

**Los Angeles Dodgers - 1965**

Batter	1	2	3	4	5	6	7	8	9	AB R H RBI BB SO LOB	TOP		
Maury Wills, S OBP: 0.400, SLG: 0.250 (1, 6) X	0-0 PB S 2B 1B		0-3 K	0-0 F9			4-0 S SH2-3 BB		0-0 1-3	4 1 1 0 1 1 0			
Wes Parker, S OBP: 0.333, SLG: 0.333 (1, 3) X	0-0 1-3 1-2		0-0 6-3		0-0 1B FC4-6 1B		0-0 SH2-3 1-2			3 1 1 0 0 0 1			
Willie Davis, L OBP: 1.000, SLG: 2.333 (1, 8) X Al Ferrara, R (6, 7)	0-0 1B F2 2B 2-H		0-0 HR		0-0 1B FC4-6 1B		0-0 4-3 2-3			3 2 3 2 0 0 0 1 0 0 0 0 0 1			
Tommy Davis, R OBP: 0.667, SLG: 0.667 (1, 7) X Dick Smith, R (5, 7) (6, 8)	0-0 F2 1B 2-3		0-0 1B		0-0 F9		0-0 4-3			3 0 2 0 0 0 2 1 0 0 0 0 0 1			
John Roseboro, L (1, 2) X	0-0 F2 1-2 3-H		0-3 K		0-0 FC4-6 1-2F 3-H		0-0 1-6-3			4 0 0 1 0 1 3			
Jim Lefebvre, S (1, 4) X	0-0 P5		0-0 F3		0-0 F9		0-0 F9			4 0 0 0 0 0 2			
Ron Fairly, L (1, 9) X		0-0 F9		4-0 HR BB		0-0 4-3		0-0 1-3		3 1 0 0 1 0 0			
John Kennedy, R (1, 5) X		0-3 K		0-0 F8		0-0 F9		0-0 6-3		4 0 0 0 0 1 1			
Don Drysdale, R OBP: 0.250, SLG: 1.000 (1, 1) X		0-3 K		0-0 HR 1-H		0-0 G3		0-0 4-3		4 1 1 2 0 1 0			
<b>Inning Stats</b>	R: 2 H: 3 E: 0 LOB: 1 K: 0 BB: 0 S: 6 P: 6	R: 0 H: 0 E: 0 LOB: 0 K: 2 BB: 0 S: 7 P: 7	R: 1 H: 2 E: 0 LOB: 1 K: 2 BB: 0 S: 9 P: 9	R: 2 H: 1 E: 0 LOB: 0 K: 0 BB: 1 S: 4 P: 8	R: 1 H: 2 E: 0 LOB: 1 K: 0 BB: 0 S: 5 P: 5	R: 0 H: 0 E: 0 LOB: 0 K: 0 BB: 0 S: 3 P: 3	R: 0 H: 0 E: 0 LOB: 1 K: 0 BB: 1 S: 3 P: 7	R: 0 H: 0 E: 0 LOB: 0 K: 0 BB: 0 S: 3 P: 3	R: 0 H: 0 E: 0 LOB: 0 K: 0 BB: 0 S: 3 P: 3	1B: 5 SF: 0 2B: 1 SAC: 1 3B: 0 DP: 0 HR: 2 HBP: 0	WP: 0 PA: 37 PB: 1 SB: 2 CS: 0		
<b>PITCHER</b>	IP WLS BF H R ER SO BB IBB HBP BLK WP HR S P ERA WHIP											<b>PITCHER</b>	IP WLS BF H R ER SO BB IBB HBP BLK WP HR S P ERA WHIP
Al Jackson, L ERA: 10.8 (1, 1)	5.0 L 24 8 6 6 4 1 0 0 0 0 0 2 31 35 10.80 1.800												
Frank Lary, R ERA: (6, 1)	1.0 3 0 0 0 0 0 0 0 0 0 0 0 3 3 0.00 0.000												
Tom Parsons, R ERA: (7, 1)	2.0 7 0 0 0 0 1 0 0 0 0 0 0 6 10 0.00 0.500												
Jim Bethke, R ERA: (9, 1)	1.0 3 0 0 0 0 0 0 0 0 0 0 0 3 3 0.00 0.000												

**Los Angeles Dodgers @ New York Mets**  
 Shea Stadium, Flushing, NY  
 Mon Apr 12 1965, 3:33 AM EST  
 Att: 37,999 - Unknown

AB	34
R	6
H	8
RBI	5
BB	2
SO	4
LOB	11



livebaseballscorecards.com

Batter	1	2	3	4	5	6	7	8	9	AB	R	H	RBI	BB	SO	LOB
--------	---	---	---	---	---	---	---	---	---	----	---	---	-----	----	----	-----

Billy Cowan, R (1, 8) <i>SS</i>	0-3 <b>K</b> <i>1</i>			0-3 <b>K</b> <i>1</i>		0-0 3-1 <i>3</i>			0-3 <b>K</b> <i>2</i>	4	0	0	0	0	3	0
Roy McMillan, R (1, 6) <i>X</i> OBP: 0.250, SLG: 0.250	0-0 <b>F8</b> <i>2</i>			0-0 <b>2B</b> <b>1B</b> <i>X</i>			0-0 <b>6-3</b> <i>1</i>		0-0 <b>F2</b> <i>3</i>	4	1	1	0	0	0	0
Johnny Lewis, L (1, 9) <i>X</i> OBP: 0.333, SLG: 0.667	0-0 <b>F5</b> <i>3</i>			0-0 <b>F2</b> <b>2B</b> <i>1-H</i> <i>X</i>			0-0 <b>4-3</b> <i>2</i>			3	0	1	1	0	0	0
Ed Kranepool, L (1, 3) OBP: 0.333, SLG: 0.333		0-0 <b>6-3</b> <i>1</i> <i>X</i>		0-0 <b>F2</b> <i>2</i> <i>3</i> <i>X</i>			0-0 <b>1B</b> <i>3</i> <i>X</i>			3	0	1	0	0	0	1
Joe Christopher, R (1, 7) OBP: 0.667, SLG: 0.500		0-0 <b>CS</b> <b>1B</b> <i>X</i>		4-0 <b>BB</b> <b>G4-6-3</b> <i>BB</i> <i>X</i>			0-3 <b>K</b> <i>3</i> <i>X</i>			2	0	1	0	1	1	1
Charley Smith, R (1, 5) <i>SS</i>	0-3 <b>K</b> <i>1-2</i> <i>2</i> <i>3</i> <i>X</i>			0-0 <b>F9</b> <i>1</i> <i>X</i>			0-3 <b>K</b> <i>1</i> <i>X</i>			3	0	0	0	0	2	2
Bobby Klaus, R (1, 4)			0-0 <b>5-3</b> <i>1</i> <i>X</i>		0-0 <b>G4-6-3</b> <i>1-2f</i> <i>2</i> <i>3</i> <i>X</i>		0-3 <b>K</b> <i>2</i> <i>X</i>			3	0	0	0	0	1	1
Chris Cannizzaro, R (1, 2)			0-0 <b>4-3</b> <i>2</i> <i>X</i>		0-0 <b>L4</b> <i>1</i> <i>X</i>		0-3 <b>K</b> <i>3</i> <i>X</i>			1	0	0	0	0	0	0
Ron Swoboda, R (6, PH)										1	0	0	0	0	0	0
Tom Parsons, R (7, 1)										0	0	0	0	0	0	0
Cleon Jones, R (8, PH)										1	0	0	0	0	1	0
Jim Bethke, R (9, 1)										0	0	0	0	0	0	0
Al Jackson, L (1, 1)			0-3 <b>K</b> <i>3</i> <i>SS</i>				0-0 <b>4-3</b> <i>2</i> <i>X</i>		0-0 <b>L4</b> <i>1</i> <i>X</i>	1	0	0	0	0	1	0
Frank Lary, R (6, 1)										0	0	0	0	0	0	0
Jesse Gonder, L (6, PH) (7, 2)										2	0	0	0	0	0	0

Inning Stats	R: 0	H: 0	E: 0	K: 1	S: 5	R: 0	H: 1	E: 0	K: 1	S: 5	R: 0	H: 0	E: 0	K: 1	S: 5	R: 1	H: 2	E: 0	K: 1	S: 6	R: 0	H: 0	E: 0	K: 0	S: 2	R: 0	H: 0	E: 0	K: 0	S: 3	R: 0	H: 1	E: 0	K: 1	S: 6	R: 0	H: 0	E: 0	K: 3	S: 9	R: 0	H: 0	E: 0	K: 1	S: 5	R: 0	H: 0	E: 0	K: 1	S: 5	1B: 3	2B: 1	3B: 0	HR: 0	SF: 0	SAC: 0	DP: 1	HBP: 0	WP: 0	PB: 0	SB: 0	CS: 1	PA: 29
--------------	------	------	------	------	------	------	------	------	------	------	------	------	------	------	------	------	------	------	------	------	------	------	------	------	------	------	------	------	------	------	------	------	------	------	------	------	------	------	------	------	------	------	------	------	------	------	------	------	------	------	-------	-------	-------	-------	-------	--------	-------	--------	-------	-------	-------	-------	--------

**BOTTOM**

**Los Angeles Dodgers @ New York Mets**  
 Shea Stadium, Flushing, NY  
 Mon Apr 12 1965, 3:33 AM EST  
 Att. 37,999 - Unknown

AB	28
R	1
H	4
RBI	1
BB	1
SO	9
LOB	5



PITCHER	IP	WLS	BF	H	R	ER	SO	BB	IBB	HBP	BLK	WP	HR	S	P	ERA	WHIP
Don Drysdale, R (1, 1) ERA: 1.0	9.0	W	29	4	1	1	9	1	0	0	0	0	0	46	50	1.00	0.556

Batter	1	2	3	4	5	6	7	8	9	AB R H RBI BB SO LOB	TOP
Maury Wills, S OBP: 0.667, SLG: 0.500 (1, 6) BB	4-0 BB E S		0-0 1B S		1-0 HBP CS			0-0 1B S SH2-3 SH1-3		2 1 2 0 1 0 0	
Wes Parker, S OBP: 0.333, SLG: 0.500 (1, 3) SS	0-3 1-3 K		0-0 1-2 4-3		0-0 1-2 CS		0-0 2B	0-0 1-2 SH2-3		3 0 1 0 0 1 2	
Dick Smith, R (1, 8) SS	0-3 K			0-0 F4		0-0 F9		0-0 2-H SH1-3		3 0 0 1 0 1 1	
Tommy Davis, R OBP: 0.286, SLG: 0.286 Al Ferrara, R (8, 7) X	0-0 5-3			0-0 F4		0-0 1-3		0-0 F9		4 0 0 0 0 0 1 0 0 0 0 0 0 0	
John Roseboro, L (1, 2) X		0-0 F8		0-0 3-1			0-3 K		0-0 4-3	4 0 0 0 0 1 0	
Jim Lefebvre, S OBP: 0.125, SLG: 0.250 (1, 4) X		0-0 G3			0-0 HR 2B		0-0 6-3		0-3 K	4 1 1 0 0 1 0	
Ron Fairly, L OBP: 0.500, SLG: 1.000 (1, 9) X		0-0 1-3			0-0 HR 2B		0-0 2B		4-0 BB	3 1 2 2 1 0 0	
John Kennedy, R (1, 5) X			0-0 F9		0-0 6-3		4-0 IBB		0-0 F9	3 0 0 0 1 0 1	
Claude Osteen, L (1, 1) X			0-0 G3		0-0 4-3		0-0 F8			3 0 0 0 0 0 2	
<b>Inning Stats</b>	R: 0 E: 0 K: 2 S: 7 H: 0 LOB: 1 BB: 1 P: 11	R: 0 E: 0 K: 0 S: 3 H: 0 LOB: 0 BB: 0 P: 3	R: 0 E: 0 K: 0 S: 4 H: 1 LOB: 1 BB: 0 P: 4	R: 0 E: 0 K: 0 S: 3 H: 0 LOB: 0 BB: 0 P: 3	R: 2 E: 0 K: 0 S: 4 H: 2 LOB: 0 BB: 0 P: 5	R: 0 E: 0 K: 0 S: 3 H: 1 LOB: 0 BB: 0 P: 3	R: 0 E: 0 K: 1 S: 6 H: 1 LOB: 2 BB: 1 P: 10	R: 1 E: 0 K: 0 S: 4 H: 1 LOB: 0 BB: 0 P: 4	R: 0 E: 0 K: 1 S: 5 H: 0 LOB: 1 BB: 1 P: 9	1B: 2 2B: 3 3B: 0 HR: 1 SF: 0 SAC: 2 DP: 0 HBP: 1	WP: 0 PB: 0 SB: 3 CS: 1 PA: 36
<b>PITCHER</b> Joe Gibbon, L ERA: 3.38 Roy Face, R ERA:	IP WLS BF H R ER SO BB IBB HBP BLK WP HR S P ERA WHIP										
	8.0 L 31 6 3 3 3 1 1 0 0 0 1 34 43 3.38 0.875										
	1.0 4 0 0 0 1 1 0 0 0 0 0 5 9 0.00 1.000										

Los Angeles Dodgers @ Pittsburgh Pirates  
 Forbes Field, Pittsburgh, PA  
 Wed Apr 14 1965, 6:05 PM EST  
 Att. 7,770 - Unknown

AB	29
R	3
H	6
RBI	3
BB	3
SO	4
LOB	7



Batter	1	2	3	4	5	6	7	8	9	AB	R	H	RBI	BB	SO	LOB
Manny Mota, R (1, 8) SS	0-3 K		0-0 FC4-6 BB 1-2f		0-0 G3			0-0 4-3		4	0	0	0	0	1	2
Dick Schofield, S (1, 6) OBP: 0.333, SLG: 0.364 SS	0-3 K		4-0 BB 1-2 BB			0-0 6-3			0-0 F4	3	0	0	0	1	1	0
Roberto Clemente, R (1, 9) OBP: 0.167, SLG: 0.091 X	0-0 3-1		0-3 K			0-0 1-3			0-0 4-3	4	0	0	0	0	1	2
Bob Bailey, R (1, 5) OBP: 0.250, SLG: 0.750 SS		0-0 E1 WP		0-3 K		0-0 1-3			0-0 HR	4	1	1	1	0	1	0
Donn Clendenon, R (1, 3) OBP: 0.182, SLG: 0.100 X		0-0 P4 1-3		0-0 6-3			0-3 K		0-0 B2-3	4	0	0	0	0	1	1
Willie Stargell, L (1, 7) OBP: 0.091, SLG: 0.273 X		0-0 G3		0-0 5-3			0-0 G3			3	0	0	0	0	0	1
Gene Alley, R (1, 4) X		0-0 4-3			0-3 K			0-0 5-3		3	0	0	0	0	1	1
Jim Pagliaroni, R (1, 2) OBP: 0.429, SLG: 0.500 SS			0-3 K			0-0 2B			0-0 P3	3	0	1	0	0	1	0
Joe Gibbon, R (1, 1) Andre Rodgers, R (8, PH) Roy Face, R (9, 1)			4-0 BB FC4-6 BB			0-3 K			0-0 4-3	1	0	0	0	1	1	1
										1	0	0	0	0	0	0
										0	0	0	0	0	0	0

Inning Stats	R: 0	H: 0	E: 0	LOB: 0	K: 2	BB: 0	S: 7	R: 0	H: 0	E: 1	LOB: 1	K: 0	BB: 0	S: 4	R: 0	H: 0	E: 0	LOB: 2	K: 2	BB: 2	S: 7	R: 0	H: 0	E: 0	LOB: 0	K: 1	BB: 0	S: 5	R: 0	H: 1	E: 0	LOB: 1	K: 2	BB: 0	S: 8	R: 0	H: 0	E: 0	LOB: 0	K: 0	BB: 0	S: 3	R: 0	H: 0	E: 0	LOB: 0	K: 1	BB: 0	S: 5	R: 0	H: 0	E: 0	LOB: 0	K: 0	BB: 0	S: 3	R: 0	H: 0	E: 0	LOB: 0	K: 0	BB: 0	S: 3	R: 1	H: 1	E: 0	LOB: 0	K: 0	BB: 0	S: 4	1B: 0	SF: 0	2B: 1	SAC: 0	3B: 0	DP: 0	HR: 1	HBP: 0
--------------	------	------	------	--------	------	-------	------	------	------	------	--------	------	-------	------	------	------	------	--------	------	-------	------	------	------	------	--------	------	-------	------	------	------	------	--------	------	-------	------	------	------	------	--------	------	-------	------	------	------	------	--------	------	-------	------	------	------	------	--------	------	-------	------	------	------	------	--------	------	-------	------	------	------	------	--------	------	-------	------	-------	-------	-------	--------	-------	-------	-------	--------

PITCHER	IP	WLS	BF	H	R	ER	SO	BB	IBB	HBP	BLK	WP	HR	S	P	ERA	WHIP
Claude Osteen, L (1, 1) ERA: 1.0	9.0	W	32	2	1	1	8	2	0	0	0	1	1	46	54	1.00	0.444

BOTTOM

Los Angeles Dodgers @ Pittsburgh Pirates  
Forbes Field, Pittsburgh, PA  
Wed Apr 14 1965, 6:05 PM EST  
Att. 7,770 - Unknown

AB	30
R	1
H	2
RBI	1
BB	2
SO	8
LOB	8



WP: 2	PA: 32
PB: 0	SB: 0
CS: 0	

Batter	1	2	3	4	5	6	7	8	9	AB R H RBI BB SO LOB	TOP																												
Maury Wills, S (1, 6) OBP: 0.643, SLG: 0.700	4-0 CS BB		0-0 1-3 2B			0-0 P3		0-0 2-3 2B	0-0 FC6 1-2f	4 0 2 0 1 0 3																													
Wes Parker, S (1, 3) OBP: 0.200, SLG: 0.300	0-3 K 1-2		0-0 F8			0-0 F7		0-0 2-3		4 0 0 0 0 1 4																													
Willie Davis, L (1, 8) OBP: 0.429, SLG: 1.000	0-0 P3					0-0 K		0-0 P5		4 0 0 0 0 1 1																													
Tommy Davis, R (1, 7) OBP: 0.182, SLG: 0.182		0-3 K				0-0 4-3		0-3 K		4 0 0 0 0 3 1																													
John Roseboro, L (1, 2) OBP: 0.083, SLG: 0.083		0-0 4-3				0-3 K		0-0 2B G3 1B	0-0 F5	4 1 1 0 0 1 0																													
Jim Lefebvre, S (1, 4) OBP: 0.250, SLG: 0.500		0-3 K				0-0 6-3		0-0 G3 1-3 2B	0-0 1B FC1-2 2B	4 0 2 0 0 1 0																													
Ron Fairly, L (1, 9) OBP: 0.500, SLG: 0.800 Dick Smith, R (9, PR)			0-0 2B 1B			0-0 3-1		0-0 G3	0-0 FC1-2 1B	4 0 2 1 0 0 1 0 0 0 0 0 0 0	AB 34 R 2 H 8 RBI 2 BB 3 SO 9 LOB 17																												
John Kennedy, R (1, 5) OBP: 0.273, SLG: 0.444 Wally Moon, L (9, PH) Nate Oliver, R (9, PR)			0-3 K			0-0 HR		0-0 BB	4-0 FC1-2 IBB	2 1 1 1 1 1 1 0 0 0 0 1 0 0 0 0 0 0 0 0 0																													
Don Drysdale, R (1, 1) OBP: 0.167, SLG: 0.667 Al Ferrara, R (7, PH) Bob Miller, R (7, 1) Dick Tracewski, R (9, PH)			0-3 K			0-0 6-3		0-0 F7	0-0 FC1-2 FC6 1-2 2-3 3-Hf	2 0 0 0 0 1 1 1 0 0 0 0 0 2 0 0 0 0 0 0 0 1 0 0 0 0 0 3																													
<b>Inning Stats</b>	R: 0 E: 0 K: 1 S: 4	H: 0 LOB: 0 BB: 1 P: 8	R: 0 E: 0 K: 2 S: 7	H: 0 LOB: 0 BB: 0 P: 7	R: 0 E: 0 K: 2 S: 9	H: 2 LOB: 2 BB: 0 P: 9	R: 0 E: 0 K: 1 S: 5	H: 0 LOB: 0 BB: 0 P: 5	R: 1 E: 0 K: 0 S: 4	H: 1 LOB: 0 BB: 0 P: 4	R: 0 E: 0 K: 1 S: 5	H: 0 LOB: 0 BB: 0 P: 5	R: 1 E: 0 K: 1 S: 7	H: 2 LOB: 2 BB: 1 P: 11	R: 0 E: 0 K: 1 S: 6	H: 1 LOB: 1 BB: 0 P: 6	R: 0 E: 0 K: 0 S: 5	H: 2 LOB: 3 BB: 1 P: 9	1B: 3 2B: 4 3B: 0 HR: 1	SF: 0 SAC: 0 DP: 0 HBP: 0	WP: 0 PB: 0 SB: 0 CS: 1	PA: 37																	
<b>PITCHER</b> Chris Short, L (1, 1) ERA: 1.04 Jack Baldschun, R (9, 1) ERA:	IP 8.1	WLS W	BF 34	H 8	R 2	ER 2	SO 9	BB 2	IBB 0	HBP 0	BLK 0	WP 0	HR 1	S 50	P 58	ERA 2.16	WHIP 1.200						<b>PITCHER</b> IP 0.2	WLS S	BF 3	H 0	R 0	ER 0	SO 0	BB 0	IBB 1	HBP 0	BLK 0	WP 0	HR 0	S 2	P 6	ERA 0.00	WHIP 0.000

**Los Angeles Dodgers @ Philadelphia Phillies**  
**Connie Mack Stadium, Philadelphia, PA**  
 Sat Apr 17 1965, 6:05 PM EST  
 Att: 17,021 - Unknown

[livebaseballscorecards.com](http://livebaseballscorecards.com)



Batter	1	2	3	4	5	6	7	8	9
Tony Taylor, R OBP: 0.308, SLG: 0.462 (1, 4)	0-0 1-3		0-0 F2			0-0 SH5-3 IHR 1B		0-0 F8	
Dick Allen, R OBP: 0.182, SLG: 0.455 (1, 5)	0-3 K			0-0 P4		0-0 SH5-3 1-2		0-0 6-3	
Johnny Callison, L OBP: 0.250, SLG: 0.500 (1, 9)	0-0 F9			0-3 K		0-0 IHR 2-H		0-3 K	
Wes Covington, L OBP: 0.300, SLG: 0.889 (1, 7)		0-3 K		0-0 HR		4-0 G6-4-3 BB			
John Herrnstein, L (6, PR) (7, 7)									
Tony Gonzalez, L OBP: 0.182, SLG: 0.182 (1, 8)		0-3 K		0-0 E4		0-0 G6-4-3 1-2f			
Dick Stuart, R OBP: 0.273, SLG: 0.200 (1, 3)		0-3 K		0-3 K			0-0 6-3		
Bobby Wine, R (8, 6)									
Clay Dalrymple, L (1, 2)		0-3 K			0-0 4-3		0-0 F7		
Ruben Amaro, R OBP: 0.364, SLG: 0.300 (1, 6) (8, 3)			0-0 F4		0-0 6-3		0-0 1B		
Chris Short, R OBP: 0.167, SLG: 0.167 (1, 1)			0-3 K		0-0 5-3		0-3 K		
Jack Baldschun, R (9, 1)									

Inning Stats		R: 0	H: 0	E: 0	LOB: 0	K: 1	BB: 0	S: 5	P: 5
Inning Stats		R: 0	H: 0	E: 0	LOB: 1	K: 4	BB: 0	S: 12	P: 12
Inning Stats		R: 0	H: 0	E: 0	LOB: 0	K: 1	BB: 0	S: 5	P: 5
Inning Stats		R: 1	H: 1	E: 1	LOB: 1	K: 2	BB: 0	S: 9	P: 9
Inning Stats		R: 0	H: 0	E: 0	LOB: 0	K: 0	BB: 0	S: 3	P: 3
Inning Stats		R: 2	H: 2	E: 0	LOB: 1	K: 0	BB: 1	S: 4	P: 8
Inning Stats		R: 0	H: 1	E: 0	LOB: 1	K: 1	BB: 0	S: 6	P: 6
Inning Stats		R: 0	H: 0	E: 0	LOB: 0	K: 1	BB: 0	S: 5	P: 5


**BOTTOM**

Los Angeles Dodgers @ Philadelphia Phillies  
 Connie Mack Stadium, Philadelphia, PA

Sat Apr 17 1965, 6:05 PM EST  
 Att. 17,021 - Unknown


livebaseballscorecards.com

AB	28
R	3
H	4
RBI	3
BB	1
SO	10
LOB	6



1B: 2	SF: 0	WP: 1	PA: 30
2B: 0	SAC: 1	PB: 0	
3B: 0	DP: 1	SB: 0	
HR: 2	HBP: 0	CS: 0	

PITCHER	IP	WLS	BF	H	R	ER	SO	P	ERA	WHIP
Don Drysdale, R ERA: 2.4 (1, 1)	6.0	L	23	3	3	3	8	42	4.50	0.667
Bob Miller, R ERA: (7, 1)	2.0		7	1	0	0	2	11	0.00	0.500

Batter	1	2	3	4	5	6	7	8	9	AB R H RBI BB SO LOB	TOP		
Maury Wills, S (1, 6) OBP: 0.500, SLG: 0.500 Dick Tracewski, R (9, 6)	0-0 6-3		0-0 G3		0-0 SH3-4		0-0 6-3		0-3 K2-3	4 0 0 0 0 1 1 0 0 0 0 0 0 0	<b>Los Angeles Dodgers @ Philadelphia Phillies</b> <b>Connie Mack Stadium, Philadelphia, PA</b> Sun Apr 18 1965, 3:33 AM EST Att. 11,107 - Unknown  <b>livebaseballscorecards.com</b>  <b>AB 29</b> <b>R 6</b> <b>H 8</b> <b>RBI 6</b> <b>BB 6</b> <b>SO 3</b> <b>LOB 8</b>  		
Wes Parker, S (1, 3) OBP: 0.267, SLG: 0.467	0-0 F9		0-0 F8		0-0 5-3			0-0 SH1-3 BB BB 1B	0-0 3B	5 1 2 0 0 0 1			
Willie Davis, L (1, 8) OBP: 0.333, SLG: 0.636	0-0 F3			0-0 B1-3	0-0 3-1			4-0 BB SH1-3 1-2 SF9 BB	0-3 K	4 1 0 0 1 1 2			
Tommy Davis, R (1, 7) OBP: 0.200, SLG: 0.200 Dick Smith, R (9, 7)		0-0 4-3		0-0 PB 1B 3B 1B		0-0 5-3		0-0 SH1-3	0-0 4-3	4 1 1 0 0 0 1 0 0 0 0 0 0 0			
John Roseboro, L (1, 2) OBP: 0.188, SLG: 0.133		0-0 4-3		0-0 PB 1-2 3B 1B		0-0 F8		4-0 BB 1B IBB		3 2 1 0 1 0 0			
Jim Lefebvre, S (1, 4) OBP: 0.438, SLG: 0.786		0-0 1B 2B		0-0 1-H 2-H SF7 3B		4-0 CS BB		4-0 FC5 1B 1-2 2-3 3-H BB		2 1 2 3 2 0 0			
Ron Fairly, L (1, 9) OBP: 0.500, SLG: 0.800		4-0 1B BB		0-0 SF7	0-0 SF7	0-0 CS	4-0 SH1-4 BB	0-0 SF9		0 0 0 2 2 0 0			
John Kennedy, R (1, 5) OBP: 0.357, SLG: 0.500		0-0 1-2 2-H 1B		0-0 5-3	0-0 5-3		0-0 SH1-4	0-0 1-2 2-H 1B		3 0 2 1 0 0 0			
Sandy Koufax, R (1, 1)			0-0 F3		0-0 E4 SH3-4		0-3 K	0-0 FC5		4 0 0 0 0 1 3			
<b>Inning Stats</b>	R: 0 H: 0 E: 0 LOB: 0 K: 0 BB: 0 S: 3 P: 3	R: 0 H: 2 E: 0 LOB: 2 K: 0 BB: 1 S: 4 P: 8	R: 0 H: 0 E: 0 LOB: 0 K: 0 BB: 0 S: 3 P: 3	R: 3 H: 3 E: 0 LOB: 0 K: 0 BB: 0 S: 6 P: 6	R: 0 H: 0 E: 1 LOB: 1 K: 0 BB: 0 S: 4 P: 4	R: 0 H: 0 E: 0 LOB: 0 K: 0 BB: 1 S: 2 P: 6	R: 0 H: 0 E: 0 LOB: 1 K: 1 BB: 1 S: 5 P: 9	R: 3 H: 2 E: 0 LOB: 2 K: 0 BB: 3 S: 5 P: 17	R: 0 H: 1 E: 0 LOB: 1 K: 2 BB: 0 S: 8 P: 8	1B: 5 SF: 2 2B: 1 SAC: 3 3B: 2 DP: 0 HR: 0 HBP: 0	WP: 0 PA: 41 PB: 1 SB: 0 CS: 1		
<b>PITCHER</b>	IP WLS BF H R ER SO BB IBB HBP BLK WP HR S P ERA WHIP											<b>PITCHER</b>	IP WLS BF H R ER SO BB IBB HBP BLK WP HR S P ERA WHIP
Bo Belinsky, L (1, 1) ERA: 5.4	5.0 L 21 5 3 3 0 1 0 0 0 0 0 0 20 24 5.40 1.200												
Gary Wagner, R (6, 1) ERA:	2.0 7 0 0 0 1 2 0 0 0 0 0 0 7 15 0.00 1.000												
Jack Baldschun, R (8, 1) ERA: 20.25	0.2 7 2 3 3 0 2 1 0 0 0 0 0 4 16 40.50 6.000												
Ed Roebuck, R (8, 1) ERA:	1.1 5 1 0 0 2 0 0 0 0 0 0 0 9 9 0.00 0.750												



Batter	1	2	3	4	5	6	7	8	9	AB	R	H	RBI	BB	SO	LOB
Cookie Rojas, R OBP: 0.400, SLG: 0.400 (1, 8)	0-0 BB 1B		0-0 F7		0-3 K			0-0 1B 1B	0-0 F2	5	0	2	0	0	1	3
Johnny Callison, L OBP: 0.188, SLG: 0.375 (1, 9)	0-3 K		0-0 4-3			0-0 F4		0-0 F9		4	0	0	0	0	1	2
Dick Allen, R OBP: 0.267, SLG: 0.467 (1, 5)	0-0 F7			0-0 F9		0-0 HR 1B		0-0 1-3 1B		4	1	2	0	0	0	1
Dick Stuart, R OBP: 0.333, SLG: 0.462 (1, 3)	4-0 1-2 BB			0-0 F8		0-0 HR		0-0 F3		3	1	1	2	1	0	2
Tony Taylor, R OBP: 0.294, SLG: 0.375 (1, 4)	0-0 F2			4-0 BB		0-0 F8		0-0 F9		3	0	0	0	1	0	4
Alex Johnson, R OBP: 0.250, SLG: 0.250 (1, 7)		0-3 K		0-3 K		0-0 F8			0-0 BB 1B	4	0	1	0	0	2	1
Gus Triandos, R (1, 2)		0-0 F7			0-0 F5		0-3 K		0-0 L6	4	0	0	0	0	1	1
Ruben Amaro, R OBP: 0.467, SLG: 0.273 (1, 6)		0-0 L6			4-0 FC6-4 BB		4-0 CS BB		4-0 1-2 BB	1	0	0	0	3	0	0
Bo Belinsky, L (1, 1) Frank Thomas, R (5, PH) Gary Wagner, R (6, 1) Bobby Del Greco, R (7, PH) Jack Baldschun, R (8, 1) Ed Roebuck, R (8, 1) Wes Covington, L (9, PH)			0-3 K		0-0 FC6-4		0-3 K		0-0 F9	1	0	0	0	0	1	0

Inning Stats	R: 0	H: 1	E: 0	K: 1	S: 6	LOB: 2	BB: 1	P: 10	R: 0	H: 0	E: 0	K: 1	S: 5	LOB: 0	BB: 0	P: 5	R: 0	H: 0	E: 0	K: 1	S: 5	LOB: 1	BB: 1	P: 9	R: 2	H: 2	E: 0	K: 0	S: 5	LOB: 0	BB: 0	P: 5	R: 0	H: 0	E: 0	K: 2	S: 6	LOB: 0	BB: 1	P: 10	R: 0	H: 2	E: 0	K: 0	S: 5	LOB: 2	BB: 0	P: 5	R: 0	H: 1	E: 0	K: 0	S: 4	LOB: 2	BB: 1	P: 8	1B: 5	2B: 0	3B: 0	HR: 1	SF: 0	SAC: 0	DP: 0	HBP: 0	WP: 0	PA: 37
PITCHER Sandy Koufax, L (1, 1) ERA: 2.0	IP	WLS	BF	H	R	ER	SO	BB	IBB	HBP	BLK	WP	HR	S	P	ERA	WHIP	IP	WLS	BF	H	R	ER	SO	BB	IBB	HBP	BLK	WP	HR	S	P	ERA	WHIP	IP	WLS	BF	H	R	ER	SO	BB	IBB	HBP	BLK	WP	HR	S	P	ERA	WHIP															

**BOTTOM**

Los Angeles Dodgers @ Philadelphia Phillies  
 Connie Mack Stadium, Philadelphia, PA

Sun Apr 18 1965, 3:33 AM EST  
 Att. 11,107 - Unknown

livebaseballscorecards.com

AB	32
R	2
H	6
RBI	2
BB	5
SO	7
LOB	18



Batter	1	2	3	4	5	6	7	8	9	AB R H RBI BB SO LOB	TOP	
Cleon Jones, R (1, 9) OBP: 0.150, SLG: 0.150 Hawk Taylor, R (8, 2)	0-0 1B E 9-2 1B		0-3 K		0-0 1-3			0-0 SH3-4 2-3 1B		4 0 2 0 0 1 1 0 0 0 0 0 0 0		
Roy McMillan, R (1, 6) OBP: 0.154, SLG: 0.120	0-0 E6 1B 1-2		0-0 6-3		0-0 5-3			0-0 SH3-4 1-2 3-H		3 0 0 1 0 0 1		
Joe Christopher, R (1, 7) OBP: 0.357, SLG: 0.400	0-0 1B 1-2 2-3		0-0 4-3		0-0 1-3			0-0 F3		4 0 1 0 0 0 2		
Jim Hickman, R (1, 3) Ed Kranepool, L (9, PH) OBP: 0.458, SLG: 0.739 (9, 3)	0-0 9-2 3-Hf		0-0 1-3		0-0 5-3			0-0 SH 1B 1B		3 0 0 0 0 0 3 1 1 1 0 0 0 0		
Charley Smith, R (1, 5) OBP: 0.154, SLG: 0.167	0-3 K		0-0 1-3		0-0 6-3			0-0 F3		4 0 0 0 0 1 3		
Billy Cowan, R (1, 8) OBP: 0.125, SLG: 0.250		0-0 2B		0-3 K				0-0 SH 1B		3 1 1 0 0 2 0		
Bobby Klaus, R (1, 4) OBP: 0.214, SLG: 0.240		0-0 6-3		0-0 E6 FC4-6				0-0 1B 7-2 BB		3 0 0 0 1 0 1		
Chris Cannizzaro, R (1, 2) OBP: 0.222, SLG: 0.125 Johnny Lewis, L (8, PR) OBP: 0.458, SLG: 0.476 (8, 9)		0-3 K		0-0 FC4-6 1-2f				4-0 1B SH5-4 SH3-4 BB		2 0 0 0 1 1 2 1 1 1 2 0 0 0		
Warren Spahn, L (1, 1) OBP: 0.167, SLG: 0.333		0-0 1-3		0-3 K				0-0 SH5-4 1-2		3 0 0 0 0 1 4		
<b>Inning Stats</b>	R: 0 H: 2 E: 1 LOB: 2 K: 1 BB: 0 S: 7 P: 7	R: 0 H: 1 E: 0 LOB: 1 K: 1 BB: 0 S: 6 P: 6	R: 0 H: 0 E: 0 LOB: 0 K: 1 BB: 0 S: 5 P: 5	R: 0 H: 0 E: 0 LOB: 0 K: 1 BB: 0 S: 5 P: 5	R: 0 H: 0 E: 1 LOB: 1 K: 1 BB: 0 S: 6 P: 6	R: 0 H: 0 E: 0 LOB: 0 K: 0 BB: 0 S: 3 P: 3	R: 0 H: 0 E: 0 LOB: 0 K: 1 BB: 0 S: 5 P: 5	R: 1 H: 1 E: 0 LOB: 2 K: 0 BB: 1 S: 4 P: 8	R: 2 H: 2 E: 1 LOB: 1 K: 0 BB: 1 S: 5 P: 9	1B: 5 SF: 0 2B: 3 SAC: 3 3B: 0 DP: 2 HR: 0 HBP: 0	WP: 0 PA: 36 PB: 0 SB: 0 CS: 0	
<b>PITCHER</b> Claude Osteen, L (1, 1) ERA: 1.06 Bob Miller, R (9, 1) ERA: 3.86 Ron Perranoski, L (9, 1) ERA:	IP WLS BF H R ER SO BB IBB HBP BLK WP HR S P ERA WHIP											<b>PITCHER</b> IP WLS BF H R ER SO BB IBB HBP BLK WP HR S P ERA WHIP
	8.0 L 30 4 1 1 6 1 0 0 0 0 0 0 41 45 1.12 0.625											
	0.1 4 1 2 1 0 1 0 0 0 0 0 0 3 7 27.00 6.000											
	0.2 2 1 0 0 0 0 0 0 0 0 0 0 2 2 0.00 1.500											

**New York Mets @ Los Angeles Dodgers**  
 Dodger Stadium, Los Angeles, CA  
 Tue Apr 20 1965, 6:05 PM PST  
 Att. 36,161 - Unknown

AB	31
R	3
H	6
RBI	3
BB	2
SO	6
LOB	17



Batter	1	2	3	4	5	6	7	8	9	AB	R	H	RBI	BB	SO	LOB
Dick Tracewski, R OBP: 0.400, SLG: 0.250 (1, 6)	0-0 FC2-6 1B		4-0 G6-3 BB			0-0 6-3		0-0 F7		3	0	1	0	1	0	1
Wes Parker, S OBP: 0.316, SLG: 0.474 (1, 3)	0-0 FC2-6 5-3 1-2f E		0-0 G6-3 1-2f			0-0 1B			0-0 1B	4	1	2	0	0	0	3
Willie Davis, L OBP: 0.313, SLG: 0.533 (1, 8)	0-0 5-3 1-3			0-0 G6-3 1B		0-0 F8			0-0 E3 1B	4	1	1	0	0	0	3
Tommy Davis, R OBP: 0.211, SLG: 0.211 (1, 7)	0-0 B2-3			0-0 G6-3 1-2f			0-0 L7		0-0 FC1-5 1B	4	0	1	1	0	0	2
John Roseboro, L OBP: 0.200, SLG: 0.158 (1, 2)		0-0 P3		0-0 P6			0-3 K		0-0 FC1-5 1B	4	0	1	1	0	1	0
Nate Oliver, R (9, PR)									1-3 3-H 1B	0	0	0	0	0	0	0
Jim Lefebvre, S OBP: 0.350, SLG: 0.611 (1, 4)		0-3 K2-3		0-3 K			0-0 F7		0-3 K	4	0	0	0	0	3	2
Ron Fairly, L OBP: 0.400, SLG: 0.571 (1, 9)		0-0 4-3		0-0 4-3				0-0 F9	0-0 FC1-5	4	0	0	0	0	0	2
John Kennedy, R OBP: 0.333, SLG: 0.438 (1, 5)			0-0 SH3-4 1B		0-0 F8			0-0 1-3	0-3 K	4	0	1	0	0	1	2
Claude Osteen, L (1, 1)			0-0 SH3-4			0-0 L7				1	0	0	0	0	0	0
Al Ferrara, R (8, PH)										1	0	1	0	0	0	0
Bob Miller, R (9, 1)										0	0	0	0	0	0	0
Ron Perranoski, L (9, 1)			1-2						3B	0	0	0	0	0	0	0

Inning Stats	R: 0	H: 1	E: 1	K: 0	S: 4	R: 0	H: 0	E: 0	K: 1	S: 5	R: 0	H: 1	E: 0	K: 0	S: 3	R: 0	H: 1	E: 0	K: 1	S: 5	R: 0	H: 0	E: 0	K: 1	S: 5	R: 0	H: 1	E: 0	K: 0	S: 4	R: 0	H: 0	E: 0	K: 1	S: 5	R: 0	H: 1	E: 0	K: 0	S: 4	R: 0	H: 3	E: 1	K: 2	S: 11	1B: 7	2B: 0	3B: 1	HR: 0	SF: 0	SAC: 1	DP: 2	HBP: 0	WP: 0	PA: 35
WARREN SPAHN, L (1, 1) ERA: 2.12	IP: 9.0	WLS: W	BF: 35	H: 8	R: 2	ER: 1	SO: 5	BB: 1	IBB: 0	HBP: 0	BLK: 0	WP: 0	HR: 0	S: 44	P: 48	ERA: 1.00	WHIP: 1.000																																						


**BOTTOM**

**New York Mets @ Los Angeles Dodgers**  
**Dodger Stadium, Los Angeles, CA**

Tue Apr 20 1965, 6:05 PM PST  
 Att. 36,161 - Unknown

livebaseballscores.com

**AB 33**  
**R 2**  
**H 8**  
**RBI 2**  
**BB 1**  
**SO 5**  
**LOB 15**



Batter	1	2	3	4	5	6	7	8	9	AB R H RBI BB SO LOB	TOP									
Johnny Lewis, L (1, 9) OBP: 0.483, SLG: 0.500	0-0 F7		0-0 SH2-4 1B 2B	4-0 FC4 BB		4-0 FC6-4 BB		0-0 4-3		3 1 1 0 2 0 2										
Roy McMillan, R (1, 6) OBP: 0.133, SLG: 0.103	0-0 6-3		0-0 SH2-4 2-3	0-0 FC4 1-2f		0-0 FC6-4 1-2f		0-0 6-3		4 0 0 0 0 0 4										
Ed Kranepool, L (1, 3) OBP: 0.448, SLG: 0.714	0-0 2B		0-0 BB 1B		0-0 F8		0-0 1-3	0-3 K		5 0 2 1 0 1 0										
Joe Christopher, R (1, 7) OBP: 0.333, SLG: 0.345	1-0 HBP		0-3 K		0-0 6-3		0-0 6-3	0-3 K		4 0 0 0 0 2 1										
Jim Hickman, R (1, 5) OBP: 0.333, SLG: 0.345	0-0 F7		4-0 BB		4-0 BB		0-3 K			2 0 0 0 2 1 2										
Cleon Jones, R (1, 8) OBP: 0.125, SLG: 0.125			0-3 K		0-0 F7		0-3 K			4 0 0 0 0 3 3										
Bobby Klaus, R (1, 4) OBP: 0.250, SLG: 0.222			4-0 BB		0-0 5-3		0-0 1-3	4-0 BB		2 0 0 0 2 0 0										
Chris Cannizzaro, R (1, 2) OBP: 0.286, SLG: 0.167			0-3 K		4-0 SH3-4 BB		0-0 BB 1B	0-0 BB		2 0 1 0 1 1 1										
Jesse Gonder, L (8, PH) OBP: 0.286, SLG: 0.286								1-2 1B		1 0 1 0 0 0 0										
Al Jackson, L (8, PR)										0 0 0 0 0 0 0										
Hawk Taylor, R (8, 2)										0 0 0 0 0 0 0										
Carl Willey, R (1, 1)			0-3 K		0-0 SH3-4		0-3 K			2 0 0 0 0 2 2										
Tug McGraw, R (7, 1)										0 0 0 0 0 0 0										
Charley Smith, R (8, PH) OBP: 0.148, SLG: 0.160										1 0 0 0 0 1 2										
Galen Cisco, R (8, 1)										0 0 0 0 0 0 0										
<b>Inning Stats</b>	R: 0 E: 0 K: 0 S: 4	H: 1 LOB: 2 BB: 0 P: 5	R: 0 E: 0 K: 3 S: 9	H: 0 LOB: 1 BB: 1 P: 13	R: 1 E: 0 K: 2 S: 9	H: 2 LOB: 2 BB: 1 P: 13	R: 0 E: 0 K: 0 S: 3	H: 0 LOB: 2 BB: 2 P: 11	R: 0 E: 0 K: 1 S: 6	H: 1 LOB: 2 BB: 1 P: 10	R: 0 E: 0 K: 1 S: 5	H: 0 LOB: 0 BB: 0 P: 5	R: 0 E: 0 K: 2 S: 7	H: 1 LOB: 2 BB: 1 P: 12	R: 0 E: 0 K: 2 S: 7	H: 0 LOB: 0 BB: 0 P: 7	1B: 3 2B: 2 3B: 0 HR: 0	SF: 0 SAC: 2 DP: 0 HBP: 1	WP: 0 PB: 0 SB: 0 CS: 0	PA: 40
<b>PITCHER</b>	IP WLS BF H R ER SO BB IBB HBP BLK WP HR S P ERA WHIP																			
Don Drysdale, R (1, 1) ERA: 2.01	7.1 W 35 5 1 1 8 7 0 1 0 0 0 43 72 1.23 1.636																			
Bob Miller, R (8, 1) ERA: 2.25	1.2 S 5 0 0 0 3 0 0 0 0 0 0 0 11 11 0.00 0.000																			

**New York Mets @ Los Angeles Dodgers**  
**Dodger Stadium, Los Angeles, CA**  
 Wed Apr 21 1965, 6:05 PM PST  
 Att: 18,134 - Unknown

[livebaseballscorecards.com](http://livebaseballscorecards.com)

AB	30
R	1
H	5
RBI	1
BB	7
SO	11
LOB	17





Batter	1	2	3	4	5	6	7	8	9	AB R H RBI BB SO LOB	TOP											
Billy Cowan, R OBP: 0.250, SLG: 0.333 (1, 8) X	0-0 G5-4-3 1B			0-3 K2-3		0-0 5-3		0-0 S 1B		4 0 2 0 0 1 0												
Roy McMillan, R OBP: 0.147, SLG: 0.094 (1, 6) X	0-0 G5-4-3 1-2f			0-3 K			4-0 E 1B BB	0-3 K		3 1 0 0 1 2 2												
Joe Christopher, R OBP: 0.297, SLG: 0.303 (1, 7) X	0-0 F2			0-0 F7			0-0 E6 1-3 1B		0-0 1-3	4 0 0 0 0 0 1												
Jim Hickman, R (1, 3) X		0-0 F8			0-0 L6		0-3 K		0-0 5-3	4 0 0 0 0 1 2												
Charley Smith, R OBP: 0.161, SLG: 0.172 (1, 5) X		0-0 F2			0-0 FC6-4 1B		0-3 K		0-0 6-3	4 0 1 0 0 1 2												
Ron Swoboda, R OBP: 0.300, SLG: 0.900 (1, 9) X		0-0 5-3			0-0 F4		0-0 1-2 3-H 1B			3 0 1 1 0 0 1												
Bobby Klaus, R OBP: 0.229, SLG: 0.200 (1, 4) X			0-0 F7		0-0 FC6-4 1-2f		0-3 K			3 0 0 0 0 1 3												
Chris Cannizzaro, R OBP: 0.250, SLG: 0.143 (1, 2) X			0-0 F7			0-0 F7		0-0 5-3		3 0 0 0 0 0 0												
Jack Fisher, R (1, 1) X			0-3 K			0-3 K		0-3 K		3 0 0 0 0 3 0												
<b>Inning Stats</b>	R: 0 E: 0 K: 0 S: 3	H: 1 LOB: 0 BB: 0 P: 3	R: 0 E: 0 K: 0 S: 3	H: 0 LOB: 0 BB: 0 P: 3	R: 0 E: 0 K: 1 S: 5	H: 0 LOB: 0 BB: 0 P: 5	R: 0 E: 0 K: 2 S: 7	H: 0 LOB: 0 BB: 0 P: 7	R: 0 E: 0 K: 0 S: 4	H: 1 LOB: 1 BB: 0 P: 4	R: 0 E: 0 K: 1 S: 5	H: 0 LOB: 0 BB: 0 P: 5	R: 1 E: 1 K: 3 S: 11	H: 1 LOB: 2 BB: 1 P: 15	R: 0 E: 0 K: 2 S: 8	H: 1 LOB: 1 BB: 0 P: 8	R: 0 E: 0 K: 0 S: 3	H: 0 LOB: 0 BB: 0 P: 3	1B: 4 2B: 0 3B: 0 HR: 0	SF: 0 SAC: 0 DP: 1 HBP: 0	WP: 0 PB: 0 SB: 1 CS: 0	PA: 32
<b>PITCHER</b> Sandy Koufax, L ERA: 1.0 (1, 1)	IP: 9.0 WLS: W BF: 32 H: 4 R: 1 ER: 0 SO: 9 BB: 1 IBB: 0 HBP: 0 BLK: 0 WP: 0 HR: 0 S: 49 P: 53 ERA: 0.00 WHIP: 0.556											<b>PITCHER</b>	IP: 9.0 WLS: W BF: 32 H: 4 R: 1 ER: 0 SO: 9 BB: 1 IBB: 0 HBP: 0 BLK: 0 WP: 0 HR: 0 S: 49 P: 53 ERA: 0.00 WHIP: 0.556									

New York Mets @ Los Angeles Dodgers  
 Dodger Stadium, Los Angeles, CA  
 Thu Apr 22 1965, 6:05 PM PST  
 Att: 20,888 - Unknown

AB	31
R	1
H	4
RBI	1
BB	1
SO	9
LOB	11



Batter	1	2	3	4	5	6	7	8	9	AB R H RBI BB SO LOB
Maury Wills, S OBP: 0.481, SLG: 0.522 (1, 6) x	0-0 5-3 ①			x 0-0 F8 F8 1B		x 0-0 G3		x 0-0 G3 ③		4 1 1 0 0 0 0
Wes Parker, S OBP: 0.429, SLG: 0.560 (1, 3) x	0-0 3-1 ②			x 0-0 F8 1-2		x 0-0 4-3		x 0-0 FC1-5 2B		4 0 1 0 0 0 1
Willie Davis, L OBP: 0.240, SLG: 0.375 (1, 8) x	0-0 F8 ③			x 0-0 F8 2-3		x 0-0 CS 1B		x 0-0 FC1-5 1B 2-3		4 1 1 0 0 0 2
Tommy Davis, R OBP: 0.296, SLG: 0.280 (1, 7)		x 0-0 4-3 ①		x 0-0 1B		x 0-0 CS 1-2	x 0-0 4-3 ①	x 0-0 G3 ②		4 0 1 1 0 0 1
John Roseboro, L OBP: 0.286, SLG: 0.200 (1, 2)		BB BB 4-0 L4-3 BB		x 0-0 F8 3-H ③		x 0-0 P4		x 0-0 1B 2-H		3 0 1 1 1 0 1
Ron Fairly, L OBP: 0.370, SLG: 0.524 (1, 9)		x 0-0 L4-3 ② ③ 1-2		x 0-0 1B 2B		x 0-0 E9 1B				3 0 2 0 0 0 1
Jim Lefebvre, S OBP: 0.370, SLG: 0.583 (1, 4)			S 0-3 K ①	x 0-0 G6-4-3 1B 2-3		x 0-0 G3 ③				3 0 1 0 0 1 1
John Kennedy, R OBP: 0.292, SLG: 0.409 (1, 5)			x 0-0 P6 ②	x 0-0 G6-4-3 1-2f ① ②		x 0-0 F7 ①				3 0 0 0 0 0 2
Sandy Koufax, R (1, 1)			S 0-3 K2-3 ③	x 0-0 F3 ③		x 0-3 K ②				3 0 0 0 0 2 1

<b>Inning Stats</b>	R: 0 H: 0 E: 0 K: 0 S: 3	H: 0 LOB: 0 BB: 0 P: 3	R: 0 H: 0 E: 0 K: 0 S: 2	H: 0 LOB: 0 BB: 1 P: 6	R: 0 H: 0 E: 0 K: 2 S: 7	H: 0 LOB: 0 BB: 0 P: 7	R: 1 H: 2 E: 0 K: 0 S: 5	H: 2 LOB: 1 BB: 0 P: 5	R: 0 H: 2 E: 0 K: 0 S: 4	H: 2 LOB: 1 BB: 0 P: 4	R: 0 H: 1 E: 0 K: 0 S: 3	H: 1 LOB: 0 BB: 0 P: 3	R: 0 H: 1 E: 1 K: 0 S: 4	H: 1 LOB: 1 BB: 0 P: 4	R: 0 H: 0 E: 0 K: 1 S: 5	H: 0 LOB: 0 BB: 0 P: 5	R: 1 H: 2 E: 0 K: 0 S: 4	H: 2 LOB: 1 BB: 0 P: 4	1B: 6 SF: 0 2B: 3 SAC: 0 3B: 0 DP: 2 HR: 0 HBP: 0
<b>PITCHER</b> Jack Fisher, R ERA: 3.06 (1, 1)	IP 8.2 WLS L BF 32 H 8 R 2 ER 2 SO 3 BB 1 IBB 0 HBP 0 BLK 0 WP 0 HR 0 S 37 P 41 ERA 2.08 WHIP 1.038																		
	<b>PITCHER</b>																		WP: 0 PA: 33
	<b>PITCHER</b>																		ERA WHIP

**NEW YORK METS @ LOS ANGELES DODGERS**  
 Dodger Stadium, Los Angeles, CA  
 Thu Apr 22 1965, 6:05 PM PST  
 Att. 20,888 - Unknown

<b>AB</b>	<b>31</b>
<b>R</b>	<b>2</b>
<b>H</b>	<b>8</b>
<b>RBI</b>	<b>2</b>
<b>BB</b>	<b>1</b>
<b>SO</b>	<b>3</b>
<b>LOB</b>	<b>10</b>

Batter	1	2	3	4	5	6	7	8	9	AB R H RBI BB SO LOB	TOP									
Tony Taylor, R (1, 4) OBP: 0.324, SLG: 0.333	0-0 F8		0-0 F9			0-0 5-3		0-0 1B		4 0 1 0 0 0 0	Philadelphia Phillies @ Los Angeles Dodgers Dodger Stadium, Los Angeles, CA Fri Apr 23 1965, 6:05 PM PST Att: 29,120 - Unknown <a href="http://livebaseballscorecards.com">livebaseballscorecards.com</a>									
Johnny Callison, L (1, 9) OBP: 0.265, SLG: 0.406	0-0 P4			0-0 4-3		0-0 L9		0-0 F7		4 0 0 0 0 0 1										
Dick Allen, R (1, 5) OBP: 0.375, SLG: 0.552	0-0 2B			0-0 5-3		0-0 4-3		0-3 K		4 0 1 0 0 1 1										
Dick Stuart, R (1, 3) OBP: 0.300, SLG: 0.308	0-0 4-3			4-0 BB		0-0 L4		0-0 P6		3 0 0 0 1 0 1										
Alex Johnson, R (1, 7) OBP: 0.250, SLG: 0.375		0-3 K		0-0 F5		0-0 2B		0-0 P6		4 0 1 0 0 1 1										
Cookie Rojas, R (1, 8) OBP: 0.385, SLG: 0.333		0-0 L7			0-0 4-3		0-0 FC 1B	0-0 P4		4 0 1 0 0 0 0										
Gus Triandos, R (1, 2)		0-0 5-3		4-0 BB FC6-4 BB		0-3 K				2 0 0 0 1 1 2										
Ruben Amaro, R (1, 6) OBP: 0.300, SLG: 0.192			0-0 4-3		0-0 FC6-4 1-2f		0-0 FC 1-2f			3 0 0 0 0 0 3										
Jim Bunning, R (1, 1) OBP: 0.143, SLG: 0.143			0-0 6-3		0-3 K			0-0 G3		2 0 0 0 0 1 1										
Frank Thomas, R (8, PH)										1 0 0 0 0 0 0										
Morrie Steevens, L (8, 1)										0 0 0 0 0 0 0										
<b>Inning Stats</b>	R: 0 E: 0 K: 0 S: 4	H: 1 LOB: 1 BB: 0 P: 4	R: 0 E: 0 K: 1 S: 5	H: 0 LOB: 0 BB: 0 P: 5	R: 0 E: 0 K: 0 S: 3	H: 0 LOB: 0 BB: 0 P: 3	R: 0 E: 0 K: 0 S: 3	H: 0 LOB: 1 BB: 1 P: 7	R: 0 E: 0 K: 1 S: 5	H: 0 LOB: 1 BB: 1 P: 9	R: 0 E: 0 K: 1 S: 7	H: 2 LOB: 2 BB: 0 P: 7	R: 0 E: 0 K: 1 S: 6	H: 1 LOB: 1 BB: 0 P: 6	R: 0 E: 0 K: 0 S: 3	H: 0 LOB: 0 BB: 0 P: 3	1B: 2 2B: 2 3B: 0 HR: 0	SF: 0 SAC: 0 DP: 0 HBP: 0	WP: 0 PB: 0 SB: 0 CS: 0	PA: 33
<b>PITCHER</b> Johnny Podres, L (1, 1) ERA:	IP: 9.0 WLS: W BF: 33 H: 4 R: 0 ER: 0 SO: 4 BB: 2 IBB: 0 HBP: 0 BLK: 0 WP: 0 HR: 0 S: 39 P: 47 ERA: 0.00 WHIP: 0.667											<b>PITCHER</b>	IP: 9.0 WLS: W BF: 33 H: 4 R: 0 ER: 0 SO: 4 BB: 2 IBB: 0 HBP: 0 BLK: 0 WP: 0 HR: 0 S: 39 P: 47 ERA: 0.00 WHIP: 0.667							





Batter	1	2	3	4	5	6	7	8	9	AB	R	H	RBI	BB	SO	LOB	BOTTOM				
Maury Wills, S <small>OBP: 0.484, SLG: 0.519</small>	0-0  2B 1B		0-0 6-3  1B		0-0  1B		0-3 K  1B			4	1	2	0	0	1	0					
Wes Parker, S <small>OBP: 0.406, SLG: 0.517</small>	0-0 P6  1B		0-0  1B		0-0 P6  1B		0-0 E3  1B			4	1	1	0	0	0	2					
Willie Davis, L <small>OBP: 0.310, SLG: 0.500</small>	0-0  SF9 2B		0-0 P4  1B		0-0 L7  2B		0-0 E4  1B			4	2	3	1	0	0	1					
Tommy Davis, R <small>OBP: 0.258, SLG: 0.250</small>	0-0 SF9  1B		0-0 L8  1B		0-0 L7  2B		0-0 CS  1B		0-0 6-3  1B	3	0	0	1	0	0	1					
John Roseboro, L <small>OBP: 0.313, SLG: 0.276</small>	0-0  1B		0-0 5-3  1B		0-0  2B		0-0 F9  1B			4	0	2	1	0	0	0					
Ron Fairly, L <small>OBP: 0.355, SLG: 0.458</small>	0-0 L3  1B		0-0  1B BB		0-0 1-3  2B		0-3 K  1B			3	0	0	0	1	1	2					
Jim Lefebvre, S <small>OBP: 0.400, SLG: 0.577</small>		0-0 F6  1B		0-0  1B		0-0  1B		0-3 K  1B			2	0	1	0	1	0	0				
John Kennedy, R <small>OBP: 0.259, SLG: 0.360</small>		0-0 P6  1B		0-3 K  1B		0-3 K  1B				3	0	0	0	0	2	4					
Johnny Podres, L <small>OBP: 0.259, SLG: 0.360</small>		0-0 F9  1B		0-0 L3  1B		0-0 L3  1B		0-0 4-3  1B			3	0	0	0	0	0					
<b>Inning Stats</b>	R: 2 E: 0 K: 0 S: 6	H: 3 LOB: 1 BB: 0 P: 6	R: 0 E: 0 K: 0 S: 3	H: 0 LOB: 0 BB: 0 P: 3	R: 0 E: 0 K: 0 S: 3	H: 1 LOB: 2 BB: 1 P: 10	R: 0 E: 0 K: 0 S: 3	H: 1 LOB: 0 BB: 0 P: 3	R: 1 E: 0 K: 1 S: 7	H: 2 LOB: 2 BB: 1 P: 11	R: 1 E: 2 K: 1 S: 6	H: 1 LOB: 0 BB: 0 P: 6	R: 0 E: 0 K: 1 S: 5	H: 0 LOB: 0 BB: 0 P: 5				1B: 6 2B: 4 3B: 0 HR: 0	SF: 1 SAC: 0 DP: 1 HBP: 0	WP: 0 PB: 0 SB: 0 CS: 2	PA: 34
<b>PITCHER</b> Jim Bunning, R <small>ERA: 2.75</small>	(1, 1)	7.0 WLS L	30 BF	9 H	4 R	3 ER	3 SO	1 BB	1 IBB	0 HBP	0 BLK	0 WP	0 HR	34 S	42 P	3.86 ERA	1.429 WHIP				
Morrie Steevens, L <small>ERA: 27.0</small>	(8, 1)	1.0	3	0	0	0	1	0	0	0	0	0	0	0	5	5	0.00	0.000			

Philadelphia Phillies @ Los Angeles Dodgers  
Dodger Stadium, Los Angeles, CA

Fri Apr 23 1965, 6:05 PM PST  
Att. 29,120 - Unknown

[livebaseballscorecards.com](http://livebaseballscorecards.com)

**AB 30**  
**R 4**  
**H 9**  
**RBI 3**  
**BB 2**  
**SO 4**  
**LOB 10**



Batter	1	2	3	4	5	6	7	8	9	AB R H RBI BB SO LOB	TOP
Tony Taylor, R OBP: 0.310, SLG: 0.316 (1, 4) X	0-0 F9 1-2 2-3 1B	0-0 6-3		0-0 1B 1-2 2-3 1B		0-0 6-3			0-0 4-3	5 0 1 0 0 0 1	<p>Philadelphia Phillies @ Los Angeles Dodgers            Dodger Stadium, Los Angeles, CA</p> <p>Sat Apr 24 1965, 6:05 PM PST            Att. 36,500 - Unknown</p> <p>livebaseballscorecards.com</p>
Johnny Callison, L OBP: 0.231, SLG: 0.361 (1, 9) X	0-0 F9		0-0 L9	0-0 SF9 2-3 3-H		0-3 K			0-0 3-1	4 0 0 1 0 1 0	
Dick Allen, R OBP: 0.378, SLG: 0.529 (1, 5) X	0-0 1B 1B		0-0 F9	0-0 FC6-4 1-2 3-H 1B		0-0 6-3			0-3 K	5 0 2 1 0 1 0	
Dick Stuart, R OBP: 0.353, SLG: 0.400 (1, 3) X	0-0 1B 1-3 1B		0-0 2B	0-0 FC6-4 1-2f					0-0 G5-4-3 1B	4 0 3 0 0 0 2	
Alex Johnson, R OBP: 0.333, SLG: 0.364 (1, 7) X	0-0 F5		4-0 BB			0-0 4-3 1B			0-0 F8	3 0 1 0 1 0 3	
Cookie Rojas, R OBP: 0.353, SLG: 0.375 (1, 8) X		0-0 E 2B	0-0 F8			0-0 4-3 1-2			0-0 G5-4-3 1-2f	4 1 1 0 0 0 4	
Gus Triandos, R (1, 2) X		0-0 5-3		0-0 F8		4-0 FC6-4 IBB			0-0 5-3	3 0 0 0 1 0 1	
Ruben Amaro, R OBP: 0.294, SLG: 0.200 (1, 6) X		0-0 E4 SH3-4 2-H		0-0 1B SF9 1B		0-3 K			0-0 P4	4 1 1 0 0 1 2	
Bo Belinsky, L OBP: 0.333, SLG: 0.333 Ed Roebuck, R Morrie Steevens, L Frank Thomas, R Gary Wagner, R		0-0 SH3-4		0-0 SF9 1B 1B		0-0 FC6-4 1-2f			0-0 6-3	2 1 1 0 0 0 2	
<b>Inning Stats</b>	R: 0 H: 2 E: 0 LOB: 2 K: 0 BB: 0 S: 5 P: 5	R: 1 H: 1 E: 1 LOB: 1 K: 0 BB: 0 S: 5 P: 5	R: 0 H: 1 E: 0 LOB: 2 K: 0 BB: 1 S: 4 P: 8	R: 2 H: 4 E: 0 LOB: 2 K: 0 BB: 0 S: 7 P: 7	R: 0 H: 1 E: 0 LOB: 2 K: 1 BB: 1 S: 6 P: 10	R: 0 H: 0 E: 0 LOB: 0 K: 1 BB: 0 S: 5 P: 5	R: 0 H: 1 E: 0 LOB: 0 K: 0 BB: 0 S: 3 P: 3	R: 0 H: 0 E: 0 LOB: 0 K: 0 BB: 0 S: 3 P: 3	R: 0 H: 0 E: 0 LOB: 0 K: 1 BB: 0 S: 5 P: 5	1B: 8 SF: 1 2B: 2 SAC: 1 3B: 0 DP: 1 HR: 0 HBP: 0	
<b>PITCHER</b> Claude Osteen, L ERA: 1.38 (1, 1)	IP WLS BF H R ER SO BB IBB HBP BLK WP HR S P ERA WHIP										

AB	35
R	3
H	10
RBI	2
BB	2
SO	3
LOB	15



Batter	1	2	3	4	5	6	7	8	9
Maury Wills, S OBP: 0.444, SLG: 0.469 (1, 6)	0-0 3-1		0-0 FC2-5 1B		0-0 6-3	0-0 E3 1B		0-3 K	
Wes Parker, S OBP: 0.405, SLG: 0.485 (1, 3)	0-0 5-3		4-0 FC2-5 1B BB		0-0 5-3	0-0 WP 1B 1B		0-0 1-3	
Willie Davis, L OBP: 0.303, SLG: 0.469 (1, 8)	0-0 4-3		0-0 FC2-5 1B		0-0 4-3	0-0 FC6 1B			
Tommy Davis, R OBP: 0.257, SLG: 0.250 (1, 7)		0-0 6-3	0-0 E2 1B			F4			
Jim Lefebvre, S OBP: 0.471, SLG: 0.704 (1, 4)		0-0 HR	4-0 G3-6-1 IBB			4-0 1B 1B BB	4-0 CS BB		
Ron Fairly, L OBP: 0.343, SLG: 0.429 (1, 9)		0-0 6-3	0-0 G3-6-1			0-0 1B 1B WP 1B	0-3 K		
John Kennedy, R OBP: 0.310, SLG: 0.360 (1, 5)		4-0 BLK E BB		4-0 G5-4-3 BB		0-0 WP 1B E 1B			
John Roseboro, L OBP: 0.333, SLG: 0.300 (6, PH)						1-2 3-H			
Dick Tracewski, R OBP: 0.500, SLG: 0.400 (6, PR)									
Jeff Torborg, R OBP: 0.250, SLG: 0.250 (1, 2)		0-0 E4 1B		0-0 G5-4-3		0-0 F8	0-0 L6		
Claude Osteen, L OBP: 0.125, SLG: 0.125 (1, 1)		0-0 3-1		0-3 K		0-0 E 1B WP 1B		0-0 5-3	

Inning Stats	R: 0	H: 0	E: 0	K: 0	S: 3	LOB: 0	BB: 0	P: 3	R: 2	H: 2	E: 1	K: 0	S: 5	LOB: 1	BB: 1	P: 9	R: 1	H: 2	E: 1	K: 0	S: 4	LOB: 2	BB: 2	P: 12	R: 0	H: 0	E: 0	K: 1	S: 4	LOB: 0	BB: 1	P: 8	R: 0	H: 0	E: 0	K: 0	S: 3	LOB: 0	BB: 0	P: 3	R: 6	H: 5	E: 1	K: 0	S: 9	LOB: 1	BB: 1	P: 13	R: 0	H: 1	E: 0	K: 1	S: 5	LOB: 1	BB: 1	P: 9	R: 0	H: 0	E: 0	K: 1	S: 5	LOB: 0	BB: 0	P: 5
--------------	------	------	------	------	------	--------	-------	------	------	------	------	------	------	--------	-------	------	------	------	------	------	------	--------	-------	-------	------	------	------	------	------	--------	-------	------	------	------	------	------	------	--------	-------	------	------	------	------	------	------	--------	-------	-------	------	------	------	------	------	--------	-------	------	------	------	------	------	------	--------	-------	------

AB	R	H	RBI	BB	SO	LOB	
5	1	1	0	0	1	1	
4	2	1	2	1	0	0	
4	0	1	1	0	0	2	
4	0	1	1	0	0	1	
1	2	1	1	3	0	0	
4	1	1	0	0	1	4	
0	1	0	0	2	0	0	
1	0	1	1	0	0	0	
1	1	1	0	0	0	0	
4	0	1	1	0	0	4	
4	1	1	0	0	1	1	
1B: 9	SF: 0	2B: 0	SAC: 0	3B: 0	DP: 2	HR: 1	HBP: 0

**BOTTOM**

Philadelphia Phillies @ Los Angeles Dodgers  
 Dodger Stadium, Los Angeles, CA  
 Sat Apr 24 1965, 6:05 PM PST  
 Att. 36,500 - Unknown

AB	32
R	9
H	10
RBI	7
BB	6
SO	3
LOB	13

WP: 2 PA: 38  
 PB: 0  
 SB: 1  
 CS: 1



PITCHER	IP	WLS	BF	H	R	ER	SO	BB	IBB	HBP	BLK	WP	HR	S	P	ERA	WHIP
Bo Belinsky, L ERA: 6.97 (1, 1)	5.1	L	24	5	5	5	1	4	1	0	1	0	1	21	41	8.44	1.688
Ed Roebuck, R ERA: 3.86 (6, 1)	0.1		5	3	3	0	0	0	0	0	0	1	0	5	5	0.00	9.000
Morrie Steevens, L ERA: 11.57 (6, 1)	1.1		6	2	1	0	1	1	0	0	0	1	0	7	11	0.00	2.250
Gary Wagner, R ERA: 2.25 (8, 1)	1.0		3	0	0	0	1	0	0	0	0	0	0	5	5	0.00	0.000

Batter	1	2	3	4	5	6	7	8	9	AB R H RBI BB SO LOB	TOP											
Tony Taylor, R (1, 4) OBP: 0.298, SLG: 0.302	0-3 K		0-0 F3		0-0 FC6-4 1B	0-3 K			0-0 5-3	5 1 1 0 0 2 2	Philadelphia Phillies @ Los Angeles Dodgers Dodger Stadium, Los Angeles, CA Sun Apr 25 1965, 3:33 AM PDT Att: 25,766 - Unknown											
Dick Allen, R (1, 5) OBP: 0.357, SLG: 0.487	0-3 K		0-3 K		0-0 FC6-4 1B	0-0 F3			0-0 F8	5 1 1 1 0 2 2												
Johnny Callison, L (1, 9) OBP: 0.233, SLG: 0.333	0-0 1-3				0-0 1-3					3 0 0 0 1 1 2												
Wes Covington, L (1, 7) Cookie Rojas, R (6, 7) OBP: 0.250, SLG: 0.619 OBP: 0.333, SLG: 0.353		0-0 L8		0-0 4-3	4-0 FC6-4 IBB			0-0 F7		2 0 0 0 1 0 0 1 0 0 0 0 0 1												
Tony Gonzalez, L (1, 8) OBP: 0.259, SLG: 0.231		0-0 1-3		0-0 HR 1B	0-0 FC6-4 2B			0-0 G1-6-3		4 2 1 1 0 0 3												
Dick Stuart, R (1, 3) Bobby Wine, R (8, 6) OBP: 0.388, SLG: 0.529		0-3 K		0-0 HR	0-0 2B			0-3 K		4 1 2 4 0 2 0 0 0 0 0 0 0 0												
Clay Dalrymple, L (1, 2) OBP: 0.259, SLG: 0.360			0-0 1B 2B	4-0 FC5-4 BB	4-0 IBB			0-0 L9		2 0 1 0 2 0 0												
Ruben Amaro, R (1, 6) (8, 3) OBP: 0.263, SLG: 0.176			0-0 6-3	0-0 FC5-4	0-0 F9			0-0 6-3		4 0 0 0 0 0 4												
Ray Herbert, R (1, 1) Jack Baldschun, R (9, 1) OBP: 0.667, SLG: 0.833			0-0 2-3 1B		0-0 1B 2B	0-3 K			0-0 L7	4 1 2 0 0 1 0 0 0 0 0 0 0 0												
<b>Inning Stats</b>	R: 0 E: 0 K: 2 S: 7	H: 0 LOB: 0 BB: 0 P: 7	R: 0 E: 0 K: 1 S: 5	H: 0 LOB: 0 BB: 0 P: 5	R: 0 E: 0 K: 1 S: 7	H: 2 LOB: 2 BB: 0 P: 7	R: 2 E: 0 K: 1 S: 7	H: 2 LOB: 1 BB: 1 P: 11	R: 4 E: 0 K: 0 S: 7	H: 4 LOB: 2 BB: 2 P: 15		R: 0 E: 0 K: 2 S: 7	H: 0 LOB: 0 BB: 0 P: 7	R: 0 E: 0 K: 0 S: 2	H: 0 LOB: 0 BB: 1 P: 6	R: 0 E: 0 K: 1 S: 5	H: 0 LOB: 0 BB: 0 P: 5	R: 0 E: 0 K: 0 S: 3	H: 0 LOB: 0 BB: 0 P: 3	1B: 4 2B: 3 3B: 0 HR: 1	SF: 0 SAC: 0 DP: 1 HBP: 0	WP: 0 PB: 0 SB: 0 CS: 0
<b>PITCHER</b>	IP WLS BF H R ER SO BB IBB HBP BLK WP HR S P ERA WHIP																					
Don Drysdale, R (1, 1) ERA: 3.62	5.0 L 26 8 6 6 5 1 2 0 0 0 1 33 45 10.80 1.800																					
Jim Brewer, L (6, 1) ERA:	3.0 9 0 0 0 3 1 0 0 0 0 0 14 18 0.00 0.333																					
Ron Perranoski, L (9, 1) ERA:	1.0 3 0 0 0 0 0 0 0 0 0 0 3 3 0.00 0.000																					

livebaseballscorecards.com

<b>AB</b>	34
<b>R</b>	6
<b>H</b>	8
<b>RBI</b>	6
<b>BB</b>	4
<b>SO</b>	8
<b>LOB</b>	14



**BOTTOM**

Philadelphia Phillies @ Los Angeles Dodgers  
 Dodger Stadium, Los Angeles, CA

Sun Apr 25 1965, 3:33 AM PDT  
 Att. 25,766 - Unknown

[livebaseballscorecards.com](http://livebaseballscorecards.com)

<b>AB</b>	<b>38</b>
<b>R</b>	<b>4</b>
<b>H</b>	<b>15</b>
<b>RBI</b>	<b>3</b>
<b>BB</b>	<b>0</b>
<b>SO</b>	<b>3</b>
<b>LOB</b>	<b>13</b>



WP: 1	PA: 38
PB: 0	
SB: 0	
CS: 0	

AB R H RBI BB SO LOB

5	0	1	0	0	0	1
5	2	4	0	0	0	2
3	0	2	0	0	0	1
0	0	0	0	0	0	0
1	0	1	1	0	0	0
0	0	0	0	0	0	0
4	0	0	0	0	0	5
4	0	0	0	0	1	1
4	0	1	0	0	0	0
2	0	0	0	0	0	0
2	2	2	0	0	0	0
4	0	3	1	0	0	1
1	0	0	0	0	1	1
1	0	0	0	0	0	0
1	0	0	0	0	1	1
1	0	1	1	0	0	0
0	0	0	0	0	0	0

Batter	1	2	3	4	5	6	7	8	9
Maury Wills, S (1, 6) OBP: 0.415, SLG: 0.432	0-0 5-3		0-0 6-3		0-0 1-3		0-0 G4-3		0-0 1B
Wes Parker, S (1, 3) OBP: 0.452, SLG: 0.553	0-0 1-3 WP 1B		0-0 1B		0-0 1B			0-0 1B 2B	0-0 F2
Willie Davis, L (1, 8) OBP: 0.333, SLG: 0.486	0-0 WP 1-3 1B		0-0 1B		0-0 F7			0-0 G1-4-3 1B	
Jim Brewer, L (6, 1)								2-H	
Wally Moon, L (8, PH) OBP: 1.000, SLG: 1.000	1-2		1-2 G6-4-3 1B						
Ron Perranoski, L (9, 1)									
Tommy Davis, R (1, 7) OBP: 0.231, SLG: 0.222	0-0 1-3		0-0 G6-4-3		0-0 P6		0-0 G1-4-3		0-0 G1-4-3
Ron Fairly, L (1, 9) OBP: 0.308, SLG: 0.375	0-3 K			0-0 4-3	0-0 F7		0-0 F9		
Jim Lefebvre, S (1, 4) OBP: 0.447, SLG: 0.645		0-0 L8		0-0 G3	0-0 2B 1B				0-0 3-1
John Kennedy, R (1, 5) OBP: 0.290, SLG: 0.333									
Dick Tracewski, R (4, PR) OBP: 0.625, SLG: 0.857		0-0 5-3		0-0 E5 1B	0-0 1-H 2B				0-0 D 1B 2B
Jeff Torborg, R (1, 2) OBP: 0.500, SLG: 0.500									0-0 F8
Don Drysdale, R (1, 1) OBP: 0.300, SLG: 0.600									0-0 F8
Willie Crawford, L (5, PH)									
Dick Smith, R (6, 8)									
John Roseboro, L (9, PH) OBP: 0.353, SLG: 0.323									0-0 K
Nate Oliver, R (9, PR)									2-H 1B

Inning Stats	R: 1	H: 2	E: 0	K: 1	S: 7	H: 2	LOB: 1	BB: 0	P: 7	R: 0	H: 1	E: 0	K: 1	S: 6	H: 2	LOB: 1	BB: 0	P: 6	R: 0	H: 2	E: 0	K: 0	S: 4	H: 1	LOB: 2	BB: 0	P: 4	R: 0	H: 1	E: 0	K: 0	S: 4	H: 2	LOB: 2	BB: 0	P: 4	R: 0	H: 1	E: 0	K: 1	S: 5	H: 2	LOB: 0	BB: 0	P: 5	R: 1	H: 2	E: 0	K: 0	S: 4	H: 3	LOB: 2	BB: 0	P: 6	1B: 12	SF: 0	2B: 3	SAC: 0	3B: 0	DP: 3	HR: 0	HBP: 0	WP: 1	PA: 38
PITCHER	IP	WLS	BF	H	R	ER	SO	BB	IBB	HBP	BLK	WP	HR	S	P	ERA	WHIP																																															
Ray Herbert, R (1, 1) ERA: 1.62	8.2	W	37	15	4	3	3	0	0	0	0	1	0	43	43	3.12	1.731																																															
Jack Baldschun, R (9, 1) ERA: 5.79	0.1	S	1	0	0	0	0	0	0	0	0	0	0	1	1	0.00	0.000																																															

Batter	1	2	3	4	5	6	7	8	9	AB R H RBI BB SO LOB	TOP									
Tony Taylor, R OBP: 0.333, SLG: 0.326 (1, 4)	4-0 CS BB	0-0 1B			0-0 B1-3 1B		0-0 1-3			3 0 2 0 1 0 0	Philadelphia Phillies @ Los Angeles Dodgers Dodger Stadium, Los Angeles, CA Mon Apr 26 1965, 7:05 PM PDT Att. 24,703 - Unknown									
Johnny Callison, L OBP: 0.234, SLG: 0.395 (1, 9)	0-0 1-2 HR	0-0 4-3			0-0 B1-3 1-2f		0-0 F7			4 1 1 1 0 0 2										
Dick Allen, R OBP: 0.348, SLG: 0.465 (1, 5)	0-0 E8 2B 1B				0-3 K		0-3 K			4 1 1 0 0 2 0										
Dick Stuart, R OBP: 0.381, SLG: 0.541 Bobby Wine, R (8, 6)	0-0 2-H 3B 2B				1-0 4-3 HBP		0-3 K			3 1 1 1 0 2 0 0 0 0 0 0 0 0										
Alex Johnson, R OBP: 0.250, SLG: 0.267 Bobby Del Greco, R (9, 7)	0-3 K				0-0 4-3 1-2		0-3 K			4 0 0 0 0 2 2 0 0 0 0 0 0 0										
Cookie Rojas, R OBP: 0.409, SLG: 0.550 (1, 8)	0-0 2-H 3B				0-0 L9		0-0 2B			3 1 2 1 1 0 1										
Gus Triandos, R Clay Dalrymple, L OBP: 0.286, SLG: 0.385 (7, 2)	0-0 F8				0-0 5-3		0-0 5-3			3 0 0 0 0 0 2 1 0 1 1 0 0 0										
Ruben Amaro, R OBP: 0.238, SLG: 0.158 (8, 3)					0-0 F8		0-0 F8			4 0 0 0 0 0 1										
Chris Short, R OBP: 0.091, SLG: 0.091 Jack Baldschun, R (7, 1)					0-3 K		0-0 6-3			3 0 0 0 0 2 0 1 0 0 0 0 1 1										
<b>Inning Stats</b>	R: 3 E: 1 K: 1 S: 8	H: 4 LOB: 1 BB: 1 P: 12	R: 0 E: 0 K: 1 S: 6	H: 1 LOB: 1 BB: 0 P: 6	R: 0 E: 0 K: 0 S: 3	H: 0 LOB: 1 BB: 0 P: 4	R: 0 E: 0 K: 1 S: 5	H: 0 LOB: 0 BB: 0 P: 5	R: 0 E: 0 K: 2 S: 8	H: 1 LOB: 1 BB: 0 P: 8		R: 0 E: 0 K: 0 S: 3	H: 0 LOB: 0 BB: 0 P: 3	R: 0 E: 0 K: 2 S: 7	H: 0 LOB: 0 BB: 0 P: 7	R: 1 E: 0 K: 1 S: 6	H: 1 LOB: 1 BB: 1 P: 10	1B: 4 2B: 3 3B: 1 HR: 1	SF: 0 SAC: 0 DP: 1 HBP: 1	WP: 0 PB: 0 SB: 1 CS: 1
<b>PITCHER</b>	IP WLS BF H R ER SO BB IBB HBP BLK WP HR S P ERA WHIP																			
Sandy Koufax, L ERA: 1.88 (1, 1)	6.0 L 25 7 3 3 6 1 0 1 0 0 1 35 40 4.50 1.333																			
Bob Miller, R ERA: 1.5 (7, 1)	2.0 6 0 0 0 2 0 0 0 0 0 0 10 10 0.00 0.000																			
Ron Perranoski, L ERA: 3.38 (9, 1)	1.0 5 1 1 1 1 1 0 0 0 0 0 6 10 9.00 2.000																			

AB	33
R	4
H	8
RBI	4
BB	2
SO	9
LOB	9



Batter	1	2	3	4	5	6	7	8	9	AB	R	H	RBI	BB	SO	LOB	BOTTOM					
<b>Maury Wills, S</b> OBP: 0.391, SLG: 0.390 (1, 6)	0-0 6-3		4-0 E S BB	0-3 K		0-3 K		0-0 G3		4	0	0	0	1	2	6	<b>Philadelphia Phillies @ Los Angeles Dodgers</b> <b>Dodger Stadium, Los Angeles, CA</b> Mon Apr 26 1965, 7:05 PM PDT Att. 24,703 - Unknown  <b>livebaseballscorecards.com</b>					
<b>Dick Tracewski, R</b> OBP: 0.538, SLG: 0.636 (1, 5)	0-0 6-3		0-0 E6 1-3		0-0 6-3		4-0 SH1-4 BB		0-0 1B 1B	4	1	1	0	1	0	1						
<b>Wes Parker, S</b> OBP: 0.435, SLG: 0.524 (1, 3)	0-0 5-3		0-0 4-3		0-0 5-3		0-0 SH1-4 1-2		0-0 SH1-4 1B 1B	4	0	1	0	0	0	2						
<b>Tommy Davis, R</b> OBP: 0.250, SLG: 0.244 (1, 7)		0-0 6-3		0-0 S 2B 1B	0-0 6-3		0-0 4-3 2-3		0-0 SH1-4 1B	5	1	2	1	0	0	1						
<b>Jim Lefebvre, S</b> OBP: 0.452, SLG: 0.606 (1, 4)		4-0 BB		0-3 K 1-2		0-0 6-3		4-0 SH1-4 BB	0-0 SH1-4	2	0	0	0	2	1	1						
<b>Al Ferrara, R</b> OBP: 0.333, SLG: 0.600 (1, 9) <b>John Roseboro, L</b> OBP: 0.343, SLG: 0.313 (7, PH) <b>Dick Smith, R</b> (8, 8)		0-0 F5		4-0 2B BB		0-0 P4		0-3 K	0-3 K	2	0	0	0	1	0	1						
<b>Ron Fairly, L</b> OBP: 0.341, SLG: 0.417 (1, 8) (8, 9)		0-0 F5		0-0 1-3 2-H 2B		0-0 1B 1B		0-0 2-3	4-0 IBB	4	1	2	1	1	0	1						
<b>Jeff Torborg, R</b> OBP: 0.462, SLG: 0.417 (1, 2)			0-0 F8		4-0 IBB		0-0 1B 1B		0-0 L6	4	0	1	0	1	0	3						
<b>Sandy Koufax, R</b> (1, 1) <b>Willie Davis, L</b> OBP: 0.351, SLG: 0.500 (6, PH) <b>Willie Crawford, L</b> (6, PH) <b>Bob Miller, R</b> (7, 1) <b>Wally Moon, L</b> OBP: 1.000, SLG: 1.000 (8, PH) <b>Ron Perranoski, L</b> (9, 1)			0-3 K		0-3 K		0-0 1B		0-0 1B	2	0	0	0	0	2	3						
<b>Inning Stats</b>	R: 0 E: 0 K: 0 S: 3	H: 0 LOB: 0 BB: 0 P: 3	R: 0 E: 0 K: 0 S: 3	H: 0 LOB: 1 BB: 1 P: 7	R: 0 E: 1 K: 1 S: 6	H: 0 LOB: 2 BB: 1 P: 10	R: 1 E: 0 K: 3 S: 11	H: 2 LOB: 3 BB: 2 P: 19	R: 0 E: 0 K: 0 S: 3	H: 0 LOB: 0 BB: 0 P: 3	R: 1 E: 0 K: 1 S: 8	H: 3 LOB: 2 BB: 0 P: 8	R: 0 E: 0 K: 1 S: 5	H: 0 LOB: 2 BB: 2 P: 13	R: 0 E: 0 K: 0 S: 4	H: 1 LOB: 1 BB: 0 P: 4			R: 1 E: 0 K: 1 S: 8	H: 3 LOB: 3 BB: 1 P: 12	1B: 8 2B: 1 3B: 0 HR: 0	SF: 0 SAC: 2 DP: 0 HBP: 0
<b>Chris Short, L</b> ERA: 2.32 (1, 1)	IP: 6.1 WLS: W BF: 30 H: 5 R: 2 ER: 2 SO: 5 BB: 4 IBB: 1 HBP: 0 BLK: 0 WP: 0 HR: 0 S: 35 P: 55 ERA: 2.84 WHIP: 1.421																					
<b>Jack Baldschun, R</b> ERA: 4.91 (7, 1)	IP: 2.2 WLS: S BF: 14 H: 4 R: 1 ER: 1 SO: 2 BB: 1 IBB: 1 HBP: 0 BLK: 0 WP: 0 HR: 0 S: 16 P: 24 ERA: 3.38 WHIP: 1.875																					



Pittsburgh Pirates @ Los Angeles Dodgers  
 Dodger Stadium, Los Angeles, CA

Tue Apr 27 1965, 7:05 PM PDT  
 Att. 17,630 - Unknown

AB	37
R	4
H	12
RBI	4
BB	3
SO	6
LOB	19



AB R H RBI BB SO LOB

WP: 2 PA: 43  
 PB: 0  
 SB: 0  
 CS: 0

Batter	1	2	3	4	5	6	7	8	9
Manny Mota, R (1, 8) OBP: 0.133, SLG: 0.200	0-0 1-3	0-0 4-3			0-0 4-3	0-0 P4		0-0 L4-6 2B	
Dick Schofield, S (1, 6) OBP: 0.281, SLG: 0.240	0-0 6-3		4-0 G3 1B BB		0-0 1-3		0-0 WP 1B 4-1 1B	0-0 L4-6 2-3	
Roberto Clemente, R (1, 9) OBP: 0.316, SLG: 0.327	0-0 1B WP 1B		0-0 G3 1-2 1B		0-0 HBP BB 1B		0-0 4-1 WP 1B 1-2 1B	0-0 4-3	
Donn Clendenon, R (1, 3) OBP: 0.383, SLG: 0.357	0-0 1B 1-3 2B 1B		0-0 G3 1-2 2-3		4-0 HBP BB 1-2		0-0 4-1 1-3 2-H	0-0 E6 1B	
Gene Freese, R (1, 5) OBP: 0.714, SLG: 0.800 Willie Stargell, L (9, PH) OBP: 0.160, SLG: 0.152	0-0 2B 1-2 3-H 1B		1-0 G5-4-3 HBP		1-0 1-2 2-3 HBP		0-0 1-3	0-3 K	
Bob Bailey, R (1, 7) OBP: 0.364, SLG: 0.490	0-0 1-3 2-H 2B		0-0 G5-4-3 1-2		0-0 L5		0-0 1B 3-H 1B	0-0 1-2 1B	
Jim Pagliaroni, R (1, 2) OBP: 0.310, SLG: 0.289	0-0 5-3				0-0 F9		0-0 1-3 1-2 1B	0-0 4-3	
Ozzie Virgil, R (1, 4) OBP: 0.364, SLG: 0.400 Jerry Lynch, L (7, PH) OBP: 0.250, SLG: 0.100 Gene Alley, R (7, 4) OBP: 0.189, SLG: 0.200		0-3 K			0-0 6-3		4-0 SH2-4 BB	0-3 K	
Joe Gibbon, R (1, 1) Tommie Sisk, R (6, 1) Wilbur Wood, R (6, 1) Bill Virdon, L (8, PH) Al McBean, R (8, 1)		0-3 K			0-3 K		0-0 SH2-4 1-2	0-3 K	

Inning Stats	R: 2	H: 4	E: 0	K: 0	S: 7	P: 7	R: 0	H: 0	E: 0	K: 2	S: 7	P: 7	R: 0	H: 1	E: 0	K: 0	S: 3	P: 8	R: 0	H: 0	E: 0	K: 1	S: 5	P: 5	R: 0	H: 1	E: 0	K: 0	S: 4	P: 9	R: 0	H: 0	E: 0	K: 0	S: 3	P: 7	R: 2	H: 4	E: 0	K: 1	S: 9	P: 9	R: 0	H: 1	E: 0	K: 1	S: 5	P: 5	R: 0	H: 1	E: 1	K: 1	S: 7	P: 7
1B: 10	SF: 0	2B: 3	SAC: 1	3B: 0	DP: 2	HR: 0	HBP: 2	WP: 2	PA: 43																																													

PITCHER	IP	WLS	BF	H	R	ER	SO	BB	IBB	HBP	BLK	WP	HR	S	P	ERA	WHIP
Johnny Podres, L (1, 1) ERA: 1.23	5.2		27	6	2	2	3	3	0	2	0	1	0	28	42	3.18	1.588
Howie Reed, R (6, 1) ERA:	0.1	W	1	0	0	0	0	0	0	0	0	0	0	1	1	0.00	0.000
Bob Miller, R (7, 1) ERA: 3.0	3.0	S	15	6	2	2	3	0	0	0	0	1	0	21	21	6.00	2.000

PITCHER	IP	WLS	BF	H	R	ER	SO	BB	IBB	HBP	BLK	WP	HR	S	P	ERA	WHIP
WP: 2	PA: 43																



Batter	1	2	3	4	5	6	7	8	9
Maury Wills, S OBP: 0.392, SLG: 0.391 (1, 6)	F9		2-3		FC1-6 1B	1B		6-3	
Wes Parker, S OBP: 0.400, SLG: 0.478 (1, 3)	F9		4-3		FC1-6 FC3-6 1-2f	F8			
Willie Davis, L OBP: 0.366, SLG: 0.500 (1, 8)	G3		E S 1B		FC3-6 1-2f	1B			
Tommy Davis, R OBP: 0.229, SLG: 0.222 (1, 7)		6-3	1-3		6-3		K		
John Roseboro, L OBP: 0.333, SLG: 0.306 (1, 2)		L8		4-3		SH3-4 1B	P4		
Jim Lefebvre, S OBP: 0.444, SLG: 0.571 (1, 4)		2B 1B BB		5-3		SH3-4 1-2	1-3		
Ron Fairly, L OBP: 0.396, SLG: 0.487 (1, 9)		1B 2B		BB BB		2B 1B	SH1-4 1B		
Dick Tracewski, R OBP: 0.625, SLG: 0.769 (1, 5)		1B		BB BB		1B 2B	SH1-4		
Johnny Podres, L Howie Reed, R Wally Moon, L Bob Miller, R	F2		K			1B BB	K		

AB	R	H	RBI	BB	SO	LOB
5	0	2	1	0	0	1
4	0	0	0	0	0	3
4	0	2	0	0	0	1
4	0	0	0	0	1	2
4	1	1	0	0	0	0
2	1	0	0	1	0	0
3	2	3	1	1	0	0
2	1	2	3	1	0	0
2	0	0	0	0	1	3
0	0	0	0	0	0	0
0	0	0	0	1	0	0
1	0	0	0	0	1	1

AB	R	H	RBI	BB	SO	LOB
31	5	10	5	4	3	11

Inning	R	H	E	K	S	P	IP	WLS	BF	H	R	ER	SO	BB	IBB	HBP	BLK	WP	HR	S	P	ERA	WHIP
1	0	0	0	3	3	4	5.1	L	25	6	4	4	1	3	0	0	0	0	0	24	36	6.75	1.688
2	2	2	0	5	5	9	0.0		3	2	1	1	0	1	0	0	0	0	2	6	6	∞	∞
3	0	1	0	0	0	4	1.2		5	1	0	0	1	0	0	0	0	0	7	7	0.00	0.600	
4	0	2	0	3	3	9	1.0		4	1	0	0	1	0	0	0	0	0	6	6	0.00	1.000	

**Pittsburgh Pirates @ Los Angeles Dodgers**  
 Dodger Stadium, Los Angeles, CA  
 Tue Apr 27 1965, 7:05 PM PDT  
 Att. 17,630 - Unknown

WP: 0 PA: 37  
 PB: 0 SB: 1 CS: 0



Batter	1	2	3	4	5	6	7	8	9	AB R H RBI BB SO LOB	TOP	
Dick Schofield, S (1, 6) OBP: 0.290, SLG: 0.273	0-0 F8		0-0 1B			0-0 1-3		0-0 G3 2B	0-0 1-3	5 1 2 0 0 0 0	<b>Pittsburgh Pirates @ Los Angeles Dodgers</b> Dodger Stadium, Los Angeles, CA Wed Apr 28 1965, 7:05 PM PDT Att: 17,464 - Unknown <a href="http://livebaseballscorecards.com">livebaseballscorecards.com</a>	
Manny Mota, R (1, 8) OBP: 0.105, SLG: 0.158	0-0 6-3		0-0 F9			0-0 1-3		0-0 G3 2-3		4 0 0 0 0 0 2		
Roberto Clemente, R (1, 9) OBP: 0.328, SLG: 0.328	0-0 4-3			0-0 6-3		0-0 1B		4-0 2B IBB		3 1 1 0 1 0 0		
Donn Clendenon, R (1, 3) OBP: 0.373, SLG: 0.370		0-0 4-3		0-0 6-3		0-3 K		0-0 1B 1-H 3-H 2B		4 0 1 2 0 1 1		
Bob Bailey, R (1, 7) OBP: 0.390, SLG: 0.500		0-0 1B CS		4-0 1B BB		0-3 K		0-0 1B FC5-2-5 2-3		3 0 2 0 1 1 0		
Jim Pagliaroni, R (1, 2) OBP: 0.304, SLG: 0.286		0-0 1B 1-2		0-0 L8		0-3 K		0-0 FC5-2-5 1-3 3-H 1B		4 0 1 0 0 1 3		
Ozzie Virgil, R (1, 5) OBP: 0.400, SLG: 0.500		0-0 G3			0-0 1B G4-6-3		0-0 2B	0-0 FC6 1-2f		4 0 2 0 0 0 3		
Gene Alley, R (1, 4) OBP: 0.195, SLG: 0.184			0-0 G3		0-0 G4-6-3 1-2f		4-0 IBB		0-0 P5	3 0 0 0 1 0 1		
Bob Veale, S (1, 1)			0-3 K		0-0 1-3		0-3 K		0-3 K	4 0 0 0 0 3 2		
<b>Inning Stats</b>	R: 0 E: 0 K: 0 S: 3 H: 0 LOB: 0 BB: 0 P: 3	R: 0 E: 0 K: 0 S: 4 H: 2 LOB: 1 BB: 0 P: 4	R: 0 E: 0 K: 1 S: 6 H: 1 LOB: 1 BB: 0 P: 6	R: 0 E: 0 K: 0 S: 3 H: 0 LOB: 1 BB: 1 P: 7	R: 0 E: 0 K: 0 S: 3 H: 1 LOB: 0 BB: 0 P: 3	R: 0 E: 0 K: 1 S: 6 H: 1 LOB: 1 BB: 0 P: 6	R: 0 E: 0 K: 3 S: 10 H: 1 LOB: 2 BB: 1 P: 14	R: 2 E: 0 K: 0 S: 6 H: 3 LOB: 2 BB: 1 P: 10	R: 0 E: 0 K: 1 S: 5 H: 0 LOB: 0 BB: 0 P: 5	1B: 6 2B: 3 3B: 0 HR: 0 SF: 0 SAC: 0 DP: 1 HBP: 0		WP: 0 PB: 0 SB: 0 CS: 1 PA: 37
<b>PITCHER</b> Claude Osteen, L (1, 1) ERA: 1.59 Howie Reed, R (9, 1) ERA:	IP WLS BF H R ER SO BB IBB HBP BLK WP HR S P ERA WHIP											<b>PITCHER</b> IP WLS BF H R ER SO BB IBB HBP BLK WP HR S P ERA WHIP

AB	34
R	2
H	9
RBI	2
BB	3
SO	6
LOB	12



Batter	1	2	3	4	5	6	7	8	9	AB R H RBI BB SO LOB
<b>Maury Wills, S</b> OBP: 0.364, SLG: 0.360 (1, 6) S S S	0-3 K		0-3 K			0-0 1-3		0-0 6-3		4 0 0 0 0 2 0
<b>Wes Parker, S</b> OBP: 0.407, SLG: 0.480 (1, 3) X	0-0 1-3		0-0 4-3			0-0 1B		0-0 1B	G4-6-3	4 0 2 0 0 0 0
<b>Willie Davis, L</b> OBP: 0.356, SLG: 0.477 (1, 8) X	0-0 FC5-4 1B			0-0 1-3		0-0 G3		0-3 K	S S S	4 0 1 0 0 1 2
<b>Tommy Davis, R</b> OBP: 0.212, SLG: 0.204 (1, 7) X	0-0 FC5-4 1-2f			0-0 1-3		0-0 6-3		0-0 G4-6-3 1-2f		4 0 0 0 0 0 2
<b>Jim Lefebvre, S</b> OBP: 0.417, SLG: 0.526 (1, 4) X		0-0 L9		0-3 K		0-0 6-3				3 0 0 0 0 1 0
<b>Ron Fairly, L</b> OBP: 0.392, SLG: 0.463 (1, 9) S S S		0-3 K		0-3 K		4-0 BB				2 0 0 0 1 2 0
<b>John Roseboro, L</b> OBP: 0.310, SLG: 0.282 (1, 2) X		0-0 E1		0-0 F9		0-0 4-3				3 0 0 0 0 0 1
<b>Dick Tracewski, R</b> OBP: 0.526, SLG: 0.625 (1, 5) X		0-0 5-3		0-0 5-3				0-0 1-3		3 0 0 0 0 0 1
<b>Claude Osteen, L</b> OBP: 0.100, SLG: 0.100 (1, 1) <b>Al Ferrara, R</b> OBP: 0.286, SLG: 0.500 (8, PH) <b>Howie Reed, R</b> (9, 1)			0-0 6-3			0-0 G3		0-0 5-3		2 0 0 0 0 0 0 1 0 0 0 0 0 0 0 0 0 0 0 0 0

Inning Stats	R: 0 E: 0 K: 1 S: 6	H: 1 LOB: 1 BB: 0 P: 6	R: 0 E: 1 K: 1 S: 6	H: 0 LOB: 1 BB: 0 P: 6	R: 0 E: 0 K: 1 S: 5	H: 0 LOB: 0 BB: 0 P: 5	R: 0 E: 0 K: 1 S: 5	H: 0 LOB: 0 BB: 0 P: 5	R: 0 E: 0 K: 0 S: 4	H: 1 LOB: 1 BB: 0 P: 4	R: 0 E: 0 K: 0 S: 3	H: 0 LOB: 1 BB: 1 P: 7	R: 0 E: 0 K: 0 S: 3	H: 0 LOB: 0 BB: 0 P: 3	R: 0 E: 0 K: 1 S: 5	H: 1 LOB: 0 BB: 0 P: 5	1B: 3 2B: 0 3B: 0 HR: 0	SF: 0 SAC: 0 DP: 1 HBP: 0	WP: 0 PB: 0 SB: 0 CS: 0	PA: 31
--------------	------------------------------	---------------------------------	------------------------------	---------------------------------	------------------------------	---------------------------------	------------------------------	---------------------------------	------------------------------	---------------------------------	------------------------------	---------------------------------	------------------------------	---------------------------------	------------------------------	---------------------------------	----------------------------------	------------------------------------	----------------------------------	--------

PITCHER	IP	WLS	BF	H	R	ER	SO	BB	IBB	HBP	BLK	WP	HR	S	P	ERA	WHIP	PITCHER	IP	WLS	BF	H	R	ER	SO	BB	IBB	HBP	BLK	WP	HR	S	P	ERA	WHIP		
<b>Bob Veale, L</b> ERA: 1.55 (1, 1)	9.0	W	31	3	0	0	6	1	0	0	0	0	0	42	46	0.00	0.444																				

**BOTTOM**

**Pittsburgh Pirates @ Los Angeles Dodgers**  
**Dodger Stadium, Los Angeles, CA**

Wed Apr 28 1965, 7:05 PM PDT  
Att. 17,464 - Unknown

livebaseballscorecards.com

<b>AB</b>	<b>30</b>
<b>R</b>	<b>0</b>
<b>H</b>	<b>3</b>
<b>RBI</b>	<b>0</b>
<b>BB</b>	<b>1</b>
<b>SO</b>	<b>6</b>
<b>LOB</b>	<b>6</b>



Batter	1	2	3	4	5	6	7	8	9	AB R H RBI BB SO LOB	TOP											
Matty Alou, L (1, 7) OBP: 0.391, SLG: 0.500	0-0 F5		0-0 F7		0-0 5-3			0-0 1-3		4 0 0 0 0 0 0	<p>San Francisco Giants @ Los Angeles Dodgers            Dodger Stadium, Los Angeles, CA</p> <p>Thu Apr 29 1965, 7:05 PM PDT            Att. 30,219 - Unknown</p> <p>livebaseballscorecards.com</p>											
Hal Lanier, R (1, 4) OBP: 0.167, SLG: 0.224	0-3 K		0-0 F4			0-3 K		0-0 F6		4 0 0 0 0 2 0												
Willie Mays, R (1, 8) OBP: 0.375, SLG: 0.677	0-3 K		0-0 5-3			0-0 F8		0-0 F9		4 0 0 0 0 1 0												
Willie McCovey, L (1, 3) OBP: 0.476, SLG: 0.577		4-0 1B 1B BB		0-0 1-3		4-0 BB		0-0 6-3		2 1 0 0 2 0 0												
Jesus Alou, R (1, 9) OBP: 0.371, SLG: 0.475		0-0 F3		0-0 4-3		0-0 F3		0-0 L3		4 0 0 0 0 0 2												
Jim Ray Hart, R (1, 5) OBP: 0.385, SLG: 0.469		0-0 1B 1-3 1B		0-0 1B		0-0 1-3 1B		0-0 F8		4 0 3 0 0 0 0												
Tom Haller, L (1, 2) OBP: 0.294, SLG: 0.172		0-0 F5		0-3 K		0-0 F7				3 0 0 0 0 1 4												
Jose Pagan, R (1, 6) OBP: 0.268, SLG: 0.294		0-0 1-2 3-H 1B		0-0 6-3		0-0 1-3		0-0 1-3		2 0 1 1 0 0 0												
Orlando Cepeda, R (7, PH) OBP: 0.500, SLG: 0.500										1 0 0 0 0 0 1												
Jim Davenport, R (7, 6) OBP: 0.286, SLG: 0.308										0 0 0 0 0 0 0												
Juan Marichal, R (1, 1) OBP: 0.125, SLG: 0.133		0-0 4-3				0-0 F5		0-3 K		2 0 0 0 0 0 2												
Ed Bailey, L (7, PH) OBP: 0.261, SLG: 0.111										1 0 0 0 0 1 1												
Bobby Bolin, R (7, 1)										0 0 0 0 0 0 0												
<b>Inning Stats</b>	R: 0 E: 0 K: 2 S: 7	H: 0 LOB: 0 BB: 0 P: 7	R: 1 E: 0 K: 0 S: 5	H: 2 LOB: 2 BB: 1 P: 9	R: 0 E: 0 K: 0 S: 3	H: 0 LOB: 0 BB: 0 P: 3	R: 0 E: 0 K: 1 S: 6	H: 1 LOB: 1 BB: 0 P: 6	R: 0 E: 0 K: 1 S: 5	H: 0 LOB: 1 BB: 1 P: 9	R: 0 E: 0 K: 1 S: 6	H: 1 LOB: 1 BB: 0 P: 6	R: 0 E: 0 K: 0 S: 3	H: 0 LOB: 0 BB: 0 P: 3	R: 0 E: 0 K: 0 S: 3	H: 0 LOB: 0 BB: 0 P: 3	R: 0 E: 0 K: 0 S: 3	H: 0 LOB: 0 BB: 0 P: 3	1B: 4 2B: 0 3B: 0 HR: 0	SF: 0 SAC: 0 DP: 0 HBP: 0	WP: 0 PB: 0 SB: 0 CS: 0	PA: 33
<b>PITCHER</b> Don Drysdale, R (1, 1) ERA: 2.97	IP: 9.0 WLS: W BF: 33 H: 4 R: 1 ER: 1 SO: 5 BB: 2 IBB: 0 HBP: 0 BLK: 0 WP: 0 HR: 0 S: 41 P: 49 ERA: 1.00 WHIP: 0.667											<b>PITCHER</b>	IP: 9.0 WLS: W BF: 33 H: 4 R: 1 ER: 1 SO: 5 BB: 2 IBB: 0 HBP: 0 BLK: 0 WP: 0 HR: 0 S: 41 P: 49 ERA: 1.00 WHIP: 0.667									



Batter 1 2 3 4 5 6 7 8 9 AB R H RBI BB SO LOB

<b>Maury Wills, S</b> OBP: 0.362, SLG: 0.358 (1, 6) X	0-0 F8 ①		0-0 4-3 ③		0-0 SH1-4 1B ①		0-0 SH2-4 1-2 ①		3 1 1 0 0 0 0
<b>Wes Parker, S</b> OBP: 0.421, SLG: 0.491 (1, 3) X	0-0 1-3 1B		0-0 3B 1B ①		0-0 SH1-4 1-2 ①		0-0 F8 ②		3 1 2 0 0 0 1
<b>Willie Davis, L</b> OBP: 0.327, SLG: 0.438 (1, 8) X	0-0 1-3 1-2 ②		0-0 F8 ①		0-0 F4 ②		0-0 F5 ③		4 0 0 0 0 0 4
<b>Tommy Davis, R</b> OBP: 0.236, SLG: 0.269 (1, 7) X	0-0 5-3 ③		0-0 1-H 3B ①		0-0 2-H 1B ①				3 0 2 2 0 0 1
<b>Ron Fairly, L</b> OBP: 0.370, SLG: 0.432 (1, 9)		0-0 4-3 ①	0-3 K ②		0-0 G3 ③				3 0 0 0 0 1 2
<b>John Roseboro, L</b> OBP: 0.289, SLG: 0.262 (1, 2)		0-0 F5 ②	0-0 F6 ③		0-3 K ①				3 0 0 0 0 1 1
<b>Jim Lefebvre, S</b> OBP: 0.392, SLG: 0.488 (1, 4)		0-0 F7 ③		0-0 1-3 ①	0-3 K ②		0-3 K ②		3 0 0 0 0 1 0
<b>Dick Tracewski, R</b> OBP: 0.455, SLG: 0.526 (1, 5)			0-3 K ①		0-3 K ②		0-0 F4 ③		3 0 0 0 0 2 0
<b>Don Drysdale, R</b> OBP: 0.308, SLG: 0.500 (1, 1)			0-0 F5 ②		0-3 K ③		1-0 SH2-4 HBP		2 0 0 0 0 1 0

BOTTOM

San Francisco Giants @ Los Angeles Dodgers  
 Dodger Stadium, Los Angeles, CA  
 Thu Apr 29 1965, 7:05 PM PDT  
 Att. 30,219 - Unknown

livebaseballscorecards.com

AB 27  
 R 2  
 H 5  
 RBI 2  
 BB 0  
 SO 6  
 LOB 9



Inning Stats	R: 0 E: 0 K: 0 S: 4	H: 1 LOB: 1 BB: 0 P: 4	R: 0 E: 0 K: 0 S: 3	H: 0 LOB: 0 BB: 0 P: 3	R: 0 E: 0 K: 1 S: 5	H: 0 LOB: 0 BB: 0 P: 5	R: 1 E: 0 K: 1 S: 7	H: 2 LOB: 1 BB: 0 P: 7	R: 0 E: 0 K: 2 S: 7	H: 0 LOB: 0 BB: 0 P: 7	R: 1 E: 0 K: 0 S: 5	H: 2 LOB: 1 BB: 0 P: 5	R: 0 E: 0 K: 2 S: 7	H: 0 LOB: 0 BB: 0 P: 7	R: 0 E: 0 K: 0 S: 3	H: 0 LOB: 1 BB: 0 P: 4
--------------	------------------------------	---------------------------------	------------------------------	---------------------------------	------------------------------	---------------------------------	------------------------------	---------------------------------	------------------------------	---------------------------------	------------------------------	---------------------------------	------------------------------	---------------------------------	------------------------------	---------------------------------

PITCHER	IP	WLS	BF	H	R	ER	SO	BB	IBB	HBP	BLK	WP	HR	S	P	ERA	WHIP
<b>Juan Marichal, R</b> ERA: 0.86 (1, 1)	6.0	L	23	5	2	2	4	0	0	0	0	0	0	31	31	3.00	0.833
<b>Bobby Bolin, R</b> ERA: 3.65 (7, 1)	2.0		7	0	0	0	2	0	0	1	0	0	0	10	11	0.00	0.000

PITCHER	IP	WLS	BF	H	R	ER	SO	BB	IBB	HBP	BLK	WP	HR	S	P	ERA	WHIP
<b>Don Drysdale, R</b> ERA: 3.65 (1, 1)	1.0		4	0	0	0	0	0	0	0	0	0	0	1	1	3.65	3.650

WP: 0 PA: 30  
 PB: 0 SB: 1  
 CS: 0

Batter	1	2	3	4	5	6	7	8	9	AB R H RBI BB SO LOB	TOP	
Harvey Kuenn, R OBP: 0.387, SLG: 0.240 (1, 7) (6, 3)	0-0 F8		0-0 L5		0-0 L6		0-0 E3		0-0 E4	5 0 1 0 0 0 1	<b>San Francisco Giants @ Los Angeles Dodgers</b> <b>Dodger Stadium, Los Angeles, CA</b> Fri Apr 30 1965, 7:05 PM PDT Att: 48,586 - Unknown <a href="http://livebaseballscorecards.com">livebaseballscorecards.com</a>	
Jesus Alou, R OBP: 0.388, SLG: 0.500 (1, 9) (6, 3)	0-0 FC5-4 1B		0-0 E 1B			0-0 1B 2B	0-0 B1-3		0-0 G3	5 1 3 0 0 0 2		
Willie Mays, R OBP: 0.368, SLG: 0.652 (1, 8) (6, 3)	0-0 FC5-4 WP 1-2f		0-0 E5 1-2			0-0 SH E 1B 2-H		0-0 1-3		4 1 1 1 0 0 2		
Jim Ray Hart, R OBP: 0.382, SLG: 0.462 (1, 5) (6, 7)	0-0 6-3 1-2		0-3 K			0-0 SH E 1-2		0-0 HBP 1B		3 0 1 0 0 1 3		
Orlando Cepeda, R OBP: 0.333, SLG: 0.333 Matty Alou, L OBP: 0.396, SLG: 0.489 (6, PH) (6, 7)		0-3 K		0-3 K		0-0 L9 1-2 2-H		1-0 HBP		2 0 0 0 0 2 0 1 0 0 0 0 0 1		
Jack Hiatt, R OBP: 0.600, SLG: 1.200 Tom Haller, L OBP: 0.278, SLG: 0.161 (6, PH) (6, 2)		0-0 HR		0-3 K		0-0 P4		0-0 F7		2 1 1 1 0 1 0 2 0 0 0 0 0 3		
Hal Lanier, R OBP: 0.159, SLG: 0.213 Willie McCovey, L OBP: 0.469, SLG: 0.566 Jim Davenport, R OBP: 0.286, SLG: 0.308 (8, PH) (8, 4)		0-3 K		0-0 1-3		0-0 F9		0-3 K		3 0 0 0 0 1 1 1 0 0 0 0 1 2 0 0 0 0 0 0 0		
Jose Pagan, R OBP: 0.271, SLG: 0.296 Cap Peterson, R OBP: 0.500, SLG: 1.000 (9, PH) (9, 6)		0-0 6-3			0-0 L6 1B		0-3 K		0-3 K	3 0 1 0 0 1 0 1 0 0 0 0 1 0		
Bob Hendley, R Bobby Bolin, R Frank Linzy, R Ed Bailey, L OBP: 0.250, SLG: 0.105 (1, 1) (5, 1) (7, 1) (9, PH)			0-3 K		0-3 K		0-0 G3		0-0 1-6-3	2 0 0 0 0 2 1 1 0 0 0 0 0 0 0 0 0 0 0 0 0 1 0 0 0 0 0 0		
<b>Inning Stats</b>	R: 0 H: 1 E: 0 LOB: 1 K: 0 BB: 0 S: 4 P: 4	R: 1 H: 1 E: 0 LOB: 0 K: 2 BB: 0 S: 8 P: 8	R: 0 H: 1 E: 1 LOB: 2 K: 2 BB: 0 S: 9 P: 9	R: 0 H: 0 E: 0 LOB: 0 K: 2 BB: 0 S: 7 P: 7	R: 0 H: 1 E: 0 LOB: 0 K: 1 BB: 0 S: 5 P: 5	R: 2 H: 2 E: 2 LOB: 1 K: 0 BB: 0 S: 6 P: 6	R: 0 H: 0 E: 1 LOB: 1 K: 1 BB: 0 S: 6 P: 6	R: 0 H: 1 E: 0 LOB: 2 K: 1 BB: 0 S: 6 P: 7	R: 0 H: 1 E: 1 LOB: 1 K: 1 BB: 0 S: 6 P: 6	1B: 6 SF: 0 2B: 2 SAC: 1 3B: 0 DP: 1 HR: 1 HBP: 1		WP: 1 PA: 38 PB: 0 SB: 0 CS: 0
<b>PITCHER</b> Sandy Koufax, L ERA: 2.17 Bob Miller, R ERA: 2.08 (1, 1) (6, 1)	IP WLS BF H R ER SO BB IBB HBP BLK WP HR S P ERA WHIP											<b>PITCHER</b> IP WLS BF H R ER SO BB IBB HBP BLK WP HR S P ERA WHIP
	5.0 22 6 3 2 7 0 0 0 0 1 1 36 36 3.60 1.200											
	4.0 W 16 2 0 0 3 0 0 1 0 0 0 21 22 0.00 0.500											



Batter	1	2	3	4	5	6	7	8	9	AB	R	H	RBI	BB	SO	LOB
Maury Wills, S OBP: 0.349, SLG: 0.379 (1, 6)	0-0 L8		0-0 1-3	0-0 L9		0-0 3B	0-0 1-3			5	0	1	0	0	0	4
Wes Parker, S OBP: 0.403, SLG: 0.483 (1, 3)	0-0 6-3		0-0 F7		0-0 SH1-3 1B 2B	0-0 P6		0-0 F4		5	1	1	0	0	0	1
Willie Davis, L OBP: 0.340, SLG: 0.519 (1, 8)	0-0 B1-3		0-0 1B 2B		0-0 SH1-3 2-3	0-0 L8		0-0 HR		4	2	2	1	0	0	1
Tommy Davis, R OBP: 0.267, SLG: 0.298 (1, 7)		0-0 SH1-4 1B 1B	0-0 WP S 1B		0-0 F2		0-0 G3 1B 1B	0-0 4-3		5	1	3	1	0	0	1
Dick Smith, R (9, 7)			2-H							0	0	0	0	0	0	0
Jim Lefebvre, S OBP: 0.411, SLG: 0.477 (1, 4)		0-0 SH1-4 1B 1-2	0-0 6-3 1-3		4-0 1B BB		4-0 G3 1B BB	0-0 1-3		3	2	1	0	2	0	1
Ron Fairly, L OBP: 0.386, SLG: 0.435 (1, 9)		0-0 SH1-4 1-2 2-3		0-0 1B 1B	4-0 1B BB		0-0 G3 1-2 2-3			2	0	1	0	1	0	2
John Roseboro, L OBP: 0.306, SLG: 0.267 (1, 2)		0-0 1-3		0-0 F8 1-3 2-H 3-H	0-0 FC5-4 1B		4-0 1B IBB			3	0	1	2	1	0	3
Dick Tracewski, R OBP: 0.440, SLG: 0.476 (1, 5)		4-0 IBB		0-0 F8	0-0 FC5-4 1-2f		0-0 1B			2	0	0	0	1	0	3
Wally Moon, L (7, PH) OBP: 1.000, SLG: 1.000										1	0	1	2	0	0	0
John Kennedy, R (8, 5) OBP: 0.290, SLG: 0.333										0	0	0	0	0	0	0
Sandy Koufax, R OBP: 0.091, SLG: 0.091 (1, 1)		0-3 K		0-0 1-2 1B		0-0 F8	0-3 K			2	0	1	0	0	1	3
Bob Miller, R (6, 1)										2	0	0	0	0	1	2

Inning Stats	R: 0	H: 0	E: 0	K: 0	S: 3	H: 0	LOB: 0	BB: 0	P: 3	R: 0	H: 2	E: 0	K: 1	S: 7	H: 2	LOB: 3	BB: 1	P: 11	R: 1	H: 2	E: 0	K: 0	S: 5	H: 2	LOB: 1	BB: 0	P: 5	R: 0	H: 2	E: 0	K: 0	S: 5	H: 2	LOB: 2	BB: 2	P: 13	R: 0	H: 1	E: 0	K: 0	S: 4	H: 1	LOB: 1	BB: 0	P: 4	R: 2	H: 2	E: 0	K: 1	S: 7	H: 2	LOB: 2	BB: 2	P: 15	R: 1	H: 1	E: 0	K: 0	S: 4	H: 1	LOB: 0	BB: 0	P: 4
--------------	------	------	------	------	------	------	--------	-------	------	------	------	------	------	------	------	--------	-------	-------	------	------	------	------	------	------	--------	-------	------	------	------	------	------	------	------	--------	-------	-------	------	------	------	------	------	------	--------	-------	------	------	------	------	------	------	------	--------	-------	-------	------	------	------	------	------	------	--------	-------	------

PITCHER	IP	WLS	BF	H	R	ER	SO	BB	IBB	HBP	BLK	WP	HR	S	P	ERA	WHIP
Bob Hendley, L (1, 1) ERA: 10.8	4.2		24	7	3	3	1	2	1	0	0	1	0	23	35	5.79	1.929
Bobby Bolin, R (5, 1) ERA: 4.61	1.1	L	8	3	2	2	0	1	0	0	0	0	0	7	11	13.50	3.000
Frank Linzy, R (7, 1) ERA: 4.05	2.0		9	2	1	1	1	0	1	0	0	0	1	10	14	4.50	1.000

**BOTTOM**

San Francisco Giants @ Los Angeles Dodgers  
 Dodger Stadium, Los Angeles, CA  
 Fri Apr 30 1965, 7:05 PM PDT  
 Att. 48,586 - Unknown

AB	34
R	6
H	12
RBI	6
BB	5
SO	2
LOB	21



Batter	1	2	3	4	5	6	7	8	9	AB R H RBI BB SO LOB	TOP													
Harvey Kuenn, R (1, 7) OBP: 0.417, SLG: 0.222	0-0 F6					4-0 BB		4-0 1B BB		4-0 BB		2 0 0 0 3 0 0												
Jesus Alou, R (1, 9) OBP: 0.375, SLG: 0.479	0-0 F4			4-3		0-0 F3		0-0 1B		0-3 K		5 0 1 1 0 1 2												
Willie Mays, R (1, 8) OBP: 0.375, SLG: 0.652	0-0 2B			E5 3B		0-0 F8		4-0 IBB				3 1 1 0 1 0 1												
Jim Ray Hart, R (1, 5) OBP: 0.379, SLG: 0.491 Willie McCovey, L (7, PH) OBP: 0.462, SLG: 0.556	0-0 L5			2-H 3B		0-0 F8		0-0 4-3				3 0 1 1 0 0 1 1 0 0 0 0 0 3												
Orlando Cepeda, R (1, 3) OBP: 0.333, SLG: 0.333 Hal Lanier, R (7, 4) OBP: 0.156, SLG: 0.210			0-0 1B 1B 1B		0-0 F8		0-0 5-3		0-0 F6				3 0 1 0 0 0 1 1 0 0 0 0 0 0											
Jack Hiatt, R (1, 2) OBP: 0.444, SLG: 0.750 Ed Bailey, L (8, 2) OBP: 0.250, SLG: 0.105			0-0 F7		4-0 L3 BB		0-0 F8		0-3 K				3 0 0 0 1 1 1 0 0 0 0 0 0 0											
Jim Davenport, R (1, 4) OBP: 0.276, SLG: 0.294			0-0 1B 1-2 1B		0-0 L3		0-3 K		0-0 F9				4 0 1 0 0 1 1											
Jose Pagan, R (1, 6) OBP: 0.270, SLG: 0.293			0-0 G6-4-3 1-2 2-3 1B		0-0 F3		0-0 6-3		0-3 K				4 0 1 0 0 1 0											
Gaylord Perry, R (1, 1) OBP: 0.077, SLG: 0.077 Bob Shaw, R (8, 1) OBP: 0.500, SLG: 0.500 Cap Peterson, R (9, PH) OBP: 0.400, SLG: 0.800			0-0 G6-4-3 1-2f		0-0 F4		0-0 E BB 1B		0-0 F8				3 1 1 0 0 0 3 0 0 0 0 0 0 0 1 0 0 0 0 0 0											
<b>Inning Stats</b>	R: 0 E: 0 K: 0 S: 4	H: 1 LOB: 1 BB: 0 P: 4	R: 0 E: 0 K: 0 S: 5	H: 3 LOB: 2 BB: 0 P: 5	R: 1 E: 1 K: 0 S: 5	H: 1 LOB: 1 BB: 0 P: 5	R: 0 E: 0 K: 0 S: 2	H: 0 LOB: 0 BB: 1 P: 6	R: 0 E: 0 K: 0 S: 3	H: 0 LOB: 1 BB: 1 P: 7	R: 0 E: 0 K: 0 S: 3	H: 0 LOB: 0 BB: 0 P: 3	R: 1 E: 1 K: 1 S: 7	H: 2 LOB: 3 BB: 2 P: 15	R: 0 E: 0 K: 2 S: 5	H: 0 LOB: 0 BB: 0 P: 5	R: 0 E: 0 K: 2 S: 7	H: 0 LOB: 1 BB: 1 P: 11	1B: 5 2B: 2 3B: 1 HR: 0	SF: 0 SAC: 0 DP: 2 HBP: 0	WP: 0 PB: 0 SB: 0 CS: 0	PA: 38		
<b>PITCHER</b>	IP WLS BF H R ER SO BB IBB HBP BLK WP HR S P ERA WHIP	IP WLS BF H R ER SO BB IBB HBP BLK WP HR S P ERA WHIP	IP WLS BF H R ER SO BB IBB HBP BLK WP HR S P ERA WHIP	IP WLS BF H R ER SO BB IBB HBP BLK WP HR S P ERA WHIP	IP WLS BF H R ER SO BB IBB HBP BLK WP HR S P ERA WHIP	IP WLS BF H R ER SO BB IBB HBP BLK WP HR S P ERA WHIP	IP WLS BF H R ER SO BB IBB HBP BLK WP HR S P ERA WHIP	IP WLS BF H R ER SO BB IBB HBP BLK WP HR S P ERA WHIP	IP WLS BF H R ER SO BB IBB HBP BLK WP HR S P ERA WHIP	IP WLS BF H R ER SO BB IBB HBP BLK WP HR S P ERA WHIP	IP WLS BF H R ER SO BB IBB HBP BLK WP HR S P ERA WHIP	IP WLS BF H R ER SO BB IBB HBP BLK WP HR S P ERA WHIP	IP WLS BF H R ER SO BB IBB HBP BLK WP HR S P ERA WHIP	IP WLS BF H R ER SO BB IBB HBP BLK WP HR S P ERA WHIP	IP WLS BF H R ER SO BB IBB HBP BLK WP HR S P ERA WHIP									
Johnny Podres, L (1, 1) ERA: 1.27	6.2	W	30	7	2	1	1	3	1	0	0	0	0	0	28	44	1.35	1.500						
John Purdin, R (7, 1) ERA:	1.1	W	4	0	0	0	1	0	0	0	0	0	0	6	6	0.00	0.000							
Jim Brewer, L (9, 1) ERA:	1.0	S	4	0	0	0	2	1	0	0	0	0	0	7	11	0.00	1.000							

San Francisco Giants @ Los Angeles Dodgers  
 Dodger Stadium, Los Angeles, CA

Sat May 01 1965, 7:05 PM PDT  
 Att: 49,758 - Unknown

livebaseballscorecards.com

<b>AB</b>	33
<b>R</b>	2
<b>H</b>	7
<b>RBI</b>	2
<b>BB</b>	5
<b>SO</b>	4
<b>LOB</b>	13





Batter	1	2	3	4	5	6	7	8	9
Maury Wills, S OBP: 0.358, SLG: 0.387 (1, 6)	0-0 1-3		0-0 E6 FC6-4			0-0 F9 S 1B		0-0 BB 1B	
Wes Parker, S OBP: 0.394, SLG: 0.459 (1, 3)	0-0 G3		0-0 FC6-4 S 1-2f			0-0 1-3 1-2		4-0 BB BB BB 1B CS BB	
Willie Davis, L OBP: 0.333, SLG: 0.500 (1, 8)	0-0 1-4-3		0-0 3-1 1-2			0-0 F9 2-3		0-0 CS WP 1B	
Tommy Davis, R OBP: 0.274, SLG: 0.305 (1, 7)		0-0 6-3		0-0 3-1 1B		0-3 K		4-0 BB BB BB 1B 1-H BB	
Wally Moon, L OBP: 0.857, SLG: 0.750 (5, 7)									
Dick Smith, R (8, PR)									
Ron Fairly, L OBP: 0.377, SLG: 0.480 (1, 9)		0-0 HR		0-0 3-1 1-2f			0-0 6-3	0-0 3-1	
John Roseboro, L OBP: 0.288, SLG: 0.250 (1, 2)		0-0 4-3		0-0 4-3			0-0 F5		
Jim Lefebvre, S OBP: 0.407, SLG: 0.468 (1, 4)		0-0 1B				0-0 F7	0-3 K		
Dick Tracewski, R OBP: 0.429, SLG: 0.458 (1, 5)		0-0 5-3				0-3 K		0-0 1B SH3-4 1B	
Johnny Podres, L (1, 1)			0-0 5-3			0-0 5-3		0-0 SH3-4	
John Purdin, R (7, 1)									
Nate Oliver, R (8, PH)									
Jim Brewer, L (9, 1)									

Inning Stats	R: 0 E: 0 K: 0 S: 3	H: 0 LOB: 0 BB: 0 P: 3	R: 1 E: 0 K: 0 S: 5	H: 2 LOB: 1 BB: 0 P: 5	R: 0 E: 1 K: 0 S: 4	H: 0 LOB: 1 BB: 0 P: 4	R: 0 E: 0 K: 0 S: 3	H: 1 LOB: 0 BB: 0 P: 3	R: 0 E: 0 K: 1 S: 5	H: 0 LOB: 0 BB: 0 P: 5	R: 0 E: 0 K: 1 S: 6	H: 1 LOB: 1 BB: 0 P: 6	R: 0 E: 0 K: 1 S: 5	H: 0 LOB: 0 BB: 0 P: 5	R: 3 E: 0 K: 0 S: 5	H: 3 LOB: 1 BB: 2 P: 13
--------------	------------------------------	---------------------------------	------------------------------	---------------------------------	------------------------------	---------------------------------	------------------------------	---------------------------------	------------------------------	---------------------------------	------------------------------	---------------------------------	------------------------------	---------------------------------	------------------------------	----------------------------------

PITCHER	IP	WLS	BF	H	R	ER	SO	BB	IBB	HBP	BLK	WP	HR	S	P	ERA	WHIP
Gaylord Perry, R ERA: 6.28 (1, 1)	7.1	L	29	6	4	4	3	1	0	0	0	0	1	34	38	4.91	0.955
Bob Shaw, R ERA: 0.96 (8, 1)	0.2		3	1	0	0	0	1	0	0	0	1	0	2	6	0.00	3.000

**BOTTOM**

San Francisco Giants @ Los Angeles Dodgers  
 Dodger Stadium, Los Angeles, CA  
 Sat May 01 1965, 7:05 PM PDT  
 Att. 49,758 - Unknown

AB	R	H	RBI	BB	SO	LOB
4	1	2	0	0	0	0
3	0	0	0	1	0	2
4	1	1	2	0	0	2
2	0	1	0	0	0	0
1	0	0	0	1	1	1
0	0	0	0	0	0	0
4	1	1	1	0	0	2
3	0	0	0	0	0	0
3	0	1	0	0	1	0
3	1	1	0	0	1	1
2	0	0	0	0	0	0
0	0	0	0	0	0	0
0	0	0	0	0	0	0
0	0	0	0	0	0	0

AB	29
R	4
H	7
RBI	3
BB	2
SO	3
LOB	8

WP: 2 PA: 32  
 PB: 0  
 SB: 2  
 CS: 2




PITCHER	IP	WLS	BF	H	R	ER	SO	BB	IBB	HBP	BLK	WP	HR	S	P	ERA	WHIP
---------	----	-----	----	---	---	----	----	----	-----	-----	-----	----	----	---	---	-----	------

Batter	1	2	3	4	5	6	7	8	9	10	AB	R	H	RBI	BB	SO	LOB	
Harvey Kuenn, R OBP: 0.390, SLG: 0.219 (1.7) (10, 3)	0-0 1-3		0-0 FC6-4			0-0 1-3		0-0 6-3		0-0 BB BB 2-H 1B	5	0	1	1	0	0	1	
Jim Davenport, R OBP: 0.261, SLG: 0.238 (1.4) (9, 5)	0-0 4-3		0-0 G4-6-3			0-0 5-3		0-0 4-3		4-0 BB 1-2 BB	4	0	0	0	1	0	1	
Willie Mays, R OBP: 0.364, SLG: 0.616 (1.8) (10, 3)	0-0 F8					0-0 5-3			0-0 F9	4-0 BB BB 1-2 2-3 BB	4	0	0	0	1	1	0	
Jim Ray Hart, R OBP: 0.371, SLG: 0.475 Hal Lanier, R OBP: 0.154, SLG: 0.206 (1.5) (9, 4)		0-0 1-3				0-0 3-4-1 1B		0-0 F7		0-3 K	4-0 P4	4	0	1	0	0	1	0
Jesus Alou, R OBP: 0.368, SLG: 0.467 (1.9) (10, 2)		0-0 E4 G3				0-0 3-4-1 1-2		0-0 HR 1B		0-0 G3		4	1	1	0	0	0	1
Willie McCovey, L OBP: 0.464, SLG: 0.655 Tom Haller, L OBP: 0.278, SLG: 0.161 (1.3) (10, 2)		0-0 G3 1-2				0-0 F5		0-0 HR 1-H		0-0 HR		4	2	2	3	0	0	2
Jack Hiatt, R OBP: 0.462, SLG: 0.600 Bob Schroder, L Frank Linzy, R (1.2) (10, PR) (10, 1)		4-0 BB BB FC6-4 BB				0-0 1-6-3		0-0 5-3		4-0 BB BB SH5-3 1B BB	2	0	0	0	2	0	0	
Jose Pagan, R OBP: 0.254, SLG: 0.274 (1.6) (10, 7)		0-0 FC6-4 1-2f				0-0 5-3		0-0 F7		0-0 F6	4	0	0	0	0	0	3	
Jack Sanford, R OBP: 0.273, SLG: 0.200 Matty Alou, L OBP: 0.396, SLG: 0.489 (1.1) (10, PH) (10, 7)			0-0 FC6-4 1B			0-3 K		0-0 G3		0-0 SH5-3 1-2	3	0	1	0	0	1	0	

**TOP**

San Francisco Giants @ Los Angeles Dodgers  
 Dodger Stadium, Los Angeles, CA  
 Sun May 02 1965, 3:33 AM PDT  
 Att. 40,439 - Unknown

AB	35
R	4
H	6
RBI	4
BB	4
SO	3
LOB	11



Inning Stats	R: 0	H: 0	E: 0	LOB: 0	K: 0	S: 3	P: 3	R: 0	H: 0	E: 1	LOB: 2	K: 0	BB: 1	S: 4	P: 8	R: 0	H: 1	E: 0	LOB: 0	K: 0	BB: 0	S: 3	P: 3	R: 0	H: 1	E: 0	LOB: 1	K: 1	BB: 0	S: 6	P: 6	R: 0	H: 0	E: 0	LOB: 0	K: 0	BB: 0	S: 5	P: 5	R: 2	H: 2	E: 0	LOB: 0	K: 0	BB: 0	S: 5	P: 5	R: 0	H: 0	E: 0	LOB: 0	K: 0	BB: 0	S: 3	P: 3	R: 0	H: 0	E: 0	LOB: 0	K: 1	BB: 0	S: 5	P: 5	R: 2	H: 2	E: 0	LOB: 3	K: 0	BB: 3	S: 5	P: 17	1B: 4	SF: 0	2B: 0	SAC: 1	3B: 0	DP: 1	HR: 2	HBP: 0	WP: 0	PA: 40
PITCHER	IP	WLS	BF	H	R	ER	SO	BB	IBB	HBP	BLK	WP	HR	S	P	ERA	WHIP																																																																
Claude Osteen, L ERA: 1.67 (1.1)	9.0		32	4	2	2	3	1	0	0	0	0	0	37	41	2.00	0.556																																																																
Bob Miller, R ERA: 3.29 (10, 1)	0.2	L	6	2	2	2	0	2	0	0	0	0	1	4	12	27.00	6.000																																																																
Howie Reed, R ERA: (10, 1)	0.1		2	0	0	0	0	1	0	0	0	0	0	1	5	0.00	3.000																																																																

**BOTTOM**

San Francisco Giants @ Los Angeles Dodgers  
 Dodger Stadium, Los Angeles, CA  
 Sun May 02 1965, 3:33 AM PDT  
 Att: 40,439 - Unknown

[livebaseballscorecards.com](http://livebaseballscorecards.com)

<b>AB</b>	36
<b>R</b>	2
<b>H</b>	8
<b>RBI</b>	2
<b>BB</b>	2
<b>SO</b>	0
<b>LOB</b>	15



AB	R	H	RBI	BB	SO	LOB
3	0	0	1	1	0	0
5	0	0	0	0	0	2
5	0	0	0	0	0	2
4	0	2	0	0	0	1
4	0	0	0	0	0	2
4	0	0	0	0	0	2
4	0	0	0	0	0	0
3	0	1	0	1	0	0
4	1	4	1	0	0	0
3	0	1	0	0	0	4
1	0	0	0	0	0	2
0	0	0	0	0	0	0
0	0	0	0	0	0	0
0	0	0	0	0	0	0
1B: 8	SF: 1	2B: 0	SAC: 0	3B: 0	DP: 0	HR: 0
BB: 2	HBP: 0	SO: 0				

Batter	1	2	3	4	5	6	7	8	9	10
Maury Wills, S OBP: 0.347, SLG: 0.369 (1, 6)	4-0 S BB		x 0-0 SF8		x 0-0 1-3			x 0-0 F9		x 0-0 4-3
Wes Parker, S OBP: 0.366, SLG: 0.424 (1, 3)	0-0 F9		x 0-0 G3 3-H		x 0-0 4-3			x 0-0 F8		x 0-0 1-3
Willie Davis, L OBP: 0.306, SLG: 0.459 (1, 8)	0-0 F8 1-2		x 0-0 F9		x 0-0 4-3			x 0-0 3-1		x 0-0 G1
Ron Fairly, L OBP: 0.385, SLG: 0.481 (1, 9) Dick Smith, R (9, PR)	0-0 F6			x 0-0 1B G3 1B		x 0-0 F4			x 0-0 FC4-6 1B	
Wally Moon, L OBP: 0.545, SLG: 0.375 (1, 7)		x 0-0 4-3		x 0-0 G3 1-2		x 0-0 F7			x 0-0 B1	
John Roseboro, L OBP: 0.268, SLG: 0.231 (1, 2) Nate Oliver, R (9, PR)		x 0-0 F9		x 0-0 F9		x 0-0 F3			x 0-0 FC4-6 1B 1-2f	
Jim Lefebvre, S OBP: 0.413, SLG: 0.460 (1, 4) Willie Crawford, L (9, PR)		x 0-0 6-3					x 0-0 4-3		x 0-0 1B 1-3	
Jeff Torborg, R OBP: 0.462, SLG: 0.417 (10, 2)									x 0-0 1B 1-3	
Dick Tracewski, R OBP: 0.500, SLG: 0.536 (1, 5)			x 0-0 1B SF8 1B		x 0-0 1B 1-2 2-3		x 0-0 CS 1B		x 0-0 FC6-4 1B 1-2	
Claude Osteen, L OBP: 0.154, SLG: 0.154 (1, 1) Al Ferrara, R (9, PH)			x 0-0 1B 1-3		x 0-0 4-3		x 0-0 F8 1-2		x 0-0 FC6-4 1-2f	
Bob Miller, R (10, 1) Howie Reed, R (10, 1)										
<b>Inning Stats</b>	R: 0 H: 0 E: 0 LOB: 1 K: 0 BB: 1 S: 3 P: 7	R: 0 H: 0 E: 0 LOB: 0 K: 0 BB: 0 S: 3 P: 3	R: 1 H: 2 E: 0 LOB: 1 K: 0 BB: 0 S: 5 P: 5	R: 0 H: 2 E: 0 LOB: 3 K: 0 BB: 1 S: 5 P: 9	R: 0 H: 0 E: 0 LOB: 0 K: 0 BB: 0 S: 3 P: 3	R: 0 H: 0 E: 0 LOB: 0 K: 0 BB: 0 S: 3 P: 3	R: 0 H: 1 E: 0 LOB: 0 K: 0 BB: 0 S: 3 P: 3	R: 0 H: 0 E: 0 LOB: 0 K: 0 BB: 0 S: 3 P: 3	R: 1 H: 3 E: 0 LOB: 2 K: 0 BB: 0 S: 6 P: 6	R: 0 H: 0 E: 0 LOB: 0 K: 0 BB: 0 S: 3 P: 3

PITCHER	IP	WLS	BF	H	R	ER	SO	BB	IBB	HBP	BLK	WP	HR	S	P	ERA	WHIP
Jack Sanford, R ERA: 3.55 (1, 1)	9.0	W	36	8	2	2	0	1	1	0	0	0	0	34	42	2.00	1.000
Frank Linzy, R ERA: 3.52 (10, 1)	1.0	S	3	0	0	0	0	0	0	0	0	0	0	3	3	0.00	0.000

PITCHER	IP	WLS	BF	H	R	ER	SO	BB	IBB	HBP	BLK	WP	HR	S	P	ERA	WHIP

WP: 0	PA: 39
PB: 0	
SB: 1	
CS: 1	

Batter	1	2	3	4	5	6	7	8	9	AB R H RBI BB SO LOB	TOP											
Maury Wills, S (1, 6) OBP: 0.377, SLG: 0.382	1-0 E S 2B HBP	0-0 CS 1B		0-0 4-3 1-2		0-0 1-2 1B			4-0 BB 1B BB	3 2 2 0 1 0 1												
Wes Parker, S (1, 3) OBP: 0.382, SLG: 0.412	4-0 2B 1-3 G3 BB	0-3 1-2 K		4-0 BB		0-0 F8			4-0 1B 1-2 SF9 BB	2 2 0 0 3 1 3												
Willie Davis, L (1, 8) OBP: 0.328, SLG: 0.530	0-0 G3 1-3 1B 2B		0-0 HR	0-0 F9		0-0 F7			0-0 SF9 SH5-3 1B	5 2 3 3 0 0 2												
Ron Fairly, L (1, 9) OBP: 0.391, SLG: 0.464	4-0 G3 1B BB		4-0 1B BB	0-0 5-3		0-0 F9			0-0 SH5-3	2 1 0 0 2 0 0												
John Roseboro, L (1, 2) OBP: 0.262, SLG: 0.232	0-3 K		0-0 1-3 1B	0-0 K		0-0 4-3			0-0 SF9	4 0 1 1 0 2 3												
Jim Lefebvre, S (1, 4) OBP: 0.397, SLG: 0.491	0-0 G3		0-3 K	0-0 G3					0-0 K	5 1 1 2 0 2 4												
John Kennedy, R (9, 5) OBP: 0.290, SLG: 0.333	1-2 2-3 3-H									0 0 0 0 0 0 0												
Al Ferrara, R (1, 7) OBP: 0.333, SLG: 0.400	0-0 2-H 3-H 1B		0-3 K	0-0 K		4-0 1B BB			0-3 K	3 0 1 2 1 2 1												
Dick Tracewski, R (1, 5) OBP: 0.444, SLG: 0.469	0-0 4-3			0-0 F9		0-0 P3			0-0 4-3	4 0 0 0 0 0 2												
Don Drysdale, R (1, 1) OBP: 0.333, SLG: 0.462			0-3 K	4-0 4-3 BB		0-0 F7			0-0 4-3	1 0 0 0 1 1 0												
Derrell Griffith, L (6, PH)										1 0 0 0 0 0 1												
Jim Brewer, L (6, 1)										1 0 0 0 0 0 0												
<b>Inning Stats</b>	R: 4 E: 0 K: 1 S: 7	H: 2 LOB: 1 BB: 2 P: 16	R: 0 E: 0 K: 2 S: 7	H: 1 LOB: 0 BB: 0 P: 7	R: 1 E: 0 K: 2 S: 8	H: 2 LOB: 1 BB: 1 P: 12	R: 0 E: 0 K: 0 S: 3	H: 0 LOB: 2 BB: 2 P: 11	R: 0 E: 0 K: 1 S: 5	H: 0 LOB: 0 BB: 0 P: 5	R: 0 E: 0 K: 0 S: 4	H: 1 LOB: 2 BB: 1 P: 8	R: 0 E: 0 K: 0 S: 3	H: 0 LOB: 0 BB: 0 P: 3	R: 1 E: 0 K: 1 S: 6	H: 1 LOB: 0 BB: 0 P: 6	R: 2 E: 0 K: 1 S: 6	H: 1 LOB: 1 BB: 2 P: 14	1B: 5 2B: 1 3B: 0 HR: 2	SF: 1 SAC: 1 DP: 0 HBP: 1	WP: 0 PB: 0 SB: 1 CS: 1	PA: 42
<b>PITCHER</b>	IP WLS BF H R ER SO BB IBB HBP BLK WP HR S P ERA WHIP																					
Joey Jay, R (1, 1) ERA: 4.2	8.0 L 38 7 8 8 7 8 0 1 0 0 2 43 76 9.00 1.875																					
Billy McCool, L (9, 1) ERA: 1.13	1.0 4 1 0 0 1 0 0 0 0 0 0 6 6 0.00 1.000																					

Los Angeles Dodgers @ Cincinnati Reds  
Crosley Field, Cincinnati, OH  
Tue May 04 1965, 7:05 PM EDT  
Att. 9,676 - Unknown

AB	31
R	8
H	8
RBI	8
BB	8
SO	8
LOB	17



WP: 0	PA: 42
-------	--------

Batter	1	2	3	4	5	6	7	8	9	AB	R	H	RBI	BB	SO	LOB
Pete Rose, S OBP: 0.379, SLG: 0.474 (1, 4)	0-0 G3		0-0 HR 1B		0-0 4-3		0-0 G3		0-0 F9	5	1	1	0	0	0	0
Tommy Harper, R OBP: 0.451, SLG: 0.470 (1, 7)	0-0 5-3		0-0 HR 1B		0-0 HR		0-0 6-3			4	2	2	1	0	0	0
Vada Pinson, L OBP: 0.321, SLG: 0.416 (1, 8)	1-0 HR HBP		0-0 HR		0-0 4-3		0-0 4-3			3	2	1	3	0	0	0
Gordy Coleman, L OBP: 0.431, SLG: 0.704 (1, 3)	0-0 HR		0-0 4-3		0-0 1B		0-0 6-3			3	1	2	2	0	0	0
Tony Perez, R OBP: 0.476, SLG: 0.895 (8, PH) (9, 3)	1-H HR		0-0 4-3		0-0 1B					1	0	0	0	0	0	0
Art Shamsky, L OBP: 0.538, SLG: 0.750 (1, 9)	0-0 1B		0-0 4-3		0-0 F9		0-0 1B			4	0	2	0	0	0	1
Deron Johnson, R OBP: 0.342, SLG: 0.524 (1, 5)	0-3 K		0-0 5-3		0-0 FC1-6 1B		0-0 F2			4	0	1	0	0	1	2
Johnny Edwards, L OBP: 0.306, SLG: 0.578 (1, 2)		0-3 K		0-0 4-3		0-0 FC1-6 1B		0-3 K		4	0	0	0	0	2	2
Leo Cardenas, R OBP: 0.321, SLG: 0.357 (1, 6)		0-0 P3		0-3 K		0-3 K		0-0 4-3		4	0	0	0	0	2	1
Joey Jay, S (1, 1)		0-0 4-3		0-3 K		0-0 4-3		0-0 L8		3	0	0	0	0	1	1
Billy McCool, R (9, 1)										0	0	0	0	0	0	0
Charlie James, R (9, PH)										1	0	0	0	0	0	0

Inning Stats	R: 2	H: 2	E: 0	K: 1	S: 7	H: 2	LOB: 1	BB: 0	P: 8	R: 0	H: 0	E: 0	K: 1	S: 5	R: 0	H: 0	E: 0	K: 2	S: 7	R: 1	H: 2	E: 0	K: 0	S: 5	R: 0	H: 1	E: 0	K: 1	S: 6	R: 0	H: 0	E: 0	K: 0	S: 3	R: 0	H: 1	E: 0	K: 1	S: 6	R: 0	H: 0	E: 0	K: 0	S: 3	R: 0	H: 0	E: 0	K: 0	S: 3	R: 0	H: 0	E: 0	K: 0	S: 3	1B: 6	SF: 0	2B: 0	3B: 0	HR: 3	WP: 0	PA: 37
--------------	------	------	------	------	------	------	--------	-------	------	------	------	------	------	------	------	------	------	------	------	------	------	------	------	------	------	------	------	------	------	------	------	------	------	------	------	------	------	------	------	------	------	------	------	------	------	------	------	------	------	------	------	------	------	------	-------	-------	-------	-------	-------	-------	--------

PITCHER	IP	WLS	BF	H	R	ER	SO	BB	IBB	HBP	BLK	WP	HR	S	P	ERA	WHIP
Don Drysdale, R ERA: 3.92 (1, 1)	5.0		23	7	6	6	4	0	0	1	0	0	3	30	31	10.80	1.400
Jim Brewer, L ERA: (6, 1)	4.0	W	14	2	0	0	2	0	0	0	0	0	0	18	18	0.00	0.500

**Los Angeles Dodgers @ Cincinnati Reds**  
 Crosley Field, Cincinnati, OH  
 Tue May 04 1965, 7:05 PM EDT  
 Att. 9,676 - Unknown

<b>AB</b>	<b>36</b>
<b>R</b>	<b>6</b>
<b>H</b>	<b>9</b>
<b>RBI</b>	<b>6</b>
<b>BB</b>	<b>0</b>
<b>SO</b>	<b>6</b>
<b>LOB</b>	<b>7</b>



**Los Angeles Dodgers @ Cincinnati Reds**  
 Crosley Field, Cincinnati, OH  
 Wed May 05 1965, 7:05 PM EDT  
 Att. 9,753 - Unknown

AB	34
R	4
H	8
RBI	4
BB	4
SO	13
LOB	14



AB	R	H	RBI	BB	SO	LOB
4	0	1	0	1	1	0
3	0	0	0	1	0	1
5	1	1	0	0	1	3
3	0	1	1	1	2	0
0	0	0	0	0	0	0
4	0	1	0	0	2	4
3	1	1	1	1	1	1
4	1	1	0	0	2	2
4	1	2	2	0	0	1
4	0	0	0	0	4	2

Batter	1	2	3	4	5	6	7	8	9
<b>Maury Wills, S</b> (1, 6) OBP: 0.378, SLG: 0.375	0-3 K		4-0 BB		0-0 S 1B		0-0 6-3		0-0 5-3
<b>Wes Parker, S</b> (1, 3) OBP: 0.383, SLG: 0.394	0-0 F4		0-0 L8		4-0 S BB		0-0 F6		1-0 G4-3 HBP
<b>Willie Davis, L</b> (1, 8) OBP: 0.319, SLG: 0.521	0-0 F7			0-0 G3	0-3 K		0-0 1B 2B		0-0 G4-3 1-2f
<b>Al Ferrara, R</b> (1, 7) <b>Lou Johnson, R</b> (9, 7)		0-3 K		0-3 K	4-0 BB		0-0 2-H 1B		
<b>Jim Lefebvre, S</b> (1, 4) OBP: 0.389, SLG: 0.475		0-0 1B		0-3 K	0-3 K		0-0 F8		
<b>Ron Fairly, L</b> (1, 9) OBP: 0.397, SLG: 0.508		0-0 F5			IHR	4-0 4-3 BB		0-3 K	
<b>John Roseboro, L</b> (1, 2) OBP: 0.262, SLG: 0.233		0-0 F9			HR 1B	0-3 K		0-3 K	
<b>Dick Tracewski, R</b> (1, 5) OBP: 0.450, SLG: 0.556			0-0 3-1		HR 1B	0-0 4-3		0-0 1B	
<b>Sandy Koufax, R</b> (1, 1) OBP: 0.067, SLG: 0.067			0-3 K		K	0-3 K		0-3 K	

Inning Stats																			
R: 0	H: 0	R: 0	H: 1	R: 0	H: 0	R: 3	H: 4	R: 0	H: 0	R: 1	H: 2	R: 0	H: 1	R: 0	H: 0	1B: 5	SF: 0	WP: 0	PA: 39
E: 0	LOB: 0	E: 0	LOB: 1	E: 0	LOB: 1	E: 0	LOB: 3	E: 0	LOB: 1	E: 0	LOB: 1	E: 0	LOB: 1	E: 0	LOB: 0	2B: 1	SAC: 0	PB: 0	
K: 1	BB: 0	K: 1	BB: 0	K: 1	BB: 1	K: 3	BB: 2	K: 0	BB: 1	K: 0	BB: 0	K: 3	BB: 0	K: 0	BB: 0	3B: 0	DP: 1	SB: 3	
S: 5	P: 5	S: 6	P: 6	S: 5	P: 9	S: 13	P: 21	S: 7	P: 11	S: 5	P: 5	S: 10	P: 10	S: 2	P: 3	HR: 2	HBP: 1	CS: 0	

PITCHER																				
IP	WLS	BF	H	R	ER	SO	BB	IBB	HBP	BLK	WP	HR	S	P	ERA	WHIP				
Jim O'Toole, L (1, 1) ERA: 5.0	4.1	L	19	5	3	3	6	1	0	0	0	1	30	34	6.23	1.385				
Jim Duffalo, R (5, 1) ERA: 4.5	1.2		8	0	0	0	4	3	0	0	0	0	13	25	0.00	1.800				
Joe Nuxhall, L (7, 1) ERA: 6.23	1.0		5	2	1	1	0	0	0	0	0	0	5	5	9.00	2.000				
Gerry Arrigo, L (8, 1) ERA: 3.38	2.0		7	1	0	0	3	0	0	1	0	0	12	13	0.00	0.500				

Batter	1	2	3	4	5	6	7	8	9	AB	R	H	RBI	BB	SO	LOB
Pete Rose, S (1, 4) OBP: 0.370, SLG: 0.458	F9		6-3			HBP 1B	L4-6		FC4-6	5	1	1	0	0	0	3
Tommy Harper, R (1, 7) OBP: 0.465, SLG: 0.500	2B			F8		HBP 1B		G5-3 E 1B		4	0	3	0	0	0	0
Vada Pinson, L (1, 8) OBP: 0.318, SLG: 0.407	F7			K		HBP 1B		E7 G5-3 1B		4	1	1	0	0	1	2
Frank Robinson, R (1, 9) OBP: 0.443, SLG: 0.581	F4			6-3		HBP		G5-3		3	0	0	1	0	0	3
Deron Johnson, R (1, 5) OBP: 0.338, SLG: 0.507		F3			F8	K		1B		4	0	1	1	0	1	3
Tony Perez, R (1, 3) OBP: 0.440, SLG: 0.783		F9			G3 1B	K		F8		4	0	1	0	0	1	4
Johnny Edwards, L (1, 2) OBP: 0.283, SLG: 0.531		F5			G3		4-3		K	4	0	0	0	0	1	1
Leo Cardenas, R (1, 6) OBP: 0.317, SLG: 0.342			K		K		L4-6 1B BB		K	3	0	0	0	1	3	1
Jim O'Toole, S (1, 1) Jim Duffalo, R (5, 1) Tommy Helms, R (6, PH) Joe Nuxhall, L (7, 1) Don Pavletich, R (7, PH) Giraldo Ruiz, S (7, PR) Gerry Arrigo, L (8, 1) Charlie James, R (9, PH)			4-3			K		1B	FC4-6 1B	1	0	0	0	0	0	0

Inning Stats	R: 0	H: 1	E: 0	LOB: 1	K: 0	BB: 0	S: 4	P: 4	R: 0	H: 0	E: 0	LOB: 0	K: 0	BB: 0	S: 3	P: 3	R: 0	H: 0	E: 0	LOB: 0	K: 1	BB: 0	S: 5	P: 5	R: 0	H: 0	E: 0	LOB: 0	K: 1	BB: 0	S: 5	P: 5	R: 0	H: 1	E: 0	LOB: 1	K: 1	BB: 0	S: 6	P: 6	R: 1	H: 3	E: 0	LOB: 3	K: 3	BB: 0	S: 12	P: 13	R: 0	H: 1	E: 0	LOB: 1	K: 0	BB: 1	S: 3	P: 7	R: 1	H: 2	E: 1	LOB: 1	K: 0	BB: 0	S: 5	P: 5	R: 0	H: 1	E: 0	LOB: 1	K: 2	BB: 0	S: 8	P: 8	1B: 8	SF: 0	2B: 2	SAC: 0	3B: 0	DP: 2	HR: 0	HBP: 1	WP: 0	PA: 37
Sandy Koufax, L (1, 1) ERA: 1.89	IP: 9.0	WLS: W	BF: 37	H: 9	R: 2	ER: 1	SO: 8	BB: 1	IBB: 0	HBP: 1	BLK: 0	WP: 0	HR: 0	S: 51	P: 56	ERA: 1.00	WHIP: 1.111																																																																	
PITCHER		IP	WLS	BF	H	R	ER	SO	BB	IBB	HBP	BLK	WP	HR	S	P	ERA	WHIP	PITCHER																																																															
Sandy Koufax, L (1, 1) ERA: 1.89		9.0	W	37	9	2	1	8	1	0	1	0	0	0	51	56	1.00	1.111																																																																

BOTTOM

Los Angeles Dodgers @ Cincinnati Reds  
Crosley Field, Cincinnati, OH  
Wed May 05 1965, 7:05 PM EDT  
Att. 9,753 - Unknown

AB	35
R	2
H	9
RBI	2
BB	1
SO	8
LOB	17



**Los Angeles Dodgers @ Cincinnati Reds**  
 Crosley Field, Cincinnati, OH  
 Thu May 06 1965, 7:05 PM EDT  
 Att. 7,821 - Unknown

AB	34
R	4
H	9
RBI	3
BB	2
SO	6
LOB	7



Batter	1	2	3	4	5	6	7	8	9	AB R H RBI BB SO LOB
Maury Wills, S (1, 6) OBP: 0.368, SLG: 0.355	0-3 K		0-0 F8	4-0 BB		0-0 L8			0-0 F9	4 0 0 0 1 1 0
Wes Parker, S (1, 3) OBP: 0.376, SLG: 0.413	0-0 WP 3B		0-0 1-3	0-0 F7						4 1 1 0 0 1 2
Willie Davis, L (1, 8) OBP: 0.329, SLG: 0.514	0-0 G3		4-0 1B BB		0-3 K			0-0 G6-3 1B		3 0 1 0 1 1 0
Ron Fairly, L (1, 9) OBP: 0.403, SLG: 0.556	0-0 4-3		0-0 1B		0-0 HR			0-0 G6-3		4 1 2 1 0 0 1
John Roseboro, L (1, 2) OBP: 0.246, SLG: 0.219		0-3 K	0-0 F8		0-0 3-1			0-0 4-3		4 0 0 0 0 1 2
Jim Lefebvre, S (1, 4) OBP: 0.395, SLG: 0.492		0-0 1B SF7 1B		0-0 P6		0-0 2B		0-0 1-3		4 1 2 0 0 0 0
Derrell Griffith, L (1, 7) OBP: 0.400, SLG: 1.000 Lou Johnson, R (8, 7)		0-0 1B		0-0 HR		0-0 F9		0-3 K2-3		4 1 2 1 0 1 1 0 0 0 0 0 0 0
Dick Tracewski, R (1, 5) OBP: 0.409, SLG: 0.513		0-0 SF7		0-0 F8		0-0 F8			0-0 P4	3 0 0 1 0 0 0
Johnny Podres, L (1, 1) OBP: 0.100, SLG: 0.100 Bob Miller, R (7, 1)		0-0 F7		0-0 BB 1B		0-0 F6			0-3 K	3 0 1 0 0 0 1 1 0 0 0 0 1 0

Inning Stats	R: 1	H: 1	E: 0	LOB: 0	K: 1	BB: 0	S: 6	P: 6	R: 1	H: 2	E: 0	LOB: 1	K: 1	BB: 0	S: 7	P: 7	R: 0	H: 1	E: 0	LOB: 2	K: 0	BB: 1	S: 4	P: 8	R: 1	H: 2	E: 0	LOB: 1	K: 1	BB: 0	S: 7	P: 7	R: 0	H: 0	E: 0	LOB: 0	K: 0	BB: 0	S: 3	P: 3	R: 0	H: 1	E: 0	LOB: 0	K: 1	BB: 0	S: 5	P: 5	R: 0	H: 0	E: 0	LOB: 0	K: 1	BB: 0	S: 5	P: 5	R: 0	H: 0	E: 0	LOB: 0	K: 1	BB: 0	S: 5	P: 5	R: 0	H: 0	E: 0	LOB: 0	K: 1	BB: 0	S: 5	P: 5	1B: 5	SF: 1	2B: 1	SAC: 0	3B: 1	DP: 1	HR: 2	HBP: 0	WP: 1	PA: 37
--------------	------	------	------	--------	------	-------	------	------	------	------	------	--------	------	-------	------	------	------	------	------	--------	------	-------	------	------	------	------	------	--------	------	-------	------	------	------	------	------	--------	------	-------	------	------	------	------	------	--------	------	-------	------	------	------	------	------	--------	------	-------	------	------	------	------	------	--------	------	-------	------	------	------	------	------	--------	------	-------	------	------	-------	-------	-------	--------	-------	-------	-------	--------	-------	--------

PITCHER	IP	WLS	BF	H	R	ER	SO	BB	IBB	HBP	BLK	WP	HR	S	P	ERA	WHIP
John Tsitouris, R (1, 1) ERA: 3.76	3.2	L	19	6	3	3	2	2	0	0	0	1	1	21	29	7.36	2.182
Joe Nuxhall, L (4, 1) ERA: 5.73	2.1		9	2	1	1	1	0	0	0	0	0	1	11	11	3.86	0.857
Roger Craig, R (7, 1) ERA: 2.57	2.0		6	1	0	0	2	0	0	0	0	0	0	10	10	0.00	0.500
Billy McCool, L (9, 1) ERA: 1.0	1.0		3	0	0	0	1	0	0	0	0	0	0	5	5	0.00	0.000

PITCHER	IP	WLS	BF	H	R	ER	SO	BB	IBB	HBP	BLK	WP	HR	S	P	ERA	WHIP
---------	----	-----	----	---	---	----	----	----	-----	-----	-----	----	----	---	---	-----	------





Batter	1	2	3	4	5	6	7	8	9	AB	R	H	RBI	BB	SO	LOB	TOP										
<b>Maury Wills, S</b> (1, 6) OBP: 0.370, SLG: 0.350	0-0 L4		0-0 6-3		0-0 1-2 3-H 1B		4-0 G3 SH3-4 BB		0-0 G3	4	0	1	1	1	0	0	<p>Los Angeles Dodgers @ San Francisco Giants Candlestick Park, San Francisco, CA</p> <p>Fri May 07 1965, 10:05 PM EDT Att. 33,977 - Unknown</p> <hr/> <p>livebaseballscorecards.com</p> <p><b>AB</b> 33 <b>R</b> 4 <b>H</b> 8 <b>RBI</b> 4 <b>BB</b> 4 <b>SO</b> 7 <b>LOB</b> 20</p>										
<b>Wes Parker, S</b> (1, 3) OBP: 0.360, SLG: 0.392	0-3 K			0-0 4-3	0-3 K		0-0 SH3-4		0-0 F8	4	0	0	0	0	2	2											
<b>Willie Davis, L</b> (1, 8) OBP: 0.309, SLG: 0.481	0-3 K			0-0 L9	0-0 G3		0-0 G3		0-0 4-3	5	0	0	0	0	1	3											
<b>Ron Fairly, L</b> (1, 9) OBP: 0.395, SLG: 0.537		0-3 K		0-0 G3		0-0 1B BLK 1B		0-3 K		4	0	1	0	0	2	1											
<b>John Roseboro, L</b> (1, 2) OBP: 0.288, SLG: 0.254 <b>Willie Crawford, L</b> (8, PR) <b>Jeff Torborg, R</b> (8, 2) OBP: 0.462, SLG: 0.417						0-0 WP E 1B		0-0 BB 1-3 1B		0-0 SH2-4 1B	3	1	3	0	1	0		0									
<b>Jim Lefebvre, S</b> (1, 4) OBP: 0.392, SLG: 0.477						0-0 E 1-2 1B BB		0-0 F9		0-0 SH2-4 1-2	2	1	0	0	1	0		3									
<b>Derrell Griffith, L</b> (1, 7) OBP: 0.375, SLG: 0.750 <b>Lou Johnson, R</b> (8, PH) (8, 7)						0-0 E9 1B 1-3 2-H 1B		0-3 K		0-0 F2	3	1	1	1	0	1		3									
<b>Dick Tracewski, R</b> (1, 5) OBP: 0.417, SLG: 0.500						0-0 5-3		4-0 BB 1-2		0-0 2-H 1B	3	0	1	1	1	0		2									
<b>Claude Osteen, L</b> (1, 1) OBP: 0.176, SLG: 0.176						0-0 2-3 3-H 1B		0-0 F5		0-3 K	4	0	1	1	0	1		4									
<b>Inning Stats</b>	R: 0 E: 0 K: 2 S: 7	H: 0 LOB: 0 BB: 0 P: 7	R: 0 E: 0 K: 1 S: 5	H: 0 LOB: 1 BB: 1 P: 9	R: 0 E: 0 K: 0 S: 3	H: 0 LOB: 0 BB: 0 P: 3	R: 0 E: 0 K: 0 S: 3	H: 0 LOB: 0 BB: 0 P: 3	R: 3 E: 1 K: 1 S: 9	H: 4 LOB: 2 BB: 1 P: 13	R: 0 E: 0 K: 1 S: 7	H: 2 LOB: 3 BB: 1 P: 11	R: 0 E: 0 K: 1 S: 5	H: 0 LOB: 1 BB: 1 P: 9	R: 1 E: 0 K: 1 S: 7	H: 2 LOB: 1 BB: 0 P: 7	R: 0 E: 0 K: 0 S: 3	H: 0 LOB: 0 BB: 0 P: 3	1B: 8 2B: 0 3B: 0 HR: 0	SF: 0 SAC: 2 DP: 0 HBP: 0	WP: 1 PB: 0 SB: 0 CS: 0	PA: 39					
<b>PITCHER</b>	IP	WLS	BF	H	R	ER	SO	BB	IBB	HBP	BLK	WP	HR	S	P	ERA	WHIP										
<b>Jack Sanford, R</b> (1, 1) ERA: 3.79	5.0		23	6	3	3	4	2	0	0	1	1	0	29	37	5.40	1.600										
<b>Bobby Bolin, R</b> (6, 1) ERA: 3.57	2.0		8	0	0	0	2	2	0	0	0	0	0	10	18	0.00	1.000										
<b>Bill Henry, L</b> (8, 1) ERA: 1.13	2.0	L	8	2	1	1	1	0	0	0	0	0	0	10	10	4.50	1.000										

Batter	1	2	3	4	5	6	7	8	9	AB R H RBI BB SO LOB
Harvey Kuenn, R (1, 7) OBP: 0.373, SLG: 0.220	0-0 1-3 		0-0 1B 		0-0 FC6-4 		0-0 1-3 			4 0 1 0 0 0 2
Jesus Alou, R (1, 9) OBP: 0.358, SLG: 0.479	0-0 G3 		0-0 F7 			0-0 4-3 		0-0 F7 		4 0 0 0 0 0 1
Willie McCovey, L (1, 3) OBP: 0.414, SLG: 0.573	0-0 6-3 			0-0 F3 		0-0 F2 		0-0 4-3 		4 0 0 0 0 0 0
Willie Mays, R (1, 8) OBP: 0.396, SLG: 0.767		0-0 HR 		0-0 HR 		4-0 BB 		0-0 F7 		3 2 2 2 1 0 0
Jim Ray Hart, R (1, 5) OBP: 0.338, SLG: 0.447		0-0 6-3 		0-0 F8 		0-3 K 			0-0 5-3 	4 0 0 0 0 1 1
Jim Davenport, R (1, 6) OBP: 0.371, SLG: 0.469		0-0 4-3 		0-0 F3 			0-0 SH5-4 1B 2B 		0-0 6-3 	4 1 1 0 0 0 0
Hal Lanier, R (1, 4) OBP: 0.185, SLG: 0.208		0-0 F4 			0-0 F9 		0-0 SH5-4 		0-0 1B 	3 0 1 0 0 0 0
Tom Haller, L (1, 2) OBP: 0.286, SLG: 0.167			0-3 K 		0-0 F7 		0-0 1B 		0-0 4-3 	2 0 0 0 0 1 0
Cap Peterson, R (7, PH) OBP: 0.429, SLG: 0.714							0-3 3-H 1B 			1 0 1 1 0 0 0
Ed Bailey, L (8, 2) OBP: 0.231, SLG: 0.095										1 0 0 0 0 0 1
Jack Sanford, R (1, 1) OBP: 0.308, SLG: 0.182			0-0 1-6-3 		4-0 FC6-4 BB 					1 0 0 0 0 1 0 0
Bobby Bolin, R (6, 1)										0 0 0 0 0 0 0
Jack Hiatt, R (7, PH) OBP: 0.400, SLG: 0.500										1 0 0 0 0 1 1
Bill Henry, L (8, 1)										0 0 0 0 0 0 0

Inning Stats	R: 0	H: 0	E: 0	K: 0	S: 3	R: 1	H: 1	E: 0	K: 0	S: 4	R: 0	H: 1	E: 0	K: 1	S: 6	R: 1	H: 1	E: 0	K: 0	S: 4	R: 0	H: 0	E: 0	K: 0	S: 3	R: 0	H: 0	E: 0	K: 1	S: 5	R: 1	H: 2	E: 0	K: 1	S: 7	R: 0	H: 0	E: 0	K: 0	S: 3	R: 0	H: 1	E: 0	K: 0	S: 4	1B: 3	2B: 1	3B: 0	HR: 2	SF: 0	SAC: 1	DP: 0	HBP: 0	WP: 0	PA: 35
PITCHER Claude Osteen, L (1, 1) ERA: 1.9	IP	WLS	BF	H	R	ER	SO	BB	IBB	HBP	BLK	WP	HR	S	P	ERA	WHIP																			IP	WLS	BF	H	R	ER	SO	BB	IBB	HBP	BLK	WP	HR	S	P	ERA	WHIP			

**BOTTOM**

Los Angeles Dodgers @ San Francisco Giants  
Candlestick Park, San Francisco, CA  
Fri May 07 1965, 10:05 PM EDT  
Att. 33,977 - Unknown

livebaseballscorecards.com

AB	32
R	3
H	6
RBI	3
BB	2
SO	3
LOB	6



Batter	1	2	3	4	5	6	7	8	9	AB R H RBI BB SO LOB	TOP									
Maury Wills, S (1, 6) OBP: 0.385, SLG: 0.369 John Kennedy, R (9, 6) OBP: 0.290, SLG: 0.333	0-0 S E 1B	0-0 4-3		0-0 S 1B			0-0 SH 2B		0-0 E S HR 1B	4 3 3 1 0 0 0 0 0 0 0 0 0 0										
Wes Parker, S (1, 3) OBP: 0.372, SLG: 0.440	0-0 E3 1B WP 1B			0-3 3-H K 1-2			0-3 K		0-0 HR	5 2 3 2 0 2 3										
Willie Davis, L (1, 8) OBP: 0.314, SLG: 0.488	0-0 WP G3 1B 2-3	0-0 F7					0-0 F8		0-0 3-1	5 1 2 2 0 0 1										
Ron Fairly, L (1, 9) OBP: 0.372, SLG: 0.500	0-0 F2			0-0 1-3			0-3 K		0-0 F8	5 0 0 0 0 1 3										
John Roseboro, L (1, 2) OBP: 0.276, SLG: 0.243 Jeff Torborg, R (7, PH) OBP: 0.467, SLG: 0.643	0-0 G3 1-2			0-0 4-3			0-0 3-4-1		0-0 F8 HR	3 0 0 0 0 0 2 2 1 1 1 0 0 1										
Jim Lefebvre, S (1, 4) OBP: 0.393, SLG: 0.471	0-0 1B 2-H 3-H 1B			0-3 K			0-0 4-3		0-0 F7 1B	5 0 2 1 0 1 0										
Derrell Griffith, L (1, 7) OBP: 0.364, SLG: 0.636 Lou Johnson, R (8, PH) (8, 7)	0-0 FC6-4 1-3 1B			0-0 F5			0-0 1-3		0-0 F7 F9	3 0 1 0 0 0 0 2 0 0 0 0 0 1										
Dick Tracewski, R (1, 5) OBP: 0.404, SLG: 0.467	0-0 FC6-4 1-2f			0-0 F9			0-3 K		4-0 BB	3 0 0 0 1 1 2										
Don Drysdale, R (1, 1) OBP: 0.368, SLG: 0.588				0-0 K 1B 3B			0-0 SH 2B 1B		0-0 F8	4 2 2 0 0 1 1										
<b>Inning Stats</b>	R: 3 E: 1 K: 0 S: 8	H: 5 LOB: 2 BB: 0 P: 8	R: 0 E: 0 K: 1 S: 6	H: 1 LOB: 1 BB: 0 P: 6	R: 0 E: 0 K: 1 S: 5	H: 0 LOB: 0 BB: 0 P: 5	R: 1 E: 0 K: 1 S: 7	H: 2 LOB: 1 BB: 0 P: 7	R: 0 E: 0 K: 1 S: 5	H: 0 LOB: 0 BB: 0 P: 5	R: 2 E: 1 K: 1 S: 8	H: 2 LOB: 1 BB: 0 P: 8	R: 0 E: 0 K: 0 S: 3	H: 0 LOB: 1 BB: 1 P: 7	R: 3 E: 0 K: 0 S: 7	H: 4 LOB: 1 BB: 0 P: 7	1B: 10 2B: 1 3B: 1 HR: 2	SF: 0 SAC: 1 DP: 0 HBP: 0	WP: 1 PB: 0 SB: 3 CS: 0	PA: 43
<b>PITCHER</b>	IP WLS BF H R ER SO BB IBB HBP BLK WP HR S P ERA WHIP																			
Ron Herbel, R (1, 1) ERA: 3.47	0.2 L 7 5 3 3 0 0 0 0 0 0 1 0 7 7 40.50 7.500																			
Bob Shaw, R (1, 1) ERA: 1.23	5.1 19 3 1 1 5 0 0 0 0 0 0 0 29 29 1.69 0.562																			
Bob Hendley, L (7, 1) ERA: 12.0	2.2 16 6 5 4 1 1 0 0 0 0 2 17 21 13.50 2.625																			
Bob Priddy, R (9, 1) ERA:	0.1 1 0 0 0 0 0 0 0 0 0 0 0 1 1 0.00 0.000																			


Los Angeles Dodgers @ San Francisco Giants  
Candlestick Park, San Francisco, CA  
Sat May 08 1965, 6:33 AM EDT  
Att: 37,548 - Unknown

livebaseballscorecards.com

AB 41  
R 9  
H 14  
RBI 7  
BB 1  
SO 6  
LOB 14



Batter	1	2	3	4	5	6	7	8	9	AB	R	H	RBI	BB	SO	LOB	BOTTOM
--------	---	---	---	---	---	---	---	---	---	----	---	---	-----	----	----	-----	--------

Matty Alou, L OBP: 0.339, SLG: 0.397 (1, 7)	0-0 F4			0-0 F8		0-0 FC6-4 1B			0-0 F3	4	0	0	0	0	0	1	<b>Los Angeles Dodgers @ San Francisco Giants</b> <b>Candlestick Park, San Francisco, CA</b> Sat May 08 1965, 6:33 AM EDT Att. 37,548 - Unknown  <a href="http://livebaseballscorecards.com">livebaseballscorecards.com</a> <b>AB 30</b> <b>R 0</b> <b>H 3</b> <b>RBI 0</b> <b>BB 0</b> <b>SO 7</b> <b>LOB 5</b> 
--	-----------	--	--	-----------	--	--------------------	--	--	-----------	---	---	---	---	---	---	---	---

Jesus Alou, R OBP: 0.354, SLG: 0.469 (1, 9)	0-0 F2			0-3 K		0-0 1-3 1B			0-0 6-3	4	0	1	0	0	1	0
--	-----------	--	--	----------	--	------------------	--	--	------------	---	---	---	---	---	---	---

Willie Mays, R OBP: 0.394, SLG: 0.763 (1, 8)	0-0 4-3			0-0 2B		0-0 1-3			0-0 F5	3	0	1	0	0	0	2
Bob Hendley, R (7, 1)										0	0	0	0	0	0	0
Bob Priddy, R (9, 1)										0	0	0	0	0	0	0
Bob Schroder, L (9, PH)										1	0	0	0	0	0	0

Jim Ray Hart, R OBP: 0.325, SLG: 0.430 (1, 5)		0-0 6-3		0-3 K		0-3 K			0-3 K	3	0	0	0	0	2	1
--	--	------------	--	----------	--	----------	--	--	----------	---	---	---	---	---	---	---

Ed Bailey, L OBP: 0.207, SLG: 0.083 (1, 3)		0-0 F8		0-0 4-3		0-3 K			0-3 K	3	0	0	0	0	1	0
---	--	-----------	--	------------	--	----------	--	--	----------	---	---	---	---	---	---	---

Tom Haller, L OBP: 0.269, SLG: 0.156 (1, 2)		0-0 F8		0-0 F7		0-0 G3			0-0 G3	3	0	0	0	0	0	0
--	--	-----------	--	-----------	--	-----------	--	--	-----------	---	---	---	---	---	---	---

Jim Davenport, R OBP: 0.342, SLG: 0.429 (1, 6)			0-3 K		0-3 K				0-0 4-3	3	0	0	0	0	2	0
---	--	--	----------	--	----------	--	--	--	------------	---	---	---	---	---	---	---

Hal Lanier, R OBP: 0.190, SLG: 0.213 (1, 4)			0-0 F7		0-0 FC4-6 1B				0-0 F9	3	0	1	0	0	0	0
--	--	--	-----------	--	--------------------	--	--	--	-----------	---	---	---	---	---	---	---

Ron Herbel, R (1, 1)			0-0 4-3		0-0 FC4-6 1-2f				0-3 K	0	0	0	0	0	0	0
Bob Shaw, R (1, 1)										1	0	0	0	0	0	0
Chuck Hiller, L (6, PH)										1	0	0	0	0	0	1
Ken Henderson, S (7, 8)										1	0	0	0	0	1	0

<b>Inning Stats</b>	R: 0 E: 0 K: 0 S: 3	H: 0 LOB: 0 BB: 0 P: 3	R: 0 E: 0 K: 0 S: 3	H: 0 LOB: 0 BB: 0 P: 3	R: 0 E: 0 K: 1 S: 5	H: 0 LOB: 0 BB: 0 P: 5	R: 0 E: 0 K: 2 S: 8	H: 1 LOB: 1 BB: 0 P: 8	R: 0 E: 0 K: 1 S: 5	H: 0 LOB: 0 BB: 0 P: 5	R: 0 E: 0 K: 2 S: 5	H: 2 LOB: 2 BB: 0 P: 5	R: 0 E: 0 K: 2 S: 7	H: 0 LOB: 0 BB: 0 P: 7	R: 0 E: 0 K: 1 S: 5	H: 0 LOB: 0 BB: 0 P: 5	R: 0 E: 0 K: 0 S: 3	H: 0 LOB: 0 BB: 0 P: 3	1B: 2 2B: 1 3B: 0 HR: 0	SF: 0 SAC: 0 DP: 0 HBP: 0	WP: 0 PB: 0 SB: 0 CS: 0	PA: 30
---------------------	------------------------------	---------------------------------	------------------------------	---------------------------------	------------------------------	---------------------------------	------------------------------	---------------------------------	------------------------------	---------------------------------	------------------------------	---------------------------------	------------------------------	---------------------------------	------------------------------	---------------------------------	------------------------------	---------------------------------	----------------------------------	------------------------------------	----------------------------------	--------

<b>PITCHER</b> Don Drysdale, R (1, 1) ERA: 3.22	IP 9.0	WLS W	BF 30	H 3	R 0	ER 0	SO 7	BB 0	IBB 0	HBP 0	BLK 0	WP 0	HR 0	S 44	P 44	ERA 0.00	WHIP 0.333												
<b>PITCHER</b>	IP	WLS	BF	H	R	ER	SO	BB	IBB	HBP	BLK	WP	HR	S	P	ERA	WHIP												

Batter	1	2	3	4	5	6	7	8	9	AB R H RBI BB SO LOB	TOP					
Maury Wills, S OBP: 0.366, SLG: 0.348 (1, 6) X	0-0 P6		0-0 4-3		0-0 4-3		0-0 F8		0-3 K	5 0 0 0 0 1 2						
Wes Parker, S OBP: 0.384, SLG: 0.449 (1, 3) X	0-0 4-3 1B		0-0 4-3			0-0 HR 1B		0-0 1B 1B	0-0 F9	5 2 3 0 0 0 2						
Willie Davis, L OBP: 0.311, SLG: 0.511 (1, 8) X	0-0 4-3 1-2			0-3 K		0-0 HR 1-1		0-3 K		4 1 1 2 0 2 2						
Ron Fairly, L OBP: 0.367, SLG: 0.487 (1, 9) X	0-0 4-3			0-3 K		0-0 F9		0-0 HBP 1B 1B		4 0 1 0 0 1 1						
John Roseboro, L OBP: 0.300, SLG: 0.274 (1, 2) X		0-0 F5		0-0 HBP 1B		0-0 3-1 2B		1-0 1B HBP		3 0 2 0 0 0 0						
Jim Lefebvre, S OBP: 0.386, SLG: 0.452 (1, 4) SSS		0-3 K		1-0 HBP		0-0 3-1 2-3		0-3 K		3 0 0 0 0 2 4						
Derrell Griffith, L OBP: 0.286, SLG: 0.500 (1, 7) SSS		0-3 K		0-0 F5		0-0 L4		0-0 1B 1-2 2-H 3-H		3 0 0 0 0 1 3						
Lou Johnson, R (8, PH)										0 0 0 0 0 0 0						
Wally Moon, L (8, PH)										1 0 1 1 0 0 0						
Dick Tracewski, R OBP: 0.411, SLG: 0.447 (1, 5) H			1-0 4-3 WP HBP		0-3 K		0-0 L7		4-0 BB	2 0 0 0 1 1 0						
Sandy Koufax, R OBP: 0.056, SLG: 0.056 (1, 1) SSS			0-3 K		0-3 K		0-3 K		0-3 K	3 0 0 0 0 3 1						
Bob Miller, R (8, 1) SSS										0 0 0 0 0 0 0						
Jim Brewer, L (8, 1) SSS										0 0 0 0 0 0 0						
Willie Crawford, L (9, PH) SSS			1-2 K							1 0 0 0 0 1 1						
<b>Inning Stats</b>	R: 0 H: 1 E: 0 LOB: 1 K: 0 BB: 0 S: 4 P: 4	R: 0 H: 0 E: 0 LOB: 0 K: 2 BB: 0 P: 7	R: 0 H: 0 E: 0 LOB: 1 K: 1 BB: 0 P: 6	R: 0 H: 1 E: 0 LOB: 2 K: 2 BB: 0 P: 9	R: 0 H: 0 E: 0 LOB: 0 K: 2 BB: 0 P: 7	R: 2 H: 3 E: 0 LOB: 1 K: 0 BB: 0 S: 6 P: 6	R: 0 H: 0 E: 0 LOB: 0 K: 1 BB: 0 P: 5	R: 1 H: 3 E: 0 LOB: 2 K: 2 BB: 0 P: 10	R: 0 H: 0 E: 0 LOB: 1 K: 2 BB: 1 P: 11	1B: 6 SF: 0 2B: 1 SAC: 0 3B: 0 DP: 0 HR: 1 HBP: 3	WP: 1 PA: 38 PB: 0 SB: 0 CS: 0					
<b>PITCHER</b>	IP WLS BF H R ER SO BB IBB HBP BLK WP HR S P ERA WHIP															
Gaylord Perry, R (1, 1) ERA: 5.49	7.1	31	7	3	3	9	0	0	2	0	1	1	47	49	3.68	0.955
Masanori Murakami, L (8, 1) ERA:	0.1	2	0	0	0	1	0	0	1	0	0	0	3	4	0.00	0.000
Juan Marichal, R (8, 1) ERA: 0.86	1.1	W 5	1	0	0	2	1	0	0	0	0	0	8	12	0.00	1.500

Los Angeles Dodgers @ San Francisco Giants  
 Candlestick Park, San Francisco, CA  
 Sun May 09 1965, 6:33 AM EDT  
 Att: 40,596 - Unknown

livebaseballscorecards.com

AB 34  
 R 3  
 H 8  
 RBI 3  
 BB 1  
 SO 12  
 LOB 16



Batter	1	2	3	4	5	6	7	8	9
Harvey Kuenn, R (1, 3) OBP: 0.375, SLG: 0.222	0-0 F8		0-0 FC1-6		4-0 BB		0-0 F2	0-0 1B	
Matty Alou, L (1, 7) Cap Peterson, R (7, PH) Willie McCovey, L (8, PH) Ken Henderson, S (9, 7)	0-3 K		0-3 K		0-0 G4-6-3		0-0 F7	0-3 K	
Willie Mays, R (1, 8) OBP: 0.388, SLG: 0.740	0-3 K		0-0 6-3			0-0 F8		4-0 1B BB	
Jim Ray Hart, R (1, 5) OBP: 0.345, SLG: 0.470		0-3 K		0-0 HR		0-0 2B		0-0 1B 1B SF8 1B	
Jesus Alou, R (1, 9) OBP: 0.369, SLG: 0.510		0-0 1B		0-0 HR		0-0 F8		0-0 SF8 1B SH2-3 1B	
Jim Davenport, R (1, 6) OBP: 0.357, SLG: 0.421		4-0 BB		0-3 K		0-0 F8		0-0 SH2-3 1B 1B	
Jack Hiatt, R (1, 2) Ed Bailey, L (8, PH)		0-3 K		0-0 5-3			0-3 K	0-0 SF8	
Hal Lanier, R (1, 4) OBP: 0.184, SLG: 0.205		0-3 K		0-3 K			0-3 K SH	0-0 SH2-3	
Gaylord Perry, R (1, 1) Masanori Murakami, L (8, 1) Juan Marichal, R (8, 1) OBP: 0.150, SLG: 0.158			4-0 FC1-6 BB		0-3 K		0-0 SH	0-0 1B 1B	

Inning Stats	R: 0 E: 0 K: 2 S: 7	H: 0 LOB: 0 BB: 0 P: 7	R: 0 E: 1 K: 3 S: 10	H: 1 LOB: 2 BB: 1 P: 14	R: 0 E: 0 K: 1 S: 5	H: 0 LOB: 1 BB: 1 P: 9	R: 2 E: 0 K: 2 S: 9	H: 2 LOB: 0 BB: 0 P: 9	R: 0 E: 0 K: 1 S: 4	H: 0 LOB: 0 BB: 1 P: 8	R: 0 E: 0 K: 2 S: 4	H: 1 LOB: 1 BB: 0 P: 4	R: 0 E: 0 K: 2 S: 9	H: 0 LOB: 2 BB: 0 P: 9	R: 4 E: 0 K: 1 S: 10	H: 5 LOB: 2 BB: 1 P: 14
--------------	------------------------------	---------------------------------	-------------------------------	----------------------------------	------------------------------	---------------------------------	------------------------------	---------------------------------	------------------------------	---------------------------------	------------------------------	---------------------------------	------------------------------	---------------------------------	-------------------------------	----------------------------------

PITCHER	IP	WLS	BF	H	R	ER	SO	BB	IBB	HBP	BLK	WP	HR	S	P	ERA	WHIP
Sandy Koufax, L (1, 1) ERA: 2.6	7.0	L	32	6	5	5	11	4	0	0	0	1	1	50	66	6.43	1.429
Bob Miller, R (8, 1) ERA: 3.78	0.2		5	3	1	1	0	0	0	0	0	0	0	5	5	13.50	4.500
Jim Brewer, L (8, 1) ERA:	0.1		1	0	0	0	1	0	0	0	0	0	0	3	3	0.00	0.000

**BOTTOM**

Los Angeles Dodgers @ San Francisco Giants  
Candlestick Park, San Francisco, CA

Sun May 09 1965, 6:33 AM EDT  
Att. 40,596 - Unknown


AB	R	H	RBI	BB	SO	LOB
4	0	1	0	1	0	3
3	0	0	0	0	2	2
1	0	0	0	0	0	2
1	0	0	0	0	1	2
0	0	0	0	0	0	0
3	1	0	0	1	1	1
4	2	3	0	0	1	0
4	2	3	3	0	0	1
3	1	1	0	1	1	1
3	0	0	0	0	2	2
0	0	0	1	0	0	0
3	0	0	1	0	3	2
1	0	0	0	1	1	0
0	0	0	0	0	0	0
1	0	1	1	0	0	0

AB	31
R	6
H	9
RBI	6
BB	4
SO	12
LOB	16

livebaseballscorecards.com

WP	PA
1	38
PB	0
SB	1
CS	0



Batter	1	2	3	4	5	6	7	8	9	10	AB R H RBI BB SO LOB	TOP															
Bob Lillis, R (1, 6) OBP: 0.304, SLG: 0.293	0-0 L6		0-0 F7		0-0 L4					0-0 ES	5 0 2 0 0 0 1																
Joe Morgan, L (1, 4) OBP: 0.365, SLG: 0.411	0-3 K		4-0 BB		4-0 FC5-4			0-0 2B		0-0 F7	3 1 1 0 2 1 1																
Jimmy Wynn, R (1, 8) OBP: 0.419, SLG: 0.505	0-3 K		0-0 F8		0-0 FC5-4			0-0 5-3		0-3 K	5 0 0 0 0 2 5																
Walt Bond, L (1, 3) OBP: 0.299, SLG: 0.300		0-0 F3	0-0 L9			0-0 P4		0-0 F8		0-0 6-3	5 0 0 0 0 0 4																
Bob Aspromonte, R (1, 5) OBP: 0.372, SLG: 0.460		0-0 BB		0-0 F9		0-0 F8		0-0 1B			4 1 2 1 0 0 0																
Jim Beauchamp, R (1, 7) OBP: 0.318, SLG: 0.256		0-0 F4		4-0 BB		0-3 K		0-0 CS			3 0 1 1 1 1 1																
Rusty Staub, L (1, 9) OBP: 0.337, SLG: 0.418		4-0 BB		0-3 K			0-0 G5-4-3	0-0 CS	0-0 F9		3 0 1 0 1 1 1	AB 35 R 2 H 7 RBI 2 BB 5 SO 8 LOB 17															
John Bateman, R (1, 2) OBP: 0.284, SLG: 0.485		0-3 K		0-0 P4			0-0 G5-4-3		0-3 K		4 0 0 0 0 2 4																
Danny Coombs, R (1, 1) Ken MacKenzie, R (2, 1) Joe Gaines, R (7, PH) Hal Woodeshick, R (7, 1) OBP: 0.200, SLG: 0.200			0-3 K		0-0 6-3		4-0 BB		0-0 F3		0 0 0 0 0 0 0 2 0 0 0 0 1 0 0 0 0 0 1 0 0 1 0 0 0 0 0 0																
<b>Inning Stats</b>	R: 0 E: 0 K: 2 S: 7	H: 0 LOB: 0 BB: 0 P: 7	R: 0 E: 0 K: 1 S: 6	H: 1 LOB: 2 BB: 1 P: 10	R: 0 E: 0 K: 1 S: 6	H: 1 LOB: 2 BB: 1 P: 10	R: 0 E: 0 K: 1 S: 5	H: 0 LOB: 1 BB: 1 P: 9	R: 0 E: 0 K: 0 S: 3	H: 0 LOB: 0 BB: 0 P: 5	R: 0 E: 0 K: 1 S: 5	H: 1 LOB: 1 BB: 1 P: 7	R: 2 E: 0 K: 0 S: 5	H: 3 LOB: 0 BB: 0 P: 5	R: 0 E: 0 K: 1 S: 5	H: 0 LOB: 0 BB: 0 P: 5	R: 0 E: 0 K: 1 S: 6	H: 1 LOB: 1 BB: 0 P: 6	1B: 4 2B: 3 3B: 0 HR: 0	SF: 0 SAC: 0 DP: 1 HBP: 0	WP: 0 PB: 0 SB: 1 CS: 1	PA: 41					
<b>PITCHER</b>	IP WLS BF H R ER SO BB IBB HBP BLK WP HR S P ERA WHIP																										
Johnny Podres, L (1, 1) ERA: 1.7	9.0																										
Bob Miller, R (10, 1) ERA: 3.57	1.0	W 4	H 1	R 0	ER 0	SO 1	BB 0	IBB 0	HBP 0	BLK 0	WP 0	HR 0	S 6	P 6	0.00	1.000											

Houston Astros @ Los Angeles Dodgers  
Dodger Stadium, Los Angeles, CA

Mon May 10 1965, 7:05 PM PDT  
Att. 22,535 - Unknown

livebaseballscorecards.com



Batter	1	2	3	4	5	6	7	8	9	10	AB R H RBI BB SO LOB
Dick Tracewski, R OBP: 0.410, SLG: 0.431 (1, 6)	F3	BB BB		1B		5-3			1-3		4 0 1 0 1 0 1
Wes Parker, S OBP: 0.375, SLG: 0.430 (1, 3)	6-3	BB BB		5-3			6-3		F8		4 0 0 1 1 0 1
Willie Davis, L OBP: 0.305, SLG: 0.489 (1, 8)	HBP	F7			K		3-1		K		4 0 0 0 0 2 3
Lou Johnson, R OBP: 0.125, SLG: 0.125 (1, 7)	P4			K		L4		F9	E S 1B		5 1 1 0 0 1 1
Jim Lefebvre, S OBP: 0.409, SLG: 0.461 (1, 4)		BB 1B 4-3 1B		BB		1B		1-3	BB 1B BB		3 1 2 0 2 0 0
Ron Fairly, L OBP: 0.368, SLG: 0.481 (1, 9)		BB 1B 4-3 1B		F7		G3		K	1-3 BB		5 1 2 1 0 1 2
Jeff Torborg, R OBP: 0.421, SLG: 0.529 (1, 2)		BB BB 1-2 2-3 BB 4-3 BB		6-3		L4		K			3 0 0 0 1 1 1
John Kennedy, R OBP: 0.257, SLG: 0.290 (1, 5)		K		K		K			L4		4 0 0 0 0 3 3
Johnny Podres, L OBP: 0.154, SLG: 0.154 (1, 1)		4-3		4-3					4-3		3 0 1 1 0 0 2
Maury Wills, S OBP: 0.363, SLG: 0.344 (9, PH)											1 0 0 0 0 0 0
Bob Miller, R (10, 1)											0 0 0 0 0 0 0

Inning Stats	R: 0	H: 0	E: 0	K: 0	S: 3	H: 0	LOB: 1	BB: 0	P: 4	R: 2	H: 2	E: 0	K: 1	S: 7	R: 0	H: 0	E: 0	K: 1	S: 5	R: 0	H: 1	E: 0	K: 1	S: 6	R: 0	H: 1	E: 0	K: 1	S: 6	R: 0	H: 0	E: 0	K: 0	S: 3	R: 0	H: 0	E: 0	K: 2	S: 7	R: 0	H: 0	E: 0	K: 0	S: 3	R: 1	H: 2	E: 0	K: 1	S: 6	1B: 7	SF: 0	2B: 0	3B: 0	HR: 0	WP: 0	PA: 42
--------------	------	------	------	------	------	------	--------	-------	------	------	------	------	------	------	------	------	------	------	------	------	------	------	------	------	------	------	------	------	------	------	------	------	------	------	------	------	------	------	------	------	------	------	------	------	------	------	------	------	------	-------	-------	-------	-------	-------	-------	--------

PITCHER	IP	WLS	BF	H	R	ER	SO	BB	IBB	HBP	BLK	WP	HR	S	P	ERA	WHIP
Danny Coombs, L ERA: 5.79 (1, 1)	1.2		11	2	2	2	1	3	0	1	0	0	0	9	22	10.80	3.000
Ken MacKenzie, L ERA: 0.93 (2, 1)	4.1		17	3	0	0	4	1	0	0	0	0	0	24	28	0.00	0.923
Hal Woodeshick, L ERA: 2.87 (7, 1)	3.2	L	14	2	1	1	3	1	0	0	0	0	0	19	23	2.46	0.818

**BOTTOM**

**Houston Astros @ Los Angeles Dodgers**  
**Dodger Stadium, Los Angeles, CA**  
 Mon May 10 1965, 7:05 PM PDT  
 Att: 22,535 - Unknown

livebaseballscorecards.com

<b>AB</b>	36
<b>R</b>	3
<b>H</b>	7
<b>RBI</b>	3
<b>BB</b>	5
<b>SO</b>	8
<b>LOB</b>	14



Batter	1	2	3	4	5	6	7	8	9	AB R H RBI BB SO LOB	TOP											
Bob Lillis, R (1, 6) OBP: 0.289, SLG: 0.278	0-0 4-3		0-0 4-3			0-0 5-3			0-0 1-3	4 0 0 0 0 0 0												
Joe Morgan, L (1, 4) OBP: 0.354, SLG: 0.396	0-0 P6		0-0 F9			0-3 K			0-0 G3	4 0 0 0 0 1 0												
Jimmy Wynn, R (1, 8) OBP: 0.405, SLG: 0.485	0-0 5-3				0-0 6-3	0-0 5-3			0-0 F3	4 0 0 0 0 0 0												
Jim Beauchamp, R (1, 3) OBP: 0.319, SLG: 0.262		0-0 HR 1B			0-0 F7				0-0 6-3	3 1 1 0 0 0 0												
Bob Aspromonte, R (1, 5) OBP: 0.362, SLG: 0.447		0-0 F8			0-0 6-3				0-0 F8	3 0 0 0 0 0 1												
Joe Gaines, R (1, 7) OBP: 0.323, SLG: 0.520		0-0 HR			0-3 K				0-0 F7	3 1 1 2 0 1 0												
Rusty Staub, L (1, 9) OBP: 0.337, SLG: 0.415		0-0 L3 1B			0-0 G3				0-0 4-3	3 0 1 0 0 0 0												
Ron Brand, R (1, 2) OBP: 0.316, SLG: 0.343		0-0 L3			0-0 E8 1B				0-0 F8	3 0 1 0 0 0 1												
Dave Giusti, R (1, 1) OBP: 0.083, SLG: 0.167			0-3 K		0-0 6-3				0-3 K	3 0 0 0 0 2 1												
<b>Inning Stats</b>	R: 0 E: 0 K: 0 S: 3	H: 0 LOB: 0 BB: 0 P: 3	R: 2 E: 0 K: 0 S: 5	H: 3 LOB: 0 BB: 0 P: 5	R: 0 E: 0 K: 1 S: 5	H: 0 LOB: 0 BB: 0 P: 5	R: 0 E: 0 K: 0 S: 3	H: 0 LOB: 0 BB: 0 P: 3	R: 0 E: 1 K: 1 S: 6	H: 1 LOB: 1 BB: 0 P: 6	R: 0 E: 0 K: 0 S: 5	H: 0 LOB: 0 BB: 0 P: 5	R: 0 E: 0 K: 0 S: 3	H: 0 LOB: 0 BB: 0 P: 5	R: 0 E: 0 K: 0 S: 3	H: 0 LOB: 0 BB: 0 P: 3	R: 0 E: 0 K: 0 S: 3	H: 0 LOB: 0 BB: 0 P: 3	1B: 3 2B: 1 3B: 0 HR: 1	SF: 0 SAC: 0 DP: 1 HBP: 0	WP: 0 PB: 0 SB: 0 CS: 0	PA: 30
<b>PITCHER</b>	IP WLS BF H R ER SO BB IBB HBP BLK WP HR S P ERA WHIP																					
Claude Osteen, L (1, 1) ERA: 1.95	8.0 L 27 4 2 2 4 0 0 0 0 0 0 1 35 35 2.25 0.500																					
Bob Miller, R (9, 1) ERA: 3.38	1.0 3 0 0 0 0 0 0 0 0 0 0 0 3 3 0.00 0.000																					

Houston Astros @ Los Angeles Dodgers  
Dodger Stadium, Los Angeles, CA

Tue May 11 1965, 7:05 PM PDT  
Att. 21,086 - Unknown - 61 F

livebaseballscorecards.com

AB	30
R	2
H	4
RBI	2
BB	0
SO	4
LOB	3



Batter	1	2	3	4	5	6	7	8	9	AB	R	H	RBI	BB	SO	LOB
Wes Parker, S OBP: 0.370, SLG: 0.423 (1, 3)	0-0 P5		0-0 G4-3 1B		0-3 K			0-3 K		4	0	1	0	0	2	1
Derrell Griffith, L OBP: 0.222, SLG: 0.389 (1, 7)	0-3 K		0-0 G4-3 1-2f			0-0 4-3			0-0 3-1	4	0	0	0	0	1	1
Willie Davis, L OBP: 0.293, SLG: 0.469 (1, 8)	0-0 G3		0-3 K			0-0 P6			0-0 1-3	4	0	0	0	0	1	0
Ron Fairly, L OBP: 0.354, SLG: 0.459 (1, 9)		0-0 P6		0-0 P6		0-0 P6			0-0 F7	4	0	0	0	0	0	0
John Roseboro, L OBP: 0.301, SLG: 0.276 (1, 2)		0-0 1B 1B 1B		0-0 1-4-3			0-0 F8			3	1	1	0	0	0	0
Jim Lefebvre, S OBP: 0.396, SLG: 0.443 (1, 4)		0-0 L8		0-3 K			0-0 4-3			3	0	0	0	0	1	1
Dick Tracewski, R OBP: 0.406, SLG: 0.426 (1, 6)		0-0 1B 1-2 1B			0-0 6-3		0-0 F7			3	0	1	0	0	0	0
John Kennedy, R OBP: 0.289, SLG: 0.303 (1, 5)		0-0 1B 1-2 2-H 1B			4-0 S BB BB			0-0 3-1		2	0	1	1	1	0	0
Claude Osteen, L OBP: 0.158, SLG: 0.158 (1, 1)		0-0 F7			0-3 K 1-2			0-0 3-1		2	0	0	0	0	1	3
Wally Moon, L OBP: 0.538, SLG: 0.400 (8, PH)										1	0	0	0	0	0	0
Bob Miller, R (9, 1)										0	0	0	0	0	0	0

Inning Stats	R: 0	H: 0	E: 0	K: 1	S: 5	R: 1	H: 3	E: 0	K: 0	S: 6	R: 0	H: 1	E: 0	K: 1	S: 5	R: 0	H: 0	E: 0	K: 1	S: 5	R: 0	H: 0	E: 0	K: 2	S: 7	R: 0	H: 0	E: 0	K: 0	S: 3	R: 0	H: 0	E: 0	K: 1	S: 5	R: 0	H: 0	E: 0	K: 0	S: 3	R: 0	H: 0	E: 0	K: 1	S: 5	R: 0	H: 0	E: 0	K: 0	S: 3	1B: 4	2B: 0	3B: 0	HR: 0	SF: 0	SAC: 0	DP: 1	HBP: 0	WP: 0	PB: 0	SB: 1	CS: 0	PA: 31
PITCHER Dave Giusti, R ERA: 1.63 (1, 1)	IP	WLS	BF	H	R	ER	SO	BB	IBB	HBP	BLK	WP	HR	S	P	ERA	WHIP																		IP	WLS	BF	H	R	ER	SO	BB	IBB	HBP	BLK	WP	HR	S	P	ERA	WHIP												

**BOTTOM**

**Houston Astros @ Los Angeles Dodgers**  
 Dodger Stadium, Los Angeles, CA

Tue May 11 1965, 7:05 PM PDT  
 Att: 21,086 - Unknown - 61 F

livebaseballscores.com

AB	30
R	1
H	4
RBI	1
BB	1
SO	6
LOB	6



Batter	1	2	3	4	5	6	7	8	9	AB R H RBI BB SO LOB	TOP									
Joe Morgan, L (1, 4) OBP: 0.343, SLG: 0.383	0-0 F8		0-0 F9		0-0 L5			0-3 K		4 0 0 0 0 1 0										
Al Spangler, L (1, 7) OBP: 0.316, SLG: 0.282	0-0 6-3		0-0 2B 1B			0-0 F7		0-3 K		4 1 1 0 0 1 0										
Rusty Staub, L (1, 9) OBP: 0.343, SLG: 0.424	0-0 F8		0-0 1-H 2B			4-0 FC4-6 BB			0-0 6-3	3 0 1 1 1 0 0										
Walt Bond, L (1, 3) OBP: 0.306, SLG: 0.333		0-0 5-3 G1-2-3 BB 1B	0-0 F7			0-0 FC4-6 1-2f			0-0 HR	4 1 2 1 0 0 2										
Jimmy Wynn, R (1, 8) OBP: 0.400, SLG: 0.472		4-0 1-2 5-3 BB		0-0 6-3		0-0 F8			0-0 F3	3 0 0 0 1 0 1										
Eddie Kasko, R (1, 6) OBP: 0.343, SLG: 0.371		0-0 1-2 2-3 5-3		0-0 G4-3 1B			0-0 P4		0-0 1B	4 0 2 0 0 0 2										
Bob Lillis, R (1, 5) OBP: 0.291, SLG: 0.272		4-0 1-2 2-3 IBB		0-0 G4-3 1-2f			0-0 6-3		0-0 F8	2 0 0 0 1 0 1										
Jim Beauchamp, R (9, PH) OBP: 0.313, SLG: 0.256										1 0 0 0 0 0 1										
John Bateman, R (1, 2) OBP: 0.273, SLG: 0.465		0-0 G1-2-3 3-Hf			0-0 F7				0-0 1-6-3	3 0 0 0 0 0 3										
Don Nottebart, R (1, 1) OBP: 0.111, SLG: 0.111			0-0 1-3			0-0 4-3			0-0 P5	2 0 0 0 0 0 0										
Nellie Fox, L (8, PH)										1 0 0 0 0 0 0										
Ken MacKenzie, R (8, 1)										0 0 0 0 0 0 0										
<b>Inning Stats</b>	R: 0 E: 0 K: 0 S: 3	H: 0 LOB: 0 BB: 0 P: 3	R: 0 E: 0 K: 0 S: 3	H: 1 LOB: 2 BB: 2 P: 11	R: 1 E: 0 K: 0 S: 5	H: 2 LOB: 1 BB: 0 P: 5	R: 0 E: 0 K: 0 S: 3	H: 1 LOB: 0 BB: 0 P: 3	R: 0 E: 0 K: 0 S: 3	H: 0 LOB: 0 BB: 0 P: 3	R: 0 E: 0 K: 0 S: 7	H: 0 LOB: 1 BB: 1 P: 7	R: 0 E: 0 K: 2 S: 7	H: 0 LOB: 0 BB: 0 P: 7	R: 1 E: 0 K: 0 S: 5	H: 2 LOB: 1 BB: 0 P: 5	1B: 4 2B: 1 3B: 0 HR: 1	SF: 0 SAC: 0 DP: 2 HBP: 0	WP: 0 PB: 0 SB: 0 CS: 0	PA: 34
<b>PITCHER</b> Don Drysdale, R (1, 1) ERA: 3.03	IP: 9.0 WLS: W BF: 34 H: 6 R: 2 ER: 2 SO: 2 BB: 2 IBB: 1 HBP: 0 BLK: 0 WP: 0 HR: 1 S: 35 P: 47 ERA: 2.00 WHIP: 0.889																			
<b>PITCHER</b>	IP	WLS	BF	H	R	ER	SO	BB	IBB	HBP	BLK	WP	HR	S	P	ERA	WHIP			

Houston Astros @ Los Angeles Dodgers  
Dodger Stadium, Los Angeles, CA  
Wed May 12 1965, 7:05 PM PDT  
Att: 19,302 - Cloudy

livebaseballscorecards.com

AB 31  
R 2  
H 6  
RBI 2  
BB 3  
SO 2  
LOB 10



Batter	1	2	3	4	5	6	7	8	9	AB	R	H	RBI	BB	SO	LOB
Maury Wills, S OBP: 0.358, SLG: 0.340 (1, 6)	0-0 4-3		0-0 1B 1B		0-0 1-3		0-0 4-3			4	1	1	0	0	0	0
Wes Parker, S OBP: 0.366, SLG: 0.416 (1, 3)	0-3 K		0-3 K		0-0 1-3		0-0 1B			4	0	1	0	0	2	2
Willie Davis, L OBP: 0.301, SLG: 0.465 (1, 8)	0-0 P5		0-0 1B 1B		4-0 S BB		0-0 P4			3	0	1	0	1	0	1
Ron Fairly, L OBP: 0.369, SLG: 0.466 (1, 9)		0-0 1B G6-3	0-0 1B		4-0 1-2 IBB		0-0 F8			3	1	2	2	1	0	0
John Roseboro, L OBP: 0.310, SLG: 0.288 (1, 2)		0-0 1B G6-3		0-0 E G2 G1-2-3		0-0 4-3		0-3 K		4	0	2	0	0	1	2
Jim Lefebvre, S OBP: 0.390, SLG: 0.470 (1, 4)		0-0 G6-3		0-0 G2		0-0 G3		0-0 HR		4	1	1	1	0	0	2
Derrell Griffith, L OBP: 0.190, SLG: 0.333 (1, 7)		0-3 K		0-0 E3 IBB		0-0 6-3		0-0 PB 1B		3	0	0	0	0	1	1
Lou Johnson, R OBP: 0.222, SLG: 0.222 (8, PH)				2-3						1	0	1	0	0	0	0
Dick Tracewski, R OBP: 0.397, SLG: 0.404 (1, 5)			0-0 5-3		4-0 1-2 IBB		0-0 5-3		0-0 5-3	3	0	0	0	1	0	1
Don Drysdale, R OBP: 0.364, SLG: 0.550 (1, 1)			0-0 1B 1B		0-0 G1-2-3		0-0 F8			3	1	1	0	0	0	3

Inning Stats	R: 0	H: 0	E: 0	K: 1	S: 5	LOB: 0	BB: 0	P: 5
	R: 1	H: 2	E: 0	K: 1	S: 6	LOB: 0	BB: 0	P: 6
	R: 2	H: 4	E: 0	K: 1	S: 8	LOB: 2	BB: 0	P: 8
	R: 0	H: 1	E: 1	K: 0	S: 4	LOB: 2	BB: 1	P: 8
	R: 0	H: 0	E: 0	K: 0	S: 3	LOB: 2	BB: 2	P: 11
	R: 0	H: 0	E: 0	K: 0	S: 3	LOB: 0	BB: 0	P: 3
	R: 0	H: 1	E: 0	K: 0	S: 4	LOB: 1	BB: 0	P: 4
	R: 1	H: 2	E: 0	K: 1	S: 7	LOB: 1	BB: 0	P: 7

PITCHER	IP	WLS	BF	H	R	ER	SO	BB	IBB	HBP	BLK	WP	HR	S	P	ERA	WHIP
Don Nottebart, R ERA: 3.82 (1, 1)	7.0	L	30	8	3	3	3	1	2	0	0	0	0	33	45	3.86	1.286
Ken MacKenzie, L ERA: 1.69 (8, 1)	1.0		5	2	1	1	1	0	0	0	0	0	1	7	7	9.00	2.000

**BOTTOM**

**Houston Astros @ Los Angeles Dodgers**  
**Dodger Stadium, Los Angeles, CA**  
 Wed May 12 1965, 7:05 PM PDT  
 Att: 19,302 - Cloudy

AB	32
R	4
H	10
RBI	3
BB	3
SO	4
LOB	12



WP	HR	S	P	ERA	WHIP
3	1	0	0	0	3

livebaseballscores.com

Batter	1	2	3	4	5	6	7	8	9	AB R H RBI BB SO LOB	TOP	
Bob Lillis, R OBP: 0.278, SLG: 0.259 (1, 5) X	0-0 F8 ①			X 0-0 P3 ①		X 0-0 F7 ②		X 0-0 P6 ①	4 0 0 0 0 0 0			
Joe Morgan, L OBP: 0.333, SLG: 0.370 (1, 4) S	0-3 K2-3 ②			X 0-3 K ②		X 0-0 4-3 ③		X 0-0 P6 ②	4 0 0 0 0 2 0			
Jimmy Wynn, R OBP: 0.395, SLG: 0.473 (1, 8) X	0-0 6-3 ③			X 0-0 2B ③		X 0-0 F2 ①		X 0-0 4-3 ③	4 0 1 0 0 0 0			
Jim Beauchamp, R OBP: 0.294, SLG: 0.239 (1, 3)		0-3 K ①		X 0-3 K ③		X 0-0 5-3 ②			3 0 0 0 0 2 1			
Joe Gaines, R OBP: 0.294, SLG: 0.464 (1, 7)		0-3 K ②		X 0-0 F7 ①		X 0-3 K ③			3 0 0 0 0 2 0			
Eddie Kasko, R OBP: 0.368, SLG: 0.395 (1, 6)		0-3 K ③		X 0-0 1B ①		X 0-0 K ③		X 0-0 1B ①	3 0 2 0 0 1 0			
Rusty Staub, L OBP: 0.333, SLG: 0.409 (1, 9)			X 0-0 G3 ①		X 0-3 K ②		X 0-0 F9 ①		3 0 0 0 0 1 2			
Ron Brand, R OBP: 0.293, SLG: 0.316 (1, 2)			X 0-3 K ②		X 0-3 K ③		X 0-0 F7 ②		3 0 0 0 0 2 2			
Bob Bruce, R OBP: 0.071, SLG: 0.143 John Bateman, R OBP: 0.269, SLG: 0.458 (8, PH) Hal Woodeshick, R OBP: 0.200, SLG: 0.200 (8, 1)			X 0-3 K ③		X 0-3 K ①		X 0-3 K ③		2 0 0 0 0 2 0 1 0 0 0 0 1 1 0 0 0 0 0 0 0			
<b>Inning Stats</b>	R: 0 H: 0 E: 0 LOB: 0 K: 1 BB: 0 S: 5 P: 5	R: 0 H: 0 E: 0 LOB: 0 K: 3 BB: 0 S: 9 P: 9	R: 0 H: 0 E: 0 LOB: 0 K: 2 BB: 0 S: 7 P: 7	R: 0 H: 1 E: 0 LOB: 1 K: 2 BB: 0 S: 8 P: 8	R: 0 H: 1 E: 0 LOB: 1 K: 2 BB: 0 S: 8 P: 8	R: 0 H: 0 E: 0 LOB: 0 K: 1 BB: 0 S: 5 P: 5	R: 0 H: 0 E: 0 LOB: 0 K: 1 BB: 0 S: 5 P: 5	R: 0 H: 1 E: 0 LOB: 1 K: 1 BB: 0 S: 6 P: 6	R: 0 H: 0 E: 0 LOB: 0 K: 0 BB: 0 S: 3 P: 3	1B: 2 SF: 0 2B: 1 SAC: 0 3B: 0 DP: 0 HR: 0 HBP: 0	WP: 0 PA: 30 PB: 0 SB: 0 CS: 0	
<b>PITCHER</b> Sandy Koufax, L ERA: 2.17 (1, 1)	IP WLS BF H R ER SO BB IBB HBP BLK WP HR S P ERA WHIP											<b>PITCHER</b> IP WLS BF H R ER SO BB IBB HBP BLK WP HR S P ERA WHIP
	9.0 W 30 3 0 0 13 0 0 0 0 0 0 0 56 56 0.00 0.333											

Houston Astros @ Los Angeles Dodgers  
Dodger Stadium, Los Angeles, CA  
Thu May 13 1965, 7:05 PM PDT  
Att. 20,963 - Unknown

livebaseballscorecards.com

AB 30  
R 0  
H 3  
RBI 0  
BB 0  
SO 13  
LOB 6



Batter	1	2	3	4	5	6	7	8	9
Maury Wills, S OBP: 0.355, SLG: 0.337 (1, 6)	0-0 6-3		0-0 FC6-4			0-0 1-3	0-0 2B 1B		
Wes Parker, S OBP: 0.371, SLG: 0.429 (1, 3)	0-0 L3		0-0 3-1			0-0 2B FC6 1B	0-0 1-H 2B		
Willie Davis, L OBP: 0.299, SLG: 0.466 (1, 8)	0-0 4-3			0-0 F9		0-0 FC6 1-3 2B	0-0 5-3		
Ron Fairly, L OBP: 0.364, SLG: 0.451 (1, 9)		0-3 K		0-0 4-3		4-0 FC6 IBB		0-0 4-3	
John Roseboro, L OBP: 0.308, SLG: 0.286 (1, 2)		0-0 F9		0-0 P4		0-0 FC6 HBP		0-0	
Lou Johnson, R OBP: 0.333, SLG: 0.545 Derrell Griffith, L OBP: 0.182, SLG: 0.318 (6, PR) (7, 7)		0-0 HR			0-0 B5-3	1-0 1-2 HBP		0-3 K	
Jim Lefebvre, S OBP: 0.385, SLG: 0.460 (1, 4)		0-0 F9			0-0 FC1-4 1B	0-3 K		0-3 K	
Dick Tracewski, R OBP: 0.380, SLG: 0.383 (1, 5)			0-3 K		0-0 FC1-4		0-0 6-3		
Sandy Koufax, R OBP: 0.095, SLG: 0.095 (1, 1)			0-0 FC6-4 1B		0-3 K		0-0 6-3		

Inning Stats	R: 0	H: 0	E: 0	K: 0	S: 3	R: 1	H: 1	E: 0	K: 1	S: 6	R: 0	H: 1	E: 0	K: 1	S: 6	R: 0	H: 0	E: 0	K: 0	S: 3	R: 0	H: 1	E: 0	K: 1	S: 6	R: 1	H: 2	E: 0	K: 1	S: 7	R: 1	H: 2	E: 0	K: 0	S: 5	R: 0	H: 1	E: 0	K: 2	S: 8
	LOB: 0	BB: 0	P: 3			LOB: 0	BB: 0	P: 6			LOB: 0	BB: 0	P: 3			LOB: 3	BB: 1	P: 12			LOB: 1	BB: 0	P: 5			LOB: 1	BB: 0	P: 8			LOB: 1	BB: 0	P: 8			LOB: 1	BB: 0	P: 8		

PITCHER	IP	WLS	BF	H	R	ER	SO	BB	IBB	HBP	BLK	WP	HR	S	P	ERA	WHIP
Bob Bruce, R ERA: 4.24 (1, 1)	7.0	L	30	7	3	3	4	0	0	1	0	0	1	36	41	3.86	1.000
Hal Woodeshick, L ERA: 2.7 (8, 1)	1.0		4	1	0	0	2	0	0	0	0	0	0	8	8	0.00	1.000

**BOTTOM**

**Houston Astros @ Los Angeles Dodgers**  
Dodger Stadium, Los Angeles, CA

Thu May 13 1965, 7:05 PM PDT  
Att. 20,963 - Unknown

AB	R	H	RBI	BB	SO	LOB
4	1	1	0	0	0	1
4	1	2	1	0	0	1
4	0	1	0	0	0	1
3	0	0	0	1	1	0
4	0	1	1	0	0	2
2	1	1	1	0	0	0
1	0	0	0	0	1	1
4	0	1	0	0	2	4
3	0	0	0	0	1	1
3	0	1	0	0	1	1

livebaseballscorecards.com

AB	32
R	3
H	8
RBI	3
BB	1
SO	6
LOB	12



1B	5	SF	0	WP	0	PA	34
2B	2	SAC	0	PB	0		
3B	0	DP	0	SB	2		
HR	1	HBP	1	CS	0		

Batter	1	2	3	4	5	6	7	8	9	AB R H RBI BB SO LOB	TOP											
Don Landrum, L (1, 8) OBP: 0.297, SLG: 0.528	0-0 4-3		0-0 G3 1B		0-0 2B	0-0 F8			0-3 K	5 0 2 0 0 1 3												
Glenn Beckert, R (1, 4) OBP: 0.236, SLG: 0.295	0-0 F3		0-0 P4		0-0 P6			0-0 5-3		4 0 0 0 0 0 2												
Billy Williams, L (1, 7) OBP: 0.328, SLG: 0.409	0-3 K		0-0 G3 1-2		0-0 F8			0-0 6-3		4 0 0 0 0 1 2												
Ron Santo, R (1, 5) OBP: 0.374, SLG: 0.528		0-0 E5 14 WP SF7	0-0 6-3			0-0 HR		0-0 G3		4 2 1 1 0 0 1												
14 Ernie Banks, R (1, 3) OBP: 0.373, SLG: 0.615		4-0 3-1 1-3 BB		0-0 4-3		0-0 4-3		0-0 4-3		3 0 0 0 1 0 0												
Doug Clemens, L (1, 9) OBP: 0.330, SLG: 0.351		0-0 SF7		0-0 1B		0-0 BB S 1B		0-0 G3		3 0 2 1 0 0 0												
Vic Roznovsky, L (1, 2) OBP: 0.250, SLG: 0.294		0-0 3-H		0-0 F5		0-0 F2		0-0 4-3		4 0 0 0 0 0 3												
Dick Bertell, R (9, 2) OBP: 0.299, SLG: 0.254		0-0 3-1		0-0 F5		1-2				0 0 0 0 0 0 0												
Roberto Pena, R (1, 6) OBP: 0.278, SLG: 0.301		4-0 IBB		0-3 K		4-0 BB IBB			0-0 3-1	2 0 0 0 2 1 1												
Bob Buhl, R (1, 1) OBP: 0.167, SLG: 0.063		0-3 K			0-0 F8	4-0 BB			0-0 P6	2 0 0 0 1 1 2												
Len Gabrielson, L (9, PH) OBP: 0.273, SLG: 0.300						1-2 2-3 BB				1 0 0 0 0 0 0												
Ted Abernathy, R (9, 1)										0 0 0 0 0 0 0												
<b>Inning Stats</b>	R: 0 E: 0 K: 1 S: 5	H: 0 LOB: 0 BB: 0 P: 5	R: 1 E: 1 K: 1 S: 6	H: 0 LOB: 2 BB: 2 P: 14	R: 0 E: 0 K: 0 S: 4	H: 1 LOB: 1 BB: 0 P: 4	R: 0 E: 0 K: 1 S: 6	H: 1 LOB: 1 BB: 0 P: 6	R: 0 E: 0 K: 0 S: 4	H: 1 LOB: 1 BB: 0 P: 4	R: 1 E: 0 K: 0 S: 5	H: 2 LOB: 3 BB: 2 P: 13	R: 0 E: 0 K: 0 S: 3	H: 0 LOB: 0 BB: 0 P: 3	R: 0 E: 0 K: 0 S: 3	H: 0 LOB: 0 BB: 0 P: 3	R: 0 E: 0 K: 1 S: 5	H: 0 LOB: 0 BB: 0 P: 5	1B: 3 2B: 1 3B: 0 HR: 1	SF: 1 SAC: 0 DP: 0 HBP: 0	WP: 2 PB: 0 SB: 1 CS: 0	PA: 37
<b>PITCHER</b>	IP WLS BF H R ER SO BB IBB HBP BLK WP HR S P ERA WHIP																					
John Purdin, R (1, 1) ERA: 1.29	5.2 L 27 5 2 1 3 2 2 0 0 1 1 29 45 1.59 1.235																					
Howie Reed, R (6, 1) ERA:	0.1 1 0 0 0 0 0 0 0 0 0 0 0 1 1 0.00 0.000																					
Ron Perranoski, L (7, 1) ERA: 1.93	2.0 6 0 0 0 0 0 0 0 0 0 0 0 6 6 0.00 0.000																					
Bob Miller, R (9, 1) ERA: 3.2	1.0 3 0 0 0 0 1 0 0 0 0 0 0 5 5 0.00 0.000																					

Chicago Cubs @ Los Angeles Dodgers  
Dodger Stadium, Los Angeles, CA  
Fri May 14 1965, 7:05 PM PDT  
Att. 26,356 - Unknown

livebaseballscorecards.com

AB	32
R	2
H	5
RBI	2
BB	4
SO	4
LOB	14





Batter	1	2	3	4	5	6	7	8	9	AB	R	H	RBI	BB	SO	LOB
Maury Wills, S OBP: 0.345, SLG: 0.327 (1, 6)	0-0 1-3		0-0 6-3			0-0 E3 1B E		0-0 SH3-4		3	1	0	0	0	0	0
Wes Parker, S OBP: 0.375, SLG: 0.426 (1, 3)	4-0 FC1-4 BB			0-0 1-3		0-0 1-3 E 1B		0-3 K		3	0	1	0	1	1	1
Willie Davis, L OBP: 0.288, SLG: 0.449 Bob Miller, R (9, 1)	0-0 FC1-4 S 1-2f			0-0 3-1		0-0 E8 6-3		0-0 F2		4	0	0	0	0	0	3
Ron Fairly, L OBP: 0.369, SLG: 0.453 (9, 8)	0-0 6-3 1-2			0-0 1B		0-0 6-3 1-2			0-0 FC4-6 1B	4	0	2	0	0	0	3
John Roseboro, L OBP: 0.295, SLG: 0.273 Al Ferrara, R OBP: 0.375, SLG: 0.385 (9, PR)		0-0 L8		0-0 F7			0-0 P6		0-0 FC4-6 G1-6-3 1-2f	4	0	0	0	0	0	2
Jim Lefebvre, S OBP: 0.380, SLG: 0.462 (1, 4)		0-0 L8			0-0 4-3		0-0 E7 2B		0-0 G1-6-3 1-2f	4	0	1	0	0	0	1
Derrell Griffith, L OBP: 0.160, SLG: 0.280 (1, 7)		0-0 G3			0-0 4-3		0-3 K			3	0	0	0	0	1	1
Dick Tracewski, R OBP: 0.365, SLG: 0.365 (1, 5)			0-0 5-3		0-0 F7		0-0 5-3			3	0	0	0	0	0	1
John Purdin, R Howie Reed, R Willie Crawford, L Ron Perranoski, L Wally Moon, L OBP: 0.571, SLG: 0.400 (9, 9)			0-0 4-3			0-0 L9		4-0 SH3-4 BB		1	0	0	0	0	0	0

Inning Stats	R: 0	H: 0	E: 0	K: 0	S: 3	R: 0	H: 0	E: 0	K: 0	S: 3	R: 0	H: 1	E: 0	K: 0	S: 4	R: 0	H: 0	E: 0	K: 0	S: 3	R: 1	H: 1	E: 2	K: 0	S: 5	R: 0	H: 1	E: 1	K: 1	S: 6	R: 0	H: 0	E: 0	K: 1	S: 5	R: 0	H: 1	E: 0	K: 0	S: 3	1B: 3	SF: 0	2B: 1	3B: 0	HR: 0	SAC: 1	DP: 1	HBP: 0	WP: 0	PB: 0	SB: 1	CS: 0	PA: 33
--------------	------	------	------	------	------	------	------	------	------	------	------	------	------	------	------	------	------	------	------	------	------	------	------	------	------	------	------	------	------	------	------	------	------	------	------	------	------	------	------	------	-------	-------	-------	-------	-------	--------	-------	--------	-------	-------	-------	-------	--------

PITCHER	IP	WLS	BF	H	R	ER	SO	BB	IBB	HBP	BLK	WP	HR	S	P	ERA	WHIP
Bob Buhl, R ERA: 2.74 (1, 1)	8.0	W	30	3	1	0	2	2	0	0	0	0	0	32	40	0.00	0.625
Ted Abernathy, R ERA: 2.1 (9, 1)	1.0	S	3	1	0	0	0	0	0	0	0	0	0	3	3	0.00	1.000

**BOTTOM**

**Chicago Cubs @ Los Angeles Dodgers**  
**Dodger Stadium, Los Angeles, CA**  
 Fri May 14 1965, 7:05 PM PDT  
 Att. 26,356 - Unknown

livebaseballscores.com

<b>AB</b>	<b>30</b>
<b>R</b>	<b>1</b>
<b>H</b>	<b>4</b>
<b>RBI</b>	<b>0</b>
<b>BB</b>	<b>2</b>
<b>SO</b>	<b>2</b>
<b>LOB</b>	<b>12</b>



Batter	1	2	3	4	5	6	7	8	9	AB R H RBI BB SO LOB	TOP													
Don Landrum, L (1, 8) OBP: 0.293, SLG: 0.487	0-3 K		0-3 K		H 1-0 HBP			0-0 2-3		3 0 0 0 0 2 2														
Glenn Beckert, R (1, 4) OBP: 0.229, SLG: 0.286	0-0 1-4-3		0-0 FC5-4		0-0 L1-6			0-0 6-3		4 0 0 0 0 0 4														
Billy Williams, L (1, 7) OBP: 0.333, SLG: 0.429	0-0 5-3				0-0 2B			0-0 14 WP 2B		4 1 2 0 0 0 0														
Ron Santo, R (1, 5) OBP: 0.378, SLG: 0.532		0-3 K			0-0 14 6-3 2-H 2B			0-3 K		3 0 1 1 1 2 0														
14 Ernie Banks, R (1, 3) OBP: 0.369, SLG: 0.611		0-0 1-3			0-0 6-3			0-0 14 WP IBB		4 0 1 0 0 0 3														
Doug Clemens, L (1, 9) OBP: 0.315, SLG: 0.333		0-0 F8			0-0 6-3			0-0 F9		4 0 0 0 0 1 2														
Dick Bertell, R (1, 2) OBP: 0.310, SLG: 0.258			4-0 FC1-5 1B BB		0-3 K			0-0 F8		4 0 0 0 0 1 2														
Roberto Pena, R (1, 6) OBP: 0.294, SLG: 0.318			0-0 FC1-5 1B					0-0 1B		3 0 1 0 1 1 1														
Dick Ellsworth, L (1, 1)			0-0 FC1-5 FC5-4 1-2 2-3f					0-0 L1-6 SH3-4 1B		4 0 3 0 0 0 0														
			0-0 FC1-5 FC5-4					0-0 SH3-4		2 0 0 0 0 0 3														
								0-0 B1-6-4																
<b>Inning Stats</b>	R: 0 E: 0 K: 1 S: 5	H: 0 LOB: 0 BB: 0 P: 5	R: 0 E: 0 K: 1 S: 5	H: 0 LOB: 0 BB: 0 P: 5	R: 0 E: 0 K: 1 S: 6	H: 1 LOB: 2 BB: 1 P: 10	R: 1 E: 0 K: 1 S: 7	H: 2 LOB: 1 BB: 0 P: 7	R: 0 E: 0 K: 0 S: 3	H: 1 LOB: 1 BB: 0 P: 4	R: 0 E: 0 K: 1 S: 6	H: 1 LOB: 1 BB: 0 P: 6	R: 0 E: 0 K: 0 S: 3	H: 2 LOB: 0 BB: 0 P: 3	R: 0 E: 0 K: 0 S: 4	H: 1 LOB: 2 BB: 1 P: 8	R: 0 E: 0 K: 1 S: 5	H: 0 LOB: 0 BB: 0 P: 5	1B: 4 2B: 5 3B: 0 HR: 0	SF: 0 SAC: 1 DP: 2 HBP: 1	WP: 1 PB: 0 SB: 0 CS: 0	PA: 35		
<b>PITCHER</b>	IP WLS BF H R ER SO BB IBB HBP BLK WP HR S P ERA WHIP																							
Claude Osteen, L (1, 1) ERA: 1.86	7.2		31	8	1	1	5	1	1	1	0	0	0	38	47	1.17	1.174							
Bob Miller, R (8, 1) ERA: 3.15	0.1	W	1	0	0	0	0	0	0	0	0	1	0	1	1	0.00	0.000							
Jim Brewer, L (9, 1) ERA:	1.0	S	3	0	0	0	1	0	0	0	0	0	0	5	5	0.00	0.000							

Chicago Cubs @ Los Angeles Dodgers  
Dodger Stadium, Los Angeles, CA  
Sat May 15 1965, 3:33 AM PDT  
Att. 22,047 - Sunny

livebaseballscorecards.com

AB	31
R	1
H	8
RBI	1
BB	2
SO	6
LOB	15



Batter	1	2	3	4	5	6	7	8	9	AB R H RBI BB SO LOB
--------	---	---	---	---	---	---	---	---	---	----------------------

<b>Maury Wills, S</b> (1, 6) <small>OBP: 0.342, SLG: 0.317</small>	0-0 5-3 			0-0 4-3 		4-0 BB 		0-0 4-3 		3 0 0 0 1 0 1
<b>Wes Parker, S</b> (1, 3) <small>OBP: 0.371, SLG: 0.414</small>	0-0 6-3 			0-3 K 		0-3 K 		4-0 BB 		3 0 0 0 1 2 2
<b>Willie Davis, L</b> (1, 8) <small>OBP: 0.281, SLG: 0.436</small>	0-0 6-3 			0-0 F3 			0-0 G3 	0-0 CS 		3 0 0 0 0 0 0
<b>Ron Fairly, L</b> (1, 9) <small>OBP: 0.360, SLG: 0.439</small>			0-3 K 		0-0 4-3 		0-3 K 			3 0 0 0 0 2 0
<b>Jim Lefebvre, S</b> (1, 4) <small>OBP: 0.378, SLG: 0.452</small>			0-0 1-3 		4-0 BB 		0-0 F8 			2 0 0 0 1 0 0
<b>Jeff Torborg, R</b> (1, 2) <small>OBP: 0.364, SLG: 0.450</small> <b>Willie Crawford, L</b> (8, PR) <b>John Roseboro, L</b> (9, 2) <small>OBP: 0.295, SLG: 0.273</small>			0-0 F7 		0-0 G6-4-3 			0-0 E5 		3 0 0 0 0 0 1
<b>Dick Tracewski, R</b> (1, 5) <small>OBP: 0.368, SLG: 0.359</small> <b>Jim Brewer, L</b> (9, 1)			0-0 5-3 		4-0 BB 			0-0 SH 		1 1 0 0 0 1 0 0
<b>Derrell Griffith, L</b> (1, 7) <small>OBP: 0.148, SLG: 0.259</small> <b>John Kennedy, R</b> (8, PH) <small>OBP: 0.289, SLG: 0.303</small> (9, 5)			0-0 4-3 		0-0 F7 			0-0 SH5-4 		2 0 0 0 0 0 1
<b>Claude Osteen, L</b> (1, 1) <small>OBP: 0.143, SLG: 0.143</small> <b>Bob Miller, R</b> (8, 1) <b>Al Ferrara, R</b> (8, PH) <small>OBP: 0.412, SLG: 0.643</small> (9, 7)			0-0 4-3 		0-0 4-3 			0-0 HR 		2 0 0 0 0 0 1

Inning Stats	R: 0 H: 0 E: 0 LOB: 0 K: 0 BB: 0 S: 3 P: 3	R: 0 H: 0 E: 0 LOB: 0 K: 1 BB: 0 S: 5 P: 5	R: 0 H: 0 E: 0 LOB: 0 K: 0 BB: 0 S: 3 P: 3	R: 0 H: 0 E: 0 LOB: 0 K: 1 BB: 0 S: 5 P: 5	R: 0 H: 0 E: 0 LOB: 0 K: 0 BB: 1 S: 2 P: 6	R: 0 H: 0 E: 0 LOB: 2 K: 1 BB: 2 S: 5 P: 13	R: 0 H: 0 E: 0 LOB: 0 K: 1 BB: 0 S: 5 P: 5	R: 3 H: 1 E: 1 LOB: 1 K: 0 BB: 1 S: 5 P: 9	1B: 0 SF: 0 2B: 0 SAC: 2 3B: 0 DP: 1 HR: 1 HBP: 0
--------------	---	---	---	---	---	--	---	---	--

PITCHER	<b>Dick Ellsworth, L</b> (1, 1) <small>ERA: 2.79</small>	IP WLS BF H R ER SO BB IBB HBP BLK WP HR S P ERA WHIP 8.0 L 29 1 3 0 4 4 0 0 0 0 1 33 49 0.00 0.625	PITCHER	IP WLS BF H R ER SO BB IBB HBP BLK WP HR S P ERA WHIP 8.0 L 29 1 3 0 4 4 0 0 0 0 1 33 49 0.00 0.625
---------	---	--	---------	--

**BOTTOM**

**Chicago Cubs @ Los Angeles Dodgers**  
 Dodger Stadium, Los Angeles, CA

Sat May 15 1965, 3:33 AM PDT  
 Att. 22,047 - Sunny

AB	23
R	3
H	1
RBI	3
BB	4
SO	4
LOB	6

WP: 0 PA: 30  
 PB: 0  
 SB: 0  
 CS: 1

livebaseballscorecards.com

Batter	1	2	3	4	5	6	7	8	9	10	AB R H RBI BB SO LOB	TOP
--------	---	---	---	---	---	---	---	---	---	----	----------------------	-----

<b>Don Landrum, L</b> <small>(1, 8) OBP: 0.326, SLG: 0.535</small>	0-0 2B		0-0 2B		0-0 3-1		0-3 K			4-0 1B BB	4 2 2 0 1 1 1	
<b>Glenn Beckert, R</b> <small>(1, 4) OBP: 0.228, SLG: 0.282</small>	0-0 5-3		0-0 F8				0-0 F9		0-0 F2	0-0 1B 1B	5 1 1 0 0 0 2	
<b>Billy Williams, L</b> <small>(1, 7) OBP: 0.344, SLG: 0.439</small>	4-0 BB		0-0 2B				0-0 F8		0-0 P5	0-0 1B 1B	4 1 2 2 1 0 0	
<b>Ron Santo, R</b> <small>(1, 5) OBP: 0.379, SLG: 0.535</small>	0-3 K		0-3 K				0-0 2B		0-0 5-3	0-0 SH 1B	5 1 2 1 0 2 3	
<b>14 Ernie Banks, R</b> <small>(1, 3) OBP: 0.370, SLG: 0.598</small>	0-0 F7				0-0 F7		4-0 IBB			0-0 SH 1B	4 0 1 1 1 0 2	
<b>Roberto Pena, R</b> <small>(1, 6) OBP: 0.298, SLG: 0.315</small>			0-0 F9		0-0 P6		0-0 F8			0-0 SH HBP	4 0 1 0 0 0 2	
<b>Dick Bertell, R</b> <small>(1, 2) OBP: 0.293, SLG: 0.242</small>			0-0 F9		0-0 1-3				0-0 F7	0-0 SH G6-4-3	4 0 0 1 0 0 1	
<b>Doug Clemens, L</b> <small>(1, 9) OBP: 0.309, SLG: 0.337</small>			0-0 3-1				0-0 L6		0-0 5-3 2B	0-3 K G6-4-3	5 0 1 0 0 1 4	
<b>Larry Jackson, R</b> <small>(1, 1) OBP: 0.353, SLG: 0.625</small>			0-0 P5				0-3 K		0-0 5-3	0-3 K	4 0 0 0 0 2 1	

Inning Stats	R: 0	H: 1	R: 0	H: 0	R: 1	H: 2	R: 0	H: 0	R: 0	H: 1	R: 0	H: 1	R: 0	H: 0	R: 0	H: 1	R: 4	H: 4	1B: 5	SF: 0	WP: 0	PA: 44
	E: 0	LOB: 2	E: 0	LOB: 0	E: 0	LOB: 1	E: 0	LOB: 0	E: 0	LOB: 2	E: 0	LOB: 1	E: 0	LOB: 0	E: 0	LOB: 1	E: 0	LOB: 2	2B: 5	SAC: 1	PB: 0	
	K: 1	BB: 1	K: 0	BB: 0	K: 1	BB: 0	K: 0	BB: 0	K: 1	BB: 0	K: 0	BB: 0	K: 0	BB: 0	K: 1	BB: 0	K: 1	BB: 1	3B: 0	DP: 1	SB: 0	
	S: 6	P: 10	S: 3	P: 3	S: 7	P: 7	S: 3	P: 3	S: 5	P: 5	S: 4	P: 8	S: 6	P: 6	S: 3	P: 3	S: 6	P: 6	HR: 0	HBP: 1	CS: 0	

PITCHER	IP	WLS	BF	H	R	ER	SO	BB	IBB	HBP	BLK	WP	HR	S	P	ERA	WHIP
<b>Johnny Podres, L</b> <small>(1, 1) ERA: 1.57</small>	9.0		35	6	1	1	5	1	1	0	0	0	0	43	51	1.00	0.778
<b>Ron Perranoski, L</b> <small>(10, 1) ERA: 7.2</small>	0.1	L	4	2	3	3	1	1	0	0	0	0	0	5	9	81.00	9.000
<b>Bob Miller, R</b> <small>(10, 1) ERA: 3.48</small>	0.2		5	2	1	1	0	0	0	1	0	0	0	4	5	13.50	3.000

Chicago Cubs @ Los Angeles Dodgers  
 Dodger Stadium, Los Angeles, CA  
 Sun May 16 1965, 3:33 AM PDT  
 Sunny

livebaseballscorecards.com

AB	39
R	5
H	10
RBI	5
BB	3
SO	6
LOB	16



Batter	1	2	3	4	5	6	7	8	9	10	AB R H RBI BB SO LOB	BOTTOM													
<b>Maury Wills, S</b> OBP: 0.336, SLG: 0.312 (1, 6)	X 0-0 4-3		X 0-0 F7			X 0-0 CS 1B		X 0-0 4-3		X 0-0 3-1	5 0 1 0 0 0 2	<b>Chicago Cubs @ Los Angeles Dodgers</b> <b>Dodger Stadium, Los Angeles, CA</b> Sun May 16 1965, 3:33 AM PDT Sunny													
<b>Wes Parker, S</b> OBP: 0.372, SLG: 0.422 (1, 3)	X 0-0 1B 1B			X 0-0 P6		S 0-3 K		X 0-0 4-3		X 0-0 2B	5 0 2 2 0 1 1														
<b>Willie Davis, L</b> OBP: 0.277, SLG: 0.426 (1, 8)	X 0-0 G4-6-3 1B			X 0-0 G3		X 0-0 P6			X 0-0 F7	X 0-0 P6	5 0 1 0 0 0 1														
<b>Ron Fairly, L</b> OBP: 0.347, SLG: 0.422 (1, 9)	X 0-0 G4-6-3 1-2f			X 0-0 F8			X 0-0 4-3		X 0-0 G3		4 0 0 0 0 0 2														
<b>John Roseboro, L</b> OBP: 0.313, SLG: 0.286 (1, 2)		X 0-0 6-3			X 0-0 SH3-4 1B 1B		X 0-0 1B 1B		B 4-0 BB		3 1 2 0 1 0 0														
<b>Jim Lefebvre, S</b> OBP: 0.377, SLG: 0.448 (1, 4)		X 0-0 1-3			X 0-0 SH3-4 1-2		X 0-0 1-3 1B		X 0-0 F7		3 0 1 0 0 0 1														
<b>Derrell Griffith, L</b> OBP: 0.133, SLG: 0.233 (1, 7)			X 0-0 6-3			X 0-0 F9		S 0-3 K			3 0 0 0 0 1 3														
<b>Lou Johnson, R</b> OBP: 0.385, SLG: 0.667 (10, 7)					X 0-0 F8		X 0-0 F8			X FC1-5 2B	1 0 1 0 0 0 0														
<b>Dick Tracewski, R</b> OBP: 0.372, SLG: 0.364 (1, 5)			X 0-0 1-3			X 0-0 2-H 1B		X 0-0 F8		X 0-0 3-1 FC1-5 2B 1B	2 0 1 1 0 0 0														
<b>Wally Moon, L</b> OBP: 0.533, SLG: 0.364 (7, PH)					X 0-0 F8					X 0-0 FC1-5 2B 3-1	1 0 0 0 0 0 2														
<b>John Kennedy, R</b> OBP: 0.308, SLG: 0.324 (8, 5)						X 0-0 F8				X 0-0 FC1-5 2B 1-2 2-3f	1 1 1 0 0 0 0														
<b>Johnny Podres, L</b> OBP: 0.125, SLG: 0.125 (1, 1)			X 0-0 F8					X 0-0 5-3			3 0 0 0 0 0 1														
<b>Ron Perranoski, L</b> (10, 1)											0 0 0 0 0 0 0														
<b>Bob Miller, R</b> (10, 1)											0 0 0 0 0 0 0														
<b>Willie Crawford, L</b> (10, PH)											1 1 0 0 0 0 2														
<b>Inning Stats</b>	R: 0 E: 0 K: 0 S: 4	H: 2 LOB: 1 BB: 0 P: 4	R: 0 E: 0 K: 0 S: 3	H: 0 LOB: 0 BB: 0 P: 3	R: 0 E: 0 K: 0 S: 3	H: 0 LOB: 0 BB: 0 P: 3	R: 0 E: 0 K: 0 S: 3	H: 0 LOB: 0 BB: 0 P: 3	R: 1 E: 0 K: 0 S: 5	H: 2 LOB: 1 BB: 0 P: 5	R: 0 E: 0 K: 1 S: 5	H: 1 LOB: 0 BB: 0 P: 5	R: 0 E: 0 K: 1 S: 7	H: 2 LOB: 2 BB: 0 P: 7	R: 0 E: 0 K: 0 S: 3	H: 0 LOB: 0 BB: 0 P: 3	R: 0 E: 0 K: 0 S: 3	H: 0 LOB: 1 BB: 1 P: 7	R: 2 E: 0 K: 0 S: 6	H: 3 LOB: 1 BB: 0 P: 6	1B: 8 2B: 3 3B: 0 HR: 0	SF: 0 SAC: 1 DP: 2 HBP: 0	WP: 0 PB: 0 SB: 0 CS: 1	PA: 39	
<b>PITCHER</b> <b>Larry Jackson, R</b> ERA: 4.44 (1, 1)	IP 10.0	WLS W	BF 39	H 10	R 3	ER 3	SO 2	BB 1	IBB 0	HBP 0	BLK 0	WP 0	HR 0	S 42	P 46	ERA 2.70	WHIP 1.100								

livebaseballscorecards.com

<b>AB</b>	37
<b>R</b>	3
<b>H</b>	10
<b>RBI</b>	3
<b>BB</b>	1
<b>SO</b>	2
<b>LOB</b>	15



Batter	1	2	3	4	5	6	7	8	9	AB R H RBI BB SO LOB	TOP							
Don Landrum, L (1, 8) OBP: 0.340, SLG: 0.522	0-3 K		H 1-0 K S HBP			X 0-0 F8			X 0-0 SH3-4 2B 1B	3 1 1 0 0 1 0								
Glenn Beckert, R (1, 4) OBP: 0.223, SLG: 0.276	0-3 K		S 0-3 K			X 0-0 F7			X 0-0 SH3-4 1-2	3 0 0 0 0 2 1								
Billy Williams, L (1, 7) OBP: 0.348, SLG: 0.449	0-0 S 2B 1B				X 0-0 4-3			X 0-0 P5	X 0-0 2B 2-H	4 1 2 1 0 0 0								
Ron Santo, R (1, 5) OBP: 0.382, SLG: 0.538	0-0 1-H 2B				X 0-0 F5			X 0-0 F8	4-0 IBB	3 0 1 1 1 0 0								
14 Ernie Banks, R (1, 3) OBP: 0.359, SLG: 0.578	0-0 P4				X 0-0 5-3			X 0-0 6-3	X 0-0 F8	4 0 0 0 0 0 3								
Doug Clemens, L (1, 9) OBP: 0.307, SLG: 0.333		X 0-0 CS 1B			X 0-0 4-3			X 0-0 4-3	X 0-0 4-3	4 0 1 0 0 0 2								
Dick Bertell, R (1, 2) OBP: 0.295, SLG: 0.246		X 0-0 6-3			X 0-0 5-3			X 0-0 S 1B		3 0 1 0 0 0 1								
Jimmy Stewart, S (8, PR) OBP: 0.571, SLG: 0.750		1-2								0 0 0 0 0 0 0	AB 30							
Roberto Pena, R (1, 6) OBP: 0.294, SLG: 0.310		X 0-0 1-3			X 0-0 6-3			S 0-3 K 1-2		2 0 0 0 0 0 0	R 2							
Len Gabrielson, L (8, PH) OBP: 0.265, SLG: 0.290										1 0 0 0 0 1 1	H 6							
Lindy McDaniel, R (8, 1)										0 0 0 0 0 0 0	RBI 2							
Cal Koonce, R (1, 1) OBP: 0.143, SLG: 0.100										2 0 0 0 0 1 0	BB 1							
Leo Burke, R (8, PH) OBP: 0.125, SLG: 0.125										1 0 0 0 0 0 2	SO 5							
Vic Roznovsky, L (8, 2) OBP: 0.250, SLG: 0.294			S 0-3 K			X 0-0 G3			X 0-0 5-3	0 0 0 0 0 0 0	LOB 10							
<b>Inning Stats</b>	R: 1 E: 0 K: 2 S: 9	H: 2 LOB: 1 BB: 0 P: 9	R: 0 E: 0 K: 0 S: 3	H: 1 LOB: 0 BB: 0 P: 3	R: 0 E: 0 K: 2 S: 6	H: 0 LOB: 1 BB: 0 P: 7	R: 0 E: 0 K: 0 S: 3	H: 0 LOB: 0 BB: 0 P: 3	R: 0 E: 0 K: 0 S: 3	H: 0 LOB: 0 BB: 0 P: 3	R: 0 E: 0 K: 1 S: 6	H: 1 LOB: 2 BB: 0 P: 6	R: 1 E: 0 K: 0 S: 5	H: 2 LOB: 2 BB: 1 P: 9	1B: 4 2B: 2 3B: 0 HR: 0	SF: 0 SAC: 1 DP: 0 HBP: 1	WP: 0 PB: 0 SB: 3 CS: 1	PA: 33
<b>PITCHER</b> Don Drysdale, R (1, 1) ERA: 2.9	IP 9.0 WLS W BF 33 H 6 R 2 ER 2 SO 5 BB 0 IBB 1 HBP 1 BLK 0 WP 0 HR 0 S 41 P 46 ERA 2.00 WHIP 0.667																	<b>PITCHER</b> IP WLS BF H R ER SO BB IBB HBP BLK WP HR S P ERA WHIP

Chicago Cubs @ Los Angeles Dodgers  
Dodger Stadium, Los Angeles, CA  
Sun May 16 1965, 3:38 AM PDT  
Att: 45,739 - Unknown

livebaseballscorecards.com



Batter	1	2	3	4	5	6	7	8	9	AB R H RBI BB SO LOB
Maury Wills, S OBP: 0.339, SLG: 0.310 (1, 6)	0-0 1-3		0-0 F8 S 1B		0-0 1-3		0-0 6-3		4-0 1B IBB	4 1 1 0 1 0 0
Wes Parker, S OBP: 0.381, SLG: 0.430 (1, 3)	0-0 P6		0-0 B2		0-0 1B		0-0 1B		0-0 1B	5 0 3 1 0 0 1
Willie Davis, L OBP: 0.268, SLG: 0.412 (1, 8)	0-0 F2		0-0 F8		0-0 5-3		0-0 F8			4 0 0 0 0 0 3
Ron Fairly, L OBP: 0.352, SLG: 0.425 (1, 9)		0-3 K	0-0 1B		0-0 FC3-6 SH1-4 1B		0-3 K			4 0 2 1 0 2 0
Wally Moon, L OBP: 0.444, SLG: 0.286 (1, 7)		0-3 K	0-0 G3		0-0 SH1-4		0-3 K			3 0 0 0 0 2 1
John Kennedy, R OBP: 0.308, SLG: 0.324 (9, 5)					1-2					0 0 0 0 0 0 0
Jim Lefebvre, S OBP: 0.381, SLG: 0.455 (1, 4)		0-0 1B 2B		0-0 F9		4-0 FC3-6 IBB		0-0 4-3		3 1 1 0 1 0 0
Jeff Torborg, R OBP: 0.417, SLG: 0.476 (1, 2)		4-0 1B BB		0-0 G1-6-3 1B		0-0 FC3-6		0-0 F8		1 0 1 0 1 0 0
John Roseboro, L OBP: 0.307, SLG: 0.280 (6, PH) (7, 2)				0-0 G1-6-3 1B		1-2f 2-3		0-0 F8		2 0 0 0 0 0 2
Dick Tracewski, R OBP: 0.370, SLG: 0.362 (1, 5)		0-0 FC6 1B		0-0 G1-6-3		0-0 5-3		0-0 P6		3 0 1 1 0 0 3
Lou Johnson, R OBP: 0.357, SLG: 0.615 (9, 7)		1-2 2-H		1-2f				0-0 P6		1 0 0 0 0 0 0
Don Drysdale, R OBP: 0.346, SLG: 0.542 (1, 1)		0-0 FC6			0-3 K		0-3 K		0-0 1B 2B	4 1 1 0 0 2 2

Inning Stats	R: 0	H: 0	E: 0	K: 0	S: 3	P: 3	R: 1	H: 2	E: 0	K: 2	S: 9	P: 13	R: 1	H: 2	E: 0	K: 0	S: 5	R: 0	H: 1	E: 0	K: 0	S: 3	P: 3	R: 0	H: 1	E: 0	K: 1	S: 6	P: 6	R: 0	H: 1	E: 0	K: 0	S: 4	P: 8	R: 0	H: 0	E: 0	K: 2	S: 7	P: 7	R: 1	H: 2	E: 0	K: 0	S: 4	P: 8	1B: 8	2B: 2	3B: 0	HR: 0	SF: 0	SAC: 1	DP: 1	HBP: 0	WP: 0	PB: 0	SB: 1	CS: 0	PA: 38
--------------	------	------	------	------	------	------	------	------	------	------	------	-------	------	------	------	------	------	------	------	------	------	------	------	------	------	------	------	------	------	------	------	------	------	------	------	------	------	------	------	------	------	------	------	------	------	------	------	-------	-------	-------	-------	-------	--------	-------	--------	-------	-------	-------	-------	--------

PITCHER	IP	WLS	BF	H	R	ER	SO	BB	IBB	HBP	BLK	WP	HR	S	P	ERA	WHIP
Cal Koonce, R ERA: 3.65 (1, 1)	7.0		30	8	2	2	4	1	1	0	0	0	0	36	44	2.57	1.286
Lindy McDaniel, R ERA: 2.1 (8, 1)	1.2	L	8	2	1	1	2	0	1	0	0	0	0	11	15	5.40	1.200


**BOTTOM**

**Chicago Cubs @ Los Angeles Dodgers**  
**Dodger Stadium, Los Angeles, CA**

Sun May 16 1965, 3:38 AM PDT  
 Att. 45,739 - Unknown

livebaseballscorecards.com

**AB 34**  
**R 3**  
**H 10**  
**RBI 3**  
**BB 3**  
**SO 6**  
**LOB 12**



Batter	1	2	3	4	5	6	7	8	9	10	11	AB R H RBI BB SO LOB	TOP														
Maury Wills, S OBP: 0.333, SLG: 0.305 (1, 6)	0-0 4-3		0-0 F6			0-0 1-3			0-0 F8		0-0 1B BB E 1B	5 1 1 0 0 0 1	<b>Los Angeles Dodgers @ Houston Astros</b> Astrodome, Houston, TX Mon May 17 1965, 8:05 PM EDT Att. 40,858 - Unknown														
Wes Parker, S OBP: 0.381, SLG: 0.432 (1, 3)	0-0 4-3		0-0 2-H 2B			0-3 K			0-0 1-3		4-0 BB BB E BB E BB	4 1 1 1 1 1 0															
Willie Davis, L OBP: 0.266, SLG: 0.403 (1, 8)	0-0 G1			0-0 CS 1B			0-0 F6		0-0 F3		0-3 K	5 0 1 0 0 1 3															
Ron Fairly, L OBP: 0.346, SLG: 0.414 (1, 9)		0-0 G3		0-0 1-2 4-3			0-0 E4 1B			0-0 F9	0-0 E4 E 1B	5 1 1 1 0 0 1															
John Roseboro, L OBP: 0.321, SLG: 0.296 (1, 2)		0-0 FC4-6 1B		0-0 F6			0-0 1-2 G3-6-3 1B			0-0 1B	0-0 E4 1-H 2-H	5 0 3 0 0 0 0															
Jim Lefebvre, S OBP: 0.382, SLG: 0.452 (1, 4)		0-0 FC4-6 FC6-4 1-2f				0-0 G6-4-3 1B		0-0 1-2f G3-6-3		0-0 1B	0-3 K	5 0 2 0 0 1 4															
Lou Johnson, R OBP: 0.278, SLG: 0.471 (1, 7)		0-0 FC6-4 1-2f				0-0 G6-4-3 1-2f		0-0 1-3		0-0 4-3		4 0 0 0 0 0 3															
Dick Tracewski, R OBP: 0.365, SLG: 0.356 John Kennedy, R OBP: 0.308, SLG: 0.324 (1, 5) (11, 5)			0-0 S 2B 1B		0-0 F7			0-3 K			0-0 F5	4 1 1 0 0 1 0 0 0 0 0 0 0 0															
Sandy Koufax, R OBP: 0.120, SLG: 0.120 Bob Miller, R (11, 1)			0-3 K			0-0 5-3		0-3 K			0-0 BB BB 1B 1B	4 1 1 0 0 2 1 0 0 0 0 0 0 0															
<b>Inning Stats</b>	R: 0 E: 0 K: 3 S: 3	H: 0 LOB: 0 BB: 0 P: 3	R: 0 E: 0 K: 4 S: 4	H: 1 LOB: 1 BB: 0 P: 4	R: 1 E: 0 K: 1 S: 6	H: 2 LOB: 1 BB: 0 P: 6	R: 0 E: 0 K: 3 S: 3	H: 1 LOB: 0 BB: 0 P: 3	R: 0 E: 0 K: 3 S: 3	H: 1 LOB: 0 BB: 0 P: 3	R: 0 E: 1 K: 0 S: 5	H: 0 LOB: 0 BB: 0 P: 5		R: 0 E: 1 K: 0 S: 4	H: 1 LOB: 1 BB: 0 P: 4	R: 0 E: 0 K: 2 S: 7	H: 0 LOB: 0 BB: 0 P: 7	R: 0 E: 0 K: 3 S: 3	H: 0 LOB: 0 BB: 0 P: 3	R: 0 E: 0 K: 0 S: 4	H: 2 LOB: 1 BB: 0 P: 4	R: 4 E: 2 K: 2 S: 11	H: 3 LOB: 1 BB: 1 P: 15	1B: 10 2B: 1 3B: 0 HR: 0	SF: 0 SAC: 0 DP: 2 HBP: 0	WP: 0 PB: 0 SB: 1 CS: 1	PA: 42
<b>PITCHER</b>	IP WLS BF H R ER SO BB IBB HBP BLK WP HR S P ERA WHIP																										
Bob Bruce, R ERA: 3.73 Hal Woodeshick, L ERA: 2.79 (1, 1) (11, 1)	10.1 L 37 10 3 2 4 0 0 0 0 0 0 45 45 1.74 0.968																										

AB	41
R	5
H	11
RBI	2
BB	1
SO	6
LOB	13



livebaseballscores.com



Batter	1	2	3	4	5	6	7	8	9	10	11	AB R H RBI BB SO LOB	BOTTOM
Bob Lillis, R OBP: 0.270, SLG: 0.253 (1, 5)												5 0 1 0 0 1 0	<b>Los Angeles Dodgers @ Houston Astros</b> Astrodome, Houston, TX Mon May 17 1965, 8:05 PM EDT Att. 40,858 - Unknown
Joe Morgan, L OBP: 0.331, SLG: 0.386 (1, 4)												5 1 1 0 0 2 2	
Jimmy Wynn, R OBP: 0.387, SLG: 0.496 (1, 8)												3 2 0 0 1 2 0	
Bob Aspromonte, R OBP: 0.361, SLG: 0.433 (1, 3)												5 0 1 1 0 0 1	
Joe Gaines, R OBP: 0.302, SLG: 0.472 (1, 7)												3 0 1 0 1 1 0	
Walt Bond, L OBP: 0.306, SLG: 0.336 (11, PH)												1 0 0 1 0 0 1	
Eddie Kasko, R OBP: 0.345, SLG: 0.351 (1, 6)												4 0 1 1 1 1 2	
Rusty Staub, L OBP: 0.328, SLG: 0.400 (1, 9)												4 0 0 0 0 1 4	
Ron Brand, R OBP: 0.250, SLG: 0.250 (1, 2)												4 0 0 0 0 1 3	
Bob Bruce, R OBP: 0.056, SLG: 0.111 (1, 1)												4 0 0 0 0 4 1	
Hal Woodeshick, R OBP: 0.200, SLG: 0.200 (11, 1)												0 0 0 0 0 0 0	
<b>Inning Stats</b>	R: 0 H: 1 E: 0 LOB: 0 K: 0 BB: 0 S: 3 P: 3	R: 0 H: 1 E: 0 LOB: 1 K: 2 BB: 0 S: 8 P: 8	R: 0 H: 0 E: 1 LOB: 1 K: 1 BB: 0 S: 6 P: 6	R: 1 H: 1 E: 0 LOB: 2 K: 0 BB: 2 S: 4 P: 12	R: 0 H: 0 E: 0 LOB: 0 K: 2 BB: 0 S: 7 P: 7	R: 0 H: 0 E: 0 LOB: 0 K: 2 BB: 0 S: 7 P: 7	R: 0 H: 0 E: 0 LOB: 0 K: 1 BB: 0 S: 5 P: 5	R: 0 H: 0 E: 0 LOB: 0 K: 3 BB: 0 S: 9 P: 9	R: 0 H: 0 E: 0 LOB: 1 K: 1 BB: 1 S: 5 P: 9	R: 2 H: 2 E: 0 LOB: 1 K: 0 BB: 0 S: 5 P: 6	1B: 4 SF: 0 2B: 0 SAC: 0 3B: 1 DP: 1 HR: 0 HBP: 1	WP: 0 PA: 42 PB: 0 SB: 0 CS: 0	
<b>PITCHER</b>	IP WLS BF H R ER SO BB IBB HBP BLK WP HR S P ERA WHIP												
Sandy Koufax, L ERA: 2.24 (1, 1)	10.1 W 40 5 3 3 13 3 0 1 0 0 0 0 62 75 2.61 0.774												
Bob Miller, R ERA: 3.38 (11, 1)	0.2 S 2 0 0 0 0 0 0 0 0 0 0 0 2 2 0.00 0.000												

livebaseballscores.com

AB 38  
R 3  
H 5  
RBI 3  
BB 3  
SO 13  
LOB 14



Batter	1	2	3	4	5	6	7	8	9	AB R H RBI BB SO LOB	TOP							
Maury Wills, S (1, 6) OBP: 0.324, SLG: 0.295	0-0 1-3		0-0 6-3			0-0 F8		0-0 4-3		4 0 0 0 0 0 0								
Wes Parker, S (1, 3) OBP: 0.371, SLG: 0.419	0-0 P5			0-0 F7		0-0 4-3		0-0 F8		4 0 0 0 0 0 0								
Willie Davis, L (1, 8) OBP: 0.265, SLG: 0.394	1-0 HBP			0-0 1-3			0-0 4-3		0-0 F8	3 0 0 0 0 0 0								
Ron Fairly, L (1, 9) OBP: 0.351, SLG: 0.421	0-0 4-3			0-0 P4			0-0 4-3 1B 2B		4-0 BB	3 1 1 0 1 0 1								
John Roseboro, L (1, 2) OBP: 0.318, SLG: 0.287		0-0 E3 1-3-5 PB			4-0 BB		0-0 4-3 2-3		0-0 F8	3 0 0 0 1 0 2								
Jim Lefebvre, S (1, 4) OBP: 0.378, SLG: 0.444		0-0 F7 1-2			0-0 F7		0-0 1B 1B		0-0 1-3	4 0 1 1 0 0 3								
Lou Johnson, R (1, 7) OBP: 0.286, SLG: 0.450		0-0 1-3-5 2-3f			0-0 F9		0-0 1-2 1B			3 0 1 0 0 0 2								
Dick Tracewski, R (1, 5) OBP: 0.356, SLG: 0.347			0-0 F8			0-0 6-3		0-0 4-3		2 0 0 0 0 0 1								
Wally Moon, L (7, PH) OBP: 0.421, SLG: 0.267										1 0 0 0 0 0 2								
John Kennedy, R (7, 5) OBP: 0.308, SLG: 0.324										0 0 0 0 0 0 0								
Jim Brewer, L (1, 1) Howie Reed, R (5, 1) Willie Crawford, L (6, PH) John Purdin, R (6, 1) Derrell Griffith, L (8, PH) Ron Pennington, L (8, 1)			0-0 L5			0-0 4-3		0-0 P6		1 0 0 0 0 0 0 0 0 0 0 0 0 0 1 0 0 0 0 0 0 0 0 0 0 0 0 0 1 0 0 0 0 0 0 0 0 0 0 0 0 0								
<b>Inning Stats</b>	R: 0 E: 0 K: 0 S: 3	H: 0 LOB: 1 BB: 0 P: 4	R: 0 E: 1 K: 0 S: 3	H: 0 LOB: 0 BB: 0 P: 3	R: 0 E: 0 K: 0 S: 3	H: 0 LOB: 0 BB: 0 P: 3	R: 0 E: 0 K: 0 S: 3	H: 0 LOB: 1 BB: 1 P: 7	R: 1 E: 0 K: 0 S: 6	H: 3 LOB: 2 BB: 0 P: 6	R: 0 E: 0 K: 0 S: 3	H: 0 LOB: 0 BB: 0 P: 3	R: 0 E: 0 K: 0 S: 3	H: 0 LOB: 1 BB: 1 P: 7	1B: 2 2B: 2 3B: 0 HR: 0	SF: 0 SAC: 0 DP: 1 HBP: 1	WP: 0 PB: 1 SB: 0 CS: 0	PA: 33
<b>PITCHER</b>	IP WLS BF H R ER SO BB IBB HBP BLK WP HR S P ERA WHIP																	
Ken Johnson, R (1, 1) ERA: 3.54	8.1 W 31 3 1 1 0 2 0 0 1 0 0 0 28 37 1.08 0.600																	
Hal Woodeshick, L (9, 1) ERA: 2.7	0.2 S 2 0 0 0 0 0 0 0 0 0 0 0 2 2 0.00 0.000																	

**Los Angeles Dodgers @ Houston Astros**  
 Astrodome, Houston, TX  
 Tue May 18 1965, 8:05 PM EDT  
 Att. 22,220 - Dome

AB	30
R	1
H	3
RBI	1
BB	2
SO	0
LOB	11



WP: 0	PA: 33
-------	--------

ERA	WHIP
-----	------

1B: 2	SF: 0
2B: 2	SAC: 0
3B: 0	DP: 1
HR: 0	HBP: 1

WP: 0	PA: 33
-------	--------

ERA	WHIP
-----	------

1B: 2	SF: 0
2B: 2	SAC: 0
3B: 0	DP: 1
HR: 0	HBP: 1

WP: 0	PA: 33
-------	--------

Batter	1	2	3	4	5	6	7	8	9	AB R H RBI BB SO LOB
Bob Lillis, R OBP: 0.269, SLG: 0.253 (1, 5)	0-0 G5-4-3 1B		0-0 E6 SH5-3 1B		0-0 5-3		0-0 F7			4 1 1 0 0 0 0
Joe Morgan, L OBP: 0.341, SLG: 0.387 (1, 4)	0-0 G5-4-3 1B		4-0 SH5-3 1B BB		4-0 BB BB		0-0 F8			2 1 1 0 2 0 0
Jimmy Wynn, R OBP: 0.392, SLG: 0.492 (1, 8)	0-0 G5-4-3 1-2f 2-3		0-0 SH5-3		4-0 S BB		4-0 BB			1 0 0 0 2 0 2
Bob Aspromonte, R OBP: 0.365, SLG: 0.431 (1, 3)	0-0 F7		0-0 FC6-4 1B		4-0 1-2 IBB		0-0 P4			3 0 1 2 1 0 2
Joe Gaines, R OBP: 0.311, SLG: 0.459 (1, 7)		4-0 BB	0-0 FC6-4 S		0-0 4-3		0-0 P4			1 0 0 0 1 0 1
Al Spangler, L OBP: 0.308, SLG: 0.261 (5, PH) (6, 7)		0-0 6-3 BB	0-0 S					0-0 6-3 1B		2 1 1 0 0 0 2
Eddie Kasko, R OBP: 0.323, SLG: 0.328 (1, 6)		0-0 6-3	0-0 5-3			0-0 P4		0-0 6-3		4 0 0 0 0 0 3
Rusty Staub, L OBP: 0.325, SLG: 0.394 (1, 9)		0-0 P4		0-0 F9		0-0 G3		0-0 G4-6-3 1B		4 0 1 1 0 0 1
John Bateman, R OBP: 0.279, SLG: 0.481 (1, 2)		4-0 IBB		0-0 F8		0-0 HR		0-0 G4-6-3		3 1 1 1 1 0 1
Ken Johnson, R OBP: 0.059, SLG: 0.118 (1, 1)		0-0 6-3		0-3 K		0-0 P4				3 0 0 0 0 1 2
Hal Woodeshick, R OBP: 0.200, SLG: 0.200 (9, 1)										0 0 0 0 0 0 0

Inning Stats	R: 0	H: 2	E: 0	LOB: 1	K: 0	BB: 0	S: 4	P: 4	R: 0	H: 0	E: 0	LOB: 2	K: 0	BB: 2	S: 3	R: 2	H: 1	E: 1	LOB: 1	K: 0	BB: 1	S: 5	R: 0	H: 0	E: 0	LOB: 0	K: 1	BB: 0	S: 5	R: 0	H: 0	E: 0	LOB: 2	K: 0	BB: 3	S: 2	R: 1	H: 1	E: 0	LOB: 0	K: 0	BB: 0	S: 4	R: 0	H: 0	E: 0	LOB: 1	K: 0	BB: 1	S: 3	R: 1	H: 2	E: 0	LOB: 0	K: 0	BB: 0	S: 4	P: 4	1B: 5	SF: 0	2B: 0	SAC: 1	3B: 0	DP: 2	HR: 1	HBP: 0	WP: 0	PA: 35
--------------	------	------	------	--------	------	-------	------	------	------	------	------	--------	------	-------	------	------	------	------	--------	------	-------	------	------	------	------	--------	------	-------	------	------	------	------	--------	------	-------	------	------	------	------	--------	------	-------	------	------	------	------	--------	------	-------	------	------	------	------	--------	------	-------	------	------	-------	-------	-------	--------	-------	-------	-------	--------	-------	--------

PITCHER	IP	WLS	BF	H	R	ER	SO	BB	IBB	HBP	BLK	WP	HR	S	P	ERA	WHIP
Jim Brewer, L ERA: 0.64 (1, 1)	4.2	L	22	3	2	1	1	4	2	0	0	0	0	18	42	1.93	1.500
Howie Reed, R ERA: (5, 1)	0.1		1	0	0	0	0	0	0	0	0	0	0	1	1	0.00	0.000
John Purdin, R ERA: 2.0 (6, 1)	2.0		8	1	1	1	0	1	0	0	0	0	1	7	11	4.50	1.000
Ron Perranoski, L ERA: 7.5 (8, 1)	1.0		4	2	1	1	0	0	0	0	0	0	0	4	4	9.00	2.000

**Los Angeles Dodgers @ Houston Astros**  
Astrodome, Houston, TX  
Tue May 18 1965, 8:05 PM EDT  
Att. 22,220 - Dome

AB 27  
R 4  
H 6  
RBI 4  
BB 7  
SO 1  
LOB 14



Batter	1	2	3	4	5	6	7	8	9	10	11	12	13	14	AB R H RBI BB SO LOB	TOP																
Maury Wills, S OBP: 0.322, SLG: 0.289 (1, 6)	0-0 S 1B	0-0 F5		0-0 FC4-6 1-2f			0-0 P8		0-0 4-3		4-0 BB			0-0 1-3	6 1 1 0 1 0 4	<b>Los Angeles Dodgers @ Houston Astros</b> Astrodome, Houston, TX Wed May 19 1965, 8:05 PM EDT Att: 30,885 - Dome <a href="http://livebaseballscorecards.com">livebaseballscorecards.com</a>																
Wes Parker, S OBP: 0.360, SLG: 0.412 (1, 3)	0-0 1-3 1-2		0-0 G3		0-0 F7		0-0 3-1		0-0 2B		0-3 K			0-0 F7	7 0 1 0 0 1 3																	
Willie Davis, L OBP: 0.299, SLG: 0.381 (1, 8)	0-0 P5		0-3 K		0-0 4-3		0-3 K		0-3 K			0-0 4-3		0-0 HR 1B	7 1 1 0 0 3 2																	
Ron Fairly, L OBP: 0.362, SLG: 0.463 (1, 9)	0-0 2-H 1B		0-0 1B		0-0 4-3			0-0 1B 2B		0-0 4-3		0-0 F4		0-0 HR 1H	7 2 4 3 0 0 0																	
John Roseboro, L OBP: 0.299, SLG: 0.269 (1, 2) (13, 5)	0-0 F7		0-0 L9			0-0 F7		0-0 L8		0-0 4-3		0-0 F8		0-0 F9	7 0 0 0 0 0 3																	
Jim Lefebvre, S OBP: 0.383, SLG: 0.438 (1, 4)		4-0 1B BB		0-0 BB 1B		0-0 F8		4-0 K2-5 1B BB		0-3 K			0-0 5-3		4 0 1 0 2 1 0																	
Lou Johnson, R OBP: 0.370, SLG: 0.538 (1, 7)		0-0 1-2 1B		0-0 F9		0-0 2B		0-0 1-2 2-H 1B		0-0 SH3-4 1B			0-0 F8		6 0 4 1 0 0 1																	
Dick Tracewski, R OBP: 0.346, SLG: 0.542 (1, 5) (6, PH) (6, PR) (6, S) (13, PR) (13, I) (14, I)		0-3 K		4-0 FC4-6 BB		4-0 IBB		0-3 K2-5 2-3f		0-0 SH3-4		0-0 1-2		0-0 2B	1 0 0 0 0 1 1 2 0 0 0 0 0 1 0 0 0 0 0 0 0 0 0 0 2 0 0 1 0 0 1 2 0																	
Claude Osteen, L OBP: 0.125, SLG: 0.125 (6, I) (9, PH) (9, I) (11, PH) (11, I) (13, PH) (13, I)		0-3 K		0-3 K		0-0 P4		0-0 1-3		0-3 K		0-0 F8		0-0 F8	3 0 0 0 0 0 2 6 0 0 0 0 0 0 0 0 1 0 0 0 0 0 0 0 0 0 0 0 0 0 0 0 1 0 0 0 0 0 1 1 0 0 0 0 0 0 0 0 1 0 0 0 0 0 0 1																	
<b>Inning Stats</b>	R: 1 E: 0 K: 0 S: 5	H: 2 LOB: 1 BB: 0 P: 5	R: 0 E: 0 K: 2 S: 8	H: 1 LOB: 2 BB: 1 P: 12	R: 0 E: 0 K: 1 S: 6	H: 1 LOB: 0 BB: 1 P: 6	R: 0 E: 0 K: 1 S: 6	H: 1 LOB: 2 BB: 1 P: 10	R: 0 E: 0 K: 0 S: 3	H: 0 LOB: 0 BB: 0 P: 3	R: 0 E: 0 K: 0 S: 4	H: 1 LOB: 2 BB: 1 P: 8	R: 0 E: 0 K: 1 S: 6	H: 1 LOB: 1 BB: 0 P: 6	R: 0 E: 0 K: 1 S: 5		H: 0 LOB: 0 BB: 0 P: 5	R: 0 E: 0 K: 2 S: 8	H: 1 LOB: 2 BB: 1 P: 12	R: 0 E: 0 K: 0 S: 3	H: 0 LOB: 0 BB: 0 P: 3	R: 0 E: 0 K: 0 S: 4	H: 1 LOB: 1 BB: 0 P: 4	R: 2 E: 0 K: 0 S: 5	H: 2 LOB: 0 BB: 0 P: 5	1B: 8 2B: 5 3B: 0 HR: 1	SF: 0 SAC: 1 DP: 1 HBP: 0	WP: 0 PB: 0 SB: 1 CS: 0	PA: 59			
<b>PITCHER</b>	IP WLS BF H R ER SO BB IBB HBP BLK WP HR S P ERA WHIP																															
Dave Giusti, R ERA: 2.86 (1, 1)	7.1	34	8	2	2	5	3	1	0	0	0	0	0	0	0		2.46	1.500														
Turk Farrell, R ERA: 1.73 (8, 1)	1.1	4	1	0	0	1	0	0	0	0	0	0	0	0	0		0.00	0.750														
Hal Woodeshick, L ERA: 2.53 (9, 1)	1.1	4	0	0	0	2	0	0	0	0	0	0	0	0	0		0.00	0.000														
Claude Raymond, R ERA: 3.5 (11, 1)	2.0	8	1	0	0	2	1	0	0	0	0	0	0	0	0	0.00	1.000															
Ken MacKenzie, L ERA: 4.19 (13, 1)	2.0	9	3	2	2	0	0	0	0	0	0	0	0	1	9	9.00	1.500															



Batter	1	2	3	4	5	6	7	8	9	10	11	12	13	14	AB	R	H	RBI	BB	SO	LOB	BOTTOM
Bob Lillis, R (1, 5) OBP: 0.279, SLG: 0.264	0-0 1B		0-0 1-3		0-0 F8			0-0 BB 1B		0-0 F9		0-0 1-3		0-0 1-2 1B	7	0	3	0	0	0	4	<b>Los Angeles Dodgers @ Houston Astros</b> Astrodome, Houston, TX Wed May 19 1965, 8:05 PM EDT Att. 30,865 - Dome <a href="http://livebaseballscorecards.com">livebaseballscorecards.com</a>
Joe Morgan, L (1, 4) OBP: 0.339, SLG: 0.378	0-0 G5-4-3 1-2 1B		0-0 F7			0-0 F8		0-0 F8		0-0 1-3			4-0 7-3-2 BB	0-3 K	6	0	1	0	1	1	4	
Jimmy Wynn, R (1, 8) OBP: 0.396, SLG: 0.485	0-3 K		0-0 6-3			0-0 1B WP 1B		4-0 1-2 BB			0-3 K		4-0 7-3-2 1-2 BB		4	1	1	0	2	2	3	
Bob Aspromonte, R (1, 3) OBP: 0.357, SLG: 0.419	0-0 G5-4-3 1-2f			0-0 F9		0-0 1-3 1B WP 1B		0-0 F8			0-0 F9		0-0 7-3-2 1-2 2-3f		6	1	1	0	0	0	6	
Joe Gaines, R (1, 7) OBP: 0.333, SLG: 0.475		0-0 1-4-3		0-0		0-0		0-0 6-3			0-0 6-3		4-0		3	0	2	1	0	0	0	
Walt Bond, L (8, PH) OBP: 0.304, SLG: 0.333				4-3 1B											1	0	0	0	0	0	2	
Al Spangler, L (9, 7) OBP: 0.311, SLG: 0.258						1-H 3-H 1B									1	0	0	0	1	0	0	
Eddie Kasko, R (1, 6) OBP: 0.294, SLG: 0.299		0-0 4-3		0-0 4-3		0-0 G4-6-3 1-2f			0-0 4-3			0-0 6-3		0-0 F9	6	0	0	0	0	0	4	
Rusty Staub, L (1, 9) OBP: 0.326, SLG: 0.391		0-0			0-0 6-3				0-0 F9			0-0 FC5 BB 1B		0-0 F9	6	0	2	0	0	0	0	
John Bateman, R (1, 2) OBP: 0.293, SLG: 0.500		0-0 5-3			0-0				0-3 K			4-0 FC5 1-2 BB		0-0 1B 1B	5	0	2	0	1	1	1	
Dave Giusti, R (11, 11) OBP: 0.181, SLG: 0.200			0-0 E8							0-0 6-3		0-0 FC5		0-0 F7	3	0	1	0	0	0	1	
Turk Farrell, R (8, 11) OBP: 0.197, SLG: 0.200					0-0 4-3							1-2 2-3f			0	0	0	0	0	0	0	
Hal Woodeshick, R (8, 11) OBP: 0.290, SLG: 0.200															0	0	0	0	0	0	0	
Jim Seachurn, R (10, PH) OBP: 0.293, SLG: 0.212															0	0	0	0	0	0	0	
Claudio Raymond, R (11, 11) OBP: 0.331, SLG: 0.333															0	0	0	0	0	0	0	
Nellie Fox, (12, PH) OBP: 0.331, SLG: 0.667															1	0	0	0	0	0	2	
Ken MacKenzie, R (13, 11) OBP: 0.161, SLG: 0.143															0	0	0	0	0	0	0	
Ron Brand, R (14, PH) OBP: 0.246, SLG: 0.245															1	0	0	0	0	0	1	

Inning Stats	R: 0	H: 2	E: 0	LOB: 1	K: 1	S: 6	P: 6	R: 0	H: 1	E: 0	LOB: 1	K: 0	S: 4	P: 4	R: 0	H: 1	E: 1	LOB: 1	K: 0	S: 4	P: 4	R: 0	H: 1	E: 0	LOB: 0	K: 0	S: 3	P: 3	R: 2	H: 3	E: 0	LOB: 0	K: 0	S: 5	P: 5	R: 0	H: 0	E: 0	LOB: 0	K: 0	S: 3	P: 3	R: 0	H: 1	E: 0	LOB: 2	K: 0	S: 4	P: 8	R: 0	H: 0	E: 0	LOB: 0	K: 1	S: 5	P: 5	R: 0	H: 0	E: 0	LOB: 0	K: 1	S: 3	P: 3	R: 0	H: 1	E: 0	LOB: 2	K: 0	S: 4	P: 8	R: 0	H: 1	E: 0	LOB: 0	K: 0	S: 2	P: 14	R: 0	H: 2	E: 0	LOB: 0	K: 1	S: 7	P: 7	1B: 12	SF: 0	2B: 1	SAC: 0	3B: 1	DP: 3	HR: 0	HBP: 0	WP: 1	PA: 56
<b>PITCHER</b>	IP	WLS	BF	H	R	ER	SO	BB	IBB	HBP	BLK	WP	HR	S	P	ERA	WHIP															ERA	WHIP																																																													
Claude Osteen, L (1, 1) ERA: 1.97	5.1	23	9	2	2	1	1	0	0	0	0	0	0	25	25	3.38	1.688															3.38	1.688																																																													
Bob Miller, R (6, 1) ERA: 3.0	2.2	9	1	0	0	0	0	1	0	0	0	0	0	8	12	0.00	0.750															0.00	0.750																																																													
Howie Reed, R (9, 1) ERA:	2.0	6	0	0	0	1	0	0	0	0	0	0	0	8	8	0.00	0.000																																																																													
Ron Perranoski, L (11, 1) ERA: 5.63	2.0	8	1	0	0	1	1	0	0	0	0	0	0	9	13	0.00	1.000																																																																													
John Purdin, R (13, 1) ERA: 1.69	1.2	W 9	2	0	0	0	0	2	1	0	0	0	0	6	18	0.00	2.400																																																																													
<b>PITCHER</b>	IP	WLS	BF	H	R	ER	SO	BB	IBB	HBP	BLK	WP	HR	S	P	ERA	WHIP															ERA	WHIP																																																													
Don Drysdale, R (14, 1) ERA: 2.88	0.1	1	1	0	0	0	0	0	0	0	0	0	0	3	3	0.00	0.000															0.00	0.000																																																													



Batter	1	2	3	4	5	6	7	8	9	AB R H RBI BB SO LOB	TOP
Maury Wills, S OBP: 0.324, SLG: 0.293 (1, 6) X	0-0 6-3		0-0 SH5-4 1-2 1B	0-0 1-2 1B		0-0 5-3		0-0 5-3		5 0 2 0 0 0 1	
Wes Parker, S OBP: 0.370, SLG: 0.424 (1, 3) B B B	4-0 FC5-4 BB		0-0 SH5-4 1-2 2-3	0-0 1-3			0-0 FC5-4 1-2 1B		0-0 1B 2B	3 1 2 0 1 0 2	
Lou Johnson, R OBP: 0.375, SLG: 0.500 (1, 7) X	0-0 FC5-4 1-2f		4-0 IBB		0-3 K		0-0 FC5-4 1-2f 1B		0-0 B1-4 2-H 1B	4 1 1 1 1 1 2	
Ron Fairly, L OBP: 0.350, SLG: 0.444 (1, 9) X	0-0 G3		0-0 F8		0-3 K		0-0 4-3 1-2		0-0 B1-4 1-2f	5 0 0 0 0 1 6	
Jim Lefebvre, S OBP: 0.391, SLG: 0.453 Willie Crawford, L (9, PR)		0-0 1-3	0-0 4-3		0-0 1B 2B		0-0 2-H 1B		0-0 1B	5 0 3 1 0 0 3 0 0 0 0 0 0 0	
Willie Davis, L OBP: 0.257, SLG: 0.374 (1, 8) X		0-0 G3		0-0 P4		0-0 2-3 1B		0-0 4-3	0-0 G3	5 0 1 0 0 0 2	
Jeff Torborg, R OBP: 0.414, SLG: 0.615 (1, 2) X		0-0 2B		0-0 HR		0-0 F9		0-0 P4		4 1 2 1 0 0 2	
Dick Tracewski, R OBP: 0.344, SLG: 0.325 (1, 5) X		0-0 5-3		0-0 5-3		0-0 5-3		0-0 1-3		4 0 0 0 0 0 1	
Don Drysdale, R OBP: 0.379, SLG: 0.556 (1, 1)			0-0 SH5-4 1B	0-0 1B		0-0 P3		0-0 1B		3 0 2 0 0 0 0	
Al Ferrara, R OBP: 0.421, SLG: 0.625 (8, PH)										1 0 1 0 0 0 0	
Bob Miller, R (8, 1)										0 0 0 0 0 0 0	
<b>Inning Stats</b>	R: 0 H: 0 E: 0 LOB: 1 K: 0 BB: 1 S: 3 P: 7	R: 0 H: 1 E: 0 LOB: 1 K: 0 BB: 0 S: 4 P: 4	R: 0 H: 2 E: 0 LOB: 3 K: 0 BB: 1 S: 5 P: 9	R: 1 H: 3 E: 0 LOB: 2 K: 0 BB: 0 S: 6 P: 6	R: 0 H: 2 E: 0 LOB: 2 K: 2 BB: 0 S: 9 P: 9	R: 0 H: 0 E: 0 LOB: 0 K: 0 BB: 0 S: 3 P: 3	R: 1 H: 2 E: 0 LOB: 1 K: 0 BB: 0 S: 5 P: 5	R: 0 H: 1 E: 0 LOB: 1 K: 0 BB: 0 S: 4 P: 4	R: 1 H: 3 E: 0 LOB: 1 K: 0 BB: 0 S: 5 P: 5	1B: 10 SF: 0 2B: 4 SAC: 1 3B: 0 DP: 1 HR: 1 HBP: 0	WP: 0 PA: 42 PB: 0 SB: 0 CS: 0
<b>PITCHER</b> Dick Ellsworth, L (1, 1) ERA: 2.83	IP WLS BF H R ER SO BB IBB HBP BLK WP HR S P ERA WHIP										
	9.0 W 42 14 3 3 2 1 1 0 0 0 1 44 52 3.00 1.667										

**Los Angeles Dodgers @ Chicago Cubs**  
 Wrigley Field, Chicago, IL  
 Fri May 21 1965, 3:33 AM CDT  
 Att. 4,716 - Cloudy

AB	39
R	3
H	14
RBI	3
BB	2
SO	2
LOB	19



Batter	1	2	3	4	5	6	7	8	9	AB	R	H	RBI	BB	SO	LOB
Don Landrum, L (1, 8) OBP: 0.358, SLG: 0.483	0-0 B5-3		0-0 CS 1B		0-0 FC4-6 1B		0-0 P6			4	0	2	1	0	0	0
Glenn Beckert, R (1, 4) OBP: 0.252, SLG: 0.302	0-0 1B		0-0 P4 1-2		0-0 FC4-6 1-2		0-0 1B			4	0	2	0	0	0	2
Billy Williams, L (1, 7) OBP: 0.331, SLG: 0.430	0-0 F8 1-2			0-0 F7	0-3 K		0-0 F7			4	0	0	0	0	1	3
Ron Santo, R (1, 5) OBP: 0.362, SLG: 0.515	0-3 K			0-0 HR		0-0 5-3		0-0 F8		4	1	1	1	0	1	1
14 Ernie Banks, R (1, 3) OBP: 0.347, SLG: 0.538		0-0 P3		0-0 3-1		0-0 P7		0-0 F7		4	0	0	0	0	0	0
Doug Clemens, L (1, 9) OBP: 0.310, SLG: 0.337		0-0 F4		0-0 1B 1B		4-0 HR BB		0-0 F7		3	1	1	0	1	0	0
Vic Roznovsky, L (1, 2) OBP: 0.286, SLG: 0.385		0-0 4-3		0-0 1B		0-0 HR				3	1	2	2	0	0	0
Roberto Pena, R (1, 6) OBP: 0.314, SLG: 0.336			0-0 1B 3B	0-0 L6		0-0 4-3				3	1	1	0	0	0	2
Dick Ellsworth, L (1, 1) OBP: 0.286, SLG: 0.385			0-3 K		0-3 K		0-3 K			3	0	0	0	0	3	1

Inning Stats	R: 0	H: 1	E: 1	LOB: 1	K: 1	BB: 0	S: 6	R: 0	H: 0	E: 0	LOB: 0	K: 0	BB: 0	S: 3	R: 1	H: 2	E: 0	LOB: 0	K: 1	BB: 0	S: 6	R: 1	H: 3	E: 0	LOB: 2	K: 0	BB: 0	S: 6	R: 0	H: 1	E: 0	LOB: 1	K: 2	BB: 0	S: 8	R: 2	H: 1	E: 0	LOB: 0	K: 0	BB: 1	S: 4	R: 0	H: 1	E: 0	LOB: 1	K: 1	BB: 0	S: 6	R: 0	H: 0	E: 0	LOB: 0	K: 0	BB: 0	S: 3
--------------	------	------	------	--------	------	-------	------	------	------	------	--------	------	-------	------	------	------	------	--------	------	-------	------	------	------	------	--------	------	-------	------	------	------	------	--------	------	-------	------	------	------	------	--------	------	-------	------	------	------	------	--------	------	-------	------	------	------	------	--------	------	-------	------

PITCHER	IP	WLS	BF	H	R	ER	SO	BB	IBB	HBP	BLK	WP	HR	S	P	ERA	WHIP
Don Drysdale, R (1, 1) ERA: 3.09	7.0	L	30	9	4	4	5	1	0	0	0	0	2	39	43	5.14	1.429
Bob Miller, R (8, 1) ERA: 2.88	1.0		3	0	0	0	0	0	0	0	0	0	0	3	3	0.00	0.000

**Los Angeles Dodgers @ Chicago Cubs**  
Wrigley Field, Chicago, IL  
Fri May 21 1965, 3:33 AM CDT  
Att. 4,716 - Cloudy

<b>AB</b>	<b>32</b>
<b>R</b>	<b>4</b>
<b>H</b>	<b>9</b>
<b>RBI</b>	<b>4</b>
<b>BB</b>	<b>1</b>
<b>SO</b>	<b>5</b>
<b>LOB</b>	<b>9</b>



WP: 0	PA: 33
PB: 0	
SB: 1	
CS: 1	

PITCHER	IP	WLS	BF	H	R	ER	SO	BB	IBB	HBP	BLK	WP	HR	S	P	ERA	WHIP
---------	----	-----	----	---	---	----	----	----	-----	-----	-----	----	----	---	---	-----	------

Batter	1	2	3	4	5	6	7	8	9	AB R H RBI BB SO LOB	TOP
Maury Wills, S (1, 6) OBP: 0.327, SLG: 0.292	0-0 CS 1B		0-0 P8		0-0 L9		0-0 L4		4-0 BB E BB BB BB 1-2 BB	4 0 1 0 1 0 1	
Wes Parker, S (1, 3) OBP: 0.365, SLG: 0.417	0-3 K 1-2		0-3 K2-3			0-0 2B FC4 1B	0-0 4-3		0-0 E6 1-2 2-3	5 1 1 0 0 2 3	
Willie Davis, L (1, 8) OBP: 0.255, SLG: 0.368	0-0 G3		0-0 L9			0-0 F7		0-0 SH1-4 1B	0-0 G3-2-3 3-Hf	5 0 1 0 0 0 4	
Ron Fairly, L (1, 9) OBP: 0.356, SLG: 0.457		0-0 G3 S 1B		0-3 K2-1-3		0-0 FC4 1B 2B		0-0 SH1-4 1-2		3 2 2 0 0 1 0	
John Roseboro, L (1, 2) OBP: 0.306, SLG: 0.264		0-0 G3 1-3		0-0 L8		4-0 FC4 IBB		4-0 IBB		2 0 0 0 2 0 1	
Jim Lefebvre, S (1, 4) OBP: 0.380, SLG: 0.438		0-0 4-3		0-0 L9		0-0 FC4 1B 1-2f 2-3 3-H		0-3 K		4 0 0 1 0 1 5	
Lou Johnson, R (1, 7) OBP: 0.417, SLG: 0.515		1-0 1B HBP			0-0 FC6-4 1B	0-0 1-2 3-H 1B		0-0 F8		3 0 2 1 0 0 2	
Dick Tracewski, R (1, 5) OBP: 0.340, SLG: 0.321		0-0 1-3 3-H 1B		0-0 FC6-4 CS 1-2f		0-0 5-3		0-0 1-3		4 0 1 1 0 0 3	
Sandy Koufax, R (1, 1) OBP: 0.172, SLG: 0.172		0-3 K		0-0 L9		0-0 1-2 1B		0-0 5-3	0-0 E BB G3-2-3 1B	4 0 2 0 0 1 2	
<b>Inning Stats</b>	R: 0 E: 0 K: 1 S: 5 H: 1 LOB: 0 BB: 0 P: 5	R: 1 E: 0 K: 1 S: 7 H: 2 LOB: 2 BB: 0 P: 8	R: 0 E: 0 K: 1 S: 5 H: 0 LOB: 0 BB: 0 P: 5	R: 0 E: 0 K: 1 S: 5 H: 0 LOB: 0 BB: 0 P: 5	R: 0 E: 0 K: 0 S: 4 H: 2 LOB: 1 BB: 0 P: 4	R: 2 E: 0 K: 0 S: 6 H: 3 LOB: 2 BB: 1 P: 10	R: 0 E: 0 K: 0 S: 3 H: 0 LOB: 0 BB: 0 P: 3	R: 0 E: 0 K: 1 S: 6 H: 1 LOB: 2 BB: 1 P: 10	R: 0 E: 1 K: 0 S: 4 H: 1 LOB: 2 BB: 1 P: 8	1B: 9 2B: 1 3B: 0 HR: 0 SF: 0 SAC: 1 DP: 1 HBP: 1	WP: 0 PB: 0 SB: 1 CS: 2 PA: 39
<b>PITCHER</b>	IP WLS BF H R ER SO BB IBB HBP BLK WP HR S P ERA WHIP	IP WLS BF H R ER SO BB IBB HBP BLK WP HR S P ERA WHIP	IP WLS BF H R ER SO BB IBB HBP BLK WP HR S P ERA WHIP	IP WLS BF H R ER SO BB IBB HBP BLK WP HR S P ERA WHIP	IP WLS BF H R ER SO BB IBB HBP BLK WP HR S P ERA WHIP	IP WLS BF H R ER SO BB IBB HBP BLK WP HR S P ERA WHIP	IP WLS BF H R ER SO BB IBB HBP BLK WP HR S P ERA WHIP	IP WLS BF H R ER SO BB IBB HBP BLK WP HR S P ERA WHIP	IP WLS BF H R ER SO BB IBB HBP BLK WP HR S P ERA WHIP	IP WLS BF H R ER SO BB IBB HBP BLK WP HR S P ERA WHIP	IP WLS BF H R ER SO BB IBB HBP BLK WP HR S P ERA WHIP
Cal Koonce, R (1, 1) ERA: 3.65	7.1 L	31 9 3 3 4 0 1 1 0 0 0 0 37 42 3.68 1.227	0.2 3 0 0 0 1 0 1 0 0 0 0 4 8 0.00 0.000	1.0 5 1 0 0 0 1 0 0 0 0 0 4 8 0.00 2.000							
Lindy McDaniel, R (8, 1) ERA: 2.22											
Ted Abernathy, R (9, 1) ERA: 1.71											

**Los Angeles Dodgers @ Chicago Cubs**  
 Wrigley Field, Chicago, IL  
 Sat May 22 1965, 3:33 AM CDT  
 Att. 17,922 - Unknown

AB	34
R	3
H	10
RBI	3
BB	3
SO	5
LOB	21



livebaseballscorecards.com



Batter	1	2	3	4	5	6	7	8	9	AB	R	H	RBI	BB	SO	LOB
Don Landrum, L (1, 8) OBP: 0.352, SLG: 0.469	0-3 K ①		0-0 FC5-4 1B		0-3 K ③			0-0 F9 ②		4	0	1	0	0	2	1
Glenn Beckert, R (1, 4) OBP: 0.245, SLG: 0.294	0-0 F2		0-0 FC5-4 1-2f			0-3 K ①		0-0 F8 ③		4	0	0	0	0	1	2
Billy Williams, L (1, 7) OBP: 0.335, SLG: 0.441	0-0 3B		0-0 P4			0-0 1-3			4-0 1B BB	3	0	1	0	1	0	1
Ron Santo, R (1, 5) OBP: 0.365, SLG: 0.537	0-3 K ③			0-0 HR		0-3 K ③			0-0 FC5-4 1B 1-2	4	1	2	1	0	2	1
14 Ernie Banks, R (1, 3) OBP: 0.338, SLG: 0.522		0-0 F9 ①		0-3 K ①		0-3 K2-3 ①			0-0 F9 ①	4	0	0	0	0	2	2
Doug Clemens, L (1, 9) OBP: 0.305, SLG: 0.330		0-0 6-3 ②		0-0 3-1 ②		0-3 K ②			0-3 K ②	2	0	0	0	0	0	0
Harry Bright, R (7, PH) OBP: 0.167, SLG: 0.182										1	0	0	0	0	1	0
Len Gabrielson, L (8, 9) OBP: 0.286, SLG: 0.406										0	0	0	0	0	0	0
Leo Burke, R (9, PH) OBP: 0.200, SLG: 0.200										1	0	0	0	0	1	2
Dick Bertell, R (1, 2) OBP: 0.311, SLG: 0.244		0-0 1B		0-0 6-3 ③		0-0 L7 ③			0-0 FC5-4 1-2f	4	0	1	0	0	0	2
Roberto Pena, R (1, 6) OBP: 0.308, SLG: 0.328		0-0 P4 ③			0-0 ①			0-3 K ①		3	0	0	0	0	1	1
Cal Koonce, R (1, 1) OBP: 0.130, SLG: 0.091			0-3 K ①			0-3 K ②				2	0	0	0	0	2	0
Lindy McDaniel, R (8, 1)										0	0	0	0	0	0	0
Joey Amalfitano, R (8, PH) OBP: 0.143, SLG: 0.143										1	0	1	0	0	0	0
Ted Abernathy, R (9, 1)									0-0 1B	0	0	0	0	0	0	0

Inning Stats	R: 0	H: 1	E: 0	K: 2	S: 8	LOB: 1	BB: 0	P: 8
	R: 0	H: 1	E: 0	K: 0	S: 4	LOB: 1	BB: 0	P: 4
	R: 0	H: 1	E: 0	K: 1	S: 6	LOB: 1	BB: 0	P: 6
	R: 1	H: 1	E: 0	K: 1	S: 6	LOB: 0	BB: 0	P: 6
	R: 0	H: 0	E: 0	K: 2	S: 7	LOB: 0	BB: 0	P: 7
	R: 0	H: 0	E: 0	K: 2	S: 7	LOB: 0	BB: 0	P: 7
	R: 0	H: 0	E: 0	K: 2	S: 7	LOB: 0	BB: 0	P: 7
	R: 0	H: 1	E: 0	K: 1	S: 6	LOB: 1	BB: 0	P: 6
	R: 0	H: 1	E: 0	K: 1	S: 6	LOB: 2	BB: 1	P: 10
	1B: 4	2B: 0	3B: 1	HR: 1	SF: 0	SAC: 0	DP: 0	HBP: 0

PITCHER	IP	WLS	BF	H	R	ER	SO	BB	IBB	HBP	BLK	WP	HR	S	P	ERA	WHIP
Sandy Koufax, L (1, 1) ERA: 2.09	9.0	W	34	6	1	1	12	1	0	0	0	0	1	57	61	1.00	0.778

**Los Angeles Dodgers @ Chicago Cubs**  
Wrigley Field, Chicago, IL  
Sat May 22 1965, 3:33 AM CDT  
Att. 17,922 - Unknown

<b>AB</b>	<b>33</b>
<b>R</b>	<b>1</b>
<b>H</b>	<b>6</b>
<b>RBI</b>	<b>1</b>
<b>BB</b>	<b>1</b>
<b>SO</b>	<b>12</b>
<b>LOB</b>	<b>12</b>

Batter	1	2	3	4	5	6	7	8	9	10	11	12	13	14	15	16	AB	R	H	RBI	BB	SO	LOB	TOP	
Maury Wills, S OBP: 0.323, SLG: 0.292 (1, 6)	0-0 G3 1B	0-0 F8		0-0 CS	0-3 K			0-0 SH1-4 1B		0-3 K		0-0 F8			0-0 6-3		7	1	2	0	0	2	1		
Wes Parker, S OBP: 0.358, SLG: 0.407 (1, 3)	0-0 G3 1-3	0-0 4-3			0-0 4-3			0-0 SH1-4 1-2		0-0 1-3			0-0 1B 1B		0-0 6-3		6	0	1	0	0	0	2		
Willie Davis, L OBP: 0.263, SLG: 0.377 (1, 8)	0-0 2B 1B		0-0 F7		0-0 P6			0-3 K 2-3		0-0 WP 2B			0-0 1B 1B		0-0 L4		7	1	3	1	0	1	1		
Ron Fairly, L OBP: 0.359, SLG: 0.459 (1, 9)	0-0 1-H 2B		0-0 L6			0-0 F8		0-0 6-3		4-0 WP BB			0-3 K 1B				6	0	2	1	1	1	3		
John Roseboro, L OBP: 0.297, SLG: 0.256 (1, 2)	0-0 P5		0-0	0-0		0-0 G3		0-3 K		0-3 K			0-3 K				7	0	1	0	0	4	6		
Jim Lefebvre, S OBP: 0.393, SLG: 0.429 (1, 4)	4-0 IBB		0-0 4-3			0-0 4-3		0-3 K		0-3 K			0-0 1-3				5	0	1	0	2	1	3		
Lou Johnson, R OBP: 0.349, SLG: 0.425 (1, 7)	0-0 P3			0-0 F9			0-0 F8		0-0 F8					0-0 P4			7	0	0	0	0	1	7		
Dick Tracewski, R OBP: 0.346, SLG: 0.315 (1, 5)		4-0 SH1-4 BB		0-0 CS 1B			0-0 5-3			0-0 P4		0-3 K2-3		0-0 6-3			5	0	1	0	2	1	0		
Johnny Podres, L OBP: 0.113, SLG: 0.111 (1, 1) Bob Miller, R (8, 1) Wally Moon, L (10, PH) Ron Pennington, L (10, 1) Al Ferrara, R (12, PH) Jim Brewer, L (12, 1) Jeff Torborg, R (15, PH) Howie Reed, R (15, 1)		0-0 SH1-4 1-2		0-0 P5			0-0 G3		0-3 K			0-3 K		0-0 1-3			2	0	0	0	0	0	1		
<b>Inning Stats</b>	R: 2 E: 0 K: 0 S: 6	H: 3 LOB: 2 BB: 1 P: 10	R: 0 E: 0 K: 0 S: 3	H: 0 LOB: 1 BB: 1 P: 7	R: 0 E: 0 K: 0 S: 4	H: 1 LOB: 0 BB: 0 P: 4	R: 0 E: 0 K: 0 S: 3	H: 1 LOB: 0 BB: 0 P: 3	R: 0 E: 0 K: 1 S: 6	H: 0 LOB: 0 BB: 0 P: 6	R: 0 E: 0 K: 2 S: 7	H: 0 LOB: 0 BB: 0 P: 7	R: 0 E: 0 K: 2 S: 7	H: 0 LOB: 2 BB: 0 P: 9	R: 0 E: 0 K: 0 S: 3	H: 0 LOB: 0 BB: 0 P: 3	R: 0 E: 0 K: 0 S: 3	H: 0 LOB: 0 BB: 0 P: 3	R: 0 E: 0 K: 1 S: 7	H: 2 LOB: 3 BB: 1 P: 11	1B: 9 2B: 2 3B: 0 HR: 0	SF: 0 SAC: 2 DP: 0 HBP: 0	WP: 1 PB: 0 SB: 2 CS: 1	PA: 64	
<b>PITCHER</b>	IP WLS BF H R ER SO BB IBB HBP BLK WP HR S P ERA WHIP	IP WLS BF H R ER SO BB IBB HBP BLK WP HR S P ERA WHIP															IP WLS BF H R ER SO BB IBB HBP BLK WP HR S P ERA WHIP								
Bob Buhl, R (1, 1) ERA: 2.4	7.0	27	5	2	2	1	1	0	0	0	0	0	0	0	0	0	2.57	0.857							
Ted Abernathy, R (8, 1) ERA: 1.6	2.0	7	1	0	0	3	0	0	0	0	0	0	0	0	0	0	0.00	0.500							
Lindy McDaniel, R (10, 1) ERA: 1.89	5.0	20	3	0	0	8	1	1	0	0	1	0	0	0	0	0	0.00	0.800							
Dick Ellsworth, L (15, 1) ERA: 2.72	2.0	W 9	2	0	0	1	0	1	0	0	0	0	0	0	0	0	0.00	1.000							

Los Angeles Dodgers @ Chicago Cubs  
Wrigley Field, Chicago, IL  
Sun May 23 1965, 3:33 AM CDT  
Att. 17,139 - Cloudy

AB 56  
R 2  
H 11  
RBI 2  
BB 5  
SO 13  
LOB 27



livebaseballscores.com

Batter	1	2	3	4	5	6	7	8	9	10	11	12	13	14	15	16	AB	R	H	RBI	BB	SO	LOB	BOTTOM
Don Landrum, L (1, 8) OBP: 0.333, SLG: 0.437	E3 4-3 1B		G3		P4			F7		K		F8			K		7	0	1	0	0	2	2	
Glenn Beckert, R (1, 4) OBP: 0.235, SLG: 0.281	F7			5-3		F9		L4		5-3		P3		F8			7	0	0	0	0	0	2	
Billy Williams, L (1, 7) OBP: 0.327, SLG: 0.428	4-3			14 1B		L8		4-3		F8			3-1		K		7	0	1	0	0	1	1	
Ron Santo, R (1, 5) OBP: 0.368, SLG: 0.556	F8			P4		HR			14 1B SF8 BB		FC5 2B		F8			5-3	6	2	2	1	1	0	2	
14 Ernie Banks, R (1, 3) OBP: 0.348, SLG: 0.528		F8		1-2 1B		6-3					FC5 IBB		5-3			5-3	6	1	3	0	1	0	0	
Doug Clemens, L (1, 9) OBP: 0.304, SLG: 0.318		4-3		F8				F9		SF8		FC5 IBB				FC1-6 BB	4	0	0	1	2	0	4	
Dick Bertell, R (1, 2) OBP: 0.301, SLG: 0.235								5-3		FC6-4 E		G6-4-3				FC1-6 1B	3	0	0	0	0	0	0	
Jimmy Stewart, S (9, PH) OBP: 0.558, SLG: 0.600		5-3								1-2 2-3 E						BB IBB	1	0	0	0	0	0	1	
Vic Roznovsky, L (10, 2) OBP: 0.289, SLG: 0.366												1-2				1-2 IBB	2	0	0	0	1	0	3	
Roberto Pena, R (1, 6) OBP: 0.315, SLG: 0.331																4-0 BB IBB	5	0	2	0	1	0	2	
George Altman, L (16, PH) OBP: 0.391, SLG: 0.500			F9		FC9-6			FC6-4 1B		E6				FC5-4 1B		1-2 BB	0	0	0	1	1	0	0	
Bob Buhl, R (1, 1) Joe Mauer, R (7, PH) Ted Abernathy, R (8, 1) Len Gabrielson, L (9, PH) Lindy McDaniel, R (10, 1) Harry Bright, R (14, PH) Dick Ellsworth, L (15, 1)			K		K			FC6-4		K						FC5-4 1B	2	0	0	0	0	0	2	1
																1-2 BB	1	0	0	0	0	0	0	1
																	1	0	0	0	0	0	0	0
																	1	0	0	0	0	0	1	2
																	1	0	0	0	0	0	1	1
																	1	0	0	0	0	0	1	1
																	0	0	0	0	0	0	0	0
																	0	0	0	0	0	0	0	0

Inning Stats	R: 0	H: 1	E: 1	K: 0	LOB: 1	BB: 0	P: 4	R: 0	H: 0	E: 0	K: 0	LOB: 0	BB: 0	P: 3	R: 0	H: 0	E: 0	K: 1	LOB: 0	BB: 0	P: 5	R: 0	H: 2	E: 0	K: 0	LOB: 2	BB: 0	P: 5	R: 0	H: 0	E: 1	K: 1	LOB: 1	BB: 0	P: 6	R: 1	H: 1	E: 0	K: 0	LOB: 0	BB: 0	P: 4	R: 0	H: 1	E: 0	K: 0	LOB: 1	BB: 0	P: 4	R: 0	H: 0	E: 0	K: 0	LOB: 0	BB: 0	P: 3	R: 1	H: 1	E: 1	K: 1	LOB: 2	BB: 1	P: 11	R: 0	H: 0	E: 0	K: 1	LOB: 0	BB: 0	P: 5	R: 0	H: 0	E: 0	K: 0	LOB: 0	BB: 0	P: 7	R: 0	H: 0	E: 0	K: 1	LOB: 1	BB: 1	P: 9	R: 0	H: 0	E: 0	K: 0	LOB: 0	BB: 0	P: 3	R: 0	H: 1	E: 0	K: 0	LOB: 1	BB: 1	P: 7	R: 0	H: 0	E: 0	K: 2	LOB: 0	BB: 0	P: 3	R: 0	H: 1	E: 0	K: 0	LOB: 1	BB: 1	P: 7	R: 0	H: 0	E: 0	K: 2	LOB: 0	BB: 0	P: 7	R: 1	H: 1	E: 0	K: 0	LOB: 3	BB: 3	P: 14	1B: 6	2B: 2	3B: 0	HR: 1	SF: 1	SAC: 0	DP: 1	HBP: 0	WP: 1	PA: 62
--------------	------	------	------	------	--------	-------	------	------	------	------	------	--------	-------	------	------	------	------	------	--------	-------	------	------	------	------	------	--------	-------	------	------	------	------	------	--------	-------	------	------	------	------	------	--------	-------	------	------	------	------	------	--------	-------	------	------	------	------	------	--------	-------	------	------	------	------	------	--------	-------	-------	------	------	------	------	--------	-------	------	------	------	------	------	--------	-------	------	------	------	------	------	--------	-------	------	------	------	------	------	--------	-------	------	------	------	------	------	--------	-------	------	------	------	------	------	--------	-------	------	------	------	------	------	--------	-------	------	------	------	------	------	--------	-------	------	------	------	------	------	--------	-------	-------	-------	-------	-------	-------	-------	--------	-------	--------	-------	--------

PITCHER	IP	WLS	BF	H	R	ER	SO	BB	IBB	HBP	BLK	WP	HR	S	P	ERA	WHIP
Johnny Podres, L (1, 1) ERA: 1.53	7.0		27	5	1	1	2	0	0	0	0	0	1	31	31	1.29	0.714
Bob Miller, R (8, 1) ERA: 3.0	2.0		9	1	1	1	1	1	0	0	0	0	0	10	14	4.50	1.000
Ron Perranoski, L (10, 1) ERA: 4.5	2.0		7	1	0	0	1	0	1	0	0	0	0	8	12	0.00	0.500
Jim Brewer, L (12, 1) ERA: 0.5	4.0		14	1	0	0	3	2	0	0	0	0	0	18	26	0.00	0.750
Howie Reed, R (16, 1) ERA: 1.93	0.1	L	5	1	1	1	0	1	2	0	0	1	0	2	14	27.00	6.000

Los Angeles Dodgers @ Chicago Cubs  
 Wrigley Field, Chicago, IL  
 Sun May 23 1965, 3:33 AM CDT  
 Att: 17,139 - Cloudy

AB	54
R	3
H	9
RBI	3
BB	7
SO	7
LOB	23



Batter	1	2	3	4	5	6	7	8	9	AB R H RBI BB SO LOB	TOP											
Julian Javier, R (1, 4) OBP: 0.267, SLG: 0.389	0-0 4-3 1B 1B		0-3 K		0-0 1B BLK 1B		0-0 WP 3B		0-0 F3	5 3 3 2 0 1 1												
Lou Brock, L (1, 7) OBP: 0.380, SLG: 0.481	0-3 K		0-3 K		0-0 1B CS		0-0 6-3		0-0 1B	5 0 2 0 0 2 1												
Curt Flood, R (1, 8) OBP: 0.366, SLG: 0.509	0-0 4-3 1-2		0-0 L8		0-3 K 1-2 3-H		0-0 1B		0-0 G3	5 0 1 0 0 1 4												
Ken Boyer, R (1, 5) OBP: 0.369, SLG: 0.426	0-0 1B 2-H			0-0 4-3		0-0 E6 6-3		0-0 5-3		4 0 1 1 0 0 1												
Dick Groat, R (1, 6) OBP: 0.298, SLG: 0.313	0-0 4-3			0-0 1-3		0-0 6-3 1-2		0-0 4-3		4 0 0 0 0 0 2												
Bill White, L (1, 3) OBP: 0.378, SLG: 0.444		4-0 BB BB		0-0 L7		0-0 F6		0-0 F3		3 0 0 0 1 0 1												
Phil Gagliano, R (1, 9) OBP: 0.329, SLG: 0.405			0-3 K		0-0 E5 2B 1B		0-0 1-3		0-3 K	3 1 1 0 0 1 2												
Mike Shannon, R (7, 9) OBP: 0.217, SLG: 0.136										1 0 0 0 0 1 0												
Bob Uecker, R (1, 2) OBP: 0.415, SLG: 0.375		0-0 G3 1-2			0-0 SH1-4 1B 2B 2-H		0-0 3B 1B		0-0 1-4-3	4 2 2 1 0 0 1												
Tracy Stallard, R (1, 1) OBP: 0.143, SLG: 0.143			0-3 K		0-0 SH1-4 2-3		0-3 K		0-0 1B 1B	3 0 1 0 0 2 2												
Barney Schultz, R (9, 1)										0 0 0 0 0 0 0												
<b>Inning Stats</b>	R: 1 E: 0 K: 1 S: 7	H: 2 LOB: 1 BB: 0 P: 7	R: 0 E: 0 K: 2 S: 7	H: 0 LOB: 1 BB: 1 P: 11	R: 0 E: 0 K: 2 S: 7	H: 0 LOB: 0 BB: 0 P: 7	R: 0 E: 0 K: 0 S: 3	H: 0 LOB: 0 BB: 0 P: 3	R: 3 E: 1 K: 1 S: 8	H: 4 LOB: 0 BB: 0 P: 8	R: 0 E: 1 K: 0 S: 4	H: 0 LOB: 1 BB: 0 P: 4	R: 2 E: 0 K: 1 S: 8	H: 3 LOB: 1 BB: 0 P: 8	R: 0 E: 0 K: 1 S: 5	H: 0 LOB: 0 BB: 0 P: 5	R: 0 E: 0 K: 0 S: 5	H: 2 LOB: 2 BB: 0 P: 5	1B: 9 2B: 1 3B: 1 HR: 0	SF: 0 SAC: 1 DP: 0 HBP: 0	WP: 1 PB: 0 SB: 0 CS: 1	PA: 39
<b>PITCHER</b>	IP WLS BF H R ER SO BB IBB HBP BLK WP HR S P ERA WHIP																					
Claude Osteen, L (1, 1) ERA: 2.5	6.1 L 28 8 6 6 7 1 0 0 0 1 0 0 41 45 8.53 1.421																					
Ron Perranoski, L (7, 1) ERA: 4.22	0.2 3 1 0 0 0 0 0 0 0 0 1 0 3 3 0.00 1.500																					
Howie Reed, R (8, 1) ERA: 1.59	1.0 3 0 0 0 1 0 0 0 0 0 0 0 5 5 0.00 0.000																					
Bob Miller, R (9, 1) ERA: 2.89	1.0 5 2 0 0 0 0 0 0 0 0 0 0 5 5 0.00 2.000																					

St. Louis Cardinals @ Los Angeles Dodgers  
Dodger Stadium, Los Angeles, CA  
Mon May 24 1965, 7:05 PM PDT  
Att. 22,987 - Unknown

livebaseballscorecards.com

AB	37
R	6
H	11
RBI	4
BB	1
SO	8
LOB	15



Batter	1	2	3	4	5	6	7	8	9	AB R H RBI BB SO LOB
Lou Johnson, R (1, 7) OBP: 0.375, SLG: 0.432 Bob Miller, R (9, 1)	1-0 L9 S SF7 HBP		X 0-0 1B G3 1B		X 0-0 L1		X 0-0 E SF7 1B	X 0-0 F7 1-2 2-3		4 3 2 0 0 0 2 0 0 0 0 0 0 0
Wes Parker, S (1, 3) OBP: 0.359, SLG: 0.399	4-0 1-2 BB		X 0-0 F9		X 0-0 4-3		X 0-0 E3 BB 1-3	4-0 1B BB		3 0 0 0 2 0 2
Willie Davis, L (1, 8) OBP: 0.267, SLG: 0.381	0-0 L9 2-3		X 0-0 E 1B		X 0-0 S 1B		X 0-0 SF7 3-H	X 0-0 F9		4 1 2 1 0 0 3
Ron Fairly, L (1, 9) OBP: 0.361, SLG: 0.453	0-0 SF7 3-H		X 0-0 G3 2-H 3-H		4-0 1-2 BB		4-0 1-2 BB	X 0-0 L9		2 0 0 2 2 0 1
John Roseboro, L (1, 2) OBP: 0.293, SLG: 0.254 Derrell Griffith, L (9, PR) OBP: 0.125, SLG: 0.219	0-0 F8		X 0-0 F8		X 0-0 F8		X 0-0 L6	X 0-0 1B		5 0 1 0 0 0 5 0 0 0 0 0 0 0
Jim Lefebvre, S (1, 4) OBP: 0.370, SLG: 0.412		X 0-0 F8		X 0-0 4-3		0-3 K		0-3 K	X 0-0 F5	5 0 0 0 0 2 2
Dick Tracewski, R (1, 6) OBP: 0.343, SLG: 0.312		0-3 K		X 0-0 1B		X 0-0 5-3		X 0-0 6-3		4 0 1 0 0 1 0
John Kennedy, R (1, 5) OBP: 0.333, SLG: 0.359 Maury Wills, S (8, PR) OBP: 0.325, SLG: 0.292		4-0 BB		X 0-0 F9		X 0-0 5-3		X 0-0 S 1B 1B		3 0 1 0 1 0 1 0 0 0 0 0 0 0
Claude Osteen, L (1, 1) OBP: 0.115, SLG: 0.115 Ron Peranoski, L (7, 1) Willie Crawford, L (7, PH) Howie Reed, R (8, 1) Wally Moon, L (8, PH) OBP: 0.455, SLG: 0.294 (9, 7)		0-0 1-3		0-3 K		0-3 K		0-0 S 1B		2 0 0 0 0 1 2 0 0 0 0 0 0 0 1 0 0 0 0 1 0 0 0 0 0 0 0 0 1 0 1 0 0 0 0

Inning Stats	R: 1	H: 0	E: 0	K: 0	S: 3	LOB: 1	BB: 1	P: 8	R: 0	H: 0	E: 0	K: 1	S: 5	LOB: 1	BB: 1	P: 9	R: 2	H: 2	E: 1	K: 0	S: 5	LOB: 0	BB: 0	P: 5	R: 0	H: 1	E: 0	K: 1	S: 6	LOB: 1	BB: 0	P: 6	R: 0	H: 1	E: 0	K: 0	S: 4	LOB: 2	BB: 1	P: 8	R: 0	H: 0	E: 0	K: 1	S: 5	LOB: 0	BB: 0	P: 5	R: 1	H: 1	E: 1	K: 1	S: 7	LOB: 2	BB: 1	P: 11	R: 0	H: 2	E: 0	K: 1	S: 7	LOB: 2	BB: 0	P: 7	R: 0	H: 1	E: 0	K: 0	S: 4	LOB: 2	BB: 1	P: 8	1B: 8	SF: 2	2B: 0	SAC: 0	3B: 0	DP: 0	HR: 0	HBP: 1	WP: 0	PA: 42
PITCHER	IP	WLS	BF	H	R	ER	SO	BB	IBB	HBP	BLK	WP	HR	S	P	ERA	WHIP																																																																	
Tracy Stallard, R (1, 1) ERA: 2.84	8.0	W	38	7	4	2	5	5	0	1	0	0	0	42	63	2.25	1.500																																																																	
Barney Schultz, R (9, 1) ERA: 3.6	1.0	S	4	1	0	0	0	0	0	0	0	0	0	4	4	0.00	1.000																																																																	

BOTTOM

St. Louis Cardinals @ Los Angeles Dodgers  
 Dodger Stadium, Los Angeles, CA  
 Mon May 24 1965, 7:05 PM PDT  
 Att. 22,987 - Unknown

livebaseballscores.com

AB	34
R	4
H	8
RBI	3
BB	5
SO	5
LOB	18



Batter	1	2	3	4	5	6	7	8	9	AB R H RBI BB SO LOB	TOP	
<b>Curt Flood, R</b> OBP: 0.363, SLG: 0.503 (1, 8) X	0-0 4-3 WP 1B		0-0 1-3			0-0 F8			0-0 6-3	4 0 1 0 0 0 0		
<b>Lou Brock, L</b> OBP: 0.371, SLG: 0.469 (1, 7) X	0-0 4-3 1-3			0-3 K		0-3 K			0-3 K	4 0 0 0 0 3 1		
<b>Bill White, L</b> OBP: 0.371, SLG: 0.433 (1, 3) X	0-0 4-3			0-3 K			0-0 F4			3 0 0 0 0 1 1		
<b>Ken Boyer, R</b> OBP: 0.362, SLG: 0.417 (1, 5) X	0-0 6-3			0-0 F8			0-0 F9			3 0 0 0 0 0 1		
<b>Tito Francona, L</b> OBP: 0.293, SLG: 0.368 (1, 9) X		0-0 F7			0-0 3-1		0-0 F7			3 0 0 0 0 0 0		
<b>Tim McCarver, L</b> OBP: 0.333, SLG: 0.469 (1, 2) X		0-0 G3			0-0 F6			0-0 F4		3 0 0 0 0 0 0		
<b>Dick Groat, R</b> OBP: 0.283, SLG: 0.307 (1, 6) X		0-0 4-3			0-0 E6			0-0 6-3		3 0 0 0 0 0 0		
<b>Julian Javier, R</b> OBP: 0.258, SLG: 0.376 (1, 4) X			0-3 K		0-0 6-3			0-0 F5		3 0 0 0 0 1 1		
<b>Bob Gibson, R</b> OBP: 0.290, SLG: 0.423 (1, 1) X <b>Bob Skinner, L</b> OBP: 0.250, SLG: 0.474 (9, PH) X			0-0 L1		0-3 K			0-0 4-3		2 0 0 0 0 1 0 1 0 0 0 0 0 0		
<b>Inning Stats</b>	R: 0 H: 1 E: 0 LOB: 1 K: 0 BB: 0 S: 4 P: 4	R: 0 H: 0 E: 0 LOB: 0 K: 0 BB: 0 S: 3 P: 3	R: 0 H: 0 E: 0 LOB: 0 K: 1 BB: 0 S: 5 P: 5	R: 0 H: 0 E: 0 LOB: 0 K: 2 BB: 0 S: 7 P: 7	R: 0 H: 0 E: 1 LOB: 1 K: 0 BB: 0 S: 4 P: 4	R: 0 H: 0 E: 0 LOB: 0 K: 2 BB: 0 S: 7 P: 7	R: 0 H: 0 E: 0 LOB: 0 K: 0 BB: 0 S: 3 P: 3	R: 0 H: 0 E: 0 LOB: 0 K: 0 BB: 0 S: 3 P: 3	R: 0 H: 0 E: 0 LOB: 0 K: 1 BB: 0 S: 5 P: 5	1B: 1 SF: 0 2B: 0 SAC: 0 3B: 0 DP: 0 HR: 0 HBP: 0	WP: 1 PA: 29 PB: 0 SB: 0 CS: 0	
<b>PITCHER</b> <b>Don Drysdale, R</b> ERA: 2.76 (1, 1)	IP WLS BF H R ER SO BB IBB HBP BLK WP HR S P ERA WHIP	9.0 W 29 1 0 0 6 0 0 0 0 1 0 41 41 0.00 0.111										

**St. Louis Cardinals @ Los Angeles Dodgers**  
**Dodger Stadium, Los Angeles, CA**  
 Tue May 25 1965, 7:05 PM PDT  
 Att. 28,515 - Unknown

<b>AB</b>	29
<b>R</b>	0
<b>H</b>	1
<b>RBI</b>	0
<b>BB</b>	0
<b>SO</b>	6
<b>LOB</b>	4



Batter	1	2	3	4	5	6	7	8	9	AB R H RBI BB SO LOB
Lou Johnson, R OBP: 0.392, SLG: 0.447 (1, 7) X	0-0 FC1-6 1B		0-3 K		0-0 1-2 1B			0-0 1-2 SH5-4		3 0 2 0 0 1 0
Wes Parker, S OBP: 0.356, SLG: 0.391 (1, 3) X	0-0 FC1-6 1B			0-0 3-1	0-0 4-3			4-0 2B BB		3 1 0 0 1 0 3
Willie Davis, L OBP: 0.267, SLG: 0.377 (1, 8) X	0-0 F8			0-0 BLK 4-3 1B		0-0 F4		0-0 F5		4 0 1 0 0 0 3
Ron Fairly, L OBP: 0.364, SLG: 0.461 (1, 9) X	0-0 1-2 1B			0-0 4-3		0-0 F8		0-0 1-H 2-H 2B		4 0 2 2 0 0 1
John Roseboro, L OBP: 0.292, SLG: 0.248 (1, 2) X		0-0 4-3		4-0 2-3 BB		0-0 3-1		0-0 L8		3 0 0 0 1 0 1
Jim Lefebvre, S OBP: 0.363, SLG: 0.403 (1, 4) X		0-3 K		0-3 K			0-0 L9			3 0 0 0 0 2 2
Dick Tracewski, R OBP: 0.333, SLG: 0.302 (1, 6) X		0-3 K			0-3 K		0-3 K			3 0 0 0 0 3 0
John Kennedy, R OBP: 0.333, SLG: 0.341 (1, 5) X			0-0 F9		1-0 1B HBP		0-3 K			2 0 0 0 0 1 0
Don Drysdale, R OBP: 0.375, SLG: 0.533 (1, 1) X			0-0 6-3		0-0 F3			0-0 SH5-4 2B 1B		3 1 1 0 0 0 1

Inning Stats	R: 0 E: 0 K: 0 S: 4	H: 2 LOB: 1 BB: 0 P: 4	R: 0 E: 0 K: 2 S: 7	H: 0 LOB: 0 BB: 0 P: 7	R: 0 E: 0 K: 1 S: 5	H: 0 LOB: 0 BB: 0 P: 5	R: 0 E: 0 K: 1 S: 6	H: 1 LOB: 2 BB: 1 P: 10	R: 0 E: 0 K: 1 S: 6	H: 1 LOB: 2 BB: 0 P: 7	R: 0 E: 0 K: 0 S: 3	H: 0 LOB: 0 BB: 0 P: 3	R: 0 E: 0 K: 2 S: 7	H: 0 LOB: 0 BB: 0 P: 7	R: 2 E: 0 K: 0 S: 5	H: 2 LOB: 1 BB: 1 P: 9
	1B: 5 2B: 1 3B: 0 HR: 0	SF: 0 SAC: 1 DP: 0 HBP: 1	WP: 0 PA: 32 PB: 0 SB: 0 CS: 0													

PITCHER	IP	WLS	BF	H	R	ER	SO	BB	IBB	HBP	BLK	WP	HR	S	P	ERA	WHIP
Bob Gibson, R ERA: 2.4 (1, 1)	8.0	L	32	6	2	2	7	2	0	1	1	0	0	43	52	2.25	1.000


**BOTTOM**

**St. Louis Cardinals @ Los Angeles Dodgers**  
**Dodger Stadium, Los Angeles, CA**

Tue May 25 1965, 7:05 PM PDT  
 Att. 28,515 - Unknown

livebaseballscorecards.com

**AB 28**  
**R 2**  
**H 6**  
**RBI 2**  
**BB 2**  
**SO 7**  
**LOB 11**



Batter	1	2	3	4	5	6	7	8	9	AB R H RBI BB SO LOB	TOP										
Julian Javier, R (1, 4) OBP: 0.255, SLG: 0.367	0-3 K		0-0 F7		0-0 P5		0-0 1B		0-0 6-3	5 0 1 1 0 1 1											
Lou Brock, L (1, 7) OBP: 0.376, SLG: 0.469 Carl Warwick, R (5, 7) OBP: 0.160, SLG: 0.087	0-0 SF8 1B		1-0 HBP		0-3 K		0-0 F6		0-0 6-3	2 1 1 0 0 1 0 1 0 0 0 0 0 2											
Curt Flood, R (1, 8) OBP: 0.366, SLG: 0.500	0-0 1B		4-0 BB		0-0 6-3		0-0 6-3		0-0 6-3	3 0 1 0 1 0 0											
Ken Boyer, R (1, 5) OBP: 0.359, SLG: 0.422	0-0 SF8		0-3 K		0-0 4-3		0-0 2B		0-0 2B	3 0 1 1 0 1 2											
Dick Groat, R (1, 6) OBP: 0.286, SLG: 0.299	0-0 5-3		0-0 G3		0-0 F8		0-0 5-3		0-0 5-3	4 0 0 0 0 0 4											
Bill White, L (1, 3) OBP: 0.361, SLG: 0.420		0-0 F5		0-0 F7		0-0 4-3		0-0 F7		4 0 0 0 0 0 1											
Phil Gagliano, R (1, 9) OBP: 0.314, SLG: 0.385 Mike Shannon, R (9, 9) OBP: 0.217, SLG: 0.136		0-0 F8		0-3 K		0-0 F3		0-0 P3		4 0 0 0 0 0 1 0 0 0 0 0 0 0 0 0											
Bob Uecker, R (1, 2) OBP: 0.444, SLG: 0.429		0-0 2B		0-3 K		0-0 1B		4-0 BB		3 1 2 0 1 1 0											
Curt Simmons, L (1, 1) OBP: 0.050, SLG: 0.050		0-0 6-3		0-3 K		0-0 1B		0-0 FC1-6		4 0 1 0 0 1 2											
<b>Inning Stats</b>	R: 1 E: 0 K: 1 S: 7	H: 2 LOB: 1 BB: 0 P: 7	R: 0 E: 0 K: 0 S: 4	H: 1 LOB: 1 BB: 0 P: 4	R: 0 E: 0 K: 1 S: 5	H: 0 LOB: 2 BB: 1 P: 10	R: 0 E: 0 K: 2 S: 7	H: 0 LOB: 0 BB: 0 P: 7	R: 0 E: 0 K: 0 S: 3	H: 0 LOB: 0 BB: 0 P: 3	R: 1 E: 0 K: 0 S: 6	H: 3 LOB: 2 BB: 0 P: 6	R: 0 E: 0 K: 0 S: 4	H: 1 LOB: 1 BB: 0 P: 4	R: 0 E: 0 K: 0 S: 3	H: 0 LOB: 1 BB: 1 P: 7	1B: 5 2B: 2 3B: 0 HR: 0	SF: 1 SAC: 0 DP: 0 HBP: 1	WP: 0 PB: 0 SB: 4 CS: 0	PA: 37	
<b>PITCHER</b> Sandy Koufax, L (1, 1) ERA: 2.1 Bob Miller, R (9, 1) ERA: 2.79	IP 8.0	WLS L	BF 33	H 7	R 2	ER 2	SO 6	BB 1	IBB 0	HBP 1	BLK 0	WP 0	HR 0	S 43	P 48	ERA 2.25	WHIP 1.000				
<b>PITCHER</b>	IP	WLS	BF	H	R	ER	SO	BB	IBB	HBP	BLK	WP	HR	S	P	ERA	WHIP				

St. Louis Cardinals @ Los Angeles Dodgers  
Dodger Stadium, Los Angeles, CA  
Wed May 26 1965, 7:05 PM PDT  
Att: 30,794 - Unknown

livebaseballscorecards.com

AB	33
R	2
H	7
RBI	2
BB	2
SO	6
LOB	12





Batter	1	2	3	4	5	6	7	8	9	AB R H RBI BB SO LOB
Maury Wills, S (1, 6) OBP: 0.323, SLG: 0.291	0-0 6-3		0-0 6-3 S 1B		0-0 B5-3			0-0 6-3		4 0 1 0 0 0 0
Wes Parker, S (1, 3) OBP: 0.354, SLG: 0.388	0-0 6-3		0-0 6-3 1-3			0-0 S 1B		0-0 F9		4 0 1 0 0 0 1
Willie Davis, L (1, 8) OBP: 0.260, SLG: 0.368	0-0 4-3		0-0 F9			0-0 B2		0-0 1-3		4 0 0 0 0 0 2
Ron Fairly, L (1, 9) OBP: 0.361, SLG: 0.455		0-0 1B G4-6-3 1B		0-0 F7		0-0 F9 1-2		0-0 4-3		4 1 1 0 0 0 1
Lou Johnson, R (1, 7) OBP: 0.400, SLG: 0.440		0-0 G4-6-3 BB 1-3 1B		0-0 6-3		0-0 F8		4-0 CS BB		3 0 1 0 1 0 1
Jim Lefebvre, S (1, 4) OBP: 0.373, SLG: 0.412		4-0 BB BB 1-2 G4-6-3 BB		0-0 2B			0-0 1-3	4-0 BB BB BB 1-2 BB		2 0 1 0 2 0 0
Jeff Torborg, R (1, 2) OBP: 0.353, SLG: 0.516		0-0 G4-6-3 1-2f 2-3 3-H		0-0 F3			0-0 6-3	0-0 F2		4 0 0 0 0 0 5
Dick Tracewski, R (1, 5) OBP: 0.325, SLG: 0.293		0-0 4-3			0-0 F8		0-0 6-3			3 0 0 0 0 0 1
Sandy Koufax, R (1, 1) OBP: 0.161, SLG: 0.161 Al Ferrara, R (8, PH) OBP: 0.381, SLG: 0.556 Bob Miller, R (9, 1)			0-0 5-3		0-0 F9			0-0 5-3		2 0 0 0 0 0 0 1 0 0 0 0 0 0 0 0 0 0 0 0 0

BOTTOM

St. Louis Cardinals @ Los Angeles Dodgers  
 Dodger Stadium, Los Angeles, CA  
 Wed May 26 1965, 7:05 PM PDT  
 Att. 30,794 - Unknown

livebaseballscorecards.com

AB	31
R	1
H	5
RBI	0
BB	3
SO	0
LOB	11



Inning Stats	R: 0	H: 0	E: 0	K: 0	S: 3	P: 3	R: 1	H: 2	E: 0	K: 0	S: 4	P: 8	R: 0	H: 1	E: 0	K: 0	S: 4	P: 4	R: 0	H: 1	E: 0	K: 0	S: 4	P: 4	R: 0	H: 0	E: 0	K: 0	S: 3	P: 3	R: 0	H: 1	E: 0	K: 0	S: 4	P: 4	R: 0	H: 0	E: 0	K: 0	S: 3	P: 3	R: 0	H: 0	E: 0	K: 0	S: 3	P: 3	R: 0	H: 0	E: 0	K: 0	S: 3	P: 11	1B: 4	SF: 0	2B: 1	SAC: 0	3B: 0	DP: 1	HR: 0	HBP: 0	WP: 0	PA: 34	PB: 0	SB: 2	CS: 1	ERA	WHIP
PITCHER Curt Simmons, L (1, 1) ERA: 2.66	9.0	WLS	W	BF	34	H	5	R	1	ER	1	SO	0	BB	3	IBB	0	HBP	0	BLK	0	WP	0	HR	0	S	31	P	43	ERA	1.00	WHIP	0.889																																				

Batter	1	2	3	4	5	6	7	8	9	AB R H RBI BB SO LOB	TOP	
Felipe Alou, R OBP: 0.340, SLG: 0.454 (1, 7) X	0-0 6-3 ①		0-0 F9 ①		0-0 F9 ②			0-0 L7 ①		4 0 0 0 0 0 1		
Frank Bolling, R OBP: 0.367, SLG: 0.426 (1, 4) X	0-0 F7 ②		0-0 2B ②		0-0 F7 ③			0-0 G5-4-3 1B ②		4 1 2 1 0 0 0		
Hank Aaron, R OBP: 0.395, SLG: 0.560 (1, 9) X	0-0 2B ③		0-0 BB 2B ②		0-0 G6-4-3 1B ③			0-0 G5-4-3 1-2f ② ③		4 0 3 1 0 0 1		
Joe Torre, R OBP: 0.421, SLG: 0.669 (1, 2) X	0-0 P5 ③		4-0 BB ②		0-0 G6-4-3 1-2f ② ③			0-0 4-3 ①		3 0 0 0 1 0 2		
Gene Oliver, R OBP: 0.291, SLG: 0.360 (1, 3) X		4-0 BB ③	0-0 F8 1B K2-3 BB ③		0-0 L5 ③			0-0 F8 ③		3 0 0 0 1 0 1		
Miguel de la Hoz, R OBP: 0.273, SLG: 0.241 (1, 5) X		0-0 F8 1B 1-2 ①		0-0 6-3 ①				0-0 FC1-5 1B BB ③		3 0 1 0 1 0 0		
Mack Jones, L OBP: 0.340, SLG: 0.467 (1, 8) X		0-0 F8 ①		0-0 4-3 ②				0-0 FC1-5 1B ①		3 0 1 0 0 0 2		
Woody Woodward, R OBP: 0.313, SLG: 0.267 (1, 6) X		0-3 K2-3 ② ③		0-0 L6 ③				0-0 FC1-5 G6-4-3 ①		3 0 0 0 0 1 4		
Denny Lemaster, R OBP: 0.222, SLG: 0.235 (1, 1) X			0-0 2B ②		0-0 F3 ①			0-0 G6-4-3 ② ③		3 1 1 0 0 0 2		
<b>Inning Stats</b>	R: 0 H: 1 E: 0 LOB: 1 K: 0 BB: 0 S: 4 P: 4	R: 0 H: 1 E: 0 LOB: 2 K: 1 BB: 1 S: 5 P: 9	R: 2 H: 3 E: 0 LOB: 1 K: 0 BB: 1 S: 5 P: 9	R: 0 H: 0 E: 0 LOB: 0 K: 0 BB: 0 S: 3 P: 3	R: 0 H: 0 E: 0 LOB: 0 K: 0 BB: 0 S: 3 P: 3	R: 0 H: 1 E: 0 LOB: 0 K: 0 BB: 0 S: 3 P: 3	R: 0 H: 1 E: 0 LOB: 1 K: 0 BB: 1 S: 3 P: 7	R: 0 H: 1 E: 0 LOB: 0 K: 0 BB: 0 S: 3 P: 3	R: 0 H: 0 E: 0 LOB: 0 K: 0 BB: 0 S: 3 P: 3	1B: 4 SF: 0 2B: 4 SAC: 0 3B: 0 DP: 3 HR: 0 HBP: 0	WP: 0 PA: 33 PB: 0 SB: 0 CS: 0	
<b>PITCHER</b> Johnny Podres, L (1, 1) ERA: 1.6	IP WLS BF H R ER SO BB IBB HBP BLK WP HR S P ERA WHIP	9.0 W 33 8 2 2 1 3 0 0 0 0 0 32 44 2.00 1.222										

Milwaukee Braves @ Los Angeles Dodgers  
Dodger Stadium, Los Angeles, CA  
Thu May 27 1965, 7:05 PM PDT  
Att: 19,001 - Unknown

AB	30
R	2
H	8
RBI	2
BB	3
SO	1
LOB	13



livebaseballscorecards.com

Batter	1	2	3	4	5	6	7	8	9	AB R H RBI BB SO LOB
Maury Wills, S (1, 6) OBP: 0.321, SLG: 0.285	0-0 6-3		0-0 B1-3		4-0 CS BB			0-0 6-3		3 0 0 0 1 0 0
Wes Parker, S (1, 3) OBP: 0.352, SLG: 0.384	0-0 S 1B		0-0 L3		0-0 CS 1-2	0-3 K		0-0 F9		4 0 1 0 0 1 0
Willie Davis, L (1, 8) OBP: 0.266, SLG: 0.367	0-0 F9 1-2			1-0 1B FC1-5-2 HBP		0-0 F8		0-0 1B SH1-4 BB 1B		3 1 1 0 0 0 1
Ron Fairly, L (1, 9) OBP: 0.367, SLG: 0.456	0-3 K			0-0 FC1-5-2 1-3 1B 1B		4-0 BB		0-0 SH1-4 1-2		2 1 1 0 1 1 1
Lou Johnson, R (1, 7) OBP: 0.390, SLG: 0.415		0-0 4-3		0-0 FC1-5-2 1-3 1B		0-3 K		4-0 BB 1B IBB		3 1 0 0 1 1 3
Jim Lefebvre, S (1, 4) OBP: 0.382, SLG: 0.421		0-0 FC5-4 1B		0-0 2-H 3-H 1B		0-0 5-3		0-0 BB 1B		4 0 3 2 0 0 0
Jeff Torborg, R (1, 2) OBP: 0.324, SLG: 0.471		0-3 K		0-0 F7		0-0 1-3		4-0 BB 1-2 2-3 3-H		3 0 0 0 0 1 1
Al Ferrara, R (9, PH) OBP: 0.409, SLG: 0.556										0 0 0 1 1 0 0
John Kennedy, R (1, 5) OBP: 0.314, SLG: 0.318		0-0 FC5-4 1-2f			0-0 P4		0-0 5-3			3 0 0 0 0 0 1
Johnny Podres, L (1, 1) OBP: 0.095, SLG: 0.095			0-0 3-1		0-3 K		0-3 K			3 0 0 0 0 2 0

Inning Stats	R: 0 E: 0 K: 1 S: 6	H: 1 LOB: 1 BB: 0 P: 6	R: 0 E: 0 K: 1 S: 6	H: 1 LOB: 1 BB: 0 P: 6	R: 0 E: 0 K: 0 S: 3	H: 0 LOB: 0 BB: 0 P: 3	R: 2 E: 0 K: 0 S: 4	H: 2 LOB: 0 BB: 0 P: 5	R: 0 E: 0 K: 1 S: 4	H: 0 LOB: 0 BB: 1 P: 8	R: 0 E: 0 K: 2 S: 7	H: 0 LOB: 1 BB: 1 P: 11	R: 0 E: 0 K: 0 S: 3	H: 0 LOB: 0 BB: 0 P: 3	R: 0 E: 0 K: 1 S: 5	H: 0 LOB: 0 BB: 0 P: 5	R: 1 E: 0 K: 0 S: 3	H: 2 LOB: 3 BB: 2 P: 11	1B: 6 2B: 0 3B: 0 HR: 0	SF: 0 SAC: 1 DP: 0 HBP: 1	WP: 0 PB: 0 SB: 1 CS: 1	PA: 35
PITCHER Denny Lemaster, L (1, 1) ERA: 5.98	IP 8.1 WLS L BF 34 H 6 R 3 ER 3 SO 6 BB 3 IBB 1 HBP 1 BLK 0 WP 0 HR 0 S 41 P 58 ERA 3.24 WHIP 1.080																					

**BOTTOM**

**Milwaukee Braves @ Los Angeles Dodgers**  
**Dodger Stadium, Los Angeles, CA**

Thu May 27 1965, 7:05 PM PDT  
Att. 19,001 - Unknown

livebaseballscores.com

AB	28
R	3
H	6
RBI	3
BB	4
SO	6
LOB	7



Batter	1	2	3	4	5	6	7	8	9	AB R H RBI BB SO LOB	TOP		
<b>Felipe Alou, R</b> OBP: 0.335, SLG: 0.445 (1, 7) (7, 3)	0-0 G3		0-0 1B		0-0 5-3	0-3 K			0-0 F8	5 0 1 0 0 1 0	<b>Milwaukee Braves @ Los Angeles Dodgers</b> <b>Dodger Stadium, Los Angeles, CA</b> Fri May 28 1965, 7:05 PM PDT Att: 30,107 - Unknown <a href="http://livebaseballscorecards.com">livebaseballscorecards.com</a>		
<b>Frank Bolling, R</b> OBP: 0.360, SLG: 0.425 (1, 4) (7, 3)	0-0 2B		0-0 F9		0-0 5-3	0-0 P1			0-0 6-3	5 0 1 0 0 0 1			
<b>Hank Aaron, R</b> OBP: 0.388, SLG: 0.542 (1, 9) (7, 3)	0-0 6-3			0-0 F8	4-0 1B 1B BB			0-0 F8	0-0 4-3	4 1 0 0 1 0 1			
<b>Joe Torre, R</b> OBP: 0.416, SLG: 0.656 (1, 2) (7, 3)	0-0 F8			0-0 F9	0-0 1B BB 1B			0-0 6-3		4 1 1 0 0 0 1			
<b>Gene Oliver, R</b> OBP: 0.301, SLG: 0.380 <b>Ty Cline, L</b> OBP: 0.272, SLG: 0.216 (1, 3) (7, 8)		0-0 4-3		0-0 1B 2B	0-0 1B BB 1B			0-0 5-3		4 2 2 1 0 0 0 0 0 0 0 0 0 0			
<b>Miguel de la Hoz, R</b> OBP: 0.288, SLG: 0.258 <b>Eddie Mathews, L</b> OBP: 0.372, SLG: 0.552 (1, 5) (5, PH) (5, 5)		0-0 F8		0-0 1B 1B 2-H	4-0 1B 1B 1-2 2-H			0-3 K		2 1 1 1 0 0 0 1 0 0 0 1 1 0			
<b>Mack Jones, L</b> OBP: 0.355, SLG: 0.474 (1, 8) (7, 7)		0-0 6-3		0-0 1B 1B 1-2	0-0 1B 1-3 2-H 3-H			4-0 1-3 BB		3 0 2 2 1 0 0			
<b>Woody Woodward, R</b> OBP: 0.300, SLG: 0.263 (1, 6) (7, 3)			0-0 5-3	0-0 1B 1-3 2-H	0-0 F7			0-0 1-3		4 0 1 1 0 0 3			
<b>Ken Johnson, R</b> OBP: 0.105, SLG: 0.158 <b>Rico Carty, R</b> OBP: 0.333, SLG: 0.439 <b>Billy O'Dell, S</b> OBP: 0.222, SLG: 0.222 (1, 1) (4, PH) (4, 1)			0-0 2-3	0-0 1-3		0-0 F8		0-0 1-3		1 0 0 0 0 0 0 1 0 0 0 0 0 2 2 0 0 0 0 0 1			
<b>Inning Stats</b>	R: 0 E: 0 K: 0 S: 4 H: 1 LOB: 1 BB: 0 P: 4	R: 0 E: 0 K: 0 S: 3 H: 0 LOB: 0 BB: 0 P: 3	R: 0 E: 0 K: 0 S: 4 H: 1 LOB: 1 BB: 0 P: 4	R: 2 E: 0 K: 0 S: 7 H: 4 LOB: 2 BB: 0 P: 7	R: 3 E: 0 K: 0 S: 6 H: 3 LOB: 2 BB: 2 P: 14	R: 0 E: 0 K: 1 S: 5 H: 0 LOB: 0 BB: 0 P: 5	R: 0 E: 0 K: 0 S: 3 H: 0 LOB: 0 BB: 0 P: 3	R: 0 E: 0 K: 1 S: 5 H: 0 LOB: 1 BB: 1 P: 9	R: 0 E: 0 K: 0 S: 3 H: 0 LOB: 0 BB: 0 P: 3	1B: 7 2B: 2 3B: 0 HR: 0 SF: 0 SAC: 0 DP: 0 HBP: 0		WP: 0 PB: 0 SB: 0 CS: 0 PA: 39	
<b>PITCHER</b>	IP WLS BF H R ER SO BB IBB HBP BLK WP HR S P ERA WHIP											<b>PITCHER</b>	IP WLS BF H R ER SO BB IBB HBP BLK WP HR S P ERA WHIP
<b>Claude Osteen, L</b> ERA: 2.89 (1, 1)	4.2 L 23 8 5 5 0 1 0 0 0 0 0 22 26 9.64 1.929												
<b>Howie Reed, R</b> ERA: 1.29 (5, 1)	1.1 6 1 0 0 1 1 0 0 0 0 0 7 11 0.00 1.500												
<b>Bob Miller, R</b> ERA: 2.53 (7, 1)	3.0 10 0 0 0 0 1 1 0 0 0 0 11 15 0.00 0.333												



Batter	1	2	3	4	5	6	7	8	9	AB	R	H	RBI	BB	SO	LOB	BOTTOM															
<b>Maury Wills, S</b> (1, 6) OBP: 0.318, SLG: 0.282	0-0 E4 1B	0-0 1B		0-3 K		0-0 6-3			0-0 4-3	5	1	1	0	0	1	1	<b>Milwaukee Braves @ Los Angeles Dodgers</b> <b>Dodger Stadium, Los Angeles, CA</b> Fri May 28 1965, 7:05 PM PDT Att. 30,107 - Unknown <a href="http://livebaseballscorecards.com">livebaseballscorecards.com</a>															
<b>Wes Parker, S</b> (1, 3) OBP: 0.349, SLG: 0.377	4-0 1B IBB	0-0 F7		0-0 F8			0-3 K			3	1	0	0	1	1	1																
<b>Willie Davis, L</b> (1, 8) OBP: 0.266, SLG: 0.365	0-0 F8		0-0 4-3 2B 1B		0-0 P1		0-0 4-3			4	1	1	0	0	0	2																
<b>Ron Fairly, L</b> (1, 9) OBP: 0.370, SLG: 0.450	4-0 1B IBB		4-0 2B 4-3 BB		0-0 P3		0-0 L8			2	1	0	0	2	0	0																
<b>John Roseboro, L</b> (1, 2) OBP: 0.298, SLG: 0.256	0-0 1B		0-0 4-3		0-0 1B			0-0 F5		4	0	2	2	0	0	2																
<b>Lou Johnson, R</b> (1, 7) OBP: 0.381, SLG: 0.421	0-3 K		0-0 4-3 2B		0-0 L4			0-3 K		4	0	1	2	0	2	3																
<b>Jim Lefebvre, S</b> (1, 4) OBP: 0.373, SLG: 0.410	0-0 G3		0-0 4-3		0-0 6-3			0-0 L8		4	0	0	0	0	0	3																
<b>John Kennedy, R</b> (1, 5) <b>Dick Tracewski, R</b> (6, PR) OBP: 0.315, SLG: 0.319 OBP: 0.330, SLG: 0.300		0-0 4-3	0-3 K		0-0 1B			0-0 CS 1B		3	0	1	0	0	1	1																
<b>Claude Osteen, L</b> (1, 1) OBP: 0.107, SLG: 0.107		0-0 6-3		0-0 P6		0-0 F8		0-3 K		2	0	0	0	0	0	0																
<b>Howie Reed, R</b> (5, 1)										0	0	0	0	0	0	0																
<b>Al Ferrara, R</b> (6, PH) OBP: 0.391, SLG: 0.526										1	0	0	0	0	0	1																
<b>Bob Miller, R</b> (7, 1)										0	0	0	0	0	0	0																
<b>Jim Gilliam, S</b> (9, PH)										1	0	0	0	0	1	1																
<b>Inning Stats</b>	R: 2 E: 1 K: 1 S: 7	H: 1 LOB: 2 BB: 2 P: 15	R: 0 E: 0 K: 0 S: 4	H: 1 LOB: 1 BB: 0 P: 4	R: 2 E: 0 K: 1 S: 7	H: 2 LOB: 1 BB: 1 P: 11	R: 0 E: 0 K: 1 S: 5	H: 0 LOB: 0 BB: 0 P: 5	R: 0 E: 0 K: 0 S: 4	H: 1 LOB: 1 BB: 0 P: 4	R: 0 E: 0 K: 1 S: 5	H: 0 LOB: 0 BB: 0 P: 5	R: 0 E: 0 K: 1 S: 5	H: 1 LOB: 0 BB: 0 P: 5	R: 0 E: 0 K: 1 S: 5	H: 1 LOB: 0 BB: 0 P: 5	1B: 6 2B: 2 3B: 0 HR: 0	SF: 0 SAC: 0 DP: 1 HBP: 0	WP: 0 PB: 0 SB: 1 CS: 1	PA: 37 ERA WHIP												
<b>PITCHER</b> <b>Ken Johnson, R</b> (1, 1) ERA: 4.45	IP: 3.0 WLS: 0 BF: 17 H: 4 R: 4 ER: 3 SO: 2 BB: 2 IBB: 1 HBP: 0 BLK: 0 WP: 0 HR: 0 S: 18 P: 30 ERA: 9.00 WHIP: 2.000								<b>PITCHER</b>	IP: 6.0 WLS: 1 BF: 20 H: 3 R: 0 ER: 0 SO: 4 BB: 0 IBB: 0 HBP: 0 BLK: 0 WP: 0 HR: 0 S: 28 P: 28 ERA: 0.00 WHIP: 0.500																						

**Milwaukee Braves @ Los Angeles Dodgers**  
Dodger Stadium, Los Angeles, CA  
Fri May 28 1965, 7:05 PM PDT  
Att. 30,107 - Unknown

<b>AB</b>	<b>34</b>
<b>R</b>	<b>4</b>
<b>H</b>	<b>7</b>
<b>RBI</b>	<b>4</b>
<b>BB</b>	<b>3</b>
<b>SO</b>	<b>6</b>
<b>LOB</b>	<b>15</b>



Batter	1	2	3	4	5	6	7	8	9	AB R H RBI BB SO LOB	TOP																				
<b>Felipe Alou, R</b> OBP: 0.327, SLG: 0.433 (1, 7) (7, 3)	0-3 K		0-0 P3		0-0 1-3			0-3 K		4 0 0 0 0 2 1																					
<b>Eddie Mathews, L</b> OBP: 0.375, SLG: 0.547 (1, 5) BB	4-0 BB		0-0 F2			0-3 K			0-0 FC6-4 1B	3 0 1 0 1 1 1																					
<b>Hank Aaron, R</b> OBP: 0.377, SLG: 0.524 (1, 9) SS	0-3 K			0-3 K		0-3 K			0-0 FC6-4 1B	4 1 0 0 0 3 2																					
<b>Joe Torre, R</b> OBP: 0.418, SLG: 0.675 (1, 2) X	0-0 F3			0-0 HR		0-3 K			0-0 FC6-4 1B	4 1 2 1 0 1 1																					
<b>Mack Jones, L</b> OBP: 0.351, SLG: 0.485 (1, 8) (7, 7)		0-0 G3		0-0 E8 3B		0-3 K			0-0 FC6-4 1B	4 1 1 0 0 1 2																					
<b>Gene Oliver, R</b> OBP: 0.306, SLG: 0.375 (1, 3)		0-0 F8		1-0 CS HBP		0-3 K			0-0 1B	1 0 0 0 0 0 0 2 0 1 1 0 1 0																					
<b>Ty Cline, L</b> OBP: 0.277, SLG: 0.224 (7, PH) (7, 8)									1-3 3-H																						
<b>Frank Bolling, R</b> OBP: 0.347, SLG: 0.409 (1, 4)		0-0 F9		0-0 P3		0-0 F8			0-0 5-3	4 0 0 0 0 0 3																					
<b>Woody Woodward, R</b> OBP: 0.304, SLG: 0.273 (1, 6)			0-0 1B		0-0 5-3			0-0 4-3		3 0 1 0 0 0 0																					
<b>Hank Fischer, R</b> OBP: 0.200, SLG: 0.200 (1, 1)			0-3 K		0-3 K			0-3 K		2 0 0 0 0 2 1 1 0 0 0 0 1 0																					
<b>Clay Carroll, R</b> (5, 1)																															
<b>Inning Stats</b>	R: 0 E: 0 K: 2 S: 7	H: 0 LOB: 1 BB: 1 P: 11	R: 0 E: 0 K: 0 S: 3	H: 0 LOB: 0 BB: 0 P: 3	R: 0 E: 0 K: 1 S: 6	H: 1 LOB: 1 BB: 0 P: 6	R: 2 E: 1 K: 1 S: 6	H: 2 LOB: 0 BB: 0 P: 7	R: 0 E: 0 K: 1 S: 5	H: 0 LOB: 0 BB: 0 P: 5	R: 0 E: 0 K: 3 S: 9	H: 0 LOB: 0 BB: 0 P: 9	R: 0 E: 0 K: 2 S: 7	H: 0 LOB: 0 BB: 0 P: 7	R: 0 E: 0 K: 2 S: 7	H: 0 LOB: 0 BB: 0 P: 7	R: 1 E: 0 K: 0 S: 6	H: 3 LOB: 2 BB: 0 P: 6	1B: 4 2B: 0 3B: 1 HR: 1	SF: 0 SAC: 0 DP: 0 HBP: 1	WP: 0 PB: 0 SB: 0 CS: 1	PA: 34									
<b>PITCHER</b> <b>Don Drysdale, R</b> ERA: 2.69 (1, 1)	IP 9.0	WLS W	BF 34	H 6	R 3	ER 2	SO 12	BB 1	IBB 0	HBP 1	BLK 0	WP 0	HR 1	S 56	P 61	ERA 2.00	WHIP 0.778														
											<b>PITCHER</b>	IP	WLS	BF	H	R	ER	SO	BB	IBB	HBP	BLK	WP	HR	S	P	ERA	WHIP			

Milwaukee Braves @ Los Angeles Dodgers  
Dodger Stadium, Los Angeles, CA  
Sat May 29 1965, 3:33 AM PDT  
Att. 23,707 - Sunny

AB	32
R	3
H	6
RBI	2
BB	1
SO	12
LOB	11



WP: 0	PA: 34
PB: 0	
SB: 0	
CS: 1	

livebaseballscorecards.com

Batter	1	2	3	4	5	6	7	8	9
Maury Wills, S OBP: 0.313, SLG: 0.277 (1, 6)	0-0 6-3		0-0 SH1-4		0-0 4-3		0-0 4-3		
Wes Parker, S OBP: 0.353, SLG: 0.376 (1, 3)	0-0 1B		0-0 G3		0-0 L4			4-0 SH1-4 1B BB	
Willie Davis, L OBP: 0.261, SLG: 0.358 (1, 8)	0-0 P3		0-0 F9		0-0 4-3			0-0 SH1-4	
Ron Fairly, L OBP: 0.367, SLG: 0.444 (1, 9)	0-3 K			0-0 F7		0-0 4-3		0-0 1B HR 1B	
John Roseboro, L OBP: 0.297, SLG: 0.256 (1, 2)		0-0 F7		0-0 F5		0-0 6-3		0-0 1B HR 1B	
Lou Johnson, R OBP: 0.403, SLG: 0.541 (1, 7)		0-0 1B		0-0 HR		0-0 F2		0-0 1B HR HR	
Jim Lefebvre, S OBP: 0.370, SLG: 0.401 (1, 4)		0-0 F7		4-0 BB		0-0 4-3		0-0 6-3	
Dick Tracewski, R OBP: 0.328, SLG: 0.308 (1, 5)		0-0 F8		0-0 5-3		0-0 2B		0-0 L8	
Don Drysdale, R OBP: 0.400, SLG: 0.576 (1, 1)			0-0 G3 SH1-4 1B		0-0 4-3 2B		0-0 F9		

Inning Stats	R: 0	H: 1	E: 0	K: 1	S: 6	LOB: 1	BB: 0	P: 6
	R: 0	H: 1	E: 0	K: 0	S: 4	LOB: 1	BB: 0	P: 4
	R: 0	H: 1	E: 0	K: 0	S: 4	LOB: 1	BB: 0	P: 4
	R: 1	H: 1	E: 0	K: 0	S: 4	LOB: 1	BB: 1	P: 8
	R: 0	H: 1	E: 0	K: 0	S: 4	LOB: 1	BB: 0	P: 4
	R: 0	H: 0	E: 0	K: 0	S: 3	LOB: 0	BB: 0	P: 3
	R: 0	H: 1	E: 0	K: 0	S: 4	LOB: 1	BB: 0	P: 4
	R: 4	H: 3	E: 0	K: 0	S: 6	LOB: 0	BB: 1	P: 10

PITCHER	IP	WLS	BF	H	R	ER	SO	BB	IBB	HBP	BLK	WP	HR	S	P	ERA	WHIP
Hank Fischer, R ERA: 5.4 (1, 1)	4.0		18	5	1	1	1	1	0	0	0	0	1	19	23	2.25	1.500
Clay Carroll, R ERA: 4.43 (5, 1)	4.0	L	17	4	4	4	0	1	0	0	0	0	1	16	20	9.00	1.250

AB R H RBI BB SO LOB

3	0	0	0	0	0	2
3	1	1	0	1	0	2
3	0	0	0	0	0	3
4	1	1	1	0	1	1
4	1	1	0	0	0	0
4	2	3	4	0	0	0
3	0	0	0	1	0	1
4	0	1	0	0	0	2
3	0	2	0	0	0	1

1B: 5	SF: 0	WP: 0	PA: 35
2B: 2	SAC: 2	PB: 0	
3B: 0	DP: 0	SB: 1	
HR: 2	HBP: 0	CS: 0	

AB	31
R	5
H	9
RBI	5
BB	2
SO	1
LOB	12



Milwaukee Braves @ Los Angeles Dodgers  
 Dodger Stadium, Los Angeles, CA  
 Sat May 29 1965, 3:33 AM PDT  
 Att. 23,707 - Sunny

livebaseballscorecards.com

Batter	1	2	3	4	5	6	7	8	9	AB R H RBI BB SO LOB	TOP																					
<b>Pete Rose, S</b> (1, 4) OBP: 0.386, SLG: 0.427	0-0 L7		0-3 K		0-0 6-3		0-0 5-3			4 0 0 0 0 1 1																						
<b>Tommy Harper, R</b> (1, 7) OBP: 0.387, SLG: 0.441	0-0 5-3		0-3 K			0-0 E4 1B 2B	0-3 K			4 1 0 0 0 2 0																						
<b>Vada Pinson, L</b> (1, 8) OBP: 0.375, SLG: 0.544	0-3 K			0-3 K		0-0 2B FC 1B	0-3 K			4 1 1 0 0 3 0																						
<b>Frank Robinson, R</b> (1, 9) OBP: 0.382, SLG: 0.500		0-0 6-3 1B 1B		0-0 P6		0-0 5-3 3B 2B		0-3 K		4 2 2 1 0 1 0																						
<b>Deron Johnson, R</b> (1, 5) OBP: 0.329, SLG: 0.526		0-0 F9		4-0 BB		0-0 FC 5-3 3B		0-3 K		3 1 0 1 1 1 2																						
<b>Tony Perez, R</b> (1, 3) OBP: 0.299, SLG: 0.520		0-0 6-3		0-3 K		0-0 F4		0-0 F9		4 0 0 0 0 1 4																						
<b>Don Pavletich, R</b> (1, 2) OBP: 0.414, SLG: 0.620		0-0 FC5-4 1B			4-0 WP BB	0-0 5-3		0-0 5-3		3 0 1 1 1 0 2																						
<b>Leo Cardenas, R</b> (1, 6) OBP: 0.310, SLG: 0.342		0-0 FC5-4			0-0 F8	0-0 3B		0-0 F9		4 0 1 2 0 0 2																						
<b>Sammy Ellis, L</b> (1, 1) OBP: 0.161, SLG: 0.200 <b>Jim O'Toole, S</b> (3, 1) <b>Roger Craig, R</b> (3, 1) <b>Jimmie Coker, R</b> (6, PH) <b>Jim Duffalo, R</b> (6, 1) <b>Charlie James, R</b> (9, PH) OBP: 0.231, SLG: 0.231			0-3 K		0-3 K	0-3 K2-3		0-3 K		1 0 0 0 0 0 1 0 0 0 0 0 0 0 0 0 1 0 0 0 0 0 1 1 1 0 0 0 0 0 1 1 0 0 0 0 0 0 0 0 1 0 0 0 0 0 1 0																						
<b>Inning Stats</b>	R: 0 E: 0 K: 1 S: 5	H: 0 LOB: 0 BB: 0 P: 5	R: 1 E: 0 K: 0 S: 5	H: 2 LOB: 1 BB: 0 P: 5	R: 0 E: 0 K: 3 S: 9	H: 0 LOB: 0 BB: 0 P: 9	R: 0 E: 0 K: 2 S: 7	H: 0 LOB: 1 BB: 1 P: 11	R: 0 E: 0 K: 1 S: 5	H: 0 LOB: 1 BB: 1 P: 9	R: 4 E: 1 K: 1 S: 10	H: 3 LOB: 1 BB: 0 P: 10	R: 0 E: 0 K: 2 S: 7	H: 0 LOB: 0 BB: 0 P: 7	R: 0 E: 0 K: 1 S: 5	H: 0 LOB: 0 BB: 0 P: 5	1B: 3 2B: 1 3B: 1 HR: 0	SF: 0 SAC: 0 DP: 0 HBP: 0	WP: 1 PB: 0 SB: 0 CS: 0	PA: 36												
<b>PITCHER</b> <b>Sandy Koufax, L</b> (1, 1) ERA: 2.09	IP 9.0	WLS W	BF 36	H 5	R 5	ER 2	SO 13	BB 2	IBB 0	HBP 0	BLK 0	WP 1	HR 0	S 60	P 68	ERA 2.00	WHIP 0.778															
											<b>PITCHER</b>	IP	WLS	BF	H	R	ER	SO	BB	IBB	HBP	BLK	WP	HR	S	P	ERA	WHIP				

Cincinnati Reds @ Los Angeles Dodgers  
Dodger Stadium, Los Angeles, CA  
Sun May 30 1965, 3:33 AM PDT  
Att: 36,309 - Unknown

livebaseballscorecards.com

AB	34
R	5
H	5
RBI	5
BB	2
SO	13
LOB	13





Batter	1	2	3	4	5	6	7	8	9	AB	R	H	RBI	BB	SO	LOB
Maury Wills, S OBP: 0.319, SLG: 0.287 (1, 6)	0-3 K		0-0 G3 1B		0-0 F8	0-0 P5		1-0 3B HBP		5	2	2	2	0	1	2
Wes Parker, S OBP: 0.362, SLG: 0.394 (1, 3)	0-0 1B 2B 1B		0-0 G3 1B BB 4-3		0-0 E 1B 1B		0-0 P3	0-0 3B 1-H 2-H		5	3	3	2	1	0	2
Willie Davis, L OBP: 0.268, SLG: 0.369 Al Ferrara, R OBP: 0.375, SLG: 0.500 Wally Moon, L OBP: 0.435, SLG: 0.278 (1, 8) (4, PR) (5, 7) (6, 7)	0-0 2B E 1B		0-0 G3 1-2 2-3	0-0 F9 1B 2B	0-0 E6 1B		0-0 F6			3	1	2	0	0	0	2
Ron Fairly, L OBP: 0.379, SLG: 0.455 (1, 9)	0-0 E7 1-H 3-H 2B		4-0 1B FC5-2 IBB	0-0 F9 2-3 1B	0-0 1B		4-0 1B BB			3	0	2	2	2	0	1
John Roseboro, L OBP: 0.307, SLG: 0.268 (1, 2)	0-0 P6		0-0 FC5-2 IBB 1B 1B 1-3 2-H 3-H	0-0 E 1B	0-0 F4		0-0 1B			5	1	3	3	0	0	3
Lou Johnson, R OBP: 0.389, SLG: 0.508 (1, 7) (5, 8)	0-0 F7		4-0 1-2 1B IBB FC5-2	0-0 F8		0-0 P2	0-0 F9			4	1	0	0	1	0	5
Jim Lefebvre, S OBP: 0.365, SLG: 0.391 (1, 4)		0-0 F2	0-0 FC5-2 BB 1B 2B 1-2 2-3 3-H	0-0 E3 1-2		4-0 E BB		0-0 1-3		4	1	0	0	1	0	5
Dick Tracewski, R OBP: 0.331, SLG: 0.306 (1, 5)		0-3 K	0-0 BB 2B 1B 1-2 2-H 3-H	0-3 K		0-0 E6 1-2		4-0 5-3 3B BB		4	2	1	2	1	2	3
Sandy Koufax, R OBP: 0.167, SLG: 0.143 (1, 1)		0-3 K	4-0 2B BB 1-2 2-3		0-3 K	0-3 K		0-0 5-3		4	0	0	0	1	3	3

Inning Stats	R: 2	H: 3	E: 1	K: 1	S: 8	LOB: 1	BB: 0	P: 8	R: 0	H: 0	E: 0	K: 2	S: 7	LOB: 0	BB: 0	P: 7	R: 6	H: 4	E: 0	K: 0	S: 7	LOB: 2	BB: 4	P: 23	R: 1	H: 2	E: 1	K: 1	S: 8	LOB: 2	BB: 0	P: 8	R: 1	H: 2	E: 0	K: 1	S: 8	LOB: 2	BB: 1	P: 10	R: 0	H: 1	E: 0	K: 0	S: 4	LOB: 2	BB: 1	P: 8	R: 2	H: 1	E: 0	K: 0	S: 3	LOB: 1	BB: 1	P: 8	1B: 9	2B: 3	3B: 1	HR: 0	SF: 0	SAC: 0	DP: 0	HBP: 1
--------------	------	------	------	------	------	--------	-------	------	------	------	------	------	------	--------	-------	------	------	------	------	------	------	--------	-------	-------	------	------	------	------	------	--------	-------	------	------	------	------	------	------	--------	-------	-------	------	------	------	------	------	--------	-------	------	------	------	------	------	------	--------	-------	------	-------	-------	-------	-------	-------	--------	-------	--------

**BOTTOM**

**Cincinnati Reds @ Los Angeles Dodgers**  
**Dodger Stadium, Los Angeles, CA**  
 Sun May 30 1965, 3:33 AM PDT  
 Att. 36,309 - Unknown

[livebaseballscorecards.com](http://livebaseballscorecards.com)

<b>AB</b>	<b>39</b>
<b>R</b>	<b>12</b>
<b>H</b>	<b>13</b>
<b>RBI</b>	<b>11</b>
<b>BB</b>	<b>7</b>
<b>SO</b>	<b>6</b>
<b>LOB</b>	<b>27</b>



PITCHER	IP	WLS	BF	H	R	ER	SO	BB	IBB	HBP	BLK	WP	HR	S	P	ERA	WHIP
Sammy Ellis, R ERA: 4.3 (1, 1)	2.1	L	15	5	7	6	3	1	1	0	0	0	0	18	30	23.14	2.571
Jim O'Toole, L ERA: 7.41 (3, 1)	0.1		4	2	1	1	0	1	0	0	0	0	0	3	7	27.00	9.000
Roger Craig, R ERA: 5.12 (3, 1)	2.1		13	4	2	1	2	0	0	0	0	0	0	17	17	3.86	1.714
Jim Duffalo, R ERA: 3.32 (6, 1)	3.0		15	2	2	2	1	3	0	1	0	0	0	13	26	6.00	1.667

PITCHER	IP	WLS	BF	H	R	ER	SO	BB	IBB	HBP	BLK	WP	HR	S	P	ERA	WHIP
WP: 0	PA: 47	SB: 1	CS: 0	1B: 9	SF: 0	2B: 3	SAC: 0	3B: 1	DP: 0	HBP: 1							

Batter	1	2	3	4	5	6	7	8	9	AB R H RBI BB SO LOB
--------	---	---	---	---	---	---	---	---	---	----------------------

<b>Pete Rose, S</b> OBP: 0.391, SLG: 0.437 (1, 4) X	0-0 5-3 X	0-0 FC6-4 1B 1-H 2-H 3-H			0-0 1-3 X	0-0 L7 X			0-0 SH1-4 1B X	5 0 3 2 0 0 2
---	-----------------	---	--	--	-----------------	----------------	--	--	-------------------------	---------------

<b>Tommy Harper, R</b> OBP: 0.378, SLG: 0.429 (1, 7) X	0-0 F7 X	0-0 FC6-4 1-2f X			0-3 K SS X		0-0 F8 X		0-0 SH1-4 1-2 X	4 0 0 0 0 1 3
--	----------------	---------------------------	--	--	---------------------	--	----------------	--	--------------------------	---------------

<b>Vada Pinson, L</b> OBP: 0.376, SLG: 0.549 (1, 8) X	0-0 3B X			0-0 4-3 X			0-0 P5 X		0-0 2-3 X	4 0 1 0 1 0 1
---	----------------	--	--	-----------------	--	--	----------------	--	-----------------	---------------

<b>Frank Robinson, R</b> OBP: 0.383, SLG: 0.490 (1, 9) X	0-0 5-3 X			0-0 5-3 X		0-0 F2 X		1-0 CS HBP H	4-0 IBB -	3 0 0 0 1 0 4
--	-----------------	--	--	-----------------	--	----------------	--	-----------------------	-----------------	---------------

<b>Deron Johnson, R</b> OBP: 0.320, SLG: 0.510 (1, 5)				0-0 F9 X		0-0 F4 X		0-0 CS 1-2 X	0-0 4-3 X	0-0 6-3 X	5 0 0 0 0 0 5
---	--	--	--	----------------	--	----------------	--	-----------------------	-----------------	-----------------	---------------

<b>Tony Perez, R</b> OBP: 0.296, SLG: 0.506 (1, 3)				0-3 K SS X		0-3 K SS X					4 0 1 0 0 2 0
--	--	--	--	---------------------	--	---------------------	--	--	--	--	---------------

<b>Don Pavletich, R</b> OBP: 0.419, SLG: 0.611 (1, 2)				0-3 K SS X		0-0 SH1-3 1B X			0-0 1B 1-2 X		4 1 2 0 0 1 0
---	--	--	--	---------------------	--	-------------------------	--	--	-----------------------	--	---------------

<b>Leo Cardenas, R</b> OBP: 0.311, SLG: 0.342 (1, 6)				0-0 5-3 X		0-0 SH1-3 1-2 X			0-3 K SS X		3 1 1 0 0 1 2
--	--	--	--	-----------------	--	--------------------------	--	--	---------------------	--	---------------

<b>Jim Maloney, L</b> OBP: 0.375, SLG: 0.300 (1, 1)				4-0 1B 1-2 2-3 SS X		0-0 2B 1B SS X		4-0 BB X		0-0 6-3 X		2 1 1 0 2 0 2
---	--	--	--	------------------------------------	--	----------------------------	--	----------------	--	-----------------	--	---------------

Inning Stats	R: 0 E: 0 K: 0 S: 4	H: 1 LOB: 1 BB: 0 P: 4	R: 3 E: 1 K: 0 S: 6	H: 2 LOB: 1 BB: 1 P: 10	R: 0 E: 0 K: 0 S: 3	H: 0 LOB: 0 BB: 0 P: 3	R: 0 E: 0 K: 2 S: 7	H: 0 LOB: 0 BB: 0 P: 7	R: 0 E: 0 K: 1 S: 7	H: 2 LOB: 3 BB: 1 P: 11	R: 0 E: 0 K: 1 S: 6	H: 1 LOB: 2 BB: 1 P: 10	R: 0 E: 0 K: 0 S: 2	H: 0 LOB: 0 BB: 0 P: 3	R: 0 E: 0 K: 1 S: 7	H: 2 LOB: 2 BB: 0 P: 7	R: 0 E: 0 K: 0 S: 4	H: 1 LOB: 2 BB: 1 P: 8	1B: 7 2B: 1 3B: 1 HR: 0	SF: 0 SAC: 2 DP: 0 HBP: 1	WP: 1 PB: 0 SB: 0 CS: 1	PA: 42
--------------	------------------------------	---------------------------------	------------------------------	----------------------------------	------------------------------	---------------------------------	------------------------------	---------------------------------	------------------------------	----------------------------------	------------------------------	----------------------------------	------------------------------	---------------------------------	------------------------------	---------------------------------	------------------------------	---------------------------------	----------------------------------	------------------------------------	----------------------------------	--------


Batter	1	2	3	4	5	6	7	8	9	AB	R	H	RBI	BB	SO	LOB
<b>Johnny Podres, L</b> ERA: 1.55 (1, 1)	2.0															
<b>Howie Reed, R</b> ERA: 0.73 (3, 1)	5.1															
<b>Ron Perranoski, L</b> ERA: 3.65 (8, 1)	1.2	W	8	2	0	0	1	0	1	0	0	0	0	9	13	0.00 1.200

**TOP**

**Cincinnati Reds @ Los Angeles Dodgers**  
**Dodger Stadium, Los Angeles, CA**  
Mon May 31 1965, 3:33 AM PDT  
Unknown

[livebaseballscorecards.com](http://livebaseballscorecards.com)

<b>AB</b>	<b>34</b>
<b>R</b>	<b>3</b>
<b>H</b>	<b>9</b>
<b>RBI</b>	<b>2</b>
<b>BB</b>	<b>4</b>
<b>SO</b>	<b>5</b>
<b>LOB</b>	<b>19</b>



Batter	1	2	3	4	5	6	7	8	9	AB R H RBI BB SO LOB
Maury Wills, S OBP: 0.332, SLG: 0.302 (1, 6)	0-0 4-3	0-0 1B			0-0 1B		0-0 1B		0-0 1B	5 1 4 2 0 0 0
Wes Parker, S OBP: 0.360, SLG: 0.388 (1, 3)	0-0 P4	0-3 K			4-0 BB		0-3 K			3 0 0 0 1 2 3
Wally Moon, L OBP: 0.407, SLG: 0.273 (1, 9)	0-3 K				0-3 K			0-0 4-3		4 0 1 0 0 2 2
Ron Fairly, L OBP: 0.382, SLG: 0.456 (1, 8)		0-0 HBP 1B			0-0 F9			0-0 P6		4 1 2 1 0 0 1
John Roseboro, L OBP: 0.299, SLG: 0.261 (1, 2)		0-0 L7			0-0 FC3-6 1B			0-0 4-3		4 0 0 0 0 0 4
Lou Johnson, R OBP: 0.382, SLG: 0.507 (1, 7)		0-0 HBP 1B 2B			0-0 2-3			0-0 5-3		4 1 1 0 0 0 1
Jim Lefebvre, S OBP: 0.368, SLG: 0.390 (1, 4)		4-0 1B HBP BB			0-0 1-3			0-0 4-3		3 1 1 0 1 0 0
Dick Tracewski, R OBP: 0.336, SLG: 0.306 (1, 5)		1-0 1B HBP			0-3 K			4-0 1B BB		0 0 0 1 0 0 0
Howie Reed, R (3, 1)		1-2 2-3 3-H HBP			0-3 K			0-3 K		2 0 0 0 0 2 0
Ron Perranoski, L (8, 1)		1-2 2-3 3-H HBP			0-3 K			0-3 K		0 0 0 0 1 0 0
Johnny Podres, L OBP: 0.095, SLG: 0.095 (1, 1)		0-0 F8			0-0 P6			0-0 F8		0 0 0 0 0 0 0
Jim Gilliam, S (2, PH) (3, 5)										3 0 0 0 1 0 3


Inning Stats	R: 0	H: 0	E: 0	K: 1	S: 5	R: 2	H: 3	E: 0	K: 1	S: 8	R: 0	H: 1	E: 0	K: 0	S: 4	R: 0	H: 0	E: 0	K: 1	S: 5	R: 1	H: 2	E: 0	K: 1	S: 6	R: 0	H: 0	E: 0	K: 1	S: 5	R: 0	H: 1	E: 0	K: 0	S: 3	R: 1	H: 2	E: 0	K: 0	S: 3	R: 0	H: 0	E: 0	K: 0	S: 3	R: 1	H: 2	E: 0	K: 0	S: 3	1B: 8	SF: 0	2B: 1	SAC: 0	3B: 0	DP: 0	HR: 0	HBP: 1	WP: 0	PA: 37
--------------	------	------	------	------	------	------	------	------	------	------	------	------	------	------	------	------	------	------	------	------	------	------	------	------	------	------	------	------	------	------	------	------	------	------	------	------	------	------	------	------	------	------	------	------	------	------	------	------	------	------	-------	-------	-------	--------	-------	-------	-------	--------	-------	--------

PITCHER	IP	WLS	BF	H	R	ER	SO	BB	IBB	HBP	BLK	WP	HR	S	P	ERA	WHIP
Jim Maloney, R ERA: 2.36 (1, 1)	8.1	L	37	9	4	4	6	4	0	1	0	0	0	44	61	4.32	1.560

**BOTTOM**

**Cincinnati Reds @ Los Angeles Dodgers**  
 Dodger Stadium, Los Angeles, CA  
 Mon May 31 1965, 3:33 AM PDT  
 Unknown

<b>AB</b>	<b>32</b>
<b>R</b>	<b>4</b>
<b>H</b>	<b>9</b>
<b>RBI</b>	<b>4</b>
<b>BB</b>	<b>4</b>
<b>SO</b>	<b>6</b>
<b>LOB</b>	<b>14</b>



Batter	1	2	3	4	5	6	7	8	9	AB R H RBI BB SO LOB
<b>Pete Rose, S</b> (1, 4) OBP: 0.387, SLG: 0.431	0-0 6-3		0-3 K		0-0 2-H 1B		0-0 L8		0-0 F9	5 0 1 1 0 1 1
<b>Tommy Harper, R</b> (1, 7) OBP: 0.379, SLG: 0.425	0-0 G3 1B		0-0 P3		0-0 F4		0-0 1-3		4-0 G6-3 BB	4 0 1 0 1 0 2
<b>Vada Pinson, L</b> (1, 8) OBP: 0.366, SLG: 0.534	0-0 G3 1-2			0-0 4-3		0-0 4-3		0-3 K2-3	0-0 G6-3 1-2f	5 0 0 0 0 1 2
<b>Frank Robinson, R</b> (1, 9) OBP: 0.391, SLG: 0.520	0-0 6-3			0-0 HR		0-0 1B 2B		4-0 2B BB		3 3 2 1 1 0 1
<b>Deron Johnson, R</b> (1, 5) OBP: 0.324, SLG: 0.516		0-0 6-3		0-0 6-3		0-0 2-H 1B		0-0 2B 2B		4 1 2 2 0 0 0
<b>Tony Perez, R</b> (1, 3) OBP: 0.306, SLG: 0.500		0-0 FC6-4 1B		0-0 6-3		0-0 F8		4-0 2B IBB		3 1 1 0 1 0 1
<b>Jimmie Coker, R</b> (1, 2) OBP: 0.100, SLG: 0.200		0-0 P4			0-3 K	0-3 K		0-0 2B		4 0 1 2 0 2 2
<b>Leo Cardenas, R</b> (1, 6) OBP: 0.320, SLG: 0.358		0-0 FC6-4 1-2f			0-0 1B 2B		0-0 SH1-4 1B	0-0 1B		4 1 3 0 0 0 1
<b>Joey Jay, S</b> (1, 1)			0-3 K		0-3 K		0-0 SH1-4 1-2	0-3 K		3 0 0 0 0 3 2

Inning Stats	R: 0 E: 0 K: 0 S: 4	H: 1 LOB: 1 BB: 0 P: 4	R: 0 E: 0 K: 0 S: 4	H: 1 LOB: 1 BB: 0 P: 4	R: 0 E: 0 K: 2 S: 7	H: 0 LOB: 0 BB: 0 P: 7	R: 1 E: 0 K: 0 S: 4	H: 1 LOB: 0 BB: 0 P: 4	R: 1 E: 0 K: 2 S: 9	H: 2 LOB: 1 BB: 0 P: 9	R: 1 E: 0 K: 1 S: 7	H: 2 LOB: 1 BB: 0 P: 7	R: 0 E: 0 K: 0 S: 4	H: 1 LOB: 1 BB: 0 P: 4	R: 3 E: 0 K: 2 S: 9	H: 3 LOB: 1 BB: 2 P: 17	R: 0 E: 0 K: 0 S: 2	H: 0 LOB: 0 BB: 1 P: 6	1B: 6 2B: 4 3B: 0 HR: 1	SF: 0 SAC: 1 DP: 1 HBP: 0	WP: 0 PB: 0 SB: 0 CS: 0	PA: 39
--------------	------------------------------	---------------------------------	------------------------------	---------------------------------	------------------------------	---------------------------------	------------------------------	---------------------------------	------------------------------	---------------------------------	------------------------------	---------------------------------	------------------------------	---------------------------------	------------------------------	----------------------------------	------------------------------	---------------------------------	----------------------------------	------------------------------------	----------------------------------	--------

PITCHER	IP	WLS	BF	H	R	ER	SO	BB	IBB	HBP	BLK	WP	HR	S	P	ERA	WHIP
<b>Claude Osteen, L</b> (1, 1) ERA: 3.0	6.0	L	25	7	3	3	5	0	0	0	0	0	1	35	35	4.50	1.167
<b>Jim Brewer, L</b> (7, 1) ERA: 1.71	3.0		14	4	3	3	2	2	1	0	0	0	0	15	27	9.00	2.000


**TOP**

## Cincinnati Reds @ Los Angeles Dodgers

### Dodger Stadium, Los Angeles, CA

Mon May 31 1965, 3:38 AM PDT  
Att: 50,997 - Unknown

<b>AB</b>	<b>35</b>
<b>R</b>	<b>6</b>
<b>H</b>	<b>11</b>
<b>RBI</b>	<b>6</b>
<b>BB</b>	<b>3</b>
<b>SO</b>	<b>7</b>
<b>LOB</b>	<b>12</b>



Batter	1	2	3	4	5	6	7	8	9	AB R H RBI BB SO LOB
Maury Wills, S (1, 6) OBP: 0.330, SLG: 0.301	0-0 4-3		0-0 B1-3			0-0 1-3			0-0 1-3 S 1B	4 0 1 0 0 0 1
Wes Parker, S (1, 3) OBP: 0.353, SLG: 0.381	0-0 L7			0-0 L6			0-0 F2		0-0 SF9	3 0 0 1 0 0 0
Wally Moon, L (1, 9) OBP: 0.355, SLG: 0.231	0-3 K			0-0 F7			0-0 4-3		0-3 3-H K	4 0 0 0 0 2 1
Ron Fairly, L (1, 8) OBP: 0.376, SLG: 0.448		0-0 6-3		0-0 G3			0-0 P6			3 0 0 0 0 0 0
Lou Johnson, R (1, 7) OBP: 0.367, SLG: 0.486		0-0 6-3			0-3 K			0-3 K		3 0 0 0 0 2 0
Jim Lefebvre, S (1, 4) OBP: 0.362, SLG: 0.382		0-0 6-3			0-3 K			0-0 F2		3 0 0 0 0 1 0
Jim Gilliam, S (1, 5) OBP: 0.250, SLG: 0.286			0-0 WP 2B		0-3 K			0-0 F9		3 0 1 0 0 1 0
Jeff Torborg, R (1, 2) OBP: 0.325, SLG: 0.459			0-0 P4 2-3			0-0 6-3			0-0 1B SF9 1B	3 1 1 0 0 0 1
Claude Osteen, L (1, 1) OBP: 0.103, SLG: 0.103 Willie Crawford, L (6, PH) Jim Brewer, L (7, 1) John Roseboro, L (9, PH) OBP: 0.297, SLG: 0.259			0-3 K			0-3 K			0-0 F5	1 0 0 0 0 1 1 1 0 0 0 0 1 0 0 0 0 0 0 0 0 1 0 0 0 0 0 1

Inning Stats	R: 0 E: 0 K: 1 S: 5	H: 0 LOB: 0 BB: 0 P: 5	R: 0 E: 0 K: 0 S: 3	H: 0 LOB: 0 BB: 0 P: 3	R: 0 E: 0 K: 1 S: 6	H: 1 LOB: 1 BB: 0 P: 6	R: 0 E: 0 K: 0 S: 3	H: 0 LOB: 0 BB: 0 P: 3	R: 0 E: 0 K: 3 S: 9	H: 0 LOB: 0 BB: 0 P: 9	R: 0 E: 0 K: 1 S: 5	H: 0 LOB: 0 BB: 0 P: 5	R: 0 E: 0 K: 0 S: 3	H: 0 LOB: 0 BB: 0 P: 3	R: 0 E: 0 K: 1 S: 5	H: 0 LOB: 0 BB: 0 P: 5	R: 1 E: 0 K: 1 S: 7	H: 2 LOB: 1 BB: 0 P: 7	1B: 2 2B: 1 3B: 0 HR: 0	SF: 1 SAC: 0 DP: 0 HBP: 0
--------------	------------------------------	---------------------------------	------------------------------	---------------------------------	------------------------------	---------------------------------	------------------------------	---------------------------------	------------------------------	---------------------------------	------------------------------	---------------------------------	------------------------------	---------------------------------	------------------------------	---------------------------------	------------------------------	---------------------------------	----------------------------------	------------------------------------


PITCHER	IP	WLS	BF	H	R	ER	SO	BB	IBB	HBP	BLK	WP	HR	S	P	ERA	WHIP	PITCHER	IP	WLS	BF	H	R	ER	SO	BB	IBB	HBP	BLK	WP	HR	S	P	ERA	WHIP	
Joey Jay, R (1, 1) ERA: 3.83	9.0	W	30	3	1	1	8	0	0	0	0	1	0	46	46	1.00	0.333																			

**BOTTOM**

**Cincinnati Reds @ Los Angeles Dodgers**  
 Dodger Stadium, Los Angeles, CA  
 Mon May 31 1965, 3:38 AM PDT  
 Att. 50,997 - Unknown

livebaseballscorecards.com

<b>AB</b>	<b>29</b>
<b>R</b>	<b>1</b>
<b>H</b>	<b>3</b>
<b>RBI</b>	<b>1</b>
<b>BB</b>	<b>0</b>
<b>SO</b>	<b>8</b>
<b>LOB</b>	<b>5</b>



WP: 1	PA: 30
PB: 0	
SB: 1	
CS: 0	

Batter	1	2	3	4	5	6	7	8	9	AB R H RBI BB SO LOB	TOP		
Maury Wills, S OBP: 0.333, SLG: 0.305 (1, 6) X	0-0 S 1B		0-0 4-3			0-0 F4		0-0 CS S 1B		4 1 2 0 0 0 0			
Wes Parker, S OBP: 0.346, SLG: 0.373 (1, 3) S S S	0-3 K 1-2			0-0 5-3		0-0 4-3		0-3 K 1-3		4 0 0 0 0 2 2			
Wally Moon, L OBP: 0.371, SLG: 0.367 (1, 9) X	0-0 2-H 1B			0-0 3-1			0-0 G3		0-0 HR	4 1 2 2 0 0 0			
Ron Fairly, L OBP: 0.373, SLG: 0.440 (1, 8) X	0-0 L8			0-0 L9			4-0 1B 1B BB		0-0 F8	3 1 0 0 1 0 0			
John Roseboro, L OBP: 0.302, SLG: 0.286 (1, 2) X		0-0 L4			0-0 HR		0-0 F8 1B 1B		0-0 F7	4 1 2 1 0 0 0			
Lou Johnson, R OBP: 0.373, SLG: 0.480 (1, 7) S S S		0-3 K			0-3 K		0-0 1-2 2-H 1B		1-0 BB 1B HBP	3 0 1 1 0 2 0			
Jim Lefebvre, S OBP: 0.360, SLG: 0.379 (1, 4) X		0-0 G3			0-0 F7		0-0 F8 2-3		0-0 BB 1B	4 0 1 0 0 0 2			
Jim Gilliam, S OBP: 0.250, SLG: 0.200 (1, 5) X			0-0 4-3		0-0 G3		0-0 G3		4-0 1-2 2-3 BB	3 0 0 0 1 0 2			
Don Drysdale, R OBP: 0.378, SLG: 0.543 (1, 1) S S S			0-3 K			0-0 5-3		0-0 5-3	0-3 K	2 0 0 0 0 1 0 2 0 0 0 0 1 3			
Ron Perranoski, L (7, 1)													
<b>Inning Stats</b>	R: 1 E: 0 K: 1 S: 6 H: 2 LOB: 0 BB: 0 P: 6	R: 0 E: 0 K: 1 S: 5 H: 0 LOB: 0 BB: 0 P: 5	R: 0 E: 0 K: 1 S: 5 H: 0 LOB: 0 BB: 0 P: 5	R: 0 E: 0 K: 0 S: 3 H: 0 LOB: 0 BB: 0 P: 3	R: 1 E: 0 K: 1 S: 6 H: 1 LOB: 0 BB: 0 P: 6	R: 0 E: 0 K: 0 S: 3 H: 0 LOB: 0 BB: 0 P: 3	R: 1 E: 0 K: 0 S: 5 H: 2 LOB: 2 BB: 1 P: 9	R: 0 E: 0 K: 1 S: 5 H: 1 LOB: 0 BB: 0 P: 5	R: 1 E: 0 K: 1 S: 7 H: 2 LOB: 3 BB: 1 P: 12	1B: 6 2B: 0 3B: 0 HR: 2 SF: 0 SAC: 0 DP: 0 HBP: 1	WP: 0 PB: 0 SB: 2 CS: 1 PA: 36		
<b>PITCHER</b>	IP WLS BF H R ER SO BB IBB HBP BLK WP HR S P ERA WHIP											<b>PITCHER</b>	IP WLS BF H R ER SO BB IBB HBP BLK WP HR S P ERA WHIP
Ray Washburn, R ERA: 3.03 (1, 1)	6.1 L 24 5 3 3 4 1 0 0 0 0 0 1 31 35 4.26 0.947												
Barney Schultz, R ERA: 3.18 (7, 1)	0.2 2 0 0 0 0 0 0 0 0 0 0 0 2 2 0.00 0.000												
Ron Taylor, R ERA: 5.29 (8, 1)	2.0 10 3 1 1 2 1 0 1 0 0 0 1 12 17 4.50 2.000												

Los Angeles Dodgers @ St. Louis Cardinals  
 Sportsman's Park, St. Louis, MO  
 Wed Jun 02 1965, 8:05 PM EDT  
 Att. 17,560 - Unknown

AB	33
R	4
H	8
RBI	4
BB	2
SO	6
LOB	9



Batter	1	2	3	4	5	6	7	8	9	AB	R	H	RBI	BB	SO	LOB
<b>Curt Flood, R</b> (1, 8) OBP: 0.372, SLG: 0.490	0-0 F7 1B		0-0 4-3		0-0 6-3		0-3 K		0-0 1-2 1B	5	0	2	0	0	1	2
<b>Lou Brock, L</b> (1, 7) OBP: 0.364, SLG: 0.447	0-0 F7 1-2		0-0 FC 4-3 3-H		4-0 BB		0-3 K		0-0 FC5 2-3f	4	0	0	1	1	1	4
<b>Bill White, L</b> (1, 3) OBP: 0.371, SLG: 0.405	4-0 BB		0-0 4-3 1-2		0-0 F8		0-3 K			3	0	0	0	1	1	2
<b>Ken Boyer, R</b> (1, 5) OBP: 0.332, SLG: 0.382	0-0 F8		0-3 K		0-0 F8		4-0 FC4-6 BB			3	0	0	0	1	1	2
<b>Tim McCarver, L</b> (1, 2) OBP: 0.288, SLG: 0.408		0-0 F8		0-0 6-3		0-0 F3		0-0 FC4-6 1-2f		4	0	0	0	0	0	1
<b>Dick Groat, R</b> (1, 6) OBP: 0.302, SLG: 0.304		0-0 FC5-4 1B		0-0 FC6-4 1B		0-0 1B		0-0 6-3		4	0	3	0	0	0	1
<b>Julian Javier, R</b> (1, 4) OBP: 0.242, SLG: 0.325		0-0 FC5-4 1-2f		0-0 FC6-4 1-2f		0-3 K			0-0 G1-6-3 1B	4	0	1	0	0	1	3
<b>Mike Shannon, R</b> (1, 9) OBP: 0.218, SLG: 0.149		0-0 1-3		0-0 F7			0-0 2B		0-0 G1-6-3 1-2f	4	0	1	0	0	0	3
<b>Ray Washburn, R</b> (1, 1) OBP: 0.200, SLG: 0.300 <b>Barney Schultz, R</b> (7, 1)			0-0 FC 2B		0-3 K				0-0 FC5 1B	2	1	1	0	0	1	0
<b>Phil Gagliano, R</b> (7, PH) OBP: 0.287, SLG: 0.349 <b>Ron Taylor, R</b> (8, 1) OBP: 0.500, SLG: 1.000 <b>Carl Warwick, R</b> (9, PH) OBP: 0.172, SLG: 0.111										0	0	0	0	0	0	0
										1	0	0	0	0	1	1
										0	0	0	0	0	0	0
										1	0	1	0	0	0	0

Inning Stats	R: 0	H: 1	E: 0	K: 0	S: 3	LOB: 1	BB: 1	P: 7	R: 0	H: 1	E: 0	K: 0	S: 4	LOB: 1	BB: 0	P: 4	R: 1	H: 1	E: 0	K: 1	S: 7	LOB: 1	BB: 0	P: 7	R: 0	H: 1	E: 0	K: 0	S: 4	LOB: 1	BB: 0	P: 4	R: 0	H: 0	E: 0	K: 1	S: 5	LOB: 1	BB: 1	P: 9	R: 0	H: 1	E: 0	K: 1	S: 6	LOB: 1	BB: 0	P: 6	R: 0	H: 1	E: 0	K: 3	S: 10	LOB: 1	BB: 0	P: 10	R: 0	H: 0	E: 0	K: 1	S: 5	LOB: 1	BB: 1	P: 9	R: 0	H: 3	E: 0	K: 0	S: 5	LOB: 2	BB: 0	P: 5	1B: 7	SF: 0	2B: 2	SAC: 0	3B: 0	DP: 1	HR: 0	HBP: 0	WP: 0	PA: 38
<b>PITCHER</b>	IP	WLS	BF	H	R	ER	SO	BB	IBB	HBP	BLK	WP	HR	S	P	ERA	WHIP																																																																	
<b>Don Drysdale, R</b> (1, 1) ERA: 2.62	6.0	W	25	5	1	1	3	2	0	0	0	0	0	29	37	1.50	1.167																																																																	
<b>Ron Perranoski, L</b> (7, 1) ERA: 2.93	3.0	S	13	4	0	0	4	1	0	0	0	0	0	20	24	0.00	1.667																																																																	

**Los Angeles Dodgers @ St. Louis Cardinals**  
**Sportsman's Park, St. Louis, MO**  
 Wed Jun 02 1965, 8:05 PM EDT  
 Att. 17,560 - Unknown

**AB 35**  
**R 1**  
**H 9**  
**RBI 1**  
**BB 3**  
**SO 7**  
**LOB 19**



Batter	1	2	3	4	5	6	7	8	9	AB	R	H	RBI	BB	SO	LOB	TOP
Maury Wills, S OBP: 0.330, SLG: 0.313 (1, 6) X	0-0 G3	0-0 6-3		0-3 K		0-0 3B		0-0 F3		5	0	1	0	0	1	4	<b>Los Angeles Dodgers @ St. Louis Cardinals</b> Sportsman's Park, St. Louis, MO Thu Jun 03 1965, 8:05 PM EDT Att: 19,946 - Unknown
Jim Gilliam, S OBP: 0.353, SLG: 0.400 (1, 5) S S S Bob Miller, R (8, 1)	0-3 K		0-0 2B	0-0 1B 1B		0-0 F7		0-0 4-3 HR 1B		5	2	3	2	0	1	1	
Willie Davis, L OBP: 0.266, SLG: 0.365 (1, 8) X	0-0 4-3		0-0 F8	0-0 1B 1B		0-0 F5		0-0 4-3		5	0	1	1	0	0	3	
Ron Fairly, L OBP: 0.379, SLG: 0.468 (1, 3) (8, 9)		0-0 1B 2B	0-0 L9	0-0 1B 1B			0-3 K	0-0 HR		5	2	3	3	0	1	1	
John Roseboro, L OBP: 0.299, SLG: 0.278 (1, 2) B B B B		4-0 1B FC5-2 BB	0-0 F2	0-0 P4			0-0 F8	0-3 K2-3		4	0	0	0	1	1	3	
Wally Moon, L OBP: 0.410, SLG: 0.424 (1, 9) John Kennedy, R (8, 5) O B B B		0-0 1B FC5-2 1B		4-0 2B 1B BB		0-0 6-3		0-0 1B 2B		3	3	2	1	1	0	0	
Lou Johnson, R OBP: 0.375, SLG: 0.488 (1, 7) X		0-0 FC5-2 1B		0-0 1B 2B		0-0 1-3		0-0 FC6 1B		5	2	2	1	0	1	2	
Jim Lefebvre, S OBP: 0.361, SLG: 0.380 (1, 4) X		0-0 1B		0-0 1B 1B		0-0 F8		0-0 FC6		5	1	2	3	0	0	1	
Sandy Koufax, R Howie Reed, R Willie Crawford, L Jeff Torborg, R John Purdin, R Claude Osteen, L Jim Brewer, L Wes Parker, S		0-0 L8		0-3 K		0-0 P6		0-0 1B 2B		1	0	0	0	0	0	1	
<b>Inning Stats</b>	R: 0 H: 0 E: 0 K: 1 S: 5	R: 3 H: 3 E: 0 K: 0 S: 6	R: 0 H: 1 E: 0 K: 0 S: 4	R: 4 H: 5 E: 0 K: 2 S: 12	R: 0 H: 0 E: 0 K: 0 S: 3	R: 0 H: 1 E: 0 K: 0 S: 4	R: 1 H: 2 E: 0 K: 1 S: 7	R: 3 H: 3 E: 0 K: 1 S: 8	R: 0 H: 0 E: 0 K: 1 S: 5	1B: 8 SF: 0 2B: 5 SAC: 0 3B: 1 DP: 0 HR: 1 HBP: 0	WP: 0 PA: 44 PB: 1 SB: 0 CS: 0						
<b>PITCHER</b>	IP WLS BF H R ER SO BB IBB HBP BLK WP HR S P ERA WHIP																
Bob Purkey, R ERA: 7.77 (1, 1)	3.0	17	6	6	6	1	2	0	0	0	0	0	0	17	25	18.00	2.667
Steve Carlton, L ERA: 2.92 (4, 1)	2.0	9	3	1	1	2	0	0	0	0	0	0	13	13	4.50	1.500	
Ron Taylor, R ERA: 5.5 (6, 1)	2.0	10	4	2	2	1	0	0	0	0	0	0	12	12	9.00	2.000	
Barney Schultz, R ERA: 3.79 (8, 1)	2.0	L 8	2	2	2	2	0	0	0	0	0	1	12	12	9.00	1.000	

livebaseballscorecards.com

AB	42
R	11
H	15
RBI	11
BB	2
SO	6
LOB	18





Batter	1	2	3	4	5	6	7	8	9	AB	R	H	RBI	BB	SO	LOB
Julian Javier, R OBP: 0.254, SLG: 0.364 (1, 4)	0-3 K	0-0 1B 2B	0-0 P4		0-0 HR		0-0 1B		0-3 K	6	2	3	2	0	2	5
Dick Groat, R OBP: 0.302, SLG: 0.301 (1, 6)	0-0 4-3	0-0 FC5-4 1B	0-0 FC1-2		4-0 BB		0-0 F9		0-0 1-3	5	0	1	2	1	0	6
Curt Flood, R OBP: 0.364, SLG: 0.478 (1, 8)	0-0 4-3	0-0 FC5-4 1-2f		0-0 5-3	0-0 FC6-4			0-0 4-3		5	0	0	0	0	0	2
Ken Boyer, R OBP: 0.333, SLG: 0.400 (1, 5)		0-0 E5 1B	0-0 HR	0-0 CS 1B		0-0 L8		0-0 6-3		5	2	2	1	0	0	0
Bill White, L OBP: 0.372, SLG: 0.398 (1, 3)		0-0 E8 1B 1B	4-0 1B BB	0-0 F7		0-0 6-3		4-0 FC5-4 BB		3	2	0	0	2	0	2
Phil Gagliano, R OBP: 0.293, SLG: 0.352 (1, 7)		0-0 P6	0-0 BB FC1-2 1B		0-0 6-3	0-0 1B		0-0 FC5-4		5	0	2	0	0	0	3
Bob Uecker, R OBP: 0.449, SLG: 0.421 (1, 2)		0-0 1B 2B 1B	4-0 BB BB	0-0 5-3	0-3 K		0-0 F7		0-0 F7	3	1	1	1	1	1	1
Lou Brock, L OBP: 0.362, SLG: 0.444 (9, PH)		1-2 3-H								1	0	0	0	0	0	0
Mike Shannon, R OBP: 0.232, SLG: 0.157 (1, 9)		0-0 L7	4-0 BB	0-0 HR 1B		0-3 K		0-0 1B 1B		3	1	1	1	1	1	2
Tim McCarver, L OBP: 0.293, SLG: 0.413 (9, PH)		0-0 2B 1B	0-3 K		0-0 HR		0-0 4-3		0-0 1B	1	0	1	0	0	0	0
Bob Purkey, R OBP: 0.183, SLG: 0.083 (1, 1)		0-0 1B								2	1	1	1	0	1	3
Steve Carlton, L OBP: 0.289, SLG: 0.526 (4, 1)										0	0	0	0	0	0	0
Bob Skinner, L OBP: 0.333, SLG: 0.667 (5, PH)										1	1	1	2	0	0	0
Ron Taylor, R OBP: 0.293, SLG: 0.325 (6, 1)										1	0	0	0	0	0	0
Barney Schultz, R OBP: 0.167, SLG: 0.500 (8, 1)										0	0	0	0	0	0	0
Tito Francona, L OBP: 0.275, SLG: 0.325 (9, PH)										1	0	1	0	0	0	0
Dai Maxvill, R OBP: 0.167, SLG: 0.500 (9, PR)										0	0	0	0	0	0	0

Inning Stats	R: 0	H: 0	E: 0	K: 1	S: 5	R: 5	H: 4	E: 2	K: 0	S: 9	R: 2	H: 2	E: 0	K: 1	S: 7	R: 0	H: 1	E: 0	K: 0	S: 3	R: 3	H: 3	E: 0	K: 0	S: 6	R: 0	H: 1	E: 0	K: 1	S: 6	R: 0	H: 1	E: 0	K: 1	S: 6	R: 0	H: 0	E: 0	K: 0	S: 3	R: 0	H: 2	E: 0	K: 1	S: 7	1B: 10	2B: 1	3B: 0	SF: 0	SAC: 0	DP: 0	HBP: 0	WP: 0	PA: 47
--------------	------	------	------	------	------	------	------	------	------	------	------	------	------	------	------	------	------	------	------	------	------	------	------	------	------	------	------	------	------	------	------	------	------	------	------	------	------	------	------	------	------	------	------	------	------	--------	-------	-------	-------	--------	-------	--------	-------	--------

PITCHER	IP	WLS	BF	H	R	ER	SO	BB	IBB	HBP	BLK	WP	HR	S	P	ERA	WHIP
Sandy Koufax, L ERA: 2.24 (1, 1)	2.0		15	6	7	2	1	1	0	0	0	0	1	16	20	9.00	3.500
Howie Reed, R ERA: 0.68 (3, 1)	1.0		5	0	0	0	1	2	0	0	0	0	0	5	13	0.00	2.000
John Purdin, R ERA: 3.55 (4, 1)	2.0		10	4	3	3	0	1	0	0	0	0	2	9	13	13.50	2.500
Jim Brewer, L ERA: 1.57 (6, 1)	2.0	W	8	2	0	0	2	0	0	0	0	0	0	12	12	0.00	1.000
Bob Miller, R ERA: 2.38 (8, 1)	2.0	S	9	2	0	0	1	1	0	0	0	0	0	10	14	0.00	1.500

**Los Angeles Dodgers @ St. Louis Cardinals**  
 Sportsman's Park, St. Louis, MO  
 Thu Jun 03 1965, 8:05 PM EDT  
 Att. 19,946 - Unknown

<b>AB</b>	<b>42</b>
<b>R</b>	<b>10</b>
<b>H</b>	<b>14</b>
<b>RBI</b>	<b>10</b>
<b>BB</b>	<b>5</b>
<b>SO</b>	<b>5</b>
<b>LOB</b>	<b>24</b>



PITCHER	IP	WLS	BF	H	R	ER	SO	BB	IBB	HBP	BLK	WP	HR	S	P	ERA	WHIP
---------	----	-----	----	---	---	----	----	----	-----	-----	-----	----	----	---	---	-----	------

Batter	1	2	3	4	5	6	7	8	9	AB R H RBI BB SO LOB	TOP									
Maury Wills, S OBP: 0.333, SLG: 0.317 (1, 6)	0-3 K		0-0 F9		0-0 PO 1B			0-0 L4-6 S 1B		4 0 2 0 0 1 0	<b>Los Angeles Dodgers @ Milwaukee Braves</b> <b>Milwaukee County Stadium, Milwaukee, WI</b> Fri Jun 04 1965, 8:05 PM EDT Att. 5,760 - Unknown									
Dick Tracewski, R OBP: 0.341, SLG: 0.306 (1, 5)	4-0 2B BB		0-0 1B		0-0 PO 1-2	0-0 5-3		0-0 L4-6 1-3		3 1 1 0 1 0 1										
Willie Davis, L OBP: 0.266, SLG: 0.362 Wes Parker, S OBP: 0.349, SLG: 0.382 (1, 8) (9, 8) (9, 3)	0-0 F9		0-3 K			0-3 K		0-0 BB SH1-4 FC3-2 1B		4 0 1 0 0 2 2 0 0 0 0 0 0 0										
Ron Fairly, L OBP: 0.378, SLG: 0.471 (1, 3) (9, 9)	0-0 1B 2B			0-0 L9		0-0 1-3		0-0 SH1-4		3 1 1 1 0 0 0										
Lou Johnson, R OBP: 0.391, SLG: 0.494 (1, 7) (9, 8)	0-0 CS 1B			0-0 5-3 1B		0-0 1-3		4-0 FC3-2 BB IBB		3 0 2 1 1 0 0										
Jim Lefebvre, S OBP: 0.364, SLG: 0.379 (1, 4)	0-0 CS 1-2	0-3 K		0-0 5-3 1-2		0-0 1B		4-0 FC3-2 BB		3 0 1 0 1 1 1										
Al Ferrara, R OBP: 0.321, SLG: 0.417 (1, 9) (9, 7)			0-0 F2		0-0 6-3		0-3 K	0-0 FC3-2 FC4-6		4 0 0 0 0 1 5										
Jeff Torborg, R OBP: 0.302, SLG: 0.425 John Roseboro, L OBP: 0.295, SLG: 0.275 (1, 2) (6, 2)			0-0 F5			0-3 K	0-0 F9	0-0 FC4-6		2 0 0 0 0 1 0 2 0 0 0 0 0 4										
Claude Osteen, L OBP: 0.091, SLG: 0.091 Bob Miller, R (8, 1)			0-3 K			0-0 F9		0-0 F7		3 0 0 0 0 1 0 0 0 0 0 0 0 0										
<b>Inning Stats</b>	R: 2 E: 0 K: 1 S: 6	H: 2 LOB: 0 BB: 1 P: 10	R: 0 E: 0 K: 1 S: 5	H: 0 LOB: 0 BB: 0 P: 5	R: 0 E: 0 K: 2 S: 8	H: 1 LOB: 1 BB: 0 P: 8	R: 0 E: 0 K: 0 S: 4	H: 1 LOB: 1 BB: 0 P: 4	R: 0 E: 0 K: 1 S: 5	H: 0 LOB: 0 BB: 0 P: 5		R: 0 E: 0 K: 1 S: 6	H: 1 LOB: 1 BB: 0 P: 6	R: 0 E: 0 K: 0 S: 3	H: 1 LOB: 0 BB: 0 P: 3	R: 0 E: 0 K: 0 S: 4	H: 1 LOB: 3 BB: 2 P: 12	1B: 7 2B: 2 3B: 0 HR: 0	SF: 0 SAC: 1 DP: 1 HBP: 0	WP: 0 PB: 0 SB: 1 CS: 1
<b>PITCHER</b> Wade Blasingame, L ERA: 2.64 (1, 1)	IP: 9.0 WLS: W BF: 35 H: 8 R: 2 ER: 2 SO: 7 BB: 2 IBB: 1 HBP: 0 BLK: 0 WP: 0 HR: 0 S: 46 P: 58 ERA: 2.00 WHIP: 1.111																			

AB	31
R	2
H	8
RBI	2
BB	3
SO	7
LOB	13



livebaseballscorecards.com

Batter	1	2	3	4	5	6	7	8	9	AB R H RBI BB SO LOB
<b>Felipe Alou, R</b> (1, 7) OBP: 0.315, SLG: 0.430	0-0 F9	0-0 F9			0-0 F4		0-0 6-3		0-0 HR 1B	5 1 1 0 0 0 0
<b>Eddie Mathews, L</b> (1, 5) OBP: 0.374, SLG: 0.554	0-0 E BB 2B 1B		0-0 F7		0-0 F9			0-0 G5-4-3 1B	0-0 1-H 2-H HR	5 2 3 3 0 0 0
<b>Hank Aaron, R</b> (1, 9) OBP: 0.392, SLG: 0.582	4-0 E 2B BB		0-3 K		4-0 F9 S BB		0-0 G5-4-3 1-2			2 1 0 0 2 1 1
<b>Joe Torre, R</b> (1, 2) OBP: 0.404, SLG: 0.615	0-0 E4 2B FC1-2		0-0 5-3		0-0 F9 1-3		4-0 HBP BB BB			3 0 0 0 1 0 3
<b>Gene Oliver, R</b> (1, 3) OBP: 0.323, SLG: 0.368	0-0 FC1-2 1-3 2-H 3-H 2B		0-0 4-3		0-3 K		4-0 HBP BB BB			3 0 1 2 1 1 1
<b>Mack Jones, L</b> (1, 8) OBP: 0.351, SLG: 0.534	0-0 FC1-2		0-0 4-3		0-0 1B		1-0 HBP BB			3 0 1 0 0 0 2
<b>Frank Bolling, R</b> (1, 4) OBP: 0.349, SLG: 0.421	0-0 5-3		0-0 1B		0-0 L6		0-0 F9			4 0 1 0 0 0 7
<b>Woody Woodward, R</b> (1, 6) OBP: 0.205, SLG: 0.184 <b>Rico Carty, R</b> (7, PH) OBP: 0.263, SLG: 0.365 <b>Sandy Alomar Sr., S</b> (8, 6) OBP: 0.246, SLG: 0.232		0-3 K	0-3 K		0-0 6-3		0-3 K		0-3 K	2 0 0 0 0 2 1 1 0 0 0 0 0 0 1 0 0 0 0 1 0
<b>Wade Blasingame, L</b> (1, 1) OBP: 0.259, SLG: 0.296 <b>Gary Kolb, L</b> (9, PR) OBP: 0.182, SLG: 0.182		0-0 4-3		0-0 F8		0-0 6-3		0-0 HR 1B 1B		4 0 1 0 0 0 0 0 1 0 0 0 0 0

**BOTTOM**

**Los Angeles Dodgers @ Milwaukee Braves**  
 Milwaukee County Stadium, Milwaukee, WI  
 Fri Jun 04 1965, 8:05 PM EDT  
 Att. 5,760 - Unknown

livebaseballscorecards.com

<b>AB</b>	33
<b>R</b>	5
<b>H</b>	8
<b>RBI</b>	5
<b>BB</b>	4
<b>SO</b>	5
<b>LOB</b>	15



Inning Stats	R	H	E	K	S	R	H	E	K	S	R	H	E	K	S	R	H	E	K	S	R	H	E	K	S	1B	2B	3B	HR	SF	SAC	DP	HBP	WP	PA
	2	2	1	6	5	0	0	0	1	5	0	0	0	1	5	0	0	0	1	5	0	0	0	0	6	1	0	0	0	0	0	1	0	0	38

PITCHER	IP	WLS	BF	H	R	ER	SO	BB	IBB	HBP	BLK	WP	HR	S	P	ERA	WHIP
<b>Claude Osteen, L</b> (1, 1) ERA: 2.86	7.2		33	5	2	1	4	4	0	1	0	0	0	36	53	1.17	1.174
<b>Bob Miller, R</b> (8, 1) ERA: 3.12	0.2	L	5	3	3	3	1	0	0	0	0	0	1	7	7	40.50	4.500

Batter	1	2	3	4	5	6	7	8	9	AB R H RBI BB SO LOB	TOP
Maury Wills, S OBP: 0.330, SLG: 0.314 (1, 6) X	0-0 6-3 ① X	0-0 FC ③			X 0-0 F1 ①		X 0-0 F9 ①		X 0-0 S 1B 1B	5 0 1 0 0 0 2	<b>Los Angeles Dodgers @ Milwaukee Braves</b> <b>Milwaukee County Stadium, Milwaukee, WI</b> Sat Jun 05 1965, 4:33 AM EDT Att: 4,116 - Unknown - 61 F <a href="http://livebaseballscorecards.com">livebaseballscorecards.com</a>
Jim Gilliam, S OBP: 0.364, SLG: 0.368 (1, 7) X	0-0 3-1 ②		B B B B	4-0 1-3 1B BB	X 0-0 F8 ②		X 0-0 F8 ②	X 0-0 S 1B 1B	4 0 1 0 1 0 0		
Wally Moon, L OBP: 0.432, SLG: 0.432 (1, 9) X	0-0 S 1B		X 0-0 1-3 1B		B B B B	4-0	X 0-0 4-3	X 0-0 L8 ②	4 0 2 0 1 0 2		
Ron Fairly, L OBP: 0.374, SLG: 0.461 (1, 3) B B B B	4-0 1-2 BB		X 0-0 1-3 ①		X 0-0 F8 ③			X 0-0 L8 ③	4 0 0 0 1 0 5		
John Roseboro, L OBP: 0.300, SLG: 0.299 (1, 2) X	0-0 4-3 ③		X 0-0 F5 ②		X 0-0 HR			X 0-0 1B 1B	4 1 2 1 0 0 4		
Lou Johnson, R OBP: 0.385, SLG: 0.483 (1, 8) X		0-0 6-3 ① S S S	0-3 K ③		X 0-0 L4 ①			X 0-0 1-2 1B	4 0 1 0 0 1 2		
Jim Lefebvre, S OBP: 0.361, SLG: 0.376 (1, 4) X		0-0 1B 1B		S S S S	0-3 K ①	X 0-0 E3		X 0-0 L8 ②	4 0 1 0 0 1 2		
Dick Tracewski, R OBP: 0.331, SLG: 0.296 (1, 5) S S S S		0-3 K ②		X 0-0 L3 ②		X 0-0 P4 ②		X 0-0 5-3 ③	4 0 0 0 0 1 4		
Johnny Podres, L OBP: 0.125, SLG: 0.125 (1, 1) X		0-0 FC 1B		S S S S	0-3 K ③	X 0-0 F7 ③			3 0 1 0 0 1 1		
John Purdin, R (7, 1)		1-2							0 0 0 0 0 0 0		
Willie Crawford, L (9, PH)									1 0 0 0 0 1 0		
<b>Inning Stats</b>	R: 0 H: 1 E: 0 LOB: 2 K: 0 BB: 1 S: 4 P: 8	R: 0 H: 2 E: 0 LOB: 2 K: 1 BB: 0 P: 7	R: 0 H: 1 E: 0 LOB: 2 K: 1 BB: 1 P: 10	R: 0 H: 0 E: 0 LOB: 0 K: 2 BB: 0 S: 7 P: 7	R: 0 H: 0 E: 0 LOB: 1 K: 0 BB: 1 P: 7	R: 1 H: 1 E: 1 LOB: 1 K: 0 BB: 0 S: 5 P: 5	R: 0 H: 0 E: 0 LOB: 0 K: 0 BB: 0 P: 3	R: 0 H: 2 E: 0 LOB: 2 K: 1 BB: 0 P: 5	R: 0 H: 2 E: 0 LOB: 2 K: 1 BB: 0 P: 7	1B: 8 SF: 0 2B: 0 SAC: 0 3B: 0 DP: 0 HR: 1 HBP: 0	WP: 0 PA: 40 PB: 0 SB: 3 CS: 0
<b>PITCHER</b> Tony Cloninger, R ERA: 3.45 (1, 1)	IP WLS BF H R ER SO BB IBB HBP BLK WP HR S P ERA WHIP										
	9.0 W 40 9 1 1 5 3 0 0 0 0 1 47 59 1.00 1.333										

**Los Angeles Dodgers @ Milwaukee Braves**  
**Milwaukee County Stadium, Milwaukee, WI**

<b>AB</b>	<b>37</b>
<b>R</b>	<b>1</b>
<b>H</b>	<b>9</b>
<b>RBI</b>	<b>1</b>
<b>BB</b>	<b>3</b>
<b>SO</b>	<b>5</b>
<b>LOB</b>	<b>22</b>





Batter	1	2	3	4	5	6	7	8	9	AB R H RBI BB SO LOB	TOP											
Maury Wills, S OBP: 0.332, SLG: 0.327 (1, 6) X	0-0 2B		0-0 CS 2B		0-0 F9 2		0-0 5-3 2		0-0 6-3 3	5 0 2 0 0 0 0	<b>Los Angeles Dodgers @ Milwaukee Braves</b> <b>Milwaukee County Stadium, Milwaukee, WI</b> Sun Jun 06 1965, 4:33 AM EDT Unknown <a href="http://livebaseballscorecards.com">livebaseballscorecards.com</a>											
Jim Gilliam, S OBP: 0.462, SLG: 0.571 (1, 7) B B B B	4-0 BB		0-0 2-3 HR		4-0 HR BB		0-0 1B			2 2 2 1 2 0 0												
Lou Johnson, R OBP: 0.390, SLG: 0.516 (1, 8) S S S	0-3 K		0-0 FC1-6 1B		0-0 1-H HR		0-3 K			4 1 2 2 0 2 3												
Ron Fairly, L OBP: 0.376, SLG: 0.462 (1, 3) S S S	0-3 K		0-0 FC1-6 1-2f		0-0 1B			0-0 4-3 SH3-4 1B		4 0 2 0 0 1 3												
John Roseboro, L OBP: 0.295, SLG: 0.294 (1, 2) X	0-0 L7		0-3 K		0-3 K			0-0 SH3-4 1-2		3 0 0 0 0 2 3												
Jim Lefebvre, S OBP: 0.354, SLG: 0.367 (1, 4) X		0-0 F7		0-0 F8		0-0 1-3		0-0 4-3 2-3		4 0 0 0 0 0 1												
Al Ferrara, R OBP: 0.281, SLG: 0.357 (1, 9) X		0-0 5-3		0-0 F5		0-0 5-3		0-3 K		4 0 0 0 0 1 1												
Dick Tracewski, R OBP: 0.321, SLG: 0.286 (1, 5) S S S		0-3 K			0-0 6-3		0-3 K		0-0 F8	4 0 0 0 0 2 0												
Don Drysdale, R OBP: 0.366, SLG: 0.590 (1, 1) X			0-0		0-0 HR		0-3 K		0-0 5-3	4 1 1 1 0 1 0												
<b>Inning Stats</b>	R: 0 E: 0 K: 2 S: 8	H: 1 LOB: 2 BB: 1 P: 12	R: 0 E: 0 K: 1 S: 5	H: 0 LOB: 0 BB: 0 P: 5	R: 1 E: 0 K: 0 S: 5	H: 3 LOB: 1 BB: 0 P: 5	R: 0 E: 0 K: 1 S: 5	H: 0 LOB: 0 BB: 0 P: 5	R: 3 E: 0 K: 1 S: 8	H: 3 LOB: 1 BB: 1 P: 12	R: 0 E: 0 K: 1 S: 5	H: 0 LOB: 0 BB: 0 P: 5	R: 0 E: 0 K: 2 S: 8	H: 1 LOB: 1 BB: 0 P: 8	R: 0 E: 0 K: 1 S: 6	H: 1 LOB: 1 BB: 0 P: 6	R: 0 E: 0 K: 0 S: 3	H: 0 LOB: 0 BB: 0 P: 3	1B: 4 2B: 2 3B: 0 HR: 3	SF: 0 SAC: 1 DP: 0 HBP: 0	WP: 0 PB: 0 SB: 0 CS: 1	PA: 37
<b>PITCHER</b>	IP WLS BF H R ER SO BB IBB HBP BLK WP HR S P ERA WHIP																					
Dick Kelley, L ERA: 7.2 (1, 1)	5.0 L 23 7 4 4 5 2 0 0 0 0 0 3 31 39 7.20 1.800																					
Bob Sadowski, R ERA: 4.15 (6, 1)	2.0 7 1 0 0 3 0 0 0 0 0 0 0 13 13 0.00 0.500																					
Phil Niekro, R ERA: 2.95 (8, 1)	2.0 7 1 0 0 1 0 0 0 0 0 0 0 9 9 0.00 0.500																					

**Los Angeles Dodgers @ Milwaukee Braves**  
**Milwaukee County Stadium, Milwaukee, WI**  
 Sun Jun 06 1965, 4:33 AM EDT  
 Unknown

<b>AB</b>	<b>34</b>
<b>R</b>	<b>4</b>
<b>H</b>	<b>9</b>
<b>RBI</b>	<b>4</b>
<b>BB</b>	<b>2</b>
<b>SO</b>	<b>9</b>
<b>LOB</b>	<b>11</b>



Batter	1	2	3	4	5	6	7	8	9	AB R H RBI BB SO LOB
<b>Felipe Alou, R</b> OBP: 0.313, SLG: 0.428 (1, 7) X	0-0 L6		0-0 F2		0-0 P2			0-0 F9		4 0 0 0 0 0 1
<b>Eddie Mathews, L</b> OBP: 0.358, SLG: 0.530 (1, 5) X	0-0 F7		0-3 K			0-0 4-3		0-3 K		4 0 0 0 0 2 1
<b>Hank Aaron, R</b> OBP: 0.398, SLG: 0.585 (1, 9) X	0-0 2B		0-0 E8 1B			0-3 K		0-3 K		4 0 2 0 0 2 1
<b>Mack Jones, L</b> OBP: 0.345, SLG: 0.540 (1, 8) X	0-0 F7		0-3 K			0-3 K			0-0 3-1	4 0 0 0 0 2 2
<b>Joe Torre, R</b> OBP: 0.396, SLG: 0.596 (1, 2) X		0-0 F9		0-0 G6-4-3 1B			0-0 6-3		0-0 5-3	4 0 1 0 0 0 0
<b>Gene Oliver, R</b> OBP: 0.330, SLG: 0.359 (1, 3) X		4-0 1B BB		0-0 G6-4-3 1-2f			0-0 L4-6 1B		0-0 3-1	3 0 1 0 1 0 1
<b>Frank Bolling, R</b> OBP: 0.360, SLG: 0.430 (1, 4) X		0-0 1B		0-0 F7			0-0 1B			3 0 2 0 0 0 0
<b>Sandy Alomar Sr., S</b> OBP: 0.226, SLG: 0.213 (1, 6) X		0-0 F9			0-3 K		0-0 L4-6			1 0 0 0 0 0 2
<b>Lou Klimchok, L</b> OBP: 0.125, SLG: 0.091 (5, PH)										1 0 0 0 0 1 0
<b>Bob Sadowski, R</b> OBP: 0.273, SLG: 0.200 (6, 1)										0 0 0 0 0 0 0
<b>Rico Carty, R</b> OBP: 0.278, SLG: 0.358 (7, PH)										1 0 0 0 0 0 2
<b>Phil Niekro, R</b> OBP: 0.500, SLG: 0.500 (8, 1)										0 0 0 0 0 0 0
<b>Dick Kelley, R</b> OBP: 0.276, SLG: 0.225 (1, 1) X		0-0 5-3			0-3 K2-3					1 0 0 0 0 0 2
<b>Ty Cline, L</b> OBP: 0.205, SLG: 0.184 (5, PH)										1 0 0 0 0 1 0
<b>Woody Woodward, R</b> OBP: 0.205, SLG: 0.184 (6, 6)										0 0 0 0 0 0 0
<b>Miguel de la Hoz, R</b> OBP: 0.306, SLG: 0.258 (8, PH) (9, 6)										0 0 0 0 0 0 0

Inning Stats	R: 0	H: 1	E: 0	LOB: 1	K: 0	BB: 0	S: 4	P: 4
	R: 0	H: 1	E: 0	LOB: 2	K: 0	BB: 1	S: 4	P: 8
	R: 0	H: 1	E: 1	LOB: 1	K: 2	BB: 0	S: 8	P: 8
	R: 0	H: 1	E: 0	LOB: 0	K: 0	BB: 0	S: 3	P: 3
	R: 0	H: 0	E: 0	LOB: 0	K: 2	BB: 0	S: 7	P: 7
	R: 0	H: 0	E: 0	LOB: 0	K: 2	BB: 0	S: 7	P: 7
	R: 0	H: 2	E: 0	LOB: 1	K: 0	BB: 0	S: 4	P: 4
	R: 0	H: 0	E: 0	LOB: 1	K: 2	BB: 0	S: 3	P: 8
	R: 0	H: 0	E: 0	LOB: 0	K: 0	BB: 0	S: 3	P: 3

PITCHER	IP	WLS	BF	H	R	ER	SO	BB	IBB	HBP	BLK	WP	HR	S	P	ERA	WHIP
<b>Don Drysdale, R</b> ERA: 2.4 (1, 1)	9.0	W	33	6	0	0	8	1	0	1	0	0	0	47	52	0.00	0.778

**BOTTOM**

**Los Angeles Dodgers @ Milwaukee Braves**  
Milwaukee County Stadium, Milwaukee, WI  
Sun Jun 06 1965, 4:33 AM EDT  
Unknown

AB	31
R	0
H	6
RBI	0
BB	1
SO	8
LOB	12



WP	PA	31
PB	0	
SB	0	
CS	0	

Batter	1	2	3	4	5	6	7	8	9	AB R H RBI BB SO LOB	TOP											
<b>Maury Wills, S</b> (1, 6) OBP: 0.333, SLG: 0.325	4-0 CS BB		0-3 K		0-3 K2-3		0-0 1B 1B		0-0 P2	4 1 1 1 1 2 0												
<b>Jim Gilliam, S</b> (1, 7) OBP: 0.467, SLG: 0.680	0-0 HR		0-0 F3			0-0	0-0 1B 1B			4 1 2 2 0 0 0												
<b>Lou Johnson, R</b> (1, 8) OBP: 0.385, SLG: 0.505	0-0 6-3			0-0 P3		0-0 F8	0-0 1B 1B			4 0 1 1 0 0 0												
<b>Ron Fairly, L</b> (1, 3) OBP: 0.379, SLG: 0.457	0-0 F7			4-0 1B BB		4-0 BB	0-0 G3			2 0 0 0 2 0 2												
<b>Jim Lefebvre, S</b> (1, 4) OBP: 0.348, SLG: 0.359		0-0 5-3		0-0 F9		0-3 K		0-0 5-3		4 0 0 0 0 1 2												
<b>Wally Moon, L</b> (1, 9) OBP: 0.438, SLG: 0.425		0-0 E1		0-0 1B			4-0 1B BB	0-0 L4		3 1 1 0 1 0 0												
<b>John Kennedy, R</b> (1, 5) OBP: 0.288, SLG: 0.288		0-3 K		0-0 F8			0-3 K	0-0 6-3		4 0 0 0 0 2 4												
<b>Hector Valle, R</b> (1, 2) OBP: 0.250, SLG: 0.250		0-0 F8			4-3		0-0 1B 1B		0-0 F9	4 1 1 0 0 0 1												
<b>Howie Reed, R</b> (1, 1) <b>Jim Brewer, L</b> (2, 1) <b>Ron Perranoski, L</b> (6, 1) <b>Al Ferrara, R</b> (7, PH) <b>Bob Miller, R</b> (7, 1) <b>Dick Tracewski, R</b> (9, PH)			0-0		0-0 3-1		0-3 K		0-0 1-3	0 0 0 0 0 0 0 2 0 0 0 0 0 0 0 0 0 0 0 0 0 1 0 0 0 0 1 2 0 0 0 0 0 0 0 1 0 0 0 0 0 0												
<b>Inning Stats</b>	R: 1 E: 0 K: 0 S: 3	H: 1 LOB: 0 BB: 1 P: 7	R: 0 E: 1 K: 1 S: 6	H: 0 LOB: 1 BB: 0 P: 6	R: 0 E: 0 K: 1 S: 5	H: 0 LOB: 0 BB: 0 P: 5	R: 0 E: 0 K: 0 S: 4	H: 1 LOB: 2 BB: 1 P: 8	R: 0 E: 0 K: 1 S: 5	H: 0 LOB: 0 BB: 0 P: 5	R: 0 E: 0 K: 1 S: 5	H: 0 LOB: 1 BB: 1 P: 9	R: 3 E: 0 K: 2 S: 11	H: 4 LOB: 2 BB: 1 P: 15	R: 0 E: 0 K: 0 S: 3	H: 0 LOB: 0 BB: 0 P: 3	R: 0 E: 0 K: 0 S: 3	H: 0 LOB: 0 BB: 0 P: 3	1B: 5 2B: 0 3B: 0 HR: 1	SF: 0 SAC: 0 DP: 0 HBP: 0	WP: 0 PB: 0 SB: 0 CS: 1	PA: 37
<b>PITCHER</b>	IP WLS BF H R ER SO BB IBB HBP BLK WP HR S P ERA WHIP																					
<b>Denny Lemaster, L</b> (1, 1) ERA: 5.34	6.2 W 27 3 3 3 6 4 0 0 0 0 0 1 35 51 4.05 1.050																					
<b>Billy O'Dell, L</b> (7, 1) ERA: 2.16	2.1 S 9 2 0 0 0 0 0 0 0 0 0 0 9 9 0.00 0.857																					
<b>Bob Sadowski, R</b> (7, 1) ERA: 4.15	0.0 1 1 1 1 0 0 0 0 0 0 0 0 1 1 ∞ ∞																					
<b>Billy O'Dell, L</b> (7, 1) ERA: 2.16	2.1 S 9 2 0 0 0 0 0 0 0 0 0 0 9 9 0.00 0.857																					

**Los Angeles Dodgers @ Milwaukee Braves**  
**Milwaukee County Stadium, Milwaukee, WI**  
 Sun Jun 06 1965, 4:38 AM EDT  
 Att: 17,175 - Unknown

AB	33
R	4
H	6
RBI	4
BB	4
SO	6
LOB	11





BOTTOM

Los Angeles Dodgers @ Milwaukee Braves  
Milwaukee County Stadium, Milwaukee, WI

livebaseballscorecards.com


AB	35
R	6
H	12
RBI	6
BB	4
SO	4
LOB	18



WP:	0	PA:	39
PB:	0	SB:	4
CS:	0		

Sun Jun 06 1965, 4:38 AM EDT  
Att. 17,175 - Unknown

Batter	1	2	3	4	5	6	7	8	9	AB	R	H	RBI	BB	SO	LOB					
Felipe Alou, R OBP: 0.320, SLG: 0.438 (1, 7) (7, 3)	0-0 1B FC	0-0 2B 2-3 3-H		0-0 1B S BB		0-0 1B 5-3		0-0 1B F7		5	1	3	1	0	0	0					
Eddie Mathews, L OBP: 0.369, SLG: 0.533 (1, 5) (7, 3)	0-0 1B 1-3	0-0 P5		4-0 1B S BB		4-0 1B 5-3 BB		0-0 1B FC5-4		3	1	2	0	2	0	2					
Hank Aaron, R OBP: 0.392, SLG: 0.570 (1, 9) (7, 7)	0-0 1B FC 1-3 S	4-0 1B FC6-4 IBB		0-3 1B K 1-2 2-3		0-0 1B 5-3		0-0 1B FC5-4 1-2f		4	0	0	1	1	1	4					
Mack Jones, L OBP: 0.342, SLG: 0.531 (1, 8) (7, 7)	0-0 1B 1-3	0-0 1B FC6-4 1-2f		0-0 1B L4		0-0 1B 2-H				4	0	1	1	0	0	6					
Joe Torre, R OBP: 0.399, SLG: 0.594 (1, 2) (7, 3)	0-0 1B F8		0-0 1B G6-4-3		0-0 1B HR		0-0 1B P3			4	1	2	0	0	0	2					
Gene Oliver, R OBP: 0.340, SLG: 0.432 Ty Cline, L OBP: 0.273, SLG: 0.222 (1, 3) (7, 8)		0-0 1B HR	0-0 1B G6-4-3 1-2f		0-0 1B HR 1-H		0-0 1B L4-3			3	2	2	3	0	0	1					
Frank Bolling, R OBP: 0.364, SLG: 0.427 (1, 4) (7, 3)		0-0 1B 2B 1B	4-0 1B FC6-4 BB		0-0 1B 6-3		0-0 1B 4-3			3	1	1	0	1	0	0					
Sandy Alomar Sr., S OBP: 0.227, SLG: 0.215 (1, 6) (7, 3)		0-0 1B 2B S 1B	0-0 1B FC6-4 1-2f		0-3 1B K		0-3 1B K			4	0	1	0	0	2	1					
Denny Lemaster, R OBP: 0.217, SLG: 0.227 Billy O'Dell, S OBP: 0.182, SLG: 0.182 (1, 1) (7, 1) (7, 3)	0-0 1B 1-3			0-0 1B 6-3		0-0 1B		0-3 1B K		3	0	0	0	0	0	2					
Bob Sadowski, R OBP: 0.273, SLG: 0.200 Billy O'Dell, S OBP: 0.182, SLG: 0.182 (7, 1) (7, 1)	0-0 1B 1-2									1	0	0	0	0	1	0					
										0	0	0	0	0	0	0					
										1	0	0	0	0	1	0					
Inning Stats	R: 1 E: 0 K: 0 S: 5	H: 2 LOB: 1 BB: 0 P: 5	R: 2 E: 0 K: 0 S: 7	H: 4 LOB: 3 BB: 1 P: 11	R: 0 E: 0 K: 0 S: 3	H: 1 LOB: 1 BB: 1 P: 7	R: 0 E: 0 K: 1 S: 6	H: 1 LOB: 2 BB: 1 P: 10	R: 2 E: 0 K: 1 S: 7	H: 2 LOB: 0 BB: 0 P: 7	R: 1 E: 0 K: 0 S: 4	H: 1 LOB: 1 BB: 1 P: 8	R: 0 E: 0 K: 1 S: 5	H: 0 LOB: 0 BB: 0 P: 5	R: 0 E: 0 K: 1 S: 6	H: 1 LOB: 1 BB: 0 P: 6	1B: 9 2B: 1 3B: 0 HR: 2	SF: 0 SAC: 0 DP: 1 HBP: 0	WP: 0 PB: 0 SB: 4 CS: 0	PA: 39	
PITCHER	IP	WLS	BF	H	R	ER	SO	BB	IBB	HBP	BLK	WP	HR	S	P	ERA	WHIP				
Howie Reed, R ERA: 2.45 (1, 1)	1.1	L	10	6	3	3	0	0	0	0	0	0	1	10	10	20.25	4.500				
Jim Brewer, L ERA: 2.03 (2, 1)	3.2		17	4	2	2	2	2	1	0	0	0	1	18	30	4.91	1.636				
Ron Perranoski, L ERA: 3.31 (6, 1)	1.0		5	1	1	1	0	1	0	0	0	0	0	4	8	9.00	2.000				
Bob Miller, R ERA: 2.95 (7, 1)	2.0		7	1	0	0	2	0	0	0	0	0	0	11	11	0.00	0.500				

Batter	1	2	3	4	5	6	7	8	9	AB R H RBI BB SO LOB	TOP		
Maury Wills, S OBP: 0.336, SLG: 0.325 (1, 6) X	0-0 B1-3		0-0 2B 1B	0-0 SH G3 1B	4-0 BB		0-0 F4		0-0 SH2-3	3 2 1 1 1 0 1			
Jim Gilliam, S OBP: 0.485, SLG: 0.654 (1, 5) B B B John Kennedy, R OBP: 0.274, SLG: 0.273 (4, 5) B B	4-0 1B BB		0-0 4-3	1-0 1B HBP	0-0 G6-3		0-0 4-3		0-3 K	1 2 0 0 1 0 1 3 0 0 0 0 1 4			
Willie Davis, L OBP: 0.268, SLG: 0.366 (1, 8) X	0-0 4-3		0-0 F8 2B	0-0 G3		0-0 F4		0-0 2-3 WP 1B	0-0 4-3	6 1 2 1 0 0 4			
Ron Fairly, L OBP: 0.379, SLG: 0.455 (1, 3) X	0-0 HR 1B		0-0 F8	0-0 1B 2B 1B		0-0 F9		0-0 2-3		5 2 2 3 0 0 2			
Lou Johnson, R OBP: 0.394, SLG: 0.550 (1, 7) X	0-0 HR		0-0 F9	0-0 2B 1B		0-3 K		0-0 2B		5 2 3 3 0 1 1			
Wally Moon, L OBP: 0.453, SLG: 0.455 (1, 9) X Willie Crawford, L (8, PR) (8, 9)	0-0 4-3			0-0 1B			0-0 3-1	4-0 BB		4 1 2 2 1 0 0 0 0 0 0 0 0 0			
John Roseboro, L OBP: 0.299, SLG: 0.299 (1, 2) Hector Valle, R OBP: 0.200, SLG: 0.200 (7, 2)		0-0 4-3		0-0 1B			0-0 BB 2B 1B	0-3 K		4 2 2 0 0 0 1 1 0 0 0 0 1 2	AB 40 R 14 H 16 RBI 14 BB 4 SO 4 LOB 19		
Jim Lefebvre, S OBP: 0.353, SLG: 0.373 (1, 4) X		0-0 6-3		0-0 SH 3B	0-0 WP SH2-4 1B		4-0 2B BB	0-0 F6		4 2 2 2 1 0 2			
Sandy Koufax, R OBP: 0.195, SLG: 0.200 (1, 1) X		0-0 5-3		0-3 K	0-0 SH2-4		0-0 2B	0-0 SH2-3 WP 1B		4 0 2 2 0 1 1			
<b>Inning Stats</b>	R: 3 H: 2 E: 0 LOB: 0 K: 0 BB: 1 S: 5 P: 9	R: 0 H: 0 E: 0 LOB: 0 K: 0 BB: 0 S: 3 P: 3	R: 1 H: 2 E: 0 LOB: 1 K: 1 BB: 0 S: 5 P: 5	R: 7 H: 6 E: 1 LOB: 1 K: 1 BB: 0 S: 12 P: 13	R: 0 H: 1 E: 0 LOB: 1 K: 0 BB: 1 S: 3 P: 7	R: 0 H: 0 E: 0 LOB: 0 K: 1 BB: 0 S: 5 P: 5	R: 2 H: 2 E: 0 LOB: 1 K: 0 BB: 1 S: 5 P: 9	R: 1 H: 2 E: 0 LOB: 2 K: 1 BB: 1 S: 7 P: 11	R: 0 H: 1 E: 0 LOB: 1 K: 1 BB: 0 S: 6 P: 6	1B: 10 SF: 0 2B: 4 SAC: 3 3B: 1 DP: 1 HR: 1 HBP: 1	WP: 3 PA: 48 PB: 0 SB: 0 CS: 0		
<b>PITCHER</b>	IP WLS BF H R ER SO BB IBB HBP BLK WP HR S P ERA WHIP											<b>PITCHER</b>	IP WLS BF H R ER SO BB IBB HBP BLK WP HR S P ERA WHIP
Lew Burdette, R ERA: 6.21 (1, 1)	3.0 L 17 7 7 7 0 1 0 0 0 0 0 1 16 20 21.00 2.667												
Ed Roebuck, R ERA: 4.81 (4, 1)	2.0 12 4 4 4 1 1 0 1 0 1 0 0 12 17 18.00 2.500												
Art Mahaffey, R ERA: 5.91 (6, 1)	2.1 13 4 3 3 1 2 0 0 0 1 0 0 13 21 11.57 2.571												
Jack Baldschun, R ERA: 4.08 (8, 1)	1.2 6 1 0 0 2 0 0 0 0 1 0 0 10 10 0.00 0.600												

Los Angeles Dodgers @ Philadelphia Phillies  
 Connie Mack Stadium, Philadelphia, PA  
 Mon Jun 07 1965, 7:05 PM EDT  
 Att. 23,345 - Unknown

livebaseballscorecards.com

Batter	1	2	3	4	5	6	7	8	9	AB R H RBI BB SO LOB
<b>Cookie Rojas, R</b> (1, 8) <small>OBP: 0.373, SLG: 0.444</small> <b>Jack Baldschun, R</b> (8, 1) <b>Gus Triandos, R</b> (9, PH) <small>OBP: 0.229, SLG: 0.182</small>	4-0 HR BB		0-0 F8		0-0 HR		0-0 F9		0-3 K	3 2 1 1 1 0 2 0 0 0 0 0 0 0 1 0 0 0 0 1 3
<b>Johnny Callison, L</b> (1, 9) <small>OBP: 0.338, SLG: 0.585</small> <b>Art Mahaffey, R</b> (6, 1) <small>OBP: 0.125, SLG: 0.125</small> <b>John Hermstein, L</b> (8, 8) <small>OBP: 0.250, SLG: 0.200</small>	0-3 K		0-0 1-2 1B		0-0 F7		0-0 1B	0-3 K	3 0 1 0 0 1 1 0 0 0 0 0 0 0 2 0 1 0 0 1 3	
<b>Dick Allen, R</b> (1, 5) <small>OBP: 0.414, SLG: 0.561</small>	0-3 K		0-3 K		0-0 3B		0-3 K	0-3 K	4 0 1 0 0 3 4	
<b>Dick Stuart, R</b> (1, 3) <small>OBP: 0.343, SLG: 0.434</small>	0-0 1-H HR		0-0 F4		0-3 K		0-0 F8	0-0 F8	4 1 1 2 0 1 4	
<b>Alex Johnson, R</b> (1, 7) <small>OBP: 0.330, SLG: 0.457</small>	0-0 6-3		0-3 K		0-3 K		0-0 F8	0-0 F8	4 0 0 0 0 2 2	
<b>Tony Taylor, R</b> (1, 4) <small>OBP: 0.324, SLG: 0.343</small>		0-0 P4		0-0 F9		0-3 K		0-0 4-3	4 0 0 0 0 1 1	
<b>Ruben Amaro, R</b> (1, 6) <small>OBP: 0.298, SLG: 0.237</small>		0-0 F8		0-0 5-3		4-0 BB		0-0 1B 1B 1B	3 0 1 0 1 0 0	
<b>Clay Dalrymple, L</b> (1, 2) <small>OBP: 0.287, SLG: 0.301</small>		0-0 3-1		0-3 K		0-3 K		0-0 1B 1-2 1B	4 0 1 0 0 2 1	
<b>Lew Burdette, R</b> (1, 1) <small>OBP: 0.444, SLG: 0.556</small> <b>Ed Roebuck, R</b> (4, 1) <b>John Briggs, L</b> (5, PH) <small>OBP: 0.370, SLG: 0.478</small> <b>Frank Thomas, R</b> (6, 9) <small>OBP: 0.292, SLG: 0.317</small>			0-0 1B 1B		0-3 K		0-0 L5	0-0 1-2 2-3 1B	1 0 1 0 0 0 0 0 0 0 0 0 0 0 1 0 0 0 0 1 0 2 0 1 0 0 0 1	

**BOTTOM**

Los Angeles Dodgers @ Philadelphia Phillies  
 Connie Mack Stadium, Philadelphia, PA

Mon Jun 07 1965, 7:05 PM EDT  
 Att. 23,345 - Unknown

AB	36
R	3
H	9
RBI	3
BB	2
SO	13
LOB	22



Inning Stats	R: 2	H: 1	E: 0	K: 2	S: 8	P: 12	R: 0	H: 0	E: 0	K: 0	S: 3	R: 0	H: 2	E: 0	K: 1	S: 7	R: 0	H: 0	E: 0	K: 1	S: 5	R: 1	H: 1	E: 0	K: 2	S: 8	R: 0	H: 1	E: 0	K: 3	S: 10	R: 0	H: 0	E: 0	K: 1	S: 5	R: 0	H: 1	E: 0	K: 1	S: 6	R: 0	H: 3	E: 0	K: 2	S: 10	1B: 6	2B: 0	3B: 1	HR: 2	SF: 0	SAC: 0	DP: 0	HBP: 0	WP: 0	PA: 38
<b>PITCHER</b> <b>Sandy Koufax, L</b> (1, 1) <small>ERA: 2.31</small>	IP	WLS	BF	H	R	ER	SO	BB	IBB	HBP	BLK	WP	HR	S	P	ERA	WHIP																																							
	9.0	W	38	9	3	3	13	2	0	0	0	0	2	62	70	3.00	1.222																																							
																			<b>PITCHER</b> IP WLS BF H R ER SO BB IBB HBP BLK WP HR S P ERA WHIP																																					

Batter	1	2	3	4	5	6	7	8	9	AB R H RBI BB SO LOB	TOP	
Maury Wills, S OBP: 0.338, SLG: 0.327 (1, 6) X	0-0 4-3 ①		0-0 CS 1B		0-0 5-3 ②			0-0 L7 ① X	0-0 1B S 1B	5 0 2 1 0 0 0	<b>Los Angeles Dodgers @ Philadelphia Phillies</b> <b>Connie Mack Stadium, Philadelphia, PA</b> Tue Jun 08 1965, 7:05 PM EDT Att. 14,975 - Unknown	
Jim Gilliam, S OBP: 0.526, SLG: 0.667 (1, 5) X Ron Perranoski, L (9, 1)	0-0 3-1 ②		0-0 1B 1B		0-0 1B			4-0 E S 1B BB	0-0 3-H 1B	4 1 3 0 1 0 0 0 0 0 0 0 0 0		
Willie Davis, L OBP: 0.271, SLG: 0.367 (1, 8) X	0-0 2B 1B		0-0 1B		0-0 F8			0-0 P3 ② X	0-0 P6 ③	5 0 2 0 0 0 4		
Ron Fairly, L OBP: 0.381, SLG: 0.458 (1, 3) X	0-0 1-3 2B		0-3 K ②					4-0 1B BB		3 0 1 0 1 2 2		
Wally Moon, L OBP: 0.439, SLG: 0.438 (1, 9) X	0-0 L6 ③		0-0 3-1 ③					0-0 1-2 1B		4 0 1 1 0 1 4		
John Roseboro, L OBP: 0.293, SLG: 0.292 (1, 2)		0-3 K ①		0-0 G3 ①				0-0 3-H 1B ③		4 0 0 0 0 1 2		
Lou Johnson, R OBP: 0.398, SLG: 0.548 (1, 7) X		0-0 PB 1B		0-3 K ②				0-3 K ①	0-0 1-3 SH3-4 1B 1B	4 1 2 0 0 2 0		
Jim Lefebvre, S OBP: 0.349, SLG: 0.367 (1, 4)		0-3 K ②		0-0 F7 ③				0-0 4-3 ②	0-0 SH3-4 ①	3 0 0 0 0 1 1		
Claude Osteen, L OBP: 0.083, SLG: 0.083 (1, 1) Dick Tracewski, R OBP: 0.317, SLG: 0.281 (9, PH) (9, 5)		0-3 K ③		0-3 K ①				0-3 K ③	0-0 1-3 ②	3 0 0 0 0 3 1 1 0 0 0 0 0 1		
<b>Inning Stats</b>	R: 0 H: 2 E: 0 LOB: 2 K: 0 BB: 0 S: 5 P: 5	R: 0 H: 1 E: 0 LOB: 1 K: 3 BB: 0 S: 10 P: 10	R: 0 H: 3 E: 0 LOB: 2 K: 1 BB: 0 S: 7 P: 7	R: 0 H: 0 E: 0 LOB: 0 K: 1 BB: 0 S: 5 P: 5	R: 0 H: 1 E: 0 LOB: 1 K: 1 BB: 0 S: 6 P: 6	R: 0 H: 0 E: 0 LOB: 0 K: 2 BB: 0 S: 7 P: 7	R: 0 H: 0 E: 0 LOB: 0 K: 2 BB: 0 S: 7 P: 7	R: 1 H: 1 E: 0 LOB: 2 K: 0 BB: 2 S: 4 P: 12	R: 1 H: 3 E: 0 LOB: 2 K: 0 BB: 0 S: 6 P: 6	1B: 10 SF: 0 2B: 1 SAC: 1 3B: 0 DP: 0 HR: 0 HBP: 0		WP: 0 PA: 39 PB: 1 SB: 2 CS: 1
<b>PITCHER</b> Jim Bunning, R ERA: 3.22 (1, 1)	IP WLS BF H R ER SO BB IBB HBP BLK WP HR S P ERA WHIP	9.0 L 39 11 2 2 2 10 2 0 0 0 0 0 57 65 2.00 1.444										

livebaseballscorecards.com

<b>AB</b>	36
<b>R</b>	2
<b>H</b>	11
<b>RBI</b>	2
<b>BB</b>	2
<b>SO</b>	10
<b>LOB</b>	15



Batter	1	2	3	4	5	6	7	8	9	AB	R	H	RBI	BB	SO	LOB
Tony Taylor, R OBP: 0.316, SLG: 0.333 (1, 4)	0-3 K		0-3 K		0-0 5-3			0-0 4-3	0-0 4-3	5	0	0	0	0	2	3
Cookie Rojas, R OBP: 0.364, SLG: 0.431 (1, 8)	0-0 5-3		0-0 1-3			0-0 1-3		0-0 6-3		4	0	0	0	0	0	1
Dick Allen, R OBP: 0.415, SLG: 0.560 (1, 5)	0-0 6-3			0-0 FC4-6 1B		0-3 K		0-0 BB 1B		4	0	2	0	0	1	0
Dick Stuart, R OBP: 0.347, SLG: 0.432 (1, 3)		0-0 F9		0-0 L8		0-0 1B		4-0 1-2 BB		3	0	1	0	1	0	1
Frank Thomas, R OBP: 0.275, SLG: 0.297 (1, 9)		0-0 6-3		0-0 FC4-6 1B 1-2f		0-0 L8		0-0 F7		4	0	0	0	0	0	4
Alex Johnson, R OBP: 0.347, SLG: 0.469 (1, 7)		0-0 6-3		0-0 1-2 1B			0-0 5-3 1B		0-0 FC4-6 E 1B	4	0	3	0	0	0	0
Gus Triandos, R OBP: 0.230, SLG: 0.198 (1, 2)			0-0 4-3 1B 2B		0-0 1-3		0-0 5-3		0-0 F2	4	1	1	0	0	0	4
Ruben Amaro, R OBP: 0.288, SLG: 0.228 (1, 6)			0-0 4-3		0-0 F3		0-3 K		0-0 E5 FC4-6	4	0	0	0	0	1	3
Jim Bunning, R OBP: 0.219, SLG: 0.313 (1, 1)			0-0 3-H 1B		0-0 L4		0-0 4-3		0-0 FC4-6 1-2f 2-3	3	0	1	1	0	0	1
Johnny Callison, L OBP: 0.336, SLG: 0.582 (9, PH)										1	0	0	0	0	0	2

Inning Stats	R: 0	H: 0	E: 0	K: 1	S: 5	R: 0	H: 0	E: 0	K: 0	S: 3	R: 1	H: 2	E: 0	K: 1	S: 7	R: 0	H: 2	E: 0	K: 0	S: 5	R: 0	H: 1	E: 0	K: 1	S: 6	R: 0	H: 1	E: 0	K: 1	S: 6	R: 0	H: 1	E: 0	K: 0	S: 4	R: 0	H: 1	E: 1	K: 0	S: 5	1B: 7	2B: 1	3B: 0	HR: 0	SF: 0	SAC: 0	DP: 0	HBP: 0	WP: 0	PB: 0	SB: 0	CS: 0	PA: 37
--------------	------	------	------	------	------	------	------	------	------	------	------	------	------	------	------	------	------	------	------	------	------	------	------	------	------	------	------	------	------	------	------	------	------	------	------	------	------	------	------	------	-------	-------	-------	-------	-------	--------	-------	--------	-------	-------	-------	-------	--------

PITCHER	IP	WLS	BF	H	R	ER	SO	BB	IBB	HBP	BLK	WP	HR	S	P	ERA	WHIP
Claude Osteen, L ERA: 2.73 (1, 1)	8.0	W	32	7	1	1	4	1	0	0	0	0	0	39	43	1.12	1.000
Ron Perranoski, L ERA: 3.12 (9, 1)	1.0	S	5	1	0	0	0	0	0	0	0	0	0	5	5	0.00	1.000


**BOTTOM**

Los Angeles Dodgers @ Philadelphia Phillies  
 Connie Mack Stadium, Philadelphia, PA  
 Tue Jun 08 1965, 7:05 PM EDT  
 Att. 14,975 - Unknown

livebaseballscorecards.com

AB	36
R	1
H	8
RBI	1
BB	1
SO	4
LOB	19



Batter	1	2	3	4	5	6	7	8	9	AB R H RBI BB SO LOB	TOP														
Maury Wills, S OBP: 0.339, SLG: 0.325 (1, 6) X	0-0 F9 BBB	4-0 1B BB		0-0 G1-6-3 1-2f 2-3			0-0 S 1B 1B		0-0 F9	4 1 1 0 1 0 2	<p>Los Angeles Dodgers @ Philadelphia Phillies            Connie Mack Stadium, Philadelphia, PA</p> <p>Wed Jun 09 1965, 7:05 PM EDT            Att: 16,241 - Unknown</p> <p>livebaseballscorecards.com</p> <table border="1"> <tr><td>AB</td><td>36</td></tr> <tr><td>R</td><td>3</td></tr> <tr><td>H</td><td>10</td></tr> <tr><td>RBI</td><td>3</td></tr> <tr><td>BB</td><td>2</td></tr> <tr><td>SO</td><td>8</td></tr> <tr><td>LOB</td><td>17</td></tr> </table> 	AB	36	R	3	H	10	RBI	3	BB	2	SO	8	LOB	17
AB	36																								
R	3																								
H	10																								
RBI	3																								
BB	2																								
SO	8																								
LOB	17																								
Jim Gilliam, S OBP: 0.512, SLG: 0.629 (1, 9) X	0-0 1-3	0-0 1-3 2-H 1B		0-0 P4			0-0 FC5 1B 1B		0-0 F9	5 0 2 1 0 0 1															
Willie Davis, L OBP: 0.269, SLG: 0.363 (1, 8) X	0-0 S 1B	0-3 K					0-3 K		0-0 F7	5 1 1 0 0 3 4															
Ron Fairly, L OBP: 0.383, SLG: 0.456 (1, 3) BBB	4-0 1B 1-2 BB			0-0 5-3			0-0 4-3			3 0 1 1 1 0 0															
Lou Johnson, R OBP: 0.393, SLG: 0.537 (1, 7) X	0-0 1-3 2-H 1B			0-0 6-3			0-0 6-3			4 0 1 1 0 0 2															
Jim Lefebvre, S OBP: 0.351, SLG: 0.370 (1, 4) SSS	0-3 K			0-0 1B			0-3 K			4 0 2 0 0 2 2															
Dick Tracewski, R OBP: 0.315, SLG: 0.280 (1, 5) X		0-0 SH1-4 1B 1B		0-0 F2			0-0 F9		0-0 F9	4 1 1 0 0 0 2															
Jeff Torborg, R OBP: 0.298, SLG: 0.409 (1, 2) SSS		0-3 K		0-0 G1-6-3 E 1B			0-0 F9		0-3 K	4 0 1 0 0 2 2															
Mike Kekich, R (1, 1) Howie Reed, R (4, 1) Al Ferrara, R (7, PH) OBP: 0.255, SLG: 0.333 Bob Miller, R (7, 1) Hector Valle, R (8, PH) OBP: 0.167, SLG: 0.167 Ron Pennington, L (8, 1)		0-0 SH1-4		0-0 E1 G1-6-3			0-3 K		0-0 FC5-4	1 0 0 0 0 0 0 1 0 0 0 0 0 0 0 0 1 0 0 0 0 0 1 0 0 0 0 0 0 0 0 0 1 0 0 0 0 0 0 1 0 0 0 0 0 0 0 0															
<b>Inning Stats</b>	R: 1 H: 2 E: 0 LOB: 2 K: 1 BB: 1 S: 7 P: 11	R: 1 H: 2 E: 0 LOB: 2 K: 2 BB: 1 S: 9 P: 13	R: 0 H: 1 E: 0 LOB: 1 K: 0 BB: 0 S: 4 P: 4	R: 0 H: 1 E: 1 LOB: 1 K: 0 BB: 0 S: 4 P: 4	R: 0 H: 0 E: 0 LOB: 0 K: 1 BB: 0 S: 5 P: 5	R: 0 H: 0 E: 0 LOB: 0 K: 1 BB: 0 S: 5 P: 5	R: 1 H: 3 E: 0 LOB: 2 K: 2 BB: 0 S: 10 P: 10	R: 0 H: 1 E: 0 LOB: 1 K: 1 BB: 0 S: 6 P: 6	R: 0 H: 0 E: 0 LOB: 0 K: 0 BB: 0 S: 3 P: 3	1B: 10 SF: 0 2B: 0 SAC: 1 3B: 0 DP: 1 HR: 0 HBP: 0	WP: 0 PA: 39 PB: 0 SB: 2 CS: 0														
<b>PITCHER</b> Chris Short, L (1, 1) ERA: 3.93	IP WLS BF H R ER SO BB IBB HBP BLK WP HR S P ERA WHIP	9.0 W 39 10 3 3 8 2 0 0 0 0 0 0 53 61 3.00 1.333																							

Batter	1	2	3	4	5	6	7	8	9
<b>Tony Taylor, R</b> OBP: 0.313, SLG: 0.346 (1, 4)	0-3 K		0-0 HR	0-0 6-3		0-0 5-3		0-3 K	
<b>Cookie Rojas, R</b> OBP: 0.365, SLG: 0.426 (1, 8)	4-0 CS BB		0-3 K		0-0 FC4 1B	0-0 5-3		0-0 6-3	
<b>Dick Allen, R</b> OBP: 0.417, SLG: 0.554 (1, 5)	0-3 K		4-0 BB		1-0 FC4 HBP	0-0 1-3			
<b>Dick Stuart, R</b> OBP: 0.339, SLG: 0.421 (1, 3)	0-0 CS	0-0 F8	0-0 P3		0-0 FC4 1B		0-0 G3		
<b>Frank Thomas, R</b> OBP: 0.288, SLG: 0.309 (1, 9) (6, 7)		0-0 5-3		0-3 K	0-0 BB 1B		0-0 1B		
<b>Alex Johnson, R</b> OBP: 0.350, SLG: 0.480 (1, 7)		0-0 4-3		0-0 1B 2B	0-0 F3		0-3 K		
<b>Johnny Callison, L</b> OBP: 0.333, SLG: 0.576 (5, PH) (6, 9)									
<b>Gus Triandos, R</b> OBP: 0.253, SLG: 0.195 (1, 2)			4-0 HR BB	4-0 1B BB	4-0 1B BB		0-0 F9		
<b>Ruben Amaro, R</b> OBP: 0.294, SLG: 0.228 (1, 6)			4-0 HR BB	0-0 1B	0-0 K		4-0 SH3-4 BB		
<b>Wes Covington, L</b> OBP: 0.270, SLG: 0.471 (4, PH)			1-2 HR BB	1-3 2-H 1B	1-2 2-H 3-H 1B				
<b>Bobby Wine, R</b> OBP: 0.292, SLG: 0.241 (4, PR) (5, 6)			0-3 K	0-0 P4	0-3 K		0-0 SH3-4		
<b>Chris Short, R</b> OBP: 0.100, SLG: 0.100 (1, 1)									

AB	R	H	RBI	BB	SO	LOB
5	1	1	3	0	2	3
4	1	1	0	1	1	1
2	0	0	0	1	1	1
4	1	0	1	0	0	2
4	1	2	0	0	1	0
2	1	1	0	0	0	0
2	0	0	0	0	1	3
1	1	0	0	3	0	1
0	1	0	0	1	0	0
1	0	1	1	0	0	0
1	0	1	2	1	0	0
3	0	0	0	0	2	6

AB	R	H	RBI	BB	SO	LOB
29	7	7	7	7	8	17

Inning Stats	R: 0	H: 0	E: 0	K: 2	S: 6	LOB: 0	BB: 1	P: 10
<b>Mike Kekich, L</b> ERA: 10.8 (1, 1)	IP: 3.1	WLS: 0	BF: 16	H: 2	R: 4	ER: 4	SO: 5	BB: 5
<b>Howie Reed, R</b> ERA: 3.63 (4, 1)	IP: 2.2	WLS: 0	BF: 14	H: 4	R: 3	ER: 3	SO: 1	BB: 1
<b>Bob Miller, R</b> ERA: 2.87 (7, 1)	IP: 1.0	WLS: 0	BF: 4	H: 1	R: 0	ER: 0	SO: 1	BB: 0
<b>Ron Perranoski, L</b> ERA: 2.95 (8, 1)	IP: 1.0	WLS: 0	BF: 4	H: 0	R: 0	ER: 0	SO: 1	BB: 1

WP	HR	S	P	ERA	WHIP
0	0	0	39	10.80	2.100
0	0	0	14	10.12	1.875
0	0	6	6	0.00	1.000
0	0	5	9	0.00	1.000

**Los Angeles Dodgers @ Philadelphia Phillies**  
**Connie Mack Stadium, Philadelphia, PA**  
 Wed Jun 09 1965, 7:05 PM EDT  
 Att. 16,241 - Unknown



Batter	1	2	3	4	5	6	7	8	9	AB R H RBI BB SO LOB	TOP											
Maury Wills, S OBP: 0.333, SLG: 0.319 (1, 6) X	0-0 F6 ①		0-3 K ③			0-0 F5 ①		0-0 B3-6 ①②		4 0 0 0 0 1 1	<b>Los Angeles Dodgers @ Philadelphia Phillies</b> <b>Connie Mack Stadium, Philadelphia, PA</b> Thu Jun 10 1965, 7:05 PM EDT Att. 19,467 - Unknown											
Jim Gilliam, S OBP: 0.489, SLG: 0.590 (1, 5) X	0-0 L3 ②			0-0 4-3 ①		0-0 4-3 ②		0-0 2B 1B ②		4 0 1 0 0 0 0												
Willie Davis, L OBP: 0.274, SLG: 0.371 (1, 8) X	0-0 4-3 ③			0-0 F7 ②		0-0 1B 1B		0-0 1B 2B ③		4 0 2 0 0 0 0												
Ron Fairly, L OBP: 0.385, SLG: 0.462 (1, 3) X		0-0 SH1-3 2B		0-0 F8 ③		0-0 1B		0-0 F7 ①		4 0 2 0 0 0 0												
Wally Moon, L OBP: 0.417, SLG: 0.412 (1, 9) X		0-0 SH1-3 2-3 ①		0-3 K ①		0-0 4-3 ③		0-0 F8 ②		3 0 0 0 0 1 2												
Lou Johnson, R OBP: 0.380, SLG: 0.518 (1, 7) X		0-0 1-3 ②		0-0 6-3 ②			0-0 F8 ①		0-0 F9 ③			4 0 0 0 0 0 1										
John Roseboro, L OBP: 0.283, SLG: 0.292 (1, 2) X		0-0 L5 ③		0-0 1B 1B			0-0 F9 ②					3 0 1 0 0 0 1										
Jim Lefebvre, S OBP: 0.351, SLG: 0.369 (1, 4) X			0-0 1-3 ①		0-0 1B 1B		0-0 L6 ③					3 0 1 0 0 0 0										
Johnny Podres, L OBP: 0.115, SLG: 0.115 (1, 1) X			0-0 F7 ②		0-0 F9 ③			0-0 E6 ③			2 0 0 0 0 0 2											
Ron Perranoski, L (6, 1)											0 0 0 0 0 0 0											
Willie Crawford, L (8, PH)											1 0 0 0 0 0 0											
Bob Miller, R (8, 1)											0 0 0 0 0 0 0											
<b>Inning Stats</b>	R: 0 E: 0 K: 0 S: 3	H: 0 LOB: 0 BB: 0 P: 3	R: 0 E: 0 K: 0 S: 4	H: 1 LOB: 1 BB: 0 P: 4	R: 0 E: 0 K: 1 S: 5	H: 0 LOB: 0 BB: 0 P: 5	R: 0 E: 0 K: 0 S: 3	H: 0 LOB: 0 BB: 0 P: 3	R: 0 E: 0 K: 1 S: 7	H: 2 LOB: 2 BB: 0 P: 7	R: 0 E: 0 K: 0 S: 5	H: 2 LOB: 2 BB: 0 P: 5	R: 0 E: 0 K: 0 S: 3	H: 0 LOB: 0 BB: 0 P: 3	R: 0 E: 1 K: 0 S: 4	H: 2 LOB: 2 BB: 0 P: 4	R: 0 E: 0 K: 0 S: 3	H: 0 LOB: 0 BB: 0 P: 3	1B: 5 2B: 3 3B: 0 HR: 0	SF: 0 SAC: 1 DP: 1 HBP: 0	WP: 0 PB: 0 SB: 0 CS: 0	PA: 33
<b>PITCHER</b> Ray Herbert, R ERA: 2.92 (1, 1)	IP 9.0 WLS W BF 33 H 7 R 0 ER 0 SO 2 BB 0 IBB 0 HBP 0 BLK 0 WP 0 HR 0 S 37 P 37 ERA 0.00 WHIP 0.778																				<b>PITCHER</b>	IP WLS BF H R ER SO BB IBB HBP BLK WP HR S P ERA WHIP

livebaseballscorecards.com

AB	32
R	0
H	7
RBI	0
BB	0
SO	2
LOB	7





Batter	1	2	3	4	5	6	7	8	9	AB R H RBI BB SO LOB
--------	---	---	---	---	---	---	---	---	---	----------------------

Tony Taylor, R OBP: 0.317, SLG: 0.350 (1, 4)	0-0 2B 1B		0-0 B3			0-0 HR 1B	0-0 4-3			4 2 2 0 0 0 1
Cookie Rojas, R OBP: 0.368, SLG: 0.434 (1, 8)	0-0 4-3 1-H 2B		0-0 1B			0-0 F9	0-0 L3			4 0 2 1 0 0 2
Dick Allen, R OBP: 0.414, SLG: 0.563 (1, 5)	0-0 4-3 2-3		0-3 K			0-0 HR		0-3 K		4 1 1 2 0 2 2
Dick Stuart, R OBP: 0.337, SLG: 0.436 (1, 3)	0-3 K			0-0 P6		0-0 HR		0-3 K		4 1 1 1 0 2 1
Frank Thomas, R OBP: 0.286, SLG: 0.306 (1, 9)	0-0 P3			0-3 K		0-0 FC6-4 1B		0-0 F7		4 0 1 0 0 1 1
Alex Johnson, R OBP: 0.340, SLG: 0.465 (1, 7)		0-0 G3		0-0 F2		0-3 K				3 0 0 0 0 1 1
Ruben Amaro, R OBP: 0.295, SLG: 0.231 (1, 6)		0-0 5-3			0-0 G4-6-3 1B	0-0 FC6-4				3 0 1 0 0 0 1
Clay Dalrymple, L OBP: 0.288, SLG: 0.302 (1, 2)		0-0 4-3			0-0 G4-6-3		0-0 4-3 SH2-4 1B			3 0 1 0 0 0 1
Ray Herbert, R OBP: 0.368, SLG: 0.421 (1, 1)			0-3 K		0-0 P5		0-0 SH2-4			2 0 0 0 0 1 0

Inning Stats	R: 1 E: 0 K: 1 S: 7	H: 2 LOB: 1 BB: 0 P: 7	R: 0 E: 0 K: 0 S: 3	H: 0 LOB: 0 BB: 0 P: 3	R: 0 E: 0 K: 2 S: 8	H: 1 LOB: 1 BB: 0 P: 8	R: 0 E: 0 K: 1 S: 5	H: 0 LOB: 0 BB: 0 P: 5	R: 0 E: 0 K: 0 S: 3	H: 1 LOB: 0 BB: 0 P: 3	R: 3 E: 0 K: 1 S: 9	H: 4 LOB: 1 BB: 0 P: 9	R: 0 E: 0 K: 0 S: 4	H: 1 LOB: 1 BB: 0 P: 4	R: 0 E: 0 K: 2 S: 7	H: 0 LOB: 0 BB: 0 P: 7	1B: 6 2B: 1 3B: 0 HR: 2	SF: 0 SAC: 1 DP: 1 HBP: 0	WP: 0 PB: 0 SB: 0 CS: 0	PA: 32
--------------	------------------------------	---------------------------------	------------------------------	---------------------------------	------------------------------	---------------------------------	------------------------------	---------------------------------	------------------------------	---------------------------------	------------------------------	---------------------------------	------------------------------	---------------------------------	------------------------------	---------------------------------	----------------------------------	------------------------------------	----------------------------------	--------

PITCHER	IP	WLS	BF	H	R	ER	SO	BB	IBB	HBP	BLK	WP	HR	S	P	ERA	WHIP	PITCHER	IP	WLS	BF	H	R	ER	SO	BB	IBB	HBP	BLK	WP	HR	S	P	ERA	WHIP		
Johnny Podres, L ERA: 2.39 (1, 1)	5.1	L	22	7	4	4	4	0	0	0	0	0	2	30	30	6.75	1.312																				
Ron Perranoski, L ERA: 2.7 (6, 1)	1.2		7	2	0	0	1	0	0	0	0	0	0	9	9	0.00	1.200																				
Bob Miller, R ERA: 2.79 (8, 1)	1.0		3	0	0	0	2	0	0	0	0	0	0	7	7	0.00	0.000																				


**BOTTOM**

Los Angeles Dodgers @ Philadelphia Phillies  
 Connie Mack Stadium, Philadelphia, PA  
 Thu Jun 10 1965, 7:05 PM EDT  
 Att. 19,467 - Unknown

livebaseballscorecards.com

AB	31
R	4
H	9
RBI	4
BB	0
SO	7
LOB	10



Batter	1	2	3	4	5	6	7	8	9	AB R H RBI BB SO LOB	TOP
Maury Wills, S OBP: 0.336, SLG: 0.327 (1, 6) X	0-0 4-3		0-0 CS 1B			0-0 5-3		0-0 2B		4 0 2 0 0 0 0	
Dick Tracewski, R OBP: 0.313, SLG: 0.273 (1, 5) BB	4-0 1B BB		0-3 K 1-2			0-0 1-3		0-0 P3		3 0 0 0 1 1 2 0 0 0 0 0 0 0	
Willie Davis, L OBP: 0.269, SLG: 0.364 (1, 8) X	0-0 F7				0-0 F7		0-0 F5		0-0 P6	4 0 0 0 0 0 1	
Ron Fairly, L OBP: 0.383, SLG: 0.458 (1, 3) X	0-0 1-3 1B				0-0 P6				0-0 P5	4 0 1 0 0 0 0	
Lou Johnson, R OBP: 0.368, SLG: 0.500 (1, 7) X	0-0 L7				0-0 5-3				0-0 L6	4 0 0 0 0 0 2	
John Roseboro, L OBP: 0.294, SLG: 0.310 (1, 2)			0-3 K			0-0 HR			0-3 K	3 1 1 1 0 2 0	
Jim Lefebvre, S OBP: 0.346, SLG: 0.364 (1, 4)			0-3 K			0-0 L7		0-0 F7		3 0 0 0 0 1 0	AB 31 R 2 H 5 RBI 2 BB 1 SO 6 LOB 5
Al Ferrara, R OBP: 0.243, SLG: 0.303 (1, 9)			0-3 K			0-0 5-3		0-0 5-3		3 0 0 0 0 1 0	
Don Drysdale, R OBP: 0.364, SLG: 0.643 (1, 1) X			0-0 5-3			0-3 K		0-0 HR		3 1 1 1 0 1 0	
<b>Inning Stats</b>	R: 0 H: 1 E: 0 LOB: 2 K: 0 BB: 1 S: 4 P: 8	R: 0 H: 0 E: 0 LOB: 0 K: 3 BB: 0 S: 9 P: 9	R: 0 H: 1 E: 0 LOB: 0 K: 1 BB: 0 S: 5 P: 5	R: 0 H: 0 E: 0 LOB: 0 K: 0 BB: 0 S: 3 P: 3	R: 1 H: 1 E: 0 LOB: 0 K: 1 BB: 0 S: 6 P: 6	R: 0 H: 0 E: 0 LOB: 0 K: 0 BB: 0 S: 3 P: 3	R: 0 H: 0 E: 0 LOB: 0 K: 1 BB: 0 S: 5 P: 5	R: 1 H: 2 E: 0 LOB: 1 K: 0 BB: 0 S: 5 P: 5	R: 0 H: 0 E: 0 LOB: 0 K: 0 BB: 0 S: 3 P: 3	1B: 2 SF: 0 2B: 1 SAC: 0 3B: 0 DP: 0 HR: 2 HBP: 0	WP: 0 PA: 32 PB: 0 SB: 0 CS: 1
<b>PITCHER</b> Warren Spahn, L (1, 1) ERA: 3.71	IP WLS BF H R ER SO BB IBB HBP BLK WP HR S P ERA WHIP										
	9.0 L 32 5 2 2 6 1 0 0 0 0 0 2 43 47 2.00 0.667										

**Los Angeles Dodgers @ New York Mets**  
 Shea Stadium, Flushing, NY  
 Fri Jun 11 1965, 7:05 PM EDT  
 Att: 55,023 - Unknown

[livebaseballscorecards.com](http://livebaseballscorecards.com)






Batter	1	2	3	4	5	6	7	8	9	AB	R	H	RBI	BB	SO	LOB
<b>Billy Cowan, R</b> OBP: 0.226, SLG: 0.255 (1, 8)	0-0 P5		0-0 1B			0-0 5-3		0-0 F6		4	0	1	0	0	0	0
<b>Roy McMillan, R</b> OBP: 0.265, SLG: 0.298 <b>Chuck Hiller, L</b> OBP: 0.239, SLG: 0.318 (1, 6) (9, 4)	0-0 F8		0-3 K			0-0 6-3		0-0 F9		4	0	0	0	0	1	1
<b>Charley Smith, R</b> OBP: 0.287, SLG: 0.444 (1, 5)	0-0 F7		0-3 K			0-0 1B		0-0 F9		4	0	1	0	0	1	1
<b>Joe Christopher, R</b> OBP: 0.323, SLG: 0.333 (1, 9)		0-3 K		0-0 F9		0-0 1B		0-3 K		4	0	1	0	0	2	0
<b>Hawk Taylor, R</b> OBP: 0.190, SLG: 0.463 (1, 2)		0-0 1B		0-0 F3		0-0 P5		0-0 F9		4	0	1	0	0	0	2
<b>Danny Napoleon, R</b> OBP: 0.275, SLG: 0.250 (1, 7)		0-0 1B		0-0 6-3			0-0 6-3		0-3 K	4	0	1	0	0	1	0
<b>Jim Hickman, R</b> OBP: 0.190, SLG: 0.272 (1, 3)		0-3 K			0-0 6-3		0-0 F7			3	0	0	0	0	1	2
<b>Bobby Klaus, R</b> OBP: 0.294, SLG: 0.274 (1, 4) (9, 6)		0-3 K			0-0 P4		4-0 BB			2	0	0	0	1	1	2
<b>Al Jackson, L</b> OBP: 0.150, SLG: 0.200 <b>Ron Swoboda, R</b> OBP: 0.329, SLG: 0.555 <b>Tug McGraw, R</b> (8, 1)			0-0 F7		0-3 K		0-0 F8			2	0	0	0	0	1	0
										1	0	0	0	0	0	1
										0	0	0	0	0	0	0


Inning Stats	R: 0	H: 0	E: 0	K: 0	S: 3	R: 0	H: 2	E: 1	K: 3	S: 11	R: 0	H: 1	E: 0	K: 2	S: 8	R: 0	H: 0	E: 0	K: 0	S: 3	R: 0	H: 0	E: 0	K: 1	S: 5	R: 0	H: 2	E: 0	K: 0	S: 5	R: 0	H: 0	E: 0	K: 0	S: 3	R: 0	H: 0	E: 0	K: 0	S: 3	R: 0	H: 0	E: 0	K: 2	S: 7	R: 0	H: 0	E: 0	K: 0	S: 7
	LOB: 0	BB: 0	P: 3	LOB: 2	BB: 0	P: 11	LOB: 1	BB: 0	P: 8		LOB: 0	BB: 0	P: 5	LOB: 2	BB: 0	P: 5	LOB: 1	BB: 1	P: 7	LOB: 0	BB: 0	P: 3	LOB: 0	BB: 0	P: 7	LOB: 0	BB: 0	P: 7	LOB: 0	BB: 0	P: 7	LOB: 0	BB: 0	P: 7	LOB: 0	BB: 0	P: 3	LOB: 0	BB: 0	P: 3	LOB: 0	BB: 0	P: 7	LOB: 0	BB: 0	P: 7				
	1B: 5	2B: 0	3B: 0	HR: 0	SF: 0	SAC: 0	DP: 0	HBP: 0	WP: 0	PA: 33																																								
<b>PITCHER</b> <b>Sandy Koufax, L</b> ERA: 2.12 (1, 1)	IP	WLS	BF	H	R	ER	SO	BB	IBB	HBP	BLK	WP	HR	S	P	ERA	WHIP																																	
	9.0	W	33	5	0	0	8	1	0	0	0	0	0	48	52	0.00	0.667																																	

**Los Angeles Dodgers @ New York Mets**  
Shea Stadium, Flushing, NY  
Sat Jun 12 1965, 3:33 AM EDT  
Att. 38,915 - Unknown

livebaseballscorecards.com

AB	32
R	0
H	5
RBI	0
BB	1
SO	8
LOB	9



Batter	1	2	3	4	5	6	7	8	9	AB R H RBI BB SO LOB	TOP		
Maury Wills, S (1, 6) OBP: 0.344, SLG: 0.333	4-0 BB L8			0-0 1B 1B	0-3 K		0-0 1B			3 1 2 0 1 1 0			
Jim Gilliam, S (1, 5) John Kennedy, R (8, 5) OBP: 0.446, SLG: 0.542 OBP: 0.274, SLG: 0.273	0-0 L8 1-2			0-0 1B 1B	0-0 F7		0-0 F8			4 1 1 0 0 0 2 0 0 0 0 0 0 0			
Willie Davis, L (1, 8) OBP: 0.267, SLG: 0.358	0-0 L7			0-0 1B 1B	0-0 G3			0-0 4-3		4 1 1 2 0 0 0			
Ron Fairly, L (1, 9) OBP: 0.377, SLG: 0.448		0-0 6-3		0-0 2B 1B		0-0 4-3		0-0 PB 1B		4 1 2 1 0 0 0			
Wally Moon, L (1, 7) OBP: 0.406, SLG: 0.389		0-0 4-3		4-0 2B BB		0-0 4-3		0-3 K 1-2		3 0 0 0 1 1 1			
John Roseboro, L (1, 2) OBP: 0.293, SLG: 0.315		0-3 K		0-0 2B		0-0 4-3		0-0 F7		4 0 1 1 0 1 1			
Wes Parker, S (1, 3) OBP: 0.349, SLG: 0.391			0-0 4-3	0-0 P5		0-0 SH1-3 3B			0-0 K 1B	4 1 2 0 0 0 2	AB 33 R 5 H 9 RBI 5 BB 2 SO 6 LOB 12		
Jim Lefebvre, S (1, 4) OBP: 0.343, SLG: 0.361			0-0 L5	0-0 5-3		0-3 K		0-3 K 1-2		4 0 0 0 0 2 4			
Claude Osteen, L (1, 1) Bob Miller, R (9, 1) OBP: 0.077, SLG: 0.077			0-0 3-1	0-0 4-3		0-0 SH1-3		0-3 K		3 0 0 1 0 1 2 0 0 0 0 0 0 0			
<b>Inning Stats</b>	R: 0 E: 0 K: 0 S: 2 H: 0 LOB: 0 BB: 1 P: 6	R: 0 E: 0 K: 1 S: 5 H: 0 LOB: 0 BB: 0 P: 5	R: 0 E: 0 K: 0 S: 3 H: 0 LOB: 0 BB: 0 P: 3	R: 4 E: 0 K: 0 S: 8 H: 5 LOB: 2 BB: 1 P: 12	R: 0 E: 0 K: 1 S: 5 H: 0 LOB: 0 BB: 0 P: 5	R: 0 E: 0 K: 0 S: 3 H: 0 LOB: 0 BB: 0 P: 3	R: 1 E: 0 K: 1 S: 7 H: 2 LOB: 1 BB: 0 P: 7	R: 0 E: 0 K: 1 S: 6 H: 1 LOB: 1 BB: 0 P: 6	R: 0 E: 0 K: 2 S: 7 H: 1 LOB: 0 BB: 0 P: 7	1B: 7 2B: 1 3B: 1 HR: 0 SF: 0 SAC: 1 DP: 0 HBP: 0	WP: 0 PB: 1 SB: 0 CS: 0 PA: 36		
<b>PITCHER</b>	IP WLS BF H R ER SO BB IBB HBP BLK WP HR S P ERA WHIP											<b>PITCHER</b>	IP WLS BF H R ER SO BB IBB HBP BLK WP HR S P ERA WHIP
Jack Fisher, R (1, 1) ERA: 3.56	3.0 L 15 5 4 4 1 2 0 0 0 0 0 0 15 23 12.00 2.333												
Larry Miller, L (4, 1) ERA: 7.11	4.0 14 2 1 1 2 0 0 0 0 0 0 0 18 18 2.25 0.500												
Tom Parsons, R (8, 1) ERA: 4.63	2.0 7 2 0 0 3 0 0 0 0 0 0 0 13 13 0.00 1.000												

**Los Angeles Dodgers @ New York Mets**  
 Shea Stadium, Flushing, NY  
 Sun Jun 13 1965, 3:33 AM EDT  
 Unknown

livebaseballscorecards.com



Batter	1	2	3	4	5	6	7	8	9	AB R H RBI BB SO LOB	TOP																			
Wes Parker, S (1, 3) OBP: 0.350, SLG: 0.388	0-0 1-3		0-0 1B	0-0 L7			4-0 1B E BB	0-0 4-3		4 1 1 0 1 0 3																				
Jim Gilliam, S (1, 5) John Kennedy, R (9, 5) OBP: 0.459, SLG: 0.529 OBP: 0.274, SLG: 0.273	0-0 F7		0-0 BB 1B	4-0 1-2 2-3 BB			0-0 F8		4-0 SH1-4 1B BB	3 1 1 0 2 0 1 0 0 0 0 0 0 0																				
Willie Davis, L (1, 8) OBP: 0.266, SLG: 0.356	0-0 E3		0-3 K	0-0 G3			0-0 E 1-3 1B		0-0 SH1-4	4 0 1 0 0 1 5																				
Ron Fairly, L (1, 9) OBP: 0.378, SLG: 0.444	0-0 F7		4-0 1-2 BB		0-0 P6		0-0 E4 1-3 3-H		0-0 2B 1B	4 1 1 2 1 0 2																				
Wally Moon, L (1, 7) OBP: 0.391, SLG: 0.390		0-0 3-1	0-0 P5		0-3 K		0-3 K		0-0 L4-6 1-H 2B	5 0 1 1 0 2 5																				
John Roseboro, L (1, 2) OBP: 0.286, SLG: 0.306		0-0 4-3		0-0 L8	0-0 F9		0-0 F8		0-0 L4-6 2-3	5 0 0 0 0 0 3																				
Jim Lefebvre, S (1, 4) OBP: 0.346, SLG: 0.364		0-0 1B		0-0 E9 1B 1B		0-0 L7		0-0 P6		4 1 2 0 0 0 0																				
Dick Tracewski, R (1, 6) OBP: 0.311, SLG: 0.273		0-0 4-3		0-0 BB 1B 1B		0-0 L6		0-3 K		4 0 1 1 0 1 1																				
Nick Willhite, L (1, 1) Bob Miller, R (6, 1) Al Ferrara, R (8, PH) Maury Wills, S (8, PR) Ron Ferranoski, L (8, 1) Johnny Podres, L (9, 1) OBP: 0.333, SLG: 0.333 OBP: 0.256, SLG: 0.306 OBP: 0.344, SLG: 0.333 OBP: 0.115, SLG: 0.115			0-3 K	0-0 1-2 1B		0-3 K		1-0 S HBP		3 0 1 0 0 2 0																				
<b>Inning Stats</b>	R: 0 E: 1 K: 0 S: 4	H: 0 LOB: 1 BB: 0 P: 4	R: 0 E: 0 K: 0 S: 4	H: 1 LOB: 1 BB: 0 P: 4	R: 0 E: 0 K: 2 S: 9	H: 2 LOB: 3 BB: 1 P: 13	R: 1 E: 1 K: 0 S: 6	H: 3 LOB: 3 BB: 1 P: 10	R: 0 E: 0 K: 1 S: 5	H: 0 LOB: 0 BB: 0 P: 5	R: 0 E: 0 K: 1 S: 5	H: 0 LOB: 0 BB: 0 P: 5	R: 1 E: 1 K: 1 S: 7	H: 1 LOB: 2 BB: 1 P: 11	R: 0 E: 0 K: 1 S: 5	H: 0 LOB: 2 BB: 0 P: 6	R: 2 E: 0 K: 0 S: 4	H: 2 LOB: 0 BB: 1 P: 8	1B: 8 2B: 2 3B: 0 HR: 0	SF: 0 SAC: 1 DP: 1 HBP: 1	WP: 0 PB: 0 SB: 1 CS: 0	PA: 42								
<b>PITCHER</b>	IP WLS BF H R ER SO BB IBB HBP BLK WP HR S P ERA WHIP																													
Galen Cisco, R (1, 1) ERA: 6.49	3.2		20	6	1	1	2	2	0	0	0	0	0	0	22	30	2.46	2.182												
Larry Miller, L (4, 1) ERA: 5.19	2.1		7	0	0	0	2	0	0	0	0	0	0	0	11	11	0.00	0.000												
Larry Bearmarth, R (7, 1) ERA: 3.6	0.1		4	1	1	1	0	1	0	0	0	0	0	3	7	27.00	6.000													
Gary Kroll, R (7, 1) ERA: 5.25	2.0	L	9	1	2	2	2	1	0	1	0	0	0	11	16	9.00	1.000													
Tom Parsons, R (9, 1) ERA: 4.54	0.2		2	1	0	0	0	0	0	0	0	0	0	2	2	0.00	1.500													

**Los Angeles Dodgers @ New York Mets**  
 Shea Stadium, Flushing, NY  
 Sun Jun 13 1965, 3:38 AM EDT  
 Att: 57,175 - Unknown

[livebaseballscorecards.com](http://livebaseballscorecards.com)

AB	36
R	4
H	9
RBI	4
BB	4
SO	6
LOB	20





Batter	1	2	3	4	5	6	7	8	9	AB	R	H	RBI	BB	SO	LOB
Bobby Klaus, R (1, 4) OBP: 0.296, SLG: 0.265	4-0 BB G5-4-3		0-0 L8		0-0 F8		0-3 K		4-0 BB	3	0	0	0	2	1	2
Roy McMillan, R (1, 6) OBP: 0.272, SLG: 0.302	0-0 P4			0-0 1B 2B		0-0 L7		0-0 6-3	0-0 F3	5	1	1	0	0	0	4
Charley Smith, R (1, 5) OBP: 0.294, SLG: 0.462	0-0 G5-4-3 1-2f			0-0 1B 1B 2-H		0-0 HR		0-0 BB 1B	0-0 F2	5	1	3	2	0	0	4
Ron Swoboda, R (1, 9) OBP: 0.343, SLG: 0.586		0-3 K		0-3 K		0-0 E 3B		4-0 BB		3	1	1	0	1	2	1
Jim Hickman, R (9, 7) OBP: 0.189, SLG: 0.270								1-2 BB		0	0	0	0	0	0	0
Hawk Taylor, R (1, 3) OBP: 0.167, SLG: 0.413		0-0 L8		0-0 F7		0-0 4-3		0-0 F8		4	0	0	0	0	0	4
Danny Napoleon, R (1, 7) OBP: 0.279, SLG: 0.256		0-0 1-3		0-0 FC6-4 1B		4-0 E 1B IBB		0-0 4-3		2	0	1	0	0	0	0
Johnny Lewis, L (6, PH) OBP: 0.344, SLG: 0.413										1	0	0	0	1	0	2
Billy Cowan, R (1, 8) OBP: 0.230, SLG: 0.271			0-0 L5		0-0 FC6-4 1-2f		0-0 E8 1B		0-0 P3	4	0	1	1	0	0	2
Chris Cannizzaro, R (1, 2) OBP: 0.261, SLG: 0.218			0-0		0-0		0-0		4-0	3	0	2	0	0	0	0
Joe Christopher, R (9, PH) OBP: 0.325, SLG: 0.332				0-0 2B		0-0 6-3		0-0 CS 1B	0-0 BB 1B BB	0	0	0	0	1	0	0
Galen Cisco, R (1, 1) OBP: 0.364, SLG: 0.364			0-0		0-0		0-3 K		0-0	1	0	0	0	0	0	1
Larry Miller, L (4, 1)										1	0	0	0	0	0	0
Larry Bearnarth, R (7, 1) OBP: 0.200, SLG: 0.400			0-0 F9		0-0 4-3				0-0	0	0	0	0	0	0	0
Gary Kroil, R (7, 1) OBP: 0.167, SLG: 0.222										1	0	0	0	0	1	1
Tom Parsons, R (9, 1)										0	0	0	0	0	0	0
Jesse Gonder, L (9, PH) OBP: 0.326, SLG: 0.436									1-2	1	0	1	0	0	0	0
Al Jackson, L (9, PR) OBP: 0.150, SLG: 0.200									1B	0	0	0	0	0	0	0

Inning Stats	R: 0	H: 0	E: 0	K: 0	S: 2	R: 0	H: 0	E: 0	K: 1	S: 5	R: 0	H: 1	E: 0	K: 0	S: 4	R: 1	H: 3	E: 0	K: 1	S: 8	R: 0	H: 0	E: 0	K: 0	S: 3	R: 2	H: 3	E: 1	K: 0	S: 5	R: 0	H: 1	E: 0	K: 2	S: 7	R: 0	H: 1	E: 0	K: 0	S: 4	R: 0	H: 1	E: 0	K: 0	S: 4	R: 0	H: 1	E: 0	K: 0	S: 4	R: 0	H: 1	E: 0	K: 0	S: 4	1B: 6	2B: 3	3B: 1	SF: 0	SAC: 0	DP: 2	HBP: 0	WP: 0	PA: 39
--------------	------	------	------	------	------	------	------	------	------	------	------	------	------	------	------	------	------	------	------	------	------	------	------	------	------	------	------	------	------	------	------	------	------	------	------	------	------	------	------	------	------	------	------	------	------	------	------	------	------	------	------	------	------	------	------	-------	-------	-------	-------	--------	-------	--------	-------	--------

PITCHER	IP	WLS	BF	H	R	ER	SO	BB	IBB	HBP	BLK	WP	HR	S	P	ERA	WHIP
Nick Willhite, L (1, 1) ERA: 5.4	5.1		21	5	2	2	2	1	0	0	0	0	1	24	28	3.38	1.125
Bob Miller, R (6, 1) ERA: 2.83	1.2		7	3	1	1	2	0	1	0	0	0	0	10	14	5.40	1.800
Ron Perranoski, L (8, 1) ERA: 2.53	1.1	W	9	2	0	0	0	3	0	0	0	0	0	6	18	0.00	3.750
Johnny Podres, L (9, 1) ERA: 2.37	0.2	S	2	0	0	0	0	0	0	0	0	0	0	2	2	0.00	0.000

BOTTOM

Los Angeles Dodgers @ New York Mets  
 Shea Stadium, Flushing, NY  
 Sun Jun 13 1965, 3:38 AM EDT  
 Att. 57,175 - Unknown

livebaseballscorecards.com

AB	R	H	RBI	BB	SO	LOB
34	3	10	3	5	4	21



Batter	1	2	3	4	5	6	7	8	9	AB R H RBI BB SO LOB	TOP
Dick Schofield, S OBP: 0.341, SLG: 0.314 (1, 6) X	0-0 5-3		0-0 G3 2B		0-0 1-3		0-0 G3 1-2 2-3		0-0 F5	5 0 1 0 0 0 4	
Matty Alou, L OBP: 0.287, SLG: 0.321 (1, 7) X	0-0 S 3B 2B		0-0 G3 2-3			0-0 1-3 1B		0-0 G3	0-0 G5-3 2-3f	5 2 2 0 0 0 5	
Willie Mays, R OBP: 0.394, SLG: 0.691 (1, 8) X	0-0 2-H 3B		0-0 F2			0-3 K		0-0 F5		4 0 1 1 0 1 4	
Willie McCovey, L OBP: 0.401, SLG: 0.557 (1, 3) X	0-0 6-3		0-0 4-3			0-0 1-3 1-2		0-0 F7		4 0 0 0 0 0 3	
Jim Ray Hart, R OBP: 0.299, SLG: 0.417 (1, 5) X	0-0 1-3			0-0 1-3		0-0 1B 2-H 1B		0-0 F4		4 0 1 1 0 0 1	
Jesus Alou, R OBP: 0.326, SLG: 0.447 (1, 9) X		0-0 6-3		0-0 F3		0-0 1-2 1B		0-0 1B		4 0 2 0 0 0 0	
Tom Haller, L OBP: 0.331, SLG: 0.302 (1, 2) X				0-0 4-3		0-0 F8		0-0 G3		4 0 1 0 0 0 3	
Hal Lanier, R OBP: 0.280, SLG: 0.315 (1, 4) X					0-0 5-3				0-0 G5-3 E 1B	4 0 2 0 0 0 1	
Juan Marichal, R OBP: 0.214, SLG: 0.200 (1, 1) X					0-3 K				0-0 E6 1-2	4 0 1 0 0 1 2	
<b>Inning Stats</b>	R: 1 E: 0 K: 0 S: 5 H: 2 LOB: 1 BB: 0 P: 5	R: 0 E: 0 K: 0 S: 4 H: 1 LOB: 1 BB: 0 P: 4	R: 0 E: 0 K: 0 S: 4 H: 1 LOB: 1 BB: 0 P: 4	R: 0 E: 0 K: 0 S: 3 H: 0 LOB: 0 BB: 0 P: 3	R: 0 E: 0 K: 1 S: 5 H: 0 LOB: 0 BB: 0 P: 5	R: 1 E: 0 K: 1 S: 8 H: 3 LOB: 2 BB: 0 P: 8	R: 0 E: 0 K: 0 S: 5 H: 2 LOB: 2 BB: 0 P: 5	R: 0 E: 0 K: 0 S: 4 H: 1 LOB: 1 BB: 0 P: 4	R: 0 E: 1 K: 0 S: 4 H: 1 LOB: 1 BB: 0 P: 4	1B: 7 2B: 3 3B: 1 HR: 0 SF: 0 SAC: 0 DP: 1 HBP: 0	WP: 1 PB: 0 SB: 1 CS: 0 PA: 38
<b>PITCHER</b> Don Drysdale, R ERA: 2.27 (1, 1)	IP 9.0 WLS L BF 38 H 11 R 2 ER 2 SO 2 BB 0 IBB 0 HBP 0 BLK 0 WP 1 HR 0 S 42 P 42 ERA 2.00 WHIP 1.222	<b>PITCHER</b> IP WLS BF H R ER SO BB IBB HBP BLK WP HR S P ERA WHIP									

San Francisco Giants @ Los Angeles Dodgers  
 Dodger Stadium, Los Angeles, CA  
 Tue Jun 15 1965, 7:05 PM PDT  
 Att: 52,357 - Unknown

livebaseballscorecards.com

AB	38
R	2
H	11
RBI	2
BB	0
SO	2
LOB	23



Batter	1	2	3	4	5	6	7	8	9	AB	R	H	RBI	BB	SO	LOB
Maury Wills, S OBP: 0.339, SLG: 0.328 (1, 6)	0-0 5-3		0-0 FC3-6		0-0 FC6-4			0-0 6-3		4	0	0	0	0	0	2
Jim Gilliam, S OBP: 0.431, SLG: 0.491 (1, 5)	0-0 4-3		0-0 F9			0-0 1-3		0-0 F8		4	0	0	0	0	0	1
Wes Parker, S OBP: 0.348, SLG: 0.400 (1, 3)	0-0 G1			0-0 HR		0-0 F7		0-0 E1		4	1	1	1	0	0	0
Ron Fairly, L OBP: 0.379, SLG: 0.445 (1, 8)		0-0 5-3 1B		0-3 K		0-0 1B		0-0 F9		4	0	2	0	0	1	1
John Roseboro, L OBP: 0.280, SLG: 0.299 (1, 2)		0-0 5-3 1-2		0-0 F8		0-3 K		0-0 F8		4	0	0	0	0	1	3
Wally Moon, L OBP: 0.370, SLG: 0.365 (1, 7)		0-3 K		0-0 F9		0-3 K		0-3 K		4	0	0	0	0	3	2
Jim Lefebvre, S OBP: 0.342, SLG: 0.358 (1, 4)		0-3 K		0-0 4-3		0-0 6-3		0-0 6-3		3	0	0	0	0	1	1
Al Ferrara, R OBP: 0.267, SLG: 0.282 (1, 9)			0-3 K		0-0 F5		0-3 K			3	0	0	0	0	2	0
Don Drysdale, R OBP: 0.383, SLG: 0.644 (1, 1)			0-0 FC3-8 1B		0-0 FC6-4 1B			0-3 K		3	0	2	0	0	1	0

Inning Stats	R: 0	H: 0	E: 0	K: 0	S: 3	R: 0	H: 1	E: 0	K: 2	S: 8	R: 0	H: 1	E: 0	K: 1	S: 6	R: 1	H: 1	E: 0	K: 1	S: 6	R: 0	H: 1	E: 0	K: 0	S: 4	R: 0	H: 1	E: 0	K: 2	S: 7	R: 0	H: 0	E: 0	K: 1	S: 5	R: 0	H: 0	E: 1	K: 1	S: 6	1B: 4	SF: 0	2B: 0	3B: 0	HR: 1
	LOB: 0	BB: 0	P: 3	LOB: 1	BB: 0	P: 8	LOB: 1	BB: 0	P: 6	LOB: 0	BB: 0	P: 6	LOB: 1	BB: 0	P: 4	LOB: 0	BB: 0	P: 6	LOB: 1	BB: 0	P: 6	LOB: 0	BB: 0	P: 5	LOB: 0	BB: 0	P: 5	LOB: 1	BB: 0	P: 6	LOB: 0	BB: 0	P: 6	LOB: 0	BB: 0	P: 6	LOB: 1	SAC: 0	DP: 0	HBP: 0					

PITCHER	IP	WLS	BF	H	R	ER	SO	BB	IBB	HBP	BLK	WP	HR	S	P	ERA	WHIP
Juan Marichal, R ERA: 1.78 (1, 1)	9.0	W	33	5	1	1	9	0	0	0	0	0	1	51	51	1.00	0.556

**BOTTOM**

San Francisco Giants @ Los Angeles Dodgers  
 Dodger Stadium, Los Angeles, CA  
 Tue Jun 15 1965, 7:05 PM PDT  
 Att. 52,357 - Unknown

AB	33
R	1
H	5
RBI	1
BB	0
SO	9
LOB	10



Batter	1	2	3	4	5	6	7	8	9	AB R H RBI BB SO LOB	TOP									
Dick Schofield, S (1, 6) OBP: 0.335, SLG: 0.307	0-0 5-3		0-0 6-3			0-0 F6		0-0 F7		4 0 0 0 0 0 1										
Jesus Alou, R (1, 9) OBP: 0.325, SLG: 0.444	0-3 K				0-3 K2-3	0-0 3-1			0-0 WP SH3-4 1B	4 0 1 0 0 2 0										
Willie McCovey, L (1, 3) OBP: 0.396, SLG: 0.549	0-0 F9				0-0 4-3		0-0 P6		0-0 SH3-4 1-2	3 0 0 0 0 0 0										
Willie Mays, R (1, 8) OBP: 0.396, SLG: 0.697		0-3 K			0-0 1B		0-0 1B 3B		0-0 6-3 2-3	4 1 2 0 0 1 1										
Jim Ray Hart, R (1, 5) OBP: 0.302, SLG: 0.416		4-0 S BB			0-0 F8		0-0 G4-6-3 1B		0-3 K	3 0 1 1 1 1 2										
Cap Peterson, R (1, 7) OBP: 0.349, SLG: 0.395		0-3 K 1-2				0-0 G4-6-3 1B		0-0 G4-6-3 1-2f		3 0 1 0 0 1 2										
Hal Lanier, R (1, 4) OBP: 0.276, SLG: 0.310		0-0 6-3			0-0 G4-6-3 1-2f		0-0 G4-6-3		0-3 K	3 0 0 0 0 1 2										
Dick Bertell, R (1, 2) OBP: 0.288, SLG: 0.228			0-0 F8			0-3 K		0-0 1B		2 0 0 0 0 1 0										
Jack Hiatt, R (8, PH) OBP: 0.353, SLG: 0.433								0-0 K 1B		1 0 1 0 0 0 0										
Bob Shaw, R (1, 1) OBP: 0.136, SLG: 0.136			0-0 F9					0-3 K		2 0 0 0 0 0 0										
Jim Davenport, R (8, PH) OBP: 0.294, SLG: 0.355										1 0 0 0 0 1 1										
Masanori Murakami, L (8, 1)										0 0 0 0 0 0 0										
<b>Inning Stats</b>	R: 0 E: 0 K: 1 S: 5	H: 0 LOB: 0 BB: 0 P: 5	R: 0 E: 0 K: 2 S: 7	H: 0 LOB: 1 BB: 1 P: 11	R: 0 E: 0 K: 0 S: 3	H: 0 LOB: 0 BB: 0 P: 3	R: 0 E: 0 K: 1 S: 6	H: 1 LOB: 1 BB: 0 P: 6	R: 0 E: 0 K: 1 S: 5	H: 1 LOB: 0 BB: 0 P: 5	R: 1 E: 0 K: 0 S: 4	H: 2 LOB: 0 BB: 0 P: 4	R: 0 E: 0 K: 2 S: 8	H: 1 LOB: 1 BB: 0 P: 8	R: 0 E: 0 K: 1 S: 6	H: 1 LOB: 1 BB: 0 P: 6	1B: 5 2B: 0 3B: 1 HR: 0	SF: 0 SAC: 1 DP: 2 HBP: 0	WP: 1 PB: 0 SB: 1 CS: 0	PA: 32
<b>PITCHER</b> Sandy Koufax, L (1, 1) ERA: 2.04	IP: 9.0 WLS: W BF: 32 H: 6 R: 1 ER: 1 SO: 8 BB: 1 IBB: 0 HBP: 0 BLK: 0 WP: 1 HR: 0 S: 47 P: 51 ERA: 1.00 WHIP: 0.778																			
<b>PITCHER</b>	IP: 9.0 WLS: W BF: 32 H: 6 R: 1 ER: 1 SO: 8 BB: 1 IBB: 0 HBP: 0 BLK: 0 WP: 1 HR: 0 S: 47 P: 51 ERA: 1.00 WHIP: 0.778																			

San Francisco Giants @ Los Angeles Dodgers  
 Dodger Stadium, Los Angeles, CA  
 Wed Jun 16 1965, 7:05 PM PDT  
 Att: 44,499 - Unknown

livebaseballscorecards.com

AB	30
R	1
H	6
RBI	1
BB	1
SO	8
LOB	9



Batter	1	2	3	4	5	6	7	8	9	AB R H RBI BB SO LOB
Maury Wills, S OBP: 0.341, SLG: 0.331 (1, 6)	0-0 5-3	0-0 3-1			0-0 1B		0-0 1B			4 2 2 0 0 0 3
Jim Gilliam, S OBP: 0.464, SLG: 0.517 (1, 5)	4-0 BB		0-0 SH1-4 1B		0-0 4-3 1B		0-0 WP 1B			3 0 3 2 1 0 0
Wes Parker, S OBP: 0.344, SLG: 0.394 (1, 3)	0-0 4-3 1-2		0-0 SH1-4 1-2		0-0 4-3 2-3		0-3 K 1-2			3 0 0 0 0 1 3
Ron Fairly, L OBP: 0.374, SLG: 0.438 (1, 8)	0-0 G3		0-0 5-3		0-0 P6			0-0 F9		4 0 0 0 0 0 3
John Roseboro, L OBP: 0.275, SLG: 0.293 (1, 2)		0-3 K	0-0 F7			0-0 F2		0-0 P4		4 0 0 0 0 1 1
Wally Moon, L OBP: 0.364, SLG: 0.348 (1, 7)		0-3 K		0-0 6-3		0-0 5-3		4-0 BB		3 0 0 0 1 1 0
Jim Lefebvre, S OBP: 0.340, SLG: 0.353 (1, 4)		4-0 1B 1B BB		0-0 3-1		0-0 L9		0-0 F9		3 0 0 0 1 0 1
Al Ferrara, R OBP: 0.271, SLG: 0.286 (1, 9)		0-0 1B 1-2 1B		0-3 K			0-0 6-3			3 0 1 0 0 1 0
Sandy Koufax, R OBP: 0.208, SLG: 0.213 (1, 1)		0-0 1-2 2-3 1B			0-3 K		0-0 4-3			3 0 1 0 0 1 0

Inning Stats		R: 0	H: 0	E: 0	K: 0	S: 3	R: 0	H: 2	E: 0	K: 2	S: 9	R: 0	H: 1	E: 0	K: 0	S: 4	R: 0	H: 0	E: 0	K: 1	S: 5	R: 1	H: 2	E: 0	K: 1	S: 7	R: 0	H: 0	E: 0	K: 0	S: 3	R: 1	H: 2	E: 0	K: 1	S: 7	R: 0	H: 0	E: 0	K: 0	S: 3	R: 0	H: 0	E: 0	K: 0	S: 3						
IP	WLS	BF	H	R	ER	SO	BB	IBB	HBP	BLK	WP	HR	S	P	ERA	WHIP	IP	WLS	BF	H	R	ER	SO	BB	IBB	HBP	BLK	WP	HR	S	P	ERA	WHIP	IP	WLS	BF	H	R	ER	SO	BB	IBB	HBP	BLK	WP	HR	S	P	ERA	WHIP		
Bob Shaw, R (1, 1)	7.0	L	30	7	2	5	2	0	0	0	1	0	38	46	2.57	1.286	1.0																																			
Masanori Murakami, L (8, 1)	1.0		4	0	0	0	1	0	0	0	0	0	3	7	0.00	1.000																																				

**BOTTOM**

San Francisco Giants @ Los Angeles Dodgers  
 Dodger Stadium, Los Angeles, CA  
 Wed Jun 16 1965, 7:05 PM PDT  
 Att. 44,499 - Unknown

livebaseballscorecards.com

AB	30
R	2
H	7
RBI	2
BB	3
SO	5
LOB	11



1B:	7	SF:	0	WP:	1	PA:	34
2B:	0	SAC:	1	PB:	0	SB:	3
3B:	0	DP:	0	CS:	0		
HR:	0	HBP:	0				

Batter	1	2	3	4	5	6	7	8	9	AB R H RBI BB SO LOB	TOP										
Dick Schofield, S OBP: 0.329, SLG: 0.301 (1, 6) X	0-0 6-3		0-0 5-3		0-0 F8			0-0 F9		4 0 0 0 0 0 0	San Francisco Giants @ Los Angeles Dodgers Dodger Stadium, Los Angeles, CA Thu Jun 17 1965, 7:05 PM PDT Att: 40,707 - Unknown <a href="http://livebaseballscorecards.com">livebaseballscorecards.com</a>										
Jesus Alou, R OBP: 0.324, SLG: 0.438 (1, 9) B B B	4-0 BB BB		0-0 6-3			0-0 4-3		0-0 F8		3 0 0 0 1 0 0											
Willie McCovey, L OBP: 0.397, SLG: 0.543 (1, 3) S S S	0-3 K		4-0 FC4-6 BB			4-0 FC9-6 BB BB		0-3 K		2 0 0 0 2 2 1											
Willie Mays, R OBP: 0.397, SLG: 0.690 (1, 8) B B B	4-0 1-2 BB		0-0 FC4-6 1-2f			4-0 FC9-6 1-2 BB		0-0 3-1		2 0 0 0 2 0 1											
Jim Ray Hart, R OBP: 0.297, SLG: 0.408 (1, 5) X	0-0 L6			0-0 F9		0-0 FC9-6 1-2f 2-3		0-0 F9		4 0 0 0 0 0 4											
Cap Peterson, R OBP: 0.319, SLG: 0.357 (1, 7) S S S		0-3 K		0-3 K		0-0 F9		0-0 F8		4 0 0 0 0 2 2											
Hal Lanier, R OBP: 0.271, SLG: 0.305 (1, 4) X		0-0 1-3		0-0 6-3			0-0 5-3			3 0 0 0 0 0 0											
Jack Hiatt, R OBP: 0.351, SLG: 0.424 (1, 2) X		0-0 1B			0-0 F9		0-0 F7			3 0 1 0 0 0 0											
Gaylord Perry, R OBP: 0.136, SLG: 0.095 (1, 1) S S S		0-3 K			0-0 4-3		0-0 F7			2 0 0 0 0 1 1											
Jim Davenport, R OBP: 0.291, SLG: 0.351 (7, PH)										1 0 0 0 0 0 0											
Bill Henry, L (7, 1)										0 0 0 0 0 0 0											
<b>Inning Stats</b>	R: 0 E: 0 K: 1 S: 5	H: 0 LOB: 2 BB: 2 P: 13	R: 0 E: 0 K: 2 S: 8	H: 1 LOB: 1 BB: 0 P: 8	R: 0 E: 0 K: 0 S: 3	H: 0 LOB: 1 BB: 1 P: 7	R: 0 E: 0 K: 1 S: 5	H: 0 LOB: 0 BB: 0 P: 5	R: 0 E: 0 K: 0 S: 3	H: 0 LOB: 2 BB: 2 P: 11	R: 0 E: 0 K: 0 S: 3	H: 0 LOB: 0 BB: 0 P: 3	R: 0 E: 0 K: 1 S: 5	H: 0 LOB: 0 BB: 0 P: 5	R: 0 E: 0 K: 0 S: 3	H: 0 LOB: 0 BB: 0 P: 3	1B: 1 2B: 0 3B: 0 HR: 0	SF: 0 SAC: 0 DP: 0 HBP: 0	WP: 0 PB: 0 SB: 0 CS: 0	PA: 33	
<b>PITCHER</b> Claude Osteen, L ERA: 2.49 (1, 1)	IP 9.0	WLS W	BF 33	H 1	R 0	ER 0	SO 5	BB 5	IBB 0	HBP 0	BLK 0	WP 0	HR 0	S 38	P 58	ERA 0.00	WHIP 0.667				
<b>PITCHER</b>	IP	WLS	BF	H	R	ER	SO	BB	IBB	HBP	BLK	WP	HR	S	P	ERA	WHIP				



Batter	1	2	3	4	5	6	7	8	9
<b>Maury Wills, S</b> OBP: 0.340, SLG: 0.329 (1, 6)	0-0 1-3 PB 1B	0-0 F5		0-0 6-3		0-0 1-3			
<b>Jim Gilliam, S</b> OBP: 0.452, SLG: 0.492 (1, 7)	4-0 1-2 1B BB	0-0 4-3		0-0 5-3		0-3 K			
<b>Wes Parker, S</b> OBP: 0.346, SLG: 0.393 (1, 3)	0-3 K		4-0 1B FC3-2 BB		0-0 FC4-6 1B	0-0 F8			
<b>Ron Fairly, L</b> OBP: 0.368, SLG: 0.430 (1, 8)	0-0 1-3 1-2 2-3		0-0 F7		0-0 F8	0-0 6-3			
<b>John Roseboro, L</b> OBP: 0.279, SLG: 0.297 (1, 2)	0-0 1B 2-H 3-H 1B		0-0 FC3-2 1-3 PB 1B		0-0 FC4-6 1-2f	0-3 K			
<b>Wally Moon, L</b> OBP: 0.370, SLG: 0.348 (1, 9)	0-0 1-3 1B		4-0 PB FC3-2 IBB		0-0 4-3	0-3 K			
<b>Jim Lefebvre, S</b> OBP: 0.339, SLG: 0.356 (1, 4)	0-0 G3		0-0 FC3-2 PB		0-0 5-3	0-0 2B			
<b>Dick Tracewski, R</b> OBP: 0.323, SLG: 0.276 (1, 5)		0-0 SH2-4 1B	0-3 K		4-0 CS BB	4-0 IBB			
<b>Claude Osteen, L</b> OBP: 0.095, SLG: 0.073 (1, 1)		0-0 SH2-4 1-2		0-3 K		4-0 BB	0-0 4-3		

AB	R	H	RBI	BB	SO	LOB
4	1	1	0	0	0	2
3	1	0	0	1	1	1
3	0	1	0	1	1	2
4	0	0	0	0	0	4
4	1	2	2	0	1	1
3	0	1	0	1	1	1
4	0	1	0	0	0	5
2	0	1	0	2	1	2
2	0	0	0	1	1	2


AB	R	H	RBI	BB	SO	LOB
29	3	7	2	6	6	20

Inning Stats	R	H	E	K	S	P	IP	WLS	BF	H	R	ER	SO	BB	IBB	HBP	BLK	WP	HR	S	P	ERA	WHIP
	2	3	0	1	4	12	6.0		28	6	3	2	3	4	1	0	0	0	0	29	49	3.00	1.667
	0	1	0	0	4	12	2.0		8	1	0	0	3	0	1	0	0	0	0	13	17	0.00	0.500

WP	PA	ERA	WHIP
0	36		

**San Francisco Giants @ Los Angeles Dodgers**  
**Dodger Stadium, Los Angeles, CA**  
 Thu Jun 17 1965, 7:05 PM PDT  
 Att. 40,707 - Unknown

livebaseballscorecards.com



Batter	1	2	3	4	5	6	7	8	9	AB R H RBI BB SO LOB	TOP											
Tony Taylor, R (1, 4) OBP: 0.319, SLG: 0.358	0-0 4-3	0-0 FC6-4			0-0 1B 3B		0-0 5-3		0-0 6-3	5 1 1 0 0 0 2	Philadelphia Phillies @ Los Angeles Dodgers Dodger Stadium, Los Angeles, CA Fri Jun 18 1965, 7:05 PM PDT Att: 30,401 - Unknown <a href="http://livebaseballscorecards.com">livebaseballscorecards.com</a>											
Cookie Rojas, R (1, 8) OBP: 0.376, SLG: 0.433	0-0 F7		0-0 BB 1B		0-0 P4		0-0 F9		0-0 F7	5 0 1 0 0 0 1												
Johnny Callison, L (1, 9) OBP: 0.332, SLG: 0.571	0-0 E4		0-0 F5		0-0 F2			0-0 2B 1B		4 1 1 0 0 0 2												
Dick Allen, R (1, 5) OBP: 0.427, SLG: 0.570	0-3 K		4-0 BB 1-2 BB		0-0 FC6-4 1B			0-0 1-3 1B 2B		3 1 2 1 1 1 1												
Dick Stuart, R (1, 3) OBP: 0.330, SLG: 0.439		0-0 HR		0-0 F8		0-0 FC6-4		0-0 FC5-4 1B		4 1 2 3 0 0 3												
Bobby Wine, R (8, PR) OBP: 0.288, SLG: 0.237										0 0 0 0 0 0 0												
Alex Johnson, R (1, 7) OBP: 0.316, SLG: 0.431		0-0 F8		0-0 4-3		0-0 4-3		0-0 F9		4 0 0 0 0 0 3												
Ruben Amaro, R (1, 6) OBP: 0.300, SLG: 0.214		0-3 K		4-0 BB BB BB G4-6-3 BB		0-3 K		0-0 F8		3 0 0 0 1 2 1												
Pat Corrales, R (1, 2) OBP: 0.636, SLG: 0.900		0-0 1B 1B		0-0 F9		0-0 P4		0-0 FC5-4		4 0 1 0 0 0 2												
Chris Short, R (1, 1) OBP: 0.132, SLG: 0.132		0-0 FC6-4 1B		0-0 G4-6-3			0-0 5-3		0-0 4-3	4 0 1 0 0 0 1												
<b>Inning Stats</b>	R: 0 E: 1 K: 1 S: 6	H: 0 LOB: 1 BB: 0 P: 6	R: 1 E: 0 K: 1 S: 8	H: 3 LOB: 2 BB: 0 P: 8	R: 0 E: 0 K: 0 S: 4	H: 1 LOB: 2 BB: 1 P: 8	R: 0 E: 0 K: 0 S: 2	H: 0 LOB: 0 BB: 1 P: 6	R: 1 E: 0 K: 0 S: 5	H: 2 LOB: 1 BB: 0 P: 5	R: 0 E: 0 K: 1 S: 5	H: 0 LOB: 0 BB: 0 P: 5	R: 0 E: 0 K: 0 S: 3	H: 0 LOB: 0 BB: 0 P: 3	R: 2 E: 0 K: 0 S: 6	H: 3 LOB: 1 BB: 0 P: 6	R: 0 E: 0 K: 0 S: 3	H: 0 LOB: 0 BB: 0 P: 3	1B: 6 2B: 1 3B: 1 HR: 1	SF: 0 SAC: 0 DP: 1 HBP: 0	WP: 0 PB: 0 SB: 0 CS: 0	PA: 38
<b>PITCHER</b>	IP WLS BF H R ER SO BB IBB HBP BLK WP HR S P ERA WHIP																					
Johnny Podres, L (1, 1) ERA: 2.6	7.0 L 31 8 4 4 3 2 0 0 0 0 0 1 35 43 5.14 1.429																					
Bob Miller, R (8, 1) ERA: 2.76	1.0 4 1 0 0 0 0 0 0 0 0 0 0 4 4 0.00 1.000																					
Ron Perranoski, L (9, 1) ERA: 2.42	1.0 3 0 0 0 0 0 0 0 0 0 0 0 3 3 0.00 0.000																					

Philadelphia Phillies @ Los Angeles Dodgers  
Dodger Stadium, Los Angeles, CA  
Fri Jun 18 1965, 7:05 PM PDT  
Att: 30,401 - Unknown

AB	36
R	4
H	9
RBI	4
BB	2
SO	3
LOB	16





Batter	1	2	3	4	5	6	7	8	9	AB	R	H	RBI	BB	SO	LOB
Maury Wills, S OBP: 0.338, SLG: 0.328 (1, 6)	0-0 6-3		0-0 FC4-6 CS			0-0 FC6-4 CS		0-0 1B		4	0	1	1	0	0	2
Jim Gilliam, S OBP: 0.429, SLG: 0.462 (1, 7)	0-0 F8		0-0 CS	0-0 F8		0-0 1-3		0-0 6-3		4	0	0	0	0	0	3
Wes Parker, S OBP: 0.345, SLG: 0.390 (1, 3)	0-0 6-3			0-0 1B			0-0 6-3		0-3 K	4	0	1	0	0	1	0
Ron Fairly, L OBP: 0.366, SLG: 0.427 (1, 8)		0-3 K		0-0 F9			0-0 F9		0-0 FC4 1B	4	0	1	0	0	1	1
Jim Lefebvre, S OBP: 0.333, SLG: 0.350 (1, 4)		0-0 F9		0-0 1-3			0-0 F8		0-0 L8	4	0	0	0	0	0	2
Al Ferrara, R OBP: 0.288, SLG: 0.326 (1, 9)		0-0 F9			0-0 G1-6-3 1B			0-0 6-3 4-3 2B	0-0 FC4	4	1	2	0	0	0	1
Dick Tracewski, R OBP: 0.323, SLG: 0.277 (1, 5)			0-0 FC5-6 FC4-6 1B		0-0 G1-6-3			0-0 6-3		3	1	1	0	0	0	2
Hector Valle, R OBP: 0.222, SLG: 0.125 (1, 2)		4-0 BB BB BB	4-0 FC5-6 1-2 BB		0-3 K2-3			0-0 4-3		2	0	0	1	1	1	0
Johnny Podres, L OBP: 0.143, SLG: 0.143 (1, 1)			0-0 FC5-6			0-0 FC6-4 1B		0-0 1B		2	0	1	0	0	0	2
Bob Miller, R (8, 1)										0	0	0	0	0	0	0
Jeff Torborg, R (8, PH)										1	0	1	0	0	0	0
Lou Johnson, R (8, PR)										0	0	0	0	0	0	0
Ron Perranoski, L (9, 1)			1-2f 2-3							0	0	0	0	0	0	0

Inning Stats	R: 0	H: 0	E: 0	K: 0	S: 3	R: 0	H: 0	E: 0	K: 1	S: 5	R: 0	H: 1	E: 0	K: 0	S: 3	R: 0	H: 1	E: 0	K: 1	S: 5	R: 0	H: 1	E: 0	K: 0	S: 4	R: 0	H: 1	E: 0	K: 1	S: 5	R: 0	H: 1	E: 0	K: 0	S: 3	R: 1	H: 3	E: 0	K: 0	S: 6	R: 0	H: 1	E: 0	K: 1	S: 6	R: 0	H: 1	E: 0	K: 1	S: 6	
	0	0	0	0	3	0	0	0	1	5	0	1	0	0	4	0	1	0	0	3	5	0	0	0	0	1	0	0	1	0	0	5	1	0	0	3	1	3	0	0	6	0	1	0	0	6	0	1	0	0	6

PITCHER	IP	WLS	BF	H	R	ER	SO	BB	IBB	HBP	BLK	WP	HR	S	P	ERA	WHIP	PITCHER	IP	WLS	BF	H	R	ER	SO	BB	IBB	HBP	BLK	WP	HR	S	P	ERA	WHIP															
Chris Short, L ERA: 3.43 (1, 1)	9.0	W	33	8	2	2	3	1	0	0	0	0	0	38	42	2.00	1.000																																	

**BOTTOM**

Philadelphia Phillies @ Los Angeles Dodgers  
 Dodger Stadium, Los Angeles, CA

Fri Jun 18 1965, 7:05 PM PDT  
 Att. 30,401 - Unknown

AB	32
R	2
H	8
RBI	2
BB	1
SO	3
LOB	13

livebaseballscorecards.com



WP	PA
0	34
0	
0	

Batter	1	2	3	4	5	6	7	8	9	AB R H RBI BB SO LOB	TOP	
Tony Taylor, R OBP: 0.313, SLG: 0.350 (1, 4) X	0-0 6-3 ①		X 0-0 4-3 ①		X 0-0 5-3 ③			X 0-0 F9 ①		4 0 0 0 0 0 1	Philadelphia Phillies @ Los Angeles Dodgers Dodger Stadium, Los Angeles, CA Sat Jun 19 1965, 3:33 AM PDT Att. 20,518 - Unknown	
Cookie Rojas, R OBP: 0.379, SLG: 0.434 (1, 8) X	0-0 1B ①		X 0-0 6-3 ②			X 0-0 FC5-6 1B ①		S S S 0-3 K ②	4 0 2 0 0 1 0			
Johnny Callison, L OBP: 0.327, SLG: 0.562 (1, 9) S S S	0-3 K ②		X 0-0 6-3 ③			X 0-0 FC5-6 1B 2-3 1-2f ①		X 0-0 4-3 ③	4 0 0 0 0 1 2			
Dick Allen, R OBP: 0.425, SLG: 0.564 (1, 5) X	0-0 1-3 ③			S S S 0-3 K ①		X 0-0 2-3 1-2 ②		X 0-0 BB 1B ①	4 0 1 0 0 1 2			
Dick Stuart, R OBP: 0.329, SLG: 0.435 (1, 3)		S S S 0-3 K ①		X 0-0 L9 ②		X 0-0 2-3 1B ③		S S S 0-3 K ①	4 0 1 0 0 2 1			
Alex Johnson, R OBP: 0.322, SLG: 0.429 (1, 7)		X 0-0 FC 1B ①		X 0-0 1-3 ③		S S S 0-3 K2-3 ③		B B B B 4-0 1-2 G4-6-3 BB ①	3 0 1 0 1 1 2			
Ruben Amaro, R OBP: 0.292, SLG: 0.208 (1, 6)		X 0-0 L8 ②			X 0-0 L5 ①		X 0-0 6-3 ①	X 0-0 G4-6-3 1-2f ② ③	4 0 0 0 0 0 3			
Pat Corrales, R OBP: 0.571, SLG: 0.750 (1, 2)		X 0-0 FC 1-2 ②			B B B B 4-0 BB ②		X 0-0 5-3 ②		2 0 0 0 1 0 1			
Ray Herbert, R OBP: 0.333, SLG: 0.381 (1, 1)		S S S 0-3 K ③			S S S 0-3 K ②		X 0-0 F8 ③		2 0 0 0 0 2 3			
Jack Baldschun, R (6, 1)									0 0 0 0 0 0 0			
Bobby Wine, R OBP: 0.284, SLG: 0.233 (7, PH)									1 0 0 0 0 0 0			
Gary Wagner, R (7, 1)									0 0 0 0 0 0 0			
<b>Inning Stats</b>	R: 0 H: 1 E: 0 LOB: 1 K: 1 BB: 0 S: 6 P: 6	R: 0 H: 1 E: 0 LOB: 2 K: 2 BB: 0 S: 9 P: 9	R: 0 H: 0 E: 0 LOB: 0 K: 0 BB: 0 S: 3 P: 3	R: 0 H: 0 E: 0 LOB: 0 K: 1 BB: 0 S: 5 P: 5	R: 0 H: 0 E: 0 LOB: 1 K: 1 BB: 1 S: 5 P: 9	R: 0 H: 2 E: 0 LOB: 2 K: 1 BB: 0 S: 7 P: 7	R: 0 H: 0 E: 0 LOB: 0 K: 0 BB: 0 S: 3 P: 3	R: 0 H: 0 E: 0 LOB: 0 K: 1 BB: 1 S: 5 P: 9	R: 0 H: 1 E: 0 LOB: 1 K: 1 BB: 1 S: 5 P: 9	1B: 5 SF: 0 2B: 0 SAC: 0 3B: 0 DP: 1 HR: 0 HBP: 0	WP: 0 PA: 34 PB: 0 SB: 0 CS: 0	
<b>PITCHER</b>	IP WLS BF H R ER SO BB IBB HBP BLK WP HR S P ERA WHIP											
Nick Willhite, L ERA: 3.15 (1, 1)	8.1 W 33 5 0 0 8 2 0 0 0 0 0 0 47 55 0.00 0.840											
Ron Perranoski, L ERA: 2.35 (9, 1)	0.2 S 1 0 0 0 0 0 0 0 0 0 0 0 1 1 0.00 0.000											

livebaseballscorecards.com

AB	32
R	0
H	5
RBI	0
BB	2
SO	8
LOB	15



Batter	1	2	3	4	5	6	7	8	9
Maury Wills, S OBP: 0.333, SLG: 0.323 (1, 6)	0-0 G3		0-0 L7	0-0 F8			0-0 1-3		
Jim Gilliam, S OBP: 0.444, SLG: 0.478 (1, 7)	0-0 BB BB 1B		0-0 F7		0-0 4-3 SH1-4 1B		0-0 FC4-6 1B		
Wes Parker, S OBP: 0.340, SLG: 0.385 (1, 3)	0-0 F8		0-3 K		0-0 SH1-4		0-0 FC4-6		
Ron Fairly, L OBP: 0.368, SLG: 0.426 (1, 8)	4-0 1-2 BB			0-0 4-3 2B 1B	0-0 4-3		0-0 F8		
John Roseboro, L OBP: 0.283, SLG: 0.298 (1, 2)	4-0 1-2 2-3 BB			0-0 F9	0-0 CS 1B		0-0 1-3		
Wally Moon, L OBP: 0.353, SLG: 0.329 (1, 9)	0-0 F8			0-0 4-3	0-0 CS	0-0 G3	0-0 6-3		
Jim Lefebvre, S OBP: 0.336, SLG: 0.357 (1, 4)		0-0 L7		0-0 2B 2B		0-3 K	0-0 E6 1B		
Dick Tracewski, R OBP: 0.321, SLG: 0.284 (1, 5)		0-0 5-3		0-0 2B 2B		0-0 L9	0-0 1-4-3		
John Kennedy, R OBP: 0.274, SLG: 0.273 (9, 5)									
Nick Willhite, L OBP: 0.500, SLG: 0.250 (1, 1)		0-0 4-3		4-0 BB BB			4-0 1B FC4-6 BB		
Ron Perranoski, L (9, 1)									

Inning Stats	R: 0 E: 0 K: 0 S: 4	H: 1 LOB: 3 BB: 2 P: 12	R: 0 E: 0 K: 0 S: 3	H: 0 LOB: 0 BB: 0 P: 3	R: 0 E: 0 K: 1 S: 5	H: 0 LOB: 0 BB: 0 P: 5	R: 2 E: 0 K: 0 S: 6	H: 3 LOB: 2 BB: 1 P: 10	R: 1 E: 0 K: 0 S: 4	H: 2 LOB: 0 BB: 0 P: 4	R: 0 E: 0 K: 1 S: 5	H: 0 LOB: 0 BB: 0 P: 5	R: 1 E: 0 K: 0 S: 4	H: 1 LOB: 1 BB: 1 P: 8	R: 0 E: 1 K: 0 S: 4	H: 1 LOB: 1 BB: 0 P: 4
1B: 6 2B: 2 3B: 0 HR: 0	SF: 0 SAC: 1 DP: 0 HBP: 0	WP: 0 PB: 0 SB: 0 CS: 1														

PITCHER	IP	WLS	BF	H	R	ER	SO	BB	IBB	HBP	BLK	WP	HR	S	P	ERA	WHIP
Ray Herbert, R ERA: 3.11 (1, 1)	5.0	L	23	6	3	3	1	3	0	0	0	0	0	22	34	5.40	1.800
Jack Baldschun, R ERA: 3.57 (6, 1)	1.0		3	0	0	0	1	0	0	0	0	0	0	5	5	0.00	0.000
Gary Wagner, R ERA: 2.97 (7, 1)	2.0		9	2	1	1	0	1	0	0	0	0	0	8	12	4.50	1.500

**BOTTOM**

Philadelphia Phillies @ Los Angeles Dodgers  
 Dodger Stadium, Los Angeles, CA  
 Sat Jun 19 1965, 3:33 AM PDT  
 Att. 20,518 - Unknown

[livebaseballscores.com](http://livebaseballscores.com)

AB	30
R	4
H	8
RBI	4
BB	4
SO	2
LOB	13



WP	PA
WP: 0	PA: 36

Batter	1	2	3	4	5	6	7	8	9	AB R H RBI BB SO LOB	TOP														
<b>Billy Cowan, R</b> (1, 8) OBP: 0.192, SLG: 0.250	0-0 P4			0-3 K		0-0 F8			0-0 F5	4 0 0 0 0 1 0	<b>New York Mets @ Los Angeles Dodgers</b> <b>Dodger Stadium, Los Angeles, CA</b> Sun Jun 20 1965, 3:33 AM PDT Unknown <a href="http://livebaseballscorecards.com">livebaseballscorecards.com</a>														
<b>Bobby Klaus, R</b> (1, 4) OBP: 0.300, SLG: 0.267	0-0 F2			4-0 BB		0-0 L6			0-3 K	3 0 0 0 1 1 0															
<b>Charley Smith, R</b> (1, 5) OBP: 0.278, SLG: 0.439	0-3 K			0-0 P3		0-3 K			0-0 F8	4 0 0 0 0 2 1															
<b>Joe Christopher, R</b> (1, 9) OBP: 0.331, SLG: 0.335			0-0 F8		0-0 F9				0-0 F8	3 0 0 0 0 0 1															
<b>Ron Swoboda, R</b> (1, 7) OBP: 0.318, SLG: 0.531			0-3 K		0-0 1-3				0-3 K	3 0 0 0 0 2 0															
<b>Jim Hickman, R</b> (1, 3) OBP: 0.197, SLG: 0.295			0-0 F5		0-0 HR				0-0 F8	3 1 1 1 0 0 0															
<b>Roy McMillan, R</b> (1, 6) OBP: 0.269, SLG: 0.302			0-3 K		0-3 K				0-3 K	3 0 0 0 0 3 0															
<b>Chris Cannizzaro, R</b> (1, 2) OBP: 0.276, SLG: 0.221			0-0 6-3		4-0 BB				0-0 P4	2 0 0 0 1 0 0															
<b>Warren Spahn, L</b> (1, 1) OBP: 0.289, SLG: 0.161 <b>Danny Napoleon, R</b> (8, PH) OBP: 0.261, SLG: 0.238 <b>Larry Bearnarth, R</b> (8, 1) OBP: 0.200, SLG: 0.400			0-3 K		0-3 K				0-3 K	2 0 0 0 0 2 1 1 0 0 0 0 1 0 0 0 0 0 0 0 0															
<b>Inning Stats</b>	R: 0 E: 0 K: 1 S: 5	H: 0 LOB: 0 BB: 0 P: 5	R: 0 E: 0 K: 1 S: 5	H: 0 LOB: 0 BB: 0 P: 5	R: 0 E: 0 K: 2 S: 7	H: 0 LOB: 0 BB: 0 P: 7	R: 0 E: 0 K: 1 S: 5	H: 0 LOB: 1 BB: 1 P: 9	R: 1 E: 0 K: 2 S: 8	H: 1 LOB: 1 BB: 1 P: 12	R: 0 E: 0 K: 1 S: 5	H: 0 LOB: 0 BB: 0 P: 5	R: 0 E: 0 K: 1 S: 5	H: 0 LOB: 0 BB: 0 P: 5	R: 0 E: 0 K: 2 S: 7	H: 0 LOB: 0 BB: 0 P: 7	R: 0 E: 0 K: 1 S: 5	H: 0 LOB: 0 BB: 0 P: 5	R: 0 E: 0 K: 1 S: 5	H: 0 LOB: 0 BB: 0 P: 5	1B: 0 2B: 0 3B: 0 HR: 1	SF: 0 SAC: 0 DP: 0 HBP: 0	WP: 0 PB: 0 SB: 0 CS: 0	PA: 30	
<b>PITCHER</b> <b>Sandy Koufax, L</b> (1, 1) ERA: 1.96	IP 9.0	WLS W	BF 30	H 1	R 1	ER 1	SO 12	BB 2	IBB 0	HBP 0	BLK 0	WP 0	HR 1	S 52	P 60	ERA 1.00	WHIP 0.333								



Batter	1	2	3	4	5	6	7	8	9	AB	R	H	RBI	BB	SO	LOB						
<b>Maury Wills, S</b> (1, 6) OBP: 0.336, SLG: 0.325	0-0 FC1-6 1B		0-0 1B			0-0 B3		0-0 3-1		4	0	2	0	0	0	0						
<b>Jim Gilliam, S</b> (1, 7) OBP: 0.435, SLG: 0.466	0-0 FC1-6 FC1-4 1-2f		0-0 F7			0-0 BB 2B 1B		0-0 P7		4	1	1	0	0	0	2						
<b>Wes Parker, S</b> (1, 3) OBP: 0.340, SLG: 0.381	0-0 FC1-4 1-2f			0-0 5-3		4-0 BB 2B BB				2	1	0	0	1	0	1						
<b>Ron Fairly, L</b> (1, 8) OBP: 0.368, SLG: 0.429	0-0 G3			0-0 1-3		0-0 1-H 2-H 2B				3	0	1	2	0	0	1						
<b>John Roseboro, L</b> (1, 2) OBP: 0.279, SLG: 0.294		0-0 G3		0-0 4-3		0-3 K				3	0	0	0	0	1	1						
<b>Jim Lefebvre, S</b> (1, 4) OBP: 0.332, SLG: 0.352		0-0 F7			0-0 1-6-3		0-0 F8			3	0	0	0	0	0	0						
<b>Al Ferrara, R</b> (1, 9) OBP: 0.273, SLG: 0.306		0-0 F9			0-3 K		0-0 F9			3	0	0	0	0	1	0						
<b>Dick Tracewski, R</b> (1, 5) <b>John Kennedy, R</b> (9, 5) OBP: 0.274, SLG: 0.273			0-0 4-3		0-0 6-3		0-0 L9			3	0	0	0	0	0	0						
<b>Sandy Koufax, R</b> (1, 1) OBP: 0.196, SLG: 0.200			0-3 K			0-0 G3		0-0 L4		3	0	0	0	0	1	0						
<b>Inning Stats</b>	R: 0 E: 0 K: 0 S: 4	H: 1 LOB: 1 BB: 0 P: 4	R: 0 E: 0 K: 0 S: 3	H: 0 LOB: 0 BB: 0 P: 3	R: 0 E: 0 K: 1 S: 6	H: 1 LOB: 1 BB: 0 P: 6	R: 0 E: 0 K: 0 S: 3	H: 0 LOB: 0 BB: 0 P: 3	R: 0 E: 0 K: 1 S: 5	H: 0 LOB: 0 BB: 0 P: 5	R: 2 E: 0 K: 1 S: 7	H: 2 LOB: 1 BB: 1 P: 11	R: 0 E: 0 K: 0 S: 3	H: 0 LOB: 0 BB: 0 P: 3	R: 0 E: 0 K: 0 S: 3	H: 0 LOB: 0 BB: 0 P: 3	1B: 3 2B: 1 3B: 0 HR: 0	SF: 0 SAC: 0 DP: 0 HBP: 0	WP: 0 PB: 0 SB: 0 CS: 0	PA: 29		
<b>PITCHER</b>	IP WLS L	WLS L	BF L	H R	R ER	SO BB	BB IBB	HBP BLK	WP HR	S P	ERA WHIP											
<b>Warren Spahn, L</b> (1, 1) ERA: 3.65	7.0		26	4	2	3	1	0	0	31	2.57	0.714										
<b>Larry Bearnarth, R</b> (8, 1) ERA: 3.25	1.0		3	0	0	0	0	0	0	3	0.00	0.000										

**BOTTOM**

**New York Mets @ Los Angeles Dodgers**  
**Dodger Stadium, Los Angeles, CA**  
 Sun Jun 20 1965, 3:33 AM PDT  
 Unknown

[livebaseballscorecards.com](http://livebaseballscorecards.com)

<b>AB</b>	<b>28</b>
<b>R</b>	<b>2</b>
<b>H</b>	<b>4</b>
<b>RBI</b>	<b>2</b>
<b>BB</b>	<b>1</b>
<b>SO</b>	<b>3</b>
<b>LOB</b>	<b>5</b>



Batter	1	2	3	4	5	6	7	8	9	AB R H RBI BB SO LOB	TOP
<b>Chuck Hiller, L</b> (1, 4) <small>OBP: 0.250, SLG: 0.281</small>	0-0 		4-0 		0-3 	0-0 			0-0 	4 0 2 0 1 1 2	
<b>Johnny Lewis, L</b> (1, 9) <small>OBP: 0.329, SLG: 0.409</small>	0-0 		0-0 		0-0 		0-0 		0-0 	3 0 1 0 0 0 0	
<b>Joe Christopher, R</b> (1, 7) <b>Billy Cowan, R</b> (9, 8) <small>OBP: 0.324, SLG: 0.327</small> <small>OBP: 0.192, SLG: 0.250</small>	0-0 		0-0 		0-0 		0-0 		0-0 	5 0 0 0 0 0 5 0 0 0 0 0 0 0	
<b>Ed Kranepool, L</b> (1, 3) <small>OBP: 0.342, SLG: 0.437</small>	0-0 		4-0 			0-0 	0-0 		0-0 	4 0 0 0 1 0 2	
<b>Charley Smith, R</b> (1, 5) <small>OBP: 0.262, SLG: 0.445</small>		0-0 	0-0 			0-0 		0-0 		4 2 2 0 0 0 3	
<b>Jim Hickman, R</b> (1, 8) <small>OBP: 0.213, SLG: 0.318</small>		0-0 		0-0 		4-0 		0-0 		3 1 2 0 1 0 0	
<b>Roy McMillan, R</b> (1, 6) <small>OBP: 0.270, SLG: 0.303</small>		0-0 		0-0 		0-0 		0-0 		3 0 1 2 0 0 1	
<b>Chris Cannizzaro, R</b> (1, 2) <small>OBP: 0.275, SLG: 0.222</small>		0-0 		0-0 		0-0 		0-0 		4 0 1 1 0 0 2	
<b>Frank Lary, R</b> (1, 1) <small>OBP: 0.133, SLG: 0.133</small> <b>Larry Miller, L</b> (6, 1)			0-0 		0-0 	0-0 		0-3 		3 0 0 0 0 0 2 1 0 0 0 0 1 1	
<b>Inning Stats</b>	R: 0 H: 1 E: 0 LOB: 1 K: 0 BB: 0 S: 4 P: 4	R: 0 H: 1 E: 0 LOB: 1 K: 0 BB: 0 S: 4 P: 4	R: 0 H: 1 E: 0 LOB: 3 K: 0 BB: 2 S: 4 P: 12	R: 0 H: 0 E: 0 LOB: 0 K: 0 BB: 0 S: 3 P: 3	R: 0 H: 0 E: 1 LOB: 1 K: 1 BB: 0 S: 6 P: 6	R: 2 H: 3 E: 0 LOB: 2 K: 0 BB: 1 S: 6 P: 10	R: 0 H: 0 E: 0 LOB: 0 K: 0 BB: 0 S: 3 P: 3	R: 1 H: 2 E: 0 LOB: 1 K: 1 BB: 0 S: 7 P: 7	R: 0 H: 1 E: 0 LOB: 1 K: 0 BB: 0 S: 4 P: 4	1B: 5 SF: 0 2B: 4 SAC: 3 3B: 0 DP: 0 HR: 0 HBP: 0	WP: 0 PA: 40 PB: 1 SB: 0 CS: 0
<b>PITCHER</b> <b>Don Drysdale, R</b> (1, 1) <small>ERA: 2.32</small>	IP: 9.0 WLS: L BF: 40 H: 9 R: 3 ER: 3 SO: 2 BB: 2 IBB: 1 HBP: 0 BLK: 0 WP: 0 HR: 0 S: 41 P: 53 ERA: 3.00 WHIP: 1.222					<b>PITCHER</b> IP: WLS: BF: H: R: ER: SO: BB: IBB: HBP: BLK: WP: HR: S: P: ERA: WHIP					

New York Mets @ Los Angeles Dodgers  
 Dodger Stadium, Los Angeles, CA  
 Sun Jun 20 1965, 3:38 AM PDT  
 Att: 52,248 - Unknown

livebaseballscorecards.com

<b>AB</b>	34
<b>R</b>	3
<b>H</b>	9
<b>RBI</b>	3
<b>BB</b>	3
<b>SO</b>	2
<b>LOB</b>	18



Batter	1	2	3	4	5	6	7	8	9	AB	R	H	RBI	BB	SO	LOB
Maury Wills, S OBP: 0.335, SLG: 0.324 (1, 6)	0-0 4-3 S 1B		0-0 FC3-6 1-2f		0-0 6-3		0-0 FC4 1-2f			4	0	1	0	0	0	2
Jim Gilliam, S OBP: 0.427, SLG: 0.447 (1, 7)	0-0 4-3 1-3		4-0 1-2 BB			0-0 1-3	0-0 CS 1-2	0-0 6-3		3	0	0	0	1	0	1
Wes Parker, S OBP: 0.339, SLG: 0.379 (1, 3)	0-3 K		0-3 K			0-0 1B 1B		0-0 5-3		4	1	1	0	0	2	3
Ron Fairly, L OBP: 0.370, SLG: 0.430 (1, 8)	0-0 P4			0-0 1B FC1-4-5 1B		0-0 1B SF9 1B		0-0 4-3		4	1	2	0	0	0	1
John Roseboro, L OBP: 0.283, SLG: 0.298 (1, 2)		0-0 3-1		0-0 FC1-4-5 1-3 1B		0-0 1-3 2-H 1B		0-0 3-1		4	0	2	1	0	0	0
Jim Lefebvre, S OBP: 0.327, SLG: 0.348 (1, 4)		0-0 F9		0-0 FC1-4-5 1-3 3-H 3		0-0 SF9		0-0 F8		3	0	0	1	0	0	2
Al Ferrara, R OBP: 0.271, SLG: 0.302 (1, 9)		0-0 6-3		0-0 F8		0-0 P6		0-0 1B F8		4	0	1	0	0	0	2
Dick Tracewski, R OBP: 0.320, SLG: 0.279 (1, 5)			4-0 FC3-6 BB		0-0 P3		0-0 FC1-6 1B		0-0 F8		3	0	1	0	1	0
Don Drysdale, R OBP: 0.360, SLG: 0.604 (1, 1)			0-3 K		0-3 K		0-0 FC1-6 FC4 1-2f			3	0	0	0	0	2	2

Inning Stats	R: 0	H: 1	E: 0	K: 1	S: 6	R: 0	H: 0	E: 0	K: 0	S: 3	R: 0	H: 0	E: 0	K: 2	S: 7	R: 0	H: 2	E: 0	K: 0	S: 4	R: 0	H: 0	E: 0	K: 1	S: 5	R: 2	H: 3	E: 0	K: 0	S: 6	R: 0	H: 1	E: 0	K: 0	S: 3	R: 0	H: 0	E: 0	K: 0	S: 3	R: 0	H: 0	E: 0	K: 0	S: 4	R: 0	H: 1	E: 0	K: 0	S: 4	1B: 8	SF: 1	2B: 1	3B: 0	HR: 0
	LOB: 1	BB: 0	P: 6	LOB: 0	BB: 0	LOB: 2	BB: 2	LOB: 1	BB: 0	P: 15	LOB: 0	BB: 0	LOB: 0	BB: 0	P: 5	LOB: 1	BB: 0	LOB: 0	BB: 0	P: 6	LOB: 0	BB: 0	LOB: 0	BB: 0	P: 3	LOB: 0	BB: 0	LOB: 0	BB: 0	P: 3	LOB: 0	BB: 0	LOB: 1	BB: 0	P: 4	LOB: 0	BB: 0	LOB: 1	BB: 0	P: 4	1B: 8 <td>SF: 1 <td>SAC: 0 <td>DP: 1 <td>HBP: 0 </td></td></td></td>	SF: 1 <td>SAC: 0 <td>DP: 1 <td>HBP: 0 </td></td></td>	SAC: 0 <td>DP: 1 <td>HBP: 0 </td></td>	DP: 1 <td>HBP: 0 </td>	HBP: 0										


PITCHER	IP	WLS	BF	H	R	ER	SO	BB	IBB	HBP	BLK	WP	HR	S	P	ERA	WHIP
Frank Lary, R ERA: 2.62 (1, 1)	5.1		23	6	2	2	4	2	0	0	0	0	0	29	37	3.38	1.500
Larry Miller, L ERA: 4.97 (6, 1)	3.2	W	12	2	0	0	0	0	0	0	0	0	0	12	12	0.00	0.545

**BOTTOM**

**New York Mets @ Los Angeles Dodgers**  
**Dodger Stadium, Los Angeles, CA**  
 Sun Jun 20 1965, 3:38 AM PDT  
 Att. 52,248 - Unknown

livebaseballscorecards.com

<b>AB</b>	<b>32</b>
<b>R</b>	<b>2</b>
<b>H</b>	<b>8</b>
<b>RBI</b>	<b>2</b>
<b>BB</b>	<b>2</b>
<b>SO</b>	<b>4</b>
<b>LOB</b>	<b>14</b>



WP	PA	ERA	WHIP
0	36		
0			
2			

Batter	1	2	3	4	5	6	7	8	9	AB R H RBI BB SO LOB	TOP							
<b>Billy Cowan, R</b> (1, 8) OBP: 0.195, SLG: 0.288	0-0 1-3			0-0 F8		0-0 FC3-5-2			0-0 HR	4 1 1 1 0 0 2	<b>New York Mets @ Los Angeles Dodgers</b> <b>Dodger Stadium, Los Angeles, CA</b> Mon Jun 21 1965, 7:05 PM PDT Att. 18,867 - Unknown <a href="http://livebaseballscorecards.com">livebaseballscorecards.com</a>							
<b>Roy McMillan, R</b> (1, 6) OBP: 0.266, SLG: 0.298	0-0 6-3			0-0 6-3		0-0 5-3			0-0 6-3	4 0 0 0 0 0 2								
<b>Joe Christopher, R</b> (1, 9) OBP: 0.323, SLG: 0.326 <b>Johnny Lewis, L</b> (9, 9) OBP: 0.329, SLG: 0.409	0-3 K			0-3 K					0-3 K	4 0 1 0 0 3 0 0 0 0 0 0 0 0								
<b>Charley Smith, R</b> (1, 5) OBP: 0.278, SLG: 0.438				0-0 F9		0-0 F3			0-0 SH	3 0 0 0 0 0 0								
<b>Jim Hickman, R</b> (1, 3) OBP: 0.215, SLG: 0.313				4-0 G4-6-3 BB		0-0 F9			0-0 G6-3	2 0 0 0 1 0 2								
<b>Danny Napoleon, R</b> (1, 7) OBP: 0.245, SLG: 0.222 <b>Ed Kranepool, L</b> (9, 3) OBP: 0.342, SLG: 0.437				0-0 G4-6-3		0-0 6-3			0-0 L8	3 0 0 0 0 0 2 0 0 0 0 0 0 0								
<b>Bobby Klaus, R</b> (1, 4) OBP: 0.300, SLG: 0.265				0-0 6-3		4-0 E S FC3-5-2 BB			0-0 6-3	2 0 0 0 1 0 0								
<b>Chris Cannizzaro, R</b> (1, 2) OBP: 0.276, SLG: 0.218				0-0 F9		4-0 FC3-5-2 1-3 BB			0-0 5-3	2 0 0 0 1 0 0								
<b>Al Jackson, L</b> (1, 1) OBP: 0.120, SLG: 0.160				0-3 K		0-3 K			0-0 4-3	3 0 0 0 0 2 2								
<b>Inning Stats</b>	R: 0 E: 0 K: 1 S: 5	H: 0 LOB: 0 BB: 0 P: 5	R: 0 E: 0 K: 0 S: 2	H: 0 LOB: 0 BB: 1 P: 6	R: 0 E: 0 K: 1 S: 5	H: 0 LOB: 0 BB: 0 P: 5	R: 0 E: 0 K: 1 S: 5	H: 0 LOB: 0 BB: 0 P: 3	R: 0 E: 1 K: 0 S: 4	H: 1 LOB: 1 BB: 0 P: 4		R: 0 E: 0 K: 0 S: 3	H: 0 LOB: 0 BB: 0 P: 3	R: 1 E: 0 K: 1 S: 6	H: 1 LOB: 0 BB: 0 P: 6	1B: 1 2B: 0 3B: 0 HR: 1	SF: 0 SAC: 1 DP: 2 HBP: 0	WP: 0 PB: 0 SB: 1 CS: 0
<b>PITCHER</b> <b>Claude Osteen, L</b> (1, 1) ERA: 2.39	IP: 9.0 WLS: L BF: 31 H: 2 R: 1 ER: 1 SO: 5 BB: 3 IBB: 0 HBP: 0 BLK: 0 WP: 0 HR: 1 S: 38 P: 50 ERA: 1.00 WHIP: 0.556											<b>PITCHER</b> IP: WLS: BF: H: R: ER: SO: BB: IBB: HBP: BLK: WP: HR: S: P: ERA: WHIP						







Batter	1	2	3	4	5	6	7	8	9	AB R H RBI BB SO LOB	TOP																	
<b>Billy Cowan, R</b> (1, 8) OBP: 0.198, SLG: 0.286	0-0 6-3		0-0 6-3		0-3 K			0-0 CS 1B		4 0 1 0 0 1 0																		
<b>Roy McMillan, R</b> (1, 6) OBP: 0.262, SLG: 0.293	0-0 L8		0-0 F5			0-0 6-3		0-0 CS 1-2	0-0 1-3	4 0 0 0 0 0 0																		
<b>Joe Christopher, R</b> (1, 9) OBP: 0.324, SLG: 0.327 <b>Tom Parsons, R</b> (5, 1) <b>Larry Miller, L</b> (7, 1) <b>Ron Swoboda, R</b> (9, PH) OBP: 0.316, SLG: 0.528	0-0 FC5-4 1B		0-3 K			0-3 K			0-0 E7 6-3	2 0 1 0 0 1 0 1 0 0 0 0 1 0 0 0 0 0 0 0 0 1 0 0 0 0 0 0																		
<b>Charley Smith, R</b> (1, 5) OBP: 0.273, SLG: 0.430	0-0 FC5-4 1-2f			0-0 F8		0-0 5-3			0-0 6-3 1-2	4 0 0 0 0 0 2																		
<b>Jim Hickman, R</b> (1, 3) OBP: 0.230, SLG: 0.343 <b>Al Jackson, L</b> (9, PR) OBP: 0.120, SLG: 0.160		0-0 HR		0-0 1-3 1B			0-3 K		4-0 FC6-4 BB	3 1 2 1 1 1 0 0 0 0 0 0 0 0																		
<b>Danny Napoleon, R</b> (1, 7) OBP: 0.226, SLG: 0.204		0-0 E6 4-3 3B		0-0 1-3			0-0 F8		0-0 FC6-4 1-2f	4 1 0 0 0 0 3																		
<b>Bobby Klaus, R</b> (1, 4) OBP: 0.298, SLG: 0.262 <b>Chuck Hiller, L</b> (7, PH) OBP: 0.246, SLG: 0.277		0-0 4-3		0-0 F8			0-0 F9			2 0 0 0 0 0 2 1 0 0 0 0 0 0																		
<b>Chris Cannizzaro, R</b> (1, 2) OBP: 0.277, SLG: 0.238		0-0 CS 3B			0-0 F9			0-0 6-3		3 0 1 1 0 0 0																		
<b>Galen Cisco, R</b> (1, 1) OBP: 0.308, SLG: 0.308 <b>Johnny Lewis, L</b> (5, PH) OBP: 0.326, SLG: 0.405		0-0 5-3			0-3 K			0-3 K		1 0 0 0 0 0 1 2 0 0 0 0 2 0																		
<b>Inning Stats</b>	R: 0 E: 0 K: 0 S: 4 H: 1 LOB: 1 BB: 0 P: 4	R: 2 E: 1 K: 0 S: 5 H: 2 LOB: 0 BB: 0 P: 5	R: 0 E: 0 K: 1 S: 5 H: 0 LOB: 0 BB: 0 P: 5	R: 0 E: 0 K: 0 S: 4 H: 1 LOB: 1 BB: 0 P: 4	R: 0 E: 0 K: 2 S: 7 H: 0 LOB: 0 BB: 0 P: 7	R: 0 E: 0 K: 1 S: 5 H: 0 LOB: 0 BB: 0 P: 5	R: 0 E: 0 K: 1 S: 5 H: 0 LOB: 0 BB: 0 P: 5	R: 0 E: 0 K: 1 S: 5 H: 1 LOB: 0 BB: 0 P: 5	R: 0 E: 1 K: 0 S: 4 H: 0 LOB: 2 BB: 1 P: 8	1B: 3 2B: 0 3B: 1 HR: 1 SF: 0 SAC: 0 DP: 0 HBP: 0	WP: 0 PB: 0 SB: 0 CS: 2 PA: 34																	
<b>PITCHER</b>	IP WLS BF H R ER SO BB IBB HBP BLK WP HR S P ERA WHIP											<b>PITCHER</b>	IP WLS BF H R ER SO BB IBB HBP BLK WP HR S P ERA WHIP															
<b>Johnny Podres, L</b> (1, 1) ERA: 2.67	1.1	8	3	2	1	0	0	0	0	0	0	0	1	8	8	6.75	2.250											
<b>Howie Reed, R</b> (2, 1) ERA: 2.74	5.2	W	17	1	0	0	5	0	0	0	0	0	0	27	27	0.00	0.176											
<b>Ron Perranoski, L</b> (8, 1) ERA: 2.16	2.0	S	8	1	0	0	1	1	0	0	0	0	0	9	13	0.00	1.000											

**New York Mets @ Los Angeles Dodgers**  
**Dodger Stadium, Los Angeles, CA**  
 Tue Jun 22 1965, 7:05 PM PDT  
 Att. 20,633 - Unknown

livebaseballscorecards.com

<b>AB</b>	<b>32</b>
<b>R</b>	<b>2</b>
<b>H</b>	<b>5</b>
<b>RBI</b>	<b>2</b>
<b>BB</b>	<b>1</b>
<b>SO</b>	<b>6</b>
<b>LOB</b>	<b>8</b>





Batter	1	2	3	4	5	6	7	8	9	AB R H RBI BB SO LOB	TOP
<b>Bob Bailey, R</b> OBP: 0.342, SLG: 0.361 (1, 5) X	0-0 HR	0-0 F7		4-0 WP 1B BB	0-3 K		0-0 F7		0-3 K	5 2 1 1 1 2 3	
<b>Bill Virdon, L</b> OBP: 0.347, SLG: 0.391 (1, 8) X	0-0 P1		0-0 4-3	4-0 1B 1-2 BB		4-0 1B HR BB	0-0 5-3			3 1 0 0 2 0 0	
<b>Roberto Clemente, R</b> OBP: 0.360, SLG: 0.434 (1, 9) X <b>Manny Mota, R</b> OBP: 0.299, SLG: 0.238 (9, 9)	0-0 4-3		0-0 HR 1B	0-0 1-3 2-H 1B		0-0 1-2 HR 1B	0-0 F3			5 2 3 1 0 0 0 0 0 0 0 0 0 0	
<b>Willie Stargell, L</b> OBP: 0.345, SLG: 0.639 (1, 7) X	0-0 HR		0-0 1-H HR	0-3 K		0-0 1-H 2-H HR		0-0 L6-4 2B		5 3 4 6 0 1 2	
<b>Donn Clendenon, R</b> OBP: 0.361, SLG: 0.480 (1, 3) S S S <b>Andre Rodgers, R</b> OBP: 0.394, SLG: 0.465 (8, 3)	0-3 K		0-0 B1-3		0-0 1B 2B	0-3 K		0-0 L6-4 2-3		5 1 1 0 0 2 1 0 0 0 0 0 0 0	
<b>Bill Mazeroski, R</b> OBP: 0.310, SLG: 0.353 (1, 4)		0-0 BB 1B	0-0 2B		4-0 1B SF7 BB	4-0 HR BB		0-0 L8		3 2 2 0 2 0 0	
<b>Gene Alley, R</b> OBP: 0.297, SLG: 0.368 (1, 6)		0-0 F5	0-0 1-3		0-0 WP SF7 SH4-3 1B	0-0 F9		0-0 F8		5 1 1 1 0 0 3	
<b>Jim Pagliaroni, R</b> OBP: 0.351, SLG: 0.457 (1, 2)		4-0 1-2 BB		0-0 G5-4-3 1B	0-0 SF7	0-0 1-2 3-H HR		0-0 2B		3 1 3 3 1 0 0	
<b>Don Cardwell, R</b> OBP: 0.138, SLG: 0.143 (1, 1)		0-3 K		0-0 G5-4-3 1-2f	0-0 SH4-3	0-0 F8		0-0 5-3		4 0 0 1 0 1 4	
<b>Inning Stats</b>	R: 2 E: 0 K: 1 S: 7 H: 2 LOB: 0 BB: 0 P: 7	R: 0 E: 0 K: 1 S: 6 H: 1 LOB: 2 BB: 1 P: 10	R: 2 E: 0 K: 0 S: 6 H: 3 LOB: 1 BB: 0 P: 6	R: 1 E: 0 K: 1 S: 6 H: 2 LOB: 2 BB: 2 P: 14	R: 3 E: 0 K: 1 S: 7 H: 2 LOB: 0 BB: 1 P: 11	R: 5 E: 0 K: 1 S: 8 H: 3 LOB: 0 BB: 2 P: 16	R: 0 E: 0 K: 0 S: 3 H: 0 LOB: 0 BB: 0 P: 3	R: 0 E: 0 K: 1 S: 6 H: 1 LOB: 0 BB: 0 P: 6	R: 0 E: 0 K: 1 S: 6 H: 1 LOB: 1 BB: 0 P: 6	1B: 6 2B: 5 3B: 0 HR: 5 SF: 1 SAC: 1 DP: 2 HBP: 0	WP: 2 PB: 0 SB: 0 CS: 0 PA: 46
<b>PITCHER</b> <b>Don Drysdale, R</b> ERA: 2.58 (1, 1) <b>Nick Willhite, L</b> ERA: 4.43 (4, 1) <b>Bob Miller, R</b> ERA: 2.7 (5, 1) <b>John Purdin, R</b> ERA: 6.89 (6, 1) <b>Mike Kekich, L</b> ERA: 6.75 (7, 1)	IP WLS BF H R ER SO BB IBB HBP BLK WP HR S P ERA WHIP	3.2 L 19 7 5 5 2 2 0 0 0 0 3 21 29 12.27 2.455	0.1 6 3 3 3 1 2 0 0 0 1 0 6 14 81.00 15.000	1.0 3 0 0 0 1 0 0 0 0 1 0 5 5 0.00 0.000	1.0 8 3 5 5 1 2 0 0 0 0 2 8 16 45.00 5.000	2.0 6 1 0 0 0 0 0 0 0 0 0 6 6 0.00 0.500	<b>PITCHER</b> <b>Ron Perranoski, L</b> ERA: 2.08 (9, 1)	IP WLS BF H R ER SO BB IBB HBP BLK WP HR S P ERA WHIP	1.0 4 1 0 0 1 0 0 0 0 0 0 6 6 0.00 1.000		

**Pittsburgh Pirates @ Los Angeles Dodgers**  
**Dodger Stadium, Los Angeles, CA**  
 Thu Jun 24 1965, 7:05 PM PDT  
 Att: 28,867 - Unknown

AB	38
R	13
H	15
RBI	13
BB	6
SO	6
LOB	13



livebaseballscorecards.com

Batter	1	2	3	4	5	6	7	8	9	AB	R	H	RBI	BB	SO	LOB
Maury Wills, S OBP: 0.328, SLG: 0.312 (1, 6)	4-0 3-1 S SF9 BB		0-0 F9			0-0 B1-3		0-0 1-3		3	1	0	0	1	0	0
Jim Gilliam, S OBP: 0.436, SLG: 0.459 (1, 7)	0-0 3-1			0-0 2B		0-0 F8		4-0 HR BB		3	1	1	0	1	0	1
Wes Parker, S OBP: 0.336, SLG: 0.386 (1, 3)	0-0 SF9			0-0 F9		0-0 3-1		0-0 HR		3	1	1	3	0	0	1
Ron Fairly, L OBP: 0.372, SLG: 0.447 (1, 8)	0-0 5-3			1-0 HBP		0-0 1B		0-0 L4		3	0	1	0	0	0	0
John Roseboro, L OBP: 0.283, SLG: 0.297 (1, 2)		0-0 4-3		0-0 L8		0-0 F9		0-3 K		3	0	0	0	0	0	3
Hector Valle, R OBP: 0.200, SLG: 0.111 (8, 2)										1	0	0	0	0	1	0
Jim Lefebvre, S OBP: 0.324, SLG: 0.340 (1, 4)		0-0 L7		0-3 K		0-0 F7		0-0 FC6-4 1B		4	0	1	0	0	1	3
Willie Crawford, L OBP: 0.063, SLG: 0.063 (1, 9)		0-0 4-3			0-3 K		0-0 L5		0-0 FC6-4 1-2f	4	0	0	0	0	1	2
John Kennedy, R OBP: 0.265, SLG: 0.262 (1, 5)			0-3 K		0-3 K		0-3 K		0-3 K	3	0	0	0	0	3	0
Don Drysdale, R OBP: 0.353, SLG: 0.592 (1, 1)			0-0 4-3		0-3 K		0-0 F8			1	0	0	0	0	0	0
Nick Willits, L OBP: 0.500, SLG: 0.250 (4, 1)										0	0	0	0	0	0	0
Bob Miller, R OBP: 0.109, SLG: 0.089 (5, PH)										0	0	0	0	0	0	0
Claude Osteen, L OBP: 0.109, SLG: 0.089 (6, 1)										1	0	0	0	0	1	0
John Purdin, R OBP: 0.349, SLG: 0.324 (7, 1)										0	0	0	0	0	0	0
Mike Kekich, R OBP: 0.349, SLG: 0.324 (8, PH)										0	0	0	0	0	0	0
Wally Moon, L OBP: 0.349, SLG: 0.324 (9, 1)										1	0	0	0	0	0	0
Ron Ferranoski, L										0	0	0	0	0	0	0

Inning Stats	R: 1	H: 0	E: 0	K: 0	S: 3	R: 0	H: 0	E: 0	K: 0	S: 3	R: 0	H: 0	E: 0	K: 1	S: 5	R: 0	H: 1	E: 0	K: 1	S: 6	R: 0	H: 0	E: 0	K: 3	S: 9	R: 0	H: 0	E: 0	K: 0	S: 3	R: 0	H: 1	E: 0	K: 0	S: 4	R: 0	H: 0	E: 0	K: 1	S: 5	R: 2	H: 2	E: 0	K: 1	S: 7	1B: 2	SF: 1	2B: 1	SAC: 0	3B: 0	DP: 0	HR: 1	HBP: 1	WP: 0	PA: 34
--------------	------	------	------	------	------	------	------	------	------	------	------	------	------	------	------	------	------	------	------	------	------	------	------	------	------	------	------	------	------	------	------	------	------	------	------	------	------	------	------	------	------	------	------	------	------	-------	-------	-------	--------	-------	-------	-------	--------	-------	--------

PITCHER	IP	WLS	BF	H	R	ER	SO	BB	IBB	HBP	BLK	WP	HR	S	P	ERA	WHIP
Don Cardwell, R ERA: 3.89 (1, 1)	9.0	W	34	4	3	3	7	2	0	1	0	0	1	45	54	3.00	0.667

**BOTTOM**

**Pittsburgh Pirates @ Los Angeles Dodgers**  
**Dodger Stadium, Los Angeles, CA**

Thu Jun 24 1965, 7:05 PM PDT  
 Att. 28,867 - Unknown

AB	30
R	3
H	4
RBI	3
BB	2
SO	7
LOB	10



PITCHER	IP	WLS	BF	H	R	ER	SO	BB	IBB	HBP	BLK	WP	HR	S	P	ERA	WHIP
---------	----	-----	----	---	---	----	----	----	-----	-----	-----	----	----	---	---	-----	------

Batter	1	2	3	4	5	6	7	8	9	AB R H RBI BB SO LOB	TOP										
Bob Bailey, R (1, 5) OBP: 0.344, SLG: 0.361	0-3 K		4-0 1B BB			0-0 1B K		0-3 K		3 0 1 0 1 2 1	<b>Pittsburgh Pirates @ Los Angeles Dodgers</b> <b>Dodger Stadium, Los Angeles, CA</b> Fri Jun 25 1965, 7:05 PM PDT Att. 32,060 - Unknown										
Manny Mota, R (1, 8) OBP: 0.259, SLG: 0.239	0-3 K		0-0 1B G4-6-3			0-3 K		0-0 FC5-4		4 0 1 0 0 2 2											
Roberto Clemente, R (1, 9) OBP: 0.358, SLG: 0.431	0-3 K		0-0 1B G4-6-3			0-0 1B FC5-4		0-0 4-3		4 0 1 0 0 1 3											
Donn Clendenon, R (1, 3) OBP: 0.359, SLG: 0.476		0-0 1B 2B 4-3		0-3 K		0-3 K		0-3 K		4 1 1 0 0 3 2											
Bill Mazeroski, R (1, 4) OBP: 0.316, SLG: 0.367		0-0 2B 4-3 1-3		0-0 P4		0-0 FC5-4		0-0 1B FC6-4		4 0 2 0 0 0 2											
Willie Stargell, L (1, 7) OBP: 0.359, SLG: 0.627		0-0 4-3		0-0 F7			0-0 1-3		0-0 F9			4 0 0 1 0 0 2									
Gene Alley, R (1, 6) OBP: 0.292, SLG: 0.361		0-3 K		0-3 K			0-0 1-3		0-0 FC6-4			4 0 0 0 0 2 2									
Jim Pagliaroni, R (1, 2) OBP: 0.345, SLG: 0.448		0-3 K		0-0 F8			0-0 F8					3 0 0 0 0 1 1									
Bob Friend, R (1, 1) Andre Rodgers, R (8, PH) Tommie Sisk, R (8, 1)		0-3 K		0-0 F8				0-0 E4 FC5-4				2 0 0 0 0 1 0 1 0 0 0 0 0 0 0 0 0 0 0 0 0									
<b>Inning Stats</b>	R: 0 E: 0 K: 3 S: 9	H: 0 LOB: 0 BB: 0 P: 9	R: 1 E: 0 K: 2 S: 9	H: 2 LOB: 1 BB: 0 P: 9	R: 0 E: 0 K: 1 S: 5	H: 1 LOB: 1 BB: 1 P: 9	R: 0 E: 0 K: 1 S: 5	H: 0 LOB: 0 BB: 0 P: 5	R: 0 E: 0 K: 2 S: 9	H: 2 LOB: 2 BB: 0 P: 9		R: 0 E: 0 K: 0 S: 3	H: 0 LOB: 0 BB: 0 P: 3	R: 0 E: 1 K: 1 S: 6	H: 0 LOB: 1 BB: 0 P: 6	R: 0 E: 0 K: 1 S: 6	H: 1 LOB: 1 BB: 0 P: 6	1B: 5 2B: 1 3B: 0 HR: 0	SF: 0 SAC: 0 DP: 1 HBP: 0	WP: 0 PB: 0 SB: 0 CS: 0	PA: 34
<b>PITCHER</b> Sandy Koufax, L (1, 1) ERA: 1.9	IP 9.0	WLS W	BF 34	H 6	R 1	ER 1	SO 12	BB 1	IBB 0	HBP 0	BLK 0	WP 0	HR 0	S 57	P 61	ERA 1.00	WHIP 0.778				

livebaseballscores.com

<b>AB</b>	<b>33</b>
<b>R</b>	<b>1</b>
<b>H</b>	<b>6</b>
<b>RBI</b>	<b>1</b>
<b>BB</b>	<b>1</b>
<b>SO</b>	<b>12</b>
<b>LOB</b>	<b>15</b>



Batter	1	2	3	4	5	6	7	8	9	AB	R	H	RBI	BB	SO	LOB
Maury Wills, S OBP: 0.327, SLG: 0.311 (1, 6)	0-0 4-3		0-0 4-3	0-0 1-2 3-H 1B		0-0 4-3				4	0	1	1	0	0	0
Jim Gilliam, S OBP: 0.429, SLG: 0.461 John Kennedy, R OBP: 0.265, SLG: 0.262 (1, 5) (8, 5)	0-0 1B 2B		0-0 F5	0-0 F8			0-0 F9			4	1	1	0	0	0	2
Wes Parker, S OBP: 0.335, SLG: 0.388 (1, 3)	0-3 K		0-0 2B		0-3 K		0-0 G3			4	0	1	0	0	2	1
Ron Fairly, L OBP: 0.377, SLG: 0.451 (1, 8)	0-0 2-H 1B		0-0 3-1		0-0 2B 1B		0-0 1B			4	1	3	1	0	0	1
John Roseboro, L OBP: 0.287, SLG: 0.302 (1, 2)	0-0 4-3			4-0 FC1-6 1B HBP BB	0-0 1-H 2B		0-0 L9			3	1	1	1	1	0	2
Lou Johnson, R OBP: 0.368, SLG: 0.483 (1, 7)		0-0 F7		1-0 FC1-6 1-2 HBP	0-0 P6		0-0 6-3			3	0	0	0	0	0	1
Wally Moon, L OBP: 0.349, SLG: 0.324 Willie Crawford, L OBP: 0.150, SLG: 0.105 (1, 9) (2, 9)		0-0 1-3 1B		0-0 F7	0-0 3-1		4-0 G4-6-3 BB			0	0	0	0	0	0	0
Jim Lefebvre, S OBP: 0.319, SLG: 0.335 (1, 4)		0-0 1-3		0-0 FC1-6 1B 1-2f 2-3		0-0 P6	0-0 G4-6-3			4	1	0	0	0	0	4
Sandy Koufax, R OBP: 0.204, SLG: 0.208 (1, 1)		0-0 F7		0-0 1B 1-3 3-H		0-0 5-3				3	0	1	1	0	0	1

Inning Stats	R: 1	H: 2	E: 0	K: 1	S: 7	LOB: 1	BB: 0	P: 7	R: 0	H: 1	E: 0	K: 0	S: 4	LOB: 1	BB: 0	P: 4	R: 0	H: 1	E: 0	K: 0	S: 5	LOB: 2	BB: 1	P: 10	R: 1	H: 2	E: 0	K: 1	S: 7	LOB: 1	BB: 0	P: 7	R: 0	H: 0	E: 0	K: 0	S: 3	LOB: 0	BB: 0	P: 3	R: 0	H: 1	E: 0	K: 0	S: 4	LOB: 1	BB: 0	P: 4	R: 0	H: 0	E: 0	K: 0	S: 2	LOB: 0	BB: 1	P: 6
<b>AB</b>	32																																																							
<b>R</b>	4																																																							
<b>H</b>	9																																																							
<b>RBI</b>	4																																																							
<b>BB</b>	2																																																							
<b>SO</b>	2																																																							
<b>LOB</b>	15																																																							


**BOTTOM**

**Pittsburgh Pirates @ Los Angeles Dodgers**  
Dodger Stadium, Los Angeles, CA

Fri Jun 25 1965, 7:05 PM PDT  
Att. 32,060 - Unknown

[livebaseballscorecards.com](http://livebaseballscorecards.com)

**AB 32**  
**R 4**  
**H 9**  
**RBI 4**  
**BB 2**  
**SO 2**  
**LOB 15**



WP: 0 PA: 35  
PB: 0  
SB: 0  
CS: 0

PITCHER	IP	WLS	BF	H	R	ER	SO	BB	IBB	HBP	BLK	WP	HR	S	P	ERA	WHIP
Bob Friend, R ERA: 3.97 (1, 1)	7.0	L	32	9	4	4	2	1	0	1	0	0	0	34	39	5.14	1.429
Tommie Sisk, R ERA: 4.3 (8, 1)	1.0		3	0	0	0	0	1	0	0	0	0	0	2	6	0.00	1.000

Batter	1	2	3	4	5	6	7	8	9	AB R H RBI BB SO LOB	TOP											
Bob Bailey, R (1, 5) OBP: 0.343, SLG: 0.371	0-0 6-3		0-0 FC6-4			0-0 HR		0-0 SH3-4	0-3 K	4 1 1 1 0 1 2												
Manny Mota, R (1, 8) OBP: 0.252, SLG: 0.232 Bill Virdon, L (8, PH) OBP: 0.349, SLG: 0.396	0-0 6-3		0-0 4-3			0-0 L4		0-0 1B 2B	0-0 F8	3 0 0 0 0 0 1 2 1 1 1 0 0 1												
Roberto Clemente, R (1, 9) OBP: 0.359, SLG: 0.432	0-0 6-3			0-0 5-3		0-0 F4		4-0 1B IBB	0-0 1B 2B	4 2 1 0 1 0 0												
Donn Clendenon, R (1, 3)		0-0 G1-6-3 1B		0-0 CS 1B		0-0 4-3		0-0 FC6 1B	0-0 1B	5 0 4 2 0 0 0												
Bill Mazaroski, R (1, 4) OBP: 0.319, SLG: 0.368		0-0 G1-6-3		0-0 F6			0-0 FC5-4 1B	0-0 FC6 1B	0-0 P2	5 0 2 2 0 0 3												
Willie Stargell, L (1, 7) OBP: 0.341, SLG: 0.623		0-0 1B			1-0 FC4-6 HBP		0-0 FC5-4 1B	0-0 FC6 BB		3 0 1 0 0 0 3												
Gene Alley, R (1, 6) OBP: 0.291, SLG: 0.356		0-0 4-3			0-0 FC4-6		0-3 K	4-0 FC6-4 BB		3 0 0 0 1 1 3												
Jim Pagliaroni, R (1, 2) OBP: 0.337, SLG: 0.437			0-3 K		0-0 F9		0-0 FC5-4	0-0 FC6-4		4 0 0 0 0 1 5												
Vern Law, R (1, 1) OBP: 0.282, SLG: 0.359			0-0 FC6-4 1B		0-0 1-3			0-0 SH3-4 2B 1B	0-0 2B 1B	4 2 3 0 0 0 1												
<b>Inning Stats</b>	R: 0 E: 0 K: 0 S: 3	H: 0 LOB: 0 BB: 0 P: 3	R: 0 E: 0 K: 0 S: 4	H: 2 LOB: 1 BB: 0 P: 4	R: 0 E: 0 K: 1 S: 6	H: 1 LOB: 1 BB: 0 P: 6	R: 0 E: 0 K: 0 S: 3	H: 1 LOB: 0 BB: 0 P: 3	R: 0 E: 0 K: 0 S: 3	H: 0 LOB: 1 BB: 0 P: 4	R: 1 E: 0 K: 0 S: 4	H: 1 LOB: 0 BB: 0 P: 4	R: 0 E: 0 K: 1 S: 6	H: 1 LOB: 1 BB: 0 P: 6	R: 3 E: 0 K: 0 S: 7	H: 4 LOB: 3 BB: 2 P: 15	R: 2 E: 0 K: 1 S: 8	H: 3 LOB: 1 BB: 0 P: 8	1B: 10 2B: 2 3B: 0 HR: 1	SF: 0 SAC: 1 DP: 1 HBP: 1	WP: 0 PB: 0 SB: 0 CS: 1	PA: 41
<b>PITCHER</b>	IP WLS BF H R ER SO BB IBB HBP BLK WP HR S P ERA WHIP																					
Claude Osteen, L (1, 1) ERA: 2.4	7.0 L 27 7 2 2 2 0 0 0 1 0 0 0 1 30 31 2.57 1.000																					
Bob Miller, R (8, 1) ERA: 3.09	0.1 5 3 2 2 0 0 0 1 0 0 0 0 4 8 54.00 9.000																					
Ron Perranoski, L (8, 1) ERA: 2.03	0.2 3 0 0 0 0 1 0 0 0 0 0 0 2 6 0.00 1.500																					
Howie Reed, R (9, 1) ERA: 3.38	1.0 6 3 2 2 1 0 0 0 0 0 0 0 8 8 18.00 3.000																					

Pittsburgh Pirates @ Los Angeles Dodgers  
 Dodger Stadium, Los Angeles, CA  
 Sat Jun 26 1965, 7:05 PM PDT  
 Att. 21,769 - Unknown

AB	37
R	6
H	13
RBI	6
BB	2
SO	3
LOB	19





Batter	1	2	3	4	5	6	7	8	9	AB	R	H	RBI	BB	SO	LOB				
Maury Wills, S (1, 6) OBP: 0.323, SLG: 0.308	0-3 K		0-0 F8			0-0 SH1-4		0-0 B1		3	0	0	0	0	1	0				
Jim Gilliam, S (1, 5) OBP: 0.422, SLG: 0.446	4-0 1B BB			0-0 G3		0-0 F7			0-0 F9	3	0	0	0	1	0	1				
Wes Parker, S (1, 3) OBP: 0.337, SLG: 0.390	0-0 G4-6-3 1-2 1B			0-3 K		0-0 E9 2-H 1B			0-0 F8	4	0	2	1	0	1	0				
Ron Fairly, L (1, 9) OBP: 0.372, SLG: 0.444	0-0 G4-6-3 1-2f			0-0 F7		0-0 6-3			0-0 F7	4	0	0	0	0	0	3				
John Roseboro, L (1, 2) OBP: 0.288, SLG: 0.300		0-0 4-3			4-0 6-3 SH3-4 BB				0-0 F7	2	0	0	0	1	0	0				
Lou Johnson, R (1, 7) OBP: 0.363, SLG: 0.475		0-3 K			0-0 SH3-4 1-2				0-0 F7	2	0	0	0	0	1	0				
Willie Davis, L (1, 8) OBP: 0.263, SLG: 0.351		0-0 1-3			0-0 6-3 2-3				0-3 K2-3	3	0	0	0	0	1	1				
Jim Lefebvre, S (1, 4) OBP: 0.316, SLG: 0.331			0-0 4-3		0-0 4-3				0-0 4-3	3	0	0	0	0	0	1				
Claude Osteen, L (1, 1) OBP: 0.125, SLG: 0.106			0-3 K						0-0 1-3	2	1	1	0	0	1	0				
Bob Miller, R (8, 1)										0	0	0	0	0	0	0				
Ron Perranoski, L (8, 1)										0	0	0	0	0	0	0				
Willie Crawford, L (8, PH) OBP: 0.143, SLG: 0.100										1	0	0	0	0	0	0				
Howie Reed, R (9, 1)										0	0	0	0	0	0	0				
<b>Inning Stats</b>	R: 0 E: 0 K: 1 S: 5	H: 1 LOB: 1 BB: 1 P: 9	R: 0 E: 0 K: 1 S: 5	H: 0 LOB: 0 BB: 0 P: 5	R: 0 E: 0 K: 1 S: 5	H: 0 LOB: 0 BB: 0 P: 5	R: 0 E: 0 K: 0 S: 3	H: 0 LOB: 1 BB: 1 P: 7	R: 1 E: 1 K: 0 S: 5	H: 2 LOB: 1 BB: 0 P: 5	R: 0 E: 0 K: 1 S: 5	H: 0 LOB: 0 BB: 0 P: 5	R: 0 E: 0 K: 0 S: 3	H: 0 LOB: 0 BB: 0 P: 3	R: 0 E: 0 K: 0 S: 3	H: 0 LOB: 0 BB: 0 P: 3	1B: 3 2B: 0 3B: 0 HR: 0	SF: 0 SAC: 2 DP: 1 HBP: 0	WP: 0 PB: 0 SB: 0 CS: 0	PA: 31
<b>PITCHER</b> Vern Law, R (1, 1) ERA: 1.54	IP: 9.0 WLS: W BF: 31 H: 3 R: 1 ER: 1 SO: 5 BB: 2 IBB: 0 HBP: 0 BLK: 0 WP: 0 HR: 0 S: 39 P: 47 ERA: 1.00 WHIP: 0.556															<b>PITCHER</b>	IP: 9.0 WLS: W BF: 31 H: 3 R: 1 ER: 1 SO: 5 BB: 2 IBB: 0 HBP: 0 BLK: 0 WP: 0 HR: 0 S: 39 P: 47 ERA: 1.00 WHIP: 0.556			

**BOTTOM**

**Pittsburgh Pirates @ Los Angeles Dodgers**  
**Dodger Stadium, Los Angeles, CA**  
 Sat Jun 26 1965, 7:05 PM PDT  
 Att. 21,769 - Unknown

[livebaseballscorecards.com](http://livebaseballscorecards.com)

<b>AB</b>	<b>27</b>
<b>R</b>	<b>1</b>
<b>H</b>	<b>3</b>
<b>RBI</b>	<b>1</b>
<b>BB</b>	<b>2</b>
<b>SO</b>	<b>5</b>
<b>LOB</b>	<b>6</b>



Batter	1	2	3	4	5	6	7	8	9	AB R H RBI BB SO LOB	TOP	
<b>Bob Bailey, R</b> (1, 7) X OBP: 0.339, SLG: 0.367 <b>Bill Virdon, L</b> (6, PH) OBP: 0.350, SLG: 0.395 (6, 8)	0-0 P5		0-0 E6		0-0 F8	0-3 K			4-0 2B BB	3 0 0 0 0 0 0 1 1 0 0 1 1 1		
<b>Manny Mota, R</b> (1, 8) X OBP: 0.266, SLG: 0.256 (6, 7)	0-0 1-3 1B		0-0 P6		0-0 2B 1B		0-0 4-3		0-0 2B 2B	5 2 3 1 0 0 1		
<b>Roberto Clemente, R</b> (1, 9) X OBP: 0.359, SLG: 0.433	0-0 1-3 1-2		0-0 5-3		0-0 1-H HR 2B		0-0 1-3		4-0 2B 6-3 IBB	4 2 1 1 1 0 2		
<b>Donn Clendenon, R</b> (1, 3) B B B OBP: 0.371, SLG: 0.486	4-0 BB			0-0 1B HR 1B	0-3 K		0-0 F4		0-0 1B 2B	4 1 2 2 1 1 1		
<b>Bill Mazerowski, R</b> (1, 4) X OBP: 0.315, SLG: 0.385	0-0 L7			0-0 F9	0-0 2-H HR			0-0 5-3	0-0 6-3	5 1 1 3 0 0 4		
<b>Gene Freese, R</b> (1, 5) <b>Jose Pagan, R</b> (7, 5) OBP: 0.365, SLG: 0.390 OBP: 0.270, SLG: 0.257		0-0 F7		0-3 K	0-0 5-3			0-3 K	0-0 WP 1B	3 0 0 0 0 1 1 2 0 1 0 0 1 0		
<b>Gene Alley, R</b> (1, 6) OBP: 0.302, SLG: 0.363		0-3 K		0-0 1-2 HR 1B		0-0 SH1-4 1B		0-0 S 1B	4-0 1-2 BB	4 1 3 0 1 1 0		
<b>Jim Pagliaroni, R</b> (1, 2) OBP: 0.333, SLG: 0.448		0-0 6-3		0-0 1-H 2-H HR		0-3 K		0-3 K	0-0 F8	5 1 1 3 0 2 5		
<b>Bob Veale, S</b> (1, 1) OBP: 0.125, SLG: 0.087			0-3 K	0-0 2-3		0-0 SH1-4			BB 2B BB K	3 1 0 0 1 2 3		
<b>Inning Stats</b>	R: 0 H: 1 E: 0 LOB: 2 K: 0 BB: 1 S: 4 P: 8	R: 0 H: 0 E: 0 LOB: 0 K: 1 BB: 0 P: 5	R: 0 H: 0 E: 1 LOB: 1 K: 1 BB: 0 P: 6	R: 3 H: 3 E: 0 LOB: 0 K: 1 BB: 0 P: 8	R: 3 H: 3 E: 0 LOB: 0 K: 1 BB: 0 P: 8	R: 0 H: 1 E: 0 LOB: 1 K: 2 BB: 0 P: 8	R: 0 H: 0 E: 0 LOB: 0 K: 0 BB: 0 P: 3	R: 0 H: 1 E: 0 LOB: 1 K: 2 BB: 0 P: 8	R: 0 H: 1 E: 0 LOB: 1 K: 2 BB: 0 P: 8	R: 4 H: 3 E: 0 LOB: 3 K: 1 BB: 4 P: 24	1B: 7 SF: 0 2B: 3 SAC: 1 3B: 0 DP: 0 HR: 2 HBP: 0	WP: 1 PA: 45 PB: 0 SB: 1 CS: 0
<b>PITCHER</b>	IP WLS BF H R ER SO BB IBB HBP BLK WP HR S P ERA WHIP											
<b>Johnny Podres, L</b> (1, 1) ERA: 3.12 <b>Bob Miller, R</b> (6, 1) ERA: 2.89 <b>Ron Perranoski, L</b> (9, 1) ERA: 3.38 <b>Howie Reed, R</b> (9, 1) ERA: 3.24	5.0 L 24 7 6 6 4 1 0 0 0 0 2 31 35 10.80 1.600											
<b>PITCHER</b>	IP WLS BF H R ER SO BB IBB HBP BLK WP HR S P ERA WHIP											

Pittsburgh Pirates @ Los Angeles Dodgers  
 Dodger Stadium, Los Angeles, CA  
 Sun Jun 27 1965, 3:33 AM PDT  
 Att. 33,161 - Unknown

AB	39
R	10
H	12
RBI	10
BB	5
SO	9
LOB	18



Batter	1	2	3	4	5	6	7	8	9	AB	R	H	RBI	BB	SO	LOB
Maury Wills, S OBP: 0.322, SLG: 0.304 (1, 6)	0-3 K		0-0 5-3			4-0 S BB		0-0 G5-4-3 1-2f		3	0	0	0	1	1	1
Jim Gilliam, S OBP: 0.425, SLG: 0.442 (1, 7)	4-0 S BB			0-0 1B		0-3 K			0-0 F8	3	0	1	0	1	1	1
Wes Parker, S OBP: 0.336, SLG: 0.385 (1, 3)	0-3 K			0-0 P3		0-0 F8			4-0 WP 1B BB	3	1	0	0	1	1	3
Ron Fairly, L OBP: 0.370, SLG: 0.442 (1, 8)	0-0 L8			0-3 K		0-0 5-3 1B			0-0 L7	4	0	1	0	0	1	3
Lou Johnson, R OBP: 0.360, SLG: 0.468 (1, 9)		0-3 K		0-0 F7		0-0 F8			0-0 2B 1B	4	1	1	1	0	1	2
Dick Tracewski, R OBP: 0.313, SLG: 0.279 (1, 5)		0-0 3-1			0-0 L6		0-0 5-3		0-0 1-H 2B	4	0	1	1	0	0	1
Jim Lefebvre, S OBP: 0.311, SLG: 0.325 (1, 4)		0-3 K			0-3 K		0-3 K		0-3 K	4	0	0	0	0	4	2
Jeff Torborg, R OBP: 0.288, SLG: 0.393 (1, 2)			0-0 P6		0-0 F8			0-3 K		3	0	0	0	0	1	0
Johnny Podres, L OBP: 0.138, SLG: 0.138 (1, 1)			0-3 K			0-0 6-3		0-0 G5-4-3 1B		1	0	0	0	0	1	0
Bob Miller, R (6, 1)										1	0	0	0	0	0	0
Hector Valle, R (8, PH)										1	0	1	0	0	0	0
Ron Perranoski, L (9, 1)										0	0	0	0	0	0	0
Howie Reed, R (9, 1)										0	0	0	0	0	0	0

Inning Stats	R: 0	H: 0	R: 0	H: 0	R: 0	H: 0	R: 0	H: 0	R: 0	H: 0	R: 0	H: 1	R: 0	H: 1	R: 0	H: 1	R: 2	H: 2	1B: 4	SF: 0	WP: 1	PA: 34
E: 0	LOB: 1	E: 0	LOB: 0	E: 0	LOB: 0	E: 0	LOB: 1	E: 0	LOB: 0	E: 0	LOB: 0	LOB: 1	E: 0	LOB: 1	E: 0	LOB: 0	E: 0	LOB: 1	2B: 1	SAC: 0	PB: 0	
K: 2	BB: 1	K: 2	BB: 0	K: 1	BB: 0	K: 1	BB: 0	K: 1	BB: 0	K: 1	BB: 0	BB: 0	K: 1	BB: 0	K: 1	BB: 0	K: 1	BB: 1	3B: 0	DP: 1	SB: 2	
S: 7	P: 11	S: 7	P: 7	S: 5	P: 5	S: 5	P: 6	S: 5	P: 5	S: 5	P: 9	S: 6	S: 6	P: 6	S: 5	P: 5	S: 7	P: 11	HR: 0	HBP: 0	CS: 0	

PITCHER	IP	WLS	BF	H	R	ER	SO	BB	IBB	HBP	BLK	WP	HR	S	P	ERA	WHIP	PITCHER	IP	WLS	BF	H	R	ER	SO	BB	IBB	HBP	BLK	WP	HR	S	P	ERA	WHIP	
Bob Veale, L ERA: 2.74 (1, 1)	9.0	W	34	5	2	2	11	3	0	0	0	1	0	53	65	2.00	0.889																			

BOTTOM

Pittsburgh Pirates @ Los Angeles Dodgers  
 Dodger Stadium, Los Angeles, CA  
 Sun Jun 27 1965, 3:33 AM PDT  
 Att. 33,161 - Unknown

AB	31
R	2
H	5
RBI	2
BB	3
SO	11
LOB	13



Batter	1	2	3	4	5	6	7	8	9	AB R H RBI BB SO LOB	TOP																					
Maury Wills, S (1, 6) OBP: 0.318, SLG: 0.300	0-0 4-3			0-3 K		0-0 1-3		0-0 F9		4 0 0 0 0 1 0	<p>Los Angeles Dodgers @ San Francisco Giants Candlestick Park, San Francisco, CA</p> <p>Mon Jun 28 1965, 10:05 PM EDT Att: 36,702 - Unknown</p> <p>livebaseballscorecards.com</p>																					
Jim Gilliam, S (1, 5) OBP: 0.419, SLG: 0.444	0-0 F6			0-0 G3		0-0 2B		0-0 F8		4 0 1 0 0 0 0																						
Wes Parker, S (1, 3) OBP: 0.338, SLG: 0.384	0-0 F8			4-0 BB		0-0 3-1		0-0 1B		3 0 1 0 1 0 1																						
Ron Fairly, L (1, 9) OBP: 0.365, SLG: 0.435		0-0 F6		0-3 K			0-0 4-3	0-0 F8		4 0 0 0 0 1 2																						
John Roseboro, L (1, 2) OBP: 0.287, SLG: 0.299		0-0 F2			0-0 G3		0-0 E 1B 1B		0-0 4-3	4 0 1 0 0 0 0																						
Willie Davis, L (1, 8) OBP: 0.263, SLG: 0.349		0-3 K			0-0 6-3 S 1B		0-0 F2		0-0 3-1	4 0 1 0 0 1 1																						
Lou Johnson, R (1, 7) OBP: 0.357, SLG: 0.462			0-0 F8		0-0 6-3 1-3		0-0 E 1B		0-0 F8	4 0 1 0 0 0 1																						
Jim Lefebvre, S (1, 4) OBP: 0.312, SLG: 0.326			0-0 G4-6-3 1B		0-3 K		0-0 E5 1-2 2-3			3 0 1 0 0 1 3																						
Don Drysdale, R (1, 1) OBP: 0.333, SLG: 0.558			0-0 G4-6-3 1-2		0-3 K		0-0 2-3			3 0 0 0 0 1 4																						
<b>Inning Stats</b>	R: 0 E: 0 K: 0 S: 3	H: 0 LOB: 0 BB: 0 P: 3	R: 0 E: 0 K: 1 S: 5	H: 0 LOB: 0 BB: 0 P: 5	R: 0 E: 0 K: 0 S: 3	H: 1 LOB: 0 BB: 0 P: 3	R: 0 E: 0 K: 2 S: 7	H: 0 LOB: 1 BB: 1 P: 11	R: 0 E: 0 K: 1 S: 6	H: 1 LOB: 1 BB: 0 P: 6	R: 0 E: 1 K: 0 S: 6	H: 2 LOB: 3 BB: 0 P: 6	R: 0 E: 0 K: 0 S: 4	H: 1 LOB: 1 BB: 0 P: 4	R: 0 E: 0 K: 0 S: 3	H: 0 LOB: 0 BB: 0 P: 3	1B: 5 2B: 1 3B: 0 HR: 0	SF: 0 SAC: 0 DP: 1 HBP: 0	WP: 0 PB: 0 SB: 1 CS: 0	PA: 34												
<b>PITCHER</b> Juan Marichal, R (1, 1) ERA: 1.65	IP 9.0	WLS W	BF 34	H 6	R 0	ER 0	SO 5	BB 1	IBB 0	HBP 0	BLK 0	WP 0	HR 0	S 43	P 47	ERA 0.00	WHIP 0.778															
											<b>PITCHER</b>	IP	WLS	BF	H	R	ER	SO	BB	IBB	HBP	BLK	WP	HR	S	P	ERA	WHIP				



Batter	1	2	3	4	5	6	7	8	9	AB R H RBI BB SO LOB
--------	---	---	---	---	---	---	---	---	---	----------------------

<b>Dick Schofield, S</b> <small>OBP: 0.308, SLG: 0.280</small> (1, 6) X 										4 2 1 0 0 2 1
<b>Matty Alou, L</b> <small>OBP: 0.290, SLG: 0.320</small> (1, 7) X 										3 1 1 1 0 1 0
<b>Willie Mays, R</b> <small>OBP: 0.417, SLG: 0.685</small> (1, 8) X 										4 0 1 1 0 1 2
<b>Willie McCovey, L</b> <small>OBP: 0.407, SLG: 0.558</small> (1, 3) B B B 										2 0 1 0 2 0 0
<b>Jim Ray Hart, R</b> <small>OBP: 0.293, SLG: 0.398</small> (1, 5) S S S 										4 0 1 2 0 2 3
<b>Jesus Alou, R</b> <small>OBP: 0.326, SLG: 0.423</small> (1, 9) X 										4 0 0 0 0 3 5
<b>Hal Lanier, R</b> <small>OBP: 0.267, SLG: 0.295</small> (1, 4) S S S 										3 1 0 0 0 2 0
<b>Randy Hundley, R</b> (1, 2) S S S 										2 0 0 0 0 1 0
<b>Juan Marichal, R</b> <small>OBP: 0.200, SLG: 0.188</small> (1, 1) X 										3 1 0 0 0 0 1

Inning Stats	R: 1 H: 2 E: 0 K: 1 S: 7	H: 2 LOB: 2 BB: 1 P: 11	R: 0 H: 0 E: 0 K: 2 S: 7	H: 0 LOB: 0 BB: 0 P: 7	R: 0 H: 0 E: 0 K: 2 S: 7	H: 0 LOB: 0 BB: 0 P: 7	R: 0 H: 1 E: 0 K: 1 S: 5	H: 1 LOB: 0 BB: 0 P: 5	R: 4 H: 2 E: 2 K: 12 S: 16	H: 2 LOB: 2 BB: 1 P: 16	R: 0 H: 0 E: 0 K: 1 S: 5	H: 0 LOB: 0 BB: 0 P: 5	R: 0 H: 0 E: 0 K: 1 S: 5	H: 0 LOB: 0 BB: 0 P: 7	R: 0 H: 0 E: 0 K: 2 S: 7	H: 0 LOB: 0 BB: 0 P: 7	1B: 5 2B: 0 3B: 0 HR: 0	SF: 0 SAC: 2 DP: 0 HBP: 0	WP: 0 PB: 2 SB: 0 CS: 1	PA: 33
--------------	--------------------------	-------------------------	--------------------------	------------------------	--------------------------	------------------------	--------------------------	------------------------	----------------------------	-------------------------	--------------------------	------------------------	--------------------------	------------------------	--------------------------	------------------------	-------------------------	---------------------------	-------------------------	--------

PITCHER	IP	WLS	BF	H	R	ER	SO	BB	IBB	HBP	BLK	WP	HR	S	P	ERA	WHIP	PITCHER	IP	WLS	BF	H	R	ER	SO	BB	IBB	HBP	BLK	WP	HR	S	P	ERA	WHIP	
<b>Don Drysdale, R</b> <small>ERA: 2.5</small> (1, 1)	8.0	L	33	5	5	1	12	2	0	0	0	0	0	55	63	1.12	0.875																			

**BOTTOM**

Los Angeles Dodgers @ San Francisco Giants  
 Candlestick Park, San Francisco, CA  
 Mon Jun 28 1965, 10:05 PM EDT  
 Att. 36,702 - Unknown

AB	29
R	5
H	5
RBI	4
BB	2
SO	12
LOB	12



WP: 0	PA: 33
PB: 2	
SB: 0	
CS: 1	

Batter	1	2	3	4	5	6	7	8	9	AB R H RBI BB SO LOB	TOP		
Maury Wills, S OBP: 0.326, SLG: 0.309 (1, 6) X	0-0 HR 1B		0-0 1B S 1B	0-0 FC3-6 CS 1B			0-0 F3 ①		0-0 E1 4-3 2B 1B	5 3 4 0 0 0 0	<p>Los Angeles Dodgers @ San Francisco Giants</p> <p>Candlestick Park, San Francisco, CA</p> <p>Tue Jun 29 1965, 6:33 AM EDT</p> <p>Att. 29,380 - Unknown</p>		
Jim Gilliam, S OBP: 0.426, SLG: 0.476 (1, 5) X (6, 7)	0-0 1-H HR		4-0 1B BB	0-0 FC3-6 1B			0-0 F3 ②		0-0 4-3 ② 2-3	4 2 2 3 1 0 1			
Willie Davis, L OBP: 0.261, SLG: 0.350 (1, 8) X	0-0 4-3 ①		0-0 F6 ①	0-0 FC3-6 ② 1-2f 2-3			0-3 K ③		0-0 HR 2B	5 1 1 1 0 1 4			
Ron Fairly, L OBP: 0.372, SLG: 0.438 (1, 9) B B B	4-0 BB		0-0 1B 1B	0-0 CS ③ 3-H		0-3 K ①		0-0 F9 PB 1B	4-0 HR BB	3 1 2 0 2 1 0			
John Roseboro, L OBP: 0.289, SLG: 0.314 (1, 2) S S	0-3 K ②		0-0 1B 1-3 2-H 3-H			0-0 F8 ②		0-0 P6 ① 1-2	0-0 HR 1-H 2-H	5 1 2 5 0 1 2			
Wes Parker, S OBP: 0.339, SLG: 0.380 (1, 3) X	0-0 4-3 ③		0-0 P9 ②			0-0 F6 ③		4-0 FC6 BB	4-0 BB	3 0 0 0 2 0 3			
Lou Johnson, R OBP: 0.349, SLG: 0.451 (1, 7)		0-0 6-3 ①	0-0 B5-3 ③			0-0 F8 ①		0-0 F9 ② 2-3	0-0 L9 ③	3 0 0 0 0 0 2 2 0 0 0 0 0 3			
John Kennedy, R OBP: 0.257, SLG: 0.254 (6, 5)													
Jim Lefebvre, S OBP: 0.311, SLG: 0.322 (1, 4) X		0-0 F3 ②		4-0 1B SH1-4 1B BB		0-0 F9 ②		0-0 FC6 ③ 1-2f		3 1 0 0 1 0 2			
Sandy Koufax, R OBP: 0.193, SLG: 0.196 (1, 1) X		0-0 4-3 ③		0-0 SH1-4 ① 1-2		0-3 K ③			0-0 F3 ①	3 0 0 0 0 1 0			
<b>Inning Stats</b>	R: 2 E: 0 K: 1 S: 7 H: 2 LOB: 1 BB: 1 P: 11	R: 0 E: 0 K: 0 S: 3 H: 0 LOB: 0 BB: 0 P: 3	R: 2 E: 0 K: 0 S: 6 H: 3 LOB: 2 BB: 1 P: 10	R: 1 E: 0 K: 0 S: 4 H: 2 LOB: 1 BB: 1 P: 8	R: 0 E: 0 K: 1 S: 5 H: 0 LOB: 0 BB: 0 P: 5	R: 0 E: 0 K: 1 S: 5 H: 0 LOB: 0 BB: 0 P: 5	R: 0 E: 0 K: 1 S: 5 H: 0 LOB: 0 BB: 0 P: 5	R: 0 E: 0 K: 0 S: 4 H: 1 LOB: 2 BB: 1 P: 8	R: 4 E: 1 K: 0 S: 6 H: 3 LOB: 1 BB: 2 P: 14	1B: 8 2B: 1 3B: 0 HR: 2 SF: 0 SAC: 1 DP: 0 HBP: 0	WP: 0 PB: 1 SB: 1 CS: 1 PA: 44		
<b>PITCHER</b>	IP WLS BF H R ER SO BB IBB HBP BLK WP HR S P ERA WHIP											<b>PITCHER</b>	IP WLS BF H R ER SO BB IBB HBP BLK WP HR S P ERA WHIP
Bob Shaw, R ERA: 2.76 (1, 1)	2.1 L 14 5 4 4 1 2 0 0 0 0 1 14 22 15.43 3.000												
Masanori Murakami, L ERA: 4.0 (3, 1)	4.2 16 2 1 1 3 1 0 0 0 0 0 21 25 1.93 0.643												
Ron Herbel, R ERA: 3.39 (8, 1)	2.0 13 4 4 4 0 3 0 0 0 0 1 10 22 18.00 3.500												

livebaseballscorecards.com

AB	36
R	9
H	11
RBI	9
BB	6
SO	4
LOB	17



Batter	1	2	3	4	5	6	7	8	9	AB	R	H	RBI	BB	SO	LOB																		
Dick Schofield, S OBP: 0.303, SLG: 0.275 (1, 6)	0-3 K ①		0-0 F2 ①		0-0 F7 ③			0-0 F9 ①		4	0	0	0	0	1	1																		
Jesus Alou, R OBP: 0.325, SLG: 0.421 (1, 9)	0-0 1B 1B		0-0 2-3 ② 1-2			0-0 1-3 ①		0-0 5-3 ②		4	0	1	0	0	0	1																		
Willie Mays, R OBP: 0.415, SLG: 0.679 (1, 8)	0-0 1-3 1B		0-0 P4 ③			0-0 5-3 ②		0-3 K ③		4	0	1	0	0	1	1																		
Willie McCovey, L OBP: 0.405, SLG: 0.552 (1, 3)	0-3 K ②			0-3 K ①		0-0 1B			0-0 G3 ①	4	0	1	0	0	2	2																		
Jim Ray Hart, R OBP: 0.293, SLG: 0.395 (1, 5)	0-3 K ③			0-3 K ②		0-0 F6 ③			0-0 2B 1B	4	1	1	0	0	2	3																		
Cap Peterson, R OBP: 0.358, SLG: 0.484 (1, 7)		0-3 K ①		0-0 HR			0-0 F9 ①		0-0 1B 2B	4	2	2	2	0	1	0																		
Hal Lanier, R OBP: 0.263, SLG: 0.289 (1, 4)		0-0 F9 ②		0-3 K ③			0-0 F9 ②		0-0 F9 ②	4	0	0	0	0	1	1																		
Randy Hundley, R Jack Hiatt, R OBP: 0.426, SLG: 0.444 (7, PH) (8, 2)		0-0 F8 ③			0-3 K ①		4-0 FC6-4 BB		0-0 1B 2-H	2	0	0	0	0	1	0																		
Bob Shaw, R OBP: 0.103, SLG: 0.103 Masanori Murakami, L OBP: 0.200, SLG: 0.200 Jim Davenport, R OBP: 0.299, SLG: 0.352 Ron Herbel, R OBP: 0.059, SLG: 0.059 Ken Henderson, S (9, PH)			0-0 2-3 1B		0-3 K ②		0-0 FC6-4 1-2f		0-0 F5 ③	0	0	0	0	0	0	0																		
<b>Inning Stats</b>	R: 0 E: 0 K: 3 S: 11	H: 2 LOB: 2 BB: 0 P: 11	R: 0 E: 0 K: 1 S: 5	H: 0 LOB: 0 BB: 0 P: 5	R: 0 E: 0 K: 0 S: 4	H: 1 LOB: 1 BB: 0 P: 4	R: 1 E: 0 K: 3 S: 10	H: 1 LOB: 0 BB: 0 P: 10	R: 0 E: 0 K: 2 S: 7	H: 0 LOB: 0 BB: 0 P: 7	R: 0 E: 0 K: 0 S: 4	H: 1 LOB: 1 BB: 0 P: 4	R: 0 E: 0 K: 0 S: 3	H: 0 LOB: 1 BB: 1 P: 7	R: 0 E: 0 K: 1 S: 5	H: 0 LOB: 0 BB: 0 P: 5	R: 2 E: 0 K: 0 S: 6	H: 3 LOB: 1 BB: 0 P: 6	1B: 6 2B: 1 3B: 0 HR: 1	SF: 0 SAC: 0 DP: 0 HBP: 0	WP: 0 PB: 0 SB: 0 CS: 0	PA: 36												
<b>PITCHER</b> Sandy Koufax, L ERA: 1.97 (1, 1)	IP 9.0	WLS W	BF 36	H 8	R 3	ER 3	SO 10	BB 1	IBB 0	HBP 0	BLK 0	WP 0	HR 1	S 55	P 59	ERA 3.00	WHIP 1.000																	
																	<b>PITCHER</b>	IP	WLS	BF	H	R	ER	SO	BB	IBB	HBP	BLK	WP	HR	S	P	ERA	WHIP

**BOTTOM**

Los Angeles Dodgers @ San Francisco Giants  
Candlestick Park, San Francisco, CA

Tue Jun 29 1965, 6:33 AM EDT  
Att. 29,380 - Unknown


livebaseballscorecards.com

<b>AB</b>	<b>35</b>
<b>R</b>	<b>3</b>
<b>H</b>	<b>8</b>
<b>RBI</b>	<b>3</b>
<b>BB</b>	<b>1</b>
<b>SO</b>	<b>10</b>
<b>LOB</b>	<b>11</b>



Batter	1	2	3	4	5	6	7	8	9	AB R H RBI BB SO LOB	TOP											
Maury Wills, S OBP: 0.322, SLG: 0.304 (1, 6) X	0-0 5-3 ①		0-0 6-3 ③			0-3 K ①		0-3 K ①		4 0 0 0 0 2 1	<b>Los Angeles Dodgers @ Chicago Cubs</b> Wrigley Field, Chicago, IL Wed Jun 30 1965, 3:33 AM CDT Sunny											
Jim Gilliam, S OBP: 0.421, SLG: 0.462 (1, 5) X	0-0 5-3 ②			0-0 P4 ①		4-0 2B BB ②		0-0 F6 ②		3 1 0 0 1 0 0												
Wes Parker, S OBP: 0.335, SLG: 0.373 (1, 3) X	0-0 P4 ③			0-0 F2 ②		0-0 L8 ②		0-0 5-3 ③		4 0 0 0 0 0 1												
Ron Fairly, L OBP: 0.371, SLG: 0.438 (1, 9) X		0-0 F8 ①		0-0 4-3 ③		0-0 2B ①-H		0-0 G3 ①		4 0 1 1 0 0 0												
Lou Johnson, R OBP: 0.347, SLG: 0.445 (1, 7) X		0-0 F9 ②			0-0 2B 1B ①	0-3 K ③		0-0 5-3 ②		4 0 1 0 0 1 1												
Willie Davis, L OBP: 0.261, SLG: 0.353 (1, 8) X		0-0 F8 ③			0-0 2B ①-3		0-0 G3 ①		0-0 6-3 ③	4 0 1 0 0 0 0												
Dick Tracewski, R OBP: 0.307, SLG: 0.274 (1, 4) X			0-0 L7 ①		0-0 5-3 ①		0-0 6-3 ②			3 0 0 0 0 0 2												
Jeff Torborg, R OBP: 0.323, SLG: 0.431 (1, 2) X			0-0 2B ①		4-0 L4-3 IBB ②		0-0 1B ②			2 0 2 0 1 0 0												
Claude Osteen, L OBP: 0.118, SLG: 0.100 (1, 1) X			0-0 6-3 ②		0-0 L4-3 ③ 1-2		0-0 6-3 ③			3 0 0 0 0 0 5												
<b>Inning Stats</b>	R: 0 E: 0 K: 0 S: 3	H: 0 LOB: 0 BB: 0 P: 3	R: 0 E: 0 K: 0 S: 3	H: 0 LOB: 0 BB: 0 P: 3	R: 0 E: 0 K: 0 S: 4	H: 1 LOB: 1 BB: 0 P: 4	R: 0 E: 0 K: 0 S: 3	H: 0 LOB: 0 BB: 0 P: 3	R: 0 E: 0 K: 0 S: 4	H: 2 LOB: 2 BB: 1 P: 8	R: 1 E: 0 K: 2 S: 8	H: 1 LOB: 1 BB: 1 P: 12	R: 0 E: 0 K: 0 S: 4	H: 1 LOB: 1 BB: 0 P: 4	R: 0 E: 0 K: 1 S: 5	H: 0 LOB: 0 BB: 0 P: 5	R: 0 E: 0 K: 0 S: 3	H: 0 LOB: 0 BB: 0 P: 3	1B: 2 2B: 4 3B: 0 HR: 0	SF: 0 SAC: 0 DP: 1 HBP: 0	WP: 0 PB: 0 SB: 0 CS: 0	PA: 33
<b>PITCHER</b> Dick Ellsworth, L ERA: 3.15 (1, 1)	IP 9.0 WLS W BF 33 H 5 R 1 ER 1 SO 3 BB 1 IBB 1 HBP 0 BLK 0 WP 0 HR 0 S 37 P 45 ERA 1.00 WHIP 0.667											<b>PITCHER</b>	IP WLS BF H R ER SO BB IBB HBP BLK WP HR S P ERA WHIP									

**AB 31**  
**R 1**  
**H 5**  
**RBI 1**  
**BB 2**  
**SO 3**  
**LOB 10**



[livebaseballscorecards.com](http://livebaseballscorecards.com)





Batter	1	2	3	4	5	6	7	8	9	AB R H RBI BB SO LOB	TOP																
Maury Wills, S (1, 6) OBP: 0.323, SLG: 0.304	0-3 K		0-0 BB 1B	0-0 G3		4-0 S BB			0-0 1-3	4 1 1 0 1 1 1																	
Wes Parker, S (1, 3) OBP: 0.336, SLG: 0.375	0-3 K		4-0 1B E BB	0-0 2B		0-0 P4			0-0 F7	4 1 1 1 1 1 1																	
Willie Davis, L (1, 8) OBP: 0.261, SLG: 0.351	0-0 1-3		0-0 E4 BB 1B 1-H 2-H	0-3 K					0-3 K	4 0 1 1 0 2 1																	
Ron Fairly, L (1, 9) OBP: 0.372, SLG: 0.437			4-0 1B BB			0-0 1B			0-3 K	3 0 1 0 1 1 0																	
John Roseboro, L (1, 2) OBP: 0.285, SLG: 0.309			0-0 P4			0-0 F9			0-3 K	4 0 0 0 0 1 3																	
Lou Johnson, R (1, 7) OBP: 0.344, SLG: 0.440			0-0 1B 1B			0-0 F2			0-0 L6	4 1 1 0 0 0 3																	
Jim Lefebvre, S (1, 4) OBP: 0.310, SLG: 0.321			0-0 1B 1B 1-3			0-0 1-3			0-3 K	4 0 1 0 0 2 3																	
Don LeJohn, R (1, 5) OBP: 0.500, SLG: 0.500			0-0 1B			0-0 5-3			0-0 1-3	4 1 2 1 0 0 0																	
John Kennedy, R (8, 5) OBP: 0.257, SLG: 0.254			1-2 3-H 1B			G3 SH1-4 2B 1B				0 0 0 0 0 0 0																	
Nick Willhite, L (1, 1) OBP: 0.500, SLG: 0.250	0-3 K		0-0 SH1-4			0-3 K			0-0 6-3	3 0 0 0 0 2 2																	
Bob Miller, R (1, 1)																											
<b>Inning Stats</b>	R: 0 E: 0 K: 2 S: 7	H: 0 LOB: 0 BB: 0 P: 7	R: 1 E: 0 K: 1 S: 8	H: 3 LOB: 2 BB: 0 P: 8	R: 2 E: 1 K: 1 S: 7	H: 2 LOB: 2 BB: 2 P: 15	R: 1 E: 0 K: 1 S: 7	H: 2 LOB: 1 BB: 0 P: 7	R: 0 E: 0 K: 0 S: 4	H: 1 LOB: 1 BB: 0 P: 4	R: 0 E: 0 K: 1 S: 5	H: 0 LOB: 1 BB: 1 P: 9	R: 0 E: 0 K: 3 S: 9	H: 0 LOB: 0 BB: 0 P: 9	R: 0 E: 0 K: 1 S: 5	H: 0 LOB: 0 BB: 0 P: 5	R: 0 E: 0 K: 0 S: 3	H: 0 LOB: 0 BB: 0 P: 3	1B: 7 2B: 1 3B: 0 HR: 0	SF: 0 SAC: 1 DP: 0 HBP: 0	WP: 0 PB: 0 SB: 1 CS: 0	PA: 38					
<b>PITCHER</b>	IP WLS BF H R ER SO BB IBB HBP BLK WP HR S P ERA WHIP																										
Bob Buhl, R (1, 1) ERA: 3.44	2.0		13	5	3	2	3	2	0	0	0	0	0	17	25	9.00	3.500										
Billy Hoelt, L (3, 1) ERA: 1.8	5.0	L	19	3	1	1	6	1	0	0	0	0	0	30	34	1.80	0.800										
Lindy McDaniel, R (8, 1) ERA: 2.05	2.0		6	0	0	0	1	0	0	0	0	0	0	8	8	0.00	0.000										

**Los Angeles Dodgers @ Chicago Cubs**  
 Wrigley Field, Chicago, IL  
 Wed Jun 30 1965, 3:38 AM CDT  
 Att. 17,950 - Sunny

[livebaseballscorecards.com](http://livebaseballscorecards.com)

<b>AB</b>	<b>34</b>
<b>R</b>	<b>4</b>
<b>H</b>	<b>8</b>
<b>RBI</b>	<b>3</b>
<b>BB</b>	<b>3</b>
<b>SO</b>	<b>10</b>
<b>LOB</b>	<b>14</b>



BOTTOM

Los Angeles Dodgers @ Chicago Cubs  
Wrigley Field, Chicago, IL  
Wed Jun 30 1965, 3:38 AM CDT  
Att. 17,950 - Sunny

livebaseballscorecards.com

AB 32  
R 3  
H 7  
RBI 3  
BB 3  
SO 7  
LOB 18



WP: 0 PA: 37  
PB: 0  
SB: 2  
CS: 0

AB R H RBI BB SO LOB

3 1 0 0 1 1 1

4 0 1 0 0 2 1

4 1 2 0 0 0 1

4 1 1 1 0 1 3

4 0 1 1 0 0 4

4 0 1 1 0 0 3

2 0 0 0 0 1 2

0 0 0 0 1 0 0

1 0 1 0 0 0 0

2 0 0 0 1 0 1

1 0 0 0 0 1 0

1 0 0 0 0 1 1

1 0 0 0 0 0 1

0 0 0 0 0 0 0

1 0 0 0 0 0 0

1B: 5 SF: 0  
2B: 2 SAC: 1  
3B: 0 DP: 1  
HR: 0 HBP: 0

Batter	1	2	3	4	5	6	7	8	9
Glenn Beckert, R (1, 4) OBP: 0.275, SLG: 0.295	4-0 1B 2B BB	0-3 K		0-0 PO 1-2	0-0 1-4-3		0-0 5-3		
Don Landrum, L (1, 8) OBP: 0.344, SLG: 0.431	0-0 F9		0-3 K		0-3 K			0-0 S E 1B	
Billy Williams, L (1, 9) OBP: 0.351, SLG: 0.487	0-0 2B 14 FC5-2 1B		0-0 F9 14 1B 2B		0-0 F7			0-0 E5 S 1-2	
Ron Santo, R (1, 5) OBP: 0.362, SLG: 0.510	0-0 14 FC5-2 1B 2B		0-0 F9 2-3		0-0 5-3			0-3 K 1-2 2-3	
14 Ernie Banks, R (1, 3) OBP: 0.362, SLG: 0.486	0-0 FC5-2 1B		0-0 1B		0-0 6-3			0-0 F3	
Jimmy Stewart, S (1, 7) OBP: 0.357, SLG: 0.298	0-0 1-2 3-H 1B		0-0 F2		0-0 F8			0-0 4-3	
Chris Krug, R (1, 2) OBP: 0.176, SLG: 0.206	0-0 4-3		0-3 K				4-0 4-3 SH2-4 BB	0-0 G2-6-3 1B	
Doug Clemens, L (7, PH) OBP: 0.328, SLG: 0.347									
Ed Bailey, L (8, 2) OBP: 0.239, SLG: 0.158									
Don Kessinger, S (1, 6) OBP: 0.206, SLG: 0.154			0-0 F9		4-0 PO BB		0-0 SH2-4 1-2	0-0 G2-6-3 1-2f	
Bob Buhl, R (1, 1) OBP: 0.095, SLG: 0.026			0-3 K		0-3 K		0-0 4-3 2-3	0-0 6-3	
Billy Hoeft, L (3, 1)									
George Altman, L (7, PH) OBP: 0.356, SLG: 0.429									
Lindy McDaniel, R (8, 1)									
Harry Bright, R (9, PH) OBP: 0.269, SLG: 0.320									

Inning Stats	R: 2	H: 3	E: 0	LOB: 2	K: 0	P: 10	R: 0	H: 0	E: 0	LOB: 0	K: 2	P: 7	R: 0	H: 2	E: 0	LOB: 1	K: 1	P: 7	R: 0	H: 0	E: 0	LOB: 0	K: 2	P: 10	R: 0	H: 0	E: 0	LOB: 0	K: 1	P: 5	R: 0	H: 0	E: 1	LOB: 2	K: 1	P: 7	R: 0	H: 1	E: 0	LOB: 0	K: 0	P: 3	R: 0	H: 1	E: 0	LOB: 0	K: 0	P: 3	
	5	10	7	0	7	10	0	0	0	0	7	10	0	0	0	0	0	0	0	0	0	0	0	10	0	0	0	0	0	0	0	0	0	0	0	0	0	0	0	0	0	0	0	0	0	0	0	0	0

PITCHER	IP	WLS	BF	H	R	ER	SO	BB	IBB	HBP	BLK	WP	HR	S	P	ERA	WHIP
Nick Willhite, L (1, 1) ERA: 5.23	0.1		4	2	2	2	0	1	0	0	0	0	0	3	7	54.00	9.000
Bob Miller, R (1, 1) ERA: 2.6	8.2	W	32	5	1	1	7	2	0	0	0	0	0	44	52	1.04	0.808

Batter	1	2	3	4	5	6	7	8	9	AB R H RBI BB SO LOB	TOP																
<b>Maury Wills, S</b> (1, 6) OBP: 0.324, SLG: 0.303	0-0 F8		0-0 G3		0-0 G3 1B	4-0 CS BB			0-0 G3	4 1 1 0 1 0 2	<b>Los Angeles Dodgers @ Chicago Cubs</b> Wrigley Field, Chicago, IL Thu Jul 01 1965, 3:33 AM CDT Att. 7,420 - Sunny																
<b>Jim Gilliam, S</b> (1, 4) OBP: 0.412, SLG: 0.464	0-0 5-3		0-0 2B		0-0 G3	0-0 CS	0-0 3-1		0-0 SF7	4 0 1 1 0 0 1																	
<b>Willie Davis, L</b> (1, 8) OBP: 0.268, SLG: 0.356	0-0 1B		0-0 F2		0-0 S PB 1B			0-0 F8	0-0 1B 1B	5 0 3 2 0 0 1																	
<b>Ron Fairly, L</b> (1, 9) OBP: 0.373, SLG: 0.435	0-0 1-3		0-0 F7		4-0 3-H 1B		0-3 K		0-0 1B 1B	4 0 1 0 1 1 2																	
<b>Lou Johnson, R</b> (1, 7) OBP: 0.340, SLG: 0.432		0-0 FC3-6 1B		0-3 K	0-3 K			0-3 K	0-0 F8	5 0 1 0 0 3 4																	
<b>Wes Parker, S</b> (1, 3) OBP: 0.338, SLG: 0.375		0-0 F3		0-0 1B 1B	4-0 IBB			0-3 K		3 0 1 0 1 1 1																	
<b>Don LeJohn, R</b> (1, 5) OBP: 0.375, SLG: 0.375		0-0 FC3-6 1B		0-0 1-2 1B	0-0 P4			0-0 4-3		4 0 1 0 0 0 4																	
<b>Jeff Torborg, R</b> (1, 2) OBP: 0.323, SLG: 0.426		0-0 1-2 1B		0-3 K		0-0 5-3			0-0 G3 E SF7 1B	3 0 1 0 0 1 2 1 1 1 0 0 0 0																	
<b>John Roseboro, L</b> (9, PH) OBP: 0.287, SLG: 0.312		0-0 1-3		0-3 K		0-0 F7			0-0 E6 G3 1B	3 0 0 0 0 1 4 0 0 0 0 0 0 0 1 1 0 0 0 0 1																	
<b>Johnny Podres, L</b> (1, 1) OBP: 0.125, SLG: 0.125																											
<b>Ron Perranoski, L</b> (7, 1)																											
<b>Jim Lefebvre, S</b> (9, PH) OBP: 0.309, SLG: 0.320																											
<b>Inning Stats</b>	R: 0 E: 0 K: 0 S: 4	H: 1 LOB: 1 BB: 0 P: 4	R: 0 E: 0 K: 0 S: 5	H: 2 LOB: 2 BB: 0 P: 5	R: 0 E: 0 K: 0 S: 4	H: 1 LOB: 1 BB: 0 P: 4	R: 0 E: 0 K: 3 S: 11	H: 2 LOB: 2 BB: 0 P: 11	R: 1 E: 0 K: 1 S: 7	H: 2 LOB: 3 BB: 2 P: 15	R: 0 E: 0 K: 0 S: 2	H: 0 LOB: 0 BB: 1 P: 6	R: 0 E: 0 K: 1 S: 5	H: 0 LOB: 0 BB: 0 P: 5	R: 0 E: 0 K: 2 S: 7	H: 0 LOB: 0 BB: 0 P: 7	R: 2 E: 1 K: 0 S: 7	H: 3 LOB: 2 BB: 0 P: 7	1B: 10 2B: 1 3B: 0 HR: 0	SF: 1 SAC: 0 DP: 0 HBP: 0	WP: 0 PB: 1 SB: 3 CS: 1	PA: 42					
<b>PITCHER</b>	IP WLS BF H R ER SO BB IBB HBP BLK WP HR S P ERA WHIP																										
<b>Bob Hendley, L</b> (1, 1) ERA: 8.83	4.1		21	8	1	1	3	0	0	0	0	0	0	27	27	2.08	1.846										
<b>Lindy McDaniel, R</b> (5, 1) ERA: 1.97	2.2	W	10	0	0	0	2	2	1	0	0	0	0	11	23	0.00	0.750										
<b>Ted Abernathy, R</b> (8, 1) ERA: 1.85	2.0	S	10	3	2	0	2	0	0	0	0	0	0	14	14	0.00	1.500										

livebaseballscorecards.com

<b>AB</b>	<b>37</b>
<b>R</b>	<b>3</b>
<b>H</b>	<b>11</b>
<b>RBI</b>	<b>3</b>
<b>BB</b>	<b>3</b>
<b>SO</b>	<b>7</b>
<b>LOB</b>	<b>22</b>



BOTTOM

Los Angeles Dodgers @ Chicago Cubs  
Wrigley Field, Chicago, IL  
Thu Jul 01 1965, 3:33 AM CDT  
Att. 7,420 - Sunny

livebaseballscorecards.com

AB	31
R	6
H	9
RBI	6
BB	3
SO	5
LOB	11



WP:	0	PA:	34
PB:	0		
SB:	0		
CS:	0		

AB	R	H	RBI	BB	SO	LOB	
4	2	2	4	0	0	0	
4	0	0	0	0	1	0	
4	0	1	0	0	0	0	
2	1	1	0	2	0	0	
4	0	2	0	0	1	3	
4	0	0	1	0	0	3	
3	1	1	0	1	1	1	
3	1	1	0	0	0	2	
1	0	0	0	0	1	0	
1	0	0	0	0	1	2	
1	1	1	1	0	0	0	
0	0	0	0	0	0	0	
1B:	7	SF:	0	WP:	0	PA:	34
2B:	0	SAC:	0	PB:	0		
3B:	0	DP:	1	SB:	0		
HR:	2	HBP:	0	CS:	0		

Batter	1	2	3	4	5	6	7	8	9
Glenn Beckert, R OBP: 0.277, SLG: 0.317 (1, 4)	0-0 F8			0-0 HR		0-0 F7	0-0 HR		
Don Landrum, L OBP: 0.335, SLG: 0.419 (1, 8)	0-3 K			0-0 F9		0-0 4-3	0-0 F9		
Billy Williams, L OBP: 0.350, SLG: 0.484 (1, 9)	0-0 P6			0-0 F9		0-0 BB 1B	0-0 G3		
Ron Santo, R OBP: 0.367, SLG: 0.510 (1, 5)		4-0 BB		0-0 6-3		4-0 1-2 BB		0-0 14 1B FC6-4 1B	
14 Ernie Banks, R OBP: 0.364, SLG: 0.486 (1, 3)		0-3 K			0-0 FC5-4 1B	0-0 F5		0-0 FC6-4 1B	
Jimmy Stewart, S OBP: 0.345, SLG: 0.286 (1, 7)		0-0 6-3			0-0 FC5-4 1B		0-0 F2	0-0 FC6-4 G4-6-3	
Chris Krug, R OBP: 0.194, SLG: 0.212 (1, 2)			0-3 K		0-0 1-3 1B	0-0 1-3 1B	4-0 1B BB	0-0 G4-6-3	
Don Kessinger, S OBP: 0.213, SLG: 0.162 (1, 6)			0-0 F8		0-0 F9		0-0 1B HR 1B		
Bob Hendley, R (1, 1)			0-3 K				0-0 1-2 2-H HR 1B		
Lindy McDaniel, R (5, 1)									
Joey Amalfitano, R OBP: 0.385, SLG: 0.324 (7, PH)									
Ted Abernathy, R OBP: 0.143, SLG: 0.143 (8, 1)									

Inning	R	H	E	K	S	BB	LOB
1	0	0	0	1	5	0	0
2	0	0	0	0	5	0	0
3	0	0	0	2	7	0	0
4	1	1	0	0	4	0	0
5	0	2	0	1	7	0	2
6	0	1	0	0	8	0	2
7	4	3	0	0	10	0	0
8	1	2	0	0	4	0	0

PITCHER	IP	WLS	BF	H	R	ER	SO	BB	IBB	HBP	BLK	WP	HR	S	P	ERA	WHIP
Johnny Podres, L ERA: 3.2 (1, 1)	6.1	L	26	5	3	3	5	3	0	0	0	0	1	33	45	4.26	1.263
Ron Perranoski, L ERA: 4.13 (7, 1)	1.2		8	4	3	3	0	0	0	0	0	0	1	8	8	16.20	2.400

Batter	1	2	3	4	5	6	7	8	9	AB R H RBI BB SO LOB	TOP																
Maury Wills, S OBP: 0.323, SLG: 0.302 (1, 6) X	0-0 E 1B		0-0 4-3		0-0 5-3		0-0 G6-4-3 1-2f			4 1 1 0 0 0 2	<b>Los Angeles Dodgers @ Houston Astros</b> Astrodome, Houston, TX Fri Jul 02 1965, 8:05 PM EDT Att. 33,044 - Dome																
Jim Gilliam, S OBP: 0.415, SLG: 0.482 (1, 4) X	0-0 E4 1-H 3B		0-0 1-3		0-0 6-3			0-0 4-3 SH2-4 1B		4 1 2 1 0 0 1																	
Willie Davis, L OBP: 0.268, SLG: 0.356 (1, 8) X	0-0 4-3		0-0 F9			0-0 SH2-3 1B		0-0 SH2-4 1-2		3 1 1 0 0 0 0																	
Ron Fairly, L OBP: 0.369, SLG: 0.430 (1, 9) X	0-0 P6			0-0 6-3		0-0 SH2-3 1-2		0-0 4-3 2-3		3 0 0 0 0 0 1																	
John Roseboro, L OBP: 0.287, SLG: 0.311 (1, 2) X	0-0 F7			0-0 F9		0-0 FC3-6 2-H 1B		0-0 6-3		4 0 1 1 0 0 1																	
Wes Parker, S OBP: 0.340, SLG: 0.378 (1, 3) X		0-0 S 2B		4-0 S BB		0-0 FC3-6 1-2f		0-3 K		3 0 1 0 1 1 1																	
Lou Johnson, R OBP: 0.337, SLG: 0.423 (1, 7) X		0-0 5-3 2-3		0-0 F8 1-2		0-0 5-3		4-0 E BB		3 0 0 0 1 0 3																	
Don LeJohn, R OBP: 0.364, SLG: 0.364 (1, 5) X		0-0 5-3			0-0 SH1-4 1B		0-0 6-3		0-3 K	3 0 1 0 0 0 1 1 0 0 0 0 1 1																	
John Kennedy, R OBP: 0.254, SLG: 0.250 (7, 5) X								1-2 K																			
Don Drysdale, R OBP: 0.333, SLG: 0.545 (1, 1) X		0-3 K			0-0 SH1-4 1-2		0-0 G6-4-3 1B		0-0 6-3	3 0 1 0 0 1 2																	
<b>Inning Stats</b>	R: 2 E: 1 K: 0 S: 5	H: 2 LOB: 0 BB: 0 P: 5	R: 0 E: 0 K: 1 S: 6	H: 1 LOB: 1 BB: 0 P: 6	R: 0 E: 0 K: 0 S: 3	H: 0 LOB: 0 BB: 0 P: 3	R: 0 E: 0 K: 0 S: 3	H: 0 LOB: 1 BB: 1 P: 7	R: 0 E: 0 K: 0 S: 4	H: 1 LOB: 1 BB: 0 P: 4	R: 1 E: 0 K: 0 S: 5	H: 2 LOB: 1 BB: 0 P: 5	R: 0 E: 0 K: 0 S: 3	H: 1 LOB: 0 BB: 0 P: 3	R: 0 E: 0 K: 0 S: 4	H: 1 LOB: 1 BB: 0 P: 4	R: 0 E: 1 K: 2 S: 7	H: 0 LOB: 1 BB: 1 P: 11	1B: 6 2B: 1 3B: 1 HR: 0	SF: 0 SAC: 3 DP: 1 HBP: 0	WP: 0 PB: 0 SB: 2 CS: 0	PA: 36					
<b>PITCHER</b>	IP WLS BF H R ER SO BB IBB HBP BLK WP HR S P ERA WHIP																										
Bob Bruce, R ERA: 3.32 (1, 1)	7.0	28	7	3	2	1	1	0	0	0	0	0	0	29	33	2.57	1.143										
Mike Cuellar, L ERA: 9.0 (8, 1)	2.0	W	8	1	0	0	2	1	0	0	0	0	0	11	15	0.00	1.000										

livebaseballscorecards.com

AB	31
R	3
H	8
RBI	2
BB	2
SO	3
LOB	13



Batter	1	2	3	4	5	6	7	8	9	AB R H RBI BB SO LOB
--------	---	---	---	---	---	---	---	---	---	----------------------

<b>Joe Morgan, L</b> (1, 4) <small>OBP: 0.366, SLG: 0.390</small>	4-0 		4-0 		0-0 		1-0 		0-0 	2 1 1 0 2 0 1
<b>Lee Maye, L</b> (1, 7) <small>OBP: 0.302, SLG: 0.394</small>	0-3 		4-0 			0-0 	0-0 		4-0 	3 0 1 0 2 1 1
<b>Jim Gentile, L</b> (1, 3) <small>OBP: 0.303, SLG: 0.439</small>	0-0 		0-0 	0-3 		0-0 		0-0 	4-0 	4 0 1 0 1 1 1
<b>Walt Bond, L</b> (1, 9) <small>OBP: 0.325, SLG: 0.375</small>	0-0 			0-0 		0-0 		0-0 	4-0 	5 1 3 1 0 0 2
<b>Bob Aspromonte, R</b> (1, 5) <small>OBP: 0.330, SLG: 0.372</small>		0-0 		0-0 		0-3 		0-0 		4 0 0 0 0 1 3
<b>Jimmy Wynn, R</b> (1, 8) <small>OBP: 0.374, SLG: 0.496</small>		0-0 		0-0 		0-0 		0-0 		4 1 1 0 0 0 1
<b>Ron Brand, R</b> (1, 2) <small>OBP: 0.283, SLG: 0.278</small>		0-0 				0-0 		0-0 		4 0 2 2 0 0 0
<b>Bob Lillis, R</b> (1, 6) <small>OBP: 0.260, SLG: 0.235</small>			0-0 		0-0 		0-0 	0-0 	0-0 	4 1 0 0 0 0 1
<b>Bob Bruce, R</b> (1, 1) <small>OBP: 0.095, SLG: 0.098</small> <b>Rusty Staub, L</b> (7, PH) <small>OBP: 0.312, SLG: 0.337</small> <b>Mike Cuellar, L</b> (8, 1)			0-3 		0-0 		0-0 		0-3 	1 0 0 0 0 1 0 1 0 1 1 0 0 0 1 0 0 0 0 1 0

Inning Stats	R: 0	H: 0	E: 0	K: 1	S: 5	R: 0	H: 0	E: 0	K: 0	S: 3	R: 0	H: 0	E: 0	K: 1	S: 4	R: 0	H: 1	E: 0	K: 1	S: 6	R: 0	H: 1	E: 0	K: 0	S: 4	R: 0	H: 1	E: 0	K: 1	S: 6	R: 1	H: 2	E: 1	K: 0	S: 5	R: 2	H: 3	E: 0	K: 0	S: 5	R: 1	H: 2	E: 0	K: 1	S: 6	1B: 7	2B: 3	3B: 0	HR: 0	SF: 0	SAC: 1	DP: 0	HBP: 1	WP: 0	PA: 42
<b>Don Drysdale, R</b> (1, 1) <small>ERA: 2.54</small>	IP	WLS	BF	H	R	ER	SO	BB	IBB	HBP	BLK	WP	HR	S	P	ERA	WHIP																																						

**BOTTOM**

**Los Angeles Dodgers @ Houston Astros**  
 Astrodome, Houston, TX  
 Fri Jul 02 1965, 8:05 PM EDT  
 Att. 33,044 - Dome

[livebaseballscorecards.com](http://livebaseballscorecards.com)

<b>AB</b>	<b>33</b>
<b>R</b>	<b>4</b>
<b>H</b>	<b>10</b>
<b>RBI</b>	<b>4</b>
<b>BB</b>	<b>5</b>
<b>SO</b>	<b>5</b>
<b>LOB</b>	<b>10</b>



Batter	1	2	3	4	5	6	7	8	9	AB R H RBI BB SO LOB	TOP											
Maury Wills, S OBP: 0.319, SLG: 0.298 (1, 6) X	0-0 G3		0-0 FC1-6 1B	0-0 L1			0-0 4-3		0-0 SH5-4	4 1 0 0 0 0 2												
Wes Parker, S OBP: 0.338, SLG: 0.373 (1, 3) S S S	0-3 K		4-0 1B 1-2 BB				0-0 B1		0-0 G3	4 0 0 0 1 2 2												
Willie Davis, L OBP: 0.275, SLG: 0.358 (1, 8) X	0-0 4-3		0-0 1B 1-3 2-H				0-0 1-3		1-0 1B HBP	4 0 2 1 0 0 0												
Ron Fairly, L OBP: 0.364, SLG: 0.423 (1, 9) X		0-0 F7	0-0 F8				0-0 1-3		0-0 F9	5 0 0 0 0 0 6												
John Roseboro, L OBP: 0.286, SLG: 0.314 (1, 2) X		0-0 L3		0-0 E 2B			0-0 F8		0-0 4-3	4 1 1 0 0 0 0												
Lou Johnson, R OBP: 0.347, SLG: 0.428 (1, 7) X		0-0 1B		0-0 SF8 1B			1-0 CS HBP		0-0 F6	3 1 2 1 0 0 0												
Jim Lefebvre, S OBP: 0.308, SLG: 0.317 (1, 4) X		0-0 4-3		0-0 SF8 1B			4-0 1B 1-2 BB		0-0 F7	2 0 0 1 1 0 1												
Don LeJohn, R OBP: 0.357, SLG: 0.357 (1, 5) X			0-0 5-3				0-0 FC6-4 1-2 1B		0-0 SH5-4 BB 1B	3 0 1 0 0 1 0												
John Kennedy, R OBP: 0.264, SLG: 0.262 (8, 5) X				0-3 K						1 0 1 0 0 0 0												
Sandy Koufax, R OBP: 0.230, SLG: 0.224 (1, 1) X			4-0 FC1-6 BB	0-0 2B			0-0 FC6-4 1-2 1B		4-0 SH5-4 BB	2 0 1 0 2 0 2												
<b>Inning Stats</b>	R: 0 E: 0 K: 1 S: 5	H: 0 LOB: 0 BB: 0 P: 5	R: 0 E: 0 K: 0 S: 4	H: 1 LOB: 1 BB: 0 P: 4	R: 1 E: 0 K: 0 S: 4	H: 1 LOB: 2 BB: 2 P: 12	R: 2 E: 1 K: 1 S: 8	H: 3 LOB: 1 BB: 0 P: 8	R: 0 E: 0 K: 1 S: 5	H: 0 LOB: 0 BB: 0 P: 5	R: 0 E: 0 K: 0 S: 3	H: 1 LOB: 2 BB: 1 P: 8	R: 0 E: 0 K: 0 S: 4	H: 1 LOB: 1 BB: 0 P: 4	R: 0 E: 0 K: 0 S: 3	H: 0 LOB: 0 BB: 0 P: 3	R: 0 E: 0 K: 0 S: 4	H: 1 LOB: 3 BB: 1 P: 9	1B: 6 2B: 2 3B: 0 HR: 0	SF: 1 SAC: 1 DP: 0 HBP: 2	WP: 0 PB: 0 SB: 2 CS: 1	PA: 40
<b>PITCHER</b>	IP WLS BF H R ER SO BB IBB HBP BLK WP HR S P ERA WHIP																					
Larry Dierker, R ERA: 4.03 (1, 1)	3.2 L 18 5 3 2 2 2 2 0 0 0 0 0 20 28 4.91 1.909																					
Don Nottebart, R ERA: 4.15 (4, 1)	4.1 16 2 0 0 1 1 0 1 0 0 0 0 16 21 0.00 0.692																					
Ron Taylor, R ERA: 4.31 (9, 1)	1.0 6 1 0 0 0 0 1 0 1 0 0 0 4 9 0.00 2.000																					

**Los Angeles Dodgers @ Houston Astros**  
 Astrodome, Houston, TX  
 Sat Jul 03 1965, 8:05 PM EDT  
 Att. 50,136 - Unknown

[livebaseballscorecards.com](http://livebaseballscorecards.com)

AB	32
R	3
H	8
RBI	3
BB	4
SO	3
LOB	13





Batter	1	2	3	4	5	6	7	8	9	AB R H RBI BB SO LOB
Joe Morgan, L (1, 4) OBP: 0.370, SLG: 0.405	0-3 K		0-0 1B			0-0 1B		0-0 HR		4 1 3 1 0 1 0
Joe Gaines, R (1, 9) OBP: 0.298, SLG: 0.410	4-0 BB		0-0 F8			0-0 G5-4-3		0-0 1B		3 0 1 0 1 0 2
Jimmy Wynn, R (1, 8) OBP: 0.369, SLG: 0.489	0-3 K		0-3 K			0-3 K		0-0 F7		4 0 0 0 0 3 3
Walt Bond, L (1, 3) OBP: 0.321, SLG: 0.369	0-3 K			0-0 F8			0-0 F9		0-0 4-3	4 0 0 0 0 1 1
Bob Aspromonte, R (1, 5) OBP: 0.326, SLG: 0.367		0-3 K		0-0 5-3			0-0 6-3		0-0 6-3	4 0 0 0 0 1 0
Lee Maye, L (1, 7) OBP: 0.301, SLG: 0.391		0-0 E6		0-0 F9			0-0 1B		0-3 K	4 0 1 0 0 1 0
Ron Brand, R (1, 2) OBP: 0.278, SLG: 0.273		0-0 F6			0-3 K		0-0 F7			3 0 0 0 0 1 2
Bob Lillis, R (1, 6) OBP: 0.257, SLG: 0.231		0-0 P3			0-0 F8			0-0 F3		3 0 0 0 0 0 1
Larry Dierker, R (1, 1) OBP: 0.211, SLG: 0.167			0-0 1-3		0-3 K			0-3 K		1 0 0 0 0 0 0
Don Nottebart, R (4, 1) OBP: 0.087, SLG: 0.087										1 0 0 0 0 1 0
Gus Triandos, R (8, PH) OBP: 0.236, SLG: 0.190										1 0 0 0 0 1 0
Ron Taylor, R (9, 1) OBP: 0.400, SLG: 0.600										0 0 0 0 0 0 0

Inning Stats	R: 0	H: 0	E: 0	K: 3	S: 9	R: 0	H: 0	E: 1	K: 1	S: 6	R: 0	H: 1	E: 0	K: 1	S: 6	R: 0	H: 0	E: 0	K: 0	S: 3	R: 0	H: 0	E: 0	K: 2	S: 7	R: 0	H: 1	E: 0	K: 1	S: 5	R: 0	H: 1	E: 0	K: 0	S: 4	R: 1	H: 2	E: 0	K: 1	S: 7	R: 0	H: 0	E: 0	K: 1	S: 5	1B: 4	2B: 0	3B: 0	HR: 1	SF: 0	SAC: 0	DP: 1	HBP: 0	WP: 0	PA: 33
PITCHER Sandy Koufax, L (1, 1) ERA: 1.91	IP	WLS	BF	H	R	ER	SO	BB	IBB	HBP	BLK	WP	HR	S	P	ERA	WHIP																																						
	9.0	W	33	5	1	1	10	1	0	0	0	0	1	52	56	1.00	0.667																																						

**Los Angeles Dodgers @ Houston Astros**  
Astrodome, Houston, TX  
Sat Jul 03 1965, 8:05 PM EDT  
Att. 50,136 - Unknown

AB 32  
R 1  
H 5  
RBI 1  
BB 1  
SO 10  
LOB 9



Batter	1	2	3	4	5	6	7	8	9	AB R H RBI BB SO LOB	TOP	
Maury Wills, S OBP: 0.315, SLG: 0.294 (1, 6) X	0-0 1-3 ①		0-3 K ②		0-0 F8 ③			0-0 4-3 ②		4 0 0 0 0 1 0		
Jim Gilliam, S OBP: 0.410, SLG: 0.475 (1, 4) X (5, 5)	0-0 P2 ②		0-0 1B ③			0-0 P3 ①		0-0 P6 ③		4 0 1 0 0 0 0		
Willie Davis, L OBP: 0.274, SLG: 0.357 (1, 8) X	0-0 2B 1B		0-0 1-3 ③			0-0 F9 ②			0-0 6-3 ①	4 1 1 0 0 0 1		
Ron Fairly, L OBP: 0.365, SLG: 0.427 (1, 9) X	0-0 1-H 2B			0-0 4-3 ①		0-0 1B			0-0 F9 ②	4 0 2 1 0 0 0		
John Roseboro, L OBP: 0.286, SLG: 0.317 (1, 2) X	0-0 3-1 ③			0-0 E1		0-0 G3 ③			0-0 2B	4 0 1 0 0 0 2		
Wes Parker, S OBP: 0.333, SLG: 0.367 (1, 3)		0-0 4-1 ①		0-0 F3 ②			0-0 6-3 ①		0-0 G3 ③	4 0 0 0 0 0 2		
Lou Johnson, R OBP: 0.341, SLG: 0.419 (1, 7)			0-0 6-3 ②		0-0 F7 ③		0-3 K ②			3 0 0 0 0 1 1		
Don LeJohn, R OBP: 0.375, SLG: 0.375 (1, 5)										2 0 1 0 0 0 0		
Jim Lefebvre, S OBP: 0.307, SLG: 0.316 (5, 4)										1 0 0 0 0 0 0		
Claude Osteen, L OBP: 0.113, SLG: 0.096 (1, 1)										2 0 0 0 0 0 0		
Wally Moon, L OBP: 0.345, SLG: 0.320 (8, PH)										1 0 0 0 0 1 0		
Bob Miller, R (8, 1)										0 0 0 0 0 0 0		
<b>Inning Stats</b>	R: 1 H: 2 E: 0 LOB: 1 K: 0 BB: 0 S: 5 P: 5	R: 0 H: 0 E: 0 LOB: 0 K: 0 BB: 0 S: 3 P: 3	R: 0 H: 1 E: 0 LOB: 1 K: 1 BB: 0 S: 6 P: 6	R: 0 H: 0 E: 1 LOB: 1 K: 0 BB: 0 S: 4 P: 4	R: 0 H: 1 E: 0 LOB: 0 K: 0 BB: 0 S: 3 P: 3	R: 0 H: 1 E: 0 LOB: 1 K: 0 BB: 0 S: 4 P: 4	R: 0 H: 0 E: 0 LOB: 0 K: 1 BB: 0 S: 5 P: 5	R: 0 H: 0 E: 0 LOB: 0 K: 1 BB: 0 S: 5 P: 5	R: 0 H: 1 E: 0 LOB: 1 K: 0 BB: 0 S: 4 P: 4	R: 0 H: 0 E: 0 LOB: 0 K: 1 BB: 0 S: 4 P: 4	1B: 4 SF: 0 2B: 2 SAC: 0 3B: 0 DP: 0 HR: 0 HBP: 0	WP: 0 PA: 33 PB: 0 SB: 0 CS: 0
<b>PITCHER</b> Claude Raymond, R ERA: 2.34 (1, 1)	IP WLS BF H R ER SO BB IBB HBP BLK WP HR S P ERA WHIP											
	9.0 W 33 6 1 1 3 0 0 0 0 0 0 0 39 39 1.00 0.667											

**Los Angeles Dodgers @ Houston Astros**  
 Astrodome, Houston, TX  
 Sun Jul 04 1965, 4:33 AM EDT  
 Att. 47,642 - Dome

AB	33
R	1
H	6
RBI	1
BB	0
SO	3
LOB	6



livebaseballscorecards.com


Batter	1	2	3	4	5	6	7	8	9	AB R H RBI BB SO LOB
Joe Morgan, L OBP: 0.375, SLG: 0.412 (1, 4)	4-0 SH1-3 BB		0-0 5-3 1-2		0-0 2B		0-0 SH2-3 1B			3 0 2 0 1 0 1
Joe Gaines, R OBP: 0.308, SLG: 0.424 (1, 9)	0-0 SH1-3 1-2		0-0 2B 2-H		4-0 BB		0-0 SH2-3 1-2			1 0 1 1 1 0 0
Jimmy Wynn, R OBP: 0.364, SLG: 0.481 (1, 8)	0-0 F7		0-3 K		0-3 K		0-3 K			4 0 0 0 0 3 5
Walt Bond, L OBP: 0.320, SLG: 0.368 (1, 3)	0-3 K			0-0 E4 1B FC4-6		0-0 FC1-6 1B		0-0 F8		4 1 1 0 0 1 2
Bob Aspromonte, R OBP: 0.325, SLG: 0.366 (1, 5)		0-3 K		0-0 FC4-6 1B		0-0 FC1-6 FC4-6		0-0 F9		4 0 1 0 0 1 1
Lee Maye, L OBP: 0.299, SLG: 0.384 (1, 7)		0-0 1-6-3		0-0 FC4-6 G6-4-3		0-0 FC4-6 1B		4-0 1B FC3-2 BB		3 1 0 1 1 0 2
Ron Brand, R OBP: 0.283, SLG: 0.278 (1, 2)		0-0 5-3		0-0 G6-4-3		0-0 1B		0-0 FC3-2 1B		4 0 2 0 0 0 1
Bob Lillis, R OBP: 0.257, SLG: 0.228 (1, 6)			0-0 6-3		0-0 P3		4-0 1-2 IBB		0-0 FC3-2	3 0 0 0 1 0 2
Claude Raymond, R OBP: 0.182, SLG: 0.143 (1, 1)			4-0 5-3 2B BB		0-3 K		0-0 1-3		0-0 P4	3 1 0 0 1 1 4

Inning Stats	R: 0 E: 0 K: 1 S: 5	H: 0 LOB: 1 BB: 1 P: 9	R: 0 E: 0 K: 1 S: 5	H: 0 LOB: 0 BB: 0 P: 5	R: 1 E: 0 K: 1 S: 6	H: 1 LOB: 1 BB: 1 P: 10	R: 1 E: 1 K: 0 S: 4	H: 1 LOB: 0 BB: 0 P: 4	R: 0 E: 0 K: 2 S: 8	H: 1 LOB: 2 BB: 1 P: 12	R: 0 E: 0 K: 1 S: 6	H: 1 LOB: 1 BB: 0 P: 6	R: 0 E: 0 K: 0 S: 4	H: 1 LOB: 2 BB: 1 P: 8
--------------	------------------------------	---------------------------------	------------------------------	---------------------------------	------------------------------	----------------------------------	------------------------------	---------------------------------	------------------------------	----------------------------------	------------------------------	---------------------------------	------------------------------	---------------------------------


PITCHER	IP	WLS	BF	H	R	ER	SO	BB	IBB	HBP	BLK	WP	HR	S	P	ERA	WHIP
Claude Osteen, L ERA: 2.4	7.0	L	31	6	3	2	6	3	1	0	0	0	0	39	55	2.57	1.286
Bob Miller, R ERA: 2.56	1.0		5	1	0	0	0	1	0	0	0	0	0	4	8	0.00	2.000

**Los Angeles Dodgers @ Houston Astros**  
Astrodome, Houston, TX  
Sun Jul 04 1965, 4:33 AM EDT  
Att. 47,642 - Dome

<b>AB</b>	<b>29</b>
<b>R</b>	<b>3</b>
<b>H</b>	<b>7</b>
<b>RBI</b>	<b>2</b>
<b>BB</b>	<b>5</b>
<b>SO</b>	<b>6</b>
<b>LOB</b>	<b>18</b>



1B	2B	3B	HR	SF	SAC	DP	HBP	WP	PA
5	2	0	0	0	2	1	0	0	36

Batter	1	2	3	4	5	6	7	8	9	AB R H RBI BB SO LOB	TOP		
Maury Wills, S (1, 6) OBP: 0.317, SLG: 0.292	0-0 B1-3	0-0 F2		4-0 BB			0-0 F7		4-0 FC5-4 BB	3 0 0 0 2 0 1			
Jim Gilliam, S (1, 5) OBP: 0.396, SLG: 0.455	0-0 L8		0-0 P5	0-3 K			0-0 F8		0-0 FC5-4	5 0 0 0 0 1 4			
Willie Davis, L (1, 8) OBP: 0.270, SLG: 0.351	0-3 K		0-0 6-3				0-0 F3		0-0 G3	4 0 0 0 0 1 0			
Ron Fairly, L (1, 9) OBP: 0.367, SLG: 0.428		0-0 1B 2B 1B	0-0				0-3 K		0-0 3-1	4 1 2 0 0 1 0			
John Roseboro, L (1, 2) OBP: 0.281, SLG: 0.312		0-0 P6	0-0 F4				0-0 F6		0-0 F7	4 0 0 0 0 0 2			
Wes Parker, S (1, 3) OBP: 0.332, SLG: 0.365		0-0 BB 2B 1B		0-0 L1			0-3 K		0-3 K	4 1 1 0 0 2 0			
Lou Johnson, R (1, 7) OBP: 0.351, SLG: 0.443		4-0 2B BB		0-0 HR			0-0 S K 1B		0-3 K	3 2 2 1 1 1 0	AB 32 R 4 H 6 RBI 4 BB 6 SO 9 LOB 12		
Jim Lefebvre, S (1, 4) OBP: 0.306, SLG: 0.313		0-0 F4		0-3 K			4-0 K S BB		0-3 K	3 0 0 0 1 2 3			
Nick Willhite, L (1, 1) OBP: 0.625, SLG: 0.600		0-0		4-0 BB			0-3 K		4-0 BB	1 0 1 3 1 0 0			
Bob Miller, R (4, 1)				4-0 BB			1-3 2-H		4-0 BB	1 0 0 0 0 1 2			
Wally Moon, L (9, PH) OBP: 0.352, SLG: 0.320				BB						0 0 0 0 1 0 0			
Willie Crawford, L (9, PR) OBP: 0.143, SLG: 0.100		1-H 2-H 3-H		BB						0 0 0 0 0 0 0			
<b>Inning Stats</b>	R: 0 H: 0 E: 0 LOB: 0 K: 1 BB: 0 S: 5 P: 5	R: 3 H: 3 E: 0 LOB: 1 K: 0 BB: 1 S: 6 P: 10	R: 0 H: 1 E: 0 LOB: 1 K: 0 BB: 0 S: 4 P: 4	R: 1 H: 1 E: 0 LOB: 2 K: 2 BB: 2 S: 8 P: 16	R: 0 H: 0 E: 0 LOB: 0 K: 1 BB: 0 S: 5 P: 5	R: 0 H: 1 E: 0 LOB: 1 K: 2 BB: 1 S: 7 P: 11	R: 0 H: 0 E: 0 LOB: 0 K: 0 BB: 0 S: 3 P: 3	R: 0 H: 0 E: 0 LOB: 0 K: 1 BB: 0 S: 5 P: 5	R: 0 H: 0 E: 0 LOB: 2 K: 2 BB: 2 S: 7 P: 15	1B: 4 SF: 0 2B: 1 SAC: 0 3B: 0 DP: 0 HR: 1 HBP: 0	WP: 0 PA: 38 PB: 0 SB: 3 CS: 0		
<b>PITCHER</b>	IP WLS BF H R ER SO BB IBB HBP BLK WP HR S P ERA WHIP											<b>PITCHER</b>	IP WLS BF H R ER SO BB IBB HBP BLK WP HR S P ERA WHIP
Jim Maloney, R (1, 1) ERA: 2.76	8.2 W 37 6 4 4 9 6 0 0 0 0 1 49 73 4.15 1.385												
Billy McCool, L (9, 1) ERA: 3.69	0.1 S 1 0 0 0 0 0 0 0 0 0 0 0 1 1 0.00 0.000												

Los Angeles Dodgers @ Cincinnati Reds  
 Crosley Field, Cincinnati, OH  
 Mon Jul 05 1965, 7:05 PM EDT  
 Att: 29,047 - Unknown

livebaseballscorecards.com





Batter	1	2	3	4	5	6	7	8	9	AB R H RBI BB SO LOB	TOP											
Maury Wills, S OBP: 0.318, SLG: 0.297 (1, 6) X	0-0 S E 2B	0-0 S E 1B		0-0 F7		0-0 6-3		0-0 F2		5 2 2 0 0 0 0												
Jim Gilliam, S OBP: 0.389, SLG: 0.441 John Kennedy, R OBP: 0.264, SLG: 0.262 (1, 5) S S S (8, 5)	0-3 K 2-3	0-0 E7 4-3 1-H			0-0 4-3	0-0 6-3		1-0 CS HBP		4 0 0 0 0 1 1 0 0 0 0 0 0 0												
Wes Parker, S OBP: 0.333, SLG: 0.367 (1, 3) B B B	4-0 E 2B BB	0-0 4-3			0-0 G3 2B 2B	0-0 F8		0-3 K 1-2		4 2 1 0 0 1 1 2												
Ron Fairly, L OBP: 0.367, SLG: 0.431 (1, 9) X	0-0 E4 2B SF7 1-2 3-H	0-3 K			0-0 G3		0-0 6-3 1B 2B		0-0 FC3-6 1B 1B	5 3 2 1 0 1 3												
Lou Johnson, R OBP: 0.358, SLG: 0.460 (1, 7) X	0-0 2B		0-0 F9		0-0 1B 2B		0-0 6-3		0-0 FC3-6 1B	5 1 3 2 0 0 1												
John Roseboro, L OBP: 0.280, SLG: 0.311 (1, 2) X	0-0 SF7		0-0 L3		0-0 1B 1B		0-0 G3		0-0 FC3-6 1B	4 1 1 2 0 0 3												
Willie Davis, L OBP: 0.273, SLG: 0.351 (1, 8) X	0-0 G3		0-0 L6		0-0 1B 1B		4-0 1B E IBB		0-0 SF7	3 1 1 1 1 0 1												
Dick Tracewski, R OBP: 0.310, SLG: 0.278 (1, 4) X		0-0 F7		0-0 G3		0-0 1B 1B		0-0 E6 1-H 3-H 1B		0-0 F9	5 0 2 2 0 0 1											
Don Drysdale, R OBP: 0.328, SLG: 0.576 Bob Miller, R Ron Perranoski, L (1, 1) (7, 1) (7, 1)		0-0 HR		0-3 K	0-3 K		0-0 6-3			4 1 1 1 0 2 3 0 0 0 0 0 0 0 0 0 0 0 0 0 0												
<b>Inning Stats</b>	R: 3 E: 1 K: 1 S: 8	H: 2 LOB: 1 BB: 1 P: 12	R: 2 E: 1 K: 1 S: 8	H: 2 LOB: 1 BB: 0 P: 8	R: 0 E: 0 K: 0 S: 3	H: 0 LOB: 0 BB: 0 P: 3	R: 0 E: 0 K: 1 S: 5	H: 0 LOB: 0 BB: 0 P: 5	R: 3 E: 0 K: 1 S: 10	H: 5 LOB: 2 BB: 0 P: 10	R: 0 E: 0 K: 0 S: 3	H: 0 LOB: 0 BB: 0 P: 3	R: 2 E: 1 K: 0 S: 5	H: 2 LOB: 1 BB: 1 P: 9	R: 0 E: 0 K: 1 S: 4	H: 0 LOB: 0 BB: 0 P: 5	R: 1 E: 0 K: 0 S: 5	H: 2 LOB: 1 BB: 0 P: 5	1B: 7 2B: 5 3B: 0 HR: 1	SF: 2 SAC: 0 DP: 0 HBP: 1	WP: 0 PB: 0 SB: 2 CS: 1	PA: 44
<b>PITCHER</b>	IP WLS BF H R ER SO BB IBB HBP BLK WP HR S P ERA WHIP																					
Jim O'Toole, L ERA: 6.95 Jim Duffalo, R ERA: 3.48 Gerry Arrigo, L ERA: 6.7 Roger Craig, R ERA: 2.93 John Tsitouris, R ERA: 4.41	(1, 1) (2, 1) (5, 1) (7, 1) (8, 1)	1.1 3.1 1.1 1.0 2.0	L	11 13 6 6 8	4 3 2 2 2	5 3 0 1 1	3 2 1 0 1	1 0 0 0 0	0 0 0 1 0	0 0 0 0 0	0 0 0 0 0	0 0 0 0 0	1 17 8 5 9	12 17 8 5 9	16 17 8 9 10	20.25 8.10 0.00 9.00 4.50	3.750 0.900 1.500 2.000 1.000					

**Los Angeles Dodgers @ Cincinnati Reds**  
Crosley Field, Cincinnati, OH  
Tue Jul 06 1965, 7:05 PM EDT  
Att. 18,833 - Unknown

livebaseballscorecards.com

AB	39
R	11
H	13
RBI	9
BB	2
SO	5
LOB	15



BOTTOM

Los Angeles Dodgers @ Cincinnati Reds

Crosley Field, Cincinnati, OH

Tue Jul 06 1965, 7:05 PM EDT

Att. 18,833 - Unknown

livebaseballscorecards.com

AB	39
R	7
H	14
RBI	7
BB	3
SO	4
LOB	23



WP:	0	PA:	44
PB:	0	SB:	0
CS:	0		

AB R H RBI BB SO LOB

5 1 1 0 0 0 3

4 1 1 0 0 0 4

5 0 0 0 0 1 3

5 3 3 3 0 0 1

4 2 3 2 0 1 0

1 0 1 0 0 0 0

4 0 3 2 0 0 1

4 0 1 0 1 1 3

3 0 1 0 2 0 2

0 0 0 0 0 0 0

2 0 0 0 0 0 2

0 0 0 0 0 0 0

1 0 0 0 0 1 1

0 0 0 0 0 0 0

0 0 0 0 0 0 0

1 0 0 0 0 0 3

0 0 0 0 0 0 0

0 0 0 0 0 0 0

1 0 0 0 0 0 3

0 0 0 0 0 0 0

0 0 0 0 0 0 0

0 0 0 0 0 0 0

0 0 0 0 0 0 0

0 0 0 0 0 0 0

0 0 0 0 0 0 0

0 0 0 0 0 0 0

0 0 0 0 0 0 0

0 0 0 0 0 0 0

0 0 0 0 0 0 0

0 0 0 0 0 0 0

0 0 0 0 0 0 0

0 0 0 0 0 0 0

0 0 0 0 0 0 0

0 0 0 0 0 0 0

0 0 0 0 0 0 0

0 0 0 0 0 0 0

0 0 0 0 0 0 0

0 0 0 0 0 0 0

0 0 0 0 0 0 0

0 0 0 0 0 0 0

0 0 0 0 0 0 0

0 0 0 0 0 0 0

0 0 0 0 0 0 0

0 0 0 0 0 0 0

0 0 0 0 0 0 0

0 0 0 0 0 0 0

0 0 0 0 0 0 0

0 0 0 0 0 0 0

0 0 0 0 0 0 0

0 0 0 0 0 0 0

0 0 0 0 0 0 0

0 0 0 0 0 0 0

0 0 0 0 0 0 0

0 0 0 0 0 0 0

0 0 0 0 0 0 0

0 0 0 0 0 0 0

0 0 0 0 0 0 0

0 0 0 0 0 0 0

0 0 0 0 0 0 0

0 0 0 0 0 0 0

0 0 0 0 0 0 0

0 0 0 0 0 0 0

0 0 0 0 0 0 0

0 0 0 0 0 0 0

0 0 0 0 0 0 0

0 0 0 0 0 0 0

0 0 0 0 0 0 0

0 0 0 0 0 0 0

0 0 0 0 0 0 0

0 0 0 0 0 0 0

0 0 0 0 0 0 0

0 0 0 0 0 0 0

0 0 0 0 0 0 0

0 0 0 0 0 0 0

0 0 0 0 0 0 0

0 0 0 0 0 0 0

0 0 0 0 0 0 0

0 0 0 0 0 0 0

0 0 0 0 0 0 0

0 0 0 0 0 0 0

0 0 0 0 0 0 0

0 0 0 0 0 0 0

0 0 0 0 0 0 0

0 0 0 0 0 0 0

0 0 0 0 0 0 0

0 0 0 0 0 0 0

0 0 0 0 0 0 0

0 0 0 0 0 0 0

0 0 0 0 0 0 0

0 0 0 0 0 0 0

0 0 0 0 0 0 0

0 0 0 0 0 0 0

0 0 0 0 0 0 0

0 0 0 0 0 0 0

0 0 0 0 0 0 0

0 0 0 0 0 0 0

0 0 0 0 0 0 0

0 0 0 0 0 0 0

0 0 0 0 0 0 0

0 0 0 0 0 0 0

0 0 0 0 0 0 0

0 0 0 0 0 0 0

0 0 0 0 0 0 0

0 0 0 0 0 0 0

0 0 0 0 0 0 0

0 0 0 0 0 0 0

0 0 0 0 0 0 0

0 0 0 0 0 0 0

0 0 0 0 0 0 0

0 0 0 0 0 0 0

0 0 0 0 0 0 0

0 0 0 0 0 0 0

0 0 0 0 0 0 0

0 0 0 0 0 0 0

0 0 0 0 0 0 0

0 0 0 0 0 0 0

0 0 0 0 0 0 0

0 0 0 0 0 0 0

0 0 0 0 0 0 0

0 0 0 0 0 0 0

0 0 0 0 0 0 0

0 0 0 0 0 0 0

0 0 0 0 0 0 0

0 0 0 0 0 0 0

0 0 0 0 0 0 0

0 0 0 0 0 0 0

0 0 0 0 0 0 0

0 0 0 0 0 0 0

0 0 0 0 0 0 0

0 0 0 0 0 0 0

0 0 0 0 0 0 0

0 0 0 0 0 0 0

0 0 0 0 0 0 0

0 0 0 0 0 0 0

0 0 0 0 0 0 0

0 0 0 0 0 0 0

0 0 0 0 0 0 0

0 0 0 0 0 0 0

0 0 0 0 0 0 0

0 0 0 0 0 0 0

0 0 0 0 0 0 0

0 0 0 0 0 0 0

0 0 0 0 0 0 0

0 0 0 0 0 0 0

0 0 0 0 0 0 0

0 0 0 0 0 0 0

0 0 0 0 0 0 0

0 0 0 0 0 0 0

0 0 0 0 0 0 0

0 0 0 0 0 0 0

0 0 0 0 0 0 0

0 0 0 0 0 0 0

0 0 0 0 0 0 0

0 0 0 0 0 0 0

0 0 0 0 0 0 0

0 0 0 0 0 0 0

0 0 0 0 0 0 0

0 0 0 0 0 0 0

0 0 0 0 0 0 0

0 0 0 0 0 0 0

0 0 0 0 0 0 0

0 0 0 0 0 0 0

0 0 0 0 0 0 0

0 0 0 0 0 0 0

0 0 0 0 0 0 0

0 0 0 0 0 0 0

0 0 0 0 0 0 0

0 0 0 0 0 0 0

0 0 0 0 0 0 0

0 0 0 0 0 0 0

0 0 0 0 0 0 0

0 0 0 0 0 0 0

0 0 0 0 0 0 0

0 0 0 0 0 0 0

0 0 0 0 0 0 0

0 0 0 0 0 0 0

0 0 0 0 0 0 0

0 0 0 0 0 0 0

0 0 0 0 0 0 0

0 0 0 0 0 0 0

0 0 0 0 0 0 0

0 0 0 0 0 0 0

0 0 0 0 0 0 0

0 0 0 0 0 0 0

0 0 0 0 0 0 0

0 0 0 0 0 0 0

0 0 0 0 0 0 0

0 0 0 0 0 0 0

0 0 0 0 0 0 0

0 0 0 0 0 0 0

0 0 0 0 0 0 0

0 0 0 0 0 0 0

0 0 0 0 0 0 0

0 0 0 0 0 0 0

0 0 0 0 0 0 0

0 0 0 0 0 0 0

0 0 0 0 0 0 0

0 0 0 0 0 0 0

0 0 0 0 0 0 0

0 0 0 0 0 0 0

0 0 0 0 0 0 0

0 0 0 0 0 0 0

0 0 0 0 0 0 0

0 0 0 0 0 0 0

0 0 0 0 0 0 0

0 0 0 0 0 0 0

0 0 0 0 0 0 0

0 0 0 0 0 0 0

0 0 0 0 0 0 0

0 0 0 0 0 0 0

0 0 0 0 0 0 0

0 0 0 0 0 0 0

0 0 0 0 0 0 0

0 0 0 0 0 0 0

0 0 0 0 0 0 0

0 0 0 0 0 0 0

0 0 0 0 0 0 0

0 0 0 0 0 0 0

0 0 0 0 0 0 0

0 0 0 0 0 0 0

0 0 0 0 0 0 0

0 0 0 0 0 0 0

0 0 0 0 0 0 0

0 0 0 0 0 0 0

0 0 0 0 0 0 0

0 0 0 0 0 0 0

0 0 0 0 0 0 0

0 0 0 0 0 0 0

0 0 0 0 0 0 0

0 0 0 0 0 0 0

0 0 0 0 0 0 0

0 0 0 0 0 0 0

0 0 0 0 0 0 0

0 0 0 0 0 0 0

0 0 0 0 0 0 0

0 0 0 0 0 0 0

0 0 0 0 0 0 0

0 0 0 0 0 0 0

0 0 0 0 0 0 0

0 0 0 0 0 0 0

Batter	1	2	3	4	5	6	7	8	9	AB R H RBI BB SO LOB	TOP																	
Maury Wills, S OBP: 0.322, SLG: 0.304 (1, 6) X	0-0 F7		0-0 FC6-4 1B		0-0 FC6-4 1B		0-0 S PB 2B	0-0 1-4-3		5 1 3 0 0 0 0																		
Jim Gilliam, S OBP: 0.377, SLG: 0.424 (1, 5) S S S	0-3 K		0-0 FC6-4 1-2f		0-0 F7		0-0 F9		0-0 F8	5 0 0 0 0 1 4																		
Willie Davis, L OBP: 0.271, SLG: 0.346 (1, 8) X	0-0 6-3		0-0 P3		0-0 FC6-4 1-2f		4-0 2B BB		0-0 F2	4 0 0 0 1 0 3																		
Ron Fairly, L OBP: 0.371, SLG: 0.435 (1, 9) S S S		0-3 K		4-0 4-3 BB		0-0 1B 2B	0-0 L3-6 1-3		0-3 K	4 1 2 0 1 2 0																		
John Roseboro, L OBP: 0.279, SLG: 0.310 (1, 2) X		0-0 F4		0-0 F5		0-0 2B 1B	0-0 L3-6 2-3			4 1 1 0 0 0 3																		
Lou Johnson, R OBP: 0.361, SLG: 0.458 (1, 7) B B B B		4-0 BB BB		0-0 4-3 1-2		0-3 K		0-0 HR 1B		3 1 1 0 1 1 3																		
Wes Parker, S OBP: 0.335, SLG: 0.371 (1, 3) B B B B		4-0 BB BB		0-0 F8		0-0 1B 2B		0-0 F9		3 1 1 1 1 0 2																		
Jim Lefebvre, S OBP: 0.309, SLG: 0.326 (1, 4) S S S		0-3 K			0-0 4-3	0-0 G5-4-3 1B		0-0 HR 1-H		4 1 2 4 0 1 2																		
Sandy Koufax, R OBP: 0.238, SLG: 0.220 (1, 1) X			0-0 F4		4-0 1B BB	0-0 G5-4-3 1-2f		0-0 F8		1 0 0 0 0 1 0 0																		
Howie Reed, R OBP: 0.153, SLG: 0.100 (6, PH)										0 0 0 0 0 0 0 0																		
Willie Crawford, L OBP: 0.323, SLG: 0.567 (6, PH)										0 0 0 0 0 0 0 0																		
Don Drysdale, R OBP: 0.323, SLG: 0.567 (6, 1)										1 0 0 0 0 0 0 1																		
Ron Perranoski, L OBP: 0.323, SLG: 0.567 (6, 1)										1 0 0 0 0 0 0 0																		
Bob Miller, R (8, 1)										0 0 0 0 0 0 0 0																		
<b>Inning Stats</b>	R: 0 E: 0 K: 1 S: 5	H: 0 LOB: 0 BB: 0 P: 5	R: 0 E: 0 K: 2 S: 7	H: 0 LOB: 2 BB: 2 P: 15	R: 0 E: 0 K: 0 S: 4	H: 1 LOB: 1 BB: 0 P: 4	R: 0 E: 0 K: 0 S: 3	H: 0 LOB: 1 BB: 1 P: 7	R: 0 E: 0 K: 0 S: 4	H: 1 LOB: 2 BB: 1 P: 8	R: 3 E: 0 K: 1 S: 8	H: 4 LOB: 0 BB: 0 P: 8	R: 1 E: 0 K: 0 S: 4	H: 2 LOB: 1 BB: 1 P: 8	R: 2 E: 0 K: 0 S: 5	H: 2 LOB: 0 BB: 0 P: 5	R: 0 E: 0 K: 1 S: 5	H: 0 LOB: 0 BB: 0 P: 5	1B: 6 2B: 4 3B: 0 HR: 1	SF: 0 SAC: 0 DP: 2 HBP: 0	WP: 0 PB: 1 SB: 1 CS: 0	PA: 40						
<b>PITCHER</b>	IP WLS BF H R ER SO BB IBB HBP BLK WP HR S P ERA WHIP																											
Sammy Ellis, R ERA: 3.38 (1, 1)	5.1		26	6	3	3	4	4	0	0	0	0	0	0	30	46	5.06	1.875										
Billy McCool, L ERA: 3.8 (6, 1)	1.0		5	2	1	1	0	1	0	0	0	0	0	4	8	9.00	3.000											
Joe Nuxhall, L ERA: 4.34 (7, 1)	2.2	W	9	2	2	2	1	0	0	0	0	0	1	11	11	6.75	0.750											

**Los Angeles Dodgers @ Cincinnati Reds**  
 Crosley Field, Cincinnati, OH  
 Wed Jul 07 1965, 7:05 PM EDT  
 Att: 25,785 - Unknown

[livebaseballscorecards.com](http://livebaseballscorecards.com)


AB	35
R	6
H	10
RBI	5
BB	5
SO	5
LOB	18






Batter	1	2	3	4	5	6	7	8	9	AB	R	H	RBI	BB	SO	LOB	BOTTOM
Tommy Harper, R (1, 7) OBP: 0.369, SLG: 0.455	0-3 K	0-0 2B		4-0 BB		0-0 1-3		0-0 2B 1B		4	1	2	2	1	1	0	<p align="center"><b>Los Angeles Dodgers @ Cincinnati Reds</b></p> <p align="center">Crosley Field, Cincinnati, OH</p> <p align="center">Wed Jul 07 1965, 7:05 PM EDT</p> <p align="center">Att. 25,785 - Unknown</p>
Pete Rose, S (1, 4) OBP: 0.370, SLG: 0.394	0-0 WP HR 1B	0-0 2B		0-0 F6		0-0 1B 1B		0-0 1-3 2B		5	1	4	1	0	0	2	
Vada Pinson, L (1, 8) OBP: 0.342, SLG: 0.469	0-0 F7	0-0 F7			0-0 CS 1B	0-0 1-2 1B		0-0 F8		5	0	2	0	0	0	4	
Frank Robinson, R (1, 9) OBP: 0.388, SLG: 0.565	0-0 1-H HR		0-0 4-3		0-3 K	0-0 F5		4-0 IBB		4	1	1	2	1	1	3	
Deron Johnson, R (1, 5) OBP: 0.337, SLG: 0.526	0-0 P6		0-3 K		0-0 BB 1B		0-0 HR	0-0 F8		5	1	2	1	0	1	3	
Don Pavletich, R (1, 2) OBP: 0.381, SLG: 0.519 Johnny Edwards, L (9, PH) OBP: 0.337, SLG: 0.515		0-3 K	0-3 K		0-0 FC5 1B	0-0 5-3		0-3 K		4	0	1	0	0	2	0	
Tony Perez, R (1, 3) OBP: 0.305, SLG: 0.475 Gordy Coleman, L (9, PH) OBP: 0.362, SLG: 0.530		4-0 FC5-4 1B		0-0 P4	4-0 BB 1B	0-0 6-3		0-0 6-3		2	1	0	0	2	0	0	
Leo Cardenas, R (1, 6) OBP: 0.359, SLG: 0.434		0-0 FC5-4 1B		0-0 BB 1B	0-0 FC5	0-0 F9		0-0 HR		5	1	3	1	0	0	3	
Sammy Ellis, L (1, 1) OBP: 0.185, SLG: 0.192 Billy McCool, R (6, 1) Joe Nuxhall, L (7, 1) OBP: 0.250, SLG: 0.200		0-0 FC5-4 2B		0-3 K		0-0 1-3		0-3 K		2	1	0	0	0	1	3	

Inning Stats	R: 2	H: 2	E: 0	K: 1	S: 7	L: 0	LOB: 0	BB: 0	P: 7	R: 3	H: 3	E: 0	K: 1	S: 8	R: 0	H: 0	E: 0	K: 2	S: 7	R: 0	H: 1	E: 0	K: 1	S: 6	R: 0	H: 3	E: 0	K: 1	S: 7	R: 0	H: 2	E: 0	K: 0	S: 5	R: 1	H: 1	E: 0	K: 0	S: 4	R: 0	H: 2	E: 0	K: 1	S: 7	R: 1	H: 1	E: 0	K: 1	S: 5	R: 0	H: 1	E: 0	K: 1	S: 5	R: 1	H: 1	E: 0	K: 1	S: 5	1B: 9	2B: 4	3B: 0	HR: 3	SF: 0	SAC: 0	DP: 1	HBP: 0	WP: 1	PB: 0	SB: 0	CS: 1	PA: 44	ERA	WHIP
<b>PITCHER</b>																																	<b>PITCHER</b>																																									
Sandy Koufax, L (1, 1) ERA: 2.14	IP: 4.2 WLS: 0 BF: 25 H: 9 R: 5 ER: 5 SO: 6 BB: 3 IBB: 0 HBP: 0 BLK: 0 WP: 1 HR: 1 S: 34 P: 46 ERA: 9.64 WHIP: 2.571																																																																									
Howie Reed, R (5, 1) ERA: 3.2	0.1 1 0 0 0 0 0 0 0 0 0 0 1 1 0.00 0.000																																																																									
Ron Perranoski, L (6, 1) ERA: 4.05	2.2 13 5 1 1 1 0 0 0 0 0 0 1 15 3.38 1.875																																																																									
Bob Miller, R (8, 1) ERA: 2.77	1.0 L 5 1 1 1 1 0 1 0 0 0 1 6 10 9.00 1.000																																																																									

AB	40
R	7
H	15
RBI	7
BB	4
SO	8
LOB	18
	

Batter	1	2	3	4	5	6	7	8	9	AB R H RBI BB SO LOB	TOP											
Maury Wills, S OBP: 0.324, SLG: 0.307 (1, 6) x	0-0 P4			x 0-0 4-3		x 0-0 FC3-6 1B	x 0-0 S 1B	x 0-0 SH1-4 1-2		4 1 2 0 0 0 0	<b>Los Angeles Dodgers @ Pittsburgh Pirates</b> Forbes Field, Pittsburgh, PA Thu Jul 08 1965, 7:05 PM EDT Att. 22,247 - Unknown											
Jim Gilliam, S OBP: 0.371, SLG: 0.416 (1, 5) x	0-0 6-3			x 0-0 1B 1B		x 0-0 FC3-6 2B	x 0-0 B2	x 0-0 4-3		5 1 1 0 0 0 3												
John Kennedy, R OBP: 0.264, SLG: 0.262 (8, 5)						1-2f	1-3			0 0 0 0 0 0 0												
Willie Davis, L OBP: 0.274, SLG: 0.344 (1, 8) x	0-0 4-3			x 0-0 F9		x 0-0 E3 2B	x 0-0 S 1B	H 1-0 HBP HBP		4 2 1 1 0 0 2												
Ron Fairly, L OBP: 0.380, SLG: 0.444 (1, 9) x		x 0-0 G6-4-3 1B		x 0-0 1B 1B		x 0-0 1B 2B	B 4-0 B 1B E	H 1-0 HBP HBP		3 2 3 2 1 0 0												
John Roseboro, L OBP: 0.282, SLG: 0.309 (1, 2) x		x 0-0 G6-4-3 1-2f		x 0-0 F9		B 4-0 B 1B 2B	x 0-0 FC6-4 1B	x 0-0 G3		4 1 1 1 1 0 6												
Lou Johnson, R OBP: 0.351, SLG: 0.444 (1, 7) x		x 0-0 F8			x 0-0 6-3	x 0-3 K	x 0-0 FC6-4 2B		x 0-0 1-3	5 1 0 0 0 1 3												
Wes Parker, S OBP: 0.336, SLG: 0.375 (1, 3) x			x 0-0 4-3		x 0-0 3-1	x 0-0 2B 1B	x 0-0 1B 2B		S 0-3 K	5 1 2 2 0 1 0												
Jim Lefebvre, S OBP: 0.310, SLG: 0.331 (1, 4) x			x 0-0 F9		x 0-0 1B	x 0-0 1B 2B	x 0-3 K		x 0-0 5-3	5 0 2 2 0 1 1												
Claude Osteen, L OBP: 0.111, SLG: 0.094 (1, 1) x			x 0-0 F8		0-3 K	0-3 K		B 4-0 B HBP SH1-4 BB		1 0 0 0 0 0 0												
Howie Reed, R (4, 1)										2 0 0 0 1 2 2												
<b>Inning Stats</b>	R: 0 E: 0 K: 0 S: 3	H: 0 LOB: 0 BB: 0 P: 3	R: 0 E: 0 K: 0 S: 3	H: 1 LOB: 0 BB: 0 P: 3	R: 0 E: 0 K: 0 S: 5	H: 0 LOB: 0 BB: 0 P: 3	R: 0 E: 0 K: 0 S: 5	H: 2 LOB: 2 BB: 0 P: 5	R: 0 E: 0 K: 1 S: 6	H: 1 LOB: 1 BB: 0 P: 6	R: 5 E: 1 K: 2 S: 12	H: 4 LOB: 1 BB: 1 P: 16	R: 4 E: 1 K: 1 S: 9	H: 4 LOB: 1 BB: 1 P: 13	R: 0 E: 0 K: 0 S: 3	H: 0 LOB: 3 BB: 1 P: 9	R: 0 E: 0 K: 1 S: 5	H: 0 LOB: 0 BB: 0 P: 5	1B: 9 2B: 3 3B: 0 HR: 0	SF: 0 SAC: 1 DP: 1 HBP: 2	WP: 0 PB: 0 SB: 4 CS: 0	PA: 44
<b>PITCHER</b>	IP WLS BF H R ER SO BB IBB HBP BLK WP HR S P ERA WHIP																					
Vern Law, R ERA: 1.7 (1, 1)	6.0 L 28 9 6 2 3 1 0 0 0 0 0 0 33 37 3.00 1.667																					
Frank Carpin, L ERA: 4.42 (7, 1)	2.0 13 3 3 3 1 2 0 2 0 0 0 0 11 21 13.50 2.500																					
Wilbur Wood, L ERA: 1.83 (9, 1)	1.0 3 0 0 0 0 1 0 0 0 0 0 0 5 5 0.00 0.000																					

livebaseballscorecards.com

AB	38
R	9
H	12
RBI	8
BB	3
SO	5
LOB	17

BOTTOM

Los Angeles Dodgers @ Pittsburgh Pirates  
Forbes Field, Pittsburgh, PA

Thu Jul 08 1965, 7:05 PM EDT  
Att. 22,247 - Unknown

AB	40
R	4
H	15
RBI	4
BB	1
SO	4
LOB	21



WP:	0	PA:	42
PB:	0	SB:	0
CS:	0		

AB R H RBI BB SO LOB

4	0	1	1	1	0	2
2	1	2	0	0	0	0
3	0	0	0	0	0	2
4	0	1	0	0	0	3
5	2	3	1	0	1	1
5	0	2	1	0	0	4
5	0	2	1	0	1	4
4	0	0	0	0	1	3
4	0	2	0	0	0	0
0	0	0	0	0	0	0
0	0	0	0	0	0	0
3	1	2	0	0	0	0
0	0	0	0	0	0	0
1	0	0	0	0	1	2
0	0	0	0	0	0	0

Batter	1	2	3	4	5	6	7	8	9
<b>Bob Bailey, R</b> OBP: 0.335, SLG: 0.353 (1, 5)	0-0 1-3	0-0 FC5 1B		4-0 1-2 BB		0-0 F6		0-0 F8	
<b>Manny Mota, R</b> OBP: 0.309, SLG: 0.329 (1, 8)	0-0 E1	0-0		0-0 G1-6-3			0-0 F8		0-0 G3
<b>Bill Virdon, L</b> OBP: 0.356, SLG: 0.405 (4, PH)	3B	1B		1-2f					
<b>Roberto Clemente, R</b> OBP: 0.367, SLG: 0.451 (1, 9)	0-0 6-3	0-0 FC5			0-0 6-3		0-0 1-3 1B		1-0 1B HBP
<b>Donn Clendenon, R</b> OBP: 0.368, SLG: 0.465 (1, 3)	0-0 1B		0-3 K		0-0 2B 1B		0-0 1-3		0-0 1-2 1B
<b>Bill Mazeroski, R</b> OBP: 0.320, SLG: 0.384 (1, 4)	0-0 1B		0-0 1B		0-0 P3		0-0 F7		0-0 L8
<b>Willie Stargell, L</b> OBP: 0.346, SLG: 0.596 (1, 7)	0-0 4-3		0-3 K		0-0 1-H 2B			0-0 FC6-4 1B	0-0 F8
<b>Gene Alley, R</b> OBP: 0.289, SLG: 0.338 (1, 6)		0-3 K	0-0 F9		0-0 5-3			0-0 FC6-4 1B	
<b>Jim Pagliaroni, R</b> OBP: 0.346, SLG: 0.457 (1, 2)		0-0		0-0 F8		0-0 6-3		0-0	0-0
<b>Ozzie Virgil, R</b> OBP: 0.310, SLG: 0.464 (8, PR)		1B						1-2 1B	
<b>Hal Smith, R</b> (9, 2)		2B							
<b>Vern Law, R</b> OBP: 0.283, SLG: 0.348 (1, 1)		0-0		0-0		0-0 F8		0-3 K	
<b>Frank Carpin, L</b> (7, 1)									
<b>Gene Freese, R</b> OBP: 0.347, SLG: 0.348 (8, PH)		1B		BB					
<b>Wilbur Wood, R</b> (9, 1)		1B		1B					

Inning Stats	R: 2 E: 1 K: 0 S: 6	H: 3 LOB: 1 BB: 0 P: 6	R: 1 E: 0 K: 1 S: 8	H: 4 LOB: 2 BB: 0 P: 8	R: 0 E: 0 K: 2 S: 8	H: 1 LOB: 1 BB: 0 P: 8	R: 0 E: 0 K: 0 S: 3	H: 1 LOB: 1 BB: 1 P: 7	R: 1 E: 0 K: 0 S: 5	H: 2 LOB: 1 BB: 0 P: 5	R: 0 E: 0 K: 0 S: 3	H: 0 LOB: 0 BB: 0 P: 3	R: 0 E: 0 K: 0 S: 4	H: 1 LOB: 1 BB: 0 P: 4	R: 0 E: 0 K: 1 S: 7	H: 2 LOB: 2 BB: 0 P: 7	R: 0 E: 0 K: 0 S: 4	H: 1 LOB: 2 BB: 0 P: 5
--------------	------------------------------	---------------------------------	------------------------------	---------------------------------	------------------------------	---------------------------------	------------------------------	---------------------------------	------------------------------	---------------------------------	------------------------------	---------------------------------	------------------------------	---------------------------------	------------------------------	---------------------------------	------------------------------	---------------------------------

PITCHER	IP	WLS	BF	H	R	ER	SO	BB	IBB	HBP	BLK	WP	HR	S	P	ERA	WHIP
<b>Claude Osteen, L</b> ERA: 2.52 (1, 1)	3.1		19	9	3	3	3	1	0	0	0	0	0	24	28	8.10	3.000
<b>Howie Reed, R</b> ERA: 2.9 (4, 1)	5.2	W	23	6	1	1	1	0	0	1	0	0	0	24	25	1.59	1.059

1B:	12	SF:	0
2B:	2	SAC:	0
3B:	1	DP:	1
HR:	0	HBP:	1

WP:	0	PA:	42
PB:	0	SB:	0
CS:	0		

Batter	1	2	3	4	5	6	7	8	9	AB R H RBI BB SO LOB	TOP																													
Maury Wills, S OBP: 0.323, SLG: 0.306 (1, 6) X	0-0 F8 ①		0-0 FC6 1-2f ③			0-0 G4-3-6 1-2f ① ②		0-0 1B		4 0 1 0 0 0 2	<b>Los Angeles Dodgers @ Pittsburgh Pirates</b> Forbes Field, Pittsburgh, PA Fri Jul 09 1965, 7:05 PM EDT Att. 16,284 - Unknown <a href="http://livebaseballscorecards.com">livebaseballscorecards.com</a>																													
Wes Parker, S OBP: 0.338, SLG: 0.378 (1, 3) X	0-0 F9 ②			4-0 L6-3 BB		0-0 2B		0-0 F4 ③		3 0 1 0 1 0 1																														
Lou Johnson, R OBP: 0.344, SLG: 0.434 (1, 7) X	0-0 L4 ③			0-0 L6-3 1-2 ① ②		0-0 F8 ③		0-0 E6 1B		4 1 0 0 0 0 2																														
Ron Fairly, L OBP: 0.378, SLG: 0.441 (1, 9) X		0-0 5-3 ①		0-3 K ③		0-3 K ①		0-0 1B 2-H 1B		4 0 1 1 0 2 0																														
Jim Lefebvre, S OBP: 0.310, SLG: 0.330 (1, 4) X		0-0 6-3 ②			0-0 F3 ①		0-0 L5 ②	0-0 G6-3 1B 1-2		4 0 1 0 0 0 0																														
Willie Davis, L OBP: 0.273, SLG: 0.343 (1, 8) X		0-0 1-3 ③			0-0 F9 ②		0-0 1B	0-3 K ①		4 0 1 0 0 1 2																														
Dick Tracewski, R OBP: 0.314, SLG: 0.274 (1, 5) X				4-0 FC6 BB		4-0 BB		0-0 G3 ③	0-0 G6-3 1-2f ② ③	2 0 0 0 2 0 3																														
Jeff Torborg, R OBP: 0.309, SLG: 0.406 (1, 2) X			0-3 K ①		0-0 F9 ③			0-0 6-3 ①		3 0 0 0 0 1 2																														
Johnny Podres, L OBP: 0.121, SLG: 0.121 (3, 1) X Nick Wilhite, L OBP: 0.625, SLG: 0.600 (6, PH) Hector Valle, R OBP: 0.333, SLG: 0.200 (6, 1) Ron Perranoski, L (6, 1) Jim Gilliam, S OBP: 0.369, SLG: 0.413 (8, PH) Bob Miller, R (8, 1)			0-0 FC6 1-2f ②			4-0 G4-3-6 BB		0-0 P4 ②		1 0 0 0 0 0 1 0 0 0 0 0 0 0 0 0 0 0 0 1 0 0 0 0 0 0 0 0 0 0 1 0 0 0 0 0 0 0 0 0 0 0 0 0 0 0																														
<b>Inning Stats</b>	R: 0 E: 0 K: 0 S: 3	H: 0 LOB: 0 BB: 0 P: 3	R: 0 E: 0 K: 0 S: 3	H: 0 LOB: 0 BB: 0 P: 3	R: 0 E: 1 K: 1 S: 5	H: 0 LOB: 1 BB: 1 P: 9	R: 0 E: 0 K: 1 S: 4	H: 0 LOB: 0 BB: 1 P: 8	R: 0 E: 0 K: 0 S: 3	H: 0 LOB: 1 BB: 1 P: 7	R: 0 E: 0 K: 0 S: 3	H: 1 LOB: 1 BB: 1 P: 7	R: 0 E: 0 K: 1 S: 6	H: 1 LOB: 1 BB: 0 P: 6	R: 0 E: 0 K: 0 S: 4	H: 1 LOB: 1 BB: 0 P: 4	R: 1 E: 1 K: 1 S: 7	H: 2 LOB: 1 BB: 0 P: 7	1B: 4 2B: 2 3B: 0 HR: 0	SF: 0 SAC: 0 DP: 3 HBP: 0	WP: 0 PB: 0 SB: 0 CS: 0	PA: 34																		
<b>PITCHER</b> Bob Veale, L ERA: 2.62 (1, 1)	IP 9.0	WLS W	BF 34	H 5	R 1	ER 0	SO 4	BB 4	IBB 0	HBP 0	BLK 0	WP 0	HR 0	S 38	P 54	ERA 0.00	WHIP 1.000						<b>PITCHER</b>	IP 9.0	WLS W	BF 34	H 5	R 1	ER 0	SO 4	BB 4	IBB 0	HBP 0	BLK 0	WP 0	HR 0	S 38	P 54	ERA 0.00	WHIP 1.000



Batter	1	2	3	4	5	6	7	8	9
Bob Bailey, R OBP: 0.334, SLG: 0.352 (1, 5)	0-0 SH1-3 1B		0-0 6-3		0-0 F9	0-0 FC6			
Manny Mota, R OBP: 0.309, SLG: 0.329 (1, 8) (7, 7)	0-0 SH1-3 1-2		0-0 F9		0-0 HR 1B		0-0 F3		
Roberto Clemente, R OBP: 0.372, SLG: 0.485 (1, 9)	0-0 L8		0-0 1B		0-0 HR		0-0 3B 1B		
Donn Clendenon, R OBP: 0.370, SLG: 0.471 (1, 3)	0-0 6-3		0-0 F8		0-0 1B		0-0 SF9 3B		
Bill Mazerowski, R OBP: 0.319, SLG: 0.380 (1, 4)		0-0 6-3		4-0 1B BB	0-3 K		0-0 SF9		
Willie Stargell, L OBP: 0.349, SLG: 0.596 (1, 7) Bill Virdon, L OBP: 0.354, SLG: 0.404 (6, PR) (7, 8)		0-0 4-3		0-0 G6-4-3 1-3 1B		1-0 4-3 HBP	0-0 F6		
Gene Alley, R OBP: 0.285, SLG: 0.333 (1, 6)		0-0 E4 BB		0-0 P3		0-0 4-3		0-3 K	
Jim Pagliaroni, R OBP: 0.349, SLG: 0.452 (1, 2)		4-0 1-2 BB		0-0 G6-4-3 1-2f		4-0 FC6 BB		0-0 1-3	
Bob Veale, S OBP: 0.127, SLG: 0.077 (1, 1)		0-3 K			0-0 5-3	0-3 K		0-3 K	

AB	R	H	RBI	BB	SO	LOB
4	0	1	0	0	0	2
3	1	1	0	0	0	0
4	2	3	2	0	0	1
4	1	2	1	0	0	2
2	0	0	1	1	1	1
2	0	1	0	0	0	0
1	0	0	0	0	0	0
4	0	0	0	0	1	3
2	0	0	0	2	0	2
4	0	0	0	0	3	4

WP	HR	S	P	ERA	WHIP
WP: 0	HR: 1	S: 7	P: 7	ERA: 4.33	WHIP: 1.500
WP: 0	HR: 0	S: 5	P: 5	ERA: 2.73	WHIP: 0.000

Inning Stats	R: 0	H: 1	E: 0	K: 0	S: 4	P: 4	R: 0	H: 0	E: 1	K: 1	S: 6	R: 0	H: 1	E: 0	K: 0	S: 4	R: 0	H: 1	E: 0	K: 0	S: 3	R: 2	H: 3	E: 0	K: 1	S: 8	R: 0	H: 0	E: 0	K: 1	S: 5	R: 2	H: 2	E: 0	K: 0	S: 5	R: 0	H: 0	E: 0	K: 2	S: 7
	0	1	0	0	4	4	0	0	1	1	6	0	1	0	0	4	0	1	0	0	3	2	3	0	1	0	0	0	0	0	2	2	0	0	5	0	0	0	7	7	

**Los Angeles Dodgers @ Pittsburgh Pirates**  
 Forbes Field, Pittsburgh, PA  
 Fri Jul 09 1965, 7:05 PM EDT  
 Att. 16,284 - Unknown

AB	30
R	4
H	8
RBI	4
BB	3
SO	5
LOB	15



WP	HR	S	P	ERA	WHIP
WP: 0	HR: 1	S: 7	P: 7	ERA: 4.33	WHIP: 1.500
WP: 0	HR: 0	S: 5	P: 5	ERA: 2.73	WHIP: 0.000

Batter	1	2	3	4	5	6	7	8	9	AB R H RBI BB SO LOB	TOP											
Maury Wills, S (1, 6) OBP: 0.324, SLG: 0.307	0-0 2B 1B		0-3 K		0-0 2B 1B	0-0 6-3			0-0 F6	5 2 2 0 0 1 0	<b>Los Angeles Dodgers @ Pittsburgh Pirates</b> Forbes Field, Pittsburgh, PA Sat Jul 10 1965, 3:33 AM EDT Att. 14,880 - Unknown <a href="http://livebaseballscorecards.com">livebaseballscorecards.com</a>											
Jim Gilliam, S (1, 5) John Kennedy, R (6, 5) OBP: 0.372, SLG: 0.423 OBP: 0.260, SLG: 0.258	0-0 SH1-3 1-H SF8 2B		0-0 1B 1B		0-0 6-3 1-2	0-0 4-3			0-3 K	4 1 2 1 0 0 2 1 0 0 0 0 1 0												
Willie Davis, L (1, 8) OBP: 0.280, SLG: 0.344	0-0 SH1-3 2-3		0-0 G3-6-1 1B		4-0 2B BB			4-0 S BB	0-3 K	2 1 1 0 2 1 0												
Ron Fairly, L (1, 9) OBP: 0.377, SLG: 0.443	0-0 SF8 3-H		0-0 G3-6-1 1-2f		0-0 1B 2B			0-0 F9 1-3		3 1 1 4 0 0 3												
John Roseboro, L (1, 2) OBP: 0.278, SLG: 0.304	0-0 F7			0-0 F7	0-0 E6 1B FC4			0-0 6-3		4 1 0 0 0 0 2												
Lou Johnson, R (1, 7) OBP: 0.342, SLG: 0.430		0-0 P3		0-0 5-3	0-0 FC4 1B			0-0 6-3		4 0 1 1 0 0 1												
Wes Parker, S (1, 3) OBP: 0.337, SLG: 0.374		0-3 K		4-0 CS BB	0-0 FC4 1-2f 3-H			0-0 6-3		3 0 0 1 1 1 1												
Jim Lefebvre, S (1, 4) OBP: 0.312, SLG: 0.343		0-0 1B		0-0 CS 1-2	0-0 HR K			0-0 4-3		4 1 2 1 0 1 1												
Don Drysdale, R (1, 1) Ron Perranoski, L (6, 1) OBP: 0.323, SLG: 0.571	0-0 F5				0-0 1B 2B	0-0 6-3		0-3 K		3 1 1 0 0 0 1 1 0 0 0 0 1 0												
<b>Inning Stats</b>	R: 2 E: 0 K: 0 S: 5	H: 2 LOB: 0 BB: 0 P: 5	R: 0 E: 0 K: 1 S: 6	H: 1 LOB: 1 BB: 0 P: 6	R: 0 E: 0 K: 1 S: 6	H: 2 LOB: 1 BB: 0 P: 6	R: 0 E: 0 K: 0 S: 2	H: 0 LOB: 0 BB: 1 P: 6	R: 6 E: 1 K: 1 S: 11	H: 5 LOB: 1 BB: 1 P: 15	R: 0 E: 0 K: 0 S: 3	H: 0 LOB: 0 BB: 0 P: 3	R: 0 E: 0 K: 0 S: 3	H: 0 LOB: 1 BB: 1 P: 7	R: 0 E: 0 K: 1 S: 5	H: 0 LOB: 0 BB: 0 P: 5	R: 0 E: 0 K: 2 S: 7	H: 0 LOB: 0 BB: 0 P: 7	1B: 6 2B: 3 3B: 0 HR: 1	SF: 1 SAC: 1 DP: 1 HBP: 0	WP: 0 PB: 0 SB: 2 CS: 1	PA: 40
<b>PITCHER</b>	IP WLS BF H R ER SO BB IBB HBP BLK WP HR S P ERA WHIP																					
Don Cardwell, R (1, 1) ERA: 3.79	4.0 L 18 7 4 4 2 1 0 0 0 0 0 1 21 25 9.00 2.000																					
Wilbur Wood, L (5, 1) ERA: 2.6	0.1 5 2 2 2 0 1 0 0 0 0 0 0 4 8 54.00 9.000																					
Tommie Sisk, R (5, 1) ERA: 4.06	3.2 13 1 2 1 2 1 0 0 0 0 0 0 16 20 2.46 0.545																					
Al McBean, R (9, 1) ERA: 2.48	1.0 3 0 0 0 0 2 0 0 0 0 0 0 7 7 0.00 0.000																					

AB	34
R	8
H	10
RBI	8
BB	3
SO	6
LOB	11



BOTTOM

Los Angeles Dodgers @ Pittsburgh Pirates  
Forbes Field, Pittsburgh, PA

AB	39
R	4
H	16
RBI	4
BB	3
SO	5
LOB	18



WP:	1	PA:	43
PB:	0	SB:	0
CS:	0		

ERA	4.76	WHIP	2.294
ERA	2.70	WHIP	1.800

AB R H RBI BB SO LOB

5	0	2	2	0	0	2
3	0	1	0	0	1	0
1	0	0	0	1	0	1
5	0	2	1	0	1	3
5	0	3	0	0	0	2
5	1	2	0	0	2	5
5	0	2	1	0	0	1
4	0	0	0	0	0	2
3	2	1	0	1	1	2
1	0	1	0	0	0	0
0	0	0	0	0	0	0
1	1	1	0	1	0	0
1	0	1	0	0	0	0
0	0	0	0	0	0	0

Batter	1	2	3	4	5	6	7	8	9
Bob Bailey, R OBP: 0.335, SLG: 0.356 (1, 5)	0-0 4-3 1B	0-0 1-2 3-H 1B			0-0 F6 1B	0-0 2B		0-0 F4 1B	
Bill Virdon, L OBP: 0.354, SLG: 0.403 Manny Mota, R OBP: 0.312, SLG: 0.326 (6, PH) (7, 8)	0-3 K	0-0 PO 2-3	0-0 3-1		0-0 2B 1B	4-0 BB		0-0 L3 1-2	
Roberto Clemente, R OBP: 0.372, SLG: 0.467 (1, 9)	0-0 1B 1B		0-3 K		0-0 1-3 2-H 2B	0-0 4-3		0-0 1-6-3	
Willie Stargell, L OBP: 0.353, SLG: 0.599 (1, 7)	0-0 1-2 1B		0-0 2B		0-0 P6		0-0 4-3	0-0 E4 1B 1B	
Donn Clendenon, R OBP: 0.370, SLG: 0.473 (1, 3)	0-0 1-3		0-3 K		0-3 K		0-0 2B 2B	0-0 2-3 1B	
Bill Mazerowski, R OBP: 0.321, SLG: 0.385 (1, 4)		0-0 F8 1B		0-0 G6-4-3 1B		0-0 5-3	0-0 2-H 2B	0-0 F9	
Gene Alley, R OBP: 0.281, SLG: 0.328 (1, 6)		0-0 5-3		0-0 F9		0-0 F2	0-0 F2		
Jim Pagliaroni, R OBP: 0.352, SLG: 0.450 (1, 2)		4-0 1B 1B BB		0-0 G6-4-3 1-2f		0-0 WP 2B 1B	0-3 K		
Don Cardwell, R OBP: 0.184, SLG: 0.270 Wilbur Wood, R (5, 1) Tommie Sisk, R OBP: 0.400, SLG: 0.250 Andre Rodgers, R OBP: 0.384, SLG: 0.451 Al McBean, R OBP: 0.200, SLG: 0.200 (9, 1)		0-0 PO 1B 1-3 1B			0-0 1B 2B 1B	4-0 2B BB		0-0 L3 1B	

Inning Stats	R: 0 E: 0 K: 1 S: 7	H: 2 LOB: 2 BB: 0 P: 7	R: 1 E: 0 K: 0 S: 4	H: 2 LOB: 1 BB: 1 P: 8	R: 0 E: 0 K: 2 S: 8	H: 1 LOB: 1 BB: 0 P: 8	R: 0 E: 0 K: 0 S: 3	H: 1 LOB: 0 BB: 0 P: 3	R: 1 E: 0 K: 1 S: 8	H: 3 LOB: 2 BB: 0 P: 8	R: 1 E: 0 K: 0 S: 5	H: 2 LOB: 3 BB: 2 P: 13	R: 1 E: 0 K: 1 S: 7	H: 2 LOB: 1 BB: 0 P: 7	R: 0 E: 0 K: 0 S: 3	H: 1 LOB: 0 BB: 0 P: 3	R: 0 E: 1 K: 0 S: 4	H: 2 LOB: 1 BB: 0 P: 4	1B: 11 2B: 6 3B: 0 HR: 0	SF: 0 SAC: 0 DP: 2 HBP: 0	WP: 1 PB: 0 SB: 0 CS: 0	PA: 43
--------------	------------------------------	---------------------------------	------------------------------	---------------------------------	------------------------------	---------------------------------	------------------------------	---------------------------------	------------------------------	---------------------------------	------------------------------	----------------------------------	------------------------------	---------------------------------	------------------------------	---------------------------------	------------------------------	---------------------------------	-----------------------------------	------------------------------------	----------------------------------	--------

PITCHER	IP	WLS	BF	H	R	ER	SO	BB	IBB	HBP	BLK	WP	HR	S	P	ERA	WHIP
Don Drysdale, R ERA: 2.83 (1, 1)	5.2	W	28	11	3	3	4	2	0	0	0	1	0	34	42	4.76	2.294
Ron Perranoski, L ERA: 4.19 (6, 1)	3.1	S	14	5	1	1	1	1	0	0	0	0	0	15	19	2.70	1.800

ERA	4.76	WHIP	2.294
ERA	2.70	WHIP	1.800

Batter	1	2	3	4	5	6	7	8	9	AB R H RBI BB SO LOB	TOP		
Maury Wills, S (1, 6) OBP: 0.322, SLG: 0.306	0-3 K		0-0 G5-4-3		0-0 1-3			0-0 FC4-6	0-0 FC6-4	5 0 1 0 0 1 2			
Jim Gilliam, S (1, 5) John Kennedy, R (6, 5) OBP: 0.365, SLG: 0.414 OBP: 0.267, SLG: 0.254	0-0 6-3			0-3 K		0-0 4-3		1-0 BB 1B E HBP	0-0 FC6-4	3 0 0 0 0 1 0 1 1 0 0 0 0 2			
Lou Johnson, R (1, 7) OBP: 0.340, SLG: 0.426	0-0 F8			0-0 E5 1B		0-0 F2		0-0 E BB 1B		4 1 1 0 0 0 0			
Ron Fairly, L (1, 9) OBP: 0.381, SLG: 0.445		0-0 F9		0-0 1B PB 1B		0-0 1B		4-0 E BB		3 1 2 0 1 0 0			
Wes Parker, S (1, 3) OBP: 0.333, SLG: 0.369		0-0 P3		0-0 P3		0-0 F8		0-0 E6		4 0 0 0 0 0 5			
Jim Lefebvre, S (1, 4) OBP: 0.311, SLG: 0.341		0-0 4-3		0-0 PB 1B			0-0 4-3	0-0 5-3		4 0 1 1 0 0 3			
Willie Davis, L (1, 8) OBP: 0.276, SLG: 0.339			0-3 K	0-0 4-3			0-0 F2		0-0 1-3	4 0 0 0 0 1 1			
Jeff Torborg, R (1, 2) John Roseboro, L (7, 2) OBP: 0.310, SLG: 0.433 OBP: 0.280, SLG: 0.304			0-0 1B 3B		0-0 1-3		0-0 P3		4-0 1B BB	3 1 1 0 0 0 0 0 0 0 0 1 0 0			
Sandy Koufax, R (1, 1) OBP: 0.254, SLG: 0.238			0-0 G5-4-3 1B		0-3 K			0-0 FC4-6 1B	0-3 K	4 0 2 1 0 2 1			
<b>Inning Stats</b>	R: 0 E: 0 K: 1 S: 5 H: 0 LOB: 0 BB: 0 P: 5	R: 0 E: 0 K: 0 S: 3 H: 0 LOB: 0 BB: 0 P: 3	R: 1 E: 0 K: 1 S: 6 H: 2 LOB: 0 BB: 0 P: 6	R: 2 E: 1 K: 1 S: 8 H: 2 LOB: 1 BB: 0 P: 8	R: 0 E: 0 K: 1 S: 5 H: 0 LOB: 0 BB: 0 P: 5	R: 0 E: 0 K: 0 S: 4 H: 1 LOB: 1 BB: 0 P: 4	R: 0 E: 0 K: 0 S: 3 H: 0 LOB: 0 BB: 0 P: 3	R: 1 E: 1 K: 0 S: 5 H: 2 LOB: 3 BB: 1 P: 10	R: 0 E: 0 K: 1 S: 6 H: 1 LOB: 2 BB: 1 P: 10	1B: 7 2B: 0 3B: 1 HR: 0 SF: 0 SAC: 0 DP: 1 HBP: 1	WP: 0 PB: 1 SB: 0 CS: 1 PA: 38		
<b>PITCHER</b>	IP WLS BF H R ER SO BB IBB HBP BLK WP HR S P ERA WHIP											<b>PITCHER</b>	IP WLS BF H R ER SO BB IBB HBP BLK WP HR S P ERA WHIP
Joe Gibbon, L (1, 1) ERA: 5.42	7.0 L 26 5 3 1 4 0 0 0 0 0 0 0 34 34 1.29 0.714												
Al McBean, R (8, 1) ERA: 2.45	0.2 4 2 1 0 0 0 0 0 1 0 0 0 3 4 0.00 3.000												
Frank Carpin, L (8, 1) ERA: 4.12	1.1 8 1 0 0 1 2 0 0 0 0 0 0 8 16 0.00 2.250												

Los Angeles Dodgers @ Pittsburgh Pirates  
 Forbes Field, Pittsburgh, PA  
 Sun Jul 11 1965, 3:33 AM EDT  
 Unknown

AB	35
R	4
H	8
RBI	2
BB	2
SO	5
LOB	14



WP: 0	PA: 38
PB: 1	
SB: 0	
CS: 1	

ERA	WHIP
1.29	0.714
0.00	3.000
0.00	2.250




Batter	1	2	3	4	5	6	7	8	9	AB	R	H	RBI	BB	SO	LOB
Bob Bailey, R (1, 7) OBP: 0.334, SLG: 0.364	0-0 HR		0-0 5-3		0-0 F8		0-0 F7			4	1	1	1	0	0	1
Manny Mota, R (1, 8) OBP: 0.304, SLG: 0.318	0-3 K		0-0 F9		0-0 L4		0-0 6-3			4	0	0	0	0	1	1
Roberto Clemente, R (1, 9) OBP: 0.368, SLG: 0.461	0-0 4-3		0-3 K		0-3 K			0-0 P4		4	0	0	0	0	2	0
Donn Clendenon, R (1, 3) OBP: 0.369, SLG: 0.480	0-0 HR			0-0 5-3		0-0 E6		0-0 F9		4	1	1	1	0	0	0
Bill Mazerowski, R (1, 4) OBP: 0.319, SLG: 0.383	0-0 1B			0-3 K		0-0 P3		0-0 P6		4	0	1	0	0	1	1
Gene Freese, R (1, 5) OBP: 0.342, SLG: 0.333	0-3 K			4-0 BB 1B BB		0-3 K			0-0 E5 4-3	3	0	0	0	1	2	2
Jose Pagan, R (1, 6) OBP: 0.267, SLG: 0.255		0-0 F7		0-0 BB 1-2 1B		0-0 F7			0-3 K	4	0	1	0	0	1	2
Ozzie Virgil, R (1, 2) OBP: 0.333, SLG: 0.452		0-3 K		4-0 BB 1-2 2-3 BB			0-0 SH3-4 1B		0-0 4-3	3	0	1	0	1	1	1
Joe Gibbon, R (1, 1) OBP: 0.143, SLG: 0.100		0-3 K		0-3 K			0-0 SH3-4 1-2		0-0 4-3	2	0	0	0	0	2	3
Gene Alley, R (7, PH) OBP: 0.281, SLG: 0.328										0	0	0	0	0	0	0
Al McBean, R (8, 1) OBP: 0.200, SLG: 0.200										0	0	0	0	0	0	0
Frank Carpin, L (8, 1)										0	0	0	0	0	0	0
Andre Rodgers, R (9, PH) OBP: 0.380, SLG: 0.446										1	0	0	0	0	0	1

Inning Stats	R: 2	H: 3	E: 0	K: 2	S: 10	LOB: 1	BB: 0	P: 10	R: 0	H: 0	E: 0	K: 2	S: 7	LOB: 0	BB: 0	P: 7	R: 0	H: 0	E: 0	K: 1	S: 5	LOB: 0	BB: 0	P: 5	R: 0	H: 0	E: 0	K: 1	S: 5	LOB: 0	BB: 0	P: 5	R: 0	H: 0	E: 1	K: 1	S: 6	LOB: 1	BB: 0	P: 6	R: 0	H: 1	E: 0	K: 0	S: 4	LOB: 1	BB: 0	P: 4	R: 0	H: 0	E: 0	K: 0	S: 3	LOB: 0	BB: 0	P: 3	R: 0	H: 0	E: 1	K: 1	S: 6	LOB: 1	BB: 0	P: 6	1B: 3	2B: 0	3B: 0	HR: 2	SF: 0	SAC: 1	DP: 0	HBP: 0	WP: 0	PB: 0	SB: 0	CS: 0	PA: 36
PITCHER Sandy Koufax, L (1, 1) ERA: 2.13	IP: 9.0	WLS: W	BF: 36	H: 5	R: 2	ER: 2	SO: 10	BB: 2	IBB: 0	HBP: 0	BLK: 0	WP: 0	HR: 2	S: 54	P: 62	ERA: 2.00	WHIP: 0.778																																																												
PITCHER	IP	WLS	BF	H	R	ER	SO	BB	IBB	HBP	BLK	WP	HR	S	P	ERA	WHIP																																																												

**Los Angeles Dodgers @ Pittsburgh Pirates**  
 Forbes Field, Pittsburgh, PA  
 Sun Jul 11 1965, 3:33 AM EDT  
 Unknown

AB	33
R	2
H	5
RBI	2
BB	2
SO	10
LOB	12



Batter	1	2	3	4	5	6	7	8	9	10	AB R H RBI BB SO LOB	TOP																													
Maury Wills, S OBP: 0.329, SLG: 0.313 (1, 6) X	0-0 CS 1B			X 0-0 1B 1B	X 0-0 F8		X 0-0 S 1B			X 0-0 SH1-4 1B	5 1 4 1 0 0 1	<b>Los Angeles Dodgers @ Pittsburgh Pirates</b> Forbes Field, Pittsburgh, PA Sun Jul 11 1965, 7:05 PM EDT Att. 37,631 - Unknown <a href="http://livebaseballscorecards.com">livebaseballscorecards.com</a>																													
Jim Gilliam, S OBP: 0.363, SLG: 0.409 (1, 5) X John Kennedy, R OBP: 0.267, SLG: 0.254 (7, 5)	0-0 F8 1-2			X 0-0 1B SF8 1B	X 0-0 F9		X 0-3 3-H K			X 0-0 SH1-4	4 1 1 0 0 1 3 0 0 0 0 0 0 0																														
Willie Davis, L OBP: 0.281, SLG: 0.354 (1, 8) X	0-0 3B			X 0-0 SH5-3 1-3 2-H 1B 1B		X 0-0 4-3 2B		X 0-0 B1-3		X 0-0 P1	5 0 3 1 0 0 1																														
Ron Fairly, L OBP: 0.384, SLG: 0.446 (1, 9) X		X 0-0 G3		X 0-0 SH5-3 1-2 1B		X 0-0 F8		X 0-0 1B		X 4-0 IBB	4 0 2 0 1 0 1																														
John Roseboro, L OBP: 0.275, SLG: 0.300 (1, 2) X		X 0-0 L3		X 0-0 SF8		X 0-0 4-3		X 0-0 F2		X 0-3 K	4 0 0 1 0 1 4																														
Lou Johnson, R OBP: 0.335, SLG: 0.419 (1, 7) X		X 0-0 F8		X 0-0 SH5-3 1-2 2-3		X 0-0 6-3		X 0-0 1-3			3 0 0 0 0 0 2																														
Wes Parker, S OBP: 0.329, SLG: 0.364 (1, 3) X			X 0-0 F8	X 0-3 K		X 0-0 6-3		X 0-0 6-3			4 0 0 0 0 1 2																														
Jim Lefebvre, S OBP: 0.310, SLG: 0.338 (1, 4) X			X 0-0 F9		X 4-0 SH1-3 BB		X 0-0 F7		X 0-0 6-3		3 0 0 0 1 0 0																														
Claude Osteen, L OBP: 0.125, SLG: 0.145 (1, 1) X Bob Miller, R (7, 1)			X 0-0 F8		X 0-0 SH1-3 1-2		X 0-0 1B 3B		X 0-0 6-3		2 1 1 0 0 0 0 1 0 0 0 0 0 0																														
<b>Inning Stats</b>	R: 0 E: 0 K: 0 S: 3	H: 2 LOB: 1 BB: 0 P: 3	R: 0 E: 0 K: 0 S: 3	H: 0 LOB: 0 BB: 0 P: 3	R: 0 E: 0 K: 0 S: 3	H: 0 LOB: 0 BB: 0 P: 3	R: 2 E: 0 K: 1 S: 9	H: 4 LOB: 2 BB: 0 P: 9	R: 0 E: 0 K: 0 S: 3	H: 1 LOB: 1 BB: 0 P: 4	R: 1 E: 0 K: 1 S: 7		H: 2 LOB: 1 BB: 0 P: 7	R: 0 E: 0 K: 0 S: 4	H: 1 LOB: 1 BB: 0 P: 4	R: 0 E: 0 K: 0 S: 3	H: 0 LOB: 0 BB: 0 P: 3	R: 0 E: 0 K: 1 S: 6	H: 1 LOB: 2 BB: 1 P: 10	1B: 8 2B: 1 3B: 2 HR: 0	SF: 1 SAC: 3 DP: 0 HBP: 0	WP: 0 PB: 0 SB: 1 CS: 1	PA: 41																		
<b>PITCHER</b> Bob Friend, R ERA: 3.5 (1, 1) Frank Carpin, L ERA: 3.57 (8, 1)	IP 7.0	WLS 29	BF 9	H 3	R 3	ER 3	SO 2	BB 1	IBB 0	HBP 0	BLK 0	WP 0	HR 0	S 32	P 36	ERA 3.86	WHIP 1.429																								
																					IP 3.0	WLS 12	BF 2	H 0	R 0	ER 0	SO 1	BB 0	IBB 1	HBP 0	BLK 0	WP 0	HR 0	S 13	P 17	ERA 0.00	WHIP 0.667				





Batter	1	2	3	4	5	6	7	8	9	AB R H RBI BB SO LOB	TOP									
Glenn Beckert, R (1, 4) OBP: 0.273, SLG: 0.301	0-0 5-3		0-0 L1-3			0-0 6-3		0-0 4-3		4 0 0 0 0 0 1										
Don Landrum, L (1, 8) OBP: 0.335, SLG: 0.417	0-0 L7			0-0 F4		0-0 F9		0-0 F8		4 0 0 0 0 0 0										
Billy Williams, L (1, 9) OBP: 0.351, SLG: 0.474	0-0 PB 1B			0-0 F7		4-0 2B BB			0-0 4-3	3 0 1 0 1 0 0										
Ron Santo, R (1, 5) OBP: 0.353, SLG: 0.485	0-0 6-3			0-3 K		0-0 2B			0-0 F7	4 0 1 0 0 1 1										
14 Ernie Banks, R (1, 3) OBP: 0.354, SLG: 0.461		0-0 4-3			0-0 4-3	0-3 K			0-0 F7	4 0 0 0 0 1 2										
George Altman, L (1, 7) OBP: 0.327, SLG: 0.388		0-0 F7			0-0 3-1		0-0 L5			3 0 0 0 0 0 0										
Ed Bailey, L (1, 2) OBP: 0.320, SLG: 0.309		0-0 F7			4-0 1B BB		0-0 P5			2 0 0 0 1 0 0										
Don Kessinger, S (1, 6) OBP: 0.243, SLG: 0.231			0-0 F8		0-0 1-2 1B		0-0 6-3			3 0 1 0 0 0 0										
Dick Ellsworth, L (1, 1) OBP: 0.133, SLG: 0.093			4-0 1-3 BB		0-3 K			0-0 F8		1 0 0 0 1 1 2										
Doug Clemens, L (8, PH) OBP: 0.328, SLG: 0.342										1 0 0 0 0 0 0										
Billy Hoelt, L (8, 1)										0 0 0 0 0 0 0										
<b>Inning Stats</b>	R: 0 E: 0 K: 0 S: 4	H: 1 LOB: 1 BB: 0 P: 4	R: 0 E: 0 K: 0 S: 3	H: 0 LOB: 0 BB: 0 P: 3	R: 0 E: 0 K: 0 S: 2	H: 0 LOB: 0 BB: 1 P: 6	R: 0 E: 0 K: 1 S: 5	H: 0 LOB: 0 BB: 0 P: 5	R: 0 E: 0 K: 1 S: 6	H: 1 LOB: 2 BB: 1 P: 10	R: 0 E: 0 K: 0 S: 3	H: 0 LOB: 0 BB: 0 P: 3	R: 0 E: 0 K: 0 S: 3	H: 0 LOB: 0 BB: 0 P: 3	R: 0 E: 0 K: 0 S: 3	H: 0 LOB: 0 BB: 0 P: 3	1B: 2 2B: 2 3B: 0 HR: 0	SF: 0 SAC: 0 DP: 1 HBP: 0	WP: 0 PB: 1 SB: 0 CS: 0	PA: 32
<b>PITCHER</b> Don Drysdale, R (1, 1) ERA: 2.69	IP: 9.0 WLS: W BF: 32 H: 3 R: 0 ER: 0 SO: 3 BB: 3 IBB: 0 HBP: 0 BLK: 0 WP: 0 HR: 0 S: 35 P: 47 ERA: 0.00 WHIP: 0.667											<b>PITCHER</b>	IP: 9.0 WLS: W BF: 32 H: 3 R: 0 ER: 0 SO: 3 BB: 3 IBB: 0 HBP: 0 BLK: 0 WP: 0 HR: 0 S: 35 P: 47 ERA: 0.00 WHIP: 0.667							

Chicago Cubs @ Los Angeles Dodgers  
Dodger Stadium, Los Angeles, CA  
Thu Jul 15 1965, 7:05 PM PDT  
Att: 25,538 - Cloudy

livebaseballscorecards.com

AB 29  
R 0  
H 3  
RBI 0  
BB 3  
SO 3  
LOB 6



Batter	1	2	3	4	5	6	7	8	9
Maury Wills, S OBP: 0.331, SLG: 0.315 (1, 6) X	0-0 5-3 ①		0-0 CS ③ X	0-0 4-3 ① X	0-0 CS S 1B 1-3 2-H		0-0 CS 1B 1-2 2-3		
Jim Gilliam, S OBP: 0.362, SLG: 0.408 (1, 5) X	0-0 5-3 ②			0-0 G3-6-3 1B	0-0 F9 1-3 3-H		0-0 CS 1B 1-2 3-H		
John Kennedy, R OBP: 0.276, SLG: 0.265 (7, 5)									
Willie Davis, L OBP: 0.278, SLG: 0.349 (1, 8) X	0-0 6-3 ③			0-0 G3-6-3 1-2f		0-0 G3		0-0 SH1-3 1B	
Ron Fairly, L OBP: 0.383, SLG: 0.445 (1, 9) X		0-0 5-3 ①			0-0 1B HBP FC3-2 1B	0-0 4-3 ②		0-3 K ①	
Lou Johnson, R OBP: 0.333, SLG: 0.413 (1, 7) X		0-0 5-3 ②			1-0 FC3-2 1B BB HBP 1-2	0-0 E5		0-0 SH1-3 ②	
Wes Parker, S OBP: 0.329, SLG: 0.363 (1, 3)		0-3 K ③			0-0 BB FC3-2 1B 1-2 2-3	0-0 6-3 ③		0-3 K ③	
John Roseboro, L OBP: 0.276, SLG: 0.297 (1, 2) B B B B			4-0 CS BB		0-0 FC3-2 BB 1B 1-2 2-3 3-H		0-0 P4		
Jim Lefebvre, S OBP: 0.314, SLG: 0.337 (1, 4) X			0-0 F8 ①		4-0 PB 1B 1B BB 1-2 2-3 3-H		4-0 1B E CS BB		
Don Drysdale, R OBP: 0.324, SLG: 0.561 (1, 1) S S S S			0-3 K ②		0-0 1B PB E 1B 1-2 2-H 3-H		0-0 E1 1B 1-2		

Inning Stats	R: 0	H: 0	E: 0	LOB: 0	K: 0	S: 3	P: 3	R: 0	H: 0	E: 0	LOB: 0	K: 1	S: 5	P: 5	R: 0	H: 1	E: 0	LOB: 0	K: 0	S: 3	P: 3	R: 5	H: 4	E: 0	LOB: 0	K: 0	S: 6	P: 11	R: 0	H: 0	E: 1	LOB: 1	K: 0	S: 4	P: 4	R: 0	H: 1	E: 1	LOB: 2	K: 0	S: 3	P: 7	R: 0	H: 1	E: 0	LOB: 1	K: 2	S: 8	P: 8								
	0	0	0	0	0	3	3	0	0	0	0	1	5	5	0	1	0	0	0	0	3	3	5	4	0	0	0	11	11	0	0	1	4	0	4	4	0	1	0	2	0	7	7	0	0	1	1	0	1	1	0	1	0	1	0	1	1

PITCHER	IP	WLS	BF	H	R	ER	SO	BB	IBB	HBP	BLK	WP	HR	S	P	ERA	WHIP
Dick Ellsworth, L ERA: 3.33 (1, 1)	7.0	L	28	6	5	4	2	3	0	1	0	0	0	28	41	5.14	1.286
Billy Hoelt, L ERA: 1.13 (8, 1)	1.0		4	1	0	0	2	0	0	0	0	0	0	8	8	0.00	1.000

1B	2B	3B	HR	SF	SAC	DP	HBP
7	1	0	0	0	1	2	1

WP	PA	ERA	WHIP
0	34		

**BOTTOM**

**Chicago Cubs @ Los Angeles Dodgers**  
**Dodger Stadium, Los Angeles, CA**  
 Thu Jul 15 1965, 7:05 PM PDT  
 Att. 25,538 - Cloudy

livebaseballscorecards.com

AB	27
R	5
H	7
RBI	4
BB	3
SO	4
LOB	11



Batter	1	2	3	4	5	6	7	8	9	AB R H RBI BB SO LOB	TOP																						
Glenn Beckert, R (1, 4) OBP: 0.272, SLG: 0.301	0-3 K		0-3 K			0-0 1-3 1B		0-0 6-3		4 0 1 0 0 2 1																							
Don Landrum, L (1, 8) OBP: 0.333, SLG: 0.414	0-0 F9			0-0 BB 1B		0-0 1-3		0-0 5-3		4 0 1 0 0 0 2																							
Billy Williams, L (1, 9) OBP: 0.353, SLG: 0.472	4-0 FC6-4 BB			0-3 K		0-0 F9			0-0 1B	3 0 1 0 1 1 2																							
Ron Santo, R (1, 5) OBP: 0.352, SLG: 0.481	0-0 FC6-4 1-2f			4-0 BB		0-3 K			0-0 F9	3 0 0 0 1 1 3																							
14 Ernie Banks, R (1, 3) OBP: 0.350, SLG: 0.456		0-0 F9		0-0 F7		0-0 P6		0-0 P4		4 0 0 0 0 0 3																							
Harvey Kuenn, R (1, 7) OBP: 0.338, SLG: 0.216		0-0 6-3		0-0 4-3		0-0 F9		0-0 P4		4 0 0 0 0 0 3																							
Chris Krug, R (1, 2) OBP: 0.253, SLG: 0.357		0-3 K		0-3 K		0-3 K				3 0 0 0 0 3 0																							
Don Kessinger, S (1, 6) OBP: 0.239, SLG: 0.227			0-0 P4		0-0 6-3		0-3 K			2 0 0 0 0 0 0																							
Jimmy Stewart, S (8, PH) OBP: 0.331, SLG: 0.276										1 0 0 0 0 1 0																							
Larry Jackson, R (1, 1) OBP: 0.184, SLG: 0.255		0-3 K		0-0 5-3				0-0 2B		2 0 0 0 0 1 0																							
Billy Hoelt, L (7, 1)										0 0 0 0 0 0 0																							
Joey Amalfitano, R (8, PH) OBP: 0.364, SLG: 0.333										1 0 1 0 0 0 0																							
Ted Abernathy, R (8, 1) OBP: 0.125, SLG: 0.125										0 0 0 0 0 0 0																							
<b>Inning Stats</b>	R: 0 E: 0 K: 1 S: 5	H: 0 LOB: 1 BB: 1 P: 9	R: 0 E: 0 K: 1 S: 5	H: 0 LOB: 0 BB: 0 P: 5	R: 0 E: 0 K: 2 S: 7	H: 0 LOB: 0 BB: 0 P: 7	R: 0 E: 0 K: 1 S: 6	H: 1 LOB: 2 BB: 1 P: 10	R: 0 E: 0 K: 1 S: 5	H: 0 LOB: 0 BB: 0 P: 5	R: 0 E: 0 K: 1 S: 6	H: 1 LOB: 1 BB: 0 P: 6	R: 0 E: 0 K: 1 S: 5	H: 0 LOB: 0 BB: 0 P: 5	R: 0 E: 0 K: 1 S: 6	H: 1 LOB: 1 BB: 0 P: 6	R: 0 E: 0 K: 0 S: 4	H: 1 LOB: 1 BB: 0 P: 4	1B: 3 2B: 1 3B: 0 HR: 0	SF: 0 SAC: 0 DP: 0 HBP: 0	WP: 0 PB: 0 SB: 0 CS: 0	PA: 33											
<b>PITCHER</b> Sandy Koufax, L (1, 1) ERA: 2.02	IP 9.0	WLS W	BF 33	H 4	R 0	ER 0	SO 9	BB 2	IBB 0	HBP 0	BLK 0	WP 0	HR 0	S 49	P 57	ERA 0.00	WHIP 0.667																
											<b>PITCHER</b>	IP	WLS	BF	H	R	ER	SO	BB	IBB	HBP	BLK	WP	HR	S	P	ERA	WHIP					

Chicago Cubs @ Los Angeles Dodgers  
 Dodger Stadium, Los Angeles, CA  
 Fri Jul 16 1965, 7:05 PM PDT  
 Att: 47,947 - Unknown

livebaseballscorecards.com

AB	31
R	0
H	4
RBI	0
BB	2
SO	9
LOB	14



Batter	1	2	3	4	5	6	7	8	9
Maury Wills, S OBP: 0.332, SLG: 0.316 (1, 6)	0-0 1-3	0-0 E3 1B		0-0 S 1B		0-0 1-2 2-H 1B		0-0 P5	
Jim Gilliam, S OBP: 0.365, SLG: 0.410 (1, 5) John Kennedy, R OBP: 0.273, SLG: 0.261 (7, 5)	0-0 1B	0-0 1-3 2-H 1B		0-0 1-2 F5		0-0 4-3		0-3 K	
Willie Davis, L OBP: 0.281, SLG: 0.351 (1, 8)	0-0 1-2 1B	0-0 4-1			0-0 6-3		0-0 1B		
Ron Fairly, L OBP: 0.382, SLG: 0.443 (1, 9)	0-0 F7		0-0 5-3		0-0 1-6-3		0-0 1-3 G6-4-3 1B		
John Roseboro, L OBP: 0.276, SLG: 0.297 (1, 2)	0-0 G3		0-0 1B		0-0 F9		0-3 K		
Lou Johnson, R OBP: 0.327, SLG: 0.404 (1, 7)		0-0 6-3	0-3 K		0-0 6-3	0-0 G6-4-3			
Wes Parker, S OBP: 0.326, SLG: 0.359 (1, 3)		0-0 F7	0-0 4-3		0-0 1-3		0-0 6-3		
Jim Lefebvre, S OBP: 0.316, SLG: 0.337 (1, 4)		0-0 1B E 1B		0-3 K		4-0 1B BB	0-0 E6 BB		
Sandy Koufax, R OBP: 0.282, SLG: 0.258 (1, 1)		0-0 1-2 1B E 1B		0-0 6-3		0-0 1-2 1B	4-0 1-2 BB		

AB	R	H	RBI	BB	SO	LOB
5	0	2	1	0	0	3
4	0	2	1	0	0	3
1	0	0	0	0	1	2
4	0	2	0	0	0	2
4	0	1	0	0	0	2
4	0	1	0	0	1	4
4	0	0	0	0	1	3
4	0	0	0	0	0	1
3	2	1	0	1	1	0
3	1	2	0	1	0	0

BOTTOM	
<b>AB</b>	<b>36</b>
<b>R</b>	<b>3</b>
<b>H</b>	<b>11</b>
<b>RBI</b>	<b>2</b>
<b>BB</b>	<b>2</b>
<b>SO</b>	<b>4</b>
<b>LOB</b>	<b>20</b>

Inning Stats		R	H	E	K	S	P	IP	WLS	BF	H	R	ER	SO	BB	IBB	HBP	BLK	WP	HR	S	P	ERA	WHIP
		0	2	0	0	5	3	6.0	L	30	10	3	1	2	1	0	0	0	0	0	33	37	1.50	1.833
		0	2	1	0	7	3	1.0		3	1	0	0	1	0	0	0	0	0	0	5	5	0.00	1.000
		0	3	0	0	5	3	1.0		5	0	0	0	1	1	0	0	0	0	0	6	10	0.00	1.000

PITCHER		IP	WLS	BF	H	R	ER	SO	BB	IBB	HBP	BLK	WP	HR	S	P	ERA	WHIP
Larry Jackson, R ERA: 4.48 (1, 1)		6.0	L	30	10	3	1	2	1	0	0	0	0	0	33	37	1.50	1.833
Billy Hoelt, L ERA: 1.0 (7, 1)		1.0		3	1	0	0	1	0	0	0	0	0	5	5	0.00	1.000	
Ted Abernathy, R ERA: 1.78 (8, 1)		1.0		5	0	0	0	1	1	0	0	0	0	6	10	0.00	1.000	

**Chicago Cubs @ Los Angeles Dodgers**  
 Dodger Stadium, Los Angeles, CA  
 Fri Jul 16 1965, 7:05 PM PDT  
 Att. 47,947 - Unknown



WP	PA
38	

Batter	1	2	3	4	5	6	7	8	9	AB R H RBI BB SO LOB	TOP									
Glenn Beckert, R (1, 4) OBP: 0.272, SLG: 0.298	0-0 5-3		4-0 HR BB		0-0 1-3			0-0 6-3		3 1 0 0 1 0 0										
Don Landrum, L (1, 8) OBP: 0.332, SLG: 0.411	0-0 4-3		0-0 F2			0-0 6-3		0-0 6-3 1B		4 0 1 0 0 0 1										
Billy Williams, L (1, 9) OBP: 0.356, SLG: 0.482	4-0 BB		0-0 HR			0-0 1B		0-0 G4-6-3 1B		3 1 2 2 1 0 1										
Ron Santo, R (1, 5) OBP: 0.351, SLG: 0.479	0-3 K		0-0 L7			0-0 G4-6-3				4 0 1 0 0 1 2										
14 Ernie Banks, R (1, 3) OBP: 0.346, SLG: 0.450		0-0 5-3		0-0 F8			0-0 6-3		0-0 P8	4 0 0 0 0 0 1										
Harvey Kuenn, R (1, 7) OBP: 0.336, SLG: 0.217		0-0 E5 FC6		0-0 F2			0-0 5-3		0-0 FC6-4 1B	4 0 1 0 0 0 0										
Chris Krug, R (1, 2) OBP: 0.253, SLG: 0.352		0-3 K		0-3 K			0-0 1B		0-0 F8	4 0 1 0 0 2 3										
Don Kessinger, S (1, 6) OBP: 0.240, SLG: 0.228		0-0 FC6				0-0 6-3		0-0 1B	0-0 FC6-4	4 0 1 0 0 0 3										
Cal Koonce, R (1, 1) OBP: 0.163, SLG: 0.125			0-0 5-3		0-0 F3		0-3 K			2 0 0 0 0 0 0										
Billy Hoelt, L (5, 1)										0 0 0 0 0 0 0										
Joey Amalfitano, R (7, PH) OBP: 0.356, SLG: 0.325										1 0 0 0 0 1 2										
Ted Abernathy, R (7, 1) OBP: 0.125, SLG: 0.125										0 0 0 0 0 0 0										
Bob Hendley, R (8, 1)										0 0 0 0 0 0 0										
<b>Inning Stats</b>	R: 0 E: 0 K: 1 S: 5	H: 0 LOB: 1 BB: 1 P: 9	R: 0 E: 1 K: 1 S: 6	H: 0 LOB: 1 BB: 0 P: 6	R: 2 E: 0 K: 0 S: 4	H: 1 LOB: 0 BB: 1 P: 8	R: 0 E: 0 K: 1 S: 5	H: 0 LOB: 0 BB: 0 P: 5	R: 0 E: 0 K: 0 S: 3	H: 1 LOB: 0 BB: 0 P: 3	R: 0 E: 0 K: 1 S: 7	H: 2 LOB: 2 BB: 0 P: 7	R: 0 E: 0 K: 0 S: 3	H: 1 LOB: 0 BB: 0 P: 3	R: 0 E: 0 K: 0 S: 5	H: 2 LOB: 2 BB: 0 P: 5	1B: 6 2B: 0 3B: 0 HR: 1	SF: 0 SAC: 0 DP: 2 HBP: 0	WP: 0 PB: 0 SB: 0 CS: 0	PA: 35
<b>PITCHER</b> Claude Osteen, L (1, 1) ERA: 2.56	IP: 9.0 WLS: W BF: 35 H: 7 R: 2 ER: 2 SO: 4 BB: 2 IBB: 0 HBP: 0 BLK: 0 WP: 0 HR: 1 S: 41 P: 49 ERA: 2.00 WHIP: 1.000																			
<b>PITCHER</b>	IP	WLS	BF	H	R	ER	SO	BB	IBB	HBP	BLK	WP	HR	S	P	ERA	WHIP			

Chicago Cubs @ Los Angeles Dodgers  
Dodger Stadium, Los Angeles, CA  
Sat Jul 17 1965, 7:05 PM PDT  
Att: 31,228 - Unknown

livebaseballscorecards.com

AB	33
R	2
H	7
RBI	2
BB	2
SO	4
LOB	13





Batter	1	2	3	4	5	6	7	8	9	AB	R	H	RBI	BB	SO	LOB
Maury Wills, S OBP: 0.331, SLG: 0.316 (1, 6)	0-0 6-3		0-0 1B		0-0 F9		0-0 FC3-6 1B			4	2	1	0	0	0	1
Jim Gilliam, S OBP: 0.379, SLG: 0.425 (1, 5) John Kennedy, R OBP: 0.273, SLG: 0.261 (7, PR) (8, 5)	0-0 5-4-3 1B		0-0 1B		0-0 3B 1B		0-0 1B			4	1	4	2	0	0	0
Willie Davis, L OBP: 0.280, SLG: 0.357 (1, 8)	0-0 5-4-3 1-2		0-0 L4		0-0 3B		0-0 G3			4	0	1	1	0	0	2
Ron Fairly, L OBP: 0.383, SLG: 0.440 (1, 9)	0-0 F8			4-0 HR BB	0-0 G3			4-0 HBP 1B BB		2	2	0	0	2	0	2
John Roseboro, L OBP: 0.272, SLG: 0.292 (1, 2)		0-0 P6		0-0 F9		0-0 F8		0-0 E3 1B HBP		4	1	0	0	0	0	2
Lou Johnson, R OBP: 0.330, SLG: 0.418 (1, 7)		0-0 5-3		0-0 HR		0-0 5-3		1-0 1B HBP		3	1	1	2	0	0	0
Wes Parker, S OBP: 0.328, SLG: 0.360 (1, 3)		0-0 1B		0-0 4-3		0-0 5-3		0-0 4-6 1B		4	0	2	2	0	0	0
Jim Lefebvre, S OBP: 0.312, SLG: 0.332 (1, 4)		0-0 1-3		0-0 G3			0-0 F7	0-0 4-6		4	0	0	0	0	0	2
Claude Osteen, L OBP: 0.136, SLG: 0.140 (1, 1)			0-0 6-3		0-0 F5		4-0 FC3-6 BB			2	0	0	0	1	0	0

Inning Stats	R: 0	H: 1	E: 0	LOB: 1	K: 0	BB: 0	S: 4	P: 4	R: 0	H: 1	E: 0	LOB: 1	K: 0	BB: 0	S: 4	P: 4	R: 1	H: 2	E: 0	LOB: 0	K: 0	BB: 0	S: 4	P: 4	R: 2	H: 1	E: 0	LOB: 0	K: 0	BB: 1	S: 4	P: 8	R: 1	H: 2	E: 0	LOB: 1	K: 0	BB: 0	S: 5	P: 5	R: 0	H: 0	E: 0	LOB: 0	K: 0	BB: 0	S: 3	P: 3	R: 1	H: 1	E: 0	LOB: 1	K: 0	BB: 1	S: 4	P: 8	R: 2	H: 1	E: 1	LOB: 0	K: 0	BB: 1	S: 3	P: 8
--------------	------	------	------	--------	------	-------	------	------	------	------	------	--------	------	-------	------	------	------	------	------	--------	------	-------	------	------	------	------	------	--------	------	-------	------	------	------	------	------	--------	------	-------	------	------	------	------	------	--------	------	-------	------	------	------	------	------	--------	------	-------	------	------	------	------	------	--------	------	-------	------	------

PITCHER	IP	WLS	BF	H	R	ER	SO	BB	IBB	HBP	BLK	WP	HR	S	P	ERA	WHIP
Cal Koonce, R ERA: 3.92 (1, 1)	4.2	L	21	7	4	4	0	0	0	0	0	0	0	4	4	7.71	1.714
Billy Hoelt, L ERA: 0.87 (5, 1)	1.1		4	0	0	0	0	0	0	0	0	0	0	4	4	0.00	0.000
Ted Abernathy, R ERA: 1.98 (7, 1)	1.1		9	2	3	2	0	2	0	1	0	0	0	6	15	13.50	3.000
Bob Hendley, L ERA: 8.66 (8, 1)	0.2		1	0	0	0	0	0	0	0	0	0	0	1	1	0.00	0.000


**BOTTOM**

**Chicago Cubs @ Los Angeles Dodgers**  
 Dodger Stadium, Los Angeles, CA

Sat Jul 17 1965, 7:05 PM PDT  
 Att. 31,228 - Unknown

AB	31
R	7
H	9
RBI	7
BB	3
SO	0
LOB	9

livebaseballscorecards.com



1B: 7	SF: 0	WP: 0	PA: 35
2B: 1	SAC: 0	PB: 0	
3B: 1	DP: 1	SB: 2	
HR: 1	HBP: 1	CS: 0	

Batter	1	2	3	4	5	6	7	8	9	10	11	AB R H RBI BB SO LOB	TOP					
Glenn Beckert, R OBP: 0.271, SLG: 0.300 (1, 4)	0-0 6-3			0-0 2B		0-0 F7	0-0 6-3		0-0 6-3			5 0 1 0 0 0 1	Chicago Cubs @ Los Angeles Dodgers Dodger Stadium, Los Angeles, CA Sun Jul 18 1965, 3:33 AM PDT Att. 27,508 - Sunny					
Don Landrum, L OBP: 0.333, SLG: 0.408 (1, 8)	0-0 CS 1B			0-3 K		4-0 BB		0-0 P4		0-0 4-3		4 0 1 0 1 1 1						
Billy Williams, L OBP: 0.355, SLG: 0.477 (1, 9)	0-0 F8 1-2			4-0 BB		0-3 K		0-0 4-3		0-3 K		4 0 0 0 1 2 2						
Ron Santo, R OBP: 0.349, SLG: 0.483 (1, 5)		0-0 P6		0-0 F8		0-0 F8		0-0 HR		0-3 K		5 1 1 1 0 1 3						
14 Ernie Banks, R OBP: 0.349, SLG: 0.452 Larry Jackson, R OBP: 0.184, SLG: 0.255 Bob Hendley, R (11, 1)		0-0 G6-3 1B		0-0 F7		0-0 F4	0-0 1B				0-0 G3-6 1B	5 0 3 0 0 0 2 0 0 0 0 0 0 0 0 0 0 0 0 0 0						
Harvey Kuenn, R OBP: 0.329, SLG: 0.212 Billy Hoelt, L OBP: 0.500, SLG: 0.500 Lindy McDaniel, R (9, 1)		0-0 G6-3 1-2f		0-0 P3		0-0 5-3	0-0 1B				0-0 F3	3 0 0 0 0 0 1 1 0 1 0 0 0 0 0 0 0 0 0 0 0 1 0 0 0 0 0 1						
George Altman, L OBP: 0.325, SLG: 0.386 (11, 3)			0-0 F7		0-0 FC6-4 1B	4-0 E 1B BB	0-3 K				0-0 G3-6 1-2f	3 1 1 0 1 1 2 1 0 0 0 0 0 1						
Chris Krug, R OBP: 0.263, SLG: 0.352 Ed Bailey, L OBP: 0.316, SLG: 0.305 (11, 2)			0-0 P4		0-0 B1	4-0 1B E BB		0-0 F8				3 1 0 0 1 0 1						
Don Kessinger, S OBP: 0.240, SLG: 0.222 (1, 6)			0-3 K		0-0 FC6-4 1-2f	0-0 E9 1B 1-H 2-H		0-3 K				2 0 0 0 0 1 1 0 0 0 0 0 0 0 2 0 1 1 0 1 0						
Bob Buhl, R OBP: 0.078, SLG: 0.021 Joey Amalfitano, R OBP: 0.356, SLG: 0.325 Doug Clemens, L OBP: 0.330, SLG: 0.343 (7, 7)																		
<b>Inning Stats</b>	R: 0 H: 1 E: 0 LOB: 0 K: 0 BB: 0 S: 3 P: 3	R: 0 H: 1 E: 0 LOB: 0 K: 0 BB: 0 S: 3 P: 3	R: 0 H: 0 E: 0 LOB: 0 K: 1 BB: 0 S: 5 P: 5	R: 0 H: 1 E: 0 LOB: 2 K: 1 BB: 1 S: 6 P: 10	R: 0 H: 1 E: 0 LOB: 1 K: 0 BB: 0 S: 4 P: 4	R: 0 H: 0 E: 0 LOB: 1 K: 1 BB: 1 S: 5 P: 9	R: 2 H: 1 E: 2 LOB: 1 K: 0 BB: 2 S: 4 P: 12	R: 1 H: 3 E: 0 LOB: 2 K: 1 BB: 0 S: 8 P: 8	R: 0 H: 0 E: 0 LOB: 0 K: 1 BB: 0 S: 5 P: 5	R: 0 H: 0 E: 0 LOB: 0 K: 2 BB: 0 S: 7 P: 7	R: 0 H: 1 E: 0 LOB: 1 K: 0 BB: 0 S: 3 P: 3	1B: 7 SF: 0 2B: 1 SAC: 0 3B: 0 DP: 2 HR: 1 HBP: 0		WP: 0 PA: 43 PB: 0 SB: 0 CS: 1				
<b>PITCHER</b>	IP WLS BF H R ER SO BB IBB HBP BLK WP HR S P ERA WHIP																	
Nick Wilhite, L ERA: 5.13 (1, 1)	6.2	26	4	2	1	3	4	0	0	0	0	0	0	0	28	44	1.35	1.200
Bob Miller, R ERA: 2.81 (7, 1)	1.1	8	4	1	1	1	0	0	0	0	0	0	0	1	10	10	6.75	3.000
Ron Perranoski, L ERA: 4.08 (9, 1)	1.0	3	0	0	0	1	0	0	0	0	0	0	0	5	5	0.00	0.000	
Howie Reed, R ERA: 2.73 (10, 1)	2.0	W 6	1	0	0	2	0	0	0	0	0	0	0	0	10	10	0.00	0.500

livebaseballscorecards.com

AB	39
R	3
H	9
RBI	2
BB	4
SO	7
LOB	16



BOTTOM

Chicago Cubs @ Los Angeles Dodgers  
Dodger Stadium, Los Angeles, CA

Sun Jul 18 1965, 3:33 AM PDT  
Att. 27,508 - Sunny

livebaseballscores.com

AB	39
R	4
H	9
RBI	4
BB	5
SO	9
LOB	19



WP:	0	PA:	44
PB:	0		
SB:	2		
CS:	0		

AB R H RBI BB SO LOB

5	1	4	0	0	0	0
4	0	0	0	1	1	3
4	0	0	0	1	1	4
4	1	1	1	1	0	4
3	0	0	0	1	0	1
0	1	0	0	0	0	0
1	0	0	0	0	0	2
5	0	1	0	0	3	0
4	1	0	0	1	2	3
5	0	2	3	0	0	0
2	0	1	0	0	0	0
0	0	0	0	0	0	0
1	0	0	0	0	1	0
0	0	0	0	0	0	0
0	0	0	0	0	1	2
0	0	0	0	0	0	0

11

0-0	F7	1
4-0	2B	BB
0-0	1-H	2B
R: 1	H: 1	
E: 0	LOB: 1	
K: 0	BB: 1	
S: 2	P: 6	

10

0-0	FC4-6	S	1B
0-3	K	1-2	
4-0	FC4-6	IBB	
0-0	FC4-6	1-2f	2-3
0-0	F7	3	
R: 0	H: 1		
E: 0	LOB: 2		
K: 1	BB: 1		
S: 6	P: 10		

9

0-0	G3	1
4-0	1B	BB
4-0	1B	BB
0-0	1B	BB
R: 2	H: 2	
E: 0	LOB: 2	
K: 2	BB: 2	
S: 9	P: 17	

8

0-0	6-3	2
0-0	F8	3
R: 0	H: 0	
E: 0	LOB: 0	
K: 1	BB: 0	
S: 5	P: 5	

7

0-0	6-3	3
0-0	F8	3
0-3	K	1
0-0	4-3	2
0-0	F7	3
R: 0	H: 0	
E: 0	LOB: 0	
K: 1	BB: 0	
S: 5	P: 5	

6

0-0	F8	1
0-0	4-3	2
0-0	F8	3
R: 0	H: 0	
E: 0	LOB: 0	
K: 0	BB: 0	
S: 3	P: 3	

5

0-0	6-3	1B
0-0	6-3	3
0-0	F8	1
0-0	4-3	2
0-0	F7	1
0-0	P6	2
R: 0	H: 1	
E: 0	LOB: 1	
K: 0	BB: 0	
S: 4	P: 4	

4

0-0	BB	1B
1-2	1B	
0-0	G3	1
0-3	K	2
0-3	K	3
R: 0	H: 0	
E: 0	LOB: 0	
K: 2	BB: 0	
S: 7	P: 7	

3

0-0	BB	1B
1-2	1B	
4-0	BB	
1-2	2-3	BB
0-0	L6-5	1
0-0	L6-5	2
0-0	L6-5	3
0-0	BB	1B
0-0	L6-5	1B
R: 0	H: 2	
E: 0	LOB: 2	
K: 0	BB: 1	
S: 4	P: 8	

2

0-0	4-3	1
0-0	4-3	1
0-3	K	2
0-0	2B	2-H
0-0	4-3	3
0-3	K	1
0-0	4-3	2
0-0	G3	3
R: 0	H: 0	
E: 0	LOB: 0	
K: 1	BB: 0	
S: 5	P: 5	

1

0-0	4-3	2B	1B
0-0	4-3	1	
0-0	4-3	1	
0-0	4-3	1	
0-0	4-3	1	
0-0	4-3	1	
0-0	4-3	1	
0-0	4-3	1	
0-0	4-3	1	
R: 1	H: 2		
E: 0	LOB: 1		
K: 1	BB: 0		
S: 7	P: 7		

Batter

Maury Wills, S	(1, 8)	X
Jim Gilliam, S	(1, 5)	X
Willie Davis, L	(1, 8)	S
Ron Fairly, L	(1, 9)	X
John Roseboro, L	(1, 2)	X
Willie Crawford, L	(9, PR)	
Jeff Torborg, R	(10, 2)	
Lou Johnson, R	(1, 7)	S
Wes Parker, S	(1, 3)	X
Jim Lefebvre, S	(1, 4)	X
Nick Wilhite, L	(1, 1)	X
Bob Miller, R	(7, 1)	
Dick Tracewski, R	(8, PH)	
Ron Ferranoski, L	(8, 1)	
Wally Moon, L	(8, PH)	
Howie Reed, R	(10, 1)	

Inning Stats

PITCHER	IP	WLS	BF	H	R	ER	SO	BB	IBB	HBP	BLK	WP	HR	S	P	ERA	WHIP
Bob Buhl, R	(1, 1)	6.0	23	5	1	1	4	1	0	0	0	0	0	30	34	1.50	1.000
Billy Hoelt, L	(7, 1)	2.1	9	0	2	2	2	2	0	0	0	0	0	11	19	7.71	0.857
Lindy McDaniel, R	(9, 1)	1.2	9	3	0	0	3	0	1	0	0	0	0	14	18	0.00	1.800
Bob Hendley, L	(11, 1)	0.1	L	3	1	1	1	0	1	0	0	0	0	2	6	27.00	6.000

PITCHER	IP	WLS	BF	H	R	ER	SO	BB	IBB	HBP	BLK	WP	HR	S	P	ERA	WHIP
Bob Buhl, R	(1, 1)	6.0	23	5	1	1	4	1	0	0	0	0	0	30	34	1.50	1.000
Billy Hoelt, L	(7, 1)	2.1	9	0	2	2	2	2	0	0	0	0	0	11	19	7.71	0.857
Lindy McDaniel, R	(9, 1)	1.2	9	3	0	0	3	0	1	0	0	0	0	14	18	0.00	1.800
Bob Hendley, L	(11, 1)	0.1	L	3	1	1	1	0	1	0	0	0	0	2	6	27.00	6.000

Batter	1	2	3	4	5	6	7	8	9	AB R H RBI BB SO LOB	TOP
Nellie Fox, L OBP: 0.293, SLG: 0.325 (1, 5) X	0-0 L4	0-0 FC3-2 1-2 2-3 3-H		H 1-0		X 0-0 6-3			X 0-0 L7	4 0 0 0 0 0 3	
Lee Maye, L OBP: 0.304, SLG: 0.393 (1, 7) X	0-0 2B	0-0 6-3		X 0-0 F9			X 0-0 1B 1B		X 0-0 F7	5 0 2 0 0 0 4	
Jimmy Wynn, R OBP: 0.375, SLG: 0.500 (1, 8) X	0-0 P3		X 0-0 F2		X 0-0 HR		X 0-0 F5		0-3 K	5 1 1 1 0 1 2	
Joe Morgan, L OBP: 0.379, SLG: 0.458 (1, 4) X	0-0 F8		X 0-0 F8		X 0-0 F9		X 0-0 1B			4 0 1 0 0 0 1	
Rusty Staub, L OBP: 0.331, SLG: 0.357 (1, 9) X		X 0-0 E E 1B	X 0-0 3B 1B		X 0-0 G3		X 0-0 F8			4 2 2 0 0 0 2	
Jim Gentile, L OBP: 0.317, SLG: 0.451 (1, 3) X		0-3 K	X 0-0 1-H 3B		X 0-0 2B		X 0-0 F9			4 0 2 1 0 1 3	
Ron Brand, R OBP: 0.256, SLG: 0.250 (1, 2) X		X 0-0 E7 BB FC3-2 1B	X 0-0 5-3		0-3 K			X 0-0 4-3		4 0 0 0 0 1 3	
Bob Lillis, R OBP: 0.277, SLG: 0.242 (1, 6) X		X 0-0 FC3-2 1-2 3-H 1B		X 0-0 F7		X 0-0 5-3		X 0-0 6-3		4 0 1 0 0 0 0	
Don Nottebart, R OBP: 0.107, SLG: 0.074 (1, 1) X		BB BB 4-0 FC3-2 1-2 2-3 BB		0-3 K		X 0-0 F7		X 0-0 5-3		2 0 0 0 1 1 0	
Ken MacKenzie, R OBP: 0.300, SLG: 0.300 (6, 1) X										1 0 0 0 0 0 0	
<b>Inning Stats</b>	R: 0 E: 0 K: 0 S: 4 H: 1 LOB: 1 P: 4	R: 1 E: 2 K: 1 S: 8 H: 2 LOB: 3 BB: 1 P: 12	R: 1 E: 0 K: 0 S: 5 H: 2 LOB: 1 BB: 0 P: 5	R: 0 E: 0 K: 1 S: 5 H: 0 LOB: 1 BB: 0 P: 6	R: 1 E: 0 K: 1 S: 7 H: 2 LOB: 1 BB: 0 P: 7	R: 0 E: 0 K: 0 S: 3 H: 0 LOB: 0 BB: 0 P: 3	R: 0 E: 0 K: 0 S: 5 H: 2 LOB: 2 BB: 0 P: 5	R: 0 E: 0 K: 0 S: 3 H: 0 LOB: 0 BB: 0 P: 3	R: 0 E: 0 K: 1 S: 5 H: 0 LOB: 0 BB: 0 P: 5	1B: 5 2B: 2 3B: 1 HR: 1 SF: 0 SAC: 0 DP: 0 HBP: 1	WP: 0 PB: 0 SB: 0 CS: 0 PA: 39
<b>PITCHER</b> Don Drysdale, R ERA: 2.66 (1, 1)	IP 9.0 WLS W BF 39 H 9 R 3 ER 2 SO 4 BB 1 IBB 0 HBP 1 BLK 0 WP 0 HR 1 S 45 P 50 ERA 2.00 WHIP 1.111										

Houston Astros @ Los Angeles Dodgers  
Dodger Stadium, Los Angeles, CA

Mon Jul 19 1965, 7:05 PM PDT  
Att. 22,756 - Unknown - 65 F

livebaseballscorecards.com

AB	37
R	3
H	9
RBI	2
BB	1
SO	4
LOB	18



Batter	1	2	3	4	5	6	7	8	9	AB	R	H	RBI	BB	SO	LOB
Maury Wills, S OBP: 0.339, SLG: 0.331 (1, 6)	0-0 1B		0-0 SH2-3		0-0 4-3	0-0 E8 3B				3	1	2	2	0	0	0
Wes Parker, S OBP: 0.322, SLG: 0.351 (1, 3)	0-0 4-3 1-2		0-0 P6		0-0 P4	0-0 F9				4	0	0	0	0	0	2
Willie Davis, L OBP: 0.282, SLG: 0.355 (1, 8)	0-0 F9		0-0 PB 2B		4-0 S E BB	0-0 P4				3	1	1	1	1	0	1
Ron Fairly, L OBP: 0.382, SLG: 0.437 (1, 9)	0-0 1-3		4-0 BB		0-0 L6		0-0 F3			3	0	0	0	1	0	1
John Roseboro, L OBP: 0.271, SLG: 0.299 (1, 2)		0-0 HR	0-3 K			0-0 4-3	0-0 4-3			4	1	1	1	0	1	2
Lou Johnson, R OBP: 0.326, SLG: 0.415 (1, 7)		0-0 F8		0-0 F7		0-0 BB E 2B	0-0 4-3			4	1	1	0	0	0	0
Jim Lefebvre, S OBP: 0.315, SLG: 0.337 (1, 4)		0-0 F7		0-0 FC1-6 1B		4-0 BB 1B IBB		0-3 K		3	1	1	0	1	1	0
John Kennedy, R OBP: 0.266, SLG: 0.254 (1, 5)		0-0 3-1		0-0 FC1-6		4-0 BB 1B E BB		0-0 G5-4-3 1B		2	0	0	0	0	0	1
Jim Gilliam, S OBP: 0.378, SLG: 0.415 (6, PH)				1-2f		1-2 2-3 E BB				0	1	0	0	1	0	0
Dick Tracewski, R OBP: 0.316, SLG: 0.277 (7, 5)										1	0	1	0	0	0	0
Don Drysdale, R OBP: 0.333, SLG: 0.571 (1, 1)			0-0 SH2-3 2B		0-0 F8	0-0 E 1B		0-0 G5-4-3 1B		4	2	2	1	0	0	2

Inning Stats	R: 0	H: 1	E: 0	K: 0	S: 4	R: 1	H: 1	E: 0	K: 0	S: 4	R: 1	H: 2	E: 0	K: 1	S: 7	R: 0	H: 1	E: 0	K: 0	S: 4	R: 1	H: 0	E: 0	K: 0	S: 3	R: 5	H: 3	E: 2	K: 0	S: 6	R: 0	H: 0	E: 0	K: 0	S: 3	R: 0	H: 1	E: 0	K: 1	S: 5	R: 0	H: 1	E: 0	K: 1	S: 5	1B: 4	2B: 3	3B: 1	HR: 1	SF: 0	SAC: 1	DP: 1	HBP: 0	WP: 0	PA: 36
--------------	------	------	------	------	------	------	------	------	------	------	------	------	------	------	------	------	------	------	------	------	------	------	------	------	------	------	------	------	------	------	------	------	------	------	------	------	------	------	------	------	------	------	------	------	------	-------	-------	-------	-------	-------	--------	-------	--------	-------	--------

PITCHER	IP	WLS	BF	H	R	ER	SO	BB	IBB	HBP	BLK	WP	HR	S	P	ERA	WHIP
Don Nottebart, R ERA: 4.67 (1, 1)	5.1	L	27	7	7	6	1	3	1	0	0	0	1	25	41	10.12	1.875
Ken MacKenzie, L ERA: 3.03 (6, 1)	2.2		9	2	1	0	1	0	0	0	0	0	0	11	11	0.00	0.750

BOTTOM

Houston Astros @ Los Angeles Dodgers  
 Dodger Stadium, Los Angeles, CA  
 Mon Jul 19 1965, 7:05 PM PDT  
 Att: 22,756 - Unknown - 65 F

livebaseballscores.com

AB	31
R	8
H	9
RBI	5
BB	4
SO	2
LOB	9



Batter	1	2	3	4	5	6	7	8	9	AB R H RBI BB SO LOB	TOP	
Joe Morgan, L (1, 4) OBP: 0.381, SLG: 0.455	0-0 4-3		4-0 BB			4-0 1B BB		0-0 F2		2 0 0 0 2 0 0		
Joe Gaines, R (1, 7) OBP: 0.301, SLG: 0.406	0-3 K		0-3 K			0-0 1-3 1B		0-0 P4		4 0 1 0 0 2 1		
Jimmy Wynn, R (1, 8) OBP: 0.370, SLG: 0.494	0-3 K		0-0 F2			0-3 K			0-0 F8	4 0 0 0 0 2 3		
Frank Thomas, R (1, 3) OBP: 0.284, SLG: 0.354		0-0 WP HR 2B		0-3 K		0-0 F2			0-0 L8	4 1 1 0 0 1 2		
Bob Aspromonte, R (1, 5) OBP: 0.302, SLG: 0.335		0-0 F9		0-0 L8		0-0 F8			0-0 F9	4 0 0 0 0 0 3		
Rusty Staub, L (1, 9) OBP: 0.327, SLG: 0.352		0-3 K		0-0 P6			0-0 3-1			3 0 0 0 0 1 1		
Gus Triandos, R (1, 2) OBP: 0.240, SLG: 0.212		0-0 HR		0-3 K		0-0 P4			0-0 F8	3 1 1 2 0 1 0		
Bob Lillis, R (1, 6) OBP: 0.274, SLG: 0.240		0-3 K		0-0 F6		0-0 F8				3 0 0 0 0 1 0		
Mike Cuellar, L (1, 1) Ron Taylor, R (7, 1) OBP: 0.222, SLG: 0.333			0-3 K		0-0 P6			0-3 K		2 0 0 0 0 1 0 1 0 0 0 0 1 0		
<b>Inning Stats</b>	R: 0 H: 0 E: 0 LOB: 0 K: 2 BB: 0 S: 7 P: 7	R: 2 H: 2 E: 0 LOB: 0 K: 2 BB: 0 S: 9 P: 9	R: 0 H: 0 E: 0 LOB: 1 K: 2 BB: 1 S: 7 P: 11	R: 0 H: 0 E: 0 LOB: 0 K: 1 BB: 0 S: 5 P: 5	R: 0 H: 0 E: 0 LOB: 0 K: 1 BB: 0 S: 5 P: 5	R: 0 H: 1 E: 0 LOB: 2 K: 1 BB: 1 S: 6 P: 10	R: 0 H: 0 E: 0 LOB: 0 K: 0 BB: 0 S: 3 P: 3	R: 0 H: 0 E: 0 LOB: 0 K: 1 BB: 0 S: 5 P: 5	R: 0 H: 0 E: 0 LOB: 0 K: 0 BB: 0 S: 3 P: 3	1B: 1 SF: 0 2B: 1 SAC: 0 3B: 0 DP: 0 HR: 1 HBP: 0	WP: 1 PA: 32 PB: 0 SB: 1 CS: 0	
<b>PITCHER</b> Sandy Koufax, L (1, 1) ERA: 2.02	IP WLS BF H R ER SO BB IBB HBP BLK WP HR S P ERA WHIP	9.0 W 32 3 2 2 10 2 0 0 0 1 1 50 58 2.00 0.556										

Houston Astros @ Los Angeles Dodgers  
Dodger Stadium, Los Angeles, CA

Tue Jul 20 1965, 7:05 PM PDT  
Att: 30,937 - Unknown

livebaseballscorecards.com

AB 30  
R 2  
H 3  
RBI 2  
BB 2  
SO 10  
LOB 10



Batter	1	2	3	4	5	6	7	8	9	AB	R	H	RBI	BB	SO	LOB
Maury Wills, S OBP: 0.338, SLG: 0.330 (1, 6)	0-3 K			0-0 G3 1B		0-0 F9		0-0 5-3		4	0	1	0	0	1	1
Wes Parker, S OBP: 0.324, SLG: 0.353 (1, 3)	0-0 6-3			0-0 G3 1-2		0-0 PB 1B		0-0 1B		4	0	2	0	0	0	1
Willie Davis, L OBP: 0.278, SLG: 0.350 (1, 8)	0-0 F9			0-0 1-3		0-3 K 1-2 3-H		0-0 F7		4	0	0	0	0	1	3
Ron Fairly, L OBP: 0.383, SLG: 0.438 (1, 9)		0-0 G4-6-3 1B		0-0 6-3			0-0 FC1-5 SH 1B	0-0 6-3		4	0	2	0	0	0	2
Lou Johnson, R OBP: 0.322, SLG: 0.409 (1, 7)		0-3 K			0-3 K		0-0 SH FC1-5 2B		0-3 K	3	1	0	0	0	3	1
John Roseboro, L OBP: 0.268, SLG: 0.295 (1, 2)		0-0 G4-6-3 1-2f			0-0 5-3		0-0 FC1-5 2B 1-2 2-3f	0-0 P4		4	0	0	0	0	0	3
Jim Lefebvre, S OBP: 0.320, SLG: 0.341 (1, 4)			4-0 BB BB BB	4-0 G1-6-3 BB		0-0 L6		0-0 2B 1-3 2-H	4-0 BB BB BB BB	2	1	1	1	2	0	0
John Kennedy, R OBP: 0.272, SLG: 0.260 (1, 5)			0-0 L8	0-0 L8		0-0 1B PB 1B		4-0 G6-3 IBB	4-0 BB BB BB BB	2	1	1	0	0	0	1
Jim Gilliam, S OBP: 0.384, SLG: 0.415 (7, PH) (8, 5)			0-0 L8	0-0 L8		0-0 1B PB 1B		4-0 G6-3 IBB	4-0 BB BB BB BB	0	0	0	0	2	0	0
Sandy Koufax, R OBP: 0.280, SLG: 0.257 (1, 1)			0-0 G1-6-3 1-2f	0-0 G1-6-3 1-2f		0-3 K		0-0 G6-3	0-0 1-2 2-H	4	0	1	1	0	1	5

Inning Stats	R: 0	H: 0	E: 0	K: 1	S: 5	R: 0	H: 1	E: 0	K: 1	S: 5	R: 0	H: 0	E: 0	K: 0	S: 2	R: 0	H: 1	E: 0	K: 0	S: 4	R: 0	H: 0	E: 0	K: 1	S: 5	R: 1	H: 2	E: 0	K: 2	S: 9	R: 1	H: 2	E: 0	K: 0	S: 5	R: 0	H: 1	E: 0	K: 0	S: 4	R: 1	H: 1	E: 0	K: 1	S: 5	R: 1	H: 1	E: 0	K: 1	S: 5	1B: 7	2B: 1	3B: 0	HR: 0	SF: 0	SAC: 1	DP: 3	HBP: 0	WP: 0	PB: 1	SB: 0	CS: 0	PA: 36
--------------	------	------	------	------	------	------	------	------	------	------	------	------	------	------	------	------	------	------	------	------	------	------	------	------	------	------	------	------	------	------	------	------	------	------	------	------	------	------	------	------	------	------	------	------	------	------	------	------	------	------	-------	-------	-------	-------	-------	--------	-------	--------	-------	-------	-------	-------	--------


PITCHER	IP	WLS	BF	H	R	ER	SO	BB	IBB	HBP	BLK	WP	HR	S	P	ERA	WHIP
Mike Cuellar, L ERA: 5.79 (1, 1)	6.1		25	6	2	1	5	1	0	0	0	0	0	34	38	1.42	1.105
Ron Taylor, R ERA: 3.77 (7, 1)	2.1	L	11	2	1	1	1	2	1	0	0	0	0	10	22	3.86	1.714

**BOTTOM**

**Houston Astros @ Los Angeles Dodgers**  
 Dodger Stadium, Los Angeles, CA

Tue Jul 20 1965, 7:05 PM PDT  
 Att. 30,937 - Unknown

AB	31
R	3
H	8
RBI	2
BB	4
SO	6
LOB	17



Batter	1	2	3	4	5	6	7	8	9	AB R H RBI BB SO LOB	TOP
<b>Felipe Alou, R</b> <small>(1, 8) OBP: 0.334, SLG: 0.508</small> <small>(7, 7)</small> <small>(7, 3)</small>	0-0  <small>2B</small> <small>1B</small>	0-0  <small>2-H</small> <small>1B</small>		4-0  <small>CS</small> <small>BB</small>			0-0  <small>CS</small> <small>2B</small>	0-0  <small>1-2</small> <small>3-H</small> <small>1B</small>		4 1 4 2 1 0 0	<b>Milwaukee Braves @ Los Angeles Dodgers</b> <b>Dodger Stadium, Los Angeles, CA</b> <small>Wed Jul 21 1965, 7:05 PM PDT</small> <small>Att: 28,721 - Unknown</small>
<b>Frank Bolling, R</b> <small>(1, 4) OBP: 0.304, SLG: 0.364</small> <small>(1, 4)</small>	0-0  <small>1-H</small> <small>HR</small> <small>2B</small>	0-3  <small>K</small>		4-0  <small>1-2</small> <small>BB</small>			0-0  <small>F7</small>	0-0  <small>1-2f</small> <small>G1-6-3</small>		4 1 1 1 1 1 4	
<b>Hank Aaron, R</b> <small>(1, 9) OBP: 0.397, SLG: 0.592</small> <small>(1, 9)</small>	0-0  <small>2-H</small> <small>HR</small>		4-0  <small>BB</small> <small>1B</small> <small>BB</small>	0-0  <small>F6</small>			0-0  <small>2-3</small> <small>1B</small> <small>1B</small>	0-0  <small>BB</small> <small>WP</small> <small>1B</small>		4 2 3 2 1 0 1	
<b>Gene Oliver, R</b> <small>(1, 2) OBP: 0.341, SLG: 0.425</small> <b>Billy O'Dell, S</b> <small>(7, 1) OBP: 0.200, SLG: 0.267</small> <small>(7, 1)</small>	0-0  <small>5-3</small>		0-0  <small>F9</small>		0-0  <small>5-3</small>		0-0  <small>1-2</small> <small>1B</small> <small>1B</small>	0-3  <small>K</small>		4 0 1 0 0 0 1 1 0 0 0 0 1 1	
<b>Joe Torre, R</b> <small>(1, 3) OBP: 0.390, SLG: 0.529</small> <small>(7, 2)</small>	0-3  <small>K</small>		0-0  <small>FC5</small> <small>BB</small> <small>1B</small>		0-0  <small>F8</small>		0-0  <small>1-2</small> <small>2-H</small> <small>1B</small>	4-0  <small>BB</small> <small>BB</small>		4 0 2 1 1 1 0	
<b>Rico Carly, R</b> <small>(1, 7) OBP: 0.360, SLG: 0.495</small> <b>Ty Cline, L</b> <small>(7, 8) OBP: 0.261, SLG: 0.236</small> <small>(7, 7)</small>	0-0  <small>F7</small>		4-0  <small>1-2</small> <small>2-3</small> <small>BB</small>		0-0  <small>L9</small>		0-3  <small>K</small>	0-0  <small>L7</small>		3 0 0 0 1 1 2 1 0 0 0 0 0 2	
<b>Eddie Mathews, L</b> <small>(1, 5) OBP: 0.346, SLG: 0.473</small> <small>(1, 5)</small>		0-0  <small>1B</small> <small>2B</small>	0-3  <small>K</small>		0-0  <small>4-3</small>			0-0  <small>4-3</small>	4-0  <small>1-2</small> <small>2-3</small> <small>BB</small>	4 1 1 0 1 1 3	
<b>Woody Woodward, R</b> <small>(1, 6) OBP: 0.237, SLG: 0.228</small> <small>(1, 6)</small>		0-0  <small>P3</small>	0-0  <small>FC5</small>		0-0  <small>5-3</small>		0-0  <small>1B</small> <small>1B</small>	0-3  <small>K</small>		5 1 1 0 0 1 7	
<b>Wade Blasingame, L</b> <small>(1, 1) OBP: 0.259, SLG: 0.377</small> <b>Mack Jones, L</b> <small>(7, 8) OBP: 0.328, SLG: 0.519</small> <small>(7, 8)</small>		0-3  <small>K</small>		0-0  <small>F8</small>		0-0  <small>4-3</small>		0-0  <small>1-3</small> <small>1B</small> <small>1B</small>		3 0 0 0 0 1 1 1 0 1 0 0 0 0	
<b>Inning Stats</b>	R: 3 H: 3 E: 0 LOB: 0 K: 1 BB: 0 S: 8 P: 8	R: 1 H: 2 E: 0 LOB: 1 K: 2 BB: 0 S: 9 P: 9	R: 0 H: 1 E: 0 LOB: 3 K: 1 BB: 2 S: 6 P: 14	R: 0 H: 0 E: 0 LOB: 1 K: 0 BB: 2 S: 2 P: 10	R: 0 H: 0 E: 0 LOB: 0 K: 0 BB: 0 S: 3 P: 3	R: 0 H: 0 E: 0 LOB: 0 K: 0 BB: 0 S: 3 P: 3	R: 1 H: 4 E: 0 LOB: 2 K: 1 BB: 0 S: 8 P: 8	R: 1 H: 3 E: 0 LOB: 1 K: 2 BB: 0 S: 5 P: 5	R: 0 H: 1 E: 0 LOB: 3 K: 2 BB: 2 S: 8 P: 16	1B: 10 SF: 0 2B: 3 SAC: 0 3B: 0 DP: 1 HR: 1 HBP: 0	WP: 1 PA: 44 PB: 0 SB: 0 CS: 2
<b>PITCHER</b> <b>Claude Osteen, L</b> <small>(1, 1) ERA: 2.74</small> <b>Jim Brewer, L</b> <small>(3, 1) ERA: 1.82</small> <b>Ron Perranoski, L</b> <small>(6, 1) ERA: 4.1</small> <b>Howie Reed, R</b> <small>(8, 1) ERA: 2.83</small>	IP WLS BF H R ER SO BB IBB HBP BLK WP HR S P ERA WHIP 2.0 L 12 5 4 4 3 1 0 0 0 0 1 17 21 18.00 3.000 3.0 12 1 0 0 1 3 0 0 0 0 0 0 11 23 0.00 1.333 2.0 9 4 1 1 1 0 0 0 0 0 0 0 11 11 4.50 2.000 2.0 11 4 1 1 2 2 0 0 0 1 0 13 21 4.50 3.000	<b>PITCHER</b> IP WLS BF H R ER SO BB IBB HBP BLK WP HR S P ERA WHIP 2.0 12 5 4 4 3 1 0 0 0 0 1 17 21 18.00 3.000 3.0 12 1 0 0 1 3 0 0 0 0 0 0 11 23 0.00 1.333 2.0 9 4 1 1 1 0 0 0 0 0 0 0 11 11 4.50 2.000 2.0 11 4 1 1 2 2 0 0 0 1 0 13 21 4.50 3.000									





BOTTOM

Milwaukee Braves @ Los Angeles Dodgers  
Dodger Stadium, Los Angeles, CA

AB 35  
R 4  
H 9  
RBI 4  
BB 2  
SO 7  
LOB 15



WP: 0 PA: 39  
PB: 0  
SB: 0  
CS: 0

ERA WHIP

Wed Jul 21 1965, 7:05 PM PDT  
Att. 28,721 - Unknown

AB R H RBI BB SO LOB

5 1 1 1 0 0 1

4 0 0 1 0 2 1

3 1 1 0 2 1 1

4 0 1 1 0 1 2

3 0 1 0 0 0 1

4 0 1 0 0 1 3

4 1 2 0 0 0 2

4 0 0 0 0 1 4


0 0 0 0 0 0 0  
1 0 0 0 0 0 0  
1 0 0 0 0 1 0  
0 0 0 0 0 0 0  
1 0 1 1 0 0 0  
0 1 0 0 0 0 0  
0 0 0 0 0 0 0  
1 0 1 0 0 0 0

1B: 6 SF: 1  
2B: 2 SAC: 0  
3B: 1 DP: 0  
HR: 0 HBP: 1

Batter	1	2	3	4	5	6	7	8	9
Maury Wills, S OBP: 0.337, SLG: 0.333 (1, 6)	0-0 L9		0-0 4-3			0-0 F9	0-0 SF9 3B		0-0 L7
Wes Parker, S OBP: 0.320, SLG: 0.349 (1, 3)	0-0 3-1		0-0 5-3			0-3 K	0-0 SF9		0-3 K
Jim Gilliam, S OBP: 0.390, SLG: 0.413 (1, 5)	0-0 P3			4-0 FC5-4 BB		4-0 1B BB	0-0 1B		0-3 K
Ron Fairly, L OBP: 0.382, SLG: 0.436 (1, 9)		0-0 4-1		0-3 K		0-0 1B HBP	0-0 F2		
Lou Johnson, R OBP: 0.325, SLG: 0.408 (1, 7)		0-0 1B 1B		0-0 F3		1-0 1B HBP		0-0 4-3	
Jim Lefebvre, S OBP: 0.320, SLG: 0.340 (1, 4)		0-0 1B		0-0 FC5-4		0-0 L7		0-3 K	
Willie Davis, L OBP: 0.281, SLG: 0.359 (1, 8)		0-0 F6			0-0 G1		0-0 L8 2B	0-0 2B	
John Roseboro, L OBP: 0.264, SLG: 0.291 (1, 2)		0-0 G3			0-3 K		0-0 L8	0-0 3-1	
Claude Osteen, L OBP: 0.136, SLG: 0.140 (3, 1) Jim Brewer, L OBP: 0.268, SLG: 0.257 (5, PH) John Kennedy, R OBP: 0.143, SLG: 0.100 (7, PR) Willie Crawford, L OBP: 0.143, SLG: 0.100 (7, PR) Howie Reed, R OBP: 0.319, SLG: 0.281 (9, PH)			0-0 L7		0-3 K		0-0 3B 1B		0-0 1B

Inning Stats	R: 0	H: 0	E: 0	K: 0	S: 3	R: 0	H: 2	E: 0	K: 0	S: 5	R: 0	H: 0	E: 0	K: 0	S: 3	R: 0	H: 0	E: 0	K: 1	S: 5	R: 0	H: 0	E: 0	K: 2	S: 7	R: 1	H: 1	E: 0	K: 1	S: 6	R: 3	H: 4	E: 0	K: 0	S: 7	R: 0	H: 1	E: 0	K: 1	S: 6	R: 0	H: 1	E: 0	K: 2	S: 8	R: 0	H: 1	E: 0	K: 2	S: 8
	LOB: 0	BB: 0	P: 3	LOB: 2	BB: 0	P: 5	LOB: 0	BB: 0	P: 3	LOB: 1	BB: 1	P: 9	LOB: 0	BB: 0	P: 7	LOB: 2	BB: 1	P: 11	LOB: 1	BB: 0	P: 7	LOB: 1	BB: 0	P: 6	LOB: 1	BB: 0	P: 6	LOB: 1	BB: 0	P: 8	LOB: 1	BB: 0	P: 8	LOB: 1	BB: 0	P: 8	LOB: 1	BB: 0	P: 8	LOB: 1	BB: 0	P: 8	LOB: 1	BB: 0	P: 8					

PITCHER	IP	WLS	BF	H	R	ER	SO	BB	IBB	HBP	BLK	WP	HR	S	P	ERA	WHIP
Wade Blasingame, L ERA: 3.45 (1, 1)	6.2	W	30	7	4	4	4	2	0	1	0	0	0	35	44	5.40	1.350
Billy O'Dell, L ERA: 2.28 (7, 1)	2.1	S	9	2	0	0	3	0	0	0	0	0	0	15	15	0.00	0.857

Batter	1	2	3	4	5	6	7	8	9	AB R H RBI BB SO LOB	TOP											
Felipe Alou, R OBP: 0.333, SLG: 0.505 (1, 3)	0-0 HR 1B	0-0 F2			0-0 F7			0-0 5-3		4 1 1 0 0 0 0												
Mack Jones, L OBP: 0.333, SLG: 0.521 (1, 8)	0-0 HR 1B		0-0 G4-6-3 1B			4-0 1B BB		0-0 F6		3 2 2 0 1 0 0												
Hank Aaron, R OBP: 0.397, SLG: 0.599 (1, 9)	0-0 HR		0-0 G4-6-3			0-0 F8		0-3 K		3 1 1 3 0 0 2												
Ty Cline, L OBP: 0.259, SLG: 0.234 (7, 9)	1-H 2-H HR		1-2f							1 0 0 0 0 1 0												
Joe Torre, R OBP: 0.392, SLG: 0.527 (1, 2)	0-3 K		0-0 4-3			0-0 1B 1B			4-0 BB	3 0 1 0 1 1 0												
Eddie Mathews, L OBP: 0.345, SLG: 0.470 (1, 5)	0-0 6-3			0-0 F5		0-0 G4-6-3 1B		0-0 L9		4 0 1 1 0 0 1												
Rico Carty, R OBP: 0.357, SLG: 0.505 (1, 7)	0-0 HR			0-0 F6		0-0 G4-6-3		0-3 K		4 1 1 1 0 1 3												
Frank Bolling, R OBP: 0.300, SLG: 0.360 (1, 4)	0-0 P6			0-3 K			0-0 4-3	0-0 F4		4 0 0 0 0 1 1												
Woody Woodward, R OBP: 0.231, SLG: 0.222 (1, 6)		0-0 5-3			0-0 6-3		0-0 F4			3 0 0 0 0 0 0												
Tony Cloninger, R OBP: 0.172, SLG: 0.241 (1, 1)		0-0 F8			0-3 K		0-0 F8			3 0 0 0 0 1 0												
Billy O'Dell, S OBP: 0.200, SLG: 0.267 (8, 1)										0 0 0 0 0 0 0												
<b>Inning Stats</b>	R: 4 E: 0 K: 1 S: 9	H: 4 LOB: 0 BB: 0 P: 9	R: 0 E: 0 K: 0 S: 3	H: 0 LOB: 0 BB: 0 P: 3	R: 0 E: 0 K: 0 S: 3	H: 1 LOB: 0 BB: 0 P: 3	R: 0 E: 0 K: 1 S: 5	H: 0 LOB: 0 BB: 0 P: 5	R: 0 E: 0 K: 0 S: 3	H: 0 LOB: 0 BB: 0 P: 3	R: 1 E: 0 K: 0 S: 4	H: 2 LOB: 1 BB: 1 P: 8	R: 0 E: 0 K: 0 S: 5	H: 0 LOB: 0 BB: 0 P: 5	R: 0 E: 0 K: 1 S: 5	H: 0 LOB: 0 BB: 1 P: 9	1B: 5 2B: 0 3B: 0 HR: 2	SF: 0 SAC: 0 DP: 2 HBP: 0	WP: 0 PB: 0 SB: 0 CS: 0	PA: 34		
<b>PITCHER</b>	IP WLS BF H R ER SO BB IBB HBP BLK WP HR S P ERA WHIP																				<b>PITCHER</b>	IP WLS BF H R ER SO BB IBB HBP BLK WP HR S P ERA WHIP
Bob Miller, R ERA: 3.11 (1, 1)	8.0 L 30 7 5 5 4 1 0 0 0 0 2 37 41 5.62 1.000																				Ron Perranoski, L ERA: 4.01 (9, 1)	1.0 4 0 0 0 0 1 1 0 0 0 0 0 5 9 0.00 1.000

Milwaukee Braves @ Los Angeles Dodgers  
Dodger Stadium, Los Angeles, CA

Thu Jul 22 1965, 7:05 PM PDT  
Att: 27,179 - Unknown

AB	32
R	5
H	7
RBI	5
BB	2
SO	5
LOB	7



Batter	1	2	3	4	5	6	7	8	9	AB R H RBI BB SO LOB
Maury Wills, S (1, 6) OBP: 0.336, SLG: 0.332	0-0 F7		0-0 F7		0-0 4-3			0-0 1B		4 0 1 0 0 0 1
Jim Gilliam, S (1, 5) OBP: 0.382, SLG: 0.404	0-0 4-3			0-0 P6		0-0 P3		0-0 L9		4 0 0 0 0 0 2
Willie Davis, L (1, 8) OBP: 0.281, SLG: 0.357	0-0 G3			0-0 HR		0-0 F8		0-0 F4		4 1 1 0 0 0 2
Ron Fairly, L (1, 9) OBP: 0.386, SLG: 0.446		0-0 G4-6-3 1B		0-0 HR		0-0 F9			4-0 BB 1B BB	3 1 2 2 1 0 0
Lou Johnson, R (1, 7) OBP: 0.319, SLG: 0.400		0-3 K		0-3 K			0-0 1-3		0-3 K	4 0 0 0 0 3 2
John Roseboro, L (1, 2) OBP: 0.264, SLG: 0.288		0-0 G4-6-3 1-2f		4-0 BB			0-0 F7		0-0 L9	3 0 0 0 1 0 2
Jim Lefebvre, S (1, 4) OBP: 0.319, SLG: 0.339			0-3 K	0-3 K			0-3 K		0-0 BB 1B	4 0 1 0 0 3 1
Wes Parker, S (1, 3) OBP: 0.322, SLG: 0.348			4-0 BB		0-0 F9			4-0 BB 1B	4-0 BB BB	1 0 0 0 2 0 0
Don Drysdale, R (9, PH) OBP: 0.351, SLG: 0.577									1-2 2-3 BB	0 0 0 0 1 0 0
Willie Crawford, L (9, PR) OBP: 0.143, SLG: 0.100										0 0 0 0 0 0 0
Bob Miller, R (1, 1)			0-3 K		0-3 K			0-3 K	0-3 K	2 0 0 0 0 2 1
Wally Moon, L (8, PH) OBP: 0.344, SLG: 0.312										1 0 0 0 0 1 1
Ron Perranoski, L (9, 1)										0 0 0 0 0 0 0
Don LeJohn, R (9, PH) OBP: 0.353, SLG: 0.353										1 0 0 0 0 1 3

**BOTTOM**

**Milwaukee Braves @ Los Angeles Dodgers**  
**Dodger Stadium, Los Angeles, CA**

Thu Jul 22 1965, 7:05 PM PDT  
 Att. 27,179 - Unknown

livebaseballscores.com

<b>AB</b>	<b>31</b>
<b>R</b>	<b>2</b>
<b>H</b>	<b>5</b>
<b>RBI</b>	<b>2</b>
<b>BB</b>	<b>5</b>
<b>SO</b>	<b>10</b>
<b>LOB</b>	<b>15</b>



Inning Stats	R: 0	H: 0	E: 0	K: 0	S: 3	R: 0	H: 1	E: 0	K: 1	S: 5	R: 0	H: 0	E: 0	K: 2	S: 7	R: 2	H: 2	E: 0	K: 2	S: 9	R: 0	H: 0	E: 0	K: 1	S: 5	R: 0	H: 0	E: 0	K: 0	S: 3	R: 0	H: 1	E: 0	K: 1	S: 6	R: 0	H: 1	E: 0	K: 2	S: 8	R: 0	H: 1	E: 0	K: 2	S: 8	1B: 4	2B: 0	3B: 0	HR: 1	SF: 0	SAC: 0	DP: 1	HBP: 0	WP: 0	PB: 0	SB: 0	CS: 0	PA: 36
--------------	------	------	------	------	------	------	------	------	------	------	------	------	------	------	------	------	------	------	------	------	------	------	------	------	------	------	------	------	------	------	------	------	------	------	------	------	------	------	------	------	------	------	------	------	------	-------	-------	-------	-------	-------	--------	-------	--------	-------	-------	-------	-------	--------

PITCHER	IP	WLS	BF	H	R	ER	SO	BB	IBB	HBP	BLK	WP	HR	S	P	ERA	WHIP
Tony Cloninger, R (1, 1) ERA: 3.85	7.2	W	29	4	2	2	8	3	0	0	0	0	1	42	54	2.35	0.913
Billy O'Dell, L (8, 1) ERA: 2.24	1.1	S	7	1	0	0	2	2	0	0	0	0	0	9	17	0.00	2.250

WP: 0 PA: 36

PB: 0  
 SB: 0  
 CS: 0

ERA WHIP

Batter	1	2	3	4	5	6	7	8	9	10	11	12	AB	R	H	RBI	BB	SO	LOB			
Lou Brock, L OBP: 0.345, SLG: 0.428 (1, 7)	0-0 6-3		4-0 E S BB		0-0 F6		0-0 F7		0-0 F6		0-0 CS 1B		5	0	1	0	1	0	1			
Dick Groat, R OBP: 0.330, SLG: 0.323 (1, 6)	0-0 1B		0-0 4-3		0-0 G3		0-0 G3	4-0 SH1-3 BB 1B	0-0 4-3		0-0 CS	0-0 F9	5	1	1	0	1	0	2			
Tito Francona, L OBP: 0.325, SLG: 0.432 (1, 9)	0-3 K		0-0 F7		0-0 F6		0-0 F6	4-0 SH1-3 BB 1B		0-3 K		0-0 1B	3	0	0	0	1	1	3			
Mike Shannon, R OBP: 0.278, SLG: 0.338 (8, PR) (8, 9)												0-0 2B	2	1	1	0	0	1	0			
Ken Boyer, R OBP: 0.318, SLG: 0.377 (1, 5)	0-3 K		0-0 3-1			0-0 G5-3 1-3 1B		0-0 SH1-3		0-0 F4		0-0 1B	5	0	2	1	0	1	2			
Curt Flood, R OBP: 0.355, SLG: 0.423 (1, 8)		0-0 6-3		0-3 K		0-0 1-3		0-0 1B		0-0 E5		4-0 FC5-4 1B	5	1	1	1	1	1	1			
Bill White, L OBP: 0.363, SLG: 0.444 (1, 3)		0-0 HR		0-0 1B		4-0 1B		4-0 1B		4-0 1B		0-3 K	3	1	2	1	3	1	2			
Phil Gagliano, R OBP: 0.359, SLG: 0.442 (1, 4)		0-3 K		0-0 F8		0-0 G5-3		0-0 FC4-6 1B		0-3 K		0-0 FC5-4	6	0	1	1	0	2	7			
Dai Maxvill, R OBP: 0.091, SLG: 0.125 (12, 4)												0-0 1-2f	0	0	0	0	0	0	0			
Tim McCarver, L OBP: 0.326, SLG: 0.421 (1, 2)		0-0 1B		0-0 4-3		0-0 4-3		0-0 F8	0-0 FC4-6		0-3 K		5	0	1	0	0	1	3			
Tracy Stallard, R OBP: 0.116, SLG: 0.116 (1, 1)		0-0 4-3			0-0 G3 PB 1B		0-0 L8		0-0 F8		0-0 6-3		2	0	1	0	0	0	1			
Bob Skinner, L OBP: 0.300, SLG: 0.402 (7, 1)													1	0	0	0	0	0	0			
Nelson Bries, R OBP: 0.107, SLG: 0.091 (8, 1)													0	0	0	0	0	0	0			
Hal Woodeshick, R OBP: 0.158, SLG: 0.208 (9, PH)													0	0	0	0	0	0	0			
Carl Warwick, R OBP: 0.158, SLG: 0.208 (9, PH)													1	0	0	0	0	0	0			
Don Dennis, R OBP: 0.270, SLG: 0.330 (11, PH)													0	0	0	0	0	0	0			
Jerry Buchek, R OBP: 0.270, SLG: 0.330 (11, PH)													1	0	0	0	0	0	0			
Ray Washburn, R OBP: 0.250, SLG: 0.227 (11, 1)													0	0	0	0	0	0	0			
<b>Inning Stats</b>	R: 0 E: 0 K: 2 S: 8	H: 1 LOB: 1 BB: 0 P: 8	R: 1 E: 0 K: 1 S: 7	H: 2 LOB: 1 BB: 0 P: 7	R: 0 E: 0 K: 1 S: 6	H: 1 LOB: 1 BB: 0 P: 6	R: 0 E: 0 K: 1 S: 4	H: 1 LOB: 1 BB: 0 P: 4	R: 0 E: 0 K: 0 S: 3	H: 0 LOB: 0 BB: 0 P: 3	R: 2 E: 0 K: 0 S: 4	H: 2 LOB: 2 BB: 3 P: 16	R: 0 E: 1 K: 2 S: 8	H: 0 LOB: 2 BB: 1 P: 12	R: 0 E: 0 K: 1 S: 5	H: 1 LOB: 0 BB: 0 P: 5	R: 1 E: 0 K: 1 S: 7	H: 2 LOB: 2 BB: 1 P: 11	1B: 9 2B: 1 3B: 0 HR: 1	SF: 0 SAC: 1 DP: 1 HBP: 0	WP: 0 PB: 1 SB: 1 CS: 1	PA: 53
<b>PITCHER</b>	IP WLS BF H R ER SO BB IBB HBP BLK WP HR S P ERA WHIP																					
Don Drysdale, R ERA: 2.69 (1, 1)	7.2																					
Ron Perranoski, L ERA: 3.89 (8, 1)	1.1																					
Howie Reed, R ERA: 2.68 (10, 1)	2.0																					
Nick Willhite, L ERA: 5.24 (12, 1)	1.0	L																				

St. Louis Cardinals @ Los Angeles Dodgers  
 Dodger Stadium, Los Angeles, CA  
 Fri Jul 23 1965, 7:05 PM PDT  
 Att: 40,286 - Unknown

AB	44
R	4
H	11
RBI	4
BB	7
SO	8
LOB	22




1B	9	SF	0
2B	1	SAC	1
3B	0	DP	1
HR	1	HBP	0

Batter	1	2	3	4	5	6	7	8	9	10	11	12	AB	R	H	RBI	BB	SO	LOB						
Maury Wills, S OBP: 0.343, SLG: 0.343 (1, 6)	0-0 FC5-4 SF7 1B		0-0 L4			0-0 F8 1B 2B	0-0 S 1B		0-0 G4-6-3 1B		0-0 1-2 2-3 1B			6	2	5	0	0	0	0					
Jim Gilliam, S OBP: 0.381, SLG: 0.399 (1, 5)	4-0 FC5-4 BB		0-0 F8			0-0 F8 2-3	0-0 6-3		0-0 G4-6-3 1-2f		0-0 4-3			2	0	0	0	1	0	1					
John Kennedy, R OBP: 0.305, SLG: 0.253 (7, 5)														1	0	0	0	0	0	1					
Wally Moon, L OBP: 0.341, SLG: 0.308 (9, PH)														0	0	0	0	0	0	2					
Howie Reed, R OBP: 0.333, SLG: 0.333 (11, PH)														1	0	0	0	0	0	0					
Don LeJohn, R OBP: 0.333, SLG: 0.333 (12, 1)														0	0	0	0	0	0	3					
Nick Williams, L OBP: 0.600, SLG: 0.571 (12, 1)														0	0	0	0	0	0	0					
Willie Davis, L OBP: 0.279, SLG: 0.354 (1, 8)	0-0 FC5-4 CS 1-2f 2-3			0-0 G3		0-3 K		0-0 FC4-6 SH1-4 1B		0-0 4-3		0-0 4-3		6	0	1	0	0	1	3					
Ron Fairly, L OBP: 0.383, SLG: 0.442 (1, 9)	0-0 SF7			0-0 E4		4-0 1B IBB		0-0 SH1-4 1-2		0-0 F2		0-0 4-3		3	0	0	1	1	0	0					
Lou Johnson, R OBP: 0.324, SLG: 0.400 (1, 7)	0-0 CS 1-2	0-0 4-3 4-3 1B		0-0 F8		0-0 1B 3-H		4-0 FC4-6 IBB		0-0 F6		0-3 K		5	0	2	1	1	1	1					
John Roseboro, L OBP: 0.260, SLG: 0.283 (1, 2)		0-0 4-3 1-2		0-3 K		0-0 3-1		0-0 FC4-6 1-2f 2-3		0-3 K			5	0	0	0	0	2	6						
Jim Lefebvre, S OBP: 0.315, SLG: 0.333 (1, 4)		0-0 4-3 2-3		0-0 6-3		0-0 6-3		0-0 L7		0-0 6-3			5	0	0	0	0	0	3						
Wes Parker, S OBP: 0.324, SLG: 0.348 (1, 3)		0-3 K		0-0 F7		0-3 K		0-0 K 1B 1B		0-0 1B BB 1B			5	0	2	0	0	2	1						
Don Drysdale, R OBP: 0.351, SLG: 0.608 (1, 1)			0-0 F7		0-3 K		0-0 K HR		0-3 K		4-0 1B BB 1B			3	1	1	1	0	1	0					
Ron Perranoski, L OBP: 0.321, SLG: 0.280 (8, 1)														0	0	0	0	0	0	0					
Dick Tracewski, R OBP: 0.321, SLG: 0.280 (9, PH)														1	0	0	0	1	1	1					
<b>Inning Stats</b>	R: 1 E: 0 K: 0 S: 3	H: 1 LOB: 0 BB: 1 P: 7	R: 0 E: 0 K: 1 S: 6	H: 1 LOB: 1 BB: 0 P: 6	R: 0 E: 0 K: 0 S: 3	H: 0 LOB: 0 BB: 0 P: 3	R: 0 E: 1 K: 1 S: 6	H: 0 LOB: 1 BB: 0 P: 6	R: 0 E: 0 K: 1 S: 5	H: 0 LOB: 0 BB: 0 P: 5	R: 1 E: 0 K: 1 S: 7	H: 2 LOB: 2 BB: 1 P: 11	R: 0 E: 0 K: 0 S: 4	H: 1 LOB: 2 BB: 1 P: 8	R: 0 E: 0 K: 1 S: 6	H: 2 LOB: 1 BB: 0 P: 6	R: 0 E: 0 K: 0 S: 3	H: 0 LOB: 0 BB: 0 P: 3	R: 0 E: 0 K: 1 S: 7	H: 2 LOB: 3 BB: 1 P: 11	R: 0 E: 0 K: 1 S: 5	H: 0 LOB: 0 BB: 0 P: 5	1B: 9 2B: 1 3B: 0 HR: 1	SF: 1 SAC: 1 DP: 1 HBP: 0	WP: 0 PA: 51

**St. Louis Cardinals @ Los Angeles Dodgers**  
**Dodger Stadium, Los Angeles, CA**  
 Fri Jul 23 1965, 7:05 PM PDT  
 Att: 40,286 - Unknown

AB	44
R	3
H	11
RBI	3
BB	4
SO	8
LOB	22



PITCHER	IP	WLS	BF	H	R	ER	SO	BB	IBB	HBP	BLK	WP	HR	S	P	ERA	WHIP
Tracy Stallard, R ERA: 2.81 (1, 1)	6.0		24	4	2	2	4	1	1	0	0	0	0	30	38	3.00	0.833
Nelson Briles, R ERA: 4.26 (7, 1)	1.0		6	3	1	1	1	0	0	0	0	0	1	8	8	9.00	3.000
Hal Woodeshick, L ERA: 2.93 (8, 1)	1.0		4	0	0	0	0	0	1	0	0	0	0	3	7	0.00	0.000
Don Dennis, R ERA: 2.14 (9, 1)	2.0		7	2	0	0	1	0	0	0	0	0	0	9	9	0.00	1.000
Ray Washburn, R ERA: 3.74 (11, 1)	2.0	W	9	2	0	0	2	1	0	0	0	0	0	12	16	0.00	1.500

Batter	1	2	3	4	5	6	7	8	9	10	AB R H RBI BB SO LOB	TOP										
Lou Brock, L (1, 7) OBP: 0.346, SLG: 0.427	0-0 P6		0-3 K			0-0 1-3 S SF9 1B		0-0 F8		0-0 E	5 2 2 0 0 1 1	<b>St. Louis Cardinals @ Los Angeles Dodgers</b> Dodger Stadium, Los Angeles, CA Sat Jul 24 1965, 7:05 PM PDT Att. 48,998 - Unknown <a href="http://livebaseballscores.com">livebaseballscores.com</a>										
Dick Groat, R (1, 6) OBP: 0.326, SLG: 0.319	0-0 6-3			0-0 6-3		0-0 1-3		0-0 3-1		0-0 E8	5 0 0 0 0 0 1											
Curt Flood, R (1, 8) OBP: 0.351, SLG: 0.419	0-0 P2			0-0 4-3		0-0 SF9		0-0 4-3		0-0 6-3	4 0 0 1 0 0 1											
Ken Boyer, R (1, 5) OBP: 0.320, SLG: 0.377		0-3 K		0-0 1B		0-3 K			4-0 SH3-4 BB		3 0 1 0 1 2 0											
Phil Gagliano, R (1, 4) OBP: 0.359, SLG: 0.439		0-0 5-3		0-0 6-3			4-0 5-3 BB		0-0 SH3-4		2 0 0 0 1 0 1											
Dal Maxvill, R (10, 4) OBP: 0.091, SLG: 0.125									1-2		0 0 0 0 0 0 0											
Ted Savage, R (1, 9)		0-3 K			0-0 6-3		0-0 5-3		0-3 K		4 0 0 0 0 2 2											
Bill White, L (1, 3) OBP: 0.359, SLG: 0.439			0-3 K		0-3 K		0-0 P4		0-0 4-3		4 0 0 0 0 2 2											
Bob Uecker, R (1, 2) OBP: 0.370, SLG: 0.348			0-0 SH5-4 1B		0-0 HR		4-0 IBB			0-0 5-3	3 1 2 1 1 0 0											
Ray Sadecki, L (1, 1) OBP: 0.103, SLG: 0.172			0-0 SH5-4		0-0 6-3		0-3 K			0-3 K	2 0 0 0 0 1 2											
Don Dennis, R (9, 1) OBP: 0.333, SLG: 0.333											1 0 0 0 0 1 0											
Hal Woodeshick, R (10, 1) OBP: 0.167, SLG: 0.091			1-2								0 0 0 0 0 0 0											
<b>Inning Stats</b>	R: 0 E: 0 K: 0 S: 3	H: 0 LOB: 0 BB: 0 P: 3	R: 0 E: 0 K: 2 S: 7	H: 0 LOB: 0 BB: 0 P: 7	R: 0 E: 0 K: 2 S: 8	H: 1 LOB: 1 BB: 0 P: 8	R: 0 E: 0 K: 0 S: 4	H: 1 LOB: 1 BB: 0 P: 4	R: 1 E: 0 K: 1 S: 6	H: 1 LOB: 0 BB: 0 P: 6	R: 0 E: 0 K: 1 S: 6	H: 0 LOB: 2 BB: 2 P: 13	R: 0 E: 0 K: 0 S: 3	H: 0 LOB: 0 BB: 0 P: 3	R: 0 E: 0 K: 1 S: 5	H: 0 LOB: 1 BB: 1 P: 9	R: 1 E: 1 K: 1 S: 7	H: 1 LOB: 1 BB: 0 P: 7	1B: 4 2B: 0 3B: 0 HR: 1	SF: 1 SAC: 2 DP: 0 HBP: 0	WP: 0 PB: 0 SB: 1 CS: 0	PA: 39
<b>PITCHER</b>	IP 9.0	WLS L	BF 34	H 4	R 2	ER 2	SO 8	BB 2	IBB 1	HBP 0	BLK 0	WP 0	HR 1	S 47	P 59	ERA 2.00	WHIP 0.667					
Sandy Koufax, L (1, 1) ERA: 2.02																						
Ron Perranoski, L (10, 1) ERA: 3.8																						



Batter	1	2	3	4	5	6	7	8	9	10	AB	R	H	RBI	BB	SO	LOB
Maury Wills, S OBP: 0.346, SLG: 0.350 (1, 6)	0-0 SF9 3B	0-0 1-3		0-0 1-3			0-0 S 1B		4-0 BB IBB		4	1	2	0	1	0	3
Wes Parker, S OBP: 0.325, SLG: 0.345 (1, 3)	0-3 K		4-0 1B SF9 BB		0-0 6-3		0-0 F9 1-2		4-0 1-2 2-3 BB		3	1	0	0	2	1	2
Lou Johnson, R OBP: 0.321, SLG: 0.397 (1, 7) Ron Perranoski, L (10, 1)	0-0 SF9		0-0 FC5-4 1-3 1B		0-3 K		0-0 L5		0-0 1-3		4	0	1	1	0	1	4
Ron Fairly, L OBP: 0.383, SLG: 0.443 (1, 9) John Kennedy, R OBP: 0.265, SLG: 0.253 (10, PR)	0-0 1B 1B		0-0 SF9		0-0 6-3			0-0 F8			4	0	2	1	0	0	0
Jim Lefebvre, S OBP: 0.314, SLG: 0.332 (1, 4)	0-0 1-2 1B		0-0 FC5-4 CS 1-2f			0-0 5-3		0-0 P4		0-0 SH1-4 1-2	4	0	1	0	0	0	1
Don LeJohn, R OBP: 0.318, SLG: 0.318 (1, 5) Jim Gilliam, S OBP: 0.379, SLG: 0.397 (10, PH)	0-0 L7		0-0 CS 1-2	0-0 1-3		0-0 FC4-6 1B		0-3 K		0-0 L4	4	0	1	0	0	1	2
Willie Davis, L OBP: 0.277, SLG: 0.352 (1, 8)		0-0 G3		0-0 BB 1B		0-0 FC4-6 S 1-2f			0-3 K	0-0 1-3	5	0	1	0	0	1	3
Jeff Torborg, R OBP: 0.303, SLG: 0.431 (1, 2) Willie Crawford, L OBP: 0.143, SLG: 0.100 (9, PR) (10, 7)		0-0 L6		0-0 F7		0-0 4-3			0-0 BB 2B		4	0	1	0	0	0	2
Sandy Koufax, R OBP: 0.295, SLG: 0.264 (1, 1) Don Drysdale, R OBP: 0.346, SLG: 0.600 (9, PH) John Roseboro, L OBP: 0.260, SLG: 0.283 (10, 2)		0-0 E6 1B		4-0 1-2 BB			0-0 L7		0-3 K		2	0	1	0	1	0	0

Inning Stats	R: 1	H: 3	E: 0	K: 1	S: 8	P: 8	R: 0	H: 1	E: 1	K: 0	S: 4	P: 4	R: 1	H: 1	E: 0	K: 0	S: 3	R: 0	H: 1	E: 0	K: 1	S: 5	P: 5	R: 0	H: 1	E: 0	K: 0	S: 4	P: 4	R: 0	H: 1	E: 0	K: 1	S: 5	P: 5	R: 0	H: 1	E: 0	K: 2	S: 8	P: 16	R: 0	H: 1	E: 0	K: 0	S: 4	P: 4	R: 0	H: 1	E: 0	K: 0	S: 4	P: 4
1B: 8	SF: 2	2B: 1	SAC: 1	3B: 1	DP: 0	HR: 0	HBP: 0	1B: 8	SF: 2	2B: 1	SAC: 1	3B: 1	DP: 0	HR: 0	HBP: 0	1B: 8	SF: 2	2B: 1	SAC: 1	3B: 1	DP: 0	HR: 0	HBP: 0	1B: 8	SF: 2	2B: 1	SAC: 1	3B: 1	DP: 0	HR: 0	HBP: 0	1B: 8	SF: 2	2B: 1	SAC: 1	3B: 1	DP: 0	HR: 0	HBP: 0	1B: 8	SF: 2	2B: 1	SAC: 1	3B: 1	DP: 0	HR: 0	HBP: 0						

PITCHER	IP	WLS	BF	H	R	ER	SO	BB	IBB	HBP	BLK	WP	HR	S	P	ERA	WHIP
Ray Sadecki, L ERA: 6.59 (1, 1)	8.2		38	9	2	2	5	3	1	0	0	0	0	44	60	2.08	1.385
Don Dennis, R ERA: 2.08 (9, 1)	0.2	W	3	1	0	0	0	0	0	0	0	0	0	3	3	0.00	1.500
Hal Woodeshick, L ERA: 2.9 (10, 1)	0.2	S	2	0	0	0	0	0	0	0	0	0	0	2	2	0.00	0.000

**BOTTOM**

**St. Louis Cardinals @ Los Angeles Dodgers**  
Dodger Stadium, Los Angeles, CA

Sat Jul 24 1965, 7:05 PM PDT  
Att: 48,998 - Unknown

livebaseballscorecards.com

AB	36
R	2
H	10
RBI	2
BB	4
SO	5
LOB	20



WP: 0	PA: 44
PB: 0	
SB: 2	
CS: 1	

Batter	1	2	3	4	5	6	7	8	9	AB R H RBI BB SO LOB	TOP									
Lou Brock, L (1, 7) OBP: 0.343, SLG: 0.423	0-0 1-3	0-0 G3			0-0 4-3			0-3 K		4 0 0 0 0 1 1										
Dick Groat, R (1, 6) OBP: 0.325, SLG: 0.318	0-0 1B		0-0 6-3		0-0 F8			0-0 6-3		4 1 1 0 0 0 0										
Curt Flood, R (1, 8) OBP: 0.347, SLG: 0.414	0-0 1-3		0-3 K		0-0 4-3			0-0 6-3		4 0 0 0 0 1 1										
Ken Boyer, R (1, 5) OBP: 0.319, SLG: 0.373	4-0 1B		0-0 6-3		0-0 1-3			0-0 F9		3 0 0 0 1 0 0										
Phil Gagliano, R (1, 4) OBP: 0.361, SLG: 0.437	0-0 1B			0-3 K		0-0 F4		4-0 FC6-4		3 0 1 1 1 1 0										
Ted Savage, R (1, 9)	0-0 F4		0-0 6-3		0-0 L9			0-0 FC6-4		4 0 0 0 0 0 3										
Bill White, L (1, 3) OBP: 0.361, SLG: 0.440		0-0 3-1		0-0 1B		0-0 F5		0-0 1B		4 0 2 0 0 0 0										
Bob Uecker, R (1, 2) OBP: 0.375, SLG: 0.348		4-0 BB		0-0 1B		0-0 5-3		0-0 F8		3 0 1 0 1 0 2										
Curt Simmons, L (1, 1) OBP: 0.044, SLG: 0.067		0-0 B1		0-0 1-6-3		0-3 K				2 0 0 0 0 0 3										
Nelson Briles, R (5, 1)										0 0 0 0 0 0 0										
Mike Shannon, R (7, PH) OBP: 0.276, SLG: 0.336										1 0 0 0 0 1 0										
Barney Schultz, R (7, 1)										0 0 0 0 0 0 0										
<b>Inning Stats</b>	R: 1 E: 0 K: 0 S: 5	H: 2 LOB: 2 BB: 1 P: 9	R: 0 E: 0 K: 0 S: 3	H: 0 LOB: 1 BB: 1 P: 7	R: 0 E: 0 K: 1 S: 5	H: 0 LOB: 0 BB: 0 P: 5	R: 0 E: 0 K: 1 S: 7	H: 2 LOB: 2 BB: 0 P: 7	R: 0 E: 0 K: 0 S: 3	H: 0 LOB: 0 BB: 0 P: 3	R: 0 E: 0 K: 1 S: 5	H: 0 LOB: 0 BB: 0 P: 5	R: 0 E: 0 K: 1 S: 4	H: 0 LOB: 0 BB: 0 P: 5	R: 0 E: 0 K: 0 S: 4	H: 1 LOB: 2 BB: 1 P: 8	1B: 5 2B: 0 3B: 0 HR: 0	SF: 0 SAC: 0 DP: 0 HBP: 0	WP: 0 PB: 0 SB: 0 CS: 0	PA: 35
<b>PITCHER</b> Claude Osteen, L (1, 1) ERA: 2.65	IP 9.0 WLS W BF 35 H 5 R 1 ER 1 SO 4 BB 3 IBB 0 HBP 0 BLK 0 WP 0 HR 0 S 40 P 52 ERA 1.00 WHIP 0.889																			

St. Louis Cardinals @ Los Angeles Dodgers  
Dodger Stadium, Los Angeles, CA  
Sun Jul 25 1965, 3:33 AM PDT  
Att: 31,710 - Unknown

AB	32
R	1
H	5
RBI	1
BB	3
SO	4
LOB	10





Batter	1	2	3	4	5	6	7	8	9	AB	R	H	RBI	BB	SO	LOB
Maury Wills, S OBP: 0.347, SLG: 0.350 (1, 6)	0-0 L4		0-0 FC4-6		0-0 2B 1B	0-0 CS 1B		0-0 4-3		5	1	2	0	0	0	1
Jim Gilliam, S OBP: 0.382, SLG: 0.404 (1, 7)	0-0 L7		0-0 F2		0-0 1B 2B	0-0 1B				4	1	2	1	0	0	1
Wes Parker, S OBP: 0.324, SLG: 0.342 (1, 3)	0-0 6-3		0-3 K		4-0 E 1B 1B BB	0-0 4-3				3	1	0	0	1	1	2
Lou Johnson, R OBP: 0.320, SLG: 0.395 (1, 9)		0-0 CS 1B		0-3 K	0-0 F9		0-0 E6			4	0	1	0	0	1	3
Jim Lefebvre, S OBP: 0.317, SLG: 0.338 (1, 4)		0-0 1-2 2B		0-0 F8	0-0 E7 1B 1B		0-0 SH1-4			3	1	2	2	0	0	0
Jeff Torborg, R OBP: 0.313, SLG: 0.434 (1, 2)		0-0 1-3		0-0 1B 1B	0-0 WP 1B		0-0 5-3			4	0	2	2	0	0	2
Willie Davis, L OBP: 0.280, SLG: 0.351 (1, 8)		1-0 HBP		0-0 1-3 1B	0-0 F4		0-0 6-3			3	0	1	0	0	0	2
Dick Tracewski, R OBP: 0.316, SLG: 0.275 (1, 5)	0-0 6-3		0-0 F7		0-0 6-3			0-0 F7		3	0	0	0	0	0	5
John Kennedy, R OBP: 0.262, SLG: 0.250 (6, 5)	0-0 6-3		0-0 F7		0-0 6-3			0-0 F7		1	0	0	0	0	0	0
Claude Osteen, L OBP: 0.159, SLG: 0.150 (1, 1)			0-0 FC4-6 1B		4-0 2B BB	0-0 6-3		0-0 G3		3	1	1	0	1	0	0

Inning Stats	R: 0	H: 0	E: 0	K: 0	S: 3	R: 0	H: 2	E: 0	K: 0	S: 4	R: 0	H: 1	E: 0	K: 1	S: 6	R: 0	H: 2	E: 0	K: 1	S: 7	R: 5	H: 4	E: 1	K: 0	S: 7	R: 0	H: 2	E: 0	K: 0	S: 4	R: 0	H: 0	E: 1	K: 0	S: 4	R: 0	H: 0	E: 0	K: 0	S: 3
	LOB: 0	BB: 0	P: 3			LOB: 2	BB: 0	P: 5			LOB: 2	BB: 0	P: 7			LOB: 1	BB: 2	P: 15			LOB: 1	BB: 0	P: 4			LOB: 1	BB: 0	P: 4			LOB: 0	BB: 0	P: 3							


PITCHER	IP	WLS	BF	H	R	ER	SO	BB	IBB	HBP	BLK	WP	HR	S	P	ERA	WHIP
Curt Simmons, L ERA: 3.68 (1, 1)	4.1	L	23	8	5	4	2	2	0	0	0	0	0	24	33	8.31	2.308
Nelson Briles, R ERA: 4.05 (5, 1)	1.2		7	3	0	0	0	0	0	0	0	1	0	7	7	0.00	1.800
Barney Schultz, R ERA: 3.2 (7, 1)	2.0		7	0	0	0	0	0	0	0	0	0	0	7	7	0.00	0.000

**BOTTOM**

**St. Louis Cardinals @ Los Angeles Dodgers**  
Dodger Stadium, Los Angeles, CA

Sun Jul 25 1965, 3:33 AM PDT  
Att. 31,710 - Unknown

<b>AB</b>	<b>33</b>
<b>R</b>	<b>5</b>
<b>H</b>	<b>11</b>
<b>RBI</b>	<b>5</b>
<b>BB</b>	<b>2</b>
<b>SO</b>	<b>2</b>
<b>LOB</b>	<b>16</b>



WP	PA	ERA	WHIP
1	37		

Batter	1	2	3	4	5	6	7	8	9	AB R H RBI BB SO LOB	TOP											
Tommy Harper, R (1, 7) OBP: 0.369, SLG: 0.442	0-0 1B SF8 1B		0-0 F7		0-0 F5			4-0 1B FC4-6 BB		3 2 1 0 1 0 1												
Pete Rose, S (1, 4) OBP: 0.380, SLG: 0.440	0-0 CS 1-3 1B		0-3 K			0-0 G3		0-0 FC4-6 1-3 2-H 1B		4 0 2 1 0 1 0												
Vada Pinson, L (1, 8) OBP: 0.336, SLG: 0.451	0-3 K			0-0 F8		0-3 K		0-0 FC4-6 WP S 1-2f		4 0 0 1 0 2 3												
Frank Robinson, R (1, 9) OBP: 0.382, SLG: 0.529	0-0 SF8			0-0 1B 1B		0-3 K		4-0 WP 1-2 BB		2 0 1 1 1 1 0												
Deron Johnson, R (1, 5) OBP: 0.326, SLG: 0.495	0-0 CS 1-2	0-3 K		0-0 1-2 1B			0-0 5-3	4-0 1-2 2-3 IBB		3 0 1 0 1 1 0												
Tony Perez, R (1, 3) OBP: 0.333, SLG: 0.491		0-0 5-3		0-0 F9			0-0 G4-6-3 1B	0-0 4-3		4 0 1 0 0 0 5												
Johnny Edwards, L (1, 2) OBP: 0.331, SLG: 0.479			0-0 F5		0-0 F6		0-0 G4-6-3 1-2f		0-0 L7	4 0 0 0 0 0 3												
Leo Cardenas, R (1, 6) OBP: 0.359, SLG: 0.432			0-0 HR					0-0 6-3	0-0 6-3	4 1 2 1 0 0 0												
Jim Maloney, L (1, 1) OBP: 0.271, SLG: 0.302			0-3 K					0-0 BB 1B	0-3 K	2 0 0 0 0 1 1												
Gordy Coleman, L (8, PH) OBP: 0.355, SLG: 0.500										1 0 1 0 0 0 0												
Giraldo Ruiz, S (8, PR) OBP: 0.133, SLG: 0.200										0 1 0 0 0 0 0												
Ted Davidson, R (8, 1)										0 0 0 0 0 0 0												
Charlie James, R (9, PH) OBP: 0.238, SLG: 0.200										1 0 0 0 0 1 0												
<b>Inning Stats</b>	R: 1 E: 0 K: 1 S: 6	H: 2 LOB: 0 BB: 0 P: 6	R: 0 E: 0 K: 1 S: 5	H: 0 LOB: 0 BB: 0 P: 5	R: 1 E: 0 K: 2 S: 8	H: 1 LOB: 0 BB: 0 P: 8	R: 0 E: 0 K: 0 S: 5	H: 2 LOB: 2 BB: 0 P: 5	R: 0 E: 0 K: 0 S: 3	H: 1 LOB: 0 BB: 0 P: 3	R: 0 E: 0 K: 2 S: 7	H: 0 LOB: 0 BB: 0 P: 7	R: 0 E: 0 K: 0 S: 3	H: 1 LOB: 0 BB: 0 P: 3	R: 2 E: 0 K: 0 S: 5	H: 2 LOB: 3 BB: 3 P: 17	R: 0 E: 0 K: 1 S: 5	H: 0 LOB: 0 BB: 0 P: 5	1B: 8 2B: 0 3B: 0 HR: 1	SF: 1 SAC: 0 DP: 1 HBP: 0	WP: 1 PB: 0 SB: 1 CS: 2	PA: 37
<b>PITCHER</b>	IP WLS BF H R ER SO BB IBB HBP BLK WP HR S P ERA WHIP												<b>PITCHER</b>	IP WLS BF H R ER SO BB IBB HBP BLK WP HR S P ERA WHIP								
Johnny Podres, L (1, 1) ERA: 3.14	5.0 W 19 6 2 2 4 0 0 0 0 0 1 27 27 3.60 1.200																					
Bob Miller, R (6, 1) ERA: 3.24	2.1 10 3 2 2 2 1 0 0 0 0 0 13 17 7.71 1.714																					
Ron Perranoski, L (8, 1) ERA: 3.66	1.2 S 7 0 0 0 1 1 1 0 0 1 0 7 15 0.00 0.600																					

Cincinnati Reds @ Los Angeles Dodgers  
Dodger Stadium, Los Angeles, CA  
Mon Jul 26 1965, 7:05 PM PDT  
Att: 39,978 - Unknown

livebaseballscorecards.com

AB	32
R	4
H	9
RBI	4
BB	3
SO	7
LOB	13



Batter	1	2	3	4	5	6	7	8	9	AB	R	H	RBI	BB	SO	LOB
Maury Wills, S OBP: 0.350, SLG: 0.351 (1, 6)	0-0 E4 HR 1B	4-0 S E BB			0-3 K		4-0 CS BB			2	2	1	0	2	1	0
Jim Gilliam, S OBP: 0.379, SLG: 0.398 (1, 5) John Kennedy, R OBP: 0.262, SLG: 0.250 (8, 5)	0-3 K	4-0 S BB			0-0 4-3		0-0 F9 1-2			3	0	0	0	1	1	2
Willie Davis, L OBP: 0.280, SLG: 0.359 (1, 8)	0-0 2-H HR	0-3 K 1-3 2-H			0-0 F8			0-3 K		4	1	1	2	0	2	1
Ron Fairly, L OBP: 0.382, SLG: 0.441 (1, 9)	0-3 K		0-0 6-3			0-0 1B SH1-4 1B		0-0 1-3		4	0	1	0	0	1	0
John Roseboro, L OBP: 0.258, SLG: 0.281 (1, 2)	0-0 P4		0-0 F7			0-0 SH1-4 1-2		0-0 6-3		3	0	0	0	0	0	0
Lou Johnson, R OBP: 0.320, SLG: 0.394 (1, 7)		0-0 1-3	0-0 F7			0-0 2-3 1B				3	0	1	0	0	0	0
Jim Lefebvre, S OBP: 0.319, SLG: 0.337 (1, 4)		4-0 HR BB		4-0 B5-4 BB		0-3 K		0-3 5-3		1	1	0	0	2	1	2
Wes Parker, S OBP: 0.324, SLG: 0.351 (1, 3)		0-0 1-H HR		0-3 K		0-0 5-3				3	1	1	2	0	1	3
Johnny Podres, L OBP: 0.114, SLG: 0.114 (1, 1) Bob Miller, R (6, 1) Ron Perranoski, L (8, 1)		0-3 K		0-0 B5-4 1-2f			0-3 K			2	0	0	0	0	1	1
										1	0	0	0	0	1	0
										0	0	0	0	0	0	0
<b>Inning Stats</b>	R: 2 E: 1 K: 2 S: 9	H: 2 LOB: 0 BB: 0 P: 9	R: 3 E: 0 K: 2 S: 8	H: 1 LOB: 1 BB: 3 P: 20	R: 0 E: 0 K: 0 S: 3	H: 0 LOB: 0 BB: 0 P: 3	R: 0 E: 0 K: 1 S: 4	H: 0 LOB: 0 BB: 1 P: 8	R: 0 E: 0 K: 1 S: 5	H: 2 LOB: 2 BB: 0 P: 7	R: 0 E: 0 K: 1 S: 4	H: 0 LOB: 0 BB: 1 P: 8	R: 0 E: 0 K: 1 S: 5	H: 0 LOB: 0 BB: 0 P: 5	R: 0 E: 0 K: 1 S: 5	H: 0 LOB: 0 BB: 0 P: 5

**BOTTOM**

**Cincinnati Reds @ Los Angeles Dodgers**  
 Dodger Stadium, Los Angeles, CA  
 Mon Jul 26 1965, 7:05 PM PDT  
 Att. 39,978 - Unknown

[livebaseballscorecards.com](http://livebaseballscorecards.com)

<b>AB</b>	<b>26</b>
<b>R</b>	<b>5</b>
<b>H</b>	<b>5</b>
<b>RBI</b>	<b>4</b>
<b>BB</b>	<b>5</b>
<b>SO</b>	<b>9</b>
<b>LOB</b>	<b>9</b>



PITCHER																
IP	WLS	BF	H	R	ER	SO	BB	IBB	HBP	BLK	WP	HR	S	P	ERA	WHIP
7.0	L	29	5	5	4	8	5	0	0	0	0	2	40	60	5.14	1.429
1.0		3	0	0	0	1	0	0	0	0	0	0	5	5	0.00	0.000

WP: 0	PA: 32
PB: 0	
SB: 4	
CS: 1	

Batter	1	2	3	4	5	6	7	8	9	AB R H RBI BB SO LOB	TOP																									
Tommy Harper, R (1, 7) OBP: 0.371, SLG: 0.440	0-0 WP E 1B	0-0 E6 S 1B	4-0 BB BB 1-2 BB		0-0 FC6-4-5-6 1-3 2-H			4-0 S WP BB BB	0-0 FC6-4 1-2f	4 3 1 1 2 0 2																										
Pete Rose, S (1, 4) OBP: 0.382, SLG: 0.440	0-0 E4 1-4-3 1-H BB	0-0 3B 1B	4-0 BB 1-2 2-3		0-0 1-6-3			4-0 PB WP BB 1-2		3 1 1 1 2 0 1																										
Vada Pinson, L (1, 8) OBP: 0.338, SLG: 0.456	4-0 1-4-3 1-2 BB	0-0 1-H 3B	0-0 F6			0-0 G5-4-3 1B		0-3 K		4 0 2 1 1 1 5																										
Frank Robinson, R (1, 9) OBP: 0.377, SLG: 0.522	0-0 1-4-3 1-2 2-3	0-0 1-3		0-0 F7		0-0 G5-4-3 1-2f		0-3 K		5 0 0 0 0 1 6																										
Gordy Coleman, L (1, 3) OBP: 0.358, SLG: 0.497 Tony Perez, R (8, PH) OBP: 0.337, SLG: 0.491	4-0 FC4-6 IBB		0-0 HR 1B	0-0 4-3		0-0 4-3		4-0 1-3 2-H BB		3 1 1 0 1 0 0 0 0 0 0 1 0 0																										
Deron Johnson, R (1, 5) OBP: 0.325, SLG: 0.499	0-3 K		0-0 1-H HR	0-0 5-3			0-3 K	0-0 F9		5 1 1 2 0 2 5																										
Johnny Edwards, L (1, 2) OBP: 0.328, SLG: 0.470	0-0 FC4-6 1-2f		0-0 4-3		4-0 FC3-5 1B BB		0-0 F7		0-0 F8	4 0 0 0 1 0 3																										
Leo Cardenas, R (1, 6) OBP: 0.362, SLG: 0.440		0-0 1-3	0-0 FC4-6 1B		0-0 WP FC3-5 FC6-4-5-6 1B		0-0 3B		0-0 3-1	5 1 3 0 0 0 0																										
Joey Jay, S (1, 1) OBP: 0.083, SLG: 0.059 Jim Duffalo, R (2, 1) OBP: 0.194, SLG: 0.094 Marty Keough, L (3, PH) OBP: 0.194, SLG: 0.094 Billy McCool, R (3, 1) OBP: 0.370, SLG: 0.510 Art Shamsky, L (7, PH) OBP: 0.370, SLG: 0.510 Joe Nuxhall, L (7, 1) OBP: 0.296, SLG: 0.280 Charlie James, R (9, PH) OBP: 0.273, SLG: 0.238		0-0 4-3	0-0 FC4-6 BB WP		0-0 FC3-5 FC6-4-5-6 WP		0-0 P2		0-0 FC6-4 1B	1 0 0 0 0 0 0 0 0 0 0 0 0 0 1 0 0 0 0 0 0 1 0 0 0 0 0 0 1 0 0 0 0 0 0 0 0 0 0 0 0 0 1 0 1 0 0 0 0																										
Inning Stats	R: 1 E: 1 K: 1 S: 7	H: 1 LOB: 3 BB: 2 P: 15	R: 2 E: 1 K: 0 S: 6	H: 2 LOB: 1 BB: 0 P: 6	R: 2 E: 0 K: 0 S: 6	H: 3 LOB: 3 BB: 2 P: 14	R: 0 E: 0 K: 0 S: 3	H: 0 LOB: 0 BB: 0 P: 3	R: 1 E: 0 K: 1 S: 4	H: 1 LOB: 1 BB: 1 P: 8	R: 0 E: 0 K: 0 S: 3	H: 1 LOB: 0 BB: 0 P: 3	R: 0 E: 0 K: 1 S: 6	H: 1 LOB: 1 BB: 0 P: 6	R: 1 E: 0 K: 2 S: 7	H: 0 LOB: 2 BB: 3 P: 19	R: 0 E: 0 K: 0 S: 4	H: 1 LOB: 1 BB: 0 P: 4	1B: 7 2B: 0 3B: 2 HR: 1	SF: 0 SAC: 0 DP: 1 HBP: 0	WP: 4 PB: 1 SB: 2 CS: 0	PA: 46														
PITCHER	IP WLS BF H R ER SO BB IBB HBP BLK WP HR S P ERA WHIP																																			
Don Drysdale, R (1, 1) ERA: 2.75	2.1		17	6	5	2	1	1	1	0	0	1	1	17	25	7.71	3.000																			
Howie Reed, R (3, 1) ERA: 2.65	0.1		3	0	0	0	0	2	0	0	0	1	0	1	9	0.00	6.000																			
Jim Brewer, L (3, 1) ERA: 1.97	2.1		9	1	1	1	0	1	0	0	0	1	0	8	12	3.86	0.857																			
Bob Miller, R (6, 1) ERA: 3.28	2.0		9	2	1	1	1	2	0	0	0	0	0	9	17	4.50	2.000																			
Ron Perranoski, L (8, 1) ERA: 3.51	2.0	W	8	1	0	0	2	1	0	0	0	1	0	11	15	0.00	1.000																			

Cincinnati Reds @ Los Angeles Dodgers  
 Dodger Stadium, Los Angeles, CA  
 Tue Jul 27 1965, 7:05 PM PDT  
 Att: 46,537 - Unknown

AB	38
R	7
H	10
RBI	5
BB	8
SO	4
LOB	26



Batter	1	2	3	4	5	6	7	8	9	AB	R	H	RBI	BB	SO	LOB
Maury Wills, S OBP: 0.351, SLG: 0.352 (1, 6)	0-3 K	0-0 2B 1B	0-3 K		0-0 1B		0-0 FC6			5	2	2	1	0	2	3
Jim Gilliam, S OBP: 0.394, SLG: 0.429 (1, 5) John Kennedy, R OBP: 0.262, SLG: 0.250 (8, 5)	0-0 HR	0-0 2B	4-0 IBB		0-0 1B		4-0 IBB			3	1	3	4	2	0	0
Willie Davis, L OBP: 0.276, SLG: 0.354 (1, 8)	0-0 1-3	0-0 P6	0-0 F2		0-0 F8		0-0 1-3			5	0	0	0	0	0	7
Ron Fairly, L OBP: 0.380, SLG: 0.436 (1, 9)	0-0 F7	4-0 BB		0-0 5-3		0-0 F6		0-3 K		4	0	0	0	1	1	0
John Roseboro, L OBP: 0.260, SLG: 0.260 (1, 2)				0-0 1B		0-0 F5		0-0 3-1		4	1	1	0	1	0	2
Lou Johnson, R OBP: 0.326, SLG: 0.396 (1, 7)		0-0 SH1-3 1B 1B	0-0 HBP BB WP 1B	0-0 P6		4-0 CS BB		0-3 K		4	2	2	0	1	1	1
Jim Lefebvre, S OBP: 0.319, SLG: 0.335 (1, 4)		0-0 SH1-3	4-0 WP HBP BB	0-3 K		0-0 CS		0-3 K		2	0	0	0	1	2	1
Wes Parker, S OBP: 0.326, SLG: 0.353 (1, 3)		0-0 S 1B 1B	0-3 K		0-0 4-3		0-0 S HBP FC6 1B			4	2	2	2	0	1	2
Don Drysdale, R OBP: 0.354, SLG: 0.605 (1, 1) Howie Reed, R (3, 1) Jim Brewer, L (3, 1) Don LeJohn, R (5, PH) Bob Miller, R (6, 1) Ron Perranoski, L (8, 1)		0-0 1B 1B	1-0 WP HBP		0-0 4-3		1-0 FC6 HBP			1	1	1	1	0	0	0

Inning Stats	R: 1	H: 1	E: 0	K: 1	S: 6	R: 5	H: 5	E: 0	K: 0	S: 8	R: 1	H: 1	E: 0	K: 2	S: 8	R: 0	H: 1	E: 0	K: 1	S: 6	R: 1	H: 2	E: 0	K: 0	S: 5	R: 0	H: 0	E: 0	K: 0	S: 2	R: 1	H: 1	E: 0	K: 1	S: 6	R: 0	H: 0	E: 0	K: 2	S: 7	R: 0	H: 0	E: 0	K: 2	S: 7
	LOB: 0	BB: 0	P: 6	LOB: 2	BB: 2	P: 16	LOB: 3	BB: 2	P: 17	LOB: 1	BB: 0	P: 6	LOB: 1	BB: 1	P: 6	LOB: 0	BB: 1	P: 6	LOB: 2	BB: 1	P: 11	LOB: 0	BB: 0	P: 7	LOB: 0	BB: 0	P: 7	LOB: 0	BB: 0	P: 7	LOB: 0	BB: 0	P: 7	LOB: 0	BB: 0	P: 7	LOB: 0	BB: 0	P: 7	LOB: 0	BB: 0	P: 7	LOB: 0	BB: 0	P: 7

PITCHER	IP	WLS	BF	H	R	ER	SO	BB	IBB	HBP	BLK	WP	HR	S	P	ERA	WHIP
Joey Jay, R ERA: 3.71 (1, 1)	1.1	L	11	6	6	6	1	1	0	0	0	0	1	12	16	40.50	5.250
Jim Duffalo, R ERA: 3.71 (2, 1)	0.2		3	0	0	0	0	1	0	0	0	0	0	2	6	0.00	1.500
Billy McCool, L ERA: 3.73 (3, 1)	4.0		19	4	2	2	3	2	1	1	0	1	0	21	34	4.50	1.500
Joe Nuxhall, L ERA: 3.86 (7, 1)	2.0		9	1	1	1	3	0	1	1	0	0	0	13	18	4.50	0.500

**BOTTOM**

**Cincinnati Reds @ Los Angeles Dodgers**  
 Dodger Stadium, Los Angeles, CA  
 Tue Jul 27 1965, 7:05 PM PDT  
 Att. 46,537 - Unknown

AB	33
R	9
H	11
RBI	8
BB	6
SO	7
LOB	16

livebaseballscorecards.com



1B	9	SF	0	WP	1	PA	43
2B	1	SAC	1	PB	0		
3B	0	DP	0	SB	4		
HR	1	HBP	2	CS	1		

Batter	1	2	3	4	5	6	7	8	9	AB R H RBI BB SO LOB	TOP											
Tommy Harper, R OBP: 0.370, SLG: 0.437 (1, 8) X	0-0 F7		4-0 1B BB		0-0 P4			0-3 K		3 1 0 0 1 1 0												
Pete Rose, S OBP: 0.381, SLG: 0.438 (1, 4) X	0-0 F9		0-0 1B 1-H		0-0 1-3			0-3 K		4 0 1 1 0 1 0												
Frank Robinson, R OBP: 0.374, SLG: 0.516 (1, 9) X	0-0 F8		0-0 F3		0-0 P4			0-0 P4		4 0 0 0 0 0 1												
Deron Johnson, R OBP: 0.324, SLG: 0.496 (1, 5)		0-0 F8		0-0 FC6-4 1B		0-3 K		0-3 K		4 0 1 0 0 2 0												
Tony Perez, R OBP: 0.330, SLG: 0.480 (1, 3)		0-0 L9		0-0 FC6-4 1B E 1-2f		0-3 K		0-0 F7		4 1 0 0 0 1 1												
Charlie James, R OBP: 0.269, SLG: 0.240 (1, 7)		0-0 P6		0-0 E9 1B 1B		0-0 5-3		0-3 K		4 1 1 0 0 1 0												
Leo Cardenas, R OBP: 0.362, SLG: 0.447 (1, 6)			0-0 HR		0-0 6-3		0-0 F9			3 1 1 1 0 0 1												
Jimmie Coker, R OBP: 0.179, SLG: 0.357 (1, 2)			0-3 K		0-0 1B		0-0 P6			3 0 1 1 0 1 0												
Sammy Ellis, L OBP: 0.154, SLG: 0.159 (1, 1)			0-3 K		0-3 K		0-3 K			3 0 0 0 0 3 1												
<b>Inning Stats</b>	R: 0 E: 0 K: 0 S: 3	H: 0 LOB: 0 BB: 0 P: 3	R: 0 E: 0 K: 0 S: 3	H: 0 LOB: 0 BB: 0 P: 3	R: 2 E: 0 K: 2 S: 9	H: 2 LOB: 1 BB: 1 P: 13	R: 2 E: 1 K: 1 S: 8	H: 3 LOB: 1 BB: 0 P: 8	R: 0 E: 0 K: 0 S: 3	H: 0 LOB: 0 BB: 0 P: 3	R: 0 E: 0 K: 1 S: 5	H: 0 LOB: 0 BB: 0 P: 5	R: 0 E: 0 K: 2 S: 7	H: 0 LOB: 0 BB: 0 P: 7	R: 0 E: 0 K: 2 S: 7	H: 0 LOB: 0 BB: 0 P: 7	R: 0 E: 0 K: 2 S: 7	H: 0 LOB: 0 BB: 0 P: 7	1B: 4 2B: 0 3B: 0 HR: 1	SF: 0 SAC: 0 DP: 0 HBP: 0	WP: 0 PB: 0 SB: 1 CS: 0	PA: 33
<b>PITCHER</b>	IP WLS BF H R ER SO BB IBB HBP BLK WP HR S P ERA WHIP																				<b>PITCHER</b>	IP WLS BF H R ER SO BB IBB HBP BLK WP HR S P ERA WHIP
Sandy Koufax, L ERA: 2.07 (1, 1)	8.0 L 30 5 4 3 8 1 0 0 0 0 1 45 49 3.38 0.750																					
Bob Miller, R ERA: 3.24 (9, 1)	1.0 3 0 0 0 0 2 0 0 0 0 0 0 7 7 0.00 0.000																					

Cincinnati Reds @ Los Angeles Dodgers  
Dodger Stadium, Los Angeles, CA  
Wed Jul 28 1965, 7:05 PM PDT  
Att: 53,604 - Unknown

AB	32
R	4
H	5
RBI	3
BB	1
SO	10
LOB	4



Batter	1	2	3	4	5	6	7	8	9	AB	R	H	RBI	BB	SO	LOB
Maury Wills, S OBP: 0.348, SLG: 0.348 (1, 6)	0-3 K		0-0 5-3		0-0 F7			0-0 P6		4	0	0	0	0	1	3
Jim Gilliam, S OBP: 0.391, SLG: 0.422 (1, 5)	4-0 CS BB			0-0 F9		0-0 F8		0-3 K		3	0	0	0	1	1	0
Lou Johnson, R OBP: 0.321, SLG: 0.389 (1, 7)	0-3 K 1-2			0-0 F8		0-3 K			0-3 K	4	0	0	0	0	3	1
Ron Fairly, L OBP: 0.376, SLG: 0.431 (1, 9)		0-3 K		0-3 K		0-0 4-3			0-0 4-3	4	0	0	0	0	2	0
Jim Lefebvre, S OBP: 0.321, SLG: 0.335 (1, 4)		0-3 K			0-0 3-1 1B		4-0 FC6-4 BB		0-0 4-3	3	1	1	0	1	1	0
Wes Parker, S OBP: 0.323, SLG: 0.350 (1, 3)		0-3 K			0-0 B6		0-3 K			3	0	0	0	0	2	2
Willie Davis, L OBP: 0.276, SLG: 0.354 (1, 8)			0-0 S 1B		0-0 3-1		0-0 P4			3	0	1	0	0	0	2
Jeff Torborg, R OBP: 0.313, SLG: 0.430 (1, 2)			0-3 K 1-2		0-0 1B 2-H 1B		0-0 FC6-4 1-2f			3	0	1	1	0	1	2
Sandy Koufax, R OBP: 0.300, SLG: 0.270 (1, 1)			0-3 K		0-0 1B			0-0 4-3		2	0	1	0	0	1	1
Wally Moon, L OBP: 0.337, SLG: 0.304 (8, PH)										1	0	0	0	0	0	0
Bob Miller, R (9, 1)										0	0	0	0	0	0	0


Inning Stats	R: 0	H: 0	E: 0	K: 2	S: 6	R: 0	H: 0	E: 0	K: 3	S: 9	R: 0	H: 1	E: 0	K: 2	S: 8	R: 0	H: 0	E: 0	K: 1	S: 5	R: 1	H: 3	E: 0	K: 0	S: 6	R: 0	H: 0	E: 0	K: 1	S: 5	R: 0	H: 0	E: 0	K: 1	S: 5	R: 0	H: 0	E: 0	K: 1	S: 5	R: 0	H: 0	E: 0	K: 1	S: 5	R: 0	H: 0	E: 0	K: 1	S: 5	1B: 4	2B: 1	3B: 0	HR: 0	SF: 0	SAC: 0	DP: 1	HBP: 0	WP: 0	PB: 0	SB: 1	CS: 1	PA: 32
--------------	------	------	------	------	------	------	------	------	------	------	------	------	------	------	------	------	------	------	------	------	------	------	------	------	------	------	------	------	------	------	------	------	------	------	------	------	------	------	------	------	------	------	------	------	------	------	------	------	------	------	-------	-------	-------	-------	-------	--------	-------	--------	-------	-------	-------	-------	--------

PITCHER	IP	WLS	BF	H	R	ER	SO	BB	IBB	HBP	BLK	WP	HR	S	P	ERA	WHIP
Sammy Ellis, R ERA: 3.41 (1, 1)	9.0	W	32	4	1	1	12	2	0	0	0	0	0	54	62	1.00	0.667

**BOTTOM**

Cincinnati Reds @ Los Angeles Dodgers  
 Dodger Stadium, Los Angeles, CA  
 Wed Jul 28 1965, 7:05 PM PDT  
 Att. 53,604 - Unknown

AB	30
R	1
H	4
RBI	1
BB	2
SO	12
LOB	11



Batter	1	2	3	4	5	6	7	8	9	AB R H RBI BB SO LOB	TOP																									
Maury Wills, S (1, 6) OBP: 0.344, SLG: 0.344	0-0 F6		0-0 6-3			0-0 4-3		0-0 5-3	0-0 3-4	5 0 0 1 0 0 2	<b>Los Angeles Dodgers @ St. Louis Cardinals</b> Sportsman's Park, St. Louis, MO Fri Jul 30 1965, 8:05 PM EDT Att: 29,497 - Unknown																									
Jim Gilliam, S (1, 5) OBP: 0.391, SLG: 0.427 Ron Perranoski, L (9, 1)	0-0 HBP 1B		0-0 F9			0-0 6-3		0-0 1B 2B	0-3 K	5 1 2 0 0 1 3 0 0 0 0 0 0 0																										
Lou Johnson, R (1, 7) OBP: 0.323, SLG: 0.388	1-0 1-2 HBP		0-0 F8			0-0 4-3		0-0 2-H 1B		3 0 1 1 0 0 0																										
Ron Fairly, L (1, 9) OBP: 0.373, SLG: 0.427	0-3 K		0-0 F8			0-0 6-3		0-0 F8		4 0 0 0 0 1 3																										
Jim Lefebvre, S (1, 4) OBP: 0.323, SLG: 0.340	0-0 1-3		0-0 6-3			0-0 2B		0-0 6-3 BB 1B		4 1 2 0 0 0 2																										
Wes Parker, S (1, 3) OBP: 0.325, SLG: 0.350		0-0 G5-3 1B 1B		0-0 1-3		0-0 5-3		4-0 BB BB BB BB BB 3-4 BB		3 1 1 0 1 0 1																										
Willie Davis, L (1, 8) OBP: 0.276, SLG: 0.352		0-0 1-2 G5-3 1B		0-0 4-3		0-0 4-3		0-0 6-3		4 0 1 0 0 0 3																										
Jeff Torborg, R (1, 2) OBP: 0.322, SLG: 0.463 Willie Crawford, L (9, PR) OBP: 0.143, SLG: 0.100 John Roseboro, L (9, 2) OBP: 0.260, SLG: 0.280		0-0 G5-3		0-3 K				0-0 HR	4-0 3-4 BB IBB	3 1 1 1 1 1 2 0 0 0 0 0 0 0 0 0 0 0 0 0 0																										
Claude Osteen, L (1, 1) OBP: 0.154, SLG: 0.145 Don Drysdale, R (8, PH) OBP: 0.350, SLG: 0.597 Bob Miller, R (8, 1) Wally Moon, L (9, PH) OBP: 0.337, SLG: 0.304 Don LeJohn, R (9, PH) OBP: 0.333, SLG: 0.304 John Kennedy, R (9, 5) OBP: 0.262, SLG: 0.250		0-3 K		0-0 G3				0-3 K	4-0 1-2 2-3 3-H BB	2 0 0 0 0 0 1 1 1 0 0 0 0 0 1 0 1 1 0 0 0 0 0 0 0 0 0 0 0																										
<b>Inning Stats</b>	R: 0 E: 0 K: 1 S: 6	H: 1 LOB: 2 BB: 0 P: 7	R: 0 E: 0 K: 1 S: 6	H: 2 LOB: 1 BB: 0 P: 6	R: 0 E: 0 K: 0 S: 3	H: 0 LOB: 0 BB: 0 P: 3	R: 0 E: 0 K: 1 S: 5	H: 0 LOB: 0 BB: 0 P: 5	R: 0 E: 0 K: 0 S: 3	H: 0 LOB: 0 BB: 0 P: 3		R: 0 E: 0 K: 0 S: 4	H: 1 LOB: 1 BB: 0 P: 4	R: 2 E: 0 K: 1 S: 8	H: 3 LOB: 1 BB: 0 P: 8	R: 2 E: 0 K: 1 S: 6	H: 1 LOB: 3 BB: 3 P: 18	1B: 5 2B: 2 3B: 0 HR: 1	SF: 0 SAC: 0 DP: 1 HBP: 1	WP: 0 PB: 0 SB: 0 CS: 0	PA: 38															
<b>PITCHER</b>	IP WLS BF H R ER SO BB IBB HBP BLK WP HR S P ERA WHIP																																			
Curt Simmons, L (1, 1) ERA: 3.61	7.2		29	6	2	2	4	0	0	1	0	0	1	36	37	2.35	0.783																			
Don Dennis, R (8, 1) ERA: 2.63	0.2	L	6	2	2	2	0	1	1	0	0	0	0	4	12	27.00	4.500																			
Hal Woodeshick, L (9, 1) ERA: 2.87	0.0		1	0	0	0	0	1	0	0	0	0	0	4	∞	∞																				
Nelson Briles, R (9, 1) ERA: 3.62	0.2		2	0	0	0	1	0	0	0	0	0	0	4	4	0.00	0.000																			

livebaseballscorecards.com

AB	34
R	4
H	8
RBI	4
BB	3
SO	5
LOB	17





Batter	1	2	3	4	5	6	7	8	9	AB	R	H	RBI	BB	SO	LOB
Lou Brock, L OBP: 0.337, SLG: 0.424 (1, 7) X	0-0 4-3		0-0 HR		0-0 5-3 2B		0-0 CS 1B			4	1	3	1	0	0	0
Dick Groat, R OBP: 0.326, SLG: 0.322 (1, 6) X	0-0 6-3 2B		0-0 FC4-6 1B		0-0 5-3 2-3		0-0 CS 1-2	0-0 SH1-4 1B		4	0	3	0	0	0	1
Curt Flood, R OBP: 0.348, SLG: 0.417 (1, 8) X	0-0 6-3 2-3		0-0 FC4-6 4-3 1-2f		0-0 6-3			0-0 SH1-4 1-2		3	0	0	0	0	0	2
Ken Boyer, R OBP: 0.321, SLG: 0.369 (1, 5) X	0-0 1-3		0-0 4-3 1-2			4-0 BB		0-3 K		3	0	0	0	1	1	3
Phil Gagliano, R OBP: 0.348, SLG: 0.424 (1, 4) X		0-3 K	0-0 3-1			0-0 F9		0-0 F8		4	0	0	0	0	1	3
Bill White, L OBP: 0.366, SLG: 0.457 (1, 3) X		4-0 2B BB		0-0 G3		0-3 K		0-0 1-3		3	1	0	0	1	1	1
Bob Uecker, R OBP: 0.378, SLG: 0.351 (1, 2) X		0-0 PB 1-H 2B		0-0 F8		0-3 K		4-0 FC6 BB		3	0	1	1	1	1	1
Dal Maxvill, R OBP: 0.118, SLG: 0.125 (9, PR) X										0	0	0	0	0	0	0
Mike Shannon, R OBP: 0.274, SLG: 0.344 (1, 9) X								0-3 K		4	0	1	0	0	1	2
Curt Simmons, L OBP: 0.042, SLG: 0.063 (1, 1) X		0-3 K						0-3 FC6		3	0	0	0	0	2	2
Don Dennis, R OBP: 0.333, SLG: 0.333 (8, 1) X										0	0	0	0	0	0	0
Hal Woodeshick, R OBP: 0.167, SLG: 0.091 (9, 1) X										0	0	0	0	0	0	0
Nelson Briles, R (9, 1) X										0	0	0	0	0	0	0
Ted Savage, R (9, PH) X										1	0	0	0	0	0	1

Inning Stats	R: 0	H: 1	E: 0	LOB: 1	K: 0	BB: 0	S: 4	R: 1	H: 1	E: 0	LOB: 1	K: 2	BB: 1	S: 8	R: 1	H: 2	E: 0	LOB: 1	K: 0	BB: 0	S: 5	R: 0	H: 1	E: 0	LOB: 1	K: 0	BB: 0	S: 3	R: 0	H: 0	E: 0	LOB: 1	K: 2	BB: 1	S: 7	R: 0	H: 1	E: 0	LOB: 0	K: 1	BB: 0	S: 5	R: 0	H: 1	E: 0	LOB: 1	K: 1	BB: 0	S: 6	R: 0	H: 0	E: 0	LOB: 1	K: 1	BB: 1	S: 5	R: 0	H: 0	E: 0	LOB: 1	K: 1	BB: 1	S: 9	1B: 3	SF: 0	2B: 3	SAC: 1	3B: 1	DP: 0	HR: 1	HBP: 0	WP: 0	PA: 37
--------------	------	------	------	--------	------	-------	------	------	------	------	--------	------	-------	------	------	------	------	--------	------	-------	------	------	------	------	--------	------	-------	------	------	------	------	--------	------	-------	------	------	------	------	--------	------	-------	------	------	------	------	--------	------	-------	------	------	------	------	--------	------	-------	------	------	------	------	--------	------	-------	------	-------	-------	-------	--------	-------	-------	-------	--------	-------	--------

PITCHER	IP	WLS	BF	H	R	ER	SO	BB	IBB	HBP	BLK	WP	HR	S	P	ERA	WHIP
Claude Osteen, L ERA: 2.65 (1, 1)	7.0		28	7	2	2	5	2	0	0	0	0	1	36	44	2.57	1.286
Bob Miller, R ERA: 3.2 (8, 1)	1.0	W	4	1	0	0	1	0	0	0	0	0	0	6	6	0.00	1.000
Ron Perranoski, L ERA: 3.44 (9, 1)	1.0	S	4	0	0	0	1	1	0	0	0	0	0	5	9	0.00	1.000

**BOTTOM**

**Los Angeles Dodgers @ St. Louis Cardinals**  
**Sportsman's Park, St. Louis, MO**  
 Fri Jul 30 1965, 8:05 PM EDT  
 Att. 29,497 - Unknown

<b>AB</b>	<b>32</b>
<b>R</b>	<b>2</b>
<b>H</b>	<b>8</b>
<b>RBI</b>	<b>2</b>
<b>BB</b>	<b>3</b>
<b>SO</b>	<b>7</b>
<b>LOB</b>	<b>16</b>



Batter	1	2	3	4	5	6	7	8	9	AB R H RBI BB SO LOB	TOP	
Maury Wills, S (1, 6) OBP: 0.342, SLG: 0.342	0-0 HBP S 1B	0-0 F7			0-0 4-3		0-0 5-3		0-0 L8	5 0 1 0 0 0 2	<b>Los Angeles Dodgers @ St. Louis Cardinals</b> Sportsman's Park, St. Louis, MO Sat Jul 31 1965, 8:05 PM EDT Att. 30,109 - Unknown <a href="http://livebaseballscores.com">livebaseballscores.com</a>	
Jim Gilliam, S (1, 5) OBP: 0.393, SLG: 0.426 John Kennedy, R (8, 5) OBP: 0.262, SLG: 0.250	4-0 HBP 1-2 BB		0-0 G3		0-0 1B		0-0 F9			3 0 1 0 1 0 0 0 0 0 0 0 0 0		
Willie Davis, L (1, 8) OBP: 0.276, SLG: 0.349	1-0 1-2 2-3 HBP		0-0 F6		0-0 G3		0-3 K			3 0 0 0 0 1 1		
Ron Fairly, L (1, 9) OBP: 0.372, SLG: 0.425	0-0 F2		0-0 4-3		0-0 HR 1B		0-0 4-3			4 1 1 0 0 0 3		
Lou Johnson, R (1, 7) OBP: 0.326, SLG: 0.402	0-0 F4		0-0 E7 1B		0-0 HR		0-0 F2			4 1 2 2 0 0 3		
Jim Lefebvre, S (1, 4) OBP: 0.322, SLG: 0.348	0-0 F1		0-0 F7		0-0 HR		0-0 F8			4 1 1 1 0 0 4		
Wes Parker, S (1, 3) OBP: 0.322, SLG: 0.346		0-3 K		0-3 K		0-3 K		0-3 K		4 0 0 0 0 4 1		
John Roseboro, L (1, 2) OBP: 0.260, SLG: 0.277		4-0 BB		0-3 K		0-0 6-3		0-3 K		3 0 0 0 1 2 1		
Don Drysdale, R (1, 1) OBP: 0.337, SLG: 0.575 Ron Perranoski, L (7, 1)		0-3 K		0-3 K		0-0 6-3		4-0 BB		3 0 0 0 0 2 1 0 0 0 0 1 0 0		
<b>Inning Stats</b>	R: 0 H: 1 E: 0 LOB: 3 K: 0 BB: 1 S: 4 P: 9	R: 0 H: 0 E: 0 LOB: 1 K: 2 BB: 1 S: 7 P: 11	R: 0 H: 0 E: 0 LOB: 0 K: 0 BB: 0 S: 3 P: 3	R: 0 H: 1 E: 1 LOB: 1 K: 2 BB: 0 S: 8 P: 8	R: 0 H: 1 E: 0 LOB: 1 K: 1 BB: 0 S: 6 P: 6	R: 3 H: 3 E: 0 LOB: 0 K: 1 BB: 0 S: 8 P: 8	R: 0 H: 0 E: 0 LOB: 0 K: 1 BB: 0 S: 5 P: 5	R: 0 H: 0 E: 0 LOB: 0 K: 0 BB: 0 S: 3 P: 3	R: 0 H: 0 E: 0 LOB: 1 K: 2 BB: 1 S: 7 P: 11	1B: 4 SF: 0 2B: 0 SAC: 0 3B: 0 DP: 0 HR: 2 HBP: 1	WP: 0 PA: 37 PB: 0 SB: 1 CS: 0	
<b>PITCHER</b> Bob Gibson, R (1, 1) ERA: 2.83	IP WLS BF H R ER SO BB IBB HBP BLK WP HR S P ERA WHIP	9.0 W 37 6 3 3 9 3 0 1 0 0 2 51 64 3.00 1.000										



Batter	1	2	3	4	5	6	7	8	9	AB R H RBI BB SO LOB
Lou Brock, L OBP: 0.340, SLG: 0.429 (1, 7)	0-0 4-3 1B 2B		0-0 6-3		0-0 F7		0-0 1-3 1B		0-0 1-2 2-H 3-H 1B	5 1 3 2 0 0 0
Dick Groat, R OBP: 0.325, SLG: 0.321 (1, 6)	0-0 4-3 2-3 1B		0-0 FC5-4 1B		0-0 F9		0-0 5-3			4 0 1 0 0 0 2
Curt Flood, R OBP: 0.350, SLG: 0.418 (1, 8)	0-0 3-H 1B		0-0 FC5-4 1-2f		0-0 1B			0-3 K		4 0 2 1 0 1 1
Bill White, L OBP: 0.365, SLG: 0.460 (1, 3)	0-0 F6			0-0 FC5-2 3B		0-0 F8		0-0 4-3		4 0 1 0 0 0 2
Tito Francona, L OBP: 0.320, SLG: 0.419 (1, 9)	0-0 4-3			0-3 K		0-0 G6-4-3 1B		0-0 5-3		3 0 1 0 0 1 2
Bob Uecker, R OBP: 0.375, SLG: 0.347 (8, PH)										1 0 0 0 0 0 0
Mike Shannon, R OBP: 0.274, SLG: 0.344 (9, 9)										0 0 0 0 0 0 0
Phil Gagliano, R OBP: 0.346, SLG: 0.422 (1, 4)		0-0 F8		0-0 FC5-2 1B 2B		0-3 K		0-0 1B 1B FC3-2 1B		4 1 1 0 0 1 2
Dal Maxvill, R OBP: 0.118, SLG: 0.125 (9, PR)										0 0 0 0 0 0 0
Ken Boyer, R OBP: 0.322, SLG: 0.370 (1, 5)		0-3 K		0-0 3-H 2B 1-2 1B		0-0 G6-4-3 1-2f		0-0 FC3-2 1B 1B		4 1 2 0 0 1 1
Tim McCarver, L OBP: 0.325, SLG: 0.415 (1, 2)		0-0 G3		0-0 1-3 2-H 2B		0-0 F7		0-0 1-2 2-3 1B 1B		4 1 2 1 0 0 0
Bob Gibson, R OBP: 0.219, SLG: 0.299 (1, 1)			0-0 L6	0-3 K		0-0 1B 1B		0-0 FC3-2 1B		4 0 1 0 0 1 5

Inning Stats	R: 1	H: 2	E: 0	K: 0	S: 5	LOB: 1	BB: 0	P: 5	R: 0	H: 0	E: 0	K: 1	S: 5	LOB: 0	BB: 0	P: 5	R: 0	H: 0	E: 0	K: 1	S: 5	LOB: 0	BB: 0	P: 5	R: 2	H: 4	E: 0	K: 0	S: 5	LOB: 2	BB: 0	P: 5	1B: 11	2B: 2	3B: 1	SF: 0	SAC: 0	DP: 1	HBP: 0	WP: 0	PA: 37
PITCHER	IP	WLS	BF	H	R	ER	SO	BB	IBB	HBP	BLK	WP	HR	S	P	ERA	WHIP																								
Don Drysdale, R ERA: 2.75 (1, 1)	6.1		26	8	2	2	4	0	0	0	0	0	0	34	34	2.84	1.263																								
Ron Perranoski, L ERA: 3.66 (7, 1)	2.0	L	11	6	2	2	1	0	0	0	0	0	0	13	13	9.00	3.000																								


**BOTTOM**

**Los Angeles Dodgers @ St. Louis Cardinals**  
 Sportsman's Park, St. Louis, MO

Sat Jul 31 1965, 8:05 PM EDT  
 Att. 30,109 - Unknown

livebaseballscorecards.com

AB	37
R	4
H	14
RBI	4
BB	0
SO	5
LOB	15



Batter	1	2	3	4	5	6	7	8	9	AB R H RBI BB SO LOB	TOP
Maury Wills, S OBP: 0.339, SLG: 0.339 (1, 6) X	0-0 F9		0-0 6-3			0-0 4-3	0-0 5-3			4 0 0 0 0 0 1	<b>Los Angeles Dodgers @ St. Louis Cardinals</b> Sportsman's Park, St. Louis, MO Sun Aug 01 1965, 4:33 AM EDT Att: 30,605 - Unknown <a href="http://livebaseballscorecards.com">livebaseballscorecards.com</a>
Wes Parker, S OBP: 0.326, SLG: 0.355 (1, 3) B B B	4-0 BB		4-0 BB			0-0 HR		0-0 F8		2 1 1 1 2 0 0	
Lou Johnson, R OBP: 0.321, SLG: 0.396 (1, 7) X	0-0 F7		0-0 F2			0-3 K		0-0 6-3		4 0 0 0 0 1 2	
Ron Fairly, L OBP: 0.368, SLG: 0.420 (1, 9) S S S	0-3 K			0-0 L8		0-0 F9		0-0 G3		4 0 0 0 0 1 1	
Jim Lefebvre, S OBP: 0.324, SLG: 0.356 (1, 4) B B B B		4-0 BB		0-0 4-3		0-0 HR		0-0 L4		3 1 1 1 1 0 0	
Jeff Torborg, R OBP: 0.308, SLG: 0.442 (1, 2) X		0-0 F3		0-0 F4		0-0 6-3		0-0 5-3		4 0 0 0 0 0 1	
Don LeJohn, R OBP: 0.370, SLG: 0.320 (1, 5) X		0-0 F9			4-0 CS BB	0-0 SF7 1B		0-3 K		2 0 1 0 1 0 1	
John Kennedy, R OBP: 0.259, SLG: 0.247 (7, PR) (7, 5)										1 1 0 0 0 1 0	
Willie Davis, L OBP: 0.273, SLG: 0.346 (1, 8) S S S		0-3 K			0-3 K	0-0 E4				3 0 0 0 0 2 3	
Sandy Koufax, R OBP: 0.289, SLG: 0.263 (1, 1) X			0-0 5-3		0-3 K	0-0 SF7				2 0 0 1 0 1 0	
<b>Inning Stats</b>	R: 0 H: 0 E: 0 LOB: 1 K: 1 BB: 1 S: 5 P: 9	R: 0 H: 0 E: 0 LOB: 1 K: 1 BB: 1 S: 5 P: 9	R: 0 H: 0 E: 0 LOB: 1 K: 0 BB: 1 S: 3 P: 7	R: 0 H: 0 E: 0 LOB: 0 K: 0 BB: 0 S: 3 P: 3	R: 0 H: 0 E: 0 LOB: 0 K: 2 BB: 1 S: 6 P: 10	R: 1 H: 1 E: 0 LOB: 0 K: 1 BB: 0 S: 6 P: 6	R: 2 H: 2 E: 1 LOB: 2 K: 0 BB: 0 S: 6 P: 6	R: 0 H: 0 E: 0 LOB: 0 K: 0 BB: 0 S: 3 P: 3	R: 0 H: 0 E: 0 LOB: 0 K: 1 BB: 0 S: 5 P: 5	1B: 1 SF: 1 2B: 0 SAC: 0 3B: 0 DP: 0 HR: 2 HBP: 0	WP: 0 PA: 34 PB: 0 SB: 1 CS: 1
<b>PITCHER</b>	IP WLS BF H R ER SO BB IBB HBP BLK WP HR S P ERA WHIP										
Ray Sadecki, L ERA: 6.15 (1, 1)	8.0 L 31 3 3 2 5 4 0 0 0 0 0 2 37 53 2.25 0.875										
Don Dennis, R ERA: 2.52 (9, 1)	1.0 3 0 0 0 1 0 0 0 0 0 0 0 5 5 0.00 0.000										



Batter	1	2	3	4	5	6	7	8	9	AB R H RBI BB SO LOB
Lou Brock, L OBP: 0.340, SLG: 0.429 (1, 7)	0-3 K		0-3 K			0-0 2B			0-0 F7	4 1 1 0 0 2 1
Dick Groat, R OBP: 0.324, SLG: 0.323 (1, 6)	0-0 F9			0-0 F9		0-0 2B			0-3 K	4 0 1 1 0 1 0
Curt Flood, R OBP: 0.349, SLG: 0.416 (1, 8)	0-0 6-3			0-0 4-3		0-3 K			0-0 2B	4 1 1 0 0 1 1
Ken Boyer, R OBP: 0.322, SLG: 0.372 (1, 5)		0-3 K		0-0 F8			0-3 K		0-0 2B	4 0 1 1 0 2 0
Phil Gagliano, R OBP: 0.341, SLG: 0.415 (1, 4)		0-0 F3			0-0 6-3		0-3 K		0-0 P5	4 0 0 0 0 1 1
Bill White, L OBP: 0.362, SLG: 0.456 (1, 3)		0-0 F5			0-0 6-3		0-0 F8			3 0 0 0 0 0 0
Bob Uecker, R OBP: 0.366, SLG: 0.337 (1, 2)			0-0 F3		0-3 K			0-0 F7		3 0 0 0 0 1 0
Mike Shannon, R OBP: 0.270, SLG: 0.338 (1, 9)			0-3 K			0-3 K		0-0 5-3		3 0 0 0 0 2 0
Ray Sadecki, L OBP: 0.129, SLG: 0.194 (1, 1)			0-0			0-3 K		0-0 F4		2 0 1 0 0 1 0
Ted Savage, R (8, PH)										1 0 0 0 0 0 0
Don Dennis, R OBP: 0.333, SLG: 0.333 (9, 1)										0 0 0 0 0 0 0


Inning Stats	R: 0	H: 0	E: 0	K: 1	S: 5	LOB: 0	BB: 0	P: 5	R: 0	H: 0	E: 0	K: 1	S: 5	LOB: 0	BB: 0	P: 5	R: 0	H: 0	E: 0	K: 2	S: 8	LOB: 1	BB: 0	P: 8	R: 0	H: 0	E: 0	K: 0	S: 3	LOB: 0	BB: 0	P: 3	R: 0	H: 0	E: 0	K: 1	S: 5	LOB: 0	BB: 0	P: 5	R: 1	H: 2	E: 0	K: 3	S: 11	LOB: 1	BB: 0	P: 11	R: 0	H: 0	E: 0	K: 2	S: 7	LOB: 0	BB: 0	P: 7	R: 0	H: 0	E: 0	K: 0	S: 3	LOB: 0	BB: 0	P: 3	R: 1	H: 2	E: 0	K: 1	S: 7	LOB: 1	BB: 0	P: 7	1B: 2	2B: 3	3B: 0	HR: 0	SF: 0	SAC: 0	DP: 0	HBP: 0	WP: 0	PB: 0	SB: 0	CS: 0	PA: 32
--------------	------	------	------	------	------	--------	-------	------	------	------	------	------	------	--------	-------	------	------	------	------	------	------	--------	-------	------	------	------	------	------	------	--------	-------	------	------	------	------	------	------	--------	-------	------	------	------	------	------	-------	--------	-------	-------	------	------	------	------	------	--------	-------	------	------	------	------	------	------	--------	-------	------	------	------	------	------	------	--------	-------	------	-------	-------	-------	-------	-------	--------	-------	--------	-------	-------	-------	-------	--------

PITCHER	IP	WLS	BF	H	R	ER	SO	BB	IBB	HBP	BLK	WP	HR	S	P	ERA	WHIP
Sandy Koufax, L ERA: 2.07 (1, 1)	9.0	W	32	5	2	2	11	0	0	0	0	0	0	54	54	2.00	0.556

**Los Angeles Dodgers @ St. Louis Cardinals**  
Sportsman's Park, St. Louis, MO

Sun Aug 01 1965, 4:33 AM EDT  
Att. 30,605 - Unknown

<b>AB</b>	<b>32</b>
<b>R</b>	<b>2</b>
<b>H</b>	<b>5</b>
<b>RBI</b>	<b>2</b>
<b>BB</b>	<b>0</b>
<b>SO</b>	<b>11</b>
<b>LOB</b>	<b>3</b>



Batter	1	2	3	4	5	6	7	8	9	AB R H RBI BB SO LOB	TOP											
<b>Maury Wills, S</b> (1, 6) OBP: 0.340, SLG: 0.338	0-0 6-3	0-0 E3 2-H 1B		0-0 F5		0-0 FC4-6 1-2f			4-0 G6-4-3 1-2 2-3 BB	4 0 1 0 1 0 1												
<b>Jim Gilliam, S</b> (1, 5) OBP: 0.385, SLG: 0.415	0-0 4-3	0-3 K			0-0 F3		0-0 F7		0-0 G6-4-3 1-2f 2-3 3-H	5 0 0 0 0 1 3												
<b>Jim Lefebvre, S</b> (1, 4) OBP: 0.323, SLG: 0.352	4-0 BB		0-3 K		0-0 6-3		0-0 G3		0-0 5-3	4 0 0 0 1 1 2												
<b>Ron Fairly, L</b> (1, 9) OBP: 0.370, SLG: 0.420	0-0 F3		4-0 BB BB		0-0 BB BB		0-0 F3			3 0 1 0 1 0 1												
<b>Lou Johnson, R</b> (1, 7) OBP: 0.324, SLG: 0.407		0-0 HR	4-0 1-2 BB		0-0 L7			0-0 L7		3 1 1 1 1 0 1												
<b>Wes Parker, S</b> (1, 3) OBP: 0.325, SLG: 0.357		0-0 1B 2B	0-3 K		0-0 F7			0-3 K		4 1 1 0 0 2 2												
<b>Willie Davis, L</b> (1, 8) OBP: 0.271, SLG: 0.343		0-0 F3	0-0 4-3		0-0 4-3			0-3 K		4 0 0 0 0 1 3												
<b>John Roseboro, L</b> (1, 2) OBP: 0.263, SLG: 0.290 <b>John Kennedy, R</b> (9, PR) OBP: 0.259, SLG: 0.247		0-0 F5		0-0 F4		0-0 HR		0-0 BB PB G6-4-3 1B	4 1 2 1 0 0 1 0 1 0 0 0 0 0													
<b>Johnny Podres, L</b> (1, 1) OBP: 0.158, SLG: 0.158 <b>Ron Perranoski, L</b> (6, 1) <b>Bob Miller, R</b> (7, 1) <b>Wally Moon, L</b> (9, PH) <b>Don Drysdale, R</b> (9, PH) <b>Willie Crawford, L</b> (9, PR) OBP: 0.143, SLG: 0.100		0-0 E 2-H 1B	0-3 K		0-0 FC4-6 1B			4-0 G6-4-3 1-2 BB BB	3 1 2 1 0 1 0 1 0 0 0 0 0 0 0 0 0													
<b>Inning Stats</b>	R: 0 E: 0 K: 0 S: 3	H: 0 LOB: 1 BB: 1 P: 7	R: 3 E: 1 K: 1 S: 9	H: 4 LOB: 1 BB: 0 P: 9	R: 0 E: 0 K: 2 S: 7	H: 0 LOB: 2 BB: 2 P: 15	R: 0 E: 0 K: 1 S: 5	H: 0 LOB: 0 BB: 0 P: 5	R: 0 E: 0 K: 0 S: 4	H: 1 LOB: 1 BB: 0 P: 4	R: 1 E: 0 K: 0 S: 5	H: 2 LOB: 1 BB: 0 P: 5	R: 0 E: 0 K: 0 S: 3	H: 0 LOB: 0 BB: 0 P: 3	R: 0 E: 0 K: 2 S: 7	H: 0 LOB: 0 BB: 0 P: 7	R: 1 E: 0 K: 0 S: 3	H: 1 LOB: 2 BB: 2 P: 11	1B: 5 2B: 1 3B: 0 HR: 2	SF: 0 SAC: 0 DP: 1 HBP: 0	WP: 0 PB: 1 SB: 0 CS: 0	PA: 39
<b>PITCHER</b>	IP WLS BF H R ER SO BB IBB HBP BLK WP HR S P ERA WHIP																					
<b>Tracy Stallard, R</b> (1, 1) ERA: 3.22	8.0 W 35 8 5 4 6 3 0 0 0 0 0 2 44 56 4.50 1.375																					
<b>Hal Woodeshick, L</b> (9, 1) ERA: 2.87	0.0 2 0 0 0 0 2 0 0 0 0 0 0 0 8 ∞ ∞																					
<b>Don Dennis, R</b> (9, 1) ERA: 2.42	1.0 S 2 0 0 0 0 0 0 0 0 0 0 0 2 2 0.00 0.000																					

**Los Angeles Dodgers @ St. Louis Cardinals**  
 Sportsman's Park, St. Louis, MO  
 Mon Aug 02 1965, 8:05 PM EDT  
 Att: 20,518 - Unknown

AB	34
R	5
H	8
RBI	3
BB	5
SO	6
LOB	14



Batter	1	2	3	4	5	6	7	8	9	AB	R	H	RBI	BB	SO	LOB	BOTTOM			
Lou Brock, L OBP: 0.339, SLG: 0.427 (1, 7)										4	2	1	1	0	0	0	<b>Los Angeles Dodgers @ St. Louis Cardinals</b> <b>Sportsman's Park, St. Louis, MO</b> Mon Aug 02 1965, 8:05 PM EDT Att. 20,518 - Unknown			
Dick Groat, R OBP: 0.326, SLG: 0.325 (1, 6)										4	1	2	0	0	0	1				
Curt Flood, R OBP: 0.352, SLG: 0.422 (1, 8)										4	1	3	1	0	0	2				
Ken Boyer, R OBP: 0.321, SLG: 0.371 (1, 5)										3	0	1	2	0	0	2				
Phil Gagliano, R OBP: 0.341, SLG: 0.418 (1, 4)										3	1	1	1	0	0	2				
Dal Maxvill, R OBP: 0.114, SLG: 0.121 (8, 4)										1	0	0	0	0	1	0				
Bill White, L OBP: 0.361, SLG: 0.454 (1, 3)										4	0	1	1	0	0	1				
Bob Uecker, R OBP: 0.354, SLG: 0.324 (1, 2)										4	0	0	0	0	2	1				
Ted Savage, R OBP: 0.100, SLG: 0.105 (1, 9)										3	1	1	0	0	0	0				
Tracy Stallard, R OBP: 0.109, SLG: 0.109 (1, 1)										3	0	0	0	0	2	1				
Hal Woodeshick, R OBP: 0.167, SLG: 0.091 (9, 1)										0	0	0	0	0	0	0				
Don Dennis, R OBP: 0.333, SLG: 0.333 (9, 1)										0	0	0	0	0	0	0				
<b>Inning Stats</b>	R: 1 E: 0 K: 0 S: 5	H: 2 LOB: 1 BB: 0 P: 5	R: 0 E: 0 K: 0 S: 3	H: 0 LOB: 0 BB: 0 P: 3	R: 0 E: 0 K: 0 S: 3	H: 0 LOB: 0 BB: 0 P: 3	R: 0 E: 0 K: 0 S: 4	H: 1 LOB: 1 BB: 0 P: 4	R: 0 E: 0 K: 1 S: 5	H: 0 LOB: 0 BB: 0 P: 5	R: 3 E: 1 K: 1 S: 9	H: 4 LOB: 1 BB: 0 P: 9	R: 2 E: 1 K: 1 S: 8	H: 3 LOB: 2 BB: 0 P: 8	R: 0 E: 0 K: 2 S: 7	H: 0 LOB: 0 BB: 0 P: 7	1B: 7 2B: 3 3B: 0 HR: 0	SF: 1 SAC: 0 DP: 0 HBP: 0	WP: 0 PB: 0 SB: 1 CS: 0	PA: 34
<b>PITCHER</b>	IP WLS BF H R ER SO	IP WLS BF H R ER SO	IP WLS BF H R ER SO	IP WLS BF H R ER SO	IP WLS BF H R ER SO	IP WLS BF H R ER SO	IP WLS BF H R ER SO	IP WLS BF H R ER SO	IP WLS BF H R ER SO	IP WLS BF H R ER SO	IP WLS BF H R ER SO	IP WLS BF H R ER SO	IP WLS BF H R ER SO	IP WLS BF H R ER SO	IP WLS BF H R ER SO	IP WLS BF H R ER SO	ERA WHIP	ERA WHIP		
Johnny Podres, L ERA: 3.3 (1, 1)	5.2																6.35	1.059		
Ron Perranoski, L ERA: 3.93 (6, 1)	1.0	L															18.00	3.000		
Bob Miller, R ERA: 3.14 (7, 1)	1.1																0.00	0.750		

livebaseballscorecards.com

<b>AB</b>	<b>33</b>
<b>R</b>	<b>6</b>
<b>H</b>	<b>10</b>
<b>RBI</b>	<b>6</b>
<b>BB</b>	<b>0</b>
<b>SO</b>	<b>5</b>
<b>LOB</b>	<b>10</b>



Batter	1	2	3	4	5	6	7	8	9	AB R H RBI BB SO LOB	TOP
--------	---	---	---	---	---	---	---	---	---	----------------------	-----

<b>Maury Wills, S</b> <small>(1, 6) OBP: 0.343, SLG: 0.340</small>										4 1 2 0 1 0 3	
<b>Jim Gilliam, S</b> <small>(1, 7) OBP: 0.385, SLG: 0.412</small> <small>(8, 5)</small>										4 2 1 0 1 0 3	
<b>Jim Lefebvre, S</b> <small>(1, 4) OBP: 0.324, SLG: 0.351</small>										4 0 1 1 1 0 2	
<b>Ron Fairly, L</b> <small>(1, 9) OBP: 0.371, SLG: 0.423</small>										4 0 2 2 0 0 2	
<b>Lou Johnson, R</b> <small>(1, 8) OBP: 0.323, SLG: 0.405</small> <small>(8, 7)</small>										4 0 1 0 0 1 3	
<b>Don LeJohn, R</b> <small>(1, 5) OBP: 0.387, SLG: 0.379</small> <b>Willie Davis, L</b> <small>(8, PR) OBP: 0.271, SLG: 0.343</small> <small>(8, 8)</small>										4 0 2 0 0 0 2	
<b>Wes Parker, S</b> <small>(1, 3) OBP: 0.323, SLG: 0.354</small>										0 0 0 0 0 0 0	
<b>Jeff Torborg, R</b> <small>(1, 2) OBP: 0.316, SLG: 0.444</small>										3 0 0 0 0 1 3	
<b>Don Drysdale, R</b> <small>(1, 1) OBP: 0.352, SLG: 0.566</small>										4 0 2 0 0 0 2	
<b>Inning Stats</b>	R: 2 H: 3 E: 0 LOB: 2 K: 1 BB: 1 S: 8 P: 12	R: 0 H: 1 E: 0 LOB: 1 K: 0 BB: 0 S: 4 P: 4	R: 0 H: 1 E: 0 LOB: 0 K: 0 BB: 0 S: 3 P: 3	R: 0 H: 2 E: 0 LOB: 1 K: 0 BB: 0 S: 4 P: 4	R: 1 H: 1 E: 1 LOB: 1 K: 1 BB: 1 S: 6 P: 10	R: 0 H: 1 E: 0 LOB: 2 K: 0 BB: 1 S: 4 P: 8	R: 0 H: 1 E: 0 LOB: 1 K: 0 BB: 1 S: 3 P: 7	R: 0 H: 1 E: 0 LOB: 1 K: 0 BB: 0 S: 4 P: 4	R: 0 H: 1 E: 0 LOB: 0 K: 0 BB: 0 S: 3 P: 3	1B: 10 SF: 0 2B: 2 SAC: 1 3B: 0 DP: 2 HR: 0 HBP: 0	WP: 1 PA: 39 PB: 1 SB: 1 CS: 2

PITCHER																	PITCHER																	
IP	WLS	BF	H	R	ER	SO	BB	IBB	HBP	BLK	WP	HR	S	P	ERA	WHIP	IP	WLS	BF	H	R	ER	SO	BB	IBB	HBP	BLK	WP	HR	S	P	ERA	WHIP	
Dick Kelley, L <small>(1, 1) ERA: 3.58</small>	0.1		4	2	2	0	1	0	0	0	0	0	3	7	54.00	9.000																		
Hank Fischer, R <small>(1, 1) ERA: 4.05</small>	4.2	W	19	6	1	0	2	1	0	0	1	0	22	26	0.00	1.500																		
Dan Osinski, R <small>(6, 1) ERA: 2.85</small>	3.0		14	4	0	0	2	0	0	0	0	0	12	20	0.00	2.000																		
Billy O'Dell, L <small>(9, 1) ERA: 2.04</small>	1.0	S	2	0	0	0	0	0	0	0	0	0	2	2	0.00	0.000																		

**Los Angeles Dodgers @ Milwaukee Braves**  
**Milwaukee County Stadium, Milwaukee, WI**

Wed Aug 04 1965, 8:05 PM EDT  
Unknown - 69 F

AB	34
R	3
H	12
RBI	3
BB	4
SO	2
LOB	23







Batter	1	2	3	4	5	6	7	8	9	AB R H RBI BB SO LOB	TOP											
Maury Wills, S (1, 6) OBP: 0.342, SLG: 0.339	0-3 K		0-0 5-3 S 1B		0-0 F2		0-3 K			4 0 1 0 0 2 2	<b>Los Angeles Dodgers @ Milwaukee Braves</b> <b>Milwaukee County Stadium, Milwaukee, WI</b> Wed Aug 04 1965, 8:05 PM EDT Att: 19,950 - Unknown <a href="http://livebaseballscorecards.com">livebaseballscorecards.com</a>											
Jim Gilliam, S (1, 7) Willie Davis, L (8, PR) OBP: 0.383, SLG: 0.409 OBP: 0.271, SLG: 0.343	0-0 F7		0-0 5-3 1-3		0-0 1-3		0-0 SH2-3 3B 1B			4 0 1 0 0 0 1 0 1 0 0 0 0 0												
Jim Lefebvre, S (1, 4) OBP: 0.321, SLG: 0.348	0-3 K			0-0 F9		0-0 5-3	0-0 SH2-3 1-2			3 0 0 0 0 1 0												
Ron Fairly, L (1, 9) OBP: 0.374, SLG: 0.429		0-0 E7 4-3 1B 1B		0-0 1B 2B		0-0 1B	0-0 L7 2-3			4 2 3 0 0 0 2												
Lou Johnson, R (1, 8) OBP: 0.322, SLG: 0.410		0-0 4-3 2-3		0-0 5-3		0-0 F7	0-0 3B			4 0 1 1 0 0 3												
Don LeJohn, R (1, 5) John Kennedy, R (8, 5) OBP: 0.400, SLG: 0.394 OBP: 0.259, SLG: 0.247		0-0 F9		0-0 1B 2-H		0-0 1B SH1-4 1B	0-0 P5			4 0 2 1 0 0 3 0 0 0 0 0 0 0												
Wes Parker, S (1, 3) OBP: 0.325, SLG: 0.354		0-0 1B 3-H		0-0 F7		0-0 SH1-4 1-2		0-0 CS BB		2 0 1 1 1 0 1												
Jeff Torborg, R (1, 2) OBP: 0.313, SLG: 0.436		0-3 K		0-0 5-3		0-0 1B 2-3		0-3 K 1-2		4 0 1 0 0 2 2												
Claude Osteen, L (1, 1) Bob Miller, R (9, 1) OBP: 0.145, SLG: 0.136		0-0 4-3		0-3 K		0-0 F9		0-3 K		4 0 0 0 0 2 2 0 0 0 0 0 0 0												
<b>Inning Stats</b>	R: 0 E: 0 K: 2 S: 7	H: 0 LOB: 0 BB: 0 P: 7	R: 1 E: 1 K: 1 S: 7	H: 2 LOB: 1 BB: 0 P: 7	R: 0 E: 0 K: 0 S: 3	H: 1 LOB: 0 BB: 0 P: 3	R: 1 E: 0 K: 0 S: 5	H: 2 LOB: 1 BB: 0 P: 5	R: 0 E: 0 K: 1 S: 5	H: 0 LOB: 0 BB: 0 P: 5	R: 0 E: 0 K: 1 S: 4	H: 1 LOB: 1 BB: 0 P: 4	R: 0 E: 0 K: 1 S: 7	H: 2 LOB: 2 BB: 0 P: 7	R: 1 E: 0 K: 0 S: 5	H: 2 LOB: 2 BB: 0 P: 5	R: 0 E: 0 K: 2 S: 6	H: 0 LOB: 0 BB: 1 P: 10	1B: 8 2B: 1 3B: 1 HR: 0	SF: 0 SAC: 2 DP: 0 HBP: 0	WP: 1 PB: 0 SB: 1 CS: 1	PA: 36
<b>PITCHER</b>	IP WLS BF H R ER SO BB IBB HBP BLK WP HR S P ERA WHIP																					
Denny Lemaster, L (1, 1) ERA: 5.5	7.2 L 32 10 3 2 5 0 0 0 0 1 0 42 42 2.35 1.304																					
Bob Sadowski, R (8, 1) ERA: 5.68	0.1 1 0 0 0 0 0 0 0 0 0 0 1 1 0.00 0.000																					
Billy O'Dell, L (9, 1) ERA: 2.02	1.0 3 0 0 0 0 2 1 0 0 0 0 0 6 10 0.00 1.000																					



Batter	1	2	3	4	5	6	7	8	9	AB R H RBI BB SO LOB
Felipe Alou, R OBP: 0.337, SLG: 0.504 (1, 8) (9, 7)	0-0 F8		0-0 6-3			0-3 K			0-0 F8	4 0 0 0 0 1 0
Rico Carty, R OBP: 0.355, SLG: 0.512 Mack Jones, L OBP: 0.326, SLG: 0.517 (1, 7) (9, 8)	0-0 5-3			0-0 HR		0-3 K			0-0 F7	3 1 1 1 0 1 0 1 0 0 0 0 0 0
Hank Aaron, R OBP: 0.386, SLG: 0.580 (1, 9)	0-0 1-3			0-0 5-3			0-0 HR		0-0 2B	4 1 2 1 0 0 0
Joe Torre, R OBP: 0.382, SLG: 0.518 (1, 3)		0-0 5-3		0-0 G5-4-3 1B			0-0 L8		0-3 K	4 0 1 0 0 1 1
Gene Oliver, R OBP: 0.332, SLG: 0.432 (1, 2)		0-0 P4		0-0 G5-4-3 1-2f			0-0 F9			3 0 0 0 0 0 1
Eddie Mathews, L OBP: 0.333, SLG: 0.447 (1, 5)		0-0 FC6-4 1B			0-0 6-3		0-0 4-3			3 0 1 0 0 0 0
Frank Bolling, R OBP: 0.301, SLG: 0.353 (1, 4)		0-0 FC6-4 1-2f			0-0 6-3			0-0 4-3		3 0 0 0 0 0 1
Woody Woodward, R OBP: 0.230, SLG: 0.231 Miguel de la Hoz, R OBP: 0.328, SLG: 0.368 Billy O'Dell, S OBP: 0.188, SLG: 0.250 (1, 6) (8, PH) (9, 1)			0-0 5-3		0-3 K			0-0 P4		2 0 0 0 0 1 0 1 0 0 0 0 0 0 0 0 0 0 0 0 0
Denny Lemaster, R OBP: 0.179, SLG: 0.185 Bob Sadowski, R OBP: 0.143, SLG: 0.100 Denis Menke, R OBP: 0.303, SLG: 0.444 (1, 1) (8, 1) (8, PH) (9, 6)			0-3 K			0-3 K		0-3 K		2 0 0 0 0 2 0 0 0 0 0 0 0 0 1 0 0 0 0 1 0

Inning Stats	R: 0 E: 0 K: 0 S: 3	H: 0 LOB: 0 BB: 0 P: 3	R: 0 E: 0 K: 0 S: 4	H: 1 LOB: 1 BB: 0 P: 4	R: 0 E: 0 K: 1 S: 5	H: 0 LOB: 0 BB: 0 P: 5	R: 1 E: 0 K: 0 S: 4	H: 2 LOB: 0 BB: 0 P: 4	R: 0 E: 0 K: 1 S: 5	H: 0 LOB: 0 BB: 0 P: 5	R: 0 E: 0 K: 3 S: 9	H: 0 LOB: 0 BB: 0 P: 9	R: 1 E: 0 K: 0 S: 4	H: 1 LOB: 0 BB: 0 P: 4	R: 0 E: 0 K: 1 S: 5	H: 0 LOB: 0 BB: 0 P: 5	R: 0 E: 0 K: 1 S: 6	H: 1 LOB: 1 BB: 0 P: 6	1B: 2 2B: 1 3B: 0 HR: 2	SF: 0 SAC: 0 DP: 1 HBP: 0	WP: 0 PB: 0 SB: 0 CS: 0	PA: 31	
PITCHER	IP	WLS	BF	H	R	ER	SO	BB	IBB	HBP	BLK	WP	HR	S	P	ERA	WHIP						
Claude Osteen, L ERA: 2.62 Bob Miller, R ERA: 3.13	(1, 1) (9, 1)	8.2 S	30 1	5 0	2 0	2 0	6 1	0 0	0 0	0 0	0 0	0 0	0 3	42 3	42 3	2.08 0.00	0.577 0.000						

**BOTTOM**

**Los Angeles Dodgers @ Milwaukee Braves**  
Milwaukee County Stadium, Milwaukee, WI

Wed Aug 04 1965, 8:05 PM EDT  
Att. 19,950 - Unknown

livebaseballscorecards.com

AB	31
R	2
H	5
RBI	2
BB	0
SO	7
LOB	3



Batter	1	2	3	4	5	6	7	8	9	AB R H RBI BB SO LOB	TOP
Maury Wills, S OBP: 0.343, SLG: 0.339 (1, 6) X	0-0 F9		0-0 6-3	0-0 E1 G3 WP		0-0		0-0		5 2 2 0 0 0 0	<b>Los Angeles Dodgers @ Milwaukee Braves</b> <b>Milwaukee County Stadium, Milwaukee, WI</b> Thu Aug 05 1965, 8:05 PM EDT Att: 18,368 - Unknown
Jim Gilliam, S OBP: 0.385, SLG: 0.415 (1, 7) X	0-0		0-0	0-0 G3		0-0		0-0		4 1 2 0 0 0 2	
Willie Davis, L OBP: 0.272, SLG: 0.344 (6, 8)	2B		1B HR	2-3		1-2		1B		1 0 1 0 0 0 0	
Jim Lefebvre, S OBP: 0.327, SLG: 0.361 (1, 4) B B B	4-0		0-0	0-0		0-0		0-0		4 1 3 3 1 0 0	
Ron Fairly, L OBP: 0.374, SLG: 0.429 (1, 9) X	0-0 F9		0-0	0-3				0-0		5 1 2 0 0 1 5	
Lou Johnson, R OBP: 0.317, SLG: 0.404 (1, 8) S S S (6, 7)	0-3 K		0-0	0-0				0-0		4 1 0 0 0 2 4	
Don LeJohn, R OBP: 0.410, SLG: 0.371 (1, 5)		4-0	4-0		0-0			0-0		2 0 0 0 2 0 1	
John Kennedy, R OBP: 0.256, SLG: 0.244 (7, 5)		BB	1-2 2-3	FC6-4 BB		4-3		5-3		1 0 0 0 0 0 0	
Wes Parker, S OBP: 0.324, SLG: 0.351 (1, 3)		0-3 K	4-0	1-2 2-3 BB		0-3 K		0-0		4 0 0 1 1 2 2	
Jeff Torborg, R OBP: 0.314, SLG: 0.427 (1, 2)		0-3 K	0-0	FC6-4		1-0		0-0		2 0 0 1 0 1 3	
John Roseboro, L OBP: 0.262, SLG: 0.289 (5, 2)			1-2 2-3 3-H	FC6-4		HBP		F5		1 0 0 0 0 0 0	
Sandy Koufax, R OBP: 0.276, SLG: 0.250 (1, 1) X	0-0 G3		0-0	0-0		0-3 K		0-3 K		4 0 0 0 0 2 4	
<b>Inning Stats</b>	R: 0 H: 1 E: 0 LOB: 2 K: 1 BB: 1 S: 6 P: 10	R: 0 H: 0 E: 0 LOB: 1 K: 2 BB: 1 P: 11	R: 4 H: 3 E: 0 LOB: 2 K: 0 BB: 2 P: 15	R: 1 H: 1 E: 1 LOB: 1 K: 1 BB: 0 P: 7	R: 0 H: 0 E: 0 LOB: 1 K: 2 BB: 0 P: 8	R: 0 H: 1 E: 0 LOB: 0 K: 0 BB: 0 P: 3	R: 0 H: 1 E: 0 LOB: 1 K: 0 BB: 0 P: 4	R: 1 H: 3 E: 0 LOB: 2 K: 1 BB: 0 P: 8	R: 0 H: 0 E: 0 LOB: 0 K: 1 BB: 0 P: 5	1B: 8 SF: 0 2B: 1 SAC: 1 3B: 0 DP: 0 HR: 1 HBP: 1	WP: 1 PA: 43 PB: 0 SB: 1 CS: 0
<b>PITCHER</b>	IP WLS BF H R ER SO BB IBB HBP BLK WP HR S P ERA WHIP										
Wade Blasingame, L ERA: 3.42 (1, 1)	2.1 L 15 4 4 4 3 3 0 0 0 0 0 1 18 30 15.43 3.000										
Bob Sadowski, R ERA: 5.63 (3, 1)	0.2 3 0 0 0 0 1 0 0 0 0 0 0 2 6 0.00 1.500										
Clay Carroll, R ERA: 4.32 (4, 1)	2.0 9 1 1 0 3 0 0 1 0 1 0 14 15 0.00 0.500										
Phil Niekro, R ERA: 3.6 (6, 1)	3.0 13 5 1 1 1 0 0 0 0 0 0 15 15 3.00 1.667										
Dick Kelley, L ERA: 3.49 (9, 1)	1.0 3 0 0 0 1 0 0 0 0 0 0 5 5 0.00 0.000										

AB	37
R	6
H	10
RBI	5
BB	4
SO	8
LOB	21



livebaseballscorecards.com

Batter	1	2	3	4	5	6	7	8	9	AB	R	H	RBI	BB	SO	LOB
<b>Felipe Alou, R</b> OBP: 0.336, SLG: 0.501 (1, 7)	0-0 5-3		0-0 F8		0-0 F7			0-0 1B		4	0	1	0	0	0	0
<b>Denis Menke, R</b> OBP: 0.302, SLG: 0.435 (1, 5)	0-3 K		0-0 4-3			4-0 G6-4-3 BB		0-0 F6		3	0	0	0	1	1	1
<b>Hank Aaron, R</b> OBP: 0.385, SLG: 0.575 (1, 9)	0-3 K			4-0 1B BB		0-0 G6-4-3 1-2f		0-0 F8		3	0	0	0	1	1	2
<b>Joe Torre, R</b> OBP: 0.380, SLG: 0.523 (1, 3)		0-0 HR		0-3 K		0-3 K			0-0 P3	4	1	1	1	0	2	1
<b>Gene Oliver, R</b> OBP: 0.338, SLG: 0.438 (1, 2)		0-0 1B		0-0 1-3 1B			0-0 F7		0-0 HR 1B	4	1	3	0	0	0	0
<b>Mack Jones, L</b> OBP: 0.325, SLG: 0.523 (1, 8)		0-3 K		0-3 K			0-3 K		0-0 HR	4	1	1	2	0	3	3
<b>Frank Bolling, R</b> OBP: 0.301, SLG: 0.352 (1, 4)		0-0 F8		0-0 F8			0-0 1B		0-0 F9	4	0	1	0	0	0	3
<b>Woody Woodward, R</b> OBP: 0.224, SLG: 0.225 (1, 6)		0-3 K			0-0 F6		0-3 K			4	0	0	0	0	2	2
<b>Wade Blasingame, L</b> OBP: 0.226, SLG: 0.328 (1, 1)			0-3 K			0-3 K				0	0	0	0	0	0	0
<b>Bob Sadowski, R</b> OBP: 0.143, SLG: 0.100 (3, 1)										0	0	0	0	0	0	0
<b>Miguel de la Hoz, R</b> OBP: 0.325, SLG: 0.364 (3, PH)										1	0	0	0	0	1	0
<b>Clay Carroll, R</b> OBP: 0.325, SLG: 0.364 (4, 1)										0	0	0	0	0	0	0
<b>Rico Carty, R</b> OBP: 0.263, SLG: 0.510 (5, PH)										1	0	0	0	0	1	0
<b>Phil Niekro, R</b> OBP: 0.200, SLG: 0.200 (6, 1)										0	0	0	0	0	0	0
<b>Ty Cline, L</b> OBP: 0.271, SLG: 0.273 (8, PH)										1	0	0	0	0	1	0
<b>Dick Kelley, R</b> OBP: 0.271, SLG: 0.273 (9, 1)										0	0	0	0	0	0	0

Inning Stats	R: 0	H: 0	E: 0	K: 2	S: 7	R: 1	H: 2	E: 0	K: 2	S: 9	R: 0	H: 0	E: 0	K: 1	S: 5	R: 0	H: 1	E: 0	K: 2	S: 8	R: 0	H: 0	E: 0	K: 1	S: 5	R: 0	H: 0	E: 0	K: 1	S: 4	R: 0	H: 1	E: 0	K: 2	S: 8	R: 0	H: 1	E: 0	K: 1	S: 6	R: 2	H: 2	E: 0	K: 0	S: 5	1B: 5	SF: 0	2B: 0	3B: 0	HR: 2	SAC: 0	DP: 1	HBP: 0	WP: 0	PA: 35
<b>PITCHER</b> <b>Sandy Koufax, L</b> ERA: 2.11 (1, 1)	IP	WLS	BF	H	R	ER	SO	BB	IBB	HBP	BLK	WP	HR	S	P	ERA	WHIP																																						
	9.0	W	35	7	3	3	12	2	0	0	0	0	2	57	65	3.00	1.000																																						

**Los Angeles Dodgers @ Milwaukee Braves**  
**Milwaukee County Stadium, Milwaukee, WI**

Thu Aug 05 1965, 8:05 PM EDT  
Att: 18,368 - Unknown

<b>AB</b>	<b>33</b>
<b>R</b>	<b>3</b>
<b>H</b>	<b>7</b>
<b>RBI</b>	<b>3</b>
<b>BB</b>	<b>2</b>
<b>SO</b>	<b>12</b>
<b>LOB</b>	<b>12</b>



Batter	1	2	3	4	5	6	7	8	9	10	11	AB R H RBI BB SO LOB	TOP																
Maury Wills, S OBP: 0.342, SLG: 0.338 (1, 6)	0-0 1-3		0-0 1-3		0-0 G3 1-2 2-3 1B		4-0 E S SF8 BB		0-0 P6		0-0 L3-6 1-2	5 1 1 0 1 0 1	<b>Los Angeles Dodgers @ Cincinnati Reds</b> Crosley Field, Cincinnati, OH Fri Aug 06 1965, 7:05 PM EDT Att. 25,668 - Unknown																
Jim Gilliam, S OBP: 0.382, SLG: 0.409 Ron Perranoski, L OBP: 0.429, SLG: 0.200 (1, 5) (7, 1)	4-0 BB		0-0 F8		0-0 G3 1-2 2-3 3-H		0-0 E9 FC4-6		0-0 FC5-4 1B			3 0 0 1 1 0 3 1 0 1 0 0 0 0																	
Jim Lefebvre, S OBP: 0.325, SLG: 0.358 (1, 4)	0-0 F8		0-0 F8		4-0 FC5-4 BB		0-0 SF8 3-H		0-0 FC5-4 1-2f			3 0 0 1 1 0 4																	
Ron Fairly, L OBP: 0.370, SLG: 0.423 (1, 9)	0-0 F7		0-0 F7		0-0 F7 1-2f		0-0 F9 1-2f		0-0 FC4-6 1-2f			5 0 0 0 0 0 4																	
Lou Johnson, R OBP: 0.315, SLG: 0.404 (1, 7) (10, 8)		0-0 F9		0-0 FC5-4 1-2f		0-0 2B		0-0 F8		0-0 5-3		5 0 1 0 0 0 1																	
Wes Parker, S OBP: 0.329, SLG: 0.351 (1, 3)		0-0 G3 E 1B		0-0 4-3		1-0 HBP		4-0 WP 1B BB		4-0 CS BB		2 2 1 0 2 0 1																	
Willie Davis, L OBP: 0.270, SLG: 0.341 Don Drysdale, R OBP: 0.348, SLG: 0.560 Willie Crawford, L OBP: 0.143, SLG: 0.100 (1, 8) (10, PH) (10, 7)		0-0 G3 1-H		0-0 1-3		0-3 K		0-3 K 1-2		0-3 K 1-2		4 0 0 0 0 2 3 1 0 0 0 0 1 1 0 0 0 0 0 0 0																	
John Roseboro, L OBP: 0.267, SLG: 0.289 (1, 2)		0-0 F7		4-0 1B G3 BB BB		0-0 F9		0-0 2-H 1B		4-0 FC1-6 BB		3 1 1 1 2 0 2																	
Johnny Podres, L OBP: 0.175, SLG: 0.154 Howie Reed, R (1, 1) (6, 1)		0-0 F7		4-0 G3 1B 1-2 BB		0-0 6-3		0-0 F8		0-0 FC1-6 L3-6 1-2f		1 0 0 0 1 0 0 0 0 0 0 0 0 0 1 0 0 0 0 0 0 2 0 0 0 0 0 2																	
Wally Moon, L OBP: 0.333, SLG: 0.300 Don LeJohn, R OBP: 0.390, SLG: 0.351 (7, PH) (7, 5)																													
<b>Inning Stats</b>	R: 0 H: 0 E: 0 K: 0 S: 3	H: 0 LOB: 1 BB: 1 P: 7	R: 1 H: 1 E: 1 K: 0 S: 4	H: 1 LOB: 0 BB: 0 P: 4	R: 0 H: 0 E: 0 K: 0 S: 3	H: 0 LOB: 0 BB: 0 P: 3	R: 0 H: 0 E: 0 K: 0 S: 3	H: 0 LOB: 1 BB: 1 P: 7	R: 1 H: 1 E: 0 K: 1 S: 6	H: 1 LOB: 2 BB: 0 P: 7	R: 1 H: 0 E: 1 K: 0 S: 4	H: 0 LOB: 1 BB: 1 P: 8		R: 1 H: 1 E: 0 K: 1 S: 6	H: 1 LOB: 1 BB: 1 P: 10	R: 0 H: 1 E: 0 K: 0 S: 4	H: 1 LOB: 1 BB: 0 P: 4	R: 0 H: 0 E: 0 K: 1 S: 4	H: 0 LOB: 1 BB: 1 P: 8	R: 0 H: 0 E: 0 K: 0 S: 2	H: 0 LOB: 0 BB: 1 P: 6	1B: 4 SF: 1 2B: 3 SAC: 0 3B: 0 DP: 2 HR: 0 HBP: 1	WP: 1 PA: 46 PB: 0 SB: 1 CS: 1						
<b>PITCHER</b>	IP WLS BF H R ER SO BB IBB HBP BLK WP HR S P ERA WHIP																												
Joey Jay, R ERA: 3.87 (1, 1)	4.1		19	2	2	1	0	4	0	0	0	0	0	0	15	31	2.08	1.385											
John Tsitouris, R ERA: 4.71 (5, 1)	4.2		21	3	2	1	2	2	0	1	0	1	0	22	31	1.93	1.071												
Billy McCool, L ERA: 4.03 (10, 1)	2.0	W	6	0	0	0	1	2	0	0	0	0	0	6	14	0.00	1.000												

livebaseballscorecards.com

AB	36
R	4
H	5
RBI	3
BB	8
SO	3
LOB	22



BOTTOM

Los Angeles Dodgers @ Cincinnati Reds  
Crosley Field, Cincinnati, OH

Fri Aug 06 1965, 7:05 PM EDT  
Att. 25,668 - Unknown

livebaseballscorecards.com

AB	40
R	5
H	10
RBI	5
BB	4
SO	8
LOB	17



WP:	0	PA:	45
PB:	0		
SB:	3		
CS:	0		

AB R H RBI BB SO LOB

5	1	2	1	0	0	0
5	1	2	1	0	1	2
3	0	0	0	2	1	2
5	1	1	1	0	2	4
5	0	0	0	0	2	4
4	1	3	1	1	0	0
0	1	0	0	0	0	0
4	0	0	0	0	1	2
4	0	1	0	1	0	1
2	0	0	0	0	0	1
1	0	0	0	0	1	1
1	0	0	0	0	0	0
0	0	0	0	0	0	0
1	0	1	1	0	0	0

R:	1	H:	2
E:	0	LOB:	2
K:	1	BB:	0
S:	8	P:	8

R:	1	H:	1
E:	0	LOB:	1
K:	2	BB:	1
S:	8	P:	12

R:	0	H:	1
E:	0	LOB:	0
K:	0	BB:	0
S:	3	P:	3

R:	1	H:	1
E:	0	LOB:	0
K:	0	BB:	0
S:	4	P:	4

R:	0	H:	1
E:	0	LOB:	1
K:	1	BB:	0
S:	6	P:	6

R:	0	H:	1
E:	1	LOB:	2
K:	3	BB:	0
S:	11	P:	11

R:	0	H:	0
E:	0	LOB:	0
K:	0	BB:	0
S:	3	P:	3

R:	0	H:	0
E:	0	LOB:	0
K:	1	BB:	1
S:	4	P:	8

R:	1	H:	2
E:	0	LOB:	2
K:	1	BB:	0
S:	8	P:	8


R:	1	H:	1
E:	0	LOB:	1
K:	2	BB:	1
S:	8	P:	12

R:	0	H:	1
E:	0	LOB:	1
K:	1	BB:	0
S:	6	P:	6

R:	1	H:	1
E:	0	LOB:	1
K:	0	BB:	1
S:	4	P:	8

PITCHER		IP	WLS	BF	H	R	ER	SO	BB	IBB	HBP	BLK	WP	HR	S	P	ERA	WHIP
Johnny Podres, L	(1, 1)	5.0		23	6	4	4	3	2	0	0	0	0	4	27	35	7.20	1.600
Howie Reed, R	(6, 1)	1.0		4	1	0	0	1	0	0	0	0	0	0	6	6	0.00	1.000
Ron Perranoski, L	(7, 1)	4.1	L	18	3	1	1	4	1	1	0	0	0	0	24	32	2.08	0.923

Batter	1	2	3	4	5	6	7	8	9	10	11
Tommy Harper, R OBP: 0.371, SLG: 0.434 (1, 7)	0-0 HR	0-0 1-2 1B		0-0 F8			0-0 E6 S 1B		0-0 6-3		
Pete Rose, S OBP: 0.391, SLG: 0.469 (1, 4)	0-0 6-3	0-3 K					0-0 S 1B		0-0 4-3		
Vada Pinson, L OBP: 0.341, SLG: 0.475 (1, 8)	4-0 FC6-4 BB			0-0 F8			0-0 F6		0-3 K		4-0 G4-3 BB
Deron Johnson, R OBP: 0.333, SLG: 0.520 (1, 5)	0-0 FC6-4 1-2f			0-0 HR			0-0 F7		0-3 K		0-3 K
Tony Perez, R OBP: 0.321, SLG: 0.490 (1, 3)	0-0 F8			0-3 K			0-0 4-3		0-3 K		0-0 G4-3 1-2f
Don Pavletich, R OBP: 0.388, SLG: 0.539 Marty Keough, L OBP: 0.211, SLG: 0.118 (11, PR)		0-0 HR		4-0 BB			0-0 S 1B		0-0 F8		0-0 SH3-4 1B
Charlie James, R OBP: 0.233, SLG: 0.207 (1, 9)		0-0 F5		0-3 K			0-0 5-3 1-2		0-0 F9		0-0 SH3-4
Leo Cardenas, R OBP: 0.362, SLG: 0.433 (1, 6)		0-0 F8		0-0 B3-6-4 1B			0-0 P4		0-0 F9		4-0 1B IBB
Joey Jay, S OBP: 0.079, SLG: 0.056 John Tsitouris, R OBP: 0.098, SLG: 0.053 Giraldo Ruiz, S OBP: 0.125, SLG: 0.188 Billy McCool, R OBP: 0.212, SLG: 0.344 (11, PH)		0-0 E5 1B		0-0 B3-6-4 1-2f			0-3 K		0-0 4-3		0-0 1-2 2-H 1B

Batter	1	2	3	4	5	6	7	8	9	AB R H RBI BB SO LOB	TOP											
Maury Wills, S OBP: 0.343, SLG: 0.339 (1, 6) X	0-0 CS 1B	0-0 6-3		0-0 L4-3 1-2			0-0 4-3		0-0 DI 2-H 1B	5 0 2 1 0 0 1												
Wes Parker, S OBP: 0.330, SLG: 0.350 (1, 3) B B B	4-0 BB BB 1-2 BB	0-0 5-3			0-0 FC4-6 1B		0-3 K		0-3 K 1-2	4 1 1 0 1 2 1												
Jim Lefebvre, S OBP: 0.325, SLG: 0.355 (1, 4) B B B	4-0 BB BB 1-2 1B BB	0-0 4-3			0-3 K			0-3 K		3 1 0 0 1 2 1												
Ron Fairly, L OBP: 0.369, SLG: 0.420 (1, 9) B B B	4-0 BB BB 1-2 2-3 1B BB		0-0 F8		0-0 FC4-6 1-2f			0-0 4-3		3 1 0 0 1 0 1												
Lou Johnson, R OBP: 0.318, SLG: 0.403 (1, 7) B B B	4-0 1B BB 1-2 2-3 3-H 1B BB		0-0 4-3		0-3 K			0-0 1B		3 1 1 1 1 1 1												
Don LeJohn, R OBP: 0.400, SLG: 0.366 (1, 5) X	0-0 1B		0-0		0-0 5-3			0-0 F4		4 0 2 2 0 0 1												
Ron Perranoski, L OBP: 0.429, SLG: 0.200 (8, 1)	1-3 2-H 3-H 1B		0-0 1B							0 0 0 0 0 0 0												
Willie Davis, L OBP: 0.267, SLG: 0.337 (1, 8) S S S	0-3 K		0-3 K		0-3 K		0-3 K		0-0 F9	4 0 0 0 0 3 3	AB 33 R 5 H 8 RBI 5 BB 5 SO 11 LOB 11											
John Roseboro, L OBP: 0.266, SLG: 0.289 (1, 2) X	0-0 1-3 3-H 1B			0-0 6-3		0-3 K			0-0 F3	4 0 1 1 0 1 0												
Howie Reed, R OBP: 0.264, SLG: 0.266 (1, 1) S S S	0-3 K			4-0 L4-3 BB			0-3 K		0-0 1B 2B	2 0 0 0 1 2 2 1 1 1 0 0 0 0												
<b>Inning Stats</b>	R: 4 E: 0 K: 2 S: 9	H: 3 LOB: 2 BB: 4 P: 25	R: 0 E: 0 K: 1 S: 3	H: 0 LOB: 0 BB: 0 P: 3	R: 0 E: 0 K: 1 S: 6	H: 1 LOB: 1 BB: 0 P: 6	R: 0 E: 0 K: 0 S: 2	H: 0 LOB: 0 BB: 1 P: 6	R: 0 E: 0 K: 2 S: 8	H: 1 LOB: 1 BB: 0 P: 8	R: 0 E: 0 K: 2 S: 7	H: 0 LOB: 0 BB: 0 P: 7	R: 0 E: 0 K: 2 S: 7	H: 0 LOB: 0 BB: 0 P: 7	R: 0 E: 0 K: 1 S: 6	H: 1 LOB: 1 BB: 0 P: 6	R: 1 E: 0 K: 1 S: 7	H: 2 LOB: 1 BB: 0 P: 7	1B: 7 2B: 2 3B: 0 HR: 0	SF: 0 SAC: 0 DP: 1 HBP: 0	WP: 0 PB: 0 SB: 0 CS: 1	PA: 38
<b>PITCHER</b>	IP WLS BF H R ER SO BB IBB HBP BLK WP HR S P ERA WHIP																					
Sammy Ellis, R ERA: 3.51 (1, 1)	0.1 L 6 2 4 4 0 4 0 0 0 0 0 0 2 18 108.00 18.000																					
Ted Davidson, L ERA: 0.83 (1, 1)	5.2 20 3 0 0 7 1 0 0 0 0 0 0 33 37 0.00 0.706																					
Bobby Locke, R ERA: 9.95 (7, 1)	1.0 3 0 0 0 2 0 0 0 0 0 0 0 7 7 0.00 0.000																					
Joe Nuxhall, L ERA: 3.62 (8, 1)	2.0 9 3 1 1 2 0 0 0 0 0 0 0 13 13 4.50 1.500																					

Los Angeles Dodgers @ Cincinnati Reds  
Crosley Field, Cincinnati, OH  
Sat Aug 07 1965, 7:05 PM EDT  
Att: 27,844 - Unknown

livebaseballscorecards.com



Batter	1	2	3	4	5	6	7	8	9	AB	R	H	RBI	BB	SO	LOB
Tommy Harper, R (1, 7) OBP: 0.368, SLG: 0.430	0-0 5-3	0-0 FC5-2 WP		0-0 F9			0-0 F8			4	0	0	0	0	0	3
Pete Rose, S (1, 4) OBP: 0.388, SLG: 0.465	0-3 K	0-0 P6			0-0 6-3		0-3 K			4	0	0	0	0	2	2
Vada Pinson, L (1, 8) OBP: 0.342, SLG: 0.480	0-0 HR		0-0 3-1		0-0 P5		1-0 SH3-4 HBP			3	1	1	1	0	0	0
Gordy Coleman, L (1, 3) OBP: 0.372, SLG: 0.549	0-0		0-0		4-0 BB		0-0 SH3-4			2	1	2	1	1	0	0
Tony Perez, R (8, PH) OBP: 0.321, SLG: 0.490	1B		HR		BB		1-2			0	0	0	0	0	0	0
Deron Johnson, R (1, 5) OBP: 0.330, SLG: 0.516	0-3 K		0-0 6-3		0-3 K		0-0 6-3			4	0	0	0	0	2	3
Art Shamsky, L (1, 9) OBP: 0.373, SLG: 0.532		0-0 2B	0-3 K		0-0 L3		0-0 L9			3	1	1	0	0	1	0
Don Pavletich, R (8, PH) OBP: 0.385, SLG: 0.535		2B								1	0	0	0	0	0	1
Marty Keough, L (9, 9) OBP: 0.211, SLG: 0.118		2B								0	0	0	0	0	0	0
Johnny Edwards, L (1, 2) OBP: 0.342, SLG: 0.456		4-0 2B FC5-2 BB		0-0 F7		0-0 F9		0-0 6-3		3	0	0	0	1	0	0
Leo Cardenas, R (1, 6) OBP: 0.364, SLG: 0.437		0-0 FC5-2 1-3 2-H 2B		0-0 SH3 1B		0-0 F8		0-0 4-3		4	0	2	1	0	0	0
Sammy Ellis, L (1, 1) OBP: 0.147, SLG: 0.152		0-0 4-3		0-0 SH3		0-0 K		0-3 K		0	0	0	0	0	0	0
Ted Davison, R (1, 1) OBP: 0.118, SLG: 0.176				1-2						1	0	0	0	0	0	2
Bobby Locke, R (7, PH) OBP: 0.296, SLG: 0.241										0	0	0	0	0	0	0
Joe Nuxhall, L (8, 1) OBP: 0.206, SLG: 0.333										1	0	0	0	0	0	0
Jimmie Coker, R (9, PH)										1	0	0	0	0	1	0

Inning Stats	R: 1	H: 2	E: 0	K: 2	S: 9	LOB: 1	BB: 0	P: 9	R: 1	H: 2	E: 0	K: 0	S: 5	LOB: 2	BB: 1	P: 9	R: 1	H: 1	E: 0	K: 1	S: 6	LOB: 0	BB: 0	P: 6	R: 0	H: 1	E: 0	K: 0	S: 4	LOB: 1	BB: 0	P: 4	R: 0	H: 0	E: 0	K: 1	S: 5	LOB: 0	BB: 1	P: 9	R: 0	H: 0	E: 0	K: 0	S: 3	LOB: 0	BB: 0	P: 3	R: 0	H: 0	E: 0	K: 2	S: 7	LOB: 0	BB: 0	P: 7	R: 0	H: 0	E: 0	K: 0	S: 3	LOB: 1	BB: 0	P: 4	R: 0	H: 0	E: 0	K: 1	S: 5	LOB: 0	BB: 0	P: 5	1B: 2	2B: 2	3B: 0	HR: 2	SF: 0	SAC: 2	DP: 0	HBP: 1	WP: 1	PA: 36
PITCHER	IP	WLS	BF	H	R	ER	SO	BB	IBB	HBP	BLK	WP	HR	S	P	ERA	WHIP																																																																	
Howie Reed, R (1, 1) ERA: 2.78	7.0	W	29	6	3	3	6	2	0	0	0	1	2	39	47	3.86	1.143																																																																	
Ron Perranoski, L (8, 1) ERA: 3.66	2.0	S	7	0	0	0	1	0	0	1	0	0	0	8	9	0.00	0.000																																																																	

**Los Angeles Dodgers @ Cincinnati Reds**  
Crosley Field, Cincinnati, OH

Sat Aug 07 1965, 7:05 PM EDT  
Att. 27,844 - Unknown

AB	31
R	3
H	6
RBI	3
BB	2
SO	7
LOB	11



PITCHER	IP	WLS	BF	H	R	ER	SO	BB	IBB	HBP	BLK	WP	HR	S	P	ERA	WHIP
Howie Reed, R (1, 1) ERA: 2.78	7.0	W	29	6	3	3	6	2	0	0	0	1	2	39	47	3.86	1.143
Ron Perranoski, L (8, 1) ERA: 3.66	2.0	S	7	0	0	0	1	0	0	1	0	0	0	8	9	0.00	0.000

**Los Angeles Dodgers @ Cincinnati Reds**  
 Crosley Field, Cincinnati, OH

Sun Aug 08 1965, 3:33 AM EDT  
 Att: 28,335 - Unknown

AB	30
R	0
H	4
RBI	0
BB	4
SO	4
LOB	11



Batter	1	2	3	4	5	6	7	8	9	AB	R	H	RBI	BB	SO	LOB
<b>Maury Wills, S</b> (1, 6) OBP: 0.340, SLG: 0.336	0-0 4-3		0-0 1-3		0-0 F9			0-0 G1		4	0	0	0	0	0	2
<b>Jim Gilliam, S</b> (1, 7) OBP: 0.379, SLG: 0.406	0-0 6-3			0-0 F8		0-3 K		0-0 F8		2	0	0	0	0	0	0
<b>Willie Davis, L</b> (6, PH) OBP: 0.265, SLG: 0.335										2	0	0	0	0	1	0
<b>Jim Lefebvre, S</b> (1, 4) OBP: 0.324, SLG: 0.354	0-0 F7			0-0 P6		0-0 1B		0-0 F4		4	0	1	0	0	0	0
<b>Ron Fairly, L</b> (1, 9) OBP: 0.368, SLG: 0.417		0-0 4-3		4-0 1B BB		0-0 F7		0-0 F8		3	0	0	0	1	0	1
<b>Lou Johnson, R</b> (1, 8) OBP: 0.317, SLG: 0.401		0-0 F6		0-0 1-2 1B		0-0 P3		0-3 K		4	0	1	0	0	1	1
<b>Don LeJohn, R</b> (1, 5) OBP: 0.388, SLG: 0.356		0-0 1-3		0-3 K			0-0 F9		0-0 1B	4	0	1	0	0	1	2
<b>Wes Parker, S</b> (1, 3) OBP: 0.332, SLG: 0.355			0-0 3B		0-3 K		4-0 BB BB		0-0 F3	3	0	1	0	1	1	1
<b>John Roseboro, L</b> (1, 2) OBP: 0.267, SLG: 0.287			0-0 P4		0-0 P5		4-0 BB BB BB			2	0	0	0	1	0	1
<b>Don Drysdale, R</b> (1, 1) OBP: 0.344, SLG: 0.553			0-0 F2		4-0 BB		0-0 G4-6-3			1	0	0	0	0	0	1
<b>Jim Brewer, L</b> (3, 1) OBP: 0.152, SLG: 0.100										0	0	0	0	0	0	0
<b>Willie Crawford, L</b> (5, PH) OBP: 0.690, SLG: 0.571										0	0	0	0	1	0	0
<b>Nick Willhite, L</b> (5, 1) OBP: 0.690, SLG: 0.571										0	0	0	0	0	0	0
<b>John Purdin, R</b> (6, 1) OBP: 0.330, SLG: 0.296										0	0	0	0	0	0	0
<b>Wally Moon, L</b> (7, PH) OBP: 0.330, SLG: 0.296										1	0	0	0	0	0	2
<b>Mike Kekich, R</b> (7, 1) OBP: 0.330, SLG: 0.296										0	0	0	0	0	0	0

Inning Stats	R: 0	H: 0	E: 0	K: 0	S: 3	P: 3	R: 0	H: 0	E: 0	K: 0	S: 3	P: 3	R: 0	H: 1	E: 0	K: 0	S: 4	P: 4	R: 0	H: 1	E: 0	K: 1	S: 6	P: 10	R: 0	H: 0	E: 0	K: 1	S: 5	P: 9	R: 0	H: 1	E: 0	K: 1	S: 6	P: 6	R: 0	H: 0	E: 0	K: 0	S: 2	P: 10	R: 0	H: 0	E: 0	K: 0	S: 3	P: 3	R: 0	H: 1	E: 0	K: 1	S: 6	P: 6	1B: 3	SF: 0	2B: 0	SAC: 0	3B: 1	DP: 1	HR: 0	HBP: 0	WP: 0	PA: 34	PB: 0	SB: 0	CS: 0
--------------	------	------	------	------	------	------	------	------	------	------	------	------	------	------	------	------	------	------	------	------	------	------	------	-------	------	------	------	------	------	------	------	------	------	------	------	------	------	------	------	------	------	-------	------	------	------	------	------	------	------	------	------	------	------	------	-------	-------	-------	--------	-------	-------	-------	--------	-------	--------	-------	-------	-------

PITCHER	IP	WLS	BF	H	R	ER	SO	BB	IBB	HBP	BLK	WP	HR	S	P	ERA	WHIP
<b>Jim Maloney, R</b> (1, 1) ERA: 2.81	9.0	W	34	4	0	0	4	4	0	0	0	0	0	38	54	0.00	0.889

PITCHER	IP	WLS	BF	H	R	ER	SO	BB	IBB	HBP	BLK	WP	HR	S	P	ERA	WHIP
---------	----	-----	----	---	---	----	----	----	-----	-----	-----	----	----	---	---	-----	------

Batter	1	2	3	4	5	6	7	8	9
Tommy Harper, R OBP: 0.374, SLG: 0.440 (1, 7)	0-0 2B 1B	1-0 2B HBP	0-0 1B 1-3 3-H		0-0 G6-4-3 1-2f 2-3 3-H		4-0 FC6-4 BB	0-0 HR 3-H	
Pete Rose, S OBP: 0.390, SLG: 0.473 (1, 4)	0-0 SF7 1-H 2B	0-0 F3	0-3 K		0-0 HR 3-H		0-0 FC6-4 1-2f	4-0 FC6-4 BB	
Vada Pinson, L OBP: 0.342, SLG: 0.487 (1, 8)	0-3 K	0-0 1B 1-H 2B		0-0 4-3	0-0 HR		0-0 P6	0-0 FC6-4 1B 1-2f	
Gordy Coleman, L OBP: 0.379, SLG: 0.550 (1, 3)	4-0 2B E BB	0-0 1B 2-H		0-0 1B G6-4-3	0-3 K		0-0 F2	0-0 PO 1B 1-2	
Frank Robinson, R OBP: 0.376, SLG: 0.516 (1, 9)	0-0 E6 1-2 2-3 2B	0-3 K		0-0 G6-4-3 1-2f		0-0 2B 2B		E 1B 1B PO 1-2	
Deron Johnson, R OBP: 0.333, SLG: 0.519 (1, 5)	0-0 SF7 3-H		0-3 K		4-0 1B 2B BB	0-0 2B 2-H		0-0 E 2B 1B 1-2	
Johnny Edwards, L OBP: 0.343, SLG: 0.459 (1, 2)	0-0 2B 1-H 2-H		0-0 4-3		0-0 2B 1B 1-3 G6-4-3	0-0 F8		0-0 E4 2B 1-2 2-3	
Leo Cardenas, R OBP: 0.366, SLG: 0.444 (1, 6)	0-0 F7		0-0 1B 1B		0-0 HR 2B 1-3 3-H	0-3 K		0-0 F9 HR 1-H 2-H 3-H	
Giraldo Ruiz, S OBP: 0.118, SLG: 0.176 (9, 6)									
Jim Maloney, L OBP: 0.284, SLG: 0.300 (1, 1)		0-0 F2	0-0 1B 1B		4-0 BB G6-4-3	0-0 F8		0-0 F9	

Inning Stats	R: 4 E: 1 K: 1 S: 9	H: 3 LOB: 1 BB: 1 P: 13	R: 2 E: 0 K: 1 S: 7	H: 2 LOB: 1 BB: 0 P: 8	R: 1 E: 0 K: 2 S: 10	H: 3 LOB: 2 BB: 0 P: 10	R: 0 E: 0 K: 0 S: 3	H: 1 LOB: 0 BB: 0 P: 3	R: 5 E: 0 K: 1 S: 8	H: 4 LOB: 0 BB: 2 P: 16	R: 1 E: 0 K: 1 S: 7	H: 2 LOB: 1 BB: 0 P: 7	R: 0 E: 0 K: 0 S: 3	H: 0 LOB: 1 BB: 1 P: 7	R: 5 E: 1 K: 0 S: 8	H: 5 LOB: 1 BB: 1 P: 12
--------------	------------------------------	----------------------------------	------------------------------	---------------------------------	-------------------------------	----------------------------------	------------------------------	---------------------------------	------------------------------	----------------------------------	------------------------------	---------------------------------	------------------------------	---------------------------------	------------------------------	----------------------------------

PITCHER	IP	WLS	BF	H	R	ER	SO	BB	IBB	HBP	BLK	WP	HR	S	P	ERA	WHIP
Don Drysdale, R ERA: 2.88 (1, 1)	2.0	L	14	5	6	3	2	1	0	0	0	0	0	16	21	13.50	3.000
Jim Brewer, L ERA: 2.12 (3, 1)	2.0		9	4	1	1	2	0	0	0	0	0	0	13	13	4.50	2.000
Nick Willhite, L ERA: 6.37 (5, 1)	1.0		8	4	5	5	1	2	0	0	0	0	2	8	16	45.00	6.000
John Purdin, R ERA: 7.02 (6, 1)	1.0		5	2	1	1	1	0	0	0	0	0	0	7	7	9.00	2.000
Mike Kekich, L ERA: 9.82 (7, 1)	2.0		13	5	5	4	0	2	0	0	0	0	1	11	19	18.00	3.500

AB R H RBI BB SO LOB

4	3	3	3	1	0	2
5	2	2	3	1	1	4
6	2	2	2	0	1	3
5	1	3	1	1	1	1
5	3	2	0	0	1	4
3	2	2	2	1	1	0
5	2	2	2	0	0	3
5	3	3	4	0	1	2
0	0	0	0	0	0	0
4	0	1	0	1	0	2

AB	42
R	18
H	20
RBI	17
BB	5
SO	6
LOB	21



WP	HR	S	P	ERA	WHIP
0	1	0	50	0	0

Los Angeles Dodgers @ Cincinnati Reds  
Crosley Field, Cincinnati, OH  
Sun Aug 08 1965, 3:33 AM EDT  
Att. 28,335 - Unknown

livebaseballscores.com

Batter	1	2	3	4	5	6	7	8	9	AB R H RBI BB SO LOB	TOP											
<b>Bobby Klaus, R</b> (1, 4) OBP: 0.308, SLG: 0.259	0-3 K		0-0 1B		0-3 K			0-0 2B 1B		4 1 2 0 0 2 0	<b>New York Mets @ Los Angeles Dodgers</b> <b>Dodger Stadium, Los Angeles, CA</b> Tue Aug 10 1965, 7:05 PM PDT Att: 36,815 - Unknown											
<b>Roy McMillan, R</b> (1, 6) OBP: 0.269, SLG: 0.286	0-0 4-3		0-0 1B			0-0 F9		0-0 2B SF7 1B		4 1 2 0 0 0 0												
<b>Charley Smith, R</b> (1, 5) OBP: 0.288, SLG: 0.449	0-0 F2		0-3 K			0-3 K		0-0 SF7 2B		4 0 1 1 0 2 2												
<b>Joe Christopher, R</b> (1, 9) OBP: 0.299, SLG: 0.296		0-3 K		0-3 K		4-0 BB		0-0 SF7		2 0 0 1 1 2 0												
<b>Jim Hickman, R</b> (1, 3) OBP: 0.267, SLG: 0.364		0-0 6-3		0-0 F8		0-0 F8		0-3 K		4 0 0 0 0 1 2												
<b>Ron Swoboda, R</b> (1, 7) OBP: 0.286, SLG: 0.457		4-0 BB		0-0 2B		0-3 K		0-0 HR		3 1 2 1 1 1 0												
<b>Johnny Lewis, L</b> (1, 8) OBP: 0.346, SLG: 0.428		0-0 F9		0-3 K		0-0 3-1		0-0 4-3		4 0 0 0 0 1 2												
<b>Chris Cannizzaro, R</b> (1, 2) OBP: 0.259, SLG: 0.230			0-0 F9		0-0 5-3		0-3 K		0-0 5-3	4 0 0 0 0 1 0												
<b>Al Jackson, L</b> (1, 1) OBP: 0.119, SLG: 0.143			0-3 K		0-3 K			0-3 K		2 0 0 0 0 2 0												
<b>Ron Hunt, R</b> (8, PH) OBP: 0.333, SLG: 0.298										1 0 0 0 0 1 0												
<b>Tug McGraw, R</b> (8, 1) OBP: 0.333, SLG: 0.333										0 0 0 0 0 0 0												
<b>Jimmie Schaffer, R</b> (9, PH) OBP: 0.250, SLG: 0.313										1 0 0 0 0 1 0												
<b>Inning Stats</b>	R: 0 E: 0 K: 1 S: 5	H: 0 LOB: 0 BB: 0 P: 5	R: 0 E: 0 K: 1 S: 5	H: 0 LOB: 1 BB: 1 P: 9	R: 0 E: 0 K: 2 S: 9	H: 2 LOB: 2 BB: 0 P: 9	R: 0 E: 0 K: 2 S: 8	H: 1 LOB: 1 BB: 0 P: 8	R: 0 E: 0 K: 2 S: 7	H: 0 LOB: 0 BB: 0 P: 7	R: 0 E: 0 K: 2 S: 5	H: 0 LOB: 1 BB: 1 P: 9	R: 0 E: 0 K: 2 S: 7	H: 0 LOB: 0 BB: 0 P: 7	R: 2 E: 0 K: 2 S: 10	H: 3 LOB: 1 BB: 0 P: 10	R: 1 E: 0 K: 1 S: 6	H: 1 LOB: 0 BB: 0 P: 6	1B: 4 2B: 2 3B: 0 HR: 1	SF: 1 SAC: 0 DP: 0 HBP: 0	WP: 0 PB: 0 SB: 0 CS: 0	PA: 36
<b>PITCHER</b> <b>Sandy Koufax, L</b> (1, 1) ERA: 2.14	IP: 9.0 WLS: W BF: 36 H: 7 R: 3 ER: 3 SO: 14 BB: 2 IBB: 0 HBP: 0 BLK: 0 WP: 0 HR: 1 S: 62 P: 70 ERA: 3.00 WHIP: 1.000											<b>PITCHER</b>	IP: WLS: BF: H: R: ER: SO: BB: IBB: HBP: BLK: WP: HR: S: P: ERA: WHIP:									

livebaseballscorecards.com

<b>AB</b>	<b>33</b>
<b>R</b>	<b>3</b>
<b>H</b>	<b>7</b>
<b>RBI</b>	<b>3</b>
<b>BB</b>	<b>2</b>
<b>SO</b>	<b>14</b>
<b>LOB</b>	<b>6</b>



Batter	1	2	3	4	5	6	7	8	9	AB R H RBI BB SO LOB
Maury Wills, S OBP: 0.339, SLG: 0.337 (1, 6)	0-3 K		0-0 1B 2B		0-0 L4		0-0 6-3			4 1 1 0 0 1 0
Jim Gilliam, S OBP: 0.379, SLG: 0.405 (1, 7) Willie Davis, L OBP: 0.267, SLG: 0.337 (6, 8)	0-0 6-3		0-0 E8 1B 2-H		0-0 F8		0-0 CS 1B			3 1 1 1 0 0 0 1 0 1 0 0 0 0
Jim Lefebvre, S OBP: 0.326, SLG: 0.354 (1, 4)	4-0 FC6-4 BB		0-0 G4-6-3 1B		0-0 6-3		0-0 6-3 1-2			3 0 1 0 1 0 1
Lou Johnson, R OBP: 0.313, SLG: 0.395 (1, 8) (6, 7)	0-0 FC6-4 1-2f		0-0 G4-6-3 1-2f			0-0 1-3		0-0 F5		4 0 0 0 0 0 2
Don LeJohn, R OBP: 0.365, SLG: 0.333 (1, 5) John Kennedy, R OBP: 0.261, SLG: 0.263 (7, 5)		0-0 6-3		0-3 K2-3		0-3 K		0-3 K		3 0 0 0 0 2 0 1 0 0 0 0 1 0
Ron Fairly, L OBP: 0.369, SLG: 0.418 (1, 9)		0-0 6-3		0-0 1B 1-3 1B		0-0 3B 1B		0-0 F7		4 2 2 0 0 0 0
Wes Parker, S OBP: 0.334, SLG: 0.361 (1, 3)		4-0 BB		0-0 1-3 1-2 3B		0-0 3B				2 0 1 1 1 0 1
John Roseboro, L OBP: 0.270, SLG: 0.288 (1, 2)		0-0 4-3		0-0 1B 2-H		4-0 IBB				2 0 1 1 1 0 1
Sandy Koufax, R OBP: 0.267, SLG: 0.241 (1, 1)			0-0 5-3		0-0 1-3		0-0 P6			3 0 0 0 0 0 3

Inning Stats	R: 0	H: 0	E: 0	K: 1	S: 5	LOB: 1	BB: 1	P: 9	R: 0	H: 0	E: 0	K: 0	S: 3	LOB: 1	BB: 1	P: 7	R: 2	H: 3	E: 1	K: 0	S: 5	LOB: 0	BB: 0	P: 5	R: 1	H: 2	E: 0	K: 1	S: 7	LOB: 1	BB: 0	P: 7	R: 0	H: 0	E: 0	K: 0	S: 3	LOB: 0	BB: 0	P: 3	R: 1	H: 2	E: 0	K: 1	S: 7	LOB: 2	BB: 1	P: 11	R: 0	H: 1	E: 0	K: 0	S: 3	LOB: 0	BB: 0	P: 3	R: 0	H: 0	E: 0	K: 1	S: 5	LOB: 0	BB: 0	P: 5
PITCHER	IP	WLS	BF	H	R	ER	SO	BB	IBB	HBP	BLK	WP	HR	S	P	ERA	WHIP																																															
Al Jackson, L ERA: 4.5 (1, 1)	7.0	L	30	8	4	3	3	2	1	0	0	0	0	33	45	3.86	1.429																																															
Tug McGraw, L ERA: 3.73 (8, 1)	1.0		3	0	0	0	1	0	0	0	0	0	0	5	5	0.00	0.000																																															


**BOTTOM**

**New York Mets @ Los Angeles Dodgers**  
**Dodger Stadium, Los Angeles, CA**

Tue Aug 10 1965, 7:05 PM PDT  
Att. 36,815 - Unknown

livebaseballscorecards.com

<b>AB</b>	<b>30</b>
<b>R</b>	<b>4</b>
<b>H</b>	<b>8</b>
<b>RBI</b>	<b>3</b>
<b>BB</b>	<b>3</b>
<b>SO</b>	<b>4</b>
<b>LOB</b>	<b>8</b>



WP: 0	PA: 33
PB: 0	
SB: 0	
CS: 1	

Batter	1	2	3	4	5	6	7	8	9	AB R H RBI BB SO LOB	TOP											
<b>Chuck Hiller, L</b> (1, 4) <small>OBP: 0.295, SLG: 0.374</small>	0-0 6-3		4-0 HBP BB		0-0 G4-6-3 1-2f			0-0 B2-6-4 1-2f		3 0 0 0 1 0 2												
<b>Roy McMillan, R</b> (1, 6) <small>OBP: 0.270, SLG: 0.284</small> <b>Ron Swoboda, R</b> (8, PH) <small>OBP: 0.285, SLG: 0.455</small> <b>Ron Hunt, R</b> (8, PR) <small>OBP: 0.333, SLG: 0.298</small> <b>Tug McGraw, R</b> (8, 1) <small>OBP: 0.333, SLG: 0.333</small>	0-0 6-3		1-0 HBP			0-0 4-3		0-0 E4		2 0 0 0 0 0 0 1 0 0 0 0 0 1 0 0 0 0 0 0 0 0 0 0 0 0 0 0												
<b>Johnny Lewis, L</b> (1, 9) <small>OBP: 0.343, SLG: 0.423</small>	0-0 F7		0-0 G3			0-0 L8		0-0 F7		4 0 0 0 0 0 5												
<b>Ed Kranepool, L</b> (1, 3) <small>OBP: 0.319, SLG: 0.412</small>		0-0 6-3		0-0 FC5-4 1B		0-0 1B		0-0 G6-4-3 1B		4 0 3 0 0 0 0												
<b>Charley Smith, R</b> (1, 5) <small>OBP: 0.285, SLG: 0.444</small>		0-0 L7		0-0 P6		0-0 1-3		0-0 G6-4-3 1-2f		4 0 0 0 0 0 3												
<b>Gary Kolb, L</b> (1, 8) <small>OBP: 0.265, SLG: 0.304</small>		0-0 F2		0-3 K			0-0 4-3		0-0 F8	4 0 0 0 0 1 1												
<b>Joe Christopher, R</b> (1, 7) <small>OBP: 0.299, SLG: 0.296</small>			0-0 HBP BB 1B		0-0 FC5-4 1-2f		0-0 G3			3 0 1 0 0 0 1												
<b>Chris Cannizzaro, R</b> (1, 2) <small>OBP: 0.255, SLG: 0.226</small>		0-0 F8			0-0 3-1		0-3 K			3 0 0 0 0 1 1												
<b>Larry Miller, L</b> (1, 1) <small>OBP: 0.125, SLG: 0.125</small> <b>Gordie Richardson, R</b> (6, 1) <b>John Stephenson, L</b> (8, PH) <small>OBP: 0.283, SLG: 0.341</small> <b>Al Jackson, L</b> (8, PR) <small>OBP: 0.119, SLG: 0.143</small> <b>Bobby Klaus, R</b> (8, 6) <small>OBP: 0.308, SLG: 0.259</small>		0-3 K			0-0 G4-6-3 1B			0-0 E3 B2-6-4		2 0 1 0 0 1 1 0 0 0 0 0 0 0 1 0												
<b>Inning Stats</b>	R: 0 E: 0 K: 0 S: 3	H: 0 LOB: 0 BB: 0 P: 3	R: 0 E: 0 K: 0 S: 3	H: 0 LOB: 0 BB: 0 P: 3	R: 0 E: 0 K: 1 S: 6	H: 1 LOB: 3 BB: 1 P: 11	R: 0 E: 0 K: 1 S: 6	H: 1 LOB: 1 BB: 0 P: 6	R: 0 E: 0 K: 0 S: 3	H: 1 LOB: 0 BB: 0 P: 3	R: 0 E: 0 K: 0 S: 4	H: 1 LOB: 1 BB: 0 P: 4	R: 0 E: 0 K: 1 S: 5	H: 0 LOB: 0 BB: 0 P: 5	R: 0 E: 2 K: 0 S: 4	H: 0 LOB: 2 BB: 0 P: 4	R: 0 E: 0 K: 0 S: 3	H: 1 LOB: 0 BB: 0 P: 3	1B: 5 2B: 0 3B: 0 HR: 0	SF: 0 SAC: 0 DP: 3 HBP: 1	WP: 0 PB: 0 SB: 0 CS: 0	PA: 33
<b>PITCHER</b> <b>Don Drysdale, R</b> (1, 1) <small>ERA: 2.76</small>	IP: 9.0 WLS: W BF: 33 H: 5 R: 0 ER: 0 SO: 3 BB: 1 IBB: 0 HBP: 1 BLK: 0 WP: 0 HR: 0 S: 37 P: 42 ERA: 0.00 WHIP: 0.667																				<b>PITCHER</b> IP: WLS: BF: H: R: ER: SO: BB: IBB: HBP: BLK: WP: HR: S: P: ERA: WHIP	

New York Mets @ Los Angeles Dodgers  
 Dodger Stadium, Los Angeles, CA

Wed Aug 11 1965, 7:05 PM PDT  
 Att: 23,376 - Unknown

livebaseballscorecards.com

**AB** 31  
**R** 0  
**H** 5  
**RBI** 0  
**BB** 1  
**SO** 3  
**LOB** 15



Batter	1	2	3	4	5	6	7	8	9
Maury Wills, S OBP: 0.341, SLG: 0.337 (1, 6)	0-0 6-3		0-3 K		4-0 1B BB		0-0 PB 1B		
Jim Gilliam, S OBP: 0.385, SLG: 0.408 (1, 5) Willie Crawford, L OBP: 0.182, SLG: 0.100 (7, PR) John Kennedy, R OBP: 0.261, SLG: 0.263 (8, 5)	4-0 1B BB		0-0 6-3		0-0 1-3 BB 1B		0-0 1-H 1B		
Jim Lefebvre, S OBP: 0.330, SLG: 0.356 (1, 4)	0-0 1-3 WP 1B		0-0 1B		4-0 1-2 BB		0-0 P1		
Ron Fairly, L OBP: 0.366, SLG: 0.414 (1, 9)	0-3 1-2 K		0-3 K		0-0 F8		0-3 K		
Lou Johnson, R OBP: 0.312, SLG: 0.393 (1, 7)	0-0 6-3			0-0 F7		0-0 BB 1B	0-0 P4		
Wes Parker, S OBP: 0.333, SLG: 0.359 (1, 3)		0-0 5-3		0-0 4-3		4-0 1-2 BB	0-0 F8		
Willie Davis, L OBP: 0.270, SLG: 0.337 (1, 8)		4-0 FC6-4 BB		0-0 CS 1B		0-3 K	0-3 K		
John Roseboro, L OBP: 0.267, SLG: 0.285 (1, 2)		0-0 FC6-4 1-2f		0-0 CS 1-2	0-3 K	0-3 K	0-3 K		
Don Drysdale, R OBP: 0.333, SLG: 0.534 (1, 1)		0-0 FC6-4 1-2f			0-3 K	0-0 5-3			

AB	R	H	RBI	BB	SO	LOB
3	1	1	0	1	1	0
3	0	2	1	1	0	0
0	0	0	0	0	0	0
0	0	0	0	0	0	0
3	0	2	0	1	0	1
4	0	0	0	0	3	7
4	0	1	0	0	0	3
3	0	0	0	1	0	0
3	0	1	0	1	2	2
4	0	0	0	0	3	3
3	0	0	0	0	1	3

Inning Stats		R: 0	H: 1	E: 0	LOB: 2	K: 1	P: 10	R: 0	H: 0	E: 0	LOB: 1	K: 0	P: 7	R: 0	H: 1	E: 0	LOB: 0	K: 2	P: 8	R: 0	H: 1	E: 0	LOB: 3	K: 2	P: 16	R: 0	H: 1	E: 0	LOB: 2	K: 2	P: 12	R: 1	H: 2	E: 0	LOB: 1	K: 1	P: 7	R: 0	H: 0	E: 0	LOB: 0	K: 2	P: 7																	
PITCHER		IP	WLS	BF	H	R	ER	SO	BB	IBB	HBP	BLK	WP	HR	S	P	ERA	WHIP	PITCHER																		IP	WLS	BF	H	R	ER	SO	BB	IBB	HBP	BLK	WP	HR	S	P	ERA	WHIP							
Larry Miller, L ERA: 4.37 (1, 1)	5.0			24	5	0	0	5	5	0	0	0	1	0	29	49	0.00	2.000																																										
Gordie Richardson, L ERA: 5.47 (6, 1)	2.0	L	8	2	1	0	3	0	0	0	0	0	0	0	14	14	0.00	1.000																																										
Tug McGraw, L ERA: 3.64 (8, 1)	1.0		3	0	0	0	2	0	0	0	0	0	0	0	7	7	0.00	0.000																																										

**BOTTOM**

**New York Mets @ Los Angeles Dodgers**  
**Dodger Stadium, Los Angeles, CA**  
 Wed Aug 11 1965, 7:05 PM PDT  
 Att. 23,376 - Unknown

AB	30
R	1
H	7
RBI	1
BB	5
SO	10
LOB	19



WP: 1	PA: 36
PB: 1	
SB: 0	
CS: 1	

livebaseballscorecards.com

Batter	1	2	3	4	5	6	7	8	9	AB R H RBI BB SO LOB	TOP									
Bob Bailey, R (1, 5) OBP: 0.323, SLG: 0.376	0-0 4-3			0-0 F9		0-3 K		0-0 4-3		4 0 0 0 0 1 0	<b>Pittsburgh Pirates @ Los Angeles Dodgers</b> Dodger Stadium, Los Angeles, CA Fri Aug 13 1965, 7:05 PM PDT Att: 32,551 - Unknown <a href="http://livebaseballscorecards.com">livebaseballscorecards.com</a>									
Manny Mota, R (1, 8) OBP: 0.320, SLG: 0.411	0-3 K2-3			0-0 6-3			0-0 5-3		0-0 L8	4 0 0 0 0 1 0										
Roberto Clemente, R (1, 9) OBP: 0.387, SLG: 0.481	0-3 K			0-0 5-3			0-0 F8		0-0 L8	4 0 0 0 0 1 0										
Donn Clendenon, R (1, 3) OBP: 0.358, SLG: 0.474		0-0 F3			4-0 G3-6-1 1B BB		0-0 1B 2B		0-0 1B	3 1 2 0 1 0 0										
Bill Mazaroski, R (1, 4) OBP: 0.291, SLG: 0.345		0-0 6-3			0-0 G3-6-1 1B 1-2		0-0 1B 2-H		0-0 F5	4 0 2 1 0 0 1										
Willie Stargell, L (1, 7) OBP: 0.318, SLG: 0.518		0-3 K			0-0 G3-6-1 1-2f 2-3		0-0 1B			3 0 1 0 0 1 2										
Jim Pagliaroni, R (1, 2) OBP: 0.361, SLG: 0.471			4-0 G4-6-3 BB		0-0 6-3		0-0 1-3			1 0 0 0 1 0 1										
Del Crandall, R (6, 2) OBP: 0.293, SLG: 0.275										1 0 0 0 0 0 2										
Gene Alley, R (1, 6) OBP: 0.284, SLG: 0.325			0-0 G4-6-3 1-2f			0-0 4-3		0-0 G6-3 1B		3 0 1 0 0 0 1										
Bob Veale, S (1, 1) OBP: 0.110, SLG: 0.071			0-3 K			0-0 4-3		0-0 G6-3 1-2f		2 0 0 0 0 1 0										
Andre Rodgers, R (8, PH) OBP: 0.338, SLG: 0.395										1 0 0 0 0 0 1										
Frank Carpin, L (8, 1)										0 0 0 0 0 0 0										
Don Schwall, R (8, 1)										0 0 0 0 0 0 0										
<b>Inning Stats</b>	R: 0 E: 0 K: 2 S: 7	H: 0 LOB: 0 BB: 0 P: 7	R: 0 E: 0 K: 1 S: 5	H: 0 LOB: 0 BB: 0 P: 5	R: 0 E: 0 K: 1 S: 4	H: 0 LOB: 0 BB: 1 P: 8	R: 0 E: 0 K: 0 S: 3	H: 0 LOB: 0 BB: 0 P: 3	R: 0 E: 0 K: 1 S: 5	H: 0 LOB: 0 BB: 0 P: 5	R: 1 E: 0 K: 0 S: 6	H: 3 LOB: 2 BB: 0 P: 6	R: 0 E: 0 K: 0 S: 3	H: 1 LOB: 0 BB: 0 P: 3	R: 0 E: 0 K: 0 S: 4	H: 1 LOB: 1 BB: 0 P: 4	1B: 5 2B: 1 3B: 0 HR: 0	SF: 0 SAC: 0 DP: 3 HBP: 0	WP: 0 PB: 0 SB: 0 CS: 0	PA: 32
<b>PITCHER</b> Claude Osteen, L (1, 1) ERA: 2.55	IP: 9.0 WLS: W BF: 32 H: 6 R: 1 ER: 1 SO: 5 BB: 2 IBB: 0 HBP: 0 BLK: 0 WP: 0 HR: 0 S: 40 P: 48 ERA: 1.00 WHIP: 0.889																			





Batter	1	2	3	4	5	6	7	8	9
Maury Wills, S OBP: 0.342, SLG: 0.337 (1, 6)	0-0 6-3	4-0 BB 1-2 BB		0-0 4-3		0-0 SH3-4		0-0 BB 1-2 1B	
Jim Gilliam, S OBP: 0.386, SLG: 0.404 (1, 5)	4-0 FC6-4 BB	4-0 FC5-4 BB		0-0 5-3		0-0 F9		0-0 P3	
John Kennedy, R OBP: 0.258, SLG: 0.259 (7, 5)		1-2 2-3 3-H							
Jim Lefebvre, S OBP: 0.330, SLG: 0.353 (1, 4)	0-0 FC6-4 1-2f	0-0 FC5-4 1-2f			4-0 1B SH1-3 BB	0-3 K		4-0 FC4-6 BB 1-2 2-3	
Ron Fairly, L OBP: 0.363, SLG: 0.410 (1, 9)	0-0 4-3		0-0 6-3		0-0 SH1-3		0-0 5-3	0-0 FC4-6	
Lou Johnson, R OBP: 0.317, SLG: 0.396 (1, 7)		0-0 2B 1B	4-0 6-3 BB		0-0 E SH1-3 1B		0-0 5-3		
Wes Parker, S OBP: 0.336, SLG: 0.364 (1, 3)		0-0 1B BB 2B	0-0 6-3		0-0 SH1-3		0-0 1B		
Jeff Torborg, R OBP: 0.311, SLG: 0.420 (1, 2)		0-0 BB BB 1B	0-3 K		0-0 E6		0-3 K		
Willie Davis, L OBP: 0.270, SLG: 0.336 (1, 8)		0-3 K		0-0 4-3 S 1B		0-3 K		0-0 5-3	
Claude Osteen, L OBP: 0.164, SLG: 0.157 (1, 1)		0-3 K		0-3 K		0-0 SH3-4 1B		0-0 BB 1B 1B	

AB	R	H	RBI	BB	SO	LOB
3	0	1	0	1	0	1
2	0	0	1	2	0	2
1	0	0	0	0	0	2
3	1	0	0	2	1	5
4	0	0	0	0	0	4
3	1	2	0	1	0	0
3	1	2	1	0	0	1
4	0	1	1	0	2	3
4	0	1	0	0	2	4
4	0	2	0	0	2	3

**BOTTOM**

**Pittsburgh Pirates @ Los Angeles Dodgers**  
**Dodger Stadium, Los Angeles, CA**

livebaseballscorecards.com

<b>AB</b>	<b>31</b>
<b>R</b>	<b>3</b>
<b>H</b>	<b>9</b>
<b>RBI</b>	<b>3</b>
<b>BB</b>	<b>6</b>
<b>SO</b>	<b>7</b>
<b>LOB</b>	<b>25</b>



WP: 0	PA: 40
PB: 0	
SB: 1	
CS: 0	

Inning Stats	R: 0	H: 0	E: 0	K: 3	S: 3	LOB: 1	BB: 1	P: 7
	R: 2	H: 3	E: 0	K: 2	S: 10	LOB: 3	BB: 2	P: 18
	R: 0	H: 0	E: 0	K: 1	S: 5	LOB: 1	BB: 1	P: 9
	R: 0	H: 1	E: 0	K: 1	S: 6	LOB: 1	BB: 0	P: 6
	R: 1	H: 1	E: 1	K: 1	S: 7	LOB: 2	BB: 1	P: 11
	R: 0	H: 1	E: 0	K: 1	S: 6	LOB: 1	BB: 0	P: 6
	R: 0	H: 1	E: 0	K: 1	S: 6	LOB: 1	BB: 0	P: 6
	R: 0	H: 2	E: 0	K: 0	S: 5	LOB: 3	BB: 1	P: 9

PITCHER	IP	WLS	BF	H	R	ER	SO	BB	IBB	HBP	BLK	WP	HR	S	P	ERA	WHIP
Bob Veale, L ERA: 2.9 (1, 1)	7.0	L	34	7	3	3	7	5	0	0	0	0	0	43	63	3.86	1.714
Frank Carpin, L ERA: 2.62 (8, 1)	0.1		3	2	0	0	0	0	0	0	0	0	0	3	3	0.00	6.000
Don Schwall, R ERA: 2.98 (8, 1)	0.2		3	0	0	0	0	1	0	0	0	0	0	2	6	0.00	1.500

Fri Aug 13 1965, 7:05 PM PDT  
 Att. 32,551 - Unknown

Batter	1	2	3	4	5	6	7	8	9	10	AB R H RBI BB SO LOB	TOP												
Bob Bailey, R (1, 5) OBP: 0.320, SLG: 0.373	0-0 P6		0-3 K		0-0 4-3			0-0 F7			4 0 0 0 0 1 1	<b>Pittsburgh Pirates @ Los Angeles Dodgers</b> Dodger Stadium, Los Angeles, CA Sat Aug 14 1965, 7:05 PM PDT Att. 29,237 - Unknown <a href="http://livebaseballscorecards.com">livebaseballscorecards.com</a>												
Manny Mota, R (1, 8) OBP: 0.323, SLG: 0.413	0-3 K		0-0 2-3 1B			0-0 1-3		0-0 FC1-5 WP 1B		4 0 2 0 0 1 0														
Roberto Clemente, R (1, 9) OBP: 0.384, SLG: 0.477	0-3 K		0-0 2-3			0-0 1-3		0-0 FC1-5 1-3		4 0 0 0 0 1 3														
Donn Clendenon, R (1, 3) OBP: 0.355, SLG: 0.470		0-3 K	0-0 6-3			0-0 6-3		0-0 F9		4 0 0 0 0 1 3														
Bill Mazerowski, R (1, 4) OBP: 0.291, SLG: 0.343		0-0 E 1B		0-0 F9			0-3 K	0-0 5-3		4 0 1 0 0 1 1														
Willie Stargell, L (1, 7) OBP: 0.315, SLG: 0.513		0-3 K		0-0 6-3			0-3 K		0-3 K	4 0 0 0 0 3 1														
Jim Pagliaroni, R (1, 2) OBP: 0.360, SLG: 0.468 Bill Virdon, L (10, PR) OBP: 0.345, SLG: 0.395 Del Crandall, R (10, 2) OBP: 0.293, SLG: 0.275		0-0 E6 1-2		0-3 K			0-0 F9		0-0 1B	4 0 1 0 0 1 1 0 0 0 0 0 0 0 0 0 0 0 0 0 0														
Gene Alley, R (1, 6) OBP: 0.281, SLG: 0.321		0-3 K			0-0 4-3			0-0 L9		0-0 F8	4 0 0 0 0 1 3													
Don Cardwell, R (1, 1) OBP: 0.218, SLG: 0.308			0-0 2-3 1B			0-3 K		0-0 1-3		0-3 K	4 0 1 0 0 2 1													
<b>Inning Stats</b>	R: 0 E: 0 K: 2 S: 7	H: 0 LOB: 0 BB: 0 P: 7	R: 0 E: 1 K: 3 S: 11	H: 1 LOB: 2 BB: 0 P: 11	R: 0 E: 0 K: 1 S: 7	H: 2 LOB: 2 BB: 0 P: 7	R: 0 E: 0 K: 1 S: 5	H: 0 LOB: 0 BB: 0 P: 5	R: 0 E: 0 K: 1 S: 5	H: 0 LOB: 0 BB: 0 P: 5	R: 0 E: 0 K: 0 S: 3		H: 0 LOB: 0 BB: 0 P: 3	R: 0 E: 0 K: 2 S: 7	H: 0 LOB: 0 BB: 0 P: 7	R: 0 E: 0 K: 0 S: 4	H: 0 LOB: 0 BB: 0 P: 3	R: 0 E: 0 K: 0 S: 4	H: 1 LOB: 1 BB: 0 P: 4	R: 0 E: 0 K: 2 S: 8	H: 1 LOB: 1 BB: 0 P: 8	1B: 5 2B: 0 3B: 0 HR: 0	SF: 0 SAC: 0 DP: 0 HBP: 0	WP: 1 PB: 0 SB: 0 CS: 0
<b>PITCHER</b> Sandy Koufax, L (1, 1) ERA: 2.05	IP 10.0	WLS W	BF 36	H 5	R 0	ER 0	SO 12	BB 0	IBB 0	HBP 0	BLK 0	WP 1	HR 0	S 60	P 60	ERA 0.00	WHIP 0.500							

Batter	1	2	3	4	5	6	7	8	9	10	AB R H RBI BB SO LOB	BOTTOM										
<b>Wes Parker, S</b> OBP: 0.336, SLG: 0.362 (1, 3) X	0-0 4-3		0-3 K			0-0 4-3		0-0 1-2 1B		4-0 1-2 E BB	4 0 1 0 1 1 1	<b>Pittsburgh Pirates @ Los Angeles Dodgers</b> Dodger Stadium, Los Angeles, CA Sat Aug 14 1965, 7:05 PM PDT Att: 29,237 - Unknown <a href="http://livebaseballscorecards.com">livebaseballscorecards.com</a>										
<b>Jim Gilliam, S</b> OBP: 0.383, SLG: 0.400 (1, 5) X	0-0 G3			0-0 3-1		0-0 1B		0-0 L6-4		0-0 E9	5 0 1 0 0 0 3											
<b>Jim Lefebvre, S</b> OBP: 0.330, SLG: 0.351 (1, 4) X	0-0 F8			0-0 F9		0-3 K				4-0 SH2-4 BB	3 0 0 0 1 1 1											
<b>Ron Fairly, L</b> OBP: 0.361, SLG: 0.407 (1, 9)		0-3 K		0-0 1-3			0-0 3-1		0-0 SH2-4		3 0 0 0 0 1 0											
<b>Lou Johnson, R</b> OBP: 0.313, SLG: 0.390 (1, 7)		0-0 F3			0-0 F2		0-0 P5		0-0 F8		4 0 0 0 0 0 1											
<b>Willie Davis, L</b> OBP: 0.269, SLG: 0.335 (1, 8)		0-0 F9			0-0 F8		0-0 S 1B		0-0 F8		4 0 1 0 0 0 1											
<b>John Roseboro, L</b> OBP: 0.270, SLG: 0.285 (1, 2)			4-0 G1-4-3 BB		0-0 1B		0-0 P6			0-0 F9	3 0 1 0 1 0 1											
<b>John Kennedy, R</b> OBP: 0.258, SLG: 0.259 (1, 6)			0-0 G1-4-3		0-3 K			0-0 L6-4 1B		0-0 L9	4 0 1 0 0 1 2											
<b>Sandy Koufax, R</b> OBP: 0.277, SLG: 0.235 (1, 1)			4-0 BB			0-0 1-3		0-3 K		4-0 E BB	2 1 0 0 2 1 1											
<b>Inning Stats</b>	R: 0 E: 0 K: 0 S: 3	H: 0 LOB: 0 BB: 0 P: 3	R: 0 E: 0 K: 1 S: 5	H: 0 LOB: 0 BB: 0 P: 5	R: 0 E: 0 K: 1 S: 4	H: 0 LOB: 1 BB: 2 P: 12	R: 0 E: 0 K: 0 S: 3	H: 0 LOB: 0 BB: 0 P: 3	R: 0 E: 0 K: 1 S: 6	H: 1 LOB: 1 BB: 0 P: 6	R: 0 E: 0 K: 0 S: 4	H: 1 LOB: 1 BB: 0 P: 4	R: 0 E: 0 K: 1 S: 6	H: 2 LOB: 1 BB: 0 P: 6	R: 0 E: 0 K: 0 S: 3	H: 0 LOB: 1 BB: 1 P: 7	R: 1 E: 1 K: 0 S: 3	H: 0 LOB: 2 BB: 2 P: 11	1B: 5 2B: 1 3B: 0 HR: 0	SF: 0 SAC: 1 DP: 2 HBP: 0	WP: 0 PB: 0 SB: 1 CS: 0	PA: 38
<b>PITCHER</b> <b>Don Cardwell, R</b> ERA: 3.32 (1, 1)	IP 9.2	WLS L	BF 38	H 5	R 1	ER 0	SO 5	BB 5	IBB 0	HBP 0	BLK 0	WP 0	HR 0	S 43	P 63	ERA 0.00	WHIP 1.034					



Batter	1	2	3	4	5	6	7	8	9	AB R H RBI BB SO LOB	TOP											
Bob Bailey, R (1, 5) OBP: 0.323, SLG: 0.374	0-0 6-3		0-0 1B		4-0 BB 1-2 BB		0-0 E SH SF8 1B	0-0 4-3		4 1 2 0 1 0 1	<b>Pittsburgh Pirates @ Los Angeles Dodgers</b> Dodger Stadium, Los Angeles, CA Sun Aug 15 1965, 3:33 AM PDT Att: 25,175 - Unknown											
Bill Virdon, L (1, 8) OBP: 0.344, SLG: 0.393	0-0 1B		0-0 4-3		0-0 L6		0-0 SH 1-2 1B	0-0 F8		4 1 1 0 0 0 5												
Roberto Clemente, R (1, 9) OBP: 0.380, SLG: 0.472	0-3 K			0-3 K	0-0 L3		0-0 E1 1-2 2-3 1B FC12-5	0-0 4-3		5 0 0 0 0 2 6												
Willie Stargell, L (1, 7) Manny Mota, R (7, PH) OBP: 0.315, SLG: 0.511 OBP: 0.320, SLG: 0.411	0-0 F5			0-3 K		0-0 1B SH3-4 1B	0-0 SF8	0-0 1-3		3 1 1 0 0 1 1 1 0 0 1 0 0 0												
Donn Clendenon, R (1, 3) OBP: 0.356, SLG: 0.469		0-3 K		0-0 CS 1B		0-3 K	0-0 FC1-2-5 1-3 2-H 1B	0-0 5-3		5 0 2 1 0 2 1												
Bill Mazaroski, R (1, 4) OBP: 0.293, SLG: 0.345		0-0 F7		0-0 CS 1-2		0-0 FC3-6 1B	0-0 SH3-4 1B	0-0 FC1-2-5 FC6		4 0 2 0 0 0 2												
Jim Pagliaroni, R (1, 2) OBP: 0.356, SLG: 0.463		0-3 K			0-0 FC3-6 WP 1-2 1B	0-0 SH3-4	0-0 FC6			3 1 0 1 0 1 3												
Gene Alley, R (1, 6) OBP: 0.289, SLG: 0.323			0-0 B1-4-6 1B		4-0 1B 1-2 WP BB			4-0 4-3 SH1-4 BB		1 0 1 0 3 0 0												
Tommie Sisk, R (1, 1) Don Schwall, R (6, 1) Al McBean, R (7, 1) OBP: 0.200, SLG: 0.143 OBP: 0.286, SLG: 0.333			0-0 B1-4-6		0-0 BB 1-3 2-H 1B	0-3 K		0-0 SH1-4		3 0 1 1 0 1 3 0 0 0 0 0 0 0 0 0 0 0 0 0 0												
<b>Inning Stats</b>	R: 0 E: 0 K: 1 S: 6	H: 1 LOB: 1 BB: 0 P: 6	R: 0 E: 0 K: 2 S: 7	H: 0 LOB: 0 BB: 0 P: 7	R: 0 E: 0 K: 0 S: 4	H: 2 LOB: 1 BB: 0 P: 4	R: 0 E: 0 K: 2 S: 7	H: 1 LOB: 0 BB: 0 P: 7	R: 1 E: 0 K: 2 S: 5	H: 2 LOB: 3 BB: 2 P: 13		R: 1 E: 0 K: 2 S: 9	H: 2 LOB: 2 BB: 1 P: 13	R: 2 E: 1 K: 0 S: 7	H: 2 LOB: 2 BB: 0 P: 7	R: 0 E: 0 K: 0 S: 3	H: 0 LOB: 1 BB: 1 P: 7	R: 0 E: 0 K: 0 S: 3	H: 0 LOB: 0 BB: 0 P: 3	1B: 10 2B: 0 3B: 0 HR: 0	SF: 1 SAC: 3 DP: 1 HBP: 0	WP: 1 PB: 0 SB: 0 CS: 1
<b>PITCHER</b>	IP WLS BF H R ER SO BB IBB HBP BLK WP HR S P ERA WHIP											<b>PITCHER</b>	IP WLS BF H R ER SO BB IBB HBP BLK WP HR S P ERA WHIP									
Don Drysdale, R (1, 1) ERA: 2.81	6.0 L 30 9 4 3 7 2 1 0 0 1 0 41 53 4.50 1.833																					
Ron Perranoski, L (7, 1) ERA: 3.6	1.0 4 1 0 0 0 0 0 0 0 0 0 0 4 4 0.00 1.000																					
Bob Miller, R (8, 1) ERA: 3.06	2.0 7 0 0 0 0 0 1 0 0 0 0 0 6 10 0.00 0.500																					

livebaseballscorecards.com

AB	33
R	4
H	10
RBI	4
BB	4
SO	7
LOB	22



Batter	1	2	3	4	5	6	7	8	9	AB	R	H	RBI	BB	SO	LOB
Wes Parker, S (1, 3) OBP: 0.336, SLG: 0.361	0-0 F2		0-3 K		0-0 F9		0-0 BB 1B			4	0	1	1	0	1	0
Don LeJohn, R (1, 5) OBP: 0.345, SLG: 0.314	0-0 F9		0-0 5-3		0-0 F2		4-0 FC6 BB			3	0	0	0	0	0	0
Jim Gilliam, S (7, PH) OBP: 0.385, SLG: 0.400							1-2 2-3 BB			0	0	0	0	1	0	0
Jim Lefebvre, S (1, 4) OBP: 0.327, SLG: 0.347	0-0 E6 1B			0-0 F5		0-0 F8	0-0 FC6			4	0	0	0	0	0	3
Ron Fairly, L (1, 9) OBP: 0.362, SLG: 0.407	0-0 1B			4-0 E 1B BB		0-0 4-3		0-0 F3		3	1	1	0	1	0	0
Lou Johnson, R (1, 7) OBP: 0.310, SLG: 0.385	0-0 F3			0-0 E6 1B		0-0 1-3		0-3 K		4	0	0	0	0	1	3
Willie Davis, L (1, 8) OBP: 0.269, SLG: 0.334		0-0 F3		0-0 1B			0-0 6-3	0-0 F2		4	0	1	1	0	0	0
Don Drysdale, R (1, 1) OBP: 0.326, SLG: 0.522		0-3 K		0-3 1B			0-3 K		0-0 4-3	2	0	0	0	0	2	2
Ron Perranoski, L (7, 1) OBP: 0.429, SLG: 0.200										0	0	0	0	0	0	0
Willie Crawford, L (7, PH) OBP: 0.174, SLG: 0.095										1	0	0	0	0	1	0
Bob Miller, R (8, 1) Maury Wills, S (9, PH) OBP: 0.341, SLG: 0.336										0	0	0	0	0	0	0
John Roseboro, L (1, 2) OBP: 0.270, SLG: 0.285		0-0 F8		0-0 6-3			0-0 BB 1B		0-0 6-3	4	1	1	0	0	0	2
John Kennedy, R (1, 6) OBP: 0.260, SLG: 0.253			0-0 6-3		0-3 K		4-0 BB 1B		0-0 L8	2	0	0	0	1	1	0
Wally Moon, L (9, PH) OBP: 0.326, SLG: 0.293							1-2 BB 1B BB			1	0	0	0	0	0	0

Inning Stats	R: 0	H: 1	E: 1	K: 0	S: 5	LOB: 2	BB: 0	P: 5	R: 0	H: 0	E: 0	K: 1	S: 5	LOB: 0	BB: 0	P: 5	R: 1	H: 1	E: 1	K: 1	S: 7	LOB: 2	BB: 1	P: 11	R: 0	H: 0	E: 0	K: 1	S: 5	LOB: 0	BB: 0	P: 5	R: 0	H: 0	E: 0	K: 0	S: 3	LOB: 0	BB: 0	P: 3	R: 1	H: 2	E: 0	K: 1	S: 7	LOB: 3	BB: 2	P: 15	R: 0	H: 0	E: 0	K: 1	S: 5	LOB: 0	BB: 0	P: 5	R: 0	H: 0	E: 0	K: 0	S: 3	LOB: 0	BB: 0	P: 3
1B: 4	SF: 0	2B: 0	SAC: 0	3B: 0	DP: 0	HR: 0	HBP: 0	WP: 0	HR: 0	S: 0	P: 0	ERA: 0.00	WHIP: 0.600																																																			

PITCHER	IP	WLS	BF	H	R	ER	SO	BB	IBB	HBP	BLK	WP	HR	S	P	ERA	WHIP
Tommie Sisk, R (1, 1) ERA: 5.08	5.0	W	20	2	1	0	4	1	0	0	0	0	0	27	31	0.00	0.600
Don Schwall, R (6, 1) ERA: 3.05	1.2		9	2	1	1	1	2	0	0	0	0	0	9	17	5.40	2.400
Al McBean, R (7, 1) ERA: 2.25	2.1	S	7	0	0	0	1	0	0	0	0	0	0	9	9	0.00	0.000

BOTTOM

Pittsburgh Pirates @ Los Angeles Dodgers  
Dodger Stadium, Los Angeles, CA

Sun Aug 15 1965, 3:33 AM PDT  
Att. 25,175 - Unknown

livebaseballscores.com

AB	33
R	2
H	4
RBI	2
BB	3
SO	6
LOB	10



WP: 0	PA: 36
PB: 0	
SB: 0	
CS: 0	

Batter	1	2	3	4	5	6	7	8	9	AB R H RBI BB SO LOB	TOP											
Cookie Rojas, R OBP: 0.339, SLG: 0.363 (1, 4) X	0-0 F9		0-0 2B 1B 1B	0-0 P6		4-0 BB		0-0 4-3		4 1 1 0 1 0 1												
Johnny Callison, L OBP: 0.333, SLG: 0.543 (1, 9) X	0-0 P4		0-0 1B 2B	0-0 P5		0-0 F8		0-0 BB 1B		5 1 2 1 0 0 3												
Dick Allen, R OBP: 0.398, SLG: 0.526 (1, 5) X	0-0 3B		0-0 1B SF8 1B	0-0 P4			0-0 6-3	4-0 BB G4-6-3		4 1 2 2 1 0 1												
Dick Stuart, R OBP: 0.295, SLG: 0.434 Ruben Amaro, R OBP: 0.309, SLG: 0.253 (1, 3) X (7, PR) (7, 3)	0-0 5-3		0-3 K 1-2		0-0 F3		0-0 FC6-2 2B	0-0 G4-6-3 1-2f		4 0 1 0 0 1 2 1 0 0 0 0 0 2												
Alex Johnson, R OBP: 0.354, SLG: 0.452 (1, 7) X		0-3 K	0-0 BB 1B		0-0 F9		0-0 FC6-2 1B 2B		0-0 G3	5 1 2 0 0 1 0												
Adolfo Phillips, R OBP: 0.257, SLG: 0.257 John Briggs, L OBP: 0.366, SLG: 0.410 (1, 8) X (3, PH) (3, 8)		0-3 K	0-0 SF8 3-H		0-0 F8		0-0 FC6-2 BB 1B		0-3 K	1 0 0 0 0 1 0 3 1 0 1 0 1 2												
Pat Corrales, R OBP: 0.392, SLG: 0.370 (1, 2) X		4-0 BB	4-0 BB			0-0 3B	4-0 1B BB		0-1 CI	1 0 1 0 3 0 0												
Bobby Wine, R OBP: 0.282, SLG: 0.265 (1, 6) X	0-0 F9		0-0 F3			0-0 6-3	0-0 BB 1B		0-0 F8	5 0 1 2 0 0 5												
Chris Short, R OBP: 0.125, SLG: 0.125 (1, 1) X			0-0 2B 1B		0-0 1B		0-0 6-3		0-0 F8	4 1 2 0 0 0 3												
<b>Inning Stats</b>	R: 0 E: 0 K: 0 S: 4	H: 1 LOB: 1 BB: 0 P: 4	R: 0 E: 0 K: 2 S: 7	H: 0 LOB: 1 BB: 1 P: 11	R: 4 E: 0 K: 1 S: 10	H: 5 LOB: 2 BB: 1 P: 14	R: 0 E: 0 K: 0 S: 4	H: 1 LOB: 1 BB: 0 P: 4	R: 0 E: 0 K: 0 S: 3	H: 0 LOB: 0 BB: 0 P: 3	R: 0 E: 0 K: 0 S: 4	H: 1 LOB: 2 BB: 1 P: 8	R: 2 E: 0 K: 0 S: 6	H: 3 LOB: 2 BB: 1 P: 10	R: 0 E: 0 K: 0 S: 3	H: 1 LOB: 1 BB: 1 P: 7	R: 0 E: 1 K: 1 S: 6	H: 0 LOB: 1 BB: 0 P: 6	1B: 7 2B: 3 3B: 2 HR: 0	SF: 1 SAC: 0 DP: 1 HBP: 0	WP: 0 PB: 0 SB: 1 CS: 0	PA: 44
<b>PITCHER</b>	IP WLS BF H R ER SO BB IBB HBP BLK WP HR S P ERA WHIP																					
Johnny Podres, L ERA: 3.65 (1, 1)	2.0 L 11 4 3 3 2 1 0 0 0 0 0 0 14 18 13.50 2.500																					
Bob Miller, R ERA: 3.13 (3, 1)	1.0 6 2 1 1 1 1 0 0 0 0 0 0 7 11 9.00 3.000																					
Howie Reed, R ERA: 2.66 (4, 1)	2.0 7 1 0 0 0 0 0 0 0 0 0 0 7 7 0.00 0.500																					
Jim Brewer, L ERA: 2.43 (6, 1)	3.0 16 5 2 2 0 3 0 0 0 0 0 0 13 25 6.00 2.667																					
Nick Willhite, L ERA: 6.19 (9, 1)	1.0 4 0 0 0 0 1 0 0 0 0 0 0 6 6 0.00 0.000																					

Philadelphia Phillies @ Los Angeles Dodgers  
Dodger Stadium, Los Angeles, CA

Mon Aug 16 1965, 7:05 PM PDT  
Att: 22,611 - Unknown

livebaseballscorecards.com

AB	37
R	6
H	12
RBI	6
BB	5
SO	4
LOB	19



Batter	1	2	3	4	5	6	7	8	9	AB	R	H	RBI	BB	SO	LOB
Maury Wills, S OBP: 0.341, SLG: 0.335 (1, 6)	0-0 6-3		0-0 FC4-6		0-0 6-3			0-0 1B		4	0	1	0	0	0	1
Jim Gilliam, S OBP: 0.383, SLG: 0.397 Nick Willhite, L OBP: 0.600, SLG: 0.571 (1, 5)	0-0 6-3		0-0 G4-6-3 1B		0-0 F7			0-0 F3		4	0	1	0	0	0	1
Wes Parker, S OBP: 0.333, SLG: 0.358 (1, 3)	0-0 F2		0-0 G4-6-3					0-0 4-3		0	0	0	0	0	0	3
Lou Johnson, R OBP: 0.306, SLG: 0.380 (1, 7)		0-0 5-3		0-0 4-3		0-3 K		0-0 4-3		4	0	0	0	0	1	0
Jim Lefebvre, S OBP: 0.328, SLG: 0.356 (1, 4)		0-0 F8		0-0 BB 1B		0-0 F8		0-0 HR		4	1	2	1	0	0	0
Ron Fairly, L OBP: 0.361, SLG: 0.404 (1, 9)		4-0 BB 1B BB		0-3 K		0-0 6-3		0-0 F7		3	0	0	0	1	1	1
Jeff Torborg, R OBP: 0.318, SLG: 0.417 (1, 2)		0-0 1-2 1B		4-0 BB BB BB		0-0 1-2 BB		0-0 P6		3	0	1	0	1	0	0
Willie Davis, L OBP: 0.267, SLG: 0.332 (1, 8)		0-3 K		0-0 G3		0-3 K		0-3 K		3	0	0	0	0	2	4
Johnny Podres, L OBP: 0.175, SLG: 0.154 (1, 1) Bob Miller, R (3, 1) Don LeJohn, R OBP: 0.357, SLG: 0.327 (3, PH) Howie Reed, R (4, 1) John Kennedy, R OBP: 0.256, SLG: 0.250 (5, PH) Jim Brewer, L (6, 1) Dick Tracewski, R OBP: 0.315, SLG: 0.273 (8, PH) (9, 5)			0-0 FC4-6 1B		0-0 5-3			0-0 5-3		0	0	0	0	0	0	0

Inning Stats	R: 0	H: 0	E: 0	K: 0	S: 3	R: 0	H: 1	E: 0	K: 1	S: 6	R: 0	H: 2	E: 0	K: 0	S: 4	R: 0	H: 1	E: 0	K: 1	S: 6	R: 0	H: 0	E: 0	K: 0	S: 3	R: 0	H: 0	E: 0	K: 1	S: 5	R: 0	H: 0	E: 0	K: 1	S: 5	R: 0	H: 1	E: 0	K: 0	S: 4	R: 1	H: 1	E: 0	K: 0	S: 4	1B: 5	SF: 0	2B: 0	SAC: 0	3B: 0	DP: 1	HR: 1	HBP: 0	WP: 0	PA: 34	PB: 0	SB: 2	CS: 0
--------------	------	------	------	------	------	------	------	------	------	------	------	------	------	------	------	------	------	------	------	------	------	------	------	------	------	------	------	------	------	------	------	------	------	------	------	------	------	------	------	------	------	------	------	------	------	-------	-------	-------	--------	-------	-------	-------	--------	-------	--------	-------	-------	-------

PITCHER	IP	WLS	BF	H	R	ER	SO	BB	IBB	HBP	BLK	WP	HR	S	P	ERA	WHIP	PITCHER	IP	WLS	BF	H	R	ER	SO	BB	IBB	HBP	BLK	WP	HR	S	P	ERA	WHIP															
Chris Short, L ERA: 2.98 (1, 1)	9.0	W	34	6	1	1	4	2	0	0	0	0	1	40	48	1.00	0.889																																	

**BOTTOM**

Philadelphia Phillies @ Los Angeles Dodgers  
 Dodger Stadium, Los Angeles, CA  
 Mon Aug 16 1965, 7:05 PM PDT  
 Att. 22,611 - Unknown

[livebaseballscorecards.com](http://livebaseballscorecards.com)

<b>AB</b>	<b>32</b>
<b>R</b>	<b>1</b>
<b>H</b>	<b>6</b>
<b>RBI</b>	<b>1</b>
<b>BB</b>	<b>2</b>
<b>SO</b>	<b>4</b>
<b>LOB</b>	<b>10</b>



Batter	1	2	3	4	5	6	7	8	9	AB R H RBI BB SO LOB	TOP	
Cookie Rojas, R OBP: 0.336, SLG: 0.359 (1, 4) X	0-0 1-3 ①		0-0 6-3 ③		0-0 FC6 ③		0-0 1-3 ③			4 0 0 0 0 0 3	Philadelphia Phillies @ Los Angeles Dodgers Dodger Stadium, Los Angeles, CA Tue Aug 17 1965, 7:05 PM PDT Att: 23,144 - Unknown <a href="http://livebaseballscorecards.com">livebaseballscorecards.com</a>	
Johnny Callison, L OBP: 0.334, SLG: 0.547 (1, 9) X	0-0 FC5-4 1B			0-0 4-3 3B		0-0 1-3 ①		0-0 G3 ①		4 1 2 0 0 0 0		
Dick Allen, R OBP: 0.395, SLG: 0.521 (1, 5) X	0-0 FC5-4 1-2f			0-3 K		0-0 F9 ②		0-0 5-3 ②		4 0 0 0 0 1 2		
Dick Stuart, R OBP: 0.295, SLG: 0.430 (1, 3) X	0-0 5-3 ③			4-0 4-3 BB		0-3 K ③		0-0 F8 ③		3 0 0 0 1 1 1		
Alex Johnson, R OBP: 0.347, SLG: 0.443 (1, 7) X		0-0 P4 ①		0-0 4-3 ②		0-0 6-3 ①		0-3 K ①		4 0 0 1 0 1 1		
Adolfo Phillips, R OBP: 0.256, SLG: 0.282 (1, 8) SSS		0-3 K ②		0-3 3-H K ③		0-0 1B 2B		0-0 F8 ②		4 1 1 0 0 2 1		
Pat Corrales, R OBP: 0.387, SLG: 0.365 (1, 2) X		0-0 6-3 ③			0-0 5-3 ①		0-0 FC6-4 1B 2-H		0-3 K ③			4 0 1 1 0 1 0
Bobby Wine, R OBP: 0.283, SLG: 0.266 (1, 6) SSS			0-3 K ①		0-0 FC6 1B		0-0 FC6-4 1B 1-2f					3 0 1 0 0 1 1
Ray Herbert, R OBP: 0.324, SLG: 0.333 (1, 1) SSS			0-3 K ②		0-0 F2 ②		0-0 1B					3 0 1 0 0 1 1
Jack Baldschun, R (7, 1)												0 0 0 0 0 0 0
Ed Roebuck, R (7, 1)											0 0 0 0 0 0 0	
<b>Inning Stats</b>	R: 0 H: 1 E: 0 LOB: 1 K: 0 BB: 0 S: 4 P: 4	R: 0 H: 0 E: 0 LOB: 0 K: 1 BB: 0 S: 5 P: 5	R: 0 H: 0 E: 0 LOB: 0 K: 2 BB: 0 S: 7 P: 7	R: 1 H: 1 E: 0 LOB: 1 K: 2 BB: 1 S: 8 P: 12	R: 0 H: 1 E: 0 LOB: 1 K: 0 BB: 0 S: 4 P: 4	R: 0 H: 0 E: 0 LOB: 0 K: 1 BB: 0 S: 5 P: 5	R: 1 H: 3 E: 0 LOB: 2 K: 0 BB: 0 S: 6 P: 6	R: 0 H: 0 E: 0 LOB: 0 K: 0 BB: 0 S: 3 P: 3	R: 0 H: 0 E: 0 LOB: 0 K: 2 BB: 0 S: 7 P: 7	1B: 4 SF: 0 2B: 1 SAC: 0 3B: 1 DP: 0 HR: 0 HBP: 0	WP: 0 PA: 34 PB: 0 SB: 0 CS: 0	
<b>PITCHER</b> Claude Osteen, L (1, 1) ERA: 2.55 Ron Perranoski, L (8, 1) ERA: 3.48	IP WLS BF H R ER SO BB IBB HBP BLK WP HR S P ERA WHIP											
	7.0 W 28 6 2 2 6 1 0 0 0 0 0 0 39 43 2.57 1.000											
	2.0 S 6 0 0 0 2 0 0 0 0 0 0 0 10 10 0.00 0.000											





Batter	1	2	3	4	5	6	7	8	9
<b>Maury Wills, S</b> (1, 6) OBP: 0.337, SLG: 0.332	0-0 4-3		0-0 L9		0-0 4-3		0-0 F2	0-0 P6	
<b>Jim Gilliam, S</b> (1, 5) OBP: 0.385, SLG: 0.399 <b>Ron Perranoski, L</b> (8, 1) OBP: 0.429, SLG: 0.200	0-0 1B HBP 1B		0-0 F5			0-0 F9	0-0 BB 1B 1B		
<b>Jim Lefebvre, S</b> (1, 4) OBP: 0.334, SLG: 0.361	0-0 HBP BB 1-3 1B		0-0 FC6 1B			4-0 1B BB	0-0 BB 1B		
<b>Ron Fairly, L</b> (1, 9) OBP: 0.364, SLG: 0.404	4-0 HBP 1-2 BB		0-0 FC6 1-2f			0-0 1-2 1B	4-0 1-2 2-3 BB		
<b>Lou Johnson, R</b> (1, 7) OBP: 0.305, SLG: 0.376	1-0 HBP 1-2 2-3 3-H			0-0 5-3		0-0 F9	0-0 4-3		
<b>Wes Parker, S</b> (1, 3) OBP: 0.334, SLG: 0.359	0-0 G4-6-3 1-2f			0-0 G3-6-3 1B		0-0 4-3		0-0 6-3 SH5-4 1B 1B	
<b>Willie Davis, L</b> (1, 8) OBP: 0.265, SLG: 0.329		0-0 F8		0-0 G3-6-3 1-2f			0-0 F7	0-0 SH5-4	
<b>John Roseboro, L</b> (1, 2) OBP: 0.270, SLG: 0.285 <b>Willie Crawford, L</b> (7, PR) OBP: 0.174, SLG: 0.095 <b>Jeff Torborg, R</b> (8, 2) OBP: 0.315, SLG: 0.413		0-0 F9			0-0 4-3		0-0 FC1 1B 1B	0-0 6-3	
<b>Claude Osteen, L</b> (1, 1) OBP: 0.160, SLG: 0.153 <b>Wally Moon, L</b> (7, PH) OBP: 0.323, SLG: 0.289 <b>John Kennedy, R</b> (7, PR) OBP: 0.265, SLG: 0.258 (8, 5)		0-3 K			0-0 1-3		0-0 FC1 1B 1B	0-0 1B	

AB	R	H	RBI	BB	SO	LOB
5	0	0	0	0	0	3
4	1	2	1	0	0	0
0	0	0	0	0	0	0
3	0	3	1	1	0	0
2	0	1	0	2	0	1
3	0	0	1	0	0	5
4	1	2	0	0	0	5
3	0	0	0	0	0	1
3	0	1	0	0	0	0
0	1	0	0	0	0	0
1	0	0	0	0	0	1
2	0	0	0	0	1	0
1	0	0	0	0	0	1
1	1	1	1	0	0	0

**BOTTOM**

**Philadelphia Phillies @ Los Angeles Dodgers**  
**Dodger Stadium, Los Angeles, CA**  
 Tue Aug 17 1965, 7:05 PM PDT  
 Att. 23,144 - Unknown

livebaseballscores.com

<b>AB</b>	<b>32</b>
<b>R</b>	<b>4</b>
<b>H</b>	<b>10</b>
<b>RBI</b>	<b>4</b>
<b>BB</b>	<b>3</b>
<b>SO</b>	<b>1</b>
<b>LOB</b>	<b>17</b>



Inning Stats		R: 1	H: 2	E: 0	K: 0	S: 4	R: 0	H: 0	E: 0	K: 1	S: 5	R: 0	H: 1	E: 0	K: 0	S: 4	R: 0	H: 1	E: 0	K: 0	S: 3	R: 0	H: 0	E: 0	K: 0	S: 3	R: 0	H: 1	E: 0	K: 0	S: 4	R: 2	H: 3	E: 0	K: 0	S: 7	R: 1	H: 2	E: 0	K: 0	S: 5		
<b>LOB: 2</b>	<b>BB: 1</b>	<b>BB: 0</b>	<b>LOB: 0</b>	<b>BB: 0</b>	<b>LOB: 0</b>	<b>BB: 0</b>	<b>LOB: 1</b>	<b>BB: 0</b>	<b>LOB: 2</b>	<b>BB: 1</b>	<b>LOB: 3</b>	<b>LOB: 0</b>	<b>BB: 0</b>	<b>LOB: 0</b>	<b>BB: 1</b>	<b>LOB: 2</b>	<b>LOB: 3</b>	<b>LOB: 3</b>	<b>BB: 1</b>	<b>LOB: 3</b>	<b>BB: 1</b>	<b>LOB: 1</b>	<b>BB: 0</b>	<b>LOB: 1</b>	<b>BB: 0</b>	<b>LOB: 1</b>	<b>BB: 0</b>	<b>LOB: 0</b>	<b>BB: 1</b>	<b>LOB: 3</b>	<b>BB: 1</b>	<b>LOB: 3</b>	<b>BB: 0</b>	<b>LOB: 1</b>	<b>BB: 0</b>	<b>LOB: 1</b>	<b>BB: 0</b>	<b>LOB: 0</b>	<b>BB: 0</b>	<b>LOB: 0</b>	<b>BB: 0</b>	<b>LOB: 0</b>	
<b>P: 9</b>	<b>P: 5</b>	<b>P: 4</b>	<b>P: 3</b>	<b>P: 8</b>	<b>P: 11</b>	<b>P: 5</b>	<b>P: 3</b>	<b>P: 4</b>	<b>P: 8</b>	<b>P: 11</b>	<b>P: 5</b>	<b>P: 3</b>	<b>P: 4</b>	<b>P: 3</b>	<b>P: 8</b>	<b>P: 11</b>	<b>P: 5</b>	<b>P: 3</b>	<b>P: 4</b>	<b>P: 11</b>	<b>P: 5</b>	<b>P: 3</b>	<b>P: 4</b>	<b>P: 3</b>	<b>P: 8</b>	<b>P: 11</b>	<b>P: 5</b>	<b>P: 3</b>	<b>P: 4</b>	<b>P: 11</b>	<b>P: 5</b>	<b>P: 3</b>	<b>P: 4</b>	<b>P: 11</b>	<b>P: 5</b>	<b>P: 3</b>	<b>P: 4</b>	<b>P: 11</b>	<b>P: 5</b>	<b>P: 3</b>	<b>P: 4</b>	<b>P: 11</b>	<b>P: 5</b>
<b>ERA: 3.59</b>	<b>ERA: 3.86</b>	<b>ERA: 3.28</b>	<b>ERA: 3.59</b>	<b>ERA: 3.86</b>	<b>ERA: 3.28</b>	<b>ERA: 3.59</b>	<b>ERA: 3.86</b>	<b>ERA: 3.28</b>	<b>ERA: 3.59</b>	<b>ERA: 3.86</b>	<b>ERA: 3.28</b>	<b>ERA: 3.59</b>	<b>ERA: 3.86</b>	<b>ERA: 3.28</b>	<b>ERA: 3.59</b>	<b>ERA: 3.86</b>	<b>ERA: 3.28</b>	<b>ERA: 3.59</b>	<b>ERA: 3.86</b>	<b>ERA: 3.28</b>	<b>ERA: 3.59</b>	<b>ERA: 3.86</b>	<b>ERA: 3.28</b>	<b>ERA: 3.59</b>	<b>ERA: 3.86</b>	<b>ERA: 3.28</b>	<b>ERA: 3.59</b>	<b>ERA: 3.86</b>	<b>ERA: 3.28</b>	<b>ERA: 3.59</b>	<b>ERA: 3.86</b>	<b>ERA: 3.28</b>	<b>ERA: 3.59</b>	<b>ERA: 3.86</b>	<b>ERA: 3.28</b>	<b>ERA: 3.59</b>	<b>ERA: 3.86</b>	<b>ERA: 3.28</b>	<b>ERA: 3.59</b>	<b>ERA: 3.86</b>	<b>ERA: 3.28</b>	<b>ERA: 3.59</b>	<b>ERA: 3.86</b>
<b>WHIP: 1.500</b>	<b>WHIP: 1.500</b>	<b>WHIP: 1.500</b>	<b>WHIP: 1.500</b>	<b>WHIP: 1.500</b>	<b>WHIP: 1.500</b>	<b>WHIP: 1.500</b>	<b>WHIP: 1.500</b>	<b>WHIP: 1.500</b>	<b>WHIP: 1.500</b>	<b>WHIP: 1.500</b>	<b>WHIP: 1.500</b>	<b>WHIP: 1.500</b>	<b>WHIP: 1.500</b>	<b>WHIP: 1.500</b>	<b>WHIP: 1.500</b>	<b>WHIP: 1.500</b>	<b>WHIP: 1.500</b>	<b>WHIP: 1.500</b>	<b>WHIP: 1.500</b>	<b>WHIP: 1.500</b>	<b>WHIP: 1.500</b>	<b>WHIP: 1.500</b>	<b>WHIP: 1.500</b>	<b>WHIP: 1.500</b>	<b>WHIP: 1.500</b>	<b>WHIP: 1.500</b>	<b>WHIP: 1.500</b>	<b>WHIP: 1.500</b>	<b>WHIP: 1.500</b>	<b>WHIP: 1.500</b>	<b>WHIP: 1.500</b>	<b>WHIP: 1.500</b>	<b>WHIP: 1.500</b>	<b>WHIP: 1.500</b>	<b>WHIP: 1.500</b>	<b>WHIP: 1.500</b>	<b>WHIP: 1.500</b>	<b>WHIP: 1.500</b>	<b>WHIP: 1.500</b>	<b>WHIP: 1.500</b>	<b>WHIP: 1.500</b>	<b>WHIP: 1.500</b>	<b>WHIP: 1.500</b>

WP	PA	ERA	WHIP
0	37	0	0
0	0	0	0
0	0	0	0

Batter	1	2	3	4	5	6	7	8	9	10	11	12	AB R H RBI BB SO LOB	TOP				
Cookie Rojas, R OBP: 0.340, SLG: 0.362 (1, 8)													5 2 3 0 1 0 1	Philadelphia Phillies @ Los Angeles Dodgers Dodger Stadium, Los Angeles, CA Wed Aug 18 1965, 7:05 PM PDT Att: 38,267 - Unknown				
Johnny Callison, L OBP: 0.335, SLG: 0.544 (1, 9)													3 2 0 0 2 1 3					
Dick Allen, R OBP: 0.393, SLG: 0.517 (1, 5)													6 1 1 1 0 1 5					
Dick Stuart, R OBP: 0.298, SLG: 0.432 John Hermstein, L OBP: 0.250, SLG: 0.317 Ruben Amaro, R OBP: 0.309, SLG: 0.253 (1, 3)													5 0 2 4 1 0 1 0 0 0 0 0 0 0 0 0 0 0 0 0 0					
Alex Johnson, R OBP: 0.347, SLG: 0.438 (1, 7)													5 1 1 0 1 1 3					
Tony Taylor, R OBP: 0.298, SLG: 0.319 (1, 4)													4 0 0 0 0 3 3					
Pat Corrales, R OBP: 0.388, SLG: 0.361 (1, 2)													4 0 1 1 1 1 3					
Bobby Wine, R OBP: 0.285, SLG: 0.266 (1, 6)													4 0 1 0 1 1 2					
Jim Bunning, R OBP: 0.250, SLG: 0.306 Chris Short, R OBP: 0.125, SLG: 0.125 Gary Wagner, R OBP: 0.091, SLG: 0.182 (1, 1)													3 0 0 0 0 2 3 0 0 0 0 0 0 0 2 0 0 0 0 2 1					
<b>Inning Stats</b>	R: 0 H: 1 E: 0 LOB: 1 K: 0 BB: 0 S: 4 P: 4	R: 0 H: 0 E: 0 LOB: 0 K: 3 BB: 0 S: 9 P: 9	R: 0 H: 1 E: 0 LOB: 0 K: 0 BB: 0 S: 3 P: 3	R: 0 H: 0 E: 0 LOB: 0 K: 1 BB: 0 S: 5 P: 5	R: 1 H: 2 E: 0 LOB: 1 K: 2 BB: 0 S: 9 P: 9	R: 0 H: 1 E: 0 LOB: 2 K: 1 BB: 1 S: 6 P: 10	R: 0 H: 0 E: 0 LOB: 1 K: 2 BB: 1 S: 7 P: 11	R: 2 H: 2 E: 0 LOB: 2 K: 1 BB: 3 S: 6 P: 18	R: 0 H: 0 E: 0 LOB: 0 K: 1 BB: 0 S: 5 P: 5	R: 0 H: 0 E: 0 LOB: 0 K: 0 BB: 1 S: 2 P: 6	R: 0 H: 0 E: 0 LOB: 0 K: 0 BB: 0 S: 3 P: 3	R: 3 H: 2 E: 1 LOB: 1 K: 1 BB: 1 S: 8 P: 12	1B: 8 SF: 0 2B: 1 SAC: 2 3B: 0 DP: 3 HR: 0 HBP: 0		WP: 2 PA: 50 PB: 0 SB: 0 CS: 0			
<b>PITCHER</b>	IP WLS BF H R ER SO BB IBB HBP BLK WP HR S P ERA WHIP																	
Sandy Koufax, L ERA: 2.1 (1, 1)	7.0	29	5	3	3	9	3	1	0	0	0	0	0		0	0	3.86	1.143
Ron Perranoski, L ERA: 3.43 (8, 1)	1.0	5	2	0	0	1	1	0	0	0	0	0	0	0	6	10	0.00	3.000
Bob Miller, R ERA: 3.06 (9, 1)	2.0	6	0	0	0	1	1	0	0	0	0	0	0	0	7	11	0.00	0.500
Jim Brewer, L ERA: 2.33 (11, 1)	1.2	L 7	1	2	0	1	1	0	0	0	0	0	0	0	8	12	0.00	1.200
Howie Reed, R ERA: 2.64 (12, 1)	0.1	3	1	1	0	0	0	0	0	0	0	0	0	0	3	3	0.00	3.000

livebaseballscorecards.com

AB	41
R	6
H	9
RBI	6
BB	7
SO	12
LOB	25



BOTTOM

Philadelphia Phillies @ Los Angeles Dodgers  
Dodger Stadium, Los Angeles, CA

Wed Aug 18 1965, 7:05 PM PDT  
Att: 38,267 - Unknown

livebaseballscorecards.com



AB R H RBI BB SO LOB

6 0 1 0 0 2 0

4 0 0 0 0 1 1  
2 0 0 0 0 1 0

4 0 1 0 2 0 0

4 0 1 0 2 0 3

6 0 1 0 0 0 6

4 1 1 0 2 0 1

4 1 1 2 1 1 3

4 1 1 0 1 0 2

3 0 0 0 0 1 2  
0 0 0 0 0 0 0  
1 0 0 0 0 1 2  
0 0 0 0 0 0 0  
1 0 0 0 0 1 1  
0 0 0 0 0 0 0  
0 0 0 0 0 0 0

AB 43  
R 3  
H 7  
RBI 2  
BB 8  
SO 8  
LOB 21

WP: 1 PA: 51  
PB: 0  
SB: 4  
CS: 0

1B: 6 SF: 0  
2B: 0 SAC: 0  
3B: 0 DP: 1  
HR: 1 HBP: 0

Batter	1	2	3	4	5	6	7	8	9	10	11	12
Maury Wills, S OBP: 0.335, SLG: 0.330	0-0 G3		0-3 K		0-0 3-4-1		0-0 S 1-3 1B		0-3 K		0-0 F9	
Jim Gilliam, S OBP: 0.379, SLG: 0.393	0-0 4-3		0-3 K			0-0 F8	0-0 6-3		0-3 K		0-0 5-3	
John Kennedy, R OBP: 0.280, SLG: 0.253							1-3 3-H 4-0					
Jim Lefebvre, S OBP: 0.336, SLG: 0.360	0-0 BB 1B		0-0 F2			0-0 E5 G3	BB BB BB BB		4-0 1B BB		0-0 G3	
Ron Fairly, L OBP: 0.366, SLG: 0.403	4-0 1-2 BB			0-0 F9		0-0 G3	0-0 1-3		0-0 1-3 1B			4-0 G6-4-3 BB
Lou Johnson, R OBP: 0.303, SLG: 0.372	0-0 F3			0-0 4-3 S 1B		0-0 F8		0-0 P4	0-0 5-3			0-0 G6-4-3 1-2f
Wes Parker, S OBP: 0.336, SLG: 0.358		0-0 FC3-6 1B		0-0 4-3 1-3		0-0 4-0 HR BB	BB BB BB BB	4-0 FC6 BB		0-0 L6		0-0 G3
Willie Davis, L OBP: 0.267, SLG: 0.336		0-0 F9		0-3 K		0-0 1-H HR	1-2f	0-0 FC6 S		4-0 G3 BB		
John Roseboro, L OBP: 0.272, SLG: 0.285		0-0 FC3-6 1-2f			0-0 3-1		0-0 1B WP 1B	4-0 1-2 IBB		0-0 G3		
Sandy Koufax, R OBP: 0.268, SLG: 0.227		0-0 FC3-6 1-2f			0-0 F2		0-3 K	0-3 K		0-3 K		
Ron Ferra, L OBP: 0.426, SLG: 0.200												
Wally Moon, R OBP: 0.300, SLG: 0.286												
Bob Miller, R OBP: 0.351, SLG: 0.321												
Don LeJohn, R OBP: 0.351, SLG: 0.321												
Jim Brewer, L OBP: 0.351, SLG: 0.321												
Howie Reed, R OBP: 0.351, SLG: 0.321												

Inning Stats	R: 0	H: 1	E: 0	LOB: 2	K: 0	BB: 1	S: 4	P: 8
	R: 0	H: 1	E: 0	LOB: 1	K: 0	BB: 0	S: 4	P: 4
	R: 0	H: 0	E: 0	LOB: 0	K: 2	BB: 0	S: 7	P: 7
	R: 0	H: 1	E: 0	LOB: 1	K: 1	BB: 0	S: 6	P: 6
	R: 0	H: 0	E: 0	LOB: 0	K: 0	BB: 0	S: 3	P: 3
	R: 1	H: 0	E: 1	LOB: 1	K: 0	BB: 0	S: 4	P: 4
	R: 3	H: 3	E: 0	LOB: 2	K: 1	BB: 2	S: 8	P: 16
	R: 0	H: 0	E: 0	LOB: 2	K: 1	BB: 2	S: 5	P: 13
	R: 0	H: 1	E: 0	LOB: 2	K: 2	BB: 1	S: 8	P: 12
	R: 0	H: 0	E: 0	LOB: 1	K: 1	BB: 1	S: 5	P: 9
	R: 0	H: 0	E: 0	LOB: 0	K: 0	BB: 0	S: 3	P: 3
	R: 0	H: 0	E: 0	LOB: 0	K: 0	BB: 1	S: 2	P: 6

PITCHER	IP	WLS	BF	H	R	ER	SO	BB	IBB	HBP	BLK	WP	HR	S	P	ERA	WHIP
Jim Bunning, R ERA: 2.59	6.1		28	6	3	3	4	2	0	0	0	0	1	34	42	4.26	1.263
Chris Short, L ERA: 2.97	0.1		1	0	0	0	0	0	0	0	0	1	0	1	1	0.00	0.000
Gary Wagner, R ERA: 2.52	5.1	W	22	1	0	0	4	5	1	0	0	0	0	24	48	0.00	1.125

Batter	1	2	3	4	5	6	7	8	9	10	11	12	13	14	15	AB R H RBI BB SO LOB	TOP																			
Maury Wills, S OBP: 0.340, SLG: 0.334 (1,6)	0-0 1B		0-0 6-3			0-0 1B		0-0 1B	1-0 HBP			0-0 SH1-4		0-0 1B	0-0 F8	6 1 4 0 0 0 2																				
Jim Gilliam, S OBP: 0.385, SLG: 0.398 (1,5)	0-0 1B			0-0 E6		0-0 1B		0-0 1B	0-0 F7			0-0 FC1-2		0-0 1B		4 2 3 0 0 0 0																				
John Kennedy, R OBP: 0.257, SLG: 0.250 (8,5)				G6-4-3												1 0 0 0 0 0 1																				
Don LeJohn, R OBP: 0.356, SLG: 0.327 (12,PH)	1-H SF8					1-2 1B		1-3 1B				2-3 1B				2 0 1 0 0 0 1																				
Jim Lefebvre, S OBP: 0.333, SLG: 0.357 (1,4)	0-0 SF8			0-0 G6-4-3		0-0 F7		1-3 1B		0-0 F6		0-0 FC1-2		0-0 F4		6 0 1 2 0 0 5																				
Ron Fairly, L OBP: 0.363, SLG: 0.399 (1,9)	0-3 K			1-2 K		0-0 4-3		0-3 K		0-0 3-1		0-0 F7		0-0 HR		7 1 1 0 0 3 6																				
Lou Johnson, R OBP: 0.302, SLG: 0.380 (1,7)		0-0 F7			0-3 K		0-0 1-3	1-2 1B		0-0 F1			0-3 K		0-0 HR	7 1 2 3 0 2 0																				
Wes Parker, S OBP: 0.336, SLG: 0.355 (1,3)		0-0 F9			0-0 1-3		4-0 2B	0-3 K			0-0 F7		0-0 6-3		0-0 1B	6 2 1 0 1 1 2																				
Willie Davis, L OBP: 0.267, SLG: 0.335 (1,8)		0-3 K			0-0 F9		0-3 K	1-2 2H			0-0 L1		0-0 F7		0-0 1B	7 0 2 0 0 2 1																				
John Roseboro, L OBP: 0.272, SLG: 0.288 (1,2)			0-0 G3			0-0 6-3		1-H 2B		0-3 K		0-0 6-3		0-0 4-3		7 0 2 2 0 1 0																				
Don Drysdale, R OBP: 0.330, SLG: 0.547 (1,1)														0-0 1B	0-0 E7	5 1 2 1 0 0 1																				
Willie Crawford, L OBP: 0.174, SLG: 0.095 (12,PR)														1-3 2H	FC1-5-2	0 0 0 0 0 0 0																				
Ron Perranoski, L OBP: 0.444, SLG: 0.286 (12,1)				0-0 5-3		HR		6-3		0-0 6-3		1B SH1-4 FC1-2		1B	2-3 3-H	2 0 1 0 0 0 2																				
<b>Inning Stats</b>	R: 1 E: 0 K: 1 S: 6	H: 2 LOB: 0 BB: 0 P: 6	R: 0 E: 0 K: 1 S: 5	H: 0 LOB: 0 BB: 0 P: 5	R: 0 E: 0 K: 0 S: 3	H: 0 LOB: 0 BB: 0 P: 3	R: 0 E: 1 K: 1 S: 5	H: 0 LOB: 0 BB: 0 P: 5	R: 0 E: 0 K: 0 S: 5	H: 0 LOB: 0 BB: 0 P: 5	R: 0 E: 0 K: 0 S: 6	H: 3 LOB: 2 BB: 0 P: 6	R: 1 E: 0 K: 1 S: 6	H: 1 LOB: 1 BB: 1 P: 10	R: 2 E: 0 K: 2 S: 11	H: 5 LOB: 2 BB: 0 P: 11	R: 0 E: 0 K: 1 S: 5	H: 0 LOB: 1 BB: 0 P: 6	R: 0 E: 0 K: 0 S: 3	H: 0 LOB: 0 BB: 0 P: 3	R: 0 E: 0 K: 0 S: 5	H: 2 LOB: 2 BB: 0 P: 5	R: 0 E: 0 K: 1 S: 5	H: 0 LOB: 0 BB: 0 P: 5	R: 0 E: 0 K: 0 S: 4	H: 2 LOB: 1 BB: 0 P: 4	R: 3 E: 1 K: 0 S: 8	H: 5 LOB: 2 BB: 0 P: 8	1B: 17 2B: 1 3B: 0 HR: 2	SF: 1 SAC: 1 DP: 1 HBP: 1	WP: 0 PB: 0 SB: 1 CS: 0	PA: 64				
<b>PITCHER</b>	IP WLS BF H R ER SO BB IBB HBP BLK WP HR S P ERA WHIP																																			
Warren Spahn, L ERA: 4.01 (1,1)	6.1																																			
Masanori Murakami, L ERA: 4.81 (7,1)	0.1																																			
Frank Linzy, R ERA: 1.92 (7,1)	0.1																																			
Bill Henry, L ERA: 3.0 (8,1)	0.1																																			
Ron Herbel, R ERA: 3.87 (8,1)	0.2																																			

Los Angeles Dodgers @ San Francisco Giants  
Candlestick Park, San Francisco, CA  
Thu Aug 19 1965, 6:33 AM EDT  
Att: 35,901 - Unknown

livebaseballscores.com

AB 60  
R 8  
H 20  
RBI 8  
BB 1  
SO 9  
LOB 21



Batter	1	2	3	4	5	6	7	8	9	10	11	12	13	14	15	AB	R	H	RBI	BB	SO	LOB	BOTTOM							
Dick Schofield, S OBP: 0.293, SLG: 0.259 Tito Fuentes, S OBP: 0.250, SLG: 0.250	0-0 L3		4-0 SH3-4 BB		0-0 6-3			0-0 1B		0-0 F8			0-0 6-3		0-0 FC5-4	3	0	1	0	1	0	0	3	0	1	0	1	0	0	
Matty Alou, L OBP: 0.287, SLG: 0.318 Jim Davenport, R OBP: 0.295, SLG: 0.356	0-0 E3 HR		0-0 SH3-4 1-2		0-0 F5			0-3 K		0-0 3-1			0-0 5-3		0-0 F8	5	1	0	0	0	1	1	1	1	0	0	0	0	1	
Willie Mays, R OBP: 0.392, SLG: 0.640	0-0 1-H HR		0-0 F5					0-0 F8					0-3 K			6	1	1	2	0	1	2								
Willie McCovey, L OBP: 0.389, SLG: 0.543	0-3 K		0-0 F7					0-0 F3					4-0 FC6 BB		0-0 4-3	5	0	0	0	1	1	1								
Jim Ray Hart, R OBP: 0.337, SLG: 0.445	0-0 6-3			0-0 1B 2B				0-0 5-3					0-0 F2		0-0 5-3	6	1	2	0	0	0	1								
Len Gabrielson, L OBP: 0.381, SLG: 0.461		4-0 E BB		0-0 2-H 1B				0-0 F7					0-0 FC5-4 HR		0-0 1B	5	1	2	1	1	0	2								
Tom Haller, L OBP: 0.333, SLG: 0.378 Dick Bertell, R OBP: 0.293, SLG: 0.228		0-0 4-3 1-2		0-0 F7				0-0 F8					0-0 F8		0-0 G3	5	1	1	2	0	0	2								
Hal Lanier, R OBP: 0.266, SLG: 0.283		0-0 F8		0-0 G5-4-3 1-2				0-0 1-3					0-0 6-3		4-0 FC5-4 BB	5	0	0	0	1	0	2								
Warren Spahn, L OBP: 0.194, SLG: 0.136 Mason Murrain, L OBP: 0.111, SLG: 0.111 Frank Lintz, R OBP: 0.154, SLG: 0.385 Bill Henry, L OBP: 0.250, SLG: 0.250 Ron Fienberg, R OBP: 0.277, SLG: 0.240 Orlando Cepeda, L OBP: 0.298, SLG: 0.308 Gaylord Perry, R OBP: 0.175, SLG: 0.148 Cap Peterson, R OBP: 0.323, SLG: 0.411		0-3 K			0-0 F9					0-0 F4			0-3 K		0-0 F8	2	0	0	0	0	1	1								
Inning Stats	R: 2 E: 1 K: 1 S: 7	H: 1 LOB: 0 BB: 0 P: 7	R: 0 E: 1 K: 1 S: 5	H: 0 LOB: 1 BB: 1 P: 9	R: 0 E: 0 K: 0 S: 3	H: 0 LOB: 1 BB: 1 P: 7	R: 1 E: 0 K: 0 S: 4	H: 2 LOB: 0 BB: 0 P: 4	R: 0 E: 0 K: 0 S: 3	H: 0 LOB: 0 BB: 0 P: 3	R: 0 E: 0 K: 1 S: 6	H: 1 LOB: 1 BB: 0 P: 6	R: 2 E: 0 K: 0 S: 5	H: 2 LOB: 0 BB: 0 P: 5	R: 0 E: 0 K: 1 S: 5	H: 0 LOB: 0 BB: 1 P: 5	R: 0 E: 0 K: 0 S: 3	H: 0 LOB: 0 BB: 0 P: 5	R: 0 E: 0 K: 1 S: 5	H: 0 LOB: 0 BB: 0 P: 5	R: 0 E: 0 K: 0 S: 4	H: 1 LOB: 1 BB: 0 P: 4	R: 0 E: 0 K: 0 S: 3	H: 0 LOB: 1 BB: 1 P: 7	1B: 4 2B: 1 3B: 0 HR: 2	SF: 0 SAC: 1 DP: 1 HBP: 0	WP: 0 PB: 0 SB: 1 CS: 0	PA: 56		
PITCHER Don Drysdale, R ERA: 2.83 Ron Perranoski, L ERA: 3.22	IP 11.0	WLS 42	BF 6	H 5	R 4	ER 4	SO 4	BB 3	IBB 0	HBP 0	BLK 0	WP 0	HR 0	S 2	P 47	ERA 3.27	WHIP 0.818													
	IP 4.0	WLS W	BF 14	H 1	R 0	ER 0	SO 2	BB 1	IBB 0	HBP 0	BLK 0	WP 0	HR 0	S 17	P 21	ERA 0.00	WHIP 0.500													

Los Angeles Dodgers @ San Francisco Giants  
Candlestick Park, San Francisco, CA  
Thu Aug 19 1965, 6:33 AM EDT  
Att. 35,901 - Unknown

AB 51  
R 5  
H 7  
RBI 5  
BB 4  
SO 6  
LOB 16



Batter	1	2	3	4	5	6	7	8	9	AB R H RBI BB SO LOB	TOP
Maury Wills, S (1, 6) OBP: 0.340, SLG: 0.334	0-0 1-3	0-0 4-3			0-1 CI		0-0 FC6 1B			3 0 1 0 0 0 3	<p>Los Angeles Dodgers @ San Francisco Giants</p> <p>Candlestick Park, San Francisco, CA</p> <p>Fri Aug 20 1965, 10:05 PM EDT Att: 41,858 - Unknown</p> <p>livebaseballscorecards.com</p>
Jim Gilliam, S (1, 5) OBP: 0.379, SLG: 0.392	0-0 G3		0-0 F9		0-0 F7		0-0 FC6 1-2f			4 0 0 0 0 0 2	
Jim Lefebvre, S (1, 4) OBP: 0.333, SLG: 0.354	0-0 F8		4-0 BB		0-0 FC6-4 1-2f		0-3 K			3 0 0 0 1 1 1	
Ron Fairly, L (1, 9) OBP: 0.362, SLG: 0.397		0-0 FC3-6 1B BB 1B	0-0 F2		0-0 F8		0-0 F2			4 1 1 0 0 0 2	
Lou Johnson, R (1, 7) OBP: 0.302, SLG: 0.378		0-0 FC3-6 1-2 1B	0-0 F8		0-0 5-3		0-0 F6			4 0 1 0 0 0 1	
Willie Davis, L (1, 8) OBP: 0.269, SLG: 0.337		0-0 FC3-6 BB BB 1-2f 2-3 1B		0-0 FC4-6 1B		0-0 L3		0-0 1B		4 0 2 0 0 0 2	
Wes Parker, S (1, 3) OBP: 0.335, SLG: 0.353		4-0 BB BB 1-2 BB		0-3 K		0-0 4-3		0-3 K		3 0 0 0 1 2 2	
John Roseboro, L (1, 2) OBP: 0.269, SLG: 0.285		0-0 F7		0-0 FC4-6 1-2f		0-0 F7		0-0 F9		4 0 0 0 0 0 5	
Howie Reed, R (1, 1) Jim Brewer, L (6, 1) Willie Crawford, L (7, PH) Bob Miller, R (7, 1) Wally Moon, L (9, PH)		4-0 BB BB 1-2 2-3 3-H BB		0-3 K		0-3 K		0-0 F8		1 0 0 1 1 1 1 0 0 0 0 0 0 0 1 0 0 0 0 1 0 0 0 0 0 0 0 0 1 0 0 0 0 0 1	
<b>Inning Stats</b>	R: 0 H: 0 E: 0 LOB: 0 K: 0 BB: 0 S: 3 P: 3	R: 1 H: 2 E: 0 LOB: 3 K: 0 BB: 2 S: 5 P: 13	R: 0 H: 0 E: 0 LOB: 1 K: 0 BB: 1 S: 3 P: 7	R: 0 H: 1 E: 0 LOB: 1 K: 2 BB: 0 S: 8 P: 8	R: 0 H: 0 E: 1 LOB: 1 K: 0 BB: 0 S: 4 P: 4	R: 0 H: 0 E: 0 LOB: 0 K: 0 BB: 0 S: 3 P: 3	R: 0 H: 1 E: 0 LOB: 1 K: 1 BB: 0 S: 6 P: 6	R: 0 H: 0 E: 0 LOB: 0 K: 1 BB: 0 S: 5 P: 5	R: 0 H: 1 E: 0 LOB: 1 K: 1 BB: 0 S: 6 P: 6	1B: 5 SF: 0 2B: 0 SAC: 0 3B: 0 DP: 0 HR: 0 HBP: 0	WP: 0 PA: 36 PB: 0 SB: 0 CS: 0
<b>PITCHER</b> Bob Shaw, R (1, 1) ERA: 2.3	IP WLS BF H R ER SO BB IBB HBP BLK WP HR S P ERA WHIP										



Batter	1	2	3	4	5	6	7	8	9
Tito Fuentes, S OBP: 0.250, SLG: 0.182 (1, 6)	0-0 5-3		0-0 F3	0-0 5-3			4-0 WP SH1-4 BB		
Matty Alou, L OBP: 0.287, SLG: 0.322 (1, 9)	0-0 F6		0-0 HR 2B		0-0 F8		0-0 SH1-4 1-2		
Willie Mays, R OBP: 0.391, SLG: 0.643 (1, 8)	0-0 6-3		0-0 HR 2-H		0-0 F9		0-3 K 2-3		
Willie McCovey, L OBP: 0.388, SLG: 0.540 (1, 3)		0-0 2B 1B	0-0 3-1		0-0 5-3		0-3 K		
Jim Ray Hart, R OBP: 0.341, SLG: 0.458 (1, 5)		0-0 1-3 1-H 2B	0-0 PO 1B		0-0 HR		0-0 F9		
Len Gabrielson, L OBP: 0.379, SLG: 0.456 (1, 7)		0-0 F8	0-0 PO 1-2	0-0 1B SH1-4 1B		0-0 F8	0-3 K		
Tom Haller, L OBP: 0.335, SLG: 0.378 (1, 2)		4-0 1-3 IBB		0-0 F9		0-0 1B 1B	0-3 K		
Hal Lanier, R OBP: 0.269, SLG: 0.286 (1, 4)		0-0 1-3 1-2 2-3		0-0 SH1-4 1B		0-0 G6-3 1B			
Bob Shaw, R OBP: 0.136, SLG: 0.121 (1, 1)		0-0 6-3		0-0 SH1-4 1-2 3-H		0-0 G6-3 1-2f			

Inning Stats	R: 0	H: 0	E: 0	K: 0	S: 3	LOB: 0	BB: 0	P: 3
	R: 1	H: 2	E: 0	K: 0	S: 5 <td>LOB: 2</td> <td>BB: 1</td> <td>P: 9</td>	LOB: 2	BB: 1	P: 9
	R: 2	H: 3	E: 0	K: 0	S: 5 <td>LOB: 0</td> <td>BB: 0</td> <td>P: 5</td>	LOB: 0	BB: 0	P: 5
	R: 1	H: 2	E: 0	K: 0	S: 5 <td>LOB: 1</td> <td>BB: 0</td> <td>P: 5</td>	LOB: 1	BB: 0	P: 5
	R: 0	H: 0	E: 0	K: 0	S: 3 <td>LOB: 0</td> <td>BB: 0</td> <td>P: 3</td>	LOB: 0	BB: 0	P: 3
	R: 1	H: 3	E: 0	K: 0	S: 5 <td>LOB: 1</td> <td>BB: 0</td> <td>P: 5</td>	LOB: 1	BB: 0	P: 5
	R: 0	H: 0	E: 0	K: 2	S: 7 <td>LOB: 1</td> <td>BB: 1</td> <td>P: 11</td>	LOB: 1	BB: 1	P: 11
	R: 0	H: 0	E: 0	K: 2	S: 7 <td>LOB: 0</td> <td>BB: 0</td> <td>P: 7</td>	LOB: 0	BB: 0	P: 7

PITCHER	IP	WLS	BF	H	R	ER	SO	BB	IBB	HBP	BLK	WP	HR	S	P	ERA	WHIP
Howie Reed, R ERA: 3.25 (1, 1)	5.0	L	23	8	5	5	0	0	0	0	0	0	2	22	26	9.00	1.600
Jim Brewer, L ERA: 2.27 (6, 1)	1.0		4	2	0	0	0	0	0	0	0	0	0	4	4	0.00	2.000
Bob Miller, R ERA: 2.99 (7, 1)	2.0		7	0	0	0	4	1	0	0	0	1	0	14	18	0.00	0.500

AB R H RBI BB SO LOB

3	0	0	0	1	0	1
3	1	1	0	0	0	0
4	1	1	2	0	1	1
4	1	1	0	0	1	1
4	1	3	2	0	0	0
4	1	1	0	0	1	1
3	0	1	0	1	1	1
3	0	2	0	0	0	2
2	0	0	1	0	0	4

AB	R	H	RBI	BB	SO	LOB
30	5	10	5	2	4	11



Los Angeles Dodgers @ San Francisco Giants  
Candlestick Park, San Francisco, CA  
Fri Aug 20 1965, 10:05 PM EDT  
Att. 41,858 - Unknown

livebaseballscorecards.com

1B	2B	3B	HR	SF	SAC	DP	HBP	WP	HR	S	P	ERA	WHIP
6	2	0	2	0	2	1	0	1	0	0	0	0	0

Batter	1	2	3	4	5	6	7	8	9	10	11	AB	R	H	RBI	BB	SO	LOB	TOP								
Maury Wills, S OBP: 0.340, SLG: 0.334 (1, 6)	0-3 K		x 0-0 F8			x 0-0 E8 1B	0-3 K			x 0-0 K 1B	0-3 K	6	1	2	0	0	3	2									
Jim Gilliam, S OBP: 0.374, SLG: 0.386 John Kennedy, R OBP: 0.267, SLG: 0.250 Don LeJohn, R OBP: 0.350, SLG: 0.321 (1, 5) (8, 5) (10, PH) (10, 5)	0-0 F7		x 0-0 F9			x 0-0 L3			x 0-0 5-3	0-3 K 1-2		4	0	0	0	0	0	1									
Willie Davis, L OBP: 0.269, SLG: 0.335 (1, 8)	0-0 F6			x 0-0 F8		x 0-0 E S 1B			x 0-3 K	0-0 F8		5	0	1	1	0	1	1									
Jim Lefebvre, S OBP: 0.333, SLG: 0.353 Willie Crawford, L OBP: 0.167, SLG: 0.091 Dick Tracewski, R OBP: 0.315, SLG: 0.273 (1, 4) (11, PR) (11, 4)		4-0 1B PB BB		x 0-3 K		x 0-0 F4 1-3			x 0-3 K		x 0-0 6-3 SH1-4 HR 1B	4	1	1	0	1	2	1									
Ron Fairly, L OBP: 0.361, SLG: 0.396 (1, 9)		0-0 G3 PB 1-3 1B		x 0-0 F3		x 0-0 F7			x 0-0 F5		x 0-0 SH1-4 1-2	4	0	1	0	0	0	1									
Lou Johnson, R OBP: 0.300, SLG: 0.375 (1, 7)		0-3 K			x 0-0 5-3		x 0-0 1-3		x 0-0 1B		x 0-0 6-3 2-3	5	0	1	0	0	1	4									
Wes Parker, S OBP: 0.335, SLG: 0.359 (1, 3)		0-0 G3 1-3 3-H		x 0-3 K		x 4-0 HR BB			x 0-0 F9		x 0-0 HR 3-H	4	2	1	2	1	1	2									
John Roseboro, L OBP: 0.274, SLG: 0.295 (1, 2)		0-0 4-3		x 0-0 1B		x 0-0 HR 1-H			x 0-0 F8		x 4-0 1B BB	4	1	2	2	1	0	2									
Claude Osteen, L OBP: 0.156, SLG: 0.149 Bob Miller, R (1, 1) (6, 1)			x 0-0 5-3		x 0-0 F5		x 0-3 K			x 0-0 6-3		2	0	0	0	0	0	1									
Ron Perranoski, L OBP: 0.444, SLG: 0.286 Don Drysdale, R OBP: 0.327, SLG: 0.542 Johnny Podres, L OBP: 0.195, SLG: 0.175 (8, 1) (10, PH) (10, 1)												1	0	0	0	0	1	0									
												0	0	0	0	0	0	0									
												1	0	0	0	0	0	0									
												1	0	1	0	0	0	0									
<b>Inning Stats</b>	R: 0 E: 0 K: 1 S: 5	H: 0 LOB: 0 BB: 0 P: 5	R: 1 E: 0 K: 1 S: 6	H: 1 LOB: 1 BB: 1 P: 10	R: 0 E: 0 K: 0 S: 3	H: 0 LOB: 0 BB: 0 P: 3	R: 0 E: 0 K: 1 S: 5	H: 0 LOB: 0 BB: 0 P: 5	R: 0 E: 0 K: 1 S: 6	H: 1 LOB: 1 BB: 0 P: 6	R: 1 E: 0 K: 2 S: 5	H: 2 LOB: 1 BB: 0 P: 5	R: 2 E: 0 K: 2 S: 6	H: 1 LOB: 0 BB: 1 P: 12	R: 0 E: 0 K: 2 S: 7	H: 0 LOB: 0 BB: 0 P: 7	R: 0 E: 0 K: 0 S: 4	H: 1 LOB: 1 BB: 0 P: 4	R: 0 E: 0 K: 1 S: 6	H: 1 LOB: 1 BB: 0 P: 6	R: 2 E: 0 K: 1 S: 8	H: 3 LOB: 2 BB: 1 P: 12	1B: 8 2B: 0 3B: 0 HR: 2	SF: 0 SAC: 1 DP: 0 HBP: 0	WP: 0 PB: 1 SB: 2 CS: 0	PA: 46	
<b>PITCHER</b>	IP	WLS	BF	H	R	ER	SO	BB	IBB	HBP	BLK	WP	HR	S	P	ERA	WHIP										
Bobby Bolin, R ERA: 2.35 (1, 1)	6.1		26	5	4	3	4	2	0	0	0	0	1	32	40	4.26	1.105										
Masanori Murakami, L ERA: 4.74 (7, 1)	0.2		2	0	0	0	2	0	0	0	0	0	0	6	6	0.00	0.000										
Bill Henry, L ERA: 2.97 (8, 1)	3.1	L	13	3	2	2	3	0	0	0	0	0	0	19	19	5.40	0.900										
Frank Linzy, R ERA: 2.05 (11, 1)	0.2		5	2	0	0	1	1	0	0	0	0	1	6	10	0.00	4.500										

Los Angeles Dodgers @ San Francisco Giants  
Candlestick Park, San Francisco, CA

Sat Aug 21 1965, 6:33 AM EDT  
Att. 42,283 - Unknown

livebaseballscorecards.com

AB 42  
R 6  
H 10  
RBI 5  
BB 3  
SO 10  
LOB 16





Batter	1	2	3	4	5	6	7	8	9	10	11	AB R H RBI BB SO LOB	BOTTOM				
Tito Fuentes, S OBP: 0.353, SLG: 0.214 (1, 6)	0-0 6-3 1		0-0 1B			4-0 HR BB	0-0 6-3 3		1-0 HBP			3 1 1 0 1 0 0	<b>Los Angeles Dodgers @ San Francisco Giants</b> <b>Candlestick Park, San Francisco, CA</b> Sat Aug 21 1965, 6:33 AM EDT Att. 42,283 - Unknown				
Willie McCovey, L OBP: 0.386, SLG: 0.544 (1, 3)	0-0 F7		0-0 4-3 3			0-0 1-H HR		0-3 K	0-0 3-1 3			5 1 1 2 0 1 3					
Willie Mays, R OBP: 0.393, SLG: 0.649 (1, 8)	4-0 BB			0-0 6-3 1		0-0 FC5-4 SF8 1B		0-0 HR		0-0 F6 1		4 2 2 1 1 0 0					
Jim Ray Hart, R OBP: 0.343, SLG: 0.457 (1, 5)	0-0 6-3 3			4-0 1B BB		4-0 1-2 FC5-4 BB		0-0 FC5-8 1B		0-0 G3 2		3 0 1 0 2 0 1					
Cap Peterson, R OBP: 0.327, SLG: 0.413 Matty Alou, L OBP: 0.284, SLG: 0.318 (1, 9) (6, PH) (7, 9)		0-0 5-3 1		0-0 1-2 G4-6-3 1B		0-0 1-2f 2-3 FC5-4		0-0 1-2f FC5-6		0-0 F6 3		2 0 1 0 0 0 0 3 0 0 0 0 0 3					
Hal Lanier, R OBP: 0.267, SLG: 0.285 Orlando Cepeda, R OBP: 0.286, SLG: 0.308 Jim Davenport, R OBP: 0.293, SLG: 0.352 (1, 4) (6, PH) (7, 4)		0-0 G3 2		0-0 1-2f G4-6-3 3		0-0 3-H SF8		0-0 6-3 3		0-0 5-3 1		2 0 0 0 0 0 2 0 0 0 1 0 0 0 2 0 0 0 0 0 1					
Len Gabrielson, L OBP: 0.371, SLG: 0.445 (1, 7)		0-3 K 3			0-0 F6 1	0-0 F8 3			0-0 F4 1		0-3 K 2	5 0 0 0 0 2 1					
Dick Bertell, R OBP: 0.289, SLG: 0.224 Dick Schofield, S OBP: 0.292, SLG: 0.258 Bill Henry, L OBP: 0.200, SLG: 0.200 Frank Linzy, R OBP: 0.154, SLG: 0.385 Jesus Alou, R OBP: 0.321, SLG: 0.423 (1, 2) (7, PH) (8, 1) (11, 1) (11, PH)			0-0 1-3 1		0-0 5-3 2		0-0 1-3 1		0-3 K 2		0-3 K 3	2 0 0 0 0 0 0 1 0 0 0 0 0 0 1 0 0 0 0 1 0 0 0 0 0 0 0 0 1 0 0 0 0 1 0					
Bobby Bolin, R OBP: 0.161, SLG: 0.133 Masanori Murakami, L OBP: 0.111, SLG: 0.111 Tom Haller, L OBP: 0.336, SLG: 0.379 (1, 1) (7, 1) (7, PH) (8, 2)			0-0 F9 2		0-0 6-3 3		0-0 F9 2		0-0 HBP 1B			2 0 0 0 0 0 0 0 0 0 0 0 0 0 2 0 1 0 0 0 0					
<b>Inning Stats</b>	R: 0 H: 0 E: 0 LOB: 1 K: 0 BB: 1 S: 3 P: 7	R: 0 H: 0 E: 0 LOB: 0 K: 1 BB: 0 S: 5 P: 5	R: 0 H: 1 E: 0 LOB: 1 K: 0 BB: 0 S: 4 P: 4	R: 0 H: 1 E: 0 LOB: 1 K: 0 BB: 1 S: 3 P: 7	R: 0 H: 0 E: 0 LOB: 0 K: 0 BB: 0 S: 3 P: 3	R: 3 H: 2 E: 0 LOB: 1 K: 0 BB: 2 S: 5 P: 13	R: 0 H: 0 E: 0 LOB: 0 K: 0 BB: 0 S: 3 P: 3	R: 1 H: 2 E: 0 LOB: 1 K: 1 BB: 0 S: 7 P: 7	R: 0 H: 1 E: 0 LOB: 2 K: 1 BB: 0 S: 6 P: 7	R: 0 H: 0 E: 0 LOB: 0 K: 2 BB: 0 S: 7 P: 7	R: 0 H: 0 E: 0 LOB: 0 K: 2 BB: 0 S: 7 P: 7	1B: 5 SF: 1 2B: 0 SAC: 0 3B: 0 DP: 1 HR: 2 HBP: 1		WP: 0 PA: 44 PB: 0 SB: 0 CS: 0			
<b>PITCHER</b>	IP WLS BF H R ER SO BB IBB HBP BLK WP HR S P ERA WHIP																
Claude Osteen, L ERA: 2.62 (1, 1)	5.0	22	4	3	3	1	4	0	0	0	0	0	1	20	36	5.40	1.600
Bob Miller, R ERA: 3.01 (6, 1)	2.1	9	2	1	1	1	0	0	0	0	0	0	1	11	11	3.86	0.857
Ron Perranoski, L ERA: 3.15 (8, 1)	1.2	7	1	0	0	1	0	0	1	0	0	0	0	8	9	0.00	0.600
Johnny Podres, L ERA: 3.58 (10, 1)	2.0	W 6	0	0	0	2	0	0	0	0	0	0	0	10	10	0.00	0.000

livebaseballscores.com

AB	38
R	4
H	7
RBI	4
BB	4
SO	5
LOB	11



Batter	1	2	3	4	5	6	7	8	9	AB R H RBI BB SO LOB	TOP																
Maury Wills, S (1, 6) OBP: 0.339, SLG: 0.333	0-0 4-3 2B 1B	0-0 L4			0-0 6-3		0-0 P5		0-0 F4	5 1 1 0 0 0 3																	
Jim Gilliam, S (1, 5) OBP: 0.371, SLG: 0.380	0-0 4-3 1-2		0-0 6-3		4-0 1B BB		0-0 4-3		0-3 K	4 0 0 0 1 1 3																	
Willie Davis, L (1, 8) OBP: 0.268, SLG: 0.334	0-3 K		0-3 K		0-0 1-2 1B			0-0 B1-3		4 0 1 0 0 2 1																	
Ron Fairly, L (1, 9) OBP: 0.360, SLG: 0.397	0-0 2-H 2B		0-0 3-1		0-0 F7			0-0 4-3		4 0 1 1 0 0 2																	
Jim Lefebvre, S (1, 4) OBP: 0.331, SLG: 0.350	0-0 4-3			0-0 6-3		0-0 G3		0-0 F6		4 0 0 0 0 0 1																	
Lou Johnson, R (1, 7) OBP: 0.303, SLG: 0.377		0-3 K		0-0 1-3 1B		0-0 1B			0-0 4-3	4 0 2 0 0 1 0																	
Wes Parker, S (1, 3) OBP: 0.337, SLG: 0.361		0-0 1B 2B		0-0 1-3 1-2		0-0 F8			1-0 1B E HBP	3 2 1 0 0 0 2																	
John Roseboro, L (1, 2) OBP: 0.276, SLG: 0.297		0-0		0-0 5-3		0-3 K			0-0 E 1B	1 0 1 1 0 0 0 3 0 1 0 0 1 2																	
Jeff Torborg, R (3, 2) OBP: 0.316, SLG: 0.411		2-H 1B							1-3 E 1B																		
Sandy Koufax, R (1, 1) OBP: 0.260, SLG: 0.220		0-3 K			0-0 F8		0-3 K		0-0 E4 3-H	3 0 0 0 0 2 1 0 0 0 0 0 0 0 1 0 0 1 0 0 1 0 0 0 0 0 0 0																	
Wally Moon, L (9, PH) OBP: 0.316, SLG: 0.282																											
Don LeJohn, R (9, PH) OBP: 0.344, SLG: 0.316																											
Willie Crawford, L (9, PR) OBP: 0.167, SLG: 0.091																											
<b>Inning Stats</b>	R: 1 E: 0 K: 1 S: 7	H: 2 LOB: 1 BB: 0 P: 7	R: 1 E: 0 K: 2 S: 9	H: 2 LOB: 1 BB: 0 P: 9	R: 0 E: 0 K: 1 S: 5	H: 0 LOB: 0 BB: 0 P: 5	R: 0 E: 0 K: 0 S: 4	H: 1 LOB: 1 BB: 0 P: 4	R: 0 E: 0 K: 0 S: 4	H: 1 LOB: 2 BB: 1 P: 8	R: 0 E: 0 K: 1 S: 6	H: 1 LOB: 1 BB: 0 P: 6	R: 0 E: 0 K: 1 S: 5	H: 0 LOB: 0 BB: 0 P: 5	R: 0 E: 0 K: 0 S: 3	H: 0 LOB: 0 BB: 0 P: 3	R: 1 E: 1 K: 1 S: 7	H: 1 LOB: 2 BB: 0 P: 8	1B: 6 2B: 2 3B: 0 HR: 0	SF: 0 SAC: 0 DP: 0 HBP: 1	WP: 0 PB: 0 SB: 0 CS: 0	PA: 38					
<b>PITCHER</b>	IP WLS BF H R ER SO BB IBB HBP BLK WP HR S P ERA WHIP																										
Juan Marichal, R (1, 1) ERA: 1.78	3.0		13	4	2	2	4	0	0	0	0	0	0	21	21	6.00	1.333										
Ron Herbel, R (4, 1) ERA: 3.76	5.1	W	22	4	1	1	2	1	0	1	0	0	0	24	29	1.69	0.938										
Masanori Murakami, L (9, 1) ERA: 4.68	0.2	S	3	0	0	0	1	0	0	0	0	0	0	5	5	0.00	0.000										

Los Angeles Dodgers @ San Francisco Giants  
 Candlestick Park, San Francisco, CA  
 Sun Aug 22 1965, 6:33 AM EDT  
 Att: 42,807 - Unknown

livebaseballscorecards.com

AB	36
R	3
H	8
RBI	3
BB	1
SO	7
LOB	16



Batter	1	2	3	4	5	6	7	8	9	AB	R	H	RBI	BB	SO	LOB
Tito Fuentes, S OBP: 0.286, SLG: 0.167 (1, 6)	0-3 K		0-0 F7		0-0 E5 BB SH3-4		0-0 1-3			4	0	0	0	0	1	0
Jim Davenport, R OBP: 0.293, SLG: 0.349 (1, 5)	0-3 K		4-0 HR BB		0-0 SH3-4		0-0 F3			2	1	0	0	1	1	0
Willie McCovey, L OBP: 0.384, SLG: 0.540 (1, 3)	0-3 K		4-0 HR BB		0-0 F8		0-3 K			3	1	0	0	1	2	1
Willie Mays, R OBP: 0.396, SLG: 0.656 (1, 8)		0-0 F8	0-0 HR 1-H 2-H		4-0 IBB BB		0-0 G5-4-3 1B			3	1	2	3	1	0	0
Jim Ray Hart, R OBP: 0.343, SLG: 0.453 (1, 7)		0-0 F8	0-0 F3		4-0 BB		0-0 G5-4-3			3	0	0	0	1	0	1
Cap Peterson, R OBP: 0.327, SLG: 0.442 (1, 9)		0-0 HR		0-0 5-3		0-3 K		0-3 K		3	1	1	1	0	1	3
Matty Alou, L OBP: 0.283, SLG: 0.317 (8, 9)										1	0	0	0	0	1	0
Hal Lanier, R OBP: 0.268, SLG: 0.285 (1, 4)		0-0 1B		0-0 E5 WP FC6-2-5		0-0 F6				3	0	1	0	0	0	0
Dick Bertell, R OBP: 0.283, SLG: 0.219 (1, 2)		0-0 F8		0-0 FC6-2-5		0-0 6-3				3	0	0	0	0	0	2
Juan Marichal, R OBP: 0.163, SLG: 0.154 (1, 1)			1-3 K		0-3 K		0-0 F3			0	0	0	0	0	0	0
Bob Schroder, L OBP: 0.300, SLG: 0.222 (3, PH)										1	0	0	0	0	1	0
Ron Herbel, R OBP: 0.071, SLG: 0.037 (4, 1)										2	0	0	0	0	1	1
Masanori Murakami, L OBP: 0.111, SLG: 0.111 (9, 1)										0	0	0	0	0	0	0

Inning Stats	R: 0	H: 0	E: 0	K: 3	S: 9	P: 9	R: 1	H: 2	E: 0	K: 0	S: 5	R: 3	H: 1	E: 0	K: 1	S: 6	R: 0	H: 0	E: 1	K: 1	S: 6	R: 0	H: 0	E: 1	K: 1	S: 6	R: 0	H: 0	E: 0	K: 0	S: 3	R: 0	H: 0	E: 0	K: 1	S: 5	R: 0	H: 1	E: 0	K: 1	S: 5	R: 0	H: 0	E: 0	K: 0	S: 5	
	0	0	0	3	9	9	1	2	0	0	5	3	1	0	1	6	0	0	1	0	1	6	0	0	0	0	3	0	0	0	0	3	0	0	0	1	5	0	1	0	0	5	0	0	0	0	5


**BOTTOM**

**Los Angeles Dodgers @ San Francisco Giants**  
**Candlestick Park, San Francisco, CA**

Sun Aug 22 1965, 6:33 AM EDT  
 Att. 42,807 - Unknown

AB	28
R	4
H	4
RBI	4
BB	4
SO	8
LOB	8

livebaseballscorecards.com



WP: 2	PA: 33
PB: 0	
SB: 0	
CS: 0	

Batter	1	2	3	4	5	6	7	8	9	AB R H RBI BB SO LOB	TOP				
Maury Wills, S OBP: 0.338, SLG: 0.331 (1, 6)	0-3 K		0-0 E1 HBP		0-0 E 1B		0-0 F7	0-0 1-3		5 1 1 0 0 1 0					
Wes Parker, S OBP: 0.337, SLG: 0.360 Jim Gilliam, S OBP: 0.374, SLG: 0.381 (1, 3) (5, PH) (5, 7)	0-0 6-3		1-0 HBP		0-0 E7 HR 1B		4-0 1-3 S 3B BB		0-0 4-3	1 0 0 0 0 0 0 2 2 1 1 1 0 0 0 0 0 0 0 0 0					
Willie Crawford, L OBP: 0.167, SLG: 0.091 (9, 9)			1-2 HBP		1-H 2-H HR 1B										
Lou Johnson, R OBP: 0.298, SLG: 0.371 (1, 7) (5, 9) (9, 7)	0-0 E5 FC6-4		0-0 P6		0-0 1-3		0-0 1-3		0-0 F3	5 0 0 0 0 0 4					
Jim Lefebvre, S OBP: 0.333, SLG: 0.356 (1, 4)	0-0 FC6-4 1-2f		0-3 K		4-0 HR BB		0-0 1B 3B		0-0 BB 1B	4 2 2 1 1 1 3					
Ron Fairly, L OBP: 0.363, SLG: 0.404 (1, 9) (5, 3)		0-0 F9		0-0 4-3	0-0 HR		0-0 FC6-4 1B		4-0 BB	4 1 2 4 1 0 0					
Don LeJohn, R OBP: 0.323, SLG: 0.295 John Kennedy, R OBP: 0.255, SLG: 0.247 (1, 5) (7, 5)		0-0 5-3		0-3 K	0-0 P4		3-H FC6-4 1B		0-0 6-3	4 0 0 0 0 1 1 1 0 0 0 0 0 2					
Willie Davis, L OBP: 0.270, SLG: 0.340 (1, 8)		0-0 FC6-4 1B		0-3 K		0-0 L9		0-0 SF8 3B		4 1 2 0 0 1 0					
Jeff Torborg, R OBP: 0.314, SLG: 0.409 (1, 2)		0-0 FC6-4 1-2f			0-0 E 1B 1B		0-3 K		0-0 SF8	3 1 1 1 0 1 1					
Don Drysdale, R OBP: 0.314, SLG: 0.520 Bob Miller, R (8, 1)			0-0 6-3		0-0 F7		0-0 5-3		0-3 K	4 0 0 0 0 1 1 0 0 0 0 0 0 0					
<b>Inning Stats</b>	R: 0 E: 1 K: 1 S: 6 H: 0 LOB: 1 BB: 0 P: 6	R: 0 E: 0 K: 0 S: 4 H: 1 LOB: 1 BB: 0 P: 4	R: 0 E: 1 K: 1 S: 6 H: 0 LOB: 2 BB: 0 P: 7	R: 0 E: 0 K: 2 S: 7 H: 0 LOB: 0 BB: 0 P: 7	R: 5 E: 1 K: 0 S: 7 H: 4 LOB: 0 BB: 1 P: 11	R: 0 E: 0 K: 1 S: 5 H: 0 LOB: 0 BB: 0 P: 5	R: 2 E: 0 K: 0 S: 5 H: 2 LOB: 1 BB: 1 P: 9	R: 1 E: 0 K: 1 S: 6 H: 1 LOB: 0 BB: 0 P: 6	R: 0 E: 0 K: 0 S: 4 H: 1 LOB: 2 BB: 1 P: 8	1B: 6 2B: 0 3B: 2 HR: 1 SF: 1 SAC: 0 DP: 0 HBP: 1	WP: 0 PB: 0 SB: 1 CS: 0 PA: 42				
<b>PITCHER</b>	IP WLS BF H R ER SO BB IBB HBP BLK WP HR S P ERA WHIP														
Larry Miller, L ERA: 4.66 Tom Parsons, R ERA: 4.59 Jim Bethke, R ERA: 3.34 Bob Moorhead, R ERA: 6.75	(1, 1) 4.2 L 23 5 5 5 4 1 0 1 0 0 0 1 29 34 9.64 1.286	(5, 1) 1.1 4 0 0 0 1 0 0 0 0 0 0 0 6 6 0.00 0.000	(7, 1) 2.0 10 3 3 3 1 1 0 0 0 0 0 0 11 15 13.50 2.000	(9, 1) 1.0 5 1 0 0 0 1 0 0 0 0 0 0 4 8 0.00 2.000											

**Los Angeles Dodgers @ New York Mets**  
 Shea Stadium, Flushing, NY  
 Mon Aug 23 1965, 7:05 PM EDT  
 Att: 33,393 - Unknown

livebaseballscorecards.com

AB	37
R	8
H	9
RBI	7
BB	3
SO	6
LOB	12



BOTTOM

Los Angeles Dodgers @ New York Mets  
Shea Stadium, Flushing, NY  
Mon Aug 23 1965, 7:05 PM EDT  
Att. 33,393 - Unknown

livebaseballscores.com

AB 37  
R 4  
H 12  
RBI 3  
BB 1  
SO 4  
LOB 20



WP: 0 PA: 42  
PB: 0  
SB: 0  
CS: 0

AB R H RBI BB SO LOB

4 1 1 0 0 1 3

5 1 2 1 0 0 2

5 0 1 1 0 0 5

4 0 2 0 0 0 0

4 0 0 1 0 0 3

5 1 3 0 0 1 0

3 1 2 0 0 0 1

2 0 0 0 0 0 2

1 0 0 0 1 0 1

1 0 1 0 0 0 0  
1 0 0 0 0 1 0  
1 0 0 0 0 0 2  
0 0 0 0 0 0 0  
1 0 0 0 0 1 1  
0 0 0 0 0 0 0

1B: 9 SF: 1  
2B: 5 SAC: 1  
3B: 0 DP: 2  
HR: 0 HBP: 2

Batter	1	2	3	4	5	6	7	8	9
Ron Hunt, R OBP: 0.341, SLG: 0.333 (1, 5)	0-0 L9 ①		0-0 F4 ②		0-0 1B 2B	0-3 K ③		1-0 1B HBP	
Roy McMillan, R OBP: 0.284, SLG: 0.300 (1, 6)	0-0 6-3 ②		0-0 E7 1-3		0-0 4-3 ②		0-0 2B SF9-3-5 1B	0-0 FC6-4 1-3 1B 3-H	
Chuck Hiller, L OBP: 0.284, SLG: 0.362 (1, 4)	0-0 F5 ③		0-0 F2 ③		0-0 E 2-H 1B		0-0 F8 ①	0-0 FC6-4 1-2f ③	
Johnny Lewis, L OBP: 0.339, SLG: 0.406 (1, 8)		0-0 4-3 ①		0-0 L6-3 1B	1-0 HBP 1-2		0-0 SF9-3-5 1-3 2B		0-0 6-3 ①
Ron Swoboda, R OBP: 0.291, SLG: 0.452 (1, 7)		0-0 6-3 ②		0-0 L6-3 1-2 ②	0-0 P4 ③		0-0 SF9-3-5 2-3 3-H ③		0-0 6-3 ②
Ed Kranepool, L OBP: 0.312, SLG: 0.390 (1, 3)		0-0 E4		0-0 2B 1B		0-0 F8 SH1-3 1B		0-0 1B E 1B	0-3 K ③
Joe Christopher, R OBP: 0.302, SLG: 0.306 (1, 9)		0-0 P6 ③		0-0 2B 1-3		0-0 SH1-3 1-2		0-0 E8 1-H 1B 1B	
Chris Cannizzaro, R OBP: 0.253, SLG: 0.222 John Stephenson, L OBP: 0.266, SLG: 0.271 (1, 2) (6, PH) (7, 2)			0-0 4-3 ①	0-0 F8 ③		4-0 BB		0-0 F5 ①	
Larry Miller, L OBP: 0.182, SLG: 0.182 Tom Parsons, R OBP: 0.106, SLG: 0.056 Jim Hickman, R OBP: 0.263, SLG: 0.367 Jim Bethke, R Gary Kolb, L OBP: 0.230, SLG: 0.253 Bob Moorhead, R (1, 1) (5, 1) (6, PH) (7, 1) (8, PH) (9, 1)			0-0 E 1B		0-3 K ①	0-0 F8 2-3 ②		0-3 K ②	

Inning Stats	R: 0	H: 0	E: 0	K: 0	S: 3	LOB: 0	BB: 0	P: 3
	R: 0	H: 0	E: 1	K: 0	S: 4	LOB: 1	BB: 0	P: 4
	R: 0	H: 1	E: 1	K: 0	S: 5	LOB: 2	BB: 0	P: 5
	R: 0	H: 3	E: 0	K: 0	S: 5	LOB: 2	BB: 0	P: 5
	R: 1	H: 2	E: 1	K: 1	S: 7	LOB: 2	BB: 0	P: 8
	R: 0	H: 1	E: 0	K: 1	S: 6	LOB: 2	BB: 1	P: 10
	R: 1	H: 2	E: 0	K: 0	S: 4	LOB: 0	BB: 0	P: 4
	R: 2	H: 3	E: 1	K: 1	S: 8	LOB: 2	BB: 0	P: 9
	R: 0	H: 0	E: 0	K: 1	S: 5	LOB: 0	BB: 0	P: 5

PITCHER	IP	WLS	BF	H	R	ER	SO	BB	IBB	HBP	BLK	WP	HR	S	P	ERA	WHIP
Don Drysdale, R ERA: 2.89 (1, 1)	7.2	W	37	11	4	4	3	1	0	0	0	0	0	40	46	4.70	1.565
Bob Miller, R ERA: 2.97 (8, 1)	1.1	S	5	1	0	0	1	0	0	0	0	0	0	7	7	0.00	0.750

**Los Angeles Dodgers @ New York Mets**  
 Shea Stadium, Flushing, NY  
 Tue Aug 24 1965, 7:05 PM EDT  
 Att: 37,023 - Unknown

[livebaseballscorecards.com](http://livebaseballscorecards.com)

<b>AB</b>	<b>30</b>
<b>R</b>	<b>3</b>
<b>H</b>	<b>9</b>
<b>RBI</b>	<b>3</b>
<b>BB</b>	<b>4</b>
<b>SO</b>	<b>2</b>
<b>LOB</b>	<b>10</b>



Batter	1	2	3	4	5	6	7	8	9	AB R H RBI BB SO LOB	TOP
<b>Maury Wills, S</b> (1, 6) OBP: 0.339, SLG: 0.333	0-0 4-3		0-0 CS 1-2 1B			0-0 SH5-3 1B		0-0 SH5-4 1-2		3 1 2 0 0 0 0	
<b>Wes Parker, S</b> (1, 3) OBP: 0.339, SLG: 0.359	0-0 F9		4-0 FC6-4 1-2 2-3 BB			0-0 SH5-3 1-2		4-0 2B BB		1 1 0 0 2 0 0	
<b>Lou Johnson, R</b> (1, 7) OBP: 0.303, SLG: 0.379	0-0 E S 1B		0-0 FC6-4 1-2f			0-0 FC4 2-H 1B		0-0 1B 2B		4 0 3 3 0 0 1	
<b>Jim Lefebvre, S</b> (1, 4) OBP: 0.333, SLG: 0.354	4-0 1-3 BB			0-0 6-3		0-0 FC4 1-2f		0-0 5-3		3 0 0 0 1 0 3	
<b>Ron Fairly, L</b> (1, 9) OBP: 0.362, SLG: 0.403	0-0 F7			0-0 4-3		0-0 G3		0-0 2-H 1B		4 0 1 0 0 0 3	
<b>Don LeJohn, R</b> (1, 5) OBP: 0.309, SLG: 0.281		0-3 K		0-0 5-3			0-0 5-6-3		0-0 F2	3 0 0 0 0 1 0	
<b>John Kennedy, R</b> (8, 5) OBP: 0.252, SLG: 0.245									0-0 F2	1 0 0 0 0 0 0	
<b>Willie Davis, L</b> (1, 8) OBP: 0.273, SLG: 0.342		0-0 G5-4-3 1B			0-0 1-3		0-0 F8		0-0 1B	4 0 2 0 0 0 0	
<b>Jeff Torborg, R</b> (1, 2) OBP: 0.303, SLG: 0.395		0-0 G5-4-3 1-2f			0-0 F8		0-0 6-3		0-0 F3	4 0 0 0 0 0 2	
<b>Howie Reed, R</b> (1, 1) OBP: 0.321, SLG: 0.525			4-0 BB 1B BB		0-3 K			0-0 SH5-4 2B 1B		1 0 0 0 1 1 0	
<b>Don Drysdale, R</b> (8, PH) OBP: 0.321, SLG: 0.525									0-0 P6	1 0 1 0 0 0 0	
<b>Willie Crawford, L</b> (8, PR) OBP: 0.167, SLG: 0.091										0 1 0 0 0 0 0	
<b>Bob Miller, R</b> (8, 1)										1 0 0 0 0 0 1	
<b>Inning Stats</b>	R: 0 E: 0 K: 0 S: 4 H: 1 LOB: 2 BB: 1 P: 8	R: 0 E: 0 K: 1 S: 5 H: 1 LOB: 0 BB: 0 P: 5	R: 0 E: 0 K: 0 S: 2 H: 1 LOB: 1 BB: 2 P: 10	R: 0 E: 0 K: 0 S: 3 H: 0 LOB: 0 BB: 0 P: 3	R: 0 E: 0 K: 1 S: 5 H: 0 LOB: 0 BB: 0 P: 5	R: 1 E: 0 K: 0 S: 5 H: 2 LOB: 1 BB: 0 P: 5	R: 0 E: 0 K: 0 S: 3 H: 0 LOB: 0 BB: 0 P: 3	R: 2 E: 0 K: 0 S: 5 H: 3 LOB: 2 BB: 1 P: 9	R: 0 E: 0 K: 0 S: 4 H: 1 LOB: 1 BB: 0 P: 4	1B: 8 2B: 1 3B: 0 HR: 0 SF: 0 SAC: 2 DP: 1 HBP: 0	WP: 0 PB: 0 SB: 1 CS: 1 PA: 36
<b>PITCHER</b>	IP WLS BF H R ER SO BB IBB HBP BLK WP HR S P ERA WHIP										
<b>Al Jackson, L</b> (1, 1) ERA: 4.4	8.0 32 8 3 3 2 4 0 0 0 0 0 0 32 48 3.38 1.500										
<b>Dave Eilers, R</b> (9, 1) ERA: 7.94	1.0 W 4 1 0 0 0 0 0 0 0 0 0 0 4 4 0.00 1.000										



Batter	1	2	3	4	5	6	7	8	9	AB R H RBI BB SO LOB	TOP																								
Maury Wills, S OBP: 0.339, SLG: 0.333 (1, 6) X	0-0 3B 1B		0-0 4-3		0-0 5-3			0-0 1-3		4 1 1 0 0 0 0																									
Jim Gilliam, S OBP: 0.379, SLG: 0.394 (1, 5) X	0-0 1-H SF9 3B		0-0 FC4-6 1B 2B 1B		0-0 F8			0-0 1B		4 2 3 1 0 0 0																									
Willie Davis, L OBP: 0.272, SLG: 0.342 (1, 8) X	0-0 SF9 3-H		0-0 FC4-6 1-2 1B		0-0 E3 CS			0-0 F9		3 0 1 1 0 0 1																									
Ron Fairly, L OBP: 0.359, SLG: 0.400 (1, 9) X	0-0 G3		0-0 FC4-6 2B 1-2f 2-3		0-0 CS 1-2	0-0 P1		0-0 G3		4 0 0 0 0 0 3																									
Lou Johnson, R OBP: 0.303, SLG: 0.380 (1, 7) X	0-0 P3		0-0 1-3 3-H 2B		0-0 6-3			0-0 F8		4 0 1 1 0 0 0																									
Jim Lefebvre, S OBP: 0.330, SLG: 0.350 (1, 4) X		0-0 3-1	0-0 L5		0-0 4-3			0-0 5-3		4 0 0 0 0 0 2																									
Wes Parker, S OBP: 0.341, SLG: 0.368 (1, 3) X		0-0 HR		0-0 6-3		0-0 5-3		0-0 2B 1B		4 2 2 1 0 0 0																									
John Roseboro, L OBP: 0.274, SLG: 0.296 (1, 2) X		0-0 F8		0-0 G3		0-0 6-3		0-0 2B		2 0 0 0 0 0 0																									
Jeff Torborg, R OBP: 0.306, SLG: 0.405 (4, 2) X								1-H 2B		2 0 1 1 0 0 0																									
Claude Osteen, L OBP: 0.152, SLG: 0.145 (1, 1) X		0-3 K		0-0 F8		0-3 K		0-0 6-3		2 0 0 0 0 1 0																									
Jim Brewer, L (5, 1) X										0 0 0 0 0 0 0																									
John Kennedy, R OBP: 0.250, SLG: 0.242 (7, PH) X										1 0 0 0 0 1 0																									
Nick Willhite, L OBP: 0.600, SLG: 0.571 (7, 1) X										0 0 0 0 0 0 0																									
Don Drysdale, R OBP: 0.318, SLG: 0.520 (9, PH) X										1 0 0 0 0 0 1																									
<b>Inning Stats</b>	R: 2 E: 0 K: 0 S: 5	H: 2 LOB: 0 BB: 0 P: 5	R: 1 E: 0 K: 1 S: 6	H: 1 LOB: 0 BB: 0 P: 6	R: 1 E: 0 K: 1 S: 6	H: 3 LOB: 2 BB: 0 P: 6	R: 0 E: 0 K: 0 S: 3	H: 0 LOB: 0 BB: 0 P: 3	R: 0 E: 1 K: 0 S: 3	H: 0 LOB: 0 BB: 0 P: 3	R: 0 E: 0 K: 1 S: 5	H: 0 LOB: 0 BB: 0 P: 5	R: 0 E: 0 K: 0 S: 4	H: 1 LOB: 1 BB: 0 P: 4	R: 1 E: 0 K: 0 S: 5	H: 2 LOB: 1 BB: 0 P: 5	1B: 5 2B: 2 3B: 1 HR: 1	SF: 1 SAC: 0 DP: 0 HBP: 0	WP: 0 PB: 0 SB: 0 CS: 1	PA: 37															
<b>PITCHER</b>	IP WLS BF H R ER SO BB IBB HBP BLK WP HR S P ERA WHIP																																		
Jack Fisher, R ERA: 3.93 (1, 1)	2.1	12	5	4	4	1	0	0	0	0	0	1	14	14	15.43	2.143																			
Gordie Richardson, L ERA: 4.67 (3, 1)	6.2	W	24	4	1	1	1	0	0	0	0	0	26	26	1.35	0.600																			

**Los Angeles Dodgers @ New York Mets**  
 Shea Stadium, Flushing, NY  
 Wed Aug 25 1965, 7:05 PM EDT  
 Att: 32,432 - Unknown

[livebaseballscorecards.com](http://livebaseballscorecards.com)

<b>AB</b>	<b>35</b>
<b>R</b>	<b>5</b>
<b>H</b>	<b>9</b>
<b>RBI</b>	<b>5</b>
<b>BB</b>	<b>0</b>
<b>SO</b>	<b>2</b>
<b>LOB</b>	<b>7</b>





**BOTTOM**

**Los Angeles Dodgers @ New York Mets**  
 Shea Stadium, Flushing, NY  
 Wed Aug 25 1965, 7:05 PM EDT  
 Att. 32,432 - Unknown

[livebaseballscorecards.com](http://livebaseballscorecards.com)

<b>AB</b>	<b>33</b>
<b>R</b>	<b>7</b>
<b>H</b>	<b>10</b>
<b>RBI</b>	<b>6</b>
<b>BB</b>	<b>5</b>
<b>SO</b>	<b>6</b>
<b>LOB</b>	<b>15</b>



WP: 1	PA: 39
PB: 0	SB: 0
CS: 0	

AB	R	H	RBI	BB	SO	LOB
4	1	1	0	1	1	1
4	0	0	0	1	0	3
5	2	3	2	0	0	0
4	1	1	1	0	1	2
2	1	1	0	1	0	0
4	1	2	2	0	1	1
2	0	1	1	2	0	0
4	0	0	0	0	0	6
1	1	1	0	0	0	0
3	0	0	0	0	3	2
1B: 6	SF: 0	WP: 1	PA: 39			
2B: 2	SAC: 0	PB: 0				
3B: 1	DP: 1	SB: 0				
HR: 1	HBP: 1	CS: 0				

Batter	1	2	3	4	5	6	7	8	9							
<b>Ron Hunt, R</b> OBP: 0.330, SLG: 0.313 (1, 5)	4-0 1B 2B BB	0-3 K		x 0-0 1B		x 0-0 F8		x 0-0 1-3								
<b>Roy McMillan, R</b> OBP: 0.285, SLG: 0.299 (1, 6)	0-0 F8	0-0 6-3 1-2		x 0-0 5-3		BBB 4-0 1B BB		x 0-0 F7								
<b>Joe Christopher, R</b> OBP: 0.306, SLG: 0.319 (1, 9)	0-0 2B 1-2 1B	0-0 HR			x 0-0 6-3	0-0 1-2 1B		x 0-0 F7								
<b>Ron Swoboda, R</b> OBP: 0.288, SLG: 0.447 (1, 7)	0-0 1-3 2-H 1B BB 2B	0-3 K			x 0-0 F7	0-0 L6										
<b>Jim Hickman, R</b> OBP: 0.270, SLG: 0.372 (1, 8)	4-0 BB 1B IBB		x 0-0 1-3		x 0-0 3B 2B		H 1-0 4-3 1B HBP									
<b>Ed Kranepool, L</b> OBP: 0.313, SLG: 0.395 (1, 3)	0-0 BB 1-2 2-3 3-H 1B		x 0-0 L8		x 0-0 WP 3B		0-0 K									
<b>Chris Cannizzaro, R</b> OBP: 0.266, SLG: 0.227 (1, 2)	4-0 G4-6-3 1-2 2-3 3-H BB		x 0-0 4-3		BBB 4-0 BB		x 0-0 4-3 1-2 1B									
<b>Chuck Hiller, L</b> OBP: 0.283, SLG: 0.362 (1, 4)	0-0 G4-6-3 1-2f			x 0-0 1-3	x 0-0 F9		x 0-0 4-3 1-2 2-3									
<b>Jack Fisher, R</b> OBP: 0.179, SLG: 0.197 (1, 1)		x 0-0 6-3 HR 1B		0-3 K		0-3 K		0-3 K								
<b>Gordie Richardson, R</b> (3, 1)																
<b>Inning Stats</b>	R: 3 E: 0 K: 0 S: 5	H: 3 LOB: 2 BB: 3 P: 17	R: 2 E: 0 K: 2 S: 9	H: 2 LOB: 0 BB: 0 P: 9	R: 0 E: 0 K: 0 S: 3	H: 0 LOB: 0 BB: 0 P: 3	R: 0 E: 0 K: 1 S: 6	H: 1 LOB: 1 BB: 0 P: 6	R: 2 E: 0 K: 0 S: 5	H: 2 LOB: 1 BB: 1 P: 9	R: 0 E: 0 K: 1 S: 6	H: 1 LOB: 2 BB: 1 P: 10	R: 0 E: 0 K: 2 S: 8	H: 1 LOB: 2 BB: 0 P: 9	R: 0 E: 0 K: 0 S: 3	H: 0 LOB: 0 BB: 0 P: 3
<b>PITCHER</b>	IP WLS L	WLS L	H R ER SO	H R ER SO	BB IBB HBP BLK	WP HR S P	ERA WHIP	<b>PITCHER</b>	IP WLS L	H R ER SO	BB IBB HBP BLK	WP HR S P	ERA WHIP			
<b>Claude Osteen, L</b> ERA: 2.84 (1, 1)	4.2	7	8	7	2	0	13.50	<b>Jim Brewer, L</b> ERA: 2.2 (5, 1)	1.1	1	0	2	0.00			
<b>Nick Willhite, L</b> ERA: 5.87 (7, 1)	2.0	8	1	0	0	0	0.00									


Batter	1	2	3	4	5	6	7	8	9	AB R H RBI BB SO LOB	TOP											
Maury Wills, S (1, 6) OBP: 0.344, SLG: 0.338	0-0 SH3 2B 1B		0-0 1B			0-0 SH1-3 1B		0-0 1-3 1B		4 1 4 0 0 0 0	<b>Los Angeles Dodgers @ New York Mets</b> Shea Stadium, Flushing, NY Thu Aug 26 1965, 7:05 PM EDT Att: 45,950 - Unknown											
Wes Parker, S (1, 3) OBP: 0.341, SLG: 0.373	0-0 SH3 1-2		0-0 F7			0-0 SH1-3 1-2		0-0 3B		2 0 1 1 0 0 1												
Jim Gilliam, S (1, 7) OBP: 0.377, SLG: 0.390	0-3 K		0-0 F8			0-0 F8		4-0 FC5-4 BB		3 0 0 0 1 1 3												
Lou Johnson, R (1, 9) OBP: 0.302, SLG: 0.382	0-0 2-H 2B			0-3 K		0-0 L7		0-0 FC5-4 1-2f		4 0 1 1 0 1 3												
Jim Lefebvre, S (1, 4) OBP: 0.329, SLG: 0.349	0-0 4-3			0-0 G3-6-1 1B		0-0 F8		0-0 6-3		4 0 1 0 0 0 1												
Don LeJohn, R (1, 5) OBP: 0.296, SLG: 0.269		0-0 6-3		0-0 G3-6-1 1-2f		0-3 K		0-3 K		3 0 0 0 0 1 1												
Ron Fairly, L (9, PH) OBP: 0.358, SLG: 0.399										1 0 0 0 0 1 0												
Willie Davis, L (1, 8) OBP: 0.272, SLG: 0.341		0-3 K			0-0 CS 1B		0-3 K		0-0 6-3	4 0 1 0 0 2 0												
Jeff Torborg, R (1, 2) OBP: 0.299, SLG: 0.395		0-0 F7			0-0 F9 1-2			0-0 6-3		3 0 0 0 0 0 1												
Sandy Koufax, R (1, 1) OBP: 0.255, SLG: 0.215			0-0 1-3			0-0 F8		4-0 1B 3B BB		2 0 0 0 0 0 0												
Dick Tracewski, R (8, PH) OBP: 0.318, SLG: 0.273										0 1 0 0 1 0 0												
Johnny Podres, L (8, 1) OBP: 0.195, SLG: 0.175										0 0 0 0 0 0 0												
<b>Inning Stats</b>	R: 1 E: 0 K: 1 S: 7	H: 2 LOB: 1 BB: 0 P: 7	R: 0 E: 0 K: 1 S: 5	H: 0 LOB: 0 BB: 0 P: 5	R: 0 E: 0 K: 0 S: 4	H: 1 LOB: 1 BB: 0 P: 4	R: 0 E: 0 K: 1 S: 5	H: 1 LOB: 0 BB: 0 P: 5	R: 0 E: 0 K: 0 S: 3	H: 1 LOB: 0 BB: 0 P: 3	R: 0 E: 0 K: 0 S: 4	H: 1 LOB: 1 BB: 0 P: 4	R: 0 E: 0 K: 2 S: 7	H: 0 LOB: 0 BB: 0 P: 7	R: 1 E: 0 K: 0 S: 4	H: 2 LOB: 2 BB: 2 P: 12	R: 0 E: 0 K: 1 S: 5	H: 0 LOB: 0 BB: 0 P: 5	1B: 6 2B: 1 3B: 1 HR: 0	SF: 0 SAC: 2 DP: 1 HBP: 0	WP: 0 PB: 0 SB: 0 CS: 1	PA: 34
<b>PITCHER</b>	IP WLS BF H R ER SO BB IBB HBP BLK WP HR S P ERA WHIP																					
Tug McGraw, L (1, 1) ERA: 3.2	7.2 W 29 8 2 2 5 1 0 0 0 0 0 0 38 42 2.35 1.174																					
Jack Fisher, R (8, 1) ERA: 3.9	1.1 S 5 0 0 0 1 1 0 0 0 0 0 0 6 10 0.00 0.750																					

livebaseballscorecards.com

<b>AB</b>	30
<b>R</b>	2
<b>H</b>	8
<b>RBI</b>	2
<b>BB</b>	2
<b>SO</b>	6
<b>LOB</b>	10





Batter	1	2	3	4	5	6	7	8	9	AB R H RBI BB SO LOB	TOP											
Maury Wills, S OBP: 0.342, SLG: 0.338 (1, 6)	0-0 4-3	0-0 F7	0-0 5-3		0-0 2B		0-0 4-3			5 0 1 2 0 0 3												
Jim Gilliam, S OBP: 0.378, SLG: 0.390 Howie Reed, R (8, 1)	0-0 F7		0-0 2B 1B	0-0 SH2-4 1B SF8 1B	0-0 G3			0-0 L8		5 2 2 0 0 0 1 0 0 0 0 0 0 0												
Willie Davis, L OBP: 0.276, SLG: 0.349 (1, 8)	0-0 1B 2B		0-0 2B 1B	0-0 SH2-4 1B	0-0 4-3			0-0 F7		5 2 3 0 0 0 1												
Ron Fairly, L OBP: 0.359, SLG: 0.398 (1, 9)	0-0 2B 1B		0-0 2B BB FC5-2	0-0 SH2-4 1B 2-3		0-3 K		0-0 L8		3 0 1 1 1 1 0												
Lou Johnson, R OBP: 0.306, SLG: 0.391 (1, 7)	0-0 1-3 2B		0-0 FC5-2 1B 2B	0-0 SF8		0-0 S 1B		0-0 6-3		4 2 3 3 0 0 0												
Jim Lefebvre, S OBP: 0.331, SLG: 0.349 Dick Tracewski, R OBP: 0.317, SLG: 0.272 (6, PR) (6, 4)	0-0 F7		0-0 FC5-2 1B HBP	0-3 K		0-0 CS 1B		0-3 K		3 1 1 1 0 1 3 1 0 0 0 0 1 0												
Wes Parker, S OBP: 0.340, SLG: 0.370 (1, 3)		0-0 B3	0-0 FC5-2 1B		0-0 1B 2B BB	0-3 K		0-3 K		4 1 0 0 1 2 4	AB 38 R 9 H 14 RBI 9 BB 2 SO 8 LOB 17											
John Roseboro, L OBP: 0.279, SLG: 0.301 (1, 2)		0-0 1B	0-0 1B		0-0 2B 1B		0-3 K			4 1 3 2 0 1 0												
Don Drysdale, R OBP: 0.306, SLG: 0.500 John Kennedy, R OBP: 0.250, SLG: 0.242 (8, 5)		0-3 K	0-0 F8		0-3 K		0-0 F8			4 0 0 0 0 2 5 0 0 0 0 0 0 0												
Inning Stats	R: 1 E: 0 K: 0 S: 6	H: 3 LOB: 2 BB: 0 P: 6	R: 0 E: 0 K: 1 S: 6	H: 1 LOB: 1 BB: 0 P: 6	R: 4 E: 0 K: 0 S: 7	H: 4 LOB: 2 BB: 1 P: 12	R: 1 E: 0 K: 1 S: 7	H: 2 LOB: 1 BB: 0 P: 7	R: 2 E: 0 K: 1 S: 7	H: 2 LOB: 1 BB: 1 P: 11	R: 1 E: 0 K: 2 S: 8	H: 2 LOB: 1 BB: 0 P: 8	R: 0 E: 0 K: 1 S: 5	H: 0 LOB: 0 BB: 0 P: 5	R: 0 E: 0 K: 0 S: 3	H: 0 LOB: 0 BB: 0 P: 3	R: 0 E: 0 K: 2 S: 7	H: 0 LOB: 0 BB: 0 P: 7	1B: 9 2B: 5 3B: 0 HR: 0	SF: 1 SAC: 1 DP: 0 HBP: 1	WP: 0 PB: 0 SB: 1 CS: 1	PA: 43
PITCHER	IP WLS BF H R ER SO BB IBB HBP BLK WP HR S P ERA WHIP																					
Ray Herbert, R ERA: 3.91 (1, 1)	2.0 L 14 7 5 5 1 1 0 0 0 0 0 0 0 15 19 22.50 4.000																					
Bo Belinsky, L ERA: 4.78 (3, 1)	2.1 14 5 3 3 2 1 0 1 0 0 0 0 16 21 11.57 2.571																					
Lew Burdette, R ERA: 5.3 (5, 1)	0.2 2 0 0 0 0 0 0 0 0 0 0 0 2 2 0.00 0.000																					
Jack Baldschun, R ERA: 3.9 (6, 1)	3.0 10 2 1 1 3 0 0 0 0 0 0 0 16 16 3.00 0.667																					
Ed Roebuck, R ERA: 3.19 (9, 1)	1.0 3 0 0 0 0 2 0 0 0 0 0 0 7 7 0.00 0.000																					

Los Angeles Dodgers @ Philadelphia Phillies  
 Connie Mack Stadium, Philadelphia, PA  
 Fri Aug 27 1965, 7:05 PM EDT  
 Att: 26,740 - Unknown

livebaseballscorecards.com

Batter	1	2	3	4	5	6	7	8	9	AB	R	H	RBI	BB	SO	LOB	BOTTOM						
<b>Cookie Rojas, R</b> <small>(1, 4)  OBP: 0.348, SLG: 0.374  (9, 9)</small>										5	1	3	0	0	0	0							
<b>Dick Allen, R</b> <small>(1, 5)  OBP: 0.384, SLG: 0.512</small>										5	0	0	0	0	2	3							
<b>Johnny Callison, L</b> <small>(1, 9)  OBP: 0.336, SLG: 0.545</small> <b>Ed Roebuck, R</b> <small>(9, 1)</small>											4	3	2	1	1	2							
<b>Wes Covington, L</b> <small>(1, 7)  OBP: 0.324, SLG: 0.500</small>											4	1	1	2	1	2							
<b>Tony Gonzalez, L</b> <small>(1, 8)  OBP: 0.340, SLG: 0.480</small>											5	1	1	2	0	2							
<b>Dick Stuart, R</b> <small>(1, 3)  OBP: 0.295, SLG: 0.425</small>											5	1	2	0	3	1							
<b>Clay Dalrymple, L</b> <small>(1, 2)  OBP: 0.286, SLG: 0.285</small>											4	1	2	2	1	0							
<b>Bobby Wine, R</b> <small>(1, 6)  OBP: 0.291, SLG: 0.278</small> <b>Adolfo Phillips, R</b> <small>(9, PR)  OBP: 0.250, SLG: 0.273</small>											5	0	1	1	0	7							
<b>Ray Herbert, R</b> <small>(1, 1)  OBP: 0.318, SLG: 0.324</small> <b>Bo Belinsky, L</b> <small>(3, 1)  OBP: 0.228, SLG: 0.200</small> <b>Lew Burdette, R</b> <small>(5, 1)  OBP: 0.364, SLG: 0.409</small> <b>John Briggs, L</b> <small>(5, PH)  OBP: 0.369, SLG: 0.422</small> <b>Jack Baldschun, R</b> <small>(6, 1)  OBP: 0.300, SLG: 0.318</small> <b>Tony Taylor, R</b> <small>(8, PH)  (9, 4)</small>											1	0	0	0	0	0							
<b>Inning Stats</b>	R: 4 E: 1 K: 1 S: 10	H: 5 LOB: 1 BB: 0 P: 10	R: 0 E: 0 K: 2 S: 8	H: 1 LOB: 1 BB: 0 P: 8	R: 0 E: 0 K: 1 S: 5	H: 0 LOB: 2 BB: 2 P: 13	R: 0 E: 0 K: 0 S: 3	H: 0 LOB: 0 BB: 0 P: 3	R: 1 E: 2 K: 0 S: 6	H: 1 LOB: 3 BB: 1 P: 10	R: 1 E: 0 K: 1 S: 6	H: 1 LOB: 0 BB: 0 P: 6	R: 0 E: 0 K: 1 S: 6	H: 1 LOB: 1 BB: 0 P: 6	R: 0 E: 0 K: 0 S: 4	H: 1 LOB: 1 BB: 0 P: 4	R: 0 E: 0 K: 2 S: 10	H: 2 LOB: 1 BB: 0 P: 10	1B: 7 2B: 3 3B: 0 HR: 2	SF: 0 SAC: 0 DP: 0 HBP: 0	WP: 2 PB: 0 SB: 0 CS: 0	PA: 45	
<b>PITCHER</b>	IP WLS BF H R ER SO BB IBB HBP BLK WP HR S P ERA WHIP	IP WLS BF H R ER SO BB IBB HBP BLK WP HR S P ERA WHIP	IP WLS BF H R ER SO BB IBB HBP BLK WP HR S P ERA WHIP	IP WLS BF H R ER SO BB IBB HBP BLK WP HR S P ERA WHIP	IP WLS BF H R ER SO BB IBB HBP BLK WP HR S P ERA WHIP	IP WLS BF H R ER SO BB IBB HBP BLK WP HR S P ERA WHIP	IP WLS BF H R ER SO BB IBB HBP BLK WP HR S P ERA WHIP	IP WLS BF H R ER SO BB IBB HBP BLK WP HR S P ERA WHIP	IP WLS BF H R ER SO BB IBB HBP BLK WP HR S P ERA WHIP	IP WLS BF H R ER SO BB IBB HBP BLK WP HR S P ERA WHIP	IP WLS BF H R ER SO BB IBB HBP BLK WP HR S P ERA WHIP	IP WLS BF H R ER SO BB IBB HBP BLK WP HR S P ERA WHIP	IP WLS BF H R ER SO BB IBB HBP BLK WP HR S P ERA WHIP	IP WLS BF H R ER SO BB IBB HBP BLK WP HR S P ERA WHIP	IP WLS BF H R ER SO BB IBB HBP BLK WP HR S P ERA WHIP	IP WLS BF H R ER SO BB IBB HBP BLK WP HR S P ERA WHIP	IP WLS BF H R ER SO BB IBB HBP BLK WP HR S P ERA WHIP	IP WLS BF H R ER SO BB IBB HBP BLK WP HR S P ERA WHIP	IP WLS BF H R ER SO BB IBB HBP BLK WP HR S P ERA WHIP	IP WLS BF H R ER SO BB IBB HBP BLK WP HR S P ERA WHIP	IP WLS BF H R ER SO BB IBB HBP BLK WP HR S P ERA WHIP	IP WLS BF H R ER SO BB IBB HBP BLK WP HR S P ERA WHIP	IP WLS BF H R ER SO BB IBB HBP BLK WP HR S P ERA WHIP

Los Angeles Dodgers @ Philadelphia Phillies  
Connie Mack Stadium, Philadelphia, PA  
Fri Aug 27 1965, 7:05 PM EDT  
Att. 26,740 - Unknown

livebaseballscorecards.com

<b>AB</b>	42
<b>R</b>	8
<b>H</b>	12
<b>RBI</b>	8
<b>BB</b>	3
<b>SO</b>	8
<b>LOB</b>	23



Batter	1	2	3	4	5	6	7	8	9	AB R H RBI BB SO LOB	TOP																
Maury Wills, S OBP: 0.345, SLG: 0.341 (1, 6)										5 2 3 2 0 0 0																	
Jim Gilliam, S OBP: 0.378, SLG: 0.388 (1, 5)										4 1 1 0 1 0 2 0 0 0 0 0 0 0																	
John Kennedy, R OBP: 0.250, SLG: 0.242 (9, 5)																											
Wes Parker, S OBP: 0.341, SLG: 0.372 (1, 3)										5 1 2 2 0 0 1																	
Lou Johnson, R OBP: 0.307, SLG: 0.390 (1, 7)										4 1 1 0 0 0 2																	
Ron Fairly, L OBP: 0.360, SLG: 0.400 (1, 9)										3 1 1 2 1 1 1																	
Jeff Torborg, R OBP: 0.298, SLG: 0.390 (1, 2)										4 0 1 0 0 1 2																	
Willie Davis, L OBP: 0.275, SLG: 0.348 (1, 8)										4 1 1 0 0 1 1																	
Dick Tracewski, R OBP: 0.310, SLG: 0.266 (1, 4)										4 1 0 1 0 2 1																	
John Purdin, R OBP: 0.255, SLG: 0.215 (1, 1)										2 0 0 0 0 1 2 2 0 0 0 0 1 0 0 0 0 0 0 0 0																	
Jim Brewer, L (4, 1)																											
Inning Stats	R: 7 E: 0 K: 2 S: 13	H: 5 LOB: 1 BB: 1 P: 18	R: 0 E: 0 K: 0 S: 3	H: 0 LOB: 1 BB: 1 P: 7	R: 0 E: 0 K: 1 S: 5	H: 0 LOB: 0 BB: 0 P: 5	R: 0 E: 0 K: 0 S: 4	H: 1 LOB: 1 BB: 0 P: 4	R: 0 E: 0 K: 1 S: 5	H: 1 LOB: 0 BB: 0 P: 5	R: 0 E: 0 K: 2 S: 7	H: 0 LOB: 0 BB: 0 P: 7	R: 0 E: 0 K: 0 S: 4	H: 1 LOB: 1 BB: 0 P: 4	R: 0 E: 0 K: 1 S: 5	H: 0 LOB: 0 BB: 0 P: 5	R: 1 E: 0 K: 0 S: 5	H: 2 LOB: 1 BB: 0 P: 5	1B: 8 2B: 2 3B: 0 HR: 0	SF: 0 SAC: 0 DP: 1 HBP: 1	WP: 1 PB: 0 SB: 5 CS: 0	PA: 40					
PITCHER	IP	WLS	BF	H	R	ER	SO	BB	IBB	HBP	BLK	WP	HR	S	P	ERA	WHIP										
Chris Short, L (1, 1) ERA: 3.2	0.1	L	7	4	6	6	1	1	0	1	0	1	0	7	12	162.00	15.000										
Ed Roebuck, R (1, 1) ERA: 3.33	0.2		4	1	1	1	1	0	0	0	0	0	0	6	6	13.50	1.500										
Art Mahaffey, R (2, 1) ERA: 6.46	3.0		11	1	0	0	1	1	0	0	0	0	0	12	16	0.00	0.667										
Gary Wagner, R (5, 1) ERA: 2.43	3.0		10	2	0	0	3	0	0	0	0	0	0	16	16	0.00	0.667										
Jack Baldschun, R (8, 1) ERA: 3.92	2.0		8	2	1	1	1	0	0	0	0	0	0	10	10	4.50	1.000										

Los Angeles Dodgers @ Philadelphia Phillies  
 Connie Mack Stadium, Philadelphia, PA

Sat Aug 28 1965, 7:05 PM EDT  
 Att: 27,439 - Unknown

livebaseballscorecards.com

AB 37  
 R 8  
 H 10  
 RBI 7  
 BB 2  
 SO 7  
 LOB 12





Batter	1	2	3	4	5	6	7	8	9	AB R H RBI BB SO LOB	TOP									
<b>Maury Wills, S</b> (1, 6) <small>OBP: 0.342, SLG: 0.338</small> <b>Don LeJohn, R</b> (8, 5) <small>OBP: 0.296, SLG: 0.269</small>	0-0 L8		0-0 FC4-6			0-0 B1-3	0-0 6-3			4 0 0 0 0 0 3 0 0 0 0 0 0 0	<b>Los Angeles Dodgers @ Philadelphia Phillies</b> <b>Connie Mack Stadium, Philadelphia, PA</b> Sun Aug 29 1965, 3:33 AM EDT Att: 21,744 - Unknown  livebaseballscorecards.com									
<b>Jim Gilliam, S</b> (1, 5) <small>OBP: 0.378, SLG: 0.385</small> <b>John Kennedy, R</b> (6, 5) <small>OBP: 0.248, SLG: 0.240</small>	1-0 CS HBP		0-3 K			0-0 4-3		0-3 K		2 0 0 0 0 1 2 1 0 0 0 0 1 0										
<b>Willie Davis, L</b> (1, 8) <small>OBP: 0.277, SLG: 0.356</small>	0-0 P4			0-0 G6-4-3 1B		0-0 HR		0-0 F8		4 1 2 1 0 0 1										
<b>Ron Fairly, L</b> (1, 9) <small>OBP: 0.360, SLG: 0.397</small>	0-0 CS	0-0 1-3		0-0 G6-4-3		0-0 F8		4-0 BB		3 0 0 0 1 0 1										
<b>Lou Johnson, R</b> (1, 7) <small>OBP: 0.309, SLG: 0.392</small>		0-3 K		4-0 BB		0-0 BB 1B 2B		0-0 F6		3 1 1 0 1 1 1										
<b>Wes Parker, S</b> (1, 3) <small>OBP: 0.340, SLG: 0.370</small>		0-3 K		0-0 P4		4-0 1B BB G3-6-1 BB		0-0 4-3		3 1 0 0 1 1 1										
<b>Jim Lefebvre, S</b> (1, 4) <small>OBP: 0.332, SLG: 0.349</small>			0-0 FC1-5 BB 1B		0-3 K	4-0 G3-6-1 1B 1-2 2-3 BB		0-0 4-3		3 0 1 0 1 1 0										
<b>John Roseboro, L</b> (1, 2) <small>OBP: 0.281, SLG: 0.301</small>			4-0 FC4-6 FC1-5 BB		0-0 F7	0-0 G3-6-1 1B 1-2 2-3 3-H		0-0 3-1		3 0 1 1 1 0 0										
<b>Claude Osteen, L</b> (1, 1) <small>OBP: 0.150, SLG: 0.143</small> <b>Nick Wilhite, L</b> (3, 1) <small>OBP: 0.545, SLG: 0.500</small> <b>Howie Reed, R</b> (6, 1) <small>OBP: 0.313, SLG: 0.279</small> <b>Wally Moon, L</b> (7, PH) <small>OBP: 0.313, SLG: 0.279</small> <b>Mike Kekich, R</b> (7, 1) <small>OBP: 0.195, SLG: 0.175</small> <b>Johnny Podres, L</b> (8, 1)			0-0 FC1-5		0-0 4-3	0-0 G3-6-1				1 0 0 0 0 0 2 1 0 0 0 0 0 0 0 0 0 0 0 0 0 1 0 0 0 0 0 2 0 0 0 0 0 0 0 0 0 0 0 0 0 0										
<b>Inning Stats</b>	R: 0 E: 0 K: 0 S: 2	H: 0 LOB: 0 BB: 0 P: 3	R: 0 E: 0 K: 2 S: 7	H: 0 LOB: 0 BB: 0 P: 7	R: 0 E: 0 K: 1 S: 6	H: 1 LOB: 2 BB: 1 P: 10	R: 0 E: 0 K: 1 S: 5	H: 0 LOB: 0 BB: 0 P: 5	R: 1 E: 0 K: 0 S: 4	H: 1 LOB: 0 BB: 0 P: 4	R: 2 E: 0 K: 0 S: 4	H: 2 LOB: 1 BB: 2 P: 12	R: 0 E: 0 K: 1 S: 5	H: 0 LOB: 1 BB: 1 P: 9	R: 0 E: 0 K: 0 S: 3	H: 0 LOB: 0 BB: 0 P: 3	1B: 3 2B: 1 3B: 0 HR: 1	SF: 0 SAC: 0 DP: 2 HBP: 1	WP: 0 PB: 0 SB: 1 CS: 1	PA: 36
<b>PITCHER</b> <b>Ray Culp, R</b> (1, 1) <small>ERA: 3.06</small>	IP 9.0 WLS W BF 35 H 5 R 3 ER 3 SO 5 BB 5 IBB 0 HBP 1 BLK 0 WP 0 HR 1 S 39 P 60 ERA 3.00 WHIP 1.111																			





Batter	1	2	3	4	5	6	7	8	9	AB	R	H	RBI	BB	SO	LOB
Cookie Rojas, R OBP: 0.354, SLG: 0.377 (1, 8)	0-0 G3 3B 1B	0-0 1B	0-0 L7			0-0 1B 5-3 1B		4-0 BB BB BB BB		4	3	3	0	1	0	0
Johnny Callison, L OBP: 0.334, SLG: 0.544 (1, 9)	0-0 G3 1-2	0-0 4-3			0-3 K	0-0 5-3		4-0 BB BB BB BB		4	1	0	0	1	1	3
Dick Allen, R OBP: 0.387, SLG: 0.521 (1, 5)	0-3 K		0-0 HR 3B		0-0 HR	0-0 5-3 1B		4-0 BB BB BB BB		4	3	3	1	1	1	1
Dick Stuart, R OBP: 0.295, SLG: 0.429 (1, 3)	0-0 1B 3B		0-0 P3		0-3 K	0-0 5-3		4-0 BB BB BB BB		4	1	1	2	0	1	2
Ruben Amaro, R OBP: 0.310, SLG: 0.250 (7, 3)	2-H 1B 3B		1-2 P3		2-3 K	1-2 5-3		1-2 2-3 BB		0	0	0	1	1	0	0
Alex Johnson, R OBP: 0.352, SLG: 0.457 (1, 7)	0-0 1B		0-0 HR 3B		0-0 2B	0-0 P4		0-0 BB BB BB BB		5	1	4	5	0	0	1
Tony Taylor, R OBP: 0.298, SLG: 0.324 (1, 4)	0-0 G3		0-0 S 3B		0-0 L9			1-3 2-H 3-H BB		5	1	2	0	0	0	4
Pat Corrales, R OBP: 0.356, SLG: 0.347 (1, 2)		0-0 HR	4-0 HR BB		0-0 F9			0-0 BB BB BB BB		4	2	1	1	1	1	3
Bobby Wine, R OBP: 0.289, SLG: 0.288 (1, 6)		0-0 6-3	0-0 HR		0-0 P3			0-0 BB BB BB BB		4	1	1	2	0	0	1
Ray Culp, R OBP: 0.140, SLG: 0.065 (1, 1)		0-0 L9	0-0 P4		0-0 F3			0-0 BB BB BB BB		4	0	0	0	0	0	1

Inning Stats	R: 2	H: 3	E: 0	K: 1	S: 8	LOB: 1	BB: 0	P: 8	R: 1	H: 2	E: 0	K: 0	S: 5	LOB: 1	BB: 0	P: 5	R: 5	H: 4	E: 0	K: 0	S: 7	LOB: 0	BB: 11	R: 1	H: 2	E: 0	K: 2	S: 9	LOB: 1	BB: 0	P: 9	R: 0	H: 0	E: 0	K: 0	S: 3	LOB: 0	BB: 0	P: 3	R: 1	H: 2	E: 0	K: 0	S: 5	LOB: 1	BB: 0	P: 5	R: 0	H: 1	E: 0	K: 1	S: 6	LOB: 1	BB: 0	P: 6	R: 3	H: 1	E: 0	K: 0	S: 3	LOB: 1	BB: 4	P: 19
--------------	------	------	------	------	------	--------	-------	------	------	------	------	------	------	--------	-------	------	------	------	------	------	------	--------	--------	------	------	------	------	------	--------	-------	------	------	------	------	------	------	--------	-------	------	------	------	------	------	------	--------	-------	------	------	------	------	------	------	--------	-------	------	------	------	------	------	------	--------	-------	-------

PITCHER	IP	WLS	BF	H	R	ER	SO	BB	IBB	HBP	BLK	WP	HR	S	P	ERA	WHIP
Claude Osteen, L ERA: 3.05 (1, 1)	2.1	L	15	8	6	6	1	0	0	0	0	0	2	17	17	23.14	3.429
Nick Willhite, L ERA: 6.31 (3, 1)	3.0		15	5	4	4	2	1	0	0	0	0	2	18	22	12.00	2.000
Howie Reed, R ERA: 3.18 (6, 1)	0.2		2	0	0	0	0	0	0	0	0	0	0	2	2	0.00	0.000
Mike Kekich, L ERA: 11.88 (7, 1)	1.0		8	1	3	3	1	4	0	0	0	1	0	6	22	27.00	5.000
Johnny Podres, L ERA: 3.68 (8, 1)	1.0		3	1	0	0	0	0	0	0	0	0	0	3	3	0.00	1.000

**BOTTOM**

Los Angeles Dodgers @ Philadelphia Phillies  
 Connie Mack Stadium, Philadelphia, PA

Sun Aug 29 1965, 3:33 AM EDT  
 Att. 21,744 - Unknown

livebaseballscorecards.com

AB	38
R	13
H	15
RBI	12
BB	5
SO	4
LOB	16



WP	HR	S	P	ERA	WHIP
1	4	19	43		

Batter	1	2	3	4	5	6	7	8	9	10	11	AB R H RBI BB SO LOB	TOP														
Maury Wills, S OBP: 0.341, SLG: 0.337 (1, 6)	0-0 4-3		0-0 4-3		0-0 1-3 1B			0-0 4-3		0-0 6-3		5 0 1 0 0 0 1	<b>Los Angeles Dodgers @ Pittsburgh Pirates</b> <b>Forbes Field, Pittsburgh, PA</b> Wed Sep 01 1965, 7:05 PM EDT Unknown <a href="http://livebaseballscorecards.com">livebaseballscorecards.com</a>														
Jim Gilliam, S OBP: 0.378, SLG: 0.383 (1, 5)	0-3 K		1-0 E 1B HBP		0-0 1-3			0-0 G4-6-3 1B		0-0 1-3		4 1 1 0 0 1 1															
Willie Davis, L OBP: 0.277, SLG: 0.361 (1, 8)	0-0 HR		0-0 F7		0-0 4-3			0-0 G4-6-3 1-2f		0-0 F6		5 1 1 1 0 0 3															
Ron Fairly, L OBP: 0.360, SLG: 0.396 (1, 9)	4-0 BB		0-0 E9 1B		0-0 6-3			0-3 K		0-0 F3		4 0 1 0 1 1 0															
Lou Johnson, R OBP: 0.306, SLG: 0.388 (1, 7)	0-3 K		0-3 K		0-3 K			0-0 F9		0-0 4-3		4 0 0 0 0 3 2															
Wes Parker, S OBP: 0.337, SLG: 0.366 (1, 3)		0-0 1-3		0-0 F9		0-0 6-3		0-0 4-3				4 0 0 0 0 0 0															
Jim Lefebvre, S OBP: 0.331, SLG: 0.348 Willie Crawford, L OBP: 0.167, SLG: 0.091 Dick Tracewski, R OBP: 0.310, SLG: 0.266 (10, PR)		0-0 F9		0-0 6-3		0-0 P4		0-0 1B		0-0 1B		4 0 1 0 0 0 0 0 0 0 0 0 0 0 0 0 0 0 0 0 0															
John Roseboro, L OBP: 0.283, SLG: 0.306 (1, 2)		0-0 2B		0-0 6-3		0-0 CS 1B		0-3 K		0-3 K		4 0 2 0 0 1 1															
Sandy Koufax, R OBP: 0.245, SLG: 0.206 (1, 1)		0-0 5-3		0-0 6-3		0-0 L5		0-3 K				4 0 0 0 0 1 3															
<b>Inning Stats</b>	R: 1 E: 0 K: 2 S: 8	H: 1 LOB: 1 BB: 1 P: 12	R: 0 E: 0 K: 0 S: 4	H: 1 LOB: 1 BB: 0 P: 4	R: 1 E: 1 K: 1 S: 6	H: 1 LOB: 1 BB: 0 P: 7	R: 0 E: 0 K: 0 S: 3	H: 0 LOB: 0 BB: 0 P: 3	R: 0 E: 0 K: 0 S: 4	H: 1 LOB: 1 BB: 0 P: 4	R: 0 E: 0 K: 1 S: 5	H: 0 LOB: 0 BB: 0 P: 5		R: 0 E: 0 K: 0 S: 3	H: 1 LOB: 0 BB: 0 P: 3	R: 0 E: 0 K: 0 S: 3	H: 0 LOB: 0 BB: 0 P: 3	R: 0 E: 0 K: 1 S: 5	H: 0 LOB: 0 BB: 0 P: 5	R: 0 E: 0 K: 2 S: 8	H: 1 LOB: 1 BB: 0 P: 8	R: 0 E: 0 K: 0 S: 3	H: 0 LOB: 0 BB: 0 P: 3	1B: 5 2B: 1 3B: 0 HR: 1	SF: 0 SAC: 0 DP: 1 HBP: 1	WP: 1 PB: 0 SB: 0 CS: 1	PA: 40
<b>PITCHER</b>	IP WLS BF H R ER SO BB IBB HBP BLK WP HR S P ERA WHIP																										
Tommie Sisk, R ERA: 4.73 (1, 1)	5.0	W	21	4	2	1	3	1	0	1	0	0	0	0	1	25	30	1.80	1.000								
Joe Gibbon, L ERA: 4.79 (6, 1)	6.0	W	19	3	0	0	4	0	0	0	0	1	0	0	27	27	0.00	0.500									



Batter	1	2	3	4	5	6	7	8	9	10	11	AB	R	H	RBI	BB	SO	LOB
Bob Bailey, R OBP: 0.326, SLG: 0.377 (1, 5)	0-0 5-3		0-0 6-3		0-0 FC6-4 2-H 1B		0-0 P4			4-0 1-2 BB		4	0	1	1	1	0	1
Manny Mota, R OBP: 0.328, SLG: 0.408 (1, 8)	0-0 F9			0-0 6-3	0-0 FC6-4 1-2f			0-3 K		0-3 K		5	0	0	0	0	2	3
Roberto Clemente, R OBP: 0.364, SLG: 0.475 (1, 9)	0-0 4-3			0-0 1B 1B		0-3 K		0-0 F8		0-0 1-3		5	0	1	0	0	1	2
Donn Clendenon, R OBP: 0.353, SLG: 0.485 (1, 3)		0-3 K		0-0 1-2 1B		0-0 F4		0-0 6-3			0-0 1-3	5	0	1	0	0	1	0
Bill Mazerowski, R OBP: 0.295, SLG: 0.347 (1, 4)		0-0 F3		0-3 K		0-0 3B 1B			0-3 K		0-0 1-3	5	1	1	0	0	2	2
Willie Stargell, L OBP: 0.320, SLG: 0.510 (1, 7)		0-0 3-1		0-3 K		0-0 1-H 3B			0-0 4-3		4-0 2B BB	4	1	1	1	1	1	2
Jim Pagliaroni, R OBP: 0.348, SLG: 0.437 (1, 2)			0-0 F7		0-0 1B 2B		0-0 6-3		0-0 5-3		0-0 2B	5	1	2	1	0	0	1
Gene Alley, R OBP: 0.305, SLG: 0.350 (1, 6)			0-0 2B		0-3 K		0-0 5-3			0-3 K		4	0	1	0	0	2	1
Tommie Sisk, R OBP: 0.167, SLG: 0.118 (1, 1)			0-3 K		0-0 F2		0-0 4-3			4-0 BB		1	0	0	0	0	1	1
Ozzie Virgil, R OBP: 0.349, SLG: 0.439 (5, PH)												1	0	0	0	0	0	1
Joe Gibbon, R OBP: 0.185, SLG: 0.120 (6, 1)												1	0	0	0	1	0	0

Inning Stats	R: 0	H: 0	R: 0	H: 0	R: 0	H: 1	R: 0	H: 2	R: 1	H: 2	R: 1	H: 2	R: 0	H: 0	R: 0	H: 0	R: 0	H: 0	R: 0	H: 0	R: 1	H: 1	1B: 4	SF: 0	WP: 0	PA: 43	
	E: 0	LOB: 0	E: 0	LOB: 0	E: 0	LOB: 1	E: 0	LOB: 2	E: 0	LOB: 1	E: 0	LOB: 1	E: 0	LOB: 0	E: 0	LOB: 0	E: 0	LOB: 0	E: 0	LOB: 2	E: 0	LOB: 1	2B: 3	SAC: 0	PB: 0		
	K: 0	BB: 0	K: 1	BB: 0	K: 1	BB: 0	K: 2	BB: 0	K: 1	BB: 0	K: 1	BB: 0	K: 0	BB: 0	K: 1	BB: 0	K: 1	BB: 0	K: 1	BB: 0	K: 0	BB: 1	3B: 1	DP: 0	SB: 0		
	S: 3	P: 3	S: 5	P: 5	S: 6	P: 6	S: 9	P: 9	S: 7	P: 7	S: 7	P: 7	S: 3	P: 3	S: 5	P: 5	S: 5	P: 5	S: 5	P: 5	S: 7	P: 7	HR: 0	HBP: 0	CS: 0		
PITCHER Sandy Koufax, L ERA: 2.2 (1, 1)	IP: 10.2	WLS: L	BF: 43	H: 8	R: 3	ER: 3	SO: 10	BB: 3	IBB: 0	HBP: 0	BLK: 0	WP: 0	HR: 0	S: 60	P: 72	ERA: 2.53	WHIP: 1.031										

BOTTOM

Los Angeles Dodgers @ Pittsburgh Pirates  
 Forbes Field, Pittsburgh, PA  
 Wed Sep 01 1965, 7:05 PM EDT  
 Unknown

livebaseballscores.com

AB	40
R	3
H	8
RBI	3
BB	3
SO	10
LOB	14



Batter	1	2	3	4	5	6	7	8	9	AB R H RBI BB SO LOB	TOP
Maury Wills, S OBP: 0.340, SLG: 0.335 (1, 6) <small>BBB</small>	4-0 1B SF9 BB		0-0 F2			0-3 K		0-0 FC4-6 1B 1-2f		3 1 0 0 1 1 1	<b>Los Angeles Dodgers @ Pittsburgh Pirates</b> Forbes Field, Pittsburgh, PA Wed Sep 01 1965, 7:05 PM EDT Att: 26,394 - Unknown <a href="http://livebaseballscorecards.com">livebaseballscorecards.com</a>
Jim Gilliam, S OBP: 0.380, SLG: 0.385 (1, 5) <small>X</small>	0-0 CS 1-3 1B		0-0 F4			0-0 F4		0-0 1-3 1B		4 0 2 0 0 0 0	
Willie Davis, L OBP: 0.276, SLG: 0.361 (1, 8) <small>X</small>	0-0 SF9					0-0 1B		0-0 F4		3 0 1 1 0 0 2	
Ron Fairly, L OBP: 0.359, SLG: 0.394 (1, 9) <small>X</small>	0-0 F8 1-2					0-0 4-3				3 0 0 0 1 0 2	
Lou Johnson, R OBP: 0.306, SLG: 0.389 (1, 7) <small>X</small>		0-0 SH1-3 2B				0-0 F8		0-3 K		4 0 1 0 0 2 1	
Wes Parker, S OBP: 0.337, SLG: 0.366 (1, 3) <small>X</small>		0-0 SH1-3 2-3				0-3 K		0-0 F9		3 0 1 0 0 1 1	
Jim Lefebvre, S OBP: 0.331, SLG: 0.348 (1, 4) <small>X</small>		0-0 1-3				0-0 CS 1B		0-0 G4-6-3 1B		3 0 1 0 0 0 2	
John Roseboro, L OBP: 0.284, SLG: 0.306 (1, 2) <small>X</small>		0-0 6-3				0-0 F7 1-2		0-0 FC4-6 1B		3 0 1 0 0 0 2	
Don Drysdale, R OBP: 0.298, SLG: 0.486 Ron Perranoski, L OBP: 0.444, SLG: 0.286 (8, 1) <small>SSS</small>			0-3 K			0-3 K		0-0 F2		3 0 0 0 0 2 1 0 0 0 0 0 0 0	
<b>Inning Stats</b>	R: 1 H: 1 E: 0 LOB: 0 K: 0 BB: 1 S: 3 P: 7	R: 0 H: 1 E: 0 LOB: 1 K: 0 BB: 0 S: 4 P: 4	R: 0 H: 0 E: 0 LOB: 0 K: 1 BB: 0 S: 5 P: 5	R: 0 H: 0 E: 0 LOB: 1 K: 1 BB: 1 S: 5 P: 9	R: 0 H: 1 E: 0 LOB: 0 K: 1 BB: 0 S: 5 P: 5	R: 0 H: 1 E: 0 LOB: 1 K: 1 BB: 0 S: 6 P: 6	R: 0 H: 1 E: 0 LOB: 0 K: 1 BB: 0 S: 5 P: 5	R: 0 H: 2 E: 0 LOB: 2 K: 0 BB: 0 S: 5 P: 5	R: 0 H: 0 E: 0 LOB: 0 K: 1 BB: 0 S: 5 P: 5	1B: 6 SF: 1 2B: 1 SAC: 1 3B: 0 DP: 1 HR: 0 HBP: 0	WP: 0 PA: 33 PB: 0 SB: 0 CS: 2
<b>PITCHER</b> Vern Law, R ERA: 2.07 (1, 1)	IP WLS BF H R ER SO BB IBB HBP BLK WP HR S P ERA WHIP										

Batter	1	2	3	4	5	6	7	8	9
Bob Bailey, R (1, 5) OBP: 0.324, SLG: 0.374	0-0 6-3		0-0 F2		0-0 G4-3			0-0 5-3	
Bill Virdon, L (1, 8) OBP: 0.330, SLG: 0.387	0-3 K		0-0 1B			0-0 HR		0-0 1B	
Roberto Clemente, R (1, 9) OBP: 0.387, SLG: 0.477	0-0 1-3		0-0 1B			0-0 G3		0-0 1B	
Willie Stargell, L (1, 7) OBP: 0.321, SLG: 0.509 Manny Mota, R (8, PH) OBP: 0.327, SLG: 0.406 (9, 7)		0-0 FC4-6	0-0 4-3			0-0 4-3		0-0 E6	
Donn Clendenon, R (1, 3) OBP: 0.350, SLG: 0.482		0-0 FC4-6		0-0 6-3		0-0 G3		0-0 1-3	
Bill Mazaroski, R (1, 4) OBP: 0.294, SLG: 0.346		0-0 1B		0-0 6-3		0-0 F3		0-0 4-3	
Gene Alley, R (1, 6) OBP: 0.305, SLG: 0.350		0-0 1B		0-0 F8			0-0 F8		
Del Crandall, R (1, 2) OBP: 0.307, SLG: 0.287		0-3 K			0-0 FC1-6		0-0 F3		
Vern Law, R (1, 1) OBP: 0.256, SLG: 0.295			0-0 4-3		0-0 FC1-6		0-3 K		


Inning Stats	R: 0	H: 0	E: 0	K: 1	S: 5	R: 0	H: 3	E: 0	K: 1	S: 7	R: 0	H: 2	E: 0	K: 0	S: 5	R: 0	H: 0	E: 0	K: 0	S: 3	R: 0	H: 1	E: 0	K: 0	S: 3	R: 1	H: 2	E: 0	K: 0	S: 5	R: 0	H: 0	E: 0	K: 1	S: 5	R: 1	H: 2	E: 1	K: 0	S: 6								
PITCHER	IP	WLS	BF	H	R	ER	SO	BB	IBB	HBP	BLK	WP	HR	S	P	ERA	WHIP	PITCHER												IP	WLS	BF	H	R	ER	SO	BB	IBB	HBP	BLK	WP	HR	S	P	ERA	WHIP		
Don Drysdale, R (1, 1) ERA: 2.97	7.1	L	30	10	2	2	3	0	0	0	0	0	1	36	36	2.46	1.364																															
Ron Perranoski, L (8, 1) ERA: 3.12	0.2		3	0	0	0	0	0	0	0	0	0	0	3	3	0.00	0.000																															

**BOTTOM**

Los Angeles Dodgers @ Pittsburgh Pirates  
Forbes Field, Pittsburgh, PA  
Wed Sep 01 1965, 7:05 PM EDT  
Att. 26,394 - Unknown

AB	R	H	RBI	BB	SO	LOB
4	0	0	0	0	0	1
4	2	3	1	0	1	0
4	0	3	0	0	0	0
3	0	1	0	0	0	3
1	0	0	1	0	0	1
4	0	0	0	0	0	4
4	0	1	0	0	0	3
3	0	1	0	0	0	0
3	0	1	0	0	1	2
3	0	0	0	0	1	1

AB	33
R	2
H	10
RBI	2
BB	0
SO	3
LOB	15



WP	0	PA	33
PB	0	SB	0
CS	0		

Batter	1	2	3	4	5	6	7	8	9	AB R H RBI BB SO LOB	TOP	
Maury Wills, S (1, 6) OBP: 0.337, SLG: 0.332	0-3 K		0-3 K	0-3 K		0-3 K		0-0 FC1-6 CS		5 0 0 0 0 4 2	<b>Los Angeles Dodgers @ Pittsburgh Pirates</b> Forbes Field, Pittsburgh, PA Thu Sep 02 1965, 7:05 PM EDT Att. 29,200 - Unknown <a href="http://livebaseballscorecards.com">livebaseballscorecards.com</a>	
Jim Gilliam, S (1, 5) OBP: 0.384, SLG: 0.388 John Kennedy, R (6, 5) OBP: 0.245, SLG: 0.237	0-0 BB 1B		0-0 5-3	4-0 BB		0-0 BB 1B		0-0 6-3		3 0 2 1 1 0 0 1 0 0 0 0 0 1		
Wes Parker, S (1, 3) OBP: 0.334, SLG: 0.362	0-0 F8		0-0 E6 BB 1B	0-0 4-3			0-0 4-3		0-0 6-3	5 1 0 0 0 0 2		
Lou Johnson, R (1, 7) OBP: 0.309, SLG: 0.389	4-0 BB 1-2 BB		4-0 BB 1-2 1B BB		0-0 6-3		0-0 2B 1B		0-0 F7	3 2 1 0 2 0 0		
Ron Fairly, L (1, 9) OBP: 0.360, SLG: 0.391	0-0 6-3		4-0 1B 1-2 2-3 1B BB		4-0 BB 1B WP 1B BB		0-3 K		0-3 K	3 2 0 0 2 2 3		
Jim Lefebvre, S (1, 4) OBP: 0.335, SLG: 0.354		0-0 F9	0-0 1B 1-3 2-H 3-H 1B		0-0 1B 1-H 1B		0-0 1B 1-H 2B			4 1 3 4 0 0 0		
Willie Davis, L (1, 8) OBP: 0.280, SLG: 0.364		0-0 1B	0-0 1B 1-2 3-H 1B		0-3 K		0-0 1B 2-H 1B			4 0 3 2 0 1 0		
Jeff Torborg, R (1, 2) OBP: 0.236, SLG: 0.386		0-3 K	0-0 F9			0-0 SH3-4 1B 1B		0-0 F9		4 1 1 0 0 1 4		
Claude Osteen, L (1, 1) OBP: 0.157, SLG: 0.150 Ron Perranoski, L (8, 1) OBP: 0.444, SLG: 0.286		0-0 F9		0-0 4-3		0-0 SH3-4		0-0 FC1-6 1B		3 0 1 0 0 0 1 0 0 0 0 0 0 0		
<b>Inning Stats</b>	R: 0 H: 1 E: 0 LOB: 2 K: 1 BB: 1 S: 6 P: 10	R: 0 H: 1 E: 0 LOB: 1 K: 1 BB: 0 S: 6 P: 6	R: 3 H: 2 E: 1 LOB: 2 K: 1 BB: 2 S: 8 P: 16	R: 0 H: 0 E: 0 LOB: 1 K: 1 BB: 1 S: 5 P: 9	R: 1 H: 1 E: 0 LOB: 0 K: 1 BB: 1 S: 5 P: 9	R: 1 H: 2 E: 0 LOB: 1 K: 1 BB: 0 S: 6 P: 6	R: 2 H: 3 E: 0 LOB: 1 K: 1 BB: 0 S: 8 P: 8	R: 0 H: 1 E: 0 LOB: 0 K: 0 BB: 0 S: 3 P: 3	R: 0 H: 0 E: 0 LOB: 0 K: 1 BB: 0 S: 5 P: 5	1B: 10 SF: 0 2B: 1 SAC: 1 3B: 0 DP: 0 HR: 0 HBP: 0	WP: 1 PA: 41 PB: 0 SB: 0 CS: 1	
<b>PITCHER</b>	IP WLS BF H R ER SO BB IBB HBP BLK WP HR S P ERA WHIP											
Bob Veale, L (1, 1) ERA: 3.05	6.2 L 34 10 7 4 7 5 0 0 0 1 0 43 63 5.40 2.250											
Wilbur Wood, L (7, 1) ERA: 2.45	0.1 1 0 0 0 0 0 0 0 0 0 0 0 1 1 0.00 0.000											
Frank Carpin, L (8, 1) ERA: 3.19	1.0 3 1 0 0 0 0 0 0 0 0 0 0 3 3 0.00 1.000											
Roy Face, R (9, 1) ERA: 5.4	1.0 3 0 0 0 0 1 0 0 0 0 0 0 5 5 0.00 0.000											

**Los Angeles Dodgers @ Pittsburgh Pirates**  
 Forbes Field, Pittsburgh, PA  
 Thu Sep 02 1965, 7:05 PM EDT  
 Att. 29,200 - Unknown

AB	35
R	7
H	11
RBI	7
BB	5
SO	8
LOB	13



BOTTOM

Los Angeles Dodgers @ Pittsburgh Pirates  
Forbes Field, Pittsburgh, PA  
Thu Sep 02 1965, 7:05 PM EDT  
Att. 29,200 - Unknown

livebaseballscorecards.com

AB	32
R	1
H	5
RBI	1
BB	4
SO	9
LOB	14



WP:	0	PA:	36
PB:	0	SB:	0
CS:	0		

AB R H RBI BB SO LOB

3 0 0 0 1 1 0

3 1 0 0 1 0 3

3 0 3 0 1 0 0

3 0 0 1 1 2 3

4 0 0 0 0 0 4

4 0 0 0 0 1 2

1 0 1 0 0 0 0

3 0 0 0 0 1 0

4 0 1 0 0 2 0

2	0	0	0	0	1	2
0	0	0	0	0	0	0
1	0	0	0	0	0	0
0	0	0	0	0	0	0
0	0	0	0	0	0	0
1	0	0	0	0	1	0

1B:	5	SF:	0
2B:	0	SAC:	0
3B:	0	DP:	0
HR:	0	HBP:	0

Batter	1	2	3	4	5	6	7	8	9
Bob Bailey, R OBP: 0.323, SLG: 0.372 (1, 7)	0-3 K BB	4-0 BB			0-0 6-3		0-0 F9		
Manny Mota, R OBP: 0.326, SLG: 0.402 (1, 8)	0-0 1-3	0-0 F9			0-0 F9			4-0 1B FC3-6 BB	
Roberto Clemente, R OBP: 0.391, SLG: 0.480 (1, 9)	0-0 BB 1B		0-0 1B		4-0 BB			0-0 FC3-6 1B	
Donn Clendenon, R OBP: 0.350, SLG: 0.479 (1, 3)	4-0 1-2 BB		0-3 K		0-3 K			0-0 FC3-6 FC4-6	
Bill Mazerowski, R OBP: 0.291, SLG: 0.343 (1, 4)	0-0 1-3		0-0 F7		0-0 F4			0-0 FC4-6 FC4-6	
Andre Rodgers, R OBP: 0.350, SLG: 0.399 (1, 5)		0-0 F6	0-3 K		0-0 6-3			0-0 FC4-6	
Jim Pagliaroni, R OBP: 0.349, SLG: 0.439 Del Crandall, R OBP: 0.300, SLG: 0.280 (1, 2) (4, 2)		0-0 1B 1B		0-0 6-3		0-3 K		0-0 6-3	
Gene Alley, R OBP: 0.305, SLG: 0.349 (1, 6)		0-0 1-3 1B		0-3 K			0-0 F8	0-3 K	
Bob Veale, S OBP: 0.110, SLG: 0.076 Wilbur Wood, R (7, 1) Jose Pagan, R OBP: 0.269, SLG: 0.252 Frank Carpin, L (8, 1) Roy Face, R (9, 1) Ozzie Virgil, R OBP: 0.341, SLG: 0.429 (9, PH)		0-0 1-3		0-3 K			0-0 6-3	0-3 K	

Inning Stats	R: 0	H: 1	E: 0	K: 1	S: 6	LOB: 2	BB: 1	P: 10	R: 0	H: 2	E: 0	K: 0	S: 5	LOB: 3	BB: 1	P: 9	R: 0	H: 1	E: 0	K: 2	S: 8	LOB: 1	BB: 0	P: 8	R: 0	H: 0	E: 0	K: 2	S: 7	LOB: 0	BB: 0	P: 7	R: 0	H: 0	E: 0	K: 1	S: 5	LOB: 1	BB: 1	P: 9	R: 0	H: 0	E: 0	K: 1	S: 5	LOB: 0	BB: 0	P: 5	R: 0	H: 0	E: 0	K: 0	S: 3	LOB: 0	BB: 0	P: 3	R: 1	H: 1	E: 0	K: 0	S: 4	LOB: 1	BB: 1	P: 8	R: 0	H: 0	E: 0	K: 2	S: 7	LOB: 0	BB: 0	P: 7	1B: 5	SF: 0	2B: 0	SAC: 0	3B: 0	DP: 0	HR: 0	HBP: 0	WP: 0	PA: 36
--------------	------	------	------	------	------	--------	-------	-------	------	------	------	------	------	--------	-------	------	------	------	------	------	------	--------	-------	------	------	------	------	------	------	--------	-------	------	------	------	------	------	------	--------	-------	------	------	------	------	------	------	--------	-------	------	------	------	------	------	------	--------	-------	------	------	------	------	------	------	--------	-------	------	------	------	------	------	------	--------	-------	------	-------	-------	-------	--------	-------	-------	-------	--------	-------	--------

PITCHER	IP	WLS	BF	H	R	ER	SO	BB	IBB	HBP	BLK	WP	HR	S	P	ERA	WHIP
Claude Osteen, L ERA: 3.0 (1, 1)	7.0	W	30	5	1	1	7	4	0	0	0	0	0	40	56	1.29	1.286
Ron Perranoski, L ERA: 3.03 (8, 1)	2.0	S	6	0	0	0	2	0	0	0	0	0	0	10	10	0.00	0.000

PITCHER	IP	WLS	BF	H	R	ER	SO	BB	IBB	HBP	BLK	WP	HR	S	P	ERA	WHIP
---------	----	-----	----	---	---	----	----	----	-----	-----	-----	----	----	---	---	-----	------

Batter	1	2	3	4	5	6	7	8	9	AB R H RBI BB SO LOB	TOP											
Maury Wills, S (1, 6) OBP: 0.337, SLG: 0.331	0-0 CS 1B		0-0 6-3		0-0 4-3			0-0 4-3		4 0 1 0 0 0 1												
Jim Gilliam, S (1, 5) John Kennedy, R (8, 5) OBP: 0.379, SLG: 0.382 OBP: 0.245, SLG: 0.237	0-0 6-3 1-2		0-0 P5		0-0 4-3			0-0 F8		4 0 0 0 0 0 1 0 0 0 0 0 0 0												
Willie Davis, L (1, 8) OBP: 0.280, SLG: 0.365	0-0 4-3			0-0 P6		0-0 2B		0-3 K		4 0 1 0 0 1 0												
Ron Fairly, L (1, 9) OBP: 0.364, SLG: 0.393		4-0 SH1-3 1B BB		4-0 FC5-4 BB		4-0 IBB		0-0 FC1-6 1B		1 1 1 0 3 0 0												
Lou Johnson, R (1, 7) OBP: 0.307, SLG: 0.385		0-0 SH1-3 1-2		0-0 FC5-4 1-2f		0-0 P6		0-0 FC1-6 3B		3 1 0 0 0 0 4												
Jim Lefebvre, S (1, 4) OBP: 0.336, SLG: 0.360		0-0 2-H 1B		0-0 L5		0-0 P6		0-0 SH2-3 3B		4 1 2 2 0 0 3												
Wes Parker, S (1, 3) OBP: 0.332, SLG: 0.360		0-3 K		0-3 K		0-0 1-3		0-0 SH2-3		3 0 0 1 0 2 1												
John Roseboro, L (1, 2) OBP: 0.283, SLG: 0.305		0-0 5-3		0-0 F7		0-0 5-3		0-0 1B		4 0 1 0 0 0 1												
Nick Willhite, L (1, 1) Howie Reed, R (6, 1) Ron Perranoski, L (8, 1) OBP: 0.538, SLG: 0.500 OBP: 0.400, SLG: 0.250		0-3 K		0-0 1B		0-0 5-3		0-3 K		2 0 1 0 0 1 0 1 0 0 0 0 0 0 1 0 0 0 0 1 1												
<b>Inning Stats</b>	R: 0 E: 0 K: 0 S: 3	H: 1 LOB: 0 BB: 0 P: 3	R: 1 E: 0 K: 1 S: 6	H: 1 LOB: 1 BB: 1 P: 10	R: 0 E: 0 K: 1 S: 5	H: 0 LOB: 0 BB: 0 P: 5	R: 0 E: 0 K: 0 S: 3	H: 0 LOB: 1 BB: 1 P: 7	R: 0 E: 0 K: 1 S: 6	H: 1 LOB: 1 BB: 0 P: 6	R: 0 E: 0 K: 0 S: 4	H: 1 LOB: 2 BB: 1 P: 8	R: 0 E: 0 K: 0 S: 3	H: 0 LOB: 0 BB: 0 P: 3	R: 0 E: 0 K: 1 S: 5	H: 0 LOB: 0 BB: 0 P: 5	R: 2 E: 1 K: 1 S: 8	H: 3 LOB: 1 BB: 0 P: 8	1B: 5 2B: 1 3B: 1 HR: 0	SF: 0 SAC: 2 DP: 0 HBP: 0	WP: 0 PB: 0 SB: 0 CS: 1	PA: 36
<b>PITCHER</b> Don Nottebart, R (1, 1) Dave Giusti, R (8, 1) ERA: 4.29 ERA: 4.15	IP 7.0	WLS L	BF 27	H 4	R 1	ER 1	SO 3	BB 2	IBB 1	HBP 0	BLK 0	WP 0	HR 0	S 30	P 42	ERA 1.29	WHIP 0.857					
<b>PITCHER</b>	IP	WLS	BF	H	R	ER	SO	BB	IBB	HBP	BLK	WP	HR	S	P	ERA	WHIP					

**Los Angeles Dodgers @ Houston Astros**  
 Astrodome, Houston, TX  
 Fri Sep 03 1965, 8:05 PM EDT  
 Att. 31,154 - Dome

livebaseballscorecards.com

**AB** 31  
**R** 3  
**H** 7  
**RBI** 3  
**BB** 3  
**SO** 5  
**LOB** 12





Batter	1	2	3	4	5	6	7	8	9	AB	R	H	RBI	BB	SO	LOB
Bob Lillis, R OBP: 0.270, SLG: 0.257 (1, 6)	0-0 1B 2B		0-0 BB 1B		0-0 6-3			0-0 F9		4	0	2	0	0	0	1
Joe Morgan, L OBP: 0.383, SLG: 0.437 (1, 4)	0-0 P4		0-3 K		0-0 P4			0-0 L4		4	0	0	0	0	1	3
Jimmy Wynn, R OBP: 0.376, SLG: 0.476 (1, 8)	0-0 G3-6-3 1B		4-0 1-2 BB		4-0 4-3 BB			0-0 S 1B		2	0	2	0	2	0	0
Walt Bond, L OBP: 0.330, SLG: 0.357 (1, 3)	0-0 G3-6-3 1-2f		0-0 P4		0-0 4-3 1-2			0-0 3-1 1-2		4	0	0	0	0	0	5
Bob Aspromonte, R OBP: 0.322, SLG: 0.342 (1, 5)		4-0 BB BB BB		0-0 6-3				0-0 5-3 1B 1B		3	0	1	0	1	0	1
Joe Gaines, R OBP: 0.293, SLG: 0.355 (1, 7)		0-0 G6-4-3		0-3 K				0-0 5-3		2	0	0	0	0	1	1
Lee Maye, L OBP: 0.286, SLG: 0.364 (6, PH) (7, 7)		1-2f		0-0 K				1-2 5-3		2	0	0	0	0	0	2
Rusty Staub, L OBP: 0.350, SLG: 0.416 (1, 9)		1-0 1B HBP		0-0 F9				0-0 F8		3	0	1	0	0	0	0
Ron Brand, R OBP: 0.291, SLG: 0.296 (1, 2)		0-0 FC6-4 1B		0-0 SH1-4 1B				0-0 2-3		4	0	2	0	0	0	1
Don Nottebart, R OBP: 0.160, SLG: 0.106 (1, 1)		0-0 FC6-4		0-0 SH1-4				0-3 K		1	0	0	0	0	0	2
Jim Gentile, L OBP: 0.336, SLG: 0.446 (7, PH)		1-2f		1-2						1	0	0	0	0	1	0
Dave Giusti, R OBP: 0.222, SLG: 0.294 (8, 1)										0	0	0	0	0	0	0

**BOTTOM**

**Los Angeles Dodgers @ Houston Astros**  
Astrodome, Houston, TX  
Fri Sep 03 1965, 8:05 PM EDT  
Att. 31,154 - Dome

[livebaseballscorecards.com](http://livebaseballscorecards.com)

<b>AB</b>	<b>30</b>
<b>R</b>	<b>0</b>
<b>H</b>	<b>8</b>
<b>RBI</b>	<b>0</b>
<b>BB</b>	<b>3</b>
<b>SO</b>	<b>3</b>
<b>LOB</b>	<b>16</b>



Inning Stats	R: 0	H: 2	E: 0	K: 0	S: 4	R: 0	H: 1	E: 0	K: 0	S: 3	R: 0	H: 1	E: 0	K: 1	S: 5	R: 0	H: 0	E: 0	K: 1	S: 5	R: 0	H: 1	E: 0	K: 0	S: 4	R: 0	H: 0	E: 0	K: 0	S: 3	R: 0	H: 1	E: 0	K: 1	S: 5	R: 0	H: 0	E: 0	K: 0	S: 5	R: 0	H: 1	E: 0	K: 1	S: 5	R: 0	H: 0	E: 0	K: 0	S: 3	R: 0	H: 1	E: 0	K: 0	S: 4	R: 0	H: 1	E: 0	K: 0	S: 4	R: 0	H: 2	E: 0	K: 0	S: 4	1B: 7	2B: 1	3B: 0	HR: 0	SF: 0	SAC: 1	DP: 2	HBP: 1	WP: 0	PB: 0	SB: 1	CS: 0	PA: 35
--------------	------	------	------	------	------	------	------	------	------	------	------	------	------	------	------	------	------	------	------	------	------	------	------	------	------	------	------	------	------	------	------	------	------	------	------	------	------	------	------	------	------	------	------	------	------	------	------	------	------	------	------	------	------	------	------	------	------	------	------	------	------	------	------	------	------	-------	-------	-------	-------	-------	--------	-------	--------	-------	-------	-------	-------	--------

PITCHER	IP	WLS	BF	H	R	ER	SO	BB	IBB	HBP	BLK	WP	HR	S	P	ERA	WHIP
Nick Willhite, L ERA: 5.59 (1, 1)	5.1	W	22	5	0	0	2	3	0	0	0	0	0	22	35	0.00	1.500
Howie Reed, R ERA: 3.06 (6, 1)	2.1		8	1	0	0	1	0	0	0	0	0	0	10	10	0.00	0.429
Ron Perranoski, L ERA: 2.97 (8, 1)	1.1	S	5	2	0	0	0	0	0	0	0	0	0	5	5	0.00	1.500

Batter	1	2	3	4	5	6	7	8	9	AB R H RBI BB SO LOB	TOP									
Maury Wills, S OBP: 0.337, SLG: 0.331 (1, 6) X	0-0 4-3 ①			G3 E 1B			BB BB BB 4-0 BB BB		X 0-0 1-3 ②	4 1 1 0 1 0 2										
Jim Gilliam, S OBP: 0.378, SLG: 0.384 John Kennedy, R OBP: 0.243, SLG: 0.235 (9, PH) (9, 5) X	0-0 5-3 ②			1-H E7 1B 2B		0-0 F8 ①			X 0-0 F8 ②	4 1 1 0 0 0 2 1 0 0 0 0 1 0										
Willie Davis, L OBP: 0.282, SLG: 0.365 (1, 8) X	0-0 P6 ③			3-H E8 1B 1B		0-0 F8 ②		BB BB BB 4-0 1-2 2-3 BB		3 1 1 1 1 0 0										
Ron Fairly, L OBP: 0.365, SLG: 0.394 (1, 9) X				G6-4-3 1B 1B		0-0 3-1 ③			X 0-0 P6 ③	4 1 2 0 0 0 3										
Lou Johnson, R OBP: 0.306, SLG: 0.382 (1, 7) X				H 1-0 SH1-4 1B HBP		X 0-0 F3 ①			X 0-0 L7 ①	3 1 0 0 0 1 1										
Jim Lefebvre, S OBP: 0.334, SLG: 0.357 (1, 4) X				X 0-0 SH1-4 1-2 2-3		X 0-0 5-3 ②			X 0-0 6-3 ②	3 0 0 0 0 0 1										
Wes Parker, S OBP: 0.333, SLG: 0.359 (1, 3) X				S S 0-3 K ①		X 0-0 F8 ③			X 0-0 1B ③	3 0 1 0 1 1 0										
John Roseboro, L OBP: 0.283, SLG: 0.305 (1, 2) X				S S 0-0 4-3 ②		X 0-0 1-2 2-H 3-H 1B ②			X 0-0 G2 ①	4 0 1 2 0 0 1										
Jim Brewer, L (1, 1) X				S S 0-0 3-1 ③		X 0-0 K ②			S S 0-0 K ①	2 0 0 0 0 1 2										
Johnny Podres, L OBP: 0.214, SLG: 0.195 (4, 1) X										1 0 1 0 0 0 0										
Don Drysdale, R OBP: 0.298, SLG: 0.486 (8, 1) X										0 0 0 0 0 0 0										
Willie Crawford, L OBP: 0.160, SLG: 0.087 (9, PH) X										1 0 0 0 0 1 0										
Ron Perranoski, L OBP: 0.400, SLG: 0.250 (9, 1) X										0 0 0 0 0 0 0										
<b>Inning Stats</b>	R: 0 E: 0 K: 0 S: 3	H: 0 LOB: 0 BB: 0 P: 3	R: 0 E: 0 K: 1 S: 5	H: 1 LOB: 0 BB: 0 P: 5	R: 0 E: 0 K: 1 S: 5	H: 0 LOB: 0 BB: 0 P: 5	R: 5 E: 2 K: 1 S: 10	H: 5 LOB: 2 BB: 1 P: 15	R: 0 E: 0 K: 0 S: 3	H: 0 LOB: 0 BB: 0 P: 3	R: 0 E: 0 K: 0 S: 4	H: 1 LOB: 3 BB: 2 P: 12	R: 0 E: 0 K: 0 S: 4	H: 1 LOB: 1 BB: 0 P: 4	R: 0 E: 0 K: 2 S: 7	H: 0 LOB: 0 BB: 0 P: 7	1B: 7 2B: 1 3B: 0 HR: 0	SF: 0 SAC: 1 DP: 1 HBP: 1	WP: 0 PB: 0 SB: 1 CS: 0	PA: 38
<b>PITCHER</b>	IP WLS BF H R ER SO BB IBB HBP BLK WP HR S P ERA WHIP																<b>PITCHER</b>	IP WLS BF H R ER SO BB IBB HBP BLK WP HR S P ERA WHIP		
Bob Bruce, R ERA: 3.62 (1, 1)	3.1 L 17 6 5 5 2 1 0 1 0 0 0 19 24 13.50 2.100																			
Mike Cuellar, L ERA: 4.15 (4, 1)	4.2 18 2 0 0 1 2 0 0 0 0 0 0 18 26 0.00 0.857																			
Ron Taylor, R ERA: 5.11 (9, 1)	1.0 3 0 0 0 0 2 0 0 0 0 0 0 7 7 0.00 0.000																			

**Los Angeles Dodgers @ Houston Astros**  
 Astrodome, Houston, TX  
 Sat Sep 04 1965, 4:33 AM EDT  
 Att. 41,951 - Dome

[livebaseballscorecards.com](http://livebaseballscorecards.com)

AB	33
R	5
H	8
RBI	3
BB	3
SO	5
LOB	12



BOTTOM

Los Angeles Dodgers @ Houston Astros  
Astrodome, Houston, TX  
Sat Sep 04 1965, 4:33 AM EDT  
Att. 41,951 - Dome

livebaseballscorecards.com

AB 31  
R 0  
H 5  
RBI 0  
BB 3  
SO 4  
LOB 16



WP: 1 PA: 35  
PB: 0  
SB: 0  
CS: 0

AB R H RBI BB SO LOB

3 0 0 0 1 0 0

4 0 2 0 0 0 0

4 0 1 0 0 1 4

4 0 0 0 0 0 5

4 0 1 0 0 0 0

3 0 0 0 1 2 2

3 0 0 0 1 0 3

3 0 0 0 0 0 2

1 0 0 0 0 0 0  
1 0 0 0 0 1 0  
1 0 1 0 0 0 0  
0 0 0 0 0 0 0

1B: 5 SF: 0  
2B: 0 SAC: 0  
3B: 0 DP: 2  
HR: 0 HBP: 0

WP: 1 PA: 35  
PB: 0  
SB: 0  
CS: 0

1B: 5 SF: 0  
2B: 0 SAC: 0  
3B: 0 DP: 2  
HR: 0 HBP: 0

WP: 1 PA: 35  
PB: 0  
SB: 0  
CS: 0

Batter	1	2	3	4	5	6	7	8	9
Eddie Kasko, R OBP: 0.276, SLG: 0.292 (1, 6)	0-0 F9			0-0 5-3		0-0 5-3		4-0 1B BB	
Joe Morgan, L OBP: 0.384, SLG: 0.437 (1, 4)	0-0 P5			0-0 FC5-4 1B		0-0 F8		0-0 FC4-6 1B	
Jimmy Wynn, R OBP: 0.375, SLG: 0.474 (1, 8)	0-0 E6 PO			0-0 FC5-4 1-2f		0-0 WP 1B		0-3 K	
Bob Aspromonte, R OBP: 0.319, SLG: 0.340 (1, 5)	0-0 PO 1-2	0-0 1-6-3		0-0 F7		0-0 F8		0-0 FC4-6 1-2f	
Walt Bond, L OBP: 0.329, SLG: 0.356 (1, 3)		0-0 F9			0-0 3-1		0-0 WP 1B	0-0 4-3	
Joe Gaines, R OBP: 0.292, SLG: 0.350 (1, 7)		0-0 6-3			0-3 K		0-3 K	4-0 G4-6-3 BB	
Rusty Staub, L OBP: 0.349, SLG: 0.413 (1, 9)			4-0 G5-4-3 BB		0-0 E4		0-0 F8	0-0 G4-6-3 1-2f	
Ron Brand, R OBP: 0.289, SLG: 0.294 (1, 2)			0-0 G5-4-3 1-2f		0-0 F3		0-0 L7		
Bob Bruce, R OBP: 0.106, SLG: 0.123 Mike Cuellar, L (4, 1)			0-0 F9			0-3 K		0-0 1B BB	
Bob Lillis, R OBP: 0.271, SLG: 0.258 Ron Taylor, R OBP: 0.143, SLG: 0.214 (8, PH) (9, 1)									

Inning Stats	R: 0 E: 1 K: 0 S: 3	H: 0 LOB: 0 BB: 0 P: 3	R: 0 E: 0 K: 0 S: 3	H: 0 LOB: 0 BB: 0 P: 3	R: 0 E: 0 K: 0 S: 2	H: 0 LOB: 0 BB: 1 P: 6	R: 0 E: 0 K: 0 S: 4	H: 1 LOB: 1 BB: 0 P: 4	R: 0 E: 1 K: 1 S: 6	H: 0 LOB: 1 BB: 0 P: 6	R: 0 E: 0 K: 1 S: 5	H: 0 LOB: 0 BB: 0 P: 5	R: 0 E: 0 K: 1 S: 7	H: 2 LOB: 2 BB: 0 P: 7	R: 0 E: 0 K: 1 S: 7	H: 2 LOB: 3 BB: 1 P: 11	R: 0 E: 0 K: 0 S: 2	H: 0 LOB: 0 BB: 1 P: 6
--------------	------------------------------	---------------------------------	------------------------------	---------------------------------	------------------------------	---------------------------------	------------------------------	---------------------------------	------------------------------	---------------------------------	------------------------------	---------------------------------	------------------------------	---------------------------------	------------------------------	----------------------------------	------------------------------	---------------------------------

PITCHER	IP	WLS	BF	H	R	ER	SO	BB	IBB	HBP	BLK	WP	HR	S	P	ERA	WHIP
Jim Brewer, L ERA: 1.82 (1, 1)	3.1		11	1	0	0	0	1	0	0	0	0	0	10	14	0.00	0.600
Johnny Podres, L ERA: 3.56 (4, 1)	4.0	W	18	4	0	0	3	1	0	0	0	1	0	23	27	0.00	1.250
Don Drysdale, R ERA: 2.96 (8, 1)	0.2		2	0	0	0	1	0	0	0	0	0	0	4	4	0.00	0.000
Ron Perranoski, L ERA: 2.93 (9, 1)	1.0	S	3	0	0	0	0	1	0	0	0	0	0	2	6	0.00	1.000

Batter	1	2	3	4	5	6	7	8	9	AB R H RBI BB SO LOB	TOP	
Maury Wills, S (1, 6) OBP: 0.337, SLG: 0.330	0-0 1-3		0-0 P6			0-0 B2-3			0-0 E 3B 1B	4 1 1 0 0 0 1	<b>Los Angeles Dodgers @ Houston Astros</b> Astrodome, Houston, TX Sun Sep 05 1965, 4:33 AM EDT Att: 49,442 - Unknown <a href="http://livebaseballscorecards.com">livebaseballscorecards.com</a>	
Wes Parker, S (1, 3) OBP: 0.333, SLG: 0.359	0-3 K		0-0 L4			0-0 F4			0-0 E1 3B 1B	4 1 1 0 0 1 1		
Willie Davis, L (1, 8) OBP: 0.280, SLG: 0.362	0-0 F3								0-0 F6	4 0 0 0 0 1 2		
Ron Fairly, L (1, 9) OBP: 0.364, SLG: 0.394		0-0 L6		0-0 4-3					0-0 F4 2B	4 0 1 0 0 0 2		
Lou Johnson, R (1, 7) OBP: 0.304, SLG: 0.379 Jim Gilliam, S (9, PH) OBP: 0.380, SLG: 0.393 Al Ferrara, R (9, 7) OBP: 0.258, SLG: 0.286		0-0 F7		0-0 F7					0-0 F6 1B 3B	3 0 0 0 0 0 1 1 1 1 2 0 0 0 0 0 0 0 0 0 0		
Jim Lefebvre, S (1, 4) OBP: 0.333, SLG: 0.356		0-0 1-3							0-0 F6 1B	4 0 1 1 0 0 1		
John Roseboro, L (1, 2) OBP: 0.283, SLG: 0.304			0-0 2B 1B		0-3 K				0-0 4-3 F8	4 1 1 0 0 1 1		
Don LeJohn, R (1, 5) OBP: 0.297, SLG: 0.286 John Kennedy, R (9, 5) OBP: 0.243, SLG: 0.235			0-0 1-H 2B		0-0 4-3				0-0 F6	3 0 1 1 0 0 0 0 0 0 0 0 0 0		
Sandy Koufax, R (1, 1) OBP: 0.241, SLG: 0.202 Wally Moon, L (8, PH) OBP: 0.310, SLG: 0.276 Howie Reed, R (8, 1)			0-3 K			0-0 F6			0-0 3-1	2 0 0 0 0 1 1 1 0 0 0 0 0 0 0 0 0 0 0 0 0		
<b>Inning Stats</b>	R: 0 H: 0 E: 0 LOB: 0 K: 1 BB: 0 S: 5 P: 5	R: 0 H: 0 E: 0 LOB: 0 K: 0 BB: 0 S: 3 P: 3	R: 1 H: 2 E: 0 LOB: 1 K: 1 BB: 0 S: 7 P: 7	R: 0 H: 0 E: 0 LOB: 0 K: 1 BB: 0 S: 5 P: 5	R: 0 H: 0 E: 0 LOB: 0 K: 1 BB: 0 S: 5 P: 5	R: 0 H: 0 E: 0 LOB: 0 K: 0 BB: 0 S: 3 P: 3	R: 0 H: 1 E: 0 LOB: 1 K: 0 BB: 0 S: 4 P: 4	R: 0 H: 0 E: 0 LOB: 0 K: 0 BB: 0 S: 3 P: 3	R: 3 H: 4 E: 1 LOB: 1 K: 0 BB: 0 S: 7 P: 7	1B: 4 SF: 0 2B: 2 SAC: 0 3B: 1 DP: 0 HR: 0 HBP: 0		WP: 0 PA: 34 PB: 0 SB: 0 CS: 0
<b>PITCHER</b>	IP WLS BF H R ER SO BB IBB HBP BLK WP HR S P ERA WHIP											
Robin Roberts, R (1, 1) ERA: 2.95	8.2 L 33 7 4 4 4 0 0 0 0 0 0 0 0 41 41 4.15 0.808											
Jim Owens, R (9, 1) ERA: 3.16	0.1 1 0 0 0 0 0 0 0 0 0 0 0 0 1 1 0.00 0.000											

**Los Angeles Dodgers @ Houston Astros**  
 Astrodome, Houston, TX  
 Sun Sep 05 1965, 4:33 AM EDT  
 Att: 49,442 - Unknown

AB	34
R	4
H	7
RBI	4
BB	0
SO	4
LOB	10





Batter	1	2	3	4	5	6	7	8	9	10	11	12	AB R H RBI BB SO LOB	TOP														
Dick Schofield, S (1, 6) OBP: 0.294, SLG: 0.264	0-0 6-3		0-0 5-3		0-0 1B 1B			0-0 F7	0-0 6-3			0-3 K	6 0 1 0 0 1 2	<p>San Francisco Giants @ Los Angeles Dodgers Dodger Stadium, Los Angeles, CA</p> <p>Mon Sep 06 1965, 3:33 AM PDT Att: 53,581 - Unknown</p>														
Matty Alou, L (1, 9) OBP: 0.281, SLG: 0.308	0-0 F8		0-0 6-3		0-0 1-2 1B			0-0 WP 1B 1B		0-0 CS 1B		0-0 FC4-6 1B	6 2 3 0 0 0 2															
Willie Mays, R (1, 8) OBP: 0.392, SLG: 0.647	4-0 BB			0-0 6-3	0-0 6-3			0-0 F4		0-3 K		4-0 1B IBB	4 0 0 0 2 1 4															
Willie McCovey, L (1, 3) OBP: 0.395, SLG: 0.639	0-3 K			0-3 K				0-0 HR 1B		4-0 BB		0-0 FC6-4 1B	4 0 1 1 0 3 1															
Bob Schroder, L (8, PR) OBP: 0.300, SLG: 0.222													0 1 0 0 0 0 0															
Jim Davenport, R (8, 5) OBP: 0.303, SLG: 0.358													1 0 1 1 1 0 0															
Jim Ray Hart, R (1, 5) OBP: 0.340, SLG: 0.477		0-3 K		0-0 F6				0-0 HR		0-0 4-3		0-0 FC6-4	6 1 1 2 0 2 3															
Len Gabrielson, L (1, 7) OBP: 0.366, SLG: 0.426		0-0 F9			0-0 FC6-4 1B			0-3 K					5 0 1 0 0 2 1															
Tom Haller, L (1, 2) OBP: 0.332, SLG: 0.371		0-0 F5			0-0 FC6-4 1B WP			0-0 F7					5 2 1 1 0 0 1															
Hal Lanier, R (1, 4) OBP: 0.265, SLG: 0.292			0-0 5-3 SH1-3 1B		0-0 WP SF7 1B			0-0 F3		0-0 1-3			5 1 2 0 0 0 0															
Warren Spahn, L (1, 1) OBP: 0.262, SLG: 0.137			0-0 SH1-3		0-0 SF7			0-3 K		0-3 K		0-0 FC4-6 1B	0 0 0 0 0 0 0															
Gaylord Perry, R (2, 1) OBP: 0.185, SLG: 0.145													0 0 0 0 1 0 0 0															
Orlando Cepeda, R (5, PH) OBP: 0.222, SLG: 0.174													0 0 0 0 0 0 0 0															
Masanori Murakami, L (5, 1) OBP: 0.091, SLG: 0.091													1 0 0 0 0 0 1 0															
Ken Henderson, S (7, PH) OBP: 0.298, SLG: 0.258													0 0 0 0 0 0 0 0															
Bill Henry, L (7, 1) OBP: 0.200, SLG: 0.200													1 0 0 0 0 0 1 0															
Cap Peterson, R (9, PH) OBP: 0.224, SLG: 0.420													1 0 0 0 0 0 1 0															
Frank Linzy, R (9, 1) OBP: 0.188, SLG: 0.375													1 0 1 0 0 0 0 0															
<b>Inning Stats</b>	R: 0 E: 0 K: 1 S: 5	H: 0 LOB: 1 BB: 1 P: 9	R: 0 E: 0 K: 1 S: 5	H: 0 LOB: 0 BB: 0 P: 5	R: 0 E: 0 K: 0 S: 4	H: 1 LOB: 1 BB: 0 P: 4	R: 0 E: 0 K: 1 S: 5	H: 0 LOB: 0 BB: 0 P: 5	R: 2 E: 0 K: 0 S: 7	H: 4 LOB: 2 BB: 0 P: 7	R: 0 E: 0 K: 2 S: 7	H: 0 LOB: 0 BB: 0 P: 7	R: 0 E: 0 K: 1 S: 5	H: 0 LOB: 0 BB: 0 P: 5	R: 3 E: 0 K: 1 S: 8	H: 3 LOB: 1 BB: 0 P: 8	R: 1 E: 0 K: 1 S: 6	H: 1 LOB: 0 BB: 0 P: 6	R: 0 E: 0 K: 1 S: 5	H: 1 LOB: 1 BB: 1 P: 9	R: 0 E: 0 K: 1 S: 5	H: 0 LOB: 0 BB: 0 P: 5	R: 1 E: 0 K: 1 S: 7	H: 2 LOB: 2 BB: 1 P: 11	1B: 10 2B: 0 3B: 0 HR: 2	SF: 1 SAC: 1 DP: 0 HBP: 0	WP: 4 PB: 0 SB: 1 CS: 1	PA: 50
<b>PITCHER</b>	IP WLS BF H R ER SO BB IBB HBP BLK WP HR S P ERA WHIP																											
Don Drysdale, R (1, 1) ERA: 3.07	8.0		34	9	6	6	7	1	0	0	0	2	2	47	51	6.75	1.250											
Ron Perranoski, L (9, 1) ERA: 2.82	3.0		10	1	0	0	3	1	0	0	0	0	0	15	19	0.00	0.667											
Howie Reed, R (12, 1) ERA: 3.06	1.0	L	6	2	1	1	1	0	1	0	0	0	0	7	11	9.00	2.000											

AB	45
R	7
H	12
RBI	6
BB	3
SO	11
LOB	14



Batter	1	2	3	4	5	6	7	8	9	10	11	12	AB	R	H	RBI	BB	SO	LOB
Maury Wills, S OBP: 0.338, SLG: 0.336 (1, 6)	0-0 SF8 3B	0-0 FC5-4 2B		0-0 CS 1B			0-3 K		0-0 3-1 1B		0-0 FC6 CS		6	2	3	0	0	1	3
Jim Gilliam, S OBP: 0.378, SLG: 0.395 (1, 5)	0-0 SF8	0-0		0-0 CS	0-0 F9		0-0 6-3		0-0 3-1		0-0 CS	0-0	3	0	1	3	0	0	0
John Kennedy, R OBP: 0.243, SLG: 0.235 (8, 5)													0	0	0	0	0	0	0
Don LeJohn, R OBP: 0.303, SLG: 0.292 (9, PH) (10, 5)													2	0	1	0	0	0	1
Willie Davis, L OBP: 0.280, SLG: 0.360 (1, 8)	0-0 1B	0-0 6-3			0-0 F9			0-0 F2	4-0			0-0 G4-6-3 1B	5	0	1	0	1	0	2
Lou Johnson, R OBP: 0.307, SLG: 0.381 (1, 7)	0-0 1B			0-3 K	0-3 K			0-0 1B	0-0 1B		0-0 1-3	0-0	6	1	3	0	0	2	2
Ron Fairly, L OBP: 0.362, SLG: 0.390 (1, 9)	0-0 G1-6-3			4-0 BB			0-3 K	0-3 K		0-0 G3		0-0 4-3	5	0	0	0	1	2	4
Jim Lefebvre, S OBP: 0.336, SLG: 0.358 (1, 4)		0-0		4-0 BB	4-0 BB		0-0 F7	0-0	0-0	0-0 6-3		0-0	3	1	2	0	1	0	0
Willie Crawford, L OBP: 0.160, SLG: 0.087 (8, PR)													0	0	0	0	0	0	0
Dick Tracewski, R OBP: 0.309, SLG: 0.264 (9, 4)													1	0	0	0	0	0	0
Wes Parker, S OBP: 0.332, SLG: 0.358 (1, 3)		0-0 SH1-3	0-0 G4-6-3				0-0 4-3	0-0	0-0	0-0 F7		0-0	4	0	1	1	0	0	2
John Roseboro, L OBP: 0.286, SLG: 0.318 (1, 2)		0-0		0-0	0-0		0-0 4-3	0-0	0-0	0-0	0-0	0-0 FC1-5 2B	5	2	3	2	0	1	2
Don Drysdale, R OBP: 0.299, SLG: 0.482 (1, 1)		0-0		0-0	0-3		0-0	0-0	0-0	0-0	0-0	0-0 FC1-5 FC6	3	0	1	0	0	1	0
Ron Perranoski, L OBP: 0.364, SLG: 0.222 (9, 1)							0-3 K						1	0	0	0	0	0	0
Wally Moon, L OBP: 0.307, SLG: 0.273 (11, PH)													1	0	0	0	0	0	1
Howie Reed, R (12, 1)													0	0	0	0	0	0	0

Inning Stats	R: 1	H: 3	E: 0	LOB: 1	K: 0	BB: 0	S: 5	R: 3	H: 4	E: 0	LOB: 1	K: 0	BB: 0	S: 7	R: 0	H: 0	E: 0	LOB: 1	K: 1	BB: 2	S: 4	R: 0	H: 1	E: 0	LOB: 0	K: 1	BB: 0	S: 5	R: 0	H: 0	E: 0	LOB: 0	K: 1	BB: 0	S: 5	R: 1	H: 1	E: 0	LOB: 0	K: 1	BB: 0	S: 6	R: 1	H: 3	E: 0	LOB: 2	K: 2	BB: 0	S: 10	R: 0	H: 1	E: 0	LOB: 2	K: 0	BB: 1	S: 4	R: 0	H: 0	E: 0	LOB: 0	K: 0	BB: 0	S: 3	R: 0	H: 2	E: 0	LOB: 1	K: 0	BB: 0	S: 4	R: 0	H: 1	E: 0	LOB: 0	K: 0	BB: 0	S: 3	R: 0	H: 2	E: 0	LOB: 1	K: 0	BB: 0	S: 4	1B: 12	SF: 1	2B: 2	SAC: 1	3B: 1	DP: 3	HR: 1	HBP: 0	WP: 0	PA: 52
--------------	------	------	------	--------	------	-------	------	------	------	------	--------	------	-------	------	------	------	------	--------	------	-------	------	------	------	------	--------	------	-------	------	------	------	------	--------	------	-------	------	------	------	------	--------	------	-------	------	------	------	------	--------	------	-------	-------	------	------	------	--------	------	-------	------	------	------	------	--------	------	-------	------	------	------	------	--------	------	-------	------	------	------	------	--------	------	-------	------	------	------	------	--------	------	-------	------	--------	-------	-------	--------	-------	-------	-------	--------	-------	--------

PITCHER	IP	WLS	BF	H	R	ER	SO	BB	IBB	HBP	BLK	WP	HR	S	P	ERA	WHIP
Warren Spahn, L ERA: 4.12 (1, 1)	1.1		9	6	4	4	0	0	0	0	0	0	0	9	9	27.00	4.500
Gaylord Perry, R ERA: 4.06 (2, 1)	2.2		10	2	0	0	2	2	0	0	0	0	0	12	20	0.00	1.500
Masanori Murakami, L ERA: 3.96 (5, 1)	2.0		6	0	0	0	2	0	0	0	0	0	0	10	10	0.00	0.000
Bill Henry, L ERA: 3.07 (7, 1)	2.0		10	4	2	2	3	0	0	0	0	0	1	16	16	9.00	2.000
Frank Linzy, R ERA: 1.71 (9, 1)	4.0	W	15	4	0	0	0	0	1	0	0	0	0	14	18	0.00	1.000

**San Francisco Giants @ Los Angeles Dodgers**  
**Dodger Stadium, Los Angeles, CA**  
 Mon Sep 06 1965, 3:33 AM PDT  
 Att: 53,581 - Unknown

AB	45
R	6
H	16
RBI	6
BB	3
SO	7
LOB	17



Batter	1	2	3	4	5	6	7	8	9	AB R H RBI BB SO LOB	TOP											
<b>Jim Davenport, R</b> (1, 5) <small>OBP: 0.297, SLG: 0.350</small>	0-0 6-3	0-0 5-3		0-0 FC5-4 1-2f			0-0 F9		0-0 F9	5 0 0 0 0 0 3	<b>San Francisco Giants @ Los Angeles Dodgers</b> <b>Dodger Stadium, Los Angeles, CA</b> Tue Sep 07 1965, 7:05 PM PDT Att: 48,586 - Unknown <a href="http://livebaseballscorecards.com">livebaseballscorecards.com</a>											
<b>Jesus Alou, R</b> (1, 9) <small>OBP: 0.326, SLG: 0.422</small> <b>Ken Henderson, S</b> (7, 9) <small>OBP: 0.292, SLG: 0.254</small>	0-0 1B 1B		0-0 F8		0-0 6-3	0-0 2-3	0-0 K	0-3 K	4 1 1 0 0 0 0 1 0 0 0 0 1 0													
<b>Willie Mays, R</b> (1, 8) <small>OBP: 0.396, SLG: 0.650</small>	0-0 1B 1-3 1B		0-0 FC6-5 2B		4-0 HR BB	0-0 FC6-4 1B	0-0 K	0-3 K	4 1 3 0 1 1 0													
<b>Jim Ray Hart, R</b> (1, 7) <small>OBP: 0.341, SLG: 0.483</small>	0-0 1-2 3-H 1B		0-0 FC6-5 1B 2-3		0-0 1-H HR	0-0 FC6-4 1-2f			4 1 2 3 0 0 2													
<b>Jack Hiatt, R</b> (1, 3) <small>OBP: 0.408, SLG: 0.417</small> <b>Willie McCovey, L</b> (8, 3) <small>OBP: 0.385, SLG: 0.539</small>	0-3 K		0-0 1B 1-2		0-3 K		0-0 F8		4 0 1 0 0 2 2 0 0 0 0 0 0 0													
<b>Hal Lanier, R</b> (1, 4) <small>OBP: 0.265, SLG: 0.292</small>	0-3 K			0-0 F9	0-0 5-3		0-0 K	0-0 6-3 1B	4 0 1 0 0 1 2													
<b>Tom Haller, L</b> (1, 2) <small>OBP: 0.331, SLG: 0.369</small>		0-3 K		0-0 E 1B		0-0 1-3	0-0 6-3	0-0 1-2 1B	4 0 1 0 0 1 1													
<b>Tito Fuentes, S</b> (1, 6) <small>OBP: 0.276, SLG: 0.241</small>		0-0 SH1-3 1B		0-0 F7		0-0 6-3	4-0 IBB		3 0 1 0 1 0 1													
<b>Bob Shaw, R</b> (1, 1) <small>OBP: 0.118, SLG: 0.104</small> <b>Masanori Murakami, L</b> (8, 1) <small>OBP: 0.091, SLG: 0.091</small>		0-0 SH1-3		0-0 E4 FC5-4 1-2		0-3 K	0-3 K		3 0 0 0 0 2 3 0 0 0 0 0 0 0													
<b>Inning Stats</b>	R: 1 E: 0 K: 2 S: 10	H: 3 LOB: 2 BB: 0 P: 10	R: 0 E: 0 K: 1 S: 6	H: 1 LOB: 1 BB: 0 P: 6	R: 0 E: 0 K: 0 S: 4	H: 2 LOB: 1 BB: 0 P: 4	R: 0 E: 1 K: 0 S: 5	H: 1 LOB: 2 BB: 0 P: 5	R: 2 E: 0 K: 1 S: 6	H: 1 LOB: 0 BB: 1 P: 10	R: 0 E: 0 K: 1 S: 5	H: 0 LOB: 0 BB: 0 P: 5	R: 0 E: 0 K: 0 S: 4	H: 1 LOB: 1 BB: 0 P: 4	R: 0 E: 0 K: 1 S: 6	H: 1 LOB: 2 BB: 1 P: 10	R: 0 E: 0 K: 2 S: 7	H: 0 LOB: 0 BB: 0 P: 7	1B: 8 2B: 1 3B: 0 HR: 1	SF: 0 SAC: 1 DP: 0 HBP: 0	WP: 0 PB: 0 SB: 0 CS: 0	PA: 39
<b>PITCHER</b> <b>Claude Osteen, L</b> (1, 1) <small>ERA: 3.01</small> <b>Bob Miller, R</b> (9, 1) <small>ERA: 3.09</small>	IP 8.0	WLS L	BF 36	H 10	R 3	ER 3	SO 6	BB 1	IBB 1	HBP 0	BLK 0	WP 0	HR 1	S 46	P 54	ERA 3.38	WHIP 1.375					
											<b>PITCHER</b> IP WLS BF H R ER SO BB IBB HBP BLK WP HR S P ERA WHIP											





Batter	1	2	3	4	5	6	7	8	9	AB R H RBI BB SO LOB
Maury Wills, S (1, 6) OBP: 0.338, SLG: 0.335	0-0 F8 ①		0-0 4-3 ②			0-0 5-3 ①		0-0 FC6-4 1B		4 0 1 0 0 0 1
Jim Gilliam, S (1, 5) OBP: 0.374, SLG: 0.390	0-0 F8 ②		0-3 K ③			0-0 F9 ②		0-0 G3 ②		4 0 0 0 0 1 2
Willie Davis, L (1, 8) OBP: 0.278, SLG: 0.357	0-0 F8 ③			0-0 1-3 ①		0-0 F8 ③		0-0 FC6-4 1-2f ③		4 0 0 0 0 0 1
Ron Fairly, L (1, 9) OBP: 0.360, SLG: 0.388 Johnny Werhas, R (9, PH)		0-0 1-3 ①		0-3 K ②		0-3 K ①		0-3 K ①		3 0 0 0 0 2 0 1 0 0 0 0 1 0
Lou Johnson, R (1, 7) OBP: 0.311, SLG: 0.388		0-0 F7 ②		0-0 1B		0-0 G3 1B		0-0 2B		4 0 3 0 0 0 0
Jim Lefebvre, S (1, 4) OBP: 0.334, SLG: 0.355		0-0 F8 ③		0-0 4-3 ③		0-0 G3 ②		0-0 5-3 ②		4 0 0 0 0 0 3
Wes Parker, S (1, 3) OBP: 0.333, SLG: 0.360			0-0 2B 2B		0-0 G3 ①	4-0 BB BB		0-0 F9 ③		3 1 1 0 1 0 1
John Roseboro, L (1, 2) OBP: 0.287, SLG: 0.321			0-0 4-3 2B 2-H		0-0 4-3 ②	0-3 K ③				3 0 1 1 0 1 2
Claude Osteen, L (1, 1) OBP: 0.153, SLG: 0.146 Derrell Griffith, L (8, PH) Bob Miller, R (9, 1)			0-0 2-3 ①		0-0 1-3 ③			0-0 F4 ①		2 0 0 0 0 0 1 1 0 0 0 0 0 0 0 0 0 0 0 0 0

Inning Stats	R: 0	H: 0	E: 0	K: 0	S: 3	R: 0	H: 0	E: 0	K: 0	S: 3	R: 0	H: 0	E: 0	K: 0	S: 3	R: 0	H: 0	E: 0	K: 2	S: 8	R: 0	H: 1	E: 0	K: 0	S: 4	R: 0	H: 1	E: 0	K: 1	S: 6	1B: 3	SF: 0	2B: 3	SAC: 0	3B: 0	DP: 0	HR: 0	HBP: 0	WP: 0	PA: 34											
PITCHER	IP	WLS	BF	H	R	ER	SO	BB	IBB	HBP	BLK	WP	HR	S	P	ERA	WHIP												PITCHER	IP	WLS	BF	H	R	ER	SO	BB	IBB	HBP	BLK	WP	HR	S	P	ERA	WHIP					
Bob Shaw, R (1, 1) ERA: 2.41	7.2	W	29	5	1	1	4	1	0	0	0	0	0	36	40	1.17	0.783																																		
Masanori Murakami, L (8, 1) ERA: 3.88	1.1	S	5	1	0	0	1	0	0	0	0	0	0	7	7	0.00	0.750																																		

**BOTTOM**

San Francisco Giants @ Los Angeles Dodgers  
 Dodger Stadium, Los Angeles, CA  
 Tue Sep 07 1965, 7:05 PM PDT  
 Att. 48,586 - Unknown

livebaseballscorecards.com

AB	33
R	1
H	6
RBI	1
BB	1
SO	5
LOB	11



Batter	1	2	3	4	5	6	7	8	9	AB R H RBI BB SO LOB	TOP											
Don Young, R (1, 8) B X	1-0 P4 ①			0-2 F3 ①			2-3 K ①			3 0 0 0 0 1 0	<b>Chicago Cubs @ Los Angeles Dodgers</b> <b>Dodger Stadium, Los Angeles, CA</b> Thu Sep 09 1965, 7:05 PM PDT Att. 29,139 - Unknown <a href="http://livebaseballscorecards.com">livebaseballscorecards.com</a>											
Glenn Beckert, R (1, 4) OBP: 0.260, SLG: 0.282 C C C	0-3 K ②			0-1 F9 ②			0-0 F9 ②			3 0 0 0 0 1 0												
Billy Williams, L (1, 9) OBP: 0.364, SLG: 0.542 C C C B B B C	2-3 K ③			2-3 K ③			3-2 F7 ③			3 0 0 0 0 2 0												
Ron Santo, R (1, 5) OBP: 0.381, SLG: 0.503 B B B X		2-1 F2 ①			1-2 F7 ①			1-3 K ①		3 0 0 0 0 1 0												
14 Ernie Banks, R (1, 3) OBP: 0.332, SLG: 0.452 B B B L B		1-3 K ②			3-3 K ②			0-3 K ②		3 0 0 0 0 3 0												
Byron Browne, R (1, 7) C C C B B B C X		2-2 L8 ③			3-2 6-3 ③			1-3 K ③		3 0 0 0 0 1 0												
Chris Krug, R (1, 2) OBP: 0.277, SLG: 0.353 S S C C X			2-2 F8 ①			2-2 6-3 ①			2-3 K ①	3 0 0 0 0 1 0												
Don Kessinger, S (1, 6) OBP: 0.262, SLG: 0.238 Joey Amalfitano, R (9, PH) OBP: 0.362, SLG: 0.323 S S X			0-2 F9 ②			0-1 G5-3 ②			0-3 K ②	2 0 0 0 0 0 0 1 0 0 0 0 1 0												
Bob Hendley, R (1, 1) Harvey Kuenn, R (9, PH) OBP: 0.344, SLG: 0.248 C C C			0-3 K ③			2-3 K ③			2-3 K ③	2 0 0 0 0 2 0 1 0 0 0 0 1 0												
<b>Inning Stats</b>	R: 0 E: 0 K: 2 S: 7	H: 0 LOB: 0 BB: 0 P: 10	R: 0 E: 0 K: 1 S: 8	H: 0 LOB: 0 BB: 0 P: 13	R: 0 E: 0 K: 1 S: 10	H: 0 LOB: 0 BB: 0 P: 12	R: 0 E: 0 K: 1 S: 8	H: 0 LOB: 0 BB: 0 P: 10	R: 0 E: 0 K: 1 S: 10	H: 0 LOB: 0 BB: 0 P: 17	R: 0 E: 0 K: 1 S: 9	H: 0 LOB: 0 BB: 0 P: 13	R: 0 E: 0 K: 1 S: 7	H: 0 LOB: 0 BB: 0 P: 12	R: 0 E: 0 K: 3 S: 9	H: 0 LOB: 0 BB: 0 P: 11	R: 0 E: 0 K: 3 S: 11	H: 0 LOB: 0 BB: 0 P: 15	1B: 0 2B: 0 3B: 0 HR: 0	SF: 0 SAC: 0 DP: 0 HBP: 0	WP: 0 PB: 0 SB: 0 CS: 0	PA: 27
<b>PITCHER</b> Sandy Koufax, L (1, 1) ERA: 2.14	IP: 9.0 WLS: W BF: 27 H: 0 R: 0 ER: 0 SO: 14 BB: 0 IBB: 0 HBP: 0 BLK: 0 WP: 0 HR: 0 S: 79 P: 113 ERA: 0.00 WHIP: 0.000											<b>PITCHER</b>	IP: WLS: BF: H: R: ER: SO: BB: IBB: HBP: BLK: WP: HR: S: P: ERA: WHIP:									

**Chicago Cubs @ Los Angeles Dodgers**  
**Dodger Stadium, Los Angeles, CA**  
 Thu Sep 09 1965, 7:05 PM PDT  
 Att. 29,139 - Unknown

AB	27
R	0
H	0
RBI	0
BB	0
SO	14
LOB	0



Batter	1	2	3	4	5	6	7	8	9	AB	R	H	RBI	BB	SO	LOB
Maury Wills, S OBP: 0.336, SLG: 0.333 (1, 6)	1-0 1-3			2-1 G3		0-0 4-3				3	0	0	0	0	0	0
Jim Gilliam, S OBP: 0.371, SLG: 0.386 (1, 5) John Kennedy, R OBP: 0.243, SLG: 0.235 (8, 5)	0-1 F8			0-1 F8			1-1 G5-3			3	0	0	0	0	0	0
Willie Davis, L OBP: 0.276, SLG: 0.355 (1, 8)	3-2 P5			0-0 F4			2-2 G3			3	0	0	0	0	0	0
Lou Johnson, R OBP: 0.314, SLG: 0.391 (1, 7)		0-1 F3			4-2 S SH1-4 E BB		1-0 2B			2	1	1	0	1	0	0
Ron Fairly, L OBP: 0.359, SLG: 0.387 (1, 9)		1-2 F8			0-0 SH1-4		3-1 G6-3			2	0	0	0	0	0	1
Jim Lefebvre, S OBP: 0.332, SLG: 0.353 (1, 4) Dick Tracewski, R OBP: 0.309, SLG: 0.264 (9, 4)		0-0 F8			2-3 K			3-3 K		3	0	0	0	0	2	0
Wes Parker, S OBP: 0.332, SLG: 0.357 (1, 3)			0-0 6-3		0-1 G1-3			1-0 G1-3		3	0	0	0	0	0	0
Jeff Torborg, R OBP: 0.290, SLG: 0.377 (1, 2)			2-0 G5-3			0-0 F8		0-1 F7		3	0	0	0	0	0	0
Sandy Koufax, R OBP: 0.236, SLG: 0.198 (1, 1)			0-1 G1-3			0-3 K				2	0	0	0	0	1	0

Inning Stats	R: 0	H: 0	E: 0	LOB: 0	K: 0	BB: 0	S: 6	P: 10	R: 0	H: 0	E: 0	LOB: 0	K: 0	BB: 0	S: 6	P: 7	R: 0	H: 0	E: 0	LOB: 0	K: 0	BB: 0	S: 4	P: 6	R: 0	H: 0	E: 0	LOB: 0	K: 0	BB: 0	S: 5	P: 7	R: 1	H: 0	E: 0	LOB: 0	K: 1	BB: 1	S: 10	P: 16	R: 0	H: 0	E: 0	LOB: 0	K: 1	BB: 0	S: 5	P: 5	R: 0	H: 1	E: 0	LOB: 1	K: 0	BB: 0	S: 8	P: 15	R: 0	H: 0	E: 0	LOB: 0	K: 1	BB: 0	S: 6	P: 10
PITCHER Bob Hendley, L ERA: 7.0 (1, 1)	IP	WLS	BF	H	R	ER	SO	BB	IBB	HBP	BLK	WP	HR	S	P	ERA	WHIP	IP	WLS	BF	H	R	ER	SO	BB	IBB	HBP	BLK	WP	HR	S	P	ERA	WHIP	IP	WLS	BF	H	R	ER	SO	BB	IBB	HBP	BLK	WP	HR	S	P	ERA	WHIP													


**BOTTOM**

**Chicago Cubs @ Los Angeles Dodgers**  
**Dodger Stadium, Los Angeles, CA**

Thu Sep 09 1965, 7:05 PM PDT  
 Att. 29,139 - Unknown

livebaseballscorecards.com

AB	24
R	1
H	1
RBI	0
BB	1
SO	3
LOB	1



WP: 0	PA: 26
PB: 0	SB: 1
CS: 0	

Batter	1	2	3	4	5	6	7	8	9	AB R H RBI BB SO LOB	TOP											
Lee Maye, L (1, 7) OBP: 0.280, SLG: 0.358	0-0 6-3		0-0 6-3		0-0 F5			0-0 4-3		4 0 0 0 0 0 0												
Joe Morgan, L (1, 4) OBP: 0.375, SLG: 0.424	0-0 G3		0-0 3-1			0-0 6-3		0-0 L3		4 0 0 0 0 0 0												
Rusty Staub, L (1, 9) OBP: 0.344, SLG: 0.402	0-0 F7			0-3 K		0-0 S 1B		0-0 F9		4 0 1 0 0 1 0												
Walt Bond, L (1, 3) OBP: 0.333, SLG: 0.378		0-0 1B 2B		0-0 HR		0-3 S K 1-2		0-0 BB SH 1B		4 1 3 1 0 1 1												
Bob Aspromonte, R (1, 5) OBP: 0.318, SLG: 0.337		0-0 FC5-4 2-3 1B		0-0 F7		0-0 F7		0-0 SH BB		3 0 1 0 0 0 1												
Jimmy Wynn, R (1, 8) OBP: 0.376, SLG: 0.485		0-0 P6		0-0 HR		0-0 G4-6-3 1B		4-0 BB BB BB BB 1-2 2-3 BB		3 1 2 1 1 0 2												
Ron Brand, R (1, 2) OBP: 0.285, SLG: 0.285		0-0 L3		0-0 6-3		0-0 G4-6-3 1-2f		0-0 L4		4 0 0 0 0 0 6												
Bob Lillis, R (1, 6) OBP: 0.272, SLG: 0.257		0-0 FC5-4 1-2f			0-0 L7		0-0 4-3	0-0 FC6-4 1-2f		4 0 0 0 0 0 5												
Robin Roberts, S (1, 1) OBP: 0.246, SLG: 0.231			0-0 4-3		0-0 P6			0-3 K		2 0 0 0 0 0 0												
Joe Gaines, R (8, PH) OBP: 0.291, SLG: 0.348										1 0 0 0 0 1 0												
Mike Cuellar, L (8, 1)										0 0 0 0 0 0 0												
<b>Inning Stats</b>	R: 0 E: 0 K: 0 S: 3	H: 0 LOB: 0 BB: 0 P: 3	R: 0 E: 0 K: 0 S: 5	H: 2 LOB: 2 BB: 0 P: 5	R: 0 E: 0 K: 0 S: 3	H: 0 LOB: 0 BB: 0 P: 3	R: 2 E: 0 K: 1 S: 7	H: 2 LOB: 0 BB: 0 P: 7	R: 0 E: 0 K: 0 S: 3	H: 0 LOB: 0 BB: 0 P: 3	R: 0 E: 0 K: 1 S: 6	H: 1 LOB: 1 BB: 0 P: 6	R: 0 E: 0 K: 0 S: 3	H: 1 LOB: 0 BB: 0 P: 3	R: 0 E: 0 K: 1 S: 5	H: 0 LOB: 0 BB: 0 P: 5	R: 0 E: 1 K: 0 S: 5	H: 1 LOB: 3 BB: 1 P: 9	1B: 4 2B: 1 3B: 0 HR: 2	SF: 0 SAC: 1 DP: 1 HBP: 0	WP: 0 PB: 0 SB: 1 CS: 0	PA: 35
<b>PITCHER</b>	IP WLS BF H R ER SO BB IBB HBP BLK WP HR S P ERA WHIP																					
Don Drysdale, R (1, 1) ERA: 3.07	6.0 W 23 5 2 2 2 0 0 0 0 0 0 2 27 27 3.00 0.833																					
Ron Perranoski, L (7, 1) ERA: 2.71	3.0 S 12 2 0 0 1 1 0 0 0 0 0 0 13 17 0.00 1.000																					

Houston Astros @ Los Angeles Dodgers  
Dodger Stadium, Los Angeles, CA

Fri Sep 10 1965, 7:05 PM PDT  
Att. 30,200 - Unknown - 65 F

livebaseballscorecards.com

AB	33
R	2
H	7
RBI	2
BB	1
SO	3
LOB	15



Batter	1	2	3	4	5	6	7	8	9
Maury Wills, S OBP: 0.334, SLG: 0.331 (1, 6)	0-0 L7 ①		0-0 P6 ①		0-0 L3 ②		0-0 F8 ②		
Jim Gilliam, S OBP: 0.367, SLG: 0.381 John Kennedy, R OBP: 0.243, SLG: 0.235 (1, 5) (8, 5)	0-0 5-3 ②		0-0 4-3 ②		0-0 6-3 ③		0-0 F7 ③		
Willie Davis, L OBP: 0.274, SLG: 0.352 (1, 8)	0-0 F8 ③		0-0 P6 ③			0-0 P6 ①		0-0 F8 ①	
Ron Fairly, L OBP: 0.360, SLG: 0.387 (1, 9)		0-0 L5 ①		0-0 P6 ①		0-0 P6 E 1B		0-0 P6 BB 1B	
Lou Johnson, R OBP: 0.311, SLG: 0.387 (1, 7)		0-0 P1 ②		0-0 F8 ②		0-0 F9 ②		0-3 K ②	
Jim Lefebvre, S OBP: 0.333, SLG: 0.355 Willie Crawford, L OBP: 0.160, SLG: 0.087 Dick Tracewski, R OBP: 0.309, SLG: 0.264 (1, 4) (8, PR) (9, 4)		0-0 1B 2B ③		0-3 K ③		0-0 E9 1B 1-H		4-0 BB 1-2 BB	
Wes Parker, S OBP: 0.333, SLG: 0.358 (1, 3)		0-0 1B 2-H				0-0 F8 ①		0-0 6-3 ③	
John Roseboro, L OBP: 0.289, SLG: 0.323 (1, 2)			0-0 HR 1B			0-0 E 1B 1B		0-0 F7 ③	
Don Drysdale, R OBP: 0.311, SLG: 0.518 Ron Perranoski, L OBP: 0.333, SLG: 0.200 (1, 1) (7, 1)			0-0 HR 1-H			0-0 E8 1B 1-H		0-0 G3 ①	

AB	R	H	RBI	BB	SO	LOB
4	0	0	0	0	0	1
4	0	0	0	0	0	1
0	0	0	0	0	0	0
4	0	0	0	0	0	0
4	1	2	0	0	0	0
4	0	0	0	0	1	2
3	1	1	0	1	1	0
0	0	0	0	0	0	0
0	0	0	0	0	0	0
4	0	2	1	0	0	2
3	2	2	0	0	0	1
2	1	2	2	0	0	0
1	0	0	0	0	0	0
1B: 7	SF: 0					
2B: 1	SAC: 0					
3B: 0	DP: 0					
HR: 1	HBP: 0					

**BOTTOM**

**Houston Astros @ Los Angeles Dodgers**  
Dodger Stadium, Los Angeles, CA

Fri Sep 10 1965, 7:05 PM PDT  
Att: 30,200 - Unknown - 65 F

<b>AB</b>	<b>33</b>
<b>R</b>	<b>5</b>
<b>H</b>	<b>9</b>
<b>RBI</b>	<b>3</b>
<b>BB</b>	<b>1</b>
<b>SO</b>	<b>2</b>
<b>LOB</b>	<b>7</b>



Inning Stats		R: 0	H: 0	E: 0	K: 0	S: 3	R: 0	H: 2	E: 0	K: 0	S: 4	R: 2	H: 2	E: 0	K: 0	S: 5	R: 0	H: 0	E: 0	K: 1	S: 5	R: 1	H: 2	E: 1	K: 0	S: 5	R: 2	H: 2	E: 1	K: 0	S: 6	R: 0	H: 0	E: 0	K: 0	S: 3	R: 0	H: 1	E: 0	K: 1	S: 6										
<b>PITCHER</b>	<b>IP</b>	<b>WLS</b>	<b>BF</b>	<b>H</b>	<b>R</b>	<b>ER</b>	<b>SO</b>	<b>BB</b>	<b>IBB</b>	<b>HBP</b>	<b>BLK</b>	<b>WP</b>	<b>HR</b>	<b>S</b>	<b>P</b>	<b>ERA</b>	<b>WHIP</b>													<b>PITCHER</b>	<b>IP</b>	<b>WLS</b>	<b>BF</b>	<b>H</b>	<b>R</b>	<b>ER</b>	<b>SO</b>	<b>BB</b>	<b>IBB</b>	<b>HBP</b>	<b>BLK</b>	<b>WP</b>	<b>HR</b>	<b>S</b>	<b>P</b>	<b>ERA</b>	<b>WHIP</b>				
Robin Roberts, R ERA: 2.94 (1, 1)	7.0	L	29	8	5	2	1	0	0	0	0	0	1	31	31	2.57	1.143																																		
Mike Cuellar, L ERA: 4.07 (8, 1)	1.0		5	1	0	0	1	1	0	0	0	0	0	6	10	0.00	2.000																																		

<b>WP: 0</b>	<b>PA: 34</b>
<b>PB: 0</b>	
<b>SB: 0</b>	
<b>CS: 0</b>	

Batter	1	2	3	4	5	6	7	8	9	AB R H RBI BB SO LOB	TOP	
Eddie Kasko, R OBP: 0.280, SLG: 0.287 (1, 6) X	0-0 FC6-4 1B		0-0 F9		0-0 2B 1B		0-0 L8	4-0 1-2 2-3 BB		4 0 2 0 1 0 1		
Joe Morgan, L OBP: 0.373, SLG: 0.421 (1, 4) X	0-0 FC6-4 1B 1-2f		0-0 1B		0-3 K		0-0 4-3	0-0 F8		5 0 1 0 0 1 6		
Joe Gaines, R OBP: 0.293, SLG: 0.354 (1, 9) X	0-0 G6-4-3 1B		0-0 5-3		0-0 1-3 2B		0-0 F8		0-0 5-3	5 0 2 0 0 0 2		
Jimmy Wynn, R OBP: 0.375, SLG: 0.482 (1, 8) X	0-0 G6-4-3 1-2f			0-3 K	0-3 K			0-0 4-3 1B 1B	0-0 P4	5 1 1 0 0 2 4		
Walt Bond, L OBP: 0.334, SLG: 0.377 (1, 3) X		0-0 4-3 4-3 1B		4-0 BB BB BB 4-3 1B BB		0-0 G3		0-0 L8	0-0 P5	4 1 1 0 1 0 1		
Bob Aspromonte, R OBP: 0.318, SLG: 0.337 (1, 5) X		0-0 4-3		0-0 4-3		0-0 1-3		0-0 4-3 1B 1B		4 1 1 0 0 0 2		
Lee Maye, L OBP: 0.282, SLG: 0.358 (1, 7) X		0-0 4-3		0-0 2-3		4-0 BB BB BB 2-H 1B		0-0 4-3		3 0 1 1 1 0 3		
Ron Brand, R OBP: 0.284, SLG: 0.285 (1, 2) X		0-0 F9		0-0 L5		0-0 2-3		0-0 BB 1B 1B		4 0 1 2 0 0 3		
Turk Farrell, R OBP: 0.149, SLG: 0.151 (1, 1) X			0-3 K		0-0 5-3		0-0 4-3 1B	0-0 1-2 BB 1B		2 0 0 0 0 1 0		
Dave Adlesh, R OBP: 0.250, SLG: 0.231 (7, PH)										1 0 1 0 0 0 0		
Danny Coombs, R OBP: 0.222, SLG: 0.125 (7, 1)										0 0 0 0 0 0 0		
Norm Miller, L OBP: 1.000, SLG: 1.000 (8, PH)										1 0 1 0 0 0 0		
Gordon Jones, R (8, 1)										0 0 0 0 0 0 0		
<b>Inning Stats</b>	R: 0 E: 0 K: 0 S: 4 H: 2 LOB: 1 BB: 0 P: 4	R: 0 E: 0 K: 0 S: 4 H: 1 LOB: 1 BB: 0 P: 4	R: 0 E: 0 K: 1 S: 6 H: 1 LOB: 1 BB: 0 P: 6	R: 1 E: 0 K: 1 S: 6 H: 1 LOB: 1 BB: 1 P: 10	R: 0 E: 0 K: 2 S: 9 H: 2 LOB: 2 BB: 0 P: 9	R: 0 E: 0 K: 0 S: 3 H: 0 LOB: 1 BB: 1 P: 7	R: 0 E: 0 K: 0 S: 4 H: 1 LOB: 1 BB: 0 P: 4	R: 2 E: 0 K: 0 S: 7 H: 4 LOB: 3 BB: 1 P: 11	R: 0 E: 0 K: 0 S: 3 H: 0 LOB: 0 BB: 0 P: 3	1B: 11 2B: 1 3B: 0 HR: 0 SF: 0 SAC: 0 DP: 1 HBP: 0	WP: 0 PB: 0 SB: 0 CS: 0 PA: 41	
<b>PITCHER</b>	IP WLS BF H R ER SO BB IBB HBP BLK WP HR S P ERA WHIP											
Claude Osteen, L ERA: 3.03 (1, 1)	7.2 W 36 12 3 3 4 2 0 0 0 0 0 0 42 50 3.52 1.826											
Bob Miller, R ERA: 3.09 (8, 1)	0.0 1 0 0 0 0 1 0 0 0 0 0 0 4 4 0.00 0.000											
Ron Perranoski, L ERA: 2.67 (8, 1)	1.1 S 4 0 0 0 0 0 0 0 0 0 0 0 4 4 0.00 0.000											

Houston Astros @ Los Angeles Dodgers  
Dodger Stadium, Los Angeles, CA

Sat Sep 11 1965, 7:05 PM PDT  
Att. 30,278 - Unknown - 70 F

livebaseballscorecards.com

AB	38
R	3
H	12
RBI	3
BB	3
SO	4
LOB	22



Batter	1	2	3	4	5	6	7	8	9	AB	R	H	RBI	BB	SO	LOB
Maury Wills, S OBP: 0.333, SLG: 0.330 (1, 6)	0-0 L7	0-0 F2				0-0 P4		0-0 F8		5	1	1	0	0	0	1
Jim Gilliam, S OBP: 0.371, SLG: 0.384 John Kennedy, R OBP: 0.241, SLG: 0.232 (7, PR) (8, 5)	4-0	0-0 G3						0-0 5-3		3	2	2	0	1	0	1
Willie Davis, L OBP: 0.274, SLG: 0.353 (1, 8)	0-0 F7									4	1	1	1	0	1	2
Ron Fairly, L OBP: 0.360, SLG: 0.386 Al Ferrara, R OBP: 0.270, SLG: 0.298 (1, 9) (7, 9)	0-0 E4									2	1	0	0	0	0	1
Lou Johnson, R OBP: 0.311, SLG: 0.389 (1, 7)	0-0									3	2	1	3	0	1	1
Jim Lefebvre, S OBP: 0.335, SLG: 0.356 (1, 4)	0-0 E9									4	0	2	1	0	1	0
Wes Parker, S OBP: 0.334, SLG: 0.360 (1, 3)	0-3 K									4	0	2	0	0	1	2
John Roseboro, L OBP: 0.292, SLG: 0.326 Jeff Torborg, R OBP: 0.286, SLG: 0.374 (7, PH) (8, 2)										3	0	2	0	0	0	0
Claude Osteen, L OBP: 0.148, SLG: 0.141 Bob Miller, R OBP: 0.308, SLG: 0.182 (8, 1) (8, 1)										1	0	0	0	0	1	2
										0	0	0	0	0	0	0
										1	0	0	0	0	0	0

Inning Stats		R: 3	H: 1	E: 2	K: 1	S: 8	R: 0	H: 1	E: 0	K: 0	S: 4	R: 0	H: 0	E: 0	K: 1	S: 5	R: 0	H: 2	E: 0	K: 2	S: 8	R: 3	H: 4	E: 2	K: 0	S: 6	R: 0	H: 0	E: 0	K: 0	S: 3	R: 2	H: 4	E: 1	K: 2	S: 11	R: 0	H: 0	E: 0	K: 0	S: 3	R: 0	H: 0	E: 0	K: 0	S: 3
PITCHER	IP	WLS	BF	H	R	ER	SO	BB	IBB	HBP	BLK	WP	HR	S	P	ERA	WHIP																													
Turk Farrell, R ERA: 3.25	(1, 1)	6.0	L	28	8	6	3	4	1	0	0	1	0	34	39	4.50	1.500																													
Danny Coombs, L ERA: 4.97	(7, 1)	1.0		7	4	2	2	0	0	0	0	0	0	11	11	18.00	4.000																													
Gordon Jones, R ERA:	(8, 1)	1.0		3	0	0	0	0	0	0	0	0	0	3	3	0.00	0.000																													

**BOTTOM**

**Houston Astros @ Los Angeles Dodgers**  
Dodger Stadium, Los Angeles, CA

Sat Sep 11 1965, 7:05 PM PDT  
Att: 30,278 - Unknown - 70 F

AB	35
R	8
H	12
RBI	5
BB	1
SO	6
LOB	12

livebaseballscorecards.com



1B:	10	SF:	0	WP:	1	PA:	38
2B:	2	SAC:	1	PB:	0		
3B:	0	DP:	0	SB:	0		
HR:	0	HBP:	1	CS:	1		





Batter	1	2	3	4	5	6	7	8	9	AB	R	H	RBI	BB	SO	LOB
Maury Wills, S OBP: 0.331, SLG: 0.328 (1, 6)	0-0 5-3		0-0 5-3		0-0 6-3			0-0 F7		4	0	0	0	0	0	0
Wes Parker, S OBP: 0.332, SLG: 0.357 (1, 3)	0-0 5-3		0-3 K					0-0 4-3		4	0	0	0	0	1	0
Willie Davis, L OBP: 0.276, SLG: 0.356 (1, 8)	0-0 4-3			0-0 2-3 E 2B				0-0 1B		4	1	2	0	0	0	0
Ron Fairly, L OBP: 0.361, SLG: 0.386 (1, 9)		0-0 1B		0-0 2-3			0-0 3-1		4-0 1B	3	0	1	0	1	0	1
Lou Johnson, R OBP: 0.313, SLG: 0.398 (1, 7)		0-0 P4		0-0 HR				0-0 1B	0-3 K	4	1	2	1	0	1	3
Jim Lefebvre, S OBP: 0.334, SLG: 0.355 (1, 4)		0-0 E4 WP		0-0 4-3			0-3 K		0-0 SH1-4 1B	4	0	1	0	0	1	2
Willie Crawford, L OBP: 0.160, SLG: 0.087 (9, PR)		1-2								0	0	0	0	0	0	0
John Roseboro, L OBP: 0.290, SLG: 0.323 (1, 2)		0-0 F8		0-3 K				0-0 F8		3	0	0	0	0	1	3
Don LeJohn, R OBP: 0.295, SLG: 0.284 (1, 5)		0-3 K				0-0 6-3		0-0 1B		2	0	0	0	0	1	2
Derrell Griffith, L OBP: 0.147, SLG: 0.235 (7, PH)								1-2		1	0	1	0	0	0	0
John Kennedy, R OBP: 0.241, SLG: 0.232 (8, 5)										0	0	0	0	0	0	0
Jim Gilliam, S OBP: 0.370, SLG: 0.383 (9, PH)										1	0	0	0	0	0	2
Johnny Podres, L OBP: 0.205, SLG: 0.186 (1, 1)			0-0 4-3			0-0 F2		0-3 K		2	0	0	0	0	0	0
Howie Reed, R (6, 1)										0	0	0	0	0	0	0
Ron Perranoski, L OBP: 0.286, SLG: 0.167 (7, 1)										1	0	0	0	0	1	2
Wally Moon, L OBP: 0.304, SLG: 0.270 (9, PH)										1	0	0	0	0	0	2

Inning Stats	R: 0	H: 0	E: 0	K: 0	S: 3	R: 0	H: 1	E: 1	K: 1	S: 7	R: 0	H: 0	E: 0	K: 1	S: 5	R: 2	H: 2	E: 1	K: 1	S: 7	R: 0	H: 0	E: 0	K: 0	S: 3	R: 0	H: 0	E: 0	K: 0	S: 3	R: 0	H: 2	E: 0	K: 2	S: 9	R: 0	H: 1	E: 0	K: 1	S: 6	R: 0	H: 1	E: 0	K: 0	S: 4	1B: 5	SF: 0	2B: 1	SAC: 1	3B: 0	DP: 0	HR: 1	HBP: 0	WP: 1	PA: 36
PITCHER	IP	WLS	BF	H	R	ER	SO	BB	IBB	HBP	BLK	WP	HR	S	P	ERA	WHIP																																						
Larry Dierker, R ERA: 3.61 (1, 1)	6.0		22	3	2	1	3	0	0	0	0	1	1	28	28	1.50	0.500																																						
Jim Owens, R ERA: 3.07 (7, 1)	2.0	W	10	3	0	0	3	0	1	0	0	0	0	15	19	0.00	1.500																																						
Claude Raymond, R ERA: 2.83 (9, 1)	1.0	S	4	1	0	0	0	0	0	0	0	0	0	4	4	0.00	1.000																																						

BOTTOM

Houston Astros @ Los Angeles Dodgers  
 Dodger Stadium, Los Angeles, CA  
 Sun Sep 12 1965, 3:33 AM PDT  
 Att: 21,918 - Unknown - 71 F

livebaseballscores.com

AB	34
R	2
H	7
RBI	1
BB	1
SO	6
LOB	17



Batter	1	2	3	4	5	6	7	8	9	AB R H RBI BB SO LOB	TOP											
Maury Wills, S (1, 6) OBP: 0.332, SLG: 0.329	0-0 5-3		0-0 F9			0-0 SH1-4 1B		0-0 F8 1B		4 0 2 0 0 0 1												
Jim Gilliam, S (1, 5) OBP: 0.370, SLG: 0.381	0-0 P5			4-0 FC5 HBP BB		0-0 SH1-4 1-2		0-0 F8 1-2		2 0 0 0 1 0 1												
Willie Davis, L (1, 8) OBP: 0.274, SLG: 0.354	0-0 G3			0-0 F2		0-0 F2		0-3 K		4 0 0 0 0 1 2												
Lou Johnson, R (1, 7) OBP: 0.312, SLG: 0.395		0-0 F7		1-0 HBP		0-0 F2			0-3 K2-3	3 0 0 0 0 1 1												
Jim Lefebvre, S (1, 4) OBP: 0.332, SLG: 0.352		0-3 K		0-3 K					0-0 F9	4 0 0 0 0 3 2												
Al Ferrara, R (1, 9) OBP: 0.254, SLG: 0.279		0-0 P6		0-0 FC5 2-3f					0-0 P6	4 0 0 0 0 1 2												
Wes Parker, S (1, 3) OBP: 0.333, SLG: 0.357			0-0 5-3 1B		0-0 5-3					2 1 1 0 1 0 0												
Jeff Torborg, R (1, 2) OBP: 0.289, SLG: 0.368			0-0 5-3		0-0 5-3					2 0 0 0 1 0 1												
Willie Crawford, L (7, PR) OBP: 0.160, SLG: 0.087			1-2		1-2					0 0 0 0 0 0 0												
John Roseboro, L (7, 2) OBP: 0.290, SLG: 0.323										0 0 0 0 0 0 0												
Sandy Koufax, R (1, 1) OBP: 0.232, SLG: 0.194			0-3 K		0-0 P4					2 0 0 0 0 1 1												
Don Drysdale, R (7, PH) OBP: 0.317, SLG: 0.522										1 0 1 1 0 0 0												
Bob Miller, R (7, 1)										0 0 0 0 0 0 0												
<b>Inning Stats</b>	R: 0 E: 0 K: 0 S: 3	H: 0 LOB: 0 BB: 0 P: 3	R: 0 E: 0 K: 1 S: 5	H: 0 LOB: 0 BB: 0 P: 5	R: 0 E: 0 K: 1 S: 6	H: 1 LOB: 1 BB: 0 P: 6	R: 0 E: 0 K: 1 S: 5	H: 0 LOB: 2 BB: 1 P: 10	R: 0 E: 0 K: 0 S: 3	H: 0 LOB: 0 BB: 0 P: 3	R: 0 E: 0 K: 0 S: 4	H: 1 LOB: 1 BB: 0 P: 4	R: 1 E: 0 K: 2 S: 7	H: 1 LOB: 2 BB: 2 P: 15	R: 0 E: 0 K: 1 S: 5	H: 1 LOB: 0 BB: 0 P: 5	R: 0 E: 0 K: 1 S: 5	H: 0 LOB: 0 BB: 0 P: 5	1B: 4 2B: 0 3B: 0 HR: 0	SF: 0 SAC: 1 DP: 0 HBP: 1	WP: 0 PB: 0 SB: 0 CS: 0	PA: 33
<b>PITCHER</b> Bob Hendley, L (1, 1) ERA: 6.14	IP: 9.0 WLS: W BF: 33 H: 4 R: 1 ER: 1 SO: 7 BB: 3 IBB: 0 HBP: 1 BLK: 0 WP: 0 HR: 0 S: 43 P: 56 ERA: 1.00 WHIP: 0.778																					

**Los Angeles Dodgers @ Chicago Cubs**  
 Wrigley Field, Chicago, IL  
 Tue Sep 14 1965, 3:33 AM CDT  
 Att. 6,220 - Unknown

livebaseballscorecards.com

<b>AB</b>	28
<b>R</b>	1
<b>H</b>	4
<b>RBI</b>	1
<b>BB</b>	3
<b>SO</b>	7
<b>LOB</b>	11



Batter	1	2	3	4	5	6	7	8	9
Don Young, R OBP: 0.105, SLG: 0.263 (1, 8) S S S	0-3 K ①		0-3 K ③			X 0-0 E4 FC3-6		X 0-0 F7 ①	
Glenn Beckert, R OBP: 0.266, SLG: 0.290 (1, 4) X	0-0 2B			X 0-0 2B 1B		X 0-0 FC3-6 ① 1-2f HR		X 0-0 3-1 ②	
Billy Williams, L OBP: 0.371, SLG: 0.552 (1, 9) X	0-0 1-3 ②			X 0-0 P4 ①		X 0-0 HR ①-H		X 0-0 F8 ③	
Ron Santo, R OBP: 0.375, SLG: 0.500 (1, 5) X	0-0 P8 ③			X 0-0 1-3 2B		X 0-0 6-3 ②			
14 Ernie Banks, R OBP: 0.330, SLG: 0.450 (1, 3)		X 0-0 P7 ①		X 0-0 P4 ②		X 0-0 6-3 ③			
Jimmy Stewart, S OBP: 0.309, SLG: 0.294 (1, 7)		X 0-0 L7 ②		X 0-0 F9 ③		X 0-0 F7 ①			
Chris Krug, R OBP: 0.273, SLG: 0.338 (1, 2)		X 0-0 1-3 ③			X 0-3 K ①		X 0-3 K ②		
Don Kessinger, S OBP: 0.264, SLG: 0.239 (1, 6)			X 0-0 F9 ①		X 0-0 B2-4 1B		X 4-0 BB		
Bob Hendley, R (1, 1)			X 0-0 F9 ②		X 0-0 B2-4 ② ③ 1-2f		X 0-3 K ③		


Inning Stats	R: 0	H: 1	E: 0	LOB: 1	K: 1	S: 6	P: 6	R: 0	H: 0	E: 0	LOB: 0	K: 0	S: 3	P: 3	R: 0	H: 0	E: 0	LOB: 0	K: 1	S: 5	P: 5	R: 0	H: 1	E: 0	LOB: 0	K: 1	S: 5	P: 5	R: 2	H: 1	E: 1	LOB: 0	K: 0	S: 5	P: 5	R: 0	H: 0	E: 0	LOB: 1	K: 2	S: 7	P: 11	R: 0	H: 0	E: 0	LOB: 0	K: 0	S: 3	P: 3	
	1B: 2	SF: 0	2B: 3	SAC: 0	3B: 0	DP: 1	HR: 1	HBP: 0	WP: 0	PA: 30	1B: 2	SF: 0	2B: 3	SAC: 0	3B: 0	DP: 1	HR: 1	HBP: 0	WP: 0	PA: 30	1B: 2	SF: 0	2B: 3	SAC: 0	3B: 0	DP: 1	HR: 1	HBP: 0	WP: 0	PA: 30	1B: 2	SF: 0	2B: 3	SAC: 0	3B: 0	DP: 1	HR: 1	HBP: 0	WP: 0	PA: 30	1B: 2	SF: 0	2B: 3	SAC: 0	3B: 0	DP: 1	HR: 1	HBP: 0	WP: 0	PA: 30


PITCHER	IP	WLS	BF	H	R	ER	SO	BB	IBB	HBP	BLK	WP	HR	S	P	ERA	WHIP
Sandy Koufax, L ERA: 2.12 (1, 1)	6.0	L	23	5	2	1	3	0	0	0	0	0	1	29	29	1.50	0.833
Bob Miller, R ERA: 3.03 (7, 1)	2.0		7	0	0	0	2	1	0	0	0	0	0	10	14	0.00	0.500

**Los Angeles Dodgers @ Chicago Cubs**  
Wrigley Field, Chicago, IL  
Tue Sep 14 1965, 3:33 AM CDT  
Att. 6,220 - Unknown

livebaseballscorecards.com

AB	29
R	2
H	5
RBI	2
BB	1
SO	5
LOB	10



Batter	1	2	3	4	5	6	7	8	9	AB R H RBI BB SO LOB	TOP									
<b>Maury Wills, S</b> (1, 6) OBP: 0.332, SLG: 0.331	0-0 F9	0-0 4-3			0-0 1-3		0-0 S 1-H 2B 2B		0-0 G6-4-3 1B	5 1 2 1 0 0 0										
<b>Jim Gilliam, S</b> (1, 5) OBP: 0.373, SLG: 0.387	0-0 E 1B 2B 1B		0-0 5-3			0-0 1B 1B	0-0 2-H 2B		0-3 K	5 1 3 1 0 1 1										
<b>Wes Parker, S</b> (1, 3) OBP: 0.334, SLG: 0.358	0-0 1-2 E 2B 1B		0-0 G3			0-0 1-3 FC5-4 1B	0-0 1-3		0-0 G6-4-3 1-2f	5 1 2 0 0 0 2										
<b>Lou Johnson, R</b> (1, 7) OBP: 0.312, SLG: 0.393	0-0 1-2 2-3 E4 2B		0-3 K			0-0 F9		0-0 L1-3 1B		4 1 1 0 0 1 4										
<b>Al Ferrara, R</b> (1, 9) OBP: 0.271, SLG: 0.313					0-0 L6 WP 1B			0-0 L1-3 1-2		3 0 2 3 0 0 2										
<b>Ron Fairly, L</b> (8, PH) OBP: 0.360, SLG: 0.385	1-1 2-H 3-H 2B					0-0 F9				1 0 0 0 0 0 1										
<b>Jeff Torborg, R</b> (1, 2) OBP: 0.283, SLG: 0.360	0-0 5-3				0-0 P3			0-0 E 1B 1B		3 0 0 0 0 0 4										
<b>John Roseboro, L</b> (8, PH) OBP: 0.292, SLG: 0.325					1-2	0-0 FC5-4 1-2f				1 1 1 0 0 0 0										
<b>Willie Davis, L</b> (1, 8) OBP: 0.272, SLG: 0.351	0-0 L4				0-0 L6 2-3			0-0 F9	0-0 E4 1B 1-2	4 0 0 0 0 0 3										
<b>Dick Tracewski, R</b> (1, 4) OBP: 0.309, SLG: 0.265						0-0 5-3		0-0 F8	0-0 1-3 2-H 1B	3 0 1 0 0 0 0										
<b>Jim Lefebvre, S</b> (8, PH) OBP: 0.333, SLG: 0.354						0-0 1-4-3		0-0 2B BB	0-3 K	1 0 1 1 0 0 0										
<b>Don Drysdale, R</b> (8, 1) <b>Nick Wilton, R</b> (8, 2) <b>Howie Reed, R</b> (8, 3) <b>Bill Singer, R</b> (8, 4) <b>Ron Parravano, L</b> (8, 5) <b>Johnny Werhas, R</b> (8, 6) <b>John Purdin, R</b> (8, 7) <b>Derrell Griffith, L</b> (8, 8) <b>Don Lazohn, R</b> (8, 9) <b>Bob Miller, R</b> (8, 10)										1 0 0 0 0 0 0 1 0 0 0 0 0 0 0 0 1 0 1 0 0 1 0 0 0 0 0 0 0 0 0 0 0 1 0 0 0 0 0 1 2 0 0 0 0 0 0 0 0										
<b>Inning Stats</b>	R: 3 E: 1 K: 0 S: 7	H: 3 LOB: 1 BB: 0 P: 7	R: 0 E: 0 K: 0 S: 3	H: 1 LOB: 0 BB: 0 P: 3	R: 0 E: 0 K: 1 S: 5	H: 0 LOB: 0 BB: 0 P: 5	R: 0 E: 0 K: 0 S: 3	H: 1 LOB: 0 BB: 0 P: 3	R: 0 E: 0 K: 0 S: 5	H: 2 LOB: 2 BB: 0 P: 5	R: 2 E: 0 K: 0 S: 5	H: 2 LOB: 1 BB: 1 P: 9	R: 1 E: 1 K: 1 S: 8	H: 3 LOB: 2 BB: 0 P: 8	R: 0 E: 0 K: 1 S: 5	H: 1 LOB: 0 BB: 0 P: 5	1B: 10 2B: 5 3B: 0 HR: 0	SF: 0 SAC: 0 DP: 4 HBP: 0	WP: 1 PB: 0 SB: 1 CS: 0	PA: 39
<b>PITCHER</b>	IP WLS BF H R ER SO BB IBB HBP BLK WP HR S P ERA WHIP																			
<b>Dick Ellsworth, L</b> (1, 1) ERA: 3.86	6.2 W 29 9 5 4 1 1 0 0 0 1 0 30 34 5.40 1.500																			
<b>Ted Abernathy, R</b> (7, 1) ERA: 2.31	1.0 6 3 1 0 0 0 0 0 0 0 0 6 6 0.00 3.000																			
<b>Billy Hoft, L</b> (8, 1) ERA: 2.63	1.1 S 4 1 0 0 2 0 0 0 0 0 0 8 8 0.00 0.750																			

**Los Angeles Dodgers @ Chicago Cubs**  
 Wrigley Field, Chicago, IL  
 Wed Sep 15 1965, 3:33 AM CDT  
 Att. 1,886 - Cloudy

AB	38
R	6
H	13
RBI	6
BB	1
SO	3
LOB	20



BOTTOM

Los Angeles Dodgers @ Chicago Cubs  
Wrigley Field, Chicago, IL  
Wed Sep 15 1965, 3:33 AM CDT  
Att. 1,886 - Cloudy

livebaseballscorecards.com

AB	33
R	8
H	11
RBI	7
BB	8
SO	7
LOB	18



WP	0	PA	42
PB	0		
SB	0		
CS	1		

AB	1	R	0	H	0	RBI	0	BB	0	SO	1	LOB	0
	0	0	0	1	1	0	0						
	3	0	0	0	0	1	2						

5	1	1	0	0	0	3							
---	---	---	---	---	---	---	--	--	--	--	--	--	--

3	2	1	1	2	0	1							
---	---	---	---	---	---	---	--	--	--	--	--	--	--

4	2	2	1	1	1	1							
---	---	---	---	---	---	---	--	--	--	--	--	--	--

5	1	3	2	0	0	2							
---	---	---	---	---	---	---	--	--	--	--	--	--	--

0	0	0	0	0	0	0							
4	2	2	1	1	0	2							
0	0	0	0	0	0	0							

3	0	1	0	1	1	3							
---	---	---	---	---	---	---	--	--	--	--	--	--	--

2	0	0	1	1	1	4							
---	---	---	---	---	---	---	--	--	--	--	--	--	--

2	0	1	0	1	1	0							
1	0	0	0	0	1	0							
0	0	0	0	0	0	0							


1B	9	SF	1										
2B	1	SAC	0										
3B	0	DP	1										
HR	1	HBP	0										

Batter	1	2	3	4	5	6	7	8	9
Don Landrum, L (1, 8) OBP: 0.301, SLG: 0.338 John Boccabella, R (2, PH) OBP: 0.571, SLG: 1.500 Don Young, R (3, 8) OBP: 0.091, SLG: 0.227	0-3 K	4-0 FC6-4 BB		0-3 K	0-0 5-3		0-0 F8		
Glenn Beckert, R (1, 4) OBP: 0.265, SLG: 0.289	0-0 6-3	0-0 FC6-4		0-0 F9		0-0 G3 1B	0-0 F9		
Billy Williams, L (1, 9) OBP: 0.373, SLG: 0.556	4-0 BB		4-0 1B 14 FC6-4 BB		0-0 F8	0-0 G3		0-0 HR	
Ron Santo, R (1, 5) OBP: 0.377, SLG: 0.500	0-0 L8		0-0 14 FC6-4 1B		4-0 1B 14 E BB	0-0 14 2B 1B		0-3 K	
14 Ernie Banks, R (1, 3) OBP: 0.332, SLG: 0.453		0-0 CS 1B	0-0 FC6-4		0-0 E4 1B SF7	0-0 2B		0-0 G6-4-3 1B	
George Altman, L (1, 7) OBP: 0.307, SLG: 0.348 Harvey Kuenn, R (2, PH) OBP: 0.352, SLG: 0.261 Doug Clemens, L (9, 7) OBP: 0.308, SLG: 0.297		0-0 BB BB 1B	0-0 FC6-4 1B		0-0 E9 1B E 1B			0-0 G6-4-3 1B	
Ed Bailey, L (1, 2) OBP: 0.372, SLG: 0.357		0-3 K	0-0 FC6-4 1B		4-0 E IBB		0-0 L6		
Don Kessinger, S (1, 6) OBP: 0.264, SLG: 0.237		4-0 BB BB BB	0-0 FC6-4		0-0 SF7		0-3 K		
Dick Ellsworth, L (1, 1) OBP: 0.153, SLG: 0.132 Ted Abernathy, R (7, 1) OBP: 0.176, SLG: 0.125 Billy Hoef, L (8, 1) OBP: 0.273, SLG: 0.273		4-0 BB BB		0-3 K	0-0 E1 1B		0-3 K		

Inning Stats	R: 0	H: 0	E: 0	K: 1	S: 5	H: 0	LOB: 1	BB: 1	P: 9	R: 1	H: 2	E: 0	K: 1	S: 6	R: 1	H: 2	E: 0	K: 0	S: 7	R: 3	H: 2	E: 3	K: 0	S: 6	R: 2	H: 3	E: 0	K: 1	S: 8	R: 0	H: 0	E: 0	K: 1	S: 5	R: 1	H: 2	E: 0	K: 1	S: 6
--------------	------	------	------	------	------	------	--------	-------	------	------	------	------	------	------	------	------	------	------	------	------	------	------	------	------	------	------	------	------	------	------	------	------	------	------	------	------	------	------	------

PITCHER	IP	WLS	BF	H	R	ER	SO	BB	IBB	HBP	BLK	WP	HR	S	P	ERA	WHIP
Don Drysdale, R (1, 1) ERA: 3.06	1.0		5	1	1	1	1	1	0	0	0	0	0	6	10	9.00	2.000
Nick Willhite, L (2, 1) ERA: 5.7	0.2		4	1	0	0	1	2	0	0	0	0	4	12	0.00	4.500	
Howie Reed, R (2, 1) ERA: 3.21	3.2	L	22	6	6	3	2	3	1	0	0	0	22	38	7.36	2.455	
Bill Singer, R (6, 1) ERA:	0.0		2	1	0	0	0	1	0	0	0	0	1	5	∞	∞	
Ron Perranoski, L (6, 1) ERA: 2.79	0.2		2	0	0	0	1	0	0	0	0	0	0	4	4	0.00	0.000

PITCHER	IP	WLS	BF	H	R	ER	SO	BB	IBB	HBP	BLK	WP	HR	S	P	ERA	WHIP
John Purdin, R (7, 1) ERA: 7.4	1.0		3	0	0	0	1	0	0	0	0	0	0	5	5	0.00	0.000
Bob Miller, R (8, 1) ERA: 3.09	1.0		4	2	1	1	1	0	0	0	0	0	1	6	6	9.00	2.000

Batter	1	2	3	4	5	6	7	8	9	AB R H RBI BB SO LOB	TOP	
Maury Wills, S (1, 6) OBP: 0.334, SLG: 0.332	0-0 1B 1B	4-0 BB 1B 1-2 BB		0-0 F8			0-0 F8 1B		0-0 L6	4 1 2 0 1 0 1		
Jim Gilliam, S (1, 5) OBP: 0.374, SLG: 0.388 John Kennedy, R (7, 5) OBP: 0.241, SLG: 0.232	0-0 FC1-6 1-3 1B 1B	0-0 BB 1B			0-0 L6		0-0 F8 1-2			4 0 2 0 0 0 1 0 0 0 0 0 0 0		
Willie Davis, L (1, 8) OBP: 0.275, SLG: 0.353	0-0 FC1-6 1-2 1B	4-0 BB 1B			0-0 CS 1B			0-0 F9		3 0 2 2 1 0 0		
Ron Fairly, L (1, 9) OBP: 0.360, SLG: 0.384	0-0 FC1-6 1-2f 2-3	0-0 F7			0-0 P8 1-2			0-0 PB 6-3 1B		4 0 1 0 0 0 6		
Lou Johnson, R (1, 7) OBP: 0.311, SLG: 0.394	0-3 K		0-0 P6			0-0 4-3 2B		0-0 6-3		4 0 1 0 0 1 3		
Jim Lefebvre, S (1, 4) OBP: 0.330, SLG: 0.351	0-0 P5		0-0 6-3			0-0 4-3 2-3		0-0 4-3		4 0 0 0 0 0 4		
Wes Parker, S (1, 3) OBP: 0.335, SLG: 0.358		0-0 CS 1B	0-3 K			0-0 4-3			4-0 4-3 BB	3 0 1 0 1 1 1	AB 34 R 2 H 10 RBI 2 BB 3 SO 5 LOB 20	
John Roseboro, L (1, 2) OBP: 0.289, SLG: 0.322		0-3 K 1-2		0-0 4-3		0-0 1-3			0-0 4-3 1-2	4 0 0 0 0 1 3		
Claude Osteen, L (1, 1) OBP: 0.152, SLG: 0.146 Sandy Koufax, R (9, 1) OBP: 0.232, SLG: 0.194		0-0 1B BB BB 1B		0-0 1-3			0-3 K		0-3 K	4 1 1 0 0 2 1 0 0 0 0 0 0 0		
Inning Stats	R: 1 E: 0 K: 1 S: 8 H: 3 LOB: 2 BB: 0 P: 8	R: 1 E: 0 K: 1 S: 7 H: 3 LOB: 3 BB: 2 P: 15	R: 0 E: 0 K: 1 S: 5 H: 0 LOB: 0 BB: 0 P: 5	R: 0 E: 0 K: 0 S: 3 H: 0 LOB: 0 BB: 0 P: 3	R: 0 E: 0 K: 0 S: 3 H: 1 LOB: 0 BB: 0 P: 3	R: 0 E: 0 K: 0 S: 4 H: 1 LOB: 1 BB: 0 P: 4	R: 0 E: 0 K: 1 S: 5 H: 1 LOB: 0 BB: 0 P: 5	R: 0 E: 0 K: 0 S: 4 H: 1 LOB: 1 BB: 0 P: 4	R: 0 E: 0 K: 1 S: 5 H: 0 LOB: 1 BB: 1 P: 9	1B: 9 2B: 2 3B: 0 HR: 0 SF: 0 SAC: 0 DP: 1 HBP: 0	WP: 0 PB: 1 SB: 0 CS: 2 PA: 37	
PITCHER	IP WLS BF H R ER SO BB IBB HBP BLK WP HR S P ERA WHIP											
Bill Faul, R (1, 1) ERA: 3.64	1.2 L 12 6 2 2 2 2 2 0 0 0 0 0 0 14 22 10.80 4.800											
Cal Koonce, R (2, 1) ERA: 3.72	6.1 21 4 0 0 2 0 0 0 0 0 0 0 0 25 25 0.00 0.632											
Billy Hoelt, L (9, 1) ERA: 2.57	1.0 4 0 0 0 0 1 1 0 0 0 0 0 0 5 9 0.00 1.000											

Los Angeles Dodgers @ Chicago Cubs  
Wrigley Field, Chicago, IL  
Thu Sep 16 1965, 3:33 AM CDT  
Att: 550 - Unknown

livebaseballscorecards.com



Batter	1	2	3	4	5	6	7	8	9	AB R H RBI BB SO LOB	TOP											
Maury Wills, S OBP: 0.332, SLG: 0.330 (1, 6)	0-3 K	0-0 F9		0-3 K			0-0 1-3			4 0 0 0 0 2 4	<b>Los Angeles Dodgers @ St. Louis Cardinals</b> Sportsman's Park, St. Louis, MO Fri Sep 17 1965, 8:05 PM EDT Att. 19,042 - Unknown											
Jim Gilliam, S OBP: 0.373, SLG: 0.393 (1, 5) John Kennedy, R OBP: 0.241, SLG: 0.232 (9, 5)	0-3 K		0-0 SF8 3B		0-0 6-3		0-0 F8			4 1 1 0 0 1 0 0 0 0 0 0 0 0												
Willie Davis, L OBP: 0.273, SLG: 0.350 (1, 8)	0-0 F8		0-0 SF8		0-0 4-3			0-0 F7		3 0 0 1 0 0 0												
Lou Johnson, R OBP: 0.310, SLG: 0.391 (1, 7)		0-0 F9	0-0 F5		4-0 S BB			0-0 F5		3 0 0 0 1 0 0												
Ron Fairly, L OBP: 0.357, SLG: 0.381 (1, 9)		0-3 K	0-3 K		0-0 5-3			0-0 L8		4 0 0 0 0 2 1												
Jim Lefebvre, S OBP: 0.333, SLG: 0.353 (1, 4) Dick Tracewski, R OBP: 0.309, SLG: 0.265 (9, PR) (9, 4)		4-0 1B BB		0-0 5-3 1B		0-0 L7		0-0 G4-6-3 1B		3 1 2 0 1 0 0 0 0 0 0 0 0 0												
Wes Parker, S OBP: 0.334, SLG: 0.357 (1, 3)		0-0 BB 1B		0-0 5-3		0-0 F8		0-0 F2		4 1 1 0 0 0 2												
Jeff Torborg, R OBP: 0.284, SLG: 0.355 (1, 2) John Roseboro, L OBP: 0.288, SLG: 0.321 (9, PH) (9, 2)		4-0 1B BB		0-0 L8		0-0 L4		0-0 G4-6-3 1-2f		2 0 0 0 1 0 1 1 0 0 0 0 0 1												
Don Drysdale, R OBP: 0.325, SLG: 0.521 (1, 1) Ron Perranoski, L OBP: 0.267, SLG: 0.154 (6, 1)		0-0 1B		4-0 BB		0-3 K				1 0 1 2 1 0 0 1 0 0 0 0 1 0												
<b>Inning Stats</b>	R: 0 E: 0 K: 2 S: 7	H: 0 LOB: 0 BB: 0 P: 7	R: 2 E: 0 K: 1 S: 7	H: 2 LOB: 2 BB: 2 P: 15	R: 1 E: 0 K: 1 S: 6	H: 1 LOB: 0 BB: 0 P: 6	R: 0 E: 0 K: 1 S: 6	H: 1 LOB: 2 BB: 1 P: 10	R: 0 E: 0 K: 0 S: 3	H: 0 LOB: 1 BB: 1 P: 7		R: 0 E: 0 K: 0 S: 3	H: 0 LOB: 0 BB: 0 P: 3	R: 0 E: 0 K: 1 S: 5	H: 0 LOB: 0 BB: 0 P: 5	R: 0 E: 0 K: 0 S: 3	H: 0 LOB: 0 BB: 0 P: 3	R: 0 E: 0 K: 0 S: 3	H: 1 LOB: 1 BB: 0 P: 3	1B: 4 2B: 0 3B: 1 HR: 0	SF: 1 SAC: 0 DP: 1 HBP: 0	WP: 0 PB: 0 SB: 1 CS: 0
<b>PITCHER</b>	IP WLS BF H R ER SO BB IBB HBP BLK WP HR S P ERA WHIP																					
Curt Simmons, L ERA: 4.06 (1, 1)	5.0 L 23 4 3 3 5 4 0 0 0 0 0 0 29 45 5.40 1.600																					
Larry Jaster, L ERA: (6, 1)	1.0 3 0 0 0 0 0 0 0 0 0 0 0 3 3 0.00 0.000																					
Nelson Briles, R ERA: 3.29 (7, 1)	3.0 9 1 0 0 1 0 0 0 0 0 0 0 11 11 0.00 0.333																					

livebaseballscorecards.com

<b>AB</b>	30
<b>R</b>	3
<b>H</b>	5
<b>RBI</b>	3
<b>BB</b>	4
<b>SO</b>	6
<b>LOB</b>	9







Batter	1	2	3	4	5	6	7	8	9	AB R H RBI BB SO LOB	TOP
Maury Wills, S (1, 6) OBP: 0.330, SLG: 0.328	0-0 4-3			0-3 K		0-0 4-3		0-0 P4		4 0 0 0 0 1 2	<b>Los Angeles Dodgers @ St. Louis Cardinals</b> Sportsman's Park, St. Louis, MO Sat Sep 18 1965, 8:05 PM EDT Att: 29,063 - Unknown <a href="http://livebaseballscorecards.com">livebaseballscorecards.com</a>
Wes Parker, S (1, 3) OBP: 0.334, SLG: 0.356	0-0 F9			0-0 G3		0-0 2-3		0-0 P6		4 0 1 1 0 0 1	
Willie Davis, L (1, 8) OBP: 0.271, SLG: 0.348	0-0 4-3			0-0 P4		0-0 3-H 1B		0-0 L8		4 0 0 0 0 0 2	
Ron Fairly, L (1, 9) OBP: 0.355, SLG: 0.378		0-0 4-3			0-0 F5		0-0 G3		0-0 4-3	4 0 0 0 0 0 0	
Lou Johnson, R (1, 7) OBP: 0.310, SLG: 0.392		0-0 1-3			0-0 1-3 2B		0-0 6-3		0-0 5-3	4 0 1 0 0 0 0	
Jim Lefebvre, S (1, 4) OBP: 0.333, SLG: 0.351		0-0 6-3			0-0 1-3		4-0 BB			2 0 0 0 1 0 1	
John Roseboro, L (1, 2) OBP: 0.286, SLG: 0.319			0-0 F7		0-0 L8		0-0 5-3			3 0 0 0 0 0 2	
Don LeJohn, R (1, 5) OBP: 0.296, SLG: 0.276 John Kennedy, R (6, PR) OBP: 0.239, SLG: 0.230 (6, 5)			0-0 6-3		4-0 4-3 SH1-4 1B BB		0-3 K			1 0 0 0 1 0 0 1 1 0 0 0 1 0	
Sandy Koufax, R (1, 1) OBP: 0.237, SLG: 0.200			0-0 L9		0-0 SH1-4		0-0 1B			2 0 1 0 0 0 0	
<b>Inning Stats</b>	R: 0 H: 0 E: 0 LOB: 0 K: 0 BB: 0 S: 3 P: 3	R: 0 H: 0 E: 0 LOB: 0 K: 0 BB: 0 S: 3 P: 3	R: 0 H: 0 E: 0 LOB: 0 K: 0 BB: 0 S: 3 P: 3	R: 0 H: 0 E: 0 LOB: 0 K: 1 BB: 0 S: 5 P: 5	R: 0 H: 1 E: 0 LOB: 1 K: 0 BB: 0 S: 4 P: 4	R: 1 H: 1 E: 0 LOB: 2 K: 0 BB: 1 S: 4 P: 8	R: 0 H: 0 E: 0 LOB: 1 K: 0 BB: 1 S: 3 P: 7	R: 0 H: 1 E: 0 LOB: 1 K: 1 BB: 0 S: 6 P: 6	R: 0 H: 0 E: 0 LOB: 0 K: 0 BB: 0 S: 3 P: 3	1B: 2 SF: 0 2B: 1 SAC: 1 3B: 0 DP: 0 HR: 0 HBP: 0	WP: 0 PA: 32 PB: 0 SB: 0 CS: 0
<b>PITCHER</b> Ray Washburn, R (1, 1) ERA: 3.63 Hal Woodeshick, L (9, 1) ERA: 2.36	IP WLS BF H R ER SO BB IBB HBP BLK WP HR S P ERA WHIP										
	8.0 L 29 3 1 1 2 2 0 0 0 0 0 0 31 39 1.12 0.625										
	1.0 3 0 0 0 0 0 0 0 0 0 0 0 3 3 0.00 0.000										





Batter	1	2	3	4	5	6	7	8	9	AB R H RBI BB SO LOB	TOP											
Maury Wills, S (1, 6) OBP: 0.331, SLG: 0.329	0-0 F2		0-0 F5		4-0 BB		0-0 2B	0-0 5-3		4 0 1 0 1 0 1												
Jim Gilliam, S (1, 5) OBP: 0.372, SLG: 0.390	0-3 K		4-0 BB		0-0 F3		0-3 K		0-0 E6 SH3 1B	2 0 0 0 1 1 2												
John Kennedy, R (6, 5) OBP: 0.239, SLG: 0.230										0 0 0 0 0 0 0												
Derrell Griffith, L (7, PH) OBP: 0.143, SLG: 0.229										1 0 0 0 0 0 1 2												
Dick Tracewski, R (7, 5) OBP: 0.308, SLG: 0.264										1 0 0 0 0 0 0 0												
Willie Davis, L (1, 8) OBP: 0.272, SLG: 0.349	0-3 K		0-0 F1			0-0 1B S WP 1B	0-0 SF8		0-0 SH3 1B	4 1 2 1 0 1 1												
Ron Fairly, L (1, 9) OBP: 0.356, SLG: 0.378		0-0 G3		0-3 K		0-0 1B WP 1B	4-0 3-H		0-0 SH3	3 1 1 0 1 1 0												
Lou Johnson, R (1, 7) OBP: 0.309, SLG: 0.389		0-0 F9		0-0 F4		0-0 F5	0-0 F2		4-0 IBB	4 0 0 0 1 0 3												
Jim Lefebvre, S (1, 4) OBP: 0.332, SLG: 0.356		0-0 HR		0-3 K2-3		0-3 K		0-0 4-3	0-3 K	5 1 1 1 0 3 4												
Wes Parker, S (1, 3) OBP: 0.336, SLG: 0.364		4-0 BB				4-0 S BB	0-0 2-H 1B	0-0 HR	0-0 G3	3 1 2 2 2 0 3												
John Roseboro, L (1, 2) OBP: 0.286, SLG: 0.317		0-0 F5				0-0 F5	0-0 L8		4-0 SH1-4 BB	3 0 0 0 1 0 3												
Claude Osteen, L (1, 1) OBP: 0.158, SLG: 0.152			0-3 K			0-3 K		0-0 2B SF8 1B	0-0 SH1-4	3 1 1 0 0 2 1												
Ron Perranoski, L (9, 1) OBP: 0.267, SLG: 0.154										0 0 0 0 0 0 0												
<b>Inning Stats</b>	R: 0 E: 0 K: 2 S: 7	H: 0 LOB: 0 BB: 0 P: 7	R: 1 E: 0 K: 0 S: 4	H: 1 LOB: 1 BB: 1 P: 8	R: 0 E: 0 K: 1 S: 5	H: 0 LOB: 1 BB: 1 P: 9	R: 0 E: 0 K: 2 S: 7	H: 0 LOB: 0 BB: 0 P: 7	R: 0 E: 0 K: 1 S: 5	H: 0 LOB: 2 BB: 2 P: 13	R: 2 E: 0 K: 1 S: 8	H: 3 LOB: 1 BB: 0 P: 8	R: 1 E: 0 K: 1 S: 7	H: 2 LOB: 2 BB: 1 P: 11	R: 1 E: 0 K: 0 S: 4	H: 1 LOB: 1 BB: 1 P: 8	R: 0 E: 1 K: 1 S: 7	H: 1 LOB: 3 BB: 1 P: 11	1B: 5 2B: 1 3B: 0 HR: 2	SF: 1 SAC: 2 DP: 0 HBP: 0	WP: 1 PB: 0 SB: 2 CS: 0	PA: 43
<b>PITCHER</b>	IP WLS BF H R ER SO BB IBB HBP BLK WP HR S P ERA WHIP																					
Bob Gibson, R (1, 1) ERA: 2.98	7.1 L 35 7 5 5 8 5 1 0 0 1 2 45 69 6.14 1.636																					
Hal Woodeshick, L (8, 1) ERA: 2.34	0.2 2 0 0 0 0 0 0 0 0 0 0 0 2 2 0.00 0.000																					
Dennis Aust, R (9, 1) ERA:	1.0 6 1 0 0 1 0 1 0 0 0 0 0 7 11 0.00 1.000																					

**Los Angeles Dodgers @ St. Louis Cardinals**  
 Sportsman's Park, St. Louis, MO  
 Sun Sep 19 1965, 4:33 AM EDT  
 Att: 23,941 - Unknown

AB	33
R	5
H	8
RBI	4
BB	7
SO	9
LOB	20



Batter	1	2	3	4	5	6	7	8	9	AB	R	H	RBI	BB	SO	LOB				
Lou Brock, L (1, 7) OBP: 0.344, SLG: 0.446	0-0 4-3		0-0 4-3		0-0 6-3			0-0 6-3		4	0	0	0	0	0	0				
Curt Flood, R (1, 8) OBP: 0.364, SLG: 0.414	0-0 6-3 1B		0-0 5-3			0-0 G6-4-3 1B			0-0 1B 1B	4	0	3	0	0	0	0				
Dick Groat, R (1, 6) OBP: 0.321, SLG: 0.322	0-0 6-3 1-2			0-0 6-3		0-0 G6-4-3 1-2f			0-0 1-2 1B	4	0	1	0	0	0	2				
Phil Gagliano, R (1, 5) OBP: 0.313, SLG: 0.367	0-0 6-3			0-0 1-3		0-0 5-3			0-0 F7	4	0	0	0	0	0	3				
Bill White, L (1, 3) OBP: 0.362, SLG: 0.471		0-0 4-3		0-0 FC5 BB 1B			0-0 F3		0-0 F3	4	0	1	0	0	0	2				
Jerry Buchek, R (1, 4) OBP: 0.290, SLG: 0.357		0-0 FC4-6 1B		4-0 1-2 BB			0-0 6-3		0-3 K	3	0	1	0	1	1	2				
Bob Uecker, R (1, 2) OBP: 0.348, SLG: 0.328		0-3 K		0-0 FC5 2-3f			0-0 6-3			3	0	0	0	0	1	3				
Bobby Tolan, L (1, 9) OBP: 0.203, SLG: 0.228		0-0 FC4-6 1-2f			0-0 6-3				0-0 G6-4-3 1B	3	0	1	0	0	0	1				
Bob Gibson, R (1, 1) OBP: 0.240, SLG: 0.366			0-0 5-3						0-0 G6-4-3 1-2f	2	0	0	0	0	0	0				
Hal Woodeshick, R (8, 1) OBP: 0.133, SLG: 0.071					0-0 F7					0	0	0	0	0	0	0				
Mike Shannon, R (8, PH) OBP: 0.290, SLG: 0.357										1	0	0	0	0	0	1				
Dennis Aust, R (9, 1)										0	0	0	0	0	0	0				
<b>Inning Stats</b>	R: 0 E: 0 K: 0 S: 4	H: 1 LOB: 1 BB: 0 P: 4	R: 0 E: 0 K: 1 S: 6	H: 1 LOB: 1 BB: 0 P: 6	R: 0 E: 0 K: 0 S: 3	H: 0 LOB: 0 BB: 0 P: 3	R: 0 E: 0 K: 0 S: 4	H: 1 LOB: 2 BB: 1 P: 8	R: 0 E: 0 K: 0 S: 3	H: 0 LOB: 0 BB: 0 P: 3	R: 0 E: 0 K: 0 S: 3	H: 0 LOB: 0 BB: 0 P: 3	R: 0 E: 0 K: 0 S: 3	H: 1 LOB: 0 BB: 0 P: 3	R: 0 E: 0 K: 1 S: 7	H: 2 LOB: 2 BB: 0 P: 7	1B: 7 2B: 0 3B: 0 HR: 0	SF: 0 SAC: 0 DP: 2 HBP: 0	WP: 0 PB: 0 SB: 0 CS: 0	PA: 33
<b>PITCHER</b>	IP WLS BF H R ER SO	W W S 3 0 0 1	WLS W S 3 0 0 1	WLS W S 3 0 0 1	WLS W S 3 0 0 1	WLS W S 3 0 0 1	WLS W S 3 0 0 1	WLS W S 3 0 0 1	WLS W S 3 0 0 1	WLS W S 3 0 0 1	WLS W S 3 0 0 1	WLS W S 3 0 0 1	WLS W S 3 0 0 1	WLS W S 3 0 0 1	WLS W S 3 0 0 1	WLS W S 3 0 0 1	ERA WHIP	ERA WHIP	ERA WHIP	
Claude Osteen, L (1, 1) ERA: 2.85	8.0	W	30	7	0	0	1	1	0	0	0	0	0	0	0	0	0.00	1.000		
Ron Perranoski, L (9, 1) ERA: 2.63	1.0	S	3	0	0	0	1	0	0	0	0	0	0	0	0	0	0.00	0.000		

**BOTTOM**

**Los Angeles Dodgers @ St. Louis Cardinals**  
 Sportsman's Park, St. Louis, MO  
 Sun Sep 19 1965, 4:33 AM EDT  
 Att. 23,941 - Unknown

AB	32
R	0
H	7
RBI	0
BB	1
SO	2
LOB	14



WP: 0	PA: 33
PB: 0	
SB: 0	
CS: 0	

Batter	1	2	3	4	5	6	7	8	9	AB R H RBI BB SO LOB	TOP										
Maury Wills, S (1, 6) OBP: 0.330, SLG: 0.328	0-3 K	0-0 1-3			0-0 F2		0-0 F3		0-0 SF9 1B	5 0 1 0 0 1 2	<b>Los Angeles Dodgers @ Milwaukee Braves</b> <b>Milwaukee County Stadium, Milwaukee, WI</b> Tue Sep 21 1965, 8:05 PM EDT Att. 5,169 - Unknown <a href="http://livebaseballscorecards.com">livebaseballscorecards.com</a>										
Jim Gilliam, S (1, 5) OBP: 0.371, SLG: 0.392	0-3 K		0-0 6-3		0-0 2B		0-0 F8		0-3 K	4 0 1 0 0 1 0											
John Kennedy, R (7, 5) OBP: 0.239, SLG: 0.230										0 0 0 0 0 0 0											
Dick Tracewski, R (9, PH) OBP: 0.306, SLG: 0.262										1 0 0 0 0 1 3											
Willie Davis, L (1, 8) OBP: 0.270, SLG: 0.346	0-3 K		0-3 K		0-0 F4			0-0 1-3	0-0 SF9	4 0 0 1 0 2 1											
Lou Johnson, R (1, 7) OBP: 0.305, SLG: 0.384		0-0 5-3	0-3 K			0-0 F8		0-3 K	0-0 F1	5 0 0 0 0 2 3											
Al Ferrara, R (1, 9) OBP: 0.284, SLG: 0.313		0-0 F7		0-3 K		4-0 1B BB		0-0 1B 1B		3 0 1 0 1 1 0											
Willie Crawford, L (8, PR) OBP: 0.160, SLG: 0.087										0 0 0 0 0 0 0											
Ron Fairly, L (8, 9) OBP: 0.356, SLG: 0.378										0 0 0 0 0 0 0											
Jim Lefebvre, S (1, 4) OBP: 0.335, SLG: 0.365		0-0 HR		0-0 F5		0-0 1-3 1B		0-0 1-2 1B		4 1 3 1 0 0 0											
Wes Parker, S (1, 3) OBP: 0.339, SLG: 0.363		0-0 1B 1B		4-0 BB		0-0 1-3		0-3 K		3 1 1 0 1 1 4											
Jeff Torborg, R (1, 2) OBP: 0.283, SLG: 0.352		0-0 1B 1B		0-3 K		0-3 K			0-0 E5 1B SF9 1B	4 0 1 0 0 2 3											
Derrell Griffith, L (9, PR) OBP: 0.143, SLG: 0.229		1-3 1B 1B								0 1 0 0 0 0 0											
John Roseboro, L (9, 2) OBP: 0.286, SLG: 0.317										0 0 0 0 0 0 0											
Don Drysdale, R (1, 1) OBP: 0.331, SLG: 0.521		0-0 1B			0-0 5-3		0-0 F8		0-0 SF9 1B	4 0 2 1 0 0 0											
<b>Inning Stats</b>	R: 0 E: 0 K: 3 S: 9	H: 0 LOB: 0 BB: 0 P: 9	R: 2 E: 0 K: 0 S: 7	H: 4 LOB: 2 BB: 0 P: 7	R: 0 E: 0 K: 2 S: 7	H: 0 LOB: 1 BB: 1 P: 11	R: 0 E: 0 K: 2 S: 4	H: 1 LOB: 1 BB: 0 P: 4	R: 0 E: 0 K: 1 S: 6	H: 1 LOB: 2 BB: 1 P: 10	R: 0 E: 0 K: 0 S: 3	H: 0 LOB: 0 BB: 0 P: 3	R: 0 E: 0 K: 2 S: 9	H: 2 LOB: 2 BB: 0 P: 9	R: 1 E: 1 K: 1 S: 8	H: 2 LOB: 3 BB: 0 P: 8	1B: 8 2B: 1 3B: 0 HR: 1	SF: 1 SAC: 0 DP: 0 HBP: 0	WP: 0 PB: 0 SB: 0 CS: 0	PA: 40	
<b>PITCHER</b>	IP WLS BF H R ER SO BB IBB HBP BLK WP HR S P ERA WHIP																			<b>PITCHER</b>	IP WLS BF H R ER SO BB IBB HBP BLK WP HR S P ERA WHIP
Denny Lemaster, L (1, 1) ERA: 4.71	7.0 L 29 6 2 2 8 2 0 0 0 0 1 43 51 2.57 1.143																			Billy O'Dell, L (8, 1) ERA: 2.21	2.0 11 4 1 0 3 0 0 0 0 0 0 0 17 17 0.00 2.000



Batter	1	2	3	4	5	6	7	8	9	AB	R	H	RBI	BB	SO	LOB
Mack Jones, L (1, 8) OBP: 0.310, SLG: 0.509	0-0 F5		0-0 4-3		0-0 F6		0-0 F7			4	0	0	0	0	0	1
Eddie Mathews, L (1, 5) OBP: 0.340, SLG: 0.468	0-0 F7		0-3 K		0-0 BB 1-3 1B		0-0 F3			4	0	1	0	0	1	0
Hank Aaron, R (1, 9) OBP: 0.384, SLG: 0.577	0-0 5-3			0-0 E6 1B	4-0 BB 1-2 BB			0-0 F6		3	0	0	0	1	0	0
Rico Carty, R (1, 7) OBP: 0.355, SLG: 0.494		0-0 1B 1B		0-0 SF7 1-3 1B	0-3 K			0-0 L1-3		3	1	2	0	0	1	3
Ty Cline, L (8, 7) OBP: 0.245, SLG: 0.241										1	0	0	0	0	0	0
Jesse Gonder, L (1, 2) OBP: 0.303, SLG: 0.381		0-3 K		0-0 FC3-2-5-3-2-5 1-3 3-H		0-0 F7		0-0 4-3		4	0	0	0	0	1	3
Frank Thomas, R (1, 3) OBP: 0.247, SLG: 0.344		0-0 1B 1-2 1B		0-0 SF7		0-3 K			0-0	3	0	2	1	0	1	0
Sandy Alomar Sr., S (9, PR) OBP: 0.263, SLG: 0.287									G6-4-3 1B	0	0	0	0	0	0	0
Frank Bolling, R (1, 4) OBP: 0.292, SLG: 0.353		0-0 F9		0-3 K		0-0 1B			0-0 F9	4	0	1	0	0	1	4
Woody Woodward, R (1, 6) OBP: 0.221, SLG: 0.258		0-0 F4			0-0 E6 1B		0-0 F6		G6-4-3 1-2f	0	0	0	0	0	0	0
Miguel de la Hoz, R (2, PH) OBP: 0.296, SLG: 0.331										4	0	0	0	0	0	4
Denny Lemaster, R (1, 1) OBP: 0.140, SLG: 0.122			0-3 K		0-3 K				0-0 F4	2	0	0	0	0	2	1
Don Dillard, L (7, PH) OBP: 0.118, SLG: 0.294										1	0	0	0	0	0	0
Billy O'Dell, S (8, 1) OBP: 0.217, SLG: 0.227										0	0	0	0	0	0	0

Inning Stats	R: 0	H: 0	E: 0	K: 0	S: 3	R: 0	H: 2	E: 0	K: 1	S: 7	R: 0	H: 0	E: 0	K: 2	S: 7	R: 1	H: 1	E: 1	K: 1	S: 7	R: 0	H: 1	E: 1	K: 2	S: 9	R: 0	H: 1	E: 0	K: 1	S: 6	R: 0	H: 0	E: 0	K: 0	S: 3	R: 0	H: 0	E: 0	K: 0	S: 3	R: 0	H: 1	E: 0	K: 0	S: 3	R: 0	H: 1	E: 0	K: 0	S: 3					
	0	0	0	0	3	0	2	0	1	7	0	0	0	2	7	1	1	1	1	7	0	1	0	1	3	0	1	0	1	0	6	0	0	0	3	0	0	0	0	0	0	0	1	0	0	0	0	0	0	1	0	0	0	0	0

BOTTOM

Los Angeles Dodgers @ Milwaukee Braves  
 Milwaukee County Stadium, Milwaukee, WI

livebaseballscores.com

AB	33
R	1
H	6
RBI	1
BB	1
SO	7
LOB	16



WP: 0	PA: 35
PB: 0	
SB: 0	
CS: 0	

Tue Sep 21 1965, 8:05 PM EDT  
 Att. 5,169 - Unknown

Batter	1	2	3	4	5	6	7	8	9	10	11	AB R H RBI BB SO LOB	TOP																	
Maury Wills, S OBP: 0.330, SLG: 0.328 (1, 6)												6 3 2 0 0 2 2	<b>Los Angeles Dodgers @ Milwaukee Braves</b> <b>Milwaukee County Stadium, Milwaukee, WI</b> Wed Sep 22 1965, 8:05 PM EDT Att. 12,577 - Unknown																	
Jim Gilliam, S OBP: 0.376, SLG: 0.393 John Kennedy, R OBP: 0.239, SLG: 0.230 (1, 5)												4 1 2 0 2 0 0 0 0 0 0 0 0 0																		
Willie Davis, L OBP: 0.271, SLG: 0.347 (1, 8)												5 1 2 2 0 0 3																		
Lou Johnson, R OBP: 0.306, SLG: 0.382 (1, 7)												5 0 1 2 1 0 3																		
Al Ferrara, R OBP: 0.299, SLG: 0.319 Ron Fairly, L OBP: 0.354, SLG: 0.376 (1, 9)												2 1 1 0 1 0 1 3 0 0 0 0 0 4																		
Jim Lefebvre, S OBP: 0.337, SLG: 0.373 (1, 4)												5 1 3 3 0 0 2																		
Wes Parker, S OBP: 0.338, SLG: 0.362 (1, 3)												5 0 1 0 0 1 3																		
Jeff Torborg, R OBP: 0.277, SLG: 0.345 John Roseboro, L OBP: 0.285, SLG: 0.315 (1, 2)												3 0 0 0 0 1 1 2 0 0 0 0 0 1																		
Sandy Koufax, R OBP: 0.235, SLG: 0.198 Howie Reed, R OBP: 0.310, SLG: 0.282 Dick Tracy, R OBP: 0.294, SLG: 0.200 Ron Perranoski, L OBP: 0.329, SLG: 0.516 Don Drysdale, R OBP: 0.329, SLG: 0.516 Bob Miller, R (1, 1)												1 0 0 0 0 1 1 0 0 0 0 0 0 0 0 0 0 0 1 0 0 2 0 1 0 0 1 0 1 0 0 0 0 0 0 0 0 0 0 0 0 0																		
<b>Inning Stats</b>	R: 1 E: 0 K: 5	H: 2 LOB: 1 P: 5	R: 0 E: 0 K: 2 S: 8	H: 1 LOB: 1 BB: 0 P: 8	R: 0 E: 0 K: 1 S: 5	H: 0 LOB: 0 BB: 0 P: 5	R: 2 E: 0 K: 0 S: 5	H: 2 LOB: 0 BB: 0 P: 5	R: 3 E: 0 K: 0 S: 5	H: 2 LOB: 2 BB: 3 P: 17	R: 0 E: 0 K: 2 S: 7	H: 0 LOB: 0 BB: 0 P: 7		R: 0 E: 0 K: 0 S: 4	H: 1 LOB: 2 BB: 1 P: 8	R: 0 E: 0 K: 1 S: 6	H: 1 LOB: 1 BB: 0 P: 6	R: 0 E: 0 K: 0 S: 3	H: 1 LOB: 0 BB: 0 P: 3	R: 0 E: 0 K: 0 S: 4	H: 1 LOB: 1 BB: 0 P: 4	R: 1 E: 0 K: 0 S: 5	H: 2 LOB: 2 BB: 1 P: 9	1B: 12 2B: 0 3B: 0 HR: 1	SF: 0 SAC: 1 DP: 1 HBP: 0	WP: 0 PB: 0 SB: 4 CS: 0	PA: 50			
<b>PITCHER</b>	IP WLS BF H R ER SO BB IBB HBP BLK WP HR S P ERA WHIP	IP WLS BF H R ER SO BB IBB HBP BLK WP HR S P ERA WHIP													IP WLS BF H R ER SO BB IBB HBP BLK WP HR S P ERA WHIP															
Wade Blasingame, L ERA: 3.75 (1, 1)	4.2	24	7	6	6	3	3	0	0	0	0	0	0	1	27	39	11.57	2.143												
Billy O'Dell, L ERA: 2.18 (5, 1)	1.1	4	0	0	0	2	0	0	0	0	0	0	0	0	8	8	0.00	0.000												
Dan Osinski, R ERA: 2.79 (7, 1)	2.0	9	2	0	0	1	0	1	0	0	0	0	0	0	10	14	0.00	1.000												
Phil Niekro, R ERA: 2.97 (9, 1)	2.0	7	2	0	0	0	0	0	0	0	0	0	0	7	7	0.00	1.000													
Chi-Chi Olivo, R ERA: 2.45 (11, 1)	0.1	L	3	1	1	1	0	0	1	0	0	0	0	2	6	27.00	3.000													
Dick Kelley, L ERA: 3.19 (11, 1)	0.2	3	1	0	0	0	0	0	0	0	0	0	0	0	1	1	0.00	1.500												

AB	44
R	7
H	13
RBI	7
BB	5
SO	6
LOB	21



livebaseballscores.com





Batter	1	2	3	4	5	6	7	8	9	AB R H RBI BB SO LOB	TOP																								
Julian Javier, R (1, 4) OBP: 0.263, SLG: 0.325	0-0 5-3		0-0 1B		0-0 F9		0-0 F9		0-0 4-3	5 0 1 1 0 0 2																									
Curt Flood, R (1, 8) OBP: 0.365, SLG: 0.425	0-0 F9		0-0 L5-4			0-0 5-3	0-0 F8			4 0 0 0 0 0 2																									
Lou Brock, L (1, 7) OBP: 0.344, SLG: 0.445	0-3 K			0-0 FC4-6 1B		0-0 F6		0-0 4-3		4 0 1 0 0 1 0																									
Ken Boyer, R (1, 5) OBP: 0.329, SLG: 0.378		0-0 F8		0-0 FC4-6 CS		4-0 1B BB		4-0 BB		2 1 0 0 2 0 1																									
Dick Groat, R (1, 6) OBP: 0.321, SLG: 0.322		0-0 1-3		0-0 6-3		0-0 1B 1B		0-0 F8		4 0 1 0 0 0 2																									
Bill White, L (1, 3) OBP: 0.363, SLG: 0.473		0-0 4-3			0-0 3-1 1B	0-0 BB 1B		0-3 K		4 1 2 1 0 1 1																									
Bob Uecker, R (1, 2) OBP: 0.352, SLG: 0.324			4-0 1B 1B BB		0-3 K	4-0 1B BB		0-0 5-3		2 1 0 0 2 1 1																									
Bobby Tolan, L (1, 9) OBP: 0.197, SLG: 0.217 Phil Gagliano, R (9, PH) OBP: 0.314, SLG: 0.362			0-0 1-3		0-0 3-1	0-0 FC6-4 BB		0-0 6-3		3 0 0 0 0 0 5 1 0 0 0 0 0 0																									
Bob Gibson, R (1, 1) OBP: 0.252, SLG: 0.375 Hal Woodeshick, R (8, 1) OBP: 0.133, SLG: 0.071 Mike Shannon, R (9, PH) OBP: 0.293, SLG: 0.360			0-0 L5-4 1B		0-0 3-H 1B		0-0 F8		0-0 1B	3 0 2 1 0 0 0 0 0 0 0 0 0 0 1 0 1 0 0 0 0																									
<b>Inning Stats</b>	R: 0 E: 0 K: 1 S: 5	H: 0 LOB: 0 BB: 0 P: 5	R: 0 E: 0 K: 0 S: 3	H: 0 LOB: 0 BB: 0 P: 3	R: 1 E: 0 K: 0 S: 4	H: 2 LOB: 1 BB: 1 P: 8	R: 0 E: 0 K: 0 S: 3	H: 1 LOB: 0 BB: 0 P: 3	R: 1 E: 0 K: 1 S: 7	H: 2 LOB: 1 BB: 0 P: 7	R: 1 E: 0 K: 0 S: 5	H: 2 LOB: 3 BB: 2 P: 13	R: 0 E: 0 K: 0 S: 3	H: 0 LOB: 0 BB: 0 P: 3	R: 0 E: 0 K: 1 S: 5	H: 0 LOB: 1 BB: 1 P: 9	R: 0 E: 0 K: 0 S: 4	H: 1 LOB: 1 BB: 0 P: 4	1B: 7 2B: 2 3B: 0 HR: 0	SF: 0 SAC: 0 DP: 1 HBP: 0	WP: 0 PB: 0 SB: 0 CS: 1	PA: 37													
<b>PITCHER</b>	IP Claude Osteen, L (1, 1) ERA: 2.87	WLS Ron Perranoski, L (8, 1) ERA: 2.41	BF 29	H 7	R 3	ER 3	SO 2	BB 3	IBB 0	HBP 0	BLK 0	WP 0	HR 0	S 30	P 42	ERA 3.86	WHIP 1.429	<b>PITCHER</b>	IP	WLS	BF	H	R	ER	SO	BB	IBB	HBP	BLK	WP	HR	S	P	ERA	WHIP

St. Louis Cardinals @ Los Angeles Dodgers  
Dodger Stadium, Los Angeles, CA  
Fri Sep 24 1965, 7:05 PM PDT  
Att. 37,450 - Unknown

livebaseballscores.com

AB 33  
R 3  
H 8  
RBI 3  
BB 4  
SO 3  
LOB 14



Batter	1	2	3	4	5	6	7	8	9
Maury Wills, S OBP: 0.329, SLG: 0.328 (1, 6)	0-0 L6-3 1B		0-0 1-3		0-3 K		0-0 SF9		
Jim Gilliam, S OBP: 0.372, SLG: 0.388 (1, 5) John Kennedy, R OBP: 0.239, SLG: 0.230 (9, 5)	0-0 L6-3 1-2		0-0 6-3			0-0 L8	0-0 F8 3-H		
Willie Davis, L OBP: 0.273, SLG: 0.350 (1, 8)	0-0 L7			0-0 F9		0-0 1B 2B		0-0 1B 1B	
Ron Fairly, L OBP: 0.357, SLG: 0.379 (1, 9)		0-0 2B 2B		4-0 FC6-4 BB		0-0 L8		0-0 1B 1B	
Lou Johnson, R OBP: 0.307, SLG: 0.382 (1, 7)		0-0 L7		0-0 FC6-4 E S 1-2f		0-0 1B		4-0 1B IBB	
Jim Lefebvre, S OBP: 0.337, SLG: 0.372 (1, 4)		0-3 K		0-0 4-3 1-3		0-0 4-3		0-0 1B IBB	
Wes Parker, S OBP: 0.339, SLG: 0.364 (1, 3)		0-0 2-H 2B		4-0 S BB		0-3 K		0-0 F3	
John Roseboro, L OBP: 0.285, SLG: 0.314 (1, 2) Willie Crawford, L OBP: 0.160, SLG: 0.087 (7, PR) Jeff Torborg, R OBP: 0.282, SLG: 0.345 (8, 2)		0-0 6-3		0-3 K 1-2		4-0 K 1B SF9 BB		4-0 1B IBB	
Claude Osteen, L OBP: 0.155, SLG: 0.149 (1, 1) Derrell Griffith, L OBP: 0.167, SLG: 0.250 (7, PH) Ron Perranoski, L OBP: 0.278, SLG: 0.188 (8, 1)			0-3 K		0-3 K		0-0 1B	0-0 1-3	

Inning Stats	R: 0	H: 1	E: 0	K: 0	S: 3	R: 1	H: 2	E: 0	K: 1	S: 7	R: 0	H: 0	E: 0	K: 1	S: 5	R: 0	H: 0	E: 0	K: 3	S: 9	R: 0	H: 2	E: 0	K: 0	S: 5	R: 1	H: 1	E: 0	K: 1	S: 6	R: 2	H: 3	E: 0	K: 0	S: 5
	LOB: 0	BB: 0	P: 3	R: 1	H: 2	LOB: 1	BB: 0	P: 7	R: 0	H: 0	LOB: 0	BB: 0	P: 5	R: 0	H: 0	LOB: 1	BB: 1	P: 13	R: 0	H: 2	LOB: 2	BB: 0	P: 5	R: 1	H: 1	LOB: 1	BB: 1	P: 10	R: 2	H: 3	LOB: 2	BB: 2	P: 13		

PITCHER	IP	WLS	BF	H	R	ER	SO	BB	IBB	HBP	BLK	WP	HR	S	P	ERA	WHIP
Bob Gibson, R ERA: 3.04 (1, 1)	7.0	L	31	8	4	4	6	3	0	0	0	0	0	40	52	5.14	1.571
Hal Woodeshick, L ERA: 2.3 (8, 1)	1.0		5	1	0	0	0	0	2	0	0	0	0	3	11	0.00	1.000

PITCHER	IP	WLS	BF	H	R	ER	SO	BB	IBB	HBP	BLK	WP	HR	S	P	ERA	WHIP

BOTTOM

St. Louis Cardinals @ Los Angeles Dodgers  
 Dodger Stadium, Los Angeles, CA  
 Fri Sep 24 1965, 7:05 PM PDT  
 Att. 37,450 - Unknown

AB	30
R	4
H	9
RBI	4
BB	5
SO	6
LOB	17



1B: 6	SF: 1	WP: 0	PA: 36
2B: 4	SAC: 0	PB: 0	
3B: 0	DP: 1	SB: 2	
HR: 0	HBP: 0	CS: 0	

Batter	1	2	3	4	5	6	7	8	9	AB R H RBI BB SO LOB	TOP
Julian Javier, R (1, 4) OBP: 0.263, SLG: 0.324	0-0 L5-3 1B			0-3 K		0-3 K		0-0 1-3		4 0 1 0 0 2 0	
Curt Flood, R (1, 8) OBP: 0.366, SLG: 0.424	0-0 L5-3 1-2			0-0 WP BB 1B		4-0 BB BB		0-0 4-3		3 0 1 0 1 0 1	
Lou Brock, L (1, 7) OBP: 0.345, SLG: 0.444	0-3 K			4-0 WP 1-2 BB		4-0 FC5-4 1-2 BB		0-0 F2		2 0 0 0 2 1 0	
Ken Boyer, R (1, 5) OBP: 0.329, SLG: 0.377		0-0 6-3		0-0 F5 1-2 2-3		0-0 FC5-4 1-2f		0-0 1B		4 0 1 0 0 0 4	
Dick Groat, R (1, 6) OBP: 0.320, SLG: 0.321		0-3 K		0-3 K		0-0 G5-4-3 1B		0-0 F8		4 0 1 0 0 2 3	
Bill White, L (1, 3) OBP: 0.361, SLG: 0.470		0-3 K		0-0 F2		0-0 F8				3 0 0 0 0 1 1	
Bob Uecker, R (1, 2) OBP: 0.351, SLG: 0.324			0-3 K		0-0 G6-4-3 1B		0-0 G5-4-3 1-2f			3 0 1 0 0 1 1	
Mike Shannon, R (1, 9) OBP: 0.289, SLG: 0.355			0-3 K		0-0 G6-4-3 1-2f			0-3 K		3 0 0 0 0 2 1	
Nelson Briles, R (1, 1) Phil Gagliano, R (8, PH) Curt Simmons, L (8, 1)			0-3 K		0-3 K			0-3 K		2 0 0 0 0 2 0 1 0 0 0 0 1 0 0 0 0 0 0 0 0	
<b>Inning Stats</b>	R: 0 H: 1 E: 0 LOB: 0 K: 1 BB: 0 S: 5 P: 5	R: 0 H: 0 E: 0 LOB: 0 K: 2 BB: 0 S: 7 P: 7	R: 0 H: 0 E: 0 LOB: 0 K: 3 BB: 0 S: 9 P: 9	R: 0 H: 1 E: 0 LOB: 2 K: 2 BB: 1 S: 8 P: 12	R: 0 H: 1 E: 0 LOB: 0 K: 0 BB: 0 S: 3 P: 3	R: 0 H: 0 E: 0 LOB: 2 K: 2 BB: 2 S: 7 P: 15	R: 0 H: 1 E: 0 LOB: 0 K: 0 BB: 0 S: 3 P: 3	R: 0 H: 0 E: 0 LOB: 0 K: 2 BB: 0 S: 7 P: 7	R: 0 H: 1 E: 0 LOB: 1 K: 0 BB: 0 S: 4 P: 4	1B: 5 SF: 0 2B: 1 SAC: 0 3B: 0 DP: 3 HR: 0 HBP: 0	WP: 1 PA: 32 PB: 0 SB: 0 CS: 0
<b>PITCHER</b> Sandy Koufax, L (1, 1) ERA: 2.12	IP WLS BF H R ER SO BB IBB HBP BLK WP HR S P ERA WHIP	9.0 W 32 5 0 0 12 3 0 0 0 1 0 53 65 0.00 0.889									
<b>PITCHER</b>	IP WLS BF H R ER SO BB IBB HBP BLK WP HR S P ERA WHIP										

St. Louis Cardinals @ Los Angeles Dodgers  
Dodger Stadium, Los Angeles, CA  
Sat Sep 25 1965, 3:33 AM PDT  
Att: 31,532 - Unknown

AB	29
R	0
H	5
RBI	0
BB	3
SO	12
LOB	11



Batter	1	2	3	4	5	6	7	8	9
Maury Wills, S OBP: 0.327, SLG: 0.326 (1, 6)	0-0 6-3		0-0 4-3		0-0 6-3		0-0 6-3		
Jim Gilliam, S OBP: 0.373, SLG: 0.393 (1, 5) Nate Oliver, R (8, PR)	0-0 F8			0-0 L4-6 2B		0-0 F8		0-0 SH5-4 2B 1B	
John Kennedy, R OBP: 0.239, SLG: 0.230 (9, 5)	0-0 F7			0-0 L4-6 2-3		0-0 S 1B		0-0 SH5-4 1-2	
Willie Davis, L OBP: 0.273, SLG: 0.350 (1, 8)	0-0 F7			0-0 1B		0-0 F5 1-2		0-0 F7	
Ron Fairly, L OBP: 0.357, SLG: 0.380 (1, 9)		0-0 1B		0-0 1B		0-0 F5 1-2		0-0 F7	
Lou Johnson, R OBP: 0.309, SLG: 0.384 (1, 7)		0-0 B2		0-0 F2		0-0 BB 1B		0-0 CS 2B	
Jim Lefebvre, S OBP: 0.338, SLG: 0.376 (1, 4)		0-0 F7			0-0 2B	0-0 1-3 2-H 1B		0-0 CS 2-3	
Wes Parker, S OBP: 0.337, SLG: 0.362 (1, 3)		0-0 F7			0-0 1-3	0-0 G3			
John Roseboro, L OBP: 0.285, SLG: 0.312 (1, 2)			0-0 F7		0-0 IBB		0-0 G3		
Sandy Koufax, R OBP: 0.229, SLG: 0.193 (1, 1)			0-3 K		0-0 P4		0-0 F6		

AB	R	H	RBI	BB	SO	LOB
4	0	0	0	0	0	2
4	0	2	0	0	0	0
0	1	0	0	0	0	0
0	0	0	0	0	0	0
3	1	1	0	0	0	1
4	0	2	0	0	0	3
3	0	1	1	1	0	2
3	0	2	1	0	0	1
3	0	0	0	0	0	4
2	0	0	0	1	0	0
3	0	0	0	0	1	2

**St. Louis Cardinals @ Los Angeles Dodgers**  
**Dodger Stadium, Los Angeles, CA**  
 Sat Sep 25 1965, 3:33 AM PDT  
 Att. 31,532 - Unknown

AB	29
R	2
H	8
RBI	2
BB	2
SO	1
LOB	15



Inning Stats	R: 0	H: 0	E: 0	K: 0	S: 3	H: 0	LOB: 0	BB: 0	P: 3	R: 0	H: 1	E: 0	K: 0	S: 4	H: 1	LOB: 1	BB: 0	P: 4	R: 0	H: 0	E: 0	K: 1	S: 5	H: 0	LOB: 0	BB: 0	P: 5	R: 0	H: 2	E: 0	K: 0	S: 4	H: 1	LOB: 1	BB: 1	P: 8	R: 1	H: 2	E: 0	K: 0	S: 5	H: 2	LOB: 2	BB: 1	P: 9	R: 0	H: 0	E: 0	K: 0	S: 3	H: 2	LOB: 1	BB: 0	P: 4
--------------	------	------	------	------	------	------	--------	-------	------	------	------	------	------	------	------	--------	-------	------	------	------	------	------	------	------	--------	-------	------	------	------	------	------	------	------	--------	-------	------	------	------	------	------	------	------	--------	-------	------	------	------	------	------	------	------	--------	-------	------

PITCHER	IP	WLS	BF	H	R	ER	SO	BB	IBB	HBP	BLK	WP	HR	S	P	ERA	WHIP
Nelson Bries, R ERA: 3.11 (1, 1)	7.0	L	28	6	1	1	1	1	1	0	0	0	0	28	36	1.29	1.000
Curt Simmons, L ERA: 4.09 (8, 1)	1.0		4	2	1	1	0	0	0	0	0	0	0	4	4	9.00	2.000

WP	PA
0	33

ERA	WHIP
9.00	2.000

Batter	1	2	3	4	5	6	7	8	9	AB R H RBI BB SO LOB	TOP									
Lou Brock, L (1, 7) x OBP: 0.344, SLG: 0.442	0-0 ① 5-3		x 0-0 E8 1B			x 0-0 ① L5		x 0-0 ③ F8		4 0 1 0 0 0 0	<b>St. Louis Cardinals @ Los Angeles Dodgers</b> <b>Dodger Stadium, Los Angeles, CA</b> Sun Sep 26 1965, 3:33 AM PDT Att: 40,317 - Unknown <a href="http://livebaseballscorecards.com">livebaseballscorecards.com</a>									
Curt Flood, R (1, 8) x OBP: 0.364, SLG: 0.422	0-0 ② 1-3		0-3 ③ K			x 0-0 ② 5-3		x 0-0 ① 6-3	4 0 0 0 0 1 1											
Bill White, L (1, 3) x OBP: 0.363, SLG: 0.474	0-0 ③ 4-3			x 0-0 1B		x 0-0 2B		x 0-0 1B	4 0 3 0 0 0 0											
Ken Boyer, R (1, 5) OBP: 0.328, SLG: 0.376		x 0-0 FC1-5-6 1B		x 0-0 ① F9		x 0-0 ③ F3		x 0-0 ② L7	4 0 1 0 0 0 3											
Dick Groat, R (1, 6) OBP: 0.318, SLG: 0.319	x 0-0 ① FC1-5-6 1-3			x 0-0 ② F8		x 0-0 ① L9		x 0-0 ③ F7	4 0 0 0 0 0 3											
Tim McCarver, L (1, 2) OBP: 0.330, SLG: 0.413	x 0-0 ② F7			x 0-0 ③ F7		x 0-0 ② F5			3 0 0 0 0 0 2											
Julian Javier, R (1, 4) OBP: 0.260, SLG: 0.320	0-3 ③ K				x 0-0 ① 6-3		x 0-0 ③ 6-3		3 0 0 0 0 1 1											
Mike Shannon, R (1, 9) OBP: 0.287, SLG: 0.352			x 0-0 ① F2		x 0-0 ② F9		0-3 ① K		2 0 0 0 0 0 0											
Tito Francona, L (8, PH) OBP: 0.319, SLG: 0.399							0-3 ② K		1 0 0 0 0 1 0											
Ray Washburn, R (8, 1) OBP: 0.200, SLG: 0.182									0 0 0 0 0 0 0											
Hal Woodeshick, R (8, 1) OBP: 0.133, SLG: 0.071									0 0 0 0 0 0 0											
Ray Sadecki, L (1, 1) OBP: 0.218, SLG: 0.264		x 0-0 ② 4-3			x 0-0 ③ F7				2 0 0 0 0 0 0											
Bob Skinner, L (8, PH) OBP: 0.356, SLG: 0.490									1 0 0 0 0 1 0											
Ted Savage, R (8, 9) OBP: 0.197, SLG: 0.226									0 0 0 0 0 0 0											
<b>Inning Stats</b>	R: 0 E: 0 K: 0 S: 3	H: 0 LOB: 0 BB: 0 P: 3	R: 0 E: 0 K: 1 S: 6	H: 1 LOB: 1 BB: 0 P: 6	R: 0 E: 1 K: 1 S: 6	H: 1 LOB: 1 BB: 0 P: 6	R: 0 E: 0 K: 0 S: 4	H: 0 LOB: 0 BB: 0 P: 3	R: 0 E: 0 K: 0 S: 4	H: 1 LOB: 1 BB: 0 P: 4	R: 0 E: 0 K: 0 S: 3	H: 0 LOB: 0 BB: 0 P: 3	R: 0 E: 0 K: 2 S: 7	H: 0 LOB: 0 BB: 0 P: 7	R: 0 E: 0 K: 0 S: 4	H: 1 LOB: 1 BB: 0 P: 4	1B: 4 2B: 1 3B: 0 HR: 0	SF: 0 SAC: 0 DP: 0 HBP: 0	WP: 0 PB: 0 SB: 1 CS: 0	PA: 32
<b>PITCHER</b> Don Drysdale, R (1, 1) ERA: 2.86	IP: 9.0 WLS: W BF: 32 H: 5 R: 0 ER: 0 SO: 4 BB: 0 IBB: 0 HBP: 0 BLK: 0 WP: 0 HR: 0 S: 40 P: 40 ERA: 0.00 WHIP: 0.556																			



Batter	1	2	3	4	5	6	7	8	9
Maury Wills, S OBP: 0.330, SLG: 0.329 (1, 6)	0-0 E S 1B		0-0 F9 1B		0-0 F9			0-0 FC3-2 S 1-3 1B	
Jim Gilliam, S OBP: 0.374, SLG: 0.392 (1, 5) Willie Crawford, L OBP: 0.160, SLG: 0.087 (8, PR) John Kennedy, R OBP: 0.239, SLG: 0.230 (9, 5)	0-0 SH1-4 1B		0-0 F9 1-2			0-0 F2		4-0 FC3-2 1-2 IBB	
Willie Davis, L OBP: 0.271, SLG: 0.348 (1, 8)	0-0 SH1-4 1-2		0-0 G3			0-3 K		0-0 FC3-2 1-2 2-3 3-Hr	
Lou Johnson, R OBP: 0.306, SLG: 0.380 (1, 7)	0-3 K			0-0 4-3		0-3 K		0-0 F1	
Jim Lefebvre, S OBP: 0.338, SLG: 0.375 (1, 4)	0-3 K			0-0 1B		0-3 K			
Al Ferrara, R OBP: 0.288, SLG: 0.306 (1, 9) Ron Fairly, L OBP: 0.357, SLG: 0.380 (8, 9)		0-0 4-3		0-0 F3		0-0 F9			
Wes Parker, S OBP: 0.336, SLG: 0.359 (1, 3)		0-0 F3		0-0 L7		0-0 4-3			
Jeff Torborg, R OBP: 0.291, SLG: 0.349 (1, 2) Derrell Griffith, L OBP: 0.162, SLG: 0.243 (8, PH) John Roseboro, L OBP: 0.285, SLG: 0.312 (9, 2)		4-0 FC6-4 BB			0-0 G6-4-3 1B			0-0 3-1	
Don Drysdale, R OBP: 0.328, SLG: 0.512 (1, 1)		0-0 FC6-4 1-2f			0-0 G6-4-3 1-2f			0-0 1B FC3-2 1B	

Inning Stats		R: 1	H: 2	E: 0	LOB: 1	K: 2	P: 9	R: 0	H: 0	E: 0	LOB: 1	K: 0	P: 7	R: 0	H: 1	E: 0	LOB: 0	K: 0	P: 3	R: 0	H: 1	E: 0	LOB: 0	K: 0	P: 3	R: 0	H: 0	E: 0	LOB: 0	K: 2	P: 7	R: 0	H: 0	E: 0	LOB: 0	K: 1	P: 5	R: 0	H: 2	E: 0	LOB: 3	K: 0	P: 9									
PITCHER	IP	WLS	BF	H	R	ER	SO	BB	IBB	HBP	BLK	WP	HR	S	P	ERA	WHIP													PITCHER	IP	WLS	BF	H	R	ER	SO	BB	IBB	HBP	BLK	WP	HR	S	P	ERA	WHIP					
Ray Sadecki, L ERA: 5.2 (1, 1)	7.0	L	25	5	1	1	5	1	0	0	0	0	0	34	38	1.29	0.857																																			
Ray Washburn, R ERA: 3.62 (8, 1)	0.1		3	2	0	0	0	0	0	0	0	0	0	3	3	0.00	6.000																																			
Hal Woodeshick, L ERA: 2.28 (8, 1)	0.2		3	0	0	0	0	0	1	0	0	0	0	2	6	0.00	0.000																																			


**BOTTOM**

**St. Louis Cardinals @ Los Angeles Dodgers**  
Dodger Stadium, Los Angeles, CA

Sun Sep 26 1965, 3:33 AM PDT  
Att. 40,317 - Unknown

AB	28
R	1
H	7
RBI	1
BB	2
SO	5
LOB	13

livebaseballscorecards.com



1B: 7	SF: 0	WP: 0	PA: 31
2B: 0	SAC: 1	PB: 0	
3B: 0	DP: 1	SB: 2	
HR: 0	HBP: 0	CS: 0	

Batter	1	2	3	4	5	6	7	8	9	AB R H RBI BB SO LOB	TOP									
Tommy Harper, R (1, 7) OBP: 0.345, SLG: 0.402	0-0 F6		0-0 6-3		0-0 1B		0-0 F8		0-0 FC4-6	5 0 1 0 0 0 3										
Pete Rose, S (1, 4) OBP: 0.383, SLG: 0.444	0-0 SH5-3 1B		0-0 F7		0-0 F8		4-0 BB			3 0 1 0 1 0 1										
Vada Pinson, L (1, 8) OBP: 0.351, SLG: 0.481	0-0 SH5-3			0-0 4-3		0-0 G4-3 1B		0-0 P5		3 0 1 0 0 0 3										
Frank Robinson, R (1, 9) OBP: 0.388, SLG: 0.541	0-0 F5			0-0 1B 2B		0-0 G4-3 1B		0-0 G6-3 1B		4 1 3 0 0 0 1										
Deron Johnson, R (1, 5) OBP: 0.337, SLG: 0.511		0-0 6-3		0-0 F8		0-0 G4-3		0-0 G6-3		4 0 0 0 0 0 4										
Tony Perez, R (1, 3) OBP: 0.311, SLG: 0.470		0-0 F8		0-0 1B		0-0 6-3		0-0 F8		4 0 1 1 0 0 1										
Johnny Edwards, L (1, 2) OBP: 0.355, SLG: 0.483		4-0 BB		0-3 K			0-0 6-3		0-0 F8	3 0 0 0 1 1 1	AB 34 R 1 H 11 RBI 1 BB 2 SO 1 LOB 16									
Leo Cardenas, R (1, 6) OBP: 0.360, SLG: 0.434		0-0 F9			0-0 G5-4-3 1B		0-0 BB 1B		0-0 4-3	4 0 2 0 0 0 1										
Sammy Ellis, L (1, 1) OBP: 0.144, SLG: 0.129			0-0 F6		0-0 G5-4-3		0-0 BB 1B		0-0 FC4-6 1B	1 0 0 0 0 0 0 0 0 0 0 0 0 0 1 0 0 0 0 0 0 0 0 0 0 0 0 0 1 0 1 0 0 0 0 0 0 0 0 0 0 0 1 0 1 0 0 0 0 0 0 0 0 0 0 0 0 0 0 0 0 0 0										
Ted Davidson, R (3, 1) Charlie James, R (5, PH) Joey Jay, S (5, 1) Tommy Helms, R (7, PH) Don Zanni, R (7, 1) Don Pavletich, R (9, PH) Mel Queen, L (9, PR)																				
<b>Inning Stats</b>	R: 0 E: 0 K: 0 S: 4	H: 1 LOB: 1 BB: 0 P: 4	R: 0 E: 0 K: 0 S: 3	H: 0 LOB: 1 BB: 1 P: 7	R: 0 E: 0 K: 0 S: 3	H: 0 LOB: 0 BB: 0 P: 3	R: 1 E: 0 K: 1 S: 7	H: 2 LOB: 1 BB: 0 P: 7	R: 0 E: 0 K: 0 S: 4	H: 2 LOB: 1 BB: 0 P: 4	R: 0 E: 0 K: 0 S: 5	H: 2 LOB: 3 BB: 1 P: 9	R: 0 E: 0 K: 0 S: 3	H: 1 LOB: 0 BB: 0 P: 3	R: 0 E: 0 K: 0 S: 4	H: 1 LOB: 1 BB: 0 P: 4	1B: 10 2B: 1 3B: 0 HR: 0	SF: 0 SAC: 1 DP: 3 HBP: 0	WP: 0 PB: 0 SB: 0 CS: 0	PA: 37
<b>PITCHER</b>	IP WLS BF H R ER SO BB IBB HBP BLK WP HR S P ERA WHIP																			
Johnny Podres, L (1, 1) ERA: 3.43	5.0 W 20 5 1 1 1 1 1 0 0 0 0 0 0 21 25 1.80 1.200																			
Ron Perranoski, L (6, 1) ERA: 2.32	4.0 S 17 6 0 0 0 0 1 0 0 0 0 0 0 16 20 0.00 1.750																			

Cincinnati Reds @ Los Angeles Dodgers  
 Dodger Stadium, Los Angeles, CA  
 Mon Sep 27 1965, 7:05 PM PDT  
 Att: 32,593 - Unknown

livebaseballscorecards.com








Batter	1	2	3	4	5	6	7	8	9	10	11	12	AB R H RBI BB SO LOB												
Tommy Harper, R OBP: 0.346, SLG: 0.401 (1, 7)	0-0 FC5-4 1B		0-3 K		0-0 6-3			4-0 SH1-4 2B BB		4-0 FC5-6 BB		0-0 L8	4 1 1 0 2 1 0												
Pete Rose, S OBP: 0.383, SLG: 0.447 (1, 4)	0-3 K		0-0 1B		0-0 5-3			0-0 SH1-4 1-2		0-0 FC5-6 FC6-4 1-2f		0-0 3B	5 0 2 0 0 1 2												
Vada Pinson, L OBP: 0.349, SLG: 0.480 (1, 8)	0-0 FC5-4 1-2f		0-0 F8					0-0 2B 2H		0-0 L6		0-0 P5	6 0 1 1 0 0 4												
Frank Robinson, R OBP: 0.397, SLG: 0.537 (1, 9)	0-3 K							4-0 IBB		0-0 FC6-4 1-2f			4 0 0 0 1 1 2												
Deron Johnson, R OBP: 0.336, SLG: 0.508 (1, 5)								0-0 1B FC6-4		0-0 F9			5 0 1 0 0 0 2												
Don Pavletich, R OBP: 0.396, SLG: 0.525 (1, 2)								0-0 FC6-4 1-2f		0-3 K			4 0 0 0 1 2 3												
Tony Perez, R OBP: 0.316, SLG: 0.472 (1, 3)								0-0 1B		0-0 1B FC6			5 0 3 0 0 0 0												
Leo Cardenas, R OBP: 0.357, SLG: 0.430 (1, 6)								0-0 1B K		0-0 L9 1-2f			5 0 0 0 0 1 4												
Jim O'Toole, S OBP: 0.130, SLG: 0.070 (1, 1)								0-0 K		0-0 3-1			3 0 0 0 0 1 0												
Tommy Helms, R OBP: 0.488, SLG: 0.595 (9, PH)								0-0 K					1 0 0 0 0 0 0												
Billy McCool, R OBP: 0.040, SLG: 0.040 (9, 1)													0 0 0 0 0 0 0												
Art Shamsky, L OBP: 0.347, SLG: 0.471 (12, PH)													1 0 0 0 0 0 0												
Joey Jay, S OBP: 0.078, SLG: 0.061 (12, 1)													0 0 0 0 0 0 0												
<b>Inning Stats</b>	R: 0 E: 0 S: 8	H: 1 LOB: 1 BB: 0 P: 8	R: 0 E: 0 S: 4	H: 1 LOB: 1 BB: 0 P: 4	R: 0 E: 0 S: 6	H: 1 LOB: 1 BB: 0 P: 6	R: 0 E: 0 S: 6	H: 1 LOB: 2 BB: 1 P: 10	R: 0 E: 0 S: 5	H: 0 LOB: 0 BB: 0 P: 5	R: 0 E: 0 S: 4	H: 1 LOB: 1 BB: 0 P: 4	R: 0 E: 0 S: 3	H: 0 LOB: 0 BB: 0 P: 3	R: 0 E: 0 S: 3	H: 0 LOB: 1 BB: 1 P: 7	R: 0 E: 0 S: 6	H: 1 LOB: 1 BB: 0 P: 6	R: 0 E: 0 S: 4	H: 1 LOB: 1 BB: 0 P: 4	1B: 6 2B: 1 3B: 1 HR: 0	SF: 0 SAC: 1 DP: 0 HBP: 0	WP: 0 PB: 0 SB: 0 CS: 0	PA: 48	
<b>PITCHER</b>	IP WLS BF H R ER SO BB IBB HBP BLK WP HR S P ERA WHIP																								
Claude Osteen, L ERA: 2.83 (1, 1)	7.1	30	6	1	1	0	5	2	0	0	0	0	0	1.23	1.091										
Ron Perranoski, L ERA: 2.24 (8, 1)	3.2	14	1	0	0	2	1	1	0	0	0	0	0	0.00	0.545										
Howie Reed, R ERA: 3.2 (12, 1)	1.0	4	1	0	0	0	0	0	0	0	0	0	0	0.00	1.000										

**Cincinnati Reds @ Los Angeles Dodgers**  
 Dodger Stadium, Los Angeles, CA  
 Tue Sep 28 1965, 7:05 PM PDT  
 Att. 38,424 - Unknown

---

livebaseballscorecards.com

<b>AB</b> 43	
<b>R</b> 1	
<b>H</b> 8	
<b>RBI</b> 1	
<b>BB</b> 4	
<b>SO</b> 7	
<b>LOB</b> 17	



Batter	1	2	3	4	5	6	7	8	9	10	11	12
Maury Wills, S OBP: 0.332, SLG: 0.330 (1, 6)	0-0 F9		0-0 1B FC5-2		0-0 F6		0-0 1-H S 1B		0-0 F8		0-0 F3	
Jim Gilliam, S OBP: 0.374, SLG: 0.388 (1, 5)	4-0 1B BB		0-0 FC5-4 1B		0-0 6-3		0-0 L6		4-0 BB BB BB		0-3 K	
John Kennedy, R OBP: 0.241, SLG: 0.225 (8, 5)			1-3 1B				1-2					
Willie Davis, L OBP: 0.270, SLG: 0.356 (1, 8)	0-3 K		0-0 FC5-4 FC5-2 1-2f		0-0 F8				0-0 L6		0-0 4-3	
Lou Johnson, R OBP: 0.312, SLG: 0.392 (1, 7)	0-0 1-3 1B		0-0 FC5-2 FC6		0-0 5-3				0-0 BB FC6-2 1B		0-0 FC4-6 1B	
Jim Lefebvre, S OBP: 0.337, SLG: 0.372 (1, 4)	0-0 6-3		0-0 FC6 1-2f		0-0 5-3				4-0 BB FC6-2 BB		0-0 FC4-6 BB	
Willie Crawford, L OBP: 0.160, SLG: 0.087 (10, PR)									1-2 2-3 BB		1-2f	
Dick Tracewski, R OBP: 0.310, SLG: 0.262 (11, 4)												
Al Ferrara, R OBP: 0.318, SLG: 0.320 (1, 9)		0-0 1B		0-0 1B B2-5		0-0 F8			4-0 BB FC6-2 BB		4-0 1-2 BB	
Wes Parker, S OBP: 0.337, SLG: 0.358 (1, 3)		0-3 K		0-0 1-3 1B					0-0 F9		0-0 FC6-2	
Jeff Torborg, R OBP: 0.292, SLG: 0.349 (1, 2)									0-0 K: 1 S: 7		0-0 F7	
Nate Oliver, R (7, PR)									0-0 K: 1 S: 7		0-0 F7	
John Roseboro, L OBP: 0.284, SLG: 0.311 (8, 2)									0-0 K: 1 S: 7		0-0 F7	
Don Drysdale, R OBP: 0.326, SLG: 0.508 (10, PH)									0-0 K: 1 S: 7		0-0 F7	
Hector Valle, R OBP: 0.333, SLG: 0.200 (11, 2)									0-0 K: 1 S: 7		0-0 F7	
Claude Osteen, L OBP: 0.150, SLG: 0.144 (1, 1)		0-0 P3		0-0 B2-5					0-3 K		0-3 K	
Ron Perranoski, L OBP: 0.238, SLG: 0.158 (8, 1)									0-3 K		0-3 K	
Johnny Werhas, R (11, PH)									0-3 K		0-3 K	
Howie Reed, R (12, 1)									0-3 K		0-3 K	

AB	R	H	RBI	BB	SO	LOB
6	0	2	1	0	0	0
3	0	1	0	1	0	1
1	0	0	0	1	1	0
6	0	0	0	0	2	4
6	1	4	1	0	0	2
4	0	0	0	1	0	5
0	0	0	0	0	0	0
0	0	0	0	0	0	0
3	0	2	0	2	0	0
5	0	1	0	0	1	6
3	0	1	0	0	1	3
0	1	0	0	0	0	0
1	0	0	0	0	0	2
0	0	0	0	0	0	0
3	0	0	0	0	1	4
1	0	0	0	0	1	0
1	0	0	0	0	1	0
0	0	0	0	0	0	0

AB	R	H	RBI	BB	SO	LOB
44	2	11	2	5	8	30

Inning Stats	R: 0	H: 1	E: 0	K: 1	S: 6	R: 0	H: 1	E: 0	K: 2	S: 8	R: 0	H: 2	E: 0	K: 0	S: 5	R: 0	H: 2	E: 0	K: 0	S: 4	R: 0	H: 0	E: 0	K: 0	S: 3	R: 0	H: 0	E: 0	K: 0	S: 3	R: 1	H: 2	E: 0	K: 1	S: 7	R: 0	H: 1	E: 0	K: 0	S: 4	R: 0	H: 0	E: 0	K: 0	S: 5	R: 0	H: 1	E: 0	K: 1	S: 4	R: 0	H: 0	E: 0	K: 0	S: 7	R: 0	H: 1	E: 0	K: 0	S: 4	R: 0	H: 0	E: 0	K: 2	S: 7	R: 1	H: 1	E: 0	K: 1	S: 4	R: 0	H: 0	E: 0	K: 0	S: 7	R: 0	H: 0	E: 0	K: 0	S: 7	R: 0	H: 0	E: 0	K: 0	S: 7
PITCHER	IP	WLS	BF	H	R	ER	SO	BB	IBB	HBP	BLK	WP	HR	S	P	ERA	WHIP																																																																				
Jim O'Toole, L ERA: 5.96 (1, 1)	8.0		35	9	1	1	4	3	0	0	0	0	0	40	52	1.12	1.500																																																																				
Billy McCool, L ERA: 4.08 (9, 1)	3.0		12	1	0	0	3	2	0	0	0	0	0	16	24	0.00	1.000																																																																				
Joey Jay, R ERA: 4.25 (12, 1)	0.1	L	2	1	1	1	1	0	0	0	0	0	1	4	4	27.00	3.000																																																																				

**Cincinnati Reds @ Los Angeles Dodgers**  
 Dodger Stadium, Los Angeles, CA  
 Tue Sep 28 1965, 7:05 PM PDT  
 Att: 38,424 - Unknown

[livebaseballscorecards.com](http://livebaseballscorecards.com)



Batter	1	2	3	4	5	6	7	8	9	AB R H RBI BB SO LOB	TOP									
Tommy Harper, R (1, 7) OBP: 0.344, SLG: 0.399	0-0 F8		0-0 P6			0-3 K			0-3 K	4 0 0 0 0 2 0										
Pete Rose, S (1, 4) OBP: 0.381, SLG: 0.444	0-3 K			0-0 6-3		0-3 K			0-0 L8	4 0 0 0 0 2 0										
Vada Pinson, L (1, 8) OBP: 0.349, SLG: 0.479	0-0 F7			0-0 1B			0-0 4-3		0-0 4-3	4 0 1 0 0 0 0										
Frank Robinson, R (1, 9) OBP: 0.385, SLG: 0.535		0-3 K		0-3 K			0-0 5-3			3 0 0 0 0 2 1										
Deron Johnson, R (1, 5) OBP: 0.337, SLG: 0.508		4-0 BB		0-0 1-3			0-0 1B			2 0 1 0 1 0 1										
Don Pavletich, R (1, 2) OBP: 0.390, SLG: 0.516		0-0 L8			0-0 F8		0-3 K			3 0 0 0 0 1 2										
Tony Perez, R (1, 3) OBP: 0.313, SLG: 0.467		0-3 K			0-3 K			0-3 K		3 0 0 0 0 3 1										
Leo Cardenas, R (1, 6) OBP: 0.355, SLG: 0.428			0-3 K		0-3 K			0-0 F9		3 0 0 0 0 2 0										
Jim Maloney, L (1, 1) OBP: 0.296, SLG: 0.315			0-0 L9			0-3 K			0-0 5-3	2 0 0 0 0 1 0										
Ted Davidson, R (7, 1)										0 0 0 0 0 0 0										
Tommy Helms, R (8, PH) OBP: 0.476, SLG: 0.579										1 0 0 0 0 0 0										
Bobby Locke, R (8, 1)										0 0 0 0 0 0 0										
<b>Inning Stats</b>	R: 0 E: 0 K: 1 S: 5	H: 0 LOB: 0 BB: 0 P: 5	R: 0 E: 0 K: 2 S: 7	H: 0 LOB: 1 BB: 1 P: 11	R: 0 E: 0 K: 1 S: 5	H: 0 LOB: 0 BB: 0 P: 5	R: 0 E: 0 K: 1 S: 6	H: 1 LOB: 1 BB: 0 P: 6	R: 0 E: 0 K: 3 S: 9	H: 0 LOB: 0 BB: 0 P: 9	R: 0 E: 0 K: 1 S: 6	H: 1 LOB: 1 BB: 0 P: 6	R: 0 E: 0 K: 1 S: 5	H: 0 LOB: 0 BB: 0 P: 5	R: 0 E: 0 K: 1 S: 5	H: 0 LOB: 0 BB: 0 P: 5	1B: 2 2B: 0 3B: 0 HR: 0	SF: 0 SAC: 0 DP: 0 HBP: 0	WP: 0 PB: 0 SB: 1 CS: 0	PA: 30
<b>PITCHER</b> Sandy Koufax, L (1, 1) ERA: 2.07	IP: 9.0 WLS: W BF: 30 H: 2 R: 0 ER: 0 SO: 13 BB: 1 IBB: 0 HBP: 0 BLK: 0 WP: 0 HR: 0 S: 55 P: 59 ERA: 0.00 WHIP: 0.333											<b>PITCHER</b>	IP: 9.0 WLS: W BF: 30 H: 2 R: 0 ER: 0 SO: 13 BB: 1 IBB: 0 HBP: 0 BLK: 0 WP: 0 HR: 0 S: 55 P: 59 ERA: 0.00 WHIP: 0.333							

Cincinnati Reds @ Los Angeles Dodgers  
Dodger Stadium, Los Angeles, CA  
Wed Sep 29 1965, 7:05 PM PDT  
Att: 52,312 - Unknown

AB	29
R	0
H	2
RBI	0
BB	1
SO	13
LOB	5



Batter	1	2	3	4	5	6	7	8	9	AB	R	H	RBI	BB	SO	LOB
Maury Wills, S OBP: 0.333, SLG: 0.333 (1, 6) BB	4-0 CS BB		0-0 P5		0-0 4-3		0-0 1B 3B			3	1	1	3	1	0	3
Jim Gilliam, S OBP: 0.378, SLG: 0.393 (1, 5) John Kennedy, R OBP: 0.241, SLG: 0.225 (7, PR) (8, 5) L4-6 1-2 2B	0-0 L4-6 1-2 2B			0-0 3-1		4-0 1B G3 BB	0-0 FC1-6 1B			3	1	2	1	1	0	0
Willie Davis, L OBP: 0.268, SLG: 0.353 (1, 8) L4-6 2-3	0-0 L4-6 2-3			0-0 L4		0-0 G3 1-2	0-0 FC1-6 1-2f			4	0	0	0	0	0	3
Ron Fairly, L OBP: 0.359, SLG: 0.377 (1, 9) 5-3		0-0 5-3		4-0 FC6-4 BB		4-0 1B IBB	0-0 F7			2	0	0	0	2	0	1
Lou Johnson, R OBP: 0.312, SLG: 0.390 (1, 7) K		0-3 K		0-0 FC6-4 1-2f		0-0 E9 1B	0-0 1-3			4	0	1	0	0	1	2
Jim Lefebvre, S OBP: 0.336, SLG: 0.371 (1, 4) 4-3		0-0 4-3			0-0 WP S FC4-2 1B	0-0 P6		0-0 1-3		4	0	1	0	0	0	1
Wes Parker, S OBP: 0.338, SLG: 0.357 (1, 3) 4-3		0-0 4-3		4-0 S FC4-2 BB		4-0 BB 1B BB	0-3 K			2	1	0	0	2	1	0
John Roseboro, L OBP: 0.284, SLG: 0.310 (1, 2) F7		0-0 F7		0-0 FC4-2 S		0-0 BB 1B	0-0 6-3			4	1	1	0	0	0	2
Sandy Koufax, R OBP: 0.240, SLG: 0.198 (1, 1) K		0-0 K		0-3 K		4-0 BB 1B				2	1	1	0	1	1	2


Inning Stats		R: 0	H: 1	E: 0	K: 0	S: 2	R: 0	H: 0	E: 0	K: 1	S: 5	R: 0	H: 1	E: 0	K: 0	S: 4	R: 0	H: 0	E: 0	K: 0	S: 3	R: 0	H: 1	E: 0	K: 1	S: 6	R: 1	H: 1	E: 1	K: 0	S: 3	R: 4	H: 3	E: 0	K: 0	S: 6	R: 0	H: 0	E: 0	K: 1	S: 5													
IP	WLS	BF	H	R	ER	SO	BB	IBB	HBP	BLK	WP	HR	S	P	ERA	WHIP	IP	WLS	BF	H	R	ER	SO	BB	IBB	HBP	BLK	WP	HR	S	P	ERA	WHIP	IP	WLS	BF	H	R	ER	SO	BB	IBB	HBP	BLK	WP	HR	S	P	ERA	WHIP				
6.0	L	28	6	5	4	2	6	1	0	0	1	0	25	53	6.00	2.000	1.0	4	1	0	0	0	0	0	0	0	0	0	0	4	4	0.00	1.000	1.0	3	0	0	0	1	0	0	0	0	0	0	0	0	0	0	0	0	0	0	0
7.1		4	1	0	0	0	0	0	0	0	0	0	4	4	0.00	1.000	8.1		3	0	0	0	1	0	0	0	0	0	5	5	0.00	0.000																						

**BOTTOM**

Cincinnati Reds @ Los Angeles Dodgers  
 Dodger Stadium, Los Angeles, CA  
 Wed Sep 29 1965, 7:05 PM PDT  
 Att. 52,312 - Unknown

livebaseballscorecards.com

**AB 28**  
**R 5**  
**H 7**  
**RBI 4**  
**BB 7**  
**SO 3**  
**LOB 14**



WP: 1 PA: 35  
 PB: 0  
 SB: 3  
 CS: 1  
 SF: 0  
 SAC: 0  
 DP: 1  
 HBP: 0

Batter	1	2	3	4	5	6	7	8	9	AB R H RBI BB SO LOB	TOP									
Ty Cline, L (1, 7) OBP: 0.250, SLG: 0.245	0-0 L3-1			0-0 L9		0-3 K			0-3 K	4 0 0 0 0 2 0	<b>Milwaukee Braves @ Los Angeles Dodgers</b> <b>Dodger Stadium, Los Angeles, CA</b> Thu Sep 30 1965, 7:05 PM PDT Att: 36,006 - Unknown <a href="http://livebaseballscorecards.com">livebaseballscorecards.com</a>									
Mack Jones, L (1, 8) OBP: 0.315, SLG: 0.517	0-0 5-3			0-3 K			0-0 F7		0-0 L7	4 0 0 0 0 1 0										
Hank Aaron, R (1, 9) OBP: 0.379, SLG: 0.565	0-0 F4			0-0 L8			0-0 6-3		0-0 6-3	4 0 0 0 0 0 0										
Eddie Mathews, L (1, 5) OBP: 0.341, SLG: 0.470		0-0 F8			0-0 F9			0-0 F3		3 0 0 0 0 0 0										
Joe Torre, R (1, 2) OBP: 0.377, SLG: 0.497		0-3 K			0-0 F7				0-0 2B 1B	3 0 1 0 0 1 0										
Felipe Alou, R (1, 3) OBP: 0.337, SLG: 0.483		0-0 5-3			0-0 1B				0-3 K	3 0 1 0 0 1 1										
Sandy Alomar Sr., S (1, 4) OBP: 0.276, SLG: 0.284 Miguel de la Hoz, R (5, PH) OBP: 0.299, SLG: 0.339			0-0 1-3		0-0 4-3				0-0 1-3 2B	1 0 0 0 0 0 0 2 0 1 0 0 0 1										
Woody Woodward, R (1, 6) OBP: 0.218, SLG: 0.251 Gene Oliver, R (8, PH) OBP: 0.337, SLG: 0.479 Phil Niekro, R (8, 1) OBP: 0.100, SLG: 0.100			0-0 P6			0-0 F8			0-0 L4	2 0 0 0 0 0 0 1 0 0 0 0 0 2 0 0 0 0 0 0 0										
Hank Fischer, R (1, 1) OBP: 0.132, SLG: 0.108 Dick Kelley, R (5, 1) OBP: 0.292, SLG: 0.351 Jesse Gonder, L (6, PH) OBP: 0.290, SLG: 0.200 Dan Osinski, R (6, 1) OBP: 0.290, SLG: 0.200 Chi-Chi Oñivo, R (6, 1) OBP: 0.308, SLG: 0.394 Denis Menke, R (8, PH) OBP: 0.308, SLG: 0.394			0-3 K		0-3 K			0-3 K		1 0 0 0 0 1 0 0 0 0 0 0 0 0 1 0 0 0 0 1 0 0 0 0 0 0 0 0 0 0 0 0 0 0 0 1 0 0 0 0 1 2										
<b>Inning Stats</b>	R: 0 E: 0 K: 0 S: 3	H: 0 LOB: 0 BB: 0 P: 3	R: 0 E: 0 K: 1 S: 5	H: 0 LOB: 0 BB: 0 P: 5	R: 0 E: 0 K: 1 S: 5	H: 0 LOB: 0 BB: 0 P: 5	R: 0 E: 0 K: 1 S: 4	H: 1 LOB: 1 BB: 0 P: 4	R: 0 E: 0 K: 2 S: 7	H: 0 LOB: 0 BB: 0 P: 7		R: 0 E: 0 K: 0 S: 3	H: 0 LOB: 0 BB: 0 P: 3	R: 0 E: 0 K: 2 S: 9	H: 2 LOB: 2 BB: 0 P: 9	R: 0 E: 0 K: 1 S: 5	H: 0 LOB: 0 BB: 0 P: 5	1B: 2 2B: 1 3B: 0 HR: 0	SF: 0 SAC: 0 DP: 0 HBP: 0	WP: 0 PB: 0 SB: 0 CS: 0
<b>PITCHER</b> Don Drysdale, R (1, 1) ERA: 2.77	IP: 9.0 WLS: W BF: 30 H: 3 R: 0 ER: 0 SO: 8 BB: 0 IBB: 0 HBP: 0 BLK: 0 WP: 0 HR: 0 S: 46 P: 46 ERA: 0.00 WHIP: 0.333											<b>PITCHER</b>	IP: 0 WLS: 0 BF: 0 H: 0 R: 0 ER: 0 SO: 0 BB: 0 IBB: 0 HBP: 0 BLK: 0 WP: 0 HR: 0 S: 0 P: 0 ERA: 0.00 WHIP: 0.00							



Batter	1	2	3	4	5	6	7	8	9
Maury Wills, S (1, 6) OBP: 0.332, SLG: 0.332	0-0 4-3	0-3 K			0-0 S 2-3 1B		0-0 G3	0-0 F8	
Jim Gilliam, S (1, 5) OBP: 0.377, SLG: 0.390 Willie Crawford, L (7, PR) OBP: 0.160, SLG: 0.087 John Kennedy, R (8, 5) OBP: 0.241, SLG: 0.225	0-3 K		0-0 L7		0-0 F6 1-2 3-H		4-0 BB BB		
Willie Davis, L (1, 8) OBP: 0.266, SLG: 0.351	0-0 F2		0-0 4-3		0-0 F5		0-3 K		
Ron Fairly, L (1, 9) OBP: 0.362, SLG: 0.378		4-0 1B FC3-6 BB	0-0 4-3		0-0 BB FC3-2 1B		4-0 BB 1-2		
Lou Johnson, R (1, 7) OBP: 0.315, SLG: 0.396		0-0 FC3-6 1-3 1B		0-0 2B	0-0 FC3-2 1-2 SF8 1B		0-0 L7		
Jim Lefebvre, S (1, 4) OBP: 0.336, SLG: 0.369		0-0 FC3-6 1-2 3-H 1B		0-0 G3	4-0 BB FC3-2 BB		0-3 K		
Wes Parker, S (1, 3) OBP: 0.336, SLG: 0.354		0-0 F9		0-3 K	0-0 FC3-2 1-2 2-3 3-Hf		0-0 1-3		
John Roseboro, L (1, 2) OBP: 0.288, SLG: 0.313		0-0 1B 1-3 1B		0-0 1B SH1-4 E 1B	0-0 SF8 3-H		1-0 1B HBP		
Don Drysdale, R (1, 1) OBP: 0.333, SLG: 0.512		0-0 1B 1-2 3-H		0-0 SH1-4 1-2	0-0 5-3		0-0 1B		

Inning Stats	R: 0 E: 0 K: 1 S: 5	H: 0 LOB: 0 BB: 0 P: 5	R: 2 E: 0 K: 1 S: 8	H: 3 LOB: 2 BB: 1 P: 12	R: 0 E: 0 K: 0 S: 3	H: 0 LOB: 0 BB: 0 P: 3	R: 0 E: 0 K: 1 S: 5	H: 1 LOB: 0 BB: 0 P: 5	R: 1 E: 0 K: 0 S: 5	H: 2 LOB: 1 BB: 0 P: 5	R: 1 E: 0 K: 1 S: 5	H: 2 LOB: 2 BB: 1 P: 9	R: 0 E: 0 K: 1 S: 5	H: 0 LOB: 2 BB: 2 P: 13	R: 0 E: 0 K: 1 S: 6	H: 1 LOB: 2 BB: 0 P: 7
--------------	------------------------------	---------------------------------	------------------------------	----------------------------------	------------------------------	---------------------------------	------------------------------	---------------------------------	------------------------------	---------------------------------	------------------------------	---------------------------------	------------------------------	----------------------------------	------------------------------	---------------------------------

PITCHER	IP	WLS	BF	H	R	ER	SO	BB	IBB	HBP	BLK	WP	HR	S	P	ERA	WHIP
Hank Fischer, R (1, 1) ERA: 3.89	4.1	L	19	6	3	2	3	1	0	0	0	0	0	24	28	4.15	1.615
Dick Kelley, L (5, 1) ERA: 3.0	0.2		2	0	0	0	0	0	0	0	0	0	0	2	2	0.00	0.000
Dan Osinski, R (6, 1) ERA: 2.81	0.0		3	2	1	1	0	1	0	0	0	0	0	2	6	∞	∞
Chi-Chi Olivo, R (6, 1) ERA: 1.59	2.0		8	0	0	0	1	2	0	0	0	0	0	8	16	0.00	1.000
Phil Niekro, R (8, 1) ERA: 2.89	1.0		5	1	0	0	1	0	0	1	0	0	0	6	7	0.00	1.000

**BOTTOM**

**Milwaukee Braves @ Los Angeles Dodgers**  
Dodger Stadium, Los Angeles, CA

Thu Sep 30 1965, 7:05 PM PDT  
Att. 36,006 - Unknown

AB	R	H	RBI	BB	SO	LOB
5	0	1	0	0	1	4
3	0	0	0	1	1	1
0	0	0	0	0	0	0
0	0	0	0	0	0	0
4	0	0	0	0	1	2
2	1	1	0	2	0	0
4	1	3	0	0	0	2
3	1	0	1	1	1	1
4	0	0	0	0	1	4
2	1	2	1	0	0	0
3	0	2	1	0	0	2

AB	30
R	4
H	9
RBI	3
BB	4
SO	5
LOB	16

WP: 0 PA: 37  
PB: 0  
SB: 1  
CS: 0



PITCHER	IP	WLS	BF	H	R	ER	SO	BB	IBB	HBP	BLK	WP	HR	S	P	ERA	WHIP
---------	----	-----	----	---	---	----	----	----	-----	-----	-----	----	----	---	---	-----	------

Batter	1	2	3	4	5	6	7	8	9	AB R H RBI BB SO LOB	TOP									
<b>Felipe Alou, R</b> (1, 7) OBP: 0.339, SLG: 0.483	0-0 G1-6-3 1B		0-0 6-3			4-0 SH E BB	0-0 1B		0-0 4-3	4 1 2 1 1 0 1										
<b>Mack Jones, L</b> (1, 8) OBP: 0.314, SLG: 0.514	0-0 G1-6-3 1-2f		0-0 4-3			0-0 SH E 1-3	0-0 G3			3 0 0 0 0 0 2										
<b>Hank Aaron, R</b> (1, 9) OBP: 0.381, SLG: 0.564	4-0 BB			0-0 F5		4-0 E5 IBB		1-0 FC6 HBP		1 0 0 0 2 0 0										
<b>Joe Torre, R</b> (1, 3) OBP: 0.375, SLG: 0.493	0-0 4-3			0-0 5-3		0-3 K		0-3 K		4 0 0 0 0 2 5										
<b>Gene Oliver, R</b> (1, 2) OBP: 0.334, SLG: 0.474			0-0 1-3		0-0 6-3	0-0 E5 1-2 2-3 3-H		0-3 K		4 0 0 1 0 1 3										
<b>Miguel de la Hoz, R</b> (1, 5) OBP: 0.300, SLG: 0.339			0-0 1-3			0-0 4-3		0-0 FC6		3 0 1 0 0 0 2										
<b>Eddie Mathews, L</b> (8, PH) OBP: 0.341, SLG: 0.469								0-0 FC6 1-2f		1 0 0 0 0 0 1										
<b>Woody Woodward, R</b> (1, 6) OBP: 0.226, SLG: 0.259						0-0 F7		0-0 4-3 SH3-4 1B 1B		4 1 3 0 0 0 1										
<b>Sandy Alomar Sr., S</b> (1, 4) OBP: 0.269, SLG: 0.276						0-0 F9		0-0 SH3-4		3 0 0 0 0 0 3										
<b>Denny Lemaster, R</b> (1, 1) OBP: 0.128, SLG: 0.111						0-0 F7		0-0 4-3		4 0 0 0 0 0 3										
<b>Inning Stats</b>	R: 0 E: 0 K: 0 S: 3	H: 1 LOB: 1 BB: 1 P: 7	R: 0 E: 0 K: 0 S: 4	H: 1 LOB: 1 BB: 0 P: 4	R: 0 E: 0 K: 0 S: 3	H: 0 LOB: 0 BB: 0 P: 3	R: 0 E: 0 K: 0 S: 4	H: 1 LOB: 1 BB: 0 P: 4	R: 1 E: 2 K: 1 S: 6	H: 0 LOB: 2 BB: 2 P: 14	R: 1 E: 0 K: 0 S: 5	H: 2 LOB: 1 BB: 0 P: 5	R: 0 E: 0 K: 2 S: 7	H: 0 LOB: 1 BB: 0 P: 8	R: 0 E: 0 K: 0 S: 4	H: 1 LOB: 1 BB: 0 P: 4	1B: 6 2B: 0 3B: 0 HR: 0	SF: 0 SAC: 2 DP: 1 HBP: 1	WP: 0 PB: 0 SB: 0 CS: 0	PA: 37
<b>PITCHER</b>	IP WLS BF H R ER SO BB IBB HBP BLK WP HR S P ERA WHIP																			
<b>Claude Osteen, L</b> (1, 1) ERA: 2.79	7.0 L 29 5 2 1 1 2 2 1 0 0 0 0 28 40 1.29 1.000																			
<b>Bob Miller, R</b> (8, 1) ERA: 3.0	2.0 8 1 0 0 2 0 0 1 0 0 0 0 11 12 0.00 0.500																			

Milwaukee Braves @ Los Angeles Dodgers  
Dodger Stadium, Los Angeles, CA  
Fri Oct 01 1965, 7:05 PM PDT  
Att: 50,813 - Unknown

AB	31
R	2
H	6
RBI	2
BB	3
SO	3
LOB	21



WP: 0	PA: 37
-------	--------



Batter	1	2	3	4	5	6	7	8	9	AB R H RBI BB SO LOB
Maury Wills, S (1, 6) OBP: 0.333, SLG: 0.332	0-0 1B 1B		4-0 FC4 BB		0-0 1-3			0-0 F9		3 0 1 0 1 0 0
Jim Gilliam, S (1, 5) OBP: 0.376, SLG: 0.389	0-0 FC6-4 1B		0-0 FC4 S 1-2f			0-0 L7		0-0 F6		4 0 1 0 0 0 1
Willie Davis, L (1, 8) OBP: 0.265, SLG: 0.348	0-3 K		0-0 P6 1-2			0-0 P4		0-0 F3		4 0 0 0 0 1 3
Lou Johnson, R (1, 7) OBP: 0.317, SLG: 0.395	0-3 K			1-0 S HBP		0-0 1B		0-0 F3		3 0 1 0 0 1 2
Al Ferrara, R (1, 9) OBP: 0.303, SLG: 0.304	0-0 FC6-4 1-2f			0-3 K 1-2		0-0 F9		0-0 F9		4 0 0 0 0 1 4
Jim Lefebvre, S (1, 4) OBP: 0.335, SLG: 0.368		0-0 G4-6-3 1B		0-0 F7		0-0 F4		0-0 F3		4 0 1 0 0 0 1
Wes Parker, S (1, 3) OBP: 0.336, SLG: 0.354		0-0 L9		0-0 6-3		0-0 1B				3 0 1 0 0 0 2
John Roseboro, L (1, 2) OBP: 0.287, SLG: 0.312 Don Drysdale, R (7, PH) OBP: 0.331, SLG: 0.508 Bob Miller, R (8, 1)		0-0 G4-6-3 1-2f		0-0 6-3		0-0 F8		0-0 F8		2 0 0 0 0 0 1 1 0 0 0 0 0 1 0 0 0 0 0 0 0
Claude Osteen, L (1, 1) OBP: 0.147, SLG: 0.141 Jeff Torborg, R (7, PH) OBP: 0.290, SLG: 0.347			0-3 K		0-0 6-3		0-0 F8			2 0 0 0 0 1 0 1 0 0 0 0 0 1

Inning Stats	R: 0	H: 2	E: 0	K: 2	S: 9	R: 0	H: 1	E: 0	K: 0	S: 3	R: 0	H: 0	E: 0	K: 1	S: 5	R: 0	H: 0	E: 0	K: 1	S: 5	R: 0	H: 0	E: 0	K: 0	S: 3	R: 0	H: 1	E: 0	K: 0	S: 4	R: 0	H: 1	E: 0	K: 0	S: 4	R: 0	H: 0	E: 0	K: 0	S: 3	R: 0	H: 0	E: 0	K: 0	S: 3	1B: 5	2B: 0	3B: 0	HR: 0	SF: 0	SAC: 0	DP: 1	HBP: 1	WP: 0	PB: 0	SB: 2	CS: 0	PA: 33
PITCHER Denny Lemaster, L (1, 1) ERA: 4.43	IP	WLS	BF	H	R	ER	SO	BB	IBB	HBP	BLK	WP	HR	S	P	ERA	WHIP	PITCHER												IP	WLS	BF	H	R	ER	SO	BB	IBB	HBP	BLK	WP	HR	S	P	ERA	WHIP												

**BOTTOM**

**Milwaukee Braves @ Los Angeles Dodgers**  
Dodger Stadium, Los Angeles, CA

Fri Oct 01 1965, 7:05 PM PDT  
Att. 50,813 - Unknown

livebaseballscorecards.com

AB	31
R	0
H	5
RBI	0
BB	1
SO	4
LOB	16



Batter	1	2	3	4	5	6	7	8	9	AB R H RBI BB SO LOB	TOP												
<b>Felipe Alou, R</b> (1, 7) OBP: 0.338, SLG: 0.481 <b>Frank Thomas, R</b> (3, 7) OBP: 0.254, SLG: 0.341	0-3 K		0-3 K		4-0 BB			0-0 5-3		2 0 0 0 0 2 2 1 0 0 0 1 0 0													
<b>Hank Aaron, R</b> (1, 9) OBP: 0.379, SLG: 0.560	0-0 1-6-3		0-0 L5		0-3 K			0-0 L6		4 0 0 0 0 1 3													
<b>Gene Oliver, R</b> (1, 2) OBP: 0.336, SLG: 0.482	0-3 K			0-0 HR			0-0 1-3	0-0 1B		4 1 2 1 0 1 0													
<b>Joe Torre, R</b> (1, 3) OBP: 0.372, SLG: 0.489		0-3 K		0-0 6-3			0-0 L8	0-3 K		4 0 0 0 0 2 1													
<b>Miguel de la Hoz, R</b> (1, 5) OBP: 0.299, SLG: 0.337 <b>Ty Cline, L</b> (9, PR) OBP: 0.250, SLG: 0.245		0-3 K		0-3 K			0-0 6-3	0-0 CS 1B		4 0 1 0 0 2 0 0 0 0 0 0 0 0													
<b>Mack Jones, L</b> (1, 8) OBP: 0.313, SLG: 0.511		0-3 K		4-0 BB			0-3 K	0-3 K 1-2		3 0 0 0 1 3 1													
<b>Woody Woodward, R</b> (1, 6) OBP: 0.230, SLG: 0.260 (7, 4)			0-0 FC1-6 1B	0-3 K			0-0 6-3	4-0 BB		3 0 1 0 1 1 1													
<b>Sandy Alomar Sr., S</b> (1, 4) OBP: 0.264, SLG: 0.271 <b>Denis Menke, R</b> (7, PH) OBP: 0.310, SLG: 0.392 (7, 6)			0-0 FC1-6 SH 1-2f		0-0 B5		4-0 BB	0-0 F7		2 0 0 0 0 0 1 1 0 0 0 1 0 1													
<b>Tony Cloninger, R</b> (1, 1) OBP: 0.159, SLG: 0.257 <b>Ken Johnson, R</b> (5, 1) OBP: 0.114, SLG: 0.139 <b>Frank Bolling, R</b> (7, PH) OBP: 0.295, SLG: 0.363 <b>Chi-Chi Olivo, R</b> (7, 1)			0-0 SH		0-3 K		0-0 F3			1 0 0 0 0 1 0 0 0 0 0 0 0 0 1 0 0 0 0 0 1 0 0 0 0 0 0 0													
<b>Inning Stats</b>	R: 0 E: 0 K: 2 S: 7	H: 0 LOB: 0 BB: 0 P: 7	R: 0 E: 0 K: 3 S: 9	H: 0 LOB: 0 BB: 0 P: 9	R: 0 E: 1 K: 1 S: 7	H: 1 LOB: 2 BB: 0 P: 7	R: 1 E: 0 K: 2 S: 8	H: 1 LOB: 1 BB: 1 P: 12	R: 0 E: 0 K: 2 S: 7	H: 0 LOB: 1 BB: 1 P: 11	R: 0 E: 0 K: 0 S: 3	H: 0 LOB: 0 BB: 0 P: 3	R: 0 E: 0 K: 1 S: 5	H: 0 LOB: 1 BB: 1 P: 9	R: 0 E: 0 K: 1 S: 6	H: 1 LOB: 1 BB: 0 P: 6	R: 0 E: 0 K: 1 S: 5	H: 1 LOB: 1 BB: 1 P: 9	1B: 3 2B: 1 3B: 0 HR: 1	SF: 0 SAC: 1 DP: 1 HBP: 0	WP: 0 PB: 0 SB: 0 CS: 1	PA: 35	
<b>PITCHER</b> <b>Sandy Koufax, L</b> (1, 1) ERA: 2.04	IP 9.0	WLS W	BF 35	H 4	R 1	ER 1	SO 13	BB 4	IBB 0	HBP 0	BLK 0	WP 0	HR 1	S 57	P 73	ERA 1.00	WHIP 0.889						<b>PITCHER</b> IP WLS BF H R ER SO BB IBB HBP BLK WP HR S P ERA WHIP

Milwaukee Braves @ Los Angeles Dodgers  
 Dodger Stadium, Los Angeles, CA

AB	30
R	1
H	4
RBI	1
BB	4
SO	13
LOB	11



Sat Oct 02 1965, 3:33 AM PDT  
 Att: 41,574 - Unknown

livebaseballscorecards.com

Batter	1	2	3	4	5	6	7	8	9	AB	R	H	RBI	BB	SO	LOB
Maury Wills, S OBP: 0.331, SLG: 0.330 (1, 6)	0-0 1-3		0-3 K		0-0 F7		0-3 K			4	0	0	0	0	2	4
Jim Gilliam, S OBP: 0.374, SLG: 0.385 (1, 5) John Kennedy, R OBP: 0.241, SLG: 0.225 (8, 5)	4-0 E S WP BB			0-3 K	0-0 FC5-2		0-3 K			3	1	0	0	1	2	4
Willie Davis, L OBP: 0.263, SLG: 0.346 (1, 8)	0-3 K			0-0 F8	0-0 3-1			0-0 F7		4	0	0	0	0	1	4
Ron Fairly, L OBP: 0.359, SLG: 0.375 (1, 9)	0-0 F7			0-0 3-1		0-3 K		0-0 4-3		4	0	0	0	0	1	0
Lou Johnson, R OBP: 0.316, SLG: 0.393 (1, 7)		0-0 F3			4-0 1B BB BB	0-0 F2		0-0 F9		3	1	0	0	1	0	0
Jim Lefebvre, S OBP: 0.337, SLG: 0.369 (1, 4)		0-0 6-3			0-0 BB FC3 BB 1B	0-0 1B				3	1	2	0	0	0	0
Wes Parker, S OBP: 0.334, SLG: 0.352 (1, 3)		0-0 4-3			0-0 FC3 BB FC5-2 BB	0-0 4-3				3	0	0	0	0	0	3
John Roseboro, L OBP: 0.289, SLG: 0.311 (1, 2)			0-0 P5		4-0 FC5-2 BB BB		4-0 WP BB			1	0	0	1	2	0	0
Sandy Koufax, R OBP: 0.242, SLG: 0.195 (1, 1)			0-0 5-3		4-0 FC5-2 BB		0-3 K			2	0	0	1	1	1	1

Inning Stats	R: 1	H: 0	E: 0	K: 1	S: 5	LOB: 0	BB: 1	P: 9	R: 0	H: 0	E: 0	K: 0	S: 3	LOB: 0	BB: 0	P: 3	R: 0	H: 0	E: 0	K: 1	S: 5	LOB: 0	BB: 0	P: 5	R: 2	H: 1	E: 0	K: 0	S: 5	LOB: 3	BB: 3	P: 17	R: 0	H: 1	E: 0	K: 1	S: 6	LOB: 1	BB: 0	P: 6	R: 0	H: 0	E: 0	K: 3	S: 9	LOB: 1	BB: 1	P: 13	R: 0	H: 0	E: 0	K: 0	S: 3	LOB: 0	BB: 0	P: 3
--------------	------	------	------	------	------	--------	-------	------	------	------	------	------	------	--------	-------	------	------	------	------	------	------	--------	-------	------	------	------	------	------	------	--------	-------	-------	------	------	------	------	------	--------	-------	------	------	------	------	------	------	--------	-------	-------	------	------	------	------	------	--------	-------	------

PITCHER	IP	WLS	BF	H	R	ER	SO	BB	IBB	HBP	BLK	WP	HR	S	P	ERA	WHIP
Tony Cloninger, R ERA: 3.3 (1, 1)	4.0	L	17	1	3	2	3	3	0	0	0	1	0	20	32	4.50	1.000
Ken Johnson, R ERA: 3.42 (5, 1)	2.0		8	1	0	0	1	1	0	0	0	0	0	9	13	0.00	1.000
Chi-Chi Olivo, R ERA: 1.35 (7, 1)	2.0		7	0	0	0	3	1	0	0	0	1	0	12	16	0.00	0.500


**BOTTOM**

**Milwaukee Braves @ Los Angeles Dodgers**  
**Dodger Stadium, Los Angeles, CA**  
 Sat Oct 02 1965, 3:33 AM PDT  
 Att. 41,574 - Unknown

<b>AB</b>	<b>27</b>
<b>R</b>	<b>3</b>
<b>H</b>	<b>2</b>
<b>RBI</b>	<b>2</b>
<b>BB</b>	<b>5</b>
<b>SO</b>	<b>7</b>
<b>LOB</b>	<b>16</b>



WP: 2	PA: 32
PB: 0	
SB: 1	
CS: 0	

Batter	1	2	3	4	5	6	7	8	9	AB R H RBI BB SO LOB	TOP														
<b>Billy Cowan, R</b> (1, 8) OBP: 0.202, SLG: 0.301	0-0 F3		0-0 5-3			0-3 K		0-3 K		4 0 0 0 0 2 2	<b>Milwaukee Braves @ Los Angeles Dodgers</b> <b>Dodger Stadium, Los Angeles, CA</b> Sun Oct 03 1965, 3:33 AM PDT Att: 39,922 - Unknown <a href="http://livebaseballscorecards.com">livebaseballscorecards.com</a>														
<b>Ty Cline, L</b> (1, 9) OBP: 0.246, SLG: 0.241	0-0 L8			0-3 K		0-3 K		0-0 L5-3		4 0 0 0 0 2 2															
<b>Jesse Gonder, L</b> (1, 2) OBP: 0.276, SLG: 0.342	0-0 F3			0-0 F7		0-0 5-3			0-0 6-3	4 0 0 0 0 0 0															
<b>Frank Thomas, R</b> (1, 7) OBP: 0.254, SLG: 0.345		0-0 2B		0-3 K			0-0 F7		0-0 F7	4 0 1 0 0 1 0															
<b>Miguel de la Hoz, R</b> (1, 5) OBP: 0.293, SLG: 0.330		0-0 L4			0-0 6-3		0-0 F8		0-0 3-5-3	4 0 0 0 0 0 1															
<b>Jim Beauchamp, R</b> (1, 3) OBP: 0.258, SLG: 0.196		0-0 1-3			4-0 CS BB		0-0 F4			2 0 0 0 1 0 1															
<b>Woody Woodward, R</b> (1, 6) OBP: 0.235, SLG: 0.264		0-0 F3			0-0 BB 1B			0-0 4-3 1B		3 0 2 0 0 0 1															
<b>Sandy Alomar Sr., S</b> (1, 4) OBP: 0.268, SLG: 0.269			0-0 F7		4-0 BB 1B			0-0 4-3		1 0 0 0 1 0 0															
<b>Mack Jones, L</b> (8, PH) OBP: 0.313, SLG: 0.510					1-2 BB			1-2 BB		1 0 0 0 0 0 1															
<b>Tony Cloninger, R</b> (8, 1) OBP: 0.159, SLG: 0.257					0-3 K			4-0 BB		0 0 0 0 0 0 0															
<b>Bob Sadowski, R</b> (1, 1) OBP: 0.111, SLG: 0.086			0-0 6-3							2 0 0 0 0 1 2															
<b>Denis Menke, R</b> (8, PH) OBP: 0.313, SLG: 0.392										0 0 0 0 1 0 0															
<b>Inning Stats</b>	R: 0 E: 0 K: 0 S: 3	H: 0 LOB: 0 BB: 0 P: 3	R: 0 E: 0 K: 0 S: 4	H: 1 LOB: 1 BB: 0 P: 4	R: 0 E: 0 K: 0 S: 3	H: 0 LOB: 0 BB: 0 P: 3	R: 0 E: 0 K: 2 S: 7	H: 0 LOB: 0 BB: 0 P: 7	R: 0 E: 0 K: 1 S: 5	H: 1 LOB: 2 BB: 2 P: 13	R: 0 E: 0 K: 2 S: 7	H: 0 LOB: 0 BB: 0 P: 7	R: 0 E: 0 K: 0 S: 3	H: 0 LOB: 0 BB: 0 P: 3	R: 0 E: 0 K: 1 S: 6	H: 1 LOB: 2 BB: 1 P: 10	R: 0 E: 0 K: 0 S: 3	H: 0 LOB: 0 BB: 0 P: 3	1B: 2 2B: 1 3B: 0 HR: 0	SF: 0 SAC: 0 DP: 0 HBP: 0	WP: 0 PB: 0 SB: 0 CS: 1	PA: 32			
<b>PITCHER</b>	IP	WLS	BF	H	R	ER	SO	BB	IBB	HBP	BLK	WP	HR	S	P	ERA	WHIP								
<b>Howie Reed, R</b> (1, 1) ERA: 3.12	2.0		7	1	0	0	0	0	0	0	0	0	0	7	7	0.00	0.500								
<b>Bob Miller, R</b> (3, 1) ERA: 2.97	1.0	W	3	0	0	0	0	0	0	0	0	0	0	3	3	0.00	0.000								
<b>Mike Kekich, L</b> (4, 1) ERA: 9.58	2.0		8	1	0	0	3	2	0	0	0	0	0	12	20	0.00	1.500								
<b>John Purdin, R</b> (6, 1) ERA: 6.75	2.0		6	0	0	0	2	0	0	0	0	0	0	10	10	0.00	0.000								
<b>Bill Singer, R</b> (8, 1) ERA:	1.0		5	1	0	0	1	1	0	0	0	0	0	6	10	0.00	2.000								
<b>PITCHER</b>	IP	WLS	BF	H	R	ER	SO	BB	IBB	HBP	BLK	WP	HR	S	P	ERA	WHIP								
<b>Nick Willhite, L</b> (9, 1) ERA: 5.59	1.0	S	3	0	0	0	0	0	0	0	0	0	0	3	3	0.00	0.000								

Batter	1	2	3	4	5	6	7	8	9	AB	R	H	RBI	BB	SO	LOB
Maury Wills, S (1, 6) John Kennedy, R (2, 6) OBP: 0.330, SLG: 0.329 OBP: 0.243, SLG: 0.229	0-0 6-3		0-0 E5 1B	0-0 FC4-6 1B			0-0 F3			1	0	0	0	0	0	0
Dick Tracewski, R (1, 4) OBP: 0.313, SLG: 0.263	0-0 1B		4-0 1B L5 BB	0-0 FC4-6 1-2f			0-3 K			3	0	1	0	1	1	2
Derrell Griffith, L (1, 9) OBP: 0.171, SLG: 0.244	0-0 1B		0-0 L9				0-0 6-3			4	0	1	0	0	0	2
Ron Fairly, L (1, 3) John Purdin, R (6, 1) Bill Singer, R (8, 1) Tommy Davis, R (8, PH) Nick Willhite, L (9, 1) OBP: 0.361, SLG: 0.377 OBP: 0.270, SLG: 0.300 OBP: 0.538, SLG: 0.500	0-0 1B		0-0 1B				0-0 4-3			3	0	2	1	0	0	0
Lou Johnson, R (1, 7) Al Ferrara, R (4, 7) OBP: 0.315, SLG: 0.391 OBP: 0.297, SLG: 0.296	0-0 4-3		0-0 L5				0-0 5-3			0	0	0	0	0	0	0
Willie Crawford, L (1, 8) OBP: 0.207, SLG: 0.148		0-0 4-3 1B		0-0 4-3			0-0 WP 1B			4	1	2	0	0	0	0
Don LeJohn, R (1, 5) Nate Oliver, R (6, 4) OBP: 0.301, SLG: 0.282 OBP: 1.000, SLG: 1.000		0-0 4-3		0-0 1B 1B			0-0 1B 1B			2	1	1	0	0	0	1
Hector Valle, R (1, 2) OBP: 0.400, SLG: 0.308		0-0 F6		0-0 1B 1B			0-0 G6-3 1B			3	0	2	1	0	0	1
Howie Reed, R (1, 1) Jim Gilliam, S (2, PH) Bob Miller, R (3, 1) Mike Kekich, R (4, 1) Johnny Werhas, R (6, 3) Wes Parker, S (9, 3) OBP: 0.379, SLG: 0.384		0-0 F6		0-0 L9			0-0 G6-3 1B			0	0	0	0	0	0	0
<b>Inning Stats</b>	R: 0 E: 0 K: 0 S: 5	H: 3 LOB: 2 BB: 0 P: 5	R: 0 E: 0 K: 0 S: 4	H: 1 LOB: 1 BB: 0 P: 4	R: 1 E: 1 K: 0 S: 4	H: 1 LOB: 1 BB: 1 P: 8	R: 1 E: 0 K: 0 S: 6	H: 3 LOB: 2 BB: 0 P: 6	R: 0 E: 0 K: 0 S: 3	H: 0 LOB: 0 BB: 0 P: 3	R: 1 E: 0 K: 0 S: 4	H: 3 LOB: 0 BB: 0 P: 4	R: 0 E: 0 K: 1 S: 5	H: 0 LOB: 0 BB: 0 P: 5	R: 0 E: 0 K: 1 S: 5	H: 0 LOB: 0 BB: 0 P: 5
<b>PITCHER</b>	IP WLS BF H R ER SO	IP WLS BF H R ER SO	IP WLS BF H R ER SO	IP WLS BF H R ER SO	IP WLS BF H R ER SO	IP WLS BF H R ER SO	IP WLS BF H R ER SO	IP WLS BF H R ER SO	IP WLS BF H R ER SO	IP WLS BF H R ER SO	IP WLS BF H R ER SO	IP WLS BF H R ER SO	IP WLS BF H R ER SO	IP WLS BF H R ER SO	IP WLS BF H R ER SO	IP WLS BF H R ER SO
Bob Sadowski, R (1, 1) ERA: 4.32	7.0 L															
Tony Cloninger, R (8, 1) ERA: 3.29	1.0															

**BOTTOM**

**Milwaukee Braves @ Los Angeles Dodgers**  
**Dodger Stadium, Los Angeles, CA**  
 Sun Oct 03 1965, 3:33 AM PDT  
 Att. 39,922 - Unknown

livebaseballscorecards.com

<b>AB</b>	<b>32</b>
<b>R</b>	<b>3</b>
<b>H</b>	<b>11</b>
<b>RBI</b>	<b>3</b>
<b>BB</b>	<b>1</b>
<b>SO</b>	<b>2</b>
<b>LOB</b>	<b>14</b>



WP: 1	PA: 33
PB: 0	SB: 2
CS: 0	

Batter	1	2	3	4	5	6	7	8	9	AB R H RBI BB SO LOB	TOP																				
Maury Wills, S (1, 6) OBP: 0.400, SLG: 0.400	0-3 K		0-0 F6		2-1 L8		1-0 1B		0-1 1B	5 0 2 1 0 1 2	<b>Los Angeles Dodgers @ Minnesota Twins</b> Metropolitan Stadium, Bloomington, MI Wed Oct 06 1965, 4:33 AM EDT Att: 47,797 - Unknown <a href="http://livebaseballscorecards.com">livebaseballscorecards.com</a>																				
Jim Gilliam, S (1, 5) OBP: 0.200, SLG: 0.200	1-2 F9			2-1 1B		1-2 G6-3	2-2 F9		0-0 L7	5 0 1 0 0 0 4																					
Willie Davis, L (1, 8) OBP: 0.250, SLG: 0.250	1-0 L9			1-3 K		1-1 1B		0-0 L9		4 0 1 0 0 1 1																					
Ron Fairly, L (1, 9) OBP: 0.250, SLG: 1.000		3-2 HR		3-1 F9		0-0 F7		1-0 F9		4 1 1 1 0 0 2																					
Lou Johnson, R (1, 7) OBP: 0.250, SLG: 0.250		1-3 K		2-1 L6		0-0 1B		1-0 P4		4 0 1 0 0 1 1																					
Jim Lefebvre, S (1, 4) OBP: 0.250, SLG: 0.250		1-0 F7			3-2 G4-3	0-0 L6		0-0 1B		4 1 1 0 0 0 2																					
Wes Parker, S (1, 3) OBP: 0.500, SLG: 0.333		3-3 K			0-0 F7		4-2 1B	0-2 1B		3 0 1 0 1 1 0																					
John Roseboro, L (1, 2) OBP: 0.250, SLG: 0.250			1-2 F5		3-1 1B		1-2 F9		0-0 F5	4 0 1 0 0 0 3																					
Don Drysdale, R (1, 1) Howie Reed, R (3, 1) Willie Crawford, L (5, PH) Jim Brewer, L (5, 1) Wally Moon, L (7, PH) Ron Perranoski, L (7, 1) Don LeJohn, R (9, PH)			1-1 G6-3		2-2 1B		1-0 F5		0-3 K	1 0 0 0 0 0 0 0 0 0 0 0 0 0 1 0 1 0 0 0 0 0 0 0 0 0 0 0 1 0 0 0 0 0 1 0 0 0 0 0 0 0 1 0 0 0 0 1 2																					
<b>Inning Stats</b>	R: 0 E: 0 K: 1 S: 8	H: 0 LOB: 0 BB: 0 P: 10	R: 1 E: 0 K: 2 S: 11	H: 1 LOB: 0 BB: 0 P: 19	R: 0 E: 0 K: 0 S: 6	H: 0 LOB: 0 BB: 0 P: 8	R: 0 E: 0 K: 1 S: 9	H: 1 LOB: 1 BB: 0 P: 17	R: 0 E: 0 K: 0 S: 13	H: 2 LOB: 2 BB: 0 P: 23	R: 0 E: 0 K: 0 S: 8	H: 2 LOB: 2 BB: 0 P: 10	R: 0 E: 0 K: 0 S: 10	H: 1 LOB: 2 BB: 1 P: 19	R: 0 E: 0 K: 0 S: 3	H: 0 LOB: 0 BB: 0 P: 5	R: 1 E: 0 K: 1 S: 11	H: 3 LOB: 2 BB: 0 P: 11	1B: 9 2B: 0 3B: 0 HR: 1	SF: 0 SAC: 0 DP: 0 HBP: 0	WP: 0 PB: 0 SB: 0 CS: 0	PA: 38									
<b>PITCHER</b> Mudcat Grant, R (1, 1) ERA: 2.0	IP 9.0	WLS W	BF 38	H 10	R 2	ER 2	SO 5	BB 1	IBB 0	HBP 0	BLK 0	WP 0	HR 1	S 79	P 122	ERA 2.00	WHIP 1.222														
											<b>PITCHER</b>	IP	WLS	BF	H	R	ER	SO	BB	IBB	HBP	BLK	WP	HR	S	P	ERA	WHIP			



Batter	1	2	3	4	5	6	7	8	9
Zoilo Versalles, R OBP: 0.400, SLG: 1.000 (1, 6)	2-3 K		1-1 HR	1-3		0-2 G3 S 2-H 1B		3-2 L6	
Sandy Valdespino, L OBP: 0.250, SLG: 0.500 (1, 7)	0-2 G4-3		0-0 1B 2B	1-1 F8		2-1 G3 1-3			
Tony Oliva, L (1, 9)	1-2 G6-3		1-2 G5-3	1-1 F8		1-2 F7			
Harmon Killebrew, R OBP: 0.500, SLG: 0.333 (1, 5)		2-3 K	2-2 BB 1B 1B		2-3 K		4-2 BB BB		
Jimmie Hall, L OBP: 0.500, SLG: 0.333 (1, 8)		0-3 K	3-3 K		2-2 FC4-6 1B		4-2 G1-6-3 BB		
Don Mincher, L OBP: 0.500, SLG: 1.333 (1, 3)		1-1 HR	4-1 1B 1B BB		1-0 FC4-6 WP 1-2f		1-2 L9		
Earl Battey, R OBP: 0.250, SLG: 0.250 (1, 2)		0-1 F7	1-2 1B 1B		1-2 G4-3 1-2		1-1 G1-6-3 1-2f		
Frank Quilici, R OBP: 0.500, SLG: 0.750 (1, 4)			SH HR 2B			2-2 F7		0-1 L7	
Mudcat Grant, R OBP: 0.333, SLG: 0.667 (1, 1)			SH HR			1-2 1B 2B		1-0 F9	

Inning Stats	R: 0	H: 0	E: 0	K: 12	S: 15	R: 1	H: 1	E: 0	K: 10	S: 13	R: 6	H: 6	E: 1	K: 24	S: 37	R: 0	H: 0	E: 0	K: 1	S: 7	R: 0	H: 1	E: 0	K: 10	S: 16	R: 1	H: 2	E: 0	K: 17	S: 22	R: 0	H: 0	E: 0	K: 10	S: 20	R: 0	H: 0	E: 0	K: 10	S: 14	R: 4	H: 1	E: 1	K: 1	S: 0				
	0	0	0	12	15	1	1	0	10	13	6	6	1	24	37	0	0	0	1	7	0	0	0	1	1	0	17	22	0	2	0	0	0	10	20	0	0	0	10	0	0	0	10	14	4	1	1	0	0

PITCHER	IP	WLS	BF	H	R	ER	SO	BB	IBB	HBP	BLK	WP	HR	S	P	ERA	WHIP
Don Drysdale, R ERA: 10.13 (1, 1)	2.2	L	17	7	7	3	4	1	0	0	0	0	2	45	64	10.12	3.000
Howie Reed, R ERA: (3, 1)	1.1		4	0	0	0	1	0	0	0	0	0	0	8	11	0.00	0.000
Jim Brewer, L ERA: 4.5 (5, 1)	2.0		9	3	1	1	1	0	0	0	0	1	0	27	38	4.50	1.500
Ron Perranoski, L ERA: (7, 1)	2.0		7	0	0	0	0	2	0	0	0	0	0	20	34	0.00	1.000

**BOTTOM**

AB	R	H	RBI	BB	SO	LOB
5	1	2	4	0	2	0
4	1	1	0	0	0	1
4	0	0	0	0	0	2
3	1	1	0	1	2	0
3	0	1	0	1	2	2
3	2	1	1	1	0	3
4	0	1	2	0	0	3
4	1	2	1	0	0	0
3	2	1	0	0	0	2

<b>AB</b>	<b>33</b>
<b>R</b>	<b>8</b>
<b>H</b>	<b>10</b>
<b>RBI</b>	<b>8</b>
<b>BB</b>	<b>3</b>
<b>SO</b>	<b>6</b>
<b>LOB</b>	<b>13</b>



WP	HR	S	P	ERA	WHIP
1	0	0	37		
0	0	0			
0	0	0			

**Los Angeles Dodgers @ Minnesota Twins**  
**Metropolitan Stadium, Bloomington, MI**  
 Wed Oct 06 1965, 4:33 AM EDT  
 Att. 47,797 - Unknown

livebaseballscorecards.com

Batter	1	2	3	4	5	6	7	8	9	AB R H RBI BB SO LOB	TOP											
Maury Wills, S OBP: 0.333, SLG: 0.333 (1, 6) X	0-0 F9 ①		0-0 F9 ③			0-0 5-3 1B	0-0 F8 ③			4 0 1 0 0 0 3	<b>Los Angeles Dodgers @ Minnesota Twins</b> Metropolitan Stadium, Bloomington, MI Thu Oct 07 1965, 4:33 AM EDT Att: 48,700 - Unknown <a href="http://livebaseballscorecards.com">livebaseballscorecards.com</a>											
Jim Gilliam, S OBP: 0.111, SLG: 0.111 (1, 5) X	0-0 F8 ②			0-0 F9 ①		0-0 5-3 1-2		0-0 F8 ①		4 0 0 0 0 0 1												
Willie Davis, L OBP: 0.125, SLG: 0.125 (1, 8) X	0-0 3-1 ③			0-0 3-1 ②		0-0 P5		0-0 3-1 ②		4 0 0 0 0 0 1												
Lou Johnson, R OBP: 0.125, SLG: 0.125 (1, 7)		0-3 K ①		0-0 F8 ③		0-0 P3		0-0 4-3 ③		4 0 0 0 0 1 1												
Ron Fairly, L OBP: 0.375, SLG: 0.750 (1, 9) X		0-0 3-1 ②			0-0 1B 1B		0-0 SH2-4 1B 1B		0-3 K ①	4 1 2 0 0 1 0												
Jim Lefebvre, S OBP: 0.375, SLG: 0.375 (1, 4) X		0-0 4-3 ③			0-0 L7 ①		0-0 1B SH2-4 1-2 1B		0-0 G3 HBP 1B	4 0 2 0 0 0 1												
Wes Parker, S OBP: 0.714, SLG: 0.500 (1, 3) B B B B			4-0 4-3 BB		0-0 1-2 1B		0-0 SH2-4 ①		1-0 G3 HBP	1 0 1 0 1 0 0												
John Roseboro, L OBP: 0.250, SLG: 0.250 (1, 2) X			0-0 L7 ①		0-0 F5 ②		0-0 2-3 3-H 1B		0-0 G3 ②	4 0 1 1 0 0 5												
Sandy Koufax, R (1, 1)			0-0 4-3 ②		0-0 F3 ③		0-3 K ②		0-0 L1 ③	2 0 0 0 0 0 3												
Don Drysdale, R (7, PH)			1-2							1 0 0 0 0 1 2												
Ron Perranoski, L (7, 1)										0 0 0 0 0 0 0												
Bob Miller, R (8, 1)										0 0 0 0 0 0 0												
Dick Tracewski, R (9, PH)										1 0 0 0 0 0 2												
<b>Inning Stats</b>	R: 0 E: 0 K: 0 S: 3	H: 0 LOB: 0 BB: 0 P: 3	R: 0 E: 0 K: 1 S: 5	H: 0 LOB: 0 BB: 0 P: 5	R: 0 E: 0 K: 0 S: 3	H: 0 LOB: 1 BB: 1 P: 7	R: 0 E: 0 K: 0 S: 3	H: 0 LOB: 0 BB: 0 P: 3	R: 0 E: 0 K: 0 S: 5	H: 2 LOB: 2 BB: 0 P: 5	R: 0 E: 0 K: 0 S: 4	H: 1 LOB: 1 BB: 0 P: 4	R: 1 E: 0 K: 1 S: 8	H: 3 LOB: 2 BB: 0 P: 8	R: 0 E: 0 K: 0 S: 3	H: 0 LOB: 0 BB: 0 P: 3	R: 0 E: 0 K: 1 S: 6	H: 1 LOB: 2 BB: 0 P: 7	1B: 7 2B: 0 3B: 0 HR: 0	SF: 0 SAC: 1 DP: 0 HBP: 1	WP: 0 PB: 0 SB: 0 CS: 0	PA: 36
<b>PITCHER</b> Jim Kaat, L (1, 1) ERA: 1.0	IP: 9.0 WLS: W BF: 36 H: 7 R: 1 ER: 1 SO: 3 BB: 1 IBB: 0 HBP: 1 BLK: 0 WP: 0 HR: 0 S: 40 P: 45 ERA: 1.00 WHIP: 0.889											<b>PITCHER</b>	IP: 9.0 WLS: W BF: 36 H: 7 R: 1 ER: 1 SO: 3 BB: 1 IBB: 0 HBP: 1 BLK: 0 WP: 0 HR: 0 S: 40 P: 45 ERA: 1.00 WHIP: 0.889									






Batter	1	2	3	4	5	6	7	8	9
Zoilo Versalles, R OBP: 0.300, SLG: 0.800 (1, 6)	0-0 F9			0-3 K		0-0 E5 SH1-4 2B	0-0 WP 3B	0-0 F8	
Joe Nossek, R OBP: 0.333, SLG: 0.333 (1, 8)	0-0 F7			0-0 E 1B 1B		0-0 SH1-4 2-3	0-0 E5 3-H		
Tony Oliva, L OBP: 0.125, SLG: 0.250 (1, 9)	0-0 G1-3			0-3 K		0-0 1B 3-H 2B	0-0 F7		
Harmon Killebrew, R OBP: 0.625, SLG: 0.500 (1, 5)		0-0 F7		0-0 E7 1-3 1B		0-0 1B 2-H 1B		4-0 2B FC6-2 BB	
Earl Battey, R OBP: 0.250, SLG: 0.250 (1, 2)		0-3 K		0-0 F3		0-0 1B 1-2		0-0 F2	
Bob Allison, R OBP: 0.250, SLG: 0.500 (1, 7)		0-3 K			0-3 K	0-3 K		0-0 BLK 1-3 1B 2B	
Don Mincher, L OBP: 0.375, SLG: 0.714 (1, 3)			0-3 K		0-0 1B	0-0 3-1		0-0 FC6-2 BLK 1B	
Frank Quilici, R OBP: 0.500, SLG: 0.500 (1, 4)			4-0 CS BB		0-0 P4		0-0 6-3	4-0 1B 1-2 2-3 IBB	
Jim Kaat, L OBP: 0.250, SLG: 0.250 (1, 1)			0-3 K 1-2		0-3 K		0-3 K	0-0 1B 1-2 2-H 3-H	

Inning Stats	R: 0	H: 0	E: 0	K: 0	S: 3	LOB: 0	BB: 0	P: 3	R: 0	H: 0	E: 0	K: 2	S: 7	LOB: 0	BB: 0	P: 7	R: 0	H: 0	E: 0	K: 2	S: 6	LOB: 0	BB: 1	P: 10	R: 0	H: 2	E: 1	K: 2	S: 9	LOB: 2	BB: 0	P: 9	R: 0	H: 1	E: 0	K: 2	S: 8	LOB: 1	BB: 0	P: 8	R: 2	H: 3	E: 1	K: 1	S: 9	LOB: 2	BB: 0	P: 9	R: 1	H: 1	E: 1	K: 1	S: 7	LOB: 1	BB: 0	P: 7	R: 2	H: 2	E: 0	K: 0	S: 5	LOB: 2	BB: 2	P: 13
--------------	------	------	------	------	------	--------	-------	------	------	------	------	------	------	--------	-------	------	------	------	------	------	------	--------	-------	-------	------	------	------	------	------	--------	-------	------	------	------	------	------	------	--------	-------	------	------	------	------	------	------	--------	-------	------	------	------	------	------	------	--------	-------	------	------	------	------	------	------	--------	-------	-------

AB	R	H	RBI	BB	SO	LOB
5	2	1	0	0	1	2
3	0	1	0	0	0	0
4	1	1	1	0	1	2
3	0	2	1	1	0	0
4	0	1	0	0	1	3
4	1	1	0	0	3	2
4	1	1	0	0	1	4
2	0	0	0	2	0	1
4	0	1	2	0	3	2

**Los Angeles Dodgers @ Minnesota Twins**  
 Metropolitan Stadium, Bloomington, MI  
 Thu Oct 07 1965, 4:33 AM EDT  
 Att. 48,700 - Unknown

AB	33
R	5
H	9
RBI	4
BB	3
SO	10
LOB	16



PITCHER	IP	WLS	BF	H	R	ER	SO	BB	IBB	HBP	BLK	WP	HR	S	P	ERA	WHIP
Sandy Koufax, L ERA: 1.5 (1, 1)	6.0	L	25	6	2	1	9	1	0	0	0	0	0	42	46	1.50	1.167
Ron Perranoski, L ERA: 7.36 (7, 1)	1.2		11	3	3	3	1	1	1	0	1	1	0	11	19	16.20	2.400
Bob Miller, R ERA: (8, 1)	0.1		1	0	0	0	0	0	0	0	0	0	0	1	1	0.00	0.000

Batter	1	2	3	4	5	6	7	8	9	AB R H RBI BB SO LOB	TOP	
Zoilo Versalles, R (1, 6) OBP: 0.429, SLG: 0.846	0-0 3-1 CS 2B		0-0 4-3			0-0 1B 1B		4-0 1-2 BB		3 0 2 0 1 0 0	<b>Minnesota Twins @ Los Angeles Dodgers</b> <b>Dodger Stadium, Los Angeles, CA</b> Sat Oct 09 1965, 3:33 AM PDT Att: 55,934 - Unknown <a href="http://livebaseballscorecards.com">livebaseballscorecards.com</a>	
Joe Nossek, R (1, 8) OBP: 0.286, SLG: 0.286	0-0 3-1 2-3		0-0 4-3			0-0 1-3 1B G4-3		0-0 P6		4 0 1 0 0 0 3		
Tony Oliva, L (1, 9) OBP: 0.167, SLG: 0.250	0-0 4-3			0-3 K		0-0 1-2f G4-3		0-0 G6-3 1B		4 0 1 0 0 1 3		
Harmon Killebrew, R (1, 5) OBP: 0.500, SLG: 0.333	4-0 BB			0-0 6-3		0-0 F9		0-0 F8		3 0 0 0 1 0 1		
Earl Battey, R (1, 2) OBP: 0.182, SLG: 0.182 Jerry Zimmerman, R (7, 2)	0-0 CS 3-H	0-0 6-3		0-0 6-3		0-0 F8		0-0 G6-3 1-2f		3 0 0 0 0 0 0 1 0 0 0 0 0 1		
Bob Allison, R (1, 7) OBP: 0.143, SLG: 0.286		0-0 2-3		0-3 K		0-0 4-3				3 0 0 0 0 1 0		
Don Mincher, L (1, 3) OBP: 0.364, SLG: 0.600					0-0 4-3			0-0 3-1		3 0 1 0 0 0 0		
Frank Quilici, R (1, 4) OBP: 0.364, SLG: 0.333					0-0 P3			0-0 E5 BB		3 0 0 0 0 0 1		
Camilo Pascual, R (1, 1) Rich Rollins, R (6, PH) Jim Merritt, L (6, 1) Sandy Valdespino, L (8, PH) Johnny Klippstein, R (8, 1)					0-0 G1-3			0-0 P4		1 0 0 0 0 0 0 1 0 0 0 0 0 0 0 0 0 0 0 0 0 1 0 0 0 0 0 1 0 0 0 0 0 0 0		
<b>Inning Stats</b>	R: 0 H: 1 E: 0 LOB: 1 K: 0 BB: 1 S: 3 P: 7	R: 0 H: 1 E: 0 LOB: 1 K: 0 BB: 0 S: 4 P: 4	R: 0 H: 0 E: 0 LOB: 0 K: 0 BB: 0 S: 3 P: 3	R: 0 H: 0 E: 0 LOB: 0 K: 1 BB: 0 S: 5 P: 5	R: 0 H: 0 E: 0 LOB: 0 K: 1 BB: 0 S: 5 P: 5	R: 0 H: 2 E: 0 LOB: 1 K: 0 BB: 0 S: 4 P: 4	R: 0 H: 0 E: 0 LOB: 0 K: 0 BB: 0 S: 3 P: 3	R: 0 H: 0 E: 1 LOB: 2 K: 0 BB: 1 S: 4 P: 8	R: 0 H: 1 E: 0 LOB: 0 K: 0 BB: 0 S: 3 P: 3	1B: 4 SF: 0 2B: 1 SAC: 0 3B: 0 DP: 2 HR: 0 HBP: 0	WP: 0 PA: 33 PB: 0 SB: 0 CS: 1	
<b>PITCHER</b> Claude Osteen, L (1, 1) ERA:	IP WLS BF H R ER SO BB IBB HBP BLK WP HR S P ERA WHIP	9.0 W 32 5 0 0 2 2 0 0 0 0 0 0 34 42 0.00 0.778										

**Minnesota Twins @ Los Angeles Dodgers**  
**Dodger Stadium, Los Angeles, CA**  
 Sat Oct 09 1965, 3:33 AM PDT  
 Att: 55,934 - Unknown

AB	30
R	0
H	5
RBI	0
BB	2
SO	2
LOB	10





Batter	1	2	3	4	5	6	7	8	9	AB R H RBI BB SO LOB	TOP											
Zoilo Versalles, R (1, 6) OBP: 0.389, SLG: 0.706	0-0 F7		0-0 1B			0-0 6-3		0-0 FC5-4		4 0 1 0 0 0 1	<b>Minnesota Twins @ Los Angeles Dodgers</b> <b>Dodger Stadium, Los Angeles, CA</b> Sun Oct 10 1965, 3:33 AM PDT Att: 55,920 - Unknown <a href="http://livebaseballscorecards.com">livebaseballscorecards.com</a>											
Sandy Valdespino, L (1, 7) OBP: 0.222, SLG: 0.333	0-0 1B		0-0 F8			0-3 K2-3		0-0 L8		4 0 1 0 0 1 2												
Tony Oliva, L (1, 9) OBP: 0.188, SLG: 0.438	0-0 F5				0-0 G1-3		0-0 HR		0-0 4-3	4 1 1 1 0 0 0												
Harmon Killebrew, R (1, 5) OBP: 0.563, SLG: 0.636		4-0 BB			0-0 HR		0-3 K		4-0 BB	2 1 1 1 2 1 0												
Jimmie Hall, L (1, 8) OBP: 0.250, SLG: 0.143		0-3 K			0-0 6-3		0-3 K		0-3 K	4 0 0 0 0 3 2												
Don Mincher, L (1, 3) OBP: 0.267, SLG: 0.429		0-3 K			0-0 5-3		0-3 K		0-3 K	4 0 0 0 0 3 2												
Earl Battey, R (1, 2) OBP: 0.143, SLG: 0.143		0-3 K			0-3 K		0-0 F9			3 0 0 0 0 2 1												
Jerry Zimmerman, R (7, 2)										0 0 0 0 0 0 0												
Frank Quilici, R (1, 4) OBP: 0.286, SLG: 0.250			0-0 F8			0-0 4-3		0-0 P6		3 0 0 0 0 0 0												
Mudcat Grant, R (1, 1) OBP: 0.200, SLG: 0.400			0-3 K			0-0 4-3		0-0 FC5-4 1B		2 0 0 0 0 1 0												
Al Worthington, R (6, 1)										0 0 0 0 0 0 0												
Joe Nossek, R (8, PH) OBP: 0.375, SLG: 0.375										1 0 1 0 0 0 0												
Bill Pleis, L (8, 1)										0 0 0 0 0 0 0												
<b>Inning Stats</b>	R: 0 E: 0 K: 0 S: 3	H: 1 LOB: 0 BB: 0 P: 3	R: 0 E: 0 K: 3 S: 9	H: 0 LOB: 1 BB: 1 P: 13	R: 0 E: 0 K: 1 S: 6	H: 1 LOB: 1 BB: 0 P: 6	R: 1 E: 0 K: 0 S: 4	H: 1 LOB: 0 BB: 0 P: 4	R: 0 E: 0 K: 1 S: 5	H: 0 LOB: 0 BB: 0 P: 5	R: 1 E: 0 K: 2 S: 8	H: 1 LOB: 0 BB: 0 P: 8	R: 0 E: 0 K: 2 S: 7	H: 0 LOB: 0 BB: 0 P: 7	R: 0 E: 0 K: 0 S: 4	H: 1 LOB: 1 BB: 0 P: 4	R: 0 E: 0 K: 2 S: 7	H: 0 LOB: 1 BB: 1 P: 11	1B: 3 2B: 0 3B: 0 HR: 2	SF: 0 SAC: 0 DP: 0 HBP: 0	WP: 0 PB: 0 SB: 0 CS: 0	PA: 33
<b>PITCHER</b> Don Drysdale, R (1, 1) ERA: 3.86	IP: 9.0 WLS: W BF: 33 H: 5 R: 2 ER: 2 SO: 11 BB: 2 IBB: 0 HBP: 0 BLK: 0 WP: 0 HR: 2 S: 53 P: 61 ERA: 2.00 WHIP: 0.778																					



Batter	1	2	3	4	5	6	7	8	9
Maury Wills, S OBP: 0.353, SLG: 0.412 (1, 6)	0-0 1B S FC4-6 1B		0-0 CS 1B		0-0 6-3		0-0 P6		
Jim Gilliam, S OBP: 0.235, SLG: 0.200 (1, 5) John Kennedy, R (7, PR) (8, 5)	0-0 F7		0-0 F5 1-2			4-0 1B BB	1-0 HBP		
Willie Davis, L OBP: 0.250, SLG: 0.250 (1, 8)	0-0 FC4-6 1-3 1B		0-0 G3			0-0 1-3 1B	0-0 G3		
Ron Fairly, L OBP: 0.313, SLG: 0.563 (1, 9)	0-0 FC4-6 1-2f 3-H			0-0 F3		0-0 E 2-H 3-H 1B		0-0 F9	
Lou Johnson, R OBP: 0.400, SLG: 0.714 (1, 7)	0-0 P4			0-0 F9		0-0 E1 2-H 1B		0-0 HR	
Wes Parker, S OBP: 0.600, SLG: 0.727 (1, 3)		0-0 WP S E 1B		0-0 HR		0-3 K S		0-0 G1-3	
John Roseboro, L OBP: 0.333, SLG: 0.286 (1, 2)		0-0 E4 1-H CS 1B		0-0 L3		4-0 BB		0-0 1B	
Dick Tracewski, R (1, 4)		0-0 F3			0-0 4-3	0-0 F8		0-0 F7	
Don Drysdale, R (1, 1)		0-3 K 1-2 S			0-3 K S		0-3 K S		

Inning Stats	R: 1	H: 2	E: 0	K: 0	S: 5	LOB: 1	BB: 0	P: 5
	R: 1	H: 1	E: 1	K: 1	S: 6	LOB: 1	BB: 0	P: 6
	R: 0	H: 1	E: 0	K: 0	S: 3	LOB: 0	BB: 0	P: 3
	R: 1	H: 1	E: 0	K: 0	S: 4	LOB: 0	BB: 0	P: 4
	R: 0	H: 0	E: 0	K: 1	S: 5	LOB: 0	BB: 0	P: 5
	R: 3	H: 3	E: 1	K: 1	S: 7	LOB: 1	BB: 2	P: 15
	R: 0	H: 0	E: 0	K: 1	S: 5	LOB: 1	BB: 0	P: 6
	R: 1	H: 2	E: 0	K: 0	S: 5	LOB: 1	BB: 0	P: 5

PITCHER	IP	WLS	BF	H	R	ER	SO	BB	IBB	HBP	BLK	WP	HR	S	P	ERA	WHIP
Mudcat Grant, R ERA: 3.86 (1, 1)	5.0	L	21	6	5	4	2	1	0	0	0	1	1	24	28	7.20	1.400
Al Worthington, R ERA: (6, 1)	2.0		9	2	1	0	2	1	0	1	0	0	0	11	16	0.00	1.500
Bill Pleis, L ERA: 9.0 (8, 1)	1.0		5	2	1	1	0	0	0	0	0	0	1	5	5	9.00	2.000

AB R H RBI BB SO LOB

4	1	2	0	0	0	0
2	1	0	0	1	0	2
0	0	0	0	0	0	0
4	1	2	0	0	0	1
4	1	1	3	0	0	1
4	1	2	1	0	0	1
4	2	2	1	0	1	0
3	0	1	0	1	0	0
4	0	0	0	0	0	3
3	0	0	0	0	3	1

AB	32
R	7
H	10
RBI	5
BB	2
SO	4
LOB	9



**Minnesota Twins @ Los Angeles Dodgers**  
 Dodger Stadium, Los Angeles, CA  
 Sun Oct 10 1965, 3:33 AM PDT  
 Att. 55,920 - Unknown

livebaseballscorecards.com

AB	32
R	7
H	10
RBI	5
BB	2
SO	4
LOB	9

WP	1	PA	35
PB	0		
SB	2		
CS	2		

Batter	1	2	3	4	5	6	7	8	9	AB R H RBI BB SO LOB	TOP											
Zoilo Versalles, R (1, 6) OBP: 0.318, SLG: 0.571	0-0 6-3			0-0 F9			0-3 K		0-3 K	4 0 0 0 0 2 2	<b>Minnesota Twins @ Los Angeles Dodgers</b> <b>Dodger Stadium, Los Angeles, CA</b> Mon Oct 11 1965, 3:33 AM PDT Att: 55,801 - Unknown <a href="http://livebaseballscorecards.com">livebaseballscorecards.com</a>											
Joe Nossek, R (1, 8) OBP: 0.333, SLG: 0.333	0-0 G6-3			0-0 6-3			0-0 1B		0-0 L6-4	4 0 1 0 0 0 2												
Tony Oliva, L (1, 9) OBP: 0.158, SLG: 0.368	0-0 B1-3			0-3 K			0-3 K			3 0 0 0 0 2 1												
Harmon Killebrew, R (1, 5) OBP: 0.526, SLG: 0.571		0-3 K			0-0 1B		0-0 L7			3 0 1 0 0 1 1												
Earl Battey, R (1, 2) OBP: 0.118, SLG: 0.118		0-0 F9			0-0 G6-4-3			0-0 6-3		3 0 0 0 0 0 1												
Bob Allison, R (1, 7) OBP: 0.200, SLG: 0.222		0-3 K			0-3 K			4-0 BB		2 0 0 0 1 2 0												
Don Mincher, L (1, 3) OBP: 0.222, SLG: 0.353			0-0 F8			0-3 K		0-0 G6-4-3		3 0 0 0 0 1 1												
Frank Quilici, R (1, 4) OBP: 0.294, SLG: 0.267			0-3 K			0-0 P4			0-0 L6-4 1B	3 0 1 0 0 1 0												
Jim Kaat, L (1, 1) OBP: 0.200, SLG: 0.200 Dave Boswell, R (3, 1) Rich Rollins, R (6, PH) Jim Perry, S (6, 1) Sandy Valdespino, L (9, PH) OBP: 0.300, SLG: 0.400			0-3 K			0-0 F7			0-0 1B	1 0 0 0 0 1 0 0 0 0 0 0 0 0 1 0 0 0 0 0 0 0 0 0 0 0 0 0 1 0 1 0 0 0 0												
<b>Inning Stats</b>	R: 0 E: 0 K: 0 S: 3	H: 0 LOB: 0 BB: 0 P: 3	R: 0 E: 0 K: 2 S: 7	H: 0 LOB: 0 BB: 0 P: 7	R: 0 E: 0 K: 2 S: 7	H: 0 LOB: 0 BB: 0 P: 7	R: 0 E: 0 K: 1 S: 5	H: 0 LOB: 0 BB: 0 P: 5	R: 0 E: 0 K: 1 S: 5	H: 1 LOB: 0 BB: 0 P: 5	R: 0 E: 0 K: 2 S: 8	H: 0 LOB: 0 BB: 0 P: 5	R: 0 E: 0 K: 2 S: 8	H: 1 LOB: 1 BB: 0 P: 8	R: 0 E: 0 K: 0 S: 2	H: 0 LOB: 0 BB: 1 P: 6	R: 0 E: 0 K: 1 S: 6	H: 2 LOB: 1 BB: 0 P: 6	1B: 4 2B: 1 3B: 0 HR: 0	SF: 0 SAC: 0 DP: 3 HBP: 0	WP: 0 PB: 0 SB: 0 CS: 0	PA: 29
<b>PITCHER</b> Sandy Koufax, L (1, 1) ERA: 0.6	IP: 9.0 WLS: W BF: 29 H: 4 R: 0 ER: 0 SO: 10 BB: 1 IBB: 0 HBP: 0 BLK: 0 WP: 0 HR: 0 S: 48 P: 52 ERA: 0.00 WHIP: 0.556											<b>PITCHER</b>	IP: 9.0 WLS: W BF: 29 H: 4 R: 0 ER: 0 SO: 10 BB: 1 IBB: 0 HBP: 0 BLK: 0 WP: 0 HR: 0 S: 48 P: 52 ERA: 0.00 WHIP: 0.556									

Minnesota Twins @ Los Angeles Dodgers  
 Dodger Stadium, Los Angeles, CA  
 Mon Oct 11 1965, 3:33 AM PDT  
 Att: 55,801 - Unknown

AB 28  
 R 0  
 H 4  
 RBI 0  
 BB 1  
 SO 10  
 LOB 8



Batter	1	2	3	4	5	6	7	8	9
Maury Wills, S OBP: 0.455, SLG: 0.591 (1, 6)	0-0 1B 2B	0-0 4-3 1-2 2-3		0-0 1B S		0-0 2B	0-0 1B 1-2 2-H		
Jim Gilliam, S OBP: 0.286, SLG: 0.263 (1, 5) John Kennedy, R (7, 5)	0-0 SH 1B 2-H		0-0 5-3	0-0 1B FC4-6 1-H		0-0 P6	0-0 F7		
Willie Davis, L OBP: 0.300, SLG: 0.300 (1, 8)	0-0 SH 1-H		0-0 1B S	0-0 1B FC4-6 1-2f		0-3 K		0-0 F8 S	
Lou Johnson, R OBP: 0.350, SLG: 0.579 (1, 7)	0-0 P4		0-0 1B 2B 1-H	0-0 1B 4-3 1-2		0-0 F9		0-0 F8	
Ron Fairly, L OBP: 0.381, SLG: 0.619 (1, 9)	0-0 F9		0-0 2B G3 1-H		0-0 1B BB		0-0 1B SH1-4	0-0 F8 1-3	
Wes Parker, S OBP: 0.474, SLG: 0.533 (1, 3)	0-0 G1-3		0-0 G3 2-3		0-0 F7		0-0 SH1-4 1-2	0-3 K	
Dick Tracewski, R OBP: 0.182, SLG: 0.100 (1, 4)		0-0 FC1 CS 1B	4-0 BB		0-0 L7		0-3 K		
John Roseboro, L OBP: 0.368, SLG: 0.250 (1, 2)		0-0 FC1 CS 1-2	0-3 K		4-0 BB 1-2		4-0 1B IBB		
Sandy Koufax, R OBP: 0.167, SLG: 0.167 (1, 1)		0-3 K		0-3 K	0-3 K		0-0 1B 1-2 2-H		

Inning Stats	R: 2	H: 2	E: 1	K: 0	S: 6	LOB: 1	BB: 0	P: 6
	R: 0	H: 1	E: 0	K: 1	S: 6	LOB: 1	BB: 0	P: 6
	R: 2	H: 3	E: 0	K: 1	S: 8	LOB: 2	BB: 1	P: 12
	R: 1	H: 2	E: 0	K: 1	S: 7	LOB: 1	BB: 0	P: 7
	R: 0	H: 1	E: 0	K: 1	S: 6	LOB: 2	BB: 1	P: 10
	R: 0	H: 1	E: 0	K: 1	S: 6	LOB: 1	BB: 0	P: 6
	R: 2	H: 3	E: 0	K: 1	S: 8	LOB: 2	BB: 1	P: 12
	R: 0	H: 1	E: 0	K: 1	S: 6	LOB: 1	BB: 0	P: 6


PITCHER	IP	WLS	BF	H	R	ER	SO	BB	IBB	HBP	BLK	WP	HR	S	P	ERA	WHIP
Jim Kaat, L ERA: 3.18 (1, 1)	2.1	L	14	6	4	3	1	0	0	0	0	0	0	16	16	11.57	2.571
Dave Boswell, R ERA: 3.38 (3, 1)	2.2		13	3	1	1	3	2	0	0	0	0	0	17	25	3.38	1.875
Jim Perry, R ERA: 6.0 (6, 1)	3.0		15	5	2	2	3	0	1	0	0	0	0	20	24	6.00	1.667

**BOTTOM**

AB R H RBI BB SO LOB

5	2	4	1	0	0	2
4	1	2	2	0	0	1
1	0	0	0	0	0	2
4	1	2	0	0	1	2
5	1	1	1	0	0	4
5	1	3	1	0	0	2
4	0	0	0	0	1	4
3	0	1	0	1	1	2
2	1	0	0	2	1	3
4	0	1	1	0	3	4

AB 37  
R 7  
H 14  
RBI 6  
BB 3  
SO 7  
LOB 26



**Minnesota Twins @ Los Angeles Dodgers**  
**Dodger Stadium, Los Angeles, CA**  
 Mon Oct 11 1965, 3:33 AM PDT  
 Att. 55,801 - Unknown

Batter	1	2	3	4	5	6	7	8	9	AB R H RBI BB SO LOB	TOP											
Maury Wills, S OBP: 0.423, SLG: 0.538 (1, 6) X	0-0 G3			X 0-0 6-3		X 0-0 1B		0-0 K		4 0 1 0 0 1 0												
Jim Gilliam, S OBP: 0.240, SLG: 0.217 (1, 5) X	0-0 F7			X 0-0 P4		X 0-0 P6		0-0 6-3		4 0 0 0 0 0 2												
Willie Davis, L OBP: 0.250, SLG: 0.250 (1, 8) X	0-0 F8			X 0-0 G3		X 0-0 F8			X 0-0 F5	4 0 0 0 0 0 2												
Ron Fairly, L OBP: 0.400, SLG: 0.720 (1, 9) X		X 0-0 L8			X 0-0 1B		X 0-0 HR		X 0-0 6-3	4 1 2 1 0 0 0												
Lou Johnson, R OBP: 0.333, SLG: 0.522 (1, 7) X		X 0-0 F3			X 0-0 FC5-4		0-3 K		X 0-0 1B	4 0 1 0 0 1 1												
Wes Parker, S OBP: 0.391, SLG: 0.421 (1, 3) X		X 0-0 4-3			X 0-0 4-3		0-0 G1-3		X 0-0 4-3	4 0 0 0 0 0 2												
John Roseboro, L OBP: 0.364, SLG: 0.263 (1, 2) X			X 0-0 E5			X 0-3 K		0-0 1B		3 0 1 0 0 1 1	AB 33											
Dick Tracewski, R OBP: 0.214, SLG: 0.154 (1, 4) X			0-3 K				X 0-0 1B	X 0-0 F8		3 0 1 0 0 1 2	R 1											
Claude Osteen, L OBP: 0.333, SLG: 0.333 (1, 1) X			0-0 F7				0-3 K		X 0-0 4-3	1 0 0 0 0 0 0	H 6											
Willie Crawford, L OBP: 0.500, SLG: 0.500 (6, PH)										1 0 0 0 0 1 1	RBI 1											
Howie Reed, R (6, 1)										0 0 0 0 0 0 0	BB 0											
Wally Moon, L (8, PH)										1 0 0 0 0 0 0	SO 5											
Bob Miller, R (8, 1)										0 0 0 0 0 0 0	LOB 11											
<b>Inning Stats</b>	R: 0 E: 0 K: 0 S: 3	H: 0 LOB: 0 BB: 0 P: 3	R: 0 E: 0 K: 0 S: 3	H: 0 LOB: 0 BB: 0 P: 3	R: 0 E: 1 K: 1 S: 5	H: 0 LOB: 0 BB: 0 P: 5	R: 0 E: 0 K: 0 S: 3	H: 0 LOB: 0 BB: 0 P: 3	R: 0 E: 0 K: 1 S: 6	H: 1 LOB: 1 BB: 0 P: 6	R: 0 E: 0 K: 1 S: 7	H: 2 LOB: 2 BB: 0 P: 7	R: 1 E: 0 K: 1 S: 7	H: 2 LOB: 1 BB: 0 P: 7	R: 0 E: 0 K: 1 S: 5	H: 0 LOB: 0 BB: 0 P: 5	R: 0 E: 0 K: 0 S: 4	H: 1 LOB: 1 BB: 0 P: 4	1B: 5 2B: 1 3B: 0 HR: 1	SF: 0 SAC: 0 DP: 1 HBP: 0	WP: 0 PB: 0 SB: 0 CS: 1	PA: 33
<b>PITCHER</b> Mudcat Grant, R ERA: 2.74 (1, 1)	IP 9.0 WLS W BF 33 H 6 R 1 ER 1 SO 5 BB 0 IBB 0 HBP 0 BLK 0 WP 0 HR 1 S 43 P 43 ERA 1.00 WHIP 0.667																				<b>PITCHER</b> IP WLS BF H R ER SO BB IBB HBP BLK WP HR S P ERA WHIP	

**Los Angeles Dodgers @ Minnesota Twins**  
 Metropolitan Stadium, Bloomington, MI  
 Wed Oct 13 1965, 4:33 AM EDT  
 Att: 49,578 - Unknown

AB	33
R	1
H	6
RBI	1
BB	0
SO	5
LOB	11





Batter	1	2	3	4	5	6	7	8	9	AB	R	H	RBI	BB	SO	LOB
Zoilo Versalles, R OBP: 0.346, SLG: 0.542 (1, 6)	0-0 G1-6-3 1B		4-0 5-3 6-3 BB	0-0 P6		0-3 K				3	0	1	0	1	1	1
Joe Nossek, R OBP: 0.250, SLG: 0.250 (1, 8)	0-0 G1-6-3 1-2f		0-0 6-3		0-0 F3		0-3 K			4	0	0	0	0	1	2
Tony Oliva, L OBP: 0.217, SLG: 0.391 (1, 9)	0-0 FC5-4 1B		0-0 5-3		0-0 6-3		0-0 1B			4	0	2	0	0	0	1
Harmon Killebrew, R OBP: 0.435, SLG: 0.444 (1, 5)	0-0 FC5-4 1-2f		0-0 6-3		0-0 4-3		0-0 P6			4	0	0	0	0	0	3
Earl Battey, R OBP: 0.143, SLG: 0.238 (1, 2)		0-0 3B		0-0 E4 HR		0-0 3-1		0-0 F9		4	1	1	0	0	0	1
Bob Allison, R OBP: 0.286, SLG: 0.500 (1, 7)		0-3 K		0-0 1-H HR		4-0 HR BB		0-0 P4		3	2	1	2	1	1	1
Don Mincher, L OBP: 0.227, SLG: 0.300 (1, 3)		4-0 BB		0-0 4-3		0-3 K		0-0 4-3		3	0	0	0	1	1	1
Frank Quilici, R OBP: 0.333, SLG: 0.235 (1, 4)		0-3 K		4-0 5-3 BB		4-0 HR IBB		0-0 F8		2	1	0	0	2	1	2
Mudcat Grant, R OBP: 0.250, SLG: 0.750 (1, 1)		0-0 P6		0-0 5-3		0-0 1-H 2-H HR				3	1	1	3	0	0	3

Inning Stats	R: 0	H: 2	E: 0	K: 0	S: 4	H: 1	LOB: 1	BB: 0	P: 4	R: 0	H: 1	E: 0	K: 2	S: 8	R: 0	H: 0	E: 0	K: 0	S: 3	R: 2	H: 1	E: 1	K: 0	S: 5	R: 0	H: 0	E: 0	K: 0	S: 3	R: 3	H: 1	E: 0	K: 2	S: 8	R: 0	H: 1	E: 0	K: 1	S: 6	R: 0	H: 0	E: 0	K: 0	S: 3	R: 0	H: 0	E: 0	K: 0	S: 3
--------------	------	------	------	------	------	------	--------	-------	------	------	------	------	------	------	------	------	------	------	------	------	------	------	------	------	------	------	------	------	------	------	------	------	------	------	------	------	------	------	------	------	------	------	------	------	------	------	------	------	------

PITCHER	IP	WLS	BF	H	R	ER	SO	BB	IBB	HBP	BLK	WP	HR	S	P	ERA	WHIP
Claude Osteen, L ERA: 0.64 (1, 1)	5.0	L	22	4	2	1	2	3	0	0	0	0	1	23	35	1.80	1.400
Howie Reed, R ERA: 8.1 (6, 1)	2.0		10	2	3	3	3	1	1	0	0	0	1	14	22	13.50	1.500
Bob Miller, R ERA: (8, 1)	1.0		3	0	0	0	0	0	0	0	0	0	0	3	3	0.00	0.000


**BOTTOM**

**Los Angeles Dodgers @ Minnesota Twins**  
Metropolitan Stadium, Bloomington, MI

Wed Oct 13 1965, 4:33 AM EDT  
Att. 49,578 - Unknown

livebaseballscorecards.com

AB	30
R	5
H	6
RBI	5
BB	5
SO	5
LOB	15



1B:	3	SF:	0	WP:	0	PA:	35
2B:	0	SAC:	0	PB:	0		
3B:	1	DP:	1	SB:	1		
HR:	2	HBP:	0	CS:	0		

Batter	1	2	3	4	5	6	7	8	9	AB R H RBI BB SO LOB	TOP			
Maury Wills, S OBP: 0.387, SLG: 0.467 (1, 6)	2-3 K		0-2 G4-3	2-2 P5			1-0 G6-3		4-2 CS BB	4 0 0 0 1 1 4				
Jim Gilliam, S OBP: 0.267, SLG: 0.250 (1, 5)	0-0 SH1-3 1B		2-1 L9			2-1 G4-3	2-1 G5-3 HBP 1B		1-1 G6-3	5 0 2 0 0 0 3 0 0 0 0 0 0 0				
Willie Davis, L OBP: 0.259, SLG: 0.231 (1, 8)	0-1 SH1-3 1-2		1-1 P2			0-1 P5	2-2 G5-3 HBP 1-2			2 0 0 0 0 0 2				
Lou Johnson, R OBP: 0.321, SLG: 0.593 (1, 7)	0-0 P9			1-1 HR		1-2 F9	0-1 G5-3 1-2 2-3			4 1 1 1 0 0 3				
Ron Fairly, L OBP: 0.379, SLG: 0.690 (1, 9)				0-0 E 2B		0-0 F7	1-0 F9			4 1 1 0 0 0 2				
Wes Parker, S OBP: 0.407, SLG: 0.522 (1, 3)				0-0 E9 G1-3 2-H 1B		1-1 3B		0-1 G4-3		4 0 2 1 0 0 0				
Dick Tracewski, R OBP: 0.167, SLG: 0.118 (1, 4)				1-1 B1		3-3 K		0-0 G5-3		4 0 0 0 0 2 2				
John Roseboro, L OBP: 0.423, SLG: 0.333 (1, 2)				1-0 G4-3 2B		4-0 G1-3 BB	4-0 IBB	1-3 K		2 0 1 0 2 1 0				
Sandy Koufax, R OBP: 0.200, SLG: 0.111 (1, 1)				4-2 G4-3 BB		0-0 G1-3 1-2 2-3	2-3 K		1-3 K	3 0 0 0 1 2 4				
<b>Inning Stats</b>	R: 0 E: 0 K: 1 S: 7 H: 1 LOB: 1 BB: 0 P: 9	R: 0 E: 0 K: 1 S: 8 H: 0 LOB: 0 BB: 0 P: 11	R: 0 E: 0 K: 0 S: 11 H: 1 LOB: 2 BB: 1 P: 19	R: 2 E: 1 K: 0 S: 10 H: 3 LOB: 2 BB: 1 P: 18	R: 0 E: 0 K: 0 S: 7 H: 0 LOB: 0 BB: 0 P: 10	R: 0 E: 0 K: 2 S: 9 H: 1 LOB: 2 BB: 1 P: 19	R: 0 E: 0 K: 0 S: 8 H: 1 LOB: 2 BB: 0 P: 14	R: 0 E: 0 K: 1 S: 7 H: 0 LOB: 0 BB: 0 P: 8	R: 0 E: 0 K: 1 S: 7 H: 0 LOB: 0 BB: 1 P: 13	1B: 3 2B: 2 3B: 1 HR: 1 SF: 0 SAC: 1 DP: 0 HBP: 1	WP: 0 PB: 0 SB: 0 CS: 1 PA: 38			
<b>PITCHER</b>	IP WLS BF H R ER SO BB IBB HBP BLK WP HR S P ERA WHIP												<b>PITCHER</b>	IP WLS BF H R ER SO BB IBB HBP BLK WP HR S P ERA WHIP
Jim Kaat, L ERA: 3.77 (1, 1)	3.0 L 15 5 2 2 2 1 0 0 0 0 0 1 30 44 6.00 2.000													
Al Worthington, R ERA: (4, 1)	2.0 7 0 0 0 0 1 0 0 0 0 0 0 13 23 0.00 0.500													
Johnny Klippstein, R ERA: (6, 1)	1.2 9 2 0 0 2 0 1 1 0 0 0 0 16 31 0.00 1.200													
Jim Merritt, L ERA: 2.7 (7, 1)	1.1 4 0 0 0 1 0 0 0 0 0 0 0 8 10 0.00 0.000													
Jim Perry, R ERA: 4.5 (9, 1)	1.0 3 0 0 0 1 1 0 0 0 0 0 0 7 13 0.00 1.000													

Los Angeles Dodgers @ Minnesota Twins  
Metropolitan Stadium, Bloomington, MI

Thu Oct 14 1965, 4:33 AM EDT  
Att. 50,596 - Overcast - 50 F

AB	32
R	2
H	7
RBI	2
BB	4
SO	6
LOB	20



Batter	1	2	3	4	5	6	7	8	9	AB	R	H	RBI	BB	SO	LOB
--------	---	---	---	---	---	---	---	---	---	----	---	---	-----	----	----	-----

<b>Zoilo Versalles, R</b> <small>OBP: 0.333, SLG: 0.500</small> <small>(1, 6)</small> 										4	0	1	0	0	1	2
<b>Joe Nossek, R</b> <small>OBP: 0.200, SLG: 0.200</small> <small>(1, 8)</small> 										4	0	0	0	0	0	3
<b>Tony Oliva, L</b> <small>OBP: 0.222, SLG: 0.346</small> <small>(1, 9)</small> 										3	0	0	0	1	2	1
<b>Harmon Killebrew, R</b> <small>OBP: 0.444, SLG: 0.429</small> <small>(1, 5)</small> 										3	0	1	0	1	0	0
<b>Earl Battey, R</b> <small>OBP: 0.120, SLG: 0.200</small> <small>(1, 2)</small> 										4	0	0	0	0	2	3
<b>Bob Allison, R</b> <small>OBP: 0.222, SLG: 0.375</small> <small>(1, 7)</small> 										4	0	0	0	0	2	1
<b>Don Mincher, L</b> <small>OBP: 0.200, SLG: 0.261</small> <small>(1, 3)</small> 										3	0	0	0	0	1	0
<b>Frank Quilici, R</b> <small>OBP: 0.333, SLG: 0.300</small> <small>(1, 4)</small> 										3	0	1	0	0	1	0
<b>Jim Kaat, L</b> <small>OBP: 0.187, SLG: 0.187</small> <small>(4, 1)</small> <b>Al Worthington, R</b> <small>(5, PH)</small> <b>Rich Rollins, R</b> <small>(6, 1)</small> <b>Johnny Klippstein, R</b> <small>(7, 1)</small> <b>Jim Merritt, L</b> <small>(8, PH)</small> <b>Sandy Valdespino, L</b> <small>OBP: 0.273, SLG: 0.364</small> <small>(9, 1)</small> 										1	0	0	0	0	1	0

Inning Stats	R: 0 E: 0 K: 2 S: 13	H: 0 LOB: 2 BB: 2 P: 26	R: 0 E: 0 K: 2 S: 9	H: 0 LOB: 0 BB: 0 P: 11	R: 0 E: 0 K: 2 S: 11	H: 1 LOB: 1 BB: 0 P: 13	R: 0 E: 0 K: 0 S: 7	H: 0 LOB: 0 BB: 0 P: 10	R: 0 E: 0 K: 0 S: 10	H: 1 LOB: 2 BB: 1 P: 19	R: 0 E: 0 K: 1 S: 6	H: 0 LOB: 0 BB: 0 P: 10	R: 0 E: 0 K: 1 S: 10	H: 0 LOB: 0 BB: 0 P: 14	R: 0 E: 0 K: 0 S: 9	H: 0 LOB: 0 BB: 0 P: 13	R: 0 E: 0 K: 2 S: 11	H: 1 LOB: 1 BB: 0 P: 16	1B: 2 2B: 1 3B: 0 HR: 0	SF: 0 SAC: 0 DP: 0 HBP: 0	WP: 0 PB: 0 SB: 0 CS: 0	PA: 33
--------------	-------------------------------	----------------------------------	------------------------------	----------------------------------	-------------------------------	----------------------------------	------------------------------	----------------------------------	-------------------------------	----------------------------------	------------------------------	----------------------------------	-------------------------------	----------------------------------	------------------------------	----------------------------------	-------------------------------	----------------------------------	----------------------------------	------------------------------------	----------------------------------	--------

PITCHER	<b>Sandy Koufax, L</b> <small>OBP: 0.38</small> <small>(1, 1)</small>	IP 9.0	WLS W	BF 33	H 3	R 0	ER 0	SO 10	BB 3	IBB 0	HBP 0	BLK 0	WP 0	HR 0	S 86	P 132	ERA 0.00	WHIP 0.667
---------	---	-----------	----------	----------	--------	--------	---------	----------	---------	----------	----------	----------	---------	---------	---------	----------	-------------	---------------

**BOTTOM**

**Los Angeles Dodgers @ Minnesota Twins**  
 Metropolitan Stadium, Bloomington, MI

Thu Oct 14 1965, 4:33 AM EDT  
 Att. 50,596 - Overcast - 50 F

livebaseballscores.com

AB	30
R	0
H	3
RBI	0
BB	3
SO	10
LOB	10

