


**Los Angeles Dodgers - 1966**

Batter	1	2	3	4	5	6	7	8	9	AB R H RBI BB SO LOB	TOP
Lee Maye, L (1, 7) X	0-0 4-3 ①		0-0 SF8 ②		0-0 4-3 ③			0-0 4-3 ②		3 0 0 1 0 0 1	
Sonny Jackson, L (1, 6) S S S	0-3 K ②		0-0 4-3 ③		0-0 F7 ①			0-0 FC5-4 1B ③		4 0 1 0 0 1 1	
Jimmy Wynn, R (1, 8) X	0-0 P5 ③			0-0 F7 ①		0-3 K ②		0-0 FC5-4 ③		4 0 0 0 0 1 1	
Dave Nicholson, R (1, 9) OBP: 0.750, SLG: 0.667		0-0 G4-6-3 1B		0-0 FC4-6 1B		0-0 F8 ③			4-0 5-3 1B BB	3 1 2 0 1 0 0	
Joe Morgan, L (1, 4)		0-0 G4-6-3 1-2f		0-0 FC4-6 E S 1-2f		0-0 5-3 ①			0-3 K ①	4 0 0 0 0 1 3	
Bob Aspromonte, R (1, 5) OBP: 0.250, SLG: 0.250		0-0 3-1		0-0 P6 1-3		0-0 1B			0-0 5-3 ②	4 0 1 0 0 0 2	
Chuck Harrison, R (1, 3) OBP: 0.750, SLG: 0.667 Bob Lillis, R (9, PR)			4-0 SH SF8 BB		0-0 1B		0-0 F7 ②		0-0 1B 2-H	3 1 2 1 1 0 1 0 0 0 0 0 0 0	AB 31 R 2 H 6 RBI 2 BB 2 SO 5 LOB 14
John Bateman, R (1, 2)			0-0 P4		0-3 K		0-0 1-3		0-3 K ③	4 0 0 0 0 2 4	
Robin Roberts, S (1, 1) Ron Brand, R (8, PH) Frank Carpin, L (8, 1)			0-0 SH 1-3		0-0 B2			0-0 4-3 ①		1 0 0 0 0 0 1 1 0 0 0 0 0 0 0 0 0 0 0 0 0	
Inning Stats	R: 0 H: 0 E: 0 K: 1 S: 5 WLS: 0 LOB: 0 BB: 0 P: 5	R: 0 H: 1 E: 0 K: 0 S: 3 WLS: 0 LOB: 0 BB: 0 P: 3	R: 1 H: 0 E: 1 K: 0 S: 4 WLS: 0 LOB: 1 BB: 1 P: 8	R: 0 H: 1 E: 0 K: 0 S: 4 WLS: 0 LOB: 1 BB: 0 P: 4	R: 0 H: 1 E: 0 K: 1 S: 6 WLS: 0 LOB: 1 BB: 0 P: 6	R: 0 H: 0 E: 0 K: 1 S: 5 WLS: 0 LOB: 0 BB: 0 P: 5	R: 0 H: 1 E: 0 K: 0 S: 4 WLS: 0 LOB: 1 BB: 0 P: 4	R: 0 H: 1 E: 0 K: 0 S: 4 WLS: 0 LOB: 1 BB: 0 P: 4	R: 1 H: 1 E: 0 K: 2 S: 8 WLS: 0 LOB: 1 BB: 1 P: 12	1B: 6 SF: 1 2B: 0 SAC: 1 3B: 0 DP: 1 HR: 0 HBP: 0	WP: 0 PA: 35 PB: 0 SB: 1 CS: 0
PITCHER Claude Osteen, L (1, 1) ERA: 1.0	IP 9.0 WLS W BF 35 H 6 R 2 ER 1 SO 5 BB 2 IBB 0 HBP 0 BLK 0 WP 0 HR 0 S 43 P 51 ERA 1.00 WHIP 0.889	PITCHER IP WLS BF H R ER SO BB IBB HBP BLK WP HR S P ERA WHIP									

Houston Astros @ Los Angeles Dodgers  
Dodger Stadium, Los Angeles, CA

Tue Apr 12 1966, 6:05 PM PST  
Att. 34,520 - Unknown - 62 F

livebaseballscorecards.com

Batter	1	2	3	4	5	6	7	8	9
Maury Wills, S OBP: 0.500, SLG: 0.500 (1, 6)	0-0 4-3 1B 4-3 1B		0-0 F8		0-0 6-3			0-0 SH2-3 1B	
Wes Parker, S (1, 3)	0-0 4-3 1-2		0-0 6-3			4-0 PB SH3 SF9 BB		0-0 SH2-3 1-2	
Willie Davis, L OBP: 0.333, SLG: 0.333 (1, 8)	0-0 4-3 2-3		0-0 CS 1B			0-0 SH3 1-2		0-3 K	
Ron Fairly, L OBP: 0.500, SLG: 0.667 (1, 9)	0-0 1B 3-H		0-0 CS 1-2	0-0 F8		0-0 SF9 2-H		0-0 1B 2-H	
Jim Lefebvre, S OBP: 0.500, SLG: 0.500 (1, 5)				0-0 1B G5-4-3		0-0 4-3		0-0 F7	
John Kennedy, R (9, 5)									
Lou Johnson, R OBP: 0.333, SLG: 0.333 (1, 7)		0-0 4-3 1B 1-2		0-0 1B G5-4-3 1-2f			0-0 P4		
John Roseboro, L OBP: 0.333, SLG: 0.333 (1, 2)		0-0 4-3 1-2 2-3			0-0 6-3 1B		0-0 6-3		
Nate Oliver, R OBP: 0.333, SLG: 0.333 (1, 4)		0-0 1-3			0-0 P4		0-0 1B		
Claude Osteen, L (1, 1)		0-0 F6			0-0 6-3 1-2		0-0 G3		

Inning Stats	R: 1	H: 2	E: 0	K: 0	S: 4	LOB: 1	BB: 0	P: 4
	R: 0	H: 2	E: 0	K: 0	S: 5	LOB: 2	BB: 0	P: 5
	R: 0	H: 1	E: 0	K: 0	S: 3	LOB: 0	BB: 0	P: 3
	R: 0	H: 1	E: 0	K: 0	S: 3	LOB: 0	BB: 0	P: 3
	R: 0	H: 1	E: 0	K: 0	S: 4	LOB: 1	BB: 0	P: 4
	R: 1	H: 0	E: 0	K: 0	S: 3	LOB: 0	BB: 1	P: 7
	R: 0	H: 1	E: 0	K: 0	S: 4	LOB: 1	BB: 0	P: 4
	R: 0	H: 1	E: 0	K: 0	S: 4	LOB: 1	BB: 0	P: 4
	R: 1	H: 2	E: 0	K: 1	S: 7	LOB: 1	BB: 0	P: 7

PITCHER	IP	WLS	BF	H	R	ER	SO	BB	IBB	HBP	BLK	WP	HR	S	P	ERA	WHIP
Robin Roberts, R ERA: 1.29 (1, 1)	7.0	L	27	8	2	1	0	1	0	0	0	0	0	26	30	1.29	1.286
Frank Carpin, L ERA: 9.0 (8, 1)	1.0		5	2	1	1	1	0	0	0	0	0	0	7	7	9.00	2.000

AB R H RBI BB SO LOB

4	2	2	0	0	0	1
2	1	0	0	1	0	1
3	0	1	0	0	1	2
3	0	2	3	0	0	0
4	0	2	0	0	0	1
0	0	0	0	0	0	0
3	0	1	0	0	0	1
3	0	1	0	0	0	2
3	0	1	0	0	0	3
3	0	0	0	0	0	4

1B: 10	SF: 1	WP: 0	PA: 33
2B: 0	SAC: 2	PB: 1	
3B: 0	DP: 1	SB: 0	
HR: 0	HBP: 0	CS: 1	

WP	PA	ERA	WHIP
0	33		

**Houston Astros @ Los Angeles Dodgers**  
**Dodger Stadium, Los Angeles, CA**  
 Tue Apr 12 1966, 6:05 PM PST  
 Att: 34,520 - Unknown - 62 F

livebaseballscorecards.com

AB	28
R	3
H	10
RBI	3
BB	1
SO	1
LOB	15





BOTTOM

Houston Astros @ Los Angeles Dodgers  
Dodger Stadium, Los Angeles, CA

livebaseballscores.com

AB	31
R	6
H	6
RBI	6
BB	7
SO	2
LOB	12



WP:	0	PA:	39
PB:	0	SB:	4
CS:	0		

Wed Apr 13 1966, 6:05 PM PST  
Att. 24,049 - Unknown

AB R H RBI BB SO LOB

4	2	2	0	1	0	0
4	0	0	0	1	1	2
5	0	1	0	0	0	2
2	1	0	1	1	0	0
3	1	1	3	1	0	0
2	1	1	0	2	0	3
3	1	1	2	1	0	1
4	0	0	0	0	0	3
1	0	0	0	0	1	0
2	0	0	0	0	0	1
1	0	0	0	0	0	0
0	0	0	0	0	0	0

Batter	1	2	3	4	5	6	7	8	9
Maury Wills, S OBP: 0.556, SLG: 0.500 (1, 6)	0-0 4-3 S HR 1B	4-0 S BB		0-0 4-3			0-0 1B S SF7 1B		0-0 4-3
Wes Parker, S (1, 3)	0-0 4-3 1-3	0-3 K 1-2		0-0 F9			4-0 SF7 1B 1-2 BB		0-0 1-3
Willie Davis, L OBP: 0.250, SLG: 0.250 (1, 8)	0-0 G3	0-0 G3					0-0 SF7 1B 1-2 2-3		0-0 1-3
Ron Fairly, L OBP: 0.375, SLG: 0.400 (1, 9)	4-0 HR BB		0-0 4-3				0-0 F9		0-0 SF7
Jim Lefebvre, S OBP: 0.500, SLG: 0.857 (1, 5)	0-0 1-H 3-H HR		0-0 3-1				0-0 P4		0-0 G6-4-3 IBB
Lou Johnson, R OBP: 0.571, SLG: 0.400 (1, 7)	4-0 S BB		4-0 HR BB				0-0 1B		0-0 G6-4-3 1-2f
John Roseboro, L OBP: 0.429, SLG: 0.833 (1, 2)	4-0 1-2 BB		0-0 1-H HR				0-0 F9		0-0 4-3
Nate Oliver, R OBP: 0.143, SLG: 0.143 (1, 4)	0-0 4-3		0-0 P4				0-0 F8		0-0 6-3
Sandy Koufax, R Phil Regan, R Tommy Davis, R Ron Perranoski, L		0-3 K		0-0 4-3			0-0 F8		0-0 F9

Inning Stats	R	H	E	K	S	R	H	E	K	S	R	H	E	K	S	R	H	E	K	S	R	H	E	K	S	R	H	E	K	S	R	H	E	K	S	R	H	E	K	S	R	H	E	K	S	R	H	E	K	S	1B	2B	3B	HR	SF	SAC	DP	HBP	WP	PA																				
	3	2	0	5	7	0	0	0	2	7	2	1	0	0	8	0	0	0	0	3	0	1	0	0	3	0	1	0	0	4	1	2	0	4	12	0	0	0	0	3	0	0	0	0	3	0	0	0	0	3	0	0	0	0	3	0	0	0	0	3	0	0	0	0	3	0	0	0	0	3	4	0	0	2	1	0	1	0	0	39

PITCHER	IP	WLS	BF	H	R	ER	SO	BB	IBB	HBP	BLK	WP	HR	S	P	ERA	WHIP
Larry Dierker, R ERA: 15.0 (1, 1)	3.0		17	3	5	5	2	5	0	0	0	0	2	16	36	15.00	2.667
Mike Cuellar, L ERA: (4, 1)	3.0		10	1	0	0	0	0	0	0	0	0	0	10	10	0.00	0.333
Jim Owens, R ERA: 3.0 (7, 1)	3.0	W	12	2	1	1	0	1	1	0	0	0	0	10	18	3.00	1.000

Batter	1	2	3	4	5	6	7	8	9	AB R H RBI BB SO LOB	TOP											
Lee Maye, L (1, 7) OBP: 0.077, SLG: 0.083	0-0 E7 SH5-3 SF7 1B		0-0 G3		0-0 5-3		0-0 G3		0-0 L1	5 1 1 0 0 0 3	<b>Houston Astros @ Los Angeles Dodgers</b> <b>Dodger Stadium, Los Angeles, CA</b> Thu Apr 14 1966, 6:05 PM PST Att. 18,550 - Unknown - 75 F <a href="http://livebaseballscorecards.com">livebaseballscorecards.com</a>											
Sonny Jackson, L (1, 6) OBP: 0.231, SLG: 0.167	0-0 SH5-3 2-3		0-0 L8		0-0 L4		4-0 2B BB	0-0 F7	3 1 0 0 1 0 1													
Jimmy Wynn, R (1, 8) OBP: 0.250, SLG: 0.636	0-0 SF7 3-H		0-3 K		0-0 1B 1B		0-0 SH5-3 1-H 2B		3 1 2 2 0 1 0													
Joe Morgan, L (1, 4) OBP: 0.455, SLG: 0.700	0-3 K			0-0 G1 S 1B		0-0 1-2 1B	0-0 SH5-3 2-3		3 0 2 0 0 1 0													
Rusty Staub, L (1, 9) OBP: 0.333, SLG: 0.833		0-0 3-1		0-0 G1 1-3		0-0 F9	0-0 HR		4 1 1 2 0 0 3													
Bob Aspromonte, R (1, 5) OBP: 0.250, SLG: 0.182		0-3 K		0-3 K		0-0 F8	0-0 P3		4 0 0 0 0 2 3													
Jim Gentile, L (1, 3) OBP: 0.200, SLG: 0.200		0-0 1B 1B		0-0 F8		0-0 F8	0-3 K		4 0 1 0 0 1 1													
John Bateman, R (1, 2) OBP: 0.200, SLG: 0.400		0-0 1B		0-3 K		0-0 E6 SH3-4		0-0 E8 1B	3 0 1 0 0 1 0 0 0 0 0 0 0 0 1 0 1 0 0 0 0													
Nate Colbert, R (7, PR)		1-2 1B		0-3 K		0-0 SH3-4		0-3 K	2 0 0 0 0 2 2 1 0 0 0 0 1 1													
Ron Brand, R (7, 2) OBP: 0.500, SLG: 0.500																						
Bob Bruce, R (1, 1)		0-3 K																				
Carroll Sembera, R (8, 1)																						
<b>Inning Stats</b>	R: 1 E: 1 K: 1 S: 6	H: 1 LOB: 0 BB: 0 P: 6	R: 0 E: 0 K: 2 S: 9	H: 2 LOB: 2 BB: 0 P: 9	R: 0 E: 0 K: 1 S: 5	H: 0 LOB: 0 BB: 0 P: 5	R: 0 E: 0 K: 1 S: 6	H: 1 LOB: 1 BB: 0 P: 6	R: 0 E: 0 K: 2 S: 7	H: 0 LOB: 0 BB: 0 P: 7	R: 0 E: 0 K: 0 S: 5	H: 2 LOB: 2 BB: 0 P: 5	R: 0 E: 1 K: 0 S: 4	H: 0 LOB: 2 BB: 0 P: 4	R: 3 E: 0 K: 1 S: 7	H: 2 LOB: 0 BB: 1 P: 11	R: 0 E: 1 K: 1 S: 6	H: 1 LOB: 1 BB: 0 P: 6	1B: 7 2B: 1 3B: 0 HR: 1	SF: 1 SAC: 3 DP: 0 HBP: 0	WP: 0 PB: 0 SB: 1 CS: 0	PA: 38
<b>PITCHER</b>	IP WLS BF H R ER SO BB IBB HBP BLK WP HR S P ERA WHIP																					
Don Sutton, R (1, 1) ERA: 2.57	7.0 L 30 7 3 2 7 1 0 0 0 0 0 0 43 47 2.57 1.143																					
Ron Perranoski, L (8, 1) ERA: 6.0	2.0 8 2 1 1 2 0 0 0 0 0 1 12 12 4.50 1.000																					



Batter	1	2	3	4	5	6	7	8	9
Maury Wills, S OBP: 0.385, SLG: 0.333 (1, 6)	0-0 G3		0-0 G3		0-0 FC3-6 FC4-6 S		0-0 L6-3		
Wes Parker, S OBP: 0.333, SLG: 0.111 (1, 3)	0-3 K		0-0 1B		4-0 1B FC4-6 BB			0-0 4-3	
Willie Davis, L OBP: 0.333, SLG: 0.417 (1, 8)	0-0 F9		0-0 1B		0-0 FC4-6 1-2f 2-3			0-0 5-3 2B	
Ron Fairly, L OBP: 0.333, SLG: 0.250 (1, 9)		0-0 4-3	0-0 G4-6-3		0-0 P4			4-0 5-3 BB	
Jim Lefebvre, S OBP: 0.500, SLG: 1.273 (1, 5)		0-0 HR		0-0 HR		0-0 L8		0-0 5-3 1-2 2-3	
Lou Johnson, R OBP: 0.545, SLG: 0.444 (1, 7)		0-0 1B		0-0 6-3		0-0 G6-3 1B		0-0 6-3	
John Roseboro, L OBP: 0.364, SLG: 0.600 (1, 2)		0-0 1B		0-0 F8		0-0 G6-3			0-0 4-3
Nate Oliver, R OBP: 0.100, SLG: 0.100 (1, 4) Derrell Griffith, L (9, PH)	0-3 K		0-0 5-3				0-3 K		0-0 F8
Don Sutton, R OBP: 0.667, SLG: 0.667 (1, 1) Ron Perranoski, L (8, 1) Tommy Davis, R (9, PH)		0-0 P4			0-0 FC3-6 1B		0-0 L6-3 1B		0-3 K

Inning Stats	R: 0	H: 0	E: 0	K: 1	S: 5	R: 1	H: 3	E: 0	K: 1	S: 8	R: 0	H: 2	E: 0	K: 0	S: 4	R: 1	H: 1	E: 0	K: 0	S: 4	R: 0	H: 1	E: 0	K: 0	S: 4	R: 0	H: 1	E: 0	K: 1	S: 5	R: 0	H: 1	E: 0	K: 0	S: 4	R: 0	H: 0	E: 0	K: 1	S: 5		
	LOB: 0	BB: 0	P: 5	LOB: 2	BB: 0	P: 8	LOB: 1	BB: 0	P: 4	LOB: 0	BB: 0	P: 4	LOB: 2	BB: 1	P: 8	LOB: 0	BB: 0	P: 3	LOB: 0	BB: 0	P: 5	LOB: 2	BB: 1	P: 8	LOB: 0	BB: 0	P: 5	LOB: 0	BB: 0	P: 5	LOB: 0	BB: 0	P: 5	LOB: 0	BB: 0	P: 5	LOB: 0	BB: 0	P: 5	LOB: 0	BB: 0	P: 5
	1B: 7	2B: 2	3B: 0	HR: 2	SF: 0	SAC: 0	DP: 3	HBP: 0	WP: 0	PA: 36	1B: 7	2B: 2	3B: 0	HR: 2	SF: 0	SAC: 0	DP: 3	HBP: 0	WP: 0	PA: 36	1B: 7	2B: 2	3B: 0	HR: 2	SF: 0	SAC: 0	DP: 3	HBP: 0	WP: 0	PA: 36	1B: 7	2B: 2	3B: 0	HR: 2	SF: 0	SAC: 0	DP: 3	HBP: 0	WP: 0	PA: 36		
PITCHER	IP	WLS	BF	H	R	ER	SO	BB	IBB	HBP	BLK	WP	HR	S	P	ERA	WHIP																									
Bob Bruce, R (1, 1) ERA: 2.45	7.1	W	31	10	2	2	3	2	0	0	0	0	2	35	43	2.46	1.636																									
Carroll Sembera, R (8, 1) ERA:	1.2	S	5	0	0	0	1	0	0	0	0	0	0	7	7	0.00	0.000																									

BOTTOM

Houston Astros @ Los Angeles Dodgers  
 Dodger Stadium, Los Angeles, CA  
 Thu Apr 14 1966, 6:05 PM PST  
 Att: 18,550 - Unknown - 75 F

livebaseballscores.com

AB	34
R	2
H	10
RBI	2
BB	2
SO	4
LOB	17







Batter	1	2	3	4	5	6	7	8	9	AB	R	H	RBI	BB	SO	LOB
Maury Wills, S OBP: 0.353, SLG: 0.267 (1, 6)	0-0 1-3			0-0 B1-3		4-0 BB	0-0 G3			3	0	0	0	1	0	3
Wes Parker, S OBP: 0.375, SLG: 0.308 (1, 3)	0-3 K			0-0 1B		0-0 F9		0-0 SH1-4 HR 2B		4	1	2	0	0	1	1
Lou Johnson, R OBP: 0.429, SLG: 0.333 (1, 7)	0-3 K			0-0 L8		0-0 L8		0-0 SH1-4 2-3		3	0	0	0	0	1	2
Ron Fairly, L OBP: 0.375, SLG: 0.273 (1, 9)		0-0 4-3		0-0 F2			0-0 E FC1-4 1B	4-0 HR BB		3	2	1	0	1	0	1
Jim Lefebvre, S OBP: 0.500, SLG: 1.267 (1, 5)		0-0 L4			0-0 FC6-4 1B		0-0 F2	0-0 1-H 3-H HR		4	1	2	3	0	0	1
John Kennedy, R (9, 5)										0	0	0	0	0	0	0
Jeff Torborg, R (1, 2)		0-3 K				0-0 P3		0-0 E1 FC1-4	0-0 1-3-1	3	0	0	0	0	1	2
Derrell Griffith, L (7, PR)										0	0	0	0	0	0	0
Nick Willhite, L (8, 1)										0	0	0	0	0	0	0
Phil Regan, R (8, 1)										1	0	0	0	0	0	0
Nate Oliver, R OBP: 0.143, SLG: 0.077 (1, 4)			0-0 1-3		0-0 FC6-4 1-2f		0-0 FC1-4 E 1-2f 3-H	4-0 1B BB		3	0	0	1	1	0	2
Willie Davis, L OBP: 0.375, SLG: 0.438 (1, 8)			0-0 L8		0-0 4-3		0-0 E9 1-3 1B	0-0 FC6-4 1-3 1B		4	0	2	0	0	0	1
Don Drysdale, R (1, 1)			0-0 6-3			0-0 L8	4-0 BB	0-0 FC6-4 1-2f		2	0	0	0	0	0	0
Bob Miller, R (7, 1)										0	0	0	0	0	0	0
Al Ferrara, R (7, PH)										0	0	0	0	0	0	0
John Roseboro, L OBP: 0.385, SLG: 0.545 (7, PH) (8, 2)										1	0	0	0	1	0	2

Inning Stats	R: 0	H: 0	E: 0	K: 2	S: 7	R: 0	H: 0	E: 0	K: 1	S: 5	R: 0	H: 0	E: 0	K: 0	S: 3	R: 0	H: 1	E: 0	K: 0	S: 4	R: 0	H: 1	E: 0	K: 0	S: 4	R: 0	H: 0	E: 2	K: 0	S: 3	R: 1	H: 2	E: 2	K: 0	S: 6	R: 3	H: 3	E: 0	K: 0	S: 6
	LOB: 0	BB: 0	P: 7	LOB: 0	BB: 0	P: 5	LOB: 0	BB: 0	P: 3	LOB: 1	BB: 0	P: 4	LOB: 1	BB: 1	P: 4	LOB: 3	BB: 1	P: 10	LOB: 2	BB: 2	P: 14	LOB: 2	BB: 2	P: 14	1B: 5	SF: 0	2B: 1	SAC: 1	3B: 0	DP: 0	HR: 1	HBP: 0	WP: 0	PA: 36	PB: 0	SB: 0	CS: 0			

PITCHER	IP	WLS	BF	H	R	ER	SO	BB	IBB	HBP	BLK	WP	HR	S	P	ERA	WHIP
Dick Ellsworth, L (1, 1)	6.2		26	4	1	0	3	1	0	0	0	0	0	31	35	0.00	0.750
Ted Abernathy, R (7, 1)	1.0	L	9	3	3	3	0	3	0	0	0	0	1	6	18	27.00	6.000
Billy Hoelt, L (8, 1)	0.1		1	0	0	0	0	0	0	0	0	0	0	1	1	0.00	0.000

**BOTTOM**

**Chicago Cubs @ Los Angeles Dodgers**  
**Dodger Stadium, Los Angeles, CA**  
 Fri Apr 15 1966, 6:05 PM PST  
 Att. 28,596 - Unknown

[livebaseballscorecards.com](http://livebaseballscorecards.com)

<b>AB</b>	<b>31</b>
<b>R</b>	<b>4</b>
<b>H</b>	<b>7</b>
<b>RBI</b>	<b>4</b>
<b>BB</b>	<b>4</b>
<b>SO</b>	<b>3</b>
<b>LOB</b>	<b>15</b>



Batter	1	2	3	4	5	6	7	8	9	AB R H RBI BB SO LOB	TOP									
<b>Carl Warwick, R</b> (1, 8) OBP: 0.250, SLG: 0.250	0-0 6-3		0-0 2B 4-3 1B		0-0 6-3		0-0 1-2 1B		0-3 K	5 1 2 0 0 1 1										
<b>Glenn Beckert, R</b> (1, 4) OBP: 0.286, SLG: 0.350	0-0 4-3		0-0 4-3 1-3 2B		0-0 L7		0-0 G3			4 1 1 0 0 0 2										
<b>Billy Williams, L</b> (1, 9) OBP: 0.381, SLG: 0.333	0-0 BB 1B		0-0 4-3		0-3 K			0-3 K		4 0 1 1 0 2 1										
<b>Ron Santo, R</b> (1, 5) OBP: 0.429, SLG: 0.471	4-0 1-2 BB		0-0 E4		0-0 F8			0-0 1B		3 0 1 0 1 0 0										
<b>John Boccabella, R</b> (1, 7) OBP: 0.278, SLG: 0.353	0-0 1-3		0-0 1-3		0-0 6-3			0-3 K		4 0 0 0 0 1 4										
<b>14 Ernie Banks, R</b> (1, 3) OBP: 0.278, SLG: 0.353		0-0 6-3		0-0 G3 2B		0-0 4-3		0-3 K		4 0 1 0 0 1 1										
<b>Randy Hundley, R</b> (1, 2) OBP: 0.158, SLG: 0.222		0-3 K		0-0 G3		0-3 K		0-0 F8		4 0 0 0 0 2 1										
<b>Don Kessinger, S</b> (1, 6) OBP: 0.357, SLG: 0.333		0-0 6-3		0-0 5-3		0-3 K		0-0 FC5-4 1B		2 0 0 0 0 0 1										
<b>Roberto Pena, R</b> (7, PH) OBP: 0.333, SLG: 0.333										2 0 1 0 0 1 0										
<b>Bob Hendley, R</b> (1, 1) OBP: 1.000, SLG: 1.000			0-3 K		0-0 6-3		0-0 1B		0-0 FC5-4	2 0 0 0 0 1 1										
<b>Harvey Kuenn, R</b> (7, PH) OBP: 1.000, SLG: 1.000										1 0 1 0 0 0 0										
<b>Bill Faul, R</b> (7, 1)										0 0 0 0 0 0 0										
<b>Joey Amalfitano, R</b> (9, PH)										1 0 0 0 0 0 1										
<b>Inning Stats</b>	R: 0 E: 0 K: 0 S: 4	H: 1 LOB: 2 BB: 1 P: 8	R: 0 E: 0 K: 1 S: 5	H: 0 LOB: 0 BB: 0 P: 5	R: 2 E: 1 K: 1 S: 8	H: 2 LOB: 1 BB: 0 P: 8	R: 0 E: 0 K: 0 S: 4	H: 1 LOB: 1 BB: 0 P: 4	R: 0 E: 0 K: 1 S: 5	H: 0 LOB: 0 BB: 0 P: 5	R: 0 E: 0 K: 2 S: 9	H: 2 LOB: 2 BB: 0 P: 9	R: 0 E: 0 K: 3 S: 10	H: 1 LOB: 1 BB: 0 P: 10	R: 0 E: 0 K: 1 S: 6	H: 1 LOB: 1 BB: 0 P: 6	1B: 6 2B: 2 3B: 0 HR: 0	SF: 0 SAC: 0 DP: 0 HBP: 0	WP: 0 PB: 0 SB: 0 CS: 0	PA: 37
<b>PITCHER</b> <b>Claude Osteen, L</b> (1, 1) ERA: 1.0	IP: 9.0 WLS: W BF: 37 H: 8 R: 2 ER: 1 SO: 9 BB: 1 IBB: 0 HBP: 0 BLK: 0 WP: 0 HR: 0 S: 54 P: 58 ERA: 1.00 WHIP: 1.000																			
<b>PITCHER</b>	IP: 0.0 WLS: 0 BF: 0 H: 0 R: 0 ER: 0 SO: 0 BB: 0 IBB: 0 HBP: 0 BLK: 0 WP: 0 HR: 0 S: 0 P: 0 ERA: 0.00 WHIP: 0.000																			

Chicago Cubs @ Los Angeles Dodgers  
 Dodger Stadium, Los Angeles, CA  
 Sat Apr 16 1966, 6:05 PM PST  
 Att. 32,054 - Unknown

livebaseballscorecards.com

AB	36
R	2
H	8
RBI	1
BB	1
SO	9
LOB	13



Batter	1	2	3	4	5	6	7	8	9
Maury Wills, S OBP: 0.333, SLG: 0.222 (1, 6)	0-3 K		4-0 S BB		0-3 K		0-0 F8		
Wes Parker, S OBP: 0.350, SLG: 0.412 (1, 3)	0-0 1B		0-0 F7		0-0 5-3		0-0 G3		
Lou Johnson, R OBP: 0.444, SLG: 0.375 (1, 9) (5, 7)	0-0 WP 1B		0-3 K		0-0 F8		0-0 CS 1B		
Jim Lefebvre, S OBP: 0.500, SLG: 1.105 (1, 5) John Kennedy, R (8, PR) (9, 5)	0-0 F8			0-0 F9		0-0 E5 E 1B	0-0 CS	0-0 1B	
Tommy Davis, R (1, 7) Al Ferrara, R (5, 9)	0-3 K			0-0 5-3		0-0 E2 1B 2B		0-0 B3	
Ron Fairly, L (1, 8)		0-0 4-3		0-0 1B 2B		0-0 6-3		0-0 P6	
Jeff Torborg, R (1, 2) John Roseboro, L (8, PH) (9, 2)		0-0 G5-4-3 1B		0-0 1B 1B		4-0 1B BB		0-0 F7	
Nate Oliver, R (1, 4)		0-0 G5-4-3		0-0 1-2 1B		0-0 1-3 3-H 1B			
Claude Osteen, L (1, 1)			0-3 K	0-0 4-3		0-0 4-3			

Inning Stats	R: 1	H: 2	E: 0	K: 2	S: 9	LOB: 1	BB: 0	P: 9	R: 0	H: 1	E: 0	K: 0	S: 3	LOB: 0	BB: 0	P: 3	R: 0	H: 0	E: 0	K: 2	S: 7	LOB: 1	BB: 1	P: 11	R: 1	H: 3	E: 0	K: 0	S: 6	LOB: 2	BB: 0	P: 6	R: 0	H: 0	E: 0	K: 1	S: 5	LOB: 0	BB: 0	P: 5	R: 2	H: 3	E: 2	K: 0	S: 5	LOB: 1	BB: 1	P: 9	R: 0	H: 1	E: 0	K: 0	S: 3	LOB: 0	BB: 0	P: 3	R: 0	H: 1	E: 0	K: 0	S: 4	LOB: 1	BB: 0	P: 4
--------------	------	------	------	------	------	--------	-------	------	------	------	------	------	------	--------	-------	------	------	------	------	------	------	--------	-------	-------	------	------	------	------	------	--------	-------	------	------	------	------	------	------	--------	-------	------	------	------	------	------	------	--------	-------	------	------	------	------	------	------	--------	-------	------	------	------	------	------	------	--------	-------	------

PITCHER	IP	WLS	BF	H	R	ER	SO	BB	IBB	HBP	BLK	WP	HR	S	P	ERA	WHIP
Bob Hendley, L (1, 1)	6.0	L	27	9	4	4	5	2	0	0	0	1	0	35	43	6.00	1.833
Bill Faul, R (7, 1)	2.0		7	2	0	0	0	0	0	0	0	0	0	7	7	0.00	1.000

PITCHER	IP	WLS	BF	H	R	ER	SO	BB	IBB	HBP	BLK	WP	HR	S	P	ERA	WHIP

AB R H RBI BB SO LOB

3	0	0	0	1	2	0
4	1	1	0	0	0	1
4	0	2	1	0	1	1
4	1	2	0	0	0	1
0	0	0	0	0	0	0
2	0	0	0	0	1	1
2	1	1	1	0	0	1
4	1	1	0	0	0	2
2	0	2	1	1	0	0
1	0	0	0	0	0	1
3	0	2	1	0	0	1
3	0	0	0	0	1	3

AB	R	H	RBI	BB	SO	LOB
32	4	11	4	2	5	12

WP: 1 PA: 35  
PB: 0  
SB: 1  
CS: 1

Chicago Cubs @ Los Angeles Dodgers  
Dodger Stadium, Los Angeles, CA  
Sat Apr 16 1966, 6:05 PM PST  
Att. 32,054 - Unknown

livebaseballscorecards.com



Batter	1	2	3	4	5	6	7	8	9	AB R H RBI BB SO LOB	TOP	
<b>Carl Warwick, R</b> (1, 8) <small>OBP: 0.182, SLG: 0.182</small> <b>Ty Cline, L</b> (7, PH) <small>OBP: 0.400, SLG: 0.400</small>	0-0 <b>F5</b>		0-0 <b>5-3</b>		0-0 <b>6-3</b>		0-0 <b>L7</b>			3 0 0 0 0 0 3 1 0 0 0 0 0 1		
<b>Glenn Beckert, R</b> (1, 4) <small>OBP: 0.280, SLG: 0.333</small>	0-0 <b>F8</b>		0-0 <b>F6</b>			0-0 <b>BB</b> <b>1B</b>		0-0 <b>F7</b>		4 0 1 0 0 0 1		
<b>Billy Williams, L</b> (1, 9) <small>OBP: 0.360, SLG: 0.364</small>	0-3 <b>K</b>			0-0 <b>3-1</b>		0-0 <b>F8</b>		0-0 <b>2B</b>		4 0 1 0 0 1 1		
<b>Ron Santo, R</b> (1, 5) <small>OBP: 0.440, SLG: 0.450</small>		0-0 <b>E9</b> <b>1B</b>		0-0 <b>F7</b>		4-0 <b>14 FC5-4</b> <b>BB</b>		0-0 <b>F6</b>		3 0 1 0 1 0 1		
<b>John Boccabella, R</b> (1, 7)		0-3 <b>K</b>		0-3 <b>K</b>		0-3 <b>K</b>		4-0 <b>14 FC6-4</b> <b>BB</b>		3 0 0 0 1 3 3		
<b>14 Ernie Banks, R</b> (1, 3) <small>OBP: 0.273, SLG: 0.333</small>		0-0 <b>F8</b>			0-0 <b>2B</b> <b>1B</b>	0-0 <b>FC5-4</b>		0-0 <b>FC6-4</b>		4 0 1 0 0 0 5		
<b>Roberto Pena, R</b> (1, 6) <small>OBP: 0.429, SLG: 0.714</small>		0-0 <b>F8</b>			0-0 <b>2B</b>		0-0 <b>F9</b> <b>2B</b>		0-0 <b>4-3</b>	4 0 2 0 0 0 1		
<b>Randy Hundley, R</b> (1, 2) <small>OBP: 0.174, SLG: 0.273</small>			0-0 <b>2B</b>		0-3 <b>K</b>		0-0 <b>F9</b>		0-0 <b>6-3</b>	4 0 1 0 0 1 3		
<b>Larry Jackson, R</b> (1, 1) <b>Ken Holtzman, R</b> (3, 1) <b>Harvey Kuenn, R</b> (5, PH) <small>OBP: 0.500, SLG: 0.500</small> <b>Bill Hands, R</b> (5, 1) <b>Jimmy Stewart, S</b> (7, PH) <small>OBP: 0.333, SLG: 1.000</small> <b>Ted Abernathy, R</b> (7, 1) <b>George Altman, L</b> (9, PH) <small>OBP: 0.118, SLG: 0.294</small>		0-3 <b>K</b>		0-0 <b>F3</b>		0-0 <b>4-3</b>		0-3 <b>K</b>		1 0 0 0 0 0 1 1 0 0 0 0 0 0 0 0 1 0 0 0 0 0 0 2 0 0 0 0 0 0 0 0 1 0 0 0 0 0 0 1 0 0 0 0 0 0 0 0 1 0 0 0 0 0 1 0		
<b>Inning Stats</b>	R: 0 H: 0 E: 0 LOB: 0 K: 1 BB: 0 S: 5 P: 5	R: 0 H: 1 E: 1 LOB: 1 K: 1 BB: 0 S: 6 P: 6	R: 0 H: 1 E: 0 LOB: 1 K: 1 BB: 0 S: 6 P: 6	R: 0 H: 0 E: 0 LOB: 0 K: 1 BB: 0 S: 5 P: 5	R: 0 H: 2 E: 0 LOB: 2 K: 1 BB: 0 S: 7 P: 7	R: 0 H: 1 E: 0 LOB: 2 K: 1 BB: 1 S: 6 P: 10	R: 0 H: 1 E: 0 LOB: 1 K: 0 BB: 0 S: 4 P: 4	R: 0 H: 1 E: 0 LOB: 2 K: 0 BB: 1 S: 4 P: 8	R: 0 H: 0 E: 0 LOB: 0 K: 1 BB: 0 S: 5 P: 5	1B: 3 SF: 0 2B: 4 SAC: 0 3B: 0 DP: 0 HR: 0 HBP: 0	WP: 0 PA: 36 PB: 0 SB: 0 CS: 0	
<b>PITCHER</b> <b>Sandy Koufax, L</b> (1, 1) <small>ERA: 1.0</small> <b>Bob Miller, R</b> (7, 1) <small>ERA:</small>	IP WLS BF H R ER SO BB IBB HBP BLK WP HR S P ERA WHIP 6.0 W 24 5 0 0 6 1 0 0 0 0 0 0 35 39 0.00 1.000											IP WLS BF H R ER SO BB IBB HBP BLK WP HR S P ERA WHIP 3.0 S 12 2 0 0 1 1 0 0 0 0 0 0 13 17 0.00 1.000

Chicago Cubs @ Los Angeles Dodgers  
 Dodger Stadium, Los Angeles, CA  
 Sun Apr 17 1966, 6:05 PM PST  
 Att. 32,772 - Unknown

livebaseballscorecards.com

AB	34
R	0
H	7
RBI	0
BB	2
SO	7
LOB	23



Batter	1	2	3	4	5	6	7	8	9	AB	R	H	RBI	BB	SO	LOB
Maury Wills, S OBP: 0.360, SLG: 0.238 (1, 6)	0-0 6-3 CS 1B	0-0 CS 1B		0-3 K			4-0 CS BB			3	0	1	0	1	1	1
Wes Parker, S OBP: 0.417, SLG: 0.500 (1, 3)	0-0 BB 1B	0-0 CS 1-2	4-0 S 1B BB		0-3 K		0-0 1-2 2B			3	2	2	0	1	1	0
Ron Fairly, L OBP: 0.375, SLG: 0.333 (1, 9)	4-0 1B 1-2 HR BB		0-0 1-H 1B		0-0 4-3		0-0 4-3			3	1	1	1	1	0	1
Jim Lefebvre, S OBP: 0.500, SLG: 1.000 (1, 5) John Kennedy, R (9, 5)	0-0 1-2 2-H HR 1B		0-0 F8		0-0 1B			0-0 4-3		4	1	2	1	0	0	1
Lou Johnson, R OBP: 0.409, SLG: 0.500 (1, 7)	0-0 1-H 2-H HR		0-0 F8		0-0 5-3			0-0 F4		4	1	1	3	0	0	2
John Roseboro, L OBP: 0.278, SLG: 0.375 (1, 2)	0-3 K		0-0 F3		0-0 3-1			0-0 P6		4	0	0	0	0	1	1
Willie Davis, L OBP: 0.316, SLG: 0.368 (1, 8)	0-0 F9		0-0 F2		0-0 4-3					3	0	0	0	0	0	0
Nate Oliver, R OBP: 0.250, SLG: 0.167 (1, 4)		0-0 F2		4-0 S BB		0-0 F7				2	0	0	0	1	0	0
Sandy Koufax, R (1, 1) Bob Miller, R (7, 1)		0-3 K		0-3 K 1-2			0-0 6-3			2	0	0	0	0	2	1
										1	0	0	0	0	0	0

Inning Stats	R: 4	H: 3	E: 0	LOB: 0	K: 1	P: 12	R: 0	H: 1	E: 0	LOB: 0	K: 1	P: 5	R: 1	H: 1	E: 0	LOB: 1	K: 0	P: 8	R: 0	H: 0	E: 0	LOB: 1	K: 2	P: 7	R: 0	H: 1	E: 0	LOB: 1	K: 1	P: 6	R: 0	H: 0	E: 0	LOB: 0	K: 0	P: 3	R: 0	H: 1	E: 0	LOB: 1	K: 0	P: 7	R: 0	H: 0	E: 0	LOB: 0	K: 0	P: 3
	S: 8	BB: 1					S: 5	BB: 0					S: 4	BB: 1			S: 7	BB: 1					S: 6	BB: 0		S: 3	BB: 0							S: 3	BB: 1							S: 3	BB: 0					

PITCHER	IP	WLS	BF	H	R	ER	SO	BB	IBB	HBP	BLK	WP	HR	S	P	ERA	WHIP
Larry Jackson, R ERA: 19.8 (1, 1)	2.0	L	12	5	5	5	2	2	0	0	0	0	1	14	22	22.50	3.500
Ken Holtzman, L ERA: (3, 1)	2.0		7	0	0	0	2	1	0	0	0	0	0	10	14	0.00	0.500
Bill Hands, R ERA: (5, 1)	2.0		7	1	0	0	1	0	0	0	0	0	0	9	9	0.00	0.500
Ted Abernathy, R ERA: 5.06 (7, 1)	2.0		7	1	0	0	0	1	0	0	0	0	0	6	10	0.00	1.000

**BOTTOM**


**Chicago Cubs @ Los Angeles Dodgers**  
**Dodger Stadium, Los Angeles, CA**

Sun Apr 17 1966, 6:05 PM PST  
 Att. 32,772 - Unknown

livebaseballscores.com

<b>AB</b>	<b>29</b>
<b>R</b>	<b>5</b>
<b>H</b>	<b>7</b>
<b>RBI</b>	<b>5</b>
<b>BB</b>	<b>4</b>
<b>SO</b>	<b>5</b>
<b>LOB</b>	<b>7</b>

WP: 0 PA: 34  
 PB: 0  
 SB: 2  
 CS: 2



Batter	1	2	3	4	5	6	7	8	9	AB R H RBI BB SO LOB	TOP	
Maury Wills, S OBP: 0.367, SLG: 0.269 (1, 6)	0-0 CS 1B	0-0 F8		0-0 1-2 2-H 1B	0-3 K			0-3 K		5 0 2 1 0 2 4		
Wes Parker, S OBP: 0.414, SLG: 0.458 (1, 3)	0-0 1-2 E 1B		0-0 F7	0-0 4-3		4-0 SH1-3 S BB		0-0 F9		4 1 1 0 1 0 2		
Ron Fairly, L OBP: 0.483, SLG: 0.429 (1, 9)	0-0 G3 1-H 1B		4-0 4-3 BB		0-0 1B 1B	4-0 SH1-3 1-2 BB		0-0 1B		3 2 3 0 2 0 0		
Jim Lefebvre, S OBP: 0.464, SLG: 0.889 (1, 5) Phil Regan, R (9, 1)	0-0 G3		0-0 4-3		0-0 1B 2B 1B	0-0 SH1-3		0-3 K		4 1 1 0 0 1 3 0 0 0 0 0 0 0		
Lou Johnson, R OBP: 0.444, SLG: 0.560 (1, 7)	0-0 3-H 1B		0-0 L5		0-0 2B 1-3 3-H 1B	0-0 F2			0-0 SH3-1 2B	5 1 3 2 0 0 3		
John Roseboro, L OBP: 0.227, SLG: 0.300 (1, 2)	0-0 F7			0-0 F7	0-0 L9	0-0 F2			0-0 SH3-1 2-H	4 0 0 1 0 0 5		
Willie Davis, L OBP: 0.292, SLG: 0.375 (1, 8)		0-0 F7		0-0 F8	0-0 1-3 3-H 2B		0-3 K		0-0 1-3	5 0 1 1 0 1 0		
Nate Oliver, R OBP: 0.320, SLG: 0.190 (1, 4)			0-0 SH3 1B	4-0 1B 1B BB			0-3 K		0-3 K	3 1 1 0 2 2 0		
Don Sutton, R OBP: 0.500, SLG: 0.500 (1, 1) John Kennedy, R (9, 5)		0-0 SH3		0-0 1B 1B	0-3 K		0-3 K			3 0 1 0 0 2 3 0 0 0 0 0 0 0		
<b>Inning Stats</b>	R: 2 E: 1 K: 0 S: 6 H: 4 LOB: 1 BB: 0 P: 6	R: 0 E: 0 K: 0 S: 4 H: 1 LOB: 1 BB: 0 P: 4	R: 0 E: 0 K: 0 S: 3 H: 0 LOB: 1 BB: 1 P: 7	R: 1 E: 0 K: 0 S: 5 H: 2 LOB: 2 BB: 1 P: 9	R: 2 E: 0 K: 2 S: 11 H: 4 LOB: 3 BB: 1 P: 15	R: 0 E: 0 K: 0 S: 3 H: 0 LOB: 2 BB: 2 P: 11	R: 0 E: 0 K: 3 S: 9 H: 0 LOB: 0 BB: 0 P: 9	R: 0 E: 0 K: 1 S: 6 H: 1 LOB: 1 BB: 0 P: 8	R: 1 E: 0 K: 1 S: 6 H: 1 LOB: 0 BB: 0 P: 6	1B: 11 2B: 2 3B: 0 HR: 0 SF: 0 SAC: 3 DP: 0 HBP: 0	WP: 0 PB: 0 SB: 1 CS: 1 PA: 44	
<b>PITCHER</b>	IP WLS BF H R ER SO BB IBB HBP BLK WP HR S P ERA WHIP											
Robin Roberts, R (1, 1) ERA: 4.91	4.0 L 23 10 5 5 0 2 0 0 0 0 0 0 21 29 11.25 3.000											
Mike Cuellar, L (5, 1) ERA: 1.8	1.0 5 1 0 0 2 0 1 0 0 0 0 0 8 12 0.00 1.000											
Gary Kroll, R (6, 1) ERA:	2.0 8 0 0 0 3 2 0 0 0 0 0 0 12 20 0.00 1.000											
Don Lee, R (8, 1) ERA: 1.8	2.0 8 2 1 1 3 0 0 0 0 0 0 0 14 14 4.50 1.000											

**Los Angeles Dodgers @ Houston Astros**  
 Astrodome, Houston, TX  
 Mon Apr 18 1966, 7:05 PM EST  
 Att. 25,182 - Unknown

AB	36
R	6
H	13
RBI	5
BB	5
SO	8
LOB	20



livebaseballscorecards.com







Batter	1	2	3	4	5	6	7	8	9
Joe Morgan, L (1, 4) OBP: 0.406, SLG: 0.483	0-0 F7		0-0 BB 1B		0-0 E3 1B 1B SF9	0-0 SH1-3 1B		0-0 F7	
Sonny Jackson, L (1, 6) OBP: 0.265, SLG: 0.242	0-0 F8		0-0 L7		0-0 SF9 1B 1B	0-0 P5		0-0 HR 1B	
Jimmy Wynn, R (1, 8) OBP: 0.281, SLG: 0.483	0-0 5-3		4-0 FC5-4 1B BB		0-0 E 1B 1B	0-0 SH1-3		0-0 HR 1B	
Rusty Staub, L (1, 7) OBP: 0.296, SLG: 0.364		0-0 BB FC4 1B WP	0-0 FC5-4 FC6-4		0-0 SF9	0-0 F3		0-0 F9	
Dave Nicholson, R (1, 9) OBP: 0.538, SLG: 0.400		4-0 FC4 BB 1B BB	0-0 FC6-4		0-0 E SF8 1B		4-0 FC4-6 BB		
Jim Gentile, L (1, 3) OBP: 0.333, SLG: 0.500 Nate Colbert, R (7, PR) Chuck Harrison, R (8, 3) OBP: 0.333, SLG: 0.385		4-0 FC4 BB 1B BB		0-0 P6	0-0 E9 1B		0-0 FC4-6 BB		
Bob Aspromonte, R (1, 5) OBP: 0.281, SLG: 0.179		0-0 P4		0-0 6-3	4-0 IBB		4-0 G6-3 BB		
John Bateman, R (1, 2) OBP: 0.250, SLG: 0.519		0-0 FC4 FC6-4		0-0 HR	0-0 SF8		0-0 G6-3		
Turk Farrell, R (1, 1) Mike Cuellar, L (4, 1)		0-0 FC6-4		0-0 4-3	0-3 K		0-3 K		

Inning Stats	R: 0	H: 0	E: 0	K: 0	S: 3	R: 1	H: 1	E: 1	K: 0	S: 4	R: 0	H: 1	E: 0	K: 0	S: 4	R: 1	H: 1	E: 0	K: 0	S: 4	R: 4	H: 4	E: 2	K: 1	S: 10	R: 0	H: 1	E: 0	K: 0	S: 4	R: 0	H: 0	E: 0	K: 0	S: 2	R: 2	H: 2	E: 0	K: 1	S: 7
	LOB: 0	BB: 0	P: 3	ER: 1	LOB: 2	BB: 2	P: 12	LOB: 2	BB: 1	P: 8	LOB: 0	BB: 0	P: 4	LOB: 1	BB: 0	P: 4	LOB: 2	BB: 2	P: 10	LOB: 0	BB: 0	P: 7	LOB: 2	BB: 2	P: 14	LOB: 2	BB: 2	P: 10	LOB: 0	BB: 0	P: 7	LOB: 0	SAC: 1	DP: 1	HBP: 0					

PITCHER	IP	WLS	BF	H	R	ER	SO	BB	IBB	HBP	BLK	WP	HR	S	P	ERA	WHIP
Don Drysdale, R (1, 1) ERA: 5.23	4.1	L	23	6	6	4	0	3	0	0	0	1	1	20	32	8.31	2.077
Johnny Podres, L (5, 1) ERA:	1.2		8	2	0	0	1	0	1	0	0	0	0	9	13	0.00	1.200
Bob Miller, R (7, 1) ERA: 3.0	2.0		9	2	2	2	1	2	0	0	0	0	1	9	17	9.00	2.000

**BOTTOM**


**Los Angeles Dodgers @ Houston Astros**  
Astrodome, Houston, TX

Tue Apr 19 1966, 7:05 PM EST  
Att. 12,827 - Unknown

AB	R	H	RBI	BB	SO	LOB
5	1	2	0	0	0	0
5	2	2	0	0	0	2
3	2	2	2	1	0	0
4	1	1	1	0	0	3
2	1	1	1	2	0	2
3	0	1	1	1	0	1
0	0	0	0	0	0	0
0	0	0	0	0	0	0
2	0	0	0	2	0	3
3	1	1	3	0	0	4
1	0	0	0	0	0	2
3	0	0	0	0	2	2

AB	31
R	8
H	10
RBI	8
BB	6
SO	2
LOB	19

WP: 1 PA: 40  
PB: 0  
SB: 1  
CS: 0



PITCHER	IP	WLS	BF	H	R	ER	SO	BB	IBB	HBP	BLK	WP	HR	S	P	ERA	WHIP
Don Drysdale, R (1, 1) ERA: 5.23	4.1	L	23	6	6	4	0	3	0	0	0	1	1	20	32	8.31	2.077
Johnny Podres, L (5, 1) ERA:	1.2		8	2	0	0	1	0	1	0	0	0	0	9	13	0.00	1.200
Bob Miller, R (7, 1) ERA: 3.0	2.0		9	2	2	2	1	2	0	0	0	0	1	9	17	9.00	2.000

Batter	1	2	3	4	5	6	7	8	9	AB R H RBI BB SO LOB	TOP		
Maury Wills, S OBP: 0.300, SLG: 0.222 (1, 6) X	0-0 F3		0-3 K		0-0 G1		0-0 FC1-2 1B		0-0 1-3	5 0 0 0 0 1 4	<b>Los Angeles Dodgers @ Houston Astros</b> Astrodome, Houston, TX Wed Apr 20 1966, 7:05 PM EST Att: 16,222 - Unknown <a href="http://livebaseballscorecards.com">livebaseballscorecards.com</a>		
Wes Parker, S OBP: 0.447, SLG: 0.636 (1, 3) X	0-0 1B		0-0 4-3			0-0 1-3 5-3 1B	0-0 1-3 2-H 1B		0-0 F7	5 0 3 1 0 0 1			
Ron Fairly, L OBP: 0.432, SLG: 0.379 (1, 8) (8, 9) S S S	0-3 K		0-0 1B			0-0 5-3 1-2	0-0 G3			4 0 1 0 0 1 5			
Jim Lefebvre, S OBP: 0.417, SLG: 0.765 (1, 5) X John Kennedy, R (8, PR) (8, 5)	0-0 L9		0-3 K			0-0 1-3 2-3		4-0 SH3-4 BB		3 0 0 0 1 1 3 0 0 0 0 0 0 0			
Lou Johnson, R OBP: 0.412, SLG: 0.531 (1, 7) X		0-0 F7		0-0 P6		0-3 K		0-0 SH3-4 1-2		3 0 0 0 0 1 1			
John Roseboro, L OBP: 0.207, SLG: 0.296 (1, 2) X Bart Shirley, R (7, PR) Jeff Torborg, R OBP: 0.429, SLG: 0.333 (7, 2)		0-0 P6		0-0 4-3			0-0 1B 2B	0-3 K		3 0 1 0 0 0 0 0 1 0 0 0 0 0 1 0 0 0 0 1 2			
Al Ferrara, R OBP: 0.375, SLG: 0.875 (1, 9) X Willie Davis, L OBP: 0.346, SLG: 0.500 (8, 8)		0-0 HR		0-0 6-3			0-0 FC6-4 2-H 1B	0-3 K		4 1 2 2 0 1 2 0 0 0 0 0 0 0			
Nate Oliver, R OBP: 0.364, SLG: 0.250 (1, 4) X		4-0 BB			0-0 5-3		0-0 FC6-4 1B 1-2 FC1-2		0-0 4-3	3 0 0 0 1 0 2			
Claude Osteen, L OBP: 0.200, SLG: 0.111 (1, 1) X		0-0 L3			0-0 4-3		0-0 FC1-2 1-3 1B		4-0 1-3 BB	3 1 1 0 1 0 1			
<b>Inning Stats</b>	R: 0 H: 1 E: 0 LOB: 1 K: 1 BB: 0 S: 6 P: 6	R: 1 H: 1 E: 0 LOB: 1 K: 0 BB: 1 S: 4 P: 8	R: 0 H: 1 E: 0 LOB: 1 K: 2 BB: 0 S: 8 P: 8	R: 0 H: 0 E: 0 LOB: 0 K: 0 BB: 0 S: 3 P: 3	R: 0 H: 0 E: 0 LOB: 0 K: 0 BB: 0 S: 3 P: 3	R: 0 H: 1 E: 0 LOB: 1 K: 1 BB: 0 S: 6 P: 6	R: 2 H: 4 E: 0 LOB: 3 K: 0 BB: 0 S: 7 P: 7	R: 0 H: 0 E: 0 LOB: 2 K: 2 BB: 1 S: 7 P: 11	R: 0 H: 0 E: 0 LOB: 1 K: 0 BB: 1 S: 3 P: 7	1B: 6 SF: 0 2B: 1 SAC: 1 3B: 0 DP: 0 HR: 1 HBP: 0		WP: 0 PA: 38 PB: 0 SB: 0 CS: 0	
<b>PITCHER</b>	IP WLS BF H R ER SO BB IBB HBP BLK WP HR S P ERA WHIP											<b>PITCHER</b>	IP WLS BF H R ER SO BB IBB HBP BLK WP HR S P ERA WHIP
Bob Bruce, R ERA: 3.21 (1, 1)	6.2 L 28 7 3 3 4 1 0 0 0 0 0 1 35 39 4.05 1.200												
Frank Carpin, L ERA: 6.75 (7, 1)	0.1 2 1 0 0 0 0 0 0 0 0 0 0 2 2 0.00 3.000												
Jim Owens, R ERA: 1.8 (8, 1)	2.0 8 0 0 0 0 2 2 0 0 0 0 0 0 10 18 0.00 1.000												

AB	34
R	3
H	8
RBI	3
BB	3
SO	6
LOB	21



Batter	1	2	3	4	5	6	7	8	9	AB R H RBI BB SO LOB
Joe Morgan, L (1, 4) OBP: 0.405, SLG: 0.455	0-0 4-3		4-0 SH3-4 BB		0-0 3-1		0-0 1-3		0-0 2-H 1B	4 0 1 1 1 0 0
Sonny Jackson, L (1, 6) OBP: 0.297, SLG: 0.257 Jim Gentile, L (9, PH) OBP: 0.318, SLG: 0.476	0-0 CS 1B		0-0 SH3-4 1-2		0-0 1-3		4-0 1B PB BB		0-3 K	2 0 1 0 1 0 0 1 0 0 0 0 1 1
Jimmy Wynn, R (1, 8) OBP: 0.278, SLG: 0.455	0-3 K 1-2		0-0 5-3		0-3 K		0-3 K 1-3 1B			4 0 1 0 0 2 2
Dave Nicholson, R (1, 9) OBP: 0.471, SLG: 0.500		0-0 F8	0-3 K		0-0 SF9 3B		0-3 K			4 1 1 0 0 2 1
Chuck Harrison, R (1, 3) OBP: 0.368, SLG: 0.333		4-0 BB 1B BB		0-0 F7		4-0 FC1-4 BB		0-0 F8		2 0 0 0 2 0 0
Rusty Staub, L (1, 7) OBP: 0.258, SLG: 0.320		0-3 K		0-0 3-1		0-0 SF9 3-H		0-0 F3		3 0 0 1 0 1 1
Bob Aspromonte, R (1, 5) OBP: 0.306, SLG: 0.219		0-0 BB 1-2 1B		0-0 WP E 1B		0-0 FC1-4 1-2f		0-0 5-3		4 0 2 0 0 0 1
John Bateman, R (1, 2) OBP: 0.281, SLG: 0.533		4-0 FC6-4 1-2 2-3 BB		0-0 E1 WP 1-2		0-3 K S		0-0 1B 2B		3 1 1 0 1 1 2
Bob Bruce, R (1, 1) Frank Carpin, L (7, 1) Ron Brand, R (7, PH) OBP: 0.333, SLG: 0.333 Jim Owens, R (8, 1) Bob Lillis, R (9, PH)		0-0 FC6-4 1-2f		0-0 4-3 1-2 2-3		0-0 5-3		0-0 6-3		2 0 0 0 0 0 5 0 0 0 0 0 0 0 1 0 0 0 0 0 0 0 0 0 0 0 0 0 1 0 0 0 0 0 1

Inning Stats	R: 0 E: 0 K: 1 S: 5	H: 1 LOB: 1 BB: 0 P: 5	R: 0 E: 0 K: 1 S: 6	H: 1 LOB: 3 BB: 2 P: 14	R: 0 E: 0 K: 1 S: 5	H: 0 LOB: 1 BB: 1 P: 9	R: 0 E: 1 K: 0 S: 5	H: 1 LOB: 2 BB: 0 P: 5	R: 0 E: 0 K: 1 S: 5	H: 0 LOB: 0 BB: 0 P: 5	R: 1 E: 0 K: 1 S: 6	H: 1 LOB: 1 BB: 1 P: 10	R: 0 E: 0 K: 0 S: 3	H: 1 LOB: 2 BB: 1 P: 7	R: 0 E: 0 K: 1 S: 5	H: 0 LOB: 0 BB: 0 P: 5	R: 1 E: 0 K: 1 S: 7	H: 2 LOB: 1 BB: 0 P: 7	1B: 5 2B: 2 3B: 1 HR: 0	SF: 1 SAC: 1 DP: 1 HBP: 0
--------------	------------------------------	---------------------------------	------------------------------	----------------------------------	------------------------------	---------------------------------	------------------------------	---------------------------------	------------------------------	---------------------------------	------------------------------	----------------------------------	------------------------------	---------------------------------	------------------------------	---------------------------------	------------------------------	---------------------------------	----------------------------------	------------------------------------

PITCHER	IP	WLS	BF	H	R	ER	SO	BB	IBB	HBP	BLK	WP	HR	S	P	ERA	WHIP
Claude Osteen, L (1, 1) ERA: 1.33	9.0	W	38	7	2	2	7	5	0	0	0	1	0	47	67	2.00	1.333

**BOTTOM**

**Los Angeles Dodgers @ Houston Astros**  
Astrodome, Houston, TX

Wed Apr 20 1966, 7:05 PM EST  
Att. 16,222 - Unknown

AB	31
R	2
H	7
RBI	2
BB	5
SO	7
LOB	14



PITCHER	IP	WLS	BF	H	R	ER	SO	BB	IBB	HBP	BLK	WP	HR	S	P	ERA	WHIP
---------	----	-----	----	---	---	----	----	----	-----	-----	-----	----	----	---	---	-----	------

Batter	1	2	3	4	5	6	7	8	9	AB R H RBI BB SO LOB	TOP
Maury Wills, S OBP: 0.273, SLG: 0.200 (1, 6) X	0-0 1-3 ①		0-3 K ②		0-0 6-3 ③		0-0 5-3 ②			4 0 0 0 0 1 2	<b>Los Angeles Dodgers @ Chicago Cubs</b> Wrigley Field, Chicago, IL Fri Apr 22 1966, 3:33 AM CST Att. 4,551 - Unknown <a href="http://livebaseballscorecards.com">livebaseballscorecards.com</a>
Wes Parker, S OBP: 0.452, SLG: 0.611 (1, 3) X	0-0 1B SF7 1B		0-0 6-3 ③			0-0 P4 ① H	1-0 HBP			3 1 1 0 0 0 0	
Lou Johnson, R OBP: 0.395, SLG: 0.500 (1, 7) X	0-0 1-3 1B			0-0 1-3 ①		0-0 E6 1B 1B	0-0 F8			4 1 1 0 0 0 1	
Al Ferrara, R OBP: 0.333, SLG: 0.727 Willie Davis, L OBP: 0.346, SLG: 0.500 (1, 9) X (8, 8)	0-0 SF7 ②		0-3 K ②			0-0 1B 1B 1B 1-2		0-3 K ①		3 0 1 1 0 2 0 0 0 0 0 0 0 0	
Ron Fairly, L OBP: 0.390, SLG: 0.333 (1, 8) X (8, 9)	0-0 4-1 ③		0-0 6-3 ③			0-0 F9 ②		0-3 K ②		4 0 0 0 0 1 3	
Jeff Torborg, R OBP: 0.545, SLG: 0.600 (1, 2) X		0-0 L4-3 1B			0-0 1B 2B	0-0 1B 1B 1-2 2-H		0-0 4-3 ③		4 0 3 1 0 0 0	
Nate Oliver, R OBP: 0.378, SLG: 0.281 (1, 4) X		0-0 L4-3 ① ②			0-0 PB 1B 2-3	0-0 1B 1-2 2-3		0-0 P6 ①		4 0 2 0 0 0 1	
John Kennedy, R (1, 5) X		0-0 5-3 ③			0-3 K ① 1-2	0-0 5-3 ③		0-0 1-3 ②		4 0 0 0 0 1 5	
Sandy Koufax, R (1, 1) X			0-3 K ①		0-3 K ②		0-3 K ①		0-0 P3 ③	4 0 0 0 0 3 2	
<b>Inning Stats</b>	R: 1 H: 2 E: 0 LOB: 1 K: 0 BB: 0 S: 5 P: 5	R: 0 H: 1 E: 0 LOB: 0 K: 0 BB: 0 S: 3 P: 3	R: 0 H: 0 E: 0 LOB: 0 K: 2 BB: 0 S: 7 P: 7	R: 0 H: 0 E: 0 LOB: 0 K: 1 BB: 0 S: 5 P: 5	R: 0 H: 2 E: 0 LOB: 2 K: 2 BB: 0 S: 9 P: 9	R: 1 H: 3 E: 1 LOB: 3 K: 0 BB: 0 S: 7 P: 7	R: 0 H: 0 E: 0 LOB: 1 K: 1 BB: 0 S: 5 P: 6	R: 0 H: 0 E: 0 LOB: 0 K: 2 BB: 0 S: 7 P: 7	R: 0 H: 0 E: 0 LOB: 0 K: 0 BB: 0 S: 3 P: 3	1B: 7 SF: 1 2B: 2 SAC: 0 3B: 0 DP: 1 HR: 0 HBP: 1	WP: 0 PA: 36 PB: 1 SB: 0 CS: 0
<b>PITCHER</b> Dick Ellsworth, L ERA: 0.57 (1, 1)	IP WLS BF H R ER SO BB IBB HBP BLK WP HR S P ERA WHIP										
	9.0 L 36 8 2 1 8 0 0 1 0 0 0 0 51 52 1.00 0.889										



Batter	1	2	3	4	5	6	7	8	9	AB	R	H	RBI	BB	SO	LOB
Roberto Pena, R OBP: 0.176, SLG: 0.294 Don Kessinger, S OBP: 0.357, SLG: 0.333	0-0 L6		0-0 F4		0-0 4-3		0-3 K			4	0	0	0	0	1	1
Glenn Beckert, R OBP: 0.316, SLG: 0.333	0-0 F7			0-0 1B	0-0 5-3			0-0 6-3		4	1	1	0	0	0	0
Billy Williams, L OBP: 0.316, SLG: 0.314	0-0 P2			0-0 BB	0-0 1B	0-0 F8		0-0 F8		4	0	1	0	0	0	0
Ron Santo, R OBP: 0.526, SLG: 0.517		4-0 BB		0-0 BB	0-0 1B	0-3 K		0-0 14 FC6-4 1B		3	0	2	1	1	1	0
14 Ernie Banks, R OBP: 0.257, SLG: 0.273		0-0 F6		0-3 K	0-3 1B	0-0 1B		0-0 FC6-4		4	0	1	0	0	1	4
Byron Browne, R OBP: 0.417, SLG: 0.909		0-0 F8		4-0 BB	0-3 K	0-3 K		0-3 K		3	0	0	0	1	2	2
Randy Hundley, R OBP: 0.171, SLG: 0.324		0-3 K		0-0 P4	0-0 K	0-0 F7		0-3 K		4	0	0	0	0	2	4
Carl Warwick, R OBP: 0.167, SLG: 0.167 Adolfo Phillips, R OBP: 0.333, SLG: 0.400			0-0 F9	0-3 K	0-3 K	4-0 BB		0-0 2B		1	0	0	0	0	0	0
Dick Ellsworth, L OBP: 0.167, SLG: 0.167 John Boccabella, R (9, PH)			0-0 4-3		0-3 K	0-3 K		0-3 K		2	0	1	0	0	1	1

Inning Stats	R: 0	H: 0	E: 0	K: 0	S: 3	R: 0	H: 0	E: 0	K: 1	S: 5	R: 0	H: 0	E: 0	K: 0	S: 3	R: 1	H: 3	E: 0	K: 2	S: 10	R: 0	H: 0	E: 0	K: 1	S: 5	R: 0	H: 1	E: 0	K: 2	S: 8	R: 0	H: 0	E: 0	K: 2	S: 7	R: 0	H: 1	E: 0	K: 0	S: 4	R: 0	H: 1	E: 0	K: 3	S: 10	R: 0	H: 1	E: 0	K: 3	S: 10	1B: 5	SF: 0	2B: 1	SAC: 0	3B: 0	DP: 0	HR: 0	HBP: 0	WP: 0	PA: 36
PITCHER Sandy Koufax, L ERA: 1.0	IP: 9.0	WLS: W	BF: 36	H: 6	R: 1	ER: 1	SO: 11	BB: 3	IBB: 0	HBP: 0	BLK: 0	WP: 0	HR: 0	S: 55	P: 67	ERA: 1.00	WHIP: 1.000																																											

**Los Angeles Dodgers @ Chicago Cubs**  
Wrigley Field, Chicago, IL  
Fri Apr 22 1966, 3:33 AM CST  
Att. 4,551 - Unknown

livebaseballscorecards.com

AB	33
R	1
H	6
RBI	1
BB	3
SO	11
LOB	16



Batter	1	2	3	4	5	6	7	8	9	AB R H RBI BB SO LOB	TOP		
Wes Parker, S OBP: 0.447, SLG: 0.600 (1, 3) X	0-0 4-3 BBB	4-0 1-2 BB		0-0 F5		0-0 4-3			0-0 2B	4 0 1 0 1 0 1			
Lou Johnson, R OBP: 0.372, SLG: 0.463 (1, 7) X	0-0 1B 1B	0-0 F6		0-0 F9		0-0 6-3			0-0 F7	5 0 1 0 0 0 5			
Jim Lefebvre, S OBP: 0.390, SLG: 0.684 (1, 5) S S S Derrell Griffith, L (9, PR)	0-3 K		0-3 K	0-0 F7		0-0 5-3			1-0 HBP	4 0 0 0 0 2 2 0 0 0 0 0 0 0			
Al Ferrara, R OBP: 0.353, SLG: 0.600 (1, 9) X	0-0 FC6-4 1B		4-0 WP E BB		0-3 K	0-0 6-3			0-3 K	4 0 1 0 1 2 2			
Ron Fairly, L OBP: 0.348, SLG: 0.289 (1, 8) X	0-0 FC6-4 1-2f		0-0 E1 BB		0-0 4-3				0-0 L7	5 0 0 0 0 0 5			
Jeff Torborg, R OBP: 0.667, SLG: 0.692 (1, 2) X		0-0 1B 1B 1B	4-0 BB BB		0-0 1B				0-0 1B 1B	3 0 3 0 1 0 0			
Nate Oliver, R OBP: 0.390, SLG: 0.286 (1, 4) X		0-0 L3-4 1B 1B	4-0 BB BB		0-0 F9				0-3 K	3 0 1 0 1 1 2			
John Kennedy, R OBP: 0.143, SLG: 0.143 (1, 6) Tommy Davis, R OBP: 0.333, SLG: 0.333 (8, PH) Bart Shirley, R (8, PR) (8, 6)		0-0 BB 1B	0-0 F9		0-0 F8				0-0 1B	3 0 1 0 0 0 3 1 0 1 0 0 0 0 0 0 0 0 0 0 0			
Don Sutton, R OBP: 0.444, SLG: 0.444 (1, 1) John Roseboro, L OBP: 0.200, SLG: 0.286 (8, PH) Ron Perranoski, L (8, 1)		0-0 L3-4 2-3		0-0 1B		0-3 K			0-0 P6	3 0 1 0 0 1 3 1 0 0 0 0 0 2 0 0 0 0 0 0 0			
<b>Inning Stats</b>	R: 0 H: 2 E: 0 LOB: 2 K: 1 BB: 0 S: 7 P: 7	R: 0 H: 3 E: 0 LOB: 3 K: 0 BB: 1 S: 5 P: 9	R: 0 H: 0 E: 1 LOB: 3 K: 1 BB: 3 S: 5 P: 17	R: 0 H: 1 E: 0 LOB: 1 K: 0 BB: 0 S: 4 P: 4	R: 0 H: 1 E: 0 LOB: 1 K: 1 BB: 0 S: 6 P: 6	R: 0 H: 0 E: 0 LOB: 0 K: 1 BB: 0 S: 5 P: 5	R: 0 H: 0 E: 0 LOB: 0 K: 0 BB: 0 S: 3 P: 3	R: 0 H: 2 E: 0 LOB: 2 K: 1 BB: 0 S: 7 P: 7	R: 0 H: 1 E: 0 LOB: 2 K: 1 BB: 0 S: 6 P: 7	1B: 9 SF: 0 2B: 2 SAC: 0 3B: 0 DP: 1 HR: 0 HBP: 1	WP: 1 PA: 41 PB: 0 SB: 0 CS: 0		
<b>PITCHER</b> Bob Hendley, L (1, 1) ERA: 4.15 Fergie Jenkins, R (3, 1) ERA: 1.17 Ted Abernathy, R (9, 1) ERA: 7.71	IP WLS BF H R ER SO BB IBB HBP BLK WP HR S P ERA WHIP												<b>PITCHER</b> IP WLS BF H R ER SO BB IBB HBP BLK WP HR S P ERA WHIP
	2.2 0 16 5 0 0 2 4 0 0 0 1 0 16 32 0.00 3.375												
	5.1 1 20 4 0 0 3 0 0 0 0 0 0 26 26 0.00 0.750												
	1.0 0 5 1 0 0 1 0 0 1 0 0 0 6 7 0.00 1.000												

**Los Angeles Dodgers @ Chicago Cubs**  
 Wrigley Field, Chicago, IL  
 Sat Apr 23 1966, 3:33 AM CST  
 Att. 6,974 - Unknown

AB	36
R	0
H	10
RBI	0
BB	4
SO	6
LOB	25



WP: 1	PA: 41
PB: 0	
SB: 0	
CS: 0	

Batter	1	2	3	4	5	6	7	8	9
<b>Adolfo Phillips, R</b> OBP: 0.300, SLG: 0.333 (1, 8)	0-3 K ①		0-3 K ②		0-0 CS 1B		0-0 F2 ③		
<b>Glenn Beckert, R</b> OBP: 0.310, SLG: 0.350 (1, 4)	0-0 2B		0-0 4-3 ③		0-0 CS ③ 1-2	0-0 L7 ①		0-0 6-3 ①	
<b>Billy Williams, L</b> OBP: 0.286, SLG: 0.282 (1, 9)	0-0 1-3 ②			0-0 4-3 ①		0-0 P6 ②		0-0 3-1 ②	
<b>Ron Santo, R</b> OBP: 0.524, SLG: 0.484 (1, 5)	0-0 F9 ③			0-0 P6 ②		4-0 BB		4-0 BB	
<b>Byron Browne, R</b> OBP: 0.438, SLG: 0.800 (1, 7)		0-0 1B		0-0 1B		0-3 K ③		0-3 K ③	
<b>14 Ernie Banks, R</b> OBP: 0.237, SLG: 0.250 (1, 3)		0-0 P4 ①		0-0 5-3 ③			0-0 P4 ①		
<b>Randy Hundley, R</b> OBP: 0.184, SLG: 0.324 (1, 2)		0-0 F2 ②			0-3 K ①		0-0 SH1-3 1B ②		
<b>Don Kessinger, S</b> OBP: 0.313, SLG: 0.286 (1, 6)		0-0 P6 ③			0-0 G3 ②		0-0 SH1-3 ② 1-2		
<b>Bob Hendley, R</b> <b>Fergie Jenkins, R</b> <b>Ted Abernathy, R</b>			0-3 K ①		0-0 HR		0-0 2-H 1B		

AB	R	H	RBI	BB	SO	LOB
4	0	1	0	0	2	1
4	0	1	0	0	0	0
4	0	0	0	0	0	1
2	0	0	0	2	0	1
4	0	2	0	0	2	2
3	0	0	0	0	0	2
3	1	1	0	0	1	1
2	0	0	0	0	0	1
0	0	0	0	0	0	0
3	1	2	2	0	1	0
0	0	0	0	0	0	0

**Los Angeles Dodgers @ Chicago Cubs**  
 Wrigley Field, Chicago, IL  
 Sat Apr 23 1966, 3:33 AM CST  
 Att. 6,974 - Unknown

AB	29
R	2
H	7
RBI	2
BB	2
SO	6
LOB	9



1B:	5	SF:	0
2B:	1	SAC:	1
3B:	0	DP:	0
HR:	1	HBP:	0

WP:	0	PA:	33
PB:	0		
SB:	0		
CS:	1		

Inning Stats	R	H	E	K	S	P	BB	IBB	HBP	BLK	WP	HR	S	P	ERA	WHIP
<b>Don Sutton, R</b> ERA: 2.86 (1, 1)	0	1	0	1	6	28	7	2	2	5	1	0	0	0	2.57	1.143
<b>Ron Perranoski, L</b> ERA: 4.5 (8, 1)	0	1	0	0	4	0	0	0	0	1	0	0	5	9	0.00	1.000

PITCHER	IP	WLS	BF	H	R	ER	SO	BB	IBB	HBP	BLK	WP	HR	S	P	ERA	WHIP
<b>Don Sutton, R</b> ERA: 2.86 (1, 1)	7.0	L	28	7	2	2	5	1	0	0	0	0	0	0	41	2.57	1.143
<b>Ron Perranoski, L</b> ERA: 4.5 (8, 1)	1.0		4	0	0	0	1	1	0	0	0	0	0	5	9	0.00	1.000






Batter	1	2	3	4	5	6	7	8	9	AB	R	H	RBI	BB	SO	LOB
<b>Adolfo Phillips, R</b> OBP: 0.286, SLG: 0.385 (1, 8)	0-0 6-3	0-0 F9			0-0 E 2B		0-3 K			4	0	1	0	0	1	1
<b>Glenn Beckert, R</b> OBP: 0.304, SLG: 0.326 (1, 4)	0-0 E5 FC4-6		0-0 F9		4-0 BB 2-3			0-0 F3		3	0	0	0	1	0	0
<b>Billy Williams, L</b> OBP: 0.261, SLG: 0.256 (1, 9)	0-0 FC4-6 E S 1-2f		0-0 6-3		0-0 4-3			0-0 3-1		4	0	0	0	0	0	3
<b>Ron Santo, R</b> OBP: 0.522, SLG: 0.486 (1, 5)	0-3 K 1-3		0-3 K		0-0 PB 1B			0-0 1B		4	0	2	0	0	2	1
<b>John Herrnstein, L</b> OBP: 0.143, SLG: 0.143 (1, 3)		0-0 2B 3B 1B		0-3 K	0-3 K 1-2		0-0 K	0-0 4-3		4	1	1	0	0	2	2
<b>Byron Browne, R</b> OBP: 0.368, SLG: 0.667 (1, 7)		0-0 L9		0-3 K	0-3 K		0-3 K			3	0	0	0	0	2	2
<b>Randy Hundley, R</b> OBP: 0.195, SLG: 0.350 (1, 2)		0-0 3B 2B 1-3		0-3 K	0-0 F7					3	1	1	0	0	1	1
<b>Don Kessinger, S</b> OBP: 0.366, SLG: 0.438 (1, 6)		0-0 3B 2-H 3-H		4-0 BB B3-6-4	0-0 F2		0-0 L4			2	0	1	2	1	0	0
<b>Ken Holtzman, R</b> <b>Ted Abernathy, R</b>		0-0 1-3		0-0 B3-6-4 1-2f						2	0	0	0	0	0	2
										1	0	0	0	0	0	0

Inning Stats	R: 0	H: 0	E: 1	LOB: 1	K: 1	BB: 0	S: 6	P: 6	R: 2	H: 3	E: 0	LOB: 1	K: 0	BB: 0	S: 6	P: 6	R: 0	H: 0	E: 0	LOB: 0	K: 1	BB: 0	S: 5	P: 5	R: 0	H: 0	E: 0	LOB: 0	K: 3	BB: 0	S: 9	P: 9	R: 0	H: 1	E: 1	LOB: 2	K: 0	BB: 2	S: 3	P: 11	R: 0	H: 1	E: 0	LOB: 1	K: 2	BB: 0	S: 8	P: 8	R: 0	H: 0	E: 0	LOB: 0	K: 1	BB: 0	S: 5	P: 5	R: 0	H: 1	E: 0	LOB: 1	K: 0	BB: 0	S: 4	P: 4
<b>Don Drysdale, R</b> ERA: 4.41 (1, 1)	6.0	WLS: L	BF: 25	H: 5	R: 2	ER: 2	SO: 7	BB: 2	IBB: 0	HBP: 0	BLK: 0	WP: 0	HR: 0	S: 37	P: 45	ERA: 3.00	WHIP: 1.167																																															
<b>Phil Regan, R</b> ERA: 0.93 (7, 1)	2.0		7	1	0	0	1	0	0	0	0	0	0	9	9	0.00	0.500																																															


**Los Angeles Dodgers @ Chicago Cubs**  
 Wrigley Field, Chicago, IL  
 Sun Apr 24 1966, 3:33 AM CDT  
 Att. 19,925 - Unknown

livebaseballscorecards.com

<b>AB</b>	<b>30</b>
<b>R</b>	<b>2</b>
<b>H</b>	<b>6</b>
<b>RBI</b>	<b>2</b>
<b>BB</b>	<b>2</b>
<b>SO</b>	<b>8</b>
<b>LOB</b>	<b>12</b>



WP: 0	PA: 32
PB: 1	
SB: 1	
CS: 0	

Batter	1	2	3	4	5	6	7	8	9	AB R H RBI BB SO LOB	TOP														
Lou Brock, L (1, 9) OBP: 0.358, SLG: 0.460	0-0 4-3		0-0 BB 2-3 1B			4-0 1B 2B BB	0-0 F7			3 1 1 0 1 0 1															
Julian Javier, R (1, 4) OBP: 0.250, SLG: 0.196	0-0 6-3		4-0 1-2 BB			0-0 2B 1-3 SF7 1B		0-3 K		3 1 1 0 1 1 0															
Curt Flood, R (1, 8) OBP: 0.438, SLG: 0.556	0-0 5-3		0-0 1-3			0-0 1-3 3-H 2B		0-0 6-3		4 0 1 1 0 0 3															
Alex Johnson, R (1, 7) OBP: 0.250, SLG: 0.317 Mike Shannon, R (8, 7) OBP: 0.600, SLG: 0.600		0-0 F7		0-0 6-3		0-3 K2-3		0-3 K		4 0 0 0 0 2 2 0 0 0 0 0 0 0															
Charley Smith, R (1, 5) OBP: 0.477, SLG: 0.675		0-3 K		0-0 P5		0-0 SF7		0-3 K		3 0 0 1 0 2 0															
Phil Gagliano, R (1, 3) George Kernek, L (6, 3) OBP: 0.364, SLG: 0.345		0-0 5-3		0-0 P4		0-0 F9		4-0 BB		3 0 0 0 0 0 1 0 0 0 0 0 1 0 0															
Tim McCarver, L (1, 2) OBP: 0.273, SLG: 0.367			0-0 1B S 1B		0-0 F8		0-0 G3		0-0 F9	4 0 1 0 0 0 1	AB 31 R 2 H 5 RBI 2 BB 3 SO 7 LOB 11														
Dal Maxvill, R (1, 6) OBP: 0.231, SLG: 0.250			0-3 K 1-2		0-0 6-3		0-0 6-3		0-0 L3	4 0 0 0 0 1 2															
Larry Jaster, L (1, 1) OBP: 0.429, SLG: 0.333			0-3 K		0-0 6-3		0-0 1B			3 0 1 0 0 1 1															
Inning Stats	R: 0 E: 0 K: 0 S: 3	H: 0 LOB: 0 BB: 0 P: 3	R: 0 E: 0 K: 1 S: 5	H: 0 LOB: 0 BB: 0 P: 5	R: 0 E: 0 K: 2 S: 9	H: 2 LOB: 3 BB: 1 P: 13	R: 0 E: 0 K: 0 S: 3	H: 0 LOB: 0 BB: 0 P: 3	R: 0 E: 0 K: 0 S: 3	H: 0 LOB: 0 BB: 0 P: 3	R: 2 E: 0 K: 1 S: 7	H: 2 LOB: 1 BB: 1 P: 11	R: 0 E: 0 K: 0 S: 4	H: 1 LOB: 1 BB: 0 P: 4	R: 0 E: 0 K: 2 S: 7	H: 0 LOB: 0 BB: 0 P: 7	R: 0 E: 0 K: 1 S: 5	H: 0 LOB: 1 BB: 1 P: 9	1B: 4 2B: 1 3B: 0 HR: 0	SF: 1 SAC: 0 DP: 0 HBP: 0	WP: 0 PB: 0 SB: 1 CS: 0	PA: 35			
PITCHER	IP	WLS	BF	H	R	ER	SO	BB	IBB	HBP	BLK	WP	HR	S	P	ERA	WHIP								
Claude Osteen, L (1, 1) ERA: 1.54	8.0	L	31	5	2	2	6	2	0	0	0	0	0	41	49	2.25	0.875								
Ron Perranoski, L (9, 1) ERA: 3.6	1.0		4	0	0	0	1	1	0	0	0	0	0	5	9	0.00	1.000								

St. Louis Cardinals @ Los Angeles Dodgers  
Dodger Stadium, Los Angeles, CA  
Mon Apr 25 1966, 7:05 PM PDT  
Att: 19,271 - Unknown

AB	31
R	2
H	5
RBI	2
BB	3
SO	7
LOB	11



Batter	1	2	3	4	5	6	7	8	9
Willie Davis, L (1, 8) OBP: 0.387, SLG: 0.500	0-0 F8		0-0 1B			0-0 F5		0-0 1B	
Wes Parker, S (1, 3) OBP: 0.382, SLG: 0.500 Ron Perranoski, L (9, 1)	0-3 K		0-0 F8			0-0 F3		0-0 F8	
Lou Johnson, R (1, 7) OBP: 0.333, SLG: 0.396	0-0 6-3			0-0 F7		0-0 B1-3		0-0 P4	
Jim Lefebvre, S (1, 5) OBP: 0.388, SLG: 0.614		0-3 K		0-0 L6		0-0 F3		0-0 1B	
Ron Fairly, L (1, 9) OBP: 0.314, SLG: 0.256		0-3 K		0-0 4-3		0-0 G3		0-0 F8	
Jeff Torborg, R (1, 2) OBP: 0.500, SLG: 0.500		0-0 FC6-4 1B		0-3 K		0-3 K		0-0 F9	
Nate Oliver, R (1, 4) OBP: 0.362, SLG: 0.268		0-0 FC6-4		0-0 5-3		0-0 1B		0-0 G6-4-3 1B	
John Kennedy, R (1, 6) OBP: 0.308, SLG: 0.462 Al Ferrara, R (8, PH) OBP: 0.318, SLG: 0.500			0-0 F8		0-0 1B		0-0 G6-4-3		
Claude Osteen, L (1, 1) OBP: 0.167, SLG: 0.091 Bart Shirley, R (8, PH) OBP: 0.500, SLG: 0.500		0-3 K		0-3 K				0-0 1B	

AB	R	H	RBI	BB	SO	LOB
4	0	2	0	0	0	0
4	0	0	0	0	1	3
0	0	0	0	0	0	0
4	0	0	0	0	0	0
4	0	1	0	0	1	0
4	0	0	0	0	1	1
4	0	1	0	0	2	1
3	0	1	0	0	0	1
2	0	1	0	0	0	0
1	0	0	0	0	0	1
2	0	0	0	0	2	1
1	0	1	0	0	0	0

WP	PA
33	33

Inning Stats	R	H	E	K	S	P	ERA	WHIP
1	0	0	0	1	5	5	0.00	0.778
2	0	1	0	2	8	8		
3	0	1	0	1	6	6		
4	0	0	0	0	3	3		
5	0	1	0	2	8	8		
6	0	0	0	0	3	3		
7	0	0	0	1	5	5		
8	0	3	0	0	5	5		
9	0	1	0	0	4	4		

**St. Louis Cardinals @ Los Angeles Dodgers**  
**Dodger Stadium, Los Angeles, CA**  
 Mon Apr 25 1966, 7:05 PM PDT  
 Att. 19,271 - Unknown

livebaseballscorecards.com

**AB 33**  
**R 0**  
**H 7**  
**RBI 0**  
**BB 0**  
**SO 7**  
**LOB 8**



Batter	1	2	3	4	5	6	7	8	9	AB R H RBI BB SO LOB	TOP											
Lou Brock, L (1, 9) OBP: 0.362, SLG: 0.473	0-0 F7		0-0 F7		0-0 FC5 1B		0-0 SF8 1-3 2B	0-0 L8		5 0 2 0 0 0 2	<b>St. Louis Cardinals @ Los Angeles Dodgers</b> <b>Dodger Stadium, Los Angeles, CA</b> Tue Apr 26 1966, 7:05 PM PDT Att. 25,121 - Unknown <a href="http://livebaseballscores.com">livebaseballscores.com</a>											
Julian Javier, R (1, 4) OBP: 0.263, SLG: 0.216	0-0 1B		0-0 L7		0-0 1-2 1B		0-0 5-3	0-0 2-3	5 0 2 0 0 0 2													
Curt Flood, R (1, 8) OBP: 0.453, SLG: 0.571	0-0 1-3 1B		0-0 1B		0-0 FC5 2-3f		0-0 SF8 2-3 3-H	0-0 1B	4 0 3 1 0 0 2													
Alex Johnson, R (1, 7) OBP: 0.224, SLG: 0.283	0-3 K		0-3 K		0-0 F7		0-0 P4	0-0 F8	5 0 0 0 0 2 5													
Charley Smith, R (1, 5) OBP: 0.469, SLG: 0.644	0-3 K			0-0 F8		0-0 1B 1B		0-0 WP 1B 1B	5 1 2 0 0 1 3													
Phil Gagliano, R (1, 3) OBP: 0.250, SLG: 0.111		4-0 BB BB		0-0 F7		0-0 1-2 1B		0-0 P4 1-2	3 0 1 0 1 0 1													
Dal Maxvill, R (1, 6) OBP: 0.200, SLG: 0.214		0-3 K		0-0 P3		0-3 K		0-3 K	2 0 0 0 0 1 1													
Mike Shannon, R (6, PH) OBP: 0.500, SLG: 0.500		1-2 K							1 0 0 0 0 1 2													
Jimmy Williams, R (6, 6)									1 0 0 0 0 1 1													
Pat Corrales, R (1, 2) OBP: 0.200, SLG: 0.200		0-0 F9			0-0 P4		0-0 P5	0-0 1B 2-H 1B	4 0 1 1 0 0 3													
Bob Gibson, R (1, 1) OBP: 0.286, SLG: 0.286		0-3 K			0-3 K		0-0 2B SF8 1B	0-0 1-2 1B	4 1 2 0 0 2 1													
<b>Inning Stats</b>	R: 0 E: 0 K: 2 S: 9	H: 2 LOB: 2 BB: 0 P: 9	R: 0 E: 0 K: 2 S: 7	H: 0 LOB: 1 BB: 1 P: 11	R: 0 E: 0 K: 1 S: 6	H: 1 LOB: 1 BB: 0 P: 6	R: 0 E: 0 K: 0 S: 3	H: 0 LOB: 0 BB: 0 P: 3	R: 0 E: 0 K: 1 S: 7	H: 2 LOB: 2 BB: 0 P: 7	R: 0 E: 0 K: 1 S: 7	H: 2 LOB: 2 BB: 0 P: 7	R: 1 E: 0 K: 0 S: 5	H: 2 LOB: 1 BB: 0 P: 5	R: 1 E: 0 K: 1 S: 8	H: 3 LOB: 2 BB: 0 P: 8	R: 0 E: 0 K: 0 S: 4	H: 1 LOB: 1 BB: 0 P: 4	1B: 12 2B: 1 3B: 0 HR: 0	SF: 1 SAC: 0 DP: 0 HBP: 0	WP: 1 PB: 0 SB: 1 CS: 0	PA: 41
<b>PITCHER</b> Sandy Koufax, L (1, 1) ERA: 1.33	IP: 9.0 WLS: W BF: 41 H: 13 R: 2 ER: 2 SO: 8 BB: 1 IBB: 0 HBP: 0 BLK: 0 WP: 1 HR: 0 S: 56 P: 60 ERA: 2.00 WHIP: 1.556											<b>PITCHER</b>	IP: 9.0 WLS: W BF: 41 H: 13 R: 2 ER: 2 SO: 8 BB: 1 IBB: 0 HBP: 0 BLK: 0 WP: 1 HR: 0 S: 56 P: 60 ERA: 2.00 WHIP: 1.556									



Batter	1	2	3	4	5	6	7	8	9	AB	R	H	RBI	BB	SO	LOB
Willie Davis, L OBP: 0.371, SLG: 0.471 (1, 8)	0-0 3-1 1B S 1B	0-0 4-3		0-0 4-3			0-0 F8			4	1	1	0	0	0	0
Wes Parker, S OBP: 0.373, SLG: 0.471 (1, 3)	0-0 3-1 1-3	4-0 PB BB		0-0 P6			0-0 2-3			3	0	0	0	1	0	1
Ron Fairly, L OBP: 0.309, SLG: 0.255 (1, 9)	0-0 2B 1B 3-H	0-3 K 1-2		0-0 6-3			0-0 4-3			4	1	1	1	0	1	1
Jim Lefebvre, S OBP: 0.396, SLG: 0.617 (1, 5)	0-0 1B 1-3 2B	4-0 BB		0-0 4-3			0-0 L6			3	1	1	0	1	0	0
Lou Johnson, R OBP: 0.309, SLG: 0.365 (1, 7)	0-3 K	0-3 K		0-0 5-3			0-0 5-3			4	0	0	0	0	2	4
John Roseboro, L OBP: 0.229, SLG: 0.333 (1, 2)	0-0 1B 1B 2-H 3-H		0-0 SH3 2B		0-0 3-1		0-0 1-3			4	1	2	2	0	0	0
Nate Oliver, R OBP: 0.367, SLG: 0.279 (1, 4)	0-0 1B 1-2 1B		0-0 SH3 2-3		0-0 6-3		0-0 6-3			2	0	1	0	0	0	0
John Kennedy, R OBP: 0.313, SLG: 0.438 (1, 6)	0-0 1B 1-3 2-H		0-0 5-3		0-0 P6		0-0 P6			3	0	1	1	0	0	1
Sandy Koufax, R (1, 1)	0-3 K		0-3 K		0-3 K		0-3 K			3	0	0	0	0	3	3

Inning Stats	R: 4	H: 6	E: 0	LOB: 2	K: 2	P: 13	R: 0	H: 0	E: 0	LOB: 2	K: 2	P: 7	R: 0	H: 1	E: 0	LOB: 1	K: 1	P: 6	R: 0	H: 0	E: 0	LOB: 0	K: 0	P: 3	R: 0	H: 0	E: 0	LOB: 0	K: 0	P: 3	R: 0	H: 0	E: 0	LOB: 0	K: 0	P: 3	R: 0	H: 0	E: 0	LOB: 0	K: 0	P: 3			
	1B: 5	SF: 0	2B: 2	SAC: 1	3B: 0	DP: 0	HR: 0	HBP: 0	WP: 0	PA: 33																																			

PITCHER	IP	WLS	BF	H	R	ER	SO	BB	IBB	HBP	BLK	WP	HR	S	P	ERA	WHIP	PITCHER	IP	WLS	BF	H	R	ER	SO	BB	IBB	HBP	BLK	WP	HR	S	P	ERA	WHIP										
Bob Gibson, R ERA: 2.42 (1, 1)	8.0	L	33	7	4	4	6	2	0	0	0	0	0	43	51	4.50	1.125																												


**BOTTOM**

**St. Louis Cardinals @ Los Angeles Dodgers**  
**Dodger Stadium, Los Angeles, CA**

Tue Apr 26 1966, 7:05 PM PDT  
Att. 25,121 - Unknown

livebaseballscorecards.com

**AB 30**  
**R 4**  
**H 7**  
**RBI 4**  
**BB 2**  
**SO 6**  
**LOB 10**



Batter	1	2	3	4	5	6	7	8	9	AB R H RBI BB SO LOB	TOP	
Felipe Alou, R OBP: 0.420, SLG: 0.723 (1, 8) X	0-0 F7		0-0 F8 2B		0-0 F8			0-0 5-3		4 0 1 0 0 0 0		
Eddie Mathews, L OBP: 0.245, SLG: 0.174 (1, 5) X	0-0 1-3		0-0 F8		0-0 F2			0-3 K		4 0 0 0 0 1 1		
Hank Aaron, R OBP: 0.343, SLG: 0.559 (1, 9) X	0-0 1B 2B		0-0 F8			0-3 K			0-0 HR	4 1 2 1 0 1 1		
Joe Torre, R OBP: 0.429, SLG: 0.679 (1, 2) X	0-0 2-3 1B			0-0 SH1-4 1B		0-0 5-3			0-3 K	4 0 2 0 0 1 0		
Lee Thomas, L OBP: 0.311, SLG: 0.436 (1, 3) X Tony Cloninger, R OBP: 0.250, SLG: 0.273 (9, PR)	0-0 P5			0-0 SH1-4 1-2		0-0 F2			1-0 FC6-4 HBP	2 0 0 0 0 0 2 0 0 0 0 0 0 0		
Rico Carty, R OBP: 0.352, SLG: 0.340 (1, 7) X		0-0 F7		0-3 K		0-0 5-3			0-0 P7	4 0 0 0 0 1 2		
Denis Menke, R OBP: 0.433, SLG: 0.356 (1, 6) X		0-3 K		4-0 BB		0-0 G3			0-0 FC6-4 1-2	3 0 0 0 1 1 1		
Woody Woodward, R OBP: 0.360, SLG: 0.200 (1, 4) Marty Keough, L OBP: 0.143, SLG: 0.143 (7, PH) Sandy Alomar Sr., S OBP: 0.200, SLG: 0.111 (7, 4)		0-3 K		0-3 K		0-3 K				2 0 0 0 0 2 2 1 0 0 0 0 1 0 0 0 0 0 0 0 0		
Hank Fischer, R (1, 1) Herb Hipauf, R (3, 1) Adrian Garrett, L (5, PH) Chi-Chi Olivo, R (5, 1) Miguel de la Hoz, R (8, PH) Arnold Umbach, R (8, 1)			0-3 K		0-3 K				0-0 F9	1 0 0 0 0 1 0 0 0 0 0 0 0 0 1 0 0 0 0 1 0 0 0 0 0 0 0 0 1 0 0 0 0 0 0 0 0 0 0 0 0 0		
<b>Inning Stats</b>	R: 0 H: 2 E: 0 LOB: 2 K: 0 BB: 0 S: 5 P: 5	R: 0 H: 0 E: 0 LOB: 0 K: 2 BB: 0 S: 7 P: 7	R: 0 H: 1 E: 0 LOB: 1 K: 1 BB: 0 S: 6 P: 6	R: 0 H: 1 E: 0 LOB: 2 K: 2 BB: 1 S: 8 P: 12	R: 0 H: 0 E: 0 LOB: 0 K: 1 BB: 0 S: 5 P: 5	R: 0 H: 0 E: 0 LOB: 0 K: 1 BB: 0 S: 5 P: 5	R: 0 H: 0 E: 0 LOB: 0 K: 1 BB: 0 S: 5 P: 5	R: 0 H: 0 E: 0 LOB: 0 K: 1 BB: 0 S: 5 P: 5	R: 1 H: 1 E: 0 LOB: 1 K: 1 BB: 0 S: 6 P: 7	1B: 2 SF: 0 2B: 2 SAC: 1 3B: 0 DP: 0 HR: 1 HBP: 1	WP: 0 PA: 34 PB: 0 SB: 0 CS: 0	
<b>PITCHER</b> Don Sutton, R (1, 1) ERA: 2.32	IP WLS BF H R ER SO BB IBB HBP BLK WP HR S P ERA WHIP	9.0 W 34 5 1 1 10 1 0 1 0 0 1 52 57 1.00 0.667										

Atlanta Braves @ Los Angeles Dodgers  
Dodger Stadium, Los Angeles, CA  
Wed Apr 27 1966, 7:05 PM PDT  
Att: 19,328 - Unknown

livebaseballscorecards.com

AB	31
R	1
H	5
RBI	1
BB	1
SO	10
LOB	9



Batter	1	2	3	4	5	6	7	8	9
Maury Wills, S OBP: 0.327, SLG: 0.267 (1, 6)	0-0 CS 1B		0-0 FC3-6 1B	0-0 3B 1B		0-0 FC7-5 SH 1B		0-0 F8	
Wes Parker, S OBP: 0.365, SLG: 0.491 (1, 3)	0-0 F8 1-2		0-0 FC3-6 1B 1-2f	0-0 3B 1B 1-H 2-H		0-0 SH FC7-5 1B 1-2 3-H		0-0 P6	
Willie Davis, L OBP: 0.385, SLG: 0.474 (1, 8)	0-0 1B		0-0 1B 1-2	0-0 4-3		0-0 FC7-5 1-2 2-3f			
Ron Fairly, L OBP: 0.288, SLG: 0.235 (1, 9)	0-0 F5		0-0 L7		0-0 F9	0-0 F8			
Jim Lefebvre, S OBP: 0.386, SLG: 0.588 (1, 5)		0-0 4-3	0-0 P3		0-0 1B		0-0 L3		
John Kennedy, R OBP: 0.313, SLG: 0.438 (8, 5)									
Lou Johnson, R OBP: 0.288, SLG: 0.339 (1, 7)		0-0 F8		0-0 6-3	0-0 F8		0-3 K		
John Roseboro, L OBP: 0.256, SLG: 0.378 (1, 2)		0-0 1B 1B		0-0 1B 2B	0-0 P4		0-0 F9		
Nate Oliver, R OBP: 0.377, SLG: 0.298 (1, 4)		0-0 1B 1-2		0-3 K		0-0 1B PB SH 1B		0-0 F7	
Don Sutton, R OBP: 0.462, SLG: 0.462 (1, 1)		0-0 4-3		0-0 3B 1B 2-3		0-3 K		0-0 1B	

Inning Stats	R: 0 E: 0 K: 0 S: 4	H: 2 LOB: 1 BB: 0 P: 4	R: 0 E: 0 K: 0 S: 5	H: 2 LOB: 2 BB: 0 P: 5	R: 0 E: 0 K: 0 S: 5	H: 2 LOB: 2 BB: 0 P: 5	R: 3 E: 0 K: 1 S: 9	H: 4 LOB: 1 BB: 0 P: 9	R: 0 E: 0 K: 0 S: 4	H: 1 LOB: 1 BB: 0 P: 4	R: 1 E: 0 K: 1 S: 8	H: 2 LOB: 2 BB: 0 P: 8	R: 0 E: 0 K: 1 S: 5	H: 0 LOB: 0 BB: 0 P: 5	R: 0 E: 0 K: 0 S: 4	H: 1 LOB: 1 BB: 0 P: 4
1B: 12 2B: 1 3B: 1 HR: 0	SF: 0 SAC: 1 DP: 0 HBP: 0	WP: 0 PB: 1 SB: 0 CS: 1	PA: 38													

PITCHER	IP	WLS	BF	H	R	ER	SO	BB	IBB	HBP	BLK	WP	HR	S	P	ERA	WHIP
Hank Fischer, R ERA: 2.81 (1, 1)	2.1		12	6	0	0	0	0	0	0	0	0	0	12	12	0.00	2.571
Herb Hipphauf, L ERA: 16.2 (3, 1)	1.2	L	9	4	3	3	1	0	0	0	0	0	0	11	11	16.20	2.400
Chi-Chi Olivo, R ERA: 2.79 (5, 1)	3.0		13	3	1	0	2	0	0	0	0	0	0	17	17	0.00	1.000
Arnold Umbach, R ERA: (8, 1)	1.0		4	1	0	0	0	0	0	0	0	0	0	4	4	0.00	1.000

**BOTTOM**

**Atlanta Braves @ Los Angeles Dodgers**  
**Dodger Stadium, Los Angeles, CA**  
 Wed Apr 27 1966, 7:05 PM PDT  
 Att. 19,328 - Unknown

livebaseballscorecards.com

<b>AB</b>	<b>37</b>
<b>R</b>	<b>4</b>
<b>H</b>	<b>14</b>
<b>RBI</b>	<b>4</b>
<b>BB</b>	<b>0</b>
<b>SO</b>	<b>3</b>
<b>LOB</b>	<b>20</b>



Batter	1	2	3	4	5	6	7	8	9	AB R H RBI BB SO LOB	TOP											
<b>Felipe Alou, R</b> OBP: 0.411, SLG: 0.696 (1, 7) X	0-0 F2		0-0 P3		0-3 K			0-0 1B		4 0 1 0 0 1 0	<b>Atlanta Braves @ Los Angeles Dodgers</b> <b>Dodger Stadium, Los Angeles, CA</b> Thu Apr 28 1966, 7:05 PM PDT Att: 18,225 - Unknown											
<b>Gary Geiger, L</b> OBP: 0.273, SLG: 0.211 (1, 8) H	1-0 2B HBP		0-0 1B			0-0 4-3		0-0 1B		3 1 2 0 0 0 0												
<b>Hank Aaron, R</b> OBP: 0.352, SLG: 0.619 (1, 9) X	0-0 2B		0-0 F8			0-0 HR		0-0 G6-4-3		4 1 2 2 0 0 3												
<b>Joe Torre, R</b> OBP: 0.415, SLG: 0.655 (1, 2) S S S	0-3 K			0-3 K		0-3 K			0-0 6-3	2 0 0 0 0 2 1												
<b>Rico Carty, R</b> OBP: 0.339, SLG: 0.327 (5, 2) S S S	0-3 K			0-3 K		0-3 K			0-0 E6	2 0 0 0 0 1 0												
<b>Lee Thomas, L</b> Clay Carroll, R Miguel de la Hoz, R Arnold Limbach, R Chi-Chi Olivo, R Adrian Garrett, L Billy O'Dell, S Gene Oliver, R Woody Woodward, R	0-0 6-3			0-0 6-3		0-3 K			0-0 K	1 0 0 0 0 0 0 1												
<b>Eddie Mathews, L</b> OBP: 0.246, SLG: 0.180 (1, 5) X		0-0 F8		0-0 1B			0-0 P6		0-3 K	4 0 1 0 0 1 1												
<b>Denis Menke, R</b> OBP: 0.406, SLG: 0.327 (1, 6) S S S		0-3 K		0-3 K			0-0 L7		0-0 P4	4 0 0 0 0 2 2												
<b>Sandy Alomar Sr., S</b> OBP: 0.154, SLG: 0.083 (1, 4) X		0-0 5-3			0-0 F8		0-3 K			3 0 0 0 0 1 0												
<b>Wade Blasingame, L</b> OBP: 0.600, SLG: 0.600 (1, 1) S S S			0-3 K			0-0 F7		0-0 4-3		0 0 0 0 0 0 0												
<b>Marty Keough, L</b> OBP: 0.100, SLG: 0.100 (2, 3) S S S										3 0 0 0 0 1 0												
<b>Inning Stats</b>	R: 1 E: 0 K: 1 S: 6	H: 1 LOB: 1 BB: 0 P: 7	R: 0 E: 0 K: 1 S: 5	H: 0 LOB: 0 BB: 0 P: 5	R: 0 E: 0 K: 1 S: 6	H: 1 LOB: 1 BB: 0 P: 6	R: 0 E: 0 K: 2 S: 8	H: 1 LOB: 1 BB: 0 P: 8	R: 0 E: 0 K: 1 S: 5	H: 0 LOB: 0 BB: 0 P: 5	R: 1 E: 0 K: 2 S: 8	H: 1 LOB: 0 BB: 0 P: 8	R: 0 E: 0 K: 1 S: 5	H: 0 LOB: 0 BB: 0 P: 5	R: 0 E: 0 K: 0 S: 4	H: 2 LOB: 1 BB: 0 P: 4	R: 0 E: 1 K: 1 S: 6	H: 0 LOB: 1 BB: 0 P: 6	1B: 4 2B: 1 3B: 0 HR: 1	SF: 0 SAC: 0 DP: 1 HBP: 1	WP: 0 PB: 0 SB: 0 CS: 0	PA: 34
<b>PITCHER</b> <b>Don Drysdale, R</b> ERA: 3.55 (1, 1)	IP: 9.0 WLS: W BF: 34 H: 6 R: 2 ER: 2 SO: 10 BB: 0 IBB: 0 HBP: 1 BLK: 0 WP: 0 HR: 1 S: 53 P: 54 ERA: 2.00 WHIP: 0.667											<b>PITCHER</b> IP: WLS: BF: H: R: ER: SO: BB: IBB: HBP: BLK: WP: HR: S: P: ERA: WHIP:										

AB	33
R	2
H	6
RBI	2
BB	0
SO	10
LOB	8



livebaseballscorecards.com



Batter	1	2	3	4	5	6	7	8	9
Maury Wills, S OBP: 0.352, SLG: 0.286 (1, 6)	0-0 4-3	0-0 WP 1B 1B		0-0 4-3 2B 1B	0-0 F7			4-0 BB BB BB BB	
Wes Parker, S OBP: 0.338, SLG: 0.450 (1, 3)	0-0 5-3	0-3 K		0-0 4-3		0-0 1-3		0-0 6-3 BB	
Lou Johnson, R OBP: 0.317, SLG: 0.400 (1, 9) (5, 7)	0-0	0-0		0-0 1B 1B 2B		0-0 6-3			
Tommy Davis, R OBP: 0.385, SLG: 0.385 (1, 7) Ron Fairly, L OBP: 0.283, SLG: 0.231 (4, PR) (5, 9)	0-3 K	0-3 K2-3		0-0 1B 2B 1B		0-3 K			
Jim Lefebvre, S OBP: 0.393, SLG: 0.636 (1, 5)		0-0 HR		0-0 F8 1B		0-0 F9			
Willie Davis, L OBP: 0.372, SLG: 0.452 (1, 8)		0-0 3-1 1B 1B		0-0 F8 P6		0-0 G3			
Jeff Torborg, R OBP: 0.462, SLG: 0.435 (1, 2)		4-0 1B 3-1 WP BB		0-0 F8		0-0 6-3		0-0 6-3	
Nate Oliver, R OBP: 0.386, SLG: 0.286 (1, 4)		0-0 3-1		4-0 WP 1B BB		4-0		0-0 4-3	
Don Drysdale, R OBP: 0.200, SLG: 0.111 (1, 1)		4-0 WP 1B 1B BB		0-0 6-3		0-3 K		0-0 BB 1B	

Inning Stats	R: 0	H: 1	E: 0	LOB: 1	K: 1	P: 6	R: 5	H: 4	E: 0	LOB: 1	K: 2	P: 19	R: 0	H: 0	E: 0	LOB: 0	K: 0	P: 3	R: 3	H: 4	E: 0	LOB: 2	K: 0	P: 11	R: 0	H: 0	E: 0	LOB: 1	K: 1	P: 9	R: 0	H: 0	E: 0	LOB: 0	K: 1	P: 5	R: 0	H: 0	E: 0	LOB: 0	K: 0	P: 3	R: 0	H: 1	E: 0	LOB: 1	K: 0	P: 7
	0	1	0	1	1	6	5	4	0	0	2	19	0	0	0	0	3	4	0	0	0	2	0	11	0	0	0	0	0	0	1	0	0	0	0	0	5	0	0	0	0	0	3	0	1	0	1	7

PITCHER														PITCHER																																								
IP	WLS	BF	H	R	ER	SO	BB	IBB	HBP	BLK	WP	HR	S	P	ERA	WHIP	IP	WLS	BF	H	R	ER	SO	BB	IBB	HBP	BLK	WP	HR	S	P	ERA	WHIP																					
Wade Blasingame, L (1, 1) ERA: 6.17	1.2	L	12	5	5	5	2	2	0	0	0	1	14	22	27.00	4.200																																						
Clay Carroll, R (2, 1) ERA: 0.44	1.1		4	0	0	0	1	0	0	0	0	0	6	6	0.00	0.000																																						
Arnold Umbach, R (4, 1) ERA: 16.2	0.2		7	4	3	3	0	1	0	0	0	1	0	10	40.50	7.500																																						
Chi-Chi Olivo, R (4, 1) ERA: 2.45	1.1		5	0	0	0	1	1	0	0	0	0	6	10	0.00	0.750																																						
Billy O'Dell, L (6, 1) ERA: 0.75	3.0		10	1	0	0	1	1	0	0	0	0	11	15	0.00	0.667																																						

**BOTTOM**

**Atlanta Braves @ Los Angeles Dodgers**  
**Dodger Stadium, Los Angeles, CA**

Thu Apr 28 1966, 7:05 PM PDT  
 Att. 18,225 - Unknown

AB	R	H	RBI	BB	SO	LOB
4	2	2	2	1	0	1
5	0	0	0	0	1	6
4	1	3	3	0	0	0
3	0	1	0	0	2	2
1	0	0	0	0	1	0
4	1	2	2	0	0	0
4	1	1	0	0	0	2
3	1	0	0	1	0	0
2	1	0	0	2	0	2
3	1	1	0	1	1	2

<b>AB</b>	<b>33</b>
<b>R</b>	<b>8</b>
<b>H</b>	<b>10</b>
<b>RBI</b>	<b>7</b>
<b>BB</b>	<b>5</b>
<b>SO</b>	<b>5</b>
<b>LOB</b>	<b>15</b>

livebaseballscorecards.com

1B: 7	SF: 0	WP: 2	PA: 38
2B: 2	SAC: 0	PB: 0	
3B: 0	DP: 0	SB: 2	
HR: 1	HBP: 0	CS: 0	



Batter	1	2	3	4	5	6	7	8	9	AB R H RBI BB SO LOB	TOP											
Tommy Helms, R (1, 4) OBP: 0.288, SLG: 0.333	0-0 CS 1B		0-0 L1			0-0 F7			0-0 F8	4 0 1 0 0 0 0												
Pete Rose, S (1, 5) OBP: 0.200, SLG: 0.226	0-3 K 1-2			0-3 K		0-0 4-3			4-0 5-3 1B BB	3 1 0 0 1 2 1												
Vada Pinson, L (1, 9) OBP: 0.389, SLG: 0.615	0-0 L7			0-3 K			0-0 L6		0-0 5-3 1B	4 1 1 0 0 1 0												
Don Pavletich, R (1, 2) OBP: 0.273, SLG: 0.409		0-0 1-3		0-0 6-3			0-3 K		0-0 5-3	4 0 0 0 0 1 2												
Tony Perez, R (1, 3) OBP: 0.385, SLG: 0.391		0-0 4-3			0-0 4-3		0-0 5-3		0-0 1B	4 0 1 2 0 0 0												
Mel Queen, L (9, 7)									2-H 3-H	0 0 0 0 0 0 0												
Deron Johnson, R (1, 7) OBP: 0.245, SLG: 0.250		4-0 FC6-4 BB			0-0 FC5-4 1B			0-0 1-3	0-0 F9	3 0 1 0 1 0 1												
Tommy Harper, R (1, 8) OBP: 0.264, SLG: 0.204		0-0 FC6-4 1-2f			0-0 FC5-4 1-2f			0-3 K		3 0 0 0 0 1 2												
Leo Cardenas, R (1, 6) OBP: 0.378, SLG: 0.476			0-0 4-3		0-0 F9			4-0 BB		2 0 0 0 1 0 1												
Jim O'Toole, S (1, 1)			0-3 K			0-0 6-3		0-3 K		2 0 0 0 0 1 0												
Lee May, R (8, PH)										1 0 0 0 0 1 1												
Jack Baldschun, R (8, 1)										0 0 0 0 0 0 0												
<b>Inning Stats</b>	R: 0 E: 0 K: 1 S: 5	H: 1 LOB: 0 BB: 0 P: 5	R: 0 E: 0 K: 0 S: 3	H: 0 LOB: 1 BB: 1 P: 7	R: 0 E: 0 K: 1 S: 5	H: 0 LOB: 0 BB: 0 P: 5	R: 0 E: 0 K: 2 S: 7	H: 0 LOB: 0 BB: 0 P: 7	R: 0 E: 0 K: 0 S: 4	H: 1 LOB: 1 BB: 0 P: 4	R: 0 E: 0 K: 0 S: 3	H: 0 LOB: 0 BB: 0 P: 3	R: 0 E: 0 K: 1 S: 5	H: 0 LOB: 0 BB: 0 P: 5	R: 0 E: 0 K: 2 S: 7	H: 0 LOB: 1 BB: 1 P: 11	R: 2 E: 0 K: 0 S: 5	H: 2 LOB: 1 BB: 1 P: 9	1B: 4 2B: 1 3B: 0 HR: 0	SF: 0 SAC: 0 DP: 1 HBP: 0	WP: 0 PB: 0 SB: 0 CS: 1	PA: 33
<b>PITCHER</b> Claude Osteen, L (1, 1) ERA: 1.64	IP: 9.0 WLS: W BF: 33 H: 4 R: 2 ER: 2 SO: 7 BB: 3 IBB: 0 HBP: 0 BLK: 0 WP: 0 HR: 0 S: 44 P: 56 ERA: 2.00 WHIP: 0.778											<b>PITCHER</b>	IP: 9.0 WLS: W BF: 33 H: 4 R: 2 ER: 2 SO: 7 BB: 3 IBB: 0 HBP: 0 BLK: 0 WP: 0 HR: 0 S: 44 P: 56 ERA: 2.00 WHIP: 0.778									

Cincinnati Reds @ Los Angeles Dodgers  
Dodger Stadium, Los Angeles, CA  
Fri Apr 29 1966, 7:05 PM PDT  
Att: 28,281 - Unknown

AB	30
R	2
H	4
RBI	2
BB	3
SO	7
LOB	8



Batter	1	2	3	4	5	6	7	8	9	AB R H RBI BB SO LOB
Maury Wills, S OBP: 0.356, SLG: 0.296 (1, 6)	0-0 G3 S HR 1B		0-0 1-3	0-3 K			0-0 SH1-4 1B		0-0 FC1-5 1B BB	5 1 2 0 0 1 5
Wes Parker, S OBP: 0.333, SLG: 0.429 (1, 3)	0-0 G3 1-3		0-0 5-3		0-0 5-3		0-0 SH1-4 1-2		4-0 1B BB	3 0 0 0 1 0 1
Lou Johnson, R OBP: 0.324, SLG: 0.462 (1, 9) (7, 7)	0-0 HR 3-H		0-0 2B		0-0 6-3		0-0 F9		0-0 P6	5 1 2 2 0 0 4
Tommy Davis, R OBP: 0.375, SLG: 0.333 (1, 7) Ron Fairly, L OBP: 0.290, SLG: 0.241 (7, 9)	4-0 BB		0-0 1-3		0-3 K		0-0 F8		0-0 1B	2 0 0 0 1 1 1 2 0 1 1 0 0 1
Jim Lefebvre, S OBP: 0.385, SLG: 0.610 (1, 5) John Kennedy, R OBP: 0.313, SLG: 0.438 (9, 5)	0-0 P4			0-0 1B 1B 1B		0-0 P6		0-0 6-3		4 0 1 0 0 0 1 0 0 0 0 0 0 0
Willie Davis, L OBP: 0.362, SLG: 0.435 (1, 8)	0-0 4-3			0-0 1B 1-2 1B		0-0 E3		0-0 G3		4 0 1 0 0 0 1
Jeff Torborg, R OBP: 0.433, SLG: 0.407 (1, 2)		0-0 P4		0-0 1B 1-2 2-3 1B		0-3 K		0-0 G3		4 0 1 0 0 1 1
Nate Oliver, R OBP: 0.393, SLG: 0.308 (1, 4)		0-0 1-3		0-0 F8		4-0 IBB			0-0 FC1-5 2B	3 0 1 0 1 0 3
Claude Osteen, L OBP: 0.133, SLG: 0.071 (1, 1) Jim Gilliam, S (9, PH) Derrell Griffith, L (9, PR)		0-0 P4		0-3 K		0-0 F9			4-0 BB FC1-5 1B BB	3 0 0 0 0 1 5 0 0 0 0 1 0 0 0 1 0 0 0 0 0

Inning Stats	R: 2	H: 2	E: 0	LOB: 1	K: 0	S: 5	P: 9	R: 0	H: 0	E: 0	LOB: 0	K: 0	S: 3	R: 0	H: 1	E: 0	LOB: 1	K: 0	S: 4	R: 0	H: 3	E: 0	LOB: 3	K: 2	S: 10	R: 0	H: 0	E: 0	LOB: 0	K: 1	S: 5	R: 0	H: 0	E: 1	LOB: 2	K: 1	S: 6	R: 0	H: 1	E: 0	LOB: 1	K: 0	S: 4	R: 0	H: 0	E: 0	LOB: 0	K: 0	S: 3	R: 1	H: 2	E: 0	LOB: 3	K: 0	S: 4	P: 12	1B: 6	SF: 0	2B: 2	SAC: 1	3B: 0	DP: 0	HR: 1	HBP: 0	WP: 0	PA: 40
--------------	------	------	------	--------	------	------	------	------	------	------	--------	------	------	------	------	------	--------	------	------	------	------	------	--------	------	-------	------	------	------	--------	------	------	------	------	------	--------	------	------	------	------	------	--------	------	------	------	------	------	--------	------	------	------	------	------	--------	------	------	-------	-------	-------	-------	--------	-------	-------	-------	--------	-------	--------

PITCHER	IP	WLS	BF	H	R	ER	SO	BB	IBB	HBP	BLK	WP	HR	S	P	ERA	WHIP
Jim O'Toole, L ERA: 2.57 (1, 1)	7.0		31	7	2	2	4	1	1	0	0	0	1	37	45	2.57	1.143
Jack Baldschun, R ERA: 6.35 (8, 1)	1.2	L	9	2	1	1	0	2	0	0	0	0	0	7	15	5.40	2.400

**BOTTOM**

**Cincinnati Reds @ Los Angeles Dodgers**  
 Dodger Stadium, Los Angeles, CA

Fri Apr 29 1966, 7:05 PM PDT  
 Att. 28,281 - Unknown

livebaseballscorecards.com

AB	35
R	3
H	9
RBI	3
BB	4
SO	4
LOB	23



Batter	1	2	3	4	5	6	7	8	9	AB R H RBI BB SO LOB	TOP																													
Tommy Helms, R (1, 4) OBP: 0.286, SLG: 0.327	0-3 K		0-0 F4			0-0 P6		0-0 1B 2-H 3-H		4 0 1 2 0 1 0	<b>Cincinnati Reds @ Los Angeles Dodgers</b> Dodger Stadium, Los Angeles, CA Sat Apr 30 1966, 7:05 PM PDT Att. 44,594 - Unknown																													
Pete Rose, S (1, 5) OBP: 0.203, SLG: 0.228	0-3 K		0-0 F3			0-3 K		0-0 1B 1-2		4 0 1 0 0 2 0																														
Vada Pinson, L (1, 9) OBP: 0.379, SLG: 0.589 (8, 8)	0-0 F9				0-0 P4		0-0 P4	0-0 FC6-4 1B 1-2 2-3		4 0 1 0 0 0 0																														
Deron Johnson, R (1, 7) OBP: 0.245, SLG: 0.250 (8, 3)		0-0 1B 1B		0-0 F9		0-0 F2		0-0 FC6-4 1B 1-2f		4 0 1 0 0 0 3																														
Don Pavletich, R (1, 2) OBP: 0.269, SLG: 0.385		0-0 1B 1-3		0-3 K		0-0 F3			0-0 F5	4 0 1 0 0 1 0																														
Tony Perez, R (1, 3) OBP: 0.379, SLG: 0.360 Giraldo Ruiz, S (8, PR) Billy McCool, R (8, 1)		0-0 F5			0-0 F8			4-0 5-3 1B BB BB	0-3 K	2 0 0 0 1 0 2 0 1 0 0 0 0 0 1 0 0 0 0 1 0																														
Leo Cardenas, R (1, 6) OBP: 0.367, SLG: 0.522		0-3 K		0-0 F3		0-0 F3		0-3 K	0-0 HR	4 1 1 1 0 2 3																														
Tommy Harper, R (1, 8) OBP: 0.263, SLG: 0.192 (8, 7)		0-0 6-3		0-0 F8		0-0 F8		4-0 1B 5-3 BB 1-2	0-0 4-3	3 1 0 0 1 0 2																														
Joey Jay, S (1, 1) Lee May, R (8, PH) Mel Queen, L (8, 9)			0-3 K			0-3 K		0-0 5-3 1B BB 1-2 2-3		2 0 0 0 0 2 0 1 0 0 0 0 0 2 0 0 0 0 0 0 0																														
<b>Inning Stats</b>	R: 0 E: 0 K: 2 S: 7	H: 0 LOB: 0 BB: 0 P: 7	R: 0 E: 0 K: 1 S: 7	H: 2 LOB: 2 BB: 0 P: 7	R: 0 E: 0 K: 1 S: 5	H: 0 LOB: 0 BB: 0 P: 5	R: 0 E: 0 K: 1 S: 5	H: 0 LOB: 0 BB: 0 P: 5	R: 0 E: 0 K: 0 S: 3	H: 0 LOB: 0 BB: 0 P: 3	R: 0 E: 0 K: 2 S: 7	H: 0 LOB: 0 BB: 0 P: 7	R: 0 E: 0 K: 0 S: 3	H: 0 LOB: 0 BB: 0 P: 3	R: 2 E: 0 K: 1 S: 8	H: 3 LOB: 3 BB: 2 P: 16	R: 1 E: 0 K: 1 S: 6	H: 1 LOB: 0 BB: 0 P: 6	1B: 5 2B: 0 3B: 0 HR: 1	SF: 0 SAC: 0 DP: 0 HBP: 0	WP: 0 PB: 0 SB: 0 CS: 0	PA: 35																		
<b>PITCHER</b> Sandy Koufax, L (1, 1) ERA: 1.75	IP 9.0	WLS L	BF 35	H 6	R 3	ER 3	SO 9	BB 2	IBB 0	HBP 0	BLK 0	WP 0	HR 1	S 51	P 59	ERA 3.00	WHIP 0.889						<b>PITCHER</b>	IP 9.0	WLS L	BF 35	H 6	R 3	ER 3	SO 9	BB 2	IBB 0	HBP 0	BLK 0	WP 0	HR 1	S 51	P 59	ERA 3.00	WHIP 0.889

livebaseballscorecards.com

<b>AB</b>	33
<b>R</b>	3
<b>H</b>	6
<b>RBI</b>	3
<b>BB</b>	2
<b>SO</b>	9
<b>LOB</b>	12



Batter	1	2	3	4	5	6	7	8	9	AB	R	H	RBI	BB	SO	LOB
Maury Wills, S OBP: 0.349, SLG: 0.281 (1, 6)	0-0 G3		4-0 1B BB		0-0 B2-3		0-0 G3			3	1	0	0	1	0	0
Wes Parker, S OBP: 0.342, SLG: 0.424 (1, 3)	0-0 F8		0-3 K		4-0 CS BB			0-0 1B 1B		3	0	1	0	1	1	1
Willie Davis, L OBP: 0.373, SLG: 0.440 (1, 8)	0-0 1B		0-0 1B		0-0 CS	0-0 4-3		0-0 F8		4	0	2	1	0	0	1
Ron Fairly, L OBP: 0.303, SLG: 0.246 (1, 9)	0-0 P6		0-0 G3		4-0 FC4 1B BB			0-0 1B		3	0	1	0	1	0	2
Lou Johnson, R OBP: 0.319, SLG: 0.449 (1, 7)		0-0 1-3		0-3 K		0-0 FC4 1B		0-0 L4		4	0	1	0	0	1	2
Jim Lefebvre, S OBP: 0.391, SLG: 0.590 (1, 5)		4-0 BB		4-0 FC6-4 BB		0-0 FC4		0-3 K		2	0	0	0	2	1	4
John Roseboro, L OBP: 0.238, SLG: 0.350 (1, 2)		0-3 K		0-0 F9		0-0 F8			0-3 K	3	0	0	0	0	1	4
Jim Gilliam, S (9, PH)		1-2 K		0-0 FC6-4						1	0	0	0	0	1	0
Nate Oliver, R OBP: 0.375, SLG: 0.291 (1, 4)		0-3 K		0-0 FC6-4			0-0 5-3		0-0 F3	3	0	0	0	0	1	2
Al Ferrara, R OBP: 0.304, SLG: 0.476 (9, PH)										1	0	0	0	0	0	0
Sandy Koufax, R (1, 1)			0-3 K		0-3 K				0-0 1-3	3	0	0	0	0	2	0
Tommy Davis, R OBP: 0.353, SLG: 0.313 (9, PH)										1	0	0	0	0	0	0

Inning Stats	R: 0	H: 1	E: 0	K: 0	S: 4	R: 0	H: 0	E: 1	K: 2	S: 7	R: 1	H: 1	E: 0	K: 2	S: 8	R: 0	H: 0	E: 0	K: 1	S: 5	R: 0	H: 1	E: 0	K: 0	S: 4	R: 0	H: 0	E: 0	K: 1	S: 4	R: 0	H: 1	E: 0	K: 0	S: 3	R: 0	H: 2	E: 0	K: 1	S: 7	R: 0	H: 0	E: 0	K: 1	S: 5	1B: 5	2B: 0	3B: 0	HR: 0	SF: 0	SAC: 0	DP: 0	HBP: 0	WP: 0	PB: 0	SB: 2	CS: 1	PA: 37
PITCHER	IP	WLS	BF	H	R	ER	SO	BB	IBB	HBP	BLK	WP	HR	S	P	ERA	WHIP																																									
Joey Jay, R ERA: 3.78 (1, 1)	7.0	W	28	3	1	1	6	5	0	0	0	0	0	35	55	1.29	1.143																																									
Billy McCool, L ERA: 2.84 (8, 1)	2.0	S	8	2	0	0	2	0	0	0	0	0	0	12	12	0.00	1.000																																									

BOTTOM

Cincinnati Reds @ Los Angeles Dodgers  
 Dodger Stadium, Los Angeles, CA  
 Sat Apr 30 1966, 7:05 PM PDT  
 Att. 44,594 - Unknown

livebaseballscorecards.com

AB	31
R	1
H	5
RBI	1
BB	5
SO	8
LOB	16



Batter	1	2	3	4	5	6	7	8	9	AB R H RBI BB SO LOB	TOP											
<b>Pete Rose, S</b> (1, 5) OBP: 0.238, SLG: 0.250	0-0 F7		0-0 FC6-4 1B			4-0 FC5-4 BB		0-0 FC5-4 1B		3 0 2 0 1 0 0												
<b>Tommy Helms, R</b> (1, 4) OBP: 0.267, SLG: 0.304	0-0 5-3		0-0 FC6-4			0-0 FC5-4		0-0 FC5-4		4 0 0 0 0 0 4												
<b>Vada Pinson, L</b> (1, 8) OBP: 0.371, SLG: 0.583	0-0 F8			0-0 1-3		0-3 K			0-0 WP 2B	4 0 1 0 0 1 1												
<b>Gordy Coleman, L</b> (1, 3) OBP: 0.154, SLG: 0.154 <b>Don Pavletich, R</b> (9, PH) OBP: 0.259, SLG: 0.370		0-3 K		0-0 F8		0-0 P6			0-0 L5	3 0 0 0 0 1 1 1 0 0 0 0 0 1												
<b>Deron Johnson, R</b> (1, 7) OBP: 0.246, SLG: 0.250		0-0 F5		0-0 1B			0-0 F8		0-0 6-3	4 0 1 0 0 0 1												
<b>Johnny Edwards, L</b> (1, 2) OBP: 0.172, SLG: 0.379 <b>Tony Perez, R</b> (9, PH) OBP: 0.400, SLG: 0.360		0-3 K		0-0 F8			0-0 4-3		4-0 BB	3 0 0 0 0 1 1 0 0 0 0 0 1 0 0												
<b>Leo Cardenas, R</b> (1, 6) OBP: 0.358, SLG: 0.500			0-0 1B SH1-4 1B		0-0 6-3		0-0 F7		0-3 K	4 0 1 0 0 1 2												
<b>Mel Queen, L</b> (1, 9)			0-0 L6		0-0 3-1			0-0 F7		3 0 0 0 0 0 1												
<b>Milt Pappas, R</b> (1, 1) <b>Art Shamsky, L</b> (8, PH) <b>Ted Davidson, R</b> (8, 1)			0-0 SH1-4		0-3 K			0-0 P6		1 0 0 0 0 1 0 1 0 0 0 0 0 0 0 0 0 0 0 0 0												
<b>Inning Stats</b>	R: 0 E: 0 K: 0 S: 3	H: 0 LOB: 0 BB: 0 P: 3	R: 0 E: 0 K: 2 S: 7	H: 0 LOB: 0 BB: 0 P: 7	R: 0 E: 0 K: 0 S: 5	H: 2 LOB: 2 BB: 0 P: 5	R: 0 E: 0 K: 0 S: 4	H: 1 LOB: 1 BB: 0 P: 4	R: 0 E: 0 K: 1 S: 5	H: 0 LOB: 0 BB: 0 P: 5	R: 0 E: 0 K: 1 S: 5	H: 0 LOB: 1 BB: 1 P: 9	R: 0 E: 0 K: 0 S: 3	H: 0 LOB: 0 BB: 0 P: 3	R: 0 E: 0 K: 0 S: 4	H: 1 LOB: 1 BB: 0 P: 4	R: 0 E: 0 K: 1 S: 6	H: 1 LOB: 2 BB: 1 P: 10	1B: 4 2B: 1 3B: 0 HR: 0	SF: 0 SAC: 1 DP: 0 HBP: 0	WP: 1 PB: 0 SB: 0 CS: 0	PA: 34
<b>PITCHER</b>	IP WLS BF H R ER SO BB IBB HBP BLK WP HR S P ERA WHIP																					
<b>Don Sutton, R</b> (1, 1) ERA: 1.85	8.0 W 30 5 0 0 4 1 0 0 0 0 0 0 37 41 0.00 0.750																					
<b>Ron Perranoski, L</b> (9, 1) ERA: 3.0	1.0 S 4 0 0 0 1 1 0 0 0 0 1 0 5 9 0.00 1.000																					

**Cincinnati Reds @ Los Angeles Dodgers**  
**Dodger Stadium, Los Angeles, CA**  
 Sun May 01 1966, 3:33 AM PDT  
 Att. 32,586 - Unknown

<b>AB</b>	31
<b>R</b>	0
<b>H</b>	5
<b>RBI</b>	0
<b>BB</b>	2
<b>SO</b>	5
<b>LOB</b>	12





Batter	1	2	3	4	5	6	7	8	9	AB R H RBI BB SO LOB	TOP										
Wes Parker, S (1, 3) OBP: 0.333, SLG: 0.397	0-0 1B		0-0 G3			4-0 BB		0-0 4-3		3 0 1 0 1 0 0	<p>Los Angeles Dodgers @ San Francisco Giants Candlestick Park, San Francisco, CA</p> <p>Tue May 03 1966, 10:05 PM EDT Att: 35,193 - Unknown</p> <p>livebaseballscores.com</p>										
Jim Gilliam, S (1, 5)	0-0 F8		0-0 F9			0-0 F6		0-0 1-3		4 0 0 0 0 0 2											
Willie Davis, L (1, 8) OBP: 0.322, SLG: 0.379	0-3 K				0-0 F4	0-3 K		0-0 F5		4 0 0 0 0 2 2											
Ron Fairly, L (1, 9) OBP: 0.301, SLG: 0.226	0-0 4-3				0-0 G3	0-0 F7		0-0 F2		4 0 0 0 0 0 2											
Lou Johnson, R (1, 7) OBP: 0.316, SLG: 0.427		0-0 F8			0-0 5-3		0-0 1B 1B	0-0 6-3		4 0 1 0 0 0 0											
Jim Lefebvre, S (1, 4) OBP: 0.382, SLG: 0.597		4-0 S BB			0-3 K		0-0 F8	0-0 HR		3 1 1 1 1 1 1											
John Roseboro, L (1, 2) OBP: 0.245, SLG: 0.362		0-3 K			0-0 E1		0-0 1-2 1B	0-0 F6		4 0 1 0 0 1 1											
John Kennedy, R (1, 6) OBP: 0.278, SLG: 0.389		0-0 F8			0-3 K		0-0 F8			2 0 0 0 0 1 2											
Derrell Griffith, L (7, PH) Bart Shirley, R (7, 6) OBP: 0.500, SLG: 0.500										1 0 0 0 0 0 2											
Don Drysdale, R (1, 1) OBP: 0.167, SLG: 0.091			0-0 F8			0-0 4-3		0-0 4-3		0 0 0 0 0 0 0											
Tommy Davis, R (7, PH) OBP: 0.333, SLG: 0.294										2 0 0 0 0 0 1											
Joe Moeller, R (7, 1)										1 0 0 0 0 0 2											
Ron Perranoski, L (7, 1)										0 0 0 0 0 0 0											
Nick Willhite, L (8, 1)										0 0 0 0 0 0 0											
<b>Inning Stats</b>	R: 0 E: 0 K: 1 S: 6	H: 1 LOB: 1 BB: 0 P: 6	R: 0 E: 0 K: 1 S: 5	H: 0 LOB: 1 BB: 1 P: 9	R: 0 E: 0 K: 0 S: 3	H: 0 LOB: 0 BB: 0 P: 3	R: 0 E: 0 K: 0 S: 3	H: 0 LOB: 0 BB: 0 P: 3	R: 0 E: 1 K: 2 S: 8	H: 0 LOB: 1 BB: 0 P: 8	R: 0 E: 0 K: 1 S: 5	H: 2 LOB: 2 BB: 0 P: 5	R: 0 E: 0 K: 0 S: 3	H: 0 LOB: 0 BB: 0 P: 3	R: 1 E: 0 K: 0 S: 4	H: 1 LOB: 0 BB: 0 P: 4	1B: 3 2B: 0 3B: 0 HR: 1	SF: 0 SAC: 0 DP: 0 HBP: 0	WP: 0 PB: 0 SB: 1 CS: 0	PA: 34	
<b>PITCHER</b> Juan Marichal, R (1, 1) ERA: 0.6	IP 9.0	WLS W	BF 34	H 4	R 1	ER 1	SO 5	BB 2	IBB 0	HBP 0	BLK 0	WP 0	HR 1	S 42	P 50	ERA 1.00	WHIP 0.667				
<b>PITCHER</b>	IP	WLS	BF	H	R	ER	SO	BB	IBB	HBP	BLK	WP	HR	S	P	ERA	WHIP				





Batter	1	2	3	4	5	6	7	8	9
Dick Schofield, S OBP: 0.167, SLG: 0.063 (1, 6)	4-0 1B HBP BB		0-0 F6		4-0 HR BB		0-0 4-3 1-2	0-0 F6	
Willie McCovey, L OBP: 0.372, SLG: 0.433 (1, 3)	0-0 HBP FC 1-3 1B		0-0 4-3		0-0 1-1 2-1 HR		0-0 2-1 1B		
Willie Mays, R OBP: 0.351, SLG: 0.627 (1, 8)	0-0 FC HBP 1-2		0-3 K		0-0 1B		0-0 E4 1-3 1B		
Jim Ray Hart, R OBP: 0.397, SLG: 0.486 (1, 5)	1-0 HBP			0-0 F9	0-0 F3		0-0 1B 1B		
Orlando Cepeda, R OBP: 0.343, SLG: 0.469 (7, PH)									
Jim Davenport, R OBP: 0.395, SLG: 0.485 (8, 5)	1-2 2-3 3-1 HBP						2-1 3-1		
Tom Haller, L OBP: 0.371, SLG: 0.492 (1, 2)	0-3 K			0-0 F7		0-0 G4-3-6 1B	0-0 1B 1-3 1B		
Jesus Alou, R OBP: 0.246, SLG: 0.333 (1, 9)	0-0 G4-6-3 1-2f			0-0 G3		0-0 G4-3-6 1-2f	0-0 1-3 3-1 1B		
Len Gabrielson, L OBP: 0.306, SLG: 0.387 (1, 7)		0-0 F9			0-0 FC3-6 1B		0-0 4-3		
Ollie Brown, R OBP: 0.313, SLG: 0.321 (7, PH)									
Hal Lanier, R OBP: 0.219, SLG: 0.232 (1, 4)		0-0 F3			0-0 FC3-6 SH1-6-3 1-2f HR		4-0 1B BB	0-0 F8	
Juan Marichal, R OBP: 0.294, SLG: 0.353 (1, 1)		0-0 F2			0-0 SH1-6-3 1-2		0-3 K	0-0 F8	

Inning Stats	R: 1	H: 1	E: 0	K: 1	S: 6	LOB: 2	BB: 1	P: 11	R: 0	H: 0	E: 0	K: 0	S: 3	LOB: 0	BB: 0	P: 3	R: 0	H: 0	E: 0	K: 1	S: 5	LOB: 0	BB: 0	P: 5	R: 0	H: 0	E: 0	K: 0	S: 3	LOB: 0	BB: 0	P: 3	R: 3	H: 3	E: 0	K: 0	S: 6	LOB: 1	BB: 1	P: 10	R: 0	H: 1	E: 0	K: 0	S: 3	LOB: 0	BB: 0	P: 3	R: 4	H: 4	E: 1	K: 2	S: 12	LOB: 2	BB: 1	P: 16	R: 0	H: 0	E: 0	K: 0	S: 3	LOB: 0	BB: 0	P: 3
--------------	------	------	------	------	------	--------	-------	-------	------	------	------	------	------	--------	-------	------	------	------	------	------	------	--------	-------	------	------	------	------	------	------	--------	-------	------	------	------	------	------	------	--------	-------	-------	------	------	------	------	------	--------	-------	------	------	------	------	------	-------	--------	-------	-------	------	------	------	------	------	--------	-------	------

AB	R	H	RBI	BB	SO	LOB
3	2	0	0	2	0	1
4	2	3	4	0	0	0
4	1	1	0	0	1	3
2	0	0	1	0	0	1
1	0	1	2	0	0	0
0	1	0	0	0	0	0
4	0	2	0	0	1	3
4	0	1	1	0	0	4
3	0	1	0	0	0	0
1	0	0	0	0	1	2
3	2	0	0	1	0	1
3	0	0	0	0	1	1

PITCHER	IP	WLS	BF	H	R	ER	SO	BB	IBB	HBP	BLK	WP	HR	S	P	ERA	WHIP
Don Drysdale, R ERA: 4.02	(1, 1)	6.0	L	25	5	4	4	2	2	0	0	0	1	26	35	6.00	1.167
Joe Moeller, R ERA: 13.5	(7, 1)	0.2		6	2	4	1	1	1	0	0	0	0	7	11	13.50	4.500
Ron Perranoski, L ERA: 2.84	(7, 1)	0.1		3	2	0	0	1	0	0	0	0	0	5	5	0.00	6.000
Nick Willhite, L ERA:	(8, 1)	1.0		3	0	0	0	0	0	0	0	0	0	3	3	0.00	0.000

WP	PA	ERA	WHIP
0	37		
0			
0			
0			

**Los Angeles Dodgers @ San Francisco Giants**  
**Candlestick Park, San Francisco, CA**  
 Tue May 03 1966, 10:05 PM EDT  
 Att. 35,193 - Unknown

AB 32  
 R 8  
 H 9  
 RBI 8  
 BB 3  
 SO 4  
 LOB 16



Batter	1	2	3	4	5	6	7	8	9	AB R H RBI BB SO LOB	TOP											
Nate Oliver, R (1, 4) OBP: 0.366, SLG: 0.290	0-0 CS 1B			0-0 1-3		0-0 6-3			0-0 1B	4 0 2 0 0 0 0	<p>Los Angeles Dodgers @ San Francisco Giants</p> <p>Candlestick Park, San Francisco, CA</p> <p>Wed May 04 1966, 10:05 PM EDT</p> <p>Att: 28,220 - Unknown</p>											
Wes Parker, S (1, 3) OBP: 0.318, SLG: 0.377	0-0 F3			0-0 1-3		0-3 K			0-0 F9	4 0 0 0 0 1 2												
Willie Davis, L (1, 8) OBP: 0.306, SLG: 0.361	0-3 K 1-2			0-0 6-3			0-0 4-3			3 0 0 0 0 1 1												
Lou Johnson, R (1, 7) OBP: 0.317, SLG: 0.436		0-3 K			0-0 1B 2B		0-0 1-3			3 1 1 0 0 1 0												
Jim Lefebvre, S (1, 5) OBP: 0.380, SLG: 0.586		0-0 F9			0-0 G4-3 1B 2-H		0-0 F7			3 0 1 1 0 0 0												
Ron Fairly, L (1, 9) OBP: 0.289, SLG: 0.215		0-3 K			0-0 F8		0-0 F8			3 0 0 0 0 1 1												
Jeff Torborg, R (1, 2) OBP: 0.394, SLG: 0.367			0-0 F7		0-0 G4-3 1-2f		0-0 F9			3 0 0 0 0 0 1												
John Kennedy, R (1, 6) OBP: 0.250, SLG: 0.350			0-3 K			0-3 K			0-0 6-3	2 0 0 0 0 2 0												
Joe Moeller, R (6, 1)										0 0 0 0 0 0 0												
Jim Gilliam, S (9, PH)										1 0 0 0 0 0 0												
Claude Osteen, L (1, 1) OBP: 0.125, SLG: 0.067			0-3 K			0-0 6-3			0-0 F9	1 0 0 0 0 1 0												
Bob Miller, R (5, 1)										0 0 0 0 0 0 0												
Bart Shirley, R (6, PH) OBP: 0.333, SLG: 0.333										1 0 0 0 0 0 0												
Al Ferrara, R (9, PH) OBP: 0.292, SLG: 0.455										1 0 0 0 0 0 0												
<b>Inning Stats</b>	R: 0 E: 0 K: 1 S: 5	H: 1 LOB: 1 BB: 0 P: 5	R: 0 E: 0 K: 2 S: 7	H: 0 LOB: 0 BB: 0 P: 7	R: 0 E: 0 K: 2 S: 7	H: 0 LOB: 0 BB: 0 P: 7	R: 0 E: 0 K: 0 S: 3	H: 0 LOB: 0 BB: 0 P: 3	R: 1 E: 0 K: 0 S: 4	H: 2 LOB: 0 BB: 0 P: 4	R: 0 E: 0 K: 1 S: 5	H: 0 LOB: 0 BB: 0 P: 5	R: 0 E: 0 K: 1 S: 5	H: 0 LOB: 0 BB: 0 P: 5	R: 0 E: 0 K: 0 S: 3	H: 0 LOB: 0 BB: 0 P: 3	R: 0 E: 0 K: 0 S: 4	H: 1 LOB: 1 BB: 0 P: 4	1B: 3 2B: 2 3B: 0 HR: 0	SF: 0 SAC: 0 DP: 2 HBP: 0	WP: 0 PB: 0 SB: 0 CS: 1	PA: 29
<b>PITCHER</b> Joe Gibbon, L (1, 1) ERA: 1.1	IP: 9.0 WLS: W BF: 29 H: 4 R: 1 ER: 1 SO: 7 BB: 0 IBB: 0 HBP: 0 BLK: 0 WP: 0 HR: 0 S: 43 P: 43 ERA: 1.00 WHIP: 0.444											<b>PITCHER</b>	IP: 9.0 WLS: W BF: 29 H: 4 R: 1 ER: 1 SO: 7 BB: 0 IBB: 0 HBP: 0 BLK: 0 WP: 0 HR: 0 S: 43 P: 43 ERA: 1.00 WHIP: 0.444									

livebaseballscores.com

AB	29
R	1
H	4
RBI	1
BB	0
SO	7
LOB	5



Batter	1	2	3	4	5	6	7	8	9	AB	R	H	RBI	BB	SO	LOB
Jim Davenport, R OBP: 0.381, SLG: 0.459 (1, 6) (3, 5)	0-0 F8	0-0 1B			0-0 4-3		0-3 K			4	0	1	2	0	1	0
Ollie Brown, R OBP: 0.333, SLG: 0.344 (1, 9) (3, 5)	0-0 4-3	0-0 1B			0-0 F6		0-0 1B			4	0	2	0	0	0	0
Willie Mays, R OBP: 0.346, SLG: 0.648 (1, 8) S S S	0-3 K	0-3 K			0-0 HR		0-0 4-3			4	1	1	1	0	2	3
Jim Ray Hart, R OBP: 0.405, SLG: 0.486 Tito Fuentes, S OBP: 0.258, SLG: 0.333 (1, 5) (3, 4)		1-0 1B E HBP	0-0 F7		0-0 WP 3B		0-0 4-3			0	1	0	0	0	0	0
Orlando Cepeda, R OBP: 0.333, SLG: 0.444 Willie McCovey, L OBP: 0.372, SLG: 0.433 (1, 3) (9, 3)		0-0 1B E 1B	0-0 1-3		0-0 F6 3-H		0-0 1-3			4	1	1	0	0	0	0
Jesus Alou, R OBP: 0.232, SLG: 0.313 Don Landrum, L OBP: 0.067, SLG: 0.133 (1, 7) (9, 7)		0-0 1B E1 1B	0-0 F2		0-0 2-3		0-0 F3			4	1	0	0	0	0	1
Bob Barton, R OBP: 0.222, SLG: 0.125 (1, 2)		0-0 4-3		0-0 5-3		0-0 F7				3	0	0	0	0	0	2
Hal Lanier, R OBP: 0.224, SLG: 0.236 (1, 4) (3, 6)		0-0 1B 2-3 3-H 1B		0-0 4-3		0-0 3-1				3	1	1	1	0	0	0
Joe Gibbon, R (1, 1)		0-3 K		0-0 5-3		0-0 5-3				3	0	0	0	0	1	2

Inning Stats	R: 0	H: 0	E: 0	K: 1	S: 5	LOB: 0	BB: 0	P: 5	R: 4	H: 4	E: 1	K: 2	S: 12	LOB: 2	BB: 0	P: 13	R: 0	H: 0	E: 0	K: 0	S: 3	LOB: 0	BB: 0	P: 3	R: 0	H: 0	E: 0	K: 0	S: 3	LOB: 0	BB: 0	P: 3	R: 2	H: 2	E: 0	K: 0	S: 5	LOB: 0	BB: 0	P: 5	R: 0	H: 0	E: 0	K: 1	S: 6	LOB: 1	BB: 0	P: 6	R: 0	H: 0	E: 0	K: 0	S: 3	LOB: 0	BB: 0	P: 3
--------------	------	------	------	------	------	--------	-------	------	------	------	------	------	-------	--------	-------	-------	------	------	------	------	------	--------	-------	------	------	------	------	------	------	--------	-------	------	------	------	------	------	------	--------	-------	------	------	------	------	------	------	--------	-------	------	------	------	------	------	------	--------	-------	------

PITCHER	IP	WLS	BF	H	R	ER	SO	BB	IBB	HBP	BLK	WP	HR	S	P	ERA	WHIP
Claude Osteen, L ERA: 2.03 (1, 1)	4.2	L	22	6	6	3	3	0	0	1	0	0	1	27	28	5.79	1.286
Bob Miller, R ERA: 2.84 (5, 1)	0.1		1	0	0	0	0	0	0	0	0	1	0	1	1	0.00	0.000
Joe Moeller, R ERA: 2.45 (6, 1)	3.0		10	1	0	0	1	0	0	0	0	0	0	12	12	0.00	0.333

**BOTTOM**

**Los Angeles Dodgers @ San Francisco Giants**  
**Candlestick Park, San Francisco, CA**

Wed May 04 1966, 10:05 PM EDT  
 Att. 28,220 - Unknown

<b>AB</b>	<b>32</b>
<b>R</b>	<b>6</b>
<b>H</b>	<b>7</b>
<b>RBI</b>	<b>4</b>
<b>BB</b>	<b>0</b>
<b>SO</b>	<b>4</b>
<b>LOB</b>	<b>8</b>

livebaseballscorecards.com

**GIANTS**

1B: 5	SF: 0	WP: 1	PA: 33
2B: 0	SAC: 0	PB: 0	
3B: 1	DP: 0	SB: 0	
HR: 1	HBP: 1	CS: 0	

Batter	1		2		3		4		5		6		7		8		9		10		AB R H RBI BB SO LOB	TOP					
	0-0	1-2	0-0	1-2	0-0	1-2	0-0	1-2	0-0	1-2	0-0	1-2	0-0	1-2	0-0	1-2	0-0	1-2	0-0	1-2			AB R H RBI BB SO LOB				
Maury Wills, S OBP: 0.338, SLG: 0.277	4-3				SH1-3	1-3					K							4-3			4 0 0 0 0 1 1	Los Angeles Dodgers @ San Francisco Giants Candlestick Park, San Francisco, CA Thu May 05 1966, 6:33 AM EDT Att. 26,326 - Unknown					
Wes Parker, S OBP: 0.323, SLG: 0.415	K				HR					BB	1B			K				K			5 2 2 2 0 3 0						
Willie Davis, L OBP: 0.299, SLG: 0.348	4-3				F7					BB	1B			4-3				E8			5 1 1 0 0 0 0						
Ron Fairly, L OBP: 0.296, SLG: 0.261				L5										K				G3			4 1 1 1 1 1 1						
Lou Johnson, R OBP: 0.322, SLG: 0.470	1-4-3																		F8				5 2 2 1 0 0 2				
Jim Lefebvre, S OBP: 0.398, SLG: 0.583																			E4				2 1 1 0 2 0 0				
John Kennedy, R OBP: 0.238, SLG: 0.333																			F9				1 0 0 0 0 0 0				
John Roseboro, L OBP: 0.241, SLG: 0.346																			G3				5 0 1 0 0 2 3				
Nate Oliver, R OBP: 0.347, SLG: 0.273																			E5				4 1 0 0 0 0 4				
Sandy Koufax, R Bob Miller, R Howie Reed, R Derrell Griffith, L Phil Regan, R Ron Perranoski, L																							0 0 0 0 0 0 0 0 0 0 0 0 0 0 1 0 0 0 0 1 1 1 0 0 1 0 0 1 2 0 0 0 0 0 2 0 0 0 0 0 0 0				
<b>Inning Stats</b>	R: 0 E: 0 K: 1 S: 5	H: 0 LOB: 0 BB: 0 P: 5	R: 0 E: 0 K: 1 S: 5	H: 0 LOB: 1 BB: 1 P: 9	R: 2 E: 1 K: 1 S: 7	H: 1 LOB: 0 BB: 0 P: 7	R: 3 E: 0 K: 0 S: 7	H: 4 LOB: 1 BB: 0 P: 7	R: 2 E: 0 K: 0 S: 4	H: 2 LOB: 1 BB: 2 P: 12	R: 0 E: 0 K: 1 S: 5	H: 0 LOB: 0 BB: 0 P: 5	R: 0 E: 0 K: 2 S: 7	H: 0 LOB: 0 BB: 0 P: 7	R: 1 E: 2 K: 0 S: 5	H: 1 LOB: 2 BB: 0 P: 5	R: 0 E: 1 K: 1 S: 6	H: 0 LOB: 1 BB: 0 P: 6	R: 0 E: 0 K: 1 S: 5	H: 0 LOB: 0 BB: 0 P: 5	1B: 5 2B: 0 3B: 0 HR: 3	SF: 0 SAC: 1 DP: 1 HBP: 0	WP: 1 PB: 0 SB: 0 CS: 0	PA: 43			
<b>PITCHER</b> Bobby Bolin, R Lindy McDaniel, R Ron Herbel, R Frank Linzy, R Bill Henry, L	IP 3.0	WLS 14	BF 14	H 3	R 4	ER 2	SO 3	BB 1	IBB 0	HBP 0	BLK 0	WP 0	HR 3	S 19	P 23	ERA 6.00	WHIP 1.333										
<b>PITCHER</b> Bob Priddy, R	IP 1.0	WLS 3	BF 3	H 0	R 0	ER 0	SO 1	BB 0	IBB 0	HBP 0	BLK 0	WP 0	HR 0	S 5	P 5	ERA 3.52	WHIP 0.000										

AB	39
R	8
H	8
RBI	5
BB	3
SO	8
LOB	15



Batter	1	2	3	4	5	6	7	8	9	10	AB	R	H	RBI	BB	SO	LOB
Jim Davenport, R OBP: 0.396, SLG: 0.452 (1, 4) (9, 6)	FC5-4 1B	1B 1B BB	F7			P4		1B		E5 FC1-6	5	1	2	0	1	0	1
Ollie Brown, R OBP: 0.333, SLG: 0.342 (1, 9)	FC5-4 1B 2B	1B 1B		K		K		1B		FC1-6 PB E	6	3	2	2	0	2	2
Willie Mays, R OBP: 0.345, SLG: 0.623 (1, 8)	P5	1B 5-3 1B		6-3		1B		L7		L8	6	1	2	1	0	0	4
Jim Ray Hart, R OBP: 0.412, SLG: 0.487 (1, 5)	1-2 2B 1B	1-3 2-H 3-H 1B		1B		F8		F8		E8	6	1	3	2	0	0	3
Orlando Cepeda, R OBP: 0.318, SLG: 0.439 (1, 3)	1-H 2-H 2B	5-3		K			F2			F9	5	0	1	3	0	1	2
Cap Peterson, R OBP: 0.143, SLG: 0.143 Len Gabrielson, L OBP: 0.308, SLG: 0.412 Bob Priddy, R (10, 1)	5-3	1-3			F9		4-3			2B	2	0	0	0	0	0	2
Bob Barton, R OBP: 0.273, SLG: 0.300 Tom Haller, L OBP: 0.384, SLG: 0.492 (6, 2)		F2		2B		1B		4-3		IBB	2	0	1	0	0	0	0
Hal Lanier, R OBP: 0.228, SLG: 0.240 Jack Hiatt, R OBP: 0.500, SLG: 0.750 Don Mason, L Tito Fuentes, S OBP: 0.250, SLG: 0.323 (9, 4)		BB 1B BB		B2		L8		1B 1B		F8	3	1	1	0	0	0	2
Bobby Bolin, R Lindy McDaniel, R Ron Herbel, R Don Landrum, L Frank Linzy, R Willie McCovey, L Bill Henry, L Jesus Alou, R	1B BB BB	4-0 1B BB		6-3		F7		K		G3	1	1	0	0	1	0	1

BOTTOM	
<b>Los Angeles Dodgers @ San Francisco Giants</b> <b>Candlestick Park, San Francisco, CA</b> Thu May 05 1966, 6:33 AM EDT Att: 26,326 - Unknown	
<b>AB</b> 46 <b>R</b> 9 <b>H</b> 15 <b>RBI</b> 8 <b>BB</b> 3 <b>SO</b> 4 <b>LOB</b> 23	

Inning Stats	R: 2	H: 3	E: 0	K: 0	S: 6	LOB: 1	BB: 0	P: 6	R: 5	H: 4	E: 0	K: 0	S: 7	LOB: 1	BB: 2	P: 15	R: 0	H: 1	E: 0	K: 0	S: 4	LOB: 1	BB: 0	P: 4	R: 0	H: 1	E: 0	K: 2	S: 8	LOB: 1	BB: 0	P: 8	R: 0	H: 0	E: 0	K: 1	S: 6	LOB: 1	BB: 0	P: 6	R: 0	H: 0	E: 0	K: 0	S: 3	LOB: 0	BB: 0	P: 3	R: 1	H: 3	E: 0	K: 1	S: 8	LOB: 2	BB: 0	P: 8	R: 0	H: 1	E: 0	K: 0	S: 4	LOB: 2	BB: 1	P: 8	R: 1	H: 0	E: 2	K: 0	S: 4	LOB: 1	BB: 0	P: 4	1B: 12	SF: 0	2B: 3	SAC: 0	3B: 0	DP: 0	HR: 0	HBP: 0	WP: 0	PA: 49
PITCHER	IP	WLS	BF	H	R	ER	SO	BB	IBB	HBP	BLK	WP	HR	S	P	ERA	WHIP																																																																	
Sandy Koufax, L ERA: 2.65	(1, 1)	1.1		9	4	4	0	1	0	0	0	0	0	8	12	27.00	3.750																																																																	
Bob Miller, R ERA: 7.11	(2, 1)	0.0		4	3	2	0	1	0	0	0	0	0	3	7	∞	∞																																																																	
Howie Reed, R ERA:	(2, 1)	1.2		6	1	1	0	0	0	0	0	0	0	6	6	5.40	0.600																																																																	
Phil Regan, R ERA: 1.2	(4, 1)	5.1		24	7	1	4	0	1	0	0	0	0	31	35	1.69	1.312																																																																	
Ron Perranoski, L ERA: 2.35	(9, 1)	1.1	L	6	0	1	0	0	0	0	0	0	0	6	6	0.00	0.000																																																																	

Batter	1	2	3	4	5	6	7	8	9	AB R H RBI BB SO LOB	TOP													
Maury Wills, S (1, 6) OBP: 0.360, SLG: 0.304	0-0 K 1B		0-0 1B 1B		0-0 1B		0-0 F8			4 0 3 0 0 0 0														
Wes Parker, S (1, 3) OBP: 0.320, SLG: 0.407	0-3 K 1-2		0-0 1B		0-0 F7			0-0 5-3		4 0 1 0 0 1 2														
Willie Davis, L (1, 8) OBP: 0.296, SLG: 0.343	0-0 F8		0-0 G3			0-0 1B FC1-2-5-1		0-0 3-1		4 0 1 0 0 0 2														
Ron Fairly, L (1, 9) OBP: 0.306, SLG: 0.274		0-0 1B		0-0 6-3		0-0 1B FC1-2-5-1 FC6-5-4		0-3 K		4 1 2 0 0 1 0														
Lou Johnson, R (1, 7) OBP: 0.319, SLG: 0.471		0-3 K		0-0 2B		0-0 FC1-2-5-1 FC6-5-4		0-3 K		4 0 1 0 0 2 3														
Jim Lefebvre, S (1, 5) OBP: 0.379, SLG: 0.553		0-0 F9		0-0 P3		0-0 FC6-5-4		0-0 4-3		4 0 0 1 0 0 3														
John Roseboro, L (1, 2) OBP: 0.224, SLG: 0.321		0-0 P6		0-0 3-1		0-0 L8		0-0 F8		4 0 0 0 0 0 3														
Nate Oliver, R (1, 4) OBP: 0.333, SLG: 0.261			0-3 K		0-0 F9		0-0 F7			3 0 0 0 0 1 0														
Don Sutton, R (1, 1) OBP: 0.389, SLG: 0.389			0-0 G3		0-0 B2-3		0-0 5-3			2 0 0 0 0 0 0														
Derrell Griffith, L (7, PH)										1 0 0 0 0 0 0														
Nick Willhite, L (7, 1)										0 0 0 0 0 0 0														
<b>Inning Stats</b>	R: 0 E: 0 K: 1 S: 5	H: 1 LOB: 0 BB: 0 P: 5	R: 0 E: 0 K: 1 S: 6	H: 1 LOB: 1 BB: 0 P: 6	R: 0 E: 0 K: 1 S: 7	H: 2 LOB: 2 BB: 0 P: 7	R: 0 E: 0 K: 0 S: 4	H: 1 LOB: 1 BB: 0 P: 4	R: 0 E: 0 K: 0 S: 4	H: 1 LOB: 1 BB: 0 P: 4	R: 1 E: 0 K: 0 S: 5	H: 2 LOB: 1 BB: 0 P: 5	R: 0 E: 0 K: 0 S: 3	H: 0 LOB: 0 BB: 0 P: 3	R: 0 E: 0 K: 1 S: 5	H: 0 LOB: 0 BB: 0 P: 5	R: 0 E: 0 K: 1 S: 5	H: 0 LOB: 0 BB: 0 P: 5	R: 0 E: 0 K: 1 S: 5	H: 0 LOB: 0 BB: 0 P: 5	1B: 7 2B: 1 3B: 0 HR: 0	SF: 0 SAC: 0 DP: 0 HBP: 0	WP: 0 PB: 0 SB: 0 CS: 0	PA: 34
<b>PITCHER</b> Milt Pappas, R (1, 1) ERA: 3.71	IP: 9.0 WLS: W BF: 34 H: 8 R: 1 ER: 1 SO: 5 BB: 0 IBB: 0 HBP: 0 BLK: 0 WP: 0 HR: 0 S: 44 P: 44 ERA: 1.00 WHIP: 0.889											<b>PITCHER</b>	IP: 9.0 WLS: W BF: 34 H: 8 R: 1 ER: 1 SO: 5 BB: 0 IBB: 0 HBP: 0 BLK: 0 WP: 0 HR: 0 S: 44 P: 44 ERA: 1.00 WHIP: 0.889											

**Los Angeles Dodgers @ Cincinnati Reds**  
 Crosley Field, Cincinnati, OH  
 Fri May 06 1966, 7:05 PM EDT  
 Att: 12,039 - Unknown

AB	34
R	1
H	8
RBI	1
BB	0
SO	5
LOB	13



Batter	1	2	3	4	5	6	7	8	9
<b>Pete Rose, S</b> OBP: 0.286, SLG: 0.299 (1, 4)	0-0 1B E 1B	0-0 FC3-6 1-2f		0-0 4-3		0-0 F8		0-3 K	
<b>Tommy Helms, R</b> OBP: 0.307, SLG: 0.329 (1, 5)	0-0 E8 HR 1B	0-0 F9			0-0 4-3		0-0 5-3		
<b>Vada Pinson, L</b> OBP: 0.321, SLG: 0.494 (1, 8)	0-0 6-3	0-0 L8			0-0 F9		4-0 CS BB		
<b>Tony Perez, R</b> OBP: 0.386, SLG: 0.421 (1, 3)	0-0 HR		0-3 K		0-3 K		0-3 K 1-2		
<b>Johnny Edwards, L</b> OBP: 0.225, SLG: 0.359 (1, 2)	0-0 BB 1B		0-0 G3			0-0 WP SH2-4 HR 1B		0-0 1-3	
<b>Leo Cardenas, R</b> OBP: 0.352, SLG: 0.439 (1, 6)	0-3 K		0-0 FC6-4 1B			0-0 SH2-4 1-2		4-0 S 1B BB	
<b>Mel Queen, L</b> OBP: 0.304, SLG: 0.176 (1, 9)	4-0 BB		0-0 FC6-4 1-2f			4-0 WP HR IBB		0-3 K 1-2	
<b>Art Shamsky, L</b> OBP: 0.250, SLG: 0.600 (1, 7)	0-0 4-3			0-0 F8		0-0 HR		0-0 1B 1B	
<b>Tommy Harper, R</b> OBP: 0.290, SLG: 0.214 (7, 7)						1-H 2-H		2-H	
<b>Milt Pappas, R</b> OBP: 0.222, SLG: 0.222 (1, 1)		0-0 FC3-6 1B		0-3 K		0-3 K		0-0 1B	

AB	R	H	RBI	BB	SO	LOB
5	1	1	0	0	1	3
4	1	1	0	0	0	1
3	0	0	0	1	0	2
4	1	1	2	0	3	1
4	1	2	0	0	0	0
2	1	1	0	1	1	1
2	1	0	0	2	1	2
3	1	1	3	0	0	2
1	0	1	1	0	0	0
4	0	2	0	0	2	0

**BOTTOM**

**Los Angeles Dodgers @ Cincinnati Reds**  
Crosley Field, Cincinnati, OH  
Fri May 06 1966, 7:05 PM EDT  
Att. 12,039 - Unknown


[livebaseballscorecards.com](http://livebaseballscorecards.com)

<b>AB</b>	<b>32</b>
<b>R</b>	<b>7</b>
<b>H</b>	<b>10</b>
<b>RBI</b>	<b>6</b>
<b>BB</b>	<b>4</b>
<b>SO</b>	<b>8</b>
<b>LOB</b>	<b>12</b>



Inning Stats	R	H	E	K	S	LOB	BB	IBB	HBP	BLK	WP	HR	S	P	ERA	WHIP
<b>Don Sutton, R</b> ERA: 2.8 (1, 1)	6.0	8	1	1	28	6	5	1	1	0	1	2	36	44	9.00	1.500
<b>Nick Willhite, L</b> ERA: 2.7 (7, 1)	2.0	2	1	1	9	1	3	2	0	0	0	0	13	21	4.50	2.000

WP	PA	ERA	WHIP
1	37		

Batter	1	2	3	4	5	6	7	8	9	AB R H RBI BB SO LOB	TOP		
Maury Wills, S OBP: 0.358, SLG: 0.311 (1, 6) X	0-0 4-3 ① X	0-0 FC1-5-4 2B X	0-0 F9 ②		0-0 L6 ③			4-0 1B 1B BB X	0-0 F8 ②	5 1 1 0 1 0 4			
Jim Gilliam, S OBP: 0.154, SLG: 0.083 (1, 5) X	0-0 F8 ② X	0-0 FC1-5-4 2B 2-3 X	0-0 4-3 ③			0-0 P4 ① X		0-0 1B S 1B X	0-0 4-3 ③	6 2 1 0 0 0 5			
Willie Davis, L Al Ferrara, R OBP: 0.315, SLG: 0.366 OBP: 0.333, SLG: 0.600 (1, 8) B B B B (2, 9) B B	4-0 HR BB BB X	0-0 S E 2B 2-H X		0-0 5-3 ① X		0-0 HR X		0-0 1B 1-H 3-H X		1 2 1 1 1 0 0 3 1 2 3 0 0 0			
Ron Fairly, L OBP: 0.333, SLG: 0.289 (1, 9) B B B B (2, 8) B B	4-0 HR BB 1-2 X	0-0 PB 1B 1B 2-H X		0-0 HR 1B X		4-0 G6-3 BB X		0-0 F9 ② X		3 2 2 0 2 0 1			
Lou Johnson, R OBP: 0.323, SLG: 0.500 (1, 7) X	0-0 HR 1-H 2-H X	0-0 PB 1B 1-2 X		0-0 F8 ② X		0-0 G6-3 ② ③ X		0-0 5-3 ③ X		5 1 2 3 0 0 3			
Jim Lefebvre, S Nate Oliver, R OBP: 0.391, SLG: 0.630 OBP: 0.333, SLG: 0.261 (1, 4) X (9, PR) (9, 4)	0-0 HR X	0-0 P3 1-2 2-3 X		0-0 HR 1-H X		0-0 5-3 ① X			0-0 2B SF9 1B X	5 2 3 3 0 0 2 0 1 0 0 0 0 0			
Wes Parker, S OBP: 0.324, SLG: 0.411 (1, 3) X	0-0 4-3 ③ X		4-0 SH5-4 1B BB X	0-0 F9 ③ X		0-0 1-3 ② X		0-0 2B 1-3 2B X	4 1 1 0 1 0 0		AB 40 R 14 H 16 RBI 13 BB 5 SO 1 LOB 15		
John Roseboro, L OBP: 0.222, SLG: 0.317 (1, 2) X		0-0 F8 ① X	0-0 SH5-4 1B 1-2 X		0-0 L6 ① X		0-0 F7 ③ X	0-0 SF9 ① X	4 0 1 1 0 0 0				
Don Drysdale, R Ron Perranoski, L OBP: 0.200, SLG: 0.357 OBP: 1.000, SLG: 2.000 (1, 1) (8, 1)		0-0 HR 1-2 2-3 X	0-0 SH5-4 ① X		0-3 K ② X			0-0 F8 ① X	0-0 2B 3-H 2-H X	3 1 1 1 0 1 0 1 0 1 1 0 0 0			
Inning Stats	R: 4 H: 2 E: 0 LOB: 0 K: 0 BB: 2 S: 5 P: 13	R: 3 H: 5 E: 0 LOB: 2 K: 0 BB: 0 P: 8	R: 0 H: 1 E: 0 LOB: 2 K: 0 BB: 1 P: 8	R: 2 H: 2 E: 0 LOB: 0 K: 0 BB: 0 P: 5	R: 0 H: 0 E: 0 LOB: 0 K: 1 BB: 0 P: 5	R: 1 H: 1 E: 0 LOB: 0 K: 0 BB: 1 P: 7	R: 0 H: 0 E: 0 LOB: 0 K: 0 BB: 0 P: 3	R: 2 H: 2 E: 0 LOB: 1 K: 0 BB: 1 P: 9	R: 2 H: 3 E: 0 LOB: 2 K: 0 BB: 0 P: 6	1B: 7 SF: 1 2B: 4 SAC: 1 3B: 0 DP: 1 HR: 5 HBP: 0	WP: 0 PA: 47 PB: 1 SB: 2 CS: 0		
PITCHER	IP WLS BF H R ER SO BB IBB HBP BLK WP HR S P ERA WHIP											PITCHER	IP WLS BF H R ER SO BB IBB HBP BLK WP HR S P ERA WHIP
Sammy Ellis, R ERA: 5.26 (1, 1)	1.2 L 12 5 7 7 0 2 0 0 0 0 0 3 10 18 37.80 4.200												
Gerry Arrigo, L ERA: 5.06 (2, 1)	3.1 16 5 2 2 1 1 0 0 0 0 0 1 17 21 5.40 1.800												
Ted Davidson, L ERA: 4.22 (6, 1)	3.0 13 3 3 3 0 2 0 0 0 0 0 1 11 19 9.00 1.667												
Jack Baldschun, R ERA: 7.04 (9, 1)	1.0 6 3 2 2 0 0 0 0 0 0 0 0 6 6 18.00 3.000												

Los Angeles Dodgers @ Cincinnati Reds  
Crosley Field, Cincinnati, OH  
Sat May 07 1966, 3:33 AM EDT  
Att. 5,950 - Unknown

livebaseballscorecards.com



Batter	1	2	3	4	5	6	7	8	9	AB	R	H	RBI	BB	SO	LOB
<b>Pete Rose, S</b> (1, 4) OBP: 0.273, SLG: 0.284	0-3 K		0-0 1-3			0-0 F7		0-0 6-3		4	0	0	0	0	1	2
<b>Tommy Helms, R</b> (1, 5) OBP: 0.291, SLG: 0.311	0-3 K			0-0 F2		0-0 P4		0-0 6-3		4	0	0	0	0	1	0
<b>Vada Pinson, L</b> (1, 8) OBP: 0.329, SLG: 0.488	0-0 F2			4-0 G4-6-3 BB		0-0 F7		0-0 4-3 1B		3	0	1	0	1	0	0
<b>Tony Perez, R</b> (1, 3) OBP: 0.354, SLG: 0.381		0-0 F9		0-0 G4-6-3 1-2f		0-3 K		0-0 4-3		4	0	0	0	0	1	2
<b>Johnny Edwards, L</b> (1, 2) OBP: 0.227, SLG: 0.349		0-0 F8			0-0 4-3 HR 1B		0-0 F8		0-0 4-3	4	1	1	0	0	0	1
<b>Leo Cardenas, R</b> (1, 6) OBP: 0.338, SLG: 0.420		0-0 F9			0-0 4-3 1-2		0-0 L3			3	0	0	0	0	0	1
<b>Mel Queen, L</b> (1, 9) OBP: 0.308, SLG: 0.158			0-0 F9		0-0 L5		4-0 SH1-3 BB			2	0	0	0	1	0	1
<b>Art Shamsky, L</b> (1, 7) OBP: 0.333, SLG: 0.824			0-0		0-0		0-0 SH1-3		2	1	2	2	0	0	0	0
<b>Tommy Harper, R</b> (8, PH) OBP: 0.290, SLG: 0.214 (9, 7)			FC5-6 1B		2-H HR		1-2 6-3		0	0	0	0	0	0	0	0
<b>Sammy Ellis, L</b> (1, 1) OBP: 0.333, SLG: 0.200			0-0 FC5-6		0-0 3-1		0-0 6-3		0	0	0	0	0	0	0	0
<b>Gerry Arigo, L</b> (2, 1)									1	0	0	0	0	0	0	1
<b>Lee May, R</b> (5, PH)									1	0	0	0	0	0	0	0
<b>Ted Davidson, R</b> (6, 1)									0	0	0	0	0	0	0	0
<b>Deron Johnson, R</b> (8, PH)									1	0	0	0	0	0	0	1
<b>Jack Baldschun, R</b> (9, 1)									0	0	0	0	0	0	0	0

Inning Stats	R: 0	H: 0	E: 0	K: 2	S: 7	LOB: 0	BB: 0	P: 7	R: 0	H: 0	E: 0	K: 0	S: 3	LOB: 0	BB: 0	P: 3	R: 0	H: 1	E: 0	K: 0	S: 4	LOB: 1	BB: 0	P: 4	R: 0	H: 0	E: 0	K: 0	S: 2	LOB: 0	BB: 1	P: 6	R: 2	H: 2	E: 0	K: 0	S: 5	LOB: 0	BB: 0	P: 5	R: 0	H: 0	E: 0	K: 1	S: 3	LOB: 0	BB: 0	P: 3	R: 0	H: 0	E: 0	K: 0	S: 5	LOB: 0	BB: 0	P: 5	R: 0	H: 0	E: 0	K: 0	S: 3	LOB: 1	BB: 1	P: 7	R: 0	H: 1	E: 0	K: 0	S: 4	LOB: 1	BB: 0	P: 4	1B: 3	2B: 0	3B: 0	HR: 1	SF: 0	SAC: 1	DP: 1	HBP: 0	WP: 0	PA: 32
<b>PITCHER</b>	IP	WLS	BF	H	R	ER	SO	BB	IBB	HBP	BLK	WP	HR	S	P	ERA	WHIP																																																																	
<b>Don Drysdale, R</b> (1, 1) ERA: 3.76	7.0	W	24	3	2	2	3	1	0	0	0	0	0	29	33	2.57	0.571																																																																	
<b>Ron Perranoski, L</b> (8, 1) ERA: 1.86	2.0	S	8	1	0	0	0	1	0	0	0	0	0	7	11	0.00	1.000																																																																	

**BOTTOM**

**Los Angeles Dodgers @ Cincinnati Reds**  
Crosley Field, Cincinnati, OH  
Sat May 07 1966, 3:33 AM EDT  
Att. 5,950 - Unknown

livebaseballscorecards.com

<b>AB</b>	<b>29</b>
<b>R</b>	<b>2</b>
<b>H</b>	<b>4</b>
<b>RBI</b>	<b>2</b>
<b>BB</b>	<b>2</b>
<b>SO</b>	<b>3</b>
<b>LOB</b>	<b>9</b>




Batter	1	2	3	4	5	6	7	8	9	AB R H RBI BB SO LOB	TOP
Maury Wills, S OBP: 0.341, SLG: 0.295 (1, 6) X	0-0 5-3		0-0 L4		0-0 6-3		0-0 F8			4 0 0 0 0 0 2	
Jim Gilliam, S OBP: 0.176, SLG: 0.067 (1, 5) B B B	4-0 HBP WP BB		0-0 F7			0-0 6-3	0-0 F9			3 0 0 0 1 0 2	
Lou Johnson, R OBP: 0.310, SLG: 0.479 (1, 7) X	0-0 L8		0-0 F8			0-0 L7		0-0 L8		4 0 0 0 0 0 1	
Al Ferrara, R OBP: 0.355, SLG: 0.571 (1, 9) B B B	4-0 HBP BB			0-0 4-3		0-0 1B		0-0 4-3		3 0 1 0 1 0 0	
Jim Lefebvre, S OBP: 0.396, SLG: 0.619 (1, 4) H	1-0			0-3 K		0-3 K		0-0 1B		3 0 1 0 0 2 1	
Nate Oliver, R OBP: 0.333, SLG: 0.261 (8, PR) (8, 4)	1-2 2-3 HBP									0 0 0 0 0 0 0	
Ron Fairly, L OBP: 0.340, SLG: 0.300 (1, 8) X	0-0 F8			0-0 1B			0-0 BB E 1B	0-0 4-3		4 1 2 0 0 0 4	
Wes Parker, S OBP: 0.321, SLG: 0.398 (1, 3)		0-0 F9		0-0 4-3			4-0 BB E 1B		0-0 P3	3 0 0 0 1 0 1	AB 32
Jeff Torborg, R OBP: 0.351, SLG: 0.324 (1, 2) X		0-0 P6			0-0 P4		0-3 K		0-0 L9	4 0 0 0 0 1 2	R 1
Claude Osteen, L OBP: 0.111, SLG: 0.059 (1, 1)		0-3 K			0-0 4-3		0-0 E5		0-3 K	2 0 0 0 0 1 0	H 4
Tommy Davis, R OBP: 0.316, SLG: 0.278 (7, PH)							1-2 2-H			1 0 0 0 0 0 1	RBI 0
Bart Shirley, R OBP: 0.333, SLG: 0.333 (7, PR)										0 0 0 0 0 0 0	BB 3
Phil Regan, R (7, 1)										0 0 0 0 0 0 0	SO 5
Don Drysdale, R OBP: 0.188, SLG: 0.333 (9, PH)										1 0 0 0 0 1 0	LOB 14
<b>Inning Stats</b>	R: 0 H: 0 E: 0 LOB: 3 K: 0 BB: 2 S: 3 P: 12	R: 0 H: 0 E: 0 LOB: 0 K: 1 BB: 0 S: 5 P: 5	R: 0 H: 0 E: 0 LOB: 0 K: 0 BB: 0 S: 3 P: 3	R: 0 H: 1 E: 0 LOB: 1 K: 1 BB: 0 S: 6 P: 6	R: 0 H: 0 E: 0 LOB: 0 K: 0 BB: 0 S: 3 P: 3	R: 0 H: 1 E: 0 LOB: 1 K: 1 BB: 0 S: 6 P: 6	R: 1 H: 1 E: 1 LOB: 2 K: 1 BB: 1 S: 7 P: 11	R: 0 H: 1 E: 0 LOB: 1 K: 0 BB: 0 S: 4 P: 4	R: 0 H: 0 E: 0 LOB: 0 K: 1 BB: 0 S: 5 P: 5	1B: 4 SF: 0 2B: 0 SAC: 0 3B: 0 DP: 0 HR: 0 HBP: 1	WP: 1 PA: 36 PB: 0 SB: 0 CS: 0
<b>PITCHER</b> Jim O'Toole, L ERA: 1.29 (1, 1)	IP 7.0 WLS W 29 BF 3 H 1 R 0 ER 0 SO 4 BB 3 IBB 0 HBP 1 BLK 0 WP 1 HR 0 S 33 P 46 ERA 0.00 WHIP 0.857										
Billy McCool, L ERA: 2.08 (8, 1)	IP 2.0 WLS S 7 BF 1 H 0 R 0 ER 0 SO 1 BB 0 IBB 0 HBP 0 BLK 0 WP 0 HR 0 S 9 P 9 ERA 0.00 WHIP 0.500										

Los Angeles Dodgers @ Cincinnati Reds  
Crosley Field, Cincinnati, OH  
Sun May 08 1966, 3:33 AM EDT  
Att. 12,093 - Unknown

livebaseballscorecards.com



Batter	1	2	3	4	5	6	7	8	9	AB	R	H	RBI	BB	SO	LOB
<b>Pete Rose, S</b> OBP: 0.261, SLG: 0.271 (1, 4)	0-0 6-3		0-0 6-3	0-0 5-3			0-0 G3			4	0	0	0	0	0	2
<b>Tommy Helms, R</b> OBP: 0.277, SLG: 0.295 (1, 5)	0-0 L8		0-0 F9		0-0 5-3		0-0 3-1			4	0	0	0	0	0	0
<b>Vada Pinson, L</b> OBP: 0.326, SLG: 0.476 (1, 9) (8, 8)	0-0 1B		0-0 1-3		0-0 4-3		0-0 F7			4	0	1	0	0	0	0
<b>Deron Johnson, R</b> OBP: 0.229, SLG: 0.206 (1, 7) (8, 3)	0-0 1-3			4-0 1B SF9 BB	0-0 F9			0-0 L6		3	1	0	0	1	0	1
<b>Don Pavletich, R</b> OBP: 0.317, SLG: 0.462 (1, 2)		0-3 K		0-0 1B 1B		0-0 FC5 2B		0-3 K		4	1	2	0	0	2	0
<b>Tony Perez, R</b> OBP: 0.353, SLG: 0.386 <b>Mel Queen, L</b> OBP: 0.296, SLG: 0.150 (1, 3) (8, 9)		0-0 E 1B		0-0 SF9		0-0 L4		0-0 F9		2	0	1	1	0	0	1
<b>Leo Cardenas, R</b> OBP: 0.338, SLG: 0.417 (1, 6)		0-0 F7		0-0 3-H 1B 1B		0-0 5-3				3	0	1	0	0	0	2
<b>Tommy Harper, R</b> OBP: 0.292, SLG: 0.207 (1, 8) (8, 7)		0-0 E6		0-3 K		4-0 IBB				2	0	0	0	1	1	3
<b>Jim O'Toole, S</b> OBP: 0.286, SLG: 0.286 <b>Billy McCool, R</b> (1, 1) (8, 1)		0-0 6-3		0-0 1B		0-0 FC5				3	0	1	1	0	0	4
				1-3 2-H		2-3f				0	0	0	0	0	0	0

BOTTOM	
<b>Los Angeles Dodgers @ Cincinnati Reds</b> Crosley Field, Cincinnati, OH Sun May 08 1966, 3:33 AM EDT Att. 12,093 - Unknown	
<b>AB</b> 30 <b>R</b> 2 <b>H</b> 6 <b>RBI</b> 2 <b>BB</b> 2 <b>SO</b> 3 <b>LOB</b> 13	
<b>WP:</b> 0 <b>PA:</b> 33 <b>PB:</b> 0 <b>SB:</b> 0 <b>CS:</b> 0	

Inning Stats																			
R: 0		H: 1		R: 0		H: 1		R: 0		H: 0		R: 0		H: 1		R: 0		H: 0	
E: 0		LOB: 1		E: 1		LOB: 2		E: 0		LOB: 2		E: 0		LOB: 2		E: 0		LOB: 0	
K: 0		BB: 0		K: 1		BB: 0		K: 0		BB: 0		K: 0		BB: 0		K: 1		BB: 0	
S: 4		P: 4		S: 7		P: 7		S: 3		P: 3		S: 3		P: 3		S: 5		P: 5	
<b>PITCHER</b> <b>Claude Osteen, L</b> (1, 1)    IP: 6.0    WLS: L    BF: 27    H: 6    R: 2    ER: 2    SO: 2    BB: 1    IBB: 1    HBP: 0    BLK: 0    WP: 0    HR: 0    S: 29    P: 37    ERA: 3.00    WHIP: 1.167 <b>Phil Regan, R</b> (7, 1)    IP: 2.0    WLS: L    BF: 6    H: 0    R: 0    ER: 0    SO: 1    BB: 0    IBB: 0    HBP: 0    BLK: 0    WP: 0    HR: 0    S: 8    P: 8    ERA: 0.00    WHIP: 0.000																			
<b>PITCHER</b> IP    WLS    BF    H    R    ER    SO    BB    IBB    HBP    BLK    WP    HR    S    P    ERA    WHIP																			

Batter	1	2	3	4	5	6	7	8	9	AB R H RBI BB SO LOB	TOP											
Maury Wills, S (1, 6) OBP: 0.356, SLG: 0.305	0-0 1B F7 SF9 1B	0-0 F8		4-0 PB S 1B BB		0-0 S 1B		0-0 G3		4 3 2 0 1 0 1												
Jim Gilliam, S (1, 5) OBP: 0.227, SLG: 0.150 John Kennedy, R (8, 5) OBP: 0.238, SLG: 0.333	0-0 F7 1-2	0-0 P3		0-0 L6 E 1B		0-0 FC5-4 1B		0-0 F9		5 0 2 2 0 0 2 0 0 0 0 0 0 0												
Lou Johnson, R (1, 7) OBP: 0.305, SLG: 0.465	0-0 S 2B 1B		0-0 F9	0-0 E4 1-2		0-0 FC5-4 S 1-2f		0-0 5-3		5 1 1 0 0 0 2												
Al Ferrara, R (1, 9) OBP: 0.389, SLG: 0.594	4-0 2B 1-2 BB		0-0 1B	0-0 L6 2-3		0-0 P5 1-2			0-0 WP 1B	4 2 2 0 1 0 3												
Jim Lefebvre, S (1, 4) OBP: 0.376, SLG: 0.591 Nate Oliver, R (9, 4) OBP: 0.333, SLG: 0.261	0-0 SF9 3-H		0-0 F7		0-0 4-3		0-0 1-3		0-0 L7 1-2	4 0 0 1 0 0 2 0 0 0 0 0 0 0												
Ron Fairly, L (1, 3) OBP: 0.374, SLG: 0.321	0-0 1-2 2-H 2B		4-0 1B BB		4-0 WP BB		4-0 E S BB		H 1-0 G4-6-3 HBP	1 0 1 2 3 0 0												
Wes Parker, S (1, 8) OBP: 0.315, SLG: 0.388	0-3 K		0-0 1-3 2-H 1B		0-0 1-3		0-3 K		X 0-0 G4-6-3 1-2f	5 0 1 1 0 2 5												
Jeff Torborg, R (1, 2) OBP: 0.386, SLG: 0.306		4-0 BB	0-0 P4		0-0 5-3		4-0 IBB			2 0 0 0 2 0 3												
Sandy Koufax, R (1, 1)		0-3 K		0-0 5-3		0-3 K		0-0 F5		4 0 0 0 0 2 3												
<b>Inning Stats</b>	R: 3 E: 0 K: 1 S: 8	H: 3 LOB: 1 BB: 1 P: 12	R: 0 E: 0 K: 1 S: 5	H: 0 LOB: 1 BB: 1 P: 9	R: 1 E: 0 K: 0 S: 5	H: 2 LOB: 2 BB: 1 P: 9	R: 1 E: 1 K: 0 S: 4	H: 1 LOB: 1 BB: 1 P: 8	R: 0 E: 0 K: 0 S: 3	H: 0 LOB: 1 BB: 1 P: 7	R: 1 E: 0 K: 1 S: 7	H: 2 LOB: 1 BB: 0 P: 7	R: 0 E: 0 K: 1 S: 5	H: 0 LOB: 2 BB: 2 P: 13	R: 0 E: 0 K: 0 S: 3	H: 0 LOB: 0 BB: 0 P: 3	R: 0 E: 0 K: 0 S: 3	H: 1 LOB: 1 BB: 0 P: 4	1B: 7 2B: 2 3B: 0 HR: 0	SF: 1 SAC: 0 DP: 1 HBP: 1	WP: 3 PB: 1 SB: 6 CS: 0	PA: 43
<b>PITCHER</b>	IP WLS BF H R ER SO BB IBB HBP BLK WP HR S P ERA WHIP																					
Chris Short, L (1, 1) ERA: 2.27	2.0 L 11 3 3 3 2 2 0 0 0 0 0 0 13 21 13.50 2.500																					
Roger Craig, R (3, 1) ERA: 5.91	0.2 3 1 1 1 0 0 0 0 0 0 0 0 3 3 13.50 1.500																					
Steve Ridzik, R (3, 1) ERA: 7.71	1.1 8 2 1 1 0 2 0 0 0 0 0 0 6 14 6.75 3.000																					
Ray Culp, R (5, 1) ERA: 5.95	3.0 14 2 1 1 2 2 1 0 0 1 0 15 27 3.00 1.333																					
Bo Belinsky, L (8, 1) ERA: 1.93	2.0 7 1 0 0 0 0 0 0 1 0 1 0 6 7 0.00 0.500																					

Los Angeles Dodgers @ Philadelphia Phillies  
 Connie Mack Stadium, Philadelphia, PA  
 Tue May 10 1966, 7:05 PM EDT  
 Att. 14,895 - Unknown

livebaseballscorecards.com

AB	34
R	6
H	9
RBI	6
BB	7
SO	4
LOB	21



Batter	1	2	3	4	5	6	7	8	9	AB	R	H	RBI	BB	SO	LOB
Tony Taylor, R OBP: 0.297, SLG: 0.391 (1, 5)	0-0 WP 1B		0-0 3-1		0-3 K		0-0 6-3			4	0	1	0	0	1	0
Cookie Rojas, R OBP: 0.278, SLG: 0.312 (1, 4)	0-0 F7 1-2		0-0 1B		0-0 F8			0-0 F7		4	0	1	0	0	0	1
Dick Groat, R OBP: 0.325, SLG: 0.397 (1, 6)	0-0 F9		0-0 F8		0-0 1B			0-0 6-3		4	0	1	0	0	0	2
Johnny Callison, L OBP: 0.315, SLG: 0.384 (1, 9)	0-3 K		0-0 F8		0-0 3-1			4-0 BB		3	0	0	0	1	1	3
Harvey Kuenn, R OBP: 0.263, SLG: 0.368 (1, 7)		0-3 K		0-0 1B G6-4-3		0-0 5-3		0-0 P4		4	1	1	0	0	1	1
Bill White, L OBP: 0.295, SLG: 0.325 (1, 3)		0-3 K		0-0 1B G6-4-3		0-0 G3		0-0 G3		4	0	1	0	0	1	0
Bob Uecker, R OBP: 0.300, SLG: 0.412 (1, 2)		0-0 2B		0-0 1B G6-4-3		0-3 K		0-0 5-3		4	0	1	0	0	1	1
Jackie Brandt, R OBP: 0.282, SLG: 0.235 (1, 8)		4-0 BB		4-0 BB		0-3 K		0-3 K		2	0	0	0	2	2	0
Chris Short, R OBP: 0.118, SLG: 0.118 (1, 1)		0-3 K		0-3 K		0-3 K				0	0	0	0	0	0	0
Phil Litz, R OBP: 0.167, SLG: 0.167 (2, PH)										1	0	0	0	0	1	2
Roger Craig, R OBP: 0.167, SLG: 0.167 (3, 1)										0	0	0	0	0	0	0
Steve Ridzik, R OBP: 0.167, SLG: 0.167 (3, 1)										0	0	0	0	0	0	0
John Briggs, L OBP: 0.167, SLG: 0.167 (4, PH)										1	0	0	0	0	1	1
Ray Culp, R OBP: 0.167, SLG: 0.167 (5, 1)										0	0	0	0	0	0	0
Tony Gonzalez, L OBP: 0.353, SLG: 0.567 (7, PH)										1	0	0	0	0	1	0
Bo Belinsky, L OBP: 0.353, SLG: 0.567 (8, 1)										0	0	0	0	0	0	0

<b>Inning Stats</b>	R: 0 E: 0 K: 1 S: 6	H: 1 LOB: 1 BB: 0 P: 6	R: 0 E: 0 K: 3 S: 10	H: 1 LOB: 2 BB: 1 P: 14	R: 0 E: 0 K: 0 S: 4	H: 1 LOB: 1 BB: 0 P: 4	R: 1 E: 0 K: 1 S: 6	H: 2 LOB: 1 BB: 1 P: 10	R: 0 E: 0 K: 1 S: 6	H: 1 LOB: 1 BB: 0 P: 6	R: 0 E: 0 K: 1 S: 5	H: 0 LOB: 0 BB: 0 P: 5	R: 0 E: 0 K: 2 S: 7	H: 0 LOB: 0 BB: 0 P: 7	R: 0 E: 0 K: 0 S: 3	H: 0 LOB: 1 BB: 1 P: 7	R: 0 E: 0 K: 1 S: 5	H: 0 LOB: 0 BB: 0 P: 5	1B: 4 2B: 2 3B: 0 HR: 0	SF: 0 SAC: 0 DP: 1 HBP: 0	WP: 1 PB: 0 SB: 0 CS: 0	PA: 35
<b>PITCHER</b> Sandy Koufax, L ERA: 2.33 (1, 1)	IP 9.0	WLS W	BF 35	H 6	R 1	ER 1	SO 10	BB 3	IBB 0	HBP 0	BLK 0	WP 1	HR 0	S 52	P 64	ERA 1.00	WHIP 1.000					
<b>PITCHER</b>	IP	WLS	BF	H	R	ER	SO	BB	IBB	HBP	BLK	WP	HR	S	P	ERA	WHIP					

**BOTTOM**

Los Angeles Dodgers @ Philadelphia Phillies  
 Connie Mack Stadium, Philadelphia, PA  
 Tue May 10 1966, 7:05 PM EDT  
 Att. 14,895 - Unknown

livebaseballscorecards.com

<b>AB</b>	32
<b>R</b>	1
<b>H</b>	6
<b>RBI</b>	0
<b>BB</b>	3
<b>SO</b>	10
<b>LOB</b>	11



Batter	1	2	3	4	5	6	7	8	9	AB R H RBI BB SO LOB	TOP	
Maury Wills, S (1, 6) OBP: 0.347, SLG: 0.299	0-0 4-3		0-0 FC4 E 1-2f			0-0 6-3	0-0 F9		0-0 FC6-4 1B 1-2 2-H 3-H	5 0 1 2 0 0 2		
Jim Gilliam, S (1, 5) John Kennedy, R (8, 5) OBP: 0.231, SLG: 0.130 OBP: 0.227, SLG: 0.318	0-3 K		0-0 F9 1-3			4-0 1B 1B BB		0-0 F9	0-0 FC6-4 1-2f	3 1 0 0 1 1 1 1 0 0 0 0 0 2		
Lou Johnson, R (1, 7) OBP: 0.303, SLG: 0.457	0-3 K			0-0 6-3		0-0 1B 1-2 1B		0-0 4-3		4 1 1 0 0 1 0		
Ron Fairly, L (1, 3) OBP: 0.369, SLG: 0.318 (7, 9)		0-0 F7		0-0 P4		0-0 BB 1B 1-H 2-H		0-0 6-3		4 0 1 2 0 0 0		
Jim Lefebvre, S (1, 4) Nate Oliver, R (9, PR) OBP: 0.381, SLG: 0.593 OBP: 0.333, SLG: 0.261 (9, 4)		0-3 K		0-3 K		4-0 1-2 BB			0-0 1B 1B 2B	3 0 1 0 1 2 0 0 1 0 0 0 0 0		
Willie Davis, L (1, 8) OBP: 0.299, SLG: 0.347		0-0 P6			0-3 K	0-0 F8			0-0 P6	4 0 0 0 0 1 3		
Al Ferrara, R (1, 9) Wes Parker, S (7, 3) OBP: 0.359, SLG: 0.543 OBP: 0.313, SLG: 0.384			0-0 5-3		0-0 6-3		0-0 F3		0-3 K	3 0 0 0 0 0 0 1 0 0 0 0 1 1		
John Roseboro, L (1, 2) OBP: 0.239, SLG: 0.333			0-0 1B 2B		0-0 L9		0-0 G3		4-0 1B 1B IBB	3 2 1 0 1 0 0		
Don Sutton, R (1, 1) OBP: 0.455, SLG: 0.455			0-0 FC4 2-H 1B			0-3 K	0-0 1B		0-0 1B 1B 1-2 2-3	4 0 3 1 0 1 0		
<b>Inning Stats</b>	R: 0 E: 0 K: 2 S: 7 H: 0 LOB: 0 BB: 0 P: 7	R: 0 E: 0 K: 1 S: 5 H: 0 LOB: 0 BB: 0 P: 5	R: 1 E: 1 K: 0 S: 5 H: 2 LOB: 1 BB: 0 P: 5	R: 0 E: 0 K: 1 S: 5 H: 0 LOB: 0 BB: 0 P: 5	R: 0 E: 0 K: 1 S: 5 H: 0 LOB: 0 BB: 0 P: 5	R: 2 E: 0 K: 1 S: 7 H: 2 LOB: 2 BB: 2 P: 15	R: 0 E: 0 K: 0 S: 4 H: 1 LOB: 1 BB: 0 P: 4	R: 0 E: 0 K: 0 S: 3 H: 0 LOB: 0 BB: 0 P: 3	R: 2 E: 0 K: 1 S: 8 H: 3 LOB: 2 BB: 1 P: 12	1B: 6 2B: 2 3B: 0 HR: 0 SF: 0 SAC: 0 DP: 0 HBP: 0	WP: 0 PB: 0 SB: 0 CS: 0 PA: 38	
<b>PITCHER</b>	IP WLS BF H R ER SO BB IBB HBP BLK WP HR S P ERA WHIP											
Larry Jackson, R (1, 1) ERA: 7.01	5.2 L 23 4 3 3 6 2 0 0 0 0 0 0 33 41 4.76 1.059											
Darold Knowles, L (6, 1) ERA: 2.87	2.1 8 1 0 0 0 0 0 0 0 0 0 0 8 8 0.00 0.429											
Terry Fox, R (9, 1) ERA: 7.36	1.0 7 3 2 2 1 0 1 0 0 0 0 0 8 12 18.00 3.000											

Los Angeles Dodgers @ Philadelphia Phillies  
 Connie Mack Stadium, Philadelphia, PA  
 Wed May 11 1966, 7:05 PM EDT  
 Att: 11,756 - Unknown

livebaseballscorecards.com

AB 35  
 R 5  
 H 8  
 RBI 5  
 BB 3  
 SO 7  
 LOB 9



Batter	1	2	3	4	5	6	7	8	9	AB	R	H	RBI	BB	SO	LOB
Tony Gonzalez, L (1, 8) OBP: 0.342, SLG: 0.529	0-3 K		0-0 P6			0-0 G4-6-3 1B		0-0 P6		4	0	1	0	0	1	0
Dick Groat, R (1, 6) OBP: 0.322, SLG: 0.383	4-0 BB			0-0 F9		0-0 G4-6-3 1-2f			0-3 K	3	0	0	0	1	1	1
Bill White, L (1, 3) OBP: 0.283, SLG: 0.309	0-3 K			0-0 G3			0-0 L8		0-0 4-3	4	0	0	0	0	1	1
Johnny Callison, L (1, 9) OBP: 0.323, SLG: 0.389	0-0 F9			0-0 1B			0-0 1B 1B		0-0 F9	4	0	2	0	0	0	1
Doug Clemens, L (1, 7) OBP: 0.429, SLG: 0.421		0-0 FC1-6 1B		0-0 G3			0-0 P6			3	0	1	0	0	0	2
Cookie Rojas, R (1, 4) OBP: 0.293, SLG: 0.325		0-0 FC1-6 CS 1-2f			0-0 G5-4-3 1B		0-0 1-2 1B			3	0	2	0	0	0	1
Clay Dalrymple, L (1, 2) OBP: 0.372, SLG: 0.250		0-3 K			0-3 K		0-0 F8			3	0	0	0	0	2	4
Tony Taylor, R (1, 5) OBP: 0.289, SLG: 0.380		0-0 CS	0-3 K			0-0 G5-4-3		0-3 K		2	0	0	0	0	1	1
Darold Knowles, L (6, 1) OBP: 0.333, SLG: 0.333										0	0	0	0	0	0	0
John Briggs, L (8, PH) OBP: 0.352, SLG: 0.489										1	0	0	0	0	1	0
Terry Fox, R (9, 1)		1-2				1-2f				0	0	0	0	0	0	0
Larry Jackson, R (1, 1) Harvey Kuenn, R (6, 5)			0-3 K				0-0 5-3		0-0 5-3	1	0	0	0	0	1	0
										2	0	0	0	0	0	0

**BOTTOM**


Los Angeles Dodgers @ Philadelphia Phillies  
 Connie Mack Stadium, Philadelphia, PA  
 Wed May 11 1966, 7:05 PM EDT  
 Att. 11,756 - Unknown

livebaseballscorecards.com

<b>AB</b>	<b>30</b>
<b>R</b>	<b>0</b>
<b>H</b>	<b>6</b>
<b>RBI</b>	<b>0</b>
<b>BB</b>	<b>1</b>
<b>SO</b>	<b>8</b>
<b>LOB</b>	<b>11</b>



Inning Stats	R: 0	H: 0	E: 0	K: 2	S: 7	LOB: 1	BB: 1	P: 11	R: 0	H: 1	E: 0	K: 1	S: 5	LOB: 0	BB: 0	P: 5	R: 0	H: 0	E: 0	K: 2	S: 7	LOB: 0	BB: 0	P: 7	R: 0	H: 1	E: 0	K: 0	S: 4	LOB: 1	BB: 0	P: 4	R: 0	H: 1	E: 0	K: 1	S: 5	LOB: 0	BB: 0	P: 5	R: 0	H: 1	E: 0	K: 0	S: 3	LOB: 0	BB: 0	P: 3	R: 0	H: 2	E: 0	K: 0	S: 5	LOB: 2	BB: 0	P: 5	R: 0	H: 0	E: 0	K: 1	S: 5	LOB: 0	BB: 0	P: 5	R: 0	H: 0	E: 0	K: 1	S: 5	LOB: 0	BB: 0	P: 5	1B: 6	SF: 0	2B: 0	SAC: 0	3B: 0	DP: 2	HR: 0	HBP: 0	WP: 0	PA: 32	PB: 0	SB: 0	CS: 1	ERA	WHIP
<b>PITCHER</b> Don Sutton, R (1, 1) ERA: 2.33	9.0	WLS	W	BF	31	H	6	R	0	ER	0	SO	8	BB	1	IBB	0	HBP	0	BLK	0	WP	0	HR	0	S	46	P	50	ERA	0.00	WHIP	0.778																																																						
<b>PITCHER</b>																													IP	WLS	BF	H	R	ER	SO	BB	IBB	HBP	BLK	WP	HR	S	P	ERA	WHIP																																										

Batter	1	2	3	4	5	6	7	8	9	AB R H RBI BB SO LOB	TOP	
Maury Wills, S OBP: 0.343, SLG: 0.297 (1, 6)	0-0 CS 1B		0-0 SH5-4 2-3		0-0 FC4-6 1-2f 2-3		0-0 FC5-4 1-2f 2-3		0-0 FC5-4 1-2f	4 0 1 0 0 0 5	<b>Los Angeles Dodgers @ Philadelphia Phillies</b> <b>Connie Mack Stadium, Philadelphia, PA</b> Thu May 12 1966, 7:05 PM EDT Att: 10,205 - Unknown  <b>AB 33</b> <b>R 1</b> <b>H 9</b> <b>RBI 1</b> <b>BB 2</b> <b>SO 3</b> <b>LOB 26</b> 	
Jim Gilliam, S OBP: 0.290, SLG: 0.222 (1, 5)	0-0 WP 1-2 2B		0-0 P4		0-3 K 1-2		4-0 BB 1-2		0-0 1B 1-2	4 0 2 0 1 1 3		
Willie Davis, L OBP: 0.288, SLG: 0.333 (1, 8) Tommy Davis, R OBP: 0.300, SLG: 0.263 (7, PH) Bob Miller, R (7, 1) Nate Oliver, R OBP: 0.329, SLG: 0.257 (9, PH)	0-0 F9		0-0 F9			0-0 4-3	0-0 L6		0-0 F3	3 0 0 0 0 0 2 1 0 0 0 0 0 3 0 0 0 0 0 0 0 1 0 0 0 0 0 2		
Ron Fairly, L OBP: 0.374, SLG: 0.318 (1, 9) (7, 3)	0-0 4-3 2-3			4-0 BB G5-4-3		0-0 FC6-4 1B		0-0 1-3		3 0 1 0 1 0 1		
Jim Lefebvre, S OBP: 0.385, SLG: 0.617 (1, 4)		0-0 HR		0-0 L9		0-0 P5		1-0 HBP		3 1 1 1 0 0 2		
Lou Johnson, R OBP: 0.292, SLG: 0.440 (1, 7)		0-0 P3		0-0 G5-4-3 1-2f		0-0 FC6-4 1-2f		0-0 P4		4 0 0 0 0 0 3		
John Roseboro, L OBP: 0.257, SLG: 0.338 (1, 2) Jeff Torborg, R OBP: 0.357, SLG: 0.297 (8, PH) (8, 2)		0-0 L8			0-0 FC4-6 1B		1-0 HBP FC5-4 1B	0-0 P4		2 0 1 0 0 0 0 1 0 0 0 0 0 1		
Wes Parker, S OBP: 0.319, SLG: 0.388 (1, 3) (7, 8)		0-0 4-3			0-0 FC4-6 1-2 1B		0-0 FC5-4 1-2 1B		0-0 6-3	4 0 2 0 0 0 0		
Don Drysdale, R OBP: 0.222, SLG: 0.412 (1, 1) Ron Perranoski, L OBP: 1.000, SLG: 2.000 (5, 1) Al Ferrara, R OBP: 0.366, SLG: 0.528 (7, PH) (7, 9)			0-0 SH5-4 2B		0-3 K 1-2f		0-3 K 1-2f		1-0 FC5-4 HBP	2 0 1 0 0 1 2 0 0 0 0 0 0 0 1 0 0 0 0 1 2		
<b>Inning Stats</b>	R: 0 E: 0 K: 0 S: 4 H: 2 LOB: 1 BB: 0 P: 4	R: 1 E: 0 K: 0 S: 4 H: 1 LOB: 0 BB: 0 P: 4	R: 0 E: 0 K: 0 S: 4 H: 1 LOB: 1 BB: 0 P: 4	R: 0 E: 0 K: 0 S: 2 H: 0 LOB: 0 BB: 1 P: 6	R: 0 E: 0 K: 0 S: 9 H: 2 LOB: 2 BB: 0 P: 9	R: 0 E: 0 K: 0 S: 4 H: 1 LOB: 1 BB: 0 P: 4	R: 0 E: 0 K: 1 S: 6 H: 1 LOB: 3 BB: 1 P: 11	R: 0 E: 0 K: 0 S: 3 H: 0 LOB: 1 BB: 0 P: 4	R: 0 E: 0 K: 0 S: 4 H: 1 LOB: 2 BB: 0 P: 5	1B: 6 2B: 2 3B: 0 HR: 1 SF: 0 SAC: 1 DP: 1 HBP: 3		WP: 1 PB: 0 SB: 1 CS: 1 PA: 39
<b>PITCHER</b> Jim Bunning, R ERA: 2.03 (1, 1) Darold Knowles, L ERA: 2.41 (7, 1)	IP WLS BF H R ER SO BB IBB HBP BLK WP HR S P ERA WHIP											
	6.0 W 26 8 1 1 2 1 0 1 0 1 1 28 33 1.50 1.500											
	3.0 S 13 1 0 0 1 1 0 2 0 0 0 0 12 18 0.00 0.667											



Batter	1	2	3	4	5	6	7	8	9	AB	R	H	RBI	BB	SO	LOB
Tony Gonzalez, L (1, 8) OBP: 0.310, SLG: 0.474	0-0 G3		0-3 K		0-0 F7	0-0 4-3				4	0	0	0	0	1	3
Dick Groat, R (1, 6) OBP: 0.330, SLG: 0.424	0-0 P3		0-0 HR		0-0 1B	0-0 P3				4	2	2	2	0	0	1
Bill White, L (1, 3) OBP: 0.292, SLG: 0.310	0-3 K		0-0 P6		4-0 1B	0-0 1B		0-0 1B		3	1	1	0	1	1	0
Johnny Callison, L (1, 9) OBP: 0.330, SLG: 0.387		4-0 5-3 BB		0-0 L9	0-0 1B	0-0 1B		0-0 L8		3	0	1	2	1	0	1
Doug Clemens, L (1, 7) OBP: 0.400, SLG: 0.391		0-0 5-3		0-0 P5	0-0 1B	0-0 1B		0-0 L8		4	0	1	1	0	0	2
Cookie Rojas, R (1, 4) OBP: 0.291, SLG: 0.321		0-3 K		0-0 1B	0-0 FC5-2-5	0-0 FC5-2-5		0-0 6-3		4	0	1	0	0	1	4
Clay Dalrymple, L (1, 2) OBP: 0.383, SLG: 0.275		0-0 L7		0-0 1B	0-0 4-3	0-0 4-3		0-0 G6-3		4	0	2	0	0	0	3
Tony Taylor, R (1, 5) OBP: 0.275, SLG: 0.360			0-0 F3	0-0 1-3		0-0 1-3		0-0 G6-3		4	0	0	0	0	0	3
Jim Bunning, R (1, 1) OBP: 0.318, SLG: 0.286			0-0 HR		0-0 1B	0-0 1B		0-0 4-3		3	2	3	0	0	0	0
Darold Knowles, L (7, 1) OBP: 0.250, SLG: 0.250					0-0 1B	0-0 1B		0-0 4-3		1	0	0	0	0	0	0

Inning Stats	R: 0	H: 0	E: 0	K: 1	S: 5	R: 0	H: 0	E: 0	K: 1	S: 5	R: 2	H: 2	E: 0	K: 1	S: 7	R: 0	H: 2	E: 0	K: 0	S: 5	R: 3	H: 4	E: 0	K: 0	S: 7	R: 0	H: 1	E: 0	K: 0	S: 4	R: 0	H: 1	E: 0	K: 0	S: 4	R: 0	H: 1	E: 0	K: 0	S: 3
	LOB: 0	BB: 0	P: 5	LOB: 1	BB: 1	P: 9	LOB: 0	BB: 0	P: 7	LOB: 2	BB: 0	P: 5	LOB: 2	BB: 0	P: 5	LOB: 2	BB: 1	P: 11	LOB: 1	BB: 0	P: 4	LOB: 1	BB: 0	P: 3	LOB: 0	BB: 0	P: 3	LOB: 0	BB: 0	P: 3	LOB: 0	BB: 0	P: 3	LOB: 0	BB: 0	P: 3	LOB: 0	BB: 0	P: 3	

PITCHER	IP	WLS	BF	H	R	ER	SO	BB	IBB	HBP	BLK	WP	HR	S	P	ERA	WHIP
Don Drysdale, R (1, 1) ERA: 4.43	4.1	L	21	6	5	5	3	2	0	0	0	0	1	25	33	10.38	1.846
Ron Perranoski, L (5, 1) ERA: 1.59	1.2		8	3	0	0	0	0	0	0	0	0	0	8	8	0.00	1.800
Bob Miller, R (7, 1) ERA: 5.4	2.0		7	2	0	0	0	0	0	0	0	0	0	7	7	0.00	1.000

**BOTTOM**

Los Angeles Dodgers @ Philadelphia Phillies  
 Connie Mack Stadium, Philadelphia, PA

Thu May 12 1966, 7:05 PM EDT  
 Att. 10,205 - Unknown

AB	34
R	5
H	11
RBI	5
BB	2
SO	3
LOB	17

livebaseballscorecards.com



WP	PA	1B	SF	2B	SAC	3B	DP	HR	HBP	CS
0	36	10	0	0	0	0	1	0	0	0

Batter	1	2	3	4	5	6	7	8	9	AB R H RBI BB SO LOB	TOP											
Maury Wills, S (1, 6) OBP: 0.340, SLG: 0.287	0-3 K		0-0 FC6-4			4-0 FC6-4 BB	0-0 F8			3 0 0 0 1 1 2	<b>Los Angeles Dodgers @ Pittsburgh Pirates</b> Forbes Field, Pittsburgh, PA Fri May 13 1966, 7:05 PM EDT Att. 13,388 - Unknown <a href="http://livebaseballscorecards.com">livebaseballscorecards.com</a>											
Wes Parker, S (1, 8) OBP: 0.317, SLG: 0.393	0-0 6-3			0-0 2B		0-0 FC6-4 1B	0-0 FC6-4			4 1 1 0 0 0 2												
Lou Johnson, R (1, 7) OBP: 0.291, SLG: 0.434	0-0 P6			0-0 P4		0-0 1B E 1B		0-0 P6		4 1 1 0 0 0 1												
Al Ferrara, R (1, 9) OBP: 0.356, SLG: 0.500		0-3 K		0-0 F8		0-0 E FC3-6 1B		0-0 P8		4 1 1 1 0 1 1												
Jim Lefebvre, S (1, 5) OBP: 0.381, SLG: 0.602		0-0 L9		0-0 F3		0-0 E5 FC3-6		0-0 1B		4 0 1 0 0 0 2												
Ron Fairly, L (1, 3) OBP: 0.360, SLG: 0.304		0-3 K			0-0 G3	0-0 FC3-6		0-0 1-3		4 0 0 1 0 1 2												
Nate Oliver, R (1, 4) OBP: 0.325, SLG: 0.257			0-3 K		0-0 FC5-4 1B	0-0 6-3		0-0 6-3		4 0 1 0 0 1 1												
Jeff Torborg, R (1, 2) OBP: 0.356, SLG: 0.300			0-0 F7		0-0 FC5-4		0-0 FC6-4 1B		0-0 F9	3 0 1 0 0 0 1												
Bart Shirley, R (7, PR) OBP: 0.333, SLG: 0.333										0 0 0 0 0 0 0												
John Roseboro, L (7, 2) OBP: 0.257, SLG: 0.338										0 0 0 0 0 0 0												
Tommy Davis, R (9, PH) OBP: 0.286, SLG: 0.250										1 0 0 0 0 0 0												
Claude Osteen, L (1, 1) OBP: 0.150, SLG: 0.105			0-0 FC6-4 1B		0-0 4-3		0-0 F8		0-0 F8	2 0 1 0 0 0 1												
Joe Moeller, R (5, 1)										0 0 0 0 0 0 0												
Jim Gilliam, S (7, PH) OBP: 0.281, SLG: 0.214										1 0 0 0 0 0 1												
Phil Regan, R (7, 1)										0 0 0 0 0 0 0												
Don Drysdale, R (9, PH) OBP: 0.211, SLG: 0.389										1 0 0 0 0 0 0												
<b>Inning Stats</b>	R: 0 E: 0 K: 1 S: 5	H: 0 LOB: 0 BB: 0 P: 5	R: 0 E: 0 K: 2 S: 7	H: 0 LOB: 0 BB: 0 P: 7	R: 0 E: 0 K: 1 S: 6	H: 1 LOB: 1 BB: 0 P: 6	R: 0 E: 0 K: 0 S: 4	H: 1 LOB: 1 BB: 0 P: 4	R: 0 E: 0 K: 0 S: 4	H: 1 LOB: 1 BB: 0 P: 4	R: 3 E: 2 K: 0 S: 6	H: 2 LOB: 1 BB: 1 P: 10	R: 0 E: 0 K: 0 S: 4	H: 1 LOB: 1 BB: 0 P: 4	R: 0 E: 0 K: 0 S: 4	H: 1 LOB: 1 BB: 0 P: 4	R: 0 E: 0 K: 0 S: 3	H: 0 LOB: 0 BB: 0 P: 3	1B: 6 2B: 1 3B: 0 HR: 0	SF: 0 SAC: 0 DP: 0 HBP: 0	WP: 0 PB: 0 SB: 0 CS: 0	PA: 36
<b>PITCHER</b> Woodie Fryman, L (1, 1) ERA: 1.47	IP 9.0	WLS W	BF 36	H 7	R 3	ER 1	SO 4	BB 1	IBB 0	HBP 0	BLK 0	WP 0	HR 0	S 43	P 47	ERA 1.00	WHIP 0.889					





Batter	1	2	3	4	5	6	7	8	9	AB R H RBI BB SO LOB	TOP													
Maury Wills, S (1, 6) OBP: 0.336, SLG: 0.286	0-0 5-3		0-0 4-3			0-0 S 2B 1B	0-0 P5			4 1 1 1 0 0 1	<b>Los Angeles Dodgers @ Pittsburgh Pirates</b> Forbes Field, Pittsburgh, PA Sat May 14 1966, 3:33 AM EDT Att: 11,602 - Unknown <a href="http://livebaseballscorecards.com">livebaseballscorecards.com</a>													
Jim Gilliam, S (1, 5) OBP: 0.278, SLG: 0.219	0-0 1-3		0-0 P8			0-0 F9	0-0 G4-6-3 1B			4 0 1 0 0 0 2														
Willie Davis, L (1, 8) OBP: 0.298, SLG: 0.366	0-0 4-3				0-0 2B	0-0 1B E 2B	0-0 G4-6-3 1-2f			4 1 2 1 0 0 1														
Ron Fairly, L (1, 9) OBP: 0.365, SLG: 0.313		0-0 G6-4-3 1B		0-3 K		0-0 E 5-3 1B		0-3 K		4 1 2 0 0 2 1														
Lou Johnson, R (1, 7) OBP: 0.281, SLG: 0.419		0-0 G6-4-3 1-2f		0-0 5-3		0-0 E1 5-3 1-3		0-0 6-3		4 0 0 0 0 0 3														
Wes Parker, S (1, 3) OBP: 0.315, SLG: 0.382		0-0 P8		0-0 F8		3-H 4-0 5-3 IBB		0-0 G3		3 0 0 0 1 0 1														
John Roseboro, L (1, 2) OBP: 0.257, SLG: 0.348			0-0 1B 4-3 2B		0-0 P5	0-0 5-3		0-0 G3		4 1 1 1 0 0 2														
John Kennedy, R (1, 4) OBP: 0.269, SLG: 0.320			0-0 4-3 3-4 2-3 1B		0-3 K	0-0 K IBB		0-0 F9		3 0 1 0 1 1 0														
Sandy Koufax, R (1, 1) OBP: 0.269, SLG: 0.320			0-0 3-4 1-2		0-0 4-3	0-3 K		0-3 K		4 0 0 0 0 2 5														
<b>Inning Stats</b>	R: 0 E: 0 K: 0 S: 3	H: 0 LOB: 0 BB: 0 P: 3	R: 0 E: 0 K: 0 S: 3	H: 1 LOB: 0 BB: 0 P: 3	R: 1 E: 0 K: 0 S: 5	H: 2 LOB: 1 BB: 0 P: 5	R: 0 E: 0 K: 1 S: 6	H: 1 LOB: 1 BB: 0 P: 6	R: 0 E: 0 K: 1 S: 5	H: 0 LOB: 0 BB: 0 P: 5	R: 3 E: 1 K: 1 S: 9	H: 3 LOB: 3 BB: 2 P: 17	R: 0 E: 0 K: 0 S: 3	H: 1 LOB: 0 BB: 0 P: 3	R: 0 E: 0 K: 1 S: 5	H: 0 LOB: 0 BB: 0 P: 5	R: 0 E: 0 K: 1 S: 5	H: 0 LOB: 0 BB: 0 P: 5	R: 0 E: 0 K: 1 S: 5	H: 0 LOB: 0 BB: 0 P: 5	1B: 5 2B: 3 3B: 0 HR: 0	SF: 0 SAC: 0 DP: 2 HBP: 0	WP: 0 PB: 0 SB: 2 CS: 0	PA: 36
<b>PITCHER</b>	IP WLS BF H R ER SO BB IBB HBP BLK WP HR S P ERA WHIP																							
Steve Blass, R (1, 1) ERA: 2.68	5.1 L 23 7 4 2 2 0 0 0 0 0 0 0 0 27 27 3.38 1.312																							
Tommie Sisk, R (6, 1) ERA: 5.56	0.2 4 0 0 0 1 0 2 0 0 0 0 0 4 12 0.00 0.000																							
Pete Mikkelsen, R (7, 1) ERA: 4.35	2.0 6 1 0 0 1 0 0 0 0 0 0 0 8 8 0.00 0.500																							
Al McBean, R (9, 1) ERA: 4.12	1.0 3 0 0 0 1 0 0 0 0 0 0 0 5 5 0.00 0.000																							



BOTTOM

Los Angeles Dodgers @ Pittsburgh Pirates  
Forbes Field, Pittsburgh, PA

AB	33
R	1
H	7
RBI	1
BB	0
SO	9
LOB	8



WP:	0	PA:	34
PB:	0		
SB:	0		
CS:	1		

ERA	1.00	WHIP	0.778
-----	------	------	-------

Sat May 14 1966, 3:33 AM EDT  
Att. 11,602 - Unknown

livebaseballscorecards.com

AB R H RBI BB SO LOB

4 0 3 0 0 0 0

4 0 0 0 0 0 2

4 1 1 1 0 0 1

4 0 0 0 0 2 0

4 0 1 0 0 2 0

4 0 2 0 0 0 1

3 0 0 0 0 1 3

3 0 0 0 0 2 1

1B:	2	SF:	0
2B:	3	SAC:	0
3B:	1	DP:	0
HR:	1	HBP:	0

1B:	2	SF:	0
2B:	3	SAC:	0
3B:	1	DP:	0
HR:	1	HBP:	0


WP:	0	PA:	34
PB:	0		
SB:	0		
CS:	1		

IP	WLS	BF	H	R	ER	SO	BB	IBB	HBP	BLK	WP	HR	S	P	ERA	WHIP
9.0	W	33	7	1	1	9	0	0	0	0	0	1	51	51	1.00	0.778

Batter	1	2	3	4	5	6	7	8	9
Manny Mota, R OBP: 0.390, SLG: 0.553 (1, 8)	0-0 F3 		0-0 CS 1B 			0-0 2B 		0-0 2B 	
Gene Alley, R OBP: 0.313, SLG: 0.362 (1, 6)	0-0 F7 		0-0 CS 1-2 	0-0 6-3 		0-0 1-3 		0-0 F8 	
Roberto Clemente, R OBP: 0.352, SLG: 0.470 (1, 9)	0-0 6-3 			0-0 F8 		0-0 F9 			0-0 HR 
Jim Pagliaroni, R OBP: 0.360, SLG: 0.500 (1, 2)		0-0 6-3 		0-3 K 			0-0 F8 		0-3 K 
Donn Clendenon, R OBP: 0.312, SLG: 0.357 (1, 3)					0-3 K 		0-3 K 		0-0 F8 
Bill Mazerowski, R OBP: 0.272, SLG: 0.327 (1, 4)						0-0 1B 		0-0 3B 	0-0 5-3 
Bob Bailey, R OBP: 0.327, SLG: 0.396 (1, 5)						0-3 K 		0-0 P5 	
Willie Stargell, L OBP: 0.378, SLG: 0.429 (1, 7)			0-3 K 			0-0 F9 		0-3 K 	
Steve Blass, R OBP: 0.176, SLG: 0.176 (1, 1)			0-3 K 			0-3 K 		0-0 P5 	
Tommie Sisk, R OBP: 0.375, SLG: 0.286 (6, PH)									
Jose Pagan, R OBP: 0.291, SLG: 0.423 (7, 1)									
Pete Mikkelsen, R OBP: 0.265, SLG: 0.176 (8, PH)									
Andre Rodgers, R OBP: 0.265, SLG: 0.176 (9, 1)									

Inning Stats	R: 0	H: 0	E: 0	K: 0	S: 3	R: 0	H: 1	E: 0	K: 0	S: 4	R: 0	H: 1	E: 0	K: 2	S: 7	R: 0	H: 0	E: 0	K: 1	S: 5	R: 0	H: 1	E: 0	K: 2	S: 8	R: 0	H: 1	E: 0	K: 1	S: 6	R: 0	H: 1	E: 0	K: 1	S: 6	R: 0	H: 1	E: 0	K: 1	S: 6	R: 1	H: 1	E: 0	K: 1	S: 6	1B: 2	2B: 3	3B: 1	HR: 1	SF: 0	SAC: 0	DP: 0	HBP: 0	WP: 0	PA: 34
--------------	------	------	------	------	------	------	------	------	------	------	------	------	------	------	------	------	------	------	------	------	------	------	------	------	------	------	------	------	------	------	------	------	------	------	------	------	------	------	------	------	------	------	------	------	------	-------	-------	-------	-------	-------	--------	-------	--------	-------	--------

PITCHER	IP	WLS	BF	H	R	ER	SO	BB	IBB	HBP	BLK	WP	HR	S	P	ERA	WHIP
Sandy Koufax, L ERA: 2.11 (1, 1)	9.0	W	33	7	1	1	9	0	0	0	0	0	1	51	51	1.00	0.778

Batter	1	2	3	4	5	6	7	8	9	AB R H RBI BB SO LOB	TOP											
Maury Wills, S OBP: 0.339, SLG: 0.311 (1, 6)	0-0 CS 1B		0-0 6-3		0-0 E3 BLK 1B		0-3 K		0-0 2-H 3B	5 1 2 1 0 1 0												
Jim Gilliam, S OBP: 0.244, SLG: 0.189 (1, 5)	0-0 F8 1-2		0-0 G3		0-0 L9 2-3		0-0 G3		0-0 P6	5 0 0 0 0 0 3												
Willie Davis, L OBP: 0.307, SLG: 0.372 (1, 8)	0-0 1B		0-0 4-3		0-0 CS 1B		0-0 F8			4 0 2 1 0 0 0												
Ron Fairly, L OBP: 0.361, SLG: 0.303 (1, 9)	0-0 L7			0-0 6-3	4-0 S BB			0-0 F9		3 0 0 0 1 0 1												
Wes Parker, S OBP: 0.313, SLG: 0.377 (1, 3)		0-0 F8		0-0 3B 1B	0-3 K 1-2			0-0 B1-3		4 1 1 0 0 1 1												
John Roseboro, L OBP: 0.282, SLG: 0.397 (1, 2)		0-0 HBP 1B		0-0 1-H 3B		0-0 E SH3-4 1B		0-0 F7		4 0 3 1 0 0 0												
Derrell Griffith, L Lou Johnson, R OBP: 0.287, SLG: 0.424 (1, 7) (8, 7)		0-0 F8		4-0 IBB		0-0 SH3-4 1-2			0-0 SH3-4 3B 1B	1 0 0 0 1 0 1 1 1 1 0 0 0 0	AB 33 R 3 H 9 RBI 3 BB 2 SO 3 LOB 15											
John Kennedy, R OBP: 0.276, SLG: 0.296 (1, 4)		1-0 1-2 HBP		0-3 K		0-0 L3 2-3			0-0 SH3-4 1-2	2 0 0 0 0 1 3												
Don Sutton, R Phil Regan, R OBP: 0.400, SLG: 0.400 (1, 1) (8, 1)		0-0 4-3		0-0 1-3		0-0 1-3			0-0 P4	3 0 0 0 0 0 5 1 0 0 0 0 0 1												
<b>Inning Stats</b>	R: 0 E: 0 K: 0 S: 4	H: 2 LOB: 1 BB: 0 P: 4	R: 0 E: 0 K: 0 S: 4	H: 1 LOB: 2 BB: 0 P: 5	R: 0 E: 0 K: 0 S: 3	H: 0 LOB: 0 BB: 0 P: 3	R: 1 E: 0 K: 1 S: 7	H: 2 LOB: 2 BB: 1 P: 11	R: 1 E: 1 K: 1 S: 6	H: 1 LOB: 1 BB: 1 P: 10	R: 0 E: 1 K: 0 S: 4	H: 1 LOB: 1 BB: 0 P: 4	R: 0 E: 0 K: 1 S: 5	H: 0 LOB: 0 BB: 0 P: 5	R: 0 E: 0 K: 0 S: 3	H: 0 LOB: 0 BB: 0 P: 3	R: 1 E: 0 K: 0 S: 5	H: 2 LOB: 1 BB: 0 P: 5	1B: 7 2B: 0 3B: 2 HR: 0	SF: 0 SAC: 2 DP: 0 HBP: 1	WP: 0 PB: 0 SB: 1 CS: 2	PA: 38
<b>PITCHER</b>	IP WLS BF H R ER SO BB IBB HBP BLK WP HR S P ERA WHIP																					
Don Cardwell, R ERA: 4.5 (1, 1)	7.0 L 30 7 2 1 3 1 1 1 1 0 0 33 42 1.29 1.143																					
Bob Purkey, R ERA: 1.53 (8, 1)	2.0 8 2 1 1 0 0 0 0 0 0 0 8 8 4.50 1.000																					

Los Angeles Dodgers @ Pittsburgh Pirates  
 Forbes Field, Pittsburgh, PA  
 Sun May 15 1966, 3:33 AM EDT  
 Att. 16,205 - Unknown

[livebaseballscorecards.com](http://livebaseballscorecards.com)


Batter	1	2	3	4	5	6	7	8	9
Matty Alou, L OBP: 0.356, SLG: 0.535 (1, 8)	0-3 K		0-3 K			0-0 FC6-4 HBP SF7 1B		0-0 E5 G4-6-3	
Manny Mota, R OBP: 0.378, SLG: 0.512 (1, 7)	0-0 6-3		0-0 4-3			1-0 FC6-4 HBP		0-0 B3	
Roberto Clemente, R OBP: 0.341, SLG: 0.455 (1, 9)	0-0 6-3			0-0 4-3		0-0 FC6-4 1-2f 2-3		0-0 G4-6-3 1-2f	
Jim Pagliaroni, R OBP: 0.344, SLG: 0.481 (1, 2)		0-0 L6		0-0 F8		0-0 SF7			0-0 6-3
Gene Alley, R OBP: 0.309, SLG: 0.387 (1, 6)		0-0 4-3		0-0 F7		0-0 L7			0-0 3B
Donn Clendenon, R OBP: 0.310, SLG: 0.353 (1, 3)					0-3 K				0-3 K
Bill Mazaroski, R OBP: 0.280, SLG: 0.333 (1, 4)		0-0 1B			0-0 P5				0-0 P3
Bob Bailey, R OBP: 0.327, SLG: 0.394 (1, 5)		0-3 K			0-0 1B				
Don Cardwell, R (1, 1)			0-3 K			0-0 F7		0-0 L9	
Jerry Lynch, L OBP: 0.364, SLG: 0.222 (7, PH)									
Bob Purkey, R (8, 1)									

AB	R	H	RBI	BB	SO	LOB
4	1	1	0	0	2	0
3	0	0	0	0	0	1
4	0	0	0	0	0	3
3	0	0	1	0	0	0
4	0	1	0	0	0	1
4	0	1	0	0	2	1
4	0	2	0	0	0	1
3	0	1	0	0	2	3
2	0	0	0	0	1	1
1	0	0	0	0	0	1
0	0	0	0	0	0	0

**BOTTOM**

**Los Angeles Dodgers @ Pittsburgh Pirates**  
 Forbes Field, Pittsburgh, PA  
 Sun May 15 1966, 3:33 AM EDT  
 Att. 16,205 - Unknown

AB	32
R	1
H	6
RBI	1
BB	0
SO	7
LOB	12



Inning Stats	R	H	E	K	S	P	IP	WLS	BF	H	R	ER	SO	BB	IBB	HBP	BLK	WP	HR	S	P	ERA	WHIP
	0	0	0	1	5	6	7.0	W	27	5	1	1	6	0	0	1	0	0	0	38	39	1.29	0.714
	0	2	0	1	7	7	2.0	S	7	1	0	0	1	0	0	0	0	0	9	9	0.00	0.500	

WP	PA	ERA	WHIP
0	34		
0			
0			

Batter	1	2	3	4	5	6	7	8	9	10	11	12	13	AB R H RBI BB SO LOB	TOP															
Tito Fuentes, S OBP: 0.306, SLG: 0.361 (1, 4)	0-3 K		0-0 F1		1-0 HBP		0-0 E 1B		0-0 SH3-4		0-0 F3		0-0 F6	5 1 1 0 0 1 3																
Jesus Alou, R OBP: 0.268, SLG: 0.326 (1, 9) (11, 7)	0-0 4-3		0-0 3-1		0-3 K		0-0 E4 1B		0-0 F9		0-0 1B		1-2 2-3 1B	6 0 1 0 0 1 4																
Willie McCovey, L OBP: 0.391, SLG: 0.475 (1, 3)	0-0 1B 1B			0-0 1B 1B		0-0 1B 1B	0-0 1B 1B	0-0 1B 1B	0-0 1B 1B	0-0 6-3	0-3 K			6 0 4 1 0 1 3																
Willie Mays, R OBP: 0.346, SLG: 0.580 (1, 8)	0-0 1B		0-0 F8		0-0 F8	0-0 1B 1B	0-3 K		0-3 K	4-0 S BB		0-3 K		5 0 2 0 1 2 3																
Jim Ray Hart, R OBP: 0.396, SLG: 0.555 (1, 5)	0-3 K		0-0 G4-6-3 1B	0-0 G4-6-3 1B	0-0 F8		0-0 F5	0-0 G3	0-3 K	0-3 K		0-0 6-3		6 0 1 0 0 2 5																
Tom Haller, L OBP: 0.351, SLG: 0.470 (1, 2)		0-0 F4		0-0 G4-6-3 1B	0-0 G4-6-3 1B	0-0 1B	0-0 G3	0-0 G3	0-3 K	0-3 K		0-0 4-3		6 0 1 0 0 1 3																
Len Gabrielson, L OBP: 0.296, SLG: 0.311 Don Landrum, L OBP: 0.250, SLG: 0.243 Ollie Brown, R OBP: 0.291, SLG: 0.254 (1, 7) (9, 7) (11, PH) (11, 9)		0-0 F7			0-0 F2	0-3 K		0-0 F8			0-0 1B SH5-4 1B		0-3 K	4 0 0 0 0 1 2 0 0 0 0 0 0 0 2 0 1 0 0 1 0	AB 49 R 1 H 14 RBI 1 BB 2 SO 12 LOB 23															
Hal Lanier, R OBP: 0.248, SLG: 0.262 (1, 6)		0-0 F6			0-0 F9		0-3 K	0-3 K2-3		0-0 SH5-4		0-0 SH1-4 1B		5 0 1 0 0 2 0																
Juan Marichal, R OBP: 0.357, SLG: 0.393 Cap Peterson, R OBP: 0.167, SLG: 0.100 Frank Linzy, R OBP: 0.286, SLG: 0.571 (1, 1) (11, PH) (11, 1)			0-0 6-3		0-0 HBP 1B		0-0 F5	0-0 F5	0-0 SH3-4 1B		4-0 1B IBB		0-0 SH1-4	4 0 2 0 0 0 0 0 0 0 0 1 0 0 0 0 0 0 0 0 0																
<b>Inning Stats</b>	R: 0 E: 0 K: 2 S: 9	H: 2 LOB: 2 BB: 0 P: 9	R: 0 E: 0 K: 0 S: 3	H: 0 LOB: 0 BB: 0 P: 3	R: 0 E: 0 K: 0 S: 3	H: 0 LOB: 0 BB: 0 P: 3	R: 0 E: 0 K: 1 S: 6	H: 1 LOB: 2 BB: 0 P: 7	R: 0 E: 0 K: 1 S: 7	H: 3 LOB: 2 BB: 0 P: 7	R: 1 E: 1 K: 2 S: 10	H: 2 LOB: 2 BB: 0 P: 10	R: 0 E: 0 K: 0 S: 3	H: 0 LOB: 0 BB: 0 P: 3	R: 0 E: 0 K: 1 S: 6	H: 1 LOB: 1 BB: 0 P: 6	R: 0 E: 0 K: 2 S: 7	H: 0 LOB: 1 BB: 1 P: 11	R: 0 E: 0 K: 1 S: 7	H: 2 LOB: 3 BB: 1 P: 11	R: 0 E: 0 K: 1 S: 5	H: 0 LOB: 0 BB: 0 P: 5	R: 0 E: 0 K: 1 S: 6	H: 1 LOB: 1 BB: 0 P: 6	1B: 14 2B: 0 3B: 0 HR: 0	SF: 0 SAC: 3 DP: 1 HBP: 1	WP: 0 PB: 0 SB: 1 CS: 0	PA: 55		
<b>PITCHER</b>	IP WLS BF H R ER SO BB IBB HBP BLK WP HR S P ERA WHIP															IP WLS BF H R ER SO BB IBB HBP BLK WP HR S P ERA WHIP														
Don Drysdale, R ERA: 3.66 (1, 1)	9.0	38	11	1	0	7	0	0	0	0	0	0	0	0	0.00	1.222														
Ron Perranoski, L ERA: 1.35 (10, 1)	2.0	10	2	0	0	3	1	1	0	0	0	0	0	0	0.00	1.500														
Phil Regan, R ERA: 1.17 (12, 1)	2.0	W 7	1	0	0	2	0	0	0	0	0	0	0	0	0.00	0.500														

San Francisco Giants @ Los Angeles Dodgers  
Dodger Stadium, Los Angeles, CA  
Tue May 17 1966, 7:05 PM PDT  
Att. 53,561 - Unknown

livebaseballscorecards.com





Batter	1	2	3	4	5	6	7	8	9	10	11	12	13
<b>Maury Wills, S</b> OBP: 0.347, SLG: 0.315 (1, 6)	0-0 1-3		0-0 1-3			0-0 F8-3			0-0 1B SF8 1B		4-0 2B BB		0-0 E9 1B
<b>Jim Gilliam, S</b> OBP: 0.261, SLG: 0.238 (1, 5)	0-0 4-3		0-0 F4			0-0 F9			0-0 1B		0-0 2B BB		
<b>Willie Davis, L</b> OBP: 0.301, SLG: 0.367 (1, 8)	0-0 F6			0-0 1B			0-0 F4		0-0 SF8		0-0 4-3		
<b>Ron Fairly, L</b> OBP: 0.363, SLG: 0.308 (1, 9)		0-0 2B 1B		0-0 1B			0-0 4-3		0-0 G3			0-0 6-3	
<b>Jim Lefebvre, S</b> OBP: 0.364, SLG: 0.573 (1, 4)		0-0 F5		0-0 G5-4-3			0-3 K			0-0 F4		0-0 4-3	
<b>Lou Johnson, R</b> OBP: 0.291, SLG: 0.426 (1, 7)		0-0 2B			0-0 F2		0-3 K			0-0 F8		1-0 HBP	
<b>John Roseboro, L</b> OBP: 0.265, SLG: 0.372 (1, 2)		0-0 F6			0-0 F5		0-3 K			0-0 E3		0-0 G3	
<b>Wes Parker, S</b> OBP: 0.308, SLG: 0.370 (1, 3)		0-0 F4			0-0 4-3		0-3 K			0-0 F6			0-0 1B E 1B
<b>Don Drysdale, R</b> OBP: 0.227, SLG: 0.381 (1, 1)			0-0 1-6-3			0-0 F8-3 1B			0-3 K		0-3 K2-3		0-3 K
<b>Ron Perranoski, L</b> OBP: 1.000, SLG: 2.000 (10, 1)													
<b>Derrell Griffith, L</b> (11, PH)													
<b>Phil Regan, R</b> (12, 1)													

Inning Stats	R: 0	H: 0	E: 0	LOB: 0	K: 0	S: 3	P: 3
1	0	0	0	0	0	3	3
2	0	2	0	2	0	5	5
3	0	0	0	0	0	3	3
4	0	2	0	0	0	3	3
5	0	0	0	0	0	3	3
6	0	1	0	0	0	3	3
7	0	0	0	0	0	5	5
8	0	0	0	0	3	9	9
9	1	2	0	1	1	7	7
10	0	0	0	0	0	4	4
11	0	1	0	1	1	9	9
12	0	0	0	1	0	4	4
13	1	2	0	1	0	5	5

AB	R	H	RBI	BB	SO	LOB
5	1	2	0	1	0	1
5	0	2	0	0	0	0
4	0	1	1	0	0	1
5	0	2	0	0	0	1
5	0	0	0	0	1	2
4	0	1	0	0	1	0
5	0	0	0	0	1	3
5	1	1	0	0	1	3
3	0	1	0	0	1	0
0	0	0	0	0	0	0
1	0	0	0	0	1	0
1	0	0	0	0	1	1


PITCHER	IP	WLS	BF	H	R	ER	SO	BB	IBB	HBP	BLK	WP	HR	S	P	ERA	WHIP
<b>Juan Marichal, R</b> ERA: 0.78 (1, 1)	10.0		35	7	1	1	5	0	0	0	0	0	0	45	45	0.90	0.700
<b>Frank Linzy, R</b> ERA: 2.28 (11, 1)	2.1	L	11	3	1	0	2	1	0	1	0	0	0	13	18	0.00	1.714

**BOTTOM**

San Francisco Giants @ Los Angeles Dodgers  
 Dodger Stadium, Los Angeles, CA  
 Tue May 17 1966, 7:05 PM PDT  
 Att: 53,561 - Unknown

AB	R	H	RBI	BB	SO	LOB
43	2	10	1	1	7	12

livebaseballscorecards.com



Batter	1	2	3	4	5	6	7	8	9	AB R H RBI BB SO LOB	TOP		
Tito Fuentes, S (1, 4) OBP: 0.315, SLG: 0.368	0-0 E 1B		0-0 1-3		0-0 F8			0-0 E 1B		4 2 2 0 0 0 1			
Jim Davenport, R (1, 6) Hal Lanier, R (5, 6) OBP: 0.333, SLG: 0.407 OBP: 0.252, SLG: 0.266	0-3 K		0-0 6-3		0-0 F9			0-0 E4 1B		2 0 0 0 0 1 1 2 1 1 1 0 0 0			
Willie Mays, R (1, 8) OBP: 0.343, SLG: 0.566	0-0 E5 1-2 E		0-3 K		0-3 K			4-0 E 1B		3 2 0 0 1 2 1			
Jim Ray Hart, R (1, 5) OBP: 0.391, SLG: 0.545	0-0 E1 1-H 2-H			0-3 K		0-0 6-3		0-0 E9 1B		4 0 1 1 0 1 0			
Cap Peterson, R (1, 3) Len Gabrielson, L (8, 3) OBP: 0.188, SLG: 0.143 OBP: 0.296, SLG: 0.311	0-3 K			0-0 5-3			0-0 G6-3 1B	0-3 K		4 0 1 0 0 2 2 0 0 0 0 0 0 0			
Jesus Alou, R (1, 7) Bill Henry, L (8, 1) Frank Linzy, R (8, 1) OBP: 0.257, SLG: 0.313 OBP: 0.286, SLG: 0.571	0-0 F4			0-0 6-3			0-0 G6-3 1-2f	0-0 6-3		4 0 0 0 0 0 3 0 0 0 0 0 0 0 0 0 0 0 0 0 0			
Ollie Brown, R (1, 9) OBP: 0.289, SLG: 0.253		0-3 K			0-0 1-3		0-0 F9		0-0 F8 WP CS 1B	4 0 1 0 0 1 0	AB 33 R 6 H 7 RBI 2 BB 2 SO 8 LOB 10		
Bob Barton, R (1, 2) OBP: 0.241, SLG: 0.222		0-0 F9			0-0 SH2-4 1B			0-0 1-3	0-0 F8	4 0 1 0 0 0 1			
Ray Sadecki, L (1, 1) Lindy McDaniel, R (4, 1) Don Landrum, L (8, PH) OBP: 0.333, SLG: 0.667 OBP: 0.262, SLG: 0.237		0-0 G3			0-0 SH2-4 1-2			4-0 1B BB	0-3 K 3-H	1 0 0 0 0 0 0 0 0 0 0 0 0 0 1 1 0 0 1 1 1	GIANTS		
<b>Inning Stats</b>	R: 2 H: 1 E: 2 LOB: 1 K: 2 BB: 0 S: 10 P: 10	R: 0 H: 0 E: 0 LOB: 0 K: 1 BB: 0 S: 5 P: 5	R: 0 H: 0 E: 0 LOB: 0 K: 1 BB: 0 S: 5 P: 5	R: 0 H: 0 E: 0 LOB: 0 K: 1 BB: 0 S: 5 P: 5	R: 0 H: 1 E: 0 LOB: 1 K: 0 BB: 0 S: 4 P: 4	R: 0 H: 0 E: 0 LOB: 0 K: 1 BB: 0 S: 5 P: 5	R: 0 H: 1 E: 0 LOB: 0 K: 0 BB: 0 S: 3 P: 3	R: 4 H: 3 E: 2 LOB: 1 K: 1 BB: 2 S: 8 P: 16	R: 0 H: 1 E: 0 LOB: 1 K: 1 BB: 0 S: 5 P: 5	1B: 7 SF: 0 2B: 1 SAC: 1 3B: 0 DP: 2 HR: 0 HBP: 0	WP: 1 PA: 36 PB: 0 SB: 0 CS: 1		
<b>PITCHER</b>	IP WLS BF H R ER SO BB IBB HBP BLK WP HR S P ERA WHIP											<b>PITCHER</b>	IP WLS BF H R ER SO BB IBB HBP BLK WP HR S P ERA WHIP
Claude Osteen, L (1, 1) ERA: 2.58	7.1 L 29 5 5 3 6 1 0 0 0 0 0 0 40 44 3.68 0.818												
Joe Moeller, R (8, 1) ERA: 1.42	1.0 6 2 1 0 1 0 1 0 0 0 1 0 7 11 0.00 2.000												
Ron Perranoski, L (9, 1) ERA: 1.29	0.2 1 0 0 0 1 0 0 0 0 0 0 0 3 3 0.00 0.000												

San Francisco Giants @ Los Angeles Dodgers  
 Dodger Stadium, Los Angeles, CA  
 Wed May 18 1966, 7:05 PM PDT  
 Att: 41,726 - Unknown

livebaseballscorecards.com

Batter	1	2	3	4	5	6	7	8	9	AB R H RBI BB SO LOB
Maury Wills, S OBP: 0.341, SLG: 0.310 (1, 6)	F9		G6-3	F7			1-3		G4-6-3 1B	5 0 1 0 0 0 2
Jim Gilliam, S OBP: 0.255, SLG: 0.234 (1, 5)	F8		1B		3-1		4-3		G4-6-3 1-2f	5 0 1 0 0 0 1
Willie Davis, L OBP: 0.309, SLG: 0.383 (1, 8)	2B		F4		F8			BB G1 1B 1B		4 1 2 0 0 0 1
Al Ferrara, R OBP: 0.367, SLG: 0.488 (1, 7)	F8			HR 1B	BB			K		3 1 1 0 1 1 2
Jim Lefebvre, S OBP: 0.369, SLG: 0.566 (1, 4)		BB			K			G1 BB 1B		3 0 1 0 1 2 2
Ron Fairly, L OBP: 0.367, SLG: 0.336 (1, 9) Derrell Griffith, L (8, PR) (9, 9)		F9		HR			F8	G1 BB		3 1 1 2 1 0 1 0 0 0 0 0 0 0
Wes Parker, S OBP: 0.307, SLG: 0.366 (1, 3)		F4		5-3 2B 1B			F7	G1		4 1 1 1 0 0 3
Jeff Torborg, R OBP: 0.333, SLG: 0.279 (1, 2) John Roseboro, L (8, PH) (9, 2)			K	5-3			K	4-3		3 0 0 0 0 2 2 1 0 0 0 0 0 3
Claude Osteen, L OBP: 0.217, SLG: 0.227 (8, 1) Joe Moeller, R (9, 1) Ron Perranoski, L OBP: 1.000, SLG: 2.000 (9, PH) Tommy Davis, R OBP: 0.273, SLG: 0.238							K		F7	3 0 2 1 0 1 0 0 0 0 0 0 0 0 0 0 0 0 0 0 0 1 0 0 0 0 0 0

Inning Stats	R: 0 E: 0 K: 0 S: 4	H: 1 LOB: 1 BB: 0 P: 4	R: 0 E: 0 K: 1 S: 5	H: 0 LOB: 1 BB: 1 P: 9	R: 0 E: 0 K: 0 S: 4	H: 2 LOB: 1 BB: 0 P: 4	R: 3 E: 0 K: 1 S: 9	H: 4 LOB: 1 BB: 0 P: 9	R: 0 E: 0 K: 1 S: 5	H: 0 LOB: 1 BB: 1 P: 9	R: 0 E: 0 K: 1 S: 5	H: 0 LOB: 0 BB: 0 P: 5	R: 0 E: 0 K: 1 S: 5	H: 0 LOB: 0 BB: 0 P: 5	R: 1 E: 0 K: 1 S: 7	H: 2 LOB: 3 BB: 1 P: 11	R: 0 E: 0 K: 0 S: 3	H: 1 LOB: 0 BB: 0 P: 3	1B: 7 2B: 2 3B: 0 HR: 1	SF: 0 SAC: 0 DP: 2 HBP: 0	WP: 0 PB: 0 SB: 0 CS: 0	PA: 38
--------------	------------------------------	---------------------------------	------------------------------	---------------------------------	------------------------------	---------------------------------	------------------------------	---------------------------------	------------------------------	---------------------------------	------------------------------	---------------------------------	------------------------------	---------------------------------	------------------------------	----------------------------------	------------------------------	---------------------------------	----------------------------------	------------------------------------	----------------------------------	--------

PITCHER	IP	WLS	BF	H	R	ER	SO	BB	IBB	HBP	BLK	WP	HR	S	P	ERA	WHIP
Ray Sadecki, L ERA: 2.45 (1, 1)	3.2		18	7	3	3	2	1	0	0	0	0	1	21	25	7.36	2.182
Lindy McDaniel, R ERA: 3.16 (4, 1)	3.1	W	11	0	0	0	3	1	0	0	0	0	0	16	20	0.00	0.300
Bill Henry, L ERA: 2.7 (8, 1)	0.1		4	2	1	1	1	1	0	0	0	0	0	5	9	27.00	9.000
Frank Linzy, R ERA: 2.15 (8, 1)	1.2	S	5	1	0	0	0	0	0	0	0	0	0	5	5	0.00	0.600

BOTTOM

San Francisco Giants @ Los Angeles Dodgers  
 Dodger Stadium, Los Angeles, CA  
 Wed May 18 1966, 7:05 PM PDT  
 Att. 41,726 - Unknown

livebaseballscorecards.com

AB	35
R	4
H	10
RBI	4
BB	3
SO	6
LOB	17



Batter	1	2	3	4	5	6	7	8	9	AB R H RBI BB SO LOB	TOP											
Tito Fuentes, S (1, 4) OBP: 0.312, SLG: 0.363	0-0 F7		0-0 1B		0-3 K			0-3 K		4 0 1 0 0 2 1												
Jesus Alou, R (1, 7) OBP: 0.257, SLG: 0.311	0-0 1B		0-0 G3			0-0 4-3		0-3 K2-3		4 0 1 0 0 1 1												
Willie Mays, R (1, 8) OBP: 0.348, SLG: 0.556	4-0 1-2 BB			4-0 BB		0-0 5-3		0-0 6-3		2 0 0 0 2 0 0												
Jim Ray Hart, R (1, 5) OBP: 0.380, SLG: 0.528	0-0 G6-4-3 1-2f			0-3 1-2 K		0-0 4-3		0-0 4-3		4 0 0 0 0 1 3												
Cap Peterson, R (1, 3) OBP: 0.158, SLG: 0.118		0-0 F8		0-0 F2			0-0 L8			3 0 0 0 0 0 1												
Bob Barton, R (1, 2) OBP: 0.219, SLG: 0.200		0-3 K		0-3 K			0-0 F2			3 0 0 0 0 2 1												
Ollie Brown, R (1, 9) OBP: 0.279, SLG: 0.244		0-3 K			0-0 P4		0-3 K			3 0 0 0 0 2 0												
Hal Lanier, R (1, 6) OBP: 0.254, SLG: 0.268			0-0 F8		0-0 1B		0-3 K			3 0 1 0 0 1 0												
Joe Gibbon, R (1, 1)			0-3 K		0-0 FC1-8-6		0-0 L9			1 0 0 0 0 1 0												
Bob Priddy, R (4, 1)										1 0 0 0 0 0 1												
Jim Davenport, R (8, PH) OBP: 0.328, SLG: 0.400										1 0 0 0 0 0 0												
Bob Shaw, R (8, 1)										0 0 0 0 0 0 0												
<b>Inning Stats</b>	R: 0 E: 0 K: 0 S: 3	H: 1 LOB: 1 BB: 1 P: 7	R: 0 E: 0 K: 2 S: 7	H: 0 LOB: 0 BB: 0 P: 7	R: 0 E: 0 K: 1 S: 6	H: 1 LOB: 1 BB: 0 P: 6	R: 0 E: 0 K: 2 S: 7	H: 0 LOB: 1 BB: 1 P: 11	R: 0 E: 0 K: 1 S: 6	H: 1 LOB: 1 BB: 0 P: 6	R: 0 E: 0 K: 0 S: 3	H: 0 LOB: 0 BB: 0 P: 3	R: 0 E: 0 K: 1 S: 5	H: 0 LOB: 0 BB: 0 P: 5	R: 0 E: 0 K: 2 S: 7	H: 0 LOB: 0 BB: 0 P: 7	R: 0 E: 0 K: 1 S: 5	H: 0 LOB: 0 BB: 0 P: 5	1B: 3 2B: 0 3B: 0 HR: 0	SF: 0 SAC: 0 DP: 1 HBP: 0	WP: 0 PB: 0 SB: 1 CS: 0	PA: 31
<b>PITCHER</b> Sandy Koufax, L (1, 1) ERA: 1.82	IP 9.0	WLS W	BF 31	H 3	R 0	ER 0	SO 10	BB 2	IBB 0	HBP 0	BLK 0	WP 0	HR 0	S 49	P 57	ERA 0.00	WHIP 0.556					
<b>PITCHER</b>	IP	WLS	BF	H	R	ER	SO	BB	IBB	HBP	BLK	WP	HR	S	P	ERA	WHIP					

San Francisco Giants @ Los Angeles Dodgers  
Dodger Stadium, Los Angeles, CA  
Thu May 19 1966, 7:05 PM PDT  
Att: 49,409 - Unknown

livebaseballscorecards.com

AB	29
R	0
H	3
RBI	0
BB	2
SO	10
LOB	8



Batter	1	2	3	4	5	6	7	8	9
Maury Wills, S OBP: 0.344, SLG: 0.314 (1, 6)	0-0 4-3 S 1B		0-0 S 1B	0-0 FC4-6 1-2f		0-0 6-3		0-0 FC1-6 CS 1-2f	
Jim Gilliam, S OBP: 0.255, SLG: 0.235 (1, 5) John Kennedy, R OBP: 0.276, SLG: 0.296 (8, 5)	0-0 4-3 1-3		0-0 FC5-4 1B 1-H	0-0 F7			0-0 3-1	0-0 CS 1-2	
Willie Davis, L OBP: 0.317, SLG: 0.388 (1, 8)	0-0 E 1B 3-H		0-0 B5		0-0 4-3		0-0 L9 BB 1B		
Al Ferrara, R OBP: 0.377, SLG: 0.478 (1, 7)	0-0 5-3 1-2		0-0 FC5-4 1-2f		0-0 FC6 1B		4-0 BB 1-2		
Jim Lefebvre, S OBP: 0.365, SLG: 0.555 (1, 4)	0-0 2-H 1B		0-0 5-3		0-0 FC6 1-2		0-0 L9 2-3		
Ron Fairly, L OBP: 0.364, SLG: 0.333 (1, 9)		0-0 G1-6-3 1B		0-0 E4 E S 1B	0-0 P6		0-0 F7		
Wes Parker, S OBP: 0.312, SLG: 0.394 (1, 3)		0-0 G1-6-3 1B 1-2		0-0 E3 1B 1-3	0-3 K		0-0 HR		
Jeff Torborg, R OBP: 0.346, SLG: 0.298 (1, 2)		0-0 G1-6-3 1-2f 2-3		0-0 FC4-6 1B 1-2 3-H		0-0 F2	0-0 FC5-4 1B		
Sandy Koufax, R (1, 1)		0-0 5-3		0-3 K 3-H		0-0 P6	0-0 FC5-4 FC1-6 1-2f		

Inning Stats	R: 1	H: 3	E: 0	K: 0	S: 5	LOB: 2	BB: 0	P: 5	R: 0	H: 2	E: 0	K: 0	S: 4	LOB: 1	BB: 0	P: 4	R: 1	H: 2	E: 0	K: 0	S: 5	LOB: 2	BB: 0	P: 5	R: 1	H: 1	E: 2	K: 1	S: 8	LOB: 2	BB: 0	P: 8	R: 0	H: 1	E: 0	K: 1	S: 7	LOB: 2	BB: 0	P: 7	R: 0	H: 0	E: 0	K: 0	S: 3	LOB: 0	BB: 0	P: 3	R: 0	H: 1	E: 0	K: 0	S: 4	LOB: 2	BB: 1	P: 8	R: 1	H: 2	E: 0	K: 0	S: 4	LOB: 0	BB: 0	P: 4
--------------	------	------	------	------	------	--------	-------	------	------	------	------	------	------	--------	-------	------	------	------	------	------	------	--------	-------	------	------	------	------	------	------	--------	-------	------	------	------	------	------	------	--------	-------	------	------	------	------	------	------	--------	-------	------	------	------	------	------	------	--------	-------	------	------	------	------	------	------	--------	-------	------

AB	R	H	RBI	BB	SO	LOB
5	2	2	0	0	0	3
4	0	1	1	0	0	3
0	0	0	0	0	0	0
4	0	2	1	0	0	1
3	0	1	0	1	0	2
4	0	1	0	0	0	4
4	1	1	0	0	0	4
4	1	2	1	0	1	3
4	0	2	1	0	0	2
4	0	0	0	0	1	4

PITCHER	IP	WLS	BF	H	R	ER	SO	BB	IBB	HBP	BLK	WP	HR	S	P	ERA	WHIP
Joe Gibbon, L ERA: 1.85 (1, 1)	3.0	L	17	8	3	2	0	0	0	0	0	0	0	17	17	6.00	2.667
Bob Priddy, R ERA: 2.25 (4, 1)	4.0		16	2	0	0	2	1	0	0	0	0	0	19	23	0.00	0.750
Bob Shaw, R ERA: 7.17 (8, 1)	1.0		4	2	1	1	0	0	0	0	0	0	1	4	4	9.00	2.000

WP	PA	ERA	WHIP
0	38		
0			
3			
1			

**San Francisco Giants @ Los Angeles Dodgers**  
**Dodger Stadium, Los Angeles, CA**  
 Thu May 19 1966, 7:05 PM PDT  
 Att. 49,409 - Unknown

AB	36
R	4
H	12
RBI	4
BB	1
SO	2
LOB	26



1B	2B	3B	HR	SF	SAC	DP	HBP
11	0	0	1	0	0	1	0

Batter	1	2	3	4	5	6	7	8	9	AB R H RBI BB SO LOB	TOP											
Matty Alou, L OBP: 0.377, SLG: 0.546 (1, 8)										5 1 1 0 0 0 3	<b>Pittsburgh Pirates @ Los Angeles Dodgers</b> Dodger Stadium, Los Angeles, CA Fri May 20 1966, 7:05 PM PDT Att: 33,484 - Unknown											
Gene Alley, R OBP: 0.300, SLG: 0.356 (1, 6)										4 1 0 0 1 0 1												
Roberto Clemente, R OBP: 0.345, SLG: 0.451 (1, 9)										5 2 3 1 0 0 1												
Willie Stargell, L OBP: 0.388, SLG: 0.443 (1, 7)										4 2 2 2 1 1 1												
Jim Pagliaroni, R OBP: 0.327, SLG: 0.438 Jerry May, R (6, 2)										2 0 0 0 1 1 1 1 0 0 1 0 0 1												
Donn Clendenon, R OBP: 0.317, SLG: 0.351 (1, 3)										4 1 1 1 1 1 3												
Jose Pagan, R OBP: 0.289, SLG: 0.403 (1, 5)										4 0 1 1 0 0 1												
Bill Mazerowski, R OBP: 0.264, SLG: 0.311 (1, 4)										4 0 1 1 0 0 2												
Woodie Fryman, R OBP: 0.125, SLG: 0.125 Pete Mikkelsen, R (5, 1)										2 0 0 0 0 2 2 1 0 0 0 0 0 0												
<b>Inning Stats</b>	R: 5 E: 0 K: 1 S: 11	H: 6 LOB: 2 BB: 1 P: 15	R: 0 E: 0 K: 1 S: 5	H: 0 LOB: 0 BB: 0 P: 5	R: 0 E: 0 K: 2 S: 7	H: 0 LOB: 0 BB: 0 P: 7	R: 0 E: 0 K: 1 S: 5	H: 0 LOB: 0 BB: 0 P: 5	R: 0 E: 0 K: 0 S: 4	H: 1 LOB: 2 BB: 1 P: 8	R: 0 E: 1 K: 0 S: 4	H: 0 LOB: 1 BB: 0 P: 4	R: 2 E: 1 K: 0 S: 6	H: 2 LOB: 2 BB: 1 P: 10	R: 0 E: 1 K: 0 S: 4	H: 0 LOB: 1 BB: 0 P: 4	R: 0 E: 0 K: 0 S: 3	H: 0 LOB: 1 BB: 1 P: 7	1B: 8 2B: 1 3B: 0 HR: 0	SF: 1 SAC: 2 DP: 0 HBP: 0	WP: 0 PB: 1 SB: 1 CS: 0	PA: 43
<b>PITCHER</b>	IP WLS BF H R ER SO BB IBB HBP BLK WP HR S P ERA WHIP																					
Don Sutton, R ERA: 2.93 (1, 1)	0.1 L 7 5 5 5 0 1 0 0 0 0 0 0 6 10 135.00 18.000																					
Bob Miller, R ERA: 3.46 (1, 1)	4.2 17 2 0 0 5 1 0 0 0 0 0 0 26 30 0.00 0.643																					
Joe Moeller, R ERA: 1.93 (6, 1)	3.0 15 2 2 1 0 0 1 0 0 0 0 0 14 18 3.00 0.667																					
Jim Brewer, L ERA: (9, 1)	1.0 4 0 0 0 0 0 1 0 0 0 0 0 3 7 0.00 1.000																					

livebaseballscores.com

AB	36
R	7
H	9
RBI	7
BB	4
SO	5
LOB	16



Batter	1	2	3	4	5	6	7	8	9	AB	R	H	RBI	BB	SO	LOB
Maury Wills, S OBP: 0.341, SLG: 0.311 (1, 6)	0-0 4-3			0-0 F8	0-0 G4-3-6			0-0 HBP 1B		4	0	1	0	0	0	1
Jim Gilliam, S OBP: 0.237, SLG: 0.218 (1, 5)	0-0 5-3			0-0 4-3		0-0 P6		0-0 F7		4	0	0	0	0	0	1
Willie Davis, L OBP: 0.324, SLG: 0.406 (1, 8)	0-3 K			0-0 1B 3B		0-3 K		1-0 1-2 HBP		3	1	1	0	0	2	0
Tommy Davis, R OBP: 0.269, SLG: 0.240 (1, 7)		0-0 5-3		0-0 1B		0-3 K		0-0 L4		4	0	1	1	0	1	2
Jim Lefebvre, S OBP: 0.354, SLG: 0.535 (1, 4)		0-0 F9		0-0 L6			0-0 6-3		0-0 3-1	4	0	0	0	0	0	1
Al Ferrara, R OBP: 0.368, SLG: 0.449 (1, 9)		0-0 F8			4-0 HR BB		0-3 K		0-3 K	3	1	0	0	1	2	0
Wes Parker, S OBP: 0.324, SLG: 0.405 (1, 3)			0-0 G6-4-3 1B		0-0 L8		0-0 1B		0-0 1B	4	0	3	0	0	0	1
Jeff Torborg, R OBP: 0.345, SLG: 0.360 (1, 2)			0-0 G6-4-3		0-0 HR		0-0 4-3		0-0 G3	3	1	1	2	0	0	2
John Roseboro, L OBP: 0.259, SLG: 0.363 (9, PH)			1-2 1-3		0-0 1B					1	0	0	0	0	0	1
Don Sutton, R OBP: 0.410, SLG: 0.400 (1, 1)										0	0	0	0	0	0	0
Bob Miller, R OBP: 0.333, SLG: 0.267 (5, PH)										1	0	0	0	0	0	0
Nate Oliver, R OBP: 0.291, SLG: 0.426 (5, PH)										0	0	0	0	0	0	0
Lou Johnson, R OBP: 0.259, SLG: 0.426 (6, 1)										0	0	0	0	0	0	0
Joe Moeller, R OBP: 0.259, SLG: 0.426 (8, PH)										1	0	0	0	0	1	0
Derrell Griffith, L OBP: 0.259, SLG: 0.426 (9, 1)										0	0	0	0	0	0	0

**BOTTOM**

**Pittsburgh Pirates @ Los Angeles Dodgers**  
**Dodger Stadium, Los Angeles, CA**  
 Fri May 20 1966, 7:05 PM PDT  
 Att. 33,484 - Unknown

livebaseballscorecards.com

<b>AB</b>	<b>33</b>
<b>R</b>	<b>3</b>
<b>H</b>	<b>8</b>
<b>RBI</b>	<b>3</b>
<b>BB</b>	<b>1</b>
<b>SO</b>	<b>6</b>
<b>LOB</b>	<b>9</b>



Inning Stats	R: 0	H: 0	E: 0	K: 1	S: 5	R: 0	H: 0	E: 0	K: 0	S: 3	R: 0	H: 1	E: 0	K: 0	S: 3	R: 1	H: 2	E: 0	K: 0	S: 5	R: 2	H: 2	E: 0	K: 0	S: 4	R: 0	H: 0	E: 0	K: 2	S: 7	R: 0	H: 1	E: 0	K: 1	S: 6	R: 0	H: 1	E: 0	K: 1	S: 6	R: 0	H: 1	E: 0	K: 1	S: 6	1B: 6	2B: 0	3B: 1	SF: 0	SAC: 0	DP: 2	HBP: 1	WP: 0	PB: 0	SB: 0	CS: 0	PA: 35
--------------	------	------	------	------	------	------	------	------	------	------	------	------	------	------	------	------	------	------	------	------	------	------	------	------	------	------	------	------	------	------	------	------	------	------	------	------	------	------	------	------	------	------	------	------	------	-------	-------	-------	-------	--------	-------	--------	-------	-------	-------	-------	--------

PITCHER	IP	WLS	BF	H	R	ER	SO	BB	IBB	HBP	BLK	WP	HR	S	P	ERA	WHIP
Woodie Fryman, L (1, 1) ERA: 2.38	4.1		18	5	3	3	1	1	0	0	0	0	1	19	23	6.23	1.385
Pete Mikkelsen, R (5, 1) ERA: 3.21	4.2	W	17	3	0	0	5	0	0	1	0	0	0	26	27	0.00	0.643

Batter	1	2	3	4	5	6	7	8	9	10	11	12	AB R H RBI BB SO LOB	TOP												
Matty Alou, L OBP: 0.387, SLG: 0.558 Don Schwall, R (9, 1)	0-0 E6 1B		0-0 FC6 SF8 2B		0-0 5-3		0-0 PO 1B		0-3 K2-5-1-2 3-3			0-3 K	5 1 3 0 0 1 2 1 0 0 0 0 1 0													
Gene Alley, R OBP: 0.291, SLG: 0.333 (1, 6)	4-0 BB		0-0 FC6 2-3		0-3 K		0-0 PO 1-2	0-3 K		0-0 6-3		0-0 4-3	5 0 0 0 1 2 1													
Roberto Clemente, R OBP: 0.338, SLG: 0.439 (1, 9)	0-3 K		0-3 K			0-3 K		0-3 K		0-0 G3		0-0 1B	6 0 1 0 0 4 4													
Willie Stargell, L OBP: 0.376, SLG: 0.430 (1, 7)	0-3 K		0-0 SF8			0-0 1B FC6-4 1B		0-0 F7		0-0 L6		0-3 K	5 1 1 1 0 2 3													
Donn Clendenon, R OBP: 0.328, SLG: 0.370 (1, 3)	0-3 K		0-0 1-3			0-0 FC6-4 1-3 1B			0-0 1B 1B				5 1 3 0 0 1 3													
Jose Pagan, R OBP: 0.296, SLG: 0.394 Bob Bailey, R OBP: 0.324, SLG: 0.389 (9, PR) (9, 5)		0-0 F8		0-0 4-3		0-0 FC6-4 1-2 3-H			0-0 1B SF9 1B			0-0 4-3	4 0 1 1 0 0 1 1 1 0 0 0 0 1													
Bill Mazerowski, R OBP: 0.269, SLG: 0.315 (1, 4)		0-0 1B		0-3 K		0-0 F9			0-0 1B 1-3 2-H K2-5-1-2 1B			0-0 L6	5 0 2 1 0 1 2													
Jerry May, R (1, 2) Jerry Lynch, L OBP: 0.333, SLG: 0.200 (9, PH) Manny Mota, R OBP: 0.382, SLG: 0.510 (9, 8)		0-3 K		0-3 K			0-0 P2		0-0 SF9			4-0 IBB	3 0 0 0 0 2 1 0 0 0 0 0 0 0 0 0 0 1 1 0 0													
Steve Blass, R OBP: 0.150, SLG: 0.150 Andre Rodgers, R OBP: 0.261, SLG: 0.190 (9, PH) Jesse Gonder, L OBP: 0.143, SLG: 0.333 (9, 2)		0-3 K			0-0 P2		0-3 K		0-0 1B			0-3 K	3 0 0 0 0 2 1 1 0 1 0 0 0 0 1 0 0 0 0 1 2													
<b>Inning Stats</b>	R: 0 E: 1 K: 3 S: 10	H: 1 LOB: 2 BB: 1 P: 14	R: 0 E: 0 K: 2 S: 8	H: 1 LOB: 1 BB: 0 P: 8	R: 1 E: 0 K: 1 S: 7	H: 1 LOB: 0 BB: 0 P: 7	R: 0 E: 0 K: 1 S: 5	H: 0 LOB: 0 BB: 0 P: 5	R: 1 E: 0 K: 1 S: 7	H: 2 LOB: 1 BB: 0 P: 7	R: 0 E: 0 K: 1 S: 5	H: 1 LOB: 0 BB: 0 P: 5	R: 0 E: 0 K: 2 S: 7	H: 0 LOB: 0 BB: 0 P: 7	R: 2 E: 0 K: 1 S: 8	H: 4 LOB: 2 BB: 0 P: 8	R: 0 E: 0 K: 0 S: 3	H: 0 LOB: 0 BB: 0 P: 3	R: 0 E: 0 K: 1 S: 6	H: 1 LOB: 2 BB: 1 P: 10	R: 0 E: 0 K: 2 S: 8	H: 1 LOB: 1 BB: 0 P: 8	1B: 10 2B: 3 3B: 0 HR: 0	SF: 2 SAC: 0 DP: 1 HBP: 0	WP: 0 PB: 0 SB: 0 CS: 0	PA: 50
<b>PITCHER</b>	IP WLS BF H R ER SO BB IBB HBP BLK WP HR S P ERA WHIP															IP WLS BF H R ER SO BB IBB HBP BLK WP HR S P ERA WHIP										
Don Drysdale, R ERA: 3.77 (1, 1)	8.0	WLS 34	H 9 R 4 ER 4 SO 13 BB 1 IBB 0 HBP 0 BLK 0 WP 0 HR 0 S 59 P 63 ERA 4.50 WHIP 1.250															IP WLS BF H R ER SO BB IBB HBP BLK WP HR S P ERA WHIP								
Ron Perranoski, L ERA: 1.0 (9, 1)	4.0	W 15	3 0 0 4 0 1 0 0 0 0 0 0 22 26 0.00 0.750																							

Pittsburgh Pirates @ Los Angeles Dodgers  
 Dodger Stadium, Los Angeles, CA  
 Sat May 21 1966, 7:05 PM PDT  
 Att. 34,839 - Unknown

livebaseballscorecards.com

AB	45
R	4
H	12
RBI	4
BB	2
SO	17
LOB	21





Batter	1	2	3	4	5	6	7	8	9	10	11	12	AB	R	H	RBI	BB	SO	LOB
<b>Maury Wills, S</b> OBP: 0.341, SLG: 0.313 (1, 6)	0-0 1-3		0-0 B2-3		0-0 CS 1B		0-0 G3			0-0 6-3		0-0 1-2 2-H 1B	6	0	2	1	0	0	1
<b>Jim Gilliam, S</b> OBP: 0.222, SLG: 0.203 (1, 5)	0-0 3-1		0-0 F9		0-0 CS		0-0 L9			0-0 4-3		0-0 F8	4	0	0	0	0	0	0
<b>John Kennedy, R</b> OBP: 0.267, SLG: 0.286 (9, 5)					1-2								1	0	0	0	0	0	0
<b>Willie Davis, L</b> OBP: 0.316, SLG: 0.396 (1, 8)	0-0 P6				0-0 6-3		0-0 G3			0-0 4-3		0-0 4-3	5	1	1	0	0	0	0
<b>Ron Fairly, L</b> OBP: 0.372, SLG: 0.371 (1, 9)		0-0 P2		0-0 1B 1B		0-0 1B		0-0 1B		0-0 1-H HR		0-0 3-1	5	1	3	2	0	0	0
<b>Tommy Davis, R</b> OBP: 0.300, SLG: 0.250 (1, 7)		4-0 BB		0-0 1B 1B		0-0 1B		0-0 F8		0-0 P6		0-3 K	3	1	1	0	1	0	1
<b>Lou Johnson, R</b> OBP: 0.291, SLG: 0.426 (9, 7)				1-2 1B		1-2 1B							0	0	0	0	0	0	0
<b>Al Ferrara, R</b> OBP: 0.362, SLG: 0.440 (11, PH) (12, 7)		6-3 BB											1	0	0	0	0	1	0
<b>Jim Lefebvre, S</b> OBP: 0.348, SLG: 0.521 (1, 4)		0-0 1B		0-0 L9		0-0 L9		0-0 6-3		0-3 K		0-3 K	5	0	1	0	0	2	2
<b>Wes Parker, S</b> OBP: 0.333, SLG: 0.398 (1, 3)		0-0 1B		0-0 F7		0-0 F7		4-0 BB		4-0 BB		4-0 BB	2	2	0	1	3	0	3
<b>John Roseboro, L</b> OBP: 0.247, SLG: 0.345 (1, 2)		0-0 3-H		0-0 6-3		0-0 4-3		0-0 3-1		0-0 B3		0-0 SH1-3	4	0	0	0	0	0	3
<b>Don Drysdale, R</b> OBP: 0.240, SLG: 0.375 (1, 1)			0-0 6-3		0-3 K		0-3 K						3	0	1	1	0	1	0
<b>Ron Ferrarowski, L</b> OBP: 0.500, SLG: 1.000 (9, 1)								2-H 1B					1	0	0	0	0	1	0
<b>Derrell Griffith, L</b> (12, PH)													0	0	0	0	1	0	0

<b>Inning Stats</b>	R: 0 E: 0 K: 0 S: 3	H: 0 LOB: 0 BB: 0 P: 3	R: 1 E: 0 K: 0 S: 4	H: 1 LOB: 1 BB: 1 P: 8	R: 0 E: 0 K: 0 S: 3	H: 0 LOB: 0 BB: 0 P: 3	R: 0 E: 0 K: 0 S: 5	H: 2 LOB: 2 BB: 0 P: 5	R: 0 E: 0 K: 1 S: 5	H: 1 LOB: 0 BB: 0 P: 5	R: 0 E: 0 K: 0 S: 4	H: 1 LOB: 1 BB: 0 P: 4	R: 1 E: 0 K: 0 S: 4	H: 1 LOB: 1 BB: 1 P: 8	R: 2 E: 0 K: 1 S: 7	H: 2 LOB: 0 BB: 0 P: 7	R: 0 E: 0 K: 1 S: 4	H: 0 LOB: 0 BB: 1 P: 8	R: 0 E: 0 K: 0 S: 3	H: 0 LOB: 0 BB: 0 P: 3	R: 0 E: 0 K: 2 S: 7	H: 0 LOB: 0 BB: 0 P: 7	R: 1 E: 0 K: 0 S: 2	H: 1 LOB: 2 BB: 2 P: 10	1B: 8 2B: 0 3B: 0 HR: 1	SF: 0 SAC: 1 DP: 0 HBP: 0	WP: 0 PA: 47
<b>PITCHER</b>	IP	WLS	BF	H	R	ER	SO	BB	IBB	HBP	BLK	WP	HR	S	P	ERA	WHIP										
<b>Steve Blass, R</b> ERA: 2.96 (1, 1)	8.0		33	8	4	4	2	2	0	0	0	0	1	35	43	4.50	1.250										
<b>Don Schwall, R</b> ERA: 2.29 (9, 1)	3.1	L	13	1	1	1	3	2	1	0	0	0	0	16	28	2.70	0.900										

**BOTTOM**

**Pittsburgh Pirates @ Los Angeles Dodgers**  
Dodger Stadium, Los Angeles, CA

Sat May 21 1966, 7:05 PM PDT  
Att: 34,839 - Unknown

<b>AB</b>	40
<b>R</b>	5
<b>H</b>	9
<b>RBI</b>	5
<b>BB</b>	5
<b>SO</b>	5
<b>LOB</b>	10



Batter	1	2	3	4	5	6	7	8	9	AB R H RBI BB SO LOB	TOP		
Manny Mota, R OBP: 0.373, SLG: 0.509 (1, 8) X	0-0 4-3 1B	0-0 F9		0-0 PO 1-H 2-H 2B			0-0 5-3			4 0 1 2 0 0 1	<b>Pittsburgh Pirates @ Los Angeles Dodgers</b> Dodger Stadium, Los Angeles, CA Sun May 22 1966, 3:33 AM PDT Att: 30,826 - Unknown <a href="http://livebaseballscorecards.com">livebaseballscorecards.com</a>		
Gene Alley, R OBP: 0.289, SLG: 0.329 (1, 6) X	0-0 1B 1B		0-0 4-3	0-0 PO 2-3	0-0 5-3			0-0 1-3		4 1 1 0 0 0 0			
Roberto Clemente, R OBP: 0.342, SLG: 0.441 (1, 9) X	0-0 1B 1-2 FC5-2 1B		0-0 6-3		0-0 G6-4-3 1B			0-0 3-1		4 0 2 0 0 0 0			
Donn Clendenon, R OBP: 0.326, SLG: 0.366 (1, 3) X	0-0 FC5-2 1-3 2-H 1B		0-3 K		0-0 G6-4-3 1-2f			0-0 F9		4 0 1 1 0 1 1			
Bill Mazerowski, R OBP: 0.268, SLG: 0.313 (1, 4) X	0-0 FC5-2 1-2 3-H			0-0 2-3 E 1B		0-0 1-3		0-0 F8		4 1 1 0 0 0 2			
Bob Bailey, R OBP: 0.313, SLG: 0.374 (1, 5) X	0-0 6-3		0-0 2-3 1-2		0-0 1-3			0-0 4-3		4 0 0 0 0 0 3			
Willie Stargell, L OBP: 0.383, SLG: 0.412 (1, 7) X		0-0 3-1		0-3 K		0-0 F9		0-0 F8		4 0 0 0 0 1 1			
Jerry May, R OBP: 0.222, SLG: 0.250 (1, 2) X		0-0 FC6-5 2B		4-0 E 2B IBB		0-0 P3				2 1 1 0 1 0 0			
Bob Veale, S OBP: 0.160, SLG: 0.160 (1, 1) X		0-0 FC6-5 2-3		0-0 E4 1-2 2-H 2B		0-0 1-3				3 1 0 0 0 0 2			
<b>Inning Stats</b>	R: 1 E: 0 K: 0 S: 6 H: 3 LOB: 2 BB: 0 P: 6	R: 0 E: 0 K: 0 S: 4 H: 1 LOB: 1 BB: 0 P: 4	R: 0 E: 0 K: 1 S: 5 H: 0 LOB: 0 BB: 0 P: 5	R: 3 E: 1 K: 1 S: 7 H: 2 LOB: 0 BB: 1 P: 11	R: 0 E: 0 K: 0 S: 3 H: 1 LOB: 0 BB: 0 P: 3	R: 0 E: 0 K: 0 S: 3 H: 0 LOB: 0 BB: 0 P: 3	R: 0 E: 0 K: 0 S: 3 H: 0 LOB: 0 BB: 0 P: 3	R: 0 E: 0 K: 0 S: 3 H: 0 LOB: 0 BB: 0 P: 3	R: 0 E: 0 K: 0 S: 3 H: 0 LOB: 0 BB: 0 P: 3	1B: 5 2B: 2 3B: 0 HR: 0 SF: 0 SAC: 0 DP: 1 HBP: 0	WP: 0 PB: 0 SB: 0 CS: 0 PA: 35		
<b>PITCHER</b>	IP WLS BF H R ER SO BB IBB HBP BLK WP HR S P ERA WHIP											<b>PITCHER</b>	IP WLS BF H R ER SO BB IBB HBP BLK WP HR S P ERA WHIP
Claude Osteen, L ERA: 2.49 (1, 1)	6.0 L 25 7 4 1 2 0 1 0 0 0 0 28 32 1.50 1.167												
Joe Moeller, R ERA: 1.59 (7, 1)	2.0 6 0 0 0 0 0 0 0 0 0 0 0 6 6 0.00 0.000												
Phil Regan, R ERA: 1.13 (9, 1)	1.0 3 0 0 0 0 0 0 0 0 0 0 0 3 3 0.00 0.000												

AB	33
R	4
H	7
RBI	3
BB	1
SO	2
LOB	10



Batter	1	2	3	4	5	6	7	8	9	AB R H RBI BB SO LOB
Maury Wills, S OBP: 0.338, SLG: 0.305 (1, 6)	0-3 K			0-0 4-3		0-0 4-3			4-0 S 2-3 BB	3 0 0 0 1 1 0
Jim Gilliam, S OBP: 0.254, SLG: 0.254 (1, 5)	0-0 G3-6-3 1B			0-0 FC1-4 1B		0-0 2B			0-0 2-3 1-2	4 0 3 0 0 0 1
Willie Davis, L OBP: 0.307, SLG: 0.382 (1, 8)	0-0 G3-6-3 1-2f			0-0 FC1-4 1B 1-2f		0-3 K			0-3 K2-3 2-3	4 0 0 0 0 2 4
Tommy Davis, R OBP: 0.294, SLG: 0.250 (1, 7)		0-0 P3		0-0 1-2 1B		0-0 5-3			0-3 K	4 0 1 0 0 1 1
Jim Lefebvre, S OBP: 0.348, SLG: 0.516 (1, 4)		0-0 G3-6 1B		0-3 K		0-0 6-3				3 0 1 0 0 1 2
Wes Parker, S OBP: 0.327, SLG: 0.390 (1, 3)		0-0 G3-6 1-2f			0-0 F8		0-0 L7			3 0 0 0 0 0 1
Al Ferrara, R OBP: 0.344, SLG: 0.415 (1, 9)			0-0 F7		0-3 K			0-0 F9		3 0 0 0 0 1 0
Jeff Torborg, R OBP: 0.328, SLG: 0.340 (1, 2)			0-3 K		0-3 K			0-3 K		3 0 0 0 0 3 0
Claude Osteen, L OBP: 0.208, SLG: 0.217 (1, 1)			0-3 K			0-3 K		0-0 F8		1 0 0 0 0 1 0
Bart Shirley, R OBP: 0.250, SLG: 0.250 (6, PH)										1 0 0 0 0 1 0
Joe Moeller, R (7, 1)										0 0 0 0 0 0 0
John Kennedy, R OBP: 0.258, SLG: 0.276 (8, PH)										1 0 0 0 0 0 0
Phil Regan, R (9, 1)										0 0 0 0 0 0 0

Inning Stats	R: 0 E: 0 K: 1 S: 5	H: 1 LOB: 0 BB: 0 P: 5	R: 0 E: 0 K: 0 S: 3	H: 1 LOB: 0 BB: 0 P: 3	R: 0 E: 0 K: 2 S: 7	H: 0 LOB: 0 BB: 0 P: 7	R: 0 E: 0 K: 1 S: 7	H: 2 LOB: 2 BB: 0 P: 7	R: 0 E: 0 K: 2 S: 7	H: 0 LOB: 0 BB: 0 P: 7	R: 0 E: 0 K: 2 S: 8	H: 1 LOB: 1 BB: 0 P: 8	R: 0 E: 0 K: 0 S: 3	H: 0 LOB: 0 BB: 0 P: 3	R: 0 E: 0 K: 1 S: 5	H: 0 LOB: 0 BB: 0 P: 5	R: 0 E: 0 K: 2 S: 7	H: 0 LOB: 1 BB: 1 P: 11	1B: 4 2B: 1 3B: 0 HR: 0	SF: 0 SAC: 0 DP: 2 HBP: 0	WP: 0 PB: 0 SB: 1 CS: 0	PA: 31
--------------	------------------------------	---------------------------------	------------------------------	---------------------------------	------------------------------	---------------------------------	------------------------------	---------------------------------	------------------------------	---------------------------------	------------------------------	---------------------------------	------------------------------	---------------------------------	------------------------------	---------------------------------	------------------------------	----------------------------------	----------------------------------	------------------------------------	----------------------------------	--------

PITCHER	IP	WLS	BF	H	R	ER	SO	BB	IBB	HBP	BLK	WP	HR	S	P	ERA	WHIP	PITCHER	IP	WLS	BF	H	R	ER	SO	BB	IBB	HBP	BLK	WP	HR	S	P	ERA	WHIP		
Bob Veale, L ERA: 2.83 (1, 1)	9.0	W	31	5	0	0	11	1	0	0	0	0	0	52	56	0.00	0.667																				

BOTTOM

Pittsburgh Pirates @ Los Angeles Dodgers  
Dodger Stadium, Los Angeles, CA

Sun May 22 1966, 3:33 AM PDT  
Att. 30,826 - Unknown

livebaseballscores.com

AB	30
R	0
H	5
RBI	0
BB	1
SO	11
LOB	9



Batter	1	2	3	4	5	6	7	8	9	AB R H RBI BB SO LOB	TOP
Manny Mota, R (1, 8) OBP: 0.381, SLG: 0.509	0-0 SH1-3 1B		0-0 F9			0-0 L8		0-0 2B 1B		4 1 2 0 0 0 0	<b>Pittsburgh Pirates @ Los Angeles Dodgers</b> Dodger Stadium, Los Angeles, CA Mon May 23 1966, 7:05 PM PDT Att: 24,188 - Unknown <a href="http://livebaseballscorecards.com">livebaseballscorecards.com</a>
Gene Alley, R (1, 6) OBP: 0.287, SLG: 0.337	0-3 K		0-0 P4			0-3 K		0-0 2B		4 0 1 2 0 2 1	
Roberto Clemente, R (1, 9) OBP: 0.342, SLG: 0.434	0-0 SH1-3 1-2				0-0 6-3	0-0 4-3		4-0 IBB		2 0 0 0 1 0 0	
Jim Pagliaroni, R (1, 2) OBP: 0.314, SLG: 0.419 Jerry May, R (9, 2) OBP: 0.222, SLG: 0.250	0-0 1-6-3				0-3 K		0-0 F8	0-0 F3		4 0 0 0 0 1 3 0 0 0 0 0 0 0	
Donn Clendenon, R (1, 3) OBP: 0.331, SLG: 0.370		0-0 F8			0-0 1B		0-0 L9		0-0 1B 1B	4 0 2 0 0 0 0	
Bill Mazaroski, R (1, 4) OBP: 0.261, SLG: 0.304		0-0 F7			0-0 F3		0-3 K		0-0 F2	4 0 0 0 0 1 2	
Bob Bailey, R (1, 5) OBP: 0.319, SLG: 0.379		0-0 1B				0-0 5-3		0-0 2B 1B	0-0 F7	4 1 2 0 0 0 1	
Willie Stargell, L (1, 7) OBP: 0.389, SLG: 0.406		0-3 K				0-0 G3		0-3 K	0-0 1B	4 0 1 0 0 2 2	
Don Cardwell, R (1, 1) Andre Rodgers, R (8, PH) OBP: 0.250, SLG: 0.182 Roy Face, R (8, 1) Jose Pagan, R (9, PH) OBP: 0.292, SLG: 0.388 Pete Mikkelsen, R (9, 1)			0-0 F8			0-3 K		0-0 P8	0-0 F8	2 0 0 0 0 1 0 1 0 0 0 0 0 1 0 0 0 0 0 0 0 1 0 0 0 0 0 2 0 0 0 0 0 0 0	
<b>Inning Stats</b>	R: 0 H: 1 E: 0 LOB: 1 K: 1 BB: 0 S: 6 P: 6	R: 0 H: 1 E: 0 LOB: 1 K: 1 BB: 0 S: 6 P: 6	R: 0 H: 0 E: 0 LOB: 0 K: 0 BB: 0 S: 3 P: 3	R: 0 H: 1 E: 0 LOB: 1 K: 1 BB: 0 S: 6 P: 6	R: 0 H: 0 E: 0 LOB: 0 K: 1 BB: 0 S: 5 P: 5	R: 0 H: 0 E: 0 LOB: 0 K: 1 BB: 0 S: 5 P: 5	R: 0 H: 0 E: 0 LOB: 0 K: 1 BB: 0 S: 5 P: 5	R: 2 H: 3 E: 0 LOB: 2 K: 1 BB: 1 S: 8 P: 12	R: 0 H: 2 E: 0 LOB: 2 K: 0 BB: 0 S: 5 P: 5	1B: 7 SF: 0 2B: 1 SAC: 1 3B: 0 DP: 0 HR: 0 HBP: 0	
<b>PITCHER</b> Sandy Koufax, L (1, 1) ERA: 1.84	IP WLS BF H R ER SO BB IBB HBP BLK WP HR S P ERA WHIP										

AB	34
R	2
H	8
RBI	2
BB	1
SO	7
LOB	12



Batter	1	2	3	4	5	6	7	8	9	AB R H RBI BB SO LOB
Maury Wills, S OBP: 0.336, SLG: 0.311 (1, 6)	0-0 5-3		0-0 P9		0-0 P9		0-0 L9			4 0 1 0 0 0 0
Wes Parker, S OBP: 0.325, SLG: 0.388 (1, 3)	0-0 4-3		0-0 SF9		0-0 P6			0-0 G4-6-3 1B		3 0 1 1 0 0 0
Willie Davis, L OBP: 0.297, SLG: 0.368 (1, 8)	0-0 3-1		0-0 P6			0-0 F8		0-0 B5		4 0 0 0 0 0 2
Ron Fairly, L OBP: 0.376, SLG: 0.400 (1, 9)		0-0 3-1		0-0 WP 1-3 1B		0-0 HR		0-0 G4-6-3 1-2f		4 1 2 1 0 0 1
Tommy Davis, R OBP: 0.263, SLG: 0.222 (1, 7)		0-0 5-3		0-0 1-3		0-0 6-3			0-0 3-1	4 0 0 0 0 0 1
Jim Lefebvre, S OBP: 0.352, SLG: 0.516 (1, 4)				0-3 K		0-0 1B			0-0 G3	4 0 2 0 0 1 1
John Roseboro, L OBP: 0.258, SLG: 0.356 (1, 2)		0-0 4-3		4-0 2-3 IBB		0-0 G3			0-0 1B 2B	3 1 1 0 1 0 2
John Kennedy, R OBP: 0.265, SLG: 0.281 (1, 5)			0-0 2B SF9 1B	0-3 K		0-3 K			0-0 2-H 1B	3 1 1 0 0 2 2 1 0 1 1 0 0 0
Derrell Griffith, L OBP: 0.300, SLG: 0.125 (9, PH)										
Sandy Koufax, R (1, 1)			0-0 F3		0-3 K		0-3 K			3 0 0 0 0 2 1

Inning Stats	R: 0	H: 0	E: 0	K: 0	S: 3	LOB: 0	BB: 0	P: 3	R: 0	H: 1	E: 0	K: 0	S: 4	LOB: 1	BB: 0	P: 4	R: 1	H: 2	E: 0	K: 0	S: 5	LOB: 1	BB: 0	P: 5	R: 0	H: 1	E: 0	K: 2	S: 8	LOB: 2	BB: 1	P: 12	R: 0	H: 0	E: 0	K: 1	S: 5	LOB: 0	BB: 0	P: 5	R: 1	H: 2	E: 0	K: 0	S: 5	LOB: 1	BB: 0	P: 5	R: 0	H: 0	E: 0	K: 2	S: 7	LOB: 0	BB: 0	P: 7	R: 0	H: 1	E: 0	K: 0	S: 3	LOB: 0	BB: 0	P: 3	R: 1	H: 2	E: 0	K: 0	S: 4	LOB: 1	BB: 0	P: 4	1B: 6	SF: 1	2B: 2	SAC: 0	3B: 0	DP: 1	HR: 1	HBP: 0	WP: 1	PA: 35	PB: 0	SB: 0	CS: 0
PITCHER	IP	WLS	BF	H	R	ER	SO	BB	IBB	HBP	BLK	WP	HR	S	P	ERA	WHIP																																																																				
Don Cardwell, R ERA: 4.03 (1, 1)	7.0		28	6	2	2	5	0	0	0	0	1	1	37	41	2.57	0.857																																																																				
Roy Face, R ERA: 2.6 (8, 1)	1.0		3	1	0	0	0	0	0	0	0	0	0	3	3	0.00	1.000																																																																				
Pete Mikkelsen, R ERA: 3.45 (9, 1)	0.2	L	4	2	1	1	0	0	0	0	0	0	0	4	4	13.50	3.000																																																																				

**BOTTOM**

**Pittsburgh Pirates @ Los Angeles Dodgers**  
**Dodger Stadium, Los Angeles, CA**  
 Mon May 23 1966, 7:05 PM PDT  
 Att. 24,188 - Unknown

[livebaseballscorecards.com](http://livebaseballscorecards.com)

<b>AB</b>	<b>33</b>
<b>R</b>	<b>3</b>
<b>H</b>	<b>9</b>
<b>RBI</b>	<b>3</b>
<b>BB</b>	<b>1</b>
<b>SO</b>	<b>5</b>
<b>LOB</b>	<b>10</b>



Batter	1	2	3	4	5	6	7	8	9	AB R H RBI BB SO LOB	TOP											
Tony Taylor, R (1, 5) OBP: 0.308, SLG: 0.416	0-0 S 1B	0-3 K			0-0 6-3		0-0 4-3		0-0 1-3	5 0 1 0 0 1 5												
Dick Groat, R (1, 6) OBP: 0.310, SLG: 0.351	0-3 K		0-0 L8		0-0 1B		0-0 4-3			4 0 1 0 0 1 1												
Bill White, L (1, 3) OBP: 0.317, SLG: 0.349	0-3 K 1-2		0-3 K		0-3 K		0-3 K			4 0 0 0 0 4 2												
Johnny Callison, L (1, 9) OBP: 0.327, SLG: 0.360	0-0 F7		0-0 P4		0-0 G3		0-0 P4			4 0 0 0 0 0 1												
Doug Clemens, L (1, 7) OBP: 0.364, SLG: 0.354 Harvey Kuenn, R (9, PH) OBP: 0.333, SLG: 0.474 Bobby Wine, R (9, PR) OBP: 0.188, SLG: 0.250		0-0 1B 1B		0-0 P5		0-0 E3 G1-6-3		0-0 E 1B 2B		3 1 1 0 0 0 0 1 0 1 0 0 0 0 0 1 0 0 0 0 0												
Tony Gonzalez, L (1, 8) OBP: 0.282, SLG: 0.409 Jackie Brandt, R (9, PH) OBP: 0.281, SLG: 0.232		0-3 K		0-0 1B		0-0 G1-6-3 1-2f		0-0 1-3		3 0 1 0 0 1 2 1 0 0 0 0 0 1												
Clay Dalrymple, L (1, 2) OBP: 0.392, SLG: 0.303 Dick Allen, R (9, PH) OBP: 0.431, SLG: 0.696			0-0 1B 1B		0-3 K		0-0 P6		0-0 E6 1B	3 0 1 0 0 1 1 1 0 0 0 0 0 1												
Cookie Rojas, R (1, 4) OBP: 0.299, SLG: 0.315		0-3 K		0-0 F8		0-0 SH3 1B		0-0 SH3 1B		4 0 2 1 0 1 3												
Bob Buhl, R (1, 1) OBP: 0.250, SLG: 0.143 Darold Knowles, L (7, 1) OBP: 0.200, SLG: 0.200 Phil Linz, R (9, PH) OBP: 0.250, SLG: 0.250		0-0 1B		0-0 K		0-3 K		0-0 F9		2 0 1 1 0 1 0 0 0 0 0 0 0 0 1 0 0 0 0 0 2												
<b>Inning Stats</b>	R: 0 E: 0 K: 2 S: 8	H: 1 LOB: 1 BB: 0 P: 8	R: 1 E: 0 K: 3 S: 12	H: 3 LOB: 2 BB: 0 P: 12	R: 0 E: 0 K: 1 S: 5	H: 0 LOB: 0 BB: 0 P: 5	R: 0 E: 0 K: 1 S: 6	H: 1 LOB: 1 BB: 0 P: 6	R: 0 E: 0 K: 2 S: 8	H: 1 LOB: 1 BB: 0 P: 8	R: 0 E: 1 K: 0 S: 3	H: 0 LOB: 0 BB: 0 P: 3	R: 0 E: 0 K: 0 S: 4	H: 1 LOB: 1 BB: 0 P: 4	R: 0 E: 0 K: 1 S: 5	H: 0 LOB: 0 BB: 0 P: 5	R: 1 E: 1 K: 0 S: 6	H: 2 LOB: 2 BB: 0 P: 6	1B: 8 2B: 1 3B: 0 HR: 0	SF: 0 SAC: 1 DP: 1 HBP: 0	WP: 0 PB: 0 SB: 1 CS: 0	PA: 37
<b>PITCHER</b>	IP WLS BF H R ER SO BB IBB HBP BLK WP HR S P ERA WHIP																					
Don Sutton, R (1, 1) ERA: 2.77	7.0 W 28 7 1 1 9 0 0 0 0 0 0 0 46 46 1.29 1.000																					
Ron Perranoski, L (8, 1) ERA: 1.35	2.0 S 9 2 1 1 1 0 0 0 0 0 0 0 11 11 4.50 1.000																					

Philadelphia Phillies @ Los Angeles Dodgers  
Dodger Stadium, Los Angeles, CA  
Tue May 24 1966, 7:05 PM PDT  
Att. 20,286 - Unknown

livebaseballscorecards.com

AB	36
R	2
H	9
RBI	2
BB	0
SO	10
LOB	19



Batter	1	2	3	4	5	6	7	8	9
Maury Wills, S OBP: 0.340, SLG: 0.317 (1, 6)	0-0 5-3 ①		0-3 K ③			0-0 6-3 1B	0-0 FC5-4 1B		
Jim Gilliam, S OBP: 0.254, SLG: 0.242 Ron Perranoski, L OBP: 0.500, SLG: 1.000 (1, 5) (8, 1)	0-0 4-3 ②			4-0 G3 BB		0-0 6-3 1-2	0-0 FC5-4 1-2f		
Willie Davis, L OBP: 0.287, SLG: 0.356 (1, 8)	0-0 P4 ③			0-0 F2 ①		0-0 F3 ②		0-0 5-3 ①	
Ron Fairly, L OBP: 0.379, SLG: 0.427 (1, 9)		0-0 CS 1B		0-0 G3 1-2		0-0 6-3 ③		0-0 HR ②	
Tommy Davis, R OBP: 0.288, SLG: 0.231 Lou Johnson, R OBP: 0.289, SLG: 0.423 (1, 7) (7, PR) (8, 7)		0-0 6-3 1-2		0-0 F4 ③			0-0 FC4-6 1B	0-0 F9 ②	
Jim Lefebvre, S OBP: 0.342, SLG: 0.500 (1, 4)		0-0 6-3 ③			0-0 F7 ①		0-0 FC4-6 FC6-4 1-2f	0-0 F9 ③	
Wes Parker, S OBP: 0.325, SLG: 0.383 (1, 3)			4-0 S BB		0-0 G3 ②		0-0 FC6-4 BB 1-2f 1B		
John Roseboro, L OBP: 0.271, SLG: 0.360 (1, 2)			0-0 F5 ①		0-0 1B ①		4-0 1B BB 1-2		
Don Sutton, R OBP: 0.370, SLG: 0.370 Al Ferrara, R OBP: 0.355, SLG: 0.426 John Kennedy, R OBP: 0.265, SLG: 0.281 (1, 1) (7, PH) (8, 5)			0-0 F8 ②		0-0 4-3 ③		0-0 1B 1-2 2-H 1B		

AB	R	H	RBI	BB	SO	LOB
4	0	2	1	0	1	1
3	0	0	0	1	0	3
0	0	0	0	0	0	0
4	0	0	0	0	0	2
4	1	2	1	0	0	2
3	0	1	0	0	0	2
1	0	0	0	0	0	0
4	0	0	0	0	0	1
2	1	0	0	1	0	1
2	1	1	0	1	0	1
2	0	0	0	0	0	2
1	0	1	1	0	0	0
0	0	0	0	0	0	0
1B: 6	SF: 0	2B: 0	SAC: 0	3B: 0	DP: 0	HR: 1
	HBP: 0					

**BOTTOM**

Philadelphia Phillies @ Los Angeles Dodgers  
 Dodger Stadium, Los Angeles, CA  
 Tue May 24 1966, 7:05 PM PDT  
 Att. 20,286 - Unknown

livebaseballscorecards.com

AB	30
R	3
H	7
RBI	3
BB	3
SO	1
LOB	15



Inning Stats		R: 0	H: 0	R: 0	H: 1	R: 0	H: 0	R: 0	H: 1	R: 0	H: 1	R: 2	H: 3	R: 1	H: 1			
		E: 0	LOB: 0	E: 0	LOB: 0	E: 0	LOB: 1	E: 0	LOB: 1	E: 0	LOB: 1	E: 0	LOB: 2	E: 0	LOB: 0			
		K: 0	BB: 0	K: 0	BB: 0	K: 1	BB: 1	K: 0	BB: 1	K: 0	BB: 0	K: 0	BB: 1	K: 0	BB: 0			
		S: 3	P: 3	S: 3	P: 3	S: 5	P: 9	S: 3	P: 7	S: 4	P: 4	S: 6	P: 10	S: 4	P: 4			
PITCHER		IP	WLS	BF	H	R	ER	SO	BB	IBB	HBP	BLK	WP	HR	S	P	ERA	WHIP
Bob Buhl, R ERA: 5.68 (1, 1)		6.2	L	28	6	2	2	1	3	0	0	0	0	0	27	39	2.70	1.350
Darold Knowles, L ERA: 2.13 (7, 1)		1.1		5	1	1	1	0	0	0	0	0	0	1	5	5	6.75	0.750

WP	PA	33
WP: 0	PA: 33	
PB: 0		
SB: 1		
CS: 1		

Batter	1	2	3	4	5	6	7	8	9	AB R H RBI BB SO LOB	TOP													
<b>Cookie Rojas, R</b> (1, 4) <small>OBP: 0.290, SLG: 0.305</small>	0-0 6-3	0-0 G6-4-3			0-0 FC6-4			0-0 G3		4 0 0 0 0 0 4	<b>Philadelphia Phillies @ Los Angeles Dodgers</b> <b>Dodger Stadium, Los Angeles, CA</b> Wed May 25 1966, 7:05 PM PDT Att: 19,572 - Unknown													
<b>Dick Groat, R</b> (1, 6) <small>OBP: 0.308, SLG: 0.356</small>	0-0 1-3		0-0 6-3		0-0 2B		0-0 L1		4 0 1 0 0 0 0															
<b>Bill White, L</b> (1, 3) <small>OBP: 0.315, SLG: 0.341</small>	4-0 BB		0-3 K		0-0 F7		0-0 4-3		3 0 0 0 1 1 0															
<b>Johnny Callison, L</b> (1, 9) <small>OBP: 0.318, SLG: 0.350</small>	0-0 F8		0-0 F8		0-0 4-3		0-0 4-3		4 0 0 0 0 0 1															
<b>Doug Clemens, L</b> (1, 7) <small>OBP: 0.373, SLG: 0.365</small>		0-0 1B 1B 1B 1B		0-0 P5		0-3 K		0-0 1B 1B	4 1 2 0 0 1 0															
<b>Tony Gonzalez, L</b> (1, 8) <small>OBP: 0.280, SLG: 0.400</small>		0-0 L7		0-3 K		0-0 1-3		0-0 1B	4 0 1 0 0 1 1															
<b>Clay Dalrymple, L</b> (1, 2) <small>OBP: 0.386, SLG: 0.300</small>		0-0 1B 1B 1-2 1B		0-3 K		0-0 F8		0-0 F7	4 0 1 0 0 1 2															
<b>Phil Linz, R</b> (1, 5) <small>OBP: 0.364, SLG: 0.364</small>		0-0 1B 1B 1-2 2-3 1B		0-0 FC6-4 1B		0-0 F7			3 0 2 0 0 0 0															
<b>Chris Short, R</b> (1, 1) <small>OBP: 0.207, SLG: 0.207</small>		0-0 G6-4-3 1B 1-2 2-3 3-H		0-3 K		0-3 K			3 0 1 1 0 2 1															
<b>Inning Stats</b>	R: 0 E: 0 K: 0 S: 3	H: 0 LOB: 1 BB: 1 P: 7	R: 1 E: 0 K: 0 S: 6	H: 4 LOB: 2 BB: 0 P: 6	R: 0 E: 0 K: 1 S: 5	H: 0 LOB: 0 BB: 0 P: 5	R: 0 E: 0 K: 2 S: 7	H: 0 LOB: 0 BB: 0 P: 7	R: 0 E: 0 K: 1 S: 6	H: 2 LOB: 2 BB: 0 P: 6	R: 0 E: 0 K: 1 S: 5	H: 0 LOB: 0 BB: 0 P: 5	R: 0 E: 0 K: 0 S: 3	H: 0 LOB: 0 BB: 0 P: 3	R: 0 E: 0 K: 1 S: 5	H: 0 LOB: 0 BB: 0 P: 5	R: 0 E: 0 K: 0 S: 5	H: 2 LOB: 2 BB: 0 P: 5	R: 0 E: 0 K: 0 S: 5	H: 2 LOB: 2 BB: 0 P: 5	1B: 7 2B: 1 3B: 0 HR: 0	SF: 0 SAC: 0 DP: 1 HBP: 0	WP: 0 PB: 0 SB: 0 CS: 0	PA: 34
<b>PITCHER</b> <b>Don Drysdale, R</b> (1, 1) <small>ERA: 3.41</small>	IP: 9.0 WLS: W BF: 34 H: 8 R: 1 ER: 1 SO: 6 BB: 1 IBB: 0 HBP: 0 BLK: 0 WP: 0 HR: 0 S: 45 P: 49 ERA: 1.00 WHIP: 1.000											<b>PITCHER</b> IP: WLS: BF: H: R: ER: SO: BB: IBB: HBP: BLK: WP: HR: S: P: ERA: WHIP:												

livebaseballscorecards.com

<b>AB</b>	<b>33</b>
<b>R</b>	<b>1</b>
<b>H</b>	<b>8</b>
<b>RBI</b>	<b>1</b>
<b>BB</b>	<b>1</b>
<b>SO</b>	<b>6</b>
<b>LOB</b>	<b>9</b>





Batter	1	2	3	4	5	6	7	8	9	AB R H RBI BB SO LOB
Maury Wills, S (1, 6) OBP: 0.351, SLG: 0.329	0-0 4-3			0-0 S 1B		0-0 1B S 1B		0-0 CS 1B		4 0 3 0 0 0 0
Jim Gilliam, S (1, 5) OBP: 0.253, SLG: 0.243	0-0 P3			0-0 L7		0-0 1-3 1B		0-0 CS 1-2	0-0 L8	4 0 1 0 0 0 1
Willie Davis, L (1, 8) OBP: 0.278, SLG: 0.344	0-3 K			0-3 K 1-2		0-0 4-3			0-0 E3 BB 1B 1B	4 1 0 0 0 2 3
Tommy Davis, R (1, 7) OBP: 0.273, SLG: 0.238 Lou Johnson, R (7, PR) OBP: 0.295, SLG: 0.427 (8, 7)		0-0 F8		0-0 F9		0-0 FC1-6 1B			0-0 BB 1B 1B	3 0 1 0 0 0 1 1 1 1 0 0 0 0
Ron Fairly, L (1, 9) OBP: 0.383, SLG: 0.425		0-0 1-3			0-0 G4-6-3 1B		0-0 FC1-6 1-2f FC5-4		4-0 BB 1B BB	3 0 1 0 1 0 1
Jim Lefebvre, S (1, 4) OBP: 0.333, SLG: 0.485		0-0 6-3			0-0 G4-6-3 1-2f		0-0 FC5-4 1-2f		0-3 K	4 0 0 0 0 1 5
Wes Parker, S (1, 3) OBP: 0.323, SLG: 0.379			0-0 3-1		0-0 F9		0-0 5-3		0-0 1-2 2-H 3-H 1B	4 0 1 2 0 0 1
Jeff Torborg, R (1, 2) OBP: 0.317, SLG: 0.327 Al Ferrara, R (8, PH) OBP: 0.349, SLG: 0.418 John Roseboro, L (9, 2) OBP: 0.271, SLG: 0.360		0-3 K				0-3 K		0-0 F9		2 0 0 0 0 2 0 1 0 0 0 0 0 0 0 0 0 0 0 0 0
Don Drysdale, R (1, 1) OBP: 0.214, SLG: 0.333			0-3 K			0-0 4-3		0-0 F7		3 0 0 0 0 1 0

<b>Inning Stats</b>	R: 0 H: 0 E: 0 K: 1 S: 5	H: 0 LOB: 0 BB: 0 P: 5	R: 0 H: 0 E: 0 K: 2 S: 7	H: 0 LOB: 0 BB: 0 P: 7	R: 0 H: 1 E: 0 K: 1 S: 6	H: 1 LOB: 1 BB: 0 P: 6	R: 0 H: 1 E: 0 K: 0 S: 3	H: 1 LOB: 0 BB: 0 P: 3	R: 0 H: 2 E: 0 K: 1 S: 7	H: 2 LOB: 2 BB: 0 P: 7	R: 0 H: 1 E: 0 K: 0 S: 4	H: 1 LOB: 1 BB: 0 P: 4	R: 0 H: 1 E: 0 K: 0 S: 3	H: 1 LOB: 0 BB: 0 P: 3	R: 2 H: 2 E: 1 K: 1 S: 7	H: 2 LOB: 2 BB: 1 P: 11	1B: 8 2B: 0 3B: 0 HR: 0	SF: 0 SAC: 0 DP: 1 HBP: 0	WP: 0 PB: 0 SB: 2 CS: 1	PA: 35
<b>PITCHER</b> Chris Short, L (1, 1) ERA: 1.79	IP: 8.2 WLS: L BF: 34 H: 8 R: 2 ER: 0 SO: 6 BB: 1 IBB: 0 HBP: 0 BLK: 0 WP: 0 HR: 0 S: 45 P: 49 ERA: 0.00 WHIP: 1.038																			

**BOTTOM**

Philadelphia Phillies @ Los Angeles Dodgers  
 Dodger Stadium, Los Angeles, CA  
 Wed May 25 1966, 7:05 PM PDT  
 Att. 19,572 - Unknown

livebaseballscorecards.com

<b>AB</b>	<b>33</b>
<b>R</b>	<b>2</b>
<b>H</b>	<b>8</b>
<b>RBI</b>	<b>2</b>
<b>BB</b>	<b>1</b>
<b>SO</b>	<b>6</b>
<b>LOB</b>	<b>12</b>



Batter	1	2	3	4	5	6	7	8	9	AB R H RBI BB SO LOB	TOP																					
<b>Cleon Jones, R</b> (1, 9) OBP: 0.318, SLG: 0.396	0-0 G3		0-0 F7			0-3 K		0-0 G3		4 0 0 0 0 1 2																						
<b>Ron Hunt, R</b> (1, 4) OBP: 0.400, SLG: 0.421	0-0 5-3			0-0 F8		0-0 4-3		0-0 F7		4 0 0 0 0 0 0																						
<b>Ken Boyer, R</b> (1, 5) OBP: 0.320, SLG: 0.453 <b>Eddie Bressoud, R</b> (6, 5) OBP: 0.258, SLG: 0.357	0-0 F7			0-0 P4		0-0 F7		0-3 K		3 0 0 0 0 0 0 1 0 0 0 0 1 0																						
<b>Dick Stuart, R</b> (1, 3) OBP: 0.228, SLG: 0.241		0-0 F8		0-3 K		0-0 F8		0-0 1B		4 0 1 0 0 1 0																						
<b>Ron Swoboda, R</b> (1, 7) OBP: 0.300, SLG: 0.366		0-0 5-3			0-0 6-3 1B	0-0 F7		0-0 P4		4 0 1 0 0 0 1																						
<b>Billy Murphy, R</b> (1, 8) OBP: 0.241, SLG: 0.280		0-3 K			0-0 6-3 1-2	0-0 1-3				3 0 0 0 0 1 1																						
<b>Jerry Grote, R</b> (1, 2) OBP: 0.364, SLG: 0.259 <b>Bill Hepler, L</b> (8, 1)			0-0 5-3		0-3 K		0-0 5-3			3 0 0 0 0 1 1 0 0 0 0 0 0 0																						
<b>Roy McMillan, R</b> (1, 6) OBP: 0.216, SLG: 0.169		4-0 BB			4-0 IBB		0-0 4-3			1 0 0 0 2 0 0																						
<b>Jack Hamilton, R</b> (1, 1) OBP: 0.143, SLG: 0.100 <b>Gordie Richardson, R</b> (6, 1) <b>Hawk Taylor, R</b> (8, PH) OBP: 0.500, SLG: 0.500		0-3 K		0-0 F8			0-0 1B			2 0 0 0 0 1 3 0 0 0 0 0 0 0 1 0 1 0 0 0 0																						
<b>Inning Stats</b>	R: 0 E: 0 K: 0 S: 3	H: 0 LOB: 0 BB: 0 P: 3	R: 0 E: 0 K: 1 S: 5	H: 0 LOB: 0 BB: 0 P: 5	R: 0 E: 0 K: 1 S: 5	H: 0 LOB: 1 BB: 1 P: 9	R: 0 E: 0 K: 1 S: 6	H: 1 LOB: 2 BB: 1 P: 10	R: 0 E: 0 K: 0 S: 5	H: 0 LOB: 0 BB: 0 P: 5	R: 0 E: 0 K: 0 S: 3	H: 0 LOB: 0 BB: 0 P: 3	R: 0 E: 0 K: 0 S: 4	H: 1 LOB: 1 BB: 0 P: 4	R: 0 E: 0 K: 1 S: 6	H: 1 LOB: 1 BB: 0 P: 6	1B: 3 2B: 0 3B: 0 HR: 0	SF: 0 SAC: 0 DP: 0 HBP: 0	WP: 0 PB: 0 SB: 0 CS: 0	PA: 32												
<b>PITCHER</b> <b>Claude Osteen, L</b> (1, 1) ERA: 2.21	IP 9.0	WLS W	BF 32	H 3	R 0	ER 0	SO 6	BB 1	IBB 1	HBP 0	BLK 0	WP 0	HR 0	S 42	P 50	ERA 0.00	WHIP 0.444															
											<b>PITCHER</b>	IP	WLS	BF	H	R	ER	SO	BB	IBB	HBP	BLK	WP	HR	S	P	ERA	WHIP				

**New York Mets @ Los Angeles Dodgers**  
**Dodger Stadium, Los Angeles, CA**  
 Fri May 27 1966, 7:05 PM PDT  
 Att. 23,134 - Unknown

livebaseballscorecards.com

<b>AB</b>	<b>30</b>
<b>R</b>	<b>0</b>
<b>H</b>	<b>3</b>
<b>RBI</b>	<b>0</b>
<b>BB</b>	<b>2</b>
<b>SO</b>	<b>6</b>
<b>LOB</b>	<b>8</b>



BOTTOM

New York Mets @ Los Angeles Dodgers  
Dodger Stadium, Los Angeles, CA

Fri May 27 1966, 7:05 PM PDT  
Att. 23,134 - Unknown

livebaseballscorecards.com

AB	27
R	4
H	6
RBI	1
BB	6
SO	5
LOB	18



WP:	0	PA:	34
PB:	0	SB:	1
CS:	2		

AB R H RBI BB SO LOB

4 0 0 0 0 0 4  
3 1 1 0 1 0 0  
0 0 0 0 0 0 0

4 1 2 0 0 1 1

0 0 0 0 2 0 0  
1 1 0 0 0 0 0

4 0 1 0 0 0 3

3 1 2 1 1 0 2

4 0 0 0 0 3 5

1 0 0 0 2 0 0

3 0 0 0 0 1 3

1B: 5 SF: 0  
2B: 2 SAC: 1  
3B: 0 DP: 3  
HR: 0 HBP: 0

Batter	1	2	3	4	5	6	7	8	9
Maury Wills, S OBP: 0.342, SLG: 0.320 (1, 6)	0-0 6-3		0-0 4-3		0-0 P6	0-0 FC6-4			
Jim Gilliam, S OBP: 0.266, SLG: 0.260 John Kennedy, R OBP: 0.265, SLG: 0.281 (1, 5) (8, 5)	4-0 CS BB			0-0 4-3		0-0 E 2B	0-0 1-3		
Willie Davis, L OBP: 0.285, SLG: 0.349 (1, 8)	0-3 K 1-2			0-0 S 1B		0-0 E8 SH 1B	0-0 G3		
Ron Fairly, L OBP: 0.391, SLG: 0.425 Lou Johnson, R OBP: 0.292, SLG: 0.424 (1, 9) (6, 9)		4-0 FC4-5 1B BB		4-0 G5-4-3 BB		0-0 SH 1B	0-0 P4		
Tommy Davis, R OBP: 0.271, SLG: 0.239 (1, 7)		0-0 FC4-5 1B		0-0 G5-4-3		0-0 P6		0-0 1-3	
Jim Lefebvre, S OBP: 0.344, SLG: 0.489 (1, 4)		0-0 L7			4-0 BB BB	0-0 BB E 1B		0-0 CS 1B	
Wes Parker, S OBP: 0.315, SLG: 0.369 (1, 3)		0-0 FC4-5			0-3 K	0-3 K		0-3 K	
John Roseboro, L OBP: 0.283, SLG: 0.356 (1, 2)			0-0 P4		4-0 BB	4-0 E BB			
Claude Osteen, L OBP: 0.185, SLG: 0.192 (1, 1)			0-0 1-3		0-3 K	0-0 E3 FC6-4			

Inning Stats	R: 0	H: 0	E: 0	K: 1	S: 4	R: 0	H: 1	E: 0	K: 0	S: 3	R: 0	H: 0	E: 0	K: 0	S: 3	R: 0	H: 1	E: 0	K: 0	S: 3	R: 0	H: 0	E: 0	K: 2	S: 7	R: 4	H: 3	E: 3	K: 1	S: 10	R: 0	H: 0	E: 0	K: 0	S: 3	R: 0	H: 1	E: 0	K: 1	S: 5			
	LOB: 0	BB: 1	P: 8	LOB: 1	BB: 1	P: 7	LOB: 0	BB: 0	P: 3	LOB: 1	BB: 1	P: 7	LOB: 2	BB: 2	P: 15	LOB: 2	BB: 1	P: 14	LOB: 0	BB: 0	P: 3	LOB: 1	BB: 0	P: 5																			

PITCHER	IP	WLS	BF	H	R	ER	SO	BB	IBB	HBP	BLK	WP	HR	S	P	ERA	WHIP
Jack Hamilton, R ERA: 2.95 (1, 1)	5.1	L	24	5	4	2	3	5	0	0	0	0	0	25	45	3.38	1.875
Gordie Richardson, L ERA: 2.93 (6, 1)	1.2		7	0	0	0	1	1	0	0	0	0	0	8	12	0.00	0.600
Bill Heppler, L ERA: (8, 1)	1.0		3	1	0	0	1	0	0	0	0	0	0	5	5	0.00	1.000

Batter	1	2	3	4	5	6	7	8	9	AB R H RBI BB SO LOB	TOP												
Ron Hunt, R OBP: 0.388, SLG: 0.407 (1, 4)	0-0 P5		0-0 5-3			0-0 G5-4-3			0-0 6-3	4 0 0 0 0 0 1													
Cleon Jones, R OBP: 0.306, SLG: 0.381 (1, 9)	0-3 K			0-3 K		0-0 F9			0-0 5-3	4 0 0 0 0 2 0													
Ken Boyer, R OBP: 0.321, SLG: 0.449 (1, 5)	0-0 5-3			0-0 G5-4-3 1B			0-0 F5			3 0 1 0 0 0 0													
Ron Swoboda, R OBP: 0.289, SLG: 0.351 (1, 7)		0-0 6-3		0-0 G5-4-3			0-0 F5			3 0 0 0 0 0 1													
Dick Stuart, R OBP: 0.233, SLG: 0.232 (1, 3)		4-0 2B BB		0-3 K			0-0 F9			2 0 0 0 1 1 0													
Hawk Taylor, R OBP: 0.200, SLG: 0.200 (1, 2)		0-3 K		0-0 6-3				0-3 K		3 0 0 0 0 2 1													
Billy Murphy, R OBP: 0.250, SLG: 0.321 (1, 8)		0-0 1-H 2B		0-3 K				0-3 K		3 0 1 0 0 2 0													
Roy McMillan, R OBP: 0.222, SLG: 0.167 (6, 1) Dave Eilers, R (6, 1) Bill Hepler, L (6, 1) Gordie Richardson, R (7, 1) Johnny Lewis, L OBP: 0.303, SLG: 0.318 (8, PH) Jack Fisher, R OBP: 0.143, SLG: 0.077 (8, 1)			0-0 L7		4-0 E 1B G5-4-3 BB			0-3 K		1 1 0 0 0 1 0 1 0 0 0 0 1 0 0 0 0 0 0 0 0 0 0													
Dennis Ribant, R (1, 1) Larry Bearmarth, R (1, 1) Eddie Bressoud, R OBP: 0.266, SLG: 0.362 (6, PH) (6, 6)			0-3 K		0-0 E6 G5-4-3 1B			0-3 K		0 0 0 0 0 0 0 0 1 0 0 0 0 1 0 0 2 0 1 0 0 1 0 0													
<b>Inning Stats</b>	R: 0 E: 0 K: 1 S: 5	H: 0 LOB: 0 BB: 0 P: 5	R: 0 E: 0 K: 1 S: 5	H: 1 LOB: 2 BB: 1 P: 9	R: 0 E: 0 K: 1 S: 5	H: 0 LOB: 0 BB: 0 P: 5	R: 0 E: 0 K: 1 S: 5	H: 1 LOB: 0 BB: 0 P: 5	R: 0 E: 0 K: 2 S: 7	H: 0 LOB: 0 BB: 0 P: 7	R: 1 E: 1 K: 0 S: 3	H: 1 LOB: 0 BB: 1 P: 7	R: 0 E: 0 K: 0 S: 3	H: 0 LOB: 0 BB: 0 P: 3	R: 0 E: 0 K: 3 S: 9	H: 0 LOB: 0 BB: 0 P: 9	R: 0 E: 0 K: 1 S: 5	H: 0 LOB: 0 BB: 0 P: 5	1B: 2 2B: 1 3B: 0 HR: 0	SF: 0 SAC: 0 DP: 2 HBP: 0	WP: 0 PB: 0 SB: 0 CS: 0	PA: 29	
<b>PITCHER</b> Sandy Koufax, L ERA: 1.64 (1, 1)	IP 9.0	WLS W	BF 29	H 3	R 1	ER 0	SO 10	BB 2	IBB 0	HBP 0	BLK 0	WP 0	HR 0	S 47	P 55	ERA 0.00	WHIP 0.556						<b>PITCHER</b> IP WLS BF H R ER SO BB IBB HBP BLK WP HR S P ERA WHIP

New York Mets @ Los Angeles Dodgers  
 Dodger Stadium, Los Angeles, CA  
 Sat May 28 1966, 7:05 PM PDT  
 Att: 36,389 - Unknown

[livebaseballscorecards.com](http://livebaseballscorecards.com)

AB	27
R	1
H	3
RBI	0
BB	2
SO	10
LOB	3



BOTTOM

New York Mets @ Los Angeles Dodgers  
Dodger Stadium, Los Angeles, CA

Sat May 28 1966, 7:05 PM PDT  
Att. 36,389 - Unknown

livebaseballscorecards.com

AB	30
R	7
H	10
RBI	7
BB	9
SO	6
LOB	18



WP: 0	PA: 41
PB: 0	
SB: 3	
CS: 0	

AB R H RBI BB SO LOB

4 1 1 0 1 1 4

2 2 1 1 2 1 1

4 1 2 2 1 0 0

5 1 1 0 0 1 7

4 1 2 3 0 0 0

4 0 2 0 0 0 1

2 0 0 0 2 1 1

3 0 1 0 1 0 3

1B: 8	SF: 1
2B: 1	SAC: 0
3B: 0	DP: 3
HR: 1	HBP: 1

Batter	1	2	3	4	5	6	7	8	9
<b>Maury Wills, S</b> OBP: 0.344, SLG: 0.325 (1, 6)	4-0 BB S G5-2-3 BB	0-0 B3		0-3 K		0-0 1B 2B	0-0 G6-4-3 1-2f		
<b>Wes Parker, S</b> OBP: 0.329, SLG: 0.391 (1, 3)	4-0 G5-2-3 BB 1-2 1B BB	1-0 1B HBP		0-3 K		4-0 1B IBB		0-0 HR	
<b>Willie Davis, L</b> OBP: 0.296, SLG: 0.354 (1, 8)	4-0 G5-2-3 1-2 2-3 1B BB	0-0 S 1B			0-0 4-3	0-0 G6-4-3 1-3 2-H 3-H 1B		0-0 F9	
<b>Tommy Davis, R</b> OBP: 0.264, SLG: 0.235 (1, 7)	0-0 G5-2-3 1-2 2-3 3-H	0-0 6-3			0-0 E4 SF8 1B	0-0 G6-4-3 1-2f		0-3 K	
<b>Jim Lefebvre, S</b> OBP: 0.346, SLG: 0.489 (1, 4)	0-0 1B 2-H 3-H		0-0 1-3		0-0 SF8 3-H		0-0 BB 1-3 BB 1B	0-0 L9	
<b>Lou Johnson, R</b> OBP: 0.299, SLG: 0.426 (1, 9)	0-0 1-3 1B		0-0 B2		0-0 1B		0-0 1-3		
<b>John Roseboro, L</b> OBP: 0.291, SLG: 0.348 (1, 2)	4-0 IBB		0-3 K		0-0 L9		4-0 BB BB BB		
<b>John Kennedy, R</b> OBP: 0.289, SLG: 0.286 (1, 5)	0-0 4-3			0-0 S 1B		0-0 6-3	4-0 BB BB 1-2 2-3 BB		
<b>Sandy Koufax, R</b> (1, 1)		0-3 K		0-3 K 1-2		4-0 2B 1B BB	4-0 G6-4-3 1-2 2-3 3-H BB		
<b>Inning Stats</b>	R: 2 H: 2 E: 0 LOB: 3 K: 0 BB: 4 S: 4 P: 20	R: 0 H: 1 E: 0 LOB: 2 K: 1 BB: 0 S: 6 P: 7	R: 0 H: 0 E: 0 LOB: 0 K: 1 BB: 0 S: 5 P: 5	R: 0 H: 1 E: 0 LOB: 1 K: 3 BB: 0 S: 10 P: 10	R: 1 H: 2 E: 1 LOB: 1 K: 0 BB: 0 S: 5 P: 5	R: 2 H: 2 E: 0 LOB: 1 K: 0 BB: 2 S: 4 P: 12	R: 1 H: 1 E: 0 LOB: 2 K: 0 BB: 3 S: 3 P: 15	R: 1 H: 1 E: 0 LOB: 0 K: 1 BB: 0 S: 6 P: 6	

PITCHER	IP	WLS	BF	H	R	ER	SO	BB	IBB	HBP	BLK	WP	HR	S	P	ERA	WHIP
<b>Dennis Ribant, R</b> ERA: 2.38 (1, 1)	0.2	L	6	2	2	2	0	3	0	0	0	0	0	3	15	27.00	7.500
<b>Larry Bearnarth, R</b> ERA: 4.58 (1, 1)	4.1		19	4	1	0	5	0	1	1	0	0	0	27	32	0.00	0.923
<b>Dave Eilers, R</b> ERA: 3.45 (6, 1)	0.1		3	1	2	2	0	1	0	0	0	0	0	2	6	54.00	6.000
<b>Bill Hepler, L</b> ERA: 1.29 (6, 1)	1.0		8	2	1	1	0	3	1	0	0	0	0	4	20	9.00	5.000
<b>Gordie Richardson, L</b> ERA: 2.81 (7, 1)	0.2		1	0	0	0	0	0	0	0	0	0	0	1	1	0.00	0.000

PITCHER	IP	WLS	BF	H	R	ER	SO	BB	IBB	HBP	BLK	WP	HR	S	P	ERA	WHIP
<b>Jack Fisher, R</b> ERA: 5.1 (8, 1)	1.0		4	1	1	1	1	0	0	0	0	0	0	1	6	9.00	1.000

Batter	1	2	3	4	5	6	7	8	9	AB R H RBI BB SO LOB	TOP																
Ron Hunt, R OBP: 0.381, SLG: 0.398 (1, 4)	0-0 F8		0-0 FC6-4 1B		0-0 F9	0-0 F9		0-0 6-3		5 0 1 0 0 0 2																	
Cleon Jones, R OBP: 0.310, SLG: 0.382 (1, 8) (9, 9)	0-3 K		0-0 FC6-4 1-2f		0-0 E6 HR		0-0 F8 BB FC6 1B		0-0 BB 2B 1B	5 3 2 0 0 1 1																	
Johnny Lewis, L OBP: 0.313, SLG: 0.362 (1, 9) Dick Stuart, R OBP: 0.246, SLG: 0.232 (9, PH) Billy Murphy, R OBP: 0.250, SLG: 0.321 (9, PR) (9, 8)	0-0 F7		0-0 F7		0-0 HR		4-0 FC6 F8 1-2 BB		4-0 1-2 BB	3 1 1 2 1 0 1 0 0 0 0 1 0 0 0 1 0 0 0 0 0																	
Ken Boyer, R OBP: 0.324, SLG: 0.441 (1, 5)		4-0 BB BB		0-0 1B 2B 1B	0-0 F6		0-0 F8 1-2 2-3		0-3 K	4 1 1 0 1 1 4																	
Ed Kranepool, L OBP: 0.307, SLG: 0.343 (1, 3) Hawk Taylor, R OBP: 0.333, SLG: 0.500 (9, PH) (9, 3)		4-0 BB 1-2 BB		0-0 2B FC6-2 1B	0-0 4-3		4-0 FC6 IBB		0-0 1B 2B	2 0 1 0 2 0 0 1 1 1 2 0 0 0																	
Ron Swoboda, R OBP: 0.295, SLG: 0.346 (1, 7)		0-0 F9		0-3 K		0-0 SH1-3 1B 1B	0-0 FC6 S		4-0 1B 1B IBB	4 0 1 1 1 1 6																	
Jerry Grote, R OBP: 0.366, SLG: 0.288 (1, 2)		0-0 F2		0-0 2B	0-0 1-3 2-H	0-0 SH1-3 1B	0-3 K		0-3 K	5 0 2 1 0 2 6																	
Roy McMillan, R OBP: 0.223, SLG: 0.170 (1, 6)		0-0 5-3		0-0 FC6-2	0-0 3-H	0-0 SH1-3 1-2 2-3		0-0 6-3	0-0 1B 1B	4 0 1 1 0 0 4																	
Rob Gardner, R OBP: 0.143, SLG: 0.190 (1, 1) Gerry Arrigo, L OBP: 0.667, SLG: 0.667 (8, 1)			0-0 4-3	0-3 K	0-0 F9		0-0 1-3	0-0 1-2 2-H	0-0 1B	4 0 0 0 0 1 4 1 0 1 0 0 0 0																	
<b>Inning Stats</b>	R: 0 E: 0 K: 1 S: 5	H: 0 LOB: 0 BB: 0 P: 5	R: 0 E: 0 K: 0 S: 3	H: 0 LOB: 2 BB: 2 P: 11	R: 0 E: 0 K: 0 S: 4	H: 1 LOB: 1 BB: 0 P: 4	R: 1 E: 0 K: 2 S: 10	H: 3 LOB: 2 BB: 0 P: 10	R: 2 E: 1 K: 0 S: 5	H: 1 LOB: 0 BB: 0 P: 5	R: 0 E: 0 K: 0 S: 5	H: 2 LOB: 2 BB: 0 P: 5	R: 1 E: 0 K: 1 S: 6	H: 1 LOB: 2 BB: 2 P: 14	R: 0 E: 0 K: 0 S: 3	H: 0 LOB: 0 BB: 0 P: 3	R: 3 E: 0 K: 2 S: 10	H: 4 LOB: 2 BB: 2 P: 18	1B: 9 2B: 2 3B: 0 HR: 1	SF: 0 SAC: 1 DP: 0 HBP: 0	WP: 0 PB: 0 SB: 1 CS: 0	PA: 45					
<b>PITCHER</b>	IP WLS BF H R ER SO BB IBB HBP BLK WP HR S P ERA WHIP																										
Don Sutton, R ERA: 2.82 (1, 1)	5.0		25	7	3	2	3	2	0	0	0	0	1	29	37	3.60	1.800										
Joe Moeller, R ERA: 1.46 (6, 1)	1.0		3	0	0	0	0	0	0	0	0	0	0	3	3	0.00	0.000										
Phil Regan, R ERA: 1.73 (7, 1)	2.0		10	2	2	2	1	1	1	0	0	0	0	10	18	9.00	1.500										
Ron Perranoski, L ERA: 2.14 (9, 1)	1.0	L	7	3	2	2	2	1	1	0	0	0	0	9	17	18.00	4.000										

**New York Mets @ Los Angeles Dodgers**  
**Dodger Stadium, Los Angeles, CA**  
 Sun May 29 1966, 3:33 AM PDT  
 Att: 30,482 - Unknown

[livebaseballscorecards.com](http://livebaseballscorecards.com)

<b>AB</b>	<b>38</b>
<b>R</b>	<b>7</b>
<b>H</b>	<b>12</b>
<b>RBI</b>	<b>7</b>
<b>BB</b>	<b>6</b>
<b>SO</b>	<b>6</b>
<b>LOB</b>	<b>28</b>



Batter	1	2	3	4	5	6	7	8	9	AB	R	H	RBI	BB	SO	LOB
Maury Wills, S OBP: 0.339, SLG: 0.321 (1, 6)	0-0 1-3		0-0 L8	0-0 5-3			0-0 CS 1B		0-3 K	5	0	1	0	0	1	1
Jim Gilliam, S OBP: 0.253, SLG: 0.247 (1, 5) John Kennedy, R OBP: 0.282, SLG: 0.278 (9, 5)	0-0 1-3		0-0 4-3		0-0 P4		0-0 F9 1-2		0-0 F9	4	0	0	0	0	0	1
Willie Davis, L OBP: 0.307, SLG: 0.366 (1, 8)	0-0 2B		4-0 WP S BB		0-0 G3		0-0 4-3		0-0 1B	4	0	2	0	1	0	0
Tommy Davis, R OBP: 0.263, SLG: 0.236 (1, 7) Derrell Griffith, L OBP: 0.300, SLG: 0.125 (8, PR) Jeff Torborg, R OBP: 0.311, SLG: 0.321 (9, PH)	0-0 6-3		0-0 6-3		0-0 5-3			0-0 IHR 1B	0-3 K	4	0	1	0	0	0	2
Jim Lefebvre, S OBP: 0.362, SLG: 0.542 (1, 4)		0-0 HR		0-0 5-3 1B 2B 1B		4-0 SH1-4 BB		0-0 1-H IHR		3	3	3	3	1	0	0
Lou Johnson, R OBP: 0.307, SLG: 0.439 (1, 9)	0-0 6-3		0-0 5-3 1B 2B		0-0 SH1-4		0-0 1B 2B			3	2	2	0	0	0	0
Wes Parker, S OBP: 0.333, SLG: 0.400 (1, 3)	0-0 2B		0-0 5-3 1B 2B		0-0 F8		0-0 G1-6-3 1B			4	0	2	1	0	0	3
John Roseboro, L OBP: 0.299, SLG: 0.358 (1, 2)	0-0 F5		0-0 2B		4-0 FC6-4 BB		0-0 G1-6-3			3	0	1	2	1	0	2
Don Sutton, R OBP: 0.345, SLG: 0.345 (1, 1) Joe Moeller, R (6, 1) Al Ferrara, R OBP: 0.344, SLG: 0.411 (6, PH) Phil Regan, R (7, 1) Ron Perranoski, L OBP: 0.500, SLG: 1.000 (9, 1)	0-3 K		0-3 K		0-0 FC6-4		0-0 4-3			2	0	0	0	0	2	2

Inning Stats	R: 0	H: 1	E: 0	K: 0	S: 4	H: 2	LOB: 1	BB: 0	P: 4	R: 1	H: 2	E: 0	K: 1	S: 7	R: 0	H: 0	E: 0	K: 0	S: 3	R: 2	H: 3	E: 0	K: 1	S: 8	R: 0	H: 0	E: 0	K: 0	S: 3	R: 0	H: 1	E: 0	K: 0	S: 3	R: 3	H: 4	E: 0	K: 0	S: 6	R: 0	H: 1	E: 0	K: 2	S: 8	1B: 6	SF: 0	2B: 4	SAC: 1	3B: 0	DP: 1	HR: 2	HBP: 0	WP: 1	PA: 40
--------------	------	------	------	------	------	------	--------	-------	------	------	------	------	------	------	------	------	------	------	------	------	------	------	------	------	------	------	------	------	------	------	------	------	------	------	------	------	------	------	------	------	------	------	------	------	-------	-------	-------	--------	-------	-------	-------	--------	-------	--------

PITCHER	IP	WLS	BF	H	R	ER	SO	BB	IBB	HBP	BLK	WP	HR	S	P	ERA	WHIP
Rob Gardner, L ERA: 3.32 (1, 1)	7.0		33	10	6	6	2	3	0	0	0	1	1	34	46	7.71	1.857
Gerry Arrigo, L ERA: 4.11 (8, 1)	2.0	W	7	2	0	0	2	0	0	0	0	0	0	11	11	0.00	1.000

BOTTOM

New York Mets @ Los Angeles Dodgers  
 Dodger Stadium, Los Angeles, CA  
 Sun May 29 1966, 3:33 AM PDT  
 Att. 30,482 - Unknown

livebaseballscores.com

AB	36
R	6
H	12
RBI	6
BB	3
SO	4
LOB	15



Batter	1	2	3	4	5	6	7	8	9	AB R H RBI BB SO LOB	TOP	
Maury Wills, S OBP: 0.343, SLG: 0.350 (1, 6)	0-0 HR		0-0 1B 2B	0-0 SH5-3		0-0 4-3		0-0 3-1		4 2 2 2 0 0 0		
Jim Gilliam, S OBP: 0.241, SLG: 0.235 (1, 5) John Kennedy, R OBP: 0.275, SLG: 0.270 (6, 5)	0-0 F7		0-0 6-3	0-0 FC6-2		0-0 4-3		0-0 6-3		4 0 0 0 0 0 3 1 0 0 0 0 0 0		
Willie Davis, L OBP: 0.310, SLG: 0.367 (1, 8)	0-0 F8		0-0 E 1B	0-0 F8			0-0 1B SF7 1B	0-3 K		5 2 2 1 0 1 2		
Tommy Davis, R OBP: 0.295, SLG: 0.288 (1, 7) Al Ferrara, R OBP: 0.338, SLG: 0.404 (7, 9)	0-0 6-3		0-0 E7 PB 2B		0-0 G4-6-3 1B		0-0 1B 1B		0-3 K	4 2 3 1 0 0 0 1 0 0 0 0 1 0		
Jim Lefebvre, S OBP: 0.363, SLG: 0.541 (1, 4)		0-3 K	0-0 1-3		0-0 G4-6-3 1B		4-0 1B BB	0-0 1-3 2B	0-0 K	4 0 1 0 1 1 1		
Lou Johnson, R OBP: 0.303, SLG: 0.441 (1, 9) (7, 7)		0-0 4-3 2B	0-0 6-3		0-0 4-3		0-0 SF7	0-0 1-3	0-0 1-3	4 0 1 1 0 0 1		
Wes Parker, S OBP: 0.335, SLG: 0.406 (1, 3)		0-0 4-3		0-0 1B 1B		0-0 2B 2B	0-0 F9	0-0 6-3		5 2 2 0 0 0 4		
John Roseboro, L OBP: 0.315, SLG: 0.384 (1, 2)		0-0 F8		0-0 SH5-3 1B FC6-2 1B		0-0 SH1-3 WP 2B	0-0 1-2 2-H 1B			4 1 3 2 0 0 1		
Don Drysdale, R OBP: 0.258, SLG: 0.400 (1, 1)			0-0 2B 2B	0-0 SH5-3 1B		0-0 SH1-3 2B	0-3 K			3 1 2 1 0 1 2		
<b>Inning Stats</b>	R: 1 E: 0 K: 0 S: 4 H: 1 LOB: 0 BB: 0 P: 4	R: 0 E: 0 K: 1 S: 6 H: 1 LOB: 1 BB: 0 P: 6	R: 4 E: 1 K: 0 S: 7 H: 4 LOB: 0 BB: 0 P: 7	R: 1 E: 0 K: 0 S: 6 H: 3 LOB: 2 BB: 0 P: 6	R: 0 E: 0 K: 0 S: 3 H: 1 LOB: 0 BB: 0 P: 3	R: 2 E: 0 K: 0 S: 5 H: 2 LOB: 0 BB: 0 P: 5	R: 2 E: 0 K: 1 S: 8 H: 3 LOB: 2 BB: 1 P: 12	R: 0 E: 0 K: 1 S: 5 H: 0 LOB: 0 BB: 0 P: 5	R: 0 E: 0 K: 1 S: 6 H: 1 LOB: 1 BB: 0 P: 6	1B: 8 2B: 7 3B: 0 HR: 1 SF: 1 SAC: 2 DP: 1 HBP: 0	WP: 2 PB: 1 SB: 1 CS: 0 PA: 43	
<b>PITCHER</b>	IP WLS BF H R ER SO BB IBB HBP BLK WP HR S P ERA WHIP											
Tony Cloninger, R ERA: 4.72 (1, 1)	2.1 L 13 6 5 4 1 0 0 0 0 0 1 1 15 15 15.43 2.571											
Clay Carroll, R ERA: 1.34 (3, 1)	2.2 11 4 1 1 0 0 0 0 0 0 0 0 11 11 3.38 1.500											
Phil Niekro, R ERA: 5.31 (6, 1)	1.0 8 4 4 4 0 1 0 0 0 0 1 0 7 11 36.00 5.000											
Chi-Chi Olivo, R ERA: 3.24 (7, 1)	1.0 4 1 0 0 1 0 0 0 0 0 0 0 6 6 0.00 1.000											
Arnold Umbach, R ERA: 4.5 (8, 1)	2.0 7 1 0 0 2 0 0 0 0 0 0 0 11 11 0.00 0.500											

Los Angeles Dodgers @ Atlanta Braves  
Atlanta Stadium, Atlanta, GA  
Mon May 30 1966, 7:05 PM EDT  
Att: 40,702 - Unknown

AB	39
R	10
H	16
RBI	8
BB	1
SO	4
LOB	14



WP: 2	PA: 43
-------	--------

1B: 8	SF: 1
2B: 7	SAC: 2
3B: 0	DP: 1
HR: 1	HBP: 0



Batter	1	2	3	4	5	6	7	8	9	AB	R	H	RBI	BB	SO	LOB
Denis Menke, R OBP: 0.394, SLG: 0.496 (1, 6)	0-0 P4	0-0 F8			0-3 K		0-0 HR 1B		0-0 HR	5	2	2	2	0	1	2
Mack Jones, L OBP: 0.354, SLG: 0.628 (1, 8)	0-3 K		0-0 4-3		0-0 1B		0-0 HR		0-0 P5	5	1	2	2	0	1	0
Hank Aaron, R OBP: 0.352, SLG: 0.593 (1, 9)	0-0 E3		0-0 6-3		0-0 F9		0-0 F8			4	0	0	0	0	0	1
Felipe Alou, R OBP: 0.315, SLG: 0.485 (1, 3)	0-0 6-3		0-0 1B		0-0	0-0 5-3		0-0 6-3		4	0	1	0	0	0	1
Eddie Mathews, L OBP: 0.296, SLG: 0.295 (1, 5)		0-3 K	0-0 F7		0-0	0-0 P5		0-3 K2-3		4	0	0	0	0	2	1
Joe Torre, R OBP: 0.384, SLG: 0.571 (1, 2)		4-0 1B BB		0-0 G6-4-3 1B		0-0 HR		0-0 5-3		3	2	2	1	1	0	0
Rico Carty, R OBP: 0.306, SLG: 0.294 (1, 7)		0-0 FC4 1B 1-3		0-0 F2		0-3 K			0-3 K	4	0	1	0	0	2	1
Woody Woodward, R OBP: 0.370, SLG: 0.368 (1, 4)		0-0 FC4 1B 1-2 3-H		0-0 G6-4-3 1-2f		0-0 B3		0-0 6-3		4	0	1	1	0	0	1
Tony Cloninger, R OBP: 0.154, SLG: 0.160 (3, 1) Clay Carroll, R OBP: 0.045, SLG: 0.045 (5, PH) Phil Niekro, R OBP: 0.045, SLG: 0.045 (6, 1) Chi-Chi Olivo, R OBP: 0.250, SLG: 0.172 (7, PH) John Herrnstein, L OBP: 0.250, SLG: 0.172 (8, 1) Arnold Umbach, R OBP: 0.310, SLG: 0.329 (9, PH)		0-0 FC4 1-2f 2-3		0-0 1-3		0-3 K		4-0 HR BB		1	0	0	0	0	0	2

**Los Angeles Dodgers @ Atlanta Braves**  
Atlanta Stadium, Atlanta, GA  
Mon May 30 1966, 7:05 PM EDT  
Att. 40,702 - Unknown

[livebaseballscorecards.com](http://livebaseballscorecards.com)

AB	36
R	6
H	9
RBI	6
BB	2
SO	7
LOB	9



Inning Stats	R	H	E	K	S	P	R	H	E	K	S	P	R	H	E	K	S	P	R	H	E	K	S	P	R	H	E	K	S	P	R	H	E	K	S	P			
	0	0	1	1	6	6	1	2	0	0	3	3	0	1	0	0	6	6	0	1	0	0	0	0	0	0	0	0	0	0	0	0	0	0	0	0	0	0	0

WP	0	PA	38
PB	0		
SB	0		
CS	0		

PITCHER	IP	WLS	BF	H	R	ER	SO	BB	IBB	HBP	BLK	WP	HR	S	P	ERA	WHIP
Don Drysdale, R ERA: 3.71 (1, 1)	9.0	W	38	9	6	6	7	2	0	0	0	0	3	50	58	6.00	1.222

Los Angeles Dodgers @ Atlanta Braves  
Atlanta Stadium, Atlanta, GA

Tue May 31 1966, 7:05 PM EDT  
Att: 26,974 - Unknown

livebaseballscorecards.com

AB	35
R	6
H	9
RBI	6
BB	6
SO	4
LOB	17



AB R H RBI BB SO LOB

4	1	0	1	0	0	1	
4	1	0	0	1	1	2	
0	0	0	0	0	0	0	
5	0	1	0	0	0	2	
5	1	3	2	0	0	1	
3	1	1	0	2	0	2	
5	0	1	2	0	2	3	
2	1	1	0	2	0	0	
2	0	0	0	1	0	2	
1	0	0	0	0	1	1	
3	1	1	1	0	0	3	
1	0	1	0	0	0	0	
1B: 5	SF: 0	2B: 2	SAC: 0	3B: 1	DP: 1	HR: 1	HBP: 1

WP: 2	PA: 42
PB: 2	
SB: 2	
CS: 0	

Batter	1	2	3	4	5	6	7	8	9
Maury Wills, S OBP: 0.339, SLG: 0.341 (1, 6) X	0-0 2-3 (1) X	0-0 3-1 (1)		H 1-0 4-3 S 1B HBP		X 0-0 B1-3 (2)		X 0-0 FC4-6 (2) PB S 1-2f 3-H	
Jim Gilliam, S OBP: 0.239, SLG: 0.224 John Kennedy, R OBP: 0.275, SLG: 0.270 (1, 5) B B B (8, 5) B B	4-0 WP 3B BB	0-0 5-3 (2)		X 0-0 F7 (1) 1-2		X 0-0 P6 (3)		0-3 K (3) 1-3	
Willie Davis, L OBP: 0.307, SLG: 0.361 (1, 8) X	0-0 F9 1-3	0-0 1B		X 0-0 4-3 (2) 2-3			X 0-0 F2 (1)		X 0-0 P4 (1)
Lou Johnson, R OBP: 0.313, SLG: 0.468 (1, 7) X	0-0 2B 3B 3-H	0-0 6-3 (3)		X 0-0 1B 3-H			X 0-0 PB 2B		X 0-0 F5 (2)
Jim Lefebvre, S OBP: 0.370, SLG: 0.536 (1, 4) B B B	4-0 2B BB		X 0-0 1B 1B		X 0-0 4-3 (3)		X 0-0 4-3 (2) 2-3		B B B B 4-0 BB
Al Ferrara, R OBP: 0.329, SLG: 0.403 (1, 9) X	0-0 BB 2B 1-H 3-H		X 0-0 F8 (1) S		0-3 K (1) S		0-3 K (3) S		X 0-0 F9 (3)
Wes Parker, S OBP: 0.344, SLG: 0.407 (1, 3) B B B	4-0 BB BB		X 0-0 1B G6-4-3 1-3		X 0-0 F8 (2)			B B B B 4-0 1B FC4-6 BB	
Jeff Torborg, R OBP: 0.313, SLG: 0.310 John Roseboro, L OBP: 0.313, SLG: 0.380 (1, 2) B B B (8, PH) B (8, 2)	4-0 BB 1-2 2-3		X 0-0 G6-4-3 (2) (3) 1-2f		X 0-0 4-3 (3)			0-3 K (1) S	
Claude Osteen, L OBP: 0.200, SLG: 0.310 Phil Regan, R OBP: 0.111, SLG: 0.111 (1, 1) X (7, 1)	0-0 L7 (3)		X 0-0 HR			X 0-0 4-3 (1)		X 0-0 FC4-6 1B 1-3	

Inning Stats	R: 3	H: 2	R: 0	H: 1	R: 0	H: 2	R: 2	H: 2	R: 0	H: 0	R: 0	H: 0	R: 0	H: 1	R: 1	H: 1	R: 0	H: 0	
E: 0	LOB: 3	E: 0	LOB: 1	E: 0	LOB: 1	E: 0	LOB: 1	E: 0	LOB: 0	E: 0	LOB: 0	E: 0	LOB: 0	E: 0	LOB: 1	E: 0	LOB: 1	E: 0	LOB: 1
K: 0	BB: 4	K: 0	BB: 0	K: 0	BB: 0	K: 0	BB: 0	K: 1	BB: 0	K: 1	BB: 0	K: 0	BB: 0	K: 2	BB: 1	K: 0	BB: 1	K: 0	BB: 1
S: 5	P: 21	S: 4	P: 4	S: 4	P: 4	S: 5	P: 6	S: 5	P: 5	S: 6	P: 6	S: 8	P: 12	S: 3	P: 7	S: 3	P: 7	S: 3	P: 7

PITCHER	IP	WLS	BF	H	R	ER	SO	BB	IBB	HBP	BLK	WP	HR	S	P	ERA	WHIP
Wade Blasingame, L ERA: 4.98 (1, 1)	0.2	L	5	1	3	3	0	2	0	0	0	1	0	3	11	40.50	4.500
Billy O'Dell, L ERA: 2.23 (1, 1)	2.1		12	4	0	0	0	2	0	0	0	0	0	10	18	0.00	2.571
Clay Carroll, R ERA: 1.77 (4, 1)	2.0		9	2	2	2	1	0	0	1	0	0	1	10	11	9.00	1.000
Chi-Chi Olivo, R ERA: 3.06 (6, 1)	2.0		7	1	0	0	1	0	0	0	0	0	0	9	9	0.00	0.500
Ted Abernathy, R ERA: 6.29 (8, 1)	2.0		9	1	1	1	2	2	0	0	0	0	0	11	19	4.50	1.500

Batter	1	2	3	4	5	6	7	8	9	AB	R	H	RBI	BB	SO	LOB
<b>Denis Menke, R</b> OBP: 0.381, SLG: 0.475 (1, 5) (8, 6)	0-0 F8 ①		0-0 F9 ②		0-0 6-3 ②		0-0 F9 ①		0-3 K ③	5	0	0	0	0	1	2
<b>Woody Woodward, R</b> OBP: 0.377, SLG: 0.376 <b>Eddie Mathews, L</b> OBP: 0.300, SLG: 0.295 (1, 6) (7, PH) (8, 5)	0-0 1B ②		0-0 F8 ③		0-0 1B 2-H 1B		4-0 1-2 BB			3	0	2	1	0	0	0
<b>Hank Aaron, R</b> OBP: 0.360, SLG: 0.594 (1, 9)	0-0 1B ③			4-0 F9 1B SF8 BB	0-0 1-3 1B		0-3 K ② ③			3	1	2	0	1	1	2
<b>Felipe Alou, R</b> OBP: 0.313, SLG: 0.481 (1, 8)	0-0 6-3 ③			0-0 SF8 F9 1-2 1B	0-0 L8 ③			0-0 L8 ①		4	0	1	0	0	0	3
<b>Joe Torre, R</b> OBP: 0.376, SLG: 0.557 (1, 3)		0-0 4-3 ①		0-0 F9 ①		0-0 6-3 ①		0-0 1-3 ②		4	0	0	0	0	0	2
<b>Gene Oliver, R</b> OBP: 0.228, SLG: 0.196 (1, 2)		0-0 F9 ②		0-0 SF8 ②		0-0 P4 ②		0-0 1B ③		3	0	1	1	0	0	0
<b>Rico Carty, R</b> OBP: 0.313, SLG: 0.319 (1, 7)		0-0 2B ③		0-0 6-3 ③		0-0 2B ③		0-0 F8 ③		4	0	2	0	0	0	2
<b>Frank Bolling, R</b> OBP: 0.184, SLG: 0.176 (1, 4)		0-0 5-3 ③			0-0 6-3 ①	0-0 1-3 ③			0-0 4-3 ①	4	0	0	0	0	0	2
<b>Wade Blasingame, L</b> <b>Billy O'Dell, S</b> <b>Sandy Alomar Sr., S</b> <b>Clay Carroll, R</b> <b>Miguel de la Hoz, R</b> <b>Chi-Chi Clovo, R</b> <b>Mack Jones, L</b> <b>Ted Abernathy, R</b> <b>John Herrmann, L</b>			0-3 K ①		0-0 E7 1B 1B		4-0 CS BB BB		0-3 K ②	0	0	0	0	0	0	0

Inning Stats	R: 0	H: 2	E: 0	K: 0	S: 4	LOB: 1	BB: 0	P: 4																											
<b>Inning Stats</b>	R: 0	H: 2	E: 0	K: 0	S: 4	LOB: 1	BB: 0	P: 4	R: 0	H: 1	E: 0	K: 0	S: 4	LOB: 1	BB: 0	P: 4	R: 0	H: 1	E: 0	K: 1	S: 7	LOB: 0	BB: 0	P: 7	1B: 7	SF: 1	2B: 3	SAC: 0	3B: 0	DP: 1	HR: 0	HBP: 0			
<b>Wade Blasingame, L</b> IP: 6.0 WLS: W BF: 27 H: 8 R: 2 ER: 2 SO: 1 BB: 2 IBB: 0 HBP: 0 BLK: 0 WP: 0 HR: 0 S: 27 P: 35 ERA: 3.00 WHIP: 1.667																																			
<b>Phil Regan, R</b> IP: 3.0 WLS: S BF: 10 H: 1 R: 0 ER: 0 SO: 3 BB: 1 IBB: 0 HBP: 0 BLK: 0 WP: 0 HR: 0 S: 15 P: 19 ERA: 0.00 WHIP: 0.667																																			

**BOTTOM**

**Los Angeles Dodgers @ Atlanta Braves**  
Atlanta Stadium, Atlanta, GA

Tue May 31 1966, 7:05 PM EDT  
Att. 26,974 - Unknown

livebaseballscorecards.com

AB	33
R	2
H	9
RBI	2
BB	3
SO	4
LOB	13



Batter	1	2	3	4	5	6	7	8	9	AB R H RBI BB SO LOB	TOP									
Maury Wills, S OBP: 0.331, SLG: 0.333 (1, 6) X	0-0 F8 ①		0-0 1-3 ③			0-0 F4 ③			0-0 1-3 ①	4 0 0 0 0 0 0	<b>Los Angeles Dodgers @ St. Louis Cardinals</b> Busch Stadium, St. Louis, MO Wed Jun 01 1966, 7:05 PM CDT Att: 36,706 - Unknown <a href="http://livebaseballscorecards.com">livebaseballscorecards.com</a>									
Wes Parker, S OBP: 0.337, SLG: 0.398 (1, 3) X	0-0 L6 ②			0-3 K ①			0-0 F8 ①	0-3 K ②	4 0 0 0 0 2 0											
Willie Davis, L OBP: 0.305, SLG: 0.372 (1, 8) S S S	0-3 K ③			0-0 P6 ②			0-0 E9 3B	0-0 F5 ③	4 1 1 0 0 1 0											
Lou Johnson, R OBP: 0.320, SLG: 0.472 (1, 7) X		0-0 FC1-4 1B		0-0 CS 1B			0-0 F8 ②		3 0 2 0 0 0 0											
Jim Lefebvre, S OBP: 0.364, SLG: 0.526 (1, 4) X		0-0 F9 ①		0-0 CS 1-2 ③	0-0 L1 ①		0-0 F9 ③		3 0 0 0 0 0 1											
Al Ferrara, R OBP: 0.315, SLG: 0.385 (1, 9) X		0-0 FC1-4 1-2f			0-3 K ②		0-3 K ①		3 0 0 0 0 2 1											
John Roseboro, L OBP: 0.304, SLG: 0.369 (1, 2) X		0-0 L8 ③			0-0 1-3 ③		0-3 K ②		3 0 0 0 0 1 1											
John Kennedy, R OBP: 0.279, SLG: 0.275 (1, 5) X			0-0 P4 ①			0-0 5-3 ①		0-0 1B	3 0 1 0 0 0 0											
Sandy Koufax, R (1, 1) X			0-0 1-3 ②			0-3 K ②		0-3 K ③	3 0 0 0 0 2 1											
<b>Inning Stats</b>	R: 0 H: 0 E: 0 K: 1 S: 5	H: 0 LOB: 0 BB: 0 P: 5	R: 0 H: 1 E: 0 K: 0 S: 4	H: 1 LOB: 1 BB: 0 P: 4	R: 0 H: 0 E: 0 K: 0 S: 3	H: 0 LOB: 0 BB: 0 P: 3	R: 0 H: 1 E: 0 K: 1 S: 5	H: 1 LOB: 0 BB: 0 P: 5	R: 0 H: 0 E: 0 K: 1 S: 5	H: 0 LOB: 0 BB: 0 P: 5		R: 1 H: 1 E: 1 K: 0 S: 4	H: 1 LOB: 0 BB: 0 P: 4	R: 0 H: 1 E: 0 K: 3 S: 10	H: 1 LOB: 1 BB: 0 P: 10	R: 0 H: 0 E: 0 K: 1 S: 5	H: 0 LOB: 0 BB: 0 P: 5	1B: 3 SF: 0 2B: 0 SAC: 0 3B: 1 DP: 0 HR: 0 HBP: 0	WP: 0 PA: 31 PB: 0 SB: 0 CS: 1	
<b>PITCHER</b>	IP WLS BF H R ER SO BB IBB HBP BLK WP HR S P ERA WHIP																			
Al Jackson, L (1, 1) ERA: 0.73	7.0 L 23 3 1 0 4 0 0 0 0 0 0 0 31 31 0.00 0.429																			
Joe Hoerner, L (8, 1) ERA: 0.63	2.0 7 1 0 0 4 0 0 0 0 0 0 0 15 15 0.00 0.500																			

AB	30
R	1
H	4
RBI	0
BB	0
SO	8
LOB	4




Batter	1	2	3	4	5	6	7	8	9	AB	R	H	RBI	BB	SO	LOB
Julian Javier, R (1, 4) OBP: 0.261, SLG: 0.262	0-0 P6		0-3 K		0-0 4-3		0-0 1-3			4	0	0	0	0	1	3
Lou Brock, L (1, 7) OBP: 0.295, SLG: 0.355	0-3 K		0-3 K			0-0 B3		0-3 K		4	0	0	0	0	3	0
Curt Flood, R (1, 8) OBP: 0.330, SLG: 0.418	0-0 1B		0-0 F2			0-0 1B		0-0 6-3		4	0	2	0	0	0	0
Orlando Cepeda, R (1, 3) OBP: 0.387, SLG: 0.598	0-0 1B			0-0 F9		0-3 K		0-0 L6		4	0	1	0	0	1	1
Charley Smith, R (1, 5) OBP: 0.318, SLG: 0.403	0-0 F7			0-3 K		0-0 F8		FC5-6 1B		4	0	1	0	0	1	3
Tim McCarver, L (1, 2) OBP: 0.288, SLG: 0.409		0-3 K		0-0 F9			0-0 P4		FC5-6 1-2f	4	0	0	0	0	1	1
Jerry Buchek, R (1, 6) OBP: 0.317, SLG: 0.364		0-0 6-3			0-0 6-3		0-0 1B		0-3 K	4	0	1	0	0	1	1
Bobby Tolan, L (1, 9) OBP: 0.286, SLG: 0.279		0-0 WP			0-0 F8		0-0 F7		0-0 F8	4	0	1	0	0	0	2
Al Jackson, L (1, 1) OBP: 0.500, SLG: 0.727 Phil Gagliano, R (7, PH) OBP: 0.300, SLG: 0.182 Joe Hoerner, R (8, 1)		0-3 K			4-0 BB		0-0 1B			1	0	0	0	1	1	1
										1	0	1	0	0	0	0
										0	0	0	0	0	0	0

Inning Stats	R: 0	H: 2	E: 0	K: 1	S: 7	R: 0	H: 1	E: 0	K: 2	S: 8	R: 0	H: 0	E: 0	K: 2	S: 7	R: 0	H: 0	E: 0	K: 1	S: 5	R: 0	H: 0	E: 0	K: 0	S: 3	R: 0	H: 1	E: 0	K: 1	S: 6	R: 0	H: 2	E: 0	K: 0	S: 5	R: 0	H: 0	E: 0	K: 1	S: 5	R: 0	H: 1	E: 0	K: 1	S: 6	R: 0	H: 1	E: 0	K: 1	S: 6	1B: 6	SF: 0	2B: 1	SAC: 0	3B: 0	DP: 0	HR: 0	HBP: 0	WP: 1	PA: 35
PITCHER Sandy Koufax, L (1, 1) ERA: 1.48	IP	WLS	BF	H	R	ER	SO	BB	IBB	HBP	BLK	WP	HR	S	P	ERA	WHIP																																											
	9.0	W	35	7	0	0	9	1	0	0	0	1	0	52	56	0.00	0.889																																											

**Los Angeles Dodgers @ St. Louis Cardinals**  
 Busch Stadium, St. Louis, MO  
 Wed Jun 01 1966, 7:05 PM CDT  
 Att. 36,706 - Unknown

AB	34
R	0
H	7
RBI	0
BB	1
SO	9
LOB	12



Batter	1	2	3	4	5	6	7	8	9	AB R H RBI BB SO LOB	TOP
Maury Wills, S OBP: 0.328, SLG: 0.329 (1, 6) X	0-0 E6 G6-4-3 BB		0-0 6-3		0-0 1B		0-0 6-3		0-0 5-3	5 0 1 0 0 0 0	<b>Los Angeles Dodgers @ St. Louis Cardinals</b> Busch Stadium, St. Louis, MO Thu Jun 02 1966, 7:05 PM CDT Att. 22,938 - Unknown <a href="http://livebaseballscorecards.com">livebaseballscorecards.com</a>
Wes Parker, S OBP: 0.344, SLG: 0.400 (1, 3) B B B	4-0 G6-4-3 BB		0-0 4-3		0-0 1B		0-0 4-3		0-0 1B	4 0 2 1 1 0 0	
Willie Davis, L OBP: 0.296, SLG: 0.359 (1, 8) X	0-0 G6-4-3 1-2f 2-3			0-0 F5	0-0 4-3			0-3 K	0-0 F8	5 0 0 0 0 1 5	
Lou Johnson, R OBP: 0.325, SLG: 0.476 (1, 9) (8, 7) H	1-0 HBP			0-3 K		0-0 F8		0-0 1B 2B		3 1 1 0 0 1 0	
Jim Lefebvre, S OBP: 0.372, SLG: 0.529 (1, 4) X	0-0 F5			0-0 1B		0-0 FC4-6 1B		4-0 FC6-4 1B IBB		3 0 2 0 1 0 2	
Wes Covington, L OBP: 0.133, SLG: 0.071 Al Ferrara, R OBP: 0.324, SLG: 0.394 (1, 7) (8, PH) (8, 9)		0-0 3-1		0-0 L7		0-0 FC4-6 1B		0-0 FC6-4 1B		3 0 0 0 0 0 2 1 0 1 1 0 0 0	
John Roseboro, L OBP: 0.319, SLG: 0.383 (1, 2) X		0-0 4-3 1B			0-0 FC4-6 1B	0-0 FC4-6 1B		0-0 FC6-4 1B		4 0 3 0 0 0 2	
John Kennedy, R OBP: 0.255, SLG: 0.250 (1, 5) X		0-0 4-3			0-0 FC4-6 FC1-6	0-0 FC4-6		0-0 FC4-6		4 0 0 0 0 0 6	
Don Sutton, R OBP: 0.313, SLG: 0.313 Ron Perranoski, L OBP: 0.333, SLG: 0.667 (1, 1) (7, 1) X			0-0 P4		0-0 FC1-6 1B		0-0 5-3		0-3 K	3 1 0 0 0 0 1 1 0 0 0 0 1 0	
<b>Inning Stats</b>	R: 0 H: 0 E: 1 LOB: 2 K: 0 BB: 1 S: 3 P: 8	R: 0 H: 1 E: 0 LOB: 0 K: 0 BB: 0 S: 3 P: 3	R: 0 H: 0 E: 0 LOB: 0 K: 0 BB: 0 S: 3 P: 3	R: 0 H: 1 E: 0 LOB: 1 K: 1 BB: 0 S: 6 P: 6	R: 1 H: 3 E: 0 LOB: 2 K: 0 BB: 0 S: 6 P: 6	R: 0 H: 2 E: 0 LOB: 2 K: 0 BB: 0 S: 5 P: 5	R: 0 H: 0 E: 0 LOB: 0 K: 0 BB: 0 S: 3 P: 3	R: 1 H: 2 E: 0 LOB: 2 K: 1 BB: 1 S: 7 P: 11	R: 0 H: 1 E: 0 LOB: 1 K: 1 BB: 0 S: 6 P: 6	1B: 9 SF: 0 2B: 1 SAC: 0 3B: 0 DP: 1 HR: 0 HBP: 1	
<b>PITCHER</b> Nelson Briles, R ERA: 3.09 Hal Woodeshick, L ERA: 1.47 (1, 1) (8, 1)	IP WLS BF H R ER SO BB IBB HBP BLK WP HR S P ERA WHIP										
	7.0 L 29 7 1 1 1 1 1 0 1 0 0 0 0 29 34 1.29 1.143										
	2.0 10 3 1 1 2 0 1 0 0 0 0 0 13 17 4.50 1.500										




Batter	1	2	3	4	5	6	7	8	9	AB	R	H	RBI	BB	SO	LOB
<b>Lou Brock, L</b> (1, 7) OBP: 0.289, SLG: 0.348 <b>Phil Gagliano, R</b> (7, PH) OBP: 0.293, SLG: 0.176 (8, 7)	0-3 K		0-0 6-3		0-3 K		0-0 FC6-4			3	0	0	0	0	2	0
<b>Bobby Tolan, L</b> (1, 9) OBP: 0.283, SLG: 0.298	0-0 4-3		0-3 K			0-0 L8		0-0 6-3 2B		4	0	1	0	0	1	0
<b>Curt Flood, R</b> (1, 8) OBP: 0.339, SLG: 0.438	0-0 3B			0-0 FC6-4 1B		0-0 FC4-6 1B		0-0 5-3		4	0	3	0	0	0	1
<b>Orlando Cepeda, R</b> (1, 3) OBP: 0.376, SLG: 0.579	0-0 6-3			0-0 FC6-4 1B		0-0 FC4-6		0-0 6-3		4	0	0	0	0	0	4
<b>Tim McCarver, L</b> (1, 2) OBP: 0.294, SLG: 0.412		0-0 1B		0-0 1-3 1B		0-0 1-3		0-0 F7		4	0	2	0	0	0	2
<b>Charley Smith, R</b> (1, 5) OBP: 0.311, SLG: 0.392		0-0 F8		0-0 P6			0-0 6-3		0-0 6-3	4	0	0	0	0	0	3
<b>Jerry Buchek, R</b> (1, 6) OBP: 0.315, SLG: 0.360		0-0 F9		0-3 K			0-0 BB 1B		0-0 F9	4	0	1	0	0	1	3
<b>Julian Javier, R</b> (1, 4) OBP: 0.258, SLG: 0.259 <b>Bob Skinner, L</b> (7, PH) OBP: 0.240, SLG: 0.333 <b>Hal Woodeshick, R</b> (8, 1) OBP: 0.500, SLG: 1.000 <b>Mike Shannon, R</b> (9, PH) OBP: 0.260, SLG: 0.397		0-3 K			0-0 4-3		0-3 K		0-0 5-3	2	0	0	0	0	1	1
<b>Nelson Briles, R</b> (1, 1) OBP: 0.167, SLG: 0.091 <b>Tito Francona, L</b> (7, PH) OBP: 0.267, SLG: 0.185 <b>Dal Maxvill, R</b> (7, PR) OBP: 0.241, SLG: 0.286 (8, 4)			0-3 K		0-3 K		4-0 FC6-4 BB			1	0	0	0	0	2	0

Inning Stats	R: 0	H: 1	E: 0	LOB: 1	K: 1	BB: 0	S: 6	R: 0	H: 1	E: 0	LOB: 1	K: 1	BB: 0	S: 6	R: 0	H: 0	E: 0	LOB: 0	K: 2	BB: 0	S: 7	R: 0	H: 2	E: 0	LOB: 2	K: 1	BB: 0	S: 7	R: 0	H: 0	E: 0	LOB: 0	K: 2	BB: 0	S: 7	R: 0	H: 1	E: 0	LOB: 1	K: 0	BB: 0	S: 4	R: 0	H: 1	E: 0	LOB: 2	K: 1	BB: 1	S: 6	R: 0	H: 1	E: 0	LOB: 1	K: 0	BB: 0	S: 4	R: 0	H: 0	E: 0	LOB: 0	K: 0	BB: 0	S: 3	R: 0	H: 0	E: 0	LOB: 0	K: 0	BB: 0	S: 3	R: 0	H: 0	E: 0	LOB: 0	K: 0	BB: 0	S: 3
<b>PITCHER</b> <b>Don Sutton, R</b> (1, 1) ERA: 2.59 <b>Ron Perranoski, L</b> (7, 1) ERA: 1.93	IP: 6.2	WLS: W	BF: 27	H: 6	R: 0	ER: 0	SO: 8	BB: 1	IBB: 0	HBP: 0	BLK: 0	WP: 0	HR: 0	S: 42	P: 46	ERA: 0.00	WHIP: 1.050	IP: 2.1	WLS: S	BF: 8	H: 1	R: 0	ER: 0	SO: 0	BB: 0	IBB: 0	HBP: 0	BLK: 0	WP: 0	HR: 0	S: 8	P: 8	ERA: 0.00	WHIP: 0.429	IP: 7.0	WLS: S	BF: 27	H: 6	R: 0	ER: 0	SO: 8	BB: 1	IBB: 0	HBP: 0	BLK: 0	WP: 0	HR: 0	S: 42	P: 46	ERA: 0.00	WHIP: 1.050																										

**BOTTOM**

**Los Angeles Dodgers @ St. Louis Cardinals**  
 Busch Stadium, St. Louis, MO  
 Thu Jun 02 1966, 7:05 PM CDT  
 Att. 22,938 - Unknown

<b>AB</b>	<b>34</b>
<b>R</b>	<b>0</b>
<b>H</b>	<b>7</b>
<b>RBI</b>	<b>0</b>
<b>BB</b>	<b>1</b>
<b>SO</b>	<b>8</b>
<b>LOB</b>	<b>17</b>



WP: 0	PA: 35
PB: 0	CS: 0
SB: 0	
CS: 0	

Batter	1	2	3	4	5	6	7	8	9	AB R H RBI BB SO LOB	TOP
Maury Wills, S OBP: 0.326, SLG: 0.324 (1, 6) <small>BB</small>	4-0 CS BB		0-0 4-3			0-0 4-3			0-0 B3-1	3 0 0 0 1 0 0	
Wes Parker, S OBP: 0.342, SLG: 0.414 (1, 3) <small>X</small>	0-0 B4-3 1-2		0-3 K			0-0 F9			0-0 HR	4 1 1 1 0 1 1	
Willie Davis, L OBP: 0.288, SLG: 0.350 (1, 8) <small>X</small>	0-0 G3			0-3 K			0-0 P4		0-3 K	4 0 0 0 0 2 0	
Lou Johnson, R OBP: 0.323, SLG: 0.470 (1, 9) <small>X</small>		0-0 E 5-3 1B		0-0 F8			0-0 5-3		0-0 5-3	4 1 1 0 0 0 0	
Jim Lefebvre, S OBP: 0.366, SLG: 0.519 (1, 4) <small>X</small>		0-0 E8 5-3 1-3		0-0 4-3			0-0 4-3			3 0 0 0 0 0 1	
Wes Covington, L OBP: 0.111, SLG: 0.059 (1, 7) <small>X</small>		0-0 5-3 2-3 3-H			0-0 P8			0-0 F9		3 0 0 1 0 0 1	
John Roseboro, L OBP: 0.311, SLG: 0.373 (1, 2) <small>X</small>		0-0 5-3			0-0 L9			0-0 4-3		3 0 0 0 0 0 1	
John Kennedy, R OBP: 0.260, SLG: 0.255 (1, 5) <small>X</small>		0-3 K			0-0 6-3			0-0 1B		3 0 1 0 0 1 1	
Don Drysdale, R OBP: 0.250, SLG: 0.387 (5, 1) <small>X</small>			0-0 5-3			0-0 P6		0-0 P4		1 0 0 0 0 0 0	
Nick Willhite, L (5, 1)										0 0 0 0 0 0 0	
Derrell Griffith, L OBP: 0.273, SLG: 0.111 (6, PH)										1 0 0 0 0 0 0	
Bob Miller, R (6, 1)										0 0 0 0 0 0 0	
Tommy Davis, R OBP: 0.280, SLG: 0.283 (8, PH)										1 0 0 0 0 0 1	
Jim Brewer, L (8, 1)										0 0 0 0 0 0 0	
<b>Inning Stats</b>	R: 0 E: 0 K: 0 S: 2 H: 0 LOB: 0 BB: 1 P: 6	R: 1 E: 1 K: 1 S: 7 H: 1 LOB: 1 BB: 0 P: 7	R: 0 E: 0 K: 1 S: 5 H: 0 LOB: 0 BB: 0 P: 5	R: 0 E: 0 K: 1 S: 5 H: 0 LOB: 0 BB: 0 P: 5	R: 0 E: 0 K: 0 S: 3 H: 0 LOB: 0 BB: 0 P: 3	R: 0 E: 0 K: 0 S: 3 H: 0 LOB: 0 BB: 0 P: 3	R: 0 E: 0 K: 0 S: 3 H: 0 LOB: 0 BB: 0 P: 3	R: 0 E: 0 K: 0 S: 4 H: 1 LOB: 1 BB: 0 P: 4	R: 1 E: 0 K: 1 S: 6 H: 1 LOB: 0 BB: 0 P: 6	1B: 2 2B: 0 3B: 0 HR: 1 SF: 0 SAC: 0 DP: 0 HBP: 0	WP: 0 PB: 0 SB: 0 CS: 1 PA: 31
<b>PITCHER</b> Jack Fisher, R ERA: 3.92 (1, 1)	IP: 9.0 WLS: W BF: 31 H: 3 R: 2 ER: 1 SO: 4 BB: 1 IBB: 0 HBP: 0 BLK: 0 WP: 0 HR: 1 S: 38 P: 42 ERA: 1.00 WHIP: 0.444										

**Los Angeles Dodgers @ New York Mets**  
 Shea Stadium, Flushing, NY  
 Fri Jun 03 1966, 7:05 PM EDT  
 Att: 49,414 - Unknown

AB	30
R	2
H	3
RBI	2
BB	1
SO	4
LOB	6



WP: 0	PA: 31
PB: 0	
SB: 0	
CS: 1	

PITCHER	IP	WLS	BF	H	R	ER	SO	BB	IBB	HBP	BLK	WP	HR	S	P	ERA	WHIP
Jack Fisher, R	9.0	W	31	3	2	1	4	1	0	0	0	0	1	38	42	1.00	0.444



Batter	1	2	3	4	5	6	7	8	9
<b>Chuck Hiller, L</b> (1, 7) OBP: 0.371, SLG: 0.353 <b>Billy Murphy, R</b> (8, 8) OBP: 0.242, SLG: 0.310	0-0 P6 	0-0 5-3 1-2 			0-0 SH3-4 E 1B 	0-0 F3 		0-3 K 	
<b>Ron Hunt, R</b> (1, 4) OBP: 0.364, SLG: 0.385	0-0 1B SF8 2B 	0-0 F7 			0-0 SH3-4 1-2 	0-0 6-3 			
<b>Cleon Jones, R</b> (1, 8) OBP: 0.331, SLG: 0.389 (8, 9)	0-0 1B 1B 1B 2-3 		0-0 1B 		0-0 E3 HR 1B 2-H 		0-0 1-3 		
<b>Ed Kranepool, L</b> (1, 3) OBP: 0.299, SLG: 0.319	0-0 SF8 3-H 		0-0 G6-3 1B 1-2 		0-0 F8 		0-0 1B S 1B 		
<b>Ken Boyer, R</b> (1, 5) OBP: 0.331, SLG: 0.468	0-0 1B 1-3 1B 		0-0 F5 		0-0 HR 2-H 		0-0 S 1B 1-3 		
<b>Al Luplow, L</b> (1, 9) OBP: 0.310, SLG: 0.308 (8, 7)	0-0 1-3 3-H 1B 		0-0 G6-3 1-2f 		0-0 1B 		0-0 P6 		
<b>Roy McMillan, R</b> (1, 6) OBP: 0.240, SLG: 0.205	0-0 F8 				0-3 K 	0-0 L9 		0-3 K 1-2 3-H 	
<b>Jerry Grote, R</b> (1, 2) OBP: 0.346, SLG: 0.265		4-0 FC3-6 BB 			0-0 5-3 		0-0 FC3-6 1B 	0-3 K 	
<b>Jack Fisher, R</b> (1, 1) OBP: 0.150, SLG: 0.158		0-0 FC3-6 5-3 1-2f 			0-0 L7 		0-0 FC3-6 1-2f 	0-0 5-3 	

AB	R	H	RBI	BB	SO	LOB
4	1	1	0	0	0	2
1	0	0	0	0	1	0
3	1	1	0	0	0	2
4	2	3	1	0	0	0
3	1	2	1	0	0	1
4	1	3	2	0	0	2
4	0	2	1	0	0	4
4	0	0	0	0	2	4
3	0	1	0	1	1	0
4	0	0	0	0	0	2

**BOTTOM**

**Los Angeles Dodgers @ New York Mets**  
 Shea Stadium, Flushing, NY  
 Fri Jun 03 1966, 7:05 PM EDT  
 Att. 49,414 - Unknown

livebaseballscorecards.com

<b>AB</b>	34
<b>R</b>	6
<b>H</b>	13
<b>RBI</b>	5
<b>BB</b>	1
<b>SO</b>	4
<b>LOB</b>	17



Inning Stats	R	H	E	K	S	R	H	E	K	S	R	H	E	K	S	R	H	E	K	S	R	H	E	K	S	R	H	E	K	S	R	H	E	K	S			
	2	4	0	7	7	0	0	0	3	4	0	0	0	4	4	0	0	0	1	4	0	0	0	7	7	0	0	0	0	0	0	0	0	0	0	0	0	0

PITCHER	IP	WLS	BF	H	R	ER	SO	BB	IBB	HBP	BLK	WP	HR	S	P	ERA	WHIP
<b>Don Drysdale, R</b> (1, 1) ERA: 4.04	4.2	L	23	9	5	5	1	1	0	0	0	0	1	24	28	9.64	2.143
<b>Nick Willhite, L</b> (5, 1) ERA: 2.45	0.1		2	1	0	0	0	0	0	0	0	0	0	2	2	0.00	3.000
<b>Bob Miller, R</b> (6, 1) ERA: 3.6	2.0		9	3	1	1	1	0	0	0	0	0	0	11	11	4.50	1.500
<b>Jim Brewer, L</b> (8, 1) ERA:	1.0		3	0	0	0	2	0	0	0	0	0	0	7	7	0.00	0.000

WP	PA	ERA	WHIP
0	37		
0			
2			
0			

Los Angeles Dodgers @ New York Mets  
 Shea Stadium, Flushing, NY  
 Sat Jun 04 1966, 3:33 AM EDT  
 Att: 35,909 - Unknown

livebaseballscorecards.com

AB	37
R	6
H	12
RBI	6
BB	2
SO	6
LOB	17



WP	1	PA	42
PB	1		
SB	3		
CS	1		

AB R H RBI BB SO LOB

5	1	3	1	0	0	1
4	1	3	0	0	0	1
2	0	1	1	1	0	1
2	1	1	3	0	1	1
0	0	0	0	0	0	0
0	0	0	0	0	0	0
4	0	0	0	0	1	4
4	0	0	0	1	2	4
4	0	1	0	0	0	2
4	1	1	0	0	1	1
4	0	0	0	0	1	2
3	2	2	1	0	0	0
1	0	0	0	0	0	0

Batter	1	2	3	4	5	6	7	8	9
Maury Wills, S OBP: 0.333, SLG: 0.331 (1, 6)	0-0 L6		0-0 S 1B		0-0 SH1-4 1B	0-0 F9		0-0 CS 1B	
Wes Parker, S OBP: 0.350, SLG: 0.421 (1, 3) (9, 8)	0-0 PB 1-3 1B		0-0 F8		0-0 SH1-4 1-2	0-0 HR 1B		0-0 CS 1-2	0-0 FC6 1B
Willie Davis, L OBP: 0.295, SLG: 0.352 Tommy Davis, R OBP: 0.297, SLG: 0.339 Jim Gilliam, S OBP: 0.239, SLG: 0.224 (1, 8) (5, 7) (9, 3)	0-0 1-3 1-2		4-0 1-2 BB		0-0 WP S 1B 2-H	0-0 HR 1-H 2-H			0-3 K
Lou Johnson, R OBP: 0.327, SLG: 0.470 Derrell Griffith, L OBP: 0.200, SLG: 0.077 (1, 7) (1, 7) (5, 8) (9, 7)	1-0 2-3 HBP		0-0 3-1		0-0 P6 1-2	0-3 K		0-0 FC6 G3-6-1 1-2	0-0 FC6 G3-6-1 1-2
Jim Lefebvre, S OBP: 0.362, SLG: 0.506 (1, 4)	0-3 K			0-0 1-3	4-0 WP IBB		0-3 K	0-0 G3-6-1 1-2f	0-0 G3-6-1 1-2f
Al Ferrara, R OBP: 0.321, SLG: 0.386 (1, 9)		0-0 F8		0-0 G3 1B	0-0 5-3 1-2 2-3		0-0 6-3		
John Roseboro, L OBP: 0.310, SLG: 0.368 (1, 2)		0-0 G3		0-0 G3 1-2		0-0 S 1B 1B	0-3 K		
John Kennedy, R OBP: 0.241, SLG: 0.235 (1, 5)		0-0 5-3		0-0 1-3		0-0 F9 1-2		0-3 K	
Claude Osteen, L OBP: 0.242, SLG: 0.406 Phil Regan, R OBP: 0.100, SLG: 0.100 (1, 1) (7, 1)			0-0 P7		0-0 1B 3B	0-0 HR 1B 2-H		0-0 5-3	

Inning Stats	R: 0	H: 1	E: 0	K: 1	S: 6	P: 7	R: 0	H: 0	E: 0	K: 0	S: 3	P: 3	R: 0	H: 1	E: 0	K: 0	S: 4	P: 8	R: 0	H: 1	E: 0	K: 0	S: 4	P: 4	R: 2	H: 3	E: 0	K: 0	S: 6	P: 10	R: 4	H: 4	E: 0	K: 1	S: 9	P: 9	R: 0	H: 0	E: 0	K: 2	S: 7	P: 7	R: 0	H: 1	E: 0	K: 1	S: 5	P: 5	R: 0	H: 1	E: 0	K: 1	S: 6	P: 6	1B: 10	SF: 0	2B: 0	SAC: 1	3B: 1	DP: 1	HR: 1	HBP: 1	WP: 1	PA: 42
--------------	------	------	------	------	------	------	------	------	------	------	------	------	------	------	------	------	------	------	------	------	------	------	------	------	------	------	------	------	------	-------	------	------	------	------	------	------	------	------	------	------	------	------	------	------	------	------	------	------	------	------	------	------	------	------	--------	-------	-------	--------	-------	-------	-------	--------	-------	--------

PITCHER	IP	WLS	BF	H	R	ER	SO	BB	IBB	HBP	BLK	WP	HR	S	P	ERA	WHIP
Jack Hamilton, R ERA: 3.54 (1, 1)	5.1	L	27	8	4	4	1	1	1	1	0	1	0	26	35	6.75	1.688
Gordie Richardson, L ERA: 6.5 (6, 1)	0.2		4	2	2	2	1	0	0	0	0	0	1	6	6	27.00	3.000
Bill Hepler, L ERA: 0.82 (7, 1)	2.0		6	1	0	0	3	0	0	0	0	0	0	12	12	0.00	0.500
Dave Eilers, R ERA: 4.15 (9, 1)	1.0		4	1	0	0	1	0	0	0	0	0	0	6	6	0.00	1.000

PITCHER	IP	WLS	BF	H	R	ER	SO	BB	IBB	HBP	BLK	WP	HR	S	P	ERA	WHIP
---------	----	-----	----	---	---	----	----	----	-----	-----	-----	----	----	---	---	-----	------

Batter	1	2	3	4	5	6	7	8	9	AB	R	H	RBI	BB	SO	LOB
<b>Cleon Jones, R</b> OBP: 0.333, SLG: 0.390 (1, 9) (8, 8)	0-0 3-1 ①		0-0 1-3 ①		0-0 FC5-2 1B		0-0 BB 1B	0-3 K ③		5	1	2	0	0	1	0
<b>Ron Hunt, R</b> OBP: 0.383, SLG: 0.404 (1, 4)	0-0 1B 1B		0-0 4-3 1B		0-0 E 2B		4-0 1-2 1B BB	4-0 BB BB BB BB BB BB BB	4-0 BB	3	1	3	0	2	0	0
<b>Ken Boyer, R</b> OBP: 0.319, SLG: 0.450 (1, 5)	0-0 F8 ②		0-0 4-3 ②		0-0 FC5-2 E		0-3 K ①	0-0 F2 ①	0-0 F2 ①	5	0	0	0	0	1	7
<b>Dick Stuart, R</b> OBP: 0.280, SLG: 0.348 (1, 3)	0-0 FC5-4 1B		0-3 K ③		4-0 1-2 2-3 IBB		0-0 1-2 2-H 1B	0-3 K ②	0-3 K ②	4	0	2	1	1	2	2
<b>Ron Swoboda, R</b> OBP: 0.324, SLG: 0.355 (1, 7)	0-0 FC5-4 1-2f ③			0-0 CS 1B	0-0 F2		0-0 1-2 2-H 1B	0-0 P4 ③		5	0	2	1	0	0	6
<b>Eddie Bressoud, R</b> OBP: 0.292, SLG: 0.391 (1, 6)		4-0 BB BB BB BB FC6-4 BB		0-0 F9 1-2 ① ②		0-0 1B 3B	0-0 L7 ②			3	1	1	0	1	0	3
<b>Billy Murphy, R</b> OBP: 0.250, SLG: 0.313 (1, 8)		0-0 F7 ①		0-0 1B		0-3 K ①	0-0 4-3 ③			3	0	1	0	0	1	2
<b>Al Luplow, L</b> OBP: 0.302, SLG: 0.300 (7, PH) (8, 9)										1	0	0	0	0	0	2
<b>Jerry Grote, R</b> OBP: 0.345, SLG: 0.268 (1, 2)		0-0 FC6-4 ②		0-0 1-4-3 ③		0-0 G6-4-3 1B	0-0 F7 ①			3	0	1	1	0	0	2
<b>Bill Hepler, L</b> (7, 1)										0	0	0	0	0	0	0
<b>Chuck Hiller, L</b> OBP: 0.361, SLG: 0.343 (8, PH)		0-0 1-2f ③								1	0	0	0	0	0	0
<b>Dave Eilers, R</b> (9, 1)										0	0	0	0	0	0	0
<b>Jack Hamilton, R</b> OBP: 0.167, SLG: 0.130 (1, 1)		0-0 F9 ③								2	0	0	0	0	0	1
<b>Gordie Richardson, R</b> (6, 1)										0	0	0	0	0	0	0
<b>Hawk Taylor, R</b> OBP: 0.200, SLG: 0.300 (6, PH) (7, 2)										2	0	0	0	0	0	1

Inning Stats	R: 0	H: 2	E: 0	K: 0	S: 5	R: 0	H: 0	E: 0	K: 0	S: 3	R: 0	H: 1	E: 0	K: 1	S: 6	R: 0	H: 2	E: 0	K: 0	S: 4	R: 0	H: 2	E: 1	K: 0	S: 5	R: 1	H: 2	E: 0	K: 1	S: 6	R: 2	H: 3	E: 0	K: 1	S: 8	R: 0	H: 0	E: 0	K: 1	S: 5	R: 0	H: 0	E: 0	K: 1	S: 5	R: 0	H: 0	E: 0	K: 1	S: 5	1B: 10	2B: 1	3B: 1	HR: 0	SF: 0	SAC: 0	DP: 1	HBP: 0	WP: 0	PB: 0	SB: 0	CS: 1	PA: 41
<b>PITCHER</b>	IP	WLS	BF	H	R	ER	SO	BB	IBB	HBP	BLK	WP	HR	S	P	ERA	WHIP																			IP	WLS	BF	H	R	ER	SO	BB	IBB	HBP	BLK	WP	HR	S	P	ERA	WHIP											
<b>Claude Osteen, L</b> ERA: 2.31 (1, 1)	6.0	W	28	10	2	2	2	1	1	0	0	0	0	30	38	3.00	1.833																																														
<b>Phil Regan, R</b> ERA: 1.69 (7, 1)	3.0	S	13	2	1	1	3	2	0	0	0	0	0	17	25	3.00	1.333																																														

**Los Angeles Dodgers @ New York Mets**  
 Shea Stadium, Flushing, NY  
 Sat Jun 04 1966, 3:33 AM EDT  
 Att. 35,909 - Unknown

AB	37
R	3
H	12
RBI	3
BB	4
SO	5
LOB	26



WP	HR	S	P	ERA	WHIP
0	0	0	0	0	0

Batter	1	2	3	4	5	6	7	8	9	AB R H RBI BB SO LOB	TOP											
Maury Wills, S (1, 6) OBP: 0.330, SLG: 0.328 Bart Shirley, R (8, 6) OBP: 0.200, SLG: 0.200	0-0 F8		0-0 F9		0-3 K		0-0 FC6-4		0-0 6-3	5 1 1 0 0 1 2 1 0 0 0 0 0 0												
Wes Parker, S (1, 3) OBP: 0.349, SLG: 0.451 (7, 8)	0-0 L7		0-0 F8		0-0 F8		0-0 HR	0-0 3-1	0-0 HR	6 2 2 4 0 0 0												
Willie Davis, L (1, 8) OBP: 0.300, SLG: 0.374 Jim Gilliam, S (7, 3) OBP: 0.234, SLG: 0.218	0-0 E1 1B			0-0 HR 1B		0-0 HR	0-0 4-3	0-0 E3 1B SF7	0-0 L9	4 2 2 1 0 0 0 2 1 0 0 0 0 0												
Tommy Davis, R (1, 7) OBP: 0.348, SLG: 0.418 Derrell Griffith, L (8, PR) OBP: 0.188, SLG: 0.071 (8, 7)	0-0 WP 1-3 1B			0-0 HR 1B		0-0 SH2-4 1B	0-0 1B 3B	0-0 WP 1B	0-0 L7	5 2 5 0 0 0 0 1 1 0 0 0 0 0												
Jim Lefebvre, S (1, 4) OBP: 0.359, SLG: 0.503	0-3 K 1-2			0-0 B2		0-0 SH2-4	0-0 1B 2B 1B	0-0 SF7		3 1 1 2 0 1 4												
Al Ferrara, R (1, 9) OBP: 0.349, SLG: 0.446		0-3 K		0-0 HR 1-2 2-H		0-0 1B	0-0 2B 1B	0-0 1B 2B BB		4 3 3 3 1 1 0												
John Kennedy, R (1, 5) OBP: 0.254, SLG: 0.268		0-0 5-3		0-0 F8		0-0 6-3	0-0 1B 2B	0-0 2B 1B		5 2 2 2 0 0 1												
Jeff Torborg, R (1, 2) OBP: 0.319, SLG: 0.323		0-0 5-3		0-3 K			0-0 1-3	0-0 1-2 2-H		4 0 1 2 1 1 0												
Sandy Koufax, R (1, 1) OBP: 0.100, SLG: 0.079			0-0 6-3		0-3 K		0-0 HR 2B	0-0 6-3		5 1 2 2 0 1 2												
<b>Inning Stats</b>	R: 0 E: 1 K: 1 S: 7	H: 1 LOB: 2 BB: 0 P: 7	R: 0 E: 0 K: 1 S: 5	H: 0 LOB: 0 BB: 0 P: 5	R: 0 E: 0 K: 0 S: 3	H: 0 LOB: 0 BB: 0 P: 3	R: 3 E: 0 K: 1 S: 8	H: 3 LOB: 0 BB: 0 P: 8	R: 0 E: 0 K: 2 S: 7	H: 0 LOB: 0 BB: 0 P: 7	R: 1 E: 0 K: 0 S: 5	H: 3 LOB: 1 BB: 0 P: 5	R: 7 E: 0 K: 0 S: 11	H: 8 LOB: 2 BB: 1 P: 15	R: 4 E: 1 K: 0 S: 7	H: 3 LOB: 2 BB: 1 P: 11	R: 1 E: 0 K: 0 S: 4	H: 1 LOB: 0 BB: 0 P: 4	1B: 11 2B: 3 3B: 1 HR: 4	SF: 1 SAC: 1 DP: 0 HBP: 0	WP: 2 PB: 0 SB: 1 CS: 0	PA: 49
<b>PITCHER</b>	IP WLS BF H R ER SO BB IBB HBP BLK WP HR S P ERA WHIP																					
Gerry Arrigo, L (1, 1) ERA: 4.7	5.1 L 23 6 4 4 5 0 0 0 0 1 2 33 33 6.75 1.125																					
Dave Eilers, R (6, 1) ERA: 4.03	0.2 2 1 0 0 0 0 0 0 0 0 0 2 2 0.00 1.500																					
Gordie Richardson, L (7, 1) ERA: 9.16	0.2 8 6 6 6 0 0 0 0 0 0 1 8 8 81.00 9.000																					
Bill Hepler, L (7, 1) ERA: 1.59	0.1 4 2 1 1 0 0 0 1 0 0 0 0 3 7 27.00 6.000																					
Jack Hamilton, R (8, 1) ERA: 3.57	2.0 12 4 5 1 0 1 0 0 0 1 1 11 15 4.50 2.500																					

**Los Angeles Dodgers @ New York Mets**  
 Shea Stadium, Flushing, NY  
 Sun Jun 05 1966, 3:33 AM EDT  
 Unknown

AB	45
R	16
H	19
RBI	16
BB	2
SO	5
LOB	9



WP: 2	PA: 49
PB: 0	
SB: 1	
CS: 0	

Batter	1	2	3	4	5	6	7	8	9	AB	R	H	RBI	BB	SO	LOB
Cleon Jones, R (1, 9) OBP: 0.324, SLG: 0.379	0-0 F8		0-0 P4			0-0 5-3		0-0 F8		4	0	0	0	0	0	0
Ron Hunt, R (1, 4) OBP: 0.386, SLG: 0.423	0-0 F9			4-0 FC6-4 BB			0-0 E6 BB 1B	0-0 IHR		3	2	1	1	1	0	0
Ken Boyer, R (1, 5) OBP: 0.317, SLG: 0.452	0-0 2B			0-0 FC6-4 G6-3 1-2f			0-0 F7	0-3 K		4	0	1	0	0	1	2
Dick Stuart, R (1, 3) OBP: 0.278, SLG: 0.342	0-0 6-3			0-0 G6-3 1-2f			0-0 BB 1B		0-0 4-3	4	1	1	0	0	0	2
Ron Swoboda, R (1, 7) OBP: 0.321, SLG: 0.344		0-3 K			0-3 K		4-0 BB 1B		0-3 K	3	0	0	0	1	3	0
Hawk Taylor, R (1, 2) OBP: 0.154, SLG: 0.231		0-0 F7			0-3 K		0-3 BB 1B		0-0 1B	3	0	0	0	0	2	3
Jack Hamilton, R (8, 1) OBP: 0.167, SLG: 0.130										0	0	0	0	0	0	0
Chuck Hiller, L (9, PH) OBP: 0.378, SLG: 0.361										1	0	1	0	0	0	0
Billy Murphy, R (1, 8) OBP: 0.250, SLG: 0.306		0-0 F7			0-3 K		0-0 BB 1B		0-0 P4	4	0	1	2	0	1	1
Roy McMillan, R (1, 6) OBP: 0.236, SLG: 0.202			0-3 K			0-0 1-3		0-0 F2		2	0	0	0	0	1	0
Gordie Richardson, R (7, 1)										0	0	0	0	0	0	0
Bill Hepler, L (7, 1)										0	0	0	0	0	0	0
Jerry Grote, R (7, PH) OBP: 0.341, SLG: 0.264										1	0	0	0	0	0	2
Gerry Arrigo, L (1, 1) OBP: 0.400, SLG: 0.400			0-3 K			0-0 F2		0-0 F8		1	0	0	0	0	1	0
Dave Eilers, R (6, 1)										0	0	0	0	0	0	0
Eddie Bressoud, R (6, PH) OBP: 0.284, SLG: 0.379										2	0	0	0	0	0	0

Inning Stats	R: 0	H: 1	E: 0	K: 0	S: 4	R: 0	H: 0	E: 0	K: 1	S: 5	R: 0	H: 0	E: 0	K: 2	S: 7	R: 0	H: 0	E: 0	K: 0	S: 2	R: 0	H: 0	E: 0	K: 3	S: 9	R: 0	H: 0	E: 0	K: 0	S: 3	R: 2	H: 2	E: 1	K: 1	S: 8	R: 1	H: 1	E: 0	K: 1	S: 6	R: 0	H: 1	E: 0	K: 1	S: 6	1B: 3	SF: 0	2B: 1	SAC: 0	3B: 0	DP: 1	HR: 1	HBP: 0	WP: 0	PA: 34
--------------	------	------	------	------	------	------	------	------	------	------	------	------	------	------	------	------	------	------	------	------	------	------	------	------	------	------	------	------	------	------	------	------	------	------	------	------	------	------	------	------	------	------	------	------	------	-------	-------	-------	--------	-------	-------	-------	--------	-------	--------

PITCHER	IP	WLS	BF	H	R	ER	SO	BB	IBB	HBP	BLK	WP	HR	S	P	ERA	WHIP
Sandy Koufax, L (1, 1) ERA: 1.44	9.0	W	34	5	3	1	9	2	0	0	0	0	0	50	58	1.00	0.778

**Los Angeles Dodgers @ New York Mets**  
**Shea Stadium, Flushing, NY**  
Sun Jun 05 1966, 3:33 AM EDT  
Unknown

<b>AB</b>	<b>32</b>
<b>R</b>	<b>3</b>
<b>H</b>	<b>5</b>
<b>RBI</b>	<b>3</b>
<b>BB</b>	<b>2</b>
<b>SO</b>	<b>9</b>
<b>LOB</b>	<b>10</b>



Batter	1	2	3	4	5	6	7	8	9	AB R H RBI BB SO LOB	TOP																								
Maury Wills, S OBP: 0.322, SLG: 0.319 (1, 6) X	0-0 F9 ①		0-0 P4 ③		0-0 FC3-6 ① 4-3 PB 1-2f		0-0 4-3 ②		0-0 1-3 ②	5 0 0 0 0 0 2																									
Wes Parker, S OBP: 0.350, SLG: 0.463 (1, 3) X	0-0 G3 ②			0-0 HR	0-0 4-3 ②		0-0 4-3 ②		0-3 K ③	4 1 1 1 1 1 1																									
Willie Davis, L OBP: 0.299, SLG: 0.377 (1, 8) X	0-0 G3 ③			0-0 SF8 2B	0-0 F8 ③		0-3 K ③			4 1 1 0 0 1 3																									
Tommy Davis, R OBP: 0.356, SLG: 0.451 (1, 7)		0-0 L7 ①		0-0 1-3 ①		0-0 4-3 2B		0-0 SH1-3 2B		4 0 2 0 0 0 1																									
Lou Johnson, R OBP: 0.327, SLG: 0.470 (8, PR)				2-3						0 0 0 0 0 0 0																									
Ron Perranoski, L OBP: 0.333, SLG: 0.667 (8, 1)										0 0 0 0 0 0 0																									
Jim Lefebvre, S OBP: 0.354, SLG: 0.497 (1, 4) X	0-0 F2 ②			0-0 SF8 ②		0-0 4-3 ①		0-0 SH1-3 ①		2 0 0 1 0 0 1																									
Al Ferrara, R OBP: 0.356, SLG: 0.462 (1, 9) X	0-0 2B			3-H		0-0 4-3 ②		0-0 5-3 ②		4 0 2 0 0 0 3																									
John Roseboro, L OBP: 0.315, SLG: 0.368 (1, 2) X	0-0 G3 ③			0-0 1B		0-0 L9 ③		4-0 IBB		3 0 1 0 1 0 2																									
John Kennedy, R OBP: 0.258, SLG: 0.271 (1, 5)			0-0 F7 ①		0-0 FC6-4 ③		0-0 4-3 1B		0-0 F8 ③	3 0 1 0 0 0 2																									
Jim Gilliam, S OBP: 0.232, SLG: 0.216 (8, PH) (8, 5)				0-0 1B						1 0 0 0 0 0 3																									
Joe Moeller, R OBP: 0.500, SLG: 0.500 (1, 1)			0-0 P4 ②		0-0 FC3-6 1B		0-3 K ①		0-0 F8 ①	2 0 1 0 0 0 0																									
Bob Miller, R (6, 1)										1 0 0 0 0 1 1																									
Derrell Griffith, L OBP: 0.176, SLG: 0.067 (8, 7)										1 0 0 0 0 0 0																									
<b>Inning Stats</b>	R: 0 E: 0 K: 0 S: 3	H: 0 LOB: 0 BB: 0 P: 3	R: 0 E: 0 K: 0 S: 4	H: 1 LOB: 1 BB: 0 P: 4	R: 0 E: 0 K: 0 S: 3	H: 0 LOB: 0 BB: 0 P: 3	R: 2 E: 0 K: 0 S: 7	H: 4 LOB: 2 BB: 0 P: 7	R: 0 E: 0 K: 0 S: 4	H: 1 LOB: 1 BB: 0 P: 4	R: 0 E: 0 K: 2 S: 8	H: 1 LOB: 2 BB: 1 P: 12	R: 0 E: 0 K: 0 S: 4	H: 1 LOB: 3 BB: 1 P: 8	R: 0 E: 0 K: 1 S: 5	H: 0 LOB: 0 BB: 0 P: 5	1B: 4 2B: 4 3B: 0 HR: 1	SF: 1 SAC: 1 DP: 0 HBP: 0	WP: 0 PB: 1 SB: 0 CS: 0	PA: 38															
<b>PITCHER</b>	IP WLS BF H R ER SO BB IBB HBP BLK WP HR S P ERA WHIP																																		
Dennis Ribant, R ERA: 2.14 (1, 1)	6.2	29	8	2	2	1	1	0	0	0	0	1	30	34	2.70	1.350																			
Larry Bearnarth, R ERA: 3.86 (7, 1)	2.1	W	9	1	0	0	2	0	1	0	0	0	12	16	0.00	0.429																			

**Los Angeles Dodgers @ New York Mets**  
 Shea Stadium, Flushing, NY  
 Sun Jun 05 1966, 3:38 AM EDT  
 Att: 56,332 - Unknown

AB	34
R	2
H	9
RBI	2
BB	2
SO	3
LOB	19



WP: 0	PA: 38
-------	--------

BOTTOM

Los Angeles Dodgers @ New York Mets  
Shea Stadium, Flushing, NY  
Sun Jun 05 1966, 3:38 AM EDT  
Att. 56,332 - Unknown

livebaseballscorecards.com

AB 32  
R 3  
H 8  
RBI 1  
BB 1  
SO 1  
LOB 15



WP: 1 PA: 37  
PB: 0  
SB: 1  
CS: 1

AB R H RBI BB SO LOB

2	0	0	0	0	0	1
1	0	0	0	0	0	0
4	0	0	0	0	0	2
3	0	0	0	0	0	0
4	1	2	0	0	0	0
3	0	0	0	0	1	3
3	1	1	0	0	0	2
0	0	0	0	1	0	0
4	1	1	1	0	0	2
4	0	3	0	0	0	1
2	0	1	0	0	0	1
1	0	0	0	0	0	1
1	0	0	0	0	0	2

Batter	1	2	3	4	5	6	7	8	9
<b>Chuck Hiller, L</b> (1, 7) OBP: 0.375, SLG: 0.342 <b>Ron Swoboda, R</b> (8, PH) OBP: 0.318, SLG: 0.340 (9, 7)	0-0 3-1		0-0 6-3		1-0 HBP			0-0 6-3	
<b>Ron Hunt, R</b> (1, 4) OBP: 0.377, SLG: 0.412	0-0 P4		0-0 F9		0-0 6-3			0-0 1-3	
<b>Al Luplow, L</b> (1, 9) OBP: 0.298, SLG: 0.279	0-0 4-3		0-0 L8		1-0 G6-3 1B HBP			0-0 4-3	
<b>Ken Boyer, R</b> (1, 5) OBP: 0.322, SLG: 0.453		0-0 E4 FC4-6		0-0 P6		0-0 G6-3 1B 1-2		0-0 1B SH3-4 WP 1B	
<b>Cleon Jones, R</b> (1, 8) OBP: 0.318, SLG: 0.371		0-0 FC4-6 4-3 S 1-2f CS		0-3 K		0-0 G6-3 1-2f 2-3		0-0 SH3-4 1-2	
<b>Ed Kranepool, L</b> (1, 3) OBP: 0.299, SLG: 0.328 <b>Dick Stuart, R</b> (9, PH) OBP: 0.288, SLG: 0.342		0-0 4-3 1-3		0-0 1B 2B		0-0 4-3		4-0 WP 1B IBB	
<b>Roy McMillan, R</b> (1, 6) OBP: 0.236, SLG: 0.203		0-0 CS 3-H	0-0 5-3		0-0 E 1B 2-H		0-0 F9	0-0 F8	
<b>Jerry Grote, R</b> (1, 2) OBP: 0.360, SLG: 0.303			0-0 2B		0-0 F7		0-0 G4-6-3 1B	0-0 WP 1-2 2-3 1B	
<b>Dennis Ribant, R</b> (1, 1) OBP: 0.125, SLG: 0.125 <b>Larry Bearnarth, R</b> (7, 1) <b>Eddie Bressoud, R</b> (9, PH) OBP: 0.284, SLG: 0.379			0-0 6-3		0-0 E8 HBP 1B 2-H		0-0 G4-6-3 1-2f	0-0 WP 1-2 2-3 3-H	

Inning Stats	R: 0	H: 0	E: 0	K: 0	S: 3	LOB: 0	BB: 0	P: 3
	R: 0	H: 0	E: 1	K: 0	S: 3	LOB: 0	BB: 0	P: 3
	R: 0	H: 1	E: 0	K: 0	S: 4	LOB: 1	BB: 0	P: 4
	R: 0	H: 0	E: 0	K: 0	S: 3	LOB: 0	BB: 0	P: 3
	R: 2	H: 3	E: 1	K: 1	S: 8	LOB: 2	BB: 0	P: 9
	R: 0	H: 1	E: 0	K: 0	S: 3	LOB: 1	BB: 0	P: 4
	R: 0	H: 1	E: 0	K: 0	S: 3	LOB: 0	BB: 0	P: 3
	R: 0	H: 0	E: 0	K: 0	S: 3	LOB: 0	BB: 0	P: 3
	R: 1	H: 2	E: 0	K: 0	S: 4	LOB: 2	BB: 1	P: 8

PITCHER	IP	WLS	BF	H	R	ER	SO	BB	IBB	HBP	BLK	WP	HR	S	P	ERA	WHIP
<b>Joe Moeller, R</b> (1, 1) ERA: 1.56	5.0		22	5	2	1	1	0	0	0	0	0	0	22	24	1.80	1.000
<b>Bob Miller, R</b> (6, 1) ERA: 3.18	2.0		5	1	0	0	0	0	0	0	0	0	0	5	5	0.00	0.500
<b>Ron Perranoski, L</b> (8, 1) ERA: 2.16	1.2	L	9	2	1	1	0	0	1	0	0	1	0	7	11	5.40	1.200

1B: 6 SF: 0  
2B: 2 SAC: 1  
3B: 0 DP: 2  
HR: 0 HBP: 2

**Los Angeles Dodgers @ Chicago Cubs**  
 Wrigley Field, Chicago, IL  
 Tue Jun 07 1966, 3:33 AM CDT  
 Att: 7,552 - Unknown

AB R H RBI BB SO LOB

AB 42  
 R 8  
 H 15  
 RBI 7  
 BB 3  
 SO 10  
 LOB 20



6	1	2	0	0	2	2
2	0	0	1	2	0	1
5	1	1	0	0	2	3
5	1	1	0	0	1	3
4	2	3	2	1	0	0
5	2	3	2	0	2	2
5	1	4	2	0	0	1
5	0	0	0	0	3	4
3	0	1	0	0	0	3
2	0	0	0	0	0	1

Batter	1	2	3	4	5	6	7	8	9	10
Maury Wills, S OBP: 0.322, SLG: 0.330 (1, 6) X	0-0 S 1B		0-3 K		0-0 SF8 3B	0-0 F9		0-0 P6		0-3 K
Wes Parker, S OBP: 0.352, SLG: 0.458 (1, 3) B	4-0 G5-4-3 1-2 BB		4-0 FC4-6 BB		0-0 SF8	0-0 P4		0-0 F5		
Willie Davis, L OBP: 0.296, SLG: 0.372 (1, 8) S	0-3 K		0-0 FC4-6 1-2f		0-0 3-H 1B 2B 1B		0-0 L9	0-3 K		
Tommy Davis, R OBP: 0.346, SLG: 0.434 (1, 7) X	0-0 G5-4-3 1-2f		0-0 1-3		0-0 2B WP 1B		0-0 5-3	0-3 K		
Jim Lefebvre, S OBP: 0.365, SLG: 0.532 (1, 4) X		0-0 1B 2B		0-0 5-3	0-0 WP 1-3 2-H 2B		4-0 BB		0-0 HR	
Al Ferrara, R OBP: 0.370, SLG: 0.542 (1, 9) S		0-0 G5-3 1B 1B		0-0 HR	0-3 K		0-3 K		0-0 IHR	
John Roseboro, L OBP: 0.333, SLG: 0.410 (1, 2) X		0-0 1-2 2-H 1B		0-0 1B	0-0 L8		0-0 HR		0-0 FC3-6 1B	
John Kennedy, R OBP: 0.239, SLG: 0.250 (1, 5) S		0-3 K		0-0 F7		0-0 5-3		0-3 K		0-3 K
Don Sutton, R OBP: 0.314, SLG: 0.343 Phil Regan, R OBP: 0.083, SLG: 0.083 (6, 1) X		0-0 G5-3 2-3f		0-0 F4		0-0 2B		0-0 P3		0-0 FC3-6 1-2f

Inning Stats	R: 0	H: 1	E: 0	LOB: 1	K: 1	S: 5	P: 9	R: 1	H: 3	E: 0	LOB: 1	K: 1	S: 7	P: 7	R: 0	H: 0	E: 0	LOB: 1	K: 1	S: 5	P: 9	R: 3	H: 4	E: 0	LOB: 1	K: 1	S: 9	P: 9	R: 0	H: 1	E: 0	LOB: 1	K: 0	S: 4	P: 4	R: 0	H: 0	E: 0	LOB: 1	K: 1	S: 5	P: 9	R: 1	H: 1	E: 0	LOB: 0	K: 1	S: 6	P: 6	R: 0	H: 0	E: 0	LOB: 0	K: 2	S: 7	P: 7	R: 2	H: 3	E: 0	LOB: 1	K: 2	S: 10	P: 10	1B: 7	2B: 3	3B: 1	HR: 4	SF: 1	SAC: 0	DP: 2	HBP: 0	WP: 1	PB: 0	SB: 1	CS: 0	PA: 46
--------------	------	------	------	--------	------	------	------	------	------	------	--------	------	------	------	------	------	------	--------	------	------	------	------	------	------	--------	------	------	------	------	------	------	--------	------	------	------	------	------	------	--------	------	------	------	------	------	------	--------	------	------	------	------	------	------	--------	------	------	------	------	------	------	--------	------	-------	-------	-------	-------	-------	-------	-------	--------	-------	--------	-------	-------	-------	-------	--------

PITCHER	IP	WLS	BF	H	R	ER	SO	BB	IBB	HBP	BLK	WP	HR	S	P	ERA	WHIP
Bob Hendley, L ERA: 5.2 (1, 1)	4.1		23	10	5	5	3	2	0	0	0	0	1	27	35	10.38	2.769
Fergie Jenkins, R ERA: 3.81 (5, 1)	5.2	L	23	5	3	3	7	1	0	0	0	1	2	36	40	4.76	1.059

livebaseballscorecards.com




Batter	1	2	3	4	5	6	7	8	9	10	AB	R	H	RBI	BB	SO	LOB
<b>Adolfo Phillips, R</b> (1, 8) OBP: 0.381, SLG: 0.528	0-3 K	0-3 K		0-3 K		0-0 HR		0-0 CS 1B			5	1	2	2	0	3	3
<b>Glenn Beckert, R</b> (1, 4) OBP: 0.297, SLG: 0.316	0-0 6-3	0-0 F8		0-0 P4		0-0 L4		0-0 F8			5	0	0	0	0	0	4
<b>Billy Williams, L</b> (1, 9) OBP: 0.286, SLG: 0.333	4-0 BB		4-0 FC5-2 14 WP E BB		0-0 F9	0-0 3-1			0-0 6-3		3	0	0	0	2	0	0
<b>Ron Santo, R</b> (1, 5) OBP: 0.409, SLG: 0.547	0-0 F2		0-0 E6 FC5-2 14 WP FC6-4		0-0 14 4-3 3B		0-0 P6		0-0 F9		5	2	1	0	0	0	2
<b>14 Ernie Banks, R</b> (1, 3) OBP: 0.243, SLG: 0.301		0-0 1B BB 1B	4-0 FC6-4 FC5-2 1-2 2-3 BB		0-0 4-3		0-0 1B 1B		0-0 5-3		4	1	2	1	1	0	0
<b>Byron Browne, R</b> (1, 7) OBP: 0.308, SLG: 0.469		4-0 1B 1B BB	0-0 FC5-2 FC6-4		0-0 HR		0-3 K		4-0 G6-4-3 BB		3	1	1	1	1	1	4
<b>Carl Warwick, R</b> (10, 7) OBP: 0.190, SLG: 0.190											0	0	0	0	0	0	0
<b>George Altman, L</b> (10, 7) OBP: 0.270, SLG: 0.420											0	0	0	0	1	0	0
<b>Randy Hundley, R</b> (1, 2) OBP: 0.293, SLG: 0.401		0-0 1B 1B	0-0 FC6-4 1-2 2-3 3-H		0-0 F8		0-0 1B		0-0 G6-4-3 1-2		5	0	2	1	0	0	3
<b>Don Kessinger, S</b> (1, 6) OBP: 0.253, SLG: 0.261		0-0 1B	0-0 1-3								4	1	2	1	0	0	4
<b>Lee Thomas, L</b> (10, PH) OBP: 0.266, SLG: 0.346											1	0	1	0	0	0	0
<b>Bob Hendley, R</b> (1, 1) OBP: 0.389, SLG: 0.529	0-3 K			0-3 K		0-0 SH5-4 HR 1B		0-0 F7		0-0 1B	2	0	0	0	0	2	3
<b>Fergie Jenkins, R</b> (5, 1) OBP: 0.389, SLG: 0.529											1	0	0	0	0	0	0
<b>Marty Keough, L</b> (10, PH) OBP: 0.143, SLG: 0.100											1	0	0	0	0	1	1

Inning Stats	R: 0	H: 0	E: 0	K: 1	S: 5	H: 0	LOB: 1	BB: 1	P: 9	R: 1	H: 3	E: 0	K: 2	S: 10	H: 3	LOB: 3	BB: 1	P: 14	R: 1	H: 0	E: 1	K: 0	S: 4	H: 0	LOB: 2	BB: 2	P: 12	R: 0	H: 0	E: 0	K: 2	S: 7	H: 0	LOB: 0	BB: 0	P: 7	R: 2	H: 2	E: 0	K: 0	S: 5	H: 2	LOB: 2	BB: 0	P: 5	R: 2	H: 2	E: 0	K: 1	S: 7	H: 2	LOB: 2	BB: 0	P: 7	R: 0	H: 1	E: 0	K: 0	S: 3	H: 0	LOB: 0	BB: 0	P: 3	R: 0	H: 0	E: 0	K: 0	S: 3	H: 1	LOB: 1	BB: 0	P: 3	R: 0	H: 0	E: 0	K: 0	S: 3	H: 0	LOB: 0	BB: 0	P: 3	R: 0	H: 1	E: 0	K: 1	S: 5	H: 1	LOB: 1	BB: 1	P: 9	1B: 8	SF: 0	2B: 0	3B: 1	HR: 2	SAC: 1	DP: 1	HBP: 0	WP: 1	PA: 45
--------------	------	------	------	------	------	------	--------	-------	------	------	------	------	------	-------	------	--------	-------	-------	------	------	------	------	------	------	--------	-------	-------	------	------	------	------	------	------	--------	-------	------	------	------	------	------	------	------	--------	-------	------	------	------	------	------	------	------	--------	-------	------	------	------	------	------	------	------	--------	-------	------	------	------	------	------	------	------	--------	-------	------	------	------	------	------	------	------	--------	-------	------	------	------	------	------	------	------	--------	-------	------	-------	-------	-------	-------	-------	--------	-------	--------	-------	--------

PITCHER	IP	WLS	BF	H	R	ER	SO	BB	IBB	HBP	BLK	WP	HR	S	P	ERA	WHIP
<b>Don Sutton, R</b> (1, 1) ERA: 2.95	5.1		28	7	6	5	5	4	0	0	0	1	2	34	50	8.44	2.062
<b>Phil Regan, R</b> (6, 1) ERA: 1.47	4.2	W	17	4	0	0	2	1	0	0	0	0	0	20	24	0.00	1.071

**Los Angeles Dodgers @ Chicago Cubs**  
Wrigley Field, Chicago, IL  
Tue Jun 07 1966, 3:33 AM CDT  
Att. 7,552 - Unknown

<b>AB</b>	39
<b>R</b>	6
<b>H</b>	11
<b>RBI</b>	6
<b>BB</b>	5
<b>SO</b>	7
<b>LOB</b>	24



Batter	1	2	3	4	5	6	7	8	9	AB R H RBI BB SO LOB	TOP	
Maury Wills, S OBP: 0.333, SLG: 0.342 (1, 6) X	0-0 E3 4-3		0-0 1B 1-2		0-0 1B 1B		0-0 1B 1B		0-0 FC6-4 1B	5 1 4 0 0 0 0	<b>Los Angeles Dodgers @ Chicago Cubs</b> Wrigley Field, Chicago, IL Wed Jun 08 1966, 3:33 AM CDT Att. 5,178 - Unknown  livebaseballscorecards.com	
Wes Parker, S OBP: 0.353, SLG: 0.454 (1, 3) SSS	0-3 K		0-3 K		4-0 1B 1-2 BB		0-0 FC6-4 1B		0-0 FC6-4 1-2f	4 0 1 0 1 2 4		
Lou Johnson, R OBP: 0.331, SLG: 0.471 (1, 8) X	0-0 4-3		0-0 FC6-4 1B 1-2		0-0 1B 1-3 2-H		0-0 FC6-4 1-2f			4 0 2 1 0 0 3		
Tommy Davis, R OBP: 0.329, SLG: 0.413 (1, 7) X	0-0 F7		0-0 FC6-4 1-2f		0-0 1-3				0-0 5-3	4 0 0 0 0 0 6		
Jim Lefebvre, S OBP: 0.358, SLG: 0.520 (1, 4) X		0-0 4-3		0-0 1-3		0-3 K		0-0 F8		4 0 0 0 0 1 0		
Al Ferrara, R OBP: 0.365, SLG: 0.529 (1, 9) SSS		0-3 K		0-3 K		0-0 5-3		0-0 1B		4 0 1 0 0 2 0		
John Kennedy, R OBP: 0.225, SLG: 0.235 (1, 5) X		0-0 P4		0-0 4-3		0-0 5-3		0-0 5-3		4 0 0 0 0 0 1		
Jeff Torborg, R OBP: 0.301, SLG: 0.303 (1, 2) SSS			0-3 K		0-0 F8		0-0 B5-3		0-0 F7	4 0 0 0 0 1 0		
Don Drysdale, R OBP: 0.229, SLG: 0.353 (1, 1) X			0-0 E6 1B		0-3 K		0-0 6-3		0-0 F7	3 0 0 0 0 1 0		
Nick Willhite, L (8, 1)										0 0 0 0 0 0 0		
Jim Gilliam, S OBP: 0.229, SLG: 0.213 (9, PH)										1 0 0 0 0 0 0		
<b>Inning Stats</b>	R: 0 E: 1 K: 1 S: 6 H: 0 LOB: 1 BB: 0 P: 6	R: 0 E: 0 K: 1 S: 5 H: 0 LOB: 0 BB: 0 P: 5	R: 0 E: 1 K: 2 S: 10 H: 2 LOB: 3 BB: 0 P: 10	R: 0 E: 0 K: 1 S: 5 H: 0 LOB: 0 BB: 0 P: 5	R: 1 E: 0 K: 1 S: 7 H: 2 LOB: 2 BB: 1 P: 11	R: 0 E: 0 K: 1 S: 5 H: 0 LOB: 0 BB: 0 P: 5	R: 0 E: 0 K: 0 S: 5 H: 2 LOB: 2 BB: 0 P: 5	R: 0 E: 0 K: 0 S: 4 H: 1 LOB: 1 BB: 0 P: 4	R: 0 E: 0 K: 0 S: 4 H: 1 LOB: 1 BB: 0 P: 4	1B: 8 2B: 0 3B: 0 HR: 0 SF: 0 SAC: 0 DP: 0 HBP: 0	WP: 0 PB: 0 SB: 0 CS: 0 PA: 38	
PITCHER Dick Ellsworth, L ERA: 2.25 (1, 1)	IP WLS BF H R ER SO BB IBB HBP BLK WP HR S P ERA WHIP	9.0 W 38 8 1 1 7 1 0 0 0 0 0 0 51 55 1.00 1.000										



Batter	1	2	3	4	5	6	7	8	9
<b>Adolfo Phillips, R</b> OBP: 0.378, SLG: 0.517 (1, 8) X	0-0 P5 		H 1-0 	0-3 K 			0-3 K 	0-0 CS 	
<b>Glenn Beckert, R</b> OBP: 0.291, SLG: 0.309 (1, 4) X	0-0 6-3 		0-0 PO 	0-0 F8 	0-0 F7 		0-0 F2 		
<b>Billy Williams, L</b> OBP: 0.290, SLG: 0.337 (1, 9) S S	0-3 K 			0-0 2B 	0-0 1B 		0-0 1B 		
<b>Ron Santo, R</b> OBP: 0.406, SLG: 0.546 (1, 5) X		0-0 5-3 		0-0 HBP 	0-0 2B 		0-0 P6 	0-0 P4 	
<b>14 Ernie Banks, R</b> OBP: 0.256, SLG: 0.308 (1, 3) X		0-0 FC6-4 		1-0 HBP 			0-0 F8 	0-0 SH1-4 	
<b>Byron Browne, R</b> OBP: 0.313, SLG: 0.466 (1, 7) S S		0-3 K 		1-0 HR 			0-0 F2 	0-0 SH1-4 	
<b>Randy Hundley, R</b> OBP: 0.293, SLG: 0.419 (1, 2) X		0-0 FC6-4 		0-0 HR 			0-3 K 	0-0 SH1-4 	
<b>Don Kessinger, S</b> OBP: 0.253, SLG: 0.260 (1, 6) X			0-0 G3 	0-3 K 			0-0 E5 	0-0 4-3 	
<b>Dick Ellsworth, L</b> OBP: 0.156, SLG: 0.129 (1, 1) S S			0-3 K 	0-0 1B 			0-0 E1 	0-0 4-3 	

AB	R	H	RBI	BB	SO	LOB
3	0	0	0	0	2	3
4	0	0	0	0	0	2
4	1	2	1	0	1	0
4	1	1	1	0	0	2
3	2	2	0	0	0	0
3	2	1	0	0	1	1
3	1	1	4	0	1	1
4	1	1	2	0	1	0
4	0	1	0	0	1	2


**Los Angeles Dodgers @ Chicago Cubs**  
Wrigley Field, Chicago, IL  
Wed Jun 08 1966, 3:33 AM CDT  
Att. 5,178 - Unknown

AB	32
R	8
H	9
RBI	8
BB	0
SO	7
LOB	11



Inning Stats	R: 0	H: 0	E: 0	K: 1	S: 5	R: 0	H: 1	E: 0	K: 1	S: 6	R: 0	H: 0	E: 0	K: 1	S: 4	R: 5	H: 4	E: 0	K: 2	S: 11	R: 0	H: 0	E: 0	K: 0	S: 3	R: 0	H: 0	E: 0	K: 1	S: 5	R: 1	H: 1	E: 2	K: 1	S: 8	R: 2	H: 3	E: 0	K: 0	S: 5	R: 4	H: 1	E: 0	K: 1	S: 3						
<b>Don Drysdale, R</b> ERA: 4.42	7.1	WLS: L	BF: 35	H: 9	R: 8	ER: 7	SO: 7	BB: 0	IBB: 0	HBP: 3	BLK: 0	WP: 0	HR: 1	S: 46	P: 49	ERA: 8.59	WHIP: 1.227																																		
<b>Nick Willhite, L</b> ERA: 2.08	0.2		1	0	0	0	0	0	0	0	0	0	0	0	0	0.00	0.000																																		

WP	PA	ERA	WHIP
0	38		

Batter	1	2	3	4	5	6	7	8	9	AB R H RBI BB SO LOB	TOP		
Maury Wills, S OBP: 0.330, SLG: 0.338 (1, 6) X	0-0 4-3 ①			X 0-0 F3 ①		X 0-0 1B 1B ①	X 0-0 G3 ①		X 0-0 4-3 ③	5 1 1 0 0 0 0	<p>Los Angeles Dodgers @ San Francisco Giants Candlestick Park, San Francisco, CA</p> <p>livebaseballscorecards.com</p> <p><b>AB 34</b> <b>R 6</b> <b>H 6</b> <b>RBI 6</b> <b>BB 2</b> <b>SO 3</b> <b>LOB 11</b></p> 		
Wes Parker, S OBP: 0.346, SLG: 0.444 (1, 3) X	0-0 F9 ②			X 0-0 E6		X 0-0 E9 1B ②	X 0-3 K ②			4 1 0 0 0 1 1			
Willie Davis, L OBP: 0.301, SLG: 0.375 (1, 8) X	0-0 1-4-3 ③			X 0-0 F7 ②		X 0-0 BB 2B 5-3 1B ②				4 1 2 1 0 0 1			
Tommy Davis, R OBP: 0.314, SLG: 0.393 (1, 7) X		X 0-0 L8 ①		X 0-0 5-3 ③		X 0-0 5-3 ①	X 0-0 6-3 ③			4 0 0 0 0 0 4			
Lou Johnson, R OBP: 0.335, SLG: 0.468 (1, 9) X		X 0-0 5-3 ②			X 0-0 E SH1-3 HR 1B ①	X 4-0 BB 2B IBB ①		X 0-0 6-3 ①		3 2 1 0 1 0 0			
Jim Lefebvre, S OBP: 0.357, SLG: 0.514 (1, 4) X		X 0-0 F7 ③			X 0-0 SH1-3 1B ①	X 4-0 2B BB ①		X 0-0 4-3 ②		2 0 0 1 1 0 0			
John Roseboro, L OBP: 0.331, SLG: 0.429 (1, 2) X			X 0-0 1-3 ①		X 0-0 2-H HR ①	X 0-3 K ②		X 0-0 G3 ③		4 1 1 2 0 1 3			
John Kennedy, R OBP: 0.227, SLG: 0.250 (1, 5) X			X 0-0 1-3 ②		X 0-0 1-3 ②	X 0-0 1-3 2-H 2B ②			X 0-0 6-3 ①	4 0 1 2 0 0 0			
Sandy Koufax, R OBP: 0.091, SLG: 0.071 (1, 1) X			X 0-0 F8 ③		X 0-0 6-3 ③	X 0-0 F3 ③			X 0-3 K ②	4 0 0 0 0 1 2			
<b>Inning Stats</b>	R: 0 H: 0 E: 0 LOB: 0 K: 0 BB: 0 S: 3 P: 3	R: 0 H: 0 E: 0 LOB: 0 K: 0 BB: 0 S: 3 P: 3	R: 0 H: 0 E: 0 LOB: 0 K: 0 BB: 0 S: 3 P: 3	R: 0 H: 0 E: 1 LOB: 1 K: 0 BB: 0 S: 4 P: 4	R: 2 H: 2 E: 1 LOB: 0 K: 0 BB: 0 S: 5 P: 5	R: 4 H: 3 E: 1 LOB: 2 K: 1 BB: 2 S: 9 P: 17	R: 0 H: 1 E: 0 LOB: 1 K: 1 BB: 0 S: 6 P: 6	R: 0 H: 0 E: 0 LOB: 0 K: 0 BB: 0 S: 3 P: 3	R: 0 H: 0 E: 0 LOB: 0 K: 1 BB: 0 S: 5 P: 5	1B: 4 SF: 0 2B: 1 SAC: 1 3B: 0 DP: 0 HR: 1 HBP: 0	WP: 0 PA: 37 PB: 0 SB: 0 CS: 0		
<b>PITCHER</b>	IP WLS BF H R ER SO BB IBB HBP BLK WP HR S P ERA WHIP											<b>PITCHER</b>	IP WLS BF H R ER SO BB IBB HBP BLK WP HR S P ERA WHIP
Joe Gibbon, L ERA: 2.63 (1, 1)	5.0 L 21 4 5 3 0 0 0 0 0 0 0 0 1 21 21 5.40 0.800												
Bob Priddy, R ERA: 1.22 (6, 1)	3.0 13 2 1 0 2 1 1 0 0 0 0 0 15 23 0.00 1.000												
Ray Sadecki, L ERA: 4.44 (9, 1)	1.0 3 0 0 0 0 1 0 0 0 0 0 0 5 5 0.00 0.000												

Fri Jun 10 1966, 10:05 PM EDT  
Att: 40,048 - Unknown

Batter	1	2	3	4	5	6	7	8	9	AB	R	H	RBI	BB	SO	LOB
Tito Fuentes, S OBP: 0.305, SLG: 0.367 (1, 4)	0-0 P6			0-3 K		0-3 K2-3			0-3 K	4	0	0	0	0	3	0
Jim Davenport, R OBP: 0.347, SLG: 0.409 (1, 6)	0-0 F7			0-0 F8		0-0 1B			4-0 1B BB	3	1	1	0	1	0	0
Willie Mays, R OBP: 0.349, SLG: 0.539 (1, 8)	0-3 K			4-0 FC5-4 BB		0-3 K			0-0 1B 1-3 1B	3	0	1	0	1	2	1
Jim Ray Hart, R OBP: 0.385, SLG: 0.555 (1, 5)		0-3 K		0-0 FC5-4 1-2f			0-0 6-3		0-0 1B G6-4-3	4	0	1	1	0	1	1
Cap Peterson, R OBP: 0.304, SLG: 0.274 (1, 7)		0-0 L8			0-0 F9		0-3 K		0-0 G6-4-3 1-2 3-H	4	0	0	0	0	1	2
Willie McCovey, L OBP: 0.354, SLG: 0.528 (1, 3)		0-0 6-3			0-3 K		0-0 F7			3	0	0	0	0	1	0
Ollie Brown, R OBP: 0.285, SLG: 0.259 (1, 9)			0-0 6-3		0-0 1B			0-3 K		3	0	1	0	0	1	0
Bob Barton, R OBP: 0.196, SLG: 0.192 (1, 2)			0-0 2-3		0-0 1-3			0-3 K		2	0	0	0	0	0	1
Ray Sadecki, L OBP: 0.333, SLG: 0.533 (9, 1)										0	0	0	0	0	0	0
Joe Gibbon, R (1, 1)			0-0 4-3			0-0 6-3			0-3 K	1	0	0	0	0	0	0
Bob Priddy, R OBP: 0.333, SLG: 0.200 (6, 1)										0	0	0	0	0	0	0
Ozzie Virgil, R (6, 2)										2	0	0	0	0	1	0
Jesus Alou, R OBP: 0.244, SLG: 0.282 (8, PH)										1	0	0	0	0	1	0

Inning Stats	R: 0	H: 0	R: 0	H: 0	R: 0	H: 0	R: 0	H: 1	R: 0	H: 1	R: 0	H: 0	R: 0	H: 0	R: 1	H: 2	1B: 4	SF: 0	WP: 0	PA: 32
E: 0	LOB: 0	E: 0	LOB: 0	E: 0	LOB: 0	E: 0	LOB: 1	E: 0	LOB: 1	E: 0	LOB: 0	E: 0	LOB: 0	E: 0	LOB: 1	2B: 0	SAC: 0	PB: 0		
K: 1	BB: 0	K: 1	BB: 0	K: 0	BB: 0	K: 1	BB: 1	K: 1	BB: 0	K: 2	BB: 0	K: 3	BB: 0	K: 1	BB: 1	3B: 0	DP: 1	SB: 0		
S: 5	P: 5	S: 5	P: 5	S: 3	P: 3	S: 5	P: 9	S: 6	P: 6	S: 8	P: 8	S: 5	P: 5	S: 9	P: 10	HR: 0	HBP: 0	CS: 0		

PITCHER	IP	WLS	BF	H	R	ER	SO	BB	IBB	HBP	BLK	WP	HR	S	P	ERA	WHIP	PITCHER	IP	WLS	BF	H	R	ER	SO	BB	IBB	HBP	BLK	WP	HR	S	P	ERA	WHIP	
Sandy Koufax, L ERA: 1.4 (1, 1)	9.0	W	32	4	1	1	11	2	0	0	0	0	0	52	60	1.00	0.667																			

**BOTTOM**

Los Angeles Dodgers @ San Francisco Giants  
Candlestick Park, San Francisco, CA


Fri Jun 10 1966, 10:05 PM EDT  
Att. 40,048 - Unknown

AB	30
R	1
H	4
RBI	1
BB	2
SO	11
LOB	5



WP: 0	PA: 32
PB: 0	
SB: 0	
CS: 0	

livebaseballscorecards.com

Batter	1	2	3	4	5	6	7	8	9	AB R H RBI BB SO LOB	TOP																										
Maury Wills, S OBP: 0.338, SLG: 0.351 (1, 6) X	0-0 6-3		0-0 G5-3 E 1B		0-0 1-3 1B		0-0 S 1-H 3-H 2B		0-0 SH3-4 1-2	4 0 3 2 0 0 0	<p>Los Angeles Dodgers @ San Francisco Giants Candlestick Park, San Francisco, CA</p> <p>Sat Jun 11 1966, 6:33 AM EDT Att: 41,280 - Unknown</p>																										
Wes Parker, S OBP: 0.343, SLG: 0.436 (1, 3) X	0-0 F8		4-0 1-2 BB		0-0 1-3		0-0 6-3		0-0 F9	4 0 0 0 1 0 3																											
Willie Davis, L OBP: 0.303, SLG: 0.376 (1, 8) X	0-0 1B 1B		0-0 F3		0-0 F8		0-0 1-3		0-0 1B 2-H 1B	5 1 2 1 0 0 4																											
Tommy Davis, R OBP: 0.319, SLG: 0.393 (1, 7) X	0-0 1-2 1B		0-0 G5-3 2-3f		0-3 K		0-3 K		0-0 1B 1-3 1B	5 0 2 0 0 2 2																											
Lou Johnson, R OBP: 0.337, SLG: 0.466 (1, 9) X	0-0 F6		0-0 5-3		0-0 F6		0-0 5-3 1B		0-0 1-2 1B	5 0 2 1 0 0 2																											
Jim Lefebvre, S OBP: 0.349, SLG: 0.500 (1, 4) X		0-0 G3		0-3 K		0-0 3-1		0-0 5-3 1-2	0-0 6-3	5 0 0 0 0 1 3																											
John Roseboro, L OBP: 0.343, SLG: 0.425 (1, 2) X		0-0 F8		4-0 BB		4-0 1B 2B BB		4-0 IBB		1 1 0 0 3 0 0																											
John Kennedy, R OBP: 0.234, SLG: 0.257 (1, 5) X		0-0 1B		0-0 F7		0-3 K		0-0 6-3		2 0 1 0 0 0 1																											
Wes Covington, L OBP: 0.105, SLG: 0.056 (7, PH)						0-0 6-3				1 0 0 0 0 0 1																											
Ron Perranoski OBP: 0.333, SLG: 0.667 (7, 1)										0 0 0 0 0 0 0																											
Al Ferrara, R OBP: 0.361, SLG: 0.523 (8, PH)										1 0 0 0 0 0 2																											
Phil Regan, R OBP: 0.083, SLG: 0.083 (8, 1)										0 0 0 0 0 0 0																											
Jim Brewer, L OBP: 0.083, SLG: 0.083 (9, 1)										0 0 0 0 0 0 0																											
Claude Osteen, L OBP: 0.229, SLG: 0.382 (1, 1)		0-3 K		0-0 6-3					4-0 1B SH3-4 BB	2 0 0 0 0 1 1																											
Jim Gilliam, S OBP: 0.245, SLG: 0.222 (7, PH) (7, 5)										1 2 1 0 1 0 0																											
<b>Inning Stats</b>	R: 0 E: 0 K: 0 S: 5	H: 2 LOB: 2 BB: 0 P: 5	R: 0 E: 0 K: 1 S: 6	H: 1 LOB: 1 BB: 0 P: 6	R: 0 E: 1 K: 0 S: 3	H: 1 LOB: 1 BB: 1 P: 7	R: 0 E: 0 K: 1 S: 5	H: 0 LOB: 1 BB: 1 P: 9	R: 0 E: 0 K: 1 S: 4	H: 1 LOB: 1 BB: 0 P: 4	R: 0 E: 0 K: 1 S: 5	H: 0 LOB: 0 BB: 0 P: 5	R: 2 E: 0 K: 1 S: 7	H: 2 LOB: 1 BB: 1 P: 11	R: 0 E: 0 K: 1 S: 6	H: 1 LOB: 2 BB: 1 P: 10	R: 2 E: 0 K: 0 S: 6	H: 3 LOB: 2 BB: 1 P: 10	1B: 10 2B: 1 3B: 0 HR: 0	SF: 0 SAC: 1 DP: 1 HBP: 0	WP: 0 PB: 0 SB: 1 CS: 0	PA: 42															
<b>PITCHER</b>	IP WLS BF H R ER SO BB IBB HBP BLK WP HR S P ERA WHIP																																				
Bobby Bolin, R ERA: 3.14 (1, 1)	6.1		27	6	2	2	4	3	0	0	0	0	0	32	44	2.84	1.421																				
Bill Henry, L ERA: 0.75 (7, 1)	0.2		3	1	0	0	0	0	0	0	0	0	0	3	3	0.00	1.500																				
Frank Linzy, R ERA: 3.09 (8, 1)	2.0	L	12	4	2	2	1	1	1	0	0	0	0	12	20	9.00	2.500																				

livebaseballscores.com

AB	36
R	4
H	11
RBI	4
BB	5
SO	5
LOB	19

Batter	1	2	3	4	5	6	7	8	9	AB	R	H	RBI	BB	SO	LOB
Tito Fuentes, S OBP: 0.303, SLG: 0.364 (1, 4)	0-0 6-3		0-0 1B 2-H 1B		0-0 6-3		0-0 F5			4	0	1	1	0	0	0
Jim Davenport, R OBP: 0.352, SLG: 0.412 (1, 6)	0-0 F7		0-0 1B		0-0 BB 1B			0-0 F4		4	0	2	0	0	0	0
Hal Lanier, R OBP: 0.236, SLG: 0.261 (9, 6)			0-0 1B							0	0	0	0	0	0	0
Willie Mays, R OBP: 0.347, SLG: 0.531 (1, 8)	0-0 F6		0-3 K		4-0 BB G5-4-3 1-2			0-0 F7		3	0	0	0	1	1	2
Jim Ray Hart, R OBP: 0.382, SLG: 0.563 (1, 5)		0-0 HR	0-3 K		0-0 G5-4-3 1-2f			0-0 F5		4	1	1	1	0	1	4
Cap Peterson, R OBP: 0.306, SLG: 0.277 (1, 7)		0-0 6-3		0-0 SH1-4 1B		0-0 5-3			0-0 E 1B	3	0	1	0	0	0	0
Don Landrum, L OBP: 0.236, SLG: 0.197 (7, 7)										1	0	1	0	0	0	0
Willie McCovey, L OBP: 0.357, SLG: 0.524 (1, 3)		0-0 5-3		0-0 SH1-4 1B		4-0 BB CS			0-0 E8	3	0	1	0	1	0	1
Ollie Brown, R OBP: 0.280, SLG: 0.255 (1, 9)		0-0 F4		0-0 SH1-4		0-0 F3			0-0 F8	3	0	0	0	0	0	3
Bob Barton, R OBP: 0.217, SLG: 0.200 (1, 2)			0-0 SH3-4 1B		4-0 G4-6-3 IBB		0-0 6-3		0-0 F8	3	1	1	0	1	0	2
Bobby Bolin, R OBP: 0.200, SLG: 0.154 (1, 1)			0-0 SH3-4		0-0 G4-6-3		0-0 F9		0-3 K	1	0	0	0	0	0	3
Bill Henry, L (7, 1)										0	0	0	0	0	0	0
Jesus Alou, R (7, PH)										1	0	0	0	0	0	0
Frank Linzy, R (8, 1)										0	0	0	0	0	0	0
Ozzie Virgil, R (9, PH)										1	0	0	0	0	1	2

Inning Stats	R: 0	H: 0	E: 0	K: 0	S: 3	R: 1	H: 1	E: 0	K: 0	S: 4	R: 1	H: 3	E: 0	K: 2	S: 10	R: 0	H: 2	E: 0	K: 0	S: 4	R: 0	H: 1	E: 0	K: 0	S: 3	R: 0	H: 0	E: 0	K: 0	S: 2	R: 0	H: 0	E: 0	K: 0	S: 3	R: 0	H: 0	E: 0	K: 0	S: 3	R: 0	H: 1	E: 1	K: 1	S: 7	1B: 7	2B: 0	3B: 0	HR: 1	SF: 0	SAC: 2	DP: 2	HBP: 0	WP: 0	PB: 0	SB: 0	CS: 1	PA: 36
--------------	------	------	------	------	------	------	------	------	------	------	------	------	------	------	-------	------	------	------	------	------	------	------	------	------	------	------	------	------	------	------	------	------	------	------	------	------	------	------	------	------	------	------	------	------	------	-------	-------	-------	-------	-------	--------	-------	--------	-------	-------	-------	-------	--------

PITCHER	IP	WLS	BF	H	R	ER	SO	BB	IBB	HBP	BLK	WP	HR	S	P	ERA	WHIP
Claude Osteen, L (1, 1) ERA: 2.36	6.0		25	7	2	2	2	2	2	1	0	0	1	26	38	3.00	1.500
Ron Perranoski, L (7, 1) ERA: 2.08	1.0		3	0	0	0	0	0	0	0	0	0	0	3	3	0.00	0.000
Phil Regan, R (8, 1) ERA: 1.43	1.0	W	4	1	0	0	0	0	0	0	0	0	0	4	4	0.00	1.000
Jim Brewer, L (9, 1) ERA:	1.0	S	4	0	0	0	1	0	0	0	0	0	0	6	6	0.00	0.000

**BOTTOM**

**Los Angeles Dodgers @ San Francisco Giants**  
**Candlestick Park, San Francisco, CA**  
 Sat Jun 11 1966, 6:33 AM EDT  
 Att. 41,280 - Unknown

livebaseballscorecards.com

<b>AB</b>	<b>31</b>
<b>R</b>	<b>2</b>
<b>H</b>	<b>8</b>
<b>RBI</b>	<b>2</b>
<b>BB</b>	<b>3</b>
<b>SO</b>	<b>3</b>
<b>LOB</b>	<b>17</b>



Batter	1	2	3	4	5	6	7	8	9	AB R H RBI BB SO LOB	TOP									
Maury Wills, S (1, 6) OBP: 0.336, SLG: 0.349	0-0 F6		0-0 6-3		0-0 F8			0-0 1B		4 0 1 0 0 0 1										
Jim Gilliam, S (1, 5) OBP: 0.235, SLG: 0.213	0-0 3-1		0-0 F8		0-0 K			0-0 F9		4 0 0 0 0 1 1										
Willie Davis, L (1, 8) OBP: 0.297, SLG: 0.368	0-0 G3		0-0 1-3		0-0 3-1			0-0 F6		4 0 0 0 0 0 1										
Tommy Davis, R (1, 7) OBP: 0.305, SLG: 0.376		0-3 K		0-0 6-3		0-0 F4		0-0 6-3		4 0 0 0 0 1 0										
Lou Johnson, R (1, 9) OBP: 0.341, SLG: 0.482		1-0 1B HBP		0-0 F8		0-0 F7		0-0 HR		3 1 1 1 0 0 0										
Jim Lefebvre, S (1, 4) OBP: 0.352, SLG: 0.516		0-0 BB 1B		0-0 F6		0-0 HR		0-3 K		4 1 2 1 0 1 0										
John Roseboro, L (1, 2) OBP: 0.333, SLG: 0.412		0-3 K		0-0 L1		0-0 G3		0-3 K		4 0 0 0 0 2 2										
Wes Parker, S (1, 3) OBP: 0.343, SLG: 0.431		4-0 FC6-4 BB		0-0 F2		0-0 F5				2 0 0 0 1 0 0										
Don Drysdale, R (1, 1) OBP: 0.243, SLG: 0.343		0-0 FC6-4		4-0 BB				0-3 K		1 0 0 0 1 0 3										
Nick Willhite, L (6, 1)										0 0 0 0 0 0 0										
Bob Miller, R (6, 1)										0 0 0 0 0 0 0										
Wes Covington, L (8, PH) OBP: 0.100, SLG: 0.053										1 0 0 0 0 1 0										
Ron Perranoski, L (8, 1) OBP: 0.333, SLG: 0.667										0 0 0 0 0 0 0										
<b>Inning Stats</b>	R: 0 E: 0 K: 0 S: 3	H: 0 LOB: 0 BB: 0 P: 3	R: 0 E: 0 K: 2 S: 8	H: 1 LOB: 3 BB: 1 P: 13	R: 0 E: 0 K: 0 S: 3	H: 0 LOB: 0 BB: 0 P: 3	R: 0 E: 0 K: 0 S: 3	H: 0 LOB: 1 BB: 1 P: 7	R: 0 E: 0 K: 1 S: 5	H: 0 LOB: 0 BB: 0 P: 5	R: 1 E: 0 K: 0 S: 4	H: 1 LOB: 0 BB: 0 P: 4	R: 0 E: 0 K: 1 S: 6	H: 1 LOB: 1 BB: 0 P: 6	R: 1 E: 0 K: 2 S: 8	H: 1 LOB: 0 BB: 0 P: 8	1B: 2 2B: 0 3B: 0 HR: 2	SF: 0 SAC: 0 DP: 0 HBP: 1	WP: 0 PB: 0 SB: 0 CS: 0	PA: 34
<b>PITCHER</b> Juan Marichal, R (1, 1) ERA: 1.73	IP: 9.0 WLS: W BF: 34 H: 4 R: 2 ER: 2 SO: 6 BB: 2 IBB: 0 HBP: 1 BLK: 0 WP: 0 HR: 2 S: 43 P: 52 ERA: 2.00 WHIP: 0.667																			

Los Angeles Dodgers @ San Francisco Giants  
 Candlestick Park, San Francisco, CA  
 Sun Jun 12 1966, 6:33 AM EDT  
 Att: 42,402 - Unknown

livebaseballscorecards.com

AB 31  
 R 2  
 H 4  
 RBI 2  
 BB 2  
 SO 6  
 LOB 8





Batter	1	2	3	4	5	6	7	8	9
Tito Fuentes, S OBP: 0.308, SLG: 0.367 (1, 4)	0-0 6-3		0-3 K			0-0 1B WP		0-0 E	
Len Gabrielson, L OBP: 0.278, SLG: 0.316 (1, 7) Cap Peterson, R OBP: 0.301, SLG: 0.273 (8, PH) Don Landrum, L OBP: 0.236, SLG: 0.197 (9, 7)	0-0 E4			0-0 1B		0-0 1B WP		0-0 E1 FC5-2	
Willie Mays, R OBP: 0.341, SLG: 0.520 (1, 8)	0-0 F4		0-3 K			0-0 P3		0-0 FC5-2	
Willie McCovey, L OBP: 0.354, SLG: 0.515 (1, 3)	0-0 F8		0-0 F8			4-0 1-2 3-H BB		0-3 K	
Jim Ray Hart, R OBP: 0.378, SLG: 0.556 (1, 5)		0-0 F8		0-3 K2-3		0-0 G5-4-3			
Tom Haller, L OBP: 0.301, SLG: 0.424 (1, 2)		0-3 K			0-0 HR			0-0 F5	
Ollie Brown, R OBP: 0.275, SLG: 0.250 (1, 9)		0-0 4-3			0-0 4-3			0-0 6-3	
Hal Lanier, R OBP: 0.238, SLG: 0.263 (1, 6)			0-0 F2		0-0 G6-3 1B			0-0 6-3	
Juan Marichal, R OBP: 0.277, SLG: 0.340 (1, 1)			0-0 F8		0-0 G6-3			0-0 4-3	

Inning Stats	R: 0	H: 0	E: 1	LOB: 1	K: 0	BB: 0	S: 4	P: 4
	R: 0	H: 0	E: 0	LOB: 0	K: 1	BB: 0	S: 5	P: 5
	R: 0	H: 0	E: 0	LOB: 0	K: 1	BB: 0	S: 5	P: 5
	R: 0	H: 1	E: 0	LOB: 1	K: 2	BB: 0	S: 8	P: 8
	R: 1	H: 2	E: 0	LOB: 0	K: 0	BB: 0	S: 4	P: 4
	R: 1	H: 2	E: 0	LOB: 1	K: 0	BB: 1	S: 4	P: 8
	R: 0	H: 0	E: 0	LOB: 0	K: 0	BB: 0	S: 3	P: 3
	R: 1	H: 1	E: 1	LOB: 1	K: 1	BB: 0	S: 7	P: 7

PITCHER	IP	WLS	BF	H	R	ER	SO	BB	IBB	HBP	BLK	WP	HR	S	P	ERA	WHIP
Don Drysdale, R ERA: 4.36 (1, 1)	5.1	L	21	5	2	2	4	0	0	0	0	0	1	29	29	3.38	0.938
Nick Willhite, L ERA: 2.08 (6, 1)	0.0		1	0	0	0	0	1	0	0	0	1	0	4	4	∞	∞
Bob Miller, R ERA: 2.89 (6, 1)	1.2		4	0	0	0	0	0	0	0	0	0	0	4	4	0.00	0.000
Ron Perranoski, L ERA: 2.0 (8, 1)	1.0		5	1	1	0	1	0	0	0	0	0	0	7	7	0.00	1.000

**BOTTOM**

Los Angeles Dodgers @ San Francisco Giants  
Candlestick Park, San Francisco, CA

Sun Jun 12 1966, 6:33 AM EDT  
Att. 42,402 - Unknown

AB	R	H	RBI	BB	SO	LOB
4	2	2	0	0	1	0
3	0	2	0	0	0	0
1	0	0	0	0	0	0
0	0	0	0	0	0	0
4	0	0	0	0	1	5
3	0	0	0	1	1	3
3	0	0	0	0	1	3
3	1	1	1	0	1	0
3	0	0	0	0	0	0
3	0	1	0	0	0	0
3	0	0	0	0	0	1

AB	30
R	3
H	6
RBI	1
BB	1
SO	5
LOB	12

livebaseballscorecards.com

**GIANTS**

WP	PA
1	31

1B	SF	2B	SAC	3B	DP	HR	HBP
5	0	0	0	0	2	1	0

PITCHER	IP	WLS	BF	H	R	ER	SO	BB	IBB	HBP	BLK	WP	HR	S	P	ERA	WHIP
Don Drysdale, R ERA: 4.36 (1, 1)	5.1	L	21	5	2	2	4	0	0	0	0	0	1	29	29	3.38	0.938
Nick Willhite, L ERA: 2.08 (6, 1)	0.0		1	0	0	0	0	1	0	0	0	1	0	4	4	∞	∞
Bob Miller, R ERA: 2.89 (6, 1)	1.2		4	0	0	0	0	0	0	0	0	0	0	4	4	0.00	0.000
Ron Perranoski, L ERA: 2.0 (8, 1)	1.0		5	1	1	0	1	0	0	0	0	0	0	7	7	0.00	1.000



Batter	1	2	3	4	5	6	7	8	9	10	11	AB R H RBI BB SO LOB	BOTTOM													
Maury Wills, S OBP: 0.340, SLG: 0.350 (1, 6)	0-0 1B BB 1B	0-0 FC4-6 1-2f			4-0 G5-3 BB		0-0 F8		0-0 SH1-3 1B		0-0 4-3	5 2 2 0 1 0 1	<b>Houston Astros @ Los Angeles Dodgers</b> <b>Dodger Stadium, Los Angeles, CA</b> Mon Jun 13 1966, 7:05 PM PDT Att. 23,710 - Unknown													
Wes Parker, S OBP: 0.349, SLG: 0.438 (1, 3)	4-0 1B BB 1B		0-0 1B		0-0 G5-3 1-2 2-3f		0-3 K		0-0 SH1-3 1-2		0-0 2B	4 1 2 0 1 1 2														
Willie Davis, L OBP: 0.303, SLG: 0.372 (1, 8)	0-0 1B 1B		0-0 1B		0-0 6-3		0-0 4-3		0-0		0-3 K	6 1 3 1 0 1 2														
Tommy Davis, R OBP: 0.310, SLG: 0.408 (1, 7)	0-0 1B		0-0 L6-3 1-2		0-0 F8		0-0 HR		0-0 1-2-3			5 1 2 3 0 0 3														
Lou Johnson, R OBP: 0.337, SLG: 0.474 (1, 9)	0-0 FC1-2-5-2-9-8-6 1-3 3-H		0-0 5-3		0-3 K		0-0 1B		0-0 P5			5 0 1 0 0 1 3														
Jim Lefebvre, S OBP: 0.348, SLG: 0.513 (1, 4)	0-3 K		0-0 5-3		0-0 1B 2B		0-3 K		0-0 F9			5 1 1 0 0 2 1														
John Roseboro, L OBP: 0.338, SLG: 0.410 (1, 2)		0-0 G3		0-0 F8		4-0 1B IBB		0-1 CI		0-0 G3-6-3 1B		3 0 1 0 1 0 0														
John Kennedy, R OBP: 0.238, SLG: 0.260 (8, PH)		0-0 4-3		0-0 1-3		0-0 1B		0-3 K		0-0 G3-6-3 1-2f		3 0 1 1 0 0 0														
Jim Gilliam, S OBP: 0.231, SLG: 0.208 (9, 5)						1-2 2-H 1B						2 0 0 0 0 1 3														
Don Sutton, R OBP: 0.342, SLG: 0.395 (8, 1)		0-0			0-0 G5-3 2B		0-0 B1-3		0-0 F8		0-0 P6	3 0 2 0 0 0 2														
Ron Ferraro, L OBP: 0.333, SLG: 0.667 (8, 1)												0 0 0 0 0 0 0														
Phil Regan, R OBP: 0.083, SLG: 0.083 (8, 1)												0 0 0 0 0 0 0														
Bob Miller, R OBP: 0.083, SLG: 0.083 (8, 1)												0 0 0 0 0 0 0														
Wes Covington, L OBP: 0.095, SLG: 0.095 (9, 1)		0-0 FC4-6 1B										1 0 0 0 0 0 0														
Joe Moeller, R OBP: 0.599, SLG: 0.590 (11, 1)												0 0 0 0 0 0 0														
Al Ferrara, R OBP: 0.357, SLG: 0.517 (11, PH)												1 0 0 0 0 0 0														
<b>Inning Stats</b>	R: 3 E: 0 K: 1 S: 7	H: 3 LOB: 0 BB: 1 P: 11	R: 0 E: 0 K: 0 S: 4	H: 1 LOB: 1 BB: 0 P: 4	R: 0 E: 0 K: 0 S: 4	H: 2 LOB: 1 BB: 0 P: 4	R: 0 E: 0 K: 0 S: 3	H: 0 LOB: 0 BB: 0 P: 3	R: 0 E: 0 K: 0 S: 3	H: 1 LOB: 1 BB: 1 P: 7	R: 1 E: 0 K: 1 S: 7	H: 2 LOB: 2 BB: 1 P: 11	R: 0 E: 0 K: 1 S: 5	H: 0 LOB: 0 BB: 0 P: 5	R: 1 E: 1 K: 2 S: 10	H: 2 LOB: 2 BB: 0 P: 10	R: 1 E: 0 K: 0 S: 5	H: 2 LOB: 1 BB: 0 P: 5	R: 0 E: 0 K: 0 S: 3	H: 1 LOB: 0 BB: 0 P: 3	R: 0 E: 0 K: 1 S: 6	H: 1 LOB: 1 BB: 0 P: 6	1B: 11 2B: 5 3B: 0 HR: 1	SF: 0 SAC: 1 DP: 4 HBP: 0	WP: 0 PB: 0 SB: 0 CS: 0	PA: 48
<b>PITCHER</b>	IP WLS BF H R ER SO BB IBB HBP BLK WP HR S P ERA WHIP															IP WLS BF H R ER SO BB IBB HBP BLK WP HR S P ERA WHIP										
Mike Cuellar, L ERA: 1.34 (1, 1)	5.0		7	3	3	1	2	2	0	0	0	0	0	0	21	29	5.40	1.800								
Ron Taylor, R ERA: 3.77 (6, 1)	2.0		9	2	1	1	2	0	1	0	0	0	0	0	12	16	4.50	1.000								
Claude Raymond, R ERA: 2.03 (8, 1)	1.2		10	4	2	2	2	0	0	0	0	0	0	1	14	14	10.80	2.400								
Jim Owens, R ERA: 3.38 (9, 1)	1.1	W	4	1	0	0	0	0	0	0	0	0	0	0	4	4	0.00	0.750								
Robin Roberts, R ERA: 3.76 (11, 1)	1.0	S	4	1	0	0	1	0	0	0	0	0	0	0	6	6	0.00	1.000								

AB	43
R	6
H	15
RBI	5
BB	3
SO	6
LOB	19



WP	0
PB	0
SB	0
CS	0

1B	11
2B	5
3B	0
HR	1
SF	0
SAC	1
DP	4
HBP	0

Batter	1	2	3	4	5	6	7	8	9	AB R H RBI BB SO LOB	TOP	
Joe Morgan, L (1, 4) OBP: 0.444, SLG: 0.445	0-0 P3			4-0 BB BB BB		0-0 1B 1B 1B	0-0 G3			3 1 1 0 1 0 0		
Sonny Jackson, L (1, 6) OBP: 0.321, SLG: 0.306	0-0 6-3			0-0 1B		0-0 1B 1B		0-0 F7		4 1 2 0 0 0 0		
Jimmy Wynn, R (1, 8) OBP: 0.319, SLG: 0.430	0-3 K			0-0 F7		0-0 B5		0-0 F9		4 0 0 0 0 1 4		
Dave Nicholson, R (1, 9) OBP: 0.424, SLG: 0.500		0-3 K		0-3 K		0-0 1B 1B		0-0 P4		4 0 1 0 0 2 2		
Chuck Harrison, R (1, 3) OBP: 0.238, SLG: 0.289		0-0 6-3		0-0 F3		0-0 1B		0-0 SH3 1B		4 0 2 2 0 0 2		
Rusty Staub, L (1, 7) OBP: 0.305, SLG: 0.400		0-0 P4			0-0 FC6-4 1B	0-0 G3		0-0 SH3		3 0 1 0 0 0 1		
Bob Aspromonte, R (1, 5) OBP: 0.273, SLG: 0.296			0-0 F8		0-3 K		0-0 HR	4-0 G6-3 BB		3 1 1 1 1 1 1		
John Bateman, R (1, 2) OBP: 0.327, SLG: 0.505			0-3 K		0-0 F7		0-0 6-3	0-0 G6-3		4 0 0 0 0 1 3		
Larry Dierker, R (1, 1) OBP: 0.143, SLG: 0.250			0-0 F9		0-0 FC6-4		0-3 K			3 0 0 0 0 1 1		
<b>Inning Stats</b>	R: 0 H: 0 E: 0 LOB: 0 K: 1 BB: 0 S: 5 P: 5	R: 0 H: 0 E: 0 LOB: 0 K: 1 BB: 0 S: 5 P: 5	R: 0 H: 0 E: 0 LOB: 0 K: 1 BB: 0 S: 5 P: 5	R: 0 H: 1 E: 0 LOB: 2 K: 1 BB: 1 S: 6 P: 10	R: 0 H: 1 E: 0 LOB: 1 K: 1 BB: 0 S: 6 P: 6	R: 2 H: 4 E: 0 LOB: 1 K: 0 BB: 0 S: 6 P: 6	R: 1 H: 1 E: 0 LOB: 0 K: 1 BB: 0 S: 6 P: 6	R: 0 H: 0 E: 0 LOB: 0 K: 0 BB: 0 S: 3 P: 3	R: 0 H: 1 E: 0 LOB: 1 K: 0 BB: 1 S: 3 P: 7	1B: 7 SF: 0 2B: 0 SAC: 1 3B: 0 DP: 1 HR: 1 HBP: 0	WP: 0 PA: 35 PB: 0 SB: 0 CS: 0	
<b>PITCHER</b> Sandy Koufax, L (1, 1) ERA: 1.53 Bob Miller, R (9, 1) ERA: 2.7	IP WLS BF H R ER SO BB IBB HBP BLK WP HR S P ERA WHIP											<b>PITCHER</b> IP WLS BF H R ER SO BB IBB HBP BLK WP HR S P ERA WHIP
	8.0 L 31 7 3 3 6 1 0 0 0 0 0 1 42 46 3.38 1.000											

Houston Astros @ Los Angeles Dodgers  
Dodger Stadium, Los Angeles, CA

Tue Jun 14 1966, 7:05 PM PDT  
Att: 32,165 - Unknown

AB	32
R	3
H	8
RBI	3
BB	2
SO	6
LOB	14



Batter	1	2	3	4	5	6	7	8	9	AB R H RBI BB SO LOB
Maury Wills, S (1, 6) OBP: 0.339, SLG: 0.348	0-0 4-3 S 1B		0-0 5-3			0-0 5-3			0-0 4-3	4 0 1 0 0 0 0
Wes Parker, S (1, 3) OBP: 0.347, SLG: 0.439	0-0 F8 1-2		0-3 K			0-0 2B			0-3 K	4 0 1 0 0 2 1
Willie Davis, L (1, 8) OBP: 0.302, SLG: 0.369	0-0 4-3 2-3			0-0 F5		0-0 F8			0-0 1B	4 0 1 0 0 0 2
Tommy Davis, R (1, 7) OBP: 0.308, SLG: 0.402	0-0 F7			0-0 5-3			0-0 G6-4-3 1B		0-0 F3	4 0 1 0 0 0 2
Lou Johnson, R (1, 9) OBP: 0.332, SLG: 0.466		0-3 K2-3		0-0 6-3		0-0 G6-4-3 1-2f				3 0 0 0 0 1 1
Jim Lefebvre, S (1, 4) OBP: 0.344, SLG: 0.505		0-0 3-4-1			0-0 4-3		0-0 4-3			3 0 0 0 0 0 0
John Kennedy, R (1, 5) OBP: 0.244, SLG: 0.278		0-0 2B			0-0 F3			0-0 G3		2 0 1 0 0 0 0
Jim Gilliam, S (8, PH) OBP: 0.229, SLG: 0.206										1 0 0 0 0 0 0
Jeff Torborg, R (1, 2) OBP: 0.293, SLG: 0.294		0-0 F8			0-3 K			0-3 K		2 0 0 0 0 1 1
John Roseboro, L (8, PH) OBP: 0.336, SLG: 0.407										1 0 0 0 0 1 0
Sandy Koufax, R (1, 1) OBP: 0.087, SLG: 0.068			0-0 L7			0-3 K			0-0 3-1	2 0 0 0 0 1 0
Wes Covington, L (8, PH) OBP: 0.091, SLG: 0.048										1 0 0 0 0 0 0
Bob Miller, R (9, 1)										0 0 0 0 0 0 0

Inning Stats	R: 0	H: 1	E: 0	LOB: 1	K: 0	BB: 0	S: 4	P: 4	R: 0	H: 1	E: 0	LOB: 1	K: 1	BB: 0	S: 6	P: 6	R: 0	H: 0	E: 0	LOB: 0	K: 1	BB: 0	S: 5	P: 5	R: 0	H: 0	E: 0	LOB: 0	K: 1	BB: 0	S: 5	P: 5	R: 0	H: 1	E: 0	LOB: 1	K: 1	BB: 0	S: 6	P: 6	R: 0	H: 1	E: 0	LOB: 0	K: 0	BB: 0	S: 3	P: 3	R: 0	H: 0	E: 0	LOB: 0	K: 1	BB: 0	S: 5	P: 5	R: 0	H: 0	E: 0	LOB: 0	K: 1	BB: 0	S: 6	P: 6	R: 0	H: 1	E: 0	LOB: 1	K: 1	BB: 0	S: 6	P: 6	R: 0	H: 0	E: 0	LOB: 0	K: 1	BB: 0	S: 5	P: 5	R: 0	H: 1	E: 0	LOB: 1	K: 1	BB: 0	S: 6	P: 6
PITCHER Larry Dierker, R (1, 1) ERA: 3.22	IP: 9.0	WLS: W	BF: 31	H: 5	R: 0	ER: 0	SO: 6	BB: 0	IBB: 0	HBP: 0	BLK: 0	WP: 0	HR: 0	S: 43	P: 43	ERA: 0.00	WHIP: 0.556																																																																							
																		PITCHER	IP: 9.0	WLS: W	BF: 31	H: 5	R: 0	ER: 0	SO: 6	BB: 0	IBB: 0	HBP: 0	BLK: 0	WP: 0	HR: 0	S: 43	P: 43	ERA: 0.00	WHIP: 0.556																																																					


**BOTTOM**

**Houston Astros @ Los Angeles Dodgers**  
 Dodger Stadium, Los Angeles, CA

Tue Jun 14 1966, 7:05 PM PDT  
 Att. 32,165 - Unknown

AB	31
R	0
H	5
RBI	0
BB	0
SO	6
LOB	7

livebaseballscorecards.com



WP	PA	ERA	WHIP
0	31	0.00	0.556

Batter	1	2	3	4	5	6	7	8	9	AB R H RBI BB SO LOB	TOP		
Jimmy Stewart, S (1, 7) OBP: 0.192, SLG: 0.208	0-0 F9	0-0 F2		0-0 6-3		0-0 G1-6-3		0-0 4-3		5 0 0 0 0 0 2			
Glenn Beckert, R (1, 4) OBP: 0.304, SLG: 0.327	4-0 1B BB		0-0 F9		0-0 14 1B		0-0 G3 1B		0-3 K	4 2 2 0 1 1 0			
Billy Williams, L (1, 9) OBP: 0.294, SLG: 0.351	0-0 1B 14 1B BB		0-0 14 2B 1B		0-0 F8		0-0 G3		0-0 P4	5 2 2 0 0 0 2			
Ron Santo, R (1, 5) OBP: 0.398, SLG: 0.531	0-3 K		0-0 14 2B 1B		0-3 K		0-0 2B 1B		0-0 4-3	5 1 2 1 0 2 3			
14 Ernie Banks, R (1, 3) OBP: 0.282, SLG: 0.365	0-0 1B		0-0 1B		0-0 1B		0-3 K			4 0 3 3 0 1 1			
Byron Browne, R (1, 8) OBP: 0.305, SLG: 0.465	0-0 E2 1B		0-3 K		0-3 K		0-0 1B			4 0 2 0 0 2 3			
Randy Hundley, R (1, 2) OBP: 0.286, SLG: 0.392	0-3 K		0-0 F8		0-0 F8		0-0 FC1-5 1B		0-0 P6	4 0 1 0 0 1 5			
Don Kessinger, S (1, 6) OBP: 0.260, SLG: 0.258		4-0 BB		0-0 5-3		0-0 FC1-5 1B		0-3 K		2 0 1 0 1 0 0			
Marty Keough, L (8, PH) OBP: 0.167, SLG: 0.091						1-2 FC1-5 1B				1 0 0 0 0 1 0			
Bill Hands, R (8, 1) OBP: 0.182, SLG: 0.105						0-0 FC1-5				0 0 0 0 0 0 0			
Ken Holtzman, R (1, 1) OBP: 0.105, SLG: 0.105		0-0 G4-3		0-0 1-3		1-2 2-3f		0-0 G3		1 0 0 0 0 0 1			
Fergie Jenkins, R (3, 1) OBP: 0.368, SLG: 0.500										1 0 0 0 0 0 0			
Joey Amalfitano, R (6, PH) OBP: 0.172, SLG: 0.125										1 0 0 0 0 0 2			
Chuck Estrada, R (6, 1) OBP: 0.172, SLG: 0.125										0 0 0 0 0 0 0			
Lee Thomas, L (8, PH) OBP: 0.260, SLG: 0.335										1 0 0 0 0 0 0			
<b>Inning Stats</b>	R: 2 H: 3 E: 1 LOB: 2 K: 2 BB: 1 S: 10 P: 14	R: 0 H: 0 E: 0 LOB: 0 K: 0 BB: 1 S: 2 P: 6	R: 2 H: 3 E: 0 LOB: 1 K: 1 BB: 0 S: 8 P: 8	R: 0 H: 0 E: 0 LOB: 0 K: 0 BB: 0 S: 3 P: 3	R: 0 H: 2 E: 0 LOB: 2 K: 2 BB: 0 S: 9 P: 9	R: 0 H: 2 E: 0 LOB: 1 K: 0 BB: 0 S: 4 P: 4	R: 1 H: 3 E: 0 LOB: 2 K: 1 BB: 0 S: 8 P: 8	R: 0 H: 0 E: 0 LOB: 0 K: 1 BB: 0 S: 5 P: 5	R: 0 H: 0 E: 0 LOB: 0 K: 1 BB: 0 S: 5 P: 5	1B: 11 SF: 0 2B: 2 SAC: 0 3B: 0 DP: 2 HR: 0 HBP: 0	WP: 0 PA: 40 PB: 0 SB: 0 CS: 0		
<b>PITCHER</b>	IP WLS BF H R ER SO BB IBB HBP BLK WP HR S P ERA WHIP											<b>PITCHER</b>	IP WLS BF H R ER SO BB IBB HBP BLK WP HR S P ERA WHIP
Claude Osteen, L (1, 1) ERA: 2.5	5.0 W 26 10 4 3 5 2 0 0 0 0 0 0 34 42 5.40 2.400												
Phil Regan, R (6, 1) ERA: 1.49	4.0 S 14 3 1 1 3 0 0 0 0 0 0 0 20 20 2.25 0.750												

Chicago Cubs @ Los Angeles Dodgers  
Dodger Stadium, Los Angeles, CA  
Wed Jun 15 1966, 7:05 PM PDT  
Att: 22,013 - Unknown

livebaseballscorecards.com

AB	38
R	5
H	13
RBI	4
BB	2
SO	8
LOB	19



Batter	1	2	3	4	5	6	7	8	9	AB	R	H	RBI	BB	SO	LOB
Maury Wills, S OBP: 0.337, SLG: 0.344 (1, 6)	0-0 F3		4-0 BB BB		0-0 6-3	0-3 K				3	0	0	0	1	1	0
Jim Gilliam, S OBP: 0.239, SLG: 0.202 (1, 5)	0-0 F5		4-0 BB BB		4-0 1B BB	0-0 F7				2	1	0	0	2	0	0
Willie Davis, L OBP: 0.306, SLG: 0.369 (1, 8)	0-3 K		4-0 BB BB		0-0 1B 1B		0-0 F2			3	1	1	1	1	1	0
Tommy Davis, R OBP: 0.306, SLG: 0.396 (1, 7)		0-0 P4	0-3 K		0-0 1B HR		0-0 P4			4	1	1	1	0	1	3
Lou Johnson, R OBP: 0.330, SLG: 0.461 (1, 9)		0-3 K	0-3 K		0-0 1B HR		0-0 6-3			4	1	1	1	0	2	3
Wes Parker, S OBP: 0.349, SLG: 0.454 (1, 3)		0-0 BB 1B	0-0 P5		0-0 1B HR		0-0 4-3			4	1	2	3	0	0	3
John Kennedy, R OBP: 0.244, SLG: 0.268 (1, 4)		4-0 BB		0-0 B1-3	0-3 K		0-3 K			3	0	0	0	1	2	0
Jeff Torborg, R OBP: 0.291, SLG: 0.292 (1, 2)		0-0 F7		0-0 1-4-3	0-0 F3		0-0 1B			4	0	1	0	0	0	2
Claude Osteen, L OBP: 0.243, SLG: 0.371 (1, 1)			4-0 BB BB	0-0 F8		0-0 4-3		0-0 6-3		1	1	0	0	1	0	0
Phil Regan, R OBP: 0.071, SLG: 0.071 (6, 1)										2	0	0	0	0	0	1

Inning Stats	R: 0	H: 0	E: 0	K: 1	S: 5	LOB: 0	BB: 0	P: 5	R: 0	H: 1	E: 0	K: 1	S: 6	LOB: 2	BB: 1	P: 10	R: 1	H: 0	E: 0	K: 2	S: 7	LOB: 3	BB: 4	P: 23	R: 0	H: 0	E: 0	K: 0	S: 3	LOB: 0	BB: 0	P: 3	R: 5	H: 4	E: 0	K: 1	S: 9	LOB: 0	BB: 1	P: 13	R: 0	H: 0	E: 0	K: 1	S: 5	LOB: 0	BB: 0	P: 5	R: 0	H: 0	E: 0	K: 0	S: 3	LOB: 0	BB: 0	P: 3	R: 0	H: 1	E: 0	K: 1	S: 6	LOB: 1	BB: 0	P: 6
1B: 5	SF: 0	2B: 0	SAC: 0	3B: 0	DP: 0	HR: 1	HBP: 0	WP: 0	PA: 36	PB: 0	SB: 0	CS: 0																																																				

PITCHER	IP	WLS	BF	H	R	ER	SO	BB	IBB	HBP	BLK	WP	HR	S	P	ERA	WHIP
Ken Holtzman, L ERA: 3.99 (1, 1)	2.0		12	1	1	1	2	5	0	0	0	0	0	11	31	4.50	3.000
Fergie Jenkins, R ERA: 4.34 (3, 1)	3.0	L	14	4	5	5	3	1	0	0	0	0	1	19	23	15.00	1.667
Chuck Estrada, R ERA: 5.4 (6, 1)	2.0		6	0	0	0	1	0	0	0	0	0	0	8	8	0.00	0.000
Bill Hands, R ERA: 3.0 (8, 1)	1.0		4	1	0	0	1	0	0	0	0	0	0	6	6	0.00	1.000

**BOTTOM**

**Chicago Cubs @ Los Angeles Dodgers**  
**Dodger Stadium, Los Angeles, CA**

Wed Jun 15 1966, 7:05 PM PDT  
Att. 22,013 - Unknown

livebaseballscorecards.com

AB	30
R	6
H	6
RBI	6
BB	6
SO	7
LOB	12



Batter	1	2	3	4	5	6	7	8	9	AB R H RBI BB SO LOB	TOP																												
Glenn Beckert, R (1, 4) OBP: 0.306, SLG: 0.329	0-0 1-3	0-0 2-H 1B		0-0 6-3			0-0 F8		0-0 E S 1B	5 0 2 1 0 0 0																													
Lee Thomas, L (1, 7) OBP: 0.258, SLG: 0.327	0-0 4-3	0-0 3-1			H 1-0 SH3-4 1B HBP		0-0 F7		0-3 K 1-3	4 0 0 0 0 1 2																													
Billy Williams, L (1, 9) OBP: 0.300, SLG: 0.361	0-0 P6			0-0 FC6 2B		0-0 SH3-4 1-2 1B		0-0 1B 1B	0-0 F9	5 0 3 0 0 0 1																													
Ron Santo, R (1, 5) OBP: 0.402, SLG: 0.531		B B B B 4-0 1B BB BB		0-0 FC6 G6-4-3 2-3		0-0 SH3-4 1-2 2-3		0-0 1-2 1B		2 1 1 0 1 0 1																													
14 Ernie Banks, R (1, 3) OBP: 0.281, SLG: 0.358		S S 0-3 K		0-0 F8		4-0 G5-4-3 IBB		0-3 K		3 0 0 0 1 2 5																													
Byron Browne, R (1, 8) OBP: 0.304, SLG: 0.457		B B B B 4-0 1B 2B BB		0-0 G6-4-3 1-2f		0-0 G5-4-3 1-2f		0-3 K		3 1 0 0 1 1 5																													
Randy Hundley, R (1, 2) OBP: 0.285, SLG: 0.394		X 0-0 F2		X 0-0 SH5-3 SH3-4 2B		X 0-0 F7		X 0-0 F8		4 1 1 0 0 0 2																													
Don Kessinger, S (1, 6) OBP: 0.261, SLG: 0.259		X 0-0 1-3 2-H 2B 1B		X 0-0 SH5-3 2-3		S S 0-3 K		X 0-0 L5		3 1 1 1 0 1 0																													
Bob Hendley, R (1, 1) OBP: 0.250, SLG: 0.286		X 0-0 1-H 3-H 1B 2B		X 0-0 SH3-4		S S 0-3 K		S S 0-3 K		1 1 1 2 0 0 0																													
Cal Koonce, R (3, 1)										2 0 0 1 0 2 0																													
Billy Hoelt, L (9, 1) OBP: 0.500, SLG: 0.500										0 0 0 0 0 0 0																													
<b>Inning Stats</b>	R: 0 E: 0 K: 0 S: 3	H: 0 LOB: 0 BB: 0 P: 3	R: 4 E: 0 K: 1 S: 8	H: 3 LOB: 1 BB: 2 P: 16	R: 0 E: 0 K: 0 S: 4	H: 1 LOB: 1 BB: 0 P: 4	R: 1 E: 0 K: 0 S: 4	H: 1 LOB: 0 BB: 0 P: 4	R: 0 E: 0 K: 2 S: 7	H: 0 LOB: 0 BB: 0 P: 7	R: 0 E: 0 K: 1 S: 7	H: 2 LOB: 2 BB: 0 P: 7	R: 0 E: 0 K: 1 S: 5	H: 0 LOB: 0 BB: 0 P: 5	R: 0 E: 0 K: 2 S: 8	H: 1 LOB: 1 BB: 0 P: 8	1B: 6 2B: 3 3B: 0 HR: 0	SF: 0 SAC: 3 DP: 2 HBP: 1	WP: 0 PB: 0 SB: 1 CS: 0	PA: 39																			
<b>PITCHER</b> Don Drysdale, R (1, 1) ERA: 4.41	IP 9.0	WLS L	BF 39	H 9	R 5	ER 5	SO 7	BB 2	IBB 1	HBP 1	BLK 0	WP 0	HR 0	S 49	P 62	ERA 5.00	WHIP 1.222					<b>PITCHER</b>	IP 9.0	WLS L	BF 39	H 9	R 5	ER 5	SO 7	BB 2	IBB 1	HBP 1	BLK 0	WP 0	HR 0	S 49	P 62	ERA 5.00	WHIP 1.222

Chicago Cubs @ Los Angeles Dodgers  
Dodger Stadium, Los Angeles, CA  
Thu Jun 16 1966, 7:05 PM PDT  
Att. 21,545 - Unknown - 65 F

livebaseballscorecards.com

AB	32
R	5
H	9
RBI	5
BB	3
SO	7
LOB	16





Batter	1	2	3	4	5	6	7	8	9	AB R H RBI BB SO LOB
Maury Wills, S OBP: 0.339, SLG: 0.342 (1, 6)	4-0 CS BB	0-3 K			0-0 P7		0-0 3-1		0-0 1B	4 0 1 1 1 1 1
Wes Parker, S OBP: 0.350, SLG: 0.447 (1, 3)	4-0 BB 1-2 BB		4-0 FC4-6 BB		0-3 K		0-0 4-3		0-0 F9	3 0 0 0 2 1 2
Willie Davis, L OBP: 0.305, SLG: 0.366 (1, 8)	0-0 F8		0-0 FC4-6 1B 1-2f		0-0 1B			0-0 F8		4 1 1 0 0 0 2
Tommy Davis, R OBP: 0.313, SLG: 0.394 (1, 7)	4-0 1-2 BB		0-0 1B		0-3 K2-3			0-0 F9		3 0 1 0 1 1 1
Lou Johnson, R OBP: 0.333, SLG: 0.459 (1, 9)	0-0 F3		0-0 G4-6-3 1B 1-2 3-H		4-0 FC4 BB			0-3 K		3 0 1 1 1 1 2
Nate Oliver, R OBP: 0.333, SLG: 0.260 (1, 4)		4-0 2B BB	0-0 G4-6-3		0-0 F8			0-0 1-3		2 1 0 0 1 0 3
Jim Gilliam, S OBP: 0.236, SLG: 0.200 (9, PH)			1-2f							1 0 0 0 0 0 0
John Kennedy, R OBP: 0.247, SLG: 0.282 (1, 5)		0-0 CS 1-H 2B		0-0 5-3		0-0 F2		0-0 4-3		3 0 1 1 0 0 1
John Roseboro, L OBP: 0.333, SLG: 0.404 (9, PH)										1 0 0 0 0 0 0
Jeff Torborg, R OBP: 0.293, SLG: 0.293 (1, 2)		0-0 6-3		0-0 G6-4-3 1B		0-0 FC4		0-0 BB 1B		3 0 1 0 0 0 2
Jim Lefebvre, S OBP: 0.347, SLG: 0.508 (9, PH)		2-3			1-2f					1 1 1 0 0 0 0
Don Drysdale, R OBP: 0.250, SLG: 0.324 (1, 1)		4-0 BB		0-0 G6-4-3			0-0 5-3		4-0 1B 1-2 BB	2 0 0 0 1 0 1
Wes Covington, L OBP: 0.130, SLG: 0.048 (9, PH)					1-2f					0 0 0 0 1 0 0
Derrell Griffith, L OBP: 0.176, SLG: 0.067 (9, PR)										0 0 0 0 0 0 0

Inning Stats	R: 0 E: 0 K: 0 S: 2	H: 0 LOB: 2 BB: 3 P: 14	R: 1 E: 0 K: 1 S: 5	H: 1 LOB: 1 BB: 2 P: 13	R: 1 E: 0 K: 0 S: 4	H: 2 LOB: 1 BB: 1 P: 8	R: 0 E: 0 K: 0 S: 3	H: 1 LOB: 0 BB: 0 P: 3	R: 0 E: 0 K: 2 S: 8	H: 1 LOB: 1 BB: 0 P: 8	R: 0 E: 0 K: 0 S: 3	H: 0 LOB: 1 BB: 1 P: 7	R: 0 E: 0 K: 0 S: 3	H: 0 LOB: 0 BB: 0 P: 3	R: 0 E: 0 K: 1 S: 5	H: 0 LOB: 0 BB: 0 P: 5	R: 1 E: 0 K: 0 S: 5	H: 2 LOB: 2 BB: 1 P: 9	1B: 6 2B: 1 3B: 0 HR: 0	SF: 0 SAC: 0 DP: 2 HBP: 0	WP: 0 PB: 0 SB: 0 CS: 2	PA: 38
--------------	------------------------------	----------------------------------	------------------------------	----------------------------------	------------------------------	---------------------------------	------------------------------	---------------------------------	------------------------------	---------------------------------	------------------------------	---------------------------------	------------------------------	---------------------------------	------------------------------	---------------------------------	------------------------------	---------------------------------	----------------------------------	------------------------------------	----------------------------------	--------

PITCHER	IP	WLS	BF	H	R	ER	SO	BB	IBB	HBP	BLK	WP	HR	S	P	ERA	WHIP
Bob Hendley, L ERA: 5.4 (1, 1)	2.1		14	3	2	2	1	6	0	0	0	0	0	10	34	7.71	3.857
Cal Koonce, R ERA: 7.04 (3, 1)	6.1	W	23	4	1	1	3	2	0	0	0	0	0	27	35	1.42	0.947
Billy Hoelt, L ERA: 3.77 (9, 1)	0.1	S	1	0	0	0	0	0	0	0	0	0	0	1	1	0.00	0.000


**BOTTOM**

**Chicago Cubs @ Los Angeles Dodgers**  
**Dodger Stadium, Los Angeles, CA**

Thu Jun 16 1966, 7:05 PM PDT  
Att: 21,545 - Unknown - 65 F

<b>AB</b>	<b>30</b>
<b>R</b>	<b>3</b>
<b>H</b>	<b>7</b>
<b>RBI</b>	<b>3</b>
<b>BB</b>	<b>8</b>
<b>SO</b>	<b>4</b>
<b>LOB</b>	<b>15</b>

livebaseballscorecards.com



Batter	1	2	3	4	5	6	7	8	9	AB R H RBI BB SO LOB	TOP	
Tito Fuentes, S (1, 4) OBP: 0.294, SLG: 0.348	0-0 F8		0-0 2B 1B		0-0 6-3			0-0 WP S HR 1B		4 2 2 0 0 0 0	<b>San Francisco Giants @ Los Angeles Dodgers</b> <b>Dodger Stadium, Los Angeles, CA</b> Fri Jun 17 1966, 7:05 PM PDT Att: 50,316 - Unknown	
Len Gabrielson, L (1, 7) OBP: 0.258, SLG: 0.287 Don Landrum, L (9, 7) OBP: 0.247, SLG: 0.197	0-3 K		0-0 F8			0-0 5-3		0-0 F6		4 0 0 0 0 1 2 0 0 0 0 0 0 0		
Willie Mays, R (1, 8) OBP: 0.346, SLG: 0.548	0-0 E8		0-0 1-H 2B			0-0 6-3		4-0 BB BB BB 1-3 HR BB		3 1 1 1 1 0 0		
Willie McCovey, L (1, 3) OBP: 0.367, SLG: 0.567	0-3 K		0-3 K			0-0 6-3		0-0 1-H 3-H HR		4 1 1 3 0 2 2		
Jim Ray Hart, R (1, 5) OBP: 0.372, SLG: 0.543 Jim Davenport, R (9, 5) OBP: 0.351, SLG: 0.410		0-0 1B		0-0 F9			0-0 6-3	0-0 6-3		4 0 1 0 0 0 0 0 0 0 0 0 0 0		
Tom Haller, L (1, 2) OBP: 0.302, SLG: 0.456		0-3 K		0-0 4-3			0-3 K		0-0 F7	4 0 0 0 0 2 1		
Ollie Brown, R (1, 9) OBP: 0.281, SLG: 0.272		0-3 K		0-3 K			0-0 1B		0-0 5-3	4 0 1 0 0 2 1		
Hal Lanier, R (1, 6) OBP: 0.247, SLG: 0.293		0-3 K			0-0 4-3		0-0 F4		0-0 3B	4 0 1 0 0 1 2		
Gaylord Perry, R (1, 1) OBP: 0.231, SLG: 0.269			0-0 4-3		0-0 F9			0-0 6-3	0-3 K	4 0 0 0 0 1 1		
<b>Inning Stats</b>	R: 0 E: 1 K: 2 S: 8 H: 0 LOB: 1 BB: 0 P: 8	R: 0 E: 0 K: 3 S: 10 H: 1 LOB: 1 BB: 0 P: 10	R: 1 E: 0 K: 1 S: 7 H: 2 LOB: 1 BB: 0 P: 7	R: 0 E: 0 K: 1 S: 5 H: 0 LOB: 0 BB: 0 P: 5	R: 0 E: 0 K: 0 S: 3 H: 0 LOB: 0 BB: 0 P: 3	R: 0 E: 0 K: 0 S: 3 H: 0 LOB: 0 BB: 0 P: 3	R: 0 E: 0 K: 1 S: 6 H: 1 LOB: 1 BB: 0 P: 6	R: 3 E: 0 K: 0 S: 5 H: 2 LOB: 0 BB: 1 P: 9	R: 0 E: 0 K: 1 S: 6 H: 1 LOB: 1 BB: 0 P: 6	1B: 4 2B: 1 3B: 1 HR: 1 SF: 0 SAC: 0 DP: 0 HBP: 0		WP: 1 PB: 0 SB: 1 CS: 0 PA: 36
<b>PITCHER</b> Don Sutton, R (1, 1) ERA: 3.05 Ron Perranoski, L (9, 1) ERA: 2.89	IP 8.0 WLS L BF 32 H 6 R 4 ER 4 SO 8 BB 1 IBB 0 HBP 0 BLK 0 WP 1 HR 1 S 47 P 51 ERA 4.50 WHIP 0.875	IP 1.0 WLS L BF 4 H 1 R 0 ER 0 SO 1 BB 0 IBB 0 HBP 0 BLK 0 WP 0 HR 0 S 6 P 6 ERA 0.00 WHIP 1.000	<b>PITCHER</b> IP WLS BF H R ER SO BB IBB HBP BLK WP HR S P ERA WHIP									

livebaseballscorecards.com

<b>AB</b>	<b>35</b>
<b>R</b>	<b>4</b>
<b>H</b>	<b>7</b>
<b>RBI</b>	<b>4</b>
<b>BB</b>	<b>1</b>
<b>SO</b>	<b>9</b>
<b>LOB</b>	<b>9</b>



Batter	1	2	3	4	5	6	7	8	9	AB	R	H	RBI	BB	SO	LOB
Maury Wills, S OBP: 0.341, SLG: 0.345 (1, 6)	0-0 1B		0-0 CS 1B		0-0 F8			0-0 4-3		4	0	2	0	0	0	2
Wes Parker, S OBP: 0.349, SLG: 0.444 (1, 3)	0-0 F8		0-0 CS 1-2	0-3 K		0-0 FC5-4 1B		0-0 F2		4	0	1	0	0	1	2
Willie Davis, L OBP: 0.299, SLG: 0.359 (1, 8)	0-0 F4			0-0 4-3		0-3 K		0-0 F9		4	0	0	0	0	1	3
Tommy Davis, R OBP: 0.310, SLG: 0.389 (1, 7)	0-0 F8			0-0 1B		0-3 K			0-3 K	4	0	1	0	0	2	2
Lou Johnson, R OBP: 0.327, SLG: 0.449 (1, 9)		0-0 5-3		0-0 F8		0-0 FC5-4			0-0 6-3	4	0	0	0	0	0	2
Jim Lefebvre, S OBP: 0.345, SLG: 0.507 (1, 5)		0-3 K			0-0 2B		0-3 K		0-3 K2-3	4	1	1	0	0	3	0
John Roseboro, L OBP: 0.333, SLG: 0.410 (1, 2)		0-0 4-3			0-0 4-3 2B		0-0 4-3			3	0	1	1	0	0	0
Nate Oliver, R OBP: 0.322, SLG: 0.250 (1, 4)			0-0 6-3		0-0 4-3		0-0 6-3			3	0	0	0	0	0	1
Don Sutton, R OBP: 0.325, SLG: 0.375 (1, 1)			0-0 5-3		0-3 K			0-0 4-3 2B		2	0	0	0	0	1	1
Jim Gilliam, S OBP: 0.243, SLG: 0.218 (8, PH)										1	0	1	0	0	0	0
Ron Perranoski, L OBP: 0.333, SLG: 0.667 (9, 1)										0	0	0	0	0	0	0

Inning Stats	R: 0	H: 1	R: 0	H: 0	R: 0	H: 1	R: 1	H: 2	R: 0	H: 1	R: 0	H: 0	R: 0	H: 1	R: 0	H: 0
	E: 0	LOB: 1	E: 0	LOB: 0	E: 0	LOB: 0	E: 0	LOB: 1	E: 0	LOB: 1	E: 0	LOB: 0	E: 0	LOB: 1	E: 0	LOB: 0
	K: 0	BB: 0	K: 1	BB: 0	K: 0	BB: 0	K: 1	BB: 0	K: 2	BB: 0	K: 1	BB: 0	K: 0	BB: 0	K: 2	BB: 0
	S: 4	P: 4	S: 5	P: 5	S: 3	P: 3	S: 7	P: 7	S: 8	P: 8	S: 5	P: 5	S: 4	P: 4	S: 7	P: 7


PITCHER	IP	WLS	BF	H	R	ER	SO	BB	IBB	HBP	BLK	WP	HR	S	P	ERA	WHIP
Gaylord Perry, R ERA: 2.6 (1, 1)	9.0	W	33	7	1	1	8	0	0	0	0	0	0	49	49	1.00	0.778

**BOTTOM**

San Francisco Giants @ Los Angeles Dodgers  
 Dodger Stadium, Los Angeles, CA  
 Fri Jun 17 1966, 7:05 PM PDT  
 Att. 50,316 - Unknown

AB	33
R	1
H	7
RBI	1
BB	0
SO	8
LOB	13

WP: 0 PA: 34  
 PB: 0 SB: 0  
 CS: 1



Batter	1	2	3	4	5	6	7	8	9	AB R H RBI BB SO LOB	TOP											
Tito Fuentes, S (1, 4) OBP: 0.293, SLG: 0.347 Hal Lanier, R (3, 4) OBP: 0.243, SLG: 0.288	0-3 K			0-0 F8	0-0 1-6-3			0-3 K		1 0 0 0 0 1 0 3 0 0 0 0 1 2	<p>San Francisco Giants @ Los Angeles Dodgers Dodger Stadium, Los Angeles, CA</p> <p>Sat Jun 18 1966, 7:05 PM PDT Att. 54,567 - Unknown</p> <p>livebaseballscorecards.com</p>											
Jim Davenport, R (1, 6) OBP: 0.348, SLG: 0.430	0-3 K			0-0 HR		0-3 K		0-0 4-3		4 1 1 1 0 2 0												
Willie Mays, R (1, 8) OBP: 0.344, SLG: 0.541	0-0 F7			0-0 P6		0-0 P4		4-0 1B SF8 BB		3 1 0 0 1 0 0												
Jim Ray Hart, R (1, 5) OBP: 0.374, SLG: 0.542		0-0 6-3		0-0 1B		0-3 K		0-0 1B		4 0 2 0 0 1 0												
Cap Peterson, R (1, 7) OBP: 0.282, SLG: 0.254		0-0 F8		0-0 P4		0-0 F9		0-0 L9		4 0 0 0 0 0 3												
Willie McCovey, L (1, 3) OBP: 0.364, SLG: 0.561		0-3 K		4-0 FC6-4 BB		0-0 1-3		0-0 SF8		2 0 0 1 1 1 0												
Ollie Brown, R (1, 9) OBP: 0.280, SLG: 0.272		0-3 K		0-0 FC6-4 1-3 E 1-2f		0-0 1B		0-3 K		4 0 1 0 0 2 2												
Dick Dietz, R (1, 2)		0-3 K		0-0 E6 1-3 1-2		0-3 K				3 0 0 0 0 2 2												
Ray Sadecki, L (1, 1) OBP: 0.294, SLG: 0.471 Ozzie Virgil, R (8, PH) Bill Henry, L (8, 1)		0-0 4-3		0-0 1-3 1-2 2-3		0-0 F8				2 0 0 0 0 0 2 1 0 0 0 0 0 0 0 0 0 0 0 0 0												
<b>Inning Stats</b>	R: 0 E: 0 K: 2 S: 7	H: 0 LOB: 0 BB: 0 P: 7	R: 0 E: 0 K: 1 S: 5	H: 0 LOB: 0 BB: 0 P: 5	R: 0 E: 0 K: 2 S: 7	H: 0 LOB: 0 BB: 0 P: 7	R: 1 E: 0 K: 0 S: 5	H: 2 LOB: 1 BB: 0 P: 5	R: 0 E: 1 K: 0 S: 4	H: 0 LOB: 2 BB: 1 P: 8	R: 0 E: 0 K: 2 S: 7	H: 0 LOB: 0 BB: 0 P: 7	R: 0 E: 0 K: 1 S: 6	H: 1 LOB: 1 BB: 0 P: 6	R: 0 E: 0 K: 1 S: 5	H: 0 LOB: 0 BB: 0 P: 5	R: 1 E: 0 K: 1 S: 6	H: 1 LOB: 1 BB: 1 P: 10	1B: 3 2B: 0 3B: 0 HR: 1	SF: 1 SAC: 0 DP: 0 HBP: 0	WP: 0 PB: 0 SB: 0 CS: 0	PA: 34
<b>PITCHER</b> Sandy Koufax, L (1, 1) ERA: 1.57	IP 9.0	WLS W	BF 34	H 4	R 2	ER 2	SO 10	BB 2	IBB 0	HBP 0	BLK 0	WP 0	HR 1	S 52	P 60	ERA 2.00	WHIP 0.667					



Batter	1	2	3	4	5	6	7	8	9	AB	R	H	RBI	BB	SO	LOB
Maury Wills, S OBP: 0.344, SLG: 0.345 (1, 6)	0-3 K		0-0 CS 1B			4-0 CS BB BB	0-0 6-3			3	0	1	0	1	1	1
Wes Parker, S OBP: 0.351, SLG: 0.440 (1, 3)	4-0 S 1B BB		0-0 P6 1-2			4-0 CS 1B BB		0-3 K		2	2	0	0	2	1	1
Willie Davis, L OBP: 0.294, SLG: 0.352 (1, 8)	0-0 F8 1-2		0-0 F3			0-0 P2 1-2 2-3		0-0 4-3		4	0	0	0	0	0	3
Tommy Davis, R OBP: 0.317, SLG: 0.393 (1, 7)	0-0 S 1B 2-H			0-3 K		0-0 1B 2-H		0-0 L8		4	0	2	2	0	1	0
Lou Johnson, R OBP: 0.322, SLG: 0.441 (1, 9)	0-3 K 1-2			0-0 F7		0-0 F3				3	0	0	0	0	1	2
Jim Lefebvre, S OBP: 0.349, SLG: 0.522 (1, 5)		4-0 BB BB BB		0-0 4-3				0-0 HR		2	1	1	1	1	0	0
John Kennedy, R OBP: 0.247, SLG: 0.282 (8, 5)										0	0	0	0	0	0	0
John Roseboro, L OBP: 0.340, SLG: 0.415 (1, 2)		0-0 G6-4-3 1B			0-0 3-1			0-0 FC6 1B		3	0	2	0	0	0	0
Nate Oliver, R OBP: 0.312, SLG: 0.241 (1, 4)		0-0 G6-4-3 1-2f 2-3			0-0 5-3			0-0 FC6 S 1-2f		3	0	0	0	0	0	3
Sandy Koufax, R OBP: 0.082, SLG: 0.064 (1, 1)		0-0 5-3			0-0 4-3			0-0 5-3 1-2		3	0	0	0	0	0	2

Inning Stats	R: 1	H: 1	E: 0	LOB: 1	K: 2	S: 8	R: 0	H: 1	E: 0	LOB: 1	K: 0	S: 3	R: 0	H: 1	E: 0	LOB: 0	K: 1	S: 5	R: 0	H: 0	E: 0	LOB: 0	K: 0	S: 3	R: 1	H: 1	E: 0	LOB: 1	K: 0	S: 3	R: 1	H: 2	E: 0	LOB: 1	K: 0	S: 5	R: 0	H: 0	E: 0	LOB: 0	K: 1	S: 5		
WP: 0 PB: 0 SB: 3 CS: 3	1B: 5	SF: 0	2B: 0	SAC: 0	3B: 0	DP: 1	HR: 1	HBP: 0	WP: 0	PA: 31	ERA: 3.86	WHIP: 1.429	ERA: 0.00	WHIP: 0.000	ERA: 0.00	WHIP: 0.000	ERA: 0.00	WHIP: 0.000	ERA: 0.00	WHIP: 0.000	ERA: 0.00	WHIP: 0.000	ERA: 0.00	WHIP: 0.000	ERA: 0.00	WHIP: 0.000	ERA: 0.00	WHIP: 0.000	ERA: 0.00	WHIP: 0.000	ERA: 0.00	WHIP: 0.000	ERA: 0.00	WHIP: 0.000	ERA: 0.00	WHIP: 0.000	ERA: 0.00	WHIP: 0.000	ERA: 0.00	WHIP: 0.000	ERA: 0.00	WHIP: 0.000	ERA: 0.00	WHIP: 0.000

**BOTTOM**

**San Francisco Giants @ Los Angeles Dodgers**  
**Dodger Stadium, Los Angeles, CA**  
 Sat Jun 18 1966, 7:05 PM PDT  
 Att. 54,567 - Unknown

[livebaseballscorecards.com](http://livebaseballscorecards.com)

<b>AB</b>	<b>27</b>
<b>R</b>	<b>3</b>
<b>H</b>	<b>6</b>
<b>RBI</b>	<b>3</b>
<b>BB</b>	<b>4</b>
<b>SO</b>	<b>4</b>
<b>LOB</b>	<b>12</b>



Batter	1	2	3	4	5	6	7	8	9	AB R H RBI BB SO LOB	TOP														
Hal Lanier, R OBP: 0.238, SLG: 0.282 (1, 4)	0-0 4-3		0-0 F7		0-0 5-3			0-0 FC5-4		4 0 0 0 0 0 2	<p>San Francisco Giants @ Los Angeles Dodgers Dodger Stadium, Los Angeles, CA</p> <p>Sun Jun 19 1966, 3:33 AM PDT Att. 53,527 - Unknown</p> <p>livebaseballscorecards.com</p>														
Jim Davenport, R OBP: 0.353, SLG: 0.432 (1, 6)	0-0 WP 2B 1B		0-0 6-3		0-0 1-2 1B			0-0 F3		4 1 2 0 0 0 1															
Willie Mays, R OBP: 0.351, SLG: 0.545 (1, 8)	0-0 1-H 2B		4-0 BB		0-0 6-3			4-0 IBB		2 0 1 1 2 0 0															
Jim Ray Hart, R OBP: 0.372, SLG: 0.535 (1, 5)	4-0 BB		0-0 4-3		0-3 K			0-0 1-3		3 0 0 0 1 1 3															
Cap Peterson, R OBP: 0.280, SLG: 0.253 (1, 7)	0-0 F8		0-0 3-6 1B		0-3 K			0-0 F3		4 0 1 0 0 1 2															
Willie McCovey, L OBP: 0.362, SLG: 0.554 (1, 3)	0-0 F7		0-0 1-2f 3-6 1B		0-0 6-3			0-0 G4-6-3 1B		4 0 1 0 0 0 3															
Ollie Brown, R OBP: 0.279, SLG: 0.271 (1, 9)		0-0 G6-4-3 1B	0-0 F7		0-0 6-3			0-0 G4-6-3 1-2f 1B		4 0 1 0 0 0 1															
Dick Dietz, R Joe Gibbon, R OBP: 0.222, SLG: 0.125 (1, 2) (7, 1)		0-3 K	0-0 4-3		0-3 K					3 0 0 0 0 2 1 0 0 0 0 0 0 0															
Bobby Bolin, R Bob Barton, R OBP: 0.219, SLG: 0.179 OBP: 0.230, SLG: 0.214 (1, 1) (7, 2)		0-0 G6-4-3 1-2f 1B	0-0 5-3 1B		0-0 FC5-4 1B					2 0 1 0 0 0 1 1 0 1 0 0 0 0															
Inning Stats	R: 1 E: 0 K: 0 S: 5	H: 2 LOB: 2 BB: 1 P: 9	R: 0 E: 0 K: 1 S: 5	H: 1 LOB: 0 BB: 0 P: 5	R: 0 E: 0 K: 0 S: 3	H: 0 LOB: 1 BB: 1 P: 7	R: 0 E: 0 K: 0 S: 3	H: 1 LOB: 0 BB: 0 P: 3	R: 0 E: 0 K: 0 S: 4	H: 2 LOB: 2 BB: 0 P: 4	R: 0 E: 0 K: 2 S: 7	H: 0 LOB: 0 BB: 0 P: 7	R: 0 E: 0 K: 1 S: 5	H: 0 LOB: 0 BB: 0 P: 5	R: 0 E: 0 K: 0 S: 4	H: 1 LOB: 2 BB: 1 P: 8	R: 0 E: 0 K: 0 S: 3	H: 1 LOB: 0 BB: 0 P: 3	1B: 7 2B: 2 3B: 0 HR: 0	SF: 0 SAC: 0 DP: 3 HBP: 0	WP: 1 PB: 0 SB: 1 CS: 0	PA: 34			
PITCHER	IP	WLS	BF	H	R	ER	SO	BB	IBB	HBP	BLK	WP	HR	S	P	ERA	WHIP								
Claude Osteen, L ERA: 2.42 (1, 1)	7.1		28	7	1	1	4	2	0	0	0	1	0	34	42	1.23	1.227								
Phil Regan, R ERA: 1.47 (8, 1)	0.2	W	3	0	0	0	0	0	1	0	0	0	0	2	6	0.00	0.000								
Ron Perranoski, L ERA: 2.79 (9, 1)	1.0	S	3	1	0	0	0	0	0	0	0	0	0	3	3	0.00	1.000								



Batter	1	2	3	4	5	6	7	8	9	AB	R	H	RBI	BB	SO	LOB
Maury Wills, S OBP: 0.347, SLG: 0.346 (1, 6)	4-0 FC3-6 BB			0-0 1B SH1-4 1B		0-3 K		0-0 SH5-4		2	0	1	0	1	1	0
Wes Parker, S OBP: 0.351, SLG: 0.439 (1, 3)	0-0 FC3-6 L3 1-2f			0-0 SH1-4		0-0 E4 1B		0-0 F9		3	0	1	0	0	0	3
Willie Davis, L OBP: 0.297, SLG: 0.355 (1, 8)	0-0 L3 1-2			0-0 FC6-4 1B		0-0 4-3		0-0 1B		4	0	2	1	0	0	2
Tommy Davis, R OBP: 0.315, SLG: 0.388 (1, 7)		0-0 G5-4-3 1B		0-0 F8			0-0 F4	0-0 F7		4	0	1	0	0	0	3
Lou Johnson, R OBP: 0.322, SLG: 0.440 (1, 9)		0-0 G5-4-3 1-2f		0-0 FC6-4 1-2f			0-0 1B FC5-4 1B			3	1	1	0	0	0	3
Jim Lefebvre, S OBP: 0.349, SLG: 0.519 (1, 5)			0-3 K		0-0 G3		0-0 FC5-4 1B			3	0	1	0	0	1	0
John Kennedy, R OBP: 0.247, SLG: 0.282 (9, 5)										0	0	0	0	0	0	0
John Roseboro, L OBP: 0.335, SLG: 0.410 (1, 2)			0-0 F5		0-0 6-3		0-0 FC5-4 FC6-4 1-2f 3-H			2	0	0	0	0	0	0
Al Ferrara, R OBP: 0.354, SLG: 0.511 (7, PH)										1	0	0	1	0	0	1
Jeff Torborg, R OBP: 0.293, SLG: 0.293 (8, 2)										0	0	0	0	0	0	0
Nate Oliver, R OBP: 0.302, SLG: 0.233 (1, 4)			0-3 K		0-0 3-1		0-0 FC6-4 1-2f			3	0	0	0	0	1	1
Claude Osteen, L OBP: 0.231, SLG: 0.351 (1, 1)			0-3 K					0-0 F9		2	0	0	0	0	1	0
Phil Regan, R OBP: 0.071, SLG: 0.071 (8, 1)										0	0	0	0	0	0	0
Don Drysdale, R OBP: 0.268, SLG: 0.342 (8, PH)										1	0	1	0	0	0	0
Bart Shirley, R OBP: 0.200, SLG: 0.200 (8, PR)										0	1	0	0	0	0	0
Ron Perranoski, L OBP: 0.333, SLG: 0.667 (9, 1)								0-0 SH5-4 1B 1B		0	0	0	0	0	0	0

Inning Stats	R: 0	H: 0	E: 0	K: 0	S: 2	R: 0	H: 1	E: 0	K: 1	S: 5	R: 0	H: 0	E: 0	K: 2	S: 7	R: 0	H: 2	E: 0	K: 0	S: 5	R: 0	H: 0	E: 0	K: 0	S: 3	R: 0	H: 1	E: 1	K: 1	S: 6	R: 1	H: 2	E: 0	K: 0	S: 5	R: 1	H: 2	E: 0	K: 0	S: 5	1B: 8	2B: 1	3B: 0	HR: 0	SF: 0	SAC: 2	DP: 2	HBP: 0	WP: 0	PB: 0	SB: 0	CS: 0	PA: 31
	0	0	0	0	6	0	1	0	1	5	0	0	0	2	7	0	0	0	0	0	5	0	0	0	0	3	0	1	1	0	1	6	2	0	5	2	0	5	8	1	0	0	0	0	0	0	0	0	31				

PITCHER	IP	WLS	BF	H	R	ER	SO	BB	IBB	HBP	BLK	WP	HR	S	P	ERA	WHIP
Bobby Bolin, R ERA: 3.01 (1, 1)	6.1		24	6	1	1	4	1	0	0	0	0	0	31	35	1.42	1.105
Joe Gibbon, L ERA: 2.25 (7, 1)	1.2	L	7	2	1	1	0	0	0	0	0	0	0	7	7	5.40	1.200

BOTTOM

San Francisco Giants @ Los Angeles Dodgers  
 Dodger Stadium, Los Angeles, CA  
 Sun Jun 19 1966, 3:33 AM PDT  
 Att. 53,527 - Unknown

livebaseballscorecards.com

AB	28
R	2
H	8
RBI	2
BB	1
SO	4
LOB	13



Batter	1	2	3	4	5	6	7	8	9	AB R H RBI BB SO LOB	TOP																		
Maury Wills, S (1, 6) OBP: 0.342, SLG: 0.340	0-0 F8		0-0 F9		0-0 5-3			0-3 K		4 0 0 0 0 1 0																			
Wes Parker, S (1, 3) OBP: 0.346, SLG: 0.431	0-0 F8		0-3 K			0-0 4-3		0-0 4-3		4 0 0 0 0 1 0																			
Willie Davis, L (1, 8) OBP: 0.296, SLG: 0.353	0-0 P3		0-0 CS 1B			0-0 L8		0-0 F9		4 0 1 0 0 0 0																			
Tommy Davis, R (1, 7) OBP: 0.305, SLG: 0.376		0-0 F3	0-0 CS	0-0 P3		0-0 1-3			0-0 1-6-3	4 0 0 0 0 0 0																			
Lou Johnson, R (1, 9) OBP: 0.325, SLG: 0.441		0-0 E7 E 1B		0-0 E1			0-0 1B SF7 1B		0-0 L6	4 2 2 0 0 0 0																			
Jim Lefebvre, S (1, 5) OBP: 0.347, SLG: 0.512 (7, 4)		4-0 E BB		0-0 F8			0-0 F9		0-0 F9	3 0 0 0 1 0 2																			
John Roseboro, L (1, 2) OBP: 0.335, SLG: 0.408		0-0 E5 1-2 2-H		0-0 F5			0-0 1-3 1B			3 0 1 0 0 0 2																			
Nate Oliver, R (1, 4) OBP: 0.296, SLG: 0.227 Jim Gilliam, S (7, PH) OBP: 0.241, SLG: 0.218 (7, 5)		0-0 F8			0-0 F2		0-0 SF7		0-0 SF7	2 0 0 0 0 0 2 0 0 0 1 0 0 0																			
Don Drysdale, R (1, 1) OBP: 0.250, SLG: 0.317 Ron Perranoski, L (8, 1) OBP: 0.333, SLG: 0.667 Phil Regan, R (8, 1) OBP: 0.071, SLG: 0.071		0-0 4-3			0-0 F8		0-0 F3			3 0 0 0 0 0 3 0 0 0 0 0 0 0 0 0 0 0 0 0 0																			
<b>Inning Stats</b>	R: 0 E: 0 K: 0 S: 3	H: 0 LOB: 0 BB: 0 P: 3	R: 1 E: 2 K: 0 S: 5	H: 1 LOB: 2 BB: 1 P: 9	R: 0 E: 0 K: 1 S: 5	H: 1 LOB: 0 BB: 0 P: 5	R: 0 E: 1 K: 0 S: 4	H: 0 LOB: 1 BB: 0 P: 4	R: 0 E: 0 K: 0 S: 3	H: 0 LOB: 0 BB: 0 P: 3	R: 1 E: 0 K: 0 S: 5	H: 2 LOB: 1 BB: 0 P: 5	R: 0 E: 0 K: 1 S: 5	H: 0 LOB: 0 BB: 0 P: 5	R: 0 E: 0 K: 0 S: 3	H: 0 LOB: 0 BB: 0 P: 3	1B: 4 2B: 0 3B: 0 HR: 0	SF: 1 SAC: 0 DP: 0 HBP: 0	WP: 0 PB: 0 SB: 0 CS: 1	PA: 34									
<b>PITCHER</b>	IP WLS BF H R ER SO BB IBB HBP BLK WP HR S P ERA WHIP																												
Robin Roberts, R (1, 1) ERA: 3.48	7.0		27	4	2	1	1	1	0	0	0	0	0	0	28	32	1.29	0.714											
Mike Cuellar, L (8, 1) ERA: 1.88	1.0	W	3	0	0	0	1	0	0	0	0	0	0	5	5	0.00	0.000												
Jim Owens, R (9, 1) ERA: 3.25	1.0	S	3	0	0	0	0	0	0	0	0	0	0	3	3	0.00	0.000												

**Los Angeles Dodgers @ Houston Astros**  
 Astrodome, Houston, TX  
 Mon Jun 20 1966, 8:05 PM EDT  
 Att. 33,437 - Unknown

<b>AB</b>	31
<b>R</b>	2
<b>H</b>	4
<b>RBI</b>	1
<b>BB</b>	1
<b>SO</b>	2
<b>LOB</b>	9



WP: 0	PA: 34
PB: 0	
SB: 0	
CS: 1	

PITCHER	IP	WLS	BF	H	R	ER	SO	BB	IBB	HBP	BLK	WP	HR	S	P	ERA	WHIP
Robin Roberts, R	7.0		27	4	2	1	1	1	0	0	0	0	0	28	32	1.29	0.714
Mike Cuellar, L	1.0	W	3	0	0	0	1	0	0	0	0	0	0	5	5	0.00	0.000
Jim Owens, R	1.0	S	3	0	0	0	0	0	0	0	0	0	0	3	3	0.00	0.000



BOTTOM

Los Angeles Dodgers @ Houston Astros  
Astrodome, Houston, TX  
Mon Jun 20 1966, 8:05 PM EDT  
Att. 33,437 - Unknown

livebaseballscorecards.com

AB 29  
R 4  
H 8  
RBI 4  
BB 4  
SO 1  
LOB 19



WP: 0 PA: 35  
PB: 0  
SB: 1  
CS: 0

AB R H RBI BB SO LOB

1 0 0 1 2 0 0

4 1 0 0 0 0 5

3 1 1 0 1 0 3

4 1 2 2 0 0 3

4 0 1 0 0 0 3

3 0 0 0 0 0 2

1 0 0 0 0 0 1

4 0 2 1 0 0 0

3 1 1 0 0 1 1

1 0 1 0 1 0 0

1 0 0 0 0 0 1

0 0 0 0 0 0 0

0 0 0 0 0 0 0

1B: 6 SF: 1  
2B: 2 SAC: 1  
3B: 0 DP: 2  
HR: 0 HBP: 0

Batter	1	2	3	4	5	6	7	8	9
Joe Morgan, L OBP: 0.441, SLG: 0.451 (1, 4)	0-0 1-3		4-0 FC6-4 1-2 BB		0-0 SF8		4-0 IBB		
Sonny Jackson, L OBP: 0.314, SLG: 0.305 (1, 6)	0-0 E1 1B		0-0 FC6-4 1-2f 2-3		0-0 G4-6-3 1-2f		0-0 F7		
Jimmy Wynn, R OBP: 0.314, SLG: 0.417 (1, 8)	0-0 P5 1-3		0-0 F2			4-0 FC1-6 BB		0-0 E8 2B 1B	
Rusty Staub, L OBP: 0.315, SLG: 0.424 (1, 9) (9, 7)	0-0 1B		0-0 F8			0-0 FC1-6 1-2f		0-0 1B 2B	
Bob Aspromonte, R OBP: 0.282, SLG: 0.304 (1, 5)	0-0 4-3			0-0 G4-6-3 1B		0-0 F2		0-0 5-3	
Lee Maye, L OBP: 0.267, SLG: 0.381 Dave Nicholson, R OBP: 0.417, SLG: 0.493 (8, PH) (9, 9)		0-0 F8		0-0 G4-6-3 1-2f		0-0 4-3		0-0 P6	
Chuck Harrison, R OBP: 0.279, SLG: 0.333 (1, 3)		0-0 6-3		0-0 4-3			0-0 SH1-4 1B	0-0 2-H 1B	
John Bateman, R OBP: 0.333, SLG: 0.519 (1, 2)		0-3 K			0-0 1B SF8 2B		0-0 SH1-4 1-2	0-0 F8	
Robin Roberts, S OBP: 0.167, SLG: 0.063 Bill Heath, L OBP: 0.083, SLG: 0.083 Mike Cuellar, L OBP: 0.080, SLG: 0.080 Jim Owens, R (9, 1)			4-0 FC6-4 BB BB		0-0 G4-6-3 2-3 1B		0-0 F8		
Inning Stats	R: 1 H: 1 E: 1 LOB: 1 K: 0 BB: 0 S: 5 P: 5	R: 0 H: 0 E: 0 LOB: 0 K: 1 BB: 0 S: 5 P: 5	R: 0 H: 0 E: 0 LOB: 2 K: 0 BB: 2 S: 3 P: 11	R: 0 H: 1 E: 0 LOB: 0 K: 0 BB: 0 S: 3 P: 3	R: 1 H: 2 E: 0 LOB: 0 K: 0 BB: 0 S: 4 P: 4	R: 0 H: 0 E: 0 LOB: 1 K: 0 BB: 1 S: 3 P: 7	R: 0 H: 1 E: 0 LOB: 2 K: 0 BB: 1 S: 4 P: 8	R: 2 H: 3 E: 1 LOB: 1 K: 0 BB: 0 S: 6 P: 6	
PITCHER	IP WLS BF H R ER SO	IP WLS BF H R ER SO	IP WLS BF H R ER SO	IP WLS BF H R ER SO	IP WLS BF H R ER SO	IP WLS BF H R ER SO	IP WLS BF H R ER SO	IP WLS BF H R ER SO	IP WLS BF H R ER SO
Don Drysdale, R ERA: 4.38 (1, 1)	7.0 L 31 7 4 3 1		3 3 1 0 0 0		3 3 1 0 0 0				
Ron Perranoski, L ERA: 2.76 (8, 1)	0.1 1 0 0 0 0		0 0 0 0 0 0		0 0 1 1 0.00 0.000				
Phil Regan, R ERA: 1.44 (8, 1)	0.2 3 1 0 0 0		0 0 0 0 0 0		0 0 3 3 0.00 1.500				

Batter	1	2	3	4	5	6	7	8	9	AB R H RBI BB SO LOB	TOP										
<b>Maury Wills, S</b> (1, 6) OBP: 0.347, SLG: 0.347	0-0 P6		0-0 2B		0-0 G3		0-0 1B		4-0 1B BB	4 0 2 2 1 0 1	<b>Los Angeles Dodgers @ Houston Astros</b> Astrodome, Houston, TX Tue Jun 21 1966, 8:05 PM EDT Att. 27,525 - Unknown  <a href="http://livebaseballscorecards.com">livebaseballscorecards.com</a>										
<b>Wes Parker, S</b> (1, 3) OBP: 0.347, SLG: 0.430	0-0 1B		0-0 L8		0-0 F2		0-0 F9		0-0 1B	5 0 2 1 0 0 3											
<b>Willie Davis, L</b> (1, 8) OBP: 0.290, SLG: 0.345	0-0 P4		0-3 K		0-3 K		0-0 G3		0-0 P4	5 0 0 0 0 2 5											
<b>Tommy Davis, R</b> (1, 7) OBP: 0.303, SLG: 0.372	0-0 F8			0-0 1-3		0-0 F7		0-0 1B		4 0 1 0 0 0 1											
<b>Lou Johnson, R</b> (1, 9) OBP: 0.324, SLG: 0.437		0-0 4-3		0-0 1B		0-3 K		0-0 G6-4-3		4 0 1 0 0 1 1											
<b>Jim Lefebvre, S</b> (1, 5) OBP: 0.350, SLG: 0.526 (7, 4)		0-0 HR		0-0 P6		0-0 G3		0-0 1B	0-0 E4	4 3 2 1 0 0 1											
<b>John Roseboro, L</b> (1, 2) OBP: 0.327, SLG: 0.397		0-0 L7		0-0 F8		0-0 P6		0-0 F9		4 0 0 0 0 0 3											
<b>Nate Oliver, R</b> (1, 4) OBP: 0.300, SLG: 0.244 <b>Jim Gilliam, S</b> (7, PH) OBP: 0.254, SLG: 0.233 (7, 5)		0-0 P5			0-0 G3		0-0 1B		0-0 1B	2 0 1 0 0 0 0 2 1 2 0 0 0 0											
<b>Don Sutton, R</b> (1, 1) OBP: 0.310, SLG: 0.357 <b>Bob Miller, R</b> (6, 1) <b>Ron Perranoski, L</b> (6, 1) OBP: 0.125, SLG: 0.045 <b>Wes Covington, L</b> (7, PH) OBP: 0.125, SLG: 0.045 <b>Joe Moeller, R</b> (7, 1) OBP: 0.500, SLG: 0.500 <b>Al Ferrara, R</b> (9, PH) OBP: 0.350, SLG: 0.505			0-0 6-3		0-0 B3		0-0 G3		0-0 F9	2 0 0 0 0 0 1 0 0 0 0 0 0 0 0 0 0 0 0 0 0 1 0 0 0 0 0 2 0 0 0 0 0 0 0 1 0 0 0 0 0 2											
<b>Inning Stats</b>	R: 0 E: 0 K: 0 S: 4	H: 1 LOB: 1 BB: 0 P: 4	R: 1 E: 0 K: 0 S: 4	H: 1 LOB: 0 BB: 0 P: 4	R: 0 E: 0 K: 1 S: 6	H: 1 LOB: 1 BB: 0 P: 6	R: 0 E: 0 K: 0 S: 4	H: 1 LOB: 1 BB: 0 P: 4	R: 0 E: 0 K: 2 S: 7	H: 0 LOB: 0 BB: 0 P: 7		R: 2 E: 0 K: 0 S: 6	H: 3 LOB: 1 BB: 0 P: 6	R: 0 E: 0 K: 0 S: 3	H: 1 LOB: 0 BB: 0 P: 3	R: 1 E: 1 K: 0 S: 6	H: 2 LOB: 3 BB: 1 P: 10	1B: 8 2B: 2 3B: 0 HR: 1	SF: 0 SAC: 0 DP: 1 HBP: 0	WP: 0 PB: 0 SB: 0 CS: 0	PA: 39
<b>PITCHER</b> <b>Turk Farrell, R</b> (1, 1) ERA: 4.54 <b>Mike Cuellar, L</b> (7, 1) ERA: 1.82	IP 6.2	WLS W	BF 28	H 8	R 3	ER 3	SO 3	BB 0	IBB 0	HBP 0	BLK 0	WP 0	HR 1	S 34	P 34	ERA 4.05	WHIP 1.200				
	IP 2.1	WLS S	BF 11	H 3	R 1	ER 0	SO 0	BB 1	IBB 0	HBP 0	BLK 0	WP 0	HR 0	S 10	P 14	ERA 0.00	WHIP 1.714				



Batter	1	2	3	4	5	6	7	8	9
Joe Morgan, L (1, 4) OBP: 0.444, SLG: 0.454	0-0 F8		0-0 SH1-3 1B		0-0 1B	0-0 1B		0-0 4-3	
Sonny Jackson, L (1, 6) OBP: 0.318, SLG: 0.320	0-0 IHR		0-0 SH1-3		0-0 1B	0-3 K			
Jimmy Wynn, R (1, 8) OBP: 0.310, SLG: 0.410	0-0 5-3		0-0 6-3		0-3 K	0-0 FC5			
Rusty Staub, L (1, 9) OBP: 0.314, SLG: 0.421	0-0 F7		0-0 4-3			0-0 1-3	0-0 FC1-6 1B		
Bob Aspromonte, R (1, 5) OBP: 0.285, SLG: 0.307		0-0 E7 SF9 1B		0-0 F8		0-0 E 1B 2B 1B	0-0 FC1-6 G6-3		
Lee Maye, L (1, 7) OBP: 0.266, SLG: 0.377		0-0 G3		0-0 G3		0-0 E7 2B 1B	0-0 G6-3		
Chuck Harrison, R (1, 3) OBP: 0.292, SLG: 0.323		1-0 FC6-4 HBP		0-0 5-3		4-0 2B IBB		0-0 P4	
John Bateman, R (1, 2) OBP: 0.336, SLG: 0.531		0-0 SF9			0-0 6-3	0-0 1B 2B		0-0 2B	
Turk Farrell, R (1, 1) OBP: 0.043, SLG: 0.043		0-0 FC6-4			0-3 K	0-0 FC5 1B		0-3 K2-3	
Mike Cuellar, L (7, 1) OBP: 0.077, SLG: 0.077									

AB	R	H	RBI	BB	SO	LOB
5	1	3	1	0	0	1
3	1	2	2	0	1	2
4	0	0	0	0	1	4
4	0	1	0	0	0	1
4	2	2	0	0	0	1
4	1	1	0	0	0	2
2	1	0	0	1	0	0
3	1	2	4	0	0	0
3	0	1	0	0	1	1
1	0	0	0	0	1	1

**BOTTOM**

**Los Angeles Dodgers @ Houston Astros**  
Astrodome, Houston, TX  
Tue Jun 21 1966, 8:05 PM EDT  
Att. 27,525 - Unknown

livebaseballscorecards.com

<b>AB</b>	<b>33</b>
<b>R</b>	<b>7</b>
<b>H</b>	<b>12</b>
<b>RBI</b>	<b>7</b>
<b>BB</b>	<b>1</b>
<b>SO</b>	<b>4</b>
<b>LOB</b>	<b>13</b>



1B: 9	SF: 1	WP: 0	PA: 37
2B: 2	SAC: 1	PB: 0	
3B: 0	DP: 1	SB: 2	
HR: 1	HBP: 1	CS: 0	

Inning Stats															PITCHER																					
R	H	E	K	S	H	LOB	BB	P	R	H	E	K	S	R	H	E	K	S	IP	WLS	BF	H	R	ER	SO	BB	IBB	HBP	BLK	WP	HR	S	P	ERA	WHIP	
1	1	0	0	4	1	1	0	4	0	0	0	0	3	1	2	0	2	9	5.1	L	23	6	4	3	2	0	0	0	0	0	0	0	26	27	5.06	1.125
0	0	0	0	4	0	0	0	5	0	0	0	0	3	0.2		3	1	1	0.2		3	1	1	1	1	0	0	0	0	5	5	13.50	1.500			
0	0	0	0	4	0	0	0	5	0	0	0	0	3	2.0		7	2	0	2.0		7	2	0	0	1	0	0	0	9	9	0.00	1.000				

<b>Don Sutton, R</b> (1, 1) ERA: 3.15	IP: 5.1	WLS: L	BF: 23	H: 6	R: 4	ER: 3	SO: 2	BB: 0	IBB: 0	HBP: 1	BLK: 0	WP: 0	HR: 0	S: 26	P: 27	ERA: 5.06	WHIP: 1.125
<b>Bob Miller, R</b> (6, 1) ERA: 4.05	IP: 0.0	WLS: L	BF: 4	H: 3	R: 2	ER: 2	SO: 0	BB: 0	IBB: 0	HBP: 0	BLK: 0	WP: 0	HR: 0	S: 3	P: 7	ERA: ∞	WHIP: ∞
<b>Ron Perranoski, L</b> (6, 1) ERA: 2.7	IP: 0.2	WLS: L	BF: 3	H: 1	R: 1	ER: 1	SO: 1	BB: 0	IBB: 0	HBP: 0	BLK: 0	WP: 0	HR: 0	S: 5	P: 5	ERA: 13.50	WHIP: 1.500
<b>Joe Moeller, R</b> (7, 1) ERA: 1.35	IP: 2.0	WLS: L	BF: 7	H: 2	R: 0	ER: 0	SO: 1	BB: 0	IBB: 0	HBP: 0	BLK: 0	WP: 0	HR: 0	S: 9	P: 9	ERA: 0.00	WHIP: 1.000

<b>Don Sutton, R</b> (1, 1) ERA: 3.15	IP: 5.1	WLS: L	BF: 23	H: 6	R: 4	ER: 3	SO: 2	BB: 0	IBB: 0	HBP: 1	BLK: 0	WP: 0	HR: 0	S: 26	P: 27	ERA: 5.06	WHIP: 1.125
<b>Bob Miller, R</b> (6, 1) ERA: 4.05	IP: 0.0	WLS: L	BF: 4	H: 3	R: 2	ER: 2	SO: 0	BB: 0	IBB: 0	HBP: 0	BLK: 0	WP: 0	HR: 0	S: 3	P: 7	ERA: ∞	WHIP: ∞
<b>Ron Perranoski, L</b> (6, 1) ERA: 2.7	IP: 0.2	WLS: L	BF: 3	H: 1	R: 1	ER: 1	SO: 1	BB: 0	IBB: 0	HBP: 0	BLK: 0	WP: 0	HR: 0	S: 5	P: 5	ERA: 13.50	WHIP: 1.500
<b>Joe Moeller, R</b> (7, 1) ERA: 1.35	IP: 2.0	WLS: L	BF: 7	H: 2	R: 0	ER: 0	SO: 1	BB: 0	IBB: 0	HBP: 0	BLK: 0	WP: 0	HR: 0	S: 9	P: 9	ERA: 0.00	WHIP: 1.000

Batter	1	2	3	4	5	6	7	8	9	AB R H RBI BB SO LOB	TOP											
Maury Wills, S OBP: 0.355, SLG: 0.356 (1, 6) X	0-0 4-1 SH1-3 1B		0-0 4-3 1B		0-0 4-3 1B	0-0 1-3 2-H 3-H 1B			0-0 G3 S 1B	5 1 4 2 0 0 0	<b>Los Angeles Dodgers @ Houston Astros</b> Astrodome, Houston, TX Wed Jun 22 1966, 8:05 PM EDT Att: 50,908 - Unknown <a href="http://livebaseballscorecards.com">livebaseballscorecards.com</a>											
Wes Parker, S OBP: 0.345, SLG: 0.432 (1, 3) X	0-0 SH1-3 1-2		0-0 1B 2B		0-0 4-3 1-2	0-3 K		0-0 G3	4 0 1 0 0 1 4													
Willie Davis, L OBP: 0.292, SLG: 0.346 (1, 8) X	0-0 4-1 2-3		0-0 FC6-4 1B		0-0 4-3		0-0 P5	0-0 1B 1B	5 1 2 1 0 0 2													
Tommy Davis, R OBP: 0.307, SLG: 0.373 (1, 7) X	0-0 B1-3		0-0 FC6-4 1-2f			0-0 2B 1B	0-0 F3	0-0 1B 1B	5 1 2 0 0 0 3													
Lou Johnson, R OBP: 0.321, SLG: 0.431 (1, 9) X		0-0 5-3		0-0 6-3		0-3 K 1B	0-0 P4	0-0 1B	5 0 1 1 0 1 1													
Jim Lefebvre, S OBP: 0.351, SLG: 0.528 (1, 5) X		0-0 4-3		0-0 FC3-6 1B		0-0 HBP 1B 2B		0-0 6-3 F7	5 1 2 1 0 0 2													
John Roseboro, L OBP: 0.331, SLG: 0.396 (1, 2) X		0-0 1B		0-0 FC3-6 FC6-4 1-2f		4-0 HBP 1B IBB		0-0 L8	3 1 1 0 1 0 1													
Nate Oliver, R OBP: 0.294, SLG: 0.239 (1, 4) X		0-0 F8		0-0 FC6-4 1-2f		1-0 1B 1-2 2-3 HBP		0-3 K	2 0 0 0 0 0 2													
Wes Covington, L OBP: 0.180, SLG: 0.045 (6, PH) X									0 0 0 0 0 0 0													
John Kennedy, R OBP: 0.244, SLG: 0.279 (6, 4) X									1 0 0 0 0 1 0													
Sandy Koufax, R OBP: 0.075, SLG: 0.059 (1, 1) X			0-3 K		0-3 K	0-3 K		0-0 P7	4 0 0 0 0 3 3													
<b>Inning Stats</b>	R: 0 E: 0 K: 0 S: 4	H: 1 LOB: 1 BB: 0 P: 4	R: 0 E: 0 K: 0 S: 4	H: 1 LOB: 1 BB: 0 P: 4	R: 0 E: 0 K: 1 S: 7	H: 2 LOB: 2 BB: 0 P: 7	R: 0 E: 0 K: 0 S: 4	H: 1 LOB: 1 BB: 0 P: 4	R: 0 E: 0 K: 1 S: 6	H: 1 LOB: 1 BB: 0 P: 6	R: 3 E: 0 K: 3 S: 12	H: 3 LOB: 2 BB: 1 P: 17	R: 0 E: 0 K: 0 S: 3	H: 0 LOB: 0 BB: 0 P: 3	R: 0 E: 0 K: 1 S: 5	H: 0 LOB: 0 BB: 0 P: 5	R: 2 E: 0 K: 0 S: 7	H: 4 LOB: 2 BB: 0 P: 7	1B: 11 2B: 2 3B: 0 HR: 0	SF: 0 SAC: 1 DP: 0 HBP: 1	WP: 0 PB: 0 SB: 1 CS: 0	PA: 42
<b>PITCHER</b>	IP WLS BF H R ER SO BB IBB HBP BLK WP HR S P ERA WHIP																					
Bob Bruce, R ERA: 5.97 (1, 1)	5.2 L 28 9 3 3 4 0 0 1 0 0 0 0 34 39 4.76 1.588																					
Claude Raymond, R ERA: 1.71 (6, 1)	1.1 4 0 0 0 1 0 0 0 0 0 0 0 6 6 0.00 0.000																					
Ron Taylor, R ERA: 5.21 (8, 1)	1.2 9 4 2 2 1 0 0 0 0 0 0 0 11 11 10.80 2.400																					
Jim Owens, R ERA: 3.21 (9, 1)	0.1 1 0 0 0 0 0 0 0 0 0 0 0 1 1 0.00 0.000																					

**Los Angeles Dodgers @ Houston Astros**  
 Astrodome, Houston, TX  
 Wed Jun 22 1966, 8:05 PM EDT  
 Att: 50,908 - Unknown

AB	39
R	5
H	13
RBI	5
BB	1
SO	6
LOB	18





Batter	1	2	3	4	5	6	7	8	9	AB R H RBI BB SO LOB	TOP		
Maury Wills, S (1, 6) OBP: 0.354, SLG: 0.354	0-3 K		0-0 G3			0-0 F9		0-0 SH3-4	0-0 S 1B	4 0 1 0 0 1 1	<b>Los Angeles Dodgers @ Atlanta Braves</b> Atlanta Stadium, Atlanta, GA Fri Jun 24 1966, 7:05 PM EDT Att: 30,043 - Unknown <a href="http://livebaseballscorecards.com">livebaseballscorecards.com</a>		
Wes Parker, S (1, 3) OBP: 0.343, SLG: 0.427	0-3 K			0-0 F9		0-0 L8		0-0 1B 1B	0-0 L7	5 1 1 0 0 1 1			
Willie Davis, L (1, 8) OBP: 0.290, SLG: 0.343	0-0 F7			0-0 F8		0-0 F2		0-0 1B BB 1B	0-0 F8	5 1 1 1 0 0 1			
Tommy Davis, R (1, 7) OBP: 0.319, SLG: 0.380 Derrell Griffith, L (8, 9) OBP: 0.176, SLG: 0.067		0-0 F9		0-0 1B			0-0 FC5-4 1B	0-0 1B BB		3 1 2 0 1 0 0 0 0 0 0 0 0 0			
Lou Johnson, R (1, 9) OBP: 0.320, SLG: 0.428 (8, 7)		0-0 P5		0-0 L8			0-0 FC5-4 1B 1-2f	0-0 1B 1B		4 0 1 1 0 0 2			
Jim Lefebvre, S (1, 5) OBP: 0.349, SLG: 0.523		0-0 L8			0-3 K		0-0 BB 1B 1-3	0-0 P7		4 0 1 0 0 1 3			
John Roseboro, L (1, 2) OBP: 0.341, SLG: 0.408			0-0 3-1		0-0 2B		0-0 BB 1B 1-2	0-0 1B		3 0 2 2 1 0 0			
Nate Oliver, R (1, 4) OBP: 0.298, SLG: 0.245 Al Ferrara, R (7, PH) OBP: 0.347, SLG: 0.500 John Kennedy, R (7, 4) OBP: 0.242, SLG: 0.276			0-0 2-3 BLK 1B		0-0 5-3		0-0 F2	0-0 F9		2 0 1 0 0 0 1 1 0 0 0 0 0 2 1 0 0 0 0 0 2			
Claude Osteen, L (1, 1) OBP: 0.238, SLG: 0.350 Wes Covington, L (9, PH) OBP: 0.154, SLG: 0.043 Phil Regan, R (9, 1) OBP: 0.071, SLG: 0.071			0-0 2-3		0-0 L8			0-0 1B SH3-4 1B	0-0 F2	3 1 1 0 0 0 2 1 0 0 0 0 0 0 0 0 0 0 0 0 0			
<b>Inning Stats</b>	R: 0 E: 0 K: 2 S: 7 H: 0 LOB: 0 BB: 0 P: 7	R: 0 E: 0 K: 0 S: 3 H: 0 LOB: 0 BB: 0 P: 3	R: 0 E: 0 K: 0 S: 4 H: 1 LOB: 1 BB: 0 P: 4	R: 0 E: 0 K: 0 S: 4 H: 1 LOB: 1 BB: 0 P: 4	R: 0 E: 0 K: 1 S: 6 H: 1 LOB: 1 BB: 0 P: 6	R: 0 E: 0 K: 0 S: 3 H: 0 LOB: 0 BB: 0 P: 3	R: 0 E: 0 K: 0 S: 4 H: 2 LOB: 2 BB: 1 P: 8	R: 4 E: 0 K: 0 S: 8 H: 5 LOB: 2 BB: 1 P: 12	R: 0 E: 0 K: 0 S: 4 H: 1 LOB: 1 BB: 0 P: 4	1B: 10 2B: 1 3B: 0 HR: 0 SF: 0 SAC: 1 DP: 0 HBP: 0		WP: 0 PB: 0 SB: 1 CS: 0 PA: 39	
<b>PITCHER</b>	IP WLS BF H R ER SO BB IBB HBP BLK WP HR S P ERA WHIP											<b>PITCHER</b>	IP WLS BF H R ER SO BB IBB HBP BLK WP HR S P ERA WHIP
Wade Blasingame, L (1, 1) ERA: 5.51	7.1 L 30 8 3 3 3 1 0 0 1 0 0 35 39 3.68 1.227												
Ted Abernathy, R (8, 1) ERA: 5.59	0.1 4 2 1 1 0 1 0 0 0 0 0 3 7 27.00 9.000												
Clay Carroll, R (8, 1) ERA: 2.69	1.1 5 1 0 0 0 0 0 0 0 0 0 5 5 0.00 0.750												

**Los Angeles Dodgers @ Atlanta Braves**  
Atlanta Stadium, Atlanta, GA  
Fri Jun 24 1966, 7:05 PM EDT  
Att: 30,043 - Unknown

AB	36
R	4
H	11
RBI	4
BB	2
SO	3
LOB	15



Batter	1	2	3	4	5	6	7	8	9	AB	R	H	RBI	BB	SO	LOB	BOTTOM	
<b>Felipe Alou, R</b> OBP: 0.341, SLG: 0.524 (1, 8) X	0-0 F9 SH3-4 1B		0-0 FC4-6 PO 6-3 1-2f			0-0 SH3-4 1B		0-0 F2		4	0	2	0	0	0	1	<b>Los Angeles Dodgers @ Atlanta Braves</b> Atlanta Stadium, Atlanta, GA Fri Jun 24 1966, 7:05 PM EDT Att. 30,043 - Unknown	
<b>Woody Woodward, R</b> OBP: 0.332, SLG: 0.323 (1, 6) X	0-0 SH3-4 1-2		0-0 6-3 1-2			0-0 SH3-4 1-2		0-0 1B		2	0	1	0	0	0	1		
<b>Hank Aaron, R</b> OBP: 0.374, SLG: 0.610 (1, 9)	4-0 FC6-4 IBB		0-0 PO 2-3	0-0 6-3		4-0 IBB		0-0 F8		2	0	0	0	2	0	1		
<b>Rico Carty, R</b> OBP: 0.380, SLG: 0.394 (1, 7) X	0-0 F9 2-3		0-0 6-3	0-0 6-3		0-0 F8		0-0 F8		4	0	0	0	0	0	4		
<b>Joe Torre, R</b> OBP: 0.353, SLG: 0.491 (1, 2) X	0-0 FC6-4 1-2f		0-0 1B	0-0 1B		0-0 G3		0-0 6-3		4	0	1	0	0	0	4		
<b>Gene Oliver, R</b> OBP: 0.255, SLG: 0.344 (1, 3)		0-3 K	0-0 F3	0-0 6-3		0-0 6-3		0-0 P4		4	0	0	0	0	1	1		
<b>Denis Menke, R</b> OBP: 0.378, SLG: 0.440 (1, 5)		0-3 K	0-0 F7	0-0 F7		0-0 P5		0-0 6-3		3	0	0	0	0	1	0		
<b>Frank Bolling, R</b> OBP: 0.181, SLG: 0.173 (1, 4) <b>Ted Abernathy, R</b> OBP: 0.333, SLG: 0.250 (8, 1) <b>Clay Carroll, R</b> (8, 1)		0-0 L9	0-0 F7	0-0 6-3		0-0 6-3		0-0 6-3		3	0	0	0	0	0	0		
<b>Wade Blasingame, L</b> OBP: 0.250, SLG: 0.261 (1, 1) <b>Miguel de la Hoz, R</b> OBP: 0.188, SLG: 0.188 (8, 4)			0-0 FC4-6 1B	0-0 4-3		0-0 6-3		0-0 6-3		2	0	1	0	0	0	0		
<b>Inning Stats</b>	R: 0 E: 0 K: 0 S: 4	H: 1 LOB: 2 BB: 1 P: 8	R: 0 E: 0 K: 2 S: 7	H: 0 LOB: 0 BB: 0 P: 7	R: 0 E: 0 K: 0 S: 3	H: 1 LOB: 0 BB: 0 P: 3	R: 0 E: 0 K: 0 S: 3	H: 0 LOB: 0 BB: 0 P: 3	R: 0 E: 0 K: 0 S: 4	H: 1 LOB: 1 BB: 0 P: 4	R: 0 E: 0 K: 0 S: 3	H: 0 LOB: 0 BB: 0 P: 3	R: 0 E: 0 K: 0 S: 3	H: 0 LOB: 0 BB: 0 P: 3	1B: 5 2B: 0 3B: 0 HR: 0	SF: 0 SAC: 2 DP: 0 HBP: 0		WP: 0 PB: 0 SB: 0 CS: 0
<b>PITCHER</b> <b>Claude Osteen, L</b> ERA: 2.26 (1, 1) <b>Phil Regan, R</b> ERA: 1.41 (9, 1)	IP 8.0 1.0	WLS W S	BF 30 3	H 5 0	R 0 0	ER 0 0	SO 2 0	BB 0 0	IBB 0 0	HBP 0 0	BLK 0 0	WP 0 0	HR 0 0	S 32 3	P 40 3	ERA 0.00 0.00	WHIP 0.625 0.000	

livebaseballscores.com

AB	29
R	0
H	5
RBI	0
BB	2
SO	2
LOB	12



Los Angeles Dodgers @ Atlanta Braves  
Atlanta Stadium, Atlanta, GA

Sat Jun 25 1966, 3:33 AM EDT  
Att. 32,063 - Unknown

AB	33
R	4
H	7
RBI	4
BB	2
SO	4
LOB	7



WP:	0	PA:	35
PB:	0		
SB:	0		
CS:	0		

AB R H RBI BB SO LOB

4	0	0	0	0	1	0
4	1	2	0	0	0	0
4	1	1	2	0	0	1
4	0	1	0	0	0	1
4	2	2	1	0	1	1
4	0	0	0	0	0	1
3	0	1	1	1	0	0
0	0	0	0	0	0	0
2	0	0	0	0	1	1
0	0	0	0	1	0	0
0	0	0	0	0	0	0
1	0	0	0	0	0	1
2	0	0	0	0	0	0
0	0	0	0	0	0	0
1	0	0	0	0	1	1
0	0	0	0	0	0	0
0	0	0	0	0	0	0
1	0	0	0	0	0	0
1B:	5	SF:	0			
2B:	0	SAC:	0			
3B:	0	DP:	1			
HR:	2	HBP:	0			

Batter	1	2	3	4	5	6	7	8	9
<b>Maury Wills, S</b> (1, 6) OBP: 0.349, SLG: 0.349	0-0 5-3			0-3 K		0-0 6-3		0-0 5-3	
<b>Wes Parker, S</b> (1, 3) OBP: 0.345, SLG: 0.428	0-0 F7			0-0 1B		0-0 HR 1B		0-0 F5	
<b>Willie Davis, L</b> (1, 8) OBP: 0.290, SLG: 0.354	0-0 L3			0-0 F9		0-0 HR 1-H		0-0 B1	
<b>Tommy Davis, R</b> (1, 7) OBP: 0.317, SLG: 0.376		0-0 L9		0-0 P4		0-0 1B		0-0 F2	
<b>Lou Johnson, R</b> (1, 9) OBP: 0.323, SLG: 0.443		0-0 F2			0-0 HR	0-3 K		0-0 E7 1B 1B	
<b>Jim Lefebvre, S</b> (1, 5) OBP: 0.344, SLG: 0.513		0-0 P6			0-0 P3		0-0 6-3	0-0 F8	
<b>John Roseboro, L</b> (1, 2) OBP: 0.344, SLG: 0.406			4-0 BB		0-0 G3		0-0 F7	0-0 1B	
<b>Bart Shirley, R</b> (9, PR) OBP: 0.200, SLG: 0.200					0-0 K			0-0 F7	
<b>Nate Oliver, R</b> (1, 4) OBP: 0.292, SLG: 0.240			0-0 G4-6-3		0-3 K		4-0 BB	0-0 F7	
<b>Wes Covington, L</b> (7, PH) OBP: 0.185, SLG: 0.043					0-0 K				
<b>John Kennedy, R</b> (7, PR) OBP: 0.242, SLG: 0.276									
<b>Jim Gilliam, S</b> (9, PH) OBP: 0.252, SLG: 0.231			1-2f						
<b>Don Sutton, R</b> (1, 1) OBP: 0.295, SLG: 0.341									
<b>Bob Miller, R</b> (6, 1)									
<b>Al Ferrara, R</b> (7, PH) OBP: 0.343, SLG: 0.495									
<b>Jim Brewer, L</b> (7, 1)									
<b>Joe Moeller, R</b> (8, 1) OBP: 0.500, SLG: 0.500									

Inning Stats	R: 0	H: 0	R: 0	H: 0	R: 0	H: 0	R: 0	H: 1	R: 1	H: 1	R: 2	H: 3	R: 0	H: 0	R: 0	H: 0	R: 1	H: 2
	E: 0	LOB: 0	E: 0	LOB: 0	E: 0	LOB: 0	E: 0	LOB: 1	E: 0	LOB: 0	E: 0	LOB: 1	E: 0	LOB: 1	E: 0	LOB: 0	E: 1	LOB: 1
	K: 0	BB: 0	K: 0	BB: 0	K: 1	BB: 0	K: 1	BB: 0	K: 1	BB: 0	K: 1	BB: 0	K: 1	BB: 1	K: 0	BB: 0	K: 0	BB: 0
	S: 3	P: 3	S: 3	P: 3	S: 2	P: 6	S: 6	P: 6	S: 6	P: 6	S: 8	P: 8	S: 5	P: 9	S: 3	P: 3	S: 5	P: 5

PITCHER	IP	WLS	BF	H	R	ER	SO	BB	IBB	HBP	BLK	WP	HR	S	P	ERA	WHIP
<b>Ken Johnson, R</b> (1, 1) ERA: 3.05	9.0	W	35	7	4	3	4	2	0	0	0	0	2	41	49	3.00	1.000

PITCHER	IP	WLS	BF	H	R	ER	SO	BB	IBB	HBP	BLK	WP	HR	S	P	ERA	WHIP
---------	----	-----	----	---	---	----	----	----	-----	-----	-----	----	----	---	---	-----	------



Batter	1	2	3	4	5	6	7	8	9
<b>Felipe Alou, R</b> OBP: 0.336, SLG: 0.518 (1, 3) X	0-0 5-3		0-0 6-3		0-0 G6-4-3		0-0 FC6-2-5-1		
<b>Eddie Mathews, L</b> OBP: 0.300, SLG: 0.337 (1, 5) X	0-0 G3		0-3 K			0-0 1B 2B	0-0 4-3		
<b>Hank Aaron, R</b> OBP: 0.379, SLG: 0.610 (1, 9) X	0-0 P6		4-0 BB			0-0 E 1B	4-0 F9 SH1-3 BB		
<b>Mack Jones, L</b> OBP: 0.363, SLG: 0.569 (1, 8)		0-3 K	0-0 F7			0-0 F8	0-0 SH1-3		
<b>Rico Carty, R</b> OBP: 0.386, SLG: 0.414 (1, 7)		4-0 CS BB		0-0 G6-4-3 1B		0-0 HR	0-0 F9		
<b>Joe Torre, R</b> OBP: 0.359, SLG: 0.504 (1, 2) X		0-0 HR		0-0 G6-4-3		4-0 FC5-4 BB	4-0 BB		
<b>Denis Menke, R</b> OBP: 0.376, SLG: 0.441 (1, 6) X		0-0 2B		0-0 P6		0-0 FC5-4 CS	0-0 1-3		
<b>Woody Woodward, R</b> OBP: 0.332, SLG: 0.323 (1, 4) X		0-0 P8			0-0 P6	0-0 CS	0-0 SH2-3 1B		
<b>Ken Johnson, R</b> OBP: 0.172, SLG: 0.345 (1, 1) X			0-0 HR		0-0 G6-4-3 1B		0-0 SH2-3		

Inning Stats	R: 0 E: 0 K: 0 S: 3	H: 0 LOB: 0 BB: 0 P: 3	R: 1 E: 0 K: 1 S: 6	H: 2 LOB: 1 BB: 1 P: 10	R: 1 E: 0 K: 1 S: 6	H: 1 LOB: 1 BB: 1 P: 10	R: 0 E: 0 K: 0 S: 3	H: 1 LOB: 0 BB: 0 P: 3	R: 0 E: 0 K: 0 S: 3	H: 1 LOB: 0 BB: 0 P: 3	R: 3 E: 1 K: 0 S: 5	H: 3 LOB: 0 BB: 1 P: 9	R: 0 E: 0 K: 0 S: 4	H: 1 LOB: 1 BB: 0 P: 4	R: 0 E: 0 K: 0 S: 3	H: 0 LOB: 2 BB: 2 P: 11
1B: 4 2B: 2 3B: 0 HR: 3	SF: 0 SAC: 2 DP: 2 HBP: 0	WP: 0 PA: 35	WP: 0 PA: 35	WP: 0 PA: 35	WP: 0 PA: 35	WP: 0 PA: 35	WP: 0 PA: 35	WP: 0 PA: 35	WP: 0 PA: 35	WP: 0 PA: 35	WP: 0 PA: 35	WP: 0 PA: 35	WP: 0 PA: 35	WP: 0 PA: 35	WP: 0 PA: 35	

PITCHER	IP	WLS	BF	H	R	ER	SO	BB	IBB	HBP	BLK	WP	HR	S	P	ERA	WHIP
<b>Don Sutton, R</b> ERA: 3.33 (1, 1)	5.0	L	21	7	4	4	2	2	0	0	0	0	2	23	31	7.20	1.800
<b>Bob Miller, R</b> ERA: 4.29 (6, 1)	1.0		4	1	1	1	0	1	0	0	0	0	1	3	7	9.00	2.000
<b>Jim Brewer, L</b> ERA: 3.86 (7, 1)	1.2		8	1	0	0	0	2	0	0	0	0	0	6	14	0.00	1.800
<b>Joe Moeller, R</b> ERA: 1.33 (8, 1)	0.1		1	0	0	0	0	0	0	0	0	0	0	1	1	0.00	0.000

**BOTTOM**

**Los Angeles Dodgers @ Atlanta Braves**  
Atlanta Stadium, Atlanta, GA  
Sat Jun 25 1966, 3:33 AM EDT  
Att. 32,063 - Unknown

livebaseballscorecards.com

<b>AB</b>	<b>27</b>
<b>R</b>	<b>5</b>
<b>H</b>	<b>9</b>
<b>RBI</b>	<b>4</b>
<b>BB</b>	<b>5</b>
<b>SO</b>	<b>2</b>
<b>LOB</b>	<b>10</b>



Los Angeles Dodgers @ Atlanta Braves  
Atlanta Stadium, Atlanta, GA

Sat Jun 25 1966, 7:05 PM EDT  
Att. 47,226 - Unknown

livebaseballscorecards.com

AB	32
R	3
H	9
RBI	3
BB	1
SO	5
LOB	11



Batter	1	2	3	4	5	6	7	8	9	AB	R	H	RBI	BB	SO	LOB
Maury Wills, S OBP: 0.347, SLG: 0.345 (1, 6) X	0-0 P6		4-0 CS BB			0-0 FC4-6		0-0 B1-3		3	0	0	0	1	0	1
Wes Parker, S OBP: 0.344, SLG: 0.425 (1, 3) X	0-0 G3 1B		0-0 CS	0-0 4-3		0-0 4-3		0-0 4-3		4	0	1	0	0	0	1
Willie Davis, L OBP: 0.285, SLG: 0.349 (1, 8) X	0-0 G3			0-3 K2-3			0-0 F7		0-3 K	4	0	0	0	0	2	1
Tommy Davis, R OBP: 0.322, SLG: 0.379 Derrell Griffith, L OBP: 0.176, SLG: 0.067 (1, 7) X (9, PR)	0-0 5-3			0-0 F8			0-0 1B WP HR 1B		0-0 G3 1B	4	1	2	0	0	0	1
Lou Johnson, R OBP: 0.322, SLG: 0.440 (1, 9) X		0-0 CS 1B			0-0 F5		0-0 F7		0-0 G3	4	0	1	0	0	0	2
Jim Lefebvre, S OBP: 0.346, SLG: 0.513 (1, 5) (7, 4)		0-3 K		0-0 E 1B 1B			0-0 HR 1B		0-0 F7	4	1	2	0	0	1	3
John Roseboro, L OBP: 0.350, SLG: 0.429 (1, 2) X		0-0 F7		0-0 E9 G6-4-3 1B			0-0 HR			3	1	2	3	0	0	0
John Kennedy, R OBP: 0.234, SLG: 0.267 Phil Regan, R OBP: 0.071, SLG: 0.071 (1, 4) (7, 1) X			0-0 F8		0-0 G6-4-3		0-3 K			3	0	0	0	0	1	2
Don Drysdale, R OBP: 0.261, SLG: 0.326 Ron Perranoski, L OBP: 0.333, SLG: 0.667 Jim Gilliam, S OBP: 0.250, SLG: 0.229 (1, 1) (6, 1) (7, 5) X		0-3 K				0-0 FC4-6 1B		0-0 F8		2	0	1	0	0	1	0
<b>Inning Stats</b>	R: 0 H: 1 E: 0 LOB: 1 K: 0 BB: 0 S: 4 P: 4	R: 0 H: 1 E: 0 LOB: 0 K: 1 BB: 0 S: 5 P: 5	R: 0 H: 0 E: 0 LOB: 0 K: 1 BB: 1 S: 4 P: 8	R: 0 H: 0 E: 0 LOB: 0 K: 1 BB: 0 S: 5 P: 5	R: 0 H: 2 E: 1 LOB: 1 K: 0 BB: 0 S: 4 P: 4	R: 0 H: 1 E: 0 LOB: 0 K: 0 BB: 0 S: 3 P: 3	R: 3 H: 3 E: 0 LOB: 0 K: 1 BB: 0 S: 8 P: 8	R: 0 H: 0 E: 0 LOB: 0 K: 0 BB: 0 S: 3 P: 3	R: 0 H: 1 E: 0 LOB: 2 K: 1 BB: 0 S: 6 P: 6	1B: 8 SF: 0 2B: 0 SAC: 0 3B: 0 DP: 1 HR: 1 HBP: 0	WP: 1 PA: 34 PB: 0 SB: 0 CS: 3					

Batter	1	2	3	4	5	6	7	8	9
Maury Wills, S OBP: 0.347, SLG: 0.345 (1, 6) X	0-0 P6		4-0 CS BB			0-0 FC4-6		0-0 B1-3	
Wes Parker, S OBP: 0.344, SLG: 0.425 (1, 3) X	0-0 G3 1B		0-0 CS	0-0 4-3		0-0 4-3		0-0 4-3	
Willie Davis, L OBP: 0.285, SLG: 0.349 (1, 8) X	0-0 G3			0-3 K2-3			0-0 F7		0-3 K
Tommy Davis, R OBP: 0.322, SLG: 0.379 Derrell Griffith, L OBP: 0.176, SLG: 0.067 (1, 7) X (9, PR)	0-0 5-3			0-0 F8			0-0 1B WP HR 1B		0-0 G3 1B
Lou Johnson, R OBP: 0.322, SLG: 0.440 (1, 9) X		0-0 CS 1B			0-0 F5		0-0 F7		0-0 G3
Jim Lefebvre, S OBP: 0.346, SLG: 0.513 (1, 5) (7, 4)		0-3 K		0-0 E 1B 1B			0-0 HR 1B		0-0 F7
John Roseboro, L OBP: 0.350, SLG: 0.429 (1, 2) X		0-0 F7		0-0 E9 G6-4-3 1B			0-0 HR		
John Kennedy, R OBP: 0.234, SLG: 0.267 Phil Regan, R OBP: 0.071, SLG: 0.071 (1, 4) (7, 1) X			0-0 F8		0-0 G6-4-3		0-3 K		
Don Drysdale, R OBP: 0.261, SLG: 0.326 Ron Perranoski, L OBP: 0.333, SLG: 0.667 Jim Gilliam, S OBP: 0.250, SLG: 0.229 (1, 1) (6, 1) (7, 5) X		0-3 K				0-0 FC4-6 1B		0-0 F8	

PITCHER	IP	WLS	BF	H	R	ER	SO	BB	IBB	HBP	BLK	WP	HR	S	P	ERA	WHIP
Tony Cloninger, R ERA: 4.34 (1, 1)	7.0	W	26	8	3	3	4	1	0	0	0	1	1	33	37	3.86	1.286
Chi-Chi Olivo, R ERA: 3.42 (8, 1)	2.0	S	7	1	0	0	1	0	0	0	0	0	0	9	9	0.00	0.500

BOTTOM

Los Angeles Dodgers @ Atlanta Braves  
Atlanta Stadium, Atlanta, GA

Sat Jun 25 1966, 7:05 PM EDT  
Att. 47,226 - Unknown

livebaseballscorecards.com

AB	32
R	4
H	9
RBI	4
BB	1
SO	5
LOB	16



WP:	0	PA:	35
PB:	0		
SB:	0		
CS:	0		

AB	R	H	RBI	BB	SO	LOB
4	0	0	0	0	1	2
4	1	1	0	0	0	0
3	0	2	0	1	1	0
4	1	0	0	0	0	4
4	1	3	1	0	1	1
3	1	2	1	0	0	0
4	0	0	0	0	1	5
3	0	0	0	0	1	3
3	0	1	2	0	0	1
0	0	0	0	0	0	0


1B:	8	SF:	0
2B:	1	SAC:	0
3B:	0	DP:	0
HR:	0	HBP:	2

WP	HR	S	P	ERA	WHIP
0	0	0	0	0.00	2.000
0	0	0	0	0.00	0.000

Batter	1	2	3	4	5	6	7	8	9
Felipe Alou, R OBP: 0.332, SLG: 0.511 (1, 3)	0-0 F3 ①		0-3 K ①		0-0 P4 ②	0-0 F7 ③			
Eddie Mathews, L OBP: 0.299, SLG: 0.335 (1, 5)	0-0 FC5-4 1B 1B		0-0 G3 ②		0-0 P4 ③		0-0 P8 ①		
Hank Aaron, R OBP: 0.363, SLG: 0.610 (1, 9)	0-0 FC5-4 1-2 1B		0-3 K ③			0-0 FC1-6 1B BB BB	4-0 E BB		
Mack Jones, L OBP: 0.353, SLG: 0.550 (1, 8)	0-0 FC5-4 1B 1-2f 2-3			0-0 F8 ①		0-0 FC1-6 1B 1-2f	0-0 F8 ②		
Rico Carty, R OBP: 0.393, SLG: 0.421 (1, 7)	0-0 FC5-4 1-3 3-H 1B			0-0 FC5-4 HBP 1B		0-0 F8 1B 1-3	0-3 K ③		
Joe Torre, R OBP: 0.365, SLG: 0.511 (1, 2)		0-0 2B		1-0 HBP 1-2		0-0 HBP 1B 1-2 3-H	0-0 F9 ①		
Denis Menke, R OBP: 0.370, SLG: 0.432 (1, 6)		0-3 K ①		0-0 P6 ②		0-0 F8 ②	0-0 F8 ②		
Woody Woodward, R OBP: 0.330, SLG: 0.319 (1, 4)		0-0 F2 ②		0-0 FC5 ③		1-0 1B 1-2 HBP	0-3 K ③		
Tony Cloninger, R OBP: 0.234, SLG: 0.370 Chi-Chi Olivo, R (8, 1)		0-0 1-3 ③			0-0 6-3 ①	0-0 1B 1-2 2-H 3-H			

Inning	R	H	E	K	S	P	BB	SO	LOB
1	0	3	0	0	5	5	0	0	2
2	0	1	0	1	6	6	0	0	1
3	0	0	0	2	7	7	0	0	0
4	0	1	0	0	5	5	0	0	2
5	0	0	0	0	3	3	0	0	0
6	3	4	0	0	8	8	0	0	2
7	0	0	1	1	9	9	0	0	1
8	0	0	0	0	5	5	0	0	0
9	0	0	0	0	0	0	0	0	0

PITCHER	IP	WLS	BF	H	R	ER	SO	BB	IBB	HBP	BLK	WP	HR	S	P	ERA	WHIP
Don Drysdale, R ERA: 4.47 (1, 1)	5.2	L	26	8	4	4	3	0	0	0	0	0	0	30	32	6.35	1.412
Ron Perranoski, L ERA: 2.61 (6, 1)	1.0		5	1	0	0	0	1	0	0	0	0	0	4	8	0.00	2.000
Phil Regan, R ERA: 1.37 (7, 1)	1.1		4	0	0	0	2	0	0	0	0	0	0	8	8	0.00	0.000

Batter	1	2	3	4	5	6	7	8	9	AB R H RBI BB SO LOB	TOP																								
Maury Wills, S OBP: 0.345, SLG: 0.346 (1, 6)	0-3 K		0-0 2B	0-0 F9		0-0 L9			0-0 E6	5 2 1 0 0 1 3																									
Wes Parker, S OBP: 0.348, SLG: 0.430 (1, 3) (9, 9)	0-0 F7		0-0 4-3 2B		0-0 FC5-6 1B FC5-2		0-0 F7		1-0 2B HBP	4 0 2 1 0 0 0																									
Willie Davis, L OBP: 0.287, SLG: 0.354 (1, 8)	0-3 K		0-0 4-3		0-0 FC5-6 1B		0-0 F8		0-0 2B 1-H 2-H	5 0 2 1 0 1 1																									
Tommy Davis, R OBP: 0.312, SLG: 0.367 Ron Fairly, L OBP: 0.391, SLG: 0.425 (1, 7) (9, 3)		0-0 5-3	0-0 F3		0-0 FC5-6 1B FC5-2		0-0 F3		0-0 4-3	5 0 0 0 0 0 4 0 0 0 0 0 0 0																									
Lou Johnson, R OBP: 0.329, SLG: 0.440 (1, 9) (9, 7)		4-0 BB BB		0-0 1B E 1B		0-0 FC5-2 BB		1-0 HBP		2 0 1 0 1 0 2																									
Jim Lefebvre, S OBP: 0.348, SLG: 0.509 (1, 5)		4-0 BB BB		0-0 E4 1B		4-0 BB		0-3 K		2 0 0 0 2 1 2																									
John Kennedy, R OBP: 0.240, SLG: 0.272 Al Ferrara, R OBP: 0.340, SLG: 0.489 Nate Oliver, R OBP: 0.290, SLG: 0.237 (1, 4) (5, PH) (5, 4)		0-3 K		0-0 1B		0-3 K		0-0 P4		2 0 1 0 0 1 2 1 0 0 0 0 1 3 1 0 0 0 0 0 1	AB 35 R 2 H 7 RBI 2 BB 3 SO 9 LOB 27																								
Jeff Torborg, R OBP: 0.278, SLG: 0.278 (1, 2)		0-0 FC5-4		0-0 F3		0-0 F8		0-0 F8		4 0 0 0 0 0 6																									
Sandy Koufax, R OBP: 0.070, SLG: 0.055 (1, 1)		0-3 K	0-3 K	0-3 K		0-3 K		0-3 K		4 0 0 0 0 4 3																									
Inning Stats	R: 0 E: 0 K: 2 S: 7	H: 0 LOB: 0 BB: 0 P: 7	R: 0 E: 0 K: 1 S: 5	H: 0 LOB: 2 BB: 2 P: 13	R: 1 E: 0 K: 1 S: 7	H: 2 LOB: 1 BB: 0 P: 7	R: 0 E: 1 K: 1 S: 8	H: 2 LOB: 3 BB: 0 P: 8	R: 0 E: 0 K: 1 S: 5	H: 0 LOB: 0 BB: 0 P: 5	R: 0 E: 0 K: 0 S: 3	H: 0 LOB: 0 BB: 0 P: 3	R: 0 E: 0 K: 1 S: 5	H: 0 LOB: 1 BB: 0 P: 6	R: 1 E: 1 K: 1 S: 6	H: 1 LOB: 1 BB: 0 P: 7	1B: 4 2B: 3 3B: 0 HR: 0	SF: 0 SAC: 0 DP: 0 HBP: 2	WP: 0 PB: 0 SB: 0 CS: 0	PA: 40															
PITCHER	IP WLS BF H R ER SO BB IBB HBP BLK WP HR S P ERA WHIP																																		
Denny Lemaster, L ERA: 3.8 Clay Carroll, R ERA: 2.66	(1, 1) (9, 1)	8.1 L	37 3	6 1	2 0	1 0	9 0	3 0	0 0	1 1	0 0	0 0	51 2	64 3	1.08 0.00	1.080 1.500																			

Los Angeles Dodgers @ Atlanta Braves  
Atlanta Stadium, Atlanta, GA  
Sun Jun 26 1966, 3:33 AM EDT  
Att: 51,275 - Unknown

livebaseballscorecards.com

Batter	1	2	3	4	5	6	7	8	9	AB R H RBI BB SO LOB
<b>Felipe Alou, R</b> OBP: 0.331, SLG: 0.508 (1, 8)	0-3 K		0-0 1B		0-0 F8		0-0 P6			4 0 1 0 0 1 1
<b>Denis Menke, R</b> OBP: 0.368, SLG: 0.429 (1, 6)	0-3 K		0-3 K		0-0 1B		0-0 F5			4 0 1 0 0 2 1
<b>Hank Aaron, R</b> OBP: 0.388, SLG: 0.612 (1, 9)	0-0 1B		0-0 1B		0-0 1B		0-0 P4			4 0 3 1 0 0 0
<b>Rico Carty, R</b> OBP: 0.386, SLG: 0.412 (1, 7)	0-3 K		0-0 P4		0-0 6-3		0-0 P6			4 0 0 0 0 1 5
<b>Joe Torre, R</b> OBP: 0.360, SLG: 0.502 (1, 3)		0-0 F5		0-3 K		0-0 F9		0-0 L5		4 0 0 0 0 1 0
<b>Gene Oliver, R</b> OBP: 0.255, SLG: 0.340 (1, 2)		0-0 1B		0-3 K		0-0 4-3		0-3 K		4 0 1 0 0 2 0
<b>Eddie Mathews, L</b> OBP: 0.302, SLG: 0.332 (1, 5)		0-3 K		4-0 BB		4-0 BB		0-0 F8		2 0 0 0 2 1 1
<b>Woody Woodward, R</b> OBP: 0.330, SLG: 0.319 (1, 4) <b>Mack Jones, L</b> OBP: 0.350, SLG: 0.545 (9, PH)		0-0 6-3		0-0 CS		0-0 P6		0-3 K		3 0 1 0 0 0 2 1 0 0 0 0 1 0
<b>Denny Lemaster, R</b> OBP: 0.176, SLG: 0.097 (1, 1) <b>Clay Carroll, R</b> (9, 1)			0-3 K		0-0 FC3-6		0-3 K			3 1 0 0 0 2 1 0 0 0 0 0 0 0

<b>Inning Stats</b>	R: 0 E: 0 K: 3 S: 10	H: 1 LOB: 1 BB: 0 P: 10	R: 0 E: 0 K: 1 S: 6	H: 1 LOB: 1 BB: 0 P: 6	R: 0 E: 0 K: 2 S: 9	H: 2 LOB: 2 BB: 0 P: 9	R: 0 E: 0 K: 2 S: 6	H: 0 LOB: 0 BB: 1 P: 10	R: 1 E: 0 K: 0 S: 6	H: 3 LOB: 2 BB: 0 P: 6	R: 0 E: 0 K: 0 S: 3	H: 0 LOB: 1 BB: 1 P: 7	R: 0 E: 0 K: 1 S: 5	H: 0 LOB: 0 BB: 0 P: 5	R: 0 E: 0 K: 0 S: 3	H: 0 LOB: 0 BB: 0 P: 3	R: 0 E: 0 K: 2 S: 7	H: 0 LOB: 0 BB: 0 P: 7	1B: 7 2B: 0 3B: 0 HR: 0	SF: 0 SAC: 0 DP: 0 HBP: 0	WP: 0 PB: 0 SB: 1 CS: 1	PA: 36
---------------------	-------------------------------	----------------------------------	------------------------------	---------------------------------	------------------------------	---------------------------------	------------------------------	----------------------------------	------------------------------	---------------------------------	------------------------------	---------------------------------	------------------------------	---------------------------------	------------------------------	---------------------------------	------------------------------	---------------------------------	----------------------------------	------------------------------------	----------------------------------	--------

<b>PITCHER</b> <b>Sandy Koufax, L</b> ERA: 1.56 (1, 1)	IP 9.0	WLS W	BF 35	H 7	R 1	ER 1	SO 11	BB 2	IBB 0	HBP 0	BLK 0	WP 0	HR 0	S 55	P 63	ERA 1.00	WHIP 1.000	<b>PITCHER</b>	IP 9.0	WLS W	BF 35	H 7	R 1	ER 1	SO 11	BB 2	IBB 0	HBP 0	BLK 0	WP 0	HR 0	S 55	P 63	ERA 1.00	WHIP 1.000
--	-----------	----------	----------	--------	--------	---------	----------	---------	----------	----------	----------	---------	---------	---------	---------	-------------	---------------	----------------	-----------	----------	----------	--------	--------	---------	----------	---------	----------	----------	----------	---------	---------	---------	---------	-------------	---------------

**Los Angeles Dodgers @ Atlanta Braves**  
Atlanta Stadium, Atlanta, GA  
Sun Jun 26 1966, 3:33 AM EDT  
Att. 51,275 - Unknown

livebaseballscorecards.com

<b>AB</b>	<b>33</b>
<b>R</b>	<b>1</b>
<b>H</b>	<b>7</b>
<b>RBI</b>	<b>1</b>
<b>BB</b>	<b>2</b>
<b>SO</b>	<b>11</b>
<b>LOB</b>	<b>11</b>



Batter	1	2	3	4	5	6	7	8	9	AB R H RBI BB SO LOB	TOP	
Maury Wills, S OBP: 0.347, SLG: 0.352 (1, 6) X	0-0 G3 2B		0-3 K		0-0 1B 1B			0-0 F9		4 1 2 0 0 1 0		
Jim Gilliam, S OBP: 0.267, SLG: 0.241 (1, 5) X	0-0 G3 2-3		4-0 1B BB		0-0 1-2 1B			0-0 WP 1B		3 0 2 0 1 0 1		
Willie Davis, L OBP: 0.291, SLG: 0.360 (1, 8) X	0-0 WP 2B		0-0 FC6-4 1-2 1B		0-0 G3			0-3 K 1-2		4 0 2 1 0 1 3		
Tommy Davis, R OBP: 0.304, SLG: 0.357 (1, 7) X	0-0 P4 2-3		0-0 FC6-4 1-2f					0-0 6-3		4 0 0 0 0 0 4		
Lou Johnson, R OBP: 0.323, SLG: 0.432 (1, 9) X	0-0 4-3			0-0 6-3				0-0 P4	0-3 K	4 0 0 0 0 1 1		
Jim Lefebvre, S OBP: 0.343, SLG: 0.500 (1, 4) X		0-0 F8		0-0 F2				0-0 4-3	0-0 6-3	4 0 0 0 0 0 0		
John Roseboro, L OBP: 0.350, SLG: 0.429 (1, 2) X		0-0 4-3		0-0 F9				0-0 G6-3 1B	0-0 1B	0 0 0 0 0 0 0		
Jeff Torborg, R OBP: 0.289, SLG: 0.289 (2, PH) (2, 2)										4 0 2 0 0 0 0		
Wes Parker, S OBP: 0.347, SLG: 0.427 (1, 3) X		0-0 F5			0-0 G3-6 1B			0-0 G6-3 1-2f	0-0 F3	4 0 1 0 0 0 2		
Joe Moeller, R OBP: 0.333, SLG: 0.333 (1, 1) X			0-3 K		0-0 G3-6-1 1-2f			0-0 L4		1 0 0 0 0 1 0		
Wes Covington, L OBP: 0.179, SLG: 0.042 (5, PH)										1 0 0 0 0 0 1		
Jim Brewer, L OBP: 0.255, SLG: 0.318 (7, PH)										0 0 0 0 0 0 0		
Don Drysdale, R OBP: 0.255, SLG: 0.318 (7, PH)										1 0 0 0 0 0 0		
Ron Perranoski, L OBP: 0.333, SLG: 0.667 (7, 1)										0 0 0 0 0 0 0		
<b>Inning Stats</b>	R: 1 H: 2 E: 0 LOB: 1 K: 0 BB: 0 S: 5 P: 5	R: 0 H: 0 E: 0 LOB: 0 K: 0 BB: 0 S: 3 P: 3	R: 0 H: 1 E: 0 LOB: 2 K: 2 BB: 1 S: 8 P: 12	R: 0 H: 0 E: 0 LOB: 0 K: 0 BB: 0 S: 3 P: 3	R: 0 H: 3 E: 0 LOB: 2 K: 0 BB: 0 S: 5 P: 5	R: 0 H: 0 E: 0 LOB: 0 K: 0 BB: 0 S: 3 P: 3	R: 0 H: 1 E: 0 LOB: 0 K: 0 BB: 0 S: 3 P: 3	R: 0 H: 1 E: 0 LOB: 1 K: 1 BB: 0 S: 6 P: 6	R: 0 H: 1 E: 0 LOB: 1 K: 1 BB: 0 S: 6 P: 6	1B: 7 SF: 0 2B: 2 SAC: 0 3B: 0 DP: 2 HR: 0 HBP: 0	WP: 2 PA: 35 PB: 0 SB: 0 CS: 0	
<b>PITCHER</b>	IP WLS BF H R ER SO BB IBB HBP BLK WP HR S P ERA WHIP											
Milt Pappas, R ERA: 3.69 (1, 1)	7.1 W 29 8 1 1 2 1 0 0 0 1 0 32 36 1.23 1.227											
Billy McCool, L ERA: 1.57 (8, 1)	1.2 S 6 1 0 0 2 0 0 0 0 1 0 10 10 0.00 0.600											

**Los Angeles Dodgers @ Cincinnati Reds**  
 Crosley Field, Cincinnati, OH  
 Mon Jun 27 1966, 7:05 PM EDT  
 Att: 10,534 - Unknown

AB	34
R	1
H	9
RBI	1
BB	1
SO	4
LOB	12



WP: 2	PA: 35
PB: 0	
SB: 0	
CS: 0	

ERA	WHIP

Batter	1	2	3	4	5	6	7	8	9	AB	R	H	RBI	BB	SO	LOB
Tommy Harper, R OBP: 0.346, SLG: 0.388 (1, 9) (8, 7)	0-0 S 2B 1B		0-0 1B 1B		0-3 K		0-0 6-3			4	1	2	0	0	1	0
Pete Rose, S OBP: 0.320, SLG: 0.380 (1, 4)	0-0 1B 2B		0-0 G1-6-3 1B		0-0 L6		0-0 FC5 BB 1B			4	1	3	1	0	0	0
Vada Pinson, L OBP: 0.356, SLG: 0.463 (1, 8)	0-0 G6-4-3 1B		0-0 F2		0-0 4-3		4-0 BB BB BB BB 1-2 BB			3	0	1	1	1	0	2
Tony Perez, R OBP: 0.315, SLG: 0.361 Dick Simpson, R OBP: 0.231, SLG: 0.391 (1, 3) (8, 9)	0-0 G6-4-3 1-2f		0-0 G1-6-3 1-2f		0-0 F9		0-0 FC5 2-3f			4	0	0	0	0	0	5
Deron Johnson, R OBP: 0.281, SLG: 0.384 (1, 7) (8, 3)	0-3 K				0-0 F9		0-0 1B 1B		0-0 5-3	4	0	1	0	0	1	0
Johnny Edwards, L OBP: 0.341, SLG: 0.351 (1, 2)		0-0 HR			0-3 K		0-0 1-2 1B		0-0 5-3	4	1	2	1	0	1	0
Giraldo Ruiz, S OBP: 0.238, SLG: 0.225 (1, 5)		0-0 4-3			0-0 2B		0-3 K		0-0 1B	4	0	2	0	0	1	2
Leo Cardenas, R OBP: 0.319, SLG: 0.435 (1, 6)		0-0 F8			4-0 IBB		0-0 F9		0-3 K	3	0	0	0	1	1	3
Milt Pappas, R OBP: 0.132, SLG: 0.270 Billy McCool, R OBP: 0.273, SLG: 0.200 (1, 1) (8, 1)		0-3 K			0-3 K		0-3 K			3	0	0	0	0	3	2
										0	0	0	0	0	0	0

Inning Stats	R: 2	H: 3	E: 0	K: 1	S: 7	H: 3	LOB: 0	BB: 0	P: 7	R: 1	H: 1	E: 0	K: 1	S: 6	H: 1	LOB: 0	BB: 0	P: 6	R: 0	H: 2	E: 0	K: 0	S: 4	R: 0	H: 1	E: 0	K: 2	S: 8	R: 0	H: 0	E: 0	K: 1	S: 5	H: 2	LOB: 2	BB: 0	P: 7	R: 0	H: 1	E: 0	K: 1	S: 6	H: 1	LOB: 2	BB: 1	P: 10	R: 0	H: 1	E: 0	K: 1	S: 6	H: 1	LOB: 1	BB: 0	P: 6
--------------	------	------	------	------	------	------	--------	-------	------	------	------	------	------	------	------	--------	-------	------	------	------	------	------	------	------	------	------	------	------	------	------	------	------	------	------	--------	-------	------	------	------	------	------	------	------	--------	-------	-------	------	------	------	------	------	------	--------	-------	------

PITCHER	IP	WLS	BF	H	R	ER	SO	BB	IBB	HBP	BLK	WP	HR	S	P	ERA	WHIP
Joe Moeller, R ERA: 2.22 (1, 1)	4.0	L	18	7	3	3	4	0	1	0	0	0	1	25	29	6.75	1.750
Jim Brewer, L ERA: 3.0 (5, 1)	2.0		8	2	0	0	2	0	0	0	0	0	0	12	12	0.00	1.000
Ron Perranoski, L ERA: 2.45 (7, 1)	2.0		9	2	0	0	2	1	0	0	0	0	0	12	16	0.00	1.500

**BOTTOM**

**Los Angeles Dodgers @ Cincinnati Reds**  
Crosley Field, Cincinnati, OH

Mon Jun 27 1966, 7:05 PM EDT  
Att. 10,534 - Unknown

AB	33
R	3
H	11
RBI	3
BB	2
SO	8
LOB	14



WP	HR	S	P	ERA	WHIP
0	0	2	3	0.00	1.000
0	0	2	3	0.00	1.500

Batter	1	2	3	4	5	6	7	8	9	AB R H RBI BB SO LOB	TOP
Maury Wills, S OBP: 0.349, SLG: 0.351 (1, 6) X	0-0 G3 SF8 1B		0-0 P8		4-0 BB			0-0 P4		3 1 1 0 1 0 1	
Jim Gilliam, S OBP: 0.266, SLG: 0.241 (1, 5) X	0-0 G3		0-0 4-3		0-0 FC1-4-6			0-0 L4-3 1B		4 0 1 0 0 0 5	
Willie Davis, L OBP: 0.290, SLG: 0.360 (1, 8) X	0-0 SF8			0-0 G3				0-0 L4-3 1B		3 0 1 1 0 0 1	
Lou Johnson, R OBP: 0.318, SLG: 0.425 (1, 7) X	0-0 L6			0-0 P5				0-0 G6-4-3 1B		4 0 0 0 0 0 1	
Jim Lefebvre, S OBP: 0.342, SLG: 0.494 (1, 4) X		0-0 P6		0-0 F9				0-0 K		3 0 0 0 1 1 0	
Ron Fairly, L OBP: 0.381, SLG: 0.412 (1, 3) X		0-3 K			0-0 P6			0-0 E3		4 0 0 0 0 1 1	
Derrell Griffith, L OBP: 0.176, SLG: 0.067 (9, PR) X						0-0 F9				0 0 0 0 0 0 0	
Wes Parker, S OBP: 0.345, SLG: 0.425 (1, 9) X		0-0 L3			0-0 1B			0-0 G3		4 0 1 0 0 0 1	
Jeff Torborg, R OBP: 0.280, SLG: 0.279 (1, 2) X			0-0 6-3		0-0 F9			0-0 F8		3 0 0 0 0 0 1	
Claude Osteen, L OBP: 0.244, SLG: 0.349 (1, 1) X			0-0 E1		0-0 BB			0-3 K		3 0 1 0 0 1 0	
<b>Inning Stats</b>	R: 1 H: 1 E: 0 LOB: 0 K: 0 BB: 0 S: 4 P: 4	R: 0 H: 0 E: 0 LOB: 0 K: 1 BB: 0 S: 5 P: 5	R: 0 H: 0 E: 1 LOB: 1 K: 0 BB: 0 S: 4 P: 4	R: 0 H: 0 E: 0 LOB: 0 K: 0 BB: 0 S: 3 P: 3	R: 0 H: 2 E: 0 LOB: 3 K: 0 BB: 1 S: 5 P: 9	R: 0 H: 1 E: 0 LOB: 1 K: 0 BB: 1 S: 3 P: 7	R: 0 H: 0 E: 0 LOB: 0 K: 1 BB: 0 S: 5 P: 5	R: 0 H: 1 E: 0 LOB: 0 K: 0 BB: 0 S: 3 P: 3	R: 0 H: 0 E: 1 LOB: 1 K: 1 BB: 0 S: 6 P: 6	1B: 5 SF: 1 2B: 1 SAC: 0 3B: 0 DP: 2 HR: 0 HBP: 0	WP: 0 PA: 34 PB: 0 SB: 1 CS: 0
<b>PITCHER</b> Sammy Ellis, R (1, 1) ERA: 4.79	IP WLS BF H R ER SO BB IBB HBP BLK WP HR S P ERA WHIP										
	9.0 W 34 5 1 1 3 2 0 0 0 0 0 0 38 46 1.00 0.778										

Los Angeles Dodgers @ Cincinnati Reds  
Crosley Field, Cincinnati, OH  
Tue Jun 28 1966, 7:05 PM EDT  
Att. 12,371 - Unknown

livebaseballscorecards.com

AB	31
R	1
H	5
RBI	1
BB	2
SO	3
LOB	11





Batter	1	2	3	4	5	6	7	8	9	AB	R	H	RBI	BB	SO	LOB	BOTTOM																		
Tommy Harper, R OBP: 0.353, SLG: 0.408 (1, 9) (9, 7)	0-0 4-3 2B 1B	0-0 4-3					0-0 1B 1B	0-0 HR		4	2	3	1	0	0	1	<b>Los Angeles Dodgers @ Cincinnati Reds</b> Crosley Field, Cincinnati, OH Tue Jun 28 1966, 7:05 PM EDT Att. 12,371 - Unknown																		
Pete Rose, S OBP: 0.316, SLG: 0.375 (1, 4)	0-0 4-3 1-2		0-0 P3			0-0 F9	0-0 1-3		4	0	0	0	0	0	2																				
Vada Pinson, L OBP: 0.358, SLG: 0.461 (1, 8) B B B	4-0 2B SF8 BB		0-0 F7			0-0 P6	0-0 FC6-4 1B		3	1	1	0	1	0	1																				
Tony Perez, R OBP: 0.320, SLG: 0.372 (1, 3)	0-0 SF8 1-3 2-H 2B		0-0 6-3			0-0 1-3 1B	0-3 K		4	0	2	1	0	1	1																				
Deron Johnson, R OBP: 0.277, SLG: 0.379 Dick Simpson, R OBP: 0.231, SLG: 0.391 (1, 7) (9, 9)	0-0 SF8 2-3 3-H		0-0 4-3			0-3 K	0-0 FC6-4 1-2f		3	0	0	1	0	1	3																				
Don Pavletich, R OBP: 0.341, SLG: 0.500 (1, 2)	0-0 F7		4-0 4-3 BB			0-0 FC6-4 1B	0-0 5-3		3	0	1	0	1	0	1																				
Giraldo Ruiz, S OBP: 0.217, SLG: 0.205 (1, 5)		0-3 K				0-0 4-3 1-2	0-0 F8		4	0	0	0	0	1	2																				
Leo Cardenas, R OBP: 0.325, SLG: 0.442 (1, 6)		0-0 SH3 2B				4-0 1B IBB	0-0 L9		3	0	2	0	1	0	1																				
Sammy Ellis, L OBP: 0.176, SLG: 0.097 (1, 1)		0-0 SH3				0-3 K	0-0 FC6-4 1-2f		3	0	0	0	0	1	4																				
<b>Inning Stats</b>	R: 2 E: 0 K: 0 S: 5	H: 2 LOB: 1 BB: 1 P: 9	R: 0 E: 0 K: 1 S: 6	H: 1 LOB: 1 BB: 0 P: 6	R: 0 E: 0 K: 0 S: 3	H: 0 LOB: 0 BB: 0 P: 3	R: 0 E: 0 K: 1 S: 5	H: 0 LOB: 2 BB: 2 P: 13	R: 0 E: 0 K: 1 S: 4	H: 2 LOB: 2 BB: 0 P: 7	R: 1 E: 0 K: 1 S: 7	H: 2 LOB: 1 BB: 0 P: 7	R: 0 E: 0 K: 0 S: 4	H: 1 LOB: 1 BB: 0 P: 4	R: 0 E: 0 K: 0 S: 4	H: 1 LOB: 1 BB: 0 P: 4	1B: 6 2B: 2 3B: 0 HR: 1	SF: 1 SAC: 1 DP: 0 HBP: 0	WP: 0 PB: 0 SB: 0 CS: 0	PA: 36															
<b>PITCHER</b> Claude Osteen, L ERA: 2.33 (1, 1)	IP 8.0	WLS L	BF 36	H 9	R 3	ER 3	SO 4	BB 2	IBB 1	HBP 0	BLK 0	WP 0	HR 1	S 41	P 53	ERA 3.38	WHIP 1.375	<b>PITCHER</b>	IP 0	WLS L	BF 0	H 0	R 0	ER 0	SO 0	BB 0	IBB 0	HBP 0	BLK 0	WP 0	HR 0	S 0	P 0	ERA 0	WHIP 0

livebaseballscorecards.com

AB	31
R	3
H	9
RBI	3
BB	3
SO	4
LOB	16





BOTTOM

Los Angeles Dodgers @ Cincinnati Reds  
Crosley Field, Cincinnati, OH  
Wed Jun 29 1966, 7:05 PM EDT  
Att. 17,473 - Unknown

livebaseballscorecards.com

AB 40  
R 5  
H 15  
RBI 5  
BB 0  
SO 4  
LOB 15



WP: 0 PA: 40  
PB: 0  
SB: 0  
CS: 0

AB R H RBI BB SO LOB

5 0 2 1 0 0 3

5 0 3 1 0 0 3

5 1 2 0 0 1 2

5 1 1 2 0 1 3

4 1 1 0 0 1 0

4 0 0 0 0 1 1

4 0 2 1 0 0 0

4 1 1 0 0 0 2

0 0 0 0 0 0 0  
0 0 0 0 0 0 0  
1 1 1 0 0 0 0  
1 0 1 0 0 0 0  
0 0 0 0 0 0 0  
1 0 0 0 0 0 1  
0 0 0 0 0 0 0  
1 0 1 0 0 0 0

1B: 12 SF: 0  
2B: 2 SAC: 0  
3B: 0 DP: 2  
HR: 1 HBP: 0

Batter	1	2	3	4	5	6	7	8	9
Tommy Harper, R (1, 9) OBP: 0.354, SLG: 0.408	0-0 G6-4-3 1B		0-0 5-3		0-0 G6-4-3 1-2f		0-0 1-2 1B		0-0 FC4-6 1B
Pete Rose, S (1, 4) OBP: 0.321, SLG: 0.378	0-0 G6-4-3 1-2f		0-0 3-H 1B		0-0 1B		0-0 4-3		0-0 1-2 1B
Vada Pinson, L (1, 8) OBP: 0.359, SLG: 0.460	0-0 F7		0-3 K		0-0 L9			0-0 HR 1B	0-0 1-2 2-3 1B
Tony Perez, R (1, 3) OBP: 0.316, SLG: 0.387		0-0 5-3		0-0 P4		0-0 F7		0-0 1-H HR	0-3 K
Deron Johnson, R (1, 7) OBP: 0.276, SLG: 0.381		0-3 K		0-0 1B 2B		0-0 L9		0-0 L5	
Johnny Edwards, L (1, 2) OBP: 0.333, SLG: 0.342		0-0 3-1		0-3 K		0-0 F8		0-0 P7	
Giraldo Ruiz, S (1, 5) OBP: 0.240, SLG: 0.229			0-0 L4		0-0 FC5-4 1B		0-0 1B 1B	0-0 6-3	
Leo Cardenas, R (1, 6) OBP: 0.324, SLG: 0.439			0-0 2B 5-3 1B		0-0 FC5-4 1-2f		0-0 F9		0-0 P6
Hank Fischer, R (1, 1) Ted Davidson, R (3, 1) Joe Nuxhall, L (3, 1) Art Shamsky, L (5, PH) Darrell Osteen, R (6, 1) Don Pavletich, R (7, PH) Jack Baldschun, R (8, 1) Tommy Helms, R (9, PH)			0-0 1B 2B		0-0 G6-4-3 1B		0-0 F9		0-0 FC4-6 1B

Inning Stats	R: 0 E: 0 K: 0 S: 3	H: 1 LOB: 0 BB: 0 P: 3	R: 0 E: 0 K: 1 S: 5	H: 0 LOB: 0 BB: 0 P: 5	R: 2 E: 0 K: 1 S: 8	H: 3 LOB: 1 BB: 0 P: 8	R: 1 E: 0 K: 1 S: 7	H: 2 LOB: 1 BB: 0 P: 7	R: 0 E: 0 K: 0 S: 4	H: 0 LOB: 0 BB: 0 P: 3	R: 0 E: 0 K: 0 S: 5	H: 2 LOB: 2 BB: 0 P: 5	R: 2 E: 0 K: 0 S: 5	H: 2 LOB: 0 BB: 0 P: 5	R: 0 E: 0 K: 1 S: 8	H: 3 LOB: 3 BB: 0 P: 8	1B: 12 2B: 2 3B: 0 HR: 1	SF: 0 SAC: 0 DP: 2 HBP: 0
--------------	------------------------------	---------------------------------	------------------------------	---------------------------------	------------------------------	---------------------------------	------------------------------	---------------------------------	------------------------------	---------------------------------	------------------------------	---------------------------------	------------------------------	---------------------------------	------------------------------	---------------------------------	-----------------------------------	------------------------------------

PITCHER	IP	WLS	BF	H	R	ER	SO	BB	IBB	HBP	BLK	WP	HR	S	P	ERA	WHIP
Don Drysdale, R (1, 1) ERA: 4.48	6.0	W	25	9	3	3	3	0	0	0	0	0	0	31	31	4.50	1.500
Phil Regan, R (7, 1) ERA: 1.65	3.0	S	15	6	2	2	1	0	0	0	0	0	1	17	17	6.00	2.000

PITCHER	IP	WLS	BF	H	R	ER	SO	BB	IBB	HBP	BLK	WP	HR	S	P	ERA	WHIP
---------	----	-----	----	---	---	----	----	----	-----	-----	-----	----	----	---	---	-----	------

Batter	1	2	3	4	5	6	7	8	9	AB R H RBI BB SO LOB	TOP										
Lou Brock, L (1, 7) OBP: 0.293, SLG: 0.398	0-3 K			0-0 F8		0-3 K		0-3 K		4 0 0 0 0 3 1	<b>St. Louis Cardinals @ Los Angeles Dodgers</b> <b>Dodger Stadium, Los Angeles, CA</b> Fri Jul 01 1966, 7:05 PM PDT Att: 38,410 - Unknown <a href="http://livebaseballscorecards.com">livebaseballscorecards.com</a>										
Phil Gagliano, R (1, 5) OBP: 0.385, SLG: 0.353	0-3 K			0-3 K		0-3 K		0-0 F3	4 0 0 0 0 3 1												
Curt Flood, R (1, 8) OBP: 0.310, SLG: 0.380	0-0 F8			0-0 P6		0-0 1-6-3		0-0 2B	4 0 1 0 0 0 0												
Orlando Cepeda, R (1, 3) OBP: 0.263, SLG: 0.526		0-0 G5-4-3 1B		0-3 K		0-0 HR 1B		4-0 G6-4-3 IBB	3 1 2 0 1 1 0												
Mike Shannon, R (1, 9) OBP: 0.286, SLG: 0.403		0-0 F5		4-0 5-3 BB		0-0 1-H HR		0-0 G6-4-3 1-2f	3 1 1 2 1 0 3												
Julian Javier, R (1, 4) OBP: 0.275, SLG: 0.292		0-0 G5-4-3 1-2f		0-0 5-3 1-2		0-0 F3			3 0 0 0 0 0 2												
Dal Maxvill, R (1, 6) OBP: 0.269, SLG: 0.265			0-0 G4-6-3 1B		0-0 L8		0-0 6-3		3 0 1 0 0 0 1												
Pat Corrales, R (1, 2) OBP: 0.204, SLG: 0.180			0-0 G4-6-3 1-2f		0-0 1B		0-0 P3		3 0 1 0 0 0 1												
Al Jackson, L (1, 1) OBP: 0.294, SLG: 0.310			0-3 K		0-3 K		0-3 K		3 0 0 0 0 3 1												
<b>Inning Stats</b>	R: 0 E: 0 K: 2 S: 7	H: 0 LOB: 0 BB: 0 P: 7	R: 0 E: 0 K: 0 S: 3	H: 1 LOB: 0 BB: 0 P: 3	R: 0 E: 0 K: 1 S: 5	H: 1 LOB: 0 BB: 0 P: 5	R: 0 E: 0 K: 1 S: 5	H: 0 LOB: 0 BB: 0 P: 5	R: 0 E: 0 K: 3 S: 10	H: 1 LOB: 1 BB: 0 P: 10	R: 2 E: 0 K: 0 S: 5	H: 2 LOB: 0 BB: 0 P: 5	R: 0 E: 0 K: 2 S: 7	H: 0 LOB: 0 BB: 0 P: 7	R: 0 E: 0 K: 0 S: 3	H: 1 LOB: 1 BB: 1 P: 7	1B: 4 2B: 1 3B: 0 HR: 1	SF: 0 SAC: 0 DP: 3 HBP: 0	WP: 0 PB: 0 SB: 0 CS: 0	PA: 32	
<b>PITCHER</b> Sandy Koufax, L (1, 1) ERA: 1.6 Phil Regan, R (9, 1) ERA: 1.62	IP 8.0	WLS L	BF 28	H 5	R 2	ER 2	SO 10	BB 1	IBB 0	HBP 0	BLK 0	WP 0	HR 1	S 47	P 51	ERA 2.25	WHIP 0.750				
<b>PITCHER</b>	IP	WLS	BF	H	R	ER	SO	BB	IBB	HBP	BLK	WP	HR	S	P	ERA	WHIP				



Batter	1	2	3	4	5	6	7	8	9	AB	R	H	RBI	BB	SO	LOB
Maury Wills, S OBP: 0.352, SLG: 0.352 (1, 6)	0-0 4-3		0-0 G4-3 1B			0-0 F8		0-0 P4		4	0	1	0	0	0	1
Wes Parker, S OBP: 0.348, SLG: 0.423 (1, 9)	0-0 E 1B		0-0 G4-3 1-2f			0-0 F8			0-0 F8	4	0	1	0	0	0	1
Willie Davis, L OBP: 0.288, SLG: 0.363 (1, 8)	0-0 E3 1-2			0-0 L5		0-0 3-1			0-0 F8	4	0	0	0	0	0	1
Lou Johnson, R OBP: 0.319, SLG: 0.419 (1, 7)	0-0 L7			0-0 G4-6-3 1B			0-0 L8		0-3 K	4	0	1	0	0	1	2
Ron Fairly, L OBP: 0.374, SLG: 0.406 (1, 3)	0-0 F8			0-0 G4-6-3 1-2f			0-3 K			3	0	0	0	0	1	3
Jim Lefebvre, S OBP: 0.341, SLG: 0.486 (1, 5)		0-0 L7			0-0 5-3		0-0 4-3			3	0	0	0	0	0	0
John Roseboro, L OBP: 0.351, SLG: 0.433 (1, 2)		0-0 3-1			0-0 6-3			0-0 G5-4-3 1B		3	0	1	0	0	0	0
John Kennedy, R OBP: 0.240, SLG: 0.271 (1, 4)		0-0 F9			0-0 1B			0-0 G5-4-3		2	0	1	0	0	0	0
Al Ferrara, R (8, PH) OBP: 0.337, SLG: 0.484								0-0 1-2f		1	0	0	0	0	0	1
Phil Regan, R (9, 1) OBP: 0.133, SLG: 0.133										0	0	0	0	0	0	0
Sandy Koufax, R (1, 1) OBP: 0.068, SLG: 0.053			0-0 5-3			0-0 5-3		0-0 1B		2	0	0	0	0	0	1
Tommy Davis, R (8, PH) OBP: 0.308, SLG: 0.361										1	0	1	0	0	0	0
Nate Oliver, R (8, PR) OBP: 0.290, SLG: 0.237 (9, 4)										0	0	0	0	0	0	0

Inning Stats	R: 0	H: 1	R: 0	H: 0	R: 0	H: 1	R: 0	H: 1	R: 0	H: 0	R: 0	H: 0	R: 0	H: 2	R: 0	H: 0	1B: 6	SF: 0	WP: 0	PA: 31
	E: 1	LOB: 2	E: 0	LOB: 0	E: 0	LOB: 0	E: 0	LOB: 1	E: 0	LOB: 0	E: 0	LOB: 0	E: 0	LOB: 1	E: 0	LOB: 0	2B: 0	SAC: 0	PB: 0	
	K: 0	BB: 0	K: 0	BB: 0	K: 0	BB: 0	K: 0	BB: 0	K: 1	BB: 0	K: 1	BB: 0	K: 0	BB: 0	K: 1	BB: 0	3B: 0	DP: 3	SB: 0	
	S: 5	P: 5	S: 3	P: 3	S: 3	P: 3	S: 4	P: 4	S: 3	P: 3	S: 5	P: 5	S: 4	P: 4	S: 5	P: 5	HR: 0	HBP: 0	CS: 0	

PITCHER	IP	WLS	BF	H	R	ER	SO	BB	IBB	HBP	BLK	WP	HR	S	P	ERA	WHIP													
Al Jackson, L (1, 1) ERA: 1.98	9.0	W	31	6	0	0	2	0	0	0	0	0	0	35	35	0.00	0.667													

**BOTTOM**

**St. Louis Cardinals @ Los Angeles Dodgers**  
**Dodger Stadium, Los Angeles, CA**

Fri Jul 01 1966, 7:05 PM PDT  
Att. 38,410 - Unknown

<b>AB</b>	<b>31</b>
<b>R</b>	<b>0</b>
<b>H</b>	<b>6</b>
<b>RBI</b>	<b>0</b>
<b>BB</b>	<b>0</b>
<b>SO</b>	<b>2</b>
<b>LOB</b>	<b>10</b>



WP	PA	ERA	WHIP
0	31	0.00	0.667

Batter	1	2	3	4	5	6	7	8	9	AB R H RBI BB SO LOB	TOP											
Lou Brock, L (1, 7) OBP: 0.289, SLG: 0.392	0-0 F7		0-0 B5-3		0-3 K		0-3 K			4 0 0 0 0 2 2	<b>St. Louis Cardinals @ Los Angeles Dodgers</b> <b>Dodger Stadium, Los Angeles, CA</b> Sat Jul 02 1966, 7:05 PM PDT Att. 29,042 - Unknown <a href="http://livebaseballscorecards.com">livebaseballscorecards.com</a>											
Phil Gagliano, R (1, 5) OBP: 0.382, SLG: 0.357	0-0 6-3		0-0 1B 2B		0-3 K		0-0 E6			4 0 1 0 0 1 2												
Curt Flood, R (1, 8) OBP: 0.309, SLG: 0.378	0-0 L5		0-0 1B		0-0 L3		0-0 4-3			4 0 1 0 0 0 2												
Orlando Cepeda, R (1, 3) OBP: 0.365, SLG: 0.542		0-0 2B 1B	0-3 K		0-0 HR		0-3 K			4 2 2 1 0 2 2												
Mike Shannon, R (1, 9) OBP: 0.292, SLG: 0.414		0-0 1B 2B		0-0 6-3		0-0 FC4-6 1B		0-0 4-3		4 0 2 0 0 0 0												
Julian Javier, R (1, 4) OBP: 0.272, SLG: 0.288		0-0 6-3		0-0 6-3		0-0 FC4-6 1B		0-0 4-3		3 0 0 0 0 0 3												
Bobby Tolan, L (8, PH) OBP: 0.235, SLG: 0.284										1 0 0 0 0 0 0												
Jimmy Williams, R (8, 4) OBP: 0.500, SLG: 0.429										0 0 0 0 0 0 0												
Dal Maxvill, R (1, 6) OBP: 0.270, SLG: 0.267		0-0 2-3 3-H 1B		0-0 6-3		0-0 4-3		0-0 4-3		3 0 1 1 0 0 1												
Tito Francona, L (9, PH) OBP: 0.278, SLG: 0.314										1 0 0 0 0 0 0												
Pat Corrales, R (1, 2) OBP: 0.196, SLG: 0.173		0-3 K		0-3 K		0-0 E 1B		0-0 6-3		2 0 0 0 0 2 1												
Charley Smith, R (7, PH) OBP: 0.326, SLG: 0.399										1 0 1 0 0 0 0												
Tim McCarver, L (7, PR) OBP: 0.304, SLG: 0.423										1 0 0 0 0 0 0												
Bob Gibson, R (1, 1) OBP: 0.254, SLG: 0.328			0-3 K		0-0 1B		0-3 K		0-3 K	3 0 1 0 0 2 1												
Hal Woodeshick, R (7, 1) OBP: 0.333, SLG: 0.667										0 0 0 0 0 0 0												
Bob Skinner, L (9, PH) OBP: 0.229, SLG: 0.273										1 0 0 0 0 1 0												
<b>Inning Stats</b>	R: 0 E: 0 K: 0 S: 3	H: 0 LOB: 0 BB: 0 P: 3	R: 1 E: 0 K: 1 S: 7	H: 3 LOB: 1 BB: 0 P: 7	R: 0 E: 0 K: 2 S: 9	H: 2 LOB: 2 BB: 0 P: 9	R: 0 E: 0 K: 0 S: 3	H: 0 LOB: 0 BB: 0 P: 3	R: 0 E: 0 K: 3 S: 10	H: 1 LOB: 1 BB: 0 P: 10	R: 1 E: 0 K: 0 S: 5	H: 2 LOB: 1 BB: 0 P: 5	R: 0 E: 1 K: 2 S: 9	H: 1 LOB: 2 BB: 0 P: 9	R: 0 E: 0 K: 1 S: 5	H: 0 LOB: 0 BB: 0 P: 5	R: 0 E: 0 K: 1 S: 5	H: 0 LOB: 0 BB: 0 P: 5	1B: 6 2B: 2 3B: 0 HR: 1	SF: 0 SAC: 0 DP: 0 HBP: 0	WP: 2 PB: 0 SB: 0 CS: 0	PA: 36
<b>PITCHER</b>	IP WLS BF H R ER SO BB IBB HBP BLK WP HR S P ERA WHIP																				ERA WHIP	
Claude Osteen, L (1, 1) ERA: 2.34	6.2 W 29 9 2 2 8 0 0 0 0 1 1 45 45 2.70 1.350																					
Phil Regan, R (7, 1) ERA: 1.55	2.1 S 7 0 0 0 2 0 0 0 0 0 0 11 11 0.00 0.000																					



Batter	1	2	3	4	5	6	7	8	9
Maury Wills, S OBP: 0.347, SLG: 0.347 (1, 6)	0-3 K2-3		0-0 G6-3		0-0 F5		0-0 G3		
Jim Gilliam, S OBP: 0.267, SLG: 0.244 (1, 5) John Kennedy, R OBP: 0.240, SLG: 0.271 (8, 5)	0-0 F7		0-0 6-3		0-0 F2		0-0 E7		
Willie Davis, L OBP: 0.291, SLG: 0.365 (1, 8)	0-0 F5			0-0 G3 E 3B 1B		0-0 B2-6-4 1B	0-0 K		
Ron Fairly, L OBP: 0.371, SLG: 0.401 (1, 9)		0-0 F3		0-0 G3		0-0 B2-6-4		0-0 G6-3 1B	
Jim Lefebvre, S OBP: 0.343, SLG: 0.492 (1, 4) Nate Oliver, R OBP: 0.290, SLG: 0.237 (9, 4)		0-0 F2		0-0 SH1 3B		4-0 BB		0-0 G6-3	
Lou Johnson, R OBP: 0.319, SLG: 0.418 (1, 7)		0-0 6-3		0-0 SH1		0-0 G1		0-0 1B 1B	
John Roseboro, L OBP: 0.364, SLG: 0.448 (1, 2)			0-0 E 2B	4-0 BB			0-0 G3 1B E 1B	0-0 1B 1B	
Wes Parker, S OBP: 0.347, SLG: 0.421 (1, 3)			0-0 FC6 SH G6-3	0-0 F4			0-0 B2	0-0 1B	
Claude Osteen, L OBP: 0.261, SLG: 0.364 (1, 1) Phil Regan, R OBP: 0.176, SLG: 0.176 (7, 1)			0-0 SH G6-3		0-0 CS 1B		0-0 G3 E 1B	0-0 6-3	

Inning Stats	R: 0	H: 0	E: 0	LOB: 0	K: 1	BB: 0	S: 5	P: 5
	R: 0	H: 0	E: 0	LOB: 0	K: 0	BB: 0	S: 3	P: 3
	R: 2	H: 1	E: 2	LOB: 0	K: 0	BB: 0	S: 5	P: 5
	R: 2	H: 2	E: 1	LOB: 1	K: 0	BB: 1	S: 5	P: 9
	R: 0	H: 1	E: 0	LOB: 0	K: 0	BB: 0	S: 3	P: 3
	R: 0	H: 1	E: 0	LOB: 1	K: 0	BB: 1	S: 3	P: 7
	R: 2	H: 3	E: 1	LOB: 1	K: 1	BB: 0	S: 8	P: 8
	R: 1	H: 4	E: 0	LOB: 2	K: 0	BB: 0	S: 6	P: 6

AB	R	H	RBI	BB	SO	LOB
4	0	0	0	0	1	4
4	0	1	2	0	0	0
0	0	0	0	0	0	0
4	1	2	0	0	1	1
4	0	1	0	0	0	2
3	1	1	1	1	0	1
0	0	0	0	0	0	0
3	1	1	1	0	0	1
3	2	3	0	1	0	0
4	1	1	1	0	0	2
1	0	1	0	0	0	0
2	1	1	0	0	0	2

**BOTTOM**

**St. Louis Cardinals @ Los Angeles Dodgers**  
**Dodger Stadium, Los Angeles, CA**

Sat Jul 02 1966, 7:05 PM PDT  
Att. 29,042 - Unknown

livebaseballscorecards.com

<b>AB</b>	<b>32</b>
<b>R</b>	<b>7</b>
<b>H</b>	<b>12</b>
<b>RBI</b>	<b>5</b>
<b>BB</b>	<b>2</b>
<b>SO</b>	<b>2</b>
<b>LOB</b>	<b>13</b>



PITCHER	IP	WLS	BF	H	R	ER	SO	BB	IBB	HBP	BLK	WP	HR	S	P	ERA	WHIP
Bob Gibson, R ERA: 2.04 (1, 1)	6.2	L	29	8	6	5	1	2	0	0	0	0	0	29	37	6.75	1.500
Hal Woodeshick, L ERA: 2.3 (7, 1)	1.1		7	4	1	1	1	0	0	0	0	0	0	9	9	6.75	3.000

Batter	1	2	3	4	5	6	7	8	9	AB R H RBI BB SO LOB	TOP
Lou Brock, L (1, 7) OBP: 0.292, SLG: 0.404	0-0 CS 1B		0-0 G4-6-3 1-2f			0-0 4-3			0-0 HR	4 1 2 1 0 0 1	<b>St. Louis Cardinals @ Los Angeles Dodgers</b> Dodger Stadium, Los Angeles, CA Sun Jul 03 1966, 3:33 AM PDT Att: 25,148 - Unknown <a href="http://livebaseballscorecards.com">livebaseballscorecards.com</a>
Phil Gagliano, R (1, 5) OBP: 0.373, SLG: 0.347	0-3 K 1-2			0-0 F8		0-0 6-3		0-3 K	4 0 0 0 0 2 1		
Curt Flood, R (1, 8) OBP: 0.308, SLG: 0.376	0-0 1B			0-0 5-3		0-0 6-3		0-0 5-3	4 0 1 0 0 0 0		
Orlando Cepeda, R (1, 3) OBP: 0.358, SLG: 0.530	0-0 5-3			0-3 K			0-0 4-3	0-0 P6	4 0 0 0 0 1 1		
Tim McCarver, L (1, 2) OBP: 0.300, SLG: 0.417		0-0 4-3			0-0 1-4-3		0-3 K		3 0 0 0 0 1 0		
Mike Shannon, R (1, 9) OBP: 0.293, SLG: 0.426		0-0 6-3					0-0 P4		3 1 1 0 0 0 0		
Julian Javier, R (1, 4) OBP: 0.269, SLG: 0.284		0-0 G3			0-0 F7			0-0 F2	3 0 0 0 0 0 1		
Dal Maxvill, R (1, 6) OBP: 0.272, SLG: 0.269			0-3 K			0-0 1B		0-0 F8	3 0 1 1 0 1 0		
Larry Jaster, L (1, 1) OBP: 0.333, SLG: 0.273			0-0 G4-6-3 1B		0-3 K			0-0 F8	3 0 1 0 0 1 1		
<b>Inning Stats</b>	R: 0 H: 2 E: 0 LOB: 1 K: 1 BB: 0 S: 6 P: 6	R: 0 H: 0 E: 0 LOB: 0 K: 0 BB: 0 S: 3 P: 3	R: 0 H: 1 E: 0 LOB: 0 K: 1 BB: 0 S: 5 P: 5	R: 0 H: 0 E: 0 LOB: 0 K: 1 BB: 0 S: 5 P: 5	R: 1 H: 2 E: 0 LOB: 1 K: 1 BB: 0 S: 7 P: 7	R: 0 H: 0 E: 0 LOB: 0 K: 0 BB: 0 S: 3 P: 3	R: 0 H: 0 E: 0 LOB: 0 K: 1 BB: 0 S: 5 P: 5	R: 0 H: 0 E: 0 LOB: 0 K: 0 BB: 0 S: 3 P: 3	R: 1 H: 1 E: 0 LOB: 0 K: 1 BB: 0 S: 6 P: 6	1B: 4 SF: 0 2B: 0 SAC: 0 3B: 1 DP: 1 HR: 1 HBP: 0	WP: 0 PA: 31 PB: 0 SB: 0 CS: 1
<b>PITCHER</b> Don Drysdale, R (1, 1) ERA: 4.31	IP WLS BF H R ER SO BB IBB HBP BLK WP HR S P ERA WHIP										





Batter	1	2	3	4	5	6	7	8	9	AB R H RBI BB SO LOB
Maury Wills, S OBP: 0.346, SLG: 0.346 (1, 6)	0-3 K		0-0 F9			0-0 1B			0-0 F9	4 0 1 0 0 1 0
Wes Parker, S OBP: 0.343, SLG: 0.415 (1, 8)	0-0 3-1			0-0 6-3		0-0 F8			0-0 F8	4 0 0 0 0 0 1
Lou Johnson, R OBP: 0.318, SLG: 0.415 (1, 9)	0-0 F3			0-0 1B		0-0 P4			0-3 K	4 0 1 0 0 1 1
Tommy Davis, R OBP: 0.309, SLG: 0.361 (1, 7)		0-0 1B		0-3 K		0-0 F9			0-0 F9	3 0 1 0 0 1 1
Jim Lefebvre, S OBP: 0.343, SLG: 0.488 (1, 4) (9, 5)		0-0 F3		0-0 F9		4-0 G4-3 BB			4-0 G4-3	2 0 0 0 1 0 2
Ron Fairly, L OBP: 0.365, SLG: 0.393 (1, 3)		0-0 F7		0-0 F8		0-0 G4-3 1-2f			0-0 G4-3	3 0 0 0 0 0 2
John Roseboro, L OBP: 0.359, SLG: 0.441 (1, 2)		0-0 L6		0-0 F7		0-0 F7			0-0 F9	3 0 0 0 0 0 1
John Kennedy, R OBP: 0.235, SLG: 0.265 (1, 5)			0-3 K		0-0 L7			1-0 CS HBP	1-0 CS HBP	2 0 0 0 0 1 0
Al Ferrara, R OBP: 0.343, SLG: 0.484 (8, PH)										0 0 0 0 0 0 0
Nate Oliver, R OBP: 0.290, SLG: 0.237 (8, PR) (9, 4)										0 0 0 0 0 0 0
Don Drysdale, R OBP: 0.264, SLG: 0.320 (1, 1)			0-3 K			0-0 F2			0-0 F3 1-2	3 0 0 0 0 1 1


Inning Stats	R: 0	H: 0	E: 0	K: 1	S: 5	R: 0	H: 1	E: 0	K: 0	S: 4	R: 0	H: 0	E: 0	K: 2	S: 7	R: 0	H: 1	E: 0	K: 1	S: 6	R: 0	H: 0	E: 0	K: 0	S: 3	R: 0	H: 1	E: 0	K: 0	S: 4	R: 0	H: 0	E: 0	K: 0	S: 2	R: 0	H: 0	E: 0	K: 0	S: 2	R: 0	H: 0	E: 0	K: 1	S: 5	R: 0	H: 0	E: 0	K: 1	S: 5	1B: 3	2B: 0	3B: 0	HR: 0	SF: 0	SAC: 0	DP: 1	HBP: 1	WP: 0	PB: 0	SB: 0	CS: 1	PA: 30
PITCHER Larry Jaster, L ERA: 3.05 (1, 1)	IP	WLS	BF	H	R	ER	SO	BB	IBB	HBP	BLK	WP	HR	S	P	ERA	WHIP													IP	WLS	BF	H	R	ER	SO	BB	IBB	HBP	BLK	WP	HR	S	P	ERA	WHIP																	

**BOTTOM**

**St. Louis Cardinals @ Los Angeles Dodgers**  
**Dodger Stadium, Los Angeles, CA**  
 Sun Jul 03 1966, 3:33 AM PDT  
 Att. 25,148 - Unknown

livebaseballscorecards.com

**AB 28**  
**R 0**  
**H 3**  
**RBI 0**  
**BB 1**  
**SO 5**  
**LOB 9**



Batter	1	2	3	4	5	6	7	8	9	AB R H RBI BB SO LOB	TOP																				
Tommy Harper, R (1, 9) OBP: 0.358, SLG: 0.403	0-3 K			0-0 L5		0-0 4-3 1B		0-0 G3-6-3 1B		4 0 2 0 0 1 0	<b>Cincinnati Reds @ Los Angeles Dodgers</b> Dodger Stadium, Los Angeles, CA Mon Jul 04 1966, 3:33 AM PDT Att. 22,699 - Unknown <a href="http://livebaseballscorecards.com">livebaseballscorecards.com</a>																				
Pete Rose, S (1, 4) OBP: 0.312, SLG: 0.365	0-0 2-3			0-3 K		0-0 4-3 1-2		0-0 G3-6-3 1-2f		4 0 0 0 0 1 2																					
Vada Pinson, L (1, 8) OBP: 0.346, SLG: 0.447	0-0 F9			0-0 F8		0-3 K				4 0 0 0 0 2 1																					
Gordy Coleman, L (1, 3) OBP: 0.313, SLG: 0.287			0-0 F7		0-0 L6	0-0 G3				4 0 0 0 0 1 1																					
Tommy Helms, R (1, 5) OBP: 0.324, SLG: 0.409			0-0 L7		0-0 1B 1B		0-0 5-3			4 1 1 0 0 0 0																					
Deron Johnson, R (1, 7) OBP: 0.278, SLG: 0.383			0-3 K		0-0 1B 1-2 1B		4-0 4-3 BB			2 0 1 0 1 1 0																					
Leo Cardenas, R (1, 6) OBP: 0.311, SLG: 0.421			0-3 K		0-3 K		0-0 4-3 1-2			3 0 0 0 0 2 3																					
Johnny Edwards, L (1, 2) OBP: 0.323, SLG: 0.331			0-0 F9		0-0 1-3 2-H 1B		0-0 4-3			3 0 1 1 0 0 1																					
Jim O'Toole, S (1, 1) OBP: 0.158, SLG: 0.158 Don Pavletich, R (8, PH) OBP: 0.331, SLG: 0.496 Ted Davidson, R (8, 1)			0-3 K		0-3 K			0-0 F7		2 0 0 0 0 2 2 1 0 0 0 0 0 0 0 0 0 0 0 0 0																					
<b>Inning Stats</b>	R: 0 E: 0 K: 1 S: 5	H: 0 LOB: 0 BB: 0 P: 5	R: 0 E: 0 K: 1 S: 5	H: 0 LOB: 0 BB: 0 P: 5	R: 0 E: 0 K: 2 S: 7	H: 0 LOB: 0 BB: 0 P: 7	R: 0 E: 0 K: 1 S: 5	H: 0 LOB: 0 BB: 0 P: 5	R: 1 E: 0 K: 2 S: 10	H: 3 LOB: 2 BB: 0 P: 10	R: 0 E: 0 K: 1 S: 6	H: 1 LOB: 1 BB: 0 P: 6	R: 0 E: 0 K: 0 S: 3	H: 0 LOB: 1 BB: 1 P: 7	R: 0 E: 0 K: 0 S: 3	H: 1 LOB: 0 BB: 0 P: 3	R: 0 E: 0 K: 2 S: 7	H: 0 LOB: 0 BB: 0 P: 7	1B: 5 2B: 0 3B: 0 HR: 0	SF: 0 SAC: 0 DP: 1 HBP: 0	WP: 0 PB: 0 SB: 0 CS: 0	PA: 32									
<b>PITCHER</b> Don Sutton, R (1, 1) ERA: 3.16	IP 9.0	WLS W	BF 32	H 5	R 1	ER 1	SO 10	BB 1	IBB 0	HBP 0	BLK 0	WP 0	HR 0	S 51	P 55	ERA 1.00	WHIP 0.667														
											<b>PITCHER</b>	IP	WLS	BF	H	R	ER	SO	BB	IBB	HBP	BLK	WP	HR	S	P	ERA	WHIP			



Batter	1	2	3	4	5	6	7	8	9
<b>Maury Wills, S</b> OBP: 0.345, SLG: 0.348 (1, 6) X	0-0 P3		0-3 K		0-0 2B		0-0 6-3		
<b>Wes Parker, S</b> OBP: 0.342, SLG: 0.413 (1, 3) X	0-0 F8		0-0 1B 1B		0-0 F8		0-3 K		
<b>Willie Davis, L</b> OBP: 0.297, SLG: 0.374 (1, 8) X	0-0 HBP 1B		0-0 1B 1B		0-3 K		0-0 2B		
<b>Lou Johnson, R</b> OBP: 0.324, SLG: 0.416 (1, 7) H	1-0 1-2 HBP		0-0 1-2 1B		0-3 K		4-0 IBB		
<b>Ron Fairly, L</b> OBP: 0.362, SLG: 0.396 (1, 9) X	0-0 F3		0-0 L7		0-0 E9 1B 2B		0-0 6-3		
<b>Jim Lefebvre, S</b> OBP: 0.345, SLG: 0.486 <b>Nate Oliver, R</b> OBP: 0.290, SLG: 0.237 (8, PR) (9, 4)		0-0 P4		0-0 FC6-4 1B		0-3 K		4-0 6-3 SH1-3 BB	
<b>John Roseboro, L</b> OBP: 0.358, SLG: 0.439 (1, 2)		0-3 K		0-0 P4		0-0 1B		0-0 SH1-3	
<b>John Kennedy, R</b> OBP: 0.226, SLG: 0.255 (1, 5)		0-0 L7		0-3 K		0-0 F9		0-0 6-3	
<b>Don Sutton, R</b> OBP: 0.271, SLG: 0.313 (1, 1)			0-3 K		0-0 FC6-4 1-2f		0-3 K		0-3 K

AB	R	H	RBI	BB	SO	LOB
4	0	1	0	0	1	0
4	1	1	0	0	1	1
4	0	3	0	0	1	1
2	0	1	1	1	1	1
4	1	1	0	0	0	6
3	0	1	0	1	1	1
0	0	0	0	0	0	0
3	0	1	1	0	1	1
4	0	0	0	0	1	4
4	0	0	0	0	3	4

BOTTOM	
<b>AB</b>	<b>32</b>
<b>R</b>	<b>2</b>
<b>H</b>	<b>9</b>
<b>RBI</b>	<b>2</b>
<b>BB</b>	<b>2</b>
<b>SO</b>	<b>10</b>
<b>LOB</b>	<b>19</b>
<b>WP</b>	<b>0</b>
<b>PA</b>	<b>36</b>
<b>PB</b>	<b>0</b>
<b>SB</b>	<b>0</b>
<b>CS</b>	<b>0</b>

Cincinnati Reds @ Los Angeles Dodgers  
 Dodger Stadium, Los Angeles, CA  
 Mon Jul 04 1966, 3:33 AM PDT  
 Att. 22,699 - Unknown

1B:	6	SF:	0
2B:	3	SAC:	1
3B:	0	DP:	0
HR:	0	HBP:	1



Inning Stats																	
R: 0		H: 1		R: 0		H: 0		R: 1		H: 3		R: 0		H: 1			
E: 0		LOB: 2		E: 0		LOB: 0		E: 0		LOB: 2		E: 0		LOB: 1			
K: 0		BB: 0		K: 1		BB: 0		K: 2		BB: 0		K: 2		BB: 0			
S: 4		P: 5		S: 5		P: 5		S: 10		P: 10		S: 6		P: 8			
PITCHER																	
<b>Jim O'Toole, L</b> ERA: 2.82 (1, 1)	IP	WLS	BF	H	R	ER	SO	BB	IBB	HBP	BLK	WP	HR	S	P	ERA	WHIP
<b>Ted Davidson, L</b> ERA: 4.0 (8, 1)	1.0	4	0	0	0	0	1	1	0	0	0	0	0	5	9	0.00	1.000

Batter	1	2	3	4	5	6	7	8	9	AB R H RBI BB SO LOB	TOP																						
Tommy Harper, R (1, 9) OBP: 0.353, SLG: 0.397	0-0 6-3		0-0 F9		0-0 F3		0-3 K			4 0 0 0 0 1 1	<b>Cincinnati Reds @ Los Angeles Dodgers</b> Dodger Stadium, Los Angeles, CA Tue Jul 05 1966, 7:05 PM PDT Att. 32,937 - Unknown																						
Pete Rose, S (1, 4) OBP: 0.311, SLG: 0.363	0-0 F9		0-0 1B		0-0 5-3			0-0 B5-3		4 0 1 0 0 0 0																							
Vada Pinson, L (1, 8) OBP: 0.348, SLG: 0.452	0-0 2B		0-0 1B			0-0 F7		0-0 F7		4 0 2 0 0 0 0																							
Tony Perez, R (1, 3) OBP: 0.301, SLG: 0.363		0-0 1B	0-0 F3			0-0 F7		0-0 1B		4 0 2 0 0 0 2																							
Giraldo Ruiz, S (8, PR) OBP: 0.228, SLG: 0.204										0 0 0 0 0 0 0																							
Art Shamsky, L (8, 7) OBP: 0.309, SLG: 0.490										0 0 0 0 0 0 0																							
Don Pavletich, R (1, 2) OBP: 0.329, SLG: 0.485		0-0 F7		0-0 P4		4-0 BB		0-3 K		3 0 0 0 1 1 2																							
Tommy Helms, R (1, 5) OBP: 0.327, SLG: 0.410		0-0 1B		0-0 F9		0-3 K				4 0 2 0 0 1 1																							
Darrell Osteen, R (9, PR) OBP: 0.500, SLG: 0.500		1-2 1B								0 0 0 0 0 0 0																							
Deron Johnson, R (1, 7) OBP: 0.278, SLG: 0.381		0-0 F3		0-0 1B			0-0 L9		0-0 G6-4-3	4 0 1 0 0 0 3																							
Leo Cardenas, R (1, 6) OBP: 0.313, SLG: 0.422		0-3 K		0-0 5-3			0-0 1B		0-0 1B	4 0 2 0 0 1 3																							
Jim Maloney, L (1, 1) OBP: 0.289, SLG: 0.238			0-3 K		0-3 K		0-3 K		0-3 K	2 0 0 0 0 2 0																							
Jimmie Coker, R (7, PH) OBP: 0.280, SLG: 0.391										1 0 0 0 0 1 1																							
Billy McCool, R (7, 1) OBP: 0.273, SLG: 0.200										0 0 0 0 0 0 0																							
Dick Simpson, R (9, PH) OBP: 0.222, SLG: 0.375										1 0 0 0 0 1 1																							
<b>Inning Stats</b>	R: 0 E: 0 K: 0 S: 3	H: 1 LOB: 1 BB: 0 P: 3	R: 0 E: 0 K: 1 S: 7	H: 2 LOB: 2 BB: 0 P: 7	R: 0 E: 0 K: 1 S: 7	H: 2 LOB: 2 BB: 0 P: 7	R: 0 E: 0 K: 0 S: 4	H: 1 LOB: 1 BB: 0 P: 4	R: 0 E: 0 K: 1 S: 5	H: 0 LOB: 0 BB: 0 P: 5	R: 0 E: 0 K: 1 S: 5	H: 0 LOB: 1 BB: 1 P: 9	R: 0 E: 0 K: 2 S: 8	H: 1 LOB: 1 BB: 0 P: 8	R: 0 E: 0 K: 1 S: 6	H: 1 LOB: 1 BB: 0 P: 6	R: 0 E: 0 K: 1 S: 6	H: 2 LOB: 1 BB: 0 P: 6	1B: 9 2B: 1 3B: 0 HR: 0	SF: 0 SAC: 0 DP: 1 HBP: 0	WP: 0 PB: 0 SB: 0 CS: 0	PA: 36											
<b>PITCHER</b> Sandy Koufax, L (1, 1) ERA: 1.51	IP 9.0	WLS W	BF 36	H 10	R 0	ER 0	SO 8	BB 1	IBB 0	HBP 0	BLK 0	WP 0	HR 0	S 51	P 55	ERA 0.00	WHIP 1.222																
											<b>PITCHER</b>	IP	WLS	BF	H	R	ER	SO	BB	IBB	HBP	BLK	WP	HR	S	P	ERA	WHIP					

livebaseballscorecards.com

<b>AB</b>	35
<b>R</b>	0
<b>H</b>	10
<b>RBI</b>	0
<b>BB</b>	1
<b>SO</b>	8
<b>LOB</b>	14



Batter	1	2	3	4	5	6	7	8	9	AB	R	H	RBI	BB	SO	LOB
Maury Wills, S OBP: 0.347, SLG: 0.348 (1, 6)	0-0 SH 1B	0-0 F7			0-0 F8			4-0 BB 1-2		3	0	1	0	1	0	2
Wes Parker, S OBP: 0.338, SLG: 0.408 (1, 3)	0-0 SH 1-2 L4-3		0-0 P6		0-0 F7			0-3 K		3	0	0	0	0	1	2
Willie Davis, L OBP: 0.297, SLG: 0.376 (1, 8)	0-0 L4-3 1-2		0-0 F8			0-0 2B		0-0 F7		4	0	1	0	0	0	4
Ron Fairly, L OBP: 0.360, SLG: 0.399 (1, 9)	0-0 L3		0-0 1-3			0-0 F7		0-0 FC2-5 2B		4	0	1	0	0	0	2
Jim Lefebvre, S OBP: 0.344, SLG: 0.480 (1, 4)		4-0 BB 1B		0-3 K		0-3 K		0-0 FC2-5 2B		3	1	0	0	1	2	2
Nate Oliver, R OBP: 0.290, SLG: 0.237 (8, PR) (9, 4)								2-3 FC2-5		0	0	0	0	0	0	0
John Roseboro, L OBP: 0.361, SLG: 0.437 (1, 2)		0-0 BB 1B		0-0 4-3		4-0 IBB		0-3 K		3	0	1	0	1	1	1
Jim Barbieri, L OBP: 0.323, SLG: 0.414 (1, 7) (8, 7)		0-0 L7		4-0 S BB		0-3 K		0-0 P4		2	0	0	0	1	1	4
John Kennedy, R OBP: 0.229, SLG: 0.257 (1, 5)		0-0 BB 1B		0-0 P6				0-0 6-3		1	0	0	0	0	0	1
Sandy Koufax, R OBP: 0.065, SLG: 0.050 (1, 1)		0-3 K		0-0 1-3				0-0 E5 BB		3	0	0	0	0	1	2

Inning Stats	R: 0	H: 1	E: 1	LOB: 1	K: 0	S: 4	R: 1	H: 2	E: 0	LOB: 2	K: 1	S: 7	R: 0	H: 0	E: 0	LOB: 0	K: 0	S: 3	R: 0	H: 0	E: 0	LOB: 1	K: 1	S: 5	R: 0	H: 0	E: 0	LOB: 0	K: 0	S: 3	R: 0	H: 1	E: 0	LOB: 2	K: 2	S: 8	R: 0	H: 0	E: 1	LOB: 2	K: 1	S: 6	R: 0	H: 1	E: 0	LOB: 1	K: 1	S: 6			

PITCHER	IP	WLS	BF	H	R	ER	SO	BB	IBB	HBP	BLK	WP	HR	S	P	ERA	WHIP
Jim Maloney, R ERA: 2.58 (1, 1)	6.0	L	25	4	1	1	4	2	1	0	0	0	0	30	42	1.50	1.000
Billy McCool, L ERA: 1.63 (7, 1)	2.0		9	1	0	0	2	1	0	0	0	0	0	12	16	0.00	1.000

PITCHER	IP	WLS	BF	H	R	ER	SO	BB	IBB	HBP	BLK	WP	HR	S	P	ERA	WHIP

BOTTOM

Cincinnati Reds @ Los Angeles Dodgers  
 Dodger Stadium, Los Angeles, CA  
 Tue Jul 05 1966, 7:05 PM PDT  
 Att. 32,937 - Unknown

livebaseballscorecards.com

AB	29
R	1
H	5
RBI	1
BB	4
SO	6
LOB	21



1B: 3	SF: 0	WP: 0	PA: 34
2B: 3	SAC: 1	PB: 0	
3B: 0	DP: 1	SB: 1	
HR: 0	HBP: 0	CS: 0	

Batter	1	2	3	4	5	6	7	8	9	AB R H RBI BB SO LOB	TOP	
Tommy Harper, R OBP: 0.348, SLG: 0.390 (1, 9) X	0-0 F8 ①		0-0 5-3 ③			0-3 K ③			0-0 6-3 ①	4 0 0 0 0 1 0	<b>Cincinnati Reds @ Los Angeles Dodgers</b> Dodger Stadium, Los Angeles, CA Wed Jul 06 1966, 7:05 PM PDT Att. 22,308 - Unknown <a href="http://livebaseballscorecards.com">livebaseballscorecards.com</a>	
Pete Rose, S OBP: 0.310, SLG: 0.362 (1, 4) X	0-0 6-3 ②			0-0 6-3 ①		0-0 FC5-2 1B		0-0 6-3 ②	4 0 1 0 0 0 0			
Vada Pinson, L OBP: 0.350, SLG: 0.452 (1, 8) X	0-0 F7 ③			0-0 CS 1B		0-0 E4 FC5-2 1-3 1-2		0-0 1B	4 0 2 0 0 0 1			
Tony Perez, R OBP: 0.294, SLG: 0.354 (1, 3) X		0-0 4-3 ①		0-0 F8 1-2 ② ③		0-0 1-3 1-2 2-3 ①		0-0 5-3 ③	4 0 0 0 0 0 4			
Don Pavletich, R OBP: 0.329, SLG: 0.477 (1, 2) X		0-0 6-3 ②			0-0 P5 ①		4-0 IBB		2 0 0 0 1 0 0			
Deron Johnson, R OBP: 0.278, SLG: 0.380 (1, 7) X		0-0 1B			0-0 6-3 ②		0-0 FC5-2 2-3 3-H ② ③		3 0 1 0 0 0 3			
Leo Cardenas, R OBP: 0.310, SLG: 0.418 (1, 6) X	0-0 F8 ③				0-0 F7 ③		0-3 K ①		3 0 0 0 0 1 1			
Giraldo Ruiz, S OBP: 0.217, SLG: 0.193 (1, 5) X			0-0 B1-3 ①			0-0 4-3 ①		0-0 6-3 ②	3 0 0 0 0 0 0			
Milt Pappas, R OBP: 0.140, SLG: 0.244 (1, 1) X Billy McCool, R OBP: 0.273, SLG: 0.200 (8, 1) X			0-3 K ②			0-3 K ②		0-3 K ③	3 0 0 0 0 3 0 0 0 0 0 0 0 0			
<b>Inning Stats</b>	R: 0 H: 0 E: 0 LOB: 0 K: 0 BB: 0 S: 3 P: 3	R: 0 H: 1 E: 0 LOB: 1 K: 0 BB: 0 S: 4 P: 4	R: 0 H: 0 E: 0 LOB: 0 K: 1 BB: 0 S: 5 P: 5	R: 0 H: 1 E: 0 LOB: 0 K: 0 BB: 0 S: 3 P: 3	R: 0 H: 0 E: 0 LOB: 0 K: 0 BB: 0 S: 3 P: 3	R: 0 H: 0 E: 0 LOB: 0 K: 2 BB: 0 S: 7 P: 7	R: 0 H: 1 E: 1 LOB: 1 K: 0 BB: 1 S: 4 P: 8	R: 0 H: 0 E: 0 LOB: 0 K: 2 BB: 0 S: 7 P: 7	R: 0 H: 1 E: 0 LOB: 1 K: 0 BB: 0 S: 4 P: 4	1B: 4 SF: 0 2B: 0 SAC: 0 3B: 0 DP: 1 HR: 0 HBP: 0	WP: 0 PA: 31 PB: 0 SB: 0 CS: 1	
<b>PITCHER</b> Claude Osteen, L (1, 1) ERA: 2.2	IP WLS BF H R ER SO BB IBB HBP BLK WP HR S P ERA WHIP	9.0 W 31 4 0 0 5 0 1 0 0 0 0 0 40 44 0.00 0.444										



Batter	1	2	3	4	5	6	7	8	9
<b>Jim Barbieri, L</b> (1, 7) <small>OBP: 0.333, SLG: 0.200</small> <b>Lou Johnson, R</b> (8, PH) <small>OBP: 0.322, SLG: 0.412</small> (9, 7)	0-0  1B		0-0 <b>G3</b> 1-2		0-0 <b>4-3</b>			0-3 <b>K</b> 1-2	
<b>Maury Wills, S</b> (1, 6) <small>OBP: 0.346, SLG: 0.347</small>	0-0  1-2 1B		0-0 <b>5-3</b>			0-0 <b>B1-3</b>		0-3 <b>K</b>	
<b>Willie Davis, L</b> (1, 8) <small>OBP: 0.293, SLG: 0.371</small>	0-0 <b>L7</b>			0-0 <b>F7</b>		0-0 <b>F7</b>		0-0 <b>F8</b>	
<b>Ron Fairly, L</b> (1, 9) <small>OBP: 0.359, SLG: 0.397</small>	0-0 <b>G4-6-3</b> 1-2f			0-0  1B		0-0 <b>F5</b>			
<b>John Roseboro, L</b> (1, 2) <small>OBP: 0.361, SLG: 0.435</small>		0-0 <b>4-3</b>		0-0  1-3 1B		0-3 <b>K</b>			
<b>Wes Parker, S</b> (1, 3) <small>OBP: 0.338, SLG: 0.408</small>		0-0 <b>1-3</b>		0-0 <b>G4-6-3</b> 1-2f		0-0  1B			
<b>Jim Lefebvre, S</b> (1, 4) <small>OBP: 0.340, SLG: 0.475</small> <b>Nate Oliver, R</b> (9, 4) <small>OBP: 0.290, SLG: 0.237</small>		0-0 <b>F9</b>			0-0 <b>6-3</b>		0-0 <b>L6-3</b> 1-2		
<b>John Kennedy, R</b> (1, 5) <small>OBP: 0.241, SLG: 0.278</small>			0-3 <b>K</b>		0-0  1B			0-0  1B 2B	
<b>Claude Osteen, L</b> (1, 1) <small>OBP: 0.292, SLG: 0.391</small>			0-0  1B		0-0 <b>SH2-4</b> 1-2			0-0  1B	

Inning Stats	R: 0	H: 2	E: 0	LOB: 1	K: 0	BB: 0	S: 4	P: 4	R: 0	H: 0	E: 0	LOB: 0	K: 0	BB: 0	S: 3	P: 3	R: 0	H: 1	E: 0	LOB: 1	K: 1	BB: 0	S: 6	P: 6	R: 0	H: 2	E: 0	LOB: 1	K: 0	BB: 0	S: 4	P: 4	R: 0	H: 1	E: 0	LOB: 1	K: 0	BB: 0	S: 4	P: 4	R: 0	H: 0	E: 0	LOB: 0	K: 0	BB: 0	S: 3	P: 3	R: 0	H: 1	E: 0	LOB: 0	K: 1	BB: 0	S: 5	P: 5	R: 1	H: 2	E: 0	LOB: 1	K: 2	BB: 0	S: 9	P: 9
--------------	------	------	------	--------	------	-------	------	------	------	------	------	--------	------	-------	------	------	------	------	------	--------	------	-------	------	------	------	------	------	--------	------	-------	------	------	------	------	------	--------	------	-------	------	------	------	------	------	--------	------	-------	------	------	------	------	------	--------	------	-------	------	------	------	------	------	--------	------	-------	------	------

PITCHER	IP	WLS	BF	H	R	ER	SO	BB	IBB	HBP	BLK	WP	HR	S	P	ERA	WHIP
<b>Milt Pappas, R</b> (1, 1) <small>ERA: 3.59</small>	7.0	L	27	9	1	1	2	0	0	0	0	0	0	31	31	1.29	1.286
<b>Billy McCool, L</b> (8, 1) <small>ERA: 1.6</small>	1.0		3	0	0	0	2	0	0	0	0	0	0	7	7	0.00	0.000

**BOTTOM**

AB	R	H	RBI	BB	SO	LOB
3	0	1	0	0	0	2
1	0	0	0	0	1	1
4	0	1	0	0	1	2
4	0	0	0	0	0	3
3	0	1	0	0	0	2
3	0	1	0	0	1	0
3	0	1	0	0	0	2
3	0	0	0	0	0	1
0	0	0	0	0	0	0
3	1	2	0	0	1	0
2	0	2	1	0	0	0

**AB 29**  
**R 1**  
**H 9**  
**RBI 1**  
**BB 0**  
**SO 4**  
**LOB 13**

WP	PA	ERA	WHIP
0	30		
0			
1			
0			

**Cincinnati Reds @ Los Angeles Dodgers**  
 Dodger Stadium, Los Angeles, CA  
 Wed Jul 06 1966, 7:05 PM PDT  
 Att. 22,308 - Unknown

livebaseballscores.com

Batter	1	2	3	4	5	6	7	8	9	AB R H RBI BB SO LOB	TOP																			
<b>Felipe Alou, R</b> (1, 3) OBP: 0.327, SLG: 0.493	0-0 F8		0-3 K		0-0 F7		0-0 F7		0-3 K	5 0 0 0 0 2 3	<b>Atlanta Braves @ Los Angeles Dodgers</b> <b>Dodger Stadium, Los Angeles, CA</b> Thu Jul 07 1966, 7:05 PM PDT Att. 25,108 - Unknown																			
<b>Mack Jones, L</b> (1, 8) OBP: 0.326, SLG: 0.503	0-0 F2		1-0 BB 1B HBP		0-0 FC3-6		0-0 G3			3 0 0 0 0 0 1																				
<b>Hank Aaron, R</b> (1, 9) OBP: 0.387, SLG: 0.599	0-3 K		0-0 BB 1B		4-0 1-2 IBB		0-0 1B			3 0 2 2 1 1 0																				
<b>Rico Carty, R</b> (1, 7) OBP: 0.388, SLG: 0.417		0-0 5-3	4-0 BB		0-3 K		0-0 P5			3 0 0 0 1 1 3																				
<b>Joe Torre, R</b> (1, 2) OBP: 0.358, SLG: 0.541		0-0 5-3	0-0 1-3		0-0 F9		0-3 K			4 0 0 0 0 1 3																				
<b>Eddie Mathews, L</b> (1, 5) OBP: 0.308, SLG: 0.353	0-0 P6			0-0 F2		0-0 2B		0-0 4-3		4 0 1 0 0 0 0																				
<b>Frank Bolling, R</b> (1, 4) OBP: 0.194, SLG: 0.202			0-0 E SH3 1B 1B	0-0 4-3		0-0 5-3		0-3 K		4 1 1 0 0 1 1																				
<b>Woody Woodward, R</b> (1, 6) OBP: 0.332, SLG: 0.321 <b>John Herrnstein, L</b> (9, PH) OBP: 0.229, SLG: 0.178			0-0 SH3	0-0 4-3		4-0 IBB		0-3 K		1 0 0 0 1 0 0 1 0 0 0 0 1 0																				
<b>Joey Jay, S</b> (1, 1) OBP: 0.152, SLG: 0.097 <b>Wade Blasingame, L</b> (1, 1) OBP: 0.280, SLG: 0.261 <b>Felix Millan, R</b> (3, PR) OBP: 0.235, SLG: 0.342 <b>Dan Schneider, L</b> (3, 1) OBP: 0.500, SLG: 0.500 <b>Gary Geiger, L</b> (6, PH) OBP: 0.110, SLG: 0.394 <b>Chi-Chi Ojima, R</b> (6, 1) <b>Gene Oliver, R</b> (9, PH) OBP: 0.259, SLG: 0.333			4-0 E 1B BB		0-0 FC3-6 1B		0-3 K		0-3 K	0 0 0 0 0 0 0 0 0 0 0 0 1 0 0 0 1 0 0 0 0 0 1 0 1 0 0 0 0 1 0 0 0 0 1 2 0 0 0 0 0 0 0 1 0 0 0 0 1 0																				
<b>Inning Stats</b>	R: 0 E: 0 K: 1 S: 5	H: 0 LOB: 0 BB: 0 P: 5	R: 0 E: 0 K: 0 S: 3	H: 0 LOB: 0 BB: 0 P: 3	R: 2 E: 1 K: 1 S: 7	H: 2 LOB: 3 BB: 2 P: 16	R: 0 E: 0 K: 0 S: 3	H: 0 LOB: 0 BB: 0 P: 3	R: 0 E: 1 K: 1 S: 6	H: 1 LOB: 2 BB: 1 P: 10		R: 0 E: 0 K: 0 S: 4	H: 1 LOB: 1 BB: 0 P: 4	R: 0 E: 0 K: 2 S: 7	H: 0 LOB: 0 BB: 0 P: 7	R: 0 E: 0 K: 3 S: 9	H: 0 LOB: 0 BB: 0 P: 9	1B: 4 2B: 1 3B: 0 HR: 0	SF: 0 SAC: 1 DP: 0 HBP: 1	WP: 0 PB: 0 SB: 0 CS: 0	PA: 37									
<b>PITCHER</b> <b>Don Drysdale, R</b> (1, 1) ERA: 4.19 <b>Phil Regan, R</b> (9, 1) ERA: 1.52	IP 8.0	WLS W	BF 34	H 5	R 2	ER 2	SO 6	BB 2	IBB 2	HBP 1	BLK 0	WP 0	HR 0	S 41	P 58	ERA 2.25	WHIP 0.875													
											<b>PITCHER</b>	IP	WLS	BF	H	R	ER	SO	BB	IBB	HBP	BLK	WP	HR	S	P	ERA	WHIP		

livebaseballscorecards.com

<b>AB</b>	31
<b>R</b>	2
<b>H</b>	5
<b>RBI</b>	2
<b>BB</b>	4
<b>SO</b>	9
<b>LOB</b>	13





Batter	1	2	3	4	5	6	7	8	9
<b>Jim Barbieri, L</b> (1, 7) <small>OBP: 0.286, SLG: 0.167</small> <b>Lou Johnson, R</b> (3, PH) <small>OBP: 0.318, SLG: 0.407</small> (4, 7)	0-0 <b>B1-3</b>		0-0 <b>E1</b> 1B		0-0 <b>F8</b>		0-0 <b>SH3-4</b> 1-2	0-3 <b>K</b>	
<b>Maury Wills, S</b> (1, 6) <small>OBP: 0.347, SLG: 0.349</small>	0-0 <b>F9</b>		0-0 <b>SH5-3</b> 1-3 3-H 1B		0-0 <b>L7</b>		0-0 <b>2-3</b> 1B		
<b>Willie Davis, L</b> (1, 8) <small>OBP: 0.297, SLG: 0.374</small>	0-0 <b>1B</b>		0-0 <b>SH5-3</b> 1-2		0-0 <b>1B</b>		0-0 <b>P8</b>		
<b>Ron Fairly, L</b> (1, 9) <small>OBP: 0.351, SLG: 0.388</small>	0-0 <b>G3</b>		0-0 <b>4-3</b>		0-0 <b>F7</b>		0-3 <b>K</b>		
<b>John Roseboro, L</b> (1, 2) <small>OBP: 0.368, SLG: 0.450</small>		0-0 <b>F9</b>		0-0 <b>SH3-4</b> 1B		0-0 <b>SF8</b> 3B		4-0 <b>FC3-8</b> BB	
<b>Wes Parker, S</b> (1, 3) <small>OBP: 0.335, SLG: 0.403</small>		0-3 <b>K</b>		0-0 <b>SH3-4</b> 1-2		0-3 <b>K</b>		0-0 <b>FC3-6</b> E G3 1B	
<b>Jim Lefebvre, S</b> (1, 4) <small>OBP: 0.336, SLG: 0.469</small> <b>Phil Regan, R</b> (9, 1) <small>OBP: 0.176, SLG: 0.176</small>		0-0 <b>6-3</b>		0-0 <b>F3</b>		0-0 <b>SF8</b> 3-H		0-0 <b>G3</b> 1-2	
<b>John Kennedy, R</b> (1, 5) <small>OBP: 0.241, SLG: 0.277</small>			0-0 <b>E</b> 1B 1B		0-0 <b>F8</b>		0-3 <b>K</b>	0-0 <b>E5</b> 1B 2-3	
<b>Don Drysdale, R</b> (1, 1) <small>OBP: 0.298, SLG: 0.352</small> <b>Nate Oliver, R</b> (8, PR) <small>OBP: 0.290, SLG: 0.237</small> (9, 4)			0-0 <b>F7</b>		0-0 <b>1B</b> 1B		0-0 <b>1B</b> SH3-4 1B	0-0 <b>1B</b> 1-2 3-H	

Inning Stats	R: 0	H: 1	E: 0	LOB: 1	K: 0	S: 4	P: 4	R: 0	H: 0	E: 0	LOB: 0	K: 1	S: 5	P: 5	R: 1	H: 2	E: 1	LOB: 2	K: 0	S: 6	P: 6	R: 0	H: 1	E: 0	LOB: 1	K: 0	S: 4	P: 4	R: 0	H: 2	E: 0	LOB: 2	K: 0	S: 5	P: 5	R: 1	H: 1	E: 0	LOB: 0	K: 2	S: 8	P: 8	R: 0	H: 2	E: 0	LOB: 2	K: 1	S: 7	P: 7	R: 1	H: 1	E: 1	LOB: 2	K: 1	S: 7	P: 11
--------------	------	------	------	--------	------	------	------	------	------	------	--------	------	------	------	------	------	------	--------	------	------	------	------	------	------	--------	------	------	------	------	------	------	--------	------	------	------	------	------	------	--------	------	------	------	------	------	------	--------	------	------	------	------	------	------	--------	------	------	-------

AB	R	H	RBI	BB	SO	LOB	
1	0	0	0	0	0	0	
3	0	0	0	0	1	4	
4	0	2	1	0	0	1	
3	0	2	0	0	0	2	
4	0	0	0	0	1	7	
3	1	2	0	1	0	0	
3	1	0	0	0	2	2	
3	0	0	1	0	0	2	
0	0	0	0	0	0	0	
4	1	1	0	0	1	2	
4	0	3	1	0	0	1	
0	0	0	0	0	0	0	
1B: 9	SF: 1	2B: 0	SAC: 3	3B: 1	DP: 0	HR: 0	HBP: 0

**BOTTOM**

**Atlanta Braves @ Los Angeles Dodgers**  
 Dodger Stadium, Los Angeles, CA

Thu Jul 07 1966, 7:05 PM PDT  
 Att. 25,108 - Unknown

livebaseballscorecards.com

<b>AB</b>	<b>32</b>
<b>R</b>	<b>3</b>
<b>H</b>	<b>10</b>
<b>RBI</b>	<b>3</b>
<b>BB</b>	<b>1</b>
<b>SO</b>	<b>5</b>
<b>LOB</b>	<b>21</b>



WP: 0	PA: 37
PB: 0	
SB: 0	
CS: 0	

PITCHER	IP	WLS	BF	H	R	ER	SO	BB	IBB	HBP	BLK	WP	HR	S	P	ERA	WHIP
<b>Joey Jay, R</b> (1, 1) <small>ERA: 3.87</small>	0.2		3	1	0	0	0	0	0	0	0	0	0	3	3	0.00	1.500
<b>Wade Blasingame, L</b> (1, 1) <small>ERA: 5.4</small>	1.1		4	0	0	0	1	0	0	0	0	0	0	6	6	0.00	0.000
<b>Dan Schneider, L</b> (3, 1) <small>ERA: 1.62</small>	3.0		15	5	1	0	0	0	0	0	0	0	0	15	15	0.00	1.667
<b>Chi-Chi Olivo, R</b> (6, 1) <small>ERA: 3.58</small>	3.0	L	15	4	2	1	4	1	0	0	0	0	0	22	26	3.00	1.667

Batter	1	2	3	4	5	6	7	8	9	AB R H RBI BB SO LOB	TOP																	
<b>Felipe Alou, R</b> (1, 3) OBP: 0.326, SLG: 0.489	0-3 K	0-0 P4		0-0 2-H 1B		0-0 F8		0-0 4-3		5 0 1 1 0 1 3																		
<b>Mack Jones, L</b> (1, 8) OBP: 0.318, SLG: 0.488	0-3 K	0-3 K		0-0 1-3		0-0 FC3-6 FC6-4			0-0 G3	5 0 0 1 0 2 3																		
<b>Hank Aaron, R</b> (1, 9) OBP: 0.382, SLG: 0.589	0-3 K		0-3 K		0-0 6-3	0-0 FC6-4			0-0 6-3	5 0 0 0 0 2 1																		
<b>Rico Carty, R</b> (1, 7) OBP: 0.391, SLG: 0.419 <b>Felix Millan, R</b> (9, PR) OBP: 0.295, SLG: 0.342		0-0 2B 1B	0-3 K		0-0 1B 1B		0-3 K		4-0 BB	4 1 2 0 1 2 0 0 0 0 0 0 0 0																		
<b>Joe Torre, R</b> (1, 2) OBP: 0.364, SLG: 0.548		0-0 2B 2B	4-0 BB		0-0 1-2 1B		0-0 1B		0-0 L5	4 1 3 0 1 0 1																		
<b>Eddie Mathews, L</b> (1, 5) OBP: 0.307, SLG: 0.348		4-0 2B BB	0-3 K		0-0 F2		0-0 P4			3 1 0 0 1 1 4																		
<b>Frank Bolling, R</b> (1, 4) OBP: 0.195, SLG: 0.211		0-0 2B 2B		0-0 1-3 2-H 3-H 2B	0-0 F7		0-3 K2-3			4 1 1 2 0 1 3																		
<b>Woody Woodward, R</b> (1, 6) OBP: 0.335, SLG: 0.328		0-0 2B		0-0 E3 SH1-4 1B		0-0 F8 SH FC3-6 1B		0-0 5-3		4 2 2 2 0 0 0																		
<b>Tony Cloninger, R</b> (1, 1) OBP: 0.246, SLG: 0.464 <b>Clay Carroll, R</b> (3, 1)		0-0 5-3		0-0 SH1-4		0-0 SH FC3-6		0-3 K		1 0 0 0 0 0 1 1 0 0 0 0 1 0																		
<b>Inning Stats</b>	R: 0 E: 0 K: 3 S: 9	H: 0 LOB: 0 BB: 0 P: 9	R: 4 E: 0 K: 1 S: 9	H: 4 LOB: 1 BB: 1 P: 13	R: 0 E: 0 K: 3 S: 9	H: 0 LOB: 1 BB: 1 P: 13	R: 1 E: 1 K: 0 S: 5	H: 1 LOB: 1 BB: 0 P: 5	R: 0 E: 0 K: 2 S: 8	H: 1 LOB: 1 BB: 0 P: 8	R: 0 E: 0 K: 1 S: 5	H: 0 LOB: 0 BB: 0 P: 5	R: 0 E: 0 K: 0 S: 3	H: 0 LOB: 1 BB: 1 P: 7	1B: 6 2B: 3 3B: 0 HR: 0	SF: 0 SAC: 2 DP: 0 HBP: 0	WP: 0 PB: 0 SB: 0 CS: 0	PA: 41										
<b>PITCHER</b>	IP WLS BF H R ER SO BB IBB HBP BLK WP HR S P ERA WHIP																											
<b>Don Sutton, R</b> (1, 1) ERA: 3.38	3.0		15	4	4	4	7	2	0	0	0	0	0	27	35	12.00	2.000											
<b>Joe Moeller, R</b> (4, 1) ERA: 2.3	3.0		15	4	2	1	0	0	0	0	0	0	0	15	15	3.00	1.333											
<b>Ron Perranoski, L</b> (7, 1) ERA: 2.29	2.1	W	8	1	0	0	3	0	0	0	0	0	0	14	14	0.00	0.429											
<b>Phil Regan, R</b> (9, 1) ERA: 1.5	0.2	S	3	0	0	0	0	1	0	0	0	0	0	2	6	0.00	1.500											

Atlanta Braves @ Los Angeles Dodgers  
Dodger Stadium, Los Angeles, CA

AB	36
R	6
H	9
RBI	6
BB	3
SO	10
LOB	16



Fri Jul 08 1966, 7:05 PM PDT  
Att: 31,516 - Unknown

livebaseballscorecards.com



Batter	1	2	3	4	5	6	7	8	9	AB R H RBI BB SO LOB	TOP	
<b>Felipe Alou, R</b> OBP: 0.329, SLG: 0.509 (1, 3) (6, 8)	0-0 2B		0-0 B3			0-0 HR	0-0 HR		0-0 F9	5 2 3 3 0 0 0		
<b>Mack Jones, L</b> OBP: 0.314, SLG: 0.483 (1, 8) <b>Gene Oliver, R</b> OBP: 0.252, SLG: 0.324 (6, PH) (6, 3) <b>Denis Menke, R</b> OBP: 0.366, SLG: 0.426 (9, 3)	0-3 K		0-3 K			0-0 6-3	0-0 5-3		0-0 F5	2 0 0 0 0 2 1 3 0 0 0 0 0 0 0 0 0 0 0 0 0		
<b>Hank Aaron, R</b> OBP: 0.380, SLG: 0.594 (1, 9)	0-0 F2				0-0 P6	0-0 HR			0-0 1-4-3	4 1 1 1 0 0 1		
<b>Rico Carty, R</b> OBP: 0.393, SLG: 0.418 (1, 7) B B B	4-0 BB				0-0 E5 F9	0-0 6-3			0-0 BB 1B	3 1 1 0 1 0 0		
<b>Joe Torre, R</b> OBP: 0.366, SLG: 0.545 (1, 2)	0-0 P4				0-0 F9	0-0 1B			4-0 BB 1B FC5-2-5 BB	3 0 1 0 1 0 3		
<b>Miguel de la Hoz, R</b> OBP: 0.173, SLG: 0.175 (1, 5) <b>Eddie Mathews, L</b> OBP: 0.310, SLG: 0.351 (8, PH) (8, 5)			0-3 K		0-0 F7	0-0 6-3			0-0 BB 1B FC5-2-5	3 0 0 0 0 1 2 1 0 1 1 0 0 0		
<b>Frank Bolling, R</b> OBP: 0.189, SLG: 0.205 (1, 4)			0-0 P3			0-0 F8			0-0 FC5-2-5	4 0 0 0 0 0 2		
<b>Woody Woodward, R</b> OBP: 0.333, SLG: 0.327 (1, 6)			0-0 F7			0-0 P4			0-0 3-H 5-3	4 1 1 0 0 0 2		
<b>Ken Johnson, R</b> OBP: 0.167, SLG: 0.286 (1, 1) <b>Tony Cloninger, R</b> OBP: 0.241, SLG: 0.456 (8, 1)			0-0 G3			0-0 L8			0-0 6-3	2 0 0 0 0 0 0 1 0 0 0 0 0 0		
<b>Inning Stats</b>	R: 0 E: 0 K: 1 S: 6 H: 1 LOB: 2 BB: 1 P: 10	R: 0 E: 0 K: 1 S: 5 H: 0 LOB: 0 BB: 0 P: 5	R: 0 E: 0 K: 1 S: 5 H: 0 LOB: 0 BB: 0 P: 5	R: 0 E: 1 K: 0 S: 4 H: 0 LOB: 1 BB: 0 P: 4	R: 0 E: 0 K: 0 S: 3 H: 0 LOB: 0 BB: 0 P: 3	R: 2 E: 0 K: 0 S: 6 H: 3 LOB: 1 BB: 0 P: 6	R: 2 E: 0 K: 0 S: 5 H: 2 LOB: 0 BB: 0 P: 5	R: 1 E: 0 K: 0 S: 5 H: 2 LOB: 2 BB: 1 P: 9	R: 0 E: 0 K: 0 S: 3 H: 0 LOB: 0 BB: 0 P: 3	1B: 4 2B: 1 3B: 0 HR: 3 SF: 0 SAC: 1 DP: 0 HBP: 0	WP: 0 PB: 0 SB: 0 CS: 0 PA: 38	
<b>PITCHER</b> <b>Sandy Koufax, L</b> ERA: 1.6 (1, 1) <b>Bob Miller, R</b> ERA: 4.3 (8, 1)	IP 7.0 WLS L BF 29 H 6 R 4 ER 3 SO 3 BB 1 IBB 0 HBP 0 BLK 0 WP 0 HR 3 S 34 P 38 ERA 3.86 WHIP 1.000	IP 2.0 WLS L BF 9 H 2 R 1 ER 1 SO 0 BB 1 IBB 0 HBP 0 BLK 0 WP 0 HR 0 S 8 P 12 ERA 4.50 WHIP 1.500	<b>PITCHER</b> IP WLS BF H R ER SO BB IBB HBP BLK WP HR S P ERA WHIP									

Atlanta Braves @ Los Angeles Dodgers  
Dodger Stadium, Los Angeles, CA  
Sat Jul 09 1966, 7:05 PM PDT  
Att: 47,962 - Unknown

AB	35
R	5
H	8
RBI	5
BB	2
SO	3
LOB	11



Batter	1	2	3	4	5	6	7	8	9	AB	R	H	RBI	BB	SO	LOB
Jim Barbieri, L (1, 7) OBP: 0.375, SLG: 0.357	0-0 E4 1B		4-0 G4-6-3 BB		0-0 P6			0-0 F9		3	0	1	0	1	0	0
Maury Wills, S (1, 6) OBP: 0.345, SLG: 0.346	0-0 E4 1-3 BLK		0-0 G4-6-3 1-2f			0-3 K		0-0 HR 1B		4	1	1	0	0	1	2
Willie Davis, L (1, 8) OBP: 0.295, SLG: 0.378	0-3 K 1-2			0-0 L1		0-0 F9		0-0 HR 1B		4	1	1	2	0	1	1
Ron Fairly, L (1, 9) OBP: 0.342, SLG: 0.371	0-0 P5			0-0 F2		0-0 F8		0-0 F8		4	0	0	0	0	0	1
John Roseboro, L (1, 2) OBP: 0.373, SLG: 0.454		4-0 1B 1B BB		0-0 BB 1B		0-0 F9		0-0 1B		3	0	2	0	1	0	0
Wes Parker, S (1, 3) OBP: 0.339, SLG: 0.402		0-0 1B 1-2 1B		4-0 1-2 BB		0-0 F8		0-3 K		3	0	1	0	1	1	1
Jim Lefebvre, S (1, 4) OBP: 0.343, SLG: 0.476		0-0 FC5-4 1-3 2-H 1B		0-0 F8		0-0 1B 1B			0-0 6-3	4	0	2	0	0	0	2
John Kennedy, R (1, 5) OBP: 0.250, SLG: 0.286		0-0 FC5-4 1-2f		0-0 B1-3		0-0 FC4 1-2 1B		0-3 K		4	0	1	0	0	1	1
Sandy Koufax, R (1, 1) OBP: 0.063, SLG: 0.048 Dick Stuart, R (7, PH) OBP: 0.286, SLG: 0.348 Bob Miller, R (8, 1) Tommy Davis, R (9, PH) OBP: 0.303, SLG: 0.354			0-0 F5		0-0 F8		0-0 FC4 1-2f		0-0 4-3	2	0	0	0	0	0	0

Inning Stats	R: 0	H: 1	E: 1	K: 1	S: 6	LOB: 1	BB: 0	P: 6	R: 0	H: 2	E: 0	K: 0	S: 3	LOB: 1	BB: 1	P: 7	R: 0	H: 0	E: 0	K: 0	S: 2	LOB: 0	BB: 1	P: 6	R: 0	H: 1	E: 0	K: 0	S: 4	LOB: 2	BB: 1	P: 8	R: 0	H: 0	E: 0	K: 0	S: 3	LOB: 0	BB: 0	P: 3	R: 0	H: 0	E: 0	K: 1	S: 5	LOB: 0	BB: 0	P: 5	R: 0	H: 2	E: 0	K: 0	S: 5	LOB: 2	BB: 0	P: 5	R: 2	H: 3	E: 0	K: 1	S: 8	LOB: 1	BB: 0	P: 8	R: 0	H: 0	E: 0	K: 1	S: 5	LOB: 0	BB: 0	P: 5	1B: 8	2B: 0	3B: 0	HR: 1	SF: 0	SAC: 0	DP: 1	HBP: 0	WP: 0	PB: 0	SB: 0	CS: 0	PA: 36
--------------	------	------	------	------	------	--------	-------	------	------	------	------	------	------	--------	-------	------	------	------	------	------	------	--------	-------	------	------	------	------	------	------	--------	-------	------	------	------	------	------	------	--------	-------	------	------	------	------	------	------	--------	-------	------	------	------	------	------	------	--------	-------	------	------	------	------	------	------	--------	-------	------	------	------	------	------	------	--------	-------	------	-------	-------	-------	-------	-------	--------	-------	--------	-------	-------	-------	-------	--------

PITCHER	IP	WLS	BF	H	R	ER	SO	BB	IBB	HBP	BLK	WP	HR	S	P	ERA	WHIP
Ken Johnson, R (1, 1) ERA: 2.87	7.2	W	32	9	2	2	2	3	0	0	1	0	1	33	45	2.35	1.565
Tony Cloninger, R (8, 1) ERA: 4.53	1.1	S	4	0	0	0	2	0	0	0	0	0	0	8	8	0.00	0.000

**BOTTOM**

**Atlanta Braves @ Los Angeles Dodgers**  
**Dodger Stadium, Los Angeles, CA**

Sat Jul 09 1966, 7:05 PM PDT  
Att. 47,962 - Unknown

livebaseballscorecards.com

<b>AB</b>	<b>33</b>
<b>R</b>	<b>2</b>
<b>H</b>	<b>9</b>
<b>RBI</b>	<b>2</b>
<b>BB</b>	<b>3</b>
<b>SO</b>	<b>4</b>
<b>LOB</b>	<b>10</b>



Batter	1	2	3	4	5	6	7	8	9	AB R H RBI BB SO LOB	TOP
<b>Felipe Alou, R</b> OBP: 0.326, SLG: 0.504 (1, 8) X	0-0 F8 ①			X 0-0 F9 ①		X 0-0 F8 ①		0-3 K ③		4 0 0 0 0 1 0	
<b>Gene Oliver, R</b> OBP: 0.252, SLG: 0.314 (1, 2) X	0-0 6-3 ②			4-0 G6-4-3 BB ②		X 0-0 4-3 ②		X 0-0 F8 ①		3 0 0 0 1 0 0	
<b>Hank Aaron, R</b> OBP: 0.376, SLG: 0.587 (1, 9) X	0-0 P4 ③			X 0-0 G6-4-3 ③		X 0-0 6-3 ③		0-3 K ②		4 0 0 0 0 1 1	
<b>Rico Carty, R</b> OBP: 0.394, SLG: 0.419 (1, 7)		X 0-0 G5-4-3 1B		X 0-0 G3 ①		X 0-0 F5 ①		X 0-0 1B		4 0 2 0 0 0 0	
<b>Joe Torre, R</b> OBP: 0.365, SLG: 0.542 (1, 3)		X 0-0 G5-4-3 ① ②		X 0-0 1B 1B ①		0-3 K ②		X 0-0 F9 ③		4 1 1 0 0 1 2	
<b>Miguel de la Hoz, R</b> OBP: 0.209, SLG: 0.190 (1, 5)		X 0-0 6-3 ③		X 0-0 1B 1B ①		4-0 BB				2 1 1 0 1 0 0	
<b>Frank Bolling, R</b> OBP: 0.200, SLG: 0.215 (1, 4)			X 0-0 G6-4-3 1B ①		X 0-0 1B 1B ②		X 0-0 F8 ③			3 0 2 1 0 0 1	
<b>Woody Woodward, R</b> OBP: 0.333, SLG: 0.327 (1, 6)			X 0-0 G6-4-3 ① ②		X 0-0 1B ①		X 0-0 5-3 ①			3 0 1 1 0 0 1	
<b>Denny Lemaster, R</b> OBP: 0.146, SLG: 0.079 (1, 1)			0-3 K ③		0-3 K ③		0-3 K ②			3 0 0 0 0 3 1	
<b>Inning Stats</b>	R: 0 H: 0 E: 0 LOB: 0 K: 0 BB: 0 S: 3 P: 3	R: 0 H: 1 E: 0 LOB: 0 K: 0 BB: 0 S: 3 P: 3	R: 0 H: 1 E: 0 LOB: 0 K: 1 BB: 0 S: 5 P: 5	R: 0 H: 0 E: 0 LOB: 0 K: 0 BB: 1 S: 2 P: 6	R: 2 H: 4 E: 0 LOB: 1 K: 1 BB: 0 S: 8 P: 8	R: 0 H: 0 E: 0 LOB: 0 K: 0 BB: 0 S: 3 P: 3	R: 0 H: 0 E: 0 LOB: 1 K: 1 BB: 1 S: 5 P: 9	R: 0 H: 0 E: 0 LOB: 0 K: 2 BB: 0 S: 7 P: 7	R: 0 H: 1 E: 0 LOB: 1 K: 1 BB: 0 S: 6 P: 6	1B: 7 SF: 0 2B: 0 SAC: 0 3B: 0 DP: 3 HR: 0 HBP: 0	WP: 0 PA: 32 PB: 0 SB: 0 CS: 0
<b>PITCHER</b>	IP WLS BF H R ER SO BB IBB HBP BLK WP HR S P ERA WHIP										
<b>Claude Osteen, L</b> ERA: 2.23 (1, 1)	6.0 L 21 6 2 2 2 1 0 0 0 0 0 0 24 28 3.00 1.167										
<b>Don Sutton, R</b> ERA: 3.32 (7, 1)	2.0 7 0 0 0 3 1 0 0 0 0 0 0 12 16 0.00 0.500										
<b>Phil Regan, R</b> ERA: 1.47 (9, 1)	1.0 4 1 0 0 1 0 0 0 0 0 0 0 6 6 0.00 1.000										

Atlanta Braves @ Los Angeles Dodgers  
Dodger Stadium, Los Angeles, CA  
Sun Jul 10 1966, 3:33 AM PDT  
Att. 32,846 - Unknown

livebaseballscorecards.com

AB	30
R	2
H	7
RBI	2
BB	2
SO	6
LOB	6



Batter	1	2	3	4	5	6	7	8	9	AB	R	H	RBI	BB	SO	LOB
Willie Davis, L (1, 8) OBP: 0.291, SLG: 0.373	0-0 F9 ①		0-3 K ③			0-0 G3 ②			0-0 B1-3 ①	4	0	0	0	0	1	0
Maury Wills, S (1, 6) OBP: 0.341, SLG: 0.342	0-0 1-3 ②			0-3 K ①		0-0 F8 ③			0-0 6-3 ②	4	0	0	0	0	1	0
Lou Johnson, R (1, 9) OBP: 0.317, SLG: 0.405	0-3 K ③			0-0 F7 ②			0-0 F7 ①		0-0 1B ①	4	0	1	0	0	1	0
Tommy Davis, R (1, 7) OBP: 0.308, SLG: 0.358		0-0 1B ①		0-0 1B ①			0-0 F9 ②		0-0 F9 ③	4	0	2	0	0	0	1
Dick Stuart, R (1, 3) OBP: 0.277, SLG: 0.337		0-3 K ①		0-0 4-3 ③			0-3 K ③			3	0	0	0	0	2	2
Jim Lefebvre, S (1, 4) OBP: 0.340, SLG: 0.471		0-0 F9 ②			0-3 K ①			0-3 K ①		3	0	0	0	0	2	1
John Roseboro, L (1, 2) OBP: 0.372, SLG: 0.452		0-0 F8 ③			0-0 F7 ②			0-0 1B ①		3	0	1	0	0	0	1
John Kennedy, R (1, 5) OBP: 0.252, SLG: 0.287			0-0 G6-3 1B ①		0-3 K ③			0-3 K ②		3	0	1	0	0	2	1
Claude Osteen, L (1, 1) OBP: 0.286, SLG: 0.383			0-0 G6-3 ①			0-0 F9 ①		0-3 K ③		1	0	0	0	0	0	1
Wes Parker, S (6, PH) OBP: 0.338, SLG: 0.401			1-2 F9 ②							1	0	0	0	0	0	0
Don Sutton, R (7, 1) OBP: 0.271, SLG: 0.313										0	0	0	0	0	0	0
Al Ferrara, R (8, PH) OBP: 0.340, SLG: 0.479										1	0	0	0	0	1	1
Phil Regan, R (9, 1) OBP: 0.176, SLG: 0.176										0	0	0	0	0	0	0

Inning Stats	R: 0	H: 0	E: 0	K: 1	S: 5	R: 0	H: 1	E: 0	K: 1	S: 6	R: 0	H: 1	E: 0	K: 1	S: 5	R: 0	H: 0	E: 0	K: 2	S: 7	R: 0	H: 0	E: 0	K: 0	S: 3	R: 0	H: 0	E: 0	K: 1	S: 5	R: 0	H: 1	E: 0	K: 3	S: 10	R: 0	H: 1	E: 0	K: 0	S: 4	1B: 5	SF: 0	2B: 0	3B: 0	HR: 0	SAC: 0	DP: 1	HBP: 0	WP: 0	PA: 31
	0	0	0	1	5	0	1	0	1	6	0	1	0	1	5	0	0	0	0	0	7	0	0	0	0	3	0	0	0	0	0	0	1	0	10	0	1	4	5	0	0	0	0	0	0	0	0	0	31	

PITCHER	IP	WLS	BF	H	R	ER	SO	BB	IBB	HBP	BLK	WP	HR	S	P	ERA	WHIP
Denny Lemaster, L (1, 1) ERA: 3.63	9.0	W	31	5	0	0	10	0	0	0	0	0	0	51	51	0.00	0.556

**BOTTOM**

**Atlanta Braves @ Los Angeles Dodgers**  
**Dodger Stadium, Los Angeles, CA**

Sun Jul 10 1966, 3:33 AM PDT  
Att. 32,846 - Unknown

livebaseballscorecards.com

AB	31
R	0
H	5
RBI	0
BB	0
SO	10
LOB	8



Batter	1	2	3	4	5	6	7	8	9	AB R H RBI BB SO LOB	TOP											
Maury Wills, S (1, 6) OBP: 0.339, SLG: 0.340	0-0 F8		0-0 E9 FC1-5 1B	0-0 P3-6			0-0 6-3		0-0 4-3	5 0 1 0 0 0 2												
Wes Parker, S (1, 3) OBP: 0.336, SLG: 0.395	4-0 G3 HR BB		0-0 E3 FC1-5 2-3		0-3 K		0-3 K		0-3 K	4 1 0 0 1 3 1												
Willie Davis, L (1, 8) OBP: 0.291, SLG: 0.372	0-0 G3 1-2		0-3 K		0-0 1B		0-0 L3			4 0 1 0 0 1 3												
Ron Fairly, L (1, 9) OBP: 0.340, SLG: 0.365	4-0 HR BB		0-0 FC1-5 1-3 3-H		0-0 F7			0-3 K		3 1 0 0 1 1 3												
Lou Johnson, R (1, 7) OBP: 0.324, SLG: 0.424	0-0 HR 1-H 2-H		1-0 HBP		0-0 L7			0-0 1B 2B		3 2 2 3 0 0 1												
John Roseboro, L (1, 2) OBP: 0.366, SLG: 0.443	0-0 G3		0-0 G3		0-0 E4 FC4-6			0-0 F7		4 0 0 0 0 0 4												
Jim Lefebvre, S (1, 4) OBP: 0.342, SLG: 0.471		0-0 5-3		0-0 P3-6 1B 1B		0-0 FC4-6 1-2f		0-0 FC6-4 1B 2-H		4 0 2 1 0 0 1												
Nate Oliver, R (9, 4) OBP: 0.290, SLG: 0.237										0 0 0 0 0 0 0												
John Kennedy, R (1, 5) OBP: 0.244, SLG: 0.278		0-0 F9		0-3 K		0-3 K		0-0 FC6-4 1-2f		4 0 0 0 0 2 3												
Sandy Koufax, R (1, 1) OBP: 0.074, SLG: 0.061		0-0 L8		0-0 1B 1-2		0-3 K			0-0 6-3	4 0 1 0 0 1 1												
<b>Inning Stats</b>	R: 3 E: 0 K: 0 S: 4	H: 1 LOB: 0 BB: 2 P: 12	R: 0 E: 0 K: 0 S: 3	H: 0 LOB: 0 BB: 0 P: 3	R: 0 E: 2 K: 1 S: 7	H: 1 LOB: 3 BB: 0 P: 8	R: 0 E: 0 K: 1 S: 6	H: 2 LOB: 1 BB: 0 P: 6	R: 0 E: 0 K: 1 S: 6	H: 1 LOB: 1 BB: 0 P: 6	R: 0 E: 1 K: 2 S: 8	H: 0 LOB: 1 BB: 0 P: 8	R: 0 E: 0 K: 1 S: 5	H: 0 LOB: 0 BB: 0 P: 5	R: 1 E: 0 K: 1 S: 7	H: 2 LOB: 1 BB: 0 P: 7	R: 0 E: 0 K: 1 S: 5	H: 0 LOB: 0 BB: 0 P: 5	1B: 5 2B: 2 3B: 0 HR: 1	SF: 0 SAC: 0 DP: 1 HBP: 1	WP: 0 PB: 0 SB: 0 CS: 0	PA: 38
<b>PITCHER</b>	IP WLS BF H R ER SO BB IBB HBP BLK WP HR S P ERA WHIP																					
Bob Shaw, R (1, 1) ERA: 4.91	6.0 L 27 5 3 3 5 2 0 1 0 0 1 34 43 4.50 1.167																					
Rob Gardner, L (7, 1) ERA: 4.38	2.0 8 2 1 1 2 0 0 0 0 0 0 12 12 4.50 1.000																					
Darrell Sutherland, R (9, 1) ERA: 6.98	1.0 3 0 0 0 1 0 0 0 0 0 0 5 5 0.00 0.000																					

**Los Angeles Dodgers @ New York Mets**  
 Shea Stadium, Flushing, NY  
 Thu Jul 14 1966, 7:05 PM EDT  
 Att: 41,064 - Unknown

AB	35
R	4
H	7
RBI	4
BB	2
SO	8
LOB	19



WP: 0	PA: 38
PB: 0	
SB: 0	
CS: 0	



Batter	1	2	3	4	5	6	7	8	9	AB R H RBI BB SO LOB
Ron Hunt, R OBP: 0.373, SLG: 0.381 (1, 4)	0-0 2B 1B	0-0 1B		4-0 1-2 BB		0-0 FC5-4 1-2f			0-0 F8	4 1 2 0 1 0 2
Eddie Bressoud, R OBP: 0.304, SLG: 0.409 (1, 3) (7, 6)	0-3 K	0-0 P5		0-3 K			0-0 HR		0-3 K	5 1 1 1 0 3 6
Cleon Jones, R OBP: 0.329, SLG: 0.385 (1, 8)	0-0 1B 1-3 2B		0-0 F8		0-3 K FC4-6		0-0 P4		0-0 5-3	5 0 1 0 0 1 1
Ken Boyer, R OBP: 0.311, SLG: 0.419 (1, 5)	0-3 K		0-0 5-3		0-0 F9		0-0 F8			4 0 0 0 0 1 3
Ron Swoboda, R OBP: 0.274, SLG: 0.303 (1, 7)	0-0 BB 1B		0-0 F5		0-0 FC4-6 FC5-4 1-2f		0-3 K			4 0 1 1 0 1 1
Jerry Grote, R OBP: 0.341, SLG: 0.344 (1, 2)	4-0 1-2 BB			0-0 F7		0-0 FC5-4 1-2f		0-3 K		3 0 0 0 1 1 1
Roy McMillan, R OBP: 0.250, SLG: 0.244 Rob Gardner, R OBP: 0.167, SLG: 0.194 Billy Murphy, R OBP: 0.255, SLG: 0.368 Darrell Sutherland, R OBP: 1.000, SLG: 1.000 (1, 6) (7, 1) (8, PH) (9, 1)	0-0 P2			0-0 1B 1B		0-0 P5		0-3 K		3 0 1 0 0 0 3 0 0 0 0 0 0 0 1 0 0 0 0 1 0 0 0 0 0 0 0 0
Larry Elliot, L OBP: 0.367, SLG: 0.429 (1, 9)		0-3 K		0-0 BB 1B		4-0 FC5-4 BB		0-0 F7		3 0 1 0 1 1 0
Bob Shaw, R OBP: 0.214, SLG: 0.154 Hawk Taylor, R OBP: 0.211, SLG: 0.271 (1, 1) (6, PH) (7, 3)		0-3 K		0-3 K		0-0 L7			0-0 1B	2 0 0 0 0 2 2 2 0 1 0 0 0 1

<b>Inning Stats</b>	R: 1 E: 0 K: 2 S: 10	H: 3 LOB: 3 BB: 1 P: 14	R: 0 E: 0 K: 2 S: 8	H: 1 LOB: 1 BB: 0 P: 8	R: 0 E: 0 K: 0 S: 3	H: 0 LOB: 0 BB: 0 P: 3	R: 0 E: 0 K: 2 S: 9	H: 2 LOB: 3 BB: 1 P: 13	R: 0 E: 0 K: 1 S: 6	H: 0 LOB: 1 BB: 0 P: 6	R: 0 E: 0 K: 0 S: 3	H: 0 LOB: 1 BB: 1 P: 7	R: 1 E: 0 K: 1 S: 6	H: 1 LOB: 0 BB: 0 P: 6	R: 0 E: 0 K: 2 S: 7	H: 0 LOB: 0 BB: 0 P: 7	R: 0 E: 0 K: 1 S: 6	H: 1 LOB: 1 BB: 0 P: 6	1B: 6 2B: 1 3B: 0 HR: 1	SF: 0 SAC: 0 DP: 0 HBP: 0	WP: 1 PB: 0 SB: 0 CS: 0	PA: 39
<b>PITCHER</b> Sandy Koufax, L ERA: 1.62 (1, 1)	IP 9.0	WLS W	BF 39	H 8	R 2	ER 2	SO 11	BB 3	IBB 0	HBP 0	BLK 0	WP 1	HR 1	S 58	P 70	ERA 2.00	WHIP 1.222					
<b>PITCHER</b>	IP	WLS	BF	H	R	ER	SO	BB	IBB	HBP	BLK	WP	HR	S	P	ERA	WHIP					

**BOTTOM**

**Los Angeles Dodgers @ New York Mets**  
Shea Stadium, Flushing, NY  
Thu Jul 14 1966, 7:05 PM EDT  
Att. 41,064 - Unknown

[livebaseballscorecards.com](http://livebaseballscorecards.com)

<b>AB</b>	<b>36</b>
<b>R</b>	<b>2</b>
<b>H</b>	<b>8</b>
<b>RBI</b>	<b>2</b>
<b>BB</b>	<b>3</b>
<b>SO</b>	<b>11</b>
<b>LOB</b>	<b>20</b>



Batter	1	2	3	4	5	6	7	8	9	10	11	AB	R	H	RBI	BB	SO	LOB	TOP												
Maury Wills, S OBP: 0.336, SLG: 0.336 Jim Gilliam, S OBP: 0.261, SLG: 0.238	(1, 6) X 0-0 3-1		X 0-0 P6		X 0-0 B5-3			X 0-0 F8	X 0-0 5-3		X 0-0 P7	3	0	0	0	0	0	1													
Willie Davis, L OBP: 0.285, SLG: 0.364	(1, 8) X 0-0 G3			X 0-0 G3		X 0-0 P8		X 0-0 P6		X 0-0 3-1	X 0-0 FC6-4	6	0	0	0	0	0	3													
Lou Johnson, R OBP: 0.332, SLG: 0.429	(1, 9) X 0-0 P9			X 0-0 BB 1B		X 0-0 HR 1B		X 4-0 1B BB		X 0-0 FC5-4 1B		4	2	3	0	1	0	0													
John Roseboro, L OBP: 0.366, SLG: 0.457	(1, 2)	X 0-0 F8		X 0-0 L8		X 0-0 HR 1B		X 0-0 1B 1B		X 0-0 FC5-4 CS		5	1	2	2	0	0	2													
Tommy Davis, R OBP: 0.312, SLG: 0.357 Wes Parker, S OBP: 0.335, SLG: 0.394	(1, 7) X 0-0 P5		X 0-0 P5		X 4-0 BB BB		X 0-3 K		X 0-0 1B		X 0-0 CS		3	0	1	1	1	1	0												
Ron Fairly, L OBP: 0.342, SLG: 0.358	(1, 3) X 0-0 3-1		X 0-0 3-1		X 4-0 FC6-4 BB		X 0-0 4-3		X 0-0 K2-3		X 0-0 CS		3	1	0	0	2	1	2												
Jim Lefebvre, S OBP: 0.343, SLG: 0.473	(1, 4) X 0-0 1-3 1B		X 0-0 1-3 1B		X 0-0 FC6-4						X 0-0 3-1		5	0	2	0	0	0	3												
John Kennedy, R OBP: 0.244, SLG: 0.277	(1, 5) X 0-0 1-3		X 0-0 1-3		X 0-0 5-3		X 0-0 6-3		X 0-0 5-3		X 0-0 1B 2B		4	0	1	0	0	0	1												
Jim Barbieri, L OBP: 0.412, SLG: 0.357 Bob Miller, R	(11, PH) X 0-0 1-2		X 0-0 1-2		X 0-0 5-3		X 0-0 6-3		X 0-0 SH1-3 1B		X 4-0 1B IBB		0	0	0	0	1	0	0												
Don Drysdale, R OBP: 0.283, SLG: 0.333 Ron Ferraro, L OBP: 0.333, SLG: 0.667 Phil Regan, R OBP: 0.176, SLG: 0.176 Dick Stuart, R OBP: 0.284, SLG: 0.344 Nate Oliver, R OBP: 0.290, SLG: 0.237	(1, 1) X 0-0 K		X 0-3 K		X 0-0 6-3		X 0-0 1-3		X 0-0 SH1-3		X 0-0 FC6-4 1B		3	0	0	0	0	1	1												
<b>Inning Stats</b>	R: 0 E: 0 K: 0 S: 3	H: 0 LOB: 0 BB: 0 P: 3	R: 0 E: 0 K: 0 S: 3	H: 0 LOB: 0 BB: 0 P: 3	R: 0 E: 0 K: 1 S: 6	H: 1 LOB: 1 BB: 0 P: 6	R: 0 E: 0 K: 0 S: 4	H: 1 LOB: 3 BB: 2 P: 12	R: 0 E: 0 K: 0 S: 3	H: 0 LOB: 0 BB: 0 P: 3	R: 2 E: 0 K: 1 S: 7	H: 2 LOB: 0 BB: 0 P: 7	R: 0 E: 0 K: 0 S: 3	H: 0 LOB: 0 BB: 0 P: 3	R: 1 E: 0 K: 1 S: 7	H: 2 LOB: 2 BB: 1 P: 11	R: 0 E: 0 K: 0 S: 4	H: 1 LOB: 1 BB: 0 P: 4	R: 0 E: 0 K: 0 S: 3	H: 1 LOB: 0 BB: 0 P: 3	R: 1 E: 0 K: 0 S: 5	H: 2 LOB: 3 BB: 2 P: 13	1B: 8 2B: 1 3B: 0 HR: 1	SF: 0 SAC: 1 DP: 0 HBP: 0	WP: 0 PB: 0 SB: 0 CS: 1	PA: 48					
<b>PITCHER</b>	IP WLS BF H R ER SO BB IBB HBP BLK WP HR S P ERA WHIP	IP WLS BF H R ER SO BB IBB HBP BLK WP HR S P ERA WHIP																													
Jack Fisher, R ERA: 3.94	(1, 1)	7.2	32	6	3	3	2	3	0	0	0	0	0	1	33	45	3.52	1.174													
Rob Gardner, L ERA: 4.33	(8, 1)	1.1	5	1	0	0	1	0	0	0	0	0	0	0	7	7	0.00	0.750													
Jack Hamilton, R ERA: 3.78	(10, 1)	2.0	L	10	3	1	1	0	1	1	0	0	0	0	8	16	4.50	2.000													

Los Angeles Dodgers @ New York Mets  
 Shea Stadium, Flushing, NY  
 Fri Jul 15 1966, 7:05 PM EDT  
 Att. 50,423 - Unknown

livebaseballscores.com

AB	41
R	4
H	10
RBI	4
BB	5
SO	3
LOB	17



Batter	1	2	3	4	5	6	7	8	9	10	11	AB	R	H	RBI	BB	SO	LOB
Chuck Hiller, L (1, 5) OBP: 0.421, SLG: 0.476												5	1	1	0	0	0	1
Ron Hunt, R (1, 4) OBP: 0.377, SLG: 0.385												5	1	3	0	0	0	1
Al Luplow, L (1, 9) OBP: 0.324, SLG: 0.325												5	0	1	0	0	0	4
Larry Elliot, L (1, 7) OBP: 0.371, SLG: 0.424												5	1	2	1	0	1	2
Cleon Jones, R (1, 8) OBP: 0.331, SLG: 0.386												4	0	2	0	0	0	1
John Stephenson, L (1, 2) OBP: 0.253, SLG: 0.236												3	0	1	0	0	1	3
Ken Boyer, R (8, PH) OBP: 0.309, SLG: 0.416												2	0	0	0	0	0	1
Roy McMillan, R (1, 6) OBP: 0.251, SLG: 0.246												3	0	1	0	0	0	1
Ed Kranepool, L (8, PH) OBP: 0.319, SLG: 0.367												1	0	0	0	0	0	0
Jerry Grote, R (9, 2) OBP: 0.345, SLG: 0.344												0	0	0	0	1	0	0
Eddie Bressoud, R (1, 3) OBP: 0.301, SLG: 0.400												4	0	0	0	1	0	3
Jack Fisher, R (1, 1) OBP: 0.225, SLG: 0.194												3	0	2	0	0	0	2
Rob Gardner, R (8, 1) OBP: 0.167, SLG: 0.194												0	0	0	0	0	0	0
Ron Swoboda, R (9, PH) OBP: 0.273, SLG: 0.302												1	0	0	0	0	1	0
Jack Hamilton, R (10, 1) OBP: 0.129, SLG: 0.100												0	0	0	0	0	0	0
Hawk Taylor, R (11, PH) OBP: 0.208, SLG: 0.268												1	0	0	0	0	0	1

Inning Stats	R: 1	H: 2	E: 0	K: 1	S: 6	H: 2	LOB: 0	BB: 0	P: 6	R: 0	H: 1	E: 0	K: 0	S: 4	H: 3	LOB: 2	BB: 0	P: 8	R: 1	H: 3	E: 0	K: 1	S: 8	H: 1	LOB: 0	BB: 0	P: 3	R: 0	H: 1	E: 0	K: 0	S: 4	H: 2	LOB: 1	BB: 0	P: 4	R: 0	H: 1	E: 0	K: 0	S: 4	H: 1	LOB: 1	BB: 0	P: 4	R: 1	H: 1	E: 0	K: 0	S: 4	H: 0	LOB: 0	BB: 0	P: 5	R: 0	H: 1	E: 0	K: 0	S: 4	H: 1	LOB: 1	BB: 1	P: 7	1B: 12	SF: 0	2B: 1	SAC: 1	3B: 0	DP: 2	HR: 0	HBP: 0	WP: 1	PA: 46
--------------	------	------	------	------	------	------	--------	-------	------	------	------	------	------	------	------	--------	-------	------	------	------	------	------	------	------	--------	-------	------	------	------	------	------	------	------	--------	-------	------	------	------	------	------	------	------	--------	-------	------	------	------	------	------	------	------	--------	-------	------	------	------	------	------	------	------	--------	-------	------	--------	-------	-------	--------	-------	-------	-------	--------	-------	--------

PITCHER	IP	WLS	BF	H	R	ER	SO	BB	IBB	HBP	BLK	WP	HR	S	P	ERA	WHIP
Don Drysdale, R (1, 1) ERA: 4.14	6.0		27	11	2	2	2	0	1	0	0	1	0	30	34	3.00	1.833
Ron Perranoski, L (7, 1) ERA: 2.21	1.1		5	1	1	0	0	0	0	0	0	0	0	5	5	0.00	0.750
Phil Regan, R (8, 1) ERA: 1.4	2.2	W	9	1	0	0	1	0	0	0	0	0	0	11	11	0.00	0.375
Bob Miller, R (11, 1) ERA: 4.13	1.0	S	4	0	0	0	0	1	0	0	0	0	0	3	7	0.00	1.000

BOTTOM

Los Angeles Dodgers @ New York Mets  
Shea Stadium, Flushing, NY  
Fri Jul 15 1966, 7:05 PM EDT  
Att. 50,423 - Unknown

livebaseballscores.com

AB	42
R	3
H	13
RBI	1
BB	2
SO	3
LOB	20



Batter	1	2	3	4	5	6	7	8	9	AB R H RBI BB SO LOB	TOP																
<b>Jim Gilliam, S</b> (1, 5) <small>OBP: 0.273, SLG: 0.234</small> <b>Nate Oliver, R</b> (9, PR) <small>OBP: 0.290, SLG: 0.237</small>	0-0 F8		4-0 2B 2B BB	4-0 1-2 BB		0-0 6-3			4-0 WP SH3-4 BB BB	2 1 0 0 3 0 0 0 1 0 0 0 0 0																	
<b>Willie Davis, L</b> (1, 8) <small>OBP: 0.288, SLG: 0.369</small>	0-0 S HR 1B		0-0 2B 1-3 FC4-2 2B	0-0 P7		0-0 P9			0-0 SH3-4	4 1 2 0 0 0 2																	
<b>Lou Johnson, R</b> (1, 9) <small>OBP: 0.333, SLG: 0.430</small>	0-3 K 1-2		0-0 FC4-2 G3 2B	0-0 P5			0-0 F9		4-0 BB WP WP IBB	4 2 1 1 1 1 3																	
<b>John Roseboro, L</b> (1, 2) <small>OBP: 0.371, SLG: 0.472</small>	0-0 2-H HR		0-0 FC G3 FC4-2	0-0 L9			0-0 G4-6-3 1B		4-0 WP BB 1B BB	4 2 2 2 1 0 4																	
<b>Tommy Davis, R</b> (1, 7) <small>OBP: 0.305, SLG: 0.349</small> <b>Wes Parker, S</b> (7, 3) <small>OBP: 0.337, SLG: 0.394</small>	0-0 P4		0-0 FC4-2 FC5 G3		0-0 L7		0-0 G4-6-3 1-2f		4-0 1B WP BB	4 0 0 0 0 0 4 0 0 0 1 1 0 0																	
<b>Jim Lefebvre, S</b> (1, 4) <small>OBP: 0.340, SLG: 0.469</small>		0-0 F7	0-0 G3		0-0 E8			0-0 5-3	0-0 BB 1B	5 0 1 2 0 0 2																	
<b>Ron Fairly, L</b> (1, 3) <small>OBP: 0.353, SLG: 0.360</small>		0-0 1B	4-0 IBB		0-0 G3			4-0 FC6-4 BB	4-0 1-2 BB	2 0 1 0 3 0 1																	
<b>John Kennedy, R</b> (1, 6) <small>OBP: 0.236, SLG: 0.267</small>		0-0 F7	0-0 FC5		0-0 5-3			0-0 FC6-4 1-2f	0-3 K	5 0 0 0 0 1 9																	
<b>Don Sutton, R</b> (1, 1) <small>OBP: 0.264, SLG: 0.288</small>		0-0 F8		4-0 BB BB		0-0 4-3		0-0 1-3	0-0 4-3	4 0 0 0 1 0 5																	
<b>Inning Stats</b>	R: 2 E: 0 K: 1 S: 7	H: 2 LOB: 0 BB: 0 P: 7	R: 0 E: 0 K: 0 S: 4	H: 1 LOB: 1 BB: 0 P: 4	R: 2 E: 0 K: 0 S: 6	H: 2 LOB: 3 BB: 2 P: 14	R: 0 E: 0 K: 0 S: 3	H: 0 LOB: 2 BB: 2 P: 11	R: 0 E: 1 K: 0 S: 4	H: 0 LOB: 1 BB: 0 P: 4	R: 0 E: 0 K: 0 S: 3	H: 0 LOB: 0 BB: 0 P: 3	R: 0 E: 0 K: 0 S: 3	H: 1 LOB: 0 BB: 0 P: 3	R: 0 E: 0 K: 0 S: 3	H: 0 LOB: 1 BB: 1 P: 7	R: 3 E: 0 K: 1 S: 6	H: 1 LOB: 3 BB: 5 P: 26	1B: 4 2B: 2 3B: 0 HR: 1	SF: 0 SAC: 1 DP: 1 HBP: 0	WP: 2 PB: 0 SB: 1 CS: 0	PA: 45					
<b>PITCHER</b>	IP WLS BF H R ER SO BB IBB HBP BLK WP HR S P ERA WHIP	IP WLS BF H R ER SO BB IBB HBP BLK WP HR S P ERA WHIP													IP WLS BF H R ER SO BB IBB HBP BLK WP HR S P ERA WHIP												
<b>Dennis Ribant, R</b> (1, 1) <small>ERA: 2.62</small> <b>Bill Hepler, L</b> (3, 1) <small>ERA: 4.13</small> <b>Darrell Sutherland, R</b> (3, 1) <small>ERA: 6.04</small> <b>Larry Bearnarth, R</b> (6, 1) <small>ERA: 5.1</small> <b>Rob Gardner, L</b> (9, 1) <small>ERA: 4.57</small>	2.0 L 12 5 4 4 1 1 0 0 0 0 1 13 17 18.00 3.000	0.0 1 0 0 0 0 0 0 0 0 0 0 0 1 1 ∞ ∞	3.0 13 0 0 0 0 2 1 0 0 0 0 0 10 22 0.00 0.667	3.0 10 1 0 0 0 1 0 0 0 0 0 9 13 0.00 0.667	0.1 4 0 3 3 0 2 1 0 0 1 0 1 13 81.00 6.000	0.2 5 1 0 0 0 1 0 0 0 0 0 1 5 3.76																					

**Los Angeles Dodgers @ New York Mets**  
 Shea Stadium, Flushing, NY  
 Sat Jul 16 1966, 3:33 AM EDT  
 Att. 34,821 - Unknown

AB	34
R	7
H	7
RBI	6
BB	10
SO	2
LOB	30



BOTTOM

Los Angeles Dodgers @ New York Mets  
Shea Stadium, Flushing, NY  
Sat Jul 16 1966, 3:33 AM EDT  
Att. 34,821 - Unknown

livebaseballscorecards.com

AB	31
R	1
H	5
RBI	1
BB	2
SO	11
LOB	14



WP:	0	PA:	34
PB:	0	SB:	0
CS:	0		

AB R H RBI BB SO LOB

3 0 0 0 1 1 1

4 0 0 0 0 1 2

4 0 1 0 0 3 1

4 1 1 0 0 1 2

3 0 1 0 1 0 0

3 0 1 1 0 0 2

4 0 0 0 0 1 4

3 0 1 0 0 1 1

1B:	4	SF:	1
2B:	1	SAC:	0
3B:	0	DP:	0
HR:	0	HBP:	0

0	0	0	0	0	0	0	0
0	0	0	0	0	0	0	0
1	0	0	0	0	1	0	0
1	0	0	0	0	1	0	0
0	0	0	0	0	0	0	0
1	0	0	0	0	1	1	0
0	0	0	0	0	0	0	0
0	0	0	0	0	0	0	0

Batter	1	2	3	4	5	6	7	8	9
Chuck Hiller, L OBP: 0.415, SLG: 0.463 (1, 5)	4-0 BB BB		0-0 G3 ②		0-3 K ③			0-0 F8 ②	
Ron Hunt, R OBP: 0.372, SLG: 0.380 (1, 4)	0-0 F9 ①		0-0 6-3 ③			0-3 K ①		0-0 F7 ③	
Al Luplow, L OBP: 0.322, SLG: 0.323 (1, 9)	0-3 K ②			0-0 BB 1B		0-3 K ②		0-3 K ①	
Larry Elliot, L OBP: 0.359, SLG: 0.432 (1, 7)	0-0 1-3 ③			0-3 K ①		0-0 4-3 ③		0-0 1B SF8 2B	
Cleon Jones, R OBP: 0.333, SLG: 0.386 (1, 8)		0-0 5-3 ①		4-0 1-2 BB		0-0 5-3 ①		0-0 2-3 1B	
Ken Boyer, R OBP: 0.308, SLG: 0.415 (1, 3)		0-0 1B		0-0 P6 ②		0-0 F3 ②		0-0 SF8 ②	
Eddie Bressoud, R OBP: 0.296, SLG: 0.392 (1, 6)		0-3 K ②		0-0 F3 ③		0-0 6-3 ③		0-0 F7 ③	
Jerry Grote, R OBP: 0.344, SLG: 0.344 (1, 2)		0-3 K ③			0-0 F7 ①			0-0 1B	
Dennis Ribant, R OBP: 0.192, SLG: 0.192 (3, 1)			0-3 K ①		0-3 K ②			0-3 K ①	

<b>Inning Stats</b>	R: 0 E: 0 K: 1 S: 5	H: 0 LOB: 1 BB: 1 P: 9	R: 0 E: 0 K: 2 S: 8	H: 1 LOB: 1 BB: 0 P: 8	R: 0 E: 0 K: 1 S: 5	H: 0 LOB: 0 BB: 0 P: 5	R: 0 E: 0 K: 1 S: 6	H: 1 LOB: 2 BB: 1 P: 10	R: 0 E: 0 K: 2 S: 7	H: 0 LOB: 0 BB: 0 P: 7	R: 0 E: 0 K: 0 S: 3	H: 0 LOB: 0 BB: 0 P: 3	R: 0 E: 0 K: 1 S: 6	H: 1 LOB: 1 BB: 0 P: 6	R: 1 E: 0 K: 1 S: 7	H: 2 LOB: 1 BB: 0 P: 7	1B: 4 2B: 1 3B: 0 HR: 0	SF: 1 SAC: 0 DP: 0 HBP: 0	WP: 0 PB: 0 SB: 0 CS: 0	PA: 34
---------------------	------------------------------	---------------------------------	------------------------------	---------------------------------	------------------------------	---------------------------------	------------------------------	----------------------------------	------------------------------	---------------------------------	------------------------------	---------------------------------	------------------------------	---------------------------------	------------------------------	---------------------------------	----------------------------------	------------------------------------	----------------------------------	--------

PITCHER	IP	WLS	BF	H	R	ER	SO	BB	IBB	HBP	BLK	WP	HR	S	P	ERA	WHIP
Don Sutton, R ERA: 3.16 (1, 1)	9.0	W	34	5	1	1	11	2	0	0	0	0	0	54	62	1.00	0.778

Batter	1	2	3	4	5	6	7	8	9	AB R H RBI BB SO LOB	TOP											
Wes Parker, S (1, 8) OBP: 0.333, SLG: 0.389	0-0 F8			0-3 K		0-0 F8			0-0 F8	4 0 0 0 0 1 1	<b>Los Angeles Dodgers @ Philadelphia Phillies</b> <b>Connie Mack Stadium, Philadelphia, PA</b> Sun Jul 17 1966, 3:33 AM EDT Unknown <a href="http://livebaseballscorecards.com">livebaseballscorecards.com</a>											
Nate Oliver, R (1, 4) OBP: 0.288, SLG: 0.238	0-3 K			0-3 K		0-0 FC5-4 1B			0-0 F8	4 0 1 0 0 2 0												
Lou Johnson, R (1, 9) OBP: 0.330, SLG: 0.425	0-3 K			0-0 F9		0-0 FC5-4 FC4-6 1-2f			0-0 FC4-6 FC4-6 1-2f	3 0 0 0 0 1 1												
Tommy Davis, R (1, 7) OBP: 0.300, SLG: 0.343		0-0 3-1			0-0 F9		0-0 FC4-6 FC4-6 1-2f		0-0 FC4-6 FC4-6 1-2f	3 0 0 0 0 0 1												
Dick Stuart, R (1, 3) OBP: 0.276, SLG: 0.333		0-0 F8			0-0 4-3		0-0 FC4-6 FC4-6 1-2f		0-0 FC4-6 FC4-6 1-2f	3 0 0 0 0 0 1												
Jim Lefebvre, S (1, 5) OBP: 0.337, SLG: 0.464		0-0 F7			0-0 6-3			0-0 F7		3 0 0 0 0 0 0												
John Kennedy, R (1, 6) OBP: 0.231, SLG: 0.261			0-0 F7			0-0 L7		0-3 K		3 0 0 0 0 1 0												
Jeff Torborg, R (1, 2) OBP: 0.281, SLG: 0.281			0-0 F8			0-0 SH1-4 1B		0-0 F9		3 0 1 0 0 0 0												
Joe Moeller, R (1, 1) OBP: 0.250, SLG: 0.250 Ron Perranoski, L (7, 1) OBP: 0.333, SLG: 0.667 Jim Gilliam, S (9, PH) OBP: 0.271, SLG: 0.232			0-3 K			0-0 SH1-4 1-2			0-0 F8	1 0 0 0 0 1 0 0 0 0 0 0 0 0 1 0 0 0 0 0 0												
<b>Inning Stats</b>	R: 0 E: 0 K: 2 S: 7	H: 0 LOB: 0 BB: 0 P: 7	R: 0 E: 0 K: 0 S: 3	H: 0 LOB: 0 BB: 0 P: 3	R: 0 E: 0 K: 1 S: 5	H: 0 LOB: 0 BB: 0 P: 5	R: 0 E: 0 K: 2 S: 7	H: 0 LOB: 0 BB: 0 P: 7	R: 0 E: 0 K: 0 S: 3	H: 0 LOB: 0 BB: 0 P: 3	R: 0 E: 0 K: 0 S: 4	H: 1 LOB: 1 BB: 0 P: 4	R: 0 E: 0 K: 0 S: 4	H: 1 LOB: 1 BB: 0 P: 4	R: 0 E: 0 K: 1 S: 5	H: 0 LOB: 0 BB: 0 P: 5	R: 0 E: 0 K: 0 S: 3	H: 0 LOB: 0 BB: 0 P: 3	1B: 2 2B: 0 3B: 0 HR: 0	SF: 0 SAC: 1 DP: 0 HBP: 0	WP: 0 PB: 0 SB: 0 CS: 0	PA: 29
<b>PITCHER</b> Chris Short, L (1, 1) ERA: 3.14	IP: 9.0 WLS: W BF: 29 H: 2 R: 0 ER: 0 SO: 6 BB: 0 IBB: 0 HBP: 0 BLK: 0 WP: 0 HR: 0 S: 41 P: 41 ERA: 0.00 WHIP: 0.222											<b>PITCHER</b>	IP: 0 WLS: 0 BF: 0 H: 0 R: 0 ER: 0 SO: 0 BB: 0 IBB: 0 HBP: 0 BLK: 0 WP: 0 HR: 0 S: 0 P: 0 ERA: 0.00 WHIP: 0.00									




Batter	1	2	3	4	5	6	7	8	9
<b>Tony Taylor, R</b> OBP: 0.302, SLG: 0.361 (1, 4) X	0-0 G3			0-0 5-3		0-0 FC3-6		0-0 6-3	
<b>Johnny Callison, L</b> OBP: 0.334, SLG: 0.419 (1, 9) X	0-0 1-3			0-0 G6-4-3 1B		0-0 4-3		0-0 CS 1B	
<b>Dick Allen, R</b> OBP: 0.387, SLG: 0.659 (1, 5) X	0-0 L9			0-0 G6-4-3 1-2f			0-0 SH3 1B	0-3 K	
<b>Bill White, L</b> OBP: 0.360, SLG: 0.489 (1, 3) X		0-0 4-3			0-0 F7		0-0 SH3	0-0 CS	
<b>Tony Gonzalez, L</b> OBP: 0.330, SLG: 0.389 (1, 7) X		0-0 4-3			0-0 4-3		4-0 1B 6-3 BB		
<b>Clay Dalrymple, L</b> OBP: 0.395, SLG: 0.389 (1, 2) X		0-3 K			0-0 2-3		0-0 1-3 2-H 6-3 1B		
<b>Cookie Rojas, R</b> OBP: 0.303, SLG: 0.336 (1, 8) X			0-0 1-3			0-0 1B FC4-2 1B	0-0 6-3		
<b>Dick Groat, R</b> OBP: 0.286, SLG: 0.319 (1, 6) X			0-0 4-3			0-0 1-3 FC4-2 FC3-6 1B	4-0 IBB		
<b>Chris Short, R</b> OBP: 0.224, SLG: 0.224 (1, 1) X			0-0 4-3			0-0 FC4-2 FC3-6 1-2 3-H	0-3 K		

AB	R	H	RBI	BB	SO	LOB
4	0	0	0	0	0	1
4	0	2	0	0	0	1
4	1	1	0	0	1	2
2	0	0	0	0	0	0
2	1	0	0	1	0	0
3	0	1	1	0	1	0
3	0	1	1	0	0	1
2	1	1	0	1	0	0
3	0	0	0	0	1	4

**Los Angeles Dodgers @ Philadelphia Phillies**  
**Connie Mack Stadium, Philadelphia, PA**  
 Sun Jul 17 1966, 3:33 AM EDT  
 Unknown

<b>AB</b>	<b>27</b>
<b>R</b>	<b>3</b>
<b>H</b>	<b>6</b>
<b>RBI</b>	<b>2</b>
<b>BB</b>	<b>2</b>
<b>SO</b>	<b>3</b>
<b>LOB</b>	<b>9</b>



Inning Stats		R: 0	H: 0	E: 0	LOB: 0	K: 0	BB: 0	S: 3	P: 3								
<b>Joe Moeller, R</b> ERA: 2.43 (1, 1)	IP: 6.0	WLS: L	BF: 21	H: 4	R: 2	ER: 2	SO: 1	BB: 0	IBB: 0	HBP: 0	BLK: 0	WP: 0	HR: 0	S: 23	P: 23	ERA: 3.00	WHIP: 0.667
<b>Ron Perranoski, L</b> ERA: 2.33 (7, 1)	IP: 2.0	WLS: L	BF: 9	H: 2	R: 1	ER: 1	SO: 2	BB: 1	IBB: 1	HBP: 0	BLK: 0	WP: 0	HR: 0	S: 11	P: 19	ERA: 4.50	WHIP: 1.500

WP	PA	31
1B:	6	SF: 0
2B:	0	SAC: 1
3B:	0	DP: 1
HR:	0	HBP: 0
WP:	0	PA:
PB:	0	ERA:
SB:	0	WHIP:
CS:	1	

Batter	1	2	3	4	5	6	7	8	9	AB R H RBI BB SO LOB	TOP
<b>Jim Barbieri, L</b> (1, 9) <small>OBP: 0.350, SLG: 0.294</small> <b>Phil Regan, R</b> (8, 1) <small>OBP: 0.222, SLG: 0.176</small>	0-0 <b>G3</b> 		0-0 <b>F2</b> 			0-0 <b>L9</b> 		0-0 <b>SH1-4</b> 	4-0 	3 0 0 0 0 0 1 0 0 0 0 1 0 0	
<b>Jim Gilliam, S</b> (1, 5) <small>OBP: 0.276, SLG: 0.246</small>	0-0 <b>F7</b> 		0-0 <b>P6</b> 			0-0 <b>FC4-6</b> <b>E</b> <b>1B</b> 		0-0 <b>1B</b> <b>2B</b> 	0-0 <b>F3</b> 	5 1 2 1 0 0 3	
<b>Willie Davis, L</b> (1, 8) <small>OBP: 0.288, SLG: 0.366</small>	0-0 <b>G3</b> 		0-0 <b>L9</b> 			0-0 <b>E3</b> <b>FC4-6</b> <b>1-2</b> 		4-0 <b>1B</b> <b>BB</b> 		3 1 0 0 1 0 2	
<b>John Roseboro, L</b> (1, 2) <small>OBP: 0.373, SLG: 0.472</small>		0-0 <b>G4-6-3</b> <b>HBP</b> <b>1B</b> 		0-0 <b>G3</b> 		0-0 <b>FC4-6</b> <b>1-2f</b> <b>2-3</b> 		0-0 <b>F9</b> <b>1B</b> <b>1-H</b> <b>2-H</b> 		4 0 2 2 0 0 2	
<b>Lou Johnson, R</b> (1, 7) <small>OBP: 0.329, SLG: 0.420</small>		1-0 <b>G4-6-3</b> <b>HBP</b> <b>1-2</b> 		0-0 <b>F9</b> 		0-0 <b>4-3</b> 		0-0 <b>F9</b> <b>2-3</b> 		3 0 0 0 0 0 4	
<b>Ron Fairly, L</b> (1, 3) <small>OBP: 0.346, SLG: 0.352</small> (8, 9)		0-0 <b>G4-6-3</b> <b>1-2f</b> <b>2-3</b> 		0-0 <b>4-3</b> 			0-0 <b>F7</b> 	0-0 <b>P4</b> 		4 0 0 0 0 0 4	
<b>Jim Lefebvre, S</b> (1, 4) <small>OBP: 0.336, SLG: 0.459</small> <b>Nate Oliver, R</b> (9, 4) <small>OBP: 0.288, SLG: 0.238</small>		4-0 <b>BB</b> 		0-0 <b>F8</b> 		0-0 <b>4-3</b> 			0-0 <b>1-3</b> 	3 0 0 0 1 0 0 0 0 0 0 0 0 0	<b>AB</b> 33 <b>R</b> 3 <b>H</b> 6 <b>RBI</b> 3 <b>BB</b> 3 <b>SO</b> 3 <b>LOB</b> 18
<b>John Kennedy, R</b> (1, 6) <small>OBP: 0.224, SLG: 0.254</small>		0-0 <b>L6</b> 		0-3 <b>K</b> 		0-3 <b>K</b> 			0-3 <b>K</b> 	4 0 0 0 0 3 2	
<b>Claude Osteen, L</b> (1, 1) <small>OBP: 0.294, SLG: 0.388</small> <b>Wes Covington, L</b> (8, PH) <small>OBP: 0.172, SLG: 0.040</small> <b>Wes Parker, S</b> (8, PR) <small>OBP: 0.335, SLG: 0.391</small> (8, 3)			0-0 		0-0 <b>4-3</b> 		0-0 <b>E4</b> <b>SH1-4</b> <b>2B</b> 	0-0 	0-0 <b>BB</b> <b>1B</b> 	2 0 1 0 0 0 0 1 0 0 0 0 0 0 1 1 1 0 0 0 0	
<b>Inning Stats</b>	R: 0 H: 0 E: 0 LOB: 0 K: 0 BB: 0 S: 3 P: 3	R: 0 H: 1 E: 0 LOB: 2 K: 0 BB: 1 S: 3 P: 8	R: 0 H: 1 E: 0 LOB: 1 K: 0 BB: 0 S: 4 P: 4	R: 0 H: 0 E: 0 LOB: 0 K: 0 BB: 0 S: 3 P: 3	R: 0 H: 0 E: 0 LOB: 0 K: 1 BB: 0 S: 5 P: 5	R: 0 H: 1 E: 1 LOB: 2 K: 0 BB: 0 S: 5 P: 5	R: 0 H: 0 E: 0 LOB: 0 K: 1 BB: 0 S: 5 P: 5	R: 3 H: 2 E: 1 LOB: 2 K: 0 BB: 1 S: 6 P: 10	R: 0 H: 1 E: 0 LOB: 2 K: 1 BB: 1 S: 6 P: 10	1B: 5 SF: 0 2B: 1 SAC: 1 3B: 0 DP: 1 HR: 0 HBP: 1	WP: 0 PA: 38 PB: 0 SB: 0 CS: 0
<b>PITCHER</b> <b>Ray Herbert, R</b> (1, 1) <small>ERA: 3.2</small> <b>Darold Knowles, L</b> (8, 1) <small>ERA: 2.63</small>	IP WLS BF H R ER SO BB IBB HBP BLK WP HR S P ERA WHIP 7.1 L 29 4 3 2 2 1 0 1 0 0 0 0 31 36 2.46 0.682							<b>PITCHER</b> IP WLS BF H R ER SO BB IBB HBP BLK WP HR S P ERA WHIP			

Los Angeles Dodgers @ Philadelphia Phillies  
 Connie Mack Stadium, Philadelphia, PA  
 Sun Jul 17 1966, 3:38 AM EDT  
 Att: 31,832 - Unknown

livebaseballscorecards.com







Batter	1	2	3	4	5	6	7	8	9	AB R H RBI BB SO LOB	TOP											
Wes Parker, S (1, 3) OBP: 0.337, SLG: 0.390	0-0 G4-6-3 1B		0-0 FC3-6 CS			0-3 K			4-0 1B 3-1 BB	3 0 1 0 1 1 1												
Jim Gilliam, S (1, 5) OBP: 0.268, SLG: 0.239	0-0 G4-6-3 1-2f		0-0 CS	0-0 F7		0-0 P6			0-0 3-1 1-2	4 0 0 0 0 0 2												
Willie Davis, L (1, 8) OBP: 0.287, SLG: 0.364	0-3 K2-3			0-0 4-3			0-0 G3		0-0 2-3 1B	4 0 1 0 0 1 0												
John Roseboro, L (1, 2) OBP: 0.371, SLG: 0.473		0-0 6-3		0-0 2B			0-0 F7		0-0 3-1	4 0 1 0 0 0 2												
Lou Johnson, R (1, 7) OBP: 0.325, SLG: 0.415		0-0 F9		0-0 6-3			0-0 L7			3 0 0 0 0 0 1												
Jim Lefebvre, S (1, 4) OBP: 0.336, SLG: 0.458		0-3 K						0-0 6-3		3 0 1 0 0 1 0												
Ron Fairly, L (1, 9) OBP: 0.341, SLG: 0.346		0-0 G3						0-3 K		3 0 0 0 0 1 2												
John Kennedy, R (1, 6) OBP: 0.220, SLG: 0.248			0-0 6-3					0-0 B2		3 0 0 0 0 0 1												
Sandy Koufax, R (1, 1) OBP: 0.087, SLG: 0.075			0-0						0-0 4-3	1 0 1 0 0 0 0												
Jim Barbieri, L (6, PH) OBP: 0.333, SLG: 0.278										1 0 0 0 0 0 0												
Bob Miller, R (6, 1)										0 0 0 0 0 0 0												
Wes Covington, L (9, PH) OBP: 0.167, SLG: 0.038			0-0 FC3-6 1B							1 0 0 0 0 0 0												
<b>Inning Stats</b>	R: 0 E: 0 K: 1 S: 5	H: 1 LOB: 0 BB: 0 P: 5	R: 0 E: 0 K: 1 S: 6	H: 0 LOB: 1 BB: 0 P: 6	R: 0 E: 0 K: 0 S: 3	H: 1 LOB: 0 BB: 0 P: 3	R: 0 E: 0 K: 0 S: 4	H: 1 LOB: 1 BB: 0 P: 4	R: 0 E: 0 K: 0 S: 3	H: 1 LOB: 0 BB: 0 P: 3	R: 0 E: 0 K: 1 S: 5	H: 0 LOB: 0 BB: 0 P: 5	R: 0 E: 0 K: 0 S: 3	H: 0 LOB: 0 BB: 0 P: 3	R: 0 E: 0 K: 0 S: 5	H: 0 LOB: 0 BB: 0 P: 5	R: 0 E: 0 K: 0 S: 4	H: 1 LOB: 2 BB: 1 P: 8	1B: 4 2B: 1 3B: 0 HR: 0	SF: 0 SAC: 0 DP: 2 HBP: 0	WP: 0 PB: 1 SB: 0 CS: 1	PA: 32
<b>PITCHER</b> Larry Jackson, R (1, 1) ERA: 3.04	IP: 9.0 WLS: W BF: 31 H: 5 R: 0 ER: 0 SO: 4 BB: 1 IBB: 0 HBP: 0 BLK: 0 WP: 0 HR: 0 S: 38 P: 42 ERA: 0.00 WHIP: 0.667											<b>PITCHER</b>	IP: 9.0 WLS: W BF: 31 H: 5 R: 0 ER: 0 SO: 4 BB: 1 IBB: 0 HBP: 0 BLK: 0 WP: 0 HR: 0 S: 38 P: 42 ERA: 0.00 WHIP: 0.667									

Los Angeles Dodgers @ Philadelphia Phillies  
 Connie Mack Stadium, Philadelphia, PA

Mon Jul 18 1966, 7:05 PM EDT  
 Att: 34,755 - Unknown

livebaseballscorecards.com

AB	30
R	0
H	5
RBI	0
BB	1
SO	4
LOB	9



Batter	1	2	3	4	5	6	7	8	9
Cookie Rojas, R OBP: 0.312, SLG: 0.341 (1, 8)	0-0 P9		0-0 1B BB 1B		0-0 1-3 1B SF4 1B	4-0 1-2 BB		4-0 E 1B BB	
Johnny Callison, L OBP: 0.337, SLG: 0.418 (1, 9)	0-0 G3		4-0 1-2 1B BB		0-0 1-2 1B SF4 1B	0-0 F9		0-0 E8 1-3 1B	
Dick Groat, R OBP: 0.287, SLG: 0.317 (1, 6)	0-0 6-3		0-0 1-2 2-3 1B		0-0 1-2 2-3 1-3	0-3 K		0-0 5-3	
Dick Allen, R OBP: 0.390, SLG: 0.650 (1, 5)		0-0 P9	0-0 L6		4-0 1B IBB		4-0 PB SF7 BB		
Harvey Kuenn, R OBP: 0.290, SLG: 0.345 (1, 7)		0-0 FC6-4 1B		0-0 L8	0-0 SF4		0-0 4-3		
Tony Gonzalez, L OBP: 0.328, SLG: 0.386 (7, 7)									
Bill White, L OBP: 0.355, SLG: 0.482 (1, 3)		0-0 FC6-4		0-0 F9	0-0 1-2 2-3 1B		0-0 SF7		
Bob Uecker, R OBP: 0.311, SLG: 0.435 (1, 2)		0-0 F7		0-3 K	0-0 F7		0-0 4-3		
Tony Taylor, R OBP: 0.302, SLG: 0.362 (1, 4)			0-0 F8		0-0 1B 1B 2B			0-0 6-3	
Larry Jackson, R OBP: 0.163, SLG: 0.196 (1, 1)			0-3 K		0-0 1B 1B 1B			0-0 FC5-6 BB	

Inning Stats	R: 0	H: 0	E: 0	K: 0	S: 3	R: 0	H: 1	E: 0	K: 0	S: 4	R: 0	H: 2	E: 0	K: 1	S: 7	R: 0	H: 0	E: 0	K: 1	S: 5	R: 3	H: 5	E: 0	K: 0	S: 8	R: 0	H: 1	E: 0	K: 1	S: 6	R: 1	H: 0	E: 0	K: 0	S: 3	R: 0	H: 1	E: 1	K: 0	S: 4
	LOB: 0	BB: 0	P: 3	LOB: 1	BB: 0	P: 4	LOB: 3	BB: 1	P: 11	LOB: 0	BB: 0	P: 5	LOB: 3	BB: 1	P: 12	LOB: 2	BB: 1	P: 10	LOB: 0	BB: 1	P: 7	LOB: 1	BB: 1	P: 8	LOB: 0	BB: 0	LOB: 0	BB: 1	P: 8	LOB: 0	BB: 0	LOB: 0	BB: 1	P: 8	LOB: 2	BB: 1	P: 8			

											PITCHER											PITCHER											PITCHER																										
Batter	IP	WLS	BF	H	R	ER	SO	BB	IBB	HBP	BLK	WP	HR	S	P	ERA	WHIP	IP	WLS	BF	H	R	ER	SO	BB	IBB	HBP	BLK	WP	HR	S	P	ERA	WHIP	IP	WLS	BF	H	R	ER	SO	BB	IBB	HBP	BLK	WP	HR	S	P	ERA	WHIP								
Sandy Koufax, L ERA: 1.73 (1, 1)	5.0	L	25	8	3	3	2	1	1	0	0	0	0	27	35	5.40	1.800																																										
Bob Miller, R ERA: 3.67 (6, 1)	3.0		14	2	1	0	1	3	0	0	0	0	0	13	25	0.00	1.667																																										

**BOTTOM**

Los Angeles Dodgers @ Philadelphia Phillies  
 Connie Mack Stadium, Philadelphia, PA

Mon Jul 18 1966, 7:05 PM EDT  
 Att. 34,755 - Unknown

AB	R	H	RBI	BB	SO	LOB
3	1	2	1	2	0	0
4	0	2	1	1	0	2
5	0	1	0	0	1	6
2	1	0	0	2	0	3
2	0	1	1	0	0	0
1	0	0	0	0	0	1
3	0	1	1	0	0	1
4	0	0	0	0	1	4
4	1	2	0	0	0	0
4	1	1	0	0	1	1

livebaseballscorecards.com

AB	32
R	4
H	10
RBI	4
BB	5
SO	3
LOB	18


WP: 0 PA: 39  
 PB: 1  
 SB: 0  
 CS: 0



Batter	1	2	3	4	5	6	7	8	9	AB	R	H	RBI	BB	SO	LOB	TOP										
Matty Alou, L (1, 8) OBP: 0.372, SLG: 0.441	0-0 5-3		0-0 FC4-6 1B		0-0 1B		1-0 1B HBP	0-0 1B		4	1	3	0	0	0	0											
Gene Michael, S (1, 6) OBP: 0.182, SLG: 0.273	0-0 6-3		0-0 FC4-6 1-2f		0-0 4-3		0-0 WP 1B 1B	0-0 F9		5	1	1	0	0	0	3											
Roberto Clemente, R (1, 9) OBP: 0.375, SLG: 0.550	0-0 1-3			0-0 2B G3 1B		0-0 G3-6-1 1B 1B	0-0 WP 1B 1B		0-0 1-3	5	3	3	1	0	0	0											
Willie Stargell, L (1, 7) OBP: 0.407, SLG: 0.627 Manny Mota, R (7, PH) OBP: 0.386, SLG: 0.516		0-0 F7		0-0 G3 1-3 2B		0-0 G3-6-1 1B 1B	4-0 3-H 1B HR BB		0-0 L3	3	0	2	0	0	0	0											
Jose Pagan, R (1, 5) OBP: 0.302, SLG: 0.433		0-0 E 2B		0-3 K		0-0 G3-6-1 1-2f 2-3	0-0 1-3 2-H 3-H HR 1B		0-3 K	5	1	2	2	0	2	4											
Donn Clendenon, R (1, 3) OBP: 0.355, SLG: 0.521		0-3 K		0-0 G3		0-0 1B	0-0 1-H 3-H HR			4	1	2	5	0	1	2											
Jim Pagliaroni, R (1, 2) OBP: 0.338, SLG: 0.388		0-3 K		0-0 6-3		0-0 L8	0-0 F7			4	0	0	0	0	1	3											
Bill Mazerowski, R (1, 4) OBP: 0.309, SLG: 0.389			0-0 P4		0-0 P4		0-0 F2	0-0 6-3		4	0	0	0	0	0	0											
Vern Law, R (1, 1) OBP: 0.343, SLG: 0.441 Billy O'Dell, S (2, 1) OBP: 0.167, SLG: 0.167 Gene Alley, R (5, PH) OBP: 0.111, SLG: 0.397 Don Cardwell, R (5, 1) OBP: 0.125, SLG: 0.045 Bob Bailey, R (7, PH) OBP: 0.340, SLG: 0.376 Al McGehee, R (7, 1) OBP: 0.125, SLG: 0.125			0-0 6-3		0-0 5-3		0-0 P6	0-3 K		0	0	0	0	0	0	0											
<b>Inning Stats</b>	R: 0 E: 0 K: 0 S: 3	H: 0 LOB: 0 BB: 0 P: 3	R: 0 E: 1 K: 2 S: 8	H: 1 LOB: 1 BB: 0 P: 8	R: 0 E: 0 K: 0 S: 4	H: 1 LOB: 1 BB: 0 P: 4	R: 1 E: 0 K: 1 S: 7	H: 2 LOB: 1 BB: 0 P: 7	R: 0 E: 0 K: 0 S: 4	H: 1 LOB: 1 BB: 0 P: 4	R: 1 E: 0 K: 0 S: 5	H: 3 LOB: 1 BB: 0 P: 5	R: 6 E: 0 K: 0 S: 7	H: 4 LOB: 0 BB: 1 P: 12	R: 0 E: 0 K: 1 S: 6	H: 1 LOB: 1 BB: 0 P: 6	R: 0 E: 0 K: 1 S: 5	H: 0 LOB: 0 BB: 0 P: 5	1B: 10 2B: 2 3B: 0 HR: 1	SF: 0 SAC: 0 DP: 1 HBP: 1	WP: 1 PB: 0 SB: 0 CS: 0	PA: 41					
<b>PITCHER</b>	IP	WLS	BF	H	R	ER	SO	BB	IBB	HBP	BLK	WP	HR	S	P	ERA	WHIP										
Don Drysdale, R (1, 1) ERA: 4.25	6.2		30	10	5	5	3	0	0	1	0	0	0	35	36	6.75	1.500										
Jim Brewer, L (7, 1) ERA: 4.0	0.0	L	1	0	0	0	0	1	0	0	0	1	0	0	4	∞	∞										
Phil Regan, R (7, 1) ERA: 1.62	1.1		7	3	3	3	1	0	0	0	0	0	1	9	9	20.25	2.250										
Ron Perranoski, L (9, 1) ERA: 2.27	1.0		3	0	0	0	1	0	0	0	0	0	0	5	5	0.00	0.000										

Pittsburgh Pirates @ Los Angeles Dodgers  
Dodger Stadium, Los Angeles, CA  
Wed Jul 20 1966, 7:05 PM PDT  
Att: 39,545 - Unknown

AB	39
R	8
H	13
RBI	8
BB	1
SO	5
LOB	12



WP: 1	PA: 41
PB: 0	
SB: 0	
CS: 0	

BOTTOM

Pittsburgh Pirates @ Los Angeles Dodgers  
Dodger Stadium, Los Angeles, CA

livebaseballscores.com

AB	38
R	5
H	14
RBI	4
BB	1
SO	3
LOB	18



WP:	0	PA:	41
PB:	0		
SB:	0		
CS:	0		

Wed Jul 20 1966, 7:05 PM PDT  
Att. 39,545 - Unknown

AB R H RBI BB SO LOB

5	1	3	1	0	0	2
4	0	1	0	0	1	2
5	2	3	2	0	0	1
4	0	1	0	0	0	2
5	0	2	0	0	0	2
4	0	0	0	0	0	4
3	1	1	0	1	1	1
3	1	2	0	0	0	0
1	0	1	0	0	0	0
0	0	0	0	0	0	0
3	0	0	1	0	1	3
0	0	0	0	0	0	0
0	0	0	0	0	0	0
1	0	0	0	0	0	1
0	0	0	0	0	0	0

1B:	12	SF:	0
2B:	2	SAC:	2
3B:	0	DP:	2
HR:	1	HBP:	0

WP:	0	PA:	41
PB:	0		
SB:	0		
CS:	0		

Batter	1	2	3	4	5	6	7	8	9
Maury Wills, S OBP: 0.340, SLG: 0.340 (1, 6)	0-0 SH1-3 2B 1B	0-0 FC6-4 2-H 1B		0-0 1B		0-0 4-3		0-0 1-3	
Wes Parker, S OBP: 0.336, SLG: 0.389 (1, 3)	0-0 SH1-3 1-2	0-0 FC6-4 1-2f		0-0 5-3			0-3 K		0-0 4-3 1B
Willie Davis, L OBP: 0.292, SLG: 0.381 (1, 8)	0-0 2-H 2B		0-0 SH1-4 E 1B		0-0 HR		0-0 3-1		0-0 F8
John Roseboro, L OBP: 0.369, SLG: 0.469 (1, 2)	0-0 F8		0-0 SH1-4 1-2		0-0 4-3		0-0 1B 1B		0-0 4-3 1-2
Lou Johnson, R OBP: 0.327, SLG: 0.415 (1, 7)	0-0 6-3		0-0 E6 2-H		0-0 L4-3 1B		0-0 1-2 1B		0-0 4-3
Jim Lefebvre, S OBP: 0.332, SLG: 0.452 (9, 5)		0-0 P6	0-0 P4		0-0 L4-3 1-2		0-0 1-3		
Ron Fairly, L OBP: 0.344, SLG: 0.346 (1, 9)		4-0 1B 5-3 BB	0-3 K			0-0 1B 1B		0-0 6-3	
John Kennedy, R OBP: 0.229, SLG: 0.257 (1, 5)		0-0 5-3 1B		0-0 F3		0-0 G6-4-3 1B		0-0 1B	
Jim Barbieri, L OBP: 0.364, SLG: 0.316 (8, PH)		1-3 1B							
Nate Oliver, R OBP: 0.288, SLG: 0.238 (9, 4)		0-0 5-3		0-3 K		0-0 G6-4-3 1-2f		0-0 F9	
Don Drysdale, R OBP: 0.270, SLG: 0.317 (7, 1)		0-0 5-3							
Jim Brewer, L (7, 1)									
Phil Regan, R OBP: 0.222, SLG: 0.176 (7, 1)									
Wes Covington, L OBP: 0.161, SLG: 0.037 (8, PH)		1-2 3-H							
Ron Perranoski, L OBP: 0.333, SLG: 0.667 (9, 1)									

Inning Stats	R: 1	H: 2	E: 0	K: 0	S: 5	H: 2	LOB: 1	BB: 0	P: 5	R: 2	H: 2	E: 0	K: 0	S: 5	H: 1	LOB: 1	BB: 1	P: 9	R: 1	H: 1	E: 1	K: 1	S: 7	R: 0	H: 1	E: 0	K: 1	S: 6	H: 2	LOB: 0	BB: 0	P: 4	R: 0	H: 2	E: 0	K: 0	S: 4	H: 2	LOB: 1	BB: 0	P: 4	R: 0	H: 2	E: 0	K: 1	S: 7	R: 0	H: 1	E: 0	K: 0	S: 4	R: 0	H: 1	E: 0	K: 0	S: 4	R: 0	H: 1	E: 0	K: 0	S: 4
--------------	------	------	------	------	------	------	--------	-------	------	------	------	------	------	------	------	--------	-------	------	------	------	------	------	------	------	------	------	------	------	------	--------	-------	------	------	------	------	------	------	------	--------	-------	------	------	------	------	------	------	------	------	------	------	------	------	------	------	------	------	------	------	------	------	------

PITCHER	IP	WLS	BF	H	R	ER	SO	BB	IBB	HBP	BLK	WP	HR	S	P	ERA	WHIP
Vern Law, R ERA: 4.31 (1, 1)	1.2		10	4	3	3	0	1	0	0	0	0	0	9	13	16.20	3.000
Billy O'Dell, L ERA: 2.61 (2, 1)	2.1		10	2	1	0	2	0	0	0	0	0	0	14	14	0.00	0.857
Don Cardwell, R ERA: 4.27 (5, 1)	2.0	W	8	4	1	1	0	0	0	0	0	0	1	8	8	4.50	2.000
Al McBean, R ERA: 3.62 (7, 1)	3.0	S	13	4	0	0	1	0	0	0	0	0	0	15	15	0.00	1.333

Batter	1	2	3	4	5	6	7	8	9	10	AB R H RBI BB SO LOB	TOP									
Matty Alou, L (1, 8) OBP: 0.376, SLG: 0.445	0-0 L9		4-0 BB			0-0 1B		0-0 1B 2B		0-3 K	4 1 2 0 1 1 0	<b>Pittsburgh Pirates @ Los Angeles Dodgers</b> Dodger Stadium, Los Angeles, CA Thu Jul 21 1966, 7:05 PM PDT Att. 35,586 - Unknown									
Gene Michael, S (1, 6) OBP: 0.143, SLG: 0.214	0-3 K		0-0 6-3			0-3 K		0-0 1B		0-0 P8	3 0 0 0 0 2 3										
Manny Mota, R (8, PH) OBP: 0.389, SLG: 0.518			1-2 2-3			1-2		2-H 1B			1 1 1 1 0 0 0										
Billy O'Dell, S (8, 1) OBP: 0.167, SLG: 0.167											0 0 0 0 0 0 0										
Roy Face, R (9, 1)											1 0 0 0 0 0 0										
Pete Mikkelsen, R (10, 1) OBP: 0.273, SLG: 0.200											0 0 0 0 0 0 0										
Roberto Clemente, R (1, 9) OBP: 0.373, SLG: 0.545	0-3 K		0-3 K			0-0 6-3		0-0 1B		0-3 K	5 0 1 1 0 3 2										
Willie Stargell, L (1, 7) OBP: 0.408, SLG: 0.625		0-3 K		0-0 1B			0-0 1B	0-3 K			4 0 2 0 0 2 1										
Jose Pagan, R (1, 5) OBP: 0.301, SLG: 0.430		0-3 K		0-0 1B		0-0 1B	0-0 1B	0-0 F9			4 0 1 0 0 1 2										
Donn Clendenon, R (1, 3) OBP: 0.353, SLG: 0.517		0-0 1B		0-3 K		0-0 1B	0-0 1B	0-0 F7			4 0 1 0 0 1 2										
Jim Pagliaroni, R (1, 2) OBP: 0.333, SLG: 0.382		0-0 L6		0-0 1B		0-0 F8	0-3 K	0-0 4-3			4 0 0 0 0 1 3										
Bill Mazerowski, R (1, 4) OBP: 0.309, SLG: 0.388			0-0 1B		0-0 5-3	0-0 F8	0-0 K	0-0 P6		0-0 F2	4 0 1 0 0 0 2										
Woodie Fryman, R (1, 1) OBP: 0.179, SLG: 0.179			0-0 1B		0-0 5-3	0-3 F8	0-3 K	0-0 P6		0-0 F2	1 0 0 0 0 1 0										
Jerry Lynch, L (8, PH) OBP: 0.316, SLG: 0.257			0-0 SH5-3-4		0-3 K						1 0 0 0 0 0 0										
Bob Bailey, R (8, 5) OBP: 0.343, SLG: 0.396			1-2							HR	1 1 1 1 0 0 0										
<b>Inning Stats</b>	R: 0 E: 0 K: 2 S: 7	H: 0 LOB: 0 BB: 0 P: 7	R: 0 E: 0 K: 2 S: 8	H: 1 LOB: 1 BB: 0 P: 8	R: 0 E: 0 K: 1 S: 6	H: 1 LOB: 2 BB: 1 P: 10	R: 0 E: 0 K: 1 S: 5	H: 1 LOB: 0 BB: 0 P: 5	R: 0 E: 0 K: 1 S: 5	H: 2 LOB: 2 BB: 0 P: 7	R: 2 E: 0 K: 1 S: 8	H: 3 LOB: 1 BB: 0 P: 8	R: 0 E: 0 K: 0 S: 3	H: 0 LOB: 0 BB: 0 P: 3	R: 1 E: 0 K: 2 S: 8	H: 1 LOB: 0 BB: 0 P: 8	1B: 8 2B: 1 3B: 0 HR: 1	SF: 0 SAC: 1 DP: 1 HBP: 0	WP: 0 PB: 0 SB: 0 CS: 0	PA: 39	
<b>PITCHER</b>	IP WLS BF H R ER SO BB IBB HBP BLK WP HR S P ERA WHIP																				
Don Sutton, R (1, 1) ERA: 3.13	7.1		30	9	2	2	9	1	0	0	0	0	0	0	0	0	2.46	1.364			
Ron Perranoski, L (8, 1) ERA: 2.18	1.2		5	0	0	0	1	0	0	0	0	0	0	0	0	0.00	0.000				
Phil Regan, R (10, 1) ERA: 1.74	1.0	W	4	1	1	1	2	0	0	0	0	0	0	1	8	8	9.00	1.000			

AB	37
R	3
H	10
RBI	3
BB	1
SO	12
LOB	15



BOTTOM

Pittsburgh Pirates @ Los Angeles Dodgers  
Dodger Stadium, Los Angeles, CA

Thu Jul 21 1966, 7:05 PM PDT  
Att: 35,586 - Unknown

livebaseballscores.com

AB	36
R	4
H	11
RBI	4
BB	4
SO	6
LOB	16



WP	0	PA	43
PB	0		
SB	0		
CS	0		

AB R H RBI BB SO LOB

5 1 3 1 0 0 1

5 0 2 0 0 0 2

4 1 0 0 0 2 3

3 0 1 1 0 1 1

1 1 1 0 1 0 0

3 0 0 0 0 0 1

0 0 0 0 0 0 0

1 0 0 0 0 0 2

1 0 1 1 0 0 0

4 0 0 0 1 0 0

3 1 2 1 1 0 0

2 0 1 0 1 0 1

3 0 0 0 0 3 3

0 0 0 0 0 0 0

1 0 0 0 0 0 2

0 0 0 0 0 0 0

1B: 10 SF: 0

2B: 1 SAC: 1

3B: 0 DP: 0

HR: 0 HBP: 2

1B: 10 SF: 0

2B: 1 SAC: 1

3B: 0 DP: 0

HR: 0 HBP: 2

1B: 10 SF: 0

2B: 1 SAC: 1

3B: 0 DP: 0

HR: 0 HBP: 2

1B: 10 SF: 0

2B: 1 SAC: 1

3B: 0 DP: 0

HR: 0 HBP: 2

1B: 10 SF: 0

2B: 1 SAC: 1

3B: 0 DP: 0

HR: 0 HBP: 2

1B: 10 SF: 0

2B: 1 SAC: 1

3B: 0 DP: 0

HR: 0 HBP: 2

1B: 10 SF: 0

2B: 1 SAC: 1

3B: 0 DP: 0

HR: 0 HBP: 2

1B: 10 SF: 0

2B: 1 SAC: 1

3B: 0 DP: 0

HR: 0 HBP: 2

1B: 10 SF: 0

2B: 1 SAC: 1

3B: 0 DP: 0

HR: 0 HBP: 2

1B: 10 SF: 0

2B: 1 SAC: 1

3B: 0 DP: 0

HR: 0 HBP: 2

1B: 10 SF: 0

2B: 1 SAC: 1

3B: 0 DP: 0

HR: 0 HBP: 2

1B: 10 SF: 0

2B: 1 SAC: 1

3B: 0 DP: 0

HR: 0 HBP: 2

1B: 10 SF: 0

2B: 1 SAC: 1

3B: 0 DP: 0

HR: 0 HBP: 2

1B: 10 SF: 0

2B: 1 SAC: 1

3B: 0 DP: 0

HR: 0 HBP: 2

1B: 10 SF: 0

2B: 1 SAC: 1

3B: 0 DP: 0

HR: 0 HBP: 2

1B: 10 SF: 0

2B: 1 SAC: 1

3B: 0 DP: 0

HR: 0 HBP: 2

1B: 10 SF: 0

2B: 1 SAC: 1

3B: 0 DP: 0

HR: 0 HBP: 2

1B: 10 SF: 0

2B: 1 SAC: 1

3B: 0 DP: 0

HR: 0 HBP: 2

1B: 10 SF: 0

2B: 1 SAC: 1

3B: 0 DP: 0

HR: 0 HBP: 2

1B: 10 SF: 0

2B: 1 SAC: 1

3B: 0 DP: 0

HR: 0 HBP: 2

1B: 10 SF: 0

2B: 1 SAC: 1

3B: 0 DP: 0

HR: 0 HBP: 2

1B: 10 SF: 0

2B: 1 SAC: 1

3B: 0 DP: 0

HR: 0 HBP: 2

1B: 10 SF: 0

2B: 1 SAC: 1

3B: 0 DP: 0

HR: 0 HBP: 2

1B: 10 SF: 0

2B: 1 SAC: 1

3B: 0 DP: 0

HR: 0 HBP: 2

1B: 10 SF: 0

2B: 1 SAC: 1

3B: 0 DP: 0

HR: 0 HBP: 2

1B: 10 SF: 0

2B: 1 SAC: 1

3B: 0 DP: 0

HR: 0 HBP: 2

1B: 10 SF: 0

2B: 1 SAC: 1

3B: 0 DP: 0

HR: 0 HBP: 2

1B: 10 SF: 0

2B: 1 SAC: 1

3B: 0 DP: 0

HR: 0 HBP: 2

1B: 10 SF: 0

2B: 1 SAC: 1

3B: 0 DP: 0

HR: 0 HBP: 2

1B: 10 SF: 0

2B: 1 SAC: 1

3B: 0 DP: 0

HR: 0 HBP: 2

1B: 10 SF: 0

2B: 1 SAC: 1

3B: 0 DP: 0

HR: 0 HBP: 2

1B: 10 SF: 0

2B: 1 SAC: 1

3B: 0 DP: 0

HR: 0 HBP: 2

1B: 10 SF: 0

2B: 1 SAC: 1

3B: 0 DP: 0

HR: 0 HBP: 2

1B: 10 SF: 0

2B: 1 SAC: 1

3B: 0 DP: 0

HR: 0 HBP: 2

1B: 10 SF: 0

2B: 1 SAC: 1

3B: 0 DP: 0

HR: 0 HBP: 2

1B: 10 SF: 0

2B: 1 SAC: 1

3B: 0 DP: 0

HR: 0 HBP: 2

1B: 10 SF: 0

2B: 1 SAC: 1

3B: 0 DP: 0

HR: 0 HBP: 2

1B: 10 SF: 0

2B: 1 SAC: 1

3B: 0 DP: 0

HR: 0 HBP: 2

1B: 10 SF: 0

2B: 1 SAC: 1

3B: 0 DP: 0

HR: 0 HBP: 2

1B: 10 SF: 0

2B: 1 SAC: 1

3B: 0 DP: 0

HR: 0 HBP: 2

1B: 10 SF: 0

2B: 1 SAC: 1

3B: 0 DP: 0

HR: 0 HBP: 2

1B: 10 SF: 0

2B: 1 SAC: 1

3B: 0 DP: 0

HR: 0 HBP: 2

1B: 10 SF: 0

2B: 1 SAC: 1

3B: 0 DP: 0

HR: 0 HBP: 2

1B: 10 SF: 0

2B: 1 SAC: 1

3B: 0 DP: 0

HR: 0 HBP: 2

1B: 10 SF: 0

2B: 1 SAC: 1

3B: 0 DP: 0

HR: 0 HBP: 2

1B: 10 SF: 0

2B: 1 SAC: 1

3B: 0 DP: 0

HR: 0 HBP: 2

1B: 10 SF: 0

2B: 1 SAC: 1

3B: 0 DP: 0

HR: 0 HBP: 2

1B: 10 SF: 0

2B: 1 SAC: 1

3B: 0 DP: 0

HR: 0 HBP: 2

1B: 10 SF: 0

2B: 1 SAC: 1

3B: 0 DP: 0

HR: 0 HBP: 2

1B: 10 SF: 0

2B: 1 SAC: 1

3B: 0 DP: 0

HR: 0 HBP: 2

1B: 10 SF: 0

2B: 1 SAC: 1

3B: 0 DP: 0

HR: 0 HBP: 2

1B: 10 SF: 0

2B: 1 SAC: 1

3B: 0 DP: 0

HR: 0 HBP: 2

1B: 10 SF: 0

2B: 1 SAC: 1

3B: 0 DP: 0

HR: 0 HBP: 2

1B: 10 SF: 0

2B: 1 SAC: 1

3B: 0 DP: 0

HR: 0 HBP: 2

1B: 10 SF: 0

2B: 1 SAC: 1

3B: 0 DP: 0

HR: 0 HBP: 2

1B: 10 SF: 0

2B: 1 SAC: 1

3B: 0 DP: 0

HR: 0 HBP: 2

1B: 10 SF: 0

2B: 1 SAC: 1

3B: 0 DP: 0

HR: 0 HBP: 2

1B: 10 SF: 0

2B: 1 SAC: 1

3B: 0 DP: 0

HR: 0 HBP: 2

1B: 10 SF: 0

2B: 1 SAC: 1

3B: 0 DP: 0

HR: 0 HBP: 2

1B: 10 SF: 0

2B: 1 SAC: 1

3B: 0 DP: 0

HR: 0 HBP: 2

1B: 10 SF: 0

2B: 1 SAC: 1

3B: 0 DP: 0

HR: 0 HBP: 2

Batter	1	2	3	4	5	6	7	8	9	AB R H RBI BB SO LOB	TOP	
Ron Hunt, R (1, 4) OBP: 0.373, SLG: 0.378	0-0 CS 1B		0-0 2-H FC6-4 1B		0-0 6-3		0-0 FC5-4 1-2f			4 0 2 1 0 0 2		
Eddie Bressoud, R (1, 5) OBP: 0.315, SLG: 0.394	4-0 1-2 BB		0-0 FC6-4 1-2f			0-0 1B 2B		4-0 SH3-4 HR BB		2 1 1 0 2 0 1		
Cleon Jones, R (1, 8) OBP: 0.327, SLG: 0.388 (8, 9)	0-3 K		0-0 5-3			0-3 K		0-0 SH3-4 1-2		3 0 0 0 0 2 3		
Ron Swoboda, R (1, 7) OBP: 0.289, SLG: 0.348	0-0 F9			0-3 K		0-0 2-3 1B		0-0 2-H HR		4 1 2 2 0 1 1		
Larry Elliot, L (1, 9) OBP: 0.387, SLG: 0.464 Billy Murphy, R (8, 8) OBP: 0.255, SLG: 0.358		0-0 3-1		0-0 1-3		0-3 K		0-0 L7		4 0 0 0 0 1 2 0 0 0 0 0 0 0		
Jerry Grote, R (1, 2) OBP: 0.340, SLG: 0.349		0-3 K		0-0 P3		0-0 5-3		0-3 K		4 0 0 0 0 2 2		
Roy McMillan, R (1, 6) OBP: 0.273, SLG: 0.279		0-0 F3			0-0 6-3		0-0 F8		0-0 F9	4 0 0 0 0 0 0		
Ed Kranepool, L (1, 3) OBP: 0.526, SLG: 0.398			0-0 SH1-4 1B 1B		0-0 SH3-4 1B		0-0 E4 FC1-6		0-0 4-3	4 1 2 0 0 0 0		
Bob Friend, R (1, 1)			0-0 SH1-4 1-2		0-0 SH3-4 1-2		0-0 FC1-6 FC5-4 1-2f		0-0 F9	2 0 0 0 0 0 1		
<b>Inning Stats</b>	R: 0 H: 1 E: 0 LOB: 1 K: 1 BB: 1 S: 5 P: 9	R: 0 H: 0 E: 0 LOB: 0 K: 1 BB: 0 S: 5 P: 5	R: 1 H: 2 E: 0 LOB: 1 K: 0 BB: 0 S: 5 P: 5	R: 0 H: 0 E: 0 LOB: 0 K: 1 BB: 0 S: 5 P: 5	R: 0 H: 1 E: 0 LOB: 1 K: 0 BB: 0 S: 4 P: 4	R: 0 H: 2 E: 0 LOB: 2 K: 2 BB: 0 S: 9 P: 9	R: 0 H: 0 E: 1 LOB: 1 K: 0 BB: 0 S: 4 P: 4	R: 2 H: 1 E: 0 LOB: 0 K: 1 BB: 1 S: 6 P: 10	R: 0 H: 0 E: 0 LOB: 0 K: 0 BB: 0 S: 3 P: 3	1B: 5 SF: 0 2B: 1 SAC: 3 3B: 0 DP: 0 HR: 1 HBP: 0	WP: 0 PA: 36 PB: 0 SB: 0 CS: 1	
<b>PITCHER</b> Claude Osteen, L (1, 1) ERA: 2.25 Ron Perranoski, L (9, 1) ERA: 2.13	IP WLS BF H R ER SO BB IBB HBP BLK WP HR S P ERA WHIP	8.0 L 33 7 3 3 6 2 0 0 0 0 0 1 43 51 3.38 1.125	1.0 3 0 0 0 0 0 0 0 0 0 0 0 3 3 0.00 0.000									<b>PITCHER</b> IP WLS BF H R ER SO BB IBB HBP BLK WP HR S P ERA WHIP

New York Mets @ Los Angeles Dodgers  
Dodger Stadium, Los Angeles, CA  
Fri Jul 22 1966, 7:05 PM PDT  
Att. 43,728 - Unknown

livebaseballscorecards.com

AB	31
R	3
H	7
RBI	3
BB	2
SO	6
LOB	12





Batter	1	2	3	4	5	6	7	8	9	AB	R	H	RBI	BB	SO	LOB
Jim Barbieri, L (1, 9) OBP: 0.407, SLG: 0.375	0-0 6-3		0-0 6-3			0-0 S 1B		0-0 1B 1B		4	0	2	0	0	0	0
Maury Wills, S (1, 6) OBP: 0.342, SLG: 0.346	0-0 S 1B			0-0 G3		0-0 1-3		0-0 1-2 1B		4	0	2	0	0	0	1
Willie Davis, L (1, 8) OBP: 0.296, SLG: 0.382	0-3 K 1-2			0-0 1B 1B		0-0 L9		0-0 4-3		4	0	1	0	0	1	4
John Roseboro, L (1, 2) OBP: 0.368, SLG: 0.461	0-3 K			0-0 G5-4-3 1-2 1B		0-0 P3		0-0 5-3 1B		4	0	2	0	0	1	1
Lou Johnson, R (1, 7) OBP: 0.320, SLG: 0.404		0-0 5-3		0-0 G5-4-3 1-2		0-0 P4		0-0 5-3		4	0	0	0	0	0	3
Ron Fairly, L (1, 3) OBP: 0.342, SLG: 0.344		0-0 4-3			0-0 2-3		0-0 1B		0-3 K	4	0	1	0	0	1	1
John Kennedy, R (1, 5) OBP: 0.242, SLG: 0.260		0-0 6-3			0-0 6-3		0-0 P4		0-0 P6	3	0	0	0	0	0	1
Tommy Davis, R (9, PH) OBP: 0.293, SLG: 0.335										1	0	0	0	0	0	1
Nate Oliver, R (1, 4) OBP: 0.293, SLG: 0.238			0-0 F7		0-0 6-3			0-0 F8		2	0	0	0	0	0	0
Jim Gilliam, S (8, PH) OBP: 0.265, SLG: 0.235										1	0	0	0	0	0	0
Claude Osteen, L (1, 1) OBP: 0.283, SLG: 0.373			0-0 5-3			0-0 G3		0-0 3-1		2	0	0	0	0	0	0
Wes Covington, L (8, PH) OBP: 0.156, SLG: 0.036										1	0	0	0	0	0	0
Ron Perranoski, L (9, 1) OBP: 0.333, SLG: 0.667										0	0	0	0	0	0	0

Inning Stats	R: 0	H: 1	R: 0	H: 0	R: 0	H: 2	R: 0	H: 0	R: 0	H: 1	R: 0	H: 2	R: 0	H: 1	R: 0	H: 0
	E: 0	LOB: 1	E: 0	LOB: 0	E: 0	LOB: 1	E: 0	LOB: 0	E: 0	LOB: 1	E: 0	LOB: 2	E: 0	LOB: 1	E: 0	LOB: 1
	K: 2	BB: 0	K: 0	BB: 0	K: 0	BB: 0	K: 0	BB: 0	K: 0	BB: 0	K: 0	BB: 0	K: 1	BB: 0	K: 1	BB: 0
	S: 8	P: 8	S: 3	P: 3	S: 3	P: 4	S: 3	P: 3	S: 4	P: 4	S: 4	P: 5	S: 6	P: 6	S: 6	P: 6


PITCHER	IP	WLS	BF	H	R	ER	SO	BB	IBB	HBP	BLK	WP	HR	S	P	ERA	WHIP
Bob Friend, R (1, 1) ERA: 3.79	9.0	W	34	8	0	0	3	0	0	0	0	0	0	40	40	0.00	0.889

**BOTTOM**

**New York Mets @ Los Angeles Dodgers**  
**Dodger Stadium, Los Angeles, CA**

Fri Jul 22 1966, 7:05 PM PDT  
Att. 43,728 - Unknown

AB	34
R	0
H	8
RBI	0
BB	0
SO	3
LOB	12



WP	PA	ERA	WHIP
0	34		

Batter	1	2	3	4	5	6	7	8	9	AB R H RBI BB SO LOB	TOP																					
Ron Hunt, R OBP: 0.374, SLG: 0.375 (1, 4) X	0-0 F8		4-0 FC5-4 BB		0-0 F7		0-0 FC4-6 2B 1-2f		4-0 BB	3 0 0 0 2 0 1																						
Eddie Bressoud, R OBP: 0.313, SLG: 0.389 (1, 5) S S S	0-3 K		0-0 FC5-4		4-0 1B BB		0-0 F8		0-0 SF7	3 0 0 1 1 1 3																						
Cleon Jones, R OBP: 0.328, SLG: 0.391 (1, 8) X (7, 9)	0-0 F9		0-0 5-3		0-0 FC6-4 1B		0-0 2B		0-0 F8	5 0 2 0 0 0 3																						
Ron Swoboda, R OBP: 0.291, SLG: 0.350 (1, 7)		0-0 1B SF8 1B		0-0 BB 1B		0-0 FC6-4 1-2f		0-0 F9	0-0 4-3	5 1 2 0 0 0 5																						
Larry Elliot, L OBP: 0.385, SLG: 0.458 Hawk Taylor, R OBP: 0.192, SLG: 0.247 (1, 9) X (7, 3)		0-0 CS 1B		0-0 F7		0-3 K		0-3 K		3 0 1 0 0 1 1 1 0 0 0 0 1 0																						
Jerry Grote, R OBP: 0.343, SLG: 0.347 (1, 2) X		0-0 SF8		4-0 1-2 BB		4-0 1-3 BB		0-0 5-3		1 0 0 1 2 0 0																						
Roy McMillan, R OBP: 0.273, SLG: 0.278 (1, 6) S S S		0-3 K		0-3 K		0-0 1-3		0-0 FC5-4 1B		4 0 1 0 0 2 4																						
Ed Kranepool, L OBP: 0.326, SLG: 0.398 Dallas Green, L Ken Boyer, R OBP: 0.306, SLG: 0.411 Darrell Sutherland, R OBP: 0.667, SLG: 0.667 (1, 3) X (7, 1) (8, PH) (8, 1)			0-0 BB 1B		0-0 L8		0-0 L8		0-0 FC5-4 1-2f	3 0 1 0 0 0 3 0 0 0 0 0 0 0 1 0 0 0 0 0 1 0 0 0 0 0 0 0																						
Bob Shaw, R OBP: 0.200, SLG: 0.143 Rob Gardner, R OBP: 0.162, SLG: 0.189 Larry Bearnarth, R OBP: 0.111, SLG: 0.222 Billy Murphy, R OBP: 0.260, SLG: 0.361 (1, 1) S S S (2, 1) (3, 1) (7, PH) (7, 8)			0-3 K		0-3 K		0-0 E5 FC4-6		0-0 E5 SF7 1B	0 0 0 0 0 0 0 1 0 0 0 0 1 1 1 0 0 0 0 1 0 2 1 1 0 0 0 0																						
Inning Stats	R: 0 E: 0 K: 1 S: 5	H: 0 LOB: 0 BB: 0 P: 5	R: 1 E: 0 K: 1 S: 6	H: 2 LOB: 1 BB: 0 P: 6	R: 0 E: 0 K: 1 S: 6	H: 1 LOB: 2 BB: 1 P: 10	R: 0 E: 0 K: 1 S: 6	H: 1 LOB: 2 BB: 1 P: 10	R: 0 E: 0 K: 1 S: 5	H: 0 LOB: 1 BB: 1 P: 9	R: 0 E: 1 K: 0 S: 5	H: 1 LOB: 2 BB: 0 P: 5	R: 0 E: 0 K: 1 S: 6	H: 1 LOB: 1 BB: 0 P: 6	R: 1 E: 1 K: 0 S: 4	H: 1 LOB: 1 BB: 1 P: 8	1B: 7 2B: 2 3B: 0 HR: 0	SF: 2 SAC: 0 DP: 1 HBP: 0	WP: 0 PB: 0 SB: 0 CS: 1	PA: 40												
PITCHER Sandy Koufax, L ERA: 1.69 (1, 1)	IP 9.0	WLS W	BF 40	H 8	R 2	ER 1	SO 7	BB 5	IBB 0	HBP 0	BLK 0	WP 0	HR 0	S 49	P 69	ERA 1.00	WHIP 1.444															
											PITCHER	IP	WLS	BF	H	R	ER	SO	BB	IBB	HBP	BLK	WP	HR	S	P	ERA	WHIP				

New York Mets @ Los Angeles Dodgers  
Dodger Stadium, Los Angeles, CA  
Sat Jul 23 1966, 3:33 AM PDT  
Att. 22,296 - Unknown

livebaseballscorecards.com

AB	33
R	2
H	8
RBI	2
BB	5
SO	7
LOB	22





Batter	1	2	3	4	5	6	7	8	9	AB R H RBI BB SO LOB	TOP												
<b>Chuck Hiller, L</b> (1, 4) <small>OBP: 0.384, SLG: 0.418</small>	0-0 2B 1B	0-0 F7			0-3 K		0-0 F2		0-0 4-3	5 0 1 0 0 1 5													
<b>Al Luplow, L</b> (1, 9) <small>OBP: 0.322, SLG: 0.343</small>	0-0 1-3 2B		0-0 CS 1B		4-0 BB		0-0 4-3			3 0 2 0 1 0 1													
<b>Ed Kranepool, L</b> (1, 3) <small>OBP: 0.321, SLG: 0.392</small>	0-3 K		0-3 1-2 K		0-0 P6			0-0 F2		4 0 0 0 0 2 4													
<b>Larry Elliot, L</b> (1, 7) <small>OBP: 0.377, SLG: 0.435</small>	0-3 K		4-0 BB		0-0 L4			0-0 5-3		3 0 0 0 1 1 2													
<b>Cleon Jones, R</b> (1, 8) <small>OBP: 0.327, SLG: 0.389</small>	0-0 4-3		0-3 K		0-0 1B 1B			0-0 4-3		4 0 1 0 0 1 3													
<b>Ken Boyer, R</b> (1, 5) <small>OBP: 0.312, SLG: 0.414</small>		4-0 FC1-6 HBP BB		0-3 K		0-0 G1-6-3 1B			0-0 WP HBP 1B	3 0 2 0 1 1 0													
<b>John Stephenson, L</b> (1, 2) <small>OBP: 0.234, SLG: 0.210</small>		0-0 L8		0-0 6-3		0-0 G1-6-3 1-2f			0-0 F7	4 0 0 0 0 0 4													
<b>Roy McMillan, R</b> (1, 6) <small>OBP: 0.274, SLG: 0.276</small> <b>Ron Hunt, R</b> (9, PH) <small>OBP: 0.375, SLG: 0.375</small>		1-0 FC1-6 HBP		0-3 K		0-3 K			1-0 WP HBP	2 0 0 0 0 0 2 0 0 0 0 0 0 0 0 0													
<b>Jack Fisher, R</b> (1, 1) <small>OBP: 0.200, SLG: 0.171</small> <b>Billy Murphy, R</b> (7, PH) <small>OBP: 0.257, SLG: 0.357</small> <b>Dallas Green, L</b> (7, 1) <b>Ron Swoboda, R</b> (9, PH) <small>OBP: 0.290, SLG: 0.348</small>		0-0 FC1-6 1-2f 2-3		0-3 K		0-0 E3			0-3 K 1-2 2-3	2 0 0 0 0 0 1 2 1 0 0 0 0 0 0 0 0 0 0 0 0 0 0 0 1 0 0 0 0 0 1 2													
<b>Inning Stats</b>	R: 0 E: 0 K: 2 S: 9	H: 2 LOB: 2 BB: 0 P: 9	R: 0 E: 0 K: 0 S: 3	H: 0 LOB: 2 BB: 1 P: 8	R: 0 E: 0 K: 2 S: 7	H: 1 LOB: 1 BB: 1 P: 11	R: 0 E: 0 K: 2 S: 7	H: 0 LOB: 0 BB: 0 P: 7	R: 0 E: 0 K: 2 S: 7	H: 0 LOB: 1 BB: 1 P: 11	R: 0 E: 0 K: 0 S: 4	H: 2 LOB: 1 BB: 0 P: 4	R: 0 E: 1 K: 1 S: 6	H: 0 LOB: 1 BB: 0 P: 6	R: 0 E: 0 K: 0 S: 3	H: 0 LOB: 0 BB: 0 P: 3	R: 0 E: 0 K: 1 S: 6	H: 1 LOB: 2 BB: 0 P: 7	1B: 5 2B: 2 3B: 0 HR: 0	SF: 0 SAC: 0 DP: 2 HBP: 2	WP: 1 PB: 0 SB: 0 CS: 1	PA: 37	
<b>PITCHER</b> <b>Don Drysdale, R</b> (1, 1) <small>ERA: 4.02</small>	IP: 9.0 WLS: W BF: 37 H: 6 R: 0 ER: 0 SO: 10 BB: 3 IBB: 0 HBP: 2 BLK: 0 WP: 1 HR: 0 S: 52 P: 66 ERA: 0.00 WHIP: 1.000																						

**New York Mets @ Los Angeles Dodgers**  
**Dodger Stadium, Los Angeles, CA**  
 Sun Jul 24 1966, 3:33 AM PDT  
 Unknown

AB	32
R	0
H	6
RBI	0
BB	3
SO	10
LOB	23





Batter	1	2	3	4	5	6	7	8	9	AB R H RBI BB SO LOB	TOP		
Ron Hunt, R (1, 4) OBP: 0.374, SLG: 0.373 Darrell Sutherland, R (8, 1) OBP: 0.667, SLG: 0.667	0-0 P4		0-0 1B			0-0 E4		0-3 K		4 0 1 0 0 1 2 0 0 0 0 0 0 0			
Al Luplow, L (1, 8) OBP: 0.320, SLG: 0.341	0-0 1B		0-0 L8			0-0 L5-3			0-0 F7	4 0 1 0 0 0 4			
Ken Boyer, R (1, 5) OBP: 0.308, SLG: 0.408	0-0 G6-4-3					0-0 5-3			0-0 F8	4 0 0 0 0 0 2			
Larry Elliot, L (1, 9) OBP: 0.356, SLG: 0.409									0-0 3-1	4 0 0 0 0 0 0			
Ed Kranepool, L (1, 3) OBP: 0.322, SLG: 0.391										3 0 1 0 0 0 0			
Ron Swoboda, R (1, 7) OBP: 0.286, SLG: 0.343										3 0 0 0 0 1 1			
Eddie Bressoud, R (1, 6) OBP: 0.314, SLG: 0.390 Chuck Hiller, L (8, PH) OBP: 0.388, SLG: 0.422										2 0 1 0 0 0 0 1 0 1 0 0 0 0			
Jerry Grote, R (1, 2) OBP: 0.338, SLG: 0.341										3 0 0 0 0 1 2			
Gerry Arrigo, L (1, 1) OBP: 0.600, SLG: 0.750 Jack Hamilton, R (6, 1) OBP: 0.125, SLG: 0.097 Cleon Jones, R (8, PH) OBP: 0.326, SLG: 0.388 Roy McMillan, R (8, 6) OBP: 0.274, SLG: 0.276										1 0 0 0 1 0 1 0 0 0 0 0 0 0 1 0 0 0 0 1 1 0 0 0 0 0 0 0			
<b>Inning Stats</b>	R: 0 H: 1 E: 0 LOB: 0 K: 0 BB: 0 S: 3 P: 3	R: 0 H: 0 E: 0 LOB: 0 K: 0 BB: 0 S: 3 P: 3	R: 0 H: 2 E: 0 LOB: 2 K: 0 BB: 0 S: 5 P: 5	R: 0 H: 0 E: 0 LOB: 0 K: 0 BB: 0 S: 3 P: 3	R: 0 H: 0 E: 0 LOB: 0 K: 1 BB: 0 S: 5 P: 5	R: 0 H: 0 E: 1 LOB: 1 K: 0 BB: 1 S: 3 P: 7	R: 0 H: 1 E: 0 LOB: 0 K: 0 BB: 0 S: 3 P: 3	R: 0 H: 1 E: 0 LOB: 1 K: 3 BB: 0 S: 10 P: 10	R: 0 H: 0 E: 0 LOB: 0 K: 0 BB: 0 S: 3 P: 3	1B: 5 SF: 0 2B: 1 SAC: 0 3B: 0 DP: 3 HR: 0 HBP: 0	WP: 0 PA: 31 PB: 0 SB: 0 CS: 0		
<b>PITCHER</b>	IP WLS BF H R ER SO BB IBB HBP BLK WP HR S P ERA WHIP											<b>PITCHER</b>	IP WLS BF H R ER SO BB IBB HBP BLK WP HR S P ERA WHIP
Joe Moeller, R (1, 1) ERA: 2.01	7.0 W 24 4 0 0 1 1 0 0 0 0 0 0 25 29 0.00 0.714												
Phil Regan, R (8, 1) ERA: 1.69	2.0 S 7 1 0 0 3 0 0 0 0 0 0 0 13 13 0.00 0.500												

New York Mets @ Los Angeles Dodgers  
Dodger Stadium, Los Angeles, CA  
Sun Jul 24 1966, 3:38 AM PDT  
Att. 33,304 - Unknown

livebaseballscorecards.com

AB	30
R	0
H	5
RBI	0
BB	1
SO	4
LOB	13



Batter	1	2	3	4	5	6	7	8	9	AB	R	H	RBI	BB	SO	LOB
Willie Davis, L (1, 8) OBP: 0.296, SLG: 0.385	0-0 4-3		0-0 F8		0-0 F9		4-0 WP E BB	0-0 P4		4	1	0	0	1	0	3
Maury Wills, S (1, 6) OBP: 0.347, SLG: 0.352	0-0 4-3		0-0 5-3		0-0 2B		4-0 E 1B BB	0-0 4-3		4	1	1	1	1	0	2
Lou Johnson, R (1, 9) OBP: 0.322, SLG: 0.400	0-0 1B		4-0 BB		0-0 6-3		0-0 E4 1B 1B			3	1	2	2	1	0	1
Dick Stuart, R (1, 3) OBP: 0.279, SLG: 0.333	0-0 5-3		0-0 4-3			0-0 S 1B	4-0 1B BB			3	0	1	0	0	0	2
Wes Parker, S (6, PR) OBP: 0.342, SLG: 0.391										0	0	0	0	1	0	0
Tommy Davis, R (1, 7) OBP: 0.298, SLG: 0.339		0-3 K		0-0 F8		0-0 5-3 1B	0-0 1B BB			4	0	2	2	0	1	0
Phil Regan, R (8, 1) OBP: 0.222, SLG: 0.176										0	0	0	0	0	0	0
John Kennedy, R (1, 5) OBP: 0.244, SLG: 0.274		0-3 K		0-0 L8		0-0 5-3		0-3 K		4	0	0	0	0	2	2
Nate Oliver, R (1, 4) OBP: 0.290, SLG: 0.227		4-0 1B BB		0-0 1-3						2	1	0	0	1	0	0
Jeff Torborg, R (1, 2) OBP: 0.300, SLG: 0.301		0-0 1B			0-0 SH1-4 2B 1B		0-0 4-3	0-0 1B 1B		4	1	3	0	0	0	0
Joe Moeller, R (1, 1) OBP: 0.333, SLG: 0.200		0-3 K			0-0 SH1-4		4-0 E BB BB	0-0 1B		1	1	0	0	1	1	2
Ron Fairly, L (8, 9) OBP: 0.342, SLG: 0.337										1	0	1	1	0	0	0

Inning Stats		R: 0	H: 1	R: 0	H: 1	R: 0	H: 0	R: 0	H: 0	R: 1	H: 2	R: 0	H: 2	R: 4	H: 2	R: 1	H: 2	1B: 9	SF: 0	WP: 1	PA: 38	
		E: 0	LOB: 1	E: 0	LOB: 2	E: 0	LOB: 1	E: 0	LOB: 0	E: 0	LOB: 1	E: 0	LOB: 1	E: 2	LOB: 2	E: 0	LOB: 2	2B: 2	SAC: 1	PB: 0		
		K: 0	BB: 0	K: 3	BB: 1	K: 0	BB: 1	K: 0	BB: 0	K: 0	BB: 0	K: 0	BB: 0	K: 0	BB: 4	K: 1	BB: 0	3B: 0	DP: 1	SB: 1		
		S: 4	P: 4	S: 10	P: 14	S: 3	P: 7	S: 3	P: 3	S: 5	P: 5	S: 3	P: 3	S: 4	P: 20	S: 7	P: 8	HR: 0	HBP: 1	CS: 0		
PITCHER	IP	WLS	BF	H	R	ER	SO	BB	IBB	HBP	BLK	WP	HR	S	P	ERA	WHIP					
Gerry Arrigo, L (1, 1) ERA: 4.02	5.0	L	22	5	1	1	3	2	0	0	0	0	0	26	34	1.80	1.400					
Jack Hamilton, R (6, 1) ERA: 3.56	2.0		10	3	4	0	0	4	0	0	0	1	0	6	22	0.00	3.500					
Darrell Sutherland, R (8, 1) ERA: 5.92	1.0		6	2	1	1	1	0	0	1	0	0	0	7	8	9.00	2.000					

BOTTOM

New York Mets @ Los Angeles Dodgers  
 Dodger Stadium, Los Angeles, CA  
 Sun Jul 24 1966, 3:38 AM PDT  
 Att. 33,304 - Unknown

livebaseballscores.com

AB	30
R	6
H	10
RBI	6
BB	6
SO	4
LOB	12



Batter	1	2	3	4	5	6	7	8	9	AB R H RBI BB SO LOB	TOP															
Cookie Rojas, R (1, 9) OBP: 0.312, SLG: 0.354	4-0 1B SF8 BB		0-0 5-3		0-0 F7		0-0 FC5		0-0 1-3 1B	4 1 1 0 1 0 3																
John Briggs, L (1, 8) OBP: 0.357, SLG: 0.516	0-0 SF8 WP 1-3 FC1-2-5-1 1B		4-0 BB			0-3 K		0-0 HR	0-0 3-1	4 1 2 1 1 1 2																
Dick Allen, R (1, 5) OBP: 0.381, SLG: 0.616	0-0 SF8 1-3 3-H		0-3 K			0-0 4-3		4-0 SH3-4 BB		2 0 0 1 1 1 1																
Bill White, L (1, 3) OBP: 0.351, SLG: 0.472	0-0 FC1-2-5-1 3-H			0-0 E8 L7-4 1B		0-0 HR		0-0 SH3-4 1-2		3 1 2 1 0 0 1																
Tony Gonzalez, L (1, 7) OBP: 0.327, SLG: 0.409	0-0 6-3			0-0 L7-4 2-3		0-3 K		0-0 5-3		3 0 0 0 0 1 2 1 0 0 0 0 0 1																
Harvey Kuenn, R (8, PH) OBP: 0.299, SLG: 0.344																										
Clay Dalrymple, L (1, 2) OBP: 0.379, SLG: 0.360		0-0 4-3		0-0 L8			0-0 L4		0-0 1-3	4 0 0 0 0 0 1																
Tony Taylor, R (1, 4) OBP: 0.299, SLG: 0.380		0-0 L6			0-0 E1		0-0 E5 FC5 1B		0-0 6-3	4 0 0 0 0 0 0																
Dick Groat, R (1, 6) OBP: 0.283, SLG: 0.318		0-0 F8			0-0 F9		0-0 1-2 1B		0-0 F8	4 0 1 0 0 0 1																
Chris Short, R (1, 1) OBP: 0.210, SLG: 0.210			0-0 6-3		0-3 K		0-3 K		0-0 1B	2 0 0 0 0 0 1 1 1 0 0 0 0 0 1 2 0 1 0 1 0 0 0 0 0																
Doug Clemens, L (7, PH) OBP: 0.360, SLG: 0.296																										
Darold Knowles, L (7, 1) OBP: 0.267, SLG: 0.267																										
Joe Verbanic, R (8, 1) OBP: 0.267, SLG: 0.267																										
John Morris, R (8, 1) OBP: 0.267, SLG: 0.267																										
Jackie Brandt, R (9, PH) OBP: 0.311, SLG: 0.295																										
<b>Inning Stats</b>	R: 1 E: 0 K: 0 S: 4	H: 1 LOB: 1 BB: 1 P: 8	R: 0 E: 0 K: 0 S: 3	H: 0 LOB: 0 BB: 0 P: 3	R: 0 E: 0 K: 1 S: 5	H: 0 LOB: 1 BB: 1 P: 9	R: 0 E: 1 K: 0 S: 3	H: 1 LOB: 0 BB: 0 P: 3	R: 0 E: 1 K: 1 S: 6	H: 0 LOB: 1 BB: 0 P: 6	R: 1 E: 0 K: 2 S: 8	H: 1 LOB: 0 BB: 0 P: 8	R: 0 E: 1 K: 1 S: 7	H: 1 LOB: 2 BB: 0 P: 7	R: 1 E: 0 K: 0 S: 4	H: 1 LOB: 1 BB: 1 P: 8	R: 0 E: 0 K: 0 S: 5	H: 2 LOB: 2 BB: 0 P: 5	1B: 5 2B: 1 3B: 0 HR: 2	SF: 1 SAC: 1 DP: 1 HBP: 0	WP: 1 PB: 0 SB: 0 CS: 0	PA: 38				
<b>PITCHER</b>	IP WLS BF H R ER SO BB IBB HBP BLK WP HR S P ERA WHIP																									
Don Sutton, R (1, 1) ERA: 3.16	7.0	30	5	3	3	5	3	0	0	0	1	2	37	49	3.86	1.143										
Ron Perranoski, L (8, 1) ERA: 2.03	2.0	W	8	2	0	0	0	0	0	0	0	0	8	8	0.00	1.000										

Philadelphia Phillies @ Los Angeles Dodgers  
Dodger Stadium, Los Angeles, CA  
Mon Jul 25 1966, 7:05 PM PDT  
Att. 24,184 - Unknown

livebaseballscorecards.com

AB	33
R	3
H	7
RBI	3
BB	3
SO	5
LOB	15











Batter	1	2	3	4	5	6	7	8	9	10	11	12	AB	R	H	RBI	BB	SO	LOB	TOP	
<b>Cookie Rojas, R</b> <small>OBP: 0.309, SLG: 0.350</small> <b>Dick Groat, R</b> <small>OBP: 0.291, SLG: 0.314</small>	 <small>0-3</small> <small>1-2</small> <small>1B</small>		 <small>0-0</small> <small>1B</small>			 <small>0-3</small> <small>1B</small>		 <small>0-0</small>				 <small>0-3</small>		3 0 1 0 0 2 0 2 0 0 0 0 1 0							
<b>John Briggs, L</b> <small>OBP: 0.392, SLG: 0.529</small>	 <small>0-0</small> <small>G4-3</small> <small>1B</small>		 <small>4-0</small> <small>1-2</small> <small>BB</small>			 <small>4-0</small> <small>1-2</small> <small>BB</small>			 <small>0-3</small>		 <small>0-0</small>		3 0 1 0 2 1 0								
<b>Harvey Kuenn, R</b> <small>OBP: 0.301, SLG: 0.337</small> <b>Tony Gonzalez, L</b> <small>OBP: 0.322, SLG: 0.402</small>	 <small>0-0</small> <small>G4-3</small> <small>1-2</small>		 <small>0-3</small>			 <small>0-0</small> <small>1-2</small>			 <small>0-3</small>		 <small>0-0</small>		1 0 0 0 0 0 1 4 0 0 0 0 2 3								
<b>Dick Allen, R</b> <small>OBP: 0.395, SLG: 0.628</small>		 <small>0-0</small>		 <small>0-0</small>		 <small>0-3</small>			 <small>0-0</small> <small>FC6-4</small> <small>1B</small>			 <small>0-0</small>		5 1 2 1 0 1 1							
<b>Jackie Brandt, R</b> <small>OBP: 0.315, SLG: 0.310</small> <b>Johnny Callison, L</b> <small>OBP: 0.336, SLG: 0.411</small>		 <small>0-3</small>		 <small>0-3</small>			 <small>0-3</small>		 <small>0-0</small> <small>FC6-4</small> <small>1-2</small>			 <small>0-3</small>		4 0 0 0 0 3 1 1 0 0 0 0 1 0							
<b>Bob Uecker, R</b> <small>OBP: 0.296, SLG: 0.403</small> <b>Darold Knowles, L</b> <small>OBP: 0.267, SLG: 0.267</small>		 <small>0-0</small>		 <small>0-0</small>			 <small>0-0</small>			 <small>4-0</small> <small>SH3-4</small> <small>BB</small>		 <small>0-0</small>		4 0 0 0 1 0 0 0 0 0 0 0 0 0							
<b>Bill White, L</b> <small>OBP: 0.348, SLG: 0.466</small>		 <small>0-3</small>			 <small>0-0</small>			 <small>0-3</small>		 <small>0-0</small> <small>SH3-4</small> <small>1-2</small>			3 0 0 0 0 2 0								
<b>Phil Linz, R</b> <small>OBP: 0.239, SLG: 0.262</small>			 <small>0-0</small>		 <small>0-3</small>			 <small>0-3</small>		 <small>0-0</small>			4 0 0 0 0 2 1								
<b>Jim Bunning, R</b> <small>OBP: 0.179, SLG: 0.172</small> <b>Clay Dalrymple, L</b> <small>OBP: 0.379, SLG: 0.360</small>			 <small>0-3</small>		 <small>0-3</small>			 <small>0-0</small>		 <small>0-0</small>			4 0 0 0 0 2 1 0 0 0 0 0 0 0								
<b>Inning Stats</b>	R: 0 H: 1 E: 0 LOB: 0 K: 1 BB: 0 S: 5 P: 5	R: 1 H: 1 E: 0 LOB: 0 K: 2 BB: 0 S: 8 P: 8	R: 0 H: 1 E: 0 LOB: 2 K: 2 BB: 1 S: 8 P: 12	R: 0 H: 0 E: 0 LOB: 0 K: 1 BB: 0 S: 5 P: 5	R: 0 H: 0 E: 0 LOB: 0 K: 2 BB: 0 S: 7 P: 7	R: 0 H: 0 E: 0 LOB: 1 K: 2 BB: 1 S: 7 P: 11	R: 0 H: 0 E: 0 LOB: 0 K: 1 BB: 0 S: 5 P: 5	R: 0 H: 0 E: 0 LOB: 0 K: 1 BB: 0 S: 5 P: 5	R: 0 H: 1 E: 0 LOB: 1 K: 2 BB: 0 S: 8 P: 8	R: 0 H: 0 E: 0 LOB: 1 K: 0 BB: 1 S: 3 P: 7	R: 0 H: 0 E: 0 LOB: 0 K: 1 BB: 0 S: 5 P: 5	R: 0 H: 0 E: 0 LOB: 0 K: 1 BB: 0 S: 5 P: 5	1B: 3 SF: 0 2B: 0 SAC: 1 3B: 0 DP: 1 HR: 1 HBP: 0	WP: 0 PA: 42 PB: 0 SB: 2 CS: 0							
<b>PITCHER</b> <b>Sandy Koufax, L</b> <small>ERA: 1.65</small> <b>Phil Regan, R</b> <small>ERA: 1.64</small>	IP: 11.0 WLS: 39 BF: 4 H: 1 R: 1 ER: 1 SO: 16 BB: 3 IBB: 0 HBP: 0 BLK: 0 WP: 0 HR: 1 S: 68 P: 80 ERA: 0.82 WHIP: 0.636																				

Philadelphia Phillies @ Los Angeles Dodgers  
 Dodger Stadium, Los Angeles, CA  
 Wed Jul 27 1966, 7:05 PM PDT  
 Att. 44,937 - Unknown

livebaseballscorecards.com

AB	38
R	1
H	4
RBI	1
BB	3
SO	17
LOB	8



Batter	1	2	3	4	5	6	7	8	9	10	11	12	AB	R	H	RBI	BB	SO	LOB
<b>Jim Barbieri, L</b> (1, 7) OBP: 0.378, SLG: 0.366 <b>Lou Johnson, R</b> (12, PH) OBP: 0.322, SLG: 0.399	0-3 K		0-0 F8			0-0 F8 SF9 2B		0-0 SH1-4 1B		0-0 F8		0-0 1B	5	1	2	0	0	1	0
<b>Maury Wills, S</b> (1, 6) OBP: 0.339, SLG: 0.342	0-0 4-3		0-3 K			1-0 SF9 BB HBP		0-0 SH1-4 1-2		0-0 6-3			3	0	0	0	0	1	0
<b>Willie Davis, L</b> (1, 8) OBP: 0.302, SLG: 0.384	0-0 1-3				0-0 F9	0-0 F8		1-0 HBP			0-0 1B		4	0	1	0	0	0	2
<b>Dick Stuart, R</b> (1, 3) OBP: 0.315, SLG: 0.407 <b>Wes Parker, S</b> (11, PR) OBP: 0.342, SLG: 0.391 (12, 3)		0-3 K			0-0 CS E 1B	4-0 1-2 BB		0-0 P2		0-0 FC4-2 G3 1-3 1B			4	0	2	0	1	1	2
<b>John Roseboro, L</b> (1, 2) OBP: 0.364, SLG: 0.455 <b>Jeff Torborg, R</b> (4, 2) OBP: 0.288, SLG: 0.292		1-0 1B HBP			0-0 E6 1-2	0-0 SF9 2-3 3-H		0-3 K		0-0 G3 1-2			0	0	0	0	0	0	0
<b>Ron Fairly, L</b> (1, 9) OBP: 0.333, SLG: 0.327		0-3 K			0-3 K 2-3	0-0 L4			0-3 K		0-0 FC4-2 IBB 2-3		5	0	0	0	0	3	8
<b>Jim Gilliam, S</b> (1, 5) OBP: 0.276, SLG: 0.242		0-0 1-2 1B				0-0 G3		0-0 F8		0-0 L9		4-0 1-2 IBB	4	0	1	0	1	0	0
<b>John Kennedy, R</b> (1, 4) OBP: 0.243, SLG: 0.283 <b>Jim Lefebvre, S</b> (11, PH) OBP: 0.330, SLG: 0.447 <b>Phil Regan, R</b> (12, 1) OBP: 0.222, SLG: 0.176		0-0 P4			0-3 K	0-0 G3		0-0 1-3		0-0 5-3		0-3 K	4	0	0	0	0	1	2
<b>Sandy Koufax, R</b> (1, 1) OBP: 0.078, SLG: 0.067 <b>Nate Oliver, R</b> (12, 4) OBP: 0.296, SLG: 0.227			0-3 K			0-0 G3		0-3 K				0-3 K	4	0	0	0	0	3	0

Inning Stats	R: 0	H: 0	E: 0	K: 1	S: 5	R: 0	H: 1	E: 0	K: 2	S: 8	R: 0	H: 0	E: 0	K: 2	S: 7	R: 0	H: 1	E: 1	K: 1	S: 6	R: 0	H: 0	E: 0	K: 1	S: 5	R: 0	H: 0	E: 0	K: 1	S: 5	R: 0	H: 1	E: 0	K: 1	S: 6	R: 0	H: 0	E: 0	K: 1	S: 5	R: 0	H: 1	E: 0	K: 1	S: 6	R: 0	H: 0	E: 0	K: 1	S: 5	R: 0	H: 0	E: 0	K: 1	S: 5	R: 0	H: 2	E: 0	K: 1	S: 7	R: 1	H: 1	E: 0	K: 0	S: 1	R: 0	H: 1	E: 0	K: 0	S: 1	1B: 6	2B: 2	3B: 0	HR: 0	SF: 1	SAC: 1	DP: 1	HBP: 3	WP: 0	PA: 46
--------------	------	------	------	------	------	------	------	------	------	------	------	------	------	------	------	------	------	------	------	------	------	------	------	------	------	------	------	------	------	------	------	------	------	------	------	------	------	------	------	------	------	------	------	------	------	------	------	------	------	------	------	------	------	------	------	------	------	------	------	------	------	------	------	------	------	------	------	------	------	------	-------	-------	-------	-------	-------	--------	-------	--------	-------	--------


PITCHER	IP	WLS	BF	H	R	ER	SO	BB	IBB	HBP	BLK	WP	HR	S	P	ERA	WHIP
<b>Jim Bunning, R</b> (1, 1) ERA: 2.48	11.0		44	6	1	1	12	1	1	3	0	0	0	63	74	0.82	0.636
<b>Darold Knowles, L</b> (12, 1) ERA: 2.83	0.0	L	2	1	1	0	0	1	0	0	0	0	0	1	5	∞	∞

**Philadelphia Phillies @ Los Angeles Dodgers**  
**Dodger Stadium, Los Angeles, CA**

Wed Jul 27 1966, 7:05 PM PDT  
 Att: 44,937 - Unknown

livebaseballscorecards.com

AB	38
R	2
H	7
RBI	2
BB	3
SO	12
LOB	22



Batter	1	2	3	4	5	6	7	8	9	AB R H RBI BB SO LOB	TOP																						
Willie Davis, L (1, 8) OBP: 0.299, SLG: 0.380	0-0 4-3		0-0 F2			0-0 FC6-4 1B		0-0 F7		4 0 0 0 0 0 1	<b>Los Angeles Dodgers @ St. Louis Cardinals</b> Busch Stadium, St. Louis, MO Fri Jul 29 1966, 7:05 PM CDT Att. 43,699 - Unknown <a href="http://livebaseballscorecards.com">livebaseballscorecards.com</a>																						
Maury Wills, S (1, 6) OBP: 0.339, SLG: 0.341	0-3 K		0-3 K			0-0 1B		0-0 F5		4 0 1 0 0 2 0																							
Lou Johnson, R (1, 7) OBP: 0.321, SLG: 0.397	0-3 K2-3				0-3 K	0-0 1B			0-0 L6	4 0 1 0 0 2 0																							
Dick Stuart, R (1, 3) OBP: 0.313, SLG: 0.397		4-0 PB BB			0-0 L7	0-0 1B			0-0 6-3	3 0 0 0 1 0 3																							
Al Ferrara, R (1, 9) OBP: 0.333, SLG: 0.462		0-3 K			0-3 K				0-0 6-3	4 0 0 0 0 3 1																							
Jim Gilliam, S (1, 5) OBP: 0.277, SLG: 0.244		0-3 K			0-0 F7				0-0 1B	3 0 1 0 0 1 1																							
John Kennedy, R (1, 4) OBP: 0.250, SLG: 0.286		4-0 BB			0-0 F7				0-0 1B	2 0 1 0 1 0 0																							
Jeff Torborg, R (1, 2) OBP: 0.283, SLG: 0.286		0-0 F9			0-0 1-3				0-0 G5-4-3 1B	2 0 0 0 0 0 2																							
Tommy Davis, R (7, PH) OBP: 0.304, SLG: 0.349										1 0 0 0 0 0 2																							
John Roseboro, L (7, 2) OBP: 0.364, SLG: 0.455										0 0 0 0 0 0 0																							
Don Drysdale, R (1, 1) OBP: 0.290, SLG: 0.379			0-0 P4			0-0 FC6-4 1B		0-0 F8		3 0 1 0 0 0 0																							
<b>Inning Stats</b>	R: 0 E: 0 K: 2 S: 7	H: 0 LOB: 0 BB: 0 P: 7	R: 0 E: 0 K: 2 S: 7	H: 0 LOB: 2 BB: 2 P: 15	R: 0 E: 0 K: 1 S: 5	H: 0 LOB: 0 BB: 0 P: 5	R: 0 E: 0 K: 2 S: 7	H: 0 LOB: 0 BB: 0 P: 7	R: 0 E: 0 K: 0 S: 3	H: 0 LOB: 0 BB: 0 P: 3	R: 0 E: 0 K: 0 S: 5	H: 3 LOB: 2 BB: 0 P: 5	R: 0 E: 0 K: 1 S: 6	H: 2 LOB: 1 BB: 0 P: 6	R: 0 E: 0 K: 0 S: 3	H: 0 LOB: 0 BB: 0 P: 3	R: 0 E: 0 K: 0 S: 3	H: 0 LOB: 0 BB: 0 P: 3	1B: 5 2B: 0 3B: 0 HR: 0	SF: 0 SAC: 0 DP: 2 HBP: 0	WP: 0 PB: 1 SB: 0 CS: 0	PA: 32											
PITCHER Larry Jaster, L (1, 1) ERA: 3.55	IP 9.0	WLS W	BF 32	H 5	R 0	ER 0	SO 8	BB 2	IBB 0	HBP 0	BLK 0	WP 0	HR 0	S 46	P 54	ERA 0.00	WHIP 0.778																
											PITCHER	IP	WLS	BF	H	R	ER	SO	BB	IBB	HBP	BLK	WP	HR	S	P	ERA	WHIP					





Batter	1	2	3	4	5	6	7	8	9	AB R H RBI BB SO LOB	TOP									
Willie Davis, L (1, 8) OBP: 0.298, SLG: 0.378	0-0 L8 WP 1B		0-0 1-3		0-0 F9			0-0 F9		4 1 1 0 0 0 0	<b>Los Angeles Dodgers @ St. Louis Cardinals</b> Busch Stadium, St. Louis, MO Sat Jul 30 1966, 7:05 PM CDT Att: 47,770 - Unknown <a href="http://livebaseballscorecards.com">livebaseballscorecards.com</a>									
Maury Wills, S (1, 6) OBP: 0.335, SLG: 0.337	0-0 6-3		0-0 F9			0-0 1-3		0-0 6-3		4 0 0 0 0 0 1										
Lou Johnson, R (1, 9) OBP: 0.320, SLG: 0.399	0-0 L8		0-0 2B			0-0 L7			0-0 F4	4 0 1 0 0 0 1										
Dick Stuart, R (1, 3) Nate Oliver, R (9, PR) OBP: 0.296, SLG: 0.227	0-0 1B		0-0 6-3			0-0 6-3			0-0 L6-3 1B	4 0 2 1 0 0 1 0 0 0 0 0 0 0										
Tommy Davis, R (1, 7) OBP: 0.308, SLG: 0.352	0-0 1-2 1B			0-0 4-3			0-0 4-3 1B		0-0 L6-3	4 0 2 0 0 0 1										
Jim Lefebvre, S (1, 4) OBP: 0.328, SLG: 0.443	0-0 F3			0-0 F8			0-0 4-3			3 0 0 0 0 0 3										
John Kennedy, R (1, 5) OBP: 0.246, SLG: 0.281		0-0 5-3		0-0 L5			0-0 6-3			3 0 0 0 0 0 1										
John Roseboro, L (1, 2) OBP: 0.360, SLG: 0.450		0-0 4-3			0-0 L8			0-0 G3		3 0 0 0 0 0 1										
Don Sutton, R (1, 1) Joe Moeller, R (6, 1) Wes Parker, S (8, PH) Phil Regan, R (8, 1) OBP: 0.230, SLG: 0.250 OBP: 0.333, SLG: 0.200 OBP: 0.341, SLG: 0.389 OBP: 0.222, SLG: 0.176		0-3 K			0-0 G3			0-0 4-3		2 0 0 0 0 1 0 0 0 0 0 0 0 0 1 0 0 0 0 0 0 0 0 0 0 0 0 0										
<b>Inning Stats</b>	R: 1 E: 0 K: 0 S: 6	H: 3 LOB: 2 BB: 0 P: 6	R: 0 E: 0 K: 1 S: 5	H: 0 LOB: 0 BB: 0 P: 5	R: 0 E: 0 K: 0 S: 4	H: 1 LOB: 1 BB: 0 P: 4	R: 0 E: 0 K: 0 S: 3	H: 0 LOB: 0 BB: 0 P: 3	R: 0 E: 0 K: 0 S: 3	H: 0 LOB: 0 BB: 0 P: 3		R: 0 E: 0 K: 0 S: 4	H: 1 LOB: 1 BB: 0 P: 4	R: 0 E: 0 K: 0 S: 3	H: 0 LOB: 0 BB: 0 P: 3	R: 0 E: 0 K: 0 S: 3	H: 1 LOB: 1 BB: 0 P: 3	1B: 5 2B: 2 3B: 0 HR: 0	SF: 0 SAC: 0 DP: 1 HBP: 0	WP: 1 PB: 0 SB: 0 CS: 0
PITCHER Al Jackson, L (1, 1) ERA: 2.32	IP 9.0 WLS W BF 32 H 6 R 1 ER 1 SO 1 BB 0 IBB 0 HBP 0 BLK 0 WP 1 HR 0 S 34 P 34 ERA 1.00 WHIP 0.667											PITCHER	IP WLS BF H R ER SO BB IBB HBP BLK WP HR S P ERA WHIP							





Batter	1	2	3	4	5	6	7	8	9	AB	R	H	RBI	BB	SO	LOB
<b>Curt Flood, R</b> OBP: 0.307, SLG: 0.391 (1, 8) X	0-0 6-3	0-0 F8			0-0 F8		0-0 F4			4	0	0	0	0	0	1
<b>Lou Brock, L</b> OBP: 0.314, SLG: 0.458 (1, 7) X	0-0 3B		0-0 F8 S		0-0 HR		0-0 L7			4	2	3	1	0	0	0
<b>Tim McCarver, L</b> OBP: 0.314, SLG: 0.444 (1, 2) X	0-0 SF7		0-0 F8		0-3 K		0-0 4-3			4	1	1	1	0	1	1
<b>Orlando Cepeda, R</b> OBP: 0.373, SLG: 0.567 (1, 3) X	0-0 SF7		0-3 K		0-0 F4			0-0 5-3		3	0	0	1	0	1	1
<b>Mike Shannon, R</b> OBP: 0.352, SLG: 0.527 (1, 9) X	0-0 1B		0-0 F7			0-0 FC3-5		0-0 3-1		4	0	2	0	0	0	1
<b>Charley Smith, R</b> OBP: 0.313, SLG: 0.397 (1, 5) X	0-0 F8			0-0 L8		0-0 FC3-6		0-0 F4		4	0	1	0	0	0	1
<b>Julian Javier, R</b> OBP: 0.266, SLG: 0.299 (1, 4) X		0-0 F6		0-0 1-3		0-0 FC3-5				3	0	0	0	0	0	2
<b>Dal Maxvill, R</b> OBP: 0.316, SLG: 0.311 (1, 6) X		4-0 FC4-6		0-0 1B		0-0 FC3-6				2	0	1	0	1	0	2
<b>Al Jackson, L</b> OBP: 0.255, SLG: 0.283 (1, 1) X		0-0 FC4-6		0-3 K		0-3 K				3	0	0	0	0	2	4


Inning Stats	R: 2	H: 3	E: 0	K: 0	S: 6	H: 3	LOB: 1	BB: 0	P: 6	R: 0	H: 0	E: 0	K: 0	S: 3	H: 0	LOB: 1	BB: 1	P: 7	R: 0	H: 1	E: 0	K: 1	S: 6	H: 1	LOB: 1	BB: 0	P: 6	R: 0	H: 1	E: 0	K: 1	S: 6	H: 1	LOB: 0	BB: 0	P: 6	R: 1	H: 1	E: 0	K: 1	S: 6	H: 2	LOB: 2	BB: 0	P: 7	R: 0	H: 0	E: 0	K: 0	S: 3	H: 0	LOB: 0	BB: 0	P: 3	R: 0	H: 0	E: 0	K: 0	S: 3	H: 0	LOB: 0	BB: 0	P: 3
--------------	------	------	------	------	------	------	--------	-------	------	------	------	------	------	------	------	--------	-------	------	------	------	------	------	------	------	--------	-------	------	------	------	------	------	------	------	--------	-------	------	------	------	------	------	------	------	--------	-------	------	------	------	------	------	------	------	--------	-------	------	------	------	------	------	------	------	--------	-------	------

PITCHER	IP	WLS	BF	H	R	ER	SO	BB	IBB	HBP	BLK	WP	HR	S	P	ERA	WHIP
<b>Don Sutton, R</b> ERA: 3.24 (1, 1)	5.0	L	24	8	3	3	3	1	0	0	0	0	1	29	33	5.40	1.800
<b>Joe Moeller, R</b> ERA: 1.91 (6, 1)	2.0		6	0	0	0	1	0	0	0	0	0	0	8	8	0.00	0.000
<b>Phil Regan, R</b> ERA: 1.61 (8, 1)	1.0		3	0	0	0	0	0	0	0	0	0	0	3	3	0.00	0.000

**BOTTOM**

**Los Angeles Dodgers @ St. Louis Cardinals**  
 Busch Stadium, St. Louis, MO  
 Sat Jul 30 1966, 7:05 PM CDT  
 Att. 47,770 - Unknown

<b>AB</b>	<b>31</b>
<b>R</b>	<b>3</b>
<b>H</b>	<b>8</b>
<b>RBI</b>	<b>3</b>
<b>BB</b>	<b>1</b>
<b>SO</b>	<b>4</b>
<b>LOB</b>	<b>13</b>



WP	HR	S	P	ERA	WHIP
0	0	0	0	0	0

Batter	1	2	3	4	5	6	7	8	9	AB R H RBI BB SO LOB	TOP																
Willie Davis, L (1, 8) OBP: 0.297, SLG: 0.377	0-0 1B 1B	0-0 FC3-2		0-0 F6		0-0 SF8			0-3 K	4 1 1 1 0 1 3																	
Maury Wills, S (1, 6) OBP: 0.336, SLG: 0.338	0-0 F9	0-0 F4			0-0 BB 1B	0-3 K			0-0 2B 1B	5 1 2 0 0 1 5																	
Lou Johnson, R (1, 9) OBP: 0.321, SLG: 0.399	0-0 1B 1-3 1B		0-0 6-3		0-0 BB 1-2 1B		0-0 6-3		0-0 F7	5 0 2 0 0 0 1																	
Dick Stuart, R (1, 3) OBP: 0.328, SLG: 0.440	0-0 1-3 1B		0-0 HR		0-3 K		0-0 E6		0-0 1B 2B	5 2 3 3 0 1 2																	
Wes Parker, S (9, 3) OBP: 0.341, SLG: 0.389	0-0 1-3 3-H 1B								1-H 2B	0 0 0 0 0 0 0																	
Tommy Davis, R (1, 7) OBP: 0.310, SLG: 0.347	0-0 G5-4-3		0-0 F7		4-0 BB 1-2 2-3 BB		0-0 F7		4-0 1B BLK IBB	3 1 0 0 2 0 3																	
Jim Lefebvre, S (9, 4) OBP: 0.328, SLG: 0.443	0-0 1-2f								1B BLK IBB	0 0 0 0 0 0 0																	
John Roseboro, L (1, 2) OBP: 0.364, SLG: 0.453		0-0 BB FC3-2 1B	0-0 1B		0-0 F7		0-0 F7		0-0 1-3 2-H BLK 1B	5 0 3 1 0 0 4																	
John Kennedy, R (1, 5) OBP: 0.247, SLG: 0.278		4-0 BB FC3-2 BB	0-0 F8		0-3 K			0-0 G3	0-0 F2	2 0 0 0 1 1 4																	
Jim Barbieri, L (8, PH) OBP: 0.382, SLG: 0.349		1-2 BB							1-2 3-H	2 0 0 0 0 0 1																	
Nate Oliver, R (1, 4) OBP: 0.289, SLG: 0.221		0-3 K		0-0 5-3		0-0 6-3		0-0 F9		3 0 0 0 0 1 2																	
Jim Gilliam, S (8, PH) OBP: 0.276, SLG: 0.242										1 0 0 0 0 0 0																	
Claude Osteen, L (1, 1) OBP: 0.281, SLG: 0.352		4-0 BB FC3-2		0-0 G1		0-0 SF8 3B		0-0 L8		1 0 0 0 0 1 0 0																	
Bob Miller, R (5, 1) OBP: 0.176, SLG: 0.133										0 0 0 0 0 0 0 0																	
Wes Covington, L (6, PH) OBP: 0.230, SLG: 0.250										0 0 0 0 0 0 0 0																	
Don Sutton, R (6, PR) OBP: 0.333, SLG: 0.667										0 1 0 0 0 0 0 0																	
Ron Perranoski, L (6, 1) OBP: 0.333, SLG: 0.327										0 0 0 0 0 0 0 0																	
Ron Falfy, L (8, PH) OBP: 0.330, SLG: 0.457										0 0 0 0 0 0 0 0																	
Al Ferrara, R (8, PH) OBP: 0.330, SLG: 0.457										1 0 0 0 0 0 0 0																	
Phil Regan, R (8, 1) OBP: 0.222, SLG: 0.176										0 0 0 0 0 0 0 0																	
<b>Inning Stats</b>	R: 1 E: 0 K: 0 S: 5	H: 3 LOB: 1 BB: 0 P: 5	R: 0 E: 0 K: 1 S: 6	H: 1 LOB: 3 BB: 2 P: 14	R: 1 E: 0 K: 0 S: 5	H: 2 LOB: 1 BB: 0 P: 5	R: 0 E: 0 K: 0 S: 3	H: 0 LOB: 0 BB: 0 P: 3	R: 0 E: 0 K: 2 S: 9	H: 2 LOB: 3 BB: 1 P: 13	R: 1 E: 0 K: 1 S: 6	H: 1 LOB: 1 BB: 0 P: 6	R: 0 E: 1 K: 0 S: 4	H: 0 LOB: 1 BB: 0 P: 4	R: 0 E: 0 K: 0 S: 3	H: 0 LOB: 0 BB: 0 P: 3	R: 3 E: 0 K: 1 S: 8	H: 3 LOB: 1 BB: 1 P: 12	1B: 9 2B: 1 3B: 1 HR: 1	SF: 1 SAC: 0 DP: 1 HBP: 0	WP: 0 PB: 0 SB: 0 CS: 0	PA: 43					
<b>PITCHER</b>	IP WLS BF H R ER SO BB IBB HBP BLK WP HR S P ERA WHIP																										
Steve Carlton, L (1, 1) ERA: 4.5	4.0		21	8	2	2	1	2	0	0	0	0	1	21	29	4.50	2.500										
Ron Piche, R (5, 1) ERA: 2.35	3.2		14	1	1	1	3	1	0	0	0	0	0	19	23	2.46	0.545										
Joe Hoerner, L (8, 1) ERA: 1.58	1.1	L	8	3	3	3	1	0	1	0	1	0	0	9	13	20.25	2.250										

**Los Angeles Dodgers @ St. Louis Cardinals**  
 Busch Stadium, St. Louis, MO  
 Sun Jul 31 1966, 3:33 AM CDT  
 Att: 48,085 - Unknown

AB	38
R	6
H	12
RBI	5
BB	4
SO	5
LOB	25



BOTTOM

Los Angeles Dodgers @ St. Louis Cardinals  
Busch Stadium, St. Louis, MO  
Sun Jul 31 1966, 3:33 AM CDT  
Att. 48,085 - Unknown

livebaseballscorecards.com

AB 36  
R 4  
H 8  
RBI 4  
BB 1  
SO 6  
LOB 14



WP: 0 PA: 37  
PB: 0  
SB: 0  
CS: 0

AB R H RBI BB SO LOB

5	0	1	0	0	1	0
4	1	1	0	0	2	1
4	0	0	0	0	0	2
4	2	3	1	0	0	0
3	1	1	0	1	1	3
4	0	1	1	0	0	2
4	0	1	1	0	0	3
3	0	0	1	0	0	2
1	0	0	0	0	0	0
2	0	0	0	0	1	0
0	0	0	0	0	0	0
1	0	0	0	0	0	0

Batter	1	2	3	4	5	6	7	8	9
Lou Brock, L (1, 7) OBP: 0.312, SLG: 0.457	0-0 4-3		0-0 F8		0-3 K		0-0 2B		0-0 F7
Julian Javier, R (1, 4) OBP: 0.266, SLG: 0.298	0-3 K		0-0 5-3		0-0 1B		0-3 K		
Curt Flood, R (1, 8) OBP: 0.304, SLG: 0.387	0-0 6-3		0-0 F8		0-0 E6		0-0 5-3		
Orlando Cepeda, R (1, 3) OBP: 0.377, SLG: 0.573		0-0 1B		0-0 4-3	0-0 1B			0-0 F8	
Mike Shannon, R (1, 9) OBP: 0.354, SLG: 0.525		4-0 1B		0-0 6-3	0-3 K			0-0 1B	
Tim McCarver, L (1, 2) OBP: 0.313, SLG: 0.442		0-0 1B		0-0 4-3		0-0 4-3		0-0 F7	
Charley Smith, R (1, 5) OBP: 0.312, SLG: 0.395		0-0 F8		0-0 1B		0-0 5-3		0-0 F3	
Dal Maxvill, R (1, 6) OBP: 0.312, SLG: 0.307		0-0 FC5-4		0-0 FC5-4		0-0 1-3			0-0 3-1
Bob Skinner, L (9, PH) OBP: 0.225, SLG: 0.289		1-2 3-H		1-2 3-H					
Steve Carlton, L (1, 1) Ron Piche, R (5, 1) Joe Hoerner, R (8, 1) Tito Francona, L (9, PH) OBP: 0.280, SLG: 0.348		0-3 K		0-3 K2-3			0-0 5-3		0-0 4-3

Inning Stats	R: 0	H: 0	E: 0	LOB: 0	K: 1	P: 5	R: 2	H: 2	E: 0	LOB: 1	K: 1	P: 11	R: 0	H: 0	E: 0	LOB: 0	K: 0	P: 3	R: 1	H: 2	E: 0	LOB: 1	K: 0	P: 5	R: 1	H: 2	E: 1	LOB: 2	K: 3	P: 12	R: 0	H: 0	E: 0	LOB: 0	K: 0	P: 3	R: 0	H: 1	E: 0	LOB: 1	K: 1	P: 6	R: 0	H: 1	E: 0	LOB: 1	K: 0	P: 4	R: 0	H: 0	E: 0	LOB: 0	K: 0	P: 3
--------------	------	------	------	--------	------	------	------	------	------	--------	------	-------	------	------	------	--------	------	------	------	------	------	--------	------	------	------	------	------	--------	------	-------	------	------	------	--------	------	------	------	------	------	--------	------	------	------	------	------	--------	------	------	------	------	------	--------	------	------

PITCHER	IP	WLS	BF	H	R	ER	SO	BB	IBB	HBP	BLK	WP	HR	S	P	ERA	WHIP
Claude Osteen, L (1, 1) ERA: 2.37	4.2		22	6	4	3	4	1	0	0	0	0	0	29	33	5.79	1.500
Bob Miller, R (5, 1) ERA: 3.62	0.1		1	0	0	0	1	0	0	0	0	0	0	3	3	0.00	0.000
Ron Perranoski, L (6, 1) ERA: 1.86	2.0		7	1	0	0	1	0	0	0	0	0	0	9	9	0.00	0.500
Phil Regan, R (8, 1) ERA: 1.57	2.0	W	7	1	0	0	0	0	0	0	0	0	0	7	7	0.00	0.500

1B: 6 SF: 0  
2B: 2 SAC: 0  
3B: 0 DP: 0  
HR: 0 HBP: 0

WP: 0 PA: 37  
PB: 0  
SB: 0  
CS: 0

Batter	1	2	3	4	5	6	7	8	9	AB R H RBI BB SO LOB	TOP	
<b>Jim Barbieri, L</b> (1, 7) <sup>x</sup> <small>OBP: 0.346, SLG: 0.333</small> <b>Lou Johnson, R</b> (9, PR) <small>OBP: 0.321, SLG: 0.399</small> (9, 7)	0-0 <sup>①</sup> 			0-0 <sup>①</sup> 		0-0 <sup>②</sup> 		0-0 <sup>②</sup> 	0-0 <sup>②</sup> 	5 0 1 0 0 0 3 0 0 0 0 0 0 0		
<b>Maury Wills, S</b> (1, 5) <sup>x</sup> <small>OBP: 0.335, SLG: 0.337</small> (8, 6)	0-0 <sup>②</sup> 			0-0 <sup>②</sup> 		0-0 <sup>③</sup> 		0-0 <sup>③</sup> 	0-0 <sup>③</sup> 	4 0 1 1 0 0 2		
<b>Willie Davis, L</b> (1, 8) <sup>x</sup> <small>OBP: 0.294, SLG: 0.373</small>	0-0 <sup>③</sup> 			0-0 <sup>③</sup> 			0-0 <sup>①</sup> 	0-0 <sup>③</sup> 		4 0 0 0 0 0 2		
<b>Dick Stuart, R</b> (1, 3) <small>OBP: 0.333, SLG: 0.438</small> <b>Wes Parker, S</b> (9, PR) <small>OBP: 0.341, SLG: 0.389</small> (9, 3)		0-0 <sup>x</sup> 			0-0 <sup>①</sup> 		0-0 <sup>②</sup> 		4-0 <sup>BBB</sup> 	3 0 1 0 1 0 0 0 1 0 0 0 0 0		
<b>John Roseboro, L</b> (1, 2) <small>OBP: 0.366, SLG: 0.465</small>		0-0 <sup>x</sup> 			0-0 <sup>②</sup> 		0-0 <sup>x</sup> 		0-0 <sup>x</sup> 	4 1 2 2 0 0 1		
<b>Ron Fairly, L</b> (1, 9) <small>OBP: 0.328, SLG: 0.321</small>		0-0 <sup>x</sup> 			0-0 <sup>③</sup> 		0-0 <sup>x</sup> 		0-0 <sup>x</sup> 	4 0 0 0 0 0 2		
<b>Jim Lefebvre, S</b> (1, 4) <small>OBP: 0.330, SLG: 0.444</small> <b>Nate Oliver, R</b> (9, 4) <small>OBP: 0.289, SLG: 0.221</small>			0-3 <sup>SS</sup> 			0-0 <sup>x</sup> 		0-0 <sup>x</sup> 	0-0 <sup>x</sup> 	4 1 2 0 0 1 0 0 0 0 0 0 0 0	<b>AB 34</b> <b>R 5</b> <b>H 9</b> <b>RBI 5</b> <b>BB 3</b> <b>SO 3</b> <b>LOB 13</b>	
<b>John Kennedy, R</b> (1, 6) <small>OBP: 0.250, SLG: 0.280</small> <b>Jim Gilliam, S</b> (8, PH) <small>OBP: 0.284, SLG: 0.266</small> (8, 5)			0-0 <sup>x</sup> 			0-0 <sup>x</sup> 		4-0 <sup>BBB</sup> 	0-0 <sup>x</sup> 	2 0 1 0 0 0 0 1 2 1 2 1 0 0		
<b>Sandy Koufax, R</b> (1, 1) <small>OBP: 0.076, SLG: 0.065</small> <b>Wes Covington, L</b> (8, PH) <small>OBP: 0.171, SLG: 0.129</small> <b>Phil Regan, R</b> (8, 1) <small>OBP: 0.263, SLG: 0.176</small>			0-3 <sup>SS</sup> 			0-3 <sup>SS</sup> 		0-0 <sup>x</sup> 	4-0 <sup>BBB</sup> 	2 0 0 0 0 2 2 1 0 0 0 0 0 1 0 0 0 0 1 0 0		
<b>Inning Stats</b>	R: 0 H: 0 E: 0 LOB: 0 K: 0 BB: 0 S: 3 P: 3	R: 0 H: 1 E: 0 LOB: 0 K: 0 BB: 0 S: 3 P: 3	R: 0 H: 0 E: 0 LOB: 0 K: 2 BB: 0 S: 7 P: 7	R: 0 H: 0 E: 0 LOB: 0 K: 0 BB: 0 S: 3 P: 3	R: 0 H: 0 E: 0 LOB: 0 K: 0 BB: 0 S: 3 P: 3	R: 0 H: 2 E: 0 LOB: 2 K: 1 BB: 0 S: 7 P: 7	R: 0 H: 1 E: 0 LOB: 1 K: 0 BB: 0 S: 4 P: 4	R: 1 H: 2 E: 0 LOB: 2 K: 0 BB: 1 S: 5 P: 9	R: 4 H: 3 E: 0 LOB: 1 K: 0 BB: 2 S: 5 P: 13	1B: 7 SF: 0 2B: 0 SAC: 0 3B: 0 DP: 1 HR: 2 HBP: 0	WP: 0 PA: 38 PB: 0 SB: 0 CS: 1	
<b>PITCHER</b> <b>Tommie Sisk, R</b> (1, 1) <small>ERA: 4.6</small> <b>Roy Face, R</b> (9, 1) <small>ERA: 2.76</small>	IP WLS BF H R ER SO BB IBB HBP BLK WP HR S P ERA WHIP 8.1 L 34 8 4 4 3 2 0 0 0 0 0 1 38 46 4.32 1.200										<b>PITCHER</b> IP WLS BF H R ER SO BB IBB HBP BLK WP HR S P ERA WHIP 0.2 3 1 1 1 0 1 0 0 0 0 0 1 2 6 13.50 3.000	

**Los Angeles Dodgers @ Pittsburgh Pirates**  
 Forbes Field, Pittsburgh, PA  
 Mon Aug 01 1966, 7:05 PM EDT  
 Att: 27,398 - Unknown

AB	34
R	5
H	9
RBI	5
BB	3
SO	3
LOB	13

Batter	1	2	3	4	5	6	7	8	9	AB	R	H	RBI	BB	SO	LOB				
Gene Alley, R OBP: 0.312, SLG: 0.398 (1, 6)	4-0 3B BB		0-0 1B 1B		0-3 K			0-3 K		3	1	1	0	1	2	0				
Manny Mota, R OBP: 0.393, SLG: 0.505 (1, 8) (8, 7)	0-0 F8		0-0 F9			0-0 E4 4-3 CS 1B		0-0 2B		4	0	2	0	0	0	2				
Roberto Clemente, R OBP: 0.372, SLG: 0.550 (1, 9)	0-0 1-H 3B		0-0 1-2 1B			0-0 4-3		0-0 1B		4	0	3	1	0	0	1				
Donn Clendenon, R OBP: 0.359, SLG: 0.510 (1, 3)	0-3 K		0-3 K			0-3 K 3-H		0-3 K		4	0	0	0	0	4	5				
Jose Pagan, R OBP: 0.292, SLG: 0.404 (1, 5)	0-3 K			0-0 F9				0-0 P4		4	0	0	0	0	1	1				
Bill Mazerowski, R OBP: 0.297, SLG: 0.367 (1, 4)		0-3 K		0-0 6-3				0-0 P6		4	0	0	0	0	1	0				
Bob Bailey, R OBP: 0.333, SLG: 0.403 Matty Alou, L OBP: 0.367, SLG: 0.435 (1, 7) (7, PR) (8, 8)		0-0 F2		0-0 F9				0-0 S WP 1B		3	0	1	0	0	0	0				
Jim Pagliaroni, R OBP: 0.340, SLG: 0.399 (1, 2)		0-0 4-3			0-0 F2			4-0 1-3 IBB		2	0	0	0	1	0	0				
Tommie Sisk, R OBP: 0.222, SLG: 0.125 Roy Face, R (1, 1) (9, 1)			0-3 K		0-3 K			0-3 K		3	0	0	0	0	3	2				
										0	0	0	0	0	0	0				
<b>Inning Stats</b>	R: 1 E: 0 K: 2 S: 8	H: 1 LOB: 1 BB: 1 P: 12	R: 0 E: 0 K: 1 S: 5	H: 0 LOB: 0 BB: 0 P: 5	R: 0 E: 0 K: 2 S: 9	H: 2 LOB: 2 BB: 0 P: 9	R: 0 E: 0 K: 0 S: 3	H: 0 LOB: 0 BB: 0 P: 3	R: 0 E: 1 K: 1 S: 5	H: 1 LOB: 0 BB: 0 P: 5	R: 0 E: 0 K: 1 S: 6	H: 1 LOB: 2 BB: 1 P: 10	R: 0 E: 0 K: 2 S: 8	H: 2 LOB: 1 BB: 0 P: 8	R: 0 E: 0 K: 0 S: 3	H: 0 LOB: 0 BB: 0 P: 3	1B: 5 2B: 1 3B: 1 HR: 0	SF: 0 SAC: 0 DP: 0 HBP: 0		
<b>PITCHER</b>	IP WLS BF H R ER SO	IP WLS BF H R ER SO	IP WLS BF H R ER SO	IP WLS BF H R ER SO	IP WLS BF H R ER SO	IP WLS BF H R ER SO	IP WLS BF H R ER SO	IP WLS BF H R ER SO	IP WLS BF H R ER SO	IP WLS BF H R ER SO	IP WLS BF H R ER SO	IP WLS BF H R ER SO	IP WLS BF H R ER SO	IP WLS BF H R ER SO	IP WLS BF H R ER SO	IP WLS BF H R ER SO	ERA WHIP	ERA WHIP		
Sandy Koufax, L ERA: 1.63 Phil Regan, R ERA: 1.52	(1, 1) 7.0	(8, 1) 2.0															1.29	0.857	0.00	1.000

**BOTTOM**

**Los Angeles Dodgers @ Pittsburgh Pirates**  
 Forbes Field, Pittsburgh, PA  
 Mon Aug 01 1966, 7:05 PM EDT  
 Att. 27,398 - Unknown

livebaseballscorecards.com

<b>AB</b>	<b>32</b>
<b>R</b>	<b>1</b>
<b>H</b>	<b>7</b>
<b>RBI</b>	<b>1</b>
<b>BB</b>	<b>2</b>
<b>SO</b>	<b>11</b>
<b>LOB</b>	<b>11</b>



WP: 1	PA: 34
PB: 0	
SB: 1	
CS: 1	

Batter	1	2	3	4	5	6	7	8	9	AB R H RBI BB SO LOB	TOP														
Willie Davis, L (1, 8) OBP: 0.294, SLG: 0.371	0-0 B5-3		0-0 5-3		0-0 4-3			0-0 4-3 1B		4 0 1 0 0 0 0	<b>Los Angeles Dodgers @ Pittsburgh Pirates</b> Forbes Field, Pittsburgh, PA Tue Aug 02 1966, 7:05 PM EDT Att: 12,886 - Unknown <a href="http://livebaseballscorecards.com">livebaseballscorecards.com</a>														
Maury Wills, S (1, 5) OBP: 0.332, SLG: 0.333	0-3 K		0-3 K		0-0 L7			0-0 4-3 1-2		4 0 0 0 0 2 1															
Lou Johnson, R (1, 9) OBP: 0.323, SLG: 0.410	0-0 HR			0-3 K		0-0 2B 1B		0-0 5-3		4 2 2 1 0 1 1															
Dick Stuart, R (1, 3) OBP: 0.324, SLG: 0.424	0-3 K			0-0 P4		0-3 K		0-0 1-3		4 0 0 0 0 2 2															
Tommy Davis, R (1, 7) OBP: 0.319, SLG: 0.360		0-0 5-3 1B		0-0 HR 1B		0-0 2B 1-H		0-3 K		4 1 3 1 0 1 0															
Jim Lefebvre, S (1, 4) OBP: 0.329, SLG: 0.451		0-0 5-3 1-2		0-0 HR 1-H		0-0 6-3		0-0 6-3		4 1 1 2 0 0 1															
John Roseboro, L (1, 2) OBP: 0.364, SLG: 0.462 Wes Parker, S (9, PR) OBP: 0.341, SLG: 0.389		0-0 1-3		0-0 F2			0-0 4-3		0-0 1B 1B	4 0 1 0 0 0 1 0 0 0 0 0 0 0															
John Kennedy, R (1, 6) OBP: 0.256, SLG: 0.303 Ron Fairly, L (9, PH) OBP: 0.331, SLG: 0.324		0-0 F8			0-0 HR		0-0 CS 1B	0-0 FC6 1B 1-2		3 1 2 1 0 0 1 1 0 1 0 0 0 0															
Don Drysdale, R (1, 1) OBP: 0.286, SLG: 0.373 Joe Moeller, R (4, 1) OBP: 0.286, SLG: 0.167 Ron Perranoski, L (6, 1) OBP: 0.250, SLG: 0.500 Jim Barbieri, L (9, PH) OBP: 0.340, SLG: 0.327			0-0 5-3		0-0 5-3		0-3 K 1-2	0-0 FC6 1-2f		1 0 0 0 0 0 0 1 0 0 0 0 0 0 1 0 0 0 0 1 1 1 0 0 0 0 0 2															
<b>Inning Stats</b>	R: 1 E: 0 K: 2 S: 8	H: 1 LOB: 0 BB: 0 P: 8	R: 0 E: 0 K: 0 S: 4	H: 1 LOB: 1 BB: 0 P: 4	R: 0 E: 0 K: 1 S: 5	H: 0 LOB: 0 BB: 0 P: 5	R: 2 E: 0 K: 1 S: 7	H: 2 LOB: 0 BB: 0 P: 7	R: 1 E: 0 K: 1 S: 4	H: 1 LOB: 0 BB: 0 P: 4	R: 1 E: 0 K: 1 S: 6	H: 2 LOB: 0 BB: 0 P: 6	R: 0 E: 0 K: 1 S: 5	H: 1 LOB: 0 BB: 0 P: 5	R: 0 E: 0 K: 0 S: 4	H: 1 LOB: 1 BB: 0 P: 4	R: 0 E: 0 K: 1 S: 7	H: 2 LOB: 2 BB: 0 P: 7	1B: 7 2B: 1 3B: 0 HR: 3	SF: 0 SAC: 0 DP: 0 HBP: 0	WP: 0 PB: 0 SB: 0 CS: 1	PA: 36			
<b>PITCHER</b>	IP WLS BF H R ER SO BB IBB HBP BLK WP HR S P ERA WHIP																								
Woodie Fryman, L (1, 1) ERA: 2.93	6.0		24	7	5	5	5	0	0	0	0	0	3	34	34	7.50	1.167								
Pete Mikkelsen, R (7, 1) ERA: 3.18	2.0	W	7	2	0	0	1	0	0	0	0	0	0	9	9	0.00	1.000								
Al McBean, R (9, 1) ERA: 3.13	1.0	S	5	2	0	0	1	0	0	0	0	0	0	7	7	0.00	2.000								



Batter	1	2	3	4	5	6	7	8	9
Matty Alou, L (1, 8) OBP: 0.364, SLG: 0.431 Manny Mota, R (6, PH) OBP: 0.394, SLG: 0.509 (7, 8)	0-0 5-3		0-0 B1-3	0-0 G3		0-0 1-3		0-0 2B	
Gene Alley, R (1, 6) OBP: 0.310, SLG: 0.404	0-3 K		0-0 4-3		0-0 HR	0-0 3-1		0-3 K	
Roberto Clemente, R (1, 9) OBP: 0.373, SLG: 0.548	0-0 6-3		0-0 5-3		4-0 BB		0-0 FC6-5, SH3 1B		
Willie Stargell, L (1, 7) OBP: 0.391, SLG: 0.604		0-0 4-3		0-0 1B 2B	0-3 K		0-0 SH3		
Jose Pagan, R (1, 5) OBP: 0.294, SLG: 0.405		0-0 1B 5-3 1B		0-0 HR 1B	0-0 L9		0-0 FC6-5		
Donn Clendenon, R (1, 3) OBP: 0.358, SLG: 0.515		0-0 5-3		0-0 HR	0-0 4-3		0-0 F8		
Bill Mazerowski, R (1, 4) OBP: 0.299, SLG: 0.368		0-0 WP 1B		0-0 5-3		0-0 4-3		0-0 SH1-4 2B 1B	
Jesse Gonder, L (1, 2) OBP: 0.231, SLG: 0.351 Jim Pagliaroni, R (8, PH) OBP: 0.340, SLG: 0.399 Jerry May, R (9, 2) OBP: 0.273, SLG: 0.267		4-0 1B 1-2 IBB		0-0 1B		0-0 1-3 1B 1B		0-0 SH1-4	
Woodie Fryman, R (1, 1) OBP: 0.182, SLG: 0.182 Bob Bailey, R (6, PH) OBP: 0.336, SLG: 0.406 Pete Mikkelsen, R (7, 1) OBP: 0.273, SLG: 0.200 Andre Rodgers, R (8, PH) OBP: 0.342, SLG: 0.233 Al McBean, R (9, 1) OBP: 0.111, SLG: 0.111		0-3 K		0-3 K		0-0 1-3 1B		4-0 2B CS BB	

AB	R	H	RBI	BB	SO	LOB
3	0	0	0	0	0	1
2	0	1	1	0	0	2
5	1	1	1	0	2	4
3	0	1	0	1	0	0
3	1	1	0	0	1	1
4	2	2	1	0	0	2
4	1	1	2	0	0	3
4	1	2	1	0	0	0
2	0	2	0	1	0	0
0	0	0	0	0	0	0
0	0	0	0	0	0	0
2	0	0	0	0	2	3
1	0	1	0	0	0	0
0	0	0	0	0	0	0
0	0	0	0	1	0	0
0	0	0	0	0	0	0
1B: 8	SF: 0					
2B: 3	SAC: 2					
3B: 0	DP: 1					
HR: 2	HBP: 0					

**BOTTOM**

**Los Angeles Dodgers @ Pittsburgh Pirates**  
**Forbes Field, Pittsburgh, PA**  
 Tue Aug 02 1966, 7:05 PM EDT  
 Att. 12,886 - Unknown

livebaseballscorecards.com

<b>AB</b>	<b>33</b>
<b>R</b>	<b>6</b>
<b>H</b>	<b>12</b>
<b>RBI</b>	<b>6</b>
<b>BB</b>	<b>3</b>
<b>SO</b>	<b>5</b>
<b>LOB</b>	<b>16</b>



Inning Stats	R	H	E	K	S	P	IP	WLS	BF	H	R	ER	SO	BB	IBB	HBP	BLK	WP	HR	S	P	ERA	WHIP
Don Drysdale, R (1, 1) ERA: 4.18	0	0	0	1	5	3.0			15	5	4	4	2	0	0	0	0	1	1	18	22	12.00	1.667
Joe Moeller, R (4, 1) ERA: 2.01	1	1	0	0	4	2.1			12	4	1	1	2	1	0	0	0	0	1	15	19	3.86	2.143
Ron Perranoski, L (6, 1) ERA: 1.94	1	1	0	0	3	2.2	L		11	3	1	1	1	1	0	0	0	0	0	12	16	3.38	1.500

WP	PA	ERA	WHIP
38			

Batter	1	2	3	4	5	6	7	8	9	AB R H RBI BB SO LOB	TOP									
Willie Davis, L (1, 8) OBP: 0.290, SLG: 0.367	0-0 4-3		0-0 G3			0-3 K	0-3 K			4 0 0 0 0 2 1	<b>Los Angeles Dodgers @ Pittsburgh Pirates</b> Forbes Field, Pittsburgh, PA Wed Aug 03 1966, 7:05 PM EDT Att: 21,952 - Unknown <a href="http://livebaseballscorecards.com">livebaseballscorecards.com</a>									
Maury Wills, S (1, 5) OBP: 0.333, SLG: 0.338	0-3 K		0-0 6-3			0-0 WP E 2B		0-0 G1-4-3 1B		4 1 2 0 0 1 0										
Lou Johnson, R (1, 9) OBP: 0.320, SLG: 0.404	0-3 K				0-3 K	0-0 F8		0-0 G1-4-3 1-2f		4 0 0 0 0 2 2										
Dick Stuart, R (1, 3) OBP: 0.322, SLG: 0.419		0-0 1B 1B			0-0 1-3	0-0 E5 2B 2-H		0-0 F7		4 0 1 0 0 0 0										
Tommy Davis, R (1, 7) OBP: 0.318, SLG: 0.363		0-3 K			0-0 4-3	0-0 1-3 2B			0-0 4-3	4 0 1 0 0 1 1										
Jim Lefebvre, S (1, 4) OBP: 0.331, SLG: 0.451		0-0 HBP 1-3 1B			0-0 5-3	0-0 5-3			0-0 1B	4 0 2 0 0 0 2										
John Kennedy, R (1, 6) OBP: 0.256, SLG: 0.298		1-0 G4-6-3 HBP			0-0 F8		0-3 K		0-3 K	3 0 0 0 0 2 1										
Jeff Torborg, R (1, 2) OBP: 0.294, SLG: 0.290		0-0 G4-6-3			4-0 BB BB BB		0-0 FC6-4 1B		0-3 K	2 0 1 0 1 0 3										
Jim Barbieri, L (7, PR) OBP: 0.340, SLG: 0.327										0 0 0 0 0 0 0										
John Roseboro, L (7, 2) OBP: 0.363, SLG: 0.460		0-0 1-2f								1 0 0 0 0 1 1										
Don Sutton, R (1, 1) OBP: 0.222, SLG: 0.242			0-3 K			0-3 K			0-0 FC6-4 1-2f	2 0 0 0 0 2 1										
Al Ferrara, R (7, PH) OBP: 0.328, SLG: 0.453										1 0 0 0 0 0 1										
Phil Regan, R (7, 1) OBP: 0.263, SLG: 0.176										0 0 0 0 0 0 0										
<b>Inning Stats</b>	R: 0 E: 0 K: 2 S: 7	H: 0 LOB: 0 BB: 0 P: 7	R: 0 E: 0 K: 1 S: 6	H: 2 LOB: 2 BB: 0 P: 7	R: 0 E: 0 K: 1 S: 5	H: 0 LOB: 0 BB: 0 P: 5	R: 0 E: 0 K: 1 S: 5	H: 0 LOB: 1 BB: 1 P: 9	R: 1 E: 1 K: 1 S: 8	H: 2 LOB: 2 BB: 0 P: 8	R: 0 E: 0 K: 2 S: 8	H: 1 LOB: 1 BB: 0 P: 8	R: 0 E: 0 K: 0 S: 3	H: 1 LOB: 0 BB: 0 P: 3	R: 0 E: 0 K: 2 S: 8	H: 1 LOB: 1 BB: 0 P: 8	1B: 5 2B: 2 3B: 0 HR: 0	SF: 0 SAC: 0 DP: 2 HBP: 1	WP: 1 PB: 0 SB: 0 CS: 0	PA: 35
<b>PITCHER</b> Bob Veale, L (1, 1) ERA: 2.64	IP: 9.0 WLS: W BF: 35 H: 7 R: 1 ER: 0 SO: 11 BB: 1 IBB: 0 HBP: 1 BLK: 0 WP: 1 HR: 0 S: 55 P: 60 ERA: 0.00 WHIP: 0.889																			





Batter	1	2	3	4	5	6	7	8	9
Matty Alou, L OBP: 0.368, SLG: 0.435 (1, 8) X	0-0 6-3 HR 1B		0-3 K			0-0 4-3 SH3-4 CS 1B		0-0 2B 1B	
Gene Alley, R OBP: 0.311, SLG: 0.406 (1, 6) X	0-0 6-3 1-2		0-3 K			0-0 SH3-4 1-2		0-0 1-H 2B	
Roberto Clemente, R OBP: 0.372, SLG: 0.552 (1, 9) X	0-0 2-H HR			0-0 4-3		0-0 4-3 2-3		0-0 4-3	
Willie Stargell, L OBP: 0.391, SLG: 0.601 (1, 7) X	0-0 F9			0-0 4-3		4-0 IBB			
Jose Pagan, R OBP: 0.291, SLG: 0.401 (1, 5) X	0-0 F8			0-0 6-3		0-0 CS 3-H	0-0 F9		
Donn Clendenon, R OBP: 0.355, SLG: 0.511 (1, 3)		0-0 1-6-3			0-0 P4		0-3 K		
Bill Mazaroski, R OBP: 0.299, SLG: 0.368 (1, 4)		0-3 K			0-0 WP 1B		0-3 K		
Jesse Gonder, L OBP: 0.222, SLG: 0.338 (1, 2)		0-0 P4			0-3 K 1-2			0-0 F9	
Bob Veale, S OBP: 0.172, SLG: 0.207 (1, 1)			0-3 K		0-3 K			0-3 K	

Inning Stats	R: 2	H: 2	E: 0	LOB: 0	K: 0	S: 5	P: 5	R: 0	H: 0	E: 0	LOB: 0	K: 1	S: 5	P: 5	R: 0	H: 0	E: 0	LOB: 0	K: 3	S: 9	R: 0	H: 0	E: 0	LOB: 0	K: 0	S: 3	R: 0	H: 1	E: 0	LOB: 1	K: 2	S: 8	R: 0	H: 1	E: 0	LOB: 1	K: 0	S: 3	R: 0	H: 0	E: 0	LOB: 0	K: 2	S: 7	R: 1	H: 2	E: 0	LOB: 1	K: 1	S: 7	P: 7
--------------	------	------	------	--------	------	------	------	------	------	------	--------	------	------	------	------	------	------	--------	------	------	------	------	------	--------	------	------	------	------	------	--------	------	------	------	------	------	--------	------	------	------	------	------	--------	------	------	------	------	------	--------	------	------	------

PITCHER	IP	WLS	BF	H	R	ER	SO	BB	IBB	HBP	BLK	WP	HR	S	P	ERA	WHIP
Don Sutton, R ERA: 3.23 (1, 1)	6.0	L	22	4	2	2	6	0	1	0	0	1	1	33	37	3.00	0.667
Phil Regan, R ERA: 1.6 (7, 1)	2.0		8	2	1	1	3	0	0	0	0	0	0	14	14	4.50	1.000

**BOTTOM**

**Los Angeles Dodgers @ Pittsburgh Pirates**  
**Forbes Field, Pittsburgh, PA**  
 Wed Aug 03 1966, 7:05 PM EDT  
 Att. 21,952 - Unknown

AB	R	H	RBI	BB	SO	LOB
4	2	3	0	0	1	0
3	0	1	1	0	1	1
4	1	1	2	0	0	2
2	0	0	0	1	0	0
3	0	0	0	0	0	0
3	0	0	0	0	1	0
3	0	1	0	0	2	0
3	0	0	0	0	1	1
3	0	0	0	0	3	1

AB	28
R	3
H	6
RBI	3
BB	1
SO	9
LOB	5

**P**

WP	PA
1	31
PB	0
SB	0
CS	1

WP	HR	S	P	ERA	WHIP
1	1	3	3	4.50	1.000

Batter	1	2	3	4	5	6	7	8	9	AB R H RBI BB SO LOB	TOP
<b>Jim Barbieri, L</b> (1, 7) <small>OBP: 0.333, SLG: 0.340</small>	0-0 <b>G3</b>		0-0 <b>L4-6</b> <b>2B</b>			0-0 <b>F7</b>		0-0 <b>P5</b>		4 0 1 0 0 0 2	<b>Los Angeles Dodgers @ Pittsburgh Pirates</b> Forbes Field, Pittsburgh, PA Thu Aug 04 1966, 7:05 PM EDT Att: 22,529 - Unknown  <b>livebaseballscorecards.com</b>
<b>Maury Wills, S</b> (1, 5) <small>OBP: 0.330, SLG: 0.334</small> <b>Ron Perranoski, L</b> (8, 1) <small>OBP: 0.250, SLG: 0.500</small>	0-0 <b>1-3</b>		0-0 <b>L4-6</b> <b>2-3</b>			0-0 <b>5-3</b>		0-0 <b>1-3</b>		4 0 0 0 0 0 3 0 0 0 0 0 0 0	
<b>Willie Davis, L</b> (1, 8) <small>OBP: 0.288, SLG: 0.363</small>	0-0 <b>F7</b>			0-3 <b>K</b>			0-0 <b>4-3</b>		0-0 <b>G3</b>	4 0 0 0 0 1 0	
<b>Dick Stuart, R</b> (1, 3) <small>OBP: 0.314, SLG: 0.407</small>		0-3 <b>K</b>		0-0 <b>5-3</b>			0-3 <b>K</b>		0-0 <b>F8</b>	4 0 0 0 0 2 0	
<b>John Roseboro, L</b> (1, 2) <small>OBP: 0.365, SLG: 0.468</small>		0-0 <b>1B</b> <b>2B</b>		0-0 <b>4-3</b>			0-0 <b>2B</b>		0-0 <b>F2</b>	4 1 2 0 0 0 0	
<b>Jim Lefebvre, S</b> (1, 4) <small>OBP: 0.331, SLG: 0.450</small> (8, 5)		0-0 <b>2-H</b> <b>1B</b>			0-0 <b>F9</b>		0-0 <b>P3</b>			3 0 1 1 0 0 1	
<b>Ron Fairly, L</b> (1, 9) <small>OBP: 0.331, SLG: 0.324</small>		0-0 <b>P4</b>		0-3 <b>K</b>				0-0 <b>1B</b> <b>1B</b>		3 0 1 0 0 1 1	
<b>John Kennedy, R</b> (1, 6) <small>OBP: 0.252, SLG: 0.293</small>		0-3 <b>K</b>		0-3 <b>K</b>				0-0 <b>F9</b>		3 0 0 0 0 2 2	
<b>Claude Osteen, L</b> (1, 1) <small>OBP: 0.281, SLG: 0.352</small> <b>Bob Miller, R</b> (2, 1) <small>OBP: 0.296, SLG: 0.167</small> <b>Joe Moeller, R</b> (4, 1) <small>OBP: 0.340, SLG: 0.388</small> <b>Wes Parker, S</b> (6, PH) <small>OBP: 0.340, SLG: 0.388</small> <b>Jim Brewer, L</b> (6, 1) <small>OBP: 0.194, SLG: 0.156</small> <b>Wes Covington, L</b> (8, PH) <small>OBP: 0.194, SLG: 0.156</small> <b>Nate Oliver, R</b> (8, 4) <small>OBP: 0.289, SLG: 0.221</small>		0-0 <b>6-3</b>			0-0 <b>4-3</b>		0-0 <b>1-2</b> <b>1B</b>		0 0 0 0 0 0 0 1 0 0 0 0 0 0 0 0 0 0 0 0 0 1 0 0 0 0 0 0 0 0 0 0 0 0 0 1 0 1 0 0 0 0 0 0 0 0 0 0 0		
<b>Inning Stats</b>	R: 0 H: 0 E: 0 LOB: 0 K: 0 BB: 0 S: 3 P: 3	R: 1 H: 2 E: 0 LOB: 1 K: 2 BB: 0 S: 9 P: 9	R: 0 H: 1 E: 0 LOB: 0 K: 0 BB: 0 S: 3 P: 3	R: 0 H: 0 E: 0 LOB: 0 K: 1 BB: 0 S: 5 P: 5	R: 0 H: 0 E: 0 LOB: 0 K: 2 BB: 0 S: 7 P: 7	R: 0 H: 0 E: 0 LOB: 0 K: 0 BB: 0 S: 3 P: 3	R: 0 H: 1 E: 0 LOB: 1 K: 1 BB: 0 S: 6 P: 6	R: 0 H: 2 E: 0 LOB: 2 K: 0 BB: 0 S: 5 P: 5	R: 0 H: 0 E: 0 LOB: 0 K: 0 BB: 0 S: 3 P: 3	1B: 3 SF: 0 2B: 4 SAC: 0 3B: 0 DP: 1 HR: 0 HBP: 0	WP: 0 PA: 32 PB: 0 SB: 0 CS: 0
<b>PITCHER</b> <b>Vern Law, R</b> (1, 1) <small>ERA: 4.41</small>	IP 9.0 WLS W BF 32 H 6 R 1 ER 1 SO 6 BB 0 IBB 0 HBP 0 BLK 0 WP 0 HR 0 S 44 P 44 ERA 1.00 WHIP 0.667										

AB	32
R	1
H	6
RBI	1
BB	0
SO	6
LOB	9



Batter	1	2	3	4	5	6	7	8	9	AB	R	H	RBI	BB	SO	LOB
Gene Alley, R OBP: 0.313, SLG: 0.408 (1, 6)	0-0 3B 1B	0-0 E9 1B		0-0 SH2-3 1-2	0-3 K		0-0 SF8			3	1	2	2	0	1	0
Manny Mota, R OBP: 0.402, SLG: 0.532 (1, 8) (6, 7)	0-0 5-3 3B	4-0 BB		0-0 1B 3B		0-0 1B 1B	0-3 K			4	3	3	2	1	1	0
Roberto Clemente, R OBP: 0.370, SLG: 0.548 (1, 9)	0-0 5-3	0-3 K		0-0 P4		0-0 1B 1B		0-0 P4		5	0	1	1	0	1	3
Donn Clendenon, R OBP: 0.360, SLG: 0.514 (1, 3)	0-0 FC1-6 1B	0-0 FC1-4-6		0-0 1B 1B		0-0 1-2 1B		1-0 E 1B HBP		4	0	3	2	0	0	2
Jose Pagan, R OBP: 0.296, SLG: 0.402 (1, 5)	0-0 FC1-6 1B		H 1-0 BB HBP	0-0 1-3 1B		0-0 P5		0-0 E5 G5-4-3 1B		4	0	2	0	0	0	3
Bill Mazerowski, R OBP: 0.298, SLG: 0.366 (1, 4)	0-0 1-2 1B		X 0-0 P5	0-0 P3		0-0 F8		0-0 G5-4-3		5	0	1	0	0	0	7
Bob Bailey, R OBP: 0.340, SLG: 0.411 (1, 7) Matty Alou, L OBP: 0.367, SLG: 0.434 (6, 8)	0-0 4-3		B B B 4-0 1-2 BB	G4-6-3 BB		0-0 4-3 WP 2B	0-0 F8			2	1	1	0	1	0	2
Jim Pagliaroni, R OBP: 0.341, SLG: 0.404 (1, 2)		0-0 4-3 E 1B		0-0 G4-6-3		0-0 P3		0-0 4-3 SF8 2B		4	2	2	0	0	0	3
Vern Law, R OBP: 0.326, SLG: 0.405 (1, 1)		0-0 4-3		0-0 WP SH2-3 3B 1B		0-0 4-3		0-0 4-3		4	1	1	0	0	0	3

Inning Stats	R: 2	H: 4	E: 0	K: 0	S: 7	L: 0	LOB: 2	BB: 0	P: 7	R: 1	H: 2	E: 1	K: 1	S: 7	L: 0	LOB: 2	BB: 1	P: 11	R: 0	H: 0	E: 0	K: 0	S: 2	R: 2	H: 4	E: 0	K: 0	S: 7	L: 0	LOB: 2	BB: 0	P: 7	R: 1	H: 1	E: 0	K: 1	S: 6	L: 0	LOB: 0	BB: 0	P: 6	R: 1	H: 3	E: 0	K: 0	S: 6	L: 0	LOB: 2	BB: 0	P: 6	R: 1	H: 1	E: 0	K: 1	S: 6	L: 0	LOB: 0	BB: 0	P: 6	R: 0	H: 1	E: 1	K: 0	S: 3	L: 0	LOB: 1	BB: 0	P: 4
--------------	------	------	------	------	------	------	--------	-------	------	------	------	------	------	------	------	--------	-------	-------	------	------	------	------	------	------	------	------	------	------	------	--------	-------	------	------	------	------	------	------	------	--------	-------	------	------	------	------	------	------	------	--------	-------	------	------	------	------	------	------	------	--------	-------	------	------	------	------	------	------	------	--------	-------	------

PITCHER	IP	WLS	BF	H	R	ER	SO	BB	IBB	HBP	BLK	WP	HR	S	P	ERA	WHIP
Claude Osteen, L ERA: 2.5 (1, 1)	1.1	L	10	6	3	3	0	0	0	0	0	0	0	10	10	20.25	4.500
Bob Miller, R ERA: 3.94 (2, 1)	2.1		13	4	2	2	1	2	0	1	0	1	0	12	21	7.71	2.571
Joe Moeller, R ERA: 2.15 (4, 1)	1.1		5	1	1	1	1	0	0	0	0	1	0	7	7	6.75	0.750
Jim Brewer, L ERA: 4.91 (6, 1)	2.0		10	4	2	2	1	0	0	0	0	0	0	12	12	9.00	2.000
Ron Perranoski, L ERA: 1.9 (8, 1)	1.0		4	1	0	0	0	0	0	1	0	0	0	3	4	0.00	1.000

**Los Angeles Dodgers @ Pittsburgh Pirates**  
**Forbes Field, Pittsburgh, PA**  
Thu Aug 04 1966, 7:05 PM EDT  
Att. 22,529 - Unknown

<b>AB</b>	<b>36</b>
<b>R</b>	<b>8</b>
<b>H</b>	<b>16</b>
<b>RBI</b>	<b>7</b>
<b>BB</b>	<b>2</b>
<b>SO</b>	<b>3</b>
<b>LOB</b>	<b>25</b>



WP	HR	S	P	ERA	WHIP
2	0	1	42		

Batter	1	2	3	4	5	6	7	8	9	AB R H RBI BB SO LOB	TOP		
<b>Jim Barbieri, L</b> (1, 9) <small>OBP: 0.381, SLG: 0.386</small>	0-0 SH1-3 1B 2B	4-0 1B WP FC4-6 BB	0-0 FC6 1B	0-0 1B			4-0 BB		0-0 4-3 2-3	4 2 3 1 2 0 1	<b>Los Angeles Dodgers @ Houston Astros</b> Astrodome, Houston, TX Fri Aug 05 1966, 8:05 PM EDT Att: 46,555 - Unknown <a href="http://livebaseballscorecards.com">livebaseballscorecards.com</a>		
<b>Maury Wills, S</b> (1, 6) <small>OBP: 0.333, SLG: 0.337</small> <b>Nate Oliver, R</b> (5, 4) <small>OBP: 0.285, SLG: 0.217</small>	0-0 SH1-3 2-3	0-0 FC4-6 1B 1-3 2-H 2-3	0-0 FC6 1B 1-2f 2-3	0-0 1B			0-3 K	0-3 K	3 1 2 1 0 0 2 2 0 0 0 0 2 2				
<b>Willie Davis, L</b> (1, 8) <small>OBP: 0.287, SLG: 0.362</small> <b>Wes Parker, S</b> (6, 8) <small>OBP: 0.339, SLG: 0.387</small>	0-0 E4 1B E	0-0 FC4-6 1B 1-2f 3-H	0-0 1B S 1B 1-3 3-H	0-0 P4			0-3 K		4 2 1 2 0 0 4 1 0 0 0 0 1 1				
<b>John Roseboro, L</b> (1, 2) <small>OBP: 0.369, SLG: 0.471</small> <b>Bob Miller, R</b> (7, 1)	0-0 E8 2B 1B 1-H 3-H	0-0 F8	0-0 2B 1B 1-H 3-H		0-0 G5-4-3 1B		0-0 4-3		5 2 3 3 0 0 2 0 0 0 0 0 0 0				
<b>Lou Johnson, R</b> (1, 7) <small>OBP: 0.321, SLG: 0.407</small>	0-0 P5	0-0 1B	0-0 2B		0-0 G5-4-3 1-2f		0-0 F7		5 0 2 1 0 0 2				
<b>Jim Lefebvre, S</b> (1, 4) <small>OBP: 0.329, SLG: 0.450</small>	0-0 1B 2B 3-H	0-0 G3	0-0 F7		0-0 F7		0-0 4-3		5 1 1 1 0 0 3				
<b>Ron Fairly, L</b> (1, 3) <small>OBP: 0.336, SLG: 0.339</small>	0-0 1B		0-0 WP 1B 2B	0-0 WP 1B 2B		0-0 3-1		0-0 F8	5 2 3 1 0 0 0				
<b>John Kennedy, R</b> (1, 5) <small>OBP: 0.256, SLG: 0.296</small>	0-3 K		0-0 FC6 1B 1B 2-H	0-3 K 2-3		0-0 F7		0-0 4-3 4-3 1B	5 1 2 1 0 2 2				
<b>Sandy Koufax, R</b> (1, 1) <small>OBP: 0.084, SLG: 0.074</small> <b>Jeff Torborg, R</b> (7, 2) <small>OBP: 0.291, SLG: 0.287</small>		0-0 WP BB 1B	0-3 K	0-3 K		0-0 F9		0-0 4-3	4 1 1 0 0 2 2 1 0 0 0 0 0 1				
<b>Inning Stats</b>	R: 4 H: 4 E: 2 LOB: 1 K: 1 BB: 0 S: 10 P: 10	R: 2 H: 3 E: 0 LOB: 2 K: 0 BB: 1 S: 6 P: 10	R: 5 H: 6 E: 0 LOB: 2 K: 1 BB: 0 S: 11 P: 11	R: 1 H: 3 E: 0 LOB: 2 K: 2 BB: 0 S: 10 P: 10	R: 0 H: 1 E: 0 LOB: 0 K: 0 BB: 0 S: 3 P: 3	R: 0 H: 0 E: 0 LOB: 0 K: 0 BB: 0 S: 3 P: 3	R: 0 H: 0 E: 0 LOB: 1 K: 2 BB: 1 S: 7 P: 11	R: 0 H: 0 E: 0 LOB: 0 K: 0 BB: 0 S: 3 P: 3	R: 0 H: 1 E: 0 LOB: 1 K: 1 BB: 0 S: 6 P: 6	1B: 13 SF: 0 2B: 5 SAC: 1 3B: 0 DP: 1 HR: 0 HBP: 0	WP: 3 PA: 47 PB: 0 SB: 1 CS: 0		
<b>PITCHER</b>	IP WLS BF H R ER SO BB IBB HBP BLK WP HR S P ERA WHIP											<b>PITCHER</b>	IP WLS BF H R ER SO BB IBB HBP BLK WP HR S P ERA WHIP
<b>Bob Bruce, R</b> (1, 1) <small>ERA: 5.67</small>	1.0 L 11 6 6 3 1 1 0 0 0 0 1 0 12 16 27.00 7.000												
<b>Carroll Sembera, R</b> (2, 1) <small>ERA: 5.19</small>	1.0 4 1 0 0 0 0 0 0 0 0 0 0 4 4 0.00 1.000												
<b>Ron Taylor, R</b> (3, 1) <small>ERA: 5.65</small>	0.2 8 6 5 5 1 0 0 0 0 1 0 10 10 67.50 9.000												
<b>Barry Latman, R</b> (3, 1) <small>ERA: 2.87</small>	4.1 17 4 1 1 4 1 0 0 0 1 0 24 28 2.08 1.154												
<b>Jim Owens, R</b> (8, 1) <small>ERA: 3.64</small>	2.0 7 1 0 0 1 0 0 0 0 0 0 9 9 0.00 0.500												



Batter	1	2	3	4	5	6	7	8	9	AB R H RBI BB SO LOB
Ron Brand, R OBP: 0.287, SLG: 0.253 (1, 7) (8, 4)	0-0 FC3-6 1B	0-3 K			0-0 F9			0-0 5-3		4 0 1 0 0 1 3
Sonny Jackson, L OBP: 0.331, SLG: 0.338 (1, 6)	0-3 K		0-3 K		0-3 K			0-0 4-3		4 0 0 0 0 3 2
Bob Aspromonte, R OBP: 0.298, SLG: 0.332 (1, 5)	0-0 FC3-6 FC6-4 1-2f		0-0 F9			0-0 F8		0-3 K		4 0 0 0 0 1 1
Chuck Harrison, R OBP: 0.320, SLG: 0.370 (1, 3)	0-0 FC6-4 1-2f		0-0 F2			0-0 2B		0-3 K		4 0 1 0 0 1 1
Dave Nicholson, R OBP: 0.366, SLG: 0.448 (1, 8)		0-0 HR		0-3 K		0-0 F9		0-0 F8		4 1 1 1 0 1 1
John Bateman, R OBP: 0.313, SLG: 0.479 (1, 2)		0-3 K		0-3 K		0-0 F9		0-0 BB 1B 1B		4 0 1 0 0 2 1
Rusty Staub, L OBP: 0.355, SLG: 0.439 (1, 9)		0-0 BB 1B		0-3 K			4-0 G1-6-3 BB	0-0 BB 1B		3 0 2 0 1 1 0
Bob Lillis, R OBP: 0.264, SLG: 0.274 Jim Owens, R OBP: 0.143, SLG: 0.286 Bill Heath, L OBP: 0.293, SLG: 0.283 (9, PH)		0-3 K			0-0 2B		0-0 G1-6-3 1-2f	4-0 BB BB BB 1-2 2-3 BB		3 0 1 0 0 1 2 0 0 0 0 0 0 0 0 0 0 0 1 0 0
Bob Bruce, R OBP: 0.126, SLG: 0.087 Carroll Sembrera, R OBP: 0.436, SLG: 0.438 Joe Morgan, L OBP: 0.143, SLG: 0.286 Ron Taylor, R OBP: 0.231, SLG: 0.167 Barry Latman, R OBP: 0.294, SLG: 0.392 (7, PH) (8, 7)		4-0 BB			0-3 K		0-0 4-3	0-0 F8		0 0 0 0 0 0 0 0 0 0 0 0 0 0 0 0 0 0 1 0 0 0 0 0 0 0 0 0 1 0 0 0 0 1 1 2 0 0 0 0 0 3

Inning Stats	R: 0 E: 0 K: 1 S: 6	H: 1 LOB: 1 BB: 0 P: 6	R: 1 E: 0 K: 3 S: 11	H: 2 LOB: 2 BB: 1 P: 15	R: 0 E: 0 K: 1 S: 5	H: 0 LOB: 0 BB: 0 P: 5	R: 0 E: 0 K: 3 S: 9	H: 0 LOB: 0 BB: 0 P: 9	R: 0 E: 0 K: 2 S: 8	H: 1 LOB: 1 BB: 0 P: 8	R: 0 E: 0 K: 0 S: 4	H: 1 LOB: 1 BB: 0 P: 4	R: 0 E: 0 K: 0 S: 2	H: 0 LOB: 0 BB: 1 P: 6	R: 0 E: 0 K: 1 S: 5	H: 0 LOB: 0 BB: 0 P: 5	R: 0 E: 0 K: 1 S: 7	H: 2 LOB: 3 BB: 1 P: 11	1B: 4 2B: 2 3B: 0 HR: 1	SF: 0 SAC: 0 DP: 1 HBP: 0	WP: 0 PB: 0 SB: 0 CS: 0	PA: 36	
PITCHER	IP	WLS	BF	H	R	ER	SO	BB	IBB	HBP	BLK	WP	HR	S	P	ERA	WHIP						
Sandy Koufax, L ERA: 1.63	(1, 1)	6.0	W	24	5	1	10	1	0	0	0	0	0	43	47	1.50	1.000						
Bob Miller, R ERA: 3.58	(7, 1)	3.0	S	12	2	0	2	2	0	0	0	0	0	14	22	0.00	1.333						

BOTTOM

Los Angeles Dodgers @ Houston Astros  
Astrodome, Houston, TX  
Fri Aug 05 1966, 8:05 PM EDT  
Att. 46,555 - Unknown

livebaseballscorecards.com

AB	33
R	1
H	7
RBI	1
BB	3
SO	12
LOB	15



Batter	1	2	3	4	5	6	7	8	9	AB R H RBI BB SO LOB	TOP	
<b>Willie Davis, L</b> OBP: 0.289, SLG: 0.361 (1, 8) X	0-0 E 1B 1B	0-0 P3		0-0 F8			0-0 F8		H 1-0 CS HBP	4 1 1 0 0 0 1	<b>Los Angeles Dodgers @ Houston Astros</b> Astrodome, Houston, TX Sat Aug 06 1966, 8:05 PM EDT Att: 49,003 - Unknown <a href="http://livebaseballscorecards.com">livebaseballscorecards.com</a>	
<b>Maury Wills, S</b> OBP: 0.334, SLG: 0.338 (1, 6) X	0-0 E6 1B 1B		0-3 K		0-0 L4		0-0 1B	0-0 CS 1-2	4 1 2 0 0 1 0			
<b>Lou Johnson, R</b> OBP: 0.320, SLG: 0.405 (1, 9) X (8, 7)	0-0 5-3 2-H 3-H 1B		0-3 K		0-0 F3		0-3 K		4 0 1 2 0 2 1			
<b>Dick Stuart, R</b> OBP: 0.312, SLG: 0.399 (1, 3) S <b>Wes Parker, S</b> OBP: 0.339, SLG: 0.387 (7, 3) S	0-3 K		0-3 K		4-0 1B BB		0-3 K		3 0 0 0 1 3 2 0 0 0 0 0 0 0			
<b>Tommy Davis, R</b> OBP: 0.321, SLG: 0.365 (1, 7) X <b>Ron Fairly, L</b> OBP: 0.336, SLG: 0.339 (8, 9)	0-0 5-3 1-2			0-0 2B 1B 1B		0-0 1B		0-0 F8	4 1 2 0 0 0 1 0 0 0 0 0 0 0			
<b>Jim Lefebvre, S</b> OBP: 0.328, SLG: 0.445 (1, 4) S <b>Nate Oliver, R</b> OBP: 0.285, SLG: 0.217 (8, 4) S	4-0 IBB		0-3 K		0-0 F9		0-0 G3		3 0 0 0 1 1 3 0 0 0 0 0 0 0			
<b>John Roseboro, L</b> OBP: 0.367, SLG: 0.471 (1, 2) X	0-0 L4		0-0 1-3 1B 2B		0-3 K		0-0 4-3		4 1 1 0 0 1 2			
<b>John Kennedy, R</b> OBP: 0.261, SLG: 0.300 (1, 5) X		0-0 G6-4-3 1B		0-0 2-H 3-H 1B		0-0 5-3		0-3 K	4 0 2 2 0 1 0			
<b>Don Drysdale, R</b> OBP: 0.274, SLG: 0.357 (1, 1) X <b>Ron Perranoski, L</b> OBP: 0.200, SLG: 0.400 (7, 1) X <b>Phil Regan, R</b> OBP: 0.263, SLG: 0.176 (9, 1) X		0-0 G6-4-3 1-2f		0-3 K		0-3 K		0-0 6-3	3 0 0 0 0 2 2 1 0 0 0 0 0 0 0 0 0 0 0 0 0			
<b>Inning Stats</b>	R: 2 H: 3 E: 1 LOB: 2 K: 1 BB: 1 S: 8 P: 12	R: 0 H: 1 E: 0 LOB: 0 K: 0 BB: 0 S: 3 P: 3	R: 0 H: 0 E: 0 LOB: 0 K: 3 BB: 0 S: 9 P: 9	R: 2 H: 3 E: 0 LOB: 1 K: 2 BB: 0 S: 10 P: 10	R: 0 H: 1 E: 0 LOB: 2 K: 0 BB: 1 S: 4 P: 8	R: 0 H: 0 E: 0 LOB: 0 K: 2 BB: 0 S: 7 P: 7	R: 0 H: 1 E: 0 LOB: 1 K: 2 BB: 0 S: 8 P: 8	R: 0 H: 0 E: 0 LOB: 0 K: 0 BB: 0 S: 3 P: 3	R: 0 H: 0 E: 0 LOB: 0 K: 1 BB: 0 S: 4 P: 5	1B: 8 SF: 0 2B: 1 SAC: 0 3B: 0 DP: 1 HR: 0 HBP: 1	WP: 0 PA: 38 PB: 0 SB: 0 CS: 1	
<b>PITCHER</b> <b>Mike Cuellar, L</b> ERA: 2.44 (1, 1) <b>Claude Raymond, R</b> ERA: 2.64 (8, 1)	IP WLS BF H R ER SO BB IBB HBP BLK WP HR S P ERA WHIP											<b>PITCHER</b> IP WLS BF H R ER SO BB IBB HBP BLK WP HR S P ERA WHIP



BOTTOM

Los Angeles Dodgers @ Houston Astros  
Astrodome, Houston, TX  
Sat Aug 06 1966, 8:05 PM EDT  
Att. 49,003 - Unknown

livebaseballscorecards.com

AB 35  
R 3  
H 8  
RBI 3  
BB 2  
SO 7  
LOB 17



WP: 0 PA: 38  
PB: 0  
SB: 1  
CS: 1

AB R H RBI BB SO LOB

5 0 3 0 0 1 1

3 0 0 0 1 0 2  
1 0 0 0 0 0 1

3 1 1 0 1 0 2

4 1 0 0 0 0 4

3 1 1 3 0 1 1  
1 0 0 0 0 1 0

4 0 1 0 0 1 2

0 0 0 0 0 0 0  
3 0 1 0 0 2 1

4 0 0 0 0 1 2

2 0 1 0 0 0 1  
1 0 0 0 0 0 0  
0 0 0 0 0 0 0  
1 0 0 0 0 0 0

1B: 5 SF: 0  
2B: 3 SAC: 0  
3B: 0 DP: 2  
HR: 1 HBP: 1

Batter	1	2	3	4	5	6	7	8	9
Ron Davis, R OBP: 0.600, SLG: 0.600 (1, 8)	0-3 K	0-0 FC5		0-0 1B			0-0 FC4 1B		0-0 FC6-4 1B
Sonny Jackson, L OBP: 0.330, SLG: 0.336 Felix Mantilla, R OBP: 0.250, SLG: 0.339 (1, 6) (9, PH)	0-0 G3		0-0 6-3	0-0 6-3			4-0 FC4 1B BB		0-0 FC6-4
Rusty Staub, L OBP: 0.357, SLG: 0.438 (1, 9)	0-0 HR 1B		4-0 FC6-4 BB		0-0 1-3		0-0 FC4 1-2f 2-3		
Chuck Harrison, R OBP: 0.315, SLG: 0.363 (1, 3)	0-0 E5 HR		0-0 FC6-4		0-0 F8		0-0 F9		
Lee Maye, L OBP: 0.295, SLG: 0.403 Dave Nicholson, R OBP: 0.364, SLG: 0.445 (1, 7) (8, PH) (9, 7)	0-0 HR		0-0 E3		0-3 K			0-3 K	
Bob Aspromonte, R OBP: 0.297, SLG: 0.331 (1, 5)	0-3 K		0-0 F7		0-0 CS 1B		0-0 F8		0-0 F8
John Bateman, R OBP: 0.315, SLG: 0.479 Bill Heath, L OBP: 0.295, SLG: 0.304 (1, 2) (3, 2)		1-0 G6-4-3 HBP		0-0 G3 FC6-2 2B		0-3 K 1-2		0-3 K	
Bob Lillis, R OBP: 0.256, SLG: 0.264 (1, 4)		0-0 G6-4-3		0-0 G3		0-3 K			0-0 1-3
Mike Cuellar, L OBP: 0.114, SLG: 0.116 Joe Morgan, L OBP: 0.435, SLG: 0.437 Claude Raymond, R OBP: 0.111, SLG: 0.111 Gene Freese, R OBP: 0.274, SLG: 0.293 (1, 1) (7, PH) (8, 1) (9, PH)		0-0 FC5 2B		0-0 FC6-2 1B 3-H			0-0 F8		0-0 F7

Inning Stats	R: 3	H: 2	E: 1	K: 2	S: 10	LOB: 0	BB: 0	P: 10
	R: 0	H: 1	E: 0	K: 0	S: 3	LOB: 1	BB: 0	P: 4
	R: 0	H: 0	E: 1	K: 0	S: 4	LOB: 2	BB: 1	P: 8
	R: 0	H: 2	E: 0	K: 0	S: 5	LOB: 2	BB: 0	P: 5
	R: 0	H: 0	E: 0	K: 1	S: 5	LOB: 0	BB: 0	P: 5
	R: 0	H: 1	E: 0	K: 2	S: 7	LOB: 0	BB: 0	P: 7
	R: 0	H: 1	E: 0	K: 0	S: 4	LOB: 2	BB: 1	P: 8
	R: 0	H: 0	E: 0	K: 2	S: 7	LOB: 0	BB: 0	P: 7
	R: 0	H: 1	E: 0	K: 0	S: 4	LOB: 1	BB: 0	P: 4

PITCHER	IP	WLS	BF	H	R	ER	SO	BB	IBB	HBP	BLK	WP	HR	S	P	ERA	WHIP
Don Drysdale, R ERA: 4.03 (1, 1)	6.1	W	29	7	3	0	5	2	0	0	0	0	1	36	45	0.00	1.421
Ron Perranoski, L ERA: 1.82 (7, 1)	2.1		8	1	0	0	2	0	0	0	0	0	0	12	12	0.00	0.429
Phil Regan, R ERA: 1.6 (9, 1)	0.1	S	1	0	0	0	0	0	0	0	0	0	0	1	1	0.00	0.000

Batter	1	2	3	4	5	6	7	8	9	AB	R	H	RBI	BB	SO	LOB	TOP
<b>Jim Barbieri, L</b> (1, 9) <small>OBP: 0.377, SLG: 0.397</small>	0-0 	0-0 3-1		0-0 		0-0 FC4-6 <small>1-2f, 2-3</small>				6	1	2	0	0	0	6	
<b>Maury Wills, S</b> (1, 6) <small>OBP: 0.336, SLG: 0.340</small> <b>Jim Gilliam, S</b> (8, 5) <small>OBP: 0.288, SLG: 0.270</small>	0-0 SH3 <small>2-3</small>		0-0 6-3		0-0 	0-0 4-3		0-0 	0-0 	4	1	2	0	0	0	2	
<b>Willie Davis, L</b> (1, 8) <small>OBP: 0.294, SLG: 0.371</small>	0-0 F9		0-0 		0-0 F9		0-0 	0-0 	0-0 	6	3	4	1	0	0	2	
<b>John Roseboro, L</b> (1, 2) <small>OBP: 0.371, SLG: 0.473</small> <b>Jeff Torborg, R</b> (8, 2) <small>OBP: 0.288, SLG: 0.287</small>	0-0 		0-0 P6 <small>1-2</small>		0-0 		0-0 	0-0 	0-0 	5	3	3	1	0	0	2	
<b>Lou Johnson, R</b> (1, 7) <small>OBP: 0.326, SLG: 0.416</small>	0-0 		0-0 F8		0-0 G3 <small>1-2, 2-3</small>		1-0 	0-0 	4-0 	4	2	2	3	1	0	3	
<b>Jim Lefebvre, S</b> (1, 4) <small>OBP: 0.329, SLG: 0.454</small> <b>Nate Oliver, R</b> (8, PR) <small>OBP: 0.282, SLG: 0.216</small>	0-0 3-1			0-0 	0-0 4-3		0-0 4-3	0-0 	0-0 P6	5	1	2	3	0	0	4	
<b>Ron Fairly, L</b> (1, 3) <small>OBP: 0.351, SLG: 0.369</small>		0-0 		0-0 		0-0 	4-0 	0-0 	4-0 	4	1	4	3	2	0	0	
<b>John Kennedy, R</b> (1, 5) <small>OBP: 0.258, SLG: 0.293</small>		0-3 K		0-3 K		0-0 F7	1-0 	0-3 K	0-3 K	5	0	0	1	0	4	6	
<b>Claude Osteen, L</b> (1, 1) <small>OBP: 0.276, SLG: 0.345</small> <b>Joe Moeller, R</b> (2, 1) <small>OBP: 0.300, SLG: 0.125</small> <b>Ron Perranoski, L</b> (7, 1) <small>OBP: 0.200, SLG: 0.400</small> <b>Wes Covington, L</b> (8, PH) <small>OBP: 0.216, SLG: 0.156</small> <b>Jim Brewer, L</b> (8, 1)		0-3 K		0-3 K		4-0 	0-0 G1-2-3	1-0 		1	0	0	0	0	1	1	
<b>Inning Stats</b>	R: 3 E: 0 K: 0 S: 6 H: 3 LOB: 0 BB: 0 P: 6	R: 0 E: 0 K: 2 S: 8 H: 1 LOB: 1 BB: 0 P: 8	R: 0 E: 0 K: 0 S: 4 H: 1 LOB: 1 BB: 0 P: 4	R: 2 E: 0 K: 2 S: 9 H: 3 LOB: 1 BB: 0 P: 9	R: 0 E: 0 K: 0 S: 5 H: 2 LOB: 2 BB: 0 P: 5	R: 0 E: 0 K: 0 S: 4 H: 1 LOB: 2 BB: 1 P: 8	R: 2 E: 0 K: 0 S: 4 H: 2 LOB: 2 BB: 1 P: 10	R: 5 E: 2 K: 1 S: 11 H: 5 LOB: 3 BB: 0 P: 12	R: 2 E: 0 K: 1 S: 7 H: 2 LOB: 2 BB: 2 P: 15	1B: 13 2B: 3 3B: 2 HR: 2 SF: 1 SAC: 1 DP: 1 HBP: 3	WP: 0 PB: 0 SB: 1 CS: 0	PA: 53					
<b>PITCHER</b> <b>Turk Farrell, R</b> (1, 1) <small>ERA: 5.01</small> <b>Carroll Sembera, R</b> (5, 1) <small>ERA: 4.22</small> <b>Ron Taylor, R</b> (7, 1) <small>ERA: 6.02</small> <b>Jim Owens, R</b> (7, 1) <small>ERA: 4.13</small> <b>Bob Bruce, R</b> (8, 1) <small>ERA: 5.74</small>	IP: 4.0 WLS: L BF: 19 H: 8 R: 5 ER: 5 SO: 4 BB: 0 IBB: 0 HBP: 0 BLK: 0 WP: 0 HR: 2 S: 27 P: 27 ERA: 11.25 WHIP: 2.000	<b>PITCHER</b> <b>Claude Raymond, R</b> (9, 1) <small>ERA: 2.85</small>	IP: 1.0 WLS: 7 BF: 7 H: 2 R: 2 ER: 2 SO: 1 BB: 2 IBB: 0 HBP: 0 BLK: 0 WP: 0 HR: 0 S: 7 P: 15 ERA: 18.00 WHIP: 4.000														

**Los Angeles Dodgers @ Houston Astros**  
 Astrodome, Houston, TX  
 Sun Aug 07 1966, 4:33 AM EDT  
 Att: 46,558 - Unknown

AB	44
R	14
H	20
RBI	13
BB	4
SO	6
LOB	30



WP: 0	PA: 53
-------	--------



**BOTTOM**

**Los Angeles Dodgers @ Houston Astros**  
Astrodome, Houston, TX

Sun Aug 07 1966, 4:33 AM EDT  
Att. 46,558 - Unknown

[livebaseballscorecards.com](http://livebaseballscorecards.com)

<b>AB</b>	<b>35</b>
<b>R</b>	<b>3</b>
<b>H</b>	<b>9</b>
<b>RBI</b>	<b>3</b>
<b>BB</b>	<b>6</b>
<b>SO</b>	<b>0</b>
<b>LOB</b>	<b>24</b>



WP: 0	PA: 42
PB: 0	
SB: 0	
CS: 0	

AB R H RBI BB SO LOB

5 1 1 1 0 0 4

4 0 2 1 1 0 4

3 0 0 0 2 0 2

5 0 1 0 0 0 4

4 0 0 0 1 0 5

4 1 0 0 1 0 3

4 1 3 0 0 0 0

4 0 2 1 0 0 1

1B: 7	SF: 0
2B: 2	SAC: 1
3B: 0	DP: 0
HR: 0	HBP: 0

Batter	1	2	3	4	5	6	7	8	9	AB	R	H	RBI	BB	SO	LOB
<b>Ron Davis, R</b> (1, 8) OBP: 0.400, SLG: 0.500	0-0 L7	0-0 FC6-2			0-0 2B		0-0 F2	0-0 G3		5	1	1	1	0	0	4
<b>Rusty Staub, L</b> (1, 9) OBP: 0.359, SLG: 0.441	4-0 FC4-6 BB	0-0 3-1			0-0 2B		0-0 1B	0-0 F8		4	0	2	1	1	0	4
<b>Felix Mantilla, R</b> (1, 4) OBP: 0.255, SLG: 0.331	4-0 FC4-6 BB				0-0 5-3		0-0 F9		4-0 FC5-4 BB	3	0	0	0	2	0	2
<b>Chuck Harrison, R</b> (1, 3) OBP: 0.312, SLG: 0.360	0-0 FC4-6				0-0 P5		0-0 1B		0-0 F9	5	0	1	0	0	0	4
<b>Dave Nicholson, R</b> (1, 7) OBP: 0.361, SLG: 0.437	0-0 F9				4-0 BB		0-0 1-3		0-0 L4	4	0	0	0	1	0	5
<b>Bob Aspromonte, R</b> (1, 5) OBP: 0.296, SLG: 0.327		4-0 1B BB			0-0 F8		0-0 6-3		0-0 FC5-4	4	1	0	0	1	0	3
<b>Ron Brand, R</b> (1, 2) OBP: 0.305, SLG: 0.274		0-0 SH1-4 1B FC6-2 1B			0-0 FC4-6 1B		0-0 P6		0-0 BB 1B G3 1B	4	1	3	0	0	0	0
<b>Bob Lillis, R</b> (1, 6) OBP: 0.263, SLG: 0.272		0-0 FC6-2 SH1-4 1B			0-0 FC4-6		0-0 6-3		0-0 G3 BB 1-2 1B	4	0	2	1	0	0	1
<b>Turk Farrell, R</b> <b>Joe Morgan, L</b> <b>Carol Sembera, R</b> <b>Nate Colbert, R</b> <b>Ron Taylor, R</b> <b>Jim Owens, R</b> <b>Bob Bruce, R</b> <b>Gene Freese, R</b> <b>Claude Raymond, R</b>		0-0 SH1-4			0-0 L5		0-0 L6		4-0 G3 BB 1-2 2-3	0	0	0	0	0	0	0

<b>Inning Stats</b>	R: 0 E: 0 K: 3	H: 0 LOB: 2 BB: 2 P: 11	R: 1 E: 0 K: 5	H: 2 LOB: 2 BB: 1 P: 9	R: 0 E: 0 K: 3	H: 0 LOB: 0 BB: 0 P: 3	R: 0 E: 0 K: 4	H: 1 LOB: 1 BB: 0 P: 4	R: 1 E: 0 K: 5	H: 2 LOB: 2 BB: 1 P: 9	R: 0 E: 0 K: 3	H: 0 LOB: 0 BB: 0 P: 3	R: 0 E: 0 K: 5	H: 2 LOB: 2 BB: 0 P: 5	R: 1 E: 0 K: 5	H: 2 LOB: 2 BB: 1 P: 9	R: 0 E: 0 K: 3	H: 0 LOB: 1 BB: 1 P: 7	1B: 7 2B: 2 3B: 0 HR: 0	SF: 0 SAC: 1 DP: 0 HBP: 0	WP: 0 PB: 0 SB: 0 CS: 0	PA: 42
---------------------	----------------------	----------------------------------	----------------------	---------------------------------	----------------------	---------------------------------	----------------------	---------------------------------	----------------------	---------------------------------	----------------------	---------------------------------	----------------------	---------------------------------	----------------------	---------------------------------	----------------------	---------------------------------	----------------------------------	------------------------------------	----------------------------------	--------

PITCHER	IP	WLS	BF	H	R	ER	SO	BB	IBB	HBP	BLK	WP	HR	S	P	ERA	WHIP
<b>Claude Osteen, L</b> (1, 1) ERA: 2.54	1.0		8	2	1	1	0	3	0	0	0	0	0	5	17	9.00	5.000
<b>Joe Moeller, R</b> (2, 1) ERA: 2.12	5.0	W	19	3	1	1	0	1	0	0	0	0	0	18	22	1.80	0.800
<b>Ron Perranoski, L</b> (7, 1) ERA: 1.79	1.0		5	2	0	0	0	0	0	0	0	0	0	5	5	0.00	2.000
<b>Jim Brewer, L</b> (8, 1) ERA: 4.85	2.0	S	10	2	1	1	0	2	0	0	0	0	0	8	16	4.50	2.000

Batter	1	2	3	4	5	6	7	8	9	AB R H RBI BB SO LOB	TOP														
Jim Barbieri, L (1, 9) OBP: 0.365, SLG: 0.382	0-0 4-3		0-0 F2		0-0 1-3		0-0 5-3 2B 1B		0-3 K	5 1 1 0 0 1 0															
Maury Wills, S (1, 6) OBP: 0.336, SLG: 0.341	0-0 6-3		0-0 F3		0-0 1B		0-0 5-3 1-2		0-0 E 1B 1B	5 1 2 0 0 0 1															
Willie Davis, L (1, 8) OBP: 0.298, SLG: 0.379	0-0 2B		0-0 4-3		0-3 K		0-0 2-H 2B		0-0 E 1B 1-2	5 1 3 1 0 1 1															
John Roseboro, L (1, 2) OBP: 0.368, SLG: 0.472	0-0 P7			0-0 F9	0-3 K		0-0 4-3		0-0 E 1B E 2B 1-H 2-H	5 1 1 2 0 1 3															
Lou Johnson, R (1, 7) OBP: 0.324, SLG: 0.411		0-0 P4		0-0 G3		0-0 P4		4-0 HR BB	0-0 F3	4 1 0 0 1 0 0															
Ron Fairly, L (1, 3) OBP: 0.356, SLG: 0.405		0-0 HR		0-0 1B 2B		0-0 4-1		0-0 1-H HR	0-0 E8	5 3 3 3 0 0 0															
Jim Lefebvre, S (1, 4) OBP: 0.332, SLG: 0.468		0-0 HR		0-0 BB 1B		0-0 2B		0-0 4-3	0-0 F8	5 1 3 2 0 0 1 0 0 0 0 0 0 0															
Nate Oliver, R (9, 4) OBP: 0.282, SLG: 0.216				2-H 1B		2B																			
John Kennedy, R (1, 5) OBP: 0.257, SLG: 0.291		0-0 L6		4-0 FC5-4 BB		0-0 L4		0-0 P6		1 0 0 0 0 0 0 0 0 0 0 1 0 0 2 0 0 0 0 0 1															
Wes Covington, L (4, PH) OBP: 0.237, SLG: 0.156				1-2 BB																					
Jim Gilliam, S (4, 5) OBP: 0.285, SLG: 0.267				3 FC5-4																					
Don Sutton, R (1, 1) OBP: 0.219, SLG: 0.238		0-0 6-3		0-0 1-2			0-0 1-3		0-3 K	1 0 0 0 0 0 0 0 0 0 0 0 0 0 1 0 0 0 0 0 2 0 0 0 0 0 0 0 1 0 0 0 0 0 0 1 0 0 0 0 1 0 0 0 0 0 0 0 0															
Bob Miller, R (2, 1) OBP: 0.310, SLG: 0.396																									
Dick Stuart, R (4, PH) OBP: 0.338, SLG: 0.386																									
Jim Brewer, L (4, 1) OBP: 0.250, SLG: 0.167																									
Wes Parker, S (7, PH) OBP: 0.250, SLG: 0.167																									
Phil Niekro, R (7, 1) OBP: 0.250, SLG: 0.167																									
Ron Fierano, L (9, 1) OBP: 0.200, SLG: 0.400																									
<b>Inning Stats</b>	R: 0 E: 0 K: 0 S: 4	H: 1 LOB: 1 BB: 0 P: 4	R: 2 E: 0 K: 0 S: 5	H: 2 LOB: 0 BB: 0 P: 5	R: 0 E: 0 K: 0 S: 3	H: 0 LOB: 0 BB: 0 P: 3	R: 1 E: 0 K: 0 S: 5	H: 2 LOB: 2 BB: 1 P: 9	R: 0 E: 0 K: 2 S: 8	H: 1 LOB: 1 BB: 0 P: 8	R: 0 E: 0 K: 0 S: 4	H: 1 LOB: 1 BB: 0 P: 4	R: 1 E: 0 K: 0 S: 5	H: 2 LOB: 1 BB: 0 P: 5	R: 2 E: 0 K: 1 S: 6	H: 1 LOB: 0 BB: 1 P: 10	R: 3 E: 3 K: 1 S: 9	H: 3 LOB: 1 BB: 0 P: 9	1B: 5 2B: 5 3B: 0 HR: 3	SF: 0 SAC: 0 DP: 0 HBP: 0	WP: 0 PB: 0 SB: 0 CS: 0	PA: 43			
<b>PITCHER</b>	IP WLS BF H R ER SO BB IBB HBP BLK WP HR S P ERA WHIP																								
Ken Johnson, R (1, 1) ERA: 3.05	6.2		29	8	4	4	2	1	0	0	0	0	2	32	36	5.40	1.350								
Ted Abernathy, R (7, 1) ERA: 4.56	0.1		4	2	2	2	0	1	0	0	0	0	1	3	7	54.00	9.000								
Clay Carroll, R (8, 1) ERA: 2.23	1.0		3	0	0	0	1	0	0	0	0	0	0	5	5	0.00	0.000								
Jay Ritchie, R (9, 1) ERA: 3.68	0.2		6	3	3	2	1	0	0	0	0	0	0	8	8	27.00	4.500								
Phil Niekro, R (9, 1) ERA: 5.23	0.1	W	1	0	0	0	0	0	0	0	0	0	0	1	1	0.00	0.000								

Los Angeles Dodgers @ Atlanta Braves  
Atlanta Stadium, Atlanta, GA  
Mon Aug 08 1966, 7:05 PM EDT  
Att: 28,541 - Unknown

livebaseballscorecards.com

AB	41
R	9
H	13
RBI	8
BB	2
SO	4
LOB	9



Batter	1	2	3	4	5	6	7	8	9	AB R H RBI BB SO LOB
Lee Bales, S (1, 4) Ty Cline, L (9, PH) OBP: 0.125, SLG: 0.125 OBP: 0.423, SLG: 0.423	0-0 2B 1B	0-0 F9		0-0 F3		0-0 F2			0-0 E7 1B	4 1 1 0 0 0 1 1 1 1 0 0 0 0
Mack Jones, L (1, 8) OBP: 0.329, SLG: 0.472	0-0 1B 2B	0-0 HR		0-0 G6-4-3 1B			0-3 K		0-0 1B WP 1B	5 3 4 3 0 1 0
Hank Aaron, R (1, 9) OBP: 0.377, SLG: 0.564	0-0 1B 1B	0-0 F5		0-0 G6-4-3 1-2f			4-0 G4-3 BB		0-0 L7	4 1 1 0 1 0 2
Felipe Alou, R (1, 3) OBP: 0.359, SLG: 0.528	0-0 1B 1B	0-0 1B			0-0 WP 1B		0-0 G4-3 1-2f		0-0 1B 1B	5 2 4 1 0 0 1
Joe Torre, R (1, 2) Gary Geiger, L (9, PR) OBP: 0.365, SLG: 0.540 OBP: 0.320, SLG: 0.387	0-3 K	0-0 FC6-4 1B			0-0 FC1-5-4-6-2 1B				0-0 4-3 1B 1B	5 0 2 1 0 1 3 0 1 0 0 0 0 0
Rico Carty, R (1, 7) OBP: 0.401, SLG: 0.433	0-0 1B 1B	0-0 FC6-4			0-0 F7			4-0 BB BB	0-0 1B 1B	4 1 2 2 1 0 2
Denis Menke, R (1, 5) OBP: 0.353, SLG: 0.410	4-0 1B BB			0-0 F7			0-0 F8		0-0 1B 1B	4 0 1 1 1 0 1
Woody Woodward, R (1, 6) OBP: 0.333, SLG: 0.333	0-0 1B			0-0 P8			4-0 SH2-4 BB		4-0 1B BB	2 0 1 2 2 0 0
Ken Johnson, R (1, 1) Ted Abernathy, R (7, 1) Clay Carroll, R (8, 1) Eddie Mathews, L (8, PH) Jay Ritchie, R (9, 1) Phil Niekro, R (9, 1)	0-3 K			0-0 5-3			0-0 SH2-4		0-3 K	2 0 0 0 0 1 1 0 0 0 0 0 0 0 0 0 0 0 0 0 0 1 0 0 0 0 1 2 0 0 0 0 0 0 0 0 0 0 0 0 0 0

Inning Stats	R: 5 E: 0 K: 2 S: 12	H: 6 LOB: 1 BB: 1 P: 16	R: 1 E: 0 K: 0 S: 6	H: 3 LOB: 2 BB: 0 P: 6	R: 0 E: 0 K: 0 S: 3	H: 0 LOB: 0 BB: 0 P: 3	R: 0 E: 0 K: 0 S: 3	H: 1 LOB: 0 BB: 0 P: 3	R: 0 E: 0 K: 0 S: 3	H: 1 LOB: 0 BB: 0 P: 3	R: 0 E: 0 K: 1 S: 3	H: 0 LOB: 1 BB: 1 P: 7	R: 0 E: 0 K: 1 S: 4	H: 0 LOB: 0 BB: 1 P: 8	R: 0 E: 0 K: 1 S: 5	H: 0 LOB: 2 BB: 2 P: 13	R: 4 E: 1 K: 0 S: 7	H: 6 LOB: 2 BB: 0 P: 7	1B: 15 2B: 2 3B: 0 HR: 1	SF: 0 SAC: 1 DP: 3 HBP: 0	WP: 2 PB: 0 SB: 0 CS: 0	PA: 43 ERA WHIP	
PITCHER	IP	WLS	BF	H	R	ER	SO	BB	IBB	HBP	BLK	WP	HR	S	P	ERA	WHIP						
Don Sutton, R (1, 1) ERA: 3.53	1.2		14	9	6	6	2	1	0	0	0	0	1	17	21	32.40	6.000						
Bob Miller, R (2, 1) ERA: 3.44	1.1		4	0	0	0	0	0	0	0	0	0	0	4	4	0.00	0.000						
Jim Brewer, L (4, 1) ERA: 3.94	3.0		10	2	0	0	0	1	0	0	0	1	0	9	13	0.00	1.000						
Phil Regan, R (7, 1) ERA: 1.9	2.1		12	3	3	3	2	3	0	0	0	1	0	13	25	11.57	2.571						
Ron Perranoski, L (9, 1) ERA: 1.95	0.0	L	3	3	1	1	0	0	0	0	0	0	0	3	3	∞	∞						

**Los Angeles Dodgers @ Atlanta Braves**  
Atlanta Stadium, Atlanta, GA  
Mon Aug 08 1966, 7:05 PM EDT  
Att. 28,541 - Unknown

AB	37
R	10
H	17
RBI	10
BB	5
SO	4
LOB	13



[livebaseballscorecards.com](http://livebaseballscorecards.com)

Batter	1	2	3	4	5	6	7	8	9	AB R H RBI BB SO LOB	TOP																				
Willie Davis, L (1, 8) OBP: 0.295, SLG: 0.375	0-3 K		0-3 K			0-0 F5		0-0 F7		4 0 0 0 0 2 1	<b>Los Angeles Dodgers @ Atlanta Braves</b> Atlanta Stadium, Atlanta, GA Tue Aug 09 1966, 7:05 PM EDT Att: 52,270 - Unknown <a href="http://livebaseballscorecards.com">livebaseballscorecards.com</a>																				
Maury Wills, S (1, 6) OBP: 0.333, SLG: 0.337	0-0 6-3		0-0 F3			0-0 F7			0-0 L8	4 0 0 0 0 0 0																					
Lou Johnson, R (1, 9) OBP: 0.323, SLG: 0.407	4-0 BB BB				0-3 K2-3				0-0 6-3	3 0 0 0 1 1 0																					
Tommy Davis, R (1, 7) OBP: 0.324, SLG: 0.365	4-0 1-2 BB				0-3 K				0-0 F9 FC6-4 1B	3 0 1 0 1 1 0																					
Dick Stuart, R (1, 3) OBP: 0.302, SLG: 0.385	0-0 F3				0-3 K				0-0 FC6-4 1-2f	4 0 0 0 0 1 3																					
Jim Lefebvre, S (1, 4) OBP: 0.332, SLG: 0.475			0-3 K			0-0 F8			0-0 HR	3 1 1 1 0 1 0																					
John Roseboro, L (1, 2) OBP: 0.365, SLG: 0.467			0-0 4-3			0-0 P4			0-0 5-3	3 0 0 0 0 0 0																					
John Kennedy, R (1, 5) OBP: 0.253, SLG: 0.287			0-3 K			0-0 L8			0-3 K	3 0 0 0 0 2 0																					
Sandy Koufax, R (1, 1) OBP: 0.093, SLG: 0.095			0-3 K			0-3 K			0-0 2B	3 0 1 0 0 2 0																					
<b>Inning Stats</b>	R: 0 E: 0 K: 1 S: 5	H: 0 LOB: 2 BB: 2 P: 13	R: 0 E: 0 K: 2 S: 7	H: 0 LOB: 0 BB: 0 P: 7	R: 0 E: 0 K: 2 S: 7	H: 0 LOB: 0 BB: 0 P: 7	R: 0 E: 0 K: 3 S: 9	H: 0 LOB: 0 BB: 0 P: 9	R: 0 E: 0 K: 0 S: 3	H: 0 LOB: 0 BB: 0 P: 3	R: 0 E: 0 K: 1 S: 5	H: 0 LOB: 0 BB: 0 P: 5	R: 0 E: 0 K: 0 S: 3	H: 0 LOB: 0 BB: 0 P: 3	R: 1 E: 0 K: 1 S: 7	H: 2 LOB: 1 BB: 0 P: 7	R: 0 E: 0 K: 0 S: 4	H: 1 LOB: 1 BB: 0 P: 4	1B: 1 2B: 1 3B: 0 HR: 1	SF: 0 SAC: 0 DP: 0 HBP: 0	WP: 0 PB: 0 SB: 0 CS: 0	PA: 32									
PITCHER Denny Lemaster, L (1, 1) ERA: 3.87	IP 9.0	WLS W	BF 32	H 3	R 1	ER 1	SO 10	BB 2	IBB 0	HBP 0	BLK 0	WP 0	HR 1	S 50	P 58	ERA 1.00	WHIP 0.556														
											PITCHER	IP	WLS	BF	H	R	ER	SO	BB	IBB	HBP	BLK	WP	HR	S	P	ERA	WHIP			



Batter	1	2	3	4	5	6	7	8	9	AB R H RBI BB SO LOB
--------	---	---	---	---	---	---	---	---	---	----------------------

<b>Felipe Alou, R</b> <small>(1, 3) OBP: 0.358, SLG: 0.532</small> 										4 1 1 1 0 0 1
---	--	--	--	--	--	--	--	--	--	---------------

<b>Eddie Mathews, L</b> <small>(1, 5) OBP: 0.325, SLG: 0.355</small> 										4 1 1 1 0 3 1
---	--	--	--	--	--	--	--	--	--	---------------

<b>Hank Aaron, R</b> <small>(1, 9) OBP: 0.374, SLG: 0.560</small> 										3 0 0 0 0 1 0
--	--	--	--	--	--	--	--	--	--	---------------

<b>Gene Oliver, R</b> <small>(1, 2) OBP: 0.262, SLG: 0.387</small> 										3 0 0 0 0 0 0
---	--	--	--	--	--	--	--	--	--	---------------

<b>Rico Carty, R</b> <small>(1, 7) OBP: 0.397, SLG: 0.429</small> 										3 0 0 0 0 1 0
--	--	--	--	--	--	--	--	--	--	---------------

<b>Mack Jones, L</b> <small>(1, 8) OBP: 0.327, SLG: 0.468</small> <b>Miguel de la Hoz, R</b> <small>(8, PH) OBP: 0.239, SLG: 0.254</small> <b>Ty Cline, L</b> <small>(8, PR) OBP: 0.423, SLG: 0.423</small> 										2 0 0 0 0 1 0
--	--	--	--	--	--	--	--	--	--	---------------

<b>Denis Menke, R</b> <small>(1, 6) OBP: 0.351, SLG: 0.408</small> 										2 0 0 0 0 0 0
---	--	--	--	--	--	--	--	--	--	---------------

<b>Woody Woodward, R</b> <small>(1, 4) OBP: 0.336, SLG: 0.340</small> 										3 0 2 0 0 1 0
--	--	--	--	--	--	--	--	--	--	---------------

<b>Denny Lemaster, R</b> <small>(1, 1) OBP: 0.158, SLG: 0.130</small> 										3 0 0 0 0 2 3
--	--	--	--	--	--	--	--	--	--	---------------

Inning Stats	R: 1 H: 1 E: 0 K: 2 S: 8	H: 1 LOB: 0 BB: 0 P: 8	R: 0 H: 0 E: 0 K: 0 S: 3	H: 0 LOB: 0 BB: 0 P: 3	R: 0 H: 0 E: 0 K: 2 S: 7	H: 0 LOB: 0 BB: 0 P: 7	R: 0 H: 0 E: 0 K: 1 S: 5	H: 0 LOB: 0 BB: 0 P: 5	R: 0 H: 0 E: 0 K: 2 S: 7	H: 0 LOB: 0 BB: 0 P: 7	R: 0 H: 1 E: 0 K: 1 S: 6	H: 1 LOB: 1 BB: 0 P: 6	R: 0 H: 0 E: 0 K: 0 S: 3	H: 0 LOB: 0 BB: 0 P: 3	R: 0 H: 1 E: 0 K: 1 S: 5	H: 1 LOB: 2 BB: 1 P: 9	R: 1 H: 1 E: 0 K: 0 S: 2	H: 1 LOB: 0 BB: 0 P: 2	1B: 1 2B: 1 3B: 0 HR: 2	SF: 0 SAC: 1 DP: 0 HBP: 0	WP: 0 PB: 0 SB: 0 CS: 0	PA: 29
--------------	--------------------------	------------------------	--------------------------	------------------------	--------------------------	------------------------	--------------------------	------------------------	--------------------------	------------------------	--------------------------	------------------------	--------------------------	------------------------	--------------------------	------------------------	--------------------------	------------------------	-------------------------	---------------------------	-------------------------	--------

<b>PITCHER</b> <b>Sandy Koufax, L</b> <small>(1, 1) ERA: 1.65</small>	IP: 8.1 WLS: L BF: 29 H: 4 R: 2 ER: 2 SO: 9 BB: 1 IBB: 0 HBP: 0 BLK: 0 WP: 0 HR: 2 S: 46 P: 50 ERA: 2.16 WHIP: 0.600	<b>PITCHER</b> <small>(1, 1) ERA: 1.65</small>	IP: 8.1 WLS: L BF: 29 H: 4 R: 2 ER: 2 SO: 9 BB: 1 IBB: 0 HBP: 0 BLK: 0 WP: 0 HR: 2 S: 46 P: 50 ERA: 2.16 WHIP: 0.600
---	--	---	--

**BOTTOM**

**Los Angeles Dodgers @ Atlanta Braves**  
 Atlanta Stadium, Atlanta, GA  
 Tue Aug 09 1966, 7:05 PM EDT  
 Att. 52,270 - Unknown

[livebaseballscorecards.com](http://livebaseballscorecards.com)

<b>AB</b>	27
<b>R</b>	2
<b>H</b>	4
<b>RBI</b>	2
<b>BB</b>	1
<b>SO</b>	9
<b>LOB</b>	5



Batter	1	2	3	4	5	6	7	8	9	AB R H RBI BB SO LOB	TOP											
Willie Davis, L (1, 8) OBP: 0.296, SLG: 0.380	0-0 2B		0-0 4-3 2B		0-0 4-3		0-0 F8		0-0 L3	5 0 2 0 0 0 1	<b>Los Angeles Dodgers @ Atlanta Braves</b> Atlanta Stadium, Atlanta, GA Wed Aug 10 1966, 7:05 PM EDT Att: 23,389 - Unknown <a href="http://livebaseballscorecards.com">livebaseballscorecards.com</a>											
Maury Wills, S (1, 6) OBP: 0.333, SLG: 0.337	0-0 F9		0-0 4-3		0-0 L8			0-0 1B 1B	4 0 1 0 0 0 2													
Lou Johnson, R (1, 9) OBP: 0.320, SLG: 0.402 (8, 7)	0-0 L7		0-3 K		0-3 K			0-0 L7	4 0 0 0 0 2 3													
Tommy Davis, R (1, 7) OBP: 0.323, SLG: 0.363 Nate Oliver, R (8, PR) OBP: 0.282, SLG: 0.216 Al Ferrara, R (8, 9) OBP: 0.328, SLG: 0.453	0-0 5-3		0-3 K		0-0 5-3			0-0 1-2 1B	4 0 1 0 0 1 2 0 0 0 0 0 0 0 0 0 0 0 0 0 0													
Dick Stuart, R (1, 3) OBP: 0.309, SLG: 0.387 Ron Fairly, L (8, PH) OBP: 0.355, SLG: 0.404 (8, 3)		0-0 6-3		4-0 BB BB		0-0 1B		0-0 L8	2 0 1 0 1 0 0 1 0 0 0 0 0 2													
Jim Lefebvre, S (1, 4) OBP: 0.332, SLG: 0.481		0-0 HR		0-0 F8		0-0 F8		0-0 L8	4 1 1 1 0 0 4													
Jim Gilliam, S (1, 5) OBP: 0.279, SLG: 0.261		0-0 F9		0-0 E3		0-0 P6		0-0 L8	4 0 0 0 0 0 2													
John Roseboro, L (1, 2) OBP: 0.366, SLG: 0.468		0-0 1B		0-3 K		0-0 F5		0-0 FC4-6 1B	4 0 2 0 0 1 2													
Don Drysdale, R (1, 1) OBP: 0.287, SLG: 0.347 Bob Miller, R (6, 1) Wes Parker, S (7, PH) OBP: 0.237, SLG: 0.385 Claude Osteen, L (7, 1) OBP: 0.276, SLG: 0.345 Wes Covington, L (9, PH) OBP: 0.231, SLG: 0.152 John Kennedy, R (9, PR) OBP: 0.253, SLG: 0.287		0-0 5-3		0-0 F9		0-0 G3		0-0 FC4-6 1-2f	2 0 0 0 0 0 3 0 0 0 0 0 0 0 1 0 0 0 0 0 0 0 0 0 0 0 0 0 1 0 0 0 0 0 1 0 0 0 0 0 0 0													
<b>Inning Stats</b>	R: 0 E: 0 K: 0 S: 4	H: 1 LOB: 1 BB: 0 P: 4	R: 1 E: 0 K: 0 S: 5	H: 2 LOB: 1 BB: 0 P: 5	R: 0 E: 0 K: 2 S: 8	H: 1 LOB: 1 BB: 0 P: 8	R: 0 E: 1 K: 1 S: 6	H: 0 LOB: 2 BB: 1 P: 10	R: 0 E: 0 K: 1 S: 5	H: 0 LOB: 0 BB: 0 P: 5		R: 0 E: 0 K: 0 S: 4	H: 1 LOB: 1 BB: 0 P: 4	R: 0 E: 0 K: 0 S: 3	H: 0 LOB: 0 BB: 0 P: 3	R: 0 E: 0 K: 0 S: 5	H: 2 LOB: 2 BB: 0 P: 5	R: 0 E: 0 K: 0 S: 4	H: 1 LOB: 1 BB: 0 P: 4	1B: 5 2B: 2 3B: 0 HR: 1	SF: 0 SAC: 0 DP: 0 HBP: 0	WP: 0 PB: 0 SB: 0 CS: 0
<b>PITCHER</b>	IP WLS BF H R ER SO BB IBB HBP BLK WP HR S P ERA WHIP																					
Dick Kelley, L (1, 1) ERA: 3.86	7.1 W 31 7 1 1 4 1 0 0 0 0 1 38 42 1.23 1.091																					
Clay Carroll, R (8, 1) ERA: 2.2	1.2 S 6 1 0 0 0 0 0 0 0 0 0 6 6 0.00 0.600																					




Batter	1	2	3	4	5	6	7	8	9
<b>Felipe Alou, R</b> OBP: 0.360, SLG: 0.538 (1, 3) X	0-0 HR		0-0 1B		0-0 E5 G3 SF7	0-3 K		4-0 IBB	
<b>Eddie Mathews, L</b> OBP: 0.321, SLG: 0.349 (1, 5) X	0-0 F5		0-0 F8		0-0 G3		0-3 K	0-3 K	
<b>Hank Aaron, R</b> OBP: 0.373, SLG: 0.561 (1, 9) X	0-0 F8		0-0 F3		0-0 SF7		0-0 2B		
<b>Joe Torre, R</b> OBP: 0.366, SLG: 0.539 (1, 2) X	0-0 5-3			0-0 3-1 1B	0-0 2B 1B		0-0 P5		
<b>Rico Carty, R</b> OBP: 0.401, SLG: 0.435 (1, 7) X		0-3 K		0-0 3-1 1B	0-0 2B		4-0 FC6-4 IBB		
<b>Mack Jones, L</b> OBP: 0.327, SLG: 0.467 (1, 8) X		0-0 1B		0-0 3-1		0-0 E3 2B	0-0 FC6-4		
<b>Miguel de la Hoz, R</b> OBP: 0.235, SLG: 0.250 (7, PH)				1-2 2-3			1-2		
<b>Ty Cline, L</b> OBP: 0.423, SLG: 0.423 (8, 8)									
<b>Denis Menke, R</b> OBP: 0.356, SLG: 0.414 (1, 6) X		0-0 P6		4-0 IBB		0-0 2B		0-0 SH2-4 1B	
<b>Woody Woodward, R</b> OBP: 0.332, SLG: 0.335 (1, 4) X		0-3 K		0-0 L6		0-0 5-3		0-0 F8	
<b>Dick Kelley, R</b> (1, 1) X			0-0 F8		0-0 L3		0-3 K	0-0 SH2-4	
<b>Clay Carroll, R</b> (8, 1)								1-2	

AB	R	H	RBI	BB	SO	LOB
4	2	2	1	1	1	2
5	0	0	0	0	2	4
3	0	1	1	0	0	1
4	1	2	0	0	0	1
3	0	2	1	1	1	0
3	0	1	0	0	0	2
1	0	0	0	0	0	2
0	0	0	0	0	0	0
3	0	2	0	1	0	1
4	0	0	0	0	1	7
3	0	0	0	0	1	5
0	0	0	0	0	0	0

**Los Angeles Dodgers @ Atlanta Braves**  
**Atlanta Stadium, Atlanta, GA**  
 Wed Aug 10 1966, 7:05 PM EDT  
 Att. 23,389 - Unknown

<b>AB</b>	<b>33</b>
<b>R</b>	<b>3</b>
<b>H</b>	<b>10</b>
<b>RBI</b>	<b>3</b>
<b>BB</b>	<b>3</b>
<b>SO</b>	<b>6</b>
<b>LOB</b>	<b>25</b>

WP: 0 PA: 38  
 PB: 0  
 SB: 1  
 CS: 0



Inning Stats	R: 1	H: 1	E: 0	LOB: 0	K: 0	BB: 0	S: 4	P: 4									
<b>Don Drysdale, R</b> ERA: 3.97 (1, 1)	5.0	WLS: 1	BF: 25	H: 8	R: 3	ER: 1	SO: 2	BB: 0	IBB: 1	HBP: 0	BLK: 0	WP: 0	HR: 1	S: 28	P: 32	ERA: 1.80	WHIP: 1.600
<b>Bob Miller, R</b> ERA: 3.34 (6, 1)	1.0	WLS: 0	BF: 3	H: 0	R: 0	ER: 0	SO: 2	BB: 0	IBB: 0	HBP: 0	BLK: 0	WP: 0	HR: 0	S: 7	P: 7	ERA: 0.00	WHIP: 0.000
<b>Claude Osteen, L</b> ERA: 2.51 (7, 1)	2.0	WLS: 0	BF: 10	H: 2	R: 0	ER: 0	SO: 2	BB: 0	IBB: 2	HBP: 0	BLK: 0	WP: 0	HR: 0	S: 12	P: 20	ERA: 0.00	WHIP: 1.000

1B	2B	3B	HR	SF	SAC	DP	HBP
6	3	0	1	1	0	0	0

Batter	1	2	3	4	5	6	7	8	9	AB R H RBI BB SO LOB	TOP
Adolfo Phillips, R (1, 8) OBP: 0.348, SLG: 0.469	0-3 K		0-0 CS 1B			0-3 K		0-3 K		4 0 1 0 0 3 0	
Glenn Beckert, R (1, 4) OBP: 0.319, SLG: 0.349	0-0 1B		0-0 5-3 1-2			0-0 1B			0-0 FC4-6 1B	4 0 3 0 0 0 1	
Billy Williams, L (1, 9) OBP: 0.354, SLG: 0.479	0-0 1-3 1B			4-0 BB G6-4-3		0-0 P6			0-0 FC4-6 2B	3 1 1 0 1 0 2	
Ron Santo, R (1, 5) OBP: 0.414, SLG: 0.563	0-3 K			0-0 G6-4-3 1-2f		0-0 P4			0-0 1B 2B	4 1 1 1 0 1 4	
14 Ernie Banks, R (1, 3) OBP: 0.303, SLG: 0.425	0-0 F7			0-0 F9			0-0 6-3		4-0 1B IBB	3 0 0 0 1 0 2	
Byron Browne, R (1, 7) George Altman, L (9, PH) OBP: 0.273, SLG: 0.382 (9, 7)		0-0 F9			0-3 K2-3		0-3 K		0-0 1-3 2-H 1B	3 0 0 0 0 2 0 1 0 1 1 0 0 0	
Randy Hundley, R (1, 2) OBP: 0.304, SLG: 0.454		0-0 L7			0-3 K		0-3 K		0-3 K	4 0 0 0 0 3 2	
Don Kessinger, S (1, 6) OBP: 0.281, SLG: 0.282		0-0 P6			4-0 BB			0-0 4-3	0-0 F8	3 0 0 0 1 0 2	
Ken Holtzman, R (1, 1) OBP: 0.128, SLG: 0.109			0-3 K		0-0 F8			0-0 4-3		3 0 0 0 0 1 1	
<b>Inning Stats</b>	R: 0 H: 2 E: 0 LOB: 2 K: 2 BB: 0 S: 9 P: 9	R: 0 H: 0 E: 0 LOB: 0 K: 0 BB: 0 S: 3 P: 3	R: 0 H: 1 E: 0 LOB: 0 K: 1 BB: 0 S: 5 P: 5	R: 0 H: 0 E: 0 LOB: 0 K: 0 BB: 1 S: 2 P: 6	R: 0 H: 0 E: 0 LOB: 1 K: 2 BB: 1 S: 7 P: 11	R: 0 H: 1 E: 0 LOB: 1 K: 1 BB: 0 S: 6 P: 6	R: 0 H: 0 E: 0 LOB: 0 K: 2 BB: 0 S: 7 P: 7	R: 0 H: 0 E: 0 LOB: 0 K: 1 BB: 0 S: 5 P: 5	R: 2 H: 3 E: 0 LOB: 2 K: 1 BB: 1 S: 8 P: 12	1B: 6 SF: 0 2B: 1 SAC: 0 3B: 0 DP: 1 HR: 0 HBP: 0	WP: 0 PA: 35 PB: 0 SB: 0 CS: 1
<b>PITCHER</b>	IP WLS BF H R ER SO BB IBB HBP BLK WP HR S P ERA WHIP										
Don Sutton, R (1, 1) ERA: 3.46	8.1 L 31 6 2 2 9 2 0 0 0 0 0 0 47 55 2.16 0.960										
Phil Regan, R (9, 1) ERA: 1.89	0.2 4 1 0 0 1 0 1 0 0 0 0 0 5 9 0.00 1.500										

Chicago Cubs @ Los Angeles Dodgers  
Dodger Stadium, Los Angeles, CA  
Fri Aug 12 1966, 7:05 PM PDT  
Att: 30,441 - Unknown

AB	32
R	2
H	7
RBI	2
BB	3
SO	10
LOB	14





Batter	1	2	3	4	5	6	7	8	9	AB	R	H	RBI	BB	SO	LOB					
Willie Davis, L OBP: 0.296, SLG: 0.379 (1, 8)	0-0 G3 SUS	0-3 K			0-0 CS 1B			0-0 F8		4	0	1	0	0	1	0					
Maury Wills, S OBP: 0.330, SLG: 0.333 (1, 6)	0-0 6-3		0-0 4-3		0-0 CS 1-2	0-0 F9			0-0 L4	4	0	0	0	0	0	0					
Lou Johnson, R OBP: 0.322, SLG: 0.403 (1, 9)	0-0 1B WP 1B		0-0 F8			0-0 6-3			0-0 FC5-4 1B	4	1	2	0	0	0	0					
Tommy Davis, R OBP: 0.322, SLG: 0.361 (1, 7)	0-0 1B WP 1B 1-3		0-0 F9			0-0 1-3			0-0 P4	4	0	1	0	0	0	1					
Dick Stuart, R OBP: 0.310, SLG: 0.382 Wes Parker, S OBP: 0.337, SLG: 0.385 Al Ferrara, R OBP: 0.325, SLG: 0.449 (1, 3) (8, 3) (9, PH)	4-0 1B BB 1-2 3-H		0-0 F9			0-0 F8			0-0 FC5-4 1-2f	2	0	0	0	1	0	0					
Jim Lefebvre, S OBP: 0.332, SLG: 0.480 (1, 4)	0-0 1B 1-2 2-3		0-0 F7			0-3 K				3	0	1	0	0	1	0					
John Roseboro, L OBP: 0.363, SLG: 0.463 (1, 2)	0-3 K		0-3 K			0-3 K				3	0	0	0	0	3	3					
John Kennedy, R OBP: 0.250, SLG: 0.283 (1, 5)		0-3 K			0-3 K			0-0 F7		3	0	0	0	0	2	0					
Don Sutton, R OBP: 0.209, SLG: 0.227 Phil Regan, R OBP: 0.250, SLG: 0.167 (1, 1) (9, 1)		0-3 K			0-3 K			0-0 4-3		3	0	0	0	0	2	0					
										0	0	0	0	0	0	0					
<b>Inning Stats</b>	R: 1 E: 0 K: 1 S: 8	H: 3 LOB: 3 BB: 1 P: 12	R: 0 E: 0 K: 3 S: 9	H: 0 LOB: 0 BB: 0 P: 9	R: 0 E: 0 K: 0 S: 3	H: 0 LOB: 0 BB: 0 P: 3	R: 0 E: 0 K: 1 S: 5	H: 0 LOB: 0 BB: 0 P: 5	R: 0 E: 0 K: 2 S: 7	H: 1 LOB: 0 BB: 0 P: 7	R: 0 E: 0 K: 0 S: 3	H: 0 LOB: 0 BB: 0 P: 3	R: 0 E: 0 K: 0 S: 3	H: 0 LOB: 0 BB: 0 P: 3	R: 0 E: 0 K: 0 S: 4	H: 1 LOB: 1 BB: 0 P: 4	1B: 5 2B: 0 3B: 0 HR: 0	SF: 0 SAC: 0 DP: 0 HBP: 0	WP: 1 PB: 0 SB: 0 CS: 1	PA: 33	
<b>PITCHER</b> Ken Holtzman, L ERA: 3.7 (1, 1)	IP 9.0	WLS W	BF 32	H 5	R 1	ER 1	SO 9	BB 1	IBB 0	HBP 0	BLK 0	WP 1	HR 0	S 49	P 53	ERA 1.00	WHIP 0.667				

**BOTTOM**

**Chicago Cubs @ Los Angeles Dodgers**  
**Dodger Stadium, Los Angeles, CA**  
 Fri Aug 12 1966, 7:05 PM PDT  
 Att. 30,441 - Unknown

[livebaseballscorecards.com](http://livebaseballscorecards.com)

<b>AB</b>	<b>31</b>
<b>R</b>	<b>1</b>
<b>H</b>	<b>5</b>
<b>RBI</b>	<b>0</b>
<b>BB</b>	<b>1</b>
<b>SO</b>	<b>9</b>
<b>LOB</b>	<b>5</b>



Batter	1	2	3	4	5	6	7	8	9	AB R H RBI BB SO LOB	TOP									
Adolfo Phillips, R (1, 8) OBP: 0.345, SLG: 0.465	0-3 K		0-3 K			0-3 K		0-0 SH2-3		3 0 0 0 0 3 0										
Glenn Beckert, R (1, 4) OBP: 0.316, SLG: 0.346	0-0 F8			0-3 K		0-0 F3		0-0 F7		4 0 0 0 0 1 1										
Billy Williams, L (1, 9) OBP: 0.354, SLG: 0.477	0-0 F3			0-0 F7		0-3 K			0-0 1B	4 1 1 0 0 1 0										
Ron Santo, R (1, 5) OBP: 0.419, SLG: 0.565		4-0 14 FC5-4 BB		0-0 1B		4-0 14 FC5-4 BB			0-0 14 L7-4-6 1B	2 0 2 0 2 0 0										
14 Ernie Banks, R (1, 3) OBP: 0.300, SLG: 0.420		0-0 FC5-4 FC6-4 1-2f		0-3 K		0-0 FC5-4 1-2f			0-0 L7-4-6 1-2	4 0 0 0 0 1 5										
Byron Browne, R (1, 7) OBP: 0.320, SLG: 0.458		0-3 K			4-0 BB		0-0 F9		0-0 1B 2-H	3 0 1 1 1 1 2										
Randy Hundley, R (1, 2) OBP: 0.301, SLG: 0.449		0-0 FC6-4 1-2f		0-3 K		0-3 K			0-0 P4	4 0 0 0 0 2 4										
Don Kessinger, S (1, 6) OBP: 0.278, SLG: 0.280			0-0 5-3		0-0 P6			0-3 K		3 0 0 0 0 1 1										
Dick Ellsworth, L (1, 1) OBP: 0.174, SLG: 0.179			0-3 K		0-0 6-3			0-0 SH2-3 1B		3 0 1 0 0 1 1										
<b>Inning Stats</b>	R: 0 E: 0 K: 1 S: 5	H: 0 LOB: 0 BB: 0 P: 5	R: 0 E: 0 K: 1 S: 5	H: 0 LOB: 1 BB: 1 P: 9	R: 0 E: 0 K: 2 S: 7	H: 0 LOB: 0 BB: 0 P: 7	R: 0 E: 0 K: 2 S: 8	H: 1 LOB: 1 BB: 0 P: 8	R: 0 E: 0 K: 1 S: 5	H: 0 LOB: 1 BB: 1 P: 9	R: 0 E: 0 K: 1 S: 5	H: 0 LOB: 1 BB: 1 P: 9	R: 0 E: 0 K: 1 S: 6	H: 1 LOB: 1 BB: 0 P: 6	R: 1 E: 0 K: 0 S: 5	H: 3 LOB: 1 BB: 0 P: 5	1B: 5 2B: 1 3B: 0 HR: 0	SF: 0 SAC: 1 DP: 1 HBP: 0	WP: 0 PB: 0 SB: 0 CS: 0	PA: 34
<b>PITCHER</b> Sandy Koufax, L (1, 1) ERA: 1.62	IP: 9.0 WLS: W BF: 34 H: 5 R: 1 ER: 1 SO: 11 BB: 3 IBB: 0 HBP: 0 BLK: 0 WP: 0 HR: 0 S: 53 P: 65 ERA: 1.00 WHIP: 0.889																			

Chicago Cubs @ Los Angeles Dodgers  
Dodger Stadium, Los Angeles, CA  
Sat Aug 13 1966, 3:33 AM PDT  
Att: 21,471 - Unknown

livebaseballscorecards.com

AB	30
R	1
H	5
RBI	1
BB	3
SO	11
LOB	14



Batter	1	2	3	4	5	6	7	8	9
Willie Davis, L (1, 8) OBP: 0.299, SLG: 0.382	0-0 3-1		0-0 SF9 1B		0-0 F5	0-0 1B		0-0 1B	
Maury Wills, S (1, 6) OBP: 0.328, SLG: 0.332	0-0 4-3		0-0 SF9 PB HR 1B		0-0 5-3	0-0 G5-3		0-0 L1	
Lou Johnson, R (1, 9) OBP: 0.324, SLG: 0.404	0-0 L7		0-0 SF9		4-0 1B BB		0-0 S 1B		
Tommy Davis, R (1, 7) OBP: 0.333, SLG: 0.386		0-0 G1-4-3 1B	0-0 HR		0-0 1B		0-0 G5-4-3 FC 1B		
Dick Stuart, R (1, 3) OBP: 0.310, SLG: 0.377		0-0 G1-4-3	0-0 BB		0-3 K		0-0 FC		
Ron Fairly, L (6, 3) OBP: 0.353, SLG: 0.402		0-0 1-2f	0-0 BB		0-0 K		0-0 G5-4-3		
Jim Lefebvre, S (1, 4) OBP: 0.333, SLG: 0.480		0-0 1B 1B	0-3 K		0-0 BB 1B 1B		0-0 G5-4-3		
John Roseboro, L (1, 2) OBP: 0.365, SLG: 0.463		0-0 1-3 1B		0-0 B2		0-0 1-2 1B 1B		0-0 F4	
John Kennedy, R (1, 5) OBP: 0.246, SLG: 0.278		0-0 F9		0-0 F7		0-3 K		0-0 F8	
Sandy Koufax, R (1, 1) OBP: 0.100, SLG: 0.092			0-0 P3	0-0 6-3		4-0 G5-3 1B BB		0-0 F7	

Inning Stats	R: 0	H: 0	E: 0	K: 0	S: 3	R: 0	H: 3	E: 0	K: 0	S: 5	R: 3	H: 3	E: 0	K: 1	S: 8	R: 0	H: 0	E: 0	K: 0	S: 3	R: 0	H: 1	E: 0	K: 1	S: 6	R: 2	H: 3	E: 0	K: 1	S: 7	R: 1	H: 2	E: 0	K: 0	S: 5	R: 0	H: 1	E: 0	K: 0	S: 4
	LOB: 0	BB: 0	P: 3	LOB: 2	BB: 0	P: 5	LOB: 1	BB: 1	P: 12	LOB: 0	BB: 0	P: 3	LOB: 2	BB: 1	P: 10	LOB: 1	BB: 1	P: 11	LOB: 1	BB: 0	P: 4	LOB: 1	BB: 0	P: 4	LOB: 0	BB: 0	P: 5	LOB: 1	BB: 1	P: 4	LOB: 1	BB: 0	P: 4	LOB: 0	BB: 0	P: 4	LOB: 0	BB: 0	P: 4	

PITCHER	IP	WLS	BF	H	R	ER	SO	BB	IBB	HBP	BLK	WP	HR	S	P	ERA	WHIP
Dick Ellsworth, L (1, 1) ERA: 4.59	8.0	L	38	13	6	6	3	3	0	0	0	0	1	41	53	6.75	2.000

PITCHER	IP	WLS	BF	H	R	ER	SO	BB	IBB	HBP	BLK	WP	HR	S	P	ERA	WHIP

**BOTTOM**

AB	R	H	RBI	BB	SO	LOB
5	1	3	2	0	0	0
5	1	1	0	0	0	3
2	1	1	1	1	0	0
4	1	4	3	0	0	0
2	0	0	0	1	1	3
1	0	0	0	0	0	1
4	1	2	0	0	1	3
4	1	2	0	0	0	1
4	0	0	0	0	1	4
3	0	0	0	1	0	0

<b>AB</b>	<b>34</b>
<b>R</b>	<b>6</b>
<b>H</b>	<b>13</b>
<b>RBI</b>	<b>6</b>
<b>BB</b>	<b>3</b>
<b>SO</b>	<b>3</b>
<b>LOB</b>	<b>15</b>



WP	PA
0	38

**Chicago Cubs @ Los Angeles Dodgers**  
**Dodger Stadium, Los Angeles, CA**  
 Sat Aug 13 1966, 3:33 AM PDT  
 Att. 21,471 - Unknown

livebaseballscorecards.com

Batter	1	2	3	4	5	6	7	8	9	10	11	12	13	14	AB	R	H	RBI	BB	SO	LOB	TOP					
Adolfo Phillips, R OBP: 0.341, SLG: 0.459 George Altman, L OBP: 0.270, SLG: 0.376 (7, 7)	K	K			5-3		K		G6-3			SH3-4		K	3	0	0	0	0	2	2						
Glenn Beckert, R OBP: 0.313, SLG: 0.343 (1, 4)	4-3	G4-6-3			P8		K			K		4-3		1B E 1B	7	1	1	0	0	2	5						
Billy Williams, L OBP: 0.359, SLG: 0.478 (1, 9)	1B 1B		G3				1-3			6-3 1B				E 1B	5	0	3	0	2	0	1						
Ron Santo, R OBP: 0.415, SLG: 0.557 (1, 5)	14 FC6-4 1B		K		5-3			5-3		6-3		K		E1	7	0	1	1	0	2	5						
14 Ernie Banks, R OBP: 0.297, SLG: 0.415 (1, 3)	FC6-4					4-3		F8		G3			6-3	F2	7	0	1	0	0	0	5						
Byron Browne, R OBP: 0.319, SLG: 0.456 (7, 8)		2B 2B	K			6-3		K			4-3		1-3 BB	K	6	1	1	0	1	3	3						
Randy Hundley, R OBP: 0.301, SLG: 0.450 (1, 2)		2B 2B		F8			1B		F8		K		1-3		6	1	2	0	0	1	1						
Don Kessinger, S OBP: 0.282, SLG: 0.284 (1, 6)		WP 2B		F7			F7			SH 1B		3-1			5	0	2	2	1	0	1						
Curt Simmons, L Lee Thomas, L Joey Amalfitano, R Fergie Jenkins, R John Bucchella, R Arnold Carley, L Cal Koonce, R (1, 1) (12, PH) (12, PH) (12, 11) (12, 11) (13, PH) (13, 11) (14, 11)		G4-6-3 BB		K					SH 1B			4-3 SH3-4 1B		1-3	2	0	1	0	1	1	0						
<b>Inning Stats</b>	R: 0 E: 0 K: 1 S: 7	H: 2 LOB: 2 BB: 0 P: 7	R: 2 E: 0 K: 1 S: 7	H: 3 LOB: 1 BB: 1 P: 11	R: 0 E: 0 K: 1 S: 5	H: 0 LOB: 0 BB: 0 P: 5	R: 0 E: 0 K: 0 S: 3	H: 0 LOB: 1 BB: 1 P: 7	R: 0 E: 0 K: 0 S: 4	H: 1 LOB: 0 BB: 0 P: 4	R: 0 E: 0 K: 2 S: 8	H: 1 LOB: 1 BB: 0 P: 8	R: 0 E: 0 K: 1 S: 6	H: 0 LOB: 0 BB: 0 P: 5	R: 0 E: 0 K: 1 S: 5	H: 0 LOB: 0 BB: 0 P: 5	R: 0 E: 0 K: 1 S: 6	H: 1 LOB: 2 BB: 1 P: 10	R: 0 E: 0 K: 0 S: 3	H: 0 LOB: 2 BB: 2 P: 11	R: 1 E: 1 K: 2 S: 10	H: 2 LOB: 2 BB: 0 P: 10	1B: 10 2B: 3 3B: 0 HR: 0	SF: 0 SAC: 2 DP: 2 HBP: 0	WP: 1 PB: 0 SB: 0 CS: 0	PA: 60	
<b>PITCHER</b>	IP	WLS	BF	H	R	ER	SO	BB	IBB	HBP	BLK	WP	HR	S	P	ERA	WHIP										
Don Drysdale, R ERA: 3.88 (1, 1)	9.0		37	9	2	2	8	2	0	0	0	1	0	51	59	2.00	1.222										
Phil Regan, R ERA: 1.82 (10, 1)	3.0		12	2	0	0	3	0	1	0	0	0	0	17	21	0.00	0.667										
Ron Perranoski, L ERA: 2.06 (13, 1)	1.1	W	8	2	1	1	1	1	1	0	0	0	0	8	16	6.75	2.250										
Bob Miller, R ERA: 3.28 (14, 1)	0.2		3	0	0	0	1	0	0	0	0	0	0	5	5	0.00	0.000										

Chicago Cubs @ Los Angeles Dodgers  
Dodger Stadium, Los Angeles, CA  
Sun Aug 14 1966, 3:33 AM PDT  
Unknown

AB	53
R	3
H	13
RBI	3
BB	5
SO	13
LOB	28



Batter	1	2	3	4	5	6	7	8	9	10	11	12	13	14	AB	R	H	RBI	BB	SO	LOB	BOTTOM					
Willie Davis, L (1, 8) OBP: 0.297, SLG: 0.379	F8		F2		F8			CS 1B			P4		P3		6	0	1	0	0	0	1						
Maury Wills, S (1, 6) OBP: 0.326, SLG: 0.329	1B			6-3		1-4-3		4-3			P4		6-3		6	0	1	0	0	0	1						
Lou Johnson, R (1, 9) (13, 7) OBP: 0.324, SLG: 0.401	K			P6		1-3 1B			F8		F9			G5-3 SH BB	5	0	1	0	1	1	1						
Tommy Davis, R (1, 7) Nate Oliver, R (12, PR) OBP: 0.282, SLG: 0.216	6-3			HR 1B		1-3								SH BB G5-3 1B	5	1	3	0	0	0	2						
Jim Lefebvre, S (1, 4) (13, 5) OBP: 0.332, SLG: 0.485		F7				F8			F5			SH1-4 1B		G5-3	5	1	1	2	0	0	4						
Ron Fairly, L (1, 3) Phil Regan, R (10, 1) Jim Barbieri, L (12, PH) OBP: 0.360, SLG: 0.377		L6-3 BB						F8					F8	BB 1B BB	3	0	0	0	1	0	1						
Al Ferrara, R (14, PH) OBP: 0.331, SLG: 0.449									4-3					BB 1B BB	0	1	0	0	1	0	0						
John Roseboro, L (1, 2) Dick Stuart, R (14, PH) OBP: 0.314, SLG: 0.377		L6-3						F9			6-3			1B IBB	4	0	1	0	1	0	1						
John Kennedy, R (1, 5) Jim Gilliam, S (12, PH) Ron Ferranoski, L (13, 1) Bob Miller, R (14, 1) Wes Covington, L (14, PH) OBP: 0.250, SLG: 0.176			F8		F8			K			F7		F3		4	0	0	0	0	1	1						
Don Drysdale, R (1, 1) Wes Parker, S (10, 3) OBP: 0.335, SLG: 0.382			K		K			K			F8			1-2 2-H 3-H 1B	1	0	1	2	0	0	0						
Inning Stats	R: 0 E: 0 K: 1 S: 6	H: 1 LOB: 1 BB: 0 P: 6	R: 0 E: 0 K: 0 S: 2	H: 0 LOB: 0 BB: 0 P: 6	R: 0 E: 0 K: 1 S: 5	H: 0 LOB: 0 BB: 0 P: 5	R: 2 E: 0 K: 0 S: 5	H: 2 LOB: 0 BB: 0 P: 5	R: 0 E: 0 K: 1 S: 6	H: 1 LOB: 1 BB: 0 P: 6	R: 0 E: 0 K: 1 S: 4	H: 1 LOB: 1 BB: 0 P: 4	R: 0 E: 0 K: 0 S: 4	H: 1 LOB: 2 BB: 1 P: 8	R: 0 E: 0 K: 0 S: 3	H: 0 LOB: 0 BB: 0 P: 3	R: 2 E: 1 K: 0 S: 3	H: 1 LOB: 2 BB: 3 P: 15	R: 0 E: 0 K: 0 S: 3	H: 0 LOB: 0 BB: 0 P: 3	R: 2 E: 1 K: 0 S: 3	H: 1 LOB: 2 BB: 3 P: 15	1B: 8 2B: 1 3B: 0 HR: 1	SF: 0 SAC: 2 DP: 2 HBP: 0	WP: 0 PA: 53		
PITCHER	IP	WLS	BF	H	R	ER	SO	BB	IBB	HBP	BLK	WP	HR	S	P	ERA	WHIP										
Curt Simmons, L (1, 1) ERA: 4.14	11.0		39	7	2	2	5	0	0	0	0	0	0	4	8	1.64	0.727										
Fergie Jenkins, R (12, 1) ERA: 3.92	1.0		5	1	0	0	0	0	1	0	0	0	0	4	8	0.00	1.000										
Arnold Earley, L (13, 1) ERA: 4.5	1.2	L	7	0	2	1	0	2	0	0	0	0	0	5	13	5.40	1.200										
Cal Koonce, R (14, 1) ERA: 4.67	0.0		2	1	0	0	0	1	0	0	0	0	0	1	5	∞	∞										

Chicago Cubs @ Los Angeles Dodgers  
 Dodger Stadium, Los Angeles, CA  
 Sun Aug 14 1966, 3:33 AM PDT  
 Unknown

AB	46
R	4
H	9
RBI	4
BB	5
SO	5
LOB	17



Batter	1	2	3	4	5	6	7	8	9	10	AB R H RBI BB SO LOB	TOP															
Glenn Beckert, R (1, 4) OBP: 0.318, SLG: 0.347	0-0 4-3 1B		0-0 1B SF7 1B	0-0 4-3		0-0 5-3		0-0 1B		0-0 SH5-4 SF8 1B	6 2 4 1 0 0 0	<b>Chicago Cubs @ Los Angeles Dodgers</b> Dodger Stadium, Los Angeles, CA Sun Aug 14 1966, 3:38 AM PDT Att. 34,076 - Unknown															
Lee Thomas, L (1, 7) OBP: 0.285, SLG: 0.327	0-0 4-3 1-2		0-0 1B 2B 1B	0-0 4-3		0-0 4-3		0-0 4-3		0-0 SH5-4 2-3	5 1 1 0 0 0 2																
Billy Williams, L (1, 9) OBP: 0.356, SLG: 0.474	0-0 4-3 2-3		0-0 SF7	0-0 4-3		0-0 F5			0-0 6-3	4-0 1B WP IBB	4 1 0 1 1 0 1																
Ron Santo, R (1, 5) OBP: 0.414, SLG: 0.554	0-0 5-3		0-0 1B 2B 1B		0-3 K		0-0 5-3		4-0 FC5-4 BB	0-0 SF8	4 1 1 1 1 1 1																
John Boccabella, R (1, 3) OBP: 0.271, SLG: 0.400		0-0 HR	0-0 2B 1B 1B		0-0 E6 2B		0-0 F2		0-0 FC5-4 1B	0-0 WP 1B	6 4 3 1 0 0 1																
Byron Browne, R (1, 8) OBP: 0.322, SLG: 0.456		0-0 5-3 1B	0-3 K		0-0 2B SF9 1B		0-0 6-3		0-0 1B	0-0 F7	6 1 3 0 0 1 4																
Don Bryant, R (1, 2) OBP: 0.381, SLG: 0.450 Randy Hundley, R (8, 2) OBP: 0.303, SLG: 0.451		0-0 5-3 1-2	0-0 1B 2B		0-0 2B		0-0 6-3		0-0 P4	0-0 1B	4 1 2 3 0 0 1 1 0 1 1 0 0 0																
Don Kessinger, S (1, 6) OBP: 0.286, SLG: 0.287		0-0 F7	0-0 2B 1B		0-0 SF9		0-0 6-3		0-0 SH1-3 PB 1B	4-0 1B IBB	3 1 2 3 1 0 1																
Bob Hendley, R (1, 1) OBP: 0.267, SLG: 0.231 Fergie Jenkins, R (5, 1) OBP: 0.321, SLG: 0.360 Arnold Earley, L (7, 1) Cal Koonce, R (9, 1)		0-0 4-3	0-3 K		0-0 P4		0-0 6-3		0-0 SH1-3	0-3 K	3 0 0 0 0 1 3 0 0 0 0 0 0 0 1 0 0 0 0 1 3 0 0 0 0 0 0 0																
<b>Inning Stats</b>	R: 0 E: 0 K: 0 S: 4	H: 1 LOB: 1 BB: 0 P: 4	R: 1 E: 0 K: 0 S: 5	H: 2 LOB: 1 BB: 0 P: 5	R: 5 E: 0 K: 2 S: 13	H: 6 LOB: 1 BB: 0 P: 13	R: 0 E: 0 K: 0 S: 3	H: 0 LOB: 0 BB: 0 P: 3	R: 2 E: 1 K: 1 S: 8	H: 2 LOB: 1 BB: 0 P: 8	R: 0 E: 0 K: 0 S: 3		H: 0 LOB: 0 BB: 0 P: 3	R: 0 E: 0 K: 0 S: 3	H: 0 LOB: 0 BB: 0 P: 3	R: 1 E: 0 K: 0 S: 5	H: 2 LOB: 1 BB: 0 P: 5	R: 1 E: 0 K: 1 S: 7	H: 2 LOB: 3 BB: 2 P: 15	R: 2 E: 1 K: 0 S: 5	H: 2 LOB: 1 BB: 1 P: 9	1B: 14 2B: 2 3B: 0 HR: 1	SF: 3 SAC: 2 DP: 0 HBP: 0	WP: 1 PB: 1 SB: 0 CS: 0	PA: 51		
<b>PITCHER</b>	IP WLS BF H R ER SO BB IBB HBP BLK WP HR S P ERA WHIP												IP WLS BF H R ER SO BB IBB HBP BLK WP HR S P ERA WHIP														
Joe Moeller, R (1, 1) ERA: 2.87	2.1	14	7	5	5	0	0	0	0	0	0	0	14	14	19.29	3.000											
Bob Miller, R (3, 1) ERA: 3.29	2.2	13	4	3	1	3	0	0	0	0	0	0	19	19	3.38	1.500											
Jim Brewer, L (6, 1) ERA: 3.5	2.0	6	0	0	0	0	0	0	0	0	0	0	6	6	0.00	0.000											
Ron Perranoski, L (8, 1) ERA: 2.3	2.0	12	4	2	2	1	1	1	0	0	0	0	12	20	9.00	2.500											
Don Sutton, R (10, 1) ERA: 3.56	0.1	L 3	1	2	2	0	0	1	0	0	0	0	2	6	54.00	3.000											
<b>PITCHER</b>	IP WLS BF H R ER SO BB IBB HBP BLK WP HR S P ERA WHIP												IP WLS BF H R ER SO BB IBB HBP BLK WP HR S P ERA WHIP														
Phil Regan, R (10, 1) ERA: 1.8	0.2	3	1	0	0	0	0	0	0	0	0	0	1	0	0.00	1.500											

AB	43
R	12
H	17
RBI	11
BB	3
SO	4
LOB	17



livebaseballscores.com

BOTTOM

Chicago Cubs @ Los Angeles Dodgers  
Dodger Stadium, Los Angeles, CA  
Sun Aug 14 1966, 3:38 AM PDT  
Att: 34,076 - Unknown

livebaseballscorecards.com

AB 44  
R 10  
H 18  
RBI 9  
BB 2  
SO 3  
LOB 20



WP: 1 PA: 47  
PB: 0  
SB: 1  
CS: 0

AB R H RBI BB SO LOB

6 1 1 1 0 0 1

4 3 2 0 2 0 0

5 1 2 2 0 1 2

5 3 3 1 0 1 3

5 0 4 2 0 0 1

2 0 1 1 0 0 1

3 0 1 1 0 0 3

2 0 1 0 0 0 2

3 0 0 0 0 0 2

0 0 0 0 0 0 0  
1 0 0 0 0 0 0  
4 1 2 0 0 1 0

1B: 15 SF: 1  
2B: 4 SAC: 0  
3B: 0 DP: 2  
HR: 0 HBP: 0

Batter	1	2	3	4	5	6	7	8	9	10
Willie Davis, L OBP: 0.296, SLG: 0.376 (1, 8)	P6		G3		BB 1B	F9		L4		L4-3
Jim Gilliam, S OBP: 0.289, SLG: 0.271 (1, 5)	F7		WP 1B BB		1B 2B BB		1B 1B 2B		FC5-4 1B	F7
Lou Johnson, R OBP: 0.325, SLG: 0.401 (1, 9)	K2-3		1B		2B 1B		F2		FC5-4 1B	
Tommy Davis, R OBP: 0.344, SLG: 0.395 (1, 7)		1B 1B	P3		K		1B SF9 1B		1B E 1B	
Jim Lefebvre, S OBP: 0.337, SLG: 0.492 (1, 4)		1B 1B		1-4-3 1B 1B	1-3 2B		1-3 1B		F9	
Dick Stuart, R Jim Brewer, L Ron Fairly, L Al Ferrara, R Ron Parravano, L Don Drysdale, R Nate Oliver, R Don Sutton, R Phil Regan, R	P3		1-4-3		1-3		SF9		E9 1B	
Jeff Torborg, R OBP: 0.292, SLG: 0.291 (1, 2)			6-3		1-3		G3			
John Roseboro, L OBP: 0.365, SLG: 0.459 (5, PH) (6, 2)	G5-4-3 1B								S 1B	
John Kennedy, R OBP: 0.244, SLG: 0.275 (1, 6)										
Maury Wills, S OBP: 0.324, SLG: 0.327 (5, PH) (6, 3) (7, 6)	G5-4-3						4-3		6-3	6-3
Joe Moeller, R OBP: 0.300, SLG: 0.125 (1, 1)			4-3							
Bob Miller, R (3, 1)										
Wes Parker, S OBP: 0.337, SLG: 0.387 (5, PH) (6, 3)					1B 2B		K		5-3	1-4-3 1B

Inning Stats	R: 0	H: 0	E: 0	K: 1	S: 5	WLS	BF	H	R	ER	SO	BB	IBB	HBP	BLK	WP	HR	S	P	ERA	WHIP
	0	0	0	1	5		21	9	5	5	1	2	0	0	0	1	0	21	29	11.25	2.750
	1	3	0	0	5		11	4	2	2	2	0	0	0	0	0	0	15	15	7.71	1.714
	1	1	0	0	5		11	4	3	2	0	0	0	0	0	0	0	11	11	7.71	1.714
	0	0	0	0	5		4	1	0	0	0	0	0	0	0	0	0	4	4	0.00	0.750

PITCHER	IP	WLS	BF	H	R	ER	SO	BB	IBB	HBP	BLK	WP	HR	S	P	ERA	WHIP
Bob Hendley, L ERA: 4.52 (1, 1)	4.0		21	9	5	5	1	2	0	0	0	1	0	21	29	11.25	2.750
Fergie Jenkins, R ERA: 4.0 (5, 1)	2.1		11	4	2	2	2	0	0	0	0	0	0	15	15	7.71	1.714
Arnold Earley, L ERA: 5.23 (7, 1)	2.1		11	4	3	2	0	0	0	0	0	0	0	11	11	7.71	1.714
Cal Koonce, R ERA: 4.58 (9, 1)	1.1	W	4	1	0	0	0	0	0	0	0	0	0	4	4	0.00	0.750

Batter	1	2	3	4	5	6	7	8	9	AB R H RBI BB SO LOB	TOP			
Tommy Harper, R (1, 9) OBP: 0.364, SLG: 0.384	0-0 4-3		0-3 K		0-0 G6-3		0-0 F3		0-0 P4	5 0 0 0 0 1 3				
Vada Pinson, L (1, 8) OBP: 0.340, SLG: 0.439	0-0 FC6-4 1B		0-0 4-3		0-0 FC6-4 1B		0-0 2-H 1B		0-0 1B 1B	5 0 4 1 0 0 0				
Pete Rose, S (1, 4) OBP: 0.328, SLG: 0.425	0-0 FC6-4 1-2f		0-0 CS 1B		0-0 FC6-4 1-2f		0-0 1-2 1B		0-0 1-3 2-H 1B	5 0 3 1 0 0 2				
Deron Johnson, R (1, 7) OBP: 0.296, SLG: 0.415 (8, 3)	0-0 F9		0-0 CS 1-2	0-0 5-3		0-0 F8	0-0 F9		0-3 K	5 0 0 0 0 1 5				
Tony Perez, R (1, 3) OBP: 0.302, SLG: 0.400 Art Shamsky, L (8, PH) OBP: 0.337, SLG: 0.592 (8, 7)		0-0 5-3		0-0 1B 1B		0-0 P6		0-0 G4-6-3 1B		3 0 1 0 0 0 0 1 0 1 0 0 0 0				
Tommy Helms, R (1, 5) OBP: 0.334, SLG: 0.419		0-0 5-3		0-0 1-2 1B		0-0 F8		0-0 G4-6-3 1-2f		4 0 1 0 0 0 1				
Don Pavletich, R (1, 2) OBP: 0.355, SLG: 0.529		0-0 WP 1B		0-0 P3		0-0 2B 4-3 1B		0-3 K		4 1 2 0 0 1 2				
Leo Cardenas, R (1, 6) OBP: 0.315, SLG: 0.415		4-0 1-2 IBB		0-0 4-3		0-0 1B 2B		0-3 K		3 1 1 0 1 1 2				
Jim O'Toole, S (1, 1) OBP: 0.129, SLG: 0.100 Ted Davidson, R (4, 1) Mel Queen, L (5, PH) OBP: 0.259, SLG: 0.167 Jack Baldschun, R (5, 1) OBP: 0.353, SLG: 0.333 Giraldo Ruiz, S (7, PH) OBP: 0.259, SLG: 0.235 Don Notlebart, R (7, 1) OBP: 0.143, SLG: 0.100 Gordy Coleman, L (9, PH) OBP: 0.317, SLG: 0.353		0-0 4-3		0-0 G6-3 1B		0-0 4-3		0-0 1B 1B		1 0 0 0 0 0 0 2 0 0 0 0 0 0 0 0 1 0 0 1 0 0 0 0 0 0 0 0 0 0 0 0 1 0 0 1 0 0 0 1 0 0 0 0 0 0 0 0 1 1 1 0 0 0 0 0				
<b>Inning Stats</b>	R: 0 H: 1 E: 0 LOB: 1 K: 0 BB: 0 S: 4 P: 4	R: 0 H: 1 E: 0 LOB: 2 K: 0 BB: 1 S: 4 P: 8	R: 0 H: 1 E: 0 LOB: 0 K: 1 BB: 0 S: 5 P: 5	R: 0 H: 2 E: 0 LOB: 2 K: 0 BB: 0 S: 5 P: 5	R: 0 H: 2 E: 0 LOB: 1 K: 0 BB: 0 S: 4 P: 4	R: 0 H: 0 E: 0 LOB: 0 K: 0 BB: 0 S: 3 P: 3	R: 2 H: 4 E: 0 LOB: 2 K: 0 BB: 0 S: 7 P: 7	R: 0 H: 1 E: 0 LOB: 0 K: 1 BB: 0 S: 5 P: 5	R: 1 H: 3 E: 0 LOB: 2 K: 2 BB: 0 S: 10 P: 10	1B: 14 SF: 0 2B: 1 SAC: 0 3B: 0 DP: 2 HR: 0 HBP: 0	WP: 1 PA: 41 PB: 0 SB: 0 CS: 1			
<b>PITCHER</b>	IP WLS BF H R ER SO BB IBB HBP BLK WP HR S P ERA WHIP												<b>PITCHER</b>	IP WLS BF H R ER SO BB IBB HBP BLK WP HR S P ERA WHIP
Claude Osteen, L (1, 1) ERA: 2.52	6.2 W 30 11 2 2 1 0 1 0 0 0 1 0 31 35 2.70 1.650													
Bob Miller, R (7, 1) ERA: 3.35	2.0 9 4 1 1 2 0 0 0 0 0 0 0 13 13 4.50 2.000													
Phil Regan, R (9, 1) ERA: 1.79	0.1 S 1 0 0 0 1 0 0 0 0 0 0 0 3 3 0.00 0.000													

Cincinnati Reds @ Los Angeles Dodgers  
Dodger Stadium, Los Angeles, CA  
Mon Aug 15 1966, 7:05 PM PDT  
Att: 29,397 - Unknown

AB	39
R	3
H	15
RBI	3
BB	1
SO	4
LOB	18





Batter	1	2	3	4	5	6	7	8	9
Willie Davis, L (1, 8) OBP: 0.293, SLG: 0.372	0-0 G3		0-3 K		0-0 L8		0-3 K		
Jim Gilliam, S (1, 5) OBP: 0.294, SLG: 0.272	0-0 F8			0-0 HR 1B	4-0 1B BB		0-0 4-3		
Lou Johnson, R (1, 9) (9, 7) OBP: 0.327, SLG: 0.410	0-0 B1-3			0-0 HR 1B	0-0 1B		0-0 4-3		
Tommy Davis, R (1, 7) OBP: 0.343, SLG: 0.392 Ron Fairly, L (9, 9) OBP: 0.352, SLG: 0.397		0-0 L9		0-0 S E 1B	0-0 F2		0-0 F7		
Jim Lefebvre, S (1, 4) OBP: 0.339, SLG: 0.492		0-0 1B		0-0 F8 1-2	0-0 1-3		0-0 1B		
Wes Parker, S (1, 3) OBP: 0.336, SLG: 0.385		0-3 K		0-0 E8 1B 1B		0-0 4-3		0-0 1-3	
John Roseboro, L (1, 2) OBP: 0.365, SLG: 0.458		0-0 F7		0-0 3-H 1B		0-0 4-3			
John Kennedy, R (1, 6) OBP: 0.241, SLG: 0.271			0-0 P4	0-0 P4		0-0 F8			
Claude Osteen, L (1, 1) OBP: 0.267, SLG: 0.333 Bob Miller, R (7, 1) Phil Regan, R (9, 1) OBP: 0.250, SLG: 0.167			0-0 P6	0-0 F8			0-0 F9		

Inning Stats	R: 0 E: 0 K: 0 S: 3	H: 0 LOB: 0 BB: 0 P: 3	R: 0 E: 0 K: 1 S: 6	H: 1 LOB: 1 BB: 0 P: 6	R: 0 E: 0 K: 1 S: 5	H: 0 LOB: 0 BB: 0 P: 5	R: 4 E: 1 K: 0 S: 8	H: 5 LOB: 1 BB: 0 P: 8	R: 0 E: 0 K: 0 S: 4	H: 1 LOB: 2 BB: 1 P: 8	R: 0 E: 0 K: 0 S: 3	H: 0 LOB: 0 BB: 0 P: 3	R: 0 E: 0 K: 1 S: 5	H: 0 LOB: 0 BB: 0 P: 5	R: 0 E: 0 K: 0 S: 4	H: 1 LOB: 1 BB: 0 P: 4
--------------	------------------------------	---------------------------------	------------------------------	---------------------------------	------------------------------	---------------------------------	------------------------------	---------------------------------	------------------------------	---------------------------------	------------------------------	---------------------------------	------------------------------	---------------------------------	------------------------------	---------------------------------

PITCHER															PITCHER																		
IP	WLS	BF	H	R	ER	SO	BB	IBB	HBP	BLK	WP	HR	S	P	ERA	WHIP	IP	WLS	BF	H	R	ER	SO	BB	IBB	HBP	BLK	WP	HR	S	P	ERA	WHIP
Jim O'Toole, L (1, 1) ERA: 3.19	3.1	L	16	6	4	3	2	0	0	0	0	1	20	20	8.10	1.800																	
Ted Davidson, L (4, 1) ERA: 4.33	0.2		2	0	0	0	0	0	0	0	0	0	2	2	0.00	0.000																	
Jack Baldschun, R (5, 1) ERA: 5.24	2.0		8	1	0	0	1	0	0	0	0	0	7	11	0.00	1.000																	
Don Nottebart, R (7, 1) ERA: 2.38	2.0		7	1	0	1	0	0	0	0	0	0	9	9	0.00	0.500																	

**BOTTOM**

**Cincinnati Reds @ Los Angeles Dodgers**  
**Dodger Stadium, Los Angeles, CA**  
 Mon Aug 15 1966, 7:05 PM PDT  
 Att. 29,397 - Unknown

AB	R	H	RBI	BB	SO	LOB
4	0	0	0	0	2	0
3	1	1	0	1	0	0
4	1	2	2	0	0	0
4	1	1	0	0	0	2
0	0	0	0	0	0	0
4	0	2	0	0	0	3
4	1	1	1	0	1	2
3	0	1	1	0	0	1
3	0	0	0	0	0	1
2	0	0	0	0	0	1
1	0	0	0	0	0	0
0	0	0	0	0	0	0

AB	32
R	4
H	8
RBI	4
BB	1
SO	3
LOB	10

WP: 0 PA: 33  
 PB: 0  
 SB: 1  
 CS: 0



Batter	1	2	3	4	5	6	7	8	9	AB R H RBI BB SO LOB	TOP	
Giraldo Ruiz, S OBP: 0.247, SLG: 0.224 (1, 5) X	0-0 F9 ①			X 0-0 L3 ①		X 0-0 4-3 ②		X 0-0 4-3 ①	4 0 0 0 0 0 1			
Pete Rose, S OBP: 0.327, SLG: 0.422 (1, 4) X	0-0 3-1 ②			BBB 4-0 BB ②		X 0-0 4-3 ③		0-3 K ②	3 0 0 0 1 1 1			
Vada Pinson, L OBP: 0.337, SLG: 0.435 (1, 8) X	0-0 4-3 ③			X 0-0 F9 ②		0-3 K ①		0-3 K ③	4 0 0 0 0 2 1			
Gordy Coleman, L OBP: 0.312, SLG: 0.348 (1, 3)		X 0-0 F7 ①		SSS 0-3 K ③		0-3 K ②			3 0 0 0 0 2 1			
Art Shamsky, L OBP: 0.331, SLG: 0.581 (1, 9)		SSS 0-3 K ②		X 0-0 G3 ①		X 0-0 F8 ③			3 0 0 0 0 1 0			
Deron Johnson, R OBP: 0.294, SLG: 0.412 (1, 7)		SSS 0-3 K ③		X 0-0 F2 ②		SSS 0-3 K ①			3 0 0 0 0 2 0			
Leo Cardenas, R OBP: 0.315, SLG: 0.417 (1, 6)			X 0-0 B3 ①		X 0-0 6-3 ③		X 0-0 2B ②		3 0 1 0 0 0 0			
Johnny Edwards, L OBP: 0.284, SLG: 0.297 (1, 2)			X 0-0 F7 ②		X 0-0 4-3 SH1-3 1B ②		X 0-0 F2 ②		3 0 1 0 0 0 1			
Joe Nuxhall, L OBP: 0.130, SLG: 0.174 (1, 1)			X 0-0 3-1 ③		X 0-0 SH1-3 ①		X 0-0 F9 ③		1 0 0 0 0 0 0			
Mel Queen, L OBP: 0.245, SLG: 0.163 (8, PH)									1 0 0 0 0 0 1			
Billy McCool, R OBP: 0.235, SLG: 0.188 (8, 1)									0 0 0 0 0 0 0			
<b>Inning Stats</b>	R: 0 H: 0 E: 0 LOB: 0 K: 0 BB: 0 S: 3 P: 3	R: 0 H: 0 E: 0 LOB: 0 K: 2 BB: 0 S: 7 P: 7	R: 0 H: 0 E: 0 LOB: 0 K: 0 BB: 0 S: 3 P: 3	R: 0 H: 0 E: 0 LOB: 1 K: 1 BB: 1 S: 5 P: 9	R: 0 H: 0 E: 0 LOB: 0 K: 0 BB: 0 S: 3 P: 3	R: 0 H: 1 E: 0 LOB: 1 K: 0 BB: 0 S: 4 P: 4	R: 0 H: 0 E: 0 LOB: 0 K: 2 BB: 0 S: 7 P: 7	R: 0 H: 1 E: 0 LOB: 1 K: 1 BB: 0 S: 6 P: 6	R: 0 H: 0 E: 0 LOB: 0 K: 2 BB: 0 S: 7 P: 7	1B: 1 SF: 0 2B: 1 SAC: 1 3B: 0 DP: 0 HR: 0 HBP: 0	WP: 0 PA: 30 PB: 0 SB: 0 CS: 0	
<b>PITCHER</b> Don Sutton, R ERA: 3.38 (1, 1)	IP WLS BF H R ER SO BB IBB HBP BLK WP HR S P ERA WHIP	9.0 W 30 2 0 0 8 1 0 0 0 0 0 0 45 49 0.00 0.333										

Cincinnati Reds @ Los Angeles Dodgers  
Dodger Stadium, Los Angeles, CA  
Tue Aug 16 1966, 7:05 PM PDT  
Att: 30,294 - Unknown

AB	28
R	0
H	2
RBI	0
BB	1
SO	8
LOB	6



Batter	1	2	3	4	5	6	7	8	9	AB R H RBI BB SO LOB
Willie Davis, L OBP: 0.295, SLG: 0.376 (1, 8)	0-0 1B 3B		0-0 F2		0-0 F8			4-0 G5-3 BB		3 1 1 0 1 0 0
Jim Gilliam, S OBP: 0.298, SLG: 0.273 Nate Oliver, R OBP: 0.282, SLG: 0.216 (1, 5) (9, 4)	4-0 1B BB		0-0 FC4 1B			0-0 5-3		0-0 E5 1-2		3 1 1 0 1 0 1 0 0 0 0 0 0 0
Lou Johnson, R OBP: 0.323, SLG: 0.406 (1, 9)	0-0 P4		0-0 FC4 1-2f			0-0 1-3		0-0 G5-3 2-3f		4 0 0 0 0 0 5
Tommy Davis, R OBP: 0.343, SLG: 0.392 (1, 7)	0-0 CS 1B 1-H 3-H		0-0 F9			0-0 F3				3 0 1 2 0 0 1
Jim Lefebvre, S OBP: 0.337, SLG: 0.488 (1, 4) (9, 5)	0-3 K 1-2			0-3 K			0-0 P6			3 0 0 0 0 2 1
Wes Parker, S OBP: 0.336, SLG: 0.385 (1, 3)		0-0 4-3		0-0 P4			0-0 1B			3 0 1 0 0 0 0
John Roseboro, L OBP: 0.364, SLG: 0.455 (1, 2)		4-0 BB		0-0 L8			0-0 F8			2 0 0 0 1 0 1
John Kennedy, R OBP: 0.238, SLG: 0.268 (1, 6)		0-0 P3			0-0 P4		0-0 P6			3 0 0 0 0 0 2
Don Sutton, R OBP: 0.200, SLG: 0.217 (1, 1)		0-3 K			0-3 K			0-3 K		3 0 0 0 0 3 1

Inning Stats	R: 2 E: 0 K: 1 S: 6	H: 2 LOB: 0 BB: 1 P: 10	R: 0 E: 0 K: 1 S: 5	H: 0 LOB: 1 BB: 1 P: 9	R: 0 E: 0 K: 0 S: 4	H: 1 LOB: 1 BB: 0 P: 4	R: 0 E: 0 K: 1 S: 5	H: 0 LOB: 0 BB: 0 P: 5	R: 0 E: 0 K: 1 S: 5	H: 0 LOB: 0 BB: 0 P: 5	R: 0 E: 0 K: 0 S: 3	H: 0 LOB: 0 BB: 0 P: 3	R: 0 E: 1 K: 1 S: 5	H: 0 LOB: 1 BB: 1 P: 9	1B: 3 2B: 0 3B: 1 HR: 0	SF: 0 SAC: 0 DP: 1 HBP: 0	WP: 0 PB: 0 SB: 0 CS: 1	PA: 30
--------------	------------------------------	----------------------------------	------------------------------	---------------------------------	------------------------------	---------------------------------	------------------------------	---------------------------------	------------------------------	---------------------------------	------------------------------	---------------------------------	------------------------------	---------------------------------	----------------------------------	------------------------------------	----------------------------------	--------

PITCHER	IP	WLS	BF	H	R	ER	SO	BB	IBB	HBP	BLK	WP	HR	S	P	ERA	WHIP
Joe Nuxhall, L ERA: 4.36 (1, 1)	7.0	L	26	4	2	2	4	2	0	0	0	0	0	32	40	2.57	0.857
Billy McCool, L ERA: 2.27 (8, 1)	1.0		4	0	0	0	1	1	0	0	0	0	0	5	9	0.00	1.000

**BOTTOM**

**Cincinnati Reds @ Los Angeles Dodgers**  
**Dodger Stadium, Los Angeles, CA**  
 Tue Aug 16 1966, 7:05 PM PDT  
 Att. 30,294 - Unknown

<b>AB</b>	<b>27</b>
<b>R</b>	<b>2</b>
<b>H</b>	<b>4</b>
<b>RBI</b>	<b>2</b>
<b>BB</b>	<b>3</b>
<b>SO</b>	<b>5</b>
<b>LOB</b>	<b>12</b>



PITCHER	IP	WLS	BF	H	R	ER	SO	BB	IBB	HBP	BLK	WP	HR	S	P	ERA	WHIP
---------	----	-----	----	---	---	----	----	----	-----	-----	-----	----	----	---	---	-----	------

Batter	1	2	3	4	5	6	7	8	9	AB R H RBI BB SO LOB		
Tommy Harper, R OBP: 0.360, SLG: 0.380 (1, 9) (6, 7)	0-0 P4		0-0 F9	0-0 F9			0-0 F5		0-0 1-3	5 0 0 0 0 0 2		
Vada Pinson, L OBP: 0.336, SLG: 0.433 (1, 8)	0-0 5-3 1B		0-3 K		0-0 L9		0-0 G3		0-0 4-3	5 0 1 0 0 1 1		
Pete Rose, S OBP: 0.331, SLG: 0.426 (1, 4)	0-0 5-3 1-2		0-0 CS 1B		0-0 G6-4-3 1B			0-0 WP 3B 1B		5 1 4 0 0 0 1		
Deron Johnson, R OBP: 0.296, SLG: 0.415 (1, 7) (6, 3)	0-0 6-3		0-0 CS	4-0 SH5-4 2B WP BB	0-0 G6-4-3			0-0 5-3 3B		4 2 1 1 1 0 3		
Tony Perez, R OBP: 0.302, SLG: 0.397 Dick Simpson, R OBP: 0.349, SLG: 0.436 (1, 3) (6, 9)		0-3 K		4-0 SH5-4 2B BB		0-0 6-3		0-3 K		2 1 0 0 1 1 0 1 0 0 0 0 1 1		
Tommy Helms, R OBP: 0.334, SLG: 0.421 (1, 5)		0-0 2B		0-0 SH5-4		0-0 6-3		0-0 5-3		3 0 1 1 0 0 0		
Don Pavletich, R OBP: 0.358, SLG: 0.526 (1, 2)		0-3 K		4-0 2B BB		0-0 4-3		0-0 S 1B		3 1 1 0 1 1 1		
Leo Cardenas, R OBP: 0.321, SLG: 0.421 (1, 6)		4-0 BB		0-0 2B		4-0 SH1-4 BB		4-0 FC6 IBB		1 0 1 3 3 0 0		
Sammy Ellis, L OBP: 0.179, SLG: 0.115 Billy McCool, R OBP: 0.235, SLG: 0.188 (1, 1) (8, 1)		0-3 K		0-0 F7		0-0 SH1-4		0-0 FC6		3 0 0 0 0 1 5 0 0 0 0 0 0 0		
<b>Inning Stats</b>	R: 0 E: 0 K: 0 S: 4 H: 1 LOB: 1 BB: 0 P: 4	R: 0 E: 0 K: 3 S: 10 H: 1 LOB: 2 BB: 1 P: 14	R: 0 E: 0 K: 1 S: 5 H: 1 LOB: 0 BB: 0 P: 5	R: 3 E: 0 K: 0 S: 4 H: 1 LOB: 1 BB: 3 P: 16	R: 0 E: 0 K: 0 S: 3 H: 1 LOB: 0 BB: 0 P: 3	R: 0 E: 0 K: 0 S: 3 H: 0 LOB: 0 BB: 0 P: 3	R: 0 E: 0 K: 0 S: 3 H: 0 LOB: 1 BB: 1 P: 7	R: 2 E: 0 K: 1 S: 8 H: 3 LOB: 2 BB: 1 P: 12	R: 0 E: 0 K: 0 S: 4 H: 1 LOB: 1 BB: 0 P: 4	1B: 6 2B: 2 3B: 1 HR: 0 SF: 0 SAC: 2 DP: 1 HBP: 0	WP: 3 PB: 0 SB: 1 CS: 1 PA: 41	
<b>PITCHER</b>	IP WLS BF H R ER SO BB IBB HBP BLK WP HR S P ERA WHIP											
Sandy Koufax, L ERA: 1.71 (1, 1)	4.1 L 21 5 3 3 4 4 0 0 0 1 0 25 41 6.23 2.077											
Bob Miller, R ERA: 3.21 (5, 1)	1.2 4 0 0 0 0 0 0 0 0 0 0 4 4 0.00 0.000											
Jim Brewer, L ERA: 4.26 (7, 1)	1.0 6 2 2 2 0 1 0 0 0 1 0 5 9 18.00 3.000											
Joe Moeller, R ERA: 2.82 (8, 1)	1.0 5 1 0 0 1 0 1 0 0 0 0 6 10 0.00 1.000											
Ron Perranoski, L ERA: 2.26 (9, 1)	1.0 4 1 0 0 0 0 0 0 0 0 0 4 4 0.00 1.000											

**Cincinnati Reds @ Los Angeles Dodgers**  
Dodger Stadium, Los Angeles, CA  
Wed Aug 17 1966, 7:05 PM PDT  
Att: 43,778 - Unknown

<b>AB</b>	<b>32</b>
<b>R</b>	<b>5</b>
<b>H</b>	<b>9</b>
<b>RBI</b>	<b>5</b>
<b>BB</b>	<b>6</b>
<b>SO</b>	<b>5</b>
<b>LOB</b>	<b>14</b>



BOTTOM

Cincinnati Reds @ Los Angeles Dodgers  
Dodger Stadium, Los Angeles, CA  
Wed Aug 17 1966, 7:05 PM PDT  
Att. 43,778 - Unknown

livebaseballscores.com

AB 31  
R 1  
H 6  
RBI 1  
BB 2  
SO 4  
LOB 12



WP: 0 PA: 34  
PB: 0  
SB: 1  
CS: 0

AB R H RBI BB SO LOB

4 0 2 0 0 0 0

3 0 1 1 0 0 1

2 0 0 0 1 0 1  
1 0 0 0 0 0 2  
0 0 0 0 0 0 0

4 0 0 0 0 1 4

4 0 0 0 0 1 2

4 0 2 0 0 0 0

4 0 0 0 0 0 2

2 0 0 0 0 1 0  
1 1 1 0 0 0 0

1 0 0 0 0 1 0  
0 0 0 0 0 0 0  
1 0 0 0 0 0 0  
0 0 0 0 0 0 0  
0 0 0 0 0 0 0  
0 0 0 0 1 0 0  
0 0 0 0 0 0 0

1B: 6 SF: 1  
2B: 0 SAC: 0  
3B: 0 DP: 1  
HR: 0 HBP: 0

Batter	1	2	3	4	5	6	7	8	9
Lou Johnson, R OBP: 0.325, SLG: 0.407 (1, 9)	0-0 F9		0-0 6-3			0-0 1B		0-0 1B	
Willie Davis, L OBP: 0.295, SLG: 0.376 (1, 8)	0-0 1B		0-0 3-1			0-0 F8		0-0 SF9	
Ron Fairly, L OBP: 0.352, SLG: 0.393 Dick Stuart, R OBP: 0.307, SLG: 0.367 Ron Perranoski, L OBP: 0.200, SLG: 0.400 (1, 3) (8, PH) (9, 1)	4-0 1-2 BB			0-0 P4		0-0 P5		0-0 F7	
Tommy Davis, R OBP: 0.337, SLG: 0.385 (1, 7)	0-0 F4			0-0 P4			0-0 F8	0-3 K	
Jim Lefebvre, S OBP: 0.333, SLG: 0.483 (1, 4)	0-0 F9			0-0 1-3			0-0 F8	0-3 K	
John Roseboro, L OBP: 0.366, SLG: 0.456 (1, 2)		0-0 4-3			0-0 G1-6-3 1B		0-0 1B	0-0 1-3	
Jim Gilliam, S OBP: 0.292, SLG: 0.267 (1, 5)		0-0 L8			0-0 G1-6-3 1-2f		0-0 P6	0-0 P6	
John Kennedy, R OBP: 0.236, SLG: 0.265 Wes Parker, S OBP: 0.338, SLG: 0.386 (1, 6) (8, PH) (9, 3)		0-0 F8			0-3 K			0-0 1B BB SF9 1B	
Sandy Koufax, R OBP: 0.099, SLG: 0.091 Bob Miller, R OBP: 0.355, SLG: 0.371 Jim Barbieri, L OBP: 0.300, SLG: 0.125 Wes Covington, L OBP: 0.258, SLG: 0.178 Nate Oliver, R OBP: 0.282, SLG: 0.216 (1, 1) (5, 1) (6, PH) (7, 1) (8, 1) (8, PH) (8, PR) (9, 6)			0-3 K			0-0 P4		4-0 SF9 1B 1-2 BB	

Inning Stats	R: 0	H: 1	E: 0	K: 0	S: 4	H: 0	LOB: 2	BB: 1	P: 8	R: 0	H: 0	E: 0	K: 0	S: 3	R: 0	H: 0	E: 0	K: 1	S: 5	R: 0	H: 0	E: 0	K: 0	S: 3	R: 0	H: 1	E: 0	K: 1	S: 5	R: 0	H: 1	E: 0	K: 0	S: 4	R: 1	H: 2	E: 0	K: 1	S: 7	R: 0	H: 0	E: 0	K: 1	S: 5	1B: 6	SF: 1	2B: 0	SAC: 0	3B: 0	DP: 1	HR: 0	HBP: 0	WP: 0	PA: 34
--------------	------	------	------	------	------	------	--------	-------	------	------	------	------	------	------	------	------	------	------	------	------	------	------	------	------	------	------	------	------	------	------	------	------	------	------	------	------	------	------	------	------	------	------	------	------	-------	-------	-------	--------	-------	-------	-------	--------	-------	--------

PITCHER	IP	WLS	BF	H	R	ER	SO	BB	IBB	HBP	BLK	WP	HR	S	P	ERA	WHIP
Sammy Ellis, R ERA: 5.01 (1, 1)	7.0	W	28	6	1	1	2	2	0	0	0	0	0	30	38	1.29	1.143
Billy McCool, L ERA: 2.21 (8, 1)	2.0	S	6	0	0	0	2	0	0	0	0	0	0	10	10	0.00	0.000

Batter	1	2	3	4	5	6	7	8	9	AB R H RBI BB SO LOB	TOP																	
Lou Brock, L (1, 7) OBP: 0.328, SLG: 0.454	0-0 6-3		0-0 4-3		0-0 1-3			0-0 F7		4 0 0 0 0 0 1																		
Curt Flood, R (1, 8) OBP: 0.295, SLG: 0.365	0-0 F9		0-3 K			0-0 1B 1B		0-0 1-3		4 0 1 0 0 1 0																		
Tim McCarver, L (1, 2) OBP: 0.319, SLG: 0.439	0-0 G3		0-0 F9			0-0 F8		0-3 K		4 0 0 0 0 1 1																		
Orlando Cepeda, R (1, 3) OBP: 0.369, SLG: 0.526		0-0 1B 1B		0-0 3-1		0-0 G4-6-3 1B		0-0 F6		4 1 2 0 0 0 0																		
Mike Shannon, R (1, 9) OBP: 0.345, SLG: 0.494		0-3 K		0-3 K		0-0 G4-6-3 1-2f		0-3 K		4 0 0 0 0 3 3																		
Charley Smith, R (1, 5) OBP: 0.311, SLG: 0.390		0-0 FC6-4 1-2 1B 1B		0-0 4-3			0-0 F3			3 0 1 0 0 0 0																		
Julian Javier, R (1, 4) OBP: 0.271, SLG: 0.308		0-0 FC6-4 1-2 2-H 1B			0-0 F8		0-3 K			2 0 1 1 0 0 0																		
Ted Savage, R (7, PH) OBP: 0.333, SLG: 0.333										1 0 0 0 0 1 0																		
Jerry Buchek, R (7, 4) OBP: 0.304, SLG: 0.357										0 0 0 0 0 0 0																		
Dal Maxvill, R (1, 6) OBP: 0.325, SLG: 0.328		0-0 FC6-4 1-2f 2-3		0-3 K			0-0 5-3			3 0 0 0 0 1 2																		
Bob Gibson, R (1, 1) OBP: 0.272, SLG: 0.338		0-3 K			0-0 2B			0-0 1-6-3		2 0 1 0 0 1 2																		
Phil Gagliano, R (8, PH) OBP: 0.330, SLG: 0.333										1 0 0 0 0 0 0																		
Hal Woodeshick, R (8, 1) OBP: 0.250, SLG: 0.500										0 0 0 0 0 0 0																		
<b>Inning Stats</b>	R: 0 E: 0 K: 0 S: 3	H: 0 LOB: 0 BB: 0 P: 3	R: 1 E: 0 K: 2 S: 10	H: 3 LOB: 2 BB: 0 P: 10	R: 0 E: 0 K: 1 S: 5	H: 0 LOB: 0 BB: 0 P: 5	R: 0 E: 0 K: 1 S: 6	H: 1 LOB: 1 BB: 0 P: 6	R: 0 E: 0 K: 0 S: 4	H: 2 LOB: 1 BB: 0 P: 4	R: 0 E: 0 K: 1 S: 5	H: 0 LOB: 0 BB: 0 P: 5	R: 0 E: 0 K: 0 S: 3	H: 0 LOB: 0 BB: 0 P: 3	R: 0 E: 0 K: 2 S: 7	H: 0 LOB: 0 BB: 0 P: 7	1B: 5 2B: 1 3B: 0 HR: 0	SF: 0 SAC: 0 DP: 1 HBP: 0	WP: 0 PB: 0 SB: 0 CS: 0	PA: 32								
<b>PITCHER</b> Don Drysdale, R (1, 1) ERA: 3.75	IP 9.0	WLS W	BF 32	H 6	R 1	ER 1	SO 8	BB 0	IBB 0	HBP 0	BLK 0	WP 0	HR 0	S 48	P 48	ERA 1.00	WHIP 0.667											
<b>PITCHER</b>										IP	WLS	BF	H	R	ER	SO	BB	IBB	HBP	BLK	WP	HR	S	P	ERA	WHIP		

St. Louis Cardinals @ Los Angeles Dodgers  
Dodger Stadium, Los Angeles, CA  
Thu Aug 18 1966, 7:05 PM PDT  
Att: 28,522 - Unknown

AB	32
R	1
H	6
RBI	1
BB	0
SO	8
LOB	9



Batter	1	2	3	4	5	6	7	8	9	AB	R	H	RBI	BB	SO	LOB
<b>Jim Barbieri, L</b> (1, 9) <small>OBP: 0.363, SLG: 0.361</small> <b>Wes Parker, S</b> (8, 3) <small>OBP: 0.336, SLG: 0.386</small>	4-0 1B 1B BB		0-0 F6		0-3 K		4-0 BB			2	1	0	0	2	1	0
<b>Maury Wills, S</b> (1, 6) <small>OBP: 0.321, SLG: 0.324</small>	0-0 F3		0-0 4-3			0-0 6-3	0-0 4-3			4	0	0	0	0	0	2
<b>Willie Davis, L</b> (1, 8) <small>OBP: 0.296, SLG: 0.384</small>	0-3 K		0-0 HR			0-0 E 1B		0-0 G3		4	2	2	1	0	1	1
<b>Ron Fairly, L</b> (1, 3) <small>OBP: 0.350, SLG: 0.391</small> (8, 9)	0-0 1B 1-3 1B		0-0 F8			0-0 E6 1-2 1B		0-0 3-1		4	0	1	0	0	0	1
<b>Jim Lefebvre, S</b> (1, 4) <small>OBP: 0.335, SLG: 0.483</small>	0-0 FC4-6 1-3 3-H 1B			0-0 F9		0-0 1-2 2-H 1B		0-3 K		4	0	2	2	0	1	0
<b>Lou Johnson, R</b> (1, 7) <small>OBP: 0.325, SLG: 0.405</small>	0-0 FC4-6 1-2f			1-0 CS HBP		0-3 K				2	0	0	0	0	1	4
<b>John Roseboro, L</b> (1, 2) <small>OBP: 0.363, SLG: 0.451</small>		0-0 F7		0-0 F4 1-2		0-0 L6				3	0	0	0	0	0	3
<b>John Kennedy, R</b> (1, 5) <small>OBP: 0.233, SLG: 0.262</small>		0-0 6-3			0-0 F3		0-0 1-3			3	0	0	0	0	0	0
<b>Don Drysdale, R</b> (1, 1) <small>OBP: 0.256, SLG: 0.329</small>		0-3 K			0-3 K		0-3 K			3	0	0	0	0	3	0

Inning Stats	R: 1	H: 2	E: 0	K: 1	S: 7	H: 2	LOB: 2	BB: 1	P: 11	R: 0	H: 0	E: 0	K: 1	S: 5	H: 0	LOB: 0	BB: 0	P: 5	R: 0	H: 0	E: 0	K: 0	S: 4	R: 0	H: 0	E: 0	K: 0	S: 2	R: 0	H: 0	E: 0	K: 2	S: 7	R: 1	H: 2	E: 1	K: 1	S: 8	R: 0	H: 0	E: 0	K: 1	S: 5	R: 0	H: 0	E: 0	K: 1	S: 5
--------------	------	------	------	------	------	------	--------	-------	-------	------	------	------	------	------	------	--------	-------	------	------	------	------	------	------	------	------	------	------	------	------	------	------	------	------	------	------	------	------	------	------	------	------	------	------	------	------	------	------	------

PITCHER	IP	WLS	BF	H	R	ER	SO	BB	IBB	HBP	BLK	WP	HR	S	P	ERA	WHIP
<b>Bob Gibson, R</b> (1, 1) <small>ERA: 2.31</small>	7.0	L	29	5	3	2	6	2	0	1	0	0	1	38	47	2.57	1.000
<b>Hal Woodeshick, L</b> (8, 1) <small>ERA: 1.99</small>	1.0		3	0	0	0	1	0	0	0	0	0	0	5	5	0.00	0.000

**BOTTOM**

**St. Louis Cardinals @ Los Angeles Dodgers**  
**Dodger Stadium, Los Angeles, CA**

Thu Aug 18 1966, 7:05 PM PDT  
Att. 28,522 - Unknown

<b>AB</b>	<b>29</b>
<b>R</b>	<b>3</b>
<b>H</b>	<b>5</b>
<b>RBI</b>	<b>3</b>
<b>BB</b>	<b>2</b>
<b>SO</b>	<b>7</b>
<b>LOB</b>	<b>11</b>



WP: 0	PA: 32
PB: 0	
SB: 0	
CS: 1	

Batter	1	2	3	4	5	6	7	8	9	AB R H RBI BB SO LOB	TOP											
<b>Julian Javier, R</b> OBP: 0.273, SLG: 0.313 (1, 4) X	0-0 F3		0-0 FC6 1-H 2B		0-0 5-3		0-0 1B 4-3 1B		0-0 L9	5 1 2 2 0 0 0	<b>St. Louis Cardinals @ Los Angeles Dodgers</b> Dodger Stadium, Los Angeles, CA Fri Aug 19 1966, 7:05 PM PDT Att: 36,783 - Unknown <a href="http://livebaseballscorecards.com">livebaseballscorecards.com</a>											
<b>Lou Brock, L</b> OBP: 0.333, SLG: 0.455 (1, 7) X	0-0 CS 1B		4-0 FC6 BB		0-0 P3		0-0 1-3 2-H 1B		1-0 CS HBP	3 0 2 1 1 0 0												
<b>Curt Flood, R</b> OBP: 0.293, SLG: 0.362 (1, 8) X	0-0 4-3		0-0 FC6 1-2f 2-3		0-0 F3		0-0 4-3		0-0 CS 1-2	4 0 0 1 0 0 4												
<b>Orlando Cepeda, R</b> OBP: 0.368, SLG: 0.521 (1, 3)		0-3 K	0-0 F9			4-0 G6-4-3 BB		0-3 K		3 0 0 0 1 2 3												
<b>Mike Shannon, R</b> OBP: 0.344, SLG: 0.491 (1, 9) X		0-0 4-3 1B		0-3 K		0-0 G6-4-3 1-2f		0-3 K		4 0 1 0 0 2 1												
<b>Tim McCarver, L</b> OBP: 0.319, SLG: 0.437 (1, 2) X		0-0 4-3 1-2		0-3 K		0-0 F8		0-0 1B		4 0 1 0 0 1 1												
<b>Charley Smith, R</b> OBP: 0.310, SLG: 0.388 (1, 5) X		0-0 4-3		0-0 1B 1B			0-3 K	0-3 K		4 0 1 0 0 2 2												
<b>Dal Maxvill, R</b> OBP: 0.331, SLG: 0.332 (1, 6) X			4-0 2B BB		0-0 1-2 1B		0-0 SH 1B 1B	0-0 F9		3 2 2 0 1 0 1												
<b>Larry Jaster, L</b> OBP: 0.267, SLG: 0.214 (1, 1) X			0-0 B5		0-0 4-3		0-0 SH 1B 1B	0-0 4-3		3 1 0 0 0 0 3												
<b>Inning Stats</b>	R: 0 E: 0 K: 0 S: 3	H: 1 LOB: 0 BB: 0 P: 3	R: 0 E: 0 K: 1 S: 6	H: 1 LOB: 1 BB: 0 P: 6	R: 1 E: 0 K: 0 S: 4	H: 1 LOB: 2 BB: 2 P: 12	R: 0 E: 0 K: 2 S: 9	H: 2 LOB: 2 BB: 0 P: 9	R: 0 E: 0 K: 0 S: 3	H: 0 LOB: 0 BB: 0 P: 3	R: 0 E: 0 K: 0 S: 2	H: 0 LOB: 0 BB: 1 P: 6	R: 3 E: 0 K: 2 S: 11	H: 3 LOB: 1 BB: 0 P: 11	R: 0 E: 0 K: 2 S: 8	H: 1 LOB: 1 BB: 0 P: 8	R: 0 E: 0 K: 0 S: 2	H: 0 LOB: 0 BB: 0 P: 3	1B: 8 2B: 1 3B: 0 HR: 0	SF: 0 SAC: 1 DP: 1 HBP: 1	WP: 0 PB: 0 SB: 0 CS: 2	PA: 39
<b>PITCHER</b>	IP WLS BF H R ER SO BB IBB HBP BLK WP HR S P ERA WHIP																				IP WLS BF H R ER SO BB IBB HBP BLK WP HR S P ERA WHIP	
<b>Claude Osteen, L</b> ERA: 2.62 (1, 1)	6.1 L 29 8 4 4 4 3 0 0 0 0 0 34 46 5.68 1.737																					
<b>Bob Miller, R</b> ERA: 3.16 (7, 1)	0.2 2 0 0 0 1 0 0 0 0 0 0 4 4 0.00 0.000																					
<b>Joe Moeller, R</b> ERA: 2.72 (8, 1)	2.0 7 1 0 0 2 0 0 1 0 0 0 10 11 0.00 0.500																					





Batter	1	2	3	4	5	6	7	8	9	AB	R	H	RBI	BB	SO	LOB
Willie Davis, L (1, 8) OBP: 0.298, SLG: 0.385	0-0 SH1-3 1B	0-3 K			0-0 P5		0-0 1-3 1B			4	0	2	0	0	1	2
Maury Wills, S (1, 6) OBP: 0.318, SLG: 0.321	0-3 K		0-0 F9		0-0 6-3		0-0 L8			4	0	0	0	0	1	3
Lou Johnson, R (1, 9) OBP: 0.323, SLG: 0.402	0-0 SH1-3 1-2		0-0 F7		0-0 5-3		0-0 F7			3	0	0	0	0	0	0
Tommy Davis, R (1, 7) OBP: 0.336, SLG: 0.381	4-0 2-3 BB		0-0 F7		0-0 5-3		0-0 F8			3	0	0	0	1	0	0
Jim Lefebvre, S (1, 4) OBP: 0.334, SLG: 0.480	0-0 P4			0-0 BB 1B	0-0 P4		0-0 F6			4	0	1	0	0	0	2
Wes Parker, S (1, 3) OBP: 0.339, SLG: 0.386		0-0 1B 1B		4-0 1-2 BB	0-0 F7		0-0 5-3			3	0	1	0	1	0	0
Jeff Torborg, R (1, 2) OBP: 0.293, SLG: 0.286		0-3 K		0-3 K		4-0 1B BB		0-0 F8		2	0	0	0	1	2	3
Jim Gilliam, S (9, PH) OBP: 0.291, SLG: 0.265										1	0	0	0	0	0	0
John Kennedy, R (1, 5) OBP: 0.233, SLG: 0.262		0-0 1-3 1B		0-0 F9		0-0 L8		0-0 F8		4	0	1	0	0	0	3
Claude Osteen, L (1, 1) OBP: 0.258, SLG: 0.322		0-3 K		0-3 K		0-3 K				2	0	0	0	0	2	4
Bob Miller, R (7, 1)										0	0	0	0	0	0	0
Dick Stuart, R (7, PH) OBP: 0.305, SLG: 0.365										1	0	0	0	0	1	1
Joe Moeller, R (8, 1) OBP: 0.300, SLG: 0.125										0	0	0	0	0	0	0

<b>Inning Stats</b>	R: 0 E: 0 K: 1 S: 6	H: 1 LOB: 2 BB: 1 P: 10	R: 0 E: 0 K: 3 S: 11	H: 2 LOB: 2 BB: 0 P: 11	R: 0 E: 0 K: 0 S: 3	H: 0 LOB: 0 BB: 0 P: 3	R: 0 E: 0 K: 2 S: 8	H: 1 LOB: 2 BB: 1 P: 12	R: 0 E: 0 K: 0 S: 3	H: 0 LOB: 0 BB: 0 P: 3	R: 0 E: 0 K: 1 S: 6	H: 1 LOB: 2 BB: 1 P: 10	R: 0 E: 0 K: 0 S: 3	H: 0 LOB: 0 BB: 0 P: 3	R: 0 E: 0 K: 0 S: 3	H: 0 LOB: 0 BB: 0 P: 3	1B: 5 2B: 0 3B: 0 HR: 0	SF: 0 SAC: 1 DP: 0 HBP: 0	WP: 0 PB: 0 SB: 1 CS: 0	PA: 35	
<b>PITCHER</b> Larry Jaster, L (1, 1) ERA: 3.42	IP 9.0	WLS W	BF 35	H 5	R 0	ER 0	SO 7	BB 3	IBB 0	HBP 0	BLK 0	WP 0	HR 0	S 46	P 58	ERA 0.00	WHIP 0.889				
<b>PITCHER</b>	IP	WLS	BF	H	R	ER	SO	BB	IBB	HBP	BLK	WP	HR	S	P	ERA	WHIP				


**BOTTOM**

**St. Louis Cardinals @ Los Angeles Dodgers**  
**Dodger Stadium, Los Angeles, CA**

Fri Aug 19 1966, 7:05 PM PDT  
 Att. 36,783 - Unknown

livebaseballscorecards.com

<b>AB</b>	<b>31</b>
<b>R</b>	<b>0</b>
<b>H</b>	<b>5</b>
<b>RBI</b>	<b>0</b>
<b>BB</b>	<b>3</b>
<b>SO</b>	<b>7</b>
<b>LOB</b>	<b>18</b>



Batter	1	2	3	4	5	6	7	8	9	10	11	12	13	AB R H RBI BB SO LOB	TOP																					
<b>Lou Brock, L</b> OBP: 0.333, SLG: 0.453 (1, 7)	0-3 <b>K</b>		0-3 <b>K</b>			0-0 1-3 <b>1B</b>		0-0 <b>F3</b>		4-0 FC4-6 <b>IBB</b>			0-0 4-3	5 0 1 0 1 2 0																						
<b>Ted Savage, R</b> OBP: 0.143, SLG: 0.143 <b>Curt Flood, R</b> OBP: 0.294, SLG: 0.362 (1, 8) (8, 8)	0-0 5-3			0-0 5-3		0-0 1-3		0-0 <b>F9</b>		0-0 FC4-6			0-0 1B <b>1B</b>	4 0 0 0 0 0 1 2 1 1 0 0 0 2																						
<b>Tim McCarver, L</b> OBP: 0.319, SLG: 0.436 (1, 2)	0-0 3-1			0-0 FC6-4 <b>1B</b>		0-0 <b>F6</b>		0-0 1-3				0-0 <b>L6</b>	0-0 1B <b>1B</b>	6 0 2 0 0 0 1																						
<b>Orlando Cepeda, R</b> OBP: 0.368, SLG: 0.517 (1, 3)		0-0 5-3		0-0 FC6-4 <b>1B</b>		4-0 <b>IBB</b>			0-0 4-3			0-3 <b>K</b>	0-0 1B <b>1B</b>	5 0 1 1 1 1 1																						
<b>Mike Shannon, R</b> OBP: 0.341, SLG: 0.483 (1, 9)		4-0 1-3 <b>BB</b>		0-3 <b>K2-3</b>		0-0 <b>F8</b>			0-3 <b>K</b>			0-3 <b>K</b>	0-0 <b>G4-6-3</b>	5 0 0 0 1 3 5																						
<b>Charley Smith, R</b> OBP: 0.309, SLG: 0.389 (1, 5)		0-0 1-3			0-0 5-3			0-0 <b>F6</b>		0-0 <b>F8</b>			0-0 4-3 <b>2B</b>	5 0 1 0 0 0 1																						
<b>Julian Javier, R</b> OBP: 0.275, SLG: 0.331 (1, 4)		0-3 <b>K</b>			0-0 HR			0-0 HR					0-0 4-3	5 2 2 2 0 1 2																						
<b>Dal Maxvill, R</b> OBP: 0.332, SLG: 0.331 (1, 6)			0-0 <b>F9</b>		0-0 <b>F9</b>			0-0 6-3					4-0 G6-4-3 <b>IBB</b>	4 0 1 0 1 0 0																						
<b>Al Jackson, L</b> OBP: 0.242, SLG: 0.295 <b>Nelson Briles, R</b> OBP: 0.132, SLG: 0.063 <b>Hal Woodeshick, R</b> OBP: 0.250, SLG: 0.500 <b>Tito Franconeri, L</b> OBP: 0.260, SLG: 0.353 <b>Joe Hoerner, R</b> OBP: 0.250, SLG: 1.000 <b>Phil Capalano, R</b> OBP: 0.309, SLG: 0.332 <b>Ron Fliche, R</b> (1, 1) (9, 1) (9, 1) (10, PH) (10, 1) (12, PH) (12, 1)			0-3 <b>K</b>		0-3 <b>K</b>			0-3 <b>K</b>					0-0 6-3	3 0 0 0 0 0 3 0 0 0 0 0 0 0 0 0 0 0 0 0 0 0 0 0 1 0 0 0 0 0 0 1 0 0 0 0 0 0 0 0 1 0 0 0 0 0 0 2 0 0 0 0 0 0 0 0																						
<b>Inning Stats</b>	R: 0 E: 0 K: 1 S: 5	H: 0 LOB: 0 BB: 0 P: 5	R: 0 E: 0 K: 1 S: 5	H: 0 LOB: 1 BB: 1 P: 9	R: 0 E: 0 K: 2 S: 7	H: 0 LOB: 0 BB: 0 P: 7	R: 0 E: 0 K: 1 S: 6	H: 1 LOB: 1 BB: 0 P: 6	R: 1 E: 0 K: 1 S: 6	H: 1 LOB: 0 BB: 0 P: 6	R: 0 E: 0 K: 0 S: 4	H: 1 LOB: 2 BB: 1 P: 8	R: 1 E: 0 K: 1 S: 6	H: 1 LOB: 0 BB: 0 P: 6	R: 0 E: 0 K: 0 S: 3	H: 0 LOB: 0 BB: 0 P: 3	R: 0 E: 0 K: 1 S: 5	H: 0 LOB: 0 BB: 0 P: 5	R: 0 E: 1 K: 0 S: 4	H: 1 LOB: 2 BB: 1 P: 8	R: 0 E: 0 K: 0 S: 7	H: 0 LOB: 0 BB: 0 P: 7	R: 0 E: 0 K: 2 S: 3	H: 1 LOB: 1 BB: 1 P: 7	R: 1 E: 0 K: 0 S: 5	H: 3 LOB: 1 BB: 0 P: 5	1B: 6 2B: 1 3B: 0 HR: 2	SF: 0 SAC: 0 DP: 2 HBP: 0	WP: 0 PB: 0 SB: 1 CS: 0	PA: 50						
<b>PITCHER</b>	IP WLS BF H R ER SO BB IBB HBP BLK WP HR S P ERA WHIP																																			
<b>Don Sutton, R</b> ERA: 3.33 (1, 1)	8.0		30	4	2	2	7	1	1	0	0	0	0	0	0	0	0	0	0	0	0	0	0	0	0	0	0	0	0	0	0	0	0	0	0	
<b>Phil Regan, R</b> ERA: 1.77 (9, 1)	1.0		3	0	0	0	1	0	0	0	0	0	0	0	0	0	0	0	0	0	0	0	0	0	0	0	0	0	0	0	0	0	0	0	0	
<b>Bob Miller, R</b> ERA: 3.02 (10, 1)	2.0		8	1	0	0	2	0	1	0	0	0	0	0	0	0	0	0	0	0	0	0	0	0	0	0	0	0	0	0	0	0	0	0	0	0
<b>Ron Perranoski, L</b> ERA: 2.36 (12, 1)	1.1	L	7	3	1	1	0	0	1	0	0	0	0	0	0	0	0	0	0	0	0	0	0	0	0	0	0	0	0	0	0	0	0	0	0	0
<b>Joe Moeller, R</b> ERA: 2.68 (13, 1)	0.2		2	1	0	0	0	0	0	0	0	0	0	0	0	0	0	0	0	0	0	0	0	0	0	0	0	0	0	0	0	0	0	0	0	0

**St. Louis Cardinals @ Los Angeles Dodgers**  
**Dodger Stadium, Los Angeles, CA**  
 Sat Aug 20 1966, 3:33 AM PDT  
 Att. 28,522 - Unknown

livebaseballscorecards.com

<b>AB</b>	<b>46</b>
<b>R</b>	<b>3</b>
<b>H</b>	<b>9</b>
<b>RBI</b>	<b>3</b>
<b>BB</b>	<b>4</b>
<b>SO</b>	<b>10</b>
<b>LOB</b>	<b>16</b>



Batter	1	2	3	4	5	6	7	8	9	10	11	12	13	AB R H RBI BB SO LOB
Maury Wills, S OBP: 0.318, SLG: 0.321 (1, 6)	0-0 6-3		0-0 L8			0-0 1B 1B		0-0 5-3		0-0 5-3 1B		0-0 4-3		6 0 2 0 0 0 3
Willie Davis, L OBP: 0.296, SLG: 0.382 (1, 8)	0-0 5-3			0-0 4-3		0-0 G6-4-3 1B		0-0 L6		0-0 5-3 1-2f		0-0 F7		6 0 1 0 0 0 3
Lou Johnson, R OBP: 0.320, SLG: 0.398 (1, 9)	0-0 F3			0-0 5-3		0-0 F1			0-0 4-3 1B 1B				0-0 F4	6 1 1 0 0 1 2
Tommy Davis, R OBP: 0.336, SLG: 0.383 (1, 7)		0-0 G5-4-3 1B		0-0 F4		0-0 G6-4-3 1-2f			0-0 4-3		0-0 HBP 2B		0-0 F8	6 0 2 0 0 0 3
Jim Lefebvre, S OBP: 0.336, SLG: 0.487 (1, 4)		0-0 G5-4-3 1-2f			0-0 HR		0-0 F2		0-0 2-H 1B		4-0 HBP IBB		0-0 F7	5 1 2 2 1 0 1
Wes Parker, S OBP: 0.340, SLG: 0.383 (1, 3)		0-0 6-3			0-0 6-3		4-0 G4-3 BB		4-0 IBB		0-0 F9			3 0 0 0 2 0 2
John Roseboro, L OBP: 0.366, SLG: 0.452 (1, 2)			0-0 G4-6-3 1B			0-0 1B		0-0 G4-3 1-2f		0-0 L8		1-0 2-3 HBP		4 0 2 0 0 0 3
John Kennedy, R Dick Stuart, R Jim Bouton, L Phil Rizzuto, L Al Ferrara, R Bob Miller, R Don Drysdale, R Ron Petersen, L Joe Mauer, R			0-0 G4-6-3 1-2f		0-3 K		0-3 SH3 1B		0-3 K		0-3 K			2 0 0 0 0 0 1 2 1 0 0 1 0 1 0 0 0 0 0 1 2 0 0 0 0 0 0 0 0 1 0 0 0 0 0 1 3 0 0 0 0 0 0 0 0
Don Sutton, R OBP: 0.208, SLG: 0.225 (1, 1)			0-0		0-3 K			0-0 SH3		0-0 F3			0-0 F7	2 0 1 0 0 1 1 2 0 0 0 0 0 0
Jim Gilliam, S OBP: 0.288, SLG: 0.262 (8, PH) (9, 5)			0-0 1B											


Inning Stats	R: 0	H: 0	R: 0	H: 1	R: 0	H: 2	R: 1	H: 2	R: 0	H: 2	R: 0	H: 1	R: 0	H: 1	R: 0	H: 0	R: 0	H: 0	R: 0	H: 1	R: 0	H: 0	R: 0	H: 0	1B: 10	SF: 0	WP: 0	PA: 50
	E: 0	LOB: 0	E: 0	LOB: 0	E: 0	LOB: 0	E: 0	LOB: 1	E: 0	LOB: 0	E: 0	LOB: 0	E: 0	LOB: 2	E: 0	LOB: 3	E: 0	LOB: 0	E: 0	LOB: 0	E: 0	LOB: 0	E: 0	LOB: 0	2B: 2 <td>SAC: 1 <td>PB: 0 <td></td> </td></td>	SAC: 1 <td>PB: 0 <td></td> </td>	PB: 0 <td></td>	
	K: 0	BB: 0	K: 0	BB: 0	K: 0	BB: 0	K: 2	BB: 0	K: 0	BB: 1	K: 0	BB: 0	K: 1	BB: 1	K: 0	BB: 0	K: 0	BB: 0	K: 0	BB: 0	K: 0	BB: 0	K: 0	BB: 0	3B: 0 <td>DP: 5 <td>SB: 0</td> <td></td> </td>	DP: 5 <td>SB: 0</td> <td></td>	SB: 0	
	S: 3	P: 3	S: 3	P: 3	S: 4	P: 4	S: 9	P: 9	S: 4	P: 6	S: 2	P: 6	S: 4	P: 4	S: 3	P: 13	S: 3	P: 3	S: 3	P: 3	S: 3	P: 3	S: 3	P: 3	HR: 1 <td>HBP: 1 <td>CS: 0</td> <td></td> </td>	HBP: 1 <td>CS: 0</td> <td></td>	CS: 0	

**BOTTOM**

**St. Louis Cardinals @ Los Angeles Dodgers**  
 Dodger Stadium, Los Angeles, CA  
 Sat Aug 20 1966, 3:33 AM PDT  
 Att: 28,522 - Unknown

livebaseballscorecards.com

AB	45
R	2
H	12
RBI	2
BB	3
SO	5
LOB	25



Batter	1	2	3	4	5	6	7	8	9	AB R H RBI BB SO LOB	TOP									
Julian Javier, R (1, 4) OBP: 0.272, SLG: 0.327	0-0 G3	0-0 P5			0-3 K		0-0 F7			4 0 0 0 0 1 1	<b>St. Louis Cardinals @ Los Angeles Dodgers</b> <b>Dodger Stadium, Los Angeles, CA</b> Sun Aug 21 1966, 3:33 AM PDT Att: 33,309 - Unknown <a href="http://livebaseballscores.com">livebaseballscores.com</a>									
Lou Brock, L (1, 7) OBP: 0.334, SLG: 0.455	0-0 1B S 1B		0-3 K		0-0 P6			0-0 F8 2B		4 1 2 0 0 1 0										
Charley Smith, R (1, 5) OBP: 0.308, SLG: 0.387	0-0 BB 1B 1-3 1B		0-3 K		0-0 F7			0-0 5-3		4 0 1 0 0 1 1										
Orlando Cepeda, R (1, 3) OBP: 0.364, SLG: 0.511	0-3 K		0-3 K			0-0 F8		0-0 F8 2-3		4 0 0 0 0 2 3										
Curt Flood, R (1, 8) OBP: 0.294, SLG: 0.361	0-0 BB 1-2 3-H 1B			0-0 6-3		0-0 F8		0-0 6-3		4 0 1 1 0 0 1										
Mike Shannon, R (1, 9) OBP: 0.340, SLG: 0.479	4-0 BB 1-2 2-3 BB		0-0 L4		0-3 K			0-3 K		3 0 0 0 1 2 0										
Tim McCarver, L (1, 2) OBP: 0.321, SLG: 0.441	0-0 3-1		0-0 3B			0-0 S 1B		0-3 K		4 0 2 0 0 1 3										
Dal Maxvill, R (1, 6) OBP: 0.331, SLG: 0.327		0-0 F8		4-0 BB BB	4-0 BB		0-3 K 1-2		0-0 F8	3 0 0 0 1 1 1										
Ray Washburn, R (1, 1) OBP: 0.143, SLG: 0.225 Hal Woodeshick, R (3, 1) OBP: 0.260, SLG: 0.500 Phil Gagliano, R (4, PH) OBP: 0.327, SLG: 0.330 Don Dennis, R (4, 1) OBP: 0.091, SLG: 0.091 Ed Spiezio, R (7, PH) Nelson Briles, R (7, 1) OBP: 0.132, SLG: 0.083		0-0 6-3		0-0 F7		0-3 K				1 0 0 0 0 0 0 0 0 0 0 0 0 0 1 0 0 0 0 0 2 0 0 0 0 0 0 0 1 0 0 0 0 1 1 0 0 0 0 0 0 0										
<b>Inning Stats</b>	R: 1 E: 0 K: 1 S: 8	H: 3 LOB: 3 BB: 1 P: 12	R: 0 E: 0 K: 0 S: 3	H: 0 LOB: 0 BB: 0 P: 3	R: 0 E: 0 K: 3 S: 9	H: 0 LOB: 0 BB: 0 P: 9	R: 0 E: 0 K: 0 S: 4	H: 1 LOB: 2 BB: 1 P: 8	R: 0 E: 0 K: 1 S: 5	H: 0 LOB: 0 BB: 0 P: 5	R: 0 E: 0 K: 2 S: 8	H: 1 LOB: 1 BB: 0 P: 8	R: 0 E: 0 K: 0 S: 4	H: 1 LOB: 1 BB: 0 P: 4	R: 0 E: 0 K: 2 S: 7	H: 0 LOB: 0 BB: 0 P: 7	1B: 4 2B: 1 3B: 1 HR: 0	SF: 0 SAC: 0 DP: 0 HBP: 0	WP: 0 PB: 0 SB: 2 CS: 0	PA: 35
<b>PITCHER</b> Sandy Koufax, L (1, 1) ERA: 1.68	IP 9.0 WLS W BF 35 H 6 R 1 ER 1 SO 10 BB 2 IBB 0 HBP 0 BLK 0 WP 0 HR 0 S 53 P 61 ERA 1.00 WHIP 0.889											<b>PITCHER</b> IP WLS BF H R ER SO BB IBB HBP BLK WP HR S P ERA WHIP								



Batter	1	2	3	4	5	6	7	8	9	AB	R	H	RBI	BB	SO	LOB
Maury Wills, S OBP: 0.316, SLG: 0.318 (1, 6)	0-0 6-3	0-0 FC5-2		0-0 E1			0-0 6-3			4	0	0	0	0	0	2
Willie Davis, L OBP: 0.296, SLG: 0.381 (1, 8)	0-0 P4	0-0 F2		0-0 8-4			0-0 5-3 1B			4	0	1	0	0	0	3
Lou Johnson, R OBP: 0.322, SLG: 0.399 (1, 7)	0-0 1B 1B		0-0 1B 1B	0-0 6-3			0-0 5-3			4	2	2	0	0	0	1
Ron Fairly, L OBP: 0.356, SLG: 0.397 (1, 9)	0-0 1B		0-0 1B SF9 1B		0-0 CS 1B		0-0 4-3			4	1	3	1	0	0	0
Jim Lefebvre, S OBP: 0.338, SLG: 0.487 (1, 4)	0-0 1-3		0-0 1-3 1B		0-0 F8		0-0 1B			4	0	2	1	0	0	2
John Roseboro, L OBP: 0.365, SLG: 0.450 (1, 2)		0-0 1B 1B	0-0 1-3 1B	0-0 1-3		0-0 4-3		0-0 F8		4	1	1	0	0	0	3
Wes Parker, S OBP: 0.342, SLG: 0.382 (1, 3)		0-0 1B FC5-2 1B	4-0 IBB			0-0 F9		0-0 4-1		3	0	1	0	1	0	1
John Kennedy, R OBP: 0.232, SLG: 0.261 (1, 5)		0-0 FC5-2 1B	0-0 SF9			0-0 5-3				2	0	1	2	0	0	0
Sandy Koufax, R OBP: 0.096, SLG: 0.088 (1, 1)		0-0 B2	0-0 1-3			0-0 1-3				3	0	0	0	0	0	4

Inning Stats	R: 1	H: 2	E: 0	K: 0	S: 5	LOB: 1	BB: 0	P: 5	R: 1	H: 3	E: 0	K: 0	S: 6	LOB: 2	BB: 0	P: 6	R: 2	H: 3	E: 0	K: 0	S: 6	LOB: 2	BB: 1	P: 10	R: 0	H: 0	E: 1	K: 0	S: 3	LOB: 0	BB: 0	P: 3	R: 0	H: 1	E: 0	K: 0	S: 3	LOB: 0	BB: 0	P: 3	R: 0	H: 0	E: 0	K: 0	S: 3	LOB: 0	BB: 0	P: 3	R: 0	H: 1	E: 0	K: 0	S: 4	LOB: 1	BB: 0	P: 4
--------------	------	------	------	------	------	--------	-------	------	------	------	------	------	------	--------	-------	------	------	------	------	------	------	--------	-------	-------	------	------	------	------	------	--------	-------	------	------	------	------	------	------	--------	-------	------	------	------	------	------	------	--------	-------	------	------	------	------	------	------	--------	-------	------


PITCHER	IP	WLS	BF	H	R	ER	SO	BB	IBB	HBP	BLK	WP	HR	S	P	ERA	WHIP
Ray Washburn, R ERA: 3.97 (1, 1)	2.0	L	14	8	4	4	0	0	0	0	0	0	0	14	14	18.00	4.000
Hal Woodeshick, L ERA: 1.93 (3, 1)	1.0		4	0	0	0	0	0	1	0	0	0	0	3	7	0.00	0.000
Don Dennis, R ERA: 5.01 (4, 1)	3.0		9	1	0	0	0	0	0	0	0	0	0	9	9	0.00	0.333
Nelson Briles, R ERA: 3.29 (7, 1)	2.0		7	2	0	0	0	0	0	0	0	0	0	7	7	0.00	1.000

**BOTTOM**

**St. Louis Cardinals @ Los Angeles Dodgers**  
**Dodger Stadium, Los Angeles, CA**

Sun Aug 21 1966, 3:33 AM PDT  
Att. 33,309 - Unknown

<b>AB</b>	<b>32</b>
<b>R</b>	<b>4</b>
<b>H</b>	<b>11</b>
<b>RBI</b>	<b>4</b>
<b>BB</b>	<b>1</b>
<b>SO</b>	<b>0</b>
<b>LOB</b>	<b>16</b>



WP	HR	S	P	ERA	WHIP
1B: 11	SF: 1	WP: 0	PA: 34		
2B: 1	SAC: 0	PB: 0			
3B: 0	DP: 1	SB: 0			
HR: 0	HBP: 0	CS: 1			

Batter	1	2	3	4	5	6	7	8	9	10	11	12	AB	R	H	RBI	BB	SO	LOB	TOP				
<b>Felipe Alou, R</b> OBP: 0.354, SLG: 0.523 (1, 3)	0-0 6-3		0-0 F8			0-0 F2		0-0 5-3		0-0 F7			5	0	0	0	0	0	2					
<b>Eddie Mathews, L</b> OBP: 0.328, SLG: 0.357 (1, 5)	0-3 K			0-0 4-3		0-0 F7		0-0 P4			0-0 4-3		5	0	0	0	0	1	1					
<b>Hank Aaron, R</b> OBP: 0.366, SLG: 0.552 (1, 9)	0-3 K			0-0 G3		0-0 HR			0-0 4-3		0-0 CS 1B		5	1	2	2	0	1	0					
<b>Joe Torre, R</b> OBP: 0.373, SLG: 0.543 (1, 2)		0-0 P4		0-0 1B		0-0 F9			4-0 1B SF9 BB		0-0 F2		3	0	1	0	1	0	0					
<b>Lee Bales, S</b> OBP: 0.125, SLG: 0.125 (9, PR)													0	1	0	0	0	0	0					
<b>Gene Oliver, R</b> OBP: 0.253, SLG: 0.369 (9, 2)													1	0	0	0	0	0	1					
<b>Rico Carty, R</b> OBP: 0.387, SLG: 0.440 (1, 7)		0-0 P6		0-0 P3			0-0 4-3		0-0 1-3 1B				5	0	1	0	0	1	1					
<b>Mack Jones, L</b> OBP: 0.325, SLG: 0.459 (1, 8)		0-0 1-3				0-0 5-3		0-0 6-3		0-0 SF9			4	0	0	1	0	1	0					
<b>Denis Menke, R</b> OBP: 0.357, SLG: 0.410 (1, 6)			0-0 6-3		0-0 F2		0-0 1B		0-0 P4				5	0	1	0	0	0	1					
<b>Woody Woodward, R</b> OBP: 0.325, SLG: 0.325 (1, 4)			0-0 SH3-4 1B		0-0 5-3		0-3 K			0-0 P4			4	0	1	0	0	1	1					
<b>Dick Kelley, R</b> (1, 1)			0-0 SH3-4		0-0 HR 1B			0-0 P6					0	0	0	0	0	0	0					
<b>Ty Cline, L</b> OBP: 0.419, SLG: 0.419 (6, PH)													1	1	1	0	0	0	0					
<b>Clay Carroll, R</b> (6, 1)													0	0	0	0	0	0	0					
<b>Gary Geiger, L</b> OBP: 0.346, SLG: 0.418 (8, PH)													1	0	0	0	0	0	0					
<b>Phil Niekro, R</b> (8, 1)													0	0	0	0	0	0	0					
<b>Tony Cloninger, R</b> (10, PH)													1	0	0	0	0	1	0					
<b>Ted Abernathy, R</b> OBP: 0.231, SLG: 0.167 (10, 1)			1-2										0	0	0	0	0	0	0					
<b>Jay Ritchie, R</b> (10, 1)													0	0	0	0	0	0	0					
<b>Inning Stats</b>	R: 0 E: 0 K: 2 S: 7	H: 0 LOB: 0 BB: 0 P: 7	R: 0 E: 0 K: 0 S: 3	H: 0 LOB: 0 BB: 0 P: 3	R: 0 E: 0 K: 0 S: 4	H: 1 LOB: 1 BB: 0 P: 4	R: 0 E: 0 K: 0 S: 4	H: 1 LOB: 1 BB: 0 P: 4	R: 0 E: 0 K: 1 S: 6	H: 1 LOB: 1 BB: 0 P: 6	R: 0 E: 0 K: 0 S: 3	H: 0 LOB: 0 BB: 0 P: 3	R: 1 E: 0 K: 0 S: 4	H: 1 LOB: 1 BB: 1 P: 8	R: 0 E: 0 K: 1 S: 5	H: 0 LOB: 0 BB: 0 P: 5	R: 0 E: 0 K: 0 S: 3	H: 1 LOB: 0 BB: 0 P: 3	R: 0 E: 0 K: 2 S: 7	H: 0 LOB: 0 BB: 0 P: 7	1B: 6 2B: 0 3B: 0 HR: 1	SF: 1 SAC: 1 DP: 0 HBP: 0	WP: 0 PB: 0 SB: 0 CS: 1	PA: 43
<b>PITCHER</b>	IP	WLS	BF	H	R	ER	SO	BB	IBB	HBP	BLK	WP	HR	S	P	ERA	WHIP							
<b>Don Drysdale, R</b> ERA: 3.69 (1, 1)	8.0		29	5	2	2	3	0	0	0	0	0	1	35	35	2.25	0.625							
<b>Phil Regan, R</b> ERA: 1.81 (9, 1)	3.0		11	2	1	1	1	1	0	0	0	0	0	12	16	3.00	1.000							
<b>Bob Miller, R</b> ERA: 2.96 (12, 1)	1.0	W	3	0	0	0	2	0	0	0	0	0	0	7	7	0.00	0.000							

Atlanta Braves @ Los Angeles Dodgers  
Dodger Stadium, Los Angeles, CA  
Mon Aug 22 1966, 7:05 PM PDT  
Att: 27,758 - Unknown

AB	40
R	3
H	7
RBI	3
BB	1
SO	6
LOB	7



Batter	1	2	3	4	5	6	7	8	9	10	11	12	AB R H RBI BB SO LOB													
Maury Wills, S OBP: 0.312, SLG: 0.314 (1, 6) X	0-0 G3			X 0-0 P3		X 0-0 6-3		X 0-0 L7		X 0-0 FC3-2		X 0-0 4-3	6 0 0 0 0 0 5													
Willie Davis, L OBP: 0.294, SLG: 0.377 (1, 8) X	0-0 3-1			X 0-0 G3		X 0-0 L7		S S S 0-3 K		X 0-0 P6		4-0 1B IBB	5 0 0 0 1 1 4													
Lou Johnson, R OBP: 0.320, SLG: 0.395 (1, 9) (9, 7) X	0-0 F8			0-0 K		X 0-0 F2			X 0-0 5-3		X 0-3 K	0-0 1-2 1B	6 0 1 1 0 2 0													
Jim Lefebvre, S OBP: 0.336, SLG: 0.484 (1, 4) X		X 0-0 G6-4-3 1B			X 0-0 6-3		X 0-0 G3		X 0-0 4-3		X 0-0 4-3		5 0 1 0 0 0 0													
Tommy Davis, R OBP: 0.336, SLG: 0.387 (1, 7) Phil Regan, R OBP: 0.238, SLG: 0.158 (9, 1) Wes Covington, L OBP: 0.286, SLG: 0.176 (11, PH) Nate Oliver, R OBP: 0.282, SLG: 0.216 (11, PR) Bob Miller, R (12, 1)		X 0-0 G6-4-3			X 0-0 HR 2B		X 0-0 1-3		X 0-0 P3		X 4-0 BB BB		3 1 1 0 0 0 1 1 0 0 0 0 0 0 0 0 0 0 1 0 0 0 0 0 0 0 0 0 0 0 0 0 0 0 0													
Wes Parker, S OBP: 0.345, SLG: 0.390 (1, 3) X		X 0-0 F9			X 0-0 HR		X 0-0 6-3			X 4-0 BB FC3-2 BB		X 4-0 1-2 BB	3 1 1 2 2 0 0													
John Roseboro, L OBP: 0.365, SLG: 0.447 (1, 2) X			X 0-0 G6-4-3 1B		X 0-0 F8		X 0-0 E6 1B			X 4-0 FC3-2 BB 1-2 BB		X 0-0 F2	4 1 1 0 1 0 2													
John Kennedy, R OBP: 0.234, SLG: 0.267 (1, 5) Jim Gilliam, S OBP: 0.295, SLG: 0.262 (10, PH) (11, 5) X			0-0 K		X 0-0 2B		X 0-0 SH2-4			X 4-0 FC3-2 BB 1-2 2-3 BB		X 4-0 4-3 SH2-3 1B BB	2 0 1 0 0 1 1 0 1 0 0 2 0 0													
Don Drysdale, R OBP: 0.247, SLG: 0.317 (1, 1) Ron Fairly, L OBP: 0.357, SLG: 0.398 (8, PH) (9, 9) X			0-0 G6-4-3		X 0-0 6-3		X 0-0 1B			X 0-0 F8		X 0-0 SH2-3	2 0 0 0 0 0 2 2 0 1 1 0 0 3													
<b>Inning Stats</b>	R: 0 E: 0 K: 0 S: 3	H: 0 LOB: 0 BB: 0 P: 3	R: 0 E: 0 K: 0 S: 3	H: 1 LOB: 0 BB: 0 P: 3	R: 0 E: 0 K: 1 S: 5	H: 1 LOB: 0 BB: 0 P: 5	R: 0 E: 0 K: 1 S: 5	H: 0 LOB: 0 BB: 0 P: 5	R: 2 E: 0 K: 0 S: 6	H: 3 LOB: 1 BB: 0 P: 6	R: 0 E: 0 K: 0 S: 3	H: 0 LOB: 0 BB: 0 P: 3	R: 1 E: 2 K: 1 S: 7	H: 1 LOB: 1 BB: 0 P: 7	R: 0 E: 0 K: 0 S: 3	H: 0 LOB: 0 BB: 0 P: 3	R: 0 E: 0 K: 0 S: 3	H: 0 LOB: 3 BB: 3 P: 15	R: 0 E: 0 K: 1 S: 5	H: 0 LOB: 2 BB: 2 P: 13	R: 1 E: 0 K: 0 S: 3	H: 1 LOB: 2 BB: 2 P: 11	1B: 4 2B: 2 3B: 0 HR: 1	SF: 0 DP: 2 HBP: 0	WP: 0 PB: 0 SB: 0 CS: 0	PA: 48

PITCHER	IP	WLS	BF	H	R	ER	SO	BB	IBB	HBP	BLK	WP	HR	S	P	ERA	WHIP
Dick Kelley, L ERA: 3.28 (1, 1)	5.0		18	5	2	2	2	0	0	0	0	0	1	22	22	3.60	1.000
Clay Carroll, R ERA: 2.17 (6, 1)	2.0		6	0	0	0	0	0	0	0	0	0	0	6	6	0.00	0.000
Phil Niekro, R ERA: 4.91 (8, 1)	2.0		8	1	1	0	1	0	0	0	0	0	0	10	10	0.00	0.500
Ted Abernathy, R ERA: 4.5 (10, 1)	0.0		2	0	0	0	0	2	0	0	0	0	0	8	∞	∞	∞
Jay Ritchie, R ERA: 3.0 (10, 1)	2.2	L	14	1	1	1	1	4	1	0	0	0	0	11	31	3.38	1.875

**Atlanta Braves @ Los Angeles Dodgers**  
Dodger Stadium, Los Angeles, CA

Mon Aug 22 1966, 7:05 PM PDT  
Att: 27,758 - Unknown

<b>AB</b>	<b>39</b>
<b>R</b>	<b>4</b>
<b>H</b>	<b>7</b>
<b>RBI</b>	<b>4</b>
<b>BB</b>	<b>7</b>
<b>SO</b>	<b>4</b>
<b>LOB</b>	<b>18</b>

**livebaseballscorecards.com**

Batter	1	2	3	4	5	6	7	8	9	AB R H RBI BB SO LOB	TOP																									
<b>Felipe Alou, R</b> OBP: 0.355, SLG: 0.528 (1, 3) X	0-0 FC4-6 BB E 1B		0-0 6-3			0-0 F8	0-0 HR		0-0 CS	4 2 2 3 0 0 0																										
<b>Denis Menke, R</b> OBP: 0.356, SLG: 0.407 (1, 6) B B B	4-0 FC4-6 BB 1-2		0-0 P3			0-3 K	0-0 F8			3 0 0 0 1 1 0																										
<b>Hank Aaron, R</b> OBP: 0.363, SLG: 0.547 (1, 9) X	0-0 FC4-6 E 1-2f 2-3			0-0 6-3		0-0 F7		0-0 4-3		4 0 0 0 0 0 2																										
<b>Joe Torre, R</b> OBP: 0.372, SLG: 0.540 (1, 2) X	0-0 E5 G5-4-3 1-2 3-H			0-3 K			0-0 L9	4-0 G4-6-3 BB		3 0 0 1 1 1 1																										
<b>Rico Carty, R</b> OBP: 0.384, SLG: 0.436 (1, 7) X	0-0 G5-4-3 1-2f			0-0 5-3			0-0 F7	0-0 G4-6-3 1-2f		4 0 0 0 0 0 3																										
<b>Mack Jones, L</b> OBP: 0.324, SLG: 0.457 (1, 8)		0-3 K			0-0 4-3		0-0 1B 1B		0-0 F7	4 1 1 0 0 1 0																										
<b>Miguel de la Hoz, R</b> OBP: 0.244, SLG: 0.247 (1, 5)		0-0 5-3			4-0 BB		0-0 1B 1B		0-0 1B E 1B	3 2 2 0 1 0 0																										
<b>Woody Woodward, R</b> OBP: 0.327, SLG: 0.327 (1, 4)		0-0 5-3			0-0 L7		0-0 1B HR 1B		0-0 E8 CS 1B	4 1 2 1 0 0 1																										
<b>Joey Jay, S</b> OBP: 0.143, SLG: 0.091 (1, 1)			0-0 6-3			0-0 4-3		0-0 HR 1B	0-3 K	1 0 0 0 0 0 0																										
<b>Jay Ritchie, R</b> (3, 1)										0 0 0 0 0 0 0																										
<b>Frank Bolling, R</b> OBP: 0.249, SLG: 0.263 (5, PH)										0 0 0 0 0 0 0																										
<b>Phil Niekro, R</b> (5, 1)										1 0 0 0 0 0 1																										
<b>Gene Oliver, R</b> OBP: 0.263, SLG: 0.369 (7, PH)										0 0 0 0 0 0 0																										
<b>Ty Cline, L</b> OBP: 0.438, SLG: 0.438 (7, PH)										0 0 0 0 0 0 0																										
<b>Clay Carroll, R</b> (7, 1)										1 1 1 1 0 0 0																										
										1 0 0 0 0 1 1																										
<b>Inning Stats</b>	R: 1 E: 1 K: 0 S: 4	H: 1 LOB: 1 BB: 1 P: 8	R: 0 E: 0 K: 1 S: 5	H: 0 LOB: 0 BB: 0 P: 5	R: 0 E: 0 K: 0 S: 3	H: 0 LOB: 0 BB: 0 P: 3	R: 0 E: 0 K: 1 S: 5	H: 0 LOB: 0 BB: 0 P: 5	R: 0 E: 0 K: 1 S: 5	H: 0 LOB: 1 BB: 1 P: 7	R: 5 E: 0 K: 0 S: 8	H: 5 LOB: 0 BB: 0 P: 8	R: 0 E: 0 K: 0 S: 2	H: 0 LOB: 0 BB: 1 P: 6	R: 1 E: 1 K: 1 S: 6	H: 2 LOB: 0 BB: 0 P: 6	1B: 7 2B: 0 3B: 0 HR: 1	SF: 0 SAC: 0 DP: 2 HBP: 0	WP: 0 PB: 0 SB: 0 CS: 1	PA: 37																
<b>PITCHER</b>	IP WLS BF H R ER SO BB IBB HBP BLK WP HR S P ERA WHIP																																			
<b>Claude Osteen, L</b> ERA: 2.71 (1, 1)	6.2		26	4	4	4	3	2	0	0	0	0	0	30	38	5.40	0.900																			
<b>Bob Miller, R</b> ERA: 3.33 (7, 1)	0.1		3	2	2	2	0	0	0	0	0	0	1	3	3	54.00	6.000																			
<b>Phil Regan, R</b> ERA: 1.77 (8, 1)	2.0	W	7	2	1	0	1	1	0	0	0	0	0	8	12	0.00	1.500																			

Atlanta Braves @ Los Angeles Dodgers  
Dodger Stadium, Los Angeles, CA  
Tue Aug 23 1966, 7:05 PM PDT  
Att: 27,581 - Unknown

AB	33
R	7
H	8
RBI	6
BB	3
SO	4
LOB	9





Batter	1	2	3	4	5	6	7	8	9	AB R H RBI BB SO LOB
Maury Wills, S OBP: 0.311, SLG: 0.314 (1, 6)	0-0 G3		0-0 3B 1B		0-0 2-3		0-0 6-3		0-0 SH5-4	4 1 1 0 0 0 0
Wes Parker, S OBP: 0.346, SLG: 0.396 (1, 3)	0-3 K		0-0 2B 3B		0-0 1B			0-0 4-3	0-3 K	5 1 2 2 0 2 3
Willie Davis, L OBP: 0.295, SLG: 0.379 (1, 8)	0-3 K		0-0 2B		0-0 F5			0-0 4-3	0-0 1B	5 0 2 3 0 1 1
Ron Fairly, L OBP: 0.355, SLG: 0.399 (1, 9)		0-0 4-3	0-0 F7			0-0 4-3		0-0 1B 2B		4 1 1 0 0 0 1
Jim Lefebvre, S OBP: 0.338, SLG: 0.484 (1, 4)		0-0 3-4-1	0-0 P4			0-0 FC4-6 1B		0-0 1B		4 0 2 1 0 0 1
John Roseboro, L OBP: 0.361, SLG: 0.442 (1, 2)		0-0 F7		0-0 F9		0-0 FC4-6 1B		0-0 1-3		4 0 0 0 0 0 2
Lou Johnson, R OBP: 0.319, SLG: 0.394 (1, 7)			0-0 6-3	0-0 F8		0-3 K			0-0 1B E 1B	4 1 1 0 0 1 1
John Kennedy, R OBP: 0.236, SLG: 0.282 (1, 5)			0-0 HR	0-0 F3			0-0 F7		0-0 SH5-4 E 1B	2 1 1 1 0 0 0
Jim Gilliam, S OBP: 0.297, SLG: 0.265 (7, PH) (8, 5)									1-3 1B 1B	2 1 1 0 0 0 0
Claude Osteen, L OBP: 0.268, SLG: 0.317 (7, 1)			4-0 1B 3B BB		0-0 2-3				0-0 E4 SH5-4 1B	1 1 0 0 0 1 0 0
Bob Miller, R OBP: 0.358, SLG: 0.356 (7, PH) (8, 1)									1-2 1B	0 0 0 0 0 0 0 0
Phil Regan, R OBP: 0.238, SLG: 0.158 (9, PH)									3-H	1 0 0 0 0 0 0 0
Wes Covington, L OBP: 0.279, SLG: 0.171 (9, PR)										0 1 0 0 0 0 0 0
Nate Oliver, R OBP: 0.282, SLG: 0.216 (9, PR)										0 0 0 0 0 0 0 0

BOTTOM

Atlanta Braves @ Los Angeles Dodgers  
 Dodger Stadium, Los Angeles, CA  
 Tue Aug 23 1966, 7:05 PM PDT  
 Att. 27,581 - Unknown

livebaseballscorecards.com

AB	37
R	8
H	11
RBI	8
BB	1
SO	4
LOB	10



Inning Stats	R: 0	H: 0	E: 0	LOB: 0	K: 2	P: 7	R: 0	H: 0	E: 0	LOB: 0	K: 0	P: 3	R: 4	H: 4	E: 0	LOB: 1	K: 0	P: 7	R: 0	H: 0	E: 0	LOB: 0	K: 0	P: 3	R: 0	H: 1	E: 0	LOB: 1	K: 0	P: 4	R: 0	H: 1	E: 1	LOB: 1	K: 1	P: 6	R: 0	H: 0	E: 0	LOB: 0	K: 0	P: 3	R: 1	H: 2	E: 0	LOB: 1	K: 0	P: 5	R: 3	H: 3	E: 1	LOB: 1	K: 1	P: 8	1B: 7	SF: 0	2B: 2	SAC: 1	3B: 1	DP: 0	HR: 1	HBP: 0	WP: 0	PA: 39
--------------	------	------	------	--------	------	------	------	------	------	--------	------	------	------	------	------	--------	------	------	------	------	------	--------	------	------	------	------	------	--------	------	------	------	------	------	--------	------	------	------	------	------	--------	------	------	------	------	------	--------	------	------	------	------	------	--------	------	------	-------	-------	-------	--------	-------	-------	-------	--------	-------	--------

PITCHER	IP	WLS	BF	H	R	ER	SO	BB	IBB	HBP	BLK	WP	HR	S	P	ERA	WHIP
Joey Jay, R ERA: 4.85 (1, 1)	2.1		12	4	4	4	2	1	0	0	0	0	1	15	19	15.43	2.143
Jay Ritchie, R ERA: 2.63 (3, 1)	1.2		5	0	0	0	0	0	0	0	0	0	0	5	5	0.00	0.000
Phil Niekro, R ERA: 4.6 (5, 1)	2.0		8	2	0	0	1	0	0	0	0	0	0	10	10	0.00	1.000
Clay Carroll, R ERA: 2.28 (7, 1)	2.2	L	14	5	4	2	1	0	0	0	0	0	0	16	16	6.75	1.875

Batter	1	2	3	4	5	6	7	8	9	10	11	AB R H RBI BB SO LOB	TOP					
Felipe Alou, R OBP: 0.352, SLG: 0.523 (1, 3)												5 0 0 0 0 1 1	<p>Atlanta Braves @ Los Angeles Dodgers Dodger Stadium, Los Angeles, CA</p> <p>Wed Aug 24 1966, 7:05 PM PDT Att. 32,901 - Unknown</p>					
Eddie Mathews, L OBP: 0.326, SLG: 0.353 (1, 5)												4 0 0 0 1 0 2						
Hank Aaron, R OBP: 0.364, SLG: 0.544 (1, 9)												4 1 1 0 1 1 1						
Joe Torre, R OBP: 0.371, SLG: 0.537 Lee Bales, S OBP: 0.111, SLG: 0.111 (1, 2) (9, PR) (9, 4)												4 0 1 0 0 2 2 1 0 0 0 0 0 0						
Rico Carty, R OBP: 0.382, SLG: 0.433 (1, 7)												5 0 1 0 0 2 2						
Mack Jones, L OBP: 0.326, SLG: 0.454 (1, 8)												2 0 0 0 2 2 0						
Denis Menke, R OBP: 0.355, SLG: 0.405 (1, 6)												4 0 1 0 0 2 5						
Woody Woodward, R OBP: 0.328, SLG: 0.326 Ty Cline, L OBP: 0.424, SLG: 0.424 Frank Bolling, R OBP: 0.249, SLG: 0.263 Gary Geiger, L OBP: 0.344, SLG: 0.414 Gene Oliver, R OBP: 0.253, SLG: 0.369 (1, 4) (7, PH) (7, 4) (9, PH) (9, 2)												1 0 0 0 1 1 1 1 0 0 0 0 0 3 0 0 0 0 0 0 0 1 0 0 0 0 1 2 0 0 0 0 0 0 0						
Tony Cloninger, R OBP: 0.287, SLG: 0.478 (1, 1)												4 0 0 0 0 1 1						
<b>Inning Stats</b>	R: 0 H: 0 E: 0 LOB: 1 K: 0 BB: 1 S: 3 P: 7	R: 0 H: 0 E: 0 LOB: 0 K: 1 BB: 0 S: 5 P: 5	R: 0 H: 0 E: 1 LOB: 1 K: 1 BB: 1 S: 5 P: 9	R: 0 H: 0 E: 0 LOB: 0 K: 3 BB: 0 S: 9 P: 9	R: 0 H: 1 E: 0 LOB: 0 K: 2 BB: 0 S: 7 P: 7	R: 0 H: 0 E: 0 LOB: 0 K: 0 BB: 0 S: 3 P: 3	R: 0 H: 2 E: 0 LOB: 3 K: 2 BB: 1 S: 9 P: 13	R: 0 H: 0 E: 0 LOB: 0 K: 1 BB: 0 S: 5 P: 5	R: 1 H: 1 E: 0 LOB: 2 K: 3 BB: 2 S: 10 P: 18	R: 0 H: 0 E: 0 LOB: 0 K: 0 BB: 0 S: 3 P: 3	R: 0 H: 0 E: 0 LOB: 0 K: 0 BB: 0 S: 3 P: 3	1B: 4 SF: 0 2B: 0 SAC: 0 3B: 0 DP: 1 HR: 0 HBP: 0		WP: 1 PA: 41 PB: 0 SB: 1 CS: 1				
<b>PITCHER</b>	IP WLS BF H R ER SO BB IBB HBP BLK WP HR S P ERA WHIP																	
Don Sutton, R ERA: 3.21 (1, 1)	7.0		26	3	0	0	9	2	1	0	0	0	0	0	41	53	0.00	0.714
Bob Miller, R ERA: 3.45 (8, 1)	1.0		4	0	1	1	1	1	0	0	0	0	0	0	5	9	9.00	1.000
Phil Regan, R ERA: 1.71 (9, 1)	3.0	W	11	1	0	0	3	0	1	0	0	1	0	16	20	0.00	0.333	

AB	36
R	1
H	4
RBI	0
BB	5
SO	13
LOB	20



livebaseballscores.com

Batter	1	2	3	4	5	6	7	8	9	10	11	AB R H RBI BB SO LOB
Maury Wills, S OBP: 0.314, SLG: 0.317 (1, 6)	0-0 6-3		0-0 CS 1B			0-0 1B SH3-4 SF8 1B		0-3 K			0-3 K	5 1 3 1 0 0 0
Wes Parker, S OBP: 0.343, SLG: 0.393 (1, 3)	0-0 6-3		0-0 CS 1-2	0-3 K		0-0 SH3-4 1-2		0-0 F7			0-0 2-H 1B	3 0 0 0 0 1 0
Willie Davis, L OBP: 0.299, SLG: 0.382 (1, 8)	0-0 F7			0-0 CS 1B		0-0 WP 2-3 1B			0-0 P6			4 0 3 0 0 0 0
Ron Fairly, L OBP: 0.354, SLG: 0.402 (1, 9)		0-0 F2		0-0 2B		0-0 SF8			0-0 L3 1B			3 0 1 1 0 0 1
Jim Lefebvre, S OBP: 0.337, SLG: 0.480 (1, 4)		0-3 K		0-0 1-3		0-0 WP 1-H			0-0 L3			4 0 0 0 1 2 2
John Roseboro, L OBP: 0.363, SLG: 0.439 (1, 2)		4-0 BB			0-0 F7		4-0 FC4-6 BB		0-3 K			2 0 0 0 2 0 1
Lou Johnson, R OBP: 0.316, SLG: 0.390 (1, 7)		0-0 F2			0-0 4-3		0-0 F9		4-0 CS BB			4 0 0 0 0 1 3
John Kennedy, R OBP: 0.238, SLG: 0.290 (1, 5)			0-0 B1-3		0-0 3B		0-0 FC4-6 CS 1-2		0-3 K			3 0 1 0 0 0 0
Jim Gilliam, S OBP: 0.295, SLG: 0.263 (11, PH)												1 1 0 0 0 0 0
Don Sutton, R OBP: 0.203, SLG: 0.219 (1, 1)			0-0 G3				0-0 CS 1-2	0-0 F3				2 0 0 0 0 0 1
Bob Miller, R (8, 1)											0-0 E3 1B	1 0 0 0 0 1 0
Phil Regan, R OBP: 0.238, SLG: 0.158 (9, 1)												0 0 0 0 0 0 0
Jim Barbieri, L OBP: 0.354, SLG: 0.351 (11, PH)												1 0 0 0 0 1 1

BOTTOM

Atlanta Braves @ Los Angeles Dodgers  
 Dodger Stadium, Los Angeles, CA  
 Wed Aug 24 1966, 7:05 PM PDT  
 Att. 32,901 - Unknown

livebaseballscores.com

AB	33
R	2
H	8
RBI	2
BB	3
SO	6
LOB	9



Inning Stats	R: 0	H: 0	E: 0	K: 0	S: 3	P: 3	R: 0	H: 0	E: 0	K: 1	S: 5	P: 9	R: 0	H: 1	E: 0	K: 0	S: 3	R: 0	H: 2	E: 0	K: 1	S: 6	P: 6	R: 0	H: 1	E: 0	K: 0	S: 4	P: 4	R: 1	H: 2	E: 0	K: 0	S: 4	P: 4	R: 0	H: 0	E: 0	K: 0	S: 2	P: 6	R: 0	H: 0	E: 0	K: 1	S: 5	P: 5	R: 0	H: 1	E: 0	K: 0	S: 3	P: 3	R: 0	H: 0	E: 0	K: 2	S: 6	P: 10	R: 1	H: 1	E: 1	K: 1	S: 5	P: 5	1B: 6	SF: 1	2B: 3	SAC: 1	3B: 1	DP: 2	HR: 0	HBP: 0	WP: 1	PA: 40
--------------	------	------	------	------	------	------	------	------	------	------	------	------	------	------	------	------	------	------	------	------	------	------	------	------	------	------	------	------	------	------	------	------	------	------	------	------	------	------	------	------	------	------	------	------	------	------	------	------	------	------	------	------	------	------	------	------	------	------	-------	------	------	------	------	------	------	-------	-------	-------	--------	-------	-------	-------	--------	-------	--------

PITCHER	IP	WLS	BF	H	R	ER	SO	BB	IBB	HBP	BLK	WP	HR	S	P	ERA	WHIP
Tony Cloninger, R ERA: 4.22 (1, 1)	10.1	L	38	8	2	1	6	3	0	0	0	1	0	46	58	0.87	1.065

Batter	1	2	3	4	5	6	7	8	9	AB R H RBI BB SO LOB	TOP											
Maury Wills, S (1, 6) OBP: 0.315, SLG: 0.318	0-3 K			0-0 F7		0-0 FC4-6 1B	0-0 2-H 1B	0-0 5-3		5 0 2 0 0 1 2	<p>Los Angeles Dodgers @ San Francisco Giants</p> <p>Candlestick Park, San Francisco, CA</p> <p>Fri Aug 26 1966, 10:05 PM EDT Att: 42,647 - Unknown</p> <p>livebaseballscorecards.com</p>											
Wes Parker, S (1, 3) OBP: 0.349, SLG: 0.392	0-3 K			4-0 BB		4-0 FC4-6 BB		4-0 SH1-4 BB	4-0 FC4-6 BB	1 1 0 0 4 1 0												
Willie Davis, L (1, 8) OBP: 0.297, SLG: 0.379	0-3 K			0-0 L8		0-0 FC4-6 BB		0-0 SH1-4	0-0 FC4-6 HBP	4 0 0 0 0 1 4												
Ron Fairly, L (1, 9) OBP: 0.358, SLG: 0.402		0-3 K		0-0 F8		4-0 BB		0-0 BB 1B	1-0 HBP	3 1 1 1 1 1 1 0 0 0 0 0 0 0												
Jim Barbieri, L (9, PR) OBP: 0.354, SLG: 0.351																						
Jim Lefebvre, S (1, 4) OBP: 0.336, SLG: 0.475	0-3 K				0-0 F3	0-0 P4		4-0 BB 1B	0-0 F8	4 1 0 0 1 1 5												
John Roseboro, L (1, 2) OBP: 0.361, SLG: 0.436			0-0 5-3		0-0 1-3	0-0 F8		0-0 BB 2B	0-0 6-3	5 1 1 1 0 0 5												
Lou Johnson, R (1, 7) OBP: 0.316, SLG: 0.391			0-3 K		0-0 E1			0-0 L8	0-0 BB 2B	4 0 1 1 0 1 0												
John Kennedy, R (1, 5) OBP: 0.237, SLG: 0.289			0-3 K		4-0 IBB			0-0 1-4 1B	4-0 IBB	1 0 0 0 0 1 0 1 0 1 0 2 0 0												
Jim Gilliam, S (4, 5) OBP: 0.305, SLG: 0.267																						
Sandy Koufax, R (1, 1) OBP: 0.092, SLG: 0.085			0-0 F2		0-3 K			0-0 1-4	0-0 SF8	3 0 0 1 0 1 3												
<b>Inning Stats</b>	R: 0 E: 0 K: 3 S: 9	H: 0 LOB: 0 BB: 0 P: 9	R: 0 E: 0 K: 2 S: 7	H: 0 LOB: 0 BB: 0 P: 7	R: 0 E: 0 K: 2 S: 7	H: 0 LOB: 1 BB: 1 P: 7	R: 0 E: 1 K: 1 S: 6	H: 0 LOB: 2 BB: 1 P: 10	R: 0 E: 0 K: 0 S: 4	H: 1 LOB: 3 BB: 2 P: 12	R: 0 E: 0 K: 0 S: 4	H: 2 LOB: 2 BB: 0 P: 4	R: 4 E: 0 K: 0 S: 6	H: 3 LOB: 2 BB: 3 P: 18	R: 0 E: 0 K: 0 S: 3	H: 0 LOB: 2 BB: 1 P: 8	1B: 5 2B: 1 3B: 0 HR: 0	SF: 1 SAC: 1 DP: 0 HBP: 1	WP: 0 PB: 0 SB: 2 CS: 0	PA: 42		
<b>PITCHER</b>	IP WLS BF H R ER SO BB IBB HBP BLK WP HR S P ERA WHIP	IP WLS BF H R ER SO BB IBB HBP BLK WP HR S P ERA WHIP	IP WLS BF H R ER SO BB IBB HBP BLK WP HR S P ERA WHIP	IP WLS BF H R ER SO BB IBB HBP BLK WP HR S P ERA WHIP	IP WLS BF H R ER SO BB IBB HBP BLK WP HR S P ERA WHIP	IP WLS BF H R ER SO BB IBB HBP BLK WP HR S P ERA WHIP	IP WLS BF H R ER SO BB IBB HBP BLK WP HR S P ERA WHIP	IP WLS BF H R ER SO BB IBB HBP BLK WP HR S P ERA WHIP	IP WLS BF H R ER SO BB IBB HBP BLK WP HR S P ERA WHIP	IP WLS BF H R ER SO BB IBB HBP BLK WP HR S P ERA WHIP	IP WLS BF H R ER SO BB IBB HBP BLK WP HR S P ERA WHIP	IP WLS BF H R ER SO BB IBB HBP BLK WP HR S P ERA WHIP	IP WLS BF H R ER SO BB IBB HBP BLK WP HR S P ERA WHIP	IP WLS BF H R ER SO BB IBB HBP BLK WP HR S P ERA WHIP	IP WLS BF H R ER SO BB IBB HBP BLK WP HR S P ERA WHIP	IP WLS BF H R ER SO BB IBB HBP BLK WP HR S P ERA WHIP	IP WLS BF H R ER SO BB IBB HBP BLK WP HR S P ERA WHIP	IP WLS BF H R ER SO BB IBB HBP BLK WP HR S P ERA WHIP	IP WLS BF H R ER SO BB IBB HBP BLK WP HR S P ERA WHIP	IP WLS BF H R ER SO BB IBB HBP BLK WP HR S P ERA WHIP		
Bobby Bolin, R (1, 1) ERA: 3.33	7.1 L	32 4 3 3 8 5 1 0 0 0 0 0 0 42 66 3.68 1.227	0.0 1 1 0 0 0 0 0 0 0 0 0 0 1 1 ∞ ∞	0.2 4 1 1 1 0 0 0 1 0 0 0 0 3 7 13.50 1.500	1.0 5 0 0 0 0 0 1 0 1 0 0 0 3 8 0.00 1.000																	



Batter	1	2	3	4	5	6	7	8	9	AB R H RBI BB SO LOB	BOTTOM
--------	---	---	---	---	---	---	---	---	---	----------------------	--------

<b>Tito Fuentes, S</b> <small>OBP: 0.282, SLG: 0.342</small> (1, 6) X	0-0 P3 ① 		0-0 1B 			0-0 1B 		0-3 K ③ 		4 0 2 0 0 1 0	<b>Los Angeles Dodgers @ San Francisco Giants</b> <b>Candlestick Park, San Francisco, CA</b> Fri Aug 26 1966, 10:05 PM EDT Att. 42,647 - Unknown
---	--------------	--	------------	--	--	------------	--	-------------	--	---------------	---

<b>Willie McCovey, L</b> <small>OBP: 0.396, SLG: 0.574</small> (1, 3) S S S	0-3 K ② 		0-0 G3 ③ 			0-0 F7 ① 			0-0 F2 ① 	4 0 0 0 0 1 3
---	-------------	--	--------------	--	--	--------------	--	--	--------------	---------------

<b>Willie Mays, R</b> <small>OBP: 0.368, SLG: 0.578</small> (1, 8) S S S	0-3 K ③ 			4-0 BB 		0-0 L8 ② 			0-0 2B 	3 0 1 0 1 1 1
--	-------------	--	--	------------	--	--------------	--	--	------------	---------------

<b>Jim Ray Hart, R</b> <small>OBP: 0.341, SLG: 0.507</small> (1, 5)		0-0 5-3 ① 		0-0 FC6-4 ① 		0-0 6-3 ③ 			0-0 P4 ② 	4 0 0 0 0 0 3
---	--	---------------	--	-----------------	--	---------------	--	--	--------------	---------------

<b>Cap Peterson, R</b> <small>OBP: 0.292, SLG: 0.320</small> (1, 7)		0-0 F7 ② 		0-0 P3 ② 			0-3 K ① 		0-0 P6 ③ 	4 0 0 0 0 1 2
---	--	--------------	--	--------------	--	--	-------------	--	--------------	---------------

<b>Jesus Alou, R</b> <small>OBP: 0.270, SLG: 0.292</small> (1, 9)		0-0 4-3 ③ 		0-0 P6 ③ 			0-0 6-3 ② 			3 0 0 0 0 0 1
---	--	---------------	--	--------------	--	--	---------------	--	--	---------------

<b>Tom Haller, L</b> <small>OBP: 0.314, SLG: 0.467</small> (1, 2) S S S			0-3 K ① 		0-0 F5 ① 		0-0 3-1 ③ 			3 0 0 0 0 1 0
---	--	--	-------------	--	--------------	--	---------------	--	--	---------------

<b>Hal Lanier, R</b> <small>OBP: 0.266, SLG: 0.300</small> (1, 4)			0-0 1B 		0-0 6-3 ② 			0-0 5-3 ① 		3 0 1 0 0 0 0
---	--	--	------------	--	---------------	--	--	---------------	--	---------------

<b>Bobby Bolin, R</b> <small>OBP: 0.233, SLG: 0.241</small> (1, 1) S S S			0-3 K ② 		0-0 6-3 ③ 			0-3 K ② 		2 0 0 0 0 1 1
--	--	--	-------------	--	---------------	--	--	-------------	--	---------------


<b>Bill Henry, L</b> <small>OBP: 0.059, SLG: 0.059</small> (8, 1)										0 0 0 0 0 0 0
<b>Lindy McDaniel, R</b> <small>OBP: 0.304, SLG: 0.383</small> (8, PH)										0 0 0 0 0 0 0
<b>Jim Davenport, R</b> <small>OBP: 0.333, SLG: 0.688</small> (9, 1)										1 0 0 0 0 1 0
<b>Ray Sadecki, L</b> <small>OBP: 0.333, SLG: 0.688</small> (9, 1)										0 0 0 0 0 0 0

<b>Inning Stats</b>	R: 0 H: 0 E: 0 LOB: 0 K: 2 BB: 0 S: 7 P: 7	R: 0 H: 0 E: 0 LOB: 0 K: 0 BB: 0 S: 3 P: 3	R: 0 H: 2 E: 0 LOB: 2 K: 2 BB: 0 S: 9 P: 9	R: 0 H: 0 E: 0 LOB: 1 K: 0 BB: 1 S: 3 P: 7	R: 0 H: 0 E: 0 LOB: 0 K: 0 BB: 0 S: 3 P: 3	R: 0 H: 1 E: 0 LOB: 1 K: 0 BB: 0 S: 4 P: 4	R: 0 H: 0 E: 0 LOB: 0 K: 1 BB: 0 S: 5 P: 5	R: 0 H: 0 E: 0 LOB: 0 K: 2 BB: 0 S: 7 P: 7	R: 0 H: 1 E: 0 LOB: 1 K: 0 BB: 0 S: 4 P: 4	1B: 3 SF: 0 2B: 1 SAC: 0 3B: 0 DP: 0 HR: 0 HBP: 0	WP: 0 PA: 32 PB: 0 SB: 1 CS: 0
<b>PITCHER</b> <b>Sandy Koufax, L</b> <small>ERA: 1.62</small> (1, 1)	IP 9.0 WLS W BF 32 H 4 R 0 ER 0 SO 7 BB 1 IBB 0 HBP 0 BLK 0 WP 0 HR 0 S 45 P 49 ERA 0.00 WHIP 0.556					<b>PITCHER</b> IP WLS BF H R ER SO BB IBB HBP BLK WP HR S P ERA WHIP					

livebaseballscorecards.com

AB	31
R	0
H	4
RBI	0
BB	1
SO	7
LOB	11



Batter	1	2	3	4	5	6	7	8	9	AB R H RBI BB SO LOB	TOP																								
Maury Wills, S OBP: 0.315, SLG: 0.317 (1, 6) X	0-0 6-3	0-0 FC5-2			0-0 CS 1B			0-3 K		4 0 1 0 0 1 2	<p>Los Angeles Dodgers @ San Francisco Giants Candlestick Park, San Francisco, CA</p> <p>Sat Aug 27 1966, 6:33 AM EDT Att: 41,876 - Unknown</p> <p>livebaseballscorecards.com</p> <table border="1"> <tr><td>AB</td><td>33</td></tr> <tr><td>R</td><td>2</td></tr> <tr><td>H</td><td>8</td></tr> <tr><td>RBI</td><td>2</td></tr> <tr><td>BB</td><td>0</td></tr> <tr><td>SO</td><td>7</td></tr> <tr><td>LOB</td><td>9</td></tr> </table> 	AB	33	R	2	H	8	RBI	2	BB	0	SO	7	LOB	9										
AB	33																																		
R	2																																		
H	8																																		
RBI	2																																		
BB	0																																		
SO	7																																		
LOB	9																																		
Jim Gilliam, S OBP: 0.300, SLG: 0.262 (1, 5) X	0-0 F8		0-3 K		0-3 K			0-0 4-3		4 0 0 0 0 2 1																									
Willie Davis, L OBP: 0.302, SLG: 0.391 (1, 8) X	0-0 S 1B		0-0 G3 1B			0-0 HR		0-0 1B		4 1 4 1 0 0 0																									
Ron Fairly, L OBP: 0.353, SLG: 0.395 (1, 9) S S	0-3 K		0-0 G3			0-0 6-3		0-0 F8		4 0 0 0 0 1 3																									
Jim Lefebvre, S OBP: 0.335, SLG: 0.473 (1, 4) X		0-0 1B 1B 1B	0-0 F5			0-0 G3		0-0 F9		4 1 1 0 0 0 1																									
John Roseboro, L OBP: 0.360, SLG: 0.434 (1, 2) X		0-0 SH1 FC5-2 1B		0-0 F8		0-3 K		0-0 4-3		4 0 1 0 0 1 0																									
Wes Parker, S OBP: 0.348, SLG: 0.390 (1, 3) X		0-0 SH1 1B		0-0 F6			0-0 F4		0-0 4-3	4 0 1 1 0 0 0																									
Lou Johnson, R OBP: 0.314, SLG: 0.389 (1, 7) X		0-0 SH1		0-0 F2			0-0 F8			2 0 0 0 0 0 0																									
Don Drysdale, R OBP: 0.241, SLG: 0.310 (1, 1)		0-3 K			0-3 K		0-0 G1			2 0 0 0 0 2 2																									
Wes Covington, L OBP: 0.273, SLG: 0.167 (7, PH)										1 0 0 0 0 0 0																									
Bob Miller, R (7, 1)										0 0 0 0 0 0 0																									
Ron Perranoski, L OBP: 0.200, SLG: 0.400 (8, 1)										0 0 0 0 0 0 0																									
<b>Inning Stats</b>	R: 0 E: 0 K: 1 S: 6	H: 1 LOB: 1 BB: 0 P: 6	R: 1 E: 0 K: 1 S: 8	H: 3 LOB: 2 BB: 0 P: 8	R: 0 E: 0 K: 1 S: 6	H: 1 LOB: 1 BB: 0 P: 6	R: 0 E: 0 K: 0 S: 3	H: 0 LOB: 0 BB: 0 P: 3	R: 0 E: 0 K: 2 S: 7	H: 1 LOB: 1 BB: 0 P: 7	R: 1 E: 0 K: 1 S: 6	H: 1 LOB: 0 BB: 0 P: 6	R: 0 E: 0 K: 0 S: 3	H: 0 LOB: 0 BB: 0 P: 3	R: 0 E: 0 K: 1 S: 6	H: 1 LOB: 1 BB: 0 P: 6	R: 0 E: 0 K: 0 S: 3	H: 0 LOB: 0 BB: 0 P: 3	R: 0 E: 0 K: 0 S: 3	H: 0 LOB: 0 BB: 0 P: 3	1B: 7 2B: 1 3B: 0 HR: 1	SF: 0 SAC: 1 DP: 1 HBP: 0	WP: 0 PB: 0 SB: 1 CS: 1	PA: 34											
<b>PITCHER</b> Juan Marichal, R ERA: 2.17 (1, 1)	IP 9.0	WLS W	BF 34	H 8	R 2	ER 2	SO 7	BB 0	IBB 0	HBP 0	BLK 0	WP 0	HR 1	S 48	P 48	ERA 2.00	WHIP 0.889	<b>PITCHER</b>	IP	WLS	BF	H	R	ER	SO	BB	IBB	HBP	BLK	WP	HR	S	P	ERA	WHIP



Batter	1	2	3	4	5	6	7	8	9	AB R H RBI BB SO LOB	TOP	
Maury Wills, S OBP: 0.313, SLG: 0.316 (1, 6) X	0-0 1-3 ①		0-0 FC5-4 ① X FC1-5 S 1-2f	0-0 FC6 ③		0-0 2-3 ③		0-0 1B		5 0 1 0 0 0 4	<p>Los Angeles Dodgers @ San Francisco Giants</p> <p>Candlestick Park, San Francisco, CA</p> <p>Sun Aug 28 1966, 6:33 AM EDT</p> <p>Att: 41,952 - Unknown</p> <p>livebaseballscorecards.com</p>	
Jim Gilliam, S OBP: 0.293, SLG: 0.255 (1, 5) X John Kennedy, R OBP: 0.237, SLG: 0.289 (8, 5)	0-0 6-3 ②		0-0 FC1-5 ② 1B 1-3		0-3 K ①		0-0 1-3 ① X	0-0 F2 ③		5 0 0 0 0 1 2 0 0 0 0 0 0 0		
Willie Davis, L OBP: 0.307, SLG: 0.401 (1, 8) X	0-0 HR		0-0 1B 1-3		0-0 1B FC4-6 1B		0-0 HR 1B		0-0 4-3 ①	5 3 4 1 0 0 0		
Ron Fairly, L OBP: 0.354, SLG: 0.407 (1, 9) X	0-0 4-3 ③		0-0 6-3 ③		0-0 1B FC4-6 1B 1-3		0-0 HR		0-0 F7 ②	5 1 2 2 0 0 2		
Jim Lefebvre, S OBP: 0.333, SLG: 0.477 (1, 4) X		0-0 4-3 ①		0-0 HR	0-0 FC4-6 ② 1-2f		0-0 F8 ②		0-3 K ③	5 1 1 2 0 1 1		
John Roseboro, L OBP: 0.358, SLG: 0.434 (1, 2) X		0-3 K ②		0-3 K ① X	0-0 F8 ③ 3-H		0-0 2B			4 0 1 0 0 2 1		
Wes Parker, S OBP: 0.349, SLG: 0.390 (1, 3) X		4-0 BB		0-0 1B G3		0-0 3-1 ①	0-3 K ③			3 0 1 0 1 1 1		
Lou Johnson, R OBP: 0.314, SLG: 0.388 (1, 7) X		0-3 K ③		0-0 G3 ② 1-2		0-0 SH2-3 ① 1B		0-3 K ①		4 0 1 0 0 2 2		
Don Sutton, R OBP: 0.221, SLG: 0.227 (1, 1) X			0-0 FC5-4 ① 1B	1-0 FC6 ① HBP		0-0 SH2-3 ② 1-2		0-0 F8 ②		2 0 1 0 0 0 0		
<b>Inning Stats</b>	R: 1 H: 1 E: 0 LOB: 0 K: 0 BB: 0 S: 4 P: 4	R: 0 H: 0 E: 0 LOB: 1 K: 2 BB: 1 S: 7 P: 11	R: 0 H: 2 E: 0 LOB: 2 K: 0 BB: 0 S: 5 P: 5	R: 1 H: 2 E: 0 LOB: 2 K: 1 BB: 0 S: 7 P: 8	R: 1 H: 2 E: 0 LOB: 1 K: 1 BB: 0 S: 7 P: 7	R: 0 H: 1 E: 0 LOB: 1 K: 0 BB: 0 S: 4 P: 4	R: 2 H: 3 E: 0 LOB: 1 K: 1 BB: 0 S: 8 P: 8	R: 0 H: 1 E: 0 LOB: 1 K: 1 BB: 0 S: 6 P: 6	R: 0 H: 0 E: 0 LOB: 0 K: 1 BB: 0 S: 5 P: 5	1B: 8 SF: 0 2B: 1 SAC: 1 3B: 0 DP: 0 HR: 3 HBP: 1	WP: 0 PA: 41 PB: 0 SB: 1 CS: 0	
<b>PITCHER</b> Gaylord Perry, R (1, 1) ERA: 2.91 Lindy McDaniel, R (9, 1) ERA: 2.88	IP WLS BF H R ER SO BB IBB HBP BLK WP HR S P ERA WHIP											<b>PITCHER</b> IP WLS BF H R ER SO BB IBB HBP BLK WP HR S P ERA WHIP

AB	38
R	5
H	12
RBI	5
BB	1
SO	7
LOB	13






Batter	1	2	3	4	5	6	7	8	9	AB	R	H	RBI	BB	SO	LOB
Tito Fuentes, S OBP: 0.279, SLG: 0.340 (1, 6)	0-3 K	0-0 1-3			0-0 E5			0-0 2B		4	0	1	0	0	1	2
Len Gabrielson, L OBP: 0.271, SLG: 0.294 (1, 7)	0-3 K		0-3 K		0-0 F9			0-0 1-3		4	0	0	0	0	2	2
Willie Mays, R OBP: 0.369, SLG: 0.581 (1, 8)	0-0 1B		0-3 K		0-0 F7			0-0 F4		4	0	1	0	0	1	1
Willie McCovey, L OBP: 0.393, SLG: 0.575 (1, 3)	0-3 K		0-0 F4		0-0 F2			0-0 G3		4	0	0	0	0	1	1
Jim Ray Hart, R OBP: 0.342, SLG: 0.511 (1, 5)		0-0 FC6-4 1B		0-0 F8		0-0 F4		0-0 G3 1B		4	2	2	0	0	0	0
Tom Haller, L OBP: 0.312, SLG: 0.461 (1, 2)		4-0 FC6-4 BB		0-3 K		0-3 K		0-0 G3		3	0	0	0	1	2	1
Jesus Alou, R OBP: 0.274, SLG: 0.296 (1, 9)		0-0 FC6-4 SH1-4 1B		0-0 6-3		0-0 F9		0-0 FC6-4 1B		4	0	1	1	0	0	2
Hal Lanier, R OBP: 0.265, SLG: 0.298 (1, 4)		0-0 SH1-4 1B		0-0 F5		0-0 F9		0-0 FC6-4		3	0	1	1	0	0	0
Cap Peterson, R OBP: 0.290, SLG: 0.318 (9, PH)		1-2 3-H 1B		0-0 F9		0-0 F9		0-0 FC6-4		1	0	0	0	0	0	1
Gaylord Perry, R OBP: 0.211, SLG: 0.214 (1, 1)		0-0 SH1-4		0-0 F8		0-0 F9		0-0 F9		1	0	0	0	0	0	0
Bob Burda, L OBP: 0.250, SLG: 0.304 (8, PH)		1-2 2-3								1	0	0	0	0	0	0
Lindy McDaniel, R OBP: 0.059, SLG: 0.059 (9, 1)										0	0	0	0	0	0	0

<b>Inning Stats</b>	R: 0 E: 0 K: 3 S: 10	H: 1 LOB: 1 BB: 0 P: 10	R: 1 E: 0 K: 0 S: 5	H: 2 LOB: 2 BB: 1 P: 9	R: 0 E: 0 K: 2 S: 7	H: 0 LOB: 0 BB: 0 P: 7	R: 0 E: 0 K: 1 S: 5	H: 0 LOB: 0 BB: 0 P: 5	R: 0 E: 1 K: 0 S: 4	H: 0 LOB: 1 BB: 0 P: 4	R: 0 E: 0 K: 0 S: 3	H: 0 LOB: 0 BB: 0 P: 3	R: 0 E: 0 K: 1 S: 5	H: 0 LOB: 0 BB: 0 P: 5	R: 0 E: 0 K: 0 S: 4	H: 1 LOB: 1 BB: 0 P: 4	R: 1 E: 0 K: 0 S: 5	H: 2 LOB: 1 BB: 0 P: 5	1B: 5 2B: 1 3B: 0 HR: 0	SF: 0 SAC: 1 DP: 0 HBP: 0	WP: 0 PB: 0 SB: 0 CS: 0	PA: 35
<b>PITCHER</b> Don Sutton, R ERA: 3.16 (1, 1)	IP 9.0	WLS W	BF 35	H 6	R 2	ER 2	SO 7	BB 1	IBB 0	HBP 0	BLK 0	WP 0	HR 0	S 48	P 52	ERA 2.00	WHIP 0.778					

**Los Angeles Dodgers @ San Francisco Giants**  
**Candlestick Park, San Francisco, CA**  
 Sun Aug 28 1966, 6:33 AM EDT  
 Att. 41,952 - Unknown

<b>AB</b>	<b>33</b>
<b>R</b>	<b>2</b>
<b>H</b>	<b>6</b>
<b>RBI</b>	<b>2</b>
<b>BB</b>	<b>1</b>
<b>SO</b>	<b>7</b>
<b>LOB</b>	<b>10</b>




Batter	1	2	3	4	5	6	7	8	9	AB R H RBI BB SO LOB	TOP
Maury Wills, S OBP: 0.311, SLG: 0.313 (1, 6) X	0-0 B5-3		0-0 4-3			0-0 4-3		0-0 P6		4 0 0 0 0 0 1	
Wes Parker, S OBP: 0.350, SLG: 0.395 (1, 3) X	0-0 3B			4-0 1B G6-3 BB		0-0 F8		0-0 L7		3 1 1 0 1 0 1	
Willie Davis, L OBP: 0.307, SLG: 0.400 (1, 8) X	0-0 G3			0-0 1B G6-3		0-0 F2		0-0 6-3		4 0 1 0 0 0 2	
Ron Fairly, L OBP: 0.353, SLG: 0.408 (1, 9) X	0-0 L8			0-0 1B G6-3			0-0 2B HR		0-0 6-3	4 1 1 0 0 0 2	
Jim Lefebvre, S OBP: 0.335, SLG: 0.476 (1, 4)		4-0 1B L5-3 BB		0-0 1B		0-0 F8		0-0 4-3		3 0 1 0 1 0 1	
John Roseboro, L OBP: 0.357, SLG: 0.432 (1, 2)		0-3 K		0-0 L9		0-0 1-3		0-0 1B		4 0 1 0 0 1 3	
Lou Johnson, R OBP: 0.313, SLG: 0.394 (1, 7)		0-0 1B L5-3			0-0 P6		0-0 HR		0-3 K	4 1 1 2 0 1 2	
Nate Oliver, R OBP: 0.278, SLG: 0.212 (1, 5)			0-0 1-3		0-0 P6		0-3 K			2 0 0 0 0 0 0	
Wes Covington, L OBP: 0.267, SLG: 0.162 (7, PH)										1 0 0 0 0 1 0	
John Kennedy, R OBP: 0.237, SLG: 0.289 (7, 5)										0 0 0 0 0 0 0	
Claude Osteen, L OBP: 0.266, SLG: 0.317 (1, 1)		0-0 5-3			0-3 K			0-0 1B		0 0 0 0 0 0 0	
Bob Miller, R (2, 1)										2 0 0 0 0 1 0	
Phil Regan, R OBP: 0.238, SLG: 0.158 (7, 1)										0 0 0 0 0 0 0	
Jim Barbieri, L OBP: 0.361, SLG: 0.360 (8, PH)										1 0 1 0 0 0 0	
Ron Perranoski, L OBP: 0.200, SLG: 0.400 (8, 1)										0 0 0 0 0 0 0	
<b>Inning Stats</b>	R: 0 H: 1 E: 0 LOB: 1 K: 0 BB: 0 S: 4 P: 4	R: 0 H: 0 E: 0 LOB: 0 K: 1 BB: 1 S: 4 P: 8	R: 0 H: 0 E: 0 LOB: 0 K: 0 BB: 0 S: 3 P: 3	R: 1 H: 2 E: 0 LOB: 1 K: 0 BB: 1 S: 4 P: 8	R: 0 H: 0 E: 0 LOB: 0 K: 1 BB: 0 S: 5 P: 5	R: 0 H: 0 E: 0 LOB: 0 K: 1 BB: 0 S: 3 P: 3	R: 2 H: 2 E: 0 LOB: 0 K: 1 BB: 0 S: 7 P: 7	R: 0 H: 1 E: 0 LOB: 1 K: 0 BB: 0 S: 4 P: 4	R: 0 H: 1 E: 0 LOB: 1 K: 1 BB: 0 S: 6 P: 6	1B: 4 SF: 0 2B: 2 SAC: 0 3B: 1 DP: 2 HR: 1 HBP: 0	WP: 0 PA: 34 PB: 0 SB: 0 CS: 0
<b>PITCHER</b> Bob Shaw, R (1, 1) ERA: 4.49	IP WLS BF H R ER SO BB IBB HBP BLK WP HR S P ERA WHIP										
	9.0 W 34 7 3 3 4 2 0 0 0 0 0 1 40 48 3.00 1.000										

Los Angeles Dodgers @ New York Mets  
Shea Stadium, Flushing, NY  
Mon Aug 29 1966, 7:05 PM EDT  
Att: 39,715 - Unknown

AB	32
R	3
H	7
RBI	2
BB	2
SO	4
LOB	12





Batter	1	2	3	4	5	6	7	8	9	AB R H RBI BB SO LOB	TOP
<b>Maury Wills, S</b> OBP: 0.310, SLG: 0.311 (1, 6) BB	4-0 HR BB	0-0 2-3 1-2 2-3			0-0 G3		0-0 3-1			3 1 0 0 1 0 2	
<b>Wes Parker, S</b> OBP: 0.352, SLG: 0.404 (1, 3) X	0-0 HR 1-H	0-0 L9			0-0 L8-3 1B		0-0 6-3			4 1 2 2 0 0 2	
<b>Willie Davis, L</b> OBP: 0.308, SLG: 0.403 (1, 8) X	0-0 F8 2B				0-0 L8-3 1-2			0-0 4-3		4 0 2 0 0 0 1	
<b>Jim Lefebvre, S</b> OBP: 0.334, SLG: 0.476 (1, 4) X	0-0 6-3				0-0 G3 1-2			0-0 FC5 2B		4 0 1 0 0 0 2	
<b>Tommy Davis, R</b> OBP: 0.335, SLG: 0.382 (1, 7) (4, 5) X	0-0 F8 2-3				0-0 4-3 2-3		4-0 FC5-4 BB	0-0 6-3		3 0 0 0 1 0 3	
<b>Lou Johnson, R</b> OBP: 0.310, SLG: 0.390 (1, 9) (4, 7) X	0-0 F9				0-0 F6		0-0 FC5-4 1-2f CS	0-0 FC5 2-3		4 0 0 0 0 0 4	
<b>John Roseboro, L</b> OBP: 0.356, SLG: 0.433 (1, 2) X		0-0 1B 2B			0-0 6-3		0-0 CS 1-2	0-0 E1 HR	0-0 4-3	4 1 1 0 0 0 0	<b>AB 33</b>
<b>John Kennedy, R</b> OBP: 0.240, SLG: 0.289 (1, 5) BB		4-0 2-3 1B BB			0-0 3-1		0-0 F7	0-0 4-3	0 0 0 0 1 0 0	3 0 0 0 0 0 1	<b>R 4</b>
<b>Ron Fairly, L</b> OBP: 0.349, SLG: 0.404 (4, 9) BB											<b>H 8</b>
<b>Sandy Koufax, R</b> OBP: 0.101, SLG: 0.095 (1, 1)		0-0 2-3 1B			0-0 4-3		0-0 HR 1-H	0-0 F7	0-0 F7	1 0 1 0 0 0 0	<b>RBI 4</b>
<b>Joe Moeller, R</b> OBP: 0.273, SLG: 0.111 (3, 1)										1 0 0 0 0 0 0	<b>BB 3</b>
<b>Wes Covington, L</b> OBP: 0.283, SLG: 0.263 (7, PH)										1 1 1 2 0 0 0	<b>SO 0</b>
<b>Ron Perranoski, L</b> OBP: 0.200, SLG: 0.400 (7, 1)										0 0 0 0 0 0 0	<b>LOB 15</b>
<b>Jim Barbieri, L</b> OBP: 0.357, SLG: 0.355 (9, PH)										1 0 0 0 0 0 0	
<b>Inning Stats</b>	R: 2 E: 0 K: 0 S: 5 H: 2 LOB: 1 BB: 1 P: 9	R: 0 E: 0 K: 0 S: 4 H: 2 LOB: 2 BB: 1 P: 8	R: 0 E: 0 K: 0 S: 4 H: 1 LOB: 1 BB: 0 P: 4	R: 0 E: 0 K: 0 S: 3 H: 0 LOB: 0 BB: 0 P: 3	R: 0 E: 0 K: 0 S: 3 H: 1 LOB: 0 BB: 0 P: 3	R: 0 E: 0 K: 0 S: 2 H: 0 LOB: 0 BB: 1 P: 6	R: 2 E: 1 K: 0 S: 5 H: 1 LOB: 0 BB: 0 P: 5	R: 0 E: 0 K: 0 S: 4 H: 1 LOB: 1 BB: 0 P: 4	R: 0 E: 0 K: 0 S: 3 H: 0 LOB: 0 BB: 0 P: 3	1B: 3 2B: 4 3B: 0 HR: 2 SF: 0 SAC: 0 DP: 1 HBP: 0	WP: 0 PB: 0 SB: 0 CS: 1 PA: 37
<b>PITCHER</b> <b>Tug McGraw, L</b> ERA: 4.84 (1, 1)	IP: 1.1 WLS: 0 BF: 9 H: 4 R: 2 ER: 2 SO: 0 BB: 2 IBB: 0 HBP: 0 BLK: 0 WP: 0 HR: 1 S: 7 P: 15 ERA: 13.50 WHIP: 4.500										
<b>Bob Friend, R</b> ERA: 4.19 (2, 1)	IP: 7.2 WLS: 1 BF: 27 H: 4 R: 2 ER: 1 SO: 0 BB: 1 IBB: 0 HBP: 0 BLK: 0 WP: 0 HR: 1 S: 26 P: 30 ERA: 1.17 WHIP: 0.652										

**Los Angeles Dodgers @ New York Mets**  
Shea Stadium, Flushing, NY  
Tue Aug 30 1966, 7:05 PM EDT  
Att: 50,840 - Unknown

[livebaseballscorecards.com](http://livebaseballscorecards.com)

Batter	1	2	3	4	5	6	7	8	9	AB	R	H	RBI	BB	SO	LOB
<b>Cleon Jones, R</b> OBP: 0.327, SLG: 0.387 (1, 9)	0-0 F5	0-0 F8	4-0 BB		0-0 1B		0-0 1B			4	0	2	2	1	0	3
<b>Ron Hunt, R</b> OBP: 0.360, SLG: 0.361 (1, 4)	0-0 5-3		0-0 1B		0-0 1B		0-0 5-3			5	1	2	1	0	0	4
<b>Ken Boyer, R</b> OBP: 0.312, SLG: 0.421 (1, 5)	0-0 F8		0-0 FC 2B		0-0 F9		0-0 5-3		0-0 G3 2B	5	2	2	0	0	0	0
<b>Jim Hickman, R</b> OBP: 0.319, SLG: 0.423 (1, 3)		4-0 BB 1B	0-0 E6 1B		0-0 6-3		0-0 5-3		0-0 G3	4	2	0	0	1	0	2
<b>Billy Murphy, R</b> OBP: 0.266, SLG: 0.331 (1, 8)		0-0 BB 1B	0-0 FC 2B		0-0 1-3		0-0 1-3		0-0 5-3	5	1	1	2	0	0	1
<b>Ron Swoboda, R</b> OBP: 0.301, SLG: 0.354 (1, 7)		4-0 BB	0-0 2B 1B		0-0 FC3-5 1B		0-3 K		0-0 2B 1B	4	1	3	1	1	1	0
<b>Eddie Bressoud, R</b> OBP: 0.317, SLG: 0.376 (1, 6)		4-0 BB	0-0 F8		0-0 FC3-5 1B		0-0 1B 1B		0-0 1B 2B	4	2	3	1	1	0	2
<b>Jerry Grote, R</b> OBP: 0.326, SLG: 0.324 (1, 2)		0-0 L8	0-0 2B		0-3 K		0-0 L8		4-0 IBB	4	0	1	2	1	1	6
<b>Tug McGraw, R</b> OBP: 0.267, SLG: 0.214 (1, 1)		0-3 K	0-3 K		0-0 FC3-5 1B		0-0 1B 1B		0-0 F8	0	0	0	0	0	0	0
<b>Bob Friend, R</b> OBP: 0.027, SLG: 0.027 (2, 1)					0-0 1B		0-0 1B			5	1	1	0	0	2	9

Inning Stats	R: 0	H: 0	E: 0	K: 0	S: 3	LOB: 0	BB: 0	P: 3	R: 1	H: 1	E: 0	K: 1	S: 6	LOB: 3	BB: 3	P: 18	R: 5	H: 4	E: 1	K: 1	S: 11	LOB: 2	BB: 1	P: 15	R: 0	H: 0	E: 0	K: 0	S: 3	LOB: 0	BB: 0	P: 3	R: 2	H: 4	E: 0	K: 1	S: 8	LOB: 2	BB: 0	P: 8	R: 0	H: 0	E: 0	K: 0	S: 3	LOB: 0	BB: 0	P: 3	R: 1	H: 3	E: 0	K: 1	S: 8	LOB: 2	BB: 0	P: 8	R: 1	H: 3	E: 0	K: 0	S: 6	LOB: 3	BB: 1	P: 10
--------------	------	------	------	------	------	--------	-------	------	------	------	------	------	------	--------	-------	-------	------	------	------	------	-------	--------	-------	-------	------	------	------	------	------	--------	-------	------	------	------	------	------	------	--------	-------	------	------	------	------	------	------	--------	-------	------	------	------	------	------	------	--------	-------	------	------	------	------	------	------	--------	-------	-------

PITCHER	IP	WLS	BF	H	R	ER	SO	BB	IBB	HBP	BLK	WP	HR	S	P	ERA	WHIP
<b>Sandy Koufax, L</b> ERA: 1.79 (1, 1)	2.0	L	15	4	6	5	1	3	0	0	0	0	0	14	26	22.50	3.500
<b>Joe Moeller, R</b> ERA: 2.8 (3, 1)	4.0		17	5	2	2	2	1	0	0	0	0	0	20	24	4.50	1.500
<b>Ron Perranoski, L</b> ERA: 2.52 (7, 1)	2.0		13	6	2	2	1	0	1	0	0	0	0	14	18	9.00	3.000

**Los Angeles Dodgers @ New York Mets**  
**Shea Stadium, Flushing, NY**  
 Tue Aug 30 1966, 7:05 PM EDT  
 Att. 50,840 - Unknown

<b>AB</b>	<b>40</b>
<b>R</b>	<b>10</b>
<b>H</b>	<b>15</b>
<b>RBI</b>	<b>9</b>
<b>BB</b>	<b>5</b>
<b>SO</b>	<b>4</b>
<b>LOB</b>	<b>27</b>



WP	HR	S	P	ERA	WHIP
0	0	0	0	0	0

Batter	1	2	3	4	5	6	7	8	9	AB R H RBI BB SO LOB	TOP											
Maury Wills, S OBP: 0.313, SLG: 0.313 (1, 6) X	0-0 G6-4-3 1B		0-0 L7			4-0 1B HR BB	0-0 1-3 1B		0-0 F9	4 1 2 0 1 0 2	<b>Los Angeles Dodgers @ Pittsburgh Pirates</b> Forbes Field, Pittsburgh, PA Wed Aug 31 1966, 7:05 PM EDT Att: 31,036 - Unknown <a href="http://livebaseballscorecards.com">livebaseballscorecards.com</a>											
Wes Parker, S OBP: 0.350, SLG: 0.401 (1, 3) X	0-0 G6-4-3 1-2f		0-3 K			0-0 1-2 HR 1B	0-3 K		0-0 F4	5 1 1 0 0 2 5												
Willie Davis, L OBP: 0.309, SLG: 0.409 (1, 8) X	0-0 1B				0-0 L9	0-0 1-1 2-H HR		0-0 L4	0-0 4-3	5 1 2 3 0 0 2												
Ron Fairly, L OBP: 0.348, SLG: 0.399 (1, 9) X	0-0 4-3				0-3 K	0-0 F9		4-0 1B BB		3 0 0 0 1 1 1												
Jim Lefebvre, S OBP: 0.338, SLG: 0.478 (1, 4) X			0-0 L9		4-0 FC4-6 BB	0-0 G1-6-3 1B		0-0 1-2 1B		3 0 2 0 1 0 0												
John Roseboro, L OBP: 0.355, SLG: 0.431 (1, 2) X			0-0 4-3 1B		0-0 FC4-6 1-2f	0-0 G1-6-3 1-2f		0-0 F7		4 0 1 0 0 0 4												
Lou Johnson, R OBP: 0.308, SLG: 0.386 (1, 7) X			0-0 4-3 1-2			0-0 F7		0-3 K	0-3 K	4 0 0 0 0 2 3												
John Kennedy, R OBP: 0.238, SLG: 0.287 (1, 5) X			0-0 6-3			0-0 4-3		4-0 1B BB	0-0 1B 1B	2 0 0 0 0 0 1												
Dick Stuart, R OBP: 0.313, SLG: 0.369 (7, PH)										0 0 0 0 1 0 0												
Jim Gilliam, S OBP: 0.296, SLG: 0.259 (7, PR) (7, 5) X										1 0 1 0 0 0 0												
Don Drysdale, R OBP: 0.236, SLG: 0.302 (1, 1) X			0-3 K			0-0 5-3		0-3 K	0-0 1B	2 0 0 0 0 1 0												
Bob Miller, R (5, 1)										0 0 0 0 0 0 0												
Tommy Davis, R OBP: 0.333, SLG: 0.381 (7, PH)										1 0 0 0 0 1 1												
Phil Regan, R OBP: 0.238, SLG: 0.158 (7, 1)										0 0 0 0 0 0 0												
Al Ferrara, R OBP: 0.331, SLG: 0.450 (9, PH)									1-3 1B	1 0 1 0 0 0 0												
<b>Inning Stats</b>	R: 0 E: 0 K: 0 S: 4	H: 2 LOB: 1 BB: 0 P: 4	R: 0 E: 0 K: 0 S: 4	H: 1 LOB: 1 BB: 0 P: 4	R: 0 E: 0 K: 2 S: 7	H: 0 LOB: 0 BB: 0 P: 7	R: 0 E: 0 K: 1 S: 5	H: 0 LOB: 1 BB: 1 P: 9	R: 0 E: 0 K: 0 S: 3	H: 0 LOB: 0 BB: 0 P: 3	R: 3 E: 0 K: 0 S: 5	H: 3 LOB: 0 BB: 1 P: 9	R: 0 E: 0 K: 3 S: 10	H: 1 LOB: 2 BB: 1 P: 14	R: 0 E: 0 K: 1 S: 6	H: 1 LOB: 2 BB: 1 P: 10	R: 0 E: 0 K: 0 S: 5	H: 2 LOB: 2 BB: 0 P: 5	1B: 9 2B: 0 3B: 0 HR: 1	SF: 0 SAC: 0 DP: 2 HBP: 0	WP: 0 PB: 0 SB: 0 CS: 0	PA: 39
<b>PITCHER</b>	IP WLS BF H R ER SO BB IBB HBP BLK WP HR S P ERA WHIP																					
Steve Blass, R ERA: 3.59 (1, 1)	5.0 W 21 5 3 3 3 2 0 0 0 0 0 1 25 33 5.40 1.400																					
Billy O'Dell, L ERA: 2.63 (6, 1)	4.0 S 18 5 0 0 4 2 0 0 0 0 0 0 24 32 0.00 1.750																					



Batter	1	2	3	4	5	6	7	8	9
Matty Alou, L OBP: 0.371, SLG: 0.430 (1, 8)	0-0 4-3			0-0 6-3	0-0 P7		0-0 F9 SH1-4 1B		
Gene Alley, R OBP: 0.333, SLG: 0.416 (1, 6)	0-0 6-3			0-0 6-3	0-0 1B 1-2 2-H 3-H 1B		0-0 SH1-4 1-2		
Roberto Clemente, R OBP: 0.370, SLG: 0.535 (1, 9)	0-0 4-3			0-0 E4 1B	0-0 1B 1-3 2-H 1B		4-0 BB		
Willie Stargell, L OBP: 0.397, SLG: 0.601 (1, 7)		0-0 G4-6-3 1B		0-0 1B 1-3	0-0 1B 1-3		0-0 F9 2-3		
Donn Clendenon, R OBP: 0.362, SLG: 0.510 (1, 3)		0-3 K		0-0 L4	0-3 K		0-3 K		
Bill Mazerowski, R OBP: 0.301, SLG: 0.398 (1, 4)		0-0 G4-6-3 1-2f			0-0 6-3	0-3 K		0-3 K	
Bob Bailey, R OBP: 0.361, SLG: 0.436 (1, 5)			0-3 K		0-0 1B 1B 1B	0-0 FC5-4 1B		0-0 FC4-6 1B	
Jim Pagliaroni, R OBP: 0.339, SLG: 0.409 (1, 2)			0-0 F8		0-0 1B 1-2 1B	0-0 FC5-4 1-2f		0-0 FC4-6 1-2f	
Steve Blass, R OBP: 0.224, SLG: 0.245 (1, 1)			0-0 6-3		0-0 1B 1-2 2-3 1B	0-0 L6		0-0 4-3	
Billy O'Dell, S OBP: 0.143, SLG: 0.100 (6, 1)									

AB	R	H	RBI	BB	SO	LOB
4	0	1	0	0	0	3
3	1	1	2	0	0	0
3	0	1	1	1	0	0
4	0	3	1	0	0	2
4	0	0	0	0	3	7
4	0	0	0	0	2	1
4	1	3	0	0	1	0
4	1	1	0	0	0	2
2	1	1	0	0	0	0
2	0	0	0	0	0	2

BOTTOM	
<b>Los Angeles Dodgers @ Pittsburgh Pirates</b> Forbes Field, Pittsburgh, PA Wed Aug 31 1966, 7:05 PM EDT Att. 31,036 - Unknown	
<b>AB</b> 34 <b>R</b> 4 <b>H</b> 11 <b>RBI</b> 4 <b>BB</b> 1 <b>SO</b> 6 <b>LOB</b> 17	

Inning Stats		R: 0	H: 0	R: 0	H: 1	R: 0	H: 0	R: 0	H: 1	R: 4	H: 6	R: 0	H: 1	R: 0	H: 1	R: 0	H: 1
		E: 0	LOB: 0	E: 0	LOB: 0	E: 0	LOB: 0	E: 1	LOB: 2	E: 0	LOB: 2	E: 0	LOB: 1	E: 0	LOB: 2	E: 0	LOB: 1
		K: 0	BB: 0	K: 1	BB: 0	K: 1	BB: 0	K: 0	BB: 0	K: 1	BB: 0	K: 1	BB: 0	K: 1	BB: 1	K: 1	BB: 0
		S: 3	P: 3	S: 5	P: 5	S: 5	P: 5	S: 5	P: 5	S: 11	P: 11	S: 6	P: 6	S: 6	P: 10	S: 6	P: 6

PITCHER		IP	WLS	BF	H	R	ER	SO	BB	IBB	HBP	BLK	WP	HR	S	P	ERA	WHIP
Don Drysdale, R	(1, 1)	4.2	L	22	8	4	4	2	0	0	0	0	0	0	26	26	7.71	1.714
Bob Miller, R	(5, 1)	1.1		5	1	0	0	2	0	0	0	0	0	9	9	0.00	0.750	
Phil Regan, R	(7, 1)	2.0		9	2	0	0	2	1	0	0	0	0	12	16	0.00	1.500	

WP	PA	ERA	WHIP
0	36	0	0

Batter	1	2	3	4	5	6	7	8	9	10	AB	R	H	RBI	BB	SO	LOB
Wes Parker, S OBP: 0.351, SLG: 0.402 (1, 3)	0-3 K		0-0 P4			0-0 4-3 5-3-2 2B		0-0 4-3		0-0 FC9-2 BB 1B BB	4	1	1	0	1	1	0
Jim Gilliam, S OBP: 0.307, SLG: 0.269 (1, 5)	0-0 1B			0-0 3B 1B		0-0 4-3		0-0 2-3	0-0 1B 1B	4-0 FC9-2 BB 1B BB	4	2	3	1	1	0	1
Willie Davis, L OBP: 0.306, SLG: 0.405 (1, 8)	0-0 F8			0-0 F9		0-0 5-3-2			0-0 P6	0-0 FC9-2 1B BB	5	0	0	0	0	0	7
Ron Fairly, L OBP: 0.346, SLG: 0.396 (1, 9)	0-0 1-3			0-0 F7				0-0 3-1	0-0 F9	0-0 1B 1B	5	0	1	2	0	0	3
Jim Lefebvre, S OBP: 0.342, SLG: 0.486 (1, 4)		0-0 G1-6-3 1B		0-0 1-H 3B				0-0 1B	0-0 FC4-6 1B	0-0 4-3	5	0	4	1	0	0	2
John Roseboro, L OBP: 0.352, SLG: 0.426 (1, 2)		0-0 G1-6-3 1-2f		0-3 K				0-3 K	0-0 FC4-6 1-2f		4	0	0	0	0	2	5
Lou Johnson, R OBP: 0.307, SLG: 0.385 (1, 7)		0-3 K			0-0 5-3			0-3 K		0-0 BB SH1-4 BB 1B	4	1	1	0	0	2	1
John Kennedy, R OBP: 0.235, SLG: 0.283 (1, 6)			0-0 5-3		0-0 F9			0-0 L8		0-0 SH1-4	3	0	0	0	0	0	0
Don Sutton, R OBP: 0.213, SLG: 0.218 (1, 1)			0-0 4-1			0-0 4-3		0-0 5-3		4-0 BB BB FC9-2 BB	3	0	0	0	0	0	0
Jim Barbieri, L OBP: 0.365, SLG: 0.355 (10, PH)											0	0	0	0	1	0	0
Phil Regan, R OBP: 0.238, SLG: 0.158 (10, 1)											0	0	0	0	0	0	0
Ron Perranoski, L OBP: 0.200, SLG: 0.400 (10, 1)											0	0	0	0	0	0	0

Inning Stats	R: 0	H: 1	R: 0	H: 1	R: 0	H: 0	R: 1	H: 2	R: 0	H: 0	R: 0	H: 1	R: 0	H: 2	R: 3	H: 2	1B: 8	SF: 0
	E: 0	LOB: 1	E: 0	LOB: 0	E: 0	LOB: 0	E: 0	LOB: 1	E: 0	LOB: 0	E: 0	LOB: 1	E: 0	LOB: 2	E: 0	LOB: 2	2B: 2	SAC: 1
	K: 1	BB: 0	K: 1	BB: 0	K: 0	BB: 0	K: 1	BB: 0	K: 2	BB: 0	K: 0	BB: 0	K: 0	BB: 0	K: 0	BB: 3	3B: 1	DP: 2
	S: 6	P: 6	S: 5	P: 5	S: 3	P: 3	S: 7	P: 7	S: 3	P: 3	S: 3	P: 8	S: 5	P: 5	S: 5	P: 17	HR: 0	HBP: 0

PITCHER	IP	WLS	BF	H	R	ER	SO	BB	IBB	HBP	BLK	WP	HR	S	P	ERA	WHIP
Vern Law, R ERA: 4.19 (1, 1)	9.1	L	37	9	4	4	5	2	0	0	0	0	0	45	53	3.86	1.179
Pete Mikkelsen, R ERA: 2.98 (10, 1)	0.2		4	1	0	0	0	1	0	0	0	0	0	3	7	0.00	3.000

**TOP**

**Los Angeles Dodgers @ Pittsburgh Pirates**  
Forbes Field, Pittsburgh, PA

Thu Sep 01 1966, 7:05 PM EDT  
Att. 26,761 - Unknown

<b>AB</b>	<b>37</b>
<b>R</b>	<b>4</b>
<b>H</b>	<b>10</b>
<b>RBI</b>	<b>4</b>
<b>BB</b>	<b>3</b>
<b>SO</b>	<b>5</b>
<b>LOB</b>	<b>19</b>



**Los Angeles Dodgers @ Pittsburgh Pirates**  
 Forbes Field, Pittsburgh, PA  
 Thu Sep 01 1966, 7:05 PM EDT  
 Att: 26,761 - Unknown

[livebaseballscorecards.com](http://livebaseballscorecards.com)

AB	35
R	3
H	6
RBI	3
BB	1
SO	5
LOB	10



WP	0	PA	36
PB	0		
SB	0		
CS	0		

Batter	1	2	3	4	5	6	7	8	9	10	AB	R	H	RBI	BB	SO	LOB
Matty Alou, L OBP: 0.372, SLG: 0.430 (1, 8)	4-0 FC5-4 BB		x 0-0 F7			x 0-0 1B 1-2 1B		x 0-0 4-3			3	0	1	0	1	0	0
Gene Alley, R OBP: 0.333, SLG: 0.414 (1, 6)	x 0-0 FC5-4 1-2f			0-3 K		x 0-0 L9		x 0-0 G6-3 1B			4	0	1	0	0	1	3
Roberto Clemente, R OBP: 0.369, SLG: 0.533 (1, 9)	x 0-0 P3			x 0-0 6-3		x 0-0 1B 1-3 2-H		x 0-0 L4			4	0	1	1	0	0	2
Willie Stargell, L OBP: 0.393, SLG: 0.596 (1, 7)	x 0-0 F7			x 0-0 4-3		x 0-3 K		x 0-0 G6-3 1-2f			4	0	0	0	0	1	4
Donn Clendenon, R OBP: 0.361, SLG: 0.507 (1, 3)		x 0-0 1-3			x 0-0 6-3		x 0-3 K		x 0-0 HR 1B		4	1	1	0	0	1	0
Bill Mazaroski, R OBP: 0.299, SLG: 0.395 (1, 4)		x 0-0 5-3			x 0-0 5-3		x 0-0 L3		x 0-0 F8		4	0	0	0	0	0	1
Bob Bailey, R OBP: 0.359, SLG: 0.444 (1, 5)		x 0-3 K			x 0-3 K		x 0-0 6-3		x 0-0 HR 1-H		4	1	1	2	0	2	0
Jim Pagliaroni, R OBP: 0.335, SLG: 0.404 (1, 2)			x 0-0 F7			x 0-0 5-3		x 0-0 P4		x 0-0 F7	4	0	0	0	0	0	0
Vern Law, R OBP: 0.281, SLG: 0.357 (1, 1)			x 0-0 5-3			x 0-0 1B 1B		x 0-0 F8		x 0-0 3-1	3	1	1	0	0	0	0
Pete Mikkelsen, R OBP: 0.250, SLG: 0.200 (10, 1)											0	0	0	0	0	0	0
Jerry Lynch, L OBP: 0.275, SLG: 0.313 (10, PH)											0	0	0	0	0	0	0
Manny Mota, R OBP: 0.395, SLG: 0.513 (10, PH)											1	0	0	0	0	0	0

Inning Stats	R: 0	H: 0	E: 0	K: 0	S: 3	R: 0	H: 0	E: 0	K: 1	S: 5	R: 0	H: 0	E: 0	K: 0	S: 3	R: 0	H: 0	E: 0	K: 1	S: 5	R: 1	H: 3	E: 0	K: 1	S: 8	R: 0	H: 0	E: 0	K: 1	S: 5	R: 0	H: 0	E: 0	K: 0	S: 3	R: 0	H: 1	E: 0	K: 0	S: 3	R: 2	H: 2	E: 0	K: 0	S: 5	1B: 5	SF: 0	2B: 0	3B: 0	HR: 1	WP: 0	PA: 36
--------------	------	------	------	------	------	------	------	------	------	------	------	------	------	------	------	------	------	------	------	------	------	------	------	------	------	------	------	------	------	------	------	------	------	------	------	------	------	------	------	------	------	------	------	------	------	-------	-------	-------	-------	-------	-------	--------

PITCHER	IP	WLS	BF	H	R	ER	SO	BB	IBB	HBP	BLK	WP	HR	S	P	ERA	WHIP
Don Sutton, R ERA: 3.07 (1, 1)	9.0	W	31	4	1	1	5	1	0	0	0	0	0	40	44	1.00	0.556
Phil Regan, R ERA: 1.85 (10, 1)	0.2		4	2	2	0	0	0	0	0	0	0	1	4	4	27.00	3.000
Ron Perranoski, L ERA: 2.51 (10, 1)	0.1	S	1	0	0	0	0	0	0	0	0	0	0	1	1	0.00	0.000

Batter	1	2	3	4	5	6	7	8	9	AB R H RBI BB SO LOB	TOP											
Wes Parker, S (1, 3) OBP: 0.349, SLG: 0.408	0-3 K	0-0 SF8		0-0 F7			0-0 HR		0-0 E4	4 1 1 2 0 1 0												
Jim Gilliam, S (1, 5) OBP: 0.309, SLG: 0.273	0-0 6-3	0-0 6-3		4-0 BB			0-0 SH5-3 6-3 2B		0-0 L3	4 1 1 0 1 0 3												
Willie Davis, L (1, 8) OBP: 0.307, SLG: 0.404	0-0 HR 1B		0-0 F8	0-0 F9			0-0 SH5-3 2-3			3 1 1 0 0 0 1												
Ron Fairly, L (1, 9) OBP: 0.348, SLG: 0.408	0-0 1-H HR		0-0 1B SF8 1B		0-0 4-3		0-0 6-3			4 2 2 3 0 0 0												
Jim Lefebvre, S (1, 4) OBP: 0.342, SLG: 0.484	0-3 K		0-0 HBP 1-3 1B		0-0 3-1		0-0 P4			4 0 1 0 0 1 0												
John Roseboro, L (1, 2) OBP: 0.353, SLG: 0.431		0-0 HBP SF8 2B	0-0 SF8		0-0 6-3			0-0 G5-4-3 1B		3 1 2 1 0 0 0												
Lou Johnson, R (1, 7) OBP: 0.309, SLG: 0.383		H 1-0 HBP HBP	H 1-0 HBP			0-0 P4		0-0 F9		2 0 0 0 0 0 1												
John Kennedy, R (1, 6) OBP: 0.235, SLG: 0.280		H 1-0 1-2 2-3 HBP	0-3 K2-3			0-3 K		0-0 G5-4-3 1-2f		3 0 0 0 0 2 3												
Claude Osteen, L (1, 1) OBP: 0.254, SLG: 0.302		0-3 K		0-3 K			0-0 4-3		0-3 K	3 0 0 0 0 2 3												
Bob Miller, R (7, 1)										1 0 0 0 0 1 0												
<b>Inning Stats</b>	R: 2 E: 0 K: 2 S: 9	H: 2 LOB: 0 BB: 0 P: 9	R: 1 E: 0 K: 1 S: 6	H: 1 LOB: 2 BB: 0 P: 8	R: 1 E: 0 K: 1 S: 7	H: 2 LOB: 2 BB: 0 P: 8	R: 0 E: 0 K: 1 S: 5	H: 0 LOB: 1 BB: 1 P: 9	R: 0 E: 0 K: 0 S: 3	H: 0 LOB: 0 BB: 0 P: 3	R: 0 E: 0 K: 1 S: 5	H: 0 LOB: 0 BB: 0 P: 5	R: 2 E: 0 K: 0 S: 5	H: 2 LOB: 0 BB: 0 P: 5	R: 0 E: 0 K: 0 S: 3	H: 1 LOB: 0 BB: 0 P: 3	R: 0 E: 1 K: 1 S: 5	H: 0 LOB: 0 BB: 0 P: 5	1B: 4 2B: 3 3B: 0 HR: 2	SF: 2 SAC: 1 DP: 2 HBP: 3	WP: 0 PB: 0 SB: 0 CS: 0	PA: 38
<b>PITCHER</b>	IP WLS BF H R ER SO BB IBB HBP BLK WP HR S P ERA WHIP																				<b>PITCHER</b>	IP WLS BF H R ER SO BB IBB HBP BLK WP HR S P ERA WHIP
Jim Maloney, R (1, 1) ERA: 2.65	6.0 L 27 5 4 4 6 1 0 3 0 0 1 35 42 6.00 1.000																					
Billy McCool, L (7, 1) ERA: 2.56	2.0 8 3 2 2 0 0 0 0 0 0 0 1 8 8 9.00 1.500																					
Don Nottebart, R (9, 1) ERA: 2.55	1.0 3 0 0 0 0 1 0 0 0 0 0 0 5 5 0.00 0.000																					

**Los Angeles Dodgers @ Cincinnati Reds**  
 Crosley Field, Cincinnati, OH  
 Fri Sep 02 1966, 7:05 PM EDT  
 Att: 17,311 - Unknown

AB	31
R	6
H	8
RBI	6
BB	1
SO	7
LOB	11



Batter	1	2	3	4	5	6	7	8	9	AB	R	H	RBI	BB	SO	LOB
Tommy Harper, R OBP: 0.357, SLG: 0.374 (1, 9)	0-3 K		0-0 F8			0-0 P4		0-0 6-3		4	0	0	0	0	1	2
Pete Rose, S OBP: 0.346, SLG: 0.453 (1, 4)	0-0 1B		0-0 F8			0-0 F9			0-3 K	4	0	1	0	0	1	2
Tommy Helms, R OBP: 0.333, SLG: 0.412 (1, 5)	0-0 F8			0-0 F7		0-0 1B			0-0 1-3	4	0	1	1	0	0	1
Deron Johnson, R OBP: 0.313, SLG: 0.458 (1, 7)	0-0 F8			0-3 K		0-0 F3			0-0 6-3	4	0	0	0	0	1	2
Tony Perez, R OBP: 0.301, SLG: 0.382 (1, 3)		0-0 1-3		0-0 P4				0-3 K		3	0	0	0	0	1	0
Don Pavletich, R OBP: 0.348, SLG: 0.518 (1, 2)		0-0 F9			4-0 L5-3 BB			0-0 4-3		2	0	0	0	1	0	0
Vada Pinson, L OBP: 0.332, SLG: 0.453 (1, 8)		0-0 1-3			0-0 P4			0-0 P5		3	0	0	0	0	0	1
Leo Cardenas, R OBP: 0.311, SLG: 0.405 (1, 6)			4-0 SH1-3 BB		0-0 L5-3			0-3 K		2	0	0	0	1	1	1
Jim Maloney, L OBP: 0.260, SLG: 0.261 (1, 1)			0-0 SH1-3			0-0 1B		0-0 4-3		0	0	0	0	0	0	0
Giraldo Ruiz, S OBP: 0.281, SLG: 0.264 (6, PH)										1	1	1	0	0	0	0
Billy McCool, R OBP: 0.211, SLG: 0.167 (7, 1)										0	0	0	0	0	0	0
Art Shamsky, L OBP: 0.322, SLG: 0.548 (8, PH)			1-2							1	0	0	0	0	0	0
Don Nottebart, R OBP: 0.217, SLG: 0.182 (9, 1)										0	0	0	0	0	0	0

Inning Stats	R: 0	H: 1	E: 0	K: 1	S: 6	LOB: 1	BB: 0	P: 6	R: 0	H: 0	E: 0	K: 0	S: 3	LOB: 0	BB: 0	P: 3	R: 0	H: 0	E: 0	K: 1	S: 5	LOB: 0	BB: 0	P: 5	R: 0	H: 0	E: 0	K: 0	S: 2	LOB: 0	BB: 1	P: 6	R: 1	H: 2	E: 0	K: 1	S: 5	LOB: 1	BB: 0	P: 5	R: 0	H: 0	E: 0	K: 1	S: 5	LOB: 0	BB: 0	P: 5	R: 0	H: 0	E: 0	K: 1	S: 5	LOB: 0	BB: 0	P: 5	R: 0	H: 0	E: 0	K: 1	S: 5	LOB: 0	BB: 0	P: 5
--------------	------	------	------	------	------	--------	-------	------	------	------	------	------	------	--------	-------	------	------	------	------	------	------	--------	-------	------	------	------	------	------	------	--------	-------	------	------	------	------	------	------	--------	-------	------	------	------	------	------	------	--------	-------	------	------	------	------	------	------	--------	-------	------	------	------	------	------	------	--------	-------	------

PITCHER	IP	WLS	BF	H	R	ER	SO	BB	IBB	HBP	BLK	WP	HR	S	P	ERA	WHIP
Claude Osteen, L ERA: 2.74 (1, 1)	6.0	W	22	3	1	1	2	2	0	0	0	0	0	24	32	1.50	0.833
Bob Miller, R ERA: 3.12 (7, 1)	3.0	S	9	0	0	0	3	0	0	0	0	0	0	15	15	0.00	0.000

BOTTOM

Los Angeles Dodgers @ Cincinnati Reds  
Crosley Field, Cincinnati, OH  
Fri Sep 02 1966, 7:05 PM EDT  
Att. 17,311 - Unknown

AB	28
R	1
H	3
RBI	1
BB	2
SO	5
LOB	9



WP	PA	31
PB	0	
SB	0	
CS	0	

**Los Angeles Dodgers @ Cincinnati Reds**  
 Crosley Field, Cincinnati, OH

Sat Sep 03 1966, 7:05 PM EDT  
 Att: 26,888 - Unknown

<b>AB</b>	<b>36</b>
<b>R</b>	<b>7</b>
<b>H</b>	<b>11</b>
<b>RBI</b>	<b>6</b>
<b>BB</b>	<b>4</b>
<b>SO</b>	<b>4</b>
<b>LOB</b>	<b>18</b>



AB	R	H	RBI	BB	SO	LOB
5	0	1	0	0	0	6
5	1	2	1	0	0	1
4	2	3	0	1	0	2
4	0	1	1	0	0	2
3	1	1	0	1	0	1
1	0	0	0	0	1	0
4	2	1	2	0	0	1
3	0	0	0	1	2	1
4	1	2	2	0	0	1
3	0	0	0	0	1	3
0	0	0	0	1	0	0

Batter	1	2	3	4	5	6	7	8	9
<b>Wes Parker, S</b> (1, 3) OBP: 0.347, SLG: 0.406	0-0 F4		0-0 FC6-4 1B		0-0 G6-4-3 1-2f	0-0 1-3		0-0 F4	
<b>Jim Gilliam, S</b> (1, 5) OBP: 0.311, SLG: 0.276	0-0 F7		0-0 FC6-4 1-2f			0-0 SH5-3 1B 2B	0-0 5-3	0-0 1-2 2-H 1B	
<b>Willie Davis, L</b> (1, 8) OBP: 0.311, SLG: 0.411	0-0 1B 3B			0-0 G5-4-3 1B		0-0 SH5-3 1B 2B	4-0 BB	0-0 6-3	
<b>Jim Lefebvre, S</b> (1, 4) OBP: 0.341, SLG: 0.482	0-0 PO WP 1B 3-H			0-0 G5-4-3 1-2f		0-0 SH5-3 1-2 2-3	0-0 P4		0-0 F8
<b>Tommy Davis, R</b> (1, 7) OBP: 0.336, SLG: 0.380	0-0 PO 1-3	0-0 2-3		0-0 1B		4-0 2B E IBB	0-0 F8		0-3 K
<b>Phil Regan, R</b> (7, 1) OBP: 0.227, SLG: 0.150									
<b>Lou Johnson, R</b> (1, 9) OBP: 0.310, SLG: 0.384		0-0 5-3		0-0 F9		0-0 E 2B 1-3 2-H 3-H		1-0 S 2B HBP	0-0 F8
<b>John Kennedy, R</b> (1, 6) OBP: 0.236, SLG: 0.277		0-3 K			0-0 F8	4-0 E BB		0-3 K	
<b>Jeff Torborg, R</b> (1, 2) OBP: 0.300, SLG: 0.303			0-0 P3		0-0 E 1B	0-0 E5 1-3 2-H 3-H		0-0 1B 2B	
<b>Sandy Koufax, R</b> (1, 1) OBP: 0.098, SLG: 0.092			0-0 6-3		0-0 E3 G6-4-3 1-2	0-3 K		4-0 1B BB	
<b>Ron Fairly, L</b> (7, 9) OBP: 0.350, SLG: 0.408									

Inning	1	2	3	4	5	6	7	8	9
<b>R</b>	1	0	0	0	0	4	0	2	0
<b>H</b>	2	0	1	2	1	3	0	2	0
<b>E</b>	0	0	0	0	1	1	0	0	0
<b>K</b>	0	1	0	0	0	1	0	1	0
<b>S</b>	4	5	4	4	4	9	3	7	5
<b>LOB</b>	0	0	1	1	1	2	1	2	0
<b>BB</b>	0	0	0	0	0	2	1	1	0
<b>P</b>	4	5	4	4	4	17	7	12	5

PITCHER	IP	WLS	BF	H	R	ER	SO	BB	IBB	HBP	BLK	WP	HR	S	P	ERA	WHIP
<b>Joe Nuxhall, L</b> (1, 1) ERA: 4.15	6.0	L	28	9	5	4	2	1	1	0	0	1	0	30	38	6.00	1.667
<b>Billy McCool, L</b> (7, 1) ERA: 2.66	3.0		14	2	2	2	2	2	0	1	0	0	0	15	24	6.00	1.333

<b>WP</b>	<b>1</b>
<b>PA</b>	<b>43</b>
<b>PB</b>	<b>0</b>
<b>SB</b>	<b>1</b>
<b>CS</b>	<b>0</b>

Batter	1	2	3	4	5	6	7	8	9	AB	R	H	RBI	BB	SO	LOB
Tommy Harper, R OBP: 0.356, SLG: 0.374 (1, 9)	0-0 F9 ①		0-0 HR 2B		0-0 5-3 ①		0-0 G3 ①		0-0 F7 ②	5	1	1	0	0	0	1
Pete Rose, S OBP: 0.346, SLG: 0.453 (1, 4)	0-3 K ②		0-0 F8 ①		0-0 4-3 ②		0-0 1B ②		0-0 1-2 1B ②	5	0	2	0	0	1	1
Tommy Helms, R OBP: 0.331, SLG: 0.410 (1, 5)	0-0 1-3 ③		0-0 F7 ②		0-0 1B ③		0-3 K ②		0-0 F9 ③	5	0	1	0	0	1	4
Deron Johnson, R OBP: 0.312, SLG: 0.463 (1, 7) (9, 3)		0-0 F7 ①	0-0 HR 2-H		0-0 5-3 ③		0-3 K ③			4	1	1	2	0	1	2
Tony Perez, R OBP: 0.309, SLG: 0.387 Art Shamsky, L OBP: 0.320, SLG: 0.545 (1, 3) (8, PH) (9, 7)		4-0 1B E BB	0-0 1B		0-0 2B SF7 1B		0-0 F5 ①			2	1	2	0	1	0	0
Don Pavletich, R OBP: 0.347, SLG: 0.521 Johnny Edwards, L OBP: 0.276, SLG: 0.300 (1, 2) (8, PH) (9, 2)		0-0 E6 1B	0-0 F7 ③		0-0 1-3 1B 2B		0-0 F6 ②			3	0	1	0	0	0	2
Vada Pinson, L OBP: 0.331, SLG: 0.451 (1, 8)		0-0 1-2 2-3 1B		0-0 F9 ①		0-0 1-3 ①		0-3 K ③		4	0	1	0	0	1	2
Leo Cardenas, R OBP: 0.311, SLG: 0.405 (1, 6)		0-3 K ②		0-0 1-3 ②		0-0 SF7 ②		0-0 1B 1B ③		3	0	1	1	0	1	3
Joe Nuxhall, L OBP: 0.091, SLG: 0.121 Giraldo Ruiz, S OBP: 0.289, SLG: 0.272 Billy McCool, R OBP: 0.211, SLG: 0.167 Gordy Coleman, L OBP: 0.307, SLG: 0.364 (1, 1) (6, PH) (7, 1) (9, PH)		0-3 K ③		0-3 K ③		0-0 2-H 1B ③		0-3 K ①		2	0	0	0	0	2	3

Inning Stats	R: 0	H: 0	E: 0	K: 1	S: 5	LOB: 0	BB: 0	P: 5	R: 0	H: 1	E: 1	K: 2	S: 9	LOB: 3	BB: 1	P: 13	R: 2	H: 3	E: 0	K: 0	S: 6	LOB: 1	BB: 0	P: 6	R: 0	H: 0	E: 0	K: 1	S: 5	LOB: 0	BB: 0	P: 5	R: 0	H: 1	E: 0	K: 0	S: 4	LOB: 1	BB: 0	P: 4	R: 1	H: 3	E: 0	K: 2	S: 5	LOB: 2	BB: 0	P: 5	R: 0	H: 1	E: 0	K: 2	S: 8	LOB: 1	BB: 0	P: 8	R: 0	H: 0	E: 0	K: 1	S: 5	LOB: 0	BB: 0	P: 5	R: 0	H: 2	E: 0	K: 1	S: 7	LOB: 2	BB: 0	P: 7	1B: 8	2B: 2	3B: 0	HR: 1	SF: 1	SAC: 0	DP: 0	HBP: 0	WP: 0	PB: 0	SB: 0	CS: 0	PA: 39
--------------	------	------	------	------	------	--------	-------	------	------	------	------	------	------	--------	-------	-------	------	------	------	------	------	--------	-------	------	------	------	------	------	------	--------	-------	------	------	------	------	------	------	--------	-------	------	------	------	------	------	------	--------	-------	------	------	------	------	------	------	--------	-------	------	------	------	------	------	------	--------	-------	------	------	------	------	------	------	--------	-------	------	-------	-------	-------	-------	-------	--------	-------	--------	-------	-------	-------	-------	--------

PITCHER	IP	WLS	BF	H	R	ER	SO	BB	IBB	HBP	BLK	WP	HR	S	P	ERA	WHIP
Sandy Koufax, L ERA: 1.85 (1, 1)	6.0	W	27	8	3	3	4	1	0	0	0	0	1	34	38	4.50	1.500
Phil Regan, R ERA: 1.79 (7, 1)	3.0	S	12	3	0	0	4	0	0	0	0	0	0	20	20	0.00	1.000

**Los Angeles Dodgers @ Cincinnati Reds**  
Crosley Field, Cincinnati, OH  
Sat Sep 03 1966, 7:05 PM EDT  
Att. 26,888 - Unknown

<b>AB</b>	<b>37</b>
<b>R</b>	<b>3</b>
<b>H</b>	<b>11</b>
<b>RBI</b>	<b>3</b>
<b>BB</b>	<b>1</b>
<b>SO</b>	<b>8</b>
<b>LOB</b>	<b>19</b>



PITCHER	IP	WLS	BF	H	R	ER	SO	BB	IBB	HBP	BLK	WP	HR	S	P	ERA	WHIP
---------	----	-----	----	---	---	----	----	----	-----	-----	-----	----	----	---	---	-----	------

Batter	1	2	3	4	5	6	7	8	9	AB R H RBI BB SO LOB	TOP											
Wes Parker, S (1, 3) OBP: 0.345, SLG: 0.401	0-0 L4	4-0 1B BB	0-3 K		0-3 K		0-3 K		0-0 F7	5 0 0 0 1 3 4												
Jim Gilliam, S (1, 5) OBP: 0.317, SLG: 0.285	0-0 L7	0-0 1B	4-0 FC4-6 BB		0-0 2B		0-3 K			4 0 2 2 1 1 1												
Willie Davis, L (1, 8) OBP: 0.310, SLG: 0.411	0-0 2B	0-0 F8	0-0 FC4-6		0-0 L7			0-0 F2		5 1 1 0 0 0 6												
Ron Fairly, L (1, 9) OBP: 0.353, SLG: 0.413	0-0 WP 2B		0-0 1B 2B	0-0 3-1		0-3 K2-3		4-0 HR BB		4 2 2 1 1 1 0												
Jim Lefebvre, S (1, 4) OBP: 0.343, SLG: 0.489	4-0 BB		0-0 2B 1B	0-3 K		0-0 4-3		0-0 HR		4 2 2 2 1 1 0												
John Roseboro, L (1, 2) OBP: 0.356, SLG: 0.429	0-3 K		4-0 2B 1B BB	4-0 FC5-4 BB		4-0 BB		0-0 4-3		2 1 0 0 3 1 2												
Tommy Davis, R (1, 7) OBP: 0.333, SLG: 0.381		0-3 K	0-0 1B 2B	0-0 FC5-4		0-0 L4		0-0 P5		5 0 1 2 0 1 2												
Lou Johnson, R (8, 7) OBP: 0.310, SLG: 0.384			1-3 2-H 3-H	1-2						0 0 0 0 0 0 0												
John Kennedy, R (1, 6) OBP: 0.242, SLG: 0.283		0-0 F3	0-0 BB 1B		0-0 F9		0-0 SH1-4 1B		0-0 G1-6-3 1B	5 0 3 1 0 0 0												
Don Drysdale, R (1, 1) OBP: 0.244, SLG: 0.310		0-0 BB	0-0 P5							1 1 1 0 0 0 0												
Jim Barbieri, L (3, PH) OBP: 0.360, SLG: 0.351										1 0 0 0 0 0 2												
Ron Perranoski, L (3, 1) OBP: 0.333, SLG: 0.833		1B								1 1 1 0 0 0 0												
Bob Miller, R (5, 1)										1 0 0 0 0 0 1												
Phil Regan, R (9, 1) OBP: 0.227, SLG: 0.150		1B				2B 3B				0 0 0 0 0 0 0												
<b>Inning Stats</b>	R: 1 E: 0 K: 1 S: 7	H: 2 LOB: 2 BB: 1 P: 11	R: 1 E: 0 K: 1 S: 7	H: 2 LOB: 2 BB: 1 P: 11	R: 3 E: 0 K: 1 S: 9	H: 4 LOB: 3 BB: 2 P: 17	R: 0 E: 0 K: 1 S: 5	H: 0 LOB: 1 BB: 1 P: 9	R: 1 E: 0 K: 1 S: 7	H: 2 LOB: 1 BB: 0 P: 7	R: 0 E: 0 K: 1 S: 5	H: 0 LOB: 1 BB: 1 P: 9	R: 0 E: 0 K: 2 S: 8	H: 1 LOB: 1 BB: 0 P: 8	R: 2 E: 0 K: 0 S: 4	H: 1 LOB: 0 BB: 1 P: 8	R: 0 E: 0 K: 0 S: 3	H: 1 LOB: 0 BB: 0 P: 3	1B: 7 2B: 4 3B: 1 HR: 1	SF: 0 SAC: 1 DP: 1 HBP: 0	WP: 1 PB: 0 SB: 0 CS: 0	PA: 46
<b>PITCHER</b>	IP WLS BF H R ER SO BB IBB HBP BLK WP HR S P ERA WHIP																					
Sammy Ellis, R (1, 1) ERA: 5.28	2.0 L 15 6 5 5 2 3 0 0 0 1 0 16 28 22.50 4.500																					
Don Nottebart, R (3, 1) ERA: 2.57	3.0 15 4 1 1 3 2 0 0 0 0 0 19 27 3.00 2.000																					
Jack Baldschun, R (6, 1) ERA: 4.94	2.0 8 1 0 0 3 1 0 0 0 0 0 13 17 0.00 1.000																					
Joe Nuxhall, L (8, 1) ERA: 4.29	1.0 6 2 2 2 0 1 0 0 0 0 1 5 9 18.00 3.000																					
Billy McCool, L (9, 1) ERA: 2.64	1.0 2 0 0 0 0 0 0 0 0 0 0 2 2 0.00 0.000																					

Los Angeles Dodgers @ Cincinnati Reds  
 Crosley Field, Cincinnati, OH  
 Sun Sep 04 1966, 3:33 AM EDT  
 Att. 18,670 - Unknown

AB 38  
 R 8  
 H 13  
 RBI 8  
 BB 7  
 SO 8  
 LOB 18



WP: 1 PA: 46  
 PB: 0  
 SB: 0  
 CS: 0

BOTTOM

Los Angeles Dodgers @ Cincinnati Reds

Crosley Field, Cincinnati, OH

Sun Sep 04 1966, 3:33 AM EDT

Att. 18,670 - Unknown

livebaseballscorecards.com

AB	39
R	6
H	15
RBI	6
BB	1
SO	7
LOB	15



WP:	1	PA:	41
PB:	0		
SB:	0		
CS:	0		

AB R H RBI BB SO LOB

5	1	3	0	0	0	1
4	0	0	0	0	1	2
0	0	0	0	0	0	0
0	0	0	0	0	0	0
0	0	0	0	0	0	0

5 0 2 0 0 1 3

4 2 2 2 1 0 3

1	0	1	0	0	0	0
4	1	1	0	0	1	3

4 1 2 3 0 0 1

4 0 0 0 0 2 1

4 1 1 0 0 1 1

1	0	0	0	0	1	0
0	0	0	0	0	0	0
1	0	1	1	0	0	0
0	0	0	0	0	0	0
0	0	0	0	0	0	0
2	0	2	0	0	0	0

1B:	11	SF:	0
2B:	2	SAC:	1
3B:	0	DP:	1
HR:	2	HBP:	0

Batter	1	2	3	4	5	6	7	8	9
Pete Rose, S OBP: 0.348, SLG: 0.454 (1, 4)	0-0 4-3 HR 1B		0-0 L6		0-0 1B 1B		0-0 G4-6-3 1-2f		0-0 SH1-4 1B
Tommy Helms, R OBP: 0.328, SLG: 0.406 (1, 5)	0-0 4-3		0-0 L5		0-0 F2		0-3 K		0-0 SH1-4
Joe Nuxhall, L OBP: 0.091, SLG: 0.121 (8, 1)	1-2								1-2 2-3
Tony Perez, R OBP: 0.309, SLG: 0.387 (9, 3)									
Billy McCool, R OBP: 0.211, SLG: 0.167 (9, 1)									
Vada Pinson, L OBP: 0.332, SLG: 0.451 (1, 8)	0-0 4-3		0-0 FC6-4 1B		0-0 1-3 1B			0-0 4-3	0-3 K
Deron Johnson, R OBP: 0.315, SLG: 0.470 (1, 7)	0-0 HR		0-0 FC6-4		0-0 6-3			0-0 WP HR 1B	4-0 IBB
(5, 3)									
(9, 5)									
Gordy Coleman, L OBP: 0.310, SLG: 0.367 (1, 3)	0-0 1B				0-0 F9		0-0 6-3	0-0 WP HR 1B	0-3 K
Giraldo Ruiz, S OBP: 0.287, SLG: 0.271 (4, PH)									
(5, 7)									
(8, 5)									
(9, 6)									
Art Shamsky, L OBP: 0.324, SLG: 0.560 (1, 9)	0-0 G3				0-0 F9		0-0 1B	0-0 1-H 2-H HR	
Johnny Edwards, L OBP: 0.272, SLG: 0.296 (1, 2)		0-3 K			0-0 G3		0-3 K	0-0 4-3	
Leo Cardenas, R OBP: 0.310, SLG: 0.406 (1, 6)								0-3 K	
0-0 4-3									
0-0 2B 2B									
0-0 P3									
0-0 G4-6-3 1B									
0-0 SH1-4 1B									
0-0 SH1-4 1B									

Inning Stats	R: 2	H: 3	E: 0	K: 0	S: 6	LOB: 1	BB: 0	P: 6	R: 0	H: 0	E: 0	K: 2	S: 7	LOB: 0	BB: 0	P: 7	R: 0	H: 1	E: 0	K: 0	S: 4	LOB: 1	BB: 0	P: 4	R: 0	H: 0	E: 0	K: 0	S: 3	LOB: 0	BB: 0	P: 3	R: 1	H: 4	E: 0	K: 0	S: 6	LOB: 2	BB: 0	P: 6	R: 0	H: 1	E: 0	K: 1	S: 6	LOB: 1	BB: 0	P: 6	R: 0	H: 1	E: 0	K: 1	S: 5	LOB: 0	BB: 0	P: 5	R: 3	H: 3	E: 0	K: 1	S: 8	LOB: 0	BB: 0	P: 8	R: 0	H: 2	E: 0	K: 2	S: 9	LOB: 3	BB: 1	P: 13	1B: 11	2B: 2	3B: 0	HR: 2	SF: 0	SAC: 1	DP: 1	HBP: 0	WP: 1	PA: 41
--------------	------	------	------	------	------	--------	-------	------	------	------	------	------	------	--------	-------	------	------	------	------	------	------	--------	-------	------	------	------	------	------	------	--------	-------	------	------	------	------	------	------	--------	-------	------	------	------	------	------	------	--------	-------	------	------	------	------	------	------	--------	-------	------	------	------	------	------	------	--------	-------	------	------	------	------	------	------	--------	-------	-------	--------	-------	-------	-------	-------	--------	-------	--------	-------	--------

PITCHER	IP	WLS	BF	H	R	ER	SO	BB	IBB	HBP	BLK	WP	HR	S	P	ERA	WHIP
Don Drysdale, R ERA: 3.85 (1, 1)	2.0		9	3	2	2	2	0	0	0	0	0	1	13	13	9.00	1.500
Ron Perranoski, L ERA: 2.54 (3, 1)	2.2	W	12	5	1	1	0	0	0	0	0	0	0	12	12	3.38	1.875
Bob Miller, R ERA: 3.39 (5, 1)	3.1		15	6	3	3	3	0	0	0	0	1	1	21	21	8.10	1.800
Phil Regan, R ERA: 1.77 (9, 1)	1.0	S	5	1	0	0	2	0	1	0	0	0	0	8	12	0.00	1.000

Batter	1	2	3	4	5	6	7	8	9	AB	R	H	RBI	BB	SO	LOB	TOP															
<b>Tito Fuentes, S</b> (1, 6) OBP: 0.277, SLG: 0.346	0-3 <b>K</b>		0-0 <b>F7</b>		0-3 <b>K</b>			0-3 <b>K</b>		4	0	0	0	0	3	1																
<b>Tom Haller, L</b> (1, 2) OBP: 0.313, SLG: 0.456	4-0 <b>S</b> <b>BB</b>		0-0 <b>F8</b>		0-0 <b>1B</b>			0-0 <b>1B</b>		3	0	2	0	1	0	0																
<b>Willie Mays, R</b> (1, 8) OBP: 0.369, SLG: 0.571 <b>Len Gabrielson, L</b> (8, 9) OBP: 0.270, SLG: 0.293	4-0 <b>1-2</b> <b>BB</b>		0-0 <b>6-3</b>		0-0 <b>G3</b>			0-0 <b>F8</b>		3	0	0	0	1	0	3																
<b>Willie McCovey, L</b> (1, 3) OBP: 0.388, SLG: 0.567	0-3 <b>K</b>				0-0 <b>K</b>			0-3 <b>K</b>		4	0	1	0	0	3	3																
<b>Jim Ray Hart, R</b> (1, 5) OBP: 0.329, SLG: 0.491	0-3 <b>K</b>				0-0 <b>F3</b>			0-0 <b>G6-4-3</b>		4	0	0	0	0	1	3																
<b>Jesus Alou, R</b> (1, 7) OBP: 0.278, SLG: 0.321			0-0 <b>5-3</b>		0-0 <b>E6</b>			0-0 <b>5-3</b>		4	0	1	0	0	0	0																
<b>Ollie Brown, R</b> (1, 9) OBP: 0.292, SLG: 0.306 (8, 8)			0-3 <b>K</b>		0-3 <b>K</b>			0-0 <b>6-3</b>		4	0	0	0	0	2	2																
<b>Hal Lanier, R</b> (1, 4) OBP: 0.265, SLG: 0.303			0-0 <b>HR</b>					0-0 <b>G4-6-3</b>		3	1	3	1	0	0	0																
<b>Gaylord Perry, R</b> (1, 1) OBP: 0.216, SLG: 0.219 <b>Bob Burda, L</b> (7, PH) OBP: 0.222, SLG: 0.294 <b>Frank Linzy, R</b> (7, 1) OBP: 0.158, SLG: 0.263 <b>Billy Hoelt, L</b> (7, 1) OBP: 0.250, SLG: 0.250 <b>Lindy McDaniel, R</b> (7, 1) OBP: 0.059, SLG: 0.059			0-3 <b>K</b>					0-0 <b>G4-6-3</b>		1	0	0	0	0	1	0																
<b>Inning Stats</b>	R: 0 E: 0 K: 3 S: 9	H: 0 LOB: 2 BB: 2 P: 17	R: 1 E: 0 K: 2 S: 8	H: 1 LOB: 0 BB: 0 P: 8	R: 0 E: 0 K: 0 S: 3	H: 0 LOB: 1 BB: 0 P: 8	R: 0 E: 1 K: 2 S: 8	H: 2 LOB: 2 BB: 0 P: 7	R: 0 E: 0 K: 0 S: 3	H: 1 LOB: 0 BB: 0 P: 3	R: 0 E: 0 K: 0 S: 3	H: 1 LOB: 1 BB: 0 P: 8	R: 0 E: 0 K: 0 S: 3	H: 1 LOB: 0 BB: 0 P: 3	1B: 6 2B: 0 3B: 0 HR: 1	SF: 0 SAC: 1 DP: 3 HBP: 0	WP: 0 PA: 34 PB: 0 SB: 1 CS: 0															
<b>PITCHER</b>	IP	WLS	BF	H	R	ER	SO	BB	IBB	HBP	BLK	WP	HR	S	P	ERA	WHIP															
<b>Don Sutton, R</b> (1, 1) ERA: 3.07	2.1		10	1	1	1	5	2	0	0	0	0	1	18	26	3.86	1.286															
<b>Joe Moeller, R</b> (3, 1) ERA: 2.64	3.2		14	3	0	0	3	0	0	0	0	0	0	20	20	0.00	0.818															
<b>Bob Miller, R</b> (7, 1) ERA: 3.34	1.0	W	3	1	0	0	0	0	0	0	0	0	0	3	3	0.00	1.000															
<b>Phil Regan, R</b> (8, 1) ERA: 1.73	2.0	S	7	2	0	0	2	0	0	0	0	0	0	11	11	0.00	1.000															

San Francisco Giants @ Los Angeles Dodgers  
Dodger Stadium, Los Angeles, CA  
Mon Sep 05 1966, 3:33 AM PDT  
Att: 54,769 - Unknown

livebaseballscorecards.com

AB	31
R	1
H	7
RBI	1
BB	2
SO	10
LOB	13





Batter	1	2	3	4	5	6	7	8	9
Maury Wills, S OBP: 0.312, SLG: 0.310 (1, 6)	4-0 G3 1B BB		0-0 F7	0-3 K		0-3 K		0-0 F8	
Jim Gilliam, S OBP: 0.319, SLG: 0.284 John Kennedy, R OBP: 0.242, SLG: 0.283 (1, 5) (9, 5)	0-0 G3 1B		0-0 6-3		0-0 F7		4-0 BB BB BB BB	0-0 G3	
Willie Davis, L OBP: 0.313, SLG: 0.419 (1, 8)	0-0 G3		0-0 1B 1B		0-0 HR		0-0 F8	0-0 2B 1B	
Ron Fairly, L OBP: 0.356, SLG: 0.415 Tommy Davis, R OBP: 0.338, SLG: 0.387 (1, 9) (7, PH) (8, 7)	0-3 K		0-0 1B		0-0 1B		4-0 BB BB IBB	0-0 2B	
Jim Lefebvre, S OBP: 0.342, SLG: 0.484 (1, 4)	0-3 K		0-0 4-3		0-0 F9		4-0 BB BB	0-0 4-3	
John Roseboro, L OBP: 0.355, SLG: 0.427 (1, 2)		0-0 G3		0-0 F7	0-0 1B		0-0 F8		
Wes Parker, S OBP: 0.346, SLG: 0.398 (1, 3)		4-0 FC4-6 BB		0-0 3-1	0-0 L5		4-0 FC6-4 BB		
Lou Johnson, R OBP: 0.311, SLG: 0.385 (1, 7) (8, 9)		0-0 FC4-6		0-0 1B 1B		0-0 CS 1B	0-0 FC6-4		
Don Sutton, R OBP: 0.210, SLG: 0.215 Joe Moeller, R OBP: 0.333, SLG: 0.200 Jim Barbieri, L OBP: 0.356, SLG: 0.346 Bob Miller, R Phil Regan, R OBP: 0.261, SLG: 0.150 (1, 1) (3, 1) (6, PH) (7, 1) (8, 1)		0-0 4-3		0-0 1B		0-0 F8		4-0 G3 BB	

Inning Stats	R: 0 E: 0 K: 2 S: 8	H: 1 LOB: 2 BB: 1 P: 12	R: 0 E: 0 K: 0 S: 3	H: 0 LOB: 1 BB: 1 P: 7	R: 0 E: 0 K: 0 S: 5	H: 2 LOB: 2 BB: 0 P: 5	R: 0 E: 0 K: 1 S: 7	H: 2 LOB: 2 BB: 0 P: 7	R: 1 E: 0 K: 0 S: 6	H: 3 LOB: 2 BB: 0 P: 6	R: 0 E: 0 K: 1 S: 5	H: 1 LOB: 1 BB: 0 P: 5	R: 1 E: 1 K: 0 S: 3	H: 0 LOB: 3 BB: 4 P: 19	R: 2 E: 0 K: 0 S: 5	H: 2 LOB: 1 BB: 1 P: 9
--------------	------------------------------	----------------------------------	------------------------------	---------------------------------	------------------------------	---------------------------------	------------------------------	---------------------------------	------------------------------	---------------------------------	------------------------------	---------------------------------	------------------------------	----------------------------------	------------------------------	---------------------------------

PITCHER	IP	WLS	BF	H	R	ER	SO	BB	IBB	HBP	BLK	WP	HR	S	P	ERA	WHIP
Gaylord Perry, R ERA: 2.86 (1, 1)	6.0		28	9	1	1	4	2	0	0	0	0	1	34	42	1.50	1.833
Frank Linzy, R ERA: 2.77 (7, 1)	0.1	L	2	0	1	1	0	1	0	0	0	0	0	1	5	27.00	3.000
Billy Hoelt, L ERA: 4.57 (7, 1)	0.1		4	0	0	0	0	2	1	0	0	0	0	1	13	0.00	6.000
Lindy McDaniel, R ERA: 2.96 (7, 1)	1.1		7	2	2	2	0	1	0	0	0	0	0	6	10	13.50	2.250

**BOTTOM**

**San Francisco Giants @ Los Angeles Dodgers**  
**Dodger Stadium, Los Angeles, CA**  
 Mon Sep 05 1966, 3:33 AM PDT  
 Att. 54,769 - Unknown

AB	R	H	RBI	BB	SO	LOB
4	0	0	0	1	2	4
4	1	1	0	1	0	1
0	0	0	0	0	0	0
5	2	3	2	0	0	3
3	0	2	0	0	1	2
1	0	1	1	1	0	0
4	0	0	0	1	1	6
4	0	1	0	0	0	3
2	0	0	1	2	0	2
4	0	2	0	0	0	4
1	0	0	0	0	0	1
1	0	1	0	0	0	0
1	0	0	0	0	0	1
0	0	0	0	0	0	0
0	1	0	0	1	0	0

AB	34
R	4
H	11
RBI	4
BB	7
SO	4
LOB	27

livebaseballscorecards.com



WP	PA
0	41

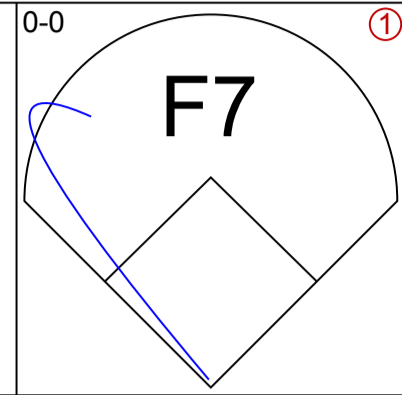
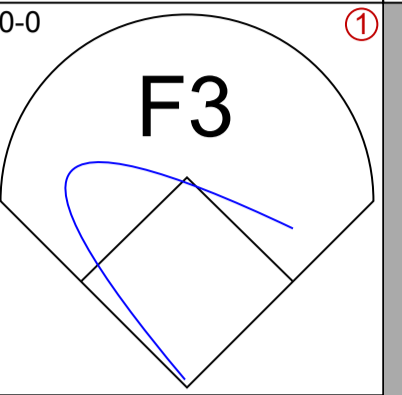
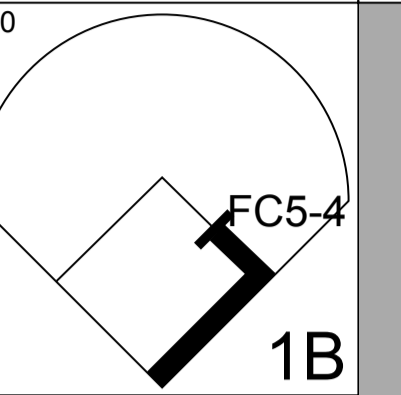
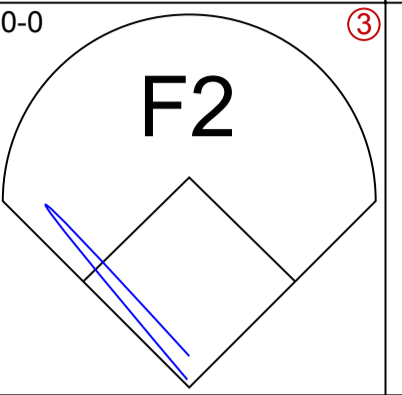
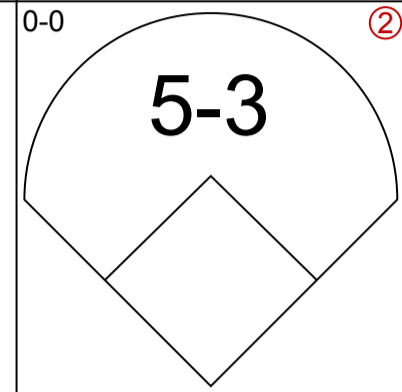
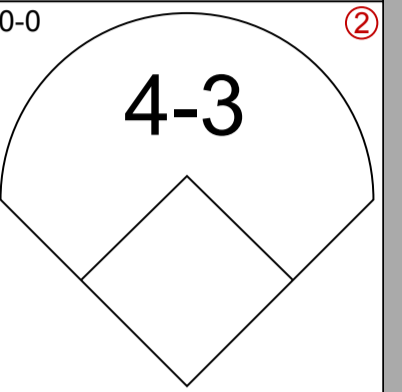
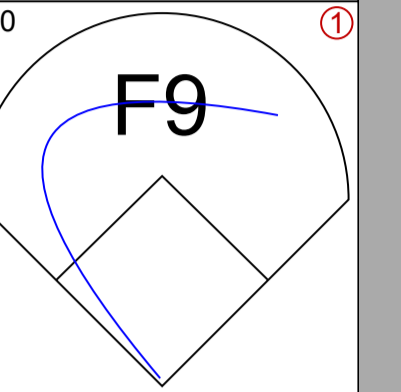
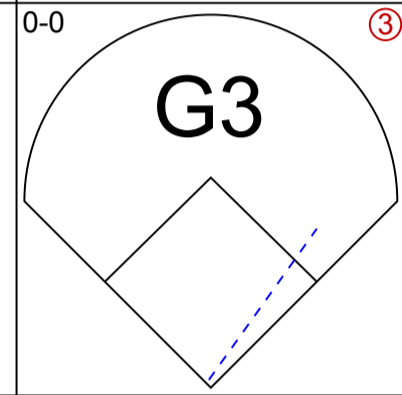
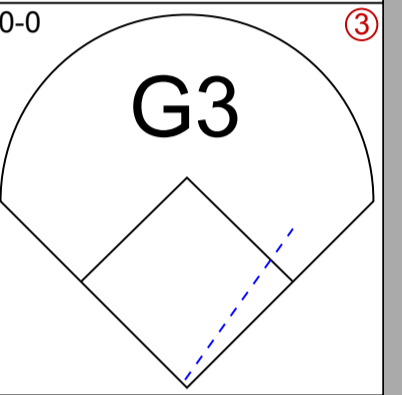
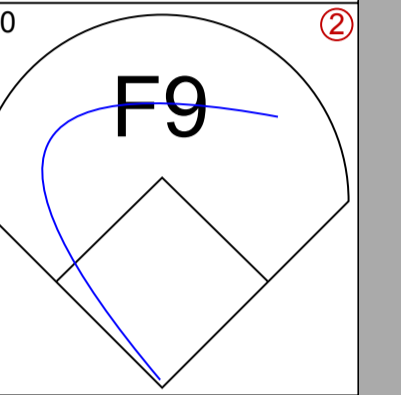
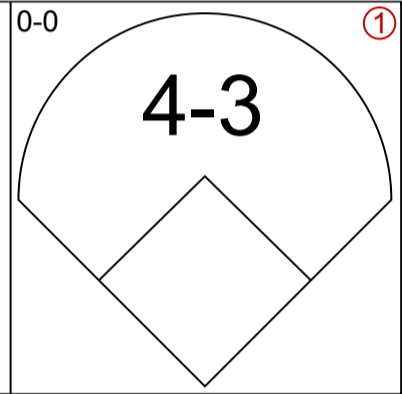
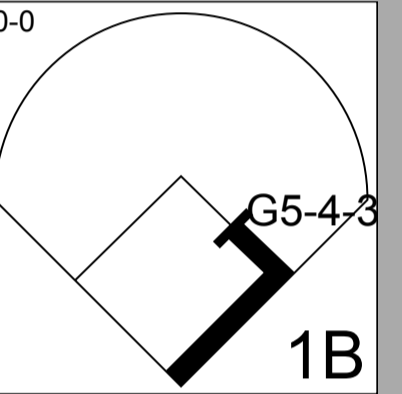
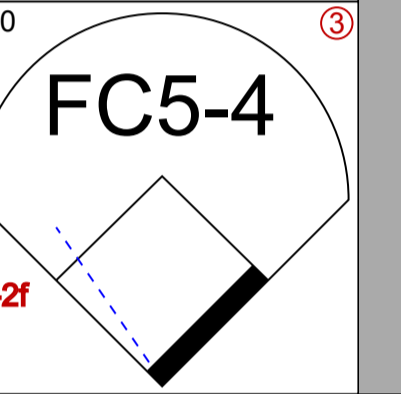

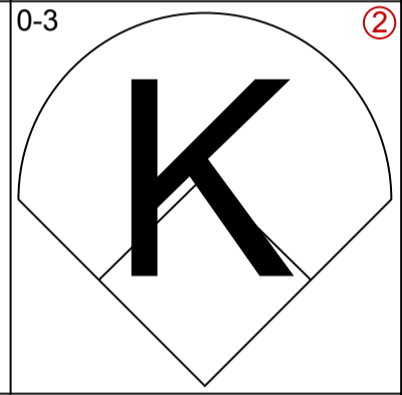
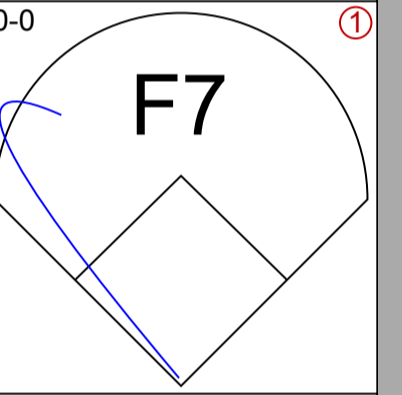
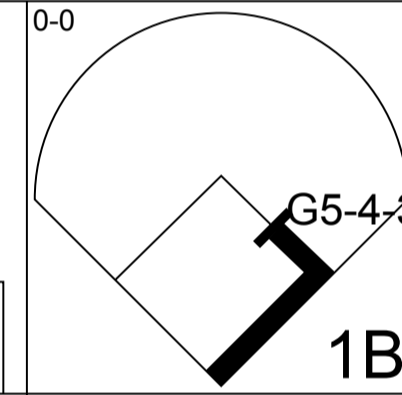
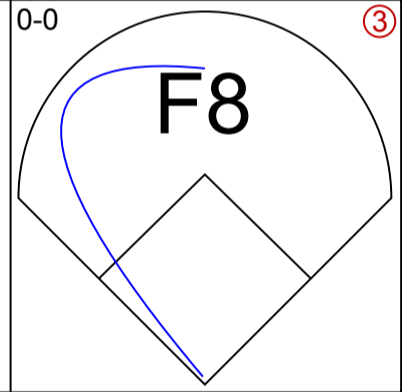
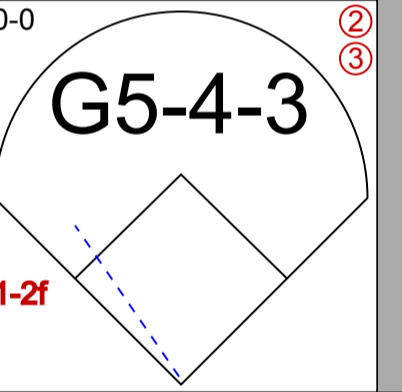
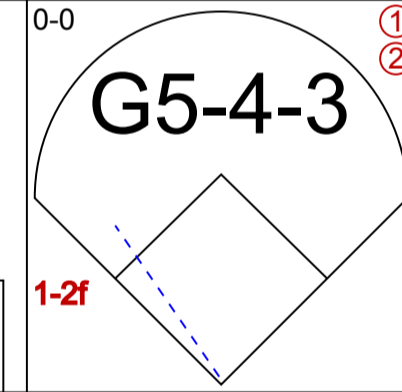
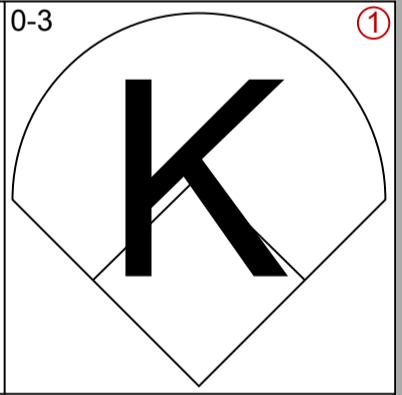
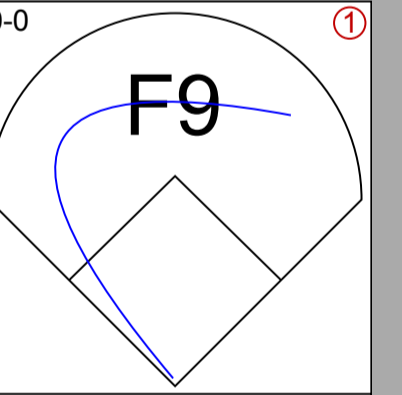
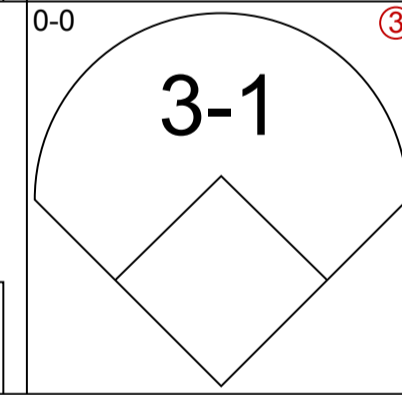
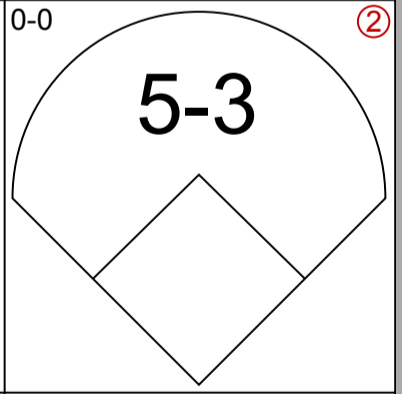
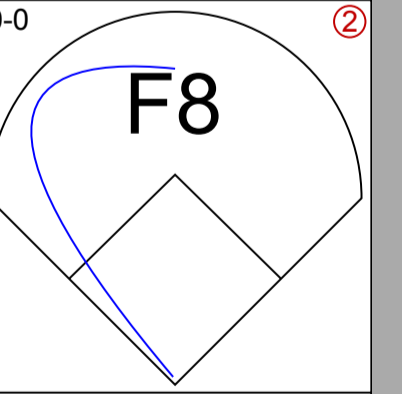
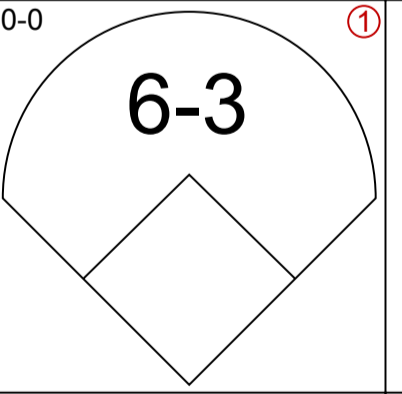
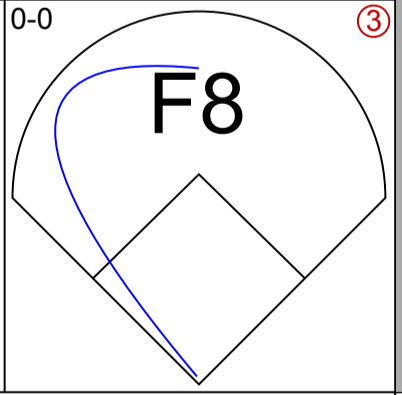
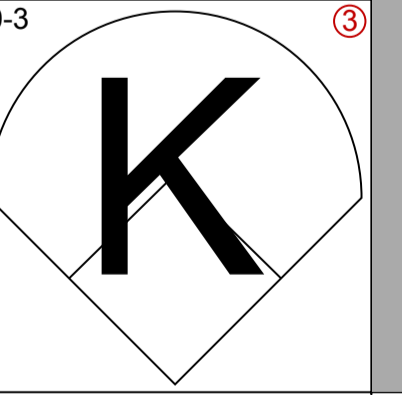
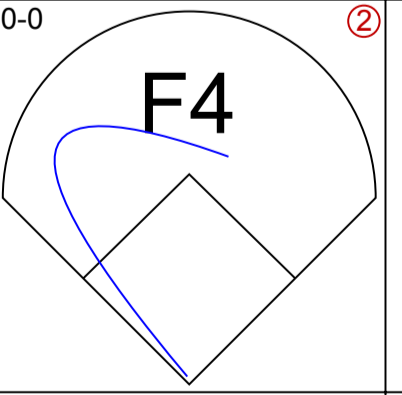
Batter	1	2	3	4	5	6	7	8	9	AB R H RBI BB SO LOB	TOP									
Tito Fuentes, S OBP: 0.278, SLG: 0.351 (1, 6) X	0-0 6-3	0-0 2B		0-0 F8		0-0 4-3			0-0 SH4-3 2B	5 1 2 3 0 0 3										
Tom Haller, L OBP: 0.313, SLG: 0.454 (1, 2) X	0-0 6-3	0-0 F7			0-0 F7		0-0 HR 1B		0-0 SH4-3 2B	4 1 1 0 0 0 1										
Willie Mays, R OBP: 0.369, SLG: 0.575 (1, 9) X	0-0 1B		0-0 F7		0-0 F5		0-0 HR		0-0 F4	5 1 2 2 0 0 1										
Willie McCovey, L OBP: 0.388, SLG: 0.567 (1, 3) X	0-0 F2		0-3 K		0-0 1B		0-0 F5		0-0 2B	5 0 2 1 0 1 1										
Jim Ray Hart, R OBP: 0.332, SLG: 0.492 (1, 5) X		0-0 FC4-6 1B	0-3 K		0-0 1B		4-0 BB		0-0 F9	3 0 2 0 1 1 0										
Jim Davenport, R OBP: 0.301, SLG: 0.378 (7, 5) X					1-3 1B					1 0 0 0 0 0 1										
Jesus Alou, R OBP: 0.277, SLG: 0.320 (1, 7) X		0-0 F7		0-0 G6-4-3 1B		0-0 F9		0-0 FC6-4 CS		4 0 1 0 0 0 4										
Ollie Brown, R OBP: 0.292, SLG: 0.305 (1, 8) X		0-0 FC4-6 1B 2B		0-0 G6-4-3 1B		0-0 G3 SH3-4 1B		0-0 CS	0-0 6-3	4 1 1 0 0 0 2										
Hal Lanier, R OBP: 0.267, SLG: 0.306 (1, 4) X		0-0 1B 2B		0-0 1B		0-0 SH3-4			0-0 5-3	3 1 2 0 0 0 0										
Ray Sadecki, L OBP: 0.342, SLG: 0.649 (1, 1) X		0-0 2B		0-0 1B		0-0 G3			0-0 3-1	4 1 2 0 0 0 1										
<b>Inning Stats</b>	R: 0 E: 0 K: 0 S: 4	H: 1 LOB: 1 BB: 0 P: 4	R: 3 E: 0 K: 0 S: 7	H: 4 LOB: 1 BB: 0 P: 7	R: 0 E: 0 K: 2 S: 7	H: 0 LOB: 0 BB: 0 P: 7	R: 0 E: 0 K: 0 S: 5	H: 3 LOB: 2 BB: 0 P: 5	R: 0 E: 0 K: 0 S: 4	H: 1 LOB: 1 BB: 0 P: 4	R: 2 E: 0 K: 0 S: 4	H: 2 LOB: 0 BB: 1 P: 8	R: 0 E: 0 K: 0 S: 3	H: 0 LOB: 0 BB: 0 P: 3	R: 1 E: 0 K: 0 S: 5	H: 2 LOB: 1 BB: 0 P: 5	1B: 11 2B: 3 3B: 0 HR: 1	SF: 0 SAC: 2 DP: 1 HBP: 0	WP: 0 PB: 0 SB: 0 CS: 1	PA: 42
<b>PITCHER</b>	IP WLS BF H R ER SO BB IBB HBP BLK WP HR S P ERA WHIP																			
Don Drysdale, R ERA: 3.87 (1, 1)	5.1 L 26 11 3 3 2 0 0 0 0 0 0 0 30 30 5.06 2.062																			
Ron Perranoski, L ERA: 2.82 (6, 1)	3.0 12 3 3 3 0 1 0 0 0 0 0 1 11 15 9.00 1.333																			
Bill Singer, R ERA: (9, 1)	0.2 3 1 0 0 0 0 0 0 0 0 0 0 3 3 0.00 1.500																			

San Francisco Giants @ Los Angeles Dodgers  
Dodger Stadium, Los Angeles, CA  
Tue Sep 06 1966, 7:05 PM PDT  
Att: 52,360 - Unknown

livebaseballscorecards.com

AB	38
R	6
H	15
RBI	6
BB	1
SO	2
LOB	14



Batter	1	2	3	4	5	6	7	8	9	AB	R	H	RBI	BB	SO	LOB	BOTTOM																	
<b>Wes Parker, S</b> <small>(1, 3)</small> <small>OBP: 0.345, SLG: 0.397</small>										4	0	1	0	0	0	0	<b>San Francisco Giants @ Los Angeles Dodgers</b> <b>Dodger Stadium, Los Angeles, CA</b> <small>Tue Sep 06 1966, 7:05 PM PDT</small> <small>Att. 52,360 - Unknown</small>																	
<b>Jim Gilliam, S</b> <small>(1, 5)</small> <small>OBP: 0.315, SLG: 0.281</small>										3	0	0	0	0	0	1			<b>livebaseballscorecards.com</b> <b>AB 28</b> <b>R 0</b> <b>H 3</b> <b>RBI 0</b> <b>BB 0</b> <b>SO 3</b> <b>LOB 6</b>															
<b>Willie Davis, L</b> <small>(1, 8)</small> <small>OBP: 0.311, SLG: 0.416</small>										3	0	0	0	0	0	1					<b>WP: 0</b> <b>PA: 28</b> <b>PB: 0</b> <b>SB: 0</b> <b>CS: 0</b>													
<b>Jim Lefebvre, S</b> <small>(1, 4)</small> <small>OBP: 0.342, SLG: 0.483</small>										3	0	1	0	0	0	1																		
<b>Tommy Davis, R</b> <small>(1, 7)</small> <small>OBP: 0.338, SLG: 0.386</small>											3	0	1	0	0	1									<b>ERA 0.00</b> <b>WHIP 0.333</b>									
<b>Lou Johnson, R</b> <small>(1, 9)</small> <small>OBP: 0.309, SLG: 0.383</small>										3	0	0	0	0	0	2											<b>IP 9.0</b> <b>WLS 0</b> <b>BF 28</b> <b>H 3</b> <b>R 0</b> <b>ER 0</b> <b>SO 3</b> <b>BB 0</b> <b>IBB 0</b> <b>HBP 0</b> <b>BLK 0</b> <b>WP 0</b> <b>HR 0</b> <b>S 34</b> <b>P 34</b>							
<b>John Roseboro, L</b> <small>(1, 2)</small> <small>OBP: 0.353, SLG: 0.423</small>											3	0	0	0	0	1													0	<b>1B: 3</b> <b>SF: 0</b> <b>2B: 0</b> <b>SAC: 0</b> <b>3B: 0</b> <b>DP: 2</b> <b>HR: 0</b> <b>HBP: 0</b>				
<b>John Kennedy, R</b> <small>(1, 6)</small> <small>OBP: 0.240, SLG: 0.281</small> <b>Dick Stuart, R</b> <small>(9, PH)</small> <small>OBP: 0.311, SLG: 0.366</small>										2	0	0	0	0	0	0													<b>1B: 3</b> <b>SF: 0</b> <b>2B: 0</b> <b>SAC: 0</b> <b>3B: 0</b> <b>DP: 2</b> <b>HR: 0</b> <b>HBP: 0</b>					
<b>Don Drysdale, R</b> <small>(1, 1)</small> <small>OBP: 0.242, SLG: 0.307</small> <b>Ron Perranoski, L</b> <small>(6, 1)</small> <small>OBP: 0.286, SLG: 0.714</small> <b>Bill Singer, R</b> <small>(9, 1)</small> <b>Al Ferrara, R</b> <small>(9, PH)</small> <small>OBP: 0.328, SLG: 0.445</small>									1	0	0	0	0	0	0	0																<b>WP: 0</b> <b>PA: 28</b> <b>PB: 0</b> <b>SB: 0</b> <b>CS: 0</b>		
<b>Inning Stats</b>	R: 0 E: 0 K: 0 S: 3	H: 0 LOB: 0 BB: 0 P: 3	R: 0 E: 0 K: 1 S: 5	H: 0 LOB: 0 BB: 0 P: 5	R: 0 E: 0 K: 0 S: 3	H: 0 LOB: 0 BB: 0 P: 3	R: 0 E: 0 K: 0 S: 3	H: 1 LOB: 0 BB: 0 P: 3	R: 0 E: 0 K: 1 S: 5	H: 0 LOB: 0 BB: 0 P: 5	R: 0 E: 0 K: 0 S: 4	H: 1 LOB: 1 BB: 0 P: 4	R: 0 E: 0 K: 0 S: 3	H: 0 LOB: 0 BB: 0 P: 3	R: 0 E: 0 K: 0 S: 3	H: 0 LOB: 0 BB: 0 P: 3	1B: 3 2B: 0 3B: 0 HR: 0	SF: 0 SAC: 0 DP: 2 HBP: 0																<b>ERA 0.00</b> <b>WHIP 0.333</b>
<b>PITCHER</b> <b>Ray Sadecki, L</b> <small>(1, 1)</small> <small>ERA: 4.62</small>	IP 9.0 WLS 0 BF 28 H 3 R 0 ER 0 SO 3 BB 0 IBB 0 HBP 0 BLK 0 WP 0 HR 0 S 34 P 34	H 3 R 0 ER 0 SO 3 BB 0 IBB 0 HBP 0 BLK 0 WP 0 HR 0 S 34 P 34	H 0 LOB 0 BB 0 P 5	H 0 LOB 0 BB 0 P 5	H 0 LOB 0 BB 0 P 3	H 0 LOB 0 BB 0 P 3	H 1 LOB 0 BB 0 P 3	H 0 LOB 0 BB 0 P 5	H 0 LOB 0 BB 0 P 5	H 1 LOB 1 BB 0 P 4	H 1 LOB 0 BB 0 P 3	H 0 LOB 0 BB 0 P 3	H 0 LOB 0 BB 0 P 3	H 0 LOB 0 BB 0 P 3	H 0 LOB 0 BB 0 P 3	1B: 3 2B: 0 3B: 0 HR: 0	SF: 0 SAC: 0 DP: 2 HBP: 0	<b>ERA 0.00</b> <b>WHIP 0.333</b>																

Batter	1	2	3	4	5	6	7	8	9	10	11	12	AB	R	H	RBI	BB	SO	LOB	TOP					
Tito Fuentes, S OBP: 0.275, SLG: 0.347	0-3 K		0-0 6-3		0-3 K		0-3 K			0-0 F7		0-0 1-3	6	0	0	0	0	3	0						
Willie McCovey, L OBP: 0.386, SLG: 0.562	0-3 K		0-0 FC5-4 1B		0-0 F8			0-0 4-3		0-3 K2-3		0-3 K	6	0	1	0	0	3	0						
Willie Mays, R OBP: 0.370, SLG: 0.573	4-0 HR BB		0-0 FC5-4 1-2f		0-0 6-3		0-0 6-3		0-0 6-3	0-0 1B		4-0 1B E IBB	4	2	1	0	2	0	1						
Jim Ray Hart, R OBP: 0.333, SLG: 0.498 Frank Johnson, R OBP: 0.500, SLG: 0.500	0-0 HR		0-0 F7		0-0 FC5 BB 1B		0-3 K		0-3 K	0-3 K		0-0 E2 1B	4	1	2	2	0	1	1						
Jesus Alou, R OBP: 0.278, SLG: 0.320 Ken Henderson, S OBP: 0.333, SLG: 0.333	0-0 1B		0-0 4-3		0-0 P4				0-0 E1 SH5-4 1B		0-0 4-3	0-0 4-3	3	0	1	0	0	0	1						
Ollie Brown, R OBP: 0.295, SLG: 0.304 Jim Davenport, R OBP: 0.300, SLG: 0.377	0-0 P6 1-2		4-0 1B BB		4-0 1-2 BB		0-0 SH5-4 2-3		0-0 E3 FC5-4		0-0 E3		1	0	0	0	2	0	1						
Hal Lanier, R OBP: 0.267, SLG: 0.304		0-0 F9		0-0 G5-4-3 1B		0-0 FC5 2-3f		0-0 4-3		0-0 4-3		0-0 FC5-4 1B 1-2f	5	0	1	0	0	0	4						
Bob Barton, R OBP: 0.233, SLG: 0.221 Tom Haller, L OBP: 0.316, SLG: 0.455	0-0 L8		0-0 L8		0-0 G5-4-3 1-2f		0-0 P4		4-0 IBB		0-0 1B		3	0	0	0	0	0	2						
Bobby Bolin, R OBP: 0.224, SLG: 0.230 Joe Gibbon, R OBP: 0.250, SLG: 0.200 Bob Burch, L OBP: 0.210, SLG: 0.298 Lindy McDaniel, R OBP: 0.266, SLG: 0.259 Len Gabrielson, L OBP: 0.266, SLG: 0.291 Frank Linzy, R OBP: 0.158, SLG: 0.283	0-0 F7		0-0 F7		0-3 K		0-3 K		0-0 4-3		0-0 4-3		2	0	0	0	0	1	0						
<b>Inning Stats</b>	R: 2 E: 0 K: 2 S: 9	H: 2 LOB: 1 BB: 1 P: 13	R: 0 E: 0 K: 0 S: 3	H: 0 LOB: 0 BB: 0 P: 3	R: 0 E: 0 K: 0 S: 4	H: 1 LOB: 1 BB: 0 P: 4	R: 0 E: 0 K: 0 S: 3	H: 1 LOB: 1 BB: 1 P: 7	R: 0 E: 0 K: 2 S: 7	H: 0 LOB: 0 BB: 0 P: 7	R: 0 E: 0 K: 1 S: 5	H: 0 LOB: 0 BB: 0 P: 5	R: 0 E: 1 K: 0 S: 4	H: 1 LOB: 2 BB: 1 P: 8	R: 0 E: 0 K: 2 S: 8	H: 1 LOB: 1 BB: 0 P: 8	R: 0 E: 1 K: 0 S: 5	H: 1 LOB: 2 BB: 0 P: 5	R: 1 E: 1 K: 1 S: 6	H: 1 LOB: 1 BB: 1 P: 10	1B: 8 2B: 0 3B: 0 HR: 1	SF: 0 SAC: 1 DP: 1 HBP: 0	WP: 0 PB: 0 SB: 1 CS: 0	PA: 50	
<b>PITCHER</b>	IP	WLS	BF	H	R	ER	SO	BB	IBB	HBP	BLK	WP	HR	S	P	ERA	WHIP								
Sandy Koufax, L ERA: 1.87	(1, 1)	7.0	28	5	2	2	6	3	0	0	0	0	1	37	49	2.57	1.143								
Bob Miller, R ERA: 3.23	(8, 1)	2.0	8	1	0	0	1	0	1	0	0	0	0	9	13	0.00	0.500								
Phil Regan, R ERA: 1.7	(10, 1)	2.0	9	2	0	0	2	0	0	0	0	0	0	13	13	0.00	1.000								
Joe Moeller, R ERA: 2.6	(12, 1)	1.0	L 5	1	1	0	1	0	1	0	0	0	0	6	10	0.00	1.000								

San Francisco Giants @ Los Angeles Dodgers  
 Dodger Stadium, Los Angeles, CA  
 Wed Sep 07 1966, 7:05 PM PDT  
 Att: 54,993 - Unknown

AB	44
R	3
H	9
RBI	2
BB	5
SO	10
LOB	16



Batter	1	2	3	4	5	6	7	8	9	10	11	12	AB	R	H	RBI	BB	SO	LOB
<b>Maury Wills, S</b> OBP: 0.314, SLG: 0.313 (1, 6)	4-0 BB BB		0-0 5-3		0-0 1B 1-2 2-H		0-0 2B 1-3			0-0 5-3		0-3 K	5	0	2	1	1	1	0
<b>Jim Gilliam, S</b> OBP: 0.315, SLG: 0.276 (1, 5)	4-0 BB 1-2		0-0 G3		0-0 F9		0-0 6-3			0-0 1-3		4-0 1B 1B BB	4	0	0	0	2	0	5
<b>Willie Davis, L</b> OBP: 0.311, SLG: 0.419 (1, 8)	0-3 K			0-0 P4	0-0 1-3			0-0 SF7 3B		0-0 6-3		0-0 1B 1B	6	1	2	0	0	1	4
<b>Ron Fairly, L</b> OBP: 0.356, SLG: 0.412 <b>Tommy Davis, R</b> OBP: 0.338, SLG: 0.387 (1, 9) (8, PH) (9, 7)	0-0 F8			4-0 1B BB		0-0 3-1		0-0 SF7		0-0 FC1-6 1B	0-0 F5	0-0 F5	2	0	0	0	1	0	2
<b>Jim Lefebvre, S</b> OBP: 0.344, SLG: 0.484 (1, 4)	0-0 4-3			0-0 G4-6-3 1B	0-0 P4			0-0 G4-6-3 1B		0-0 FC1-6 5-3 1B	0-0 1B 1B	6	0	3	0	0	0	3	
<b>John Roseboro, L</b> OBP: 0.350, SLG: 0.419 (1, 2)		0-0 F7		0-0 G4-6-3 1-2f	0-0 P6			0-0 G4-6-3 1-2f		0-0 5-3 1B	0-0 G1	6	0	1	0	0	0	6	
<b>Lou Johnson, R</b> OBP: 0.308, SLG: 0.381 (1, 7) (9, 9)		0-0 F2			0-0 E3 1B		0-0 6-3		0-0 5-3		0-0 5-3 1-2 2-3	5	1	1	0	0	0	2	
<b>Wes Parker, S</b> OBP: 0.346, SLG: 0.394 (1, 3)		0-0 F8			4-0 1B BB		0-0 F9		0-0 P6		4-0 IBB	3	0	0	0	2	0	0	
<b>Sandy Koufax, R</b> OBP: 0.298, SLG: 0.090 <b>Dick Stuart, L</b> OBP: 0.315, SLG: 0.370 <b>Nate Cliver, L</b> OBP: 0.279, SLG: 0.212 <b>Bob Miller, R</b> (8, 1) <b>Wes Covington, L</b> OBP: 0.277, SLG: 0.258 <b>Phil Regan, R</b> OBP: 0.261, SLG: 0.150 <b>Jim Barbone, L</b> OBP: 0.352, SLG: 0.342 <b>Joe Moeller, R</b> OBP: 0.333, SLG: 0.200 (1, 1) (7, PH) (7, PR) (8, 1) (8, PH) (10, 1) (11, PH) (12, 1)			0-0 4-3		0-3 K		0-0 2B 1B		0-3 K		0-3 K	2	0	0	0	0	1	2	

BOTTOM	
<b>San Francisco Giants @ Los Angeles Dodgers</b> <b>Dodger Stadium, Los Angeles, CA</b> Wed Sep 07 1966, 7:05 PM PDT Att: 54,993 - Unknown	
<b>AB 44</b>	
<b>R 2</b>	
<b>H 11</b>	
<b>RBI 2</b>	
<b>BB 6</b>	
<b>SO 5</b>	
<b>LOB 29</b>	
	
WP: 0 PA: 51 PB: 0 SB: 0 CS: 0	

Inning Stats	R: 0	H: 0	E: 0	K: 1	S: 5	LOB: 2	BB: 2	P: 13	R: 0	H: 0	E: 0	K: 0	S: 3	LOB: 0	BB: 0	P: 3	R: 0	H: 1	E: 0	K: 0	S: 3	LOB: 1	BB: 1	P: 7	R: 1	H: 2	E: 1	K: 1	S: 7	LOB: 2	BB: 1	P: 11	R: 0	H: 0	E: 0	K: 0	S: 3	LOB: 0	BB: 0	P: 3	R: 0	H: 2	E: 0	K: 0	S: 4	LOB: 0	BB: 0	P: 4	R: 0	H: 0	E: 0	K: 1	S: 5	LOB: 0	BB: 0	P: 5	R: 0	H: 0	E: 0	K: 1	S: 5	LOB: 0	BB: 0	P: 5	R: 0	H: 0	E: 0	K: 1	S: 7	LOB: 3	BB: 1	P: 11	R: 0	H: 2	E: 0	K: 1	S: 7	LOB: 3	BB: 1	P: 11	1B: 9	SF: 1	2B: 1	SAC: 0	3B: 1	DP: 2	HR: 0	HBP: 0	WP: 0	PA: 51
<b>PITCHER</b>	IP	WLS	BF	H	R	ER	SO	BB	IBB	HBP	BLK	WP	HR	S	P	ERA	WHIP																																																																									
<b>Bobby Bolin, R</b> ERA: 3.22 (1, 1)	4.2		20	3	1	1	2	4	0	0	0	0	0	20	36	1.93	1.500																																																																									
<b>Joe Gibbon, L</b> ERA: 3.74 (5, 1)	3.1		13	4	1	1	0	0	0	0	0	0	0	13	13	2.70	1.200																																																																									
<b>Lindy McDaniel, R</b> ERA: 2.9 (9, 1)	2.0		6	0	0	0	1	0	0	0	0	0	0	8	8	0.00	0.000																																																																									
<b>Frank Linzy, R</b> ERA: 2.71 (11, 1)	2.0	W	12	4	0	0	2	1	1	0	0	0	0	14	22	0.00	2.500																																																																									

Batter	1	2	3	4	5	6	7	8	9	AB R H RBI BB SO LOB	TOP																													
Ron Davis, R (1, 8) OBP: 0.304, SLG: 0.324	0-0 F9		0-0 1B			0-0 5-3			0-0 L6	4 0 1 0 0 0 0																														
Sonny Jackson, L (1, 6) OBP: 0.330, SLG: 0.325	0-0 6-3		0-0 P7			0-0 1B			0-0 F7	4 0 1 0 0 0 1																														
Joe Morgan, L (1, 4) OBP: 0.409, SLG: 0.397	0-0 4-3			0-0 G3		0-3 K			0-0 G3	4 0 0 0 0 1 1																														
Chuck Harrison, R (1, 3) OBP: 0.310, SLG: 0.366		0-0 6-3		0-0 5-3			0-0 6-3			3 0 0 0 0 0 0																														
John Bateman, R (1, 2) OBP: 0.320, SLG: 0.485		0-0 5-3		0-0 F9			0-0 5-3			3 0 0 0 0 0 0																														
Rusty Staub, L (1, 9) OBP: 0.355, SLG: 0.433		0-0 FC6-4 1B			0-0 F2		0-0 1-3			3 0 1 0 0 0 0																														
Bob Aspromonte, R (1, 5) OBP: 0.288, SLG: 0.335		0-0 FC6-4 1-2f			0-3 K		0-3 K		0-3 K	3 0 0 0 0 2 1																														
Aaron Pointer, R (1, 7) OBP: 0.286, SLG: 0.167			0-0 L7		0-3 K		0-0 G3		0-0 G3	3 0 0 0 0 1 0																														
Bob Bruce, R (1, 1) OBP: 0.108, SLG: 0.083 Ron Taylor, R (5, 1) OBP: 0.182, SLG: 0.273 Joe Gaines, R (6, PH) Carroll Sembera, R (6, 1) Bob Watson, R (8, PH) Claude Raymond, R (8, 1) OBP: 0.111, SLG: 0.111			0-3 K			0-0 L9		0-0 5-3		1 0 0 0 0 1 0 0 0 0 0 0 0 0 1 0 0 0 0 0 0 0 0 0 0 0 0 0 1 0 0 0 0 0 0 0 0 0 0 0 0 0																														
<b>Inning Stats</b>	R: 0 E: 0 K: 0 S: 3	H: 0 LOB: 0 BB: 0 P: 3	R: 0 E: 0 K: 0 S: 4	H: 1 LOB: 1 BB: 0 P: 4	R: 0 E: 0 K: 1 S: 6	H: 1 LOB: 1 BB: 0 P: 6	R: 0 E: 0 K: 0 S: 3	H: 0 LOB: 0 BB: 0 P: 3	R: 0 E: 0 K: 0 S: 7	H: 0 LOB: 0 BB: 0 P: 7	R: 0 E: 0 K: 1 S: 6	H: 1 LOB: 1 BB: 0 P: 6	R: 0 E: 0 K: 0 S: 3	H: 0 LOB: 0 BB: 0 P: 3	R: 0 E: 0 K: 0 S: 5	H: 0 LOB: 0 BB: 0 P: 5	R: 0 E: 0 K: 0 S: 3	H: 0 LOB: 0 BB: 0 P: 3	1B: 3 2B: 0 3B: 0 HR: 0	SF: 0 SAC: 0 DP: 0 HBP: 0	WP: 0 PB: 0 SB: 0 CS: 0	PA: 30																		
<b>PITCHER</b> Claude Osteen, L (1, 1) ERA: 2.63	IP 9.0	WLS W	BF 30	H 3	R 0	ER 0	SO 5	BB 0	IBB 0	HBP 0	BLK 0	WP 0	HR 0	S 40	P 40	ERA 0.00	WHIP 0.333						<b>PITCHER</b>	IP 9.0	WLS W	BF 30	H 3	R 0	ER 0	SO 5	BB 0	IBB 0	HBP 0	BLK 0	WP 0	HR 0	S 40	P 40	ERA 0.00	WHIP 0.333

Houston Astros @ Los Angeles Dodgers  
Dodger Stadium, Los Angeles, CA

Fri Sep 09 1966, 7:05 PM PDT  
Att. 28,561 - Unknown - 76 F

livebaseballscorecards.com

AB	30
R	0
H	3
RBI	0
BB	0
SO	5
LOB	3



Batter	1	2	3	4	5	6	7	8	9	AB	R	H	RBI	BB	SO	LOB
Maury Wills, S OBP: 0.315, SLG: 0.314 (1, 6)	0-0 K BLK 1B		0-0 4-3	0-0 5-3		0-0 4-3		0-0 1B 1B		5	0	2	1	0	0	1
Wes Parker, S OBP: 0.345, SLG: 0.394 (1, 3)	0-3 K 1-3		0-0 2B 2B		0-3 K	0-0 4-3		0-3 K 1B 1B		5	1	1	0	0	3	3
Willie Davis, L OBP: 0.312, SLG: 0.421 (1, 8)	0-0 P4		0-0 2B 2B		0-0 P5	0-0 G3		0-0 1B 1B		5	1	2	1	0	0	0
Ron Fairly, L OBP: 0.363, SLG: 0.424 (1, 9)		0-0 BB 1B	0-0 2B 2B		0-0 2B 2B		4-0 BB 1B-3 BB	0-0 3-1		4	1	3	1	1	0	3
Jim Lefebvre, S OBP: 0.343, SLG: 0.484 (1, 4)		0-0 L7	0-0 4-3		0-0 1B 1B 2B		0-0 F8			4	1	1	1	0	0	3
John Roseboro, L OBP: 0.354, SLG: 0.418 (1, 2)		4-0 FC5-4 BB		4-0 1B BB	4-0 1B 1B IBB		0-0 L8-3			1	2	0	0	3	0	1
Lou Johnson, R OBP: 0.310, SLG: 0.382 (1, 7)		0-0 FC5-4 1-2f		0-0 P4	0-0 1B 1B		0-0 1B 1B			4	0	2	0	0	0	3
John Kennedy, R OBP: 0.244, SLG: 0.284 (1, 5)		0-3 K		0-0 5-3	0-0 1B		0-0 1B 1B			4	1	2	2	0	1	3
Claude Osteen, L OBP: 0.254, SLG: 0.299 (1, 1)		0-3 K		0-0 1B	0-0 F8		0-0 FC5-2-5-1 1B 1B			4	0	1	1	0	1	4

Inning Stats	R: 0	H: 1	E: 0	LOB: 0	K: 1	BB: 0	S: 5	P: 5	R: 0	H: 1	E: 0	LOB: 2	K: 1	BB: 1	S: 6	P: 10	R: 2	H: 3	E: 0	LOB: 1	K: 1	BB: 0	S: 8	P: 8	R: 1	H: 1	E: 0	LOB: 1	K: 0	BB: 1	S: 4	P: 8	R: 3	H: 4	E: 0	LOB: 2	K: 1	BB: 1	S: 9	P: 13	R: 0	H: 0	E: 0	LOB: 0	K: 0	BB: 0	S: 3	P: 3	R: 0	H: 0	E: 0	LOB: 0	K: 0	BB: 1	S: 2	P: 6	R: 1	H: 4	E: 0	LOB: 3	K: 1	BB: 0	S: 9	P: 9	1B: 9	SF: 0	2B: 6	SAC: 0	3B: 0	DP: 1	HR: 0	HBP: 0	WP: 0	PA: 40
--------------	------	------	------	--------	------	-------	------	------	------	------	------	--------	------	-------	------	-------	------	------	------	--------	------	-------	------	------	------	------	------	--------	------	-------	------	------	------	------	------	--------	------	-------	------	-------	------	------	------	--------	------	-------	------	------	------	------	------	--------	------	-------	------	------	------	------	------	--------	------	-------	------	------	-------	-------	-------	--------	-------	-------	-------	--------	-------	--------

PITCHER	IP	WLS	BF	H	R	ER	SO	BB	IBB	HBP	BLK	WP	HR	S	P	ERA	WHIP
Bob Bruce, R ERA: 5.61 (1, 1)	4.2	L	23	8	5	5	4	2	0	0	1	0	0	29	37	9.64	2.143
Ron Taylor, R ERA: 5.88 (5, 1)	0.1		4	2	1	1	0	0	1	0	0	0	0	3	7	27.00	6.000
Carroll Sembera, R ERA: 3.38 (6, 1)	2.0		6	0	0	0	0	1	0	0	0	0	0	5	9	0.00	0.500
Claude Raymond, R ERA: 3.19 (8, 1)	1.0		7	4	1	1	1	0	0	0	0	0	0	9	9	9.00	4.000

**BOTTOM**

**Houston Astros @ Los Angeles Dodgers**  
 Dodger Stadium, Los Angeles, CA

Fri Sep 09 1966, 7:05 PM PDT  
 Att: 28,561 - Unknown - 76 F

livebaseballscorecards.com

<b>AB</b>	<b>36</b>
<b>R</b>	<b>7</b>
<b>H</b>	<b>14</b>
<b>RBI</b>	<b>7</b>
<b>BB</b>	<b>4</b>
<b>SO</b>	<b>5</b>
<b>LOB</b>	<b>21</b>



Batter	1	2	3	4	5	6	7	8	9	10	AB R H RBI BB SO LOB
Brock Davis, L (1, 8) X	0-0 F9		0-0 FC6-4			0-0 4-3		0-0 4-3			4 0 0 0 0 0 3
Sonny Jackson, L (1, 6) X OBP: 0.330, SLG: 0.324	0-0 F7 1B			0-0 6-3		0-0 4-3			0-0 4-3		4 0 1 0 0 0 0
Joe Morgan, L (1, 4) X	0-0 F7			0-0 3-1			0-0 5-3		4-0 S BB		3 0 0 0 1 0 1
Rusty Staub, L (1, 9)		0-3 K		0-0 1B		0-0 6-3			4-0 1-2 G4-6-3 IBB		3 0 1 0 1 1 0
Chuck Harrison, R (1, 3)		0-3 K		0-0 F3		0-0 4-3			0-0 G4-6-3 1-2f		4 0 0 0 0 1 3
Norm Miller, L (1, 7)		0-0 G3			0-0 4-3			0-3 K		0-0 F8	4 0 0 0 0 1 0
Bill Heath, L (1, 2)			0-0 5-3		0-0 6-3			0-0 FC5-4 1B		0-3 K	4 0 1 0 0 1 0
Bob Aspromonte, R (1, 5)			4-0 FC6-4 BB		0-0 P6			0-0 FC5-4 1B 1-2f		0-0 F2	3 0 0 0 1 0 1
Mike Cuellar, L (1, 1)			0-0 F8			0-3 K		0-0 1-2 1B			3 0 1 0 0 1 1

Inning Stats	R: 0	H: 1	R: 0	H: 0	R: 0	H: 0	R: 0	H: 0	R: 0	H: 0	R: 0	H: 2	R: 0	H: 0	R: 0	H: 0	R: 0	H: 0	1B: 4	SF: 0	WP: 0	PA: 35
	E: 0	LOB: 0	E: 0	LOB: 0	E: 0	LOB: 1	E: 0	LOB: 0	E: 0	LOB: 0	E: 0	LOB: 2	E: 0	LOB: 1	E: 0	LOB: 0	E: 0	LOB: 0	2B: 0	SAC: 0	PB: 0	
	K: 0	BB: 0	K: 2	BB: 0	K: 0	BB: 1	K: 0	BB: 0	K: 0	BB: 0	K: 1	BB: 0	K: 0	BB: 2	K: 1	BB: 0	K: 1	BB: 0	3B: 0	DP: 1	SB: 1	
	S: 3	P: 3	S: 7	P: 7	S: 3	P: 7	S: 4	P: 4	S: 3	P: 3	S: 5	P: 5	S: 3	P: 3	S: 7	P: 7	S: 2	P: 10	HR: 0	HBP: 0	CS: 0	

PITCHER	IP	WLS	BF	H	R	ER	SO	BB	IBB	HBP	BLK	WP	HR	S	P	ERA	WHIP
Don Drysdale, R (1, 1) ERA: 3.74	8.1		31	4	0	0	4	2	1	0	0	0	0	36	48	0.00	0.720
Phil Regan, R (9, 1) ERA: 1.67	1.2	W	4	0	0	0	1	0	0	0	0	0	0	6	6	0.00	0.000

PITCHER	IP	WLS	BF	H	R	ER	SO	BB	IBB	HBP	BLK	WP	HR	S	P	ERA	WHIP

**TOP**

**Houston Astros @ Los Angeles Dodgers**  
**Dodger Stadium, Los Angeles, CA**  
 Sat Sep 10 1966, 3:33 AM PDT  
 Att: 24,537 - Unknown - 69 F

AB	32
R	0
H	4
RBI	0
BB	3
SO	5
LOB	9



livebaseballscorecards.com



Batter	1	2	3	4	5	6	7	8	9	10	AB	R	H	RBI	BB	SO	LOB
Maury Wills, S OBP: 0.316, SLG: 0.315 (1, 6)	0-0 F7		0-0 CS BB 1B		0-0 4-3		0-0 G3			0-0 4-3 SH3 1B	5	1	2	0	0	0	0
Jim Gilliam, S OBP: 0.318, SLG: 0.276 (1, 5)	0-3 K		4-0 1-2 BB		0-0 1B			0-0 5-3		0-0 SH3	3	0	1	0	1	1	0
Willie Davis, L OBP: 0.311, SLG: 0.418 (1, 8)	4-0 BB		0-0 B3		0-0 P6			0-0 G3		0-0 4-3	4	0	0	0	1	0	4
Tommy Davis, R OBP: 0.333, SLG: 0.381 (1, 7)	0-0 F9		0-3 K		0-3 K			0-3 K		0-0 3-H 1B	4	0	0	0	0	3	4
Phil Regan, R OBP: 0.261, SLG: 0.150 (9, 1)											0	0	0	0	0	0	0
Al Ferrara, R OBP: 0.333, SLG: 0.450 (10, PH)											1	0	1	1	0	0	0
Jim Lefebvre, S OBP: 0.342, SLG: 0.482 (1, 4)		0-0 G5-4-3 1B		0-0 6-3		0-0 F9		0-0 F8			4	0	1	0	0	0	0
Dick Stuart, R OBP: 0.314, SLG: 0.367 (1, 3)		0-0 G5-4-3		0-0 F9		0-0 1-6-3				4	0	1	0	0	0	0	1
Wes Parker, S OBP: 0.345, SLG: 0.394 (9, PR)		1-2f								0	0	0	0	0	0	0	0
Lou Johnson, R OBP: 0.313, SLG: 0.382 (1, 9)		4-0 1B BB		4-0 E BB		0-3 K				2	0	1	0	2	1	0	
John Roseboro, L OBP: 0.355, SLG: 0.418 (1, 2)		0-0 1-2 1B		4-0 S BB				0-0 F2		0-0 FC4-2-5 FC6	3	0	1	0	1	0	2
Don Drysdale, R OBP: 0.234, SLG: 0.297 (1, 1)		0-0 5-3		0-0 F7				0-0 5-3		0-0 FC6	3	0	0	0	0	0	4
Ron Fairly, L OBP: 0.362, SLG: 0.422 (9, 9)										1-2f	1	0	0	0	0	0	2

Inning Stats	R: 0	H: 0	E: 0	K: 1	S: 5	P: 9	R: 0	H: 2	E: 0	K: 0	S: 4	P: 8	R: 0	H: 1	E: 0	K: 1	S: 5	P: 9	R: 0	H: 0	E: 1	K: 0	S: 3	P: 11	R: 0	H: 1	E: 0	K: 1	S: 6	P: 6	R: 0	H: 0	E: 0	K: 1	S: 5	R: 0	H: 0	E: 0	K: 0	S: 3	P: 3	R: 0	H: 2	E: 0	K: 0	S: 5	P: 5	R: 1	H: 2	E: 0	K: 0	S: 4	P: 4	1B: 8	SF: 0	2B: 1	SAC: 1	3B: 0	DP: 2	HR: 0	HBP: 0	WP: 0	PA: 40
--------------	------	------	------	------	------	------	------	------	------	------	------	------	------	------	------	------	------	------	------	------	------	------	------	-------	------	------	------	------	------	------	------	------	------	------	------	------	------	------	------	------	------	------	------	------	------	------	------	------	------	------	------	------	------	-------	-------	-------	--------	-------	-------	-------	--------	-------	--------

PITCHER	IP	WLS	BF	H	R	ER	SO	BB	IBB	HBP	BLK	WP	HR	S	P	ERA	WHIP
Mike Cuellar, L ERA: 2.2 (1, 1)	9.2	L	40	8	1	1	5	5	0	0	0	0	0	45	65	0.93	1.345


**BOTTOM**

**Houston Astros @ Los Angeles Dodgers**  
 Dodger Stadium, Los Angeles, CA

Sat Sep 10 1966, 3:33 AM PDT  
 Att. 24,537 - Unknown - 69 F

livebaseballscorecards.com

<b>AB</b>	<b>34</b>
<b>R</b>	<b>1</b>
<b>H</b>	<b>8</b>
<b>RBI</b>	<b>1</b>
<b>BB</b>	<b>5</b>
<b>SO</b>	<b>5</b>
<b>LOB</b>	<b>17</b>



Batter	1	2	3	4	5	6	7	8	9	AB R H RBI BB SO LOB	TOP	
Ron Davis, R (1, 8) OBP: 0.303, SLG: 0.318	0-3 K		0-0 P4		4-0 BB		0-0 F8			3 0 0 0 1 1 1		
Sonny Jackson, L (1, 6) OBP: 0.330, SLG: 0.325 Bob Lillis, R (8, PH) OBP: 0.260, SLG: 0.268 (8, 6)	0-0 1B		0-0 P6		0-0 4-3		0-0 F3			3 0 1 0 0 0 2 1 0 0 0 0 0 0		
Joe Gaines, R (1, 9)	0-0 L8		0-3 K		0-3 K		0-0 F3			4 0 0 0 0 2 1		
Chuck Harrison, R (1, 3) OBP: 0.303, SLG: 0.358	0-3 K			0-0 F7		0-0 F7		0-0 F7		4 0 0 0 0 1 1		
Joe Morgan, L (1, 4) OBP: 0.409, SLG: 0.394		0-0 2B 1B		0-0 P6		4-0 BB		0-0 L4		3 0 1 0 1 0 0		
John Bateman, R (1, 2) OBP: 0.319, SLG: 0.485		0-0 1-3 2B		0-0 L5		0-0 F8		0-0 6-3		4 0 1 0 0 0 1		
Bob Aspromonte, R (1, 5) OBP: 0.290, SLG: 0.336		0-0 5-3			0-0 2B		0-0 G4-6-3 1B 1B		0-0 P4	4 0 2 0 0 0 2	AB 32 R 0 H 6 RBI 0 BB 2 SO 6 LOB 16	
Aaron Pointer, R (1, 7) OBP: 0.300, SLG: 0.222	0-3 K		0-3 K		0-0 F9		0-0 G4-6-3 1-2 1B			3 0 1 0 0 1 3		
Larry Dierker, R (1, 1) OBP: 0.167, SLG: 0.220 Ron Brand, R (7, PH) OBP: 0.308, SLG: 0.267 Claude Raymond, R (7, 1) OBP: 0.111, SLG: 0.111	0-0 P4			0-3 K		0-0 G4-6-3 1-2f 2-3				2 0 0 0 0 1 3 1 0 0 0 0 0 2 0 0 0 0 0 0 0		
<b>Inning Stats</b>	R: 0 E: 0 K: 2 S: 8 H: 1 LOB: 1 BB: 0 P: 8	R: 0 E: 0 K: 1 S: 7 H: 2 LOB: 2 BB: 0 P: 7	R: 0 E: 0 K: 1 S: 5 H: 0 LOB: 0 BB: 0 P: 5	R: 0 E: 0 K: 0 S: 3 H: 0 LOB: 0 BB: 0 P: 3	R: 0 E: 0 K: 1 S: 6 H: 1 LOB: 2 BB: 1 P: 10	R: 0 E: 0 K: 1 S: 5 H: 0 LOB: 1 BB: 1 P: 9	R: 0 E: 0 K: 0 S: 4 H: 2 LOB: 1 BB: 0 P: 4	R: 0 E: 0 K: 0 S: 3 H: 0 LOB: 0 BB: 0 P: 3	R: 0 E: 0 K: 0 S: 3 H: 0 LOB: 0 BB: 0 P: 3	1B: 4 2B: 2 3B: 0 HR: 0 SF: 0 SAC: 0 DP: 1 HBP: 0	WP: 0 PB: 0 SB: 0 CS: 0 PA: 34	
<b>PITCHER</b> Sandy Koufax, L (1, 1) ERA: 1.81	IP 9.0 WLS W BF 34 H 6 R 0 ER 0 SO 6 BB 2 IBB 0 HBP 0 BLK 0 WP 0 HR 0 S 44 P 52 ERA 0.00 WHIP 0.889											<b>PITCHER</b> IP WLS BF H R ER SO BB IBB HBP BLK WP HR S P ERA WHIP

Houston Astros @ Los Angeles Dodgers  
Dodger Stadium, Los Angeles, CA  
Sun Sep 11 1966, 3:33 AM PDT  
Unknown

livebaseballscorecards.com



Batter	1	2	3	4	5	6	7	8	9
Maury Wills, S OBP: 0.319, SLG: 0.318 (1, 6) X	0-0 G3 1B			0-0 SH1-3 1B	0-0 2B 1B		0-0 6-3		
Jim Gilliam, S OBP: 0.316, SLG: 0.274 (1, 5) X John Kennedy, R OBP: 0.243, SLG: 0.283 (6, 5)	0-0 G3 1-2f			0-0 SH1-3 1-2	0-3 K			0-0 P4	
Willie Davis, L OBP: 0.311, SLG: 0.418 (1, 8) X	0-0 L5			0-0 F9	0-0 2B			0-0 4-3	
Ron Fairly, L OBP: 0.360, SLG: 0.420 (1, 9) X		0-0 G3		0-0 1B	0-0 4-3			0-0 P6	
Jim Lefebvre, S OBP: 0.340, SLG: 0.479 (1, 4) X		0-0 4-3		0-0 L6		0-0 P4			
John Roseboro, L OBP: 0.353, SLG: 0.414 (1, 2) X		0-3 K			0-0 F2	0-3 K			
Lou Johnson, R OBP: 0.314, SLG: 0.382 (1, 7) X			0-0 1B		0-0 E6 1B	0-3 K			
Wes Parker, S OBP: 0.344, SLG: 0.392 (1, 3) X			0-0 F3		4-0 1B 2B BB		0-3 K		
Sandy Koufax, R OBP: 0.103, SLG: 0.088 (1, 1) X			0-0 F2		4-0 1B 2B BB		0-3 K		

Inning Stats		R: 0	H: 1	R: 0	H: 0	R: 0	H: 1	R: 1	H: 2	R: 3	H: 2	R: 0	H: 0	R: 0	H: 0	R: 0	H: 0		
E: 0		LOB: 0		E: 0		LOB: 0		E: 0		LOB: 1		E: 0		LOB: 0		E: 0		LOB: 0	
K: 0		BB: 0		K: 1		BB: 0		K: 0		BB: 0		K: 2		BB: 0		K: 0		BB: 0	
S: 3		P: 3		S: 5		P: 5		S: 5		P: 5		S: 7		P: 7		S: 7		P: 3	
1B: 5		SF: 0		2B: 1		SAC: 1		3B: 0		DP: 1		HR: 0		HBP: 0		WP: 0		PA: 31	


PITCHER		IP	WLS	BF	H	R	ER	SO	BB	IBB	HBP	BLK	WP	HR	S	P	ERA	WHIP
Larry Dierker, R ERA: 3.24 (1, 1)	6.0	L	25	6	4	1	4	4	2	0	0	0	0	0	31	39	1.50	1.333
Claude Raymond, R ERA: 3.12 (7, 1)	2.0		6	0	0	0	2	0	0	0	0	0	0	0	10	10	0.00	0.000

**BOTTOM**

**Houston Astros @ Los Angeles Dodgers**  
**Dodger Stadium, Los Angeles, CA**  
 Sun Sep 11 1966, 3:33 AM PDT  
 Unknown

livebaseballscorecards.com

**AB 28**  
**R 4**  
**H 6**  
**RBI 4**  
**BB 2**  
**SO 6**  
**LOB 8**



Batter	1	2	3	4	5	6	7	8	9	AB R H RBI BB SO LOB	TOP																
Brock Davis, L (1, 8) x	0-0 F7 ①		0-0 5-3 ③			0-0 FC3-6 WP 1B 1-2f ①		0-0 1-3 ①		4 0 0 0 0 0 1	<b>Houston Astros @ Los Angeles Dodgers</b> <b>Dodger Stadium, Los Angeles, CA</b> Sun Sep 11 1966, 3:38 AM PDT Att: 42,978 - Unknown <a href="http://livebaseballscorecards.com">livebaseballscorecards.com</a>																
Sonny Jackson, L (1, 6) OBP: 0.331, SLG: 0.326 x	0-0 6-3 ②			0-0 6-3 ①		0-0 WP 1-2 1B ①		0-0 SH5-3 1B ②		4 0 2 0 0 0 0																	
Joe Morgan, L (1, 4) OBP: 0.410, SLG: 0.396 x	0-0 1B ①			0-0 FC4-6 1B ①		0-0 P4 1-2 2-3 ②		0-0 SH5-3 1-2 ②		3 0 2 0 0 0 2																	
Rusty Staub, L (1, 9) OBP: 0.355, SLG: 0.430 x	0-0 4-3 ③			0-0 F7 ②		4-0 IBB ①		0-0 6-3 ③		3 0 0 0 1 0 3																	
Norm Miller, L (1, 7) OBP: 0.083, SLG: 0.083 x		0-0 F8 ①		0-0 FC4-6 1-2f ③		0-0 4-3 ③		0-3 K ①		4 0 0 0 0 1 4																	
Bill Heath, L (1, 2) OBP: 0.333, SLG: 0.330 Joe Gaines, R (9, PR) x		0-0 F7 ②			0-0 1-3 ①		0-0 6-3 ①		0-0 4-3 1B ②			4 0 1 0 0 0 0 0 0 0 0 0 0 0															
Chuck Harrison, R (1, 3) OBP: 0.300, SLG: 0.354 x		0-0 F9 ③			0-0 F8 ②		0-3 K ②		0-0 4-3 1-2 ②			4 0 0 0 0 1 1															
Bob Aspromonte, R (1, 5) OBP: 0.289, SLG: 0.335 x			0-3 K ①		0-0 F8 ③		0-0 1B ①		0-3 K ③			4 0 1 0 0 2 2															
Chris Zachary, L (1, 1) OBP: 0.167, SLG: 0.273 Turk Farrell, R (8, 1) OBP: 0.146, SLG: 0.208 x			0-3 K ②			0-0 FC3-6 1B ①		0-3 K ③		3 0 1 0 0 2 1 0 0 0 0 0 0 0																	
<b>Inning Stats</b>	R: 0 E: 0 K: 0 S: 4 H: 1 LOB: 1 BB: 0 P: 4	R: 0 E: 0 K: 0 S: 3 H: 0 LOB: 0 BB: 0 P: 3	R: 0 E: 0 K: 2 S: 7 H: 0 LOB: 0 BB: 0 P: 7	R: 0 E: 0 K: 0 S: 4 H: 1 LOB: 1 BB: 0 P: 4	R: 0 E: 0 K: 0 S: 3 H: 0 LOB: 0 BB: 0 P: 3	R: 0 E: 0 K: 0 S: 5 H: 2 LOB: 3 BB: 1 P: 9	R: 0 E: 0 K: 2 S: 8 H: 1 LOB: 1 BB: 0 P: 8	R: 0 E: 0 K: 0 S: 4 H: 1 LOB: 1 BB: 0 P: 4	R: 0 E: 0 K: 2 S: 8 H: 1 LOB: 2 BB: 0 P: 8	1B: 7 2B: 0 3B: 0 HR: 0 SF: 0 SAC: 1 DP: 0 HBP: 0		WP: 1 PB: 0 SB: 0 CS: 0 PA: 35															
<b>PITCHER</b>	IP WLS BF H R ER SO BB IBB HBP BLK WP HR S P ERA WHIP											<b>PITCHER</b>	IP WLS BF H R ER SO BB IBB HBP BLK WP HR S P ERA WHIP														
Joe Moeller, R (1, 1) ERA: 2.42	5.0	W	17	2	0	0	2	0	0	0	0	0	0	21	21	0.00	0.400										
Bob Miller, R (6, 1) ERA: 3.14	2.0		10	3	0	0	2	0	1	0	0	1	0	13	17	0.00	1.500										
Phil Regan, R (8, 1) ERA: 1.64	2.0	S	8	2	0	0	2	0	0	0	0	0	0	12	12	0.00	1.000										

Houston Astros @ Los Angeles Dodgers  
Dodger Stadium, Los Angeles, CA  
Sun Sep 11 1966, 3:38 AM PDT  
Att: 42,978 - Unknown

AB	33
R	0
H	7
RBI	0
BB	1
SO	6
LOB	14



Batter	1	2	3	4	5	6	7	8	9
Dick Schofield, S OBP: 0.256, SLG: 0.169 (1, 6)	4-0 FC5-4 1B BB		0-0 1-3			0-0 F8		0-0 SH3-4 1B	
Jim Gilliam, S OBP: 0.314, SLG: 0.273 John Kennedy, R OBP: 0.241, SLG: 0.281 (1, 5) (2, 5)	0-3 K		0-0 5-3			0-0 6-3		0-0 SH3-4 1-2	
Willie Davis, L OBP: 0.314, SLG: 0.420 (1, 8)	0-0 FC5-4 1B			0-0 S 1B		0-0 F8		4-0 IBB	
Ron Fairly, L OBP: 0.359, SLG: 0.418 (1, 9)	0-0 FC5-4 1-2f 2-3			0-0 F8 1-2		0-0 F8 1B 1B		0-0 F7	
Jim Lefebvre, S OBP: 0.338, SLG: 0.475 (1, 4)	0-0 G3			0-3 K		0-0 F8 1-2		0-0 P4	
Lou Johnson, R OBP: 0.314, SLG: 0.382 (1, 7)		0-0 G4-6-3 1B		0-0 6-3		0-0 F8			
Wes Parker, S OBP: 0.344, SLG: 0.390 (1, 3)		0-0 G4-6-3 1-2f			0-3 K	4-0 1B IBB			
Jeff Torborg, R OBP: 0.295, SLG: 0.297 John Roseboro, L OBP: 0.354, SLG: 0.416 (1, 2) (7, PH) (8, 2)		0-0 F8			0-3 K	0-0 K 1-3 2-H 1B			
Joe Moeller, R OBP: 0.308, SLG: 0.182 Wes Covington, L OBP: 0.271, SLG: 0.250 Bob Miller, R (6, 1) Maury Wills, S OBP: 0.319, SLG: 0.318 Phil Regan, R OBP: 0.261, SLG: 0.150 (1, 1) (5, PH) (8, 1)			0-3 K		0-0 F9		0-0 G3		

Inning Stats	R: 0	H: 1	E: 0	K: 1	S: 6	LOB: 2	BB: 1	P: 10
	R: 0	H: 1	E: 0	K: 0	S: 3	LOB: 0	BB: 0	P: 3
	R: 0	H: 0	E: 0	K: 1	S: 5	LOB: 0	BB: 0	P: 5
	R: 0	H: 1	E: 0	K: 1	S: 6	LOB: 1	BB: 0	P: 6
	R: 0	H: 0	E: 0	K: 2	S: 7	LOB: 0	BB: 0	P: 7
	R: 0	H: 0	E: 0	K: 0	S: 3	LOB: 0	BB: 0	P: 3
	R: 1	H: 2	E: 0	K: 0	S: 5	LOB: 2	BB: 1	P: 9
	R: 0	H: 1	E: 0	K: 0	S: 4	LOB: 2	BB: 1	P: 8

PITCHER	IP	WLS	BF	H	R	ER	SO	BB	IBB	HBP	BLK	WP	HR	S	P	ERA	WHIP
Chris Zachary, R ERA: 3.72 (1, 1)	7.0	L	28	6	1	1	5	1	1	0	0	0	0	36	44	1.29	1.000
Turk Farrell, R ERA: 4.46 (8, 1)	1.0		4	0	0	0	0	0	1	0	0	0	0	3	7	0.00	0.000


**BOTTOM**

**Houston Astros @ Los Angeles Dodgers**  
Dodger Stadium, Los Angeles, CA

Sun Sep 11 1966, 3:38 AM PDT  
Att. 42,978 - Unknown

AB	28
R	1
H	6
RBI	1
BB	3
SO	5
LOB	17

livebaseballscorecards.com



WP: 0	PA: 32
PB: 0	
SB: 1	
CS: 0	

Batter	1	2	3	4	5	6	7	8	9	AB R H RBI BB SO LOB	TOP																		
<b>Bud Harrelson, S</b> (1, 6) OBP: 0.255, SLG: 0.214	0-3 K		0-0 B1-3		0-3 K			0-0 6-3		4 0 0 0 0 2 0																			
<b>Ron Hunt, R</b> (1, 4) OBP: 0.354, SLG: 0.353	0-0 F8		0-0 1B		0-3 K			0-0 5-3		4 0 1 0 0 1 0																			
<b>Al Luplow, L</b> (1, 9) OBP: 0.333, SLG: 0.333 <b>Ron Swoboda, R</b> (8, PH) OBP: 0.296, SLG: 0.346	0-0 F7		0-0 4-3		0-3 K			0-3 K		3 0 0 0 0 1 1 1 0 0 0 0 1 0																			
<b>Ken Boyer, R</b> (1, 5) OBP: 0.310, SLG: 0.419		0-3 K		0-3 K		0-3 K		0-0 FC4-6 1B		4 0 1 0 0 3 0																			
<b>Larry Elliot, L</b> (1, 7) OBP: 0.312, SLG: 0.422 <b>Jim Hickman, R</b> (6, PH) OBP: 0.300, SLG: 0.370		4-0 FC5-4 BB		0-3 K		0-3 K		0-0 FC4-6 G4-6-3 1-2f		1 0 0 0 1 1 0 1 0 0 0 0 1 0																			
<b>Chuck Hiller, L</b> (9, PH) OBP: 0.359, SLG: 0.379		0-0 FC5-4 S 1B 1-2f		0-0 S 1B				0-0 CS 1B 1-2f		1 0 0 0 0 0 1 4 2 2 0 0 0 2																			
<b>Cleon Jones, R</b> (1, 8) OBP: 0.322, SLG: 0.383		0-0 FC5-4 S 1B 1-2f		0-0 S 1B				0-0 CS 1B 1-2f		1 0 1 1 1 0 0 1 0 1 0 0 0 0																			
<b>Ed Kranepool, L</b> (1, 3) OBP: 0.312, SLG: 0.397 <b>Eddie Bressoud, R</b> (7, PH) OBP: 0.310, SLG: 0.378		0-0 1B 1-H		4-0 1B 1B IBB				0-0 1-3 1-2 2B		3 0 1 1 0 0 2																			
<b>Jerry Grote, R</b> (1, 2) OBP: 0.329, SLG: 0.320		0-0 P5		0-0 1B 1-H 2-H				0-0 1-3 2-3		2 0 0 0 0 1 0 0 0 0 0 0 0 0 1 0 0 0 0 0 1 0 0 0 0 0 0 0																			
<b>Tug McGraw, R</b> (1, 1) OBP: 0.235, SLG: 0.188 <b>Dennis Ribant, R</b> (5, 1) OBP: 0.186, SLG: 0.190 <b>Greg Goossen, R</b> (7, PH) OBP: 0.250, SLG: 0.500 <b>Rob Gardner, R</b> (7, 1) OBP: 0.171, SLG: 0.195			0-0 6-3		0-3 K			0-0 6-3		WP: 0 PA: 33 PB: 0 SB: 2 CS: 1																			
<b>Inning Stats</b>	R: 0 E: 0 K: 1 S: 5	H: 0 LOB: 0 BB: 0 P: 5	R: 1 E: 0 K: 1 S: 6	H: 1 LOB: 1 BB: 1 P: 10	R: 0 E: 0 K: 0 S: 4	H: 1 LOB: 1 BB: 0 P: 4	R: 1 E: 0 K: 2 S: 8	H: 2 LOB: 2 BB: 1 P: 12	R: 0 E: 0 K: 3 S: 9	H: 0 LOB: 0 BB: 0 P: 9	R: 0 E: 0 K: 0 S: 4	H: 2 LOB: 1 BB: 0 P: 4	R: 0 E: 0 K: 1 S: 5	H: 0 LOB: 0 BB: 0 P: 5	R: 0 E: 0 K: 0 S: 3	H: 1 LOB: 0 BB: 0 P: 3	1B: 6 2B: 1 3B: 0 HR: 0	SF: 0 SAC: 0 DP: 1 HBP: 0	WP: 0 PB: 0 SB: 2 CS: 1	PA: 33									
<b>PITCHER</b>	IP WLS BF H R ER SO BB IBB HBP BLK WP HR S P ERA WHIP																												
<b>Don Sutton, R</b> (1, 1) ERA: 3.1	4.0		17	4	2	2	4	1	1	0	0	0	0	0	23	31	4.50	1.250											
<b>Ron Perranoski, L</b> (5, 1) ERA: 2.66	4.0	W	14	3	0	0	7	0	0	0	0	0	0	0	28	28	0.00	0.750											
<b>Phil Regan, R</b> (9, 1) ERA: 1.62	1.0	S	2	0	0	0	0	0	0	0	0	0	0	0	2	2	0.00	0.000											

**New York Mets @ Los Angeles Dodgers**  
**Dodger Stadium, Los Angeles, CA**  
 Mon Sep 12 1966, 7:05 PM PDT  
 Att: 22,529 - Unknown

<b>AB</b>	<b>31</b>
<b>R</b>	<b>2</b>
<b>H</b>	<b>7</b>
<b>RBI</b>	<b>2</b>
<b>BB</b>	<b>2</b>
<b>SO</b>	<b>11</b>
<b>LOB</b>	<b>7</b>



WP: 0 PA: 33  
 PB: 0  
 SB: 2  
 CS: 1

PITCHER	IP	WLS	BF	H	R	ER	SO	BB	IBB	HBP	BLK	WP	HR	S	P	ERA	WHIP
<b>Don Sutton, R</b>	4.0		17	4	2	2	4	1	1	0	0	0	0	23	31	4.50	1.250
<b>Ron Perranoski, L</b>	4.0	W	14	3	0	0	7	0	0	0	0	0	0	28	28	0.00	0.750
<b>Phil Regan, R</b>	1.0	S	2	0	0	0	0	0	0	0	0	0	0	2	2	0.00	0.000

Batter	1	2	3	4	5	6	7	8	9
Maury Wills, S OBP: 0.318, SLG: 0.316 (1, 6)	0-0 2-3		0-0 6-3		4-0 FC1-6 1B BB	0-0 F7			
Jim Gilliam, S OBP: 0.317, SLG: 0.270 Wes Parker, S OBP: 0.344, SLG: 0.390 (1, 5) (8, 3)	4-0 1B BB		0-0 F7		4-0 FC1-6 BB		0-0 G3		
Willie Davis, L OBP: 0.312, SLG: 0.417 (1, 8)	0-0 L9		0-3 K		0-0 FC1-6 1B 1-2f 2-3		0-0 G3		
Tommy Davis, R OBP: 0.336, SLG: 0.383 John Kennedy, R OBP: 0.241, SLG: 0.281 (1, 7) (8, 5)	0-0 1-2 1B			0-0 5-3	0-0 4-3 1B		0-0 6-3		
Jim Lefebvre, S OBP: 0.339, SLG: 0.475 (1, 4)	0-3 K			0-0 5-4-3 1B	0-0 4-3		0-0 FC5-8 1B		
Dick Stuart, R OBP: 0.316, SLG: 0.365 Ron Fairly, L OBP: 0.357, SLG: 0.415 (1, 3) (5, PH) (6, 3) (8, 9)		4-0 BB		0-0 5-4-3	0-3 K		0-0 FC5-6		
Lou Johnson, R OBP: 0.315, SLG: 0.383 (1, 9) (8, 7)		0-3 K		0-0 E 1B 2-H		0-0 BB 1B	0-0 F8		
John Roseboro, L OBP: 0.355, SLG: 0.415 (1, 2)		0-3 K		0-0 E7 1-3 1B		4-0 BB	0-0 4-3		
Don Sutton, R OBP: 0.207, SLG: 0.213 Al Ferrara, R OBP: 0.331, SLG: 0.446 Ron Perranoski, L OBP: 0.250, SLG: 0.625 Phil Regan, R OBP: 0.261, SLG: 0.150 (1, 1) (4, PH) (5, 1) (9, 1)		0-3 K		0-3 K		0-3 K			


AB	R	H	RBI	BB	SO	LOB
3	1	0	0	1	0	1
2	0	0	0	2	0	0
0	0	0	0	0	0	0
4	1	0	0	0	1	3
4	0	2	2	0	0	0
0	0	0	0	0	0	0
4	1	2	0	0	1	3
1	0	0	0	1	0	1
2	0	0	0	0	1	2
4	0	2	1	0	1	2
3	0	1	0	1	1	2
1	0	0	0	0	1	1
1	0	0	0	0	1	2
1	0	0	0	0	1	1
0	0	0	0	0	0	0

**BOTTOM**

**New York Mets @ Los Angeles Dodgers**  
**Dodger Stadium, Los Angeles, CA**

Mon Sep 12 1966, 7:05 PM PDT  
 Att. 22,529 - Unknown

<b>AB</b>	<b>30</b>
<b>R</b>	<b>3</b>
<b>H</b>	<b>7</b>
<b>RBI</b>	<b>3</b>
<b>BB</b>	<b>5</b>
<b>SO</b>	<b>8</b>
<b>LOB</b>	<b>18</b>



Inning Stats	R: 0	H: 1	E: 0	K: 1	S: 6	LOB: 2	BB: 1	P: 10
	R: 0	H: 0	E: 0	K: 3	S: 9	LOB: 1	BB: 1	P: 13
	R: 0	H: 0	E: 0	K: 1	S: 5	LOB: 0	BB: 0	P: 5
	R: 1	H: 3	E: 1	K: 1	S: 8	LOB: 2	BB: 0	P: 8
	R: 2	H: 1	E: 0	K: 1	S: 6	LOB: 1	BB: 2	P: 14
	R: 0	H: 1	E: 0	K: 1	S: 5	LOB: 1	BB: 1	P: 9
	R: 0	H: 0	E: 0	K: 0	S: 3	LOB: 0	BB: 0	P: 3
	R: 0	H: 1	E: 0	K: 0	S: 4	LOB: 1	BB: 0	P: 4

1B	2B	3B	HR	SF	SAC	DP	HBP
7	0	0	0	0	0	0	0
0	0	0	0	0	0	0	0
0	0	0	0	0	0	0	0
0	0	0	0	0	0	0	0

WP	PA	ERA	WHIP
0	35		
0			
0			

PITCHER	IP	WLS	BF	H	R	ER	SO	BB	IBB	HBP	BLK	WP	HR	S	P	ERA	WHIP
Tug McGraw, L ERA: 4.99 (1, 1)	4.1	L	22	5	3	3	6	4	0	0	0	0	0	30	46	6.23	2.077
Dennis Ribant, R ERA: 2.84 (5, 1)	1.2		6	1	0	0	2	1	0	0	0	0	0	9	13	0.00	1.200
Rob Gardner, L ERA: 4.96 (7, 1)	2.0		7	1	0	0	0	0	0	0	0	0	0	7	7	0.00	0.500

Batter	1	2	3	4	5	6	7	8	9	AB R H RBI BB SO LOB	TOP											
Ron Hunt, R OBP: 0.351, SLG: 0.350 (1, 4) X	0-0 F3		0-3 K		0-0 1-3		0-0 FC5-4			4 0 0 0 0 1 1												
Eddie Bressoud, R OBP: 0.312, SLG: 0.378 (1, 6) X	0-0 F8			0-0 1B 2B 1B		4-0 G4-6-3 1B BB		0-3 K		3 2 1 0 1 1 0												
Ken Boyer, R OBP: 0.309, SLG: 0.418 (1, 5) X	0-0 F8			0-0 F7		0-0 G4-6-3 1-2 1B		0-3 K		4 0 1 0 0 1 1												
Cleon Jones, R OBP: 0.322, SLG: 0.382 (1, 8)		0-0 6-3		0-0 2B 1B		0-0 G4-6-3 1-2f 2-3		0-3 K		4 1 1 0 0 1 2												
Jim Hickman, R OBP: 0.306, SLG: 0.374 (1, 9) (7, 3)		0-0 FC1-4 1B		0-0 L8		0-0 1B		0-0 F7		4 0 2 1 0 0 2												
Ron Swoboda, R OBP: 0.296, SLG: 0.349 Dick Rusteck, R (7, 1) Chuck Hiller, L OBP: 0.357, SLG: 0.377 (9, PH)		0-0 FC1-4 FC6-4 1-2f		0-0 1-H 2-H 2B		0-3 K		0-0 1-3		3 0 1 2 0 1 2 0 0 0 0 0 0 0 1 0 0 0 0 0 0												
Jerry Grote, R OBP: 0.329, SLG: 0.320 John Stephenson, L OBP: 0.257, SLG: 0.246 (9, PH) (1, 2)		0-0 FC6-4 1-2f		0-0 4-3		0-0 FC5-4 1B		0-3 K		3 0 1 0 0 0 2 1 0 0 0 0 1 0												
Ed Kranepool, L OBP: 0.311, SLG: 0.395 Hawk Taylor, R OBP: 0.207, SLG: 0.303 Larry Elliot, L OBP: 0.310, SLG: 0.419 (7, PH) (7, 7)			0-0 3-1		0-0 2-3		0-3 K			2 0 0 0 0 0 0 0 0 0 0 0 0 0 1 0 0 0 0 1 1												
Bob Friend, R OBP: 0.025, SLG: 0.025 Jack Hamilton, R OBP: 0.158, SLG: 0.135 Larry Miller, L OBP: 1.000, SLG: 1.000 Johnny Lewis, L OBP: 0.284, SLG: 0.358 (7, PH) (7, 9)			0-0 P4		0-3 K		0-0 P6			2 0 0 0 0 1 0 0 0 0 0 0 0 0 0 0 0 0 0 0 0 1 0 0 0 0 0 1												
<b>Inning Stats</b>	R: 0 E: 0 K: 0 S: 3	H: 0 LOB: 0 BB: 0 P: 3	R: 0 E: 0 K: 0 S: 4	H: 1 LOB: 1 BB: 0 P: 4	R: 0 E: 0 K: 1 S: 5	H: 0 LOB: 0 BB: 0 P: 5	R: 2 E: 0 K: 0 S: 6	H: 3 LOB: 1 BB: 0 P: 6	R: 0 E: 0 K: 1 S: 5	H: 0 LOB: 0 BB: 0 P: 5	R: 1 E: 0 K: 1 S: 6	H: 2 LOB: 1 BB: 1 P: 10	R: 0 E: 0 K: 1 S: 6	H: 1 LOB: 1 BB: 0 P: 6	R: 0 E: 0 K: 3 S: 9	H: 0 LOB: 0 BB: 0 P: 9	R: 0 E: 0 K: 1 S: 5	H: 0 LOB: 0 BB: 0 P: 5	1B: 6 2B: 1 3B: 0 HR: 0	SF: 0 SAC: 0 DP: 1 HBP: 0	WP: 0 PB: 0 SB: 0 CS: 0	PA: 34
<b>PITCHER</b> Claude Osteen, L ERA: 2.68 Bob Miller, R ERA: 3.0	IP 6.0 3.0	WLS W S	BF 25 9	H 7 0	R 3 0	ER 3 0	SO 3 5	BB 1 0	IBB 0 0	HBP 0 0	BLK 0 0	WP 0 0	HR 0 0	S 30 19	P 34 19	ERA 4.50 0.00	WHIP 1.333 0.000					

**New York Mets @ Los Angeles Dodgers**  
 Dodger Stadium, Los Angeles, CA  
 Tue Sep 13 1966, 7:05 PM PDT  
 Att: 23,911 - Unknown

livebaseballscorecards.com

**AB** 33  
**R** 3  
**H** 7  
**RBI** 3  
**BB** 1  
**SO** 8  
**LOB** 12





BOTTOM

New York Mets @ Los Angeles Dodgers  
Dodger Stadium, Los Angeles, CA  
Tue Sep 13 1966, 7:05 PM PDT  
Att. 23,911 - Unknown

livebaseballscorecards.com

AB 39  
R 8  
H 16  
RBI 7  
BB 1  
SO 4  
LOB 21



WP: 0 PA: 40  
PB: 0  
SB: 0  
CS: 1

AB	R	H	RBI	BB	SO	LOB
5	1	2	0	0	0	2
0	0	0	0	0	0	0
5	1	4	0	0	0	0
5	1	2	0	0	1	5
4	1	1	0	1	1	5
4	1	1	2	0	1	4
4	2	2	4	0	0	2
4	1	2	0	0	1	0
4	0	0	0	0	0	2
3	0	1	0	0	0	1
1	0	1	1	0	0	0
1B: 13	SF: 0	2B: 0	SAC: 0	3B: 1	DP: 1	HR: 2
	HBP: 0					

Batter	1	2	3	4	5	6	7	8	9							
Maury Wills, S OBP: 0.319, SLG: 0.317 John Kennedy, R OBP: 0.241, SLG: 0.281	0-0 1B E 1B	0-0 F7			0-0 5-3	0-0 1B 1B	0-0 FC5-4 1-2f									
Dick Schofield, S OBP: 0.284, SLG: 0.207	0-0 1-3 E 1B		0-0 4-3		0-0 1B 1B	0-0 1-2 1B		0-0 G6-3 1B								
Willie Davis, L OBP: 0.312, SLG: 0.416	0-0 F9		0-0 CS 1B		0-0 1-3 BB 1B	0-3 K		0-0 L9								
Ron Fairly, L OBP: 0.358, SLG: 0.413	0-0 F2		0-0 1-2 1B		4-0 1-2 HR BB	0-3 K		0-0 G6-3 1-2f								
Jim Lefebvre, S OBP: 0.338, SLG: 0.473	0-0 1-2 3-H E4		0-0 F7		0-0 1-2 2-H 3-H HR 1B	0-3 K										
Lou Johnson, R OBP: 0.317, SLG: 0.397	0-0 5-3			0-0 HR	0-0 1-H 2-H HR		0-0 F7									
Wes Parker, S OBP: 0.346, SLG: 0.391		0-3 K		0-0 F8	0-0 FC5-4 1B		0-0 4-3 1B									
John Roseboro, L OBP: 0.352, SLG: 0.411		0-0 1-3		0-0 F8	0-0 FC5-4 1-2f		0-0 4-3									
Claude Osteen, L OBP: 0.257, SLG: 0.329 Bob Miller, R OBP: 0.083, SLG: 0.083		0-0 3B		0-0 4-3	0-0 P6		0-0 FC5-4 2-H 1B									
Inning Stats	R: 1 E: 1 K: 0 S: 6	H: 2 LOB: 2 BB: 0 P: 6	R: 0 E: 0 K: 1 S: 6	H: 1 LOB: 1 BB: 0 P: 6	R: 0 E: 0 K: 0 S: 4	H: 2 LOB: 1 BB: 0 P: 4	R: 1 E: 0 K: 0 S: 4	H: 1 LOB: 0 BB: 0 P: 4	R: 5 E: 0 K: 0 S: 8	H: 5 LOB: 1 BB: 1 P: 12	R: 0 E: 0 K: 3 S: 11	H: 2 LOB: 2 BB: 0 P: 11	R: 1 E: 0 K: 0 S: 5	H: 2 LOB: 1 BB: 0 P: 5	R: 0 E: 0 K: 0 S: 3	H: 1 LOB: 0 BB: 0 P: 3

PITCHER	IP	WLS	BF	H	R	ER	SO	BB	IBB	HBP	BLK	WP	HR	S	P	ERA	WHIP
Bob Friend, R ERA: 4.44	(1, 1)	4.1	L	23	9	6	5	1	0	0	0	0	1	24	28	10.38	2.308
Jack Hamilton, R ERA: 4.0	(5, 1)	0.2		6	4	1	1	0	0	0	0	0	1	6	6	13.50	6.000
Larry Miller, L ERA: 6.0	(6, 1)	1.0		3	0	0	0	3	0	0	0	0	0	9	9	0.00	0.000
Dick Rusteck, L ERA: 4.24	(7, 1)	2.0		8	3	1	1	0	0	0	0	0	0	8	8	4.50	1.500

Batter	1	2	3	4	5	6	7	8	9	AB R H RBI BB SO LOB	TOP											
Matty Alou, L (1, 8) OBP: 0.379, SLG: 0.431	0-0 F8			0-0 4-3 G3 2B 1B		0-3 K			0-0 5-3	4 1 1 0 0 1 0	<b>Pittsburgh Pirates @ Los Angeles Dodgers</b> <b>Dodger Stadium, Los Angeles, CA</b> Thu Sep 15 1966, 7:05 PM PDT Att: 50,559 - Unknown <a href="http://livebaseballscorecards.com">livebaseballscorecards.com</a>											
Gene Alley, R (1, 6) OBP: 0.338, SLG: 0.431	0-3 K			0-0 G3		0-0 L7			0-0 1-3	4 0 0 0 0 1 1												
Roberto Clemente, R (1, 9) OBP: 0.368, SLG: 0.543	0-0 4-3			0-0 4-3		0-0 6-3			0-0 HR	4 1 1 1 0 0 1												
Willie Stargell, L (1, 7) OBP: 0.382, SLG: 0.585		0-0 F8		0-0 2B		0-3 K			0-0 HR	4 1 2 2 0 1 0												
Donn Clendenon, R (1, 3) OBP: 0.361, SLG: 0.501		0-0 4-3		0-3 K		0-0 5-3			0-0 F7	4 0 0 0 0 1 1												
Bill Mazeroski, R (1, 4) OBP: 0.296, SLG: 0.406		0-0 F9			0-0 F8		0-0 6-3			3 0 0 0 0 0 0												
Bob Bailey, R (1, 5) OBP: 0.369, SLG: 0.453			0-3 K		0-0 2B			0-0 6-3		3 0 1 0 0 1 0												
Jim Pagliaroni, R (1, 2) OBP: 0.333, SLG: 0.388			0-0 5-3		0-0 5-3			0-3 K		3 0 0 0 0 1 1												
Vern Law, R (1, 1) OBP: 0.302, SLG: 0.367 Billy O'Dell, S (1, 1) OBP: 0.182, SLG: 0.143 Gene Michael, S (3, PH) OBP: 0.191, SLG: 0.290 Steve Blass, R (3, 1) OBP: 0.220, SLG: 0.240 Andre Rodgers, R (5, PH) OBP: 0.291, SLG: 0.213 Al McLean, R (5, 1) OBP: 0.100, SLG: 0.100 George Spriggs, L (8, PH) OBP: 0.100, SLG: 0.100 Jim Shellenback, L (8, 1)		0-0 1-3		0-0 F8		0-0 6-3		0-0 6-3		0 0 0 0 0 0 0 0 0 0 0 0 0 0 1 0 0 0 0 0 0 0 0 0 0 0 0 0 1 0 0 0 0 0 1 0 0 0 0 0 0 0 1 0 0 0 0 0 0 0 0 0 0 0 0 0												
<b>Inning Stats</b>	R: 0 E: 0 K: 1 S: 5	H: 0 LOB: 0 BB: 0 P: 5	R: 0 E: 0 K: 0 S: 3	H: 0 LOB: 0 BB: 0 P: 3	R: 0 E: 0 K: 1 S: 5	H: 0 LOB: 0 BB: 0 P: 5	R: 1 E: 0 K: 1 S: 7	H: 2 LOB: 1 BB: 0 P: 7	R: 0 E: 0 K: 0 S: 4	H: 1 LOB: 1 BB: 0 P: 4	R: 0 E: 0 K: 1 S: 5	H: 0 LOB: 0 BB: 0 P: 5	R: 0 E: 0 K: 1 S: 5	H: 0 LOB: 0 BB: 0 P: 5	R: 0 E: 0 K: 1 S: 5	H: 0 LOB: 0 BB: 0 P: 5	R: 2 E: 0 K: 0 S: 5	H: 2 LOB: 0 BB: 0 P: 5	1B: 1 2B: 2 3B: 0 HR: 2	SF: 0 SAC: 0 DP: 0 HBP: 0	WP: 0 PB: 0 SB: 0 CS: 0	PA: 32
<b>PITCHER</b>	IP WLS BF H R ER SO BB IBB HBP BLK WP HR S P ERA WHIP																					
Don Drysdale, R (1, 1) ERA: 3.72	8.2 W 31 5 3 3 6 0 0 0 0 0 0 2 43 43 3.12 0.577																					
Phil Regan, R (9, 1) ERA: 1.62	0.1 S 1 0 0 0 0 0 0 0 0 0 0 0 1 1 0.00 0.000																					

AB	32
R	3
H	5
RBI	3
BB	0
SO	6
LOB	5



Batter	1	2	3	4	5	6	7	8	9
<b>Maury Wills, S</b> OBP: 0.316, SLG: 0.314 (1, 6)									
<b>Dick Schofield, S</b> OBP: 0.283, SLG: 0.209 (1, 5)									
<b>Willie Davis, L</b> OBP: 0.310, SLG: 0.413 (1, 8)									
<b>Ron Fairly, L</b> OBP: 0.356, SLG: 0.411 (1, 9)									
<b>Jim Lefebvre, S</b> OBP: 0.340, SLG: 0.475 (1, 4)									
<b>Lou Johnson, R</b> OBP: 0.320, SLG: 0.400 (1, 7)									
<b>John Roseboro, L</b> OBP: 0.353, SLG: 0.410 (1, 2)									
<b>Wes Parker, S</b> OBP: 0.344, SLG: 0.389 (1, 3)									
<b>Don Drysdale, R</b> OBP: 0.227, SLG: 0.287 (1, 1)									
<b>Phil Regan, R</b> OBP: 0.261, SLG: 0.150 (9, 1)									

Inning Stats	R: 5	H: 4	E: 1	LOB: 2	K: 0	BB: 1	S: 9	R: 0	H: 0	E: 0	LOB: 0	K: 1	BB: 0	S: 5	R: 0	H: 1	E: 0	LOB: 1	K: 0	BB: 0	S: 4	R: 0	H: 0	E: 0	LOB: 0	K: 2	BB: 0	S: 7	R: 0	H: 0	E: 0	LOB: 0	K: 0	BB: 0	S: 3	R: 0	H: 1	E: 0	LOB: 1	K: 1	BB: 0	S: 6	R: 0	H: 0	E: 0	LOB: 0	K: 0	BB: 0	S: 3	R: 0	H: 1	E: 0	LOB: 1	K: 0	BB: 1	S: 3
--------------	------	------	------	--------	------	-------	------	------	------	------	--------	------	-------	------	------	------	------	--------	------	-------	------	------	------	------	--------	------	-------	------	------	------	------	--------	------	-------	------	------	------	------	--------	------	-------	------	------	------	------	--------	------	-------	------	------	------	------	--------	------	-------	------

PITCHER	IP	WLS	BF	H	R	ER	SO	BB	IBB	HBP	BLK	WP	HR	S	P	ERA	WHIP
<b>Vern Law, R</b> ERA: 4.25 (1, 1)	0.2	L	6	4	4	2	0	0	0	0	0	0	0	6	6	27.00	6.000
<b>Billy O'Dell, L</b> ERA: 2.5 (1, 1)	1.1		7	0	1	0	1	1	0	0	1	0	0	8	12	0.00	0.750
<b>Steve Blass, R</b> ERA: 3.66 (3, 1)	2.0		7	1	0	0	2	0	0	0	0	0	0	11	11	0.00	0.500
<b>Al McBean, R</b> ERA: 3.04 (5, 1)	3.0		10	1	0	0	1	0	0	0	0	0	0	12	12	0.00	0.333
<b>Jim Shellenback, L</b> ERA: (8, 1)	1.0		4	1	0	0	0	0	1	0	0	0	0	3	7	0.00	1.000

**BOTTOM**

**Pittsburgh Pirates @ Los Angeles Dodgers**  
Dodger Stadium, Los Angeles, CA

Thu Sep 15 1966, 7:05 PM PDT  
Att. 50,559 - Unknown

AB	R	H	RBI	BB	SO	LOB
4	0	0	0	0	1	2
4	1	1	0	0	1	0
4	0	0	0	0	0	1
4	1	1	0	0	0	0
4	1	2	1	0	0	0
3	1	2	1	1	0	0
3	1	1	0	1	0	3
3	0	0	0	0	1	4
3	0	0	1	0	1	3
0	0	0	0	0	0	0

AB	32
R	5
H	7
RBI	3
BB	2
SO	4
LOB	13

WP	PA
0	34

PITCHER	IP	WLS	BF	H	R	ER	SO	BB	IBB	HBP	BLK	WP	HR	S	P	ERA	WHIP
---------	----	-----	----	---	---	----	----	----	-----	-----	-----	----	----	---	---	-----	------

Batter	1	2	3	4	5	6	7	8	9	AB R H RBI BB SO LOB	TOP	
Gene Alley, R (1, 6) OBP: 0.338, SLG: 0.431	0-0 SH3-4 1B		0-3 K		0-0 F8		0-0 SF8			3 0 1 1 0 1 1		
Manny Mota, R (1, 8) OBP: 0.389, SLG: 0.495	0-0 SH3-4 1-2		0-0 4-3			0-0 1B	0-0 L9			3 0 1 0 0 0 3		
Roberto Clemente, R (1, 9) OBP: 0.366, SLG: 0.539	0-0 1-3			0-3 K		0-3 K		0-0 F8		4 0 0 0 0 2 2		
Donn Clendenon, R (1, 3) OBP: 0.358, SLG: 0.497	0-0 6-3			0-3 K		0-0 P4		0-0 F8		4 0 0 0 0 1 2		
Bill Mazerolski, R (1, 4) OBP: 0.295, SLG: 0.405		0-0 6-3		0-0 BB 1B		0-0 F9		0-0 F9		4 0 1 0 0 0 1		
Bob Bailey, R (1, 7) OBP: 0.370, SLG: 0.451		0-0 F9		4-0 1-2 BB		4-0 BB 1B SF8 BB		0-0 5-3		2 1 0 0 2 0 0		
Jose Pagan, R (1, 5) OBP: 0.295, SLG: 0.374		0-0 F7		0-0 F8		0-0 SF8 1-2 1B		0-0 6-3		4 0 1 0 0 0 2		
Jim Pagliaroni, R (1, 2) OBP: 0.333, SLG: 0.386			0-0 E7 SH3-4 1B		0-3 K		0-0 F8		0-0 F8	4 0 1 0 0 1 2		
Bob Veale, S (1, 1) OBP: 0.163, SLG: 0.188 Billy O'Dell, S (4, 1) OBP: 0.182, SLG: 0.143 Gene Michael, S (5, PH) OBP: 0.156, SLG: 0.281 Pete Mikkelsen, R (5, 1) OBP: 0.235, SLG: 0.188 Andre Rodgers, R (7, PH) OBP: 0.304, SLG: 0.213 Al McLean, R (7, 1) OBP: 0.100, SLG: 0.100		0-0 SH3-4		0-0 F3		4-0 BB 1-2 2-3 BB				0 0 0 0 0 0 0 0 0 0 0 0 0 0 1 0 0 0 0 0 0 0 0 0 0 0 0 0 0 0 0 0 1 0 0 0 0 0 0 0 0 0		
<b>Inning Stats</b>	R: 0 H: 1 E: 0 LOB: 1 K: 0 BB: 0 S: 4 P: 4	R: 0 H: 0 E: 0 LOB: 0 K: 0 BB: 0 S: 3 P: 3	R: 0 H: 1 E: 1 LOB: 1 K: 1 BB: 0 S: 6 P: 6	R: 0 H: 1 E: 0 LOB: 2 K: 2 BB: 1 S: 8 P: 12	R: 0 H: 0 E: 0 LOB: 0 K: 1 BB: 0 S: 5 P: 5	R: 0 H: 1 E: 0 LOB: 1 K: 1 BB: 0 S: 6 P: 6	R: 1 H: 1 E: 0 LOB: 2 K: 0 BB: 2 S: 4 P: 12	R: 0 H: 0 E: 0 LOB: 0 K: 0 BB: 0 S: 3 P: 3	R: 0 H: 0 E: 0 LOB: 0 K: 0 BB: 0 S: 3 P: 3	1B: 5 SF: 1 2B: 0 SAC: 2 3B: 0 DP: 0 HR: 0 HBP: 0	WP: 0 PA: 35 PB: 0 SB: 0 CS: 0	
<b>PITCHER</b> Sandy Koufax, L (1, 1) ERA: 1.78	IP WLS BF H R ER SO BB IBB HBP BLK WP HR S P ERA WHIP											
	9.0 W 35 5 1 1 5 3 0 0 0 0 0 0 42 54 1.00 0.889											

Pittsburgh Pirates @ Los Angeles Dodgers  
Dodger Stadium, Los Angeles, CA  
Fri Sep 16 1966, 7:05 PM PDT  
Att. 54,510 - Unknown

livebaseballscorecards.com

AB	29
R	1
H	5
RBI	1
BB	3
SO	5
LOB	13



Batter	1	2	3	4	5	6	7	8	9
Maury Wills, S OBP: 0.318, SLG: 0.314 (1, 6)	4-0 CS BB		0-3 K	0-0 F3		0-0 1B			
Dick Schofield, S OBP: 0.282, SLG: 0.211 John Kennedy, R OBP: 0.241, SLG: 0.281 (1, 5) (8, 5)	0-0 6-3 1-2		0-0 HR 1B		0-0 G3		0-3 K		
Lou Johnson, R OBP: 0.320, SLG: 0.406 (1, 9) (7, 7)	0-0 L8		0-0 HR		0-0 B1-3		0-0 F8		
Tommy Davis, R OBP: 0.332, SLG: 0.379 Ron Fairly, L OBP: 0.355, SLG: 0.410 (1, 7) (7, 9)		0-0 6-3	0-3 K		0-0 6-3		0-0 G3		
Jim Lefebvre, S OBP: 0.341, SLG: 0.475 (1, 4)		0-0 FC5-4 1B		0-0 E SF8 1B		0-3 K		0-0 F2	
Dick Stuart, R OBP: 0.325, SLG: 0.371 Willie Crawford, L (8, PR) Tom Hutton, L (9, 3)		0-0 F7		0-0 E 1B		1-0 1B FC5-2 HBP		0-0 G6-4-3 1B	
Wes Parker, S OBP: 0.343, SLG: 0.387 (1, 8)		0-0 FC5-4 1-2f		0-0 E3 1-2 2-3		0-0 FC5-2 1B		0-0 G6-4-3 1-2f	
Jeff Torborg, R OBP: 0.296, SLG: 0.295 (1, 2)			0-0 L7	0-0 SF8		4-0 FC5-2 1B IBB			
Sandy Koufax, R OBP: 0.109, SLG: 0.087 (1, 1)			4-0 1B HR BB	0-3 K		0-0 FC5-2 1B 1-2 2-3 3-Hf			

AB	R	H	RBI	BB	SO	LOB
3	0	1	1	1	1	3
4	1	1	0	0	1	1
0	0	0	0	0	0	0
4	1	1	3	0	0	0
3	0	0	0	0	1	0
1	0	0	0	0	0	0
4	1	2	0	0	1	0
3	0	2	0	0	0	1
0	0	0	0	0	0	0
0	0	0	0	0	0	0
4	1	1	0	0	0	4
1	0	0	1	1	0	0
2	1	0	0	1	1	5

**BOTTOM**

**Pittsburgh Pirates @ Los Angeles Dodgers**  
**Dodger Stadium, Los Angeles, CA**

Fri Sep 16 1966, 7:05 PM PDT  
 Att. 54,510 - Unknown

[livebaseballscorecards.com](http://livebaseballscorecards.com)

<b>AB</b>	<b>29</b>
<b>R</b>	<b>5</b>
<b>H</b>	<b>8</b>
<b>RBI</b>	<b>5</b>
<b>BB</b>	<b>3</b>
<b>SO</b>	<b>5</b>
<b>LOB</b>	<b>14</b>



Inning Stats	R: 0	H: 0	E: 0	K: 0	S: 2	H: 0	LOB: 0	BB: 1	P: 6	R: 0	H: 1	E: 0	K: 0	S: 4	R: 0	H: 1	E: 0	K: 0	S: 4	R: 3	H: 2	E: 0	K: 2	S: 9	R: 1	H: 2	E: 1	K: 1	S: 8	R: 0	H: 0	E: 0	K: 0	S: 3	R: 1	H: 2	E: 0	K: 1	S: 6	R: 0	H: 0	E: 0	K: 1	S: 5	R: 0	H: 1	E: 0	K: 0	S: 3
--------------	------	------	------	------	------	------	--------	-------	------	------	------	------	------	------	------	------	------	------	------	------	------	------	------	------	------	------	------	------	------	------	------	------	------	------	------	------	------	------	------	------	------	------	------	------	------	------	------	------	------

PITCHER	IP	WLS	BF	H	R	ER	SO	BB	IBB	HBP	BLK	WP	HR	S	P	ERA	WHIP
Bob Veale, L ERA: 3.31 (1, 1)	3.0	L	15	5	4	3	2	2	0	0	0	0	1	17	25	9.00	2.333
Billy O'Dell, L ERA: 2.48 (4, 1)	1.0		4	0	0	0	1	0	0	0	0	0	0	6	6	0.00	0.000
Pete Mikkelsen, R ERA: 3.13 (5, 1)	2.0		9	2	1	1	1	0	1	1	0	0	0	9	14	4.50	1.000
Al McBean, R ERA: 2.96 (7, 1)	2.0		6	1	0	0	1	0	0	0	0	0	0	8	8	0.00	0.500

WP	PA	ERA	WHIP
0	34		
0			
0			
1			

Batter	1	2	3	4	5	6	7	8	9	AB R H RBI BB SO LOB	TOP			
Matty Alou, L (1, 8) OBP: 0.381, SLG: 0.431	0-0 1-3	4-0 1-2 2-3 IBB		0-0 1-3 6-3 1B		0-0 2-3		0-0 BB SH5-4 6-3 1B	0-0 F7	5 1 2 0 1 0 3				
Gene Alley, R (1, 6) OBP: 0.336, SLG: 0.427	4-0 E BB	0-0 F9		0-0 6-3		0-0 L8		0-0 SH5-4	0-3 K	4 1 0 0 1 1 6				
Roberto Clemente, R (1, 9) OBP: 0.366, SLG: 0.536	0-3 K		0-0 4-3	0-0 1-3			4-0 1B HR BB	4-0 6-3 BB 1B IBB		3 2 0 0 2 1 2				
Willie Stargell, L (1, 7) OBP: 0.383, SLG: 0.591 Manny Mota, R (8, PH) OBP: 0.391, SLG: 0.495	0-0 E8 1-H		0-0 HR	0-0 4-3			0-0 1-3 HR 1B	4-0 1-2 2-3 3-H 6-3 BB		4 2 2 1 0 0 1 0 1 0 1 1 0 0				
Donn Clendenon, R (1, 3) OBP: 0.357, SLG: 0.500	0-0 6-3		0-0 E2 S 1B			0-0 F8	0-0 2-H 3-H HR	0-0 6-3		5 1 1 4 0 0 3				
Bill Mazaroski, R (1, 4) OBP: 0.300, SLG: 0.407		0-0 F8 1B FC5-2 1B	0-0 S 1B		0-0 G3		0-0 CS 1B	0-0 1B BB		4 0 3 0 1 0 0				
Bob Bailey, R (1, 5) OBP: 0.370, SLG: 0.450		0-0 WP FC5-2 1B	0-3 K		0-3 K		0-3 1-2 K	0-0 1-3 2-H 3-H S 1B		5 0 2 2 0 3 3				
Jesse Gonder, L (1, 2) OBP: 0.285, SLG: 0.410 George Spriggs, L (6, PR)		0-0 F8	4-0			0-0 2-3 4-3 1B	0-0 F8	0-3 K		2 0 1 0 1 0 2 0 0 0 0 0 0 0 1 0 0 0 0 0 0 1 0 0 0 0 1 2 0 0 0 0 0 0 0				
Vern Law, R (6, 1) OBP: 0.297, SLG: 0.361 Roy Face, R (7, 1)		2-3	0-0 IBB											
Billy O'Dell, S (8, 1) OBP: 0.182, SLG: 0.143		0-0 FC5-2 WP	0-0 F8											
Tommie Sisk, R (1, 1) OBP: 0.176, SLG: 0.106 Jerry Lynch, L (6, PH) OBP: 0.255, SLG: 0.288 Jerry May, R (6, 2) OBP: 0.302, SLG: 0.400 Gene Michael, S (8, PR) OBP: 0.156, SLG: 0.281 Jim Pagliaroni, R (8, 2) OBP: 0.334, SLG: 0.386	1-2 3-H	0-0 FC5-2 WP	0-0 F8			0-0 4-3		0-0 SH5-4 BB 1B	4-0 CS BB	2 0 0 0 0 0 5 1 0 0 0 0 0 1 1 0 1 0 0 0 0 0 1 0 0 0 0 0 0 0 0 0 1 0 0				
<b>Inning Stats</b>	R: 1 H: 0 E: 1 LOB: 1 K: 1 BB: 1 S: 6 P: 10	R: 0 H: 2 E: 0 LOB: 3 K: 0 BB: 1 S: 5 P: 9	R: 1 H: 2 E: 1 LOB: 3 K: 1 BB: 1 S: 8 P: 12	R: 0 H: 1 E: 0 LOB: 1 K: 0 BB: 0 S: 4 P: 4	R: 0 H: 0 E: 0 LOB: 0 K: 1 BB: 0 S: 5 P: 5	R: 0 H: 1 E: 0 LOB: 2 K: 0 BB: 0 S: 4 P: 4	R: 3 H: 3 E: 0 LOB: 0 K: 1 BB: 1 S: 7 P: 11	R: 4 H: 3 E: 0 LOB: 3 K: 1 BB: 3 S: 8 P: 20	R: 0 H: 0 E: 0 LOB: 0 K: 1 BB: 1 S: 4 P: 8	1B: 10 SF: 0 2B: 1 SAC: 1 3B: 0 DP: 1 HR: 2 HBP: 0	WP: 1 PA: 47 PB: 0 SB: 3 CS: 2			
<b>PITCHER</b>	IP WLS BF H R ER SO BB IBB HBP BLK WP HR S P ERA WHIP													
Joe Moeller, R (1, 1) ERA: 2.41	4.0		5 2 1 2 1 2 1 2 0 0 0 1 1 23 35 2.25 1.500											
Bob Miller, R (5, 1) ERA: 3.17	2.0 L	9 2 2 2 1 1 0 0 0 0 0 0 0 10 14 9.00 1.500												
Phil Regan, R (7, 1) ERA: 1.69	1.0	4 2 1 1 1 1 0 0 0 0 0 0 1 6 6 9.00 2.000												
Ron Perranoski, L (8, 1) ERA: 3.12	0.2	6 2 4 4 0 1 1 0 0 0 0 0 0 4 12 54.00 4.500												
Bill Singer, R (8, 1) ERA:	1.1	6 1 0 0 2 2 0 0 0 0 0 0 0 8 16 0.00 2.250												

Pittsburgh Pirates @ Los Angeles Dodgers  
Dodger Stadium, Los Angeles, CA  
Sat Sep 17 1966, 3:33 AM PDT  
Att: 44,330 - Unknown

AB	38
R	9
H	12
RBI	8
BB	8
SO	6
LOB	28



BOTTOM

Pittsburgh Pirates @ Los Angeles Dodgers  
Dodger Stadium, Los Angeles, CA

livebaseballscorecards.com

AB	32
R	5
H	12
RBI	5
BB	6
SO	3
LOB	23



WP:	0	PA:	42
PB:	1		
SB:	1		
CS:	0		

Sat Sep 17 1966, 3:33 AM PDT  
Att. 44,330 - Unknown

AB R H RBI BB SO LOB

5	1	4	0	0	0	1
4	0	0	0	1	0	4
4	1	0	0	1	0	4
4	1	4	4	1	0	0
2	0	0	0	2	0	1
4	1	1	0	0	1	6
2	0	0	1	1	1	4
0	0	0	0	0	0	0
0	0	0	0	0	0	0
0	0	0	0	0	0	0
1	0	1	0	0	0	0
0	0	0	0	0	0	0
0	0	0	0	0	0	0
1	1	1	0	0	0	0

Batter	1	2	3	4	5	6	7	8	9
Maury Wills, S OBP: 0.322, SLG: 0.319 (1, 6)	0-0 S E 1B	0-0 PO 1B			0-0 B1-6-3 1B		0-0 1-2 1B		0-0 5-3
Dick Schofield, S OBP: 0.278, SLG: 0.202 (1, 5)	4-0 E BB 1-2	0-0 PO 1-2	0-0 F9		0-0 B1-6-3 1-2f		0-0 P4		0-0 4-3
Willie Davis, L OBP: 0.309, SLG: 0.410 (1, 8)	0-0 F7		0-0 G3		0-0 3-1		0-0 P6		4-0 DI 1B BB
Ron Fairly, L OBP: 0.364, SLG: 0.426 (1, 9)	0-0 E9 1-3 2-H 1B		0-0 HR		0-0 SH1-3 PB 1B		4-0 BB BB BB		0-0 1-H 3-H 1B
Jim Lefebvre, S OBP: 0.342, SLG: 0.473 (1, 4)	4-0 FC4 IBB		0-0 P6		0-0 SH1-3 1-3		4-0 BB BB		0-0 5-3
Lou Johnson, R OBP: 0.319, SLG: 0.408 (1, 7)	0-3 K			0-0 SF8 3B		0-0 P5		0-0 F3	
John Roseboro, L OBP: 0.353, SLG: 0.408 (1, 2)	0-0 FC4			0-0 SF8		0-3 K		4-0 G6-4-3 BB	
Willie Crawford, L (8, PR)								1-2 2-3	
Jeff Torborg, R OBP: 0.296, SLG: 0.295 (9, 2)	1-2f								
Wes Parker, S OBP: 0.342, SLG: 0.386 (1, 3)					0-0 G1		0-0 G3		0-0 G6-4-3
Joe Moeller, R OBP: 0.306, SLG: 0.182 (1, 1)									
Wes Covington, L OBP: 0.263, SLG: 0.244 (4, PH)									
Bob Miller, R OBP: 0.083, SLG: 0.083 (5, 1)									
Phil Regan, R OBP: 0.251, SLG: 0.150 (7, 1)									
Jim Barbieri, L OBP: 0.360, SLG: 0.350 (7, PH)									
Ron Ferranoski, L OBP: 0.259, SLG: 0.625 (8, 1)									
Bill Singer, R (8, 1)									
Tommy Davis, R OBP: 0.334, SLG: 0.381 (9, PH)									

Inning Stats	R: 1	H: 2	E: 1	LOB: 3	K: 1	S: 7	P: 15	R: 0	H: 2	E: 0	LOB: 0	K: 0	S: 3	R: 1	H: 1	E: 0	LOB: 0	K: 0	S: 4	R: 0	H: 1	E: 0	LOB: 0	K: 1	S: 6	R: 0	H: 1	E: 0	LOB: 0	K: 0	S: 3	R: 0	H: 1	E: 0	LOB: 1	K: 1	S: 6	R: 0	H: 2	E: 0	LOB: 2	K: 0	S: 5	R: 0	H: 0	E: 0	LOB: 3	K: 0	S: 2	R: 2	H: 2	E: 0	LOB: 1	K: 0	S: 5	1B: 10	SF: 1	2B: 0	SAC: 2	3B: 1	DP: 2	HR: 1	HBP: 0	WP: 0	PA: 42
--------------	------	------	------	--------	------	------	-------	------	------	------	--------	------	------	------	------	------	--------	------	------	------	------	------	--------	------	------	------	------	------	--------	------	------	------	------	------	--------	------	------	------	------	------	--------	------	------	------	------	------	--------	------	------	------	------	------	--------	------	------	--------	-------	-------	--------	-------	-------	-------	--------	-------	--------

PITCHER	IP	WLS	BF	H	R	ER	SO	BB	IBB	HBP	BLK	WP	HR	S	P	ERA	WHIP
Tommie Sisk, R ERA: 4.24 (1, 1)	5.0		21	7	3	3	2	1	1	0	0	0	1	23	31	5.40	1.600
Vern Law, R ERA: 4.22 (6, 1)	1.1	W	7	3	0	0	1	0	0	0	0	0	0	9	9	0.00	2.250
Roy Face, R ERA: 2.37 (7, 1)	1.0		6	0	0	0	0	3	0	0	0	0	0	3	15	0.00	3.000
Billy O'Dell, L ERA: 2.61 (8, 1)	1.2	S	7	2	2	2	0	1	0	0	0	0	0	6	10	10.80	1.800

Batter	1	2	3	4	5	6	7	8	9	AB R H RBI BB SO LOB	TOP	
Jackie Brandt, R OBP: 0.321, SLG: 0.327 (1, 8) X	0-0 5-3		0-0 1B 1-2 2-3 1B	4-0 1-3 BB		0-3 K			0-0 1-3	4 1 1 0 1 1 0		
Cookie Rojas, R OBP: 0.311, SLG: 0.333 (1, 9) X (3, 7)	0-0 1-3		0-0 G6-4-3 1-3 2-H 3-H BLK 1B	0-0 1-3			0-0 F8		0-0 P6	5 1 1 2 0 0 2		
Dick Groat, R OBP: 0.312, SLG: 0.322 (1, 6) X	0-0 4-3		0-0 G6-4-3 1-2 3-H 1B		0-0 5-3		0-0 L5			4 0 1 1 0 0 0		
Dick Allen, R OBP: 0.392, SLG: 0.644 (1, 5)		0-0 4-3 SH1-4 1B	0-0 G6-4-3 1-2f 2-3		4-0 FC4-6 BB		4-0 BB			2 0 1 0 2 0 2		
Harvey Kuenn, R OBP: 0.319, SLG: 0.356 Johnny Callison, L OBP: 0.342, SLG: 0.427 (1, 7) X (3, PH) (3, 9)	0-0 SH1-4 1-2		0-0 1B		0-0 FC4-6 1-2f 1B		0-0 F7			0 0 0 0 0 0 0 3 0 1 0 0 0 2		
Tony Taylor, R OBP: 0.298, SLG: 0.360 (1, 4) X	0-0 4-3 2-3		0-0 P4		0-0 1-3 1B			0-0 6-3		4 0 1 0 0 0 2		
Bill White, L OBP: 0.352, SLG: 0.456 (1, 3) X	0-0 5-3			0-0 E S 1B		0-0 F5		0-0 P6		4 0 1 0 0 0 3		
Jimmie Schaffer, R (1, 2)			4-0 1B 1B BB		0-3 K		0-0 5-3		0-3 K	3 1 0 0 1 2 1		
Larry Jackson, R OBP: 0.170, SLG: 0.200 (1, 1) X			0-0 1-2 1B 1B		0-3 K		0-0 5-3		0-0 F9	4 1 1 0 0 1 1		
<b>Inning Stats</b>	R: 0 E: 0 K: 0 S: 3 H: 0 LOB: 0 P: 3	R: 0 E: 0 K: 0 S: 4 H: 1 LOB: 1 P: 4	R: 4 E: 0 K: 0 S: 7 H: 5 LOB: 1 P: 11	R: 0 E: 0 K: 2 S: 8 H: 1 LOB: 2 P: 12	R: 0 E: 0 K: 0 S: 4 H: 1 LOB: 2 P: 8	R: 0 E: 0 K: 1 S: 5 H: 0 LOB: 0 P: 5	R: 0 E: 0 K: 0 S: 3 H: 0 LOB: 1 P: 7	R: 0 E: 0 K: 1 S: 5 H: 0 LOB: 0 P: 5	R: 0 E: 0 K: 0 S: 3 H: 0 LOB: 0 P: 3	1B: 8 2B: 0 3B: 0 HR: 0 SF: 0 SAC: 1 DP: 1 HBP: 0	WP: 0 PB: 0 SB: 1 CS: 0 PA: 38	
<b>PITCHER</b>	IP WLS BF H R ER SO BB IBB HBP BLK WP HR S P ERA WHIP											
Claude Osteen, L ERA: 2.82 (1, 1)	2.0 L 12 5 4 4 0 1 0 0 0 0 0 0 11 15 18.00 3.000											
Bill Singer, R ERA: (3, 1)	2.0 8 2 0 0 2 1 0 0 1 0 0 11 15 0.00 1.500											
Jim Brewer, L ERA: 3.68 (5, 1)	3.0 12 1 0 0 1 2 0 0 0 0 0 12 20 0.00 1.000											
Ron Perranoski, L ERA: 3.04 (8, 1)	2.0 6 0 0 0 1 0 0 0 0 0 0 8 8 0.00 0.000											

Philadelphia Phillies @ Los Angeles Dodgers  
Dodger Stadium, Los Angeles, CA  
Sun Sep 18 1966, 3:33 AM PDT  
Att: 36,183 - Unknown

[livebaseballscorecards.com](http://livebaseballscorecards.com)

AB	33
R	4
H	8
RBI	3
BB	4
SO	4
LOB	13





Batter	1	2	3	4	5	6	7	8	9	AB R H RBI BB SO LOB
Maury Wills, S OBP: 0.319, SLG: 0.316 (1, 6)	0-0 F5		0-0 5-3		0-0 4-3		0-0 L7		0-0 FC6-4	5 0 0 0 0 0 2
Dick Schofield, S OBP: 0.277, SLG: 0.196 (1, 5)	0-0 F9		1-0 FC4-6 1B HBP		0-0 G3			0-3 K		3 0 0 0 0 1 0
Willie Davis, L OBP: 0.311, SLG: 0.411 (1, 8)	0-0 BB 1B		0-0 FC4-6 1-2 1B		0-0 4-3			0-0 F3		4 0 2 0 0 0 0
Ron Fairly, L OBP: 0.366, SLG: 0.425 (1, 9)	4-0 1-2 BB		0-0 FC4-6 1-2f 2-3		0-0 4-3			0-0 1B		3 0 1 0 1 0 2
Jim Lefebvre, S OBP: 0.341, SLG: 0.471 (1, 4)	0-3 K		0-0 G3		4-0 FC6 BB			0-0 P3		3 0 0 0 1 1 5
Lou Johnson, R OBP: 0.317, SLG: 0.405 (1, 7)		0-0 F8		0-3 K		0-0 P6		0-0 4-3		4 0 0 0 0 1 1
John Roseboro, L OBP: 0.352, SLG: 0.407 (1, 2)		0-0 1B		0-0 3-1		0-0 FC6 1-2f		0-0 L4		4 0 1 0 0 0 1
Wes Parker, S OBP: 0.343, SLG: 0.387 (1, 3)		0-0 F5		0-0 1B		0-0 G3		0-0 1B 1B		4 0 2 0 0 0 1
Claude Osteen, L OBP: 0.259, SLG: 0.324 (1, 1)		0-0 P6		0-0 4-3		0-0 F9		0-0 FC6-4 1B		1 0 0 0 0 0 0 1
Bill Singer, R OBP: 0.260, SLG: 0.238 (3, 1)										0 0 0 0 0 0 0 0
Wes Covington, L OBP: 0.260, SLG: 0.238 (4, PH)										1 0 0 0 0 0 0 1
Jim Brewer, L OBP: 0.356, SLG: 0.346 (5, 1)										0 0 0 0 0 0 0 0
Jim Barbieri, L OBP: 0.259, SLG: 0.625 (7, PH)										1 0 0 0 0 0 0 0
Ron Ferranoski, L OBP: 0.259, SLG: 0.625 (8, 1)										0 0 0 0 0 0 0 0
Tommy Davis, R OBP: 0.337, SLG: 0.383 (9, PH)										1 0 1 0 0 0 0 0

Inning Stats	R: 0	H: 1	E: 0	LOB: 2	K: 1	BB: 1	S: 6	P: 10	R: 0	H: 1	E: 0	LOB: 1	K: 0	BB: 0	S: 4	P: 4	R: 0	H: 1	E: 0	LOB: 2	K: 0	BB: 0	S: 4	P: 5	R: 0	H: 0	E: 0	LOB: 0	K: 0	BB: 0	S: 3	P: 3	R: 0	H: 0	E: 0	LOB: 1	K: 0	BB: 1	S: 3	P: 7	R: 0	H: 0	E: 0	LOB: 0	K: 0	BB: 0	S: 3	P: 3	R: 0	H: 1	E: 0	LOB: 1	K: 1	BB: 0	S: 6	P: 6	R: 0	H: 2	E: 0	LOB: 2	K: 0	BB: 0	S: 5	P: 5	1B: 7	SF: 0	2B: 0	SAC: 0	3B: 0	DP: 0	HR: 0	HBP: 1	WP: 0	PA: 37
PITCHER Larry Jackson, R ERA: 3.33 (1, 1)	IP	WLS	BF	H	R	ER	SO	BB	IBB	HBP	BLK	WP	HR	S	P	ERA	WHIP	IP	WLS	BF	H	R	ER	SO	BB	IBB	HBP	BLK	WP	HR	S	P	ERA	WHIP																																								

**BOTTOM**

Philadelphia Phillies @ Los Angeles Dodgers  
Dodger Stadium, Los Angeles, CA

Sun Sep 18 1966, 3:33 AM PDT  
Att. 36,183 - Unknown

[livebaseballscorecards.com](http://livebaseballscorecards.com)

AB	34
R	0
H	7
RBI	0
BB	2
SO	3
LOB	14

Batter	1	2	3	4	5	6	7	8	9	AB R H RBI BB SO LOB	TOP									
John Briggs, L (1, 8) OBP: 0.378, SLG: 0.492	0-3 K		0-0 G3		0-3 K			0-0 1-3		4 0 0 0 0 2 1	Philadelphia Phillies @ Los Angeles Dodgers Dodger Stadium, Los Angeles, CA Mon Sep 19 1966, 7:05 PM PDT Att: 24,900 - Unknown									
Tony Gonzalez, L (1, 7) OBP: 0.332, SLG: 0.408	0-3 K		0-0 4-3			0-0 WP 1B		0-0 F8		4 0 1 0 0 1 0										
Johnny Callison, L (1, 9) OBP: 0.340, SLG: 0.424	0-0 4-3			0-0 F8		0-3 K			0-0 4-3	4 0 0 0 0 1 1										
Dick Allen, R (1, 5) OBP: 0.391, SLG: 0.641		0-0 1B FC4-6 1B		0-0 5-3		0-0 F9			0-3 K	4 1 1 0 0 1 1										
Bill White, L (1, 3) OBP: 0.352, SLG: 0.454		0-0 F8		0-0 1B		0-0 L8			0-0 F7	4 0 1 0 0 0 2										
Clay Dalrymple, L (1, 2) OBP: 0.371, SLG: 0.347		0-0 FC4-6 1B		0-3 K			0-0 4-3			3 0 1 0 0 1 1										
Dick Groat, R (1, 6) OBP: 0.311, SLG: 0.320		0-0 FC4-6 FC4-6			0-0 F9		0-0 1-6-3			3 0 0 1 0 0 1										
Cookie Rojas, R (1, 4) OBP: 0.309, SLG: 0.331		0-0 FC4-6			0-0 5-3		0-0 F7			3 0 0 0 0 0 1										
Bob Buhl, R (7, 1) OBP: 0.163, SLG: 0.100		0-0 FC4-6								0 0 0 0 0 0 0										
Jim Bunning, R (1, 1) OBP: 0.204, SLG: 0.202			0-0 F7		0-0 WP 1B			0-3 K		2 0 1 0 0 0 0										
Tony Taylor, R (7, 4) OBP: 0.297, SLG: 0.359										1 0 0 0 0 1 0										
<b>Inning Stats</b>	R: 0 E: 0 K: 2 S: 7	H: 0 LOB: 0 BB: 0 P: 7	R: 1 E: 0 K: 0 S: 5	H: 2 LOB: 1 BB: 0 P: 5	R: 0 E: 0 K: 0 S: 3	H: 0 LOB: 0 BB: 0 P: 3	R: 0 E: 0 K: 1 S: 6	H: 1 LOB: 1 BB: 0 P: 6	R: 0 E: 0 K: 1 S: 6	H: 1 LOB: 1 BB: 0 P: 6	R: 0 E: 0 K: 0 S: 3	H: 0 LOB: 0 BB: 0 P: 3	R: 0 E: 0 K: 1 S: 5	H: 0 LOB: 0 BB: 0 P: 5	R: 0 E: 0 K: 1 S: 5	H: 0 LOB: 0 BB: 0 P: 5	1B: 5 2B: 0 3B: 0 HR: 0	SF: 0 SAC: 0 DP: 0 HBP: 0	WP: 2 PB: 0 SB: 0 CS: 0	PA: 32
<b>PITCHER</b> Don Drysdale, R (1, 1) ERA: 3.62	IP: 9.0 WLS: W BF: 32 H: 5 R: 1 ER: 1 SO: 7 BB: 0 IBB: 0 HBP: 0 BLK: 0 WP: 2 HR: 0 S: 46 P: 46 ERA: 1.00 WHIP: 0.556																			

livebaseballscores.com

<b>AB</b>	32
<b>R</b>	1
<b>H</b>	5
<b>RBI</b>	1
<b>BB</b>	0
<b>SO</b>	7
<b>LOB</b>	8



Batter	1	2	3	4	5	6	7	8	9	AB	R	H	RBI	BB	SO	LOB
Maury Wills, S OBP: 0.319, SLG: 0.315 (1, 6)	0-3 K		0-0 SH5-4 1B	0-0 6-3		0-0 P4				4	1	1	0	0	1	1
Dick Schofield, S OBP: 0.270, SLG: 0.190 (1, 5)	0-0 4-3		0-0 SH5-4 1-2		0-3 K		0-0 4-3			3	0	0	0	0	1	0
Willie Davis, L OBP: 0.310, SLG: 0.410 (1, 8)	0-0 1-3		0-0 BB E 1B		0-3 K		0-3 K			4	1	1	1	0	2	0
Ron Fairly, L OBP: 0.370, SLG: 0.424 (1, 9)		0-3 K	4-0 FC4-6 1-2 BB		4-0 BB		4-0 BB			1	0	0	0	3	1	0
Jim Lefebvre, S OBP: 0.341, SLG: 0.475 (1, 4)		0-0 HR	0-0 FC4-6 1-2 2-H 1B		0-0 4-3		0-0 F9			4	2	1	1	0	0	3
Lou Johnson, R OBP: 0.320, SLG: 0.420 (1, 7)		0-0 HR	0-0 2-H 1B		0-0 HR		0-0 F8			4	2	3	3	0	0	0
John Roseboro, L OBP: 0.349, SLG: 0.403 (1, 2)		0-3 K	0-3 K		0-0 P6		0-0 4-3			4	0	0	0	0	2	1
Wes Parker, S OBP: 0.345, SLG: 0.390 (1, 3)		0-0 1B		0-0 5-3		0-0 2B		0-0 4-3		4	0	2	0	0	0	0
Don Drysdale, R OBP: 0.220, SLG: 0.278 (1, 1)		0-0 F8		0-0 F3		0-3 K				3	0	0	0	0	1	2

Inning Stats	R: 0	H: 0	E: 0	K: 1	S: 5	LOB: 0	BB: 0	P: 5	R: 2	H: 3	E: 0	K: 2	S: 10	LOB: 1	BB: 0	P: 10	R: 3	H: 3	E: 1	K: 1	S: 8	LOB: 1	BB: 1	P: 12	R: 0	H: 0	E: 0	K: 0	S: 3	LOB: 0	BB: 0	P: 3	R: 0	H: 0	E: 0	K: 2	S: 7	LOB: 1	BB: 1	P: 11	R: 1	H: 2	E: 0	K: 1	S: 7	LOB: 1	BB: 0	P: 7	R: 0	H: 0	E: 0	K: 1	S: 5	LOB: 1	BB: 1	P: 9	R: 0	H: 0	E: 0	K: 0	S: 3	LOB: 0	BB: 0	P: 3
PITCHER	IP	WLS	BF	H	R	ER	SO	BB	IBB	HBP	BLK	WP	HR	S	P	ERA	WHIP																																															
Jim Bunning, R ERA: 2.29 (1, 1)	6.0	L	28	8	6	5	7	2	0	0	0	0	0	40	48	7.50	1.667																																															
Bob Buhl, R ERA: 5.13 (7, 1)	2.0		7	0	0	0	1	1	0	0	0	0	0	8	12	0.00	0.500																																															

**BOTTOM**

Philadelphia Phillies @ Los Angeles Dodgers  
 Dodger Stadium, Los Angeles, CA  
 Mon Sep 19 1966, 7:05 PM PDT  
 Att. 24,900 - Unknown

livebaseballscorecards.com

AB	31
R	6
H	8
RBI	5
BB	3
SO	8
LOB	7



WP	HR	S	P	ERA	WHIP
35	0	0	0	0	0

Batter	1	2	3	4	5	6	7	8	9	AB R H RBI BB SO LOB	TOP											
Cookie Rojas, R (1, 8) OBP: 0.307, SLG: 0.329	0-3 K			0-3 K		0-0 F8		0-0 F8		4 0 0 0 0 2 1	Philadelphia Phillies @ Los Angeles Dodgers Dodger Stadium, Los Angeles, CA Tue Sep 20 1966, 7:05 PM PDT Att: 41,726 - Unknown											
Johnny Callison, L (1, 9) OBP: 0.341, SLG: 0.424	0-3 K			0-0 S E 1B		0-0 P6		4-0 BB		3 1 1 0 1 1 0												
Dick Groat, R (1, 6) OBP: 0.311, SLG: 0.319	0-0 P6			0-0 F3		4-0 BB		0-3 K		2 0 0 0 1 0 0												
Joe Verbanic, R (6, 1)				1-H						0 0 0 0 0 0 0												
Jackie Brandt, R (7, 7) OBP: 0.320, SLG: 0.325										1 0 0 0 0 1 2												
Dick Allen, R (1, 5) OBP: 0.389, SLG: 0.638		0-0 6-3		0-0 1B		0-0 L8			0-3 K	4 0 1 0 0 1 1												
Harvey Kuenn, R (1, 7) OBP: 0.310, SLG: 0.346		0-0 F8		0-0 4-3			0-0 6-3		0-0 F9	4 0 0 0 0 0 1												
Tony Taylor, R (1, 4) OBP: 0.299, SLG: 0.361		0-0 4-3		4-3 S 1B			0-0 F7		0-0 1B	4 0 2 0 0 0 0												
Bill White, L (1, 3) OBP: 0.350, SLG: 0.452			0-0 F2		0-0 4-3		0-0 4-3		0-0 F8	3 0 0 0 0 0 1												
John Morris, R (7, 1)				1-3						0 0 0 0 0 0 0												
Gary Sutherland, R (9, PH)										1 0 0 0 0 0 1												
Bob Uecker, R (1, 2) OBP: 0.280, SLG: 0.344				4-0 G1-6-3 BB		0-0 F2		0-0 F9		2 0 0 0 1 0 1												
Chris Short, R (1, 1) OBP: 0.212, SLG: 0.214				0-0 G1-6-3		0-3 K		0-0 BB		2 0 0 0 0 1 2												
Bob Buhl, R (5, 1) OBP: 0.163, SLG: 0.100				1-2f						0 0 0 0 0 0 0												
Bobby Wine, R (6, 6) OBP: 0.301, SLG: 0.302										1 0 1 0 0 0 0												
<b>Inning Stats</b>	R: 0 E: 0 K: 2 S: 7	H: 0 LOB: 0 BB: 0 P: 7	R: 0 E: 0 K: 0 S: 3	H: 0 LOB: 0 BB: 0 P: 3	R: 0 E: 0 K: 0 S: 2	H: 0 LOB: 0 BB: 1 P: 6	R: 1 E: 0 K: 1 S: 7	H: 2 LOB: 1 BB: 0 P: 7	R: 0 E: 0 K: 1 S: 6	H: 1 LOB: 1 BB: 0 P: 6	R: 0 E: 0 K: 0 S: 3	H: 0 LOB: 1 BB: 1 P: 7	R: 0 E: 0 K: 0 S: 3	H: 0 LOB: 0 BB: 0 P: 3	R: 0 E: 0 K: 1 S: 6	H: 1 LOB: 2 BB: 1 P: 10	R: 0 E: 0 K: 1 S: 6	H: 1 LOB: 1 BB: 0 P: 6	1B: 5 2B: 0 3B: 0 HR: 0	SF: 0 SAC: 0 DP: 1 HBP: 0	WP: 0 PB: 0 SB: 2 CS: 0	PA: 34
<b>PITCHER</b> Sandy Koufax, L (1, 1) ERA: 1.76	IP: 9.0 WLS: W BF: 34 H: 5 R: 1 ER: 1 SO: 6 BB: 3 IBB: 0 HBP: 0 BLK: 0 WP: 0 HR: 0 S: 43 P: 55 ERA: 1.00 WHIP: 0.889											<b>PITCHER</b>	IP: 9.0 WLS: W BF: 34 H: 5 R: 1 ER: 1 SO: 6 BB: 3 IBB: 0 HBP: 0 BLK: 0 WP: 0 HR: 0 S: 43 P: 55 ERA: 1.00 WHIP: 0.889									

livebaseballscores.com

AB	31
R	1
H	5
RBI	0
BB	3
SO	6
LOB	10



Batter	1	2	3	4	5	6	7	8	9	AB	R	H	RBI	BB	SO	LOB
Maury Wills, S OBP: 0.319, SLG: 0.317 John Kennedy, R OBP: 0.241, SLG: 0.281	0-0 1-3		0-0 4-3		0-0 B1-4	0-0 L1				4	1	1	0	1	0	2
Dick Schofield, S OBP: 0.267, SLG: 0.190	0-0 F8		0-0 1B		0-0 F8					5	0	1	0	0	0	3
Willie Davis, L OBP: 0.311, SLG: 0.415	0-0 3-1		0-0 1-3		0-0 4-3 WP 1B	0-0 HR				5	2	2	1	0	0	1
Tommy Davis, R OBP: 0.340, SLG: 0.388 Willie Crawford, L (5, PR) John Roseboro, L OBP: 0.350, SLG: 0.404 Jim Campanis, R (7, PH) (8, 2)		0-0 6-3 1B 2B		0-3 K	4-0 1B 2B BB	0-0 WP 1B			0-0 5-3	2	1	1	0	1	1	0
Jim Lefebvre, S OBP: 0.341, SLG: 0.475		0-0 F8		0-0 1B FC 2B	0-0 4-3	4-0 1B WP BB			0-0 6-3	4	2	1	0	1	0	3
Lou Johnson, R OBP: 0.323, SLG: 0.422		0-0 6-3		0-0 FC3-6 FC 1B	0-0 2B 1B	0-0 6-3			0-0 3-1 1B	5	1	3	1	0	0	3
Wes Parker, S OBP: 0.348, SLG: 0.392 Tom Hutton, L (7, 3)		0-0 1B		0-0 FC FC3-6 1B	1-0 2B HBP	0-0 2B 1B			0-0 3-1	3	1	2	4	0	0	1
Jeff Torborg, R OBP: 0.291, SLG: 0.289 Ron Fairly, L OBP: 0.373, SLG: 0.434 (5, PH) (6, 9) Al Ferrara, R OBP: 0.336, SLG: 0.446 (8, PH) (9, 9)		0-0 5-3		0-0 FC3-6 1B	0-0 1B 2B	0-0 2B			1-0 HBP	2	0	0	0	0	0	3
Sandy Koufax, R OBP: 0.113, SLG: 0.092			0-0 1-3		0-0 B1-3	0-0 1B 2B			0-3 K	2	1	1	0	1	6	

Inning Stats	R: 0	H: 0	E: 0	K: 0	S: 3	R: 1	H: 2	E: 0	K: 0	S: 5	R: 0	H: 1	E: 0	K: 0	S: 4	R: 1	H: 2	E: 0	K: 1	S: 8	R: 6	H: 5	E: 0	K: 0	S: 8	R: 3	H: 4	E: 0	K: 0	S: 7	R: 0	H: 0	E: 0	K: 0	S: 3	R: 0	H: 1	E: 0	K: 1	S: 6
	LOB: 0	BB: 0	P: 3	LOB: 1	BB: 0	P: 5	LOB: 1	BB: 0	P: 4	LOB: 2	BB: 0	P: 8	LOB: 2	BB: 2	P: 17	LOB: 2	BB: 1	P: 11	LOB: 0	BB: 0	P: 3	LOB: 2	BB: 0	P: 7	LOB: 0	BB: 0	P: 3	LOB: 2	BB: 0	P: 7	LOB: 0	BB: 0	P: 7	LOB: 0	BB: 0	P: 7	LOB: 0	BB: 0	P: 7	

PITCHER	IP	WLS	BF	H	R	ER	SO	BB	IBB	HBP	BLK	WP	HR	S	P	ERA	WHIP
Chris Short, L ERA: 3.58	(1, 1)	4.2	L	25	8	7	7	1	1	0	0	1	0	25	30	13.50	1.929
Bob Buhl, R ERA: 5.19	(5, 1)	0.1		4	2	1	1	0	1	0	0	0	0	3	7	27.00	9.000
Joe Verbanic, R ERA: 5.14	(6, 1)	1.0		8	4	3	3	0	1	0	0	1	1	7	11	27.00	5.000
John Morris, L ERA: 5.27	(7, 1)	2.0		8	1	0	1	0	0	1	0	0	0	9	10	0.00	0.500

**BOTTOM**

Philadelphia Phillies @ Los Angeles Dodgers  
 Dodger Stadium, Los Angeles, CA

Tue Sep 20 1966, 7:05 PM PDT  
 Att. 41,726 - Unknown

AB 40  
 R 11  
 H 15  
 RBI 10  
 BB 3  
 SO 2  
 LOB 23



WP	PA	1B	2B	3B	HR	SF	SAC	DP	HBP	CS
2	45	9	5	0	1	0	0	0	2	0

Batter	1	2	3	4	5	6	7	8	9	AB R H RBI BB SO LOB	TOP	
Cookie Rojas, R OBP: 0.307, SLG: 0.328 (1, 8) X	0-0 6-3 ①		0-0 1B ①		0-0 6-3 ②		0-0 4-3 ③			4 0 1 0 0 0 0	Philadelphia Phillies @ Los Angeles Dodgers Dodger Stadium, Los Angeles, CA Wed Sep 21 1966, 7:05 PM PDT Att: 35,770 - Unknown	
Johnny Callison, L OBP: 0.339, SLG: 0.421 (1, 9) X	0-0 6-3 ②		0-0 4-3 ③		0-3 K ③			0-0 F9 ①		4 0 0 0 0 1 1		
Dick Groat, R OBP: 0.310, SLG: 0.319 (1, 6) X	0-0 F3 ③			0-0 F7 ①		0-0 E SH1-3 1B ①		0-0 6-3 ②		4 1 1 0 0 0 0		
Dick Allen, R OBP: 0.392, SLG: 0.644 (1, 5)		0-0 HR ①		0-0 1B FC4 1B ①		0-3 K ①		4-0 BB ①		3 2 2 1 1 1 1		
Harvey Kuenn, R OBP: 0.311, SLG: 0.345 Tony Gonzalez, L OBP: 0.331, SLG: 0.407 (8, PH) (8, 7)		0-0 G3 ①		0-0 FC4 BB 1-3 1B ①		0-0 E5 SH1-3 1-3 ①		0-0 4-3 ③		3 0 1 0 0 0 1 1 0 0 0 0 0 1		
Tony Taylor, R OBP: 0.300, SLG: 0.359 (1, 4)		0-0 6-3 ②		4-0 FC4 BB 1-2 ②		0-0 SH1-3 ②		0-0 1-3 ①		2 0 0 1 1 0 0		
Bill White, L OBP: 0.348, SLG: 0.448 (1, 3)		0-0 6-3 ③		0-0 FC4 FC6-4 1-2f 2-3 3-H ②		0-0 F9 ③		0-0 F2 ②		4 0 0 1 0 0 3		
Jimmie Schaffer, R (1, 2)			0-3 K ①	0-0 FC6-4 1-2f ③			0-0 6-3 ①		0-3 K ③	4 0 0 0 0 2 2		
Rick Wise, R (1, 1)			0-0 5-3 ②		0-0 1-3 ①		0-3 K ②			3 0 0 0 0 1 0		
<b>Inning Stats</b>	R: 0 E: 0 K: 0 S: 3 H: 0 LOB: 0 BB: 0 P: 3	R: 1 E: 0 K: 0 S: 4 H: 1 LOB: 0 BB: 0 P: 4	R: 0 E: 0 K: 1 S: 6 H: 1 LOB: 1 BB: 0 P: 6	R: 1 E: 0 K: 0 S: 5 H: 2 LOB: 2 BB: 1 P: 9	R: 0 E: 0 K: 1 S: 5 H: 0 LOB: 0 BB: 0 P: 5	R: 1 E: 1 K: 1 S: 7 H: 1 LOB: 1 BB: 0 P: 7	R: 0 E: 0 K: 1 S: 5 H: 0 LOB: 0 BB: 0 P: 5	R: 0 E: 0 K: 0 S: 3 H: 0 LOB: 1 BB: 1 P: 7	R: 0 E: 0 K: 1 S: 5 H: 0 LOB: 0 BB: 0 P: 5	1B: 4 2B: 0 3B: 0 HR: 1 SF: 0 SAC: 1 DP: 0 HBP: 0	WP: 0 PB: 0 SB: 0 CS: 0 PA: 35	
<b>PITCHER</b> Claude Osteen, L ERA: 2.81 Phil Regan, R ERA: 1.66	IP 7.0 WLS L BF 28 H 5 R 3 ER 2 SO 4 BB 1 IBB 0 HBP 0 BLK 0 WP 0 HR 1 S 35 P 39 ERA 2.57 WHIP 0.857	IP 2.0 WLS L BF 7 H 0 R 0 ER 0 SO 1 BB 1 IBB 0 HBP 0 BLK 0 WP 0 HR 0 S 8 P 12 ERA 0.00 WHIP 0.500	<b>PITCHER</b> IP WLS BF H R ER SO BB IBB HBP BLK WP HR S P ERA WHIP									

livebaseballscorecards.com

AB	32
R	3
H	5
RBI	3
BB	2
SO	5
LOB	9



Batter	1	2	3	4	5	6	7	8	9	AB	R	H	RBI	BB	SO	LOB
Maury Wills, S (1, 6) OBP: 0.317, SLG: 0.314	0-0 2-3	0-0 FC6-4			0-3 K			0-0 F7		4	0	0	0	0	1	2
Dick Schofield, S (1, 5) OBP: 0.260, SLG: 0.185 Dick Stuart, R (8, PH) OBP: 0.323, SLG: 0.368 John Kennedy, R (9, 5) OBP: 0.241, SLG: 0.281	0-0 1-3		0-0 1-3		0-0 4-3			0-3 K		3	0	0	0	0	0	0
Willie Davis, L (1, 8) OBP: 0.311, SLG: 0.414	0-3 K		0-0 P4			0-0 4-3 1B		0-0 L3		4	0	1	0	0	1	0
Ron Fairly, L (1, 9) OBP: 0.372, SLG: 0.435		0-3 K	0-0 2B		0-0 F9			0-0 G3		4	0	1	0	0	1	1
Jim Lefebvre, S (1, 4) OBP: 0.341, SLG: 0.475		0-0 E 2B	0-0 6-3		0-0 4-3			0-3 K		4	1	1	0	0	1	2
Lou Johnson, R (1, 7) OBP: 0.324, SLG: 0.422		0-0 E5 1B 1B		0-0 P6		0-0 6-3		4-0 BB		3	1	1	0	1	0	1
Wes Parker, S (1, 3) OBP: 0.347, SLG: 0.391		0-3 K		0-0 G1-6-3 1B			0-0 1-3	0-0 1-3		4	0	1	0	0	1	2
John Roseboro, L (1, 2) OBP: 0.350, SLG: 0.402		4-0 1B IBB		0-0 G1-6-3			0-0 4-3			2	0	0	0	1	0	1
Claude Osteen, L (1, 1) OBP: 0.260, SLG: 0.329 Wes Covington, L (7, PH) OBP: 0.255, SLG: 0.233 Phil Regan, R (8, 1) OBP: 0.261, SLG: 0.150		0-0 1-3 2-H FC6-4 1B		0-0 3-1			0-0 L9			2	0	1	1	0	0	0
										1	0	0	0	0	0	0
										0	0	0	0	0	0	0

<b>Inning Stats</b>	R: 0 E: 0 K: 1 S: 5	H: 0 LOB: 0 BB: 0 P: 5	R: 2 E: 1 K: 2 S: 10	H: 3 LOB: 2 BB: 1 P: 14	R: 0 E: 0 K: 0 S: 4	H: 1 LOB: 1 BB: 0 P: 4	R: 0 E: 0 K: 0 S: 3	H: 1 LOB: 0 BB: 0 P: 3	R: 0 E: 0 K: 1 S: 5	H: 0 LOB: 0 BB: 0 P: 5	R: 0 E: 0 K: 0 S: 4	H: 1 LOB: 1 BB: 0 P: 4	R: 0 E: 0 K: 0 S: 3	H: 0 LOB: 0 BB: 0 P: 3	R: 0 E: 0 K: 1 S: 5	H: 0 LOB: 0 BB: 0 P: 5	R: 0 E: 0 K: 1 S: 5	H: 0 LOB: 1 BB: 1 P: 9	1B: 4 2B: 2 3B: 0 HR: 0	SF: 0 SAC: 0 DP: 1 HBP: 0	WP: 0 PB: 0 SB: 0 CS: 0	PA: 34
---------------------	------------------------------	---------------------------------	-------------------------------	----------------------------------	------------------------------	---------------------------------	------------------------------	---------------------------------	------------------------------	---------------------------------	------------------------------	---------------------------------	------------------------------	---------------------------------	------------------------------	---------------------------------	------------------------------	---------------------------------	----------------------------------	------------------------------------	----------------------------------	--------

<b>PITCHER</b> Rick Wise, R (1, 1) ERA: 3.79	IP 9.0	WLS W	BF 34	H 6	R 2	ER 2	SO 6	BB 1	IBB 1	HBP 0	BLK 0	WP 0	HR 0	S 44	P 52	ERA 2.00	WHIP 0.778	<b>PITCHER</b>	IP 9.0	WLS W	BF 34	H 6	R 2	ER 2	SO 6	BB 1	IBB 1	HBP 0	BLK 0	WP 0	HR 0	S 44	P 52	ERA 2.00	WHIP 0.778
--	-----------	----------	----------	--------	--------	---------	---------	---------	----------	----------	----------	---------	---------	---------	---------	-------------	---------------	----------------	-----------	----------	----------	--------	--------	---------	---------	---------	----------	----------	----------	---------	---------	---------	---------	-------------	---------------


**BOTTOM**

Philadelphia Phillies @ Los Angeles Dodgers  
 Dodger Stadium, Los Angeles, CA

Wed Sep 21 1966, 7:05 PM PDT  
 Att. 35,770 - Unknown

livebaseballscorecards.com

<b>AB</b>	<b>32</b>
<b>R</b>	<b>2</b>
<b>H</b>	<b>6</b>
<b>RBI</b>	<b>1</b>
<b>BB</b>	<b>2</b>
<b>SO</b>	<b>6</b>
<b>LOB</b>	<b>9</b>









Batter	1	2	3	4	5	6	7	8	9	AB R H RBI BB SO LOB	TOP																												
Maury Wills, S (1, 6) OBP: 0.315, SLG: 0.312	0-0 6-3		0-0 F9		0-0 6-3		0-0 CS 1B		0-0 E5	5 0 1 0 0 0 1																													
Willie Davis, L (1, 8) OBP: 0.309, SLG: 0.410	0-0 G1-4-3 1B		0-0 F5		0-0 4-3		0-3 1-2 K		0-3 K	5 0 1 0 0 2 3																													
Tommy Davis, R (1, 7) OBP: 0.346, SLG: 0.389 Willie Crawford, L (9, PR)	0-0 G1-4-3 1-2f			0-0 L4		0-0 6-3		0-0 6-3	4-0 BB	4 0 0 0 1 0 1 0 0 0 0 0 0 0 0 0 0 0 0 0 0																													
John Kennedy, R (9, 5) OBP: 0.241, SLG: 0.281																																							
Jim Lefebvre, S (1, 4) OBP: 0.336, SLG: 0.468		0-0 5-3		0-0 5-3 1B		0-0 E6 FC6-4 1B		0-0 4-3	0-0 F8	5 2 1 0 0 0 2																													
Dick Stuart, R (1, 3) OBP: 0.328, SLG: 0.374 Ron Fairly, L (7, 9) OBP: 0.374, SLG: 0.433		0-0 1B		0-0 5-3 1-2		0-0 FC6-4 1-2 1B		4-0 BB		3 0 2 0 0 0 1 0 0 0 0 1 0 0																													
Wes Parker, S (1, 9) OBP: 0.349, SLG: 0.395 (7, 3)		0-0 F9		4-0 1B BB		0-0 FC6-4 1-2f 2-3		0-0 P5		3 0 0 0 1 0 4																													
Dick Schofield, S (1, 5) OBP: 0.280, SLG: 0.207 Lou Johnson, R (9, 7) OBP: 0.324, SLG: 0.421		0-0 6-3		0-0 1-2 2-H 1B		0-0 1-3 3-H 1B			1-0 HR HBP	3 1 2 2 0 0 1 0 0 0 0 0 0 0																													
John Roseboro, L (1, 2) OBP: 0.351, SLG: 0.411			0-0 FC3-6 1B		0-0 1-3		0-0 L9		0-0 1-H HR	4 1 2 2 0 0 4																													
Don Sutton, R (1, 1) OBP: 0.205, SLG: 0.210 Al Ferrara, R (5, PH) OBP: 0.333, SLG: 0.442 Bob Miller, R (5, 1) OBP: 0.077, SLG: 0.077 Phil Regan, R (7, 1) OBP: 0.250, SLG: 0.143			0-0 FC3-6 1-2f		0-0 F9		0-0 5-3		0-3 K	1 0 0 0 0 0 1 1 0 0 0 0 0 0 1 0 0 0 0 0 0 1 0 0 0 0 1 0																													
<b>Inning Stats</b>	R: 0 E: 0 K: 0 S: 3	H: 1 LOB: 0 BB: 0 P: 3	R: 0 E: 0 K: 0 S: 4	H: 1 LOB: 1 BB: 0 P: 4	R: 0 E: 0 K: 0 S: 4	H: 1 LOB: 1 BB: 0 P: 4	R: 1 E: 0 K: 0 S: 5	H: 2 LOB: 2 BB: 1 P: 9	R: 0 E: 0 K: 0 S: 3	H: 0 LOB: 0 BB: 0 P: 3	R: 1 E: 1 K: 0 S: 6	H: 2 LOB: 2 BB: 0 P: 6	R: 0 E: 0 K: 1 S: 5	H: 1 LOB: 0 BB: 0 P: 5	R: 0 E: 0 K: 0 S: 3	H: 0 LOB: 1 BB: 1 P: 7	R: 2 E: 1 K: 2 S: 9	H: 1 LOB: 2 BB: 1 P: 14	1B: 8 2B: 0 3B: 0 HR: 1	SF: 0 SAC: 0 DP: 1 HBP: 1	WP: 0 PB: 0 SB: 0 CS: 1	PA: 40																	
<b>PITCHER</b>	IP WLS BF H R ER SO BB IBB HBP BLK WP HR S P ERA WHIP																					<b>PITCHER</b>	IP WLS BF H R ER SO BB IBB HBP BLK WP HR S P ERA WHIP																
Dick Ellsworth, L (1, 1) ERA: 4.09	7.0		29	8	2	1	1	1	1	0	0	0	0	0	30	34	1.29	1.286																					
Cal Koonce, R (8, 1) ERA: 3.81	1.1	L	8	1	2	2	1	1	0	1	0	0	0	1	8	13	13.50	1.500																					
Arnold Earley, L (9, 1) ERA: 3.57	0.1		1	0	0	0	1	0	0	0	0	0	0	3	3	0.00	0.000																						
Chuck Hartenstein, R (9, 1) ERA: 2.45	0.1		2	0	0	0	0	1	0	0	0	0	0	1	5	0.00	3.000																						

**Los Angeles Dodgers @ Chicago Cubs**  
 Wrigley Field, Chicago, IL  
 Fri Sep 23 1966, 3:38 AM CDT  
 Att. 7,227 - Unknown

**AB 36**  
**R 4**  
**H 9**  
**RBI 4**  
**BB 3**  
**SO 3**  
**LOB 18**



WP: 0 PA: 40  
 PB: 0  
 SB: 0  
 CS: 1

livebaseballscorecards.com



Batter	1	2	3	4	5	6	7	8	9	AB R H RBI BB SO LOB	TOP																								
Maury Wills, S OBP: 0.315, SLG: 0.312 (1, 6)	0-3 K		0-0 S 2-H 1B			0-0 4-3		0-0 6-3		4 0 1 0 0 1 0																									
Dick Schofield, S OBP: 0.272, SLG: 0.200 (1, 5)	0-0 P6		0-3 K			0-0 4-1		0-0 F2		4 0 0 0 0 1 1																									
Willie Davis, L OBP: 0.308, SLG: 0.409 (1, 8)	0-0 1B				0-0 4-3		0-0 G3		0-3 K	4 0 1 0 0 1 0																									
Ron Fairly, L OBP: 0.375, SLG: 0.435 (1, 9)	0-0 F9				4-0 G3 BB		0-0 G3 2B		0-3 K	3 0 1 0 1 1 1																									
Jim Lefebvre, S OBP: 0.335, SLG: 0.465 (1, 4)		0-3 K			0-0 G3 1-2		0-0 G3 2-3			3 0 0 0 0 1 2																									
Tommy Davis, R OBP: 0.343, SLG: 0.385 (1, 7)		0-0 5-3			0-0 5-3		0-0 5-3			3 0 0 0 0 0 2																									
John Roseboro, L OBP: 0.349, SLG: 0.408 (1, 2)		0-0 P6			0-3 K		0-3 K			3 0 0 0 0 2 1																									
Wes Parker, S OBP: 0.349, SLG: 0.394 (1, 3)			0-0 S 1B 1B		0-0 G1		0-0 4-3			3 0 1 0 0 0 0																									
Joe Moeller, R OBP: 0.286, SLG: 0.167 Wes Covington, L OBP: 0.250, SLG: 0.227 Bob Miller, R OBP: 0.077, SLG: 0.077 Jim Barbieri, L OBP: 0.352, SLG: 0.341 Phil Regan, R OBP: 0.250, SLG: 0.143			0-0 P3		0-0 1-3		0-0 P5			1 0 0 0 0 0 1 1 0 0 0 0 0 0 0 0 0 0 0 0 0 1 0 0 0 0 0 0 0 0 0 0 0 0 0																									
<b>Inning Stats</b>	R: 0 E: 0 K: 1 S: 6	H: 1 LOB: 1 BB: 0 P: 6	R: 0 E: 0 K: 1 S: 5	H: 0 LOB: 0 BB: 0 P: 5	R: 0 E: 0 K: 1 S: 6	H: 2 LOB: 1 BB: 0 P: 6	R: 0 E: 0 K: 0 S: 3	H: 0 LOB: 1 BB: 1 P: 7	R: 0 E: 0 K: 1 S: 5	H: 0 LOB: 0 BB: 0 P: 5	R: 0 E: 0 K: 0 S: 3	H: 0 LOB: 0 BB: 0 P: 3	R: 0 E: 0 K: 1 S: 6	H: 1 LOB: 1 BB: 0 P: 6	R: 0 E: 0 K: 0 S: 3	H: 0 LOB: 0 BB: 0 P: 3	R: 0 E: 0 K: 2 S: 7	H: 0 LOB: 0 BB: 0 P: 7	1B: 3 2B: 1 3B: 0 HR: 0	SF: 0 SAC: 0 DP: 0 HBP: 0	WP: 0 PB: 0 SB: 2 CS: 0	PA: 31													
PITCHER Fergie Jenkins, R ERA: 3.35 (1, 1)	IP 9.0	WLS W	BF 31	H 4	R 0	ER 0	SO 7	BB 1	IBB 0	HBP 0	BLK 0	WP 0	HR 0	S 44	P 48	ERA 0.00	WHIP 0.556	PITCHER	IP 9.0	WLS W	BF 31	H 4	R 0	ER 0	SO 7	BB 1	IBB 0	HBP 0	BLK 0	WP 0	HR 0	S 44	P 48	ERA 0.00	WHIP 0.556

**Los Angeles Dodgers @ Chicago Cubs**  
 Wrigley Field, Chicago, IL  
 Sat Sep 24 1966, 3:33 AM CDT  
 Att: 8,418 - Unknown - 60 F

AB	30
R	0
H	4
RBI	0
BB	1
SO	7
LOB	8



WP: 0	PA: 31
PB: 0	
SB: 2	
CS: 0	

BOTTOM

Los Angeles Dodgers @ Chicago Cubs  
Wrigley Field, Chicago, IL  
Sat Sep 24 1966, 3:33 AM CDT  
Att. 8,418 - Unknown - 60 F

livebaseballscorecards.com

AB 31  
R 4  
H 9  
RBI 3  
BB 2  
SO 5  
LOB 15



WP: 0 PA: 35  
PB: 1  
SB: 0  
CS: 0

AB R H RBI BB SO LOB

3 1 1 0 1 0 0

4 0 1 0 0 0 2

4 1 1 1 0 0 1

4 1 3 0 0 0 1

3 0 1 0 0 0 2

3 1 0 0 1 1 3

4 0 2 2 0 0 2

3 0 0 0 0 1 3


3 0 0 0 0 3 1

1B: 9 SF: 0  
2B: 0 SAC: 2  
3B: 0 DP: 0  
HR: 0 HBP: 0

Batter	1	2	3	4	5	6	7	8	9
Don Kessinger, S (1, 6) OBP: 0.306, SLG: 0.305	0-0 1B 4-3 1B		0-0 6-3		0-0 G3		4-0 FC4-6 BB		
Glenn Beckert, R (1, 4) OBP: 0.320, SLG: 0.348	0-0 1-3 4-3 1B		0-0 5-3		0-0 6-3		0-0 FC4-6 1-2f		
Billy Williams, L (1, 9) OBP: 0.350, SLG: 0.472	0-0 1-2 3-H 4-3			0-0 14 SH3 FC4-6 1B		0-0 6-3		0-0 1-3	
Ron Santo, R (1, 5) OBP: 0.413, SLG: 0.537	0-0 F9			0-0 14 SH3 FC4-6 1B		0-0 1B		0-0 FC3-6 14 1B	
14 Ernie Banks, R (1, 3) OBP: 0.318, SLG: 0.439	0-0 6-3			0-0 SH3		0-0 P4		0-0 FC3-6 1B	
George Altman, L (1, 7) OBP: 0.281, SLG: 0.341		0-3 K		4-0 FC4-6 IBB		0-0 4-3		0-0 FC3-6 E PB	
Jimmy Stewart, S (1, 8) OBP: 0.244, SLG: 0.230		0-0 L4		0-0 FC4-6			0-0 SH1-3 1B	0-0 E6	
Randy Hundley, R (1, 2) OBP: 0.286, SLG: 0.403		0-0 6-3		0-3 K			0-0 SH1-3 1-2	0-0 5-3	
Fergie Jenkins, R (1, 1) OBP: 0.189, SLG: 0.240			0-3 K		0-3 K		0-3 K		

Inning Stats	R: 1	H: 2	E: 0	K: 5	S: 5	R: 0	H: 0	E: 0	K: 1	S: 5	R: 0	H: 0	E: 0	K: 1	S: 5	R: 1	H: 2	E: 0	K: 1	S: 7	R: 0	H: 0	E: 0	K: 1	S: 5	R: 0	H: 1	E: 0	K: 0	S: 4	R: 0	H: 1	E: 0	K: 1	S: 6	R: 2	H: 3	E: 1	K: 0	S: 6
	LOB: 1	BB: 0	P: 5			LOB: 0	BB: 0	P: 5			LOB: 2	BB: 1	P: 11			LOB: 1	BB: 0	P: 4			LOB: 2	BB: 1	P: 10			LOB: 1	BB: 0	P: 6												

PITCHER	IP	WLS	BF	H	R	ER	SO	BB	IBB	HBP	BLK	WP	HR	S	P	ERA	WHIP
Joe Moeller, R (1, 1) ERA: 2.52	4.0	L	17	4	2	2	3	0	1	0	0	0	0	22	26	4.50	1.000
Bob Miller, R (5, 1) ERA: 2.95	3.0		12	2	0	0	2	1	0	0	0	0	0	15	19	0.00	1.000
Phil Regan, R (8, 1) ERA: 1.68	1.0		6	3	2	1	0	0	0	0	0	0	0	6	6	9.00	3.000

Batter	1	2	3	4	5	6	7	8	9	AB R H RBI BB SO LOB	TOP									
Maury Wills, S (1, 6) OBP: 0.314, SLG: 0.312	0-0 F9			0-0 6-3			0-0 6-3		0-0 L4 1-2 2-H 1B	4 0 1 1 0 0 0	<b>Los Angeles Dodgers @ Chicago Cubs</b> Wrigley Field, Chicago, IL Sun Sep 25 1966, 3:33 AM CDT Att: 21,659 - Unknown <a href="http://livebaseballscorecards.com">livebaseballscorecards.com</a>									
Willie Davis, L (1, 8) OBP: 0.306, SLG: 0.406	0-0 B1			0-0 F2			0-0 4-3		0-0 L4 1-2	4 0 0 0 0 0 2										
Lou Johnson, R (1, 9) OBP: 0.322, SLG: 0.419	0-0 F4			0-3 K			0-3 K			3 0 0 0 0 2 0										
Jim Lefebvre, S (1, 4) OBP: 0.333, SLG: 0.463		0-3 K			0-0 F3			0-0 F6		3 0 0 0 0 1 0										
Tommy Davis, R (1, 7) OBP: 0.340, SLG: 0.381		0-0 6-3			0-0 6-3			0-0 F8		3 0 0 0 0 0 0										
Wes Parker, S (1, 3) OBP: 0.347, SLG: 0.392		0-3 K			0-3 K			0-0 L7		3 0 0 0 0 2 0										
Dick Schofield, S (1, 5) OBP: 0.281, SLG: 0.205			4-0 BB	4-6-3 BB		0-0 L7			0-0 BB 1B	2 1 1 0 1 0 0										
John Roseboro, L (1, 2) OBP: 0.347, SLG: 0.406			0-0 G4-6-3			0-0 4-3			4-0 BB 1B	2 0 0 0 0 0 1										
Al Ferrara, R (9, PH) OBP: 0.339, SLG: 0.442			1-2f						1-2 BB	0 0 0 0 1 0 0										
Willie Crawford, L (9, PR)										0 0 0 0 0 0 0										
Sandy Koufax, R (1, 1) OBP: 0.111, SLG: 0.090			0-3 K			0-3 K			0-3 K	2 0 0 0 0 2 0										
Jim Gilliam, S (9, PH) OBP: 0.316, SLG: 0.269										1 0 0 0 0 1 2										
<b>Inning Stats</b>	R: 0 E: 0 K: 0 S: 3	H: 0 LOB: 0 BB: 0 P: 3	R: 0 E: 0 K: 2 S: 7	H: 0 LOB: 0 BB: 0 P: 7	R: 0 E: 0 K: 1 S: 4	H: 0 LOB: 0 BB: 1 P: 8	R: 0 E: 0 K: 1 S: 5	H: 0 LOB: 0 BB: 0 P: 5	R: 0 E: 0 K: 1 S: 5	H: 0 LOB: 0 BB: 0 P: 5	R: 0 E: 0 K: 1 S: 5	H: 0 LOB: 0 BB: 0 P: 5	R: 0 E: 0 K: 1 S: 3	H: 0 LOB: 0 BB: 0 P: 3	R: 1 E: 0 K: 1 S: 6	H: 2 LOB: 2 BB: 1 P: 10	1B: 2 2B: 1 3B: 0 HR: 0	SF: 0 SAC: 0 DP: 2 HBP: 0	WP: 0 PB: 0 SB: 0 CS: 0	PA: 29
<b>PITCHER</b> Ken Holtzman, L (1, 1) ERA: 3.82	IP: 9.0 WLS: W BF: 29 H: 2 R: 1 ER: 1 SO: 8 BB: 2 IBB: 0 HBP: 0 BLK: 0 WP: 0 HR: 0 S: 43 P: 51 ERA: 1.00 WHIP: 0.444																			

Batter	1	2	3	4	5	6	7	8	9	AB R H RBI BB SO LOB
--------	---	---	---	---	---	---	---	---	---	----------------------

<b>Don Kessinger, S</b> <small>(1, 6)</small> <small>OBP: 0.307, SLG: 0.305</small>	4-0 	0-0 			0-0 			0-0 		3 1 1 0 1 0 1
<b>Glenn Beckert, R</b> <small>(1, 4)</small> <small>OBP: 0.320, SLG: 0.351</small>	0-0 		0-0 		0-0 			0-0 		3 1 1 1 0 0 0
<b>Billy Williams, L</b> <small>(1, 9)</small> <small>OBP: 0.349, SLG: 0.471</small>	0-3 		0-0 			0-0 		0-0 		4 0 1 0 0 1 2
<b>Ron Santo, R</b> <small>(1, 5)</small> <small>OBP: 0.411, SLG: 0.533</small>	0-0 		0-0 			0-3 		0-0 		4 0 0 0 0 1 3
<b>14 Ernie Banks, R</b> <small>(1, 3)</small> <small>OBP: 0.316, SLG: 0.436</small>	0-0 			0-0 		0-3 				3 0 0 0 0 1 1
<b>Randy Hundley, R</b> <small>(1, 2)</small> <small>OBP: 0.286, SLG: 0.402</small>	0-3 			0-0 		0-0 				3 0 1 0 0 1 2
<b>Byron Browne, R</b> <small>(1, 7)</small> <small>OBP: 0.318, SLG: 0.430</small>		4-0 		0-0 			0-0 			2 0 0 0 1 0 1
<b>Adolfo Phillips, R</b> <small>(1, 8)</small> <small>OBP: 0.346, SLG: 0.451</small>		0-0 		0-0 			0-0 			3 0 0 0 0 0 2
<b>Ken Holtzman, R</b> <small>(1, 1)</small> <small>OBP: 0.125, SLG: 0.127</small>		0-0 			0-0 		0-3 			2 0 0 0 0 1 0

Inning Stats	R: 2	H: 1	E: 1	LOB: 1	K: 2	S: 9	P: 13	R: 0	H: 0	E: 0	LOB: 1	K: 0	S: 3	R: 0	H: 0	E: 0	LOB: 0	K: 0	S: 3	R: 0	H: 1	E: 0	LOB: 1	K: 0	S: 4	R: 0	H: 0	E: 0	LOB: 0	K: 0	S: 3	R: 0	H: 1	E: 0	LOB: 1	K: 2	S: 8	R: 0	H: 0	E: 0	LOB: 0	K: 1	S: 5	R: 0	H: 1	E: 0	LOB: 1	K: 0	S: 4
--------------	------	------	------	--------	------	------	-------	------	------	------	--------	------	------	------	------	------	--------	------	------	------	------	------	--------	------	------	------	------	------	--------	------	------	------	------	------	--------	------	------	------	------	------	--------	------	------	------	------	------	--------	------	------

PITCHER	IP	WLS	BF	H	R	ER	SO	BB	IBB	HBP	BLK	WP	HR	S	P	ERA	WHIP	IP	WLS	BF	H	R	ER	SO	BB	IBB	HBP	BLK	WP	HR	S	P	ERA	WHIP															
<b>Sandy Koufax, L</b> <small>ERA: 1.74</small>	8.0	L	31	4	2	1	5	2	0	0	0	0	0	39	47	1.12	0.750																																

**BOTTOM**

**Los Angeles Dodgers @ Chicago Cubs**  
 Wrigley Field, Chicago, IL  
 Sun Sep 25 1966, 3:33 AM CDT  
 Att. 21,659 - Unknown

AB	27
R	2
H	4
RBI	1
BB	2
SO	5
LOB	12




1B:	3	SF:	0	WP:	0	PA:	31
2B:	0	SAC:	2	PB:	0		
3B:	1	DP:	0	SB:	0		
HR:	0	HBP:	0	CS:	0		

[livebaseballscorecards.com](http://livebaseballscorecards.com)

Batter	1	2	3	4	5	6	7	8	9	AB R H RBI BB SO LOB	TOP		
Maury Wills, S OBP: 0.314, SLG: 0.311 (1, 6) X	0-0 SH1-4 HR 1B		0-0 L7		0-0 SH1-3 1-2	0-0 4-3 1-2		0-0 4-3		4 1 1 0 0 0 2	<b>Los Angeles Dodgers @ St. Louis Cardinals</b> Busch Stadium, St. Louis, MO Mon Sep 26 1966, 7:05 PM CDT Att: 10,707 - Unknown <a href="http://livebaseballscorecards.com">livebaseballscorecards.com</a>		
Dick Schofield, S OBP: 0.287, SLG: 0.208 (1, 5) X	0-0 SH1-4 1-2		0-0 P6		0-0 1B 2-3 1B		4-0 FC3-6 BB	0-0 1-3	3 0 1 0 1 0 0				
Willie Davis, L OBP: 0.305, SLG: 0.405 (1, 8) X	0-0 F7		0-3 K		0-3 K		0-0 FC3-6 CS 1-2f	0-0 S 1B	5 0 1 0 0 2 4				
Ron Fairly, L OBP: 0.381, SLG: 0.448 (1, 9) X	0-0 HR 2-H			4-0 SH1 2B BB	0-0 1B 1-3 3-H		0-0 FC6 1-2 1B	0-3 K 1-2	4 2 3 3 1 1 1				
Jim Lefebvre, S OBP: 0.332, SLG: 0.463 (1, 4) X	0-0 2B			0-0 SH1 1-2	0-0 G3		0-0 FC6 1-2f	0-0 F8	4 0 1 0 0 0 4				
Lou Johnson, R OBP: 0.323, SLG: 0.427 (1, 7) X	0-0 L5			0-0 2B 2-H	0-0 6-3		0-0 HR		4 1 2 2 0 0 1				
John Roseboro, L OBP: 0.349, SLG: 0.405 (1, 2) S.S.S		0-3 K		4-0 BB	0-0 4-3 E 1B		0-3 K		3 1 1 0 1 2 0				
Wes Parker, S OBP: 0.347, SLG: 0.390 (1, 3) S.S.S		0-3 K		0-0 F5	0-0 4-3		0-0 SH3-4 1B		4 0 1 0 0 1 2				
Claude Osteen, L Phil Regan, R OBP: 0.263, SLG: 0.320 OBP: 0.250, SLG: 0.143 (1, 1) (6, 1) X		0-0 4-3		4-0 1B SH1-3 1B BB	0-0 E5 WP 2-H		0-0 SH3-4 1-2		2 1 0 0 1 0 0 0 0 0 0 0 0 0				
<b>Inning Stats</b>	R: 2 H: 3 E: 0 LOB: 1 K: 0 BB: 0 S: 6 P: 6	R: 0 H: 0 E: 0 LOB: 0 K: 2 BB: 0 S: 7 P: 7	R: 0 H: 0 E: 0 LOB: 0 K: 1 BB: 0 S: 5 P: 5	R: 1 H: 1 E: 0 LOB: 1 K: 0 BB: 2 S: 3 P: 11	R: 1 H: 2 E: 0 LOB: 2 K: 1 BB: 1 S: 7 P: 11	R: 1 H: 1 E: 1 LOB: 1 K: 0 BB: 0 S: 5 P: 5	R: 0 H: 1 E: 0 LOB: 1 K: 0 BB: 1 S: 3 P: 7	R: 1 H: 2 E: 0 LOB: 1 K: 1 BB: 0 S: 7 P: 7	R: 0 H: 1 E: 0 LOB: 1 K: 1 BB: 0 S: 6 P: 6	1B: 7 SF: 0 2B: 2 SAC: 4 3B: 0 DP: 0 HR: 2 HBP: 0	WP: 1 PA: 41 PB: 0 SB: 1 CS: 1		
<b>PITCHER</b>	IP WLS BF H R ER SO BB IBB HBP BLK WP HR S P ERA WHIP											<b>PITCHER</b>	IP WLS BF H R ER SO BB IBB HBP BLK WP HR S P ERA WHIP
Bob Gibson, R ERA: 2.42 (1, 1)	6.0 L 29 7 5 4 4 4 0 0 0 0 1 1 33 49 6.00 1.833												
Hal Woodeshick, L ERA: 1.98 (7, 1)	1.0 3 1 0 0 0 0 0 0 0 0 0 0 3 3 0.00 1.000												
Ron Piche, R ERA: 4.26 (8, 1)	0.1 3 2 1 1 1 0 0 0 0 0 1 5 5 27.00 6.000												
Joe Hoerner, L ERA: 1.6 (8, 1)	1.2 6 1 0 0 0 1 0 0 0 0 0 0 8 8 0.00 0.600												

**AB 33**  
**R 6**  
**H 11**  
**RBI 5**  
**BB 4**  
**SO 6**  
**LOB 14**





Batter	1	2	3	4	5	6	7	8	9	AB	R	H	RBI	BB	SO	LOB
Julian Javier, R OBP: 0.269, SLG: 0.324 (1, 4)	0-0 F9		0-0 G3		0-0 2B		0-0 FC5 1B		0-0 G6-4-3	5	1	2	0	0	0	2
Lou Brock, L OBP: 0.323, SLG: 0.433 (1, 7)	0-0 4-3			0-0 6-3	0-0 2B		0-0 FC5 1B			4	0	2	1	0	0	0
Curt Flood, R OBP: 0.298, SLG: 0.359 (1, 8)	0-0 4-3			0-0 E BB 4-3 1B	0-0 4-3		0-0 F9			4	1	1	0	0	0	3
Orlando Cepeda, R OBP: 0.362, SLG: 0.474 (1, 3)		0-0 5-3		4-0 BB BB 4-3 E 1-2 BB		0-0 6-3 4-3 2B	0-0 FC5			3	1	1	0	1	0	2
Mike Shannon, R OBP: 0.345, SLG: 0.471 (1, 9)		0-0 F9		0-0 FC1 4-3		0-0 6-3		0-3 K		4	0	0	0	0	1	3
Tim McCarver, L OBP: 0.326, SLG: 0.436 (1, 2)		0-0 4-3		0-0 4-3		0-0 4-3		0-0 G6-3 1B		4	0	1	2	0	0	2
Ed Spiezio, R OBP: 0.259, SLG: 0.382 (1, 5)			0-0 2B	0-0 F8		4-0 BB BB 4-0		0-0 G6-3		3	0	1	0	1	0	3
Dal Maxvill, R OBP: 0.320, SLG: 0.303 (1, 6)			0-0 F9		0-0 5-3	0-0 F8			0-0 F8	4	0	0	0	0	0	2
Bob Gibson, R OBP: 0.228, SLG: 0.278 (1, 1)			0-3 K		0-0 1-3		0-0 5-3		0-0 E4	2	0	0	0	0	1	1
Hal Woodeshick, R OBP: 0.200, SLG: 0.400 (7, 1)										0	0	0	0	0	0	0
Phil Gagliano, R OBP: 0.324, SLG: 0.332 (7, PH)										0	0	0	0	0	0	0
Ron Ficher, R OBP: 0.324, SLG: 0.332 (8, 1)										0	0	0	0	0	0	0
Joe Hoerner, R OBP: 0.125, SLG: 0.500 (8, 1)										0	0	0	0	0	0	0
Tito Francona, L OBP: 0.252, SLG: 0.329 (9, PH)										1	0	0	0	0	0	0
Al Jackson, L OBP: 0.218, SLG: 0.280 (9, PR)										0	0	0	0	0	0	0

Inning Stats	R: 0	H: 0	E: 0	LOB: 0	K: 0	BB: 0	S: 3	P: 3	R: 0	H: 0	E: 0	LOB: 0	K: 0	BB: 0	S: 3	P: 3	R: 0	H: 1	E: 1	LOB: 1	K: 1	BB: 0	S: 6	P: 6	R: 1	H: 1	E: 0	LOB: 2	K: 0	BB: 1	S: 5	P: 9	R: 1	H: 2	E: 0	LOB: 1	K: 0	BB: 0	S: 5	P: 5	R: 0	H: 1	E: 0	LOB: 1	K: 0	BB: 1	S: 4	P: 8	R: 0	H: 2	E: 0	LOB: 2	K: 0	BB: 0	S: 5	P: 5	R: 0	H: 1	E: 0	LOB: 0	K: 1	BB: 0	S: 5	P: 5	R: 0	H: 0	E: 1	LOB: 1	K: 0	BB: 0	S: 3	P: 3	1B: 4	SF: 0	2B: 4	SAC: 0	3B: 0	DP: 2	HR: 0	HBP: 0	WP: 0	PA: 37
--------------	------	------	------	--------	------	-------	------	------	------	------	------	--------	------	-------	------	------	------	------	------	--------	------	-------	------	------	------	------	------	--------	------	-------	------	------	------	------	------	--------	------	-------	------	------	------	------	------	--------	------	-------	------	------	------	------	------	--------	------	-------	------	------	------	------	------	--------	------	-------	------	------	------	------	------	--------	------	-------	------	------	-------	-------	-------	--------	-------	-------	-------	--------	-------	--------

PITCHER	IP	WLS	BF	H	R	ER	SO	BB	IBB	HBP	BLK	WP	HR	S	P	ERA	WHIP
Claude Osteen, L ERA: 2.82 (1, 1)	5.2	W	25	5	3	2	1	2	0	0	0	0	0	25	33	3.18	1.235
Phil Regan, R ERA: 1.63 (6, 1)	3.1	S	12	3	0	0	1	0	0	0	0	0	0	14	14	0.00	0.900


**BOTTOM**

**Los Angeles Dodgers @ St. Louis Cardinals**  
 Busch Stadium, St. Louis, MO  
 Mon Sep 26 1966, 7:05 PM CDT  
 Att. 10,707 - Unknown


<b>AB</b>	<b>35</b>
<b>R</b>	<b>3</b>
<b>H</b>	<b>8</b>
<b>RBI</b>	<b>3</b>
<b>BB</b>	<b>2</b>
<b>SO</b>	<b>2</b>
<b>LOB</b>	<b>18</b>

livebaseballscorecards.com



Batter	1	2	3	4	5	6	7	8	9	AB R H RBI BB SO LOB	TOP	
Maury Wills, S OBP: 0.313, SLG: 0.310 (1, 6) X	0-0 1B	0-0 L7			0-0 1-3		0-0 4-3		0-0 6-3	5 0 1 0 0 0 3	<b>Los Angeles Dodgers @ St. Louis Cardinals</b> Busch Stadium, St. Louis, MO Tue Sep 27 1966, 7:05 PM CDT Att. 12,553 - Unknown  <b>AB 35</b> <b>R 2</b> <b>H 8</b> <b>RBI 2</b> <b>BB 2</b> <b>SO 4</b> <b>LOB 13</b> 	
Dick Schofield, S OBP: 0.286, SLG: 0.203 (1, 5) X	0-0 4-3		4-0 1B BB		0-0 4-3		0-0 4-3		0-0	3 0 0 0 1 0 0		
Willie Davis, L OBP: 0.305, SLG: 0.404 (1, 8) X	0-0 F9		0-0 F7		0-0 G3		0-0 1B		0-0	4 0 1 0 0 0 1		
Ron Fairly, L OBP: 0.379, SLG: 0.455 (1, 9) X		0-0 HR	0-0 F7		0-0 4-3		0-0 1-4-3		0-0	4 1 1 1 0 0 2		
Jim Lefebvre, S OBP: 0.333, SLG: 0.465 (1, 4) X		0-0 F8	0-0 1-3 1B		0-0 E 2B		0-0 5-3		0-0	4 1 2 0 0 0 0		
Lou Johnson, R OBP: 0.323, SLG: 0.426 (1, 7) X		0-0 F2	0-3 K		0-0 E1 1B		0-0 P4		0-0	4 0 1 1 0 1 2		
John Roseboro, L OBP: 0.348, SLG: 0.404 (1, 2) X		0-0 E 1B 1B		0-0 F2		0-0 P6		0-3 K	0-3	4 0 1 0 0 1 1		
Wes Parker, S OBP: 0.348, SLG: 0.390 (1, 3) X		0-0 E 1B		0-0 F7		4-0 FC6-4 IBB		0-3 K	0-3	3 0 1 0 1 1 0		
Don Drysdale, R OBP: 0.213, SLG: 0.267 (1, 1) X		0-0 E5		0-0 5-3		0-0 FC6-4		0-3 K	0-3	4 0 0 0 0 1 4		
<b>Inning Stats</b>	R: 0 H: 1 E: 0 LOB: 0 K: 0 BB: 0 S: 3 P: 3	R: 1 H: 3 E: 1 LOB: 3 K: 0 BB: 0 S: 7 P: 7	R: 0 H: 1 E: 0 LOB: 2 K: 1 BB: 1 S: 6 P: 10	R: 0 H: 0 E: 0 LOB: 0 K: 0 BB: 0 S: 3 P: 3	R: 0 H: 0 E: 0 LOB: 0 K: 0 BB: 0 S: 3 P: 3	R: 1 H: 2 E: 1 LOB: 2 K: 0 BB: 1 S: 5 P: 9	R: 0 H: 1 E: 0 LOB: 1 K: 0 BB: 0 S: 4 P: 4	R: 0 H: 0 E: 0 LOB: 0 K: 1 BB: 0 S: 5 P: 5	R: 0 H: 0 E: 0 LOB: 0 K: 2 BB: 0 S: 7 P: 7	1B: 6 SF: 0 2B: 1 SAC: 0 3B: 0 DP: 0 HR: 1 HBP: 0	WP: 0 PA: 37 PB: 0 SB: 0 CS: 0	
<b>PITCHER</b> Ray Washburn, R (1, 1) ERA: 3.76 Joe Hoerner, L (8, 1) ERA: 1.56	IP WLS BF H R ER SO BB IBB HBP BLK WP HR S P ERA WHIP											<b>PITCHER</b> IP WLS BF H R ER SO BB IBB HBP BLK WP HR S P ERA WHIP



Batter	1	2	3	4	5	6	7	8	9	AB R H RBI BB SO LOB	TOP									
Maury Wills, S (1, 6) OBP: 0.313, SLG: 0.308	0-0 1-4			0-0 5-3		0-0 F8		4-0 FC6-4 BB		3 0 0 0 1 0 0	<b>Los Angeles Dodgers @ St. Louis Cardinals</b> Busch Stadium, St. Louis, MO Wed Sep 28 1966, 7:05 PM CDT Att: 16,146 - Unknown <a href="http://livebaseballscorecards.com">livebaseballscorecards.com</a>									
Willie Davis, L (1, 8) OBP: 0.303, SLG: 0.401	0-0 F5			0-0 F8		0-0 P6		0-0 F7		4 0 0 0 0 0 1										
Lou Johnson, R (1, 9) OBP: 0.322, SLG: 0.424	0-3 K			0-0 BB 1B		0-0 F3		0-0 FC6-4 1-2f		4 0 1 0 0 1 1										
Tommy Davis, R (1, 7) OBP: 0.342, SLG: 0.382		0-0 5-3		0-0 BB 1B		0-0 1B 1B		0-0 6-3		4 0 2 0 0 0 0										
Dick Stuart, R (1, 3) OBP: 0.327, SLG: 0.367		0-0 F7		4-0 BB		0-0 F3		0-3 K		3 0 0 0 1 1 1										
Jim Lefebvre, S (1, 4) OBP: 0.331, SLG: 0.462		0-0 F9		0-0 BB		0-0 F7		0-0 F9		4 0 0 0 0 0 4										
Dick Schofield, S (1, 5) OBP: 0.287, SLG: 0.206			0-0 6-3		0-0 6-3		0-0 1B			3 0 1 0 0 0 0										
Jeff Torborg, R (1, 2) OBP: 0.278, SLG: 0.275			0-0 F9		0-0 5-3		0-3 K			2 0 0 0 0 0 0										
Al Ferrara, R (7, PH) OBP: 0.336, SLG: 0.439										1 0 0 0 0 1 2										
John Roseboro, L (7, 2) OBP: 0.348, SLG: 0.404										0 0 0 0 0 0 0										
Don Sutton, R (1, 1) OBP: 0.202, SLG: 0.207		0-3 K			0-0 F9			0-0 F3		1 0 0 0 0 1 0										
Nate Oliver, R (5, PH) OBP: 0.276, SLG: 0.210										1 0 0 0 0 0 0										
Bob Miller, R (5, 1) OBP: 0.077, SLG: 0.077										0 0 0 0 0 0 0										
Wes Parker, S (8, PH) OBP: 0.347, SLG: 0.389										1 0 0 0 0 0 0										
Ron Perranoski, L (8, 1) OBP: 0.250, SLG: 0.625										0 0 0 0 0 0 0										
<b>Inning Stats</b>	R: 0 E: 0 K: 1 S: 5	H: 0 LOB: 0 BB: 0 P: 5	R: 0 E: 0 K: 0 S: 3	H: 0 LOB: 0 BB: 0 P: 3	R: 0 E: 0 K: 1 S: 5	H: 0 LOB: 0 BB: 0 P: 5	R: 0 E: 0 K: 0 S: 3	H: 2 LOB: 3 BB: 1 P: 9	R: 0 E: 0 K: 0 S: 3	H: 0 LOB: 0 BB: 0 P: 3	R: 0 E: 0 K: 1 S: 7	H: 2 LOB: 2 BB: 0 P: 7	R: 0 E: 0 K: 0 S: 3	H: 0 LOB: 1 BB: 1 P: 7	R: 0 E: 0 K: 1 S: 5	H: 0 LOB: 0 BB: 0 P: 5	1B: 4 2B: 0 3B: 0 HR: 0	SF: 0 SAC: 0 DP: 0 HBP: 0	WP: 0 PB: 0 SB: 0 CS: 0	PA: 33
<b>PITCHER</b> Larry Jaster, L (1, 1) ERA: 3.26	IP 9.0 WLS W BF 33 H 4 R 0 ER 0 SO 4 BB 2 IBB 0 HBP 0 BLK 0 WP 0 HR 0 S 39 P 47 ERA 0.00 WHIP 0.667																			

Batter	1	2	3	4	5	6	7	8	9	AB	R	H	RBI	BB	SO	LOB
Lou Brock, L OBP: 0.322, SLG: 0.429 (1, 7)	0-0 6-3		0-0 F6			4-0 BB		4-0 BB		2	0	0	0	2	0	0
Curt Flood, R OBP: 0.298, SLG: 0.359 (1, 8)	0-0 2B			0-0 E5 FC6-4 BB 2B	0-0 3-1		0-0 6-3			4	1	1	0	0	0	2
Tim McCarver, L OBP: 0.323, SLG: 0.430 (1, 2)	0-0 1-3			4-0 FC6-4 1-2 BB		0-0 3-1		0-0 F9		3	0	0	0	1	0	1
Orlando Cepeda, R OBP: 0.362, SLG: 0.471 (1, 3)	0-0 F2			0-3 K		0-0 FC5 E 1B		0-3 K		4	0	1	0	0	2	3
Mike Shannon, R OBP: 0.341, SLG: 0.467 (1, 9)		0-3 K		0-0 FC6-4 1-2f 2-3 2B		0-3 K		0-0 2B		4	1	1	0	0	2	3
Ed Spiezio, R OBP: 0.288, SLG: 0.393 (1, 5)		0-0 P4		0-0 1-H 3-H 2B		4-0 1-2 IBB		0-0 6-3		3	0	1	2	1	0	1
Charley Smith, R OBP: 0.302, SLG: 0.397 (9, 5)										0	0	0	0	0	0	0
Jerry Buchek, R OBP: 0.296, SLG: 0.356 (1, 4)		0-0 5-3		0-3 K		0-0 FC5 2-3f				3	0	0	0	0	1	3
Julian Javier, R OBP: 0.269, SLG: 0.324 (7, 4)										0	0	0	0	0	0	0
Dal Maxvill, R OBP: 0.318, SLG: 0.301 (1, 6)			0-0 F9			0-0 6-3		0-0 5-3		3	0	0	0	0	0	0
Larry Jaster, L OBP: 0.208, SLG: 0.244 (1, 1)			0-0 1-3			0-0 6-3		0-3 K		3	0	0	0	0	1	0

Inning Stats	R: 0	H: 1	E: 0	LOB: 1	K: 0	BB: 0	S: 4	P: 4	R: 0	H: 0	E: 0	LOB: 0	K: 1	BB: 0	S: 5	P: 5	R: 0	H: 0	E: 0	LOB: 0	K: 0	BB: 0	S: 3	P: 3	R: 2	H: 1	E: 1	LOB: 1	K: 2	BB: 1	S: 9	P: 13	R: 0	H: 0	E: 0	LOB: 1	K: 0	BB: 1	S: 3	P: 7	R: 0	H: 1	E: 1	LOB: 2	K: 1	BB: 1	S: 6	P: 10	R: 0	H: 0	E: 0	LOB: 1	K: 1	BB: 1	S: 5	P: 9	R: 0	H: 1	E: 0	LOB: 1	K: 1	BB: 0	S: 6	P: 6
--------------	------	------	------	--------	------	-------	------	------	------	------	------	--------	------	-------	------	------	------	------	------	--------	------	-------	------	------	------	------	------	--------	------	-------	------	-------	------	------	------	--------	------	-------	------	------	------	------	------	--------	------	-------	------	-------	------	------	------	--------	------	-------	------	------	------	------	------	--------	------	-------	------	------

PITCHER	IP	WLS	BF	H	R	ER	SO	BB	IBB	HBP	BLK	WP	HR	S	P	ERA	WHIP
Don Sutton, R ERA: 2.99 (1, 1)	4.0	L	16	2	2	0	3	1	0	0	0	0	0	21	25	0.00	0.750
Bob Miller, R ERA: 2.84 (5, 1)	3.0		13	1	0	0	2	2	1	0	0	0	0	14	26	0.00	1.000
Ron Perranoski, L ERA: 3.0 (8, 1)	1.0		4	1	0	0	1	0	0	0	0	0	0	6	6	0.00	1.000

**BOTTOM**

**Los Angeles Dodgers @ St. Louis Cardinals**  
 Busch Stadium, St. Louis, MO  
 Wed Sep 28 1966, 7:05 PM CDT  
 Att. 16,146 - Unknown

AB	29
R	2
H	4
RBI	2
BB	4
SO	6
LOB	13



WP	PA	ERA	WHIP
0	33	0.00	0.750
0	0	0.00	1.000
0	0	0.00	1.000



Batter	1	2	3	4	5	6	7	8	9	AB	R	H	RBI	BB	SO	LOB
Lou Brock, L (1, 7) OBP: 0.320, SLG: 0.426	0-0 F7		0-0 4-3			0-3 K			0-3 K	4	0	0	0	0	2	0
Jerry Buchek, R (1, 4) OBP: 0.292, SLG: 0.350	0-3 K				0-3 K	0-3 K			0-3 K	4	0	0	0	0	4	0
Curt Flood, R (1, 8) OBP: 0.299, SLG: 0.367	0-0 F3				0-3 K		0-0 HR		0-0 2B	4	1	2	1	0	1	0
Orlando Cepeda, R (1, 3) OBP: 0.363, SLG: 0.471 Julian Javier, R (9, PR) OBP: 0.269, SLG: 0.324		0-0 1B		0-3 K		0-0 F2			4-0 IBB	3	0	1	0	1	1	0
Mike Shannon, R (1, 9) OBP: 0.338, SLG: 0.463		0-3 K			0-0 F3		0-0 F9		0-0 F8	4	0	0	0	0	1	3
Tim McCarver, L (1, 2) OBP: 0.324, SLG: 0.430		0-0 P4			0-0 1B		0-0 F2			3	0	1	0	0	0	1
Ed Spiezio, R (1, 5) OBP: 0.275, SLG: 0.375		0-3 K			0-0 F7			0-0 F2		3	0	0	0	0	1	2
Dal Maxvill, R (1, 6) OBP: 0.316, SLG: 0.299			0-0 F9		0-0 F9			0-0 L9		3	0	0	0	0	0	1
Al Jackson, L (1, 1) OBP: 0.215, SLG: 0.257 Ted Savage, R (6, PH) OBP: 0.267, SLG: 0.333 Hal Woodeshick, R (7, 1) OBP: 0.200, SLG: 0.400 Charley Smith, R (8, PH) OBP: 0.301, SLG: 0.396 Joe Hoerner, R (9, 1) OBP: 0.125, SLG: 0.500			0-3 K			0-3 K		0-3 K		1	0	0	0	0	1	0


Inning Stats	R: 0	H: 0	E: 0	K: 1	S: 5	R: 0	H: 1	E: 0	K: 2	S: 8	R: 0	H: 0	E: 0	K: 1	S: 5	R: 0	H: 0	E: 0	K: 3	S: 9	R: 0	H: 1	E: 0	K: 0	S: 4	R: 0	H: 0	E: 0	K: 3	S: 9	R: 1	H: 1	E: 0	K: 0	S: 4	R: 0	H: 0	E: 0	K: 1	S: 5	R: 0	H: 1	E: 0	K: 2	S: 8	1B: 2	SF: 0	2B: 1	SAC: 0	3B: 0	DP: 0	HR: 1	HBP: 0	WP: 0	PA: 32
PITCHER Sandy Koufax, L (1, 1) ERA: 1.72	IP	WLS	BF	H	R	ER	SO	BB	IBB	HBP	BLK	WP	HR	S	P	ERA	WHIP																																						
	9.0	W	32	4	1	1	13	0	1	0	0	0	1	57	61	1.00	0.444																																						

**BOTTOM**

**Los Angeles Dodgers @ St. Louis Cardinals**  
 Busch Stadium, St. Louis, MO  
 Thu Sep 29 1966, 7:05 PM CDT  
 Att. 21,615 - Unknown

livebaseballscorecards.com

AB	31
R	1
H	4
RBI	1
BB	1
SO	13
LOB	7



Batter	1	2	3	4	5	6	7	8	9	AB R H RBI BB SO LOB	TOP																													
Maury Wills, S OBP: 0.316, SLG: 0.311 (1, 6) X	0-0 S S 1B	0-3 K			0-0 2B 6-3 1B		4-0 WP S BB		0-0 2B 1B	4 1 3 1 1 1 1																														
Willie Davis, L OBP: 0.304, SLG: 0.403 (1, 8) S S S	0-3 K 1-2		0-0 B1-3		0-0 6-3 2B		0-3 K		0-0 2B	5 0 2 0 0 2 2																														
Lou Johnson, R OBP: 0.317, SLG: 0.417 (1, 9) S S S	0-3 K		0-0 F9		0-0 6-3			0-3 K	0-0 P4	5 0 0 1 0 2 4																														
Tommy Davis, R OBP: 0.347, SLG: 0.385 (1, 7) B B B	4-0 BB BB		0-0 FC5-4 1B		0-0 5-3			0-0 6-3		3 0 1 0 1 0 1																														
Jim Lefebvre, S OBP: 0.332, SLG: 0.460 (1, 4) B B B	4-0 1-2 2-3 BB		0-0 FC5-4		0-0 F8			0-0 F8		3 0 0 0 1 0 1																														
Dick Schofield, S OBP: 0.285, SLG: 0.203 (1, 5) S S S	0-3 K		0-0 CS 1B		0-0 L8			4-0 G3 BB 6-3 BB		3 1 1 0 1 1 3																														
Wes Parker, S OBP: 0.347, SLG: 0.386 (1, 3) B B B		4-0 FC4-6 BB		0-0 P4		0-0 6-3		4-0 G3 1B BB		2 1 0 0 2 0 1																														
John Roseboro, L OBP: 0.346, SLG: 0.400 (1, 2) S S S		0-3 K		0-3 K			0-0 F9		0-0 G3	4 0 0 0 0 2 3																														
Claude Osteen, L OBP: 0.289, SLG: 0.316 (1, 1)		0-0 FC4-6		0-0 6-3			0-0 6-3		0-0 6-3	1 0 0 0 0 0 1 1 0 0 0 0 0 0 0 0 0 0 0 0 0 1 0 0 0 0 0 0 0 0 0 0 0 0 0 1 0 0 1 0 0 1																														
Jim Gilliam, S OBP: 0.315, SLG: 0.268 (5, PH)																																								
Bob Miller, R OBP: 0.077, SLG: 0.077 (5, 1)																																								
Dick Stuart, R OBP: 0.325, SLG: 0.385 (7, PH)																																								
Ron Perranoski, L OBP: 0.259, SLG: 0.625 (7, 1)																																								
Al Ferrara, R OBP: 0.333, SLG: 0.435 (9, PH)																																								
<b>Inning Stats</b>	R: 0 E: 0 K: 3 S: 10	H: 1 LOB: 3 BB: 2 P: 18	R: 0 E: 0 K: 2 S: 7	H: 0 LOB: 1 BB: 1 P: 11	R: 0 E: 0 K: 0 S: 4	H: 1 LOB: 1 BB: 0 P: 4	R: 0 E: 0 K: 1 S: 5	H: 1 LOB: 0 BB: 0 P: 5	R: 1 E: 0 K: 0 S: 5	H: 2 LOB: 1 BB: 0 P: 5	R: 0 E: 0 K: 0 S: 3	H: 0 LOB: 0 BB: 0 P: 3	R: 0 E: 0 K: 1 S: 5	H: 0 LOB: 1 BB: 1 P: 9	R: 0 E: 0 K: 1 S: 5	H: 0 LOB: 0 BB: 0 P: 5	R: 2 E: 0 K: 0 S: 5	H: 2 LOB: 2 BB: 2 P: 13	1B: 5 2B: 2 3B: 0 HR: 0	SF: 0 SAC: 0 DP: 0 HBP: 0	WP: 1 PB: 0 SB: 3 CS: 1	PA: 39																		
<b>PITCHER</b> Chris Short, L ERA: 3.57 (1, 1)	IP 9.0	WLS W	BF 39	H 7	R 3	ER 3	SO 8	BB 6	IBB 0	HBP 0	BLK 0	WP 1	HR 0	S 49	P 73	ERA 3.00	WHIP 1.444						<b>PITCHER</b>	IP 9.0	WLS W	BF 39	H 7	R 3	ER 3	SO 8	BB 6	IBB 0	HBP 0	BLK 0	WP 1	HR 0	S 49	P 73	ERA 3.00	WHIP 1.444

Los Angeles Dodgers @ Philadelphia Phillies  
 Connie Mack Stadium, Philadelphia, PA

Fri Sep 30 1966, 7:05 PM EDT  
 Att. 16,603 - Unknown

livebaseballscorecards.com

AB	33
R	3
H	7
RBI	3
BB	6
SO	8
LOB	18







Batter	1	2	3	4	5	6	7	8	9	AB R H RBI BB SO LOB	TOP																										
Maury Wills, S OBP: 0.315, SLG: 0.310 (1, 6) X	0-0 4-3 SH1-4 1B		0-0 1-3		0-0 4-3		0-0 4-3		0-0 F9	5 0 1 0 0 0 3																											
Dick Schofield, S OBP: 0.292, SLG: 0.201 (1, 5) X	0-0 SH1-4 1-2		0-3 K			4-0 1B HR BB	4-0 BB			1 1 0 0 2 1 0																											
Willie Davis, L OBP: 0.303, SLG: 0.402 (1, 8) X	0-0 4-3 2-3			0-0 L4		0-0 1-2 HR 1B	0-3 K			4 1 1 0 0 1 3																											
Ron Fairly, L OBP: 0.377, SLG: 0.460 (1, 9) X	0-0 6-3			0-0 4-3		0-0 1-H 2-H HR		0-3 K		4 1 1 3 0 1 1																											
Jim Lefebvre, S OBP: 0.333, SLG: 0.458 (1, 4)		4-0 BB		0-0 G3		0-0 F8		4-0 2B BB		2 0 0 0 2 0 0																											
Lou Johnson, R OBP: 0.315, SLG: 0.414 (1, 7)		0-3 K			0-0 L8	0-0 F3		0-0 F7		4 0 0 0 0 1 2																											
John Roseboro, L OBP: 0.346, SLG: 0.400 (1, 2)		0-0 F9			0-0 4-1	0-0 L8		0-0 2B 1-H		4 0 1 0 0 0 1																											
Wes Parker, S OBP: 0.349, SLG: 0.386 (1, 3)		0-0 4-3			0-0 WP 1B		4-0 4-3 SH1-4 BB		0-0 L8	3 0 1 0 1 0 1																											
Don Drysdale, R OBP: 0.211, SLG: 0.264 (1, 1)			0-0 F8			4-0 1-2 BB			0-0 F9	1 0 0 0 0 0 0																											
Ron Perranoski, L OBP: 0.250, SLG: 0.625 (3, 1)										0 0 0 0 0 0 0																											
Wes Covington, L OBP: 0.259, SLG: 0.227 (5, PH)										0 0 0 0 0 1 0 0																											
Willie Crawford, L OBP: 0.259, SLG: 0.227 (5, PR)										0 0 0 0 0 0 0 0																											
Bob Miller, R OBP: 0.077, SLG: 0.077 (5, 1)										0 0 0 0 0 0 0 0																											
Phil Regan, R OBP: 0.250, SLG: 0.143 (8, 1)										0 0 0 0 0 0 0 0																											
Tommy Davis, R OBP: 0.345, SLG: 0.383 (9, PH)										1 0 0 0 0 0 0 0																											
<b>Inning Stats</b>	R: 0 E: 0 K: 0 S: 4	H: 1 LOB: 1 BB: 0 P: 4	R: 0 E: 0 K: 1 S: 5	H: 0 LOB: 1 BB: 1 P: 9	R: 0 E: 0 K: 1 S: 5	H: 0 LOB: 0 BB: 0 P: 5	R: 0 E: 0 K: 0 S: 3	H: 0 LOB: 0 BB: 0 P: 3	R: 0 E: 0 K: 0 S: 4	H: 1 LOB: 2 BB: 1 P: 8	R: 3 E: 0 K: 0 S: 5	H: 2 LOB: 0 BB: 1 P: 9	R: 0 E: 0 K: 1 S: 5	H: 0 LOB: 2 BB: 2 P: 13	R: 0 E: 0 K: 1 S: 5	H: 1 LOB: 2 BB: 1 P: 9	R: 0 E: 0 K: 0 S: 3	H: 0 LOB: 0 BB: 0 P: 3	1B: 3 2B: 1 3B: 0 HR: 1	SF: 0 SAC: 2 DP: 0 HBP: 0	WP: 1 PB: 0 SB: 0 CS: 0	PA: 37															
<b>PITCHER</b>	IP WLS BF H R ER SO BB IBB HBP BLK WP HR S P ERA WHIP																																				
Larry Jackson, R ERA: 3.32 (1, 1)	6.2		29	4	3	3	2	5	0	0	0	1	1	28	48	4.05	1.350																				
Darold Knowles, L ERA: 2.99 (7, 1)	0.1		1	0	0	0	1	0	0	0	0	0	0	3	3	0.00	0.000																				
Chris Short, L ERA: 3.54 (8, 1)	2.0	W	7	1	0	0	1	1	0	0	0	0	0	8	12	0.00	1.000																				

Los Angeles Dodgers @ Philadelphia Phillies  
 Connie Mack Stadium, Philadelphia, PA  
 Sun Oct 02 1966, 3:33 AM EDT  
 Unknown

livebaseballscorecards.com

AB	29
R	3
H	5
RBI	3
BB	6
SO	4
LOB	11





Batter	1	2	3	4	5	6	7	8	9	AB R H RBI BB SO LOB	TOP									
Maury Wills, S OBP: 0.314, SLG: 0.308 (1, 6)	0-3 K		0-0 F7	0-0 6-3			0-3 K		4-0 4-3 1B 1B BB	4 1 0 0 1 2 3										
Dick Schofield, S OBP: 0.295, SLG: 0.208 (1, 5)	0-3 K		0-0 HR 1B		0-0 6-3		0-0 6-3		0-0 1-2 1B 1B	5 1 2 1 0 1 0										
Willie Davis, L OBP: 0.302, SLG: 0.405 (1, 8)	0-0 1-3		0-0 1-H HR		0-0 F8		0-0 4-3		0-0 1-2 2-3 4-3	5 1 1 2 0 0 2										
Ron Fairly, L OBP: 0.380, SLG: 0.464 (1, 9)		0-0 1B	0-0 F4		0-0 6-3			0-0 SH E 2B	0-0 2-H 3-H 1B	5 1 3 1 0 0 0										
Jim Lefebvre, S OBP: 0.333, SLG: 0.460 (1, 4)		0-0 F7		0-0 1B SF8 2B		0-0 F8		0-0 SH L6-3		3 1 1 0 0 0 1										
Lou Johnson, R OBP: 0.316, SLG: 0.414 (1, 7)		0-0 F4		0-0 E S 2-3 1B		0-0 S 1B		0-0 L6-3		4 0 2 0 0 0 3										
John Roseboro, L OBP: 0.343, SLG: 0.398 (1, 2)		0-0 P5		0-0 SF8		0-0 F8		0-0 E4		3 0 0 1 0 0 2										
Wes Parker, S OBP: 0.351, SLG: 0.385 (1, 3)			4-0 S 1B BB	4-0 1-3 IBB		4-0 FC6 1-2 IBB		0-3 K		1 1 0 0 3 1 1										
Sandy Koufax, R OBP: 0.113, SLG: 0.102 (1, 1)			0-3 K	0-3 K		0-0 FC6		0-3 K		4 0 0 0 0 3 5										
<b>Inning Stats</b>	R: 0 E: 0 K: 2 S: 7	H: 0 LOB: 0 BB: 0 P: 7	R: 0 E: 0 K: 0 S: 4	H: 1 LOB: 1 BB: 0 P: 4	R: 3 E: 0 K: 1 S: 7	H: 2 LOB: 0 BB: 1 P: 11	R: 1 E: 0 K: 1 S: 7	H: 2 LOB: 2 BB: 1 P: 11	R: 0 E: 0 K: 0 S: 3	H: 0 LOB: 0 BB: 0 P: 3	R: 0 E: 0 K: 1 S: 5	H: 0 LOB: 0 BB: 0 P: 5	R: 1 E: 2 K: 1 S: 7	H: 1 LOB: 1 BB: 0 P: 7	R: 1 E: 0 K: 1 S: 6	H: 2 LOB: 2 BB: 1 P: 10	1B: 6 2B: 3 3B: 0 HR: 1	SF: 1 SAC: 1 DP: 1 HBP: 0	WP: 0 PB: 0 SB: 3 CS: 0	PA: 40
<b>PITCHER</b>	IP WLS BF H R ER SO BB IBB HBP BLK WP HR S P ERA WHIP																			
Jim Bunning, R ERA: 2.41 (1, 1)	5.0 L 22 5 4 4 4 1 1 0 0 0 1 28 36 7.20 1.200																			
Rick Wise, R ERA: 3.71 (6, 1)	3.0 13 2 1 0 2 0 1 0 0 0 0 16 20 0.00 0.667																			
Darold Knowles, L ERA: 3.05 (9, 1)	1.0 5 2 1 1 1 1 0 0 0 0 0 6 10 9.00 3.000																			

Los Angeles Dodgers @ Philadelphia Phillies  
 Connie Mack Stadium, Philadelphia, PA

livebaseballscorecards.com

AB	34
R	6
H	9
RBI	5
BB	4
SO	7
LOB	17



Sun Oct 02 1966, 3:38 AM EDT  
 Att. 23,215 - Unknown



Batter	1	2	3	4	5	6	7	8	9	AB	R	H	RBI	BB	SO	LOB	TOP										
Luis Aparicio, R (1, 6) X	0-0 F9	0-0 F9		0-0 FC6-4		0-0 FC6-4		0-0 L6		5	0	0	1	0	0	4											
Russ Snyder, L (1, 8) B B B (9, 7)	4-0 HR BB	0-0		0-0 4-3		4-0 BB			0-0 4-3	3	1	1	1	2	0	1											
Frank Robinson, R (1, 9) X	0-0 HR	0-0 F7				0-0 F8			0-0	5	1	2	2	0	1	3											
Brooks Robinson, R (1, 5) X	0-0 HR		0-0 5-3			0-0 P6			0-0 L4	5	1	1	1	0	0	1											
Boog Powell, L (1, 3) X	0-0 F5		0-0 6-3			0-0 2B			0-0 L9	5	0	1	0	0	0	1											
Curt Blefary, L (1, 7) X			0-0 P6			4-0 IBB				3	0	1	0	1	0	0											
Paul Blair, R (9, 8)										0	0	0	0	0	0	0											
Davey Johnson, R (1, 4) S S S	0-3 K			0-0 FC6-4 2B		0-0 4-3			0-0 FC1-6 1B	4	1	2	0	0	1	3											
Andy Etchebarren, R (1, 2) B B B		4-0 SH1-4 1B BB		0-0 4-3		0-0 FC1-6 1B			0-0 FC1-6	3	1	1	0	1	0	2											
Dave McNally, R (1, 1) X		0-0 SH1-4		4-0 FC6-4 BB		0-0 FC1-6			0-3 K	0	0	0	0	0	0	0											
Moe Drabowsky, R (3, 1)										2	0	0	0	1	1	2											
<b>Inning Stats</b>	R: 3 E: 0 K: 1 S: 8	H: 3 LOB: 1 BB: 1 P: 12	R: 1 E: 0 K: 0 S: 4	H: 1 LOB: 1 BB: 1 P: 8	R: 0 E: 0 K: 0 S: 3	H: 0 LOB: 0 BB: 0 P: 3	R: 1 E: 0 K: 0 S: 4	H: 1 LOB: 1 BB: 1 P: 8	R: 0 E: 0 K: 1 S: 6	H: 1 LOB: 2 BB: 1 P: 10	R: 0 E: 0 K: 0 S: 3	H: 0 LOB: 0 BB: 0 P: 3	R: 0 E: 0 K: 1 S: 6	H: 1 LOB: 1 BB: 0 P: 6	R: 0 E: 0 K: 0 S: 4	H: 1 LOB: 1 BB: 0 P: 4	1B: 5 2B: 2 3B: 0 HR: 2	SF: 0 SAC: 1 DP: 0 HBP: 0	WP: 0 PB: 0 SB: 0 CS: 0	PA: 41							
<b>PITCHER</b>	IP	WLS	BF	H	R	ER	SO	BB	IBB	HBP	BLK	WP	HR	S	P	ERA	WHIP										
Don Drysdale, R (1, 1) ERA: 18.0	2.0	L	12	4	4	4	1	2	0	0	0	0	2	12	20	18.00	3.000										
Joe Moeller, R (3, 1) ERA: 4.5	2.0		8	1	1	1	0	1	0	0	0	0	0	7	11	4.50	1.000										
Bob Miller, R (5, 1) ERA:	3.0		13	2	0	0	1	1	1	0	0	0	0	13	21	0.00	1.000										
Ron Perranoski, L (8, 1) ERA:	2.0		8	2	0	0	1	0	0	0	0	0	0	10	10	0.00	1.000										


**Baltimore Orioles @ Los Angeles Dodgers**  
**Dodger Stadium, Los Angeles, CA**  
 Wed Oct 05 1966, 3:33 AM PDT  
 Att: 55,941 - Unknown

AB	35
R	5
H	9
RBI	5
BB	5
SO	3
LOB	17



livebaseballscorecards.com



Batter	1	2	3	4	5	6	7	8	9	AB R H RBI BB SO LOB	TOP														
Luis Aparicio, R (1, 6) OBP: 0.200, SLG: 0.300	0-0 F7 1B			0-0 P5	0-0 2B		0-0 F8		0-0 P4	5 0 2 1 0 0 0	<p><b>Baltimore Orioles @ Los Angeles Dodgers</b>  <b>Dodger Stadium, Los Angeles, CA</b>          Thu Oct 06 1966, 3:33 AM PDT          Att: 55,947 - Unknown</p> <p>livebaseballscorecards.com</p> <table border="1"> <tr><td>AB</td><td>34</td></tr> <tr><td>R</td><td>6</td></tr> <tr><td>H</td><td>8</td></tr> <tr><td>RBI</td><td>3</td></tr> <tr><td>BB</td><td>4</td></tr> <tr><td>SO</td><td>5</td></tr> <tr><td>LOB</td><td>14</td></tr> </table> 	AB	34	R	6	H	8	RBI	3	BB	4	SO	5	LOB	14
AB	34																								
R	6																								
H	8																								
RBI	3																								
BB	4																								
SO	5																								
LOB	14																								
Curt Blefary, L (1, 7) OBP: 0.222, SLG: 0.125	0-0 F8			0-0 P6	0-0 F9		0-3 K		0-3 K	5 0 0 0 0 2 2															
Frank Robinson, R (1, 9) OBP: 0.500, SLG: 1.000	0-0 F7 1-2			4-0 E5 BB		0-0 1B 3B		4-0 SH1-3 1B BB	0-0 6-3	3 2 1 0 2 0 1															
Brooks Robinson, R (1, 5) OBP: 0.222, SLG: 0.556		0-0 F2		0-0 E5 1-3		0-0 F3		0-0 SH1-3 E 1B 1-2		4 1 1 0 0 0 2															
Boog Powell, L (1, 3) OBP: 0.375, SLG: 0.500		0-0 L9			0-0 E 1B	0-0 E G5-2-3 1B		0-0 SH1-3 1-2 2-3		3 1 2 1 0 0 0															
Davey Johnson, R (1, 4) OBP: 0.500, SLG: 0.625		0-0 P4			0-0 F2	0-0 E9 1B		0-0 E1 WP 1B 2-H 3-H		4 0 2 1 0 0 1															
Paul Blair, R (1, 8)			0-0 L9		0-0 E8 E 1-3	4-0 IBB		0-0 P6		3 1 0 0 1 0 2															
Andy Etchebarren, R (1, 2) OBP: 0.375, SLG: 0.167			0-3 K		0-0 E8 2B	0-0 G5-2-3		4-0 WP BB		3 1 0 0 1 1 3															
Jim Palmer, R (1, 1)			0-0 P5		0-3 K		0-0 5-3	0-3 K 1-2 2-3		4 0 0 0 0 2 3															
<b>Inning Stats</b>	R: 0 E: 0 K: 0 S: 3	H: 1 LOB: 0 BB: 0 P: 3	R: 0 E: 0 K: 0 S: 3	H: 0 LOB: 0 BB: 0 P: 3	R: 0 E: 1 K: 1 S: 5	H: 0 LOB: 2 BB: 1 P: 7	R: 3 E: 2 K: 1 S: 9	H: 2 LOB: 1 BB: 0 P: 9	R: 1 E: 1 K: 0 S: 5	H: 3 LOB: 2 BB: 1 P: 9	R: 0 E: 0 K: 1 S: 5	H: 0 LOB: 0 BB: 0 P: 5	R: 2 E: 1 K: 1 S: 7	H: 2 LOB: 2 BB: 2 P: 15	R: 0 E: 0 K: 1 S: 5	H: 0 LOB: 0 BB: 0 P: 5	1B: 6 2B: 1 3B: 1 HR: 0	SF: 0 SAC: 1 DP: 1 HBP: 0	WP: 1 PB: 0 SB: 0 CS: 0	PA: 39					
<b>PITCHER</b>	IP WLS BF H R ER SO BB IBB HBP BLK WP HR S P ERA WHIP																			<b>PITCHER</b>	IP WLS BF H R ER SO BB IBB HBP BLK WP HR S P ERA WHIP				
Sandy Koufax, L (1, 1) ERA: 1.5	6.0 L 26 6 4 1 2 1 1 0 0 0 0 28 36 1.50 1.167																								
Ron Perranoski, L (7, 1) ERA: 5.4	1.1 7 2 2 2 1 1 0 0 0 0 0 8 12 13.50 2.250																								
Phil Regan, R (8, 1) ERA:	0.2 3 0 0 0 1 1 0 0 0 1 0 4 8 0.00 1.500																								
Jim Brewer, L (9, 1) ERA:	1.0 3 0 0 0 0 1 0 0 0 0 0 5 5 0.00 0.000																								





Batter	1	2	3	4	5	6	7	8	9	AB R H RBI BB SO LOB	TOP																				
Maury Wills, S (1, 6) OBP: 0.250, SLG: 0.100	0-3 K			0-0 B1-3		0-0 F8 G3 1B		0-0 SH3-4		3 0 1 0 0 1 0	<b>Los Angeles Dodgers @ Baltimore Orioles</b> Memorial Stadium, Baltimore, MD Sat Oct 08 1966, 3:33 AM EDT Att: 54,445 - Unknown <a href="http://livebaseballscorecards.com">livebaseballscorecards.com</a>																				
Wes Parker, S (1, 3) OBP: 0.364, SLG: 0.500 Phil Regan, R (8, 1)	0-3 K			0-0 2B		0-0 G3		0-0 P6		4 0 1 0 0 1 2 0 0 0 0 0 0 0																					
Willie Davis, L (1, 8) OBP: 0.083, SLG: 0.083	0-0 F7			0-0 F8		0-0 F8		0-0 4-3		4 0 0 0 0 0 3																					
Ron Fairly, L (1, 9) OBP: 0.333, SLG: 0.143 (8, 3)		0-0 G6-4-3 1B		4-0 BB		0-0 G1-3		0-3 K		3 0 1 0 0 1 1 1																					
Jim Lefebvre, S (1, 4) OBP: 0.250, SLG: 0.400		0-0 F7		0-3 K		0-0 L9		0-0 4-3		4 0 0 0 0 1 3																					
Lou Johnson, R (1, 7) OBP: 0.333, SLG: 0.364 (8, 9)		0-0 G6-4-3		0-0 FC5-4 1B		0-0 1B		0-0 6-3		4 0 2 0 0 0 1																					
John Roseboro, L (1, 2) OBP: 0.091, SLG: 0.091			0-3 K		0-0 P5		0-0 F8			3 0 0 0 0 1 2																					
John Kennedy, R (1, 5)			0-0 G6-3		0-0 FC5-4 1-2f		0-0 G1-3			3 0 0 0 0 0 2																					
Claude Osteen, L (1, 1) Tommy Davis, R (8, PH) OBP: 0.500, SLG: 0.400 (8, 7)			0-3 K		0-0 F7		0-0 SH3-4 1B			2 0 0 0 0 1 1 1 0 1 0 0 0 0																					
<b>Inning Stats</b>	R: 0 E: 0 K: 2 S: 7	H: 0 LOB: 0 BB: 0 P: 7	R: 0 E: 0 K: 0 S: 3	H: 1 LOB: 0 BB: 0 P: 3	R: 0 E: 0 K: 2 S: 7	H: 0 LOB: 0 BB: 0 P: 7	R: 0 E: 0 K: 1 S: 6	H: 1 LOB: 2 BB: 1 P: 10	R: 0 E: 0 K: 0 S: 4	H: 1 LOB: 1 BB: 0 P: 4	R: 0 E: 0 K: 0 S: 4	H: 1 LOB: 1 BB: 0 P: 4	R: 0 E: 0 K: 0 S: 4	H: 1 LOB: 1 BB: 0 P: 4	R: 0 E: 0 K: 0 S: 4	H: 1 LOB: 1 BB: 0 P: 4	R: 0 E: 0 K: 1 S: 5	H: 0 LOB: 0 BB: 0 P: 5	1B: 5 2B: 1 3B: 0 HR: 0	SF: 0 SAC: 1 DP: 1 HBP: 0	WP: 0 PB: 0 SB: 0 CS: 0	PA: 33									
<b>PITCHER</b> Wally Bunker, R (1, 1) ERA:	IP 9.0	WLS W	BF 33	H 6	R 0	ER 0	SO 6	BB 1	IBB 0	HBP 0	BLK 0	WP 0	HR 0	S 44	P 48	ERA 0.00	WHIP 0.778														
											<b>PITCHER</b>	IP	WLS	BF	H	R	ER	SO	BB	IBB	HBP	BLK	WP	HR	S	P	ERA	WHIP			

AB	31
R	0
H	6
RBI	0
BB	1
SO	6
LOB	15



Batter	1	2	3	4	5	6	7	8	9	AB	R	H	RBI	BB	SO	LOB
Luis Aparicio, R OBP: 0.231, SLG: 0.308 (1, 6) X	0-0 4-3 ①			X 0-0 FC5-4 1B		X 0-0 F8 ②				3	0	1	0	0	0	0
Curt Blefary, L OBP: 0.167, SLG: 0.091 Russ Snyder, L OBP: 0.600, SLG: 0.333 (1, 7) X (9, 7)	0-0 G3 ②			S 0-3 K ①		X 0-0 L3 ③				3	0	0	0	0	1	1
Frank Robinson, R OBP: 0.385, SLG: 0.727 (1, 9) S S	0-3 K ③			X 0-0 FC5-4 FC6-4 1-2f			X 0-0 5-3 ①			3	0	0	0	0	1	1
Brooks Robinson, R OBP: 0.250, SLG: 0.455 (1, 5)		X 0-0 F7 ①		X 0-0 FC6-4 1-2f ③			B 4-0 BB G4-6-3			2	0	0	0	1	0	1
Boog Powell, L OBP: 0.364, SLG: 0.455 (1, 3)		X 0-0 G6-4-3 1B			X 0-0 F3 ①		X 0-0 G4-6-3 1-2f ② ③			3	0	1	0	0	0	1
Davey Johnson, R OBP: 0.364, SLG: 0.455 (1, 4)		X 0-0 G6-4-3 1-2f ② ③			X 0-0 3-1 ②			X 0-0 G1-3 ①		3	0	0	0	0	0	1
Paul Blair, R OBP: 0.286, SLG: 0.667 (1, 8)			X 0-0 F8 ①		X 0-0 HR ②			X 0-0 4-3 ②		3	1	1	1	0	0	0
Andy Etchebarren, R OBP: 0.273, SLG: 0.111 (1, 2)			X 0-0 6-3 ②		X 0-0 6-3 ③			S 0-3 K ③		3	0	0	0	0	1	0
Wally Bunker, R (1, 1)			X 0-0 6-3 ③		S 0-3 K ①					2	0	0	0	0	1	0

Inning Stats		R: 0	H: 0	E: 0	K: 1	S: 5	R: 0	H: 1	E: 0	K: 0	S: 3	R: 0	H: 0	E: 0	K: 0	S: 3	R: 1	H: 1	E: 0	K: 0	S: 4	R: 0	H: 0	E: 0	K: 1	S: 5	R: 0	H: 0	E: 0	K: 1	S: 5	R: 0	H: 0	E: 0	K: 1	S: 5
PITCHER	IP	WLS	BF	H	R	ER	SO	BB	IBB	HBP	BLK	WP	HR	S	P	ERA	WHIP																			
Claude Osteen, L ERA: 1.29 (1, 1)	7.0	L	23	3	1	1	3	1	0	0	0	0	1	28	32	1.29	0.571																			
Phil Regan, R ERA: (8, 1)	1.0		3	0	0	0	1	0	0	0	0	0	0	5	5	0.00	0.000																			

**BOTTOM**

**Los Angeles Dodgers @ Baltimore Orioles**  
**Memorial Stadium, Baltimore, MD**  
 Sat Oct 08 1966, 3:33 AM EDT  
 Att. 54,445 - Unknown

[livebaseballscorecards.com](http://livebaseballscorecards.com)

<b>AB</b>	<b>25</b>
<b>R</b>	<b>1</b>
<b>H</b>	<b>3</b>
<b>RBI</b>	<b>1</b>
<b>BB</b>	<b>1</b>
<b>SO</b>	<b>4</b>
<b>LOB</b>	<b>5</b>



WP: 0	PA: 26
PB: 0	
SB: 0	
CS: 0	

Batter	1	2	3	4	5	6	7	8	9	AB R H RBI BB SO LOB	TOP									
Maury Wills, S (1, 6) OBP: 0.250, SLG: 0.077	0-0 P4		0-0 F2			0-0 5-3			4-0 BB	3 0 0 0 1 0 0	<b>Los Angeles Dodgers @ Baltimore Orioles</b> <b>Memorial Stadium, Baltimore, MD</b> Sun Oct.09 1966, 3:33 AM EDT Att. 54,458 - Unknown <a href="http://livebaseballscorecards.com">livebaseballscorecards.com</a>									
Willie Davis, L (1, 8) OBP: 0.063, SLG: 0.063	0-0 G3			0-3 K			0-0 F7	0-0 L9	4 0 0 0 0 1 2											
Lou Johnson, R (1, 9) OBP: 0.313, SLG: 0.333	0-0 F2			0-0 G6-4-3 1B			0-0 F2	0-0 F8	4 0 1 0 0 0 2											
Tommy Davis, R (1, 7) OBP: 0.333, SLG: 0.250		0-0 L9		0-0 G6-4-3 1-2f			0-0 P4		3 0 0 0 0 0 1											
Jim Lefebvre, S (1, 4) OBP: 0.333, SLG: 0.417		4-0 FC6-4 BB			0-0 G5-4-3 1B			0-0 F8	2 0 1 0 1 0 0											
Wes Parker, S (1, 3) OBP: 0.286, SLG: 0.385		0-0 FC6-4 1-2f			0-0 G5-4-3 1-2f			0-0 5-3	3 0 0 0 0 0 2											
John Roseboro, L (1, 2) OBP: 0.071, SLG: 0.071		0-0 F9			0-3 K			0-0 4-3	3 0 0 0 0 1 1											
John Kennedy, R (1, 5) Dick Stuart, R (9, PH)			0-0 P4			0-0 CS 1B		0-3 K	2 0 1 0 0 0 0 1 0 0 0 0 1 0											
Don Drysdale, R (1, 1) Al Ferrara, R (9, PH) Nate Oliver, R (9, PR)			0-0 6-3			0-3 K 1-2		0-0 BB 1B	2 0 0 0 0 1 1 1 0 1 0 0 0 0 0 0 0 0 0 0 0											
<b>Inning Stats</b>	R: 0 E: 0 K: 0 S: 3	H: 0 LOB: 0 BB: 0 P: 3	R: 0 E: 0 K: 0 S: 3	H: 0 LOB: 1 BB: 1 P: 7	R: 0 E: 0 K: 0 S: 3	H: 0 LOB: 0 BB: 0 P: 3	R: 0 E: 0 K: 1 S: 5	H: 1 LOB: 0 BB: 0 P: 5	R: 0 E: 0 K: 1 S: 5	H: 1 LOB: 0 BB: 0 P: 5	R: 0 E: 0 K: 0 S: 3	H: 0 LOB: 0 BB: 0 P: 3	R: 0 E: 0 K: 0 S: 3	H: 0 LOB: 0 BB: 0 P: 3	R: 0 E: 0 K: 1 S: 6	H: 1 LOB: 2 BB: 1 P: 10	1B: 4 2B: 1 3B: 0 HR: 0	SF: 0 SAC: 0 DP: 3 HBP: 0	WP: 0 PB: 0 SB: 0 CS: 1	PA: 30
<b>PITCHER</b> Dave McNally, L (1, 1) ERA: 1.59	IP 9.0 WLS W BF 30 H 4 R 0 ER 0 SO 4 BB 2 IBB 0 HBP 0 BLK 0 WP 0 HR 0 S 36 P 44 ERA 0.00 WHIP 0.667											<b>PITCHER</b>	IP WLS BF H R ER SO BB IBB HBP BLK WP HR S P ERA WHIP							

AB	28
R	0
H	4
RBI	0
BB	2
SO	4
LOB	9



