

# Los Angeles Dodgers - 1966

Batter	1	2	3	4	5	6	7	8	9	AB	R	H	RBI	BB	SO	LOB	TOP			
Lee Maye, L (1,7)	4-3		SF8		4-3			4-3		3	0	0	1	0	0	1	<b>Houston Astros @ Los Angeles Dodgers</b> Dodger Stadium, Los Angeles, CA Tue Apr 12 1966, 6:05 PM PST Att: 34,520 - Unknown - 62 F			
Sonny Jackson, L (1,6) OBP: 0.250, SLG: 0.250	K		4-3			F7		FC5-4 1B		4	0	1	0	0	1	1				
Jimmy Wynn, R (1,8)	P5				F7		K	FC5-4 1-2		4	0	0	0	0	1	1				
Dave Nicholson, R (1,9) OBP: 0.750, SLG: 0.667		G4-6-3 1B			FC4-6 1B			F8		3	1	2	0	1	0	0				
Joe Morgan, L (1,4)		G4-6-3 1-2			FC4-6 E S 1-2			5-3		4	0	0	0	0	1	3				
Bob Aspromonte, R (1,5) OBP: 0.250, SLG: 0.250		3-1			P6 1-3			1B		4	0	1	0	0	0	2				
Chuck Harrison, R (1,3) Bob Lillis, R (9, PR)			SH SF8 BB					F7		3	1	2	1	1	0	1				
John Bateman, R (1,2)			P4					1-3		4	0	0	0	0	2	4				
Robin Roberts, S (1,1) Ron Brand, R (8, PH) Frank Carpin, L (8, 1)			SH					4-3		1	0	0	0	0	0	1				
										1	0	0	0	0	0	0				
										0	0	0	0	0	0	0				
<b>Inning Stats</b>	R: 0 E: 0 K: 1 S: 5	H: 0 LOB: 0 BB: 0 P: 5	R: 0 E: 0 K: 0 S: 3	H: 1 LOB: 0 BB: 0 P: 3	R: 1 E: 1 K: 0 S: 4	H: 0 LOB: 1 BB: 1 P: 8	R: 0 E: 0 K: 0 S: 4	H: 1 LOB: 1 BB: 0 P: 4	R: 0 E: 0 K: 1 S: 6	H: 0 LOB: 0 BB: 0 P: 6	R: 0 E: 0 K: 0 S: 5	H: 1 LOB: 1 BB: 0 P: 4	R: 0 E: 0 K: 0 S: 4	H: 1 LOB: 1 BB: 0 P: 4	R: 1 E: 0 K: 2 S: 8	H: 1 LOB: 1 BB: 1 P: 12	1B: 6 2B: 0 3B: 0 HR: 0	SF: 1 SAC: 1 DP: 1 HBP: 0	WP: 0 PB: 0 SB: 1 CS: 0	PA: 35
<b>PITCHER</b> Claude Osteen, L (1,1) ERA: 1.0	IP: 9.0 WLS: W BF: 35 H: 6 R: 2 ER: 1 SO: 5 BB: 2 IBB: 0 HBP: 0 BLK: 0 WP: 0 HR: 0 S: 43 P: 51 ERA: 1.00 WHIP: 0.889																			

Batter	1	2	3	4	5	6	7	8	9	AB	R	H	RBI	BB	SO	LOB	BOTTOM
Maury Wills, S (1,6) OBP: 0.500, SLG: 0.500	4-3 1B		F8		6-3			SH2-3 1B		4	2	2	0	0	0	1	<b>Houston Astros @ Los Angeles Dodgers</b> Dodger Stadium, Los Angeles, CA Tue Apr 12 1966, 6:05 PM PST Att: 34,520 - Unknown - 62 F
Wes Parker, S (1,3)	4-3 1-2		6-3			PB SH3 SF9 BB		SH2-3 1-2		2	1	0	0	1	0	1	
Willie Davis, L (1,8) OBP: 0.333, SLG: 0.333	4-3 2-3		CS 1B			SH3 1-2		K		3	0	1	0	0	1	2	
Ron Fairly, L (1,9) OBP: 0.500, SLG: 0.667			CS 1-2		F8			SF9 2H		3	0	2	3	0	0	0	
Jim Lefebvre, S (1,5) John Kennedy, R (9, 5)		4-3 1B			G5-4-3 1B			4-3		4	0	2	0	0	0	1	
Lou Johnson, R (1,7) OBP: 0.333, SLG: 0.333		4-3 1-2			G5-4-3 1-2			P4		3	0	1	0	0	0	1	
John Roseboro, L (1,2) OBP: 0.333, SLG: 0.333		4-3 1-2 2-3				6-3 1B		6-3		3	0	1	0	0	0	2	
Nate Oliver, R (1,4) OBP: 0.333, SLG: 0.333		1-3				P4		1B		3	0	1	0	0	0	3	
Claude Osteen, L (1,1)		F6				6-3 1-2		G3		3	0	0	0	0	0	4	
										1B: 10 2B: 0 3B: 0 HR: 0	SF: 1 SAC: 2 DP: 1 HBP: 0	WP: 0 PB: 1 SB: 0 CS: 1	PA: 33				
<b>PITCHER</b> Robin Roberts, R (1,1) ERA: 1.29 Frank Carpin, L (8, 1) ERA: 9.0	IP: 7.0 WLS: L BF: 27 H: 8 R: 2 ER: 1 SO: 1 BB: 1 IBB: 0 HBP: 0 BLK: 0 WP: 0 HR: 0 S: 26 P: 30 ERA: 1.29 WHIP: 1.286																







Batter	1	2	3	4	5	6	7	8	9	AB	R	H	RBI	BB	SO	LOB	TOP				
Lee Maye, L OBP: 0.077, SLG: 0.083 (1, 7)	E7 SH5-3 SF7 1B		G3		5-3		G3		L1	5	1	1	0	0	0	3					
Sonny Jackson, L OBP: 0.231, SLG: 0.167 (1, 6)	SH5-3 2-3		L8				L4		F7	3	1	0	0	1	0	1					
Jimmy Wynn, R OBP: 0.250, SLG: 0.636 (1, 8)	SF7 3-H		K				1B		HR SH5-3 1-H	3	1	2	2	0	1	0					
Joe Morgan, L OBP: 0.455, SLG: 0.700 (1, 4)	K				G1 S 1B		1B		SH5-3	3	0	2	0	0	1	0					
Rusty Staub, L OBP: 0.333, SLG: 0.833 (1, 9)		3-1			G1		F9		HR	4	1	1	2	0	0	3					
Bob Aspromonte, R OBP: 0.250, SLG: 0.182 (1, 5)	K		K		K		F8		P3	4	0	0	0	0	2	3					
Jim Gentile, L OBP: 0.200, SLG: 0.200 (1, 3)	1B		F8		F8		F8		K	4	0	1	0	0	1	1					
John Bateman, R OBP: 0.200, SLG: 0.400 Nate Colbert, R (7, PR) Ron Brand, R OBP: 0.500, SLG: 0.500 (7, 2)	1B				K		E6 SH3-4		E8	3	0	1	0	0	1	0					
Bob Bruce, R Carroll Sembera, R (8, 1)	K		K		K		SH3-4		K	0	0	0	0	0	0	0					
Inning Stats	R: 1 E: 1 K: 1 S: 6	H: 1 LOB: 0 BB: 0 P: 6	R: 0 E: 0 K: 2 S: 9	H: 2 LOB: 2 BB: 0 P: 9	R: 0 E: 0 K: 1 S: 5	H: 0 LOB: 0 BB: 0 P: 5	R: 0 E: 0 K: 1 S: 6	H: 1 LOB: 1 BB: 0 P: 6	R: 0 E: 0 K: 2 S: 7	H: 2 LOB: 2 BB: 0 P: 7	R: 0 E: 1 K: 0 S: 4	H: 0 LOB: 2 BB: 0 P: 4	R: 3 E: 0 K: 1 S: 7	H: 2 LOB: 0 BB: 1 P: 11	R: 0 E: 1 K: 1 S: 6	H: 1 LOB: 1 BB: 0 P: 6	1B: 7 2B: 1 3B: 0 HR: 1	SF: 1 SAC: 3 DP: 0 HBP: 0	WP: 0 PB: 0 SB: 1 CS: 0	PA: 38	
PITCHER	IP	WLS	BF	H	R	ER	SO	BB	IBB	HBP	BLK	WP	HR	S	P	ERA	WHIP				
Don Sutton, R ERA: 2.57 Ron Perranoski, L ERA: 6.0	(1, 1) (8, 1)	7.0 L	30	7	3	2	7	1	0	0	0	0	0	43	47	2.57	1.143				

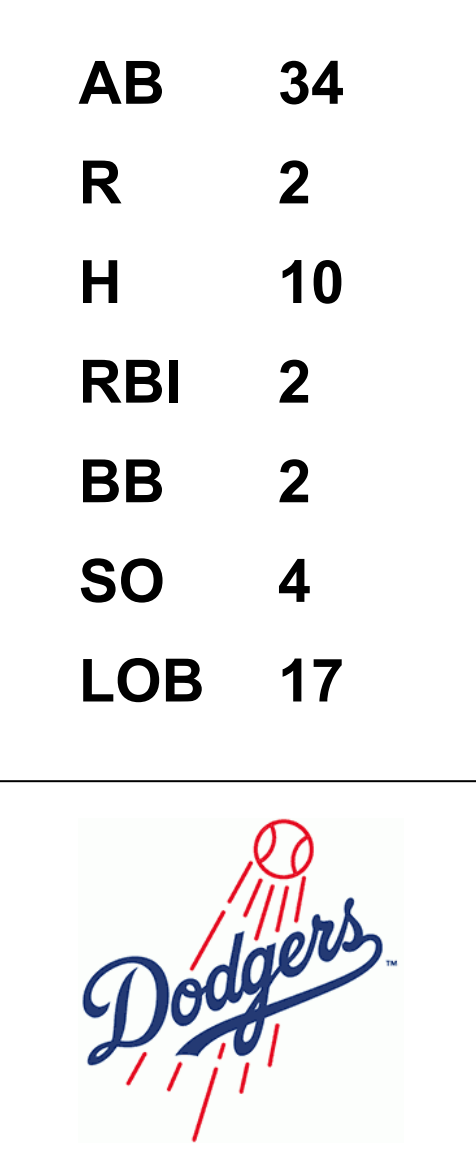
Houston Astros @ Los Angeles Dodgers  
Dodger Stadium, Los Angeles, CA  
Thu Apr 14 1966, 6:05 PM PST  
Att: 18,550 - Unknown - 75 F

AB	33
R	4
H	9
RBI	4
BB	1
SO	9
LOB	14



Batter	1	2	3	4	5	6	7	8	9	AB	R	H	RBI	BB	SO	LOB	BOTTOM				
Maury Wills, S OBP: 0.385, SLG: 0.333 (1, 6)	G3		G3		FC3-6 FC4-6 S 1-2		L6-3			4	0	0	0	0	0	2					
Wes Parker, S OBP: 0.333, SLG: 0.111 (1, 3)	K		1B		FC4-6 BB		4-3			3	0	1	0	1	1	0					
Willie Davis, L OBP: 0.333, SLG: 0.417 (1, 8)	F9		1B		FC4-6		5-3		2B	4	0	2	0	0	0	2					
Ron Fairly, L OBP: 0.333, SLG: 0.250 (1, 9)		4-3	G4-6-3		P4		BB		BB	3	0	0	0	1	0	4					
Jim Lefebvre, S OBP: 0.500, SLG: 1.273 (1, 5)		HR			HR		L8		5-3	4	2	2	2	0	0	2					
Lou Johnson, R OBP: 0.345, SLG: 0.444 (1, 7)	1B		1B		6-3		G6-3		6-3	4	0	2	0	0	0	2					
John Roseboro, L OBP: 0.364, SLG: 0.600 (1, 2)	1B		1B		F8		G6-3		4-3	4	0	1	0	0	0	1					
Nate Oliver, R OBP: 0.100, SLG: 0.100 Derrell Griffith, L (9, PH)	K		K		5-3		K		F8	3	0	0	0	0	2	2					
Don Sutton, R OBP: 0.667, SLG: 0.667 Ron Perranoski, L Tommy Davis, R (9, PH)	P4				FC3-6		L6-3		K	3	0	2	0	0	0	2					
Inning Stats	R: 0 E: 0 K: 1 S: 5	H: 0 LOB: 0 BB: 0 P: 5	R: 1 E: 0 K: 1 S: 8	H: 3 LOB: 2 BB: 0 P: 8	R: 0 E: 0 K: 0 S: 4	H: 2 LOB: 1 BB: 0 P: 4	R: 1 E: 0 K: 0 S: 4	H: 1 LOB: 0 BB: 0 P: 4	R: 0 E: 0 K: 0 S: 4	H: 1 LOB: 2 BB: 1 P: 8	R: 0 E: 0 K: 0 S: 3	H: 1 LOB: 0 BB: 0 P: 3	R: 0 E: 0 K: 1 S: 5	H: 1 LOB: 2 BB: 1 P: 8	R: 0 E: 0 K: 1 S: 5	H: 0 LOB: 0 BB: 0 P: 5	1B: 7 2B: 2 3B: 0 HR: 2	SF: 0 SAC: 0 DP: 3 HBP: 0	WP: 0 PB: 0 SB: 1 CS: 0	PA: 36	
PITCHER	IP	WLS	BF	H	R	ER	SO	BB	IBB	HBP	BLK	WP	HR	S	P	ERA	WHIP				
Bob Bruce, R ERA: 2.45 Carroll Sembera, R	(1, 1) (8, 1)	7.1 S	31	10	2	2	3	2	0	0	0	0	0	7	7	0.00	0.000				

Houston Astros @ Los Angeles Dodgers  
Dodger Stadium, Los Angeles, CA  
Thu Apr 14 1966, 6:05 PM PST  
Att: 18,550 - Unknown - 75 F









Batter	1	2	3	4	5	6	7	8	9	AB	R	H	RBI	BB	SO	LOB	TOP			
Carl Warwick, R OBP: 0.250, SLG: 0.250 (1, 8)	0-0 6-3		0-0 2B 4-3 1B		0-0 6-3		0-0 1-2 1B		0-3 K	5	1	2	0	0	1	1	<p>Chicago Cubs @ Los Angeles Dodgers Dodger Stadium, Los Angeles, CA Sat Apr 16 1966, 6:05 PM PST Att: 32,054 - Unknown</p> <p>livebaseballscores.com</p>			
Glenn Beckert, R OBP: 0.286, SLG: 0.350 (1, 4)	0-0 4-3		0-0 4-3 1-3 E 2B		0-0 L7		0-0 G3			4	1	1	0	0	0	2				
Billy Williams, L OBP: 0.381, SLG: 0.333 (1, 9)	0-0 BB 1B		0-0 4-3		0-3 K				0-3 K	4	0	1	1	0	2	1				
Ron Santo, R OBP: 0.429, SLG: 0.471 (1, 5)	4-0 1-2 BB		0-0 E4		0-0 F8				0-0 1B	3	0	1	0	1	0	0				
John Boccabella, R (1, 7)	0-0 1-3		0-0 1-3		0-0 6-3		0-0 K		0-3 K	4	0	0	0	0	1	4				
14 Ernie Banks, R OBP: 0.278, SLG: 0.353 (1, 3)		0-0 6-3		0-0 G3 2B		0-0 4-3			0-3 K	4	0	1	0	0	1	1				
Randy Hundley, R OBP: 0.158, SLG: 0.222 (1, 2)		0-3 K		0-0 G3					0-0 F8	4	0	0	0	0	2	1				
Don Kessinger, S OBP: 0.357, SLG: 0.333 (7, PH)		0-0 6-3		0-0 5-3					0-0 FC5-4 1B	2	0	0	0	0	0	1				
Roberto Pena, R OBP: 0.333, SLG: 0.333 (7, 6)									0-0 FC5-4 1B	2	0	1	0	0	1	0				
Bob Hendley, R (1, 1)									0-0 FC5-4 1B	2	0	0	0	0	1	1				
Harvey Kuenn, R OBP: 1.000, SLG: 1.000 (7, PH)									0-0 FC5-4 1B	1	0	1	0	0	0	0				
Bill Faul, R (7, 1)									1-2	0	0	0	0	0	0	0				
Joey Amalfitano, R (8, PH)									1-2	1	0	0	0	0	0	1				
<b>Inning Stats</b>	R: 0 E: 0 K: 0 S: 4	H: 1 LOB: 2 BB: 1 P: 8	R: 0 E: 0 K: 1 S: 5	H: 0 LOB: 0 BB: 0 P: 5	R: 2 E: 1 K: 1 S: 8	H: 2 LOB: 1 BB: 0 P: 8	R: 0 E: 0 K: 0 S: 4	H: 1 LOB: 1 BB: 0 P: 4	R: 0 E: 0 K: 1 S: 5	H: 0 LOB: 0 BB: 0 P: 5	R: 0 E: 0 K: 2 S: 9	H: 2 LOB: 2 BB: 0 P: 9	R: 0 E: 0 K: 3 S: 10	H: 1 LOB: 1 BB: 0 P: 10	R: 0 E: 0 K: 1 S: 6	H: 1 LOB: 1 BB: 0 P: 6	1B: 6 2B: 2 3B: 0 HR: 0	SF: 0 SAC: 0 DP: 0 HBP: 0	WP: 0 PB: 0 SB: 0 CS: 0	PA: 37
<b>PITCHER</b> Claude Osteen, L ERA: 1.0 (1, 1)	IP: 9.0 WLS: W BF: 37 H: 8 R: 2 ER: 1 SO: 9 BB: 1 IBB: 0 HBP: 0 BLK: 0 WP: 0 HR: 0 S: 54 P: 58 ERA: 1.00 WHIP: 1.000															<b>PITCHER</b>				

Batter	1	2	3	4	5	6	7	8	9	AB	R	H	RBI	BB	SO	LOB	BOTTOM			
Maury Wills, S OBP: 0.333, SLG: 0.222 (1, 6)	0-3 K		4-0 S BB		0-3 K		0-0 F8			3	0	0	0	1	2	0	<p>Chicago Cubs @ Los Angeles Dodgers Dodger Stadium, Los Angeles, CA Sat Apr 16 1966, 6:05 PM PST Att: 32,054 - Unknown</p> <p>livebaseballscores.com</p>			
Wes Parker, S OBP: 0.350, SLG: 0.412 (1, 3)	0-0 1B 3B		0-0 F7		0-0 5-3		0-0 G3			4	1	1	0	0	0	1				
Lou Johnson, R OBP: 0.444, SLG: 0.375 (1, 9) (5, 7)	0-0 WP 1B		0-3 K		0-0 F8		0-0 CS 1B			4	0	2	1	0	1	1				
Jim Lefebvre, S OBP: 0.500, SLG: 1.105 (8, PR)	0-0 F8				0-0 F9		0-0 E5 E 1B		0-0 CS 1B	4	1	2	0	0	0	1				
John Kennedy, R (8, 9) (9, 5)	1-2 F8						1-2 E 1B		0-0 CS 1B	0	0	0	0	0	0	0				
Tommy Davis, R (1, 7)	0-3 K				0-0 5-3		0-0 E2 1B 2B		0-0 B3	2	0	0	0	0	1	1				
Al Ferrara, R OBP: 0.500, SLG: 1.000 (5, 9)							2H 1B 2B		0-0 B3	2	1	1	1	0	0	1				
Ron Fairly, L OBP: 0.350, SLG: 0.333 (1, 8)		0-0 4-3		0-0 1B 2B		0-0 6-3			0-0 P6	4	1	1	0	0	0	2				
Jeff Torborg, R OBP: 0.490, SLG: 0.490 (6, PH)		0-0 G5-4-3 1B		0-0 1B		4-0 1B BB			0-0 F7	2	0	2	1	1	0	0				
John Roseboro, L OBP: 0.397, SLG: 0.500 (9, 2)									0-0 F7	1	0	0	0	0	0	1				
Nate Oliver, R OBP: 0.235, SLG: 0.188 (1, 4)		0-0 G5-4-3		0-0 1B		0-0 1B			0-0 F7	3	0	2	1	0	0	1				
Claude Osteen, L (1, 1)									0-0 K	3	0	0	0	0	1	3				
<b>Inning Stats</b>	R: 1 E: 0 K: 2 S: 9	H: 2 LOB: 1 BB: 0 P: 9	R: 0 E: 0 K: 0 S: 3	H: 1 LOB: 0 BB: 0 P: 3	R: 0 E: 0 K: 2 S: 7	H: 0 LOB: 1 BB: 1 P: 11	R: 1 E: 0 K: 0 S: 6	H: 3 LOB: 2 BB: 0 P: 6	R: 0 E: 0 K: 1 S: 5	H: 0 LOB: 0 BB: 0 P: 5	R: 2 E: 2 K: 0 S: 5	H: 3 LOB: 1 BB: 1 P: 9	R: 0 E: 0 K: 0 S: 3	H: 1 LOB: 0 BB: 0 P: 3	R: 0 E: 0 K: 0 S: 4	H: 1 LOB: 1 BB: 0 P: 4	1B: 8 2B: 2 3B: 1 HR: 0	SF: 0 SAC: 0 DP: 1 HBP: 0	WP: 1 PB: 0 SB: 1 CS: 1	PA: 35
<b>PITCHER</b> Bob Hendley, L ERA: 6.0 Bill Faul, R ERA: 2.25 (7, 1)	IP: 6.0 WLS: L BF: 27 H: 9 R: 4 ER: 4 SO: 5 BB: 2 IBB: 0 HBP: 0 BLK: 0 WP: 0 HR: 0 S: 35 P: 43 ERA: 6.00 WHIP: 1.833															<b>PITCHER</b>				








Batter	1	2	3	4	5	6	7	8	9	AB	R	H	RBI	BB	SO	LOB	TOP					
Maury Wills, S OBP: 0.367, SLG: 0.269 (1, 6)										5	0	2	1	0	2	4	<b>Los Angeles Dodgers @ Houston Astros</b> Astrodome, Houston, TX Mon Apr 18 1966, 7:05 PM EST Att: 25,182 - Unknown					
Wes Parker, S OBP: 0.414, SLG: 0.458 (1, 3)										4	1	1	0	1	0	2						
Ron Fairly, L OBP: 0.483, SLG: 0.429 (1, 9)										3	2	3	0	2	0	0						
Jim Lefebvre, S OBP: 0.464, SLG: 0.889 Phil Regan, R (9, 1)										4	1	1	0	0	1	3						
Lou Johnson, R OBP: 0.444, SLG: 0.560 (1, 7)										5	1	3	2	0	0	3						
John Roseboro, L OBP: 0.227, SLG: 0.300 (1, 2)										4	0	0	1	0	0	5						
Willie Davis, L OBP: 0.292, SLG: 0.375 (1, 8)										5	0	1	1	0	1	0						
Nate Oliver, R OBP: 0.320, SLG: 0.190 (1, 4)										3	1	1	0	2	2	0						
Don Sutton, R OBP: 0.500, SLG: 0.500 John Kennedy, R (9, 5)										3	0	1	0	0	2	3						
<b>Inning Stats</b>	R: 2 E: 1 K: 0 S: 6	H: 4 LOB: 1 BB: 0 P: 6	R: 0 E: 0 K: 0 S: 4	H: 1 LOB: 1 BB: 0 P: 4	R: 0 E: 0 K: 0 S: 3	H: 0 LOB: 1 BB: 1 P: 7	R: 1 E: 0 K: 0 S: 5	H: 2 LOB: 2 BB: 1 P: 9	R: 2 E: 0 K: 2 S: 11	H: 4 LOB: 3 BB: 1 P: 15	R: 0 E: 0 K: 0 S: 3	H: 0 LOB: 2 BB: 2 P: 11	R: 0 E: 0 K: 3 S: 9	H: 0 LOB: 0 BB: 0 P: 9	R: 0 E: 0 K: 2 S: 8	H: 1 LOB: 1 BB: 0 P: 8	R: 1 E: 0 K: 1 S: 6	H: 1 LOB: 0 BB: 0 P: 6	1B: 11 2B: 2 3B: 0 HR: 0	SF: 0 SAC: 3 DP: 0 HBP: 0	WP: 0 PB: 0 SB: 1 CS: 1	PA: 44
<b>PITCHER</b>	IP WLS BF H R ER SO BB IBB HBP BLK WP HR S P ERA WHIP																					
Robin Roberts, R ERA: 4.91 (1, 1)	4.0 L 23 10 5 5 0 2 0 0 0 0 0 0 8 12 11.25 3.000																					
Mike Cuellar, L ERA: 1.8 (5, 1)	1.0 5 1 0 0 2 0 1 0 0 0 0 0 8 12 0.00 1.000																					
Gary Kroll, R ERA: 1.8 (6, 1)	2.0 8 0 0 0 3 2 0 0 0 0 0 0 12 20 0.00 1.000																					
Don Lee, R ERA: 1.8 (8, 1)	2.0 8 2 1 1 3 0 0 0 0 0 0 0 14 14 4.50 1.000																					

Batter	1	2	3	4	5	6	7	8	9	AB	R	H	RBI	BB	SO	LOB	BOTTOM					
Lee Maye, L OBP: 0.138, SLG: 0.143 (1, 7)										5	0	2	0	0	0	1	<b>Los Angeles Dodgers @ Houston Astros</b> Astrodome, Houston, TX Mon Apr 18 1966, 7:05 PM EST Att: 25,182 - Unknown					
Sonny Jackson, L OBP: 0.241, SLG: 0.214 (1, 6)										5	1	1	0	0	2							
Jimmy Wynn, R OBP: 0.214, SLG: 0.346 (1, 8)										3	0	0	0	1	0	3						
Joe Morgan, L OBP: 0.407, SLG: 0.500 (1, 4)										4	1	2	0	0	0	3						
Rusty Staub, L OBP: 0.318, SLG: 0.389 (1, 9)										4	0	1	2	0	1	1						
Chuck Harrison, R OBP: 0.333, SLG: 0.385 (1, 3)										4	1	1	0	0	1	2						
Bob Aspromonte, R OBP: 0.250, SLG: 0.192 (1, 5)										4	0	1	0	0	0	2						
John Bateman, R OBP: 0.250, SLG: 0.417 (1, 2)										4	0	1	1	0	1	2						
Robin Roberts, S Mike Cuellar, L Greg Sims, S Gary Kroll, R Bill Heath, L Nate Colbert, R Don Lee, R Jim Gentile, L (1, 1) (5, 1) (5, PH) (8, 1) (7, PH) (7, PH) (8, 1) (9, PH)	R: 0 E: 0 K: 0 S: 3	H: 0 LOB: 1 BB: 1 P: 7	R: 1 E: 0 K: 1 S: 7	H: 2 LOB: 1 BB: 0 P: 7	R: 0 E: 0 K: 0 S: 3	H: 0 LOB: 0 BB: 0 P: 3	R: 0 E: 0 K: 2 S: 9	H: 2 LOB: 2 BB: 0 P: 9	R: 0 E: 1 K: 1 S: 7	H: 1 LOB: 2 BB: 0 P: 7	R: 0 E: 0 K: 1 S: 5	H: 0 LOB: 0 BB: 0 P: 5	R: 0 E: 1 K: 0 S: 3	H: 0 LOB: 1 BB: 0 P: 3	R: 2 E: 0 K: 0 S: 6	H: 3 LOB: 1 BB: 0 P: 6	R: 0 E: 0 K: 0 S: 4	H: 1 LOB: 1 BB: 0 P: 4	1B: 6 2B: 3 3B: 0 HR: 0	SF: 0 SAC: 0 DP: 1 HBP: 0	WP: 0 PB: 0 SB: 0 CS: 0	PA: 38
<b>PITCHER</b>	IP WLS BF H R ER SO BB IBB HBP BLK WP HR S P ERA WHIP																					
Don Sutton, R ERA: 3.0 (9, 1)	8.0 W 34 8 3 3 5 1 0 0 0 0 0 0 4 47 3.38 1.125																					
Phil Regan, R ERA: 1.17 (9, 1)	1.0 S 4 1 0 0 0 0 0 0 0 0 0 0 4 4 0.00 1.000																					







Batter	1	2	3	4	5	6	7	8	9	AB	R	H	RBI	BB	SO	LOB	TOP							
Maury Wills, S OBP: 0.343, SLG: 0.258	5-3		1-3	1-2 2-H 1B			K		G3	5	0	1	1	0	1	2	<b>Los Angeles Dodgers @ Houston Astros</b> Astrodome, Houston, TX Tue Apr 19 1966, 7:05 PM EST Att: 12,827 - Unknown <a href="http://livebaseballscorecards.com">livebaseballscorecards.com</a>							
Wes Parker, S OBP: 0.424, SLG: 0.643	4-3		HR	K			F9			4	2	2	1	0	1	2								
Ron Fairly, L OBP: 0.455, SLG: 0.400	4-3		F9				F9			4	0	1	1	0	0	0								
Jim Lefebvre, S OBP: 0.438, SLG: 0.839	2B		G3				F7		G1-4-3	4	1	1	0	0	0	1								
Lou Johnson, R OBP: 0.452, SLG: 0.586	2B			4-3 2B			K		6-3	4	1	2	1	0	1	0								
John Roseboro, L OBP: 0.192, SLG: 0.250	P6			4-3 1B			K		K	4	0	0	0	0	2	2								
Willie Davis, L Al Ferrara, R				1B			K		K	2	0	2	1	0	0	0								
Nate Oliver, R				2B			G3			2	1	0	0	0	2	0								
Don Drysdale, R Johnny Podres, L Bart Shirley, R Bob Miller, R Tommy Davis, R Derrell Griffith, L				1B						4	0	3	0	0	0	0								
<b>Inning Stats</b>	R: 2 E: 0 K: 0 S: 6	H: 3 LOB: 1 BB: 0 P: 6	R: 0 E: 0 K: 0 S: 3	H: 2 LOB: 0 BB: 0 P: 3	R: 1 E: 0 K: 0 S: 4	H: 1 LOB: 0 BB: 0 P: 4	R: 2 E: 0 K: 1 S: 9	H: 4 LOB: 2 BB: 0 P: 9	R: 0 E: 0 K: 2 S: 7	H: 0 LOB: 0 BB: 0 P: 7	R: 0 E: 0 K: 2 S: 7	H: 0 LOB: 0 BB: 0 P: 7	R: 0 E: 0 K: 0 S: 3	H: 1 LOB: 0 BB: 0 P: 3	R: 0 E: 0 K: 2 S: 9	H: 2 LOB: 2 BB: 0 P: 9	1B: 7 2B: 4 3B: 1 HR: 1	SF: 0 SAC: 0 DP: 2 HBP: 0	WP: 0 PB: 0 CS: 0	PA: 37				
<b>PITCHER</b>	IP WLS BF H R ER SO BB IBB HBP BLK WP HR S P ERA WHIP	3.1 L 16 8 5 5 0 0 0 0 0 1 16 16 13.50 2.400	5.2 W 21 5 0 0 8 0 0 0 0 0 0 37 37 0.00 0.882											IP WLS BF H R ER SO BB IBB HBP BLK WP HR S P ERA WHIP										


Batter	1	2	3	4	5	6	7	8	9	AB	R	H	RBI	BB	SO	LOB	BOTTOM								
Joe Morgan, L OBP: 0.406, SLG: 0.483	F7							F7		5	1	2	0	0	0	0	<b>Los Angeles Dodgers @ Houston Astros</b> Astrodome, Houston, TX Tue Apr 19 1966, 7:05 PM EST Att: 12,827 - Unknown <a href="http://livebaseballscorecards.com">livebaseballscorecards.com</a>								
Sonny Jackson, L OBP: 0.285, SLG: 0.242	F8		L7					S		5	2	2	0	0	0	2									
Jimmy Wynn, R OBP: 0.281, SLG: 0.483	5-3		FC5-4					HR		3	2	2	2	1	0	0									
Rusty Staub, L OBP: 0.296, SLG: 0.364			FC5-4					HR		4	1	1	1	0	0	3									
Dave Nicholson, R OBP: 0.538, SLG: 0.400			FC6-4							2	1	1	1	2	0	2									
Jim Gentile, L Nate Colbert, R			FC4							3	0	1	1	1	0	1									
Chuck Harrison, R OBP: 0.333, SLG: 0.385			FC4							0	0	0	0	0	0	0									
Bob Aspromonte, R OBP: 0.281, SLG: 0.179			FC4							2	0	0	0	2	0	3									
John Bateman, R OBP: 0.250, SLG: 0.519			FC4							3	1	1	3	0	0	4									
Turk Farrell, R Mike Cuellar, L			FC6-4							1	0	0	0	0	0	2									
<b>Inning Stats</b>	R: 0 E: 0 K: 0 S: 3	H: 0 LOB: 0 BB: 0 P: 3	R: 1 E: 1 K: 0 S: 4	H: 1 LOB: 2 BB: 2 P: 12	R: 0 E: 0 K: 0 S: 4	H: 1 LOB: 1 BB: 1 P: 8	R: 1 E: 0 K: 0 S: 4	H: 1 LOB: 0 BB: 0 P: 4	R: 4 E: 2 K: 1 S: 10	H: 4 LOB: 2 BB: 1 P: 14	R: 0 E: 0 K: 0 S: 4	H: 1 LOB: 1 BB: 0 P: 4	R: 0 E: 0 K: 0 S: 2	H: 0 LOB: 2 BB: 2 P: 10	R: 2 E: 0 K: 1 S: 7	H: 2 LOB: 0 BB: 0 P: 7		1B: 8 2B: 0 3B: 0 HR: 2	SF: 2 SAC: 1 DP: 1 HBP: 0	WP: 1 PB: 0 SB: 1 CS: 0	PA: 40				
<b>PITCHER</b>	IP WLS BF H R ER SO BB IBB HBP BLK WP HR S P ERA WHIP	4.1 L 23 2 0 0 1 0 1 0 0 0 0 9 13 0.00 1.200	2.0 L 9 2 2 2 1 2 0 0 0 0 1 9 17 9.00 2.000											IP WLS BF H R ER SO BB IBB HBP BLK WP HR S P ERA WHIP											



Batter	1	2	3	4	5	6	7	8	9	AB	R	H	RBI	BB	SO	LOB	TOP			
Maury Wills, S OBP: 0.300, SLG: 0.222 (1, 6)	F3		K		G1		FC1-2 1B		1-3	5	0	0	0	0	1	4	<b>Los Angeles Dodgers @ Houston Astros</b> Astrodome, Houston, TX Wed Apr 20 1966, 7:05 PM EST Att: 16,222 - Unknown  <b>AB 34</b> <b>R 3</b> <b>H 8</b> <b>RBI 3</b> <b>BB 3</b> <b>SO 6</b> <b>LOB 21</b> 			
Wes Parker, S OBP: 0.447, SLG: 0.636 (1, 3)	1B		4-3				1-3 5-3 1B		F7	5	0	3	1	0	0	1				
Ron Fairly, L OBP: 0.432, SLG: 0.379 (1, 8) (8, 9)	K						5-3 1-2		G3	4	0	1	0	0	1	5				
Jim Lefebvre, S OBP: 0.417, SLG: 0.765 (1, 5) John Kennedy, R (8, PR) (8, 5)	L9		K				1-3 2-3		SH3-4 BB	3	0	0	0	1	1	3				
Lou Johnson, R OBP: 0.412, SLG: 0.531 (1, 7)		F7			P6				SH3-4	3	0	0	0	0	1	1				
John Roseboro, L OBP: 0.207, SLG: 0.296 (1, 2) Bart Shirley, R (7, PR) Jeff Torborg, R OBP: 0.429, SLG: 0.333 (7, 2)		P6			4-3				K	3	0	1	0	0	0	0				
Al Ferrara, R OBP: 0.375, SLG: 0.875 (1, 9) Willie Davis, L OBP: 0.346, SLG: 0.500 (8, 8)		HR			6-3				K	4	1	2	2	0	1	2				
Nate Oliver, R OBP: 0.364, SLG: 0.250 (1, 4)					5-3				4-3	3	0	0	0	1	0	2				
Claude Osteen, L OBP: 0.200, SLG: 0.111 (1, 1)	L3				4-3				1-3 BB	3	1	1	0	1	0	1				
<b>Inning Stats</b>	R: 0 E: 0 K: 1 S: 6	H: 1 LOB: 1 BB: 0 P: 6	R: 1 E: 0 K: 0 S: 4	H: 1 LOB: 1 BB: 1 P: 8	R: 0 E: 0 K: 2 S: 8	H: 1 LOB: 0 BB: 0 P: 8	R: 0 E: 0 K: 0 S: 3	H: 0 LOB: 0 BB: 0 P: 3	R: 0 E: 0 K: 1 S: 6	H: 1 LOB: 1 BB: 0 P: 6	R: 2 E: 0 K: 0 S: 7	H: 4 LOB: 3 BB: 0 P: 7	R: 0 E: 0 K: 2 S: 7	H: 0 LOB: 2 BB: 1 P: 11	R: 0 E: 0 K: 0 S: 3	H: 0 LOB: 1 BB: 1 P: 7		1B: 6 2B: 1 3B: 0 HR: 1	SF: 0 SAC: 1 DP: 0 HBP: 0	WP: 0 PB: 0 SB: 0 CS: 0
<b>PITCHER</b>	IP WLS BF H R ER SO BB IBB HBP BLK WP HR S P ERA WHIP																			
Bob Bruce, R ERA: 3.21 (1, 1)	6.2 L 28 7 3 3 4 1 0 0 0 0 0 1 35 39 4.05 1.200																			
Frank Carpin, L ERA: 8.75 (7, 1)	0.1 2 1 0 0 0 0 0 0 0 0 0 0 2 2 0.00 3.000																			
Jim Owens, R ERA: 1.8 (8, 1)	2.0 8 0 0 0 2 2 0 0 0 0 0 0 10 18 0.00 1.000																			

Batter	1	2	3	4	5	6	7	8	9	AB	R	H	RBI	BB	SO	LOB	BOTTOM			
Joe Morgan, L OBP: 0.405, SLG: 0.455 (1, 4)	4-3		SH3-4 BB		3-1		1-3			4	0	1	1	1	0	0	<b>Los Angeles Dodgers @ Houston Astros</b> Astrodome, Houston, TX Wed Apr 20 1966, 7:05 PM EST Att: 16,222 - Unknown  <b>AB 31</b> <b>R 2</b> <b>H 7</b> <b>RBI 2</b> <b>BB 5</b> <b>SO 7</b> <b>LOB 14</b> 			
Sonny Jackson, L OBP: 0.297, SLG: 0.257 (1, 6) Jim Gentile, L OBP: 0.318, SLG: 0.476 (9, PH)			SH3-4		1-3		1B PB BB		K	2	0	1	0	1	0	0				
Jimmy Wynn, R OBP: 0.278, SLG: 0.455 (1, 8)	K		5-3		K					4	0	1	0	0	2	2				
Dave Nicholson, R OBP: 0.471, SLG: 0.500 (1, 9)		F8	K						K	4	1	1	0	0	2	1				
Chuck Harrison, R OBP: 0.368, SLG: 0.333 (1, 3)		BB 1B BB			F7		FC1-4 BB		F8	2	0	0	0	2	0	0				
Rusty Staub, L OBP: 0.258, SLG: 0.320 (1, 7)		K			3-1		SF9		F3	3	0	0	1	0	1	1				
Bob Aspromonte, R OBP: 0.306, SLG: 0.219 (1, 5)							FC1-4		5-3	4	0	2	0	0	0	1				
John Bateman, R OBP: 0.281, SLG: 0.533 (1, 2)		BB 1B			WP E 1B					3	1	1	0	1	1	2				
Bob Bruce, R (1, 1) Frank Carpin, L (7, 1) Ron Brand, R OBP: 0.333, SLG: 0.333 (7, PH) Jim Owens, R (8, 1) Bob Lillis, R (9, PH)		FC6-4			4-3				6-3	2	0	0	0	0	0	0				
<b>Inning Stats</b>	R: 0 E: 0 K: 1 S: 5	H: 1 LOB: 3 BB: 2 P: 14	R: 0 E: 0 K: 1 S: 5	H: 0 LOB: 1 BB: 1 P: 9	R: 0 E: 1 K: 0 S: 5	H: 1 LOB: 2 BB: 0 P: 5	R: 0 E: 0 K: 1 S: 5	H: 0 LOB: 0 BB: 0 P: 5	R: 1 E: 0 K: 1 S: 6	H: 1 LOB: 1 BB: 1 P: 10	R: 0 E: 0 K: 0 S: 3	H: 1 LOB: 2 BB: 1 P: 7	R: 0 E: 0 K: 1 S: 5	H: 0 LOB: 0 BB: 0 P: 5	R: 1 E: 0 K: 1 S: 7	H: 2 LOB: 1 BB: 0 P: 7		1B: 5 2B: 2 3B: 1 HR: 0	SF: 1 SAC: 1 DP: 1 HBP: 0	WP: 1 PB: 1 SB: 0 CS: 1
<b>PITCHER</b>	IP WLS BF H R ER SO BB IBB HBP BLK WP HR S P ERA WHIP																			
Claude Osteen, L ERA: 1.33 (1, 1)	9.0 W 38 7 2 2 7 5 0 0 0 0 1 0 47 67 2.00 1.333																			



Batter	1	2	3	4	5	6	7	8	9	AB	R	H	RBI	BB	SO	LOB	TOP																		
Maury Wills, S OBP: 0.273, SLG: 0.200 (1, 6)	0-0 1-3		0-3 K		0-0 6-3		0-0 5-3			4	0	0	0	0	1	2	<b>Los Angeles Dodgers @ Chicago Cubs</b> Wrigley Field, Chicago, IL Fri Apr 22 1966, 3:33 AM CST Att: 4,551 - Unknown <a href="http://livebaseballscorecards.com">livebaseballscorecards.com</a>																		
Wes Parker, S OBP: 0.452, SLG: 0.611 (1, 3)	0-0 1B SF7 1B		0-0 6-3			0-0 P4	1-0 HBP			3	1	1	0	0	0	0																			
Lou Johnson, R OBP: 0.395, SLG: 0.500 (1, 7)	0-0 1-3 1B			0-0 1-3		0-0 E6 1B	0-0 F8			4	1	1	0	0	0	1																			
Al Ferrara, R OBP: 0.333, SLG: 0.727 Willie Davis, L OBP: 0.346, SLG: 0.500 (1, 9) (8, 8)	0-0 SF7			0-3 K		0-0 1B 1B 1B		0-3 K		3	0	1	1	0	2	0																			
Ron Fairly, L OBP: 0.390, SLG: 0.333 (1, 8) (8, 9)	0-0 3-H 4-1			0-0 6-3		0-0 F9		0-3 K		4	0	0	0	0	1	3																			
Jeff Torborg, R OBP: 0.545, SLG: 0.600 (1, 2)		0-0 L4-3 1B			0-0 1B 2B	0-0 1-2 2-H 1B		0-0 4-3		4	0	3	1	0	0	0																			
Nate Oliver, R OBP: 0.378, SLG: 0.281 (1, 4)		0-0 L4-3			0-0 PB 1B	0-0 1-2 2-3 1B		0-0 P6		4	0	2	0	0	0	1																			
John Kennedy, R (1, 5)		0-0 5-3			0-3 K	0-0 5-3		0-0 1-3		4	0	0	0	0	1	5																			
Sandy Koufax, R (1, 1)			0-3 K		0-3 K		0-3 K		0-0 P3	4	0	0	0	0	3	2																			
<b>Inning Stats</b>	R: 1 E: 0 K: 0 S: 5	H: 2 LOB: 1 BB: 0 P: 5	R: 0 E: 0 K: 0 S: 3	H: 1 LOB: 0 BB: 0 P: 3	R: 0 E: 0 K: 2 S: 7	H: 0 LOB: 0 BB: 0 P: 7	R: 0 E: 0 K: 1 S: 5	H: 0 LOB: 0 BB: 0 P: 5	R: 0 E: 0 K: 2 S: 9	H: 2 LOB: 2 BB: 0 P: 9	R: 1 E: 1 K: 0 S: 7	H: 3 LOB: 3 BB: 0 P: 7	R: 0 E: 0 K: 1 S: 5	H: 0 LOB: 1 BB: 0 P: 6	R: 0 E: 0 K: 2 S: 7	H: 0 LOB: 0 BB: 0 P: 7		R: 0 E: 0 K: 0 S: 3	H: 0 LOB: 0 BB: 0 P: 3	1B: 7 2B: 2 3B: 0 HR: 0	SF: 1 SAC: 0 DP: 1 HBP: 1	WP: 0 PB: 1 SB: 0 CS: 0	PA: 36												
<b>PITCHER</b> Dick Ellsworth, L ERA: 0.57 (1, 1)	IP 9.0	WLS L	BF 36	H 8	R 2	ER 1	SO 8	BB 0	IBB 0	HBP 1	BLK 0	WP 0	HR 0	S 51	P 52	ERA 1.00	WHIP 0.889	<b>PITCHER</b>	IP 9.0	WLS L	BF 36	H 8	R 2	ER 1	SO 8	BB 0	IBB 0	HBP 1	BLK 0	WP 0	HR 0	S 51	P 52	ERA 1.00	WHIP 0.889

Batter	1	2	3	4	5	6	7	8	9	AB	R	H	RBI	BB	SO	LOB	BOTTOM																		
Roberto Pena, R OBP: 0.176, SLG: 0.294 Don Kessinger, S OBP: 0.357, SLG: 0.333 (1, 6) (8, 6)	0-0 L6		0-0 F4		0-0 4-3		0-3 K			4	0	0	0	0	1	1	<b>Los Angeles Dodgers @ Chicago Cubs</b> Wrigley Field, Chicago, IL Fri Apr 22 1966, 3:33 AM CST Att: 4,551 - Unknown <a href="http://livebaseballscorecards.com">livebaseballscorecards.com</a>																		
Glenn Beckert, R OBP: 0.316, SLG: 0.333 (1, 4)	0-0 F7			0-0 1B 1B	0-0 5-3			0-0 6-3		4	1	1	0	0	0	0																			
Billy Williams, L OBP: 0.316, SLG: 0.314 (1, 9)	0-0 P2			0-0 BB 1B 1-3 1B		0-0 F8		0-0 F8		4	0	1	0	0	0	0																			
Ron Santo, R OBP: 0.526, SLG: 0.517 (1, 5)		4-0 BB		0-0 1-2 3-H 1B		0-3 K		0-0 FC6-4 1B		3	0	2	1	1	1	0																			
14 Ernie Banks, R OBP: 0.257, SLG: 0.273 (1, 3)		0-0 F6		0-3 K		0-0 1B		0-0 FC6-4		4	0	1	0	0	1	4																			
Byron Browne, R OBP: 0.417, SLG: 0.909 (1, 7)		0-0 F8		4-0 1-2 2-3 BB		0-3 K		0-3 K		3	0	0	0	1	2	2																			
Randy Hundley, R OBP: 0.171, SLG: 0.324 (1, 2)		0-3 K		0-0 P4			0-0 F7		0-3 K	4	0	0	0	0	2	4																			
Carl Warwick, R OBP: 0.167, SLG: 0.167 Adolfo Phillips, R OBP: 0.333, SLG: 0.400 (1, 8) (4, PH) (5, 8)			0-0 F9		0-3 K		4-0 BB		0-0 2B	1	0	0	0	0	0	0																			
Dick Ellsworth, L OBP: 0.167, SLG: 0.167 John Boccabella, R (8, PH) (1, 1)			0-0 4-3		0-3 K		0-3 K		0-3 K	3	0	0	0	0	2	1																			
<b>Inning Stats</b>	R: 0 E: 0 K: 0 S: 3	H: 0 LOB: 0 BB: 0 P: 3	R: 0 E: 0 K: 1 S: 5	H: 0 LOB: 1 BB: 1 P: 9	R: 0 E: 0 K: 0 S: 3	H: 0 LOB: 0 BB: 0 P: 3	R: 1 E: 0 K: 2 S: 10	H: 3 LOB: 3 BB: 1 P: 14	R: 0 E: 0 K: 1 S: 5	H: 0 LOB: 0 BB: 0 P: 5	R: 0 E: 0 K: 2 S: 8	H: 1 LOB: 1 BB: 0 P: 8	R: 0 E: 0 K: 2 S: 7	H: 0 LOB: 1 BB: 1 P: 11	R: 0 E: 0 K: 0 S: 4	H: 1 LOB: 1 BB: 0 P: 4	R: 0 E: 0 K: 3 S: 10	H: 1 LOB: 1 BB: 0 P: 10	1B: 5 2B: 1 3B: 0 HR: 0	SF: 0 SAC: 0 DP: 0 HBP: 0	WP: 0 PB: 0 SB: 0 CS: 0	PA: 36													
<b>PITCHER</b> Sandy Koufax, L ERA: 1.0 (1, 1)	IP 9.0	WLS W	BF 36	H 6	R 1	ER 1	SO 11	BB 3	IBB 0	HBP 0	BLK 0	WP 0	HR 0	S 55	P 67	ERA 1.00	WHIP 1.000	<b>PITCHER</b>	IP 9.0	WLS W	BF 36	H 6	R 1	ER 1	SO 11	BB 3	IBB 0	HBP 0	BLK 0	WP 0	HR 0	S 55	P 67	ERA 1.00	WHIP 1.000





Batter	1	2	3	4	5	6	7	8	9	AB	R	H	RBI	BB	SO	LOB	TOP					
Wes Parker, S OBP: 0.447, SLG: 0.600	4-3	BB		F5		4-3			2B	4	0	1	0	1	0	1	<b>Los Angeles Dodgers @ Chicago Cubs</b> Wrigley Field, Chicago, IL Sat Apr 23 1966, 3:33 AM CST Att: 6,974 - Unknown					
Lou Johnson, R OBP: 0.372, SLG: 0.463	1B	F6		F9			6-3		F7	5	0	1	0	0	0	5						
Jim Lefebvre, S OBP: 0.390, SLG: 0.684 Derrell Griffith, L (9, PR)	K			F7			5-3		HBP	4	0	0	0	0	2	2						
Al Ferrara, R OBP: 0.353, SLG: 0.600	FC6-4			WP			6-3		K	4	0	1	0	1	2	2						
Ron Fairly, L OBP: 0.348, SLG: 0.289	FC6-4			E1					L7	5	0	0	0	0	0	5						
Jeff Torborg, R OBP: 0.667, SLG: 0.692		1B		BB			4-3			3	0	3	0	1	0	0						
Nate Oliver, R OBP: 0.390, SLG: 0.286		1B		BB			1B		1B	3	0	1	0	1	1	2						
John Kennedy, R OBP: 0.143, SLG: 0.143 Tommy Davis, R OBP: 0.333, SLG: 0.333 Bart Shirley, R (8, PH)		1B		BB			F9		F8	3	0	1	0	0	0	3						
Don Sutton, R OBP: 0.444, SLG: 0.444 John Roseboro, L OBP: 0.200, SLG: 0.286 Ron Ferranoski, L (8, PH)	L3-4								1B	1	0	1	0	0	0	2						
									P6	0	0	0	0	0	0	0						
<b>Inning Stats</b>	R: 0 E: 0 K: 1 S: 7	H: 2 LOB: 2 BB: 0 P: 7	R: 0 E: 0 K: 0 S: 5	H: 3 LOB: 3 BB: 1 P: 9	R: 0 E: 1 K: 1 S: 5	H: 0 LOB: 3 BB: 3 P: 17	R: 0 E: 0 K: 0 S: 4	H: 1 LOB: 1 BB: 0 P: 4	R: 0 E: 0 K: 1 S: 6	H: 1 LOB: 1 BB: 0 P: 6	R: 0 E: 0 K: 1 S: 5	H: 0 LOB: 0 BB: 0 P: 5	R: 0 E: 0 K: 0 S: 3	H: 0 LOB: 0 BB: 0 P: 3	R: 0 E: 0 K: 1 S: 7	H: 2 LOB: 2 BB: 0 P: 7	R: 0 E: 0 K: 1 S: 6	H: 1 LOB: 2 BB: 0 P: 7	1B: 9 2B: 2 3B: 0 HR: 0	SF: 0 SAC: 0 DP: 1 HBP: 1	WP: 1 PB: 0 SB: 0 CS: 0	PA: 41
<b>PITCHER</b>	IP WLS BF H R ER SO BB IBB HBP BLK WP HR S P ERA WHIP																					
Bob Hendley, L ERA: 4.15	(1, 1) 2.2 16 5 0 0 2 4 0 0 0 0 1 0 16 32 0.00 3.375																					
Fergie Jenkins, R ERA: 1.17	(3, 1) 5.1 W 20 4 0 0 3 0 0 0 0 0 0 0 26 26 0.00 0.750																					
Ted Abernathy, R ERA: 7.71	(9, 1) 1.0 S 5 1 0 0 1 0 0 0 1 0 0 0 6 7 0.00 1.000																					

Batter	1	2	3	4	5	6	7	8	9	AB	R	H	RBI	BB	SO	LOB	BOTTOM			
Adolfo Phillips, R OBP: 0.300, SLG: 0.333	K								F2	4	0	1	0	0	2	1	<b>Los Angeles Dodgers @ Chicago Cubs</b> Wrigley Field, Chicago, IL Sat Apr 23 1966, 3:33 AM CST Att: 6,974 - Unknown			
Glenn Beckert, R OBP: 0.310, SLG: 0.350	2B		4-3						6-3	4	0	1	0	0	0	0				
Billy Williams, L OBP: 0.286, SLG: 0.282	1-3								3-1	4	0	0	0	0	0	1				
Ron Santo, R OBP: 0.524, SLG: 0.484	F9								BB	2	0	0	0	2	0	1				
Byron Browne, R OBP: 0.438, SLG: 0.800									K	4	0	2	0	0	2	2				
14 Ernie Banks, R OBP: 0.237, SLG: 0.250									P4	3	0	0	0	0	0	2				
Randy Hundley, R OBP: 0.184, SLG: 0.324									F2	3	1	1	0	0	1	1				
Don Kessinger, S OBP: 0.313, SLG: 0.286									P6	2	0	0	0	0	0	1				
Bob Hendley, R ERA: 4.15																				
Fergie Jenkins, R OBP: 0.667, SLG: 1.667																				
Ted Abernathy, R ERA: 7.71																				
<b>Inning Stats</b>	R: 0 E: 0 K: 1 S: 6	H: 1 LOB: 1 BB: 0 P: 6	R: 0 E: 0 K: 0 S: 4	H: 1 LOB: 1 BB: 0 P: 4	R: 0 E: 0 K: 2 S: 7	H: 0 LOB: 0 BB: 0 P: 7	R: 0 E: 0 K: 0 S: 4	H: 1 LOB: 1 BB: 0 P: 4	R: 1 E: 0 K: 1 S: 6	H: 2 LOB: 0 BB: 0 P: 6	R: 0 E: 0 K: 1 S: 5	H: 0 LOB: 1 BB: 1 P: 9	R: 1 E: 0 K: 0 S: 5	H: 2 LOB: 1 BB: 0 P: 5	R: 0 E: 0 K: 1 S: 5	H: 0 LOB: 1 BB: 1 P: 9	1B: 5 2B: 1 3B: 0 HR: 1	SF: 0 SAC: 1 DP: 0 HBP: 0	WP: 0 PB: 0 SB: 0 CS: 1	PA: 33
<b>PITCHER</b>	IP WLS BF H R ER SO BB IBB HBP BLK WP HR S P ERA WHIP																			
Don Sutton, R ERA: 2.86	(1, 1) 7.0 L 28 7 2 2 5 1 0 0 0 0 0 1 37 41 2.57 1.143																			
Ron Ferranoski, L ERA: 4.5	(8, 1) 1.0 4 0 0 0 1 1 0 0 0 0 0 0 5 9 0.00 1.000																			



Batter	1	2	3	4	5	6	7	8	9	AB	R	H	RBI	BB	SO	LOB	TOP								
Wes Parker, S OBP: 0.412, SLG: 0.545 (1, 3)										4	0	0	0	0	2	1	<b>Los Angeles Dodgers @ Chicago Cubs</b> Wrigley Field, Chicago, IL Sun Apr 24 1966, 3:33 AM CDT Att: 19,925 - Unknown								
Lou Johnson, R OBP: 0.362, SLG: 0.432 (1, 8)										3	0	0	0	1	0										
Jim Lefebvre, S OBP: 0.400, SLG: 0.650 (1, 5)										2	0	0	0	2	1										
Tommy Davis, R OBP: 0.400, SLG: 0.400 (1, 7)										4	0	2	0	0	0	1									
Al Ferrara, R OBP: 0.333, SLG: 0.526 (1, 9)										4	0	1	0	0	2	5									
Jeff Torborg, R OBP: 0.526, SLG: 0.563 John Roseboro, L (9, PH) OBP: 0.194, SLG: 0.276 (1, 2)										3	0	0	0	0	1	1									
Nate Oliver, R Willie Davis, L (9, PH) OBP: 0.370, SLG: 0.500 (1, 4)										1	0	0	0	0	0	1									
John Kennedy, R OBP: 0.273, SLG: 0.455 (1, 6)										3	0	0	0	0	0	0									
Don Drysdale, R Ron Fairly, L (7, PH) Phil Regan, R (7, 1) (1, 1)										4	0	2	0	0	0	2									
Inning Stats	R: 0 E: 0 K: 1 S: 6	H: 1 LOB: 2 BB: 1 P: 10	R: 0 E: 0 K: 1 S: 5	H: 0 LOB: 0 BB: 0 P: 5	R: 0 E: 0 K: 1 S: 5	H: 0 LOB: 0 BB: 0 P: 5	R: 0 E: 0 K: 1 S: 5	H: 0 LOB: 1 BB: 1 P: 9	R: 0 E: 0 K: 0 S: 4	H: 1 LOB: 1 BB: 0 P: 4	R: 0 E: 0 K: 0 S: 3	H: 1 LOB: 1 BB: 0 P: 7	R: 0 E: 0 K: 0 S: 4	H: 1 LOB: 1 BB: 0 P: 4	R: 0 E: 0 K: 2 S: 7	H: 0 LOB: 0 BB: 0 P: 7		R: 0 E: 0 K: 0 S: 4	H: 1 LOB: 2 BB: 1 P: 8	1B: 3 2B: 2 3B: 0 HR: 0	SF: 0 SAC: 0 DP: 1 HBP: 0	WP: 1 PB: 0 SB: 0 CS: 0	PA: 35		
PITCHER	IP	WLS	BF	H	R	ER	SO	BB	IBB	HBP	BLK	WP	HR	S	P	ERA	WHIP								
Ken Holtzman, L ERA: 5.4 (1, 1)	6.0	W	23	3	0	0	4	3	0	0	0	0	0	28	40	0.00	1.000								
Ted Abernathy, R ERA: 5.4 (7, 1)	3.0	S	12	2	0	0	2	1	0	0	0	1	0	15	19	0.00	1.000								

AB	31
R	0
H	5
RBI	0
BB	4
SO	6
LOB	14



Batter	1	2	3	4	5	6	7	8	9	AB	R	H	RBI	BB	SO	LOB	BOTTOM								
Adolfo Phillips, R OBP: 0.286, SLG: 0.385 (1, 8)										4	0	1	0	0	1	1	<b>Los Angeles Dodgers @ Chicago Cubs</b> Wrigley Field, Chicago, IL Sun Apr 24 1966, 3:33 AM CDT Att: 19,925 - Unknown								
Glenn Beckert, R OBP: 0.304, SLG: 0.326 (1, 4)										3	0	0	0	1	0	0									
Billy Williams, L OBP: 0.261, SLG: 0.256 (1, 9)										4	0	0	0	0	0	3									
Ron Santo, R OBP: 0.522, SLG: 0.486 (1, 5)										4	0	2	0	0	2	1									
John Herrnstein, L OBP: 0.143, SLG: 0.143 (1, 3)										4	1	1	0	0	2	2									
Byron Browne, R OBP: 0.368, SLG: 0.667 (1, 7)										3	0	0	0	0	2	2									
Randy Hundley, R OBP: 0.195, SLG: 0.350 (1, 2)										3	1	1	0	0	1	1									
Don Kessinger, S OBP: 0.368, SLG: 0.438 (1, 6)										2	0	1	2	1	0	0									
Ken Holtzman, R Ted Abernathy, R (7, 1) (1, 1)										2	0	0	0	0	0	2									
Inning Stats	R: 0 E: 1 K: 1 S: 6	H: 0 LOB: 1 BB: 0 P: 6	R: 2 E: 0 K: 0 S: 6	H: 3 LOB: 1 BB: 0 P: 6	R: 0 E: 0 K: 1 S: 5	H: 0 LOB: 0 BB: 0 P: 5	R: 0 E: 0 K: 3 S: 9	H: 0 LOB: 0 BB: 0 P: 9	R: 0 E: 1 K: 0 S: 3	H: 1 LOB: 2 BB: 2 P: 11	R: 0 E: 0 K: 2 S: 8	H: 1 LOB: 1 BB: 0 P: 8	R: 0 E: 0 K: 1 S: 5	H: 0 LOB: 0 BB: 0 P: 5	R: 0 E: 0 K: 0 S: 4	H: 1 LOB: 1 BB: 0 P: 4		1B: 3 2B: 2 3B: 1 HR: 0	SF: 0 SAC: 0 DP: 1 HBP: 0	WP: 0 PB: 1 SB: 1 CS: 0	PA: 32				
PITCHER	IP	WLS	BF	H	R	ER	SO	BB	IBB	HBP	BLK	WP	HR	S	P	ERA	WHIP								
Don Drysdale, R ERA: 4.41 (1, 1)	6.0	L	25	5	2	2	7	2	0	0	0	0	0	37	45	3.00	1.167								
Phil Regan, R ERA: 0.93 (7, 1)	2.0		7	1	0	0	1	0	0	0	0	0	0	9	9	0.00	0.500								









Batter	1	2	3	4	5	6	7	8	9	AB	R	H	RBI	BB	SO	LOB	TOP
Lou Brock, L OBP: 0.362, SLG: 0.473 (1,9)	F7		F7		FC5 1B		SF8 2B	L8		5	0	2	0	0	0	2	
Julian Javier, R OBP: 0.263, SLG: 0.216 (1,4)	1B		L7		1-2 1B		5-3		2-3	5	0	2	0	0	0	2	
Curt Flood, R OBP: 0.453, SLG: 0.571 (1,8)	1B		1B		FC5		SF8		1B	4	0	3	1	0	0	2	
Alex Johnson, R OBP: 0.224, SLG: 0.283 (1,7)	K		K			F7	P4		F8	5	0	0	0	0	2	5	
Charley Smith, R OBP: 0.469, SLG: 0.644 (1,5)	K			F8		1B		WP 1B	F7	5	1	2	0	0	1	3	
Phil Gagliano, R OBP: 0.200, SLG: 0.111 (1,3)		4-0		F7		1B		P4		3	0	1	0	1	0	1	
Dal Maxvill, R OBP: 0.200, SLG: 0.214 (6, PH)		0-3								2	0	0	0	0	1	1	
Mike Shannon, R OBP: 0.500, SLG: 0.500 (6, PH)		1-2		P3						1	0	0	0	0	1	2	
Jimmy Williams, R (6, 6)										1	0	0	0	0	1	1	
Pat Corrales, R OBP: 0.200, SLG: 0.200 (1,2)		0-0				P4	P5		1B	4	0	1	1	0	0	3	
Bob Gibson, R OBP: 0.286, SLG: 0.286 (1,1)		0-3				K			2B SF8 1B	4	1	2	0	0	2	1	
<b>Inning Stats</b>	R: 0 H: 2 E: 0 K: 2 S: 9	H: 0 LOB: 1 BB: 1 P: 11	R: 0 H: 1 E: 0 K: 1 S: 6	H: 0 LOB: 1 BB: 0 P: 6	R: 0 H: 0 E: 0 K: 0 S: 3	H: 0 LOB: 0 BB: 0 P: 3	R: 0 H: 2 E: 0 K: 1 S: 7	H: 2 LOB: 2 BB: 0 P: 7	R: 1 H: 2 E: 0 K: 0 S: 5	H: 3 LOB: 2 BB: 0 P: 8	R: 0 H: 1 E: 0 K: 0 S: 4	H: 1 LOB: 1 BB: 0 P: 4	1B: 12 2B: 1 3B: 0 HR: 0	SF: 1 SAC: 0 DP: 0 HBP: 0	WP: 1 PB: 0 SB: 1 CS: 0	PA: 41	
<b>PITCHER</b> Sandy Koufax, L ERA: 1.33 (1,1)	IP: 9.0 WLS: W BF: 41 H: 13 R: 2 ER: 2 SO: 8 BB: 1 IBB: 0 HBP: 0 BLK: 0 WP: 1 HR: 0 S: 56 P: 60 ERA: 2.00 WHIP: 1.556																

St. Louis Cardinals @ Los Angeles Dodgers  
 Dodger Stadium, Los Angeles, CA  
 Tue Apr 26 1966, 7:05 PM PDT  
 Att: 25,121 - Unknown

AB	39
R	2
H	13
RBI	2
BB	1
SO	8
LOB	23



Batter	1	2	3	4	5	6	7	8	9	AB	R	H	RBI	BB	SO	LOB	BOTTOM
Willie Davis, L OBP: 0.371, SLG: 0.471 (1,8)	3-1 1B	4-3		4-3			F8			4	1	1	0	0	0	0	
Wes Parker, S OBP: 0.373, SLG: 0.471 (1,3)	3-1 1B	4-0		P6			2-3			3	0	0	0	1	0	1	
Ron Fairly, L OBP: 0.309, SLG: 0.255 (1,9)	2B 1B	0-3		6-3			4-3			4	1	1	1	0	1	1	
Jim Lefebvre, S OBP: 0.396, SLG: 0.617 (1,5)	1B 2B	4-0			4-3			L6		3	1	1	0	1	0	0	
Lou Johnson, R OBP: 0.309, SLG: 0.365 (1,7)	K	0-3			5-3			5-3		4	0	0	0	0	2	4	
John Roseboro, L OBP: 0.229, SLG: 0.333 (1,2)	1B 1B			SH3 2B		3-1		1-3		4	1	2	2	0	0	0	
Nate Oliver, R OBP: 0.367, SLG: 0.279 (1,4)	1B 1B			SH3		6-3				2	0	1	0	0	0	0	
John Kennedy, R OBP: 0.313, SLG: 0.438 (1,6)	1B			5-3			P6			3	0	1	1	0	0	1	
Sandy Koufax, R (1,1)	K			K			K			3	0	0	0	0	3	3	
<b>Inning Stats</b>	R: 4 H: 6 E: 0 K: 2 S: 13	H: 0 LOB: 2 BB: 2 P: 15	R: 0 H: 1 E: 0 K: 1 S: 6	H: 1 LOB: 1 BB: 0 P: 6	R: 0 H: 0 E: 0 K: 0 S: 3	H: 0 LOB: 0 BB: 0 P: 3	R: 0 H: 0 E: 0 K: 1 S: 5	H: 0 LOB: 0 BB: 0 P: 5	R: 0 H: 0 E: 0 K: 0 S: 3	H: 0 LOB: 0 BB: 0 P: 3	R: 0 H: 0 E: 0 K: 0 S: 3	H: 0 LOB: 0 BB: 0 P: 3	1B: 5 2B: 2 3B: 0 HR: 0	SF: 0 SAC: 1 DP: 0 HBP: 0	WP: 0 PB: 1 SB: 1 CS: 0	PA: 33	
<b>PITCHER</b> Bob Gibson, R ERA: 2.42 (1,1)	IP: 8.0 WLS: L BF: 33 H: 7 R: 4 ER: 4 SO: 6 BB: 2 IBB: 0 HBP: 0 BLK: 0 WP: 0 HR: 0 S: 43 P: 51 ERA: 4.50 WHIP: 1.125																

St. Louis Cardinals @ Los Angeles Dodgers  
 Dodger Stadium, Los Angeles, CA  
 Tue Apr 26 1966, 7:05 PM PDT  
 Att: 25,121 - Unknown

AB	30
R	4
H	7
RBI	4
BB	2
SO	6
LOB	10





Batter	1	2	3	4	5	6	7	8	9	AB	R	H	RBI	BB	SO	LOB	TOP			
<b>Felipe Alou, R</b> OBP: 0.420, SLG: 0.723 (1, 8)										4	0	1	0	0	0	0	<b>Atlanta Braves @ Los Angeles Dodgers</b> Dodger Stadium, Los Angeles, CA Wed Apr 27 1966, 7:05 PM PDT Att: 19,328 - Unknown			
<b>Eddie Mathews, L</b> OBP: 0.245, SLG: 0.174 (1, 5)										4	0	0	0	0	1	1				
<b>Hank Aaron, R</b> OBP: 0.343, SLG: 0.559 (1, 9)										4	1	2	1	0	1	1				
<b>Joe Torre, R</b> OBP: 0.429, SLG: 0.679 (1, 2)										4	0	2	0	0	1	0				
<b>Lee Thomas, L</b> OBP: 0.311, SLG: 0.436 <b>Tony Cloninger, R</b> OBP: 0.290, SLG: 0.273 (9, PR)										2	0	0	0	0	0	2				
<b>Rico Carty, R</b> OBP: 0.352, SLG: 0.340 (1, 7)										4	0	0	0	0	1	2				
<b>Denis Menke, R</b> OBP: 0.433, SLG: 0.356 (1, 6)										3	0	0	0	1	1	1				
<b>Woody Woodward, R</b> OBP: 0.360, SLG: 0.200 <b>Marty Keough, L</b> OBP: 0.143, SLG: 0.143 <b>Sandy Alomar Sr., S</b> OBP: 0.200, SLG: 0.111 (7, PH)										2	0	0	0	0	2	2				
<b>Hank Fischer, R</b> <b>Herb Hippauf, R</b> <b>Adrian Garrett, L</b> <b>Chi-Chi Olivo, R</b> <b>Miguel de la Hoz, R</b> <b>Arnold Umbach, R</b> (1, 1) (3, 1) (5, PH) (5, 1) (8, PH) (8, 1)										1	0	0	0	0	1	0				
<b>Inning Stats</b>	R: 0 E: 0 K: 0 S: 5	H: 2 LOB: 2 BB: 0 P: 5	R: 0 E: 0 K: 2 S: 7	H: 0 LOB: 0 BB: 0 P: 7	R: 0 E: 0 K: 1 S: 6	H: 1 LOB: 1 BB: 0 P: 6	R: 0 E: 0 K: 2 S: 8	H: 1 LOB: 2 BB: 1 P: 12	R: 0 E: 0 K: 1 S: 5	H: 0 LOB: 0 BB: 0 P: 5	R: 0 E: 0 K: 1 S: 5	H: 0 LOB: 0 BB: 0 P: 5	R: 0 E: 0 K: 1 S: 5	H: 0 LOB: 0 BB: 0 P: 5	R: 1 E: 0 K: 1 S: 6	H: 1 LOB: 1 BB: 0 P: 7		1B: 2 2B: 2 3B: 0 HR: 1	SF: 0 SAC: 1 DP: 0 HBP: 1	WP: 0 PB: 0 SB: 0 CS: 0
<b>PITCHER</b> <b>Don Sutton, R</b> ERA: 2.32 (1, 1)	IP: 9.0 WLS: W BF: 34 H: 5 R: 1 ER: 1 SO: 10 BB: 1 IBB: 0 HBP: 1 BLK: 0 WP: 0 HR: 1 S: 52 P: 57 ERA: 1.00 WHIP: 0.667																			

Batter	1	2	3	4	5	6	7	8	9	AB	R	H	RBI	BB	SO	LOB	BOTTOM	
<b>Maury Wills, S</b> OBP: 0.327, SLG: 0.267 (1, 6)										5	1	4	1	0	0	1	<b>Atlanta Braves @ Los Angeles Dodgers</b> Dodger Stadium, Los Angeles, CA Wed Apr 27 1966, 7:05 PM PDT Att: 19,328 - Unknown	
<b>Wes Parker, S</b> OBP: 0.365, SLG: 0.491 (1, 3)										4	0	1	3	0	0	3		
<b>Willie Davis, L</b> OBP: 0.385, SLG: 0.474 (1, 8)										4	0	2	0	0	0	3		
<b>Ron Fairly, L</b> OBP: 0.288, SLG: 0.235 (1, 9)										4	0	0	0	0	0	5		
<b>Jim Lefebvre, S</b> OBP: 0.386, SLG: 0.588 <b>John Kennedy, R</b> OBP: 0.313, SLG: 0.438 (8, 5)										4	0	1	0	0	0	2		
<b>Lou Johnson, R</b> OBP: 0.288, SLG: 0.339 (1, 7)										4	0	0	0	0	1	1		
<b>John Roseboro, L</b> OBP: 0.256, SLG: 0.378 (1, 2)										4	1	2	0	0	0	1		
<b>Nate Oliver, R</b> OBP: 0.377, SLG: 0.298 (1, 4)										4	1	2	0	0	1	1		
<b>Don Sutton, R</b> OBP: 0.462, SLG: 0.462 (1, 1)										4	1	2	0	0	1	3		
<b>Inning Stats</b>	R: 0 E: 0 K: 0 S: 4	H: 2 LOB: 1 BB: 0 P: 4	R: 0 E: 0 K: 0 S: 5	H: 2 LOB: 2 BB: 0 P: 5	R: 3 E: 0 K: 1 S: 9	H: 4 LOB: 1 BB: 0 P: 9	R: 0 E: 0 K: 1 S: 4	H: 1 LOB: 1 BB: 0 P: 4	R: 1 E: 0 K: 1 S: 8	H: 2 LOB: 2 BB: 0 P: 8	R: 0 E: 0 K: 1 S: 5	H: 0 LOB: 0 BB: 0 P: 5	R: 0 E: 0 K: 0 S: 4	H: 1 LOB: 1 BB: 0 P: 4	1B: 12 2B: 1 3B: 1 HR: 0	SF: 0 SAC: 1 DP: 0 HBP: 0		WP: 0 PB: 1 SB: 0 CS: 1
<b>PITCHER</b> <b>Hank Fischer, R</b> ERA: 2.81 <b>Herb Hippauf, L</b> ERA: 16.2 <b>Chi-Chi Olivo, R</b> ERA: 2.79 <b>Arnold Umbach, R</b> ERA: (1, 1) (3, 1) (5, 1) (8, 1)	IP: 2.1 WLS: L BF: 9 H: 4 R: 3 ER: 3 SO: 1 BB: 0 IBB: 0 HBP: 0 BLK: 0 WP: 0 HR: 0 S: 11 P: 11 ERA: 16.20 WHIP: 2.400																	



Batter	1	2	3	4	5	6	7	8	9	AB	R	H	RBI	BB	SO	LOB	TOP					
<b>Felipe Alou, R</b> OBP: 0.411, SLG: 0.696 (1,7)	F2		P3		K			1B		4	0	1	0	0	1	0	<b>Atlanta Braves @ Los Angeles Dodgers</b> Dodger Stadium, Los Angeles, CA Thu Apr 28 1966, 7:05 PM PDT Att: 18,225 - Unknown					
<b>Gary Geiger, L</b> OBP: 0.273, SLG: 0.211 (1,8)	HBP		1B			4-3		1B		3	1	2	0	0	0	0						
<b>Hank Aaron, R</b> OBP: 0.352, SLG: 0.619 (1,9)	2B		F8					G6-4-3		4	1	2	2	0	0	3						
<b>Joe Torre, R</b> OBP: 0.415, SLG: 0.655 (1,2)	K				K				6-3	2	0	0	0	0	2	1						
<b>Rico Carty, R</b> OBP: 0.339, SLG: 0.327 (5,2)	K				K					2	0	0	0	0	1	0						
<b>Lee Thomas, L</b> Cay Carroll, R Miguel de la Cruz, R Arnold Umbach, R Chi-Chi Olivo, R Arlan Gamble, L Billy O'Dell, S Gene Oliver, R Wesley Johnson, R	6-3				6-3				E6	1	0	0	0	0	0	0						
<b>Eddie Mathews, L</b> OBP: 0.246, SLG: 0.180 (1,5)		F8			1B				K	4	0	1	0	0	1	1						
<b>Denis Menke, R</b> OBP: 0.406, SLG: 0.327 (1,6)		K			K				P4	4	0	0	0	0	2	2						
<b>Sandy Alomar Sr., S</b> OBP: 0.154, SLG: 0.083 (1,4)		5-3				F8				3	0	0	0	0	1	0						
<b>Wade Blasingame, L</b> OBP: 0.600, SLG: 0.600 (1,1)				K		F7			4-3	0	0	0	0	0	0	0						
<b>Marty Keough, L</b> OBP: 0.100, SLG: 0.100 (2,3)										3	0	0	0	0	1	0						
<b>Inning Stats</b>	R: 1 E: 0 K: 1 S: 6	H: 1 LOB: 1 BB: 0 P: 7	R: 0 E: 0 K: 1 S: 5	H: 0 LOB: 0 BB: 0 P: 5	R: 0 E: 0 K: 1 S: 6	H: 1 LOB: 1 BB: 0 P: 6	R: 0 E: 0 K: 2 S: 8	H: 1 LOB: 0 BB: 0 P: 8	R: 0 E: 0 K: 1 S: 5	H: 0 LOB: 0 BB: 0 P: 5	R: 1 E: 0 K: 2 S: 8	H: 1 LOB: 0 BB: 0 P: 8	R: 0 E: 0 K: 1 S: 5	H: 0 LOB: 0 BB: 0 P: 5	R: 0 E: 1 K: 1 S: 6	H: 2 LOB: 1 BB: 0 P: 4	R: 0 E: 1 K: 1 S: 6	H: 0 LOB: 1 BB: 0 P: 6	1B: 4 2B: 1 3B: 0 HR: 1	SF: 0 SAC: 0 DP: 1 HBP: 1	WP: 0 PB: 0 SB: 0 CS: 0	PA: 34
<b>PITCHER</b> <b>Don Drysdale, R</b> ERA: 3.55 (1,1)	IP: 9.0 WLS: W BF: 34 H: 6 R: 2 ER: 2 SO: 10 BB: 0 IBB: 0 HBP: 1 BLK: 0 WP: 0 HR: 1 S: 53 P: 54 ERA: 2.00 WHIP: 0.667															<b>PITCHER</b>						

Batter	1	2	3	4	5	6	7	8	9	AB	R	H	RBI	BB	SO	LOB	BOTTOM					
<b>Maury Wills, S</b> OBP: 0.352, SLG: 0.286 (1,6)	4-3	WP 1B		4-3 2B	F7			6-3 BB		4	2	2	2	1	0	1	<b>Atlanta Braves @ Los Angeles Dodgers</b> Dodger Stadium, Los Angeles, CA Thu Apr 28 1966, 7:05 PM PDT Att: 18,225 - Unknown					
<b>Wes Parker, S</b> OBP: 0.338, SLG: 0.450 (1,3)	5-3	K		4-3		1-3		6-3		5	0	0	0	0	1	6						
<b>Lou Johnson, R</b> OBP: 0.317, SLG: 0.400 (1,9)	2B	1B		1B 2B		6-3				4	1	3	3	0	0	0						
<b>Tommy Davis, R</b> OBP: 0.385, SLG: 0.385 (1,7)	K	K2-3		1B 2B		K				3	0	1	0	0	2	2						
<b>Ron Fairly, L</b> OBP: 0.293, SLG: 0.231 (4, PR)	K			1B						1	0	0	0	0	1	0						
<b>Jim Lefebvre, S</b> OBP: 0.393, SLG: 0.636 (1,5)		HR		F8		F9				4	1	2	2	0	0	0						
<b>Willie Davis, L</b> OBP: 0.372, SLG: 0.452 (1,8)		1B		F8		G3				4	1	1	0	0	0	2						
<b>Jeff Torborg, R</b> OBP: 0.462, SLG: 0.435 (1,2)		1B BB		F8		6-3				3	1	0	0	1	0	0						
<b>Nate Oliver, R</b> OBP: 0.386, SLG: 0.286 (1,4)		3-1		3-1 WP		4-3				2	1	0	0	2	0	2						
<b>Don Drysdale, R</b> OBP: 0.200, SLG: 0.111 (1,1)	WP 1B	1B BB		6-3		K				3	1	1	0	1	1	2						
<b>Inning Stats</b>	R: 0 E: 0 K: 1 S: 6	H: 1 LOB: 1 BB: 0 P: 6	R: 5 E: 0 K: 2 S: 11	H: 4 LOB: 2 BB: 2 P: 19	R: 0 E: 0 K: 0 S: 3	H: 0 LOB: 0 BB: 0 P: 3	R: 3 E: 0 K: 0 S: 7	H: 4 LOB: 2 BB: 1 P: 11	R: 0 E: 0 K: 1 S: 5	H: 0 LOB: 1 BB: 1 P: 9	R: 0 E: 0 K: 1 S: 5	H: 0 LOB: 0 BB: 0 P: 5	R: 0 E: 0 K: 0 S: 3	H: 0 LOB: 0 BB: 0 P: 3	R: 0 E: 0 K: 0 S: 3	H: 1 LOB: 1 BB: 1 P: 7	R: 0 E: 0 K: 0 S: 3	H: 1 LOB: 1 BB: 1 P: 7	1B: 7 2B: 2 3B: 0 HR: 1	SF: 0 SAC: 0 DP: 0 HBP: 0	WP: 2 PB: 0 SB: 0 CS: 0	PA: 38
<b>PITCHER</b> <b>Wade Blasingame, L</b> ERA: 6.17 (1,1)	IP: 1.2 WLS: L BF: 12 H: 5 R: 5 ER: 5 SO: 2 BB: 2 IBB: 0 HBP: 0 BLK: 0 WP: 1 HR: 1 S: 14 P: 22 ERA: 27.00 WHIP: 4.200															<b>PITCHER</b>						
<b>Clay Carroll, R</b> ERA: 0.44 (2,1)	1.1	4	0	0	0	1	0	0	0	0	0	6	6	0.00	0.000							
<b>Arnold Umbach, R</b> ERA: 16.2 (4,1)	0.2	7	4	3	3	0	1	0	0	0	1	0	6	10	40.50	7.500						
<b>Chi-Chi Olivo, R</b> ERA: 2.45 (4,1)	1.1	5	0	0	0	1	1	0	0	0	0	6	10	0.00	0.750							
<b>Billy O'Dell, L</b> ERA: 0.75 (6,1)	3.0	10	1	0	0	1	1	0	0	0	0	11	15	0.00	0.667							





Batter	1	2	3	4	5	6	7	8	9	AB R H RBI BB SO LOB	TOP									
Tommy Helms, R OBP: 0.288, SLG: 0.333 (1, 4)									4 0 1 0 0 0 0	<b>Cincinnati Reds @ Los Angeles Dodgers</b> Dodger Stadium, Los Angeles, CA Fri Apr 29 1966, 7:05 PM PDT Att: 28,281 - Unknown										
Pete Rose, S OBP: 0.200, SLG: 0.226 (1, 5)									3 1 0 0 1 2 1											
Vada Pinson, L OBP: 0.389, SLG: 0.615 (1, 9) (9, 8)									4 1 1 0 0 1 0											
Don Pavletich, R OBP: 0.273, SLG: 0.409 (1, 2)									4 0 0 0 0 1 2											
Tony Perez, R OBP: 0.385, SLG: 0.391 Mel Queen, L (9, 7) (9, 9)									4 0 1 2 0 0 0 0 0 0 0 0 0 0											
Deron Johnson, R OBP: 0.245, SLG: 0.250 (1, 7) (9, 3)									3 0 1 0 1 0 1											
Tommy Harper, R OBP: 0.264, SLG: 0.204 (1, 8) (9, 7)									3 0 0 0 0 1 2											
Leo Cardenas, R OBP: 0.378, SLG: 0.476 (1, 6)									2 0 0 0 1 0 1											
Jim O'Toole, S Lee May, R Jack Baldschun, R (1, 1) (8, PH) (8, 1)									2 0 0 0 0 1 0 1 0 0 0 0 1 1 0 0 0 0 0 0 0											
<b>Inning Stats</b>	R: 0 E: 0 K: 1 S: 5	H: 1 LOB: 0 BB: 0 P: 5	R: 0 E: 0 K: 0 S: 3	H: 0 LOB: 1 BB: 1 P: 7	R: 0 E: 0 K: 1 S: 5	H: 0 LOB: 0 BB: 0 P: 5	R: 0 E: 0 K: 2 S: 7	H: 0 LOB: 0 BB: 0 P: 7	R: 0 E: 0 K: 0 S: 4		H: 1 LOB: 1 BB: 0 P: 4	R: 0 E: 0 K: 0 S: 3	H: 0 LOB: 0 BB: 0 P: 3	R: 0 E: 0 K: 1 S: 5	H: 0 LOB: 1 BB: 1 P: 11	R: 2 E: 0 K: 0 S: 5	H: 2 LOB: 1 BB: 1 P: 9	1B: 4 2B: 1 3B: 0 HR: 0	SF: 0 SAC: 0 DP: 1 HBP: 0	WP: 0 PB: 0 SB: 0 CS: 1
<b>PITCHER</b> Claude Osteen, L ERA: 1.64 (1, 1)	IP: 9.0 WLS: W BF: 33 H: 4 R: 2 ER: 2 SO: 7 BB: 3 IBB: 0 HBP: 0 BLK: 0 WP: 0 HR: 0 S: 44 P: 56 ERA: 2.00 WHIP: 0.778											<b>PITCHER</b>	IP: WLS: BF: H: R: ER: SO: BB: IBB: HBP: BLK: WP: HR: S: P: ERA: WHIP:							

AB	30
R	2
H	4
RBI	2
BB	3
SO	7
LOB	8



Batter	1	2	3	4	5	6	7	8	9	AB R H RBI BB SO LOB	BOTTOM										
Maury Wills, S OBP: 0.356, SLG: 0.296 (1, 6)										5 1 2 0 0 1 5	<b>Cincinnati Reds @ Los Angeles Dodgers</b> Dodger Stadium, Los Angeles, CA Fri Apr 29 1966, 7:05 PM PDT Att: 28,281 - Unknown										
Wes Parker, S OBP: 0.333, SLG: 0.429 (1, 3)										3 0 0 0 1 0 1											
Lou Johnson, R OBP: 0.324, SLG: 0.462 (1, 9) (7, 7)										5 1 2 2 0 0 4											
Tommy Davis, R OBP: 0.375, SLG: 0.333 Ron Fairly, L OBP: 0.290, SLG: 0.241 (1, 7) (7, 9)										2 0 0 0 1 1 1 2 0 1 1 0 0 1											
Jim Lefebvre, S OBP: 0.385, SLG: 0.610 John Kennedy, R OBP: 0.313, SLG: 0.438 (1, 5) (9, 5)										4 0 1 0 0 0 1 0 0 0 0 0 0 0											
Willie Davis, L OBP: 0.362, SLG: 0.435 (1, 8)										4 0 1 0 0 0 1											
Jeff Torborg, R OBP: 0.433, SLG: 0.407 (1, 2)										4 0 1 0 0 1 1											
Nate Oliver, R OBP: 0.393, SLG: 0.308 (1, 4)										3 0 1 0 1 0 3 0 0 0 0 1 0 0 0 1 0 0 0 0 0											
Claude Osteen, L OBP: 0.133, SLG: 0.071 Jim Gilliam, S Derrell Griffith, L (1, 1) (9, PH) (9, PR)										3 0 0 0 0 1 5 0 0 0 0 1 0 0 0 1 0 0 0 0 0											
<b>Inning Stats</b>	R: 2 E: 0 K: 0 S: 5	H: 2 LOB: 1 BB: 1 P: 9	R: 0 E: 0 K: 0 S: 3	H: 0 LOB: 0 BB: 0 P: 3	R: 0 E: 0 K: 0 S: 4	H: 1 LOB: 3 BB: 0 P: 4	R: 0 E: 0 K: 2 S: 10	H: 3 LOB: 3 BB: 0 P: 10	R: 0 E: 0 K: 1 S: 5	H: 0 LOB: 0 BB: 0 P: 5		R: 0 E: 1 K: 1 S: 6	H: 0 LOB: 2 BB: 1 P: 10	R: 0 E: 0 K: 0 S: 4	H: 1 LOB: 1 BB: 0 P: 4	R: 0 E: 0 K: 0 S: 3	R: 1 E: 0 K: 0 S: 4	H: 2 LOB: 3 BB: 2 P: 12	1B: 6 2B: 2 3B: 0 HR: 1	SF: 0 SAC: 1 DP: 0 HBP: 0	WP: 0 PB: 0 SB: 2 CS: 0
<b>PITCHER</b> Jim O'Toole, L ERA: 2.57 Jack Baldschun, R ERA: 6.35 (1, 1) (8, 1)	IP: 7.0 WLS: L BF: 31 H: 7 R: 2 ER: 2 SO: 4 BB: 1 IBB: 2 HBP: 0 BLK: 0 WP: 0 HR: 1 S: 37 P: 45 ERA: 2.57 WHIP: 1.143											<b>PITCHER</b>	IP: WLS: BF: H: R: ER: SO: BB: IBB: HBP: BLK: WP: HR: S: P: ERA: WHIP:								

AB	35
R	3
H	9
RBI	3
BB	4
SO	4
LOB	23





Batter	1	2	3	4	5	6	7	8	9	AB	R	H	RBI	BB	SO	LOB	TOP		
Tommy Helms, R OBP: 0.286, SLG: 0.327 (1, 4)										4	0	1	2	0	1	0	<b>Cincinnati Reds @ Los Angeles Dodgers</b> Dodger Stadium, Los Angeles, CA Sat Apr 30 1966, 7:05 PM PDT Att: 44,594 - Unknown		
Pete Ross, S OBP: 0.203, SLG: 0.228 (1, 5)										4	0	1	0	0	2	0			
Vada Pinson, L OBP: 0.379, SLG: 0.589 (1, 9) (8, 8)										4	0	1	0	0	0	0			
Deron Johnson, R OBP: 0.245, SLG: 0.250 (1, 7) (8, 3)										4	0	1	0	0	0	3			
Don Pavletich, R OBP: 0.269, SLG: 0.385 (1, 2)										4	0	1	0	0	1	0			
Tony Perez, R OBP: 0.379, SLG: 0.360 Giraldo Ruiz, S (8, PR) Billy McCool, R (8, 1)										2	0	0	0	1	0	2			
Leo Cardenas, R OBP: 0.367, SLG: 0.522 (1, 6)										4	1	1	1	0	2	3			
Tommy Harper, R OBP: 0.263, SLG: 0.192 (1, 8) (8, 7)										3	1	0	0	1	0	2			
Joey Jay, S Lee May, R (8, PH) Mel Queen, L (8, 9)										2	0	0	0	0	2	0			
<b>Inning Stats</b>	R: 0 E: 0 K: 2 S: 7	H: 0 LOB: 0 BB: 0 P: 7	R: 0 E: 0 K: 1 S: 7	H: 2 LOB: 2 BB: 0 P: 7	R: 0 E: 0 K: 1 S: 5	H: 0 LOB: 0 BB: 0 P: 5	R: 0 E: 0 K: 1 S: 5	H: 0 LOB: 0 BB: 0 P: 5	R: 0 E: 0 K: 0 S: 3	H: 0 LOB: 0 BB: 0 P: 3	R: 0 E: 0 K: 0 S: 3	H: 0 LOB: 0 BB: 0 P: 3	R: 0 E: 0 K: 1 S: 8	H: 3 LOB: 3 BB: 2 P: 16	R: 1 E: 0 K: 1 S: 6	H: 1 LOB: 0 BB: 0 P: 6		1B: 5 2B: 0 3B: 0 HR: 1	SF: 0 SAC: 0 DP: 0 HBP: 0
<b>PITCHER</b> Sandy Koufax, L ERA: 1.75 (1, 1)	IP: 9.0 WLS: L BF: 35 H: 6 R: 3 ER: 3 SO: 9 BB: 2 IBB: 0 HBP: 0 BLK: 0 WP: 0 HR: 1 S: 51 P: 59 ERA: 3.00 WHIP: 0.889																		

Batter	1	2	3	4	5	6	7	8	9	AB	R	H	RBI	BB	SO	LOB	BOTTOM				
Maury Wills, S OBP: 0.349, SLG: 0.281 (1, 6)										3	1	0	0	1	0	0	<b>Cincinnati Reds @ Los Angeles Dodgers</b> Dodger Stadium, Los Angeles, CA Sat Apr 30 1966, 7:05 PM PDT Att: 44,594 - Unknown				
Wes Parker, S OBP: 0.342, SLG: 0.424 (1, 3)										3	0	1	0	1	1	1					
Willie Davis, L OBP: 0.373, SLG: 0.440 (1, 8)										4	0	2	1	0	0	1					
Ron Fairly, L OBP: 0.303, SLG: 0.246 (1, 9)										3	0	1	0	1	0	2					
Lou Johnson, R OBP: 0.319, SLG: 0.449 (1, 7)										4	0	1	0	0	1	2					
Jim Lefebvre, S OBP: 0.391, SLG: 0.590 (1, 5)										2	0	0	0	2	1	4					
John Roseboro, L OBP: 0.238, SLG: 0.350 Jim Gilliam, S (9, PH)										3	0	0	0	0	1	4					
Nate Oliver, R OBP: 0.375, SLG: 0.291 Al Ferrara, R OBP: 0.304, SLG: 0.476 (9, PH)										1	0	0	0	0	1	0					
Nate Oliver, R OBP: 0.375, SLG: 0.291 Al Ferrara, R OBP: 0.304, SLG: 0.476 (9, PH)										3	0	0	0	0	1	2					
Sandy Koufax, R Tommy Davis, R (9, PH)										3	0	0	0	0	2	0					
<b>Inning Stats</b>	R: 0 E: 0 K: 0 S: 4	H: 1 LOB: 1 BB: 0 P: 4	R: 0 E: 1 K: 2 S: 7	H: 0 LOB: 1 BB: 1 P: 11	R: 1 E: 0 K: 2 S: 8	H: 1 LOB: 1 BB: 1 P: 12	R: 0 E: 0 K: 1 S: 5	H: 0 LOB: 1 BB: 1 P: 9	R: 0 E: 0 K: 1 S: 4	H: 0 LOB: 0 BB: 1 P: 8	R: 0 E: 0 K: 0 S: 4	H: 1 LOB: 2 BB: 1 P: 8	R: 0 E: 0 K: 0 S: 3	H: 0 LOB: 0 BB: 0 P: 3	R: 0 E: 0 K: 1 S: 7	H: 2 LOB: 2 BB: 0 P: 7	R: 0 E: 0 K: 1 S: 5	H: 0 LOB: 0 BB: 0 P: 5	1B: 5 2B: 0 3B: 0 HR: 0	SF: 0 SAC: 0 DP: 0 HBP: 0	WP: 0 PA: 37 PB: 0 SB: 2 CS: 1
<b>PITCHER</b> Joey Jay, R ERA: 3.78 Billy McCool, L ERA: 2.84 (1, 1) (8, 1)	IP: 7.0 WLS: W BF: 28 H: 3 R: 1 ER: 1 SO: 6 BB: 5 IBB: 0 HBP: 0 BLK: 0 WP: 0 HR: 0 S: 35 P: 55 ERA: 1.29 WHIP: 1.143																				



Batter	1	2	3	4	5	6	7	8	9	AB	R	H	RBI	BB	SO	LOB	TOP			
<b>Pete Rose, S</b> OBP: 0.238, SLG: 0.250 (1, 5)	F7		FC6-4 1B			FC5-4 BB		FC5-4 1B		3	0	2	0	1	0	0	<b>Cincinnati Reds @ Los Angeles Dodgers</b> Dodger Stadium, Los Angeles, CA Sun May 01 1966, 3:33 AM PDT Att: 32,586 - Unknown			
<b>Tommy Helms, R</b> OBP: 0.297, SLG: 0.304 (1, 4)	5-3		FC6-4 1-2			FC5-4 1-2		FC5-4 1-2		4	0	0	0	0	0	4				
<b>Vada Pinson, L</b> OBP: 0.371, SLG: 0.583 (1, 8)	F8			1-3		K			WP 2B	4	0	1	0	0	1	1				
<b>Gordy Coleman, L</b> OBP: 0.154, SLG: 0.154 <b>Don Pavletich, R</b> OBP: 0.259, SLG: 0.370 (9, PH)		K		F8		P6			L5	3	0	0	0	0	1	1				
<b>Deron Johnson, R</b> OBP: 0.246, SLG: 0.250 (1, 7)		F5		F8 1B					6-3	4	0	1	0	0	0	1				
<b>Johnny Edwards, L</b> OBP: 0.172, SLG: 0.379 <b>Tony Perez, R</b> OBP: 0.400, SLG: 0.360 (9, PH)		K		F8						3	0	0	0	0	1	1				
<b>Leo Cardenas, R</b> OBP: 0.358, SLG: 0.500 (1, 6)			1B SH1-4 1B		6-3					4	0	1	0	0	1	2				
<b>Mel Queen, L</b> (1, 9)			L6		3-1				F7	3	0	0	0	0	0	1				
<b>Milt Pappas, R</b> <b>Art Shamsky, L</b> <b>Ted Davidson, R</b> (8, PH)			SH1-4		K				P6	1	0	0	0	0	1	0				
<b>Inning Stats</b>	R: 0 E: 0 K: 0 S: 3	H: 0 LOB: 0 BB: 0 P: 3	R: 0 E: 0 K: 2 S: 7	H: 0 LOB: 0 BB: 0 P: 7	R: 0 E: 0 K: 0 S: 5	H: 2 LOB: 2 BB: 0 P: 5	R: 0 E: 0 K: 0 S: 4	H: 1 LOB: 1 BB: 0 P: 4	R: 0 E: 0 K: 1 S: 5	H: 0 LOB: 1 BB: 1 P: 9	R: 0 E: 0 K: 0 S: 3	H: 0 LOB: 0 BB: 0 P: 3	R: 0 E: 0 K: 0 S: 4	H: 1 LOB: 1 BB: 0 P: 4	R: 0 E: 0 K: 1 S: 6	H: 1 LOB: 2 BB: 1 P: 10		1B: 4 2B: 1 3B: 0 HR: 0	SF: 0 SAC: 1 DP: 0 HBP: 0	WP: 1 PB: 0 SB: 0 CS: 0
<b>PITCHER</b>	IP	WLS	BF	H	R	ER	SO	BB	IBB	HBP	BLK	WP	HR	S	P	ERA	WHIP			
<b>Don Sutton, R</b> ERA: 1.85 <b>Ron Perranoski, L</b> ERA: 3.0	(1, 1)	8.0	W	30	5	0	0	4	1	0	0	0	0	37	41	0.00	0.750			
<b>PITCHER</b>	IP	WLS	BF	H	R	ER	SO	BB	IBB	HBP	BLK	WP	HR	S	P	ERA	WHIP			
<b>Don Sutton, R</b> ERA: 1.85 <b>Ron Perranoski, L</b> ERA: 3.0	(9, 1)	1.0	S	4	0	0	0	1	1	0	0	0	1	0	5	9	0.00	1.000		

AB	31
R	0
H	5
RBI	0
BB	2
SO	5
LOB	12



Batter	1	2	3	4	5	6	7	8	9	AB	R	H	RBI	BB	SO	LOB	BOTTOM			
<b>Maury Wills, S</b> OBP: 0.358, SLG: 0.295 (1, 6)	5-3-6 S 1B		BB 3-1 1B			F7		5-3		4	0	2	0	0	0	0	<b>Cincinnati Reds @ Los Angeles Dodgers</b> Dodger Stadium, Los Angeles, CA Sun May 01 1966, 3:33 AM PDT Att: 32,586 - Unknown			
<b>Wes Parker, S</b> OBP: 0.325, SLG: 0.400 (1, 3)	5-3-6 1-3		3-1			F5		6-3		4	0	0	1	0	0	3				
<b>Willie Davis, L</b> OBP: 0.345, SLG: 0.407 (1, 8)	6-3		P7			F8		F8		4	0	0	0	0	0	2				
<b>Ron Fairly, L</b> OBP: 0.319, SLG: 0.241 (1, 9)		F8	BB IBB			FC5-6 BB				1	0	0	0	2	0	0				
<b>Lou Johnson, R</b> OBP: 0.320, SLG: 0.437 (1, 7)		6-3	BB BB BB			FC5-6 CS				2	0	0	1	1	0	1				
<b>Jim Lefebvre, S</b> OBP: 0.375, SLG: 0.563 <b>John Kennedy, R</b> OBP: 0.313, SLG: 0.438 (9, 5)		K	1-2 2-3 3-H			F5				3	0	0	0	0	1	4				
<b>John Roseboro, L</b> OBP: 0.244, SLG: 0.372 (1, 2)			FC 1B 2B		4-3			G3		3	1	1	0	0	0	0				
<b>Nate Oliver, R</b> OBP: 0.358, SLG: 0.276 (1, 4)			FC 1B 1B		E3 CS			1-3		3	1	0	0	0	0	1				
<b>Don Sutton, R</b> OBP: 0.438, SLG: 0.438 <b>Ron Perranoski, L</b> (9, 1)			3-1 BB 1B		L8			1-3		3	1	1	1	0	0	1				
<b>Inning Stats</b>	R: 0 E: 0 K: 0 S: 3	H: 1 LOB: 0 BB: 0 P: 3	R: 0 E: 0 K: 1 S: 5	H: 0 LOB: 0 BB: 0 P: 5	R: 3 E: 0 K: 0 S: 7	H: 3 LOB: 3 BB: 2 P: 15	R: 0 E: 1 K: 0 S: 3	H: 0 LOB: 0 BB: 0 P: 3	R: 0 E: 0 K: 0 S: 2	H: 0 LOB: 1 BB: 1 P: 6	R: 0 E: 0 K: 0 S: 3	H: 0 LOB: 0 BB: 0 P: 3	R: 0 E: 0 K: 0 S: 3	H: 0 LOB: 0 BB: 0 P: 3	R: 0 E: 0 K: 0 S: 3	H: 0 LOB: 0 BB: 0 P: 3		1B: 3 2B: 2 3B: 0 HR: 0	SF: 0 SAC: 0 DP: 1 HBP: 0	WP: 0 PB: 0 SB: 1 CS: 2
<b>PITCHER</b>	IP	WLS	BF	H	R	ER	SO	BB	IBB	HBP	BLK	WP	HR	S	P	ERA	WHIP			
<b>Milt Pappas, R</b> ERA: 5.09 <b>Ted Davidson, L</b> ERA: 2.7	(1, 1)	7.0	L	27	4	3	3	1	2	1	0	0	0	26	38	3.86	0.857			
<b>PITCHER</b>	IP	WLS	BF	H	R	ER	SO	BB	IBB	HBP	BLK	WP	HR	S	P	ERA	WHIP			
<b>Milt Pappas, R</b> ERA: 5.09 <b>Ted Davidson, L</b> ERA: 2.7	(8, 1)	1.0		3	0	0	0	0	0	0	0	0	0	3	3	0.00	0.000			


AB	27
R	3
H	4
RBI	3
BB	3
SO	1
LOB	12






Batter	1	2	3	4	5	6	7	8	9	AB	R	H	RBI	BB	SO	LOB	TOP	
Wes Parker, S OBP: 0.333, SLG: 0.397	0-0 1B		0-0 G3			4-0 BB		0-0 4-3		3	0	1	0	1	0	0	<b>Los Angeles Dodgers @ San Francisco Giants</b> Candlestick Park, San Francisco, CA Tue May 03 1966, 10:05 PM EDT Att: 35,193 - Unknown	
Jim Gilliam, S (1.5)	0-0 F8		0-0 F9			0-0 F6		0-0 1-3		4	0	0	0	0	0	2		
Willie Davis, L OBP: 0.322, SLG: 0.379	0-3 K			0-0 F4		0-3 K		0-0 F5		4	0	0	0	0	2	2		
Ron Fairly, L OBP: 0.301, SLG: 0.226	0-0 4-3			0-0 G3		0-0 F7			0-0 F2	4	0	0	0	0	0	2		
Lou Johnson, R OBP: 0.316, SLG: 0.427		0-0 F8		0-0 5-3			0-0 1B		0-0 6-3	4	0	1	0	0	0	0		
Jim Lefebvre, S OBP: 0.382, SLG: 0.597		4-0 S BB			0-3 K		0-0 F8			3	1	1	1	1	1	1		
John Roseboro, L OBP: 0.245, SLG: 0.362		0-3 K			0-0 E1				0-0 F6	4	0	1	0	0	1	1		
John Kennedy, R OBP: 0.278, SLG: 0.389 Derrell Griffith, L (7, PH) Bart Shirley, R OBP: 0.500, SLG: 0.500		0-0 F8			0-3 K		0-0 F8			2	0	0	0	0	1	2		
Don Drysdale, R OBP: 0.167, SLG: 0.091 Tommy Davis, R (7, PH) Joe Moeller, R (7, 1) Ron Perranoski, L (7, 1) Nick Willhite, L (8, 1)			0-0 F8			0-0 4-3		0-0 4-3		1	0	0	0	0	0	2		
<b>Inning Stats</b>	R: 0 E: 0 K: 1 S: 6	H: 1 LOB: 1 BB: 0 P: 6	R: 0 E: 0 K: 1 S: 5	H: 0 LOB: 1 BB: 1 P: 9	R: 0 E: 0 K: 0 S: 3	H: 0 LOB: 0 BB: 0 P: 3	R: 0 E: 0 K: 0 S: 3	H: 0 LOB: 0 BB: 0 P: 3	R: 0 E: 0 K: 1 S: 8	H: 2 LOB: 2 BB: 0 P: 5	R: 0 E: 0 K: 0 S: 3	H: 0 LOB: 0 BB: 0 P: 3	R: 1 E: 0 K: 0 S: 4	H: 1 LOB: 0 BB: 0 P: 4	1B: 3 2B: 0 3B: 0 HR: 1	SF: 0 SAC: 0 DP: 0 HBP: 0		WP: 0 PB: 0 SB: 1 CS: 0
<b>PITCHER</b> Juan Marichal, R ERA: 0.6	IP: 9.0 WLS: W BF: 34 H: 4 R: 1 ER: 1 SO: 5 BB: 2 IBB: 0 HBP: 0 BLK: 0 WP: 0 HR: 1 S: 42 P: 50 ERA: 1.00 WHIP: 0.667											<b>PITCHER</b>	IP: 9.0 WLS: W BF: 34 H: 4 R: 1 ER: 1 SO: 5 BB: 2 IBB: 0 HBP: 0 BLK: 0 WP: 0 HR: 1 S: 42 P: 50 ERA: 1.00 WHIP: 0.667					

**AB** 32  
**R** 1  
**H** 4  
**RBI** 1  
**BB** 2  
**SO** 5  
**LOB** 15



Batter	1	2	3	4	5	6	7	8	9	AB	R	H	RBI	BB	SO	LOB	BOTTOM	
Dick Schofield, S OBP: 0.167, SLG: 0.063	4-0 1B HBP BB		0-0 F6			4-0 HR BB		0-0 4-3	0-0 F6	3	2	0	0	2	0	1	<b>Los Angeles Dodgers @ San Francisco Giants</b> Candlestick Park, San Francisco, CA Tue May 03 1966, 10:05 PM EDT Att: 35,193 - Unknown	
Willie McCovey, L OBP: 0.372, SLG: 0.433	0-0 HBP FC 1B		0-0 4-3		0-0 1-1 2-H HR		0-0 2-H 1B			4	2	3	4	0	0	0		
Willie Mays, R OBP: 0.351, SLG: 0.627	0-0 FC HBP 1-2		0-3 K		0-0 1B		0-0 E4 1B			4	1	1	0	0	1	3		
Jim Ray Hart, R OBP: 0.397, SLG: 0.486 Orlando Cepeda, R OBP: 0.343, SLG: 0.469 Jim Davenport, R OBP: 0.395, SLG: 0.485	1-0 G4-6-3 HBP			0-0 F9	0-0 F3		0-0 1B 1B			2	0	0	1	0	0	1		
Tom Haller, L OBP: 0.371, SLG: 0.492	0-3 K			0-0 F7		0-0 G4-3-6 1B	0-0 1B 1-3 1B			4	0	2	0	0	1	3		
Jesus Alou, R OBP: 0.246, SLG: 0.333	0-0 G4-6-3			0-0 G3		0-0 G4-3-6	0-0 1-3 3-H 1B			4	0	1	1	0	0	4		
Len Gabrielson, L OBP: 0.306, SLG: 0.387 Ollie Brown, R OBP: 0.313, SLG: 0.321		0-0 F9			0-0 FC3-6 1B	0-0 4-3		0-0 K		3	0	1	0	0	0	0		
Hal Lanier, R OBP: 0.219, SLG: 0.232		0-0 F3			0-0 FC3-6 HR		4-0 1B 4-3 BB	0-0 F8		3	2	0	0	1	0	1		
Juan Marichal, R OBP: 0.294, SLG: 0.353		0-0 F2			0-0 SH1-6-3		0-3 K	0-0 F8		3	0	0	0	0	1	1		
<b>Inning Stats</b>	R: 1 E: 0 K: 1 S: 6	H: 1 LOB: 2 BB: 1 P: 11	R: 0 E: 0 K: 0 S: 3	H: 0 LOB: 0 BB: 0 P: 3	R: 0 E: 0 K: 1 S: 5	H: 0 LOB: 0 BB: 0 P: 5	R: 0 E: 0 K: 0 S: 3	H: 1 LOB: 0 BB: 0 P: 3	R: 4 E: 1 K: 2 S: 12	H: 4 LOB: 2 BB: 1 P: 16	R: 0 E: 0 K: 0 S: 3	H: 0 LOB: 0 BB: 0 P: 3	R: 0 E: 0 K: 0 S: 3	H: 0 LOB: 0 BB: 0 P: 3	1B: 8 2B: 0 3B: 0 HR: 1	SF: 0 SAC: 1 DP: 2 HBP: 1		WP: 0 PB: 0 SB: 0 CS: 0
<b>PITCHER</b> Don Drysdale, R ERA: 4.02 Joe Moeller, R ERA: 13.5 Ron Perranoski, L ERA: 2.84 Nick Willhite, L ERA:	IP: 6.0 WLS: L BF: 25 H: 5 R: 4 ER: 4 SO: 2 BB: 2 IBB: 0 HBP: 1 BLK: 0 WP: 0 HR: 1 S: 26 P: 35 ERA: 6.00 WHIP: 1.167											<b>PITCHER</b>	IP: 6.0 WLS: L BF: 25 H: 5 R: 4 ER: 4 SO: 2 BB: 2 IBB: 0 HBP: 1 BLK: 0 WP: 0 HR: 1 S: 26 P: 35 ERA: 6.00 WHIP: 1.167					

**AB** 32  
**R** 8  
**H** 9  
**RBI** 8  
**BB** 3  
**SO** 4  
**LOB** 16






Batter	1	2	3	4	5	6	7	8	9	AB	R	H	RBI	BB	SO	LOB	TOP			
Nate Oliver, R OBP: 0.366, SLG: 0.290	0-0 CS 1B			0-0 1-3		0-0 6-3		0-0 1B	4 0 2 0 0 0 0								Los Angeles Dodgers @ San Francisco Giants Candlestick Park, San Francisco, CA Wed May 04 1966, 10:05 PM EDT Att: 28,220 - Unknown			
Wes Parker, S OBP: 0.316, SLG: 0.377	0-0 F3			0-0 1-3			0-3 K	0-0 F9	4 0 0 0 0 1 2											
Willie Davis, L OBP: 0.306, SLG: 0.361	0-3 K			0-0 6-3			0-0 4-3		3 0 0 0 0 1 1											
Lou Johnson, R OBP: 0.317, SLG: 0.436		0-3 K			0-0 1B 2B		0-0 1-3		3 1 1 0 0 1 0											
Jim Lefebvre, S OBP: 0.380, SLG: 0.586	0-0 F9				0-0 G4-3 2H 1B		0-0 F7		3 0 1 1 0 0 0											
Ron Fairly, L OBP: 0.289, SLG: 0.215	0-3 K				0-0 F8		0-0 F8		3 0 0 0 0 1 1											
Jeff Torborg, R OBP: 0.394, SLG: 0.367			0-0 F7		0-0 G4-3 1-2		0-0 F9		3 0 0 0 0 0 1											
John Kennedy, R OBP: 0.250, SLG: 0.350			0-3 K			0-3 K		0-0 6-3	2 0 0 0 0 2 0											
Joe Moeller, R OBP: 0.292, SLG: 0.455			0-3 K			0-0 6-3		0-0 F9	0 0 0 0 0 0 0											
Al Ferrara, R OBP: 0.292, SLG: 0.455			0-3 K			0-0 6-3		0-0 F9	1 0 0 0 0 1 0											
<b>Inning Stats</b>	R: 0 E: 0 K: 1 S: 5	H: 1 LOB: 1 BB: 0 P: 5	R: 0 E: 0 K: 2 S: 7	H: 0 LOB: 0 BB: 0 P: 7	R: 0 E: 0 K: 2 S: 7	H: 0 LOB: 0 BB: 0 P: 7	R: 1 E: 0 K: 0 S: 4	H: 2 LOB: 0 BB: 0 P: 4	R: 0 E: 0 K: 1 S: 5	H: 0 LOB: 0 BB: 0 P: 5	R: 0 E: 0 K: 0 S: 3	H: 0 LOB: 0 BB: 0 P: 3	R: 0 E: 0 K: 0 S: 3	H: 0 LOB: 0 BB: 0 P: 3	R: 0 E: 0 K: 0 S: 4	H: 1 LOB: 1 BB: 0 P: 4	1B: 3 2B: 2 3B: 0 HR: 0	SF: 0 SAC: 0 DP: 2 HBP: 0	WP: 0 PB: 0 SB: 0 CS: 1	PA: 29
<b>PITCHER</b>	IP WLS BF H R ER SO BB IBB HBP BLK WP HR S P ERA WHIP																			
Joe Gibbon, L ERA: 1.1	9.0 W 29 4 1 1 7 0 0 0 0 0 0 0 43 43 1.00 0.444																			

Batter	1	2	3	4	5	6	7	8	9	AB	R	H	RBI	BB	SO	LOB	BOTTOM			
Jim Davenport, R OBP: 0.381, SLG: 0.459	0-0 F8	0-0 1B 2H 3H 1B			0-0 4-3		0-3 K		4 0 1 2 0 1 0								Los Angeles Dodgers @ San Francisco Giants Candlestick Park, San Francisco, CA Wed May 04 1966, 10:05 PM EDT Att: 28,220 - Unknown			
Ollie Brown, R OBP: 0.333, SLG: 0.344	0-0 4-3	0-0 1-3 1B			0-0 F6		0-0 1B		4 0 2 0 0 0 0											
Willie Mays, R OBP: 0.346, SLG: 0.648	0-3 K	0-3 K			0-0 HR		0-0 4-3		4 1 1 1 0 2 3											
Jim Ray Hart, R OBP: 0.405, SLG: 0.486		1-0 1B E HBP	0-0 F7		0-0 WP 3B		0-0 4-3		0 1 0 0 0 0 0											
Tito Fuentes, S OBP: 0.256, SLG: 0.333			0-0 F7		0-0 3B		0-0 4-3		3 1 1 0 0 0 0											
Orlando Cepeda, R OBP: 0.333, SLG: 0.444		0-0 1B E 1B	0-0 1-3		0-0 F6		0-0 1-3		4 1 1 0 0 0 0											
Willie McCovey, L OBP: 0.372, SLG: 0.433		1-2 1B 1B	0-0 1-3		0-0 F6		0-0 1-3		0 0 0 0 0 0 0											
Jesus Alou, R OBP: 0.232, SLG: 0.313		0-0 E1 1B 1B	0-0 F2		0-0 3H		0-0 F3		4 1 0 0 0 0 1											
Don Landrum, L OBP: 0.067, SLG: 0.133		1-3 2H 1B					0-0 F3		0 0 0 0 0 0 0											
Bob Barton, R OBP: 0.222, SLG: 0.125		0-0 4-3			0-0 5-3		0-0 F7		3 0 0 0 0 0 2											
Hal Lanier, R OBP: 0.224, SLG: 0.236		0-0 1B 2-3 3H 1B			0-0 4-3		0-0 3-1		3 1 1 1 0 0 0											
Joe Gibbon, R		0-3 K			0-0 5-3		0-0 5-3		3 0 0 0 0 1 2											
<b>Inning Stats</b>	R: 0 E: 0 K: 1 S: 5	H: 0 LOB: 0 BB: 0 P: 5	R: 4 E: 1 K: 2 S: 12	H: 4 LOB: 2 BB: 0 P: 13	R: 0 E: 0 K: 0 S: 3	H: 0 LOB: 0 BB: 0 P: 3	R: 0 E: 0 K: 0 S: 3	H: 0 LOB: 0 BB: 0 P: 3	R: 2 E: 0 K: 0 S: 5	H: 2 LOB: 0 BB: 0 P: 5	R: 0 E: 0 K: 0 S: 3	H: 0 LOB: 0 BB: 0 P: 3	R: 0 E: 0 K: 1 S: 6	H: 1 LOB: 1 BB: 0 P: 6	R: 0 E: 0 K: 0 S: 3	H: 0 LOB: 0 BB: 0 P: 3	1B: 5 2B: 0 3B: 1 HR: 1	SF: 0 SAC: 0 DP: 0 HBP: 1	WP: 1 PB: 0 SB: 0 CS: 0	PA: 33
<b>PITCHER</b>	IP WLS BF H R ER SO BB IBB HBP BLK WP HR S P ERA WHIP																			
Claude Osteen, L ERA: 2.03	0.1 L 1 0 0 0 0 0 0 0 0 0 1 0 1 1 0.00 0.000																			
Bob Miller, R ERA: 2.64	3.0 10 1 0 0 0 1 0 0 0 0 0 0 0 0 0.00 0.333																			
Joe Moeller, R ERA: 2.45																				

livebaseballscores.com

**AB 29**  
**R 1**  
**H 4**  
**RBI 1**  
**BB 0**  
**SO 7**  
**LOB 5**



livebaseballscores.com

**AB 32**  
**R 6**  
**H 7**  
**RBI 4**  
**BB 0**  
**SO 4**  
**LOB 8**





Batter	1	2	3	4	5	6	7	8	9	10	AB	R	H	RBI	BB	SO	LOB	TOP						
<b>Maury Wills, S</b> OBP: 0.338, SLG: 0.277 (1, 6)	4-3		SH1-3	1-3		K			4-3		4	0	0	0	0	1	1	<b>Los Angeles Dodgers @ San Francisco Giants</b> Candlestick Park, San Francisco, CA Thu May 05 1966, 6:33 AM EDT Att: 26,326 - Unknown  <b>livebaseballscorecards.com</b>						
<b>Wes Parker, S</b> OBP: 0.323, SLG: 0.415 (1, 3)	K		HR		BB			K	K		5	2	2	2	0	3	0							
<b>Willie Davis, L</b> OBP: 0.299, SLG: 0.348 (1, 8)	4-3		F7		BB			4-3	E8		5	1	1	0	0	0	0							
<b>Ron Fairly, L</b> OBP: 0.296, SLG: 0.261 (1, 9)		L5							G3		4	1	1	1	1	1	1							
<b>Lou Johnson, R</b> OBP: 0.322, SLG: 0.470 (1, 7)	1-4-3								F8		5	2	2	1	0	0	2							
<b>Jim Lefebvre, S</b> OBP: 0.398, SLG: 0.583 <b>John Kennedy, R</b> OBP: 0.238, SLG: 0.333 (8, PR) (8, 5)									F9		2	1	1	0	2	0	0							
<b>John Roseboro, L</b> OBP: 0.241, SLG: 0.346 (1, 2)									G3		1	0	0	0	0	0	0							
<b>Nate Oliver, R</b> OBP: 0.347, SLG: 0.273 (1, 4)									K		5	0	1	0	0	2	3							
<b>Sandy Koufax, R</b> <b>Bob Miller, R</b> <b>Howie Reed, R</b> <b>Derrell Griffith, L</b> <b>Phil Regan, R</b> <b>Ron Perranoski, L</b> (1, 1) (2, 1) (2, 1) (4, PH) (4, 1) (8, 1)											0	0	0	0	0	0	0							
<b>Inning Stats</b>	R: 0 E: 0 K: 1 S: 5	H: 0 LOB: 0 BB: 0 P: 5	R: 0 E: 0 K: 1 S: 5	H: 0 LOB: 1 BB: 1 P: 9	R: 2 E: 1 K: 1 S: 7	H: 1 LOB: 0 BB: 0 P: 7	R: 3 E: 0 K: 0 S: 7	H: 4 LOB: 1 BB: 0 P: 7	R: 2 E: 0 K: 0 S: 4	H: 2 LOB: 1 BB: 2 P: 12	R: 0 E: 0 K: 1 S: 5	H: 0 LOB: 0 BB: 0 P: 5	R: 0 E: 0 K: 2 S: 7	H: 0 LOB: 0 BB: 0 P: 7	R: 1 E: 2 K: 0 S: 5	H: 1 LOB: 2 BB: 0 P: 5	R: 0 E: 1 K: 1 S: 6		H: 0 LOB: 1 BB: 0 P: 6	R: 0 E: 0 K: 1 S: 5	H: 0 LOB: 0 BB: 0 P: 5	1B: 5 2B: 0 3B: 0 HR: 3	SF: 0 SAC: 1 DP: 1 HBP: 0	WP: 1 PB: 0 SB: 0 CS: 0
<b>PITCHER</b>	IP	WLS	BF	H	R	ER	SO	BB	IBB	HBP	BLK	WP	HR	S	P	ERA	WHIP							
<b>Bobby Bolin, R</b> ERA: 2.41 (1, 1)	3.0		14	3	4	2	3	1	0	0	0	0	0	7	11	6.00	1.333							
<b>Lindy McDaniel, R</b> ERA: 6.57 (4, 1)	1.0		8	4	3	3	0	1	0	0	0	0	0	7	11	27.00	5.000							
<b>Ron Herbel, R</b> ERA: 3.92 (5, 1)	1.0		3	0	0	0	0	1	0	0	1	0	0	2	6	0.00	1.000							
<b>Frank Linzy, R</b> ERA: 4.11 (6, 1)	3.0		11	1	1	0	3	0	0	0	0	0	0	17	17	0.00	0.333							
<b>Bill Henry, L</b> ERA: (9, 1)	1.0		4	0	0	0	1	0	0	0	0	1	0	6	6	0.00	0.000							

Batter	1	2	3	4	5	6	7	8	9	10	AB	R	H	RBI	BB	SO	LOB	BOTTOM				
<b>Jim Davenport, R</b> OBP: 0.396, SLG: 0.452 (1, 4) (9, 6)	FC5-4	1B	F7			P4				E5	5	1	2	0	1	0	1	<b>Los Angeles Dodgers @ San Francisco Giants</b> Candlestick Park, San Francisco, CA Thu May 05 1966, 6:33 AM EDT Att: 26,326 - Unknown  <b>livebaseballscorecards.com</b>				
<b>Ollie Brown, R</b> OBP: 0.333, SLG: 0.342 (1, 9)	FC5-4	1B				K				FC1-6	6	3	2	2	0	2	2					
<b>Willie Mays, R</b> OBP: 0.345, SLG: 0.623 (1, 8)	P5	1B				6-3				L8	6	1	2	1	0	0	4					
<b>Jim Ray Hart, R</b> OBP: 0.412, SLG: 0.487 (1, 5)	2B	1B								E8	6	1	3	2	0	0	3					
<b>Orlando Cepeda, R</b> OBP: 0.318, SLG: 0.439 (1, 3)											5	0	1	3	0	1	2					
<b>Cap Peterson, R</b> OBP: 0.143, SLG: 0.143 <b>Len Gabrielson, L</b> OBP: 0.308, SLG: 0.412 (1, 7) (5, PH) (6, 7)	5-3	1-3				F9					2	0	0	0	0	0	2					
<b>Bob Priddy, R</b> (10, 1)										2B	0	0	0	0	0	0	0					
<b>Bob Barton, R</b> OBP: 0.273, SLG: 0.300 <b>Tom Haller, L</b> OBP: 0.384, SLG: 0.492 (1, 2) (5, PH) (6, 2)											2	0	1	0	0	0	0					
<b>Hal Lanier, R</b> OBP: 0.228, SLG: 0.240 <b>Jack Hiatt, R</b> OBP: 0.550, SLG: 0.750 <b>Don Mason, L</b> (8, PH) (8, PR) (9, 4)											3	1	1	0	0	0	2					
<b>Bobby Bolin, R</b> <b>Lindy McDaniel, R</b> <b>Ron Herbel, R</b> <b>Frank Linzy, R</b> <b>Bill Henry, L</b> <b>Jim Davenport, R</b> <b>Ollie Brown, R</b> <b>Willie Mays, R</b> <b>Jim Ray Hart, R</b> <b>Orlando Cepeda, R</b> <b>Cap Peterson, R</b> <b>Len Gabrielson, L</b> <b>Bob Priddy, R</b> <b>Bob Barton, R</b> <b>Tom Haller, L</b> <b>Hal Lanier, R</b> <b>Jack Hiatt, R</b> <b>Don Mason, L</b> <b>Tito Fuentes, S</b> <b>Bobby Bolin, R</b> <b>Lindy McDaniel, R</b> <b>Ron Herbel, R</b> <b>Frank Linzy, R</b> <b>Bill Henry, L</b> <b>Jim Davenport, R</b> <b>Ollie Brown, R</b> <b>Willie Mays, R</b> <b>Jim Ray Hart, R</b> <b>Orlando Cepeda, R</b> <b>Cap Peterson, R</b> <b>Len Gabrielson, L</b> <b>Bob Priddy, R</b> <b>Bob Barton, R</b> <b>Tom Haller, L</b> <b>Hal Lanier, R</b> <b>Jack Hiatt, R</b> <b>Don Mason, L</b> <b>Tito Fuentes, S</b> (1, 1) (2, 1) (2, 1) (4, 1) (9, 1)											1	0	0	0	0	0	0					
<b>Inning Stats</b>	R: 2 E: 0 K: 0 S: 6	H: 3 LOB: 1 BB: 0 P: 6	R: 5 E: 0 K: 0 S: 7	H: 4 LOB: 1 BB: 2 P: 15	R: 0 E: 0 K: 0 S: 4	H: 1 LOB: 1 BB: 0 P: 4	R: 0 E: 0 K: 2 S: 8	H: 1 LOB: 1 BB: 0 P: 8	R: 0 E: 0 K: 0 S: 4	H: 0 LOB: 0 BB: 0 P: 3	R: 1 E: 0 K: 1 S: 8	H: 3 LOB: 2 BB: 0 P: 8	R: 0 E: 0 K: 0 S: 4	H: 1 LOB: 2 BB: 1 P: 8	R: 1 E: 2 K: 0 S: 4	H: 0 LOB: 1 BB: 0 P: 4	1B: 12 2B: 3 3B: 0 HR: 0	SF: 0 SAC: 0 DP: 0 HBP: 0	WP: 0 PB: 1 SB: 0 CS: 0	PA: 49		
<b>PITCHER</b>	IP	WLS	BF	H	R	ER	SO	BB	IBB	HBP	BLK	WP	HR	S	P	ERA	WHIP					
<b>Sandy Koufax, L</b> ERA: 2.65 (1, 1)	1.1		9	4	4	4	0	1	0	0	0	0	0	3	7							
<b>Bob Miller, R</b> ERA: 7.11 (2, 1)	0.0		4	3	2	2	0	1	0	0	0	0	0	3	7							
<b>Howie Reed, R</b> ERA: (2, 1)	1.2		6	1	1	1	0	0	0	0	0	0	0	6	6	5.40	0.600					
<b>Phil Regan, R</b> ERA: 1.2 (4, 1)	5.1		24	7	1	1	4	0	1	0	0	0	0	31	35	1.69	1.312					
<b>Ron Perranoski, L</b> ERA: 2.35 (9, 1)	1.1		6	0	1	0	0	0	0	0	0	0	0	6	6	0.00	0.000					



Batter	1	2	3	4	5	6	7	8	9	AB	R	H	RBI	BB	SO	LOB	TOP			
Maury Wills, S OBP: 0.360, SLG: 0.304	0-0 1B		0-0 1B		0-0 1B		0-0 F8			4	0	3	0	0	0	0	<b>Los Angeles Dodgers @ Cincinnati Reds</b> Crosley Field, Cincinnati, OH Fri May 06 1966, 7:05 PM EDT Att: 12,039 - Unknown			
Wes Parker, S OBP: 0.320, SLG: 0.407	0-3 K		0-0 1B		0-0 F7			0-0 5-3		4	0	1	0	0	1	2				
Willie Davis, L OBP: 0.296, SLG: 0.343	0-0 F8		0-0 G3			0-0 1B		0-0 3-1		4	0	1	0	0	0	2				
Ron Fairly, L OBP: 0.306, SLG: 0.274		0-0 1B		0-0 6-3		0-0 1B		0-3 K		4	1	2	0	0	1	0				
Lou Johnson, R OBP: 0.319, SLG: 0.471	0-3 K		0-0 2B		0-0 FC1-2-5-1			0-3 K		4	0	1	0	0	2	3				
Jim Lefebvre, S OBP: 0.375, SLG: 0.553	0-0 F9		0-0 P3		0-0 FC6-5-4			0-0 4-3		4	0	0	1	0	0	3				
John Roseboro, L OBP: 0.224, SLG: 0.321	0-0 P6		0-0 3-1		0-0 L8			0-0 F8		4	0	0	0	0	0	3				
Nate Oliver, R OBP: 0.333, SLG: 0.261		0-3 K		0-0 F9		0-0 F7				3	0	0	0	0	1	0				
Don Sutton, R OBP: 0.389, SLG: 0.389			0-0 G3		0-0 B2-3		0-0 5-3			2	0	0	0	0	0	0				
Derrell Griffith, L (7, PH)										1	0	0	0	0	0	0				
Nick Willhite, L (7, 1)										0	0	0	0	0	0	0				
<b>Inning Stats</b>	R: 0 E: 0 K: 1 S: 5	H: 1 LOB: 0 BB: 0 P: 5	R: 0 E: 0 K: 1 S: 6	H: 1 LOB: 1 BB: 0 P: 6	R: 0 E: 0 K: 1 S: 7	H: 2 LOB: 2 BB: 0 P: 7	R: 0 E: 0 K: 0 S: 4	H: 1 LOB: 1 BB: 0 P: 4	R: 0 E: 0 K: 0 S: 4	H: 0 LOB: 0 BB: 0 P: 3	R: 0 E: 0 K: 1 S: 5	H: 0 LOB: 0 BB: 0 P: 5	R: 0 E: 0 K: 1 S: 5	H: 0 LOB: 0 BB: 0 P: 5	R: 0 E: 0 K: 1 S: 5	H: 0 LOB: 0 BB: 0 P: 5	1B: 7 2B: 1 3B: 0 HR: 0	SF: 0 SAC: 0 DP: 0 HBP: 0	WP: 0 PB: 0 SB: 0 CS: 0	PA: 34
<b>PITCHER</b> Milt Pappas, R ERA: 3.71	IP: 9.0 WLS: W BF: 34 H: 8 R: 1 ER: 1 SO: 5 BB: 0 IBB: 0 HBP: 0 BLK: 0 WP: 0 HR: 0 S: 44 P: 44 ERA: 1.00 WHIP: 0.889																			

Batter	1	2	3	4	5	6	7	8	9	AB	R	H	RBI	BB	SO	LOB	BOTTOM			
Pete Rose, S OBP: 0.286, SLG: 0.299	0-0 1B	0-0 FC3-6		0-0 4-3		0-0 F8		0-3 K		5	1	1	0	0	1	3	<b>Los Angeles Dodgers @ Cincinnati Reds</b> Crosley Field, Cincinnati, OH Fri May 06 1966, 7:05 PM EDT Att: 12,039 - Unknown			
Tommy Helms, R OBP: 0.307, SLG: 0.329	0-0 E8	0-0 F9			0-0 4-3		0-0 5-3			4	1	1	0	0	0	1				
Vada Pinson, L OBP: 0.321, SLG: 0.494	0-0 6-3	0-0 L8			0-0 F9		4-0 CS			3	0	0	0	1	0	2				
Tony Perez, R OBP: 0.386, SLG: 0.421	0-0 HR		0-3 K		0-3 K		0-3 K			4	1	1	2	0	3	1				
Johnny Edwards, L OBP: 0.225, SLG: 0.359	0-0 BB		0-0 G3		0-0 SH2-4		0-0 1-3			4	1	2	0	0	0	0				
Leo Cardenas, R OBP: 0.352, SLG: 0.439	0-3 K		0-0 FC6-4		0-0 SH2-4		4-0 S			2	1	1	0	1	1	1				
Mel Queen, L OBP: 0.304, SLG: 0.176	4-0 BB		0-0 FC6-4		4-0 WP		0-3 K			2	1	0	0	2	1	2				
Art Shamsky, L OBP: 0.250, SLG: 0.600	0-0 4-3			0-0 F8		0-0 HR		0-0 1B		3	1	1	3	0	0	2				
Tommy Harper, R OBP: 0.250, SLG: 0.214					0-0 HR		0-0 1B			1	0	1	1	0	0	0				
Milt Pappas, R OBP: 0.222, SLG: 0.222		0-0 FC3-6		0-3 K		0-3 K		0-0 1B		4	0	2	0	0	2	0				
<b>Inning Stats</b>	R: 3 E: 1 K: 1 S: 9	H: 4 LOB: 2 BB: 1 P: 13	R: 0 E: 0 K: 0 S: 4	H: 1 LOB: 1 BB: 0 P: 4	R: 0 E: 0 K: 1 S: 6	H: 1 LOB: 1 BB: 0 P: 6	R: 0 E: 0 K: 1 S: 5	H: 0 LOB: 0 BB: 0 P: 5	R: 0 E: 0 K: 1 S: 5	H: 0 LOB: 0 BB: 0 P: 5	R: 3 E: 0 K: 1 S: 7	H: 2 LOB: 1 BB: 1 P: 11	R: 0 E: 0 K: 1 S: 4	H: 0 LOB: 0 BB: 1 P: 8	R: 1 E: 0 K: 2 S: 9	H: 2 LOB: 2 BB: 1 P: 13	1B: 8 2B: 0 3B: 0 HR: 2	SF: 0 SAC: 1 DP: 0 HBP: 0	WP: 1 PB: 0 SB: 1 CS: 1	PA: 37
<b>PITCHER</b> Don Sutton, R ERA: 2.8	IP: 6.0 WLS: L BF: 28 H: 8 R: 6 ER: 6 SO: 5 BB: 1 IBB: 1 HBP: 0 BLK: 0 WP: 1 HR: 2 S: 36 P: 44 ERA: 9.00 WHIP: 1.500																			
Nick Willhite, L ERA: 2.7	IP: 2.0 WLS: 9 BF: 2 H: 2 R: 1 ER: 1 SO: 3 BB: 2 IBB: 0 HBP: 0 BLK: 0 WP: 0 HR: 0 S: 13 P: 21 ERA: 4.50 WHIP: 2.000																			








Batter	1	2	3	4	5	6	7	8	9	AB	R	H	RBI	BB	SO	LOB	TOP					
Maury Wills, S OBP: 0.341, SLG: 0.295	5-3		L4		6-3		F8			4	0	0	0	0	0	2						
Jim Gilliam, S OBP: 0.176, SLG: 0.067	HBP WP BB		F7			6-3	F9			3	0	0	0	1	0	2						
Lou Johnson, R OBP: 0.310, SLG: 0.479	L8		F8			L7		L8		4	0	0	0	0	0	1						
Ai Ferrara, R OBP: 0.355, SLG: 0.571	HBP BB			4-3				4-3		3	0	1	0	1	0	0						
Jim Lefebvre, S OBP: 0.396, SLG: 0.619						1B				3	0	1	0	0	2	1						
Nate Oliver, R OBP: 0.333, SLG: 0.261	1-2 2-3 HBP			K		K				0	0	0	0	0	0	0						
Ron Fairly, L OBP: 0.340, SLG: 0.300	F8									4	1	2	0	0	0	4						
Wes Parker, S OBP: 0.321, SLG: 0.398										3	0	0	0	1	0	1						
Jeff Torborg, R OBP: 0.351, SLG: 0.324										4	0	0	0	0	1	2						
Claude Osteen, L OBP: 0.111, SLG: 0.059										2	0	0	0	0	1	0						
Tommy Davis, R OBP: 0.316, SLG: 0.278										1	0	0	0	0	0	1						
Bart Shirley, R OBP: 0.333, SLG: 0.333										0	0	0	0	0	0	0						
Phil Regan, R OBP: 0.188, SLG: 0.333										1	0	0	0	0	1	0						
Don Drysdale, R OBP: 0.333										1	0	0	0	0	1	0						
<b>Inning Stats</b>	R: 0 E: 0 K: 0 S: 3	H: 0 LOB: 3 BB: 2 P: 12	R: 0 E: 0 K: 1 S: 5	H: 0 LOB: 0 BB: 0 P: 5	R: 0 E: 0 K: 0 S: 3	H: 0 LOB: 0 BB: 0 P: 3	R: 0 E: 0 K: 1 S: 6	H: 1 LOB: 1 BB: 0 P: 6	R: 0 E: 0 K: 0 S: 3	H: 0 LOB: 0 BB: 0 P: 3	R: 0 E: 0 K: 1 S: 6	H: 1 LOB: 1 BB: 0 P: 6	R: 1 E: 1 K: 1 S: 7	H: 1 LOB: 2 BB: 1 P: 11	R: 0 E: 0 K: 0 S: 4	H: 1 LOB: 1 BB: 0 P: 4	R: 0 E: 0 K: 1 S: 5	H: 0 LOB: 0 BB: 0 P: 5	1B: 4 2B: 0 3B: 0 HR: 0	SF: 0 SAC: 0 DP: 0 HBP: 1	WP: 1 PB: 0 SB: 0 CS: 0	PA: 36
<b>PITCHER</b>	IP WLS BF H R ER SO BB IBB HBP BLK WP HR S P ERA WHIP																					
Jim O'Toole, L ERA: 1.29	(1, 1) 7.0 W 29 3 1 0 4 3 0 1 0 1 0 0 33 46 0.00 0.857																					
Billy McCool, L ERA: 2.08	(8, 1) 2.0 S 7 1 0 0 1 0 0 0 0 0 0 0 9 9 0.00 0.500																					

Los Angeles Dodgers @ Cincinnati Reds  
Crosley Field, Cincinnati, OH  
Sun May 08 1966, 3:33 AM EDT  
Att: 12,093 - Unknown


AB 32  
R 1  
H 4  
RBI 0  
BB 3  
SO 5  
LOB 14



Batter	1	2	3	4	5	6	7	8	9	AB	R	H	RBI	BB	SO	LOB	BOTTOM			
Pete Rose, S OBP: 0.261, SLG: 0.271	6-3		6-3	5-3			G3			4	0	0	0	0	0	2				
Tommy Helms, R OBP: 0.277, SLG: 0.295	L8		F9		5-3		3-1			4	0	0	0	0	0	0				
Vada Pinson, L OBP: 0.326, SLG: 0.476			1-3		4-3		F7			4	0	1	0	0	0	0				
Deron Johnson, R OBP: 0.229, SLG: 0.206	1-3			1B SF9 BB	F9			L6		3	1	0	0	1	0	1				
Don Pavletich, R OBP: 0.317, SLG: 0.462			K	1B 1B		FC5 2B		K		4	1	2	0	0	2	0				
Tony Perez, R OBP: 0.353, SLG: 0.386					SF9		L4			2	0	1	1	0	0	1				
Mel Queen, L OBP: 0.296, SLG: 0.150		E 1B					F9			1	0	0	0	0	0	0				
Leo Cardenas, R OBP: 0.338, SLG: 0.417			F7	1B 1B		5-3				3	0	1	0	0	0	2				
Tommy Harper, R OBP: 0.292, SLG: 0.207			E6		K					2	0	0	0	1	1	3				
Jim O'Toole, S OBP: 0.286, SLG: 0.286			6-3							3	0	1	1	0	0	4				
Billy McCool, R ERA: 1.06						FC5				0	0	0	0	0	0	0				
<b>Inning Stats</b>	R: 0 E: 0 K: 0 S: 4	H: 1 LOB: 1 BB: 0 P: 4	R: 0 E: 1 K: 1 S: 7	H: 1 LOB: 2 BB: 0 P: 7	R: 0 E: 0 K: 0 S: 3	H: 0 LOB: 0 BB: 0 P: 3	R: 2 E: 0 K: 1 S: 8	H: 3 LOB: 2 BB: 1 P: 12	R: 0 E: 0 K: 0 S: 3	H: 0 LOB: 0 BB: 0 P: 3	R: 0 E: 0 K: 0 S: 4	H: 1 LOB: 2 BB: 1 P: 8	R: 0 E: 0 K: 0 S: 3	H: 0 LOB: 0 BB: 0 P: 3	R: 0 E: 0 K: 1 S: 5	H: 0 LOB: 0 BB: 0 P: 5	1B: 5 2B: 1 3B: 0 HR: 0	SF: 1 SAC: 0 DP: 0 HBP: 0	WP: 0 PB: 0 SB: 0 CS: 0	PA: 33
<b>PITCHER</b>	IP WLS BF H R ER SO BB IBB HBP BLK WP HR S P ERA WHIP																			
Claude Osteen, L ERA: 2.14	(1, 1) 6.0 L 27 6 2 2 2 1 1 0 0 0 0 0 29 37 3.00 1.167																			
Phil Regan, R ERA: 1.06	(7, 1) 2.0 6 0 0 0 1 0 0 0 0 0 0 8 8 0.00 0.000																			

Los Angeles Dodgers @ Cincinnati Reds  
Crosley Field, Cincinnati, OH  
Sun May 08 1966, 3:33 AM EDT  
Att: 12,093 - Unknown

AB 30  
R 2  
H 6  
RBI 2  
BB 2  
SO 3  
LOB 13





Batter	1	2	3	4	5	6	7	8	9	AB	R	H	RBI	BB	SO	LOB	TOP			
<b>Maury Wills, S</b> OBP: 0.356, SLG: 0.305 (1, 6)										4	3	2	0	1	0	1	<b>Los Angeles Dodgers @ Philadelphia Phillies</b> <b>Connie Mack Stadium, Philadelphia, PA</b> Tue May 10 1966, 7:05 PM EDT Att: 14,895 - Unknown			
<b>Jim Gilliam, S</b> OBP: 0.227, SLG: 0.150 <b>John Kennedy, R</b> OBP: 0.238, SLG: 0.333 (1, 5) (8, 5)										5	0	2	2	0	0	2				
<b>Lou Johnson, R</b> OBP: 0.305, SLG: 0.465 (1, 7)										5	1	1	0	0	0	2				
<b>Al Ferrara, R</b> OBP: 0.389, SLG: 0.594 (1, 9)										4	2	2	0	1	0	3				
<b>Jim Lefebvre, S</b> OBP: 0.376, SLG: 0.591 <b>Nate Oliver, R</b> OBP: 0.333, SLG: 0.261 (1, 4) (9, 4)											4	0	0	1	0	0		2		
<b>Ron Fairly, L</b> OBP: 0.374, SLG: 0.321 (1, 3)											1	0	1	2	3	0		0		
<b>Wes Parker, S</b> OBP: 0.315, SLG: 0.388 (1, 8)											5	0	1	1	0	2		5		
<b>Jeff Torborg, R</b> OBP: 0.366, SLG: 0.306 (1, 2)											2	0	0	0	2	0		3		
<b>Sandy Koufax, R</b> (1, 1)											4	0	0	0	0	2		3		
<b>Inning Stats</b>	R: 3 E: 0 K: 1 S: 8	H: 3 LOB: 1 BB: 1 P: 12	R: 0 E: 0 K: 1 S: 5	H: 0 LOB: 1 BB: 1 P: 9	R: 1 E: 0 K: 0 S: 5	H: 2 LOB: 2 BB: 1 P: 9	R: 1 E: 1 K: 0 S: 4	H: 1 LOB: 1 BB: 1 P: 8	R: 0 E: 0 K: 0 S: 3	H: 0 LOB: 1 BB: 1 P: 7	R: 1 E: 0 K: 1 S: 7	H: 2 LOB: 1 BB: 0 P: 7	R: 0 E: 0 K: 1 S: 5	H: 0 LOB: 2 BB: 2 P: 13	R: 0 E: 0 K: 0 S: 3	H: 1 LOB: 1 BB: 0 P: 4		1B: 7 2B: 2 3B: 0 HR: 0	SF: 1 SAC: 0 DP: 1 HBP: 1	WP: 3 PB: 1 SB: 6 CS: 0
<b>PITCHER</b>	IP WLS BF H R ER SO BB IBB HBP BLK WP HR S P ERA WHIP																			
<b>Chris Short, L</b> ERA: 2.27 (1, 1)	2.0 L 11 3 3 3 2 2 0 0 0 0 0 0 0 13 21 13.50 2.500																			
<b>Roger Craig, R</b> ERA: 5.91 (3, 1)	0.2 3 1 1 1 0 0 0 0 0 0 0 0 0 3 3 13.50 1.500																			
<b>Steve Ridzik, R</b> ERA: 7.71 (3, 1)	1.1 8 2 1 1 0 2 0 0 0 0 0 0 0 6 14 6.75 3.000																			
<b>Ray Culp, R</b> ERA: 5.95 (5, 1)	3.0 14 2 1 1 2 2 1 0 0 1 0 0 15 27 3.00 1.333																			
<b>Bo Belinsky, L</b> ERA: 1.92 (8, 1)	2.0 7 1 0 0 0 0 0 0 1 0 1 0 6 7 0.00 0.500																			

AB 34  
R 6  
H 9  
RBI 6  
BB 7  
SO 4  
LOB 21



Batter	1	2	3	4	5	6	7	8	9	AB	R	H	RBI	BB	SO	LOB	BOTTOM					
<b>Tony Taylor, R</b> OBP: 0.297, SLG: 0.391 (1, 5)										4	0	1	0	0	1	0	<b>Los Angeles Dodgers @ Philadelphia Phillies</b> <b>Connie Mack Stadium, Philadelphia, PA</b> Tue May 10 1966, 7:05 PM EDT Att: 14,895 - Unknown					
<b>Cookie Rojas, R</b> OBP: 0.278, SLG: 0.312 (1, 4)										4	0	1	0	0	0	1						
<b>Dick Groat, R</b> OBP: 0.325, SLG: 0.397 (1, 6)										4	0	1	0	0	0	2						
<b>Johnny Callison, L</b> OBP: 0.315, SLG: 0.384 (1, 9)										3	0	0	0	1	1	3						
<b>Harvey Kuenn, R</b> OBP: 0.263, SLG: 0.368 (1, 7)										4	1	1	0	0	1	1						
<b>Bill White, L</b> OBP: 0.295, SLG: 0.325 (1, 3)										4	0	1	0	0	1	0						
<b>Bob Uecker, R</b> OBP: 0.300, SLG: 0.412 (1, 2)										4	0	1	0	0	1	1						
<b>Jackie Brandt, R</b> OBP: 0.282, SLG: 0.235 (1, 8)											2	0	0	0	2	0						
<b>Chris Short, R</b> OBP: 0.118, SLG: 0.118 (2, PH) <b>Phil Litz, R</b> OBP: 0.167, SLG: 0.167 (3, 1) <b>Roger Craig, R</b> (3, 1) <b>Steve Ridzik, R</b> (3, 1) <b>John Briggs, L</b> OBP: 0.399, SLG: 0.500 (4, PH) <b>Ray Culp, R</b> (5, 1) <b>Tony Gonzalez, L</b> OBP: 0.303, SLG: 0.567 (7, PH) <b>Bo Belinsky, L</b> (8, 1)										0	0	0	0	0	0	0						
<b>Inning Stats</b>	R: 0 E: 0 K: 1 S: 6	H: 1 LOB: 2 BB: 1 P: 6	R: 0 E: 0 K: 3 S: 10	H: 1 LOB: 1 BB: 1 P: 14	R: 0 E: 0 K: 0 S: 4	H: 1 LOB: 1 BB: 0 P: 4	R: 1 E: 0 K: 1 S: 6	H: 2 LOB: 1 BB: 1 P: 10	R: 0 E: 0 K: 1 S: 6	H: 1 LOB: 1 BB: 0 P: 6	R: 0 E: 0 K: 1 S: 5	H: 0 LOB: 0 BB: 0 P: 5	R: 0 E: 0 K: 2 S: 7	H: 0 LOB: 0 BB: 0 P: 7	R: 0 E: 0 K: 0 S: 3	H: 0 LOB: 1 BB: 1 P: 7		R: 0 E: 0 K: 1 S: 5	H: 0 LOB: 0 BB: 0 P: 5	1B: 4 2B: 2 3B: 0 HR: 0	SF: 0 SAC: 0 DP: 1 HBP: 0	WP: 1 PB: 0 SB: 0 CS: 0
<b>PITCHER</b>	IP WLS BF H R ER SO BB IBB HBP BLK WP HR S P ERA WHIP																					
<b>Sandy Koufax, L</b> ERA: 2.33 (1, 1)	9.0 W 35 6 1 1 10 3 0 0 0 0 1 0 52 64 1.00 1.000																					

AB 32  
R 1  
H 6  
RBI 0  
BB 3  
SO 10  
LOB 11









Batter	1	2	3	4	5	6	7	8	9	AB	R	H	RBI	BB	SO	LOB	TOP					
Maury Wills, S OBP: 0.343, SLG: 0.297			SH5-4		FC4-6		FC5-4		FC5-4	4	0	1	0	0	0	5	<b>Los Angeles Dodgers @ Philadelphia Phillies</b> <b>Connie Mack Stadium, Philadelphia, PA</b> Thu May 12 1966, 7:05 PM EDT Att: 10,205 - Unknown					
Jim Gilliam, S OBP: 0.290, SLG: 0.222			P4		K					4	0	2	0	1	1	3						
Willie Davis, L OBP: 0.286, SLG: 0.333 Tommy Davis, R OBP: 0.300, SLG: 0.263 Bob Miller, R OBP: 0.329, SLG: 0.257			F9				4-3		L6	3	0	0	0	0	0	2						
Nate Oliver, R OBP: 0.329, SLG: 0.257										1	0	0	0	0	0	3						
Ron Fairly, L OBP: 0.374, SLG: 0.318										0	0	0	0	0	0	2						
Jim Lefebvre, S OBP: 0.385, SLG: 0.617										3	0	1	0	1	0	1						
Lou Johnson, R OBP: 0.292, SLG: 0.440										3	1	1	1	0	0	2						
John Roseboro, L OBP: 0.257, SLG: 0.338 Jeff Torborg, R OBP: 0.357, SLG: 0.297										4	0	0	0	0	0	3						
Wes Parker, S OBP: 0.319, SLG: 0.388										2	0	1	0	0	0	0						
Don Drysdale, R OBP: 0.222, SLG: 0.412 Ron Perranoski, L OBP: 1.000, SLG: 2.000 Al Ferrara, R OBP: 0.366, SLG: 0.528										1	0	0	0	0	0	1						
<b>Inning Stats</b>	R: 0 E: 0 K: 0 S: 4	H: 2 LOB: 1 BB: 0 P: 4	R: 1 E: 0 K: 0 S: 4	H: 1 LOB: 0 BB: 0 P: 4	R: 0 E: 0 K: 0 S: 4	H: 1 LOB: 0 BB: 0 P: 4	R: 0 E: 0 K: 0 S: 2	H: 0 LOB: 0 BB: 1 P: 6	R: 0 E: 0 K: 2 S: 9	H: 2 LOB: 2 BB: 0 P: 9	R: 0 E: 0 K: 0 S: 4	H: 1 LOB: 1 BB: 0 P: 4	R: 0 E: 0 K: 1 S: 6	H: 1 LOB: 3 BB: 1 P: 11	R: 0 E: 0 K: 0 S: 3	H: 0 LOB: 1 BB: 0 P: 4	R: 0 E: 0 K: 0 S: 4	H: 1 LOB: 2 BB: 0 P: 5	1B: 6 2B: 2 3B: 0 HR: 1	SF: 0 SAC: 1 DP: 1 HBP: 3	WP: 1 PB: 0 SB: 1 CS: 1	PA: 39
<b>PITCHER</b>	IP WLS BF H R ER SO BB IBB HBP BLK WP HR S P ERA WHIP	IP WLS BF H R ER SO BB IBB HBP BLK WP HR S P ERA WHIP															IP WLS BF H R ER SO BB IBB HBP BLK WP HR S P ERA WHIP					
Jim Bunning, R ERA: 2.03	6.0	W	26	8	1	1	2	1	0	1	0	0	0	0	0	1	1	28	33	1.50	1.500	
Darold Knowles, L ERA: 2.41	3.0	S	13	1	0	0	1	1	0	2	0	0	0	0	0	0	0	12	18	0.00	0.667	

AB	33
R	1
H	9
RBI	1
BB	2
SO	3
LOB	26



Batter	1	2	3	4	5	6	7	8	9	AB	R	H	RBI	BB	SO	LOB	BOTTOM			
Tony Gonzalez, L OBP: 0.310, SLG: 0.474			K							4	0	0	0	0	1	3	<b>Los Angeles Dodgers @ Philadelphia Phillies</b> <b>Connie Mack Stadium, Philadelphia, PA</b> Thu May 12 1966, 7:05 PM EDT Att: 10,205 - Unknown			
Dick Groat, R OBP: 0.330, SLG: 0.424										4	2	2	2	0	0	1				
Bill White, L OBP: 0.292, SLG: 0.310										3	1	1	0	1	1	0				
Johnny Callison, L OBP: 0.330, SLG: 0.387										3	0	1	2	1	0	1				
Doug Clemens, L OBP: 0.400, SLG: 0.391										4	0	1	1	0	0	2				
Cookie Rojas, R OBP: 0.291, SLG: 0.321										4	0	1	0	0	1	4				
Clay Dalrymple, L OBP: 0.383, SLG: 0.275										4	0	2	0	0	0	3				
Tony Taylor, R OBP: 0.275, SLG: 0.360										4	0	0	0	0	0	3				
Jim Bunning, R OBP: 0.318, SLG: 0.286 Darold Knowles, L OBP: 0.250, SLG: 0.250										3	2	3	0	0	0	0				
<b>Inning Stats</b>	R: 0 E: 0 K: 1 S: 5	H: 0 LOB: 0 BB: 0 P: 5	R: 0 E: 0 K: 1 S: 5	H: 0 LOB: 1 BB: 1 P: 9	R: 2 E: 0 K: 1 S: 7	H: 2 LOB: 0 BB: 0 P: 7	R: 0 E: 0 K: 0 S: 5	H: 2 LOB: 2 BB: 0 P: 5	R: 3 E: 0 K: 0 S: 7	H: 4 LOB: 2 BB: 1 P: 11	R: 0 E: 0 K: 0 S: 4	H: 1 LOB: 1 BB: 0 P: 4	R: 0 E: 0 K: 0 S: 4	H: 1 LOB: 1 BB: 0 P: 4	R: 0 E: 0 K: 0 S: 3	H: 1 LOB: 0 BB: 0 P: 3		1B: 10 2B: 0 3B: 0 HR: 1	SF: 0 SAC: 0 DP: 1 HBP: 0	WP: 0 PB: 0 SB: 0 CS: 0
<b>PITCHER</b>	IP WLS BF H R ER SO BB IBB HBP BLK WP HR S P ERA WHIP	IP WLS BF H R ER SO BB IBB HBP BLK WP HR S P ERA WHIP															IP WLS BF H R ER SO BB IBB HBP BLK WP HR S P ERA WHIP			
Don Drysdale, R ERA: 4.43	1.2	L	21	6	5	5	3	2	0	0	0	0	0	0	0	0	8	8	0.00	1.846
Ron Perranoski, L ERA: 1.59	5.1		8	3	0	0	0	0	0	0	0	0	0	0	0	0	8	8	0.00	1.000
Bob Miller, R ERA: 5.4	2.0		7	2	0	0	0	0	0	0	0	0	0	0	0	0	7	7	0.00	1.000






Batter	1	2	3	4	5	6	7	8	9	AB	R	H	RBI	BB	SO	LOB	TOP			
Maury Wills, S OBP: 0.340, SLG: 0.287	K		FC6-4			FC6-4	F8			3	0	0	0	1	1	2	<b>Los Angeles Dodgers @ Pittsburgh Pirates</b> Forbes Field, Pittsburgh, PA Fri May 13 1966, 7:05 PM EDT Att: 13,388 - Unknown <a href="http://livebaseballscorecards.com">livebaseballscorecards.com</a>			
Wes Parker, S OBP: 0.317, SLG: 0.393	6-3					FC6-4	FC6-4			4	1	1	0	0	0	2				
Lou Johnson, R OBP: 0.291, SLG: 0.434	P6									4	1	1	0	0	0	1				
Al Ferrara, R OBP: 0.356, SLG: 0.500		K								4	1	1	1	0	1	1				
Jim Lefebvre, S OBP: 0.381, SLG: 0.602	L9									4	0	1	0	0	0	2				
Ron Fairly, L OBP: 0.360, SLG: 0.304	K									4	0	0	1	0	1	2				
Nate Oliver, R OBP: 0.325, SLG: 0.257			K							4	0	1	0	0	1	1				
Jeff Torborg, R OBP: 0.356, SLG: 0.300										3	0	1	0	0	0	1				
Bart Shirley, R OBP: 0.353, SLG: 0.333										0	0	0	0	0	0	0				
John Roseboro, L OBP: 0.257, SLG: 0.338										0	0	0	0	0	0	0				
Tommy Davis, R OBP: 0.286, SLG: 0.250										1	0	0	0	0	0	0				
Claude Osteen, L OBP: 0.150, SLG: 0.105										2	0	1	0	0	0	1				
Joe Moeller, R										0	0	0	0	0	0	0				
Jim Gilliam, S OBP: 0.281, SLG: 0.214										1	0	0	0	0	0	1				
Phil Regan, R										0	0	0	0	0	0	0				
Don Drysdale, R OBP: 0.289										1	0	0	0	0	0	0				
<b>Inning Stats</b>	R: 0 E: 0 K: 1 S: 5	H: 0 LOB: 0 BB: 0 P: 5	R: 0 E: 0 K: 2 S: 7	H: 0 LOB: 0 BB: 0 P: 7	R: 0 E: 0 K: 1 S: 6	H: 1 LOB: 1 BB: 0 P: 6	R: 0 E: 0 K: 0 S: 4	H: 1 LOB: 1 BB: 0 P: 4	R: 0 E: 0 K: 0 S: 4	H: 1 LOB: 1 BB: 0 P: 4	R: 3 E: 2 K: 0 S: 6	H: 2 LOB: 1 BB: 1 P: 10	R: 0 E: 0 K: 0 S: 4	H: 1 LOB: 1 BB: 0 P: 4	R: 0 E: 0 K: 0 S: 3	H: 0 LOB: 0 BB: 0 P: 3	1B: 6 2B: 1 3B: 0 HR: 0	SF: 0 SAC: 0 DP: 0 HBP: 0	WP: 0 PB: 0 SB: 0 CS: 0	PA: 36
<b>PITCHER</b>	IP WLS BF H R ER SO BB IBB HBP BLK WP HR S P ERA WHIP																			
Woodie Fryman, L ERA: 1.47	(1, 1) 9.0 W 36 7 3 1 4 1 0 0 0 0 0 0 43 47 1.00 0.889																			

Batter	1	2	3	4	5	6	7	8	9	AB	R	H	RBI	BB	SO	LOB	BOTTOM	
Manny Mota, R OBP: 0.391, SLG: 0.471	1-3									3	0	0	0	1	0	2	<b>Los Angeles Dodgers @ Pittsburgh Pirates</b> Forbes Field, Pittsburgh, PA Fri May 13 1966, 7:05 PM EDT Att: 13,388 - Unknown <a href="http://livebaseballscorecards.com">livebaseballscorecards.com</a>	
Gene Alley, R OBP: 0.333, SLG: 0.389	K									4	0	0	0	0	1	3		
Roberto Clemente, R OBP: 0.355, SLG: 0.451	K									4	2	2	0	0	1	0		
Jim Pagliaroni, R OBP: 0.378, SLG: 0.527										3	0	1	1	0	0	0		
Donn Clendenon, R OBP: 0.314, SLG: 0.351										4	1	1	1	0	1	1		
Bill Mazerowski, R OBP: 0.294, SLG: 0.301										4	1	1	1	0	0	2		
Bob Bailey, R OBP: 0.337, SLG: 0.409										3	0	0	0	1	1	3		
Willie Stargell, L OBP: 0.389, SLG: 0.444										2	0	0	0	2	0	0		
Woodie Fryman, R OBP: 0.167, SLG: 0.167										3	0	1	1	0	1	2		
<b>Inning Stats</b>	R: 0 E: 0 K: 2 S: 7	H: 3 LOB: 3 BB: 2 P: 14	R: 0 E: 0 K: 0 S: 3	H: 0 LOB: 0 BB: 0 P: 3	R: 0 E: 0 K: 1 S: 5	H: 0 LOB: 2 BB: 2 P: 13	R: 1 E: 0 K: 0 S: 3	H: 2 LOB: 2 BB: 0 P: 3	R: 1 E: 0 K: 1 S: 6	H: 1 LOB: 0 BB: 0 P: 6	R: 0 E: 0 K: 1 S: 5	H: 0 LOB: 0 BB: 0 P: 5	1B: 4 2B: 1 3B: 1 HR: 0	SF: 1 SAC: 0 DP: 0 HBP: 0	WP: 1 PB: 1 SB: 0 CS: 0	PA: 35		
<b>PITCHER</b>	IP WLS BF H R ER SO BB IBB HBP BLK WP HR S P ERA WHIP																	
Claude Osteen, L ERA: 2.44	(1, 1) 4.1 6 0 0 0 0 0 0 0 0 0 0 6 6 0.00 0.000																	
Joe Moeller, R ERA: 1.69	(5, 1) 1.2 6 0 0 0 0 0 0 0 0 0 0 6 6 0.00 0.000																	
Phil Regan, R ERA: 1.42	(7, 1) 2.0 L 7 1 1 1 2 0 0 0 0 0 0 0 11 11 4.50 0.500																	



Batter	1	2	3	4	5	6	7	8	9	AB	R	H	RBI	BB	SO	LOB	TOP								
Maury Wills, S OBP: 0.336, SLG: 0.286 (1, 6)	5-3		4-3			S 2B	P5			4	1	1	1	0	0	1	<b>Los Angeles Dodgers @ Pittsburgh Pirates</b> Forbes Field, Pittsburgh, PA Sat May 14 1966, 3:33 AM EDT Att: 11,602 - Unknown <a href="http://livebaseballscorecards.com">livebaseballscorecards.com</a>								
Jim Gilliam, S OBP: 0.278, SLG: 0.219 (1, 5)	1-3		P8			F9	G4-6-3			4	0	1	0	0	0	2									
Willie Davis, L OBP: 0.298, SLG: 0.366 (1, 8)	4-3					1B E	G4-6-3			4	1	2	1	0	0	1									
Ron Fairly, L OBP: 0.365, SLG: 0.313 (1, 9)		G6-4-3				E 5-3				4	1	2	0	0	2	1									
Lou Johnson, R OBP: 0.281, SLG: 0.419 (1, 7)	G6-4-3					E1				4	0	0	0	0	0	3									
Wes Parker, S OBP: 0.315, SLG: 0.382 (1, 3)	P8					5-3				3	0	0	0	1	0	1									
John Roseboro, L OBP: 0.257, SLG: 0.348 (1, 2)			1B 4-3			P5	5-3			4	1	1	1	0	0	2									
John Kennedy, R OBP: 0.269, SLG: 0.320 (1, 4)			4-3			K				3	0	1	0	1	1	0									
Sandy Koufax, R (1, 1)			3-4			4-3	K			4	0	0	0	0	2	5									
<b>Inning Stats</b>	R: 0 E: 0 K: 0 S: 3	H: 0 LOB: 0 BB: 0 P: 3	R: 0 E: 0 K: 0 S: 3	H: 1 LOB: 0 BB: 0 P: 3	R: 1 E: 0 K: 0 S: 5	H: 2 LOB: 1 BB: 0 P: 5	R: 0 E: 0 K: 1 S: 6	H: 1 LOB: 1 BB: 0 P: 6	R: 0 E: 0 K: 1 S: 5	H: 0 LOB: 0 BB: 0 P: 5	R: 3 E: 1 K: 1 S: 9	H: 3 LOB: 3 BB: 2 P: 17	R: 0 E: 0 K: 0 S: 3	H: 1 LOB: 0 BB: 0 P: 3	R: 0 E: 0 K: 1 S: 5	H: 0 LOB: 0 BB: 0 P: 5		R: 0 E: 0 K: 1 S: 5	H: 0 LOB: 0 BB: 0 P: 5	1B: 5 2B: 3 3B: 0 HR: 0	SF: 0 SAC: 0 DP: 2 HBP: 0	WP: 0 PB: 0 SB: 2 CS: 0	PA: 36		
<b>PITCHER</b>	IP	WLS	BF	H	R	ER	SO	BB	IBB	HBP	BLK	WP	HR	S	P	ERA	WHIP								
Steve Blass, R ERA: 2.88 (1, 1)	5.1	L	23	7	4	2	2	0	0	0	0	0	0	27	12	3.38	1.312								
Tommie Sisk, R ERA: 5.99 (6, 1)	0.2		4	0	0	0	1	0	2	0	0	0	0	4	12	0.00	0.000								
Pete Mikkelsen, R ERA: 4.35 (7, 1)	2.0		6	1	0	0	1	0	0	0	0	0	0	8	8	0.00	0.500								
Al McBean, R ERA: 4.12 (9, 1)	1.0		3	0	0	0	1	0	0	0	0	0	0	5	5	0.00	0.000								

Batter	1	2	3	4	5	6	7	8	9	AB	R	H	RBI	BB	SO	LOB	BOTTOM								
Manny Mota, R OBP: 0.390, SLG: 0.553 (1, 8)	F3		CS							4	0	3	0	0	0	0	<b>Los Angeles Dodgers @ Pittsburgh Pirates</b> Forbes Field, Pittsburgh, PA Sat May 14 1966, 3:33 AM EDT Att: 11,602 - Unknown <a href="http://livebaseballscorecards.com">livebaseballscorecards.com</a>								
Gene Alley, R OBP: 0.313, SLG: 0.362 (1, 6)	F7		CS			1-3				4	0	0	0	0	0	2									
Roberto Clemente, R OBP: 0.352, SLG: 0.470 (1, 9)	6-3					F8				4	1	1	1	0	0	1									
Jim Pagliaroni, R OBP: 0.360, SLG: 0.500 (1, 2)		6-3				K				4	0	0	0	0	2	0									
Donn Clendenon, R OBP: 0.312, SLG: 0.357 (1, 3)						K				4	0	1	0	0	2	0									
Bill Mazerowski, R OBP: 0.272, SLG: 0.327 (1, 4)										4	0	2	0	0	0	1									
Bob Bailey, R OBP: 0.327, SLG: 0.396 (1, 5)						K				3	0	0	0	0	1	3									
Willie Stargell, L OBP: 0.378, SLG: 0.429 (1, 7)			K							3	0	0	0	0	2	1									
Steve Blass, R OBP: 0.176, SLG: 0.176 (6, 1)			K							1	0	0	0	0	1	0									
Tommie Sisk, R OBP: 0.378, SLG: 0.286 (6, 1)										0	0	0	0	0	0	0									
Jose Mauer, R OBP: 0.291, SLG: 0.429 (7, 1)										1	0	0	0	0	0	0									
Pete Mikkelsen, R OBP: 0.352, SLG: 0.470 (7, 1)										0	0	0	0	0	0	0									
Andre Rodgers, R OBP: 0.352, SLG: 0.176 (8, 1)										1	0	0	0	0	0	0									
Al McBean, R (9, 1)										0	0	0	0	0	0	0									
<b>Inning Stats</b>	R: 0 E: 0 K: 0 S: 3	H: 0 LOB: 0 BB: 0 P: 3	R: 0 E: 0 K: 0 S: 4	H: 1 LOB: 1 BB: 0 P: 4	R: 0 E: 0 K: 2 S: 7	H: 1 LOB: 0 BB: 0 P: 7	R: 0 E: 0 K: 1 S: 5	H: 0 LOB: 0 BB: 0 P: 5	R: 0 E: 0 K: 1 S: 8	H: 1 LOB: 1 BB: 0 P: 8	R: 0 E: 0 K: 1 S: 6	H: 1 LOB: 1 BB: 0 P: 6	R: 0 E: 0 K: 1 S: 6	H: 1 LOB: 1 BB: 0 P: 6	R: 0 E: 0 K: 1 S: 6	H: 1 LOB: 1 BB: 0 P: 6	R: 1 E: 0 K: 1 S: 6	H: 1 LOB: 0 BB: 0 P: 6	1B: 2 2B: 3 3B: 1 HR: 1	SF: 0 SAC: 0 DP: 0 HBP: 0	WP: 0 PB: 0 SB: 0 CS: 1	PA: 34			
<b>PITCHER</b>	IP	WLS	BF	H	R	ER	SO	BB	IBB	HBP	BLK	WP	HR	S	P	ERA	WHIP								
Sandy Koufax, L ERA: 2.11 (1, 1)	9.0	W	33	7	1	1	9	0	0	0	0	0	1	51	51	1.00	0.778								






Batter	1	2	3	4	5	6	7	8	9	AB	R	H	RBI	BB	SO	LOB	TOP			
Maury Wills, S OBP: 0.339, SLG: 0.311	0-0 CS 1B		0-0 6-3		0-0 E3 BLK 1B		0-3 K		0-0 2H 3B	5	1	2	1	0	1	0				
Jim Gilliam, S OBP: 0.244, SLG: 0.189	0-0 F8		0-0 G3		0-0 L9		0-0 G3		0-0 P6	5	0	0	0	0	0	3				
Willie Davis, L OBP: 0.307, SLG: 0.372	0-0 1B		0-0 4-3		0-0 CS 1B		0-0 F8			4	0	2	1	0	0	0				
Ron Fairly, L OBP: 0.361, SLG: 0.303	0-0 L7			0-0 6-3	0-0 S BB			0-0 F9		3	0	0	0	1	0	1				
Wes Parker, S OBP: 0.313, SLG: 0.377		0-0 F8		0-0 3B 1B	0-3 K			0-0 B1-3		4	1	1	0	0	1	1				
John Roseboro, L OBP: 0.282, SLG: 0.397		0-0 HBP 1B		0-0 1H 3B	0-0 E SH3-4 1B			0-0 F7		4	0	3	1	0	0	0				
Derrell Griffith, L Lou Johnson, R OBP: 0.287, SLG: 0.424		0-0 F8		4-0 IBB	0-0 SH3-4			0-0 SH3-4 3B 1B		1	0	0	0	1	0	1	AB 33			
John Kennedy, R OBP: 0.276, SLG: 0.296		1-0 HBP		0-3 K	0-0 L3			0-0 SH3-4		2	0	0	0	0	1	3	R 3			
Don Sutton, R Phil Regan, R OBP: 0.400, SLG: 0.400		0-0 4-3		0-0 1-3	0-0 1-3			0-0 P4		3	0	0	0	0	5		H 9			
										1	0	0	0	0	1		RBI 3			
										2	0	0	0	0	1		BB 2			
										3	0	0	0	0	5		SO 3			
										1	0	0	0	0	1		LOB 15			
<b>Inning Stats</b>	R: 0 E: 0 K: 0 S: 4	H: 2 LOB: 1 BB: 0 P: 4	R: 0 E: 0 K: 0 S: 4	H: 1 LOB: 2 BB: 0 P: 5	R: 0 E: 0 K: 0 S: 3	H: 0 LOB: 0 BB: 0 P: 3	R: 1 E: 0 K: 1 S: 7	H: 2 LOB: 2 BB: 1 P: 11	R: 1 E: 1 K: 0 S: 6	H: 1 LOB: 1 BB: 1 P: 10	R: 0 E: 0 K: 0 S: 5	H: 0 LOB: 0 BB: 0 P: 5	R: 0 E: 0 K: 0 S: 3	H: 0 LOB: 0 BB: 0 P: 3	R: 1 E: 0 K: 0 S: 5	H: 2 LOB: 1 BB: 0 P: 5	1B: 7 2B: 0 3B: 2 HR: 0	SF: 0 SAC: 2 DP: 0 HBP: 1	WP: 0 PB: 0 SB: 1 CS: 2	PA: 38
<b>PITCHER</b>	IP WLS BF L	H R ER SO	BB IBB HBP BLK	WP HR S P	ERA WHIP	<b>PITCHER</b>	IP WLS BF L	H R ER SO	BB IBB HBP BLK	WP HR S P	ERA WHIP									
Don Cardwell, R ERA: 4.5	(1, 1) 7.0 L 30	7 2 1 3	1 1 1 1	0 0 8 8	1.29 1.143	Bob Purkey, R ERA: 1.53	(8, 1) 2.0 8 2 1 1 0	0 0 0 0	0 0 0 0	0 0 8 8	4.50 1.000									

Los Angeles Dodgers @ Pittsburgh Pirates  
Forbes Field, Pittsburgh, PA  
Sun May 15 1966, 3:33 AM EDT  
Att: 16,205 - Unknown


AB 33  
R 3  
H 9  
RBI 3  
BB 2  
SO 3  
LOB 15



Batter	1	2	3	4	5	6	7	8	9	AB	R	H	RBI	BB	SO	LOB	BOTTOM					
Matty Alou, L OBP: 0.356, SLG: 0.535	0-3 K		0-3 K			0-0 FC6-4 HBP SF7 1B		0-0 E5		4	1	1	0	0	2	0						
Manny Mota, R OBP: 0.378, SLG: 0.512	0-0 6-3		0-0 4-3			1-0 FC6-4 HBP		0-0 B3		3	0	0	0	0	0	1						
Roberto Clemente, R OBP: 0.341, SLG: 0.455	0-0 6-3			0-0 4-3		0-0 FC6-4		0-0 G4-6-3		4	0	0	0	0	0	3						
Jim Pagliaroni, R OBP: 0.344, SLG: 0.481		0-0 L6		0-0 F8		0-0 SF7		0-0 6-3		3	0	0	1	0	0	0						
Gene Alley, R OBP: 0.309, SLG: 0.387		0-0 4-3		0-0 F7		0-0 L7		0-0 3B		4	0	1	0	0	0	1						
Don Clendenen, R OBP: 0.310, SLG: 0.353		0-0 1B 1B			0-3 K			0-3 K		4	0	1	0	0	2	1						
Bill Mazerowski, R OBP: 0.280, SLG: 0.333		0-0 1B			0-0 P5			0-0 P3		4	0	2	0	0	0	1	AB 32					
Bob Bailey, R OBP: 0.327, SLG: 0.394		0-3 K			0-0 1B			0-3 K		3	0	1	0	0	2	3	R 1					
Don Cardwell, R Jerry Lynch, L Bob Purkey, R OBP: 0.384, SLG: 0.222			0-3 K		0-0 F7			0-0 L9		2	0	0	0	0	1	1	H 6					
										1	0	0	0	0	0	0	RBI 1					
										0	0	0	0	0	0	0	BB 0					
																	SO 7					
																	LOB 12					
<b>Inning Stats</b>	R: 0 E: 0 K: 1 S: 5	H: 0 LOB: 0 BB: 0 P: 5	R: 0 E: 0 K: 1 S: 7	H: 2 LOB: 2 BB: 0 P: 7	R: 0 E: 0 K: 2 S: 7	H: 0 LOB: 0 BB: 0 P: 7	R: 0 E: 0 K: 0 S: 3	H: 0 LOB: 0 BB: 0 P: 3	R: 0 E: 0 K: 0 S: 6	H: 1 LOB: 1 BB: 0 P: 6	R: 1 E: 0 K: 0 S: 4	H: 1 LOB: 1 BB: 0 P: 5	R: 0 E: 0 K: 0 S: 6	H: 1 LOB: 1 BB: 0 P: 6	R: 0 E: 1 K: 0 S: 3	H: 0 LOB: 0 BB: 0 P: 3	R: 0 E: 0 K: 0 S: 6	H: 1 LOB: 1 BB: 0 P: 6	1B: 5 2B: 0 3B: 1 HR: 0	SF: 1 SAC: 0 DP: 1 HBP: 1	WP: 0 PB: 0 SB: 0 CS: 0	PA: 34
<b>PITCHER</b>	IP WLS BF S	H R ER SO	BB IBB HBP BLK	WP HR S P	ERA WHIP	<b>PITCHER</b>	IP WLS BF S	H R ER SO	BB IBB HBP BLK	WP HR S P	ERA WHIP											
Don Sutton, R ERA: 2.21	(1, 1) 7.0 W 27	5 1 1 6	0 0 1 0	0 0 9 9	0.00 0.500	Phil Regan, R ERA: 1.29	(8, 1) 2.0 S 7	1 0 0 1	0 0 0 0	0 0 9 9	0.00 0.500											

Los Angeles Dodgers @ Pittsburgh Pirates  
Forbes Field, Pittsburgh, PA  
Sun May 15 1966, 3:33 AM EDT  
Att: 16,205 - Unknown

AB 32  
R 1  
H 6  
RBI 1  
BB 0  
SO 7  
LOB 12





Batter	1	2	3	4	5	6	7	8	9	10	11	12	13	AB R H RBI BB SO LOB	TOP													
<b>Tito Fuentes, S</b> OBP: 0.306, SLG: 0.361 (1, 4)														5 1 1 0 0 1 3	<b>San Francisco Giants @ Los Angeles Dodgers</b> <b>Dodger Stadium, Los Angeles, CA</b> Tue May 17 1966, 7:05 PM PDT Att. 53,561 - Unknown <a href="http://livebaseballscorecards.com">livebaseballscorecards.com</a>													
<b>Jesus Alou, R</b> OBP: 0.266, SLG: 0.326 (1, 9)														6 0 1 0 0 1 4														
<b>Wille McCovey, L</b> OBP: 0.391, SLG: 0.475 (1, 3)														6 0 4 1 0 1 3														
<b>Wille Mays, R</b> OBP: 0.346, SLG: 0.580 (1, 8)														5 0 2 0 1 2 3														
<b>Jim Ray Hart, R</b> OBP: 0.396, SLG: 0.555 (1, 5)														6 0 1 0 0 2 5														
<b>Tom Haller, L</b> OBP: 0.351, SLG: 0.470 (1, 2)														6 0 1 0 0 1 3														
<b>Len Gabrielson, L</b> OBP: 0.296, SLG: 0.311 (1, 7)														4 0 0 0 0 1 2														
<b>Don Landrum, L</b> OBP: 0.250, SLG: 0.243 (11, PH)														0 0 0 0 0 0 0														
<b>Ollie Brown, R</b> OBP: 0.291, SLG: 0.254 (11, 9)														2 0 1 0 0 1 0														
<b>Hal Lanier, R</b> OBP: 0.248, SLG: 0.262 (1, 6)														5 0 1 0 0 2 0														
<b>Juan Marichal, R</b> OBP: 0.357, SLG: 0.393 (11, PH)														4 0 2 0 0 0 0														
<b>Cap Peterson, R</b> OBP: 0.167, SLG: 0.100 (11, 1)														0 0 0 0 1 0 0														
<b>Frank Linzy, R</b> OBP: 0.266, SLG: 0.571 (11, 1)														0 0 0 0 0 0 0														
<b>Inning Stats</b>	R: 0 E: 0 K: 2 S: 9	H: 2 LOB: 2 BB: 0 P: 9	R: 0 E: 0 K: 0 S: 3	H: 0 LOB: 0 BB: 3 P: 3	R: 0 E: 0 K: 0 S: 3	H: 0 LOB: 0 BB: 0 P: 3	R: 0 E: 0 K: 1 S: 6	H: 1 LOB: 2 BB: 0 P: 7	R: 0 E: 0 K: 1 S: 7	H: 3 LOB: 2 BB: 0 P: 7	R: 1 E: 1 K: 2 S: 10	H: 2 LOB: 2 BB: 0 P: 10	R: 0 E: 0 K: 0 S: 3	H: 0 LOB: 0 BB: 0 P: 3	R: 0 E: 0 K: 1 S: 6	H: 1 LOB: 1 BB: 1 P: 6	R: 0 E: 0 K: 2 S: 7	H: 0 LOB: 1 BB: 1 P: 11	R: 0 E: 0 K: 1 S: 7	H: 2 LOB: 3 BB: 1 P: 11	R: 0 E: 0 K: 1 S: 5	H: 0 LOB: 0 BB: 0 P: 5	R: 0 E: 0 K: 1 S: 6	H: 1 LOB: 1 BB: 0 P: 6	1B: 14 2B: 0 3B: 0 HR: 0	SF: 0 SAC: 3 DP: 1 HBP: 1	W/P: 0 P/B: 0 SB: 1 CS: 0	PA: 55
<b>PITCHER</b>	IP WLS BF H R ER SO BB IBB HBP BLK WP HR S P ERA WHIP																											
<b>Don Drysdale, R</b> ERA: 3.66	9.0	38	11	1	0	7	0	0	1	0	0	0	0	0	51	52	0.00	1.222										
<b>Ron Parranoski, L</b> ERA: 1.35	2.0	10	2	0	0	3	1	1	0	0	0	0	0	0	14	22	0.00	1.500										
<b>Phil Regan, R</b> ERA: 1.17	2.0	7	1	0	0	2	0	0	0	0	0	0	0	0	11	11	0.00	0.500										

Batter	1	2	3	4	5	6	7	8	9	10	11	12	13	AB R H RBI BB SO LOB	BOTTOM									
<b>Maury Wills, S</b> OBP: 0.347, SLG: 0.315 (1, 6)														5 1 2 0 1 0 1	<b>San Francisco Giants @ Los Angeles Dodgers</b> <b>Dodger Stadium, Los Angeles, CA</b> Tue May 17 1966, 7:05 PM PDT Att. 53,561 - Unknown <a href="http://livebaseballscorecards.com">livebaseballscorecards.com</a>									
<b>Jim Gilliam, S</b> OBP: 0.261, SLG: 0.238 (1, 5)														5 0 2 0 0 0 0										
<b>Wille Davis, L</b> OBP: 0.301, SLG: 0.367 (1, 8)														4 0 1 1 0 0 1										
<b>Ron Fairly, L</b> OBP: 0.363, SLG: 0.308 (1, 9)														5 0 2 0 0 0 1										
<b>Jim Lefebvre, S</b> OBP: 0.364, SLG: 0.573 (1, 4)														5 0 0 0 0 1 2										
<b>Lou Johnson, R</b> OBP: 0.291, SLG: 0.426 (1, 7)														4 0 1 0 0 1 0										
<b>John Roseboro, L</b> OBP: 0.265, SLG: 0.372 (1, 2)														5 0 0 0 0 1 3										
<b>Wes Parker, S</b> OBP: 0.308, SLG: 0.370 (1, 3)														5 1 1 0 0 1 3										
<b>Don Drysdale, R</b> OBP: 0.227, SLG: 0.381 (10, 1)														3 0 1 0 0 1 0										
<b>Ron Parranoski, L</b> OBP: 1.000, SLG: 2.000 (11, PH)														0 0 0 0 0 0 0										
<b>Derrell Griffith, L</b> (11, PH)														1 0 0 0 0 1 0										
<b>Phil Regan, R</b> (12, 1)														1 0 0 0 0 1 1										
<b>Inning Stats</b>	R: 0 E: 0 K: 0 S: 3	H: 0 LOB: 0 BB: 0 P: 3	R: 0 E: 0 K: 0 S: 5	H: 2 LOB: 2 BB: 0 P: 5	R: 0 E: 0 K: 0 S: 3	H: 2 LOB: 0 BB: 0 P: 3	R: 0 E: 0 K: 0 S: 3	H: 1 LOB: 0 BB: 0 P: 3	R: 0 E: 0 K: 3 S: 9	H: 0 LOB: 0 BB: 0 P: 9	R: 1 E: 0 K: 1 S: 7	H: 2 LOB: 1 BB: 0 P: 7	R: 0 E: 1 K: 0 S: 4	H: 0 LOB: 1 BB: 1 P: 4		R: 0 E: 0 K: 1 S: 5	H: 1 LOB: 1 BB: 1 P: 9	R: 0 E: 0 K: 0 S: 3	H: 0 LOB: 1 BB: 0 P: 4	R: 1 E: 1 K: 1 S: 5	H: 2 LOB: 1 BB: 0 P: 5	1B: 8 2B: 3 3B: 0 HR: 0	SF: 1 SAC: 0 DP: 2 HBP: 1	W/P: 0 P/B: 0 SB: 0 CS: 0
<b>PITCHER</b>	IP WLS BF H R ER SO BB IBB HBP BLK WP HR S P ERA WHIP																							
<b>Juan Marichal, R</b> ERA: 0.78	10.0	35	7	1	1	5	0	0	0	0	0	0	0	45	45	0.90	0.700							
<b>Frank Linzy, R</b> ERA: 2.28	2.1	11	3	1	0	2	1	0	1	0	0	0	0	13	18	0.00	1.714							

**San Francisco Giants @ Los Angeles Dodgers**  
**Dodger Stadium, Los Angeles, CA**  
 Tue May 17 1966, 7:05 PM PDT  
 Att. 53,561 - Unknown

**AB 49**  
**R 1**  
**H 14**  
**RBI 1**  
**BB 2**  
**SO 12**  
**LOB 23**



**San Francisco Giants @ Los Angeles Dodgers**  
**Dodger Stadium, Los Angeles, CA**  
 Tue May 17 1966, 7:05 PM PDT  
 Att. 53,561 - Unknown

**AB 43**  
**R 2**  
**H 10**  
**RBI 1**  
**BB 1**  
**SO 7**  
**LOB 12**









Batter	1	2	3	4	5	6	7	8	9	AB	R	H	RBI	BB	SO	LOB	TOP					
<b>Tito Fuentes, S</b> OBP: 0.312, SLG: 0.363 (1, 4)										4	0	1	0	0	2	1	<b>San Francisco Giants @ Los Angeles Dodgers</b> <b>Dodger Stadium, Los Angeles, CA</b> Thu May 19 1966, 7:05 PM PDT Att: 49,409 - Unknown					
<b>Jesus Alou, R</b> OBP: 0.257, SLG: 0.311 (1, 7)										4	0	1	0	0	1	1						
<b>Willie Mays, R</b> OBP: 0.348, SLG: 0.556 (1, 8)										2	0	0	0	2	0	0						
<b>Jim Ray Hart, R</b> OBP: 0.380, SLG: 0.528 (1, 5)										4	0	0	0	0	1	3						
<b>Cap Peterson, R</b> OBP: 0.158, SLG: 0.118 (1, 3)										3	0	0	0	0	0	1						
<b>Bob Barton, R</b> OBP: 0.218, SLG: 0.200 (1, 2)										3	0	0	0	0	2	1						
<b>Ollie Brown, R</b> OBP: 0.279, SLG: 0.244 (1, 9)										3	0	0	0	0	2	0						
<b>Hal Lanier, R</b> OBP: 0.254, SLG: 0.268 (1, 6)										3	0	1	0	0	1	0						
<b>Joe Gibbon, R</b> (1, 1)										1	0	0	0	0	1	0						
<b>Bob Priddy, R</b> (4, 1)										1	0	0	0	0	0	1						
<b>Jim Davenport, R</b> OBP: 0.328, SLG: 0.400 (8, PH)										1	0	0	0	0	0	0						
<b>Bob Shaw, R</b> (8, 1)										0	0	0	0	0	0	0						
<b>Inning Stats</b>	R: 0 E: 0 K: 0 S: 3	H: 1 LOB: 1 BB: 1 P: 7	R: 0 E: 0 K: 2 S: 7	H: 0 LOB: 0 BB: 0 P: 7	R: 0 E: 0 K: 1 S: 6	H: 1 LOB: 1 BB: 0 P: 6	R: 0 E: 0 K: 2 S: 7	H: 0 LOB: 1 BB: 1 P: 11	R: 0 E: 0 K: 1 S: 6	H: 1 LOB: 1 BB: 0 P: 6	R: 0 E: 0 K: 0 S: 3	H: 0 LOB: 0 BB: 0 P: 3	R: 0 E: 0 K: 1 S: 5	H: 0 LOB: 0 BB: 0 P: 5	R: 0 E: 0 K: 2 S: 7	H: 0 LOB: 0 BB: 0 P: 7	R: 0 E: 0 K: 1 S: 5	H: 0 LOB: 0 BB: 0 P: 5	1B: 3 2B: 0 3B: 0 HR: 0	SF: 0 SAC: 0 DP: 1 HBP: 0	WP: 0 PB: 0 SB: 1 CS: 0	PA: 31
<b>PITCHER</b> <b>Sandy Koufax, L</b> ERA: 1.82 (1, 1)	IP: 9.0 WLS: W BF: 31 H: 3 R: 0 ER: 0 SO: 10 BB: 2 IBB: 0 HBP: 0 BLK: 0 WP: 0 HR: 0 S: 49 P: 57 ERA: 0.00 WHIP: 0.556																					

Batter	1	2	3	4	5	6	7	8	9	AB	R	H	RBI	BB	SO	LOB	BOTTOM					
<b>Maury Wills, S</b> OBP: 0.344, SLG: 0.314 (1, 6)										5	2	2	0	0	0	3	<b>San Francisco Giants @ Los Angeles Dodgers</b> <b>Dodger Stadium, Los Angeles, CA</b> Thu May 19 1966, 7:05 PM PDT Att: 49,409 - Unknown					
<b>Jim Gilliam, S</b> OBP: 0.235, SLG: 0.235 (1, 5)										4	0	1	1	0	0	3						
<b>John Kennedy, R</b> OBP: 0.276, SLG: 0.296 (8, 5)										0	0	0	0	0	0	0						
<b>Willie Davis, L</b> OBP: 0.317, SLG: 0.388 (1, 8)										4	0	2	1	0	0	1						
<b>Al Ferrara, R</b> OBP: 0.377, SLG: 0.478 (1, 7)										3	0	1	0	1	0	2						
<b>Jim Lefebvre, S</b> OBP: 0.365, SLG: 0.555 (1, 4)										4	0	1	0	0	0	4						
<b>Ron Fairly, L</b> OBP: 0.364, SLG: 0.333 (1, 9)										4	1	1	0	0	0	4						
<b>Wes Parker, S</b> OBP: 0.312, SLG: 0.394 (1, 3)										4	1	2	1	0	1	3						
<b>Jeff Torborg, R</b> OBP: 0.346, SLG: 0.298 (1, 2)										4	0	2	1	0	0	2						
<b>Sandy Koufax, R</b> (1, 1)										4	0	0	0	0	1	4						
<b>Inning Stats</b>	R: 1 E: 0 K: 0 S: 5	H: 3 LOB: 2 BB: 0 P: 5	R: 0 E: 0 K: 0 S: 4	H: 2 LOB: 1 BB: 0 P: 4	R: 1 E: 0 K: 0 S: 5	H: 2 LOB: 1 BB: 0 P: 5	R: 1 E: 2 K: 1 S: 8	H: 1 LOB: 2 BB: 0 P: 8	R: 0 E: 0 K: 1 S: 7	H: 1 LOB: 2 BB: 0 P: 7	R: 0 E: 0 K: 0 S: 3	H: 0 LOB: 0 BB: 0 P: 3	R: 0 E: 0 K: 0 S: 4	H: 1 LOB: 2 BB: 1 P: 8	R: 1 E: 0 K: 0 S: 4	H: 2 LOB: 0 BB: 0 P: 4	R: 1 E: 0 K: 0 S: 4	H: 2 LOB: 0 BB: 0 P: 4	1B: 11 2B: 0 3B: 0 HR: 1	SF: 0 SAC: 0 DP: 1 HBP: 0	WP: 0 PB: 0 SB: 3 CS: 1	PA: 38
<b>PITCHER</b> <b>Joe Gibbon, L</b> ERA: 1.85 (1, 1)	IP: 3.0 WLS: L BF: 17 H: 8 R: 3 ER: 2 SO: 2 BB: 0 IBB: 0 HBP: 0 BLK: 0 WP: 0 HR: 0 S: 17 P: 17 ERA: 6.00 WHIP: 2.667																					
<b>Bob Priddy, R</b> ERA: 2.25 (4, 1)	IP: 4.0 WLS: L BF: 16 H: 2 R: 0 ER: 0 SO: 2 BB: 1 IBB: 0 HBP: 0 BLK: 0 WP: 0 HR: 19 S: 23 P: 23 ERA: 0.00 WHIP: 0.750																					
<b>Bob Shaw, R</b> ERA: 7.17 (8, 1)	IP: 1.0 WLS: L BF: 4 H: 2 R: 1 ER: 1 SO: 0 BB: 0 IBB: 0 HBP: 0 BLK: 0 WP: 0 HR: 4 S: 4 P: 4 ERA: 9.00 WHIP: 2.000																					

**AB 29**  
**R 0**  
**H 3**  
**RBI 0**  
**BB 2**  
**SO 10**  
**LOB 8**

**AB 36**  
**R 4**  
**H 12**  
**RBI 4**  
**BB 1**  
**SO 2**  
**LOB 26**



Batter	1	2	3	4	5	6	7	8	9	AB	R	H	RBI	BB	SO	LOB	TOP			
Matty Alou, L (1, 8) OBP: 0.377, SLG: 0.546										5	1	1	0	0	0	3	<b>Pittsburgh Pirates @ Los Angeles Dodgers</b> Dodger Stadium, Los Angeles, CA Fri May 20 1966, 7:05 PM PDT Att: 33,484 - Unknown			
Gene Alley, R (1, 6) OBP: 0.300, SLG: 0.356										4	1	0	0	1	0	1				
Roberto Clemente, R (1, 9) OBP: 0.345, SLG: 0.451										5	2	3	1	0	0	1				
Willie Stargell, L (1, 7) OBP: 0.388, SLG: 0.443										4	2	2	2	1	1	1				
Jim Pagliaroni, R (1, 2) Jerry May, R (6, 2) OBP: 0.327, SLG: 0.438										2	0	0	0	1	1	1				
Donn Clendenen, R (1, 3) OBP: 0.317, SLG: 0.351										4	1	1	1	1	1	3				
Jose Pagan, R (1, 5) OBP: 0.299, SLG: 0.403										4	0	1	1	0	0	1				
Bill Mazerowski, R (1, 4) OBP: 0.264, SLG: 0.311									4	0	1	1	0	0	2					
Woodie Fryman, R (1, 1) Pete Mikkelsen, R (5, 1) OBP: 0.125, SLG: 0.125									2	0	0	0	0	2	2					
<b>Inning Stats</b>	R: 5 E: 0 K: 1 S: 11	H: 6 LOB: 2 BB: 1 P: 15	R: 0 E: 0 K: 2 S: 5	H: 0 LOB: 0 BB: 0 P: 5	R: 0 E: 0 K: 2 S: 7	H: 0 LOB: 0 BB: 0 P: 7	R: 0 E: 0 K: 1 S: 5	H: 1 LOB: 2 BB: 1 P: 5	R: 0 E: 1 K: 0 S: 4	H: 0 LOB: 1 BB: 0 P: 4	R: 2 E: 1 K: 0 S: 6	H: 2 LOB: 2 BB: 1 P: 10	R: 0 E: 1 K: 0 S: 4	H: 0 LOB: 1 BB: 1 P: 4	R: 0 E: 0 K: 0 S: 3	H: 0 LOB: 1 BB: 1 P: 7	1B: 8 2B: 1 3B: 0 HR: 0	SF: 1 SAC: 2 DP: 0 HBP: 0	WP: 0 PB: 1 SB: 1 CS: 0	PA: 43
<b>PITCHER</b>	IP WLS BF H R ER SO BB IBB HBP BLK WP HR S P ERA WHIP																			
Don Sutton, R (1, 1) ERA: 2.93	0.1 L 7 5 5 5 0 1 0 0 0 0 0 0 6 10 135.00 18.000																			
Bob Miller, R (1, 1) ERA: 3.46	4.2 17 2 0 0 5 1 0 0 0 0 0 0 26 30 0.00 0.643																			
Joe Moeller, R (6, 1) ERA: 1.93	3.0 15 2 2 1 0 0 0 1 0 0 0 0 14 18 3.00 0.667																			
Jim Brewer, L (9, 1) ERA:	1.0 4 0 0 0 0 1 0 0 0 0 0 0 3 7 0.00 1.000																			

Batter	1	2	3	4	5	6	7	8	9	AB	R	H	RBI	BB	SO	LOB	BOTTOM					
Maury Wills, S (1, 6) OBP: 0.341, SLG: 0.311										4	0	1	0	0	0	1	<b>Pittsburgh Pirates @ Los Angeles Dodgers</b> Dodger Stadium, Los Angeles, CA Fri May 20 1966, 7:05 PM PDT Att: 33,484 - Unknown					
Jim Gilliam, S (1, 5) OBP: 0.237, SLG: 0.218										4	0	0	0	0	0	1						
Willie Davis, L (1, 8) OBP: 0.324, SLG: 0.406										3	1	1	0	0	2	0						
Tommy Davis, R (1, 7) OBP: 0.269, SLG: 0.240										4	0	1	1	0	1	2						
Jim Lefebvre, S (1, 4) OBP: 0.354, SLG: 0.535										4	0	0	0	0	0	1						
Al Ferrara, R (1, 9) OBP: 0.368, SLG: 0.449										3	1	0	0	1	2	0						
Wes Parker, S (1, 3) OBP: 0.324, SLG: 0.405										4	0	3	0	0	0	1						
Jeff Torborg, R (1, 2) OBP: 0.345, SLG: 0.360										3	1	1	2	0	0	2						
John Roseboro, L (9, PH) OBP: 0.259, SLG: 0.363										1	0	0	0	0	0	1						
Don Sutton, R (1, 1) Bob Miller, R (1, 1) Nate Oliver, R (5, PH) Lou Johnson, R (5, PH) Joe Moeller, R (6, 1) Derrell Griffith, L (6, PH) Jim Brewer, L (9, 1) OBP: 0.400										0	0	0	0	0	0	0						
<b>Inning Stats</b>	R: 0 E: 0 K: 1 S: 5	H: 0 LOB: 0 BB: 0 P: 5	R: 0 E: 0 K: 0 S: 3	H: 0 LOB: 0 BB: 0 P: 3	R: 0 E: 0 K: 0 S: 3	H: 1 LOB: 0 BB: 0 P: 3	R: 1 E: 0 K: 0 S: 5	H: 2 LOB: 1 BB: 0 P: 5	R: 2 E: 0 K: 0 S: 4	H: 2 LOB: 1 BB: 1 P: 8	R: 0 E: 0 K: 2 S: 7	H: 0 LOB: 0 BB: 0 P: 7	R: 0 E: 0 K: 1 S: 6	H: 1 LOB: 1 BB: 0 P: 6	R: 0 E: 0 K: 1 S: 6	H: 1 LOB: 2 BB: 0 P: 7	R: 0 E: 0 K: 1 S: 6	H: 1 LOB: 1 BB: 0 P: 6	1B: 6 2B: 0 3B: 1 HR: 1	SF: 0 SAC: 0 DP: 2 HBP: 1	WP: 0 PB: 0 SB: 0 CS: 0	PA: 35
<b>PITCHER</b>	IP WLS BF H R ER SO BB IBB HBP BLK WP HR S P ERA WHIP																					
Woodie Fryman, L (1, 1) ERA: 2.38	4.1 18 3 0 0 5 0 0 0 0 0 0 0 26 27 0.00 0.643																					
Pete Mikkelsen, R (5, 1) ERA: 3.21	4.2 W 17 3 0 0 5 0 0 1 0 0 0 0 26 27 0.00 0.643																					














Batter	1	2	3	4	5	6	7	8	9	AB	R	H	RBI	BB	SO	LOB	TOP				
Manny Mota, R OBP: 0.381, SLG: 0.509 (1, 8)	0-0 SH1-3 1B		0-0 F9			0-0 L8		0-0 2B 1B		4	1	2	0	0	0	0					
Gene Alley, R OBP: 0.287, SLG: 0.337 (1, 6)	0-3 K		0-0 P4			0-3 K		0-0 2B 1B 1-H 2-H		4	0	1	2	0	2	1					
Roberto Clemente, R OBP: 0.342, SLG: 0.434 (1, 9)	0-0 SH1-3 1-2			0-0 6-3		0-0 4-3		4-0 IBB		2	0	0	0	1	0	0					
Jim Pagliaroni, R OBP: 0.314, SLG: 0.419 Jerry May, R OBP: 0.222, SLG: 0.250 (1, 2) (9, 2)	0-0 1-6-3			0-3 K			0-0 F8	0-0 F3		4	0	0	0	0	1	3					
Donn Clendenon, R OBP: 0.331, SLG: 0.370 (1, 3)		0-0 F8		0-0 1B			0-0 L9		0-0 1B 1B	4	0	2	0	0	0	0					
Bill Mazerowski, R OBP: 0.281, SLG: 0.304 (1, 4)		0-0 F7		0-0 F3			0-3 K		0-0 F2	4	0	0	0	0	1	2					
Bob Bailey, R OBP: 0.319, SLG: 0.379 (1, 5)		0-0 1B			0-0 5-3			0-0 1B 2B 1B	0-0 F7	4	1	2	0	0	0	1					
Willie Stargell, L OBP: 0.359, SLG: 0.406 (1, 7)	0-3 K			0-0 G3			0-3 K	0-0 1B 1-2 1B		4	0	1	0	0	2	2					
Don Cardwell, R Andre Rodgers, R OBP: 0.250, SLG: 0.182 Roy Face, R Jose Pagan, R OBP: 0.292, SLG: 0.388 Pete Mikkelsen, R (1, 1) (8, PH) (8, 1) (9, PH) (9, 1)			0-0 F8		0-3 K		0-0 P8	0-0 F8		2	0	0	0	0	1	0					
<b>Inning Stats</b>	R: 0 E: 0 K: 1 S: 6	H: 1 LOB: 1 BB: 0 P: 6	R: 0 E: 0 K: 1 S: 6	H: 1 LOB: 1 BB: 0 P: 6	R: 0 E: 0 K: 0 S: 3	H: 0 LOB: 0 BB: 0 P: 3	R: 0 E: 0 K: 1 S: 6	H: 1 LOB: 1 BB: 0 P: 6	R: 0 E: 0 K: 1 S: 5	H: 0 LOB: 0 BB: 0 P: 5	R: 0 E: 0 K: 1 S: 5	H: 0 LOB: 0 BB: 0 P: 5	R: 0 E: 0 K: 1 S: 5	H: 0 LOB: 0 BB: 0 P: 5	R: 2 E: 0 K: 1 S: 8	H: 3 LOB: 2 BB: 1 P: 12	R: 0 E: 0 K: 0 S: 5	H: 2 LOB: 2 BB: 0 P: 5	1B: 7 2B: 1 3B: 0 HR: 0	SF: 0 SAC: 1 DP: 0 HBP: 0	WP: 0 PA: 36 PB: 0 SB: 0 CS: 0
<b>PITCHER</b> Sandy Koufax, L ERA: 1.84 (1, 1)	IP: 9.0 WLS: W BF: 36 H: 8 R: 2 ER: 2 SO: 7 BB: 0 IBB: 1 HBP: 0 BLK: 0 WP: 0 HR: 0 S: 49 P: 53 ERA: 2.00 WHIP: 0.889											<b>PITCHER</b>	IP: 9.0 WLS: W BF: 36 H: 8 R: 2 ER: 2 SO: 7 BB: 0 IBB: 1 HBP: 0 BLK: 0 WP: 0 HR: 0 S: 49 P: 53 ERA: 2.00 WHIP: 0.889								

Pittsburgh Pirates @ Los Angeles Dodgers  
Dodger Stadium, Los Angeles, CA  
Mon May 23 1966, 7:05 PM PDT  
Att: 24,188 - Unknown


AB 34  
R 2  
H 8  
RBI 2  
BB 1  
SO 7  
LOB 12



Batter	1	2	3	4	5	6	7	8	9	AB	R	H	RBI	BB	SO	LOB	BOTTOM				
Maury Wills, S OBP: 0.336, SLG: 0.311 (1, 6)	0-0 5-3		0-0 2B		0-0 P9		0-0 L9			4	0	1	0	0	0	0					
Wes Parker, S OBP: 0.325, SLG: 0.388 (1, 3)	0-0 4-3		0-0 SF9		0-0 P6			0-0 G4-6-3 1B		3	0	1	1	0	0	0					
Willie Davis, L OBP: 0.297, SLG: 0.368 (1, 8)	0-0 3-1		0-0 P6			0-0 F8		0-0 B5		4	0	0	0	0	0	2					
Ron Fairly, L OBP: 0.376, SLG: 0.400 (1, 9)		0-0 3-1		0-0 WP 1-3 1B		0-0 HR		0-0 G4-6-3 1-2		4	1	2	1	0	0	1					
Tommy Davis, R OBP: 0.263, SLG: 0.222 (1, 7)		0-0 5-3		0-0 1-3 1-2		0-0 6-3			0-0 3-1	4	0	0	0	0	0	1					
Jim Lefebvre, S OBP: 0.352, SLG: 0.516 (1, 4)		0-0 1B		0-3 K		0-0 1B			0-0 G3	4	0	2	0	0	1	1					
John Roseboro, L OBP: 0.258, SLG: 0.356 (1, 2)		0-0 4-3		4-0 IBB		0-0 G3			0-0 1B 2B	3	1	1	0	1	0	2					
John Kennedy, R OBP: 0.263, SLG: 0.281 Derrill Griffith, L OBP: 0.300, SLG: 0.125 (1, 5) (9, PH)			0-0 2B SF9 1B	0-3 K		0-3 K		0-3 K	0-0 2B 1B 2-H	3	1	1	0	0	2	2					
Sandy Koufax, R (1, 1)			0-0 F3		0-3 K		0-3 K			3	0	0	0	0	2	1					
<b>Inning Stats</b>	R: 0 E: 0 K: 0 S: 3	H: 0 LOB: 0 BB: 0 P: 3	R: 0 E: 0 K: 0 S: 4	H: 1 LOB: 1 BB: 0 P: 4	R: 1 E: 0 K: 0 S: 5	H: 2 LOB: 1 BB: 0 P: 5	R: 0 E: 0 K: 2 S: 8	H: 1 LOB: 2 BB: 1 P: 12	R: 0 E: 0 K: 1 S: 5	H: 0 LOB: 0 BB: 0 P: 5	R: 1 E: 0 K: 0 S: 5	H: 2 LOB: 1 BB: 0 P: 5	R: 0 E: 0 K: 2 S: 7	H: 0 LOB: 0 BB: 0 P: 7	R: 0 E: 0 K: 0 S: 3	H: 1 LOB: 0 BB: 0 P: 3	R: 1 E: 0 K: 0 S: 4	H: 2 LOB: 1 BB: 0 P: 4	1B: 6 2B: 2 3B: 0 HR: 1	SF: 1 SAC: 0 DP: 1 HBP: 0	WP: 1 PA: 35 PB: 0 SB: 0 CS: 0
<b>PITCHER</b> Don Cardwell, R ERA: 4.03 Roy Face, R Pete Mikkelsen, R (1, 1) (8, 1) (9, 1)	IP: 7.0 WLS: 3 BF: 1 H: 0 R: 0 ER: 0 SO: 0 BB: 0 IBB: 0 HBP: 0 BLK: 0 WP: 0 HR: 0 S: 3 P: 4 ERA: 13.50 WHIP: 3.000											<b>PITCHER</b>	IP: 7.0 WLS: 3 BF: 1 H: 0 R: 0 ER: 0 SO: 0 BB: 0 IBB: 0 HBP: 0 BLK: 0 WP: 0 HR: 0 S: 3 P: 4 ERA: 13.50 WHIP: 3.000								

Pittsburgh Pirates @ Los Angeles Dodgers  
Dodger Stadium, Los Angeles, CA  
Mon May 23 1966, 7:05 PM PDT  
Att: 24,188 - Unknown

AB 33  
R 3  
H 9  
RBI 3  
BB 1  
SO 5  
LOB 10





Batter	1	2	3	4	5	6	7	8	9	AB	R	H	RBI	BB	SO	LOB	TOP			
Tony Taylor, R (1, 5) OBP: 0.308, SLG: 0.416										5	0	1	0	0	1	5				
Dick Groat, R (1, 6) OBP: 0.310, SLG: 0.351										4	0	1	0	0	1	1				
Bill White, L (1, 3) OBP: 0.317, SLG: 0.349										4	0	0	0	0	4	2				
Johnny Callison, L (1, 9) OBP: 0.327, SLG: 0.360										4	0	0	0	0	0	1				
Doug Clemens, L (1, 7) OBP: 0.364, SLG: 0.354										3	1	1	0	0	0	0				
Harvey Kuenn, R (9, PH) OBP: 0.333, SLG: 0.474										1	0	1	0	0	0	0				
Bobby Wine, R (9, PR) OBP: 0.188, SLG: 0.250										0	1	0	0	0	0	0				
Tony Gonzalez, L (1, 8) OBP: 0.282, SLG: 0.409										3	0	1	0	0	1	2				
Jackie Brandt, R (9, PH) OBP: 0.281, SLG: 0.232										1	0	0	0	0	0	1				
Clay Dainymple, L (1, 2) OBP: 0.392, SLG: 0.303										3	0	1	0	0	1	1				
Dick Allen, R (9, PH) OBP: 0.431, SLG: 0.696										1	0	0	0	0	0	1				
Cookie Rojas, R (1, 4) OBP: 0.299, SLG: 0.315										4	0	2	1	0	1	3				
Bob Buhl, R (1, 1) OBP: 0.250, SLG: 0.143										2	0	1	1	0	1	0				
Darold Knowles, L (7, 1) OBP: 0.200, SLG: 0.200										0	0	0	0	0	0	0				
Phil Linz, R (9, PH) OBP: 0.250, SLG: 0.250										1	0	0	0	0	0	2				
<b>Inning Stats</b>	R: 0 E: 0 K: 2 S: 8	H: 1 LOB: 1 BB: 0 P: 8	R: 1 E: 0 K: 3 S: 12	H: 3 LOB: 2 BB: 0 P: 12	R: 0 E: 0 K: 1 S: 5	H: 0 LOB: 0 BB: 0 P: 5	R: 0 E: 0 K: 1 S: 6	H: 1 LOB: 1 BB: 0 P: 6	R: 0 E: 0 K: 0 S: 3	H: 0 LOB: 0 BB: 0 P: 3	R: 0 E: 1 K: 0 S: 4	H: 1 LOB: 0 BB: 0 P: 4	R: 0 E: 0 K: 1 S: 5	H: 0 LOB: 0 BB: 0 P: 5	R: 1 E: 1 K: 0 S: 6	H: 2 LOB: 2 BB: 0 P: 6	1B: 8 2B: 1 3B: 0 HR: 0	SF: 0 SAC: 1 DP: 1 HBP: 0	WP: 0 PB: 0 SB: 1 CS: 0	PA: 37
<b>PITCHER</b>	IP WLS BF H R ER SO BB IBB HBP BLK WP HR S P ERA WHIP																			
Don Sutton, R (1, 1) ERA: 2.77	7.0 W 28 7 1 1 9 0 0 0 0 0 0 46 46 1.29 1.000																			
Ron Perranoski, L (8, 1) ERA: 1.35	2.0 S 9 2 1 1 1 0 0 0 0 0 0 0 11 11 4.50 1.000																			

Philadelphia Phillies @ Los Angeles Dodgers  
 Dodger Stadium, Los Angeles, CA  
 Tue May 24 1966, 7:05 PM PDT  
 Att: 20,286 - Unknown

AB 36  
 R 2  
 H 9  
 RBI 2  
 BB 0  
 SO 10  
 LOB 19



Batter	1	2	3	4	5	6	7	8	9	AB	R	H	RBI	BB	SO	LOB	BOTTOM			
Maury Wills, S (1, 6) OBP: 0.340, SLG: 0.317										4	0	2	1	0	1	1				
Jim Gilliam, S (1, 5) OBP: 0.254, SLG: 0.242										3	0	0	0	1	0	3				
Ron Perranoski, L (8, 1) OBP: 0.500, SLG: 1.000										0	0	0	0	0	0	0				
Willie Davis, L (1, 8) OBP: 0.287, SLG: 0.356										4	0	0	0	0	0	2				
Ron Fairly, L (1, 9) OBP: 0.379, SLG: 0.427										4	1	2	1	0	0	2				
Tommy Davis, R (1, 7) OBP: 0.268, SLG: 0.231										3	0	1	0	0	0	2				
Lou Johnson, R (7, PR) OBP: 0.289, SLG: 0.423										1	0	0	0	0	0	0				
Jim Lefebvre, S (1, 4) OBP: 0.342, SLG: 0.500										4	0	0	0	0	0	1				
Wes Parker, S (1, 3) OBP: 0.325, SLG: 0.383										2	1	0	0	1	0	1				
John Roseboro, L (1, 2) OBP: 0.271, SLG: 0.360										2	1	1	0	1	0	1				
Don Sutton, R (1, 1) OBP: 0.370, SLG: 0.370										2	0	0	0	0	0	2				
Al Ferrara, R (7, PH) OBP: 0.355, SLG: 0.426										1	0	1	1	0	0	0				
John Kennedy, R (8, 5) OBP: 0.265, SLG: 0.281										0	0	0	0	0	0	0				
<b>Inning Stats</b>	R: 0 E: 0 K: 0 S: 3	H: 0 LOB: 0 BB: 0 P: 3	R: 0 E: 0 K: 0 S: 3	H: 1 LOB: 0 BB: 0 P: 3	R: 0 E: 0 K: 1 S: 5	H: 0 LOB: 1 BB: 1 P: 9	R: 0 E: 0 K: 0 S: 3	H: 0 LOB: 1 BB: 1 P: 7	R: 0 E: 0 K: 0 S: 4	H: 0 LOB: 0 BB: 0 P: 4	R: 0 E: 0 K: 0 S: 4	H: 1 LOB: 1 BB: 0 P: 4	R: 2 E: 0 K: 0 S: 6	H: 3 LOB: 2 BB: 1 P: 10	R: 1 E: 0 K: 0 S: 4	H: 1 LOB: 0 BB: 0 P: 4	1B: 6 2B: 0 3B: 0 HR: 1	SF: 0 SAC: 0 DP: 0 HBP: 0	WP: 0 PB: 0 SB: 1 CS: 1	PA: 33
<b>PITCHER</b>	IP WLS BF H R ER SO BB IBB HBP BLK WP HR S P ERA WHIP																			
Bob Buhl, R (1, 1) ERA: 5.68	6.2 L 28 6 2 2 1 0 0 0 0 0 0 1 5 5 6.75 0.750																			
Darold Knowles, L (7, 1) ERA: 2.13	1.1 5 1 1 1 0 0 0 0 0 0 0 1 5 5 6.75 0.750																			

Philadelphia Phillies @ Los Angeles Dodgers  
 Dodger Stadium, Los Angeles, CA  
 Tue May 24 1966, 7:05 PM PDT  
 Att: 20,286 - Unknown

AB 30  
 R 3  
 H 7  
 RBI 3  
 BB 3  
 SO 1  
 LOB 15





Batter	1	2	3	4	5	6	7	8	9	AB	R	H	RBI	BB	SO	LOB	TOP			
<b>Cookie Rojas, R</b> OBP: 0.290, SLG: 0.305 (1,4)	0-0 6-3	0-0 G6-4-3			0-0 FC6-4			0-0 G3		4	0	0	0	0	0	4	Philadelphia Phillies @ Los Angeles Dodgers Dodger Stadium, Los Angeles, CA Wed May 25 1966, 7:05 PM PDT Att: 19,572 - Unknown			
<b>Dick Groat, R</b> OBP: 0.306, SLG: 0.356 (1,6)	0-0 1-3		0-0 6-3		0-0 2B			0-0 L1		4	0	1	0	0	0	0				
<b>Bill White, L</b> OBP: 0.315, SLG: 0.341 (1,3)	4-0 BB		0-3 K		0-0 F7			0-0 4-3		3	0	0	0	1	1	0				
<b>Johnny Callison, L</b> OBP: 0.318, SLG: 0.350 (1,9)	0-0 F8		0-0 F8		0-0 4-3			0-0 4-3		4	0	0	0	0	0	1				
<b>Doug Clemens, L</b> OBP: 0.373, SLG: 0.365 (1,7)		0-0 1B		0-0 P5				0-0 1B		4	1	2	0	0	1	0				
<b>Tony Gonzalez, L</b> OBP: 0.280, SLG: 0.400 (1,8)		0-0 L7		0-3 K				0-0 1-3		4	0	1	0	0	1	1				
<b>Clay Dainryple, L</b> OBP: 0.386, SLG: 0.300 (1,2)		0-0 1B		0-3 K				0-0 F8		4	0	1	0	0	1	2				
<b>Phil Linz, R</b> OBP: 0.364, SLG: 0.364 (1,5)		0-0 1B		0-0 FC6-4				0-0 F7		3	0	2	0	0	0	0				
<b>Chris Short, R</b> OBP: 0.207, SLG: 0.207 (1,1)		0-0 G6-4-3		0-3 K				0-3 K		3	0	1	1	0	2	1				
<b>Inning Stats</b>	R: 0 E: 0 K: 0 S: 3	H: 0 LOB: 1 BB: 1 P: 7	R: 1 E: 0 K: 0 S: 6	H: 4 LOB: 2 BB: 0 P: 6	R: 0 E: 0 K: 1 S: 5	H: 0 LOB: 0 BB: 0 P: 5	R: 0 E: 0 K: 2 S: 7	H: 0 LOB: 0 BB: 0 P: 7	R: 0 E: 0 K: 1 S: 6	H: 2 LOB: 2 BB: 0 P: 6	R: 0 E: 0 K: 1 S: 5	H: 0 LOB: 0 BB: 0 P: 5	R: 0 E: 0 K: 0 S: 3	H: 0 LOB: 0 BB: 0 P: 3	R: 0 E: 0 K: 1 S: 5	H: 2 LOB: 2 BB: 0 P: 5	1B: 7 2B: 1 3B: 0 HR: 0	SF: 0 SAC: 0 DP: 1 HBP: 0	WP: 0 PB: 0 SB: 0 CS: 0	PA: 34
<b>PITCHER</b> <b>Don Drysdale, R</b> ERA: 3.41 (1,1)	IP: 9.0 WLS: W BF: 34 H: 8 R: 1 ER: 1 SO: 6 BB: 1 IBB: 0 HBP: 0 BLK: 0 WP: 0 HR: 0 S: 45 P: 49 ERA: 1.00 WHIP: 1.000															<b>PITCHER</b>				


Batter	1	2	3	4	5	6	7	8	9	AB	R	H	RBI	BB	SO	LOB	BOTTOM					
<b>Maury Wills, S</b> OBP: 0.351, SLG: 0.329 (1,6)	0-0 4-3			0-0 S		0-0 1B		0-0 CS		4	0	3	0	0	0	0	Philadelphia Phillies @ Los Angeles Dodgers Dodger Stadium, Los Angeles, CA Wed May 25 1966, 7:05 PM PDT Att: 19,572 - Unknown					
<b>Jim Gilliam, S</b> OBP: 0.253, SLG: 0.243 (1,5)	0-0 P3			0-0 L7		0-0 1B		0-0 CS	0-0 L8	4	0	1	0	0	0	1						
<b>Willie Davis, L</b> OBP: 0.278, SLG: 0.344 (1,8)	0-3 K			0-3 K		0-0 4-3		0-0 E3		4	1	0	0	0	2	3						
<b>Tommy Davis, R</b> OBP: 0.273, SLG: 0.238 (7, PR)		0-0 F8		0-0 F9				0-0 FC1-6		3	0	1	0	0	0	1						
<b>Lou Johnson, R</b> OBP: 0.295, SLG: 0.427 (8, 7)								1-2 1B		1	1	1	0	0	0	0						
<b>Ron Fairly, L</b> OBP: 0.383, SLG: 0.425 (1,9)		0-0 1-3				0-0 FC1-6		4-0 1B		3	0	1	0	1	0	1						
<b>Jim Lefebvre, S</b> OBP: 0.333, SLG: 0.485 (1,4)		0-0 6-3				0-0 FC5-4		1-2 BB		4	0	0	0	0	1	5						
<b>Wes Parker, S</b> OBP: 0.323, SLG: 0.379 (1,3)			0-0 3-1			0-0 F9		0-0 5-3		4	0	1	2	0	0	1						
<b>Jeff Torborg, R</b> OBP: 0.317, SLG: 0.327 (8, PH)			0-3 K			0-3 K		0-0 F9		2	0	0	0	0	2	0						
<b>Al Ferrara, R</b> OBP: 0.246, SLG: 0.418 (9, 2)								1-2 2-H 3-H		1	0	0	0	0	0	0						
<b>John Roseboro, L</b> OBP: 0.271, SLG: 0.360 (9, 2)										0	0	0	0	0	0	0						
<b>Don Drysdale, R</b> OBP: 0.214, SLG: 0.333 (1,1)			0-3 K			0-0 4-3		0-0 F7		3	0	0	0	0	1	0						
<b>Inning Stats</b>	R: 0 E: 0 K: 1 S: 5	H: 0 LOB: 0 BB: 0 P: 5	R: 0 E: 0 K: 0 S: 3	H: 0 LOB: 0 BB: 0 P: 3	R: 0 E: 0 K: 2 S: 7	H: 0 LOB: 0 BB: 0 P: 7	R: 0 E: 0 K: 1 S: 6	H: 1 LOB: 1 BB: 0 P: 6	R: 0 E: 0 K: 1 S: 3	H: 1 LOB: 2 BB: 0 P: 3	R: 0 E: 0 K: 1 S: 7	H: 2 LOB: 2 BB: 0 P: 7	R: 0 E: 0 K: 0 S: 4	H: 1 LOB: 1 BB: 0 P: 4	R: 0 E: 0 K: 0 S: 3	H: 1 LOB: 0 BB: 0 P: 3	R: 2 E: 1 K: 1 S: 7	H: 2 LOB: 2 BB: 1 P: 11	1B: 8 2B: 0 3B: 0 HR: 0	SF: 0 SAC: 0 DP: 1 HBP: 0	WP: 0 PB: 0 SB: 2 CS: 1	PA: 35
<b>PITCHER</b> <b>Chris Short, L</b> ERA: 1.79 (1,1)	IP: 8.2 WLS: L BF: 34 H: 8 R: 2 ER: 0 SO: 6 BB: 1 IBB: 0 HBP: 0 BLK: 0 WP: 0 HR: 0 S: 45 P: 49 ERA: 0.00 WHIP: 1.038															<b>PITCHER</b>						

AB	33
R	1
H	8
RBI	1
BB	1
SO	6
LOB	9



WP: 0	PA: 34
PB: 0	
SB: 0	
CS: 0	

AB	33
R	2
H	8
RBI	2
BB	1
SO	6
LOB	12



WP: 0	PA: 35
PB: 0	
SB: 2	
CS: 1	



Batter	1	2	3	4	5	6	7	8	9	AB	R	H	RBI	BB	SO	LOB	TOP			
<b>Cleon Jones, R</b> OBP: 0.318, SLG: 0.396 (1, 9)	G3		F7			K		G3		4	0	0	0	0	1	2				
<b>Ron Hunt, R</b> OBP: 0.400, SLG: 0.421 (1, 4)	5-3			F8		4-3			F7	4	0	0	0	0	0	0				
<b>Ken Boyer, R</b> OBP: 0.320, SLG: 0.453 <b>Eddie Bressoud, R</b> OBP: 0.258, SLG: 0.357 (6, 5)	F7			P4		F7			K	3	0	0	0	0	0	0				
<b>Dick Stuart, R</b> OBP: 0.228, SLG: 0.241 (1, 3)		F8		K			F8			4	0	1	0	0	1	0				
<b>Ron Swoboda, R</b> OBP: 0.300, SLG: 0.366 (1, 7)	5-3				6-3 1B		F7			4	0	1	0	0	0	1				
<b>Billy Murphy, R</b> OBP: 0.241, SLG: 0.280 (1, 8)	K				6-3 1-2		1-3			3	0	0	0	0	1	1				
<b>Jerry Grote, R</b> OBP: 0.354, SLG: 0.259 <b>Bill Hepler, L</b> (8, 1)			5-3			K		5-3		3	0	0	0	0	1	1				
<b>Roy McMillan, R</b> OBP: 0.216, SLG: 0.169 (1, 6)								4-3		1	0	0	0	2	0	0				
<b>Jack Hamilton, R</b> OBP: 0.143, SLG: 0.100 <b>Gordie Richardson, R</b> (6, 1) <b>Hawk Taylor, R</b> OBP: 0.500, SLG: 0.500 (8, 2)										2	0	0	0	0	1	3				
<b>Inning Stats</b>	R: 0 E: 0 K: 0 S: 3	H: 0 LOB: 0 BB: 0 P: 3	R: 0 E: 0 K: 1 S: 5	H: 0 LOB: 0 BB: 0 P: 5	R: 0 E: 0 K: 1 S: 5	H: 0 LOB: 1 BB: 1 P: 9	R: 0 E: 0 K: 1 S: 5	H: 0 LOB: 0 BB: 0 P: 5	R: 0 E: 0 K: 1 S: 6	H: 1 LOB: 2 BB: 1 P: 10	R: 0 E: 0 K: 0 S: 3	H: 0 LOB: 0 BB: 0 P: 3	R: 0 E: 0 K: 0 S: 4	H: 1 LOB: 1 BB: 0 P: 4	R: 0 E: 0 K: 1 S: 6	H: 1 LOB: 1 BB: 0 P: 6	1B: 3 2B: 0 3B: 0 HR: 0	SF: 0 SAC: 0 DP: 0 HBP: 0	WP: 0 PB: 0 SB: 0 CS: 0	PA: 32
<b>PITCHER</b> <b>Claude Osteen, L</b> ERA: 2.21 (1, 1)	IP: 9.0 WLS: W BF: 32 H: 3 R: 0 ER: 0 SO: 6 BB: 1 IBB: 1 HBP: 0 BLK: 0 WP: 0 HR: 0 S: 42 P: 50 ERA: 0.00 WHIP: 0.444											<b>PITCHER</b>	IP: 9.0 WLS: W BF: 32 H: 3 R: 0 ER: 0 SO: 6 BB: 1 IBB: 1 HBP: 0 BLK: 0 WP: 0 HR: 0 S: 42 P: 50 ERA: 0.00 WHIP: 0.444							

**New York Mets @ Los Angeles Dodgers**  
Dodger Stadium, Los Angeles, CA  
Fri May 27 1966, 7:05 PM PDT  
Att: 23,134 - Unknown

AB	30
R	0
H	3
RBI	0
BB	2
SO	6
LOB	8



Batter	1	2	3	4	5	6	7	8	9	AB	R	H	RBI	BB	SO	LOB	BOTTOM			
<b>Maury Wills, S</b> OBP: 0.342, SLG: 0.320 (1, 6)	6-3		4-3		P6	FC6-4				4	0	0	0	0	0	4				
<b>Jim Gilliam, S</b> OBP: 0.286, SLG: 0.260 <b>John Kennedy, R</b> OBP: 0.265, SLG: 0.281 (8, 5)				4-3			1-3			3	1	1	0	1	0	0				
<b>Willie Davis, L</b> OBP: 0.285, SLG: 0.349 (1, 8)								1-3		4	1	2	0	0	1	1				
<b>Ron Fairly, L</b> OBP: 0.391, SLG: 0.425 <b>Lou Johnson, R</b> OBP: 0.292, SLG: 0.424 (6, 9)										0	0	0	0	2	0	0				
<b>Tommy Davis, R</b> OBP: 0.271, SLG: 0.239 (1, 7)										4	0	1	0	0	0	3				
<b>Jim Lefebvre, S</b> OBP: 0.344, SLG: 0.489 (1, 4)										3	1	2	1	1	0	2				
<b>Wes Parker, S</b> OBP: 0.315, SLG: 0.369 (1, 3)										4	0	0	0	0	3	5				
<b>John Roseboro, L</b> OBP: 0.283, SLG: 0.356 (1, 2)										1	0	0	0	2	0	0				
<b>Claude Osteen, L</b> OBP: 0.185, SLG: 0.192 (1, 1)										3	0	0	0	0	1	3				
<b>Inning Stats</b>	R: 0 E: 0 K: 1 S: 4	H: 0 LOB: 1 BB: 1 P: 8	R: 0 E: 0 K: 0 S: 3	H: 1 LOB: 1 BB: 1 P: 7	R: 0 E: 0 K: 0 S: 3	H: 0 LOB: 0 BB: 0 P: 3	R: 0 E: 0 K: 0 S: 3	H: 1 LOB: 1 BB: 1 P: 7	R: 0 E: 0 K: 2 S: 7	H: 0 LOB: 2 BB: 2 P: 15	R: 4 E: 3 K: 3 S: 10	H: 3 LOB: 2 BB: 1 P: 14	R: 0 E: 0 K: 0 S: 3	H: 0 LOB: 0 BB: 0 P: 3	R: 0 E: 0 K: 1 S: 5	H: 1 LOB: 1 BB: 0 P: 5	1B: 5 2B: 2 3B: 0 HR: 0	SF: 0 SAC: 1 DP: 3 HBP: 0	WP: 0 PB: 0 SB: 1 CS: 2	PA: 34
<b>PITCHER</b> <b>Jack Hamilton, R</b> ERA: 2.95 <b>Gordie Richardson, L</b> ERA: 2.93 <b>Bill Hepler, L</b> ERA: (1, 1)	IP: 5.1 WLS: L BF: 24 H: 5 R: 4 ER: 2 SO: 3 BB: 5 IBB: 0 HBP: 0 BLK: 0 WP: 0 HR: 0 S: 25 P: 45 ERA: 3.38 WHIP: 1.875											<b>PITCHER</b> <b>Jack Hamilton, R</b> ERA: 2.95 <b>Gordie Richardson, L</b> ERA: 2.93 <b>Bill Hepler, L</b> ERA: (8, 1)	IP: 1.2 WLS: 7 BF: 7 H: 0 R: 0 ER: 0 SO: 1 BB: 1 IBB: 0 HBP: 0 BLK: 0 WP: 0 HR: 0 S: 8 P: 12 ERA: 0.00 WHIP: 0.600							

**New York Mets @ Los Angeles Dodgers**  
Dodger Stadium, Los Angeles, CA  
Fri May 27 1966, 7:05 PM PDT  
Att: 23,134 - Unknown

AB	27
R	4
H	6
RBI	1
BB	6
SO	5
LOB	18





Batter	1	2	3	4	5	6	7	8	9	AB	R	H	RBI	BB	SO	LOB	TOP
Ron Hunt, R OBP: 0.388, SLG: 0.407 (1, 4)										4	0	0	0	0	0	1	<p><b>New York Mets @ Los Angeles Dodgers</b> Dodger Stadium, Los Angeles, CA Sat May 28 1966, 7:05 PM PDT Att: 36,389 - Unknown</p> <p>livebaseballscorecards.com</p> <p>AB 27 R 1 H 3 RBI 0 BB 2 SO 10 LOB 3</p>
Cleon Jones, R OBP: 0.305, SLG: 0.381 (1, 9)										4	0	0	0	0	2	0	
Ken Boyer, R OBP: 0.321, SLG: 0.449 (1, 5)										3	0	1	0	0	0	0	
Ron Swoboda, R OBP: 0.289, SLG: 0.351 (1, 7)										3	0	0	0	0	0	1	
Dick Stuart, R OBP: 0.233, SLG: 0.232 (1, 3)										2	0	0	0	1	1	0	
Hawk Taylor, R OBP: 0.200, SLG: 0.200 (1, 2)										3	0	0	0	0	2	1	
Billy Murphy, R OBP: 0.250, SLG: 0.321 (1, 8)										3	0	1	0	0	2	0	
Roy McMillan, R OBP: 0.222, SLG: 0.187 Dave Eilers, R OBP: 0.200, SLG: 0.318 Bill Hepler, L OBP: 0.143, SLG: 0.077 (1, 6)										1	1	0	0	1	0	0	
Dennis Ribant, R OBP: 0.266, SLG: 0.362 Larry Bearnath, R OBP: 0.266, SLG: 0.362 Eddie Bressoud, R OBP: 0.266, SLG: 0.362 (1, 1)										0	0	0	0	0	0	0	
<b>Inning Stats</b>	R: 0 E: 0 K: 1 S: 5	H: 0 LOB: 0 BB: 0 P: 5	R: 0 E: 0 K: 1 S: 5	H: 1 LOB: 2 BB: 1 P: 9	R: 0 E: 0 K: 1 S: 5	H: 0 LOB: 0 BB: 0 P: 5	R: 0 E: 0 K: 1 S: 5	H: 1 LOB: 0 BB: 0 P: 5	R: 0 E: 0 K: 0 S: 3	H: 0 LOB: 0 BB: 0 P: 3	R: 0 E: 0 K: 3 S: 9	H: 0 LOB: 0 BB: 0 P: 9	R: 0 E: 0 K: 1 S: 5	H: 0 LOB: 0 BB: 0 P: 5	1B: 2 2B: 1 3B: 0 HR: 0	SF: 0 SAC: 0 DP: 2 HBP: 0	
<b>PITCHER</b> Sandy Koufax, L ERA: 1.64 (1, 1)	IP: 9.0 WLS: W BF: 29 H: 3 R: 1 ER: 0 SO: 10 BB: 2 IBB: 0 HBP: 0 BLK: 0 WP: 0 HR: 0 S: 47 P: 55 ERA: 0.00 WHIP: 0.556											<b>PITCHER</b> Sandy Koufax, L ERA: 1.64 (1, 1)	IP: 9.0 WLS: W BF: 29 H: 3 R: 1 ER: 0 SO: 10 BB: 2 IBB: 0 HBP: 0 BLK: 0 WP: 0 HR: 0 S: 47 P: 55 ERA: 0.00 WHIP: 0.556				

Batter	1	2	3	4	5	6	7	8	9	AB	R	H	RBI	BB	SO	LOB	BOTTOM
Maury Wills, S OBP: 0.344, SLG: 0.325 (1, 6)										4	1	1	0	1	1	4	<p><b>New York Mets @ Los Angeles Dodgers</b> Dodger Stadium, Los Angeles, CA Sat May 28 1966, 7:05 PM PDT Att: 36,389 - Unknown</p> <p>livebaseballscorecards.com</p> <p>AB 30 R 7 H 10 RBI 7 BB 9 SO 6 LOB 18</p>
Wes Parker, S OBP: 0.325, SLG: 0.391 (1, 3)										2	2	1	1	2	1	1	
Willie Davis, L OBP: 0.296, SLG: 0.354 (1, 8)										4	1	2	2	1	0	0	
Tommy Davis, R OBP: 0.264, SLG: 0.235 (1, 7)										5	1	1	0	0	1	7	
Jim Lefebvre, S OBP: 0.346, SLG: 0.489 (1, 4)										4	1	2	3	0	0	0	
Lou Johnson, R OBP: 0.299, SLG: 0.426 (1, 9)										4	0	2	0	0	0	1	
John Roseboro, L OBP: 0.291, SLG: 0.348 (1, 2)										2	0	0	0	2	1	1	
John Kennedy, R OBP: 0.289, SLG: 0.286 (1, 5)										3	0	1	0	1	0	3	
Sandy Koufax, R (1, 1)										2	1	0	1	2	2	1	
<b>Inning Stats</b>	R: 2 E: 0 K: 0 S: 4	H: 2 LOB: 3 BB: 4 P: 20	R: 0 E: 0 K: 1 S: 6	H: 1 LOB: 0 BB: 0 P: 7	R: 0 E: 0 K: 1 S: 5	H: 0 LOB: 0 BB: 0 P: 5	R: 0 E: 0 K: 3 S: 10	H: 1 LOB: 1 BB: 0 P: 10	R: 1 E: 1 K: 0 S: 5	H: 2 LOB: 1 BB: 0 P: 5	R: 2 E: 0 K: 0 S: 4	H: 1 LOB: 2 BB: 3 P: 15	R: 1 E: 0 K: 1 S: 6	H: 1 LOB: 0 BB: 0 P: 6	1B: 8 2B: 1 3B: 0 HR: 1	SF: 1 SAC: 0 DP: 3 HBP: 1	
<b>PITCHER</b> Dennis Ribant, R ERA: 2.38 Larry Bearnath, R ERA: 4.58 Dave Eilers, R ERA: 3.45 Bill Hepler, L ERA: 1.29 Gordie Richardson, L ERA: 2.81 (1, 1)	IP: 6.2 WLS: L BF: 19 H: 4 R: 1 ER: 0 SO: 5 BB: 0 IBB: 1 HBP: 1 BLK: 0 WP: 0 HR: 0 S: 27 P: 32 ERA: 0.00 WHIP: 0.923											<b>PITCHER</b> Jack Fisher, R ERA: 5.1 (8, 1)	IP: 1.0 WLS: L BF: 4 H: 1 R: 1 ER: 1 SO: 1 BB: 0 IBB: 0 HBP: 0 BLK: 0 WP: 0 HR: 1 S: 6 P: 6 ERA: 9.00 WHIP: 1.000				



Batter	1	2	3	4	5	6	7	8	9	AB	R	H	RBI	BB	SO	LOB	TOP																			
Ron Hunt, R OBP: 0.381, SLG: 0.398 (1, 4)	F8		FC6-4 1B		F9	F9		6-3		5	0	1	0	0	0	2																				
Cleon Jones, R OBP: 0.310, SLG: 0.382 (1, 8) (9, 9)	K		FC6-4 1-2		E6 HR		F8 BB FC6	BB 2B	BB	5	3	2	0	0	1	1																				
Johnny Lewis, L OBP: 0.313, SLG: 0.362 Dick Stuart, R OBP: 0.246, SLG: 0.232 Billy Murphy, R OBP: 0.250, SLG: 0.321 (1, 9) (9, PH) (9, FR) (9, 8)	F7		F7				FC6 F8 BB	BB 2B	BB 2B	3	1	1	2	1	0	1																				
Ken Boyer, R OBP: 0.324, SLG: 0.441 (1, 5)		BB BB	BB BB		F6		F8		K	4	1	1	0	1	1	4																				
Ed Kranepool, L OBP: 0.307, SLG: 0.343 Hawk Taylor, R OBP: 0.333, SLG: 0.500 (1, 3) (9, PH) (9, 3)		BB BB	BB BB		4-3		FC6 IBB		BB 2B	2	0	1	0	2	0	0																				
Ron Swoboda, R OBP: 0.295, SLG: 0.346 (1, 7)	F9		K			SH1-3 1B	FC6 S		BB 1B IBB	4	0	1	1	1	1	6																				
Jerry Grote, R OBP: 0.366, SLG: 0.288 (1, 2)	F2					SH1-3 1B	K		K	5	0	2	1	0	2	6																				
Roy McMillan, R OBP: 0.223, SLG: 0.170 (1, 6)	5-3		FC6-2		SH1-3			6-3	BB 1B	4	0	1	1	0	0	4																				
Rob Gardner, R OBP: 0.143, SLG: 0.190 Gerry Arrigo, L OBP: 0.667, SLG: 0.667 (1, 1) (8, 1)			4-3		K		F9		1-3 1B	4	0	0	0	0	1	4																				
<b>Inning Stats</b>	R: 0 E: 0 K: 1 S: 5	H: 0 LOB: 0 BB: 0 P: 5	R: 0 E: 0 K: 0 S: 3	H: 0 LOB: 2 BB: 2 P: 11	R: 0 E: 0 K: 0 S: 4	H: 1 LOB: 1 BB: 0 P: 4	R: 1 E: 0 K: 2 S: 10	H: 3 LOB: 2 BB: 0 P: 10	R: 2 E: 1 K: 0 S: 5	H: 1 LOB: 0 BB: 0 P: 5	R: 0 E: 0 K: 0 S: 5	H: 2 LOB: 2 BB: 0 P: 5	R: 1 E: 0 K: 1 S: 6	H: 1 LOB: 2 BB: 2 P: 14	R: 0 E: 0 K: 0 S: 3	H: 0 LOB: 0 BB: 0 P: 3	R: 3 E: 0 K: 2 S: 10	H: 4 LOB: 2 BB: 2 P: 18	1B: 9 2B: 2 3B: 0 HR: 1	SF: 0 SAC: 1 DP: 0 HBP: 0	WP: 0 PA: 45 PB: 0 SB: 1 CS: 0															
<b>PITCHER</b>	IP	WLS	BF	H	R	ER	SO	BB	IBB	HBP	BLK	WP	HR	S	P	ERA	WHIP	<b>PITCHER</b>	IP	WLS	BF	H	R	ER	SO	BB	IBB	HBP	BLK	WP	HR	S	P	ERA	WHIP	
Don Sutton, R ERA: 2.82 (1, 1)	5.0		25	7	3	2	3	2	0	0	0	0	1	29	37	3.60	1.800																			
Joe Moeller, R ERA: 1.46 (6, 1)	1.0		3	0	0	0	0	0	0	0	0	0	0	3	3	0.00	0.000																			
Phil Regan, R ERA: 1.73 (7, 1)	2.0		10	2	2	2	1	1	1	0	0	0	0	10	18	9.00	1.500																			
Ron Perranoski, L ERA: 2.14 (9, 1)	1.0	L	7	3	2	2	2	1	1	0	0	0	0	9	17	18.00	4.000																			

New York Mets @ Los Angeles Dodgers  
Dodger Stadium, Los Angeles, CA  
Sun May 29 1966, 3:33 AM PDT  
Att: 30,482 - Unknown

AB 38  
R 7  
H 12  
RBI 7  
BB 6  
SO 6  
LOB 28



Batter	1	2	3	4	5	6	7	8	9	AB	R	H	RBI	BB	SO	LOB	BOTTOM																			
Maury Wills, S OBP: 0.339, SLG: 0.321 (1, 6)	1-3		L8	5-3			CS 1B		K	5	0	1	0	0	1	1																				
Jim Gilliam, S OBP: 0.253, SLG: 0.247 John Kennedy, R OBP: 0.282, SLG: 0.278 (1, 5) (9, 5)	1-3		4-3		P4		F9		F9	4	0	0	0	0	0	1																				
Willie Davis, L OBP: 0.307, SLG: 0.366 (1, 8)			WP S BB		G3		4-3		BB 1B	4	0	2	0	1	0	0																				
Tommy Davis, R OBP: 0.253, SLG: 0.236 Derrill Griffith, L OBP: 0.300, SLG: 0.125 (1, 7) (8, PR) (9, 7)	6-3		6-3		5-3				K	4	0	1	0	0	0	2																				
Jeff Torborg, R OBP: 0.311, SLG: 0.321 (9, PH)			1-3					IHR 1B	K	1	0	0	0	0	1	1																				
Jim Lefebvre, S OBP: 0.362, SLG: 0.542 (1, 4)		HR		5-3 2B 1B		SH1-4 BB		IHR		3	3	3	3	1	0	0																				
Lou Johnson, R OBP: 0.307, SLG: 0.439 (1, 9)	6-3			5-3 2B 1B		SH1-4		BB 2B		3	2	2	0	0	0	0																				
Wes Parker, S OBP: 0.333, SLG: 0.400 (1, 3)				5-3		F8		G1-6-3 1B		4	0	2	1	0	0	3																				
John Roseboro, L OBP: 0.299, SLG: 0.358 (1, 2)	F5					FC6-4 BB		G1-6-3		3	0	1	2	1	0	2																				
Don Sutton, R OBP: 0.345, SLG: 0.345 Joe Moeller, R (1, 1) (6, 1)						FC6-4		4-3		2	0	0	0	0	2	2																				
Al Ferrara, R OBP: 0.344, SLG: 0.411 Phil Regan, R (7, 1) (9, 1)	K			K		1-2				1	0	0	0	0	1	1																				
Ron Perranoski, L OBP: 0.300, SLG: 1.000 (9, 1)										0	0	0	0	0	0	0																				
<b>Inning Stats</b>	R: 0 E: 0 K: 0 S: 4	H: 1 LOB: 1 BB: 0 P: 4	R: 1 E: 0 K: 1 S: 7	H: 2 LOB: 1 BB: 0 P: 7	R: 0 E: 0 K: 0 S: 3	H: 0 LOB: 1 BB: 1 P: 7	R: 2 E: 0 K: 1 S: 8	H: 3 LOB: 1 BB: 0 P: 8	R: 0 E: 0 K: 0 S: 3	H: 0 LOB: 0 BB: 0 P: 3	R: 0 E: 0 K: 0 S: 3	H: 0 LOB: 2 BB: 2 P: 11	R: 0 E: 0 K: 0 S: 3	H: 1 LOB: 0 BB: 0 P: 3	R: 3 E: 0 K: 0 S: 6	H: 4 LOB: 1 BB: 0 P: 6	R: 0 E: 0 K: 2 S: 8	H: 1 LOB: 1 BB: 0 P: 8	1B: 6 2B: 4 3B: 0 HR: 2	SF: 0 SAC: 1 DP: 1 HBP: 0	WP: 1 PA: 40 PB: 0 SB: 1 CS: 1															
<b>PITCHER</b>	IP	WLS	BF	H	R	ER	SO	BB	IBB	HBP	BLK	WP	HR	S	P	ERA	WHIP	<b>PITCHER</b>	IP	WLS	BF	H	R	ER	SO	BB	IBB	HBP	BLK	WP	HR	S	P	ERA	WHIP	
Rob Gardner, L ERA: 3.32 (1, 1)	7.0		33	10	6	6	2	3	0	0	0	0	0	34	46	7.71	1.857																			
Gerry Arrigo, L ERA: 4.11 (8, 1)	2.0	W	7	2	0	0	2	0	0	0	0	0	0	11	11	0.00	1.000																			

New York Mets @ Los Angeles Dodgers  
Dodger Stadium, Los Angeles, CA  
Sun May 29 1966, 3:33 AM PDT  
Att: 30,482 - Unknown

AB 36  
R 6  
H 12  
RBI 6  
BB 3  
SO 4  
LOB 15





Batter	1	2	3	4	5	6	7	8	9	AB	R	H	RBI	BB	SO	LOB	TOP					
Maury Wills, S OBP: 0.343, SLG: 0.350 (1, 6)										4	2	2	2	0	0	0	<b>Los Angeles Dodgers @ Atlanta Braves</b> Atlanta Stadium, Atlanta, GA Mon May 30 1966, 7:05 PM EDT Att: 40,702 - Unknown					
Jim Gilliam, S OBP: 0.241, SLG: 0.235 John Kennedy, R OBP: 0.275, SLG: 0.270 (1, 5)										4	0	0	0	0	0	3						
Willie Davis, L OBP: 0.310, SLG: 0.367 (1, 8)										5	2	2	1	0	1	2						
Tommy Davis, R OBP: 0.295, SLG: 0.288 Al Ferrara, R OBP: 0.336, SLG: 0.404 (1, 7)										4	2	3	1	0	0	0						
Jim Lefebvre, S OBP: 0.363, SLG: 0.541 (1, 4)										4	0	1	0	1	1	1						
Lou Johnson, R OBP: 0.303, SLG: 0.441 (7, 7)										4	0	1	1	0	0	1						
Wes Parker, S OBP: 0.335, SLG: 0.406 (1, 3)										5	2	2	0	0	0	4						
John Roseboro, L OBP: 0.315, SLG: 0.384 (1, 2)										4	1	3	2	0	0	1						
Don Drysdale, R OBP: 0.258, SLG: 0.400 (1, 1)										3	1	2	1	0	1	2						
<b>Inning Stats</b>	R: 1 E: 0 K: 0 S: 4	H: 1 LOB: 0 BB: 0 P: 4	R: 0 E: 0 K: 1 S: 6	H: 1 LOB: 1 BB: 0 P: 6	R: 4 E: 1 K: 0 S: 7	H: 4 LOB: 0 BB: 0 P: 7	R: 1 E: 0 K: 0 S: 6	H: 3 LOB: 2 BB: 0 P: 6	R: 0 E: 0 K: 0 S: 3	H: 1 LOB: 0 BB: 0 P: 3	R: 2 E: 0 K: 0 S: 5	H: 2 LOB: 0 BB: 0 P: 5	R: 2 E: 0 K: 1 S: 8	H: 3 LOB: 2 BB: 1 P: 12	R: 0 E: 0 K: 1 S: 5	H: 0 LOB: 0 BB: 0 P: 5	R: 0 E: 0 K: 1 S: 6	H: 1 LOB: 1 BB: 0 P: 6	1B: 8 2B: 7 3B: 0 HR: 1	SF: 1 SAC: 2 DP: 1 HBP: 0	WP: 2 PB: 1 SB: 1 CS: 0	PA: 43
<b>PITCHER</b>	IP WLS BF H R ER SO BB IBB HBP BLK WP HR S P ERA WHIP																					
Tony Cloninger, R ERA: 4.72 (1, 1)	2.1 L 13 6 5 4 1 0 0 0 0 0 1 1 15 15 15.43 2.571																					
Clay Carroll, R ERA: 1.34 (3, 1)	2.2 11 4 1 1 0 0 0 0 0 0 0 0 7 11 3.38 1.500																					
Phil Niekro, R ERA: 5.31 (6, 1)	1.0 8 4 4 4 0 1 0 0 0 0 1 0 11 11 36.00 5.000																					
Chi-Chi Oливо, R ERA: 3.24 (7, 1)	1.0 4 1 0 0 1 0 0 0 0 0 0 0 6 6 0.00 1.000																					
Arnold Umbach, R ERA: 4.5 (8, 1)	2.0 7 1 0 0 2 0 0 0 0 0 0 0 11 11 0.00 0.500																					

Batter	1	2	3	4	5	6	7	8	9	AB	R	H	RBI	BB	SO	LOB	BOTTOM					
Denis Menke, R OBP: 0.394, SLG: 0.496 (1, 6)										5	2	2	2	0	1	2	<b>Los Angeles Dodgers @ Atlanta Braves</b> Atlanta Stadium, Atlanta, GA Mon May 30 1966, 7:05 PM EDT Att: 40,702 - Unknown					
Mack Jones, L OBP: 0.354, SLG: 0.628 (1, 8)										5	1	2	2	0	1	0						
Hank Aaron, R OBP: 0.352, SLG: 0.593 (1, 9)										4	0	0	0	0	0	1						
Felipe Alou, R OBP: 0.315, SLG: 0.485 (1, 3)										4	0	1	0	0	0	1						
Eddie Mathews, L OBP: 0.296, SLG: 0.295 (1, 5)										4	0	0	0	0	2	1						
Joe Torre, R OBP: 0.384, SLG: 0.571 (1, 2)										3	2	2	1	1	0	0						
Rico Carty, R OBP: 0.306, SLG: 0.294 (1, 7)										4	0	1	0	0	2	1						
Woody Woodward, R OBP: 0.370, SLG: 0.368 (1, 4)										4	0	1	1	0	0	1						
Tony Cloninger, R OBP: 0.154, SLG: 0.160 Clay Carroll, R OBP: 0.241, SLG: 0.235 Miguel de la Hoz, R OBP: 0.244, SLG: 0.245 Phil Niekro, R OBP: 0.275, SLG: 0.270 Chi-Chi Oливо, R OBP: 0.295, SLG: 0.288 John Herrnstein, L OBP: 0.258, SLG: 0.400 Arnold Umbach, R OBP: 0.336, SLG: 0.404 Gary Geiger, L OBP: 0.310, SLG: 0.367 (1, 1)										1	0	0	0	0	0	2						
<b>Inning Stats</b>	R: 0 E: 1 K: 1 S: 6	H: 0 LOB: 1 BB: 0 P: 6	R: 1 E: 0 K: 1 S: 7	H: 2 LOB: 2 BB: 1 P: 11	R: 0 E: 0 K: 0 S: 4	H: 1 LOB: 1 BB: 0 P: 4	R: 0 E: 0 K: 0 S: 3	H: 1 LOB: 0 BB: 0 P: 3	R: 0 E: 0 K: 1 S: 6	H: 1 LOB: 1 BB: 0 P: 6	R: 1 E: 0 K: 0 S: 6	H: 1 LOB: 0 BB: 0 P: 6	R: 2 E: 0 K: 1 S: 7	H: 2 LOB: 0 BB: 0 P: 7	R: 0 E: 0 K: 1 S: 5	H: 0 LOB: 0 BB: 0 P: 5	R: 2 E: 0 K: 1 S: 6	H: 1 LOB: 0 BB: 1 P: 10	1B: 6 2B: 0 3B: 0 HR: 3	SF: 0 SAC: 0 DP: 1 HBP: 0	WP: 0 PB: 0 SB: 0 CS: 0	PA: 38
<b>PITCHER</b>	IP WLS BF H R ER SO BB IBB HBP BLK WP HR S P ERA WHIP																					
Don Drysdale, R ERA: 3.71 (1, 1)	9.0 W 38 9 6 6 7 2 0 0 0 0 0 3 50 58 6.00 1.222																					




Batter	1	2	3	4	5	6	7	8	9	AB	R	H	RBI	BB	SO	LOB	TOP						
Maury Wills, S OBP: 0.339, SLG: 0.341	0-0 2-3	0-0 3-1		1-0 4-3 1B HBP		0-0 B1-3		0-0 FC4-6 PB S 1-2 3-H		4	1	0	1	0	0	1	<b>Los Angeles Dodgers @ Atlanta Braves</b> Atlanta Stadium, Atlanta, GA Tue May 31 1966, 7:05 PM EDT Att: 26,974 - Unknown						
Jim Gilliam, S OBP: 0.239, SLG: 0.224 John Kennedy, R OBP: 0.275, SLG: 0.270	4-0 WP 3B BB	0-0 5-3		0-0 F7 1-2		0-0 P6		0-3 K 1-3		4	1	0	0	1	1	2							
Willie Davis, L OBP: 0.307, SLG: 0.361	0-0 F9 1-3			0-0 4-3 2-3 1B			0-0 F2		0-0 P4	5	0	1	0	0	0	2							
Lou Johnson, R OBP: 0.313, SLG: 0.468	0-0 2B 3B	0-0 6-3		0-0 1B			0-0 PB 2B		0-0 F5	5	1	3	2	0	0	1							
Jim Lefebvre, S OBP: 0.370, SLG: 0.536	4-0 2B BB		0-0 1B	0-0 4-3			0-0 4-3		4-0 BB	3	1	1	0	2	0	2							
Al Ferrara, R OBP: 0.325, SLG: 0.403	0-0 BB 1-H 3-H 2B		0-0 F8		0-3 K		0-3 K		0-0 F9	5	0	1	2	0	2	3							
Wes Parker, S OBP: 0.344, SLG: 0.407	4-0 BB BB		0-0 1B G6-4-3		0-0 F8			4-0 1B FC4-6 BB		2	1	1	0	2	0	0							
Jeff Torborg, R OBP: 0.373, SLG: 0.310 John Roseboro, L OBP: 0.313, SLG: 0.380	4-0 1-2 2-3 BB		0-0 G6-4-3 1-2		0-0 4-3			0-3 K		2	0	0	0	1	0	2							
Claude Osteen, L OBP: 0.200, SLG: 0.310 Phil Regan, R OBP: 0.111, SLG: 0.111	0-0 L7			0-0 HR			0-0 4-3		0-0 FC4-6 1B	1	0	1	0	0	0	0							
<b>Inning Stats</b>	R: 3 E: 0 K: 0 S: 5	H: 2 LOB: 3 BB: 4 P: 21	R: 0 E: 0 K: 0 S: 4	H: 1 LOB: 1 BB: 0 P: 4	R: 0 E: 0 K: 0 S: 4	H: 2 LOB: 1 BB: 0 P: 4	R: 2 E: 0 K: 0 S: 5	H: 2 LOB: 1 BB: 0 P: 6	R: 0 E: 0 K: 1 S: 3	H: 0 LOB: 0 BB: 0 P: 5	R: 0 E: 0 K: 1 S: 6	H: 1 LOB: 1 BB: 0 P: 6	R: 1 E: 0 K: 2 S: 8	H: 1 LOB: 1 BB: 1 P: 12	R: 0 E: 0 K: 0 S: 3	H: 0 LOB: 1 BB: 1 P: 7		1B: 5 2B: 2 3B: 1 HR: 1	SF: 0 SAC: 0 DP: 1 HBP: 1	WP: 2 PB: 2 SB: 2 CS: 0	PA: 42		
<b>PITCHER</b>	IP WLS BF H R ER SO BB IBB HBP BLK WP HR S P ERA WHIP	IP WLS BF H R ER SO BB IBB HBP BLK WP HR S P ERA WHIP	IP WLS BF H R ER SO BB IBB HBP BLK WP HR S P ERA WHIP	IP WLS BF H R ER SO BB IBB HBP BLK WP HR S P ERA WHIP	IP WLS BF H R ER SO BB IBB HBP BLK WP HR S P ERA WHIP	IP WLS BF H R ER SO BB IBB HBP BLK WP HR S P ERA WHIP	IP WLS BF H R ER SO BB IBB HBP BLK WP HR S P ERA WHIP	IP WLS BF H R ER SO BB IBB HBP BLK WP HR S P ERA WHIP	IP WLS BF H R ER SO BB IBB HBP BLK WP HR S P ERA WHIP	IP WLS BF H R ER SO BB IBB HBP BLK WP HR S P ERA WHIP	IP WLS BF H R ER SO BB IBB HBP BLK WP HR S P ERA WHIP	IP WLS BF H R ER SO BB IBB HBP BLK WP HR S P ERA WHIP	IP WLS BF H R ER SO BB IBB HBP BLK WP HR S P ERA WHIP	IP WLS BF H R ER SO BB IBB HBP BLK WP HR S P ERA WHIP	IP WLS BF H R ER SO BB IBB HBP BLK WP HR S P ERA WHIP	IP WLS BF H R ER SO BB IBB HBP BLK WP HR S P ERA WHIP	IP WLS BF H R ER SO BB IBB HBP BLK WP HR S P ERA WHIP	IP WLS BF H R ER SO BB IBB HBP BLK WP HR S P ERA WHIP	IP WLS BF H R ER SO BB IBB HBP BLK WP HR S P ERA WHIP	IP WLS BF H R ER SO BB IBB HBP BLK WP HR S P ERA WHIP	IP WLS BF H R ER SO BB IBB HBP BLK WP HR S P ERA WHIP	IP WLS BF H R ER SO BB IBB HBP BLK WP HR S P ERA WHIP	
Wade Blasingame, L ERA: 4.98	0.2	L	5	1	3	3	0	2	0	0	0	0	0	0	0	0	1	0	3	11	40.50	4.500	
Billy O'Dell, L ERA: 2.23	2.1	12	4	0	0	0	0	2	0	0	0	0	0	0	0	0	0	0	10	18	0.00	2.571	
Clay Carroll, R ERA: 1.77	2.0	9	2	2	2	1	0	0	0	1	0	0	0	0	0	0	0	1	10	11	9.00	1.000	
Chi-Chi Olivo, R ERA: 3.06	2.0	7	1	0	0	1	0	0	0	0	0	0	0	0	0	0	0	0	9	9	0.00	0.500	
Ted Abernathy, R ERA: 6.29	2.0	9	1	1	1	2	2	0	0	0	0	0	0	0	0	0	0	0	11	19	4.50	1.500	
<b>Batter</b>	<b>1</b>	<b>2</b>	<b>3</b>	<b>4</b>	<b>5</b>	<b>6</b>	<b>7</b>	<b>8</b>	<b>9</b>	<b>AB</b>	<b>R</b>	<b>H</b>	<b>RBI</b>	<b>BB</b>	<b>SO</b>	<b>LOB</b>	<b>BOTTOM</b>						
Denis Menke, R OBP: 0.381, SLG: 0.475	0-0 F8		0-0 F9		0-0 6-3		0-0 F9		0-3 K	5	0	0	0	0	1	2	<b>Los Angeles Dodgers @ Atlanta Braves</b> Atlanta Stadium, Atlanta, GA Tue May 31 1966, 7:05 PM EDT Att: 26,974 - Unknown						
Woody Woodward, R OBP: 0.377, SLG: 0.376 Eddie Mathews, L OBP: 0.300, SLG: 0.295	0-0 1B		0-0 F8		0-0 1B 2-H		4-0 1-2 BB		0-0 K 2-3	3	0	2	1	0	0	0							
Hank Aaron, R OBP: 0.360, SLG: 0.594	0-0 1B			4-0 F9 1B SF8 BB		0-0 1-3 1B		0-3 K	3	1	2	0	1	1	2								
Felipe Alou, R OBP: 0.313, SLG: 0.481	0-0 6-3			0-0 SF8 F9 1B		0-0 L8		0-0 L8	4	0	1	0	0	0	3								
Joe Torre, R OBP: 0.376, SLG: 0.557		0-0 4-3		0-0 F9 1-2 2-3		0-0 6-3		0-0 1-3	4	0	0	0	0	0	2								
Gene Oliver, R OBP: 0.228, SLG: 0.196		0-0 F9		0-0 SF8		0-0 P4		0-0 1B	3	0	1	1	0	0	0								
Rico Carty, R OBP: 0.313, SLG: 0.319				0-0 6-3		0-0 2B		0-0 F8	4	0	2	0	0	0	2								
Frank Bolling, R OBP: 0.184, SLG: 0.176		0-0 5-3			0-0 6-3		0-0 1-3		0-0 4-3	4	0	0	0	0	2								
Wade Blasingame, L ERA: 4.98 Billy O'Dell, L ERA: 2.23 Clay Carroll, R ERA: 1.77 Chi-Chi Olivo, R ERA: 3.06 Ted Abernathy, R ERA: 6.29			0-3 K		0-0 E7 1B		4-0 CS BB		0-3 K	0	0	0	0	0	0	0							
<b>Inning Stats</b>	R: 0 E: 0 K: 0 S: 4	H: 2 LOB: 1 BB: 0 P: 4	R: 0 E: 0 K: 0 S: 4	H: 1 LOB: 0 BB: 0 P: 4	R: 0 E: 0 K: 1 S: 5	H: 0 LOB: 0 BB: 0 P: 5	R: 1 E: 0 K: 0 S: 4	H: 1 LOB: 1 BB: 1 P: 8	R: 1 E: 1 K: 0 S: 6	H: 3 LOB: 2 BB: 0 P: 6	R: 0 E: 0 K: 0 S: 4	H: 1 LOB: 1 BB: 2 P: 4	R: 0 E: 0 K: 1 S: 4	H: 0 LOB: 0 BB: 0 P: 12	R: 0 E: 0 K: 0 S: 4	H: 1 LOB: 1 BB: 0 P: 4		R: 0 E: 0 K: 2 S: 7	H: 0 LOB: 0 BB: 0 P: 7	1B: 7 2B: 3 3B: 0 HR: 0	SF: 1 SAC: 0 DP: 1 HBP: 0	WP: 0 PB: 0 SB: 0 CS: 1	PA: 37
<b>PITCHER</b>	IP WLS BF H R ER SO BB IBB HBP BLK WP HR S P ERA WHIP	IP WLS BF H R ER SO BB IBB HBP BLK WP HR S P ERA WHIP	IP WLS BF H R ER SO BB IBB HBP BLK WP HR S P ERA WHIP	IP WLS BF H R ER SO BB IBB HBP BLK WP HR S P ERA WHIP	IP WLS BF H R ER SO BB IBB HBP BLK WP HR S P ERA WHIP	IP WLS BF H R ER SO BB IBB HBP BLK WP HR S P ERA WHIP	IP WLS BF H R ER SO BB IBB HBP BLK WP HR S P ERA WHIP	IP WLS BF H R ER SO BB IBB HBP BLK WP HR S P ERA WHIP	IP WLS BF H R ER SO BB IBB HBP BLK WP HR S P ERA WHIP	IP WLS BF H R ER SO BB IBB HBP BLK WP HR S P ERA WHIP	IP WLS BF H R ER SO BB IBB HBP BLK WP HR S P ERA WHIP	IP WLS BF H R ER SO BB IBB HBP BLK WP HR S P ERA WHIP	IP WLS BF H R ER SO BB IBB HBP BLK WP HR S P ERA WHIP	IP WLS BF H R ER SO BB IBB HBP BLK WP HR S P ERA WHIP	IP WLS BF H R ER SO BB IBB HBP BLK WP HR S P ERA WHIP	IP WLS BF H R ER SO BB IBB HBP BLK WP HR S P ERA WHIP	IP WLS BF H R ER SO BB IBB HBP BLK WP HR S P ERA WHIP	IP WLS BF H R ER SO BB IBB HBP BLK WP HR S P ERA WHIP	IP WLS BF H R ER SO BB IBB HBP BLK WP HR S P ERA WHIP	IP WLS BF H R ER SO BB IBB HBP BLK WP HR S P ERA WHIP	IP WLS BF H R ER SO BB IBB HBP BLK WP HR S P ERA WHIP	IP WLS BF H R ER SO BB IBB HBP BLK WP HR S P ERA WHIP	IP WLS BF H R ER SO BB IBB HBP BLK WP HR S P ERA WHIP
Claude Osteen, L ERA: 2.27	6.0	W	27	8	2	2	1	2	0	0	0	0	0	0	0	0	1	0	0	15	19	0.00	0.667
Phil Regan, R ERA: 1.55	3.0	S	10	1	0	0	3	1	0	0	0	0	0	0	0	0	0	0	0	15	19	0.00	0.667



Batter	1	2	3	4	5	6	7	8	9	AB	R	H	RBI	BB	SO	LOB	TOP				
Maury Wills, S OBP: 0.331, SLG: 0.333	F8		1-3			F4			1-3	4	0	0	0	0	0	0					
Wes Parker, S OBP: 0.337, SLG: 0.398	L6			K			F8		K	4	0	0	0	0	2	0					
Willie Davis, L OBP: 0.305, SLG: 0.372	K			P6			E9		F5	4	1	1	0	0	1	0					
Lou Johnson, R OBP: 0.320, SLG: 0.472		FC1-4 1B		CS 1B			F8			3	0	2	0	0	0	0					
Jim Lefebvre, S OBP: 0.364, SLG: 0.526	F9			CS	L1		F9			3	0	0	0	0	0	1					
Al Ferrara, R OBP: 0.315, SLG: 0.385	FC1-4				K				K	3	0	0	0	0	2	1					
John Roseboro, L OBP: 0.304, SLG: 0.369	L8				1-3				K	3	0	0	0	0	1	1					
John Kennedy, R OBP: 0.279, SLG: 0.275			P4			5-3				3	0	1	0	0	0	0					
Sandy Koufax, R (1, 1)	1-3					K			K	3	0	0	0	0	2	1					
<b>Inning Stats</b>	R: 0 E: 0 K: 1 S: 5	H: 0 LOB: 0 BB: 0 P: 5	R: 0 E: 0 K: 0 S: 4	H: 1 LOB: 1 BB: 0 P: 4	R: 0 E: 0 K: 0 S: 3	H: 0 LOB: 0 BB: 0 P: 3	R: 0 E: 0 K: 1 S: 5	H: 1 LOB: 0 BB: 0 P: 5	R: 0 E: 0 K: 3 S: 10	H: 1 LOB: 1 BB: 0 P: 10	R: 0 E: 0 K: 1 S: 5	H: 0 LOB: 0 BB: 0 P: 5	R: 0 E: 0 K: 1 S: 5	H: 0 LOB: 0 BB: 0 P: 5	R: 0 E: 0 K: 1 S: 5	H: 0 LOB: 0 BB: 0 P: 5	1B: 3 2B: 0 3B: 1 HR: 0	SF: 0 SAC: 0 DP: 0 HBP: 0	WP: 0 PB: 0 SB: 0 CS: 1	PA: 31	
<b>PITCHER</b>	IP	WLS	BF	H	R	ER	SO	BB	IBB	HBP	BLK	WP	HR	S	P	ERA	WHIP				
Al Jackson, L ERA: 0.73	(1, 1)	7.0	L	23	3	1	0	4	0	0	0	0	0	31	31	0.00	0.429				
Joe Hoerner, L ERA: 0.63	(8, 1)	2.0		7	1	0	0	4	0	0	0	0	0	15	15	0.00	0.500				

Los Angeles Dodgers @ St. Louis Cardinals  
 Busch Stadium, St. Louis, MO  
 Wed Jun 01 1966, 7:05 PM CDT  
 Att: 36,706 - Unknown


AB	30
R	1
H	4
RBI	0
BB	0
SO	8
LOB	4



Batter	1	2	3	4	5	6	7	8	9	AB	R	H	RBI	BB	SO	LOB	BOTTOM				
Julian Javier, R OBP: 0.261, SLG: 0.262	P6		K		4-3		1-3			4	0	0	0	0	1	3					
Lou Brock, L OBP: 0.295, SLG: 0.355	K		K			B3		K		4	0	0	0	0	3	0					
Curt Flood, R OBP: 0.330, SLG: 0.418	1B		F2			S 1B		6-3		4	0	2	0	0	0	0					
Orlando Cepeda, R OBP: 0.387, SLG: 0.598	1B			F9		K		L6		4	0	1	0	0	1	1					
Charley Smith, R OBP: 0.318, SLG: 0.403	F7			K		F8			FC5-6 1B	4	0	1	0	0	1	3					
Tim McCarver, L OBP: 0.288, SLG: 0.409		K		F9			P4		FC5-6 1-2	4	0	0	0	0	1	1					
Jerry Buchek, R OBP: 0.317, SLG: 0.364		6-3			6-3			1B	K	4	0	1	0	0	1	1					
Bobby Tolan, L OBP: 0.286, SLG: 0.279		WP 2B			F8		F7		F8	4	0	1	0	0	0	2					
Al Jackson, L OBP: 0.500, SLG: 0.727										1	0	0	0	1	1	1					
Phil Gagliano, R OBP: 0.300, SLG: 0.182										1	0	1	0	0	0	0					
Joe Hoerner, R (8, 1)										0	0	0	0	0	0	0					
<b>Inning Stats</b>	R: 0 E: 0 K: 1 S: 7	H: 2 LOB: 2 BB: 0 P: 7	R: 0 E: 0 K: 2 S: 8	H: 1 LOB: 1 BB: 0 P: 8	R: 0 E: 0 K: 2 S: 7	H: 0 LOB: 0 BB: 0 P: 7	R: 0 E: 0 K: 1 S: 5	H: 0 LOB: 0 BB: 0 P: 5	R: 0 E: 0 K: 1 S: 6	H: 1 LOB: 1 BB: 0 P: 6	R: 0 E: 0 K: 0 S: 5	H: 2 LOB: 2 BB: 0 P: 5	R: 0 E: 0 K: 1 S: 5	H: 0 LOB: 0 BB: 0 P: 5	R: 0 E: 0 K: 1 S: 6	H: 1 LOB: 1 BB: 0 P: 6	1B: 6 2B: 1 3B: 0 HR: 0	SF: 0 SAC: 0 DP: 0 HBP: 0	WP: 1 PB: 0 SB: 1 CS: 0	PA: 35	
<b>PITCHER</b>	IP	WLS	BF	H	R	ER	SO	BB	IBB	HBP	BLK	WP	HR	S	P	ERA	WHIP				
Sandy Koufax, L ERA: 1.48	(1, 1)	9.0	W	35	7	0	0	9	1	0	0	1	0	52	56	0.00	0.889				

Los Angeles Dodgers @ St. Louis Cardinals  
 Busch Stadium, St. Louis, MO  
 Wed Jun 01 1966, 7:05 PM CDT  
 Att: 36,706 - Unknown

AB	34
R	0
H	7
RBI	0
BB	1
SO	9
LOB	12





Batter	1	2	3	4	5	6	7	8	9	AB	R	H	RBI	BB	SO	LOB	TOP					
Maury Wills, S OBP: 0.328, SLG: 0.329	E6 G6-4-3 BB		6-3		1B 1-2		6-3		5-3	5	0	1	0	0	0	0	<b>Los Angeles Dodgers @ St. Louis Cardinals</b> Busch Stadium, St. Louis, MO Thu Jun 02 1966, 7:05 PM CDT Att: 22,938 - Unknown <a href="http://livebaseballscorecards.com">livebaseballscorecards.com</a>					
Wes Parker, S OBP: 0.344, SLG: 0.400	4-0 G6-4-3 BB		4-3		1B 1-3 2-H		4-3		1B	4	0	2	1	1	0							
Willie Davis, L OBP: 0.296, SLG: 0.359	G6-4-3 1-2 2-3			F5	4-3			K	F8	5	0	0	0	0	1	5						
Lou Johnson, R OBP: 0.325, SLG: 0.476	1-0 HBP			K				F8		3	1	1	0	0	1	0						
Jim Lefebvre, S OBP: 0.372, SLG: 0.529	0-0 F5			1B				FC4-6 1B	FC6-4 1B IBB	3	0	2	0	1	0	2						
Wes Covington, L OBP: 0.133, SLG: 0.071		0-0 3-1		L7				FC4-6 1B	FC6-4 1B	3	0	0	0	0	0	2						
Al Ferrara, R OBP: 0.324, SLG: 0.394					FC4-6 1B			FC4-6 1B	FC6-4 1B	1	0	1	1	0	0	0						
John Roseboro, L OBP: 0.319, SLG: 0.383					FC4-6 1B			FC4-6 1B	FC6-4 FC4-6	4	0	3	0	0	0	2						
John Kennedy, R OBP: 0.255, SLG: 0.250					FC4-6 FC1-6			FC4-6	FC4-6	4	0	0	0	0	0	6						
Don Sutton, R OBP: 0.313, SLG: 0.313										3	1	0	0	0	0	1						
Ron Perranoski, L OBP: 0.333, SLG: 0.667			P4		FC1-6 1B			5-3	K	1	0	0	0	0	1	0						
<b>Inning Stats</b>	R: 0 E: 1 K: 0 S: 3	H: 0 LOB: 2 BB: 1 P: 8	R: 0 E: 0 K: 0 S: 3	H: 1 LOB: 0 BB: 0 P: 3	R: 0 E: 0 K: 1 S: 3	H: 0 LOB: 0 BB: 0 P: 3	R: 0 E: 0 K: 1 S: 6	H: 1 LOB: 1 BB: 0 P: 6	R: 1 E: 0 K: 0 S: 6	H: 3 LOB: 2 BB: 0 P: 6	R: 0 E: 0 K: 0 S: 5	H: 2 LOB: 0 BB: 0 P: 5	R: 0 E: 0 K: 0 S: 3	H: 0 LOB: 0 BB: 0 P: 3	R: 1 E: 0 K: 1 S: 7	H: 2 LOB: 2 BB: 1 P: 11	R: 0 E: 0 K: 1 S: 6	H: 1 LOB: 1 BB: 0 P: 6	1B: 9 2B: 1 3B: 0 HR: 0	SF: 0 SAC: 0 DP: 1 HBP: 1	WP: 0 PB: 0 SB: 0 CS: 0	PA: 39
<b>PITCHER</b>	IP WLS BF H R ER SO BB IBB HBP BLK WP HR S P ERA WHIP	7.0 L 29 7 1 1 1 1 1 0 1 0 0 0 0 29 34 1.29 1.143	2.0 L 10 3 1 1 2 0 1 0 0 0 0 0 13 17 4.50 1.500																			

Batter	1	2	3	4	5	6	7	8	9	AB	R	H	RBI	BB	SO	LOB	BOTTOM					
Lou Brock, L OBP: 0.289, SLG: 0.348	K		6-3		K		FC6-4			3	0	0	0	0	2	0	<b>Los Angeles Dodgers @ St. Louis Cardinals</b> Busch Stadium, St. Louis, MO Thu Jun 02 1966, 7:05 PM CDT Att: 22,938 - Unknown <a href="http://livebaseballscorecards.com">livebaseballscorecards.com</a>					
Phil Gagliano, R OBP: 0.293, SLG: 0.176										1	0	0	0	0	2							
Bobby Tolan, L OBP: 0.283, SLG: 0.298	4-3		K				L8		6-3 2B	4	0	1	0	0	1	0						
Curt Flood, R OBP: 0.339, SLG: 0.438					FC6-4 1B			FC4-6 1B	5-3	4	0	3	0	0	0	1						
Orlando Cepeda, R OBP: 0.376, SLG: 0.579	6-3				FC6-4 1B		FC4-6 1-2		6-3 2-3	4	0	0	0	0	4							
Tim McCarver, L OBP: 0.294, SLG: 0.412							1-3		F7	4	0	2	0	0	2							
Charley Smith, R OBP: 0.311, SLG: 0.392									6-3	4	0	0	0	0	3							
Jerry Buchek, R OBP: 0.315, SLG: 0.360									F9	4	0	1	0	0	1	3						
Julian Javier, R OBP: 0.258, SLG: 0.259										2	0	0	0	0	1	1						
Bob Skinner, L OBP: 0.240, SLG: 0.333										1	0	0	0	0	1	1						
Hal Woodeshick, R OBP: 0.500, SLG: 1.000										0	0	0	0	0	0	0						
Mike Shannon, R OBP: 0.260, SLG: 0.397										1	0	0	0	0	0	0						
Nelson Briles, R OBP: 0.167, SLG: 0.091										2	0	0	0	0	2	0						
Tito Francona, L OBP: 0.287, SLG: 0.185										0	0	0	0	1	0	0						
Dal Maxvill, R OBP: 0.241, SLG: 0.286										0	0	0	0	0	0	0						
<b>Inning Stats</b>	R: 0 E: 0 K: 1 S: 6	H: 1 LOB: 1 BB: 0 P: 6	R: 0 E: 0 K: 1 S: 6	H: 1 LOB: 0 BB: 0 P: 6	R: 0 E: 0 K: 2 S: 7	H: 0 LOB: 0 BB: 0 P: 7	R: 0 E: 0 K: 1 S: 7	H: 2 LOB: 2 BB: 0 P: 7	R: 0 E: 0 K: 2 S: 7	H: 0 LOB: 0 BB: 0 P: 7	R: 0 E: 0 K: 0 S: 4	H: 1 LOB: 1 BB: 0 P: 4	R: 0 E: 0 K: 1 S: 6	H: 1 LOB: 2 BB: 1 P: 10	R: 0 E: 0 K: 0 S: 4	H: 1 LOB: 1 BB: 0 P: 4	R: 0 E: 0 K: 0 S: 3	H: 0 LOB: 0 BB: 0 P: 3	1B: 5 2B: 1 3B: 1 HR: 0	SF: 0 SAC: 0 DP: 0 HBP: 0	WP: 0 PB: 0 SB: 0 CS: 0	PA: 35
<b>PITCHER</b>	IP WLS BF H R ER SO BB IBB HBP BLK WP HR S P ERA WHIP	6.2 W 27 6 0 0 8 1 0 0 0 0 0 0 8 46 0.00 1.050	2.1 S 8 1 0 0 0 0 0 0 0 0 0 0 8 8 0.00 0.429																			



Batter	1	2	3	4	5	6	7	8	9	AB	R	H	RBI	BB	SO	LOB	TOP		
Maury Wills, S OBP: 0.326, SLG: 0.324 (1, 6)	4-0 CS BB		0-0 4-3			0-0 4-3		0-0 B3-1	3 0 0 0 1 0 0										
Wes Parker, S OBP: 0.342, SLG: 0.414 (1, 3)	0-0 B4-3 1-2		0-3 K			0-0 F9		0-0 HR	4 1 1 1 0 1 1										
Willie Davis, L OBP: 0.288, SLG: 0.350 (1, 8)	0-0 G3			0-3 K			0-0 P4	0-3 K	4 0 0 0 0 2 0										
Lou Johnson, R OBP: 0.323, SLG: 0.470 (1, 9)		0-0 E 5-3 1B		0-0 F8		0-0 5-3		0-0 5-3	4 1 1 0 0 0 0										
Jim Lefebvre, S OBP: 0.366, SLG: 0.519 (1, 4)		0-0 E8 5-3 1-3		0-0 4-3			0-0 4-3		3 0 0 0 0 0 1										
Wes Covington, L OBP: 0.111, SLG: 0.059 (1, 7)		0-0 5-3			0-0 P8			0-0 F9	3 0 0 1 0 0 1										
John Roseboro, L OBP: 0.311, SLG: 0.373 (1, 2)		0-0 5-3			0-0 L9			0-0 4-3	3 0 0 0 0 0 1										
John Kennedy, R OBP: 0.260, SLG: 0.255 (1, 5)		0-3 K			0-0 6-3			0-0 1B	3 0 1 0 0 1 1										
Don Drysdale, R OBP: 0.260, SLG: 0.387 (5, 1)			0-0 5-3			0-0 P6		0-0 P4	1 0 0 0 0 0 0										
Nick Wilton, L OBP: 0.270, SLG: 0.111 (6, PH)									0 0 0 0 0 0 0										
Derrell Griffith, L OBP: 0.270, SLG: 0.111 (6, PH)									0 0 0 0 0 0 0										
Bob Miller, R OBP: 0.260, SLG: 0.260 (8, PH)									0 0 0 0 0 0 0										
Tommy Davis, R OBP: 0.260, SLG: 0.260 (8, PH)									0 0 0 0 0 0 1										
Jim Brewer, L OBP: 0.260, SLG: 0.260 (8, PH)									0 0 0 0 0 0 0										
<b>Inning Stats</b>	R: 0 E: 0 K: 0 S: 2	H: 0 LOB: 0 BB: 1 P: 6	R: 1 E: 1 K: 1 S: 7	H: 1 LOB: 1 BB: 0 P: 7	R: 0 E: 0 K: 1 S: 5	H: 0 LOB: 0 BB: 0 P: 5	R: 0 E: 0 K: 1 S: 5	H: 0 LOB: 0 BB: 0 P: 5	R: 0 E: 0 K: 0 S: 3	H: 0 LOB: 0 BB: 0 P: 3	R: 0 E: 0 K: 0 S: 3	H: 0 LOB: 0 BB: 0 P: 3	R: 0 E: 0 K: 0 S: 4	H: 1 LOB: 1 BB: 0 P: 4	R: 1 E: 0 K: 1 S: 6	H: 1 LOB: 0 BB: 0 P: 6	1B: 2 2B: 0 3B: 0 HR: 1	SF: 0 SAC: 0 DP: 0 HBP: 0	WP: 0 PA: 31 CS: 1
<b>PITCHER</b> Jack Fisher, R ERA: 3.92 (1, 1)	IP: 9.0 WLS: W BF: 31 H: 3 R: 2 ER: 1 SO: 4 BB: 1 IBB: 0 HBP: 0 BLK: 0 WP: 0 HR: 1 S: 38 P: 42 ERA: 1.00 WHIP: 0.444																		

Los Angeles Dodgers @ New York Mets  
Shea Stadium, Flushing, NY  
Fri Jun 03 1966, 7:05 PM EDT  
Att: 49,414 - Unknown

AB 30  
R 2  
H 3  
RBI 2  
BB 1  
SO 4  
LOB 6



Batter	1	2	3	4	5	6	7	8	9	AB	R	H	RBI	BB	SO	LOB	BOTTOM		
Chuck Hiller, L OBP: 0.371, SLG: 0.353 (1, 7)	0-0 P6		0-0 5-3			0-0 F3		0-3 K	4 1 1 0 0 0 2										
Billy Murphy, R OBP: 0.242, SLG: 0.310 (8, 8)									1 0 0 0 0 1 0										
Ron Hunt, R OBP: 0.364, SLG: 0.385 (1, 4)	0-0 1B SF8 2B		0-0 F7			0-0 SH3-4 1B		0-0 6-3	3 1 1 0 0 0 2										
Cleon Jones, R OBP: 0.331, SLG: 0.389 (1, 8)	0-0 1B 1B 2-3				0-0 E3 HR 1B		0-0 1-3		4 2 3 1 0 0 0										
Ed Kranepool, L OBP: 0.299, SLG: 0.319 (1, 3)	0-0 SF8		0-0 G6-3 1B		0-0 F8		0-0 1B S 1B		3 1 2 1 0 0 1										
Ken Boyer, R OBP: 0.331, SLG: 0.468 (1, 5)	0-0 1B 1-3		0-0 F5		0-0 HR 2H		0-0 S 1B		4 1 3 2 0 0 2										
Al Luplow, L OBP: 0.310, SLG: 0.308 (1, 9)	0-0 1B 1-3 3H		0-0 G6-3 1-2		0-0 1B		0-0 P6		4 0 2 1 0 0 4										
Roy McMillan, R OBP: 0.240, SLG: 0.205 (1, 6)	0-0 F8			0-3 K		0-0 L9		0-3 K	4 0 0 0 0 2 4										
Jerry Grote, R OBP: 0.346, SLG: 0.265 (1, 2)		4-0 FC3-6 BB		0-0 5-3		0-0 FC3-6 1B		0-3 K	3 0 1 0 1 1 0										
Jack Fisher, R OBP: 0.150, SLG: 0.158 (1, 1)		0-0 FC3-6 1-2		0-0 L7		0-0 FC3-6 1-2		0-0 5-3	4 0 0 0 0 0 2										
<b>Inning Stats</b>	R: 2 E: 0 K: 0 S: 7	H: 4 LOB: 2 BB: 0 P: 7	R: 0 E: 0 K: 0 S: 3	H: 0 LOB: 1 BB: 1 P: 7	R: 0 E: 0 K: 1 S: 4	H: 2 LOB: 1 BB: 0 P: 4	R: 0 E: 0 K: 1 S: 5	H: 0 LOB: 0 BB: 0 P: 5	R: 3 E: 1 K: 0 S: 7	H: 4 LOB: 1 BB: 0 P: 7	R: 0 E: 0 K: 0 S: 4	H: 1 LOB: 1 BB: 0 P: 4	R: 1 E: 0 K: 1 S: 7	H: 2 LOB: 1 BB: 0 P: 7	R: 0 E: 0 K: 2 S: 7	H: 0 LOB: 0 BB: 0 P: 7	1B: 11 2B: 1 3B: 0 HR: 1	SF: 1 SAC: 1 DP: 1 HBP: 0	WP: 0 PA: 37 CS: 0
<b>PITCHER</b> Don Drysdale, R ERA: 4.04 (5, 1)	IP: 4.2 WLS: L BF: 23 H: 5 R: 5 ER: 5 SO: 1 BB: 1 IBB: 0 HBP: 0 BLK: 0 WP: 0 HR: 1 S: 24 P: 28 ERA: 9.64 WHIP: 2.143																		
Nick Wilton, L ERA: 2.45 (6, 1)	IP: 0.1 WLS: L BF: 2 H: 1 R: 0 ER: 0 SO: 0 BB: 0 IBB: 0 HBP: 0 BLK: 0 WP: 0 HR: 0 S: 2 P: 2 ERA: 0.00 WHIP: 3.000																		
Bob Miller, R ERA: 3.6 (6, 1)	IP: 2.0 WLS: L BF: 9 H: 3 R: 1 ER: 1 SO: 1 BB: 0 IBB: 0 HBP: 0 BLK: 0 WP: 0 HR: 0 S: 11 P: 11 ERA: 4.50 WHIP: 1.500																		
Jim Brewer, L ERA: (8, 1)	IP: 1.0 WLS: L BF: 3 H: 0 R: 0 ER: 0 SO: 2 BB: 0 IBB: 0 HBP: 0 BLK: 0 WP: 0 HR: 0 S: 7 P: 7 ERA: 0.00 WHIP: 0.000																		

Los Angeles Dodgers @ New York Mets  
Shea Stadium, Flushing, NY  
Fri Jun 03 1966, 7:05 PM EDT  
Att: 49,414 - Unknown

AB 34  
R 6  
H 13  
RBI 5  
BB 1  
SO 4  
LOB 17





Batter	1	2	3	4	5	6	7	8	9	AB	R	H	RBI	BB	SO	LOB	TOP					
<b>Maury Wills, S</b> OBP: 0.333, SLG: 0.331 (1, 6)	L6		S 1B		SH1-4 1B	F9		CS 1B		5	1	3	1	0	0	1	<b>Los Angeles Dodgers @ New York Mets</b> Shea Stadium, Flushing, NY Sat Jun 04 1966, 3:33 AM EDT Att: 35,909 - Unknown					
<b>Wes Parker, S</b> OBP: 0.350, SLG: 0.421 (1, 3) (9, 8)	PB 1-3 1B		F8		SH1-4 1-2	HR 1B		CS 1-2	FC6 1B	4	1	3	0	0	0	1						
<b>Willie Davis, L</b> OBP: 0.295, SLG: 0.352 <b>Tommy Davis, R</b> OBP: 0.297, SLG: 0.339 <b>Jim Gilliam, S</b> OBP: 0.239, SLG: 0.224 (1, 8) (5, 7) (9, 3)	1-3 1-2				WP S 1B	HR 1-2 2-H			K 0-3	2	0	1	1	1	0	1						
<b>Lou Johnson, R</b> OBP: 0.327, SLG: 0.470 <b>Derrell Griffith, L</b> OBP: 0.200, SLG: 0.077 (1, 7) (5, 8) (9, 7)			3-1		P6 1-2	K			FC6 G3-6-1 1-2	0	0	0	0	0	0	0						
<b>Jim Lefebvre, S</b> OBP: 0.362, SLG: 0.506 (1, 4)	K				1-3 WP IBB				G3-6-1 1-2	4	0	0	0	1	2	4						
<b>Al Ferrara, R</b> OBP: 0.321, SLG: 0.386 (1, 9)					G3 1B	5-3 1-2 2-3				4	0	1	0	0	0	2						
<b>John Roseboro, L</b> OBP: 0.310, SLG: 0.368 (1, 2)					G3 1-2					4	1	1	0	0	1	1						
<b>John Kennedy, R</b> OBP: 0.241, SLG: 0.235 (1, 5)					1-3					4	0	0	0	0	1	2						
<b>Claude Osteen, L</b> OBP: 0.242, SLG: 0.406 <b>Phil Regan, R</b> OBP: 0.100, SLG: 0.100 (1, 1) (7, 1)					P7	1B 3B			5-3	3	2	2	1	0	0	0						
<b>Inning Stats</b>	R: 0 E: 0 K: 1 S: 6	H: 1 LOB: 2 BB: 0 P: 7	R: 0 E: 0 K: 0 S: 3	H: 0 LOB: 0 BB: 0 P: 3	R: 0 E: 0 K: 0 S: 4	H: 1 LOB: 1 BB: 0 P: 8	R: 0 E: 0 K: 0 S: 4	H: 1 LOB: 1 BB: 0 P: 4	R: 2 E: 0 K: 0 S: 6	H: 3 LOB: 2 BB: 1 P: 10	R: 4 E: 0 K: 1 S: 9	H: 4 LOB: 0 BB: 0 P: 9	R: 0 E: 0 K: 2 S: 7	H: 0 LOB: 0 BB: 0 P: 7	R: 0 E: 0 K: 1 S: 5	H: 1 LOB: 0 BB: 0 P: 5		R: 0 E: 0 K: 1 S: 6	H: 1 LOB: 1 BB: 0 P: 6	1B: 10 2B: 0 3B: 1 HR: 1	SF: 0 SAC: 1 DP: 1 HBP: 1	WP: 1 PB: 1 SB: 3 CS: 1
<b>PITCHER</b>	IP	WLS	BF	H	R	ER	SO	BB	IBB	HBP	BLK	WP	HR	S	P	ERA	WHIP					
<b>Jack Hamilton, R</b> ERA: 3.54 <b>Gordie Richardson, L</b> ERA: 6.5 <b>Bill Hepler, L</b> ERA: 0.82 <b>Dave Eilers, R</b> ERA: 4.15 (1, 1) (6, 1) (7, 1) (9, 1)	5.1	L	27	8	4	4	1	1	1	1	0	1	0	26	35	6.75	1.688					

Batter	1	2	3	4	5	6	7	8	9	AB	R	H	RBI	BB	SO	LOB	BOTTOM					
<b>Cleon Jones, R</b> OBP: 0.333, SLG: 0.390 (1, 9) (8, 8)	3-1		1-3							5	1	2	0	0	1	0	<b>Los Angeles Dodgers @ New York Mets</b> Shea Stadium, Flushing, NY Sat Jun 04 1966, 3:33 AM EDT Att: 35,909 - Unknown					
<b>Ron Hunt, R</b> OBP: 0.383, SLG: 0.404 (1, 4)	1B		4-3 1B		E 1-3 2B					3	1	3	0	2	0	0						
<b>Ken Boyer, R</b> OBP: 0.319, SLG: 0.450 (1, 5)	F8		4-3 1-2		FC5-2 E					5	0	0	0	0	1	7						
<b>Dick Stuart, R</b> OBP: 0.280, SLG: 0.348 (1, 3)	FC5-4 1B		K		3-H 4-0 1-2 2-3 IBB					4	0	2	1	1	2	2						
<b>Ron Swoboda, R</b> OBP: 0.324, SLG: 0.355 (1, 7)	FC5-4 1-2				F2					5	0	2	1	0	0	6						
<b>Eddie Bressoud, R</b> OBP: 0.292, SLG: 0.391 (1, 6)					CS 1B					3	1	1	0	1	0	3						
<b>Billy Murphy, R</b> OBP: 0.250, SLG: 0.313 <b>Al Luplow, L</b> OBP: 0.302, SLG: 0.300 (1, 8) (7, PH) (8, 9)			F7		1B					3	0	1	0	0	1	2						
<b>Jerry Grote, R</b> OBP: 0.345, SLG: 0.268 <b>Bill Hepler, L</b> <b>Chuck Hillier, L</b> OBP: 0.361, SLG: 0.343 <b>Dave Eilers, R</b> (1, 2) (7, 1) (8, PH) (9, 1)			FC6-4		1-4-3					3	0	1	1	0	0	2						
<b>Jack Hamilton, R</b> OBP: 0.167, SLG: 0.130 <b>Gordie Richardson, R</b> <b>Hawk Taylor, R</b> OBP: 0.200, SLG: 0.300 (1, 1) (6, 1) (6, PH) (7, 2)			F9		5-3					2	0	0	0	0	0	1						
<b>Inning Stats</b>	R: 0 E: 0 K: 0 S: 5	H: 2 LOB: 2 BB: 0 P: 5	R: 0 E: 0 K: 0 S: 3	H: 0 LOB: 1 BB: 1 P: 7	R: 0 E: 0 K: 1 S: 6	H: 1 LOB: 1 BB: 0 P: 6	R: 0 E: 0 K: 0 S: 4	H: 2 LOB: 1 BB: 0 P: 4	R: 0 E: 0 K: 0 S: 5	H: 2 LOB: 3 BB: 1 P: 9	R: 1 E: 0 K: 1 S: 6	H: 2 LOB: 0 BB: 0 P: 6	R: 2 E: 0 K: 1 S: 8	H: 3 LOB: 2 BB: 1 P: 12	R: 0 E: 0 K: 1 S: 5	H: 0 LOB: 0 BB: 0 P: 5		R: 0 E: 0 K: 1 S: 5	H: 0 LOB: 1 BB: 1 P: 9	1B: 10 2B: 1 3B: 1 HR: 0	SF: 0 SAC: 0 DP: 1 HBP: 0	WP: 0 PB: 0 SB: 0 CS: 1
<b>PITCHER</b>	IP	WLS	BF	H	R	ER	SO	BB	IBB	HBP	BLK	WP	HR	S	P	ERA	WHIP					
<b>Claude Osteen, L</b> ERA: 2.31 <b>Phil Regan, R</b> ERA: 1.69 (1, 1) (7, 1)	6.0	W	28	10	2	2	2	1	1	0	0	0	0	30	38	3.00	1.833					






Batter	1	2	3	4	5	6	7	8	9	AB	R	H	RBI	BB	SO	LOB	TOP									
Maury Wills, S OBP: 0.330, SLG: 0.328 Bart Shirley, R OBP: 0.200, SLG: 0.200	F8		F9		K				6-3	5	1	1	0	0	1	2										
Wes Parker, S OBP: 0.349, SLG: 0.451	L7		F8		F8					6	2	2	4	0	0	0										
Willie Davis, L OBP: 0.300, SLG: 0.374 Jim Gilliam, S OBP: 0.234, SLG: 0.218	E1				1B				L9	4	2	2	1	0	0	0										
Tommy Davis, R OBP: 0.348, SLG: 0.418 Derrill Griffith, L OBP: 0.198, SLG: 0.071	WP				1B				L7	5	2	5	0	0	0	0										
Jim Lefebvre, S OBP: 0.359, SLG: 0.503	K				B2					3	1	1	2	0	1	4										
Al Ferrara, R OBP: 0.346, SLG: 0.446										4	3	3	3	1	1	0										
John Kennedy, R OBP: 0.254, SLG: 0.268	5-3				F8					5	2	2	2	0	0	1										
Jeff Torborg, R OBP: 0.319, SLG: 0.323	5-3				K					4	0	1	2	1	1	0										
Sandy Koufax, R OBP: 0.100, SLG: 0.079					6-3					5	1	2	2	0	1	2										
<b>Inning Stats</b>	R: 0 E: 1 K: 1 S: 7	H: 1 LOB: 2 BB: 0 P: 7	R: 0 E: 0 K: 1 S: 5	H: 0 LOB: 0 BB: 0 P: 5	R: 0 E: 0 K: 0 S: 3	H: 0 LOB: 0 BB: 0 P: 3	R: 3 E: 0 K: 1 S: 8	H: 3 LOB: 0 BB: 0 P: 8	R: 0 E: 0 K: 2 S: 7	H: 0 LOB: 0 BB: 0 P: 7	R: 1 E: 0 K: 0 S: 5	H: 3 LOB: 1 BB: 0 P: 5	R: 7 E: 0 K: 0 S: 11	H: 8 LOB: 2 BB: 1 P: 15	R: 4 E: 1 K: 0 S: 7	H: 3 LOB: 2 BB: 1 P: 11	R: 1 E: 0 K: 0 S: 4	H: 1 LOB: 0 BB: 0 P: 4	1B: 11 2B: 3 3B: 1 HR: 4	SF: 1 SAC: 1 DP: 0 HBP: 0	WP: 2 PB: 0 SB: 1 CS: 0	PA: 49				
<b>PITCHER</b>	IP	WLS	BF	H	R	ER	SO	BB	IBB	HBP	BLK	WP	HR	S	P	ERA	WHIP									
Gerry Arrigo, L ERA: 4.7	(1, 1)	5.1	L	23	6	4	4	5	0	0	0	0	0	2	33	33	6.75	1.125								
Dave Eilers, R ERA: 4.03	(6, 1)	0.2		2	1	0	0	0	0	0	0	0	0	2	2	0.00	1.500									
Gordie Richardson, L ERA: 9.18	(7, 1)	0.2		8	6	6	6	0	0	0	0	0	1	8	8	81.00	9.000									
Bill Hepler, L ERA: 1.59	(7, 1)	0.1		4	2	1	1	0	0	1	0	0	0	3	7	27.00	6.000									
Jack Hamilton, R ERA: 3.57	(8, 1)	2.0		12	4	5	1	0	1	0	0	0	1	11	15	4.50	2.500									

Los Angeles Dodgers @ New York Mets  
Shea Stadium, Flushing, NY  
Sun Jun 05 1966, 3:33 AM EDT  
Unknown

livebaseballscores.com

AB 45  
R 16  
H 19  
RBI 16  
BB 2  
SO 5  
LOB 9




Batter	1	2	3	4	5	6	7	8	9	AB	R	H	RBI	BB	SO	LOB	BOTTOM								
Cleon Jones, R OBP: 0.324, SLG: 0.379	F8		P4			5-3		F8		4	0	0	0	0	0	0									
Ron Hunt, R OBP: 0.386, SLG: 0.423	F9									3	2	1	1	1	0	0									
Ken Boyer, R OBP: 0.317, SLG: 0.452										4	0	1	0	0	1	2									
Dick Stuart, R OBP: 0.278, SLG: 0.342	6-3									4	1	1	0	0	0	2									
Ron Swoboda, R OBP: 0.321, SLG: 0.344										3	0	0	0	1	3	0									
Hawk Taylor, R OBP: 0.194, SLG: 0.231										3	0	0	0	0	2	3									
Jack Hamilton, R OBP: 0.167, SLG: 0.130										0	0	0	0	0	0	0									
Chuck Hiller, L OBP: 0.376, SLG: 0.361										1	0	1	0	0	0	0									
Billy Murphy, R OBP: 0.250, SLG: 0.306										4	0	1	2	0	1	1									
Roy McMillan, R OBP: 0.236, SLG: 0.202										2	0	0	0	0	1	0									
Gordie Richardson, R ERA: 9.18										0	0	0	0	0	0	0									
Bill Hepler, L ERA: 1.59										0	0	0	0	0	0	0									
Jerry Grote, R OBP: 0.341, SLG: 0.264										1	0	0	0	0	0	2									
Gerry Arrigo, L OBP: 0.400, SLG: 0.400										1	0	0	0	0	1	0									
Dave Eilers, R										0	0	0	0	0	0	0									
Eddie Bressoud, R OBP: 0.284, SLG: 0.379										2	0	0	0	0	0	0									
<b>Inning Stats</b>	R: 0 E: 0 K: 0 S: 4	H: 1 LOB: 1 BB: 0 P: 4	R: 0 E: 0 K: 1 S: 5	H: 0 LOB: 0 BB: 0 P: 5	R: 0 E: 0 K: 2 S: 7	H: 0 LOB: 0 BB: 0 P: 7	R: 0 E: 0 K: 0 S: 2	H: 0 LOB: 0 BB: 1 P: 6	R: 0 E: 0 K: 3 S: 9	H: 0 LOB: 0 BB: 0 P: 9	R: 0 E: 0 K: 0 S: 3	H: 0 LOB: 0 BB: 0 P: 3	R: 2 E: 1 K: 1 S: 8	H: 2 LOB: 2 BB: 1 P: 12	R: 1 E: 0 K: 1 S: 6	H: 1 LOB: 0 BB: 0 P: 6	R: 0 E: 0 K: 1 S: 6	H: 1 LOB: 1 BB: 0 P: 6	1B: 3 2B: 1 3B: 0 HR: 1	SF: 0 SAC: 0 DP: 1 HBP: 0	WP: 0 PB: 0 SB: 0 CS: 0	PA: 34			
<b>PITCHER</b>	IP	WLS	BF	H	R	ER	SO	BB	IBB	HBP	BLK	WP	HR	S	P	ERA	WHIP								
Sandy Koufax, L ERA: 1.44	(1, 1)	9.0	W	34	5	3	1	9	2	0	0	0	0	50	58	1.00	0.778								

Los Angeles Dodgers @ New York Mets  
Shea Stadium, Flushing, NY  
Sun Jun 05 1966, 3:33 AM EDT  
Unknown

livebaseballscores.com

AB 32  
R 3  
H 5  
RBI 3  
BB 2  
SO 9  
LOB 10





Batter	1	2	3	4	5	6	7	8	9	AB	R	H	RBI	BB	SO	LOB	TOP										
Maury Wills, S OBP: 0.322, SLG: 0.319 (1,6)										5	0	0	0	0	0	2											
Wes Parker, S OBP: 0.350, SLG: 0.463 (1,3)										4	1	1	1	1	1	1											
Willie Davis, L OBP: 0.299, SLG: 0.377 (1,8)										4	1	1	0	0	1	3											
Tommy Davis, R OBP: 0.356, SLG: 0.451 (8, PR)										4	0	2	0	0	0	1											
Lou Johnson, R OBP: 0.327, SLG: 0.470 (8, PH)										0	0	0	0	0	0	0											
Ron Perranoski, L OBP: 0.333, SLG: 0.667 (8, 1)										0	0	0	0	0	0	0											
Jim Lefebvre, S OBP: 0.354, SLG: 0.497 (1,4)										2	0	0	1	0	0	1											
Al Ferrara, R OBP: 0.356, SLG: 0.462 (1,9)										4	0	2	0	0	0	3											
John Roseboro, L OBP: 0.315, SLG: 0.368 (1,2)										3	0	1	0	1	0	2											
John Kennedy, R OBP: 0.258, SLG: 0.271 (8, PH)										3	0	1	0	0	0	2											
Jim Gilliam, S OBP: 0.232, SLG: 0.216 (8, 5)										1	0	0	0	0	0	3											
Joe Moeller, R OBP: 0.500, SLG: 0.500 (6, 1)										2	0	1	0	0	0	0											
Bob Miller, R OBP: 0.176, SLG: 0.067 (8, 7)										1	0	0	0	0	1	1											
Derrell Griffith, L OBP: 0.176, SLG: 0.067 (8, 7)										1	0	0	0	0	0	0											
<b>Inning Stats</b>	R: 0 E: 0 K: 0 S: 3	H: 0 LOB: 0 BB: 0 P: 3	R: 0 E: 0 K: 0 S: 4	H: 1 LOB: 1 BB: 0 P: 4	R: 0 E: 0 K: 0 S: 3	H: 0 LOB: 0 BB: 0 P: 3	R: 2 E: 0 K: 0 S: 7	H: 4 LOB: 2 BB: 0 P: 7	R: 0 E: 0 K: 2 S: 4	H: 1 LOB: 1 BB: 0 P: 4	R: 0 E: 0 K: 0 S: 4	H: 1 LOB: 2 BB: 1 P: 12	R: 0 E: 0 K: 0 S: 4	H: 1 LOB: 3 BB: 0 P: 8	R: 0 E: 0 K: 1 S: 5	H: 0 LOB: 0 BB: 0 P: 5	1B: 4 2B: 4 3B: 0 HR: 1	SF: 1 SAC: 1 DP: 0 HBP: 0	WP: 0 PB: 1 SB: 0 CS: 0	PA: 38							
<b>PITCHER</b>	IP	WLS	BF	H	R	ER	SO	BB	IBB	HBP	BLK	WP	HR	S	P	ERA	WHIP										
Dennis Ribant, R ERA: 2.14 (1, 1)	6.2		29	8	2	2	1	1	0	0	0	0	1	30	34	2.70	1.350										
Larry Bearnarth, R ERA: 3.86 (7, 1)	2.1	W	9	1	0	0	2	0	1	0	0	0	0	12	16	0.00	0.429										

Los Angeles Dodgers @ New York Mets  
Shea Stadium, Flushing, NY  
Sun Jun 05 1966, 3:38 AM EDT  
Att: 56,332 - Unknown

AB 34  
R 2  
H 9  
RBI 2  
BB 2  
SO 3  
LOB 19



Batter	1	2	3	4	5	6	7	8	9	AB	R	H	RBI	BB	SO	LOB	BOTTOM										
Chuck Hiller, L OBP: 0.375, SLG: 0.342 (1, 7)										2	0	0	0	0	0	1											
Ron Swoboda, R OBP: 0.318, SLG: 0.340 (8, PH)										1	0	0	0	0	0	0											
Ron Hunt, R OBP: 0.377, SLG: 0.412 (1, 4)										4	0	0	0	0	0	2											
Al Luplow, L OBP: 0.298, SLG: 0.279 (1, 9)										3	0	0	0	0	0	0											
Ken Boyer, R OBP: 0.322, SLG: 0.453 (1, 5)										4	1	2	0	0	0	0											
Cleon Jones, R OBP: 0.318, SLG: 0.371 (1, 8)										3	0	0	0	0	1	3											
Ed Kranepool, L OBP: 0.299, SLG: 0.328 (1, 3)										3	1	1	0	0	0	2											
Dick Stuart, R OBP: 0.288, SLG: 0.342 (8, PH)										0	0	0	0	1	0	0											
Roy McMillan, R OBP: 0.236, SLG: 0.203 (1, 6)										4	1	1	1	0	0	2											
Jerry Grote, R OBP: 0.360, SLG: 0.303 (1, 2)										4	0	3	0	0	0	1											
Dennis Ribant, R OBP: 0.125, SLG: 0.125 (1, 1)										2	0	1	0	0	0	1											
Larry Bearnarth, R ERA: 3.18 (7, 1)										1	0	0	0	0	0	1											
Eddie Bressoud, R OBP: 0.284, SLG: 0.379 (8, PH)										1	0	0	0	0	0	2											
<b>Inning Stats</b>	R: 0 E: 0 K: 0 S: 3	H: 0 LOB: 0 BB: 0 P: 3	R: 0 E: 1 K: 0 S: 3	H: 0 LOB: 0 BB: 0 P: 3	R: 0 E: 0 K: 0 S: 4	H: 1 LOB: 1 BB: 0 P: 4	R: 0 E: 0 K: 0 S: 3	H: 0 LOB: 0 BB: 0 P: 3	R: 2 E: 1 K: 1 S: 8	H: 3 LOB: 2 BB: 0 P: 9	R: 0 E: 0 K: 0 S: 3	H: 1 LOB: 1 BB: 0 P: 4	R: 0 E: 0 K: 0 S: 3	H: 1 LOB: 0 BB: 0 P: 3	R: 0 E: 0 K: 0 S: 4	H: 2 LOB: 2 BB: 1 P: 8	1B: 6 2B: 2 3B: 0 HR: 0	SF: 0 SAC: 1 DP: 2 HBP: 2	WP: 1 PB: 0 SB: 1 CS: 1	PA: 37							
<b>PITCHER</b>	IP	WLS	BF	H	R	ER	SO	BB	IBB	HBP	BLK	WP	HR	S	P	ERA	WHIP										
Joe Moeller, R ERA: 1.56 (1, 1)	5.0		22	5	2	1	1	0	0	2	0	0	0	22	24	1.80	1.000										
Bob Miller, R ERA: 3.18 (6, 1)	2.0		5	1	0	0	0	0	0	0	0	0	0	5	5	0.00	0.500										
Ron Perranoski, L ERA: 2.16 (8, 1)	1.2	L	9	2	1	1	0	0	1	0	0	1	0	7	11	5.40	1.200										

Los Angeles Dodgers @ New York Mets  
Shea Stadium, Flushing, NY  
Sun Jun 05 1966, 3:38 AM EDT  
Att: 56,332 - Unknown

AB 32  
R 3  
H 8  
RBI 1  
BB 1  
SO 1  
LOB 15





Batter	1	2	3	4	5	6	7	8	9	10	AB	R	H	RBI	BB	SO	LOB	TOP				
Maury Wills, S OBP: 0.322, SLG: 0.330 (1, 6)	0-0 1B		0-3 K		0-0 SF8 3B	0-0 F9		0-0 P6		0-3 K	6	1	2	0	0	2	2	Los Angeles Dodgers @ Chicago Cubs Wrigley Field, Chicago, IL Tue Jun 07 1966, 3:33 AM CDT Att: 7,552 - Unknown				
Wes Parker, S OBP: 0.352, SLG: 0.458 (1, 3)	4-0 G5-4-3 BB		4-0 FC4-6 BB		0-0 SF8	0-0 P4		0-0 F5			2	0	0	1	2	0	1					
Willie Davis, L OBP: 0.296, SLG: 0.372 (1, 8)	0-3 K		0-0 FC4-6		0-0 1B 2B	0-0 L9		0-3 K			5	1	1	0	0	2	3					
Tommy Davis, R OBP: 0.346, SLG: 0.434 (1, 7)	0-0 G5-4-3		0-0 1-3		0-0 2B 1B WP	0-0 5-3		0-3 K			5	1	1	0	0	1	3					
Jim Lefebvre, S OBP: 0.325, SLG: 0.532 (1, 4)		0-0 1B 2B		0-0 5-3	0-0 WP 2B	0-0 BB		4-0 K		0-0 HR	4	2	3	2	1	0	0					
Al Ferrara, R OBP: 0.370, SLG: 0.542 (1, 9)		0-0 G5-3 1B		0-0 HR	0-0 K	0-3 K		0-3 K		0-0 IHR	5	2	3	2	0	2	2					
John Roseboro, L OBP: 0.333, SLG: 0.410 (1, 2)		0-0 1B		0-0 1B	0-0 L8	0-0 HR		0-0 HR		0-0 FC3-6 1B	5	1	4	2	0	0	1					
John Kennedy, R OBP: 0.239, SLG: 0.250 (1, 5)		0-3 K		0-0 F7	0-0 5-3	0-0 K		0-3 K		0-3 K	5	0	0	0	0	3	4					
Don Sutton, R OBP: 0.314, SLG: 0.343 Phil Regan, R OBP: 0.083, SLG: 0.083 (6, 1)	0-0 G5-3		0-0 F4		0-0 2B	0-0 P3		0-0 P3		0-0 FC3-6	3	0	1	0	0	0	3					
<b>Inning Stats</b>	R: 0 E: 0 K: 1 S: 5	H: 1 LOB: 1 BB: 1 P: 9	R: 1 E: 0 K: 1 S: 7	H: 3 LOB: 1 BB: 0 P: 7	R: 0 E: 0 K: 1 S: 5	H: 0 LOB: 1 BB: 1 P: 9	R: 1 E: 0 K: 0 S: 5	H: 2 LOB: 1 BB: 0 P: 5	R: 3 E: 0 K: 1 S: 9	H: 4 LOB: 1 BB: 0 P: 9	R: 0 E: 0 K: 1 S: 4	H: 0 LOB: 1 BB: 1 P: 4	R: 1 E: 0 K: 1 S: 6	H: 1 LOB: 0 BB: 0 P: 6	R: 0 E: 0 K: 2 S: 7	H: 0 LOB: 0 BB: 0 P: 7	R: 2 E: 0 K: 2 S: 10	H: 3 LOB: 1 BB: 0 P: 10	1B: 7 2B: 3 3B: 1 HR: 4	SF: 1 SAC: 0 DP: 2 HBP: 0	WP: 1 PB: 0 SB: 1 CS: 0	PA: 46
<b>PITCHER</b>	IP 4.1	WLS 23	BF 10	H 5	R 5	ER 3	SO 3	BB 2	IBB 0	HBP 0	BLK 0	WP 0	HR 1	S 27	P 35	ERA 10.38	WHIP 2.769					
Bob Hendley, L ERA: 5.2 Fergie Jenkins, R ERA: 3.81 (5, 1)	5.2	L	23	5	3	3	7	1	0	0	0	1	2	36	40	4.76	1.059					

Batter	1	2	3	4	5	6	7	8	9	10	AB	R	H	RBI	BB	SO	LOB	BOTTOM				
Adolfo Phillips, R OBP: 0.381, SLG: 0.528 (1, 8)	0-3 K	0-3 K		0-3 K		0-0 HR		0-0 CS 1B			5	1	2	2	0	3	3	Los Angeles Dodgers @ Chicago Cubs Wrigley Field, Chicago, IL Tue Jun 07 1966, 3:33 AM CDT Att: 7,552 - Unknown				
Glenn Beckert, R OBP: 0.297, SLG: 0.316 (1, 4)	0-0 6-3	0-0 F8		0-0 P4		0-0 L4		0-0 F8			5	0	0	0	0	0	4					
Billy Williams, L OBP: 0.286, SLG: 0.333 (1, 9)	4-0 BB		4-0 14 WP FC5-2 BB		0-0 F9	0-0 3-1		0-0 6-3			3	0	0	0	2	0	0					
Ron Santo, R OBP: 0.409, SLG: 0.547 (1, 5)	0-0 F2		0-0 E6 FC5-2 FC6-4 14 WP		0-0 14 4-3 3B	0-0 P6		0-0 F9			5	2	1	0	0	0	2					
14 Ernie Banks, R OBP: 0.243, SLG: 0.301 (1, 3)		0-0 1B BB 1B	4-0 FC6-4 FC5-2 BB		0-0 4-3	0-0 1B 1B		0-0 5-3			4	1	2	1	1	0	0					
Byron Browne, R OBP: 0.308, SLG: 0.469 Carl Warwick, R OBP: 0.190, SLG: 0.190 George Altman, L OBP: 0.270, SLG: 0.420 (10, 7)		4-0 1B 1B BB	0-0 FC5-2 FC6-4		0-0 3H	0-3 K		4-0 G6-4-3 BB			3	1	1	1	1	1	4					
Randy Hundley, R OBP: 0.293, SLG: 0.401 (1, 2)		0-0 1B 1B	0-0 FC6-4		0-0 F8	0-0 1B		0-0 G6-4-3			5	0	2	1	0	0	3					
Don Kessinger, S OBP: 0.253, SLG: 0.281 Lee Thomas, L OBP: 0.266, SLG: 0.346 (10, PH)		0-0 1B	0-0 1-3		0-0 HR	0-0 SH5-4 1B		0-0 F7		0-0 1B	4	1	2	1	0	0	4					
Bob Hendley, R Fergie Jenkins, R Marty Keough, L OBP: 0.143, SLG: 0.100 (10, PH)	0-3 K		0-3 K		0-0 SH5-4	0-0 F7		0-3 K			2	0	0	0	0	2	3					
<b>Inning Stats</b>	R: 0 E: 0 K: 1 S: 5	H: 0 LOB: 1 BB: 1 P: 9	R: 1 E: 0 K: 2 S: 10	H: 3 LOB: 3 BB: 1 P: 14	R: 1 E: 1 K: 0 S: 4	H: 0 LOB: 2 BB: 2 P: 12	R: 0 E: 0 K: 2 S: 7	H: 0 LOB: 0 BB: 0 P: 7	R: 2 E: 0 K: 0 S: 5	H: 2 LOB: 0 BB: 0 P: 5	R: 0 E: 0 K: 1 S: 7	H: 2 LOB: 2 BB: 0 P: 7	R: 0 E: 0 K: 0 S: 3	H: 1 LOB: 0 BB: 0 P: 3	R: 0 E: 0 K: 0 S: 3	H: 0 LOB: 0 BB: 0 P: 3	R: 0 E: 0 K: 1 S: 5	H: 1 LOB: 1 BB: 1 P: 9	1B: 8 2B: 0 3B: 1 HR: 2	SF: 0 SAC: 1 DP: 1 HBP: 0	WP: 1 PB: 0 SB: 0 CS: 1	PA: 45
<b>PITCHER</b>	IP 5.1	WLS 28	BF 7	H 6	R 6	ER 5	SO 5	BB 4	IBB 0	HBP 0	BLK 0	WP 1	HR 2	S 34	P 50	ERA 8.44	WHIP 2.062					
Don Sutton, R ERA: 2.95 Phil Regan, R ERA: 1.47 (6, 1)	4.2	W	17	4	0	0	2	1	0	0	0	0	0	20	24	0.00	1.071					



Batter	1	2	3	4	5	6	7	8	9	AB	R	H	RBI	BB	SO	LOB	TOP					
Maury Wills, S OBP: 0.333, SLG: 0.342	E3 4-3		1B 1B		BB 1B		1B 1B		FC6-4 1B	5	1	4	0	0	0	0	<b>Los Angeles Dodgers @ Chicago Cubs</b> Wrigley Field, Chicago, IL Wed Jun 08 1966, 3:33 AM CDT Att: 5,178 - Unknown					
Wes Parker, S OBP: 0.353, SLG: 0.454	K		K		1B BB		FC6-4 1B		FC6-4 1B	4	0	1	0	1	2	4						
Lou Johnson, R OBP: 0.331, SLG: 0.471	4-3		FC6-4 1B		1-3 2-H		FC6-4		FC6-4	4	0	2	1	0	0	3						
Tommy Davis, R OBP: 0.329, SLG: 0.413	F7		FC6-4		1-3				5-3	4	0	0	0	0	0	6						
Jim Lefebvre, S OBP: 0.358, SLG: 0.520		4-3		1-3		K			F8	4	0	0	0	0	1	0						
Al Ferrara, R OBP: 0.365, SLG: 0.529		K		K		5-3			1B	4	0	1	0	0	2	0						
John Kennedy, R OBP: 0.225, SLG: 0.235		P4		4-3		5-3			5-3	4	0	0	0	0	0	1						
Jeff Torborg, R OBP: 0.301, SLG: 0.303			K		F8		B5-3		F7	4	0	0	0	0	1	0						
Don Drysdale, R OBP: 0.229, SLG: 0.353			E6 1B 1B		K		6-3		F7	3	0	0	0	0	1	0						
Nick Willhite, L OBP: 0.229, SLG: 0.213										0	0	0	0	0	0	0						
Jim Gilliam, S										1	0	0	0	0	0	0						
<b>Inning Stats</b>	R: 0 E: 1 K: 1 S: 6	H: 0 LOB: 1 BB: 0 P: 6	R: 0 E: 0 K: 1 S: 5	H: 0 LOB: 0 BB: 0 P: 5	R: 0 E: 1 K: 2 S: 10	H: 2 LOB: 3 BB: 0 P: 10	R: 0 E: 0 K: 1 S: 5	H: 0 LOB: 0 BB: 0 P: 5	R: 1 E: 0 K: 1 S: 7	H: 2 LOB: 2 BB: 1 P: 11	R: 0 E: 0 K: 0 S: 5	H: 0 LOB: 0 BB: 0 P: 5	R: 0 E: 0 K: 0 S: 4	H: 2 LOB: 2 BB: 0 P: 5	R: 0 E: 0 K: 0 S: 4	H: 1 LOB: 1 BB: 0 P: 4	R: 0 E: 0 K: 0 S: 4	H: 1 LOB: 1 BB: 0 P: 4	1B: 8 2B: 0 3B: 0 HR: 0	SF: 0 SAC: 0 DP: 0 HBP: 0	WP: 0 PB: 0 SB: 0 CS: 0	PA: 38
<b>PITCHER</b> Dick Ellsworth, L ERA: 2.25	IP: 9.0 WLS: W BF: 38 H: 8 R: 1 ER: 1 SO: 7 BB: 1 IBB: 0 HBP: 0 BLK: 0 WP: 0 HR: 0 S: 51 P: 55 ERA: 1.00 WHIP: 1.000																					

Batter	1	2	3	4	5	6	7	8	9	AB	R	H	RBI	BB	SO	LOB	BOTTOM			
Adolfo Phillips, R OBP: 0.378, SLG: 0.517	P5		PO HBP	K			K	CS		3	0	0	0	0	2	3	<b>Los Angeles Dodgers @ Chicago Cubs</b> Wrigley Field, Chicago, IL Wed Jun 08 1966, 3:33 AM CDT Att: 5,178 - Unknown			
Glenn Beckert, R OBP: 0.291, SLG: 0.309	6-3		PO	F8	F7		F2			4	0	0	0	0	0	2				
Billy Williams, L OBP: 0.290, SLG: 0.337	K			2B 1B	F8		1-3 2-H	1B		4	1	2	1	0	1	0				
Ron Santo, R OBP: 0.406, SLG: 0.546		5-3		HBP HR	P6		P4			4	1	1	1	0	0	2				
14 Ernie Banks, R OBP: 0.256, SLG: 0.308			FC6-4 1B	HBP HR			F8	SH1-4 1B 1B		3	2	2	0	0	0	0				
Byron Browne, R OBP: 0.313, SLG: 0.466		K		HR HBP			F2	SH1-4 1B 1B		3	2	1	0	0	1	1				
Randy Hundley, R OBP: 0.293, SLG: 0.419		FC6-4		HR			K	SH1-4		3	1	1	4	0	1	1				
Don Kessinger, S OBP: 0.253, SLG: 0.260			G3	K			E5 1B	4-3 BLK CS 1B		4	1	1	2	0	1	0				
Dick Ellsworth, L			K		1B		E1 1B	4-3		4	0	1	0	0	1	2				
<b>Inning Stats</b>	R: 0 E: 0 K: 1 S: 5	H: 0 LOB: 0 BB: 0 P: 5	R: 0 E: 0 K: 1 S: 4	H: 1 LOB: 1 BB: 0 P: 6	R: 0 E: 0 K: 1 S: 4	H: 0 LOB: 0 BB: 0 P: 5	R: 5 E: 0 K: 2 S: 11	H: 4 LOB: 1 BB: 0 P: 13	R: 0 E: 0 K: 0 S: 3	H: 0 LOB: 0 BB: 0 P: 3	R: 0 E: 0 K: 1 S: 5	H: 0 LOB: 0 BB: 0 P: 5	R: 1 E: 2 K: 1 S: 8	H: 1 LOB: 2 BB: 0 P: 8	R: 2 E: 0 K: 0 S: 5	H: 3 LOB: 0 BB: 0 P: 5		1B: 7 2B: 1 3B: 0 HR: 1	SF: 0 SAC: 1 DP: 0 HBP: 3	WP: 0 PB: 0 SB: 0 CS: 1
<b>PITCHER</b> Don Drysdale, R ERA: 4.42 Nick Willhite, L ERA: 2.09	IP: 7.1 WLS: L BF: 35 H: 9 R: 8 ER: 7 SO: 7 BB: 0 IBB: 0 HBP: 3 BLK: 0 WP: 0 HR: 1 S: 46 P: 49 ERA: 8.59 WHIP: 1.227																			













Batter	1	2	3	4	5	6	7	8	9	AB	R	H	RBI	BB	SO	LOB	TOP	
Maury Wills, S OBP: 0.336, SLG: 0.349	F6		6-3		F8			1B		4	0	1	0	0	0	1	<b>Los Angeles Dodgers @ San Francisco Giants</b> Candlestick Park, San Francisco, CA Sun Jun 12 1966, 6:33 AM EDT Att: 42,402 - Unknown	
Jim Gilliam, S OBP: 0.235, SLG: 0.213	3-1		F8			K		F9		4	0	0	0	0	1			
Willie Davis, L OBP: 0.297, SLG: 0.368	G3		1-3			3-1		F6		4	0	0	0	0	0			
Tommy Davis, R OBP: 0.305, SLG: 0.376		K		6-3		F4			6-3	4	0	0	0	0	1			
Lou Johnson, R OBP: 0.341, SLG: 0.482		1B HBP		F8			F7		HR	3	1	1	1	0	0			
Jim Lefebvre, S OBP: 0.352, SLG: 0.516		BB 1B		F6			HR		K	4	1	2	1	0	1			
John Roseboro, L OBP: 0.333, SLG: 0.412			K		L1		G3		K	4	0	0	0	0	2			
Wes Parker, S OBP: 0.343, SLG: 0.431		FC6-4 BB		F2			F5			2	0	0	0	1	0			
Don Drysdale, R OBP: 0.243, SLG: 0.343			FC6-4						K	1	0	0	0	1	0			
Nick Willhite, L OBP: 0.301, SLG: 0.273										0	0	0	0	0	0			
Bob Miller, R OBP: 0.289, SLG: 0.289										0	0	0	0	0	0			
Wes Covington, L OBP: 0.100, SLG: 0.053										1	0	0	0	0	1			
Ron Perranoski, L OBP: 0.333, SLG: 0.667										0	0	0	0	0	0			
<b>Inning Stats</b>	R: 0 E: 0 K: 0 S: 3	H: 0 LOB: 0 BB: 0 P: 3	R: 0 E: 0 K: 2 S: 8	H: 1 LOB: 3 BB: 1 P: 13	R: 0 E: 0 K: 0 S: 3	H: 0 LOB: 0 BB: 0 P: 3	R: 0 E: 0 K: 0 S: 3	H: 0 LOB: 1 BB: 1 P: 7	R: 1 E: 0 K: 0 S: 4	H: 1 LOB: 0 BB: 0 P: 4	R: 0 E: 0 K: 1 S: 6	H: 1 LOB: 1 BB: 0 P: 6	R: 1 E: 0 K: 2 S: 8	H: 1 LOB: 0 BB: 0 P: 8	1B: 2 2B: 0 3B: 0 HR: 2	SF: 0 SAC: 0 DP: 0 HBP: 1	WP: 0 PB: 0 SB: 0 CS: 0	PA: 34
<b>PITCHER</b> Juan Marichal, R ERA: 1.73	IP: 9.0 WLS: W BF: 34 H: 4 R: 2 ER: 2 SO: 6 BB: 2 IBB: 0 HBP: 1 BLK: 0 WP: 0 HR: 2 S: 43 P: 52 ERA: 2.00 WHIP: 0.667																	

Batter	1	2	3	4	5	6	7	8	9	AB	R	H	RBI	BB	SO	LOB	BOTTOM	
Tito Fuentes, S OBP: 0.308, SLG: 0.367	6-3		K			1B WP		E 1B		4	2	2	0	0	1	0	<b>Los Angeles Dodgers @ San Francisco Giants</b> Candlestick Park, San Francisco, CA Sun Jun 12 1966, 6:33 AM EDT Att: 42,402 - Unknown	
Len Gabrielson, L OBP: 0.278, SLG: 0.316	E4					WP 1B		E1 FC5-2		3	0	2	0	0	0			
Cap Peterson, R OBP: 0.301, SLG: 0.273								FC5-2		1	0	0	0	0	0			
Don Landrum, L OBP: 0.236, SLG: 0.197										0	0	0	0	0	0			
Willie Mays, R OBP: 0.341, SLG: 0.520	F4			K		P3		FC5-2		4	0	0	0	0	1			
Willie McCovey, L OBP: 0.354, SLG: 0.515	F8			F8		G5-4-3 BB		K		3	0	0	0	1	1			
Jim Ray Hart, R OBP: 0.378, SLG: 0.556			F8	K2-3		G5-4-3				3	0	0	0	0	1			
Tom Haller, L OBP: 0.301, SLG: 0.424						HR		F5		3	1	1	1	0	1			
Ollie Brown, R OBP: 0.275, SLG: 0.250						4-3		6-3		3	0	0	0	0	0			
Hal Lanier, R OBP: 0.238, SLG: 0.263				F2		G6-3 1B		6-3		3	0	1	0	0	0			
Juan Marichal, R OBP: 0.277, SLG: 0.340			F8			G6-3		4-3		3	0	0	0	0	1			
<b>Inning Stats</b>	R: 0 E: 1 K: 0 S: 4	H: 0 LOB: 1 BB: 0 P: 4	R: 0 E: 0 K: 1 S: 5	H: 0 LOB: 0 BB: 0 P: 5	R: 0 E: 0 K: 2 S: 8	H: 1 LOB: 1 BB: 0 P: 8	R: 1 E: 0 K: 0 S: 4	H: 2 LOB: 0 BB: 1 P: 8	R: 0 E: 0 K: 0 S: 3	H: 0 LOB: 0 BB: 0 P: 3	R: 1 E: 1 K: 1 S: 7	H: 1 LOB: 1 BB: 0 P: 7	R: 1 E: 0 K: 0 S: 7	H: 1 LOB: 1 BB: 0 P: 7	1B: 5 2B: 0 3B: 0 HR: 1	SF: 0 SAC: 0 DP: 2 HBP: 0	WP: 1 PB: 0 SB: 0 CS: 0	PA: 31
<b>PITCHER</b> Don Drysdale, R ERA: 4.36	IP: 5.1 WLS: L BF: 21 H: 5 R: 2 ER: 2 SO: 4 BB: 0 IBB: 0 HBP: 0 BLK: 0 WP: 1 HR: 1 S: 29 P: 29 ERA: 3.38 WHIP: 0.938																	
Nick Willhite, L ERA: 2.08	0.0	1	0	0	0	0	1	0	0	4								
Bob Miller, R ERA: 2.89	1.2	4	0	0	0	0	0	0	4	4	0.00	0.000						
Ron Perranoski, L ERA: 2.0	1.0	5	1	1	0	1	0	0	0	7	0.00	1.000						



Batter	1	2	3	4	5	6	7	8	9	10	11	AB	R	H	RBI	BB	SO	LOB	TOP								
Joe Morgan, L OBP: 0.443, SLG: 0.447 (1, 4)	4-3			F8		5-3		1B 1B	1-3		1B 3B	6	2	2	2	0	0	0									
Sonny Jackson, L OBP: 0.318, SLG: 0.303 (1, 6)	5-3			G3		4-3		1B SF9 1B	P6		WP FC5-2 1B	6	1	2	1	0	0	0									
Jimmy Wynn, R OBP: 0.324, SLG: 0.438 (1, 8)	K			FC6-4 1B				F8			P3	6	1	3	1	0	1	0									
Dave Nicholson, R OBP: 0.429, SLG: 0.508 (1, 9)		5-3		FC6-4				K	SF9		FC5-2 1B	4	0	0	1	1	1	3									
Rusty Staub, L OBP: 0.304, SLG: 0.401 (1, 7)	4-3					K			F7		F7	6	0	1	0	0	1	4									
Chuck Harrison, R OBP: 0.211, SLG: 0.265 (1, 3)	F3					5-3			G1-6-3 1B		E3	5	0	0	0	0	0	4									
Bob Aspromonte, R OBP: 0.289, SLG: 0.280 (1, 5)				F3							4-3	4	1	2	1	1	0	0									
John Bateman, R OBP: 0.333, SLG: 0.516 Nate Colbert, R (11, PR) Robin Roberts, S (11, 1)	6-3					K					1B 3B	5	1	2	0	0	1	3									
Mike Cuellar, L OBP: 0.302, SLG: 0.083 Lee Maye, R OBP: 0.273, SLG: 0.390 Ron Taylor, R OBP: 0.311, SLG: 0.390 Felix Mantilla, R OBP: 0.293, SLG: 0.318 Claude Raymond, R OBP: 0.293, SLG: 0.318 Jim Owens, R OBP: 0.293, SLG: 0.318 Ron Brand, R OBP: 0.293, SLG: 0.318 (11, 2)	K2-3					6-3					1B 3B	1	0	0	0	0	1	0									
<b>Inning Stats</b>	R: 0 E: 0 K: 1 S: 5	H: 0 LOB: 0 BB: 0 P: 5	R: 0 E: 0 K: 0 S: 3	H: 0 LOB: 0 BB: 0 P: 3	R: 0 E: 0 K: 1 S: 5	H: 0 LOB: 0 BB: 0 P: 5	R: 0 E: 0 K: 1 S: 4	H: 1 LOB: 1 BB: 0 P: 4	R: 0 E: 0 K: 2 S: 8	H: 1 LOB: 1 BB: 0 P: 8	R: 0 E: 0 K: 1 S: 6	H: 1 LOB: 1 BB: 0 P: 6	R: 6 E: 2 K: 0 S: 10	H: 6 LOB: 2 BB: 1 P: 14	R: 0 E: 0 K: 1 S: 5	H: 0 LOB: 0 BB: 0 P: 5	R: 0 E: 0 K: 0 S: 3	H: 0 LOB: 1 BB: 1 P: 7	R: 3 E: 0 K: 0 S: 8	H: 5 LOB: 2 BB: 0 P: 8	1B: 12 2B: 0 3B: 1 HR: 1	SF: 1 SAC: 0 DP: 1 HBP: 0	WP: 1 PB: 1 SB: 0 CS: 0	PA: 50			
<b>PITCHER</b>	IP 7.0	WLS 26	BF 26	H 4	R 2	ER 2	SO 5	BB 0	IBB 0	HBP 0	BLK 0	WP 0	HR 0	S 35	P 39	ERA 2.92	WHIP 0.714										
Don Sutton, R ERA: 2.92																											
Ron Perranoski, L ERA: 3.0	0.0	3	3	1	1	0	0	0	0	0	0	0	1	3	3	∞	∞										
Phil Regan, R ERA: 1.41	0.2	5	2	3	2	0	0	0	0	0	0	0	0	5	5	27.00	3.000										
Bob Miller, R ERA: 2.84	0.1	1	0	0	0	0	0	0	0	0	0	0	0	1	1	0.00	0.000										
Jim Brewer, L ERA: 6.06	2.1	L	11	3	3	3	1	1	0	0	0	0	0	12	16	11.57	1.714										
<b>PITCHER</b>	IP 0.2	WLS 4	BF 4	H 2	R 0	ER 0	SO 0	BB 0	IBB 0	HBP 0	BLK 0	WP 1	HR 0	S 4	P 4	ERA 0.00	WHIP 3.000										
Joe Moeller, R ERA: 1.5																											
<b>Batter</b>	<b>1</b>	<b>2</b>	<b>3</b>	<b>4</b>	<b>5</b>	<b>6</b>	<b>7</b>	<b>8</b>	<b>9</b>	<b>10</b>	<b>11</b>	<b>AB</b>	<b>R</b>	<b>H</b>	<b>RBI</b>	<b>BB</b>	<b>SO</b>	<b>LOB</b>	<b>BOTTOM</b>								
Maury Wills, S OBP: 0.340, SLG: 0.350 (1, 6)	1B BB 1B	FC4-6		G5-3 BB			F8		SH1-3 1B		4-3	5	2	2	0	1	0	1									
Wes Parker, S OBP: 0.349, SLG: 0.438 (1, 3)	1B BB			G5-3			K		SH1-3			4	1	2	0	1	1	2									
Willie Davis, L OBP: 0.303, SLG: 0.372 (1, 8)	1B BB			6-3			4-3					6	1	3	1	0	1	2									
Tommy Davis, R OBP: 0.310, SLG: 0.408 (1, 7)	1B			L6-3			F8		1-2-3			5	1	2	3	0	0	3									
Lou Johnson, R OBP: 0.337, SLG: 0.474 (1, 9)	FC1-2-5-2-9-8-6			5-3			K		P5			5	0	1	0	0	1	3									
Jim Lefebvre, S OBP: 0.348, SLG: 0.513 (1, 4)	K			5-3			1B 2B		K			5	1	1	0	0	2	1									
John Roseboro, L OBP: 0.338, SLG: 0.410 (1, 2)		G3		F8			CI 1B		CI		G3-6-3 1B	3	0	1	0	1	0	0									
John Kennedy, R OBP: 0.238, SLG: 0.260 Jim Gilliam, S OBP: 0.231, SLG: 0.208 (8, PH) (9, 5)	4-3			1-3			K		K		G3-6-3	3	0	1	1	0	0	0									
Don Sutton, R OBP: 0.302, SLG: 0.083 Ron Taylor, R OBP: 0.311, SLG: 0.390 Felix Mantilla, R OBP: 0.293, SLG: 0.318 Claude Raymond, R OBP: 0.293, SLG: 0.318 Jim Owens, R OBP: 0.293, SLG: 0.318 Ron Brand, R OBP: 0.293, SLG: 0.318 (11, 2)	FC4-6 1B			G5-3 2B			B1-3		F8		P6	3	0	2	0	0	0	2									
<b>Inning Stats</b>	R: 3 E: 0 K: 1 S: 7	H: 3 LOB: 0 BB: 1 P: 11	R: 0 E: 0 K: 0 S: 4	H: 1 LOB: 1 BB: 0 P: 4	R: 0 E: 0 K: 0 S: 4	H: 2 LOB: 1 BB: 0 P: 4	R: 0 E: 0 K: 0 S: 3	H: 0 LOB: 0 BB: 0 P: 3	R: 0 E: 0 K: 1 S: 7	H: 0 LOB: 0 BB: 0 P: 5	R: 1 E: 1 K: 2 S: 10	H: 2 LOB: 2 BB: 1 P: 10	R: 0 E: 0 K: 0 S: 5	H: 1 LOB: 1 BB: 0 P: 5	R: 0 E: 0 K: 0 S: 3	H: 1 LOB: 0 BB: 0 P: 3	R: 0 E: 0 K: 1 S: 6	H: 1 LOB: 1 BB: 0 P: 6	1B: 11 2B: 5 3B: 0 HR: 1	SF: 0 SAC: 1 DP: 4 HBP: 0	WP: 0 PB: 0 SB: 0 CS: 0	PA: 48					
<b>PITCHER</b>	IP 5.0	WLS 21	BF 21	H 7	R 3	ER 3	SO 1	BB 2	IBB 0	HBP 0	BLK 0	WP 0	HR 0	S 21	P 29	ERA 5.40	WHIP 1.800										
Mike Cuellar, L ERA: 1.34																											
Ron Taylor, R ERA: 3.77	2.0	9	2	1	1	2	0	1	0	0	0	0	0	12	16	4.50	1.000										
Claude Raymond, R ERA: 2.03	1.2	10	4	2	2	2	0	0	0	0	0	0	1	14	14	10.80	2.400										
Jim Owens, R ERA: 3.38	1.1	W	4	1	0	0	0	0	0	0	0	0	0	4	4	0.00	0.750										
Robin Roberts, R ERA: 3.76	1.0	S	4	1	0	0	1	0	0	0	0	0	0	6	6	0.00	1.000										

Houston Astros @ Los Angeles Dodgers  
Dodger Stadium, Los Angeles, CA  
Mon Jun 13 1966, 7:05 PM PDT  
Att: 23,710 - Unknown

AB	47
R	9
H	14
RBI	9
BB	2
SO	6
LOB	14



Houston Astros @ Los Angeles Dodgers  
Dodger Stadium, Los Angeles, CA  
Mon Jun 13 1966, 7:05 PM PDT  
Att: 23,710 - Unknown

AB	43
R	6
H	15
RBI	5
BB	3
SO	6
LOB	19





Batter	1	2	3	4	5	6	7	8	9	AB	R	H	RBI	BB	SO	LOB	TOP				
Joe Morgan, L (1,4) OBP: 0.444, SLG: 0.445	0-0 P3			4-0 1B BB		0-0 1B 1B	0-0 G3			3	1	1	0	1	0	0					
Sonny Jackson, L (1,6) OBP: 0.321, SLG: 0.306	0-0 6-3			0-0 1B		0-0 1B 1B		0-0 F7		4	1	2	0	0	0	0					
Jimmy Wynn, R (1,8) OBP: 0.319, SLG: 0.430	0-3 K			0-0 F7		0-0 B5		0-0 F9		4	0	0	0	0	1	4					
Dave Nicholson, R (1,9) OBP: 0.424, SLG: 0.500		0-3 K		0-3 K		0-0 1B 1B		0-0 P4		4	0	1	0	0	2	2					
Chuck Harrison, R (1,3) OBP: 0.238, SLG: 0.289		0-0 6-3		0-0 F3		0-0 1B			0-0 SH3 1B	4	0	2	2	0	0	2					
Rusty Staub, L (1,7) OBP: 0.305, SLG: 0.400		0-0 P4			0-0 FC6-4 1B		0-0 G3		0-0 SH3 1-2	3	0	1	0	0	0	1					
Bob Aspromonte, R (1,5) OBP: 0.273, SLG: 0.296			0-0 F8		0-3 K			4-0 HR BB	4-0 G6-3 BB	3	1	1	1	1	1	1					
John Bateman, R (1,2) OBP: 0.327, SLG: 0.505			0-3 K		0-0 F7			0-0 6-3	0-0 G6-3 1-2	4	0	0	0	0	1	3					
Larry Dierker, R (1,1) OBP: 0.143, SLG: 0.250			0-0 F9		0-0 FC6-4 1-2			0-3 K		3	0	0	0	0	1	1					
<b>Inning Stats</b>	R: 0 E: 0 K: 1 S: 5	H: 0 LOB: 0 BB: 0 P: 5	R: 0 E: 0 K: 1 S: 5	H: 0 LOB: 0 BB: 0 P: 5	R: 0 E: 0 K: 1 S: 5	H: 0 LOB: 0 BB: 1 P: 10	R: 0 E: 0 K: 1 S: 6	H: 1 LOB: 2 BB: 1 P: 6	R: 2 E: 0 K: 0 S: 6	H: 4 LOB: 1 BB: 0 P: 6	R: 1 E: 0 K: 1 S: 6	H: 1 LOB: 0 BB: 0 P: 6	R: 0 E: 0 K: 0 S: 3	H: 0 LOB: 0 BB: 0 P: 3	R: 0 E: 0 K: 0 S: 3	H: 1 LOB: 1 BB: 1 P: 7	1B: 7 2B: 0 3B: 0 HR: 1	SF: 0 SAC: 1 DP: 1 HBP: 0	WP: 0 PB: 0 SB: 0 CS: 0	PA: 35	
<b>PITCHER</b>	IP WLS BF H R ER SO BB IBB HBP BLK WP HR S P ERA WHIP	IP WLS BF H R ER SO BB IBB HBP BLK WP HR S P ERA WHIP	IP WLS BF H R ER SO BB IBB HBP BLK WP HR S P ERA WHIP	IP WLS BF H R ER SO BB IBB HBP BLK WP HR S P ERA WHIP	IP WLS BF H R ER SO BB IBB HBP BLK WP HR S P ERA WHIP	IP WLS BF H R ER SO BB IBB HBP BLK WP HR S P ERA WHIP	IP WLS BF H R ER SO BB IBB HBP BLK WP HR S P ERA WHIP	IP WLS BF H R ER SO BB IBB HBP BLK WP HR S P ERA WHIP	IP WLS BF H R ER SO BB IBB HBP BLK WP HR S P ERA WHIP	IP WLS BF H R ER SO BB IBB HBP BLK WP HR S P ERA WHIP	IP WLS BF H R ER SO BB IBB HBP BLK WP HR S P ERA WHIP	IP WLS BF H R ER SO BB IBB HBP BLK WP HR S P ERA WHIP	IP WLS BF H R ER SO BB IBB HBP BLK WP HR S P ERA WHIP	IP WLS BF H R ER SO BB IBB HBP BLK WP HR S P ERA WHIP	IP WLS BF H R ER SO BB IBB HBP BLK WP HR S P ERA WHIP	IP WLS BF H R ER SO BB IBB HBP BLK WP HR S P ERA WHIP	IP WLS BF H R ER SO BB IBB HBP BLK WP HR S P ERA WHIP	IP WLS BF H R ER SO BB IBB HBP BLK WP HR S P ERA WHIP	IP WLS BF H R ER SO BB IBB HBP BLK WP HR S P ERA WHIP	IP WLS BF H R ER SO BB IBB HBP BLK WP HR S P ERA WHIP	IP WLS BF H R ER SO BB IBB HBP BLK WP HR S P ERA WHIP

Houston Astros @ Los Angeles Dodgers  
Dodger Stadium, Los Angeles, CA  
Tue Jun 14 1966, 7:05 PM PDT  
Att: 32,165 - Unknown

AB	32
R	3
H	8
RBI	3
BB	2
SO	6
LOB	14



Batter	1	2	3	4	5	6	7	8	9	AB	R	H	RBI	BB	SO	LOB	BOTTOM				
Maury Wills, S (1,6) OBP: 0.339, SLG: 0.348	0-0 4-3 S 1B		0-0 5-3			0-0 5-3			0-0 4-3	4	0	1	0	0	0	0					
Wes Parker, S (1,3) OBP: 0.347, SLG: 0.439	0-0 F8 1-2		0-3 K			0-0 2B			0-3 K	4	0	1	0	0	2	1					
Willie Davis, L (1,8) OBP: 0.302, SLG: 0.369	0-0 4-3 2-3			0-0 F5		0-0 F8			0-0 1B	4	0	1	0	0	0	2					
Tommy Davis, R (1,7) OBP: 0.308, SLG: 0.402	0-0 F7			0-0 5-3			0-0 G6-4-3 1B		0-0 F3	4	0	1	0	0	0	2					
Lou Johnson, R (1,9) OBP: 0.332, SLG: 0.466		0-3 K2-3		0-0 6-3		0-0 G6-4-3 1-2				3	0	0	0	0	1	1					
Jim Lefebvre, S (1,4) OBP: 0.344, SLG: 0.505		0-0 3-4-1			0-0 4-3		0-0 4-3			3	0	0	0	0	0	0					
John Kennedy, R (1,5) OBP: 0.244, SLG: 0.278					0-0 F3				0-0 G3	2	0	1	0	0	0	0					
Jim Gilliam, S (8, PH) OBP: 0.229, SLG: 0.206										1	0	0	0	0	0	0					
Jeff Torborg, R (1,2) OBP: 0.293, SLG: 0.294									0-3 K	2	0	0	0	0	1	1					
John Roseboro, L (8, PH) OBP: 0.336, SLG: 0.407										1	0	0	0	0	1	0					
Sandy Koufax, R (1,1) OBP: 0.087, SLG: 0.068										2	0	0	0	0	1	0					
Wes Covington, L (8, PH) OBP: 0.091, SLG: 0.048										1	0	0	0	0	0	0					
Bob Miller, R (9,1)										0	0	0	0	0	0	0					
<b>Inning Stats</b>	R: 0 E: 0 K: 0 S: 4	H: 1 LOB: 1 BB: 0 P: 4	R: 0 E: 0 K: 1 S: 6	H: 1 LOB: 1 BB: 0 P: 6	R: 0 E: 0 K: 1 S: 5	H: 0 LOB: 0 BB: 0 P: 5	R: 0 E: 0 K: 0 S: 3	H: 0 LOB: 0 BB: 0 P: 3	R: 0 E: 0 K: 1 S: 6	H: 1 LOB: 1 BB: 0 P: 6	R: 0 E: 0 K: 0 S: 3	H: 1 LOB: 0 BB: 0 P: 3	R: 0 E: 0 K: 1 S: 5	H: 0 LOB: 0 BB: 0 P: 5	R: 0 E: 0 K: 1 S: 6	H: 1 LOB: 1 BB: 0 P: 6	1B: 3 2B: 2 3B: 0 HR: 0	SF: 0 SAC: 0 DP: 1 HBP: 0	WP: 0 PB: 0 SB: 1 CS: 0	PA: 31	
<b>PITCHER</b>	IP WLS BF H R ER SO BB IBB HBP BLK WP HR S P ERA WHIP	IP WLS BF H R ER SO BB IBB HBP BLK WP HR S P ERA WHIP	IP WLS BF H R ER SO BB IBB HBP BLK WP HR S P ERA WHIP	IP WLS BF H R ER SO BB IBB HBP BLK WP HR S P ERA WHIP	IP WLS BF H R ER SO BB IBB HBP BLK WP HR S P ERA WHIP	IP WLS BF H R ER SO BB IBB HBP BLK WP HR S P ERA WHIP	IP WLS BF H R ER SO BB IBB HBP BLK WP HR S P ERA WHIP	IP WLS BF H R ER SO BB IBB HBP BLK WP HR S P ERA WHIP	IP WLS BF H R ER SO BB IBB HBP BLK WP HR S P ERA WHIP	IP WLS BF H R ER SO BB IBB HBP BLK WP HR S P ERA WHIP	IP WLS BF H R ER SO BB IBB HBP BLK WP HR S P ERA WHIP	IP WLS BF H R ER SO BB IBB HBP BLK WP HR S P ERA WHIP	IP WLS BF H R ER SO BB IBB HBP BLK WP HR S P ERA WHIP	IP WLS BF H R ER SO BB IBB HBP BLK WP HR S P ERA WHIP	IP WLS BF H R ER SO BB IBB HBP BLK WP HR S P ERA WHIP	IP WLS BF H R ER SO BB IBB HBP BLK WP HR S P ERA WHIP	IP WLS BF H R ER SO BB IBB HBP BLK WP HR S P ERA WHIP	IP WLS BF H R ER SO BB IBB HBP BLK WP HR S P ERA WHIP	IP WLS BF H R ER SO BB IBB HBP BLK WP HR S P ERA WHIP	IP WLS BF H R ER SO BB IBB HBP BLK WP HR S P ERA WHIP	IP WLS BF H R ER SO BB IBB HBP BLK WP HR S P ERA WHIP

Houston Astros @ Los Angeles Dodgers  
Dodger Stadium, Los Angeles, CA  
Tue Jun 14 1966, 7:05 PM PDT  
Att: 32,165 - Unknown

AB	31
R	0
H	5
RBI	0
BB	0
SO	6
LOB	7





Batter	1	2	3	4	5	6	7	8	9	AB	R	H	RBI	BB	SO	LOB	TOP								
<b>Jimmy Stewart, S</b> OBP: 0.192, SLG: 0.208 (1, 7)	F9	F2		6-3		G1-6-3		4-3		5	0	0	0	0	0	2									
<b>Glenn Beckert, R</b> OBP: 0.304, SLG: 0.327 (1, 4)	1B 14 1B BB		F9			14 1B		G3 1B	K	4	2	2	0	1	1	0									
<b>Billy Williams, L</b> OBP: 0.234, SLG: 0.351 (1, 9)	1B 14 1B E		14 2B 1B			F8		G3	P4	5	2	2	0	0	0	2									
<b>Ron Santo, R</b> OBP: 0.398, SLG: 0.531 (8, 6)	K		14 2B 1B			K		2B 1B	4-3	5	1	2	1	0	2	3									
<b>14 Ernie Banks, R</b> OBP: 0.282, SLG: 0.365 (8, 5)	E 1B		1B			1B		K		4	0	3	3	0	1	1									
<b>Byron Browne, R</b> OBP: 0.305, SLG: 0.465 (1, 8)	E2 1B		1B			K		1B		4	0	2	0	0	2	3									
<b>Randy Hundley, R</b> OBP: 0.286, SLG: 0.392 (1, 2)	K		F8			FC1-5 1B		P6		4	0	1	0	0	1	5									
<b>Don Kessinger, S</b> OBP: 0.260, SLG: 0.258 (8, PH)				5-3					K	2	0	1	0	1	0	0									
<b>Marty Keough, L</b> OBP: 0.167, SLG: 0.091 (8, PH)						FC1-5 1B				1	0	0	0	0	1	0									
<b>Bill Hands, R</b> OBP: 0.182, SLG: 0.105 (8, PH)										0	0	0	0	0	0	0									
<b>Ken Holtzman, R</b> OBP: 0.105, SLG: 0.105 (3, 1)										1	0	0	0	0	0	1									
<b>Fergie Jenkins, R</b> OBP: 0.399, SLG: 0.500 (8, PH)										1	0	0	0	0	0	2									
<b>Joey Amalfitano, R</b> OBP: 0.172, SLG: 0.125 (8, PH)										0	0	0	0	0	0	0									
<b>Chuck Estrada, R</b> OBP: 0.280, SLG: 0.335 (8, PH)										1	0	0	0	0	0	0									
<b>Lee Thomas, L</b> OBP: 0.280, SLG: 0.335 (8, PH)										0	0	0	0	0	0	0									
<b>Inning Stats</b>	R: 2 E: 1 K: 2 S: 10	H: 3 LOB: 2 BB: 1 P: 14	R: 0 E: 0 K: 0 S: 2	H: 0 LOB: 0 BB: 1 P: 6	R: 2 E: 0 K: 1 S: 8	H: 3 LOB: 1 BB: 0 P: 8	R: 0 E: 0 K: 0 S: 3	H: 0 LOB: 0 BB: 0 P: 3	R: 0 E: 0 K: 2 S: 9	H: 2 LOB: 2 BB: 0 P: 9	R: 1 E: 0 K: 1 S: 8	H: 3 LOB: 2 BB: 0 P: 8	R: 0 E: 0 K: 1 S: 5	H: 0 LOB: 0 BB: 0 P: 5	R: 0 E: 0 K: 1 S: 5	H: 0 LOB: 0 BB: 0 P: 5	R: 0 E: 0 K: 1 S: 5	H: 0 LOB: 0 BB: 0 P: 5	1B: 11 2B: 2 3B: 0 HR: 0	SF: 0 SAC: 0 DP: 2 HBP: 0	WP: 0 PB: 0 SB: 0 CS: 0	PA: 40			
<b>PITCHER</b>	IP	WLS	BF	H	R	ER	SO	BB	IBB	HBP	BLK	WP	HR	S	P	ERA	WHIP								
<b>Claude Osteen, L</b> ERA: 2.5 (1, 1)	5.0	W	26	10	4	3	5	2	0	0	0	0	0	34	42	5.40	2.400								
<b>Phil Regan, R</b> ERA: 1.49 (6, 1)	4.0	S	14	3	1	1	3	0	0	0	0	0	0	20	20	2.25	0.750								

Chicago Cubs @ Los Angeles Dodgers  
Dodger Stadium, Los Angeles, CA  
Wed Jun 15 1966, 7:05 PM PDT  
Att: 22,013 - Unknown

AB	38
R	5
H	13
RBI	4
BB	2
SO	8
LOB	19



Batter	1	2	3	4	5	6	7	8	9	AB	R	H	RBI	BB	SO	LOB	BOTTOM								
<b>Maury Wills, S</b> OBP: 0.337, SLG: 0.344 (1, 6)	F3		BB BB		6-3	K				3	0	0	0	1	1	0									
<b>Jim Gilliam, S</b> OBP: 0.239, SLG: 0.202 (1, 5)	F5		BB BB		1B BB	F7				2	1	0	0	2	0	0									
<b>Willie Davis, L</b> OBP: 0.306, SLG: 0.369 (1, 8)	K		1-2 2-3 3-H		1B 1B			F2		3	1	1	1	1	1	0									
<b>Tommy Davis, R</b> OBP: 0.306, SLG: 0.396 (1, 7)		P4			1B HR			P4		4	1	1	1	0	1	3									
<b>Lou Johnson, R</b> OBP: 0.330, SLG: 0.461 (1, 9)		K			HR 1B			6-3		4	1	1	1	0	2	3									
<b>Wes Parker, S</b> OBP: 0.349, SLG: 0.454 (1, 3)		BB 1B			HR 1B			4-3		4	1	2	3	0	0	3									
<b>John Kennedy, R</b> OBP: 0.244, SLG: 0.268 (1, 4)		BB 1B			B1-3	K		K		3	0	0	0	1	2	0									
<b>Jeff Torborg, R</b> OBP: 0.291, SLG: 0.292 (1, 2)		F7			1-4-3	F3		1B		4	0	1	0	0	0	2									
<b>Claude Osteen, L</b> OBP: 0.243, SLG: 0.371 (1, 1)					F8			4-3		1	1	0	0	1	0	0									
<b>Phil Regan, R</b> OBP: 0.071, SLG: 0.071 (6, 1)					BB BB			6-3		2	0	0	0	0	0	1									
<b>Inning Stats</b>	R: 0 E: 0 K: 1 S: 5	H: 0 LOB: 0 BB: 0 P: 5	R: 0 E: 0 K: 1 S: 6	H: 1 LOB: 2 BB: 1 P: 10	R: 1 E: 0 K: 2 S: 7	H: 0 LOB: 3 BB: 4 P: 23	R: 0 E: 0 K: 0 S: 3	H: 0 LOB: 0 BB: 0 P: 3	R: 5 E: 0 K: 1 S: 9	H: 4 LOB: 0 BB: 1 P: 13	R: 0 E: 0 K: 1 S: 5	H: 0 LOB: 0 BB: 0 P: 5	R: 0 E: 0 K: 0 S: 3	H: 0 LOB: 0 BB: 0 P: 3	R: 0 E: 0 K: 1 S: 6	H: 1 LOB: 1 BB: 0 P: 6	R: 0 E: 0 K: 1 S: 6	H: 0 LOB: 1 BB: 0 P: 6	1B: 5 2B: 0 3B: 0 HR: 1	SF: 0 SAC: 0 DP: 0 HBP: 0	WP: 0 PB: 0 SB: 0 CS: 0	PA: 36			
<b>PITCHER</b>	IP	WLS	BF	H	R	ER	SO	BB	IBB	HBP	BLK	WP	HR	S	P	ERA	WHIP								
<b>Ken Holtzman, L</b> ERA: 3.99 (1, 1)	2.0	L	12	4	1	1	2	5	0	0	0	0	0	11	31	4.50	3.000								
<b>Fergie Jenkins, R</b> ERA: 4.34 (3, 1)	3.0	L	14	4	5	5	3	1	0	0	0	0	1	19	23	15.00	1.667								
<b>Chuck Estrada, R</b> ERA: 5.4 (6, 1)	2.0		6	0	0	0	1	0	0	0	0	0	0	8	8	0.00	0.000								
<b>Bill Hands, R</b> ERA: 3.0 (8, 1)	1.0		4	1	0	0	1	0	0	0	0	0	0	6	6	0.00	1.000								

Chicago Cubs @ Los Angeles Dodgers  
Dodger Stadium, Los Angeles, CA  
Wed Jun 15 1966, 7:05 PM PDT  
Att: 22,013 - Unknown

AB	30
R	6
H	6
RBI	6
BB	6
SO	7
LOB	12





Batter	1	2	3	4	5	6	7	8	9	AB	R	H	RBI	BB	SO	LOB	TOP			
<b>Glenn Beckert, R</b> OBP: 0.306, SLG: 0.329 (1, 4)	0-0 1-3	0-0 2H 1B		0-0 6-3			0-0 F8		0-0 E S 1B	5	0	2	1	0	0	0				
<b>Lee Thomas, L</b> OBP: 0.256, SLG: 0.327 (1, 7)	0-0 4-3	0-0 3-1			1-0 SH3-4 1B HBP		0-0 F7		0-3 K	4	0	0	0	0	1	2				
<b>Billy Williams, L</b> OBP: 0.300, SLG: 0.361 (1, 9)	0-0 P6		0-0 FC6 2B		0-0 SH3-4 1B		0-0 1B		0-0 F9	5	0	3	0	0	0	1				
<b>Ron Santo, R</b> OBP: 0.402, SLG: 0.531 (1, 5)		4-0 BB 1B BB	0-0 FC6 G6-4-3		0-0 SH3-4		0-0 1-2 1B			2	1	1	0	1	0	1				
<b>14 Ernie Banks, R</b> OBP: 0.281, SLG: 0.358 (1, 3)		0-3 K	0-0 F8		4-0 G5-4-3 1B		0-3 K			3	0	0	0	1	2	5				
<b>Byron Browne, R</b> OBP: 0.304, SLG: 0.457 (1, 8)		4-0 1B 2B BB	0-0 G6-4-3		0-0 G5-4-3			0-3 K		3	1	0	0	1	1	5				
<b>Randy Hundley, R</b> OBP: 0.285, SLG: 0.394 (1, 2)		0-0 F2		0-0 SH5-3 SH3-4 2B		0-0 F7		0-0 F8		4	1	1	0	0	0	2				
<b>Don Kessinger, S</b> OBP: 0.261, SLG: 0.259 (1, 6)		0-0 2B 1B	0-0 SH5-3		0-3 K		0-0 L5			3	1	1	1	0	1	0				
<b>Bob Hendley, R</b> OBP: 0.250, SLG: 0.286 (1, 1)		0-0 2B 1B	0-0 SH3-4		0-3 K		0-3 K		0-3 K	1	1	1	2	0	0	0				
<b>Cal Koonce, R</b> (3, 1)										2	0	0	1	0	2	0				
<b>Billy Hoelt, L</b> OBP: 0.500, SLG: 0.500 (9, 1)		1-H 3-H 1B 2B		3-H						0	0	0	0	0	0	0				
<b>Inning Stats</b>	R: 0 E: 0 K: 0 S: 3	H: 0 LOB: 0 BB: 0 P: 3	R: 4 E: 0 K: 1 S: 8	H: 3 LOB: 1 BB: 2 P: 16	R: 0 E: 0 K: 0 S: 4	H: 1 LOB: 0 BB: 0 P: 4	R: 1 E: 0 K: 0 S: 4	H: 1 LOB: 0 BB: 0 P: 4	R: 0 E: 0 K: 2 S: 7	H: 0 LOB: 0 BB: 0 P: 7	R: 0 E: 0 K: 1 S: 5	H: 2 LOB: 0 BB: 0 P: 5	R: 0 E: 0 K: 1 S: 5	H: 0 LOB: 0 BB: 0 P: 5	R: 0 E: 0 K: 2 S: 8	H: 1 LOB: 1 BB: 0 P: 8	1B: 6 2B: 3 3B: 0 HR: 0	SF: 0 SAC: 0 DP: 2 HBP: 1	WP: 0 PB: 0 SB: 1 CS: 0	PA: 39
<b>PITCHER</b> <b>Don Drysdale, R</b> ERA: 4.41 (1, 1)	IP: 9.0 WLS: L BF: 39 H: 9 R: 5 ER: 5 SO: 7 BB: 2 IBB: 1 HBP: 1 BLK: 0 WP: 0 HR: 0 S: 49 P: 62 ERA: 5.00 WHIP: 1.222																			

Chicago Cubs @ Los Angeles Dodgers  
Dodger Stadium, Los Angeles, CA  
Thu Jun 16 1966, 7:05 PM PDT  
Att: 21,545 - Unknown - 65 F

AB 32  
R 5  
H 9  
RBI 5  
BB 3  
SO 7  
LOB 16



Batter	1	2	3	4	5	6	7	8	9	AB	R	H	RBI	BB	SO	LOB	BOTTOM			
<b>Maury Wills, S</b> OBP: 0.339, SLG: 0.342 (1, 6)	4-0 CS BB	0-3 K			0-0 P7		0-0 3-1		0-0 1-3 2-H 1B	4	0	1	1	1	1	1				
<b>Wes Parker, S</b> OBP: 0.350, SLG: 0.447 (1, 3)	4-0 1-2 BB BB		4-0 FC4-6 BB		0-3 K		0-0 4-3		0-0 F9	3	0	0	0	2	1	2				
<b>Willie Davis, L</b> OBP: 0.305, SLG: 0.366 (1, 8)	0-0 F8		0-0 FC4-6 1B 1B		0-0 1B		0-0 K2-3		0-0 F8	4	1	1	0	0	0	2				
<b>Tommy Davis, R</b> OBP: 0.313, SLG: 0.394 (1, 7)	4-0 1-2 BB		0-0 1B		0-3 K		0-0 F9		0-0 F9	3	0	1	0	1	1	1				
<b>Lou Johnson, R</b> OBP: 0.333, SLG: 0.459 (1, 9)	0-0 F3		0-0 G4-6-3 1B		4-0 FC4 BB		0-3 K			3	0	1	1	1	1	2				
<b>Nate Oliver, R</b> OBP: 0.247, SLG: 0.260 (1, 4)		4-0 2B BB	0-0 G4-6-3		0-0 F8		0-0 1-3		0-0 1-3	2	1	0	0	1	0	3				
<b>Jim Gilliam, S</b> OBP: 0.236, SLG: 0.200 (9, PH)			0-0 G4-6-3		0-0 F8		0-0 4-3		0-0 4-3	1	0	0	0	0	0	0				
<b>John Kennedy, R</b> OBP: 0.247, SLG: 0.282 (1, 5)		0-0 CS 2B		0-0 5-3		0-0 F2		0-0 4-3	3	0	1	1	0	0	1	0				
<b>John Roseboro, L</b> OBP: 0.333, SLG: 0.404 (9, PH)		1-H 2B			0-0 F2		0-0 4-3		0-0 4-3	1	0	0	0	0	0	0				
<b>Jeff Torborg, R</b> OBP: 0.293, SLG: 0.293 (1, 2)		0-0 6-3		0-0 G6-4-3 1B		0-0 FC4		0-0 BB 1B	3	0	1	0	0	0	2					
<b>Jim Lefebvre, S</b> OBP: 0.347, SLG: 0.508 (9, PH)		2-3		0-0 G6-4-3 1B		1-2		0-0 BB 1B	1	1	1	0	0	0	0					
<b>Don Drysdale, R</b> OBP: 0.250, SLG: 0.324 (1, 1)		4-0 BB		0-0 G6-4-3		0-0 5-3		4-0 BB	2	0	0	0	1	0	1					
<b>Wes Covington, L</b> OBP: 0.130, SLG: 0.048 (9, PH)				0-0 G6-4-3					0-0 BB	0	0	0	0	1	0	0				
<b>Derrell Griffith, L</b> OBP: 0.170, SLG: 0.067 (9, PR)				1-2					1-2 BB	0	0	0	0	0	0	0				
<b>Inning Stats</b>	R: 0 E: 0 K: 0 S: 2	H: 0 LOB: 2 BB: 3 P: 14	R: 1 E: 0 K: 1 S: 5	H: 1 LOB: 1 BB: 2 P: 13	R: 1 E: 0 K: 0 S: 4	H: 2 LOB: 1 BB: 1 P: 8	R: 0 E: 0 K: 0 S: 3	H: 1 LOB: 0 BB: 0 P: 3	R: 0 E: 0 K: 2 S: 8	H: 1 LOB: 1 BB: 0 P: 8	R: 0 E: 0 K: 0 S: 3	H: 0 LOB: 0 BB: 0 P: 3	R: 0 E: 0 K: 1 S: 5	H: 0 LOB: 0 BB: 0 P: 5	R: 1 E: 0 K: 0 S: 5	H: 2 LOB: 2 BB: 1 P: 9	1B: 6 2B: 1 3B: 0 HR: 0	SF: 0 SAC: 0 DP: 2 HBP: 0	WP: 0 PB: 0 SB: 0 CS: 2	PA: 38
<b>PITCHER</b> <b>Bob Hendley, L</b> ERA: 5.4 (1, 1)	IP: 2.1 WLS: W BF: 14 H: 4 R: 1 ER: 1 SO: 3 BB: 2 IBB: 0 HBP: 0 BLK: 0 WP: 0 HR: 0 S: 10 P: 34 ERA: 7.71 WHIP: 3.857																			
<b>Cal Koonce, R</b> ERA: 7.04 (3, 1)	6.1 W 23 4 1 1 3 2 0 0 0 0 0 27 35 1.42 0.947																			
<b>Billy Hoelt, L</b> ERA: 3.77 (9, 1)	0.1 S 1 0 0 0 0 0 0 0 0 0 0 1 1 0.00 0.000																			

Chicago Cubs @ Los Angeles Dodgers  
Dodger Stadium, Los Angeles, CA  
Thu Jun 16 1966, 7:05 PM PDT  
Att: 21,545 - Unknown - 65 F

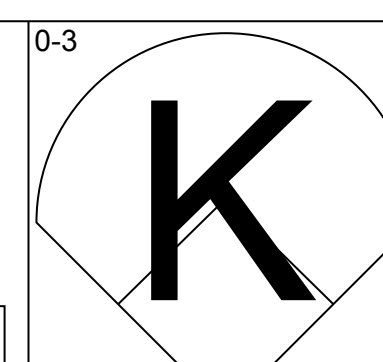
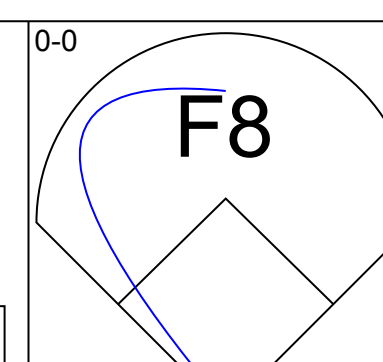
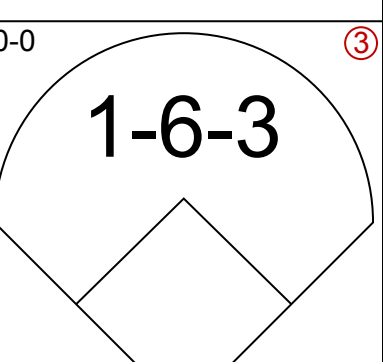
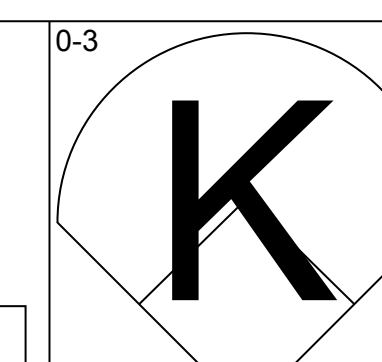
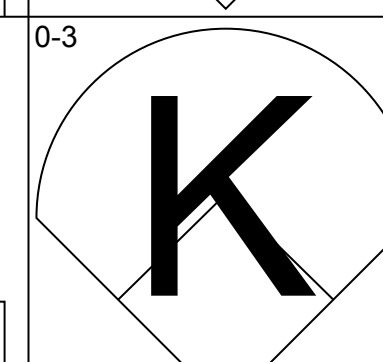
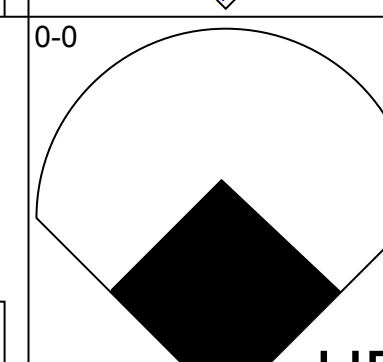
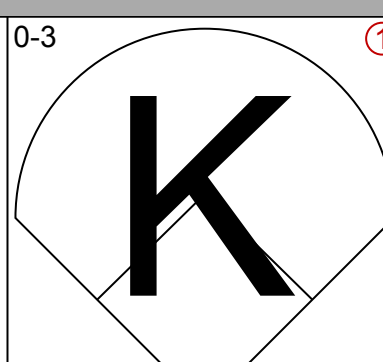
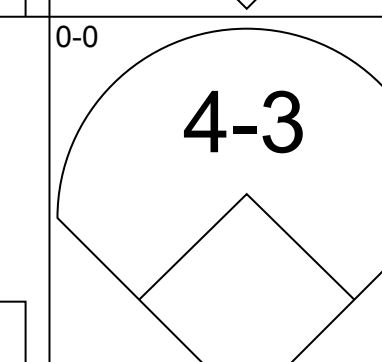
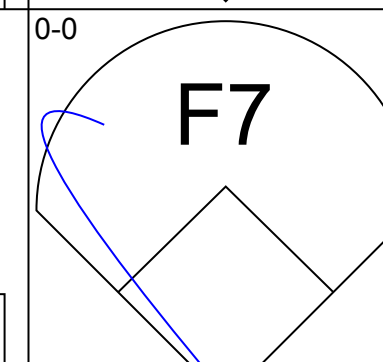
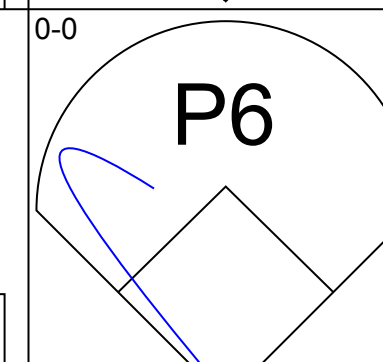
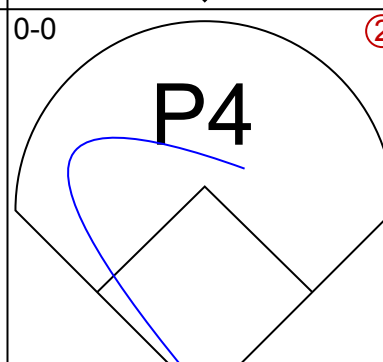
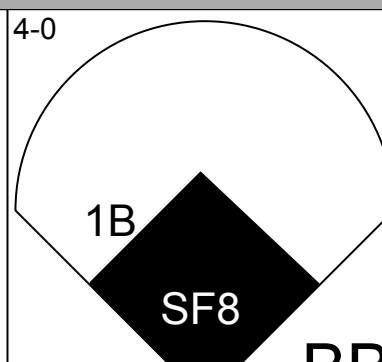
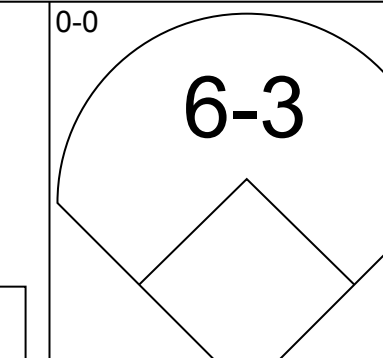
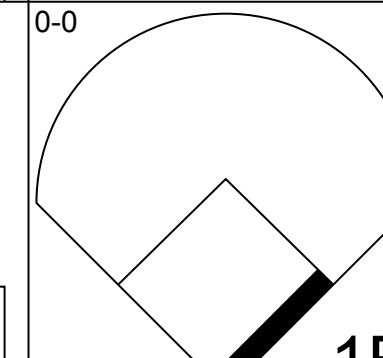
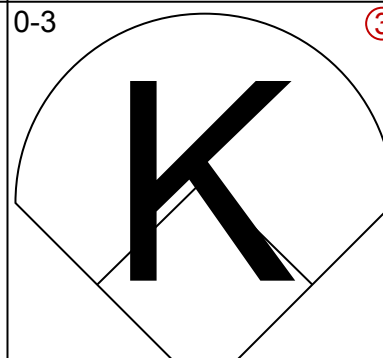
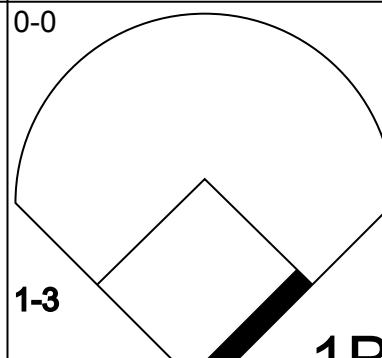
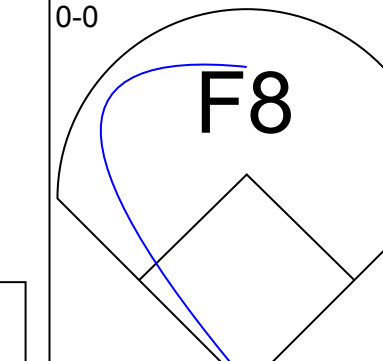
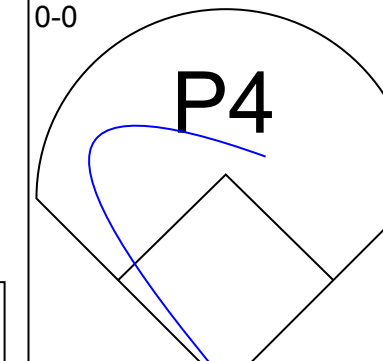
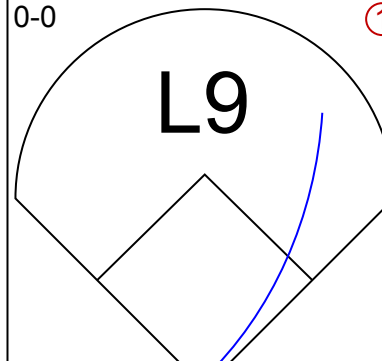
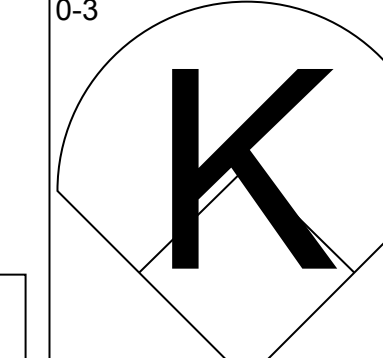
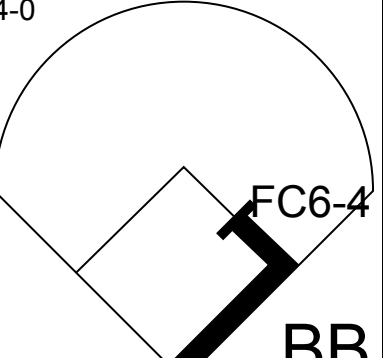
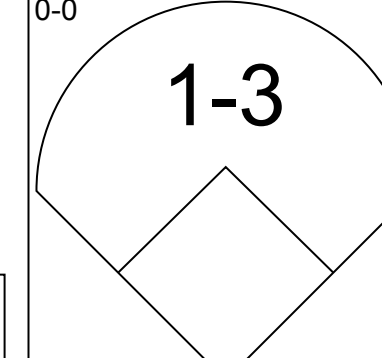
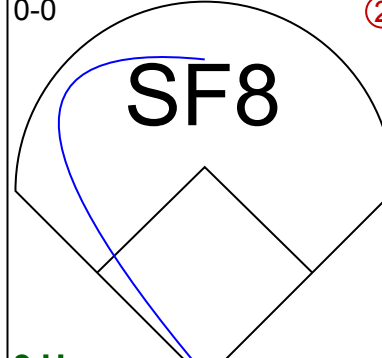
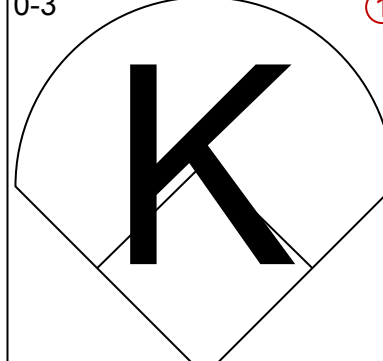
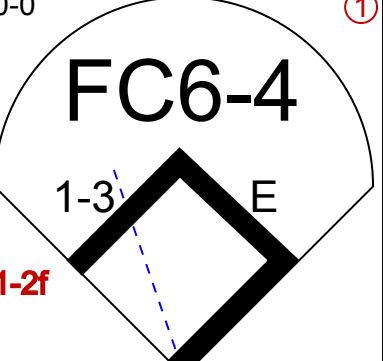
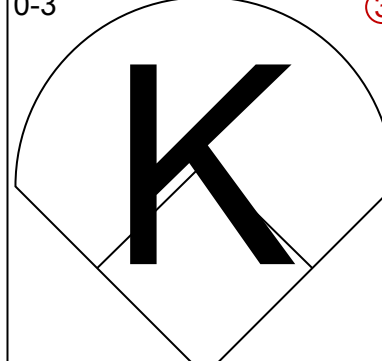
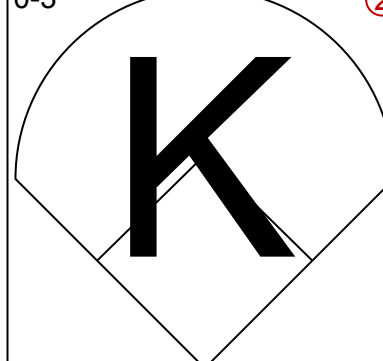
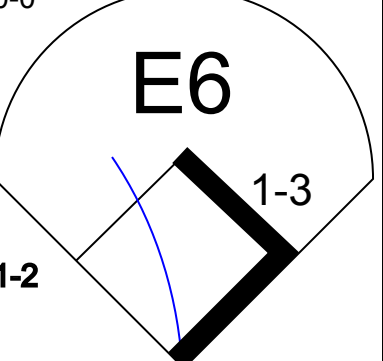
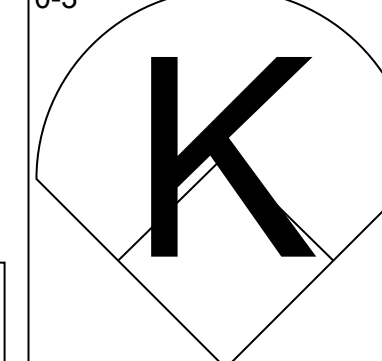
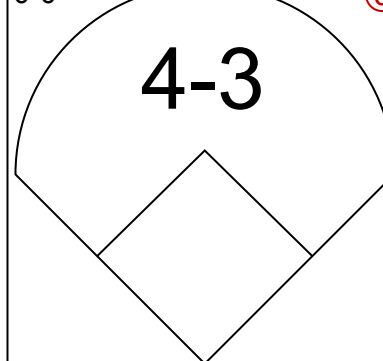
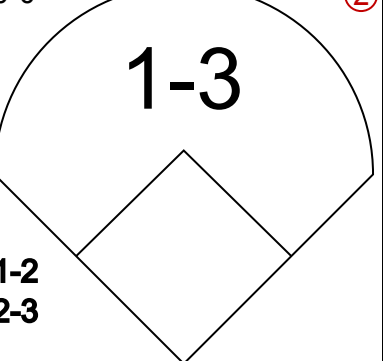
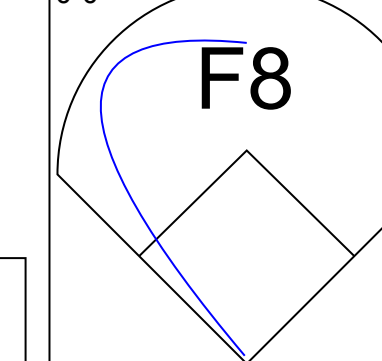
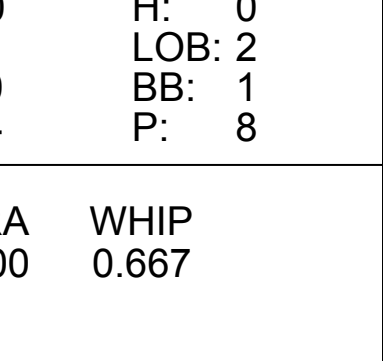
AB 30  
R 3  
H 7  
RBI 3  
BB 8  
SO 4  
LOB 15

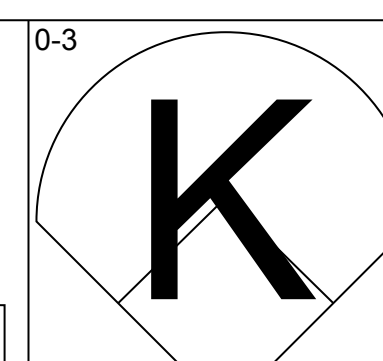
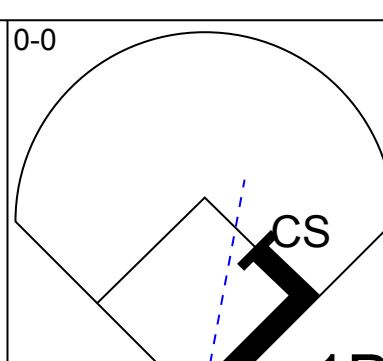
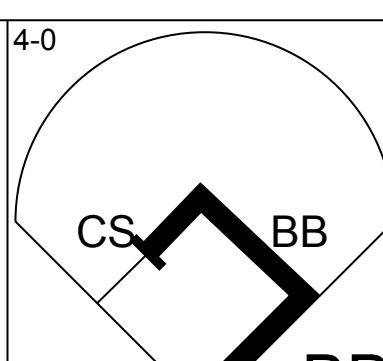
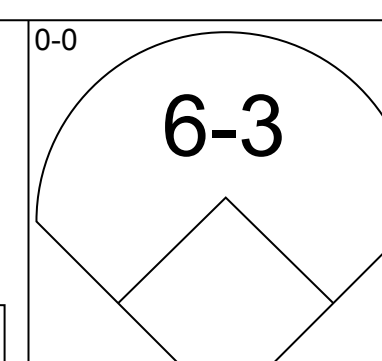
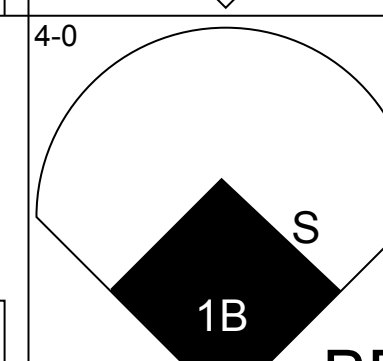
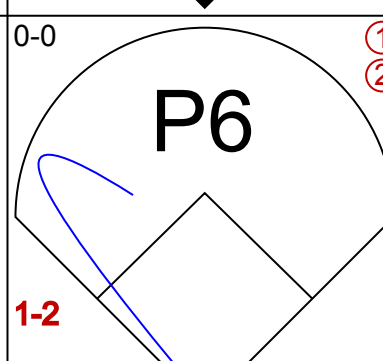
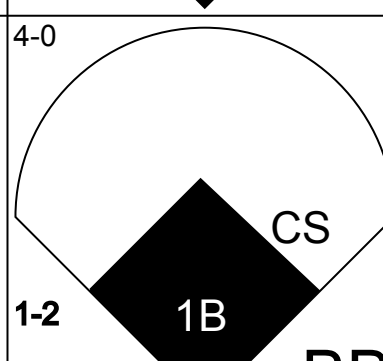
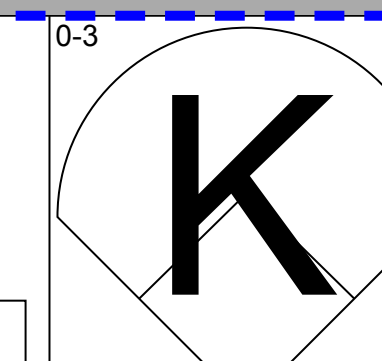
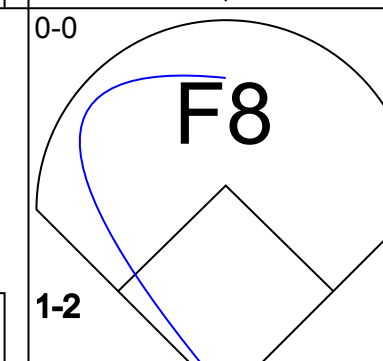
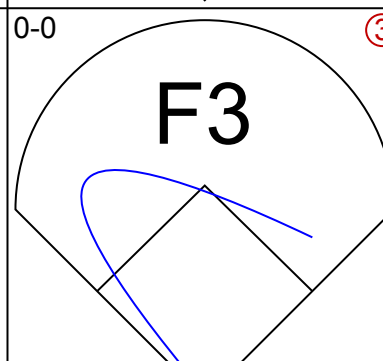
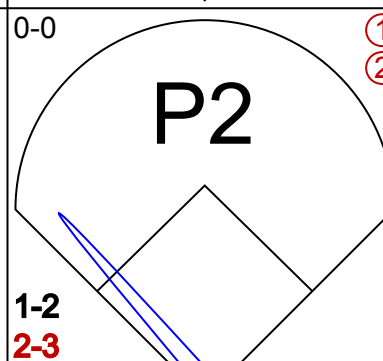
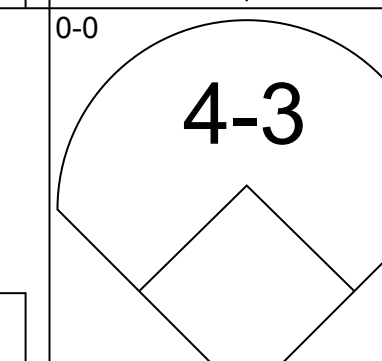
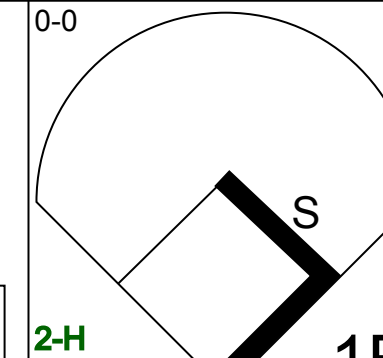
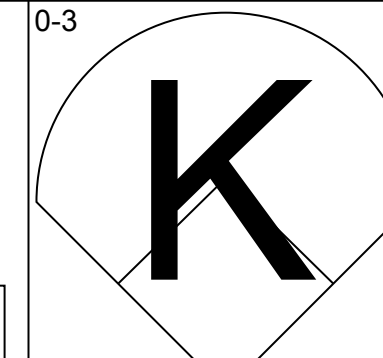
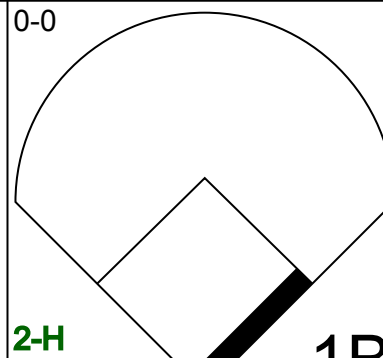
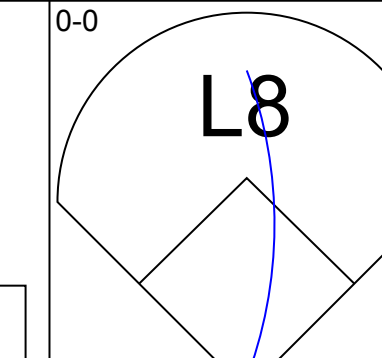
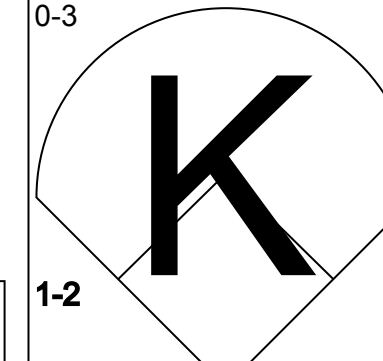
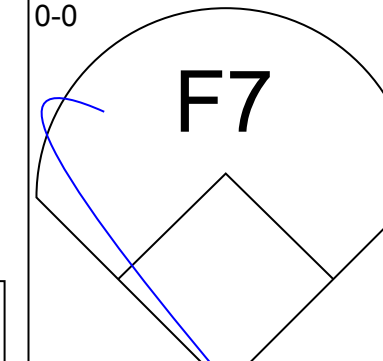
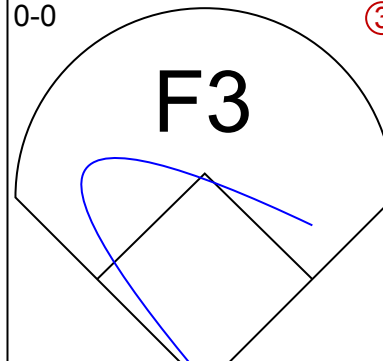
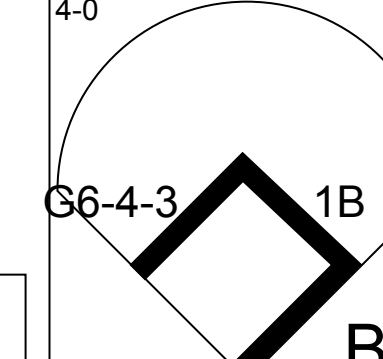
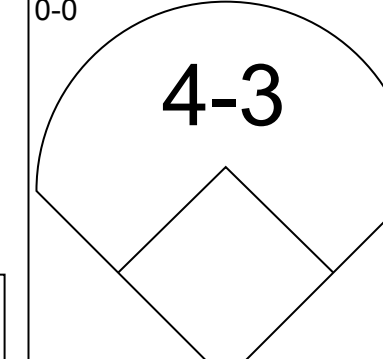
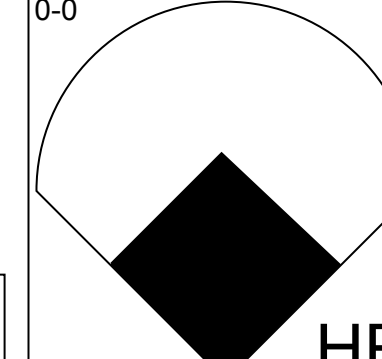
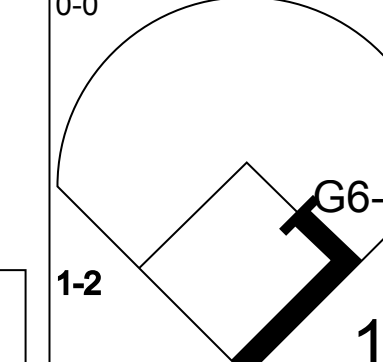
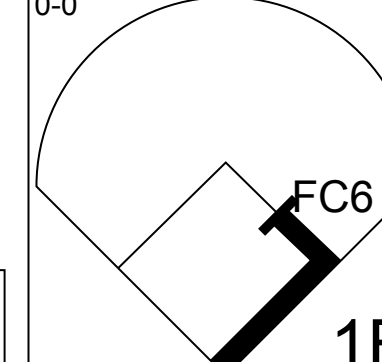
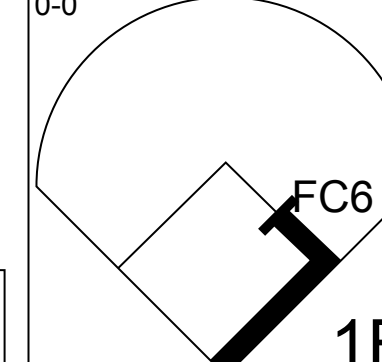
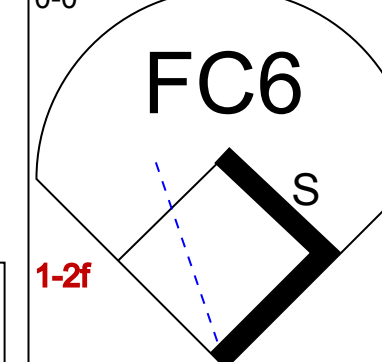
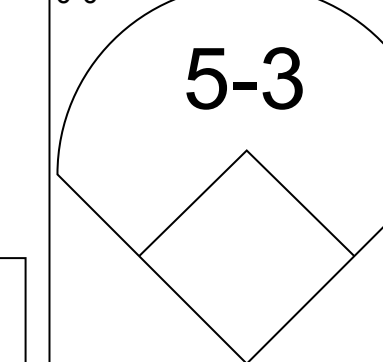
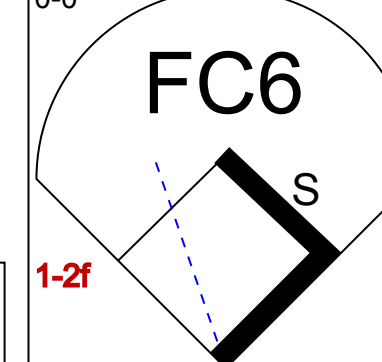
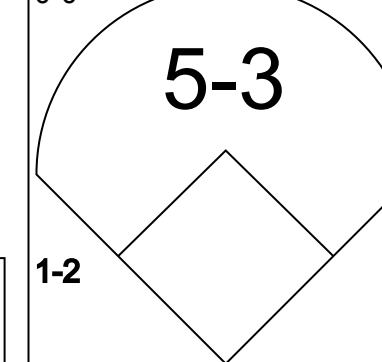
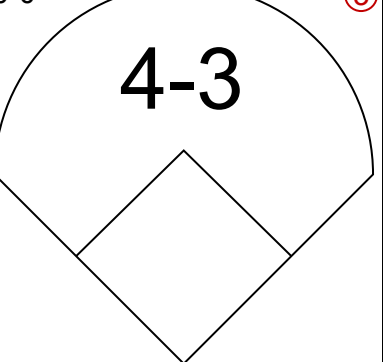
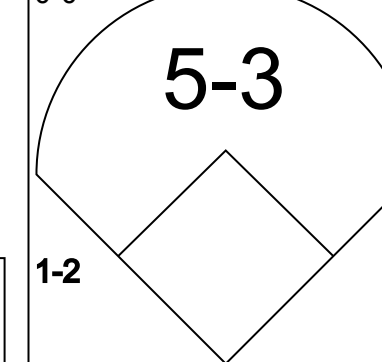








Batter	1	2	3	4	5	6	7	8	9	AB	R	H	RBI	BB	SO	LOB	TOP		
Tito Fuentes, S (1,4) Hal Lanier, R (3,4) OBP: 0.293, SLG: 0.347 OBP: 0.243, SLG: 0.288										1	0	0	0	0	1	0	San Francisco Giants @ Los Angeles Dodgers Dodger Stadium, Los Angeles, CA Sat Jun 18 1966, 7:05 PM PDT Att: 54,567 - Unknown		
Jim Davenport, R (1,6) OBP: 0.346, SLG: 0.430										4	1	1	1	0	2	0			
Willie Mays, R (1,8) OBP: 0.344, SLG: 0.541										3	1	0	0	1	0	0			
Jim Ray Hart, R (1,5) OBP: 0.374, SLG: 0.542										4	0	2	0	0	1	0			
Cap Peterson, R (1,7) OBP: 0.282, SLG: 0.254										4	0	0	0	0	0	3			
Willie McCovey, L (1,3) OBP: 0.364, SLG: 0.561										2	0	0	1	1	1	0			
Ollie Brown, R (1,9) OBP: 0.280, SLG: 0.272										4	0	1	0	0	2	2			
Dick Dietz, R (1,2)										3	0	0	0	0	2	2			
Ray Sadecki, L (1,1) Ozzie Virgil, R (8,PH) Bill Henry, L (8,1)										2	0	0	0	0	0	2			
										1	0	0	0	0	0	0			
<b>Inning Stats</b>	R: 0 E: 0 K: 2 S: 7	H: 0 LOB: 0 BB: 0 P: 7	R: 0 E: 0 K: 1 S: 5	H: 0 LOB: 0 BB: 0 P: 5	R: 0 E: 0 K: 2 S: 7	H: 0 LOB: 0 BB: 0 P: 7	R: 1 E: 0 K: 0 S: 5	H: 2 LOB: 1 BB: 0 P: 5	R: 0 E: 1 K: 0 S: 4	H: 0 LOB: 2 BB: 1 P: 8	R: 0 E: 0 K: 1 S: 6	H: 1 LOB: 1 BB: 0 P: 6	R: 0 E: 0 K: 1 S: 5	H: 0 LOB: 0 BB: 0 P: 5	R: 1 E: 0 K: 1 S: 6	H: 1 LOB: 1 BB: 1 P: 10	1B: 3 2B: 0 3B: 0 HR: 1	SF: 1 SAC: 0 DP: 0 HBP: 0	WP: 0 PA: 34 PB: 0 SB: 0 CS: 0
<b>PITCHER</b> Sandy Koufax, L (1,1) ERA: 1.57	IP: 9.0 WLS: W BF: 34 H: 4 R: 2 ER: 2 SO: 10 BB: 2 IBB: 0 HBP: 0 BLK: 0 WP: 0 HR: 1 S: 52 P: 60 ERA: 2.00 WHIP: 0.667															<b>PITCHER</b>			

Batter	1	2	3	4	5	6	7	8	9	AB	R	H	RBI	BB	SO	LOB	BOTTOM		
Maury Wills, S (1,6) OBP: 0.344, SLG: 0.345										3	0	1	0	1	1	1	San Francisco Giants @ Los Angeles Dodgers Dodger Stadium, Los Angeles, CA Sat Jun 18 1966, 7:05 PM PDT Att: 54,567 - Unknown		
Wes Parker, S (1,3) OBP: 0.351, SLG: 0.440										2	2	0	0	2	1	1			
Willie Davis, L (1,8) OBP: 0.294, SLG: 0.352										4	0	0	0	0	0	3			
Tommy Davis, R (1,7) OBP: 0.317, SLG: 0.393										4	0	2	2	0	1	0			
Lou Johnson, R (1,9) OBP: 0.322, SLG: 0.441										3	0	0	0	0	1	2			
Jim Lefebvre, S (1,5) John Kennedy, R (8,5) OBP: 0.346, SLG: 0.522 OBP: 0.247, SLG: 0.282										2	1	1	1	1	0	0			
John Roseboro, L (1,2) OBP: 0.340, SLG: 0.415										3	0	2	0	0	0	0			
Nate Oliver, R (1,4) OBP: 0.312, SLG: 0.241										3	0	0	0	0	0	3			
Sandy Koufax, R (1,1) OBP: 0.082, SLG: 0.064										3	0	0	0	0	0	2			
<b>Inning Stats</b>	R: 1 E: 0 K: 2 S: 8	H: 1 LOB: 1 BB: 1 P: 12	R: 0 E: 0 K: 0 S: 3	H: 1 LOB: 1 BB: 1 P: 7	R: 0 E: 0 K: 0 S: 3	H: 1 LOB: 0 BB: 0 P: 3	R: 0 E: 0 K: 1 S: 5	H: 0 LOB: 0 BB: 0 P: 5	R: 0 E: 0 K: 0 S: 3	H: 0 LOB: 0 BB: 0 P: 3	R: 1 E: 0 K: 0 S: 3	H: 1 LOB: 1 BB: 2 P: 11	R: 1 E: 0 K: 0 S: 5	H: 2 LOB: 1 BB: 0 P: 5	R: 0 E: 0 K: 1 S: 5	H: 0 LOB: 0 BB: 0 P: 5	1B: 5 2B: 0 3B: 0 HR: 1	SF: 0 SAC: 0 DP: 1 HBP: 0	WP: 0 PA: 31 PB: 0 SB: 3 CS: 3
<b>PITCHER</b> Ray Sadecki, L (1,1) Bill Henry, L (8,1) ERA: 4.37 ERA: 0.66	IP: 7.0 WLS: L BF: 28 H: 6 R: 3 ER: 3 SO: 3 BB: 4 IBB: 0 HBP: 0 BLK: 0 WP: 0 HR: 1 S: 30 P: 46 ERA: 3.86 WHIP: 1.429															<b>PITCHER</b>			

AB	31
R	2
H	4
RBI	2
BB	2
SO	10
LOB	11



AB	27
R	3
H	6
RBI	3
BB	4
SO	4
LOB	12





Batter	1	2	3	4	5	6	7	8	9	AB	R	H	RBI	BB	SO	LOB	TOP																
Hal Lanier, R OBP: 0.238, SLG: 0.282 (1, 4)	4-3		F7		5-3			FC5-4		4	0	0	0	0	0	2	<b>San Francisco Giants @ Los Angeles Dodgers</b> <b>Dodger Stadium, Los Angeles, CA</b> Sun Jun 19 1966, 3:33 AM PDT Att: 53,527 - Unknown																
Jim Davenport, R OBP: 0.355, SLG: 0.432 (1, 6)	WP 2B 1B		6-3		1-2 1B			F3		4	1	2	0	0	0	1																	
Willie Mays, R OBP: 0.351, SLG: 0.545 (1, 8)	1-H 2B		BB		BB			4-0 IBB		2	0	1	1	2	0	0																	
Jim Ray Hart, R OBP: 0.372, SLG: 0.535 (1, 5)	BB BB BB		4-3		BB		0-3 K	0-0 1-3		3	0	0	0	1	1	3																	
Cap Peterson, R OBP: 0.280, SLG: 0.253 (1, 7)	F8				3-6 1B		0-3 K		0-0 F3	4	0	1	0	0	1	2																	
Willie McCovey, L OBP: 0.362, SLG: 0.554 (1, 3)	F7		3-6		1-2		0-0 6-3		0-0 G4-6-3 1B	4	0	1	0	0	0	3																	
Ollie Brown, R OBP: 0.279, SLG: 0.271 (1, 9)			F7				0-0 6-3		0-0 G4-6-3 1B	4	0	1	0	0	0	1																	
Dick Dietz, R (1, 2)					4-3		0-0 K			3	0	0	0	0	2	1																	
Joe Gibbon, R OBP: 0.222, SLG: 0.125 (7, 1)			K				0-0 K			0	0	0	0	0	0	0																	
Bobby Bolin, R OBP: 0.219, SLG: 0.179 Bob Barton, R OBP: 0.230, SLG: 0.214 (1, 1) (7, 2)	G6-4-3		1-2		5-3 1B			FC5-4 1B		2	0	1	0	0	0	1																	
<b>Inning Stats</b>	R: 1 E: 0 K: 0 S: 5	H: 2 LOB: 2 BB: 1 P: 9	R: 0 E: 0 K: 1 S: 5	H: 1 LOB: 0 BB: 0 P: 5	R: 0 E: 0 K: 0 S: 3	H: 0 LOB: 1 BB: 1 P: 7	R: 0 E: 0 K: 0 S: 3	H: 1 LOB: 0 BB: 0 P: 3	R: 0 E: 0 K: 2 S: 4	H: 2 LOB: 2 BB: 0 P: 4	R: 0 E: 0 K: 1 S: 5	H: 0 LOB: 0 BB: 0 P: 5	R: 0 E: 0 K: 0 S: 4	H: 1 LOB: 1 BB: 1 P: 8	R: 0 E: 0 K: 0 S: 3	H: 1 LOB: 0 BB: 0 P: 3	1B: 7 2B: 2 3B: 0 HR: 0	SF: 0 SAC: 0 DP: 3 HBP: 0	WP: 1 PB: 0 SB: 1 CS: 0	PA: 34													
<b>PITCHER</b>	IP WLS BF H R ER SO BB IBB HBP BLK WP HR S P ERA WHIP	IP WLS BF H R ER SO BB IBB HBP BLK WP HR S P ERA WHIP																															
Claude Osteen, L ERA: 2.42 (1, 1)	7.1	28	7	1	1	4	2	0	0	0	0	1	0	34	42	1.23	1.227																
Phil Regan, R ERA: 1.47 (8, 1)	0.2	3	0	0	0	0	0	1	0	0	0	0	0	2	6	0.00	0.000																
Ron Perranoski, L ERA: 2.79 (9, 1)	1.0	3	1	0	0	0	0	0	0	0	0	0	0	3	3	0.00	1.000																

AB	31
R	1
H	8
RBI	1
BB	3
SO	4
LOB	14



Batter	1	2	3	4	5	6	7	8	9	AB	R	H	RBI	BB	SO	LOB	BOTTOM																
Maury Wills, S OBP: 0.347, SLG: 0.346 (1, 6)	FC3-6 BB			1B SH1-4 1B		0-3 K		0-0 SH5-4		2	0	1	0	1	1	0	<b>San Francisco Giants @ Los Angeles Dodgers</b> <b>Dodger Stadium, Los Angeles, CA</b> Sun Jun 19 1966, 3:33 AM PDT Att: 53,527 - Unknown																
Wes Parker, S OBP: 0.351, SLG: 0.439 (1, 3)	FC3-6 L3			SH1-4		0-0 E4 1B		0-0 F9		3	0	1	0	0	0	3																	
Willie Davis, L OBP: 0.297, SLG: 0.355 (1, 8)	L3			FC6-4 1B		0-0 4-3		0-0 2-H 1B		4	0	2	1	0	0	2																	
Tommy Davis, R OBP: 0.315, SLG: 0.388 (1, 7)			G5-4-3 1B	F8		0-0 F4		0-0 F7		4	0	1	0	0	0	3																	
Lou Johnson, R OBP: 0.322, SLG: 0.440 (1, 9)	G5-4-3			FC6-4		0-0 1B FC5-4 1B				3	1	1	0	0	0	3																	
Jim Lefebvre, S OBP: 0.346, SLG: 0.519 John Kennedy, R OBP: 0.247, SLG: 0.282 (1, 5) (9, 5)	K				G3		0-0 G3			3	0	1	0	0	1	0																	
John Roseboro, L OBP: 0.335, SLG: 0.410 Al Ferrara, R OBP: 0.354, SLG: 0.511 Jeff Torborg, R OBP: 0.293, SLG: 0.293 (1, 2) (7, PH) (8, 2)			F5		6-3		0-0 FC5-4 1B			2	0	0	0	0	0	0																	
Nate Oliver, R OBP: 0.302, SLG: 0.233 (1, 4)				K		0-0 3-1		0-0 FC6-4		3	0	0	0	0	1	1																	
Claude Osteen, L OBP: 0.231, SLG: 0.351 Phil Regan, R OBP: 0.071, SLG: 0.071 Don Drysdale, R OBP: 0.268, SLG: 0.342 Bart Shirley, R OBP: 0.200, SLG: 0.200 Ron Perranoski, L OBP: 0.233, SLG: 0.667 (1, 1) (8, 1) (6, PH) (8, PR) (9, 1)				K		0-0 F9		0-0 SH5-4 1B		2	0	0	0	0	1	0																	
<b>Inning Stats</b>	R: 0 E: 0 K: 0 S: 2	H: 0 LOB: 0 BB: 1 P: 6	R: 0 E: 0 K: 1 S: 5	H: 1 LOB: 0 BB: 0 P: 5	R: 0 E: 0 K: 2 S: 7	H: 0 LOB: 0 BB: 0 P: 7	R: 0 E: 0 K: 0 S: 5	H: 2 LOB: 2 BB: 0 P: 5	R: 0 E: 0 K: 0 S: 3	H: 0 LOB: 0 BB: 0 P: 3	R: 0 E: 1 K: 1 S: 6	H: 1 LOB: 1 BB: 0 P: 6	R: 1 E: 0 K: 0 S: 5	H: 2 LOB: 1 BB: 0 P: 5	R: 1 E: 0 K: 0 S: 5	H: 2 LOB: 1 BB: 0 P: 5		1B: 8 2B: 1 3B: 0 HR: 0	SF: 0 SAC: 2 DP: 2 HBP: 0	WP: 0 PB: 0 SB: 0 CS: 0	PA: 31												
<b>PITCHER</b>	IP WLS BF H R ER SO BB IBB HBP BLK WP HR S P ERA WHIP	IP WLS BF H R ER SO BB IBB HBP BLK WP HR S P ERA WHIP																															
Bobby Bolin, R ERA: 3.01 Joe Gibbon, L ERA: 2.25 (1, 1) (7, 1)	6.1	24	6	1	1	4	1	0	0	0	0	0	0	31	35	1.42	1.105																
	1.2	7	2	1	1	0	0	0	0	0	0	0	0	7	7	5.40	1.200																

AB	28
R	2
H	8
RBI	2
BB	1
SO	4
LOB	13





Batter	1	2	3	4	5	6	7	8	9	AB	R	H	RBI	BB	SO	LOB	TOP										
Maury Wills, S OBP: 0.342, SLG: 0.340	F8		F9		5-3			K		4	0	0	0	0	1	0											
Wes Parker, S OBP: 0.346, SLG: 0.431	F8		K			4-3		4-3		4	0	0	0	0	1	0											
Willie Davis, L OBP: 0.296, SLG: 0.353	P3		CS 1B			L8		F9		4	0	1	0	0	0	0											
Tommy Davis, R OBP: 0.305, SLG: 0.376		F3	CS 1-2	P3		1-3			1-6-3	4	0	0	0	0	0	0											
Lou Johnson, R OBP: 0.325, SLG: 0.441		E7 1B		E1			1B SF7 1B		L6	4	2	2	0	0	0	0											
Jim Lefebvre, S OBP: 0.347, SLG: 0.512		E BB		F8			F9		F9	3	0	0	0	1	0	2											
John Roseboro, L OBP: 0.335, SLG: 0.408		E5 1-2 2-H		F5			1-3 1B			3	0	1	0	0	0	2											
Nate Oliver, R OBP: 0.296, SLG: 0.227	F8				F2		SF7			2	0	0	0	0	0	2											
Jim Gilliam, S OBP: 0.241, SLG: 0.218							3-H			0	0	0	1	0	0	0											
Don Drysdale, R OBP: 0.250, SLG: 0.317								F3		3	0	0	0	0	0	3											
Ron Perranoski, L OBP: 0.333, SLG: 0.667	4-3				F8					0	0	0	0	0	0	0											
Phil Regan, R OBP: 0.071, SLG: 0.071										0	0	0	0	0	0	0											
<b>Inning Stats</b>	R: 0 E: 0 K: 0 S: 3	H: 0 LOB: 0 BB: 0 P: 3	R: 1 E: 2 K: 0 S: 5	H: 1 LOB: 2 BB: 1 P: 9	R: 0 E: 0 K: 1 S: 5	H: 1 LOB: 0 BB: 0 P: 5	R: 0 E: 1 K: 0 S: 4	H: 0 LOB: 1 BB: 0 P: 4	R: 0 E: 0 K: 0 S: 3	H: 0 LOB: 0 BB: 0 P: 3	R: 1 E: 0 K: 0 S: 5	H: 2 LOB: 1 BB: 0 P: 5	R: 0 E: 0 K: 1 S: 5	H: 0 LOB: 0 BB: 0 P: 5	R: 0 E: 0 K: 0 S: 3	H: 0 LOB: 0 BB: 0 P: 3	1B: 4 2B: 0 3B: 0 HR: 0	SF: 1 SAC: 0 DP: 0 HBP: 0	WP: 0 PB: 0 SB: 0 CS: 1	PA: 34							
<b>PITCHER</b>	IP	WLS	BF	H	R	ER	SO	BB	IBB	HBP	BLK	WP	HR	S	P	ERA	WHIP										
Robin Roberts, R ERA: 3.48	(1, 1)	7.0	27	4	2	1	1	1	0	0	0	0	0	28	32	1.29	0.714										
Mike Cuellar, L ERA: 1.99	(8, 1)	1.0	W	3	0	0	0	1	0	0	0	0	0	5	5	0.00	0.000										
Jim Owens, R ERA: 3.25	(9, 1)	1.0	S	3	0	0	0	0	0	0	0	0	0	3	3	0.00	0.000										

Los Angeles Dodgers @ Houston Astros  
Astrodome, Houston, TX  
Mon Jun 20 1966, 8:05 PM EDT  
Att: 33,437 - Unknown

AB	31
R	2
H	4
RBI	1
BB	1
SO	2
LOB	9



Batter	1	2	3	4	5	6	7	8	9	AB	R	H	RBI	BB	SO	LOB	BOTTOM										
Joe Morgan, L OBP: 0.441, SLG: 0.451	1-3		FC6-4 BB		SF8					1	0	0	1	2	0	0											
Sonny Jackson, L OBP: 0.314, SLG: 0.305	E1 1B		FC6-4		G4-6-3		F7			4	1	0	0	0	0	5											
Jimmy Wynn, R OBP: 0.314, SLG: 0.417	P5		F2			FC1-6 BB		E8 2B 1B		3	1	1	0	1	0	3											
Rusty Staub, L OBP: 0.315, SLG: 0.424			F8			FC1-6		1B 2B		4	1	2	2	0	0	3											
Bob Aspromonte, R OBP: 0.282, SLG: 0.304	4-3				G4-6-3 1B		F2		5-3	4	0	1	0	0	0	3											
Lee Maye, L OBP: 0.267, SLG: 0.381					G4-6-3		4-3		P6	3	0	0	0	0	0	2											
Dave Nicholson, R OBP: 0.417, SLG: 0.493					1-2					1	0	0	0	0	0	1											
Chuck Harrison, R OBP: 0.279, SLG: 0.333					4-3					4	0	2	1	0	0	0											
John Bateman, R OBP: 0.333, SLG: 0.519			K							3	1	1	0	0	1	1											
Robin Roberts, S OBP: 0.167, SLG: 0.063										1	0	1	0	1	0	0											
Bill Heath, L OBP: 0.063, SLG: 0.083										1	0	0	0	0	0	1											
Mike Cuellar, L OBP: 0.080, SLG: 0.080			FC6-4 BB							0	0	0	0	0	0	0											
Jim Owens, R ERA: 1.44					G4-6-3 1B					0	0	0	0	0	0	0											
<b>Inning Stats</b>	R: 1 E: 1 K: 0 S: 5	H: 1 LOB: 1 BB: 0 P: 5	R: 0 E: 0 K: 1 S: 5	H: 0 LOB: 0 BB: 0 P: 5	R: 0 E: 0 K: 0 S: 3	H: 1 LOB: 0 BB: 0 P: 3	R: 0 E: 0 K: 0 S: 3	H: 1 LOB: 0 BB: 0 P: 3	R: 1 E: 0 K: 0 S: 4	H: 2 LOB: 0 BB: 0 P: 4	R: 0 E: 0 K: 0 S: 3	H: 0 LOB: 1 BB: 1 P: 7	R: 0 E: 0 K: 0 S: 4	H: 1 LOB: 2 BB: 1 P: 8	R: 2 E: 1 K: 0 S: 6	H: 3 LOB: 1 BB: 0 P: 6	1B: 6 2B: 2 3B: 0 HR: 0	SF: 1 SAC: 1 DP: 2 HBP: 0	WP: 0 PB: 0 SB: 1 CS: 0	PA: 35							
<b>PITCHER</b>	IP	WLS	BF	H	R	ER	SO	BB	IBB	HBP	BLK	WP	HR	S	P	ERA	WHIP										
Don Drysdale, R ERA: 4.38	(1, 1)	7.0	L	31	7	4	3	1	0	0	0	0	0	29	45	3.86	1.429										
Ron Perranoski, L ERA: 2.79	(8, 1)	0.1		1	0	0	0	0	0	0	0	0	0	1	1	0.00	0.000										
Phil Regan, R ERA: 1.44	(8, 1)	0.2		3	1	0	0	0	0	0	0	0	0	3	3	0.00	1.500										

Los Angeles Dodgers @ Houston Astros  
Astrodome, Houston, TX  
Mon Jun 20 1966, 8:05 PM EDT  
Att: 33,437 - Unknown

AB	29
R	4
H	8
RBI	4
BB	4
SO	1
LOB	19





Batter	1	2	3	4	5	6	7	8	9	AB	R	H	RBI	BB	SO	LOB	TOP		
Maury Wills, S OBP: 0.347, SLG: 0.347 (1, 6)										4	0	2	2	1	0	1	<b>Los Angeles Dodgers @ Houston Astros</b> Astrodome, Houston, TX Tue Jun 21 1966, 8:05 PM EDT Att: 27,525 - Unknown		
Wes Parker, S OBP: 0.347, SLG: 0.430 (1, 3)										5	0	2	1	0	0	3			
Willie Davis, L OBP: 0.290, SLG: 0.345 (1, 8)										5	0	0	0	0	2	5			
Tommy Davis, R OBP: 0.303, SLG: 0.372 (1, 7)										4	0	1	0	0	0	1			
Lou Johnson, R OBP: 0.324, SLG: 0.437 (1, 9)										4	0	1	0	0	1	1			
Jim Lefebvre, S OBP: 0.350, SLG: 0.526 (7, 4)										4	3	2	1	0	0	1			
John Roseboro, L OBP: 0.327, SLG: 0.397 (1, 2)										4	0	0	0	0	0	3			
Nate Oliver, R OBP: 0.300, SLG: 0.244 (7, PH)										2	0	1	0	0	0	0			
Jim Gilliam, S OBP: 0.254, SLG: 0.233 (7, 5)										2	1	2	0	0	0	0			
Don Sutton, R OBP: 0.219, SLG: 0.357 (6, 1)										2	0	0	0	0	0	1			
Bob Miller, R OBP: 0.254, SLG: 0.357 (6, 1)										1	0	0	0	0	0	2			
Ron Perranoski, L OBP: 0.333, SLG: 0.687 (7, PH)										0	0	0	0	0	0	0			
Wes Covington, L OBP: 0.196, SLG: 0.144 (7, PH)										0	0	0	0	0	0	2			
Joe Moeller, R OBP: 0.196, SLG: 0.144 (7, 1)										0	0	0	0	0	0	0			
Al Ferrara, R OBP: 0.196, SLG: 0.144 (6, PH)										1	0	0	0	0	0	2			
<b>Inning Stats</b>	R: 0 E: 0 K: 0 S: 4	H: 1 LOB: 1 BB: 0 P: 4	R: 1 E: 0 K: 0 S: 4	H: 1 LOB: 0 BB: 0 P: 4	R: 0 E: 0 K: 1 S: 6	H: 1 LOB: 1 BB: 0 P: 6	R: 0 E: 0 K: 0 S: 4	H: 0 LOB: 0 BB: 0 P: 4	R: 0 E: 0 K: 2 S: 7	H: 0 LOB: 0 BB: 0 P: 7	R: 2 E: 0 K: 0 S: 6	H: 3 LOB: 1 BB: 0 P: 6	R: 0 E: 0 K: 0 S: 3	H: 1 LOB: 0 BB: 0 P: 3	R: 1 E: 1 K: 0 S: 6	H: 2 LOB: 3 BB: 1 P: 10	1B: 8 2B: 2 3B: 0 HR: 1	SF: 0 SAC: 0 DP: 1 HBP: 0	WP: 0 PA: 39 PB: 0 SB: 0 CS: 0
<b>PITCHER</b>	IP WLS BF H R ER SO BB IBB HBP BLK WP HR S P ERA WHIP																		
Turk Farrell, R ERA: 4.54 (1, 1)	6.2 W 28 8 3 3 3 0 0 0 0 0 1 34 34 4.05 1.200																		
Mike Cuellar, L ERA: 1.82 (7, 1)	2.1 S 11 3 1 0 0 1 0 0 0 0 0 0 10 14 0.00 1.714																		

AB	38
R	4
H	11
RBI	4
BB	1
SO	3
LOB	20



Batter	1	2	3	4	5	6	7	8	9	AB	R	H	RBI	BB	SO	LOB	BOTTOM
Joe Morgan, L OBP: 0.444, SLG: 0.454 (1, 4)										5	1	3	1	0	0	1	<b>Los Angeles Dodgers @ Houston Astros</b> Astrodome, Houston, TX Tue Jun 21 1966, 8:05 PM EDT Att: 27,525 - Unknown
Sonny Jackson, L OBP: 0.318, SLG: 0.320 (1, 6)										3	1	2	2	0	1	2	
Jimmy Wynn, R OBP: 0.310, SLG: 0.410 (1, 8)										4	0	0	0	0	1	4	
Rusty Staub, L OBP: 0.314, SLG: 0.421 (1, 9)										4	0	1	0	0	0	1	
Bob Aspromonte, R OBP: 0.285, SLG: 0.307 (1, 5)										4	2	2	0	0	0	1	
Lee Maye, L OBP: 0.266, SLG: 0.377 (1, 7)										4	1	1	0	0	0	2	
Chuck Harrison, R OBP: 0.292, SLG: 0.323 (1, 3)										2	1	0	0	1	0	0	
John Bateman, R OBP: 0.336, SLG: 0.531 (1, 2)										3	1	2	4	0	0	0	
Turk Farrell, R OBP: 0.043, SLG: 0.043 (1, 1)										3	0	1	0	0	1	1	
Mike Cuellar, L OBP: 0.077, SLG: 0.077 (7, 1)										1	0	0	0	0	1	1	
<b>Inning Stats</b>	R: 1 E: 0 K: 0 S: 4	H: 1 LOB: 0 BB: 0 P: 4	R: 1 E: 1 K: 0 S: 4	H: 1 LOB: 1 BB: 0 P: 5	R: 0 E: 0 K: 0 S: 3	H: 0 LOB: 0 BB: 0 P: 3	R: 0 E: 0 K: 2 S: 9	H: 0 LOB: 1 BB: 0 P: 9	R: 4 E: 1 K: 1 S: 10	H: 5 LOB: 2 BB: 1 P: 14	R: 0 E: 0 K: 0 S: 3	H: 1 LOB: 0 BB: 0 P: 3	R: 0 E: 0 K: 1 S: 6	H: 1 LOB: 1 BB: 0 P: 6	1B: 9 2B: 2 3B: 0 HR: 1	SF: 1 SAC: 1 DP: 1 HBP: 1	WP: 0 PA: 37 PB: 0 SB: 2 CS: 0
<b>PITCHER</b>	IP WLS BF H R ER SO BB IBB HBP BLK WP HR S P ERA WHIP																
Don Sutton, R ERA: 3.15 (6, 1)	5.1 L 23 6 4 3 2 0 0 1 0 0 0 0 26 27 5.06 1.125																
Bob Miller, R ERA: 4.05 (6, 1)	0.0 4 3 2 2 0 0 0 0 0 0 0 3 7 -- --																
Ron Perranoski, L ERA: 2.7 (7, 1)	0.2 3 1 1 1 1 0 0 0 0 0 0 5 5 13.50 1.500																
Joe Moeller, R ERA: 1.35 (7, 1)	2.0 7 2 0 0 1 0 0 0 0 0 0 9 9 0.00 1.000																





Batter	1	2	3	4	5	6	7	8	9	AB	R	H	RBI	BB	SO	LOB	TOP					
Maury Wills, S OBP: 0.355, SLG: 0.356	0-0 SH1-3 1B		0-0 4-3		0-0 4-3	0-0 4-3 1B			0-0 G3 1B	5	1	4	2	0	0	0	<b>Los Angeles Dodgers @ Houston Astros</b> Astrodome, Houston, TX Wed Jun 22 1966, 8:05 PM EDT Att: 50,908 - Unknown					
Wes Parker, S OBP: 0.345, SLG: 0.432	0-0 SH1-3		0-0 1B		0-0 4-3	0-3 1-3 2-H 3-H 1B			0-0 G3	4	0	1	0	0	1	4						
Willie Davis, L OBP: 0.292, SLG: 0.346	0-0 4-1		0-0 FC6-4 1B		0-0 4-3		0-0 P5		0-0 1B 1B	5	1	2	1	0	0	2						
Tommy Davis, R OBP: 0.307, SLG: 0.373	0-0 B1-3		0-0 FC6-4			0-0 2B 1B	0-0 F3		0-0 1B 1B	5	1	2	0	0	0	3						
Lou Johnson, R OBP: 0.321, SLG: 0.431		0-0 5-3		0-0 6-3		0-3 K	0-0 P4		0-0 1B	5	0	1	1	0	1	1						
Jim Lefebvre, S OBP: 0.351, SLG: 0.528		0-0 4-3		0-0 FC3-6 1B		0-0 HBP 1B 2B		0-0 6-3	0-0 F7	5	1	2	1	0	0	2						
John Roseboro, L OBP: 0.331, SLG: 0.396			0-0 1B	0-0 FC3-6 FC6-4		0-0 HBP 1B IBB		0-0 L8		3	1	1	0	1	0	1						
Nate Oliver, R OBP: 0.294, SLG: 0.239			0-0 F8	0-0 FC6-4		0-0 1B HBP		0-3 K		2	0	0	0	0	0	2						
Wes Covington, L OBP: 0.160, SLG: 0.045				0-0 FC6-4		0-3 K				0	0	0	0	0	0	0						
John Kennedy, R OBP: 0.244, SLG: 0.279				0-0 FC6-4		0-0 1B HBP				1	0	0	0	0	1	0						
Sandy Koufax, R OBP: 0.075, SLG: 0.059				0-3 K		0-3 K			0-0 P7	4	0	0	0	0	3	3						
<b>Inning Stats</b>	R: 0 E: 0 K: 0 S: 4	H: 1 LOB: 1 BB: 0 P: 4	R: 0 E: 0 K: 0 S: 4	H: 1 LOB: 1 BB: 0 P: 4	R: 0 E: 0 K: 1 S: 7	H: 2 LOB: 2 BB: 0 P: 7	R: 0 E: 0 K: 0 S: 4	H: 1 LOB: 1 BB: 0 P: 4	R: 0 E: 0 K: 1 S: 6	H: 1 LOB: 1 BB: 0 P: 6	R: 3 E: 0 K: 3 S: 12	H: 3 LOB: 2 BB: 1 P: 17	R: 0 E: 0 K: 0 S: 3	H: 0 LOB: 0 BB: 0 P: 3	R: 0 E: 0 K: 1 S: 5	H: 0 LOB: 0 BB: 0 P: 5	R: 2 E: 0 K: 0 S: 7	H: 4 LOB: 2 BB: 0 P: 7	1B: 11 2B: 2 3B: 0 HR: 0	SF: 0 SAC: 1 DP: 0 HBP: 1	WP: 0 PB: 0 SB: 1 CS: 0	PA: 42
<b>PITCHER</b>	IP WLS BF H R ER SO BB IBB HBP BLK WP HR S P ERA WHIP	5.2 L 28 9 3 3 4 0 1 1 0 0 0 34 39 4.76 1.588	6.1 1.1 4 0 0 0 1 0 0 0 0 0 0 6 6 0.00 0.000	8.1 1.2 9 4 2 2 1 0 0 0 0 0 0 11 11 10.80 2.400	9.1 0.1 1 0 0 0 0 0 0 0 0 0 0 1 1 0.00 0.000	<b>PITCHER</b>										IP WLS BF H R ER SO BB IBB HBP BLK WP HR S P ERA WHIP						

AB	39
R	5
H	13
RBI	5
BB	1
SO	6
LOB	18



Batter	1	2	3	4	5	6	7	8	9	AB	R	H	RBI	BB	SO	LOB	BOTTOM					
Joe Morgan, L OBP: 0.438, SLG: 0.447	0-0 F9		0-0 P4		0-0 F8		0-0 P8			4	0	0	0	0	0	2	<b>Los Angeles Dodgers @ Houston Astros</b> Astrodome, Houston, TX Wed Jun 22 1966, 8:05 PM EDT Att: 50,908 - Unknown					
Sonny Jackson, L OBP: 0.317, SLG: 0.319	0-0 1B 1B		0-0 F7		0-0 4-3			0-0 F7		4	1	1	0	0	0	1						
Jimmy Wynn, R OBP: 0.319, SLG: 0.438	0-0 1B 1-3 1B		0-0 2B			0-0 WP 2B		0-0 HR		4	1	4	1	0	0	0						
Dave Nicholson, R OBP: 0.407, SLG: 0.479	0-3 K		0-0 5-3			0-3 K 2-3		0-3 K		4	0	0	0	0	3	4						
Bob Aspromonte, R OBP: 0.285, SLG: 0.306	0-0 1-2 3-H 1B			0-0 6-3		0-0 P6		0-0 F8		4	0	1	1	0	0	1						
Chuck Harrison, R OBP: 0.276, SLG: 0.304	0-0 F7			0-3 K		0-0 F3			0-0 6-3	4	0	0	0	0	1	3						
John Bateman, R OBP: 0.343, SLG: 0.544			0-0 4-3 2B				0-0 2B		0-0 FC6-4 1B	4	0	3	0	0	0	0						
Nate Colbert, R (9, PR)				0-0 F9						0	0	0	0	0	0	0						
Rusty Staub, L OBP: 0.313, SLG: 0.418		0-0 4-3			0-0 FC3-6 1B		0-0 P6		0-0 FC6-4	4	0	1	0	0	0	3						
Bob Bruce, R Claude Raymond, R Felix Mantilla, R Ron Taylor, R Jim Owens, R Ron Brand, R		0-0 9-2-1-5		0-0 FC3-6		0-3 K		0-3 K		2	0	0	0	0	0	2						
<b>Inning Stats</b>	R: 1 E: 0 K: 1 S: 8	H: 3 LOB: 2 BB: 0 P: 8	R: 0 E: 0 K: 0 S: 3	H: 1 LOB: 0 BB: 0 P: 3	R: 0 E: 0 K: 1 S: 4	H: 1 LOB: 1 BB: 0 P: 4	R: 0 E: 0 K: 1 S: 5	H: 0 LOB: 0 BB: 0 P: 5	R: 0 E: 0 K: 1 S: 4	H: 1 LOB: 1 BB: 0 P: 4	R: 0 E: 0 K: 1 S: 6	H: 1 LOB: 1 BB: 0 P: 6	R: 0 E: 0 K: 1 S: 6	H: 1 LOB: 0 BB: 0 P: 6	R: 1 E: 0 K: 1 S: 6	H: 1 LOB: 0 BB: 0 P: 6	R: 0 E: 0 K: 1 S: 6	H: 1 LOB: 1 BB: 0 P: 6	1B: 5 2B: 5 3B: 0 HR: 1	SF: 0 SAC: 0 DP: 1 HBP: 0	WP: 1 PB: 0 SB: 0 CS: 0	PA: 36
<b>PITCHER</b>	IP WLS BF H R ER SO BB IBB HBP BLK WP HR S P ERA WHIP	9.0 W 36 10 2 2 6 0 0 0 0 1 1 48 48 2.00 1.111	<b>PITCHER</b>										IP WLS BF H R ER SO BB IBB HBP BLK WP HR S P ERA WHIP									

AB	36
R	2
H	10
RBI	2
BB	0
SO	6
LOB	18









Batter	1	2	3	4	5	6	7	8	9	AB	R	H	RBI	BB	SO	LOB	TOP					
Maury Wills, S OBP: 0.349, SLG: 0.349	5-3			K		6-3		5-3		4	0	0	0	0	1	0	<b>Los Angeles Dodgers @ Atlanta Braves</b> Atlanta Stadium, Atlanta, GA Sat Jun 25 1966, 3:33 AM EDT Att: 32,063 - Unknown					
Wes Parker, S OBP: 0.345, SLG: 0.428	F7			1B		HR		F5		4	1	2	0	0	0	0						
Willie Davis, L OBP: 0.290, SLG: 0.354	L3			F9		HR		B1		4	1	1	2	0	0	1						
Tommy Davis, R OBP: 0.317, SLG: 0.376		L9		P4					F2	4	0	1	0	0	0	1						
Lou Johnson, R OBP: 0.323, SLG: 0.443		F2				K			E7 F8 1B	4	2	2	1	0	1	1						
Jim Lefebvre, S OBP: 0.242, SLG: 0.513		P6							F8	4	0	0	0	0	0	1						
John Roseboro, L OBP: 0.344, SLG: 0.406 Bart Shirley, R OBP: 0.200, SLG: 0.200				G4-6-3 BB		G3		F7		3	0	1	1	1	0	0						
Nate Oliver, R OBP: 0.292, SLG: 0.240 Wes Covington, L OBP: 0.165, SLG: 0.043 John Kennedy, R OBP: 0.242, SLG: 0.276				G4-6-3		K			F7	2	0	0	0	0	1	1						
Jim Gilliam, S OBP: 0.252, SLG: 0.231 Don Sutton, R OBP: 0.295, SLG: 0.341 Bob Miller, R OBP: 0.343, SLG: 0.495 Al Ferrara, R OBP: 0.343, SLG: 0.495 Jim Brewer, L OBP: 0.500, SLG: 0.500				G3					F7	0	0	0	0	0	0	0						
<b>Inning Stats</b>	R: 0 E: 0 K: 0 S: 3	H: 0 LOB: 0 BB: 0 P: 3	R: 0 E: 0 K: 0 S: 3	H: 0 LOB: 0 BB: 0 P: 3	R: 0 E: 0 K: 0 S: 2	H: 0 LOB: 0 BB: 1 P: 6	R: 0 E: 0 K: 1 S: 6	H: 1 LOB: 1 BB: 0 P: 6	R: 1 E: 0 K: 1 S: 6	H: 1 LOB: 0 BB: 0 P: 6	R: 2 E: 0 K: 1 S: 8	H: 3 LOB: 1 BB: 0 P: 8	R: 0 E: 0 K: 1 S: 5	H: 0 LOB: 1 BB: 1 P: 9	R: 0 E: 0 K: 0 S: 3	H: 0 LOB: 0 BB: 0 P: 3		R: 1 E: 1 K: 0 S: 5	H: 2 LOB: 1 BB: 0 P: 5	1B: 5 2B: 0 3B: 0 HR: 2	SF: 0 SAC: 0 DP: 1 HBP: 0	WP: 0 PB: 0 SB: 0 CS: 0
<b>PITCHER</b> Ken Johnson, R ERA: 3.05	IP: 9.0 WLS: W BF: 35 H: 7 R: 4 ER: 3 SO: 4 BB: 2 IBB: 0 HBP: 0 BLK: 0 WP: 0 HR: 2 S: 41 P: 49 ERA: 3.00 WHIP: 1.000															<b>PITCHER</b>						

Batter	1	2	3	4	5	6	7	8	9	AB	R	H	RBI	BB	SO	LOB	BOTTOM	
Felipe Alou, R OBP: 0.336, SLG: 0.518	5-3		6-3		G6-4-3		FC6-2-5-1			4	0	0	0	0	0	2	<b>Los Angeles Dodgers @ Atlanta Braves</b> Atlanta Stadium, Atlanta, GA Sat Jun 25 1966, 3:33 AM EDT Att: 32,063 - Unknown	
Eddie Mathews, L OBP: 0.300, SLG: 0.337	G3		K			1B	4-3			4	1	1	0	0	1	1		
Hank Aaron, R OBP: 0.379, SLG: 0.610	P6					2B		F9 SH1-3 BB		2	1	1	1	2	0	0		
Mack Jones, L OBP: 0.363, SLG: 0.569		K	F7			F8		SH1-3		3	0	0	0	0	1	1		
Rico Carty, R OBP: 0.386, SLG: 0.414					G6-4-3 1B	HR		F9		3	1	2	1	1	0	1		
Joe Torre, R OBP: 0.359, SLG: 0.504			G6-4-3 HR		G6-4-3	FC5-4 BB				2	1	1	1	2	0	1		
Denis Menke, R OBP: 0.376, SLG: 0.441					P6	FC5-4 CS		1-3		4	0	1	0	0	0	3		
Woody Woodward, R OBP: 0.332, SLG: 0.323		P8				CS		S SH2-3 1B		3	0	1	0	0	0	1		
Ken Johnson, R OBP: 0.172, SLG: 0.345								SH2-3		2	1	2	1	0	0	0		
<b>Inning Stats</b>	R: 0 E: 0 K: 0 S: 3	H: 2 LOB: 1 BB: 1 P: 10	R: 1 E: 0 K: 1 S: 6	H: 1 LOB: 1 BB: 1 P: 10	R: 0 E: 0 K: 0 S: 3	H: 1 LOB: 0 BB: 0 P: 3	R: 3 E: 1 K: 0 S: 5	H: 3 LOB: 0 BB: 1 P: 9	R: 0 E: 0 K: 0 S: 4	H: 1 LOB: 1 BB: 0 P: 4	R: 0 E: 0 K: 0 S: 3	H: 0 LOB: 2 BB: 2 P: 11	R: 0 E: 0 K: 0 S: 3	H: 0 LOB: 2 BB: 2 P: 11	1B: 4 2B: 2 3B: 0 HR: 3	SF: 0 SAC: 2 DP: 2 HBP: 0		WP: 0 PB: 0 SB: 1 CS: 2
<b>PITCHER</b> Don Sutton, R ERA: 3.33 Bob Miller, R ERA: 4.29 Jim Brewer, L ERA: 3.86 Joe Moeller, R ERA: 1.33	IP: 1.1 WLS: L BF: 4 H: 1 R: 1 ER: 1 SO: 2 BB: 2 IBB: 0 HBP: 0 BLK: 0 WP: 0 HR: 1 S: 7 P: 7 ERA: 9.00 WHIP: 2.000															<b>PITCHER</b>		



Batter	1	2	3	4	5	6	7	8	9	AB	R	H	RBI	BB	SO	LOB	TOP					
Maury Wills, S OBP: 0.347, SLG: 0.345	P6		CS BB			FC4-6		B1-3		3	0	0	0	1	0	1	<b>Los Angeles Dodgers @ Atlanta Braves</b> Atlanta Stadium, Atlanta, GA Sat Jun 25 1966, 7:05 PM EDT Att: 47,226 - Unknown					
Wes Parker, S OBP: 0.344, SLG: 0.425	G3 1B		CS	4-3		4-3		4-3		4	0	1	0	0	0	1						
Willie Davis, L OBP: 0.285, SLG: 0.349	G3			K2-3			F7		K	4	0	0	0	0	2	1						
Tommy Davis, R OBP: 0.322, SLG: 0.379	5-3			F8			1B WP HR		G3 1B	4	1	2	0	0	0	1						
Derrell Griffith, L OBP: 0.176, SLG: 0.067										0	0	0	0	0	0	0						
Lou Johnson, R OBP: 0.322, SLG: 0.440		CS 1B			F5		F7		G3	4	0	1	0	0	0	2						
Jim Lefebvre, S OBP: 0.346, SLG: 0.513	K			E 1B 1B			HR 1B		F7	4	1	2	0	0	1	3						
John Roseboro, L OBP: 0.350, SLG: 0.429	F7			E9 G6-4-3 1B			HR			3	1	2	3	0	0	0						
John Kennedy, R OBP: 0.234, SLG: 0.267			F8		G6-4-3		K			3	0	0	0	0	1	2						
Phil Regan, R OBP: 0.071, SLG: 0.071										0	0	0	0	0	0	0						
Don Drysdale, R OBP: 0.261, SLG: 0.326			K					F8		2	0	1	0	0	1	0						
Ron Perranoski, L OBP: 0.333, SLG: 0.667						FC4-6 1B				0	0	0	0	0	0	0						
Jim Gilliam, S OBP: 0.250, SLG: 0.229										1	0	0	0	0	0	0						
<b>Inning Stats</b>	R: 0 E: 0 K: 0 S: 4	H: 1 LOB: 1 BB: 0 P: 4	R: 0 E: 0 K: 1 S: 5	H: 1 LOB: 0 BB: 0 P: 5	R: 0 E: 0 K: 1 S: 4	H: 0 LOB: 0 BB: 1 P: 8	R: 0 E: 0 K: 1 S: 5	H: 0 LOB: 0 BB: 0 P: 5	R: 0 E: 1 K: 0 S: 4	H: 2 LOB: 1 BB: 0 P: 4	R: 0 E: 0 K: 0 S: 3	H: 1 LOB: 0 BB: 0 P: 3	R: 3 E: 0 K: 1 S: 8	H: 3 LOB: 0 BB: 0 P: 8	R: 0 E: 0 K: 0 S: 3	H: 0 LOB: 2 BB: 0 P: 6	R: 0 E: 0 K: 1 S: 6	H: 1 LOB: 2 BB: 0 P: 6	1B: 8 2B: 0 3B: 0 HR: 1	SF: 0 SAC: 0 DP: 1 HBP: 0	WP: 1 PB: 0 SB: 0 CS: 3	PA: 34
<b>PITCHER</b>	IP WLS BF H R ER SO BB IBB HBP BLK WP HR S P ERA WHIP	7.0 W 26 8 3 3 4 1 0 0 0 1 1 33 37 3.86 1.286	2.0 S 7 1 0 0 1 0 0 0 0 0 0 9 9 0.00 0.500	<b>PITCHER</b>																		

Batter	1	2	3	4	5	6	7	8	9	AB	R	H	RBI	BB	SO	LOB	BOTTOM			
Felipe Alou, R OBP: 0.332, SLG: 0.511	F3		K		P4	F7				4	0	0	0	0	1	2	<b>Los Angeles Dodgers @ Atlanta Braves</b> Atlanta Stadium, Atlanta, GA Sat Jun 25 1966, 7:05 PM EDT Att: 47,226 - Unknown			
Eddie Mathews, L OBP: 0.295, SLG: 0.335	FC5-4 1B 1B		G3		P4		P8			4	1	1	0	0	0	0				
Hank Aaron, R OBP: 0.383, SLG: 0.610	FC5-4 1B		K			FC1-6 1B	E BB			3	0	2	0	1	1	0				
Mack Jones, L OBP: 0.353, SLG: 0.550	FC5-4 1B			F8		FC1-6 1B	F8			4	1	0	0	0	0	4				
Rico Carty, R OBP: 0.393, SLG: 0.421				FC5 HBP 1B		F8 1B 1B	K			4	1	3	1	0	1	1				
Joe Torre, R OBP: 0.365, SLG: 0.511							HBP 1B 1B	F9		3	1	2	1	0	0	0				
Denis Menke, R OBP: 0.370, SLG: 0.432		K		P6		F8	F8			4	0	0	0	0	1	5				
Woody Woodward, R OBP: 0.330, SLG: 0.319	F2			FC5			1B HBP	K		3	0	0	0	0	1	3				
Tony Cloninger, R OBP: 0.234, SLG: 0.370					6-3					3	0	1	2	0	0	1				
Chi-Chi Olivo, R ERA: 3.42										0	0	0	0	0	0	0				
<b>Inning Stats</b>	R: 1 E: 0 K: 0 S: 5	H: 3 LOB: 2 BB: 0 P: 5	R: 0 E: 0 K: 1 S: 6	H: 1 LOB: 0 BB: 0 P: 6	R: 0 E: 0 K: 2 S: 7	H: 0 LOB: 0 BB: 0 P: 7	R: 0 E: 0 K: 0 S: 4	H: 1 LOB: 2 BB: 0 P: 5	R: 0 E: 0 K: 0 S: 3	H: 0 LOB: 0 BB: 0 P: 3	R: 3 E: 0 K: 0 S: 7	H: 4 LOB: 2 BB: 0 P: 8	R: 0 E: 1 K: 1 S: 5	H: 0 LOB: 1 BB: 1 P: 9	R: 0 E: 0 K: 1 S: 5	H: 0 LOB: 0 BB: 0 P: 5	1B: 8 2B: 1 3B: 0 HR: 0	SF: 0 SAC: 0 DP: 0 HBP: 2	WP: 0 PB: 0 SB: 0 CS: 0	PA: 35
<b>PITCHER</b>	IP WLS BF H R ER SO BB IBB HBP BLK WP HR S P ERA WHIP	5.2 L 26 8 4 4 3 0 0 2 0 0 0 4 8 0.00 2.000	1.0 5 1 0 0 0 1 0 0 0 0 0 0 4 8 0.00 2.000	1.1 4 0 0 0 2 0 0 0 0 0 0 0 8 8 0.00 0.000	<b>PITCHER</b>															







Batter	1	2	3	4	5	6	7	8	9	AB	R	H	RBI	BB	SO	LOB	TOP					
Maury Wills, S (1,6) OBP: 0.347, SLG: 0.352										4	1	2	0	0	1	0	<b>Los Angeles Dodgers @ Cincinnati Reds</b> Crosley Field, Cincinnati, OH Mon Jun 27 1966, 7:05 PM EDT Att: 10,534 - Unknown					
Jim Gilliam, S (1,5) OBP: 0.287, SLG: 0.241										3	0	2	0	1	0	1						
Willie Davis, L (1,8) OBP: 0.291, SLG: 0.360										4	0	2	1	0	1	3						
Tommy Davis, R (1,7) OBP: 0.304, SLG: 0.357										4	0	0	0	0	0	4						
Lou Johnson, R (1,9) OBP: 0.323, SLG: 0.432										4	0	0	0	0	1	1						
Jim Lefebvre, S (1,4) OBP: 0.343, SLG: 0.500										4	0	0	0	0	0	0						
John Roseboro, L (1,2) OBP: 0.350, SLG: 0.429										0	0	0	0	0	0	0						
Jeff Torborg, R (2, PH) OBP: 0.289, SLG: 0.289										4	0	2	0	0	0	0						
Wes Parker, S (1,3) OBP: 0.347, SLG: 0.427										4	0	1	0	0	0	2						
Joe Moeller, R (1,1) OBP: 0.333, SLG: 0.333										1	0	0	0	0	1	0						
Wes Covington, L (5, PH) OBP: 0.179, SLG: 0.042										1	0	0	0	0	0	1						
Jim Brewer, L (5,1) OBP: 0.255, SLG: 0.318										0	0	0	0	0	0	0						
Don Drysdale, R (7, PH) OBP: 0.255, SLG: 0.318										1	0	0	0	0	0	0						
Ron Perranoski, L (7,1) OBP: 0.333, SLG: 0.667										0	0	0	0	0	0	0						
<b>Inning Stats</b>	R: 1 E: 0 K: 0 S: 5	H: 2 LOB: 1 BB: 0 P: 5	R: 0 E: 0 K: 0 S: 3	H: 0 LOB: 0 BB: 0 P: 3	R: 0 E: 0 K: 2 S: 8	H: 1 LOB: 2 BB: 1 P: 12	R: 0 E: 0 K: 0 S: 3	H: 0 LOB: 0 BB: 0 P: 3	R: 0 E: 0 K: 0 S: 5	H: 3 LOB: 2 BB: 0 P: 5	R: 0 E: 0 K: 0 S: 3	H: 0 LOB: 0 BB: 0 P: 3	R: 0 E: 0 K: 1 S: 6	H: 1 LOB: 1 BB: 0 P: 6	R: 0 E: 0 K: 1 S: 6	H: 1 LOB: 1 BB: 0 P: 6	R: 0 E: 0 K: 1 S: 6	H: 1 LOB: 1 BB: 0 P: 6	1B: 7 2B: 2 3B: 0 HR: 0	SF: 0 SAC: 0 DP: 2 HBP: 0	WP: 2 PB: 0 SB: 0 CS: 0	PA: 35
<b>PITCHER</b>	IP WLS BF H R ER SO BB IBB HBP BLK WP HR S P ERA WHIP																					
Milt Pappas, R (1,1) ERA: 3.69	7.1 W 29 8 1 1 2 1 0 0 0 0 1 0 32 36 1.23 1.227																					
Billy McCool, L (8,1) ERA: 1.57	1.2 S 6 1 0 0 2 0 0 0 0 0 1 0 10 10 0.00 0.600																					

Batter	1	2	3	4	5	6	7	8	9	AB	R	H	RBI	BB	SO	LOB	BOTTOM					
Tommy Harper, R (1,9) OBP: 0.346, SLG: 0.388										4	1	2	0	0	1	0	<b>Los Angeles Dodgers @ Cincinnati Reds</b> Crosley Field, Cincinnati, OH Mon Jun 27 1966, 7:05 PM EDT Att: 10,534 - Unknown					
Pete Rose, S (1,4) OBP: 0.320, SLG: 0.380										4	1	3	1	0	0	0						
Vada Pinson, L (1,8) OBP: 0.356, SLG: 0.463										3	0	1	1	1	0	2						
Tony Perez, R (1,3) OBP: 0.315, SLG: 0.361										4	0	0	0	0	0	5						
Dick Simpson, R (8,9) OBP: 0.231, SLG: 0.391										0	0	0	0	0	0	0						
Deron Johnson, R (1,7) OBP: 0.281, SLG: 0.384										4	0	1	0	0	1	0						
Johnny Edwards, L (1,2) OBP: 0.341, SLG: 0.351										4	1	2	1	0	1	0						
Giraldo Ruiz, S (1,5) OBP: 0.238, SLG: 0.225										4	0	2	0	0	1	2						
Leo Cardenas, R (1,6) OBP: 0.319, SLG: 0.435										3	0	0	0	1	1	3						
Milt Pappas, R (1,1) ERA: 2.22										3	0	0	0	0	3	2						
Billy McCool, R (8,1) ERA: 0.273, SLG: 0.200										0	0	0	0	0	0	0						
<b>Inning Stats</b>	R: 2 E: 0 K: 1 S: 7	H: 3 LOB: 0 BB: 0 P: 7	R: 1 E: 0 K: 1 S: 6	H: 1 LOB: 0 BB: 0 P: 6	R: 0 E: 0 K: 2 S: 4	H: 2 LOB: 1 BB: 0 P: 4	R: 0 E: 0 K: 2 S: 8	H: 1 LOB: 2 BB: 1 P: 12	R: 0 E: 0 K: 1 S: 5	H: 0 LOB: 0 BB: 0 P: 5	R: 0 E: 0 K: 1 S: 7	H: 2 LOB: 2 BB: 0 P: 7	R: 0 E: 0 K: 1 S: 6	H: 1 LOB: 1 BB: 1 P: 10	R: 0 E: 0 K: 1 S: 6	H: 1 LOB: 1 BB: 0 P: 6	R: 0 E: 0 K: 1 S: 6	H: 1 LOB: 1 BB: 0 P: 6	1B: 8 2B: 2 3B: 0 HR: 1	SF: 0 SAC: 0 DP: 2 HBP: 0	WP: 0 PB: 0 SB: 1 CS: 0	PA: 35
<b>PITCHER</b>	IP WLS BF H R ER SO BB IBB HBP BLK WP HR S P ERA WHIP																					
Joe Moeller, R (1,1) ERA: 2.22	4.0 L 18 7 3 3 4 0 1 0 0 0 0 0 25 29 6.75 1.750																					
Jim Brewer, L (5,1) ERA: 3.0	2.0 8 2 0 0 2 0 0 0 0 0 0 0 12 12 0.00 1.000																					
Ron Perranoski, L (7,1) ERA: 2.45	2.0 9 2 0 0 2 1 0 0 0 0 0 0 12 16 0.00 1.500																					



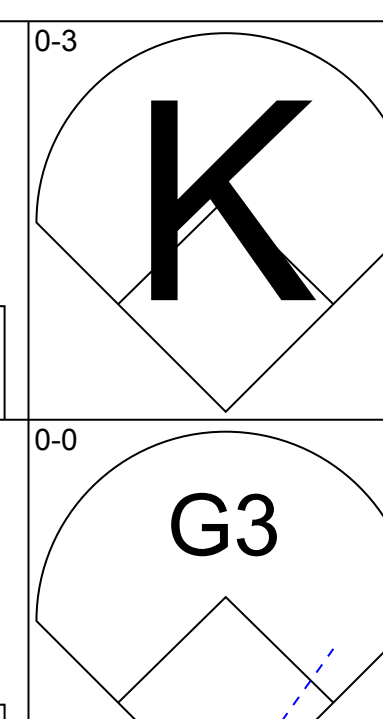
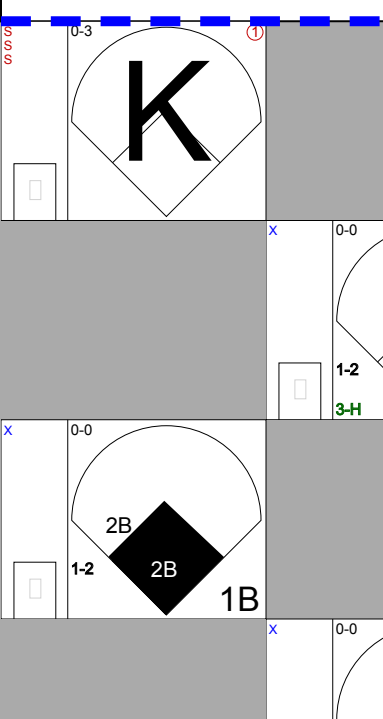
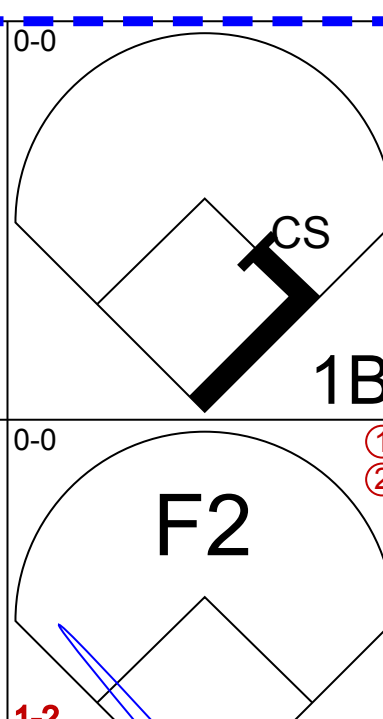
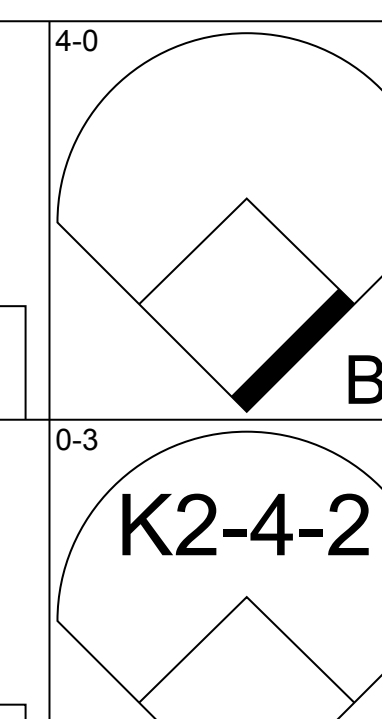
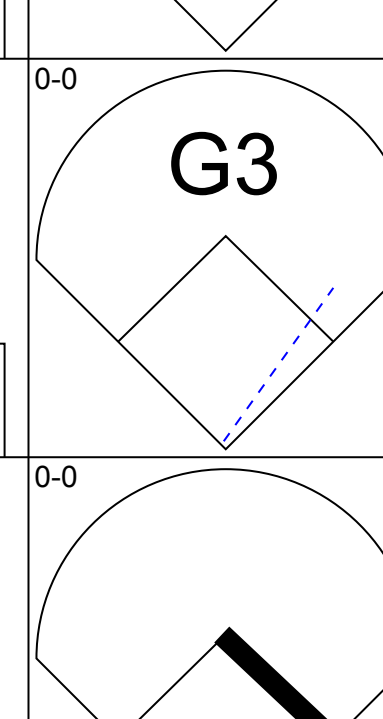
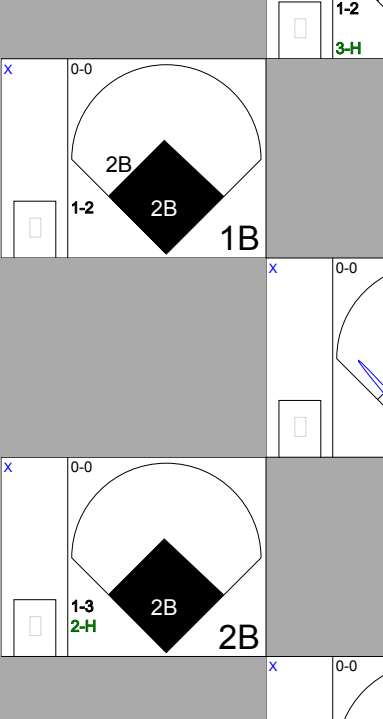
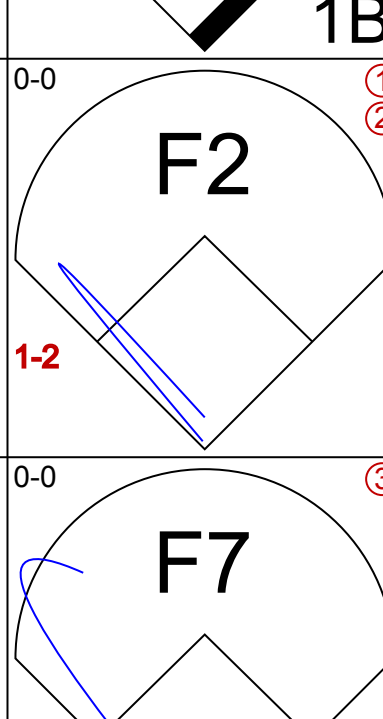
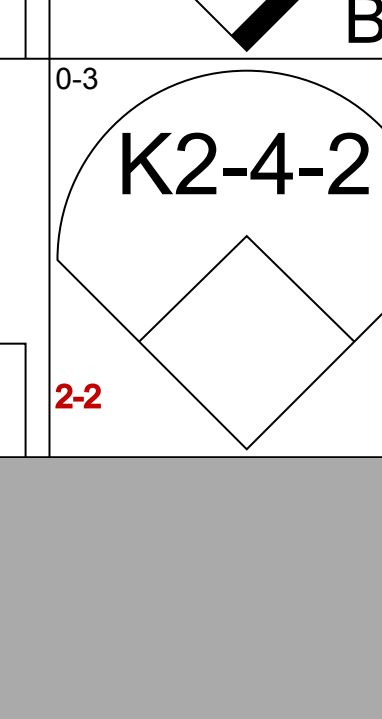
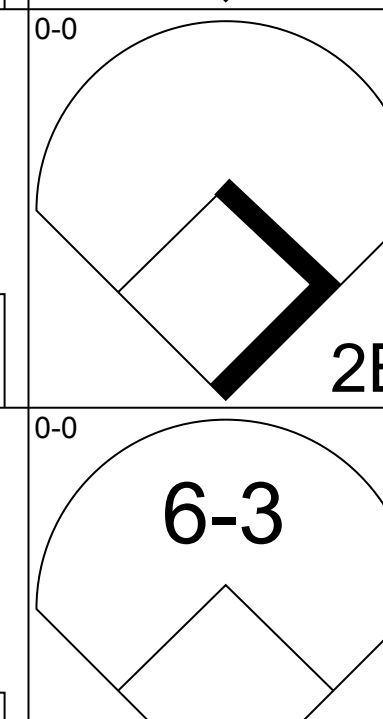
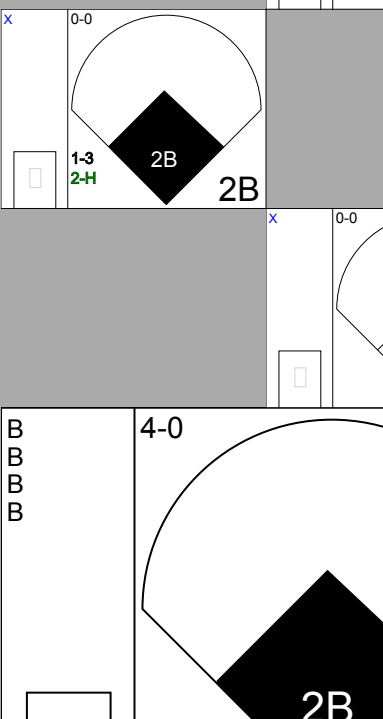
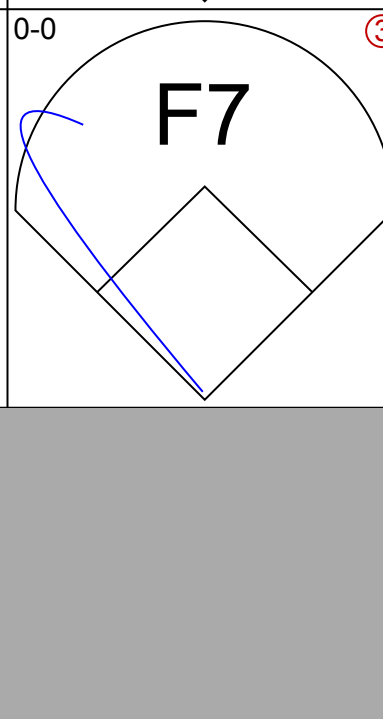
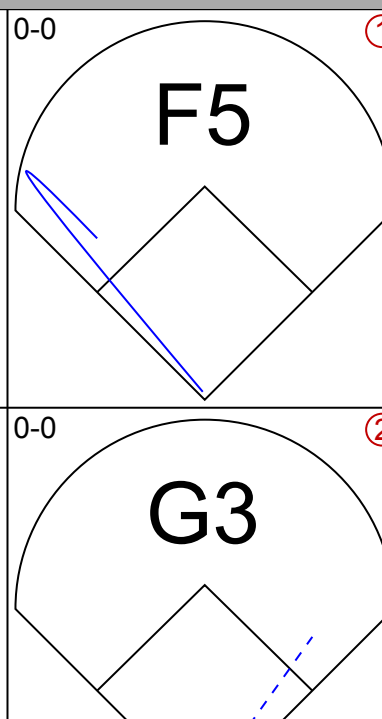
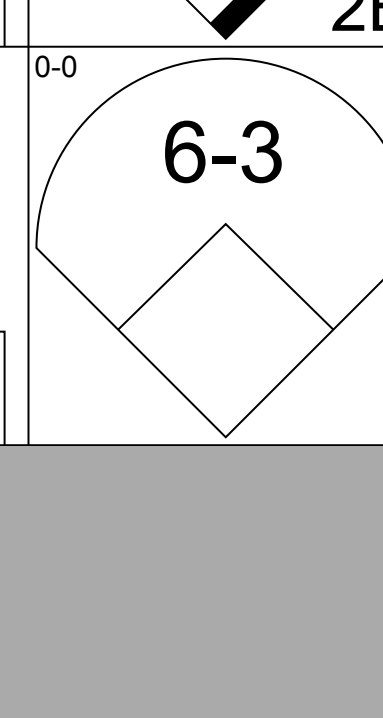
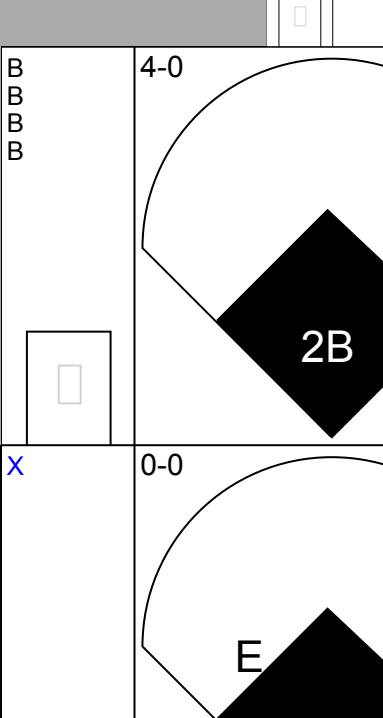
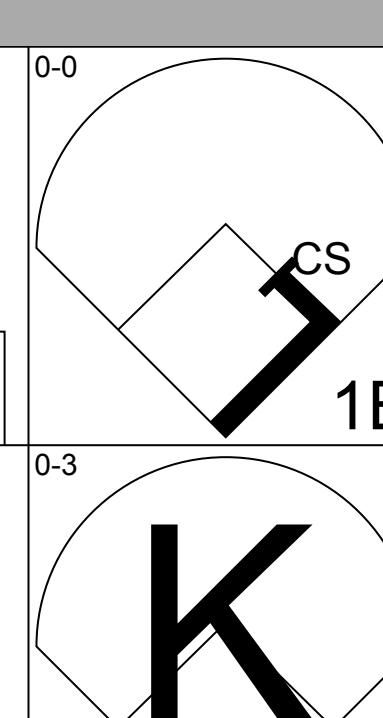
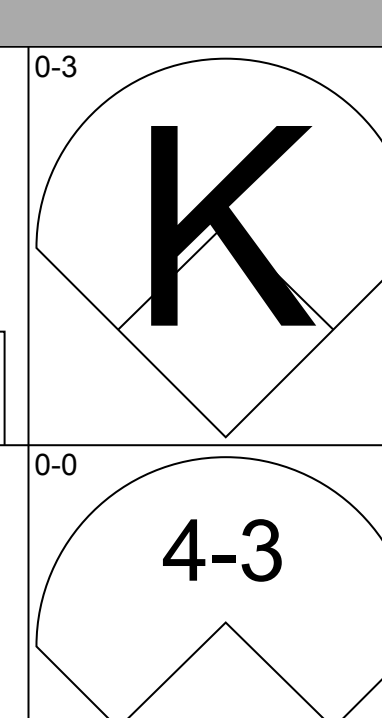
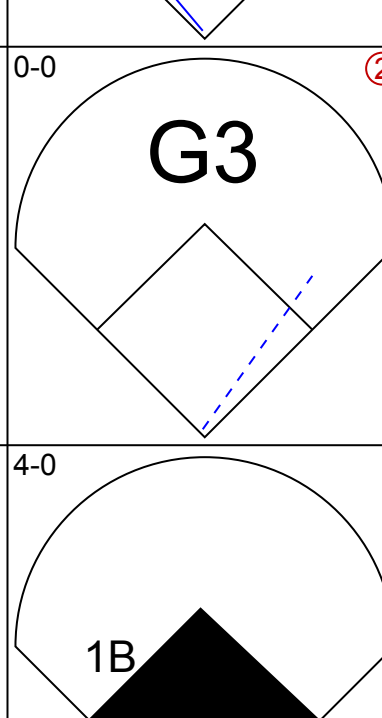
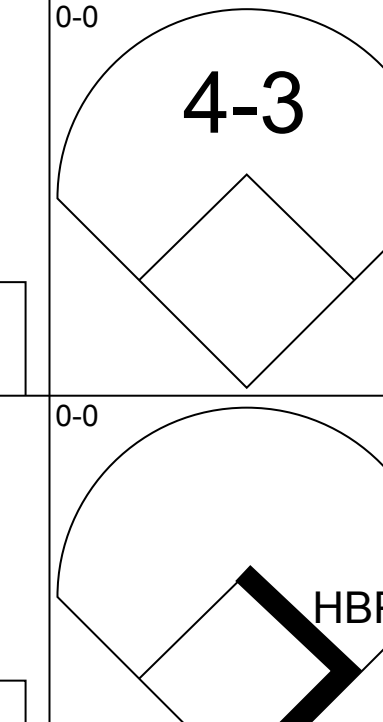
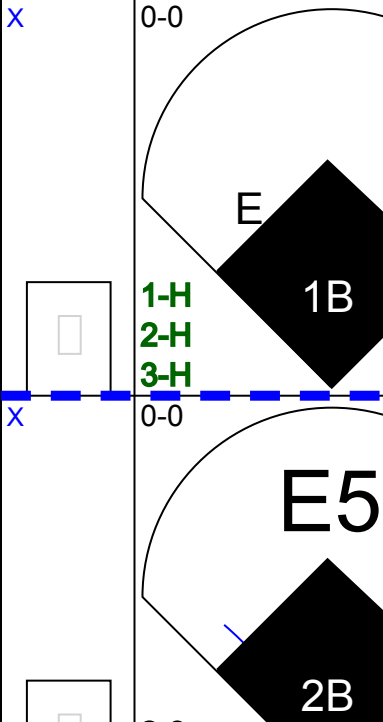
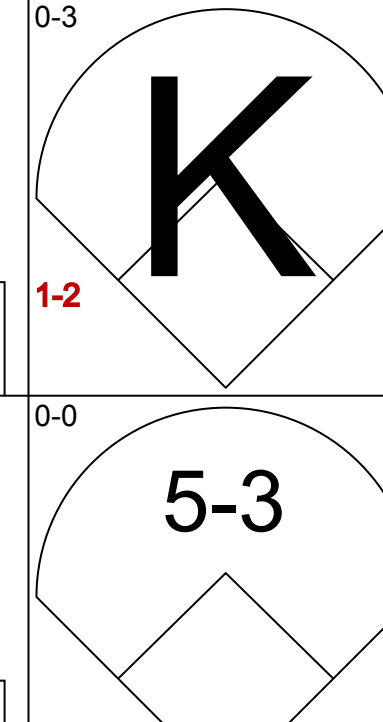
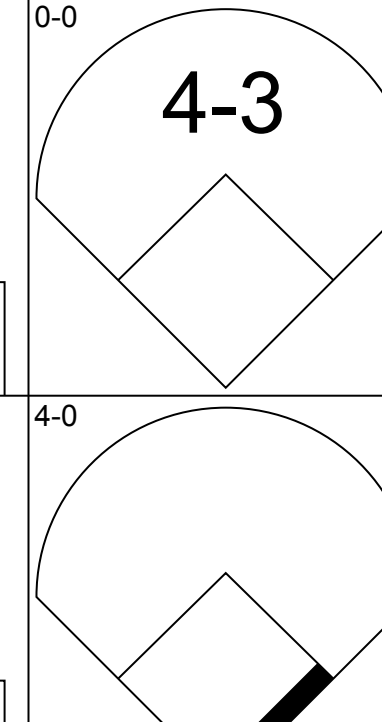
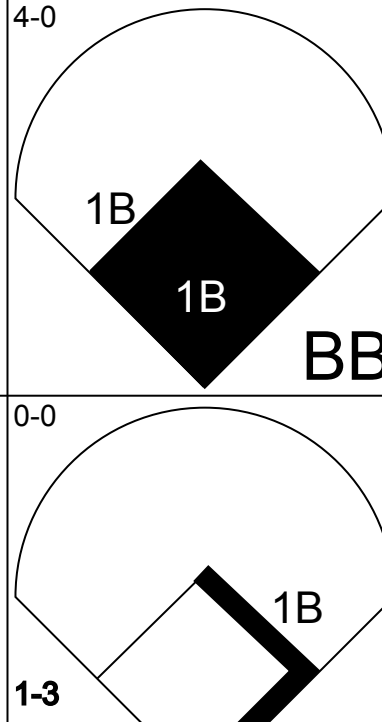
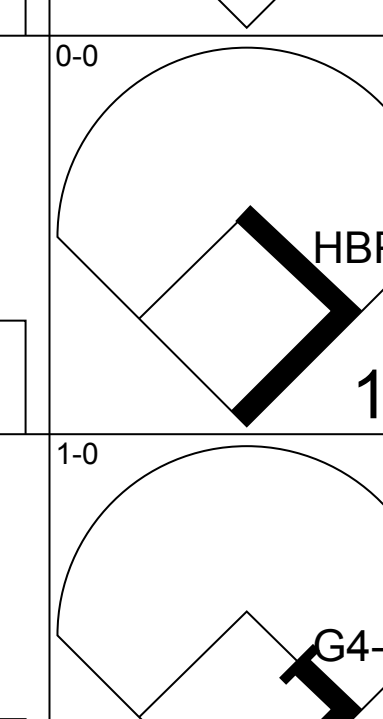
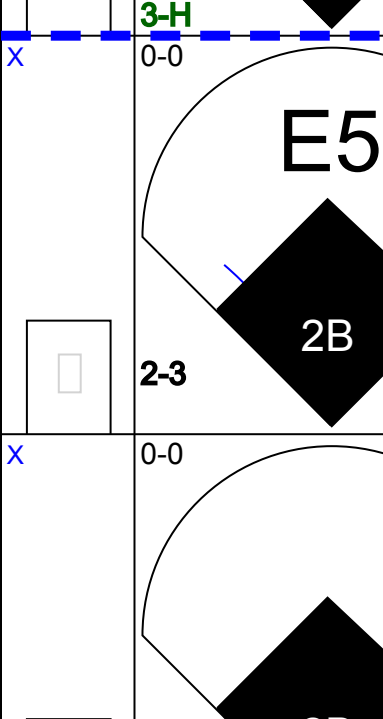
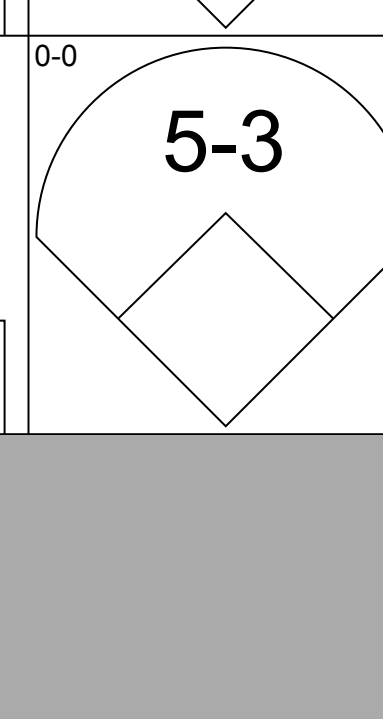
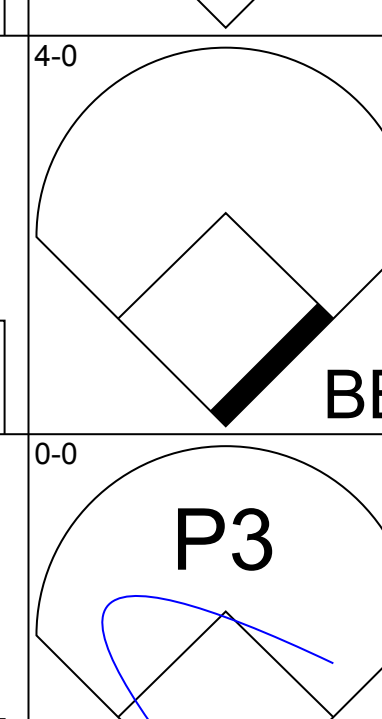
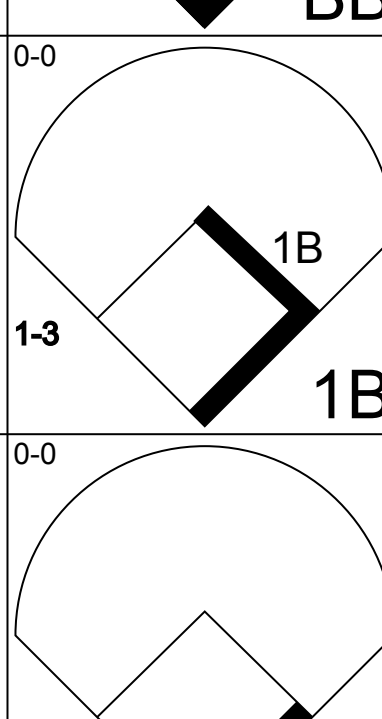
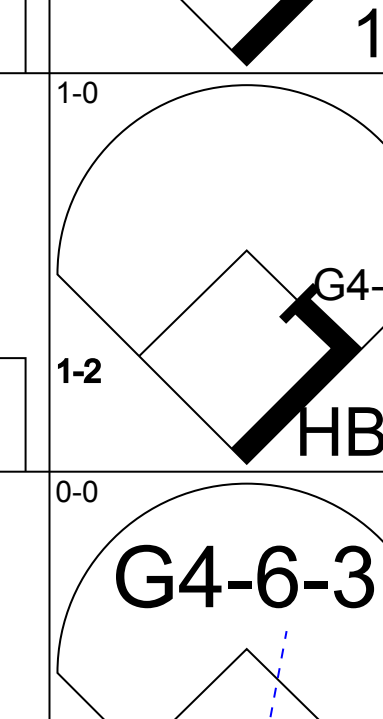
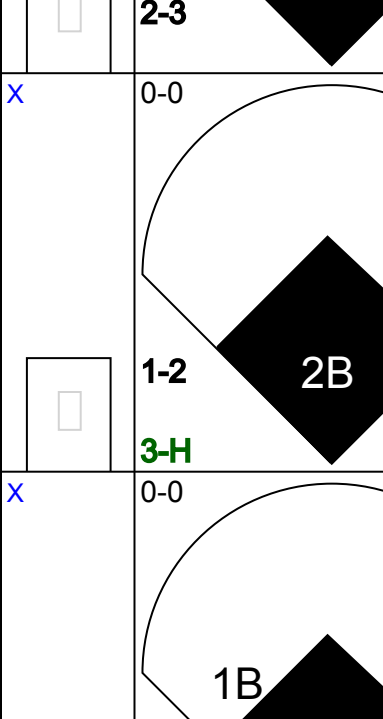
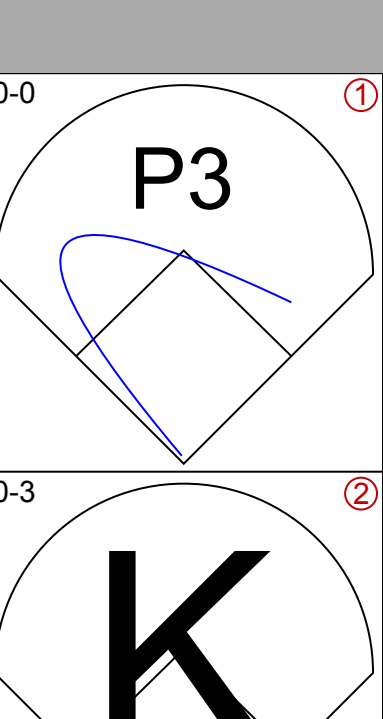
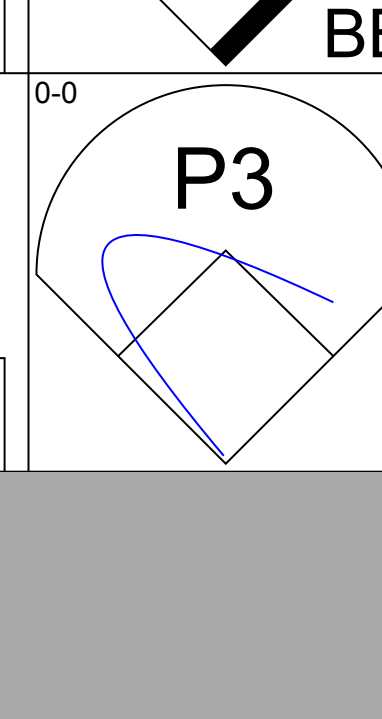
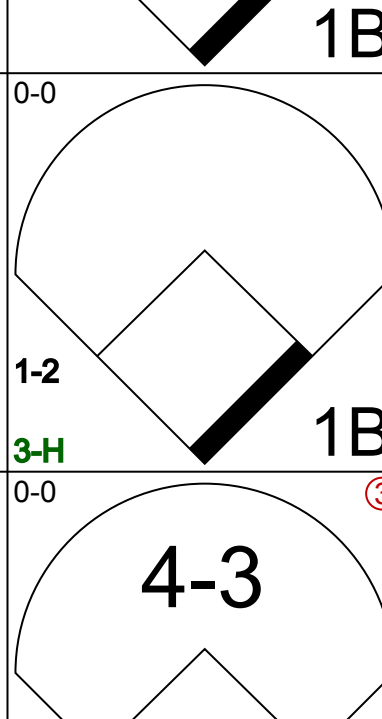
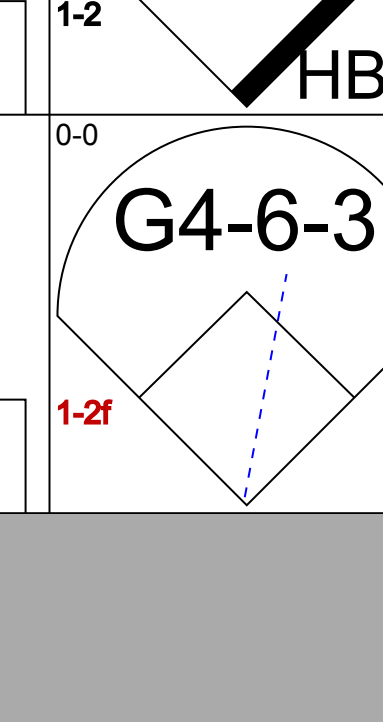
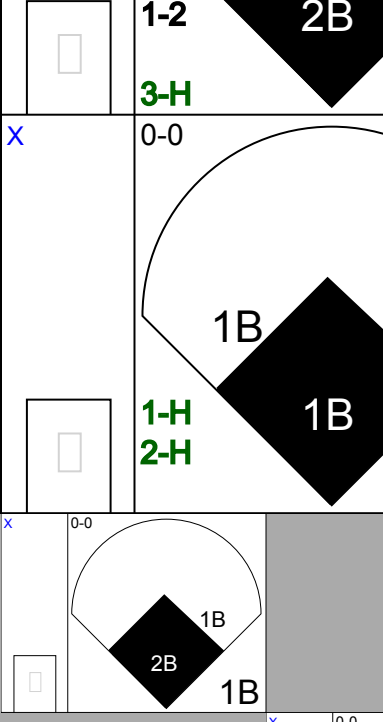
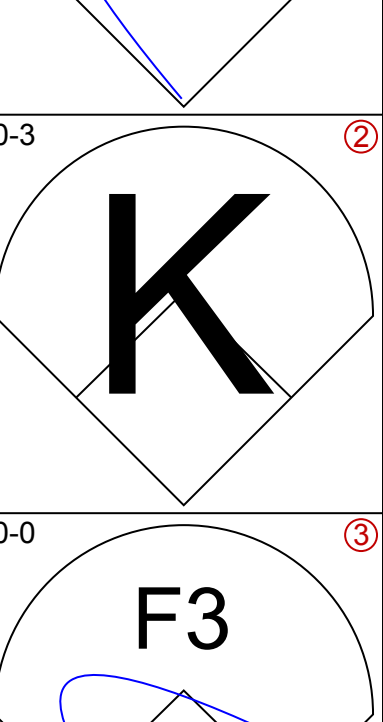
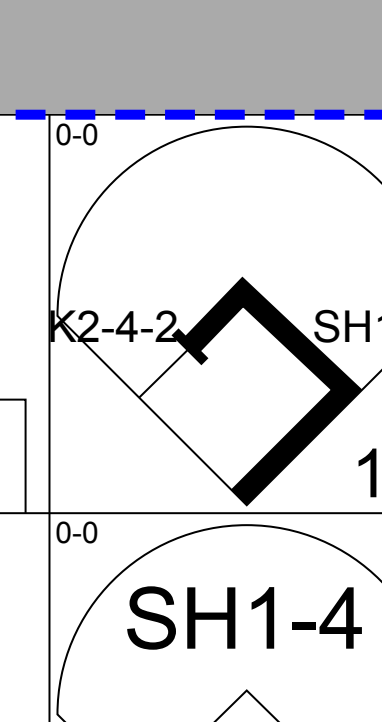
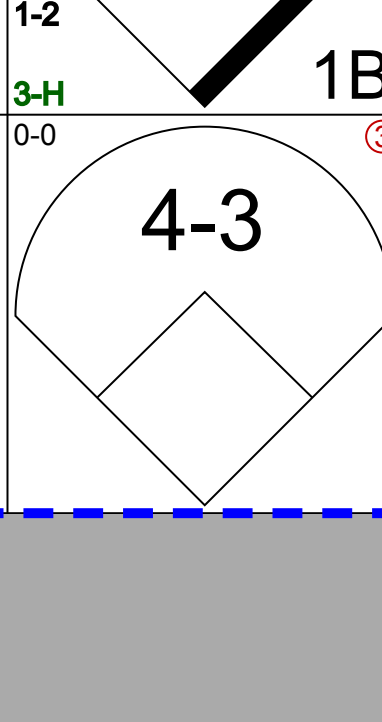
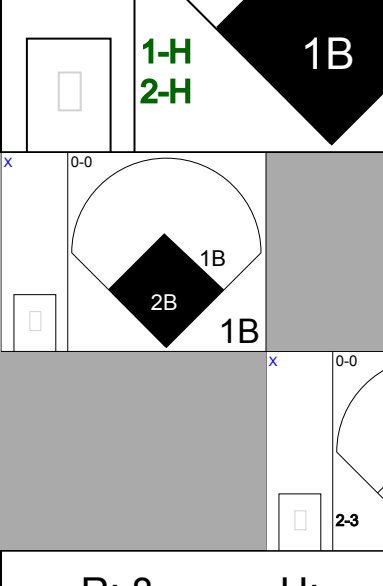
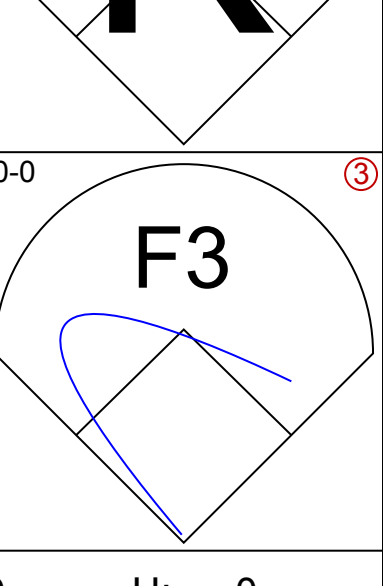
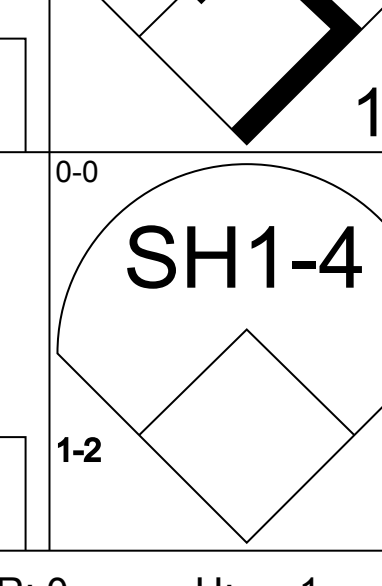
Batter	1	2	3	4	5	6	7	8	9	AB	R	H	RBI	BB	SO	LOB	TOP					
Maury Wills, S OBP: 0.349, SLG: 0.351 (1,6)										3	1	1	0	1	0	1	<b>Los Angeles Dodgers @ Cincinnati Reds</b> Crosley Field, Cincinnati, OH Tue Jun 28 1966, 7:05 PM EDT Att: 12,371 - Unknown					
Jim Gilliam, S OBP: 0.266, SLG: 0.241 (1,5)										4	0	1	0	0	0	5						
Willie Davis, L OBP: 0.290, SLG: 0.360 (1,8)										3	0	1	1	0	0	1						
Lou Johnson, R OBP: 0.318, SLG: 0.425 (1,7)										4	0	0	0	0	0	1						
Jim Lefebvre, S OBP: 0.342, SLG: 0.494 (1,4)										3	0	0	0	1	1	0						
Ron Fairly, L OBP: 0.381, SLG: 0.412 (1,3)										4	0	0	0	0	1	1						
Derrell Griffith, L OBP: 0.176, SLG: 0.067 (9, PR)										0	0	0	0	0	0	0						
Wes Parker, S OBP: 0.345, SLG: 0.425 (1,9)										4	0	1	0	0	0	1						
Jeff Torborg, R OBP: 0.280, SLG: 0.279 (1,2)										3	0	0	0	0	0	1						
Claude Osteen, L OBP: 0.244, SLG: 0.349 (1,1)										3	0	1	0	0	1	0						
<b>Inning Stats</b>	R: 1 E: 0 K: 0 S: 4	H: 1 LOB: 0 BB: 0 P: 4	R: 0 E: 0 K: 1 S: 5	H: 0 LOB: 0 BB: 0 P: 5	R: 0 E: 1 K: 0 S: 4	H: 0 LOB: 1 BB: 0 P: 4	R: 0 E: 0 K: 0 S: 3	H: 0 LOB: 0 BB: 0 P: 3	R: 0 E: 0 K: 0 S: 5	H: 2 LOB: 3 BB: 1 P: 9	R: 0 E: 0 K: 0 S: 3	H: 1 LOB: 1 BB: 1 P: 7	R: 0 E: 0 K: 1 S: 5	H: 0 LOB: 0 BB: 0 P: 5	R: 0 E: 0 K: 0 S: 3	H: 1 LOB: 0 BB: 0 P: 3	R: 0 E: 1 K: 1 S: 6	H: 0 LOB: 1 BB: 0 P: 6	1B: 5 2B: 1 3B: 0 HR: 0	SF: 1 SAC: 0 DP: 2 HBP: 0	WP: 0 PB: 0 SB: 1 CS: 0	PA: 34
<b>PITCHER</b> Sammy Ellis, R ERA: 4.79 (1,1)	IP: 9.0 WLS: W BF: 34 H: 5 R: 1 ER: 1 SO: 3 BB: 2 IBB: 0 HBP: 0 BLK: 0 WP: 0 HR: 0 S: 38 P: 46 ERA: 1.00 WHIP: 0.778															<b>PITCHER</b>						

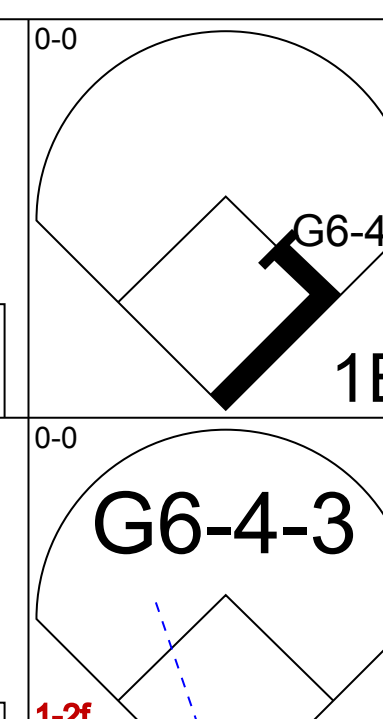
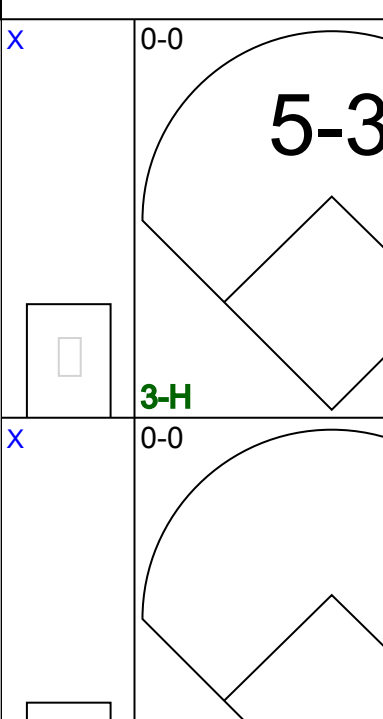
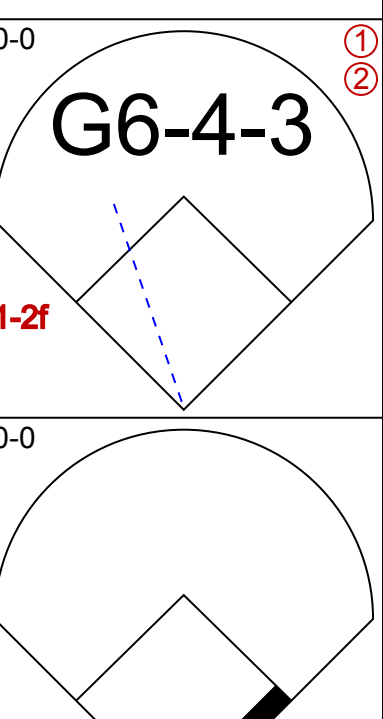
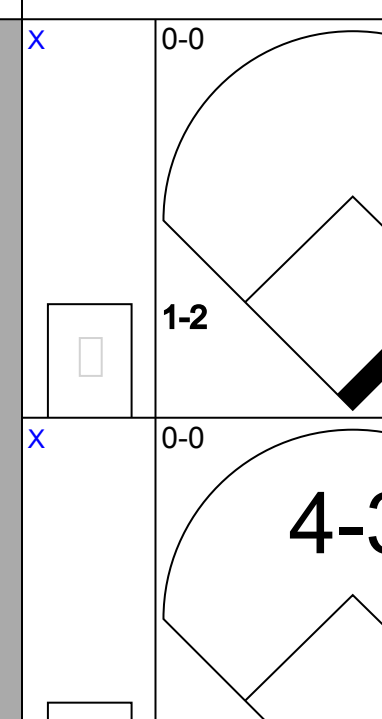
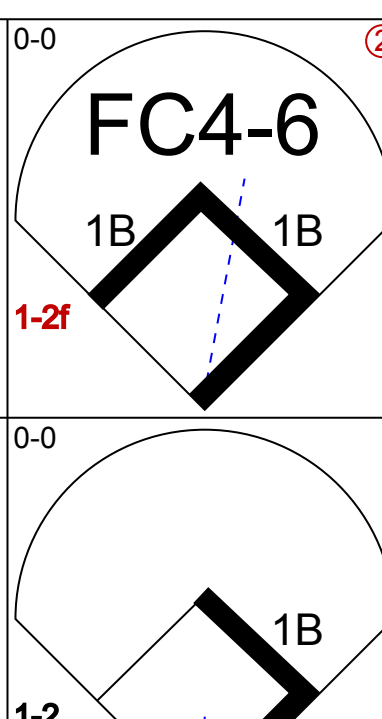
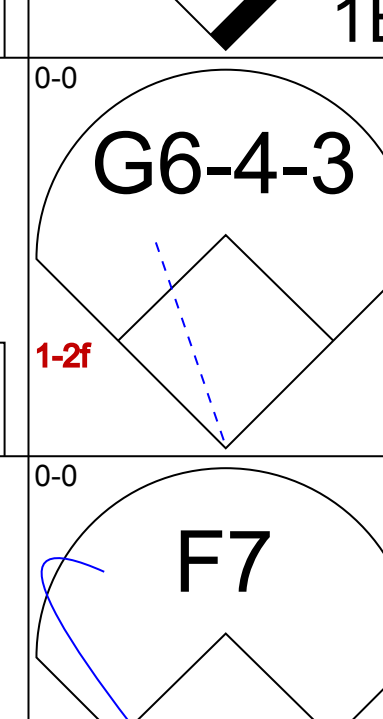
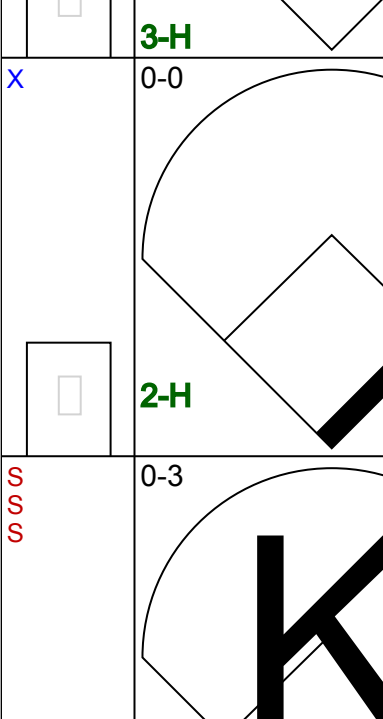
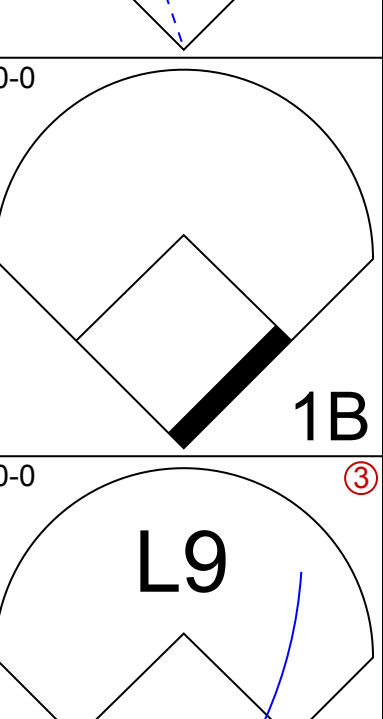
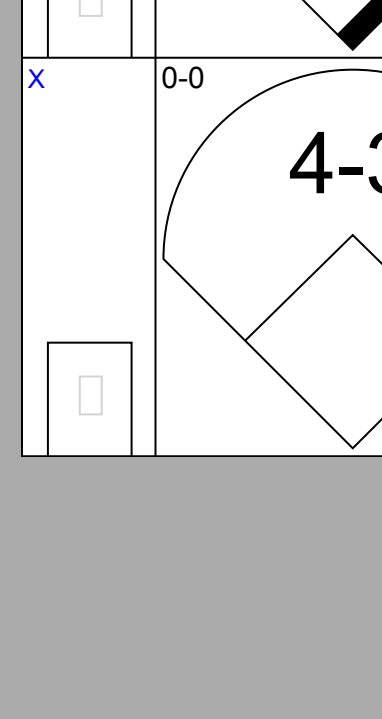
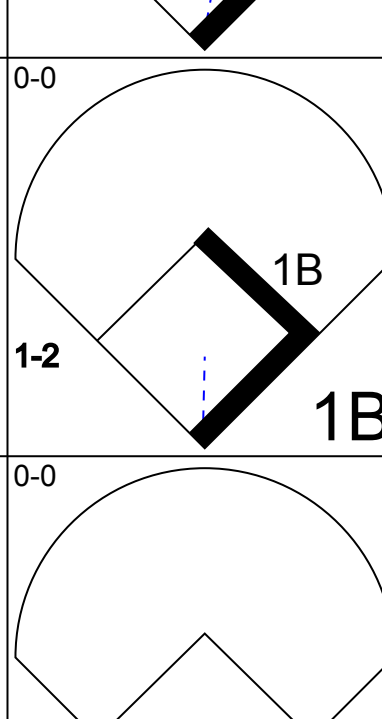
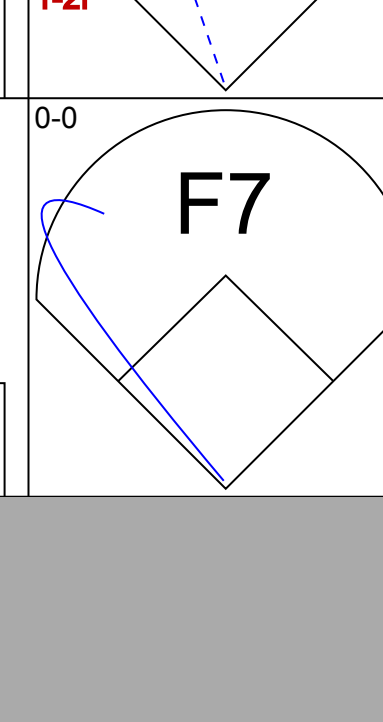
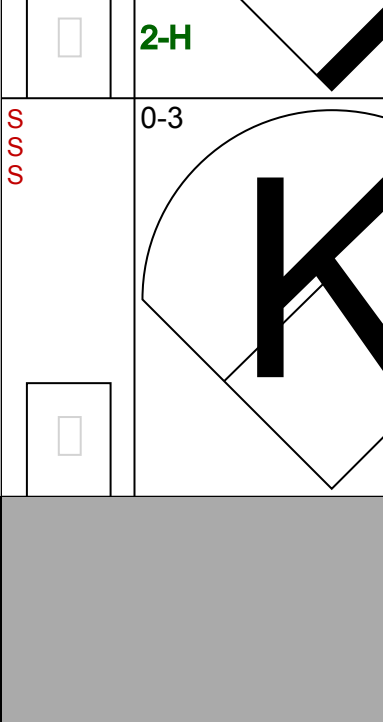
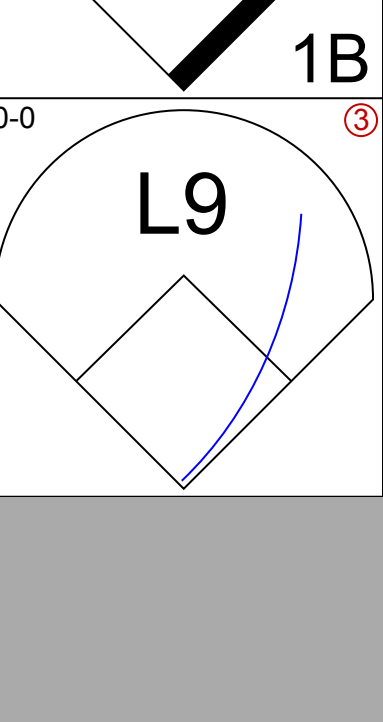
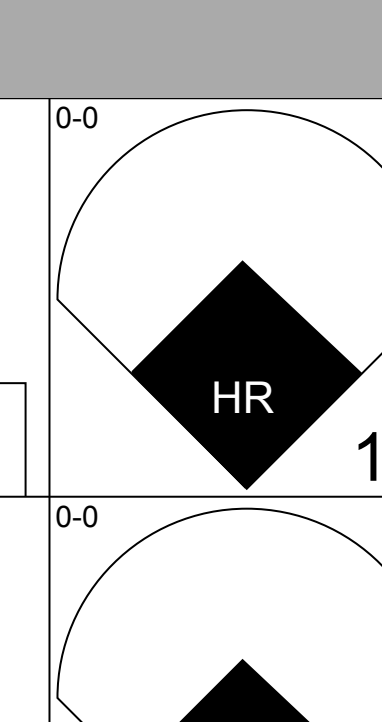
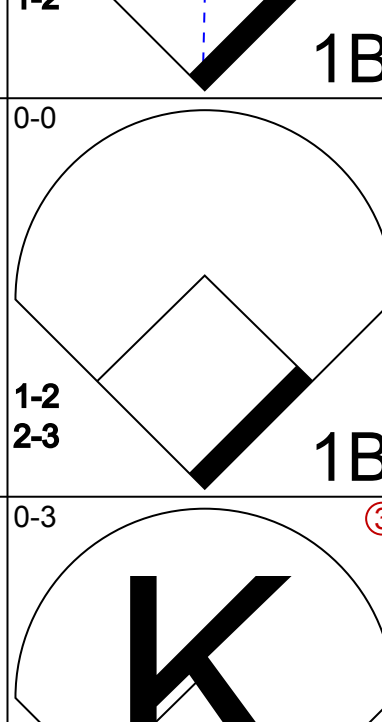
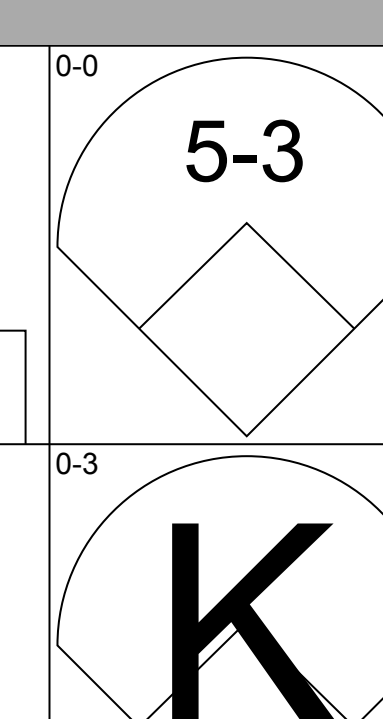
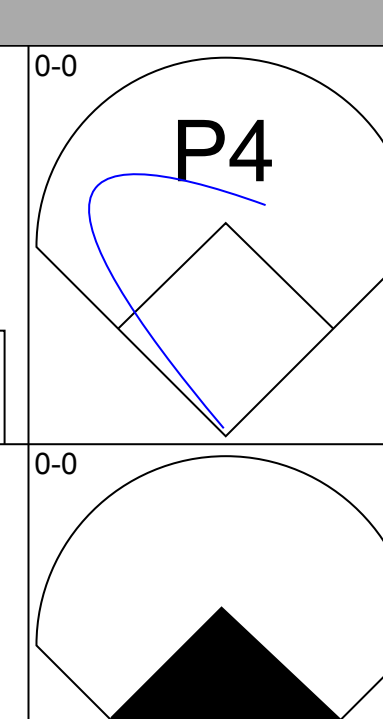
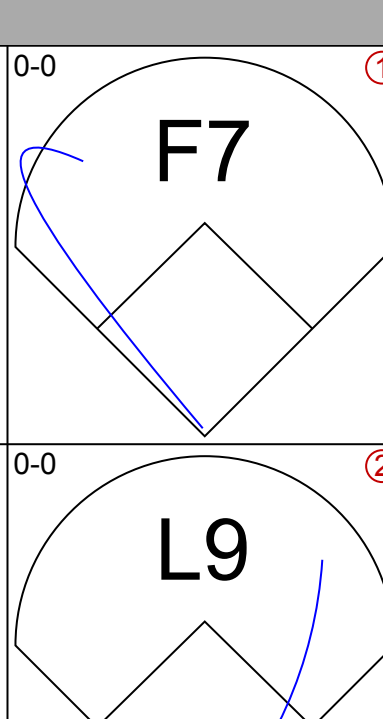
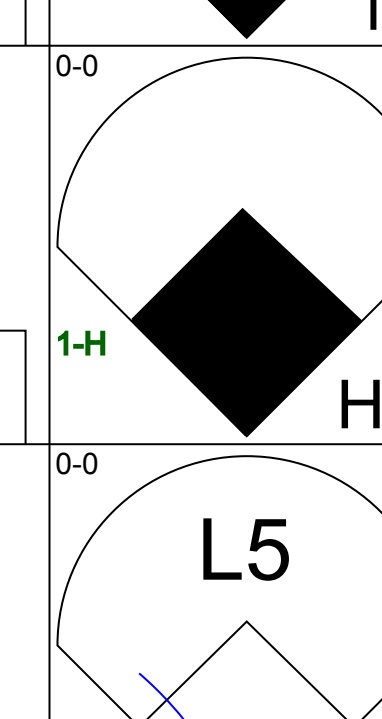

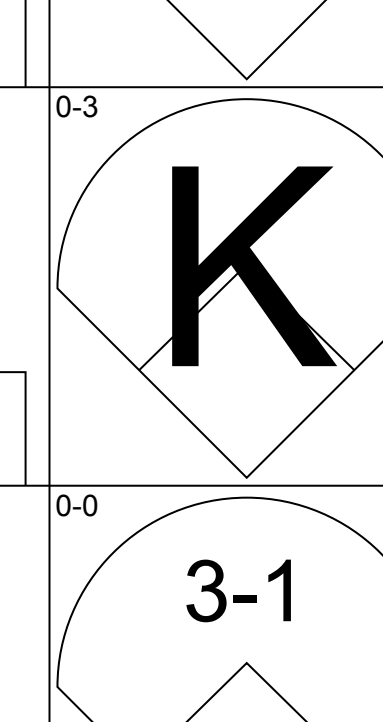
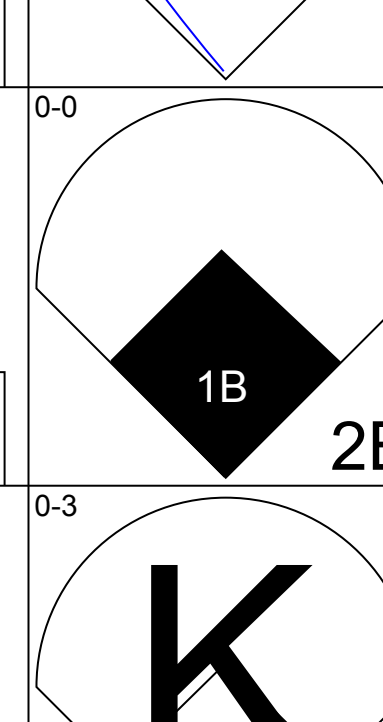
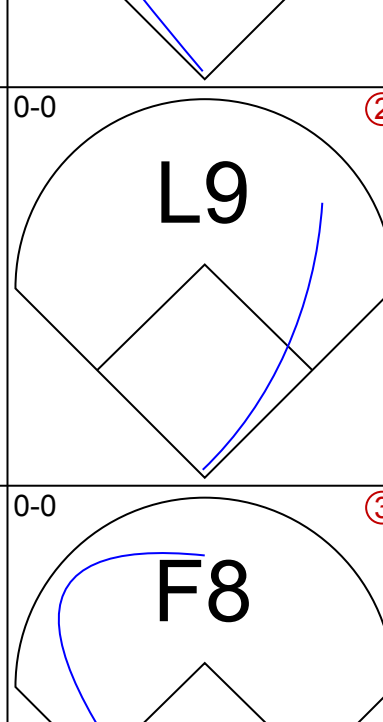
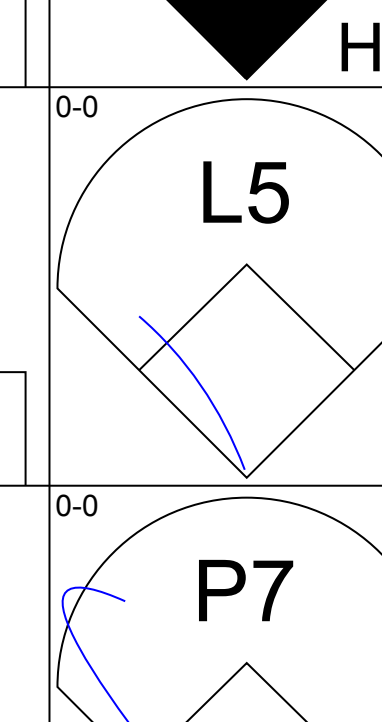
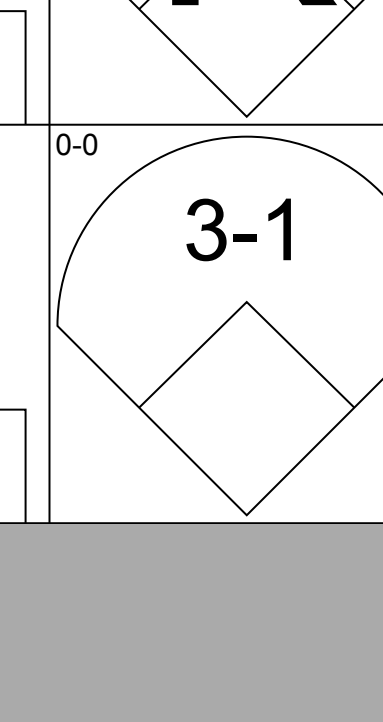
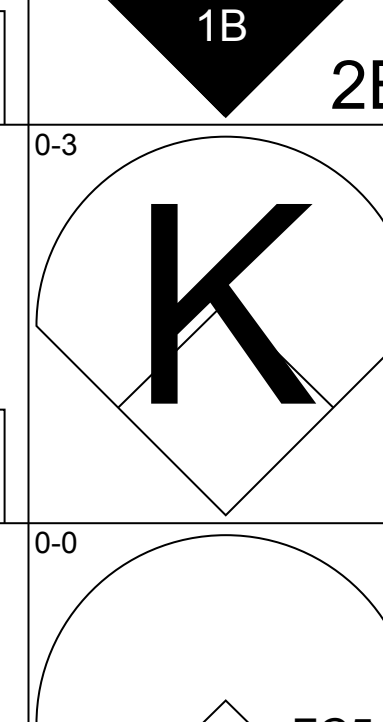
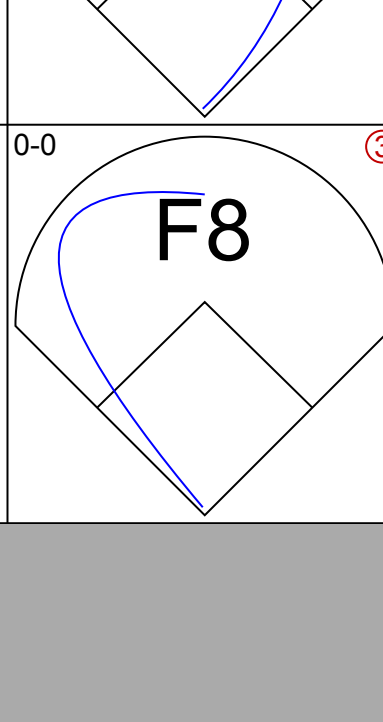
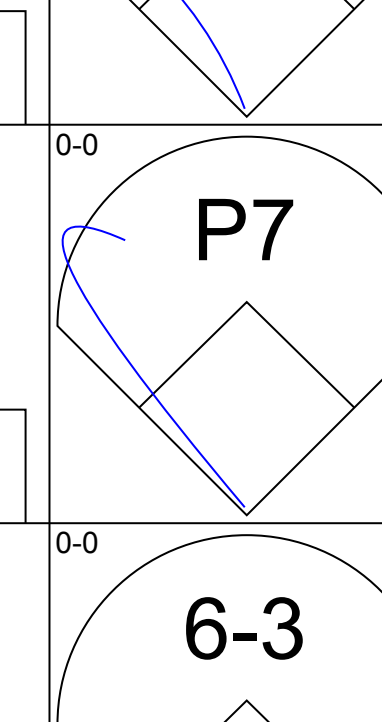
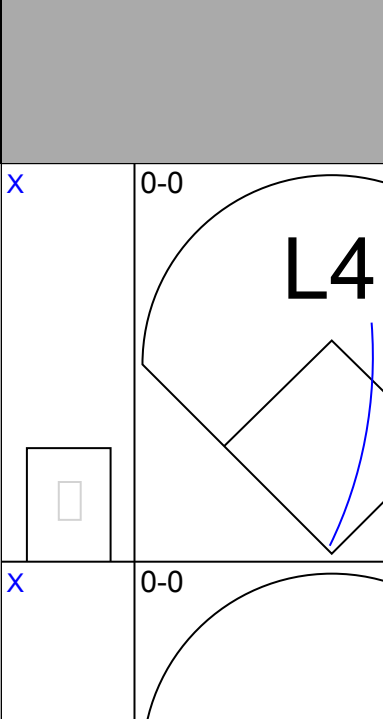
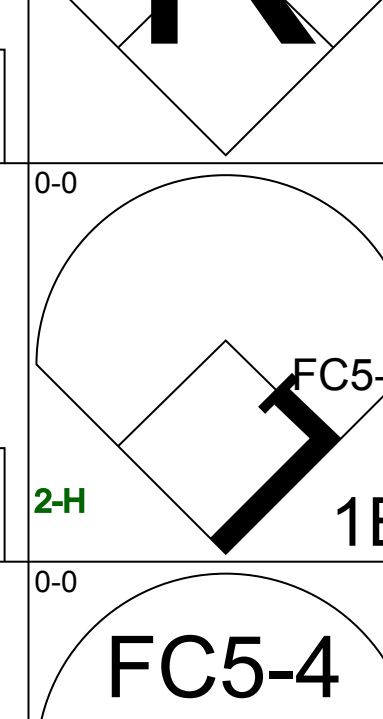
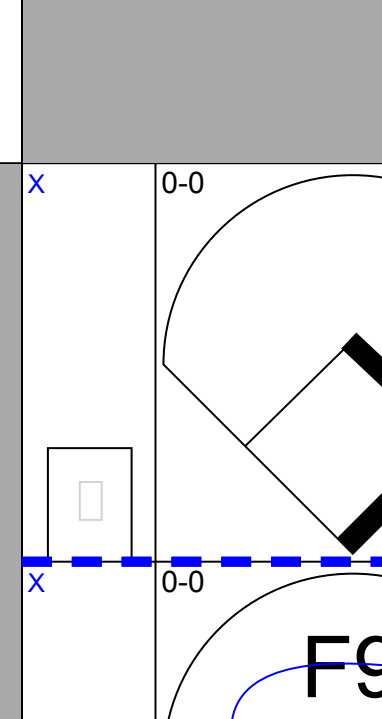
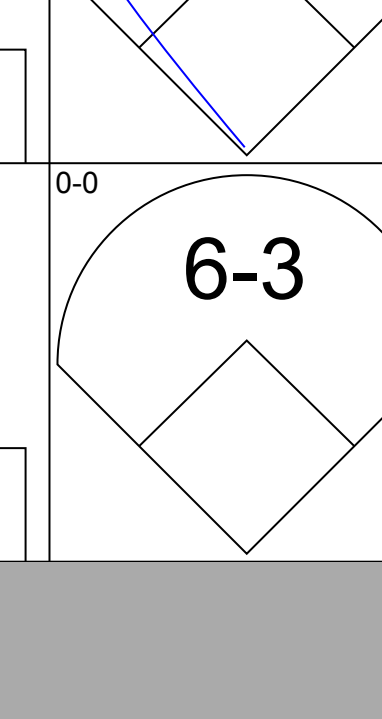
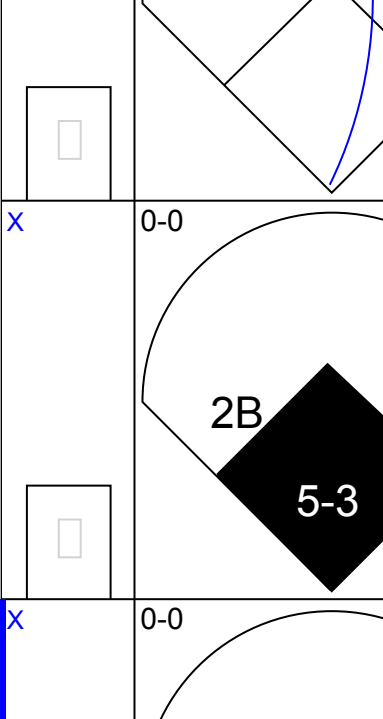
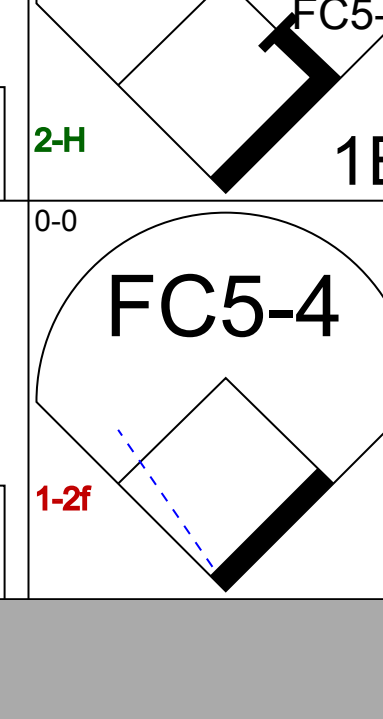
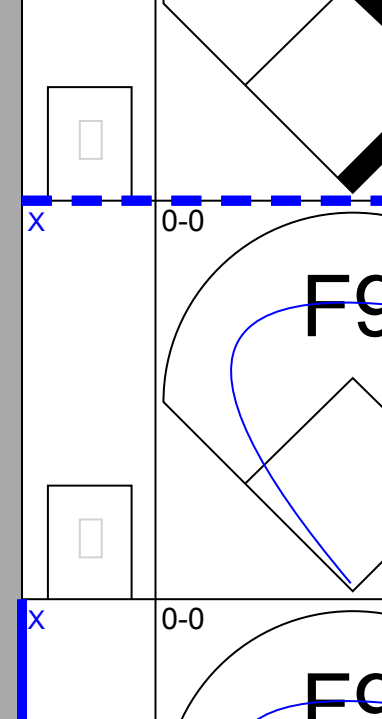
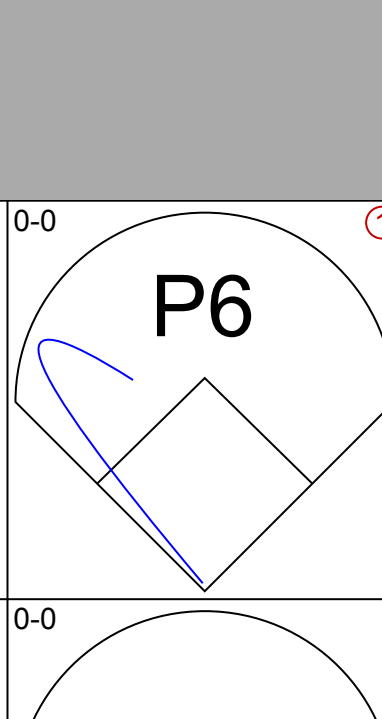
Batter	1	2	3	4	5	6	7	8	9	AB	R	H	RBI	BB	SO	LOB	BOTTOM			
Tommy Harper, R OBP: 0.353, SLG: 0.408 (1,9)										4	2	3	1	0	0	1	<b>Los Angeles Dodgers @ Cincinnati Reds</b> Crosley Field, Cincinnati, OH Tue Jun 28 1966, 7:05 PM EDT Att: 12,371 - Unknown			
Pete Rose, S OBP: 0.316, SLG: 0.375 (1,4)										4	0	0	0	0	0	2				
Vada Pinson, L OBP: 0.358, SLG: 0.461 (1,8)										3	1	1	0	1	0	1				
Tony Perez, R OBP: 0.320, SLG: 0.372 (1,3)										4	0	2	1	0	1	1				
Deron Johnson, R OBP: 0.277, SLG: 0.379 (1,7)										3	0	0	1	0	1	3				
Dick Simpson, R OBP: 0.231, SLG: 0.391 (9,9)										0	0	0	0	0	0	0				
Don Pavletich, R OBP: 0.341, SLG: 0.500 (1,2)										3	0	1	0	1	0	1				
Giraldo Ruiz, S OBP: 0.217, SLG: 0.205 (1,5)										4	0	0	0	0	1	2				
Leo Cardenas, R OBP: 0.325, SLG: 0.442 (1,6)										3	0	2	0	1	0	1				
Sammy Ellis, L OBP: 0.176, SLG: 0.097 (1,1)										3	0	0	0	0	1	4				
<b>Inning Stats</b>	R: 2 E: 0 K: 0 S: 5	H: 2 LOB: 1 BB: 1 P: 9	R: 0 E: 0 K: 1 S: 6	H: 1 LOB: 0 BB: 0 P: 6	R: 0 E: 0 K: 0 S: 3	H: 0 LOB: 0 BB: 0 P: 3	R: 0 E: 0 K: 1 S: 5	H: 0 LOB: 2 BB: 2 P: 13	R: 0 E: 0 K: 0 S: 4	H: 1 LOB: 0 BB: 0 P: 4	R: 1 E: 0 K: 1 S: 7	H: 2 LOB: 1 BB: 0 P: 7	R: 0 E: 0 K: 0 S: 4	H: 1 LOB: 1 BB: 0 P: 4	R: 0 E: 0 K: 0 S: 4	H: 1 LOB: 0 BB: 0 P: 4	1B: 6 2B: 2 3B: 0 HR: 1	SF: 1 SAC: 1 DP: 0 HBP: 0	WP: 0 PB: 0 SB: 0 CS: 0	PA: 36
<b>PITCHER</b> Claude Osteen, L ERA: 2.33 (1,1)	IP: 8.0 WLS: L BF: 36 H: 9 R: 3 ER: 3 SO: 4 BB: 2 IBB: 1 HBP: 0 BLK: 0 WP: 0 HR: 1 S: 41 P: 53 ERA: 3.38 WHIP: 1.375															<b>PITCHER</b>				

AB 31  
R 1  
H 5  
RBI 1  
BB 2  
SO 3  
LOB 11



AB 31  
R 3  
H 9  
RBI 3  
BB 3  
SO 4  
LOB 16



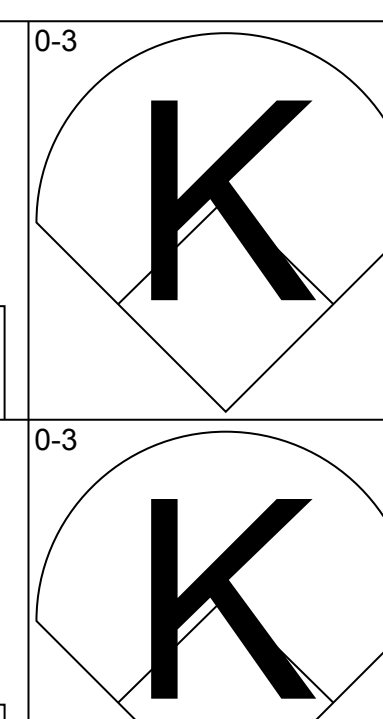
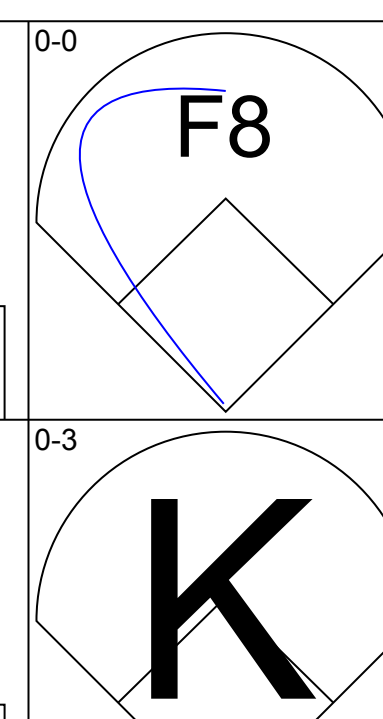
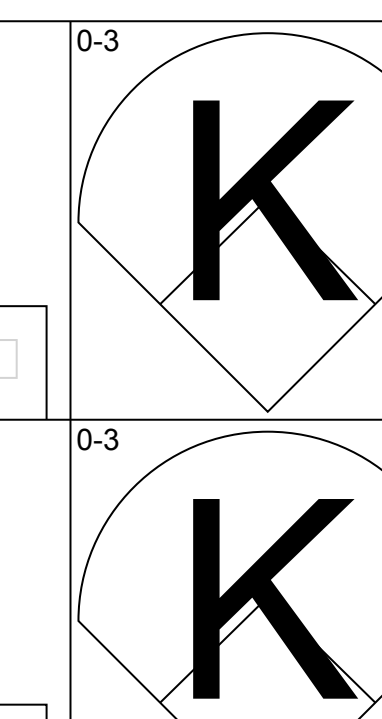
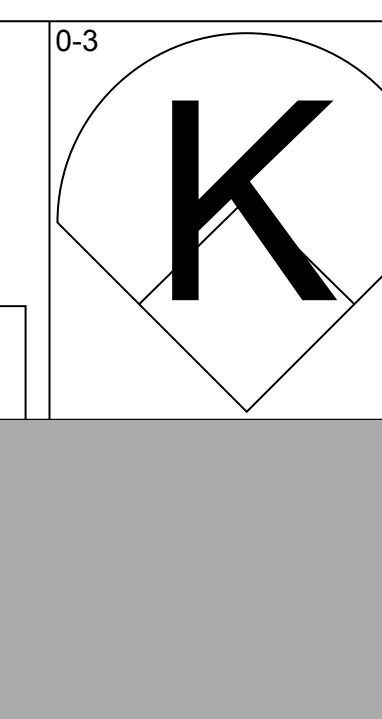
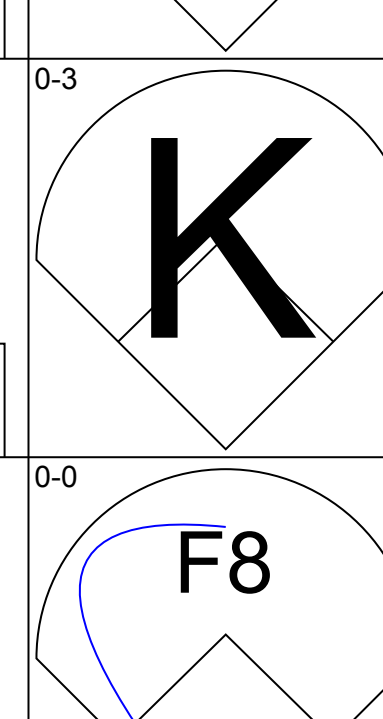
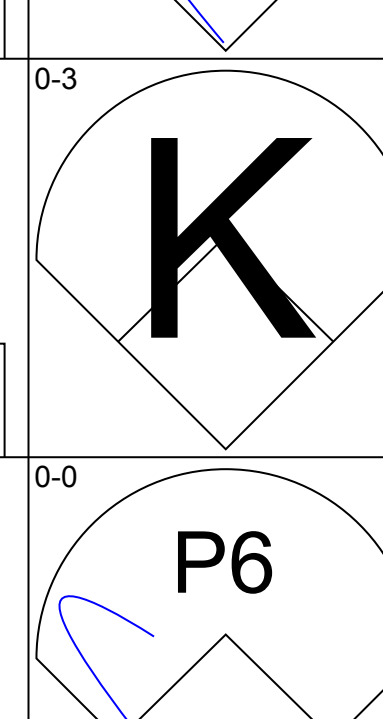
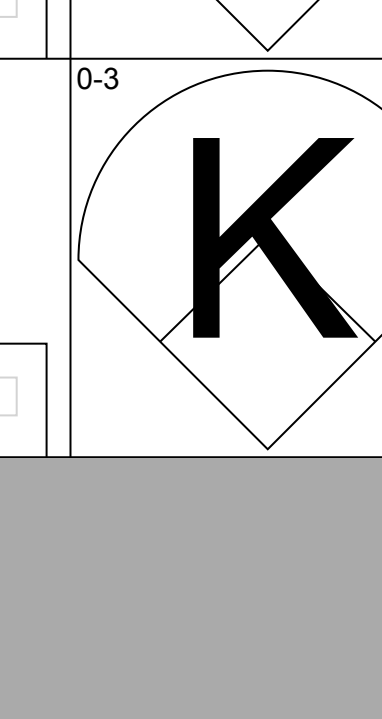
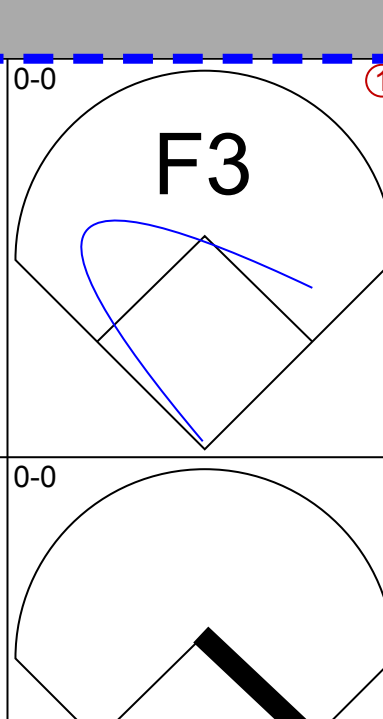
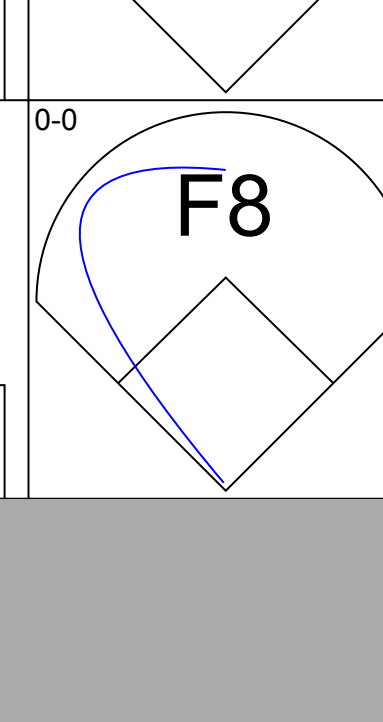
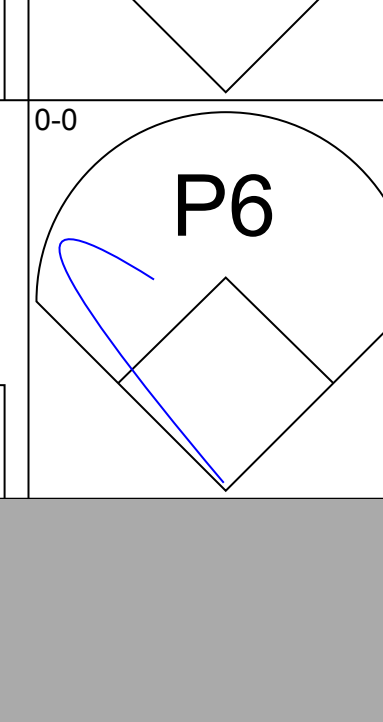
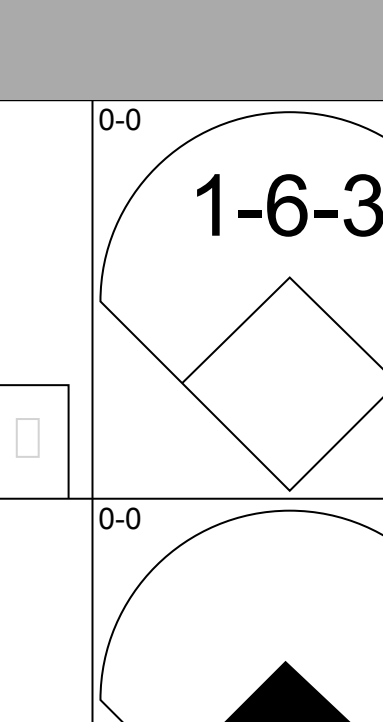
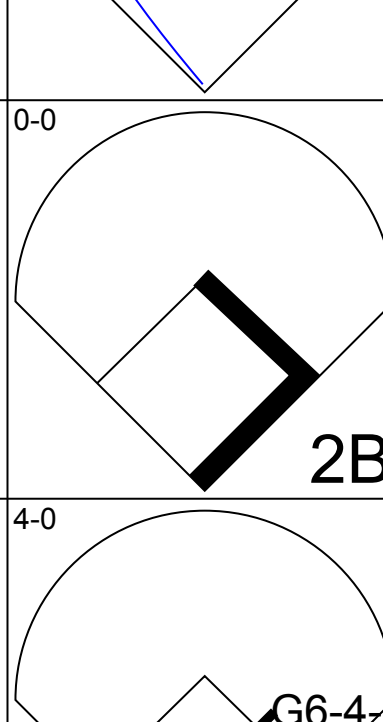
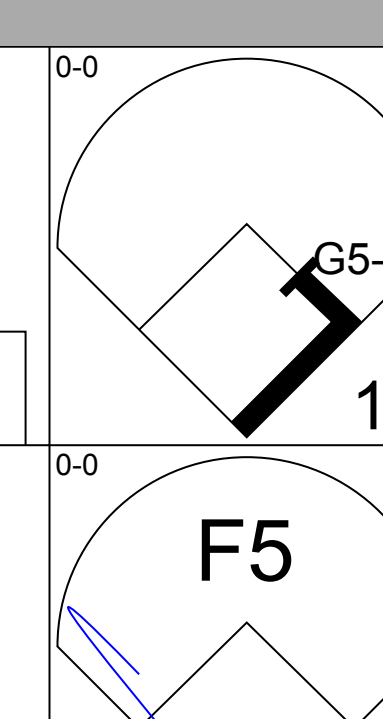
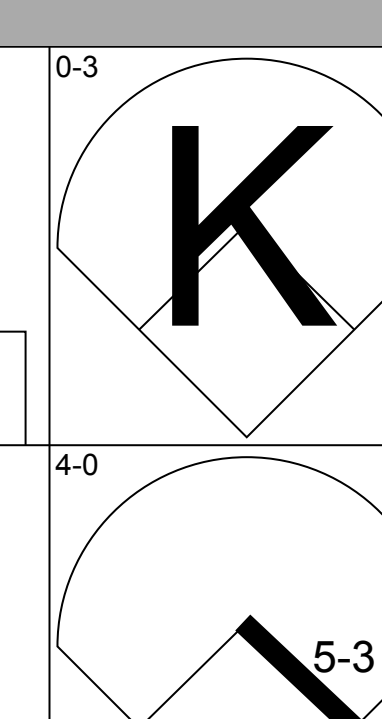
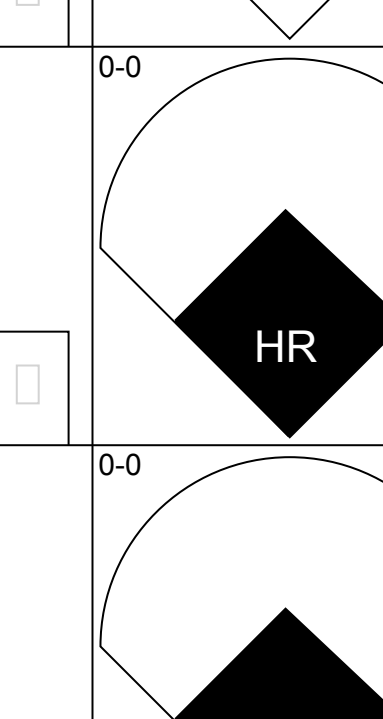
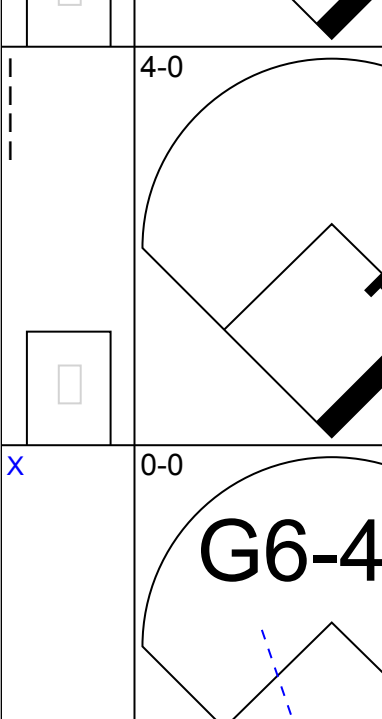
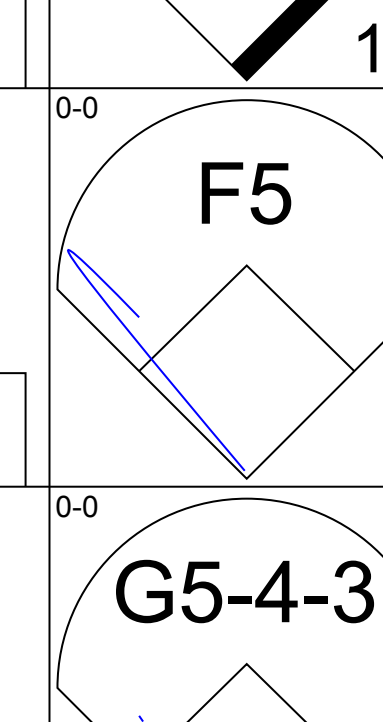
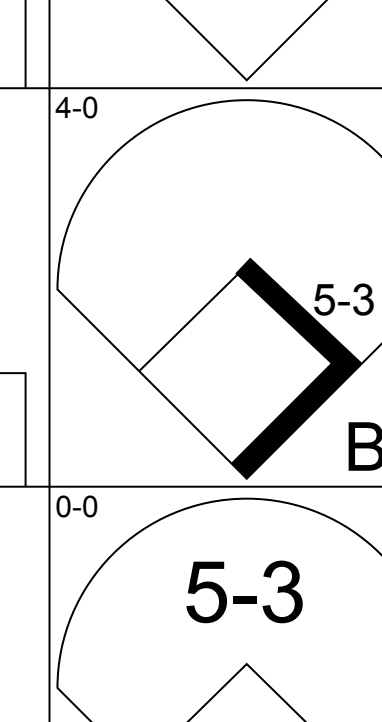
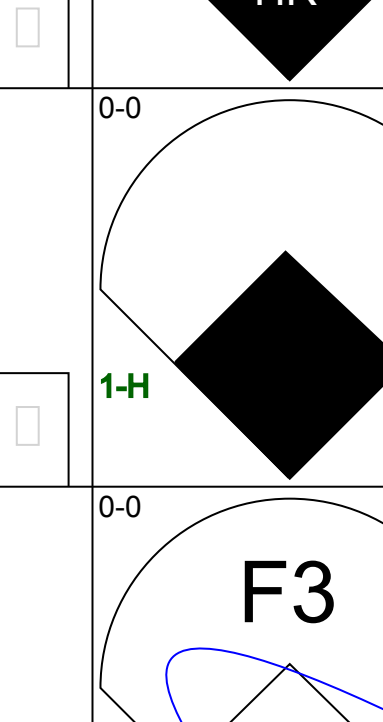
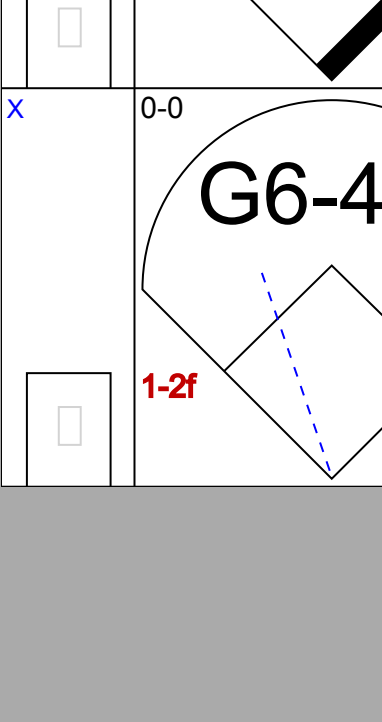
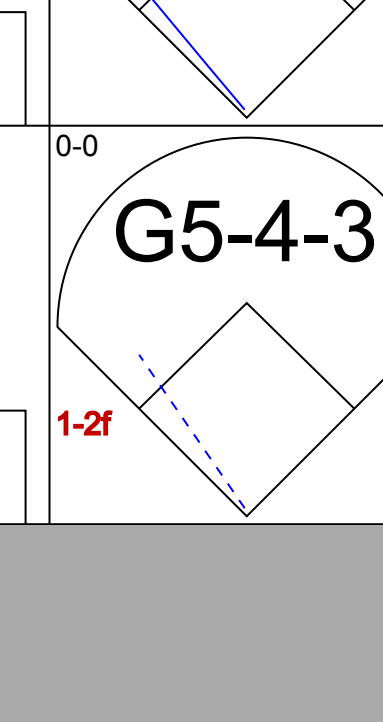
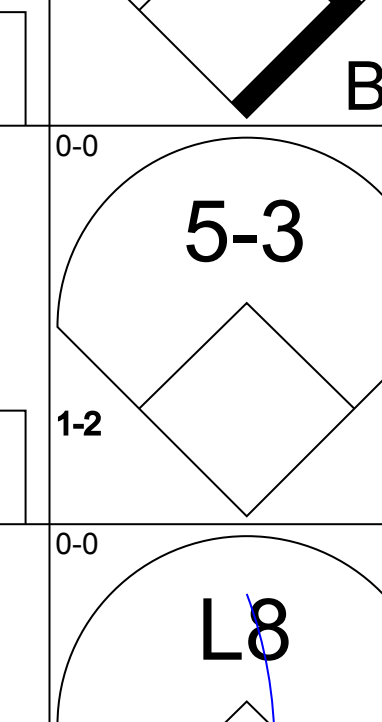
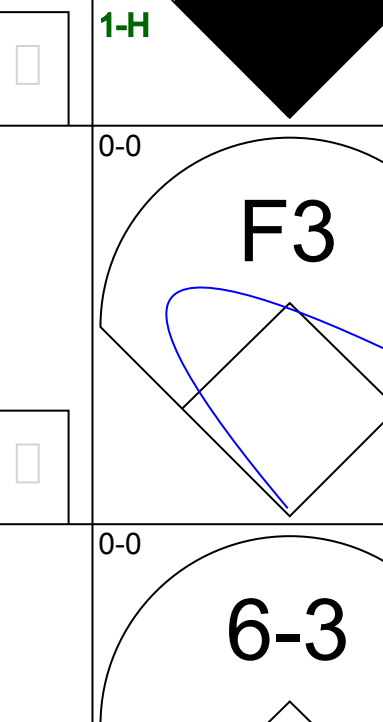
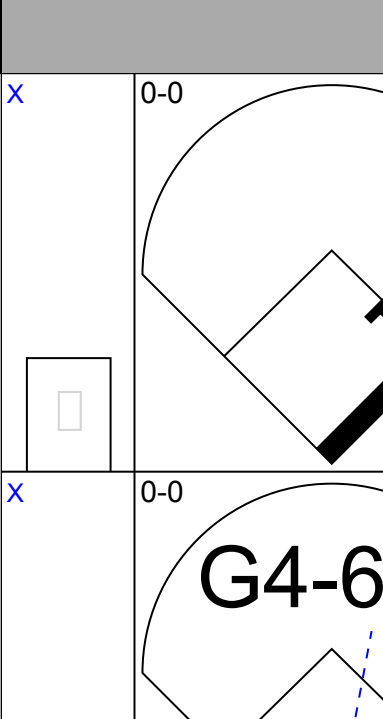
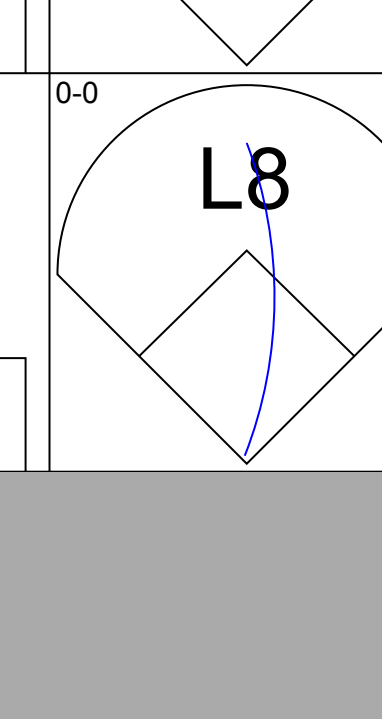
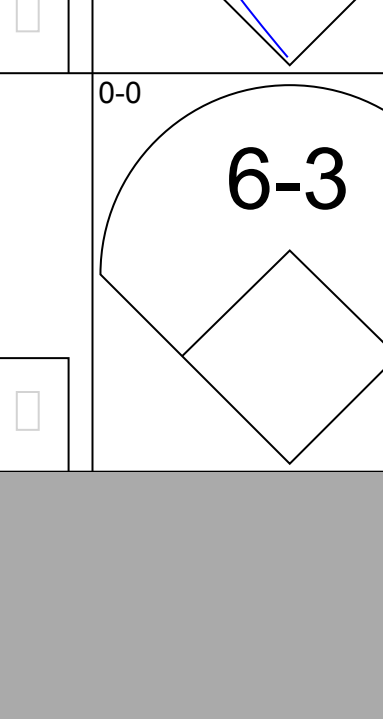
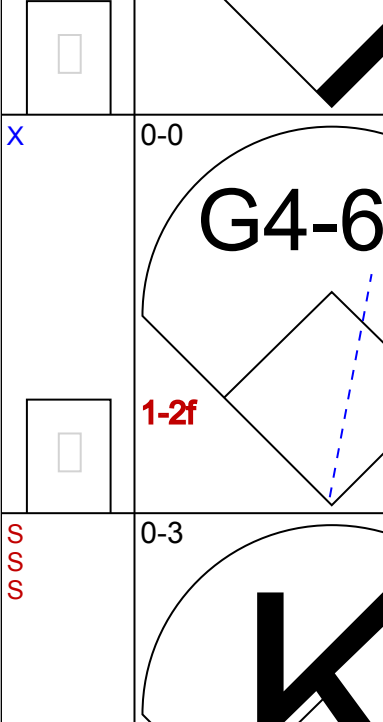
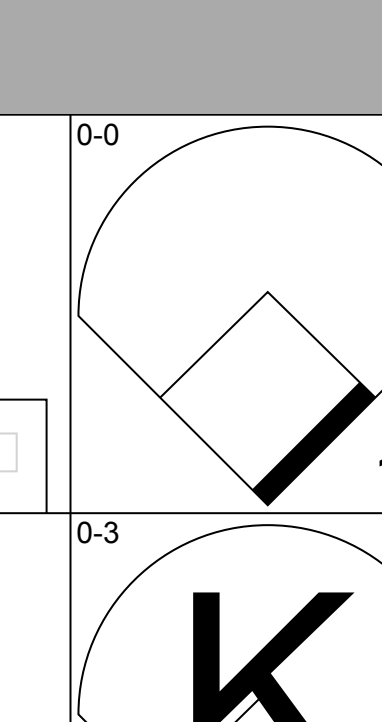
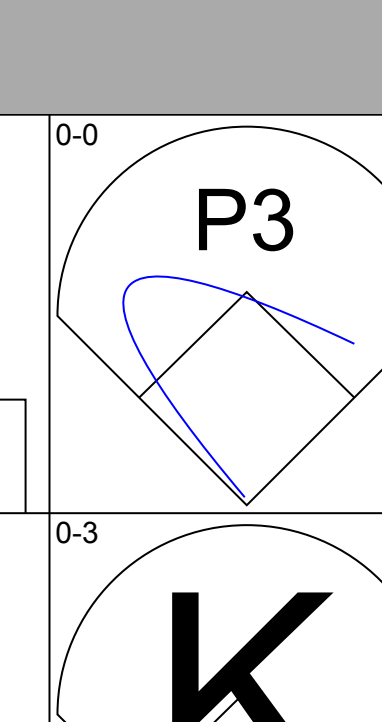
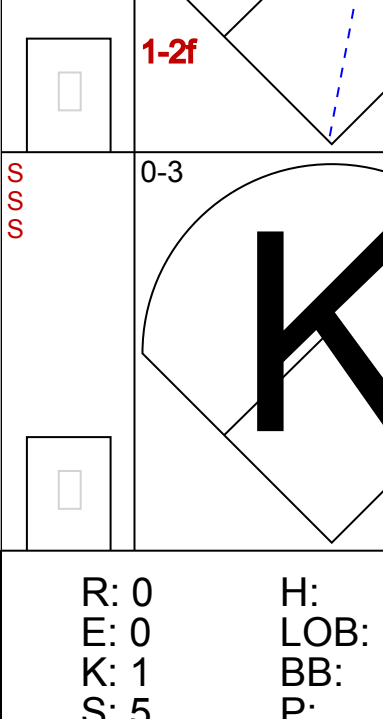
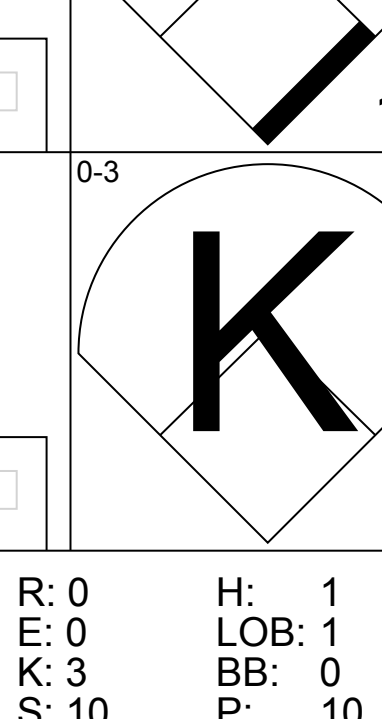
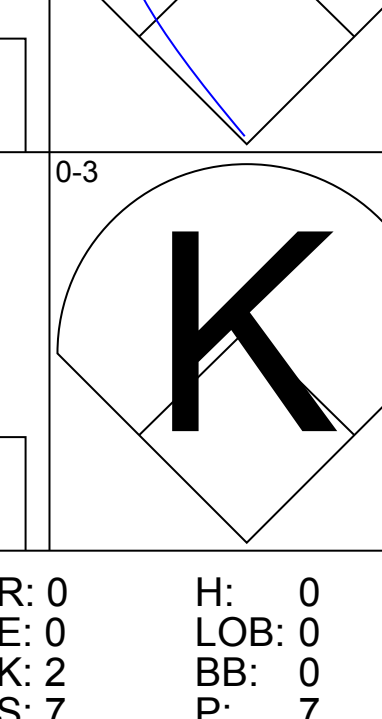
Batter	1	2	3	4	5	6	7	8	9	AB	R	H	RBI	BB	SO	LOB	TOP				
<b>Maury Wills, S</b> OBP: 0.353, SLG: 0.354 (1, 6)										4	0	2	1	1	2	1	<b>Los Angeles Dodgers @ Cincinnati Reds</b> Crosley Field, Cincinnati, OH Wed Jun 29 1966, 7:05 PM EDT Att: 17,473 - Unknown				
<b>Jim Gilliam, S</b> OBP: 0.288, SLG: 0.243 <b>John Kennedy, R</b> OBP: 0.235, SLG: 0.266 (1, 5) (3, 4) (7, 5)										3	1	1	0	0	0	2					
<b>Willie Davis, L</b> OBP: 0.292, SLG: 0.368 (1, 8)										5	1	2	1	0	0	2					
<b>Lou Johnson, R</b> OBP: 0.320, SLG: 0.422 (1, 7)										4	1	1	0	1	1	1					
<b>Ron Fairly, L</b> OBP: 0.381, SLG: 0.415 (1, 3)										4	2	1	3	1	1	1					
<b>Jim Lefebvre, S</b> OBP: 0.344, SLG: 0.492 (1, 4) (3, 5)										3	1	1	0	1	0	1					
<b>Wes Parker, S</b> OBP: 0.350, SLG: 0.426 (1, 9)										4	1	2	2	0	0	1					
<b>John Roseboro, L</b> OBP: 0.351, SLG: 0.435 (1, 2)										5	1	2	2	0	1	4					
<b>Don Drysdale, R</b> OBP: 0.280, SLG: 0.340 <b>Phil Regan, R</b> OBP: 0.133, SLG: 0.133 <b>Nate Oliver, R</b> OBP: 0.290, SLG: 0.237 (1, 1) (7, 1) (7, 4)										3	1	2	0	0	0	0					
<b>Inning Stats</b>	R: 0 E: 0 K: 1 S: 6	H: 1 LOB: 1 BB: 0 P: 6	R: 0 E: 0 K: 0 S: 3	H: 1 LOB: 1 BB: 0 P: 4	R: 3 E: 1 K: 1 S: 14	H: 8 LOB: 2 BB: 1 P: 18	R: 0 E: 0 K: 1 S: 5	H: 1 LOB: 0 BB: 0 P: 5	R: 0 E: 0 K: 1 S: 5	H: 0 LOB: 0 BB: 0 P: 5	R: 0 E: 0 K: 1 S: 5	H: 0 LOB: 1 BB: 1 P: 9	R: 0 E: 0 K: 1 S: 5	H: 1 LOB: 2 BB: 1 P: 9	R: 1 E: 0 K: 0 S: 5	H: 2 LOB: 2 BB: 1 P: 9	1B: 11 2B: 6 3B: 0 HR: 0	SF: 0 SAC: 1 DP: 3 HBP: 1	WP: 0 PB: 0 SB: 0 CS: 2	PA: 44	
<b>PITCHER</b>	IP	WLS	BF	H	R	ER	SO	BB	IBB	HBP	BLK	WP	HR	S	P	ERA	WHIP				
<b>Hank Fischer, R</b> ERA: 4.62 <b>Ted Davidson, L</b> ERA: 4.29 <b>Joe Nuxhall, L</b> ERA: 5.53 <b>Darrell Osteen, R</b> ERA: 5.06 <b>Jack Baldschun, R</b> ERA: 7.89	(1, 1) (3, 1) (3, 1) (6, 1) (8, 1)	2.1 0.0 2.2 2.0 2.0	L 4 9 7 10	14 3 2 1 3	6 3 2 1 1	5 2 1 0 1	2 1 2 0 1	1 0 0 1 2	0 0 0 0 0	0 0 0 0 0	0 0 0 0 0	0 0 0 0 0	0 0 0 0 0	16 4 13 8 10	21 4 3 12 18	19.29 ∞ 3.38 0.00 4.50	3.000 ∞ 0.750 1.000 2.500				

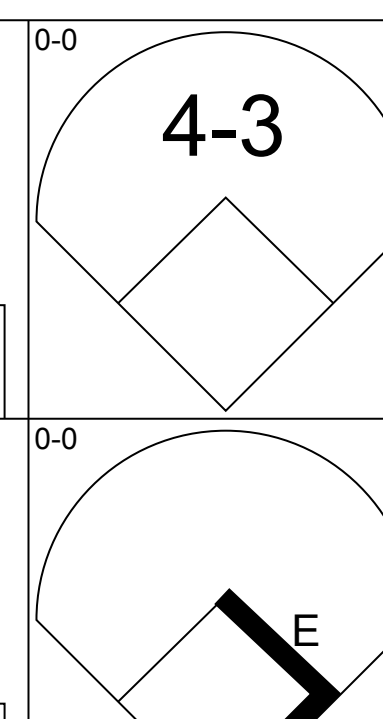
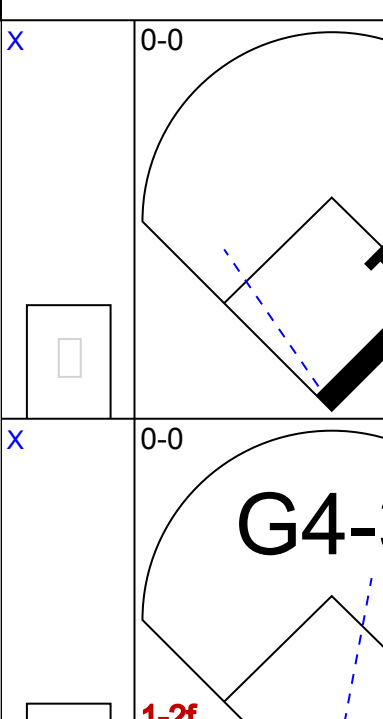
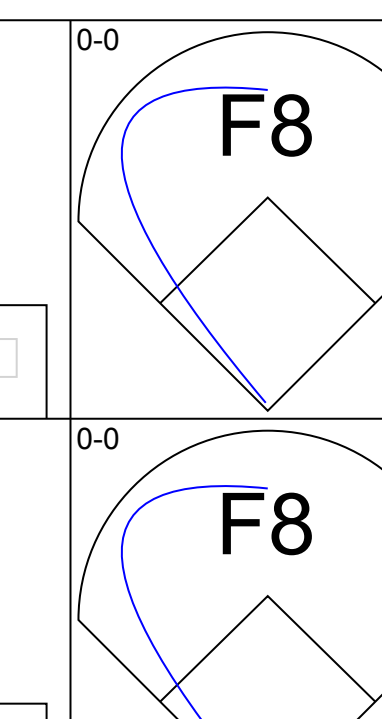
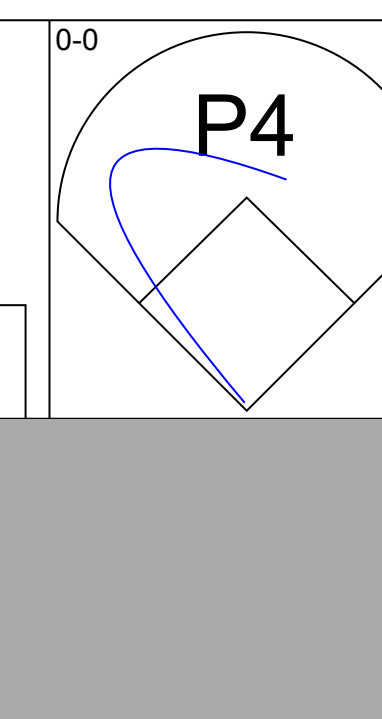
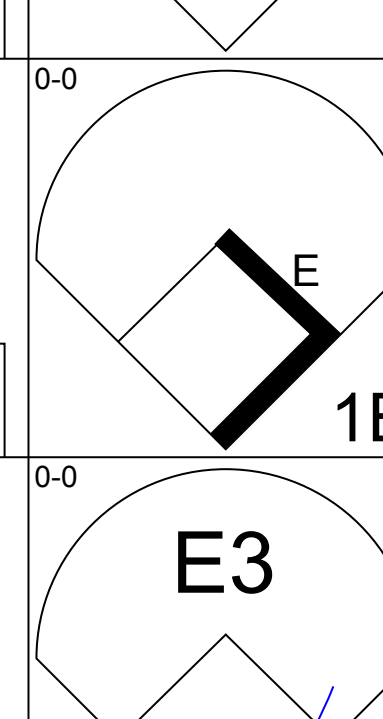
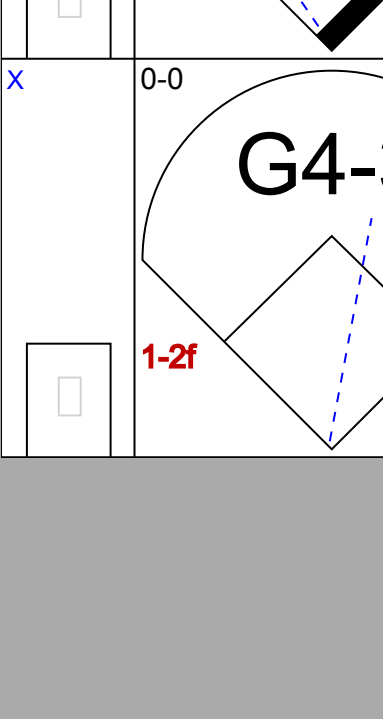
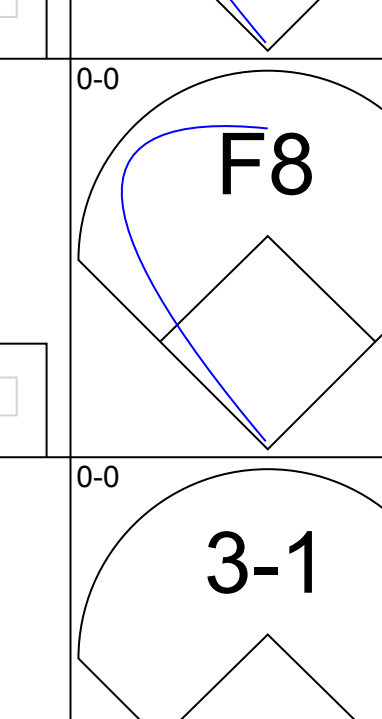
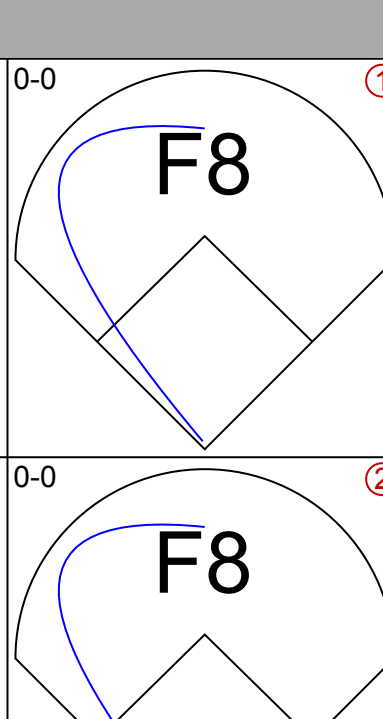
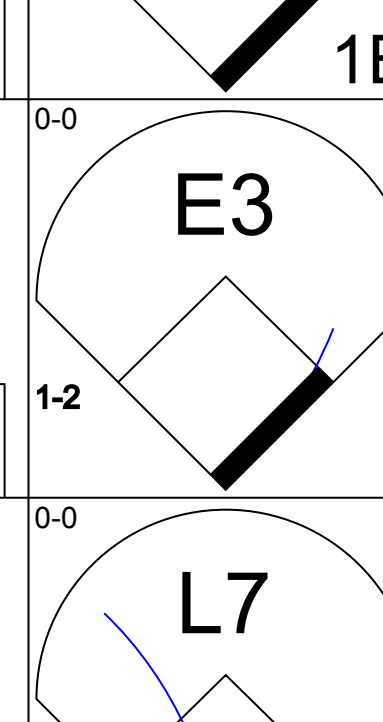
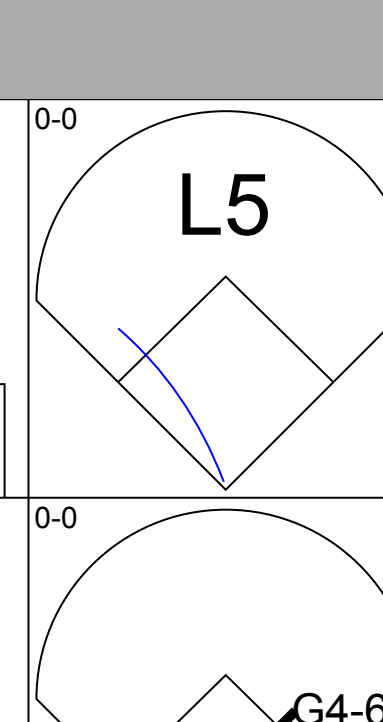
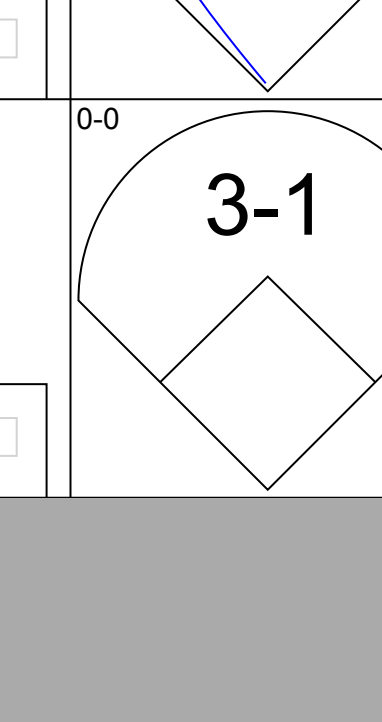
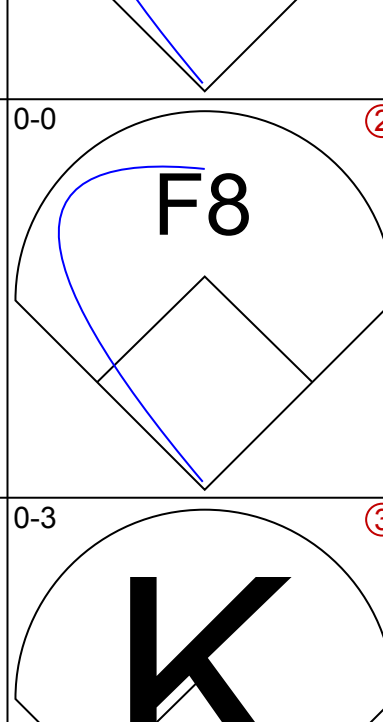
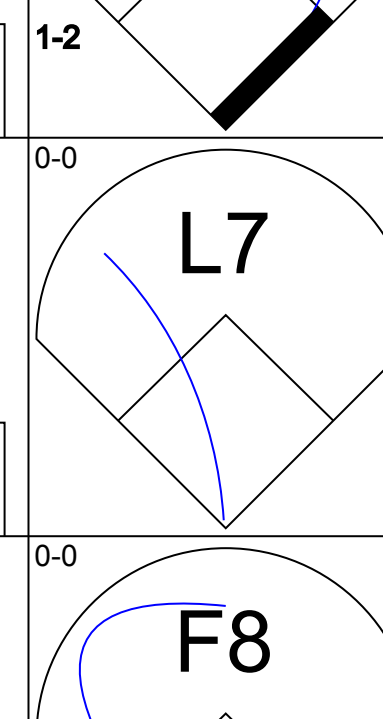
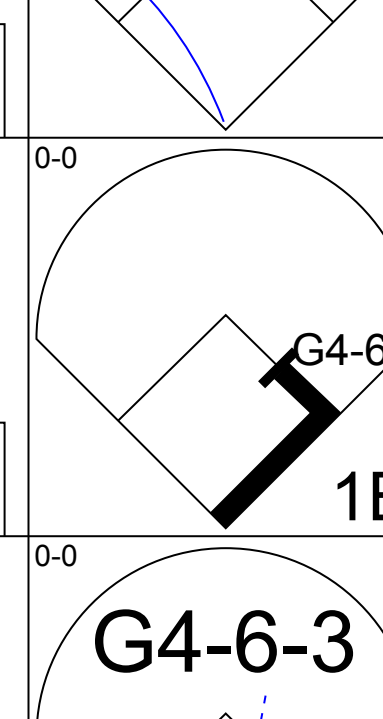
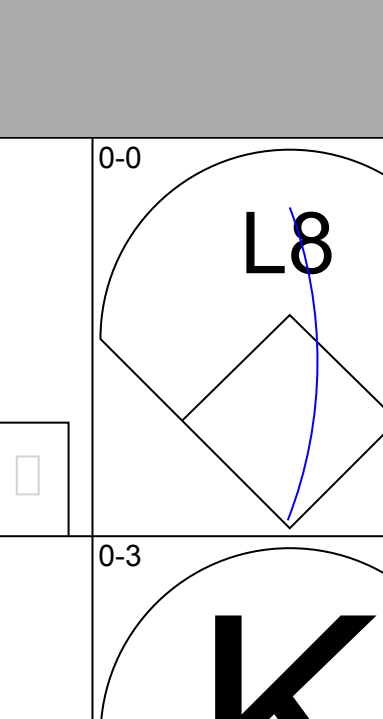

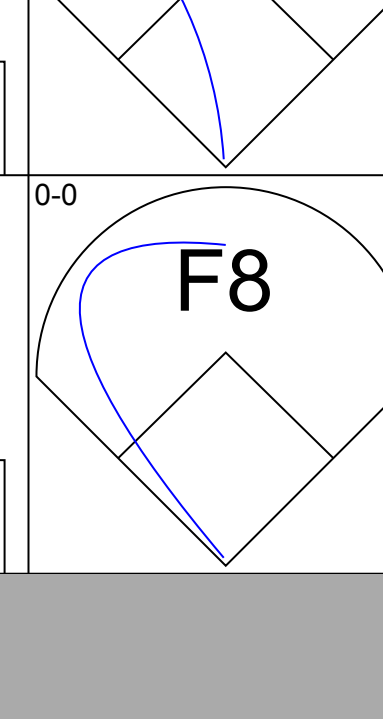
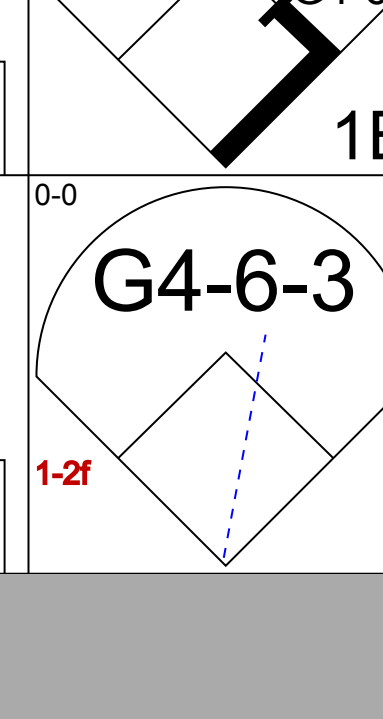
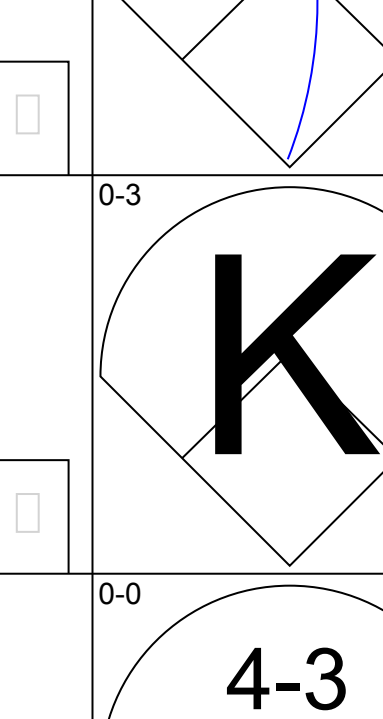
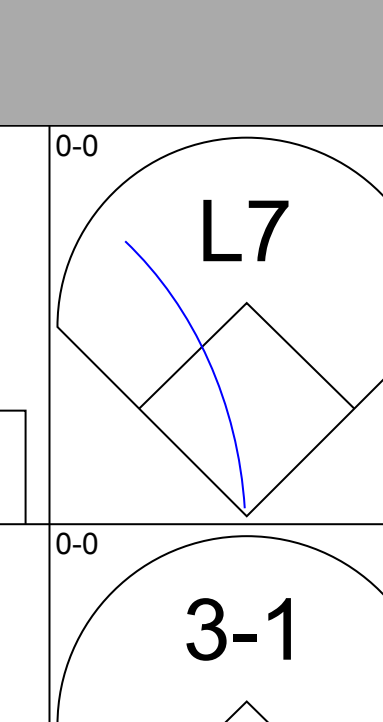
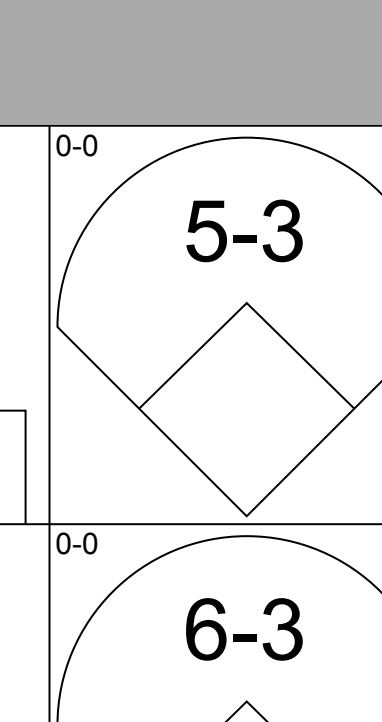
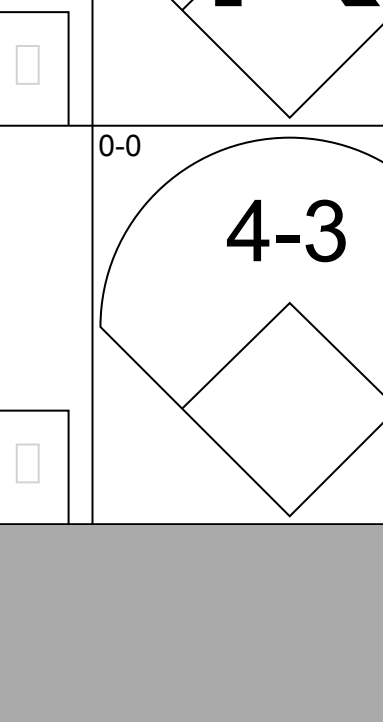
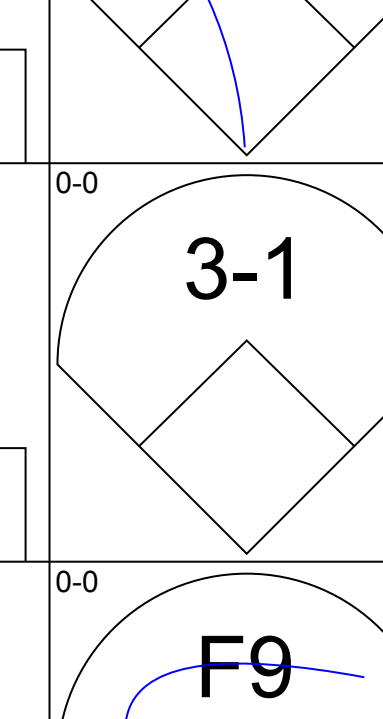
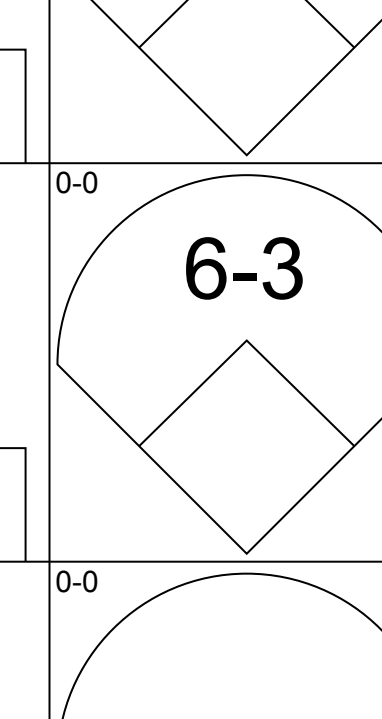
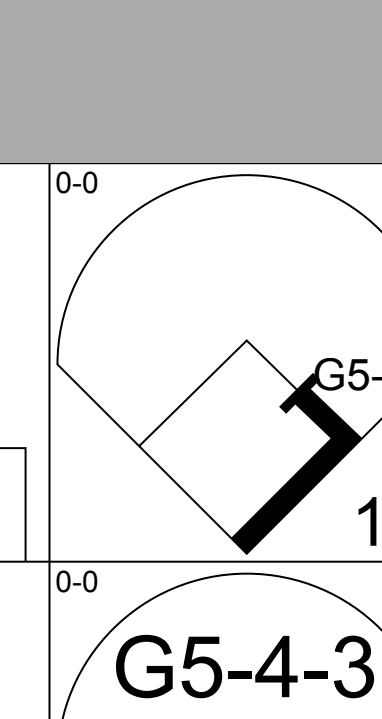
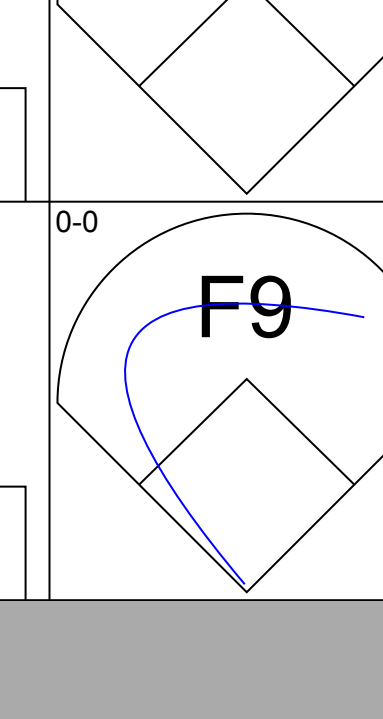
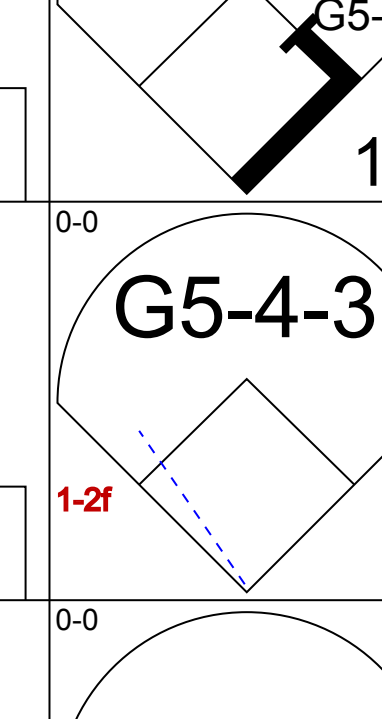
Batter	1	2	3	4	5	6	7	8	9	AB	R	H	RBI	BB	SO	LOB	BOTTOM				
<b>Tommy Harper, R</b> OBP: 0.354, SLG: 0.408 (1, 9)										5	0	2	1	0	0	3	<b>Los Angeles Dodgers @ Cincinnati Reds</b> Crosley Field, Cincinnati, OH Wed Jun 29 1966, 7:05 PM EDT Att: 17,473 - Unknown				
<b>Pete Rose, S</b> OBP: 0.321, SLG: 0.378 (1, 4)										5	0	3	1	0	0	3					
<b>Vada Pinson, L</b> OBP: 0.359, SLG: 0.460 (1, 8)										5	1	2	0	0	1	2					
<b>Tony Perez, R</b> OBP: 0.316, SLG: 0.387 (1, 3)										5	1	1	2	0	1	3					
<b>Deron Johnson, R</b> OBP: 0.276, SLG: 0.381 (1, 7)										4	1	1	0	0	1	0					
<b>Johnny Edwards, L</b> OBP: 0.333, SLG: 0.342 (1, 2)										4	0	0	0	0	1	1					
<b>Giraldo Ruiz, S</b> OBP: 0.240, SLG: 0.229 (1, 5)										4	0	2	1	0	0	0					
<b>Leo Cardenas, R</b> OBP: 0.324, SLG: 0.439 (1, 6)										4	1	1	0	0	0	2					
<b>Hank Fischer, R</b> <b>Ted Davidson, R</b> <b>Joe Nuxhall, L</b> <b>Art Shamsky, L</b> <b>Darrell Osteen, R</b> <b>Don Pavletich, R</b> <b>Jack Baldschun, R</b> <b>Tommy Helms, R</b> (1, 1) (3, 1) (3, 1) (5, PH) (6, 1) (7, PH) (8, 1) (9, PH)	(1, 1) (3, 1) (3, 1) (5, PH) (6, 1) (7, PH) (8, 1) (9, PH)	6.0 0.0 2.2 2.0 2.0	W S S	25 15 3	H R ER SO	9 3 3 3	BB IBB HBP BLK	0 0 0 0	0 0 0 0	0 0 0 0	0 0 0 0	0 1 1 0	0 0 0 0	0 0 0 0	0 0 0 0	0 0 0 0	1B: 12 2B: 2 3B: 0 HR: 1	SF: 0 SAC: 0 DP: 2 HBP: 0	WP: 0 PB: 0 SB: 0 CS: 0	PA: 40	
<b>PITCHER</b>	IP	WLS	BF	H	R	ER	SO	BB	IBB	HBP	BLK	WP	HR	S	P	ERA	WHIP				
<b>Don Drysdale, R</b> ERA: 4.48 <b>Phil Regan, R</b> ERA: 1.65	(1, 1) (7, 1)	6.0 3.0	W S	25 15	6 2	2 2	1 1	0 0	0 0	0 0	0 0	0 1	0 1	17 17	31 17	4.50 6.00	1.500 2.000				

livebaseballscores.com



Batter	1	2	3	4	5	6	7	8	9	AB	R	H	RBI	BB	SO	LOB	TOP				
<b>Lou Brock, L</b> OBP: 0.293, SLG: 0.398 (1, 7)										4	0	0	0	0	3	1	<b>St. Louis Cardinals @ Los Angeles Dodgers</b> Dodger Stadium, Los Angeles, CA Fri Jul 01 1966, 7:05 PM PDT Att: 38,410 - Unknown <a href="http://livebaseballscorecards.com">livebaseballscorecards.com</a>				
<b>Phil Gaigliano, R</b> OBP: 0.365, SLG: 0.353 (1, 5)										4	0	0	0	0	3	1					
<b>Curt Flood, R</b> OBP: 0.310, SLG: 0.380 (1, 8)										4	0	1	0	0	0	0					
<b>Orlando Cepeda, R</b> OBP: 0.363, SLG: 0.526 (1, 3)										3	1	2	0	1	1	0					
<b>Mike Shannon, R</b> OBP: 0.286, SLG: 0.403 (1, 9)									3	1	1	2	1	0	3						
<b>Julian Javier, R</b> OBP: 0.275, SLG: 0.292 (1, 4)									3	0	0	0	0	0	2						
<b>Dal Maxvill, R</b> OBP: 0.269, SLG: 0.265 (1, 6)										3	0	1	0	0	0	1					
<b>Pat Corrales, R</b> OBP: 0.204, SLG: 0.180 (1, 2)										3	0	1	0	0	0	1					
<b>Al Jackson, L</b> OBP: 0.294, SLG: 0.310 (1, 1)										3	0	0	0	0	3	1					
<b>Inning Stats</b>	R: 0 E: 0 K: 2 S: 7	H: 0 LOB: 0 BB: 0 P: 7	R: 0 E: 0 K: 0 S: 3	H: 1 LOB: 0 BB: 0 P: 3	R: 0 E: 0 K: 1 S: 5	H: 1 LOB: 0 BB: 0 P: 5	R: 0 E: 0 K: 1 S: 5	H: 0 LOB: 0 BB: 0 P: 5	R: 0 E: 0 K: 3 S: 10	H: 1 LOB: 1 BB: 0 P: 10	R: 2 E: 0 K: 0 S: 5	H: 2 LOB: 0 BB: 0 P: 5	R: 0 E: 0 K: 2 S: 7	H: 0 LOB: 0 BB: 0 P: 7	R: 0 E: 0 K: 0 S: 3	H: 1 LOB: 1 BB: 1 P: 7	1B: 4 2B: 1 3B: 0 HR: 1	SF: 0 SAC: 0 DP: 3 HBP: 0	WP: 0 PB: 0 SB: 0 CS: 0	PA: 32	
<b>PITCHER</b>	IP	WLS	BF	H	R	ER	SO	BB	IBB	HBP	BLK	WP	HR	S	P	ERA	WHIP				
<b>Sandy Koufax, L</b> ERA: 1.6 (1, 1)	8.0	L	28	5	2	2	10	1	0	0	0	0	1	47	51	2.25	0.750				
<b>Phil Regan, R</b> ERA: 1.62 (9, 1)	1.0		4	1	0	0	0	0	1	0	0	0	0	3	7	0.00	1.000				

Batter	1	2	3	4	5	6	7	8	9	AB	R	H	RBI	BB	SO	LOB	BOTTOM				
<b>Maury Wills, S</b> OBP: 0.352, SLG: 0.352 (1, 6)										4	0	1	0	0	0	1	<b>St. Louis Cardinals @ Los Angeles Dodgers</b> Dodger Stadium, Los Angeles, CA Fri Jul 01 1966, 7:05 PM PDT Att: 38,410 - Unknown <a href="http://livebaseballscorecards.com">livebaseballscorecards.com</a>				
<b>Wes Parker, S</b> OBP: 0.348, SLG: 0.423 (1, 9)										4	0	1	0	0	0	1					
<b>Willie Davis, L</b> OBP: 0.288, SLG: 0.363 (1, 8)										4	0	0	0	0	0	1					
<b>Lou Johnson, R</b> OBP: 0.319, SLG: 0.419 (1, 7)										4	0	1	0	0	1	2					
<b>Ron Fairly, L</b> OBP: 0.374, SLG: 0.406 (1, 3)										3	0	0	0	0	1	3					
<b>Jim Lefebvre, S</b> OBP: 0.341, SLG: 0.486 (1, 5)										3	0	0	0	0	0	0					
<b>John Roseboro, L</b> OBP: 0.351, SLG: 0.433 (1, 2)										3	0	1	0	0	0	0					
<b>John Kennedy, R</b> OBP: 0.240, SLG: 0.271 (8, PH)										2	0	1	0	0	0	0					
<b>Al Ferrara, R</b> OBP: 0.337, SLG: 0.484 (8, PH)										1	0	0	0	0	0	1					
<b>Phil Regan, R</b> OBP: 0.133, SLG: 0.133 (9, 1)										0	0	0	0	0	0	0					
<b>Sandy Koufax, R</b> OBP: 0.068, SLG: 0.053 (8, PH)										2	0	0	0	0	0	1					
<b>Tommy Davis, R</b> OBP: 0.308, SLG: 0.361 (8, PR)										1	0	1	0	0	0	0					
<b>Nate Oliver, R</b> OBP: 0.290, SLG: 0.237 (8, PR)										0	0	0	0	0	0	0					
<b>Inning Stats</b>	R: 0 E: 1 K: 0 S: 5	H: 1 LOB: 2 BB: 0 P: 5	R: 0 E: 0 K: 0 S: 3	H: 0 LOB: 0 BB: 0 P: 3	R: 0 E: 0 K: 0 S: 3	H: 1 LOB: 0 BB: 0 P: 3	R: 0 E: 0 K: 0 S: 3	H: 0 LOB: 0 BB: 0 P: 3	R: 0 E: 0 K: 1 S: 5	H: 0 LOB: 0 BB: 0 P: 5	R: 0 E: 0 K: 0 S: 4	H: 2 LOB: 1 BB: 0 P: 4	R: 0 E: 0 K: 0 S: 4	H: 0 LOB: 0 BB: 0 P: 5	R: 0 E: 0 K: 1 S: 5	H: 0 LOB: 0 BB: 0 P: 5	1B: 6 2B: 0 3B: 0 HR: 0	SF: 0 SAC: 0 DP: 3 HBP: 0	WP: 0 PB: 0 SB: 0 CS: 0	PA: 31	
<b>PITCHER</b>	IP	WLS	BF	H	R	ER	SO	BB	IBB	HBP	BLK	WP	HR	S	P	ERA	WHIP				
<b>Al Jackson, L</b> ERA: 1.98 (1, 1)	9.0	W	31	6	0	0	2	0	0	0	0	0	0	35	35	0.00	0.667				



Batter	1	2	3	4	5	6	7	8	9	AB	R	H	RBI	BB	SO	LOB	TOP										
<b>Lou Brock, L</b> OBP: 0.289, SLG: 0.392 (1, 7)	F7		B5-3		K		K			4	0	0	0	0	2	2	<b>St. Louis Cardinals @ Los Angeles Dodgers</b> Dodger Stadium, Los Angeles, CA Sat Jul 02 1966, 7:05 PM PDT Att: 29,042 - Unknown <a href="http://livebaseballscorecards.com">livebaseballscorecards.com</a>										
<b>Phil Gaigliano, R</b> OBP: 0.392, SLG: 0.357 (1, 5)	6-3		1B 2B		K		E6			4	0	1	0	0	1	2											
<b>Curt Flood, R</b> OBP: 0.309, SLG: 0.378 (1, 8)	L5		2-3 1B		L3		4-3			4	0	1	0	0	0	2											
<b>Orlando Cepeda, R</b> OBP: 0.365, SLG: 0.542 (1, 3)		2B 1B	K		HR		K			4	2	2	1	0	2	2											
<b>Mike Shannon, R</b> OBP: 0.292, SLG: 0.414 (1, 9)	1B 1-3 2B				6-3		4-3			4	0	2	0	0	0	0											
<b>Julian Javier, R</b> OBP: 0.272, SLG: 0.288 (1, 4)	6-3				6-3		FC4-6 1B			3	0	0	0	0	0	3											
<b>Bobby Tolan, L</b> OBP: 0.235, SLG: 0.284 (8, PH)	6-3				6-3		FC4-6 WP 1-2			1	0	0	0	0	0	0											
<b>Jimmy Williams, R</b> OBP: 0.500, SLG: 0.429 (8, 4)	6-3				6-3		4-3			0	0	0	0	0	0	0											
<b>Dal Maxvill, R</b> OBP: 0.270, SLG: 0.267 (1, 6)	2-3 3-H 1B				6-3		4-3			3	0	1	1	0	0	1											
<b>Tito Francona, L</b> OBP: 0.278, SLG: 0.314 (9, PH)	K				6-3		4-3			1	0	0	0	0	0	0											
<b>Pat Corrales, R</b> OBP: 0.196, SLG: 0.173 (1, 2)					K		E 1B			2	0	0	0	0	2	1											
<b>Charley Smith, R</b> OBP: 0.329, SLG: 0.399 (7, PH)	K				K		K			1	0	1	0	0	0	0											
<b>Tim McCarver, L</b> OBP: 0.304, SLG: 0.423 (7, 2)					K		K			1	0	0	0	0	0	0											
<b>Bob Gibson, R</b> OBP: 0.254, SLG: 0.328 (1, 1)					K		K			3	0	1	0	0	2	1											
<b>Hal Woodeshick, R</b> OBP: 0.333, SLG: 0.667 (7, 1)							K			0	0	0	0	0	0	0											
<b>Bob Skinner, L</b> OBP: 0.229, SLG: 0.273 (9, PH)							1B			1	0	0	0	0	1	0											
<b>Inning Stats</b>	R: 0 E: 0 K: 0 S: 3	H: 0 LOB: 0 BB: 0 P: 3	R: 1 E: 0 K: 1 S: 7	H: 3 LOB: 1 BB: 0 P: 7	R: 0 E: 0 K: 2 S: 9	H: 2 LOB: 2 BB: 0 P: 9	R: 0 E: 0 K: 0 S: 3	H: 0 LOB: 0 BB: 0 P: 3	R: 0 E: 0 K: 3 S: 10	H: 1 LOB: 1 BB: 0 P: 10	R: 1 E: 0 K: 0 S: 5	H: 2 LOB: 1 BB: 0 P: 5	R: 0 E: 1 K: 2 S: 9	H: 1 LOB: 2 BB: 0 P: 9	R: 0 E: 0 K: 1 S: 5	H: 0 LOB: 0 BB: 0 P: 5	R: 0 E: 0 K: 1 S: 5	H: 0 LOB: 0 BB: 0 P: 5	R: 0 E: 0 K: 1 S: 5	H: 0 LOB: 0 BB: 0 P: 5	1B: 6 2B: 2 3B: 0 HR: 1	SF: 0 SAC: 0 DP: 0 HBP: 0	WP: 2 PB: 0 SB: 0 CS: 0	PA: 36			
<b>PITCHER</b>	IP	WLS	BF	H	R	ER	SO	BB	IBB	HBP	BLK	WP	HR	S	P	ERA	WHIP										
<b>Claude Osteen, L</b> ERA: 2.34 (1, 1)	6.2	W	29	9	2	2	8	0	0	0	0	1	1	45	45	2.70	1.350										
<b>Phil Regan, R</b> ERA: 1.55 (7, 1)	2.1	S	7	0	0	0	2	0	0	0	0	0	0	11	11	0.00	0.000										

Batter	1	2	3	4	5	6	7	8	9	AB	R	H	RBI	BB	SO	LOB	BOTTOM										
<b>Maury Wills, S</b> OBP: 0.347, SLG: 0.347 (1, 6)	K2-3		G6-3		F5		G3			4	0	0	0	0	1	4	<b>St. Louis Cardinals @ Los Angeles Dodgers</b> Dodger Stadium, Los Angeles, CA Sat Jul 02 1966, 7:05 PM PDT Att: 29,042 - Unknown <a href="http://livebaseballscorecards.com">livebaseballscorecards.com</a>										
<b>Jim Gilliam, S</b> OBP: 0.287, SLG: 0.244 (1, 5)	F7		6-3		F2		E7			4	0	1	2	0	0	0											
<b>John Kennedy, R</b> OBP: 0.240, SLG: 0.271 (8, 5)							2-H 3-H 1B			0	0	0	0	0	0	0											
<b>Willie Davis, L</b> OBP: 0.291, SLG: 0.365 (1, 8)	F5				G3 E 3B 1B		K			4	1	2	0	0	1	1											
<b>Ron Fairly, L</b> OBP: 0.371, SLG: 0.401 (1, 9)		F3			G3		B2-6-4 1B			4	0	1	0	0	0	2											
<b>Jim Lefebvre, S</b> OBP: 0.343, SLG: 0.492 (1, 4)		F2			SH1 3B		BB			3	1	1	1	1	0	1											
<b>Nate Oliver, R</b> OBP: 0.290, SLG: 0.237 (9, 4)					SH1 3B		G6-3 1B			0	0	0	0	0	0	0											
<b>Lou Johnson, R</b> OBP: 0.319, SLG: 0.418 (1, 7)	6-3				SH1		G1			3	1	1	1	0	0	1											
<b>John Roseboro, L</b> OBP: 0.364, SLG: 0.448 (1, 2)					E 2B		G3 E 1B			3	2	3	0	1	0	0											
<b>Wes Parker, S</b> OBP: 0.347, SLG: 0.421 (1, 3)					FC6 SH G6-3 2H		F4			4	1	1	1	0	0	2											
<b>Claude Osteen, L</b> OBP: 0.261, SLG: 0.364 (1, 1)					SH G6-3 2-3		CS 1B			1	0	1	0	0	0	0											
<b>Phil Regan, R</b> OBP: 0.176, SLG: 0.176 (7, 1)							G3 E 1B			2	1	1	0	0	0	2											
<b>Inning Stats</b>	R: 0 E: 0 K: 1 S: 5	H: 0 LOB: 0 BB: 0 P: 5	R: 0 E: 0 K: 0 S: 3	H: 0 LOB: 0 BB: 0 P: 3	R: 2 E: 2 K: 0 S: 5	H: 1 LOB: 0 BB: 0 P: 5	R: 2 E: 1 K: 0 S: 5	H: 2 LOB: 1 BB: 1 P: 9	R: 0 E: 0 K: 0 S: 3	H: 1 LOB: 0 BB: 0 P: 3	R: 0 E: 0 K: 0 S: 3	H: 1 LOB: 1 BB: 1 P: 7	R: 2 E: 1 K: 1 S: 8	H: 3 LOB: 1 BB: 0 P: 8	R: 1 E: 0 K: 0 S: 6	H: 4 LOB: 2 BB: 0 P: 6	R: 0 E: 0 K: 0 S: 6	H: 0 LOB: 0 BB: 0 P: 6	1B: 10 2B: 1 3B: 1 HR: 0	SF: 0 SAC: 2 DP: 3 HBP: 0	WP: 0 PB: 0 SB: 0 CS: 1	PA: 36					
<b>PITCHER</b>	IP	WLS	BF	H	R	ER	SO	BB	IBB	HBP	BLK	WP	HR	S	P	ERA	WHIP										
<b>Bob Gibson, R</b> ERA: 2.04 (1, 1)	6.2	L	29	8	6	5	1	2	0	0	0	0	0	29	37	6.75	1.500										
<b>Hal Woodeshick, L</b> ERA: 2.3 (7, 1)	1.1		7	4	1	1	1	0	0	0	0	0	0	9	9	6.75	3.000										

**St. Louis Cardinals @ Los Angeles Dodgers**  
 Dodger Stadium, Los Angeles, CA  
 Sat Jul 02 1966, 7:05 PM PDT  
 Att: 29,042 - Unknown

**St. Louis Cardinals @ Los Angeles Dodgers**  
 Dodger Stadium, Los Angeles, CA  
 Sat Jul 02 1966, 7:05 PM PDT  
 Att: 29,042 - Unknown

AB 36  
 R 2  
 H 9  
 RBI 2  
 BB 0  
 SO 10  
 LOB 14

AB 32  
 R 7  
 H 12  
 RBI 5  
 BB 2  
 SO 2  
 LOB 13

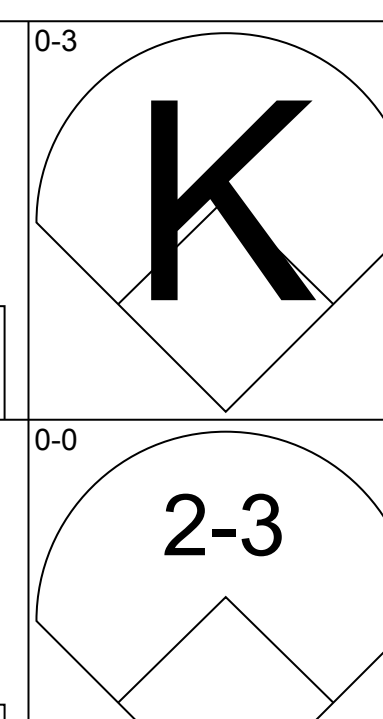
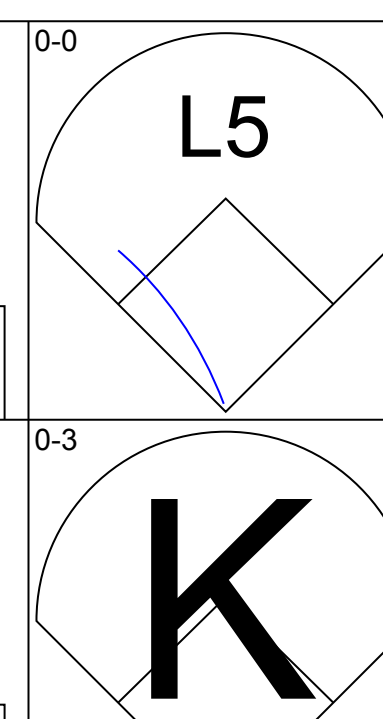
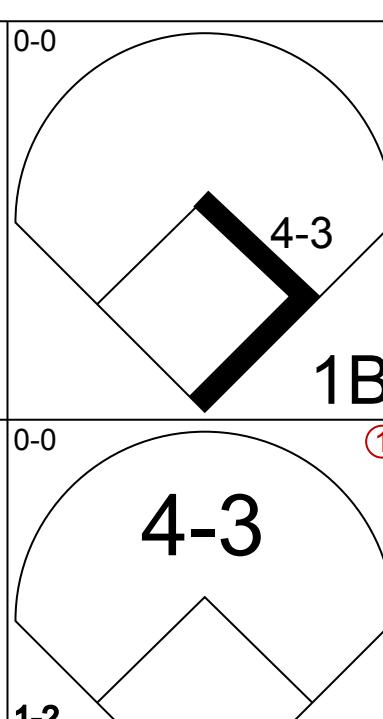
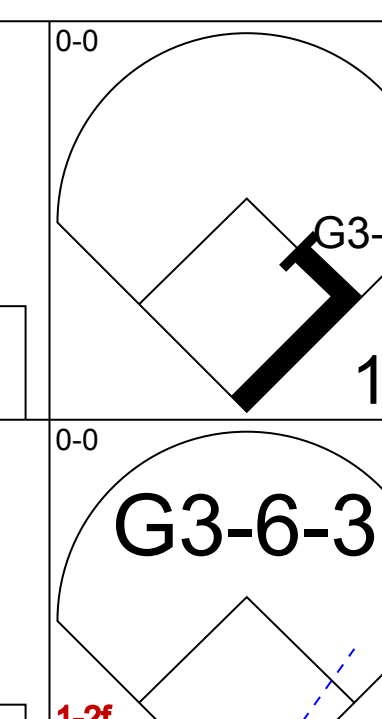
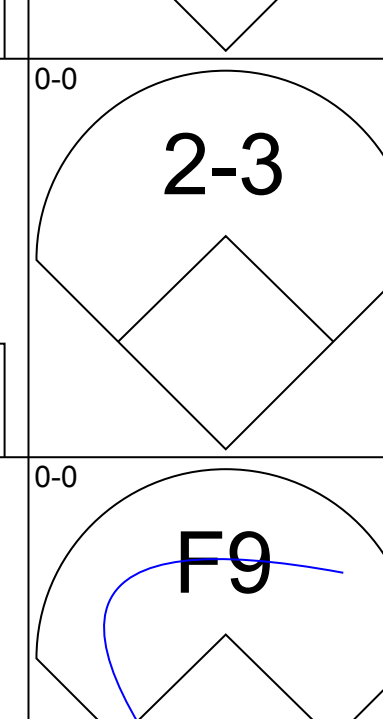
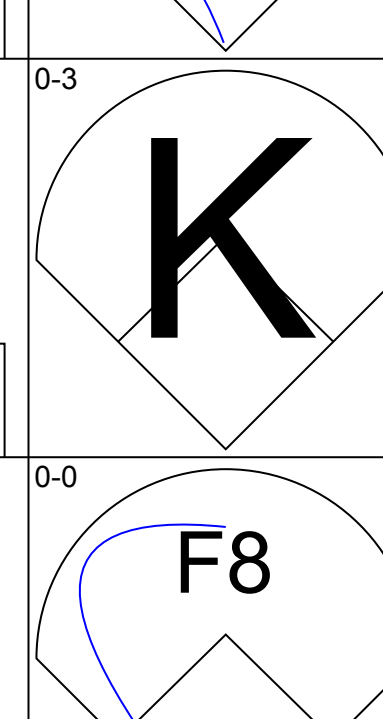
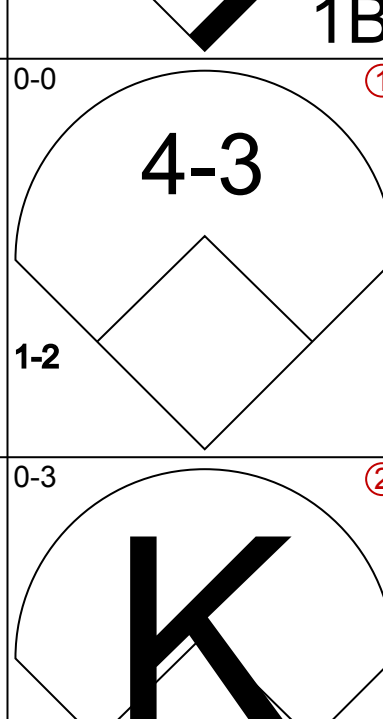
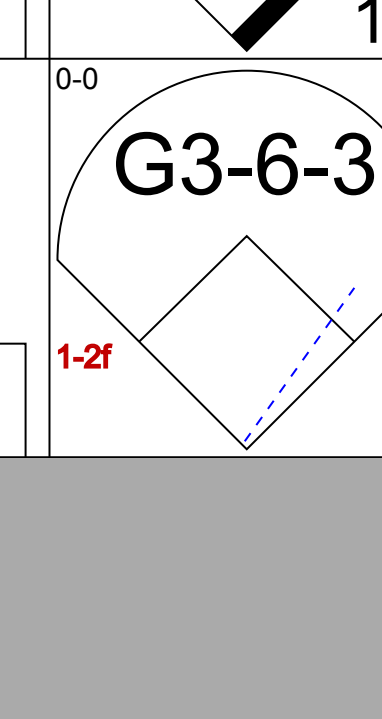
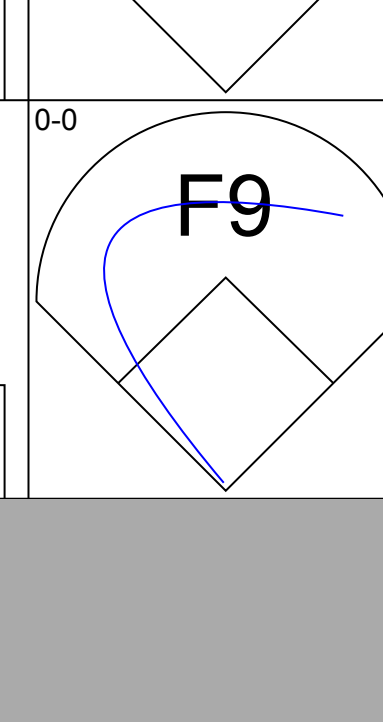
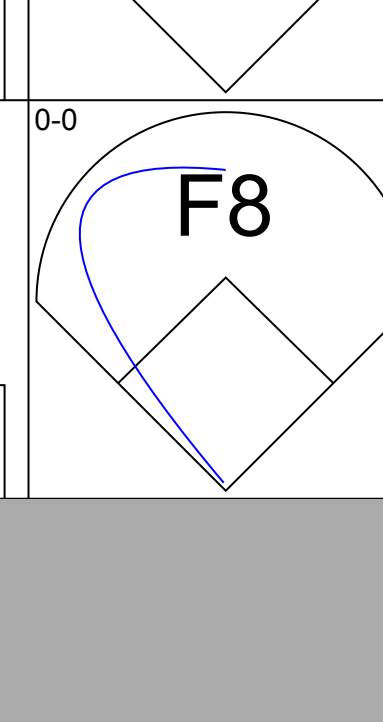
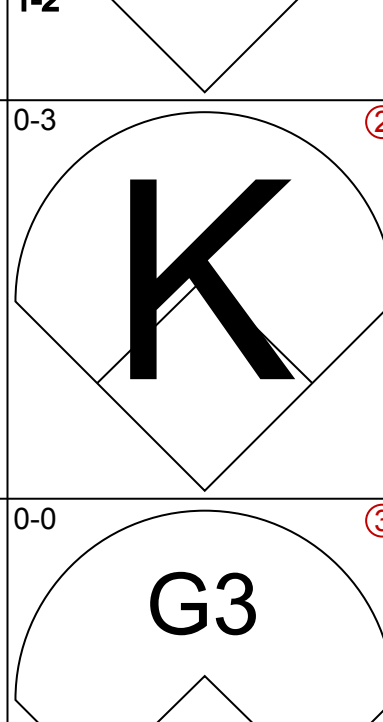
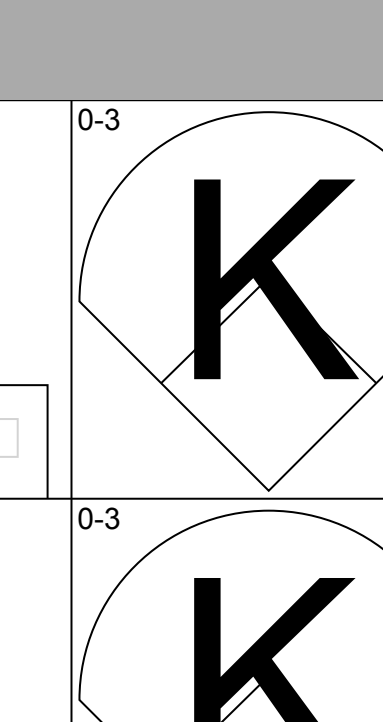
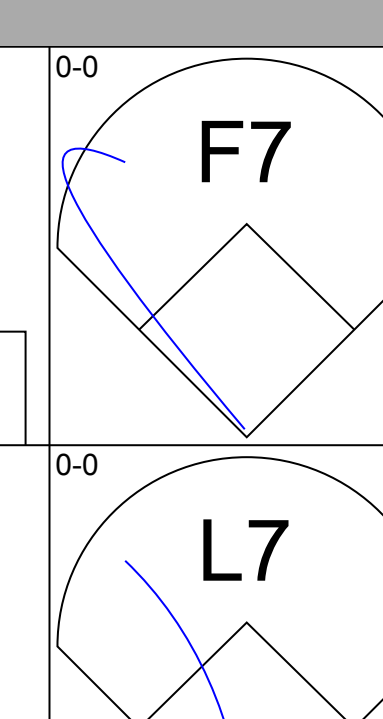
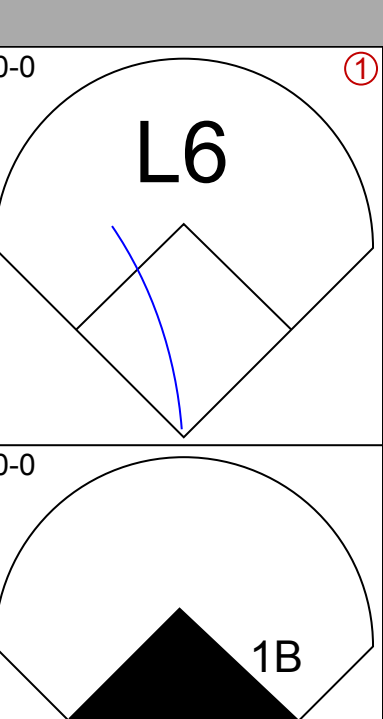
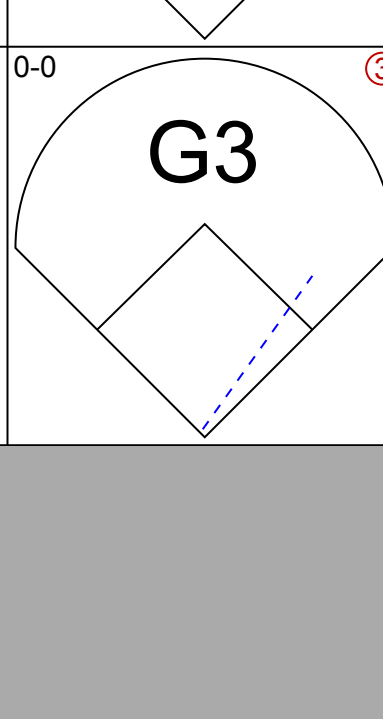
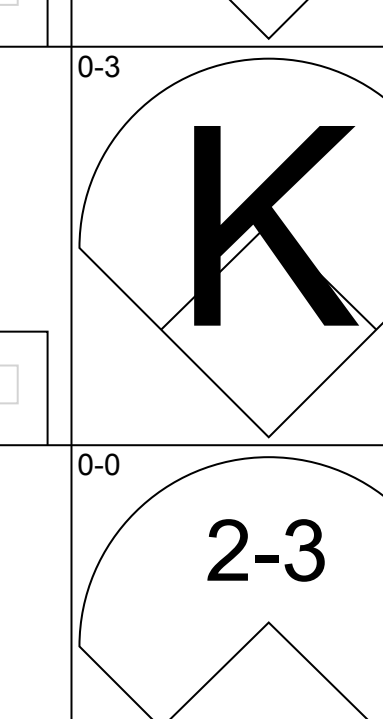
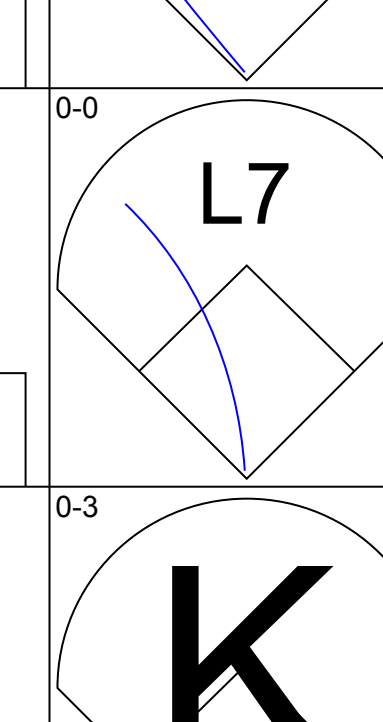
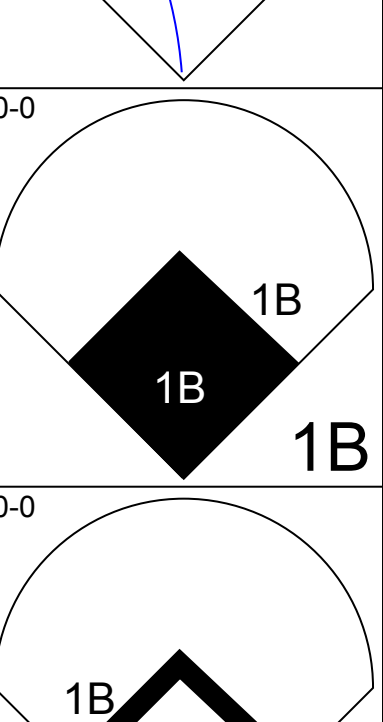
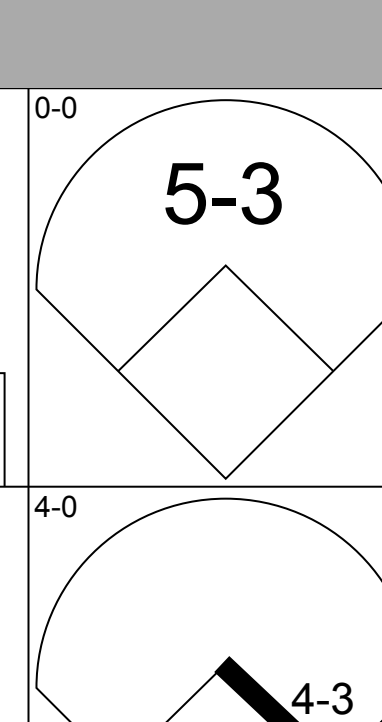
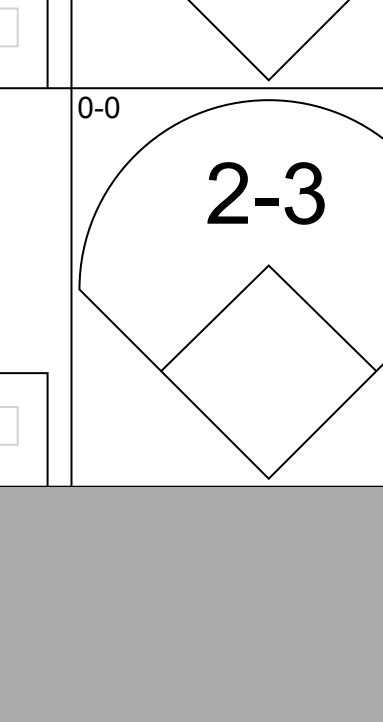
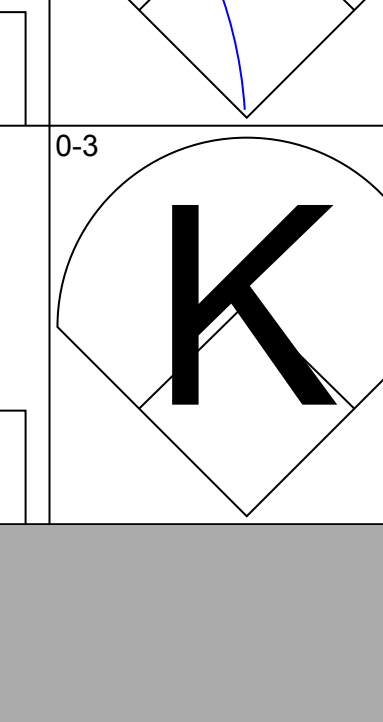
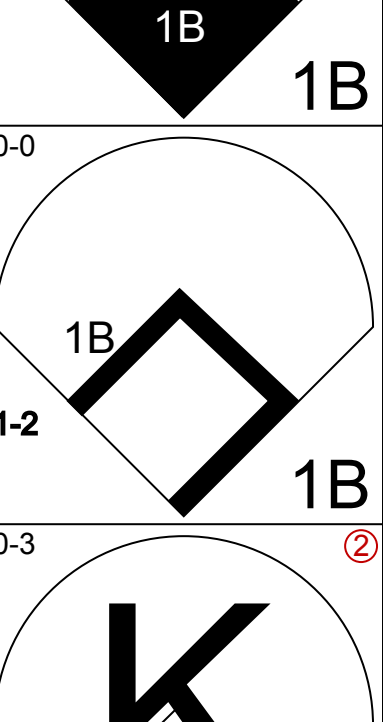
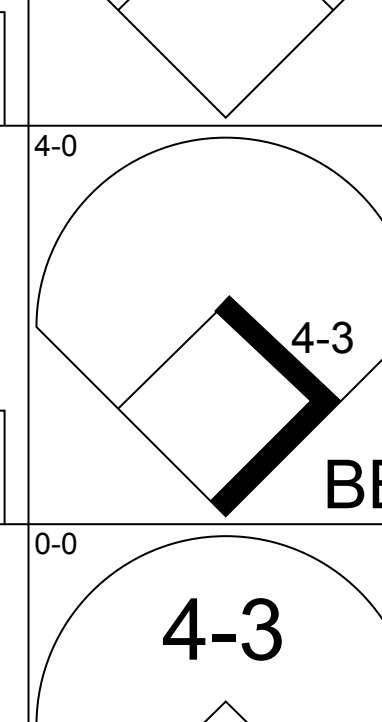
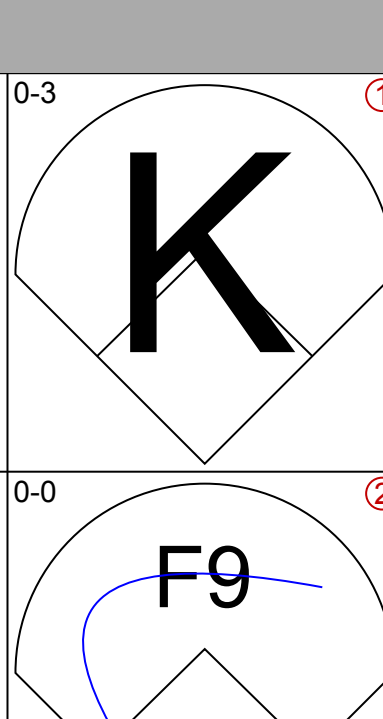
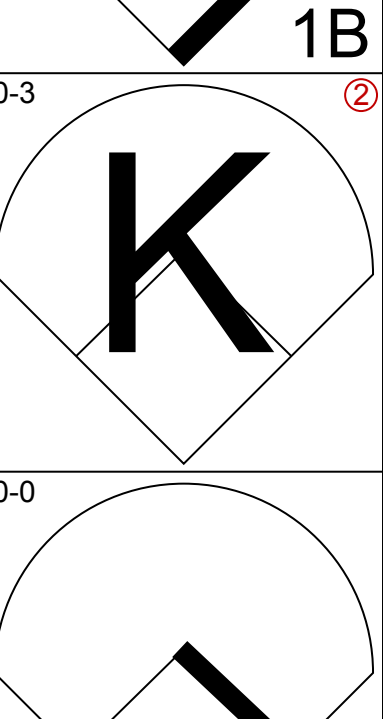
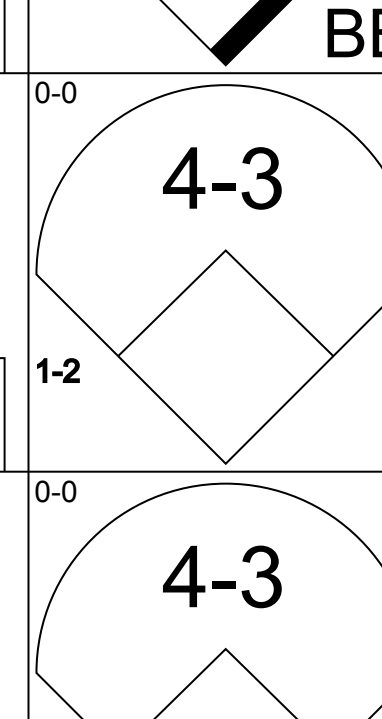
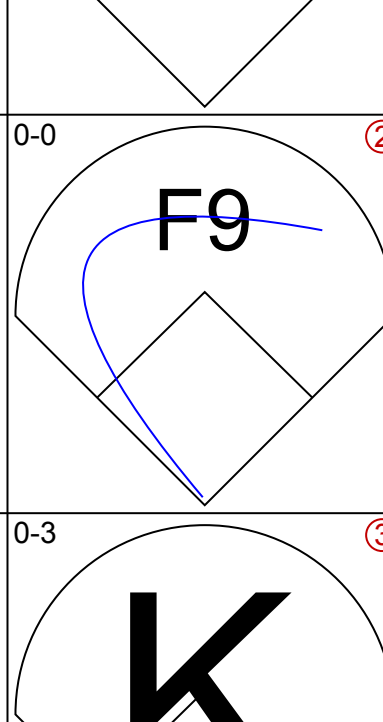
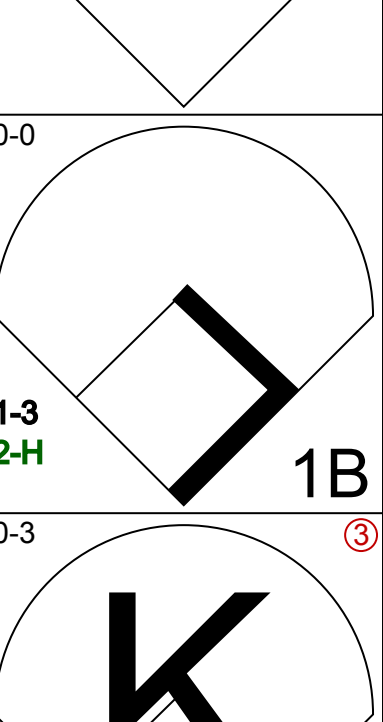
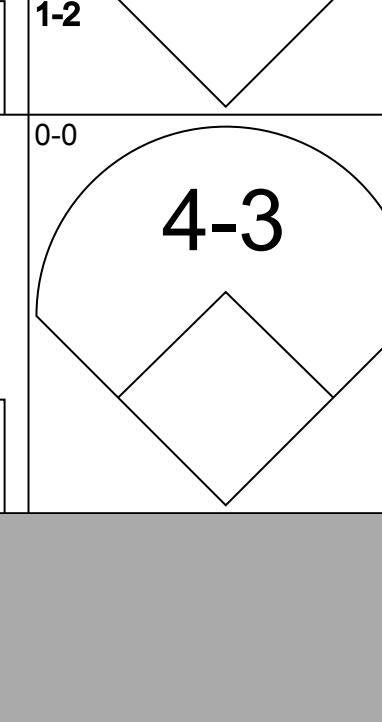
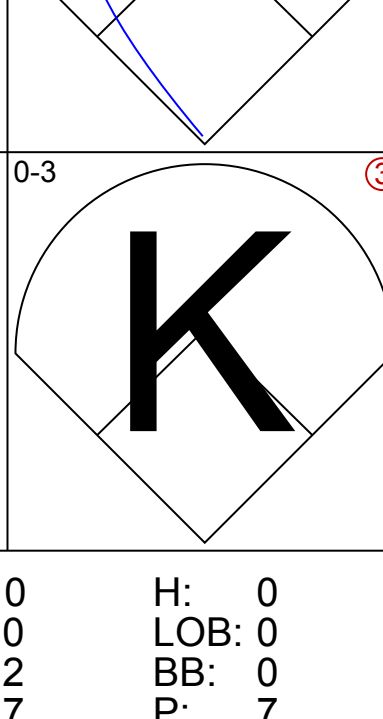
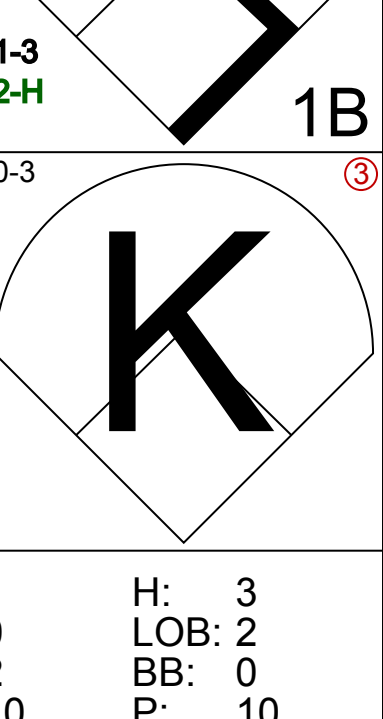
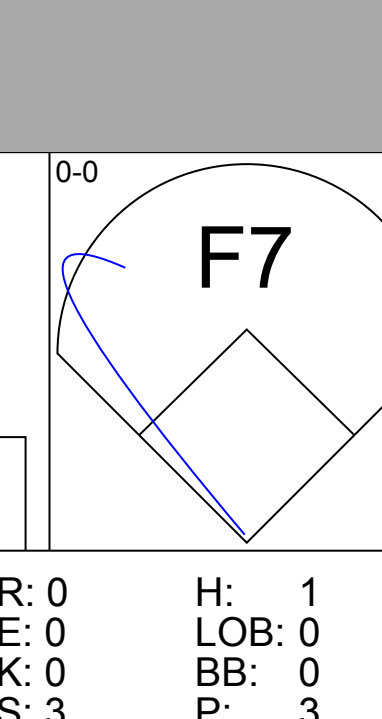




Batter	1	2	3	4	5	6	7	8	9	AB	R	H	RBI	BB	SO	LOB	TOP					
<b>Lou Brock, L</b> OBP: 0.292, SLG: 0.404 (1, 7)										4	1	2	1	0	0	1	<b>St. Louis Cardinals @ Los Angeles Dodgers</b> Dodger Stadium, Los Angeles, CA Sun Jul 03 1966, 3:33 AM PDT Att: 25,148 - Unknown <a href="http://livebaseballscorecards.com">livebaseballscorecards.com</a>					
<b>Phil Gaiglano, R</b> OBP: 0.373, SLG: 0.347 (1, 5)										4	0	0	0	0	2	1						
<b>Curt Flood, R</b> OBP: 0.308, SLG: 0.376 (1, 8)										4	0	1	0	0	0	0						
<b>Orlando Cepeda, R</b> OBP: 0.358, SLG: 0.530 (1, 3)										4	0	0	0	0	1	1						
<b>Tim McCarver, L</b> OBP: 0.300, SLG: 0.417 (1, 2)										3	0	0	0	0	1	0						
<b>Mike Shannon, R</b> OBP: 0.293, SLG: 0.426 (1, 9)										3	1	1	0	0	0	0						
<b>Julian Javier, R</b> OBP: 0.269, SLG: 0.284 (1, 4)										3	0	0	0	0	0	1						
<b>Dal Maxvill, R</b> OBP: 0.272, SLG: 0.269 (1, 6)										3	0	1	1	0	1	0						
<b>Larry Jaster, L</b> OBP: 0.333, SLG: 0.273 (1, 1)										3	0	1	0	0	1	1						
<b>Inning Stats</b>	R: 0 E: 0 X: 1 S: 6	H: 2 LOB: 1 BB: 0 P: 6	R: 0 E: 0 X: 0 S: 3	H: 0 LOB: 0 BB: 0 P: 3	R: 0 E: 0 X: 1 S: 5	H: 1 LOB: 0 BB: 0 P: 5	R: 0 E: 0 X: 1 S: 5	H: 0 LOB: 0 BB: 0 P: 5	R: 1 E: 0 X: 0 S: 7	H: 2 LOB: 1 BB: 0 P: 7	R: 0 E: 0 X: 0 S: 3	H: 0 LOB: 0 BB: 0 P: 3	R: 0 E: 0 X: 1 S: 5	H: 0 LOB: 0 BB: 0 P: 5	R: 0 E: 0 X: 0 S: 3	H: 0 LOB: 0 BB: 0 P: 3	R: 1 E: 0 X: 1 S: 6	H: 1 LOB: 0 BB: 0 P: 6	1B: 4 2B: 0 3B: 1 HR: 1	SF: 0 SAC: 0 DP: 1 HBP: 0	WP: 0 PB: 0 SB: 0 CS: 1	PA: 31
<b>PITCHER</b> <b>Don Drysdale, R</b> ERA: 4.31 (1, 1)	IP: 9.0 WLS: L BF: 31	H: 6 R: 2 ER: 2 SO: 6	BB: 0 IBB: 0 HBP: 0 BLK: 0	WP: 0 HR: 1 S: 43 P: 43	ERA: 2.00 WHIP: 0.667											ERA: 2.00 WHIP: 0.667						

Batter	1	2	3	4	5	6	7	8	9	AB	R	H	RBI	BB	SO	LOB	BOTTOM					
<b>Maury Wills, S</b> OBP: 0.346, SLG: 0.346 (1, 6)										4	0	1	0	0	1	0	<b>St. Louis Cardinals @ Los Angeles Dodgers</b> Dodger Stadium, Los Angeles, CA Sun Jul 03 1966, 3:33 AM PDT Att: 25,148 - Unknown <a href="http://livebaseballscorecards.com">livebaseballscorecards.com</a>					
<b>Wes Parker, S</b> OBP: 0.343, SLG: 0.415 (1, 8)										4	0	0	0	0	0	1						
<b>Lou Johnson, R</b> OBP: 0.318, SLG: 0.415 (1, 9)										4	0	1	0	0	1	1						
<b>Tommy Davis, R</b> OBP: 0.309, SLG: 0.361 (1, 7)										3	0	1	0	0	1	1						
<b>Jim Lefebvre, S</b> OBP: 0.343, SLG: 0.488 (9, 5)										2	0	0	0	1	0	2						
<b>Ron Fairly, L</b> OBP: 0.365, SLG: 0.393 (1, 3)										3	0	0	0	0	0	2						
<b>John Roseboro, L</b> OBP: 0.359, SLG: 0.441 (1, 2)										3	0	0	0	0	0	1						
<b>John Kennedy, R</b> OBP: 0.235, SLG: 0.265 (8, PH) <b>Al Ferrara, R</b> OBP: 0.343, SLG: 0.484 (8, PR) <b>Nate Oliver, R</b> OBP: 0.290, SLG: 0.237 (9, 4)										2	0	0	0	0	1	0						
<b>Don Drysdale, R</b> OBP: 0.264, SLG: 0.320 (1, 1)										3	0	0	0	0	1	1						
<b>Inning Stats</b>	R: 0 E: 0 X: 1 S: 5	H: 0 LOB: 0 BB: 0 P: 5	R: 0 E: 0 X: 0 S: 4	H: 1 LOB: 1 BB: 0 P: 4	R: 0 E: 0 X: 2 S: 7	H: 0 LOB: 0 BB: 0 P: 7	R: 0 E: 0 X: 1 S: 6	H: 1 LOB: 1 BB: 0 P: 6	R: 0 E: 0 X: 0 S: 3	H: 0 LOB: 0 BB: 0 P: 3	R: 0 E: 0 X: 0 S: 4	H: 1 LOB: 1 BB: 0 P: 4	R: 0 E: 0 X: 0 S: 2	H: 0 LOB: 0 BB: 1 P: 6	R: 0 E: 0 X: 0 S: 2	H: 0 LOB: 1 BB: 0 P: 3	R: 0 E: 0 X: 1 S: 5	H: 0 LOB: 0 BB: 0 P: 5	1B: 3 2B: 0 3B: 0 HR: 0	SF: 0 SAC: 0 DP: 1 HBP: 1	WP: 0 PB: 0 SB: 0 CS: 1	PA: 30
<b>PITCHER</b> <b>Larry Jaster, L</b> ERA: 3.05 (1, 1)	IP: 9.0 WLS: W BF: 30	H: 3 R: 0 ER: 0 SO: 5	BB: 1 IBB: 0 HBP: 1 BLK: 0	WP: 0 HR: 0 S: 38 P: 43	ERA: 0.00 WHIP: 0.444											ERA: 0.00 WHIP: 0.444						

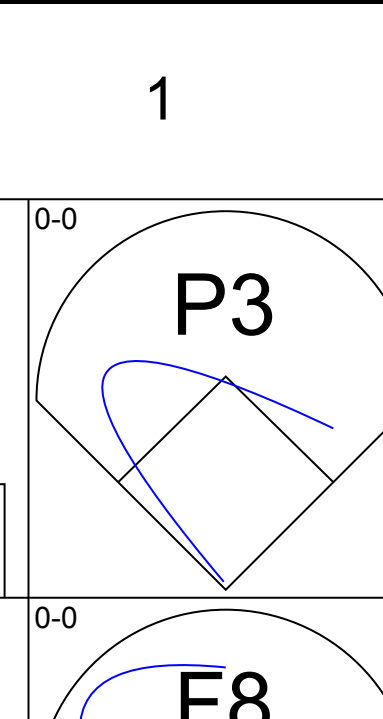
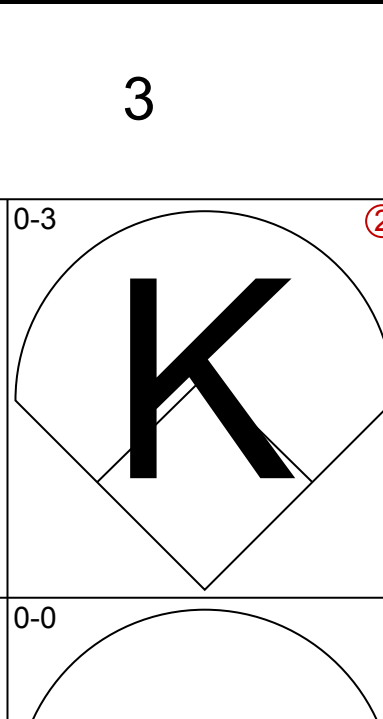
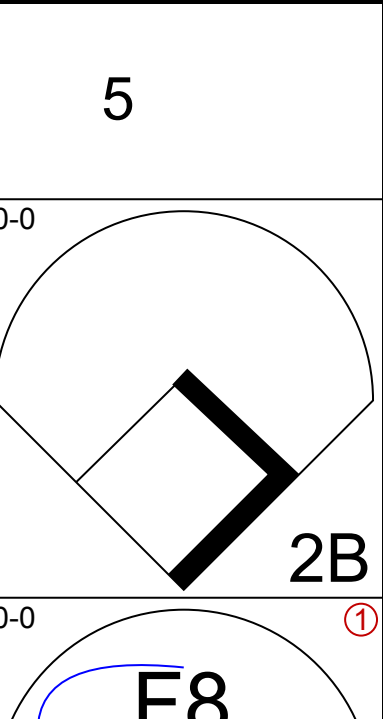
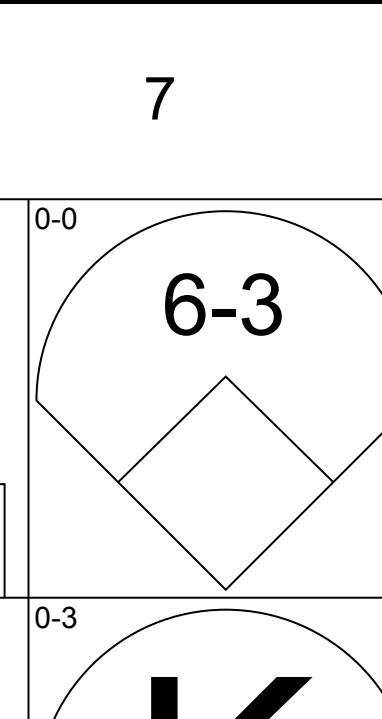
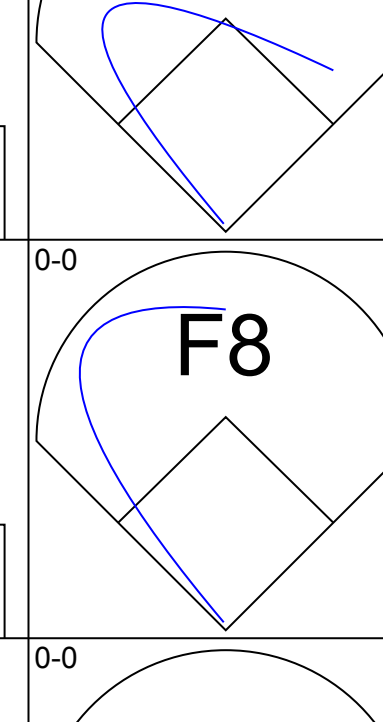
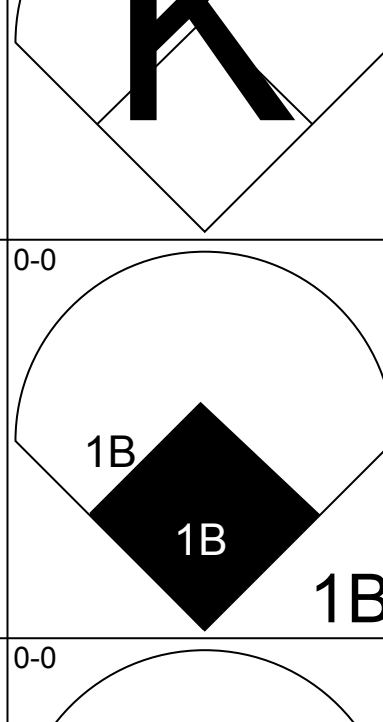
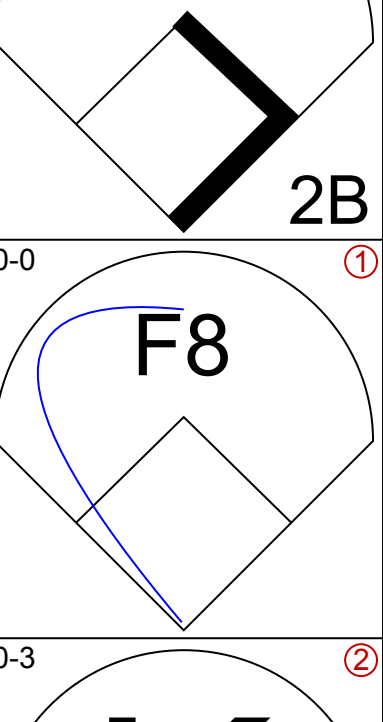
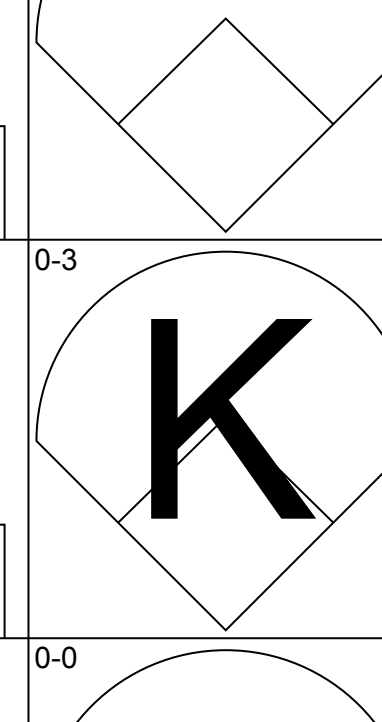
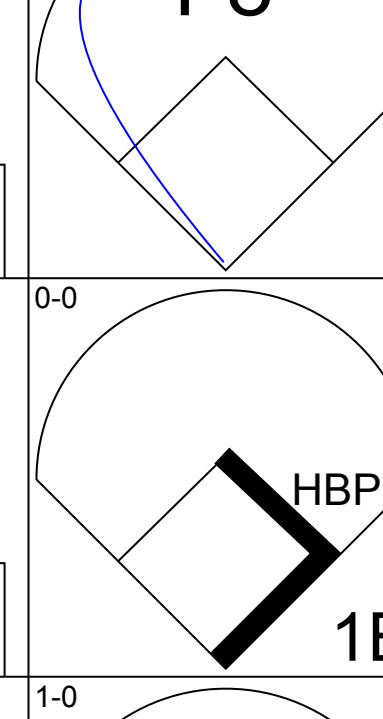
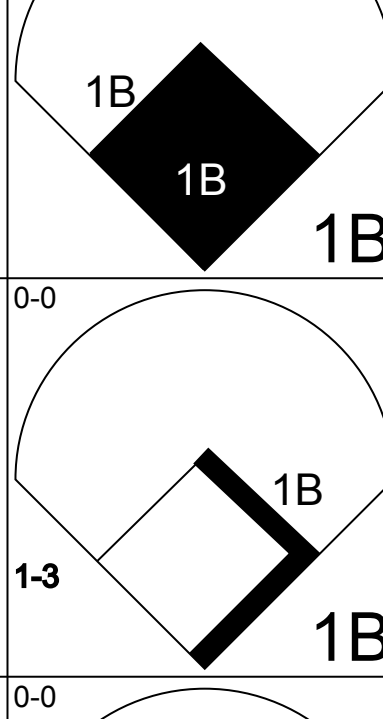
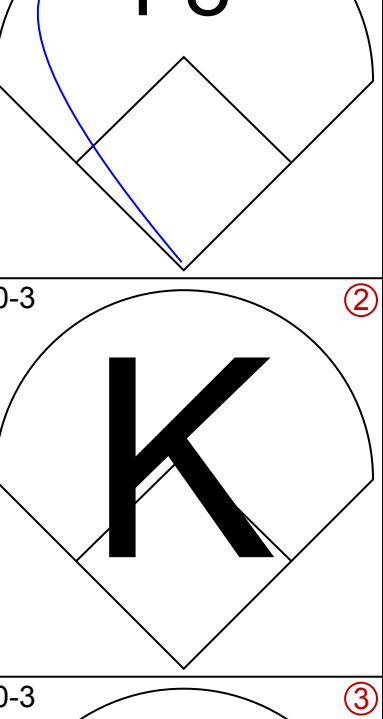
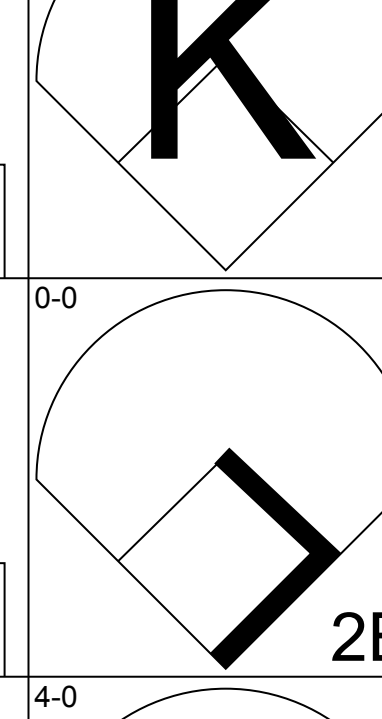
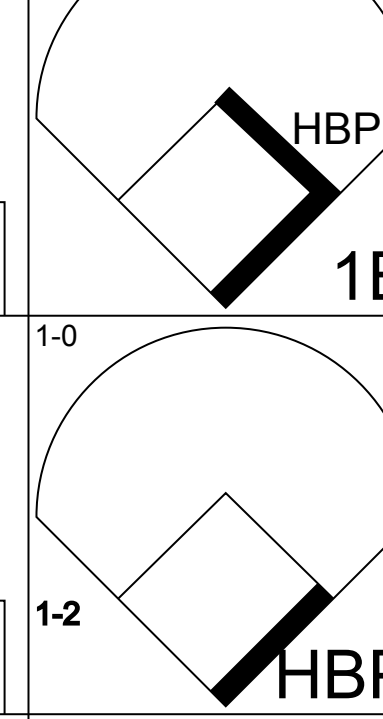
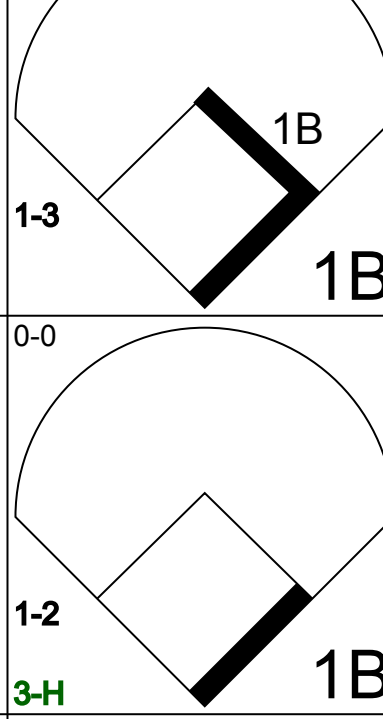
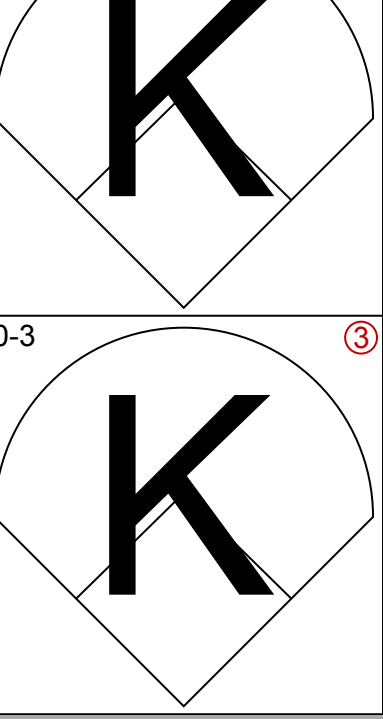
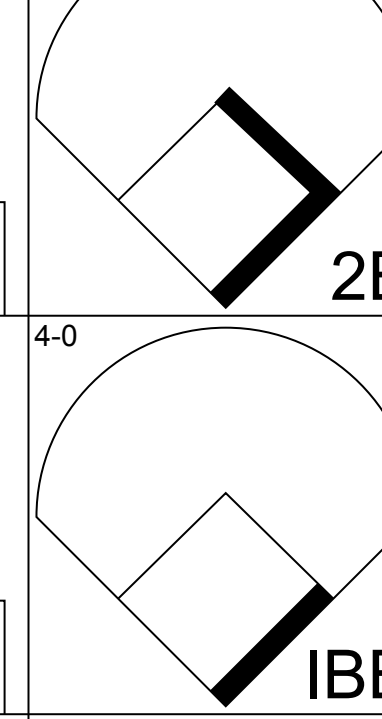
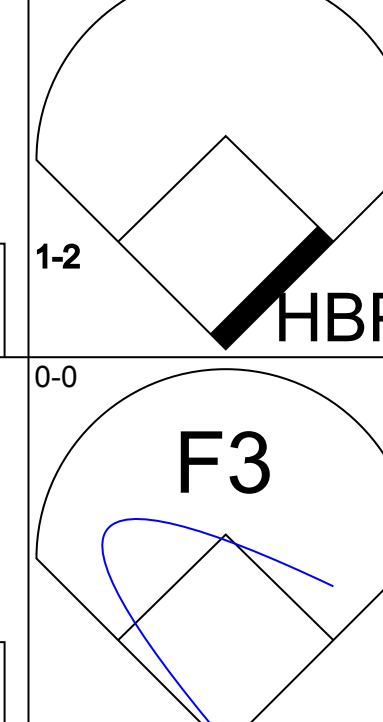
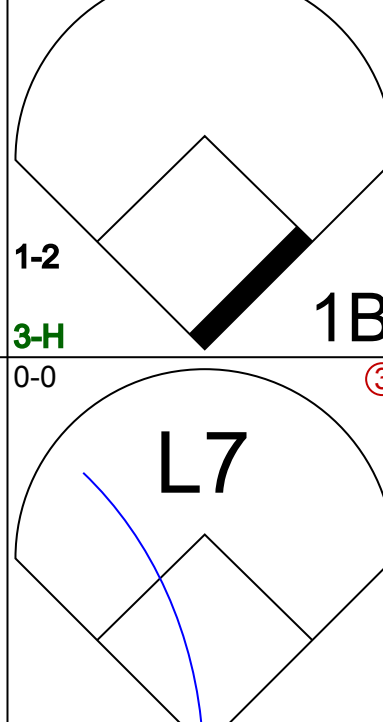
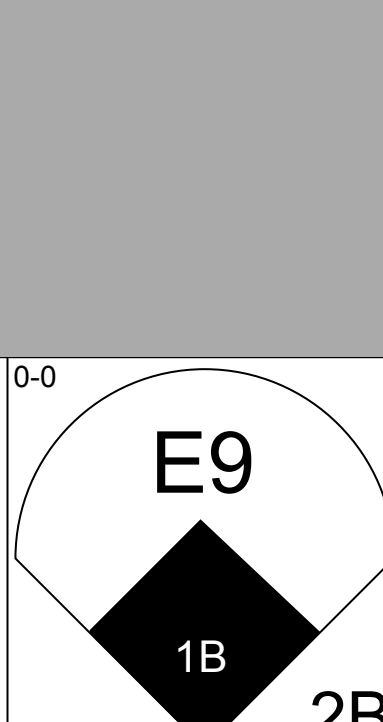
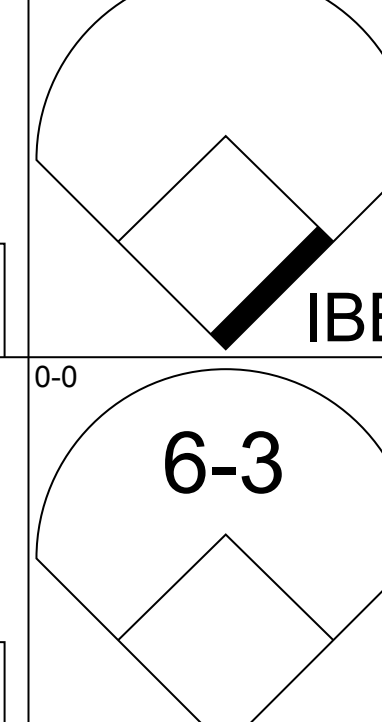
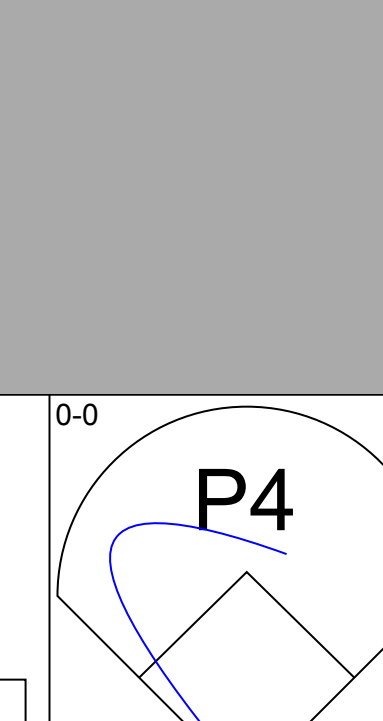
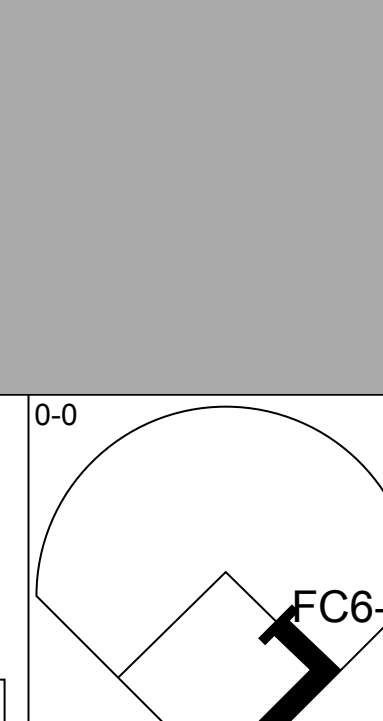
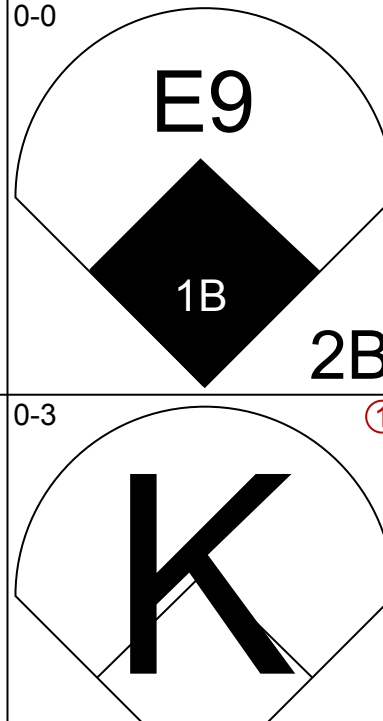
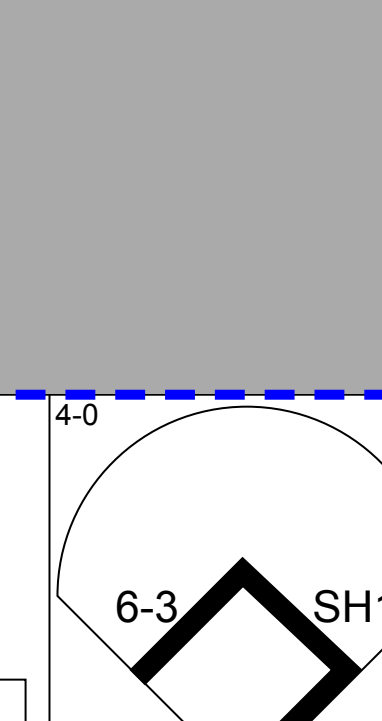
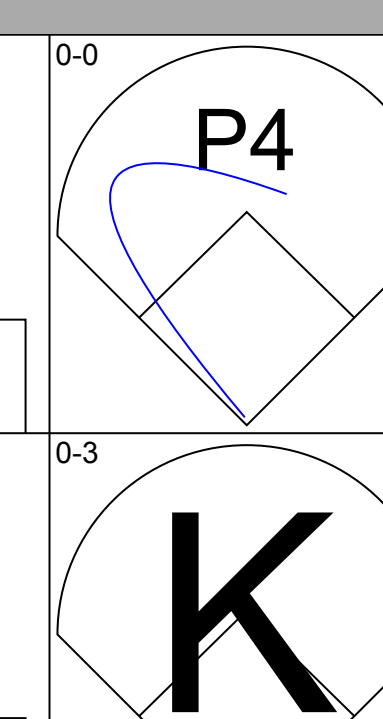
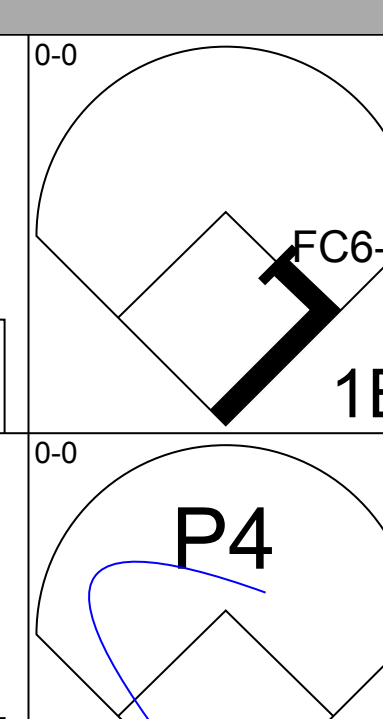
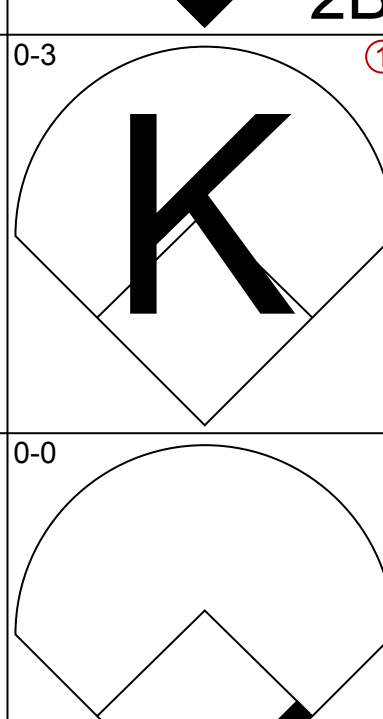
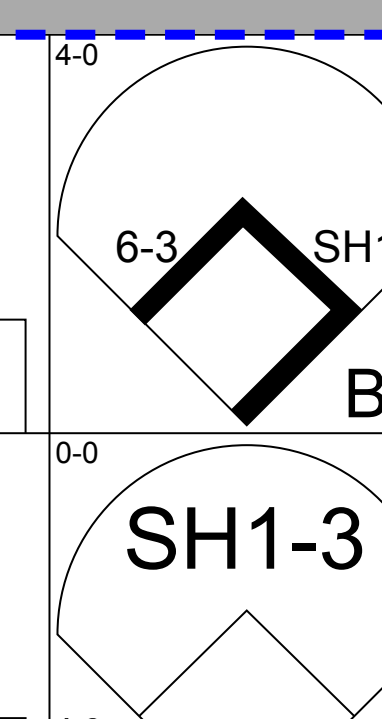
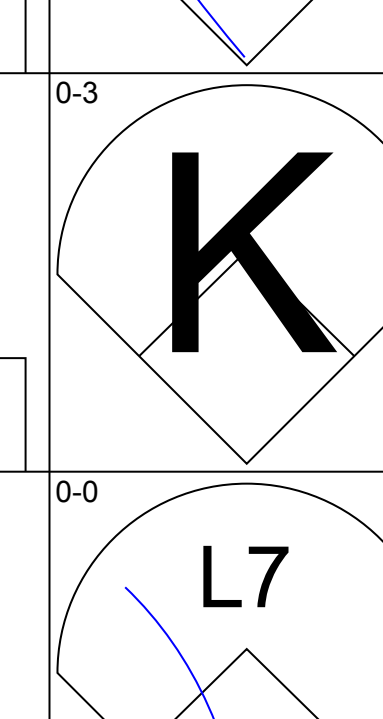
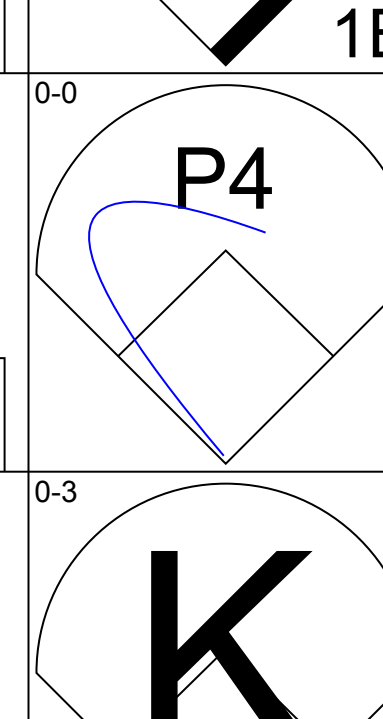
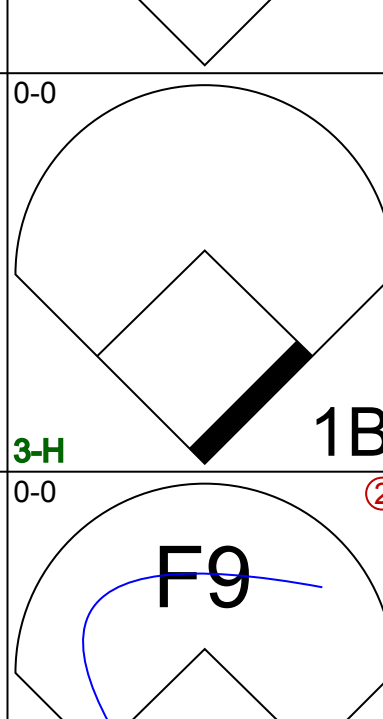
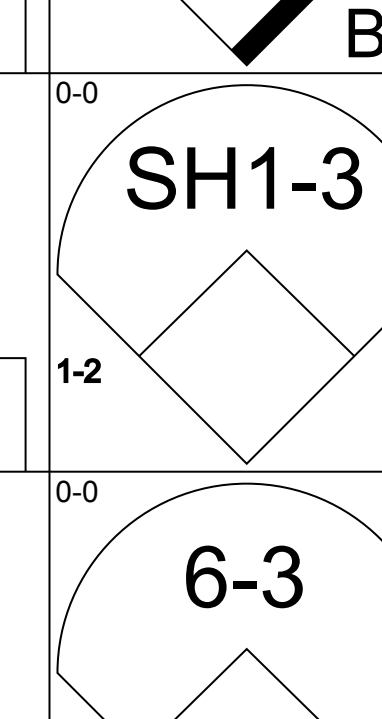
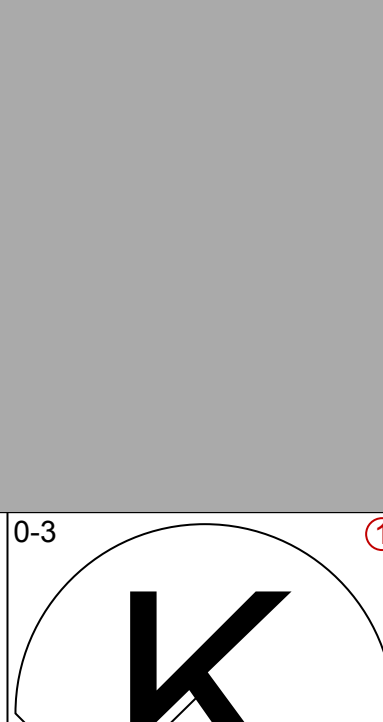
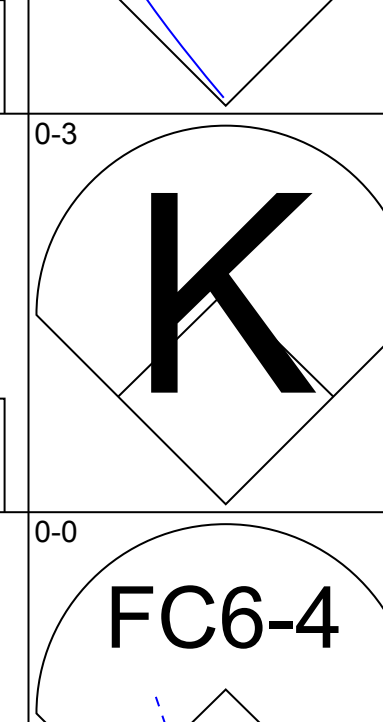
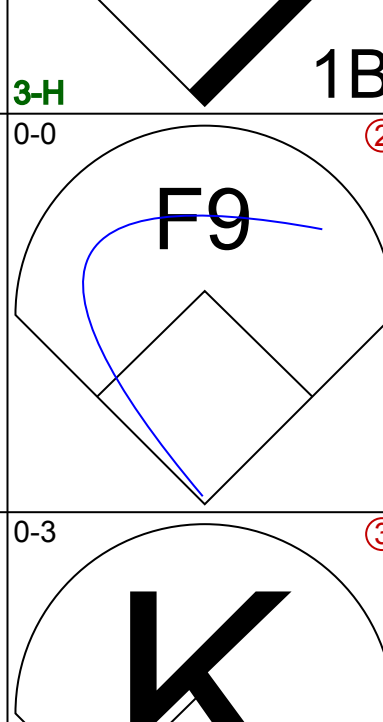
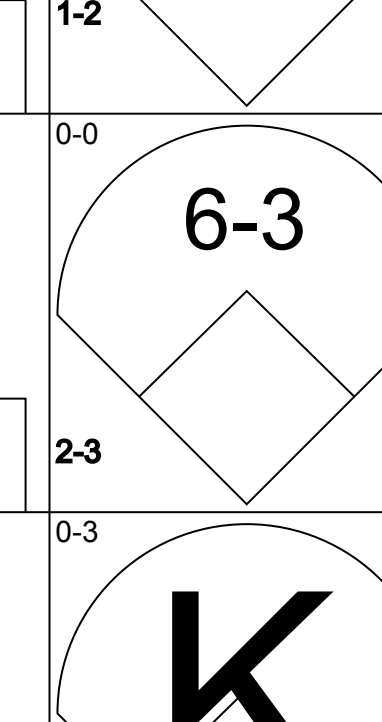


Batter	1	2	3	4	5	6	7	8	9	AB	R	H	RBI	BB	SO	LOB	TOP					
<b>Tommy Harper, R</b> (1, 9) OBP: 0.358, SLG: 0.403										4	0	2	0	0	1	0						
<b>Pete Rose, S</b> (1, 4) OBP: 0.312, SLG: 0.365										4	0	0	0	0	1	2						
<b>Vada Pinson, L</b> (1, 8) OBP: 0.346, SLG: 0.447										4	0	0	0	0	2	1						
<b>Gordy Coleman, L</b> (1, 3) OBP: 0.313, SLG: 0.287										4	0	0	0	0	1	1						
<b>Tommy Helms, R</b> (1, 5) OBP: 0.324, SLG: 0.409										4	1	1	0	0	0	0						
<b>Deron Johnson, R</b> (1, 7) OBP: 0.278, SLG: 0.383										2	0	1	0	1	1	0						
<b>Leo Cardenas, R</b> (1, 6) OBP: 0.311, SLG: 0.421										3	0	0	0	0	2	3						
<b>Johnny Edwards, L</b> (1, 2) OBP: 0.323, SLG: 0.331										3	0	1	1	0	0	1						
<b>Jim O'Toole, S</b> (1, 1) OBP: 0.158, SLG: 0.158										2	0	0	0	0	2	2						
<b>Don Pavletich, R</b> (8, PH) OBP: 0.331, SLG: 0.496										1	0	0	0	0	0	0						
<b>Ted Davidson, R</b> (8, 1)										0	0	0	0	0	0	0						
<b>Inning Stats</b>	R: 0 E: 0 K: 1 S: 5	H: 0 LOB: 0 BB: 0 P: 5	R: 0 E: 0 K: 1 S: 5	H: 0 LOB: 0 BB: 0 P: 5	R: 0 E: 0 K: 2 S: 7	H: 0 LOB: 0 BB: 0 P: 7	R: 0 E: 0 K: 1 S: 5	H: 0 LOB: 0 BB: 0 P: 5	R: 1 E: 0 K: 2 S: 10	H: 3 LOB: 2 BB: 0 P: 10	R: 0 E: 0 K: 1 S: 6	H: 1 LOB: 1 BB: 0 P: 6	R: 0 E: 0 K: 0 S: 3	H: 0 LOB: 1 BB: 1 P: 7	R: 0 E: 0 K: 0 S: 3	H: 1 LOB: 0 BB: 0 P: 3	R: 0 E: 0 K: 1 S: 7	H: 0 LOB: 0 BB: 0 P: 7	1B: 5 2B: 0 3B: 0 HR: 0	SF: 0 SAC: 0 DP: 1 HBP: 0	WP: 0 PB: 0 SB: 0 CS: 0	PA: 32
<b>PITCHER</b> <b>Don Sutton, R</b> (1, 1) ERA: 3.16	IP: 9.0 WLS: W BF: 32 H: 5 R: 1 ER: 1 SO: 10 BB: 1 IBB: 0 HBP: 0 BLK: 0 WP: 0 HR: 0 S: 51 P: 55 ERA: 1.00 WHIP: 0.667																					

Cincinnati Reds @ Los Angeles Dodgers  
Dodger Stadium, Los Angeles, CA  
Mon Jul 04 1966, 3:33 AM PDT  
Att: 22,699 - Unknown

AB	31
R	1
H	5
RBI	1
BB	1
SO	10
LOB	10



Batter	1	2	3	4	5	6	7	8	9	AB	R	H	RBI	BB	SO	LOB	BOTTOM					
<b>Maury Wills, S</b> (1, 6) OBP: 0.345, SLG: 0.348										4	0	1	0	0	1	0						
<b>Wes Parker, S</b> (1, 3) OBP: 0.342, SLG: 0.413										4	1	1	0	0	1	1						
<b>Willie Davis, L</b> (1, 8) OBP: 0.297, SLG: 0.374										4	0	3	0	0	1	1						
<b>Lou Johnson, R</b> (1, 7) OBP: 0.324, SLG: 0.416										2	0	1	1	1	1	1						
<b>Ron Fairly, L</b> (1, 9) OBP: 0.362, SLG: 0.396										4	1	1	0	0	0	6						
<b>Jim Lefebvre, S</b> (1, 4) OBP: 0.345, SLG: 0.486										3	0	1	0	1	1	1						
<b>Nate Oliver, R</b> (8, FR) OBP: 0.290, SLG: 0.237										0	0	0	0	0	0	0						
<b>John Roseboro, L</b> (1, 2) OBP: 0.358, SLG: 0.439										3	0	1	1	0	1	1						
<b>John Kennedy, R</b> (1, 5) OBP: 0.226, SLG: 0.255										4	0	0	0	0	1	4						
<b>Don Sutton, R</b> (1, 1) OBP: 0.271, SLG: 0.313										4	0	0	0	0	3	4						
<b>Inning Stats</b>	R: 0 E: 0 K: 0 S: 4	H: 1 LOB: 2 BB: 0 P: 5	R: 0 E: 0 K: 1 S: 5	H: 0 LOB: 0 BB: 0 P: 5	R: 1 E: 0 K: 2 S: 10	H: 3 LOB: 2 BB: 0 P: 10	R: 0 E: 0 K: 1 S: 6	H: 1 LOB: 1 BB: 0 P: 6	R: 0 E: 0 K: 2 S: 8	H: 1 LOB: 1 BB: 0 P: 8	R: 1 E: 1 K: 2 S: 9	H: 2 LOB: 1 BB: 0 P: 9	R: 0 E: 0 K: 1 S: 6	H: 1 LOB: 2 BB: 1 P: 10	R: 0 E: 0 K: 1 S: 5	H: 0 LOB: 2 BB: 1 P: 9	R: 0 E: 0 K: 1 S: 5	H: 0 LOB: 2 BB: 1 P: 9	1B: 6 2B: 3 3B: 0 HR: 0	SF: 0 SAC: 1 DP: 0 HBP: 1	WP: 0 PB: 0 SB: 0 CS: 0	PA: 36
<b>PITCHER</b> <b>Jim O'Toole, L</b> (1, 1) ERA: 2.82	IP: 7.0 WLS: L BF: 32 H: 9 R: 2 ER: 2 SO: 9 BB: 0 IBB: 1 HBP: 1 BLK: 0 WP: 0 HR: 0 S: 48 P: 53 ERA: 2.57 WHIP: 1.286																					
<b>Ted Davidson, L</b> (8, 1) ERA: 4.0	IP: 1.0 WLS: L BF: 4 H: 0 R: 0 ER: 0 SO: 1 BB: 1 IBB: 0 HBP: 0 BLK: 0 WP: 0 HR: 0 S: 5 P: 9 ERA: 0.00 WHIP: 1.000																					

Cincinnati Reds @ Los Angeles Dodgers  
Dodger Stadium, Los Angeles, CA  
Mon Jul 04 1966, 3:33 AM PDT  
Att: 22,699 - Unknown

AB	32
R	2
H	9
RBI	2
BB	2
SO	10
LOB	19





Batter	1	2	3	4	5	6	7	8	9	AB	R	H	RBI	BB	SO	LOB	TOP		
Tommy Harper, R (1, 9) OBP: 0.353, SLG: 0.397	0-0 6-3		0-0 F9		0-0 F3		0-3 K			4	0	0	0	0	1	1	<b>Cincinnati Reds @ Los Angeles Dodgers</b> Dodger Stadium, Los Angeles, CA Tue Jul 05 1966, 7:05 PM PDT Att: 32,937 - Unknown		
Pete Rose, S (1, 4) OBP: 0.311, SLG: 0.363	0-0 F9		0-0 1B		0-0 5-3			0-0 B5-3		4	0	1	0	0	0	0			
Vada Pinson, L (1, 8) OBP: 0.348, SLG: 0.452	0-0 2B		0-0 1B		0-0 1B		0-0 F7		0-0 F7	4	0	2	0	0	0	0			
Tony Perez, R (1, 3) OBP: 0.301, SLG: 0.363 Girardo Ruiz, S (8, PR) OBP: 0.226, SLG: 0.204 Art Shamsky, L (8, 7) OBP: 0.305, SLG: 0.490		0-0 1B	0-0 F3		0-0 F7		0-0 F7		0-0 1B	4	0	2	0	0	0	2			
Don Pavletich, R (1, 2) OBP: 0.329, SLG: 0.485		0-0 F7		0-0 P4		4-0 BB		0-3 K		3	0	0	0	1	1	2			
Tommy Helms, R (1, 5) OBP: 0.327, SLG: 0.410 Darrell Osteen, R (8, PR) OBP: 0.500, SLG: 0.500		0-0 1B	0-0 F9		0-0 K		0-3 K		0-0 G6-4-3	4	0	2	0	0	1	1			
Deron Johnson, R (1, 7) OBP: 0.278, SLG: 0.381		0-0 F3		0-0 1B			0-0 L9		0-0 G6-4-3	4	0	1	0	0	0	3			
Leo Cardenas, R (1, 6) OBP: 0.313, SLG: 0.422		0-3 K		0-0 5-3			0-0 1B		0-0 1B	4	0	2	0	0	1	3			
Jim Maloney, L (1, 1) OBP: 0.289, SLG: 0.238 Jimmie Coker, R (7, PH) OBP: 0.280, SLG: 0.391 Billy McCool, R (7, 1) OBP: 0.273, SLG: 0.200 Dick Simpson, R (8, PH) OBP: 0.222, SLG: 0.375			0-3 K		0-3 K		0-3 K		0-3 K	2	0	0	0	0	2	0			
<b>Inning Stats</b>	R: 0 E: 0 K: 0 S: 3	H: 1 LOB: 1 BB: 0 P: 3	R: 0 E: 0 K: 1 S: 7	H: 2 LOB: 2 BB: 0 P: 7	R: 0 E: 0 K: 1 S: 7	H: 2 LOB: 2 BB: 0 P: 7	R: 0 E: 0 K: 0 S: 4	H: 1 LOB: 1 BB: 0 P: 4	R: 0 E: 0 K: 1 S: 5	H: 0 LOB: 0 BB: 0 P: 5	R: 0 E: 0 K: 2 S: 8	H: 1 LOB: 1 BB: 0 P: 8	R: 0 E: 0 K: 1 S: 6	H: 1 LOB: 1 BB: 0 P: 6	R: 0 E: 0 K: 1 S: 6	H: 2 LOB: 1 BB: 0 P: 6		1B: 9 2B: 1 3B: 0 HR: 0	SF: 0 SAC: 0 DP: 1 HBP: 0
<b>PITCHER</b> Sandy Koufax, L (1, 1) ERA: 1.51	IP: 9.0 WLS: W BF: 36 H: 10 R: 0 ER: 0 SO: 8 BB: 1 IBB: 0 HBP: 0 BLK: 0 WP: 0 HR: 0 S: 51 P: 55 ERA: 0.00 WHIP: 1.222															<b>PITCHER</b>			

Batter	1	2	3	4	5	6	7	8	9	AB	R	H	RBI	BB	SO	LOB	BOTTOM		
Maury Wills, S (1, 6) OBP: 0.347, SLG: 0.348	0-0 SH 1B	0-0 F7			0-0 F8		4-0 BB			3	0	1	0	1	0	2	<b>Cincinnati Reds @ Los Angeles Dodgers</b> Dodger Stadium, Los Angeles, CA Tue Jul 05 1966, 7:05 PM PDT Att: 32,937 - Unknown		
Wes Parker, S (1, 3) OBP: 0.338, SLG: 0.408	0-0 SH L4-3		0-0 P6		0-0 F7		0-3 K			3	0	0	0	0	1	2			
Willie Davis, L (1, 8) OBP: 0.297, SLG: 0.376	0-0 L4-3		0-0 F8		0-0 2B		0-0 F7			4	0	1	0	0	0	4			
Ron Fairly, L (1, 9) OBP: 0.360, SLG: 0.399	0-0 L3		0-0 1-3		0-0 F7			0-0 FC2-5		4	0	1	0	0	0	2			
Jim Lefebvre, S (1, 4) OBP: 0.344, SLG: 0.480 Nate Oliver, R (8, PR) OBP: 0.290, SLG: 0.237		4-0 1B BB		0-3 K		0-3 K		0-0 FC2-5		3	1	0	0	1	2	2			
John Roseboro, L (1, 2) OBP: 0.381, SLG: 0.437		0-0 1B BB		0-0 4-3		4-0 IBB		0-3 K		3	0	1	0	1	1	1			
Jim Barbieri, L (1, 7) Lou Johnson, R (8, 7) OBP: 0.323, SLG: 0.414		0-0 L7		4-0 S BB		0-3 K		0-0 P4		2	0	0	0	1	1	4			
John Kennedy, R (1, 5) OBP: 0.229, SLG: 0.257		0-0 1B		0-0 P6			0-0 6-3			3	0	1	1	0	0	1			
Sandy Koufax, R (1, 1) OBP: 0.065, SLG: 0.050	0-0 K		0-3 1-3		0-0 1-3		0-0 E5 BB			3	0	0	0	0	1	2			
<b>Inning Stats</b>	R: 0 E: 1 K: 0 S: 4	H: 1 LOB: 1 BB: 0 P: 4	R: 1 E: 0 K: 1 S: 7	H: 2 LOB: 2 BB: 1 P: 11	R: 0 E: 0 K: 1 S: 5	H: 0 LOB: 0 BB: 0 P: 3	R: 0 E: 0 K: 1 S: 5	H: 0 LOB: 0 BB: 1 P: 9	R: 0 E: 0 K: 2 S: 8	H: 1 LOB: 2 BB: 1 P: 12	R: 0 E: 1 K: 1 S: 6	H: 0 LOB: 2 BB: 1 P: 10	R: 0 E: 0 K: 1 S: 6	H: 1 LOB: 1 BB: 0 P: 6	R: 0 E: 0 K: 1 S: 6	H: 1 LOB: 1 BB: 0 P: 6		1B: 3 2B: 3 3B: 0 HR: 0	SF: 0 SAC: 1 DP: 1 HBP: 0
<b>PITCHER</b> Jim Maloney, R (1, 1) ERA: 2.58 Billy McCool, L (7, 1) ERA: 1.03	IP: 6.0 WLS: L BF: 25 H: 4 R: 1 ER: 1 SO: 4 BB: 1 IBB: 0 HBP: 0 BLK: 0 WP: 0 HR: 0 S: 30 P: 42 ERA: 1.50 WHIP: 1.000															<b>PITCHER</b>			



Batter	1	2	3	4	5	6	7	8	9	AB	R	H	RBI	BB	SO	LOB	TOP			
<b>Tommy Harper, R</b> OBP: 0.348, SLG: 0.390 (1, 9)	F8		5-3			K			6-3	4	0	0	0	0	1	0	<b>Cincinnati Reds @ Los Angeles Dodgers</b> Dodger Stadium, Los Angeles, CA Wed Jul 06 1966, 7:05 PM PDT Att: 22,308 - Unknown  <b>AB 30</b> <b>R 0</b> <b>H 4</b> <b>RBI 0</b> <b>BB 1</b> <b>SO 5</b> <b>LOB 9</b> 			
<b>Pete Rose, S</b> OBP: 0.310, SLG: 0.362 (1, 4)	6-3			6-3			FC5-2 1B		6-3	4	0	1	0	0	0	0				
<b>Vada Pinson, L</b> OBP: 0.350, SLG: 0.452 (1, 8)	F7			CS 1B			E4 FC5-2 1-3 1-2		1B	4	0	2	0	0	0	1				
<b>Tony Perez, R</b> OBP: 0.294, SLG: 0.354 (1, 3)		4-3		F8 1-2			1-3		5-3	4	0	0	0	0	0	4				
<b>Don Pavletich, R</b> OBP: 0.329, SLG: 0.477 (1, 2)		6-3			P5		IBB			2	0	0	0	1	0	0				
<b>Deron Johnson, R</b> OBP: 0.276, SLG: 0.380 (1, 7)		1B			6-3		FC5-2 2-3 3-H			3	0	1	0	0	0	3				
<b>Leo Cardenas, R</b> OBP: 0.310, SLG: 0.418 (1, 6)	F8				F7			K		3	0	0	0	0	1	1				
<b>Giraldo Ruiz, S</b> OBP: 0.217, SLG: 0.193 (1, 5)			B1-3			4-3		6-3		3	0	0	0	0	0	0				
<b>Mitt Pappas, R</b> OBP: 0.140, SLG: 0.244 <b>Billy McCool, R</b> OBP: 0.273, SLG: 0.200 (8, 1)			K			K		K		3	0	0	0	0	3	0				
<b>Inning Stats</b>	R: 0 E: 0 K: 0 S: 3	H: 0 LOB: 0 BB: 0 P: 3	R: 0 E: 0 K: 0 S: 4	H: 1 LOB: 1 BB: 0 P: 4	R: 0 E: 0 K: 1 S: 5	H: 0 LOB: 0 BB: 0 P: 5	R: 0 E: 0 K: 0 S: 3	H: 1 LOB: 0 BB: 0 P: 3	R: 0 E: 0 K: 0 S: 7	H: 0 LOB: 0 BB: 0 P: 7	R: 0 E: 1 K: 0 S: 4	H: 1 LOB: 1 BB: 1 P: 8	R: 0 E: 0 K: 2 S: 7	H: 0 LOB: 0 BB: 0 P: 7	R: 0 E: 0 K: 0 S: 4	H: 1 LOB: 1 BB: 0 P: 4	1B: 4 2B: 0 3B: 0 HR: 0	SF: 0 SAC: 0 DP: 1 HBP: 0	WP: 0 PB: 0 SB: 0 CS: 1	PA: 31
<b>PITCHER</b> <b>Claude Osteen, L</b> ERA: 2.2 (1, 1)	IP: 9.0 WLS: W BF: 31 H: 4 R: 0 ER: 0 SO: 5 BB: 0 IBB: 1 HBP: 0 BLK: 0 WP: 0 HR: 0 S: 40 P: 44 ERA: 0.00 WHIP: 0.444															<b>PITCHER</b> IP: WLS: BF: H: R: ER: SO: BB: IBB: HBP: BLK: WP: HR: S: P: ERA: WHIP:				

Batter	1	2	3	4	5	6	7	8	9	AB	R	H	RBI	BB	SO	LOB	BOTTOM		
<b>Jim Barbieri, L</b> OBP: 0.333, SLG: 0.200 <b>Lou Johnson, R</b> OBP: 0.322, SLG: 0.412 (8, FH) (9, 7)	1B		G3		4-3			K		3	0	1	0	0	0	2	<b>Cincinnati Reds @ Los Angeles Dodgers</b> Dodger Stadium, Los Angeles, CA Wed Jul 06 1966, 7:05 PM PDT Att: 22,308 - Unknown  <b>AB 29</b> <b>R 1</b> <b>H 9</b> <b>RBI 1</b> <b>BB 0</b> <b>SO 4</b> <b>LOB 13</b> 		
<b>Maury Wills, S</b> OBP: 0.346, SLG: 0.347 (1, 6)	1B		5-3			B1-3		K		4	0	1	0	0	1	2			
<b>Willie Davis, L</b> OBP: 0.293, SLG: 0.371 (1, 8)	L7			F7		F7		F8		4	0	0	0	0	0	3			
<b>Ron Fairly, L</b> OBP: 0.359, SLG: 0.397 (1, 9)	G4-6-3			1B		F5				3	0	1	0	0	0	2			
<b>John Roseboro, L</b> OBP: 0.361, SLG: 0.435 (1, 2)		4-3		G4-6-3 1B		K				3	0	1	0	0	1	0			
<b>Wes Parker, S</b> OBP: 0.336, SLG: 0.408 (1, 3)		1-3		G4-6-3		L6-3 1B				3	0	1	0	0	0	2			
<b>Jim Lefebvre, S</b> OBP: 0.340, SLG: 0.475 <b>Nate Oliver, R</b> OBP: 0.290, SLG: 0.237 (9, 4)		F9			6-3		L6-3 1-2			3	0	0	0	0	0	1			
<b>John Kennedy, R</b> OBP: 0.241, SLG: 0.278 (1, 5)			K			SH2-4 1B		2B		3	1	2	0	0	1	0			
<b>Claude Osteen, L</b> OBP: 0.292, SLG: 0.391 (1, 1)			G3 1B		SH2-4 1-2		S 1B			2	0	2	1	0	0	0			
<b>Inning Stats</b>	R: 0 E: 0 K: 0 S: 4	H: 2 LOB: 1 BB: 0 P: 4	R: 0 E: 0 K: 0 S: 3	H: 0 LOB: 0 BB: 0 P: 3	R: 0 E: 0 K: 1 S: 6	H: 1 LOB: 1 BB: 0 P: 6	R: 0 E: 0 K: 0 S: 4	H: 2 LOB: 1 BB: 0 P: 4	R: 0 E: 0 K: 0 S: 3	H: 0 LOB: 0 BB: 0 P: 3	R: 0 E: 0 K: 1 S: 5	H: 1 LOB: 0 BB: 0 P: 5	R: 1 E: 0 K: 2 S: 9	H: 2 LOB: 1 BB: 0 P: 9	1B: 8 2B: 2 3B: 0 HR: 0	SF: 0 SAC: 1 DP: 3 HBP: 0		WP: 0 PB: 0 SB: 1 CS: 0	PA: 30
<b>PITCHER</b> <b>Mitt Pappas, R</b> ERA: 3.59 <b>Billy McCool, L</b> ERA: 1.6 (8, 1)	IP: 7.0 WLS: L BF: 27 H: 9 R: 1 ER: 1 SO: 2 BB: 0 IBB: 0 HBP: 0 BLK: 0 WP: 0 HR: 0 S: 31 P: 31 ERA: 1.29 WHIP: 1.286															<b>PITCHER</b> IP: WLS: BF: H: R: ER: SO: BB: IBB: HBP: BLK: WP: HR: S: P: ERA: WHIP:			



Batter	1	2	3	4	5	6	7	8	9	AB	R	H	RBI	BB	SO	LOB	TOP					
Felipe Alou, R OBP: 0.327, SLG: 0.493 (1, 3)										5	0	0	0	0	2	3	<b>Atlanta Braves @ Los Angeles Dodgers</b> Dodger Stadium, Los Angeles, CA Thu Jul 07 1966, 7:05 PM PDT Att: 25,108 - Unknown					
Mack Jones, L OBP: 0.326, SLG: 0.503 (1, 8)										3	0	0	0	0	0	1						
Hank Aaron, R OBP: 0.387, SLG: 0.599 (1, 9)										3	0	2	2	1	1	0						
Rico Carty, R OBP: 0.388, SLG: 0.417 (1, 7)										3	0	0	0	1	1	3						
Joe Torre, R OBP: 0.358, SLG: 0.541 (1, 2)										4	0	0	0	0	1	3						
Eddie Mathews, L OBP: 0.306, SLG: 0.353 (1, 5)										4	0	1	0	0	0	0						
Frank Bolling, R OBP: 0.194, SLG: 0.202 (1, 4)										4	1	1	0	0	1	1						
Woody Woodward, R OBP: 0.332, SLG: 0.321 John Hermstein, L OBP: 0.229, SLG: 0.178 (9, PH)										1	0	0	0	1	0	0						
Joey Jay, S Wade Blasingame, L Felix Millen, L Dan Schneider, L Gary Geiger, L Chi-Chi Olivo, R Gene Oliver, R (1, 1) (1, 1) (3, PR) (3, 1) (6, PH) (6, 1) (9, PH)										0	0	0	0	0	0	0						
<b>Inning Stats</b>	R: 0 E: 0 K: 1 S: 5	H: 0 LOB: 0 BB: 0 P: 5	R: 0 E: 0 K: 0 S: 3	H: 0 LOB: 0 BB: 0 P: 3	R: 2 E: 1 K: 1 S: 7	H: 2 LOB: 2 BB: 2 P: 16	R: 0 E: 0 K: 0 S: 3	H: 0 LOB: 0 BB: 0 P: 3	R: 0 E: 1 K: 1 S: 6	H: 1 LOB: 2 BB: 1 P: 10	R: 0 E: 0 K: 0 S: 4	H: 1 LOB: 1 BB: 0 P: 4	R: 0 E: 0 K: 2 S: 7	H: 0 LOB: 0 BB: 0 P: 7	R: 0 E: 0 K: 3 S: 9	H: 0 LOB: 0 BB: 0 P: 9		1B: 4 2B: 1 3B: 0 HR: 0	SF: 0 SAC: 1 DP: 0 HBP: 1	WP: 0 PB: 0 SB: 0 CS: 0	PA: 37	
<b>PITCHER</b>	IP	WLS	BF	H	R	ER	SO	BB	IBB	HBP	BLK	WP	HR	S	P	ERA	WHIP					
Don Drysdale, R ERA: 4.19 Phil Regan, R ERA: 1.52	(1, 1)	8.0	W	34	5	2	2	6	2	2	1	0	0	0	41	58	2.25	0.875				
(9, 1)	1.0	S	3	0	0	0	3	0	0	0	0	0	0	9	9	0.00	0.000					

Batter	1	2	3	4	5	6	7	8	9	AB	R	H	RBI	BB	SO	LOB	BOTTOM				
Jim Barbieri, L OBP: 0.286, SLG: 0.167 Lou Johnson, R OBP: 0.318, SLG: 0.407 (1, 7) (3, PH) (4, 7)										1	0	0	0	0	0	0	<b>Atlanta Braves @ Los Angeles Dodgers</b> Dodger Stadium, Los Angeles, CA Thu Jul 07 1966, 7:05 PM PDT Att: 25,108 - Unknown				
Maury Wills, S OBP: 0.347, SLG: 0.349 (1, 6)										4	0	2	1	0	0	1					
Willie Davis, L OBP: 0.297, SLG: 0.374 (1, 8)										3	0	2	0	0	0	2					
Ron Fairly, L OBP: 0.351, SLG: 0.388 (1, 9)										4	0	0	0	0	1	7					
John Roseboro, L OBP: 0.368, SLG: 0.450 (1, 2)										3	1	2	0	1	0	0					
Wes Parker, S OBP: 0.335, SLG: 0.403 (1, 3)										3	1	0	0	0	2	2					
Jim Lefebvre, S OBP: 0.298, SLG: 0.469 Phil Regan, R OBP: 0.176, SLG: 0.176 (1, 4) (9, 1)										3	0	0	1	0	0	2					
John Kennedy, R OBP: 0.241, SLG: 0.277 (1, 5)										4	1	1	0	0	1	2					
Don Drysdale, R OBP: 0.298, SLG: 0.352 Nate Oliver, R OBP: 0.290, SLG: 0.237 (1, 1) (8, PR) (9, 4)										4	0	3	1	0	0	1					
<b>Inning Stats</b>	R: 0 E: 0 K: 0 S: 4	H: 1 LOB: 1 BB: 0 P: 4	R: 0 E: 0 K: 1 S: 5	H: 0 LOB: 0 BB: 0 P: 5	R: 1 E: 1 K: 0 S: 6	H: 2 LOB: 2 BB: 0 P: 6	R: 0 E: 0 K: 0 S: 4	H: 1 LOB: 1 BB: 0 P: 4	R: 0 E: 0 K: 2 S: 8	H: 2 LOB: 2 BB: 0 P: 8	R: 0 E: 0 K: 1 S: 7	H: 2 LOB: 2 BB: 0 P: 7	R: 1 E: 1 K: 1 S: 7	H: 1 LOB: 2 BB: 1 P: 11	1B: 9 2B: 0 3B: 1 HR: 0	SF: 1 SAC: 3 DP: 0 HBP: 0		WP: 0 PB: 0 SB: 0 CS: 0	PA: 37		
<b>PITCHER</b>	IP	WLS	BF	H	R	ER	SO	BB	IBB	HBP	BLK	WP	HR	S	P	ERA	WHIP				
Joey Jay, R ERA: 3.87 Wade Blasingame, L ERA: 5.4 Dan Schneider, L ERA: 1.62 Chi-Chi Olivo, R ERA: 3.58	(1, 1)	1.1	4	0	0	0	1	0	0	0	0	0	0	6	6	0.00	0.000				
(3, 1)	3.0	15	5	1	0	0	0	0	0	0	0	0	0	15	15	0.00	1.667				
(6, 1)	3.0	L	15	4	2	1	4	1	0	0	0	0	0	22	26	3.00	1.667				

AB	31
R	2
H	5
RBI	2
BB	4
SO	9
LOB	13



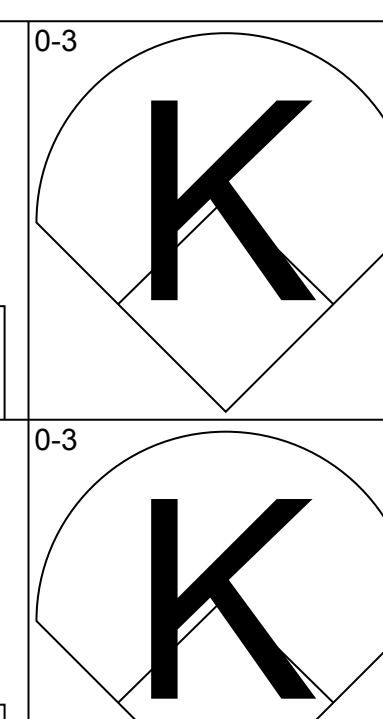
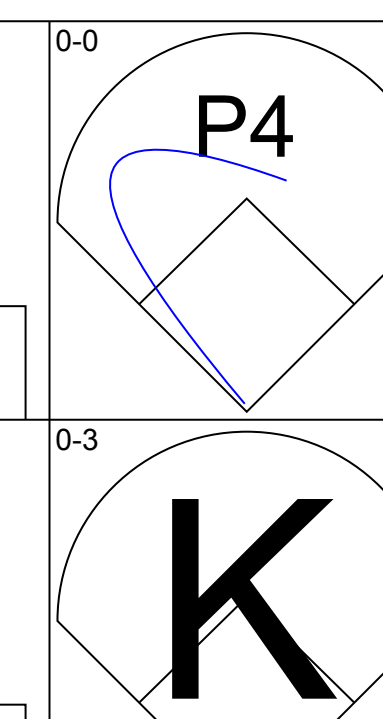
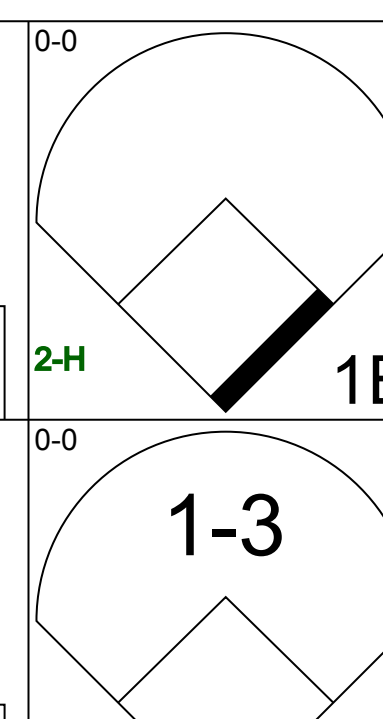
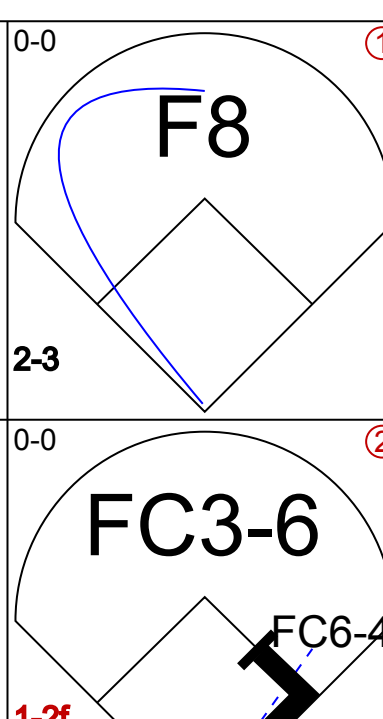
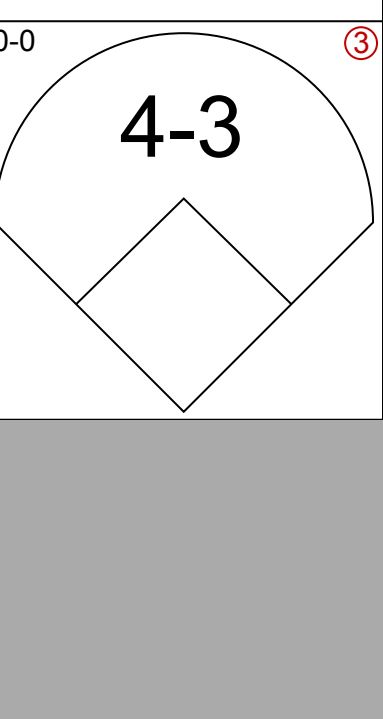
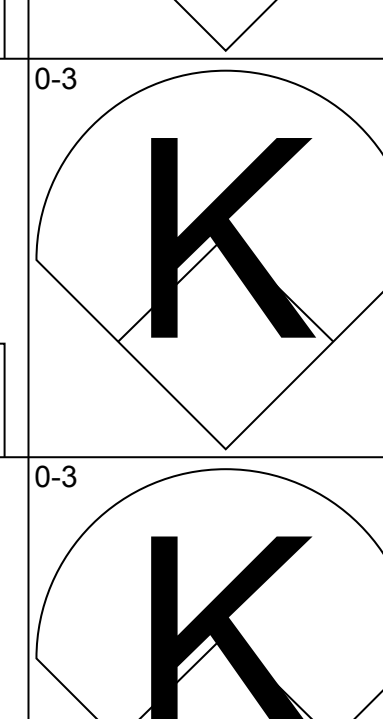
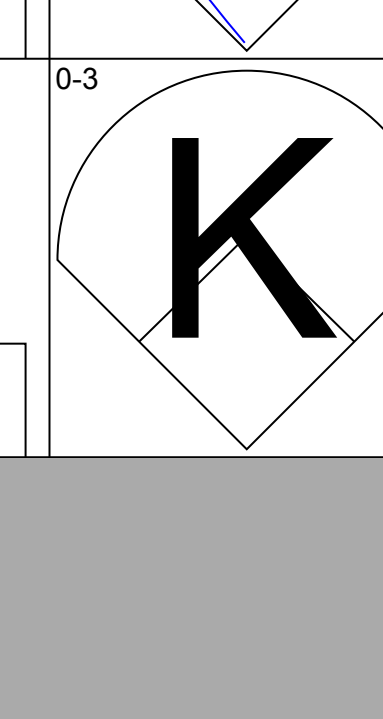
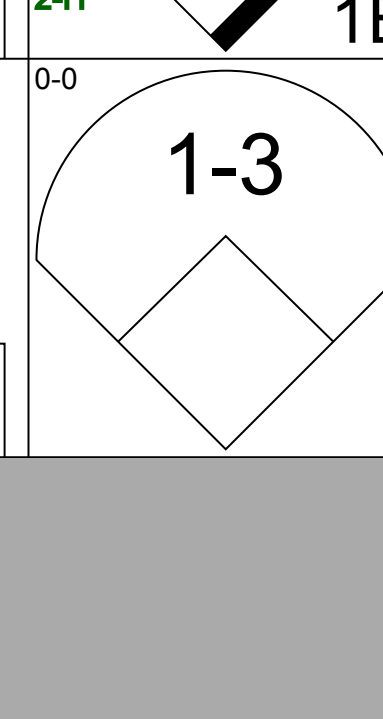
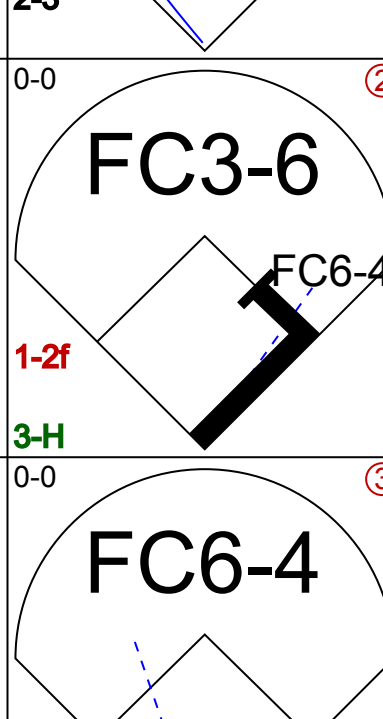
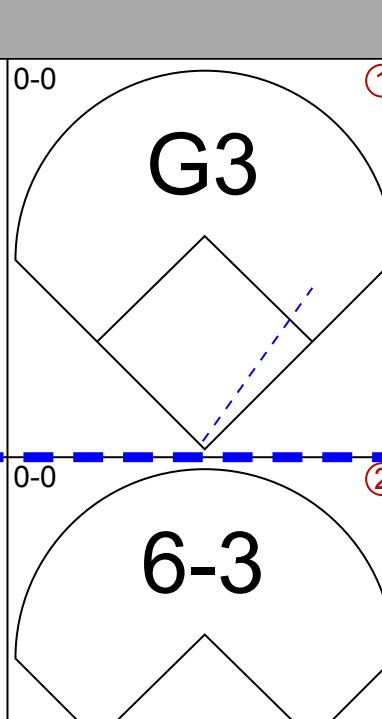
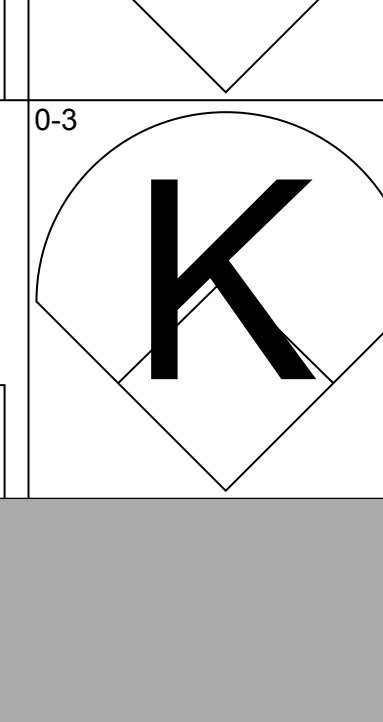
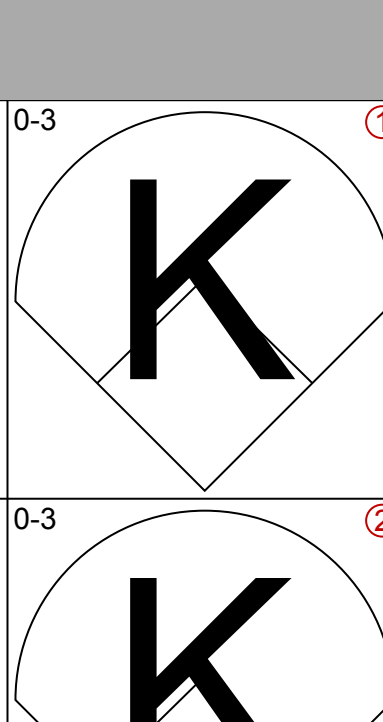
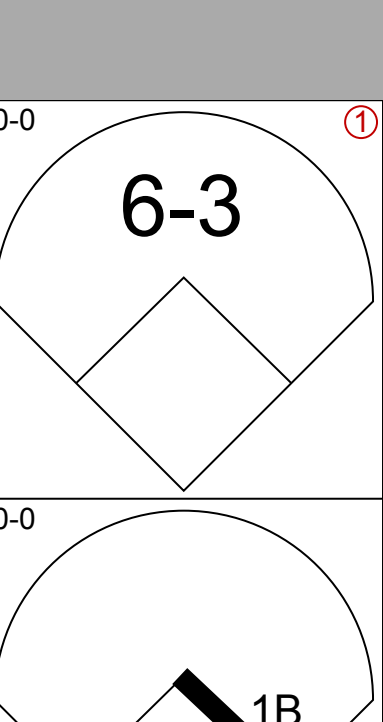
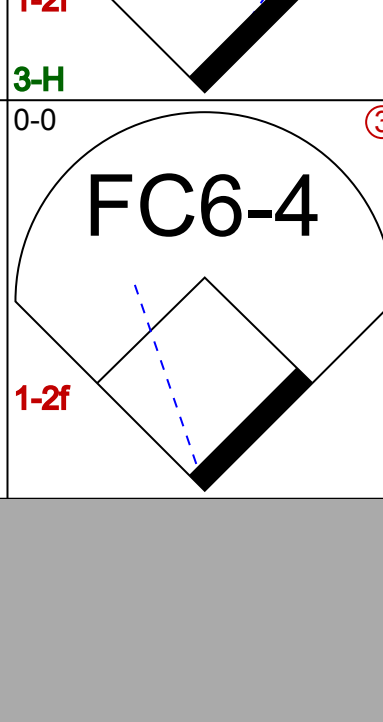
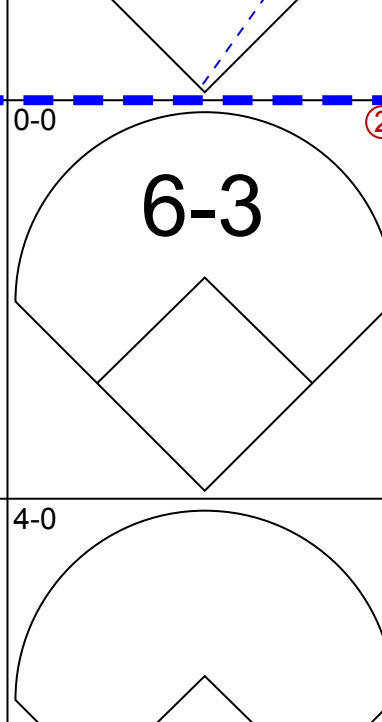
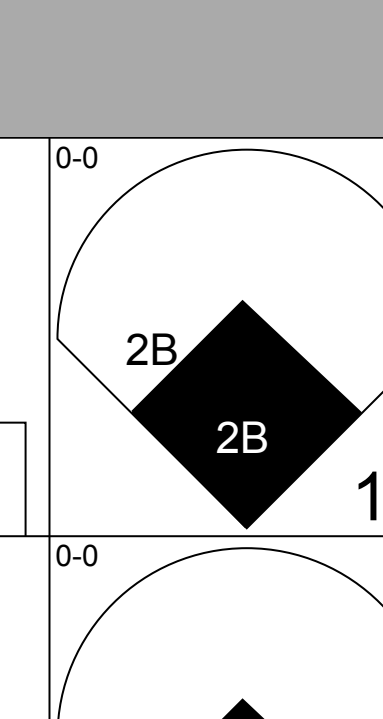
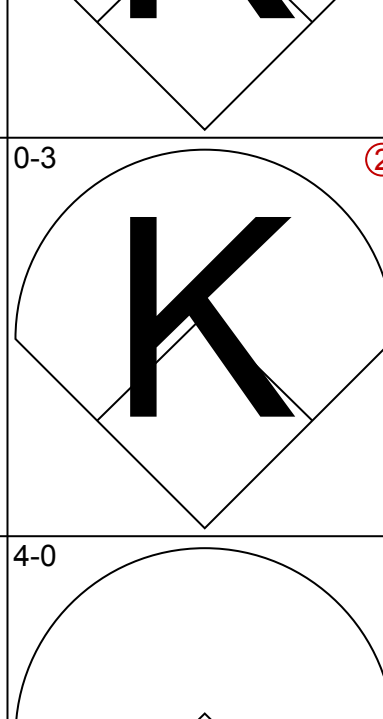
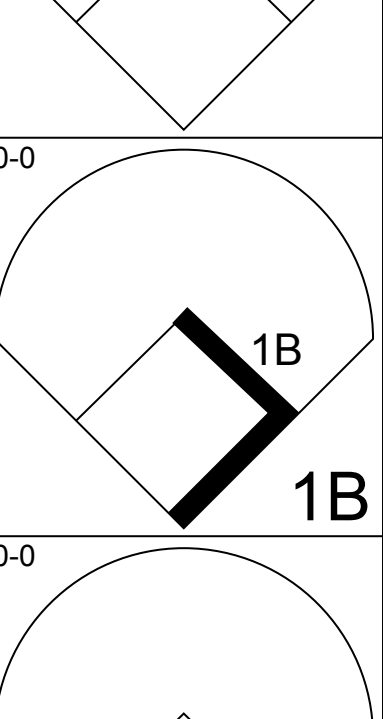
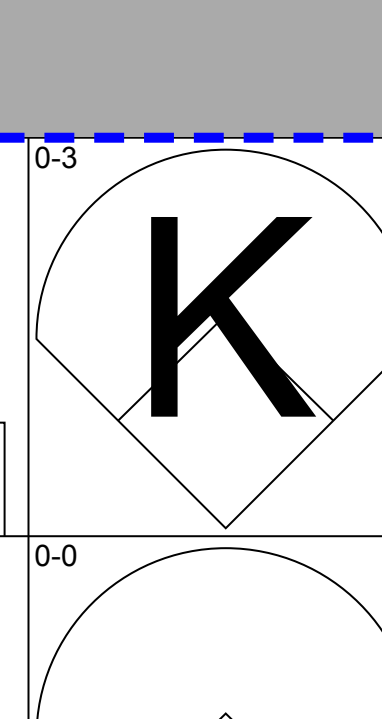
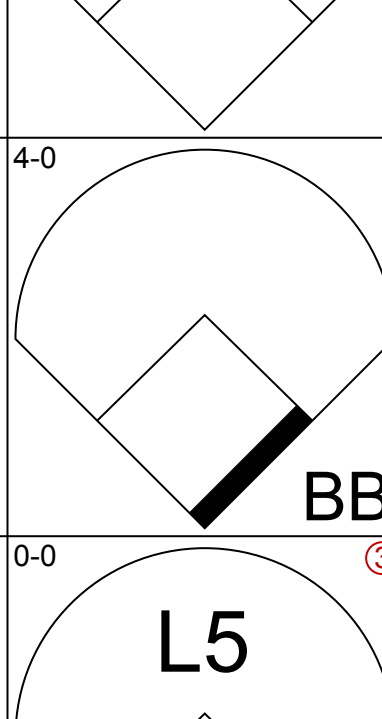
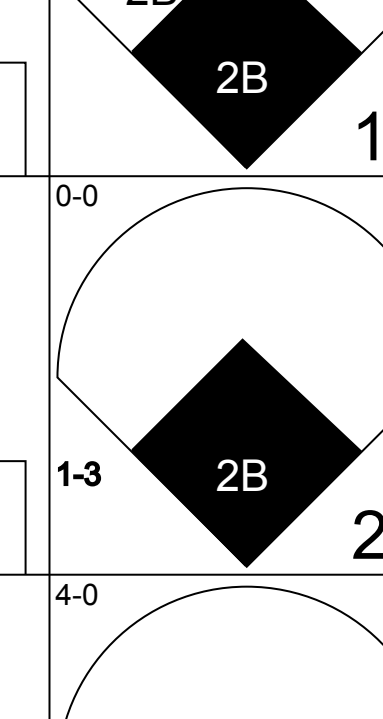
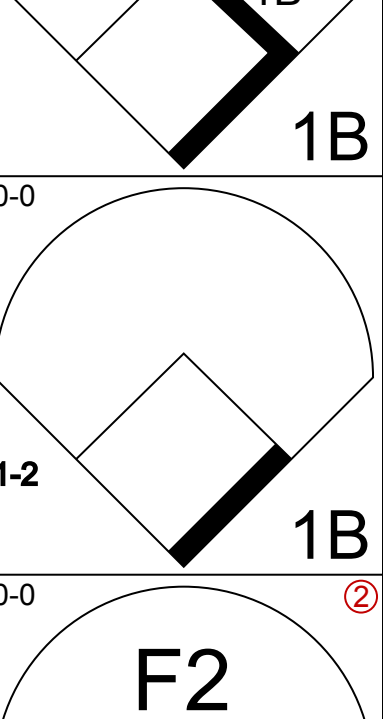
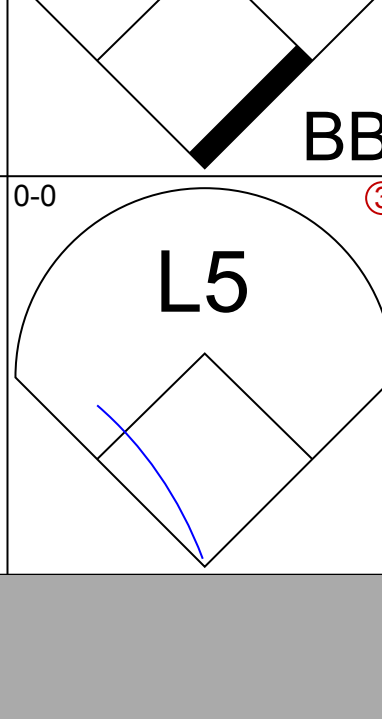
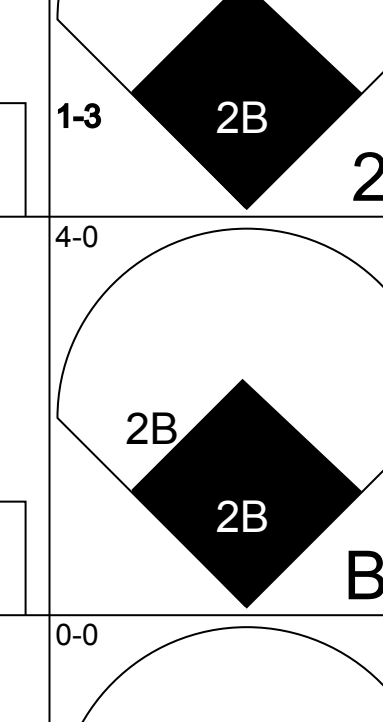
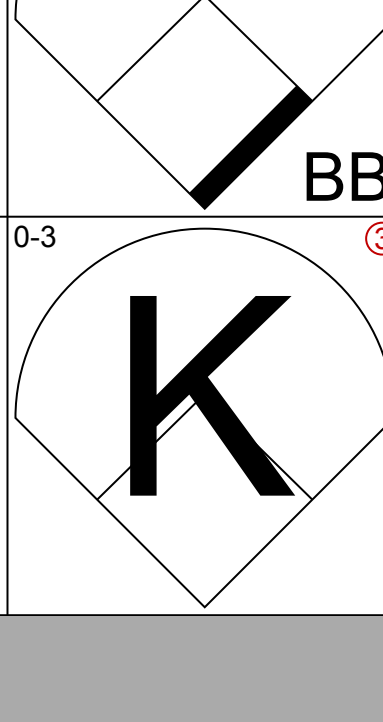
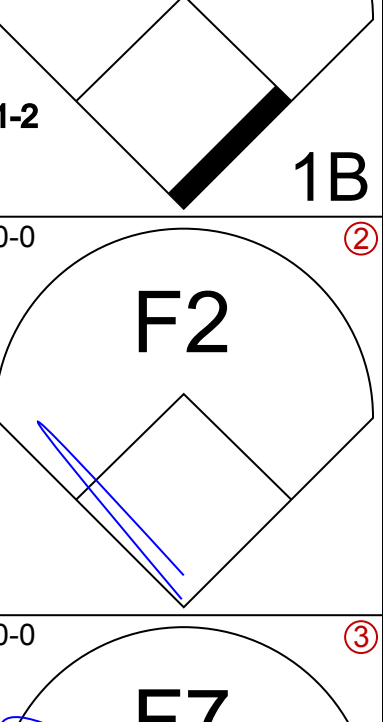
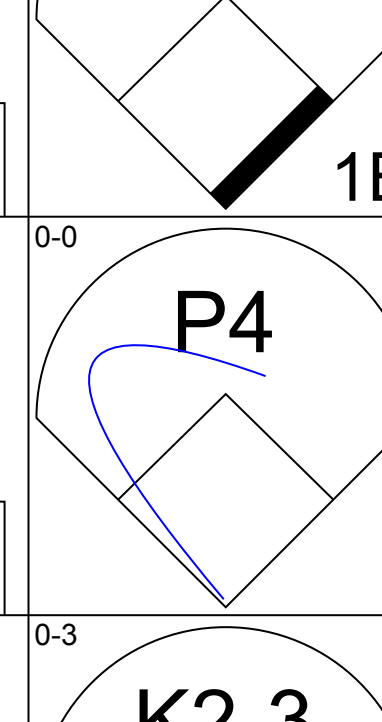
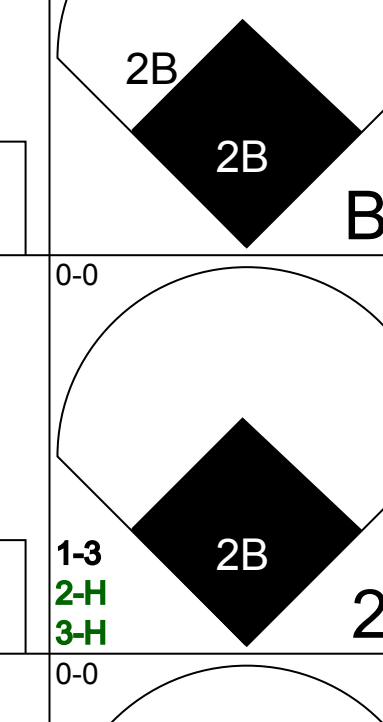
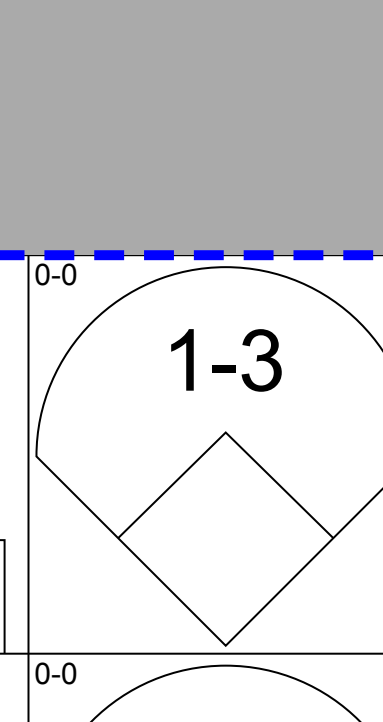
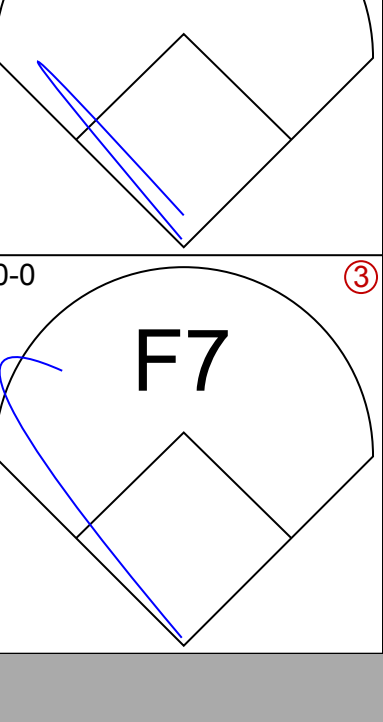
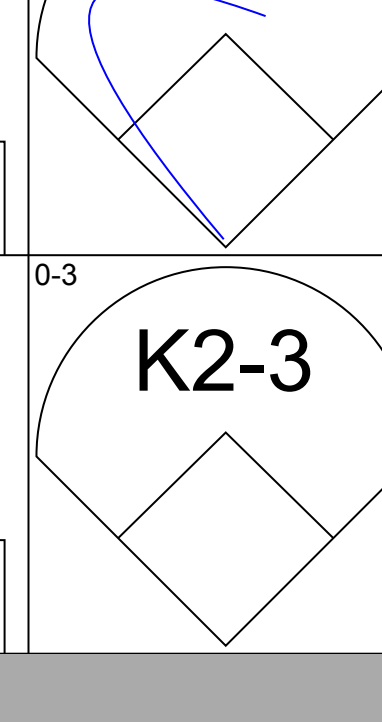
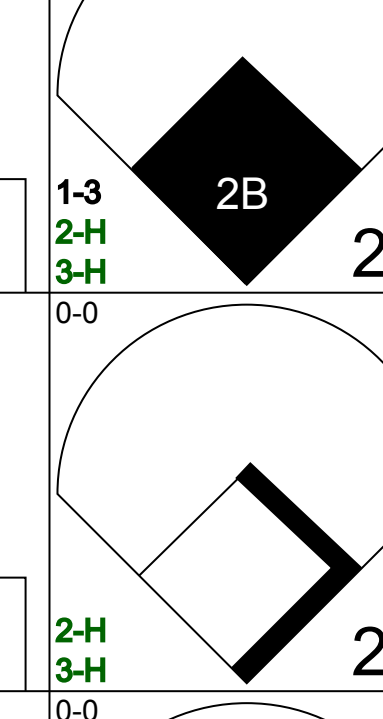
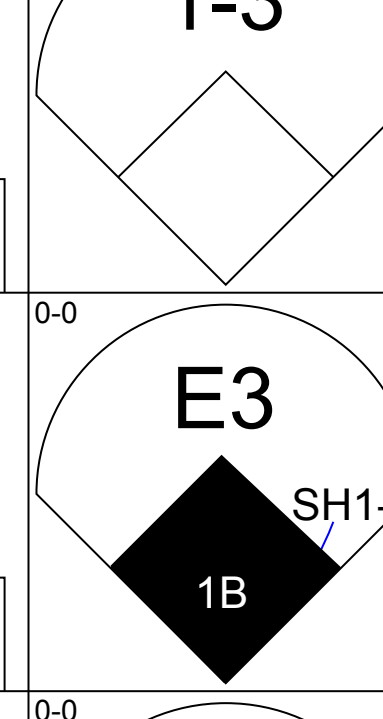
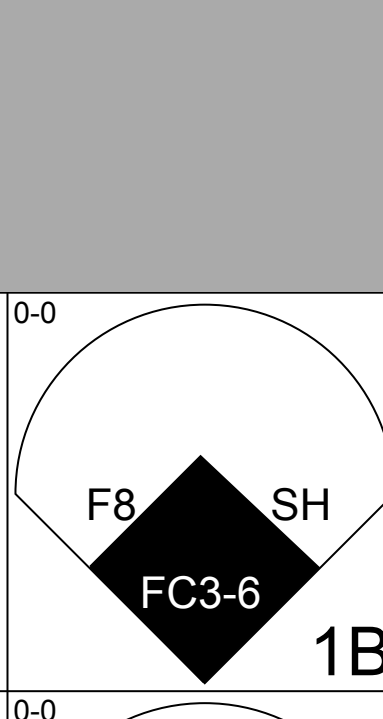
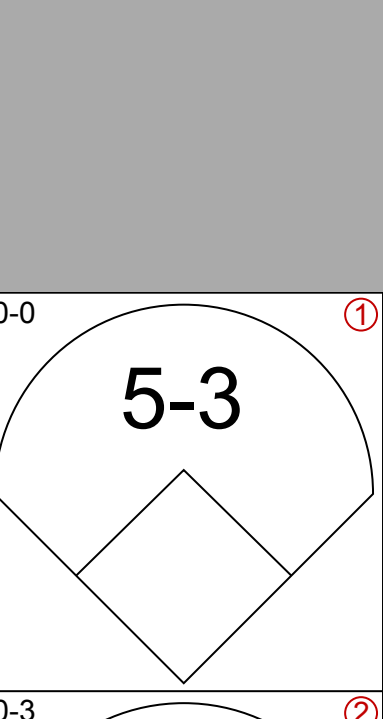
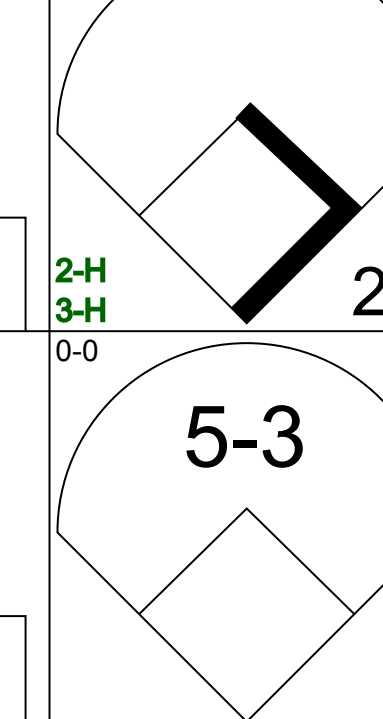
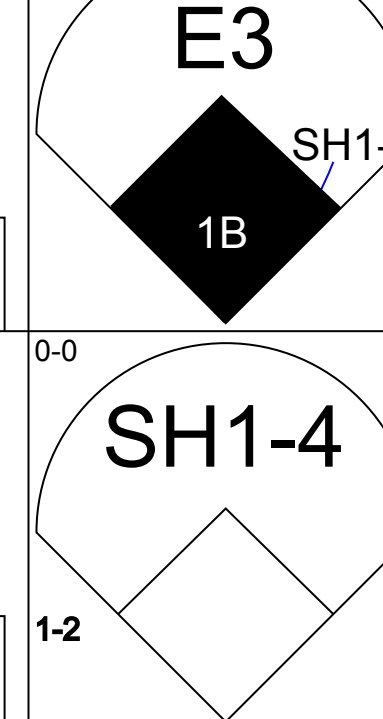
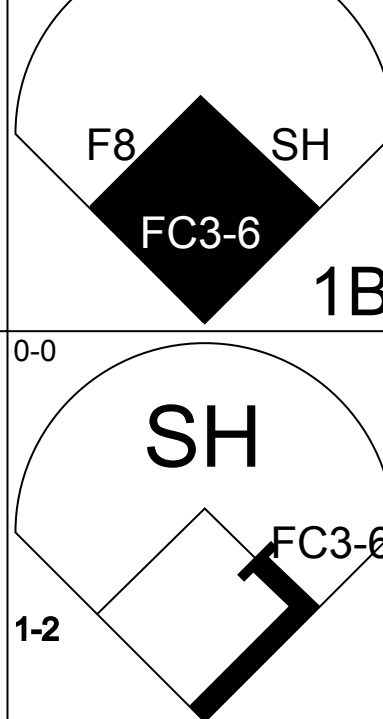
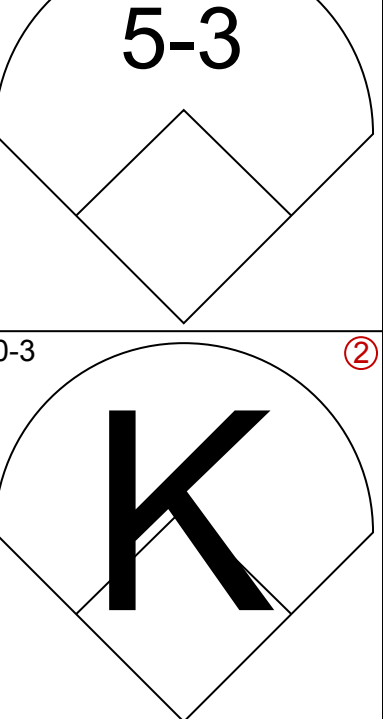
AB	32
R	3
H	10
RBI	3
BB	1
SO	5
LOB	21



livebaseballscorecards.com

livebaseballscorecards.com

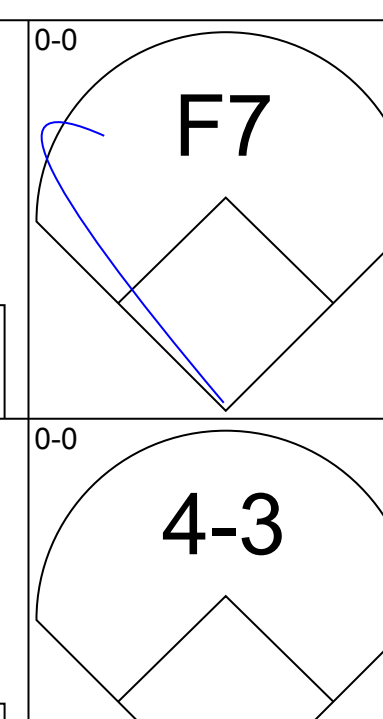
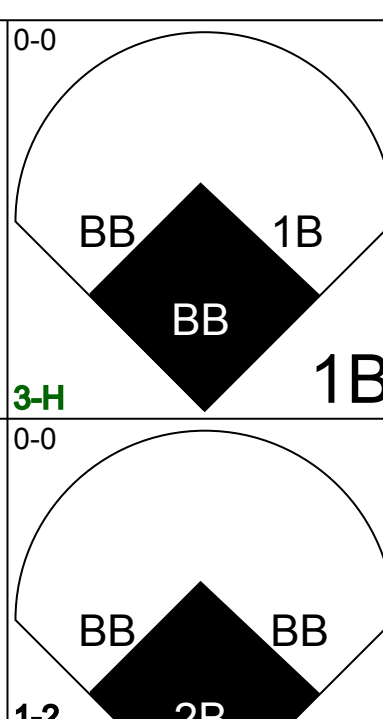
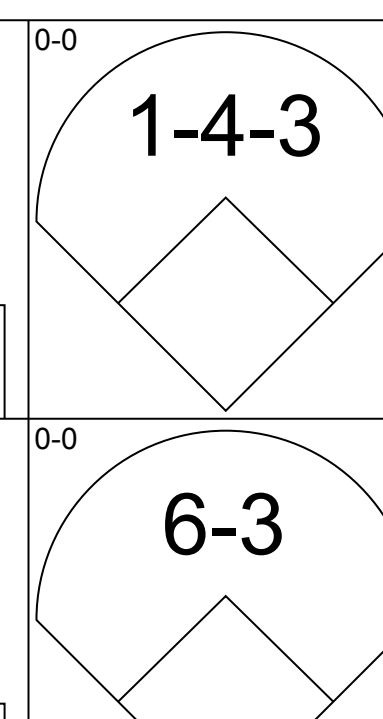
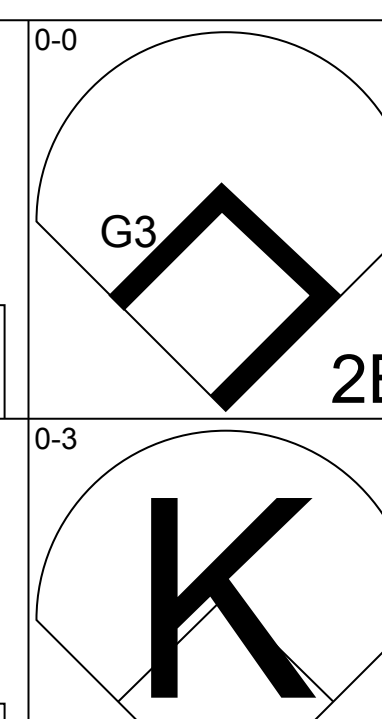

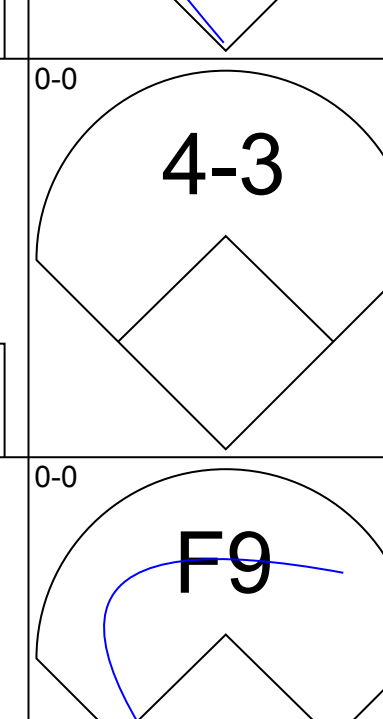
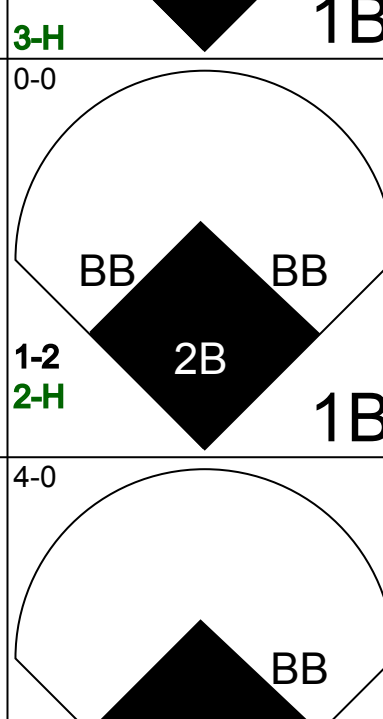
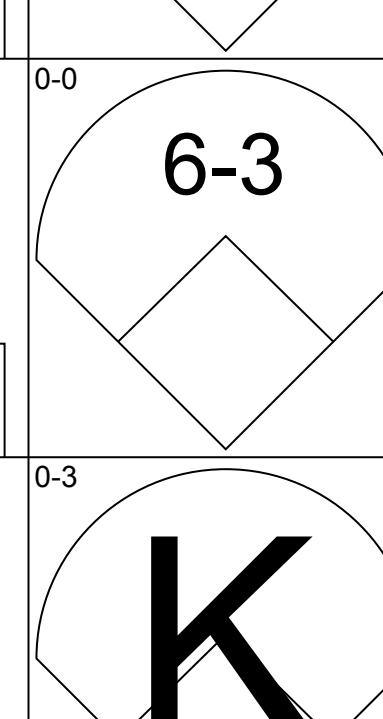
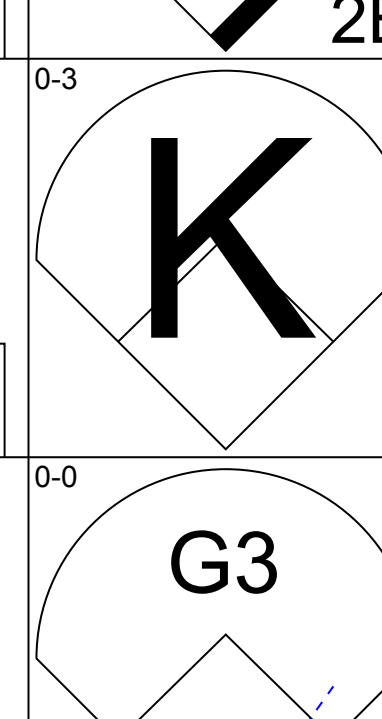
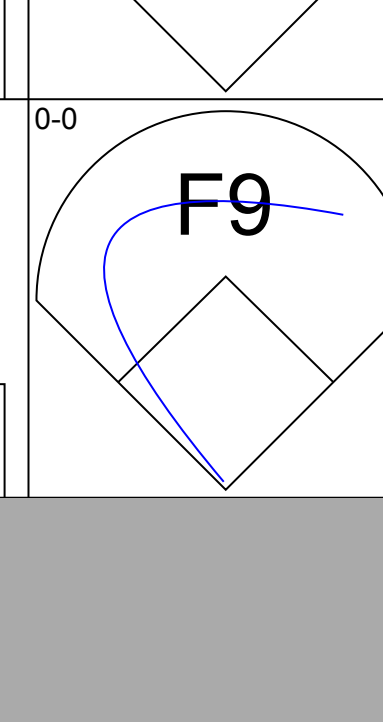
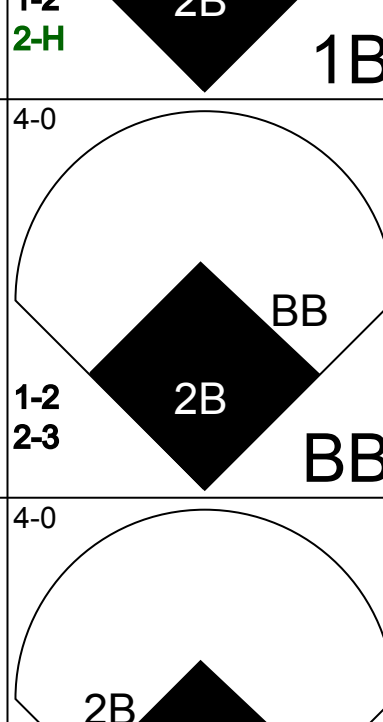
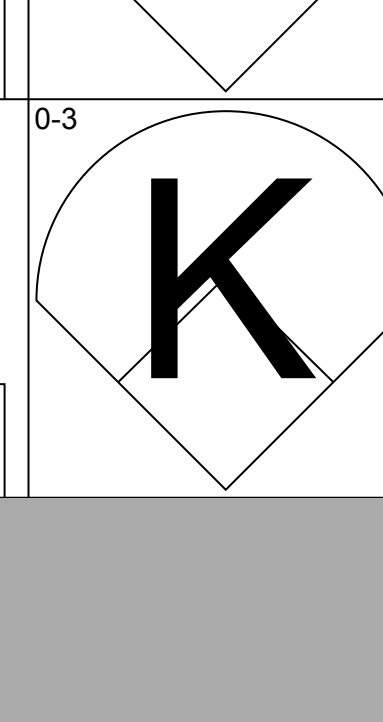
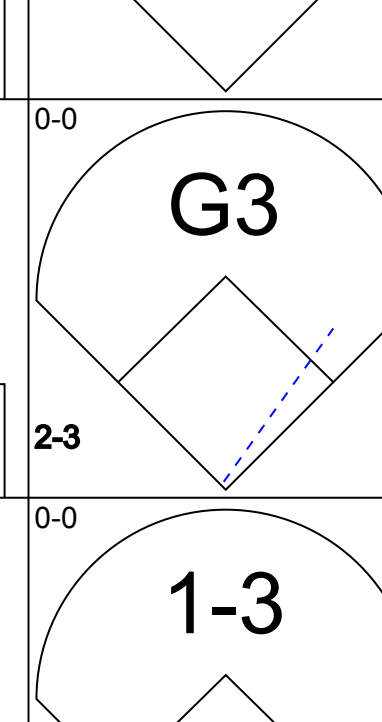
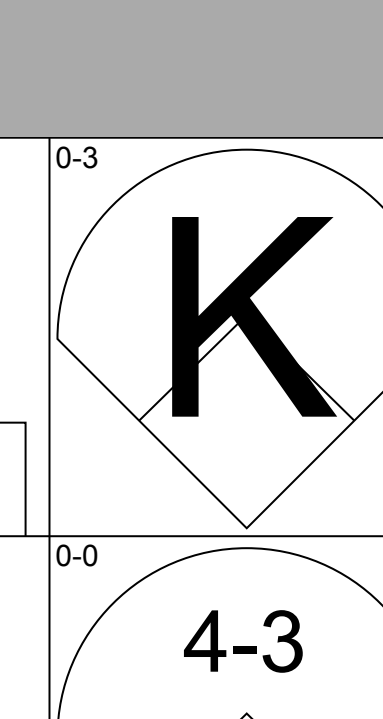
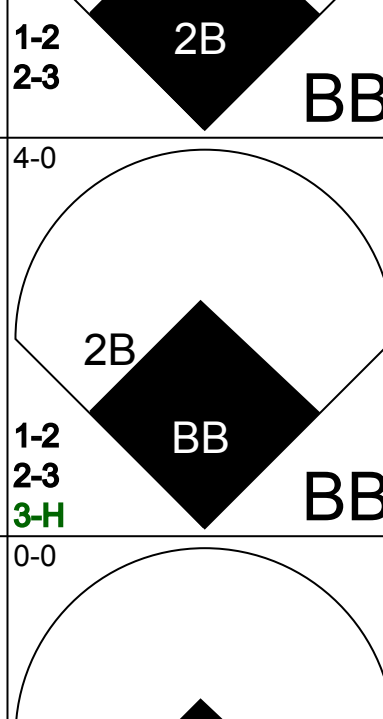

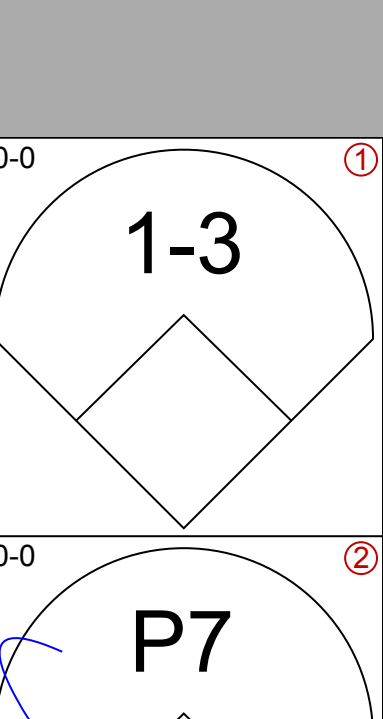
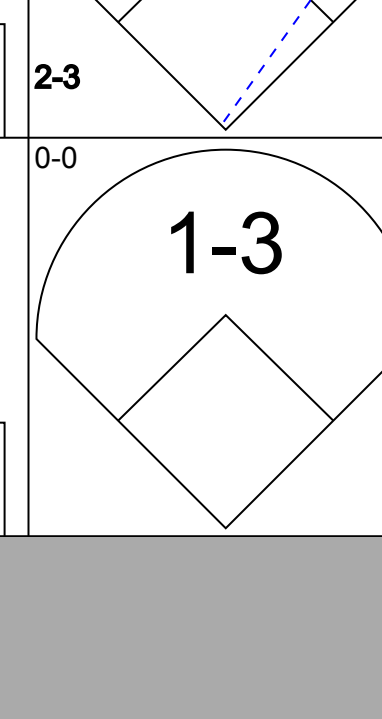
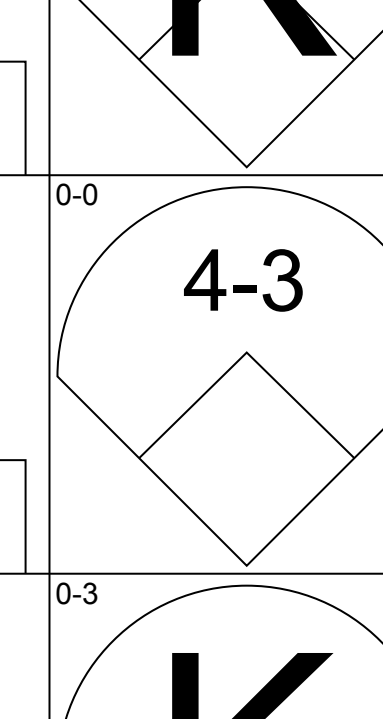
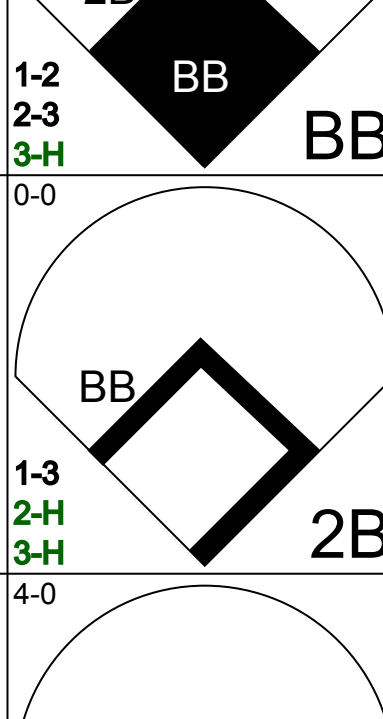

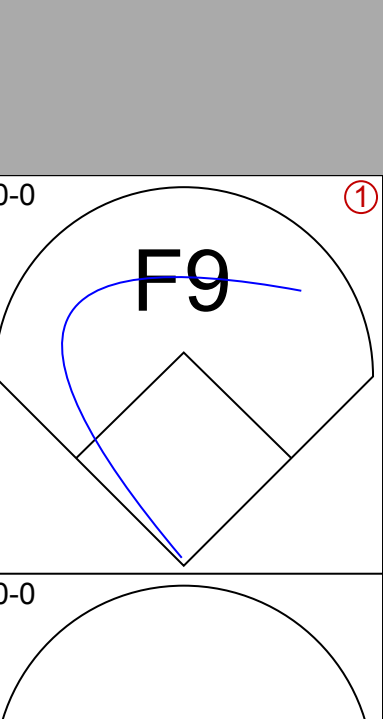
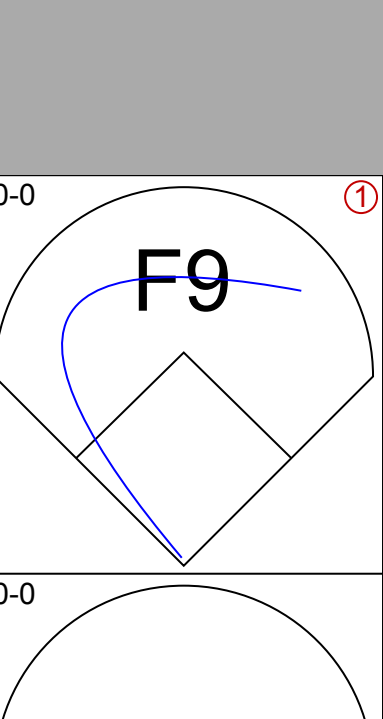
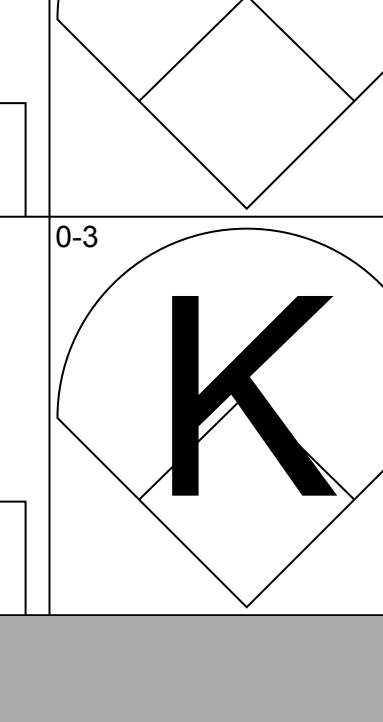
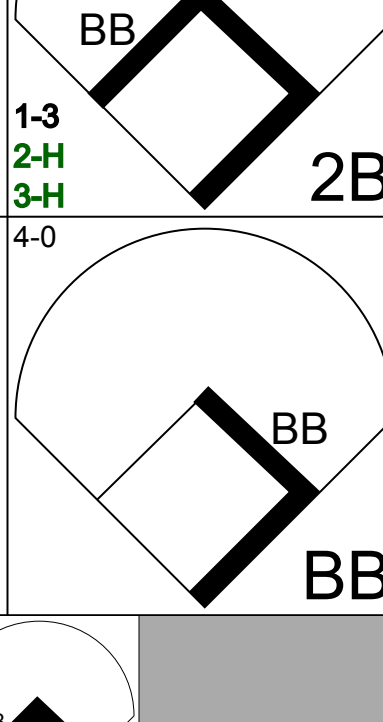
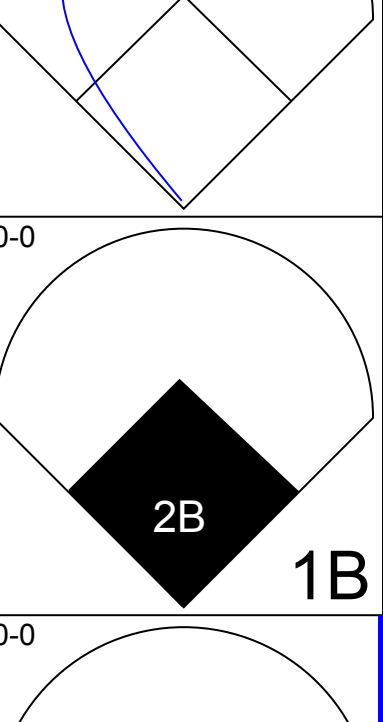
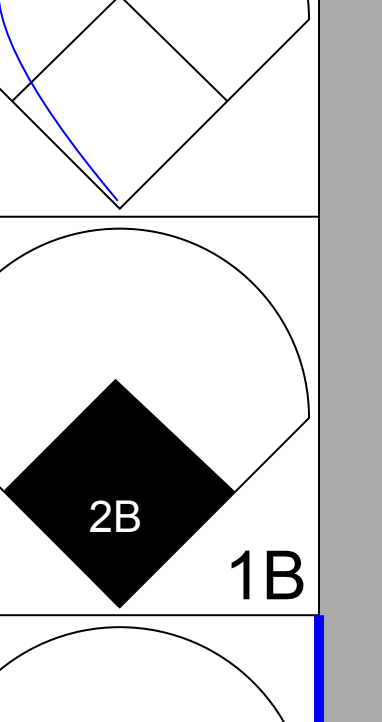
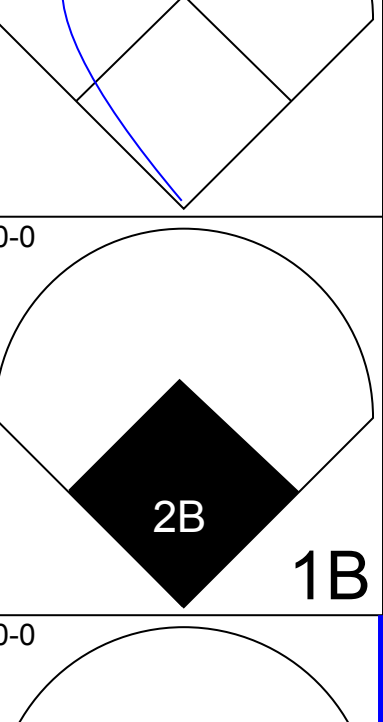
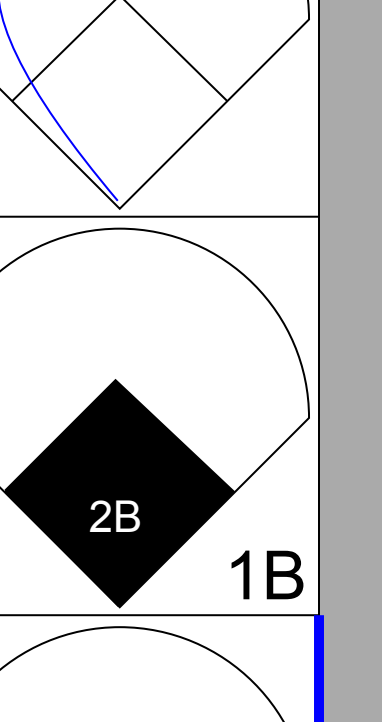
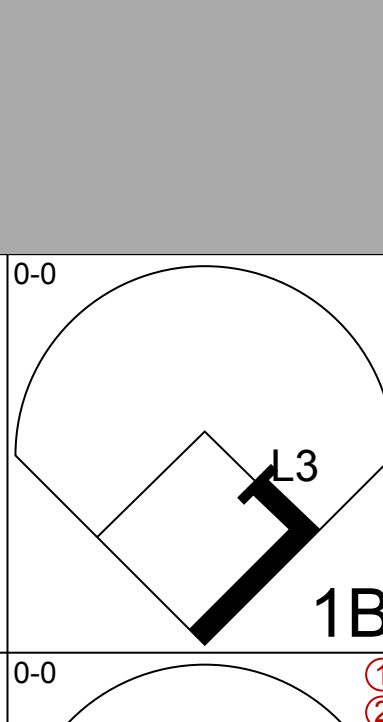
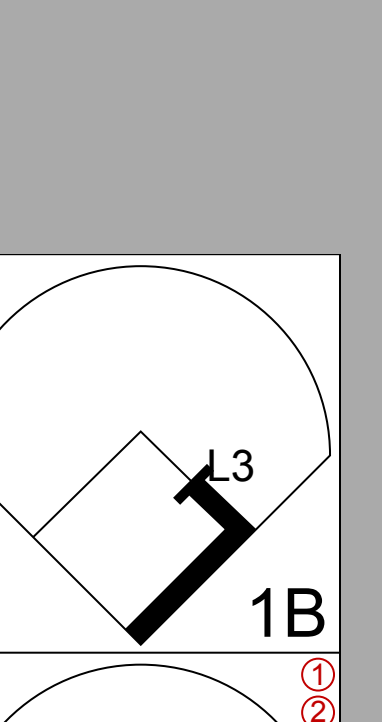
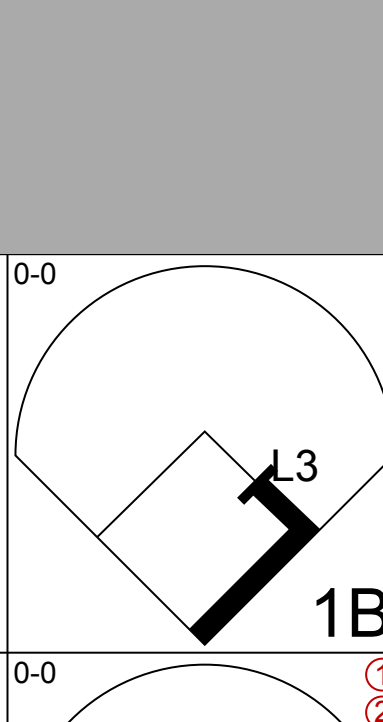
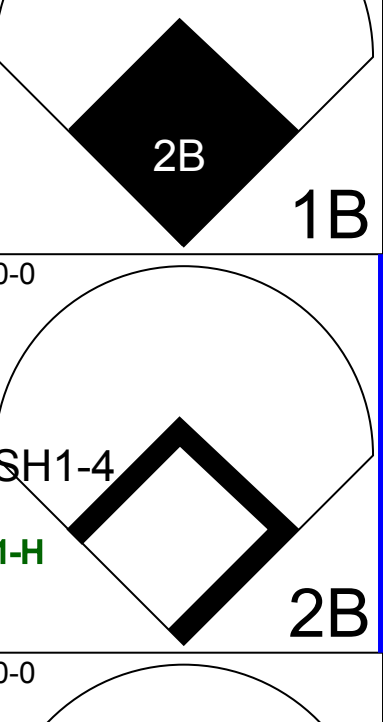
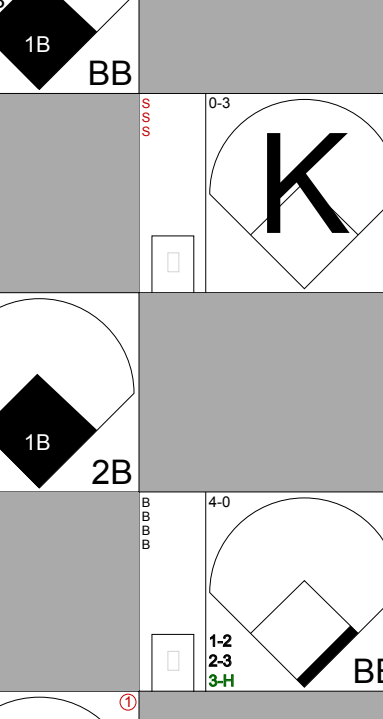
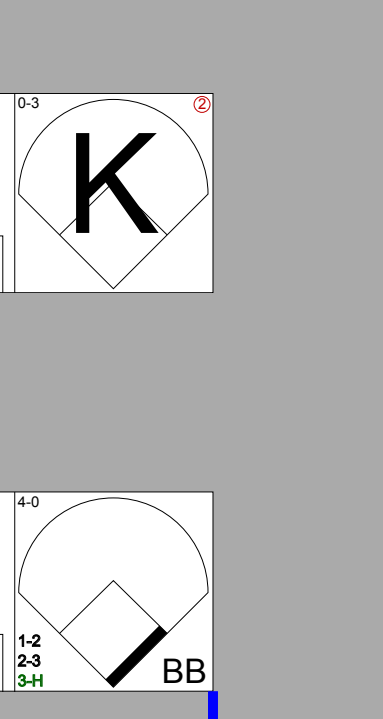
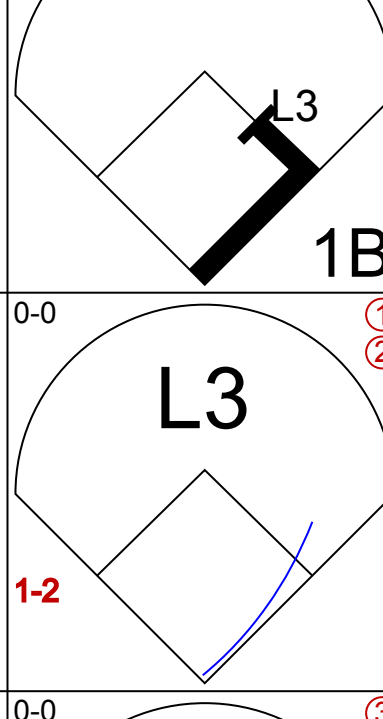
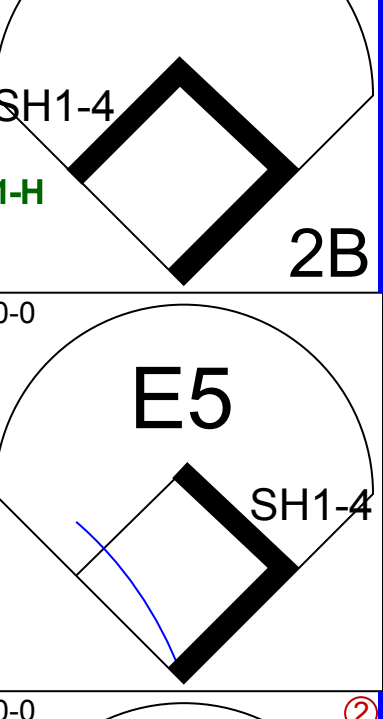
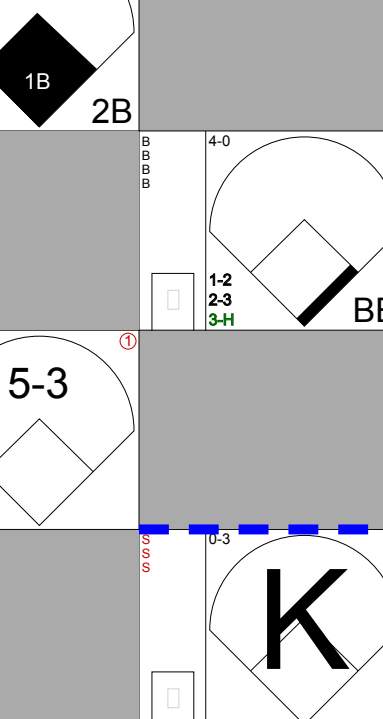
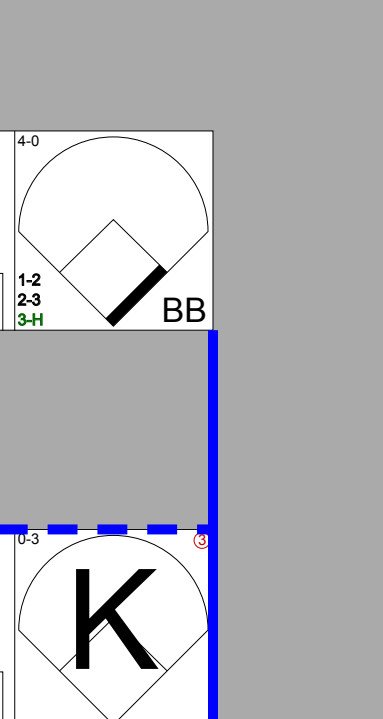
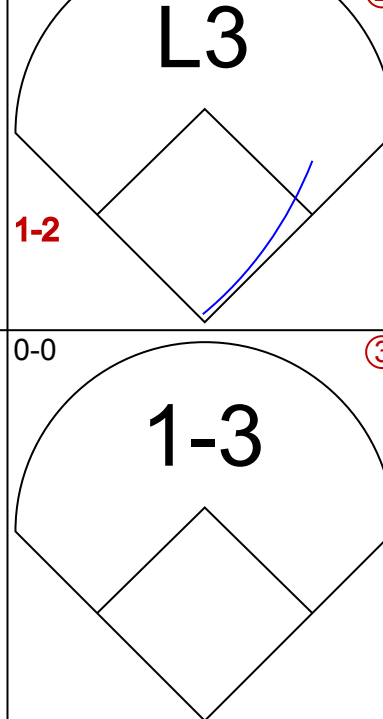
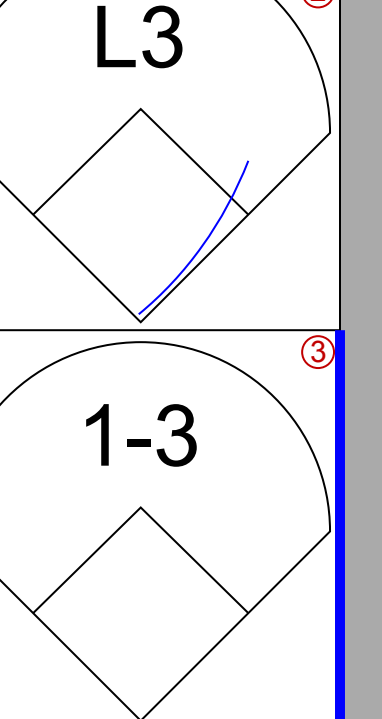
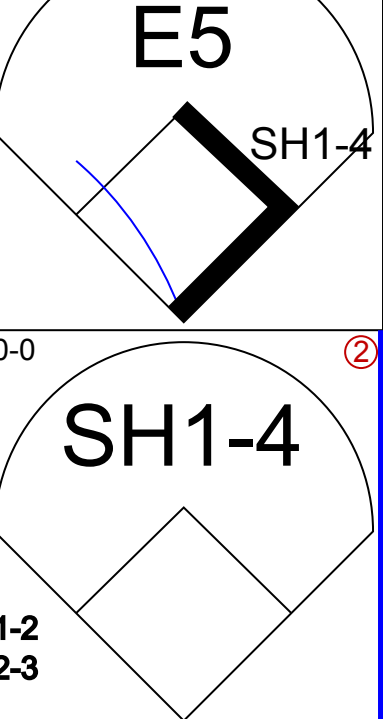
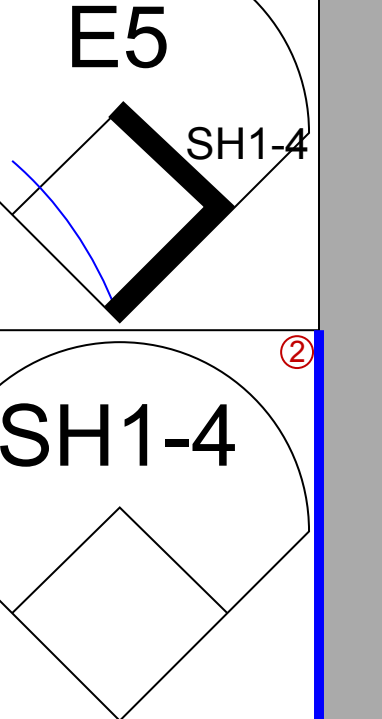
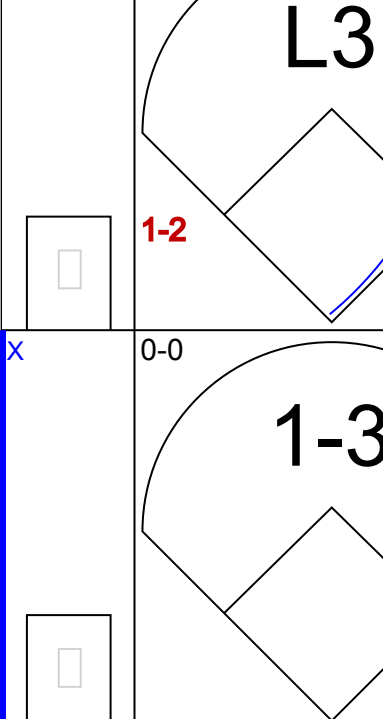
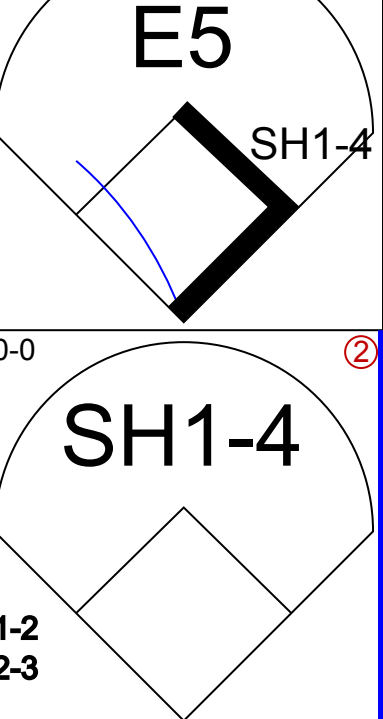
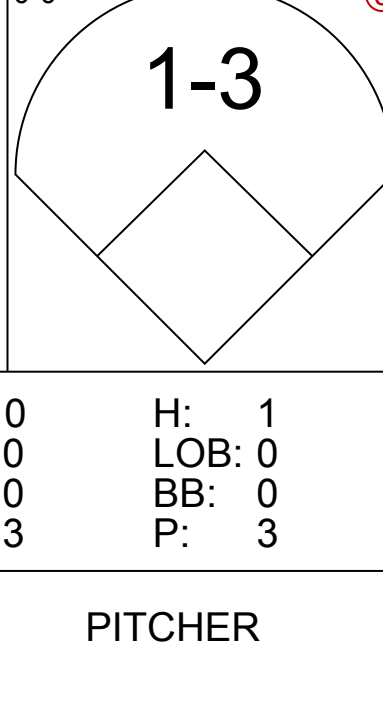
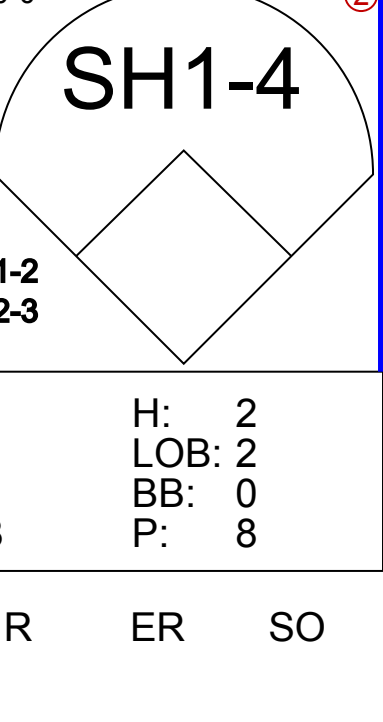


Batter	1	2	3	4	5	6	7	8	9	AB	R	H	RBI	BB	SO	LOB	TOP		
<b>Felipe Alou, R</b> OBP: 0.326, SLG: 0.489 (1, 3)										5	0	1	1	0	1	3			
<b>Mack Jones, L</b> OBP: 0.318, SLG: 0.488 (1, 8)										5	0	0	1	0	2	3			
<b>Hank Aaron, R</b> OBP: 0.382, SLG: 0.589 (1, 9)										5	0	0	0	0	2	1			
<b>Rico Carty, R</b> OBP: 0.391, SLG: 0.419 <b>Felix Milan, R</b> OBP: 0.295, SLG: 0.342 (9, PR)										4	1	2	0	1	2	0			
<b>Joe Torre, R</b> OBP: 0.364, SLG: 0.548 (1, 2)										4	1	3	0	1	0	1			
<b>Eddie Mathews, L</b> OBP: 0.307, SLG: 0.348 (1, 5)										3	1	0	0	1	1	4			
<b>Frank Bolling, R</b> OBP: 0.195, SLG: 0.211 (1, 4)										4	1	1	2	0	1	3			
<b>Woody Woodward, R</b> OBP: 0.335, SLG: 0.328 (1, 6)										4	2	2	2	0	0	0			
<b>Tony Cloninger, R</b> OBP: 0.246, SLG: 0.464 <b>Clay Carroll, R</b> (3, 1)										1	0	0	0	0	0	1			
<b>Inning Stats</b>	R: 0 E: 0 K: 3 S: 9	H: 0 LOB: 0 BB: 0 P: 9	R: 4 E: 0 K: 1 S: 9	H: 4 LOB: 1 BB: 1 P: 13	R: 0 E: 0 K: 3 S: 9	H: 0 LOB: 1 BB: 1 P: 13	R: 1 E: 1 K: 0 S: 5	H: 1 LOB: 1 BB: 0 P: 5	R: 0 E: 0 K: 2 S: 8	H: 1 LOB: 1 BB: 0 P: 8	R: 0 E: 0 K: 1 S: 5	H: 0 LOB: 0 BB: 0 P: 5	R: 0 E: 0 K: 0 S: 3	H: 0 LOB: 1 BB: 1 P: 7	1B: 6 2B: 3 3B: 0 HR: 0	SF: 0 SAC: 2 DP: 0 HBP: 0	WP: 0 PA: 41 PB: 0 SB: 0 CS: 0		
<b>PITCHER</b>	IP	WLS	BF	H	R	ER	SO	BB	IBB	HBP	BLK	WP	HR	S	P	ERA	WHIP		
<b>Don Sutton, R</b> ERA: 3.38 (1, 1)	3.0		15	4	4	4	7	2	0	0	0	0	0	27	35	12.00	2.000		
<b>Joe Moeller, R</b> ERA: 2.3 (4, 1)	3.0	W	15	4	2	1	0	0	0	0	0	0	0	15	15	3.00	1.333		
<b>Ron Perranoski, L</b> ERA: 2.29 (7, 1)	2.1	S	8	1	0	0	3	0	0	0	0	0	0	14	14	0.00	0.429		
<b>Phil Regan, R</b> ERA: 1.5 (9, 1)	0.2		3	0	0	0	0	1	0	0	0	0	0	2	6	0.00	1.500		

Atlanta Braves @ Los Angeles Dodgers  
Dodger Stadium, Los Angeles, CA  
Fri Jul 08 1966, 7:05 PM PDT  
Att: 31,516 - Unknown

AB 36  
R 6  
H 9  
RBI 6  
BB 3  
SO 10  
LOB 16




Batter	1	2	3	4	5	6	7	8	9	AB	R	H	RBI	BB	SO	LOB	BOTTOM		
<b>Jim Barbieri, L</b> OBP: 0.333, SLG: 0.364 <b>Lou Johnson, R</b> OBP: 0.318, SLG: 0.407 (1, 7)										5	1	2	1	0	1	2			
<b>Maury Wills, S</b> OBP: 0.346, SLG: 0.347 (1, 6)										4	1	1	1	0	1	1			
<b>Willie Davis, L</b> OBP: 0.296, SLG: 0.370 (1, 8)										3	1	0	0	1	1	1			
<b>Ron Fairly, L</b> OBP: 0.349, SLG: 0.380 (1, 9)										3	1	0	1	1	1	1			
<b>John Roseboro, L</b> OBP: 0.366, SLG: 0.451 (1, 2)										4	0	1	2	0	0	0			
<b>Wes Parker, S</b> OBP: 0.337, SLG: 0.403 (1, 3)										3	1	1	0	1	2	0			
<b>Jim Lefebvre, S</b> OBP: 0.271, SLG: 0.313 <b>Tommy Davis, R</b> OBP: 0.305, SLG: 0.356 <b>Joe Moeller, R</b> OBP: 0.333, SLG: 0.352 <b>Dick Stuart, R</b> OBP: 0.303, SLG: 0.352 <b>Ron Perranoski, L</b> OBP: 0.290, SLG: 0.237 <b>Phil Regan, R</b> OBP: 0.276, SLG: 0.175 (1, 1)										3	1	2	1	1	1	3			
<b>Nate Oliver, R</b> OBP: 0.290, SLG: 0.237 (6, PR)										0	0	0	0	0	0	0			
<b>John Kennedy, R</b> OBP: 0.250, SLG: 0.287 (1, 5)										3	1	1	1	1	0	2			
<b>Don Sutton, R</b> OBP: 0.271, SLG: 0.313 <b>Tommy Davis, R</b> OBP: 0.305, SLG: 0.356 <b>Joe Moeller, R</b> OBP: 0.333, SLG: 0.352 <b>Dick Stuart, R</b> OBP: 0.303, SLG: 0.352 <b>Ron Perranoski, L</b> OBP: 0.290, SLG: 0.237 <b>Phil Regan, R</b> OBP: 0.276, SLG: 0.175 (1, 1)										0	0	0	0	0	0	0			
<b>Inning Stats</b>	R: 0 E: 0 K: 0 S: 3	H: 0 LOB: 0 BB: 0 P: 3	R: 0 E: 0 K: 2 S: 7	H: 0 LOB: 0 BB: 0 P: 7	R: 6 E: 0 K: 2 S: 11	H: 4 LOB: 3 BB: 5 P: 31	R: 0 E: 0 K: 1 S: 5	H: 0 LOB: 0 BB: 0 P: 5	R: 0 E: 0 K: 1 S: 5	H: 0 LOB: 0 BB: 0 P: 5	R: 0 E: 0 K: 0 S: 3	H: 1 LOB: 0 BB: 0 P: 3	R: 0 E: 0 K: 1 S: 6	H: 1 LOB: 1 BB: 0 P: 6	R: 1 E: 1 K: 1 S: 8	H: 2 LOB: 2 BB: 0 P: 8	1B: 4 2B: 5 3B: 0 HR: 0	SF: 0 SAC: 1 DP: 1 HBP: 0	WP: 0 PA: 37 PB: 0 SB: 0 CS: 0
<b>PITCHER</b>	IP	WLS	BF	H	R	ER	SO	BB	IBB	HBP	BLK	WP	HR	S	P	ERA	WHIP		
<b>Tony Cloninger, R</b> ERA: 4.58 (1, 1)	2.2		17	4	6	6	3	5	0	0	0	0	0	18	38	20.25	3.375		
<b>Clay Carroll, R</b> ERA: 2.31 (3, 1)	5.1	L	20	4	1	1	5	0	0	0	0	0	0	30	30	1.69	0.750		


Atlanta Braves @ Los Angeles Dodgers  
Dodger Stadium, Los Angeles, CA  
Fri Jul 08 1966, 7:05 PM PDT  
Att: 31,516 - Unknown

AB 31  
R 7  
H 8  
RBI 7  
BB 5  
SO 8  
LOB 15





Batter	1	2	3	4	5	6	7	8	9	AB	R	H	RBI	BB	SO	LOB	TOP									
<b>Felipe Alou, R</b> OBP: 0.328, SLG: 0.509 (1, 3)	0-0 2B		0-0 B3			0-0 HR	0-0 HR		0-0 F9	5	2	3	3	0	0	0	<b>Atlanta Braves @ Los Angeles Dodgers</b> Dodger Stadium, Los Angeles, CA Sat Jul 09 1966, 7:05 PM PDT Att: 47,962 - Unknown  <b>AB 35</b> <b>R 5</b> <b>H 8</b> <b>RBI 5</b> <b>BB 2</b> <b>SO 3</b> <b>LOB 11</b>  									
<b>Mack Jones, L</b> OBP: 0.314, SLG: 0.483 (1, 8)	0-3 K		0-3 K			0-0 6-3	0-0 5-3		0-0 F5	2	0	0	0	0	2	1										
<b>Gene Oliver, R</b> OBP: 0.252, SLG: 0.324 (6, PH)										3	0	0	0	0	0	0										
<b>Denis Menke, R</b> OBP: 0.366, SLG: 0.426 (9, 3)										0	0	0	0	0	0	0										
<b>Hank Aaron, R</b> OBP: 0.380, SLG: 0.594 (1, 9)	0-0 F2			0-0 P6		0-0 HR			0-0 1-4-3	4	1	1	1	0	0	1										
<b>Rico Carty, R</b> OBP: 0.393, SLG: 0.418 (1, 7)	4-0 BB			0-0 E5		0-0 6-3			0-0 BB	3	1	1	0	1	0	0										
<b>Joe Torre, R</b> OBP: 0.366, SLG: 0.545 (1, 2)	0-0 P4			0-0 F9		0-0 1B			4-0 1B	3	0	1	0	1	0	3										
<b>Miguel de la Hoz, R</b> OBP: 0.175, SLG: 0.175 (8, PH)		0-3 K		0-0 F7		0-0 6-3			0-0 BB	3	0	0	0	0	1	2										
<b>Eddie Mathews, L</b> OBP: 0.310, SLG: 0.351 (8, 5)									1-3 2-H	1	0	1	1	0	0	0										
<b>Frank Bolling, R</b> OBP: 0.189, SLG: 0.205 (1, 4)		0-0 P3			0-0 F8		0-0 6-3		0-0 FC5-2-5	4	0	0	0	0	0	2										
<b>Woody Woodward, R</b> OBP: 0.333, SLG: 0.327 (1, 6)		0-0 F7			0-0 P4		0-0 SH3-4		0-0 5-3	4	1	1	0	0	0	2										
<b>Ken Johnson, R</b> OBP: 0.167, SLG: 0.286 (1, 1)			0-0 G3						0-0 6-3	2	0	0	0	0	0	0										
<b>Tony Cloninger, R</b> OBP: 0.241, SLG: 0.456 (8, 1)				0-0 L8					0-0 SH3-4	1	0	0	0	0	0	0										
<b>Inning Stats</b>	R: 0 E: 0 K: 1 S: 6	H: 1 LOB: 2 BB: 1 P: 10	R: 0 E: 0 K: 1 S: 5	H: 0 LOB: 0 BB: 0 P: 5	R: 0 E: 1 K: 0 S: 4	H: 0 LOB: 1 BB: 0 P: 4	R: 0 E: 0 K: 0 S: 3	H: 0 LOB: 0 BB: 0 P: 3	R: 2 E: 0 K: 0 S: 6	H: 3 LOB: 1 BB: 0 P: 6	R: 2 E: 0 K: 0 S: 5	H: 2 LOB: 2 BB: 0 P: 5	R: 1 E: 0 K: 0 S: 5	H: 2 LOB: 2 BB: 1 P: 9	R: 0 E: 0 K: 0 S: 3	H: 0 LOB: 0 BB: 0 P: 3	1B: 4 2B: 1 3B: 0 HR: 3	SF: 0 SAC: 1 DP: 0 HBP: 0	WP: 0 PB: 0 SB: 0 CS: 0	PA: 38						
<b>PITCHER</b>	IP	WLS	BF	H	R	ER	SO	BB	IBB	HBP	BLK	WP	HR	S	P	ERA	WHIP									
<b>Sandy Koufax, L</b> ERA: 1.6	(1, 1)	7.0	L	29	6	4	3	3	1	0	0	0	0	3	34	38	3.86	1.000								
<b>Bob Miller, R</b> ERA: 4.3	(8, 1)	2.0		9	2	1	1	0	1	0	0	0	0	0	8	12	4.50	1.500								

Batter	1	2	3	4	5	6	7	8	9	AB	R	H	RBI	BB	SO	LOB	BOTTOM								
<b>Jim Barbieri, L</b> OBP: 0.375, SLG: 0.357 (1, 7)	0-0 E4		4-0 G4-6-3						0-0 F9	3	0	1	0	1	0	0	<b>Atlanta Braves @ Los Angeles Dodgers</b> Dodger Stadium, Los Angeles, CA Sat Jul 09 1966, 7:05 PM PDT Att: 47,962 - Unknown  <b>AB 33</b> <b>R 2</b> <b>H 9</b> <b>RBI 2</b> <b>BB 3</b> <b>SO 4</b> <b>LOB 10</b>  								
<b>Maury Wills, S</b> OBP: 0.345, SLG: 0.346 (1, 6)	0-0 E4		0-0 G4-6-3			0-3 K			0-0 HR	4	1	1	0	0	1	2									
<b>Willie Davis, L</b> OBP: 0.295, SLG: 0.378 (1, 8)	0-3 K			0-0 L1		0-0 F9			0-0 HR	4	1	1	2	0	1	1									
<b>Ron Fairly, L</b> OBP: 0.342, SLG: 0.371 (1, 9)	0-0 P5			0-0 F2		0-0 F8			0-0 F8	4	0	0	0	0	0	1									
<b>John Roseboro, L</b> OBP: 0.373, SLG: 0.454 (1, 2)		4-0 1B		0-0 BB		0-0 F9			0-0 1B	3	0	2	0	1	0	0									
<b>Wes Parker, S</b> OBP: 0.339, SLG: 0.402 (1, 3)		0-0 1B		4-0 1B		0-0 F8		0-3 K		3	0	1	0	1	1	1									
<b>Jim Lefebvre, S</b> OBP: 0.343, SLG: 0.476 (1, 4)		0-0 1B		0-0 F8		0-0 1B			0-0 6-3	4	0	2	0	0	0	2									
<b>John Kennedy, R</b> OBP: 0.250, SLG: 0.286 (1, 5)		0-0 FC5-4		0-0 B1-3		0-0 FC4			0-3 K	4	0	1	0	0	1	1									
<b>Sandy Koufax, R</b> OBP: 0.063, SLG: 0.048 (7, PH)			0-0 F5		0-0 F8		0-0 FC4		0-0 4-3	2	0	0	0	0	0	0									
<b>Dick Stuart, R</b> OBP: 0.286, SLG: 0.348 (8, 1)										1	0	0	0	0	0	2									
<b>Tommy Davis, R</b> OBP: 0.303, SLG: 0.354 (8, PH)										0	0	0	0	0	0	0									
<b>Inning Stats</b>	R: 0 E: 1 K: 1 S: 6	H: 2 LOB: 1 BB: 1 P: 7	R: 0 E: 0 K: 0 S: 2	H: 0 LOB: 0 BB: 1 P: 6	R: 0 E: 0 K: 0 S: 4	H: 1 LOB: 2 BB: 1 P: 8	R: 0 E: 0 K: 0 S: 3	H: 0 LOB: 0 BB: 0 P: 3	R: 0 E: 0 K: 1 S: 5	H: 0 LOB: 0 BB: 0 P: 5	R: 0 E: 0 K: 0 S: 5	H: 2 LOB: 2 BB: 0 P: 5	R: 2 E: 0 K: 1 S: 8	H: 3 LOB: 1 BB: 0 P: 8	R: 0 E: 0 K: 1 S: 5	H: 0 LOB: 0 BB: 0 P: 5	1B: 8 2B: 0 3B: 0 HR: 1	SF: 0 SAC: 0 DP: 1 HBP: 0	WP: 0 PB: 0 SB: 0 CS: 0	PA: 36					
<b>PITCHER</b>	IP	WLS	BF	H	R	ER	SO	BB	IBB	HBP	BLK	WP	HR	S	P	ERA	WHIP								
<b>Ken Johnson, R</b> ERA: 2.87	(1, 1)	7.2	W	32	9	2	2	2	3	0	0	1	1	33	45	2.35	1.565								
<b>Tony Cloninger, R</b> ERA: 4.53	(8, 1)	1.1	S	4	0	0	0	2	0	0	0	0	0	8	8	0.00	0.000								




Batter	1	2	3	4	5	6	7	8	9	AB	R	H	RBI	BB	SO	LOB	TOP										
<b>Felipe Alou, R</b> OBP: 0.326, SLG: 0.504 (1, 8)										4	0	0	0	0	1	0	<b>Atlanta Braves @ Los Angeles Dodgers</b> Dodger Stadium, Los Angeles, CA Sun Jul 10 1966, 3:33 AM PDT Att: 32,846 - Unknown										
<b>Gene Oliver, R</b> OBP: 0.252, SLG: 0.314 (1, 2)										3	0	0	0	1	0												
<b>Hank Aaron, R</b> OBP: 0.376, SLG: 0.587 (1, 9)										4	0	0	0	0	1	1											
<b>Rico Carty, R</b> OBP: 0.394, SLG: 0.419 (1, 7)										4	0	2	0	0	0	0											
<b>Joe Torre, R</b> OBP: 0.365, SLG: 0.542 (1, 3)										4	1	1	0	0	1	2											
<b>Miguel de la Hoz, R</b> OBP: 0.229, SLG: 0.190 (1, 5)										2	1	1	0	1	0	0											
<b>Frank Bolling, R</b> OBP: 0.200, SLG: 0.215 (1, 4)										3	0	2	1	0	0	1											
<b>Woody Woodward, R</b> OBP: 0.333, SLG: 0.327 (1, 6)										3	0	1	1	0	0	1											
<b>Denny Lemaster, R</b> OBP: 0.146, SLG: 0.079 (1, 1)										3	0	0	0	0	3	1											
<b>Inning Stats</b>	R: 0 E: 0 K: 0 S: 3	H: 0 LOB: 0 BB: 0 P: 3	R: 0 E: 0 K: 0 S: 3	H: 1 LOB: 0 BB: 0 P: 3	R: 0 E: 0 K: 1 S: 5	H: 1 LOB: 0 BB: 0 P: 5	R: 0 E: 0 K: 0 S: 2	H: 0 LOB: 0 BB: 1 P: 6	R: 2 E: 0 K: 1 S: 8	H: 4 LOB: 1 BB: 0 P: 8	R: 0 E: 0 K: 0 S: 3	H: 0 LOB: 1 BB: 1 P: 9	R: 0 E: 0 K: 1 S: 7	H: 0 LOB: 0 BB: 0 P: 7	R: 0 E: 0 K: 1 S: 6	H: 1 LOB: 1 BB: 0 P: 6	1B: 7 2B: 0 3B: 0 HR: 0	SF: 0 SAC: 0 DP: 3 HBP: 0	WP: 0 PB: 0 SB: 0 CS: 0	PA: 32							
<b>PITCHER</b>	IP	WLS	BF	H	R	ER	SO	BB	IBB	HBP	BLK	WP	HR	S	P	ERA	WHIP										
<b>Claude Osteen, L</b> ERA: 2.23 (1, 1)	6.0	L	21	6	2	2	2	1	0	0	0	0	0	24	28	3.00	1.167										
<b>Don Sutton, R</b> ERA: 3.32 (7, 1)	2.0		7	0	0	0	3	1	0	0	0	0	0	12	16	0.00	0.500										
<b>Phil Regan, R</b> ERA: 1.47 (9, 1)	1.0		4	1	0	0	1	0	0	0	0	0	0	6	6	0.00	1.000										

Batter	1	2	3	4	5	6	7	8	9	AB	R	H	RBI	BB	SO	LOB	BOTTOM										
<b>Willie Davis, L</b> OBP: 0.291, SLG: 0.373 (1, 8)										4	0	0	0	0	1	0	<b>Atlanta Braves @ Los Angeles Dodgers</b> Dodger Stadium, Los Angeles, CA Sun Jul 10 1966, 3:33 AM PDT Att: 32,846 - Unknown										
<b>Maury Wills, S</b> OBP: 0.341, SLG: 0.342 (1, 6)										4	0	0	0	0	1	0											
<b>Lou Johnson, R</b> OBP: 0.317, SLG: 0.405 (1, 9)										4	0	1	0	0	1	0											
<b>Tommy Davis, R</b> OBP: 0.308, SLG: 0.358 (1, 7)										4	0	2	0	0	0	1											
<b>Dick Stuart, R</b> OBP: 0.277, SLG: 0.337 (1, 3)										3	0	0	0	0	2	2											
<b>Jim Lefebvre, S</b> OBP: 0.340, SLG: 0.471 (1, 4)										3	0	0	0	0	2	1											
<b>John Roseboro, L</b> OBP: 0.372, SLG: 0.452 (1, 2)										3	0	1	0	0	0	1											
<b>John Kennedy, R</b> OBP: 0.252, SLG: 0.287 (1, 5)										3	0	1	0	0	2	1											
<b>Claude Osteen, L</b> OBP: 0.286, SLG: 0.383 (1, 1)										1	0	0	0	0	0	1											
<b>Wes Parker, S</b> OBP: 0.338, SLG: 0.401 (6, PH)										1	0	0	0	0	0	0											
<b>Don Sutton, R</b> OBP: 0.271, SLG: 0.313 (7, 1)										0	0	0	0	0	0	0											
<b>Al Ferrara, R</b> OBP: 0.340, SLG: 0.479 (8, PH)										1	0	0	0	0	1	1											
<b>Phil Regan, R</b> OBP: 0.176, SLG: 0.176 (9, 1)										0	0	0	0	0	0	0											
<b>Inning Stats</b>	R: 0 E: 0 K: 1 S: 5	H: 0 LOB: 0 BB: 0 P: 5	R: 0 E: 0 K: 1 S: 6	H: 1 LOB: 1 BB: 0 P: 6	R: 0 E: 0 K: 1 S: 5	H: 1 LOB: 0 BB: 0 P: 5	R: 0 E: 0 K: 1 S: 6	H: 1 LOB: 1 BB: 0 P: 6	R: 0 E: 0 K: 2 S: 7	H: 0 LOB: 0 BB: 0 P: 7	R: 0 E: 0 K: 0 S: 3	H: 0 LOB: 0 BB: 0 P: 3	R: 0 E: 0 K: 1 S: 5	H: 0 LOB: 0 BB: 0 P: 5	R: 0 E: 0 K: 3 S: 10	H: 1 LOB: 1 BB: 0 P: 10	R: 0 E: 0 K: 0 S: 4	H: 1 LOB: 1 BB: 0 P: 4	1B: 5 2B: 0 3B: 0 HR: 0	SF: 0 SAC: 0 DP: 1 HBP: 0	WP: 0 PB: 0 SB: 0 CS: 0	PA: 31					
<b>PITCHER</b>	IP	WLS	BF	H	R	ER	SO	BB	IBB	HBP	BLK	WP	HR	S	P	ERA	WHIP										
<b>Denny Lemaster, L</b> ERA: 3.63 (1, 1)	9.0	W	31	5	0	0	10	0	0	0	0	0	0	51	51	0.00	0.556										

AB	30
R	2
H	7
RBI	2
BB	2
SO	6
LOB	6





Batter	1	2	3	4	5	6	7	8	9	AB	R	H	RBI	BB	SO	LOB	TOP										
Maury Wills, S OBP: 0.339, SLG: 0.340 (1, 6)	F8		E9 FC1-5 1B	P3-6 2-3f			6-3		4-3	5	0	1	0	0	0	2	<b>Los Angeles Dodgers @ New York Mets</b> Shea Stadium, Flushing, NY Thu Jul 14 1966, 7:05 PM EDT Att: 41,064 - Unknown <a href="http://livebaseballscorecards.com">livebaseballscorecards.com</a>										
Wes Parker, S OBP: 0.336, SLG: 0.395 (1, 3)	G3 HR BB		E3 FC1-5 2-3			K	K	K	K	4	1	0	0	1	3	1											
Willie Davis, L OBP: 0.291, SLG: 0.372 (1, 8)	G3		K				L3			4	0	1	0	0	1	3											
Ron Fairly, L OBP: 0.340, SLG: 0.365 (1, 9)	G3 HR BB		FC1-5 1-3 3-H			F7		K		3	1	0	0	1	1	3											
Lou Johnson, R OBP: 0.324, SLG: 0.424 (1, 7)	G3 1-H 2-H HR					L7		1B 2B		3	2	2	3	0	0	1											
John Roseboro, L OBP: 0.366, SLG: 0.443 (1, 2)	G3		G3			E4 FC4-6		F7		4	0	0	0	0	0	4											
Jim Lefebvre, S OBP: 0.342, SLG: 0.471 Nate Oliver, R OBP: 0.290, SLG: 0.237 (9, 4)	5-3			P3-6 1B		FC4-6 1-2f		FC6-4 2-H 1B		4	0	2	1	0	0	1											
John Kennedy, R OBP: 0.244, SLG: 0.278 (1, 5)	F9			K		K		FC6-4 1-2f		0	0	0	0	0	2	3											
Sandy Koufax, R OBP: 0.074, SLG: 0.061 (1, 1)	L8					K		6-3		4	0	1	0	0	1	1											
<b>Inning Stats</b>	R: 3 E: 0 K: 0 S: 4	H: 1 LOB: 0 BB: 2 P: 12	R: 0 E: 0 K: 0 S: 3	H: 0 LOB: 0 BB: 0 P: 3	R: 0 E: 2 K: 1 S: 7	H: 1 LOB: 3 BB: 0 P: 8	R: 0 E: 0 K: 1 S: 6	H: 2 LOB: 1 BB: 0 P: 6	R: 0 E: 0 K: 2 S: 8	H: 0 LOB: 1 BB: 0 P: 8	R: 0 E: 0 K: 1 S: 5	H: 0 LOB: 0 BB: 0 P: 5	R: 1 E: 0 K: 1 S: 7	H: 2 LOB: 1 BB: 0 P: 7	R: 0 E: 0 K: 1 S: 5	H: 0 LOB: 0 BB: 0 P: 5		1B: 5 2B: 2 3B: 0 HR: 1	SF: 0 SAC: 0 DP: 1 HBP: 1	WP: 0 PA: 38 CS: 0							
<b>PITCHER</b>	IP	WLS	BF	H	R	ER	SO	BB	IBB	HBP	BLK	WP	HR	S	P	ERA	WHIP										
Bob Shaw, R ERA: 4.91 (1, 1)	6.0	L	27	5	3	3	5	2	0	1	0	0	1	34	43	4.50	1.167										
Rob Gardner, L ERA: 4.38 (7, 1)	2.0		8	2	1	1	2	0	0	0	0	0	0	12	12	4.50	1.000										
Darrell Sutherland, R ERA: 6.98 (9, 1)	1.0		3	0	0	0	1	0	0	0	0	0	0	5	5	0.00	0.000										

Batter	1	2	3	4	5	6	7	8	9	AB	R	H	RBI	BB	SO	LOB	BOTTOM										
Ron Hunt, R OBP: 0.373, SLG: 0.381 (1, 4)	2B 1B					FC5-4 1-2f			F8	4	1	2	0	1	0	2	<b>Los Angeles Dodgers @ New York Mets</b> Shea Stadium, Flushing, NY Thu Jul 14 1966, 7:05 PM EDT Att: 41,064 - Unknown <a href="http://livebaseballscorecards.com">livebaseballscorecards.com</a>										
Eddie Brassoud, R OBP: 0.304, SLG: 0.409 (7, 6)	K		P5		K		HR		K	5	1	1	1	0	3	6											
Cleon Jones, R OBP: 0.329, SLG: 0.385 (1, 8)	1B 1-3 2B		F8		K FC4-6		P4		5-3	5	0	1	0	0	1	1											
Ken Boyer, R OBP: 0.311, SLG: 0.419 (1, 5)	K		5-3		F9		F8			4	0	0	0	0	1	3											
Ron Swoboda, R OBP: 0.274, SLG: 0.303 (1, 7)	BB 1B		F5		FC4-6 FC5-4 1-2f		K			4	0	1	1	0	1	1											
Jerry Grote, R OBP: 0.341, SLG: 0.344 (1, 2)	2-3 3-H 1B				F7		FC5-4 1-2f		K	3	0	0	0	1	1	1											
Roy McMillan, R OBP: 0.250, SLG: 0.244 Rob Gardner, R OBP: 0.167, SLG: 0.194 Billy Murphy, R OBP: 0.255, SLG: 0.368 Darrell Sutherland, R OBP: 1.000, SLG: 1.000 (1, 6)	P2				1B		P5		K	3	0	1	0	0	0	3											
Larry Elliot, L OBP: 0.367, SLG: 0.429 (1, 9)			K		BB 1B		FC5-4 BB		F7	3	0	1	0	1	1	0											
Bob Shaw, R OBP: 0.214, SLG: 0.154 Hawk Taylor, R OBP: 0.211, SLG: 0.271 (6, PH) (7, 3)	K				K		L7			2	0	0	0	0	2	2											
<b>Inning Stats</b>	R: 1 E: 0 K: 2 S: 10	H: 3 LOB: 3 BB: 1 P: 14	R: 0 E: 0 K: 2 S: 8	H: 1 LOB: 0 BB: 0 P: 8	R: 0 E: 0 K: 0 S: 3	H: 0 LOB: 0 BB: 0 P: 3	R: 0 E: 0 K: 2 S: 9	H: 2 LOB: 3 BB: 1 P: 13	R: 0 E: 0 K: 1 S: 6	H: 0 LOB: 1 BB: 0 P: 6	R: 0 E: 0 K: 0 S: 3	H: 0 LOB: 1 BB: 1 P: 7	R: 1 E: 0 K: 1 S: 6	H: 1 LOB: 0 BB: 0 P: 6	R: 0 E: 0 K: 2 S: 7	H: 0 LOB: 0 BB: 0 P: 7	R: 0 E: 0 K: 1 S: 6	H: 1 LOB: 1 BB: 0 P: 6	1B: 6 2B: 1 3B: 0 HR: 1	SF: 0 SAC: 0 DP: 0 HBP: 0	WP: 1 PA: 39 CS: 0						
<b>PITCHER</b>	IP	WLS	BF	H	R	ER	SO	BB	IBB	HBP	BLK	WP	HR	S	P	ERA	WHIP										
Sandy Koufax, L ERA: 1.62 (1, 1)	9.0	W	39	8	2	2	11	3	0	0	0	1	1	58	70	2.00	1.222										





Batter	1	2	3	4	5	6	7	8	9	10	11	AB	R	H	RBI	BB	SO	LOB	TOP			
Maury Wills, S OBP: 0.336, SLG: 0.336 Jim Gilliam, S OBP: 0.261, SLG: 0.238	(1, 6) X 0-0 3-1		(3) X 0-0 P6		(3) X 0-0 B5-3			(1) X 0-0 F8	(3) X 0-0 5-3		(2) X 0-0 P7	3	0	0	0	0	0	1				
Wille Davis, L OBP: 0.265, SLG: 0.364	(1, 8) X 0-0 G3			(1) X 0-0 G3			(1) X 0-0 P8	(2) X 0-0 P6		(1) X 0-0 3-1	(3) X 0-0 FC6-4	6	0	0	0	0	0	3				
Lou Johnson, R OBP: 0.332, SLG: 0.429	(1, 9) X (8, 7) 0-0 P9																					
John Roseboro, L OBP: 0.366, SLG: 0.457	(1, 2) X 0-0 F8																					
Tommy Davis, R OBP: 0.312, SLG: 0.357 Wes Parker, S OBP: 0.335, SLG: 0.394	(1, 7) X (8, PR) (8, 3) 0-0 P5																					
Ron Fairly, L OBP: 0.342, SLG: 0.358	(1, 3) X (8, 9) 0-0 3-1																					
Jim Lefebvre, S OBP: 0.343, SLG: 0.473	(1, 4) X 0-0 1-3 1B																					
John Kennedy, R OBP: 0.244, SLG: 0.277	(1, 5) X (5, 6) 0-0 1-3																					
Jim Barbieri, L OBP: 0.412, SLG: 0.357 Bob Miller, R (11, 1)	(11, PH) (11, 1) 1-2 1B																					
Don Drysdale, R OBP: 0.333 Ron Perranoski, L OBP: 0.245, SLG: 0.167 Phil Regan, R OBP: 0.176, SLG: 0.176 Dick Stuart, R OBP: 0.234, SLG: 0.344 Nate Green, R OBP: 0.250, SLG: 0.237	(1, 1) X (7, 1) (8, 1) (11, PH) (11, PR) (11, 6) 0-3 K																					
<b>Inning Stats</b>	R: 0 E: 0 K: 0 S: 3	H: 0 LOB: 0 BB: 0 P: 3	R: 0 E: 0 K: 0 S: 3	H: 0 LOB: 0 BB: 0 P: 3	R: 0 E: 0 K: 1 S: 6	H: 1 LOB: 1 BB: 0 P: 6	R: 0 E: 0 K: 0 S: 4	H: 1 LOB: 3 BB: 2 P: 12	R: 0 E: 0 K: 0 S: 3	H: 0 LOB: 0 BB: 0 P: 3	R: 1 E: 0 K: 1 S: 7	H: 2 LOB: 2 BB: 1 P: 11	R: 0 E: 0 K: 0 S: 4	H: 1 LOB: 1 BB: 0 P: 4	R: 0 E: 0 K: 0 S: 3	H: 1 LOB: 0 BB: 0 P: 3	R: 1 E: 0 K: 0 S: 5	H: 2 LOB: 3 BB: 2 P: 13	1B: 8 2B: 1 3B: 0 HR: 1	SF: 0 SAC: 1 DP: 0 HBP: 0	WP: 0 PB: 0 SB: 0 CS: 1	PA: 48
<b>PITCHER</b>	IP 7.2	WLS 5	BF 32	H 6	R 3	ER 3	SO 2	BB 0	IBB 0	HBP 0	BLK 0	WP 0	HR 1	S 33	P 45	ERA 3.94	WHIP 1.174					
Rob Gardner, L ERA: 4.33	(8, 1)	1.1	5	1	0	0	1	0	0	0	0	0	0	0	7	7	0.00	0.750				
Jack Hamilton, R ERA: 3.76	(10, 1)	2.0	L	10	3	1	1	0	1	1	0	0	0	0	8	16	4.50	2.000				

Los Angeles Dodgers @ New York Mets  
Shea Stadium, Flushing, NY  
Fri Jul 15 1966, 7:05 PM EDT  
Att: 50,423 - Unknown

AB 41  
R 4  
H 10  
RBI 4  
BB 5  
SO 3  
LOB 17



Batter	1	2	3	4	5	6	7	8	9	10	11	AB	R	H	RBI	BB	SO	LOB	BOTTOM			
Chuck Hiller, L OBP: 0.421, SLG: 0.476	(1, 5) X 0-0 1B G6-3 1B																					
Ron Hunt, R OBP: 0.377, SLG: 0.385	(1, 4) X 0-0 1-3 1B																					
Al Luplow, L OBP: 0.324, SLG: 0.325	(1, 9) X 0-0 1-2 3-H G6-3																					
Larry Elliot, L OBP: 0.371, SLG: 0.424	(1, 7) X 0-3 K																					
Cleon Jones, R OBP: 0.331, SLG: 0.386	(1, 8) X 0-0 1-3 1B																					
John Stephenson, L OBP: 0.253, SLG: 0.236 Ken Boyer, R OBP: 0.309, SLG: 0.416	(1, 2) X (8, PH) (9, 3) 0-0 1-3 1B																					
Roy McMillan, R OBP: 0.251, SLG: 0.246 Ed Kranepool, L OBP: 0.519, SLG: 0.367 Jerry Grote, R OBP: 0.345, SLG: 0.344	(1, 6) X (8, PH) (9, 2) 0-0 6-3																					
Eddie Bressoud, R OBP: 0.301, SLG: 0.400	(1, 3) X (9, 6) 0-0 1B																					
Jack Fisher, R OBP: 0.225, SLG: 0.194 Rob Gardner, R OBP: 0.167, SLG: 0.194 Ron Swoboda, R OBP: 0.273, SLG: 0.302 Jack Hamilton, R OBP: 0.129, SLG: 0.100 Hawk Taylor, R OBP: 0.268, SLG: 0.268	(1, 1) X (8, 1) (9, PH) (10, 1) (11, PH) 0-0 1-3 1B																					
<b>Inning Stats</b>	R: 1 E: 0 K: 1 S: 6	H: 2 LOB: 0 BB: 0 P: 6	R: 0 E: 0 K: 0 S: 4	H: 1 LOB: 2 BB: 1 P: 8	R: 1 E: 0 K: 1 S: 8	H: 3 LOB: 3 BB: 0 P: 8	R: 0 E: 0 K: 0 S: 3	H: 1 LOB: 0 BB: 0 P: 3	R: 0 E: 0 K: 0 S: 4	H: 1 LOB: 1 BB: 0 P: 4	R: 1 E: 0 K: 0 S: 4	H: 1 LOB: 0 BB: 0 P: 4	R: 0 E: 0 K: 0 S: 5	H: 0 LOB: 0 BB: 0 P: 5	R: 0 E: 0 K: 0 S: 4	H: 1 LOB: 1 BB: 0 P: 4	R: 0 E: 0 K: 0 S: 3	H: 0 LOB: 1 BB: 1 P: 7	1B: 12 2B: 1 3B: 0 HR: 0	SF: 0 SAC: 1 DP: 2 HBP: 0	WP: 1 PB: 2 SB: 0 CS: 0	PA: 46
<b>PITCHER</b>	IP 6.0	WLS 1.1	BF 27	H 11	R 2	ER 2	SO 2	BB 0	IBB 1	HBP 0	BLK 0	WP 1	HR 0	S 30	P 34	ERA 3.00	WHIP 1.833					
Ron Perranoski, L ERA: 2.21	(7, 1)	1.1	5	1	1	0	0	0	0	0	0	0	0	5	5	0.00	0.750					
Phil Regan, R ERA: 1.4	(8, 1)	2.2	W	9	1	0	1	0	0	0	0	0	0	11	11	0.00	0.375					
Bob Miller, R ERA: 4.13	(11, 1)	1.0	S	4	0	0	0	1	0	0	0	0	0	3	7	0.00	1.000					

Los Angeles Dodgers @ New York Mets  
Shea Stadium, Flushing, NY  
Fri Jul 15 1966, 7:05 PM EDT  
Att: 50,423 - Unknown

AB 42  
R 3  
H 13  
RBI 1  
BB 2  
SO 3  
LOB 20









Batter	1	2	3	4	5	6	7	8	9	AB	R	H	RBI	BB	SO	LOB	TOP					
Wes Parker, S (1, 8) OBP: 0.333, SLG: 0.389	F8			K		F8		F8		4	0	0	0	0	1	1	<b>Los Angeles Dodgers @ Philadelphia Phillies</b> Connie Mack Stadium, Philadelphia, PA Sun Jul 17 1966, 3:33 AM EDT Unknown <a href="http://livebaseballscorecards.com">livebaseballscorecards.com</a>					
Nate Oliver, R (1, 4) OBP: 0.288, SLG: 0.238	K			K			FC5-4 1B		F8	4	0	1	0	0	2	0						
Lou Johnson, R (1, 9) OBP: 0.330, SLG: 0.425	K			F9			FC5-4 FC4-6 1-2			3	0	0	0	0	1	1						
Tommy Davis, R (1, 7) OBP: 0.300, SLG: 0.343		3-1			F9		FC4-6 FC4-6 1-2			3	0	0	0	0	0	1						
Dick Stuart, R (1, 3) OBP: 0.276, SLG: 0.333	F8				4-3		FC4-6 1-2			3	0	0	0	0	0	1						
Jim Lefebvre, S (1, 5) OBP: 0.337, SLG: 0.464	F7				6-3				F7	3	0	0	0	0	0	0						
John Kennedy, R (1, 6) OBP: 0.231, SLG: 0.261				F7		L7			K	3	0	0	0	0	1	0						
Jeff Torborg, R (1, 2) OBP: 0.281, SLG: 0.281				F8			SH1-4 1B		F9	3	0	1	0	0	0	0						
Joe Moeller, R (1, 1) OBP: 0.250, SLG: 0.250				K		SH1-4				1	0	0	0	0	1	0						
Ron Ferranoski, L (7, 1) OBP: 0.333, SLG: 0.667										0	0	0	0	0	0	0						
Jim Gilliam, S (9, PH) OBP: 0.271, SLG: 0.232									F8	1	0	0	0	0	0	0						
<b>Inning Stats</b>	R: 0 E: 0 K: 2 S: 7	H: 0 LOB: 0 BB: 0 P: 7	R: 0 E: 0 K: 0 S: 3	H: 0 LOB: 0 BB: 0 P: 3	R: 0 E: 0 K: 1 S: 5	H: 0 LOB: 0 BB: 0 P: 5	R: 0 E: 0 K: 2 S: 7	H: 0 LOB: 0 BB: 0 P: 7	R: 0 E: 0 K: 0 S: 3	H: 0 LOB: 0 BB: 0 P: 3	R: 0 E: 0 K: 0 S: 4	H: 1 LOB: 1 BB: 0 P: 4	R: 0 E: 0 K: 0 S: 4	H: 1 LOB: 1 BB: 0 P: 4	R: 0 E: 0 K: 1 S: 5	H: 0 LOB: 0 BB: 0 P: 5	R: 0 E: 0 K: 0 S: 3	H: 0 LOB: 0 BB: 0 P: 3	1B: 2 2B: 0 3B: 0 HR: 0	SF: 0 SAC: 1 DP: 0 HBP: 0	WP: 0 PB: 0 SB: 0 CS: 0	PA: 29
<b>PITCHER</b> Chris Short, L (1, 1) ERA: 3.14	IP: 9.0 WLS: W BF: 29 H: 2 R: 0 ER: 0 SO: 6 BB: 0 IBB: 0 HBP: 0 BLK: 0 WP: 0 HR: 0 S: 41 P: 41 ERA: 0.00 WHIP: 0.222																					

Batter	1	2	3	4	5	6	7	8	9	AB	R	H	RBI	BB	SO	LOB	BOTTOM			
Tony Taylor, R (1, 4) OBP: 0.302, SLG: 0.361	G3			5-3		FC3-6		6-3		4	0	0	0	0	0	1	<b>Los Angeles Dodgers @ Philadelphia Phillies</b> Connie Mack Stadium, Philadelphia, PA Sun Jul 17 1966, 3:33 AM EDT Unknown <a href="http://livebaseballscorecards.com">livebaseballscorecards.com</a>			
Johnny Callison, L (1, 9) OBP: 0.334, SLG: 0.419	1-3			G6-4-3 1B		4-3		CS 1B		4	0	2	0	0	0	1				
Dick Allen, R (1, 5) OBP: 0.387, SLG: 0.659	L9			G6-4-3 1-2			SH3 1B	K		4	1	1	0	0	1	2				
Bill White, L (1, 3) OBP: 0.360, SLG: 0.489		4-3			F7		SH3 1B	CS		2	0	0	0	0	0	0				
Tony Gonzalez, L (1, 7) OBP: 0.330, SLG: 0.389		4-3			4-3		1B 6-3 BB			2	1	0	0	1	0	0				
Clay Dalrymple, L (1, 2) OBP: 0.395, SLG: 0.389		K			2-3		6-3 1B			3	0	1	1	0	1	0				
Cookie Rojas, R (1, 8) OBP: 0.303, SLG: 0.336				1-3		1B FC4-2 1B		6-3		3	0	1	1	0	0	1				
Dick Groat, R (1, 6) OBP: 0.286, SLG: 0.319				4-3		FC4-2 FC3-6 1B				2	1	1	0	1	0	0				
Chris Short, R (1, 1) OBP: 0.224, SLG: 0.224				4-3		FC4-2 FC3-6 1-2 3-H		K		3	0	0	0	0	1	4				
<b>Inning Stats</b>	R: 0 E: 0 K: 0 S: 3	H: 0 LOB: 0 BB: 0 P: 3	R: 0 E: 0 K: 1 S: 5	H: 0 LOB: 0 BB: 0 P: 5	R: 0 E: 0 K: 0 S: 3	H: 1 LOB: 0 BB: 0 P: 3	R: 0 E: 0 K: 0 S: 3	H: 0 LOB: 0 BB: 0 P: 3	R: 1 E: 0 K: 0 S: 5	H: 2 LOB: 1 BB: 0 P: 5	R: 2 E: 0 K: 1 S: 7	H: 2 LOB: 2 BB: 2 P: 15	R: 0 E: 0 K: 1 S: 5	H: 1 LOB: 0 BB: 0 P: 5	R: 0 E: 0 K: 0 S: 3	H: 0 LOB: 0 BB: 0 P: 5		1B: 6 2B: 0 3B: 0 HR: 0	SF: 0 SAC: 1 DP: 1 HBP: 0	WP: 0 PB: 0 SB: 0 CS: 1
<b>PITCHER</b> Joe Moeller, R (1, 1) ERA: 2.43	IP: 6.0 WLS: L BF: 21 H: 4 R: 2 ER: 2 SO: 1 BB: 0 IBB: 0 HBP: 0 BLK: 0 WP: 0 HR: 0 S: 23 P: 23 ERA: 3.00 WHIP: 0.667																			
Ron Ferranoski, L (7, 1) ERA: 2.33	IP: 2.0 WLS: 9 BF: 2 H: 1 R: 1 ER: 1 SO: 2 BB: 1 IBB: 1 HBP: 0 BLK: 0 WP: 0 HR: 0 S: 11 P: 19 ERA: 4.50 WHIP: 1.500																			



Batter	1	2	3	4	5	6	7	8	9	AB	R	H	RBI	BB	SO	LOB	TOP				
Jim Barbieri, L (1,9) Phil Regan, R (8,1) OBP: 0.350, SLG: 0.294 OBP: 0.222, SLG: 0.176	G3		F2			L9		SH1-4	BB	3	0	0	0	0	0	1	Los Angeles Dodgers @ Philadelphia Phillies Connie Mack Stadium, Philadelphia, PA Sun Jul 17 1966, 3:38 AM EDT Att: 31,832 - Unknown <a href="http://livebaseballscorecards.com">livebaseballscorecards.com</a>				
Jim Gilliam, S (1,5) OBP: 0.276, SLG: 0.246	F7		P6			FC4-6 1B		1B	BB	5	1	2	1	0	0	3					
Willie Davis, L (1,8) OBP: 0.288, SLG: 0.366	G3		L9			E3 FC4-6 1-2		1B	BB	3	1	0	0	1	0	2					
John Roseboro, L (1,2) OBP: 0.373, SLG: 0.472		G4-6-3 HBP 1B		G3		FC4-6 1-2 2-3		F9 1-2 2-H	1B	4	0	2	2	0	0	2					
Lou Johnson, R (1,7) OBP: 0.329, SLG: 0.420		G4-6-3 HBP		F9		4-3		F9		3	0	0	0	0	0	4					
Ron Fairly, L (1,3) OBP: 0.346, SLG: 0.352		G4-6-3 1-2 2-3		4-3			F7	P4		4	0	0	0	0	0	4					
Jim Lefebvre, S (1,4) Nate Oliver, R (9,4) OBP: 0.336, SLG: 0.459 OBP: 0.288, SLG: 0.238		BB		F8			4-3	1-3		3	0	0	0	1	0	0					
John Kennedy, R (1,6) OBP: 0.224, SLG: 0.254		L6		K			K	K		4	0	0	0	0	3	2					
Claude Osteen, L (1,1) Wes Covington, L (8, PH) Wes Parker, S (8, PR) OBP: 0.294, SLG: 0.388 OBP: 0.172, SLG: 0.040 OBP: 0.335, SLG: 0.391				4-3				E4 SH1-4 2B	BB	2	0	1	0	0	0	0					
<b>Inning Stats</b>	R: 0 E: 0 K: 0 S: 3	H: 0 LOB: 0 BB: 0 P: 3	R: 0 E: 0 K: 0 S: 3	H: 1 LOB: 2 BB: 1 P: 8	R: 0 E: 0 K: 0 S: 4	H: 1 LOB: 0 BB: 0 P: 4	R: 0 E: 0 K: 0 S: 3	H: 0 LOB: 0 BB: 0 P: 3	R: 0 E: 0 K: 1 S: 5	H: 1 LOB: 2 BB: 0 P: 5	R: 0 E: 0 K: 1 S: 5	H: 0 LOB: 0 BB: 0 P: 5	R: 3 E: 1 K: 0 S: 6	H: 2 LOB: 2 BB: 1 P: 10	R: 0 E: 0 K: 1 S: 6	H: 1 LOB: 2 BB: 1 P: 10	1B: 5 2B: 1 3B: 0 HR: 0	SF: 0 SAC: 1 DP: 1 HBP: 1	WP: 0 PB: 0 SB: 0 CS: 0	PA: 38	
<b>PITCHER</b>	IP	WLS	BF	H	R	ER	SO	BB	IBB	HBP	BLK	WP	HR	S	P	ERA	WHIP				
Ray Herbert, R (1,1) ERA: 3.2	7.1	L	29	4	3	2	2	1	0	1	0	0	0	31	36	2.46	0.682				
Darold Knowles, L (8,1) ERA: 2.63	1.2		9	2	0	0	1	2	0	0	0	0	0	9	17	0.00	2.400				


Batter	1	2	3	4	5	6	7	8	9	AB	R	H	RBI	BB	SO	LOB	BOTTOM				
Cookie Rojas, R (1,8) OBP: 0.305, SLG: 0.338	L7		1B					4-3		4	1	2	0	0	0	0	Los Angeles Dodgers @ Philadelphia Phillies Connie Mack Stadium, Philadelphia, PA Sun Jul 17 1966, 3:38 AM EDT Att: 31,832 - Unknown <a href="http://livebaseballscorecards.com">livebaseballscorecards.com</a>				
Johnny Callison, L (1,9) OBP: 0.333, SLG: 0.417	F8		1B		4-3			P3		4	0	1	0	0	0	1					
Dick Groat, R (1,6) OBP: 0.289, SLG: 0.319	5-3		1B		F3			BB		3	0	1	1	1	0	1					
Dick Allen, R (1,5) OBP: 0.389, SLG: 0.655		G3 5-3 BB		F9		CS 1B		K		3	0	1	0	1	1	3					
Harvey Kuenn, R (1,7) OBP: 0.289, SLG: 0.341		5-3 1-2		5-3 1B		F9		4-3		4	0	1	0	0	0	2					
Bill White, L (1,3) OBP: 0.357, SLG: 0.483		G3 2-3		K		3-1 1-2		6-3		4	0	0	0	0	1	3					
Tony Taylor, R (1,4) Clay Dalrymple, L (9, PH) OBP: 0.329, SLG: 0.357 OBP: 0.393, SLG: 0.387				5-3			F9	K		3	0	0	0	0	1	2					
Bob Uecker, R (1,2) Tony Gonzalez, L (9, PH) OBP: 0.320, SLG: 0.450 OBP: 0.329, SLG: 0.388			L7		F8			3-1		3	0	0	0	0	0	1					
Ray Herbert, R (1,1) Darold Knowles, L (8,1) OBP: 0.167, SLG: 0.091 OBP: 0.214, SLG: 0.214			K		K			K		3	0	0	0	0	3	0					
<b>Inning Stats</b>	R: 0 E: 0 K: 0 S: 3	H: 0 LOB: 0 BB: 0 P: 3	R: 0 E: 0 K: 1 S: 5	H: 0 LOB: 1 BB: 1 P: 9	R: 1 E: 0 K: 1 S: 8	H: 3 LOB: 2 BB: 0 P: 8	R: 0 E: 0 K: 1 S: 6	H: 1 LOB: 1 BB: 0 P: 6	R: 0 E: 0 K: 1 S: 6	H: 1 LOB: 0 BB: 0 P: 3	R: 0 E: 0 K: 1 S: 5	H: 0 LOB: 0 BB: 0 P: 5	R: 0 E: 0 K: 1 S: 5	H: 0 LOB: 1 BB: 1 P: 9	R: 0 E: 0 K: 1 S: 6	H: 0 LOB: 1 BB: 0 P: 6	1B: 6 2B: 0 3B: 0 HR: 0	SF: 0 SAC: 0 DP: 0 HBP: 0	WP: 1 PB: 0 SB: 0 CS: 1	PA: 35	
<b>PITCHER</b>	IP	WLS	BF	H	R	ER	SO	BB	IBB	HBP	BLK	WP	HR	S	P	ERA	WHIP				
Claude Osteen, L (1,1) ERA: 2.19	7.0	W	27	6	1	1	5	1	0	0	0	0	0	36	40	1.29	1.000				
Phil Regan, R (8,1) ERA: 1.36	2.0	S	8	0	0	0	2	1	0	0	0	1	0	11	15	0.00	0.500				




Batter	1	2	3	4	5	6	7	8	9	AB	R	H	RBI	BB	SO	LOB	TOP			
Wes Parker S (1, 3) OBP: 0.337, SLG: 0.390										3	0	1	0	1	1	1	<b>Los Angeles Dodgers @ Philadelphia Phillies</b> Connie Mack Stadium, Philadelphia, PA Mon Jul 18 1966, 7:05 PM EDT Att: 34,755 - Unknown			
Jim Gilliam S (1, 5) OBP: 0.288, SLG: 0.239										4	0	0	0	0	2					
Willie Davis L (1, 8) OBP: 0.287, SLG: 0.364										4	0	1	0	0	1	0				
John Roseboro L (1, 2) OBP: 0.371, SLG: 0.473										4	0	1	0	0	2					
Lou Johnson R (1, 7) OBP: 0.325, SLG: 0.415										3	0	0	0	0	1					
Jim Lefebvre S (1, 4) OBP: 0.336, SLG: 0.458										3	0	1	0	0	1	0				
Ron Fairly L (1, 9) OBP: 0.341, SLG: 0.346										3	0	0	0	0	1	2				
John Kennedy R (1, 6) OBP: 0.220, SLG: 0.248										3	0	0	0	0	1	0				
Sandy Koufax R (1, 1) OBP: 0.087, SLG: 0.075 (6, PH)										1	0	1	0	0	0	0				
Jim Barbieri L (6, PH) OBP: 0.333, SLG: 0.278										1	0	0	0	0	0	0				
Bob Miller R (6, 1) OBP: 0.167, SLG: 0.038 (9, PH)										0	0	0	0	0	0	0				
Wes Covington L (9, PH) OBP: 0.167, SLG: 0.038										1	0	0	0	0	0	0				
<b>Inning Stats</b>	R: 0 E: 0 K: 1 S: 5	H: 1 LOB: 0 BB: 0 P: 5	R: 0 E: 0 K: 1 S: 6	H: 0 LOB: 1 BB: 0 P: 6	R: 0 E: 0 K: 0 S: 3	H: 1 LOB: 0 BB: 0 P: 3	R: 0 E: 0 K: 0 S: 4	H: 1 LOB: 1 BB: 0 P: 4	R: 0 E: 0 K: 0 S: 3	H: 1 LOB: 3 BB: 0 P: 3	R: 0 E: 0 K: 1 S: 5	H: 0 LOB: 0 BB: 0 P: 5	R: 0 E: 0 K: 0 S: 3	H: 0 LOB: 0 BB: 0 P: 3	R: 0 E: 0 K: 1 S: 5	H: 1 LOB: 2 BB: 1 P: 8	1B: 4 2B: 1 3B: 0 HR: 0	SF: 0 SAC: 0 DP: 2 HBP: 0	WP: 0 PB: 1 SB: 0 CS: 1	PA: 32
<b>PITCHER</b> Larry Jackson R (1, 1) ERA: 3.04	IP: 9.0 WLS: W BF: 31 H: 5 R: 0 ER: 0 SO: 4 BB: 1 IBB: 0 HBP: 0 BLK: 0 WP: 0 HR: 0 S: 38 P: 42 ERA: 0.00 WHIP: 0.667															<b>PITCHER</b>				

Batter	1	2	3	4	5	6	7	8	9	AB	R	H	RBI	BB	SO	LOB	BOTTOM			
Cookie Rojas R (1, 8) OBP: 0.312, SLG: 0.341										3	1	2	1	2	0	0	<b>Los Angeles Dodgers @ Philadelphia Phillies</b> Connie Mack Stadium, Philadelphia, PA Mon Jul 18 1966, 7:05 PM EDT Att: 34,755 - Unknown			
Johnny Callison L (1, 9) OBP: 0.337, SLG: 0.418										4	0	2	1	1	0	2				
Dick Groat R (1, 6) OBP: 0.287, SLG: 0.317										5	0	1	0	0	1	6				
Dick Allen R (1, 5) OBP: 0.390, SLG: 0.650										2	1	0	0	2	0	3				
Harvey Kuenn R (1, 7) OBP: 0.290, SLG: 0.345										2	0	1	1	0	0	0				
Tony Gonzalez L (7, 7) OBP: 0.328, SLG: 0.386										1	0	0	0	0	0	1				
Bill White L (1, 3) OBP: 0.355, SLG: 0.482										3	0	1	1	0	0	1				
Bob Uecker R (1, 2) OBP: 0.311, SLG: 0.435										4	0	0	0	0	1	4				
Tony Taylor R (1, 4) OBP: 0.302, SLG: 0.362										4	1	2	0	0	0	0				
Larry Jackson R (1, 1) OBP: 0.163, SLG: 0.196										4	1	1	0	0	1	1				
<b>Inning Stats</b>	R: 0 E: 0 K: 0 S: 3	H: 0 LOB: 0 BB: 0 P: 3	R: 0 E: 0 K: 0 S: 4	H: 1 LOB: 3 BB: 0 P: 4	R: 0 E: 0 K: 1 S: 7	H: 2 LOB: 3 BB: 1 P: 11	R: 0 E: 0 K: 1 S: 5	H: 0 LOB: 0 BB: 0 P: 5	R: 3 E: 0 K: 0 S: 8	H: 5 LOB: 3 BB: 1 P: 12	R: 0 E: 0 K: 1 S: 6	H: 1 LOB: 2 BB: 1 P: 10	R: 1 E: 0 K: 0 S: 3	H: 0 LOB: 0 BB: 1 P: 7	R: 0 E: 1 K: 0 S: 4	H: 1 LOB: 2 BB: 1 P: 8	1B: 9 2B: 1 3B: 0 HR: 0	SF: 2 SAC: 0 DP: 0 HBP: 0	WP: 0 PB: 1 SB: 0 CS: 0	PA: 39
<b>PITCHER</b> Sandy Koufax L (1, 1) ERA: 1.73	IP: 5.0 WLS: L BF: 25 H: 8 R: 3 ER: 3 SO: 2 BB: 1 IBB: 1 HBP: 0 BLK: 0 WP: 0 HR: 0 S: 27 P: 35 ERA: 5.40 WHIP: 1.800															<b>PITCHER</b>				
Bob Miller R (6, 1) ERA: 3.67	IP: 3.0 WLS: L BF: 14 H: 2 R: 1 ER: 0 SO: 1 BB: 3 IBB: 0 HBP: 0 BLK: 0 WP: 0 HR: 0 S: 13 P: 25 ERA: 0.00 WHIP: 1.667															<b>PITCHER</b>				

**AB 30**  
**R 0**  
**H 5**  
**RBI 0**  
**BB 1**  
**SO 4**  
**LOB 9**



**AB 32**  
**R 4**  
**H 10**  
**RBI 4**  
**BB 5**  
**SO 3**  
**LOB 18**



livebaseballscores.com

livebaseballscores.com



Batter	1	2	3	4	5	6	7	8	9	AB	R	H	RBI	BB	SO	LOB	TOP										
Matty Alou, L OBP: 0.372, SLG: 0.441 (1, 8)	0-0 5-3		0-0 FC4-6 1B		0-0 1B		1-0 1B HBP	0-0 1B		4	1	3	0	0	0	0											
Gene Michael, S OBP: 0.182, SLG: 0.273 (1, 6)	0-0 6-3		0-0 FC4-6 1-2		0-0 4-3		0-0 WP 1B 1B	0-0 F9		5	1	1	0	0	0	3											
Roberto Clemente, R OBP: 0.375, SLG: 0.550 (1, 9)	0-0 1-3			0-0 2B G3 1B		0-0 G3-6-1 1B 1B	0-0 WP 1B 1B		0-0 1-3	5	3	3	1	0	0	0											
Willie Stargell, L OBP: 0.407, SLG: 0.627 Manny Mota, R OBP: 0.396, SLG: 0.516 (7, PH) (7, 7)		0-0 F7		0-0 G3 1-3 2B		0-0 G3-6-1 1B 1B	0-0 1B HR BB		0-0 L3	3	0	2	0	0	0	0											
Jose Pagan, R OBP: 0.302, SLG: 0.433 (1, 5)		0-0 E 2B		0-3 K		0-0 G3-6-1	0-0 HR 1B		0-3 K	5	1	2	2	0	2	4											
Donn Clendenon, R OBP: 0.355, SLG: 0.521 (1, 3)		0-3 K		0-0 G3		0-0 1B	0-0 HR			4	1	2	5	0	1	2											
Jim Pagliaroni, R OBP: 0.338, SLG: 0.388 (1, 2)		0-3 K		0-3 6-3		0-0 L8	0-0 F7			4	0	0	0	0	1	3											
Bill Mazerowski, R OBP: 0.309, SLG: 0.389 (1, 4)			0-0 P4		0-0 P4		0-0 F2	0-0 6-3		4	0	0	0	0	0	0											
Vern Law, R OBP: 0.343, SLG: 0.441 Billy O'Dell, S OBP: 0.167, SLG: 0.167 Gene Alley, L OBP: 0.311, SLG: 0.397 Don Cardwell, R OBP: 0.253, SLG: 0.494 Bob Bailey, R OBP: 0.349, SLG: 0.376 Al McBean, R OBP: 0.125, SLG: 0.125 (1, 1) (2, 1) (5, PH) (5, 1) (7, PH) (7, 1)			0-0 6-3		0-0 5-3		0-0 P6	0-3 K		0	0	0	0	0	0	0											
<b>Inning Stats</b>	R: 0 E: 0 K: 0 S: 3	H: 0 LOB: 0 BB: 0 P: 3	R: 0 E: 1 K: 2 S: 8	H: 1 LOB: 1 BB: 0 P: 8	R: 0 E: 0 K: 0 S: 4	H: 1 LOB: 1 BB: 0 P: 4	R: 1 E: 0 K: 1 S: 7	H: 2 LOB: 1 BB: 0 P: 7	R: 0 E: 0 K: 0 S: 4	H: 1 LOB: 1 BB: 0 P: 4	R: 1 E: 0 K: 0 S: 5	H: 3 LOB: 1 BB: 0 P: 5	R: 6 E: 0 K: 0 S: 7	H: 4 LOB: 0 BB: 1 P: 12	R: 0 E: 0 K: 1 S: 6	H: 1 LOB: 1 BB: 0 P: 6	R: 0 E: 0 K: 1 S: 5	H: 0 LOB: 0 BB: 0 P: 5	1B: 10 2B: 2 3B: 0 HR: 1	SF: 0 SAC: 0 DP: 1 HBP: 1	WP: 1 PB: 0 SB: 0 CS: 0	PA: 41					
<b>PITCHER</b>	IP	WLS	BF	H	R	ER	SO	BB	IBB	HBP	BLK	WP	HR	S	P	ERA	WHIP										
Don Drysdale, R ERA: 4.25 (1, 1)	6.2		30	10	5	5	3	0	0	1	0	0	0	35	36	6.75	1.500										
Jim Brewer, L ERA: 4.0 (7, 1)	0.0	L	1	0	0	0	0	1	0	0	0	1	0	0	4	∞	∞										
Phil Regan, R ERA: 1.62 (7, 1)	1.1		7	3	3	3	1	0	0	0	0	0	1	9	9	20.25	2.250										
Ron Perranoski, L ERA: 2.27 (9, 1)	1.0		3	0	0	0	1	0	0	0	0	0	0	5	5	0.00	0.000										

**Pittsburgh Pirates @ Los Angeles Dodgers**  
Dodger Stadium, Los Angeles, CA  
Wed Jul 20 1966, 7:05 PM PDT  
Att: 39,545 - Unknown

AB	39
R	8
H	13
RBI	8
BB	1
SO	5
LOB	12



Batter	1	2	3	4	5	6	7	8	9	AB	R	H	RBI	BB	SO	LOB	BOTTOM										
Maury Wills, S OBP: 0.340, SLG: 0.340 (1, 6)	0-0 SH1-3 2B 1B	0-0 FC6-4 2H 1B		0-0 1B		0-0 4-3		0-0 1-3		5	1	3	1	0	0	2											
Wes Parker, S OBP: 0.336, SLG: 0.389 (1, 3)	0-0 SH1-3 1-2	0-0 FC6-4 1-2		0-0 5-3			0-3 K		0-0 4-3 1B	4	0	1	0	0	1	2											
Willie Davis, L OBP: 0.292, SLG: 0.381 (1, 8)	0-0 2H 2B		0-0 SH1-4 E 1B		0-0 HR		0-0 3-1		0-0 F8	5	2	3	2	0	0	1											
John Roseboro, L OBP: 0.369, SLG: 0.469 (1, 2)	0-0 F8		0-0 SH1-4		0-0 4-3		0-0 1B 1B		0-0 4-3	4	0	1	0	0	0	2											
Lou Johnson, R OBP: 0.327, SLG: 0.415 (1, 7)	0-0 6-3		0-0 E6		0-0 L4-3 1B		0-0 1B 1B		0-0 4-3	5	0	2	0	0	0	2											
Jim Lefebvre, S OBP: 0.332, SLG: 0.452 (9, 5)		0-0 P6	0-0 P4		0-0 L4-3 1-2		0-0 1-3			4	0	0	0	0	0	4											
Ron Fairly, L OBP: 0.344, SLG: 0.346 (1, 9)		4-0 1B 5-3 BB	0-3 K		0-0 1B 1B		0-0 6-3			3	1	1	0	1	1	1											
John Kennedy, R OBP: 0.229, SLG: 0.257 (8, PH) Jim Barbian, L OBP: 0.364, SLG: 0.316 Nate Oliver, R OBP: 0.288, SLG: 0.238 (9, 4)		0-0 5-3 1B 1B		0-0 F3		0-0 G6-4-3 1B		0-0 1B		3	1	2	0	0	0	0											
Don Drysdale, R OBP: 0.270, SLG: 0.317 Jim Brewer, L (7, 1) Phil Regan, R OBP: 0.222, SLG: 0.176 Wes Covington, L OBP: 0.161, SLG: 0.037 Ron Perranoski, L OBP: 0.333, SLG: 0.667 (9, 1)		0-0 5-3		0-3 K		0-0 G6-4-3		0-0 F9		3	0	0	1	0	1	3											
<b>Inning Stats</b>	R: 1 E: 0 K: 0 S: 5	H: 2 LOB: 1 BB: 0 P: 5	R: 2 E: 0 K: 0 S: 5	H: 2 LOB: 1 BB: 1 P: 9	R: 1 E: 1 K: 1 S: 7	H: 1 LOB: 1 BB: 0 P: 7	R: 0 E: 0 K: 1 S: 6	H: 1 LOB: 1 BB: 0 P: 6	R: 1 E: 0 K: 0 S: 4	H: 2 LOB: 0 BB: 0 P: 4	R: 0 E: 0 K: 0 S: 4	H: 2 LOB: 1 BB: 0 P: 4	R: 0 E: 0 K: 1 S: 7	H: 2 LOB: 2 BB: 0 P: 7	R: 0 E: 0 K: 0 S: 4	H: 1 LOB: 1 BB: 0 P: 4	R: 0 E: 0 K: 0 S: 4	H: 1 LOB: 1 BB: 0 P: 4	1B: 12 2B: 2 3B: 0 HR: 1	SF: 0 SAC: 2 DP: 2 HBP: 0	WP: 0 PB: 0 SB: 0 CS: 0	PA: 41					
<b>PITCHER</b>	IP	WLS	BF	H	R	ER	SO	BB	IBB	HBP	BLK	WP	HR	S	P	ERA	WHIP										
Vern Law, R ERA: 4.31 (1, 1)	1.2		10	4	3	3	0	1	0	0	0	0	0	14	14	0.00	0.857										
Billy O'Dell, L ERA: 2.61 (2, 1)	2.1		10	2	1	0	2	0	0	0	0	0	0	14	14	0.00	0.857										
Don Cardwell, R ERA: 4.27 (5, 1)	2.0	W	8	4	1	1	0	0	0	0	0	0	1	8	8	4.50	2.000										
Al McBean, R ERA: 3.62 (7, 1)	3.0	S	13	4	0	0	1	0	0	0	0	0	0	15	15	0.00	1.333										

**Pittsburgh Pirates @ Los Angeles Dodgers**  
Dodger Stadium, Los Angeles, CA  
Wed Jul 20 1966, 7:05 PM PDT  
Att: 39,545 - Unknown

AB	38
R	5
H	14
RBI	4
BB	1
SO	3
LOB	18





Batter	1	2	3	4	5	6	7	8	9	10	AB	R	H	RBI	BB	SO	LOB	TOP		
Matty Alou, L OBP: 0.376, SLG: 0.445 (1, 8)	L9		6-3 BB			1B		1B 2B		K	4	1	2	0	1	1	0			
Gene Michael, S OBP: 0.143, SLG: 0.214 Manny Mota, R OBP: 0.389, SLG: 0.518 Billy O'Dell, S OBP: 0.167, SLG: 0.167 Roy Face, R OBP: 0.273, SLG: 0.200 Pete Mikkelsen, R OBP: 0.373, SLG: 0.545 (1, 6) (8, PH) (8, 1) (9, 1) (10, 1) (1, 9)	K		6-3			K		1B 2H		P8	3	0	0	0	0	2	3			
Roberto Clemente, R OBP: 0.373, SLG: 0.545 (1, 9)	K		K			6-3		1B		K	5	0	1	1	1	0	3	2		
Willie Stargell, L OBP: 0.406, SLG: 0.625 (1, 7)		K				G5-4-3 1B		FC5-4 1B		K	4	0	2	0	0	2	1			
Jose Pagan, R OBP: 0.301, SLG: 0.430 (1, 5) (8, 6)	K					G5-4-3 1-2		FC5-4 1B		F9	4	0	1	0	0	1	2			
Donn Clendenen, R OBP: 0.353, SLG: 0.517 (1, 3)						K		FC5-4 1-2 2-3		F7	4	0	1	0	0	1	2			
Jim Paolaroni, R OBP: 0.333, SLG: 0.382 (1, 2)	L6							K		4-3	4	0	0	0	0	1	3			
Bill Mazerowski, R OBP: 0.309, SLG: 0.388 (1, 4)						6-3 SH5-3-4 1B		5-3		P6	4	0	1	0	0	0	2			
Woodie Fryman, R OBP: 0.179, SLG: 0.179 Jerry Lynch, S OBP: 0.316, SLG: 0.257 Bob Bailey, R OBP: 0.343, SLG: 0.396 (1, 1) (8, PH) (8, 5)						SH5-3-4 1-2		K		P6	1	0	0	0	0	1	0			
										HR	1	0	0	0	0	0	0			
											1	0	0	0	0	0	0			
											1	1	1	1	0	0	0			
<b>Inning Stats</b>	R: 0 E: 0 K: 2 S: 7	H: 0 LOB: 0 BB: 0 P: 7	R: 0 E: 0 K: 2 S: 8	H: 1 LOB: 1 BB: 0 P: 8	R: 0 E: 0 K: 1 S: 6	H: 1 LOB: 2 BB: 1 P: 10	R: 0 E: 0 K: 1 S: 5	H: 1 LOB: 0 BB: 0 P: 5	R: 0 E: 0 K: 1 S: 5	H: 2 LOB: 2 BB: 0 P: 7	R: 2 E: 0 K: 1 S: 8	H: 3 LOB: 1 BB: 0 P: 8	R: 0 E: 0 K: 0 S: 3	H: 0 LOB: 0 BB: 0 P: 3	R: 1 E: 0 K: 2 S: 8	H: 1 LOB: 0 BB: 0 P: 8	1B: 8 2B: 1 3B: 0 HR: 1	SF: 0 SAC: 1 DP: 1 HBP: 0	WP: 0 PA: 39	
<b>PITCHER</b>	IP WLS BF H R ER SO BB IBB HBP BLK WP HR S P ERA WHIP	IP WLS BF H R ER SO BB IBB HBP BLK WP HR S P ERA WHIP	IP WLS BF H R ER SO BB IBB HBP BLK WP HR S P ERA WHIP	IP WLS BF H R ER SO BB IBB HBP BLK WP HR S P ERA WHIP	IP WLS BF H R ER SO BB IBB HBP BLK WP HR S P ERA WHIP	IP WLS BF H R ER SO BB IBB HBP BLK WP HR S P ERA WHIP	IP WLS BF H R ER SO BB IBB HBP BLK WP HR S P ERA WHIP	IP WLS BF H R ER SO BB IBB HBP BLK WP HR S P ERA WHIP	IP WLS BF H R ER SO BB IBB HBP BLK WP HR S P ERA WHIP	IP WLS BF H R ER SO BB IBB HBP BLK WP HR S P ERA WHIP	IP WLS BF H R ER SO BB IBB HBP BLK WP HR S P ERA WHIP	IP WLS BF H R ER SO BB IBB HBP BLK WP HR S P ERA WHIP	IP WLS BF H R ER SO BB IBB HBP BLK WP HR S P ERA WHIP	IP WLS BF H R ER SO BB IBB HBP BLK WP HR S P ERA WHIP	IP WLS BF H R ER SO BB IBB HBP BLK WP HR S P ERA WHIP	IP WLS BF H R ER SO BB IBB HBP BLK WP HR S P ERA WHIP	IP WLS BF H R ER SO BB IBB HBP BLK WP HR S P ERA WHIP	IP WLS BF H R ER SO BB IBB HBP BLK WP HR S P ERA WHIP	IP WLS BF H R ER SO BB IBB HBP BLK WP HR S P ERA WHIP	
Don Sutton, R ERA: 3.13 Ron Perranoski, L ERA: 2.18 Phil Regan, R ERA: 1.74 (1, 1) (8, 1) (10, 1)	7.1 1.2 1.0	30 5 4	9 0 1	2 0 1	2 0 1	9 1 2	0 0 0	0 0 0	0 0 0	0 0 0	47 7 8	51 7 8	2.46 0.00 9.00	1.364 0.000 1.000						

Pittsburgh Pirates @ Los Angeles Dodgers  
Dodger Stadium, Los Angeles, CA  
Thu Jul 21 1966, 7:05 PM PDT  
Att: 35,586 - Unknown

AB	37
R	3
H	10
RBI	3
BB	1
SO	12
LOB	15



Batter	1	2	3	4	5	6	7	8	9	10	AB	R	H	RBI	BB	SO	LOB	BOTTOM	
Willie Davis, L OBP: 0.296, SLG: 0.384 (1, 8)	G3 BLK 1B					FC3-6 FC6-4 1-2		P5			5	1	3	1	0	0	1		
Maury Wills, S OBP: 0.341, SLG: 0.344 (1, 6)	G3					FC6-4 1-2		P6			5	0	2	0	0	0	2		
Lou Johnson, R OBP: 0.325, SLG: 0.409 (1, 9) (8, 7)	K					6-3		K			4	1	0	0	0	2	3		
Dick Stuart, R OBP: 0.278, SLG: 0.333 Wes Parker, S OBP: 0.340, SLG: 0.391 (1, 3) (8, 3)						K		L9			3	0	1	1	0	1	1		
Tommy Davis, R OBP: 0.255, SLG: 0.337 Ron Fairly, L OBP: 0.344, SLG: 0.346 Al Ferrara, R OBP: 0.336, SLG: 0.474 (1, 7) (8, 9) (8, PH) (9, 9)	P4					6-3		6-3			3	0	0	0	0	0	1		
Jim Barbieri, L OBP: 0.391, SLG: 0.350 (10, PH)								F3			1	0	1	1	0	0	0		
John Roseboro, L OBP: 0.396, SLG: 0.461 (1, 2)								G3			4	0	0	0	1	0	0		
John Kennedy, R OBP: 0.247, SLG: 0.265 (1, 5)								F7			3	1	2	1	1	0	0		
Nate Oliver, R OBP: 0.288, SLG: 0.243 (1, 4)								SH1-3 1B			2	0	1	0	1	0	1		
Don Sutton, R OBP: 0.250, SLG: 0.273 Ron Perranoski, L OBP: 0.333, SLG: 0.667 Jim Gilliam, S OBP: 0.267, SLG: 0.237 Phil Regan, R OBP: 0.222, SLG: 0.176 (1, 1) (8, 1) (9, PH) (10, 1)	K							K			3	0	0	0	0	3	3		
<b>Inning Stats</b>	R: 1 E: 0 K: 1 S: 7	H: 2 LOB: 1 BB: 0 P: 7	R: 0 E: 0 K: 1 S: 5	H: 0 LOB: 1 BB: 1 P: 9	R: 0 E: 0 K: 1 S: 6	H: 2 LOB: 1 BB: 0 P: 6	R: 0 E: 0 K: 0 S: 3	H: 0 LOB: 0 BB: 0 P: 3	R: 0 E: 0 K: 1 S: 6	H: 1 LOB: 1 BB: 0 P: 6	R: 0 E: 0 K: 0 S: 4	H: 1 LOB: 2 BB: 0 P: 5	R: 0 E: 0 K: 0 S: 4	H: 2 LOB: 2 BB: 1 P: 8	R: 2 E: 0 K: 0 S: 3	H: 2 LOB: 3 BB: 2 P: 12	1B: 10 2B: 1 3B: 0 HR: 0	SF: 0 SAC: 1 DP: 0 HBP: 2	WP: 0 PA: 43
<b>PITCHER</b>	IP WLS BF H R ER SO BB IBB HBP BLK WP HR S P ERA WHIP	IP WLS BF H R ER SO BB IBB HBP BLK WP HR S P ERA WHIP	IP WLS BF H R ER SO BB IBB HBP BLK WP HR S P ERA WHIP	IP WLS BF H R ER SO BB IBB HBP BLK WP HR S P ERA WHIP	IP WLS BF H R ER SO BB IBB HBP BLK WP HR S P ERA WHIP	IP WLS BF H R ER SO BB IBB HBP BLK WP HR S P ERA WHIP	IP WLS BF H R ER SO BB IBB HBP BLK WP HR S P ERA WHIP	IP WLS BF H R ER SO BB IBB HBP BLK WP HR S P ERA WHIP	IP WLS BF H R ER SO BB IBB HBP BLK WP HR S P ERA WHIP	IP WLS BF H R ER SO BB IBB HBP BLK WP HR S P ERA WHIP	IP WLS BF H R ER SO BB IBB HBP BLK WP HR S P ERA WHIP	IP WLS BF H R ER SO BB IBB HBP BLK WP HR S P ERA WHIP	IP WLS BF H R ER SO BB IBB HBP BLK WP HR S P ERA WHIP	IP WLS BF H R ER SO BB IBB HBP BLK WP HR S P ERA WHIP	IP WLS BF H R ER SO BB IBB HBP BLK WP HR S P ERA WHIP	IP WLS BF H R ER SO BB IBB HBP BLK WP HR S P ERA WHIP	IP WLS BF H R ER SO BB IBB HBP BLK WP HR S P ERA WHIP	IP WLS BF H R ER SO BB IBB HBP BLK WP HR S P ERA WHIP	IP WLS BF H R ER SO BB IBB HBP BLK WP HR S P ERA WHIP
Woodie Fryman, L ERA: 2.47 Billy O'Dell, L ERA: 2.7 Roy Face, R ERA: 2.79 Pete Mikkelsen, R ERA: 3.54 (1, 1) (8, 1) (9, 1) (10, 1)	7.0 1.1 1.0 0.0	27 8 4 4	6 2 2 1	1 1 1 0	6 1 0 1	0 0 0 0	0 0 0 0	0 0 4 1	38 11 4 10	42 6 4 1	1.29 6.75 9.00 ∞	1.000 2.250 2.000 ∞							

Pittsburgh Pirates @ Los Angeles Dodgers  
Dodger Stadium, Los Angeles, CA  
Thu Jul 21 1966, 7:05 PM PDT  
Att: 35,586 - Unknown

AB	36
R	4
H	11
RBI	4
BB	4
SO	6
LOB	16





Batter	1	2	3	4	5	6	7	8	9	AB	R	H	RBI	BB	SO	LOB	TOP				
Ron Hunt, R OBP: 0.373, SLG: 0.378 (1, 4)										4	0	2	1	0	0	2	<b>New York Mets @ Los Angeles Dodgers</b> Dodger Stadium, Los Angeles, CA Fri Jul 22, 1966, 7:05 PM PDT Att: 43,728 - Unknown				
Eddie Bressoud, R OBP: 0.315, SLG: 0.394 (1, 5)										2	1	1	0	2	0	1					
Cleon Jones, R OBP: 0.327, SLG: 0.388 (1, 8) (8, 9)										3	0	0	0	0	2	3					
Ron Swoboda, R OBP: 0.289, SLG: 0.348 (1, 7)										4	1	2	2	0	1	1					
Larry Elliot, L OBP: 0.387, SLG: 0.464 (1, 9)										4	0	0	0	0	1	2					
Billy Murphy, R OBP: 0.255, SLG: 0.358 (8, 8)										0	0	0	0	0	0	0					
Jerry Grote, R OBP: 0.340, SLG: 0.349 (1, 2)										4	0	0	0	0	2	2					
Roy McMillan, R OBP: 0.273, SLG: 0.279 (1, 6)										4	0	0	0	0	0	0					
Ed Kranepool, L OBP: 0.326, SLG: 0.398 (1, 3)										4	1	2	0	0	0	0					
Bob Friend, R (1, 1)										2	0	0	0	0	0	1					
<b>Inning Stats</b>	R: 0 E: 0 K: 1 S: 5	H: 1 LOB: 1 BB: 1 P: 9	R: 0 E: 0 K: 1 S: 5	H: 0 LOB: 0 BB: 0 P: 5	R: 1 E: 0 K: 0 S: 5	H: 2 LOB: 1 BB: 0 P: 5	R: 0 E: 0 K: 1 S: 5	H: 0 LOB: 0 BB: 0 P: 5	R: 0 E: 0 K: 2 S: 9	H: 1 LOB: 1 BB: 0 P: 4	R: 0 E: 1 K: 0 S: 4	H: 0 LOB: 1 BB: 0 P: 4	R: 2 E: 0 K: 1 S: 6	H: 1 LOB: 0 BB: 1 P: 10	R: 0 E: 0 K: 0 S: 3	H: 0 LOB: 0 BB: 0 P: 3	1B: 5 2B: 1 3B: 0 HR: 1	SF: 0 SAC: 3 DP: 0 HBP: 0	WP: 0 PB: 0 SB: 0 CS: 1	PA: 36	
<b>PITCHER</b>	IP WLS BF H R ER SO BB IBB HBP BLK WP HR S P ERA WHIP	8.0 L 33 7 3 3 6 2 0 0 0 0 1 43 51 3.38 1.125	1.0 3 0 0 0 0 0 0 0 0 0 0 0 3 3 0.00 0.000																		

AB	31
R	3
H	7
RBI	3
BB	2
SO	6
LOB	12



Batter	1	2	3	4	5	6	7	8	9	AB	R	H	RBI	BB	SO	LOB	BOTTOM			
Jim Barbieri, L OBP: 0.407, SLG: 0.375 (1, 9)										4	0	2	0	0	0	0	<b>New York Mets @ Los Angeles Dodgers</b> Dodger Stadium, Los Angeles, CA Fri Jul 22, 1966, 7:05 PM PDT Att: 43,728 - Unknown			
Maury Wills, S OBP: 0.342, SLG: 0.346 (1, 6)										4	0	2	0	0	0	1				
Willie Davis, L OBP: 0.296, SLG: 0.382 (1, 8)										4	0	1	0	0	1	4				
John Roseboro, L OBP: 0.368, SLG: 0.461 (1, 2)										4	0	2	0	0	1	1				
Lou Johnson, R OBP: 0.320, SLG: 0.404 (1, 7)										4	0	0	0	0	0	3				
Ron Fairly, L OBP: 0.342, SLG: 0.344 (1, 3)										4	0	1	0	0	1	1				
John Kennedy, R OBP: 0.242, SLG: 0.260 (1, 5) (9, 4)										3	0	0	0	0	0	1				
Tommy Davis, R OBP: 0.293, SLG: 0.335 (9, PH)										1	0	0	0	0	0	1				
Nate Oliver, R OBP: 0.293, SLG: 0.238 (1, 4) (8, PH)										2	0	0	0	0	0	0				
Jim Gilliam, S OBP: 0.265, SLG: 0.235 (9, 5)										1	0	0	0	0	0	0				
Claude Osteen, L OBP: 0.283, SLG: 0.373 (1, 1) (8, PH)										2	0	0	0	0	0	0				
Wes Covington, L OBP: 0.156, SLG: 0.036 (8, PH)										1	0	0	0	0	0	0				
Ron Perranoski, L OBP: 0.333, SLG: 0.667 (9, 1)										0	0	0	0	0	0	0				
<b>Inning Stats</b>	R: 0 E: 0 K: 2 S: 8	H: 1 LOB: 1 BB: 0 P: 8	R: 0 E: 0 K: 0 S: 3	H: 0 LOB: 0 BB: 0 P: 3	R: 0 E: 0 K: 0 S: 3	H: 0 LOB: 0 BB: 0 P: 3	R: 0 E: 0 K: 0 S: 4	H: 2 LOB: 1 BB: 0 P: 4	R: 0 E: 0 K: 0 S: 4	H: 1 LOB: 1 BB: 0 P: 4	R: 0 E: 0 K: 0 S: 4	H: 1 LOB: 1 BB: 0 P: 4	R: 0 E: 0 K: 0 S: 5	H: 2 LOB: 2 BB: 0 P: 5	R: 0 E: 0 K: 1 S: 6	H: 1 LOB: 1 BB: 0 P: 6	1B: 8 2B: 0 3B: 0 HR: 0	SF: 0 SAC: 0 DP: 1 HBP: 0	WP: 0 PB: 0 SB: 0 CS: 0	PA: 34
<b>PITCHER</b>	IP WLS BF H R ER SO BB IBB HBP BLK WP HR S P ERA WHIP	9.0 W 34 8 0 0 3 0 0 0 0 0 0 40 40 0.00 0.889																		

AB	34
R	0
H	8
RBI	0
BB	0
SO	3
LOB	12





Batter	1	2	3	4	5	6	7	8	9	AB	R	H	RBI	BB	SO	LOB	TOP		
Ron Hunt, R OBP: 0.374, SLG: 0.375 (1, 4)	F8		FC5-4 BB		F7		FC4-6 2B		BB	3	0	0	0	2	0	1	<b>New York Mets @ Los Angeles Dodgers</b> Dodger Stadium, Los Angeles, CA Sat Jul 23 1966, 3:33 AM PDT Att: 22,296 - Unknown		
Eddie Bressoud, R OBP: 0.313, SLG: 0.389 (1, 5)	K		FC5-4		BB		F8		SF7	3	0	0	1	1	1	3			
Cleon Jones, R OBP: 0.328, SLG: 0.391 (1, 8) (7, 9)	F9		5-3		FC6-4 1B				F8	5	0	2	0	0	0	3			
Ron Swoboda, R OBP: 0.291, SLG: 0.350 (1, 7)		1B SF8 1B		BB 1B	FC6-4		F9		4-3	5	1	2	0	0	0	5			
Larry Elliot, L OBP: 0.385, SLG: 0.458 Hawk Taylor, R OBP: 0.192, SLG: 0.247 (7, 3)		CS 1B		F7		K		K		3	0	1	0	0	1	1			
Jerry Grote, R OBP: 0.343, SLG: 0.347 (1, 2)	SF8		BB		1-3 BB			5-3		1	0	0	1	2	0	0			
Roy McMillan, R OBP: 0.273, SLG: 0.278 (1, 6)	K		K		1-3			FC5-4 1B		4	0	1	0	0	2	4			
Ed Kranepool, L OBP: 0.326, SLG: 0.398 Dallas Green, L OBP: 0.363, SLG: 0.411 Ken Boyer, R OBP: 0.667, SLG: 0.667 Darrell Sutherland, R OBP: 0.667, SLG: 0.667 (1, 3) (7, 1) (8, PH) (8, 1)			BB 1B	L8		L8		FC5-4		3	0	1	0	0	0	3			
Bob Shaw, R OBP: 0.200, SLG: 0.143 Rob Gardner, R OBP: 0.162, SLG: 0.189 Larry Bearmarth, R OBP: 0.111, SLG: 0.222 Billy Murphy, R OBP: 0.260, SLG: 0.361 (1, 1) (2, 1) (3, 1) (7, PH) (7, 8)			K		K		E5 FC4-6		E5 SF7 1B	0	0	0	0	0	0	0			
<b>Inning Stats</b>	R: 0 E: 0 K: 1 S: 5	H: 0 LOB: 0 BB: 0 P: 5	R: 1 E: 0 K: 1 S: 6	H: 2 LOB: 1 BB: 0 P: 6	R: 0 E: 0 K: 1 S: 6	H: 1 LOB: 2 BB: 1 P: 10	R: 0 E: 0 K: 1 S: 6	H: 1 LOB: 2 BB: 1 P: 10	R: 0 E: 1 K: 0 S: 5	H: 1 LOB: 2 BB: 0 P: 5	R: 0 E: 0 K: 1 S: 6	H: 1 LOB: 1 BB: 0 P: 6	R: 1 E: 1 K: 0 S: 4	H: 1 LOB: 1 BB: 1 P: 8	1B: 7 2B: 2 3B: 0 HR: 0	SF: 2 SAC: 0 DP: 1 HBP: 0		WP: 0 PB: 0 SB: 0 CS: 1	PA: 40
<b>PITCHER</b> Sandy Koufax, L ERA: 1.69 (1, 1)	IP: 9.0 WLS: W BF: 40 H: 8 R: 2 ER: 1 SO: 7 BB: 5 IBB: 0 HBP: 0 BLK: 0 WP: 0 HR: 0 S: 49 P: 69 ERA: 1.00 WHIP: 1.444																		

Batter	1	2	3	4	5	6	7	8	9	AB	R	H	RBI	BB	SO	LOB	BOTTOM		
Jim Barbieri, L OBP: 0.438, SLG: 0.393 Wes Parker, S OBP: 0.340, SLG: 0.391 (1, 9) (9, 3)	1B SF8 1B	1B BB		4-3 SH1-3 1B		4-3		P6		4	1	2	0	1	0	0	<b>New York Mets @ Los Angeles Dodgers</b> Dodger Stadium, Los Angeles, CA Sat Jul 23 1966, 3:33 AM PDT Att: 22,296 - Unknown		
Maury Wills, S OBP: 0.346, SLG: 0.350 Jim Gilliam, S OBP: 0.261, SLG: 0.232 (1, 6) (6, 5)	F9 WP 1B	SF8 1B		SH1-3		5-3		4-3		2	1	2	2	0	0	0			
Willie Davis, L OBP: 0.295, SLG: 0.385 (1, 8)	SF8	6-3		4-3			S SH1-3 2B			3	1	1	1	0	0	3			
John Roseboro, L OBP: 0.370, SLG: 0.457 (1, 2)	F9		1-3		4-0 BB		SH1-3 BB			2	0	0	0	2	0	1			
Lou Johnson, R OBP: 0.320, SLG: 0.403 (1, 7)	5-3		BB WP SF9 1B		5-3		SH1-3			3	1	1	1	0	0	2			
Ron Fairly, L OBP: 0.345, SLG: 0.340 (1, 3) (9, 9)		4-3	SF9 BB BB		6-3		IBB			2	0	0	0	2	0	0			
John Kennedy, R OBP: 0.248, SLG: 0.261 (1, 5) (6, 6)		E 1B 1B		1-2 2-3 BB		F9		L8		3	1	1	0	1	0	2			
Nate Oliver, R OBP: 0.283, SLG: 0.231 (1, 4)		E4 1B		SF9		F3		K		3	1	0	1	0	1	3			
Sandy Koufax, R OBP: 0.082, SLG: 0.070 (1, 1)	5-3		K			K		F9		4	0	0	0	0	2	4			
<b>Inning Stats</b>	R: 2 E: 0 K: 0 S: 5	H: 2 LOB: 0 BB: 0 P: 5	R: 2 E: 1 K: 0 S: 6	H: 2 LOB: 1 BB: 1 P: 10	R: 1 E: 0 K: 1 S: 6	H: 1 LOB: 2 BB: 2 P: 14	R: 0 E: 0 K: 0 S: 4	H: 1 LOB: 1 BB: 1 P: 8	R: 0 E: 0 K: 1 S: 5	H: 0 LOB: 0 BB: 0 P: 5	R: 1 E: 0 K: 1 S: 6	H: 1 LOB: 2 BB: 2 P: 14	R: 0 E: 0 K: 0 S: 3	H: 0 LOB: 0 BB: 0 P: 3	1B: 6 2B: 1 3B: 0 HR: 0	SF: 2 SAC: 2 DP: 0 HBP: 0		WP: 2 PB: 0 SB: 1 CS: 0	PA: 38
<b>PITCHER</b> Bob Shaw, R ERA: 4.75 Rob Gardner, L ERA: 4.63 Larry Bearmarth, R ERA: 4.73 Dallas Green, R ERA: 9.0 Darrell Sutherland, R ERA: 5.78 (1, 1) (2, 1) (3, 1) (7, 1) (8, 1)	IP: 1.2 WLS: L BF: 11 H: 4 R: 4 ER: 2 SO: 0 BB: 1 IBB: 0 HBP: 0 BLK: 0 WP: 1 HR: 0 S: 10 P: 14 ERA: 10.80 WHIP: 3.000																		



Batter	1	2	3	4	5	6	7	8	9	AB	R	H	RBI	BB	SO	LOB	TOP			
Chuck Hiller, L (1,4) OBP: 0.384, SLG: 0.418										5	0	1	0	0	1	5	<b>New York Mets @ Los Angeles Dodgers</b> Dodger Stadium, Los Angeles, CA Sun Jul 24 1966, 3:33 AM PDT Unknown			
Al Luplow, L (1,9) OBP: 0.322, SLG: 0.343										3	0	2	0	1	0	1				
Ed Kranepool, L (1,3) OBP: 0.321, SLG: 0.392										4	0	0	0	0	2	4				
Larry Elliot, L (1,7) OBP: 0.377, SLG: 0.435										3	0	0	0	1	1	2				
Cleon Jones, R (1,8) OBP: 0.327, SLG: 0.389										4	0	1	0	0	1	3				
Ken Boyer, R (1,5) OBP: 0.312, SLG: 0.414										3	0	2	0	1	1	0				
John Stephenson, L (1,2) OBP: 0.234, SLG: 0.210										4	0	0	0	0	0	4				
Roy McMillan, R (1,6) OBP: 0.274, SLG: 0.276										2	0	0	0	0	2	0				
Ron Hunt, R (9, PH) OBP: 0.375, SLG: 0.375										0	0	0	0	0	0	0				
Jack Fisher, R (1,1) OBP: 0.200, SLG: 0.171										2	0	0	0	0	1	2				
Billy Murphy, R (7, PH) OBP: 0.297, SLG: 0.357										1	0	0	0	0	0	0				
Dallas Green, L (7,1) OBP: 0.290, SLG: 0.348										1	0	0	0	0	0	0				
Ron Swoboda, R (9, PH) OBP: 0.290, SLG: 0.348										1	0	0	0	0	1	2				
<b>Inning Stats</b>	R: 0 E: 0 K: 2 S: 9	H: 2 LOB: 2 BB: 0 P: 9	R: 0 E: 0 K: 0 S: 3	H: 0 LOB: 2 BB: 1 P: 8	R: 0 E: 0 K: 2 S: 7	H: 1 LOB: 1 BB: 1 P: 11	R: 0 E: 0 K: 2 S: 7	H: 0 LOB: 0 BB: 0 P: 7	R: 0 E: 0 K: 0 S: 4	H: 2 LOB: 1 BB: 0 P: 4	R: 0 E: 1 K: 1 S: 6	H: 0 LOB: 1 BB: 0 P: 6	R: 0 E: 0 K: 0 S: 3	H: 0 LOB: 0 BB: 0 P: 3	R: 0 E: 0 K: 1 S: 6	H: 1 LOB: 2 BB: 0 P: 7	1B: 5 2B: 2 3B: 0 HR: 0	SF: 0 SAC: 0 DP: 2 HBP: 2	WP: 1 PB: 0 CS: 0 SB: 1	PA: 37
<b>PITCHER</b> Don Drysdale, R (1,1) ERA: 4.02	IP: 9.0 WLS: W BF: 37 H: 6 R: 0 ER: 0 SO: 10 BB: 3 IBB: 0 HBP: 2 BLK: 0 WP: 1 HR: 0 S: 52 P: 66 ERA: 0.00 WHIP: 1.000															<b>PITCHER</b>				

AB 32  
R 0  
H 6  
RBI 0  
BB 3  
SO 10  
LOB 23



Batter	1	2	3	4	5	6	7	8	9	AB	R	H	RBI	BB	SO	LOB	BOTTOM			
Jim Barbieri, L (1,9) OBP: 0.417, SLG: 0.375										4	1	1	0	0	0	0	<b>New York Mets @ Los Angeles Dodgers</b> Dodger Stadium, Los Angeles, CA Sun Jul 24 1966, 3:33 AM PDT Unknown			
Wes Parker, S (8,3) OBP: 0.340, SLG: 0.391										0	0	0	0	0	0	0				
Jim Gilliam, S (1,5) OBP: 0.281, SLG: 0.232										4	0	1	1	0	1	2				
Willie Davis, L (1,8) OBP: 0.298, SLG: 0.389										4	0	2	0	0	0	0				
John Roseboro, L (1,2) OBP: 0.368, SLG: 0.466										4	1	1	1	0	1	3				
Lou Johnson, R (1,7) OBP: 0.316, SLG: 0.397										4	0	0	0	0	0	2				
Ron Fairly, L (1,3) OBP: 0.339, SLG: 0.333										4	0	0	0	0	0	0				
Jim Lefebvre, S (1,4) OBP: 0.332, SLG: 0.450										3	1	1	0	0	1	0				
Nate Oliver, R (7,4) OBP: 0.283, SLG: 0.231										0	0	0	0	0	0	0				
John Kennedy, R (1,6) OBP: 0.250, SLG: 0.281										3	1	1	2	0	0	0				
Don Drysdale, R (1,1) OBP: 0.288, SLG: 0.381										3	1	2	1	0	0	0				
<b>Inning Stats</b>	R: 0 E: 0 K: 0 S: 4	H: 1 LOB: 1 BB: 0 P: 4	R: 0 E: 0 K: 0 S: 3	H: 0 LOB: 0 BB: 0 P: 3	R: 2 E: 1 K: 0 S: 7	H: 3 LOB: 2 BB: 0 P: 7	R: 2 E: 0 K: 0 S: 5	H: 2 LOB: 0 BB: 0 P: 5	R: 0 E: 0 K: 1 S: 5	H: 0 LOB: 0 BB: 0 P: 5	R: 0 E: 0 K: 0 S: 4	H: 2 LOB: 1 BB: 0 P: 4	R: 1 E: 0 K: 0 S: 4	H: 1 LOB: 0 BB: 0 P: 4	R: 0 E: 0 K: 0 S: 4	H: 1 LOB: 0 BB: 0 P: 4	1B: 5 2B: 2 3B: 0 HR: 3	SF: 0 SAC: 0 DP: 1 HBP: 0	WP: 0 PB: 0 CS: 0	PA: 33
<b>PITCHER</b> Jack Fisher, R (1,1) ERA: 3.81	IP: 6.0 WLS: L BF: 25 H: 6 R: 4 ER: 3 SO: 3 BB: 0 IBB: 0 HBP: 0 BLK: 0 WP: 0 HR: 2 S: 31 P: 31 ERA: 4.50 WHIP: 1.000															<b>PITCHER</b>				
Dallas Green, R (7,1) ERA: 6.0	IP: 2.0 WLS: 8 BF: 3 H: 3 R: 1 ER: 1 SO: 0 BB: 0 IBB: 0 HBP: 0 BLK: 0 WP: 0 HR: 1 S: 8 P: 8 ERA: 4.50 WHIP: 1.500															<b>PITCHER</b>				

AB 33  
R 5  
H 9  
RBI 5  
BB 0  
SO 3  
LOB 7






Batter	1	2	3	4	5	6	7	8	9	AB	R	H	RBI	BB	SO	LOB	TOP										
Ron Hunt, R OBP: 0.374, SLG: 0.373 Darrell Sutherland, R OBP: 0.667, SLG: 0.667	(1, 4) X P4		(1, 4) X 1B			(1, 4) X E4		(1, 4) X K		4	0	1	0	0	1	2											
Al Luplow, L OBP: 0.320, SLG: 0.341	(1, 8) X G6-4-3 1B		(1, 8) X L8			(1, 8) X L5-3		(1, 8) X F7		4	0	1	0	0	0	4											
Ken Boyer, R OBP: 0.308, SLG: 0.408	(1, 5) X G6-4-3			(1, 5) X 6-3		(1, 5) X 5-3		(1, 5) X F8		4	0	0	0	0	0	2											
Larry Elliot, L OBP: 0.356, SLG: 0.409	(1, 9) X	(1, 9) X L4		(1, 9) X F9		(1, 9) X	(1, 9) X F8		(1, 9) X 3-1		4	0	0	0	0	0											
Ed Kranepool, L OBP: 0.322, SLG: 0.391	(1, 3) X	(1, 3) X P8		(1, 3) X 4-3		(1, 3) X	(1, 3) X G6-4-3 1B				3	0	1	0	0	0											
Ron Swoboda, R OBP: 0.286, SLG: 0.343	(1, 7) X	(1, 7) X G3			(1, 7) X K		(1, 7) X G6-4-3				3	0	0	0	0	1											
Eddie Bressoud, R OBP: 0.314, SLG: 0.390 Chuck Hiller, L OBP: 0.388, SLG: 0.422	(1, 6) X (8, PH)		(1, 6) X 1B 6-3 1B		(1, 6) X 6-3		(1, 6) X	(1, 6) X 1B		2	0	1	0	0	0	0											
Jerry Grote, R OBP: 0.338, SLG: 0.341	(1, 2) X		(1, 2) X F9		(1, 2) X P5		(1, 2) X K			3	0	0	0	0	1	2											
Gerry Arrigo, L OBP: 0.600, SLG: 0.750 Jack Hamilton, R OBP: 0.125, SLG: 0.097 Cleon Jones, R OBP: 0.326, SLG: 0.388 Roy McMillan, R OBP: 0.274, SLG: 0.276	(1, 1) X (6, 1) (8, PH) (8, 6)		(1, 1) X 6-3		(1, 1) X 6-3		(1, 1) X E BB		(1, 1) X K		1	0	0	0	1	0											
<b>Inning Stats</b>	R: 0 E: 0 K: 0 S: 3	H: 1 LOB: 0 BB: 0 P: 3	R: 0 E: 0 K: 0 S: 3	H: 0 LOB: 0 BB: 0 P: 3	R: 0 E: 0 K: 0 S: 5	H: 2 LOB: 2 BB: 0 P: 5	R: 0 E: 0 K: 0 S: 3	H: 0 LOB: 0 BB: 0 P: 3	R: 0 E: 1 K: 0 S: 5	H: 0 LOB: 1 BB: 1 P: 7	R: 0 E: 0 K: 0 S: 3	H: 1 LOB: 0 BB: 0 P: 3	R: 0 E: 0 K: 3 S: 10	H: 1 LOB: 1 BB: 0 P: 10	R: 0 E: 0 K: 0 S: 3	H: 0 LOB: 0 BB: 0 P: 3	1B: 5 2B: 1 3B: 0 HR: 0	SF: 0 SAC: 0 DP: 3 HBP: 0	WP: 0 PA: 31 PB: 0 SB: 0 CS: 0								
<b>PITCHER</b>	IP	WLS	BF	H	R	ER	SO	BB	IBB	HBP	BLK	WP	HR	S	P	ERA	WHIP										
Joe Moeller, R ERA: 2.01 Phil Regan, R ERA: 1.69	(1, 1) (8, 1)	7.0 S	24 7	4 1	0 0	0 0	1 3	1 0	0 0	0 0	0 0	0 0	0 0	25 13	29 13	0.00 0.00	0.714 0.500										

New York Mets @ Los Angeles Dodgers  
Dodger Stadium, Los Angeles, CA  
Sun Jul 24 1966, 3:38 AM PDT  
Att: 33,304 - Unknown


AB 30  
R 0  
H 5  
RBI 0  
BB 1  
SO 4  
LOB 13



Batter	1	2	3	4	5	6	7	8	9	AB	R	H	RBI	BB	SO	LOB	BOTTOM										
Willie Davis, L OBP: 0.296, SLG: 0.385	(1, 8) X 4-3		(1, 8) X F8		(1, 8) X F9		(1, 8) X WP E BB	(1, 8) X P4		4	1	0	0	1	0	3											
Maury Wills, S OBP: 0.347, SLG: 0.352	(1, 6) X 4-3		(1, 6) X 5-3		(1, 6) X 2B		(1, 6) X E 1B BB	(1, 6) X 4-3		4	1	1	1	1	0	2											
Lou Johnson, R OBP: 0.322, SLG: 0.400	(1, 9) X 1B		(1, 9) X BB		(1, 9) X 6-3		(1, 9) X E4 1B		(1, 9) X 1B		3	1	2	2	1	0											
Dick Stuart, R OBP: 0.279, SLG: 0.333 Wes Parker, S OBP: 0.342, SLG: 0.391	(1, 3) X (6, PR) (7, 3)		(1, 3) X 5-3		(1, 3) X 4-3		(1, 3) X 1B 1B		(1, 3) X 1B BB		3	0	1	0	0	2											
Tommy Davis, R OBP: 0.298, SLG: 0.339 Phil Regan, R OBP: 0.222, SLG: 0.176	(1, 7) X (8, 1)		(1, 7) X K		(1, 7) X F8		(1, 7) X 5-3 1B		(1, 7) X 1B 1B		4	0	2	2	0	1											
John Kennedy, R OBP: 0.244, SLG: 0.274	(1, 5) X		(1, 5) X K		(1, 5) X L8		(1, 5) X 5-3		(1, 5) X K		4	0	0	0	2	2											
Nate Oliver, R OBP: 0.290, SLG: 0.227	(1, 4) X		(1, 4) X 1B BB		(1, 4) X 1-3		(1, 4) X 4-3		(1, 4) X 1B HBP		2	1	0	0	1	0											
Jeff Torborg, R OBP: 0.300, SLG: 0.301	(1, 2) X		(1, 2) X 1B		(1, 2) X SH1-4 2B 1B		(1, 2) X 4-3		(1, 2) X 1B 1B		4	1	3	0	0	0											
Joe Moeller, R OBP: 0.333, SLG: 0.200 Ron Fairly, L OBP: 0.342, SLG: 0.337	(1, 1) X (8, 9)		(1, 1) X K		(1, 1) X SH1-4		(1, 1) X E BB		(1, 1) X 1B		1	1	0	0	1	1											
<b>Inning Stats</b>	R: 0 E: 0 K: 0 S: 4	H: 1 LOB: 1 BB: 0 P: 4	R: 0 E: 0 K: 3 S: 10	H: 1 LOB: 2 BB: 1 P: 14	R: 0 E: 0 K: 0 S: 3	H: 0 LOB: 1 BB: 1 P: 7	R: 0 E: 0 K: 0 S: 3	H: 0 LOB: 0 BB: 0 P: 3	R: 1 E: 0 K: 0 S: 5	H: 2 LOB: 1 BB: 0 P: 5	R: 0 E: 0 K: 0 S: 3	H: 2 LOB: 1 BB: 0 P: 3	R: 4 E: 2 K: 0 S: 4	H: 2 LOB: 2 BB: 4 P: 20	R: 1 E: 0 K: 1 S: 7	H: 2 LOB: 2 BB: 0 P: 8	1B: 9 2B: 2 3B: 0 HR: 0	SF: 0 SAC: 1 DP: 1 HBP: 1	WP: 1 PA: 38 PB: 0 SB: 1 CS: 0								
<b>PITCHER</b>	IP	WLS	BF	H	R	ER	SO	BB	IBB	HBP	BLK	WP	HR	S	P	ERA	WHIP										
Gerry Arrigo, L ERA: 4.62 Jack Hamilton, R ERA: 3.56 Darrell Sutherland, R ERA: 6.92	(1, 1) (6, 1) (8, 1)	5.0 L	22 10	3 4	1 0	1 0	1 0	1 4	0 0	0 0	0 0	0 1	0 0	6 7	22 8	0.00 9.00	3.500 2.000										

New York Mets @ Los Angeles Dodgers  
Dodger Stadium, Los Angeles, CA  
Sun Jul 24 1966, 3:38 AM PDT  
Att: 33,304 - Unknown

AB 30  
R 6  
H 10  
RBI 6  
BB 6  
SO 4  
LOB 12







Batter	1	2	3	4	5	6	7	8	9	AB	R	H	RBI	BB	SO	LOB	TOP			
Cookie Rojas, R OBP: 0.312, SLG: 0.354 (1, 9)										4	1	1	0	1	0	3	Philadelphia Phillies @ Los Angeles Dodgers Dodger Stadium, Los Angeles, CA Mon Jul 25 1966, 7:05 PM PDT Att: 24,184 - Unknown			
John Briggs, L OBP: 0.357, SLG: 0.516 (1, 8)										4	1	2	1	1	1	2				
Dick Allen, R OBP: 0.381, SLG: 0.616 (1, 5)										2	0	0	1	1	1	1				
Bill White, L OBP: 0.351, SLG: 0.472 (1, 3)										3	1	2	1	0	0	1				
Tony Gonzalez, L OBP: 0.327, SLG: 0.409 Harvey Kuenn, R OBP: 0.299, SLG: 0.344 (8, PH) (8, 7)										3	0	0	0	0	1	2				
Clay Dalrymple, L OBP: 0.379, SLG: 0.360 (1, 2)										4	0	0	0	0	0	1				
Tony Taylor, R OBP: 0.299, SLG: 0.380 (1, 4)										4	0	0	0	0	0	0				
Dick Groat, R OBP: 0.293, SLG: 0.318 (1, 6)										4	0	1	0	0	0	1				
Chris Short, R OBP: 0.216, SLG: 0.210 Doug Clemens, L OBP: 0.306, SLG: 0.296 Darold Knowles, L OBP: 0.267, SLG: 0.287 Joe Verbanic, R OBP: 0.287, SLG: 0.287 John Morris, R OBP: 0.311, SLG: 0.295 (7, PH) (7, 1) (8, 1) (8, 1) (8, PH)										2	0	0	0	0	1	1				
<b>Inning Stats</b>	R: 1 E: 0 K: 0 S: 4	H: 1 LOB: 1 BB: 1 P: 8	R: 0 E: 0 K: 0 S: 3	H: 0 LOB: 0 BB: 0 P: 3	R: 0 E: 0 K: 1 S: 5	H: 0 LOB: 1 BB: 1 P: 9	R: 0 E: 1 K: 0 S: 3	H: 1 LOB: 0 BB: 0 P: 3	R: 0 E: 0 K: 2 S: 8	H: 1 LOB: 0 BB: 0 P: 8	R: 0 E: 0 K: 1 S: 7	H: 1 LOB: 1 BB: 0 P: 7	R: 1 E: 0 K: 0 S: 4	H: 1 LOB: 1 BB: 1 P: 8	R: 0 E: 0 K: 0 S: 5	H: 2 LOB: 2 BB: 0 P: 5		1B: 5 2B: 1 3B: 0 HR: 2	SF: 1 SAC: 1 DP: 1 HBP: 0	WP: 1 PB: 0 SB: 0 CS: 0
<b>PITCHER</b>	IP WLS BF H R ER SO BB IBB HBP BLK WP HR S P ERA WHIP	7.0 30 5 3 3 5 3 0 0 0 0 1 2 37 49 3.86 1.143	2.0 W 8 2 0 0 0 0 0 0 0 0 0 0 8 8 0.00 1.000																	

Batter	1	2	3	4	5	6	7	8	9	AB	R	H	RBI	BB	SO	LOB	BOTTOM					
Willie Davis, L OBP: 0.299, SLG: 0.384 (1, 8)										3	1	1	1	0	0	1	Philadelphia Phillies @ Los Angeles Dodgers Dodger Stadium, Los Angeles, CA Mon Jul 25 1966, 7:05 PM PDT Att: 24,184 - Unknown					
Maury Wills, S OBP: 0.344, SLG: 0.349 (1, 6)										3	0	0	0	0	0	1						
Lou Johnson, R OBP: 0.320, SLG: 0.397 Al Ferrara, R OBP: 0.338, SLG: 0.475 Wes Parker, S OBP: 0.342, SLG: 0.391 (1, 9) (5, 9) (8, PR) (9, 3)										2	0	0	0	0	1	0						
Dick Stuart, R OBP: 0.287, SLG: 0.368 Nate Oliver, R OBP: 0.290, SLG: 0.227 (1, 3) (8, PR) (9, 4)										4	1	2	2	0	0	0						
Tommy Davis, R OBP: 0.307, SLG: 0.353 (1, 7)										4	0	3	0	0	0	0						
Jim Gilliam, S OBP: 0.267, SLG: 0.234 Ron Fairly, L OBP: 0.342, SLG: 0.337 (1, 5) (9, 9)										4	1	1	1	1	1	4						
John Roseboro, L OBP: 0.363, SLG: 0.459 (1, 2)										4	0	0	0	0	1	5						
John Kennedy, R OBP: 0.251, SLG: 0.293 (1, 4) (9, 5)										3	1	2	1	0	0	1						
Don Sutton, R OBP: 0.237, SLG: 0.259 Ron Perranoski, L OBP: 0.333, SLG: 0.667 (1, 1) (8, 1)										3	0	0	0	0	2	3						
<b>Inning Stats</b>	R: 0 E: 0 K: 0 S: 3	H: 0 LOB: 0 BB: 0 P: 3	R: 0 E: 0 K: 1 S: 6	H: 1 LOB: 1 BB: 0 P: 6	R: 1 E: 0 K: 0 S: 4	H: 2 LOB: 0 BB: 0 P: 4	R: 0 E: 0 K: 1 S: 5	H: 0 LOB: 0 BB: 0 P: 5	R: 1 E: 0 K: 2 S: 8	H: 1 LOB: 1 BB: 1 P: 12	R: 0 E: 0 K: 0 S: 4	H: 2 LOB: 0 BB: 0 P: 4	R: 0 E: 0 K: 1 S: 6	H: 1 LOB: 1 BB: 0 P: 6	R: 3 E: 0 K: 0 S: 6	H: 3 LOB: 2 BB: 0 P: 7		1B: 7 2B: 1 3B: 1 HR: 1	SF: 0 SAC: 1 DP: 0 HBP: 1	WP: 0 PB: 0 SB: 0 CS: 2	PA: 35	
<b>PITCHER</b>	IP WLS BF H R ER SO BB IBB HBP BLK WP HR S P ERA WHIP	6.0 24 6 3 3 4 6 0 0 0 0 1 30 34 4.50 1.167	1.1 L 7 2 2 2 1 0 0 1 0 0 0 0 8 9 13.50 1.500	0.0 2 2 0 0 0 0 0 0 0 0 0 2 2 ∞ ∞	0.2 2 0 1 1 0 0 0 0 0 0 0 2 2 13.50 0.000																	



Batter	1	2	3	4	5	6	7	8	9	AB	R	H	RBI	BB	SO	LOB	TOP			
Harvey Kuenn, R (1, 7) OBP: 0.304, SLG: 0.340 Johnny Callison, L (9, PR) OBP: 0.337, SLG: 0.412 (9, 9)	6-3		L5-3				L6			4	0	1	0	1	0	2	Philadelphia Phillies @ Los Angeles Dodgers Dodger Stadium, Los Angeles, CA Tue Jul 26 1966, 7:05 PM PDT Att: 54,365 - Unknown			
Cookie Rojas, R (1, 4) OBP: 0.359, SLG: 0.350	K		4-3			SF7-4-3	F8			4	0	0	1	0	1	3				
Dick Groat, R (1, 6) OBP: 0.292, SLG: 0.315	1B			5-3				5-3		3	0	0	0	1	0	0				
Dick Allen, R (1, 5) OBP: 0.385, SLG: 0.622				2B				6-3		4	1	3	0	0	0	0				
Jackie Brandt, R (1, 9) OBP: 0.325, SLG: 0.321 (9, 7)	4-3									4	0	3	0	0	0	2				
Bill White, L (1, 3) OBP: 0.350, SLG: 0.470		4-3								2	0	0	1	0	0	1				
Bob Uecker, R (1, 2) OBP: 0.299, SLG: 0.417	K			G5-4-3						4	0	0	0	0	2	4				
John Briggs, L (1, 8) OBP: 0.378, SLG: 0.538	K									3	0	2	0	1	1	0				
Larry Jackson, R (1, 1) OBP: 0.173, SLG: 0.204 Bob Buhl, R (9, 1) OBP: 0.182, SLG: 0.100			L5-3							2	1	1	0	0	0	1				
				FC1-6						0	0	0	0	0	0	0				
<b>Inning Stats</b>	R: 0 E: 0 K: 1 S: 6	H: 1 LOB: 2 BB: 1 P: 10	R: 0 E: 0 K: 2 S: 7	H: 0 LOB: 0 BB: 0 P: 7	R: 0 E: 0 K: 0 S: 3	H: 1 LOB: 0 BB: 0 P: 3	R: 0 E: 0 K: 0 S: 4	H: 2 LOB: 2 BB: 0 P: 5	R: 1 E: 0 K: 0 S: 4	H: 2 LOB: 0 BB: 0 P: 4	R: 1 E: 1 K: 1 S: 7	H: 2 LOB: 1 BB: 0 P: 7	R: 0 E: 0 K: 0 S: 4	H: 1 LOB: 1 BB: 0 P: 4	R: 0 E: 0 K: 0 S: 3	H: 0 LOB: 2 BB: 11 P: 11	1B: 7 2B: 5 3B: 0 HR: 0	SF: 2 SAC: 2 DP: 3 HBP: 1	WP: 0 PB: 0 SB: 0 CS: 0	PA: 38
<b>PITCHER</b>	IP WLS BF H R ER SO BB IBB HBP BLK WP HR S P ERA WHIP																			
Claude Osteen, L (1, 1) ERA: 2.27	6.0	26	9	2	2	4	1	0	1	0	0	0	0	0	32	37	3.00	1.667		
Phil Regan, R (7, 1) ERA: 1.99	1.0	3	0	0	0	0	0	0	0	0	0	0	0	3	3	0.00	0.000			
Ron Perranoski, L (8, 1) ERA: 1.94	2.0	W	9	1	0	0	2	0	0	0	0	0	0	7	15	0.00	1.500			

Batter	1	2	3	4	5	6	7	8	9	AB	R	H	RBI	BB	SO	LOB	BOTTOM					
Jim Barbieri, L (1, 7) OBP: 0.375, SLG: 0.333	G3		F8							4	0	0	0	0	0	0	Philadelphia Phillies @ Los Angeles Dodgers Dodger Stadium, Los Angeles, CA Tue Jul 26 1966, 7:05 PM PDT Att: 54,365 - Unknown					
Maury Wills, S (1, 6) OBP: 0.340, SLG: 0.345	5-3		6-3							4	0	0	0	0	0	0						
Willie Davis, L (1, 8) OBP: 0.301, SLG: 0.386				G3						4	0	2	0	0	0	0						
Dick Stuart, R (1, 3) OBP: 0.303, SLG: 0.404 Wes Parker, S (9, PR) OBP: 0.342, SLG: 0.391	6-3									3	1	2	1	0	0	1						
John Roseboro, L (1, 2) OBP: 0.361, SLG: 0.455 Lou Johnson, R (9, PR) OBP: 0.320, SLG: 0.397		F5								4	0	1	0	0	0	2						
Ron Fairly, L (1, 9) OBP: 0.340, SLG: 0.335	K									4	1	1	0	0	1	0						
Jim Gilliam, S (1, 5) OBP: 0.273, SLG: 0.242					4-3					4	0	2	1	0	0	0						
John Kennedy, R (1, 4) OBP: 0.249, SLG: 0.290 Jim Lefebvre, S (7, PH) OBP: 0.331, SLG: 0.449 Nate Oliver, R (7, PR) OBP: 0.290, SLG: 0.227 (8, 4)		6-3								2	0	0	0	0	1	1						
Tommy Davis, R (9, PH) OBP: 0.306, SLG: 0.351										1	0	0	0	0	0	3						
Claude Osteen, L (1, 1) OBP: 0.273, SLG: 0.358 Phil Regan, R (7, 1) OBP: 0.222, SLG: 0.176 Wes Covington, L (7, PH) OBP: 0.152, SLG: 0.034 Ron Perranoski, L (8, 1) OBP: 0.333, SLG: 0.667 Al Ferrara, R (9, PH) OBP: 0.345, SLG: 0.480			1-3							2	0	0	0	0	0	0						
										1	0	0	0	0	0	0						
<b>Inning Stats</b>	R: 0 E: 0 K: 0 S: 4	H: 1 LOB: 1 BB: 0 P: 4	R: 0 E: 0 K: 1 S: 6	H: 1 LOB: 0 BB: 0 P: 6	R: 0 E: 0 K: 0 S: 3	H: 0 LOB: 0 BB: 0 P: 3	R: 1 E: 0 K: 0 S: 4	H: 1 LOB: 0 BB: 0 P: 4	R: 0 E: 0 K: 0 S: 5	H: 0 LOB: 0 BB: 0 P: 5	R: 0 E: 0 K: 0 S: 4	H: 1 LOB: 2 BB: 0 P: 5	R: 0 E: 1 K: 0 S: 4	H: 0 LOB: 2 BB: 0 P: 4	R: 0 E: 0 K: 0 S: 3	H: 0 LOB: 0 BB: 0 P: 3	R: 2 E: 0 K: 0 S: 6	H: 5 LOB: 3 BB: 0 P: 6	1B: 8 2B: 0 3B: 0 HR: 1	SF: 0 SAC: 0 DP: 0 HBP: 1	WP: 0 PB: 1 SB: 0 CS: 0	PA: 36
<b>PITCHER</b>	IP WLS BF H R ER SO BB IBB HBP BLK WP HR S P ERA WHIP																					
Larry Jackson, R (1, 1) ERA: 3.2	8.0	L	34	8	3	3	2	0	0	1	0	0	0	0	37	38	3.38	1.000				
Bob Buhl, R (9, 1) ERA: 4.35	0.1	2	1	0	0	0	0	0	0	0	0	2	2	0.00	3.000							



Batter	1	2	3	4	5	6	7	8	9	10	11	12	AB	R	H	RBI	BB	SO	LOB	TOP			
Cookie Rojas, R OBP: 0.309, SLG: 0.350 Dick Groat, R OBP: 0.291, SLG: 0.314	K					K		L8			K		3 0 1 0 0 2 0 2 0 0 0 0 1 0										
John Briggs, L OBP: 0.392, SLG: 0.529	G4-3 1B									K			3 0 1 0 2 1 0										
Harvey Kuenn, R OBP: 0.301, SLG: 0.337 Tony Gonzalez, L OBP: 0.322, SLG: 0.402	G4-3 1-2r					F7				K			1 0 0 0 0 0 1 4 0 0 0 0 2 3										
Dick Allen, R OBP: 0.385, SLG: 0.628						F9							5 1 2 1 0 1 1										
Jackie Brandt, R OBP: 0.315, SLG: 0.310 Johnny Callison, L OBP: 0.336, SLG: 0.411													4 0 0 0 0 3 1 1 0 0 0 0 1 0										
Bob Uecker, R OBP: 0.296, SLG: 0.403 Darold Knowles, L OBP: 0.267, SLG: 0.267													4 0 0 0 1 1 0 0 0 0 0 0 0 0 0 0										
Bill White, L OBP: 0.348, SLG: 0.486													3 0 0 0 0 2 0										
Phil Linz, R OBP: 0.239, SLG: 0.262													4 0 0 0 0 2 1										
Jim Bunning, R OBP: 0.178, SLG: 0.172 Clay Dalrymple, L OBP: 0.379, SLG: 0.360													4 0 0 0 0 2 1 0 0 0 0 0 0 0 0										
<b>Inning Stats</b>	R: 0 E: 0 K: 1 S: 5	H: 1 LOB: 0 BB: 0 P: 5	R: 1 E: 0 K: 2 S: 8	H: 1 LOB: 0 BB: 0 P: 8	R: 0 E: 0 K: 1 S: 6	H: 0 LOB: 0 BB: 0 P: 6	R: 0 E: 0 K: 2 S: 7	H: 0 LOB: 0 BB: 0 P: 7	R: 0 E: 0 K: 1 S: 5	H: 0 LOB: 0 BB: 0 P: 5	R: 0 E: 0 K: 2 S: 8	H: 1 LOB: 0 BB: 0 P: 8	R: 0 E: 0 K: 1 S: 5	H: 0 LOB: 0 BB: 0 P: 5	R: 0 E: 0 K: 1 S: 6	H: 0 LOB: 0 BB: 0 P: 6	1B: 3 2B: 0 3B: 0 HR: 1	SF: 0 SAC: 1 DP: 1 HBP: 0	WP: 0 PB: 0 SB: 0 CS: 0	PA: 42			
<b>PITCHER</b>	IP WLS BF H R ER SO BB IBB HBP BLK WP HR S P ERA WHIP	<b>PITCHER</b>																					
Sandy Koufax, L ERA: 1.85 Phil Regan, R ERA: 1.64	11.0 1.0 39 4 1 0 16 3 0 0 0 0 0 5 68 80 0.00 0.000																						

Philadelphia Phillies @ Los Angeles Dodgers  
Dodger Stadium, Los Angeles, CA  
Wed Jul 27 1966, 7:05 PM PDT  
Att. 44,937 - Unknown

AB 38  
R 1  
H 4  
RBI 1  
BB 3  
SO 17  
LOB 8




Batter	1	2	3	4	5	6	7	8	9	10	11	12	AB	R	H	RBI	BB	SO	LOB	BOTTOM			
Jim Barbieri, L OBP: 0.370, SLG: 0.396 Lou Johnson, R OBP: 0.322, SLG: 0.399	K												5 1 2 0 0 1 0 1 0 1 1 1 0 0 0										
Maury Wills, S OBP: 0.339, SLG: 0.342	4-3												3 0 0 0 0 1 0										
Willie Davis, L OBP: 0.302, SLG: 0.384	1-3												4 0 1 0 0 0 2										
Dick Stuart, R OBP: 0.315, SLG: 0.407 Wes Parker, S OBP: 0.342, SLG: 0.391													4 0 2 0 1 1 2 0 0 0 0 0 0 0 0										
John Roseboro, L OBP: 0.364, SLG: 0.455 Jeff Torborg, R OBP: 0.288, SLG: 0.292													0 0 0 0 0 0 0 0 3 0 0 1 0 1 5										
Ron Fairly, L OBP: 0.333, SLG: 0.327													5 0 0 0 0 3 8										
Jim Gilliam, S OBP: 0.276, SLG: 0.242													4 0 1 0 1 0 0										
John Kennedy, R OBP: 0.243, SLG: 0.283 Jim Lefebvre, S OBP: 0.339, SLG: 0.447 Phil Regan, R OBP: 0.222, SLG: 0.176													4 0 0 0 0 1 2 1 0 0 0 0 1 3 0 0 0 0 0 0 0 0										
Sandy Koufax, R OBP: 0.278, SLG: 0.067 Nate Oliver, R OBP: 0.296, SLG: 0.227													4 0 0 0 0 3 0 0 1 0 0 1 0 0										
<b>Inning Stats</b>	R: 0 E: 0 K: 1 S: 5	H: 0 LOB: 0 BB: 0 P: 5	R: 0 E: 0 K: 2 S: 8	H: 1 LOB: 2 BB: 0 P: 9	R: 0 E: 0 K: 1 S: 6	H: 1 LOB: 2 BB: 0 P: 6	R: 0 E: 0 K: 1 S: 5	H: 0 LOB: 0 BB: 0 P: 5	R: 0 E: 0 K: 1 S: 6	H: 1 LOB: 2 BB: 0 P: 7	R: 0 E: 0 K: 1 S: 5	H: 0 LOB: 0 BB: 0 P: 5	R: 0 E: 0 K: 1 S: 7	H: 2 LOB: 3 BB: 1 P: 11	R: 1 E: 0 K: 0 S: 1	H: 1 LOB: 1 BB: 0 P: 5	1B: 6 2B: 2 3B: 0 HR: 0	SF: 1 SAC: 1 DP: 1 HBP: 3	WP: 0 PB: 0 SB: 0 CS: 1	PA: 46			
<b>PITCHER</b>	IP WLS BF H R ER SO BB IBB HBP BLK WP HR S P ERA WHIP	<b>PITCHER</b>																					
Jim Bunning, R ERA: 2.48 Darold Knowles, L ERA: 2.83	11.0 0.0 44 6 1 0 12 1 0 0 0 0 0 1 63 74 0.82 0.636																						


Philadelphia Phillies @ Los Angeles Dodgers  
Dodger Stadium, Los Angeles, CA  
Wed Jul 27 1966, 7:05 PM PDT  
Att. 44,937 - Unknown

AB 38  
R 2  
H 7  
RBI 2  
BB 3  
SO 12  
LOB 22





Batter	1	2	3	4	5	6	7	8	9	AB	R	H	RBI	BB	SO	LOB	TOP			
Willie Davis, L OBP: 0.299, SLG: 0.380 (1, 8)	0-0 4-3		0-0 F2			0-0 FC6-4 1B		0-0 F7		4	0	0	0	0	0	1	<b>Los Angeles Dodgers @ St. Louis Cardinals</b> Busch Stadium, St. Louis, MO Fri Jul 29 1966, 7:05 PM CDT Att: 43,699 - Unknown <a href="http://livebaseballscorecards.com">livebaseballscorecards.com</a>			
Maury Wills, S OBP: 0.339, SLG: 0.341 (1, 6)	0-3 K		0-3 K			0-0 1B		0-0 F5		4	0	1	0	0	2	0				
Lou Johnson, R OBP: 0.321, SLG: 0.397 (1, 7)	0-3 K2-3			0-3 K		0-0 1B			0-0 L6	4	0	1	0	0	2	0				
Dick Stuart, R OBP: 0.313, SLG: 0.397 (1, 3)		4-0 PB BB		0-0 L7		0-0 1B		0-0 G6-4-3	0-0 6-3	3	0	0	0	1	0	3				
Al Ferrara, R OBP: 0.333, SLG: 0.462 (1, 9)	0-3 K		0-3 K				0-3 K		0-0 6-3	4	0	0	0	0	3	1				
Jim Gilliam, S OBP: 0.277, SLG: 0.244 (1, 5)	0-3 K				0-0 F7		0-0 1B			3	0	1	0	0	1	1				
John Kennedy, R OBP: 0.250, SLG: 0.286 (1, 4)	4-0 BB			0-0 F7		0-0 1B		0-0 G5-4-3		2	0	1	0	1	0	0				
Jeff Torborg, R OBP: 0.283, SLG: 0.286 (7, PH)	0-0 F9				0-0 1-3		0-0 G5-4-3			2	0	0	0	0	0	2				
Tommy Davis, R OBP: 0.304, SLG: 0.349 (7, 2)										1	0	0	0	0	0	2				
John Roseboro, L OBP: 0.364, SLG: 0.455 (7, 2)										0	0	0	0	0	0	0				
Don Drysdale, R OBP: 0.290, SLG: 0.379 (1, 1)			0-0 P4			0-0 FC6-4 1B		0-0 F8		3	0	1	0	0	0	0				
<b>Inning Stats</b>	R: 0 E: 0 K: 2 S: 7	H: 0 LOB: 0 BB: 0 P: 7	R: 0 E: 0 K: 2 S: 7	H: 0 LOB: 2 BB: 2 P: 15	R: 0 E: 0 K: 1 S: 5	H: 0 LOB: 0 BB: 0 P: 5	R: 0 E: 0 K: 2 S: 7	H: 0 LOB: 0 BB: 0 P: 7	R: 0 E: 0 K: 0 S: 3	H: 3 LOB: 2 BB: 0 P: 5	R: 0 E: 0 K: 1 S: 6	H: 2 LOB: 1 BB: 0 P: 6	R: 0 E: 0 K: 0 S: 3	H: 0 LOB: 0 BB: 0 P: 3	R: 0 E: 0 K: 0 S: 3	H: 0 LOB: 0 BB: 0 P: 3	1B: 5 2B: 0 3B: 0 HR: 0	SF: 0 SAC: 0 DP: 2 HBP: 0	WP: 0 PB: 1 SB: 0 CS: 0	PA: 32
<b>PITCHER</b> Larry Jaster, L ERA: 3.55 (1, 1)	IP: 9.0 WLS: W BF: 32	H: 5 R: 0 ER: 0 SO: 8	BB: 2 IBB: 0 HBP: 0 BLK: 0	WP: 0 HR: 0 S: 46 P: 54	ERA: 0.00 WHIP: 0.778	<b>PITCHER</b>										IP: 9.0 WLS: W BF: 32	H: 5 R: 0 ER: 0 SO: 8	BB: 2 IBB: 0 HBP: 0 BLK: 0	WP: 0 HR: 0 S: 46 P: 54	ERA: 0.00 WHIP: 0.778

Batter	1	2	3	4	5	6	7	8	9	AB	R	H	RBI	BB	SO	LOB	BOTTOM			
Curt Flood, R OBP: 0.310, SLG: 0.395 (1, 8)	0-0 6-3		1-0 1B HBP	0-0 FC4		0-0 F8				3	1	0	0	0	0	3	<b>Los Angeles Dodgers @ St. Louis Cardinals</b> Busch Stadium, St. Louis, MO Fri Jul 29 1966, 7:05 PM CDT Att: 43,699 - Unknown <a href="http://livebaseballscorecards.com">livebaseballscorecards.com</a>			
Lou Brock, L OBP: 0.309, SLG: 0.447 (1, 7)	0-0 CS 1B		0-0 1B	0-0 SF7 3B		0-0 1-3				4	1	3	1	0	0	0				
Tim McCarver, L OBP: 0.315, SLG: 0.441 (1, 2)	0-0 F7		0-0 F8	0-0 SF7		0-0 F8				3	0	0	1	0	0	3				
Orlando Cepeda, R OBP: 0.377, SLG: 0.573 (1, 3)		4-0 FC4-6 BB	0-0 E6 1B	0-0 F7		0-0 F9				3	0	1	1	1	0	0				
Mike Shannon, R OBP: 0.349, SLG: 0.528 (1, 9)		0-0 FC4-6	0-0 E6	0-3 K			0-0 P5			4	0	0	0	0	1	3				
Charley Smith, R OBP: 0.314, SLG: 0.400 (1, 5)	0-0 FC4-6		0-0 F7		0-0 2-3		0-0 5-3			4	0	0	0	0	0	1				
Julian Javier, R OBP: 0.269, SLG: 0.302 (1, 4)	0-3 K		0-0 FC6-4 1B		0-0 1B FC4		0-0 5-3			4	1	2	0	0	1	1				
Dal Maxvill, R OBP: 0.311, SLG: 0.309 (1, 6)			0-0 4-3 1B 2B	0-0 FC6-4 1B		0-0 FC4 1B				3	1	2	0	0	0	1				
Larry Jaster, L OBP: 0.333, SLG: 0.263 (1, 1)			0-0 4-3	0-0 FC4		0-0 FC4				3	0	1	1	0	0	2				
<b>Inning Stats</b>	R: 0 E: 0 K: 0 S: 3	H: 1 LOB: 0 BB: 0 P: 3	R: 0 E: 0 K: 1 S: 5	H: 0 LOB: 1 BB: 1 P: 9	R: 2 E: 1 K: 0 S: 6	H: 3 LOB: 2 BB: 0 P: 7	R: 0 E: 0 K: 0 S: 5	H: 2 LOB: 2 BB: 0 P: 5	R: 1 E: 0 K: 1 S: 6	H: 1 LOB: 0 BB: 0 P: 6	R: 0 E: 0 K: 0 S: 3	H: 0 LOB: 0 BB: 0 P: 3	R: 0 E: 0 K: 0 S: 3	H: 0 LOB: 0 BB: 0 P: 3	R: 0 E: 0 K: 0 S: 3	H: 0 LOB: 0 BB: 0 P: 3		1B: 7 2B: 1 3B: 1 HR: 0	SF: 1 SAC: 0 DP: 0 HBP: 1	WP: 0 PB: 0 SB: 0 CS: 1
<b>PITCHER</b> Don Drysdale, R ERA: 4.04 (1, 1)	IP: 8.0 WLS: L BF: 34	H: 9 R: 4 ER: 4 SO: 2	BB: 1 IBB: 0 HBP: 1 BLK: 0	WP: 0 HR: 0 S: 36 P: 41	ERA: 4.50 WHIP: 1.250	<b>PITCHER</b>										IP: 8.0 WLS: L BF: 34	H: 9 R: 4 ER: 4 SO: 2	BB: 1 IBB: 0 HBP: 1 BLK: 0	WP: 0 HR: 0 S: 36 P: 41	ERA: 4.50 WHIP: 1.250



Batter	1	2	3	4	5	6	7	8	9	AB	R	H	RBI	BB	SO	LOB	TOP			
Willie Davis, L OBP: 0.298, SLG: 0.378 (1, 8)										4	1	1	0	0	0	0	<b>Los Angeles Dodgers @ St. Louis Cardinals</b> Busch Stadium, St. Louis, MO Sat Jul 30 1966, 7:05 PM CDT Att: 47,770 - Unknown <a href="http://livebaseballscorecards.com">livebaseballscorecards.com</a>			
Maury Wills, S OBP: 0.335, SLG: 0.337 (1, 6)										4	0	0	0	0	0	1				
Lou Johnson, R OBP: 0.320, SLG: 0.399 (1, 9)										4	0	1	0	0	0	1				
Dick Stuart, R OBP: 0.318, SLG: 0.400 Nate Oliver, R OBP: 0.296, SLG: 0.227 (9, PR)										4	0	2	1	0	0	1				
Tommy Davis, R OBP: 0.308, SLG: 0.352 (1, 7)										4	0	2	0	0	0	1				
Jim Lefebvre, S OBP: 0.326, SLG: 0.443 (1, 4)										3	0	0	0	0	0	3				
John Kennedy, R OBP: 0.246, SLG: 0.281 (1, 5)										3	0	0	0	0	0	1				
John Roseboro, L OBP: 0.360, SLG: 0.450 (1, 2)										3	0	0	0	0	0	1				
Don Sutton, R OBP: 0.230, SLG: 0.250 Joe Moeller, R OBP: 0.333, SLG: 0.200 Wes Parker, S OBP: 0.341, SLG: 0.389 Phil Regan, R OBP: 0.222, SLG: 0.176 (8, PH)										2	0	0	0	0	1	0				
<b>Inning Stats</b>	R: 1 E: 0 K: 0 S: 6	H: 3 LOB: 2 BB: 0 P: 6	R: 0 E: 0 K: 1 S: 5	H: 0 LOB: 0 BB: 0 P: 5	R: 0 E: 0 K: 0 S: 4	H: 1 LOB: 1 BB: 0 P: 4	R: 0 E: 0 K: 0 S: 3	H: 0 LOB: 0 BB: 0 P: 3	R: 0 E: 0 K: 0 S: 3	H: 0 LOB: 0 BB: 0 P: 3	R: 0 E: 0 K: 0 S: 4	H: 1 LOB: 1 BB: 0 P: 4	R: 0 E: 0 K: 0 S: 3	H: 0 LOB: 0 BB: 0 P: 3	R: 0 E: 0 K: 0 S: 3	H: 1 LOB: 1 BB: 0 P: 3		1B: 5 2B: 2 3B: 0 HR: 0	SF: 0 SAC: 0 DP: 1 HBP: 0	WP: 1 PB: 0 SB: 0 CS: 0
<b>PITCHER</b>	IP WLS BF H R ER SO BB IBB HBP BLK WP HR S P ERA WHIP																			
Ai Jackson, L ERA: 2.32 (1, 1)	9.0 W 32 6 1 1 1 0 0 0 0 1 0 34 34 1.00 0.667																			

Batter	1	2	3	4	5	6	7	8	9	AB	R	H	RBI	BB	SO	LOB	BOTTOM			
Curt Flood, R OBP: 0.307, SLG: 0.391 (1, 8)										4	0	0	0	0	0	1	<b>Los Angeles Dodgers @ St. Louis Cardinals</b> Busch Stadium, St. Louis, MO Sat Jul 30 1966, 7:05 PM CDT Att: 47,770 - Unknown <a href="http://livebaseballscorecards.com">livebaseballscorecards.com</a>			
Lou Brock, L OBP: 0.314, SLG: 0.458 (1, 7)										4	2	3	1	0	0	0				
Tim McCarver, L OBP: 0.314, SLG: 0.444 (1, 2)										4	1	1	1	0	1	1				
Orlando Cepeda, R OBP: 0.373, SLG: 0.567 (1, 3)										3	0	0	1	0	1	1				
Mike Shannon, R OBP: 0.352, SLG: 0.527 (1, 9)										4	0	2	0	0	0	1				
Charley Smith, R OBP: 0.313, SLG: 0.397 (1, 5)										4	0	1	0	0	0	1				
Julian Javier, R OBP: 0.266, SLG: 0.299 (1, 4)										3	0	0	0	0	2					
Dal Maxvill, R OBP: 0.316, SLG: 0.311 (1, 6)										2	0	1	0	1	0	2				
Ai Jackson, L OBP: 0.255, SLG: 0.283 (1, 1)										3	0	0	0	0	2	4				
<b>Inning Stats</b>	R: 2 E: 0 K: 0 S: 6	H: 3 LOB: 1 BB: 0 P: 6	R: 0 E: 0 K: 0 S: 3	H: 0 LOB: 1 BB: 1 P: 7	R: 0 E: 0 K: 1 S: 6	H: 1 LOB: 1 BB: 0 P: 6	R: 0 E: 0 K: 1 S: 6	H: 1 LOB: 0 BB: 0 P: 6	R: 1 E: 0 K: 1 S: 6	H: 1 LOB: 0 BB: 0 P: 6	R: 0 E: 0 K: 1 S: 7	H: 2 LOB: 2 BB: 0 P: 7	R: 0 E: 0 K: 0 S: 3	H: 0 LOB: 0 BB: 0 P: 3	R: 0 E: 0 K: 0 S: 3	H: 0 LOB: 0 BB: 0 P: 3		1B: 6 2B: 0 3B: 1 HR: 1	SF: 1 SAC: 0 DP: 0 HBP: 0	WP: 0 PB: 0 SB: 1 CS: 0
<b>PITCHER</b>	IP WLS BF H R ER SO BB IBB HBP BLK WP HR S P ERA WHIP																			
Don Sutton, R ERA: 3.24 Joe Moeller, R ERA: 1.91 Phil Regan, R ERA: 1.61 (8, 1)	5.0 L 24 6 0 0 0 1 0 0 0 0 0 0 8 8 0.00 0.000																			



Batter	1	2	3	4	5	6	7	8	9	AB	R	H	RBI	BB	SO	LOB	TOP					
Willie Davis, L OBP: 0.297, SLG: 0.377										4	1	1	1	0	1	3	<b>Los Angeles Dodgers @ St. Louis Cardinals</b> Busch Stadium, St. Louis, MO Sun Jul 31 1966, 3:33 AM CDT Att: 48,085 - Unknown <a href="http://livebaseballscorecards.com">livebaseballscorecards.com</a>					
Maury Wills, S OBP: 0.336, SLG: 0.338										5	1	2	0	0	1	5						
Lou Johnson, R OBP: 0.321, SLG: 0.399										5	0	2	0	0	0	1						
Dick Stuart, R OBP: 0.328, SLG: 0.440										5	2	3	3	0	1	2						
Wes Parker, S OBP: 0.341, SLG: 0.389										0	0	0	0	0	0	0						
Tommy Davis, R OBP: 0.310, SLG: 0.347										3	1	0	0	2	0	3						
Jim Lefebvre, S OBP: 0.328, SLG: 0.443										0	0	0	0	0	0	0						
John Roseboro, L OBP: 0.364, SLG: 0.453										5	0	3	1	0	0	4						
John Kennedy, R OBP: 0.247, SLG: 0.278										2	0	0	0	1	1	4						
Jim Barbieri, L OBP: 0.362, SLG: 0.349										2	0	0	0	0	0	1						
Nate Oliver, R OBP: 0.289, SLG: 0.221										3	0	0	0	0	1	2						
Jim Gilliam, S OBP: 0.276, SLG: 0.242										1	0	0	0	0	0	0						
Claude Osteen, L OBP: 0.281, SLG: 0.352										1	0	0	0	1	0	0						
Bob Miller, R OBP: 0.281, SLG: 0.352										0	0	0	0	0	0	0						
Wes Covington, L OBP: 0.281, SLG: 0.352										0	0	0	0	0	0	0						
Don Sutton, R OBP: 0.281, SLG: 0.352										0	0	0	0	0	0	0						
Ron Perranoski, L OBP: 0.281, SLG: 0.352										0	0	0	0	0	0	0						
Ron Fairly, L OBP: 0.281, SLG: 0.352										0	0	0	0	0	0	0						
Al Ferrara, R OBP: 0.281, SLG: 0.352										0	0	0	0	0	0	0						
Phil Regan, R OBP: 0.281, SLG: 0.352										0	0	0	0	0	0	0						
<b>Inning Stats</b>	R: 1 E: 0 K: 0 S: 5	H: 3 LOB: 1 BB: 0 P: 5	R: 0 E: 0 K: 1 S: 6	H: 1 LOB: 3 BB: 2 P: 14	R: 1 E: 0 K: 0 S: 5	H: 2 LOB: 1 BB: 0 P: 5	R: 0 E: 0 K: 0 S: 3	H: 0 LOB: 0 BB: 0 P: 3	R: 0 E: 0 K: 2 S: 9	H: 2 LOB: 3 BB: 1 P: 13	R: 1 E: 0 K: 1 S: 6	H: 1 LOB: 1 BB: 0 P: 6	R: 0 E: 1 K: 0 S: 4	H: 0 LOB: 1 BB: 0 P: 4	R: 0 E: 0 K: 0 S: 3	H: 0 LOB: 0 BB: 0 P: 3	R: 3 E: 0 K: 1 S: 8	H: 3 LOB: 1 BB: 1 P: 12	1B: 9 2B: 1 3B: 1 HR: 1	SF: 1 SAC: 0 DP: 1 HBP: 0	WP: 0 PB: 0 SB: 0 CS: 0	PA: 43
<b>PITCHER</b>	IP WLS BF H R ER SO BB IBB HBP BLK WP HR S P ERA WHIP																					
Steve Carlton, L ERA: 4.5	(1, 1) 4.0 21 8 2 2 1 2 0 0 0 0 1 21 29 4.50 2.500																					
Ron Piche, R ERA: 2.35	(5, 1) 3.2 14 1 1 1 3 1 0 0 0 0 0 19 23 2.46 0.545																					
Joe Hoerner, L ERA: 1.58	(8, 1) 1.1 L 8 3 3 3 1 0 1 0 1 0 0 9 13 20.25 2.250																					

Batter	1	2	3	4	5	6	7	8	9	AB	R	H	RBI	BB	SO	LOB	BOTTOM					
Lou Brock, L OBP: 0.312, SLG: 0.457										5	0	1	0	0	1	0	<b>Los Angeles Dodgers @ St. Louis Cardinals</b> Busch Stadium, St. Louis, MO Sun Jul 31 1966, 3:33 AM CDT Att: 48,085 - Unknown <a href="http://livebaseballscorecards.com">livebaseballscorecards.com</a>					
Julian Javier, R OBP: 0.286, SLG: 0.298										4	1	1	0	0	2	1						
Curt Flood, R OBP: 0.304, SLG: 0.387										4	0	0	0	0	0	2						
Orlando Cepeda, R OBP: 0.377, SLG: 0.573										4	2	3	1	0	0	0						
Mike Shannon, R OBP: 0.354, SLG: 0.525										3	1	1	0	1	1	3						
Tim McCarver, L OBP: 0.313, SLG: 0.442										4	0	1	1	0	0	2						
Charley Smith, R OBP: 0.312, SLG: 0.395										4	0	1	1	0	0	3						
Dal Maxvill, R OBP: 0.312, SLG: 0.307										3	0	0	1	0	0	2						
Bob Skinner, L OBP: 0.225, SLG: 0.289										1	0	0	0	0	0	0						
Steve Carlton, L ERA: 1.58	(1, 1) 4.2 22 6 4 3 4 1 0 0 0 0 0 0 3 3 0.00 0.000																					
Ron Piche, R ERA: 2.35	(5, 1) 3.2 14 1 1 1 3 1 0 0 0 0 0 19 23 2.46 0.545																					
Joe Hoerner, L ERA: 1.58	(8, 1) 1.1 L 8 3 3 3 1 0 1 0 1 0 0 9 13 20.25 2.250																					
Tito Francona, L OBP: 0.280, SLG: 0.348	(9, PH) 2.0 W 7 1 0 0 0 0 0 0 0 0 0 0 7 7 0.00 0.500																					
<b>Inning Stats</b>	R: 0 E: 0 K: 1 S: 5	H: 0 LOB: 0 BB: 0 P: 5	R: 2 E: 0 K: 1 S: 7	H: 2 LOB: 1 BB: 1 P: 11	R: 0 E: 0 K: 0 S: 3	H: 0 LOB: 0 BB: 0 P: 3	R: 1 E: 0 K: 0 S: 5	H: 2 LOB: 1 BB: 0 P: 5	R: 1 E: 1 K: 3 S: 12	H: 2 LOB: 2 BB: 0 P: 12	R: 0 E: 0 K: 0 S: 3	H: 0 LOB: 0 BB: 0 P: 3	R: 0 E: 0 K: 1 S: 6	H: 1 LOB: 1 BB: 0 P: 6	R: 0 E: 0 K: 0 S: 4	H: 1 LOB: 1 BB: 0 P: 4	R: 0 E: 0 K: 0 S: 3	H: 0 LOB: 0 BB: 0 P: 3	1B: 6 2B: 2 3B: 0 HR: 0	SF: 0 SAC: 0 DP: 0 HBP: 0	WP: 0 PB: 0 SB: 0 CS: 0	PA: 37
<b>PITCHER</b>	IP WLS BF H R ER SO BB IBB HBP BLK WP HR S P ERA WHIP																					
Claude Osteen, L ERA: 2.37	(1, 1) 4.2 22 6 4 3 4 1 0 0 0 0 0 0 3 3 0.00 0.000																					
Bob Miller, R ERA: 3.02	(5, 1) 3.2 14 1 1 1 3 1 0 0 0 0 0 0 19 23 2.46 0.545																					
Ron Perranoski, L ERA: 1.86	(6, 1) 2.0 7 1 0 0 1 0 0 0 0 0 0 9 9 0.00 0.500																					
Phil Regan, R ERA: 1.57	(8, 1) 2.0 W 7 1 0 0 0 0 0 0 0 0 0 0 7 7 0.00 0.500																					



Batter	1	2	3	4	5	6	7	8	9	AB	R	H	RBI	BB	SO	LOB	TOP			
Jim Barbieri, L (1, 7) OBP: 0.346, SLG: 0.333 Lou Johnson, R (9, PR) OBP: 0.321, SLG: 0.399 (9, 7)	F8			6-3		F2		1B	FC4-6	5	0	1	0	0	0	3				
Maury Wills, S (1, 5) OBP: 0.335, SLG: 0.337 (8, 6)	1-3			F7		FC4-6		1B	CS	4	0	1	1	0	0	2				
Willie Davis, L (1, 8)	4-3			F8			4-3	4-3		4	0	0	0	0	0	2				
Dick Stuart, R (1, 3) Wes Parker, S (9, PR) OBP: 0.341, SLG: 0.389 (9, 3)		G6-3			F8		1-3		HR	3	0	1	0	1	0	0				
John Roseboro, L (1, 2)		G6-3		6-3					HR	4	1	2	2	0	0	1				
Ron Fairly, L (1, 9)				4-3			6-3		G3	4	0	0	0	0	0	2				
Jim Lefebvre, S (1, 4) Nate Oliver, R (9, 4) OBP: 0.289, SLG: 0.221			K			1B		L8	HR	4	1	2	0	0	1	0				
John Kennedy, R (1, 6) Jim Gilliam, S (8, PH) OBP: 0.266 (8, 5)			F9			1B		1B	HR	2	0	1	0	0	0	0				
Sandy Koufax, R (1, 1) Wes Covington, L (8, PH) Phil Regan, R (8, 1) OBP: 0.263, SLG: 0.176			K			K		F9	FC4-6	2	0	0	0	0	2	2				
									BB	1	0	0	0	0	0	1				
										0	0	0	0	1	0	0				
<b>Inning Stats</b>	R: 0 E: 0 K: 0 S: 3	H: 0 LOB: 0 BB: 0 P: 3	R: 0 E: 0 K: 0 S: 3	H: 1 LOB: 0 BB: 0 P: 3	R: 0 E: 0 K: 2 S: 7	H: 0 LOB: 0 BB: 0 P: 7	R: 0 E: 0 K: 0 S: 3	H: 0 LOB: 0 BB: 0 P: 3	R: 0 E: 0 K: 1 S: 7	H: 2 LOB: 2 BB: 0 P: 7	R: 0 E: 0 K: 0 S: 4	H: 1 LOB: 1 BB: 0 P: 4	R: 1 E: 0 K: 0 S: 5	H: 2 LOB: 2 BB: 1 P: 9	R: 4 E: 0 K: 0 S: 5	H: 3 LOB: 1 BB: 2 P: 13	1B: 7 2B: 0 3B: 0 HR: 2	SF: 0 SAC: 0 DP: 1 HBP: 0	WP: 0 PA: 38 PB: 0 SB: 0 CS: 1	
<b>PITCHER</b>	IP	WLS	BF	H	R	ER	SO	BB	IBB	HBP	BLK	WP	HR	S	P	ERA	WHIP			
Tommie Sisk, R (1, 1) ERA: 4.6	8.1	L	34	8	4	4	3	2	0	0	0	0	1	38	46	4.32	1.200			
Roy Face, R (9, 1) ERA: 2.76	0.2		3	1	1	1	0	1	0	0	0	0	1	2	6	13.50	3.000			

Los Angeles Dodgers @ Pittsburgh Pirates  
Forbes Field, Pittsburgh, PA  
Mon Aug 01 1966, 7:05 PM EDT  
Att: 27,398 - Unknown

AB 34  
R 5  
H 9  
RBI 5  
BB 3  
SO 3  
LOB 13



Batter	1	2	3	4	5	6	7	8	9	AB	R	H	RBI	BB	SO	LOB	BOTTOM			
Gene Alley, R (1, 6) OBP: 0.312, SLG: 0.398	3B				K			K		3	1	1	0	1	2	0				
Manny Mota, R (1, 8) OBP: 0.393, SLG: 0.505 (8, 7)	F8		F9			E4		2B		4	0	2	0	0	0	2				
Roberto Clemente, R (1, 9) OBP: 0.372, SLG: 0.550	1H					4-3		1B		4	0	3	1	0	0	1				
Donn Clendenon, R (1, 3) OBP: 0.359, SLG: 0.510	K					4-3		1B		4	0	0	0	0	4	5				
Jose Pagan, R (1, 5) OBP: 0.292, SLG: 0.404	K					K		K		4	0	0	0	0	1	1				
Bill Mazerowski, R (1, 4) OBP: 0.297, SLG: 0.367		K				6-3		P6		4	0	0	0	0	1	0				
Bob Bailey, R (1, 7) Matty Alou, L (7, PR) OBP: 0.367, SLG: 0.435 (8, 8)		F2				F9		S	WP	3	0	1	0	0	0	0				
Jim Pagliaroni, R (1, 2) OBP: 0.340, SLG: 0.399		4-3				F2		1B		2	0	0	0	1	0	0				
Tommie Sisk, R (1, 1) Roy Face, R (9, 1) OBP: 0.222, SLG: 0.125						K		K		3	0	0	0	0	3	2				
										0	0	0	0	0	0	0				
<b>Inning Stats</b>	R: 1 E: 0 K: 2 S: 8	H: 1 LOB: 1 BB: 1 P: 12	R: 0 E: 0 K: 1 S: 5	H: 0 LOB: 0 BB: 0 P: 5	R: 0 E: 0 K: 2 S: 9	H: 2 LOB: 2 BB: 0 P: 9	R: 0 E: 0 K: 0 S: 3	H: 0 LOB: 0 BB: 0 P: 3	R: 0 E: 0 K: 1 S: 5	H: 1 LOB: 0 BB: 0 P: 5	R: 0 E: 0 K: 1 S: 6	H: 1 LOB: 2 BB: 1 P: 10	R: 0 E: 0 K: 2 S: 8	H: 2 LOB: 1 BB: 0 P: 8	R: 0 E: 0 K: 0 S: 3	H: 0 LOB: 0 BB: 0 P: 3	1B: 5 2B: 1 3B: 1 HR: 0	SF: 0 SAC: 0 DP: 0 HBP: 0	WP: 1 PA: 34 PB: 0 SB: 1 CS: 1	
<b>PITCHER</b>	IP	WLS	BF	H	R	ER	SO	BB	IBB	HBP	BLK	WP	HR	S	P	ERA	WHIP			
Sandy Koufax, L (1, 1) ERA: 1.63	7.0		27	5	1	1	9	1	0	0	0	0	0	43	51	1.29	0.857			
Phil Regan, R (8, 1) ERA: 1.52	2.0	W	7	2	0	0	2	0	0	0	0	0	0	11	11	0.00	1.000			

Los Angeles Dodgers @ Pittsburgh Pirates  
Forbes Field, Pittsburgh, PA  
Mon Aug 01 1966, 7:05 PM EDT  
Att: 27,398 - Unknown

AB 32  
R 1  
H 7  
RBI 1  
BB 2  
SO 11  
LOB 11





Batter	1	2	3	4	5	6	7	8	9	AB	R	H	RBI	BB	SO	LOB	TOP					
Willie Davis, L OBP: 0.294, SLG: 0.371 (1, 8)	0-0 B5-3		0-0 5-3		0-0 4-3			0-0 4-3 1B		4	0	1	0	0	0	0	<b>Los Angeles Dodgers @ Pittsburgh Pirates</b> Forbes Field, Pittsburgh, PA Tue Aug 02 1966, 7:05 PM EDT Att: 12,886 - Unknown <a href="http://livebaseballscores.com">livebaseballscores.com</a>					
Maury Wills, S OBP: 0.332, SLG: 0.333 (1, 5)	0-3 K		0-3 K		0-0 L7			0-0 4-3 1-2		4	0	0	0	0	2	1						
Lou Johnson, R OBP: 0.323, SLG: 0.410 (1, 9)	0-0 HR			0-3 K		0-0 2B 1B		0-0 5-3		4	2	2	1	0	1	1						
Dick Stuart, R OBP: 0.324, SLG: 0.424 (1, 3)	0-3 K			0-0 P4		0-3 K		0-0 1-3		4	0	0	0	0	2	2						
Tommy Davis, R OBP: 0.319, SLG: 0.360 (1, 7)		0-0 5-3 1B		0-0 HR 1B		0-0 1-H 2B			0-3 K	4	1	3	1	0	1	0						
Jim Lefebvre, S OBP: 0.325, SLG: 0.451 (1, 4)		0-0 5-3 1-2		0-0 1-H HR		0-0 6-3			0-0 6-3	4	1	1	2	0	0	1						
John Roseboro, L OBP: 0.364, SLG: 0.462 Wes Parker, S OBP: 0.341, SLG: 0.389 (9, PR)		0-0 1-3		0-0 F2			0-0 4-3		0-0 1B 1B	4	0	1	0	0	0	1						
John Kennedy, R OBP: 0.256, SLG: 0.303 Ron Fairly, L OBP: 0.331, SLG: 0.324 (9, PH)		0-0 F8			0-0 HR		0-0 CS 1B		0-0 1-2 1B	3	1	2	1	0	0	1						
Don Drysdale, R OBP: 0.286, SLG: 0.373 Joe Moeller, R OBP: 0.286, SLG: 0.167 Ron Perranoski, L OBP: 0.250, SLG: 0.500 Jim Barbieri, L OBP: 0.340, SLG: 0.327 (9, PH)			0-0 5-3		0-0 5-3		0-3 K		0-0 FC6 1-2	1	0	0	0	0	0	0						
<b>Inning Stats</b>	R: 1 E: 0 K: 2 S: 8	H: 1 LOB: 0 BB: 0 P: 8	R: 0 E: 0 K: 0 S: 4	H: 1 LOB: 1 BB: 0 P: 4	R: 0 E: 0 K: 1 S: 5	H: 0 LOB: 0 BB: 0 P: 5	R: 2 E: 0 K: 1 S: 7	H: 2 LOB: 0 BB: 0 P: 7	R: 1 E: 0 K: 0 S: 4	H: 1 LOB: 0 BB: 0 P: 4	R: 1 E: 0 K: 1 S: 6	H: 2 LOB: 0 BB: 0 P: 6	R: 0 E: 0 K: 1 S: 5	H: 1 LOB: 0 BB: 0 P: 5	R: 0 E: 0 K: 0 S: 4	H: 1 LOB: 2 BB: 0 P: 4		R: 0 E: 0 K: 1 S: 7	H: 2 LOB: 2 BB: 0 P: 7	1B: 7 2B: 1 3B: 0 HR: 3	SF: 0 SAC: 0 DP: 0 HBP: 0	WP: 0 PB: 0 SB: 0 CS: 1
<b>PITCHER</b>	IP WLS BF H R ER SO BB IBB HBP BLK WP HR S P ERA WHIP	IP WLS BF H R ER SO BB IBB HBP BLK WP HR S P ERA WHIP																				
Woodie Fryman, L ERA: 2.93 Pete Mikkelsen, R ERA: 3.18 Al McBean, R ERA: 3.13	(1, 1) (7, 1) (9, 1)	6.0 W 7 2 0 0 1 0 0 0 0 0 3 34 34 7.50 1.167																				


Batter	1	2	3	4	5	6	7	8	9	AB	R	H	RBI	BB	SO	LOB	BOTTOM			
Matty Alou, L OBP: 0.364, SLG: 0.431 Manny Mota, R OBP: 0.394, SLG: 0.509 (6, PH) (7, 8)	0-0 5-3		0-0 B1-3	0-0 G3		0-0 1-3		0-0 1-3 2-H		3	0	0	0	0	0	1	<b>Los Angeles Dodgers @ Pittsburgh Pirates</b> Forbes Field, Pittsburgh, PA Tue Aug 02 1966, 7:05 PM EDT Att: 12,886 - Unknown <a href="http://livebaseballscores.com">livebaseballscores.com</a>			
Gene Alley, R OBP: 0.310, SLG: 0.404 (1, 6)	0-3 K		0-0 4-3		0-0 HR	0-0 3-1		0-3 K		5	1	1	1	0	2	4				
Roberto Clemente, R OBP: 0.373, SLG: 0.548 (1, 9)	0-0 6-3		0-0 5-3		4-0 BB		0-0 FC6-5 SH3 1B			3	0	1	0	1	0	0				
Willie Stargell, L OBP: 0.391, SLG: 0.604 (1, 7)		0-0 4-3		0-0 1B 2B	0-3 K		0-0 SH3		0-0 1-2	3	1	1	0	0	1	1				
Jose Pagan, R OBP: 0.294, SLG: 0.405 (1, 5)		0-0 5-3 1B		0-0 2-H HR 1B	0-0 L9		0-0 FC6-5		0-0 2-3	4	2	2	1	0	0	2				
Donn Clendenen, R OBP: 0.358, SLG: 0.515 (1, 3)		0-0 5-3 1-2		0-0 1-H HR	0-0 4-3		0-0 F8			4	1	1	2	0	0	3				
Bill Mazerowski, R OBP: 0.299, SLG: 0.368 (1, 4)		0-0 WP 1B		0-0 5-3		0-0 4-3		0-0 SH1-4 2B 1B		4	1	2	1	0	0	0				
Jesse Gonder, L OBP: 0.231, SLG: 0.351 Jim Pagliaroni, R OBP: 0.340, SLG: 0.359 Jerry May, R OBP: 0.273, SLG: 0.267 (9, 2)		4-0 1B		0-0 1B		0-0 1B		0-0 SH1-4		2	0	2	0	1	0	0				
Woodie Fryman, R OBP: 0.182, SLG: 0.182 Bob Bailey, R OBP: 0.336, SLG: 0.406 Pete Mikkelsen, R OBP: 0.273, SLG: 0.200 Andre Rodgers, R OBP: 0.342, SLG: 0.233 Al McBean, R OBP: 0.111, SLG: 0.111 (9, 1)		0-3 K		0-3 K		0-0 1-3 1B		0-0 2B CS BB		2	0	0	0	0	2	3				
<b>Inning Stats</b>	R: 0 E: 0 K: 1 S: 5	H: 0 LOB: 0 BB: 0 P: 5	R: 1 E: 0 K: 1 S: 7	H: 2 LOB: 2 BB: 1 P: 11	R: 0 E: 0 K: 0 S: 3	H: 0 LOB: 0 BB: 0 P: 3	R: 3 E: 0 K: 1 S: 9	H: 4 LOB: 1 BB: 0 P: 9	R: 1 E: 0 K: 1 S: 6	H: 1 LOB: 1 BB: 1 P: 10	R: 0 E: 0 K: 0 S: 5	H: 2 LOB: 2 BB: 0 P: 5	R: 0 E: 0 K: 1 S: 4	H: 1 LOB: 1 BB: 0 P: 4	R: 1 E: 0 K: 1 S: 6	H: 2 LOB: 2 BB: 1 P: 10		1B: 8 2B: 3 3B: 0 HR: 2	SF: 0 SAC: 2 DP: 1 HBP: 0	WP: 1 PB: 0 SB: 0 CS: 1
<b>PITCHER</b>	IP WLS BF H R ER SO BB IBB HBP BLK WP HR S P ERA WHIP	IP WLS BF H R ER SO BB IBB HBP BLK WP HR S P ERA WHIP																		
Don Drysdale, R ERA: 4.18 Joe Moeller, R ERA: 2.01 Ron Perranoski, L ERA: 1.94	(1, 1) (4, 1) (6, 1)	3.0 L 12 4 1 1 2 1 0 0 0 0 1 15 19 3.86 2.143																		




Batter	1	2	3	4	5	6	7	8	9	AB	R	H	RBI	BB	SO	LOB	TOP			
Willie Davis, L OBP: 0.290, SLG: 0.367 (1, 8)	0-0 4-3		0-0 G3			0-3 K	0-3 K			4	0	0	0	0	2	1	<b>Los Angeles Dodgers @ Pittsburgh Pirates</b> Forbes Field, Pittsburgh, PA Wed Aug 03 1966, 7:05 PM EDT Att: 21,952 - Unknown <a href="http://livebaseballscorecards.com">livebaseballscorecards.com</a>			
Maury Wills, S OBP: 0.333, SLG: 0.338 (1, 5)	0-3 K		0-0 6-3			0-0 WP E 2B		0-0 G1-4-3 1B		4	1	2	0	0	1	0				
Lou Johnson, R OBP: 0.320, SLG: 0.404 (1, 9)	0-3 K			0-3 K		0-0 F8		0-0 G1-4-3 1-2		4	0	0	0	0	2	2				
Dick Stuart, R OBP: 0.322, SLG: 0.419 (1, 3)		0-0 1B 1B		0-0 1-3		0-0 E5 2B 2H		0-0 F7		4	0	1	0	0	0	0				
Tommy Davis, R OBP: 0.318, SLG: 0.363 (1, 7)		0-3 K		0-0 4-3		0-0 1-3 2B			0-0 4-3	4	0	1	0	0	1	1				
Jim Lefebvre, S OBP: 0.331, SLG: 0.451 (1, 4)		0-0 HBP 1B			0-0 5-3	0-0 5-3			0-0 1B	4	0	2	0	0	0	2				
John Kennedy, R OBP: 0.256, SLG: 0.298 (1, 6)		1-0 G4-6-3 HBP		0-0 F8		0-3 K		0-3 K		3	0	0	0	0	2	1				
Jeff Torborg, R OBP: 0.284, SLG: 0.290 (7, PR)		0-0 G4-6-3		4-0 BB		0-0 FC6-4 1B		0-3 K		2	0	1	0	1	0	3				
Jim Barber, L OBP: 0.340, SLG: 0.327 (7, 2)		0-0 G4-6-3		0-0 K		0-0 K		0-0 FC6-4 1-2		0	0	0	0	0	0	0				
John Roseboro, L OBP: 0.363, SLG: 0.460 (7, 2)		0-0 1-2		0-3 K		0-3 K		0-0 FC6-4 1-2		1	0	0	0	0	0	1				
Don Sutton, R OBP: 0.222, SLG: 0.242 (7, PH)										2	0	0	0	0	2	1				
Al Ferrara, R OBP: 0.328, SLG: 0.453 (7, 1)										1	0	0	0	0	0	1				
Phil Regan, R OBP: 0.263, SLG: 0.176 (7, 1)										0	0	0	0	0	0	0				
<b>Inning Stats</b>	R: 0 E: 0 K: 2 S: 7	H: 0 LOB: 0 BB: 0 P: 7	R: 0 E: 0 K: 1 S: 6	H: 2 LOB: 2 BB: 0 P: 7	R: 0 E: 0 K: 1 S: 5	H: 0 LOB: 0 BB: 0 P: 5	R: 0 E: 0 K: 1 S: 5	H: 0 LOB: 1 BB: 1 P: 9	R: 1 E: 1 K: 1 S: 8	H: 2 LOB: 2 BB: 0 P: 8	R: 0 E: 0 K: 2 S: 8	H: 1 LOB: 1 BB: 0 P: 8	R: 0 E: 0 K: 0 S: 3	H: 1 LOB: 0 BB: 0 P: 3	R: 0 E: 0 K: 2 S: 8	H: 1 LOB: 1 BB: 0 P: 8	1B: 5 2B: 2 3B: 0 HR: 0	SF: 0 SAC: 0 DP: 2 HBP: 1	WP: 1 PB: 0 SB: 0 CS: 0	PA: 35
<b>PITCHER</b> Bob Veale, L ERA: 2.64 (1, 1)	IP: 9.0 WLS: W BF: 35 H: 7 R: 1 ER: 0 SO: 11 BB: 1 IBB: 0 HBP: 1 BLK: 0 WP: 1 HR: 0 S: 55 P: 60 ERA: 0.00 WHIP: 0.889															<b>PITCHER</b>				

Batter	1	2	3	4	5	6	7	8	9	AB	R	H	RBI	BB	SO	LOB	BOTTOM				
Matty Alou, L OBP: 0.368, SLG: 0.435 (1, 8)	0-0 HR 6-3 1B		0-3 K			0-0 4-3 SH3-4 CS 1B		0-0 2B 1B		4	2	3	0	0	1	0	<b>Los Angeles Dodgers @ Pittsburgh Pirates</b> Forbes Field, Pittsburgh, PA Wed Aug 03 1966, 7:05 PM EDT Att: 21,952 - Unknown <a href="http://livebaseballscorecards.com">livebaseballscorecards.com</a>				
Gene Alley, R OBP: 0.311, SLG: 0.406 (1, 6)	0-0 6-3 1-2		0-3 K			0-0 SH3-4 1-2		0-0 1-H 2B		3	0	1	1	0	1	1					
Roberto Clemente, R OBP: 0.372, SLG: 0.552 (1, 9)	0-0 2H HR			0-0 4-3		0-0 4-3 2-3		0-0 4-3		4	1	1	2	0	0	2					
Willie Stargell, L OBP: 0.391, SLG: 0.601 (1, 7)	0-0 F9			0-0 4-3		4-0 IBB				2	0	0	0	1	0	0					
Jose Pagan, R OBP: 0.291, SLG: 0.401 (1, 5)	0-0 F8			0-0 6-3		0-0 CS 3-H	0-0 F9			3	0	0	0	0	0	0					
Donn Clendenen, R OBP: 0.355, SLG: 0.511 (1, 3)		0-0 1-6-3			0-0 P4		0-3 K			3	0	0	0	0	1	0					
Bill Mazerowski, R OBP: 0.299, SLG: 0.368 (1, 4)		0-3 K			0-0 WP 1B		0-3 K			3	0	1	0	0	2	0					
Jesse Gonder, L OBP: 0.222, SLG: 0.338 (1, 2)		0-0 P4			0-3 K 1-2			0-0 F9		3	0	0	0	0	1	1					
Bob Veale, S OBP: 0.172, SLG: 0.207 (1, 1)			0-3 K		0-3 K			0-3 K		3	0	0	0	0	3	1					
<b>Inning Stats</b>	R: 2 E: 0 K: 0 S: 5	H: 2 LOB: 0 BB: 0 P: 5	R: 0 E: 0 K: 1 S: 5	H: 0 LOB: 0 BB: 0 P: 5	R: 0 E: 0 K: 3 S: 9	H: 0 LOB: 0 BB: 0 P: 9	R: 0 E: 0 K: 0 S: 3	H: 0 LOB: 0 BB: 0 P: 3	R: 0 E: 0 K: 2 S: 8	H: 1 LOB: 1 BB: 0 P: 8	R: 0 E: 0 K: 0 S: 3	H: 1 LOB: 1 BB: 1 P: 7	R: 0 E: 0 K: 2 S: 7	H: 0 LOB: 0 BB: 0 P: 7	R: 1 E: 0 K: 1 S: 7	H: 2 LOB: 1 BB: 0 P: 7		1B: 4 2B: 1 3B: 0 HR: 1	SF: 0 SAC: 1 DP: 0 HBP: 0	WP: 1 PB: 0 SB: 0 CS: 1	PA: 31
<b>PITCHER</b> Don Sutton, R ERA: 3.23 (7, 1)	IP: 6.0 WLS: L BF: 22 H: 4 R: 2 ER: 2 SO: 6 BB: 0 IBB: 1 HBP: 0 BLK: 0 WP: 1 HR: 1 S: 33 P: 37 ERA: 3.00 WHIP: 0.667															<b>PITCHER</b>					
Phil Regan, R ERA: 1.6 (7, 1)	IP: 2.0 WLS: L BF: 8 H: 2 R: 1 ER: 1 SO: 3 BB: 0 IBB: 0 HBP: 0 BLK: 0 WP: 0 HR: 0 S: 14 P: 14 ERA: 4.50 WHIP: 1.000															<b>PITCHER</b>					



Batter	1	2	3	4	5	6	7	8	9	AB	R	H	RBI	BB	SO	LOB	TOP					
Jim Barbieri, L OBP: 0.333, SLG: 0.340 (1, 7)	G3		L4-6 2B			F7		P5		4	0	1	0	0	0	2	<b>Los Angeles Dodgers @ Pittsburgh Pirates</b> Forbes Field, Pittsburgh, PA Thu Aug 04 1966, 7:05 PM EDT Att: 22,529 - Unknown  <b>AB 32</b> <b>R 1</b> <b>H 6</b> <b>RBI 1</b> <b>BB 0</b> <b>SO 6</b> <b>LOB 9</b> 					
Maury Wills, S OBP: 0.330, SLG: 0.334 Ron Perranoski, L OBP: 0.250, SLG: 0.500 (1, 5) (8, 1)	1-3		L4-6 2-3			5-3		1-3		4	0	0	0	0	0	3						
Willie Davis, L OBP: 0.288, SLG: 0.363 (1, 8)	F7			K			4-3		G3	4	0	0	0	0	1	0						
Dick Stuart, R OBP: 0.314, SLG: 0.407 (1, 3)		K		5-3			K		F8	4	0	0	0	0	2	0						
John Roseboro, L OBP: 0.365, SLG: 0.468 (1, 2)		1B 2B		4-3					F2	4	1	2	0	0	0	0						
Jim Lefebvre, S OBP: 0.331, SLG: 0.450 (1, 4) (8, 5)						F9				3	0	1	1	0	0	1						
Ron Fairly, L OBP: 0.331, SLG: 0.324 (1, 9)						K				3	0	1	0	0	1	1						
John Kennedy, R OBP: 0.252, SLG: 0.293 (1, 6)						K			F9	3	0	0	0	0	2	2						
Claude Osteen, L OBP: 0.281, SLG: 0.352 Bob Miller, R OBP: 0.266, SLG: 0.167 Joe Moeller, R OBP: 0.254, SLG: 0.388 Wes Parkers, L OBP: 0.195, SLG: 0.176 Jim Brewer, L OBP: 0.195, SLG: 0.176 Wes Covington, R OBP: 0.230, SLG: 0.221 (1, 1) (2, 1) (4, 1) (6, PH) (8, 1) (8, PH) (8, 4)				6-3						0	0	0	0	0	0	0						
<b>Inning Stats</b>	R: 0 E: 0 K: 0 S: 3	H: 0 LOB: 0 BB: 0 P: 3	R: 1 E: 0 K: 2 S: 9	H: 2 LOB: 1 BB: 0 P: 9	R: 0 E: 0 K: 0 S: 3	H: 1 LOB: 0 BB: 0 P: 3	R: 0 E: 0 K: 1 S: 5	H: 0 LOB: 0 BB: 0 P: 5	R: 0 E: 0 K: 2 S: 7	H: 0 LOB: 0 BB: 0 P: 7	R: 0 E: 0 K: 0 S: 3	H: 0 LOB: 0 BB: 0 P: 3	R: 0 E: 0 K: 1 S: 6	H: 1 LOB: 1 BB: 0 P: 6	R: 0 E: 0 K: 0 S: 5	H: 2 LOB: 2 BB: 0 P: 5		R: 0 E: 0 K: 0 S: 3	H: 0 LOB: 0 BB: 0 P: 3	1B: 3 2B: 4 3B: 0 HR: 0	SF: 0 SAC: 0 DP: 1 HBP: 0	WP: 0 PB: 0 SB: 0 CS: 0
<b>PITCHER</b> Vern Law, R ERA: 4.41 (1, 1)	IP: 9.0 WLS: W BF: 32 H: 6 R: 1 ER: 1 SO: 6 BB: 0 IBB: 0 HBP: 0 BLK: 0 WP: 0 HR: 0 S: 44 P: 44 ERA: 1.00 WHIP: 0.667															<b>PITCHER</b> IP: WLS: BF: H: R: ER: SO: BB: IBB: HBP: BLK: WP: HR: S: P: ERA: WHIP						

Batter	1	2	3	4	5	6	7	8	9	AB	R	H	RBI	BB	SO	LOB	BOTTOM			
Gene Alley, R OBP: 0.313, SLG: 0.408 (1, 6)	3B 1B	E9 2H 1B		SH2-3 1-2	K 3H		SF8			3	1	2	2	0	1	0	<b>Los Angeles Dodgers @ Pittsburgh Pirates</b> Forbes Field, Pittsburgh, PA Thu Aug 04 1966, 7:05 PM EDT Att: 22,529 - Unknown  <b>AB 36</b> <b>R 8</b> <b>H 16</b> <b>RBI 7</b> <b>BB 2</b> <b>SO 3</b> <b>LOB 25</b> 			
Manny Mota, R OBP: 0.402, SLG: 0.532 (1, 8) (6, 7)	5-3 1H 3B			1B 2H 3B		1B 1B	K			4	3	3	2	1	1	0				
Roberto Clemente, R OBP: 0.370, SLG: 0.548 (1, 9)	5-3	K		P4		1B 1B		P4		5	0	1	1	0	1	3				
Donn Clendenon, R OBP: 0.360, SLG: 0.514 (1, 3)	FC1-6 1B	FC1-4-6 1-2		1B 3H		1B 1B		E 1B HBP		4	0	3	2	0	0	2				
Jose Pagan, R OBP: 0.296, SLG: 0.402 (1, 5)	FC1-6 1-2 1B			BB HBP		P5		P5		4	0	2	0	0	0	3				
Bill Mazaroski, R OBP: 0.298, SLG: 0.366 (1, 4)	1-2 1B			P5		P3		F8		5	0	1	0	0	0	7				
Bob Bailey, R OBP: 0.340, SLG: 0.411 Matty Alou, L OBP: 0.367, SLG: 0.434 (1, 7) (6, 8)	4-3			G4-6-3 1-2 BB		4-3 WP 2B		F8		2	1	1	0	1	0	2				
Jim Pagliaroni, R OBP: 0.341, SLG: 0.404 (1, 2)				G4-6-3 E 1B		P3		4-3 SF8 2B		4	2	2	0	0	0	3				
Vern Law, R OBP: 0.326, SLG: 0.405 (1, 1)	4-3			WP 3B 1B		4-3		4-3		4	1	1	0	0	0	3				
<b>Inning Stats</b>	R: 2 E: 0 K: 0 S: 7	H: 4 LOB: 2 BB: 0 P: 7	R: 1 E: 1 K: 1 S: 7	H: 2 LOB: 1 BB: 1 P: 11	R: 0 E: 0 K: 0 S: 2	H: 0 LOB: 1 BB: 1 P: 7	R: 2 E: 0 K: 0 S: 7	H: 4 LOB: 2 BB: 0 P: 7	R: 1 E: 0 K: 1 S: 6	H: 3 LOB: 2 BB: 0 P: 6	R: 1 E: 0 K: 1 S: 6	H: 1 LOB: 0 BB: 0 P: 6	R: 0 E: 0 K: 0 S: 3	H: 1 LOB: 1 BB: 0 P: 4	R: 0 E: 0 K: 0 S: 3	H: 0 LOB: 0 BB: 0 P: 3		1B: 12 2B: 2 3B: 2 HR: 0	SF: 1 SAC: 1 DP: 2 HBP: 2	WP: 2 PB: 0 SB: 0 CS: 0
<b>PITCHER</b> Claude Osteen, L ERA: 2.5 Bob Miller, R ERA: 3.94 Joe Moeller, R ERA: 2.15 Jim Brewer, L ERA: 4.91 Ron Perranoski, L ERA: 1.9 (1, 1) (2, 1) (4, 1) (6, 1) (8, 1)	IP: 1.1 WLS: L BF: 10 H: 4 R: 3 ER: 2 SO: 3 BB: 2 IBB: 0 HBP: 1 BLK: 0 WP: 1 HR: 0 S: 10 P: 10 ERA: 20.25 WHIP: 4.500															<b>PITCHER</b> IP: WLS: BF: H: R: ER: SO: BB: IBB: HBP: BLK: WP: HR: S: P: ERA: WHIP				



Batter	1	2	3	4	5	6	7	8	9	AB	R	H	RBI	BB	SO	LOB	TOP			
<b>Jim Barbieri, L</b> <small>(1, 9) OBP: 0.391, SLG: 0.386</small>										4	2	3	1	2	0	1	<b>Los Angeles Dodgers @ Houston Astros</b> Astrodome, Houston, TX Fri Aug 05 1966, 8:05 PM EDT Att: 46,555 - Unknown			
<b>Maury Wills, S</b> <small>(1, 6) OBP: 0.333, SLG: 0.337</small>												3	1	2	1	0		0	2	
<b>Nate Oliver, R</b> <small>(5, 4) OBP: 0.285, SLG: 0.217</small>										2	0	0	0	0	2					
<b>Willie Davis, L</b> <small>(1, 8) OBP: 0.287, SLG: 0.362</small>											4	2	1	2	0	0		4		
<b>Wes Parker, S</b> <small>(6, 8) OBP: 0.339, SLG: 0.387</small>										1	0	0	0	0	1					
<b>John Roseboro, L</b> <small>(1, 2) OBP: 0.369, SLG: 0.471</small>											5	2	3	3	0	0		2		
<b>Bob Miller, R</b> <small>(7, 1)</small>								0	0	0	0	0	0	0						
<b>Lou Johnson, R</b> <small>(1, 7) OBP: 0.321, SLG: 0.407</small>								5	0	2	1	0	0	2						
<b>Jim Lefebvre, S</b> <small>(1, 4) OBP: 0.325, SLG: 0.450</small>								5	1	1	1	0	0	3						
<b>Ron Fairly, L</b> <small>(1, 3) OBP: 0.336, SLG: 0.339</small>									5	2	3	1	0	0	0					
<b>John Kennedy, R</b> <small>(1, 5) OBP: 0.256, SLG: 0.296</small>										5	1	2	1	0	2	2				
<b>Sandy Koufax, R</b> <small>(1, 1) OBP: 0.084, SLG: 0.074</small>									4	1	1	0	0	2	2					
<b>Jeff Torborg, R</b> <small>(7, 2) OBP: 0.291, SLG: 0.287</small>								1	0	0	0	0	1							
<b>Inning Stats</b>	R: 4 E: 2 K: 1 S: 10	H: 4 LOB: 1 BB: 0 P: 10	R: 2 E: 0 K: 0 S: 6	H: 3 LOB: 2 BB: 1 P: 10	R: 5 E: 0 K: 1 S: 11	H: 6 LOB: 1 BB: 0 P: 11	R: 1 E: 0 K: 2 S: 10	H: 3 LOB: 2 BB: 0 P: 10	R: 0 E: 0 K: 0 S: 3	H: 1 LOB: 0 BB: 0 P: 3	R: 0 E: 0 K: 0 S: 3	H: 0 LOB: 1 BB: 1 P: 11	R: 0 E: 0 K: 0 S: 3	H: 0 LOB: 0 BB: 0 P: 3	R: 0 E: 0 K: 1 S: 6	H: 1 LOB: 1 BB: 0 P: 6	1B: 13 2B: 5 3B: 0 HR: 0	SF: 0 SAC: 1 DP: 1 HBP: 0	WP: 3 PB: 0 SB: 1 CS: 0	PA: 47
<b>PITCHER</b>	IP WLS BF H R ER SO BB IBB HBP BLK WP HR S P ERA WHIP	IP WLS BF H R ER SO BB IBB HBP BLK WP HR S P ERA WHIP																		
<b>Bob Bruce, R</b> <small>(1, 1) ERA: 5.67</small>	1.0	L	11	6	6	3	1	1	0	0	0	0	0	1	0	12	16	27.00	7.000	
<b>Carroll Sembera, R</b> <small>(2, 1) ERA: 5.19</small>	1.0		4	1	0	0	0	0	0	0	0	0	0	0	0	4	4	0.00	1.000	
<b>Ron Taylor, R</b> <small>(3, 1) ERA: 5.65</small>	0.2		8	6	5	5	1	0	0	0	0	0	1	0	10	10	67.50	9.000		
<b>Barry Latman, R</b> <small>(3, 1) ERA: 2.87</small>	4.1		17	4	1	1	4	1	0	0	0	0	1	0	24	28	2.08	1.154		
<b>Jim Owens, R</b> <small>(8, 1) ERA: 3.64</small>	2.0		7	1	0	0	1	0	0	0	0	0	0	0	9	9	0.00	0.500		
<b>Batter</b>	1	2	3	4	5	6	7	8	9	AB <td>R <td>H <td>RBI <td>BB <td>SO <td>LOB <td>BOTTOM</td> </td></td></td></td></td></td>	R <td>H <td>RBI <td>BB <td>SO <td>LOB <td>BOTTOM</td> </td></td></td></td></td>	H <td>RBI <td>BB <td>SO <td>LOB <td>BOTTOM</td> </td></td></td></td>	RBI <td>BB <td>SO <td>LOB <td>BOTTOM</td> </td></td></td>	BB <td>SO <td>LOB <td>BOTTOM</td> </td></td>	SO <td>LOB <td>BOTTOM</td> </td>	LOB <td>BOTTOM</td>	BOTTOM			
<b>Ron Brand, R</b> <small>(1, 7) OBP: 0.287, SLG: 0.253</small>									4	0	1	0	0	1	3					
<b>Sonny Jackson, L</b> <small>(1, 6) OBP: 0.331, SLG: 0.338</small>										4	0	0	0	0	3	2				
<b>Bob Aspromonte, R</b> <small>(1, 5) OBP: 0.298, SLG: 0.332</small>							4	0	0	0	0	1	1							
<b>Chuck Harrison, R</b> <small>(1, 3) OBP: 0.320, SLG: 0.370</small>							4	0	1	0	0	1	1							
<b>Dave Nicholson, R</b> <small>(1, 8) OBP: 0.366, SLG: 0.448</small>								4	1	1	1	0	1	1						
<b>John Bateman, R</b> <small>(1, 2) OBP: 0.313, SLG: 0.479</small>								4	0	1	0	0	2	1						
<b>Rusty Staub, L</b> <small>(1, 9) OBP: 0.355, SLG: 0.439</small>							3	0	2	0	1	1	0							
<b>Bob Lillis, R</b> <small>(1, 4) OBP: 0.264, SLG: 0.274</small>							3	0	1	0	0	1	2							
<b>Jim Owens, R</b> <small>(8, 1) OBP: 0.293, SLG: 0.283</small>							0	0	0	0	0	0	0							
<b>Bill Heath, L</b> <small>(9, PH) OBP: 0.293, SLG: 0.283</small>							0	0	0	0	1	0	0							
<b>Bob Bruce, R</b> <small>(1, 1) OBP: 0.125, SLG: 0.087</small>							0	0	0	0	0	0	0							
<b>Carroll Sembera, R</b> <small>(2, 1) OBP: 0.287, SLG: 0.253</small>							0	0	0	0	0	0	0							
<b>Joe Morgan, L</b> <small>(2, PH) OBP: 0.348, SLG: 0.438</small>							0	0	0	0	0	0	0							
<b>Ron Taylor, R</b> <small>(3, 1) OBP: 0.313, SLG: 0.479</small>							0	0	0	0	0	0	0							
<b>Barry Latman, R</b> <small>(3, 1) OBP: 0.291, SLG: 0.287</small>							0	0	0	0	0	0	0							
<b>Lee Maye, L</b> <small>(7, PH) OBP: 0.204, SLG: 0.392</small>							2	0	0	0	0	0	3							
<b>Inning Stats</b>	R: 0 E: 0 K: 1 S: 6	H: 1 LOB: 1 BB: 0 P: 6	R: 1 E: 0 K: 3 S: 11	H: 2 LOB: 2 BB: 1 P: 15	R: 0 E: 0 K: 1 S: 5	H: 0 LOB: 0 BB: 0 P: 5	R: 0 E: 0 K: 3 S: 9	H: 0 LOB: 0 BB: 0 P: 9	R: 0 E: 0 K: 2 S: 8	H: 1 LOB: 1 BB: 0 P: 8	R: 0 E: 0 K: 0 S: 4	H: 1 LOB: 1 BB: 0 P: 4	R: 0 E: 0 K: 0 S: 2	H: 0 LOB: 0 BB: 1 P: 6	R: 0 E: 0 K: 1 S: 5	H: 2 LOB: 3 BB: 1 P: 11	1B: 4 2B: 2 3B: 0 HR: 1	SF: 0 SAC: 0 DP: 1 HBP: 0	WP: 0 PB: 0 SB: 0 CS: 0	PA: 36
<b>PITCHER</b>	IP WLS BF H R ER SO BB IBB HBP BLK WP HR S P ERA WHIP	IP WLS BF H R ER SO BB IBB HBP BLK WP HR S P ERA WHIP																		
<b>Sandy Koufax, L</b> <small>(1, 1) ERA: 1.63</small>	6.0	W	24	5	1	1	10	1	0	0	0	0	0	0	0	43	47	1.50	1.000	
<b>Bob Miller, R</b> <small>(7, 1) ERA: 3.59</small>	3.0	S	12	2	0	0	2	2	0	0	0	0	0	0	14	22	0.00	1.333		



Batter	1	2	3	4	5	6	7	8	9	AB	R	H	RBI	BB	SO	LOB	TOP							
Willie Davis, L OBP: 0.289, SLG: 0.361 (1, 8)										4	1	1	0	0	0	1	<b>Los Angeles Dodgers @ Houston Astros</b> Astrodome, Houston, TX Sat Aug 06 1966, 8:05 PM EDT Att: 49,003 - Unknown							
Maury Wills, S OBP: 0.334, SLG: 0.338 (1, 6)										4	1	2	0	0	1	0								
Lou Johnson, R OBP: 0.320, SLG: 0.405 (1, 9) (8, 7)										4	0	1	2	0	2	1								
Dick Stuart, R OBP: 0.312, SLG: 0.399 Wes Parker, S OBP: 0.339, SLG: 0.387 (1, 3) (7, 3)										3	0	0	0	1	3	2								
Tommy Davis, R OBP: 0.321, SLG: 0.365 Ron Fairly, L OBP: 0.336, SLG: 0.339 (1, 7) (8, 9)										4	1	2	0	0	0	1								
Jim Lefebvre, S OBP: 0.326, SLG: 0.445 Nate Oliver, R OBP: 0.285, SLG: 0.217 (1, 4) (8, 4)										3	0	0	0	1	1	3								
John Roseboro, L OBP: 0.367, SLG: 0.471 (1, 2)										4	1	1	0	0	1	2								
John Kennedy, R OBP: 0.261, SLG: 0.300 (1, 5)										4	0	2	2	0	1	0								
Don Drysdale, R OBP: 0.274, SLG: 0.357 Ron Perranoski, L OBP: 0.200, SLG: 0.400 Phil Regan, R OBP: 0.263, SLG: 0.176 (1, 1) (7, 1) (9, 1)										3	0	0	0	0	2	2								
<b>Inning Stats</b>	R: 2 E: 1 K: 1 S: 8	H: 3 LOB: 2 BB: 1 P: 12	R: 0 E: 0 K: 0 S: 3	H: 1 LOB: 0 BB: 0 P: 3	R: 0 E: 0 K: 3 S: 9	H: 0 LOB: 0 BB: 0 P: 9	R: 2 E: 0 K: 2 S: 10	H: 3 LOB: 1 BB: 0 P: 10	R: 0 E: 0 K: 0 S: 4	H: 0 LOB: 2 BB: 1 P: 8	R: 0 E: 0 K: 2 S: 7	H: 1 LOB: 1 BB: 0 P: 7	R: 0 E: 0 K: 0 S: 8	H: 0 LOB: 0 BB: 0 P: 8	R: 0 E: 0 K: 0 S: 3	H: 0 LOB: 0 BB: 0 P: 3		R: 0 E: 0 K: 1 S: 4	H: 0 LOB: 0 BB: 0 P: 5	1B: 8 2B: 1 3B: 0 HR: 0	SF: 0 SAC: 0 DP: 1 HBP: 1	WP: 0 PB: 0 SB: 0 CS: 1	PA: 38	
<b>PITCHER</b>	IP WLS BF L	WLS BF L	H R ER SO	H R ER SO	BB IBB HBP BLK	WP HR S P	ERA WHIP	<b>PITCHER</b>	IP WLS BF L	H R ER SO	BB IBB HBP BLK	WP HR S P	ERA WHIP											
Mike Cuellar, L ERA: 2.44 (1, 1)	7.0	31	9	4	3	10	3.86	1.429																
Claude Raymond, R ERA: 2.64 (8, 1)	2.0	6	0	0	0	1	0.00	0.000																

Batter	1	2	3	4	5	6	7	8	9	AB	R	H	RBI	BB	SO	LOB	BOTTOM							
Ron Davis, R OBP: 0.600, SLG: 0.600 (1, 8)										5	0	3	0	0	1	1	<b>Los Angeles Dodgers @ Houston Astros</b> Astrodome, Houston, TX Sat Aug 06 1966, 8:05 PM EDT Att: 49,003 - Unknown							
Sonny Jackson, L OBP: 0.330, SLG: 0.336 Felix Mantilla, R OBP: 0.250, SLG: 0.339 (1, 6) (9, PH)										3	0	0	0	1	0	2								
Rusty Staub, L OBP: 0.357, SLG: 0.438 (1, 9)										3	1	1	0	1	0	2								
Chuck Harrison, R OBP: 0.315, SLG: 0.363 (1, 3)										4	1	0	0	0	0	4								
Lee Maye, L OBP: 0.295, SLG: 0.403 Dave Nicholson, R OBP: 0.364, SLG: 0.445 (1, 7) (8, PH) (9, 7)										3	1	1	3	0	1	1								
Bob Aspromonte, R OBP: 0.297, SLG: 0.331 (1, 5)										4	0	1	0	0	1	2								
John Bateman, R OBP: 0.313, SLG: 0.479 Bill Heath, L OBP: 0.295, SLG: 0.304 (1, 2) (3, 2)										0	0	0	0	0	0	0								
Bob Lillis, R OBP: 0.256, SLG: 0.264 (1, 4)										4	0	0	0	0	1	2								
Mike Cuellar, L OBP: 0.114, SLG: 0.116 Joe Morgan, L OBP: 0.435, SLG: 0.437 Claude Raymond, R OBP: 0.111, SLG: 0.111 Gene Freese, R OBP: 0.274, SLG: 0.293 (1, 1) (7, PH) (8, 1) (9, PH)										2	0	1	0	0	0	1								
<b>Inning Stats</b>	R: 3 E: 1 K: 2 S: 10	H: 2 LOB: 0 BB: 0 P: 10	R: 0 E: 0 K: 0 S: 3	H: 1 LOB: 1 BB: 0 P: 4	R: 0 E: 0 K: 0 S: 4	H: 0 LOB: 2 BB: 1 P: 8	R: 0 E: 0 K: 0 S: 5	H: 2 LOB: 2 BB: 0 P: 5	R: 0 E: 0 K: 1 S: 5	H: 0 LOB: 0 BB: 0 P: 5	R: 0 E: 0 K: 2 S: 7	H: 1 LOB: 0 BB: 0 P: 7	R: 0 E: 0 K: 0 S: 4	H: 1 LOB: 2 BB: 1 P: 8	R: 0 E: 0 K: 2 S: 7	H: 0 LOB: 0 BB: 0 P: 7		R: 0 E: 0 K: 0 S: 4	H: 1 LOB: 1 BB: 0 P: 4	1B: 5 2B: 3 3B: 0 HR: 1	SF: 0 SAC: 0 DP: 2 HBP: 1	WP: 0 PB: 0 SB: 1 CS: 1	PA: 38	
<b>PITCHER</b>	IP WLS BF L	WLS BF L	H R ER SO	H R ER SO	BB IBB HBP BLK	WP HR S P	ERA WHIP	<b>PITCHER</b>	IP WLS BF L	H R ER SO	BB IBB HBP BLK	WP HR S P	ERA WHIP											
Don Drysdale, R ERA: 4.03 (1, 1)	6.1	29	7	3	0	5	0.00	1.421																
Ron Perranoski, L ERA: 1.92 (7, 1)	2.1	8	1	0	0	2	0.00	0.429																
Phil Regan, R ERA: 1.6 (9, 1)	0.1	1	0	0	0	0	0.00	0.000																





Batter	1	2	3	4	5	6	7	8	9	AB	R	H	RBI	BB	SO	LOB	TOP																																																																																					
<b>Jim Barbiere, L</b> (1, 9) <small>OBP: 0.377, SLG: 0.397</small>										6	1	2	0	0	0	6	<b>Los Angeles Dodgers @ Houston Astros</b> Astrodome, Houston, TX Sun Aug 07 1966, 4:33 AM EDT Att: 46,568 - Unknown																																																																																					
<b>Maury Wills, S</b> (1, 6) <small>OBP: 0.336, SLG: 0.340</small>										4	1	2	0	0	0	2																																																																																						
<b>Jim Gilliam, S</b> (8, 5) <small>OBP: 0.288, SLG: 0.270</small>										1	1	1	0	0	0	0																																																																																						
<b>Willie Davis, L</b> (1, 8) <small>OBP: 0.294, SLG: 0.371</small>										6	3	4	1	0	0	2																																																																																						
<b>John Roseboro, L</b> (1, 2) <small>OBP: 0.371, SLG: 0.473</small>										5	3	3	1	0	0	2																																																																																						
<b>Jeff Torborg, R</b> (8, 2) <small>OBP: 0.286, SLG: 0.287</small>										0	0	0	1	0	0	0																																																																																						
<b>Lou Johnson, R</b> (1, 7) <small>OBP: 0.326, SLG: 0.416</small>										4	2	2	3	1	0	3																																																																																						
<b>Jim Lefebvre, S</b> (1, 4) <small>OBP: 0.325, SLG: 0.454</small>										5	1	2	3	0	0	4																																																																																						
<b>Nate Oliver, R</b> (8, 4) <small>OBP: 0.282, SLG: 0.216</small>										1	1	0	0	0	0	1																																																																																						
<b>Ron Fairly, L</b> (1, 3) <small>OBP: 0.351, SLG: 0.369</small>										4	1	4	3	2	0	0																																																																																						
<b>John Kennedy, R</b> (1, 5) <small>OBP: 0.256, SLG: 0.293</small>										5	0	0	1	0	4	6																																																																																						
<b>Claude Osteen, L</b> (1, 1) <small>OBP: 0.276, SLG: 0.345</small>										1	0	0	0	0	1	1																																																																																						
<b>Joe Moeller, R</b> (2, 1) <small>OBP: 0.300, SLG: 0.125</small>										2	0	0	0	1	1	3																																																																																						
<b>Ron Perranoski, L</b> (7, 1) <small>OBP: 0.200, SLG: 0.400</small>										0	0	0	0	0	0	0																																																																																						
<b>Wes Covington, L</b> (8, PH) <small>OBP: 0.216, SLG: 0.156</small>										0	0	0	0	0	0	0																																																																																						
<b>Jim Brewer, L</b> (8, 1) <small>OBP: 0.216, SLG: 0.156</small>										0	0	0	0	0	0	0																																																																																						
<b>Inning Stats</b>	R: 3 E: 0 K: 0 S: 6	H: 3 LOB: 0 BB: 0 P: 6	R: 0 E: 0 K: 2 S: 8	H: 1 LOB: 1 BB: 0 P: 8	R: 0 E: 0 K: 0 S: 4	H: 1 LOB: 1 BB: 0 P: 4	R: 2 E: 0 K: 2 S: 9	H: 3 LOB: 1 BB: 0 P: 9	R: 0 E: 0 K: 0 S: 5	H: 2 LOB: 2 BB: 0 P: 5	R: 0 E: 0 K: 0 S: 4	H: 1 LOB: 2 BB: 1 P: 8	R: 2 E: 0 K: 0 S: 4	H: 2 LOB: 2 BB: 1 P: 10	R: 5 E: 2 K: 1 S: 11	H: 5 LOB: 3 BB: 2 P: 12	R: 2 E: 0 K: 1 S: 7	H: 2 LOB: 2 BB: 2 P: 15	1B: 13 2B: 3 3B: 2 HR: 2	SF: 1 SAC: 1 DP: 1 HBP: 3	WP: 0 PA: 53 PB: 0 SB: 1 CS: 0																																																																																	
<b>PITCHER</b>	IP: 4.0 WLS: L BF: 19 H: 8 R: 5 ER: 5 SO: 4 ERA: 5.01	IP: 2.0 WLS: W BF: 10 H: 3 R: 0 ER: 0 SO: 0 ERA: 4.22	IP: 0.1 WLS: 3 BF: 2 H: 2 R: 2 ER: 0 SO: 0 ERA: 6.02	IP: 1.0 WLS: 6 BF: 3 H: 4 R: 4 ER: 4 SO: 0 ERA: 4.13	IP: 0.2 WLS: 5 BF: 2 H: 1 R: 0 ER: 0 SO: 1 ERA: 5.74	IP: 1.0 WLS: L BF: 7 H: 2 R: 2 ER: 2 SO: 1 ERA: 2.85	IP: 4.0 WLS: L BF: 19 H: 8 R: 5 ER: 5 SO: 4 ERA: 5.01	IP: 2.0 WLS: W BF: 10 H: 3 R: 0 ER: 0 SO: 0 ERA: 4.22	IP: 0.1 WLS: 3 BF: 2 H: 2 R: 2 ER: 0 SO: 0 ERA: 6.02	IP: 1.0 WLS: 6 BF: 3 H: 4 R: 4 ER: 4 SO: 0 ERA: 4.13	IP: 0.2 WLS: 5 BF: 2 H: 1 R: 0 ER: 0 SO: 1 ERA: 5.74	IP: 1.0 WLS: L BF: 7 H: 2 R: 2 ER: 2 SO: 1 ERA: 2.85	IP: 4.0 WLS: L BF: 19 H: 8 R: 5 ER: 5 SO: 4 ERA: 5.01	IP: 2.0 WLS: W BF: 10 H: 3 R: 0 ER: 0 SO: 0 ERA: 4.22	IP: 0.1 WLS: 3 BF: 2 H: 2 R: 2 ER: 0 SO: 0 ERA: 6.02	IP: 1.0 WLS: 6 BF: 3 H: 4 R: 4 ER: 4 SO: 0 ERA: 4.13	IP: 0.2 WLS: 5 BF: 2 H: 1 R: 0 ER: 0 SO: 1 ERA: 5.74	IP: 1.0 WLS: L BF: 7 H: 2 R: 2 ER: 2 SO: 1 ERA: 2.85	IP: 4.0 WLS: L BF: 19 H: 8 R: 5 ER: 5 SO: 4 ERA: 5.01	IP: 2.0 WLS: W BF: 10 H: 3 R: 0 ER: 0 SO: 0 ERA: 4.22	IP: 0.1 WLS: 3 BF: 2 H: 2 R: 2 ER: 0 SO: 0 ERA: 6.02	IP: 1.0 WLS: 6 BF: 3 H: 4 R: 4 ER: 4 SO: 0 ERA: 4.13	IP: 0.2 WLS: 5 BF: 2 H: 1 R: 0 ER: 0 SO: 1 ERA: 5.74	IP: 1.0 WLS: L BF: 7 H: 2 R: 2 ER: 2 SO: 1 ERA: 2.85	IP: 4.0 WLS: L BF: 19 H: 8 R: 5 ER: 5 SO: 4 ERA: 5.01	IP: 2.0 WLS: W BF: 10 H: 3 R: 0 ER: 0 SO: 0 ERA: 4.22	IP: 0.1 WLS: 3 BF: 2 H: 2 R: 2 ER: 0 SO: 0 ERA: 6.02	IP: 1.0 WLS: 6 BF: 3 H: 4 R: 4 ER: 4 SO: 0 ERA: 4.13	IP: 0.2 WLS: 5 BF: 2 H: 1 R: 0 ER: 0 SO: 1 ERA: 5.74	IP: 1.0 WLS: L BF: 7 H: 2 R: 2 ER: 2 SO: 1 ERA: 2.85	IP: 4.0 WLS: L BF: 19 H: 8 R: 5 ER: 5 SO: 4 ERA: 5.01	IP: 2.0 WLS: W BF: 10 H: 3 R: 0 ER: 0 SO: 0 ERA: 4.22	IP: 0.1 WLS: 3 BF: 2 H: 2 R: 2 ER: 0 SO: 0 ERA: 6.02	IP: 1.0 WLS: 6 BF: 3 H: 4 R: 4 ER: 4 SO: 0 ERA: 4.13	IP: 0.2 WLS: 5 BF: 2 H: 1 R: 0 ER: 0 SO: 1 ERA: 5.74	IP: 1.0 WLS: L BF: 7 H: 2 R: 2 ER: 2 SO: 1 ERA: 2.85	IP: 4.0 WLS: L BF: 19 H: 8 R: 5 ER: 5 SO: 4 ERA: 5.01	IP: 2.0 WLS: W BF: 10 H: 3 R: 0 ER: 0 SO: 0 ERA: 4.22	IP: 0.1 WLS: 3 BF: 2 H: 2 R: 2 ER: 0 SO: 0 ERA: 6.02	IP: 1.0 WLS: 6 BF: 3 H: 4 R: 4 ER: 4 SO: 0 ERA: 4.13	IP: 0.2 WLS: 5 BF: 2 H: 1 R: 0 ER: 0 SO: 1 ERA: 5.74	IP: 1.0 WLS: L BF: 7 H: 2 R: 2 ER: 2 SO: 1 ERA: 2.85	IP: 4.0 WLS: L BF: 19 H: 8 R: 5 ER: 5 SO: 4 ERA: 5.01	IP: 2.0 WLS: W BF: 10 H: 3 R: 0 ER: 0 SO: 0 ERA: 4.22	IP: 0.1 WLS: 3 BF: 2 H: 2 R: 2 ER: 0 SO: 0 ERA: 6.02	IP: 1.0 WLS: 6 BF: 3 H: 4 R: 4 ER: 4 SO: 0 ERA: 4.13	IP: 0.2 WLS: 5 BF: 2 H: 1 R: 0 ER: 0 SO: 1 ERA: 5.74	IP: 1.0 WLS: L BF: 7 H: 2 R: 2 ER: 2 SO: 1 ERA: 2.85	IP: 4.0 WLS: L BF: 19 H: 8 R: 5 ER: 5 SO: 4 ERA: 5.01	IP: 2.0 WLS: W BF: 10 H: 3 R: 0 ER: 0 SO: 0 ERA: 4.22	IP: 0.1 WLS: 3 BF: 2 H: 2 R: 2 ER: 0 SO: 0 ERA: 6.02	IP: 1.0 WLS: 6 BF: 3 H: 4 R: 4 ER: 4 SO: 0 ERA: 4.13	IP: 0.2 WLS: 5 BF: 2 H: 1 R: 0 ER: 0 SO: 1 ERA: 5.74	IP: 1.0 WLS: L BF: 7 H: 2 R: 2 ER: 2 SO: 1 ERA: 2.85	IP: 4.0 WLS: L BF: 19 H: 8 R: 5 ER: 5 SO: 4 ERA: 5.01	IP: 2.0 WLS: W BF: 10 H: 3 R: 0 ER: 0 SO: 0 ERA: 4.22	IP: 0.1 WLS: 3 BF: 2 H: 2 R: 2 ER: 0 SO: 0 ERA: 6.02	IP: 1.0 WLS: 6 BF: 3 H: 4 R: 4 ER: 4 SO: 0 ERA: 4.13	IP: 0.2 WLS: 5 BF: 2 H: 1 R: 0 ER: 0 SO: 1 ERA: 5.74	IP: 1.0 WLS: L BF: 7 H: 2 R: 2 ER: 2 SO: 1 ERA: 2.85	IP: 4.0 WLS: L BF: 19 H: 8 R: 5 ER: 5 SO: 4 ERA: 5.01	IP: 2.0 WLS: W BF: 10 H: 3 R: 0 ER: 0 SO: 0 ERA: 4.22	IP: 0.1 WLS: 3 BF: 2 H: 2 R: 2 ER: 0 SO: 0 ERA: 6.02	IP: 1.0 WLS: 6 BF: 3 H: 4 R: 4 ER: 4 SO: 0 ERA: 4.13	IP: 0.2 WLS: 5 BF: 2 H: 1 R: 0 ER: 0 SO: 1 ERA: 5.74	IP: 1.0 WLS: L BF: 7 H: 2 R: 2 ER: 2 SO: 1 ERA: 2.85	IP: 4.0 WLS: L BF: 19 H: 8 R: 5 ER: 5 SO: 4 ERA: 5.01	IP: 2.0 WLS: W BF: 10 H: 3 R: 0 ER: 0 SO: 0 ERA: 4.22	IP: 0.1 WLS: 3 BF: 2 H: 2 R: 2 ER: 0 SO: 0 ERA: 6.02	IP: 1.0 WLS: 6 BF: 3 H: 4 R: 4 ER: 4 SO: 0 ERA: 4.13	IP: 0.2 WLS: 5 BF: 2 H: 1 R: 0 ER: 0 SO: 1 ERA: 5.74	IP: 1.0 WLS: L BF: 7 H: 2 R: 2 ER: 2 SO: 1 ERA: 2.85	IP: 4.0 WLS: L BF: 19 H: 8 R: 5 ER: 5 SO: 4 ERA: 5.01	IP: 2.0 WLS: W BF: 10 H: 3 R: 0 ER: 0 SO: 0 ERA: 4.22	IP: 0.1 WLS: 3 BF: 2 H: 2 R: 2 ER: 0 SO: 0 ERA: 6.02	IP: 1.0 WLS: 6 BF: 3 H: 4 R: 4 ER: 4 SO: 0 ERA: 4.13	IP: 0.2 WLS: 5 BF: 2 H: 1 R: 0 ER: 0 SO: 1 ERA: 5.74	IP: 1.0 WLS: L BF: 7 H: 2 R: 2 ER: 2 SO: 1 ERA: 2.85	IP: 4.0 WLS: L BF: 19 H: 8 R: 5 ER: 5 SO: 4 ERA: 5.01	IP: 2.0 WLS: W BF: 10 H: 3 R: 0 ER: 0 SO: 0 ERA: 4.22	IP: 0.1 WLS: 3 BF: 2 H: 2 R: 2 ER: 0 SO: 0 ERA: 6.02	IP: 1.0 WLS: 6 BF: 3 H: 4 R: 4 ER: 4 SO: 0 ERA: 4.13	IP: 0.2 WLS: 5 BF: 2 H: 1 R: 0 ER: 0 SO: 1 ERA: 5.74	IP: 1.0 WLS: L BF: 7 H: 2 R: 2 ER: 2 SO: 1 ERA: 2.85	IP: 4.0 WLS: L BF: 19 H: 8 R: 5 ER: 5 SO: 4 ERA: 5.01	IP: 2.0 WLS: W BF: 10 H: 3 R: 0 ER: 0 SO: 0 ERA: 4.22	IP: 0.1 WLS: 3 BF: 2 H: 2 R: 2 ER: 0 SO: 0 ERA: 6.02	IP: 1.0 WLS: 6 BF: 3 H: 4 R: 4 ER: 4 SO: 0 ERA: 4.13	IP: 0.2 WLS: 5 BF: 2 H: 1 R: 0 ER: 0 SO: 1 ERA: 5.74	IP: 1.0 WLS: L BF: 7 H: 2 R: 2 ER: 2 SO: 1 ERA: 2.85	IP: 4.0 WLS: L BF: 19 H: 8 R: 5 ER: 5 SO: 4 ERA: 5.01	IP: 2.0 WLS: W BF: 10 H: 3 R: 0 ER: 0 SO: 0 ERA: 4.22	IP: 0.1 WLS: 3 BF: 2 H: 2 R: 2 ER: 0 SO: 0 ERA: 6.02	IP: 1.0 WLS: 6 BF: 3 H: 4 R: 4 ER: 4 SO: 0 ERA: 4.13	IP: 0.2 WLS: 5 BF: 2 H: 1 R: 0 ER: 0 SO: 1 ERA: 5.74	IP: 1.0 WLS: L BF: 7 H: 2 R: 2 ER: 2 SO: 1 ERA: 2.85	IP: 4.0 WLS: L BF: 19 H: 8 R: 5 ER: 5 SO: 4 ERA: 5.01	IP: 2.0 WLS: W BF: 10 H: 3 R: 0 ER: 0 SO: 0 ERA: 4.22	IP: 0.1 WLS: 3 BF: 2 H: 2 R: 2 ER: 0 SO: 0 ERA: 6.02	IP: 1.0 WLS: 6 BF: 3 H: 4 R: 4 ER: 4 SO: 0 ERA: 4.13	IP: 0.2 WLS: 5 BF: 2 H: 1 R: 0 ER: 0 SO: 1 ERA: 5.74	IP: 1.0 WLS: L BF: 7 H: 2 R: 2 ER: 2 SO:







Batter	1	2	3	4	5	6	7	8	9	AB	R	H	RBI	BB	SO	LOB	TOP		
Willie Davis, L OBP: 0.295, SLG: 0.375 (1, 8)	0-3 K ①		0-3 K ②			0-0 F5 ②		0-0 F7 ③		4	0	0	0	0	2	1	<b>Los Angeles Dodgers @ Atlanta Braves</b> Atlanta Stadium, Atlanta, GA Tue Aug 09 1966, 7:05 PM EDT Att: 52,270 - Unknown <a href="http://livebaseballscorecards.com">livebaseballscorecards.com</a>		
Maury Wills, S OBP: 0.333, SLG: 0.337 (1, 6)	0-0 6-3 ②		0-0 F3 ③			0-0 F7 ③			0-0 L8 ①	4	0	0	0	0	0	0			
Lou Johnson, R OBP: 0.323, SLG: 0.407 (1, 9)	4-0 BB BB ①			0-3 K2-3 ①					0-0 6-3 ②	3	0	0	0	1	1	0			
Tommy Davis, R OBP: 0.324, SLG: 0.365 (1, 7)	4-0 BB ①			0-3 K ②					0-0 F9 ②	3	0	1	0	1	1	0			
Dick Stuart, R OBP: 0.302, SLG: 0.385 (1, 3)	0-0 F3 ③			0-3 K ③					0-0 5-3 ③	4	0	0	0	0	1	3			
Jim Lefebvre, S OBP: 0.332, SLG: 0.475 (1, 4)		0-3 K ①				0-0 F8 ①				3	1	1	1	0	1	0			
John Roseboro, L OBP: 0.365, SLG: 0.467 (1, 2)		0-0 4-3 ②				0-0 P4 ②			0-0 5-3 ①	3	0	0	0	0	0	0			
John Kennedy, R OBP: 0.253, SLG: 0.287 (1, 5)		0-3 K ③				0-0 L8 ③			0-3 K ②	3	0	0	0	0	2	0			
Sandy Koufax, R OBP: 0.093, SLG: 0.095 (1, 1)			0-3 K ①			0-3 K ①			0-0 2B ①	3	0	1	0	0	2	0			
<b>Inning Stats</b>	R: 0 E: 0 K: 1 S: 5	H: 0 LOB: 2 BB: 2 P: 13	R: 0 E: 0 K: 2 S: 7	H: 0 LOB: 0 BB: 0 P: 7	R: 0 E: 0 K: 3 S: 9	H: 0 LOB: 0 BB: 0 P: 9	R: 0 E: 0 K: 0 S: 3	H: 0 LOB: 0 BB: 0 P: 3	R: 0 E: 0 K: 1 S: 5	H: 0 LOB: 0 BB: 0 P: 5	R: 0 E: 0 K: 0 S: 3	H: 0 LOB: 0 BB: 0 P: 3	R: 1 E: 0 K: 1 S: 7	H: 2 LOB: 1 BB: 0 P: 7	R: 0 E: 0 K: 0 S: 4	H: 1 LOB: 1 BB: 0 P: 4	1B: 1 2B: 1 3B: 0 HR: 1	SF: 0 SAC: 0 DP: 0 HBP: 0	WP: 0 PA: 32 PB: 0 SB: 0 CS: 0
<b>PITCHER</b> Denny Lemaster, L ERA: 3.87 (1, 1)	IP: 9.0 WLS: W BF: 32 H: 3 R: 1 ER: 1 SO: 10 BB: 2 IBB: 0 HBP: 0 BLK: 0 WP: 0 HR: 1 S: 50 P: 58 ERA: 1.00 WHIP: 0.556																		

Batter	1	2	3	4	5	6	7	8	9	AB	R	H	RBI	BB	SO	LOB	BOTTOM				
Felipe Alou, R OBP: 0.358, SLG: 0.532 (1, 3)	0-0 HR ①		0-0 1-3 ③			0-0 F8 ②			0-0 6-3 ①	4	1	1	1	0	0	1	<b>Los Angeles Dodgers @ Atlanta Braves</b> Atlanta Stadium, Atlanta, GA Tue Aug 09 1966, 7:05 PM EDT Att: 52,270 - Unknown <a href="http://livebaseballscorecards.com">livebaseballscorecards.com</a>				
Eddie Mathews, L OBP: 0.325, SLG: 0.355 (1, 5)	0-3 K ①			0-3 K ①		0-3 K ③			0-0 HR ①	4	1	1	1	0	3	1					
Hank Aaron, R OBP: 0.374, SLG: 0.560 (1, 9)	0-3 K ②			0-0 F9 ②					0-0 F3 ①	3	0	0	0	0	1	0					
Gene Oliver, R OBP: 0.262, SLG: 0.387 (1, 2)	0-0 6-3 ③			0-0 4-1 ③					0-0 F8 ②	3	0	0	0	0	0	0					
Rico Carty, R OBP: 0.397, SLG: 0.429 (1, 7)		0-0 L4 ①			0-3 K ①				0-0 P4 ③	3	0	0	0	0	1	0					
Mack Jones, L OBP: 0.327, SLG: 0.468 (8, PH) Miguel de la Hoz, R OBP: 0.239, SLG: 0.254 (8, PR) Ty Cline, L OBP: 0.423, SLG: 0.423 (9, 8)		0-0 F7 ②			0-3 K ②			4-0 1B K SH3-4 BB ①		2	0	0	0	0	1	0					
Denis Menke, R OBP: 0.351, SLG: 0.408 (1, 6)	0-0 L5 ③				0-0 P4 ③				0-0 SH3-4 ①	2	0	0	0	0	0	0					
Woody Woodward, R OBP: 0.336, SLG: 0.340 (1, 4)			0-3 K ①			0-0 F8 2B ①			0-0 K 1B ②	3	0	2	0	0	1	0					
Denny Lemaster, R OBP: 0.158, SLG: 0.130 (1, 1)			0-3 K ②			0-0 B2 ①			0-3 K ③	3	0	0	0	0	2	3					
<b>Inning Stats</b>	R: 1 E: 0 K: 2 S: 8	H: 1 LOB: 0 BB: 0 P: 8	R: 0 E: 0 K: 0 S: 3	H: 0 LOB: 0 BB: 0 P: 3	R: 0 E: 0 K: 2 S: 7	H: 0 LOB: 0 BB: 0 P: 7	R: 0 E: 0 K: 1 S: 5	H: 0 LOB: 0 BB: 0 P: 5	R: 0 E: 0 K: 2 S: 7	H: 0 LOB: 0 BB: 0 P: 7	R: 0 E: 0 K: 1 S: 6	H: 1 LOB: 1 BB: 0 P: 6	R: 0 E: 0 K: 0 S: 3	H: 0 LOB: 0 BB: 0 P: 3	R: 0 E: 0 K: 1 S: 5	H: 1 LOB: 2 BB: 1 P: 9	R: 1 E: 0 K: 0 S: 2	H: 1 LOB: 0 BB: 0 P: 2	1B: 1 2B: 1 3B: 0 HR: 2	SF: 0 SAC: 1 DP: 0 HBP: 0	WP: 0 PA: 29 PB: 0 SB: 0 CS: 0
<b>PITCHER</b> Sandy Koufax, L ERA: 1.65 (1, 1)	IP: 8.1 WLS: L BF: 29 H: 4 R: 2 ER: 2 SO: 9 BB: 1 IBB: 0 HBP: 0 BLK: 0 WP: 0 HR: 2 S: 46 P: 50 ERA: 2.16 WHIP: 0.600																				



Batter	1	2	3	4	5	6	7	8	9	AB	R	H	RBI	BB	SO	LOB	TOP					
Willie Davis, L OBP: 0.296, SLG: 0.380 (1, 8)										5	0	2	0	0	0	1	<b>Los Angeles Dodgers @ Atlanta Braves</b> Atlanta Stadium, Atlanta, GA Wed Aug 10 1966, 7:05 PM EDT Att: 23,389 - Unknown					
Maury Wills, S OBP: 0.333, SLG: 0.337 (1, 6)										4	0	1	0	0	0	2						
Lou Johnson, R OBP: 0.320, SLG: 0.402 (1, 9) (8, 7)										4	0	0	0	0	2	3						
Tommy Davis, R OBP: 0.323, SLG: 0.363 Nate Oliver, R OBP: 0.282, SLG: 0.216 Al Ferrara, R OBP: 0.328, SLG: 0.453 (1, 7) (8, PR) (8, 9)										4	0	1	0	0	1	2						
Dick Stuart, R OBP: 0.309, SLG: 0.387 Ron Fairly, L OBP: 0.355, SLG: 0.404 (1, 3) (8, PH) (8, 3)										2	0	1	0	1	0	0						
Jim Lefebvre, S OBP: 0.332, SLG: 0.481 (1, 4)										4	1	1	1	0	0	4						
Jim Gilliam, S OBP: 0.279, SLG: 0.261 (1, 5)										4	0	0	0	0	0	2						
John Roseboro, L OBP: 0.366, SLG: 0.468 (1, 2)										4	0	2	0	0	1	2						
Don Drysdale, R OBP: 0.287, SLG: 0.347 Bob Miller, R OBP: 0.276, SLG: 0.385 Wes Parker, S OBP: 0.327, SLG: 0.346 Claude Osteen, L OBP: 0.235, SLG: 0.152 Wes Covington, R OBP: 0.251, SLG: 0.287 (1, 1) (6, 1) (7, PH) (7, 1) (8, PH) (8, PH) (8, PH)										2	0	0	0	0	0	3						
<b>Inning Stats</b>	R: 0 E: 0 K: 0 S: 4	H: 1 LOB: 1 BB: 0 P: 4	R: 1 E: 0 K: 0 S: 5	H: 2 LOB: 1 BB: 0 P: 5	R: 0 E: 0 K: 2 S: 8	H: 1 LOB: 1 BB: 0 P: 8	R: 0 E: 1 K: 1 S: 6	H: 0 LOB: 2 BB: 1 P: 10	R: 0 E: 0 K: 0 S: 5	H: 0 LOB: 0 BB: 0 P: 5	R: 0 E: 0 K: 0 S: 4	H: 1 LOB: 1 BB: 0 P: 4	R: 0 E: 0 K: 0 S: 3	H: 0 LOB: 0 BB: 0 P: 3	R: 0 E: 0 K: 0 S: 5	H: 2 LOB: 2 BB: 0 P: 5		R: 0 E: 0 K: 0 S: 4	H: 1 LOB: 1 BB: 0 P: 4	1B: 5 2B: 2 3B: 0 HR: 1	SF: 0 SAC: 0 DP: 0 HBP: 0	WP: 0 PB: 0 SB: 0 CS: 0
<b>PITCHER</b>	IP WLS BF H R ER SO BB IBB HBP BLK WP HR S P ERA WHIP	IP WLS BF H R ER SO BB IBB HBP BLK WP HR S P ERA WHIP																				
Dick Kelley, L ERA: 3.86 Clay Carroll, R ERA: 2.2 (1, 1) (8, 1)	7.1 W 31 7 1 1 4 1 0 0 0 0 1 38 42 1.23 1.091	1.2 S 6 1 0 0 0 0 0 0 0 0 0 6 6 0.00 0.600																				

Batter	1	2	3	4	5	6	7	8	9	AB	R	H	RBI	BB	SO	LOB	BOTTOM			
Felipe Alou, R OBP: 0.360, SLG: 0.538 (1, 3)										4	2	2	1	1	1	2	<b>Los Angeles Dodgers @ Atlanta Braves</b> Atlanta Stadium, Atlanta, GA Wed Aug 10 1966, 7:05 PM EDT Att: 23,389 - Unknown			
Eddie Mathews, L OBP: 0.321, SLG: 0.349 (1, 5)										5	0	0	0	0	2	4				
Hank Aaron, R OBP: 0.373, SLG: 0.561 (1, 9)										3	0	1	1	0	0	1				
Joe Torre, R OBP: 0.366, SLG: 0.539 (1, 2)										4	1	2	0	0	0	1				
Rico Carty, R OBP: 0.401, SLG: 0.435 (1, 7)										3	0	2	1	1	1	0				
Mack Jones, L OBP: 0.327, SLG: 0.467 Miguel de la Hoz, R OBP: 0.235, SLG: 0.250 Ty Cline, L OBP: 0.423, SLG: 0.423 (1, 8) (7, PH) (8, 8)										3	0	1	0	0	0	2				
Denis Menke, R OBP: 0.356, SLG: 0.414 (1, 6)										3	0	2	0	1	0	1				
Woody Woodward, R OBP: 0.332, SLG: 0.335 (1, 4)										4	0	0	0	0	1	7				
Dick Kelley, R Clay Carroll, R (1, 1) (8, 1)										3	0	0	0	0	1	5				
<b>Inning Stats</b>	R: 1 E: 0 K: 0 S: 4	H: 1 LOB: 0 BB: 0 P: 4	R: 0 E: 0 K: 2 S: 8	H: 1 LOB: 0 BB: 0 P: 8	R: 0 E: 0 K: 0 S: 4	H: 1 LOB: 1 BB: 0 P: 4	R: 0 E: 0 K: 0 S: 5	H: 2 LOB: 3 BB: 1 P: 9	R: 2 E: 1 K: 0 S: 5	H: 2 LOB: 1 BB: 0 P: 5	R: 0 E: 1 K: 2 S: 9	H: 1 LOB: 2 BB: 0 P: 9	R: 0 E: 0 K: 1 S: 6	H: 1 LOB: 2 BB: 1 P: 10	R: 0 E: 0 K: 1 S: 6	H: 1 LOB: 2 BB: 1 P: 10		1B: 6 2B: 3 3B: 0 HR: 1	SF: 1 SAC: 1 DP: 0 HBP: 0	WP: 0 PB: 0 SB: 1 CS: 0
<b>PITCHER</b>	IP WLS BF H R ER SO BB IBB HBP BLK WP HR S P ERA WHIP	IP WLS BF H R ER SO BB IBB HBP BLK WP HR S P ERA WHIP																		
Don Drysdale, R ERA: 3.97 Bob Miller, R ERA: 3.34 Claude Osteen, L ERA: 2.51 (1, 1) (6, 1) (7, 1)	5.0 L 25 8 3 1 2 0 0 0 0 0 0 7 7 0.00 0.000	1.0 3 0 0 0 2 0 0 0 0 0 0 7 7 0.00 0.000	2.0 10 2 0 0 2 0 2 0 0 0 0 12 20 0.00 1.000																	



livebaseballscores.com

livebaseballscores.com



Batter	1	2	3	4	5	6	7	8	9	AB	R	H	RBI	BB	SO	LOB	TOP								
<b>Adolfo Phillips, R</b> OBP: 0.348, SLG: 0.469 (1, 8)	0-3 K		0-0 CS 1B		0-3 K			0-3 K		4	0	1	0	0	3	0	<b>Chicago Cubs @ Los Angeles Dodgers</b> Dodger Stadium, Los Angeles, CA Fri Aug 12 1966, 7:05 PM PDT Att: 30,441 - Unknown								
<b>Glenn Beckert, R</b> OBP: 0.319, SLG: 0.349 (1, 4)	0-0 1B		0-0 5-3		0-0 1B			0-0 1B	0-0 FC4-6 1B	4	0	3	0	0	0	1									
<b>Billy Williams, L</b> OBP: 0.354, SLG: 0.479 (1, 9)	0-0 1B			4-0 G6-4-3 BB		0-0 P6		0-0 FC4-6 2B	0-0 FC4-6 2B	3	1	1	0	1	0	2									
<b>Ron Santo, R</b> OBP: 0.414, SLG: 0.563 (1, 5)	0-3 K			0-0 G6-4-3		0-0 P4		0-0 1B	0-0 1B	4	1	1	1	0	1	4									
<b>14 Ernie Banks, R</b> OBP: 0.303, SLG: 0.425 (1, 3)	0-0 F7			0-0 F9				0-0 1B	4-0 1B	3	0	0	0	1	0	2									
<b>Byron Browne, R</b> OBP: 0.318, SLG: 0.459 <b>George Altman, L</b> OBP: 0.273, SLG: 0.382 (9, PH) (9, 7)		0-0 F9			0-3 K2-3			0-0 IBB	0-0 1B	3	0	0	0	0	2	0									
<b>Randy Hundley, R</b> OBP: 0.304, SLG: 0.454 (1, 2)		0-0 L7			0-3 K			0-0 1B	0-3 K	4	0	0	0	0	3	2									
<b>Don Kessinger, S</b> OBP: 0.281, SLG: 0.282 (1, 6)		0-0 P6			4-0 BB			0-0 F8	0-0 F8	3	0	0	0	1	0	2									
<b>Ken Holtzman, R</b> OBP: 0.128, SLG: 0.109 (1, 1)			0-3 K		0-0 F8			0-0 4-3	0-0 4-3	3	0	0	0	0	1	1									
<b>Inning Stats</b>	R: 0 E: 0 K: 2 S: 9	H: 2 LOB: 2 BB: 0 P: 9	R: 0 E: 0 K: 0 S: 3	H: 0 LOB: 0 BB: 0 P: 3	R: 0 E: 0 K: 1 S: 5	H: 1 LOB: 0 BB: 0 P: 5	R: 0 E: 0 K: 0 S: 2	H: 0 LOB: 0 BB: 1 P: 6	R: 0 E: 0 K: 2 S: 7	H: 0 LOB: 1 BB: 0 P: 11	R: 0 E: 0 K: 1 S: 6	H: 1 LOB: 1 BB: 0 P: 6	R: 0 E: 0 K: 2 S: 7	H: 0 LOB: 0 BB: 0 P: 7	R: 0 E: 0 K: 1 S: 5	H: 0 LOB: 0 BB: 0 P: 5		R: 2 E: 0 K: 1 S: 8	H: 3 LOB: 2 BB: 1 P: 12	1B: 6 2B: 1 3B: 0 HR: 0	SF: 0 SAC: 0 DP: 1 HBP: 0	WP: 0 PB: 0 SB: 0 CS: 1	PA: 35		
<b>PITCHER</b>	IP	WLS	BF	H	R	ER	SO	BB	IBB	HBP	BLK	WP	HR	S	P	ERA	WHIP								
<b>Don Sutton, R</b> ERA: 3.46 <b>Phil Regan, R</b> ERA: 1.89	(1, 1) (9, 1)	8.1 0.2	L 4	31 1	6 0	2 0	2 0	9 1	2 0	0 1	0 0	0 0	0 0	47 5	55 9	2.16 0.00	0.960 1.500								

Batter	1	2	3	4	5	6	7	8	9	AB	R	H	RBI	BB	SO	LOB	BOTTOM								
<b>Willie Davis, L</b> OBP: 0.296, SLG: 0.379 (1, 8)	0-0 G3		0-3 K		0-0 CS 1B			0-0 F8		4	0	1	0	0	1	0	<b>Chicago Cubs @ Los Angeles Dodgers</b> Dodger Stadium, Los Angeles, CA Fri Aug 12 1966, 7:05 PM PDT Att: 30,441 - Unknown								
<b>Maury Wills, S</b> OBP: 0.337, SLG: 0.333 (1, 6)	0-0 6-3		0-0 4-3		0-0 CS		0-0 F9		0-0 L4	4	0	0	0	0	0	0									
<b>Lou Johnson, R</b> OBP: 0.322, SLG: 0.403 (1, 9)	0-0 1B WP		0-0 F8		0-0 6-3			0-0 1B	0-0 FC5-4 1B	4	1	2	0	0	0	0									
<b>Tommy Davis, R</b> OBP: 0.322, SLG: 0.361 (1, 7)	0-0 1B WP		0-0 F9		0-0 1-3			0-0 P4	0-0 P4	4	0	1	0	0	0	1									
<b>Dick Stuart, R</b> OBP: 0.310, SLG: 0.382 <b>Wes Parker, S</b> OBP: 0.337, SLG: 0.385 <b>Al Ferrara, R</b> OBP: 0.325, SLG: 0.449 (1, 3) (8, 3) (9, PH)	4-0 1B		0-0 F9		0-0 F8			0-0 FC5-4	0-0 FC5-4	2	0	0	0	1	0	0									
<b>Jim Lefebvre, S</b> OBP: 0.332, SLG: 0.480 (1, 4)	0-0 1B		0-0 F7		0-3 K			0-0 1B	0-0 1B	3	0	1	0	0	1	0									
<b>John Roseboro, L</b> OBP: 0.363, SLG: 0.463 (1, 2)	0-3 K		0-3 K		0-3 K			0-0 F7		3	0	0	0	0	3	3									
<b>John Kennedy, R</b> OBP: 0.250, SLG: 0.283 (1, 5)		0-3 K			0-3 K			0-0 4-3	0-0 4-3	3	0	0	0	0	2	0									
<b>Don Sutton, R</b> OBP: 0.209, SLG: 0.227 <b>Phil Regan, R</b> OBP: 0.250, SLG: 0.167 (1, 1) (9, 1)		0-3 K			0-3 K			0-0 4-3	0-0 4-3	3	0	0	0	0	2	0									
<b>Inning Stats</b>	R: 1 E: 0 K: 1 S: 8	H: 3 LOB: 3 BB: 1 P: 12	R: 0 E: 0 K: 3 S: 9	H: 0 LOB: 0 BB: 0 P: 9	R: 0 E: 0 K: 0 S: 3	H: 0 LOB: 0 BB: 0 P: 3	R: 0 E: 0 K: 1 S: 5	H: 0 LOB: 0 BB: 0 P: 5	R: 0 E: 0 K: 2 S: 7	H: 1 LOB: 0 BB: 0 P: 7	R: 0 E: 0 K: 0 S: 3	H: 0 LOB: 0 BB: 0 P: 3	R: 0 E: 0 K: 2 S: 7	H: 0 LOB: 0 BB: 0 P: 7	R: 0 E: 0 K: 0 S: 3	H: 0 LOB: 0 BB: 0 P: 3		R: 0 E: 0 K: 0 S: 4	H: 1 LOB: 1 BB: 0 P: 4	1B: 5 2B: 0 3B: 0 HR: 0	SF: 0 SAC: 0 DP: 0 HBP: 0	WP: 1 PB: 0 SB: 0 CS: 1	PA: 33		
<b>PITCHER</b>	IP	WLS	BF	H	R	ER	SO	BB	IBB	HBP	BLK	WP	HR	S	P	ERA	WHIP								
<b>Ken Holtzman, L</b> ERA: 3.7	(1, 1)	9.0	W	32	5	1	1	9	1	0	0	1	0	49	53	1.00	0.667								

AB	32
R	2
H	7
RBI	2
BB	3
SO	10
LOB	14





Batter	1	2	3	4	5	6	7	8	9	AB	R	H	RBI	BB	SO	LOB	TOP			
Adolfo Phillips, R OBP: 0.345, SLG: 0.465 (1, 8)	0-3 K		0-3 K			0-3 K		0-0 SH2-3		3	0	0	0	0	3	0	Chicago Cubs @ Los Angeles Dodgers Dodger Stadium, Los Angeles, CA Sat Aug 13 1966, 3:33 AM PDT Att: 21,471 - Unknown			
Glenn Beckert, R OBP: 0.316, SLG: 0.346 (1, 4)	0-0 F8			0-3 K		0-0 F3		0-0 F7		4	0	0	0	0	1	1				
Billy Williams, L OBP: 0.354, SLG: 0.477 (1, 9)	0-0 F3			0-0 F7		0-3 K			0-0 1B	4	1	1	0	0	1	0				
Ron Santo, R OBP: 0.419, SLG: 0.565 (1, 5)		4-0 FC5-4 BB		0-0 1B		4-0 FC5-4 BB		0-0 1B	0-0 1B	2	0	2	0	2	0	0				
14 Ernie Banks, R OBP: 0.300, SLG: 0.420 (1, 3)		0-0 FC5-4 FC6-4		0-3 K		0-0 FC5-4		0-0 L7-4-6	0-0 L7-4-6	4	0	0	0	0	1	5				
Byron Browne, R OBP: 0.320, SLG: 0.458 (1, 7)		0-3 K			4-0 BB		0-0 F9		0-0 1B	3	0	1	1	1	1	2				
Randy Hundley, R OBP: 0.301, SLG: 0.449 (1, 2)		0-0 FC6-4			0-3 K		0-3 K		0-0 P4	4	0	0	0	0	2	4				
Don Kessinger, S OBP: 0.275, SLG: 0.280 (1, 6)			0-0 5-3		0-0 P6		0-3 K			3	0	0	0	0	1	1				
Dick Ellsworth, L OBP: 0.174, SLG: 0.179 (1, 1)			0-3 K		0-0 6-3			0-3 SH2-3 1B		3	0	1	0	0	1	1				
<b>Inning Stats</b>	R: 0 E: 0 K: 1 S: 5	H: 0 LOB: 0 BB: 0 P: 5	R: 0 E: 0 K: 1 S: 5	H: 0 LOB: 1 BB: 1 P: 9	R: 0 E: 0 K: 2 S: 7	H: 0 LOB: 0 BB: 0 P: 7	R: 0 E: 0 K: 2 S: 8	H: 1 LOB: 1 BB: 0 P: 8	R: 0 E: 0 K: 1 S: 5	H: 0 LOB: 1 BB: 1 P: 9	R: 0 E: 0 K: 1 S: 5	H: 0 LOB: 1 BB: 1 P: 9	R: 0 E: 0 K: 1 S: 6	H: 1 LOB: 1 BB: 0 P: 6	R: 1 E: 0 K: 0 S: 5	H: 3 LOB: 1 BB: 0 P: 5	1B: 5 2B: 1 3B: 0 HR: 0	SF: 0 SAC: 1 DP: 1 HBP: 0	WP: 0 PB: 0 SB: 0 CS: 0	PA: 34
<b>PITCHER</b> Sandy Koufax, L ERA: 1.62 (1, 1)	IP: 9.0 WLS: W BF: 34 H: 5 R: 1 ER: 1 SO: 11 BB: 3 IBB: 0 HBP: 0 BLK: 0 WP: 0 HR: 0 S: 53 P: 65 ERA: 1.00 WHIP: 0.889															<b>PITCHER</b>				

AB	30
R	1
H	5
RBI	1
BB	3
SO	11
LOB	14



Batter	1	2	3	4	5	6	7	8	9	AB	R	H	RBI	BB	SO	LOB	BOTTOM			
Willie Davis, L OBP: 0.299, SLG: 0.382 (1, 8)	0-0 3-1		0-0 PB SF9 1B		0-0 F5	0-0 1-2 2-H 3-H 1B		0-0 1B		5	1	3	2	0	0	0	Chicago Cubs @ Los Angeles Dodgers Dodger Stadium, Los Angeles, CA Sat Aug 13 1966, 3:33 AM PDT Att: 21,471 - Unknown			
Maury Wills, S OBP: 0.328, SLG: 0.332 (1, 6)	0-0 4-3		0-0 SF9 HR 1B		0-0 5-3	0-0 2-3f G5-3		0-0 L1		5	1	1	0	0	3	3				
Lou Johnson, R OBP: 0.324, SLG: 0.404 (1, 9)	0-0 L7		0-0 SF9		4-0 1B BB		0-0 S 1B			2	1	1	1	1	0	0				
Tommy Davis, R OBP: 0.333, SLG: 0.386 (1, 7)		0-0 G1-4-3 1B	0-0 HR		0-0 1B		0-0 G5-4-3 FC 1B			4	1	4	3	0	0	0				
Dick Stuart, R OBP: 0.310, SLG: 0.377 Ron Fairly, L OBP: 0.353, SLG: 0.402 (6, 3)		0-0 G1-4-3	0-0 BB		0-3 K		0-0 FC			2	0	0	0	1	1	3				
Jim Lefebvre, S OBP: 0.333, SLG: 0.480 (1, 4)		0-0 1B	0-3 K			0-0 BB 1B		0-0 G5-4-3		4	1	2	0	0	1	3				
John Roseboro, L OBP: 0.365, SLG: 0.463 (1, 2)		0-0 1B		0-0 B2		0-0 BB 1B		0-0 F4		4	1	2	0	0	1	1				
John Kennedy, R OBP: 0.246, SLG: 0.278 (1, 5)		0-0 F9		0-0 F7		0-3 K		0-0 F8		4	0	0	0	0	1	4				
Sandy Koufax, R OBP: 0.100, SLG: 0.092 (1, 1)			0-0 P3		0-0 6-3		4-0 G5-3 BB		0-0 F7	3	0	0	0	1	0	0				
<b>Inning Stats</b>	R: 0 E: 0 K: 0 S: 3	H: 0 LOB: 0 BB: 0 P: 3	R: 0 E: 0 K: 0 S: 5	H: 3 LOB: 2 BB: 0 P: 5	R: 3 E: 0 K: 1 S: 8	H: 3 LOB: 1 BB: 1 P: 12	R: 0 E: 0 K: 0 S: 3	H: 0 LOB: 0 BB: 0 P: 3	R: 0 E: 0 K: 1 S: 6	H: 1 LOB: 2 BB: 1 P: 10	R: 2 E: 0 K: 1 S: 7	H: 3 LOB: 1 BB: 1 P: 11	R: 1 E: 0 K: 0 S: 5	H: 2 LOB: 1 BB: 0 P: 5	R: 0 E: 0 K: 0 S: 4	H: 1 LOB: 1 BB: 0 P: 4	1B: 12 2B: 0 3B: 0 HR: 1	SF: 1 SAC: 0 DP: 3 HBP: 0	WP: 0 PB: 1 SB: 1 CS: 0	PA: 38
<b>PITCHER</b> Dick Ellsworth, L ERA: 4.59 (1, 1)	IP: 8.0 WLS: L BF: 38 H: 13 R: 6 ER: 6 SO: 3 BB: 3 IBB: 0 HBP: 0 BLK: 0 WP: 0 HR: 1 S: 41 P: 53 ERA: 6.75 WHIP: 2.000															<b>PITCHER</b>				

AB	34
R	6
H	13
RBI	6
BB	3
SO	3
LOB	15





Batter	1	2	3	4	5	6	7	8	9	10	11	12	13	14	AB	R	H	RBI	BB	SO	LOB	TOP
Adolfo Phillips, R OBP: 0.341, SLG: 0.459 George Altman, L OBP: 0.270, SLG: 0.376	(1, 8) 0-3 K	(1, 8) 0-3 K			(1, 8) 0-0 5-3		(1, 8) 0-3 K		(1, 8) 0-0 G6-3		(1, 8) 0-0 SH3-4		(1, 8) 0-3 K		3	0	0	0	0	2	2	
Glenn Beckert, R OBP: 0.313, SLG: 0.343	(1, 4) 0-0 4-3	(1, 4) 0-0 G4-6-3			(1, 4) 0-0 P8		(1, 4) 0-3 K		(1, 4) 0-0 1-3		(1, 4) 0-0 K		(1, 4) 0-0 4-3		7	1	1	0	0	2	5	
Billy Williams, L OBP: 0.359, SLG: 0.478	(1, 9) 0-0 1B			(1, 9) 0-0 G3		(1, 9) 0-0 BB		(1, 9) 0-0 1-3		(1, 9) 0-0 6-3		(1, 9) 0-0 1B		(1, 9) 0-0 1B		5	0	3	0	2	0	1
Ron Santo, R OBP: 0.415, SLG: 0.557	(1, 5) 0-0 1B			(1, 5) 0-3 K		(1, 5) 0-0 5-3		(1, 5) 0-0 5-3		(1, 5) 0-0 6-3		(1, 5) 0-3 K		(1, 5) 0-0 E1		7	0	1	1	0	2	5
14 Ernie Banks, R OBP: 0.297, SLG: 0.415	(1, 3) 0-0 FC6-4			(1, 3) 0-0 1B		(1, 3) 0-0 4-3		(1, 3) 0-0 4-3		(1, 3) 0-0 F8		(1, 3) 0-0 G3		(1, 3) 0-0 6-3		7	0	1	0	0	0	5
Byron Browne, R OBP: 0.319, SLG: 0.456	(1, 7) 0-0 2B	(1, 7) 0-0 2B		(1, 7) 0-3 K		(1, 7) 0-0 6-3		(1, 7) 0-3 K		(1, 7) 0-0 4-3		(1, 7) 0-0 4-3		(1, 7) 0-0 1-3		6	1	1	0	1	3	3
Randy Hundley, R OBP: 0.301, SLG: 0.450	(1, 2) 0-0 2B	(1, 2) 0-0 2B		(1, 2) 0-0 F8		(1, 2) 0-0 1B		(1, 2) 0-0 F8		(1, 2) 0-0 F8		(1, 2) 0-3 K		(1, 2) 0-0 1-3		6	1	2	0	0	1	1
Don Kessinger, S OBP: 0.282, SLG: 0.284	(1, 6) 0-0 WP	(1, 6) 0-0 2B		(1, 6) 0-0 F7		(1, 6) 0-0 F7		(1, 6) 0-0 F7		(1, 6) 0-0 SH		(1, 6) 0-0 3-1		(1, 6) 0-0 1B		5	0	2	2	1	0	1
Curt Simmons, L OBP: 0.325, SLG: 0.514 Lee Thomas, L OBP: 0.329, SLG: 0.509 Joe Judge, R OBP: 0.250, SLG: 0.350 Fergie Jenkins, R OBP: 0.321, SLG: 0.450 John Boccabella, R OBP: 0.297, SLG: 0.368 Arnold Earley, L OBP: 0.358, SLG: 0.508 Cal Koonce, R	(1, 15) 0-0 2B	(1, 15) 0-0 2B		(1, 15) 0-3 K		(1, 15) 0-0 1B		(1, 15) 0-0 1B		(1, 15) 0-0 SH		(1, 15) 0-0 4-3	(1, 15) 0-0 SH3-4	(1, 15) 0-0 1-3		2	0	1	0	1	1	0
<b>Inning Stats</b>	R: 0 H: 2 E: 0 K: 1 S: 7	L: 0 H: 3 E: 0 K: 1 S: 7		R: 0 H: 1 E: 0 K: 2 S: 8	R: 0 H: 0 E: 0 K: 1 S: 5	R: 0 H: 0 E: 0 K: 1 S: 5	R: 0 H: 1 E: 0 K: 2 S: 4	R: 0 H: 1 E: 0 K: 2 S: 8	R: 0 H: 0 E: 0 K: 1 S: 5	R: 0 H: 1 E: 0 K: 1 S: 4	R: 0 H: 1 E: 0 K: 1 S: 6	R: 0 H: 0 E: 0 K: 1 S: 5	R: 0 H: 1 E: 0 K: 2 S: 6	R: 0 H: 0 E: 0 K: 1 S: 3	R: 0 H: 2 E: 0 K: 2 S: 10	R: 1 H: 2 E: 1 K: 2 S: 10	1B: 10 R: 3 H: 3 BB: 0 SO: 0 HR: 0	SF: 0 SAC: 2 DP: 2 HBP: 0	WP: 1 R: 3 H: 13 RBI: 3 BB: 5 SO: 13 LOB: 28	PA: 60 CS: 0		
<b>PITCHER</b>	IP WLS BF H R ER SO BB IBB HBP BLK WP HR S P ERA WHIP	IP WLS BF H R ER SO BB IBB HBP BLK WP HR S P ERA WHIP		IP WLS BF H R ER SO BB IBB HBP BLK WP HR S P ERA WHIP	IP WLS BF H R ER SO BB IBB HBP BLK WP HR S P ERA WHIP	IP WLS BF H R ER SO BB IBB HBP BLK WP HR S P ERA WHIP	IP WLS BF H R ER SO BB IBB HBP BLK WP HR S P ERA WHIP	IP WLS BF H R ER SO BB IBB HBP BLK WP HR S P ERA WHIP	IP WLS BF H R ER SO BB IBB HBP BLK WP HR S P ERA WHIP	IP WLS BF H R ER SO BB IBB HBP BLK WP HR S P ERA WHIP	IP WLS BF H R ER SO BB IBB HBP BLK WP HR S P ERA WHIP	IP WLS BF H R ER SO BB IBB HBP BLK WP HR S P ERA WHIP	IP WLS BF H R ER SO BB IBB HBP BLK WP HR S P ERA WHIP	IP WLS BF H R ER SO BB IBB HBP BLK WP HR S P ERA WHIP	IP WLS BF H R ER SO BB IBB HBP BLK WP HR S P ERA WHIP	IP WLS BF H R ER SO BB IBB HBP BLK WP HR S P ERA WHIP	IP WLS BF H R ER SO BB IBB HBP BLK WP HR S P ERA WHIP	IP WLS BF H R ER SO BB IBB HBP BLK WP HR S P ERA WHIP	IP WLS BF H R ER SO BB IBB HBP BLK WP HR S P ERA WHIP	IP WLS BF H R ER SO BB IBB HBP BLK WP HR S P ERA WHIP	IP WLS BF H R ER SO BB IBB HBP BLK WP HR S P ERA WHIP	IP WLS BF H R ER SO BB IBB HBP BLK WP HR S P ERA WHIP
Don Drysdale, R ERA: 3.88	(1, 1) 9.0 3.0 12 2 0 0 3 0 1 0 0 0 0 0 0 17 21 0.00 0.667	Phil Regan, R ERA: 1.92	(1, 1) 1.1 8 2 1 1 1 1 1 0 0 0 0 0 0 8 16 6.75 2.250	Ron Perranoski, L ERA: 2.06	(1, 1) 0.2 W 3 0 0 0 1 0 0 0 0 0 0 0 0 5 5 0.00 0.000	Bob Miller, R ERA: 3.28																

Chicago Cubs @ Los Angeles Dodgers  
Dodger Stadium, Los Angeles, CA  
Sun Aug 14 1966, 3:33 AM PDT  
Unknown

Batter	1	2	3	4	5	6	7	8	9	10	11	12	13	14	AB	R	H	RBI	BB	SO	LOB	BOTTOM
Willie Davis, L OBP: 0.297, SLG: 0.379	(1, 8) 0-0 F8		(1, 8) 0-0 F2		(1, 8) 0-0 F8		(1, 8) 0-0 CS	(1, 8) 0-0 1B		(1, 8) 0-0 P4		(1, 8) 0-0 P3		(1, 8) 0-0 P3		6	0	1	0	0	0	1
Maury Wills, S OBP: 0.326, SLG: 0.329	(1, 6) 0-0 1B		(1, 6) 0-0 6-3		(1, 6) 0-0 6-3		(1, 6) 0-0 4-3	(1, 6) 0-0 4-3		(1, 6) 0-0 P4		(1, 6) 0-0 P4		(1, 6) 0-0 6-3		6	0	1	0	0	0	1
Lou Johnson, R OBP: 0.324, SLG: 0.401	(1, 9) 0-3 K		(1, 9) 0-0 P6		(1, 9) 0-0 1-3		(1, 9) 0-0 1B		(1, 9) 0-0 F8		(1, 9) 0-0 F9		(1, 9) 0-0 F9		(1, 9) 0-0 G5-3		5	0	1	0	1	1
Tommy Davis, R OBP: 0.339, SLG: 0.390	(1, 7) 0-0 6-3		(1, 7) 0-0 6-3		(1, 7) 0-0 1-3		(1, 7) 0-0 1-3		(1, 7) 0-0 1B		(1, 7) 0-0 1B		(1, 7) 0-0 SH1-4		(1, 7) 0-0 SH		5	1	3	0	0	2
Nate Oliver, R OBP: 0.295, SLG: 0.216	(1, 4) 0-0 6-3		(1, 4) 0-0 HR	(1, 4) 0-0 1B		(1, 4) 0-0 HR	(1, 4) 0-0 1B		(1, 4) 0-0 1B		(1, 4) 0-0 1B		(1, 4) 0-0 SH1-4		(1, 4) 0-0 SH		0	1	0	0	0	0
Jim Lefebvre, S OBP: 0.332, SLG: 0.485	(1, 4) 0-0 F7		(1, 4) 0-0 F7		(1, 4) 0-0 HR		(1, 4) 0-0 HR		(1, 4) 0-0 F8		(1, 4) 0-0 F5		(1, 4) 0-0 SH1-4		(1, 4) 0-0 G5-3		5	1	1	2	0	4
Ron Fairly, L OBP: 0.352, SLG: 0.397	(1, 3) 0-0 6-3		(1, 3) 0-0 6-3		(1, 3) 0-0 3-1		(1, 3) 0-0 3-1		(1, 3) 0-0 F8		(1, 3) 0-0 F8		(1, 3) 0-0 F8		(1, 3) 0-0 F8		3	0	0	0	1	0
Phil Regan, R OBP: 0.250, SLG: 0.167	(1, 1) 0-0 6-3		(1, 1) 0-0 6-3		(1, 1) 0-0 3-1		(1, 1) 0-0 3-1		(1, 1) 0-0 F8		(1, 1) 0-0 4-3		(1, 1) 0-0 F8		(1, 1) 0-0 F8		0	0	0	0	0	0
Jim Barbieri, L OBP: 0.360, SLG: 0.377	(1, 9) 0-0 6-3		(1, 9) 0-0 6-3		(1, 9) 0-0 1B		(1, 9) 0-0 1B		(1, 9) 0-0 1B		(1, 9) 0-0 1B		(1, 9) 0-0 SH1-4		(1, 9) 0-0 SH		0	1	0	0	0	2
Al Ferrara, R OBP: 0.331, SLG: 0.443	(1, 4) 0-0 6-3		(1, 4) 0-0 6-3		(1, 4) 0-0 HR		(1, 4) 0-0 HR		(1, 4) 0-0 1B		(1, 4) 0-0 1B		(1, 4) 0-0 SH1-4		(1, 4) 0-0 SH		0	1	0	0	1	0
John Roseboro, L OBP: 0.395, SLG: 0.461	(1, 2) 0-0 L6-3		(1, 2) 0-0 L6-3		(1, 2) 0-0 1B		(1, 2) 0-0 1B		(1, 2) 0-0 1B		(1, 2) 0-0 1B		(1, 2) 0-0 SH1-4		(1, 2) 0-0 SH		4	0	1	0	1	0
Dick Stuart, R OBP: 0.314, SLG: 0.377	(1, 4) 0-0 L6-3		(1, 4) 0-0 L6-3		(1, 4) 0-0 1B		(1, 4) 0-0 1B		(1, 4) 0-0 1B		(1, 4) 0-0 1B		(1, 4) 0-0 SH1-4		(1, 4) 0-0 SH		0	0	0	0	1	0
John Kennedy, R OBP: 0.241, SLG: 0.273	(1, 5) 0-0 F8		(1, 5) 0-0 F8		(1, 5) 0-0 F8		(1, 5) 0-0 F8		(1, 5) 0-0 F8		(1, 5) 0-0 F8		(1, 5) 0-0 F8		(1, 5) 0-0 F8		4	0	0	0	1	1
Jim Gilliam, S OBP: 0.277, SLG: 0.259	(1, 2) 0-0 F8		(1, 2) 0-0 F8		(1, 2) 0-0 F8		(1, 2) 0-0 F8		(1, 2) 0-0 F8		(1, 2) 0-0 F8		(1, 2) 0-0 F8		(1, 2) 0-0 F8		1	0	0	0	0	2
Ron Perranoski, L OBP: 0.290, SLG: 0.400	(1, 1) 0-0 6-3		(1, 1) 0-0 6-3		(1, 1) 0-0 3-1		(1, 1) 0-0 3-1		(1, 1) 0-0 F8		(1, 1) 0-0 4-3		(1, 1) 0-0 F8		(1, 1) 0-0 F8		0	0	0	0	0	0
Bob Miller, R OBP: 0.358, SLG: 0.508	(1, 1) 0-0 6-3		(1, 1) 0-0 6-3		(1, 1) 0-0 3-1		(1, 1) 0-0 3-1		(1, 1) 0-0 F8		(1, 1) 0-0 4-3		(1, 1) 0-0 F8		(1, 1) 0-0 F8		0	0	0	0	0	0
Wes Covington, L OBP: 0.250, SLG: 0.176	(1, 4) 0-0 6-3		(1, 4) 0-0 6-3		(1, 4) 0-0 1B		(1, 4) 0-0 1B		(1, 4) 0-0 1B		(1, 4) 0-0 1B		(1, 4) 0-0 SH1-4		(1, 4) 0-0 SH		0	1	0	0	1	0
Don Drysdale, R OBP: 0.296, SLG: 0.333	(1, 1) 0-0 6-3		(1, 1) 0-0 6-3		(1, 1) 0-0 1B		(1, 1) 0-0 1B		(1, 1) 0-0 1B		(1, 1) 0-0 1B		(1, 1) 0-0 SH1-4		(1, 1) 0-0 SH		4	0	1	0	1	0
Wes Parker, S OBP: 0.335, SLG: 0.382	(1, 3) 0-0 K		(1, 3) 0-0 K		(1, 3) 0-0 K		(1, 3) 0-0 K		(1, 3) 0-0 K		(1, 3) 0-0 K		(1, 3) 0-0 K		(1, 3) 0-0 K		2	0	0	0	0	0
<b>Inning Stats</b>	R: 0 H: 1 E: 0 K: 1 S: 6	R: 0 H: 0 E: 0 K: 0 S: 2	R: 0 H: 0 E: 0 K: 1 S: 5	R: 2 H: 2 E: 0 K: 0 S: 5	R: 0 H: 1 E: 0 K: 1 S: 6	R: 0 H: 1 E: 0 K: 1 S: 6	R: 0 H: 1 E: 0 K: 1 S: 4	R: 0 H: 0 E: 0 K: 1 S: 5	R: 0 H: 1 E: 0 K: 1 S: 5	R: 0 H: 1 E: 0 K: 0 S: 4	R: 0 H: 1 E: 0 K: 0 S: 3	R: 0 H: 0 E: 0 K: 0 S: 3	R: 0 H: 1 E: 0 K: 1 S: 4	R: 0 H: 0 E: 0 K: 0 S: 3	R: 0 H: 1 E: 0 K: 2 S: 8	R: 2 H: 1 E: 1 K: 0 S: 3	1B: 8 R: 4 H: 9 RBI: 4 BB: 5 SO: 5 LOB: 17	SF: 0 SAC: 2 DP: 2 HBP: 0	WP: 0 R: 4 H: 9 RBI: 4 BB: 5 SO: 5 LOB: 17	PA: 53 CS: 1		
<b>PITCHER</b>	IP WLS BF H R ER SO BB IBB HBP BLK WP HR S P ERA WHIP	IP WLS BF H R ER SO BB IBB HBP BLK WP HR S P ERA WHIP	IP WLS BF H R ER SO BB IBB HBP BLK WP HR S P ERA WHIP	IP WLS BF H R ER SO BB IBB HBP BLK WP HR S P ERA WHIP	IP WLS BF H R ER SO BB IBB HBP BLK WP HR S P ERA WHIP	IP WLS BF H R ER SO BB IBB HBP BLK WP HR S P ERA WHIP	IP WLS BF H R ER SO BB IBB HBP BLK WP HR S P ERA WHIP	IP WLS BF H R ER SO BB IBB HBP BLK WP HR S P ERA WHIP	IP WLS BF H R ER SO BB IBB HBP BLK WP HR S P ERA WHIP	IP WLS BF H R ER SO BB IBB HBP BLK WP HR S P ERA WHIP	IP WLS BF H R ER SO BB IBB HBP BLK WP HR S P ERA WHIP	IP WLS BF H R ER SO BB IBB HBP BLK WP HR S P ERA WHIP	IP WLS BF H R ER SO BB IBB HBP BLK WP HR S P ERA WHIP	IP WLS BF H R ER SO BB IBB HBP BLK WP HR S P ERA WHIP	IP WLS BF H R ER SO BB IBB HBP BLK WP HR S P ERA WHIP	IP WLS BF H R ER SO BB IBB HBP BLK WP HR S P ERA WHIP	IP WLS BF H R ER SO BB IBB HBP BLK WP HR S P ERA WHIP	IP WLS BF H R ER SO BB IBB HBP BLK WP HR S P ERA WHIP	IP WLS BF H R ER SO BB IBB HBP BLK WP HR S P ERA WHIP	IP WLS BF H R ER SO BB IBB HBP BLK WP HR S P ERA WHIP	IP WLS BF H R ER SO BB IBB HBP BLK WP HR S P ERA WHIP	IP WLS BF H R ER SO BB IBB HBP BLK WP HR S P ERA WHIP
Curt Simmons, L ERA: 4.14	(1, 1) 11.0 3.0 12 7 2 0 5 0 1 0 0 0 0 0 4 8 0.00 1.000	Fergie Jenkins, R ERA: 3.92	(1, 1) 1.2 L 5 1 0 2 1 0 0 0 0 0 0 0 0 0 5 13 5.40 1.200	Arnold Earley, L ERA: 4.5	(1, 1) 0.0 2 1 0 0 0 1 0 0 0 0 0 0 0 1 5 * *	Cal Koonce, R ERA: 4.67																

Chicago Cubs @ Los Angeles Dodgers  
Dodger Stadium, Los Angeles, CA  
Sun Aug 14 1966, 3:33 AM PDT  
Unknown




Batter	1	2	3	4	5	6	7	8	9	10	AB	R	H	RBI	BB	SO	LOB			
<b>Glenn Beckert, R</b> OBP: 0.318, SLG: 0.347 (1.4)	0-0 4-3 1B		0-0 1B SF7	0-0 4-3		0-0 5-3		0-0 3-H 1B		0-0 SH5-4 SF8 1B	6	2	4	1	0	0	0			
<b>Lee Thomas, L</b> OBP: 0.285, SLG: 0.327 (1.7)	0-0 4-3 1-2		0-0 1B 2B	0-0 4-3		0-0 4-3		0-0 4-3		0-0 SH5-4	5	1	1	0	0	0	2			
<b>Billy Williams, L</b> OBP: 0.356, SLG: 0.474 (1.9)	0-0 4-3 2-3		0-0 SF7	0-0 4-3		0-0 F5			0-0 6-3	4-0 1B WP IBB	4	1	0	1	1	0	1			
<b>Ron Santo, R</b> OBP: 0.414, SLG: 0.554 (1.5)	0-0 5-3		0-0 1B 2B		0-3 K		0-0 5-3		4-0 FC5-4 BB	0-0 SF8	4	1	1	1	1	1	1			
<b>John Boccabella, R</b> OBP: 0.271, SLG: 0.400 (1.3)		0-0 HR	0-0 1B 2B		0-0 E6 2B		0-0 F2		0-0 FC5-4 1B	0-0 WP 1B	6	4	3	1	0	0	1			
<b>Byron Browne, R</b> OBP: 0.322, SLG: 0.456 (1.8)		0-0 5-3 1B		0-0 K		0-0 2B SF9 1B		0-0 6-3		0-0 1B	6	1	3	0	0	1	4			
<b>Don Bryant, R</b> OBP: 0.381, SLG: 0.450 <b>Randy Hundley, R</b> OBP: 0.303, SLG: 0.451 (8.2)		0-0 5-3 1-2		0-0 1B 2B		0-0 2B				0-0 F7	4	1	2	3	0	0	1			
<b>Don Kessinger, S</b> OBP: 0.286, SLG: 0.287 (1.6)		0-0 F7		0-0 SF9 2B		0-0 SF9				0-0 SH1-3 1B	3	1	2	3	1	0	1			
<b>Bob Hendley, R</b> OBP: 0.267, SLG: 0.231 <b>Fergie Jenkins, R</b> OBP: 0.321, SLG: 0.360 <b>Arnold Earley, L</b> <b>Cal Koonce, R</b> (9.1)		0-0 4-3		0-0 K		0-0 P4				0-0 K	3	0	0	0	0	1	3			
<b>Inning Stats</b>	R: 0 E: 0 K: 0 S: 4	H: 1 LOB: 1 BB: 0 P: 4	R: 1 E: 0 K: 0 S: 5	H: 2 LOB: 1 BB: 0 P: 5	R: 5 E: 0 K: 2 S: 13	H: 6 LOB: 1 BB: 0 P: 13	R: 0 E: 0 K: 0 S: 3	H: 0 LOB: 0 BB: 0 P: 3	R: 0 E: 0 K: 0 S: 3	H: 0 LOB: 0 BB: 0 P: 3	R: 1 E: 0 K: 0 S: 5	H: 2 LOB: 1 BB: 0 P: 5	R: 1 E: 0 K: 1 S: 7	H: 2 LOB: 3 BB: 2 P: 15	R: 2 E: 1 K: 0 S: 5	H: 2 LOB: 1 BB: 1 P: 9	1B: 14 2B: 2 3B: 0 HR: 1	SF: 3 SAC: 2 DP: 0 HBP: 0	WP: 1 PA: 51	
<b>PITCHER</b>	IP	WLS	BF	H	R	ER	SO	BB	IBB	HBP	BLK	WP	HR	S	P	ERA	WHIP			
<b>Joe Moeller, R</b> ERA: 2.87 <b>Bob Miller, R</b> ERA: 3.29 <b>Jim Brewer, L</b> ERA: 3.5 <b>Ron Perranoski, L</b> ERA: 2.3 <b>Don Sutton, R</b> ERA: 3.59	(1.1)	2.1	14	7	5	5	0	0	0	0	0	0	0	14	14	19.29	3.000			
<b>Phil Regan, R</b> ERA: 1.8 (10.1)	0.2	0.2	3	1	0	0	0	0	0	0	0	0	0	0	0	0.00	1.500			

**Chicago Cubs @ Los Angeles Dodgers**  
Dodger Stadium, Los Angeles, CA  
Sun Aug 14 1966, 3:38 AM PDT  
Att: 34,076 - Unknown

livebaseballscorecards.com

AB 43  
R 12  
H 17  
RBI 11  
BB 3  
SO 4  
LOB 17




WP: 1 PA: 51  
PB: 1  
SB: 0  
CS: 0

Batter	1	2	3	4	5	6	7	8	9	10	AB	R	H	RBI	BB	SO	LOB						
<b>Willie Davis, L</b> OBP: 0.296, SLG: 0.376 (1.8)	0-0 P6		0-0 G3		0-0 1B BB		0-0 F9		0-0 L4		0-0 L4-3	6	1	1	1	0	1						
<b>Jim Gilliam, S</b> OBP: 0.289, SLG: 0.271 (1.5)	0-0 F7		4-0 WP 1B BB		4-0 1B 2B BB		0-0 1B 2B		0-0 FC5-4 1B	0-0 F7	4	3	2	0	2	0	0						
<b>Lou Johnson, R</b> OBP: 0.325, SLG: 0.401 (1.9)	0-3 K2-3		0-0 1B		0-0 2B 1B		0-0 F2		0-0 FC5-4 1B		5	1	2	2	0	1	2						
<b>Tommy Davis, R</b> OBP: 0.344, SLG: 0.395 (1.7)		0-0 1B 1B	0-0 P3		0-3 K		0-0 1B SF9 1B		0-0 1B E 1B		5	3	3	1	0	1	3						
<b>Jim Lefebvre, S</b> OBP: 0.337, SLG: 0.492 (1.4)		0-0 1B 1B		0-0 1-4-3 1B 1B		0-0 1-3 2B		0-0 1B		0-0 F9	5	0	4	2	0	0	1						
<b>Don Spill, R</b> <b>Arnold Earley, L</b> <b>Ron Perranoski, L</b> <b>John Boccabella, R</b> <b>Don Kessinger, S</b> <b>Don Sutton, R</b> <b>Phil Regan, R</b>			0-0 P3		0-0 1-4-3 1-3		0-0 SF9		0-0 E9 1B 1B		3	0	0	0	0	0	0						
<b>Jeff Torborg, R</b> OBP: 0.282, SLG: 0.291 <b>John Roseboro, L</b> OBP: 0.365, SLG: 0.459 (6.2)		0-0 1B		0-0 6-3		0-0 1-3		0-0 G3		0-0 1B	2	0	1	1	0	0	1						
<b>John Kennedy, R</b> OBP: 0.244, SLG: 0.275 <b>Maury Willis, S</b> OBP: 0.324, SLG: 0.327 (7.6)		0-0 G5-4-3 1B		0-0 6-3		0-0 1-3		0-0 G3		0-0 1B	3	0	1	1	0	0	3						
<b>Joe Moeller, R</b> OBP: 0.300, SLG: 0.125 <b>Bob Miller, R</b> <b>Wes Parker, S</b> OBP: 0.337, SLG: 0.387 (6.3)		0-0 4-3		0-0 1B		0-0 K		0-0 5-3		0-0 L4-3 1B	0	0	0	0	0	0	0						
<b>Inning Stats</b>	R: 0 E: 0 K: 1 S: 5	H: 0 LOB: 0 BB: 0 P: 5	R: 1 E: 0 K: 0 S: 5	H: 3 LOB: 1 BB: 0 P: 5	R: 1 E: 0 K: 0 S: 4	H: 1 LOB: 1 BB: 1 P: 8	R: 0 E: 0 K: 0 S: 4	H: 2 LOB: 2 BB: 0 P: 4	R: 3 E: 0 K: 1 S: 9	H: 4 LOB: 2 BB: 1 P: 13	R: 0 E: 0 K: 1 S: 5	H: 0 LOB: 1 BB: 0 P: 5	R: 2 E: 0 K: 0 S: 6	H: 3 LOB: 1 BB: 0 P: 6	R: 0 E: 0 K: 0 S: 3	H: 0 LOB: 0 BB: 0 P: 3	R: 3 E: 2 K: 0 S: 7	H: 4 LOB: 2 BB: 0 P: 7	R: 0 E: 0 K: 0 S: 3	H: 1 LOB: 0 BB: 0 P: 3	1B: 15 2B: 4 3B: 0 HR: 0	SF: 1 SAC: 0 DP: 2 HBP: 0	WP: 1 PA: 47 PB: 0 SB: 1 CS: 0
<b>PITCHER</b>	IP	WLS	BF	H	R	ER	SO	BB	IBB	HBP	BLK	WP	HR	S	P	ERA	WHIP						
<b>Bob Hendley, L</b> ERA: 4.52 <b>Fergie Jenkins, R</b> ERA: 4.0 <b>Arnold Earley, L</b> ERA: 5.23 <b>Cal Koonce, R</b> ERA: 4.58	(1.1)	4.0	21	9	5	5	1	2	0	0	0	1	0	21	29	11.25	2.750						
	(5.1)	2.1	11	4	2	2	0	0	0	0	0	0	0	15	15	7.71	1.714						
	(7.1)	2.1	11	4	3	2	0	0	0	0	0	0	0	11	11	7.71	1.714						
	(9.1)	1.1	W	4	1	0	0	0	0	0	0	0	0	4	4	0.00	0.750						

**Chicago Cubs @ Los Angeles Dodgers**  
Dodger Stadium, Los Angeles, CA  
Sun Aug 14 1966, 3:38 AM PDT  
Att: 34,076 - Unknown

livebaseballscorecards.com

AB 44  
R 10  
H 18  
RBI 9  
BB 2  
SO 3  
LOB 20



WP: 1 PA: 47  
PB: 0  
SB: 1  
CS: 0







Batter	1	2	3	4	5	6	7	8	9	AB	R	H	RBI	BB	SO	LOB	TOP			
<b>Giraldo Ruiz, S</b> OBP: 0.247, SLG: 0.224 (1, 5)	F9			L3		4-3			4-3	4	0	0	0	0	0	1				
<b>Pete Rose, S</b> OBP: 0.327, SLG: 0.422 (1, 4)	3-1			BB		4-3			K	3	0	0	0	1	1	1				
<b>Vada Pinson, L</b> OBP: 0.337, SLG: 0.435 (1, 8)	4-3			F9			K		K	4	0	0	0	0	2	1				
<b>Gordy Coleman, L</b> OBP: 0.312, SLG: 0.348 (1, 3)		F7		K			K			3	0	0	0	0	2	1				
<b>Art Shamsky, L</b> OBP: 0.331, SLG: 0.581 (1, 9)	K				G3		F8			3	0	0	0	0	1	0				
<b>Deron Johnson, R</b> OBP: 0.294, SLG: 0.412 (1, 7)	K				F2			K		3	0	0	0	0	2	0				
<b>Leo Cardenas, R</b> OBP: 0.315, SLG: 0.417 (1, 6)			B3		6-3			2B		3	0	1	0	0	0	0				
<b>Johnny Edwards, L</b> OBP: 0.284, SLG: 0.297 (1, 2)		F7			SH1-3 1B		F2			3	0	1	0	0	0	1				
<b>Joe Nuxhall, L</b> OBP: 0.130, SLG: 0.174 (8, PH)						SH1-3 1-2		F9		1	0	0	0	0	0	0				
<b>Mel Queen, L</b> OBP: 0.245, SLG: 0.163 (8, PH)			3-1							1	0	0	0	0	0	1				
<b>Billy McCool, R</b> OBP: 0.235, SLG: 0.188 (8, 1)										0	0	0	0	0	0	0				
<b>Inning Stats</b>	R: 0 E: 0 K: 0 S: 3	H: 0 LOB: 0 BB: 0 P: 3	R: 0 E: 0 K: 2 S: 7	H: 0 LOB: 0 BB: 0 P: 7	R: 0 E: 0 K: 0 S: 3	H: 0 LOB: 1 BB: 1 P: 3	R: 0 E: 0 K: 1 S: 5	H: 0 LOB: 0 BB: 0 P: 9	R: 0 E: 0 K: 0 S: 3	H: 1 LOB: 1 BB: 0 P: 4	R: 0 E: 0 K: 2 S: 7	H: 0 LOB: 0 BB: 0 P: 7	R: 0 E: 0 K: 1 S: 6	H: 1 LOB: 1 BB: 0 P: 6	R: 0 E: 0 K: 2 S: 7	H: 0 LOB: 0 BB: 0 P: 7	1B: 1 2B: 1 3B: 0 HR: 0	SF: 0 SAC: 1 DP: 0 HBP: 0	WP: 0 PB: 0 SB: 0 CS: 0	PA: 30
<b>PITCHER</b> <b>Don Sutton, R</b> ERA: 3.38 (1, 1)	IP: 9.0 WLS: W BF: 30 H: 2 R: 0 ER: 0 SO: 8 BB: 1 IBB: 0 HBP: 0 BLK: 0 WP: 0 HR: 0 S: 45 P: 49 ERA: 0.00 WHIP: 0.333																			

Cincinnati Reds @ Los Angeles Dodgers  
 Dodger Stadium, Los Angeles, CA  
 Tue Aug 16 1966, 7:05 PM PDT  
 Att: 30,294 - Unknown

AB	28
R	0
H	2
RBI	0
BB	1
SO	8
LOB	6



Batter	1	2	3	4	5	6	7	8	9	AB	R	H	RBI	BB	SO	LOB	BOTTOM			
<b>Willie Davis, L</b> OBP: 0.295, SLG: 0.376 (1, 8)	1B 3B		F2		F8			G5-3 E BB		3	1	1	0	1	0	0				
<b>Jim Gilliam, S</b> OBP: 0.298, SLG: 0.273 (1, 5)	1B BB		FC4 1B			5-3		E5 1-2		3	1	1	0	1	0	1				
<b>Nate Oliver, R</b> OBP: 0.282, SLG: 0.216 (9, 4)	1B BB		FC4 1-2			1-3		G5-3 2-3f		0	0	0	0	0	0	0				
<b>Lou Johnson, R</b> OBP: 0.323, SLG: 0.406 (1, 9)	P4		FC4 1-2			1-3		G5-3 2-3f		4	0	0	0	0	0	5				
<b>Tommy Davis, R</b> OBP: 0.343, SLG: 0.392 (1, 7)	CS 1B		F9			F3				3	0	1	2	0	0	1				
<b>Jim Lefebvre, S</b> OBP: 0.337, SLG: 0.488 (1, 4)	K 1-2			K			P6			3	0	0	0	0	2	1				
<b>Wes Parker, S</b> OBP: 0.336, SLG: 0.385 (1, 3)		4-3		P4			1B			3	0	1	0	0	0	0				
<b>John Roseboro, L</b> OBP: 0.364, SLG: 0.455 (1, 2)		BB		L8			F8			2	0	0	0	1	0	1				
<b>John Kennedy, R</b> OBP: 0.238, SLG: 0.268 (1, 6)		P3			P4		P6			3	0	0	0	0	0	2				
<b>Don Sutton, R</b> OBP: 0.200, SLG: 0.217 (1, 1)		K			K			K		3	0	0	0	0	3	1				
<b>Inning Stats</b>	R: 2 E: 0 K: 1 S: 6	H: 2 LOB: 0 BB: 1 P: 10	R: 0 E: 0 K: 1 S: 5	H: 0 LOB: 1 BB: 1 P: 9	R: 0 E: 0 K: 0 S: 4	H: 1 LOB: 1 BB: 0 P: 4	R: 0 E: 0 K: 1 S: 5	H: 0 LOB: 0 BB: 0 P: 5	R: 0 E: 0 K: 0 S: 3	H: 0 LOB: 0 BB: 0 P: 3	R: 0 E: 0 K: 0 S: 4	H: 1 LOB: 1 BB: 0 P: 4	R: 0 E: 1 K: 1 S: 5	H: 0 LOB: 1 BB: 1 P: 9	R: 0 E: 0 K: 1 S: 5	H: 0 LOB: 0 BB: 0 P: 7	1B: 3 2B: 0 3B: 1 HR: 0	SF: 0 SAC: 0 DP: 1 HBP: 0	WP: 0 PB: 0 SB: 0 CS: 1	PA: 30
<b>PITCHER</b> <b>Joe Nuxhall, L</b> ERA: 4.36 (1, 1)	IP: 7.0 WLS: L BF: 26 H: 4 R: 2 ER: 2 SO: 4 BB: 2 IBB: 0 HBP: 0 BLK: 0 WP: 0 HR: 0 S: 32 P: 40 ERA: 2.57 WHIP: 0.857																			
<b>Billy McCool, L</b> ERA: 2.27 (8, 1)	IP: 1.0 WLS: L BF: 4 H: 0 R: 0 ER: 0 SO: 1 BB: 1 IBB: 0 HBP: 0 BLK: 0 WP: 0 HR: 0 S: 5 P: 9 ERA: 0.00 WHIP: 1.000																			

Cincinnati Reds @ Los Angeles Dodgers  
 Dodger Stadium, Los Angeles, CA  
 Tue Aug 16 1966, 7:05 PM PDT  
 Att: 30,294 - Unknown

AB	27
R	2
H	4
RBI	2
BB	3
SO	5
LOB	12





Batter	1	2	3	4	5	6	7	8	9	AB	R	H	RBI	BB	SO	LOB	TOP										
Tommy Harper, R OBP: 0.360, SLG: 0.380 (1, 9)										5	0	0	0	0	0	2	<b>Cincinnati Reds @ Los Angeles Dodgers</b> Dodger Stadium, Los Angeles, CA Wed Aug 17 1966, 7:05 PM PDT Att: 43,778 - Unknown										
Vada Pinson, L OBP: 0.336, SLG: 0.433 (1, 8)										5	0	1	0	0	1	1											
Pete Rose, S OBP: 0.331, SLG: 0.426 (1, 4)										5	1	4	0	0	0	1											
Deron Johnson, R OBP: 0.296, SLG: 0.415 (1, 7)										4	2	1	1	1	0	3											
Tony Perez, R OBP: 0.302, SLG: 0.397 Dick Simpson, R OBP: 0.349, SLG: 0.436 (1, 3)										2	1	0	0	1	1	0											
Tommy Helms, R OBP: 0.334, SLG: 0.421 (1, 5)										3	0	1	1	0	0	0											
Don Pavletich, R OBP: 0.356, SLG: 0.526 (1, 2)										3	1	1	0	1	1	1											
Leo Cardenas, R OBP: 0.321, SLG: 0.421 (1, 6)										1	0	1	3	3	0	0											
Sammy Ellis, L OBP: 0.179, SLG: 0.115 Billy McCool, R OBP: 0.235, SLG: 0.168 (1, 1)										3	0	0	0	0	1	5											
<b>Inning Stats</b>	R: 0 E: 0 K: 0 S: 4	H: 1 LOB: 1 BB: 0 P: 4	R: 0 E: 0 K: 3 S: 10	H: 1 LOB: 2 BB: 1 P: 14	R: 0 E: 0 K: 1 S: 5	H: 1 LOB: 0 BB: 0 P: 5	R: 3 E: 0 K: 0 S: 4	H: 1 LOB: 1 BB: 3 P: 16	R: 0 E: 0 K: 0 S: 3	H: 0 LOB: 0 BB: 0 P: 3	R: 0 E: 0 K: 0 S: 3	H: 0 LOB: 1 BB: 1 P: 7	R: 2 E: 0 K: 1 S: 8	H: 3 LOB: 2 BB: 1 P: 12	R: 0 E: 0 K: 0 S: 4	H: 1 LOB: 1 BB: 0 P: 4	1B: 6 2B: 2 3B: 1 HR: 0	SF: 0 SAC: 2 DP: 1 HBP: 0	WP: 3 PB: 0 SB: 1 CS: 1	PA: 41							
<b>PITCHER</b>	IP	WLS	BF	H	R	ER	SO	BB	IBB	HBP	BLK	WP	HR	S	P	ERA	WHIP										
Sandy Koufax, L ERA: 1.71 Bob Miller, R ERA: 3.21 Jim Brewer, L ERA: 4.26 Joe Moeller, R ERA: 2.82 Ron Perranoski, L ERA: 2.29	4.1	L	21	5	3	3	4	4	0	0	0	1	0	25	41	6.23	2.077										

Batter	1	2	3	4	5	6	7	8	9	AB	R	H	RBI	BB	SO	LOB	BOTTOM										
Lou Johnson, R OBP: 0.325, SLG: 0.407 (1, 9)										4	0	2	0	0	0	0	<b>Cincinnati Reds @ Los Angeles Dodgers</b> Dodger Stadium, Los Angeles, CA Wed Aug 17 1966, 7:05 PM PDT Att: 43,778 - Unknown										
Willie Davis, L OBP: 0.295, SLG: 0.376 (1, 8)										3	0	1	1	0	0	1											
Ron Fairly, L OBP: 0.352, SLG: 0.393 Dick Stuart, R OBP: 0.307, SLG: 0.367 Ron Perranoski, L OBP: 0.200, SLG: 0.400 (1, 3)										2	0	0	0	1	0	1											
Tommy Davis, R OBP: 0.337, SLG: 0.385 (1, 7)										4	0	0	0	0	1	4											
Jim Lefebvre, S OBP: 0.333, SLG: 0.483 (1, 4)										4	0	0	0	0	1	2											
John Roseboro, L OBP: 0.366, SLG: 0.456 (1, 2)										4	0	2	0	0	0	0											
Jim Gilliam, S OBP: 0.292, SLG: 0.267 (1, 5)										4	0	0	0	0	0	2											
John Kennedy, R OBP: 0.236, SLG: 0.265 Wes Parker, S OBP: 0.336, SLG: 0.386 (1, 6)										2	0	0	0	0	1	0											
Sandy Koufax, R OBP: 0.299, SLG: 0.391 Bob Miller, R OBP: 0.336, SLG: 0.371 Jim Barbieri, L OBP: 0.305, SLG: 0.371 Jim Brewer, L OBP: 0.305, SLG: 0.371 Joe Moeller, R OBP: 0.305, SLG: 0.371 Wes Covington, S OBP: 0.281, SLG: 0.175 Nate Oliver, S OBP: 0.262, SLG: 0.216 (1, 1)										1	0	0	0	0	1	0											
<b>Inning Stats</b>	R: 0 E: 0 K: 0 S: 4	H: 1 LOB: 2 BB: 1 P: 8	R: 0 E: 0 K: 0 S: 3	H: 0 LOB: 0 BB: 0 P: 3	R: 0 E: 0 K: 1 S: 5	H: 0 LOB: 0 BB: 0 P: 5	R: 0 E: 0 K: 0 S: 3	H: 0 LOB: 0 BB: 0 P: 3	R: 0 E: 0 K: 0 S: 4	H: 1 LOB: 1 BB: 0 P: 4	R: 0 E: 0 K: 0 S: 4	H: 1 LOB: 1 BB: 0 P: 4	R: 1 E: 0 K: 1 S: 7	H: 2 LOB: 2 BB: 1 P: 11	R: 0 E: 0 K: 1 S: 5	H: 0 LOB: 0 BB: 0 P: 5	1B: 6 2B: 0 3B: 0 HR: 0	SF: 1 SAC: 0 DP: 1 HBP: 0	WP: 0 PB: 0 SB: 1 CS: 0	PA: 34							
<b>PITCHER</b>	IP	WLS	BF	H	R	ER	SO	BB	IBB	HBP	BLK	WP	HR	S	P	ERA	WHIP										
Sammy Ellis, R ERA: 5.01 Billy McCool, L ERA: 2.21	7.0	W	28	6	1	1	2	2	0	0	0	0	0	10	10	0.00	0.000										



Batter	1	2	3	4	5	6	7	8	9	AB	R	H	RBI	BB	SO	LOB	TOP					
<b>Lou Brock, L</b> OBP: 0.328, SLG: 0.454 (1, 7)	0-0 6-3		0-0 4-3		0-0 1-3			0-0 F7		4	0	0	0	0	0	1						
<b>Curt Flood, R</b> OBP: 0.295, SLG: 0.365 (1, 8)	0-0 F9		0-3 K			0-0 1B		0-0 1-3		4	0	1	0	0	1	0						
<b>Tim McCarver, L</b> OBP: 0.319, SLG: 0.439 (1, 2)	0-0 G3		0-0 F9			0-0 F8			0-3 K	4	0	0	0	0	1	1						
<b>Orlando Cepeda, R</b> OBP: 0.369, SLG: 0.526 (1, 3)		0-0 1B		0-0 3-1		0-0 G4-6-3		0-0 F6		4	1	2	0	0	0	0						
<b>Mike Shannon, R</b> OBP: 0.345, SLG: 0.494 (1, 9)		0-3 K		0-3 K		0-0 G4-6-3		0-3 K		4	0	0	0	0	3	3						
<b>Charley Smith, R</b> OBP: 0.311, SLG: 0.390 (1, 5)		0-0 FC6-4		0-0 4-3				0-0 F3		3	0	1	0	0	0	0						
<b>Julian Javier, R</b> OBP: 0.271, SLG: 0.308 (7, PH)		0-0 FC6-4			0-0 F8		0-3 K			2	0	1	1	0	0	0						
<b>Ted Savage, R</b> OBP: 0.333, SLG: 0.333 (7, 4)		1-2 2-H								1	0	0	0	0	1	0						
<b>Jerry Buchek, R</b> OBP: 0.304, SLG: 0.357 (7, 4)		1-2 2-H								0	0	0	0	0	0	0						
<b>Dal Maxvill, R</b> OBP: 0.325, SLG: 0.328 (1, 6)		0-0 FC6-4			0-3 K		0-0 5-3			3	0	0	0	0	1	2						
<b>Bob Gibson, R</b> OBP: 0.272, SLG: 0.338 (8, PH)		0-3 K						0-0 1-6-3		2	0	1	0	0	1	2						
<b>Phil Gagliano, R</b> OBP: 0.330, SLG: 0.333 (8, PH)										1	0	0	0	0	0	0						
<b>Hal Woodeshick, R</b> OBP: 0.250, SLG: 0.500 (8, 1)										0	0	0	0	0	0	0						
<b>Inning Stats</b>	R: 0 E: 0 K: 0 S: 3	H: 0 LOB: 0 BB: 0 P: 3	R: 1 E: 0 K: 2 S: 10	H: 3 LOB: 2 BB: 0 P: 10	R: 0 E: 0 K: 1 S: 5	H: 0 LOB: 0 BB: 0 P: 5	R: 0 E: 0 K: 1 S: 5	H: 0 LOB: 0 BB: 0 P: 5	R: 0 E: 0 K: 1 S: 6	H: 1 LOB: 1 BB: 0 P: 6	R: 0 E: 0 K: 0 S: 4	H: 2 LOB: 1 BB: 0 P: 4	R: 0 E: 0 K: 1 S: 5	H: 0 LOB: 0 BB: 0 P: 5	R: 0 E: 0 K: 0 S: 3	H: 0 LOB: 0 BB: 0 P: 3	R: 0 E: 0 K: 2 S: 7	H: 0 LOB: 0 BB: 0 P: 7	1B: 5 2B: 1 3B: 0 HR: 0	SF: 0 SAC: 0 DP: 1 HBP: 0	WP: 0 PB: 0 SB: 0 CS: 0	PA: 32
<b>PITCHER</b> <b>Don Drysdale, R</b> ERA: 3.75 (1, 1)	IP: 9.0 WLS: W BF: 32 H: 6 R: 1 ER: 1 SO: 8 BB: 0 IBB: 0 HBP: 0 BLK: 0 WP: 0 HR: 0 S: 48 P: 48 ERA: 1.00 WHIP: 0.667															<b>PITCHER</b>	IP: 9.0 WLS: W BF: 32 H: 6 R: 1 ER: 1 SO: 8 BB: 0 IBB: 0 HBP: 0 BLK: 0 WP: 0 HR: 0 S: 48 P: 48 ERA: 1.00 WHIP: 0.667					

St. Louis Cardinals @ Los Angeles Dodgers  
 Dodger Stadium, Los Angeles, CA  
 Thu Aug 18 1966, 7:05 PM PDT  
 Att: 28,522 - Unknown

AB	32
R	1
H	6
RBI	1
BB	0
SO	8
LOB	9



Batter	1	2	3	4	5	6	7	8	9	AB	R	H	RBI	BB	SO	LOB	BOTTOM			
<b>Jim Barbieri, L</b> OBP: 0.363, SLG: 0.361 (1, 9)	4-0 1B		0-0 F6		0-3 K		4-0 BB			2	1	0	0	2	1	0				
<b>Wes Parker, S</b> OBP: 0.338, SLG: 0.386 (8, 3)	1B BB		0-0 F3		0-0 4-3		0-0 4-3			4	0	0	0	0	0	2				
<b>Maury Wills, S</b> OBP: 0.321, SLG: 0.324 (1, 6)	0-0 F3		0-0 4-3			0-0 6-3		0-0 4-3		4	0	0	0	0	0	2				
<b>Willie Davis, L</b> OBP: 0.296, SLG: 0.384 (1, 8)	0-3 K		0-0 K		0-0 HR		0-0 E	0-0 G3		4	2	2	1	0	1	1				
<b>Ron Fairly, L</b> OBP: 0.350, SLG: 0.391 (1, 3)	0-0 1B		0-0 F8			0-0 E6		0-0 3-1		4	0	1	0	0	0	1				
<b>Jim Lefebvre, S</b> OBP: 0.335, SLG: 0.483 (1, 4)	0-0 FC4-6			0-0 F9		0-0 FC4-6		0-3 K		4	0	2	2	0	1	0				
<b>Lou Johnson, R</b> OBP: 0.325, SLG: 0.405 (1, 7)	1-3 3-H		0-0 FC4-6		1-0 CS		1-2 2-H			2	0	0	0	0	1	4				
<b>John Roseboro, L</b> OBP: 0.363, SLG: 0.451 (1, 2)		0-0 F7		0-0 F4		0-0 L6				3	0	0	0	0	0	3				
<b>John Kennedy, R</b> OBP: 0.233, SLG: 0.262 (1, 5)		0-0 6-3			0-0 F3		0-0 1-3			3	0	0	0	0	0	0				
<b>Don Drysdale, R</b> OBP: 0.256, SLG: 0.329 (1, 1)		0-3 K			0-3 K		0-3 K			3	0	0	0	0	3	0				
<b>Inning Stats</b>	R: 1 E: 0 K: 1 S: 7	H: 2 LOB: 2 BB: 1 P: 11	R: 0 E: 0 K: 1 S: 5	H: 0 LOB: 0 BB: 0 P: 5	R: 1 E: 0 K: 0 S: 4	H: 1 LOB: 0 BB: 0 P: 4	R: 0 E: 0 K: 0 S: 2	H: 0 LOB: 0 BB: 0 P: 3	R: 0 E: 0 K: 2 S: 7	H: 0 LOB: 0 BB: 0 P: 7	R: 1 E: 1 K: 1 S: 8	H: 2 LOB: 2 BB: 0 P: 8	R: 0 E: 0 K: 1 S: 5	H: 0 LOB: 1 BB: 1 P: 9	R: 0 E: 0 K: 1 S: 5	H: 0 LOB: 0 BB: 0 P: 5	1B: 4 2B: 0 3B: 0 HR: 1	SF: 0 SAC: 0 DP: 0 HBP: 1	WP: 0 PB: 0 SB: 0 CS: 1	PA: 32
<b>PITCHER</b> <b>Bob Gibson, R</b> ERA: 2.31 (1, 1)	IP: 7.0 WLS: L BF: 29 H: 5 R: 3 ER: 2 SO: 6 BB: 2 IBB: 0 HBP: 1 BLK: 0 WP: 0 HR: 1 S: 38 P: 47 ERA: 2.57 WHIP: 1.000															<b>PITCHER</b>	IP: 7.0 WLS: L BF: 29 H: 5 R: 3 ER: 2 SO: 6 BB: 2 IBB: 0 HBP: 1 BLK: 0 WP: 0 HR: 1 S: 38 P: 47 ERA: 2.57 WHIP: 1.000			
<b>Hal Woodeshick, L</b> ERA: 1.99 (8, 1)	IP: 1.0 WLS: 3 BF: 0 H: 0 R: 0 ER: 0 SO: 1 BB: 0 IBB: 0 HBP: 0 BLK: 0 WP: 0 HR: 0 S: 5 P: 5 ERA: 0.00 WHIP: 0.000															<b>PITCHER</b>	IP: 1.0 WLS: 3 BF: 0 H: 0 R: 0 ER: 0 SO: 1 BB: 0 IBB: 0 HBP: 0 BLK: 0 WP: 0 HR: 0 S: 5 P: 5 ERA: 0.00 WHIP: 0.000			

St. Louis Cardinals @ Los Angeles Dodgers  
 Dodger Stadium, Los Angeles, CA  
 Thu Aug 18 1966, 7:05 PM PDT  
 Att: 28,522 - Unknown

AB	29
R	3
H	5
RBI	3
BB	2
SO	7
LOB	11





Batter	1	2	3	4	5	6	7	8	9	AB	R	H	RBI	BB	SO	LOB	TOP			
<b>Julian Javier, R</b> (1,4) OBP: 0.273, SLG: 0.313	F3		FC6 1-H		5-3		1B 4-3		L9	5	1	2	2	0	0	0				
<b>Lou Brock, L</b> (1,7) OBP: 0.333, SLG: 0.455	CS 1B		FC6 BB		P3		4-3 1B		CS HBP	3	0	2	1	1	0	0				
<b>Curt Flood, R</b> (1,8) OBP: 0.293, SLG: 0.362	4-3		FC6 1-2 2-3		F3		4-3		CS	4	0	0	1	0	0	4				
<b>Orlando Cepeda, R</b> (1,3) OBP: 0.368, SLG: 0.521		K	F9			G6-4-3 BB			K	3	0	0	0	1	2	3				
<b>Mike Shannon, R</b> (1,9) OBP: 0.344, SLG: 0.491	4-3 1B			K					K	4	0	1	0	0	2	1				
<b>Tim McCarver, L</b> (1,2) OBP: 0.318, SLG: 0.437	4-3			K		F8			1B	4	0	1	0	0	1	1				
<b>Charley Smith, R</b> (1,5) OBP: 0.310, SLG: 0.388	4-3			1B					K	4	0	1	0	0	2	2				
<b>Dal Maxvill, R</b> (1,6) OBP: 0.331, SLG: 0.332			2B BB	1B					F9	3	2	2	0	1	0	1				
<b>Larry Jaster, L</b> (1,1) OBP: 0.267, SLG: 0.214			B5	4-3			SH 1B		4-3	3	1	0	0	0	0	3				
<b>Inning Stats</b>	R: 0 E: 0 K: 0 S: 3	H: 1 LOB: 0 BB: 3	R: 0 E: 0 K: 1 S: 6	H: 1 LOB: 1 BB: 0 P: 6	R: 1 E: 0 K: 0 S: 4	H: 1 LOB: 2 BB: 2 P: 12	R: 0 E: 0 K: 2 S: 9	H: 2 LOB: 2 BB: 0 P: 9	R: 0 E: 0 K: 0 S: 2	H: 0 LOB: 0 BB: 1 P: 6	R: 3 E: 0 K: 2 S: 11	H: 3 LOB: 1 BB: 0 P: 11	R: 0 E: 0 K: 2 S: 8	H: 1 LOB: 1 BB: 0 P: 8	R: 0 E: 0 K: 0 S: 2	H: 0 LOB: 0 BB: 3	1B: 8 2B: 1 3B: 0 HR: 0	SF: 0 SAC: 1 DP: 1 HBP: 1	WP: 0 PB: 0 SB: 0 CS: 2	PA: 39
<b>PITCHER</b>	IP	WLS	BF	H	R	ER	SO	BB	IBB	HBP	BLK	WP	HR	S	P	ERA	WHIP			
<b>Claude Osteen, L</b> (1,1) ERA: 2.62	6.1	L	29	8	4	4	4	3	0	0	0	0	0	34	46	5.68	1.737			
<b>Bob Miller, R</b> (7,1) ERA: 3.16	0.2		2	0	0	0	1	0	0	0	0	0	0	4	4	0.00	0.000			
<b>Joe Moeller, R</b> (8,1) ERA: 2.72	2.0		7	1	0	0	2	0	0	1	0	0	0	10	11	0.00	0.500			

**St. Louis Cardinals @ Los Angeles Dodgers**  
**Dodger Stadium, Los Angeles, CA**  
 Fri Aug 19 1966, 7:05 PM PDT  
 Att: 36,783 - Unknown

AB	33
R	4
H	9
RBI	4
BB	3
SO	7
LOB	15



Batter	1	2	3	4	5	6	7	8	9	AB	R	H	RBI	BB	SO	LOB	BOTTOM			
<b>Willie Davis, L</b> (1,8) OBP: 0.298, SLG: 0.385	S SH1-3 1B	K			P5		1-3 1B			4	0	2	0	0	1	2				
<b>Maury Wills, S</b> (1,6) OBP: 0.318, SLG: 0.321	K		F9		6-3		L8			4	0	0	0	0	1	3				
<b>Lou Johnson, R</b> (1,9) OBP: 0.323, SLG: 0.402	SH1-3		F7		5-3			F7		3	0	0	0	0	0	0				
<b>Tommy Davis, R</b> (1,7) OBP: 0.336, SLG: 0.381	2-3 BB		F7			5-3		F8		3	0	0	0	1	0	0				
<b>Jim Lefebvre, S</b> (1,4) OBP: 0.334, SLG: 0.480	P4			BB 1B		P4		F6		4	0	1	0	0	0	2				
<b>Wes Parker, S</b> (1,3) OBP: 0.339, SLG: 0.386		1B 1B		1-2 BB		F7			5-3	3	0	1	0	1	0	0				
<b>Jeff Torborg, R</b> (1,2) OBP: 0.293, SLG: 0.286		K					1B BB		F8	2	0	0	0	1	2	3				
<b>Jim Gilliam, S</b> (9, PH) OBP: 0.291, SLG: 0.265										1	0	0	0	0	0	0				
<b>John Kennedy, R</b> (1,5) OBP: 0.233, SLG: 0.262					F9		L8		F8	4	0	1	0	0	0	3				
<b>Claude Osteen, L</b> (1,1) OBP: 0.258, SLG: 0.322		K								2	0	0	0	0	2	4				
<b>Bob Miller, R</b> (7,1)										0	0	0	0	0	0	0				
<b>Dick Stuart, R</b> (7, PH) OBP: 0.305, SLG: 0.365										1	0	0	0	0	1	1				
<b>Joe Moeller, R</b> (8,1) OBP: 0.300, SLG: 0.125										0	0	0	0	0	0	0				
<b>Inning Stats</b>	R: 0 E: 0 K: 1 S: 6	H: 2 LOB: 2 BB: 1 P: 10	R: 0 E: 0 K: 3 S: 11	H: 2 LOB: 0 BB: 0 P: 11	R: 0 E: 0 K: 0 S: 3	H: 0 LOB: 0 BB: 0 P: 3	R: 0 E: 0 K: 2 S: 8	H: 1 LOB: 2 BB: 1 P: 12	R: 0 E: 0 K: 0 S: 3	H: 0 LOB: 0 BB: 0 P: 3	R: 0 E: 0 K: 1 S: 6	H: 1 LOB: 2 BB: 1 P: 10	R: 0 E: 0 K: 0 S: 3	H: 0 LOB: 0 BB: 0 P: 3	R: 0 E: 0 K: 0 S: 3	H: 0 LOB: 0 BB: 0 P: 3	1B: 5 2B: 0 3B: 0 HR: 0	SF: 0 SAC: 1 DP: 0 HBP: 0	WP: 0 PB: 0 SB: 1 CS: 0	PA: 35
<b>PITCHER</b>	IP	WLS	BF	H	R	ER	SO	BB	IBB	HBP	BLK	WP	HR	S	P	ERA	WHIP			
<b>Larry Jaster, L</b> (1,1) ERA: 3.42	9.0	W	35	5	0	0	7	3	0	0	0	0	0	46	58	0.00	0.889			

**St. Louis Cardinals @ Los Angeles Dodgers**  
**Dodger Stadium, Los Angeles, CA**  
 Fri Aug 19 1966, 7:05 PM PDT  
 Att: 36,783 - Unknown

AB	31
R	0
H	5
RBI	0
BB	3
SO	7
LOB	18





Batter	1	2	3	4	5	6	7	8	9	10	11	12	13	AB	R	H	RBI	BB	SO	LOB	TOP	
Lou Brock, L OBP: 0.333, SLG: 0.453 (1, 7)	K		K			1-3 1B		F3		FC4-6 IBB			4-3	5	0	1	0	1	2	0		
Ted Savage, R Curt Flood, R OBP: 0.143, SLG: 0.362 (8, 8)	5-3			5-3		1-3		F9		FC4-6 1-2			1B 1B	4	0	0	0	0	0	1		
Tim McCarver, L OBP: 0.319, SLG: 0.436 (1, 2)	3-1				FC6-4 1B	F6		1-3			L6		1B 1B	6	0	2	0	0	0	1		
Orlando Cepeda, R OBP: 0.368, SLG: 0.517 (1, 3)		5-3		FC6-4 1-2					4-3				1B 1B	5	0	1	1	1	1	1		
Mike Shannon, R OBP: 0.341, SLG: 0.483 (1, 9)		1-3 BB		K2-3		F8			K				G4-6-3 1B	5	0	0	0	1	3	5		
Charley Smith, R OBP: 0.309, SLG: 0.389 (1, 5)	1-3				5-3			F6						5	0	1	0	0	0	1		
Julian Javier, R OBP: 0.275, SLG: 0.331 (1, 4)	K									F5			4-3	5	2	2	2	0	1	2		
Dal Maxvill, R OBP: 0.332, SLG: 0.331 (1, 6)			F9			F9		6-3						4	0	1	0	1	0	0		
Al Jackson, L Nelson Briles, R Hal Woodeshick, L Tito Francona, R Joe Hoerner, L Phil Cuzzi, R Ron Piche, R (1, 1) (8, 1) (8, 1) (8, 1) (10, 1) (12, 1) (12, 1) (12, 1)	K		K		K		K			6-3			G6-4-3 1B	3	0	0	0	0	3	0		
<b>Inning Stats</b>	R: 0 E: 0 K: 1 S: 5	H: 0 LOB: 0 BB: 0 P: 5	R: 0 E: 0 K: 1 S: 5	H: 0 LOB: 1 BB: 1 P: 9	R: 0 E: 0 K: 2 S: 7	H: 0 LOB: 0 BB: 0 P: 7	R: 0 E: 0 K: 1 S: 6	H: 1 LOB: 1 BB: 0 P: 6	R: 1 E: 0 K: 1 S: 6	H: 1 LOB: 0 BB: 0 P: 6	R: 0 E: 0 K: 0 S: 4	H: 0 LOB: 0 BB: 0 P: 3	R: 0 E: 1 K: 0 S: 4	H: 1 LOB: 2 BB: 1 P: 8	R: 0 E: 0 K: 0 S: 3	H: 1 LOB: 1 BB: 1 P: 7	R: 1 E: 0 K: 0 S: 5	H: 3 LOB: 1 BB: 0 P: 5	1B: 6 2B: 1 3B: 0 HR: 2	SF: 0 SAC: 0 DP: 2 HBP: 0	W/P: 0 PB: 0 SB: 1 CS: 0	PA: 50
<b>PITCHER</b>	IP	WLS	BF	H	R	ER	SO	BB	IBB	HBP	BLK	WP	HR	S	P	ERA	WHIP					
Don Sutton, R ERA: 3.33 Phil Regan, R ERA: 1.77 Bob Miller, R ERA: 3.02 Ron Ferranowski, L ERA: 2.36 Joe Moeller, R ERA: 2.88	8.0	30	42	4	2	2	7	1	1	0	0	0	2	42	50	2.25	0.625					

**St. Louis Cardinals @ Los Angeles Dodgers**  
Dodger Stadium, Los Angeles, CA  
Sat Aug 20 1966, 3:33 AM PDT  
Att. 28,522 - Unknown

livebaseballscores.com

**AB 46**  
**R 3**  
**H 9**  
**RBI 3**  
**BB 4**  
**SO 10**  
**LOB 16**




Batter	1	2	3	4	5	6	7	8	9	10	11	12	13	AB	R	H	RBI	BB	SO	LOB	BOTTOM	
Maury Wills, S OBP: 0.318, SLG: 0.321 (1, 6)	6-3		L8			1B 1B		5-3		5-3 1B			4-3	6	0	2	0	0	0	3		
Wille Davis, L OBP: 0.296, SLG: 0.382 (1, 8)	5-3			4-3		G6-4-3 1B		L6		5-3			F7	6	0	1	0	0	0	3		
Lou Johnson, R OBP: 0.320, SLG: 0.398 (1, 9)	F3			5-3		F1			4-3 1B				F4	6	1	1	0	0	1	2		
Tommy Davis, R OBP: 0.336, SLG: 0.383 (1, 7)		G5-4-3 1B		F4		G6-4-3 1-2			4-3				F8	6	0	2	0	0	0	3		
Jim Lefebvre, S OBP: 0.336, SLG: 0.487 (1, 4)		G5-4-3 1-2					F2			2H 1B			F7	5	1	2	2	1	0	1		
Wes Parker, S OBP: 0.340, SLG: 0.383 (1, 3)		6-3			HR								F9	3	0	0	0	2	0	2		
John Roseboro, L OBP: 0.366, SLG: 0.452 (1, 2)			G4-6-3 1B					G4-3 BB					F7	4	0	2	0	0	0	3		
John Kennedy, R Dick Rymer, L Joe Hoerner, L Phil Cuzzi, R Bob Miller, R Don Sutton, R Joe Hoerner, L Joe Hoerner, L Joe Hoerner, L (1, 1) (6, PH) (9, 5)			G4-6-3 1-2		K			SH3 1B		K			K	2	0	0	0	0	0	0		
Don Sutton, R ERA: 2.21 Jim Gilliam, S OBP: 0.288, SLG: 0.262 (9, 5)					K								F7	2	0	1	0	0	1	1		
<b>Inning Stats</b>	R: 0 E: 0 K: 0 S: 3	H: 0 LOB: 0 BB: 0 P: 3	R: 0 E: 0 K: 0 S: 3	H: 1 LOB: 0 BB: 0 P: 3	R: 0 E: 0 K: 0 S: 4	H: 2 LOB: 1 BB: 0 P: 4	R: 0 E: 0 K: 0 S: 4	H: 2 LOB: 1 BB: 1 P: 6	R: 0 E: 0 K: 0 S: 4	H: 1 LOB: 2 BB: 0 P: 4	R: 1 E: 0 K: 1 S: 7	H: 2 LOB: 2 BB: 1 P: 11	R: 0 E: 0 K: 0 S: 3	H: 1 LOB: 3 BB: 1 P: 13	R: 0 E: 0 K: 0 S: 3	H: 0 LOB: 0 BB: 0 P: 3	R: 0 E: 0 K: 0 S: 3	H: 0 LOB: 0 BB: 0 P: 3	1B: 10 2B: 2 3B: 0 HR: 1	SF: 0 SAC: 1 DP: 5 HBP: 1	W/P: 0 PB: 0 SB: 0 CS: 0	PA: 50
<b>PITCHER</b>	IP	WLS	BF	H	R	ER	SO	BB	IBB	HBP	BLK	WP	HR	S	P	ERA	WHIP					
Al Jackson, L Nelson Briles, R Hal Woodeshick, L Joe Hoerner, L Joe Hoerner, L Ron Piche, R (1, 1) (9, 1) (9, 1) (10, 1) (12, 1) (12, 1)	8.0	29	42	8	1	1	2	1	0	0	0	0	1	32	36	1.12	1.125					

**St. Louis Cardinals @ Los Angeles Dodgers**  
Dodger Stadium, Los Angeles, CA  
Sat Aug 20 1966, 3:33 AM PDT  
Att. 28,522 - Unknown

livebaseballscores.com

**AB 45**  
**R 2**  
**H 12**  
**RBI 2**  
**BB 3**  
**SO 5**  
**LOB 25**





Batter	1	2	3	4	5	6	7	8	9	AB	R	H	RBI	BB	SO	LOB	TOP			
<b>Julian Javier, R</b> OBP: 0.272, SLG: 0.327 (1, 4)	G3	P5			K		F7			4	0	0	0	0	1	1	<b>St. Louis Cardinals @ Los Angeles Dodgers</b> Dodger Stadium, Los Angeles, CA Sun Aug 21 1966, 3:33 AM PDT Att: 33,309 - Unknown <a href="http://livebaseballscorecards.com">livebaseballscorecards.com</a>			
<b>Lou Brock, L</b> OBP: 0.334, SLG: 0.455 (1, 7)	1B S 1B		K		P6		F8	2B		4	1	2	0	0	1	0				
<b>Charley Smith, R</b> OBP: 0.308, SLG: 0.387 (1, 5)	BB 1-3 1B		K		F7		F7	5-3		4	0	1	0	0	1	1				
<b>Orlando Cepeda, R</b> OBP: 0.364, SLG: 0.511 (1, 3)	K		K				F8	F8		4	0	0	0	0	2	3				
<b>Curt Flood, R</b> OBP: 0.294, SLG: 0.361 (1, 8)	BB 1-2 3-H 1B				6-3		F8	6-3		4	0	1	1	0	0	1				
<b>Mike Shannon, R</b> OBP: 0.340, SLG: 0.479 (1, 9)	1-2 2-3 BB		L4				K			3	0	0	0	1	2	0				
<b>Tim McCarver, L</b> OBP: 0.321, SLG: 0.441 (1, 2)	3-1									4	0	2	0	0	1	3				
<b>Dal Maxvill, R</b> OBP: 0.331, SLG: 0.327 (1, 6)			F8				K	F8		3	0	0	0	1	1					
<b>Ray Washburn, R</b> OBP: 0.143, SLG: 0.225 (3, 1) <b>Hal Woodeshick, L</b> OBP: 0.290, SLG: 0.500 (4, PH) <b>Phil Carls, R</b> OBP: 0.327, SLG: 0.530 (4, PH) <b>Don Dennis, R</b> OBP: 0.189, SLG: 0.097 (7, PH) <b>Ed Spiezio, R</b> OBP: 0.132, SLG: 0.093 (7, 1)	6-3				F7		K	K		1	0	0	0	0	0	0				
<b>Inning Stats</b>	R: 1 E: 0 K: 1 S: 8	H: 3 LOB: 3 BB: 1 P: 12	R: 0 E: 0 K: 0 S: 3	H: 0 LOB: 0 BB: 0 P: 3	R: 0 E: 0 K: 3 S: 9	H: 0 LOB: 0 BB: 0 P: 9	R: 0 E: 0 K: 0 S: 4	H: 1 LOB: 2 BB: 1 P: 8	R: 0 E: 0 K: 1 S: 5	H: 0 LOB: 0 BB: 0 P: 5	R: 0 E: 0 K: 1 S: 5	H: 1 LOB: 1 BB: 0 P: 8	R: 0 E: 0 K: 0 S: 4	H: 1 LOB: 1 BB: 0 P: 4	R: 0 E: 0 K: 2 S: 7	H: 0 LOB: 0 BB: 0 P: 7		1B: 4 2B: 1 3B: 1 HR: 0	SF: 0 SAC: 0 DP: 0 HBP: 0	WP: 0 PB: 0 SB: 2 CS: 0
<b>PITCHER</b> <b>Sandy Koufax, L</b> ERA: 1.68 (1, 1)	IP: 9.0 WLS: W BF: 35 H: 6 R: 1 ER: 1 SO: 10 BB: 2 IBB: 0 HBP: 0 BLK: 0 WP: 0 HR: 0 S: 53 P: 61 ERA: 1.00 WHIP: 0.889																			

Batter	1	2	3	4	5	6	7	8	9	AB	R	H	RBI	BB	SO	LOB	BOTTOM			
<b>Maury Wills, S</b> OBP: 0.316, SLG: 0.318 (1, 6)	6-3	FC5-2		E1			6-3			4	0	0	0	0	0	2	<b>St. Louis Cardinals @ Los Angeles Dodgers</b> Dodger Stadium, Los Angeles, CA Sun Aug 21 1966, 3:33 AM PDT Att: 33,309 - Unknown <a href="http://livebaseballscorecards.com">livebaseballscorecards.com</a>			
<b>Willie Davis, L</b> OBP: 0.296, SLG: 0.381 (1, 8)	P4	F2		8-4				1B		4	0	1	0	0	0	3				
<b>Lou Johnson, R</b> OBP: 0.322, SLG: 0.399 (1, 7)	1B 1B		1B 1B	6-3			5-3			4	2	2	0	0	0	1				
<b>Ron Fairly, L</b> OBP: 0.356, SLG: 0.397 (1, 9)	1-H 1B		1B SF9 1B				CS 1B			4	1	3	1	0	0	0				
<b>Jim Lefebvre, S</b> OBP: 0.338, SLG: 0.487 (1, 4)	1-3		1-3 1B				F8			4	0	2	1	0	0	2				
<b>John Roseboro, L</b> OBP: 0.385, SLG: 0.450 (1, 2)		1B 1B	1-3 1B	4-3				F8		4	1	1	0	0	0	3				
<b>Wes Parker, S</b> OBP: 0.342, SLG: 0.382 (1, 3)		1B FC5-2 1B					F9	4-1		3	0	1	0	1	0	1				
<b>John Kennedy, R</b> OBP: 0.232, SLG: 0.261 (1, 5)		FC5-2 1B	SF9				5-3			2	0	1	2	0	0	0				
<b>Sandy Koufax, R</b> OBP: 0.096, SLG: 0.088 (1, 1)	B2		1-3				1-3			3	0	0	0	0	0	4				
<b>Inning Stats</b>	R: 1 E: 0 K: 0 S: 5	H: 2 LOB: 1 BB: 0 P: 5	R: 1 E: 0 K: 0 S: 6	H: 3 LOB: 2 BB: 0 P: 6	R: 2 E: 0 K: 0 S: 6	H: 3 LOB: 2 BB: 1 P: 10	R: 0 E: 1 K: 0 S: 3	H: 0 LOB: 0 BB: 0 P: 3	R: 0 E: 0 K: 0 S: 3	H: 0 LOB: 0 BB: 0 P: 3	R: 0 E: 0 K: 0 S: 3	H: 1 LOB: 0 BB: 0 P: 3	R: 0 E: 0 K: 0 S: 4	H: 1 LOB: 1 BB: 0 P: 4	R: 0 E: 0 K: 0 S: 4	H: 1 LOB: 1 BB: 0 P: 4		1B: 11 2B: 1 3B: 0 HR: 0	SF: 1 SAC: 0 DP: 1 HBP: 0	WP: 0 PB: 0 SB: 0 CS: 1
<b>PITCHER</b> <b>Ray Washburn, R</b> ERA: 3.97 (1, 1) <b>Hal Woodeshick, L</b> ERA: 1.93 (3, 1) <b>Don Dennis, R</b> ERA: 5.01 (4, 1) <b>Nelson Briles, R</b> ERA: 3.29 (7, 1)	IP: 2.0 WLS: L BF: 14 H: 8 R: 4 ER: 4 SO: 4 BB: 0 IBB: 0 HBP: 0 BLK: 0 WP: 0 HR: 0 S: 14 P: 14 ERA: 18.00 WHIP: 4.000																			







Batter	1	2	3	4	5	6	7	8	9	AB	R	H	RBI	BB	SO	LOB	TOP			
<b>Felipe Alou, R</b> OBP: 0.355, SLG: 0.528 (1, 3)										4	2	3	0	0	0	0	<b>Atlanta Braves @ Los Angeles Dodgers</b> Dodger Stadium, Los Angeles, CA Tue Aug 23 1966, 7:05 PM PDT Att: 27,581 - Unknown			
<b>Denis Menke, R</b> OBP: 0.356, SLG: 0.407 (1, 6)										3	0	0	0	1	1	0				
<b>Hank Aaron, R</b> OBP: 0.363, SLG: 0.547 (1, 9)										4	0	0	0	0	0	2				
<b>Joe Torre, R</b> OBP: 0.372, SLG: 0.540 (1, 2)										3	0	0	1	1	1	1				
<b>Rico Carty, R</b> OBP: 0.384, SLG: 0.436 (1, 7)										4	0	0	0	0	0	3				
<b>Mack Jones, L</b> OBP: 0.324, SLG: 0.457 (1, 8)										4	1	1	0	0	1	0				
<b>Miguel de la Hoz, R</b> OBP: 0.244, SLG: 0.247 (1, 5)										3	2	2	0	1	0	0				
<b>Woody Woodward, R</b> OBP: 0.327, SLG: 0.327 (1, 4)										4	1	2	1	0	0	1				
<b>Joey Jay, S</b> OBP: 0.143, SLG: 0.091 (3, 1)										1	0	0	0	0	0	0				
<b>Frank Bolling, R</b> OBP: 0.248, SLG: 0.283 (5, PH)										1	0	0	0	0	0	1				
<b>Phil Niekro, R</b> OBP: 0.251, SLG: 0.359 (5, 1)										0	0	0	0	0	0	0				
<b>Gene Oliver, R</b> OBP: 0.251, SLG: 0.359 (7, PH)										0	0	0	0	0	0	0				
<b>Ty Cline, R</b> OBP: 0.251, SLG: 0.408 (7, PH)										1	1	1	1	0	0	0				
<b>Clay Carroll, R</b> OBP: 0.251, SLG: 0.408 (7, 1)										1	0	0	0	0	1	1				
<b>Inning Stats</b>	R: 1 E: 1 K: 0 S: 4	H: 1 LOB: 1 BB: 1 P: 8	R: 0 E: 0 K: 1 S: 5	H: 0 LOB: 0 BB: 0 P: 5	R: 0 E: 0 K: 0 S: 3	H: 0 LOB: 0 BB: 0 P: 3	R: 0 E: 0 K: 1 S: 5	H: 0 LOB: 0 BB: 0 P: 5	R: 0 E: 0 K: 0 S: 3	H: 0 LOB: 1 BB: 1 P: 7	R: 0 E: 0 K: 1 S: 6	H: 0 LOB: 0 BB: 0 P: 8	R: 0 E: 0 K: 0 S: 2	H: 0 LOB: 0 BB: 1 P: 6	R: 1 E: 1 K: 1 S: 6	H: 2 LOB: 0 BB: 0 P: 6	1B: 7 2B: 0 3B: 0 HR: 1	SF: 0 SAC: 0 DP: 2 HBP: 0	WP: 0 PB: 0 SB: 0 CS: 1	PA: 37
<b>PITCHER</b>	IP WLS BF H R ER SO BB IBB HBP BLK WP HR S P ERA WHIP																			
<b>Claude Osteen, L</b> ERA: 2.71 (1, 1)	6.2	26	4	4	4	3	2	0	0	0	0	0	0	30	38	5.40	0.900			
<b>Bob Miller, R</b> ERA: 3.33 (7, 1)	0.1	3	2	2	2	0	0	0	0	0	0	0	1	3	3	54.00	6.000			
<b>Phil Regan, R</b> ERA: 1.77 (8, 1)	2.0	W	7	2	1	0	1	1	0	0	0	0	0	8	12	0.00	1.500			

Batter	1	2	3	4	5	6	7	8	9	AB	R	H	RBI	BB	SO	LOB	BOTTOM					
<b>Maury Wills, S</b> OBP: 0.311, SLG: 0.314 (1, 6)										4	1	1	0	0	0	0	<b>Atlanta Braves @ Los Angeles Dodgers</b> Dodger Stadium, Los Angeles, CA Tue Aug 23 1966, 7:05 PM PDT Att: 27,581 - Unknown					
<b>Wes Parker, S</b> OBP: 0.346, SLG: 0.396 (1, 3)										5	1	2	2	0	2	3						
<b>Willie Davis, L</b> OBP: 0.295, SLG: 0.379 (1, 8)										5	0	2	3	0	1	1						
<b>Ron Fairly, L</b> OBP: 0.355, SLG: 0.399 (1, 9)										4	1	1	0	0	0	1						
<b>Jim Lefebvre, S</b> OBP: 0.338, SLG: 0.484 (1, 4)										4	0	2	1	0	0	1						
<b>John Roseboro, L</b> OBP: 0.361, SLG: 0.442 (1, 2)										4	0	0	0	0	0	2						
<b>Lou Johnson, R</b> OBP: 0.319, SLG: 0.394 (1, 7)										4	1	1	0	0	1	1						
<b>John Kennedy, R</b> OBP: 0.236, SLG: 0.282 (1, 5)										2	1	1	1	0	0	0						
<b>Jim Gilliam, S</b> OBP: 0.297, SLG: 0.265 (7, PH) (8, 5)										2	1	1	0	0	0	0						
<b>Claude Osteen, L</b> ERA: 2.71, SLG: 0.317 (7, 1)										1	1	0	0	1	0	0						
<b>Bob Miller, R</b> ERA: 3.33 (7, PH)										0	0	0	0	0	0	0						
<b>Jim Barberi, L</b> OBP: 0.256, SLG: 0.359 (8, 1)										0	0	0	0	0	0	0						
<b>Phil Regan, R</b> ERA: 1.77 (8, 1)										0	0	0	0	0	0	0						
<b>Wes Covington, R</b> OBP: 0.251, SLG: 0.171 (9, PH)										1	0	0	1	0	0	1						
<b>Nate Oliver, R</b> OBP: 0.251, SLG: 0.216 (9, PH)										0	1	0	0	0	0	0						
<b>Inning Stats</b>	R: 0 E: 0 K: 2 S: 7	H: 0 LOB: 0 BB: 0 P: 7	R: 0 E: 0 K: 0 S: 3	H: 0 LOB: 0 BB: 0 P: 3	R: 4 E: 0 K: 0 S: 7	H: 4 LOB: 1 BB: 1 P: 11	R: 0 E: 0 K: 0 S: 3	H: 0 LOB: 0 BB: 0 P: 3	R: 0 E: 0 K: 0 S: 4	H: 1 LOB: 1 BB: 0 P: 4	R: 0 E: 1 K: 1 S: 6	H: 1 LOB: 1 BB: 0 P: 6	R: 0 E: 0 K: 0 S: 3	H: 0 LOB: 0 BB: 0 P: 3	R: 1 E: 0 K: 0 S: 5	H: 2 LOB: 1 BB: 0 P: 5	R: 3 E: 1 K: 1 S: 8	H: 3 LOB: 1 BB: 0 P: 8	1B: 7 2B: 2 3B: 1 HR: 1	SF: 0 SAC: 1 DP: 0 HBP: 0	WP: 0 PB: 1 SB: 0 CS: 0	PA: 39
<b>PITCHER</b>	IP WLS BF H R ER SO BB IBB HBP BLK WP HR S P ERA WHIP																					
<b>Joey Jay, R</b> ERA: 4.85 (1, 1)	2.1	12	4	4	4	2	1	0	0	0	0	0	0	5	5	0.00	0.000					
<b>Jay Ritchie, R</b> ERA: 2.63 (3, 1)	1.2	5	0	0	0	0	0	0	0	0	0	0	5	5	0.00	0.000						
<b>Phil Niekro, R</b> ERA: 4.6 (5, 1)	2.0	8	2	0	0	1	0	0	0	0	0	0	10	10	0.00	1.000						
<b>Clay Carroll, R</b> ERA: 2.28 (7, 1)	2.2	L	14	5	4	2	1	0	0	0	0	0	16	16	6.75	1.875						



Batter	1	2	3	4	5	6	7	8	9	10	11	AB	R	H	RBI	BB	SO	LOB	TOP							
<b>Felipe Alou, R</b> OBP: 0.352, SLG: 0.523 (1, 3)	F7		E5			P4		K		F9		5	0	0	0	0	1	1								
<b>Eddie Mathews, L</b> OBP: 0.326, SLG: 0.353 (1, 5)	FC3-6		G4-6-3			F8		3-1		3-1		4	0	0	0	1	0	2								
<b>Hank Aaron, R</b> OBP: 0.364, SLG: 0.544 (1, 9)	FC3-6					K						4	1	1	0	1	1	1								
<b>Joe Torre, R</b> OBP: 0.371, SLG: 0.537 (9, PR)	F8					K						4	0	1	0	0	2	2								
<b>Lee Bales, S</b> OBP: 0.111, SLG: 0.111 (9, 4)						K						1	0	0	0	0	0	0								
<b>Rico Carty, R</b> OBP: 0.362, SLG: 0.433 (1, 7)						K						5	0	1	0	0	2	2								
<b>Mack Jones, L</b> OBP: 0.326, SLG: 0.454 (1, 8)						K						2	0	0	0	2	2	0								
<b>Denis Menke, R</b> OBP: 0.385, SLG: 0.405 (1, 6)						K						4	0	1	0	0	2	5								
<b>Woody Woodward, R</b> OBP: 0.328, SLG: 0.326 (7, PH)						K						1	0	0	0	1	1	1								
<b>Ty Cline, L</b> OBP: 0.424, SLG: 0.424 (7, 4)						K						1	0	0	0	0	0	3								
<b>Frank Bolling, R</b> OBP: 0.249, SLG: 0.263 (9, PH)						K						0	0	0	0	0	0	0								
<b>Gary Geiger, L</b> OBP: 0.344, SLG: 0.414 (9, PH)						K						1	0	0	0	0	1	2								
<b>Gene Oliver, R</b> OBP: 0.253, SLG: 0.369 (9, 2)						K						0	0	0	0	0	0	0								
<b>Tony Cloninger, R</b> OBP: 0.297, SLG: 0.478 (1, 1)						K						4	0	0	0	0	1	1								
<b>Inning Stats</b>	R: 0 E: 0 K: 0 S: 3	H: 0 LOB: 1 BB: 1 P: 7	R: 0 E: 0 K: 1 S: 5	H: 0 LOB: 0 BB: 0 P: 5	R: 0 E: 1 K: 1 S: 5	H: 0 LOB: 1 BB: 1 P: 9	R: 0 E: 0 K: 3 S: 9	H: 0 LOB: 0 BB: 0 P: 9	R: 0 E: 0 K: 2 S: 7	H: 1 LOB: 0 BB: 0 P: 7	R: 0 E: 0 K: 0 S: 3	H: 0 LOB: 0 BB: 0 P: 3	R: 0 E: 0 K: 2 S: 9	H: 2 LOB: 3 BB: 1 P: 13	R: 0 E: 0 K: 1 S: 5	H: 0 LOB: 0 BB: 0 P: 5	R: 1 E: 0 K: 3 S: 10	H: 1 LOB: 2 BB: 2 P: 18	R: 0 E: 0 K: 0 S: 3	H: 0 LOB: 0 BB: 0 P: 3	R: 0 E: 0 K: 0 S: 3	H: 0 LOB: 0 BB: 0 P: 3	1B: 4 2B: 0 3B: 0 HR: 0	SF: 0 SAC: 0 DP: 1 HBP: 0	WP: 1 PB: 0 SB: 1 CS: 1	PA: 41
<b>PITCHER</b>	IP 7.0	WLS 1.0	BF 4	H 0	R 1	ER 1	SO 1	BB 1	IBB 0	HBP 0	BLK 0	WP 0	HR 0	S 5	P 9	ERA 0.00	WHIP 0.714									
<b>Don Sutton, R</b> ERA: 3.21 (1, 1)																										
<b>Bob Miller, R</b> ERA: 3.45 (8, 1)																										
<b>Phil Regan, R</b> ERA: 1.71 (9, 1)																										

Atlanta Braves @ Los Angeles Dodgers  
Dodger Stadium, Los Angeles, CA  
Wed Aug 24 1966, 7:05 PM PDT  
Att: 32,901 - Unknown

AB 36  
R 1  
H 4  
RBI 0  
BB 5  
SO 13  
LOB 20



Batter	1	2	3	4	5	6	7	8	9	10	11	AB	R	H	RBI	BB	SO	LOB	BOTTOM			
<b>Maury Wills, S</b> OBP: 0.314, SLG: 0.317 (1, 6)	6-3					1B		K				5	1	3	1	0	0	0				
<b>Wes Parker, S</b> OBP: 0.343, SLG: 0.393 (1, 3)	6-3					SH3-4		F7				3	0	0	0	0	1	0				
<b>Willie Davis, L</b> OBP: 0.299, SLG: 0.382 (1, 8)	F7					CS		P6				4	0	3	0	0	0	0				
<b>Ron Fairly, L</b> OBP: 0.354, SLG: 0.402 (1, 9)						SF8		SF8				3	0	1	1	0	0	1				
<b>Jim Lefebvre, S</b> OBP: 0.337, SLG: 0.480 (1, 4)						WP		L3				4	0	0	0	1	2	2				
<b>John Roseboro, L</b> OBP: 0.383, SLG: 0.439 (1, 2)						F7		FC4-6				2	0	0	0	2	0	1				
<b>Lou Johnson, R</b> OBP: 0.316, SLG: 0.390 (1, 7)						F2		F9				4	0	0	0	0	1	3				
<b>John Kennedy, R</b> OBP: 0.238, SLG: 0.290 (1, 5)						B1-3		FC4-6				3	0	1	0	0	0	0				
<b>Jim Gilliam, S</b> OBP: 0.295, SLG: 0.263 (11, PH)						G3		CS				1	1	0	0	0	0	0				
<b>Don Sutton, R</b> OBP: 0.219, SLG: 0.219 (1, 1)						G3		F3				2	0	0	0	0	0	1				
<b>Bob Miller, R</b> OBP: 0.238, SLG: 0.158 (8, 1)						1-3		CS				1	0	0	0	0	0	0				
<b>Phil Regan, R</b> OBP: 0.354, SLG: 0.351 (9, 1)						1-3		E3				1	0	0	0	0	1	1				
<b>Jim Barbieri, L</b> OBP: 0.354, SLG: 0.351 (11, PH)						1-3						1	0	0	0	0	1	1				
<b>Inning Stats</b>	R: 0 E: 0 K: 0 S: 3	H: 0 LOB: 0 BB: 0 P: 3	R: 0 E: 0 K: 1 S: 5	H: 0 LOB: 1 BB: 1 P: 9	R: 0 E: 0 K: 0 S: 3	H: 1 LOB: 0 BB: 0 P: 3	R: 0 E: 0 K: 1 S: 6	H: 2 LOB: 1 BB: 0 P: 6	R: 0 E: 0 K: 0 S: 4	H: 0 LOB: 0 BB: 0 P: 4	R: 0 E: 0 K: 1 S: 5	H: 0 LOB: 0 BB: 0 P: 5	R: 0 E: 0 K: 0 S: 3	H: 1 LOB: 0 BB: 0 P: 3	R: 0 E: 0 K: 2 S: 6	H: 0 LOB: 1 BB: 1 P: 10	R: 1 E: 1 K: 1 S: 5	H: 1 LOB: 1 BB: 0 P: 5	1B: 6 2B: 3 3B: 1 HR: 0	SF: 1 SAC: 1 DP: 2 HBP: 0	WP: 1 PB: 0 SB: 2 CS: 4	PA: 40
<b>PITCHER</b>	IP 10.1	WLS L	BF 38	H 8	R 2	ER 1	SO 6	BB 3	IBB 0	HBP 0	BLK 0	WP 1	HR 0	S 46	P 58	ERA 0.87	WHIP 1.065					
<b>Tony Cloninger, R</b> ERA: 4.22 (1, 1)																						

Atlanta Braves @ Los Angeles Dodgers  
Dodger Stadium, Los Angeles, CA  
Wed Aug 24 1966, 7:05 PM PDT  
Att: 32,901 - Unknown

AB 33  
R 2  
H 8  
RBI 2  
BB 3  
SO 6  
LOB 9





Batter	1	2	3	4	5	6	7	8	9	AB	R	H	RBI	BB	SO	LOB	TOP					
<b>Maury Wills, S</b> (1, 6) OBP: 0.315, SLG: 0.318	K			F7		FC4-6 1B	2H 1B	5-3		5	0	2	0	0	1	2	<b>Los Angeles Dodgers @ San Francisco Giants</b> <b>Candlestick Park, San Francisco, CA</b> Fri Aug 26 1966, 10:05 PM EDT Att: 42,647 - Unknown					
<b>Wes Parker, S</b> (1, 3) OBP: 0.345, SLG: 0.392	K			BB		FC4-6 1-2 BB		SH1-4 1B BB	FC4-6 BB	1	1	0	0	4	1	0						
<b>Willie Davis, L</b> (1, 8) OBP: 0.297, SLG: 0.379	K			L8		FC4-6 1-2 2-3 BB		SH1-4 1-2	FC4-6 1-2 HBP	4	0	0	0	0	1	4						
<b>Ron Fairly, L</b> (1, 9) OBP: 0.358, SLG: 0.402		K		F8				BB 1B 1B		3	1	1	1	1	1	1						
<b>Jim Barberi, L</b> (9, PR) OBP: 0.354, SLG: 0.351								BB 1B 1-2 HBP		0	0	0	0	0	0	0						
<b>Jim Lefebvre, S</b> (1, 4) OBP: 0.336, SLG: 0.475	K			F3		P4		BB 1B 2B BB	F8	4	1	0	0	1	1	5						
<b>John Roseboro, L</b> (1, 2) OBP: 0.361, SLG: 0.436		5-3				1-3		BB 2B SF8 1B	6-3	5	1	1	1	0	0	5						
<b>Lou Johnson, R</b> (1, 7) OBP: 0.316, SLG: 0.391			K		E1 S			L8 1-3 3H 2B		4	0	1	1	0	1	0						
<b>John Kennedy, R</b> (1, 5) OBP: 0.237, SLG: 0.289			K					1-4 1B 1B IBB		1	0	0	0	0	1	0						
<b>Jim Gilliam, S</b> (4, 5) OBP: 0.305, SLG: 0.267			K							1	0	1	0	2	0	0						
<b>Sandy Koufax, R</b> (1, 1) OBP: 0.092, SLG: 0.085			F2					1-4 3H SF8		3	0	0	1	0	1	3						
<b>Inning Stats</b>	R: 0 E: 0 K: 3 S: 9	H: 0 LOB: 0 BB: 0 P: 9	R: 0 E: 0 K: 2 S: 7	H: 0 LOB: 0 BB: 0 P: 7	R: 0 E: 0 K: 2 S: 7	H: 0 LOB: 0 BB: 0 P: 7	R: 0 E: 0 K: 0 S: 3	H: 0 LOB: 1 BB: 1 P: 7	R: 0 E: 1 K: 1 S: 6	H: 0 LOB: 2 BB: 1 P: 10	R: 0 E: 0 K: 0 S: 4	H: 1 LOB: 3 BB: 2 P: 12	R: 0 E: 0 K: 0 S: 4	H: 2 LOB: 2 BB: 0 P: 4	R: 4 E: 0 K: 0 S: 6	H: 3 LOB: 2 BB: 3 P: 18	R: 0 E: 0 K: 0 S: 3	H: 0 LOB: 2 BB: 1 P: 8	1B: 5 2B: 1 3B: 0 HR: 0	SF: 1 SAC: 1 DP: 0 HBP: 1	WP: 0 PB: 0 SB: 2 CS: 0	PA: 42
<b>PITCHER</b>	IP	WLS	BF	H	R	ER	SO	BB	IBB	HBP	BLK	WP	HR	S	P	ERA	WHIP					
<b>Bobby Bolin, R</b> (1, 1) ERA: 3.33	7.1	L	32	4	3	3	8	5	1	0	0	0	0	42	66	3.68	1.227					
<b>Bill Henry, L</b> (8, 1) ERA: 2.94	0.0		1	1	0	0	0	0	0	0	0	0	0	1	1	∞	∞					
<b>Lindy McDaniel, R</b> (8, 1) ERA: 2.91	0.2		4	1	1	1	0	0	1	0	0	0	0	3	7	13.50	1.500					
<b>Ray Sadecki, L</b> (9, 1) ERA: 4.85	1.0		5	0	0	0	0	1	0	1	0	0	0	3	8	0.00	1.000					

AB	31
R	4
H	6
RBI	4
BB	8
SO	8
LOB	20



Batter	1	2	3	4	5	6	7	8	9	AB	R	H	RBI	BB	SO	LOB	BOTTOM					
<b>Tito Fuentes, S</b> (1, 6) OBP: 0.282, SLG: 0.342	P3			1B		S 1B		K		4	0	2	0	0	1	0	<b>Los Angeles Dodgers @ San Francisco Giants</b> <b>Candlestick Park, San Francisco, CA</b> Fri Aug 26 1966, 10:05 PM EDT Att: 42,647 - Unknown					
<b>Willie McCovey, L</b> (1, 3) OBP: 0.396, SLG: 0.574	K		G3			F7 1-2		F2		4	0	0	0	0	1	3						
<b>Willie Mays, R</b> (1, 8) OBP: 0.368, SLG: 0.578	K			FC6-4 BB		L8		2B		3	0	1	0	1	1	1						
<b>Jim Ray Hart, R</b> (1, 5) OBP: 0.341, SLG: 0.507		5-3		FC6-4 1-2		6-3		P4		4	0	0	0	0	0	3						
<b>Cap Peterson, R</b> (1, 7) OBP: 0.292, SLG: 0.320		F7		P3			K	P6		4	0	0	0	0	1	2						
<b>Jesus Alou, R</b> (1, 9) OBP: 0.270, SLG: 0.292		4-3		P6			6-3			3	0	0	0	0	0	1						
<b>Tom Haller, L</b> (1, 2) OBP: 0.314, SLG: 0.467			K		F5		3-1			3	0	0	0	0	1	0						
<b>Hal Lanier, R</b> (1, 4) OBP: 0.266, SLG: 0.300				1B 1B		6-3		5-3		3	0	1	0	0	0	0						
<b>Bobby Bolin, R</b> (1, 1) OBP: 0.233, SLG: 0.241								K		2	0	0	0	0	1	1						
<b>Bill Henry, L</b> (8, 1)										0	0	0	0	0	0	0						
<b>Lindy McDaniel, R</b> (8, 1) OBP: 0.059, SLG: 0.059										0	0	0	0	0	0	0						
<b>Jim Davenport, R</b> (8, PH) OBP: 0.304, SLG: 0.383										1	0	0	0	0	1	0						
<b>Ray Sadecki, L</b> (9, 1) OBP: 0.333, SLG: 0.688										0	0	0	0	0	0	0						
<b>Inning Stats</b>	R: 0 E: 0 K: 2 S: 7	H: 0 LOB: 0 BB: 0 P: 7	R: 0 E: 0 K: 0 S: 3	H: 0 LOB: 0 BB: 0 P: 3	R: 0 E: 0 K: 2 S: 9	H: 2 LOB: 2 BB: 0 P: 9	R: 0 E: 0 K: 0 S: 3	H: 0 LOB: 1 BB: 1 P: 7	R: 0 E: 0 K: 0 S: 3	H: 0 LOB: 0 BB: 0 P: 3	R: 0 E: 0 K: 0 S: 4	H: 1 LOB: 1 BB: 0 P: 4	R: 0 E: 0 K: 1 S: 5	H: 0 LOB: 0 BB: 0 P: 5	R: 0 E: 0 K: 2 S: 7	H: 0 LOB: 0 BB: 0 P: 7	R: 0 E: 0 K: 0 S: 4	H: 1 LOB: 1 BB: 0 P: 4	1B: 3 2B: 1 3B: 0 HR: 0	SF: 0 SAC: 0 DP: 0 HBP: 0	WP: 0 PB: 0 SB: 1 CS: 0	PA: 32
<b>PITCHER</b>	IP	WLS	BF	H	R	ER	SO	BB	IBB	HBP	BLK	WP	HR	S	P	ERA	WHIP					
<b>Sandy Koufax, L</b> (1, 1) ERA: 1.62	9.0	W	32	4	0	0	7	1	0	0	0	0	0	45	49	0.00	0.556					





Batter	1	2	3	4	5	6	7	8	9	AB	R	H	RBI	BB	SO	LOB	TOP					
Maury Wills, S OBP: 0.315, SLG: 0.317	6-3	FC5-2						K		4	0	1	0	0	1	2	Los Angeles Dodgers @ San Francisco Giants Candlestick Park, San Francisco, CA Sat Aug 27 1966, 6:33 AM EDT Att: 41,876 - Unknown					
Jim Gilliam, S OBP: 0.300, SLG: 0.262	F8		K					4-3		4	0	0	0	0	2	1						
Willie Davis, L OBP: 0.302, SLG: 0.391										4	1	4	1	0	0	0						
Ron Fairly, L OBP: 0.353, SLG: 0.395	K		G3					F8		4	0	0	0	0	1	3						
Jim Lefebvre, S OBP: 0.335, SLG: 0.473		1B	F5							4	1	1	0	0	0	1						
John Roseboro, L OBP: 0.360, SLG: 0.434		SH1								4	0	1	0	0	1	0						
Wes Parker, S OBP: 0.348, SLG: 0.390		SH1								4	0	1	1	0	0	0						
Lou Johnson, R OBP: 0.314, SLG: 0.389		SH1								2	0	0	0	0	0	0						
Don Drysdale, R OBP: 0.241, SLG: 0.310										2	0	0	0	0	2	2						
Wes Covington, L OBP: 0.273, SLG: 0.167	K									1	0	0	0	0	0	0						
Bob Miller, R OBP: 0.200, SLG: 0.400										0	0	0	0	0	0	0						
Ron Perranoski, L OBP: 0.200, SLG: 0.400										0	0	0	0	0	0	0						
<b>Inning Stats</b>	R: 0 E: 0 K: 1 S: 6	H: 1 LOB: 1 BB: 0 P: 6	R: 1 E: 0 K: 1 S: 8	H: 3 LOB: 2 BB: 0 P: 8	R: 0 E: 0 K: 1 S: 6	H: 1 LOB: 1 BB: 0 P: 6	R: 0 E: 0 K: 0 S: 3	H: 0 LOB: 0 BB: 0 P: 3	R: 0 E: 0 K: 2 S: 7	H: 1 LOB: 1 BB: 0 P: 7	R: 1 E: 0 K: 1 S: 6	H: 1 LOB: 0 BB: 0 P: 6	R: 0 E: 0 K: 0 S: 3	H: 0 LOB: 0 BB: 0 P: 3	R: 0 E: 0 K: 1 S: 6	H: 1 LOB: 1 BB: 0 P: 6	R: 0 E: 0 K: 0 S: 3	H: 0 LOB: 0 BB: 0 P: 3	1B: 7 2B: 1 3B: 0 HR: 1	SF: 0 SAC: 1 DP: 1 HBP: 0	WP: 0 PB: 0 SB: 1 CS: 1	PA: 34
<b>PITCHER</b> Juan Marichal, R ERA: 2.17	IP: 9.0 WLS: W BF: 34 H: 8 R: 2 ER: 2 SO: 7 BB: 0 IBB: 0 HBP: 0 BLK: 0 WP: 0 HR: 1 S: 48 P: 48 ERA: 2.00 WHIP: 0.889																					

Batter	1	2	3	4	5	6	7	8	9	AB	R	H	RBI	BB	SO	LOB	BOTTOM			
Tito Fuentes, S OBP: 0.279, SLG: 0.338	F2		F7					K		4	0	0	0	0	2	1	Los Angeles Dodgers @ San Francisco Giants Candlestick Park, San Francisco, CA Sat Aug 27 1966, 6:33 AM EDT Att: 41,876 - Unknown			
Len Gabrielson, L OBP: 0.275, SLG: 0.299	4-3									4	0	1	0	0	1	1				
Ollie Brown, R OBP: 0.291, SLG: 0.307										0	0	0	0	0	0	0				
Willie Mays, R OBP: 0.369, SLG: 0.584	6-3		F4							4	2	2	1	0	0	1				
Willie McCovey, L OBP: 0.397, SLG: 0.581			K							4	1	2	1	0	1	1				
Jim Ray Hart, R OBP: 0.341, SLG: 0.511										4	1	1	1	0	0	2				
Tom Haller, L OBP: 0.313, SLG: 0.464										4	0	1	0	0	0	2				
Jesus Alou, R OBP: 0.275, SLG: 0.296										3	0	2	1	0	0	0				
Hal Lanier, R OBP: 0.264, SLG: 0.297										3	0	0	0	0	1	2				
Juan Marichal, R OBP: 0.241, SLG: 0.287										3	0	1	0	0	1	2				
<b>Inning Stats</b>	R: 0 E: 0 K: 0 S: 3	H: 0 LOB: 0 BB: 0 P: 3	R: 1 E: 0 K: 1 S: 8	H: 3 LOB: 2 BB: 0 P: 8	R: 0 E: 0 K: 0 S: 4	H: 1 LOB: 1 BB: 0 P: 4	R: 0 E: 0 K: 0 S: 3	H: 0 LOB: 0 BB: 0 P: 3	R: 0 E: 0 K: 3 S: 10	H: 1 LOB: 1 BB: 0 P: 10	R: 2 E: 0 K: 0 S: 5	H: 3 LOB: 0 BB: 0 P: 5	R: 0 E: 0 K: 2 S: 7	H: 0 LOB: 0 BB: 0 P: 7	R: 1 E: 0 K: 0 S: 5	H: 2 LOB: 1 BB: 0 P: 5	1B: 6 2B: 1 3B: 1 HR: 2	SF: 0 SAC: 0 DP: 0 HBP: 0	WP: 0 PB: 0 SB: 0 CS: 1	PA: 34
<b>PITCHER</b> Don Drysdale, R ERA: 3.71 Bob Miller, R ERA: 3.51 Ron Perranoski, L ERA: 2.35	IP: 6.0 WLS: L BF: 25 H: 8 R: 3 ER: 3 SO: 4 BB: 0 IBB: 0 HBP: 0 BLK: 0 WP: 0 HR: 1 S: 33 P: 33 ERA: 4.50 WHIP: 1.333																			

AB	33
R	2
H	8
RBI	2
BB	0
SO	7
LOB	9



AB	33
R	4
H	10
RBI	4
BB	0
SO	6
LOB	12







Batter	1	2	3	4	5	6	7	8	9	AB	R	H	RBI	BB	SO	LOB	TOP				
Maury Wills, S OBP: 0.313, SLG: 0.316 (1,6)	1-3		FC5-4 FC1-5 1-2	FC6 1-2		2-3		1B		5	0	1	0	0	0	4	<b>Los Angeles Dodgers @ San Francisco Giants</b> Candlestick Park, San Francisco, CA Sun Aug 28 1966, 6:33 AM EDT Att: 41,952 - Unknown				
Jim Gilliam, S OBP: 0.293, SLG: 0.255 (1,5) John Kennedy, R OBP: 0.237, SLG: 0.289 (8,5)	6-3		FC1-5 1B 1-3		K		1-3	F2		5	0	0	0	0	1	2					
Willie Davis, L OBP: 0.307, SLG: 0.401 (1,8)	HR		1-3 1B		1B FC4-6		HR	1B	4-3	5	3	4	1	0	0	0					
Ron Fairly, L OBP: 0.354, SLG: 0.407 (1,9)	4-3		6-3		FC4-6 1B		HR		F7	5	1	2	2	0	0	2					
Jim Lefebvre, S OBP: 0.333, SLG: 0.477 (1,4)		4-3		HR	FC4-6 1-2		F8		K	5	1	1	2	0	1	1					
John Roseboro, L OBP: 0.358, SLG: 0.434 (1,2)		K		K	F8					4	0	1	0	0	2	1					
Wes Parker, S OBP: 0.349, SLG: 0.390 (1,3)		BB		G3 1B		3-1		K		3	0	1	0	1	1	1					
Lou Johnson, R OBP: 0.314, SLG: 0.388 (1,7)		K		G3	SH2-3 1B			K		4	0	1	0	0	2	2					
Don Sutton, R OBP: 0.221, SLG: 0.227 (1,1)				FC5-4 1B	FC6 HBP		SH2-3	F8		2	0	1	0	0	0	0					
<b>Inning Stats</b>	R: 1 E: 0 K: 0 S: 4	H: 1 LOB: 0 BB: 0 P: 4	R: 0 E: 0 K: 2 S: 7	H: 0 LOB: 1 BB: 1 P: 11	R: 0 E: 0 K: 0 S: 5	H: 2 LOB: 2 BB: 0 P: 5	R: 1 E: 0 K: 1 S: 7	H: 2 LOB: 2 BB: 0 P: 8	R: 1 E: 0 K: 0 S: 4	H: 2 LOB: 1 BB: 0 P: 7	R: 2 E: 0 K: 1 S: 8	H: 3 LOB: 1 BB: 0 P: 8	R: 0 E: 0 K: 1 S: 6	H: 1 LOB: 0 BB: 0 P: 6	R: 0 E: 0 K: 1 S: 5	H: 0 LOB: 0 BB: 0 P: 5	1B: 8 2B: 1 3B: 0 HR: 3	SF: 0 SAC: 1 DP: 0 HBP: 1	WP: 0 PB: 0 SB: 1 CS: 0	PA: 41	
<b>PITCHER</b>	IP	WLS	BF	H	R	ER	SO	BB	IBB	HBP	BLK	WP	HR	S	P	ERA	WHIP				
Gaylord Perry, R ERA: 2.91 (1,1)	8.0	L	38	12	5	5	6	1	0	1	0	0	3	48	53	5.62	1.625				
Lindy McDaniel, R ERA: 2.88 (9,1)	1.0		3	0	0	0	1	0	0	0	0	0	0	5	5	0.00	0.000				

Batter	1	2	3	4	5	6	7	8	9	AB	R	H	RBI	BB	SO	LOB	BOTTOM					
Tito Fuentes, S OBP: 0.279, SLG: 0.340 (1,6)	K	1-3			E5			2B		4	0	1	0	0	1	2	<b>Los Angeles Dodgers @ San Francisco Giants</b> Candlestick Park, San Francisco, CA Sun Aug 28 1966, 6:33 AM EDT Att: 41,952 - Unknown					
Len Gabrielson, L OBP: 0.271, SLG: 0.294 (1,7)	K		K		F9			1-3		4	0	0	0	0	2	2						
Willie Mays, R OBP: 0.369, SLG: 0.581 (1,8)	1B		K		F7			F4		4	0	1	0	0	1	1						
Willie McCovey, L OBP: 0.393, SLG: 0.575 (1,3)	K		F4		F2			G3		4	0	0	0	0	1	1						
Jim Ray Hart, R OBP: 0.342, SLG: 0.511 (1,5)		FC6-4 BB 1B		F8	F4			G3 1B		4	2	2	0	0	0	0						
Tom Haller, L OBP: 0.312, SLG: 0.461 (1,2)		FC6-4 BB		K		K		G3		3	0	0	0	1	2	1						
Jesus Alou, R OBP: 0.274, SLG: 0.296 (1,9)		FC6-4 SH1-4 1B		6-3		F9		FC6-4 1B		4	0	1	1	0	0	2						
Hal Lanier, R OBP: 0.265, SLG: 0.298 (1,4) Cap Peterson, R OBP: 0.230, SLG: 0.318 (9,PH)		SH1-4 1B			F5		F9	FC6-4		3	0	1	1	0	0	0						
Gaylord Perry, R OBP: 0.211, SLG: 0.214 (1,1) Bob Burda, L OBP: 0.250, SLG: 0.304 (8,PH) Lindy McDaniel, R OBP: 0.059, SLG: 0.059 (9,1)		SH1-4			F8			F9		1	0	0	0	0	0	0						
<b>Inning Stats</b>	R: 0 E: 0 K: 3 S: 10	H: 1 LOB: 1 BB: 0 P: 10	R: 1 E: 0 K: 0 S: 5	H: 2 LOB: 2 BB: 1 P: 9	R: 0 E: 0 K: 2 S: 7	H: 0 LOB: 0 BB: 0 P: 7	R: 0 E: 0 K: 1 S: 5	H: 0 LOB: 0 BB: 0 P: 5	R: 0 E: 1 K: 0 S: 4	H: 0 LOB: 1 BB: 0 P: 4	R: 0 E: 0 K: 0 S: 3	H: 0 LOB: 0 BB: 0 P: 3	R: 0 E: 0 K: 1 S: 5	H: 0 LOB: 0 BB: 0 P: 5	R: 0 E: 0 K: 0 S: 4	H: 1 LOB: 1 BB: 0 P: 4	R: 1 E: 0 K: 0 S: 5	H: 2 LOB: 1 BB: 0 P: 5	1B: 5 2B: 1 3B: 0 HR: 0	SF: 0 SAC: 1 DP: 0 HBP: 0	WP: 0 PB: 0 SB: 0 CS: 0	PA: 35
<b>PITCHER</b>	IP	WLS	BF	H	R	ER	SO	BB	IBB	HBP	BLK	WP	HR	S	P	ERA	WHIP					
Don Sutton, R ERA: 3.16 (1,1)	9.0	W	35	6	2	2	7	1	0	0	0	0	0	48	52	2.00	0.778					



Batter	1	2	3	4	5	6	7	8	9	AB	R	H	RBI	BB	SO	LOB	TOP					
Maury Wills, S OBP: 0.311, SLG: 0.313 (1,6)	B5-3		4-3			4-3		P6		4	0	0	0	0	0	1	<b>Los Angeles Dodgers @ New York Mets</b> Shea Stadium, Flushing, NY Mon Aug 29 1966, 7:05 PM EDT Att: 39,715 - Unknown  livebaseballscores.com  <b>AB 32</b> <b>R 3</b> <b>H 7</b> <b>RBI 2</b> <b>BB 2</b> <b>SO 4</b> <b>LOB 12</b> 					
Wes Parker, S OBP: 0.350, SLG: 0.395 (1,3)	3B			1B G6-3 BB		F8		L7		3	1	1	0	1	0	1						
Willie Davis, L OBP: 0.307, SLG: 0.400 (1,8)	G3			1B G6-3		F2		6-3		4	0	1	0	0	0	2						
Ron Fairly, L OBP: 0.353, SLG: 0.408 (1,9)	L8			1B G6-3		HR 1-3		6-3		4	1	1	0	0	0	2						
Jim Lefebvre, S OBP: 0.335, SLG: 0.476 (1,4)		L5-3 BB		1B		F8		4-3		3	0	1	0	1	0	1						
John Roseboro, L OBP: 0.357, SLG: 0.432 (1,2)	K			L9		1-3		1B		4	0	1	0	0	1	3						
Lou Johnson, R OBP: 0.313, SLG: 0.394 (1,7)	L5-3					P6		K		4	1	1	2	0	1	2						
Nate Oliver, R OBP: 0.278, SLG: 0.212 (1,5)						P6				2	0	0	0	0	0	0						
Wes Covington, L OBP: 0.297, SLG: 0.162 (7, PH)										1	0	0	0	0	1	0						
John Kennedy, R OBP: 0.237, SLG: 0.289 (7,5)										0	0	0	0	0	0	0						
Claude Osteen, L OBP: 0.266, SLG: 0.317 (1,1)										0	0	0	0	0	0	0						
Bob Miller, R (2,1)										2	0	0	0	0	1	0						
Phil Regan, R OBP: 0.238, SLG: 0.158 (7,1)										0	0	0	0	0	0	0						
Jim Barbieri, L OBP: 0.361, SLG: 0.360 (8, PH)										1	0	1	0	0	0	0						
Ron Perranoski, L OBP: 0.200, SLG: 0.400 (8,1)								1B		0	0	0	0	0	0	0						
<b>Inning Stats</b>	R: 0 E: 0 K: 0 S: 4	H: 1 LOB: 1 BB: 0 P: 4	R: 0 E: 0 K: 1 S: 4	H: 0 LOB: 0 BB: 1 P: 8	R: 0 E: 0 K: 0 S: 3	H: 0 LOB: 0 BB: 0 P: 3	R: 1 E: 0 K: 0 S: 4	H: 2 LOB: 1 BB: 0 P: 8	R: 0 E: 0 K: 1 S: 5	H: 0 LOB: 0 BB: 0 P: 5	R: 0 E: 0 K: 0 S: 3	H: 0 LOB: 0 BB: 0 P: 3	R: 2 E: 0 K: 1 S: 7	H: 2 LOB: 2 BB: 0 P: 7	R: 0 E: 0 K: 0 S: 4	H: 1 LOB: 1 BB: 0 P: 4	R: 0 E: 0 K: 1 S: 6	H: 1 LOB: 1 BB: 0 P: 6	1B: 4 2B: 2 3B: 1 HR: 1	SF: 0 SAC: 0 DP: 2 HBP: 0	WP: 0 PB: 0 SB: 0 CS: 0	PA: 34
<b>PITCHER</b> Bob Shaw, R ERA: 4.49 (1,1)	IP: 9.0 WLS: W BF: 34 H: 7 R: 3 ER: 3 SO: 4 BB: 2 IBB: 0 HBP: 0 BLK: 0 WP: 0 HR: 1 S: 40 P: 48 ERA: 3.00 WHIP: 1.000																					

Batter	1	2	3	4	5	6	7	8	9	AB	R	H	RBI	BB	SO	LOB	BOTTOM															
Cleon Jones, R OBP: 0.324, SLG: 0.386 (1,9)	1B 2B	E5 1B		6-3			SH1-4 2B 1B	5-3		5	3	2	0	0	0	1	<b>Los Angeles Dodgers @ New York Mets</b> Shea Stadium, Flushing, NY Mon Aug 29 1966, 7:05 PM EDT Att: 39,715 - Unknown  livebaseballscores.com  <b>AB 32</b> <b>R 5</b> <b>H 11</b> <b>RBI 4</b> <b>BB 2</b> <b>SO 6</b> <b>LOB 18</b> 															
Ron Hunt, R OBP: 0.369, SLG: 0.361 (1,4)	2B 1B	2H 1B		F3		SH1-4				3	1	2	1	0	0	0																
Ken Boyer, R OBP: 0.311, SLG: 0.417 (1,5)	F3	1B				FC1-6 1B	FC4-6 2B			4	0	3	1	0	0	2																
Jim Hickman, R OBP: 0.324, SLG: 0.440 (1,3)	2B	K		FC1-6		FC1-6	FC4-6 BB			3	0	1	2	1	1	3																
Billy Murphy, R OBP: 0.269, SLG: 0.336 (1,8)	L8			K		G4-6-3	FC4-6			3	0	0	0	0	1	2																
Al Luplow, L OBP: 0.330, SLG: 0.336 (7, PH)										1	0	0	0	0	0	2																
Ron Swoboda, R OBP: 0.294, SLG: 0.349 (1,7)	K			1B		4-3	K			4	0	1	0	0	2	3																
Eddie Bressoud, R OBP: 0.310, SLG: 0.369 (1,6)		L9		F8		4-3 1B		SH1-3 BB		3	0	1	0	1	0	1																
Jerry Grote, R OBP: 0.325, SLG: 0.321 (1,2)		SH1-4 1B		K		4-3		L9		4	1	1	0	0	1	3																
Bob Shaw, R OBP: 0.280, SLG: 0.239 (1,1)		SH1-4		6-3		K		SH1-3		2	0	0	0	0	1	1																
<b>Inning Stats</b>	R: 2 E: 0 K: 1 S: 8	H: 3 LOB: 1 BB: 0 P: 8	R: 2 E: 1 K: 1 S: 9	H: 3 LOB: 2 BB: 0 P: 9	R: 0 E: 0 K: 2 S: 8	H: 1 LOB: 1 BB: 0 P: 8	R: 0 E: 0 K: 0 S: 3	H: 0 LOB: 0 BB: 0 P: 3	R: 0 E: 0 K: 1 S: 6	H: 1 LOB: 1 BB: 0 P: 6	R: 1 E: 0 K: 1 S: 7	H: 2 LOB: 2 BB: 1 P: 11	R: 0 E: 0 K: 0 S: 3	H: 0 LOB: 1 BB: 1 P: 7	R: 0 E: 0 K: 1 S: 6	H: 0 LOB: 1 BB: 1 P: 7		1B: 9 2B: 2 3B: 0 HR: 0	SF: 0 SAC: 3 DP: 1 HBP: 0	WP: 0 PB: 0 SB: 0 CS: 0	PA: 37											
<b>PITCHER</b> Claude Osteen, L ERA: 2.78 (1,1)	IP: 1.2 WLS: L BF: 12 H: 6 R: 4 ER: 2 SO: 1 BB: 0 IBB: 0 HBP: 0 BLK: 0 WP: 0 HR: 0 S: 14 P: 14 ERA: 10.80 WHIP: 3.600																															
Bob Miller, R ERA: 3.39 (2,1)	4.2	17	4	1	1	4	0	0	0	0	0	25	25	1.93	0.857																	
Phil Regan, R ERA: 1.7 (7,1)	0.2	4	1	0	0	1	1	0	0	0	0	5	9	0.00	3.000																	
Ron Perranoski, L ERA: 2.31 (8,1)	1.0	4	0	0	0	0	1	0	0	0	0	3	7	0.00	1.000																	



Batter	1	2	3	4	5	6	7	8	9	AB	R	H	RBI	BB	SO	LOB	TOP			
Maury Wills, S OBP: 0.310, SLG: 0.311										3	1	0	0	1	0	2				
Wes Parker, S OBP: 0.352, SLG: 0.404										4	1	2	2	0	0	2				
Willie Davis, L OBP: 0.308, SLG: 0.403										4	0	2	0	0	0	1				
Jim Lefebvre, S OBP: 0.334, SLG: 0.476										4	0	1	0	0	0	2				
Tommy Davis, R OBP: 0.335, SLG: 0.382										3	0	0	0	1	0	3				
Lou Johnson, R OBP: 0.310, SLG: 0.390										4	0	0	0	0	0	4				
John Roseboro, L OBP: 0.356, SLG: 0.433										4	1	1	0	0	0	0				
John Kennedy, R OBP: 0.240, SLG: 0.289										0	0	0	0	1	0	0				
Ron Fairly, L OBP: 0.349, SLG: 0.404										3	0	0	0	0	0	1				
Sandy Koufax, R OBP: 0.101, SLG: 0.095										1	0	1	0	0	0	0				
Joe Moeller, R OBP: 0.273, SLG: 0.111										1	0	0	0	0	0	0				
Wes Covington, L OBP: 0.283, SLG: 0.263										1	1	1	2	0	0	0				
Ron Perranoski, L OBP: 0.200, SLG: 0.400										0	0	0	0	0	0	0				
Jim Barberi, L OBP: 0.357, SLG: 0.355										1	0	0	0	0	0	0				
<b>Inning Stats</b>	R: 2 E: 0 K: 0 S: 5	H: 2 LOB: 1 BB: 1 P: 9	R: 0 E: 0 K: 0 S: 4	H: 2 LOB: 2 BB: 1 P: 8	R: 0 E: 0 K: 0 S: 4	H: 1 LOB: 1 BB: 0 P: 4	R: 0 E: 0 K: 0 S: 3	H: 0 LOB: 0 BB: 0 P: 3	R: 0 E: 0 K: 0 S: 2	H: 0 LOB: 0 BB: 1 P: 6	R: 2 E: 1 K: 0 S: 5	H: 1 LOB: 0 BB: 0 P: 5	R: 0 E: 0 K: 0 S: 4	H: 1 LOB: 1 BB: 0 P: 4	R: 0 E: 0 K: 0 S: 3	H: 0 LOB: 0 BB: 0 P: 3	1B: 3 2B: 4 3B: 0 HR: 2	SF: 0 SAC: 0 DP: 1 HBP: 0	WP: 0 PB: 0 SB: 0 CS: 1	PA: 37
<b>PITCHER</b>	IP WLS BF H R ER SO BB IBB HBP BLK WP HR S P ERA WHIP																			
Tug McGraw, L ERA: 4.84	(1, 1) 1.1 9 4 2 2 0 2 2 0 0 0 0 1 7 15 13.50 4.500																			
Bob Friend, R ERA: 4.19	(2, 1) 7.2 W 27 4 2 1 0 1 0 0 0 0 0 1 26 30 1.17 0.652																			

Los Angeles Dodgers @ New York Mets  
Shea Stadium, Flushing, NY  
Tue Aug 30 1966, 7:05 PM EDT  
Att: 50,840 - Unknown

AB 33  
R 4  
H 8  
RBI 4  
BB 3  
SO 0  
LOB 15



Batter	1	2	3	4	5	6	7	8	9	AB	R	H	RBI	BB	SO	LOB	BOTTOM			
Cleon Jones, R OBP: 0.327, SLG: 0.387										4	0	2	2	1	0	3				
Ron Hunt, R OBP: 0.360, SLG: 0.361										5	1	2	1	0	0	4				
Ken Boyer, R OBP: 0.312, SLG: 0.421										5	2	2	0	0	0	0				
Jim Hickman, R OBP: 0.319, SLG: 0.423										4	2	0	0	1	0	2				
Billy Murphy, R OBP: 0.266, SLG: 0.331										5	1	1	2	0	0	1				
Ron Swoboda, R OBP: 0.301, SLG: 0.354										4	1	3	1	1	1	0				
Eddie Bressoud, R OBP: 0.317, SLG: 0.376										4	2	3	1	1	0	2				
Jerry Grote, R OBP: 0.326, SLG: 0.324										4	0	1	2	1	1	6				
Tug McGraw, R OBP: 0.267, SLG: 0.214										0	0	0	0	0	0	0				
Bob Friend, R OBP: 0.027, SLG: 0.027										5	1	1	0	0	2	9				
<b>Inning Stats</b>	R: 0 E: 0 K: 0 S: 3	H: 0 LOB: 0 BB: 0 P: 3	R: 1 E: 0 K: 1 S: 6	H: 1 LOB: 3 BB: 3 P: 18	R: 5 E: 1 K: 1 S: 11	H: 4 LOB: 2 BB: 1 P: 15	R: 0 E: 0 K: 0 S: 3	H: 0 LOB: 0 BB: 0 P: 3	R: 0 E: 0 K: 0 S: 3	H: 0 LOB: 0 BB: 0 P: 3	R: 1 E: 0 K: 1 S: 8	H: 3 LOB: 2 BB: 0 P: 8	R: 1 E: 0 K: 0 S: 6	H: 3 LOB: 3 BB: 1 P: 10	R: 0 E: 0 K: 0 S: 6	H: 0 LOB: 0 BB: 0 P: 10	1B: 11 2B: 4 3B: 0 HR: 0	SF: 0 SAC: 0 DP: 0 HBP: 0	WP: 0 PB: 0 SB: 0 CS: 0	PA: 45
<b>PITCHER</b>	IP WLS BF H R ER SO BB IBB HBP BLK WP HR S P ERA WHIP																			
Sandy Koufax, L ERA: 1.79	(1, 1) 2.0 L 15 4 6 5 1 3 0 0 0 0 0 0 14 26 22.50 3.500																			
Joe Moeller, R ERA: 2.5	(3, 1) 4.0 17 5 2 2 2 1 0 0 0 0 0 0 20 24 4.50 1.500																			
Ron Perranoski, L ERA: 2.52	(7, 1) 2.0 13 6 2 2 1 0 1 0 0 0 0 0 14 18 9.00 3.000																			

Los Angeles Dodgers @ New York Mets  
Shea Stadium, Flushing, NY  
Tue Aug 30 1966, 7:05 PM EDT  
Att: 50,840 - Unknown

AB 40  
R 10  
H 15  
RBI 9  
BB 5  
SO 4  
LOB 27





Batter	1	2	3	4	5	6	7	8	9	AB	R	H	RBI	BB	SO	LOB	TOP					
Maury Wills, S OBP: 0.313, SLG: 0.313 (1, 6)										4	1	2	0	1	0	2	<b>Los Angeles Dodgers @ Pittsburgh Pirates</b> Forbes Field, Pittsburgh, PA Wed Aug 31 1966, 7:05 PM EDT Att: 31,036 - Unknown <a href="http://livebaseballscorecards.com">livebaseballscorecards.com</a>					
Wes Parker, S OBP: 0.350, SLG: 0.401 (1, 3)										5	1	1	0	0	2	5						
Willie Davis, L OBP: 0.309, SLG: 0.409 (1, 8)										5	1	2	3	0	0	2						
Ron Fairly, L OBP: 0.348, SLG: 0.399 (1, 9)										3	0	0	0	1	1	1						
Jim Lefebvre, S OBP: 0.338, SLG: 0.478 (1, 4)										3	0	2	0	1	0	0						
John Roseboro, L OBP: 0.355, SLG: 0.431 (1, 2)										4	0	1	0	0	0	4						
Lou Johnson, R OBP: 0.308, SLG: 0.386 (1, 7)										4	0	0	0	0	2	3						
John Kennedy, R OBP: 0.238, SLG: 0.287 (7, PH)										2	0	0	0	0	0	1						
Dick Stuart, R OBP: 0.313, SLG: 0.369 (7, PR)										0	0	0	0	1	0	0						
Jim Gilliam, S OBP: 0.296, SLG: 0.259 (7, 5)										1	0	1	0	0	0	0						
Don Drysdale, R OBP: 0.236, SLG: 0.302 (5, 1)										2	0	0	0	0	1	0						
Bob Miller, R (5, 1)										0	0	0	0	0	0	0						
Tommy Davis, R OBP: 0.333, SLG: 0.381 (7, PH)										1	0	0	0	0	1	1						
Phil Regan, R OBP: 0.238, SLG: 0.158 (9, PH)										0	0	0	0	0	0	0						
Al Ferrara, R OBP: 0.331, SLG: 0.450 (9, PH)										1	0	1	0	0	0	0						
<b>Inning Stats</b>	R: 0 E: 0 K: 0 S: 4	H: 2 LOB: 1 BB: 0 P: 4	R: 0 E: 0 K: 0 S: 4	H: 1 LOB: 1 BB: 0 P: 4	R: 0 E: 0 K: 2 S: 7	H: 0 LOB: 0 BB: 0 P: 7	R: 0 E: 0 K: 1 S: 5	H: 0 LOB: 1 BB: 1 P: 9	R: 0 E: 0 K: 0 S: 3	H: 0 LOB: 0 BB: 0 P: 3	R: 3 E: 0 K: 0 S: 5	H: 3 LOB: 0 BB: 1 P: 9	R: 0 E: 0 K: 3 S: 10	H: 1 LOB: 2 BB: 1 P: 14	R: 0 E: 0 K: 1 S: 6	H: 1 LOB: 2 BB: 1 P: 10	R: 0 E: 0 K: 0 S: 5	H: 2 LOB: 2 BB: 0 P: 5	1B: 9 2B: 0 3B: 0 HR: 1	SF: 0 SAC: 0 DP: 2 HBP: 0	WP: 0 PB: 0 SB: 0 CS: 0	PA: 39
<b>PITCHER</b>	IP WLS BF H R ER SO BB IBB HBP BLK WP HR S P ERA WHIP																					
Steve Blass, R ERA: 3.59 (1, 1)	5.0 W 21 5 3 3 3 2 0 0 0 0 1 25 33 5.40 1.400																					
Billy O'Dell, L ERA: 2.63 (6, 1)	4.0 S 18 5 0 0 4 2 0 0 0 0 0 0 24 32 0.00 1.750																					

Batter	1	2	3	4	5	6	7	8	9	AB	R	H	RBI	BB	SO	LOB	BOTTOM			
Matty Alou, L OBP: 0.371, SLG: 0.430 (1, 8)										4	0	1	0	0	0	3	<b>Los Angeles Dodgers @ Pittsburgh Pirates</b> Forbes Field, Pittsburgh, PA Wed Aug 31 1966, 7:05 PM EDT Att: 31,036 - Unknown <a href="http://livebaseballscorecards.com">livebaseballscorecards.com</a>			
Gene Alley, R OBP: 0.333, SLG: 0.416 (1, 6)										3	1	1	2	0	0	0				
Roberto Clemente, R OBP: 0.370, SLG: 0.535 (1, 9)										3	0	1	1	1	0	0				
Willie Stargell, L OBP: 0.397, SLG: 0.601 (1, 7)										4	0	3	1	0	0	2				
Donn Clendenon, R OBP: 0.362, SLG: 0.510 (1, 3)										4	0	0	0	0	3	7				
Bill Mazerowski, R OBP: 0.301, SLG: 0.398 (1, 4)										4	0	0	0	0	2	1				
Bob Bailey, R OBP: 0.361, SLG: 0.436 (1, 5)										4	1	3	0	0	1	0				
Jim Pagliaroni, R OBP: 0.339, SLG: 0.409 (1, 2)										4	1	1	0	0	0	2				
Steve Blass, R OBP: 0.224, SLG: 0.245 (1, 1)										2	1	1	0	0	0	0				
Billy O'Dell, S OBP: 0.143, SLG: 0.100 (6, 1)										2	0	0	0	0	0	2				
<b>Inning Stats</b>	R: 0 E: 0 K: 0 S: 3	H: 0 LOB: 0 BB: 0 P: 3	R: 0 E: 0 K: 1 S: 5	H: 1 LOB: 0 BB: 0 P: 5	R: 0 E: 0 K: 0 S: 5	H: 0 LOB: 0 BB: 0 P: 5	R: 0 E: 1 K: 0 S: 5	H: 1 LOB: 2 BB: 0 P: 5	R: 4 E: 0 K: 1 S: 11	H: 6 LOB: 2 BB: 0 P: 11	R: 0 E: 0 K: 1 S: 6	H: 1 LOB: 0 BB: 0 P: 6	R: 0 E: 0 K: 1 S: 6	H: 1 LOB: 2 BB: 1 P: 10	R: 0 E: 0 K: 1 S: 6	H: 1 LOB: 1 BB: 0 P: 6	1B: 11 2B: 0 3B: 0 HR: 0	SF: 0 SAC: 1 DP: 1 HBP: 0	WP: 0 PB: 0 SB: 0 CS: 0	PA: 36
<b>PITCHER</b>	IP WLS BF H R ER SO BB IBB HBP BLK WP HR S P ERA WHIP																			
Don Drysdale, R ERA: 3.8 (1, 1)	4.2 L 22 8 4 4 2 0 0 0 0 0 0 0 26 26 7.71 1.714																			
Bob Miller, R ERA: 3.29 (5, 1)	1.1 5 1 0 0 2 0 0 0 0 0 0 9 9 0.00 0.750																			
Phil Regan, R ERA: 1.66 (7, 1)	2.0 9 2 0 0 2 1 0 0 0 0 0 0 12 16 0.00 1.500																			



Batter	1	2	3	4	5	6	7	8	9	10	AB	R	H	RBI	BB	SO	LOB	TOP						
Wes Parker, S OBP: 0.351, SLG: 0.402	(1,3) 0-3 K		(1,3) 0-0 P4			(1,3) 0-0 4-3 5-3-2 2B		(1,3) 0-0 4-3		(1,3) 0-0 FC9-2 1B BB	4	1	1	0	1	1	0							
Jim Gilliam, S OBP: 0.307, SLG: 0.269	(1,5) 0-0 1B			(1,5) 0-0 3B 1B		(1,5) 0-0 4-3		(1,5) 0-0 2-3 4-3	(1,5) 0-0 1B 1B	(1,5) 0-0 1B FC9-2 BB	4	2	3	1	1	0	1							
Willie Davis, L OBP: 0.306, SLG: 0.405	(1,8) 0-0 F8		(1,8) 0-0 F9		(1,8) 0-0 F9	(1,8) 0-0 5-3-2		(1,8) 0-0 3-H	(1,8) 0-0 P6	(1,8) 0-0 FC9-2 1B BB	5	0	0	0	0	0	7							
Ron Fairly, L OBP: 0.346, SLG: 0.396	(1,9) 0-0 1-3		(1,9) 0-0 F7		(1,9) 0-0 F7			(1,9) 0-0 3-1	(1,9) 0-0 F9	(1,9) 0-0 1B	5	0	1	2	0	0	3							
Jim Lefebvre, S OBP: 0.342, SLG: 0.486	(1,4) 0-0 G1-6-3 1B	(1,4) 0-0 G1-6-3 1B		(1,4) 0-0 3B		(1,4) 0-0 1B		(1,4) 0-0 1B	(1,4) 0-0 FC4-6 1B	(1,4) 0-0 4-3	5	0	4	1	0	0	2							
John Roseboro, L OBP: 0.352, SLG: 0.426	(1,2) 0-0 G1-6-3	(1,2) 0-0 G1-6-3		(1,2) 0-3 K		(1,2) 0-3 K		(1,2) 0-3 K	(1,2) 0-0 FC4-6		4	0	0	0	0	2	5							
Lou Johnson, R OBP: 0.307, SLG: 0.385	(1,7) 0-3 K		(1,7) 0-0 5-3		(1,7) 0-0 5-3			(1,7) 0-3 K		(1,7) 0-0 BB SH1-4 1B	4	1	1	0	0	2	1							
John Kennedy, R OBP: 0.235, SLG: 0.283	(1,6) 0-0 5-3		(1,6) 0-0 F9		(1,6) 0-0 F9			(1,6) 0-0 L8		(1,6) 0-0 SH1-4	3	0	0	0	0	0	0							
Don Sutton, R OBP: 0.213, SLG: 0.218	(1,1) 0-0 4-1		(1,1) 0-0 4-1		(1,1) 0-0 4-1			(1,1) 0-0 5-3		(1,1) 0-0 BB BB FC9-2 BB	3	0	0	0	0	0	0							
Jim Barbieri, L OBP: 0.365, SLG: 0.355	(10, PH)										0	0	0	0	1	0	0							
Phil Regan, R OBP: 0.238, SLG: 0.158	(10, 1)										0	0	0	0	0	0	0							
Ron Perranoski, L OBP: 0.200, SLG: 0.400	(10, 1)										0	0	0	0	0	0	0							
<b>Inning Stats</b>	R: 0 E: 0 K: 1 S: 6	H: 1 LOB: 1 BB: 0 P: 6	R: 0 E: 0 K: 1 S: 5	H: 1 LOB: 0 BB: 0 P: 5	R: 0 E: 0 K: 0 S: 3	H: 0 LOB: 0 BB: 0 P: 3	R: 1 E: 0 K: 1 S: 7	H: 2 LOB: 1 BB: 0 P: 7	R: 0 E: 0 K: 0 S: 3	H: 0 LOB: 0 BB: 0 P: 3	R: 0 E: 0 K: 2 S: 8	H: 1 LOB: 1 BB: 0 P: 8	R: 0 E: 0 K: 0 S: 3	H: 0 LOB: 0 BB: 0 P: 3	R: 0 E: 0 K: 0 S: 5	H: 2 LOB: 2 BB: 0 P: 5	R: 3 E: 0 K: 0 S: 5	H: 2 LOB: 2 BB: 3 P: 17	1B: 8 2B: 2 3B: 1 HR: 0	SF: 0 SAC: 1 DP: 2 HBP: 0	WP: 0 PB: 0 SB: 0 CS: 0	PA: 41		
<b>PITCHER</b>	IP 9.1	WLS L	BF 37	H 9	R 4	ER 4	SO 5	BB 2	IBB 0	HBP 0	BLK 0	WP 0	HR 0	S 45	P 53	ERA 3.86	WHIP 1.179							
Vern Law, R ERA: 4.19	(1,1)																							
Pete Mikkelsen, R ERA: 2.98	(10, 1)		0.2	4	1	0	0	0	1	0	0	0	0	0	3	7	0.00	3.000						

Los Angeles Dodgers @ Pittsburgh Pirates  
Forbes Field, Pittsburgh, PA  
Thu Sep 01 1966, 7:05 PM EDT  
Att: 26,761 - Unknown

AB	37
R	4
H	10
RBI	4
BB	3
SO	5
LOB	19




Batter	1	2	3	4	5	6	7	8	9	10	AB	R	H	RBI	BB	SO	LOB	BOTTOM						
Matty Alou, L OBP: 0.372, SLG: 0.430	(1,8) 4-0 FC5-4 BB		(1,8) 0-0 F7			(1,8) 0-0 1B 1-2 1B		(1,8) 0-0 4-3		(1,8) 0-0 FC5-4 BB	3	0	1	0	1	0	0							
Gene Alley, R OBP: 0.333, SLG: 0.414	(1,6) 0-0 FC5-4		(1,6) 0-0 K		(1,6) 0-3 K	(1,6) 0-0 L9		(1,6) 0-0 K	(1,6) 0-0 G6-3 1B	(1,6) 0-0 FC5-4 BB	4	0	1	0	0	1	3							
Roberto Clemente, R OBP: 0.369, SLG: 0.333	(1,9) 0-0 P3		(1,9) 0-0 P3		(1,9) 0-0 6-3	(1,9) 0-0 K		(1,9) 0-0 1-3 2-H 1B	(1,9) 0-0 L4	(1,9) 0-0 L4	4	0	1	1	0	0	2							
Willie Stargell, L OBP: 0.333, SLG: 0.596	(1,7) 0-0 F7		(1,7) 0-0 F7		(1,7) 0-0 4-3	(1,7) 0-0 K		(1,7) 0-0 K	(1,7) 0-0 G6-3	(1,7) 0-0 G6-3	4	0	0	0	0	1	4							
Donn Clendenon, R OBP: 0.301, SLG: 0.507	(1,3) 0-0 1-3		(1,3) 0-0 1-3		(1,3) 0-0 6-3	(1,3) 0-0 K		(1,3) 0-3 K	(1,3) 0-0 HR 1B	(1,3) 0-0 HR 1B	4	1	1	0	0	1	0							
Bill Mazerowski, R OBP: 0.299, SLG: 0.395	(1,4) 0-0 5-3		(1,4) 0-0 5-3		(1,4) 0-0 5-3	(1,4) 0-0 L3		(1,4) 0-0 L3	(1,4) 0-0 F8	(1,4) 0-0 F8	4	0	0	0	0	1	1							
Bob Bailey, R OBP: 0.359, SLG: 0.444	(1,5) 0-3 K		(1,5) 0-3 K		(1,5) 0-3 K	(1,5) 0-0 6-3		(1,5) 0-0 6-3	(1,5) 0-0 HR	(1,5) 0-0 HR	4	1	1	2	0	2	0							
Jim Pagliaroni, R OBP: 0.335, SLG: 0.404	(1,2) 0-0 F7		(1,2) 0-0 F7		(1,2) 0-0 F7	(1,2) 0-0 5-3		(1,2) 0-0 5-3	(1,2) 0-0 F7	(1,2) 0-0 F7	4	0	0	0	0	0	0							
Vern Law, R OBP: 0.281, SLG: 0.357	(1,1) 0-0 5-3		(1,1) 0-0 5-3		(1,1) 0-0 5-3	(1,1) 0-0 1B 1B		(1,1) 0-0 F8	(1,1) 0-0 3-1	(1,1) 0-0 3-1	3	1	1	0	0	0	0							
Pete Mikkelsen, R ERA: 1.85	(10, 1)										0	0	0	0	0	0	0							
Jerry Lynch, L OBP: 0.275, SLG: 0.313	(10, PH)										0	0	0	0	0	0	0							
Manny Mota, R OBP: 0.395, SLG: 0.513	(10, PH)										1	0	0	0	0	0	0							
<b>Inning Stats</b>	R: 0 E: 0 K: 0 S: 3	H: 0 LOB: 1 BB: 1 P: 7	R: 0 E: 0 K: 1 S: 5	H: 0 LOB: 0 BB: 0 P: 5	R: 0 E: 0 K: 0 S: 3	H: 0 LOB: 0 BB: 0 P: 3	R: 0 E: 0 K: 1 S: 5	H: 0 LOB: 0 BB: 0 P: 5	R: 0 E: 0 K: 1 S: 5	H: 0 LOB: 0 BB: 0 P: 5	R: 1 E: 0 K: 1 S: 8	H: 3 LOB: 2 BB: 0 P: 8	R: 0 E: 0 K: 0 S: 3	H: 0 LOB: 0 BB: 0 P: 3	R: 0 E: 0 K: 0 S: 3	H: 1 LOB: 0 BB: 0 P: 3	R: 2 E: 0 K: 0 S: 5	H: 2 LOB: 0 BB: 0 P: 5	1B: 5 2B: 0 3B: 0 HR: 1	SF: 0 SAC: 0 DP: 1 HBP: 0	WP: 0 PB: 0 SB: 0 CS: 0	PA: 36		
<b>PITCHER</b>	IP 9.0	WLS W	BF 31	H 4	R 1	ER 1	SO 5	BB 1	IBB 0	HBP 0	BLK 0	WP 0	HR 0	S 40	P 44	ERA 1.00	WHIP 0.556							
Don Sutton, R ERA: 3.07	(1,1)																							
Phil Regan, R ERA: 1.85	(10, 1)		0.2	4	2	2	2	0	0	0	0	0	1	4	4	27.00	3.000							
Ron Perranoski, L ERA: 2.51	(10, 1)		0.1	S	1	0	0	0	0	0	0	0	0	1	1	0.00	0.000							


Los Angeles Dodgers @ Pittsburgh Pirates  
Forbes Field, Pittsburgh, PA  
Thu Sep 01 1966, 7:05 PM EDT  
Att: 26,761 - Unknown

AB	35
R	3
H	6
RBI	3
BB	1
SO	5
LOB	10







Batter	1	2	3	4	5	6	7	8	9	AB	R	H	RBI	BB	SO	LOB	TOP										
<b>Wes Parker, S</b> OBP: 0.349, SLG: 0.408 (1, 3)	0-3 K	0-0 SF8		0-0 F7			0-0 HR		0-0 E4	4	1	1	2	0	1	0	<b>Los Angeles Dodgers @ Cincinnati Reds</b> Crosley Field, Cincinnati, OH Fri Sep 02 1966, 7:05 PM EDT Att: 17,311 - Unknown  <b>AB 31</b> <b>R 6</b> <b>H 8</b> <b>RBI 6</b> <b>BB 1</b> <b>SO 7</b> <b>LOB 11</b> 										
<b>Jim Gilliam, S</b> OBP: 0.309, SLG: 0.273 (1, 5)	0-0 6-3	0-0 6-3		4-0 BB			0-0 SH5-3 6-3 2B		0-0 L3	4	1	1	0	1	0	3											
<b>Willie Davis, L</b> OBP: 0.307, SLG: 0.404 (1, 8)	0-0 HR 1B		0-0 F8	0-0 F9			0-0 SH5-3			3	1	1	0	0	0	1											
<b>Ron Fairly, L</b> OBP: 0.348, SLG: 0.408 (1, 9)	0-0 HR		0-0 1B SF8 1B		0-0 4-3		0-0 6-3			4	2	2	3	0	0	0											
<b>Jim Lefebvre, S</b> OBP: 0.342, SLG: 0.484 (1, 4)	0-3 K		0-0 HBP 1B		0-0 3-1		0-0 P4			4	0	1	0	0	1	0											
<b>John Roseboro, L</b> OBP: 0.353, SLG: 0.431 (1, 2)		0-0 HBP SF8 2B		0-0 SF8		0-0 6-3			0-0 G5-4-3 1B	3	1	2	1	0	0	0											
<b>Lou Johnson, R</b> OBP: 0.309, SLG: 0.383 (1, 7)		1-0 HBP HBP		0-0 HBP		0-0 P4			0-0 F9	2	0	0	0	0	0	1											
<b>John Kennedy, R</b> OBP: 0.235, SLG: 0.280 (1, 6)		1-0 HBP		0-3 K2-3		0-3 K			0-0 G5-4-3	3	0	0	0	0	2	3											
<b>Claude Osteen, L</b> OBP: 0.254, SLG: 0.302 <b>Bob Miller, R</b> (7, 1)	0-3 K		0-3 K		0-3 K		0-0 4-3		0-3 K	3	0	0	0	0	2	3											
<b>Inning Stats</b>	R: 2 E: 0 K: 2 S: 9	H: 2 LOB: 0 BB: 0 P: 9	R: 1 E: 0 K: 1 S: 6	H: 1 LOB: 2 BB: 0 P: 8	R: 1 E: 0 K: 1 S: 7	H: 2 LOB: 1 BB: 1 P: 9	R: 0 E: 0 K: 1 S: 5	H: 0 LOB: 0 BB: 0 P: 3	R: 0 E: 0 K: 1 S: 5	H: 0 LOB: 0 BB: 0 P: 5	R: 2 E: 0 K: 0 S: 5	H: 2 LOB: 0 BB: 0 P: 5	R: 0 E: 0 K: 0 S: 3	H: 1 LOB: 0 BB: 0 P: 3	R: 0 E: 1 K: 1 S: 5	H: 0 LOB: 0 BB: 0 P: 5	1B: 4 2B: 3 3B: 0 HR: 2	SF: 2 SAC: 1 DP: 2 HBP: 3	WP: 0 PA: 38 PB: 0 SB: 0 CS: 0								
<b>PITCHER</b>	IP	WLS	BF	H	R	ER	SO	BB	IBB	HBP	BLK	WP	HR	S	P	ERA	WHIP										
<b>Jim Maloney, R</b> ERA: 2.65 (1, 1)	6.0	L	27	5	4	4	6	1	0	3	0	0	1	35	42	6.00	1.000										
<b>Billy McCool, L</b> ERA: 2.56 (7, 1)	2.0		8	3	2	2	0	0	0	0	0	0	1	8	8	9.00	1.500										
<b>Don Nottebart, R</b> ERA: 2.55 (9, 1)	1.0		3	0	0	0	1	0	0	0	0	0	0	5	5	0.00	0.000										

Batter	1	2	3	4	5	6	7	8	9	AB	R	H	RBI	BB	SO	LOB	BOTTOM										
<b>Tommy Harper, R</b> OBP: 0.397, SLG: 0.374 (1, 9)	0-3 K		0-0 F8			0-0 P4		0-0 6-3		4	0	0	0	0	1	2	<b>Los Angeles Dodgers @ Cincinnati Reds</b> Crosley Field, Cincinnati, OH Fri Sep 02 1966, 7:05 PM EDT Att: 17,311 - Unknown  <b>AB 28</b> <b>R 1</b> <b>H 3</b> <b>RBI 1</b> <b>BB 2</b> <b>SO 5</b> <b>LOB 9</b> 										
<b>Pete Rose, S</b> OBP: 0.346, SLG: 0.453 (1, 4)	0-0 1B		0-0 F8			0-0 F9			0-3 K	4	0	1	0	0	1	2											
<b>Tommy Helms, R</b> OBP: 0.333, SLG: 0.412 (1, 5)	0-0 F8			0-0 F7		0-0 1B			0-0 1-3	4	0	1	1	0	0	1											
<b>Deron Johnson, R</b> OBP: 0.313, SLG: 0.458 (1, 7)	0-0 F8			0-3 K		0-0 F3			0-0 6-3	4	0	0	0	0	1	2											
<b>Tony Perez, R</b> OBP: 0.301, SLG: 0.382 (1, 3)		0-0 1-3		0-0 P4			0-3 K			3	0	0	0	0	1	0											
<b>Don Pavletich, R</b> OBP: 0.346, SLG: 0.518 (1, 2)		0-0 F9			4-0 BB		0-0 4-3			2	0	0	0	1	0	0											
<b>Vada Pinson, L</b> OBP: 0.332, SLG: 0.453 (1, 8)		0-0 1-3			0-0 P4		0-0 P5			3	0	0	0	0	0	1											
<b>Leo Cardenas, R</b> OBP: 0.311, SLG: 0.405 (1, 6)			4-0 SH1-3 BB		0-0 L5-3			0-3 K		2	0	0	0	1	1	1											
<b>Jim Maloney, L</b> OBP: 0.260, SLG: 0.261 (6, PH)			0-0 SH1-3			0-0 1B 2B		0-0 4-3		0	0	0	0	0	0	0											
<b>Giraldo Ruiz, S</b> OBP: 0.291, SLG: 0.264 (7, 1)										0	0	0	0	0	0	0											
<b>Billy McCool, R</b> OBP: 0.211, SLG: 0.167 (8, PH)										0	0	0	0	0	0	0											
<b>Art Shamsky, L</b> OBP: 0.322, SLG: 0.548 (9, 1)										0	0	0	0	0	0	0											
<b>Don Nottebart, R</b> OBP: 0.217, SLG: 0.182 (9, 1)										0	0	0	0	0	0	0											
<b>Inning Stats</b>	R: 0 E: 0 K: 1 S: 6	H: 1 LOB: 1 BB: 0 P: 6	R: 0 E: 0 K: 0 S: 3	H: 0 LOB: 0 BB: 0 P: 3	R: 0 E: 0 K: 0 S: 3	H: 0 LOB: 1 BB: 1 P: 7	R: 0 E: 0 K: 1 S: 5	H: 0 LOB: 0 BB: 0 P: 5	R: 0 E: 0 K: 0 S: 5	H: 2 LOB: 1 BB: 0 P: 5	R: 0 E: 0 K: 1 S: 5	H: 0 LOB: 0 BB: 0 P: 5	R: 0 E: 0 K: 1 S: 5	H: 0 LOB: 0 BB: 0 P: 5	R: 0 E: 0 K: 1 S: 5	H: 0 LOB: 0 BB: 0 P: 5	1B: 2 2B: 2 3B: 0 HR: 0	SF: 0 SAC: 1 DP: 1 HBP: 0	WP: 0 PA: 31 PB: 0 SB: 0 CS: 0								
<b>PITCHER</b>	IP	WLS	BF	H	R	ER	SO	BB	IBB	HBP	BLK	WP	HR	S	P	ERA	WHIP										
<b>Claude Osteen, L</b> ERA: 2.74 (7, 1)	6.0	W	22	3	1	1	2	2	0	0	0	0	0	24	32	1.50	0.833										
<b>Bob Miller, R</b> ERA: 3.12 (7, 1)	3.0	S	9	0	0	0	3	0	0	0	0	0	0	15	15	0.00	0.000										



Batter	1	2	3	4	5	6	7	8	9	AB	R	H	RBI	BB	SO	LOB	TOP											
Wes Parker, S OBP: 0.347, SLG: 0.406 (1, 3)	F4		FC6-4 1B		G6-4-3 1-2	1-3		F4		5	0	1	0	0	0	6	<b>Los Angeles Dodgers @ Cincinnati Reds</b> Crosley Field, Cincinnati, OH Sat Sep 03 1966, 7:05 PM EDT Att: 26,888 - Unknown											
Jim Gilliam, S OBP: 0.311, SLG: 0.276 (1, 5)	F7		FC6-4 1-2			SH5-3 2B 1B	5-3	1B		5	1	2	1	0	0	1												
Willie Davis, L OBP: 0.311, SLG: 0.411 (1, 8)	1B	3B		G5-4-3 1B		SH5-3 2B 1B		6-3		4	2	3	0	1	0	2												
Jim Lefebvre, S OBP: 0.341, SLG: 0.482 (1, 4)	PO WP 3-H 1B			G5-4-3 1-2		SH5-3 1-2 2-3	P4		F8	4	0	1	1	0	0	2												
Tommy Davis, R OBP: 0.336, SLG: 0.380 Phil Regan, R OBP: 0.227, SLG: 0.150 (7, 1)	PO 1-3	2-3		1B		2B E IBB	F8		K	3	1	1	0	1	0	1												
Lou Johnson, R OBP: 0.310, SLG: 0.384 (7, 7)		5-3		F9		1-3 2-H 3-H E 2B		F8	F8	4	2	1	2	0	0	1												
John Kennedy, R OBP: 0.236, SLG: 0.277 (1, 6)		K			F8	E BB		K		3	0	0	0	1	2	1												
Jeff Torborg, R OBP: 0.300, SLG: 0.303 (1, 2)			P3		E 1B	E5 1-3 2-H 3-H		1B 2B		4	1	2	2	0	0	1												
Sandy Koufax, R OBP: 0.098, SLG: 0.092 Ron Fairly, L OBP: 0.350, SLG: 0.408 (7, 9)		6-3		E3 G6-4-3 1-2		K		1B BB		3	0	0	0	0	1	3												
<b>Inning Stats</b>	R: 1 E: 0 K: 0 S: 4	H: 2 LOB: 0 BB: 0 P: 4	R: 0 E: 0 K: 1 S: 5	H: 0 LOB: 0 BB: 0 P: 5	R: 0 E: 0 K: 0 S: 4	H: 1 LOB: 1 BB: 0 P: 4	R: 0 E: 0 K: 0 S: 4	H: 2 LOB: 1 BB: 0 P: 4	R: 0 E: 1 K: 0 S: 4	H: 1 LOB: 1 BB: 0 P: 4	R: 4 E: 1 K: 1 S: 9	H: 3 LOB: 2 BB: 2 P: 17	R: 0 E: 0 K: 0 S: 3	H: 0 LOB: 1 BB: 1 P: 7	R: 2 E: 0 K: 1 S: 7	H: 2 LOB: 2 BB: 1 P: 12		R: 0 E: 0 K: 1 S: 5	H: 0 LOB: 0 BB: 0 P: 5	1B: 8 2B: 2 3B: 1 HR: 0	SF: 0 SAC: 1 DP: 2 HBP: 1	WP: 1 PB: 0 SB: 1 CS: 0	PA: 43					
<b>PITCHER</b>	IP	WLS	BF	H	R	ER	SO	BB	IBB	HBP	BLK	WP	HR	S	P	ERA	WHIP											
Joe Nuxhall, L ERA: 4.15 Billy McCool, L ERA: 2.66	(1, 1)	6.0	L	28	9	5	4	2	1	1	0	0	1	0	30	38	6.00	1.667										
	(7, 1)	3.0	S	14	2	2	2	2	2	0	1	0	0	0	15	24	6.00	1.333										

Batter	1	2	3	4	5	6	7	8	9	AB	R	H	RBI	BB	SO	LOB	BOTTOM											
Tommy Harper, R OBP: 0.356, SLG: 0.374 (1, 9)	F9		HR 2B		5-3		G3		F7	5	1	1	0	0	0	1	<b>Los Angeles Dodgers @ Cincinnati Reds</b> Crosley Field, Cincinnati, OH Sat Sep 03 1966, 7:05 PM EDT Att: 26,888 - Unknown											
Pete Rose, S OBP: 0.346, SLG: 0.453 (1, 4)	K		F8		4-3		1B		1B	5	0	2	0	0	1	1												
Tommy Helms, R OBP: 0.331, SLG: 0.410 (1, 5)	1-3		F7		1B		K		F9	5	0	1	0	0	1	4												
Deron Johnson, R OBP: 0.312, SLG: 0.463 (9, 3)		F7	2-H HR		5-3		K		K	4	1	1	2	0	1	2												
Tony Perez, R OBP: 0.309, SLG: 0.387 Art Shamsky, L OBP: 0.320, SLG: 0.545 (8, PH) (9, 7)		1B E BB	1B		2B SF7 1B		F5		F5	2	1	2	0	1	0	0												
Don Pavletich, R OBP: 0.347, SLG: 0.521 Johnny Edwards, L OBP: 0.276, SLG: 0.300 (8, PH) (9, 2)		E6 1B	F7		1B 2B		F6		F6	3	0	1	0	0	0	2												
Vada Pinson, L OBP: 0.331, SLG: 0.451 (1, 8)		1-2 2-3 1B		F9		1-3 1B 2B		K		4	0	1	0	0	1	2												
Leo Cardenas, R OBP: 0.311, SLG: 0.405 (1, 6)		K		1-3		SF7		1B 1B		3	0	1	1	0	1	3												
Joe Nuxhall, L OBP: 0.091, SLG: 0.121 Giraldo Ruiz, S OBP: 0.289, SLG: 0.272 Billy McCool, R OBP: 0.211, SLG: 0.167 Gordy Coleman, L OBP: 0.307, SLG: 0.364 (8, PH) (9, 1)		K		K		3-H 2-H 1B		K		2	0	0	0	0	2	3												
<b>Inning Stats</b>	R: 0 E: 0 K: 1 S: 5	H: 0 LOB: 0 BB: 0 P: 5	R: 0 E: 1 K: 2 S: 9	H: 1 LOB: 3 BB: 1 P: 13	R: 2 E: 0 K: 0 S: 6	H: 3 LOB: 1 BB: 0 P: 6	R: 0 E: 0 K: 1 S: 5	H: 0 LOB: 0 BB: 0 P: 5	R: 0 E: 0 K: 0 S: 4	H: 1 LOB: 1 BB: 0 P: 4	R: 1 E: 0 K: 0 S: 5	H: 3 LOB: 2 BB: 0 P: 5	R: 0 E: 0 K: 2 S: 8	H: 1 LOB: 0 BB: 0 P: 8	R: 0 E: 0 K: 1 S: 5	H: 0 LOB: 0 BB: 0 P: 5		R: 0 E: 0 K: 1 S: 7	H: 2 LOB: 2 BB: 0 P: 7	1B: 8 2B: 2 3B: 0 HR: 1	SF: 1 SAC: 0 DP: 0 HBP: 0	WP: 0 PB: 0 SB: 0 CS: 0	PA: 39					
<b>PITCHER</b>	IP	WLS	BF	H	R	ER	SO	BB	IBB	HBP	BLK	WP	HR	S	P	ERA	WHIP											
Sandy Koufax, L ERA: 1.85 Phil Regan, R ERA: 1.79	(1, 1)	6.0	W	27	8	3	3	4	1	0	0	0	0	0	34	38	4.50	1.500										
	(7, 1)	3.0	S	12	3	0	0	4	0	0	0	0	0	20	20	0.00	1.000											



Batter	1	2	3	4	5	6	7	8	9	AB	R	H	RBI	BB	SO	LOB	TOP								
<b>Wes Parker, S</b> OBP: 0.345, SLG: 0.401 (1, 3)	L4	1B	K		K		K		F7	5	0	0	0	1	3	4	<b>Los Angeles Dodgers @ Cincinnati Reds</b> Crosley Field, Cincinnati, OH Sun Sep 04 1966, 3:33 AM EDT Att: 18,670 - Unknown								
<b>Jim Gilliam, S</b> OBP: 0.317, SLG: 0.285 (1, 5)	L7	1B	FC4-6		2B		K			4	0	2	2	1	1	1									
<b>Willie Davis, L</b> OBP: 0.310, SLG: 0.411 (1, 8)	2B	F8	FC4-6		L7			F2		5	1	1	0	0	0	6									
<b>Ron Fairly, L</b> OBP: 0.353, SLG: 0.413 (1, 9)	WP		1B	3-1		K2-3		HR		4	2	2	1	1	1	0									
<b>Jim Lefebvre, S</b> OBP: 0.343, SLG: 0.489 (1, 4)			BB	K		4-3		HR		4	2	2	2	1	1	0									
<b>John Roseboro, L</b> OBP: 0.356, SLG: 0.429 (1, 2)	K		1B	FC5-4				4-3		2	1	0	0	3	1	2									
<b>Tommy Davis, R</b> OBP: 0.381 (1, 7)				FC5-4		L4		P5		5	0	1	2	0	1	2									
<b>Lou Johnson, R</b> OBP: 0.310, SLG: 0.384 (8, 7)			1B							0	0	0	0	0	0	0									
<b>John Kennedy, R</b> OBP: 0.242, SLG: 0.283 (1, 6)		F3	BB			F9		SH1-4		5	0	3	1	0	0	0									
<b>Don Drysdale, R</b> OBP: 0.244, SLG: 0.310 (1, 1)										1	1	1	0	0	0	0									
<b>Jim Barberi, L</b> OBP: 0.360, SLG: 0.351 (3, PH)										1	0	0	0	0	0	2									
<b>Ron Perranoski, L</b> OBP: 0.333, SLG: 0.833 (3, 1)										1	1	1	0	0	0	1									
<b>Bob Miller, R</b> (5, 1)										0	0	0	0	0	0	0									
<b>Phil Regan, R</b> OBP: 0.227, SLG: 0.150 (9, 1)										0	0	0	0	0	0	0									
<b>Inning Stats</b>	R: 1 E: 0 K: 1 S: 7	H: 2 LOB: 2 BB: 1 P: 11	R: 1 E: 0 K: 1 S: 7	H: 2 LOB: 2 BB: 1 P: 11	R: 3 E: 0 K: 1 S: 9	H: 4 LOB: 3 BB: 2 P: 17	R: 0 E: 0 K: 1 S: 5	H: 0 LOB: 1 BB: 1 P: 9	R: 1 E: 0 K: 1 S: 7	H: 2 LOB: 1 BB: 0 P: 7	R: 0 E: 0 K: 1 S: 5	H: 0 LOB: 1 BB: 1 P: 9	R: 0 E: 0 K: 2 S: 8	H: 1 LOB: 0 BB: 0 P: 8	R: 2 E: 0 K: 0 S: 4	H: 1 LOB: 0 BB: 1 P: 8	R: 0 E: 0 K: 0 S: 3	H: 1 LOB: 0 BB: 0 P: 3	1B: 7 2B: 4 3B: 1 HR: 1	SF: 0 SAC: 1 DP: 1 HBP: 0	WP: 1 PB: 0 SB: 0 CS: 0	PA: 46			
<b>PITCHER</b>	IP	WLS	BF	H	R	ER	SO	BB	IBB	HBP	BLK	WP	HR	S	P	ERA	WHIP								
<b>Sammy Ellis, R</b> ERA: 5.28 (1, 1)	2.0	L	15	6	5	5	2	3	0	0	0	1	0	16	28	22.50	4.500								
<b>Don Nottebart, R</b> ERA: 2.57 (3, 1)	3.0		15	4	1	1	3	2	0	0	0	0	0	19	27	3.00	2.000								
<b>Jack Baldschun, R</b> ERA: 4.94 (6, 1)	2.0		8	1	0	0	3	1	0	0	0	0	0	13	17	0.00	1.000								
<b>Joe Nuxhall, L</b> ERA: 4.29 (8, 1)	1.0		6	2	2	2	0	1	0	0	0	0	1	5	9	18.00	3.000								
<b>Billy McCool, L</b> ERA: 2.64 (9, 1)	1.0		2	0	0	0	0	0	0	0	0	0	0	2	2	0.00	0.000								

AB 38  
R 8  
H 13  
RBI 8  
BB 7  
SO 8  
LOB 18



Batter	1	2	3	4	5	6	7	8	9	AB	R	H	RBI	BB	SO	LOB	BOTTOM								
<b>Pete Rose, S</b> OBP: 0.348, SLG: 0.454 (1, 4)	4-3		L6		1B		G4-6-3		SH1-4	5	1	3	0	0	0	1	<b>Los Angeles Dodgers @ Cincinnati Reds</b> Crosley Field, Cincinnati, OH Sun Sep 04 1966, 3:33 AM EDT Att: 18,670 - Unknown								
<b>Tommy Helms, R</b> OBP: 0.328, SLG: 0.406 (1, 5)	4-3		L5		F2		K		SH1-4	4	0	0	0	0	1	2									
<b>Joe Nuxhall, L</b> OBP: 0.091, SLG: 0.121 (8, 1)	4-3								SH1-4	0	0	0	0	0	0	0									
<b>Tony Perez, R</b> OBP: 0.309, SLG: 0.387 (9, 3)	1-2								1-2	0	0	0	0	0	0	0									
<b>Billy McCool, R</b> OBP: 0.211, SLG: 0.167 (9, 1)									2-3	0	0	0	0	0	0	0									
<b>Vada Pinson, L</b> OBP: 0.332, SLG: 0.451 (1, 8)	4-3		FC6-4		1B					5	0	2	0	0	1	3									
<b>Deron Johnson, R</b> OBP: 0.315, SLG: 0.470 (1, 7)			FC6-4		6-3					4	2	2	2	1	0	3									
<b>Gordy Coleman, L</b> OBP: 0.310, SLG: 0.367 (1, 3)																									
<b>Giraldo Ruiz, S</b> OBP: 0.287, SLG: 0.271 (4, PH)										4	1	1	0	0	1	3									
<b>Art Shamsky, L</b> OBP: 0.324, SLG: 0.560 (1, 9)										4	1	2	3	0	0	1									
<b>Johnny Edwards, L</b> OBP: 0.272, SLG: 0.296 (1, 2)			K		G3		K		4-3	4	0	0	0	0	2	1									
<b>Leo Cardenas, R</b> OBP: 0.310, SLG: 0.406 (1, 6)		4-3					P3		K	4	1	1	0	0	1	1									
<b>Sammy Ellis, L</b> OBP: 0.172, SLG: 0.117 (1, 1)										1	0	0	0	0	1	0									
<b>Don Nottebart, R</b> OBP: 0.217, SLG: 0.182 (3, 1)										0	0	0	0	0	0	0									
<b>Dick Simpson, R</b> OBP: 0.342, SLG: 0.475 (5, PH)										1	0	1	1	0	0	0									
<b>Jack Baldschun, R</b> OBP: 0.333, SLG: 0.733 (8, 1)										0	0	0	0	0	0	0									
<b>Tommy Harper, R</b> OBP: 0.358, SLG: 0.377 (7, PH)										2	0	2	0	0	0	0									
<b>Inning Stats</b>	R: 2 E: 0 K: 0 S: 6	H: 3 LOB: 1 BB: 0 P: 6	R: 0 E: 0 K: 2 S: 7	H: 0 LOB: 0 BB: 0 P: 7	R: 0 E: 0 K: 0 S: 4	H: 1 LOB: 1 BB: 0 P: 4	R: 0 E: 0 K: 0 S: 3	H: 0 LOB: 0 BB: 0 P: 3	R: 1 E: 0 K: 0 S: 6	H: 4 LOB: 2 BB: 0 P: 6	R: 0 E: 0 K: 1 S: 6	H: 1 LOB: 1 BB: 0 P: 6	R: 0 E: 0 K: 1 S: 5	H: 1 LOB: 0 BB: 0 P: 5	R: 3 E: 0 K: 1 S: 8	H: 3 LOB: 0 BB: 0 P: 8	R: 0 E: 0 K: 2 S: 9	H: 2 LOB: 3 BB: 1 P: 13	1B: 11 2B: 2 3B: 0 HR: 2	SF: 0 SAC: 1 DP: 1 HBP: 0	WP: 1 PB: 0 SB: 0 CS: 0	PA: 41			
<b>PITCHER</b>	IP	WLS	BF	H	R	ER	SO	BB	IBB	HBP	BLK	WP	HR	S	P	ERA	WHIP								
<b>Don Drysdale, R</b> ERA: 3.85 (1, 1)	2.0		9	3	2	2	2	0	0	0	0	0	0	13	13	9.00	1.500								
<b>Ron Perranoski, L</b> ERA: 2.54 (3, 1)	2.2	W	12	5	1	1	0	0	0	0	0	0	0	12	12	3.38	1.875								
<b>Bob Miller, R</b> ERA: 3.39 (5, 1)	3.1		15	6	3	3	3	0	0	0	0	1	1	21	21	8.10	1.800								
<b>Phil Regan, R</b> ERA: 1.77 (9, 1)	1.0	S	5	1	0	0	2	0	1	0	0	0	0	8	12	0.00	1.000								

AB 39  
R 6  
H 15  
RBI 6  
BB 1  
SO 7  
LOB 15





Batter	1	2	3	4	5	6	7	8	9	AB	R	H	RBI	BB	SO	LOB	TOP											
<b>Tito Fuentes, S</b> (1, 6) OBP: 0.277, SLG: 0.346										4	0	0	0	0	3	1	<b>San Francisco Giants @ Los Angeles Dodgers</b> <b>Dodger Stadium, Los Angeles, CA</b> Mon Sep 05 1966, 3:33 AM PDT Att: 54,769 - Unknown											
<b>Tom Haller, L</b> (1, 2) OBP: 0.313, SLG: 0.456										3	0	2	0	1	0	0												
<b>Willie Mays, R</b> (1, 8) OBP: 0.369, SLG: 0.571										3	0	0	0	1	0	3												
<b>Len Gabrielson, L</b> (8, 9) OBP: 0.270, SLG: 0.293										0	0	0	0	0	0	0												
<b>Willie McCovey, L</b> (1, 3) OBP: 0.388, SLG: 0.567										4	0	1	0	0	3	3												
<b>Jim Ray Hart, R</b> (1, 5) OBP: 0.329, SLG: 0.491										4	0	0	0	0	1	3												
<b>Jesus Alou, R</b> (1, 7) OBP: 0.276, SLG: 0.321										4	0	1	0	0	0	0												
<b>Ollie Brown, R</b> (1, 9) OBP: 0.292, SLG: 0.306										4	0	0	0	0	2	2												
<b>Hal Lanier, R</b> (1, 4) OBP: 0.265, SLG: 0.303										3	1	3	1	0	0	0												
<b>Gaylord Perry, R</b> (1, 1) OBP: 0.216, SLG: 0.219										1	0	0	0	0	1	0												
<b>Bob Burda, L</b> (7, PH) OBP: 0.222, SLG: 0.294										1	0	0	0	0	0	1												
<b>Frank Linzy, R</b> (7, 1) OBP: 0.156, SLG: 0.263										0	0	0	0	0	0	0												
<b>Billy Hoelt, L</b> (7, 1) OBP: 0.250, SLG: 0.250										0	0	0	0	0	0	0												
<b>Lindy McDaniel, R</b> (7, 1) OBP: 0.059, SLG: 0.059										0	0	0	0	0	0	0												
<b>Inning Stats</b>	R: 0 E: 0 K: 3 S: 9	H: 0 LOB: 2 BB: 2 P: 17	R: 1 E: 0 K: 2 S: 8	H: 1 LOB: 0 BB: 0 P: 8	R: 0 E: 0 K: 0 S: 3	H: 0 LOB: 0 BB: 0 P: 3	R: 0 E: 1 K: 2 S: 8	H: 0 LOB: 1 BB: 0 P: 8	R: 0 E: 0 K: 1 S: 7	H: 2 LOB: 2 BB: 0 P: 7	R: 0 E: 0 K: 0 S: 3	H: 1 LOB: 0 BB: 0 P: 3	R: 0 E: 0 K: 0 S: 3	H: 1 LOB: 1 BB: 0 P: 8	R: 0 E: 0 K: 0 S: 8	H: 1 LOB: 0 BB: 0 P: 3	R: 0 E: 0 K: 0 S: 3	H: 1 LOB: 0 BB: 0 P: 3	R: 0 E: 0 K: 0 S: 3	H: 1 LOB: 1 BB: 0 P: 8	1B: 6 2B: 0 3B: 0 HR: 1	SF: 0 SAC: 1 DP: 3 HBP: 0	WP: 0 PB: 0 SB: 1 CS: 0	PA: 34				
<b>PITCHER</b>	IP	WLS	BF	H	R	ER	SO	BB	IBB	HBP	BLK	WP	HR	S	P	ERA	WHIP											
<b>Don Sutton, R</b> (1, 1) ERA: 3.07	2.1		10	1	1	1	5	2	0	0	0	0	0	1	18	26	3.86	1.286										
<b>Joe Moeller, R</b> (3, 1) ERA: 2.54	3.2	W	14	3	0	0	3	0	0	0	0	0	0	0	20	20	0.00	0.818										
<b>Bob Miller, R</b> (7, 1) ERA: 3.34	1.0	S	7	1	0	0	0	0	0	0	0	0	0	3	3	0.00	1.000											
<b>Phil Regan, R</b> (8, 1) ERA: 1.73	2.0		7	2	0	0	2	0	0	0	0	0	0	11	11	0.00	1.000											

Batter	1	2	3	4	5	6	7	8	9	AB	R	H	RBI	BB	SO	LOB	BOTTOM											
<b>Maury Wills, S</b> (1, 6) OBP: 0.312, SLG: 0.310										4	0	0	0	1	2	4	<b>San Francisco Giants @ Los Angeles Dodgers</b> <b>Dodger Stadium, Los Angeles, CA</b> Mon Sep 05 1966, 3:33 AM PDT Att: 54,769 - Unknown											
<b>Jim Gilliam, S</b> (1, 5) OBP: 0.319, SLG: 0.284										4	1	1	0	1	0	1												
<b>John Kennedy, R</b> (9, 5) OBP: 0.242, SLG: 0.283										0	0	0	0	0	0	0												
<b>Willie Davis, L</b> (1, 8) OBP: 0.313, SLG: 0.419										5	2	3	2	0	0	3												
<b>Ron Fairly, L</b> (1, 9) OBP: 0.356, SLG: 0.415										3	0	2	0	0	1	2												
<b>Tommy Davis, R</b> (7, PH) OBP: 0.333, SLG: 0.387										1	0	1	1	1	0	0												
<b>Jim Lefebvre, S</b> (1, 4) OBP: 0.342, SLG: 0.484										4	0	0	0	1	1	6												
<b>John Roseboro, L</b> (1, 2) OBP: 0.355, SLG: 0.427										4	0	1	0	0	0	3												
<b>Wes Parker, S</b> (1, 3) OBP: 0.346, SLG: 0.398										2	0	0	1	2	0	2												
<b>Lou Johnson, R</b> (1, 7) OBP: 0.311, SLG: 0.385										4	0	2	0	0	0	4												
<b>Don Sutton, R</b> (1, 1) OBP: 0.210, SLG: 0.215										1	0	0	0	0	0	1												
<b>Joe Moeller, R</b> (3, 1) OBP: 0.333, SLG: 0.200										1	0	1	0	0	0	0												
<b>Jim Barbieri, L</b> (6, PH) OBP: 0.356, SLG: 0.346										1	0	0	0	0	0	1												
<b>Bob Miller, R</b> (7, 1) OBP: 0.356, SLG: 0.346										0	0	0	0	0	0	0												
<b>Phil Regan, R</b> (8, 1) OBP: 0.261, SLG: 0.150										0	1	0	0	1	0	0												
<b>Inning Stats</b>	R: 0 E: 0 K: 2 S: 8	H: 1 LOB: 2 BB: 1 P: 12	R: 0 E: 0 K: 0 S: 3	H: 0 LOB: 1 BB: 1 P: 7	R: 0 E: 0 K: 0 S: 5	H: 2 LOB: 2 BB: 0 P: 5	R: 0 E: 0 K: 1 S: 7	H: 2 LOB: 2 BB: 0 P: 7	R: 1 E: 0 K: 0 S: 6	H: 3 LOB: 2 BB: 0 P: 6	R: 0 E: 0 K: 1 S: 5	H: 1 LOB: 1 BB: 0 P: 5	R: 1 E: 1 K: 0 S: 3	H: 0 LOB: 3 BB: 4 P: 19	R: 2 E: 0 K: 0 S: 5	H: 2 LOB: 1 BB: 1 P: 9	1B: 9 2B: 2 3B: 0 HR: 1	SF: 0 SAC: 0 DP: 1 HBP: 0	WP: 0 PB: 0 SB: 1 CS: 1	PA: 41								
<b>PITCHER</b>	IP	WLS	BF	H	R	ER	SO	BB	IBB	HBP	BLK	WP	HR	S	P	ERA	WHIP											
<b>Gaylord Perry, R</b> (1, 1) ERA: 2.86	6.0		28	9	1	1	4	2	0	0	0	0	0	1	34	42	1.50	1.833										
<b>Frank Linzy, R</b> (7, 1) ERA: 2.77	0.1	L	2	0	1	1	0	1	0	0	0	0	0	1	5	27.00	3.000											
<b>Billy Hoelt, L</b> (7, 1) ERA: 4.57	0.1		4	0	0	0	0	2	1	0	0	0	0	1	13	0.00	6.000											
<b>Lindy McDaniel, R</b> (7, 1) ERA: 2.96	1.1		7	2	2	2	0	1	0	0	0	0	0	6	10	13.50	2.250											



Batter	1	2	3	4	5	6	7	8	9	AB	R	H	RBI	BB	SO	LOB	TOP																					
<b>Tito Fuentes, S</b> OBP: 0.278, SLG: 0.351 (1, 6)	6-3	1-H 2-H 3-H 2B		F8		4-3			SH4-3 2B	5	1	2	3	0	0	3																						
<b>Tom Haller, L</b> OBP: 0.313, SLG: 0.454 (1, 2)	6-3	F7			F7		HR		SH4-3	4	1	1	0	0	0	1																						
<b>Willie Mays, R</b> OBP: 0.369, SLG: 0.575 (1, 9)			F7		F5		HR		F4	5	1	2	2	0	0	1																						
<b>Willie McCovey, L</b> OBP: 0.388, SLG: 0.567 (1, 3)	F2		K		1B		F5			5	0	2	1	0	1	1																						
<b>Jim Ray Hart, R</b> OBP: 0.332, SLG: 0.492 (1, 5)			K																																			
<b>Jim Davenport, R</b> OBP: 0.301, SLG: 0.378 (7, 5)																																						
<b>Jesus Alou, R</b> OBP: 0.277, SLG: 0.320 (1, 7)		F7			F9		FC6-4			4	0	1	0	0	0	4																						
<b>Ollie Brown, R</b> OBP: 0.292, SLG: 0.305 (1, 8)		FC4-6 1B 2B		G6-4-3 1B		G3 SH3-4 1B		CS	6-3	4	1	1	0	0	0	2	AB 38																					
<b>Hal Lanier, R</b> OBP: 0.267, SLG: 0.306 (1, 4)		1B 2B		1B		SH3-4			5-3	3	1	2	0	0	0	0	R 6																					
<b>Ray Sadecki, L</b> OBP: 0.342, SLG: 0.649 (1, 1)		1B 2B		1B		G3			3-1	4	1	2	0	0	0	1	H 15																					
<b>Inning Stats</b>	R: 0 E: 0 K: 0 S: 4	H: 1 LOB: 1 BB: 0 P: 4	R: 3 E: 0 K: 0 S: 7	H: 4 LOB: 1 BB: 0 P: 7	R: 0 E: 0 K: 2 S: 7	H: 0 LOB: 0 BB: 0 P: 7	R: 0 E: 0 K: 0 S: 5	H: 3 LOB: 3 BB: 0 P: 5	R: 0 E: 0 K: 0 S: 4	H: 1 LOB: 1 BB: 0 P: 4	R: 2 E: 0 K: 0 S: 4	H: 2 LOB: 0 BB: 1 P: 8	R: 0 E: 0 K: 0 S: 3	H: 0 LOB: 0 BB: 0 P: 3	R: 1 E: 0 K: 0 S: 5	H: 2 LOB: 1 BB: 0 P: 5	1B: 11 2B: 3 3B: 0 HR: 1	SF: 0 SAC: 2 DP: 1 HBP: 0	WP: 0 PB: 0 SB: 0 CS: 1	PA: 42																		
<b>PITCHER</b>	IP	WLS	BF	H	R	ER	SO	BB	IBB	HBP	BLK	WP	HR	S	P	ERA	WHIP	<b>PITCHER</b>				IP	WLS	BF	H	R	ER	SO	BB	IBB	HBP	BLK	WP	HR	S	P	ERA	WHIP
<b>Don Drysdale, R</b> ERA: 3.87 (1, 1)	5.1	L	26	11	3	3	2	0	0	0	0	0	0	30	30	5.06	2.062																					
<b>Ron Perranoski, L</b> ERA: 2.92 (6, 1)	3.0		12	3	3	3	0	1	0	0	0	0	1	11	15	9.00	1.333																					
<b>Bill Singer, R</b> ERA: (9, 1)	0.2		3	1	0	0	0	0	0	0	0	0	0	3	3	0.00	1.500																					

San Francisco Giants @ Los Angeles Dodgers  
 Dodger Stadium, Los Angeles, CA  
 Tue Sep 06 1966, 7:05 PM PDT  
 Att: 52,360 - Unknown



Batter	1	2	3	4	5	6	7	8	9	AB	R	H	RBI	BB	SO	LOB	BOTTOM																					
<b>Wes Parker, S</b> OBP: 0.345, SLG: 0.397 (1, 3)	F7			F3			FC5-4 1B		F2	4	0	1	0	0	0	0																						
<b>Jim Gilliam, S</b> OBP: 0.315, SLG: 0.281 (1, 5)	5-3			4-3			F9			3	0	0	0	0	0	1																						
<b>Willie Davis, L</b> OBP: 0.311, SLG: 0.416 (1, 8)	G3			G3			F9			3	0	0	0	0	0	1																						
<b>Jim Lefebvre, S</b> OBP: 0.342, SLG: 0.483 (1, 4)		4-3			G5-4-3 1B		FC5-4			3	0	1	0	0	0	1																						
<b>Tommy Davis, R</b> OBP: 0.338, SLG: 0.386 (1, 7)		K			F7			G5-4-3 1B		3	0	1	0	0	1	1																						
<b>Lou Johnson, R</b> OBP: 0.309, SLG: 0.383 (1, 9)		F8			G5-4-3			G5-4-3		3	0	0	0	0	0	2																						
<b>John Roseboro, L</b> OBP: 0.353, SLG: 0.423 (1, 2)			K			F9		3-1		3	0	0	0	0	1	0	AB 28																					
<b>John Kennedy, R</b> OBP: 0.240, SLG: 0.281 (1, 6)									6-3	2	0	0	0	0	0	0	R 0																					
<b>Dick Stuart, R</b> OBP: 0.311, SLG: 0.366 (9, PH)										1	0	0	0	0	0	0	H 3																					
<b>Don Drysdale, R</b> OBP: 0.242, SLG: 0.307 (1, 1)										1	0	0	0	0	0	0	RBI 0																					
<b>Ron Perranoski, L</b> OBP: 0.286, SLG: 0.714 (6, 1)										1	0	0	0	0	1	0	BB 0																					
<b>Bill Singer, R</b> OBP: 0.328, SLG: 0.445 (9, PH)										0	0	0	0	0	0	0	SO 3																					
<b>Inning Stats</b>	R: 0 E: 0 K: 0 S: 3	H: 0 LOB: 0 BB: 0 P: 3	R: 0 E: 0 K: 1 S: 5	H: 0 LOB: 0 BB: 0 P: 5	R: 0 E: 0 K: 0 S: 3	H: 0 LOB: 0 BB: 0 P: 3	R: 0 E: 0 K: 1 S: 5	H: 0 LOB: 0 BB: 0 P: 5	R: 0 E: 0 K: 0 S: 4	H: 1 LOB: 1 BB: 0 P: 4	R: 0 E: 0 K: 0 S: 3	H: 1 LOB: 0 BB: 0 P: 3	R: 0 E: 0 K: 0 S: 3	H: 0 LOB: 0 BB: 0 P: 3	R: 0 E: 0 K: 0 S: 3	H: 0 LOB: 0 BB: 0 P: 3	1B: 3 2B: 0 3B: 0 HR: 0	SF: 0 SAC: 0 DP: 2 HBP: 0	WP: 0 PB: 0 SB: 0 CS: 0	PA: 28																		
<b>PITCHER</b>	IP	WLS	BF	H	R	ER	SO	BB	IBB	HBP	BLK	WP	HR	S	P	ERA	WHIP	<b>PITCHER</b>				IP	WLS	BF	H	R	ER	SO	BB	IBB	HBP	BLK	WP	HR	S	P	ERA	WHIP
<b>Ray Sadecki, L</b> ERA: 4.62 (1, 1)	9.0	W	28	3	0	0	3	0	0	0	0	0	0	34	34	0.00	0.333																					

San Francisco Giants @ Los Angeles Dodgers  
 Dodger Stadium, Los Angeles, CA  
 Tue Sep 06 1966, 7:05 PM PDT  
 Att: 52,360 - Unknown







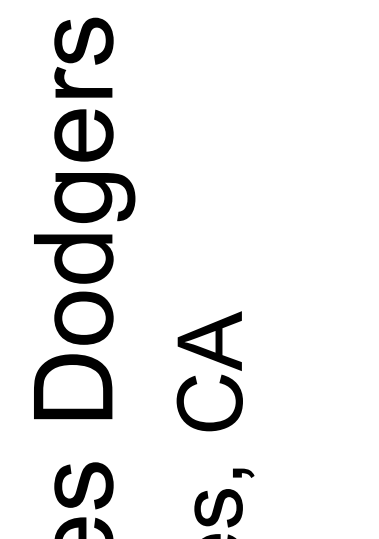




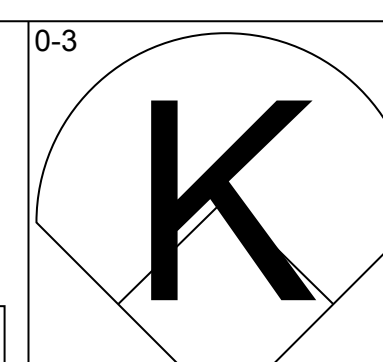
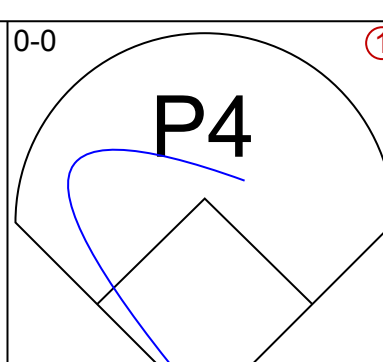
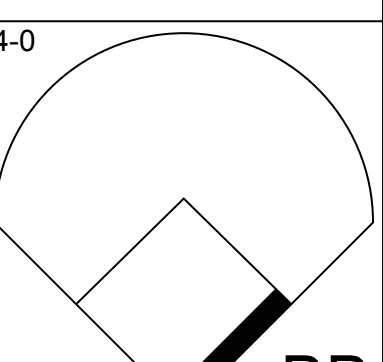
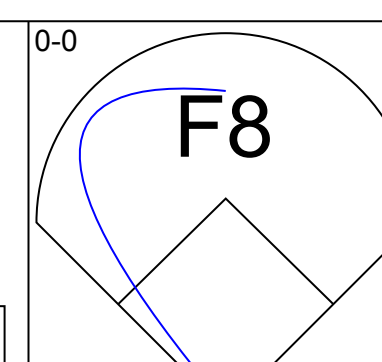
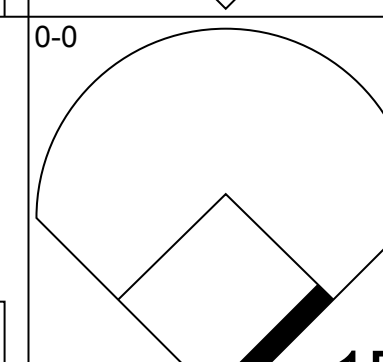
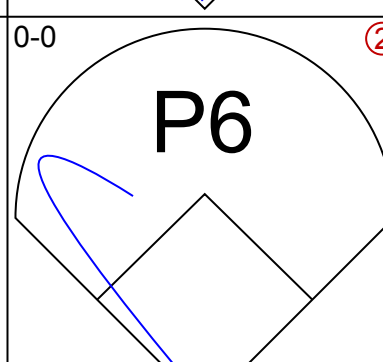
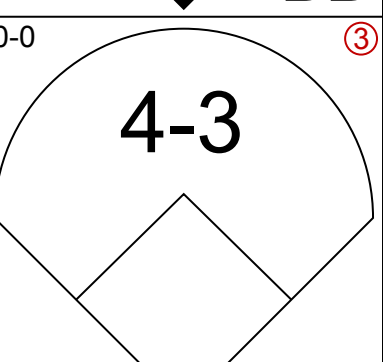
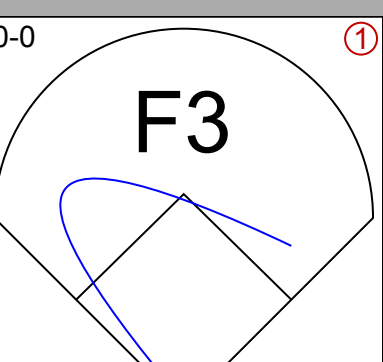
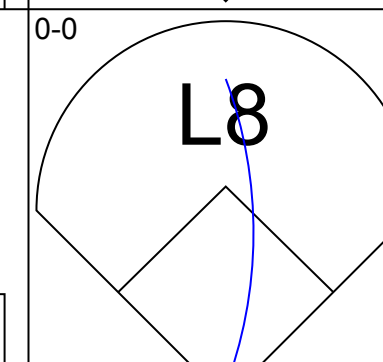
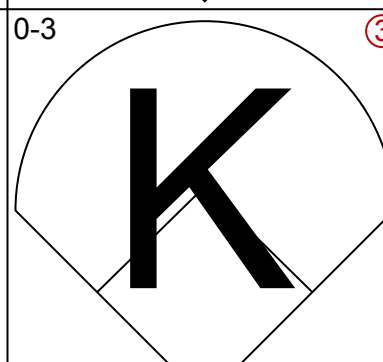
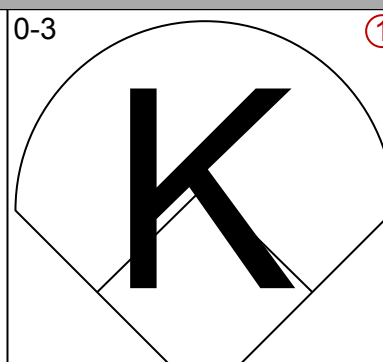
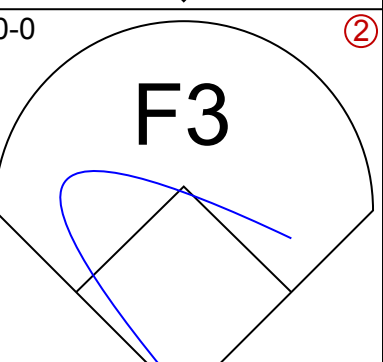
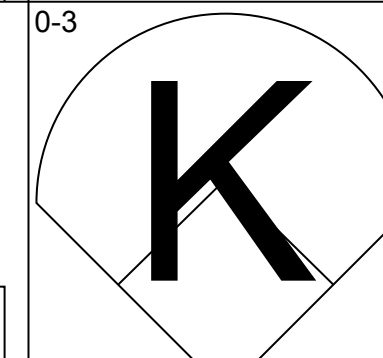
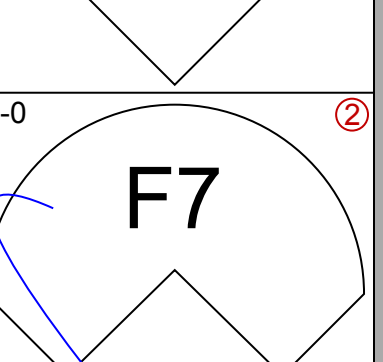
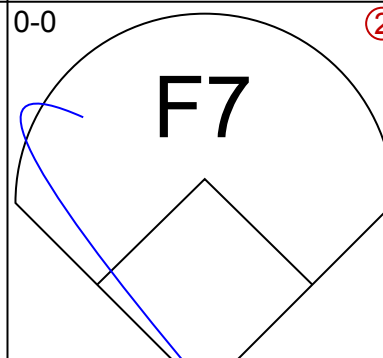
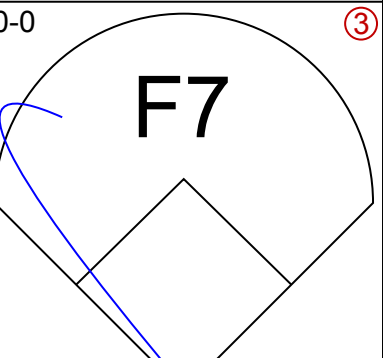
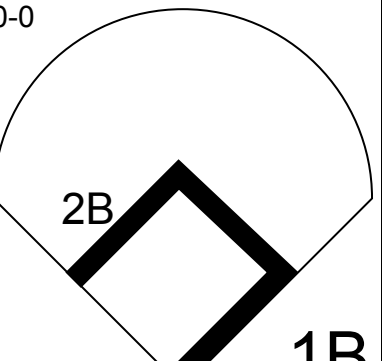
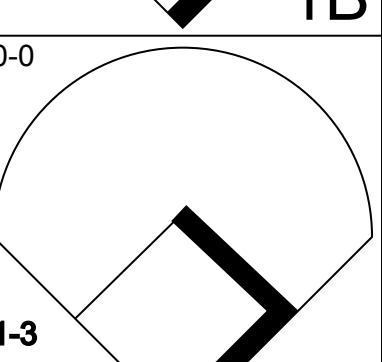
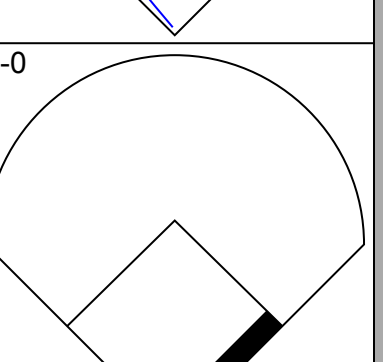
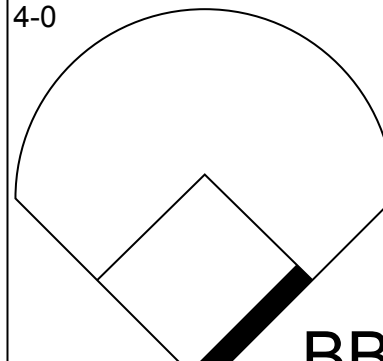
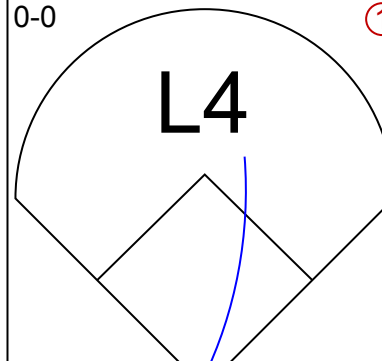
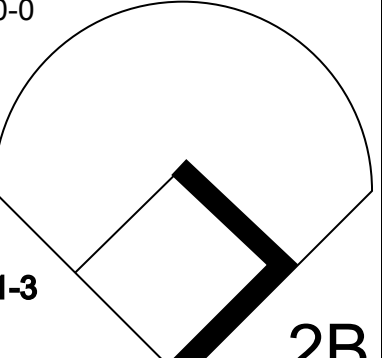
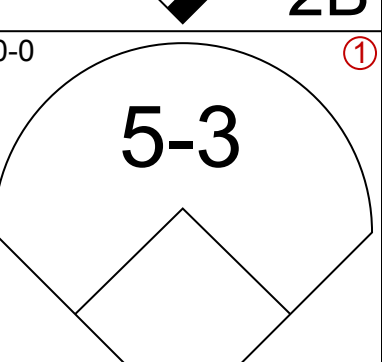
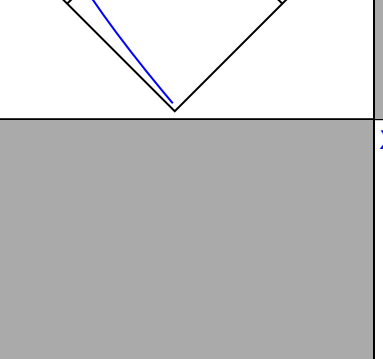
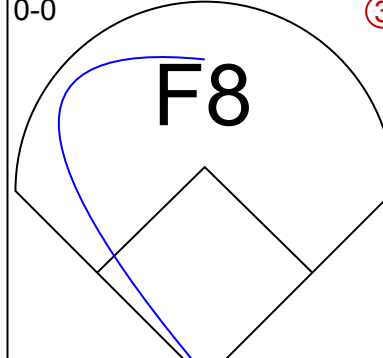
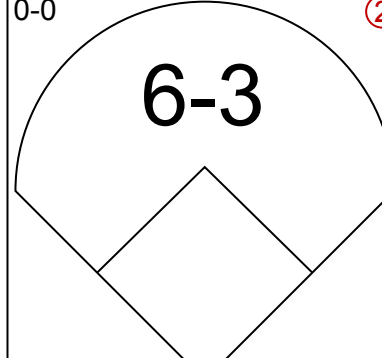
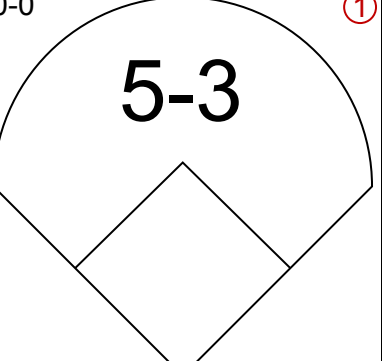
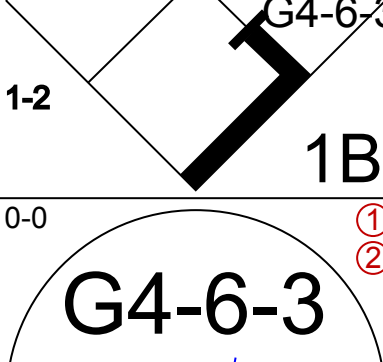
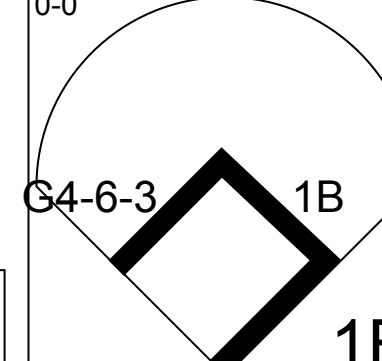
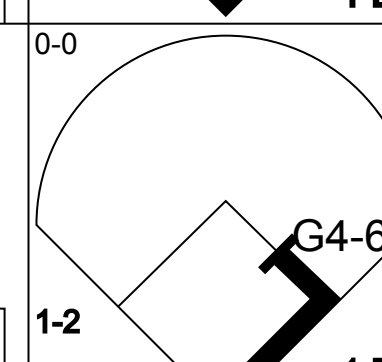
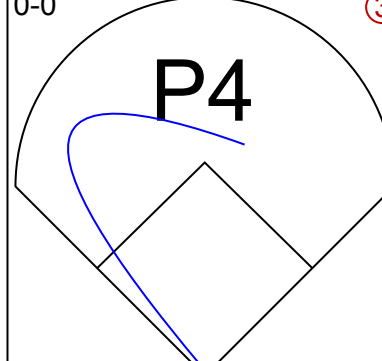
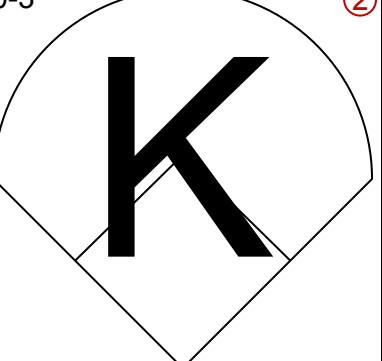
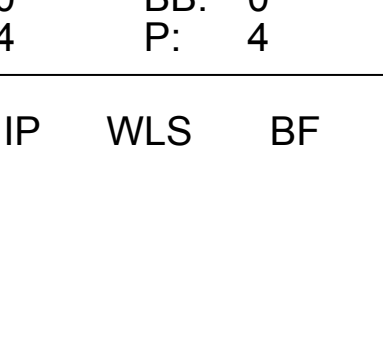
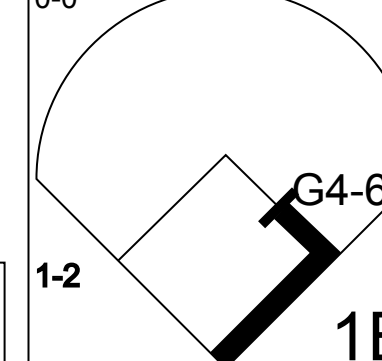
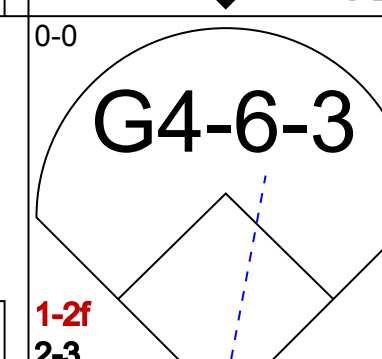
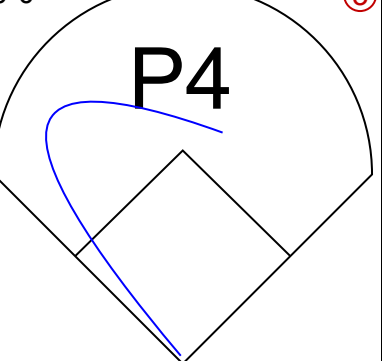

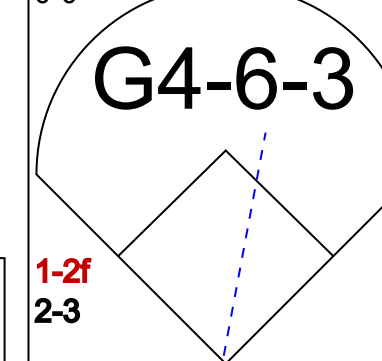
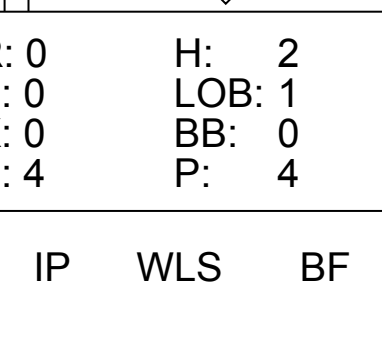



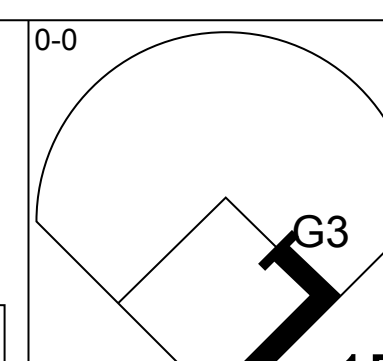
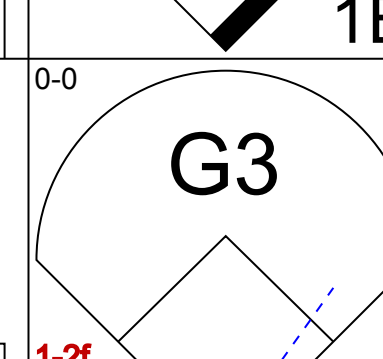
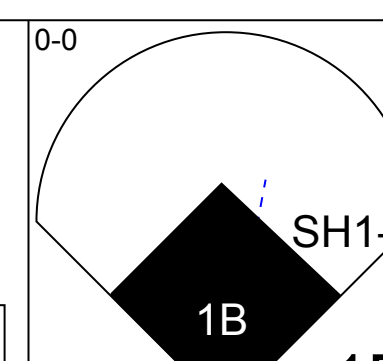
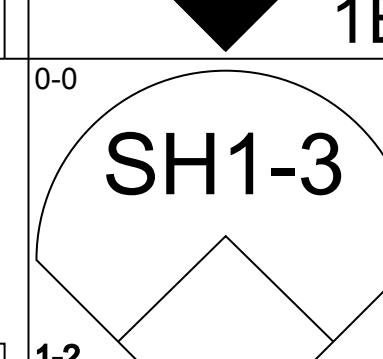
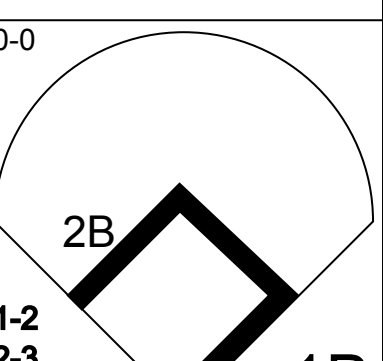
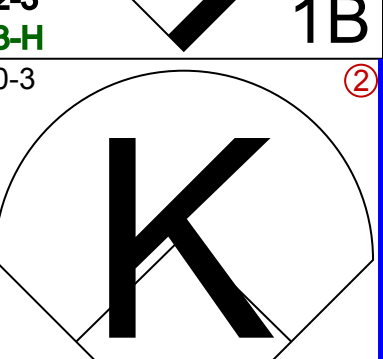
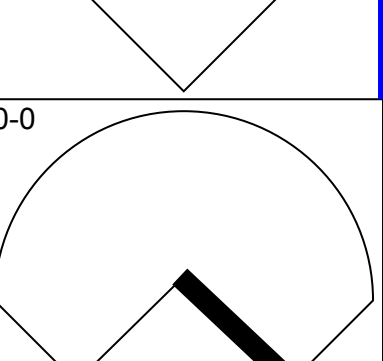
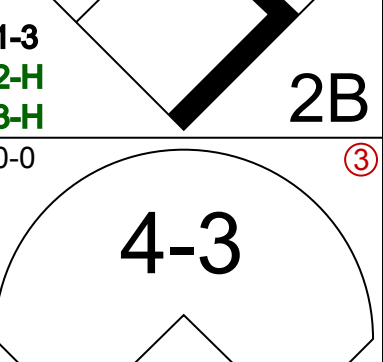
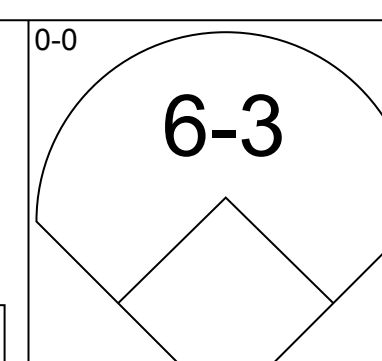
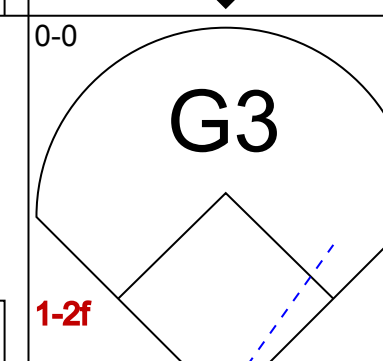
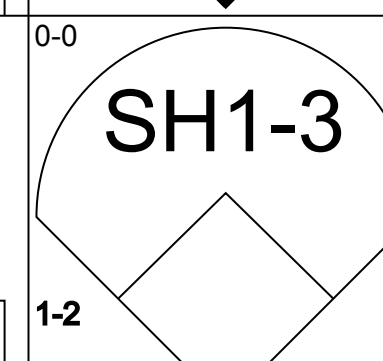
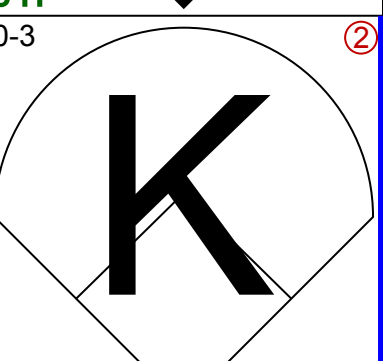
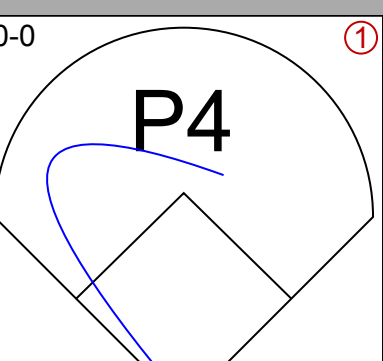
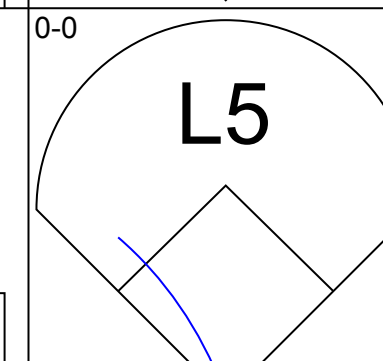
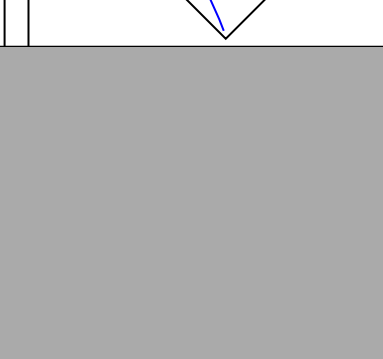
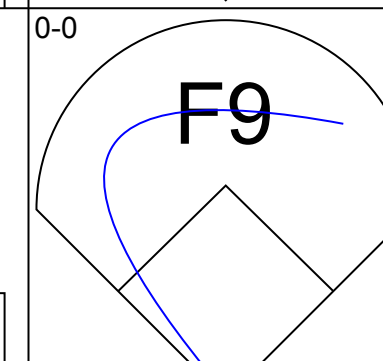

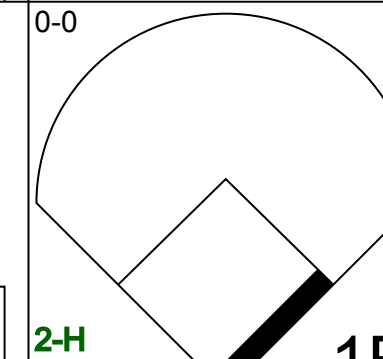
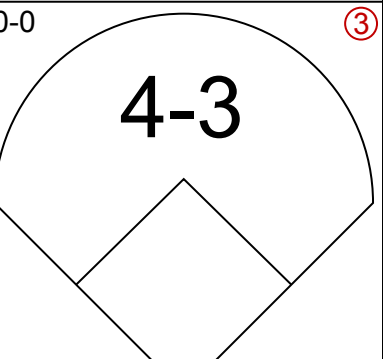
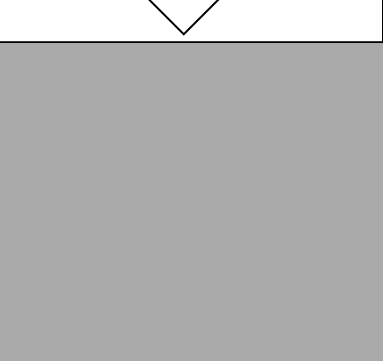
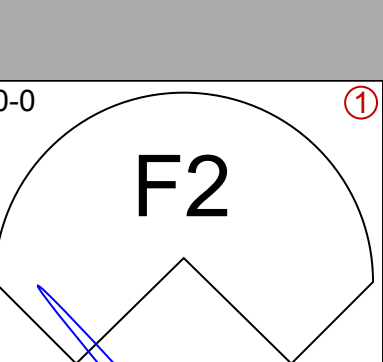
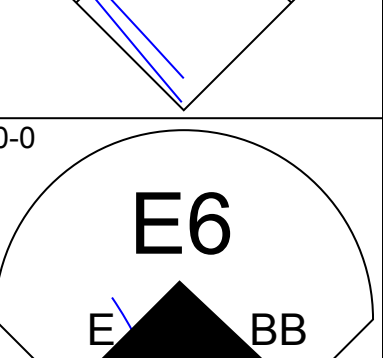
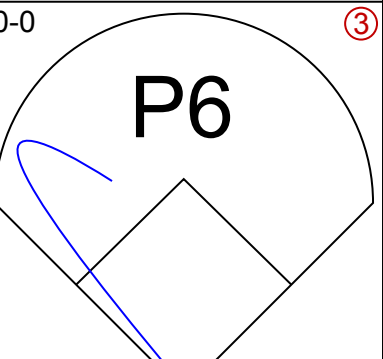
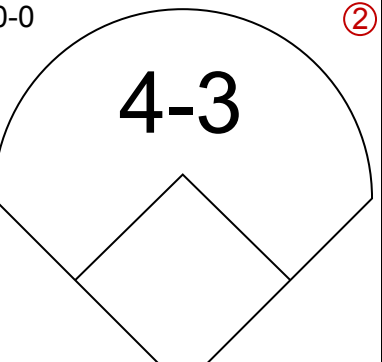
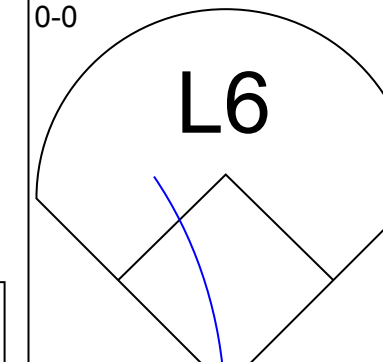
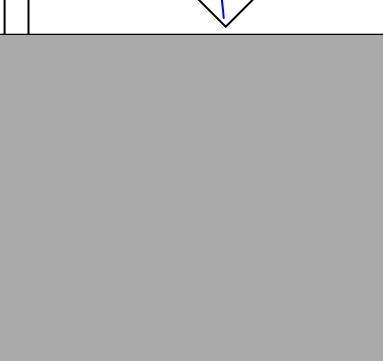


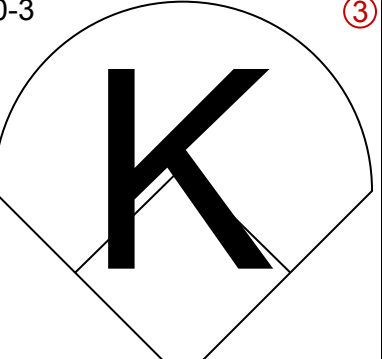

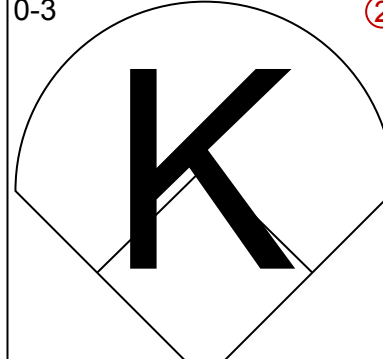

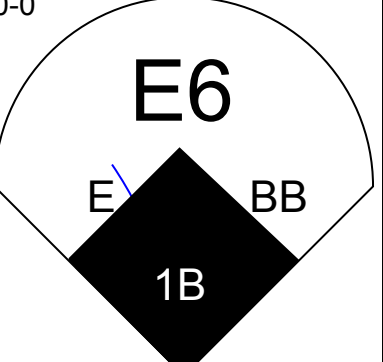
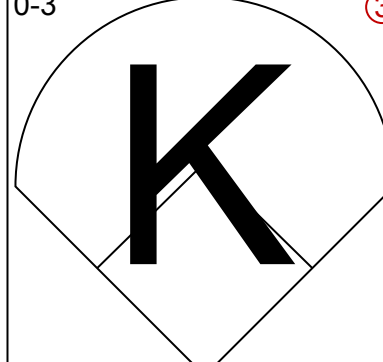
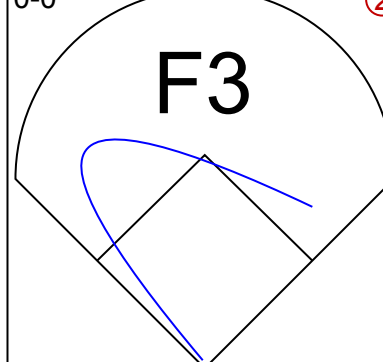
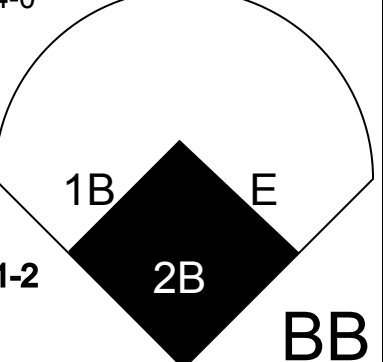
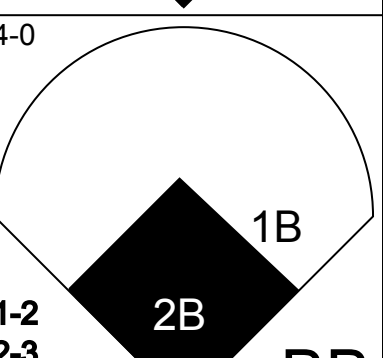

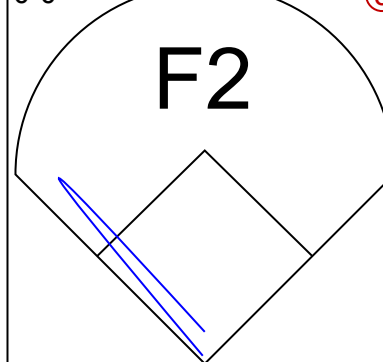
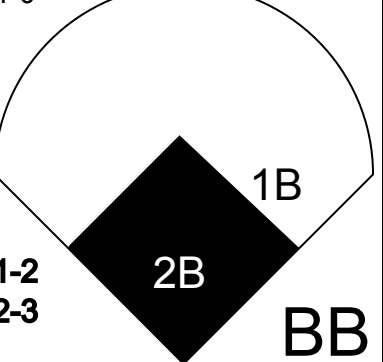
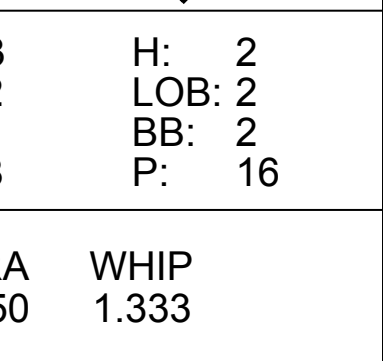

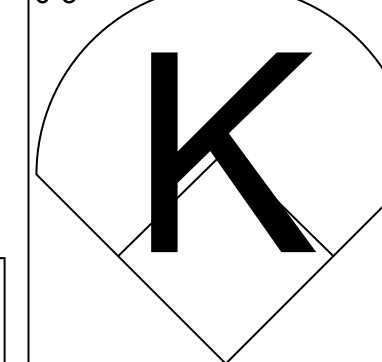
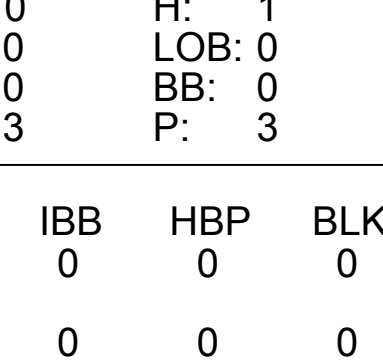
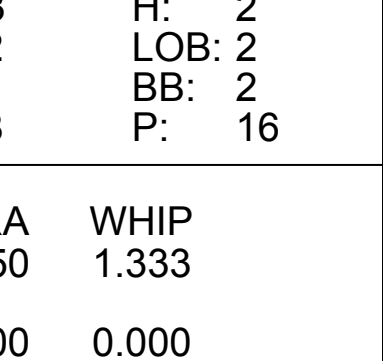

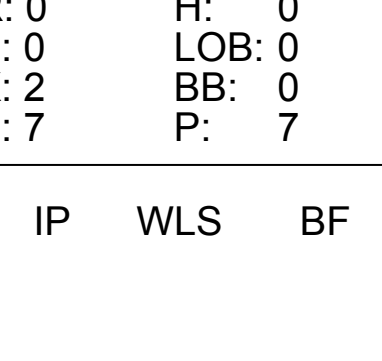
Batter	1	2	3	4	5	6	7	8	9	10	AB	R	H	RBI	BB	SO	LOB	TOP			
<b>Brock Davis, L</b> (1,8)	F9		FC6-4			4-3		4-3			4	0	0	0	0	0	3	<b>Houston Astros @ Los Angeles Dodgers</b> Dodger Stadium, Los Angeles, CA Sat Sep 10 1966, 3:33 AM PDT Att: 24,537 - Unknown - 69 F			
<b>Sonny Jackson, L</b> OBP: 0.330, SLG: 0.324	F7			6-3		4-3			4-3		4	0	1	0	0	0					
<b>Joe Morgan, L</b> OBP: 0.408, SLG: 0.394	F7			3-1			5-3		S	BB	3	0	0	0	1	0	1				
<b>Rusty Staub, L</b> OBP: 0.356, SLG: 0.432		K			1B	6-3			G4-6-3	IBB	3	0	1	0	1	1	0				
<b>Chuck Harrison, R</b> OBP: 0.307, SLG: 0.362	K			F3		4-3			G4-6-3	1-2	4	0	0	0	0	1	3				
<b>Norm Miller, L</b> OBP: 0.100, SLG: 0.100	G3				4-3			K		F8	4	0	0	0	0	1	0				
<b>Bill Heath, L</b> OBP: 0.337, SLG: 0.333			5-3		6-3			FC5-4	1B	K	4	0	1	0	0	1	0				
<b>Bob Aspromonte, R</b> OBP: 0.288, SLG: 0.333			FC6-4	BB	P6			FC5-4	1B	F2	3	0	0	0	1	0	1				
<b>Mike Cuellar, L</b> OBP: 0.141, SLG: 0.129			F8			K		1-2	1B		3	0	1	0	0	1	1				
<b>Inning Stats</b>	R: 0 E: 0 K: 0 S: 3	H: 1 LOB: 0 BB: 0 P: 3	R: 0 E: 0 K: 2 S: 7	H: 0 LOB: 0 BB: 0 P: 7	R: 0 E: 0 K: 0 S: 3	H: 0 LOB: 1 BB: 1 P: 7	R: 0 E: 0 K: 0 S: 4	H: 1 LOB: 1 BB: 0 P: 4	R: 0 E: 0 K: 1 S: 5	H: 0 LOB: 0 BB: 0 P: 5	R: 0 E: 0 K: 0 S: 3	H: 0 LOB: 0 BB: 0 P: 3	R: 0 E: 0 K: 1 S: 7	H: 2 LOB: 2 BB: 0 P: 7	R: 0 E: 0 K: 0 S: 2	H: 0 LOB: 1 BB: 2 P: 10	R: 0 E: 0 K: 1 S: 5		H: 0 LOB: 0 BB: 0 P: 5	1B: 4 2B: 0 3B: 0 HR: 0	SF: 0 SAC: 0 DP: 1 HBP: 0
<b>PITCHER</b>	IP	WLS	BF	H	R	ER	SO	BB	IBB	HBP	BLK	WP	HR	S	P	ERA	WHIP				
<b>Don Drysdale, R</b> ERA: 3.74	(1,1)	8.1	31	4	0	0	4	2	0	0	0	0	0	36	48	0.00	0.720				
<b>Phil Regan, R</b> ERA: 1.67	(9,1)	1.2	4	0	0	0	1	0	0	0	0	0	0	6	6	0.00	0.000				

Batter	1	2	3	4	5	6	7	8	9	10	AB	R	H	RBI	BB	SO	LOB	BOTTOM							
<b>Maury Wills, S</b> OBP: 0.316, SLG: 0.315	F7		CS	BB	1B		4-3			G3		5	1	2	0	0	0	<b>Houston Astros @ Los Angeles Dodgers</b> Dodger Stadium, Los Angeles, CA Sat Sep 10 1966, 3:33 AM PDT Att: 24,537 - Unknown - 69 F							
<b>Jim Gilliam, S</b> OBP: 0.318, SLG: 0.276	K		BB	BB	BB			5-3		SH3	1B	3	0	1	0	1	1								
<b>Willie Davis, L</b> OBP: 0.311, SLG: 0.418	BB		BB	B3			P6	G3		4-3		4	0	0	0	1	0								
<b>Tommy Davis, R</b> OBP: 0.333, SLG: 0.381	F9							K				4	0	0	0	0	3								
<b>Phil Regan, R</b> OBP: 0.261, SLG: 0.150												0	0	0	0	0	0								
<b>Al Ferrara, R</b> OBP: 0.333, SLG: 0.450												1	0	1	1	0	0								
<b>Jim Lefebvre, S</b> OBP: 0.342, SLG: 0.482												4	0	1	0	0	0								
<b>Dick Stuart, R</b> OBP: 0.314, SLG: 0.367												4	0	1	0	0	0								
<b>Wes Parker, S</b> OBP: 0.345, SLG: 0.394												0	0	0	0	0	0								
<b>Lou Johnson, R</b> OBP: 0.313, SLG: 0.382												2	0	1	0	2	1								
<b>John Roseboro, L</b> OBP: 0.355, SLG: 0.418												3	0	1	0	1	0								
<b>Don Drysdale, R</b> OBP: 0.234, SLG: 0.297												3	0	0	0	0	0								
<b>Ron Fairly, L</b> OBP: 0.362, SLG: 0.422												1	0	0	0	0	0								
<b>Inning Stats</b>	R: 0 E: 0 K: 1 S: 5	H: 2 LOB: 2 BB: 1 P: 8	R: 0 E: 0 K: 0 S: 4	H: 2 LOB: 2 BB: 1 P: 8	R: 0 E: 0 K: 1 S: 5	H: 1 LOB: 2 BB: 1 P: 9	R: 0 E: 1 K: 0 S: 3	H: 0 LOB: 2 BB: 2 P: 11	R: 0 E: 0 K: 1 S: 6	H: 1 LOB: 1 BB: 0 P: 6	R: 0 E: 0 K: 1 S: 5	H: 0 LOB: 0 BB: 0 P: 5	R: 0 E: 0 K: 0 S: 3	H: 0 LOB: 0 BB: 0 P: 3	R: 0 E: 0 K: 1 S: 5	H: 0 LOB: 0 BB: 0 P: 5	R: 0 E: 0 K: 0 S: 5	H: 2 LOB: 2 BB: 0 P: 5	R: 0 E: 0 K: 0 S: 5	H: 2 LOB: 1 BB: 0 P: 4	R: 1 E: 0 K: 0 S: 4	H: 2 LOB: 1 BB: 0 P: 4	1B: 8 2B: 1 3B: 0 HR: 0	SF: 0 SAC: 1 DP: 2 HBP: 0	WP: 0 PA: 40
<b>PITCHER</b>	IP	WLS	BF	H	R	ER	SO	BB	IBB	HBP	BLK	WP	HR	S	P	ERA	WHIP								
<b>Mike Cuellar, L</b> ERA: 2.2	(1,1)	9.2	40	8	1	1	5	5	0	0	0	0	0	45	65	0.93	1.345								





Batter	1	2	3	4	5	6	7	8	9	AB	R	H	RBI	BB	SO	LOB	TOP					
Ron Davis, R (1, 8) OBP: 0.303, SLG: 0.318										3	0	0	0	1	1	1	<b>Houston Astros @ Los Angeles Dodgers</b> Dodger Stadium, Los Angeles, CA Sun Sep 11 1966, 3:33 AM PDT Unknown					
Sonny Jackson, L (1, 6) OBP: 0.330, SLG: 0.325										3	0	1	0	0	0	2						
Bob Lillis, R (8, PH) OBP: 0.260, SLG: 0.268										1	0	0	0	0	0	0						
Joe Gaines, R (1, 9)										4	0	0	0	0	2	1						
Chuck Harrison, R (1, 3) OBP: 0.303, SLG: 0.358										4	0	0	0	0	1	1						
Joe Morgan, L (1, 4) OBP: 0.409, SLG: 0.394		 								3	0	1	0	1	0	0						
John Bateman, R (1, 2) OBP: 0.319, SLG: 0.485		 								4	0	1	0	0	0	1						
Bob Aspromonte, R (1, 5) OBP: 0.290, SLG: 0.336							 			4	0	2	0	0	0	2						
Aaron Pointer, R (1, 7) OBP: 0.300, SLG: 0.222							 			3	0	1	0	0	1	3						
Larry Dierker, R (1, 1) OBP: 0.167, SLG: 0.220							  			2	0	0	0	0	1	3						
Ron Brand, R (7, PH) OBP: 0.308, SLG: 0.267										1	0	0	0	0	0	2						
Claude Raymond, R (7, 1) OBP: 0.111, SLG: 0.111										0	0	0	0	0	0	0						
<b>Inning Stats</b>	R: 0 E: 0 K: 2 S: 8	H: 1 LOB: 1 BB: 0 P: 8	R: 0 E: 0 K: 1 S: 7	H: 2 LOB: 2 BB: 0 P: 7	R: 0 E: 0 K: 1 S: 5	H: 0 LOB: 0 BB: 0 P: 5	R: 0 E: 0 K: 0 S: 3	H: 0 LOB: 0 BB: 0 P: 3	R: 0 E: 0 K: 1 S: 6	H: 1 LOB: 2 BB: 1 P: 10	R: 0 E: 0 K: 1 S: 5	H: 0 LOB: 1 BB: 1 P: 9	R: 0 E: 0 K: 0 S: 4	H: 2 LOB: 1 BB: 0 P: 4	R: 0 E: 0 K: 0 S: 3	H: 0 LOB: 0 BB: 0 P: 3	R: 0 E: 0 K: 0 S: 3	H: 0 LOB: 0 BB: 0 P: 3	1B: 4 2B: 2 3B: 0 HR: 0	SF: 0 SAC: 0 DP: 1 HBP: 0	WP: 0 PB: 0 SB: 0 CS: 0	PA: 34
<b>PITCHER</b> Sandy Koufax, L (1, 1) ERA: 1.81	IP: 9.0 WLS: W BF: 34 H: 6 R: 0 ER: 0 SO: 6 BB: 2 IBB: 0 HBP: 0 BLK: 0 WP: 0 HR: 0 S: 44 P: 52 ERA: 0.00 WHIP: 0.889															<b>PITCHER</b>						

Batter	1	2	3	4	5	6	7	8	9	AB	R	H	RBI	BB	SO	LOB	BOTTOM			
Maury Wills, S (1, 6) OBP: 0.319, SLG: 0.318	 			 	   					4	1	3	1	0	0	0	<b>Houston Astros @ Los Angeles Dodgers</b> Dodger Stadium, Los Angeles, CA Sun Sep 11 1966, 3:33 AM PDT Unknown			
Jim Gilliam, S (1, 5) OBP: 0.316, SLG: 0.274										2	0	0	0	0	1	4				
John Kennedy, R (6, 5) OBP: 0.243, SLG: 0.283	 									1	0	0	0	0	0	0				
Willie Davis, L (1, 8) OBP: 0.311, SLG: 0.418					   					4	0	1	2	0	0	1				
Ron Fairly, L (1, 9) OBP: 0.360, SLG: 0.420				 						4	0	1	1	0	0	2				
Jim Lefebvre, S (1, 4) OBP: 0.340, SLG: 0.479										3	0	0	0	0	0	1				
John Roseboro, L (1, 2) OBP: 0.353, SLG: 0.414										3	0	0	0	0	2	0				
Lou Johnson, R (1, 7) OBP: 0.314, SLG: 0.382					 					3	1	1	0	0	1	0				
Wes Parker, S (1, 3) OBP: 0.344, SLG: 0.392					  					2	1	0	0	1	1	0				
Sandy Koufax, R (1, 1) OBP: 0.103, SLG: 0.088				 						2	1	0	0	1	1	0				
<b>Inning Stats</b>	R: 0 E: 0 K: 0 S: 3	H: 1 LOB: 0 BB: 0 P: 3	R: 0 E: 0 K: 1 S: 5	H: 0 LOB: 0 BB: 0 P: 5	R: 0 E: 0 K: 0 S: 3	H: 1 LOB: 0 BB: 0 P: 3	R: 1 E: 0 K: 0 S: 5	H: 2 LOB: 1 BB: 0 P: 5	R: 3 E: 2 K: 1 S: 8	H: 2 LOB: 2 BB: 2 P: 16	R: 0 E: 0 K: 2 S: 7	H: 0 LOB: 0 BB: 0 P: 7	R: 0 E: 0 K: 2 S: 7	H: 0 LOB: 0 BB: 0 P: 7	R: 0 E: 0 K: 0 S: 3	H: 0 LOB: 0 BB: 0 P: 3	1B: 5 2B: 1 3B: 0 HR: 0	SF: 0 SAC: 1 DP: 1 HBP: 0	WP: 0 PB: 0 SB: 0 CS: 0	PA: 31
<b>PITCHER</b> Larry Dierker, R (1, 1) ERA: 3.24	IP: 6.0 WLS: L BF: 25 H: 6 R: 4 ER: 1 SO: 4 BB: 2 IBB: 0 HBP: 0 BLK: 0 WP: 0 HR: 0 S: 31 P: 39 ERA: 1.50 WHIP: 1.333															<b>PITCHER</b>				
Claude Raymond, R (7, 1) ERA: 3.12	IP: 2.0 WLS: L BF: 6 H: 0 R: 0 ER: 0 SO: 2 BB: 0 IBB: 0 HBP: 0 BLK: 0 WP: 0 HR: 0 S: 10 P: 10 ERA: 0.00 WHIP: 0.000															<b>PITCHER</b>				

AB	32
R	0
H	6
RBI	0
BB	2
SO	6
LOB	16





Batter	1	2	3	4	5	6	7	8	9	AB	R	H	RBI	BB	SO	LOB	TOP																			
<b>Brook Davis, L</b> (1, 8) OBP: 0.331, SLG: 0.326	F7		5-3			FC3-6 WP 1B		1-3		4	0	0	0	0	0	1	<b>Houston Astros @ Los Angeles Dodgers</b> Dodger Stadium, Los Angeles, CA Sun Sep 11 1966, 3:38 AM PDT Att: 42,978 - Unknown																			
<b>Sonny Jackson, L</b> (1, 6) OBP: 0.331, SLG: 0.326	6-3			6-3		WP 1B		SH5-3 1B		4	0	2	0	0	0	0																				
<b>Joe Morgan, L</b> (1, 4) OBP: 0.410, SLG: 0.396	1B			FC4-6 1B		P4		SH5-3		3	0	2	0	0	0	2																				
<b>Rusty Staub, L</b> (1, 9) OBP: 0.355, SLG: 0.430	4-3			F7		1-2 2-3 IBB		6-3		3	0	0	0	1	0	3																				
<b>Norm Miller, L</b> (1, 7) OBP: 0.083, SLG: 0.083		F8		FC4-6		4-3			K	4	0	0	0	0	1	4																				
<b>Bill Heath, L</b> (1, 2) OBP: 0.333, SLG: 0.330 <b>Joe Gaines, R</b> (9, PR)	F7				1-3			6-3		4	0	1	0	0	0	0																				
<b>Chuck Harrison, R</b> (1, 3) OBP: 0.300, SLG: 0.354	F9				F8		K	4-3 1B		4	0	0	0	0	1	1																				
<b>Bob Aspromonte, R</b> (1, 5) OBP: 0.289, SLG: 0.335			K		F8			K		4	0	1	0	0	2	2																				
<b>Chris Zachary, L</b> (1, 1) OBP: 0.167, SLG: 0.273 <b>Turk Farrell, R</b> (8, 1) OBP: 0.146, SLG: 0.208			K			FC3-6 1B		K		3	0	1	0	0	2	1																				
<b>Inning Stats</b>	R: 0 E: 0 K: 0 S: 4	H: 1 LOB: 1 BB: 0 P: 4	R: 0 E: 0 K: 0 S: 3	H: 0 LOB: 0 BB: 0 P: 3	R: 0 E: 0 K: 2 S: 7	H: 0 LOB: 0 BB: 0 P: 7	R: 0 E: 0 K: 0 S: 4	H: 1 LOB: 1 BB: 0 P: 4	R: 0 E: 0 K: 0 S: 3	H: 0 LOB: 0 BB: 0 P: 3	R: 0 E: 0 K: 0 S: 5	H: 2 LOB: 3 BB: 1 P: 9	R: 0 E: 0 K: 2 S: 8	H: 1 LOB: 1 BB: 0 P: 8	R: 0 E: 0 K: 0 S: 4	H: 1 LOB: 2 BB: 0 P: 8	R: 0 E: 0 K: 2 S: 8	H: 1 LOB: 2 BB: 0 P: 8	1B: 7 2B: 0 3B: 0 HR: 0	SF: 0 SAC: 1 DP: 0 HBP: 0	WP: 1 PB: 0 SB: 0 CS: 0	PA: 35														
<b>PITCHER</b>	IP	WLS	BF	H	R	ER	SO	BB	IBB	HBP	BLK	WP	HR	S	P	ERA	WHIP	<b>PITCHER</b>		IP	WLS	BF	H	R	ER	SO	BB	IBB	HBP	BLK	WP	HR	S	P	ERA	WHIP
<b>Joe Moeller, R</b> (1, 1) ERA: 2.42	5.0		17	2	0	0	2	0	0	0	0	0	0	21	21	0.00	0.400																			
<b>Bob Miller, R</b> (6, 1) ERA: 3.14	2.0	W	10	3	0	0	2	0	1	0	0	1	0	13	17	0.00	1.500																			
<b>Phil Regan, R</b> (8, 1) ERA: 1.64	2.0	S	8	2	0	0	2	0	0	0	0	0	0	12	12	0.00	1.000																			

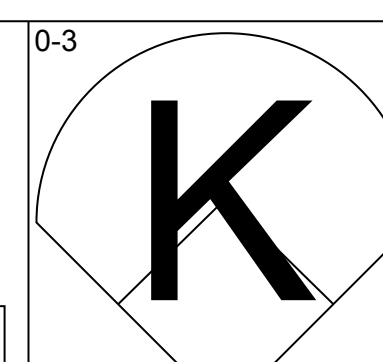
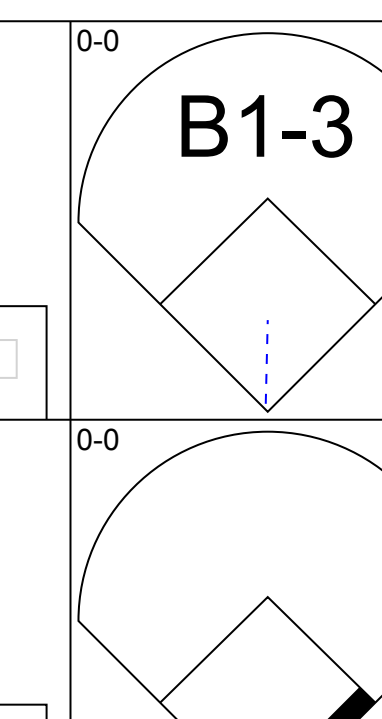
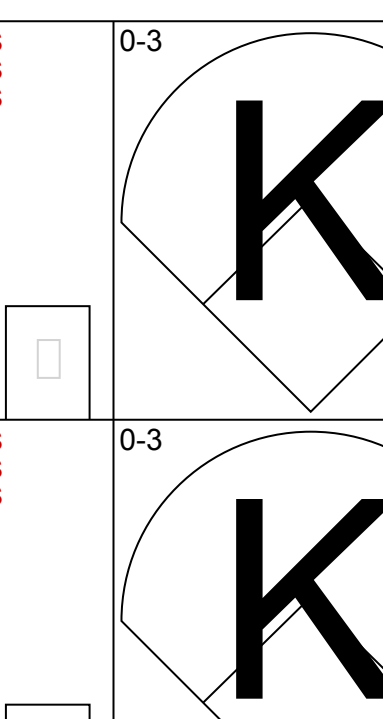
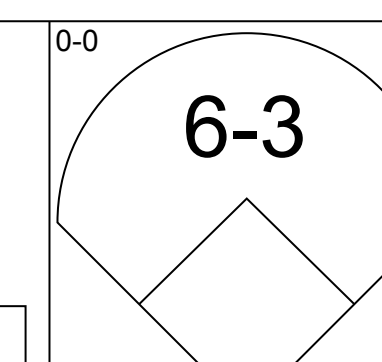
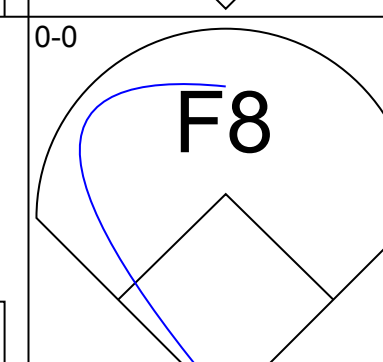
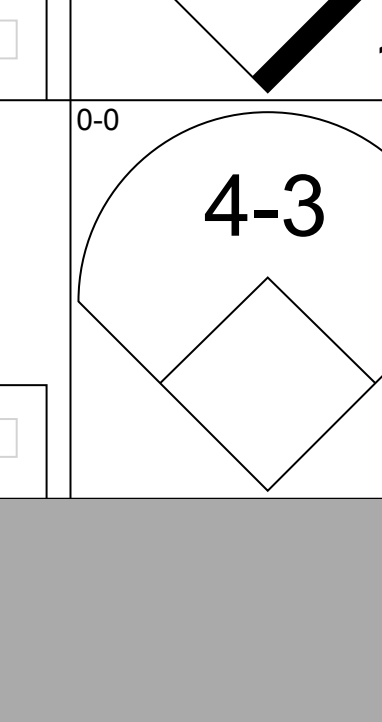

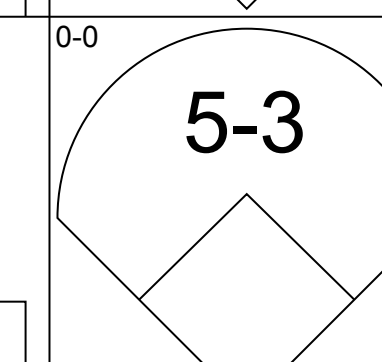
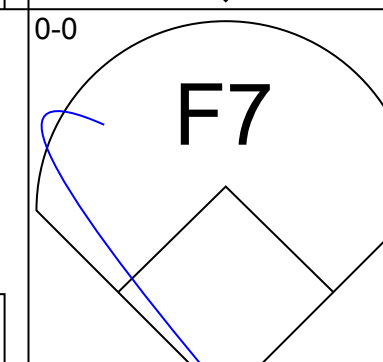


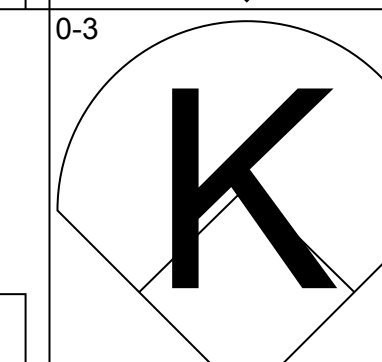
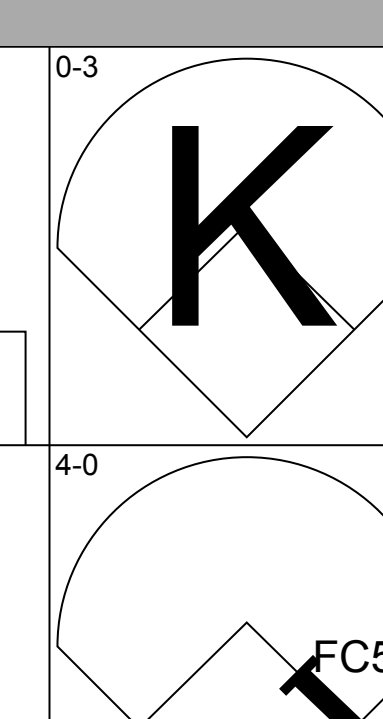
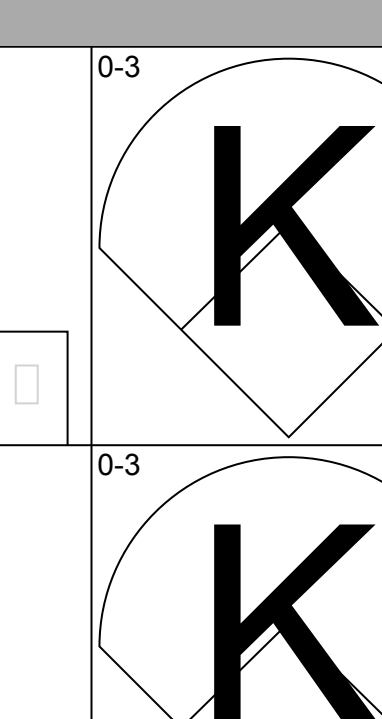
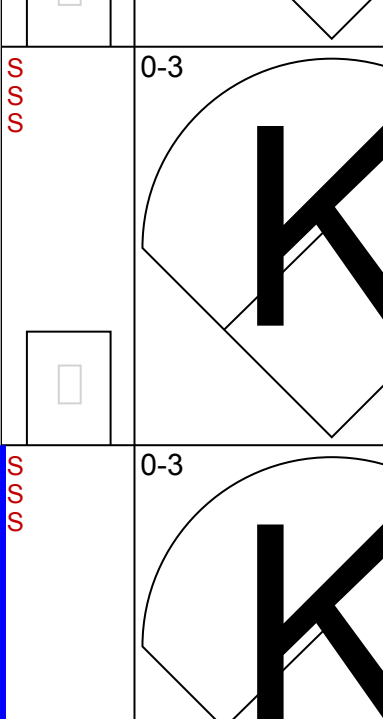
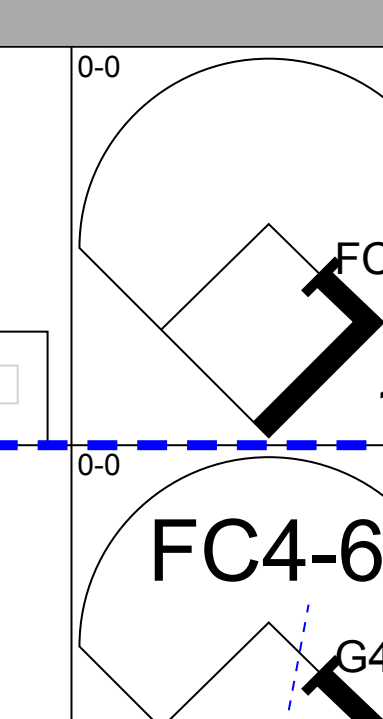
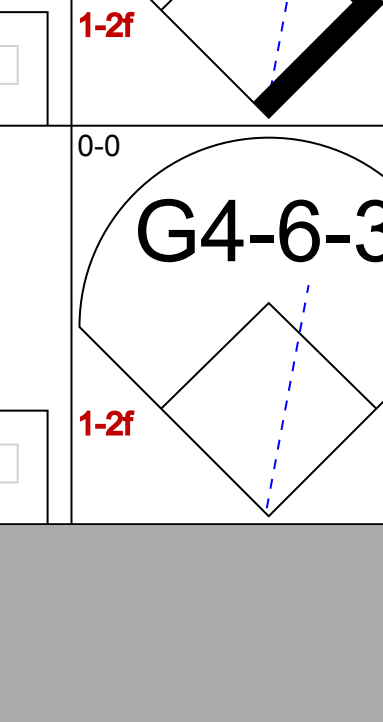
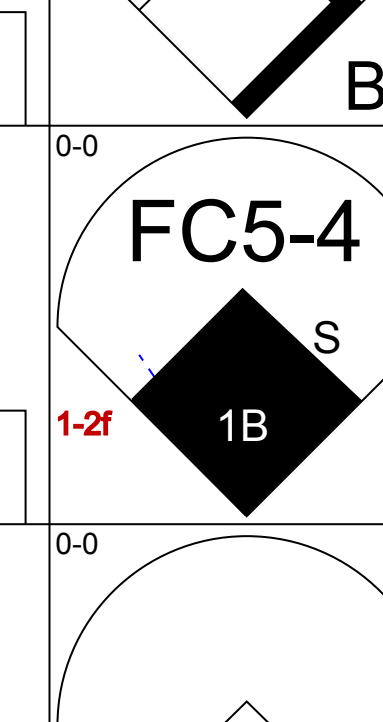
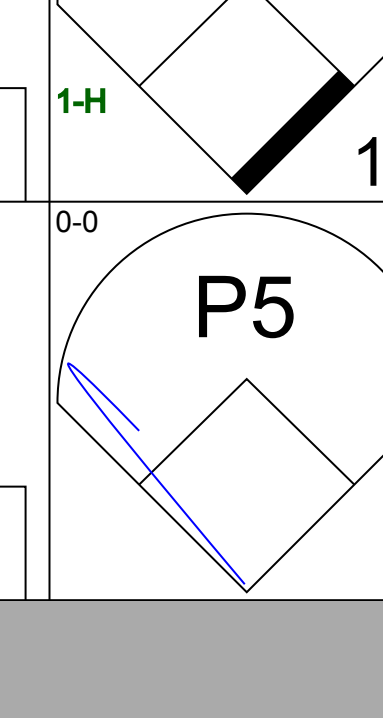
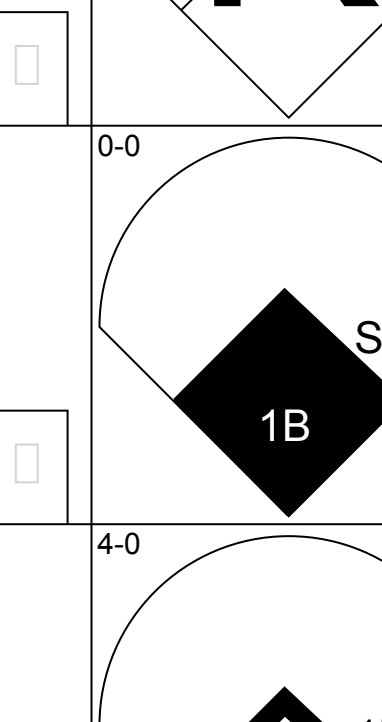

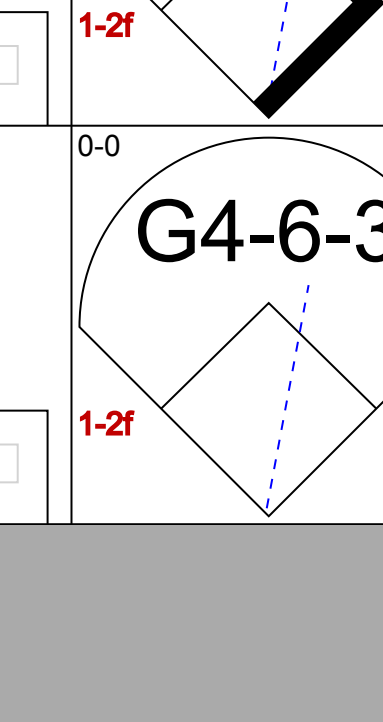

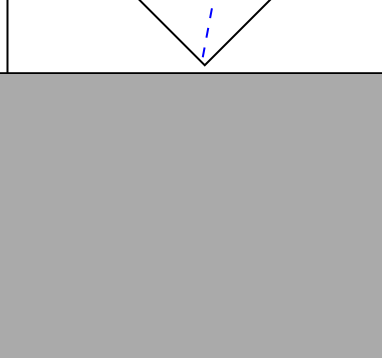
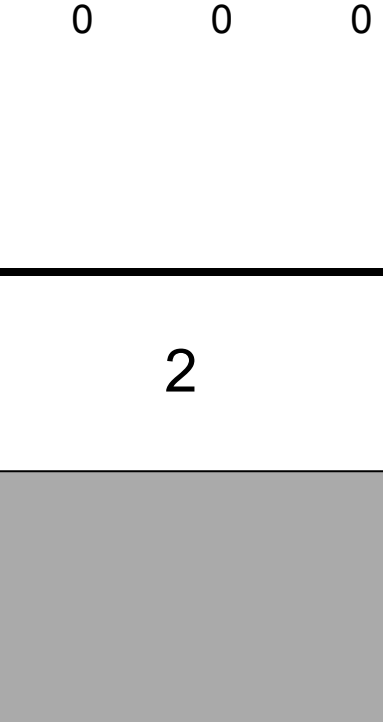
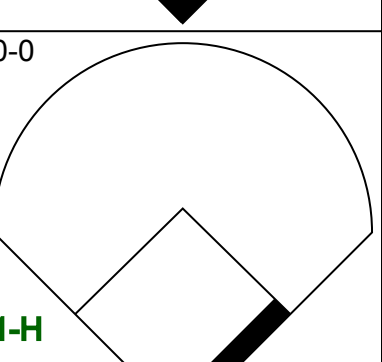
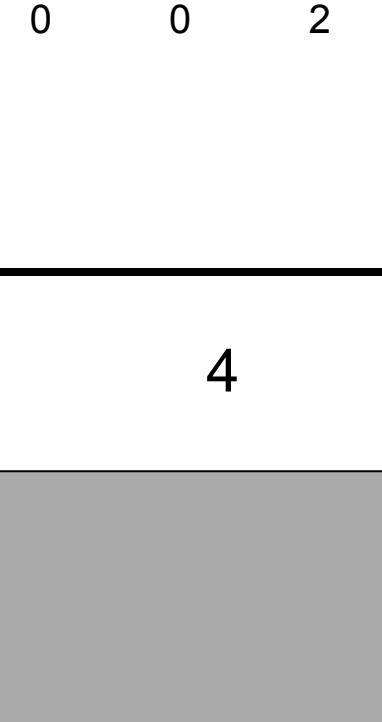
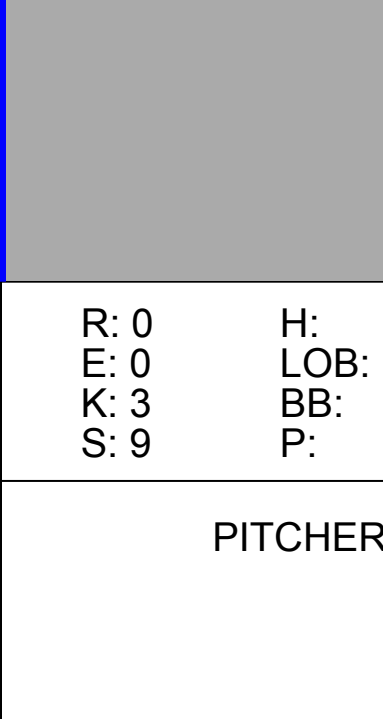
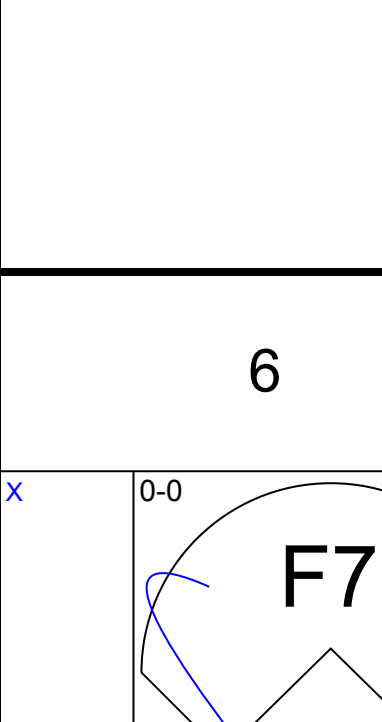
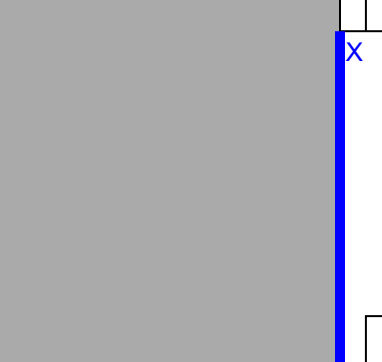
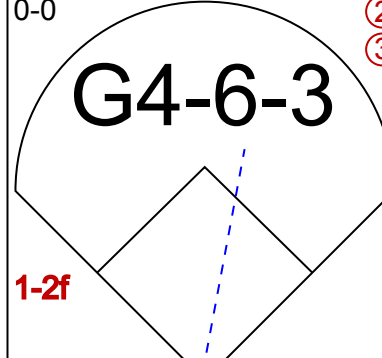

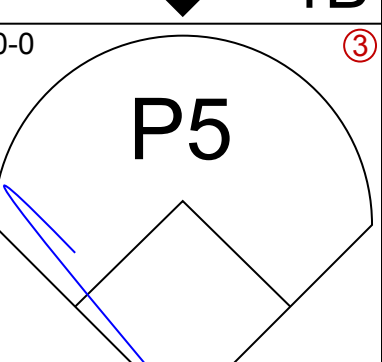



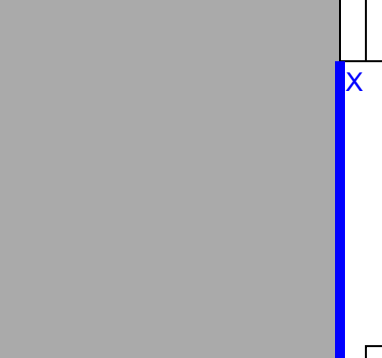



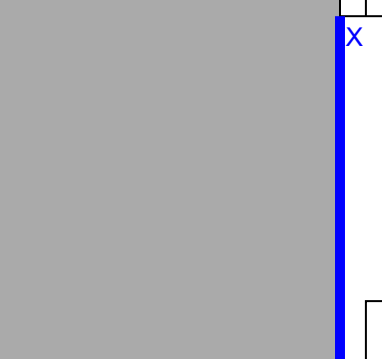
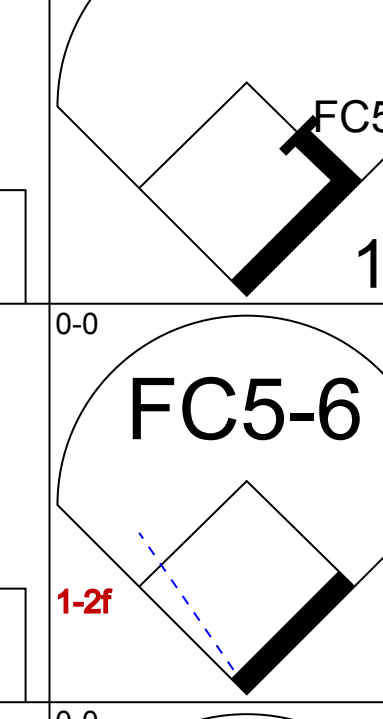
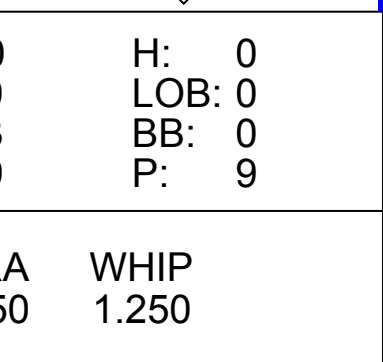
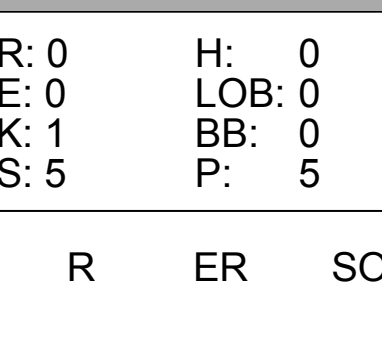
AB	33
R	0
H	7
RBI	0
BB	1
SO	6
LOB	14



Batter	1	2	3	4	5	6	7	8	9	AB	R	H	RBI	BB	SO	LOB	BOTTOM																			
<b>Dick Schofield, S</b> (1, 6) OBP: 0.256, SLG: 0.169	FC5-4 1B BB		1-3			F8		SH3-4 1B		3	0	1	0	1	0	0	<b>Houston Astros @ Los Angeles Dodgers</b> Dodger Stadium, Los Angeles, CA Sun Sep 11 1966, 3:38 AM PDT Att: 42,978 - Unknown																			
<b>Jim Gilliam, S</b> (1, 5) OBP: 0.314, SLG: 0.273 <b>John Kennedy, R</b> (2, 5) OBP: 0.241, SLG: 0.281	K		5-3			6-3		SH3-4		1	0	0	0	0	1	1																				
<b>Willie Davis, L</b> (1, 8) OBP: 0.314, SLG: 0.420	FC5-4 1B					F8		IBB		3	0	2	0	1	0	0																				
<b>Ron Fairly, L</b> (1, 9) OBP: 0.359, SLG: 0.418	FC5-4 1-2 2-3					F8		F7		4	1	1	0	0	0	5																				
<b>Jim Lefebvre, S</b> (1, 4) OBP: 0.338, SLG: 0.475	G3					K		P4		4	0	0	0	0	1	6																				
<b>Lou Johnson, R</b> (1, 7) OBP: 0.314, SLG: 0.382		G4-6-3 1B				6-3		F8		3	0	1	0	0	0	2																				
<b>Wes Parker, S</b> (1, 3) OBP: 0.344, SLG: 0.390		G4-6-3 1-2				K		1B IBB		2	0	0	0	1	1	1																				
<b>Jeff Torborg, R</b> (1, 2) OBP: 0.295, SLG: 0.297 <b>John Roseboro, L</b> (7, PH) OBP: 0.354, SLG: 0.416		F8				K		K		2	0	0	0	0	1	0																				
<b>Joe Moeller, R</b> (1, 1) OBP: 0.308, SLG: 0.182 <b>Wes Covington, L</b> (5, PH) OBP: 0.271, SLG: 0.250 <b>Bob Miller, R</b> (6, 1) <b>Maury Wills, S</b> (7, PH) OBP: 0.319, SLG: 0.318 <b>Phil Regan, R</b> (8, 1) OBP: 0.281, SLG: 0.150						K		F9		1	0	0	0	0	1	0																				
<b>Inning Stats</b>	R: 0 E: 0 K: 1 S: 6	H: 1 LOB: 2 BB: 1 P: 10	R: 0 E: 0 K: 0 S: 3	H: 1 LOB: 0 BB: 0 P: 3	R: 0 E: 0 K: 1 S: 5	H: 0 LOB: 0 BB: 0 P: 5	R: 0 E: 0 K: 1 S: 6	H: 1 LOB: 1 BB: 0 P: 6	R: 0 E: 0 K: 2 S: 7	H: 0 LOB: 0 BB: 0 P: 7	R: 0 E: 0 K: 0 S: 3	H: 0 LOB: 0 BB: 0 P: 3	R: 1 E: 0 K: 0 S: 5	H: 2 LOB: 2 BB: 1 P: 9	R: 0 E: 0 K: 0 S: 4	H: 1 LOB: 2 BB: 1 P: 8	R: 0 E: 0 K: 0 S: 4	H: 1 LOB: 2 BB: 1 P: 8	1B: 6 2B: 0 3B: 0 HR: 0	SF: 0 SAC: 1 DP: 1 HBP: 0	WP: 0 PB: 0 SB: 1 CS: 0	PA: 32														
<b>PITCHER</b>	IP	WLS	BF	H	R	ER	SO	BB	IBB	HBP	BLK	WP	HR	S	P	ERA	WHIP	<b>PITCHER</b>		IP	WLS	BF	H	R	ER	SO	BB	IBB	HBP	BLK	WP	HR	S	P	ERA	WHIP
<b>Chris Zachary, R</b> (1, 1) ERA: 3.72	7.0	L	28	6	1	1	5	1	1	0	0	0	0	36	44	1.29	1.000																			
<b>Turk Farrell, R</b> (8, 1) ERA: 4.46	1.0		4	0	0	0	0	0	1	0	0	0	0	3	7	0.00	0.000																			

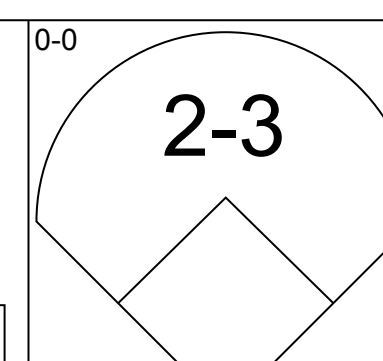
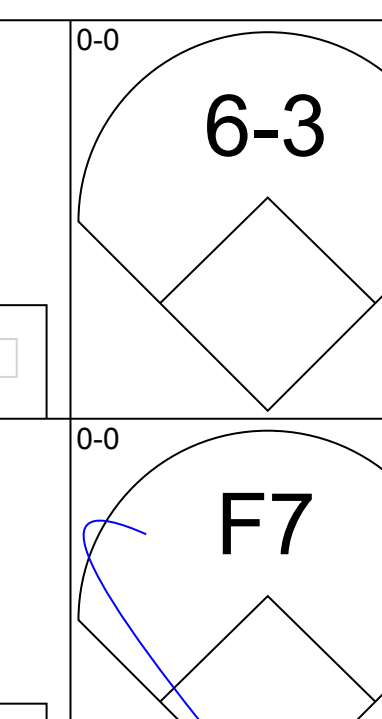
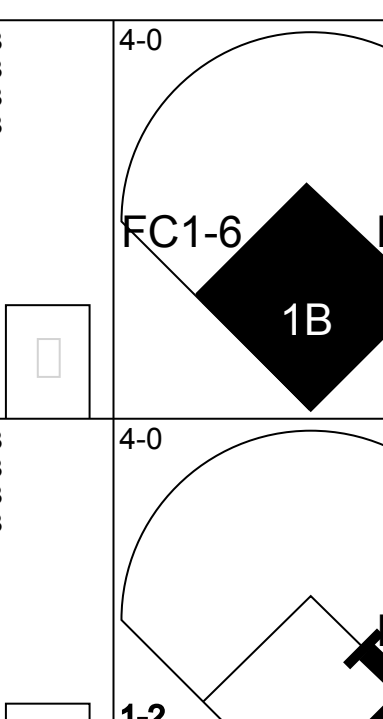
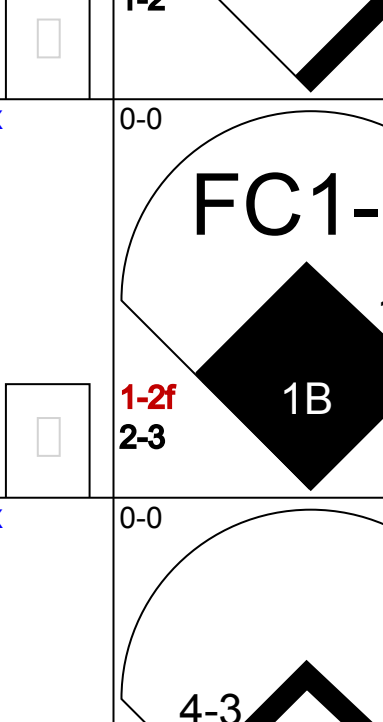
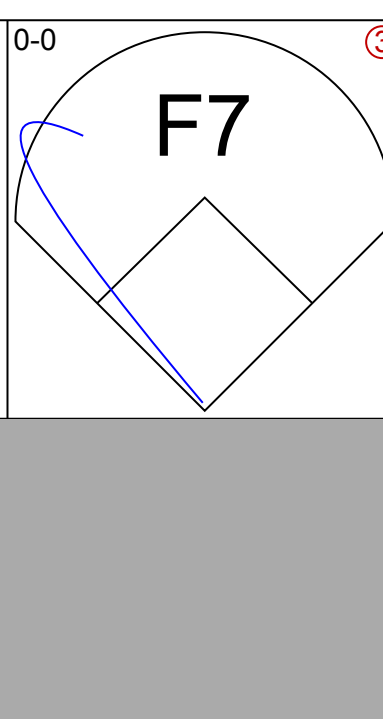
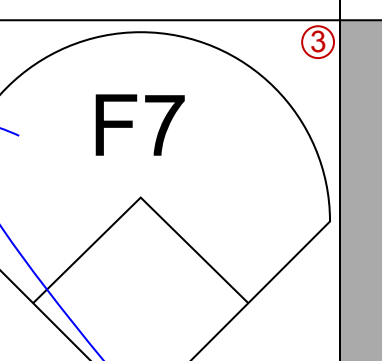
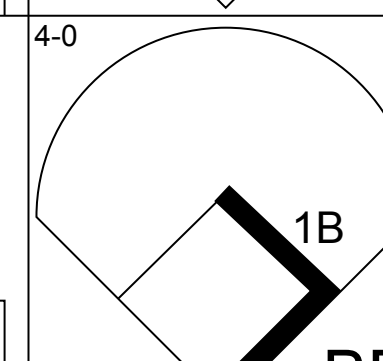
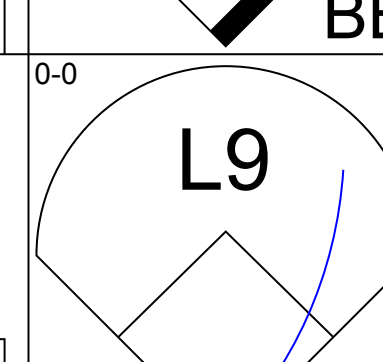
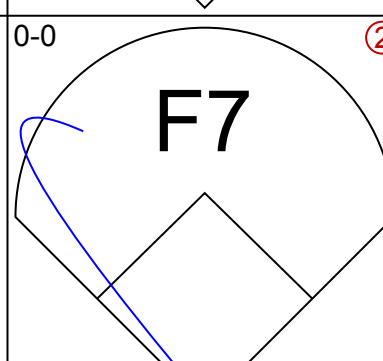
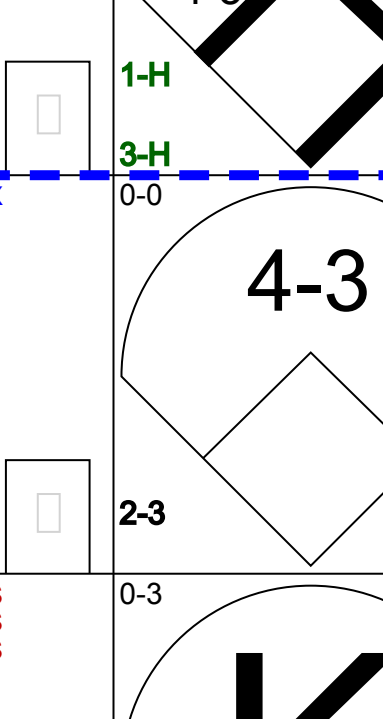
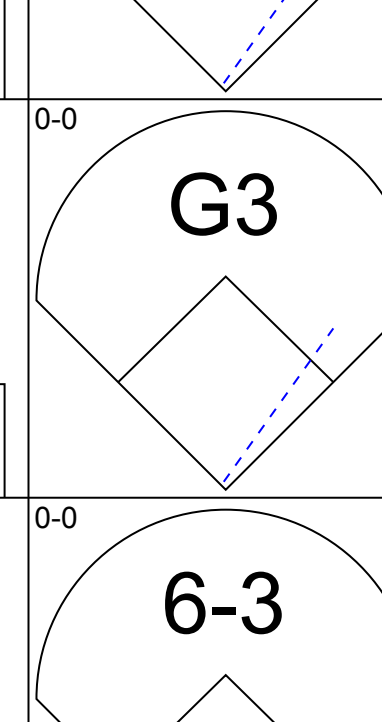

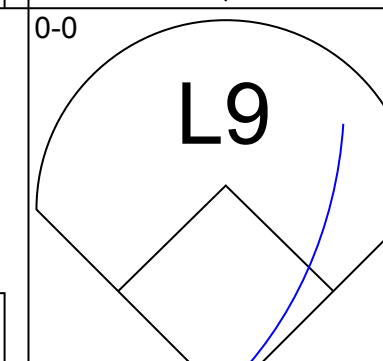
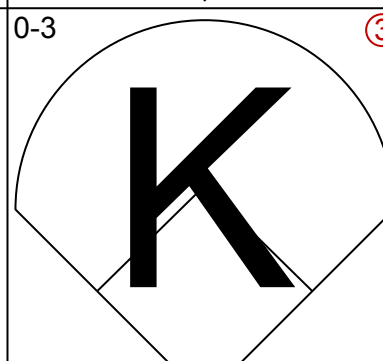
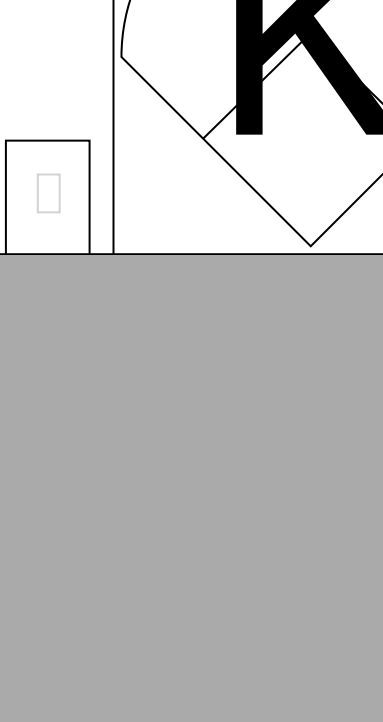

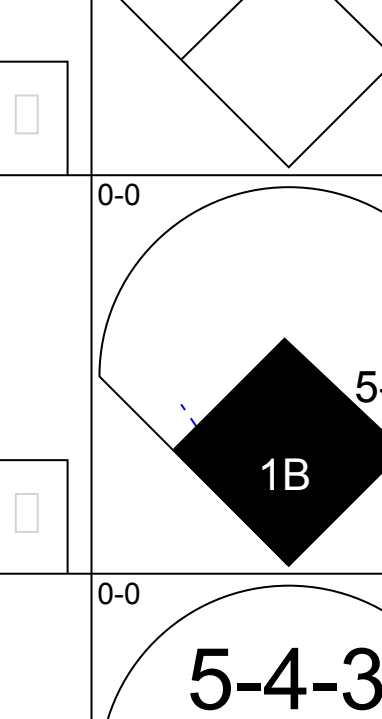

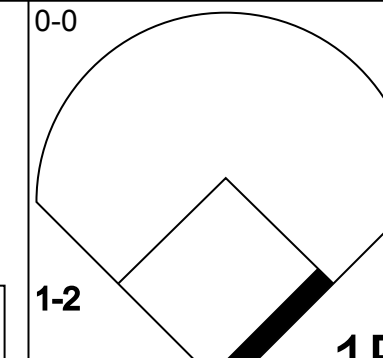


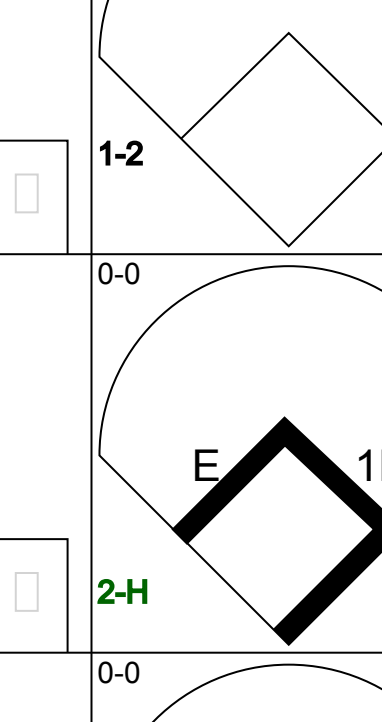

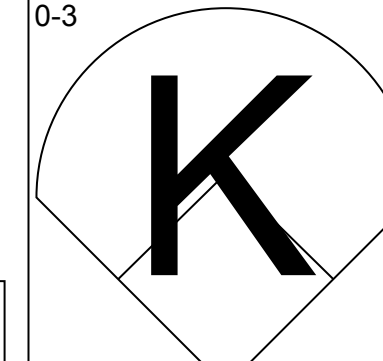
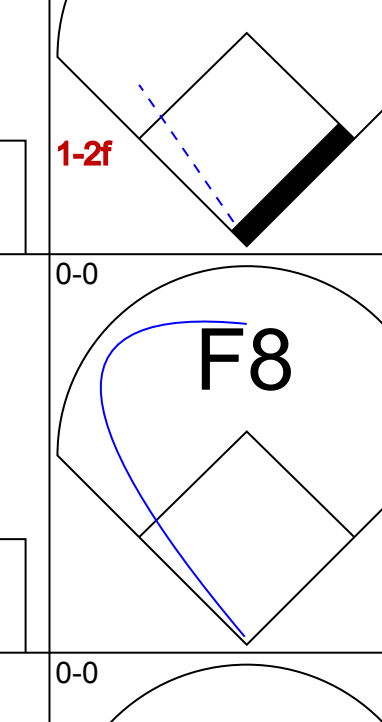
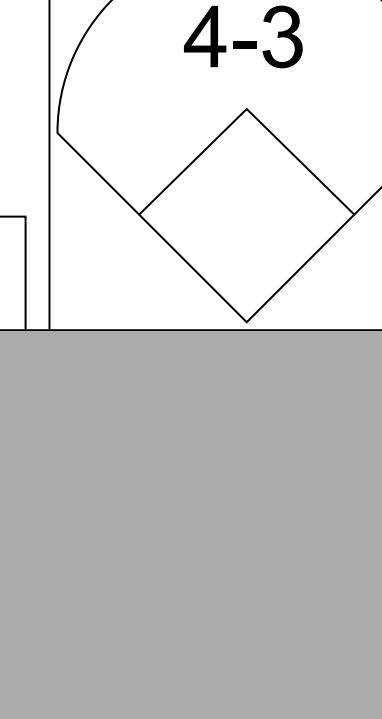
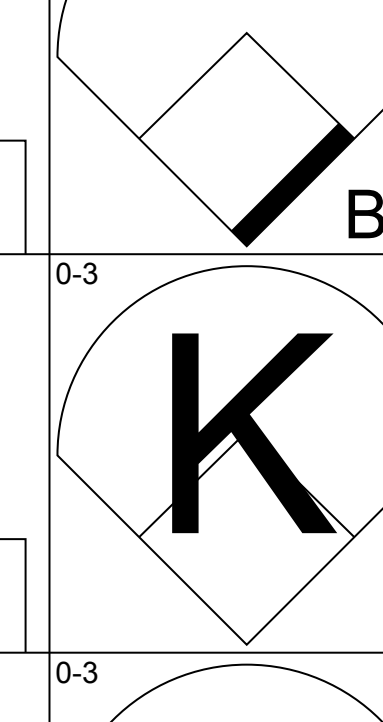
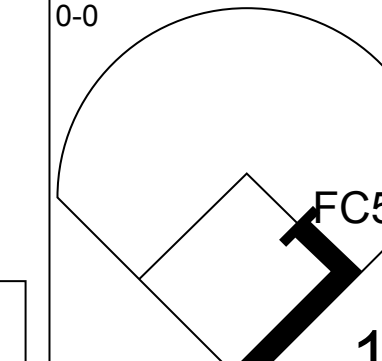
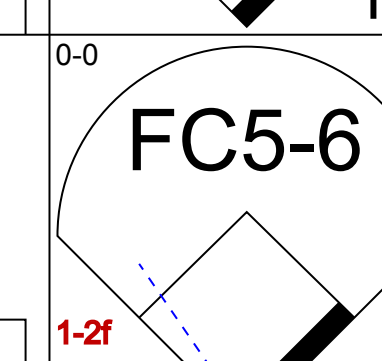
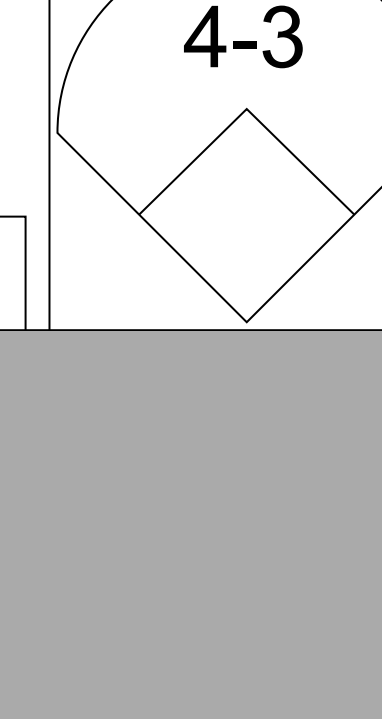
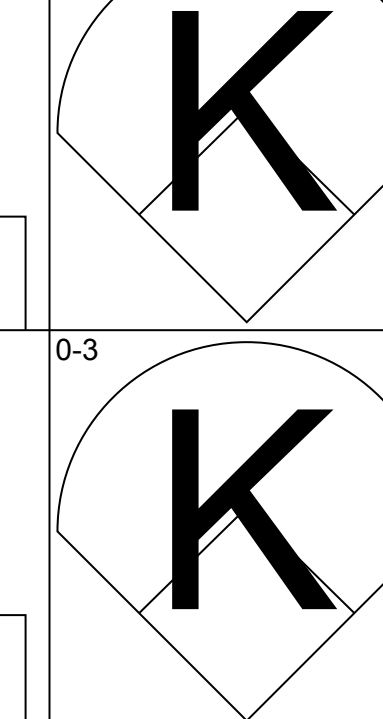
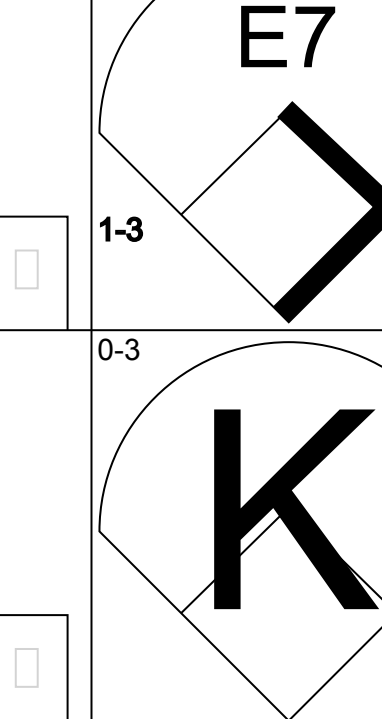
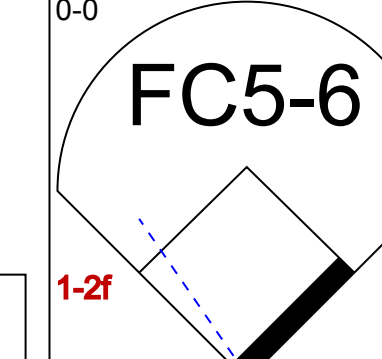
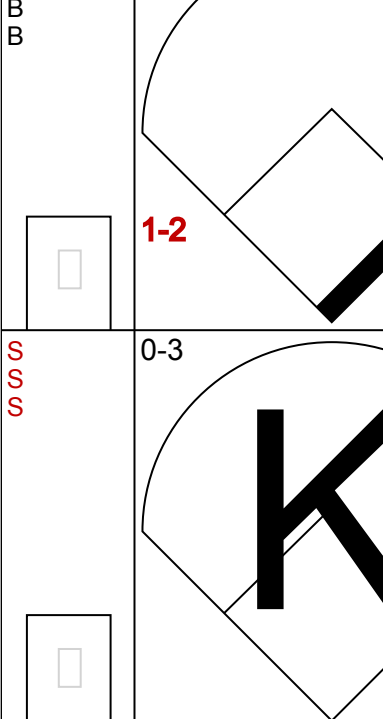
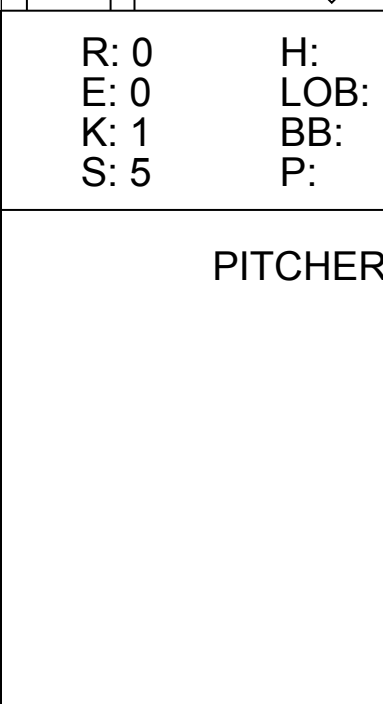
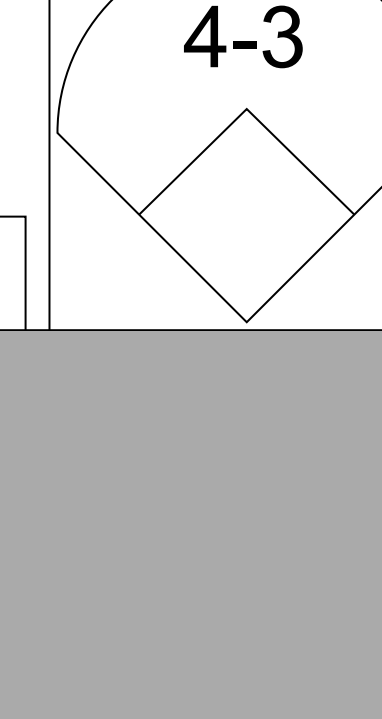
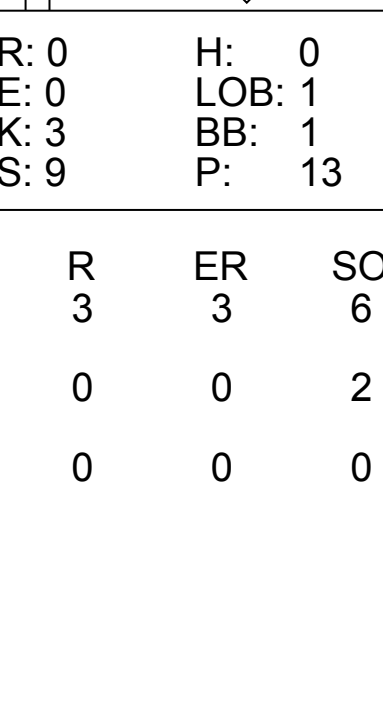
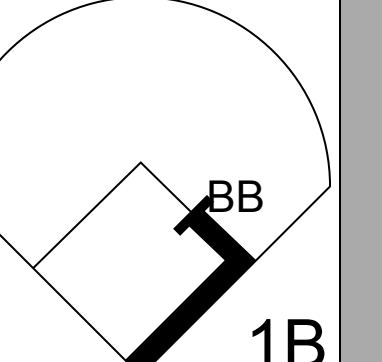
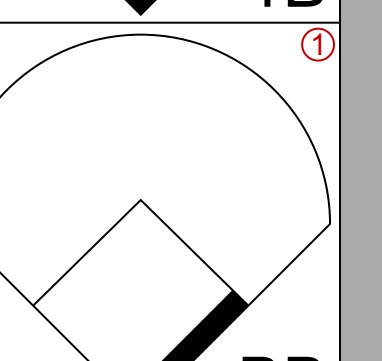
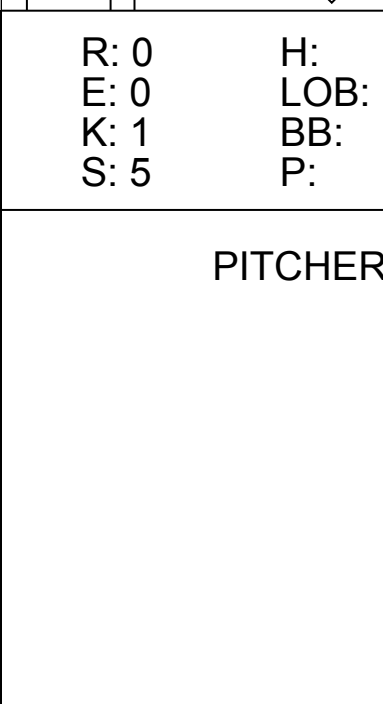
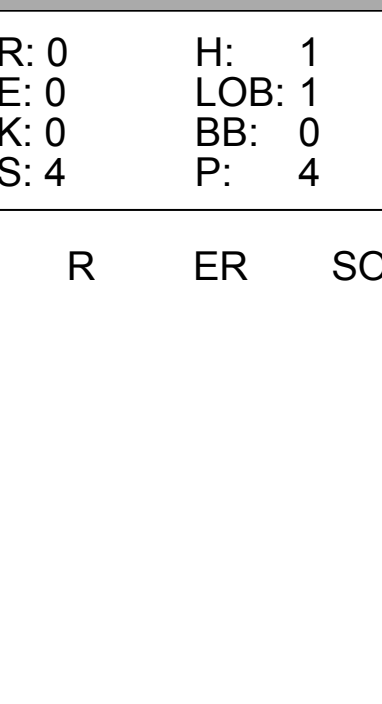
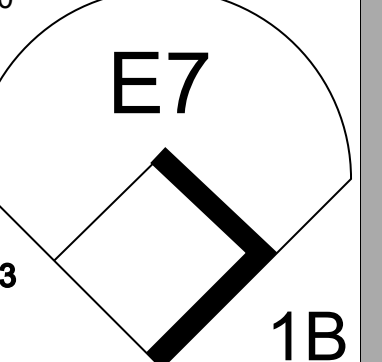
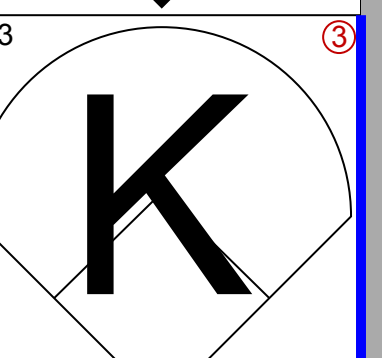
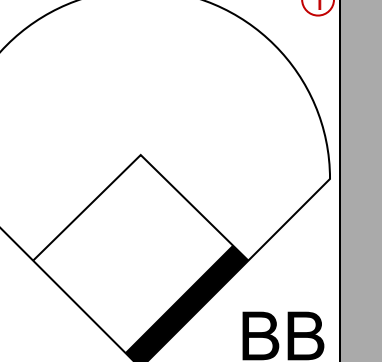
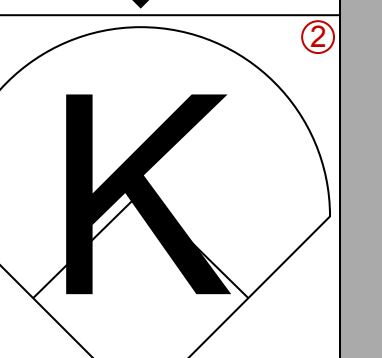
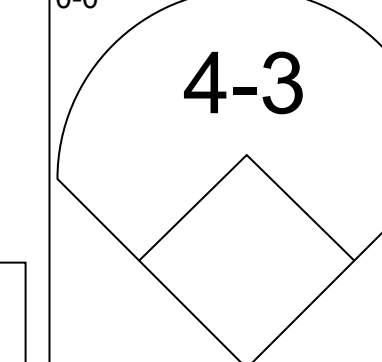
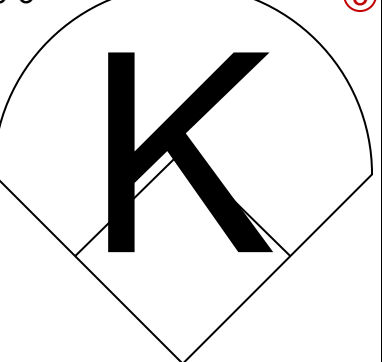
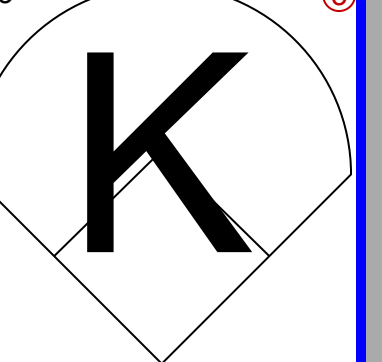
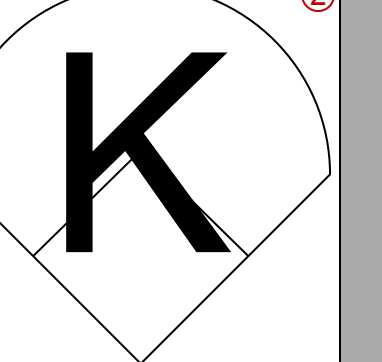




Batter	1	2	3	4	5	6	7	8	9	AB	R	H	RBI	BB	SO	LOB	TOP																				
<b>Bud Harrelson, S</b> OBP: 0.255, SLG: 0.214 (1, 6)										4	0	0	0	0	2	0	<b>New York Mets @ Los Angeles Dodgers</b> Dodger Stadium, Los Angeles, CA Mon Sep 12 1966, 7:05 PM PDT Att: 22,529 - Unknown																				
<b>Ron Hunt, R</b> OBP: 0.354, SLG: 0.353 (1, 4)										4	0	1	0	0	1	0																					
<b>Al Luplow, L</b> OBP: 0.333, SLG: 0.333 <b>Ron Swoboda, R</b> OBP: 0.296, SLG: 0.346 (6, PH) (8, 7)										3	0	0	0	0	1	1																					
<b>Ken Boyer, R</b> OBP: 0.310, SLG: 0.419 (1, 5)									 	4	0	1	0	0	3	0																					
<b>Larry Elliot, L</b> OBP: 0.312, SLG: 0.422 <b>Jim Hickman, R</b> OBP: 0.300, SLG: 0.370 (6, PH) (6, 7) (8, 9)		 							  	1	0	0	0	1	1	0																					
<b>Chuck Hiller, L</b> OBP: 0.359, SLG: 0.379 (9, PH) <b>Cleon Jones, R</b> OBP: 0.322, SLG: 0.383 (1, 8)		 		 		 			 	4	2	2	0	0	0	2																					
<b>Ed Kranepool, L</b> OBP: 0.312, SLG: 0.397 <b>Eddie Bressoud, R</b> OBP: 0.310, SLG: 0.378 (7, PH) (7, 3)				 		 				1	0	1	1	1	0	0																					
<b>Jerry Grote, R</b> OBP: 0.329, SLG: 0.320 (1, 2)				 						3	0	1	1	0	0	2																					
<b>Tug McGraw, R</b> OBP: 0.235, SLG: 0.188 <b>Dennis Ribant, R</b> OBP: 0.198, SLG: 0.190 <b>Greg Goossen, R</b> OBP: 0.250, SLG: 0.500 <b>Rob Gardner, R</b> OBP: 0.171, SLG: 0.195 (7, 1)										2	0	0	0	0	1	0																					
<b>Inning Stats</b>	R: 0 E: 0 K: 1 S: 5	H: 0 LOB: 0 BB: 0 P: 5	R: 1 E: 0 K: 1 S: 6	H: 1 LOB: 1 BB: 1 P: 10	R: 0 E: 0 K: 2 S: 4	H: 1 LOB: 1 BB: 0 P: 4	R: 1 E: 0 K: 2 S: 8	H: 2 LOB: 2 BB: 1 P: 12	R: 0 E: 0 K: 3 S: 9	H: 0 LOB: 0 BB: 0 P: 9	R: 0 E: 0 K: 0 S: 4	H: 2 LOB: 1 BB: 0 P: 4	R: 0 E: 0 K: 1 S: 5	H: 0 LOB: 0 BB: 0 P: 5	R: 0 E: 0 K: 0 S: 3	H: 1 LOB: 0 BB: 0 P: 3		1B: 6 2B: 1 3B: 0 HR: 0	SF: 0 SAC: 0 DP: 1 HBP: 0	WP: 0 PB: 0 SB: 2 CS: 1	PA: 33																
<b>PITCHER</b>	IP	WLS	BF	H	R	ER	SO	BB	IBB	HBP	BLK	WP	HR	S	P	ERA	WHIP	<b>PITCHER</b>			IP	WLS	BF	H	R	ER	SO	BB	IBB	HBP	BLK	WP	HR	S	P	ERA	WHIP
<b>Don Sutton, R</b> ERA: 3.1 (1, 1)	4.0		17	4	2	2	4	1	1	0	0	0	0	23	31	4.50	1.250																				
<b>Ron Perranoski, L</b> ERA: 2.99 (5, 1)	4.0	W	14	3	0	0	7	0	0	0	0	0	0	28	28	0.00	0.750																				
<b>Phil Regan, R</b> ERA: 1.62 (9, 1)	1.0	S	2	0	0	0	0	0	0	0	0	0	0	2	2	0.00	0.000																				

AB	31
R	2
H	7
RBI	2
BB	2
SO	11
LOB	7



Batter	1	2	3	4	5	6	7	8	9	AB	R	H	RBI	BB	SO	LOB	BOTTOM																				
<b>Maury Wills, S</b> OBP: 0.318, SLG: 0.316 (1, 6)					  					3	1	0	0	1	0	1	<b>New York Mets @ Los Angeles Dodgers</b> Dodger Stadium, Los Angeles, CA Mon Sep 12 1966, 7:05 PM PDT Att: 22,529 - Unknown																				
<b>Jim Gilliam, S</b> OBP: 0.317, SLG: 0.270 <b>Wes Parker, S</b> OBP: 0.344, SLG: 0.390 (8, 3)	 				 					2	0	0	0	2	0	0																					
<b>Willie Davis, L</b> OBP: 0.312, SLG: 0.417 (1, 8)					  					4	1	0	0	0	1	3																					
<b>Tommy Davis, R</b> OBP: 0.336, SLG: 0.383 <b>John Kennedy, R</b> OBP: 0.241, SLG: 0.281 (8, 5)					 					4	0	2	2	0	0	0																					
<b>Jim Lefebvre, S</b> OBP: 0.339, SLG: 0.475 (1, 4)				 				 		4	1	2	0	0	1	3																					
<b>Dick Stuart, R</b> OBP: 0.316, SLG: 0.365 <b>Ron Fairly, L</b> OBP: 0.357, SLG: 0.415 (6, 3) (8, 9)								 		1	0	0	0	1	0	1																					
<b>Lou Johnson, R</b> OBP: 0.315, SLG: 0.383 (8, 7)				 		 				4	0	2	1	0	1	2																					
<b>John Roseboro, L</b> OBP: 0.355, SLG: 0.415 (1, 2)				 		 				3	0	1	0	1	1	2																					
<b>Don Sutton, R</b> OBP: 0.207, SLG: 0.213 <b>Al Ferrara, R</b> OBP: 0.331, SLG: 0.446 <b>Ron Perranoski, L</b> OBP: 0.250, SLG: 0.625 <b>Phil Regan, R</b> OBP: 0.261, SLG: 0.150 (9, 1)										1	0	0	0	0	1	1																					
<b>Inning Stats</b>	R: 0 E: 0 K: 1 S: 6	H: 1 LOB: 2 BB: 1 P: 10	R: 0 E: 0 K: 3 S: 9	H: 0 LOB: 1 BB: 1 P: 13	R: 0 E: 0 K: 1 S: 5	H: 0 LOB: 0 BB: 0 P: 5	R: 1 E: 1 K: 1 S: 8	H: 3 LOB: 2 BB: 0 P: 8	R: 2 E: 0 K: 1 S: 6	H: 1 LOB: 1 BB: 2 P: 14	R: 0 E: 0 K: 0 S: 3	H: 0 LOB: 0 BB: 0 P: 3	R: 0 E: 0 K: 0 S: 4	H: 1 LOB: 1 BB: 0 P: 4	R: 0 E: 0 K: 0 S: 4	H: 1 LOB: 1 BB: 0 P: 4		1B: 7 2B: 0 3B: 0 HR: 0	SF: 0 SAC: 0 DP: 0 HBP: 0	WP: 0 PB: 0 SB: 0 CS: 0	PA: 35																
<b>PITCHER</b>	IP	WLS	BF	H	R	ER	SO	BB	IBB	HBP	BLK	WP	HR	S	P	ERA	WHIP	<b>PITCHER</b>			IP	WLS	BF	H	R	ER	SO	BB	IBB	HBP	BLK	WP	HR	S	P	ERA	WHIP
<b>Tug McGraw, L</b> ERA: 4.99 (1, 1)	4.1	L	22	5	3	3	6	4	0	0	0	0	0	9	13	0.00	1.200																				
<b>Dennis Ribant, R</b> ERA: 2.84 (5, 1)	1.2		6	1	0	0	2	1	0	0	0	0	0	9	13	0.00	1.200																				
<b>Rob Gardner, L</b> ERA: 4.96 (7, 1)	2.0		7	1	0	0	0	0	0	0	0	0	0	7	7	0.00	0.500																				

AB	30
R	3
H	7
RBI	3
BB	5
SO	8
LOB	18













Batter	1	2	3	4	5	6	7	8	9	AB	R	H	RBI	BB	SO	LOB	TOP					
Gene Alley, R OBP: 0.338, SLG: 0.431 (1, 6)	SH3-4 1B		K		F8		SF8			3	0	1	1	0	1	1	<b>Pittsburgh Pirates @ Los Angeles Dodgers</b> Dodger Stadium, Los Angeles, CA Fri Sep 16 1966, 7:05 PM PDT Att: 54,510 - Unknown					
Manny Mota, R OBP: 0.389, SLG: 0.495 (1, 8)	SH3-4 1-2		4-3			1B	L9			3	0	1	0	0	0	3						
Roberto Clemente, R OBP: 0.369, SLG: 0.539 (1, 9)	1-3			K		K		F8		4	0	0	0	0	2	2						
Donn Clendenon, R OBP: 0.358, SLG: 0.497 (1, 3)	6-3			K		P4		F8		4	0	0	0	0	1	2						
Bill Mazerowski, R OBP: 0.295, SLG: 0.405 (1, 4)		6-3		BB 1B		F9		F9		4	0	1	0	0	0	1						
Bob Bailey, R OBP: 0.370, SLG: 0.451 (1, 7)		F9		1-2 BB			BB 1B SF8 BB		5-3	2	1	0	0	2	0	0						
Jose Pagan, R OBP: 0.295, SLG: 0.374 (1, 5)				F8		SF8 1-2 BB 1B		6-3		4	0	1	0	0	0	2						
Jim Pagliaroni, R OBP: 0.333, SLG: 0.386 (1, 2)			E7 SH3-4 1B		K		F8		F8	4	0	1	0	0	1	2						
Bob Veale, S OBP: 0.163, SLG: 0.158 (1, 1)			SH3-4		F3					0	0	0	0	0	0	0	<b>P</b>					
Billy O'Dell, S OBP: 0.142, SLG: 0.143 (4, 1)										0	0	0	0	0	0	0						
Gene Michael, S OBP: 0.136, SLG: 0.251 (5, PH)										1	0	0	0	0	0	0						
Pete Mikkelsen, R OBP: 0.345, SLG: 0.213 (5, 1)										0	0	0	0	0	0	0						
Andre Rodgers, R OBP: 0.345, SLG: 0.213 (7, PH)										0	0	0	0	1	0	0						
Al McBean, R OBP: 0.100, SLG: 0.100 (7, 1)										0	0	0	0	0	0	0						
<b>Inning Stats</b>	R: 0 E: 0 K: 0 S: 4	H: 1 LOB: 1 BB: 0 P: 4	R: 0 E: 0 K: 0 S: 3	H: 0 LOB: 0 BB: 0 P: 3	R: 0 E: 1 K: 1 S: 6	H: 1 LOB: 1 BB: 0 P: 6	R: 0 E: 0 K: 2 S: 8	H: 1 LOB: 2 BB: 1 P: 12	R: 0 E: 0 K: 1 S: 5	H: 0 LOB: 0 BB: 0 P: 5	R: 0 E: 0 K: 1 S: 6	H: 1 LOB: 1 BB: 0 P: 6	R: 1 E: 0 K: 0 S: 4	H: 1 LOB: 2 BB: 2 P: 12	R: 0 E: 0 K: 0 S: 3	H: 0 LOB: 0 BB: 0 P: 3	R: 0 E: 0 K: 0 S: 3	H: 0 LOB: 0 BB: 0 P: 3	1B: 5 2B: 0 3B: 0 HR: 0	SF: 1 SAC: 2 DP: 0 HBP: 0	WP: 0 PB: 0 SB: 0 CS: 0	PA: 35
<b>PITCHER</b> Sandy Koufax, L ERA: 1.78 (1, 1)	IP: 9.0 WLS: W BF: 35 H: 5 R: 1 ER: 1 SO: 5 BB: 3 IBB: 0 HBP: 0 BLK: 0 WP: 0 HR: 0 S: 42 P: 54 ERA: 1.00 WHIP: 0.889																					

Batter	1	2	3	4	5	6	7	8	9	AB	R	H	RBI	BB	SO	LOB	BOTTOM			
Maury Wills, S OBP: 0.318, SLG: 0.314 (1, 6)	CS BB		K	F3		1-2 2-H 3-H 1B				3	0	1	1	1	1	3	<b>Pittsburgh Pirates @ Los Angeles Dodgers</b> Dodger Stadium, Los Angeles, CA Fri Sep 16 1966, 7:05 PM PDT Att: 54,510 - Unknown			
Dick Schofield, S OBP: 0.282, SLG: 0.211 (1, 5)	6-3		HR 1B		G3		K			4	1	1	0	0	1	1				
John Kennedy, R OBP: 0.241, SLG: 0.281 (8, 5)	1-2									0	0	0	0	0	0	0				
Lou Johnson, R OBP: 0.320, SLG: 0.406 (1, 9)	L8		1-H 3-H HR		B1-3		F8			4	1	1	3	0	0	0				
Tommy Davis, R OBP: 0.332, SLG: 0.379 (1, 7)		6-3			6-3		G3			3	0	0	0	0	1	0				
Ron Fairly, L OBP: 0.355, SLG: 0.410 (7, 9)			K		6-3					1	0	0	0	0	0	0				
Jim Lefebvre, S OBP: 0.341, SLG: 0.475 (1, 4)						K		F2		4	1	2	0	0	1	0				
Dick Stuart, R OBP: 0.325, SLG: 0.371 (1, 3)		FC5-4 1B		E 1B SF8 1B						3	0	2	0	0	0	1				
Willie Crawford, L (8, FR)	F7			E 1B		1B FC5-2 HBP				0	0	0	0	0	0	0				
Tom Hutton, L (9, 3)				1-2 1B				G6-4-3 1B		0	0	0	0	0	0	0				
Wes Parker, S OBP: 0.343, SLG: 0.387 (1, 8)	FC5-4 1-2			E3		FC5-2 1B 1B		G6-4-3 1-2		4	1	1	0	0	0	4				
Jeff Torborg, R OBP: 0.296, SLG: 0.295 (1, 2)			L7		SF8		FC5-2 1B IBB			1	0	0	1	1	0	0				
Sandy Koufax, R OBP: 0.109, SLG: 0.087 (1, 1)			1B HR BB		K		FC5-2 1B			2	1	0	0	1	1	5				
<b>Inning Stats</b>	R: 0 E: 0 K: 0 S: 2	H: 0 LOB: 0 BB: 1 P: 6	R: 0 E: 0 K: 0 S: 4	H: 1 LOB: 1 BB: 0 P: 4	R: 3 E: 0 K: 2 S: 9	H: 2 LOB: 0 BB: 1 P: 13	R: 1 E: 1 K: 1 S: 8	H: 2 LOB: 2 BB: 0 P: 8	R: 0 E: 0 K: 0 S: 3	H: 0 LOB: 0 BB: 0 P: 3	R: 0 E: 0 K: 1 S: 5	H: 0 LOB: 0 BB: 1 P: 11	R: 0 E: 0 K: 1 S: 5	H: 0 LOB: 0 BB: 0 P: 5	R: 0 E: 0 K: 0 S: 3	H: 1 LOB: 1 BB: 0 P: 3	1B: 7 2B: 0 3B: 0 HR: 1	SF: 1 SAC: 0 DP: 1 HBP: 1	WP: 0 PB: 0 SB: 0 CS: 1	PA: 34
<b>PITCHER</b> Bob Veale, L ERA: 3.31 (1, 1)	IP: 3.0 WLS: L BF: 15 H: 5 R: 4 ER: 3 SO: 2 BB: 2 IBB: 0 HBP: 0 BLK: 0 WP: 0 HR: 1 S: 17 P: 25 ERA: 9.00 WHIP: 2.333																			
Billy O'Dell, L ERA: 2.48 (4, 1)	IP: 1.0 WLS: L BF: 4 H: 0 R: 0 ER: 0 SO: 1 BB: 0 IBB: 0 HBP: 0 BLK: 0 WP: 0 HR: 0 S: 6 P: 6 ERA: 0.00 WHIP: 0.000																			
Pete Mikkelsen, R ERA: 3.13 (5, 1)	IP: 2.0 WLS: L BF: 9 H: 2 R: 1 ER: 1 SO: 1 BB: 1 IBB: 1 HBP: 0 BLK: 0 WP: 0 HR: 0 S: 9 P: 14 ERA: 4.50 WHIP: 1.000																			
Al McBean, R ERA: 2.96 (7, 1)	IP: 2.0 WLS: L BF: 6 H: 1 R: 0 ER: 0 SO: 1 BB: 0 IBB: 0 HBP: 0 BLK: 0 WP: 0 HR: 0 S: 8 P: 8 ERA: 0.00 WHIP: 0.500																			

AB	29
R	1
H	5
RBI	1
BB	3
SO	5
LOB	13

AB	29
R	5
H	8
RBI	5
BB	3
SO	5
LOB	14





Batter	1	2	3	4	5	6	7	8	9	AB	R	H	RBI	BB	SO	LOB	TOP																
Matty Alou, L OBP: 0.381, SLG: 0.431 (1, 8)	0-0 1-3	4-0 IBB		0-0 1-3 6-3 1B		0-0 2-3		0-0 BB SH5-4 6-3 1B	0-0 F7	5	1	2	0	1	0	3	<b>Pittsburgh Pirates @ Los Angeles Dodgers</b> Dodger Stadium, Los Angeles, CA Sat Sep 17 1966, 3:33 AM PDT Att: 44,330 - Unknown																
Gene Alley, R OBP: 0.336, SLG: 0.427 (1, 6)	4-0 E BB	0-0 F9		0-0 6-3		0-0 L8		0-0 SH5-4	0-3 K	4	1	0	0	1	1	6																	
Roberto Clemente, R OBP: 0.369, SLG: 0.536 (1, 9)	0-3 K		0-0 4-3	0-0 1-3			4-0 1B HR BB	4-0 6-3 BB 1B IBB		3	2	0	0	2	1	2																	
Willie Stargell, L OBP: 0.383, SLG: 0.591 (8, PH)	0-0 E8		0-0	0-0 4-3			0-0 HR BB	4-0 6-3 1B BB		4	2	2	1	0	0	1																	
Manny Mota, R OBP: 0.391, SLG: 0.495 (8, 7)	1-0 H 1B			HR			1-3 HR 1B	1-2 2-3 3-H BB		0	1	0	1	1	0	0																	
Donn Clendenon, R OBP: 0.357, SLG: 0.500 (1, 3)	0-0 6-3		0-0 E2 S 1B		0-0 F8		0-0 HR	0-0 6-3		5	1	1	4	0	0	3																	
Bill Mazerowski, R OBP: 0.300, SLG: 0.407 (1, 4)		0-0 F8 FC5-2 1B	0-0 S 1B		0-0 G3		0-0 CS 1B	4-0 1B BB		4	0	3	0	1	0	0																	
Bob Bailey, R OBP: 0.370, SLG: 0.450 (1, 5)		0-0 WP FC5-2 1B	0-3 K		0-3 K		0-3 K	0-0 S 1B		5	0	2	2	0	3	3																	
Jesse Gonder, L OBP: 0.285, SLG: 0.410 (6, PR)	0-0 F8		4-0		0-0 F8		0-0 F8	0-3 K		2	0	1	0	1	0	2																	
George Spriggs, L (6, PR)						2-3 4-3 1B		0-3 K		0	0	0	0	0	0	0																	
Vern Law, R OBP: 0.297, SLG: 0.361 (7, 1)										1	0	0	0	0	0	0																	
Roy Face, R (7, 1)										1	0	0	0	0	1	2																	
Billy O'Dell, S OBP: 0.182, SLG: 0.143 (8, 1)	2-3									0	0	0	0	0	0	0																	
Tommy Sisk, R OBP: 0.176, SLG: 0.106 (1, 1)	0-0 FC5-2 WP		0-0 F8		0-0 4-3			0-0 SH5-4 BB 1B	4-0 CS BB	2	0	0	0	0	0	5																	
Jerry Lynch, L OBP: 0.255, SLG: 0.288 (6, PH)										1	0	0	0	0	0	1																	
Jerry May, R OBP: 0.302, SLG: 0.400 (6, 2)										1	0	1	0	0	0	0																	
Gene Michael, S OBP: 0.156, SLG: 0.281 (8, PR)	1-2 3-H									0	1	0	0	0	0	0																	
Jim Paoligaroni, R OBP: 0.334, SLG: 0.386 (8, 2)										0	0	0	0	1	0	0																	
<b>Inning Stats</b>	R: 1 E: 1 K: 1 S: 6	H: 0 LOB: 1 BB: 1 P: 10	R: 0 E: 0 K: 0 S: 5	H: 2 LOB: 3 BB: 1 P: 9	R: 1 E: 1 K: 1 S: 8	H: 2 LOB: 3 BB: 1 P: 12	R: 0 E: 0 K: 0 S: 4	H: 1 LOB: 1 BB: 0 P: 4	R: 0 E: 0 K: 1 S: 5	H: 0 LOB: 0 BB: 0 P: 5	R: 0 E: 0 K: 0 S: 4	H: 1 LOB: 2 BB: 0 P: 4	R: 3 E: 0 K: 1 S: 7	H: 3 LOB: 0 BB: 1 P: 11	R: 4 E: 0 K: 1 S: 8	H: 3 LOB: 3 BB: 3 P: 20	R: 0 E: 0 K: 1 S: 4	H: 0 LOB: 0 BB: 1 P: 8	1B: 10 2B: 1 3B: 0 HR: 2	SF: 0 SAC: 1 DP: 1 HBP: 0	WP: 1 PB: 0 CS: 3 SB: 2	PA: 47											
<b>PITCHER</b>	IP WLS BF H R ER SO BB IBB HBP BLK WP HR S P ERA WHIP																																
Joe Moeller, R ERA: 2.41 (1, 1)	4.0	22	5	2	1	2	1	2	0	0	0	1	1	23	35	2.25	1.500																
Bob Miller, R ERA: 3.17 (5, 1)	2.0	L	9	2	2	1	1	1	0	0	0	0	0	10	14	9.00	1.500																
Phil Regan, R ERA: 1.69 (7, 1)	1.0		4	2	1	1	1	0	0	0	0	0	1	6	6	9.00	2.000																
Ron Perranoski, L ERA: 3.12 (8, 1)	0.2		6	2	4	4	0	1	1	0	0	0	0	4	12	54.00	4.500																
Bill Singer, R ERA: (8, 1)	1.1		6	1	0	0	2	2	0	0	0	0	0	8	16	0.00	2.250																
<b>Batter</b>	<b>1</b>	<b>2</b>	<b>3</b>	<b>4</b>	<b>5</b>	<b>6</b>	<b>7</b>	<b>8</b>	<b>9</b>	<b>AB</b>	<b>R</b>	<b>H</b>	<b>RBI</b>	<b>BB</b>	<b>SO</b>	<b>LOB</b>	<b>BOTTOM</b>																
Maury Wills, S OBP: 0.322, SLG: 0.319 (1, 6)	0-0 S E 1B	0-0 PO 1B		0-0 B1-6-3 1B		0-0 B1-6-3		0-0 1-2 1B	0-0 5-3	5	1	4	0	0	0	1	<b>Pittsburgh Pirates @ Los Angeles Dodgers</b> Dodger Stadium, Los Angeles, CA Sat Sep 17 1966, 3:33 AM PDT Att: 44,330 - Unknown																
Dick Schofield, S OBP: 0.276, SLG: 0.202 (1, 5)	4-0 E BB	0-0 PO	0-0 F9		0-0 B1-6-3		0-0 P4	0-0 4-3		4	0	0	0	1	0	4																	
Willie Davis, L OBP: 0.309, SLG: 0.410 (1, 8)	0-0 F7		0-0 G3		0-0 3-1		0-0 P6	4-0 DI BB		4	1	0	0	1	0	4																	
Ron Fairly, L OBP: 0.364, SLG: 0.426 (1, 9)	0-0 E9		0-0		0-0 SH1-3 PB 1B		4-0 BB BB	0-0 1B		4	1	4	4	1	0	0																	
Jim Lefebvre, S OBP: 0.342, SLG: 0.473 (1, 4)	4-0 FC4 IBB		0-0 P6		0-0 SH1-3		4-0 BB BB	0-0 1B		2	0	0	0	2	0	1																	
Lou Johnson, R OBP: 0.319, SLG: 0.408 (1, 7)	0-3 K			0-0 SF8 3B		0-0 P5		0-0 F3		4	1	1	0	0	1	6																	
John Roseboro, L OBP: 0.353, SLG: 0.408 (1, 2)	0-0 FC4					0-3 K		4-0 G6-4-3 BB		2	0	0	1	1	1	4																	
Willie Crawford, L (8, PR)										0	0	0	0	0	0	0																	
Jeff Torborg, R OBP: 0.296, SLG: 0.295 (9, 2)	1-2									0	0	0	0	0	0	0																	
Wes Parker, S OBP: 0.342, SLG: 0.386 (1, 3)		0-0 1B SH2-4 1B		0-0 G1		0-0 G3		0-0 G6-4-3		4	0	1	0	0	0	3																	
Joe Moeller, R OBP: 0.308, SLG: 0.182 (4, PH)										0	0	0	0	0	0	0																	
Wes Covington, L OBP: 0.288, SLG: 0.244 (5, 1)										1	0	0	0	0	0	0																	
Bob Miller, R OBP: 0.288, SLG: 0.244 (5, 1)										0	0	0	0	0	0	0																	
Phil Regan, R OBP: 0.297, SLG: 0.361 (7, 1)										0	0	0	0	0	0	0																	
Jim Barbour, L OBP: 0.350, SLG: 0.190 (7, PH)										1	0	1	0	0	0	0																	
Ron Perranoski, L OBP: 0.302, SLG: 0.400 (8, 1)										0	0	0	0	0	0	0																	
Bill Singer, R OBP: 0.334, SLG: 0.386 (8, 2)										0	0	0	0	0	0	0																	
Tommy Davis, R OBP: 0.334, SLG: 0.386 (8, PH)										1	1	1	0	0	0	0																	
<b>Inning Stats</b>	R: 1 E: 1 K: 1 S: 7	H: 2 LOB: 3 BB: 2 P: 15	R: 0 E: 0 K: 0 S: 3	H: 2 LOB: 0 BB: 0 P: 3	R: 1 E: 0 K: 0 S: 4	H: 1 LOB: 0 BB: 0 P: 4	R: 1 E: 0 K: 1 S: 6	H: 1 LOB: 0 BB: 0 P: 6	R: 0 E: 0 K: 0 S: 3	H: 1 LOB: 0 BB: 0 P: 3	R: 0 E: 0 K: 1 S: 6	H: 1 LOB: 1 BB: 0 P: 6	R: 0 E: 0 K: 0 S: 5	H: 2 LOB: 2 BB: 0 P: 5	R: 0 E: 0 K: 0 S: 2	H: 0 LOB: 3 BB: 3 P: 14	R: 2 E: 0 K: 0 S: 5	H: 2 LOB: 1 BB: 1 P: 9	1B: 10 2B: 0 3B: 1 HR: 1	SF: 1 SAC: 2 DP: 2 HBP: 0	WP: 0 PB: 1 CS: 0	PA: 42											
<b>PITCHER</b>	IP WLS BF H R ER SO BB IBB HBP BLK WP HR S P ERA WHIP																																
Tommy Sisk, R ERA: 4.24 (1, 1)	5.0	21	7	3	0	1	0	0	0	0	0	0	9	9	5.40	2.250																	
Vern Law, R ERA: 4.22 (6, 1)	1.1	W	7	3	0	0	1	0	0	0	0	0	3	15	0.00	3.000																	
Roy Face, R ERA: 2.37 (7, 1)	1.0		6	0	0	0	0	3	0	0	0	0	0	6	10	10.80	1.800																
Billy O'Dell, L ERA: 2.61 (8, 1)	1.2	S	7	2	2	2	0	1	0	0	0	0	6	10	10.80	1.800																	



Batter	1	2	3	4	5	6	7	8	9	AB	R	H	RBI	BB	SO	LOB	TOP								
Jackie Brandt, R OBP: 0.321, SLG: 0.327 (1, 8)	5-3		1B			K			1-3	4	1	1	0	1	1	0	Philadelphia Phillies @ Los Angeles Dodgers Dodger Stadium, Los Angeles, CA Sun Sep 18 1966, 3:33 AM PDT Att: 36,183 - Unknown								
Cookie Rojas, R OBP: 0.311, SLG: 0.333 (1, 9) (3, 7)	1-3		1B	1-3			F8		P6	5	1	1	2	0	0	2									
Dick Groat, R OBP: 0.312, SLG: 0.322 (1, 6)	4-3		1B				L5			4	0	1	1	0	0	0									
Dick Allen, R OBP: 0.392, SLG: 0.644 (1, 5)		4-3	1B	G6-4-3						2	0	1	0	2	0	2									
Harvey Kuenn, R OBP: 0.319, SLG: 0.356 Johnny Callison, L OBP: 0.342, SLG: 0.427 (3, PH) (3, 9)	SH1-4		1B				FC4-6			0	0	0	0	0	0	0									
Tony Taylor, R OBP: 0.298, SLG: 0.360 (1, 4)	4-3		1B				F7			3	0	1	0	0	0	2									
Bill White, L OBP: 0.352, SLG: 0.456 (1, 3)	5-3									4	0	1	0	0	0	3									
Jimmie Schaffer, R (1, 2)			1B							3	1	0	0	1	2	1									
Larry Jackson, R OBP: 0.170, SLG: 0.200 (1, 1)			1B							4	1	1	0	0	1	1									
<b>Inning Stats</b>	R: 0 E: 0 K: 0 S: 3	H: 0 LOB: 0 BB: 0 P: 3	R: 0 E: 0 K: 0 S: 4	H: 1 LOB: 1 BB: 0 P: 4	R: 4 E: 0 K: 0 S: 7	H: 5 LOB: 1 BB: 1 P: 11	R: 0 E: 0 K: 2 S: 8	H: 1 LOB: 2 BB: 1 P: 12	R: 0 E: 0 K: 0 S: 4	H: 1 LOB: 0 BB: 0 P: 5	R: 0 E: 0 K: 1 S: 5	H: 0 LOB: 0 BB: 0 P: 5	R: 0 E: 0 K: 0 S: 3	H: 0 LOB: 1 BB: 1 P: 7	R: 0 E: 0 K: 1 S: 5	H: 0 LOB: 0 BB: 0 P: 5	R: 0 E: 0 K: 0 S: 3	H: 0 LOB: 0 BB: 0 P: 3	1B: 8 2B: 0 3B: 0 HR: 0	SF: 0 SAC: 1 DP: 1 HBP: 0	WP: 0 PB: 0 SB: 1 CS: 0	PA: 38			
<b>PITCHER</b>	IP	WLS	BF	H	R	ER	SO	BB	IBB	HBP	BLK	WP	HR	S	P	ERA	WHIP								
Claude Osteen, L ERA: 2.82 (1, 1)	2.0	L	12	5	4	4	0	1	0	0	0	0	0	11	15	18.00	3.000								
Bill Singer, R ERA: (3, 1)	2.0		8	2	0	0	2	1	0	0	1	0	0	11	15	0.00	1.500								
Jim Brewer, L ERA: 3.68 (5, 1)	3.0		12	1	0	0	1	2	0	0	0	0	0	12	20	0.00	1.000								
Ron Perranoski, L ERA: 3.04 (8, 1)	2.0		6	0	0	0	1	0	0	0	0	0	0	8	8	0.00	0.000								

Batter	1	2	3	4	5	6	7	8	9	AB	R	H	RBI	BB	SO	LOB	BOTTOM								
Maury Wills, S OBP: 0.319, SLG: 0.316 (1, 6)	F5		5-3						FC6-4	5	0	0	0	0	0	2	Philadelphia Phillies @ Los Angeles Dodgers Dodger Stadium, Los Angeles, CA Sun Sep 18 1966, 3:33 AM PDT Att: 36,183 - Unknown								
Dick Schofield, S OBP: 0.277, SLG: 0.196 (1, 5)	F9		1B				G3			3	0	0	0	0	1	0									
Willie Davis, L OBP: 0.311, SLG: 0.411 (1, 8)	1B		1B				4-3			4	0	2	0	0	0	0									
Ron Fairly, L OBP: 0.366, SLG: 0.425 (1, 9)	1B		1B							3	0	1	0	1	0	2									
Jim Lefebvre, S OBP: 0.341, SLG: 0.471 (1, 4)	K		G3							3	0	0	0	1	1	5									
Lou Johnson, R OBP: 0.317, SLG: 0.405 (1, 7)		F8								4	0	0	0	0	1	1									
John Roseboro, L OBP: 0.352, SLG: 0.407 (1, 2)										4	0	1	0	0	0	1									
Wes Parker, S OBP: 0.343, SLG: 0.387 (1, 3)		F5								4	0	2	0	0	0	1									
Claude Osteen, L OBP: 0.293, SLG: 0.324 (3, 1) Bill Singer, R OBP: 0.286, SLG: 0.236 (4, PH) Wes Covington, L OBP: 0.296, SLG: 0.236 (5, 1) Jim Brewer, L OBP: 0.356, SLG: 0.346 (7, PH) Ron Perranoski, L OBP: 0.206, SLG: 0.225 (8, 1) Tommy Davis, R OBP: 0.307, SLG: 0.383 (9, PH)	P6									1	0	0	0	0	0	1									
<b>Inning Stats</b>	R: 0 E: 0 K: 1 S: 6	H: 1 LOB: 2 BB: 1 P: 10	R: 0 E: 0 K: 0 S: 4	H: 1 LOB: 1 BB: 0 P: 4	R: 0 E: 0 K: 0 S: 4	H: 1 LOB: 2 BB: 0 P: 5	R: 0 E: 0 K: 1 S: 6	H: 1 LOB: 1 BB: 0 P: 6	R: 0 E: 0 K: 0 S: 3	H: 0 LOB: 0 BB: 0 P: 3	R: 0 E: 0 K: 0 S: 3	H: 0 LOB: 1 BB: 1 P: 7	R: 0 E: 0 K: 0 S: 3	H: 0 LOB: 0 BB: 0 P: 3	R: 0 E: 0 K: 1 S: 6	H: 1 LOB: 1 BB: 0 P: 6	R: 0 E: 0 K: 0 S: 5	H: 2 LOB: 2 BB: 0 P: 5	1B: 7 2B: 0 3B: 0 HR: 0	SF: 0 SAC: 0 DP: 0 HBP: 1	WP: 0 PB: 0 SB: 0 CS: 0	PA: 37			
<b>PITCHER</b>	IP	WLS	BF	H	R	ER	SO	BB	IBB	HBP	BLK	WP	HR	S	P	ERA	WHIP								
Larry Jackson, R ERA: 3.33 (1, 1)	9.0	W	37	7	0	0	3	2	0	1	0	0	0	40	49	0.00	1.000								

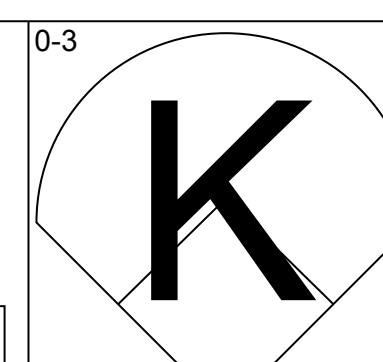
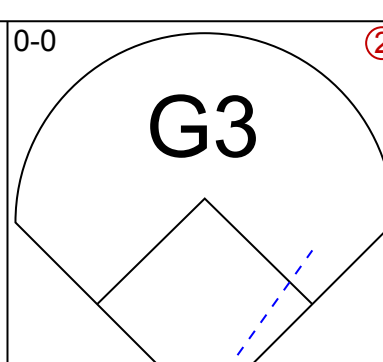
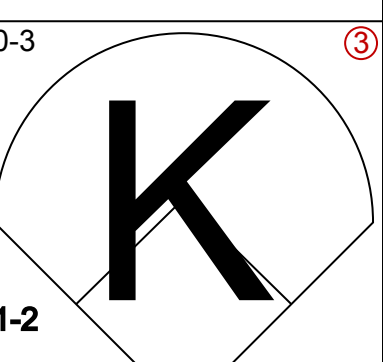
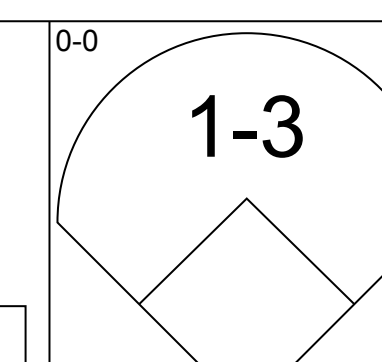
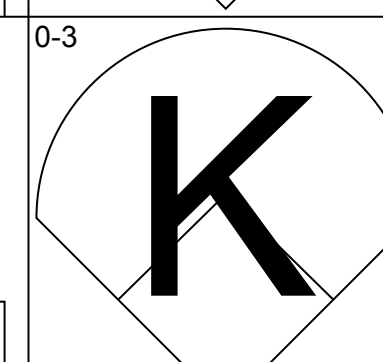
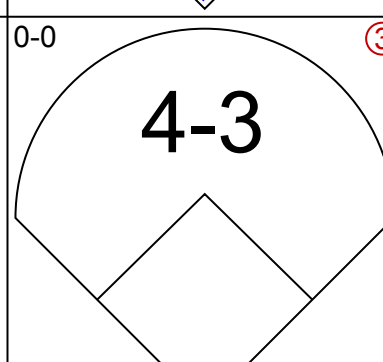
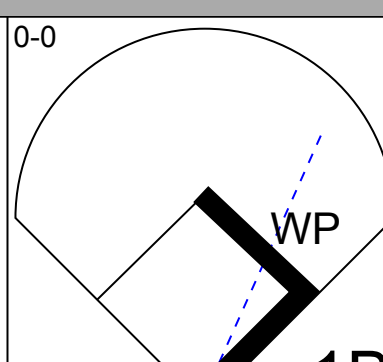
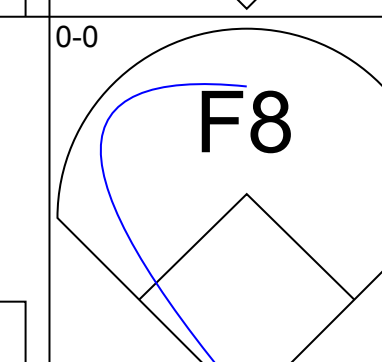
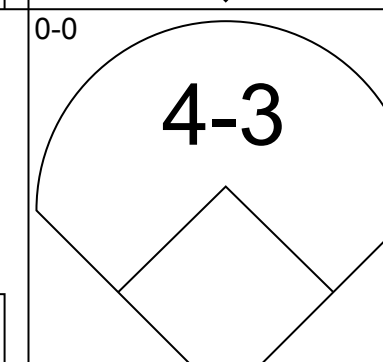
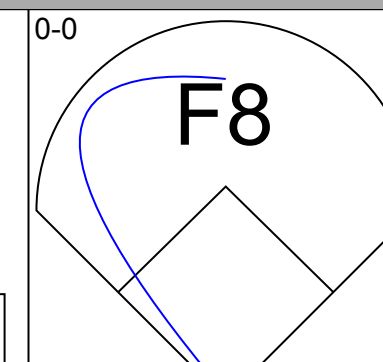
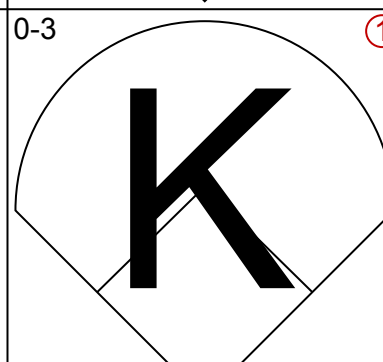
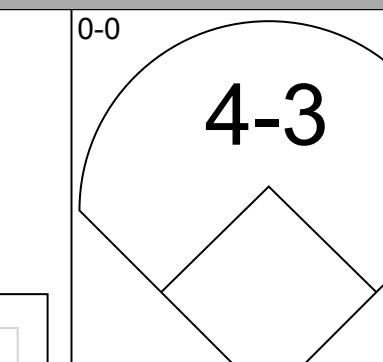
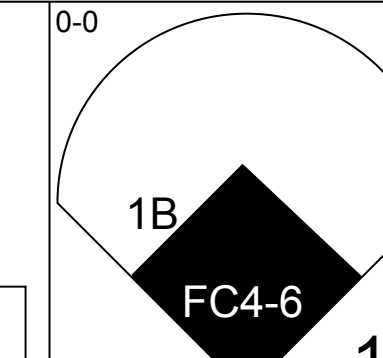
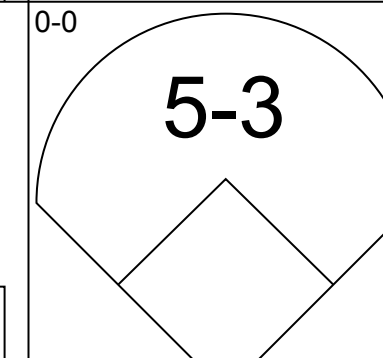
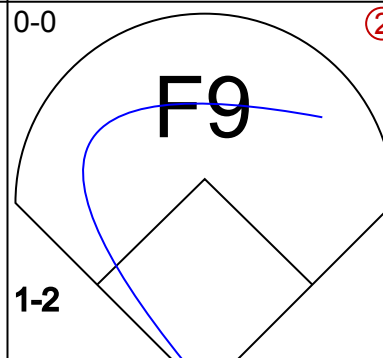
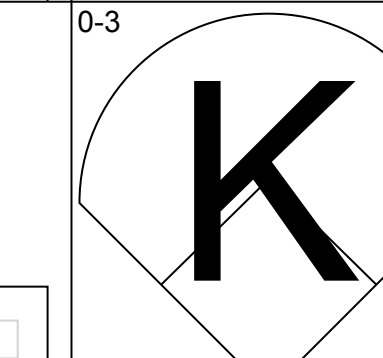
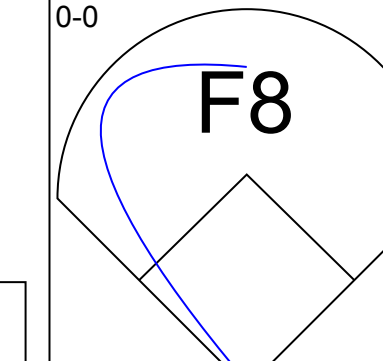
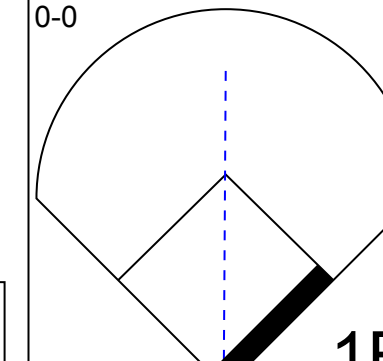
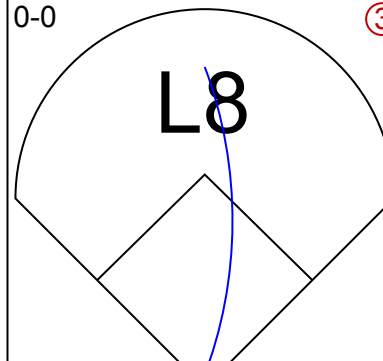
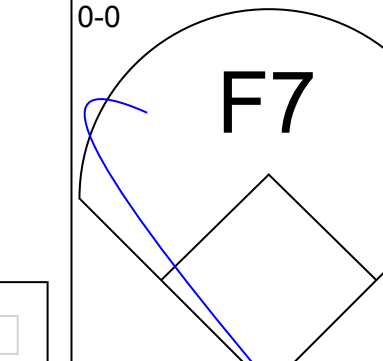
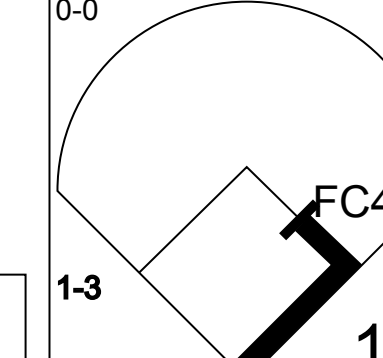
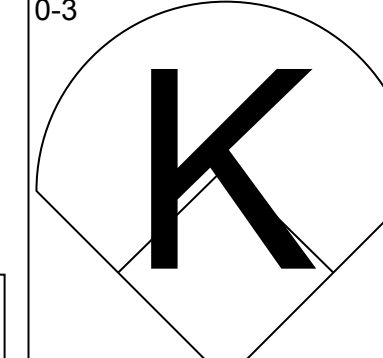
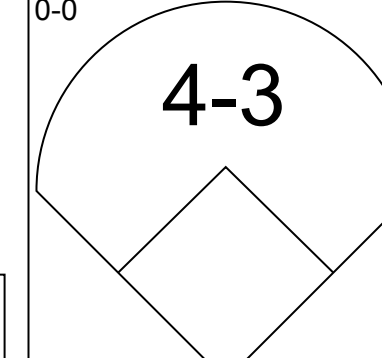
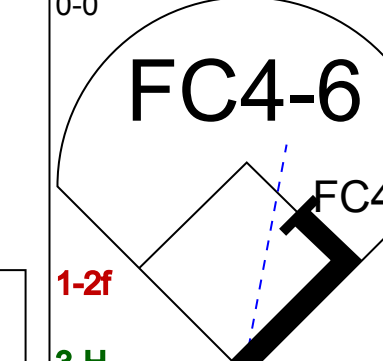
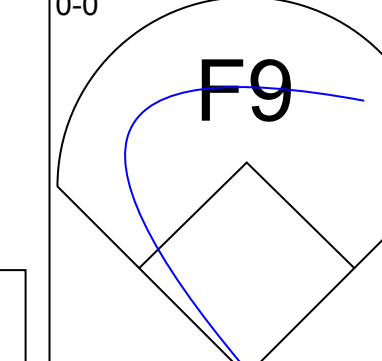
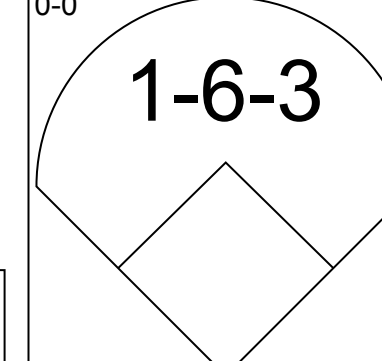
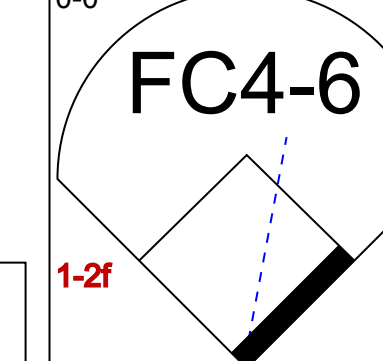
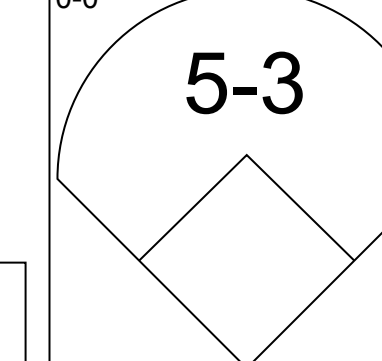
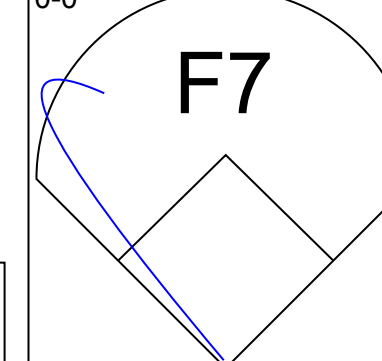

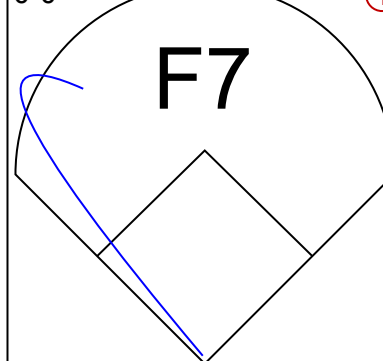
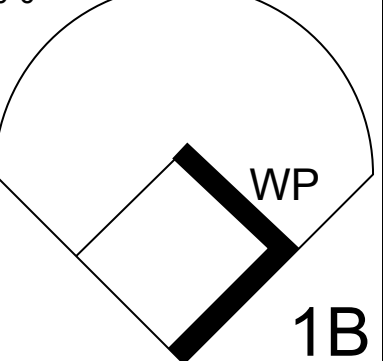
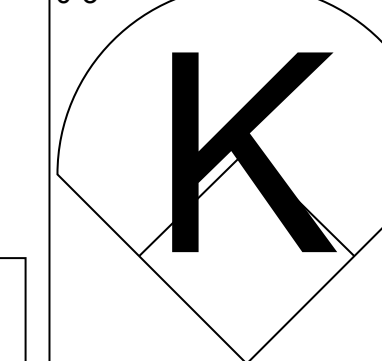
AB 33  
R 4  
H 8  
RBI 3  
BB 4  
SO 4  
LOB 13

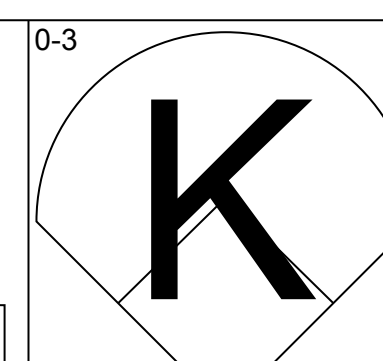
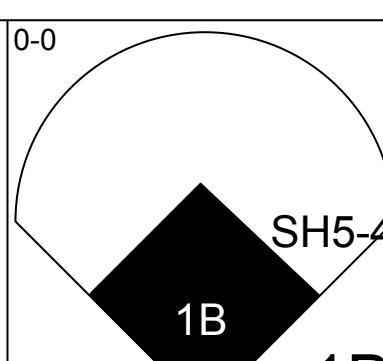
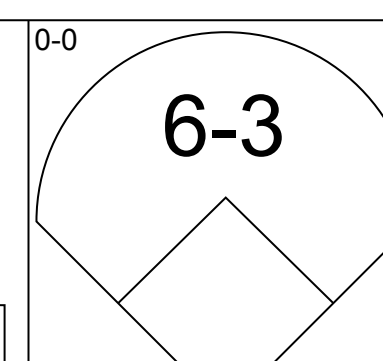
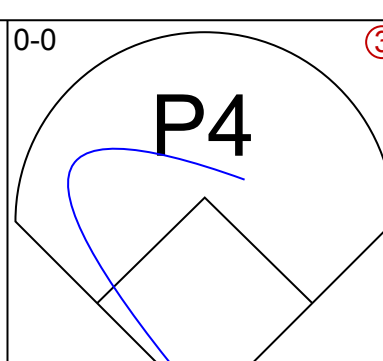
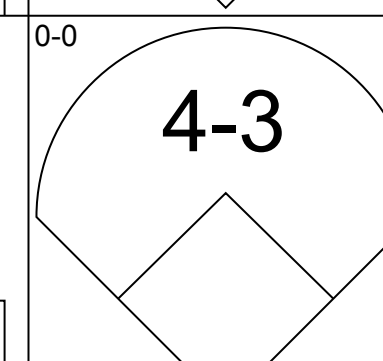
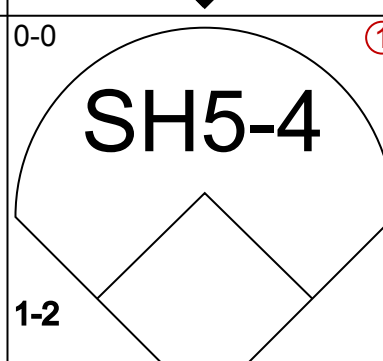
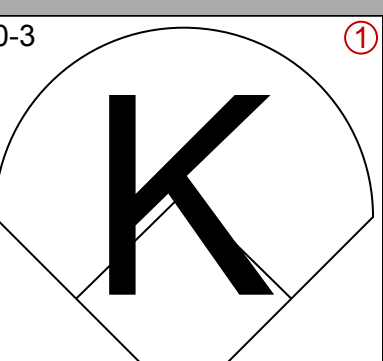
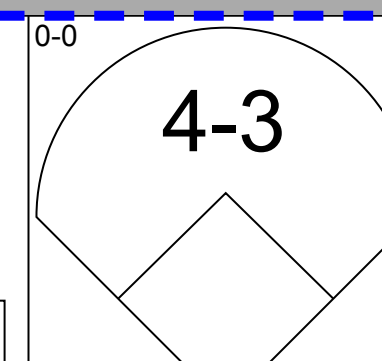
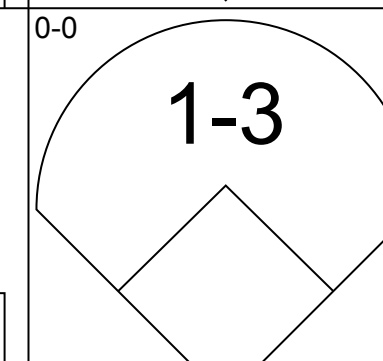
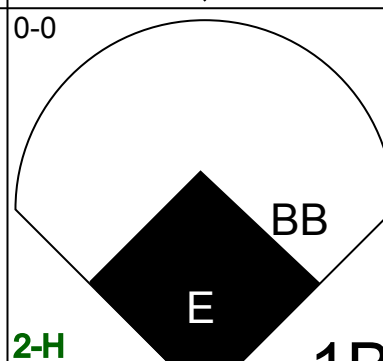
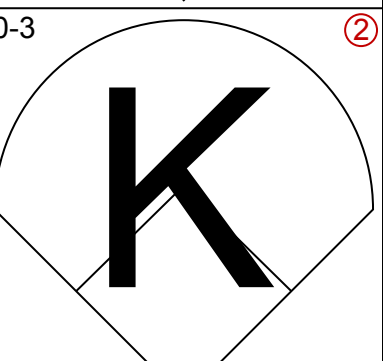
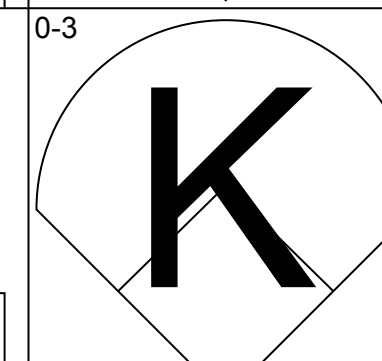
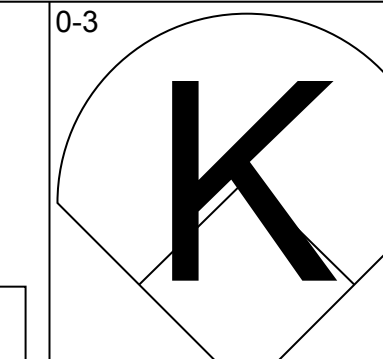
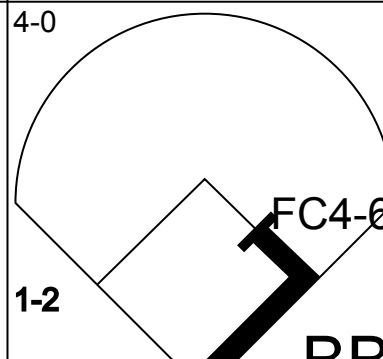
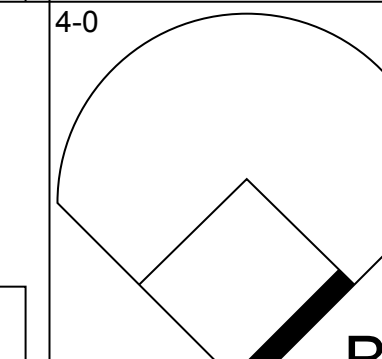
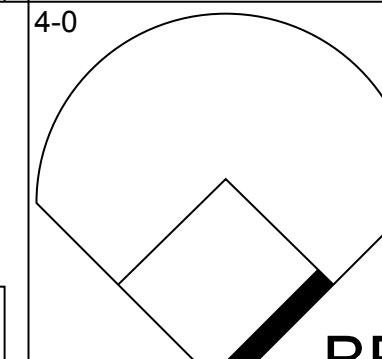
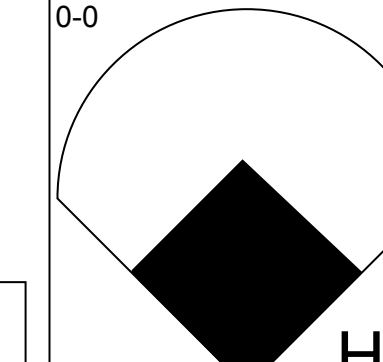
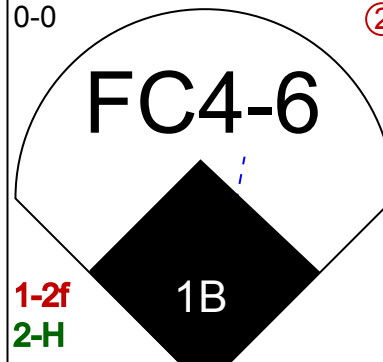
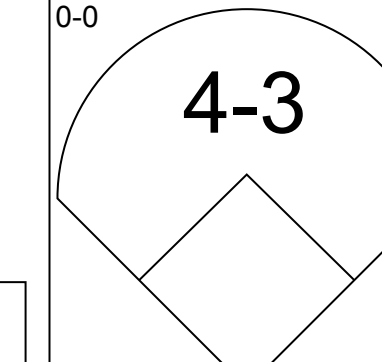
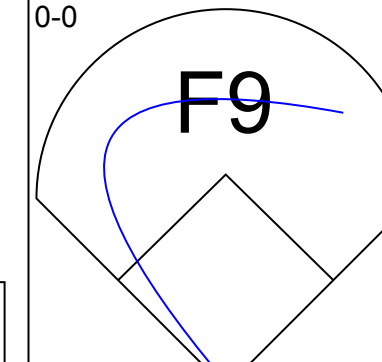
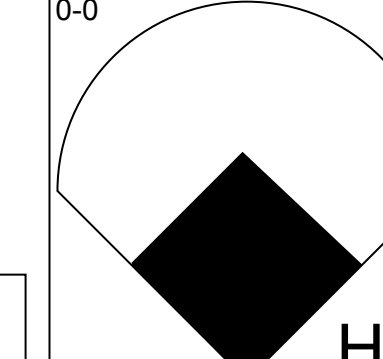
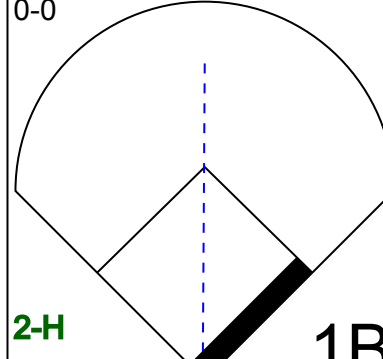

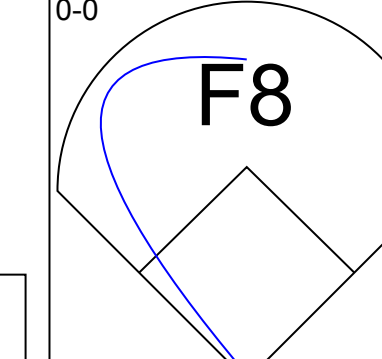
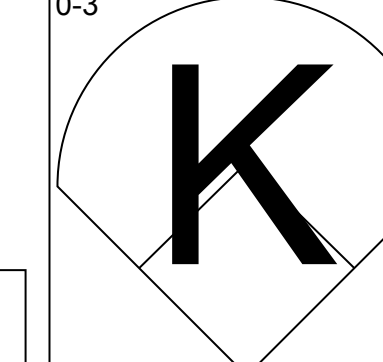
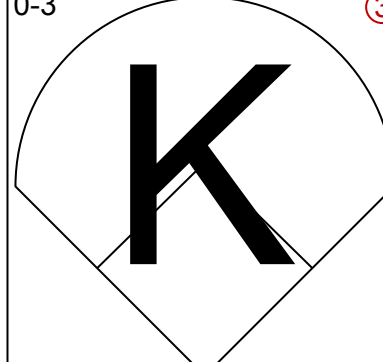
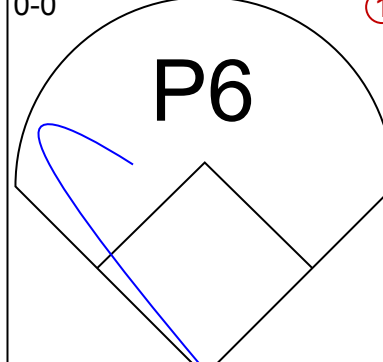
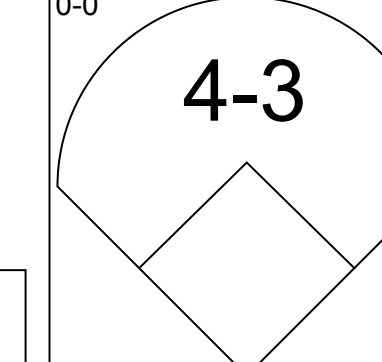
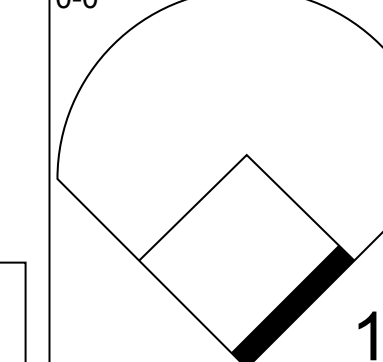
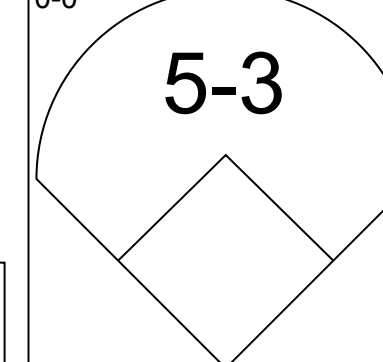
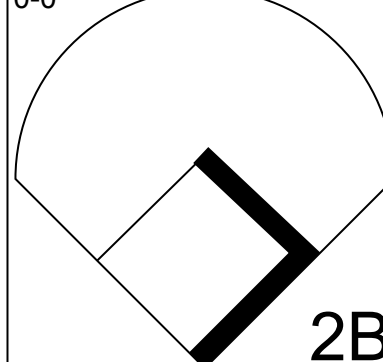
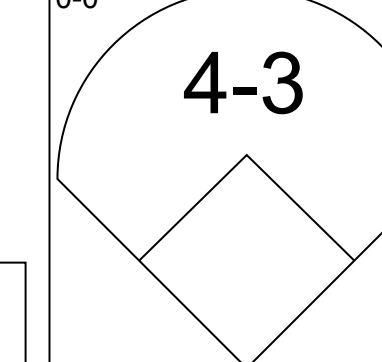
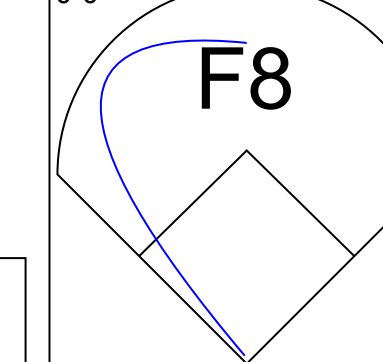
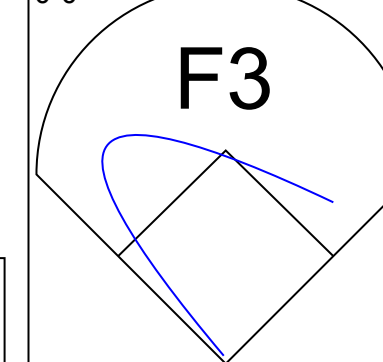
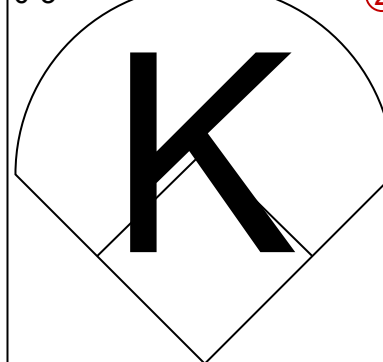


AB 34  
R 0  
H 7  
RBI 0  
BB 2  
SO 3  
LOB 14





Batter	1	2	3	4	5	6	7	8	9	AB	R	H	RBI	BB	SO	LOB	TOP			
<b>John Briggs, L</b> OBP: 0.378, SLG: 0.492 (1, 8)	 0-3 ①		 0-0 ②		 0-3 ③			 0-0 ②		4	0	0	0	0	2	1	<b>Philadelphia Phillies @ Los Angeles Dodgers</b> <b>Dodger Stadium, Los Angeles, CA</b> Mon Sep 19 1966, 7:05 PM PDT Att: 24,900 - Unknown			
<b>Tony Gonzalez, L</b> OBP: 0.332, SLG: 0.408 (1, 7)	 0-3 ②		 0-0 ③			 0-0 ①		 0-0 ③		4	0	1	0	0	1	0				
<b>Johnny Callison, L</b> OBP: 0.340, SLG: 0.424 (1, 9)	 0-0 ③			 0-0 ①			 0-3 ①		 0-0 ①	4	0	0	0	0	1	1				
<b>Dick Allen, R</b> OBP: 0.391, SLG: 0.641 (1, 5)		 0-0 ①		 0-0 ②			 0-0 ②		 0-3 ②	4	1	1	0	0	1	1				
<b>Bill White, L</b> OBP: 0.352, SLG: 0.454 (1, 3)		 0-0 ①		 0-0 ①			 0-0 ③		 0-0 ③	4	0	1	0	0	0	2				
<b>Clay Dalrymple, L</b> OBP: 0.371, SLG: 0.347 (1, 2)		 0-0 ①		 0-3 ③			 0-0 ①			3	0	1	0	0	1	1				
<b>Dick Groat, R</b> OBP: 0.311, SLG: 0.320 (1, 6)		 0-0 ②			 0-0 ①		 0-0 ②			3	0	0	1	0	0	1				
<b>Cookie Rojas, R</b> OBP: 0.309, SLG: 0.331 <b>Bob Buhl, R</b> OBP: 0.163, SLG: 0.100 (7, 1)		 0-0 ③		 0-0 ②			 0-0 ③			3	0	0	0	0	0	1				
<b>Jim Bunning, R</b> OBP: 0.204, SLG: 0.202 <b>Tony Taylor, R</b> OBP: 0.297, SLG: 0.359 (7, 4)		 0-0 ③		 0-0 ①		 0-0 ①		 0-3 ①		2	0	1	0	0	0	0				
<b>Inning Stats</b>	R: 0 E: 0 K: 2 S: 7	H: 0 LOB: 0 BB: 0 P: 7	R: 1 E: 0 K: 0 S: 5	H: 2 LOB: 1 BB: 0 P: 5	R: 0 E: 0 K: 0 S: 3	H: 0 LOB: 0 BB: 0 P: 3	R: 0 E: 0 K: 1 S: 6	H: 1 LOB: 1 BB: 0 P: 6	R: 0 E: 0 K: 1 S: 6	H: 1 LOB: 1 BB: 0 P: 6	R: 0 E: 0 K: 0 S: 3	H: 0 LOB: 0 BB: 0 P: 3	R: 0 E: 0 K: 1 S: 5	H: 0 LOB: 0 BB: 0 P: 5	R: 0 E: 0 K: 1 S: 5	H: 0 LOB: 0 BB: 0 P: 5		1B: 5 2B: 0 3B: 0 HR: 0	SF: 0 SAC: 0 DP: 0 HBP: 0	WP: 2 PB: 0 SB: 0 CS: 0
<b>PITCHER</b> <b>Don Drysdale, R</b> ERA: 3.62 (1, 1)	IP: 9.0 WLS: W BF: 32 H: 5 R: 1 ER: 1 SO: 7 BB: 0 IBB: 0 HBP: 0 BLK: 0 WP: 2 HR: 0 S: 46 P: 46 ERA: 1.00 WHIP: 0.556															<b>PITCHER</b> IP: WLS: BF: H: R: ER: SO: BB: IBB: HBP: BLK: WP: HR: S: P: ERA: WHIP				

Batter	1	2	3	4	5	6	7	8	9	AB	R	H	RBI	BB	SO	LOB	BOTTOM			
<b>Maury Wills, S</b> OBP: 0.319, SLG: 0.315 (1, 6)	 0-3 ①		 0-0 ③	 0-0 ③		 0-0 ③				4	1	1	0	0	1	1	<b>Philadelphia Phillies @ Los Angeles Dodgers</b> <b>Dodger Stadium, Los Angeles, CA</b> Mon Sep 19 1966, 7:05 PM PDT Att: 24,900 - Unknown			
<b>Dick Schofield, S</b> OBP: 0.270, SLG: 0.190 (1, 5)	 0-0 ②		 0-0 ①		 0-3 ①		 0-0 ①			3	0	0	0	0	1	0				
<b>Willie Davis, L</b> OBP: 0.310, SLG: 0.410 (1, 8)	 0-0 ③		 0-0 ②		 0-3 ②		 0-3 ②			4	1	1	1	0	2	0				
<b>Ron Fairly, L</b> OBP: 0.370, SLG: 0.424 (1, 9)		 0-3 ①	 4-0 ①		 4-0 ①		 4-0 ①			1	0	0	0	3	1	0				
<b>Jim Lefebvre, S</b> OBP: 0.341, SLG: 0.475 (1, 4)		 0-0 ①	 0-0 ②		 0-0 ③		 0-0 ③			4	2	1	1	0	0	3				
<b>Lou Johnson, R</b> OBP: 0.320, SLG: 0.420 (1, 7)		 0-0 ①	 0-0 ①		 0-0 ①		 0-0 ①			4	2	3	3	0	0	0				
<b>John Roseboro, L</b> OBP: 0.349, SLG: 0.403 (1, 2)		 0-3 ②	 0-3 ③		 0-0 ①		 0-0 ②			4	0	0	0	0	2	1				
<b>Wes Parker, S</b> OBP: 0.345, SLG: 0.390 (1, 3)		 0-0 ①		 0-0 ①		 0-0 ②		 0-0 ③		4	0	2	0	0	0	0				
<b>Don Drysdale, R</b> OBP: 0.220, SLG: 0.278 (1, 1)	 0-0 ③		 0-0 ②		 0-3 ②					3	0	0	0	0	1	2				
<b>Inning Stats</b>	R: 0 E: 0 K: 1 S: 5	H: 0 LOB: 0 BB: 0 P: 5	R: 2 E: 0 K: 2 S: 10	H: 3 LOB: 1 BB: 0 P: 10	R: 3 E: 1 K: 1 S: 8	H: 3 LOB: 1 BB: 1 P: 12	R: 0 E: 0 K: 0 S: 3	H: 0 LOB: 0 BB: 0 P: 3	R: 0 E: 0 K: 2 S: 7	H: 0 LOB: 1 BB: 1 P: 11	R: 1 E: 0 K: 1 S: 7	H: 2 LOB: 1 BB: 0 P: 7	R: 0 E: 0 K: 1 S: 5	H: 0 LOB: 1 BB: 1 P: 9	R: 0 E: 0 K: 0 S: 3	H: 0 LOB: 0 BB: 0 P: 3		1B: 4 2B: 1 3B: 0 HR: 3	SF: 0 SAC: 1 DP: 0 HBP: 0	WP: 0 PB: 0 SB: 0 CS: 0
<b>PITCHER</b> <b>Jim Bunning, R</b> ERA: 2.29 <b>Bob Buhl, R</b> ERA: 5.13 (7, 1)	IP: 6.0 WLS: L BF: 28 H: 8 R: 6 ER: 5 SO: 7 BB: 2 IBB: 0 HBP: 0 BLK: 0 WP: 0 HR: 3 S: 40 P: 48 ERA: 7.50 WHIP: 1.667															<b>PITCHER</b> IP: WLS: BF: H: R: ER: SO: BB: IBB: HBP: BLK: WP: HR: S: P: ERA: WHIP				

AB	32
R	1
H	5
RBI	1
BB	0
SO	7
LOB	8



AB	31
R	6
H	8
RBI	5
BB	3
SO	8
LOB	7





Batter	1	2	3	4	5	6	7	8	9	AB	R	H	RBI	BB	SO	LOB	TOP			
Cookie Rojas, R OBP: 0.307, SLG: 0.329	0-3 K			0-3 K		0-0 F8		0-0 F8		4	0	0	0	0	2	1	Philadelphia Phillies @ Los Angeles Dodgers Dodger Stadium, Los Angeles, CA Tue Sep 20 1966, 7:05 PM PDT Att: 41,726 - Unknown			
Johnny Callison, L OBP: 0.341, SLG: 0.424	0-3 K			0-0 S E 1B		0-0 P6		4-0 BB		3	1	1	0	1	1	0				
Dick Groat, R OBP: 0.311, SLG: 0.319 Joe Verbanic, R OBP: 0.319, SLG: 0.319	0-0 P6			0-0 F3		4-0 BB		0-3 K		2	0	0	0	1	0	0				
Jackie Brandt, R OBP: 0.320, SLG: 0.325				1-H		BB				0	0	0	0	0	0	0				
Dick Allen, R OBP: 0.389, SLG: 0.638		0-0 6-3		0-0 1B		0-0 L8			0-3 K	4	0	1	0	0	1	1				
Harvey Kuenn, R OBP: 0.310, SLG: 0.346	0-0 F8			0-0 4-3			0-0 6-3		0-0 F9	4	0	0	0	0	0	1				
Tony Taylor, R OBP: 0.299, SLG: 0.361	0-0 4-3				0-0 4-3 S 1B		0-0 F7			4	0	2	0	0	0	0				
Bill White, L OBP: 0.350, SLG: 0.452 John Morris, R OBP: 0.313, SLG: 0.100 Gary Sutherland, R OBP: 0.301, SLG: 0.302			0-0 F2		0-0 4-3		0-0 4-3		0-0 F8	3	0	0	0	0	0	1				
Bob Uecker, R OBP: 0.280, SLG: 0.344		4-0 S1-6-3 BB			0-0 F2			0-0 F9		2	0	0	0	1	0	1				
Chris Short, R OBP: 0.212, SLG: 0.214 Bob Buhl, R OBP: 0.163, SLG: 0.100 Bobby Wine, R OBP: 0.301, SLG: 0.302			0-0 G1-6-3		0-3 K			0-0 BB 1B		2	0	0	0	0	1	2				
<b>Inning Stats</b>	R: 0 E: 0 K: 2 S: 7	H: 0 LOB: 0 BB: 0 P: 7	R: 0 E: 0 K: 0 S: 3	H: 0 LOB: 0 BB: 0 P: 3	R: 0 E: 0 K: 0 S: 2	H: 0 LOB: 1 BB: 1 P: 6	R: 1 E: 0 K: 1 S: 7	H: 2 LOB: 1 BB: 0 P: 7	R: 0 E: 0 K: 1 S: 6	H: 1 LOB: 1 BB: 1 P: 6	R: 0 E: 0 K: 0 S: 3	H: 0 LOB: 0 BB: 0 P: 3	R: 0 E: 0 K: 1 S: 6	H: 1 LOB: 2 BB: 1 P: 10	R: 0 E: 0 K: 1 S: 6	H: 1 LOB: 1 BB: 0 P: 6	1B: 5 2B: 0 3B: 0 HR: 0	SF: 0 SAC: 0 DP: 1 HBP: 0	WP: 0 PB: 0 SB: 2 CS: 0	PA: 34
<b>PITCHER</b> Sandy Koufax, L ERA: 1.76	IP: 9.0 WLS: W BF: 34 H: 5 R: 1 ER: 1 SO: 6 BB: 3 IBB: 0 HBP: 0 BLK: 0 WP: 0 HR: 0 S: 43 P: 55 ERA: 1.00 WHIP: 0.889											<b>PITCHER</b>	IP: 0 WLS: 0 BF: 0 H: 0 R: 0 ER: 0 SO: 0 BB: 0 IBB: 0 HBP: 0 BLK: 0 WP: 0 HR: 0 S: 0 P: 0 ERA: 0 WHIP: 0							

AB	31
R	1
H	5
RBI	0
BB	3
SO	6
LOB	10



Batter	1	2	3	4	5	6	7	8	9	AB	R	H	RBI	BB	SO	LOB	BOTTOM			
Maury Wills, S OBP: 0.319, SLG: 0.317 John Kennedy, R OBP: 0.241, SLG: 0.281	0-0 1-3		0-0 4-3		0-0 1B 2B	0-0 L1				4	1	1	0	1	0	2	Philadelphia Phillies @ Los Angeles Dodgers Dodger Stadium, Los Angeles, CA Tue Sep 20 1966, 7:05 PM PDT Att: 41,726 - Unknown			
Dick Schofield, S OBP: 0.287, SLG: 0.190	0-0 F8			0-0 1B	0-0 B1-4 F8	0-0 4-3				5	0	1	0	0	0	3				
Willie Davis, L OBP: 0.311, SLG: 0.415	0-0 3-1		0-0 1-3		0-0 4-3 1B 2-3	0-0 1B HR	0-0 F9			5	2	2	1	0	0	1				
Tommy Davis, R OBP: 0.340, SLG: 0.388 Willie Crawford, L OBP: 0.350, SLG: 0.404 John Roseboro, L OBP: 0.350, SLG: 0.404 Jim Campanis, R OBP: 0.341, SLG: 0.475		0-0 6-3 1B 2B		0-3 K	4-0 1B 2B 4-3 BB	0-0 WP BB 1B	0-0 5-3			2	1	1	0	1	1	0				
Jim Lefebvre, S OBP: 0.341, SLG: 0.475	0-0 F8			0-0 1B FC 2B	0-0 4-3 1-2 2-3	4-0 1B BB 1B		0-0 6-3		4	2	1	0	1	0	3				
Lou Johnson, R OBP: 0.323, SLG: 0.422	0-0 6-3			0-0 FC3-6 1B	0-0 HBP 2B 1B	0-0 6-3 1-2 2-3		0-0 3-1 1B		5	1	3	1	0	0	3				
Wes Parker, S OBP: 0.348, SLG: 0.392 Tom Hutton, L	0-0 1B			0-0 FC 1-2 3-H	0-0 HBP 2B 1B	0-0 2B 1B		0-0 3-1		3	1	2	4	0	0	1				
Jeff Torborg, R OBP: 0.291, SLG: 0.289 Ron Fairly, L OBP: 0.373, SLG: 0.434	0-0 5-3			0-0 FC3-6 1B	0-0 HBP 1B 2B	0-0 1B 2B		1-0 HBP		2	0	0	0	0	0	3				
Al Ferrara, R OBP: 0.336, SLG: 0.446				1-2 2-3	0-0 1B 2B 3-H	0-0 1B 2B		0-3 HBP		0	0	0	0	0	0	0				
Sandy Koufax, R OBP: 0.113, SLG: 0.092			0-0 1-3		0-0 B1-3	0-0 1B 2B		0-3 K		5	0	1	1	0	1	6				
<b>Inning Stats</b>	R: 0 E: 0 K: 0 S: 3	H: 0 LOB: 0 BB: 0 P: 3	R: 1 E: 0 K: 0 S: 5	H: 2 LOB: 1 BB: 0 P: 5	R: 0 E: 0 K: 0 S: 4	H: 1 LOB: 1 BB: 0 P: 4	R: 1 E: 0 K: 1 S: 8	H: 2 LOB: 2 BB: 0 P: 8	R: 6 E: 0 K: 0 S: 8	H: 5 LOB: 2 BB: 2 P: 17	R: 3 E: 0 K: 0 S: 7	H: 4 LOB: 2 BB: 1 P: 11	R: 0 E: 0 K: 0 S: 3	H: 0 LOB: 0 BB: 0 P: 3	R: 0 E: 0 K: 1 S: 6	H: 1 LOB: 2 BB: 0 P: 7	1B: 9 2B: 5 3B: 0 HR: 1	SF: 0 SAC: 0 DP: 0 HBP: 2	WP: 2 PB: 0 SB: 0 CS: 0	PA: 45
<b>PITCHER</b> Chris Short, L ERA: 3.58 Bob Buhl, R ERA: 5.19 Joe Verbanic, R ERA: 5.14 John Morris, L ERA: 5.27	IP: 4.2 WLS: L BF: 25 H: 8 R: 7 ER: 7 SO: 1 BB: 1 IBB: 0 HBP: 1 BLK: 0 WP: 0 HR: 0 S: 25 P: 30 ERA: 13.50 WHIP: 1.929											<b>PITCHER</b>	IP: 0 WLS: 0 BF: 0 H: 0 R: 0 ER: 0 SO: 0 BB: 0 IBB: 0 HBP: 0 BLK: 0 WP: 0 HR: 0 S: 0 P: 0 ERA: 0 WHIP: 0							

AB	40
R	11
H	15
RBI	10
BB	3
SO	2
LOB	23





Batter	1	2	3	4	5	6	7	8	9	AB	R	H	RBI	BB	SO	LOB	TOP																			
Cookie Rojas, R OBP: 0.307, SLG: 0.328	6-3		1B		6-3		4-3			4	0	1	0	0	0	0	Philadelphia Phillies @ Los Angeles Dodgers Dodger Stadium, Los Angeles, CA Wed Sep 21 1966, 7:05 PM PDT Att: 35,770 - Unknown																			
Johnny Callison, L OBP: 0.339, SLG: 0.421	6-3		4-3		K			F9		4	0	0	0	0	1	1																				
Dick Groat, R OBP: 0.310, SLG: 0.319	F3			F7				6-3		4	1	1	0	0	0	0																				
Dick Allen, R OBP: 0.392, SLG: 0.644		HR		1B FC4		K			BB	3	2	2	1	1	1	1																				
Harvey Kuenn, R OBP: 0.311, SLG: 0.345 Tony Gonzalez, L OBP: 0.331, SLG: 0.407	G3			1B FC4 BB		E5 SH1-3		4-3		3	0	1	0	0	0	1																				
Tony Taylor, R OBP: 0.300, SLG: 0.359	6-3			1B FC4 BB		SH1-3			1-3	2	0	0	1	1	0	0																				
Bill White, L OBP: 0.348, SLG: 0.448	6-3			FC4 FC6-4		F9			F2	4	0	0	1	0	0	3																				
Jimmie Schaffer, R OBP: 0.311, SLG: 0.414			K	FC6-4			6-3		K	4	0	0	0	0	2	2																				
Rick Wise, R OBP: 0.317, SLG: 0.314	5-3				1-3					3	0	0	0	0	1	0																				
<b>Inning Stats</b>	R: 0 E: 0 K: 0 S: 3	H: 0 LOB: 0 BB: 0 P: 3	R: 1 E: 0 K: 0 S: 4	H: 1 LOB: 0 BB: 0 P: 4	R: 0 E: 0 K: 1 S: 6	H: 1 LOB: 1 BB: 0 P: 6	R: 1 E: 0 K: 0 S: 5	H: 2 LOB: 2 BB: 1 P: 9	R: 0 E: 0 K: 1 S: 5	H: 0 LOB: 0 BB: 0 P: 5	R: 1 E: 1 K: 1 S: 7	H: 1 LOB: 1 BB: 0 P: 7	R: 0 E: 0 K: 1 S: 5	H: 0 LOB: 0 BB: 0 P: 5	R: 0 E: 0 K: 0 S: 3	H: 0 LOB: 1 BB: 1 P: 7		R: 0 E: 0 K: 1 S: 5	H: 0 LOB: 0 BB: 0 P: 5	1B: 4 2B: 0 3B: 0 HR: 1	SF: 0 SAC: 1 DP: 0 HBP: 0	WP: 0 PB: 0 SB: 0 CS: 0	PA: 35													
<b>PITCHER</b>	IP	WLS	BF	H	R	ER	SO	BB	IBB	HBP	BLK	WP	HR	S	P	ERA	WHIP	<b>PITCHER</b>		IP	WLS	BF	H	R	ER	SO	BB	IBB	HBP	BLK	WP	HR	S	P	ERA	WHIP
Claude Osteen, L ERA: 2.81	(1, 1)	7.0	L	28	5	3	2	4	1	0	0	0	1	35	39	2.57	0.857			7.0	L	34	6	2	2	6	1	1	0	0	0	1	44	52	2.00	0.778
Phil Regan, R ERA: 1.66	(8, 1)	2.0		7	0	0	0	1	1	0	0	0	0	8	12	0.00	0.500			2.0		7	0	0	0	1	1	0	0	0	0	8	12	0.00	0.500	

AB	32
R	3
H	5
RBI	3
BB	2
SO	5
LOB	9



Batter	1	2	3	4	5	6	7	8	9	AB	R	H	RBI	BB	SO	LOB	BOTTOM																			
Maury Wills, S OBP: 0.317, SLG: 0.314	2-3	FC6-4			K			F7		4	0	0	0	0	1	2	Philadelphia Phillies @ Los Angeles Dodgers Dodger Stadium, Los Angeles, CA Wed Sep 21 1966, 7:05 PM PDT Att: 35,770 - Unknown																			
Dick Schofield, S OBP: 0.280, SLG: 0.185 Dick Stuart, R OBP: 0.323, SLG: 0.368 John Kennedy, R OBP: 0.241, SLG: 0.281	1-3		1-3		4-3			K		3	0	0	0	0	0	0																				
Willie Davis, L OBP: 0.311, SLG: 0.414	K		P4			4-3 1B		L3		4	0	1	0	0	1	0																				
Ron Fairly, L OBP: 0.372, SLG: 0.435		K		2B		F9		G3		4	0	1	0	0	1	1																				
Jim Lefebvre, S OBP: 0.341, SLG: 0.475		E	2B	6-3		4-3		K		4	1	1	0	0	1	2																				
Lou Johnson, R OBP: 0.324, SLG: 0.422		E5 1B			P6		6-3		BB	3	1	1	0	1	0	1																				
Wes Parker, S OBP: 0.347, SLG: 0.391		K			G1-6-3 1B		1-3		1-3	4	0	1	0	0	1	2																				
John Roseboro, L OBP: 0.350, SLG: 0.402		1B IBB			G1-6-3		4-3			2	0	0	0	1	0	1																				
Claude Osteen, L OBP: 0.260, SLG: 0.329 Wes Covington, L OBP: 0.255, SLG: 0.233 Phil Regan, R OBP: 0.261, SLG: 0.150		1-3 2H 1B			3-1			L9		2	0	1	1	0	0	0																				
<b>Inning Stats</b>	R: 0 E: 0 K: 1 S: 5	H: 0 LOB: 0 BB: 0 P: 5	R: 2 E: 1 K: 2 S: 10	H: 3 LOB: 2 BB: 1 P: 14	R: 0 E: 0 K: 0 S: 4	H: 1 LOB: 1 BB: 0 P: 4	R: 0 E: 0 K: 0 S: 3	H: 1 LOB: 0 BB: 0 P: 3	R: 0 E: 0 K: 1 S: 5	H: 0 LOB: 0 BB: 0 P: 5	R: 0 E: 0 K: 0 S: 4	H: 1 LOB: 1 BB: 0 P: 4	R: 0 E: 0 K: 0 S: 3	H: 0 LOB: 0 BB: 0 P: 3	R: 0 E: 0 K: 1 S: 5	H: 0 LOB: 1 BB: 1 P: 9		R: 0 E: 0 K: 1 S: 5	H: 0 LOB: 1 BB: 1 P: 9	1B: 4 2B: 2 3B: 0 HR: 0	SF: 0 SAC: 0 DP: 1 HBP: 0	WP: 0 PB: 0 SB: 0 CS: 0	PA: 34													
<b>PITCHER</b>	IP	WLS	BF	H	R	ER	SO	BB	IBB	HBP	BLK	WP	HR	S	P	ERA	WHIP	<b>PITCHER</b>		IP	WLS	BF	H	R	ER	SO	BB	IBB	HBP	BLK	WP	HR	S	P	ERA	WHIP
Rick Wise, R ERA: 3.79	(1, 1)	9.0	W	34	6	2	2	6	1	1	0	0	0	44	52	2.00	0.778			9.0	W	34	6	2	2	6	1	1	0	0	0	44	52	2.00	0.778	

AB	32
R	2
H	6
RBI	1
BB	2
SO	6
LOB	9



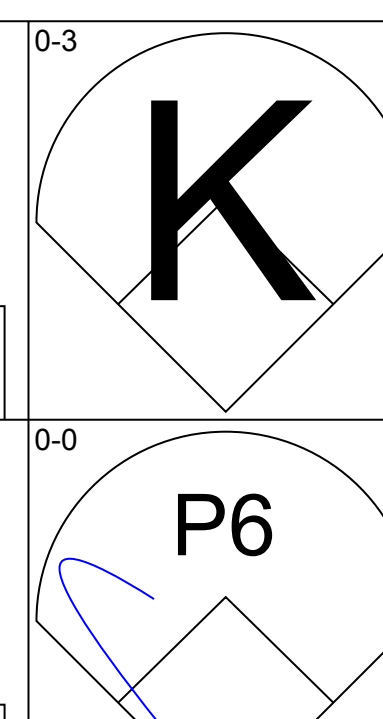
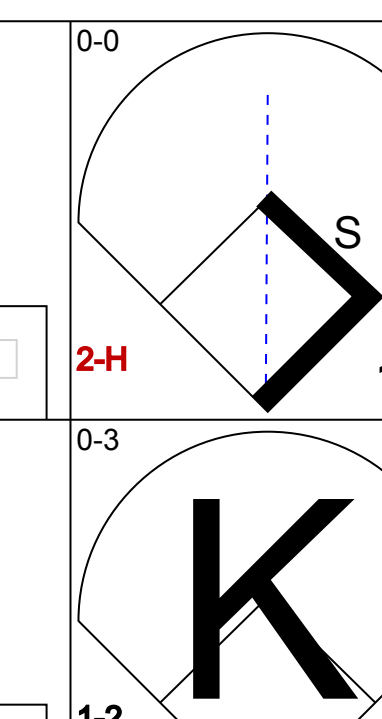
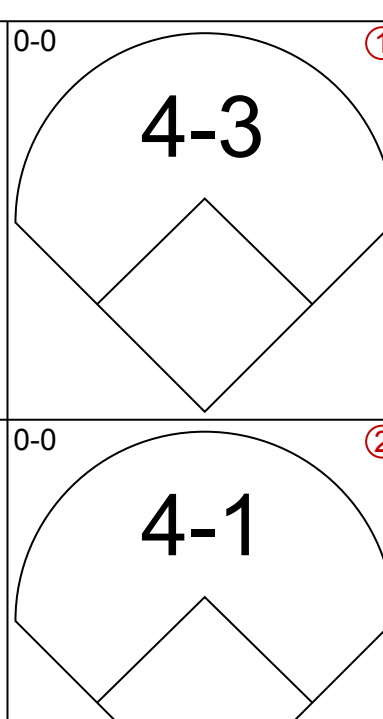
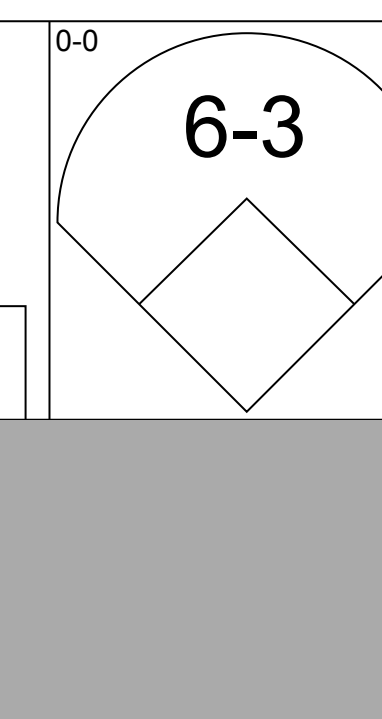
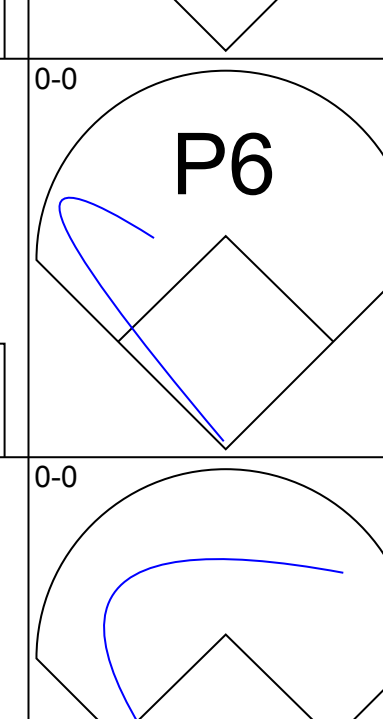
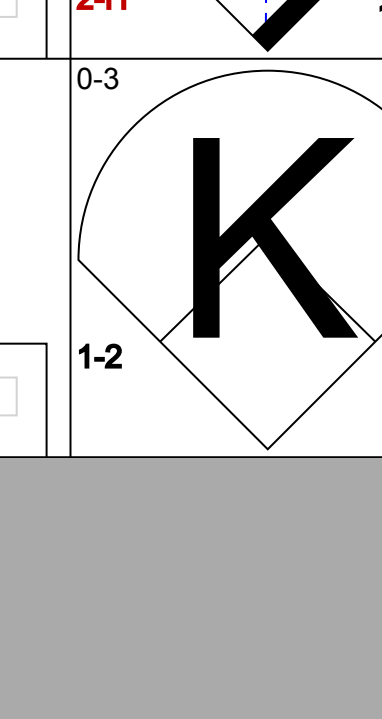
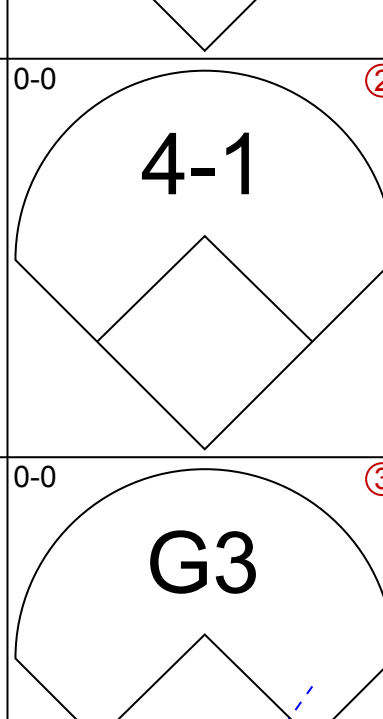
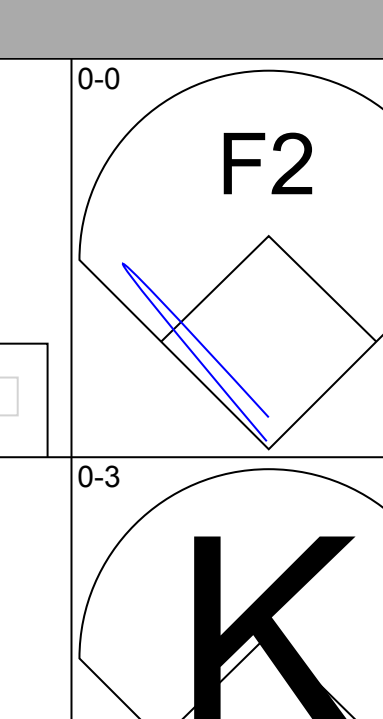
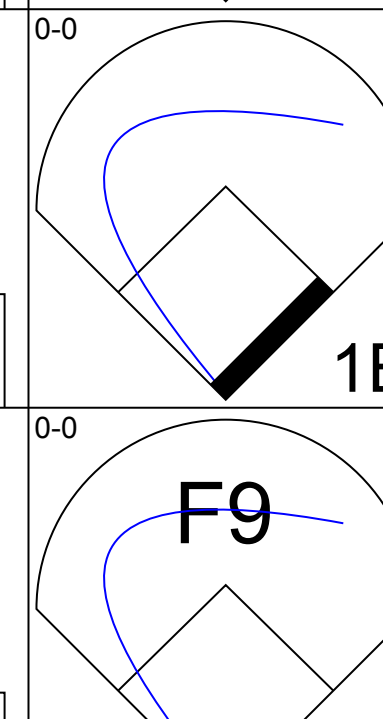
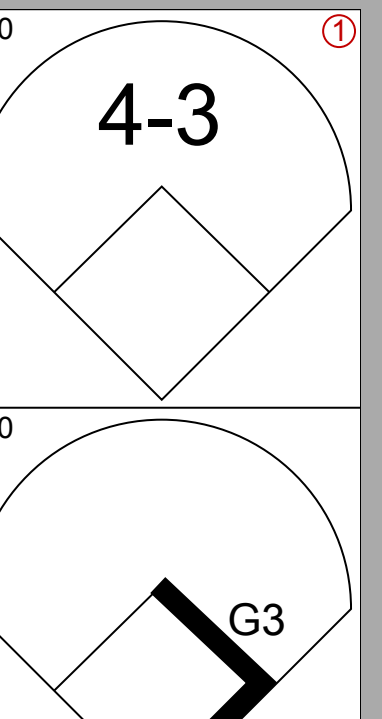
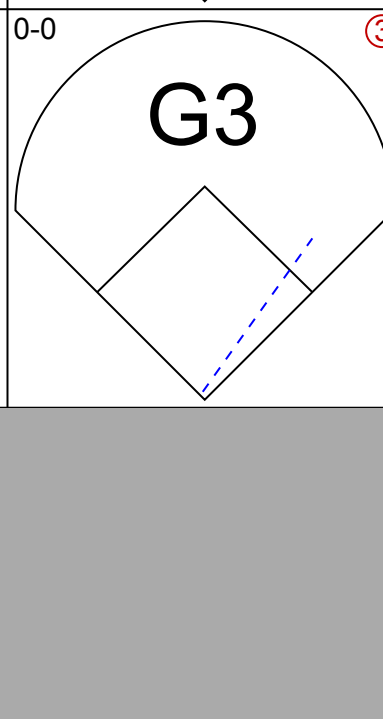
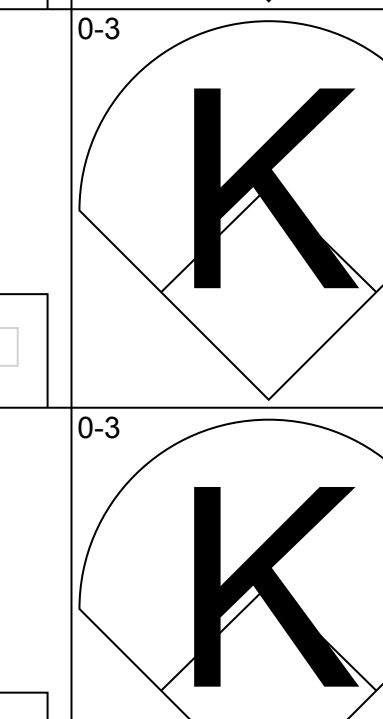
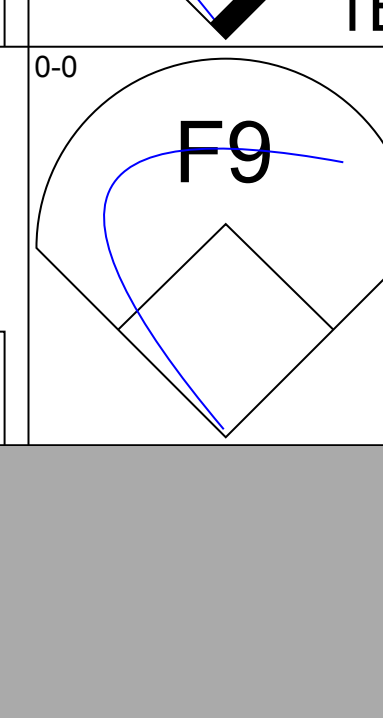
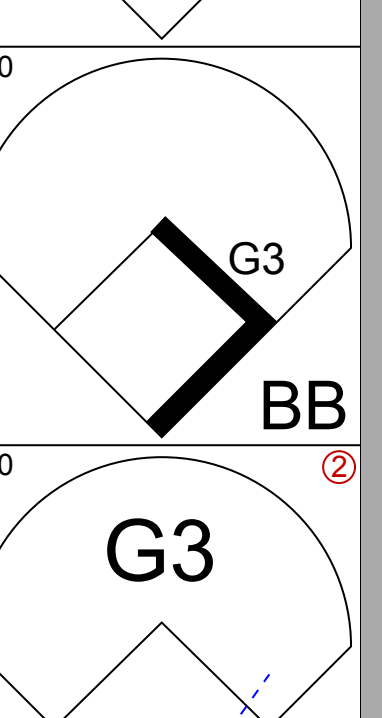
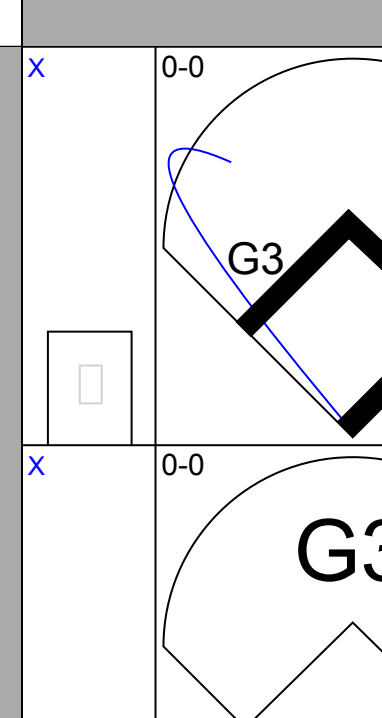
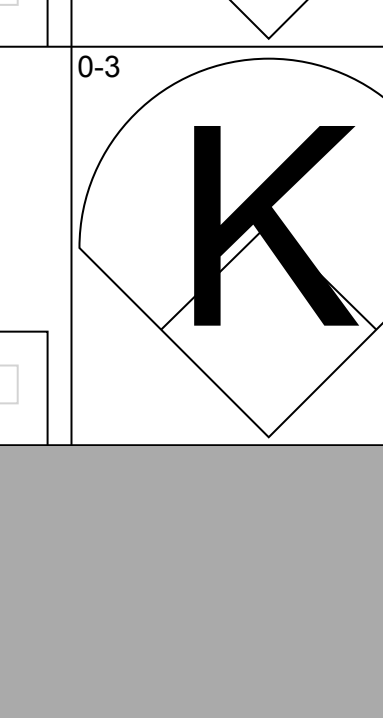
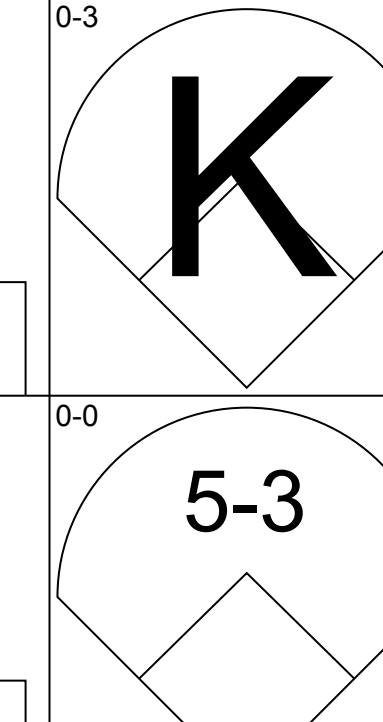
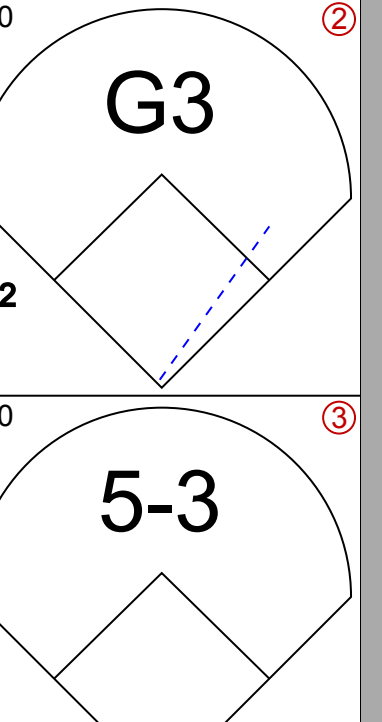
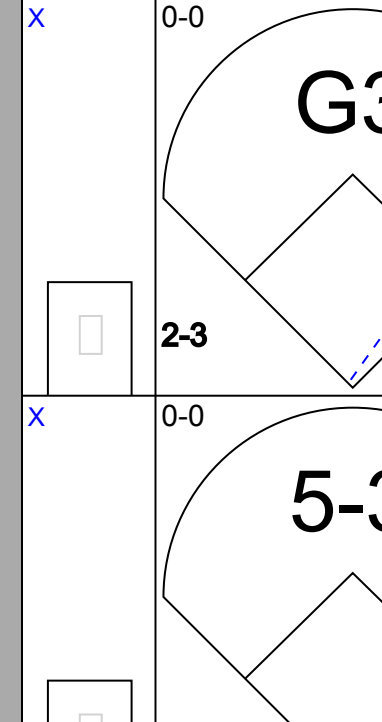
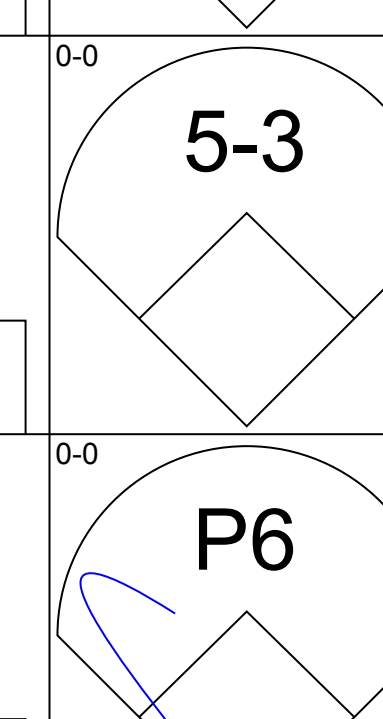
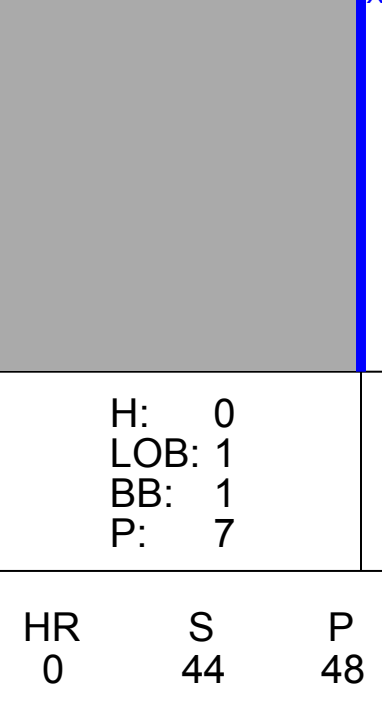
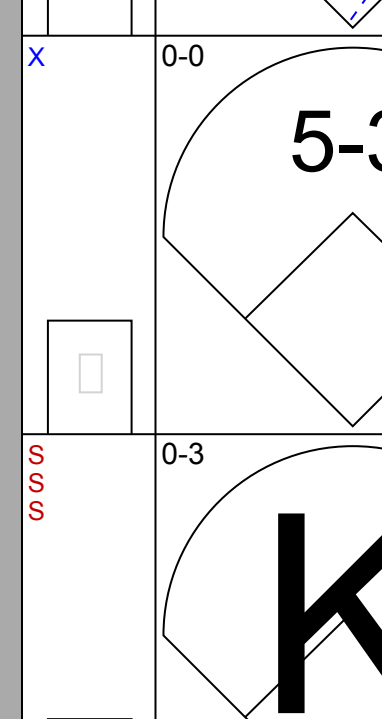
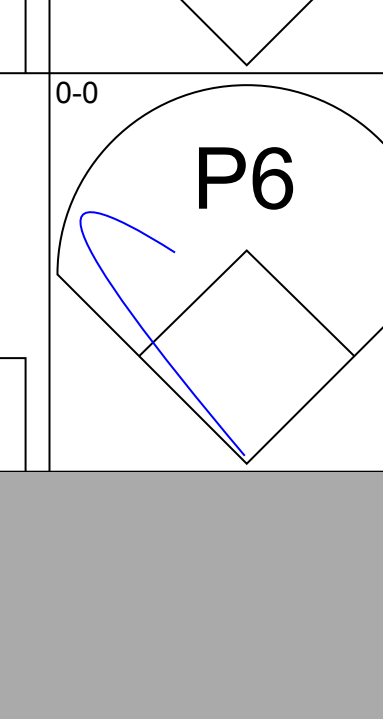
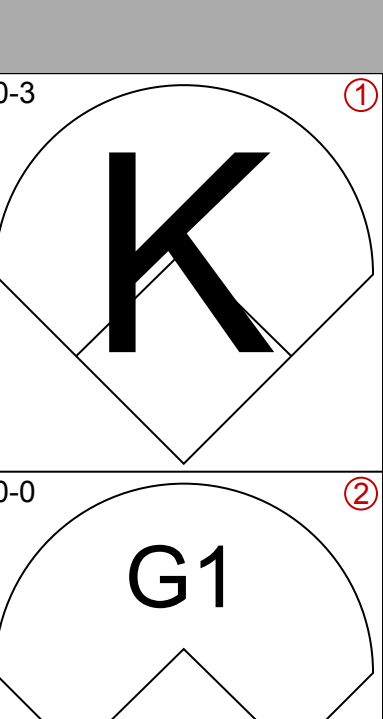

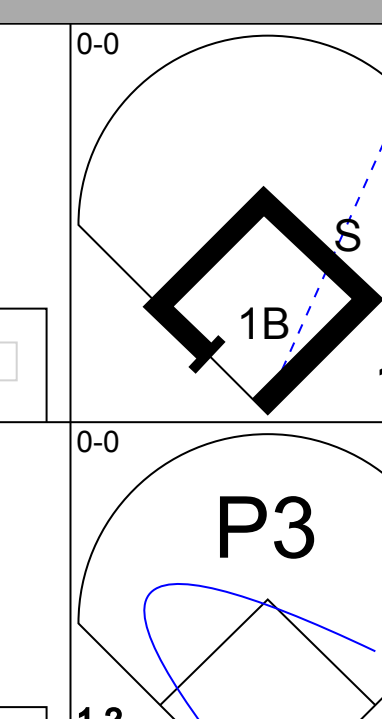
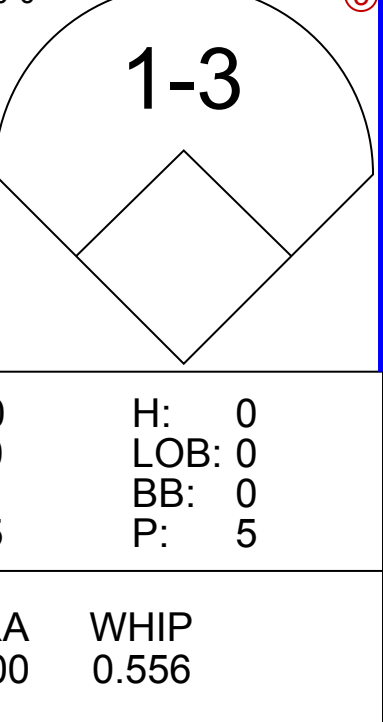
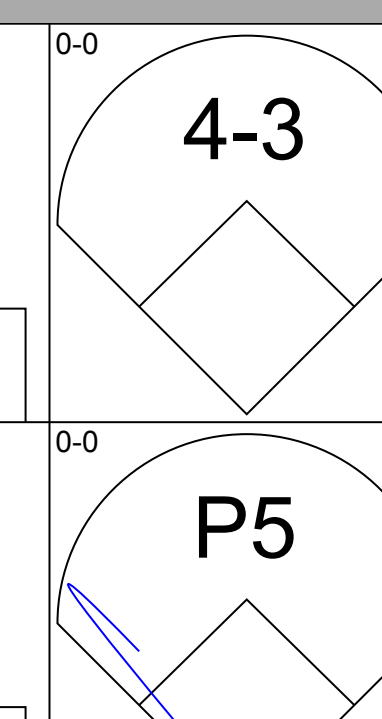
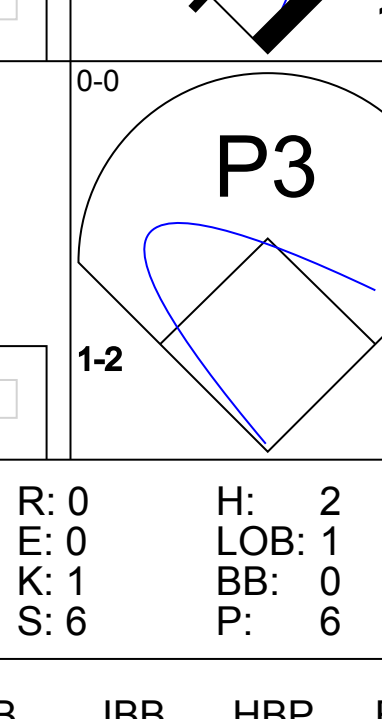
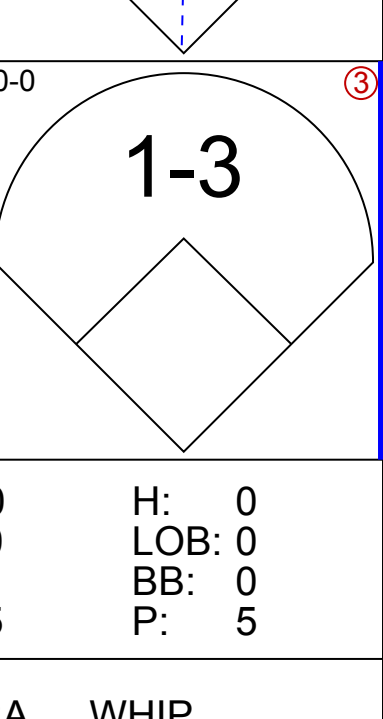
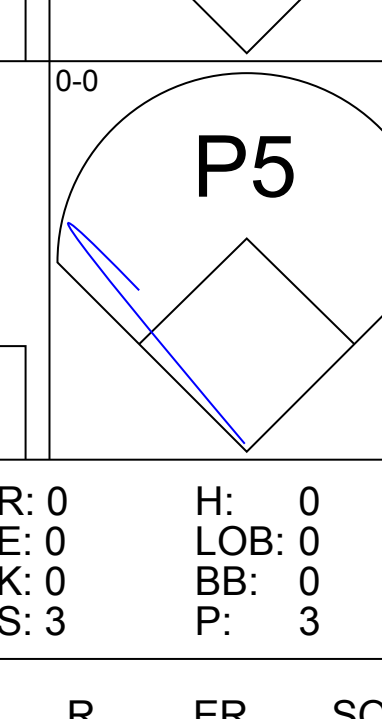


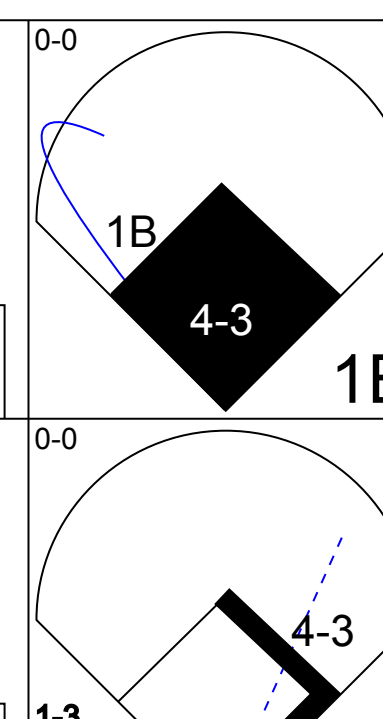
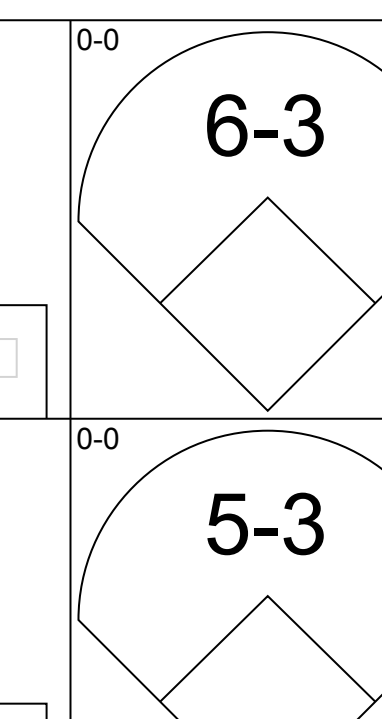
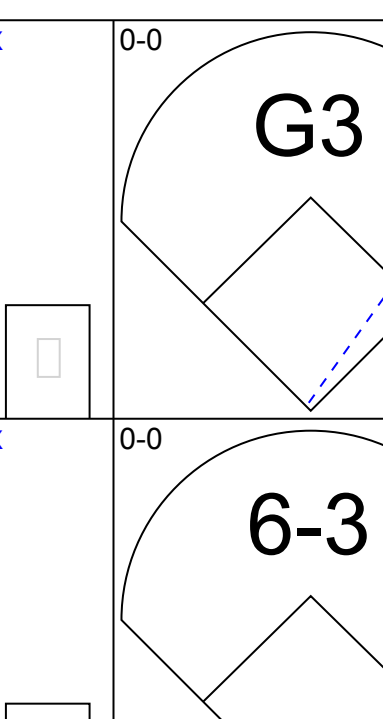
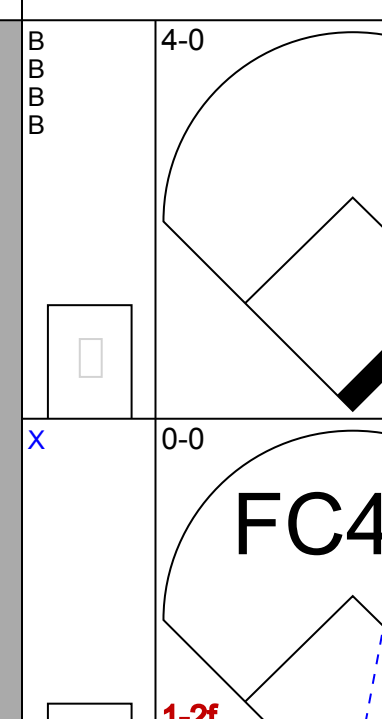
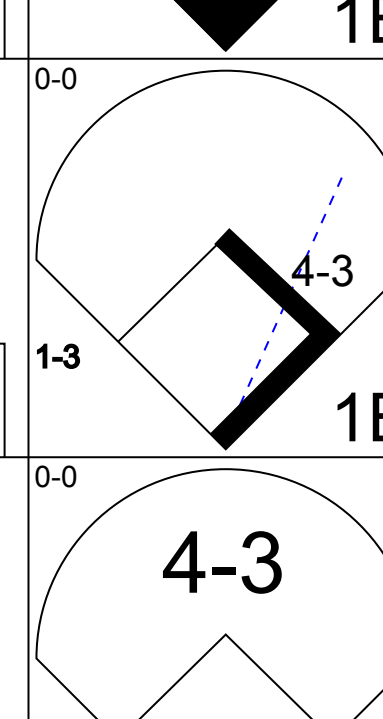
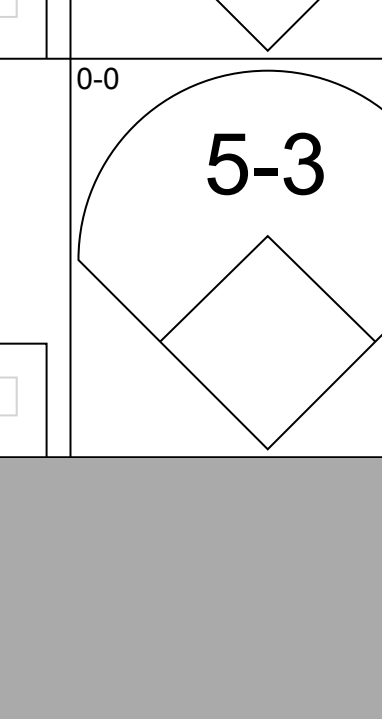
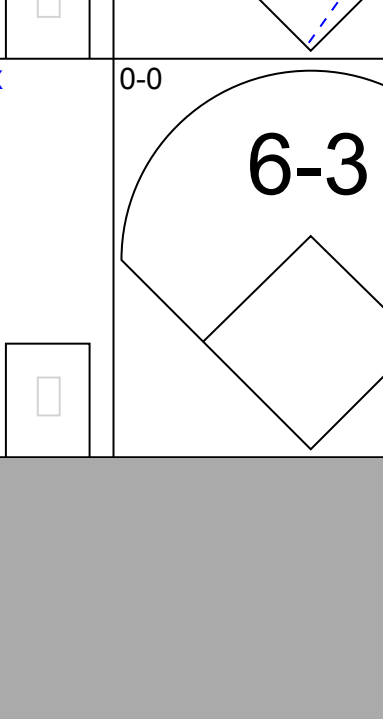
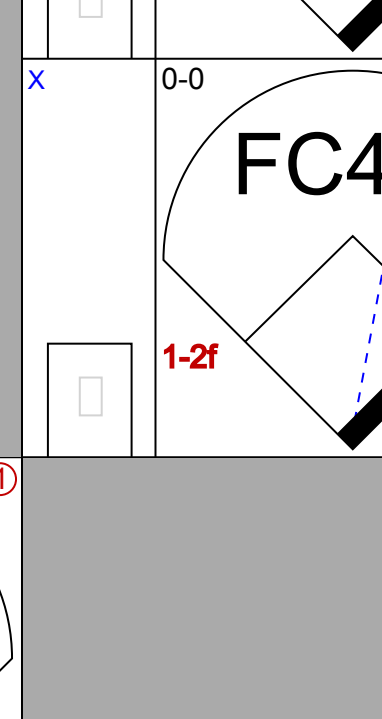
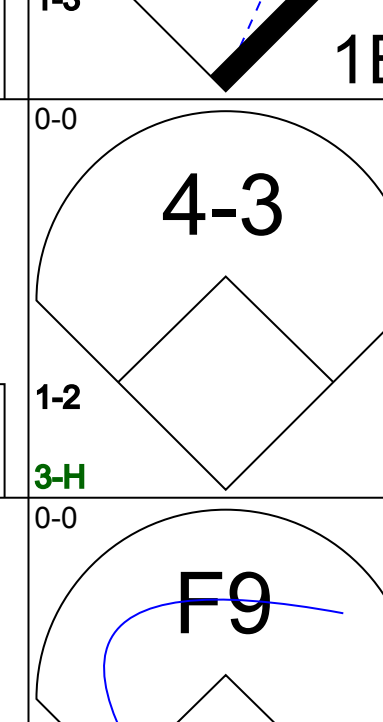
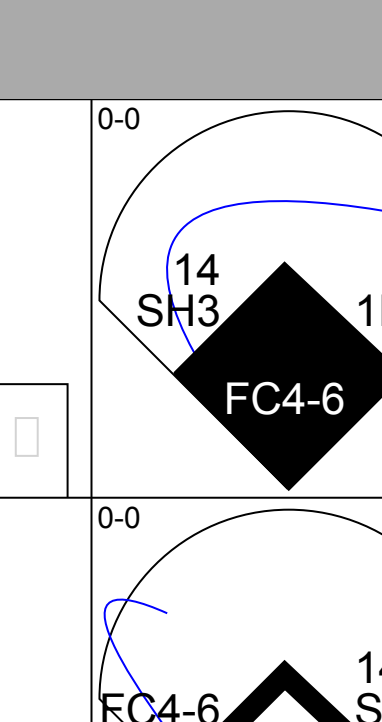
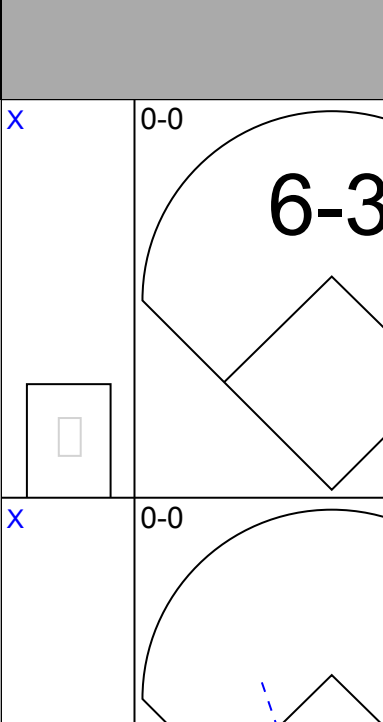
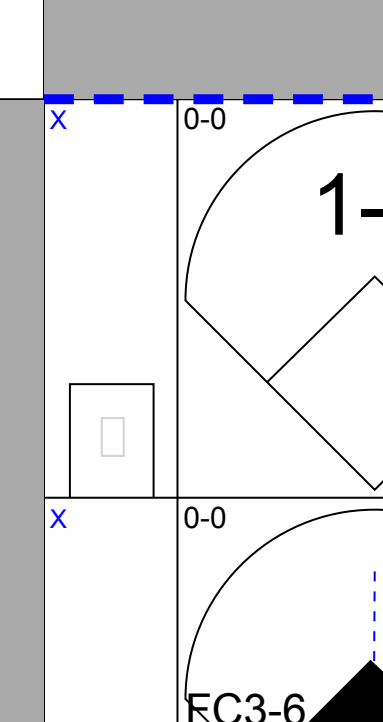
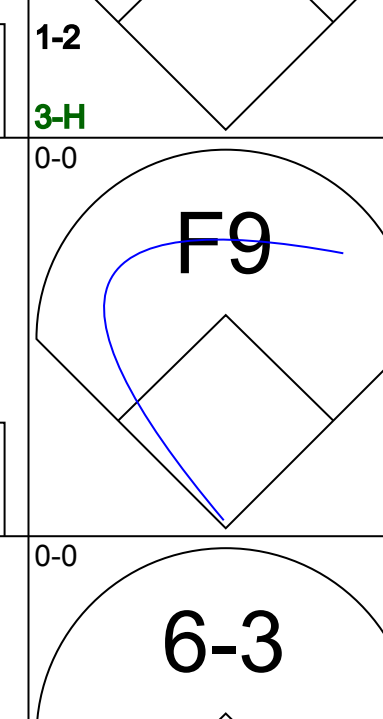
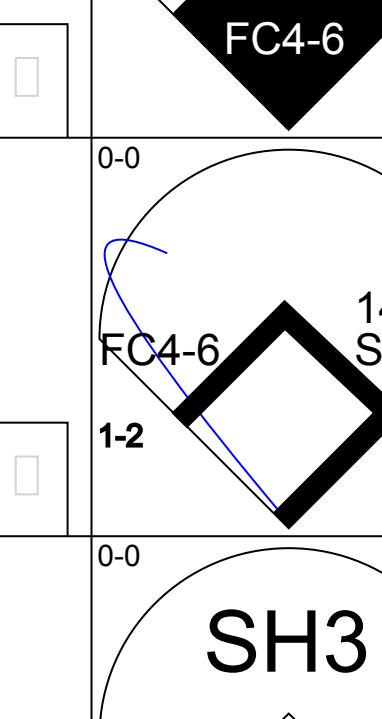
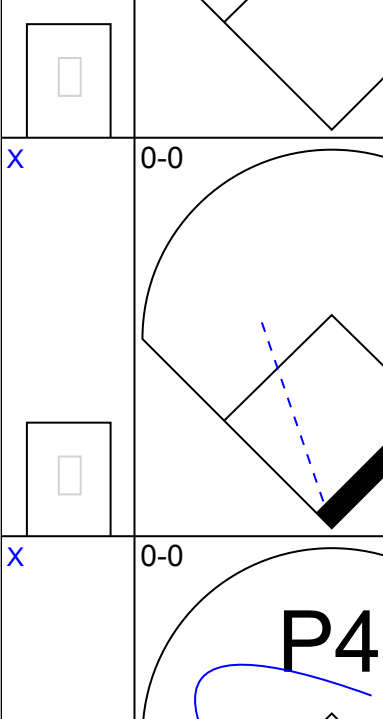
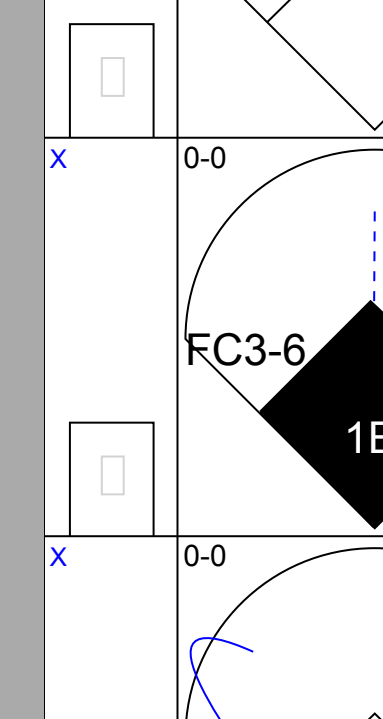
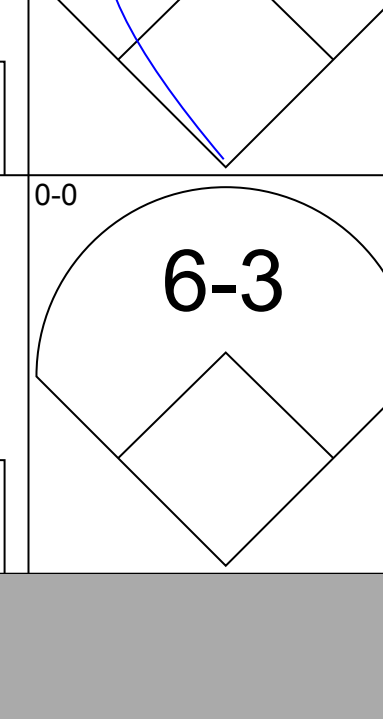
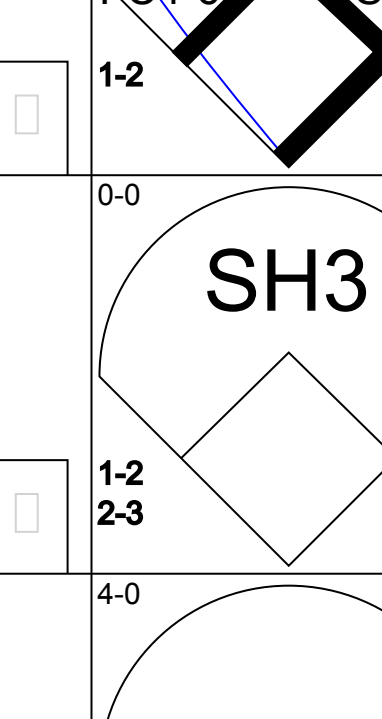
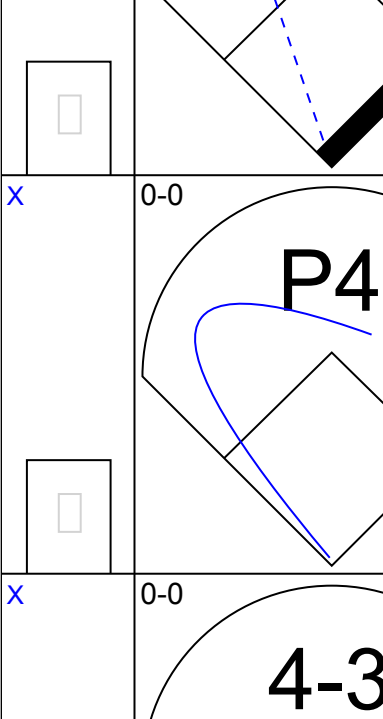
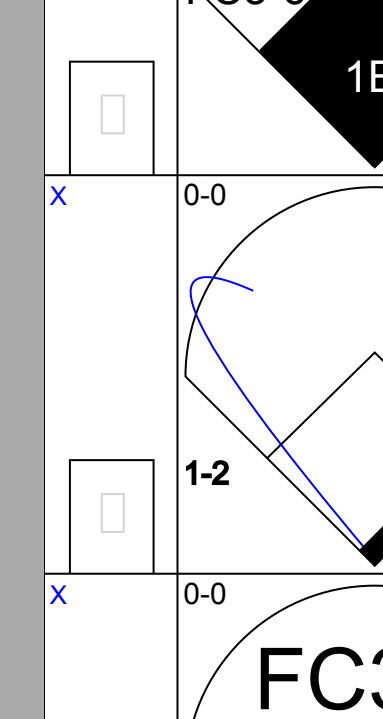
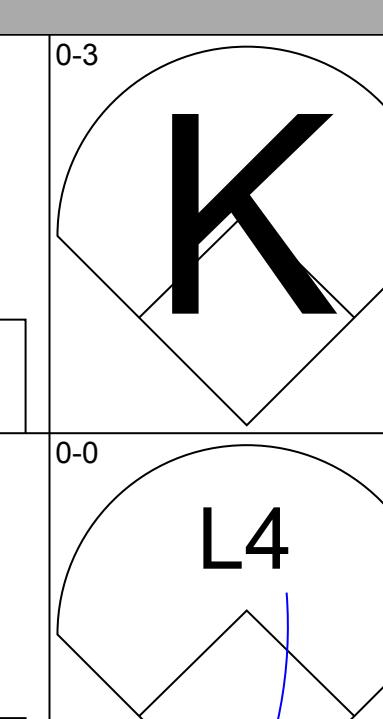
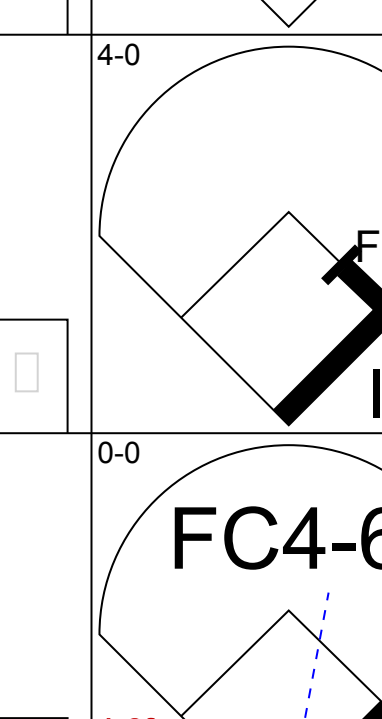
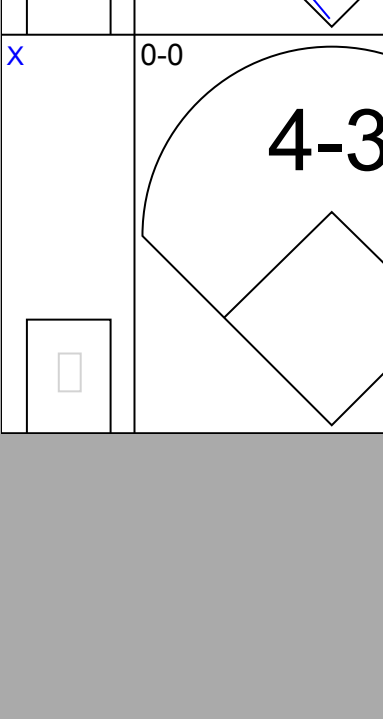
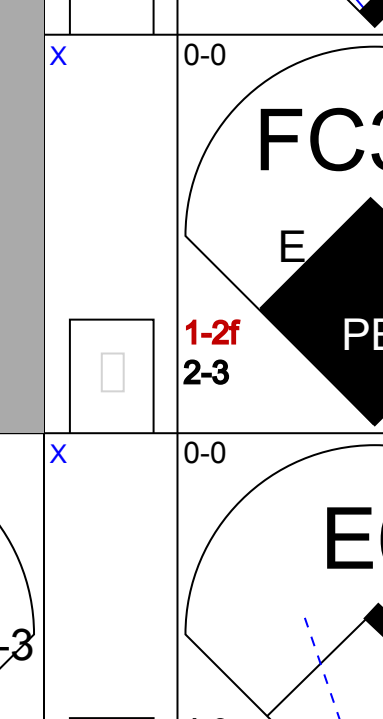
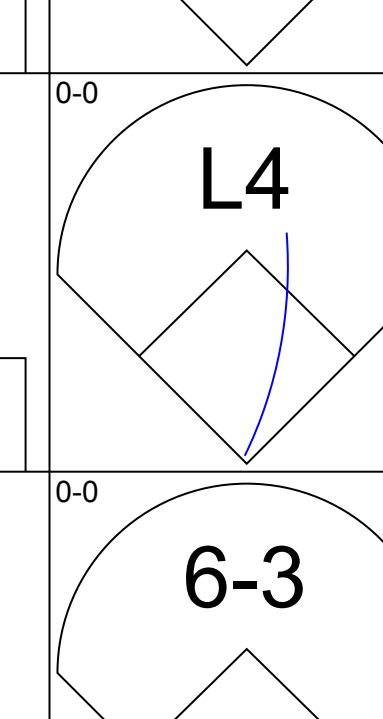
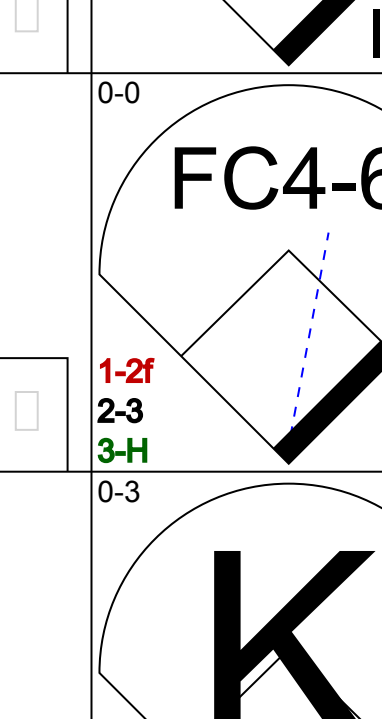

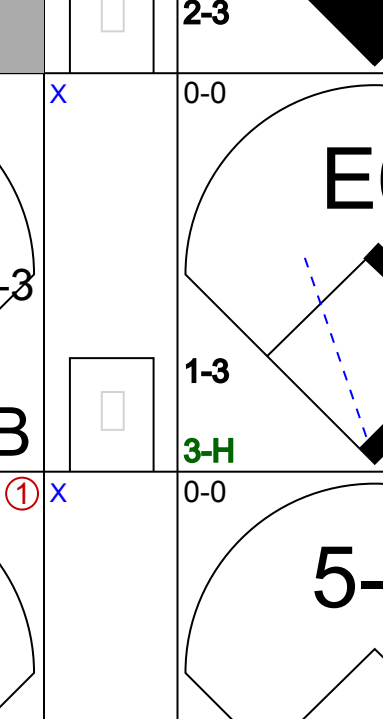
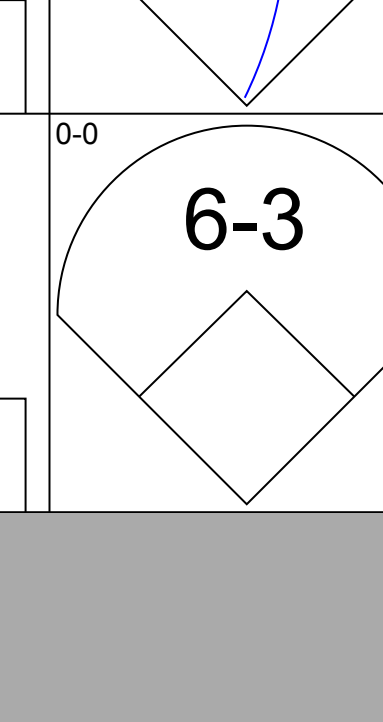
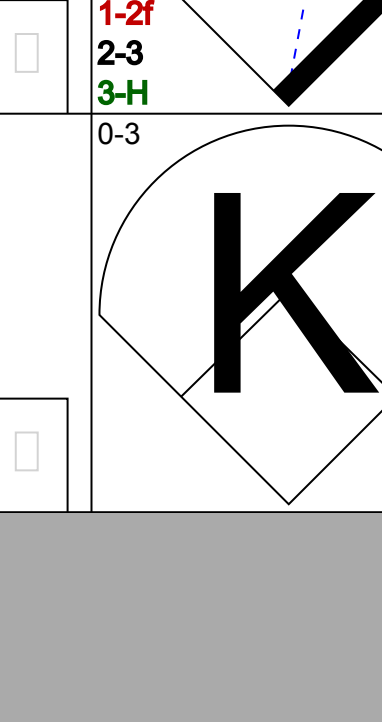

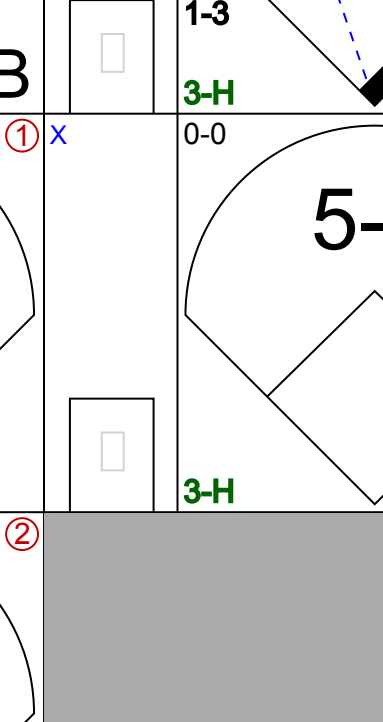
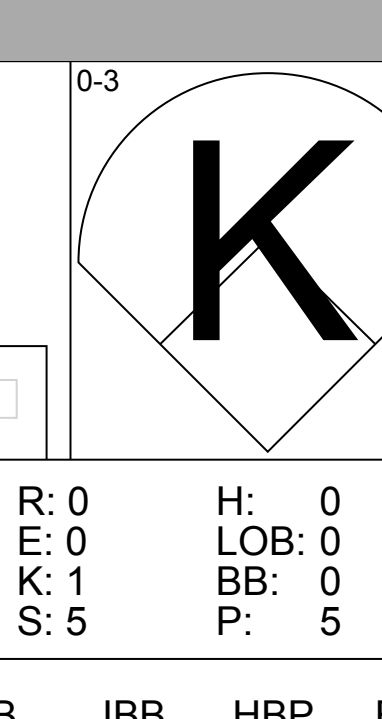
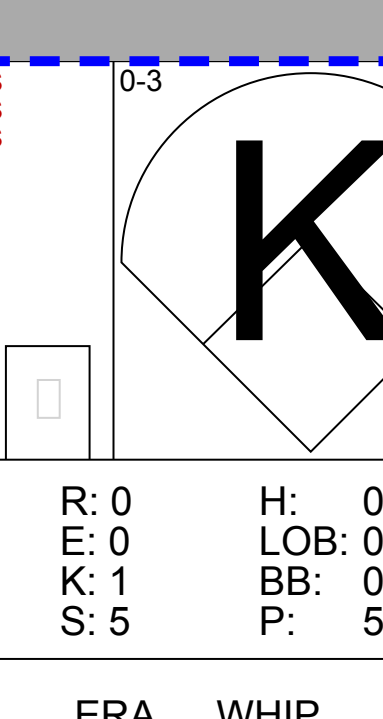
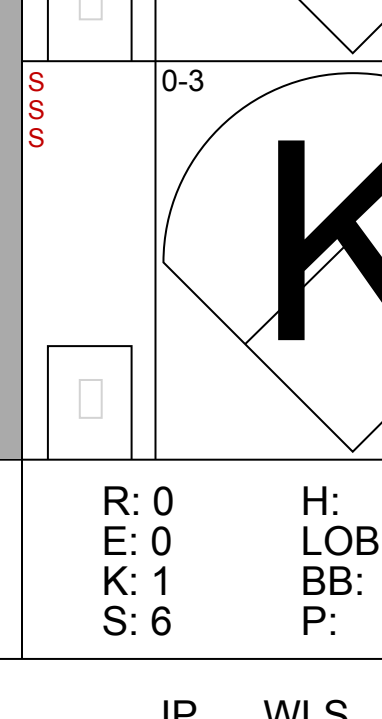









Batter	1	2	3	4	5	6	7	8	9	AB	R	H	RBI	BB	SO	LOB	TOP					
<b>Maury Wills, S</b> OBP: 0.315, SLG: 0.312 (1, 6)			 2H 1B							4	0	1	0	0	1	0	<b>Los Angeles Dodgers @ Chicago Cubs</b> Wrigley Field, Chicago, IL Sat Sep 24 1966, 3:33 AM CDT Att. 8,418 - Unknown - 60 F					
<b>Dick Schofield, S</b> OBP: 0.272, SLG: 0.200 (1, 5)			 1-2							4	0	0	0	0	1	1						
<b>Willie Davis, L</b> OBP: 0.308, SLG: 0.409 (1, 8)										4	0	1	0	0	1	0						
<b>Ron Fairly, L</b> OBP: 0.375, SLG: 0.435 (1, 9)				 BB			 2B			3	0	1	0	1	1	1						
<b>Jim Lefebvre, S</b> OBP: 0.335, SLG: 0.465 (1, 4)				 1-2						3	0	0	0	0	1	2						
<b>Tommy Davis, R</b> OBP: 0.343, SLG: 0.385 (1, 7)										3	0	0	0	0	0	2						
<b>John Roseboro, L</b> OBP: 0.349, SLG: 0.408 (1, 2)										3	0	0	0	0	2	1						
<b>Wes Parker, S</b> OBP: 0.349, SLG: 0.394 (1, 3)			 1B							3	0	1	0	0	0	0						
<b>Joe Moeller, R</b> OBP: 0.286, SLG: 0.167 (1, 1)			 1-2							1	0	0	0	0	0	1						
<b>Wes Covington, L</b> OBP: 0.250, SLG: 0.227 (5, PH)										1	0	0	0	0	0	0						
<b>Bob Miller, R</b> OBP: 0.077, SLG: 0.077 (5, 1)										0	0	0	0	0	0	0						
<b>Jim Barbieri, L</b> OBP: 0.352, SLG: 0.341 (8, PH)										1	0	0	0	0	0	0						
<b>Phil Regan, R</b> OBP: 0.250, SLG: 0.143 (8, 1)										0	0	0	0	0	0	0						
<b>Inning Stats</b>	R: 0 E: 0 K: 1 S: 6	H: 1 LOB: 1 BB: 0 P: 6	R: 0 E: 0 K: 1 S: 5	H: 0 LOB: 0 BB: 0 P: 5	R: 0 E: 0 K: 1 S: 6	H: 2 LOB: 1 BB: 0 P: 6	R: 0 E: 0 K: 0 S: 3	H: 0 LOB: 1 BB: 1 P: 7	R: 0 E: 0 K: 1 S: 5	H: 0 LOB: 0 BB: 0 P: 5	R: 0 E: 0 K: 0 S: 3	H: 0 LOB: 0 BB: 0 P: 3	R: 0 E: 0 K: 1 S: 6	H: 1 LOB: 1 BB: 0 P: 6	R: 0 E: 0 K: 0 S: 3	H: 0 LOB: 0 BB: 0 P: 3	R: 0 E: 0 K: 2 S: 7	H: 0 LOB: 0 BB: 0 P: 7	1B: 3 2B: 1 3B: 0 HR: 0	SF: 0 SAC: 0 DP: 0 HBP: 0	WP: 0 PB: 0 SB: 2 CS: 0	PA: 31
<b>PITCHER</b> <b>Fergie Jenkins, R</b> ERA: 3.35 (1, 1)	IP: 9.0 WLS: W BF: 31 H: 4 R: 0 ER: 0 SO: 7 BB: 1 IBB: 0 HBP: 0 BLK: 0 WP: 0 HR: 0 S: 44 P: 48 ERA: 0.00 WHIP: 0.556																					


Batter	1	2	3	4	5	6	7	8	9	AB	R	H	RBI	BB	SO	LOB	BOTTOM			
<b>Don Kessinger, S</b> OBP: 0.306, SLG: 0.305 (1, 6)	 4-3 1B						 BB			3	1	1	0	1	0	0	<b>Los Angeles Dodgers @ Chicago Cubs</b> Wrigley Field, Chicago, IL Sat Sep 24 1966, 3:33 AM CDT Att. 8,418 - Unknown - 60 F			
<b>Glenn Beckert, R</b> OBP: 0.320, SLG: 0.348 (1, 4)	 1-3 1B						 1-2			4	0	1	0	0	0	2				
<b>Billy Williams, L</b> OBP: 0.350, SLG: 0.472 (1, 9)	 1-2 3H			 FC4-6 1B						4	1	1	1	0	0	1				
<b>Ron Santo, R</b> OBP: 0.413, SLG: 0.537 (1, 5)				 14 SH3 1B				 14 1B		4	1	3	0	0	0	1				
<b>14 Ernie Banks, R</b> OBP: 0.318, SLG: 0.439 (1, 3)				 1-2 2-3				 1B		3	0	1	0	0	0	2				
<b>George Altman, L</b> OBP: 0.281, SLG: 0.341 (1, 7)				 IBB				 E 1B 1-2 2-3 PB		3	1	0	0	1	1	3				
<b>Jimmy Stewart, S</b> OBP: 0.244, SLG: 0.230 (1, 8)				 1-2 2-3 3H				 1-3 3H 1B		4	0	2	2	0	0	2				
<b>Randy Hundley, R</b> OBP: 0.286, SLG: 0.403 (1, 2)						 1-2		 3H		3	0	0	0	0	1	3				
<b>Fergie Jenkins, R</b> OBP: 0.189, SLG: 0.240 (1, 1)										3	0	0	0	0	3	1				
<b>Inning Stats</b>	R: 1 E: 0 K: 0 S: 5	H: 2 LOB: 1 BB: 0 P: 5	R: 0 E: 0 K: 1 S: 5	H: 0 LOB: 0 BB: 0 P: 5	R: 0 E: 0 K: 1 S: 5	H: 0 LOB: 0 BB: 0 P: 5	R: 1 E: 0 K: 1 S: 7	H: 2 LOB: 2 BB: 1 P: 11	R: 0 E: 0 K: 1 S: 5	H: 0 LOB: 0 BB: 0 P: 5	R: 0 E: 0 K: 0 S: 4	H: 1 LOB: 1 BB: 0 P: 4	R: 0 E: 0 K: 1 S: 6	H: 1 LOB: 2 BB: 1 P: 10	R: 2 E: 1 K: 0 S: 6	H: 3 LOB: 1 BB: 0 P: 6		1B: 9 2B: 0 3B: 0 HR: 0	SF: 0 SAC: 2 DP: 0 HBP: 0	WP: 0 PB: 1 SB: 0 CS: 0
<b>PITCHER</b> <b>Joe Moeller, R</b> ERA: 2.52 (5, 1)	IP: 4.0 WLS: L BF: 17 H: 4 R: 2 ER: 2 SO: 3 BB: 0 IBB: 1 HBP: 0 BLK: 0 WP: 0 HR: 0 S: 22 P: 26 ERA: 4.50 WHIP: 1.000																			
<b>Bob Miller, R</b> ERA: 2.95 (8, 1)	IP: 3.0 WLS: L BF: 12 H: 2 R: 0 ER: 0 SO: 2 BB: 1 IBB: 0 HBP: 0 BLK: 0 WP: 0 HR: 0 S: 15 P: 19 ERA: 0.00 WHIP: 1.000																			
<b>Phil Regan, R</b> ERA: 1.68 (8, 1)	IP: 1.0 WLS: L BF: 6 H: 3 R: 2 ER: 1 SO: 0 BB: 0 IBB: 0 HBP: 0 BLK: 0 WP: 0 HR: 0 S: 6 P: 6 ERA: 9.00 WHIP: 3.000																			

AB 30  
R 0  
H 4  
RBI 0  
BB 1  
SO 7  
LOB 8





Batter	1	2	3	4	5	6	7	8	9	AB	R	H	RBI	BB	SO	LOB	TOP			
Maury Wills, S OBP: 0.314, SLG: 0.312	F9			6-3			6-3		L4 1B	4	0	1	1	0	0	0	<b>Los Angeles Dodgers @ Chicago Cubs</b> Wrigley Field, Chicago, IL Sun Sep 25 1966, 3:33 AM CDT Att: 21,659 - Unknown  <b>AB 27</b> <b>R 1</b> <b>H 2</b> <b>RBI 1</b> <b>BB 2</b> <b>SO 8</b> <b>LOB 5</b> 			
Willie Davis, L OBP: 0.306, SLG: 0.406	B1			F2			4-3		L4	4	0	0	0	0	0	2				
Lou Johnson, R OBP: 0.322, SLG: 0.419	F4			K			K			3	0	0	0	0	2	0				
Jim Lefebvre, S OBP: 0.323, SLG: 0.463		K			F3				F6	3	0	0	0	0	1	0				
Tommy Davis, R OBP: 0.340, SLG: 0.381		6-3			6-3				F8	3	0	0	0	0	0	0				
Wes Parker, S OBP: 0.347, SLG: 0.392		K			K				L7	3	0	0	0	0	2	0				
Dick Schofield, S OBP: 0.281, SLG: 0.205									L7	2	1	1	0	1	0	0				
John Roseboro, L OBP: 0.347, SLG: 0.406									BB 1B	2	0	0	0	0	0	1				
Al Ferrara, R OBP: 0.330, SLG: 0.442				G4-6-3			4-3		BB 1B	2	0	0	0	0	1	0				
Willie Crawford, L OBP: 0.316, SLG: 0.269				K			K		K	1	0	0	0	0	1	2				
Sandy Koufax, R OBP: 0.316, SLG: 0.269										2	0	0	0	0	2	0				
Jim Gilliam, S OBP: 0.316, SLG: 0.269										1	0	0	0	0	1	2				
<b>Inning Stats</b>	R: 0 E: 0 K: 0 S: 3	H: 0 LOB: 0 BB: 0 P: 3	R: 0 E: 0 K: 2 S: 7	H: 0 LOB: 0 BB: 0 P: 7	R: 0 E: 0 K: 1 S: 4	H: 0 LOB: 0 BB: 1 P: 8	R: 0 E: 0 K: 1 S: 5	H: 0 LOB: 0 BB: 0 P: 5	R: 0 E: 0 K: 1 S: 5	H: 0 LOB: 0 BB: 0 P: 5	R: 0 E: 0 K: 0 S: 3	H: 0 LOB: 0 BB: 0 P: 3	R: 0 E: 0 K: 0 S: 3	H: 0 LOB: 0 BB: 0 P: 3	R: 1 E: 0 K: 1 S: 6	H: 2 LOB: 2 BB: 1 P: 10	1B: 2 2B: 1 3B: 0 HR: 0	SF: 0 SAC: 0 DP: 2 HBP: 0	WP: 0 PB: 0 SB: 0 CS: 0	PA: 29
<b>PITCHER</b> Ken Holtzman, L ERA: 3.82	IP: 9.0 WLS: W BF: 29 H: 2 R: 1 ER: 1 SO: 8 BB: 2 IBB: 0 HBP: 0 BLK: 0 WP: 0 HR: 0 S: 43 P: 51 ERA: 1.00 WHIP: 0.444															<b>PITCHER</b> Ken Holtzman, L ERA: 3.82	IP: 9.0 WLS: W BF: 29 H: 2 R: 1 ER: 1 SO: 8 BB: 2 IBB: 0 HBP: 0 BLK: 0 WP: 0 HR: 0 S: 43 P: 51 ERA: 1.00 WHIP: 0.444			

Batter	1	2	3	4	5	6	7	8	9	AB	R	H	RBI	BB	SO	LOB	BOTTOM			
Don Kessinger, S OBP: 0.307, SLG: 0.305	3B BB	F3			B1-3			SH3-4 1B		3	1	1	0	1	0	1	<b>Los Angeles Dodgers @ Chicago Cubs</b> Wrigley Field, Chicago, IL Sun Sep 25 1966, 3:33 AM CDT Att: 21,659 - Unknown  <b>AB 27</b> <b>R 2</b> <b>H 4</b> <b>RBI 1</b> <b>BB 2</b> <b>SO 5</b> <b>LOB 12</b> 			
Glenn Beckert, R OBP: 0.320, SLG: 0.351	14 E 3B			5-3	F8			SH3-4		3	1	1	1	0	0	0				
Billy Williams, L OBP: 0.349, SLG: 0.471	K			G3			1B	F9		4	0	1	0	0	1	2				
Ron Santo, R OBP: 0.411, SLG: 0.533	1-3			F9			K	F7		4	0	0	0	0	1	3				
14 Ernie Banks, R OBP: 0.316, SLG: 0.436	E4			6-3			K			3	0	0	0	0	1	1				
Randy Hundley, R OBP: 0.286, SLG: 0.402	3H K				FC6-4 1B			F7		3	0	1	0	0	1	2				
Byron Browne, R OBP: 0.318, SLG: 0.430					F4			6-3		2	0	0	0	1	0	1				
Adolfo Phillips, R OBP: 0.346, SLG: 0.451					FC6-4			F7		3	0	0	0	0	2	2				
Ken Holtzman, R OBP: 0.125, SLG: 0.127					SH1-4			2-3		2	0	0	0	0	1	0				
<b>Inning Stats</b>	R: 2 E: 1 K: 2 S: 9	H: 1 LOB: 1 BB: 1 P: 13	R: 0 E: 0 K: 0 S: 3	H: 0 LOB: 1 BB: 1 P: 7	R: 0 E: 0 K: 0 S: 3	H: 0 LOB: 0 BB: 0 P: 3	R: 0 E: 0 K: 0 S: 4	H: 1 LOB: 1 BB: 0 P: 4	R: 0 E: 0 K: 0 S: 3	H: 0 LOB: 0 BB: 0 P: 3	R: 0 E: 0 K: 2 S: 8	H: 1 LOB: 1 BB: 0 P: 8	R: 0 E: 0 K: 1 S: 5	H: 0 LOB: 0 BB: 0 P: 5	R: 0 E: 0 K: 0 S: 4	H: 1 LOB: 1 BB: 0 P: 4	1B: 3 2B: 0 3B: 1 HR: 0	SF: 0 SAC: 2 DP: 0 HBP: 0	WP: 0 PB: 0 SB: 0 CS: 0	PA: 31
<b>PITCHER</b> Sandy Koufax, L ERA: 1.74	IP: 8.0 WLS: L BF: 31 H: 4 R: 2 ER: 1 SO: 5 BB: 2 IBB: 0 HBP: 0 BLK: 0 WP: 0 HR: 0 S: 39 P: 47 ERA: 1.12 WHIP: 0.750															<b>PITCHER</b> Sandy Koufax, L ERA: 1.74	IP: 8.0 WLS: L BF: 31 H: 4 R: 2 ER: 1 SO: 5 BB: 2 IBB: 0 HBP: 0 BLK: 0 WP: 0 HR: 0 S: 39 P: 47 ERA: 1.12 WHIP: 0.750			



Batter	1	2	3	4	5	6	7	8	9	AB	R	H	RBI	BB	SO	LOB	TOP					
Maury Wills, S OBP: 0.314, SLG: 0.311 (1, 6)										4	1	1	0	0	0	2						
Dick Schofield, S OBP: 0.287, SLG: 0.208 (1, 5)										3	0	1	0	1	0	0						
Willie Davis, L OBP: 0.305, SLG: 0.405 (1, 8)										5	0	1	0	0	2	4						
Ron Fairly, L OBP: 0.381, SLG: 0.448 (1, 9)										4	2	3	3	1	1	1						
Jim Lefebvre, S OBP: 0.332, SLG: 0.463 (1, 4)										4	0	1	0	0	0	4						
Lou Johnson, R OBP: 0.323, SLG: 0.427 (1, 7)										4	1	2	2	0	0	1						
John Roseboro, L OBP: 0.349, SLG: 0.405 (1, 2)										3	1	1	0	1	2	0	AB 33					
Wes Parker, S OBP: 0.347, SLG: 0.390 (1, 3)										4	0	1	0	0	1	2	R 6					
Claude Osteen, L OBP: 0.263, SLG: 0.320 Phil Regan, R OBP: 0.250, SLG: 0.143 (1, 1) (6, 1)										2	1	0	0	1	0	0	H 11					
										0	0	0	0	0	0	0	RBI 5					
																	BB 4					
																	SO 6					
																	LOB 14					
<b>Inning Stats</b>	R: 2 E: 0 K: 0 S: 6	H: 3 LOB: 1 BB: 0 P: 6	R: 0 E: 0 K: 2 S: 7	H: 0 LOB: 0 BB: 0 P: 7	R: 0 E: 0 K: 1 S: 5	H: 0 LOB: 0 BB: 0 P: 5	R: 1 E: 0 K: 0 S: 3	H: 1 LOB: 1 BB: 2 P: 11	R: 1 E: 1 K: 0 S: 5	H: 1 LOB: 1 BB: 0 P: 5	R: 0 E: 0 K: 0 S: 3	H: 1 LOB: 1 BB: 0 P: 7	R: 1 E: 0 K: 1 S: 7	H: 2 LOB: 1 BB: 0 P: 7	R: 0 E: 0 K: 1 S: 6	H: 1 LOB: 1 BB: 0 P: 6	1B: 7 2B: 2 3B: 0 HR: 2	SF: 0 SAC: 4 DP: 0 HBP: 0	WP: 1 PB: 0 SB: 1 CS: 1	PA: 41		
<b>PITCHER</b>	IP WLS BF H R ER SO BB IBB HBP BLK WP HR S P ERA WHIP	6.0 L 29 7 5 4 4 4 0 0 0 0 1 1 33 49 6.00 1.833	7.1 1.0 3 1 0 0 0 0 0 0 0 0 0 3 3 0.00 1.000	8.1 0.1 3 2 1 1 1 0 0 0 0 0 1 5 5 27.00 6.000	8.1 1.2 6 1 0 0 1 0 0 0 0 0 0 8 8 0.00 0.600																	

Los Angeles Dodgers @ St. Louis Cardinals  
 Busch Stadium, St. Louis, MO  
 Mon Sep 26 1966, 7:05 PM CDT  
 Att: 10,707 - Unknown

AB	33
R	6
H	11
RBI	5
BB	4
SO	6
LOB	14



Batter	1	2	3	4	5	6	7	8	9	AB	R	H	RBI	BB	SO	LOB	BOTTOM	
Julian Javier, R OBP: 0.269, SLG: 0.324 (1, 4)										5	1	2	0	0	0	2		
Lou Brock, L OBP: 0.323, SLG: 0.433 (1, 7)										4	0	2	1	0	0	0		
Curt Flood, R OBP: 0.298, SLG: 0.359 (1, 8)										4	1	1	0	0	0	3		
Orlando Cepeda, R OBP: 0.362, SLG: 0.474 (1, 3)										3	1	1	0	1	0	2		
Mike Shannon, R OBP: 0.345, SLG: 0.471 (1, 9)										4	0	0	0	0	1	3		
Tim McCarver, L OBP: 0.326, SLG: 0.436 (1, 2)										4	0	1	2	0	0	2		
Ed Spiezio, R OBP: 0.259, SLG: 0.382 (1, 5)										3	0	1	0	1	0	3	AB 35	
Dal Maxvill, R OBP: 0.320, SLG: 0.303 (1, 6)										4	0	0	0	0	0	2	R 3	
Bob Gibson, R Hal Woodeshick, L Phil Castiglione, R Ron Piche, R Joe Hoerner, R Tito Francona, L Al Jackson, L (1, 1) (7, 1) (7, PH) (8, 1) (8, 1) (8, PH) (9, PH)										2	0	0	0	0	1	1	H 8	
										0	0	0	0	0	0	0	RBI 3	
																	BB 2	
																	SO 2	
																	LOB 18	
<b>Inning Stats</b>	R: 0 E: 0 K: 0 S: 3	H: 0 LOB: 0 BB: 0 P: 3	R: 0 E: 0 K: 1 S: 6	H: 1 LOB: 1 BB: 0 P: 6	R: 1 E: 1 K: 0 S: 5	H: 1 LOB: 2 BB: 1 P: 9	R: 1 E: 0 K: 0 S: 4	H: 1 LOB: 1 BB: 1 P: 8	R: 0 E: 0 K: 0 S: 5	H: 2 LOB: 2 BB: 0 P: 5	R: 0 E: 0 K: 1 S: 5	H: 1 LOB: 1 BB: 0 P: 5	R: 0 E: 1 K: 0 S: 3	H: 0 LOB: 1 BB: 0 P: 3	1B: 4 2B: 4 3B: 0 HR: 0	SF: 0 SAC: 0 DP: 2 HBP: 0	WP: 0 PB: 0 SB: 0 CS: 0	PA: 37
<b>PITCHER</b>	IP WLS BF H R ER SO BB IBB HBP BLK WP HR S P ERA WHIP	5.2 W 25 5 3 2 1 2 0 0 0 0 0 0 14 14 0.00 0.900																

Los Angeles Dodgers @ St. Louis Cardinals  
 Busch Stadium, St. Louis, MO  
 Mon Sep 26 1966, 7:05 PM CDT  
 Att: 10,707 - Unknown

AB	35
R	3
H	8
RBI	3
BB	2
SO	2
LOB	18





Batter	1	2	3	4	5	6	7	8	9	AB	R	H	RBI	BB	SO	LOB	TOP										
Maury Wills, S OBP: 0.313, SLG: 0.310 (1,6)										5	0	1	0	0	0	3											
Dick Schofield, S OBP: 0.286, SLG: 0.203 (1,5)										3	0	0	0	1	0	0											
Willie Davis, L OBP: 0.305, SLG: 0.404 (1,8)										4	0	1	0	0	0	1											
Ron Fairly, L OBP: 0.379, SLG: 0.455 (1,9)										4	1	1	1	0	0	2											
Jim Lefebvre, S OBP: 0.333, SLG: 0.465 (1,4)										4	1	2	0	0	0	0											
Lou Johnson, R OBP: 0.323, SLG: 0.426 (1,7)										4	0	1	1	0	1	2											
John Roseboro, L OBP: 0.348, SLG: 0.404 (1,2)										4	0	1	0	0	1	1											
Wes Parker, S OBP: 0.348, SLG: 0.390 (1,3)										3	0	1	0	1	1	0											
Don Drysdale, R OBP: 0.213, SLG: 0.267 (1,1)										4	0	0	0	0	1	4											
<b>Inning Stats</b>	R: 0 E: 0 K: 0 S: 3	H: 1 LOB: 0 BB: 0 P: 3	R: 1 E: 1 K: 0 S: 7	H: 3 LOB: 3 BB: 0 P: 7	R: 0 E: 0 K: 1 S: 6	H: 1 LOB: 2 BB: 1 P: 10	R: 0 E: 0 K: 0 S: 3	H: 0 LOB: 0 BB: 0 P: 3	R: 0 E: 0 K: 0 S: 3	H: 0 LOB: 0 BB: 0 P: 3	R: 1 E: 1 K: 0 S: 5	H: 2 LOB: 2 BB: 1 P: 9	R: 0 E: 0 K: 0 S: 4	H: 1 LOB: 1 BB: 0 P: 4	R: 0 E: 0 K: 1 S: 5	H: 0 LOB: 0 BB: 0 P: 5	R: 0 E: 0 K: 2 S: 7	H: 0 LOB: 0 BB: 0 P: 7	1B: 6 2B: 1 3B: 0 HR: 1	SF: 0 SAC: 0 DP: 0 HBP: 0	WP: 0 PB: 0 SB: 0 CS: 0	PA: 37					
<b>PITCHER</b>	IP	WLS	BF	H	R	ER	SO	BB	IBB	HBP	BLK	WP	HR	S	P	ERA	WHIP										
Ray Washburn, R ERA: 3.76 (1,1)	7.0	L	31	8	2	2	1	1	1	0	0	0	1	31	39	2.57	1.286										
Joe Hoerner, L ERA: 1.96 (8,1)	2.0		6	0	0	0	3	0	0	0	0	0	0	12	12	0.00	0.000										

Los Angeles Dodgers @ St. Louis Cardinals  
 Busch Stadium, St. Louis, MO  
 Tue Sep 27 1966, 7:05 PM CDT  
 Att: 12,553 - Unknown

AB	35
R	2
H	8
RBI	2
BB	2
SO	4
LOB	13



Batter	1	2	3	4	5	6	7	8	9	AB	R	H	RBI	BB	SO	LOB	BOTTOM										
Lou Brock, L OBP: 0.321, SLG: 0.430 (1,7)										4	0	0	0	0	1	1											
Curt Flood, R OBP: 0.296, SLG: 0.358 (1,8)										4	0	1	0	0	0	0											
Tim McCarver, L OBP: 0.324, SLG: 0.433 (1,2)										4	0	0	0	0	0	1											
Orlando Cepeda, R OBP: 0.363, SLG: 0.473 (1,3)										3	0	1	0	0	0	0											
Mike Shannon, R OBP: 0.342, SLG: 0.467 (1,9)										4	0	0	0	0	0	3											
Ed Spiezio, R OBP: 0.274, SLG: 0.379 (1,5)										3	0	1	0	1	0	0											
Jerry Buchek, R OBP: 0.299, SLG: 0.360 (1,4)										3	0	0	0	0	0	2											
Dal Maxvill, R OBP: 0.321, SLG: 0.303 (1,6)										3	0	1	0	0	0	2											
Ray Washburn, R OBP: 0.123, SLG: 0.167 (1,1)										2	0	0	0	0	0	2											
Tito Francona, L OBP: 0.250, SLG: 0.327 (7, PH)										1	0	0	0	0	0	1											
Joe Hoerner, R OBP: 0.125, SLG: 0.500 (8,1)										0	0	0	0	0	0	0											
<b>Inning Stats</b>	R: 0 E: 0 K: 0 S: 4	H: 1 LOB: 2 BB: 0 P: 5	R: 0 E: 0 K: 0 S: 3	H: 0 LOB: 1 BB: 1 P: 7	R: 0 E: 0 K: 0 S: 3	H: 0 LOB: 0 BB: 0 P: 3	R: 0 E: 0 K: 0 S: 3	H: 0 LOB: 0 BB: 0 P: 3	R: 0 E: 0 K: 1 S: 6	H: 1 LOB: 1 BB: 0 P: 6	R: 0 E: 0 K: 0 S: 4	H: 1 LOB: 1 BB: 0 P: 4	R: 0 E: 0 K: 0 S: 4	H: 1 LOB: 1 BB: 0 P: 4	R: 0 E: 0 K: 0 S: 3	H: 0 LOB: 0 BB: 0 P: 3	R: 0 E: 0 K: 0 S: 3	H: 0 LOB: 0 BB: 0 P: 3	1B: 4 2B: 0 3B: 0 HR: 0	SF: 0 SAC: 0 DP: 0 HBP: 1	WP: 0 PB: 0 SB: 0 CS: 0	PA: 33					
<b>PITCHER</b>	IP	WLS	BF	H	R	ER	SO	BB	IBB	HBP	BLK	WP	HR	S	P	ERA	WHIP										
Don Drysdale, R ERA: 3.38 (1,1)	9.0	W	33	4	0	0	1	1	0	1	0	0	0	33	38	0.00	0.556										

Los Angeles Dodgers @ St. Louis Cardinals  
 Busch Stadium, St. Louis, MO  
 Tue Sep 27 1966, 7:05 PM CDT  
 Att: 12,553 - Unknown

AB	31
R	0
H	4
RBI	0
BB	1
SO	1
LOB	12





Batter	1	2	3	4	5	6	7	8	9	AB	R	H	RBI	BB	SO	LOB	TOP
Maury Wills, S OBP: 0.313, SLG: 0.308 (1, 6)	1-4			5-3		F8		FC6-4 BB		3	0	0	0	1	0	0	<b>Los Angeles Dodgers @ St. Louis Cardinals</b> Busch Stadium, St. Louis, MO Wed Sep 28 1966, 7:05 PM CDT Att: 16,146 - Unknown <a href="http://livebaseballscorecards.com">livebaseballscorecards.com</a>
Willie Davis, L OBP: 0.303, SLG: 0.401 (1, 8)	F5			F8		P6		F7		4	0	0	0	0	0	1	
Lou Johnson, R OBP: 0.322, SLG: 0.424 (1, 9)	K			BB 1B		F3		FC6-4 1-2		4	0	1	0	0	1	1	
Tommy Davis, R OBP: 0.342, SLG: 0.382 (1, 7)		5-3		BB 1B					6-3	4	0	2	0	0	0	0	
Dick Stuart, R OBP: 0.327, SLG: 0.367 (1, 3)		F7		1-2 1B		F3			K	3	0	0	0	1	1	1	
Jim Lefebvre, S OBP: 0.331, SLG: 0.462 (1, 4)		F9		BB		F7			F9	4	0	0	0	0	0	4	
Dick Schofield, S OBP: 0.287, SLG: 0.206 (1, 5)			6-3		6-3					3	0	1	0	0	0	0	
Jeff Torborg, R OBP: 0.276, SLG: 0.275 (1, 2)			F9		5-3					2	0	0	0	0	0	0	
Al Ferrara, R OBP: 0.336, SLG: 0.439 (7, PH)										1	0	0	0	0	1	2	
John Roseboro, L OBP: 0.348, SLG: 0.404 (7, 2)						K				0	0	0	0	0	0	0	
Don Sutton, R OBP: 0.202, SLG: 0.207 (5, PH)										1	0	0	0	0	1	0	
Nate Oliver, R OBP: 0.276, SLG: 0.210 (5, PH)										1	0	0	0	0	0	0	
Bob Miller, R OBP: 0.077, SLG: 0.077 (5, 1)										0	0	0	0	0	0	0	
Wes Parker, S OBP: 0.347, SLG: 0.389 (8, PH)										1	0	0	0	0	0	0	
Ron Perranoski, L OBP: 0.250, SLG: 0.625 (8, 1)										0	0	0	0	0	0	0	
<b>Inning Stats</b>	R: 0 E: 0 K: 1 S: 5	H: 0 LOB: 0 BB: 0 P: 5	R: 0 E: 0 K: 0 S: 3	H: 0 LOB: 0 BB: 0 P: 3	R: 0 E: 0 K: 1 S: 5	H: 2 LOB: 3 BB: 1 P: 9	R: 0 E: 0 K: 0 S: 3	H: 0 LOB: 0 BB: 0 P: 3	R: 0 E: 0 K: 1 S: 7	H: 2 LOB: 2 BB: 0 P: 7	R: 0 E: 0 K: 0 S: 3	H: 0 LOB: 1 BB: 0 P: 7	R: 0 E: 0 K: 1 S: 5	H: 0 LOB: 0 BB: 0 P: 5	1B: 4 2B: 0 3B: 0 HR: 0	SF: 0 SAC: 0 DP: 0 HBP: 0	WP: 0 PA: 33 PB: 0 SB: 0 CS: 0
<b>PITCHER</b> Larry Jaster, L ERA: 3.26 (1, 1)	IP: 9.0 WLS: W BF: 33 H: 4 R: 0 ER: 0 SO: 4 BB: 2 IBB: 0 HBP: 0 BLK: 0 WP: 0 HR: 0 S: 39 P: 47 ERA: 0.00 WHIP: 0.667																

Batter	1	2	3	4	5	6	7	8	9	AB	R	H	RBI	BB	SO	LOB	BOTTOM
Lou Brock, L OBP: 0.322, SLG: 0.429 (1, 7)	6-3		F6							2	0	0	0	2	0	0	<b>Los Angeles Dodgers @ St. Louis Cardinals</b> Busch Stadium, St. Louis, MO Wed Sep 28 1966, 7:05 PM CDT Att: 16,146 - Unknown <a href="http://livebaseballscorecards.com">livebaseballscorecards.com</a>
Curt Flood, R OBP: 0.296, SLG: 0.359 (1, 8)				E5 FC6-4 BB 2B	3-1					4	1	1	0	0	0	2	
Tim McCarver, L OBP: 0.323, SLG: 0.430 (1, 2)	1-3			FC6-4 BB		3-1				3	0	0	0	1	0	1	
Orlando Cepeda, R OBP: 0.362, SLG: 0.471 (1, 3)	F2			K						4	0	1	0	0	2	3	
Mike Shannon, R OBP: 0.341, SLG: 0.467 (1, 9)		K		FC6-4 BB 1-2 2-3						4	1	1	0	0	2	3	
Ed Spiezio, R OBP: 0.286, SLG: 0.393 (1, 5)										3	0	1	2	1	0	1	
Charley Smith, R OBP: 0.302, SLG: 0.397 (9, 5)		P4								0	0	0	0	0	0	0	
Jerry Buchek, R OBP: 0.296, SLG: 0.356 (1, 4)										3	0	0	0	0	1	3	
Julian Javier, R OBP: 0.269, SLG: 0.324 (7, 4)										0	0	0	0	0	0	0	
Dal Maxvill, R OBP: 0.318, SLG: 0.301 (1, 6)			F9		6-3					3	0	0	0	0	0	0	
Larry Jaster, L OBP: 0.208, SLG: 0.244 (1, 1)			1-3		6-3					3	0	0	0	0	1	0	
<b>Inning Stats</b>	R: 0 E: 0 K: 0 S: 4	H: 1 LOB: 1 BB: 0 P: 4	R: 0 E: 0 K: 1 S: 5	H: 0 LOB: 0 BB: 0 P: 5	R: 0 E: 0 K: 2 S: 9	H: 1 LOB: 1 BB: 1 P: 13	R: 0 E: 0 K: 0 S: 3	H: 0 LOB: 1 BB: 1 P: 7	R: 0 E: 1 K: 1 S: 6	H: 1 LOB: 2 BB: 1 P: 10	R: 0 E: 0 K: 1 S: 5	H: 0 LOB: 1 BB: 1 P: 9	R: 0 E: 0 K: 1 S: 6	H: 1 LOB: 1 BB: 0 P: 6	1B: 1 2B: 3 3B: 0 HR: 0	SF: 0 SAC: 0 DP: 0 HBP: 0	WP: 0 PA: 33 PB: 0 SB: 1 CS: 0
<b>PITCHER</b> Don Sutton, R ERA: 2.99 (1, 1)	IP: 4.0 WLS: L BF: 16 H: 2 R: 2 ER: 0 SO: 3 BB: 1 IBB: 0 HBP: 0 BLK: 0 WP: 0 HR: 0 S: 21 P: 25 ERA: 0.00 WHIP: 0.750																
Bob Miller, R ERA: 2.84 (5, 1)	3.0	13	1	0	0	2	2	1	0	0	0	0	0	14	26	0.00	1.000
Ron Perranoski, L ERA: 3.0 (8, 1)	1.0	4	1	0	0	1	0	0	0	0	0	0	0	6	6	0.00	1.000



Batter	1	2	3	4	5	6	7	8	9	AB	R	H	RBI	BB	SO	LOB	TOP										
Maury Wills, S OBP: 0.312, SLG: 0.308 (1, 6)	L8		4-3							4	0	1	0	0	0	1	<b>Los Angeles Dodgers @ St. Louis Cardinals</b> Busch Stadium, St. Louis, MO Thu Sep 29 1966, 7:05 PM CDT Att: 21,615 - Unknown <a href="http://livebaseballscorecards.com">livebaseballscorecards.com</a>										
Wille Davis, L OBP: 0.303, SLG: 0.400 (1, 8)	G3		P6							4	0	1	1	0	0	1											
Lou Johnson, R OBP: 0.320, SLG: 0.421 (1, 9) (5, 7)	F7		6-3							4	0	0	0	0	1	2											
Tommy Davis, R OBP: 0.345, SLG: 0.385 Ron Fairly, L OBP: 0.376, SLG: 0.453 (5, 9)		FC1-5 1B		B1-5-3 SH 1B	1-3					3	0	2	0	0	0	2											
Jim Lefebvre, S OBP: 0.333, SLG: 0.463 (1, 4)		FC1-5 1B		SH B1-5-3 1B						3	1	2	0	0	0	0											
Dick Schofield, S OBP: 0.276, SLG: 0.200 (1, 5)		FC1-5 1B		B1-5-3 1B						4	0	0	0	0	0	5											
Wes Parker, S OBP: 0.346, SLG: 0.388 (1, 3)		E7 1B		F9						4	0	1	1	0	1	1											
John Roseboro, L OBP: 0.349, SLG: 0.403 (1, 2)										3	1	1	0	1	0	0											
Sandy Koufax, R OBP: 0.317, SLG: 0.105 (1, 1)		G4-6-3 1B								3	0	1	0	0	0	4											
<b>Inning Stats</b>	R: 0 E: 0 K: 0 S: 3	H: 0 LOB: 0 BB: 0 P: 3	R: 1 E: 1 K: 0 S: 5	H: 3 LOB: 2 BB: 1 P: 9	R: 0 E: 0 K: 0 S: 3	H: 0 LOB: 0 BB: 0 P: 3	R: 0 E: 0 K: 0 S: 4	H: 1 LOB: 1 BB: 0 P: 4	R: 1 E: 0 K: 1 S: 8	H: 3 LOB: 2 BB: 0 P: 8	R: 0 E: 0 K: 0 S: 3	H: 1 LOB: 0 BB: 0 P: 3	R: 0 E: 0 K: 0 S: 4	H: 1 LOB: 1 BB: 0 P: 4	R: 0 E: 0 K: 0 S: 3	H: 0 LOB: 0 BB: 0 P: 3		R: 0 E: 0 K: 1 S: 5	H: 0 LOB: 0 BB: 0 P: 5	1B: 8 2B: 2 3B: 0 HR: 0	SF: 0 SAC: 1 DP: 3 HBP: 0	WP: 1 PB: 0 CS: 0	PA: 35				
<b>PITCHER</b>	IP	WLS	BF	H	R	ER	SO	BB	IBB	HBP	BLK	WP	HR	S	P	ERA	WHIP										
Al Jackson, L ERA: 2.51 (1, 1)	6.0	L	25	8	2	2	1	0	1	0	0	0	0	26	30	3.00	1.333										
Hal Woodeshick, L ERA: 1.92 (7, 1)	2.0		7	1	0	0	0	0	0	0	0	1	0	7	7	0.00	0.500										
Joe Hoerner, L ERA: 1.54 (9, 1)	1.0		3	0	0	0	1	0	0	0	0	0	0	5	5	0.00	0.000										

AB	33
R	2
H	9
RBI	2
BB	1
SO	2
LOB	16



Batter	1	2	3	4	5	6	7	8	9	AB	R	H	RBI	BB	SO	LOB	BOTTOM										
Lou Brock, L OBP: 0.320, SLG: 0.426 (1, 7)	F7		4-3							4	0	0	0	0	2	0	<b>Los Angeles Dodgers @ St. Louis Cardinals</b> Busch Stadium, St. Louis, MO Thu Sep 29 1966, 7:05 PM CDT Att: 21,615 - Unknown <a href="http://livebaseballscorecards.com">livebaseballscorecards.com</a>										
Jerry Buchek, R OBP: 0.292, SLG: 0.350 (1, 4)	K									4	0	0	0	0	4	0											
Curt Flood, R OBP: 0.299, SLG: 0.367 (1, 8)	F3									4	1	2	1	0	1	0											
Orlando Cepeda, R OBP: 0.363, SLG: 0.471 Julian Javier, R OBP: 0.269, SLG: 0.324 (9, PR)										3	0	1	0	1	1	0											
Mike Shannon, R OBP: 0.338, SLG: 0.463 (1, 9)										0	0	0	0	0	0	0											
Mike Shannon, R OBP: 0.338, SLG: 0.463 (1, 9)										4	0	0	0	0	1	3											
Tim McCarver, L OBP: 0.324, SLG: 0.430 (1, 2)										3	0	1	0	0	0	1											
Ed Spiezio, R OBP: 0.275, SLG: 0.375 (1, 5)										3	0	0	0	0	1	2											
Dal Maxvill, R OBP: 0.316, SLG: 0.299 (1, 6)										3	0	0	0	0	0	1											
Al Jackson, L OBP: 0.215, SLG: 0.257 Ted Savage, R OBP: 0.267, SLG: 0.333 Hal Woodeshick, R OBP: 0.200, SLG: 0.400 Charley Smith, R OBP: 0.301, SLG: 0.396 Joe Hoerner, R OBP: 0.325, SLG: 0.500 (9, 1)										1	0	0	0	0	1	0											
<b>Inning Stats</b>	R: 0 E: 0 K: 1 S: 5	H: 0 LOB: 0 BB: 0 P: 5	R: 0 E: 0 K: 2 S: 8	H: 1 LOB: 1 BB: 0 P: 8	R: 0 E: 0 K: 1 S: 5	H: 0 LOB: 0 BB: 0 P: 5	R: 0 E: 0 K: 3 S: 9	H: 0 LOB: 0 BB: 0 P: 9	R: 0 E: 0 K: 3 S: 9	H: 0 LOB: 0 BB: 0 P: 9	R: 1 E: 0 K: 0 S: 4	H: 1 LOB: 0 BB: 0 P: 4	R: 0 E: 0 K: 1 S: 5	H: 0 LOB: 0 BB: 0 P: 5	R: 0 E: 0 K: 2 S: 8	H: 1 LOB: 2 BB: 1 P: 12	1B: 2 2B: 1 3B: 0 HR: 1	SF: 0 SAC: 0 DP: 0 HBP: 0	WP: 0 PB: 0 CS: 0	PA: 32							
<b>PITCHER</b>	IP	WLS	BF	H	R	ER	SO	BB	IBB	HBP	BLK	WP	HR	S	P	ERA	WHIP										
Sandy Koufax, L ERA: 1.72 (1, 1)	9.0	W	32	4	1	1	13	0	1	0	0	0	1	57	61	1.00	0.444										

AB	31
R	1
H	4
RBI	1
BB	1
SO	13
LOB	7





Batter	1	2	3	4	5	6	7	8	9	AB	R	H	RBI	BB	SO	LOB	TOP					
Maury Wills, S OBP: 0.316, SLG: 0.311										4	1	3	1	1	1	1	<b>Los Angeles Dodgers @ Philadelphia Phillies</b> <b>Connie Mack Stadium, Philadelphia, PA</b> Fri Sep 30 1966, 7:05 PM EDT Att: 16,603 - Unknown					
Willie Davis, L OBP: 0.304, SLG: 0.403										5	0	2	0	0	2	2						
Lou Johnson, R OBP: 0.317, SLG: 0.417										5	0	0	1	0	2	4						
Tommy Davis, R OBP: 0.347, SLG: 0.385										3	0	1	0	1	0	1						
Jim Lefebvre, S OBP: 0.332, SLG: 0.460										3	0	0	0	1	0	1						
Dick Schofield, S OBP: 0.285, SLG: 0.203										3	1	1	0	1	1	3						
Wes Parker, S OBP: 0.347, SLG: 0.386										2	1	0	0	2	0	1						
John Roseboro, L OBP: 0.346, SLG: 0.400										4	0	0	0	0	2	3						
Claude Osteen, L OBP: 0.289, SLG: 0.316										1	0	0	0	0	0	1						
Jim Gilliam, S OBP: 0.279, SLG: 0.286										1	0	0	0	0	0	0						
Bob Miller, R OBP: 0.277, SLG: 0.077										0	0	0	0	0	0	0						
Dick Stuart, S OBP: 0.257, SLG: 0.366										0	0	0	0	0	0	0						
Ron Perranoski, R OBP: 0.292, SLG: 0.125										0	0	0	0	0	0	0						
Al Ferrara, R OBP: 0.333, SLG: 0.435										1	0	0	1	0	0	1						
<b>Inning Stats</b>	R: 0 E: 0 K: 3 S: 10	H: 1 LOB: 3 BB: 2 P: 18	R: 0 E: 0 K: 2 S: 7	H: 0 LOB: 1 BB: 1 P: 11	R: 0 E: 0 K: 0 S: 4	H: 1 LOB: 1 BB: 0 P: 4	R: 0 E: 0 K: 1 S: 5	H: 1 LOB: 0 BB: 0 P: 5	R: 1 E: 0 K: 0 S: 5	H: 2 LOB: 1 BB: 0 P: 5	R: 0 E: 0 K: 0 S: 3	H: 0 LOB: 0 BB: 0 P: 3	R: 0 E: 0 K: 1 S: 5	H: 0 LOB: 0 BB: 0 P: 9	R: 0 E: 0 K: 0 S: 5	H: 0 LOB: 0 BB: 0 P: 5	R: 2 E: 0 K: 0 S: 5	H: 2 LOB: 2 BB: 2 P: 13	1B: 5 2B: 2 3B: 0 HR: 0	SF: 0 SAC: 0 DP: 0 HBP: 0	WP: 1 PB: 0 SB: 3 CS: 1	PA: 39
<b>PITCHER</b> Chris Short, L ERA: 3.57	IP: 9.0 WLS: W BF: 39 H: 7 R: 3 ER: 3 SO: 8 BB: 6 IBB: 0 HBP: 0 BLK: 0 WP: 1 HR: 0 S: 49 P: 73 ERA: 3.00 WHIP: 1.444															<b>PITCHER</b>						

Batter	1	2	3	4	5	6	7	8	9	AB	R	H	RBI	BB	SO	LOB	BOTTOM			
Jackie Brandt, R OBP: 0.320, SLG: 0.321										2	0	0	0	0	0	0	<b>Los Angeles Dodgers @ Philadelphia Phillies</b> <b>Connie Mack Stadium, Philadelphia, PA</b> Fri Sep 30 1966, 7:05 PM EDT Att: 16,603 - Unknown			
John Briggs, L OBP: 0.378, SLG: 0.480										1	1	0	0	1	0	0				
Cookie Rojas, R OBP: 0.312, SLG: 0.332										3	0	1	0	0	0	0				
Tony Gonzalez, L OBP: 0.332, SLG: 0.407										0	0	0	0	0	0	0				
Dick Groat, R OBP: 0.312, SLG: 0.322										4	1	2	0	0	0	2				
Dick Allen, R OBP: 0.398, SLG: 0.638										3	2	1	0	1	0	2				
Harvey Kuenn, R OBP: 0.337, SLG: 0.357										2	0	1	1	0	0	0				
Bill White, L OBP: 0.351, SLG: 0.447										2	1	1	3	0	0	0				
Tony Taylor, R OBP: 0.292, SLG: 0.344										4	0	0	0	0	0	2				
Johnny Callison, L OBP: 0.337, SLG: 0.417										2	0	1	1	1	0	0				
Bob Uecker, R OBP: 0.284, SLG: 0.345										3	0	1	0	1	0	1				
Chris Short, R OBP: 0.217, SLG: 0.219										4	0	1	0	0	1	2				
<b>Inning Stats</b>	R: 0 E: 0 K: 0 S: 4	H: 1 LOB: 1 BB: 0 P: 4	R: 0 E: 0 K: 0 S: 3	H: 0 LOB: 1 BB: 1 P: 7	R: 0 E: 0 K: 1 S: 5	H: 0 LOB: 0 BB: 0 P: 5	R: 2 E: 0 K: 0 S: 7	H: 5 LOB: 2 BB: 0 P: 7	R: 0 E: 0 K: 0 S: 4	H: 1 LOB: 1 BB: 0 P: 4	R: 0 E: 0 K: 0 S: 4	H: 1 LOB: 2 BB: 1 P: 8	R: 3 E: 0 K: 0 S: 4	H: 1 LOB: 0 BB: 2 P: 12	R: 0 E: 0 K: 0 S: 3	H: 0 LOB: 0 BB: 0 P: 3	1B: 7 2B: 1 3B: 0 HR: 1	SF: 1 SAC: 1 DP: 0 HBP: 0	WP: 0 PB: 0 SB: 0 CS: 0	PA: 36
<b>PITCHER</b> Claude Osteen, L ERA: 2.85	IP: 4.0 WLS: L BF: 18 H: 6 R: 2 ER: 2 SO: 1 BB: 1 IBB: 0 HBP: 0 BLK: 0 WP: 0 HR: 0 S: 19 P: 23 ERA: 4.50 WHIP: 1.750															<b>PITCHER</b>				
Bob Miller, R ERA: 2.77	IP: 2.0 WLS: 9 BF: 2 H: 0 R: 0 ER: 0 SO: 0 BB: 0 IBB: 0 HBP: 0 BLK: 0 WP: 0 HR: 0 S: 8 P: 12 ERA: 0.00 WHIP: 1.000															<b>PITCHER</b>				
Ron Perranoski, L ERA: 3.26	IP: 2.0 WLS: 9 BF: 1 H: 3 R: 3 ER: 3 SO: 0 BB: 1 IBB: 0 HBP: 0 BLK: 0 WP: 0 HR: 1 S: 7 P: 15 ERA: 13.50 WHIP: 1.000															<b>PITCHER</b>				

AB 33  
R 3  
H 7  
RBI 3  
BB 6  
SO 8  
LOB 18

AB 30  
R 5  
H 9  
RBI 5  
BB 4  
SO 1  
LOB 9



Batter	1	2	3	4	5	6	7	8	9	AB R H RBI BB SO LOB	TOP											
Maury Wills, S OBP: 0.315, SLG: 0.310 (1, 6)	0-0 SH1-4 1B		0-0 1-3		0-0 4-3		0-0 4-3		0-0 F9	5 0 1 0 0 0 3	<b>Los Angeles Dodgers @ Philadelphia Phillies</b> <b>Connie Mack Stadium, Philadelphia, PA</b> Sun Oct 02 1966, 3:33 AM EDT Unknown											
Dick Schofield, S OBP: 0.292, SLG: 0.201 (1, 5)	0-0 SH1-4		0-3 K			4-0 1B HR BB	4-0 BB			1 1 0 0 2 1 0												
Willie Davis, L OBP: 0.303, SLG: 0.402 (1, 8)	0-0 4-3			0-0 L4		0-0 1B HR	0-3 K			4 1 1 0 0 1 3												
Ron Fairly, L OBP: 0.377, SLG: 0.460 (1, 9)	0-0 6-3			0-0 4-3		0-0 1B HR		0-3 K		4 1 1 3 0 1 1												
Jim Lefebvre, S OBP: 0.333, SLG: 0.458 (1, 4)		4-0 BB		0-0 G3		0-0 F8		4-0 2B BB		2 0 0 0 2 0 0												
Lou Johnson, R OBP: 0.315, SLG: 0.414 (1, 7)		0-3 K			0-0 L8	0-0 F3		0-0 F7		4 0 0 0 0 1 2												
John Roseboro, L OBP: 0.346, SLG: 0.400 (1, 2)		0-0 F9			0-0 4-1	0-0 L8		0-0 2B		4 0 1 0 0 0 1												
Wes Parker, S OBP: 0.349, SLG: 0.386 (1, 3)		0-0 4-3			0-0 1B WP		4-0 SH1-4 BB	0-0 L8		3 0 1 0 1 0 1												
Don Drysdale, R OBP: 0.211, SLG: 0.264 (3, 1) Ron Perranoski, L OBP: 0.295, SLG: 0.625 (5, PH) Wes Covington, L OBP: 0.285, SLG: 0.227 (5, PH) Willie Crawford, L OBP: 0.077, SLG: 0.077 (5, 1) Bob Miller, R OBP: 0.225, SLG: 0.143 (8, 1) Tommy Davis, R OBP: 0.345, SLG: 0.383 (9, PH)			0-0 F8		4-0 1-2 BB		0-0 SH1-4	0-0 F9		1 0 0 0 0 0 0 0 0 0 0 0 0 0 0 0 0 0 0 1 0 1 0 0 0 0 0 0 0												
<b>Inning Stats</b>	R: 0 E: 0 K: 0 S: 4	H: 1 LOB: 1 BB: 0 P: 4	R: 0 E: 0 K: 1 S: 5	H: 0 LOB: 1 BB: 1 P: 9	R: 0 E: 0 K: 1 S: 5	H: 0 LOB: 0 BB: 0 P: 5	R: 0 E: 0 K: 0 S: 3	H: 0 LOB: 0 BB: 0 P: 3	R: 0 E: 0 K: 0 S: 4	H: 1 LOB: 2 BB: 1 P: 8		R: 3 E: 0 K: 0 S: 5	H: 2 LOB: 0 BB: 1 P: 9	R: 0 E: 0 K: 1 S: 5	H: 0 LOB: 0 BB: 2 P: 13	R: 0 E: 0 K: 1 S: 5	H: 1 LOB: 2 BB: 0 P: 9	R: 0 E: 0 K: 0 S: 3	H: 0 LOB: 0 BB: 0 P: 3	1B: 3 2B: 1 3B: 0 HR: 1	SF: 0 SAC: 2 DP: 0 HBP: 0	WP: 1 PB: 0 SB: 0 CS: 0
<b>PITCHER</b>	IP WLS BF H R ER SO BB IBB HBP BLK WP HR S P ERA WHIP											IP WLS BF H R ER SO BB IBB HBP BLK WP HR S P ERA WHIP										
Larry Jackson, R ERA: 3.32 (1, 1)	6.2 29 4 3 3 2 5 0 0 0 0 1 1 28 48 4.05 1.350																					
Darold Knowles, L ERA: 2.99 (7, 1)	0.1 1 0 0 0 1 0 0 0 0 0 0 0 3 3 0.00 0.000																					
Chris Short, L ERA: 3.54 (8, 1)	2.0 W 7 1 0 0 1 1 0 0 0 0 0 0 8 12 0.00 1.000																					

AB 29  
R 3  
H 5  
RBI 3  
BB 6  
SO 4  
LOB 11



Batter	1	2	3	4	5	6	7	8	9	AB R H RBI BB SO LOB	BOTTOM							
John Briggs, L OBP: 0.376, SLG: 0.490 (1, 8)	0-0 HR		0-0 1B BB		0-3 K		0-3 K	0-0 FC4-2		5 1 2 1 0 2 3	<b>Los Angeles Dodgers @ Philadelphia Phillies</b> <b>Connie Mack Stadium, Philadelphia, PA</b> Sun Oct 02 1966, 3:33 AM EDT Unknown							
Tony Gonzalez, L OBP: 0.335, SLG: 0.406 (1, 7) (2, 9)	4-0 1B BB		4-0 1-2 BB		0-0 G3		0-0 1B	0-0 F9		3 1 1 0 2 0 3								
Johnny Callison, L OBP: 0.338, SLG: 0.418 (1, 9) Doug Clemens, L OBP: 0.353, SLG: 0.289 (2, 7)	0-0 L4-6 1B		0-3 K		0-0 4-3		0-0 F7			1 0 1 0 0 0 0 3 0 0 0 0 1 3								
Dick Allen, R OBP: 0.398, SLG: 0.637 (1, 5)	0-0 P3		0-3 K			0-0 FC4-6 1B		0-0 SH E 1B		4 1 2 0 0 1 4								
Bill White, L OBP: 0.351, SLG: 0.447 (1, 3)	0-0 1-2 3H 1B		0-3 K			0-0 FC4-6 E		0-0 SH E 1B		3 1 1 1 0 1 3								
Dick Great, R OBP: 0.312, SLG: 0.321 (1, 6)	0-0 L4-6			0-0 4-3		0-0 E6		4-0 1B E FC4-2 IBB		3 0 0 0 1 0 3								
Cookie Rojas, R OBP: 0.312, SLG: 0.331 (1, 4)		0-0 6-3		4-0 BB		0-0 F2		0-0 E5 FC4-2 1B		3 0 0 0 1 0 4								
Clay Dalrymple, L OBP: 0.365, SLG: 0.338 (1, 2)		0-0 G3		0-3 K		0-3 K		0-0 FC4-2 1B		4 0 1 1 0 2 3								
Larry Jackson, R OBP: 0.168, SLG: 0.196 (1, 1) Darold Knowles, L OBP: 0.250, SLG: 0.250 (7, 1) Harvey Kuenn, R OBP: 0.335, SLG: 0.354 (7, PH) Chris Short, R OBP: 0.215, SLG: 0.217 (8, 1)		0-0 6-3		0-0 4-3			0-0 6-3	0-3 K		2 0 0 0 0 0 1 0 0 0 0 0 0 0 1 0 0 0 0 0 0 1 0 0 0 0 1 3								
<b>Inning Stats</b>	R: 2 E: 0 K: 0 S: 5	H: 3 LOB: 1 BB: 1 P: 9	R: 0 E: 0 K: 0 S: 3	H: 0 LOB: 0 BB: 0 P: 3	R: 0 E: 0 K: 3 S: 10	H: 1 LOB: 2 BB: 1 P: 14	R: 0 E: 0 K: 1 S: 5	H: 0 LOB: 0 BB: 1 P: 9	R: 0 E: 0 K: 1 S: 7	H: 1 LOB: 2 BB: 0 P: 7		R: 0 E: 0 K: 1 S: 6	H: 1 LOB: 1 BB: 0 P: 6	R: 2 E: 2 K: 1 S: 9	H: 2 LOB: 3 BB: 1 P: 13	1B: 7 2B: 1 3B: 0 HR: 1	SF: 0 SAC: 1 DP: 1 HBP: 0	WP: 0 PB: 0 SB: 0 CS: 0
<b>PITCHER</b>	IP WLS BF H R ER SO BB IBB HBP BLK WP HR S P ERA WHIP											IP WLS BF H R ER SO BB IBB HBP BLK WP HR S P ERA WHIP						
Don Drysdale, R ERA: 3.42 (1, 1)	2.0 11 4 2 2 0 2 0 0 0 0 0 0 14 18 0.00 0.500																	
Ron Perranoski, L ERA: 3.18 (3, 1)	2.0 7 0 0 0 4 1 0 0 0 0 0 0 14 18 0.00 0.500																	
Bob Miller, R ERA: 2.77 (5, 1)	3.0 L 14 3 2 1 3 0 0 0 0 0 0 0 20 20 3.00 1.000																	
Phil Regan, R ERA: 1.62 (8, 1)	1.0 6 1 0 0 1 0 1 0 0 0 0 0 7 11 0.00 1.000																	

AB 33  
R 4  
H 8  
RBI 3  
BB 4  
SO 8  
LOB 30







Batter	1	2	3	4	5	6	7	8	9	AB	R	H	RBI	BB	SO	LOB	TOP					
Maury Wills, S OBP: 0.314, SLG: 0.308	0-3 K		0-0 F7	0-0 6-3			0-3 K		4-0 1B BB	4	1	0	0	1	2	3	<b>Los Angeles Dodgers @ Philadelphia Phillies</b> <b>Connie Mack Stadium, Philadelphia, PA</b> Sun Oct 02 1966, 3:38 AM EDT Att: 23,215 - Unknown  <b>AB 34</b> <b>R 6</b> <b>H 9</b> <b>RBI 5</b> <b>BB 4</b> <b>SO 7</b> <b>LOB 17</b>					
Dick Schofield, S OBP: 0.295, SLG: 0.208	0-3 K		0-0 HR 1B		0-0 6-3		0-0 6-3		0-0 1B 1B	5	1	2	1	0	1	0						
Willie Davis, L OBP: 0.302, SLG: 0.405	0-0 1-3		0-0 HR		0-0 F8		0-0 4-3		0-0 4-3	5	1	1	2	0	0	2						
Ron Fairly, L OBP: 0.380, SLG: 0.464		0-0 1B	0-0 F4		0-0 6-3			0-0 SH E 2B	0-0 1B	5	1	3	1	0	0	0						
Jim Lefebvre, S OBP: 0.333, SLG: 0.460		0-0 F7		0-0 1B SF8 2B		0-0 F8		0-0 SH L6-3		3	1	1	0	0	0	1						
Lou Johnson, R OBP: 0.316, SLG: 0.414		0-0 F4		0-0 E S 1B		0-0 S 1B		0-0 L6-3		4	0	2	0	0	0	3						
John Roseboro, L OBP: 0.343, SLG: 0.398		0-0 P5		0-0 SF8		0-0 F8		0-0 E4		3	0	0	1	0	0	2						
Wes Parker, S OBP: 0.351, SLG: 0.385			4-0 S 1B BB	4-0 1-3 IBB		4-0 FC6 IBB		0-3 K		1	1	0	0	3	1	1						
Sandy Koufax, R OBP: 0.113, SLG: 0.102			0-3 K	0-3 K		0-0 FC6			0-3 K	4	0	0	0	0	3	5						
<b>Inning Stats</b>	R: 0 E: 0 K: 2 S: 7	H: 0 LOB: 0 BB: 0 P: 7	R: 0 E: 0 K: 0 S: 4	H: 1 LOB: 1 BB: 0 P: 4	R: 3 E: 0 K: 1 S: 7	H: 2 LOB: 0 BB: 1 P: 11	R: 1 E: 0 K: 1 S: 7	H: 2 LOB: 2 BB: 1 P: 11	R: 0 E: 0 K: 0 S: 3	H: 0 LOB: 0 BB: 0 P: 3	R: 0 E: 0 K: 1 S: 5	H: 0 LOB: 0 BB: 0 P: 5	R: 1 E: 2 K: 1 S: 7	H: 1 LOB: 1 BB: 0 P: 7	R: 1 E: 0 K: 1 S: 6	H: 2 LOB: 2 BB: 1 P: 10	1B: 6 2B: 3 3B: 0 HR: 1	SF: 1 SAC: 1 DP: 1 HBP: 0	WP: 0 PB: 0 SB: 3 CS: 0	PA: 40		
<b>PITCHER</b>	IP WLS BF H R ER SO BB IBB HBP BLK WP HR S P ERA WHIP	IP WLS BF H R ER SO BB IBB HBP BLK WP HR S P ERA WHIP	IP WLS BF H R ER SO BB IBB HBP BLK WP HR S P ERA WHIP	IP WLS BF H R ER SO BB IBB HBP BLK WP HR S P ERA WHIP	IP WLS BF H R ER SO BB IBB HBP BLK WP HR S P ERA WHIP	IP WLS BF H R ER SO BB IBB HBP BLK WP HR S P ERA WHIP	IP WLS BF H R ER SO BB IBB HBP BLK WP HR S P ERA WHIP	IP WLS BF H R ER SO BB IBB HBP BLK WP HR S P ERA WHIP	IP WLS BF H R ER SO BB IBB HBP BLK WP HR S P ERA WHIP	IP WLS BF H R ER SO BB IBB HBP BLK WP HR S P ERA WHIP	IP WLS BF H R ER SO BB IBB HBP BLK WP HR S P ERA WHIP	IP WLS BF H R ER SO BB IBB HBP BLK WP HR S P ERA WHIP	IP WLS BF H R ER SO BB IBB HBP BLK WP HR S P ERA WHIP	IP WLS BF H R ER SO BB IBB HBP BLK WP HR S P ERA WHIP	IP WLS BF H R ER SO BB IBB HBP BLK WP HR S P ERA WHIP	IP WLS BF H R ER SO BB IBB HBP BLK WP HR S P ERA WHIP	IP WLS BF H R ER SO BB IBB HBP BLK WP HR S P ERA WHIP	IP WLS BF H R ER SO BB IBB HBP BLK WP HR S P ERA WHIP	IP WLS BF H R ER SO BB IBB HBP BLK WP HR S P ERA WHIP	IP WLS BF H R ER SO BB IBB HBP BLK WP HR S P ERA WHIP	IP WLS BF H R ER SO BB IBB HBP BLK WP HR S P ERA WHIP	
Jim Bunning, R ERA: 2.41	(1, 1)	5.0	L	22	5	4	4	4	4	1	1	0	0	0	0	0	0	1	28	36	7.20	1.200
Rick Wise, R ERA: 3.71	(6, 1)	3.0		13	2	1	0	2	0	1	0	0	0	0	0	0	0	0	16	20	0.00	0.667
Darold Knowles, L ERA: 3.05	(9, 1)	1.0		5	2	1	1	1	1	0	0	0	0	0	0	0	0	0	6	10	9.00	3.000

Batter	1	2	3	4	5	6	7	8	9	AB	R	H	RBI	BB	SO	LOB	BOTTOM					
Jackie Brandt, R OBP: 0.317, SLG: 0.317	0-0 1B SH1-4 1B		0-0 F9		0-0 4-3			0-0 F8	0-3 K	5	0	1	0	0	1	2	<b>Los Angeles Dodgers @ Philadelphia Phillies</b> <b>Connie Mack Stadium, Philadelphia, PA</b> Sun Oct 02 1966, 3:38 AM EDT Att: 23,215 - Unknown  <b>AB 35</b> <b>R 3</b> <b>H 7</b> <b>RBI 3</b> <b>BB 1</b> <b>SO 10</b> <b>LOB 15</b>					
Cookie Rojas, R OBP: 0.310, SLG: 0.329	0-0 SH1-4		0-0 L6			0-0 F4		0-0 P5		3	0	0	0	0	0	1						
Dick Groat, R OBP: 0.311, SLG: 0.320	0-0 1B			0-0 E6 1B		0-3 K		0-0 FC6-4		4	0	1	0	0	1	1						
Dick Allen, R OBP: 0.396, SLG: 0.632	0-3 K			0-3 K		0-3 K			0-0 E4 1B	4	1	0	0	0	3	3						
Harvey Kuenn, R OBP: 0.333, SLG: 0.352	0-0 5-3			0-0 F9			0-0 F9		0-0 1B 2B 1B	4	1	1	0	0	0	3						
Tony Taylor, R OBP: 0.294, SLG: 0.346		0-3 K		0-0 1B		0-0 6-3		0-0 1B 2B 1B	0-0 1B	4	1	2	1	0	1	0						
Bill White, L OBP: 0.352, SLG: 0.451		0-3 K		0-3 K2-3			0-0 2B		0-0 1B 2B	4	0	2	2	0	2	2						
Bob Uecker, R OBP: 0.279, SLG: 0.338		0-0 6-3			0-3 K		0-0 5-3		0-3 K	4	0	0	0	0	2	2						
Jim Bunning, R OBP: 0.228, SLG: 0.228	(1, 1)			0-0 1-3		0-0 F7		4-0 FC6-4 BB	0-0 6-3	1	0	0	0	0	0	0						
Gary Sutherland, R OBP: 0.228, SLG: 0.228	(5, PH)									1	0	0	0	0	0	0						
Rick Wise, R OBP: 0.228, SLG: 0.228	(6, PH)									0	0	0	0	0	0	0						
John Briggs, L OBP: 0.228, SLG: 0.228	(8, PH)									0	0	0	0	0	1	0						
Darold Knowles, L OBP: 0.228, SLG: 0.228	(9, PH)									0	0	0	0	0	0	0						
Bobby Wine, R OBP: 0.228, SLG: 0.228	(9, PH)									1	0	0	0	0	0	1						
<b>Inning Stats</b>	R: 0 E: 0 K: 1 S: 7	H: 2 LOB: 2 BB: 0 P: 7	R: 0 E: 0 K: 2 S: 7	H: 0 LOB: 0 BB: 0 P: 7	R: 0 E: 0 K: 0 S: 3	H: 0 LOB: 0 BB: 0 P: 3	R: 0 E: 1 K: 2 S: 9	H: 1 LOB: 2 BB: 0 P: 9	R: 0 E: 0 K: 1 S: 5	H: 0 LOB: 0 BB: 0 P: 5	R: 0 E: 0 K: 2 S: 7	H: 0 LOB: 0 BB: 0 P: 7	R: 0 E: 0 K: 0 S: 4	H: 1 LOB: 1 BB: 0 P: 4	R: 0 E: 0 K: 0 S: 3	H: 0 LOB: 1 BB: 1 P: 7	R: 3 E: 1 K: 2 S: 11	H: 3 LOB: 1 BB: 0 P: 11	1B: 5 2B: 2 3B: 0 HR: 0	SF: 0 SAC: 1 DP: 0 HBP: 0	WP: 0 PB: 0 SB: 0 CS: 0	PA: 37
<b>PITCHER</b>	IP WLS BF H R ER SO BB IBB HBP BLK WP HR S P ERA WHIP	IP WLS BF H R ER SO BB IBB HBP BLK WP HR S P ERA WHIP	IP WLS BF H R ER SO BB IBB HBP BLK WP HR S P ERA WHIP	IP WLS BF H R ER SO BB IBB HBP BLK WP HR S P ERA WHIP	IP WLS BF H R ER SO BB IBB HBP BLK WP HR S P ERA WHIP	IP WLS BF H R ER SO BB IBB HBP BLK WP HR S P ERA WHIP	IP WLS BF H R ER SO BB IBB HBP BLK WP HR S P ERA WHIP	IP WLS BF H R ER SO BB IBB HBP BLK WP HR S P ERA WHIP	IP WLS BF H R ER SO BB IBB HBP BLK WP HR S P ERA WHIP	IP WLS BF H R ER SO BB IBB HBP BLK WP HR S P ERA WHIP	IP WLS BF H R ER SO BB IBB HBP BLK WP HR S P ERA WHIP	IP WLS BF H R ER SO BB IBB HBP BLK WP HR S P ERA WHIP	IP WLS BF H R ER SO BB IBB HBP BLK WP HR S P ERA WHIP	IP WLS BF H R ER SO BB IBB HBP BLK WP HR S P ERA WHIP	IP WLS BF H R ER SO BB IBB HBP BLK WP HR S P ERA WHIP	IP WLS BF H R ER SO BB IBB HBP BLK WP HR S P ERA WHIP	IP WLS BF H R ER SO BB IBB HBP BLK WP HR S P ERA WHIP	IP WLS BF H R ER SO BB IBB HBP BLK WP HR S P ERA WHIP	IP WLS BF H R ER SO BB IBB HBP BLK WP HR S P ERA WHIP	IP WLS BF H R ER SO BB IBB HBP BLK WP HR S P ERA WHIP	IP WLS BF H R ER SO BB IBB HBP BLK WP HR S P ERA WHIP	IP WLS BF H R ER SO BB IBB HBP BLK WP HR S P ERA WHIP
Sandy Koufax, L ERA: 1.73	(1, 1)	9.0	W	37	7	3	2	10	1	0	0	0	0	0	0	0	0	0	56	60	2.00	0.889



Batter	1	2	3	4	5	6	7	8	9	AB	R	H	RBI	BB	SO	LOB	TOP			
Luis Aparicio, R (1,6)	F9	F9		FC6-4		FC6-4		L6		5	0	0	1	0	0	4	<b>Baltimore Orioles @ Los Angeles Dodgers</b> Dodger Stadium, Los Angeles, CA Wed Oct 05 1966, 3:33 AM PDT Att: 55,941 - Unknown  <b>AB 35</b> <b>R 5</b> <b>H 9</b> <b>RBI 5</b> <b>BB 5</b> <b>SO 3</b> <b>LOB 17</b>  			
Russ Snyder, L (1,8) (9,7)	HR		4-3		4-3			4-3		3	1	1	1	2	0	1				
Frank Robinson, R (1,9)	HR		F7		F8		K			5	1	2	2	0	1	3				
Brooks Robinson, R (1,5)	HR		5-3		P6		6-3			5	1	1	1	0	0	1				
Boog Powell, L (1,3)	F5		6-3				4-3			5	0	1	0	0	0	1				
Curt Blefary, L (1,7) (9,8)			P6				4-3			3	0	1	0	1	0	0				
Paul Blair, R (9,8)	1B				IBB					0	0	0	0	0	0	0				
Davey Johnson, R (1,4)	K			4-3	4-3					4	1	2	0	0	1	3				
Andy Etchebarren, R (1,2)		SH1-4		4-3				FC1-6		3	1	1	0	1	0	2				
Dave McNally, R (1,1)										0	0	0	0	0	0	0				
Moe Drabowsky, R (3,1)		SH1-4						K		2	0	0	0	1	1	2				
<b>Inning Stats</b>	R: 3 E: 0 K: 1 S: 8	H: 3 LOB: 1 BB: 1 P: 12	R: 1 E: 0 K: 0 S: 4	H: 1 LOB: 1 BB: 1 P: 8	R: 0 E: 0 K: 0 S: 3	H: 0 LOB: 0 BB: 0 P: 3	R: 1 E: 0 K: 0 S: 4	H: 1 LOB: 1 BB: 1 P: 8	R: 0 E: 0 K: 1 S: 6	H: 1 LOB: 2 BB: 1 P: 10	R: 0 E: 0 K: 0 S: 3	H: 0 LOB: 0 BB: 0 P: 3	R: 0 E: 0 K: 1 S: 6	H: 1 LOB: 1 BB: 0 P: 6	R: 0 E: 0 K: 0 S: 4	H: 1 LOB: 1 BB: 0 P: 4	1B: 5 2B: 2 3B: 0 HR: 2	SF: 0 SAC: 1 DP: 0 HBP: 0	WP: 0 PB: 0 SB: 0 CS: 0	PA: 41
<b>PITCHER</b>	IP WLS BF H R ER SO BB IBB HBP BLK WP HR S P ERA WHIP																			
Don Drysdale, R (1,1)	2.0	L	12	4	4	4	1	2	0	0	0	0	0	0	2	12	20	18.00	3.000	
Joe Moeller, R (3,1)	2.0		8	1	1	1	0	1	0	0	0	0	0	0	0	7	11	4.50	1.000	
Bob Miller, R (5,1)	3.0		13	2	0	0	1	1	0	0	0	0	0	0	13	21	0.00	1.000		
Ron Perranoski, L (8,1)	2.0		8	2	0	0	1	0	0	0	0	0	0	0	10	10	0.00	1.000		

Batter	1	2	3	4	5	6	7	8	9	AB	R	H	RBI	BB	SO	LOB	BOTTOM					
Maury Wills, S (1,6)	S			K					4-3	3	0	0	0	2	2	2	<b>Baltimore Orioles @ Los Angeles Dodgers</b> Dodger Stadium, Los Angeles, CA Wed Oct 05 1966, 3:33 AM PDT Att: 55,941 - Unknown  <b>AB 30</b> <b>R 2</b> <b>H 3</b> <b>RBI 2</b> <b>BB 7</b> <b>SO 12</b> <b>LOB 19</b>  					
Willie Davis, L (1,8)	P6		P6	K						4	0	1	0	0	1	1						
Lou Johnson, R (1,9)	F8		BB	BB			K			3	1	0	0	1	1	3						
Tommy Davis, R (1,7)	5-3		BB	BB			K			3	0	0	0	1	1	3						
Jim Lefebvre, S (1,4)		HR		BB			K			3	1	1	1	1	1	0						
Wes Parker, S (1,3)		F9		K						4	0	1	0	0	2	3						
Jim Gilliam, S (1,5)				BB			P6			2	0	0	1	2	0	0						
John Roseboro, L (1,2)		L8		BB			L7			4	0	0	0	0	1	5						
Don Drysdale, R (1,1)		F9		K						0	0	0	0	0	0	0						
Dick Stuart, R (2,PH)										1	0	0	0	0	0	2						
Joe Moeller, R (3,1)										0	0	0	0	0	0	0						
Jim Barbieri, L (4,PH)										0	0	0	0	0	1	0						
Bob Miller, R (5,1)										0	0	0	0	0	0	0						
Wes Covington, L (7,PH)										1	0	0	0	0	1	0						
Ron Perranoski, L (8,1)										0	0	0	0	0	0	0						
Ron Fairly, L (9,PH)										1	0	0	0	0	1	0						
<b>Inning Stats</b>	R: 0 E: 0 K: 0 S: 3	H: 0 LOB: 1 BB: 1 P: 7	R: 1 E: 0 K: 1 S: 7	H: 2 LOB: 2 BB: 1 P: 11	R: 1 E: 0 K: 1 S: 8	H: 0 LOB: 3 BB: 4 P: 26	R: 0 E: 0 K: 3 S: 9	H: 0 LOB: 0 BB: 0 P: 14	R: 0 E: 0 K: 0 S: 12	H: 0 LOB: 0 BB: 0 P: 16	R: 0 E: 0 K: 0 S: 6	H: 0 LOB: 0 BB: 0 P: 7	R: 0 E: 0 K: 1 S: 13	H: 1 LOB: 2 BB: 1 P: 18	R: 0 E: 0 K: 1 S: 10	H: 0 LOB: 0 BB: 0 P: 15	R: 0 E: 0 K: 2 S: 8	H: 0 LOB: 0 BB: 0 P: 14	1B: 1 2B: 1 3B: 0 HR: 1	SF: 0 SAC: 0 DP: 0 HBP: 0	WP: 0 PB: 0 SB: 1 CS: 0	PA: 37
<b>PITCHER</b>	IP WLS BF H R ER SO BB IBB HBP BLK WP HR S P ERA WHIP																					
Dave McNally, L (1,1)	2.1		14	2	2	2	1	5	0	0	0	0	0	0	0	0	7.71	3.000				
Moe Drabowsky, R (3,1)	6.2	W	23	1	0	0	11	2	0	0	0	0	0	0	65	97	0.00	0.450				



Batter	1	2	3	4	5	6	7	8	9	AB	R	H	RBI	BB	SO	LOB	TOP					
Luis Aparicio, R (1.6)										5	0	2	1	0	0	0	<b>Baltimore Orioles @ Los Angeles Dodgers</b> Dodger Stadium, Los Angeles, CA Thu Oct 06 1966, 3:33 AM PDT Att: 55,947 - Unknown					
Curt Blefary, L (1.7)										5	0	0	0	0	2	2						
Frank Robinson, R (1.9)										3	2	1	0	2	0	1						
Brooks Robinson, R (1.5)										4	1	1	0	0	0	2						
Boog Powell, L (1.3)										3	1	2	1	0	0	0						
Davey Johnson, R (1.4)										4	0	2	1	0	0	1						
Paul Blair, R (1.8)										3	1	0	0	1	0	2						
Andy Etchebarren, R (1.2)										3	1	0	0	1	1	3						
Jim Palmer, R (1.1)										4	0	0	0	0	2	3						
<b>Inning Stats</b>	R: 0 E: 0 K: 0 S: 3	H: 1 LOB: 0 BB: 0 P: 3	R: 0 E: 0 K: 0 S: 3	H: 0 LOB: 0 BB: 0 P: 3	R: 0 E: 0 K: 1 S: 5	H: 0 LOB: 0 BB: 0 P: 5	R: 0 E: 1 K: 0 S: 3	H: 0 LOB: 2 BB: 1 P: 7	R: 3 E: 2 K: 1 S: 9	H: 2 LOB: 1 BB: 0 P: 9	R: 1 E: 1 K: 0 S: 5	H: 3 LOB: 2 BB: 1 P: 9	R: 0 E: 0 K: 1 S: 5	H: 0 LOB: 0 BB: 0 P: 5	R: 2 E: 1 K: 1 S: 7	H: 2 LOB: 2 BB: 2 P: 15		R: 0 E: 0 K: 1 S: 5	H: 0 LOB: 0 BB: 0 P: 5	1B: 6 2B: 1 3B: 1 HR: 0	SF: 0 SAC: 1 DP: 1 HBP: 0	WP: 1 PB: 0 SB: 0 CS: 0
<b>PITCHER</b>	IP WLS BF H R ER SO BB IBB HBP BLK WP HR S P ERA WHIP																					
Sandy Koufax, L (1.1)	6.0 L 26 6 4 1 2 1 1 0 0 0 0 0 28 36 1.50 1.167																					
Ron Perranoski, L (7.1)	1.1 7 2 2 2 1 1 0 0 0 0 0 0 8 12 13.50 2.250																					
Phil Regan, R (8.1)	0.2 3 0 0 0 1 1 0 0 0 0 1 0 4 8 0.00 1.500																					
Jim Brewer, L (9.1)	1.0 3 0 0 0 1 0 0 0 0 0 0 0 5 5 0.00 0.000																					

Batter	1	2	3	4	5	6	7	8	9	AB	R	H	RBI	BB	SO	LOB	BOTTOM					
Maury Wills, S (1.6)										4	0	0	0	0	0	2	<b>Baltimore Orioles @ Los Angeles Dodgers</b> Dodger Stadium, Los Angeles, CA Thu Oct 06 1966, 3:33 AM PDT Att: 55,947 - Unknown					
Jim Gilliam, S (1.5)										4	0	0	0	0	1							
Willie Davis, L (1.8)										4	0	0	0	0	2	1						
Ron Fairly, L (1.9)										3	0	0	0	1	2	0						
Jim Lefebvre, S (1.4)										3	0	0	0	1	2	1						
Lou Johnson, R (1.7)										4	0	1	0	0	0	1						
John Roseboro, L (1.2)										4	0	1	0	0	0	3						
Wes Parker, S (1.3)										2	0	1	0	1	0	1						
Sandy Koufax, R (1.1)										2	0	0	0	0	0	4						
Ron Perranoski, L (7.1)										0	0	0	0	0	0	0						
Phil Regan, R (8.1)										0	0	0	0	0	0	0						
Tommy Davis, R (8, PH)										1	0	1	0	0	0	0						
Jim Brewer, L (9.1)										0	0	0	0	0	0	0						
<b>Inning Stats</b>	R: 0 E: 0 K: 1 S: 5	H: 0 LOB: 0 BB: 0 P: 5	R: 0 E: 0 K: 1 S: 6	H: 1 LOB: 3 BB: 2 P: 14	R: 0 E: 0 K: 1 S: 5	H: 0 LOB: 0 BB: 0 P: 5	R: 0 E: 0 K: 0 S: 3	H: 0 LOB: 0 BB: 0 P: 3	R: 0 E: 0 K: 0 S: 4	H: 1 LOB: 1 BB: 0 P: 4	R: 0 E: 0 K: 1 S: 5	H: 0 LOB: 0 BB: 0 P: 5	R: 0 E: 0 K: 1 S: 6	H: 1 LOB: 1 BB: 0 P: 6	R: 0 E: 0 K: 0 S: 4	H: 1 LOB: 1 BB: 0 P: 4	R: 0 E: 0 K: 1 S: 5	H: 0 LOB: 1 BB: 1 P: 9	1B: 3 2B: 1 3B: 0 HR: 0	SF: 0 SAC: 0 DP: 0 HBP: 0	WP: 1 PB: 0 SB: 0 CS: 0	PA: 34
<b>PITCHER</b>	IP WLS BF H R ER SO BB IBB HBP BLK WP HR S P ERA WHIP																					
Jim Palmer, R (1.1)	9.0 W 34 4 0 0 6 2 1 0 0 1 0 43 55 0.00 0.667																					



Batter	1	2	3	4	5	6	7	8	9	AB	R	H	RBI	BB	SO	LOB	TOP			
Maury Wills, S OBP: 0.250, SLG: 0.100 (1, 6)										3	0	1	0	0	1	0				
Wes Parker, S OBP: 0.364, SLG: 0.500 Phil Regan, R (8, 1)										4	0	1	0	0	1	2				
Willie Davis, L OBP: 0.083, SLG: 0.083 (1, 8)										4	0	0	0	0	0	3				
Ron Fairly, L OBP: 0.333, SLG: 0.143 (8, 3)										3	0	1	0	1	1	1				
Jim Lefebvre, S OBP: 0.250, SLG: 0.400 (1, 4)										4	0	0	0	0	1	3				
Lou Johnson, R OBP: 0.333, SLG: 0.364 (8, 9)										4	0	2	0	0	0	1				
John Roseboro, L OBP: 0.091, SLG: 0.091 (1, 2)										3	0	0	0	0	1	2				
John Kennedy, R (1, 5)										3	0	0	0	0	0	2				
Claude Osteen, L Tommy Davis, R OBP: 0.500, SLG: 0.400 (8, PH) (8, 7)										2	0	0	0	0	1	1				
										1	0	1	0	0	0	0				
<b>Inning Stats</b>	R: 0 E: 0 K: 2 S: 7	H: 0 LOB: 0 BB: 7 P: 7	R: 0 E: 0 K: 0 S: 3	H: 1 LOB: 0 BB: 0 P: 3	R: 0 E: 0 K: 2 S: 7	H: 0 LOB: 0 BB: 7 P: 7	R: 0 E: 0 K: 1 S: 6	H: 1 LOB: 2 BB: 1 P: 10	R: 0 E: 0 K: 0 S: 4	H: 1 LOB: 1 BB: 0 P: 4	R: 0 E: 0 K: 0 S: 4	H: 1 LOB: 1 BB: 0 P: 4	R: 0 E: 0 K: 0 S: 4	H: 1 LOB: 1 BB: 0 P: 4	R: 0 E: 0 K: 1 S: 5	H: 0 LOB: 0 BB: 5 P: 5	1B: 5 2B: 1 3B: 0 HR: 0	SF: 0 SAC: 1 DP: 1 HBP: 0	WP: 0 PB: 0 SB: 0 CS: 0	PA: 33
<b>PITCHER</b> Wally Bunker, R ERA:	IP: 9.0 WLS: W BF: 33 H: 6 R: 0 ER: 0 SO: 6 BB: 1 IBB: 0 HBP: 0 BLK: 0 WP: 0 HR: 0 S: 44 P: 48 ERA: 0.00 WHIP: 0.778															<b>PITCHER</b>				

Los Angeles Dodgers @ Baltimore Orioles  
Memorial Stadium, Baltimore, MD  
Sat Oct 08 1966, 3:33 AM EDT  
Att: 54,445 - Unknown

AB 31  
R 0  
H 6  
RBI 0  
BB 1  
SO 6  
LOB 15



Batter	1	2	3	4	5	6	7	8	9	AB	R	H	RBI	BB	SO	LOB	BOTTOM			
Luis Aparicio, R OBP: 0.231, SLG: 0.308 (1, 6)										3	0	1	0	0	0	0				
Curt Blefary, L OBP: 0.167, SLG: 0.091 Russ Snyder, L OBP: 0.600, SLG: 0.333 (9, 7)										3	0	0	0	0	1	1				
Frank Robinson, R OBP: 0.385, SLG: 0.727 (1, 9)										3	0	0	0	0	1	1				
Brooks Robinson, R OBP: 0.250, SLG: 0.455 (1, 5)										2	0	0	0	1	0	1				
Boog Powell, L OBP: 0.364, SLG: 0.455 (1, 3)										3	0	1	0	0	0	1				
Davey Johnson, R OBP: 0.364, SLG: 0.455 (1, 4)										3	0	0	0	0	0	1				
Paul Blair, R OBP: 0.286, SLG: 0.667 (1, 8)										3	1	1	1	0	0	0				
Andy Etchebarren, R OBP: 0.273, SLG: 0.111 (1, 2)										3	0	0	0	0	1	0				
Wally Bunker, R (1, 1)										2	0	0	0	0	1	0				
<b>Inning Stats</b>	R: 0 E: 0 K: 1 S: 5	H: 0 LOB: 0 BB: 0 P: 5	R: 0 E: 0 K: 0 S: 3	H: 1 LOB: 0 BB: 0 P: 3	R: 0 E: 0 K: 0 S: 3	H: 0 LOB: 0 BB: 0 P: 3	R: 0 E: 0 K: 1 S: 6	H: 1 LOB: 1 BB: 0 P: 6	R: 1 E: 0 K: 0 S: 4	H: 1 LOB: 0 BB: 0 P: 4	R: 0 E: 0 K: 1 S: 5	H: 0 LOB: 0 BB: 0 P: 5	R: 0 E: 0 K: 0 S: 2	H: 0 LOB: 0 BB: 1 P: 6	R: 0 E: 0 K: 1 S: 5	H: 0 LOB: 0 BB: 0 P: 5	1B: 2 2B: 0 3B: 0 HR: 1	SF: 0 SAC: 0 DP: 2 HBP: 0	WP: 0 PB: 0 SB: 0 CS: 0	PA: 26
<b>PITCHER</b> Claude Osteen, L ERA: 1.29 Phil Regan, R ERA:	IP: 7.0 WLS: L BF: 23 H: 3 R: 1 ER: 1 SO: 3 BB: 1 IBB: 0 HBP: 0 BLK: 0 WP: 0 HR: 1 S: 28 P: 32 ERA: 1.29 WHIP: 0.571															<b>PITCHER</b>				

Los Angeles Dodgers @ Baltimore Orioles  
Memorial Stadium, Baltimore, MD  
Sat Oct 08 1966, 3:33 AM EDT  
Att: 54,445 - Unknown

AB 25  
R 1  
H 3  
RBI 1  
BB 1  
SO 4  
LOB 5





Batter	1	2	3	4	5	6	7	8	9	AB	R	H	RBI	BB	SO	LOB	TOP			
Maury Wills, S OBP: 0.250, SLG: 0.077 (1, 6)										3	0	0	0	1	0	0				
Willie Davis, L OBP: 0.063, SLG: 0.063 (1, 8)										4	0	0	0	0	1	2				
Lou Johnson, R OBP: 0.313, SLG: 0.333 (1, 9)										4	0	1	0	0	0	2				
Tommy Davis, R OBP: 0.333, SLG: 0.250 (1, 7)										3	0	0	0	0	0	1				
Jim Lefebvre, S OBP: 0.333, SLG: 0.417 (1, 4)										2	0	1	0	1	0	0				
Wes Parker, S OBP: 0.286, SLG: 0.385 (1, 3)										3	0	0	0	0	0	2				
John Roseboro, L OBP: 0.071, SLG: 0.071 (1, 2)										3	0	0	0	0	1	1				
John Kennedy, R OBP: 0.200, SLG: 0.200 Dick Stuart, R (9, PH)										2	0	1	0	0	0	0				
Don Drysdale, R (1, 1) Al Ferrara, R OBP: 1.000, SLG: 1.000 (9, PH) Nate Oliver, R (9, PR)										1	0	0	0	0	1	0				
<b>Inning Stats</b>	R: 0 E: 0 K: 0 S: 3	H: 0 LOB: 0 BB: 0 P: 3	R: 0 E: 0 K: 0 S: 3	H: 0 LOB: 1 BB: 1 P: 7	R: 0 E: 0 K: 0 S: 3	H: 0 LOB: 0 BB: 0 P: 3	R: 0 E: 0 K: 1 S: 5	H: 1 LOB: 0 BB: 0 P: 5	R: 0 E: 0 K: 1 S: 5	H: 1 LOB: 0 BB: 0 P: 5	R: 0 E: 0 K: 0 S: 3	H: 0 LOB: 0 BB: 0 P: 3	R: 0 E: 0 K: 0 S: 3	H: 0 LOB: 0 BB: 0 P: 3	R: 0 E: 0 K: 1 S: 6	H: 1 LOB: 2 BB: 1 P: 10	1B: 4 2B: 1 3B: 0 HR: 0	SF: 0 SAC: 0 DP: 3 HBP: 0	WP: 0 PB: 0 SB: 0 CS: 1	PA: 30
<b>PITCHER</b> Dave McNally, L ERA: 1.59 (1, 1)	IP: 9.0 WLS: W BF: 30 H: 4 R: 0 ER: 0 SO: 4 BB: 2 IBB: 0 HBP: 0 BLK: 0 WP: 0 HR: 0 S: 36 P: 44 ERA: 0.00 WHIP: 0.667															<b>PITCHER</b>				

Los Angeles Dodgers @ Baltimore Orioles  
Memorial Stadium, Baltimore, MD  
Sun Oct 09 1966, 3:33 AM EDT  
Att: 54,458 - Unknown

AB 28  
R 0  
H 4  
RBI 0  
BB 2  
SO 4  
LOB 9



Batter	1	2	3	4	5	6	7	8	9	AB	R	H	RBI	BB	SO	LOB	BOTTOM			
Luis Aparicio, R OBP: 0.250, SLG: 0.313 (1, 6)										3	0	1	0	0	0	0				
Russ Snyder, L OBP: 0.375, SLG: 0.167 (1, 8) (8, 7)										3	0	0	0	0	0	1				
Frank Robinson, R OBP: 0.375, SLG: 0.857 (1, 9)										3	1	1	1	0	1	0				
Brooks Robinson, R OBP: 0.267, SLG: 0.429 (1, 5)										3	0	1	0	0	0	0				
Boog Powell, L OBP: 0.357, SLG: 0.429 (1, 3)										3	0	1	0	0	1	1				
Curt Blefary, L OBP: 0.200, SLG: 0.077 Paul Blair, R OBP: 0.286, SLG: 0.667 (1, 7) (8, 8)										2	0	0	0	1	0	1				
Davey Johnson, R OBP: 0.286, SLG: 0.357 (1, 4)										3	0	0	0	0	0	2				
Andy Etchebarren, R OBP: 0.214, SLG: 0.083 (1, 2)										3	0	0	0	0	2	0				
Dave McNally, R (1, 1)										3	0	0	0	0	1	0				
<b>Inning Stats</b>	R: 0 E: 0 K: 0 S: 3	H: 0 LOB: 0 BB: 0 P: 3	R: 0 E: 0 K: 1 S: 5	H: 1 LOB: 1 BB: 1 P: 9	R: 0 E: 0 K: 1 S: 5	H: 0 LOB: 0 BB: 0 P: 5	R: 1 E: 0 K: 0 S: 4	H: 1 LOB: 0 BB: 0 P: 4	R: 0 E: 0 K: 1 S: 5	H: 0 LOB: 0 BB: 0 P: 5	R: 0 E: 0 K: 1 S: 6	H: 1 LOB: 1 BB: 0 P: 6	R: 0 E: 0 K: 0 S: 3	H: 0 LOB: 0 BB: 0 P: 3	R: 0 E: 0 K: 1 S: 3	H: 0 LOB: 0 BB: 0 P: 3	1B: 3 2B: 0 3B: 0 HR: 1	SF: 0 SAC: 0 DP: 1 HBP: 0	WP: 0 PB: 0 SB: 0 CS: 1	PA: 27
<b>PITCHER</b> Don Drysdale, R ERA: 4.5 (1, 1)	IP: 8.0 WLS: L BF: 27 H: 4 R: 1 ER: 1 SO: 5 BB: 1 IBB: 0 HBP: 0 BLK: 0 WP: 0 HR: 1 S: 36 P: 40 ERA: 1.12 WHIP: 0.625															<b>PITCHER</b>				

Los Angeles Dodgers @ Baltimore Orioles  
Memorial Stadium, Baltimore, MD  
Sun Oct 09 1966, 3:33 AM EDT  
Att: 54,458 - Unknown

AB 26  
R 1  
H 4  
RBI 1  
BB 1  
SO 5  
LOB 5

