Los Angeles Dodgers - 1967

Batter	1	2	3	4	5	6	7	8	9	AB	R	H	RBI	BB	SO	LOB
Wes Parker, S (1, 8)	F9		6-3			BB: F8, 6-3		5-3		3	0	0	0	1	0	0
Ron Hunt, R (1, 4)	BB: FC4-6			5-3		6-3 (1-2)		5-3		3	0	0	0	1	0	1
Lou Johnson, R (1, 9) OBP: 0.250, SLG: 0.250	F7			G6-4-3: 1B		F8 (2-3)			K	4	0	1	0	0	1	2
Ron Fairly, L (1, 3) OBP: 0.250, SLG: 0.250	FC4-6 (1-2f)			G6-4-3 (1-2f)		F3			PB: 1B	4	0	1	0	0	0	3
Jim Lefebvre, S (1, 5)		6-3			F8		1-6-3		F7	4	0	0	0	0	0	1
John Roseboro, L (1, 2) OBP: 0.500, SLG: 0.750		4-3			1B: 2B		FC5-4: 1B		K (1-2)	4	1	2	0	0	1	1
Bob Bailey, R (1, 7)		F7			K		FC5-4 (1-2f)		K	4	0	0	0	0	2	4
Gene Michael, S (1, 6) OBP: 1.000, SLG: 1.000			G4-3: 1B		2-H: 1B		F9			2	0	2	1	0	0	0
Jim Hickman, R (7, PH)										1	0	0	0	0	0	1
Dick Schofield, S (7, 6)										0	0	0	0	0	0	0
Bob Miller, R (1, 1)			G4-3 (1-2f)		F8			K		1	0	0	0	0	0	1
Al Ferrara, R (5, PH)										1	0	0	0	0	0	1
Ron Perranoski, L (5, 1)										0	0	0	0	0	0	0
Johnny Werhas, R (8, PH)										1	0	0	0	0	1	0
Phil Regan, R (8, 1)										0	0	0	0	0	0	0
Inning Stats	R: 0 E: 0 K: 0 S: 3 / H: 0 LOB: 1 BB: 1 P: 7	R: 0 E: 0 K: 0 S: 3 / H: 0 LOB: 0 BB: 0 P: 3	R: 0 E: 0 K: 0 S: 3 / H: 1 LOB: 0 BB: 0 P: 3	R: 0 E: 0 K: 0 S: 3 / H: 1 LOB: 0 BB: 0 P: 3	R: 1 E: 0 K: 1 S: 7 / H: 2 LOB: 1 BB: 0 P: 7	R: 0 E: 0 K: 0 S: 3 / H: 0 LOB: 1 BB: 1 P: 7	R: 0 E: 0 K: 0 S: 4 / H: 1 LOB: 1 BB: 0 P: 4	R: 0 E: 0 K: 1 S: 5 / H: 0 LOB: 0 BB: 0 P: 5	R: 0 E: 0 K: 3 S: 11 / H: 1 LOB: 2 BB: 0 P: 11	1B: 5 2B: 1 3B: 0 HR: 0	SF: 0 SAC: 0 DP: 2 HBP: 0					

TOP

Los Angeles Dodgers @ Cincinnati Reds

Crosley Field, Cincinnati, OH

Mon Apr 10 1967, 3:33 AM EST

Att. 28,422 - Unknown

livebaseballscorecards.com

AB	32
R	1
H	6
RBI	1
BB	2
SO	5
LOB	15

PITCHER		IP	WLS	BF	H	R	ER	SO	BB	IBB	HBP	BLK	WP	HR	S	P	ERA	WHIP
Jim Maloney, R (1, 1) ERA: 1.29		7.0	W	26	5	1	1	1	2	0	0	0	0	0	26	34	1.29	1.000
Ted Abernathy, R (8, 1) ERA:		2.0	S	8	1	0	0	4	0	0	0	0	0	0	16	16	0.00	0.500

PITCHER		IP	WLS	BF	H	R	ER	SO	BB	IBB	HBP	BLK	WP	HR	S	P	ERA	WHIP

BOTTOM

Los Angeles Dodgers @ Cincinnati Reds

Crosley Field, Cincinnati, OH

Mon Apr 10 1967, 3:33 AM EST

Att. 28,422 - Unknown

livebaseballscorecards.com

Batter	1	2	3	4	5	6	7	8	9	AB	R	H	RBI	BB	SO	LOB
Tommy Harper, R (1, 9)	F9 ①	SF8 ② 3-H			6-3 ①		BBBB 4-0 S BB			2	0	0	1	1	0	0
Vada Pinson, L (1, 8) OBP: 0.250, SLG: 1.000	HR	F5 ③			SSS 0-3 K ②		0-0 F9 ③ 1-2			4	1	1	1	0	1	2
Pete Rose, S (1, 7) OBP: 0.500, SLG: 0.333	6-3 ②		0-0 G5-4-3 1B		0-0 4-3 ③			BBBB 4-0 1B SF8 BB		3	1	1	0	1	0	0
Deron Johnson, R (1, 5) OBP: 0.500, SLG: 1.250	HR		0-0 ① ② G5-4-3 1-2f			0-0 F9 ①		0-0 1-3 2B 1B		4	2	2	1	0	0	1
Tony Perez, R (1, 3) OBP: 0.250, SLG: 0.333	FC5-4 1B		0-0 6-3 ③			0-0 F3 ②		0-0 SF8 ① 3-H		3	0	1	1	0	0	0
Tommy Helms, R (1, 4)	FC5-4 ③ 1-2f			0-0 F8 ①		0-0 6-3 ③		0-0 F9 ②		4	0	0	0	0	0	2
Leo Cardenas, R (1, 6) OBP: 0.500, SLG: 0.750		0-0 4-3 ①		0-0 5-3 1B			SSS 0-3 K ①	0-0 1-H 2B		4	0	2	1	0	1	0
Johnny Edwards, L (1, 2) OBP: 0.500, SLG: 0.333		0-0 1B SF8 1B		0-0 5-3 ② 1-2			0-0 4-3 ②	4-0 IBB		3	1	1	0	1	0	1
Jim Maloney, L (1, 1) OBP: 0.500, SLG: 0.500 Dick Simpson, R (7, PH) OBP: 1.000, SLG: 4.000 Ted Abernathy, R (8, 1)		0-0 1-3 1B		0-0 3-1 ③			0-0 HR	0-0 F9 ③		2 1 1	0 1 0	1 1 0	0 1 0	0 0 0	0 0 0	1 0 2
Inning Stats	R: 2 E: 0 K: 0 S: 6 H: 3 LOB: 1 BB: 0 P: 6	R: 1 E: 0 K: 0 S: 5 H: 2 LOB: 1 BB: 0 P: 5	R: 0 E: 0 K: 0 S: 3 H: 1 LOB: 0 BB: 0 P: 3	R: 0 E: 0 K: 0 S: 4 H: 1 LOB: 1 BB: 0 P: 4	R: 0 E: 0 K: 1 S: 5 H: 0 LOB: 0 BB: 0 P: 5	R: 0 E: 0 K: 0 S: 3 H: 0 LOB: 0 BB: 0 P: 3	R: 1 E: 0 K: 1 S: 6 H: 1 LOB: 1 BB: 1 P: 10	R: 2 E: 0 K: 0 S: 5 H: 2 LOB: 2 BB: 2 P: 13		1B: 6 2B: 1 3B: 0 HR: 3	SF: 2 SAC: 0 DP: 1 HBP: 0						

	AB	31
	R	6
	H	10
	RBI	6
	BB	3
	SO	2
	LOB	9

PITCHER		IP	WLS	BF	H	R	ER	SO	BB	IBB	HBP	BLK	WP	HR	S	P	ERA	WHIP
Bob Miller, R ERA: 6.75	(1, 1)	4.0	L	18	7	3	3	0	0	0	0	0	0	2	18	18	6.75	1.750
Ron Perranoski, L ERA: 3.0	(5, 1)	3.0		11	1	1	1	2	1	0	0	0	0	1	14	18	3.00	0.667
Phil Regan, R ERA: 18.0	(8, 1)	1.0		7	2	2	2	0	1	1	0	0	0	0	5	13	18.00	3.000

PITCHER	IP	WLS	BF	H	R	ER	SO	BB	IBB	HBP	BLK	WP	HR	S	P	ERA	WHIP

WP: 0 PB: 0 SB: 1 CS: 0 PA: 36

Batter	1	2	3	4	5	6	7	8	9	AB	R	H	RBI	BB	SO	LOB
Gene Michael, S (1, 6) OBP: 0.429, SLG: 0.333	5-3		L8			1-3		BB	P6	4	0	0	0	1	0	2
Ron Hunt, R (1, 4)	K		FC5-4 1-2f			BLK BB		F8	F7	4	0	0	0	1	1	3
Lou Johnson, R (1, 8) OBP: 0.125, SLG: 0.125	K			5-3		K 1-2		F8		4	0	0	0	0	2	2
Al Ferrara, R (1, 9)		L7		F5		P6		P6		4	0	0	0	0	0	2
Jim Lefebvre, S (1, 5) OBP: 0.500, SLG: 0.714		1B 1B		BB			1B SF9 1B		1B 3B	3	2	3	0	1	0	0
Ron Fairly, L (1, 3) OBP: 0.500, SLG: 0.500		G4-6-3 1-2 1B		G3			FC5-4 1-3 1B		1B E 1B 3-H	4	1	3	1	0	0	1
Bob Bailey, R (1, 7)		G4-6-3 1-2f			6-3		P4		K	4	0	0	0	0	1	5
Jeff Torborg, R (1, 2) OBP: 0.250, SLG: 0.333			F8		F8		SF9 3-H		E7 1-H 3B 1B	3	1	1	1	0	0	0
Claude Osteen, L (1, 1) OBP: 1.000, SLG: 1.000			FC5-4 1B		K		FC5-4 1-2f		3B 2-H	1	0	1	0	0	0	0
Bob Miller, R (3, 1)										0	0	0	0	0	0	0
Jim Campanis, R (5, PH)										1	0	0	0	0	1	0
Bill Singer, R (5, 1)										0	0	0	0	0	0	0
Dick Egan, L (5, 1)										0	0	0	0	0	0	0
Jim Hickman, R (7, PH)										1	0	0	0	0	0	1
Bob Lee, R (7, 1)										0	0	0	0	0	0	0
Wes Parker, S (9, PH) OBP: 0.400, SLG: 0.750										1	0	1	1	0	0	0
Inning Stats	R: 0 E: 0 K: 2 S: 7 H: 0 LOB: 0 BB: 0 P: 7	R: 0 E: 0 K: 0 S: 4 H: 2 LOB: 1 BB: 0 P: 4	R: 0 E: 0 K: 0 S: 4 H: 1 LOB: 1 BB: 0 P: 4	R: 0 E: 0 K: 0 S: 3 H: 0 LOB: 1 BB: 1 P: 7	R: 0 E: 0 K: 1 S: 5 H: 0 LOB: 0 BB: 0 P: 5	R: 0 E: 0 K: 1 S: 5 H: 0 LOB: 1 BB: 1 P: 9	R: 1 E: 0 K: 0 S: 5 H: 2 LOB: 1 BB: 0 P: 5	R: 0 E: 0 K: 0 S: 3 H: 0 LOB: 1 BB: 1 P: 7	R: 3 E: 1 K: 1 S: 9 H: 4 LOB: 1 BB: 0 P: 9	1B: 7 2B: 0 3B: 2 HR: 0 SF: 1 SAC: 0 DP: 1 HBP: 0	WP: 0 PB: 0 SB: 0 CS: 0 PA: 38					

PITCHER		IP	WLS	BF	H	R	ER	SO	BB	IBB	HBP	BLK	WP	HR	S	P	ERA	WHIP
Larry Jaster, L ERA: 3.38	(1, 1)	8.0	W	33	7	3	3	4	3	0	0	1	0	0	38	50	3.38	1.250
Dick Hughes, R ERA: 9.0	(9, 1)	1.0	S	5	2	1	1	1	0	0	0	0	0	0	7	7	9.00	2.000

PITCHER	IP	WLS	BF	H	R	ER	SO	BB	IBB	HBP	BLK	WP	HR	S	P	ERA	WHIP

TOP

Los Angeles Dodgers @ St. Louis Cardinals

Busch Stadium, St. Louis, MO

Fri Apr 14 1967, 6:05 PM CST
Att. 24,757 - Unknown

livebaseballscorecards.com

AB	34
R	4
H	9
RBI	3
BB	3
SO	5
LOB	16

BOTTOM

Los Angeles Dodgers @ St. Louis Cardinals

Busch Stadium, St. Louis, MO

Fri Apr 14 1967, 6:05 PM CST

Att. 24,757 - Unknown

livebaseballscorecards.com

Batter	1	2	3	4	5	6	7	8	9	AB	R	H	RBI	BB	SO	LOB
Lou Brock, L (1, 7) OBP: 0.200, SLG: 0.500	4-3	P3		G3		K		L7		5	0	0	0	0	1	1
Curt Flood, R (1, 8) OBP: 0.500, SLG: 0.375	3B 1B		5-3		2B 2B BB	F8 HBP		4-3		3	2	1	0	1	0	0
Roger Maris, L (1, 9) OBP: 0.556, SLG: 1.000	1-H 1B 3B		2B 1B		1-3 2B 2B	F8 1-2				4	3	3	1	0	0	1
Orlando Cepeda, R (1, 3) OBP: 0.556, SLG: 0.667	1B FC3-6 BB		1-H 1B 2B		FC1-5 2-H 3-H 2B	K				3	2	2	3	1	1	1
Phil Gagliano, R (1, 5) OBP: 0.429, SLG: 0.857	FC3-6 1-3 3-H 1B	F7			FC1-5 BB 2-3		1B			4	0	2	1	0	0	2
Tim McCarver, L (1, 2) OBP: 0.500, SLG: 0.429	FC3-6 PO 1-2f 3-H		FC6-4 2-H 1B		BB BB WP 1-2 BB		P6			3	1	1	2	1	0	2
Julian Javier, R (1, 4) OBP: 0.625, SLG: 0.500	PO 1-2	1B	FC6-4 1-2f		WP BB 1-2 BB		F8			3	0	1	0	1	0	2
Dal Maxvill, R (1, 6) OBP: 0.500, SLG: 0.429		F9		F8	WP 1-2 2-3 BB		K			3	0	0	0	1	1	2
Larry Jaster, L (1, 1) Dick Hughes, R (9, 1)		K		G3	K 1-2 2-3 3-H			K		4 0	0 0	0 0	0 0	0 0	3 0	3 0
Inning Stats	R: 3 H: 3 E: 0 LOB: 0 K: 0 BB: 1 S: 5 P: 9	R: 0 H: 1 E: 0 LOB: 1 K: 1 BB: 0 S: 6 P: 6	R: 2 H: 3 E: 0 LOB: 1 K: 0 BB: 0 S: 6 P: 6	R: 0 H: 0 E: 0 LOB: 0 K: 0 BB: 0 S: 3 P: 3	R: 3 H: 2 E: 0 LOB: 2 K: 1 BB: 4 S: 6 P: 22	R: 0 H: 0 E: 0 LOB: 1 K: 2 BB: 0 S: 7 P: 8	R: 0 H: 1 E: 0 LOB: 1 K: 1 BB: 0 S: 6 P: 6	R: 0 H: 0 E: 0 LOB: 0 K: 1 BB: 0 S: 5 P: 5		1B: 6 SF: 0 2B: 3 SAC: 0 3B: 1 DP: 0 HR: 0 HBP: 1						

	AB	32
	R	8
	H	10
	RBI	7
	BB	5
	SO	6
	LOB	14

WP: 1 PA: 39
PB: 0
SB: 0
CS: 0

PITCHER		IP	WLS	BF	H	R	ER	SO	BB	IBB	HBP	BLK	WP	HR	S	P	ERA	WHIP
Claude Osteen, L ERA: 16.88	(1, 1)	2.2	L	15	7	5	5	1	1	0	0	0	0	0	16	20	16.88	3.000
Bob Miller, R ERA: 5.06	(3, 1)	1.1		4	0	0	0	0	0	0	0	0	0	0	4	4	0.00	0.000
Bill Singer, R ERA: 40.5	(5, 1)	0.2		7	2	3	3	0	4	0	0	0	0	0	3	19	40.50	9.000
Dick Egan, L ERA:	(5, 1)	1.1		5	0	0	0	3	0	0	1	0	1	0	10	11	0.00	0.000
Bob Lee, R ERA:	(7, 1)	2.0		7	1	0	0	2	0	0	0	0	0	0	11	11	0.00	0.500

PITCHER	IP	WLS	BF	H	R	ER	SO	BB	IBB	HBP	BLK	WP	HR	S	P	ERA	WHIP

Los Angeles Dodgers @ St. Louis Cardinals

Busch Stadium, St. Louis, MO

Sat Apr 15 1967, 3:33 AM CST

Att. 17,939 - Unknown

TOP

livebaseballscorecards.com

Batter	1	2	3	4	5	6	7	8	9	AB	R	H	RBI	BB	SO	LOB
Wes Parker, S (1, 8) OBP: 0.400, SLG: 0.500	5-3		BBB 4-0 1B BB		6-3 1B 1B		F8		4-3	4	1	1	0	1	0	2
Ron Hunt, R (1, 4) OBP: 0.231, SLG: 0.091	6-3		F8		1-2 6-3 1B		G5-4-3 2-3f			4	1	1	0	0	0	3
Lou Johnson, R (1, 9) OBP: 0.250, SLG: 0.182	F2		1-3 BB 1B		1-2 2-3 6-3			BBB 4-0 WP 1B 6-3 BB		3	1	1	0	1	0	2
Jim Lefebvre, S (1, 5) OBP: 0.583, SLG: 0.700		1-3	BBB 4-0 1-2 BB		2-H 3-H CS 1B			0-0 WP 1-2 1B		3	0	2	2	1	0	0
Ron Fairly, L (1, 3) OBP: 0.417, SLG: 0.417		2B 1-3 1B	F8		1-2 CS	G3		SSS 0-3 K 1-2 2-3		4	1	1	0	0	1	5
Bob Bailey, R (1, 7)		1-2 1-3		5-3		6-3		3-H 6-3		4	0	0	1	0	0	2
Jeff Torborg, R (1, 2) OBP: 0.250, SLG: 0.429	2-H 2B			5-3		F7		F8		4	0	1	1	0	0	1
Gene Michael, S (1, 6) OBP: 0.300, SLG: 0.222	F9			5-3			E5 G5-4-3 1B		F7	3	0	0	0	0	0	1
Al Ferrara, R (9, PH)										1	0	0	0	0	0	0
Don Sutton, R (1, 1)			5-3		4-3		1-2 1B		6-3	2	0	0	0	0	0	0
Phil Regan, R (5, 1)										0	0	0	0	0	0	0
Jim Brewer, L (5, 1)										0	0	0	0	0	0	0
Johnny Werhas, R (7, PH) OBP: 0.500, SLG: 0.500										1	0	1	0	0	0	0
Joe Moeller, R (7, 1)										0	0	0	0	0	0	0
Bruce Brubaker, R (7, 1)										0	0	0	0	0	0	0
Jim Hickman, R (9, PH)										1	0	0	0	0	0	0
Inning Stats	R: 0 E: 0 K: 0 S: 3 H: 0 LOB: 0 BB: 0 P: 3	R: 1 E: 0 K: 0 S: 5 H: 2 LOB: 1 BB: 0 P: 5	R: 0 E: 0 K: 0 S: 4 H: 1 LOB: 3 BB: 2 P: 12	R: 0 E: 0 K: 0 S: 3 H: 0 LOB: 0 BB: 0 P: 3	R: 2 E: 0 K: 0 S: 5 H: 3 LOB: 0 BB: 0 P: 5	R: 0 E: 0 K: 0 S: 3 H: 0 LOB: 0 BB: 0 P: 3	R: 0 E: 1 K: 0 S: 4 H: 1 LOB: 1 BB: 0 P: 4	R: 1 E: 0 K: 1 S: 6 H: 1 LOB: 1 BB: 1 P: 10	R: 0 E: 0 K: 0 S: 3 H: 0 LOB: 0 BB: 0 P: 3	1B: 7 2B: 1 3B: 0 HR: 0 SF: 0 SAC: 0 DP: 1 HBP: 0						

AB	34
R	4
H	8
RBI	4
BB	3
SO	1
LOB	16

WP: 1 PB: 0 SB: 0 CS: 1 PA: 38

PITCHER		IP	WLS	BF	H	R	ER	SO	BB	IBB	HBP	BLK	WP	HR	S	P	ERA	WHIP
Al Jackson, L ERA: 5.14	(1, 1)	7.0	W	30	7	4	4	0	3	0	0	0	0	0	27	39	5.14	1.429
Hal Woodeshick, L ERA:	(8, 1)	2.0	S	7	1	0	0	1	0	0	0	0	1	0	9	9	0.00	0.500

PITCHER	IP	WLS	BF	H	R	ER	SO	BB	IBB	HBP	BLK	WP	HR	S	P	ERA	WHIP

Batter	1	2	3	4	5	6	7	8	9	AB	R	H	RBI	BB	SO	LOB
Lou Brock, L (1, 7) OBP: 0.375, SLG: 0.938	F5	1-3			1B 1B 1B BB		HR	2-H 3-H HR		6	3	4	5	0	0	2
Curt Flood, R (1, 8) OBP: 0.438, SLG: 0.308	4-3		5-3		1B 1B 1-3 BB		6-3	K		5	1	1	0	1	1	0
Roger Maris, L (1, 9) OBP: 0.571, SLG: 0.846 Bobby Tolan, L (8, 9)	1B 1B		BBB BB		K F8		BLK 2B 1B	1-3		4 1	1 0	2 0	0 0	1 0	1 0	5 0
Orlando Cepeda, R (1, 3) OBP: 0.571, SLG: 0.727	1-2 1B		P4		1B 1-2 3-H 1B	K	1-H 1B 2B			5	2	3	2	0	1	1
Tim McCarver, L (1, 2) OBP: 0.538, SLG: 0.500	4-3		F8		E 1B 1-3 2-H SF9 1B	2B 1B	2-H 1B			5	2	3	2	0	0	3
Phil Gagliano, R (1, 5) OBP: 0.417, SLG: 0.750		F8		P6	SF9 E 1-2 3-H E 1B	1-H 2B	K			5	1	2	2	0	1	1
Julian Javier, R (1, 4) OBP: 0.615, SLG: 0.600	1B 1B		BBB FC6-4 BB		E6 E 1-2 2-3 1B	5-3		1B HR 2B		4	2	2	0	1	0	3
Dal Maxvill, R (1, 6) OBP: 0.385, SLG: 0.364	F8		FC6-4 1-2f		SF9 2-3 3-H	F3		6-3 HR 2-3 1B		4	1	1	1	0	0	3
Al Jackson, L (1, 1) OBP: 0.250, SLG: 0.250 Hal Woodeshick, R (8, 1)	1-2 1B		P4		E6 BB 1B 1-2 3-H		K	6-3 1-2		4 1	0 0	1 0	0 0	0 0	1 0	2 2
Inning Stats	R: 0 E: 0 K: 0 S: 5 H: 2 LOB: 2 BB: 0 P: 5	R: 0 E: 0 K: 0 S: 5 H: 2 LOB: 2 BB: 0 P: 5	R: 0 E: 0 K: 0 S: 3 H: 0 LOB: 1 BB: 1 P: 7	R: 0 E: 0 K: 0 S: 3 H: 0 LOB: 1 BB: 1 P: 7	R: 6 E: 2 K: 1 S: 13 H: 6 LOB: 3 BB: 1 P: 17	R: 1 E: 0 K: 1 S: 7 H: 2 LOB: 1 BB: 0 P: 7	R: 3 E: 0 K: 2 S: 11 H: 4 LOB: 1 BB: 0 P: 11	R: 3 E: 0 K: 1 S: 8 H: 3 LOB: 0 BB: 0 P: 8		1B: 14 2B: 3 3B: 0 HR: 2 SF: 1 SAC: 0 DP: 0 HBP: 0						

PITCHER		IP	WLS	BF	H	R	ER	SO	BB	IBB	HBP	BLK	WP	HR	S	P	ERA	WHIP
Don Sutton, R ERA: 6.23	(1, 1)	4.1	L	23	8	4	3	1	2	0	0	0	0	0	23	31	6.23	2.308
Phil Regan, R ERA: 13.5	(5, 1)	0.1		6	2	2	0	0	1	0	0	0	0	0	5	9	0.00	9.000
Jim Brewer, L ERA: 6.75	(5, 1)	1.1		6	2	1	1	1	0	0	0	0	0	0	8	8	6.75	1.500
Joe Moeller, R ERA: 40.5	(7, 1)	0.2		6	4	3	3	1	0	0	0	1	0	1	8	8	40.50	6.000
Bruce Brubaker, R ERA: 20.25	(7, 1)	1.1		7	3	3	3	2	0	0	0	0	0	1	11	11	20.25	2.250

PITCHER	IP	WLS	BF	H	R	ER	SO	BB	IBB	HBP	BLK	WP	HR	S	P	ERA	WHIP

BOTTOM

Los Angeles Dodgers @ St. Louis Cardinals

Busch Stadium, St. Louis, MO

Sat Apr 15 1967, 3:33 AM CST

Att. 17,939 - Unknown

livebaseballscorecards.com

AB	44
R	13
H	19
RBI	12
BB	3
SO	5
LOB	22

Batter	1	2	3	4	5	6	7	8	9	AB	R	H	RBI	BB	SO	LOB
Wes Parker, S (1, 8) OBP: 0.429, SLG: 0.500	F8 S BB 1B	FC6-4 1-2f			F8			1B 1B		4	0	2	0	0	0	2
Ron Hunt, R (1, 4) OBP: 0.235, SLG: 0.133	F8 1-3		F7		5-3			G5-4-3 1-2 1B		4	0	1	0	0	0	1
Lou Johnson, R (1, 9) OBP: 0.313, SLG: 0.214	BBBB BB 3-H		E S 1B			K2-3		G5-4-3 1-2f		3	0	1	0	1	1	2
Jim Lefebvre, S (1, 5) OBP: 0.438, SLG: 0.500	F8		SSS K 1-3			6-3			F8	4	0	0	0	0	1	2
Ron Fairly, L (1, 3) OBP: 0.438, SLG: 0.500		1B 2B	F5			SSS K			1B	4	1	2	0	0	1	1
Bob Bailey, R (1, 7) OBP: 0.063, SLG: 0.063		L5		4-3			G5-4-3 1B		F3	4	0	1	0	0	0	2
Jeff Torborg, R (1, 2) OBP: 0.182, SLG: 0.300		5-3		5-3			L7		4-3	3	0	0	0	0	0	2
John Roseboro, L (9, PH) OBP: 0.400, SLG: 0.600										1	0	0	0	0	0	1
Gene Michael, S (1, 6) OBP: 0.308, SLG: 0.250		1B 2-H 1B		5-3			G5-4-3 1-2f			3	0	1	1	0	0	1
Don Drysdale, R (1, 1) OBP: 0.500, SLG: 0.500		FC6-4 1-2 1B			5-3			SSS K		2	0	1	0	0	0	0
Bob Miller, R (6, 1)										0	0	0	0	0	0	0
Johnny Werhas, R (8, PH) OBP: 0.333, SLG: 0.333										1	0	0	0	0	1	0
Ron Perranoski, L (8, 1)										0	0	0	0	0	0	0
Inning Stats	R: 0 E: 0 K: 0 S: 3 H: 1 LOB: 1 BB: 1 P: 7	R: 1 E: 0 K: 0 S: 6 H: 3 LOB: 2 BB: 0 P: 6	R: 0 E: 0 K: 1 S: 6 H: 1 LOB: 1 BB: 0 P: 6	R: 0 E: 0 K: 0 S: 3 H: 0 LOB: 0 BB: 0 P: 3	R: 0 E: 0 K: 0 S: 3 H: 0 LOB: 0 BB: 0 P: 3	R: 0 E: 0 K: 2 S: 7 H: 0 LOB: 0 BB: 0 P: 7	R: 0 E: 0 K: 0 S: 3 H: 1 LOB: 0 BB: 0 P: 3	R: 0 E: 0 K: 1 S: 6 H: 2 LOB: 1 BB: 0 P: 6	R: 0 E: 0 K: 0 S: 4 H: 1 LOB: 1 BB: 0 P: 4	1B: 8 2B: 1 3B: 0 HR: 0	SF: 0 SAC: 0 DP: 2 HBP: 0						

TOP

Los Angeles Dodgers @ Atlanta Braves

Atlanta Stadium, Atlanta, GA

Sun Apr 16 1967, 3:33 AM EST

Att. 25,436 - Unknown

livebaseballscorecards.com

AB	33
R	1
H	9
RBI	1
BB	1
SO	4
LOB	14

PITCHER		IP	WLS	BF	H	R	ER	SO	BB	IBB	HBP	BLK	WP	HR	S	P	ERA	WHIP
Denny Lemaster, L ERA: 1.35	(1, 1)	7.1	W	29	8	1	1	4	1	0	0	0	0	0	36	40	1.23	1.227
Phil Niekro, R ERA:	(8, 1)	1.2	S	5	1	0	0	0	0	0	0	0	0	0	5	5	0.00	0.600

PITCHER	IP	WLS	BF	H	R	ER	SO	BB	IBB	HBP	BLK	WP	HR	S	P	ERA	WHIP

Batter	1	2	3	4	5	6	7	8	9	AB	R	H	RBI	BB	SO	LOB
Denis Menke, R (1, 6) OBP: 0.240, SLG: 0.217	S S S 0-3 ① K		x 0-0 ② P2		x 0-0 ③ 6-3		x 0-0 1B 2B			4	0	1	0	0	1	0
Felipe Alou, R (1, 3) OBP: 0.400, SLG: 0.522	x 0-0 E HBP 1B		x 0-0 PO 1B			x 0-0 1B 2B	x 0-0 ② F2			4	1	3	0	0	0	1
Hank Aaron, R (1, 9) OBP: 0.440, SLG: 0.571	x 0-0 ② F8		0-0 ③ PO 1-2	B B B B 4-0 FC6-4 BB BB		B B B B 4-0 1B 2B BB	I I I I 4-0 1B IBB			1	1	0	0	3	0	1
Mack Jones, L (1, 8) OBP: 0.350, SLG: 0.333	H 1-0 FC6-5 1-2 HBP			x 0-0 ① F7		x 0-0 2B SF9 1-2 2-H 1B	x 0-0 1-2 2-3 1B			0	0	0	0	0	0	0
Gary Geiger, L (1, PR) OBP: 0.400, SLG: 0.400 (2, 8)										3	1	2	1	0	0	1
Joe Torre, R (1, 2) OBP: 0.292, SLG: 0.609	x 0-0 ③ FC6-5 1-3 2-3			B B B B 4-0 FC6-4 1-2 BB		x 0-0 SF9 1B 1-3 2-H 2B	x 0-0 ③ P4			3	1	1	1	1	0	5
Rico Carty, R (1, 7) OBP: 0.391, SLG: 0.316		x 0-0 ① F2		x 0-0 ② FC6-4 1-2f 2-3		x 0-0 ① SF9 2-3 3-H		x 0-0 ① F3		3	0	0	1	0	0	2
Clete Boyer, R (1, 5) OBP: 0.200, SLG: 0.316		x 0-0 ② 5-3		x 0-0 ③ F7		x 0-0 CS 1B 3-H		x 0-0 ② 4-3		3	0	1	1	0	0	2
Marty Martinez, S (6, PR) (7, 5)										1	0	0	0	0	0	0
Woody Woodward, R (1, 4) OBP: 0.050, SLG: 0.050	S S S 0-3 ③ K				x 0-0 ① L8	S S S 0-3 ② ③ K 1-2		x 0-0 ③ 5-3		4	0	0	0	0	2	1
Denny Lemaster, R (1, 1)			S S S 0-3 ① K		S S S 0-3 ② K		S S S 0-3 ① K			3	0	0	0	0	3	0
Phil Niekro, R (8, 1)										0	0	0	0	0	0	0
Inning Stats	R: 0 H: 1 E: 1 LOB: 2 K: 1 BB: 0 S: 6 P: 7	R: 0 H: 0 E: 0 LOB: 0 K: 1 BB: 0 S: 5 P: 5	R: 0 H: 1 E: 0 LOB: 0 K: 1 BB: 0 S: 5 P: 5	R: 0 H: 0 E: 0 LOB: 2 K: 0 BB: 2 S: 3 P: 11	R: 0 H: 0 E: 0 LOB: 0 K: 1 BB: 0 S: 5 P: 5	R: 4 H: 4 E: 0 LOB: 1 K: 1 BB: 1 S: 8 P: 12	R: 0 H: 2 E: 0 LOB: 3 K: 1 BB: 1 S: 7 P: 11	R: 0 H: 0 E: 0 LOB: 0 K: 0 BB: 0 S: 3 P: 3		1B: 5 SF: 1 2B: 4 SAC: 0 3B: 0 DP: 1 HR: 0 HBP: 1						

PITCHER		IP	WLS	BF	H	R	ER	SO	BB	IBB	HBP	BLK	WP	HR	S	P	ERA	WHIP
Don Drysdale, R ERA: 6.75	(1, 1)	5.1	L	25	6	4	4	4	3	0	1	0	0	0	29	42	6.75	1.688
Bob Miller, R ERA: 3.86	(6, 1)	1.2		7	2	0	0	2	0	1	0	0	0	0	10	14	0.00	1.200
Ron Perranoski, L ERA: 2.25	(8, 1)	1.0		3	0	0	0	0	0	0	0	0	0	0	3	3	0.00	0.000

PITCHER	IP	WLS	BF	H	R	ER	SO	BB	IBB	HBP	BLK	WP	HR	S	P	ERA	WHIP

BOTTOM

Los Angeles Dodgers @ Atlanta Braves

Atlanta Stadium, Atlanta, GA

Sun Apr 16 1967, 3:33 AM EST

Att. 25,436 - Unknown

livebaseballscorecards.com

AB	29
R	4
H	8
RBI	4
BB	4
SO	6
LOB	13

WP: 0 PA: 36
PB: 0
SB: 0
CS: 1

Batter	1	2	3	4	5	6	7	8	9	AB	R	H	RBI	BB	SO	LOB
Tommy Harper, R (1, 9) OBP: 0.379, SLG: 0.583	5-3		1B		P6		G4-3			4	0	2	0	0	0	0
Vada Pinson, L (1, 8) OBP: 0.414, SLG: 0.593	4-3		G6-4-3		K		G4-3			4	0	1	0	0	1	1
Pete Rose, S (1, 7) OBP: 0.276, SLG: 0.429	1B		G6-4-3		F9			4-3		4	0	1	0	0	0	2
Deron Johnson, R (1, 5) OBP: 0.379, SLG: 0.793	K			6-3		1-3		K		4	0	0	0	0	2	1
Tony Perez, R (1, 3) OBP: 0.417, SLG: 0.636		PB SH3-4 SF7 1B		L4		L8		F9		4	1	1	0	0	0	0
Tommy Helms, R (1, 4) OBP: 0.346, SLG: 0.478		SH3-4		WP 1B		1B BB			K	2	1	1	0	1	1	0
Leo Cardenas, R (1, 6) OBP: 0.393, SLG: 0.440		SF7		1B BB		1B			6-3	2	0	1	1	1	0	0
Don Pavletich, R (1, 2) OBP: 0.714, SLG: 1.286 Dick Simpson, R (9, PR) OBP: 1.000, SLG: 4.000		6-3		FC5-4		6-3			1B	4 0	0 0	2 0	1 0	0 0	0 0	2 0
Milt Pappas, R (1, 1) Giraldo Ruiz, S (7, PH) Ted Abernathy, R (7, 1) Don Nottebart, R (7, 1) Art Shamsky, L (9, PH)			F7	FC5-4			4-3		K	2 1 0 0 1	0 0 0 0 0	0 0 0 0 1	0 0 0 0 1	0 0 0 0 0	0 0 0 0 1	2 0 0 0 1
Inning Stats	R: 0 E: 0 K: 1 S: 6 H: 1 LOB: 1 BB: 0 P: 6	R: 1 E: 0 K: 0 S: 4 H: 1 LOB: 0 BB: 0 P: 4	R: 0 E: 0 K: 0 S: 4 H: 2 LOB: 1 BB: 0 P: 4	R: 1 E: 0 K: 0 S: 5 H: 2 LOB: 2 BB: 1 P: 9	R: 0 E: 0 K: 1 S: 5 H: 0 LOB: 0 BB: 0 P: 5	R: 0 E: 0 K: 0 S: 4 H: 1 LOB: 2 BB: 1 P: 8	R: 0 E: 0 K: 0 S: 3 H: 1 LOB: 0 BB: 0 P: 3	R: 0 E: 0 K: 1 S: 5 H: 0 LOB: 0 BB: 0 P: 5	R: 0 E: 0 K: 2 S: 8 H: 1 LOB: 1 BB: 0 P: 8	1B: 9 2B: 0 3B: 0 HR: 0	SF: 1 SAC: 1 DP: 2 HBP: 0						

PITCHER	IP	WLS	BF	H	R	ER	SO	BB	IBB	HBP	BLK	WP	HR	S	P	ERA	WHIP
Claude Osteen, L (1, 1) ERA: 5.59	7.0	W	29	8	2	1	2	2	0	0	0	1	0	31	39	1.29	1.429
Phil Regan, R (8, 1) ERA: 5.4	2.0	S	7	1	0	0	3	0	0	0	0	0	0	13	13	0.00	0.500

PITCHER	IP	WLS	BF	H	R	ER	SO	BB	IBB	HBP	BLK	WP	HR	S	P	ERA	WHIP

TOP

Cincinnati Reds @ Los Angeles Dodgers

Dodger Stadium, Los Angeles, CA

Tue Apr 18 1967, 6:05 PM PST

Att. 17,947 - Unknown

livebaseballscorecards.com

AB	32
R	2
H	9
RBI	2
BB	2
SO	5
LOB	9

WP: 1 PB: 1 SB: 0 CS: 0 PA: 36

Batter	1	2	3	4	5	6	7	8	9	AB	R	H	RBI	BB	SO	LOB
Wes Parker, S (1, 8) OBP: 0.368, SLG: 0.412	0-0 1-6-3 1B	0-0 1-3			0-0 FC6-4 S 1B 1-2f	0-3 K	0-3 K			5	1	1	0	0	2	7
Ron Hunt, R (1, 4) OBP: 0.273, SLG: 0.111	0-0 1-6-3 1-2		0-0 F8		4-0 1B BB 1-2		0-0 3-1	4-0 BB		3	0	0	0	2	0	1
Lou Johnson, R (1, 9) (8, 7) OBP: 0.286, SLG: 0.211	0-0 F9		0-0 1-3		0-0 1B 1-2 2-H		0-0 5-3	0-0 F7		5	0	1	1	0	0	2
Ron Fairly, L (1, 3) OBP: 0.381, SLG: 0.429	0-0 1-3		0-0 F8		0-0 F9		0-0 BB HBP BB 1B	0-0 F7		5	1	1	0	0	0	4
Jim Lefebvre, S (1, 5) OBP: 0.429, SLG: 0.444		0-0 1B 1B 1B		0-0 F7		0-0 6-3	1-0 BB BB BB 1-2 HBP	0-0 L7		4	2	1	0	0	0	1
John Roseboro, L (1, 2) OBP: 0.556, SLG: 0.625		0-0 SH1-4 1B SF9 1-2 1B		0-0 F5		0-0 BB 1B 1B	4-0 BB BB 1B 1-2 2-3 BB			3	2	2	0	1	0	0
Bob Bailey, R (1, 7) OBP: 0.200, SLG: 0.158 Phil Regan, R (8, 1)		0-0 SF9 SH1-4 1-2 2-H 1B		0-3 K		0-0 BB 1B 1-2	4-0 BB 1B BB 1-2 2-3 3-H			3 0	1 0	2 0	2 0	1 0	1 0	0 0
Gene Michael, S (1, 6) OBP: 0.313, SLG: 0.214		0-0 SH1-4 1-2 2-3			0-0 5-3	0-0 F5	4-0 1B BB 1-2 2-3 3-H			2	0	0	1	1	0	2
Claude Osteen, L (1, 1) OBP: 0.750, SLG: 1.000 Jim Hickman, R (7, PH) OBP: 0.250, SLG: 0.250 (8, 9)		0-0 SF9 2-3 3-H			0-0 FC6-4 1B	4-0 BB 1-2 2-3	0-0 1B 1-2 2-H 3-H			1 1	0 0	1 1	1 2	1 0	0 0	0 0
Inning Stats	R: 0 E: 0 K: 0 S: 4 H: 1 LOB: 1 BB: 0 P: 4	R: 2 E: 0 K: 0 S: 6 H: 3 LOB: 1 BB: 0 P: 6	R: 0 E: 0 K: 0 S: 3 H: 0 LOB: 0 BB: 0 P: 3	R: 0 E: 0 K: 1 S: 5 H: 0 LOB: 0 BB: 0 P: 5	R: 1 E: 0 K: 0 S: 5 H: 2 LOB: 2 BB: 1 P: 9	R: 0 E: 0 K: 1 S: 7 H: 2 LOB: 3 BB: 1 P: 11	R: 4 E: 0 K: 1 S: 7 H: 2 LOB: 2 BB: 3 P: 20	R: 0 E: 0 K: 0 S: 3 H: 0 LOB: 1 BB: 1 P: 7		1B: 10 2B: 0 3B: 0 HR: 0	SF: 1 SAC: 1 DP: 0 HBP: 1			WP: 0 PB: 0 SB: 1 CS: 0	PA: 41		

PITCHER		IP	WLS	BF	H	R	ER	SO	BB	IBB	HBP	BLK	WP	HR	S	P	ERA	WHIP
Milt Pappas, R ERA: 4.26	(1, 1)	6.0	L	28	8	3	3	2	2	0	0	0	0	0	30	38	4.50	1.667
Ted Abernathy, R ERA: 5.14	(7, 1)	0.2		7	1	4	4	0	3	0	1	0	0	0	3	16	54.00	6.000
Don Nottebart, R ERA: 5.4	(7, 1)	1.1		6	1	0	0	1	1	0	0	0	0	0	7	11	0.00	1.500

PITCHER	IP	WLS	BF	H	R	ER	SO	BB	IBB	HBP	BLK	WP	HR	S	P	ERA	WHIP

BOTTOM

Cincinnati Reds @ Los Angeles Dodgers

Dodger Stadium, Los Angeles, CA

Tue Apr 18 1967, 6:05 PM PST

Att. 17,947 - Unknown

livebaseballscorecards.com

AB	32
R	7
H	10
RBI	7
BB	6
SO	3
LOB	17

Batter	1	2	3	4	5	6	7	8	9	10	AB	R	H	RBI	BB	SO	LOB
Tommy Harper, R (1, 9) OBP: 0.353, SLG: 0.621	K		F3			HR		6-3		6-3	5	1	1	1	0	1	0
Vada Pinson, L (1, 8) OBP: 0.364, SLG: 0.516	K			F7		F8		F2			4	0	0	0	0	1	0
Pete Rose, S (1, 7) OBP: 0.333, SLG: 0.433	4-3			BB 5-3		BB FC5-4		1B			2	0	1	0	2	0	0
Deron Johnson, R (1, 5) OBP: 0.344, SLG: 0.719		K		5-3 1-2		FC5-4 1-2f		1-3			3	0	0	0	0	1	2
Giraldo Ruiz, S (6, 5)											1	0	0	0	0	0	1
Tony Perez, R (1, 3) OBP: 0.393, SLG: 0.577		K		P4			K		FC1-6 1B		4	0	1	0	0	2	1
Dick Simpson, R (9, PR) OBP: 1.000, SLG: 4.000											0	0	0	0	0	0	0
Lee May, R (9, 3)											0	0	0	0	0	0	0
Tommy Helms, R (1, 4) OBP: 0.367, SLG: 0.481		S 1B			5-3		S 1B		FC1-6 CS 1-2f		4	1	2	0	0	0	1
Leo Cardenas, R (1, 6) OBP: 0.344, SLG: 0.379		F9 1-2			K		K 1-2		K 1-2		4	0	0	0	0	3	3
Johnny Edwards, L (1, 2) OBP: 0.409, SLG: 0.316			K		P4		1B 2-H			4-3	3	0	1	1	0	1	0
Don Pavletich, R (9, 2) OBP: 0.625, SLG: 1.125											1	0	0	0	0	0	0
Sammy Ellis, L (1, 1)			K			6-3	K			K	4	0	0	0	0	3	1
Inning Stats	R: 0 H: 0 E: 0 LOB: 0 K: 2 BB: 0 S: 7 P: 7	R: 0 H: 1 E: 0 LOB: 1 K: 2 BB: 0 S: 8 P: 8	R: 0 H: 0 E: 0 LOB: 0 K: 2 BB: 0 S: 7 P: 7	R: 0 H: 0 E: 0 LOB: 1 K: 0 BB: 1 S: 3 P: 7	R: 0 H: 0 E: 0 LOB: 0 K: 1 BB: 0 S: 5 P: 5	R: 1 H: 1 E: 0 LOB: 1 K: 0 BB: 1 S: 4 P: 8	R: 1 H: 2 E: 0 LOB: 1 K: 3 BB: 0 S: 11 P: 11	R: 0 H: 1 E: 0 LOB: 1 K: 0 BB: 0 S: 4 P: 4	R: 0 H: 1 E: 0 LOB: 1 K: 1 BB: 0 S: 5 P: 5	R: 0 H: 0 E: 0 LOB: 0 K: 1 BB: 0 S: 5 P: 5	1B: 5 SF: 0 2B: 0 SAC: 0 3B: 0 DP: 0 HR: 1 HBP: 0						

PITCHER		IP	WLS	BF	H	R	ER	SO	BB	IBB	HBP	BLK	WP	HR	S	P	ERA	WHIP
Don Sutton, R ERA: 3.65	(1, 1)	8.0		31	5	2	2	10	2	0	0	0	0	1	49	57	2.25	0.875
Ron Perranoski, L ERA: 1.5	(9, 1)	2.0	W	6	1	0	0	2	0	0	0	0	0	0	10	10	0.00	0.500

PITCHER	IP	WLS	BF	H	R	ER	SO	BB	IBB	HBP	BLK	WP	HR	S	P	ERA	WHIP

TOP

Cincinnati Reds @ Los Angeles Dodgers

Dodger Stadium, Los Angeles, CA

Wed Apr 19 1967, 6:05 PM PST

Att. 15,404 - Unknown

livebaseballscorecards.com

AB	35
R	2
H	6
RBI	2
BB	2
SO	12
LOB	9

WP: 0	PA: 37		
PB: 0			
SB: 2			
CS: 1			

Batter	1	2	3	4	5	6	7	8	9	10	AB	R	H	RBI	BB	SO	LOB
Wes Parker, S (1, 8) OBP: 0.417, SLG: 0.400	1-3		BB		4-3			G5-4-3 1B		IBB	3	0	1	0	2	0	0
Ron Hunt, R (1, 4) OBP: 0.370, SLG: 0.304	1B SF8 1B		1-2 2B 1B			1B		G5-4-3 1-2f		1-3 2-H 2B	5	2	4	1	0	0	1
Lou Johnson, R (1, 9) OBP: 0.320, SLG: 0.304	1-3 1B		1-H 2B			F8			K		4	0	2	1	0	1	0
Ron Fairly, L (1, 3) OBP: 0.360, SLG: 0.417	SF8 3-H		F9			G3			1B G6-2-3 1B		3	0	1	1	0	0	1
Jim Lefebvre, S (1, 5) OBP: 0.400, SLG: 0.409	L7			L7			F9		1-3 IBB 1B		4	0	1	0	0	0	1
John Roseboro, L (1, 2) OBP: 0.538, SLG: 0.500		F6		L9			BB		1-2 IBB		2	0	0	0	2	0	0
Bob Bailey, R (1, 7) OBP: 0.167, SLG: 0.130		4-3		F3			L8		G6-2-3 3-Hf		4	0	0	0	0	0	4
Gene Michael, S (1, 6) OBP: 0.300, SLG: 0.278		2-3			F7		F9			2B	4	1	1	0	0	0	1
Don Sutton, R (1, 1) Jim Hickman, R (8, PH) OBP: 0.200, SLG: 0.200 Ron Perranoski, L (9, 1) Dick Schofield, S (10, PH)			6-3		K			K		F5	2 1 0 1	0 0 0 0	0 0 0 0	0 0 0 0	0 0 0 0	1 1 0 0	0 0 0 1
Inning Stats	R: 1 H: 2 E: 0 LOB: 1 K: 0 BB: 0 S: 5 P: 5	R: 0 H: 0 E: 0 LOB: 0 K: 0 BB: 0 S: 3 P: 3	R: 1 H: 2 E: 0 LOB: 1 K: 0 BB: 1 S: 4 P: 8	R: 0 H: 0 E: 0 LOB: 0 K: 0 BB: 0 S: 3 P: 3	R: 0 H: 0 E: 0 LOB: 0 K: 1 BB: 0 S: 5 P: 5	R: 0 H: 1 E: 0 LOB: 0 K: 0 BB: 0 S: 3 P: 3	R: 0 H: 0 E: 0 LOB: 1 K: 0 BB: 1 S: 3 P: 7	R: 0 H: 1 E: 0 LOB: 0 K: 1 BB: 0 S: 5 P: 5	R: 0 H: 2 E: 0 LOB: 2 K: 1 BB: 1 S: 6 P: 10	R: 1 H: 2 E: 0 LOB: 2 K: 0 BB: 1 S: 3 P: 7	1B: 7 SF: 1 2B: 3 SAC: 0 3B: 0 DP: 2 HR: 0 HBP: 0						

PITCHER	IP	WLS	BF	H	R	ER	SO	BB	IBB	HBP	BLK	WP	HR	S	P	ERA	WHIP
Sammy Ellis, R (1, 1) ERA: 3.52	9.1	L	38	10	3	3	3	2	2	0	0	0	0	40	56	2.89	1.286

PITCHER	IP	WLS	BF	H	R	ER	SO	BB	IBB	HBP	BLK	WP	HR	S	P	ERA	WHIP

BOTTOM

Cincinnati Reds @ Los Angeles Dodgers

Dodger Stadium, Los Angeles, CA

Wed Apr 19 1967, 6:05 PM PST
Att. 15,404 - Unknown

livebaseballscorecards.com

AB	33
R	3
H	10
RBI	3
BB	4
SO	3
LOB	9

WP: 0 PA: 38
PB: 0
SB: 0
CS: 1

Batter	1	2	3	4	5	6	7	8	9	10	11	12	13	AB	R	H	RBI	BB	SO	LOB
Tommy Harper, R (1, 9) OBP: 0.300, SLG: 0.514	5-3		F8			5-3			L8		1-6-3		FC1-6 1-2f 2-3	6	1	0	0	0	0	3
Vada Pinson, L (1, 8) OBP: 0.385, SLG: 0.514	G3			4-3		3-1			S 1B		G6-4-3		1-2 3-H	6	0	3	1	0	0	0
Pete Rose, S (1, 7) OBP: 0.333, SLG: 0.417	4-3			K		4-3			1-H		G6-4-3 1-2f		1-2 2-H	6	0	2	1	0	1	1
Tony Perez, R (1, 5) OBP: 0.344, SLG: 0.500		5-3		5-3			F8		P4			K	1-3	4	0	0	0	0	0	1
Giraldo Ruiz, S (9, 5)														2	0	0	0	0	1	2
Lee May, R (1, 3) OBP: 0.111, SLG: 0.222		F7			6-3 2B		F7			6-3		1-3		5	1	1	0	0	0	0
Tommy Helms, R (1, 4) OBP: 0.343, SLG: 0.469		6-3			6-3 2-3		4-3			1-3 2B		5-3		5	0	1	0	0	0	1
Leo Cardenas, R (1, 6) OBP: 0.351, SLG: 0.364			5-3		FC4-6 3-H 1B		1-3			1-3 IBB			5-3	4	0	1	1	1	0	0
Johnny Edwards, L (1, 2) OBP: 0.400, SLG: 0.286			BB		FC4-6 1-2f		5-3			1-3 1-2 2-3			FC1-6 SH 1B BB	2	0	0	0	1	0	1
Don Pavletich, R (10, PH) OBP: 0.600, SLG: 1.000														1	1	0	0	1	0	2
(10, 2)																				
Gary Nolan, R (1, 1)			K		K		K			F8			SH FC1-6 1-2	3	0	0	0	0	3	2
Dick Simpson, R (10, PH) OBP: 0.500, SLG: 2.000														1	0	0	0	0	0	2
Gerry Arrigo, L (10, 1)														0	0	0	0	0	0	0
Inning Stats	R: 0 E: 0 K: 0 S: 3 H: 0 LOB: 0 BB: 0 P: 3	R: 0 E: 0 K: 0 S: 3 H: 0 LOB: 0 BB: 0 P: 3	R: 0 E: 0 K: 1 S: 5 H: 0 LOB: 1 BB: 1 P: 9	R: 0 E: 0 K: 1 S: 5 H: 0 LOB: 0 BB: 0 P: 5	R: 1 E: 0 K: 1 S: 7 H: 2 LOB: 1 BB: 0 P: 7	R: 0 E: 0 K: 0 S: 3 H: 0 LOB: 0 BB: 0 P: 3	R: 0 E: 0 K: 0 S: 3 H: 0 LOB: 0 BB: 0 P: 3	R: 0 E: 0 K: 1 S: 5 H: 0 LOB: 0 BB: 0 P: 5	R: 0 E: 0 K: 0 S: 4 H: 2 LOB: 1 BB: 0 P: 4	R: 0 E: 0 K: 0 S: 4 H: 1 LOB: 2 BB: 1 P: 8	R: 0 E: 0 K: 0 S: 3 H: 1 LOB: 0 BB: 0 P: 3	R: 0 E: 0 K: 1 S: 5 H: 0 LOB: 0 BB: 0 P: 5	R: 2 E: 0 K: 0 S: 6 H: 2 LOB: 2 BB: 1 P: 10	1B: 6 2B: 2 3B: 0 HR: 0 SF: 0 SAC: 1 DP: 1 HBP: 0	WP: 0 PB: 0 SB: 1 CS: 0 PA: 49						

PITCHER		IP	WLS	BF	H	R	ER	SO	BB	IBB	HBP	BLK	WP	HR	S	P	ERA	WHIP
Bob Miller, R ERA: 2.57	(1, 1)	7.0		24	2	1	1	3	1	0	0	0	0	0	29	33	1.29	0.429
Phil Regan, R ERA: 3.38	(8, 1)	2.0		7	2	0	0	1	0	0	0	0	0	0	9	9	0.00	1.000
Ron Perranoski, L ERA: 2.79	(10, 1)	3.2	L	17	4	2	2	1	1	1	0	0	0	0	17	25	4.91	1.364
Joe Moeller, R ERA: 27.0	(13, 1)	0.1		1	0	0	0	0	0	0	0	0	0	0	1	1	0.00	0.000

PITCHER	IP	WLS	BF	H	R	ER	SO	BB	IBB	HBP	BLK	WP	HR	S	P	ERA	WHIP

TOP

Cincinnati Reds @ Los Angeles Dodgers

Dodger Stadium, Los Angeles, CA

Thu Apr 20 1967, 6:05 PM PST

Att. 14,808 - Unknown

livebaseballscorecards.com

AB	45
R	3
H	8
RBI	3
BB	3
SO	5
LOB	15

Batter	1	2	3	4	5	6	7	8	9	10	11	12	13	AB	R	H	RBI	BB	SO	LOB
Wes Parker, S (1, 8) OBP: 0.367, SLG: 0.320	6-3		K		K			F9		6-3		FC5 BB BB		5	0	0	0	1	2	0
Ron Hunt, R (1, 4) OBP: 0.424, SLG: 0.370	S 1B		F6			F8		BB		2B		1-2 FC5 BB		4	0	2	0	2	0	0
Lou Johnson, R (1, 9) OBP: 0.323, SLG: 0.321	K 1-2		2B			K		P7		IBB		FC5 1-2 2-3		5	0	1	0	1	2	4
Ron Fairly, L (1, 3) OBP: 0.323, SLG: 0.367	K		P5			1B		P4		K		G3		6	0	1	0	0	2	7
Jim Lefebvre, S (1, 5) OBP: 0.387, SLG: 0.393		K		G6-4-3 1B		F9			SH5-4 2B 1B	P6			P5	6	1	2	0	0	1	3
John Roseboro, L (1, 2) OBP: 0.444, SLG: 0.357		1B BB		P4			P5		SH5-4 1-2		K		K	4	0	0	0	1	2	1
Bob Bailey, R (1, 7) OBP: 0.167, SLG: 0.138		1-2 1B		G6-4-3 1-2f			K		6-3		F7		P4	6	0	1	0	0	1	2
Gene Michael, S (1, 6) OBP: 0.304, SLG: 0.286 Jim Hickman, R (9, PH) OBP: 0.333, SLG: 0.500 Ron Perranoski, L (10, 1) Joe Moeller, R (13, 1)		K	K		K		1B		2-H 2B		K			3 1 1 0	0 0 0 0	1 1 0 0	0 1 0 0	0 0 1 0	2 0 0 0	2 0 0 0
Bob Miller, R (1, 1) Al Ferrara, R (7, PH) Phil Regan, R (8, 1) Dick Schofield, S (9, PH) (10, 6)		K	K		K		F7		K			K		2 1 0 2	0 0 0 0	0 0 0 0	0 0 0 0	2 0 0 2	2 1 0 1	2 1 0 1
Inning Stats	R: 0 E: 0 K: 2 S: 8 H: 1 LOB: 1 BB: 0 P: 8	R: 0 E: 0 K: 3 S: 10 H: 1 LOB: 2 BB: 1 P: 14	R: 0 E: 0 K: 1 S: 6 H: 1 LOB: 1 BB: 0 P: 6	R: 0 E: 0 K: 0 S: 3 H: 1 LOB: 0 BB: 0 P: 3	R: 0 E: 0 K: 3 S: 9 H: 0 LOB: 0 BB: 0 P: 9	R: 0 E: 0 K: 1 S: 6 H: 1 LOB: 1 BB: 0 P: 6	R: 0 E: 0 K: 1 S: 6 H: 1 LOB: 1 BB: 0 P: 6	R: 0 E: 0 K: 0 S: 3 H: 0 LOB: 1 BB: 1 P: 7	R: 1 E: 0 K: 1 S: 7 H: 2 LOB: 1 BB: 0 P: 7	R: 0 E: 0 K: 1 S: 6 H: 1 LOB: 2 BB: 1 P: 10	R: 0 E: 0 K: 2 S: 7 H: 0 LOB: 0 BB: 0 P: 7	R: 0 E: 0 K: 1 S: 5 H: 0 LOB: 2 BB: 2 P: 13	R: 0 E: 0 K: 1 S: 5 H: 0 LOB: 0 BB: 0 P: 5	1B: 6 2B: 3 3B: 0 HR: 0 SF: 0 SAC: 1 DP: 1 HBP: 0		WP: 0 PB: 0 SB: 1 CS: 0	PA: 52			

PITCHER		IP	WLS	BF	H	R	ER	SO	BB	IBB	HBP	BLK	WP	HR	S	P	ERA	WHIP
Gary Nolan, R ERA: 2.2	(1, 1)	9.0		36	8	1	1	12	2	0	0	0	0	0	58	66	1.00	1.111
Gerry Arrigo, L ERA:	(10, 1)	4.0	W	16	1	0	0	5	2	1	0	0	0	0	23	35	0.00	0.750

PITCHER		IP	WLS	BF	H	R	ER	SO	BB	IBB	HBP	BLK	WP	HR	S	P	ERA	WHIP

BOTTOM

Cincinnati Reds @ Los Angeles Dodgers

Dodger Stadium, Los Angeles, CA

Thu Apr 20 1967, 6:05 PM PST

Att. 14,808 - Unknown

livebaseballscorecards.com

AB	46
R	1
H	9
RBI	1
BB	5
SO	17
LOB	23

Batter	1	2	3	4	5	6	7	8	9	AB	R	H	RBI	BB	SO	LOB
Lou Brock, L (1, 7) OBP: 0.425, SLG: 0.875	3-1		K			CS 1B		SH1-3 1B G1-2-3 1B 1-2 2-3		4	0	2	0	0	1	0
Curt Flood, R (1, 8) OBP: 0.410, SLG: 0.353	5-3			E8 1B		F9 1-2		SH1-3 1-2 2-H 3-H		4	1	2	2	0	0	1
Roger Maris, L (1, 9) OBP: 0.444, SLG: 0.606	1B			K		2B		SH1-3 1-2 2-3		3	0	2	0	0	1	1
Orlando Cepeda, R (1, 3) OBP: 0.459, SLG: 0.606	F8			G1-6-3 2-H 1B		P6		IBB		3	0	1	1	1	0	2
Tim McCarver, L (1, 2) OBP: 0.303, SLG: 0.387		G3		G1-6-3 1-2f			4-3	G1-2-3 3-Hf		4	0	0	0	0	0	4
Phil Gagliano, R (1, 5) OBP: 0.333, SLG: 0.452		F9			5-3		6-3		K	4	0	0	0	0	1	0
Julian Javier, R (1, 4) OBP: 0.412, SLG: 0.581		6-3			1-3		F7		4-3	4	0	0	0	0	0	0
Dal Maxvill, R (1, 6) OBP: 0.333, SLG: 0.269			F8		1B			1B SH 1B 1B	BB	3	1	2	0	1	0	0
Bob Gibson, R (1, 1)			K		F9			SH 1B 1-2 1B	F8	3	1	0	0	0	1	2
Inning Stats	R: 0 E: 0 K: 0 S: 4 H: 1 LOB: 1 BB: 0 P: 4	R: 0 E: 0 K: 0 S: 3 H: 0 LOB: 0 BB: 0 P: 3	R: 0 E: 0 K: 2 S: 7 H: 0 LOB: 0 BB: 0 P: 7	R: 1 E: 1 K: 1 S: 6 H: 2 LOB: 0 BB: 0 P: 6	R: 0 E: 0 K: 0 S: 4 H: 1 LOB: 1 BB: 0 P: 4	R: 0 E: 0 K: 0 S: 4 H: 2 LOB: 1 BB: 0 P: 4	R: 0 E: 0 K: 0 S: 3 H: 0 LOB: 0 BB: 0 P: 3	R: 2 E: 1 K: 0 S: 6 H: 3 LOB: 2 BB: 1 P: 10	R: 0 E: 0 K: 1 S: 5 H: 0 LOB: 1 BB: 1 P: 9	1B: 8 2B: 1 3B: 0 HR: 0 SF: 0 SAC: 2 DP: 2 HBP: 0						

PITCHER	IP	WLS	BF	H	R	ER	SO	BB	IBB	HBP	BLK	WP	HR	S	P	ERA	WHIP
Don Drysdale, R (1, 1) ERA: 3.55	7.1	L	31	9	3	1	3	0	1	0	0	0	0	36	40	1.23	1.227
Ron Perranoski, L (8, 1) ERA: 2.38	1.2		5	0	0	0	1	1	0	0	0	0	0	6	10	0.00	0.600

PITCHER	IP	WLS	BF	H	R	ER	SO	BB	IBB	HBP	BLK	WP	HR	S	P	ERA	WHIP

TOP

St. Louis Cardinals @ Los Angeles Dodgers

Dodger Stadium, Los Angeles, CA

Sat Apr 22 1967, 6:05 PM PST
Att. 24,439 - Unknown

livebaseballscorecards.com

AB	32
R	3
H	9
RBI	3
BB	2
SO	4
LOB	10

WP: 0 PB: 0 SB: 0 CS: 1 PA: 36

Batter	1	2	3	4	5	6	7	8	9	AB	R	H	RBI	BB	SO	LOB
Wes Parker, S (1, 8) OBP: 0.382, SLG: 0.296	P4		BB CS			HBP 1-2		K		2	0	0	0	1	1	0
Ron Hunt, R (1, 4) OBP: 0.405, SLG: 0.333	BB		CS 1-2	6-3		F2		5-3		3	0	0	0	1	0	2
Lou Johnson, R (1, 9) OBP: 0.286, SLG: 0.281	L9			F8		F8		K		4	0	0	0	0	1	3
Ron Fairly, L (1, 3) OBP: 0.343, SLG: 0.412	F3			4-3			1B 1B		L4-6	4	1	2	0	0	0	1
Jim Lefebvre, S (1, 5) OBP: 0.371, SLG: 0.375		F8			K		1B FC1-2-5 1-2		K	4	0	1	0	0	2	1
John Roseboro, L (1, 2) OBP: 0.364, SLG: 0.278		3-1			K		P5		L4-6 2-3	4	0	0	0	0	1	3
Bob Bailey, R (1, 7) OBP: 0.182, SLG: 0.156		F5			L7		FC1-2-5 1-3 2-H			3	0	1	1	0	0	0
Gene Michael, S (1, 6) OBP: 0.308, SLG: 0.292			G3			FC1-6 1B	FC1-2-5 1-2 3-H			3	0	1	0	0	0	2
Don Drysdale, R (1, 1) OBP: 0.200, SLG: 0.200 Ron Perranoski, L (8, 1)			K			FC1-6 HBP 1-2f	F9			3 0	0 0	0 0	0 0	0 0	1 0	3 0
Inning Stats	R: 0 E: 0 K: 0 S: 3 H: 0 LOB: 1 BB: 1 P: 7	R: 0 E: 0 K: 0 S: 3 H: 0 LOB: 0 BB: 0 P: 3	R: 0 E: 0 K: 1 S: 4 H: 0 LOB: 0 BB: 1 P: 8	R: 0 E: 0 K: 0 S: 3 H: 0 LOB: 0 BB: 0 P: 3	R: 0 E: 0 K: 2 S: 7 H: 0 LOB: 0 BB: 0 P: 7	R: 0 E: 0 K: 0 S: 4 H: 1 LOB: 2 BB: 0 P: 5	R: 1 E: 0 K: 0 S: 6 H: 3 LOB: 2 BB: 0 P: 6	R: 0 E: 0 K: 2 S: 7 H: 0 LOB: 0 BB: 0 P: 7	R: 0 E: 0 K: 1 S: 5 H: 1 LOB: 0 BB: 0 P: 5	1B: 4 2B: 2 3B: 0 HR: 0 SF: 0 SAC: 0 DP: 1 HBP: 1						

PITCHER	IP	WLS	BF	H	R	ER	SO	BB	IBB	HBP	BLK	WP	HR	S	P	ERA	WHIP
Bob Gibson, R (1, 1) ERA: 3.0	9.0	W	33	5	1	1	6	2	0	1	0	0	0	42	51	1.00	0.778

PITCHER	IP	WLS	BF	H	R	ER	SO	BB	IBB	HBP	BLK	WP	HR	S	P	ERA	WHIP

BOTTOM

St. Louis Cardinals @ Los Angeles Dodgers

Dodger Stadium, Los Angeles, CA

Sat Apr 22 1967, 6:05 PM PST

Att. 24,439 - Unknown

livebaseballscorecards.com

AB	30
R	1
H	5
RBI	1
BB	2
SO	6
LOB	15

WP: 0 PB: 0 SB: 0 CS: 1 PA: 34

Batter	1	2	3	4	5	6	7	8	9	AB	R	H	RBI	BB	SO	LOB
Lou Brock, L (1, 7) OBP: 0.444, SLG: 0.844	1-3 1B		CS 2-H 1B		FC6 1-2f			1B 4-3 1B	F7	5	1	3	1	0	0	4
Curt Flood, R (1, 8) OBP: 0.419, SLG: 0.368	1-3 1-2		F7 1-2			G3 4-3 1B		4-3 1-3 1B		4	1	2	0	0	0	2
Roger Maris, L (1, 9) OBP: 0.400, SLG: 0.541	F7			F3		4-3 1-2		4-3 1-2 3-H		4	0	0	1	0	0	3
Orlando Cepeda, R (1, 3) OBP: 0.439, SLG: 0.568	2-3			SSS K		G3 2-3		FC6-4 2-H 1B		4	0	1	1	0	1	2
Phil Gagliano, R (1, 5) OBP: 0.297, SLG: 0.400		5-3		5-3		1-3		FC6-4 1-2f		4	0	0	0	0	0	2
John Romano, R (1, 2) OBP: 0.125, SLG: 0.125		5-3			SSS K		P6		5-3	4	0	0	0	0	1	0
Julian Javier, R (1, 4) OBP: 0.395, SLG: 0.543		5-3			F8		P4		1B	4	0	1	0	0	0	0
Dal Maxvill, R (1, 6) OBP: 0.382, SLG: 0.345			1B 2B		BBBB 4-0 1B BB		SSS 0-3 K		1-3 1B	3	1	2	0	1	1	0
Ray Washburn, R (1, 1)			SSS 0-3 K		FC6 1-2 1B			3-1	SSS 0-3 K	1	0	0	0	0	1	1
Joe Hoerner, R (4, 1)										0	0	0	0	0	0	0
Ron Willis, R (4, 1)										0	0	0	0	0	0	0
Mike Shannon, R (5, PH) OBP: 0.333, SLG: 0.333										1	0	1	0	0	0	0
Dick Hughes, R (5, 1)										0	0	0	0	0	0	0
Alex Johnson, R (8, PH)										1	0	0	0	0	0	0
Jim Cosman, R (8, 1)										0	0	0	0	0	0	0
Ted Savage, R (9, PH)										1	0	0	0	0	1	2
Inning Stats	R: 0 E: 0 K: 0 S: 4 H: 1 LOB: 1 BB: 0 P: 4	R: 0 E: 0 K: 0 S: 3 H: 0 LOB: 0 BB: 0 P: 3	R: 1 E: 0 K: 1 S: 6 H: 2 LOB: 0 BB: 0 P: 6	R: 0 E: 0 K: 1 S: 5 H: 0 LOB: 0 BB: 0 P: 5	R: 0 E: 0 K: 1 S: 6 H: 1 LOB: 2 BB: 1 P: 10	R: 0 E: 0 K: 0 S: 4 H: 1 LOB: 1 BB: 0 P: 4	R: 0 E: 0 K: 1 S: 5 H: 0 LOB: 0 BB: 0 P: 5	R: 2 E: 0 K: 0 S: 6 H: 3 LOB: 1 BB: 0 P: 6	R: 0 E: 0 K: 1 S: 7 H: 2 LOB: 2 BB: 0 P: 7	1B: 9 2B: 1 3B: 0 HR: 0 SF: 0 SAC: 0 DP: 0 HBP: 0						

PITCHER	IP	WLS	BF	H	R	ER	SO	BB	IBB	HBP	BLK	WP	HR	S	P	ERA	WHIP
Claude Osteen, L (1, 1) ERA: 4.34	9.0	W	37	10	3	3	5	1	0	0	0	0	0	46	50	3.00	1.222

PITCHER	IP	WLS	BF	H	R	ER	SO	BB	IBB	HBP	BLK	WP	HR	S	P	ERA	WHIP

TOP

St. Louis Cardinals @ Los Angeles Dodgers

Dodger Stadium, Los Angeles, CA

Sun Apr 23 1967, 3:33 AM PST

Att. 26,404 - Unknown

livebaseballscorecards.com

AB	36
R	3
H	10
RBI	3
BB	1
SO	5
LOB	16

PA: 37

WP: 0
PB: 0
SB: 0
CS: 1

Batter	1	2	3	4	5	6	7	8	9	AB	R	H	RBI	BB	SO	LOB
Wes Parker, S (1, 8) OBP: 0.333, SLG: 0.250	4-3	FC3-6 1-2f		4-3	K		P4			5	0	0	0	0	1	2
Ron Hunt, R (1, 4) OBP: 0.476, SLG: 0.375	4-3 E 1B		BB 2B BB	1B HR 1B		BB 1B BB		SH1-3 BLK SF8 BB		2	4	2	0	3	0	0
Lou Johnson, R (1, 9) OBP: 0.308, SLG: 0.286	E6 4-3 1-2		BB 2B BB 1-2	HR 1B 1-2	K	K		SH1-3 1-3		3	2	1	0	1	1	2
Ron Fairly, L (1, 3) OBP: 0.400, SLG: 0.541	4-3 1-2 2-3		4-3 E 2B 1-H 2-H	1-H 2-H HR		1B BB 1-2		BB IBB		3	2	2	5	2	0	2
Jim Lefebvre, S (1, 5) OBP: 0.350, SLG: 0.361	G3		4-3 2-3	1B 1B		F7		SF8 3-H		4	0	1	1	0	0	5
John Roseboro, L (1, 2) OBP: 0.444, SLG: 0.333		5-3	E FC6-4 IBB	G1-4-3 1-2 1B		1B 1-3 2-H		BB 1-2		3	1	2	1	2	0	0
Bob Bailey, R (1, 7) OBP: 0.158, SLG: 0.135		P6	E4 FC6-4 1-3 3-H	G1-4-3 1-2f		F5		F7		5	0	0	1	0	0	7
Gene Michael, S (1, 6) OBP: 0.300, SLG: 0.286		1B 1B	FC6-4 1-2f 3-H		K		K			4	0	1	1	0	2	1
Claude Osteen, L (1, 1) OBP: 0.500, SLG: 0.500		FC3-6 1-2 1B	K		F8		K			4	0	1	0	0	2	1
Inning Stats	R: 0 E: 1 K: 0 S: 5 H: 1 LOB: 2 BB: 0 P: 5	R: 0 E: 0 K: 0 S: 5 H: 2 LOB: 2 BB: 0 P: 5	R: 4 E: 1 K: 1 S: 7 H: 1 LOB: 1 BB: 3 P: 19	R: 3 E: 0 K: 0 S: 7 H: 5 LOB: 1 BB: 0 P: 7	R: 0 E: 0 K: 2 S: 7 H: 0 LOB: 0 BB: 0 P: 7	R: 1 E: 0 K: 1 S: 6 H: 1 LOB: 2 BB: 2 P: 14	R: 0 E: 0 K: 2 S: 7 H: 0 LOB: 0 BB: 0 P: 7	R: 1 E: 0 K: 0 S: 3 H: 0 LOB: 2 BB: 3 P: 15		1B: 8 2B: 1 3B: 0 HR: 1 SF: 1 SAC: 1 DP: 1 HBP: 0						

PITCHER		IP	WLS	BF	H	R	ER	SO	BB	IBB	HBP	BLK	WP	HR	S	P	ERA	WHIP
Ray Washburn, R ERA: 4.38	(1, 1)	3.1	L	21	6	6	5	1	2	1	0	0	0	0	20	32	13.50	2.400
Joe Hoerner, L ERA: 3.86	(4, 1)	0.0		3	3	1	1	0	0	0	0	0	0	1	3	3	∞	∞
Ron Willis, R ERA: 7.71	(4, 1)	0.2		1	0	0	0	0	0	0	0	0	0	0	1	1	0.00	0.000
Dick Hughes, R ERA: 4.5	(5, 1)	3.0		12	1	1	1	5	2	0	0	0	0	0	20	28	3.00	1.000
Jim Cosman, R ERA: 3.0	(8, 1)	1.0		6	0	1	1	0	2	1	0	1	0	0	3	15	9.00	2.000

PITCHER	IP	WLS	BF	H	R	ER	SO	BB	IBB	HBP	BLK	WP	HR	S	P	ERA	WHIP

BOTTOM

St. Louis Cardinals @ Los Angeles Dodgers

Dodger Stadium, Los Angeles, CA

Sun Apr 23 1967, 3:33 AM PST

Att. 26,404 - Unknown

livebaseballscorecards.com

AB	33
R	9
H	10
RBI	9
BB	8
SO	6
LOB	20

WP: 0	PA: 43		
PB: 0			
SB: 0			
CS: 0			

Batter	1	2	3	4	5	6	7	8	9	10	11	12	13	AB	R	H	RBI	BB	SO	LOB
Lou Brock, L OBP: 0.462, SLG: 0.843 (1, 7)	0-0 1B S 4-6-3 1B	0-0 1-H 3B		0-0 FC6-4 S 1-2f 2-3 ②		0-0 FC6-4 1-2f 3-H ②		0-0 E S 1B			0-3 K ①		4-0 1B IBB	6	1	3	2	1	1	3
Curt Flood, R OBP: 0.420, SLG: 0.364 (1, 8)	0-0 4-6-3 1-3 1B	0-0 6-3 ③		4-0 1-2 BB		0-0 F8 ③		0-0 F8 ③ 1-3			0-0 1-3 ②		0-0 1-3 2-H 1B	6	0	2	1	1	0	3
Roger Maris, L OBP: 0.340, SLG: 0.455 (1, 9)	0-0 4-6-3 ① 1-2 3-H	0-0 4-3 ①	0-0 P7 ③				0-0 G3 ①		0-3 K ①		0-3 K ③		0-0 P4 ②	7	0	0	1	0	2	6
Orlando Cepeda, R OBP: 0.417, SLG: 0.512 (1, 3)	0-3 K ②	0-3 K ②			0-0 G6-3 1B		0-3 K 1B		0-0 P6 ②			0-3 K ①	4-0 IBB	6	0	1	0	1	4	1
Mike Shannon, R OBP: 0.500, SLG: 0.333 (1, 5) Phil Gagliano, R OBP: 0.302, SLG: 0.375 (1, PR) (1, 5)	1-0 HBP	0-0 6-3 ③			0-0 G6-3 ① ② 1-2f		0-0 1-2 1B		0-0 6-3 ③			4-0 FC6-4 BB	0-0 5-3 ③	0 5	0 0	0 1	0 0	0 1	0 0	0 4
Tim McCarver, L OBP: 0.308, SLG: 0.405 (1, 2)	0-0 F8 ③			0-0 F8 ①	0-0 CS 1B		0-0 F7 ②			0-0 2B		0-0 FC6-4 ② 1-2f		6	0	2	0	0	0	5
Julian Javier, R OBP: 0.386, SLG: 0.500 (1, 4)		0-0 P4 ①		0-0 1B 1B 1B	0-0 CS ③ 1-2	4-0 1B S FC6-4 BB	0-0 F9 ③			0-0 6-3 ①		0-0 5-3 ③		5	2	1	0	1	0	4
Dal Maxvill, R OBP: 0.368, SLG: 0.333 (1, 6) John Romano, R OBP: 0.111, SLG: 0.111 (10, PH) Eddie Bressoud, R (10, 6)	0-0 F3 ②			0-0 FC6-4 1B 1-2 1B		0-3 K ① 1-2		0-3 K		0-0 P6 ②			4-0 SH3-8 1B BB	4 1 0	0 0 1	1 0 0	0 0 1	0 0 0	2 0 0	1 1 0
Larry Jaster, L Nelson Briles, R Bobby Tolan, L Dick Hughes, R Dave Ricketts, S Bob Gibson, R Ron Willis, R Ed Spezio, R Hal Woodeshick, R Ted Savage, R Joe Hoerner, R	0-0 3B 1B			0-0 FC6-4 1-2 2-H 1B		0-0 FC6-4 2-3 1B		0-0 L8 ②		0-0 6-3 ③			0-0 SH3-8 ① 1-2	1 0 1 0 0 0 0 0 1 1 0	1 0 0 1 0 0 0 0 0 0 0	1 0 1 0 0 0 0 0 0 0 0	0 0 0 0 0 0 0 0 0 0 0	0 0 0 0 0 0 0 0 0 0 0	0 0 0 0 0 0 0 0 0 0 0	0 0 0 0 0 0 0 0 0 1 0
Inning Stats	R: 1 E: 0 K: 1 S: 7 H: 2 LOB: 2 BB: 0 P: 8	R: 1 E: 0 K: 0 S: 5 H: 2 LOB: 1 BB: 0 P: 5	R: 0 E: 0 K: 1 S: 5 H: 0 LOB: 0 BB: 0 P: 5	R: 1 E: 0 K: 0 S: 6 H: 3 LOB: 3 BB: 1 P: 10	R: 0 E: 0 K: 0 S: 3 H: 2 LOB: 0 BB: 0 P: 3	R: 1 E: 0 K: 1 S: 6 H: 1 LOB: 1 BB: 1 P: 10	R: 0 E: 0 K: 1 S: 7 H: 1 LOB: 2 BB: 0 P: 7	R: 0 E: 0 K: 1 S: 6 H: 1 LOB: 1 BB: 0 P: 6	R: 0 E: 0 K: 1 S: 5 H: 0 LOB: 0 BB: 0 P: 5	R: 0 E: 0 K: 0 S: 4 H: 1 LOB: 1 BB: 0 P: 4	R: 0 E: 0 K: 2 S: 7 H: 0 LOB: 0 BB: 0 P: 7	R: 0 E: 0 K: 1 S: 5 H: 0 LOB: 1 BB: 1 P: 9	R: 1 E: 0 K: 0 S: 4 H: 1 LOB: 3 BB: 3 P: 16	1B: 12 2B: 1 3B: 1 HR: 0 SF: 0 SAC: 1 DP: 1 HBP: 1						

PITCHER		IP	WLS	BF	H	R	ER	SO	BB	IBB	HBP	BLK	WP	HR	S	P	ERA	WHIP
Don Sutton, R ERA: 4.67	(1, 1)	5.0		25	9	4	4	2	2	0	1	0	0	0	26	35	7.20	2.200
Phil Regan, R ERA: 1.93	(6, 1)	4.0		16	3	0	0	4	0	0	0	0	1	0	24	24	0.00	0.750
Ron Perranoski, L ERA: 1.88	(10, 1)	3.0		11	1	0	0	3	1	0	0	0	0	0	16	20	0.00	0.667
Joe Moeller, R ERA: 27.0	(13, 1)	0.1		4	1	1	1	0	1	1	0	0	0	0	2	10	27.00	6.000
Dick Egan, L ERA:	(13, 1)	0.2	W	3	0	0	0	0	0	1	0	0	0	0	2	6	0.00	0.000

PITCHER	IP	WLS	BF	H	R	ER	SO	BB	IBB	HBP	BLK	WP	HR	S	P	ERA	WHIP

TOP

St. Louis Cardinals @ Los Angeles Dodgers

Dodger Stadium, Los Angeles, CA

Mon Apr 24 1967, 6:05 PM PST

Att. 15,932 - Unknown

livebaseballscorecards.com

AB	51
R	5
H	14
RBI	5
BB	6
SO	9
LOB	29

PA: 60

WP: 1 PB: 0 SB: 4 CS: 1

Louis Cardinals @ Los Angeles Dodgers

Dodger Stadium, Los Angeles, CA

Mon Apr 24 1967, 6:05 PM PST

Att. 15,932 - Unknown

livebaseballscorecards.com

BOTTOM

Batter	1	2	3	4	5	6	7	8	9	10	11	12	13	AB	R	H	RBI	BB	SO	LOB
Gene Michael, S (1, 6) OBP: 0.314, SLG: 0.303 Jim Campanis, R (13, PH) OBP: 0.500, SLG: 1.000 Dick Schofield, S (13, PR)	P4		BB, 1B	4-3			3-5, 1B			5-3			SH, SF9, 2B	5 1 0	1 0 1	2 1 0	0 0 0	0 0 0	0 0 0	1 0 0
Ron Hunt, R (1, 4) OBP: 0.438, SLG: 0.324 Wes Parker, S (13, PR) OBP: 0.333, SLG: 0.250	F7		F3		P4		3-5, 1-3f			6-3			SH, 1B, HBP	5 0	0 1	0 0	0 0	0 0	0 0	2 0
Jim Hickman, R (1, 8) OBP: 0.364, SLG: 0.500	HR, 2B		1B, 1-2, BB		K			6-3		K			SH, 1B, 1-2, 2-3	4	1	1	0	1	2	0
Jim Lefebvre, S (1, 5) OBP: 0.370, SLG: 0.450	2-H, HR		1-3, 2-H, 1B		BB			5-3			6-3		SF9, 3-H	4	1	2	4	1	0	0
Ron Fairly, L (1, 3) OBP: 0.348, SLG: 0.465	K		F2		K			K			K		F9	6	0	0	0	0	4	5
Lou Johnson, R (1, 9) OBP: 0.311, SLG: 0.366		HR	1-3			K			P4		F8		1-2, 2-H, 1B	6	1	2	2	0	1	2
Bob Bailey, R (1, 7) OBP: 0.140, SLG: 0.119		4-3		K		1-3			6-3			F9		5	0	0	0	0	1	0
John Roseboro, L (1, 2) OBP: 0.452, SLG: 0.304 Jeff Torborg, R (11, 2) OBP: 0.167, SLG: 0.273	K			G3, BB		F7			FC6-4, BB			F2		2 1	0 0	0 0	0 0	2 0	1 0	0 0
Don Sutton, R (1, 1) Phil Regan, R (6, 1) Al Ferrara, R (9, PH) Ron Perranoski, L (10, 1) Johnny Werhas, R (12, PH) OBP: 0.250, SLG: 0.250 Joe Moeller, R (13, 1) Dick Egan, L (13, 1)	F9			G3, 1-2			4-3		FC6-4, 1-2f			6-3		2 1 1 0 1 0 0	0 0 0 0 0 0 0	0 0 0 0 0 0 0	0 0 0 0 0 0 0	0 0 0 0 0 0 0	0 0 0 0 0 0 0	1 0 1 0 0 0 0
Inning Stats	R: 2 E: 0 K: 1 S: 7 H: 2 LOB: 0 BB: 0 P: 7		R: 1 E: 0 K: 1 S: 6 H: 1 LOB: 0 BB: 0 P: 6	R: 1 E: 0 K: 0 S: 5 H: 2 LOB: 2 BB: 1 P: 9	R: 0 E: 0 K: 1 S: 5 H: 0 LOB: 1 BB: 1 P: 9	R: 0 E: 0 K: 2 S: 7 H: 0 LOB: 1 BB: 1 P: 11	R: 0 E: 0 K: 1 S: 5 H: 0 LOB: 0 BB: 0 P: 5	R: 0 E: 0 K: 0 S: 3 H: 1 LOB: 0 BB: 0 P: 3	R: 0 E: 0 K: 1 S: 5 H: 0 LOB: 0 BB: 0 P: 5	R: 0 E: 0 K: 0 S: 3 H: 0 LOB: 1 BB: 1 P: 7	R: 0 E: 0 K: 1 S: 5 H: 0 LOB: 0 BB: 0 P: 5	R: 0 E: 0 K: 1 S: 5 H: 0 LOB: 0 BB: 0 P: 5	R: 0 E: 0 K: 0 S: 3 H: 0 LOB: 0 BB: 0 P: 3	R: 2 E: 1 K: 0 S: 5 H: 2 LOB: 2 BB: 0 P: 6	1B: 4 2B: 3 3B: 0 HR: 2	SF: 1 SAC: 1 DP: 1 HBP: 1	WP: 0 PB: 0 SB: 0 CS: 0	PA: 51		

AB	44
R	6
H	8
RBI	6
BB	4
SO	9
LOB	12

PITCHER		IP	WLS	BF	H	R	ER	SO	BB	IBB	HBP	BLK	WP	HR	S	P	ERA	WHIP
Larry Jaster, L ERA: 6.11	(1, 1)	2.1		12	4	4	4	2	1	0	0	0	0	2	15	19	15.43	2.143
Nelson Briles, R ERA:	(3, 1)	0.2		3	1	0	0	0	0	0	0	0	0	0	3	3	0.00	1.500
Dick Hughes, R ERA: 3.0	(4, 1)	2.0		8	0	0	0	3	2	0	0	0	0	0	12	20	0.00	1.000
Ron Willis, R ERA: 4.15	(6, 1)	2.0		6	1	0	0	1	0	0	0	0	0	0	8	8	0.00	0.500
Hal Woodeshick, L ERA:	(8, 1)	2.0		7	0	0	0	1	1	0	0	0	0	0	8	12	0.00	0.500

PITCHER		IP	WLS	BF	H	R	ER	SO	BB	IBB	HBP	BLK	WP	HR	S	P	ERA	WHIP
Joe Hoerner, L ERA: 3.0	(10, 1)	3.2	L	15	2	2	1	2	0	0	1	0	0	0	18	19	2.46	0.545

Batter	1	2	3	4	5	6	7	8	9	AB	R	H	RBI	BB	SO	LOB
Denis Menke, R (1, 6) OBP: 0.279, SLG: 0.308	BBBB 4-0 FC6-4 BB		x 0-0 ① P3	x 0-0 E5 E 1-3		x 0-0 ② F3			x 0-0 FC3-6 E 1B	4	0	1	0	1	0	2
Felipe Alou, R (1, 3) OBP: 0.310, SLG: 0.400	x 0-0 ① FC6-4 BB 1-2f 1B		x 0-0 BLK 2B 1B	SSS 0-3 ② K		x 0-0 ③ L9			x 0-0 ① F8	5	2	1	0	0	1	5
Hank Aaron, R (1, 9) OBP: 0.381, SLG: 0.600	BBBB 4-0 1B SF9 1-2 BB		IIII 4-0 2B HR 1-2 IBB	x 0-0 E5 2-3 3-H			x 0-0 ① 6-3		x 0-0 E5 FC3-6 1-2	3	2	0	0	2	0	2
Mack Jones, L (1, 8) OBP: 0.303, SLG: 0.355	x 0-0 1-3 2-H 1B		x 0-0 HR 1-3 2-H 2B	SSS 0-3 ③ K			x 0-0 ② 3-1		x 0-0 ② FC3-6 FC6-4 1-2 2-3	5	1	2	2	0	1	4
Joe Torre, R (1, 2) OBP: 0.293, SLG: 0.472	x 0-0 ② SF9 3-H		x 0-0 ② 5-3		x 0-0 ① L6		BBBB 4-0 BB		x 0-0 ③ FC6-4 1-2f	3	0	0	1	1	0	4
Rico Carty, R (1, 7) OBP: 0.385, SLG: 0.424	x 0-0 ③ F7		x 0-0 2-H 3-H HR		x 0-0 ② F7		x 0-0 ③ F8			4	1	1	3	0	0	2
Clete Boyer, R (1, 5) OBP: 0.179, SLG: 0.370		x 0-0 ① 5-3	x 0-0 ③ L7		x 0-0 ③ P3			SSS 0-3 ① K		4	0	0	0	0	1	0
Felix Millan, R (1, 4) OBP: 0.231, SLG: 0.231		x 0-0 ② 1-3		x 0-0 E E 1B		x 0-0 ① L9		x 0-0 CS 1B		4	1	2	0	0	0	0
Ken Johnson, R (1, 1) OBP: 0.222, SLG: 0.125		x 0-0 ③ F8		x 0-0 ① P6		x 0-0 1B		SSS 0-3 ②③ K 1-2		4	0	1	0	0	1	2
Inning Stats	R: 2 H: 1 E: 0 LOB: 1 K: 0 BB: 2 S: 4 P: 12	R: 0 H: 0 E: 0 LOB: 0 K: 0 BB: 0 S: 3 P: 3	R: 4 H: 3 E: 0 LOB: 0 K: 0 BB: 1 S: 6 P: 10	R: 1 H: 1 E: 2 LOB: 2 K: 2 BB: 0 S: 10 P: 10	R: 0 H: 0 E: 0 LOB: 0 K: 0 BB: 0 S: 3 P: 3	R: 0 H: 1 E: 0 LOB: 1 K: 0 BB: 0 S: 4 P: 4	R: 0 H: 0 E: 0 LOB: 1 K: 0 BB: 1 S: 3 P: 7	R: 0 H: 1 E: 0 LOB: 0 K: 2 BB: 0 S: 7 P: 7	R: 0 H: 1 E: 1 LOB: 2 K: 0 BB: 0 S: 5 P: 5	1B: 6 SF: 1 2B: 1 SAC: 0 3B: 0 DP: 0 HR: 1 HBP: 0						WP: 0 PA: 41 PB: 0 SB: 0 CS: 1	

PITCHER		IP	WLS	BF	H	R	ER	SO	BB	IBB	HBP	BLK	WP	HR	S	P	ERA	WHIP
Bob Miller, R ERA: 5.29	(1, 1)	3.0	L	16	4	6	6	0	2	1	0	1	0	1	13	25	18.00	2.000
Bill Singer, R ERA: 7.36	(4, 1)	3.0		13	2	1	0	2	0	0	0	0	0	0	17	17	0.00	0.667
Alan Foster, R ERA:	(7, 1)	2.0		7	1	0	0	2	1	0	0	0	0	0	10	14	0.00	1.000
Bob Lee, R ERA:	(9, 1)	1.0		5	1	0	0	0	0	0	0	0	0	0	5	5	0.00	1.000

PITCHER	IP	WLS	BF	H	R	ER	SO	BB	IBB	HBP	BLK	WP	HR	S	P	ERA	WHIP

TOP

Atlanta Braves @ Los Angeles Dodgers

Dodger Stadium, Los Angeles, CA

Tue Apr 25 1967, 6:05 PM PST

Att. 16,495 - Unknown

livebaseballscorecards.com

AB	36
R	7
H	8
RBI	6
BB	4
SO	4
LOB	21

Batter	1	2	3	4	5	6	7	8	9	AB	R	H	RBI	BB	SO	LOB
Gene Michael, S (1, 6) OBP: 0.308, SLG: 0.297	4-3		FC6-4 1B			F9		5-3		4	0	1	0	0	0	1
Ron Hunt, R (1, 4) OBP: 0.423, SLG: 0.317	5-3		FC6-4 1-2f			G6-4-3 1-2 1B			5-3	4	0	1	0	0	0	1
Lou Johnson, R (1, 9) OBP: 0.306, SLG: 0.356	1B			6-3		G6-4-3 1-2f			K	4	0	1	0	0	1	2
Ron Fairly, L (1, 3) OBP: 0.320, SLG: 0.426	K			F7			6-3		P5	4	0	0	0	0	1	1
Jim Lefebvre, S (1, 5) OBP: 0.388, SLG: 0.465		G6-4-3 1B		1-3			G5-4-3 1B			3	0	2	0	0	0	0
Jim Hickman, R (1, 8) OBP: 0.286, SLG: 0.385		G6-4-3 1-2f			5-3		G5-4-3 1-2f			3	0	0	0	0	0	2
Bob Bailey, R (1, 7) OBP: 0.152, SLG: 0.200		K			F2			HR		3	1	1	1	0	1	0
Jeff Torborg, R (1, 2) OBP: 0.133, SLG: 0.214			F5		6-3			P5		3	0	0	0	0	0	0
Bob Miller, R (1, 1)			K			1B		F5		0	0	0	0	0	0	0
Johnny Werhas, R (3, PH) OBP: 0.200, SLG: 0.200										1	0	0	0	0	1	0
Bill Singer, R (4, 1)										0	0	0	0	0	0	0
Wes Parker, S (6, PH) OBP: 0.350, SLG: 0.273										1	0	1	0	0	0	0
Alan Foster, R (7, 1)										0	0	0	0	0	0	0
Al Ferrara, R (8, PH)										1	0	0	0	0	0	0
Bob Lee, R (9, 1)										0	0	0	0	0	0	0
Inning Stats	R: 0 E: 0 K: 1 S: 6 H: 1 LOB: 1 BB: 0 P: 6	R: 0 E: 0 K: 1 S: 5 H: 1 LOB: 0 BB: 0 P: 5	R: 0 E: 0 K: 1 S: 6 H: 1 LOB: 1 BB: 0 P: 6	R: 0 E: 0 K: 0 S: 3 H: 0 LOB: 0 BB: 0 P: 3	R: 0 E: 0 K: 0 S: 3 H: 0 LOB: 0 BB: 0 P: 3	R: 0 E: 0 K: 0 S: 4 H: 2 LOB: 1 BB: 0 P: 4	R: 0 E: 0 K: 0 S: 3 H: 1 LOB: 0 BB: 0 P: 3	R: 1 E: 0 K: 0 S: 4 H: 1 LOB: 0 BB: 0 P: 4	R: 0 E: 0 K: 1 S: 5 H: 0 LOB: 0 BB: 0 P: 5	1B: 6 2B: 0 3B: 0 HR: 1 SF: 0 SAC: 0 DP: 3 HBP: 0	WP: 0 PB: 0 SB: 0 CS: 0 PA: 31					

PITCHER	IP	WLS	BF	H	R	ER	SO	BB	IBB	HBP	BLK	WP	HR	S	P	ERA	WHIP
Ken Johnson, R (1, 1) ERA: 1.93	9.0	W	31	7	1	1	4	0	0	0	0	0	1	39	39	1.00	0.778

PITCHER	IP	WLS	BF	H	R	ER	SO	BB	IBB	HBP	BLK	WP	HR	S	P	ERA	WHIP

BOTTOM

Atlanta Braves @ Los Angeles Dodgers

Dodger Stadium, Los Angeles, CA

Tue Apr 25 1967, 6:05 PM PST

Att. 16,495 - Unknown

livebaseballscorecards.com

AB	31
R	1
H	7
RBI	1
BB	0
SO	4
LOB	7

Atlanta Braves @ Los Angeles Dodgers

Dodger Stadium, Los Angeles, CA

Wed Apr 26 1967, 6:05 PM PST

Att. 17,310 - Unknown

livebaseballscorecards.com

Batter	1	2	3	4	5	6	7	8	9	AB	R	H	RBI	BB	SO	LOB
Denis Menke, R (1, 6) OBP: 0.277, SLG: 0.302	S S S 0-3 ① K		x 0-0 ③ F7			x 0-0 ① 5-3		x 0-0 1B 1B		4	0	1	0	0	1	0
Felipe Alou, R (1, 3) OBP: 0.283, SLG: 0.364	x 0-0 ② L5			x 0-0 E7 5-3 1B		x 0-0 ② L7		x 0-0 ② F9		4	1	0	0	0	0	1
Hank Aaron, R (1, 9) OBP: 0.370, SLG: 0.564	x 0-0 ③ 6-3			x 0-0 ① 5-3		x 0-0 E1		x 0-0 1-2 1B		4	0	1	0	0	0	1
Mack Jones, L (1, 8) OBP: 0.270, SLG: 0.314		x 0-0 ① 1-3		x 0-0 ② 5-3 2-3		x 0-0 ③ G3		S S S 0-3 ③ K		4	0	0	0	0	1	4
Joe Torre, R (1, 2) OBP: 0.289, SLG: 0.450		x 0-0 ② 5-3		x 0-0 3-H 1B			x 0-0 ① 5-3		x 0-0 ① 5-3	4	0	1	1	0	0	0
Rico Carty, R (1, 7) OBP: 0.372, SLG: 0.432		x 0-0 E4		x 0-0 ③ 4-3			x 0-0 2B		x 0-0 ② L4	4	0	1	0	0	0	1
Clete Boyer, R (1, 5) OBP: 0.156, SLG: 0.323		x 0-0 ③ F9			x 0-0 ① F8		x 0-0 ② 5-3		x 0-0 ③ 5-3	4	0	0	0	0	0	2
Felix Millan, R (1, 4) OBP: 0.188, SLG: 0.188 Phil Niekro, R (7, 1)			x 0-0 ① 6-3		x 0-0 ② 6-3		S S S 0-3 ③ K			3 0	0 0	0 0	0 0	0 0	1 0	1 0
Tony Cloninger, R (1, 1) OBP: 0.167, SLG: 0.167 Wade Blasingame, L (3, 1) Clay Carroll, R (3, 1) Miguel de la Hoz, R (7, 4) OBP: 0.222, SLG: 0.125			x 0-0 ② L9		x 0-0 ③ 5-3			x 0-0 ① 6-3		1 0 1 1	0 0 0 0	0 0 0 0	0 0 0 0	0 0 0 0	0 0 0 0	0 0 0 0
Inning Stats	R: 0 E: 0 K: 1 S: 5 H: 0 LOB: 0 BB: 0 P: 5	R: 0 E: 1 K: 0 S: 4 H: 0 LOB: 1 BB: 0 P: 4	R: 0 E: 0 K: 0 S: 3 H: 0 LOB: 0 BB: 0 P: 3	R: 1 E: 1 K: 0 S: 5 H: 1 LOB: 1 BB: 0 P: 5	R: 0 E: 0 K: 0 S: 3 H: 0 LOB: 0 BB: 0 P: 3	R: 0 E: 1 K: 0 S: 4 H: 0 LOB: 1 BB: 0 P: 4	R: 0 E: 0 K: 1 S: 6 H: 1 LOB: 1 BB: 0 P: 6	R: 0 E: 0 K: 1 S: 7 H: 2 LOB: 2 BB: 0 P: 7	R: 0 E: 0 K: 0 S: 3 H: 0 LOB: 0 BB: 0 P: 3	1B: 3 2B: 1 3B: 0 HR: 0 SF: 0 SAC: 0 DP: 0 HBP: 0						

TOP	
AB	34
R	1
H	4
RBI	1
BB	0
SO	3
LOB	10

WP: 0 PB: 0 SB: 0 CS: 0 PA: 34

PITCHER		IP	WLS	BF	H	R	ER	SO	BB	IBB	HBP	BLK	WP	HR	S	P	ERA	WHIP
Don Drysdale, R ERA: 2.21	(1, 1)	7.2	W	30	4	1	0	2	0	0	0	0	0	0	34	34	0.00	0.522
Ron Perranoski, L ERA: 1.84	(8, 1)	0.1		1	0	0	0	1	0	0	0	0	0	0	3	3	0.00	0.000
Phil Regan, R ERA: 1.74	(9, 1)	1.0	S	3	0	0	0	0	0	0	0	0	0	0	3	3	0.00	0.000

PITCHER		IP	WLS	BF	H	R	ER	SO	BB	IBB	HBP	BLK	WP	HR	S	P	ERA	WHIP

Batter	1	2	3	4	5	6	7	8	9	AB	R	H	RBI	BB	SO	LOB
Gene Michael, S (1, 6) OBP: 0.302, SLG: 0.275	4-3		BB	P6			P6			3	1	0	0	1	0	1
Ron Hunt, R (1, 4) OBP: 0.429, SLG: 0.318	BB 1B		G3 WP 1-2 BB		5-3		6-3			3	0	1	0	1	0	0
Lou Johnson, R (1, 9) (8, 7) OBP: 0.340, SLG: 0.396	K		G3 1-2 2-3 BB		FC4-6 1B		1B 2B			3	1	2	0	1	1	1
Ron Fairly, L (1, 3) OBP: 0.333, SLG: 0.420	1-2 BB		G3 1-2 2-3 3-H		FC4-6 1-2f		WP 2-H 1B			3	0	1	2	1	0	3
Jim Lefebvre, S (1, 5) OBP: 0.396, SLG: 0.444	4-3		FC6-4 IBB		G3		1-2 IBB			2	0	0	0	2	0	3
Jim Hickman, R (1, 8) (8, 9) OBP: 0.222, SLG: 0.294		6-3	FC6-4 1-2f			5-3	F7			4	0	0	0	0	0	5
John Roseboro, L (1, 2) OBP: 0.457, SLG: 0.308		4-3		BB		1B		4-3		3	0	1	0	1	0	0
Bob Bailey, R (1, 7) OBP: 0.143, SLG: 0.188		K		P6		K		4-3		3	0	0	0	0	2	2
Wes Parker, S (8, 8) OBP: 0.341, SLG: 0.265										1	0	0	0	0	0	0
Don Drysdale, R (1, 1) OBP: 0.125, SLG: 0.125			6-3	K		F9		6-3		3	0	0	0	0	1	2
Ron Perranoski, L (8, 1)										0	0	0	0	0	0	0
Al Ferrara, R (8, PH)										1	0	0	0	0	0	0
Phil Regan, R (9, 1)										0	0	0	0	0	0	0
Inning Stats	R: 0 E: 0 K: 1 S: 6 H: 1 LOB: 2 BB: 1 P: 10	R: 0 E: 0 K: 1 S: 5 H: 0 LOB: 0 BB: 0 P: 5	R: 1 E: 0 K: 0 S: 3 H: 0 LOB: 3 BB: 4 P: 19	R: 0 E: 0 K: 1 S: 5 H: 0 LOB: 1 BB: 1 P: 9	R: 0 E: 0 K: 0 S: 4 H: 1 LOB: 1 BB: 0 P: 4	R: 0 E: 0 K: 1 S: 6 H: 1 LOB: 1 BB: 0 P: 6	R: 1 E: 0 K: 0 S: 5 H: 2 LOB: 2 BB: 1 P: 9	R: 0 E: 0 K: 0 S: 3 H: 0 LOB: 0 BB: 0 P: 3		1B: 4 2B: 1 3B: 0 HR: 0	SF: 0 SAC: 0 DP: 0 HBP: 0						

PITCHER		IP	WLS	BF	H	R	ER	SO	BB	IBB	HBP	BLK	WP	HR	S	P	ERA	WHIP
Tony Cloninger, R ERA: 1.89	(1, 1)	2.0		8	1	0	0	2	1	0	0	0	0	0	11	15	0.00	1.000
Wade Blasingame, L ERA: 27.0	(3, 1)	0.1		4	0	1	1	0	3	0	0	0	1	0	1	13	27.00	9.000
Clay Carroll, R ERA: 7.71	(3, 1)	4.1	L	20	4	1	1	2	1	2	0	0	1	0	21	33	2.08	1.154
Phil Niekro, R ERA: 1.23	(7, 1)	1.1		4	0	0	0	0	0	0	0	0	0	0	4	4	0.00	0.000

PITCHER	IP	WLS	BF	H	R	ER	SO	BB	IBB	HBP	BLK	WP	HR	S	P	ERA	WHIP

BOTTOM

Atlanta Braves @ Los Angeles Dodgers

Dodger Stadium, Los Angeles, CA

Wed Apr 26 1967, 6:05 PM PST

Att. 17,310 - Unknown

livebaseballscorecards.com

AB	29
R	2
H	5
RBI	2
BB	7
SO	4
LOB	17

WP: 2 PA: 36
PB: 0
SB: 0
CS: 0

Batter	1	2	3	4	5	6	7	8	9	AB	R	H	RBI	BB	SO	LOB
Denis Menke, R (1, 6) OBP: 0.255, SLG: 0.277	5-3			6-3		K			1-3	4	0	0	0	0	1	1
Felipe Alou, R (1, 3) OBP: 0.260, SLG: 0.333	5-3			5-3		F8			6-3	4	0	0	0	0	0	1
Hank Aaron, R (1, 9) OBP: 0.340, SLG: 0.512	F9			F9			F8		5-3	4	0	0	0	0	0	0
Joe Torre, R (1, 2) Gene Oliver, R (7, 2)		G6-3 1B			BB G6-3 1B		6-3			2 0	0 0	1 0	0 0	1 0	0 0	0 0
Rico Carty, R (1, 7) OBP: 0.391, SLG: 0.450	G6-3 1-2f				1-2 G6-3 1B		1B			3	0	2	0	0	0	1
Mack Jones, L (1, 8) OBP: 0.250, SLG: 0.289	K				G6-3 1-2f 2-3		F5			3	0	0	0	0	1	3
Clete Boyer, R (1, 5) OBP: 0.143, SLG: 0.294		K			K			5-3		3	0	0	0	0	2	1
Felix Millan, R (1, 4) OBP: 0.211, SLG: 0.211		6-3				1-3 1B		P6		3	0	1	0	0	0	0
Denny Lemaster, R (1, 1) OBP: 0.111, SLG: 0.111 Bob Bruce, R (4, 1) Jim Beauchamp, R (6, PH) Jay Ritchie, R (6, 1) Miguel de la Hoz, R (8, PH) OBP: 0.200, SLG: 0.111 Ramon Hernandez, S (8, 1)		P4				1-3 1-2		6-3		1 0 1 0 1 0	0 0 0 0 0 0	0 0 0 0 0 0	0 0 0 0 0 0	0 0 0 0 0 0	0 0 1 0 0 0	0 0 1 0 0 0
Inning Stats	R: 0 E: 0 K: 0 S: 3 H: 0 LOB: 0 BB: 0 P: 3	R: 0 E: 0 K: 1 S: 5 H: 1 LOB: 0 BB: 0 P: 5	R: 0 E: 0 K: 1 S: 5 H: 0 LOB: 0 BB: 0 P: 5	R: 0 E: 0 K: 0 S: 3 H: 0 LOB: 0 BB: 0 P: 3	R: 0 E: 0 K: 1 S: 5 H: 1 LOB: 1 BB: 1 P: 9	R: 0 E: 0 K: 1 S: 6 H: 1 LOB: 1 BB: 0 P: 6	R: 0 E: 0 K: 0 S: 4 H: 1 LOB: 1 BB: 0 P: 4	R: 0 E: 0 K: 0 S: 3 H: 0 LOB: 0 BB: 0 P: 3	R: 0 E: 0 K: 0 S: 3 H: 0 LOB: 0 BB: 0 P: 3	1B: 4 2B: 0 3B: 0 HR: 0	SF: 0 SAC: 0 DP: 2 HBP: 0					

PITCHER	IP	WLS	BF	H	R	ER	SO	BB	IBB	HBP	BLK	WP	HR	S	P	ERA	WHIP
Claude Osteen, L (1, 1) ERA: 2.93	9.0	W	30	4	0	0	4	1	0	0	0	0	0	37	41	0.00	0.556

PITCHER	IP	WLS	BF	H	R	ER	SO	BB	IBB	HBP	BLK	WP	HR	S	P	ERA	WHIP

TOP

Atlanta Braves @ Los Angeles Dodgers

Dodger Stadium, Los Angeles, CA

Thu Apr 27 1967, 6:05 PM PST

Att. 16,851 - Unknown

livebaseballscorecards.com

AB	29
R	0
H	4
RBI	0
BB	1
SO	4
LOB	8

WP: 0 PA: 30
PB: 0
SB: 0
CS: 0

Batter	1	2	3	4	5	6	7	8	9	AB	R	H	RBI	BB	SO	LOB
Gene Michael, S (1, 6) OBP: 0.292, SLG: 0.267	L6	P4		F8		CS 1B		4-3		5	0	1	0	0	0	4
Ron Hunt, R (1, 4) OBP: 0.426, SLG: 0.347	F8	1B		BB 2B		K		6-3		5	0	2	4	0	1	1
Lou Johnson, R (1, 7) OBP: 0.352, SLG: 0.429	2B	4-3		K		5-3		3B		1	1	1	0	0	0	0
Bob Bailey, R (2, 7) OBP: 0.151, SLG: 0.231										4	0	1	0	0	1	2
Jim Lefebvre, S (1, 5) OBP: 0.414, SLG: 0.438	1B 1B		K	IBB			4-3	HBP		3	1	1	1	1	1	0
Al Ferrara, R (1, 9) OBP: 0.200, SLG: 0.214	BB 1B		P4	BB			1B 2B	F9		4	0	2	1	1	0	2
Jim Hickman, R (1, 8) OBP: 0.227, SLG: 0.250	BB		1-3	F7			5-3			3	0	0	0	1	0	4
Ron Fairly, L (1, 3) OBP: 0.345, SLG: 0.404	4-3			BB 1B 2B		G3	1B			2	1	0	0	2	0	2
Jeff Torborg, R (1, 2) OBP: 0.211, SLG: 0.278		F3		BB 1B		K	1B			4	1	2	0	0	1	0
Claude Osteen, L (1, 1) OBP: 0.500, SLG: 0.556		1B 2B		BB		K	L8			3	2	1	0	1	1	3
Inning Stats	R: 2 E: 0 K: 0 S: 6 H: 3 LOB: 2 BB: 1 P: 10	R: 1 E: 0 K: 0 S: 5 H: 2 LOB: 1 BB: 0 P: 5	R: 0 E: 0 K: 1 S: 5 H: 0 LOB: 0 BB: 0 P: 5	R: 3 E: 0 K: 1 S: 7 H: 2 LOB: 3 BB: 4 P: 23	R: 0 E: 0 K: 2 S: 7 H: 0 LOB: 0 BB: 0 P: 7	R: 0 E: 0 K: 1 S: 5 H: 1 LOB: 0 BB: 0 P: 5	R: 0 E: 0 K: 0 S: 5 H: 2 LOB: 3 BB: 1 P: 9	R: 0 E: 0 K: 0 S: 4 H: 1 LOB: 2 BB: 0 P: 5		1B: 6 2B: 4 3B: 1 HR: 0	SF: 0 SAC: 0 DP: 0 HBP: 1					

PITCHER		IP	WLS	BF	H	R	ER	SO	BB	IBB	HBP	BLK	WP	HR	S	P	ERA	WHIP
Denny Lemaster, L ERA: 3.47	(1, 1)	3.0	L	17	6	5	5	1	2	0	0	0	0	0	17	25	15.00	2.667
Bob Bruce, R ERA: 3.0	(4, 1)	2.0		10	1	1	1	3	2	1	0	0	0	0	13	25	4.50	1.500
Jay Ritchie, R ERA:	(6, 1)	2.0		9	3	0	0	1	0	1	0	0	0	0	10	14	0.00	1.500
Ramon Hernandez, L ERA: 3.18	(8, 1)	1.0		5	1	0	0	0	0	0	1	0	0	0	4	5	0.00	1.000

PITCHER	IP	WLS	BF	H	R	ER	SO	BB	IBB	HBP	BLK	WP	HR	S	P	ERA	WHIP

BOTTOM

Atlanta Braves @ Los Angeles Dodgers

Dodger Stadium, Los Angeles, CA

Thu Apr 27 1967, 6:05 PM PST

Att. 16,851 - Unknown

livebaseballscorecards.com

AB	34
R	6
H	11
RBI	6
BB	6
SO	5
LOB	18

Batter	1	2	3	4	5	6	7	8	9	AB	R	H	RBI	BB	SO	LOB
Tito Fuentes, S (1, 4) OBP: 0.167, SLG: 0.244	HR 1B	K			K		1B	F3		5	1	2	0	0	2	3
Ken Henderson, S (1, 8) OBP: 0.344, SLG: 0.464	1-H HR	F5			K		1-3 1B		F8	5	1	2	2	0	1	1
Ollie Brown, R (1, 9) OBP: 0.323, SLG: 0.310	F3		K		5-3		6-3		K	5	0	0	0	0	2	3
Willie McCovey, L (1, 3) OBP: 0.327, SLG: 0.563	K		5-3-6 BB			G3		2B 1B	1-3	4	1	1	0	1	1	0
Jim Ray Hart, R (1, 5) OBP: 0.214, SLG: 0.231	BB 1B BB		5-3-6 1-2f			6-3		1-3 2B 2B		3	2	1	0	1	0	1
Tom Haller, L (1, 2) OBP: 0.297, SLG: 0.303	1B 1-2 BB			4-3		1B		SH 2-H 3-H 2B		3	0	2	2	1	0	0
Jesus Alou, R (1, 7) OBP: 0.309, SLG: 0.434	FC6-4 1-2 2-H 1B			1B	K			SH 2-3 2-3		3	0	2	1	0	1	1
Hal Lanier, R (1, 6) OBP: 0.063, SLG: 0.065	FC6-4 1-2f			F9			6-3	2-3 1-2		3	0	0	0	0	0	2
Willie Mays, R (8, PH) OBP: 0.273, SLG: 0.355										1	0	0	0	0	0	2
Cesar Gutierrez, R (8, 6)										0	0	0	0	0	0	0
Mike McCormick, L (1, 1)		K			BB		G3	4-3		1	0	0	0	0	1	0
Ron Herbel, R (4, 1) OBP: 0.600, SLG: 0.667										1	0	0	0	1	0	0
Norm Siebern, L (8, PH)										1	0	0	0	0	0	2
Frank Linzy, R (8, 1)										0	0	0	0	0	0	0

TOP

San Francisco Giants @ Los Angeles Dodgers
Dodger Stadium, Los Angeles, CA
Fri Apr 28 1967, 6:05 PM PST
Att. 24,168 - Unknown

livebaseballscorecards.com

AB	35
R	5
H	10
RBI	5
BB	4
SO	8
LOB	15

Inning Stats	1	2	3	4	5	6	7	8	9
	R: 3 E: 0 K: 1 S: 8	H: 3 LOB: 2 BB: 2 P: 16	R: 0 E: 0 K: 2 S: 7	H: 0 LOB: 0 BB: 0 P: 7	R: 0 E: 0 K: 1 S: 4	H: 0 LOB: 0 BB: 1 P: 8	R: 0 E: 0 K: 0 S: 3	H: 1 LOB: 0 BB: 0 P: 3	R: 0 E: 0 K: 2 S: 7	H: 0 LOB: 1 BB: 1 P: 11	R: 0 E: 0 K: 1 S: 6	H: 1 LOB: 1 BB: 0 P: 6	R: 0 E: 0 K: 0 S: 5	H: 2 LOB: 2 BB: 0 P: 5	R: 2 E: 1 K: 0 S: 7	H: 3 LOB: 2 BB: 0 P: 7	R: 0 E: 0 K: 1 S: 5	H: 0 LOB: 0 BB: 0 P: 5

1B: 7	SF: 0	WP: 0	PA: 40
2B: 3	SAC: 1	PB: 0	
3B: 0	DP: 1	SB: 0	
HR: 1	HBP: 0	CS: 0	

PITCHER		IP	WLS	BF	H	R	ER	SO	BB	IBB	HBP	BLK	WP	HR	S	P	ERA	WHIP
Don Sutton, R ERA: 5.18	(1, 1)	7.0	L	32	9	5	5	7	4	0	0	0	0	1	42	58	6.43	1.857
Phil Regan, R ERA: 1.46	(8, 1)	2.0		8	1	0	0	1	0	0	0	0	0	0	10	10	0.00	0.500

PITCHER	IP	WLS	BF	H	R	ER	SO	BB	IBB	HBP	BLK	WP	HR	S	P	ERA	WHIP

Batter	1	2	3	4	5	6	7	8	9	AB	R	H	RBI	BB	SO	LOB
Gene Michael, S (1, 6)	G3		4-3	G3			SH5-3		G1-4-3	3	0	0	0	0	0	2
Dick Schofield, S (9, PH)										1	0	0	0	0	0	1
Ron Hunt, R (1, 4)	F4		1-3		6-3		1-6-3			4	0	0	0	0	0	1
Jim Hickman, R (1, 8)	K		K		F9		1B			4	0	1	1	0	2	0
Jim Lefebvre, S (1, 5)		5-3		HR 1B	4-3		F5			4	1	1	0	0	0	1
Al Ferrara, R (1, 9)		6-3		HR		FC4-6 1B		F8		4	1	2	2	0	0	0
Ron Fairly, L (1, 3)		BB 1B BB		1-3		B1		1-6-3		3	1	0	0	1	0	1
Bob Bailey, R (1, 7)		1B BB		2B BB		FC4-6 FC6-4		6-3		2	0	0	0	2	0	1
Jeff Torborg, R (1, 2)		1B		F2		FC6-4			F8	3	0	1	1	0	0	2
John Roseboro, L (9, PH)										1	0	0	0	0	0	0
Don Sutton, R (1, 1)	K			2B			SH5-3 1B		G1-4-3 1B	3	1	2	0	0	1	2
Phil Regan, R (8, 1)										0	0	0	0	0	0	0
Jim Campanis, R (9, PH)										1	0	1	0	0	0	0
Bill Singer, R (9, PR)										0	0	0	0	0	0	0
Inning Stats	R: 0 E: 0 K: 1 S: 5 H: 0 LOB: 0 BB: 0 P: 5	R: 1 E: 0 K: 1 S: 6 H: 1 LOB: 2 BB: 2 P: 14	R: 0 E: 0 K: 1 S: 5 H: 0 LOB: 0 BB: 0 P: 5	R: 2 E: 0 K: 0 S: 6 H: 3 LOB: 2 BB: 1 P: 10	R: 0 E: 0 K: 0 S: 3 H: 0 LOB: 0 BB: 0 P: 3	R: 0 E: 0 K: 0 S: 4 H: 1 LOB: 1 BB: 0 P: 4	R: 1 E: 0 K: 0 S: 5 H: 2 LOB: 1 BB: 0 P: 5	R: 0 E: 0 K: 0 S: 3 H: 0 LOB: 0 BB: 0 P: 3	R: 0 E: 0 K: 0 S: 3 H: 1 LOB: 1 BB: 0 P: 3	1B: 5 2B: 2 3B: 0 HR: 1	SF: 0 SAC: 1 DP: 1 HBP: 0					WP: 0 PB: 0 SB: 0 CS: 0	PA: 37	

PITCHER		IP	WLS	BF	H	R	ER	SO	BB	IBB	HBP	BLK	WP	HR	S	P	ERA	WHIP
Mike McCormick, L	(1, 1)	3.1		16	3	3	3	3	3	0	0	0	0	1	19	31	8.10	1.800
ERA: 9.72																		
Ron Herbel, R	(4, 1)	3.2	W	15	4	1	1	0	0	0	0	0	0	0	15	15	2.46	1.091
ERA: 1.23																		
Frank Linzy, R	(8, 1)	2.0	S	6	1	0	0	0	0	0	0	0	0	0	6	6	0.00	0.500
ERA:																		

PITCHER	IP	WLS	BF	H	R	ER	SO	BB	IBB	HBP	BLK	WP	HR	S	P	ERA	WHIP

BOTTOM

San Francisco Giants @ Los Angeles Dodgers

Dodger Stadium, Los Angeles, CA

Fri Apr 28 1967, 6:05 PM PST

Att. 24,168 - Unknown

livebaseballscorecards.com

AB	33
R	4
H	8
RBI	4
BB	3
SO	3
LOB	11

Batter	1	2	3	4	5	6	7	8	9	AB	R	H	RBI	BB	SO	LOB
Tito Fuentes, S (1, 4) OBP: 0.170, SLG: 0.239	E1 G3-6-1		6-3 PB 1B 1-2 2-3 1B		F2		F7		3-1	5	1	1	0	0	0	3
Ken Henderson, S (1, 8) OBP: 0.333, SLG: 0.443	G3-6-1 1-2f		6-3 1-3 2-H 3-H		G5-4-3 1-2f		HBP BB 1-3 2-H 1B		F7	5	0	1	2	0	0	3
Ollie Brown, R (1, 9) OBP: 0.361, SLG: 0.313	1-3		1B 3-H			K S S S B B B B	HBP BB 1-2		BB B B B B	3	0	1	1	2	1	0
Willie McCovey, L (1, 3) OBP: 0.317, SLG: 0.519		F7 F9				E3 H	1-2 2-3 3-H HBP		K S S S	4	0	0	1	0	1	2
Jim Ray Hart, R (1, 5) OBP: 0.217, SLG: 0.232		1B F9				K S S S	5-3			4	0	1	0	0	1	5
Tom Haller, L (1, 2) OBP: 0.268, SLG: 0.270		K S S S		G3		F4		1-3		4	0	0	0	0	1	2
Jesus Alou, R (1, 7) OBP: 0.305, SLG: 0.421		G3		F6			1B FC6-2 1B	5-3		4	0	1	0	0	0	1
Hal Lanier, R (1, 6) OBP: 0.139, SLG: 0.143			1B BB PB 1B	K S S S			FC6-2 1-3 1B 1B	FC6-4 1B		4	2	3	0	0	1	0
Juan Marichal, R (1, 1) OBP: 0.385, SLG: 0.500			PB 1B 6-3 1-2 BB B B B B		E6 G5-4-3		FC6-2 1B 1-2 HBP 3-H	FC6-4 1-2f		3	2	0	0	1	0	3
Inning Stats	R: 0 E: 1 K: 0 S: 3 H: 0 LOB: 0 BB: 0 P: 3	R: 0 E: 0 K: 1 S: 6 H: 1 LOB: 1 BB: 0 P: 6	R: 3 E: 0 K: 0 S: 6 H: 3 LOB: 1 BB: 1 P: 10	R: 0 E: 0 K: 1 S: 5 H: 0 LOB: 0 BB: 0 P: 5	R: 0 E: 1 K: 0 S: 3 H: 0 LOB: 0 BB: 0 P: 3	R: 0 E: 1 K: 2 S: 8 H: 0 LOB: 1 BB: 0 P: 8	R: 2 E: 0 K: 0 S: 6 H: 3 LOB: 3 BB: 1 P: 11	R: 0 E: 0 K: 0 S: 4 H: 1 LOB: 1 BB: 0 P: 4	R: 0 E: 0 K: 1 S: 5 H: 0 LOB: 1 BB: 1 P: 9	1B: 8 2B: 0 3B: 0 HR: 0 SF: 0 SAC: 0 DP: 2 HBP: 1						

TOP

San Francisco Giants @ Los Angeles Dodgers
Dodger Stadium, Los Angeles, CA
Sat Apr 29 1967, 7:05 PM PST
Att. 38,963 - Unknown

livebaseballscorecards.com

AB	36
R	5
H	8
RBI	4
BB	3
SO	5
LOB	19

WP: 0 PB: 1 SB: 0 CS: 0
PA: 40

PITCHER		IP	WLS	BF	H	R	ER	SO	BB	IBB	HBP	BLK	WP	HR	S	P	ERA	WHIP
Bob Miller, R ERA: 6.05	(1, 1)	2.1	L	12	4	3	3	1	1	0	0	0	0	0	13	17	11.57	2.143
Jim Brewer, L ERA: 1.8	(3, 1)	3.2		12	0	0	0	3	0	0	0	0	0	0	18	18	0.00	0.000
Alan Foster, R ERA: 6.75	(7, 1)	0.2		6	3	2	2	0	1	0	0	0	0	0	5	9	27.00	6.000
Dick Egan, L ERA:	(7, 1)	1.1		6	1	0	0	0	0	0	1	0	0	0	5	6	0.00	0.750
Ron Perranoski, L ERA: 1.72	(9, 1)	1.0		4	0	0	0	1	1	0	0	0	0	0	5	9	0.00	1.000

PITCHER	IP	WLS	BF	H	R	ER	SO	BB	IBB	HBP	BLK	WP	HR	S	P	ERA	WHIP

Batter	1	2	3	4	5	6	7	8	9	AB	R	H	RBI	BB	SO	LOB
Gene Michael, S (1, 6)	1-3			6-3		1-3		4-3		3	0	0	0	0	0	0
Willie Davis, L (8, PH)										1	0	0	0	0	0	3
Ron Perranoski, L (9, 1)										0	0	0	0	0	0	0
Ron Hunt, R (1, 4)	5-3			2B			F7		BB	3	0	1	0	1	0	0
Ron Fairly, L (1, 3)	F7			F8			G6-4-3 1B		K	4	0	1	0	0	1	2
Jim Lefebvre, S (1, 5)		K		K			G6-4-3 1-2f		F9	4	0	0	0	0	2	3
Al Ferrara, R (1, 9)		K			K			1B 1B	5-3	4	0	1	0	0	2	1
John Roseboro, L (1, 2)	6-3				F6			K		3	0	0	0	0	1	1
Jim Hickman, R (1, 8)		K			K			1B 1-2		3	0	1	0	0	2	0
Bob Bailey, R (1, 7)		K				K		1B 1-2 2-3		3	0	1	0	0	2	0
Bob Miller, R (1, 1)		F8				6-3		K		0	0	0	0	0	0	0
Jim Brewer, L (3, 1)										1	0	0	0	0	0	0
Johnny Werhas, R (6, PH) OBP: 0.167, SLG: 0.167										1	0	0	0	0	0	0
Alan Foster, R (7, 1)										0	0	0	0	0	0	0
Dick Egan, L (7, 1)										0	0	0	0	0	0	0
Jim Campanis, R (8, PH) OBP: 0.500, SLG: 0.750										1	0	0	0	0	1	3
Dick Schofield, S (9, 6)										0	0	0	0	0	0	0
Inning Stats	R: 0 E: 0 K: 0 S: 3 H: 0 LOB: 0 P: 3	R: 0 E: 0 K: 2 S: 7 H: 0 LOB: 0 P: 7	R: 0 E: 0 K: 2 S: 7 H: 0 LOB: 0 P: 7	R: 0 E: 0 K: 1 S: 6 H: 1 LOB: 1 P: 6	R: 0 E: 0 K: 2 S: 7 H: 0 LOB: 0 P: 7	R: 0 E: 0 K: 1 S: 5 H: 0 LOB: 0 P: 5	R: 0 E: 0 K: 0 S: 3 H: 1 LOB: 0 P: 3	R: 0 E: 0 K: 2 S: 10 H: 3 LOB: 3 P: 10	R: 0 E: 0 K: 1 S: 5 H: 0 LOB: 1 P: 9	1B: 4 2B: 1 3B: 0 HR: 0	SF: 0 SAC: 0 DP: 1 HBP: 0						

PITCHER	IP	WLS	BF	H	R	ER	SO	BB	IBB	HBP	BLK	WP	HR	S	P	ERA	WHIP
Juan Marichal, R (1, 1) ERA: 3.47	9.0	W	32	5	0	0	11	1	0	0	0	0	0	53	57	0.00	0.667

PITCHER	IP	WLS	BF	H	R	ER	SO	BB	IBB	HBP	BLK	WP	HR	S	P	ERA	WHIP

BOTTOM

San Francisco Giants @ Los Angeles Dodgers

Dodger Stadium, Los Angeles, CA

Sat Apr 29 1967, 7:05 PM PST

Att. 38,963 - Unknown

livebaseballscorecards.com

AB	31
R	0
H	5
RBI	0
BB	1
SO	11
LOB	13

1B: 4	SF: 0	WP: 0	PA: 32			
2B: 1	SAC: 0	PB: 0				
3B: 0	DP: 1	SB: 0				
HR: 0	HBP: 0	CS: 0				

San Francisco Giants @ Los Angeles Dodgers

Dodger Stadium, Los Angeles, CA

Sun Apr 30 1967, 3:33 AM PDT

Att. 36,848 - Unknown

TOP

livebaseballscorecards.com

Batter	1	2	3	4	5	6	7	8	9	AB	R	H	RBI	BB	SO	LOB
Tito Fuentes, S (1, 4) OBP: 0.192, SLG: 0.240	K		F6			FC1-6 1B	G5-4-3		BB	4	0	1	0	1	1	1
Ken Henderson, S (1, 8) OBP: 0.310, SLG: 0.409	1-3			K		FC1-6		6-3	K	5	0	0	0	0	2	4
Norm Siebern, L (1, 7) Jesus Alou, R (7, 7) OBP: 0.300, SLG: 0.414	K2-3			K		F7		4-3		3 1	0 0	0 0	0 0	0 0	2 0	1 0
Willie McCovey, L (1, 3) OBP: 0.297, SLG: 0.482		K		K		K		4-3		4	0	0	0	0	3	1
Jim Ray Hart, R (1, 5) OBP: 0.219, SLG: 0.233		F8			6-3		1B 1B 1B		K	4	1	1	0	0	1	0
Tom Haller, L (1, 2) OBP: 0.311, SLG: 0.300		BB			4-3		SH5-4 1B 1B 1-3		1B 1B	3	2	2	0	1	0	0
Ollie Brown, R (1, 9) OBP: 0.375, SLG: 0.333		K			E5 2B		SH5-4 1B 1-2 3-H		SH5-4 1B 1-2	4	2	2	1	0	1	1
Hal Lanier, R (1, 6) OBP: 0.179, SLG: 0.211			1-6-3		2B 1-H	SH5-4 1-2 2-3			SH5-4 1-2 2-H	3	0	2	2	0	0	0
Bobby Bolin, R (1, 1) OBP: 0.250, SLG: 0.375 Jim Davenport, R (7, PH) OBP: 0.391, SLG: 0.667 Frank Linzy, R (7, 1)			F6		K		G5-4-3 2-H 3-H		SH5-4 1-2 2-3	2 1 0	0 0 0	0 1 0	0 2 0	0 0 0	1 0 0	1 0 0
Inning Stats	R: 0 E: 0 K: 2 S: 7 H: 0 LOB: 0 BB: 0 P: 7	R: 0 E: 0 K: 2 S: 7 H: 0 LOB: 1 BB: 1 P: 11	R: 0 E: 0 K: 0 S: 3 H: 0 LOB: 0 BB: 0 P: 3	R: 0 E: 0 K: 3 S: 9 H: 0 LOB: 0 BB: 0 P: 9	R: 1 E: 1 K: 1 S: 7 H: 1 LOB: 1 BB: 0 P: 7	R: 0 E: 0 K: 1 S: 6 H: 1 LOB: 1 BB: 0 P: 6	R: 3 E: 0 K: 0 S: 6 H: 4 LOB: 0 BB: 0 P: 6	R: 0 E: 0 K: 0 S: 3 H: 0 LOB: 0 BB: 0 P: 3	R: 1 E: 0 K: 2 S: 10 H: 3 LOB: 3 BB: 1 P: 14	1B: 8 2B: 1 3B: 0 HR: 0 SF: 0 SAC: 2 DP: 1 HBP: 0						

	AB	34
	R	5
	H	9
	RBI	5
	BB	2
	SO	11
	LOB	9

WP: 0 PB: 0 SB: 0 CS: 0 PA: 38

PITCHER		IP	WLS	BF	H	R	ER	SO	BB	IBB	HBP	BLK	WP	HR	S	P	ERA	WHIP
Don Drysdale, R ERA: 2.63	(1, 1)	7.0	L	28	6	4	3	9	1	0	0	0	0	0	45	49	3.86	1.000
Ron Perranoski, L ERA: 2.04	(8, 1)	2.0		10	3	1	1	2	1	0	0	0	0	0	13	17	4.50	2.000

PITCHER		IP	WLS	BF	H	R	ER	SO	BB	IBB	HBP	BLK	WP	HR	S	P	ERA	WHIP

Batter	1	2	3	4	5	6	7	8	9	AB	R	H	RBI	BB	SO	LOB
Gene Michael, S (1, 6) OBP: 0.241, SLG: 0.218	3-1	F9			F7		1-3		G6-3 1-2f	4	0	0	0	0	0	0
Willie Davis, L (9, PH)										1	0	0	0	0	0	1
Ron Hunt, R (1, 4) OBP: 0.411, SLG: 0.339	2B BB 1B		F7		4-3		BB			3	1	1	0	1	0	0
Ron Fairly, L (1, 3) OBP: 0.343, SLG: 0.397	BB 1-3 2B		FC3-6 1B		F8		3-1			4	0	2	0	0	0	1
Jim Lefebvre, S (1, 5) OBP: 0.371, SLG: 0.373	BB IBB		FC3-6 1-2f			F8		F6		3	0	0	0	1	0	1
Al Ferrara, R (1, 9) OBP: 0.296, SLG: 0.375	K		5-3			WP BB		FC3-6 BB		2	0	0	0	2	1	4
John Roseboro, L (1, 2) OBP: 0.419, SLG: 0.250	BB 1-2 2-3 3-H			F9		IBB 1-2		FC3-6 1-2f		2	0	0	1	2	0	1
Jim Hickman, R (1, 8) OBP: 0.242, SLG: 0.233	5-3			FC5-4 BB		F7		F3		3	0	0	0	1	0	6
Bob Bailey, R (1, 7) OBP: 0.188, SLG: 0.217		F5		F8		F8			G6-3 BB	3	0	0	0	1	0	3
Don Drysdale, R (1, 1) OBP: 0.100, SLG: 0.100		K		FC5-4 1-2f			F9		F8	2	0	0	0	0	1	1
Johnny Werhas, R (7, PH) OBP: 0.143, SLG: 0.143										1	0	0	0	0	0	0
Ron Perranoski, L (8, 1)										0	0	0	0	0	0	0
Dick Schofield, S (9, PH)										1	0	0	0	0	0	1
Inning Stats	R: 1 E: 0 K: 1 S: 7 H: 2 LOB: 3 BB: 2 P: 15	R: 0 E: 0 K: 1 S: 5 H: 0 LOB: 0 BB: 0 P: 5	R: 0 E: 0 K: 0 S: 4 H: 1 LOB: 1 BB: 0 P: 4	R: 0 E: 0 K: 0 S: 3 H: 0 LOB: 1 BB: 1 P: 7	R: 0 E: 0 K: 0 S: 3 H: 0 LOB: 0 BB: 0 P: 3	R: 0 E: 0 K: 0 S: 3 H: 0 LOB: 2 BB: 2 P: 11	R: 0 E: 0 K: 0 S: 3 H: 0 LOB: 1 BB: 1 P: 7	R: 0 E: 0 K: 0 S: 3 H: 0 LOB: 1 BB: 1 P: 7	R: 0 E: 0 K: 0 S: 2 H: 0 LOB: 0 BB: 1 P: 6	1B: 2 2B: 1 3B: 0 HR: 0 SF: 0 SAC: 0 DP: 1 HBP: 0						

PITCHER		IP	WLS	BF	H	R	ER	SO	BB	IBB	HBP	BLK	WP	HR	S	P	ERA	WHIP
Bobby Bolin, R ERA: 5.75	(1, 1)	6.0	W	26	3	1	1	2	3	2	0	0	1	0	25	45	1.50	1.000
Frank Linzy, R ERA:	(7, 1)	3.0	S	11	0	0	0	0	3	0	0	0	0	0	8	20	0.00	1.000

PITCHER	IP	WLS	BF	H	R	ER	SO	BB	IBB	HBP	BLK	WP	HR	S	P	ERA	WHIP

BOTTOM

San Francisco Giants @ Los Angeles Dodgers

Dodger Stadium, Los Angeles, CA

Sun Apr 30 1967, 3:33 AM PDT

Att. 36,848 - Unknown

livebaseballscorecards.com

AB	29
R	1
H	3
RBI	1
BB	8
SO	2
LOB	19

WP: 1	PA: 37		
PB: 0			
SB: 0			
CS: 0			

Batter	1	2	3	4	5	6	7	8	9	10	11	AB	R	H	RBI	BB	SO	LOB
Willie Davis, L (1, 8) OBP: 0.125, SLG: 0.125	F7		4-3 5-3 1B		F9		F9		F3		P4	6	0	1	0	0	0	2
Ron Hunt, R (1, 4) OBP: 0.410, SLG: 0.333	2B 2B 1B		5-3 1-2		BB		F8		L9			4	1	1	0	1	0	2
Dick Schofield, S (9, 4)												0	0	0	0	0	0	0
Ron Fairly, L (1, 3) OBP: 0.347, SLG: 0.412 (11, 9)	1-3 2B 2B		4-3 2-3		6-3			1B G4-2-3 1B		4-3		5	1	2	0	0	0	2
Jim Lefebvre, S (1, 5) OBP: 0.373, SLG: 0.391	2-H 3-H 2B		3-1			F7		G4-2-3 1B 1-3		4-3		5	0	2	2	0	0	1
Al Ferrara, R (1, 9) OBP: 0.313, SLG: 0.483	6-3			F9		HR		G4-2-3 1-2		P4		5	1	2	1	0	0	1
Jeff Torborg, R (11, 2) OBP: 0.227, SLG: 0.286								1B				0	0	0	0	0	0	0
John Roseboro, L (1, 2) OBP: 0.417, SLG: 0.297	F3			2B		1-3		G4-2-3 1-2 2-3 3-Hf			SH5-4 1B 2B 1B	5	0	2	0	0	0	4
Don Sutton, R (11, PR) OBP: 0.222, SLG: 0.444												0	1	0	0	0	0	0
Ron Perranoski, L (11, 1)												0	0	0	0	0	0	0
Bob Bailey, R (1, 7) OBP: 0.191, SLG: 0.206	SSS K			5-3		1-3		BB			1-2 2B SH5-4 1B	3	0	0	0	1	1	1
Jim Hickman, R (11, PH) OBP: 0.265, SLG: 0.258												1	1	1	0	0	0	0
(11, 7)																		
Gene Michael, S (1, 6) OBP: 0.242, SLG: 0.220	F3			6-3			SH1-4 1B	3-1			SH5-4 1-2 2-3	4	0	1	0	0	0	4
Claude Osteen, L (1, 1) OBP: 0.429, SLG: 0.455	6-3				G1		SH1-4 1-2		P3		2-H 3-H 2B	2	0	0	0	0	0	0
Phil Regan, R (8, 1)												1	0	0	0	0	0	0
Wes Parker, S (11, PH) OBP: 0.357, SLG: 0.314												1	0	1	2	0	0	0
(11, 3)																		
Inning Stats	R: 2 E: 0 K: 0 S: 6 H: 3 LOB: 1 BB: 0 P: 6	R: 0 E: 0 K: 1 S: 5 H: 0 LOB: 0 BB: 0 P: 5	R: 0 E: 0 K: 0 S: 4 H: 1 LOB: 1 BB: 0 P: 4	R: 0 E: 0 K: 0 S: 4 H: 1 LOB: 1 BB: 0 P: 4	R: 0 E: 0 K: 0 S: 3 H: 0 LOB: 1 BB: 1 P: 7	R: 1 E: 0 K: 0 S: 4 H: 1 LOB: 0 BB: 0 P: 4	R: 0 E: 0 K: 0 S: 4 H: 1 LOB: 1 BB: 0 P: 4	R: 0 E: 0 K: 0 S: 5 H: 3 LOB: 3 BB: 1 P: 9	R: 0 E: 0 K: 0 S: 3 H: 0 LOB: 0 BB: 0 P: 3	R: 0 E: 0 K: 0 S: 3 H: 0 LOB: 0 BB: 0 P: 3	R: 2 E: 0 K: 0 S: 5 H: 3 LOB: 1 BB: 0 P: 5	1B: 8 2B: 4 3B: 0 HR: 1 SF: 0 SAC: 2 DP: 1 HBP: 0						

PITCHER		IP	WLS	BF	H	R	ER	SO	BB	IBB	HBP	BLK	WP	HR	S	P	ERA	WHIP
Vern Law, R ERA: 4.73	(1, 1)	7.0		31	9	3	3	1	1	0	0	0	0	1	32	36	3.86	1.429
Dennis Ribant, R ERA: 6.57	(8, 1)	1.0		4	1	0	0	0	1	0	0	0	0	0	3	7	0.00	2.000
Roy Face, R ERA:	(9, 1)	2.0		6	0	0	0	0	0	0	0	0	0	0	6	6	0.00	0.000
Steve Blass, R ERA: 5.79	(11, 1)	1.0	L	5	3	2	2	0	0	0	0	0	0	0	5	5	18.00	3.000

PITCHER	IP	WLS	BF	H	R	ER	SO	BB	IBB	HBP	BLK	WP	HR	S	P	ERA	WHIP

TOP

Los Angeles Dodgers @ Pittsburgh Pirates

Forbes Field, Pittsburgh, PA

Tue May 02 1967, 7:05 PM EDT

Att. 5,762 - Unknown

livebaseballscorecards.com

AB	42
R	5
H	13
RBI	5
BB	2
SO	1
LOB	17
PA	46
WP	0
PB	0
SB	0
CS	0

Batter	1	2	3	4	5	6	7	8	9	10	11	AB	R	H	RBI	BB	SO	LOB
Maury Wills, S (1, 5) OBP: 0.359, SLG: 0.383	4-3 1B 2B	F9			5-3			BBBBB FC S 1B BB		CS 1B		4	2	2	0	1	0	0
Manny Mota, R (1, 8) OBP: 0.276, SLG: 0.370	4-3 2-3		1-3			5-3		FC 1B 1-3 FC3-2		F3 1-2		5	0	0	0	0	0	3
Roberto Clemente, R (1, 9) OBP: 0.413, SLG: 0.483	1B 1B 3-H 1B		6-3			F8		FC3-2 1-3 3-H 1B			4-3	5	1	2	2	0	0	0
Donn Clendenon, R (1, 3) OBP: 0.291, SLG: 0.365	1B 1-2 1B		5-3			P4		FC3-2 1-2 3-H			K SSS	5	0	1	0	0	1	2
Bill Mazeroski, R (1, 4) OBP: 0.310, SLG: 0.414	1-2 2-H 1B			6-3			6-3 SH3-4 1B	F9			F8	5	0	2	1	0	0	2
Gene Alley, R (1, 6) OBP: 0.327, SLG: 0.577	P6			K SSS			SH3-4 1-2		K2-3 SSS			3	0	0	0	0	2	2
Willie Stargell, L (1, 7) OBP: 0.241, SLG: 0.358	6-3			4-3			6-3 2-3		F5			4	0	0	0	0	0	3
Jerry May, R (1, 2) OBP: 0.375, SLG: 0.563		6-3			4-3		6-3		K SSS			2	0	0	0	0	0	0
Jim Pagliaroni, R (7, PH) OBP: 0.143, SLG: 0.158 (8, 2)												2	0	0	0	0	1	1
Vern Law, R (1, 1) OBP: 0.250, SLG: 0.500		P4			K SSS			6-3		K SSS		2	0	0	0	0	1	0
Dennis Ribant, R (8, 1)												0	0	0	0	0	0	0
Andre Rodgers, R (8, PH)												1	0	0	0	0	0	0
Roy Face, R (9, 1)												0	0	0	0	0	0	0
George Spriggs, L (10, PH) OBP: 0.286, SLG: 0.167												1	0	0	0	0	1	0
Steve Blass, R (11, 1)												0	0	0	0	0	0	0
Inning Stats	R: 2 E: 0 K: 0 S: 7 H: 4 LOB: 2 BB: 0 P: 7	R: 0 E: 0 K: 0 S: 3 H: 0 LOB: 0 BB: 0 P: 3	R: 0 E: 0 K: 0 S: 3 H: 0 LOB: 0 BB: 0 P: 3	R: 0 E: 0 K: 1 S: 5 H: 0 LOB: 0 BB: 0 P: 5	R: 0 E: 0 K: 1 S: 5 H: 0 LOB: 0 BB: 0 P: 5	R: 0 E: 0 K: 0 S: 3 H: 0 LOB: 0 BB: 0 P: 3	R: 0 E: 0 K: 0 S: 4 H: 1 LOB: 1 BB: 0 P: 4	R: 1 E: 0 K: 0 S: 5 H: 1 LOB: 2 BB: 1 P: 9	R: 0 E: 0 K: 2 S: 7 H: 0 LOB: 0 BB: 0 P: 7	R: 0 E: 0 K: 1 S: 5 H: 1 LOB: 0 BB: 0 P: 5	R: 0 E: 0 K: 1 S: 5 H: 0 LOB: 0 BB: 0 P: 5							

PITCHER		IP	WLS	BF	H	R	ER	SO	BB	IBB	HBP	BLK	WP	HR	S	P	ERA	WHIP
Claude Osteen, L ERA: 3.09	(1, 1)	7.1		29	5	3	3	2	1	0	0	0	0	0	32	36	3.68	0.818
Phil Regan, R ERA: 1.2	(8, 1)	2.2	W	9	2	0	0	3	0	0	0	0	0	0	15	15	0.00	0.750
Ron Perranoski, L ERA: 1.93	(11, 1)	1.0	S	3	0	0	0	1	0	0	0	0	0	0	5	5	0.00	0.000

PITCHER	IP	WLS	BF	H	R	ER	SO	BB	IBB	HBP	BLK	WP	HR	S	P	ERA	WHIP

BOTTOM

Los Angeles Dodgers @ Pittsburgh Pirates

Forbes Field, Pittsburgh, PA

Tue May 02 1967, 7:05 PM EDT

Att. 5,762 - Unknown

livebaseballscorecards.com

AB	39
R	3
H	7
RBI	3
BB	1
SO	6
LOB	13

1B: 6	SF: 0	WP: 0	PA: 41
2B: 1	SAC: 1	PB: 0	
3B: 0	DP: 0	SB: 1	
HR: 0	HBP: 0	CS: 1	

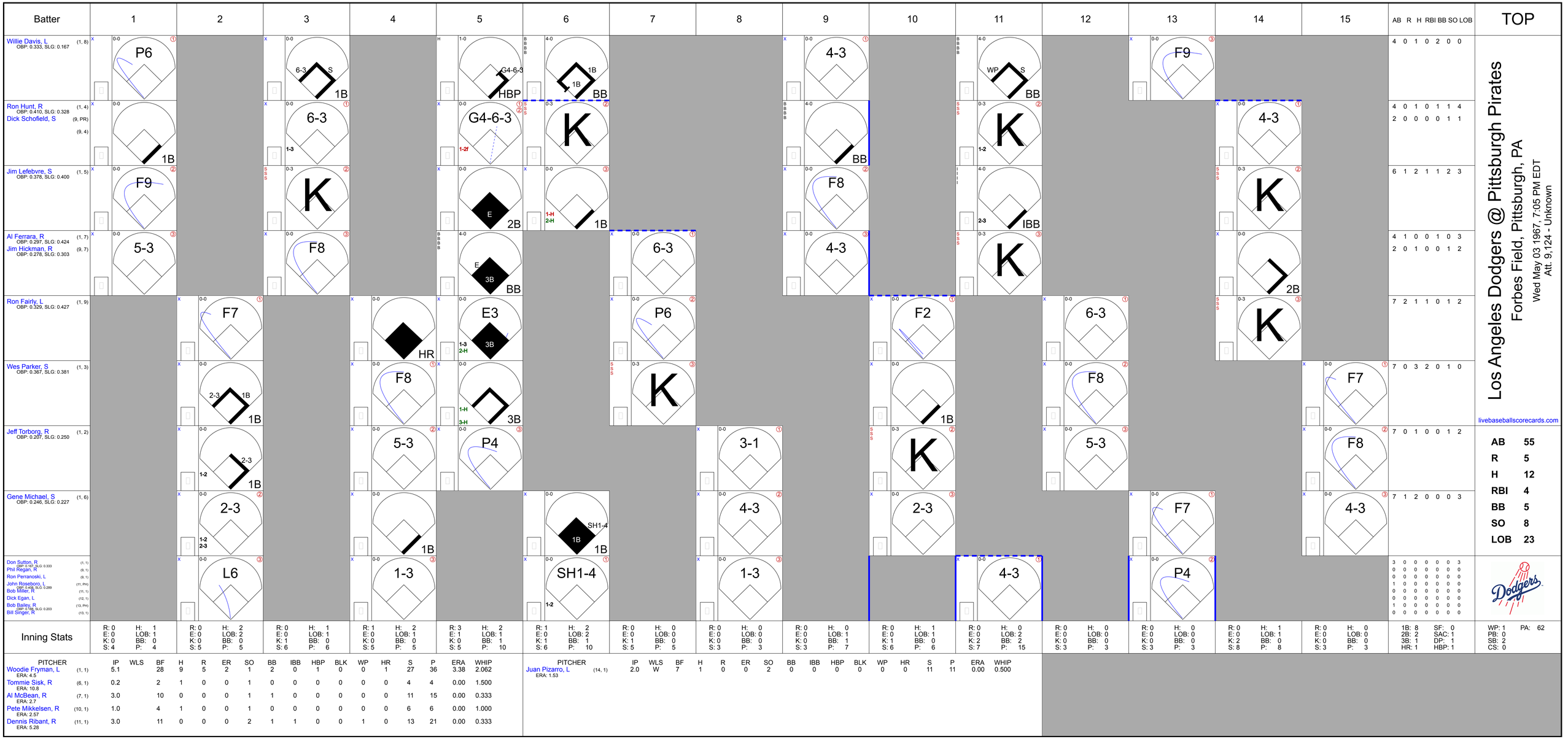
Batter
1
2
3
4
5
6
7
8
9
10
11
12
13
14
15
AB R H RBI BB SO LOB
TOP
Willie Davis, L (1, 8) OBP: 0.333, SLG: 0.167
Ron Hunt, R (1, 4)
Dick Schofield, S (9, PR) (9, 4)
Jim Lefebvre, S (1, 5) OBP: 0.378, SLG: 0.400
Al Ferrara, R (1, 7) OBP: 0.297, SLG: 0.424
Jim Hickman, R (9, 7) OBP: 0.278, SLG: 0.303
Ron Fairly, L (1, 9) OBP: 0.329, SLG: 0.427
Wes Parker, S (1, 3) OBP: 0.367, SLG: 0.381
Jeff Torborg, R (1, 2) OBP: 0.207, SLG: 0.250
Gene Michael, S (1, 6) OBP: 0.246, SLG: 0.227
Don Sutton, R (1, 1) OBP: 0.167, SLG: 0.333
Phil Regan, R (9, 1)
Ron Perranoski, L (9, 1)
John Roseboro, L (11, PH) OBP: 0.406, SLG: 0.289
Bob Miller, R (11, 1)
Dick Egan, L (12, 1)
Bob Bailey, R (13, PH) OBP: 0.184, SLG: 0.203
Bill Singer, R (13, 1)
Inning Stats
Los Angeles Dodgers @ Pittsburgh Pirates
Forbes Field, Pittsburgh, PA
Wed May 03 1967, 7:05 PM EDT
Att. 9,124 - Unknown
livebaseballscorecards.com
AB 55
R 5
H 12
RBI 4
BB 5
SO 8
LOB 23
PITCHER IP WLS BF H R ER SO BB IBB HBP BLK WP HR S P ERA WHIP
Woodie Fryman, L (1, 1) ERA: 4.5 5.1 28 9 5 2 1 2 0 1 0 0 0 1 27 36 3.38 2.062
Tommie Sisk, R (6, 1) ERA: 10.8 0.2 2 1 0 0 1 0 0 0 0 0 0 0 4 4 0.00 1.500
Al McBean, R (7, 1) ERA: 2.7 3.0 10 0 0 0 1 1 0 0 0 0 0 0 11 15 0.00 0.333
Pete Mikkelsen, R (10, 1) ERA: 2.57 1.0 4 1 0 0 1 0 0 0 0 0 0 0 6 6 0.00 1.000
Dennis Ribant, R (11, 1) ERA: 5.28 3.0 11 0 0 0 2 1 1 0 0 1 0 0 13 21 0.00 0.333
PITCHER IP WLS BF H R ER SO BB IBB HBP BLK WP HR S P ERA WHIP
Juan Pizarro, L (14, 1) ERA: 1.53 2.0 W 7 1 0 0 2 0 0 0 0 0 0 0 11 11 0.00 0.500
1B: 8 SF: 0
2B: 2 SAC: 1
3B: 1 DP: 1
HR: 1 HBP: 1
WP: 1 PA: 62
PB: 0
SB: 2
CS: 0

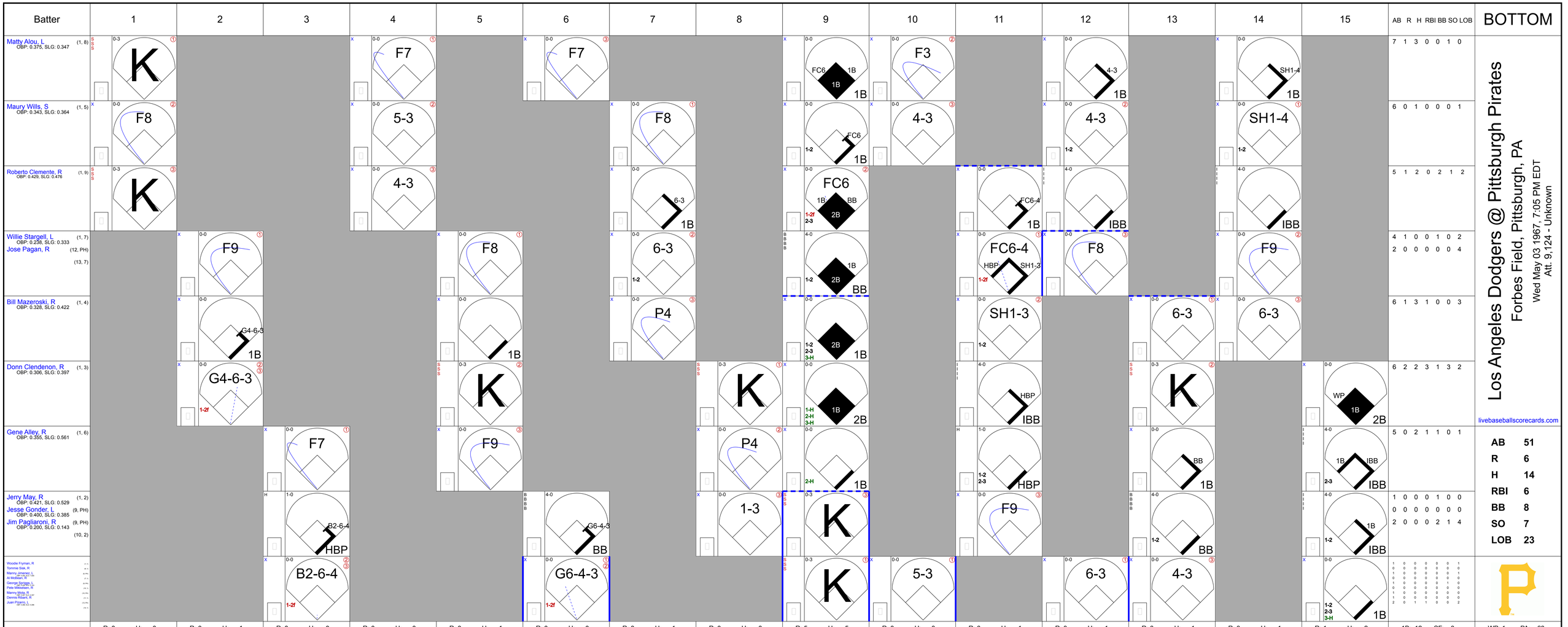
Batter
1
2
3
4
5
6
7
8
9
10
11
12
13
14
15
AB R H RBI BB SO LOB
BOTTOM
Matty Alou, L (1, 8) OBP: 0.375, SLG: 0.347
7 1 3 0 0 1 0
Maury Wills, S (1, 5) OBP: 0.343, SLG: 0.364
6 0 1 0 0 0 1
Roberto Clemente, R (1, 9) OBP: 0.429, SLG: 0.476
5 1 2 0 2 1 2
Willie Stargell, L (1, 7) OBP: 0.238, SLG: 0.333
Jose Pagan, R (12, PH) (13, 7)
4 1 0 0 1 0 2
2 0 0 0 0 0 4
Bill Mazeroski, R (1, 4) OBP: 0.328, SLG: 0.422
6 1 3 1 0 0 3
Donn Clendenon, R (1, 3) OBP: 0.306, SLG: 0.397
6 2 2 3 1 3 2
Gene Alley, R (1, 6) OBP: 0.355, SLG: 0.561
5 0 2 1 1 0 1
Jerry May, R (1, 2) OBP: 0.421, SLG: 0.529
Jesse Gonder, L (9, PH) OBP: 0.400, SLG: 0.385
Jim Pagliaroni, R (9, PH) OBP: 0.200, SLG: 0.143 (10, 2)
1 0 0 0 1 0 0
0 0 0 0 0 0 0
2 0 0 0 2 1 4
Woodie Fryman, R
Tommie Sisk, R
Manny Jimenez, L
Al McBean, R
George Scrogin, L
Pete Mikkelsen, R
Manny Mota, R
Dennis Ribant, R
Juan Pizarro, L
1 0 0 0 0 0 1
0 0 0 0 0 0 0
1 0 0 0 0 0 0
0 0 0 0 0 1 0
1 0 0 0 0 0 0
2 0 0 1 1 0 2
Los Angeles Dodgers @ Pittsburgh Pirates
Forbes Field, Pittsburgh, PA
Wed May 03 1967, 7:05 PM EDT
Att. 9,124 - Unknown
livebaseballscorecards.com
AB 51
R 6
H 14
RBI 6
BB 8
SO 7
LOB 23
Inning Stats
R: 0 H: 0 E: 0 LOB: 0 K: 2 BB: 0 S: 7 P: 7
R: 0 H: 1 E: 0 LOB: 0 K: 0 BB: 0 S: 3 P: 3
R: 0 H: 0 E: 0 LOB: 0 K: 0 BB: 0 S: 2 P: 3
R: 0 H: 0 E: 0 LOB: 0 K: 0 BB: 0 S: 3 P: 3
R: 0 H: 1 E: 0 LOB: 1 K: 1 BB: 0 S: 6 P: 6
R: 0 H: 0 E: 0 LOB: 0 K: 0 BB: 1 S: 2 P: 6
R: 0 H: 1 E: 0 LOB: 1 K: 0 BB: 0 S: 4 P: 4
R: 0 H: 0 E: 0 LOB: 0 K: 1 BB: 0 S: 5 P: 5
R: 5 H: 5 E: 0 LOB: 1 K: 2 BB: 1 S: 12 P: 16
R: 0 H: 0 E: 0 LOB: 0 K: 0 BB: 0 S: 3 P: 3
R: 0 H: 1 E: 0 LOB: 3 K: 0 BB: 1 S: 4 P: 9
R: 0 H: 1 E: 0 LOB: 2 K: 0 BB: 1 S: 4 P: 8
R: 0 H: 1 E: 0 LOB: 2 K: 1 BB: 1 S: 6 P: 10
R: 0 H: 1 E: 0 LOB: 2 K: 0 BB: 1 S: 4 P: 8
R: 1 H: 2 E: 0 LOB: 3 K: 0 BB: 2 S: 2 P: 10
1B: 12 SF: 0 2B: 2 SAC: 2 3B: 0 DP: 3 HR: 0 HBP: 2
WP: 1 PA: 63 PB: 0 SB: 0 CS: 0
PITCHER IP WLS BF H R ER SO BB IBB HBP BLK WP HR S P ERA WHIP
Don Sutton, R (1, 1) ERA: 4.64 8.2 31 5 3 3 5 2 0 1 0 0 0 38 47 3.12 0.808
Phil Regan, R (9, 1) ERA: 2.4 0.0 3 3 2 2 0 0 0 0 0 0 0 3 3 ∞ ∞
Ron Perranoski, L (9, 1) ERA: 1.8 1.1 4 0 0 0 1 0 0 0 0 0 0 6 6 0.00 0.000
Bob Miller, R (11, 1) ERA: 5.57 1.2 10 2 0 0 0 0 2 1 0 0 0 7 16 0.00 1.200
Dick Egan, L (12, 1) ERA: 0.1 1 0 0 0 0 0 0 0 0 0 0 1 1 0.00 0.000
PITCHER IP WLS BF H R ER SO BB IBB HBP BLK WP HR S P ERA WHIP
Bill Singer, R (13, 1) ERA: 6.35 2.0 L 14 4 1 1 1 1 1 3 0 0 1 0 12 28 4.50 2.500

Los Angeles Dodgers @ Pittsburgh Pirates

Forbes Field, Pittsburgh, PA

Thu May 04 1967, 7:05 PM EDT

Att. 9,603 - Unknown

TOP

livebaseballscorecards.com

Batter	1	2	3	4	5	6	7	8	9	AB	R	H	RBI	BB	SO	LOB
Willie Davis, L (1, 8) OBP: 0.300, SLG: 0.235	4-3		K		FC4-2 WP 1B 2-3 3-H		1B 2-H 2B		F8	5	1	1	1	0	1	3
Ron Hunt, R (1, 4) OBP: 0.414, SLG: 0.338	6-3		K		WP 1-2 3-H 1B		1B 2-H			4	0	2	2	0	1	0
Jim Lefebvre, S (1, 5) OBP: 0.372, SLG: 0.392	1B			F7	4-3 1-2 2-3		F7			4	0	1	0	0	0	3
Al Ferrara, R (1, 9) OBP: 0.268, SLG: 0.378	K			F7		L9		F7		4	0	0	0	0	1	1
Wes Parker, S (1, 3) OBP: 0.396, SLG: 0.386		1B		BB		K		G6-4-3 BB		2	0	1	0	2	1	0
Bob Bailey, R (1, 7) OBP: 0.178, SLG: 0.191		F7		5-3		1-3		G6-4-3 1-2f		4	0	0	0	0	0	3
Jeff Torborg, R (1, 2) OBP: 0.242, SLG: 0.233		K			5-3 1B FC4-2 BB		L6		4-3 BB	2	0	0	0	2	1	1
Gene Michael, S (1, 6) OBP: 0.260, SLG: 0.232		1-3			FC4-2 5-3 1-2 1B		E 2B BB		P6	3	2	1	0	1	0	2
Don Drysdale, R (1, 1) OBP: 0.083, SLG: 0.083			K		5-3 1-2 2-3		K 1-2		4-3 1-2	2	0	0	0	0	1	2
Jim Hickman, R (7, PH) OBP: 0.270, SLG: 0.294										1	0	0	0	0	1	1
Dick Egan, L (7, 1)										0	0	0	0	0	0	0
Bob Miller, R (7, 1)										0	0	0	0	0	0	0
Ron Perranoski, L (7, 1)										0	0	0	0	0	0	0
Joe Moeller, R (8, 1)										0	0	0	0	0	0	0
Ron Fairly, L (9, PH) OBP: 0.325, SLG: 0.421										1	0	0	0	0	0	1
Inning Stats	R: 0 E: 0 K: 1 S: 6 H: 1 LOB: 1 BB: 0 P: 6	R: 0 E: 0 K: 1 S: 6 H: 1 LOB: 1 BB: 0 P: 6	R: 0 E: 0 K: 3 S: 9 H: 0 LOB: 0 BB: 0 P: 9	R: 0 E: 0 K: 0 S: 3 H: 0 LOB: 1 BB: 1 P: 7	R: 1 E: 0 K: 0 S: 5 H: 2 LOB: 2 BB: 1 P: 9	R: 0 E: 0 K: 1 S: 5 H: 0 LOB: 0 BB: 0 P: 5	R: 2 E: 1 K: 1 S: 7 H: 2 LOB: 1 BB: 1 P: 11	R: 0 E: 0 K: 0 S: 2 H: 0 LOB: 0 BB: 1 P: 6	R: 0 E: 0 K: 0 S: 3 H: 0 LOB: 1 BB: 1 P: 7	1B: 5 2B: 1 3B: 0 HR: 0	SF: 0 SAC: 0 DP: 1 HBP: 0						

AB	32
R	3
H	6
RBI	3
BB	5
SO	7
LOB	17

WP: 1 PB: 0 SB: 0 CS: 0 PA: 37

PITCHER		IP	WLS	BF	H	R	ER	SO	BB	IBB	HBP	BLK	WP	HR	S	P	ERA	WHIP
Bob Veale, L	(1, 1)	7.0	W	30	6	3	3	7	3	0	0	0	1	0	41	53	3.86	1.286
ERA: 2.86																		
Pete Mikkelsen, R	(8, 1)	2.0	S	7	0	0	0	0	2	0	0	0	0	0	5	13	0.00	1.000
ERA: 2.0																		

PITCHER	IP	WLS	BF	H	R	ER	SO	BB	IBB	HBP	BLK	WP	HR	S	P	ERA	WHIP

Batter	1	2	3	4	5	6	7	8	9	AB	R	H	RBI	BB	SO	LOB
Matty Alou, L (1, 8) OBP: 0.356, SLG: 0.327	L7		6-3		P4		FC4-2			3	0	0	0	0	0	0
Manny Mota, R (7, PH) (8, 8) OBP: 0.250, SLG: 0.333							G3			2	1	0	0	0	0	6
Maury Wills, S (1, 5) OBP: 0.360, SLG: 0.394	1B 2B		K		6-3		1B 3B 1B 1-2 2-H 3-H	1B FC6-2 1B		5	2	3	2	0	1	0
George Spriggs, L (1, 7) OBP: 0.308, SLG: 0.250	K		K			F8	IBB 3B 1B 1-3 2-H	FC6-2 1B 1-3		5	1	2	1	0	2	1
Roberto Clemente, R (1, 9) OBP: 0.453, SLG: 0.493	1B 2-H			E 1B		1B	3B IBB 1-2	FC6-2 1-2 3-H		4	2	3	1	1	0	2
Bill Mazeroski, R (1, 4) OBP: 0.319, SLG: 0.435	L8			K		F8	1B 3B 1-H 2-H 3-H	F8		5	1	1	3	0	1	5
Donn Clendenon, R (1, 3) OBP: 0.299, SLG: 0.381		K		E7 FC1-2 1B 1-H		1-3	5-3	F9		5	0	1	0	0	1	5
Gene Alley, R (1, 6) OBP: 0.364, SLG: 0.557		K		FC1-2 3-H			FC4-2 1B BB HBP 1B 3-H			4	0	2	1	0	1	1
Jerry May, R (1, 2) OBP: 0.455, SLG: 0.650		2B		F9						3	0	2	0	0	0	1
Dennis Ribant, R (7, PR)							FC4-2 1B 2B 1-3	BB HBP 1-2		0	1	0	0	0	0	0
Jim Pagliaroni, R (7, PH) (8, 2) OBP: 0.231, SLG: 0.143										0	0	0	0	0	0	0
Bob Veale, S (1, 1) OBP: 0.083, SLG: 0.083		K			K		FC4-2 IBB 4-0	BB 1-2 2-3		2	0	0	0	0	2	1
Andre Rodgers, R (7, PH)										0	1	0	0	2	0	0
Pete Mikkelsen, R (8, 1)										0	0	0	0	0	0	0
Inning Stats	R: 1 H: 2 E: 0 LOB: 1 K: 1 BB: 0 S: 7 P: 7	R: 0 H: 1 E: 0 LOB: 1 K: 3 BB: 0 S: 10 P: 10	R: 0 H: 0 E: 0 LOB: 0 K: 2 BB: 0 S: 7 P: 7	R: 1 H: 2 E: 1 LOB: 1 K: 1 BB: 0 S: 7 P: 7	R: 0 H: 0 E: 0 LOB: 0 K: 1 BB: 0 S: 5 P: 5	R: 0 H: 1 E: 0 LOB: 1 K: 0 BB: 0 S: 4 P: 4	R: 7 H: 6 E: 0 LOB: 3 K: 0 BB: 3 S: 9 P: 22	R: 0 H: 2 E: 0 LOB: 2 K: 0 BB: 0 S: 5 P: 5		1B: 10 SF: 0 2B: 3 SAC: 0 3B: 1 DP: 0 HR: 0 HBP: 1						

PITCHER		IP	WLS	BF	H	R	ER	SO	BB	IBB	HBP	BLK	WP	HR	S	P	ERA	WHIP
Don Drysdale, R ERA: 2.43	(1, 1)	6.0		24	6	2	1	8	0	0	0	0	0	0	40	40	1.50	1.000
Dick Egan, L ERA: 7.36	(7, 1)	0.0	L	3	2	3	3	0	0	1	0	0	0	0	2	6	∞	∞
Bob Miller, R ERA: 6.33	(7, 1)	0.1		3	2	0	0	0	0	0	0	0	0	0	3	3	0.00	6.000
Ron Perranoski, L ERA: 2.61	(7, 1)	0.2		7	2	4	4	0	1	1	1	0	0	0	4	13	54.00	4.500
Joe Moeller, R ERA: 15.43	(8, 1)	1.0		5	2	0	0	0	0	0	0	0	0	0	5	5	0.00	2.000

PITCHER	IP	WLS	BF	H	R	ER	SO	BB	IBB	HBP	BLK	WP	HR	S	P	ERA	WHIP

BOTTOM

Los Angeles Dodgers @ Pittsburgh Pirates

Forbes Field, Pittsburgh, PA

Thu May 04 1967, 7:05 PM EDT

Att. 9,603 - Unknown

livebaseballscorecards.com

AB	38
R	9
H	14
RBI	8
BB	3
SO	8
LOB	22

WP: 0 PA: 42
PB: 0
SB: 0
CS: 0

Batter	1	2	3	4	5	6	7	8	9	AB	R	H	RBI	BB	SO	LOB
Wes Parker, S (1, 3) OBP: 0.379, SLG: 0.367	x 0-0 ① F9		x 0-0 ① G3		S S S 0-3 ② K		x 0-0 FC6-4 1B	x 0-0 ③ FC4-6 1-2f		5	0	1	0	0	1	1
Ron Hunt, R (1, 4) OBP: 0.402, SLG: 0.355	S S S 0-3 ② K		x 0-0 ② 3-1		x 0-0 3B		x 0-0 ① F7		x 0-0 ① 1-3	5	0	1	0	0	1	1
Willie Davis, L (1, 8) OBP: 0.292, SLG: 0.200	x 0-0 ③ F7		x 0-0 ③ F7		B B B B 4-0 S BB		x 0-0 ② FC6-4 BB S 1-2f		S S S 0-3 ② K	3	0	0	0	1	0	1
Jim Hickman, R (9, PH) OBP: 0.263, SLG: 0.286										1	0	0	0	0	1	0
Ron Fairly, L (1, 9) OBP: 0.341, SLG: 0.418		B B B B 4-0 1B WP BB		x 0-0 ① 4-3	S S S 0-3 ③ K 1-2		B B B B 4-0 BB 1-2 BB		x 0-0 1B	3	1	1	0	2	1	2
Jim Lefebvre, S (1, 5) OBP: 0.396, SLG: 0.423		x 0-0 WP 1-3 1B		x 0-0 S 1B		x 0-0 2B	B B B B 4-0 1-2 2-3 BB		x 0-0 ③ F8	4	0	3	0	1	0	1
Al Ferrara, R (1, 7) OBP: 0.244, SLG: 0.341		S S S 0-3 ① K 1-2 3-H		x 0-0 ② L5 1-2		x 0-0 ① F9	S S S 0-3 ③ K			4	0	0	0	0	2	6
John Roseboro, L (1, 2) OBP: 0.453, SLG: 0.308		4-0 IBB		4-0 IBB		4-0 IBB		x 0-0 G5-4-3 1B		1	0	1	0	3	0	0
Gene Michael, S (1, 6) OBP: 0.247, SLG: 0.219		S S S 0-3 ② K		x 0-0 ③ F8		S S S 0-3 ② K		x 0-0 ① ② G5-4-3 1-2f		4	0	0	0	0	2	7
Jim Brewer, L (1, 1)		x 0-0 ③ P3			x 0-0 ① 3-1	x 0-0 ③ F9		B B B B 4-0 FC4-6 BB		3	0	0	0	0	0	4
Phil Regan, R (6, 1)										0	0	0	0	0	0	0
Dick Egan, L (6, 1)										0	0	0	0	0	0	0
Dick Schofield, S (8, PH)										0	0	0	0	1	0	0
Ron Perranoski, L (8, 1)										0	0	0	0	0	0	0
Inning Stats	R: 0 E: 0 K: 1 S: 5 H: 0 LOB: 0 BB: 0 P: 5	R: 1 E: 0 K: 2 S: 8 H: 1 LOB: 2 BB: 2 P: 16	R: 0 E: 0 K: 0 S: 3 H: 0 LOB: 0 BB: 0 P: 3	R: 0 E: 0 K: 0 S: 4 H: 1 LOB: 2 BB: 1 P: 8	R: 0 E: 0 K: 2 S: 8 H: 1 LOB: 2 BB: 1 P: 12	R: 0 E: 0 K: 1 S: 6 H: 1 LOB: 2 BB: 1 P: 10	R: 0 E: 0 K: 1 S: 6 H: 1 LOB: 3 BB: 2 P: 14	R: 0 E: 0 K: 0 S: 3 H: 1 LOB: 1 BB: 1 P: 7	R: 0 E: 0 K: 1 S: 6 H: 1 LOB: 1 BB: 0 P: 6	1B: 5 2B: 1 3B: 1 HR: 0	SF: 0 SAC: 0 DP: 1 HBP: 0					

TOP

Los Angeles Dodgers @ Philadelphia Phillies

Connie Mack Stadium, Philadelphia, PA

Fri May 05 1967, 7:05 PM EDT

Att. 12,805 - Unknown

livebaseballscorecards.com

AB	33
R	1
H	7
RBI	0
BB	8
SO	8
LOB	23

WP: 1 PB: 0 SB: 3 CS: 0 PA: 41

PITCHER		IP	WLS	BF	H	R	ER	SO	BB	IBB	HBP	BLK	WP	HR	S	P	ERA	WHIP
Jim Bunning, R ERA: 5.23	(1, 1)	8.0	W	37	6	1	1	7	5	3	0	0	1	0	43	75	1.12	1.375
Chris Short, L ERA: 3.05	(9, 1)	1.0	S	4	1	0	0	1	0	0	0	0	0	0	6	6	0.00	1.000

PITCHER	IP	WLS	BF	H	R	ER	SO	BB	IBB	HBP	BLK	WP	HR	S	P	ERA	WHIP

Batter	1	2	3	4	5	6	7	8	9	AB	R	H	RBI	BB	SO	LOB
Phil Linz, R (1, 6) OBP: 0.286, SLG: 0.333	BBBB 4-0 FC1-6 BB		x 0-0 ③ 6-3		x 0-0 ③ F9		x 0-0 ② 6-3			3	0	0	0	1	0	0
Gary Sutherland, R (1, 7) OBP: 0.400, SLG: 0.550	x 0-0 ① FC1-6 FC5-4 1-2f			x 0-0 BB 1B 1B		x 0-0 WP SF7 2B	x 0-0 ③ 6-3			4	2	2	0	0	0	1
Dick Allen, R (1, 5) OBP: 0.432, SLG: 0.569	x 0-0 ② FC5-4 1-2f			BBBB 4-0 1B 1-2 BB		BBBB 4-0 SF7 IBB 2-3 BB		x 0-0 ① F7		2	0	0	0	2	0	1
Don Lock, R (1, 8) OBP: 0.433, SLG: 0.556 John Briggs, L (6, PH) OBP: 0.290, SLG: 0.417 (7, 8)	SSS 0-3 ③ K			SSS 0-3 ① K		4-0 SF7 1-2 IBB		SSS 0-3 ② K		2 1	0 0	0 0	0 0	0 1	2 1	3 0
Cookie Rojas, R (1, 4) OBP: 0.284, SLG: 0.277		x 0-0 ① L6		x 0-0 ② F7		x 0-0 ① SF7 1-2 2-3 3-H		BBBB 4-0 2B BB		2	1	0	1	1	0	2
Johnny Callison, L (1, 9) OBP: 0.360, SLG: 0.419		x 0-0 ② 1-3		x 0-0 1-3 2-H 1B		4-0 IBB		x 0-0 1-H 2B		3	0	2	2	1	0	0
Bobby Wine, R (1, 3) OBP: 0.071, SLG: 0.119 Tony Gonzalez, L (6, PH) OBP: 0.410, SLG: 0.500 Tito Francona, L (7, 3) OBP: 0.262, SLG: 0.184		x 0-0 ③ 6-3		SSS 0-3 ③ K		SSS 0-3 ② K		x 0-0 ③ F3		2 1 1	0 0 0	0 0 0	0 0 0	1 1 0	2 3 1	2 3 1
Clay Dalrymple, L (1, 2) OBP: 0.236, SLG: 0.229			BBBB 4-0 B3-6-4 BB		SSS 0-3 ① K	x 0-0 ③ 3-1				2	0	0	0	1	1	3
Jim Bunning, R (1, 1) OBP: 0.167, SLG: 0.500 Chris Short, R (9, 1) OBP: 0.143, SLG: 0.143			x 0-0 ① ② B3-6-4 1-2f		x 0-0 ② F9		x 0-0 ① P4			3 0	0 0	0 0	0 0	0 0	0 0	1 0
Inning Stats	R: 0 H: 0 E: 0 LOB: 1 K: 1 BB: 1 S: 5 P: 9	R: 0 H: 0 E: 0 LOB: 0 K: 0 BB: 0 S: 3 P: 3	R: 0 H: 0 E: 0 LOB: 0 K: 0 BB: 1 S: 2 P: 6	R: 1 H: 2 E: 0 LOB: 2 K: 2 BB: 1 S: 9 P: 13	R: 0 H: 0 E: 0 LOB: 0 K: 1 BB: 0 S: 5 P: 5	R: 1 H: 1 E: 0 LOB: 3 K: 1 BB: 3 S: 6 P: 18	R: 0 H: 0 E: 0 LOB: 0 K: 0 BB: 0 S: 3 P: 3	R: 1 H: 1 E: 0 LOB: 1 K: 1 BB: 1 S: 6 P: 10		1B: 2 SF: 1 2B: 2 SAC: 0 3B: 0 DP: 1 HR: 0 HBP: 0					WP: 1 PA: 34 PB: 0 SB: 0 CS: 0	

BOTTOM

Los Angeles Dodgers @ Philadelphia Phillies
Connie Mack Stadium, Philadelphia, PA
Fri May 05 1967, 7:05 PM EDT
Att. 12,805 - Unknown

livebaseballscorecards.com

AB	26
R	3
H	4
RBI	3
BB	7
SO	6
LOB	17

PITCHER		IP	WLS	BF	H	R	ER	SO	BB	IBB	HBP	BLK	WP	HR	S	P	ERA	WHIP
Jim Brewer, L ERA: 2.7	(1, 1)	5.0	L	20	3	2	2	4	3	0	0	0	0	0	25	37	3.60	1.200
Phil Regan, R ERA: 2.35	(6, 1)	0.1		4	0	0	0	0	1	2	0	0	1	0	1	13	0.00	3.000
Dick Egan, L ERA: 5.06	(6, 1)	1.2		5	0	0	0	1	0	0	0	0	0	0	7	7	0.00	0.000
Ron Perranoski, L ERA: 2.91	(8, 1)	1.0		5	1	1	1	1	1	0	0	0	0	0	6	10	9.00	2.000

PITCHER	IP	WLS	BF	H	R	ER	SO	BB	IBB	HBP	BLK	WP	HR	S	P	ERA	WHIP

Batter	1	2	3	4	5	6	7	8	9	AB	R	H	RBI	BB	SO	LOB
Willie Davis, L (1, 8) OBP: 0.310, SLG: 0.240	0-0 BLK 2B 1B		0-0 1-4-3		0-0 F9		0-0 F7		0-0 1B	5	1	2	0	0	0	1
Ron Hunt, R (1, 4) OBP: 0.402, SLG: 0.363	0-0 F9 1-2		0-3 K			0-0 1B 2B	4-0 1B IBB		0-3 K	4	1	1	0	1	2	2
Ron Fairly, L (1, 9) OBP: 0.359, SLG: 0.446	0-0 1B 2-H 2B		0-3 K			0-0 2B FC6-2 2-H 1B	0-0 1-2 2-H 1B			4	0	3	3	0	1	0
Jim Lefebvre, S (1, 5) OBP: 0.400, SLG: 0.439	0-0 2-H 1B			0-0 F8		0-0 1-3 2B		0-0 1-3		4	0	2	0	0	0	0
Al Ferrara, R (1, 7) OBP: 0.245, SLG: 0.333 Bob Bailey, R (8, 7) OBP: 0.178, SLG: 0.191	0-3 K			0-0 4-3 1B		0-0 FC6-2 G4-6-3 3-H		0-0 5-3		4 0	0 0	1 0	0 0	0 0	1 0	3 0
Wes Parker, S (1, 3) OBP: 0.387, SLG: 0.365		0-0 3-1 1B		0-0 4-3 1-2		0-0 G4-6-3 1-2f		B B B B 4-0 S BB		3	0	1	0	1	0	3
Jeff Torborg, R (1, 2) OBP: 0.229, SLG: 0.219 John Roseboro, L (7, PH) OBP: 0.455, SLG: 0.317 (7, 2)		S S S 0-3 K		0-0 6-3			0-0 SH WP 5-3 1B	S S S 0-3 K 1-2		2 2	0 1	0 1	0 0	0 0	1 1	2 1
Gene Michael, S (1, 6) OBP: 0.238, SLG: 0.211		0-0 3-1 1-2			0-0 3-1		0-0 SH 5-3 1-3 1B		S S S 0-3 K2-3	3	1	0	0	0	1	1
Claude Osteen, L (1, 1) OBP: 0.375, SLG: 0.385 Jim Hickman, R (7, PH) OBP: 0.256, SLG: 0.278 Ron Perranoski, L (7, 1)		0-0 L6			0-0 4-3		0-0 5-3 1-2 3-H		0-0 6-3	2 1 1	0 0 0	0 0 0	0 1 0	0 0 0	0 0 0	1 1 0
Inning Stats	R: 1 H: 3 E: 0 LOB: 1 K: 1 BB: 0 S: 7 P: 7	R: 0 H: 1 E: 0 LOB: 1 K: 1 BB: 0 S: 6 P: 6	R: 0 H: 0 E: 0 LOB: 0 K: 2 BB: 0 S: 7 P: 7	R: 0 H: 1 E: 0 LOB: 1 K: 0 BB: 0 S: 4 P: 4	R: 0 H: 0 E: 0 LOB: 0 K: 0 BB: 0 S: 3 P: 3	R: 1 H: 3 E: 0 LOB: 1 K: 0 BB: 0 S: 5 P: 5	R: 2 H: 2 E: 0 LOB: 1 K: 0 BB: 1 S: 5 P: 9	R: 0 H: 0 E: 0 LOB: 1 K: 1 BB: 1 S: 5 P: 9	R: 0 H: 1 E: 0 LOB: 1 K: 2 BB: 0 S: 8 P: 8	1B: 8 SF: 0 2B: 3 SAC: 1 3B: 0 DP: 1 HR: 0 HBP: 0						

TOP

Los Angeles Dodgers @ Houston Astros

Astrodome, Houston, TX

Mon May 08 1967, 8:05 PM EDT

Att. 11,072 - Unknown

livebaseballscorecards.com

AB	35
R	4
H	11
RBI	4
BB	2
SO	7
LOB	15

WP: 1 PA: 38
PB: 0
SB: 1
CS: 0

PITCHER		IP	WLS	BF	H	R	ER	SO	BB	IBB	HBP	BLK	WP	HR	S	P	ERA	WHIP
Mike Cuellar, L ERA: 4.39	(1, 1)	5.0		22	8	2	2	4	0	0	0	1	0	0	30	30	3.60	1.600
Carroll Sembera, R ERA: 2.3	(6, 1)	1.0	L	4	1	2	2	0	0	0	0	0	1	0	4	4	18.00	1.000
Dan Schneider, L ERA: 1.29	(7, 1)	1.0		4	1	0	0	0	0	1	0	0	0	0	3	7	0.00	1.000
Barry Latman, R ERA: 3.21	(8, 1)	2.0		8	1	0	0	3	1	0	0	0	0	0	13	17	0.00	1.000

PITCHER	IP	WLS	BF	H	R	ER	SO	BB	IBB	HBP	BLK	WP	HR	S	P	ERA	WHIP

BOTTOM

Los Angeles Dodgers @ Houston Astros

Astrodome, Houston, TX

Mon May 08 1967, 8:05 PM EDT

Att. 11,072 - Unknown

livebaseballscorecards.com

Batter	1	2	3	4	5	6	7	8	9	AB	R	H	RBI	BB	SO	LOB
Ron Davis, R (1, 8) OBP: 0.300, SLG: 0.448	F9		FC2-5 1B 1B		6-3		G6-3 1B			4	0	2	0	0	0	0
Sonny Jackson, L (1, 6) OBP: 0.265, SLG: 0.298	4-3		FC2-5 1-2 1B 1B		G3		G6-3 1-2f			4	1	1	0	0	0	1
Joe Morgan, L (1, 4) OBP: 0.344, SLG: 0.274	BB BB		FC2-5 1B 1-2 2-3f SF9		4-3			1B		3	1	1	0	1	0	2
Chuck Harrison, R (1, 3) OBP: 0.344, SLG: 0.296	BB FC4 1-2 BB		1-3 2-H 1B			F9		F8		3	0	1	1	1	0	1
Bob Aspromonte, R (1, 5) OBP: 0.277, SLG: 0.306	FC4 1-2f		SF9 3-H			BB 1B		F7		3	0	1	1	0	0	3
Rusty Staub, L (1, 9) OBP: 0.348, SLG: 0.524		F7	K			L9		K		4	0	0	0	0	2	3
Aaron Pointer, R (1, 7) OBP: 0.281, SLG: 0.283		BB FC6 BB	K			BB 1-2 BB			6-3	2	0	0	0	2	1	0
John Bateman, R (1, 2) OBP: 0.200, SLG: 0.197 Jimmy Wynn, R (9, PR) OBP: 0.348, SLG: 0.423		K	6-3			6-3			G6-4-3 1B	4 0	0 0	1 0	0 0	0 0	1 0	3 0
Mike Cuellar, L (1, 1) OBP: 0.188, SLG: 0.250 Carroll Sembera, R (6, 1) OBP: 0.500, SLG: 0.500 Dan Schneider, L (7, 1) Ron Brand, R (7, PH) OBP: 0.222, SLG: 0.067 Barry Latman, R (8, 1) Dave Adlesh, R (9, PH) OBP: 0.400, SLG: 0.400		FC6 1-2f	K				2-3		G6-4-3 1-2f	2 0 0 1 0 1	0 0 0 0 0 0	0 0 0 0 0 0	0 0 0 0 0 0	1 0 0 0 0 0	1 0 0 0 0 1	1 0 0 0 0 0
Inning Stats	R: 0 H: 0 E: 0 LOB: 2 K: 0 BB: 2 S: 3 P: 11	R: 0 H: 0 E: 0 LOB: 1 K: 1 BB: 1 S: 5 P: 9	R: 2 H: 3 E: 0 LOB: 1 K: 1 BB: 0 S: 8 P: 8	R: 0 H: 0 E: 0 LOB: 0 K: 2 BB: 0 S: 7 P: 7	R: 0 H: 0 E: 0 LOB: 0 K: 0 BB: 0 S: 3 P: 3	R: 0 H: 1 E: 0 LOB: 2 K: 0 BB: 1 S: 4 P: 8	R: 0 H: 1 E: 0 LOB: 0 K: 0 BB: 0 S: 3 P: 3	R: 0 H: 1 E: 0 LOB: 1 K: 1 BB: 0 S: 6 P: 6	R: 0 H: 1 E: 0 LOB: 1 K: 0 BB: 0 S: 3 P: 3	1B: 7 2B: 0 3B: 0 HR: 0	SF: 1 SAC: 0 DP: 2 HBP: 0					

AB	31
R	2
H	7
RBI	2
BB	4
SO	5
LOB	15

WP: 0 PB: 0 SB: 0 CS: 0 PA: 36

PITCHER		IP	WLS	BF	H	R	ER	SO	BB	IBB	HBP	BLK	WP	HR	S	P	ERA	WHIP
Claude Osteen, L ERA: 3.07	(1, 1)	6.0	W	26	4	2	2	4	4	0	0	0	0	0	30	46	3.00	1.333
Ron Perranoski, L ERA: 2.55	(7, 1)	3.0	S	10	3	0	0	1	0	0	0	0	0	0	12	12	0.00	1.000

PITCHER	IP	WLS	BF	H	R	ER	SO	BB	IBB	HBP	BLK	WP	HR	S	P	ERA	WHIP

Batter	1	2	3	4	5	6	7	8	9	AB	R	H	RBI	BB	SO	LOB
Willie Davis, L (1, 8) OBP: 0.294, SLG: 0.233	1-3		L9		G4-3 1-2f 2-3		6-3 1-2 2-3		1B 1-2	5	0	1	0	0	0	4
Ron Hunt, R (1, 4) OBP: 0.402, SLG: 0.365	BB 1B 1B		F3		1B 3-H		5-3		1-3	5	0	2	1	0	0	4
Ron Fairly, L (1, 9) OBP: 0.365, SLG: 0.442	BB 1-2 1B		P4		4-3			BBBB 1B G6-4-3 BB		3	1	1	0	1	0	1
Jim Lefebvre, S (1, 5) OBP: 0.394, SLG: 0.430	F7			SSS K 1B	3-1			G6-4-3 1-3 1B		4	0	1	0	0	1	2
Wes Parker, S (1, 3) OBP: 0.394, SLG: 0.364	BBBB FC6 1-2 2-3 BB			E 1B	L6			G6-4-3 1-2f 3-H		3	0	1	0	1	0	1
John Roseboro, L (1, 2) OBP: 0.424, SLG: 0.289	FC6 1-2f			L9 1-3	6-3			F8		4	0	0	0	0	0	4
Al Ferrara, R (1, 7) OBP: 0.245, SLG: 0.313		SSS K		F3			BBBB 6-3 1B BB		P6	3	0	0	0	1	1	1
Gene Michael, S (1, 6) OBP: 0.238, SLG: 0.213		F7			G4-3 1B 1B		F8		5-3	4	1	1	0	0	0	1
Don Sutton, R (1, 1) OBP: 0.214, SLG: 0.357 Bob Bailey, R (7, PH) OBP: 0.189, SLG: 0.203 Bob Miller, R (7, 1) Dick Schofield, S (9, PH)		SSS K			G4-3 1-2 1B		6-3 1-2 1B		BBBB 1B BB	2 1 0 0	0 0 0 0	1 1 0 0	0 0 0 0	0 0 0 1	1 0 0 0	0 0 0 0
Inning Stats	R: 0 H: 2 E: 0 LOB: 3 K: 0 BB: 1 S: 5 P: 9	R: 0 H: 0 E: 0 LOB: 0 K: 2 BB: 0 S: 7 P: 7	R: 0 H: 0 E: 0 LOB: 0 K: 0 BB: 0 S: 3 P: 3	R: 0 H: 1 E: 1 LOB: 1 K: 1 BB: 0 S: 6 P: 6	R: 1 H: 3 E: 0 LOB: 1 K: 0 BB: 0 S: 5 P: 5	R: 0 H: 0 E: 0 LOB: 0 K: 0 BB: 0 S: 3 P: 3	R: 0 H: 1 E: 0 LOB: 2 K: 0 BB: 1 S: 4 P: 8	R: 1 H: 1 E: 0 LOB: 0 K: 0 BB: 1 S: 3 P: 7	R: 0 H: 1 E: 0 LOB: 2 K: 0 BB: 1 S: 4 P: 8	1B: 9 SF: 0 2B: 0 SAC: 0 3B: 0 DP: 2 HR: 0 HBP: 0						WP: 0 PA: 38 PB: 0 SB: 0 CS: 0

PITCHER		IP	WLS	BF	H	R	ER	SO	BB	IBB	HBP	BLK	WP	HR	S	P	ERA	WHIP
Larry Dierker, R ERA: 2.77	(1, 1)	8.2	W	37	9	2	2	3	4	0	0	0	0	0	39	55	2.08	1.500
Claude Raymond, R ERA: 2.04	(9, 1)	0.1	S	1	0	0	0	0	0	0	0	0	0	0	1	1	0.00	0.000

PITCHER	IP	WLS	BF	H	R	ER	SO	BB	IBB	HBP	BLK	WP	HR	S	P	ERA	WHIP

TOP

Los Angeles Dodgers @ Houston Astros

Astrodome, Houston, TX

Tue May 09 1967, 8:05 PM EDT

Att. 10,845 - Unknown

livebaseballscorecards.com

AB	34
R	2
H	9
RBI	1
BB	4
SO	3
LOB	18

Batter	1	2	3	4	5	6	7	8	9	AB	R	H	RBI	BB	SO	LOB
Ron Davis, R (1, 8) OBP: 0.324, SLG: 0.545	S S S 0-3 K ①		x 0-0 5-3 ③		x 0-0 HR		x 0-0 1B 2-H 1B			4	1	2	2	0	1	0
Sonny Jackson, L (1, 6) OBP: 0.265, SLG: 0.306	x 0-0 1-3 ②			x 0-0 3B 2B	x 0-0 6-3 ③		x 0-0 F5 ②			4	1	1	0	0	0	1
Joe Morgan, L (1, 4) OBP: 0.360, SLG: 0.316	x 0-0 P4 ③			x 0-0 G6-4-3 2-H 3B		B B B B 4-0 BB BB	x 0-0 1-2 1B			3	1	2	1	1	0	0
Eddie Mathews, L (1, 3) OBP: 0.397, SLG: 0.397		S S S 0-3 K ①		B B B B 4-0 G6-4-3 BB		S S S 0-3 K ①	x 0-0 1-3 ③			3	0	0	0	1	2	3
Rusty Staub, L (1, 9) OBP: 0.360, SLG: 0.565		x 0-0 2B		x 0-0 G6-4-3 ① ② 1-2f 3-H		S S S 0-3 K ②		x 0-0 4-3 2B		4	0	2	0	0	1	2
Norm Miller, L (1, 7) OBP: 0.385, SLG: 0.400		x 0-0 F7 ②		x 0-0 F3 ③		B B B B 4-0 1-2 BB		x 0-0 4-3 ① 2-3		3	0	0	0	1	0	2
Bob Aspromonte, R (1, 5) OBP: 0.276, SLG: 0.295		x 0-0 F8 ③			B B B B 4-0 E S SF8 BB	x 0-0 5-3 ③		S S S 0-3 K ②		3	1	0	0	1	1	4
Ron Brand, R (1, 2) OBP: 0.273, SLG: 0.111			x 0-0 F4 ①		x 0-0 1-3 ① 1-3		x 0-0 SH2-4 1B 1B	4-0 IBB		3	1	1	0	1	0	1
Larry Dierker, R (1, 1) OBP: 0.250, SLG: 0.200 Claude Raymond, R (9, 1)			x 0-0 L8 ②		x 0-0 SF8 ② 3-H		x 0-0 SH2-4 ① 1-2	S S S 0-3 K ③		2 0	0 0	0 0	1 0	0 0	1 0	2 0
Inning Stats	R: 0 H: 0 E: 0 LOB: 0 K: 1 BB: 0 S: 5 P: 5	R: 0 H: 1 E: 0 LOB: 1 K: 1 BB: 0 S: 6 P: 6	R: 0 H: 0 E: 0 LOB: 0 K: 0 BB: 0 S: 3 P: 3	R: 2 H: 2 E: 0 LOB: 0 K: 0 BB: 1 S: 4 P: 8	R: 2 H: 1 E: 0 LOB: 0 K: 0 BB: 1 S: 4 P: 8	R: 0 H: 0 E: 0 LOB: 2 K: 2 BB: 2 S: 7 P: 15	R: 1 H: 3 E: 0 LOB: 2 K: 0 BB: 0 S: 6 P: 6	R: 0 H: 1 E: 0 LOB: 2 K: 2 BB: 1 S: 8 P: 12		1B: 3 SF: 1 2B: 3 SAC: 1 3B: 1 DP: 1 HR: 1 HBP: 0						

PITCHER		IP	WLS	BF	H	R	ER	SO	BB	IBB	HBP	BLK	WP	HR	S	P	ERA	WHIP
Don Sutton, R ERA: 4.85	(1, 1)	6.0	L	25	4	4	4	4	4	0	0	0	0	1	29	45	6.00	1.333
Bob Miller, R ERA: 6.17	(7, 1)	2.0		11	4	1	1	2	0	1	0	0	0	0	14	18	4.50	2.000

PITCHER	IP	WLS	BF	H	R	ER	SO	BB	IBB	HBP	BLK	WP	HR	S	P	ERA	WHIP

BOTTOM

Los Angeles Dodgers @ Houston Astros

Astrodome, Houston, TX

Tue May 09 1967, 8:05 PM EDT

Att. 10,845 - Unknown

livebaseballscorecards.com

AB	29
R	5
H	8
RBI	4
BB	5
SO	6
LOB	15

Batter	1	2	3	4	5	6	7	8	9	10	AB	R	H	RBI	BB	SO	LOB
Willie Davis, L (1, 8) OBP: 0.333, SLG: 0.294	CS 1B		4-3		FC6 1-2f			2B		S 1B BB	4	1	2	0	1	0	1
Ron Hunt, R (1, 4) OBP: 0.411, SLG: 0.371	1-2 1B		BBBB BB			P4		F9		E 2B 1B 1-H	4	1	2	1	1	0	1
Ron Fairly, L (1, 9) OBP: 0.356, SLG: 0.429	F9		L3			SSS K			SH1-4 1B	E4 2B BLK 1-2	5	1	1	0	0	1	3
Jim Lefebvre, S (1, 5) OBP: 0.388, SLG: 0.433	SSS K			E3 CS		F8			SH1-4 1-2	BLK 1B 2B 1-3 2-H	4	1	1	1	0	1	1
Wes Parker, S (1, 3) OBP: 0.394, SLG: 0.390		SF8 3B		1-4-3 1-2			F8		SSS K	1B BB 2-3 3-H	4	1	1	0	1	1	2
John Roseboro, L (1, 2) OBP: 0.422, SLG: 0.292		SF8 3-H		P3			F8		IBB	1B 1-3 3-H	3	0	1	2	1	0	0
Bob Bailey, R (1, 7) OBP: 0.182, SLG: 0.194		F5			L6		F2		SSS K	F9	3	0	0	0	0	0	0
Jim Hickman, R (9, PH) OBP: 0.244, SLG: 0.263 (9, 7)											2	0	0	0	0	1	4
Gene Michael, S (1, 6) OBP: 0.227, SLG: 0.202		4-3			E3 FC6			P6		4-3	4	0	0	0	0	0	0
Don Drysdale, R (1, 1) OBP: 0.067, SLG: 0.067			F9		P6			6-3		SSS K	3	0	0	0	0	0	1
Ron Perranoski, L (9, 1)											0	0	0	0	0	0	0
Phil Regan, R (9, 1)											0	0	0	0	0	0	0
Al Ferrara, R (10, PH) OBP: 0.241, SLG: 0.306											1	0	0	0	0	1	0
Jim Brewer, L (10, 1)											0	0	0	0	0	0	0
Inning Stats	R: 0 E: 0 K: 1 S: 6 H: 2 LOB: 1 BB: 0 P: 6	R: 1 E: 0 K: 0 S: 4 H: 1 LOB: 0 BB: 0 P: 4	R: 0 E: 0 K: 0 S: 3 H: 0 LOB: 1 BB: 1 P: 7	R: 0 E: 1 K: 0 S: 3 H: 0 LOB: 0 BB: 0 P: 3	R: 0 E: 1 K: 0 S: 4 H: 0 LOB: 1 BB: 0 P: 4	R: 0 E: 0 K: 1 S: 5 H: 0 LOB: 0 BB: 0 P: 5	R: 0 E: 0 K: 0 S: 3 H: 0 LOB: 0 BB: 0 P: 3	R: 0 E: 0 K: 0 S: 4 H: 1 LOB: 1 BB: 0 P: 4	R: 0 E: 0 K: 2 S: 8 H: 1 LOB: 2 BB: 1 P: 12	R: 4 E: 1 K: 1 S: 9 H: 3 LOB: 2 BB: 2 P: 17	1B: 5 2B: 2 3B: 1 HR: 0 SF: 1 SAC: 1 DP: 0 HBP: 0						

PITCHER		IP	WLS	BF	H	R	ER	SO	BB	IBB	HBP	BLK	WP	HR	S	P	ERA	WHIP
Dave Giusti, R ERA: 4.26	(1, 1)	9.0		34	5	1	1	4	1	1	0	0	0	0	40	48	1.00	0.667
Carroll Sembera, R ERA: 2.76	(10, 1)	0.2	L	6	2	4	1	1	1	0	0	0	0	0	7	11	13.50	4.500
Dan Schneider, L ERA: 1.29	(10, 1)	0.0		2	1	0	0	0	1	0	0	1	0	0	1	5	∞	∞
Claude Raymond, R ERA: 2.0	(10, 1)	0.1		1	0	0	0	0	0	0	0	0	0	0	1	1	0.00	0.000

PITCHER	IP	WLS	BF	H	R	ER	SO	BB	IBB	HBP	BLK	WP	HR	S	P	ERA	WHIP

TOP

Los Angeles Dodgers @ Houston Astros

Astrodome, Houston, TX

Wed May 10 1967, 8:05 PM EDT

Att. 13,850 - Unknown

livebaseballscorecards.com

AB	37
R	5
H	8
RBI	4
BB	4
SO	5
LOB	13

1B: 5 SF: 1 PA: 43
2B: 2 SAC: 1
3B: 1 DP: 0
HR: 0 HBP: 0

WP: 0
PB: 0
SB: 1
CS: 2

Batter	1	2	3	4	5	6	7	8	9	10	AB	R	H	RBI	BB	SO	LOB
Ron Davis, R (1, 8) (10, 7) OBP: 0.333, SLG: 0.514	G6-3 1B		BBBB FC4-6 BB		P4			F8		2-3	4	0	1	0	1	0	1
Sonny Jackson, L (1, 6) OBP: 0.255, SLG: 0.294	G6-3 1-2f		FC4-6 1-2f			G3		4-3		6-3	4	0	0	0	0	0	2
Bob Lillis, R (10, PH)											1	0	0	0	0	0	0
Joe Morgan, L (1, 4) OBP: 0.356, SLG: 0.313	SSS K			F9		1B 1B		SSS K			4	0	1	0	0	2	0
Eddie Mathews, L (1, 3) OBP: 0.403, SLG: 0.419		2B		F3		L9			2B 1B		4	0	2	0	0	0	1
Aaron Pointer, R (9, PR) OBP: 0.281, SLG: 0.283											0	1	0	0	0	0	0
Carroll Sembera, R (10, 1) OBP: 0.500, SLG: 0.500											0	0	0	0	0	0	0
Dan Schneider, L (10, 1)											0	0	0	0	0	0	0
Claude Raymond, R (10, 1)											0	0	0	0	0	0	0
Rusty Staub, L (1, 9) OBP: 0.370, SLG: 0.560		F7		1B		1-2 1B			SSS K		4	0	2	0	0	1	2
Norm Miller, L (1, 7) OBP: 0.313, SLG: 0.308		F9		6-3		SSS K			SSS K		3	0	0	0	0	1	4
Jimmy Wynn, R (9, PH) OBP: 0.344, SLG: 0.418											1	0	0	0	0	1	1
(10, 8)																	
Bob Aspromonte, R (1, 5) OBP: 0.284, SLG: 0.308		5-3			BBBB FC1-6 BB			6-3	1-H 2B		3	0	1	1	1	0	1
Ron Brand, R (1, 2) OBP: 0.269, SLG: 0.136			4-3		F3			1B	P4		4	0	1	0	0	0	3
Dave Giusti, R (1, 1)											3	0	0	0	0	0	1
Chuck Harrison, R (10, 3) OBP: 0.333, SLG: 0.286			6-3		FC1-6 1-2f			6-3		5-3	1	0	0	0	0	0	0
Inning Stats	R: 0 H: 1 E: 0 LOB: 0 K: 1 BB: 0 S: 5 P: 5	R: 0 H: 1 E: 0 LOB: 1 K: 0 BB: 0 S: 4 P: 4	R: 0 H: 0 E: 0 LOB: 1 K: 0 BB: 1 S: 3 P: 7	R: 0 H: 1 E: 0 LOB: 1 K: 0 BB: 0 S: 4 P: 4	R: 0 H: 0 E: 0 LOB: 1 K: 0 BB: 1 S: 3 P: 7	R: 0 H: 2 E: 0 LOB: 2 K: 1 BB: 0 S: 7 P: 7	R: 0 H: 1 E: 0 LOB: 0 K: 0 BB: 0 S: 3 P: 3	R: 0 H: 0 E: 0 LOB: 0 K: 1 BB: 0 S: 5 P: 5	R: 1 H: 2 E: 0 LOB: 2 K: 2 BB: 0 S: 9 P: 9	R: 0 H: 0 E: 0 LOB: 0 K: 0 BB: 0 S: 3 P: 3	1B: 6 SF: 0 2B: 2 SAC: 0 3B: 0 DP: 1 HR: 0 HBP: 0						

PITCHER		IP	WLS	BF	H	R	ER	SO	BB	IBB	HBP	BLK	WP	HR	S	P	ERA	WHIP
Don Drysdale, R ERA: 2.18	(1, 1)	8.0		31	7	1	1	3	2	0	0	0	0	0	35	43	1.12	1.125
Ron Perranoski, L ERA: 2.52	(9, 1)	0.1		1	0	0	0	1	0	0	0	0	0	0	3	3	0.00	0.000
Phil Regan, R ERA: 2.25	(9, 1)	0.2	W	3	1	0	0	1	0	0	0	0	0	0	5	5	0.00	1.500
Jim Brewer, L ERA: 2.45	(10, 1)	1.0	S	3	0	0	0	0	0	0	0	0	0	0	3	3	0.00	0.000

PITCHER	IP	WLS	BF	H	R	ER	SO	BB	IBB	HBP	BLK	WP	HR	S	P	ERA	WHIP

BOTTOM

Los Angeles Dodgers @ Houston Astros

Astrodome, Houston, TX

Wed May 10 1967, 8:05 PM EDT

Att. 13,850 - Unknown

livebaseballscorecards.com

AB	36
R	1
H	8
RBI	1
BB	2
SO	5
LOB	16

WP: 0 PA: 38
PB: 0
SB: 0
CS: 0

Chicago Cubs @ Los Angeles Dodgers

Dodger Stadium, Los Angeles, CA

Fri May 12 1967, 7:05 PM PDT

Att. 21,018 - Unknown - 60 F

TOP

livebaseballscorecards.com

Batter	1	2	3	4	5	6	7	8	9	AB	R	H	RBI	BB	SO	LOB
Don Kessinger, S (1, 6) OBP: 0.260, SLG: 0.212	F9	K			1-3			5-3		4	0	0	0	0	1	2
Glenn Beckert, R (1, 4) OBP: 0.287, SLG: 0.347	F3		F8		BB, CS			1-3		3	0	0	0	1	0	0
Billy Williams, L (1, 7) OBP: 0.410, SLG: 0.535	1B		F7		CS 1-2	1-3			K	4	0	1	0	0	1	0
Ron Santo, R (1, 5) OBP: 0.350, SLG: 0.369	6-3		5-3			5-3			K	4	0	0	0	0	1	1
14 Ernie Banks, R (1, 3) OBP: 0.301, SLG: 0.506		HR		6-3		6-3			5-3	4	1	1	1	0	0	0
John Boccabella, R (1, 9) OBP: 0.250, SLG: 0.200 Lee Thomas, L (7, 9) OBP: 0.278, SLG: 0.308		6-3		P4			P3			3 0	0 0	0 0	0 0	0 0	0 0	0 0
Randy Hundley, R (1, 2) OBP: 0.278, SLG: 0.268		1B 1B		1-3			L4			3	0	1	0	0	0	0
Adolfo Phillips, R (1, 8) OBP: 0.419, SLG: 0.486		1-2 1B			6-3 3B		F7			3	1	2	0	0	0	0
Curt Simmons, L (1, 1) OBP: 0.083, SLG: 0.083		F5			6-3 3-H			K		3	0	0	1	0	1	2

Inning Stats	1	2	3	4	5	6	7	8	9
R	0	1	0	0	1	0	0	0	0
E	0	0	0	0	0	0	0	0	0
K	0	1	0	0	0	0	0	1	2
S	4	8	3	3	3	3	3	5	7
H	1	3	0	0	1	0	0	0	0
LOB	1	2	0	0	0	0	0	0	0
BB	0	0	0	0	1	0	0	0	0
P	4	8	3	3	7	3	3	5	7

1B	3
2B	0
3B	1
HR	1
SF	0
SAC	0
DP	0
HBP	0

WP	0
PB	0
SB	0
CS	1
PA	33

	AB	31
	R	2
	H	5
	RBI	2
	BB	1
	SO	4
	LOB	5

PITCHER	IP	WLS	BF	H	R	ER	SO	BB	IBB	HBP	BLK	WP	HR	S	P	ERA	WHIP
Claude Osteen, L (1, 1) ERA: 3.0	7.0	L	26	5	2	2	1	1	0	0	0	0	1	27	31	2.57	0.857
Phil Regan, R (8, 1) ERA: 2.0	2.0		6	0	0	0	3	0	0	0	0	0	0	12	12	0.00	0.000

PITCHER	IP	WLS	BF	H	R	ER	SO	BB	IBB	HBP	BLK	WP	HR	S	P	ERA	WHIP

Chicago Cubs @ Los Angeles Dodgers

Dodger Stadium, Los Angeles, CA

Fri May 12 1967, 7:05 PM PDT

Att. 21,018 - Unknown - 60 F

BOTTOM

Batter	1	2	3	4	5	6	7	8	9	AB	R	H	RBI	BB	SO	LOB
Willie Davis, L (1, 8) OBP: 0.326, SLG: 0.289	4-3		S 1B		F8		G3			4	0	1	0	0	0	1
Wes Parker, S (1, 3) OBP: 0.373, SLG: 0.365	G3		K 1-2			1-3		6-3		4	0	0	0	0	1	1
Ron Fairly, L (1, 9) OBP: 0.343, SLG: 0.411	6-3		F7			4-3		4-3		4	0	0	0	0	0	1
Jim Lefebvre, S (1, 5) OBP: 0.402, SLG: 0.457		4-3 SF8 2B		CS 1B		1B 1B		F8		4	1	3	0	0	0	0
Ron Hunt, R (1, 4) OBP: 0.405, SLG: 0.366		4-3 2-3		F6 1-2		FC6-4 1-2 1B			F9	4	0	1	0	0	0	2
Bob Bailey, R (1, 7) OBP: 0.185, SLG: 0.200		SF8 3-H		FC5-4 1B		FC6-4 1-2f			E3	3	0	1	1	0	0	2
Jeff Torborg, R (1, 2) OBP: 0.231, SLG: 0.222		1B		FC5-4 1-2f			5-3		F8	4	0	1	0	0	0	2
Gene Michael, S (1, 6) OBP: 0.231, SLG: 0.207 Jim Hickman, R (9, PH) OBP: 0.238, SLG: 0.256		5-3			F7		1-3 1B		5-3	3 1	0 0	1 0	0 0	0 0	0 0	1 1
Claude Osteen, L (1, 1) OBP: 0.333, SLG: 0.333 Al Ferrara, R (7, PH) OBP: 0.236, SLG: 0.300 Phil Regan, R (8, 1)			G3		F9		1-3 1-2			2 1 0	0 0 0	0 0 0	0 0 0	0 0 0	0 0 0	0 1 0
Inning Stats	R: 0 E: 0 K: 0 S: 3 H: 0 LOB: 0 BB: 0 P: 3	R: 1 E: 0 K: 0 S: 5 H: 2 LOB: 1 BB: 0 P: 5	R: 0 E: 0 K: 1 S: 6 H: 1 LOB: 1 BB: 0 P: 6	R: 0 E: 0 K: 0 S: 4 H: 2 LOB: 1 BB: 0 P: 4	R: 0 E: 0 K: 0 S: 3 H: 0 LOB: 0 BB: 0 P: 3	R: 0 E: 0 K: 0 S: 5 H: 2 LOB: 2 BB: 0 P: 5	R: 0 E: 0 K: 0 S: 4 H: 1 LOB: 1 BB: 0 P: 4	R: 0 E: 0 K: 0 S: 3 H: 0 LOB: 0 BB: 0 P: 3	R: 0 E: 1 K: 0 S: 4 H: 0 LOB: 1 BB: 0 P: 4	1B: 7 2B: 1 3B: 0 HR: 0 SF: 1 SAC: 0 DP: 0 HBP: 0							

livebaseballscorecards.com

AB	34
R	1
H	8
RBI	1
BB	0
SO	1
LOB	12

WP: 0 PB: 0 SB: 1 CS: 1 PA: 35

PITCHER		IP	WLS	BF	H	R	ER	SO	BB	IBB	HBP	BLK	WP	HR	S	P	ERA	WHIP
Curt Simmons, L ERA: 4.01	(1, 1)	9.0	W	35	8	1	1	1	0	0	0	0	0	0	37	37	1.00	0.889

PITCHER	IP	WLS	BF	H	R	ER	SO	BB	IBB	HBP	BLK	WP	HR	S	P	ERA	WHIP

Chicago Cubs @ Los Angeles Dodgers

Dodger Stadium, Los Angeles, CA

Sat May 13 1967, 3:33 AM PDT

Att. 30,872 - Sunny - 70 F

livebaseballscorecards.com

TOP

Batter	1	2	3	4	5	6	7	8	9	AB	R	H	RBI	BB	SO	LOB
Don Kessinger, S (1, 6) OBP: 0.277, SLG: 0.247	BBBB 4-0 2B E BB	0-0 ③ 1B			0-0 2-H 2B 3B		0-0 ① P4		0-0 E3 G3-2-3 1B 1-2	4	2	2	1	1	0	1
Glenn Beckert, R (1, 4) OBP: 0.302, SLG: 0.370	0-0 E 14 1B 1-3 2B		0-0 ① 4-3		0-0 ② F3		0-0 S BB 1B		0-0 G3-2-3 1-2 2-3 1B	5	1	3	0	0	0	1
Billy Williams, L (1, 7) OBP: 0.410, SLG: 0.533	0-0 ① P5		0-0 ② F7		0-0 3-H 2B		BBBB 4-0 1-2 S BB		0-0 ① ② G3-2-3 1-2 2-3 3-Hf	4	0	1	1	1	0	5
Ron Santo, R (1, 5) OBP: 0.333, SLG: 0.348	0-0 FC5 14 1B 2-3 3-H		0-0 ③ F2		0-0 ③ F7		SSS 0-3 ② K 1-2 2-3		SSS 0-3 ③ K	5	0	0	0	0	2	6
14 Ernie Banks, R (1, 3) OBP: 0.299, SLG: 0.494	0-0 1-3 3-H 1B			0-0 ① F7		0-0 ① F7	0-0 ③ 5-3			4	0	1	1	0	0	2
Lee Thomas, L (1, 9) OBP: 0.259, SLG: 0.286	SSS 0-3 ② K			0-0 ② F9		0-0 ② 5-3		0-0 ① G3		4	0	0	0	0	1	2
Randy Hundley, R (1, 2) OBP: 0.277, SLG: 0.267	0-0 ③ 5-3			0-0 ③ F7		0-0 HR 1B		0-0 ② 4-3		4	1	1	0	0	0	2
Adolfo Phillips, R (1, 8) OBP: 0.422, SLG: 0.541		SSS 0-3 ① K			0-0 3B 2B	0-0 1-H HR		0-0 ③ 4-3		4	2	2	2	0	1	0
Fergie Jenkins, R (1, 1) OBP: 0.067, SLG: 0.067		SSS 0-3 ② K			SSS 0-3 ① K	SSS 0-3 ③ K			0-0 1B E G3-2-3 1B	1	0	0	0	0	1	0
Bob Hendley, R (3, 1)										2	0	0	0	0	2	1
Dick Radatz, R (8, 1) OBP: 0.500, SLG: 0.500										1	0	1	0	0	0	0
Bill Hands, R (9, 1)										0	0	0	0	0	0	0
Inning Stats	R: 2 E: 1 K: 1 S: 8 H: 2 LOB: 2 BB: 1 P: 12	R: 0 E: 0 K: 2 S: 7 H: 1 LOB: 1 BB: 0 P: 7	R: 0 E: 0 K: 0 S: 3 H: 0 LOB: 0 BB: 0 P: 3	R: 0 E: 0 K: 0 S: 3 H: 0 LOB: 0 BB: 0 P: 3	R: 2 E: 0 K: 1 S: 8 H: 3 LOB: 1 BB: 0 P: 8	R: 2 E: 0 K: 1 S: 7 H: 2 LOB: 0 BB: 0 P: 7	R: 0 E: 0 K: 1 S: 6 H: 1 LOB: 2 BB: 1 P: 10	R: 0 E: 0 K: 0 S: 3 H: 0 LOB: 0 BB: 0 P: 3	R: 0 E: 1 K: 1 S: 7 H: 2 LOB: 2 BB: 0 P: 7	1B: 6 2B: 3 3B: 1 HR: 1	SF: 0 SAC: 0 DP: 1 HBP: 0						

	AB	38
	R	6
	H	11
	RBI	5
	BB	2
	SO	7
	LOB	20

WP: 0 PB: 0 SB: 2 CS: 0 PA: 40

PITCHER		IP	WLS	BF	H	R	ER	SO	BB	IBB	HBP	BLK	WP	HR	S	P	ERA	WHIP
Don Sutton, R ERA: 5.2	(1, 1)	6.0	L	27	8	6	5	5	1	0	0	0	0	1	36	40	7.50	1.500
Joe Moeller, R ERA: 8.31	(7, 1)	2.0		8	1	0	0	1	1	0	0	0	0	0	9	13	0.00	1.000
Ron Perranoski, L ERA: 2.42	(9, 1)	1.0		5	2	0	0	1	0	0	0	0	0	0	7	7	0.00	2.000

PITCHER	IP	WLS	BF	H	R	ER	SO	BB	IBB	HBP	BLK	WP	HR	S	P	ERA	WHIP

Batter	1	2	3	4	5	6	7	8	9	AB	R	H	RBI	BB	SO	LOB
Wes Parker, S (1, 3) OBP: 0.375, SLG: 0.382 Ron Perranoski, L (9, 1)	0-0 1B 3-1 1B	0-3 K			0-0 1B 2B		0-3 K	0-0 F5		5 0	1 0	2 0	0 0	0 0	2 0	7 0
Ron Hunt, R (1, 4) OBP: 0.414, SLG: 0.371	0-0 F7		0-0 P6		0-0 G4-6-3 1B 2-H		0-0 1-2 1B		1-0 FC4-6 HBP	4	0	2	1	0	0	1
Willie Davis, L (1, 8) OBP: 0.333, SLG: 0.286	0-0 S 1B 1-3		4-0 4-3 BB BB		0-0 G4-6-3 1-2f		0-0 F9		0-0 FC4-6 BB BB E 1-2f	4	1	1	0	1	0	4
Jim Lefebvre, S (1, 5) OBP: 0.393, SLG: 0.439	0-0 3-1 1-2 3-H		4-0 4-3 BB 1-2		0-0 F9		0-0 F7		0-0 F8	4	0	0	0	1	0	5
Ron Fairly, L (1, 9) OBP: 0.345, SLG: 0.398 (9, 3)		4-0 1B 1B BB	0-0 4-3 1-2 2-3			0-0 F7		0-3 K	4-0 E BB 1-2 BB	3	0	0	0	2	1	2
John Roseboro, L (1, 2) OBP: 0.424, SLG: 0.300 Jim Campanis, R (6, PH) OBP: 0.714, SLG: 1.400 (7, 2)	0-0 1B 1-2 1B	0-3 K				0-0 HR		4-0 BB 1B BB	4-0 E 1-2 2-3 BB	2 1	0 1	1 1	0 1	0 2	1 0	2 0
Len Gabrielson, L (1, 7) OBP: 0.176, SLG: 0.067 Joe Moeller, R (7, 1) Bob Bailey, R (8, PH) OBP: 0.193, SLG: 0.208 (9, 7)	0-0 F7			0-0 4-3		0-0 5-3		0-0 BB 1B 1-2	0-0 E6 1-2 2-3 3-H	3 0 2	0 0 0	0 0 1	0 0 0	0 0 0	0 0 0	2 0 2
Gene Michael, S (1, 6) OBP: 0.234, SLG: 0.211 Al Ferrara, R (8, PH) OBP: 0.246, SLG: 0.294 (9, 9)	0-0 1-2 2-3 1B			0-3 K		0-0 F7		4-0 BB 1-2 2-3 BB	0-0 F8	3 1	0 0	1 0	0 0	0 1	1 0	0 3
Don Sutton, R (1, 1) OBP: 0.188, SLG: 0.313 Jim Hickman, R (7, 7) OBP: 0.250, SLG: 0.268 Dick Schofield, S (9, 6)	0-0 F3			0-0 F7			0-0 1B 1B	0-3 K		2 2 0	0 0 0	0 1 0	0 0 0	0 1 0	0 3 0	3 3 0
Inning Stats	R: 0 E: 0 K: 0 S: 4 H: 2 LOB: 1 BB: 0 P: 4	R: 0 E: 0 K: 1 S: 7 H: 2 LOB: 3 BB: 1 P: 11	R: 0 E: 0 K: 1 S: 5 H: 0 LOB: 2 BB: 2 P: 13	R: 0 E: 0 K: 1 S: 5 H: 0 LOB: 0 BB: 0 P: 5	R: 1 E: 0 K: 0 S: 4 H: 2 LOB: 0 BB: 0 P: 4	R: 1 E: 0 K: 0 S: 4 H: 1 LOB: 0 BB: 0 P: 4	R: 0 E: 0 K: 1 S: 7 H: 2 LOB: 2 BB: 0 P: 7	R: 0 E: 0 K: 2 S: 8 H: 1 LOB: 3 BB: 2 P: 16	R: 1 E: 1 K: 0 S: 4 H: 0 LOB: 3 BB: 2 P: 13	1B: 8 2B: 1 3B: 0 HR: 1 SF: 0 SAC: 0 DP: 1 HBP: 1						

PITCHER		IP	WLS	BF	H	R	ER	SO	BB	IBB	HBP	BLK	WP	HR	S	P	ERA	WHIP
Fergie Jenkins, R ERA: 3.09	(1, 1)	2.1		13	4	0	0	1	3	0	0	0	0	0	12	24	0.00	3.000
Bob Hendley, L ERA: 3.38	(3, 1)	5.0	W	21	6	2	2	4	1	0	0	0	0	1	28	32	3.60	1.400
Dick Radatz, R ERA: 5.4	(8, 1)	1.1		8	0	1	0	1	3	0	1	0	0	0	6	19	0.00	2.250
Bill Hands, R ERA: 1.42	(9, 1)	0.1	S	2	0	0	0	0	0	0	0	0	0	0	2	2	0.00	0.000

PITCHER	IP	WLS	BF	H	R	ER	SO	BB	IBB	HBP	BLK	WP	HR	S	P	ERA	WHIP

BOTTOM

Chicago Cubs @ Los Angeles Dodgers

Dodger Stadium, Los Angeles, CA

Sat May 13 1967, 3:33 AM PDT

Att. 30,872 - Sunny - 70 F

livebaseballscorecards.com

AB	36
R	3
H	10
RBI	2
BB	7
SO	6
LOB	34

WP: 0 PA: 44
PB: 0
SB: 1
CS: 0

Batter	1	2	3	4	5	6	7	8	9	10	AB	R	H	RBI	BB	SO	LOB
Don Kessinger, S (1, 6) OBP: 0.275, SLG: 0.244	3-1			P2-3		P4-3		P6			1	0	0	0	0	0	0
Paul Popovich, S (2, 6) OBP: 0.154, SLG: 0.154											3	0	0	0	0	0	0
Glenn Beckert, R (1, 4) OBP: 0.291, SLG: 0.356	G3			4-3		G3			P6		4	0	0	0	0	0	0
Billy Williams, L (1, 7) OBP: 0.394, SLG: 0.511	F9			F7		F6			F8		4	0	0	0	0	0	0
Ron Santo, R (1, 5) OBP: 0.330, SLG: 0.344		K			1B FC6-4 1B		5-3		6-3		4	1	1	0	0	1	0
14 Ernie Banks, R (1, 3) OBP: 0.286, SLG: 0.471		K			F7		4-3			5-3	4	0	0	0	0	1	1
Lee Thomas, L (1, 9) OBP: 0.274, SLG: 0.300		6-3			FC6-4 1-3 1B		1B			F8	4	0	2	0	0	0	0
Randy Hundley, R (1, 2) OBP: 0.276, SLG: 0.266			K		FC6-4 1B 1-2f 3-H		F2			BB 1B	4	0	1	1	0	1	2
Adolfo Phillips, R (1, 8) OBP: 0.426, SLG: 0.532			K		1-2 1B			K		1-2 BB	3	0	1	0	1	2	0
Rich Nye, L (1, 1) OBP: 0.091, SLG: 0.091			L9		K			G3		F5	3	0	0	0	0	1	2
Jimmy Stewart, S (10, PH) OBP: 0.167, SLG: 0.167											1	0	0	0	0	0	2
Bill Hands, R (10, 1)											0	0	0	0	0	0	0
Inning Stats	R: 0 E: 0 K: 0 S: 3 H: 0 LOB: 0 P: 3	R: 0 E: 0 K: 2 S: 7 H: 0 LOB: 0 P: 7	R: 0 E: 0 K: 2 S: 7 H: 0 LOB: 0 P: 7	R: 0 E: 0 K: 0 S: 3 H: 0 LOB: 0 P: 3	R: 1 E: 0 K: 1 S: 8 H: 3 LOB: 2 P: 8	R: 0 E: 0 K: 0 S: 3 H: 0 LOB: 0 P: 3	R: 0 E: 0 K: 0 S: 4 H: 1 LOB: 1 P: 4	R: 0 E: 0 K: 1 S: 5 H: 0 LOB: 0 P: 5	R: 0 E: 0 K: 0 S: 3 H: 0 LOB: 0 P: 3	R: 0 E: 0 K: 0 S: 4 H: 1 LOB: 2 P: 8	1B: 5 2B: 0 3B: 0 HR: 0	SF: 0 SAC: 0 DP: 0 HBP: 0		WP: 0 PB: 0 SB: 0 CS: 0	PA: 36		

PITCHER	IP	WLS	BF	H	R	ER	SO	BB	IBB	HBP	BLK	WP	HR	S	P	ERA	WHIP
Don Drysdale, R (1, 1) ERA: 1.93	10.0	W	36	5	1	1	6	1	0	0	0	0	0	47	51	0.90	0.600

PITCHER	IP	WLS	BF	H	R	ER	SO	BB	IBB	HBP	BLK	WP	HR	S	P	ERA	WHIP

TOP

Chicago Cubs @ Los Angeles Dodgers

Dodger Stadium, Los Angeles, CA

Sun May 14 1967, 3:33 AM PDT

Sunny - 82 F

livebaseballscorecards.com

AB	35
R	1
H	5
RBI	1
BB	1
SO	6
LOB	7

Batter	1	2	3	4	5	6	7	8	9	10	AB	R	H	RBI	BB	SO	LOB
Willie Davis, L (1, 8) OBP: 0.358, SLG: 0.319	L6		FC4-6, 1B 1-2			FC1-6, 1B		L8		1B 1-2 3-H	5	0	3	1	0	0	1
Wes Parker, S (1, 3) OBP: 0.369, SLG: 0.375	G4-6-3, 1B		FC4-6, L3 1-2f 2-3			FC1-6, P4-6-3 1-2f		P6			4	0	1	0	0	0	4
Ron Fairly, L (1, 9) OBP: 0.333, SLG: 0.382	G4-6-3 1-2f		L3 1-2			P4-6-3 1-2f			G3		4	0	0	0	0	0	4
Jim Lefebvre, S (1, 5) OBP: 0.379, SLG: 0.422		P6-3		F9			L8		F8		4	0	0	0	0	0	0
Ron Hunt, R (1, 4) OBP: 0.408, SLG: 0.360		BBBB 4-0 FC5, E, BB		F5			F8		F2		3	0	0	0	1	0	0
Bob Bailey, R (1, 7) OBP: 0.195, SLG: 0.210		E5, FC5 1-2		F9			P6-3			FC1-6, SH1-4, 1B 1B	4	1	1	0	0	0	1
Jeff Torborg, R (1, 2) OBP: 0.220, SLG: 0.211 Al Ferrara, R (8, PH) OBP: 0.259, SLG: 0.294 John Roseboro, L (9, 2) OBP: 0.424, SLG: 0.300		FC5, FC6-4 1-2 2-3f			5-3			BBBB 4-0 SH1-4, 1B, BB		SH1-4 1-2	2 0 0	0 1 0	0 0 0	0 1 0	0 0 0	0 0 0	2 0 0
Gene Michael, S (1, 6) OBP: 0.229, SLG: 0.207 Dick Schofield, S (10, PH)		FC6-4 1-2f			F4			SH1-4 1-2		FC1-6, IBB	2 0	0 0	0 0	0 1	0 0	0 0	2 0
Don Drysdale, R (1, 1) OBP: 0.167, SLG: 0.118 Len Gabrielson, L (10, PH) OBP: 0.167, SLG: 0.063			BBBB 4-0 FC4-6, 1B, BB		5-3			2-H 1B		FC1-6, 1B 1-2f 2-3	2 1	0 0	1 0	1 0	1 0	0 0	0 2
Inning Stats	R: 0 E: 0 K: 0 S: 3 H: 1 LOB: 0 BB: 0 P: 3	R: 0 E: 1 K: 0 S: 4 H: 0 LOB: 2 BB: 1 P: 8	R: 0 E: 0 K: 0 S: 3 H: 1 LOB: 1 BB: 1 P: 7	R: 0 E: 0 K: 0 S: 3 H: 0 LOB: 0 BB: 0 P: 3	R: 0 E: 0 K: 0 S: 3 H: 0 LOB: 0 BB: 0 P: 3	R: 0 E: 0 K: 0 S: 3 H: 1 LOB: 0 BB: 0 P: 3	R: 0 E: 0 K: 0 S: 3 H: 0 LOB: 0 BB: 0 P: 3	R: 1 E: 0 K: 0 S: 4 H: 1 LOB: 1 BB: 1 P: 8	R: 0 E: 0 K: 0 S: 3 H: 0 LOB: 0 BB: 0 P: 3	R: 1 E: 0 K: 0 S: 4 H: 2 LOB: 2 BB: 1 P: 8	1B: 6 2B: 1 3B: 0 HR: 0 SF: 0 SAC: 2 DP: 3 HBP: 0						

PITCHER		IP	WLS	BF	H	R	ER	SO	BB	IBB	HBP	BLK	WP	HR	S	P	ERA	WHIP
Rich Nye, L ERA: 1.95	(1, 1)	9.0		32	4	1	1	0	3	0	0	0	0	0	29	41	1.00	0.778
Bill Hands, R ERA: 2.03	(10, 1)	0.2	L	5	2	1	1	0	0	1	0	0	0	0	4	8	13.50	3.000

PITCHER	IP	WLS	BF	H	R	ER	SO	BB	IBB	HBP	BLK	WP	HR	S	P	ERA	WHIP

BOTTOM

Chicago Cubs @ Los Angeles Dodgers

Dodger Stadium, Los Angeles, CA

Sun May 14 1967, 3:33 AM PDT

Sunny - 82 F

livebaseballscorecards.com

AB	31
R	2
H	6
RBI	2
BB	4
SO	0
LOB	16

WP: 0 PB: 0 SB: 0 CS: 0 PA: 37

Batter	1	2	3	4	5	6	7	8	9	10	11	AB	R	H	RBI	BB	SO	LOB
Paul Popovich, S (1, 6) OBP: 0.316, SLG: 0.316	P6-3		SF7 1B		BB 1B		1B 2B 1B		P9		1B 1-3 1B	6	3	4	0	0	0	0
Glenn Beckert, R (1, 4) OBP: 0.284, SLG: 0.345	K		F7		K		F8		4-3		1B 1-2 SF9 3-H 1B	6	1	1	1	0	2	3
Billy Williams, L (1, 7) OBP: 0.426, SLG: 0.535	1B		1-3 1B		1-2 BB		2B 1-2 1B			4-3 6-4-3 1B	1-3 2-H 1B	5	0	5	1	1	0	0
Ron Santo, R (1, 5) OBP: 0.322, SLG: 0.351	K		SF7 3-H		5-3		1-3 2-H 2B			6-4-3 1-2	SF9 3-H	4	0	1	3	0	1	4
Lee Thomas, L (1, 9) OBP: 0.279, SLG: 0.292 Ted Savage, R (11, 9) OBP: 0.222, SLG: 0.125		F7 4-3			G4-6-3 1B	K				4-3 IBB	P6	5 0	0 0	1 0	0 0	1 0	1 0	4 0
Clarence Jones, L (1, 3) OBP: 0.200, SLG: 0.250	2B 1B			K	G4-6-3 1-2f			4-3		4-3 1-2 2-3		5	1	1	0	0	1	3
Randy Hundley, R (1, 2) OBP: 0.272, SLG: 0.262	F8			K	1B			4-3		F9		5	0	1	0	0	1	3
Adolfo Phillips, R (1, 8) OBP: 0.414, SLG: 0.524	1-H 2B			F2	4-3			K			5-3	5	0	1	1	0	1	1
Ken Holtzman, R (1, 1) OBP: 0.200, SLG: 0.250	K				5-3		4-3		K		1B 1B	5	1	1	0	0	2	1
Inning Stats	R: 0 E: 0 K: 2 S: 8 H: 1 LOB: 1 BB: 0 P: 8	R: 1 E: 0 K: 1 S: 7 H: 2 LOB: 1 BB: 0 P: 7	R: 1 E: 0 K: 0 S: 5 H: 2 LOB: 1 BB: 0 P: 5	R: 0 E: 0 K: 2 S: 7 H: 0 LOB: 0 BB: 0 P: 7	R: 0 E: 0 K: 1 S: 6 H: 1 LOB: 2 BB: 1 P: 10	R: 0 E: 0 K: 0 S: 4 H: 2 LOB: 1 BB: 0 P: 4	R: 1 E: 0 K: 1 S: 8 H: 3 LOB: 2 BB: 0 P: 8	R: 0 E: 0 K: 1 S: 5 H: 0 LOB: 0 BB: 0 P: 5	R: 0 E: 0 K: 1 S: 5 H: 0 LOB: 0 BB: 0 P: 5	R: 0 E: 0 K: 0 S: 4 H: 1 LOB: 2 BB: 1 P: 8	R: 3 E: 0 K: 0 S: 7 H: 4 LOB: 1 BB: 0 P: 7	1B: 14 2B: 2 3B: 0 HR: 0	SF: 2 SAC: 0 DP: 1 HBP: 0					

PITCHER		IP	WLS	BF	H	R	ER	SO	BB	IBB	HBP	BLK	WP	HR	S	P	ERA	WHIP
Bill Singer, R ERA: 5.06	(1, 1)	5.0		22	6	2	2	6	1	0	0	0	0	0	33	37	3.60	1.400
Bob Miller, R ERA: 6.12	(6, 1)	1.2		8	4	1	1	0	0	0	0	0	0	0	8	8	5.40	2.400
Phil Regan, R ERA: 1.69	(7, 1)	3.1		13	2	0	0	3	0	1	0	0	0	0	18	22	0.00	0.600
Ron Perranoski, L ERA: 3.42	(11, 1)	0.1	L	5	4	3	3	0	0	0	0	0	0	0	5	5	81.00	12.000
Bob Lee, R ERA:	(11, 1)	0.2		2	0	0	0	0	0	0	0	0	0	0	2	2	0.00	0.000

PITCHER	IP	WLS	BF	H	R	ER	SO	BB	IBB	HBP	BLK	WP	HR	S	P	ERA	WHIP

TOP

Chicago Cubs @ Los Angeles Dodgers

Dodger Stadium, Los Angeles, CA

Sun May 14 1967, 3:38 AM PDT

Att. 26,630 - Sunny - 80 F

livebaseballscorecards.com

AB	46
R	6
H	16
RBI	6
BB	2
SO	9
LOB	19

1B: 14	SF: 2	WP: 0	PA: 50
2B: 2	SAC: 0	PB: 0	
3B: 0	DP: 1	SB: 0	
HR: 0	HBP: 0	CS: 0	

Batter	1	2	3	4	5	6	7	8	9	10	11	AB	R	H	RBI	BB	SO	LOB
Willie Davis, L (1, 8) OBP: 0.345, SLG: 0.327	K	P3			F2		HR 2B		SH1-3 1-2		G3	5	1	1	0	0	1	2
Wes Parker, S (1, 3) OBP: 0.389, SLG: 0.395	1B BB		L7		1B 2B		F3		1-3 IBB		1B	4	1	2	0	2	0	1
Ron Fairly, L (1, 9) OBP: 0.333, SLG: 0.402	L9		K		1B BB		2-H HR		1-2 2-3		F9	5	1	1	2	1	1	4
Jim Lefebvre, S (1, 5) OBP: 0.385, SLG: 0.421	1-3 FC6-4 1B		K		1-2 2-H 1B		K		IBB		P4	5	0	2	1	1	2	1
Ron Hunt, R (1, 4) OBP: 0.392, SLG: 0.343	FC6-4 1-2f			G3	L8			F9	P3			5	0	0	0	0	0	7
Bob Bailey, R (1, 7) OBP: 0.196, SLG: 0.209		1-3		K		F8		FC6-4 1B		F8		5	0	1	0	0	1	0
Jim Campanis, R (1, 2) OBP: 0.583, SLG: 0.889		HBP 1B		1B BB		4-3		FC6-4 1-2f		5-3		4	0	1	0	1	0	1
Gene Michael, S (1, 6) OBP: 0.253, SLG: 0.223		1-2 HBP		1-3 1B		CS 1B		K		BB		2	0	2	0	0	0	0
Phil Regan, R (7, 1)												1	0	0	0	0	1	1
Al Ferrara, R (10, PH) OBP: 0.271, SLG: 0.294												0	0	0	0	1	0	0
Ron Perranoski, L (11, 1)												0	0	0	0	0	0	0
Bob Lee, R (11, 1)												0	0	0	0	0	0	0
Bill Singer, R (1, 1)		K			5-3	P	P6-3		1-3 SH1-3 1B	5-3		1	0	0	0	0	1	2
Jim Hickman, R (5, PH) OBP: 0.244, SLG: 0.262						1-2						1	0	0	0	0	0	0
Bob Miller, R (6, 1)												1	0	0	0	0	0	1
Dick Schofield, S (7, 6) OBP: 0.308, SLG: 0.100												3	0	1	0	0	0	1
Inning Stats	R: 0 E: 0 K: 1 S: 6 H: 1 LOB: 2 BB: 1 P: 10	R: 0 E: 0 K: 1 S: 6 H: 1 LOB: 2 BB: 0 P: 7	R: 0 E: 0 K: 2 S: 7 H: 0 LOB: 0 BB: 0 P: 7	R: 0 E: 0 K: 1 S: 5 H: 1 LOB: 2 BB: 1 P: 9	R: 1 E: 0 K: 0 S: 5 H: 2 LOB: 2 BB: 1 P: 9	R: 0 E: 0 K: 0 S: 3 H: 1 LOB: 0 BB: 0 P: 3	R: 2 E: 0 K: 1 S: 7 H: 2 LOB: 0 BB: 0 P: 7	R: 0 E: 0 K: 1 S: 6 H: 1 LOB: 1 BB: 0 P: 6	R: 0 E: 0 K: 0 S: 4 H: 1 LOB: 3 BB: 2 P: 12	R: 0 E: 0 K: 0 S: 3 H: 0 LOB: 1 BB: 1 P: 7	R: 0 E: 0 K: 0 S: 4 H: 1 LOB: 1 BB: 0 P: 4	1B: 8 2B: 2 3B: 0 HR: 1	SF: 0 SAC: 1 DP: 0 HBP: 1	WP: 0 PB: 0 SB: 0 CS: 1	PA: 50			

PITCHER	IP	WLS	BF	H	R	ER	SO	BB	IBB	HBP	BLK	WP	HR	S	P	ERA	WHIP
Ken Holtzman, L (1, 1) ERA: 2.22	11.0	W	50	11	3	3	7	4	2	1	0	0	1	56	81	2.46	1.364

PITCHER	IP	WLS	BF	H	R	ER	SO	BB	IBB	HBP	BLK	WP	HR	S	P	ERA	WHIP

BOTTOM

Chicago Cubs @ Los Angeles Dodgers

Dodger Stadium, Los Angeles, CA

Sun May 14 1967, 3:38 AM PDT

Att. 26,630 - Sunny - 80 F

livebaseballscorecards.com

AB	42
R	3
H	11
RBI	3
BB	6
SO	7
LOB	21

TOP

Houston Astros @ Los Angeles Dodgers

Dodger Stadium, Los Angeles, CA

Mon May 15 1967, 7:05 PM PDT

Att. 15,529 - Unknown

livebaseballscorecards.com

Batter	1	2	3	4	5	6	7	8	9	10	AB	R	H	RBI	BB	SO	LOB
Ron Davis, R (1, 7) OBP: 0.357, SLG: 0.500	P3		6-3		IBB		P5		F7		3	0	0	0	1	0	1
Norm Miller, L (9, PH) OBP: 0.263, SLG: 0.250											0	0	0	0	0	0	0
Jim Landis, R (9, PH) OBP: 0.362, SLG: 0.367 (9, 7)											1	0	0	0	0	0	2
Sonny Jackson, L (1, 6) OBP: 0.248, SLG: 0.274	5-3		6-3		P6		F7		G1		5	0	0	0	0	0	5
Joe Morgan, L (1, 4) OBP: 0.384, SLG: 0.388	HR 1B			1B		1B 3B	F8			SH1-4 3B 1B	5	3	4	0	0	0	1
Jimmy Wynn, R (1, 8) OBP: 0.366, SLG: 0.475	1-H HR			F2		K		6-3		SH1-4 1-2	4	1	1	2	0	1	2
Chuck Harrison, R (1, 3) OBP: 0.311, SLG: 0.256	F9			K		K		P4		P6	4	0	0	0	0	2	2
Eddie Mathews, L (10, PH) OBP: 0.355, SLG: 0.397 (10, 3)											1	0	0	0	0	0	1
Rusty Staub, L (1, 9) OBP: 0.405, SLG: 0.544		K		K		1B 1B 3-H		G3		3B IBB	4	1	1	1	1	2	1
Bob Aspromonte, R (1, 5) OBP: 0.297, SLG: 0.330		F9			F8	1-2 1B			FC1-6 1B	1-H 2-H 3B	5	0	3	2	0	0	0
John Bateman, R (1, 2) OBP: 0.198, SLG: 0.220	6-3				2B	P6			FC1-6 SH 1-2f	IBB	4	0	1	0	0	0	3
Bob Lillis, R (9, PR)											0	0	0	0	0	0	0
Ron Brand, R (9, 2) OBP: 0.267, SLG: 0.120											0	0	0	0	1	0	0
Dave Giusti, R (1, 1) OBP: 0.071, SLG: 0.071			1-3		P3		1B		SH 1-2	K	3	0	1	0	0	0	1
Dan Schneider, L (8, 1)											0	0	0	0	0	0	0
Carroll Sembera, R (8, 1) OBP: 0.333, SLG: 0.333											1	0	0	0	0	1	2

	AB	40
	R	5
	H	11
	RBI	5
	BB	3
	SO	6
	LOB	21

Inning Stats	1	2	3	4	5	6	7	8	9	10
	R: 2 E: 0 K: 0 S: 5	H: 2 LOB: 0 BB: 0 P: 5	R: 0 E: 0 K: 1 S: 5	H: 0 LOB: 0 BB: 0 P: 5	R: 0 E: 0 K: 0 S: 3	H: 0 LOB: 0 BB: 0 P: 3	R: 0 E: 0 K: 2 S: 8	H: 1 LOB: 1 BB: 0 P: 8	R: 0 E: 0 K: 0 S: 4	H: 1 LOB: 2 BB: 1 P: 8
	R: 1 E: 0 K: 2 S: 10	H: 3 LOB: 2 BB: 0 P: 10	R: 0 E: 0 K: 0 S: 4	H: 1 LOB: 1 BB: 0 P: 4	R: 0 E: 0 K: 0 S: 3	H: 0 LOB: 0 BB: 0 P: 3	R: 0 E: 1 K: 0 S: 5	H: 1 LOB: 2 BB: 0 P: 5	R: 2 E: 0 K: 1 S: 7	H: 2 LOB: 2 BB: 2 P: 15

	1B: 7	SF: 0	WP: 0	PA: 45
	2B: 1	SAC: 2	PB: 0	
	3B: 2	DP: 0	SB: 0	
	HR: 1	HBP: 0	CS: 0	

PITCHER		IP	WLS	BF	H	R	ER	SO	BB	IBB	HBP	BLK	WP	HR	S	P	ERA	WHIP
Jim Brewer, L ERA: 3.0	(1, 1)	7.0		30	8	3	3	5	0	1	0	0	0	1	39	43	3.86	1.143
Bob Miller, R ERA: 5.81	(8, 1)	1.1		6	1	0	0	0	0	0	0	0	0	0	6	6	0.00	0.750
Ron Perranoski, L ERA: 3.33	(9, 1)	0.2		2	0	0	0	0	0	0	0	0	0	0	2	2	0.00	0.000
Phil Regan, R ERA: 2.42	(10, 1)	1.0	L	7	2	2	2	1	0	2	0	0	0	0	7	15	18.00	2.000

PITCHER	IP	WLS	BF	H	R	ER	SO	BB	IBB	HBP	BLK	WP	HR	S	P	ERA	WHIP

Batter	1	2	3	4	5	6	7	8	9	10	AB	R	H	RBI	BB	SO	LOB
Wes Parker, S (1, 3) OBP: 0.368, SLG: 0.370	S S S 0-3 ① K		x 0-0 ② 4-3 2-3		x 0-0 ③ G3			S S S 0-3 ① K	x 0-0 ③ G3		5	0	0	0	0	2	3
Ron Hunt, R (1, 4) OBP: 0.400, SLG: 0.349	B B B B 4-0 BB		x 0-0 ③ F9			x 0-0 1B		x 0-0 E 6-3 1-3 1B		x 0-0 ① F7	4	1	2	0	1	0	1
Willie Davis, L (1, 8) OBP: 0.333, SLG: 0.316	S S S 0-3 ② K			x 0-0 1B G3 1B		x 0-0 ① F8		x 0-0 E3 6-3 BB 1-3 3-H		x 0-0 ② F8	5	1	1	1	0	1	3
Ron Fairly, L (1, 9) OBP: 0.336, SLG: 0.396	x 0-0 ③ F9			x 0-0 G3 1-3 1B		x 0-0 ② F7		B B B B 4-0 6-3 1-2 BB		x 0-0 ③ L3	4	0	1	0	1	0	2
Jim Lefebvre, S (1, 5) OBP: 0.373, SLG: 0.405		x 0-0 ① 5-3		x 0-0 ① F7		x 0-0 ③ 1-3		x 0-0 ② 6-3 1-2 2-3 3-H			4	0	0	1	0	0	5
John Roseboro, L (1, 2) OBP: 0.406, SLG: 0.283 Al Ferrara, R (8, PH) OBP: 0.267, SLG: 0.288 Jeff Torborg, R (9, 2) OBP: 0.220, SLG: 0.211		x 0-0 ② L9		x 0-0 ② G3 1-2 3-H			x 0-0 ① P6	x 0-0 ③ L9			3 1 0	0 0 0	0 0 0	1 0 0	0 0 0	0 0 0	1 2 0
Bob Bailey, R (1, 7) OBP: 0.188, SLG: 0.200		x 0-0 ③ 4-3		x 0-0 ③ 6-3			x 0-0 ② F7		x 0-0 ① 6-3		4	0	0	0	0	0	1
Gene Michael, S (1, 6) OBP: 0.255, SLG: 0.227 Bob Miller, R (8, 1) Ron Perranoski, L (9, 1) Len Gabrielson, L (9, PH) OBP: 0.158, SLG: 0.059 Phil Regan, R (10, 1)			x 0-0 4-3 SH3-4 1B		S S S 0-3 ① K		x 0-0 ③ P3		x 0-0 ② 4-3		3 0 0 1 0	0 0 0 0 0	1 0 0 0 0	0 0 0 0 0	0 0 0 0 0	1 0 0 0 0	0 0 0 0 0
Jim Brewer, L (1, 1) Dick Schofield, S (8, 6) OBP: 0.400, SLG: 0.182			x 0-0 ① SH3-4 1-2		x 0-0 ② P4			B B B B 4-0 1B E BB	x 0-0 1B		1 1	0 1	0 1	0 0	0 1	0 0	0 0
Inning Stats	R: 0 E: 0 K: 2 S: 7 H: 0 LOB: 1 BB: 1 P: 11	R: 0 E: 0 K: 0 S: 3 H: 0 LOB: 0 BB: 0 P: 3	R: 0 E: 0 K: 0 S: 4 H: 1 LOB: 1 BB: 0 P: 4	R: 1 E: 0 K: 0 S: 5 H: 2 LOB: 1 BB: 0 P: 5	R: 0 E: 0 K: 1 S: 5 H: 0 LOB: 0 BB: 0 P: 5	R: 0 E: 0 K: 0 S: 4 H: 1 LOB: 1 BB: 0 P: 4	R: 0 E: 0 K: 0 S: 3 H: 0 LOB: 0 BB: 0 P: 3	R: 2 E: 1 K: 1 S: 7 H: 1 LOB: 2 BB: 2 P: 15	R: 0 E: 0 K: 0 S: 4 H: 1 LOB: 1 BB: 0 P: 4	R: 0 E: 0 K: 0 S: 3 H: 0 LOB: 0 BB: 0 P: 3	1B: 6 2B: 0 3B: 0 HR: 0	SF: 0 SAC: 1 DP: 0 HBP: 0						

PITCHER	IP	WLS	BF	H	R	ER	SO	BB	IBB	HBP	BLK	WP	HR	S	P	ERA	WHIP
Dave Giusti, R (1, 1) ERA: 3.92	7.1		29	5	3	2	4	2	0	0	0	0	0	35	43	2.46	0.955
Dan Schneider, L (8, 1) ERA: 0.93	0.1		3	0	0	0	0	1	0	0	0	0	0	2	6	0.00	3.000
Carroll Sembera, R (8, 1) ERA: 2.18	2.1	W	8	1	0	0	0	0	0	0	0	0	0	8	8	0.00	0.429

PITCHER	IP	WLS	BF	H	R	ER	SO	BB	IBB	HBP	BLK	WP	HR	S	P	ERA	WHIP

BOTTOM

Houston Astros @ Los Angeles Dodgers

Dodger Stadium, Los Angeles, CA

Mon May 15 1967, 7:05 PM PDT
Att. 15,529 - Unknown

livebaseballscorecards.com

AB	36
R	3
H	6
RBI	3
BB	3
SO	4
LOB	18

WP: 0 PB: 0 SB: 0 CS: 0 PA: 40

Houston Astros @ Los Angeles Dodgers

Dodger Stadium, Los Angeles, CA

Tue May 16 1967, 7:05 PM PDT

Att. 16,386 - Unknown

TOP

livebaseballscorecards.com

Batter	1	2	3	4	5	6	7	8	9	AB	R	H	RBI	BB	SO	LOB
Ron Davis, R (1, 7) OBP: 0.333, SLG: 0.463	F9		F7		K			2-3		4	0	0	0	0	1	0
Sonny Jackson, L (1, 6) OBP: 0.242, SLG: 0.268	K		4-3			F8			F7	3	0	0	0	0	1	0
Bob Lillis, R (9, PH)										1	0	0	0	0	0	0
Joe Morgan, L (1, 4) OBP: 0.372, SLG: 0.373	G3		4-3			F8			F8	4	0	0	0	0	0	0
Jimmy Wynn, R (1, 8) OBP: 0.362, SLG: 0.461		F7		K		5-3			BB, 1B	3	0	0	0	1	1	0
Chuck Harrison, R (1, 3) OBP: 0.327, SLG: 0.349		HR		6-3			F8		FC4-6, 1-2	4	1	2	1	0	0	0
Rusty Staub, L (1, 9) OBP: 0.410, SLG: 0.542		1B		1B			F7		FC4-6, 1-2f	4	0	2	0	0	0	2
Bob Aspromonte, R (1, 5) OBP: 0.306, SLG: 0.339		1B, 1-3		1B, 1-3			6-3			3	0	2	0	0	0	0
John Bateman, R (1, 2) OBP: 0.191, SLG: 0.212		K			F9			6-3		3	0	0	0	0	1	2
Chris Zachary, L (1, 1)		4-3			K			K		1	0	0	0	0	0	2
Bo Belinsky, L (4, 1)										1	0	0	0	0	1	0
Jim Landis, R (8, PH) OBP: 0.357, SLG: 0.361										1	0	0	0	0	1	0
Jim Owens, R (8, 1)										0	0	0	0	0	0	0

	AB	32
	R	1
	H	6
	RBI	1
	BB	1
	SO	6
	LOB	6

Inning Stats	1	2	3	4	5	6	7	8	9
	R: 0 E: 0 K: 1 S: 5	R: 1 E: 0 K: 1 S: 8	R: 0 E: 0 K: 0 S: 3	R: 0 E: 0 K: 1 S: 6	R: 0 E: 0 K: 2 S: 7	R: 0 E: 0 K: 0 S: 3	R: 0 E: 0 K: 0 S: 3	R: 0 E: 0 K: 1 S: 5	R: 0 E: 0 K: 0 S: 4
	H: 0 LOB: 0 BB: 0 P: 5	H: 3 LOB: 2 BB: 0 P: 8	H: 0 LOB: 0 BB: 0 P: 3	H: 2 LOB: 2 BB: 0 P: 6	H: 0 LOB: 0 BB: 0 P: 7	H: 0 LOB: 0 BB: 0 P: 3	H: 0 LOB: 0 BB: 0 P: 3	H: 0 LOB: 0 BB: 0 P: 5	H: 1 LOB: 2 BB: 1 P: 8

	1B: 5	SF: 0	WP: 0	PA: 33
	2B: 0	SAC: 0	PB: 0	
	3B: 0	DP: 0	SB: 0	
	HR: 1	HBP: 0	CS: 0	

PITCHER	IP	WLS	BF	H	R	ER	SO	BB	IBB	HBP	BLK	WP	HR	S	P	ERA	WHIP
Claude Osteen, L (1, 1) ERA: 2.68	9.0	W	33	6	1	1	6	1	0	0	0	0	1	44	48	1.00	0.778

PITCHER	IP	WLS	BF	H	R	ER	SO	BB	IBB	HBP	BLK	WP	HR	S	P	ERA	WHIP

Batter	1	2	3	4	5	6	7	8	9	AB	R	H	RBI	BB	SO	LOB
Gene Michael, S (1, 6) OBP: 0.245, SLG: 0.218	F7	2-3		6-3			4-3			4	0	0	0	0	0	1
Ron Hunt, R (1, 4) OBP: 0.396, SLG: 0.345	5-3		4-3 1B		2-3		5-3			4	0	1	0	0	0	0
Willie Davis, L (1, 8) OBP: 0.313, SLG: 0.295	4-3		4-3 1-2		K		K			4	0	0	0	0	2	1
Ron Fairly, L (1, 9) OBP: 0.333, SLG: 0.386		BBBB 1B BB	F8		4-3		F8			3	1	0	0	1	0	2
Jim Lefebvre, S (1, 5) OBP: 0.369, SLG: 0.400		1B SH 1B 1-3	K			5-3		P6		4	1	1	0	0	1	1
John Roseboro, L (1, 2) OBP: 0.425, SLG: 0.368		1B SH 1B 1-2 3-H		BB 1B 1B		HR		F8		4	3	3	2	0	0	0
Wes Parker, S (1, 3) OBP: 0.378, SLG: 0.366		SH SH1-3 1-H 2-H		1B WP BB 1-2		S BB		4-3		1	1	0	0	2	0	0
Len Gabrielson, L (1, 7) OBP: 0.200, SLG: 0.111		SH1-3 1-2		CS 1B 1-3 2-H		K 1-2				1	0	1	1	0	0	0
Jim Hickman, R (5, 7) OBP: 0.239, SLG: 0.256										1	0	0	0	0	1	1
Claude Osteen, L (1, 1) OBP: 0.286, SLG: 0.278		K		K 1-2 3-H		4-3				3	0	0	0	0	2	3
Inning Stats	R: 0 E: 0 K: 0 S: 3 H: 0 LOB: 0 BB: 0 P: 3	R: 3 E: 1 K: 1 S: 8 H: 2 LOB: 1 BB: 1 P: 12	R: 0 E: 0 K: 1 S: 6 H: 1 LOB: 1 BB: 0 P: 6	R: 2 E: 0 K: 1 S: 6 H: 2 LOB: 0 BB: 1 P: 10	R: 0 E: 0 K: 1 S: 5 H: 0 LOB: 0 BB: 0 P: 5	R: 1 E: 0 K: 1 S: 6 H: 1 LOB: 1 BB: 1 P: 10	R: 0 E: 0 K: 1 S: 6 H: 0 LOB: 1 BB: 0 P: 6	R: 0 E: 0 K: 0 S: 3 H: 0 LOB: 0 BB: 0 P: 3		1B: 5 2B: 0 3B: 0 HR: 1 SF: 0 SAC: 2 DP: 0 HBP: 0				WP: 2 PB: 0 SB: 1 CS: 1 PA: 34		

PITCHER		IP	WLS	BF	H	R	ER	SO	BB	IBB	HBP	BLK	WP	HR	S	P	ERA	WHIP
Chris Zachary, R ERA: 5.4	(1, 1)	3.0	L	16	4	5	3	2	2	0	0	0	0	0	18	26	9.00	2.000
Bo Belinsky, L ERA: 4.67	(4, 1)	4.0		15	2	1	1	4	1	0	0	0	2	1	22	26	2.25	0.750
Jim Owens, R ERA: 1.59	(8, 1)	1.0		3	0	0	0	0	0	0	0	0	0	0	3	3	0.00	0.000

PITCHER	IP	WLS	BF	H	R	ER	SO	BB	IBB	HBP	BLK	WP	HR	S	P	ERA	WHIP

BOTTOM

Houston Astros @ Los Angeles Dodgers

Dodger Stadium, Los Angeles, CA

Tue May 16 1967, 7:05 PM PDT

Att. 16,386 - Unknown

livebaseballscorecards.com

AB	29
R	6
H	6
RBI	3
BB	3
SO	6
LOB	9

Batter	1	2	3	4	5	6	7	8	9	AB	R	H	RBI	BB	SO	LOB
Joe Morgan, L (1, 4) OBP: 0.368, SLG: 0.368	G1-6-3 1B		G4-3 1-2f			P3		F8		4	0	1	0	0	0	3
Sonny Jackson, L (1, 6) OBP: 0.235, SLG: 0.260	G1-6-3 1-2f			4-3		K			F8	4	0	0	0	0	1	1
Jimmy Wynn, R (1, 8) OBP: 0.375, SLG: 0.481	6-3			2B			4-3 G3 1B		1B	4	0	3	0	0	0	0
Eddie Mathews, L (1, 3) OBP: 0.340, SLG: 0.378		F9		F7			G3 1-2		P6	4	0	0	0	0	0	3
Rusty Staub, L (1, 9) OBP: 0.390, SLG: 0.513		P4		F8			4-3 2-3		4-3	4	0	0	0	0	0	3
Ron Davis, R (1, 7) OBP: 0.317, SLG: 0.439		F8			L7		F8			3	0	0	0	0	0	1
Bob Aspromonte, R (1, 5) OBP: 0.315, SLG: 0.357			1B 1B		K			2B		3	0	2	0	0	1	0
John Bateman, R (1, 2) OBP: 0.187, SLG: 0.207			P4		5-3			6-3		2	0	0	0	0	0	1
Barry Latman, R (5, 1)										0	0	0	0	0	0	0
Norm Miller, L (8, PH) OBP: 0.250, SLG: 0.235										1	0	0	0	0	0	1
Claude Raymond, R (8, 1)										0	0	0	0	0	0	0
Mike Cuellar, L (1, 1) OBP: 0.222, SLG: 0.278			G4-3 1-2 1B			5-3		5-3		1	0	1	0	0	0	0
Dave Adlesh, R (5, 2) OBP: 0.308, SLG: 0.182										2	0	0	0	0	0	1
Inning Stats	R: 0 E: 0 K: 0 S: 3 H: 1 LOB: 0 BB: 0 P: 3	R: 0 E: 0 K: 0 S: 3 H: 0 LOB: 0 BB: 0 P: 3	R: 0 E: 0 K: 0 S: 4 H: 2 LOB: 1 BB: 0 P: 4	R: 0 E: 0 K: 0 S: 4 H: 1 LOB: 1 BB: 0 P: 4	R: 0 E: 0 K: 1 S: 5 H: 0 LOB: 0 BB: 0 P: 5	R: 0 E: 0 K: 1 S: 5 H: 0 LOB: 0 BB: 0 P: 5	R: 0 E: 0 K: 0 S: 4 H: 1 LOB: 1 BB: 0 P: 4	R: 0 E: 0 K: 0 S: 4 H: 1 LOB: 1 BB: 0 P: 4	R: 0 E: 0 K: 0 S: 4 H: 1 LOB: 1 BB: 0 P: 4	1B: 5 2B: 2 3B: 0 HR: 0 SF: 0 SAC: 0 DP: 2 HBP: 0						

PITCHER	IP	WLS	BF	H	R	ER	SO	BB	IBB	HBP	BLK	WP	HR	S	P	ERA	WHIP
Don Sutton, R (1, 1) ERA: 4.33	9.0	W	32	7	0	0	2	0	0	0	0	0	0	36	36	0.00	0.778

PITCHER	IP	WLS	BF	H	R	ER	SO	BB	IBB	HBP	BLK	WP	HR	S	P	ERA	WHIP

TOP

Houston Astros @ Los Angeles Dodgers

Dodger Stadium, Los Angeles, CA

Wed May 17 1967, 7:05 PM PDT

Att. 17,187 - Unknown

livebaseballscorecards.com

AB	32
R	0
H	7
RBI	0
BB	0
SO	2
LOB	14

WP: 0	PA: 32
PB: 0	
SB: 0	
CS: 0	

Batter	1	2	3	4	5	6	7	8	9	AB	R	H	RBI	BB	SO	LOB
Gene Michael, S (1, 6) OBP: 0.236, SLG: 0.210	L6	K	F9			FC6-4 5-3 1-2f				4	0	0	0	0	1	2
Ron Hunt, R (1, 4) OBP: 0.399, SLG: 0.345	1B 2B 1B	BB		F9		5-3 1-2				3	1	1	0	1	0	1
Willie Davis, L (1, 8) OBP: 0.324, SLG: 0.308	1B 2B 1-3	F7		F9			G6-4-3 1B			4	1	2	0	0	0	1
Jim Lefebvre, S (1, 5) OBP: 0.366, SLG: 0.403	2B 1B 1-H 3-H		G1	5-3			F8			4	1	1	2	0	0	1
Al Ferrara, R (1, 7) OBP: 0.266, SLG: 0.286	K		K		1B		G6-4-3 1-2f			4	0	1	0	0	2	2
Ron Fairly, L (1, 9) OBP: 0.338, SLG: 0.385	1B 2-H		BB 2B E		F8			F9		3	1	1	1	1	0	1
John Roseboro, L (1, 2) OBP: 0.429, SLG: 0.393	F8		2B E 1-3		F7			G4-6-3 1B		4	1	2	0	0	0	2
Wes Parker, S (1, 3) OBP: 0.382, SLG: 0.400		HR	IBB E		P5			G4-6-3 1-2f		3	2	1	1	1	0	2
Don Sutton, R (1, 1) OBP: 0.211, SLG: 0.316		4-3	E6 1-H 2-H 3-H			FC6-4 1B				3	0	1	0	0	0	0
Inning Stats	R: 3 H: 4 E: 0 LOB: 1 K: 1 BB: 0 S: 9 P: 9	R: 1 H: 1 E: 0 LOB: 1 K: 1 BB: 1 S: 6 P: 10	R: 3 H: 1 E: 1 LOB: 1 K: 1 BB: 2 S: 7 P: 15	R: 0 H: 0 E: 0 LOB: 0 K: 0 BB: 0 S: 3 P: 3	R: 0 H: 1 E: 0 LOB: 1 K: 0 BB: 0 S: 4 P: 4	R: 0 H: 1 E: 0 LOB: 0 K: 0 BB: 0 S: 3 P: 3	R: 0 H: 1 E: 0 LOB: 0 K: 0 BB: 0 S: 3 P: 3	R: 0 H: 1 E: 0 LOB: 0 K: 0 BB: 0 S: 3 P: 3		1B: 7 SF: 0 2B: 2 SAC: 0 3B: 0 DP: 2 HR: 1 HBP: 0						

BOTTOM

Houston Astros @ Los Angeles Dodgers

Dodger Stadium, Los Angeles, CA

Wed May 17 1967, 7:05 PM PDT

Att. 17,187 - Unknown

livebaseballscorecards.com

AB	32
R	7
H	10
RBI	4
BB	3
SO	3
LOB	12

PITCHER		IP	WLS	BF	H	R	ER	SO	BB	IBB	HBP	BLK	WP	HR	S	P	ERA	WHIP
Mike Cuellar, L ERA: 4.5	(1, 1)	4.0	L	22	6	7	4	3	2	1	0	0	0	1	25	37	9.00	2.000
Barry Latman, R ERA: 2.7	(5, 1)	3.0		10	3	0	0	0	0	0	0	0	0	0	10	10	0.00	1.000
Claude Raymond, R ERA: 3.1	(8, 1)	1.0		3	1	0	0	0	0	0	0	0	0	0	3	3	0.00	1.000

PITCHER	IP	WLS	BF	H	R	ER	SO	BB	IBB	HBP	BLK	WP	HR	S	P	ERA	WHIP

Batter	1	2	3	4	5	6	7	8	9	AB	R	H	RBI	BB	SO	LOB
Wes Parker, S (1, 3) OBP: 0.383, SLG: 0.400	1B SF7 1B		F7	F8			1B	L5 3-H		5	1	2	0	0	0	3
Ron Hunt, R (1, 4) OBP: 0.385, SLG: 0.331	F9		5-3	G3			K		F8	5	0	0	0	0	1	2
Willie Davis, L (1, 8) OBP: 0.329, SLG: 0.329	SF7 1-3 1B		3-1		F9		2B		P3	5	1	2	0	0	0	0
Jim Lefebvre, S (1, 5) OBP: 0.374, SLG: 0.423	SF7 1-2 3-H			1B HR 1B	1B		1B 2-H		K	4	2	3	2	0	1	0
Ron Fairly, L (1, 9) OBP: 0.343, SLG: 0.383	K			HR 1-2 1B	K		1B IBB			3	1	1	0	1	2	2
Al Ferrara, R (1, 7) OBP: 0.279, SLG: 0.288		1B BB		F8	6-3		1-3 2-H 1B			3	1	1	1	1	0	3
Jeff Torborg, R (1, 2) OBP: 0.222, SLG: 0.286		1-3 1-2		1-H 2-H HR		6-3		P4		4	1	1	3	0	0	1
Gene Michael, S (1, 6) OBP: 0.246, SLG: 0.220		G5-4-3 2-H 1B		S 1B 1B		3-1		E1 1B L5		4	1	2	1	0	0	0
Don Drysdale, R (1, 1) OBP: 0.227, SLG: 0.190		G5-4-3 1-2f		1-H 1B		6-3		1-3 1B		4	0	2	1	0	0	1
Inning Stats	R: 1 E: 0 K: 1 S: 7 H: 2 LOB: 1 BB: 0 P: 7	R: 1 E: 0 K: 0 S: 3 H: 1 LOB: 0 BB: 1 P: 7	R: 0 E: 0 K: 0 S: 3 H: 0 LOB: 0 BB: 0 P: 3	R: 4 E: 0 K: 0 S: 8 H: 5 LOB: 1 BB: 0 P: 8	R: 0 E: 0 K: 1 S: 6 H: 1 LOB: 1 BB: 0 P: 6	R: 0 E: 0 K: 0 S: 3 H: 0 LOB: 0 BB: 0 P: 3	R: 2 E: 0 K: 1 S: 7 H: 4 LOB: 2 BB: 1 P: 11	R: 0 E: 1 K: 0 S: 4 H: 1 LOB: 1 BB: 0 P: 4	R: 0 E: 0 K: 1 S: 5 H: 0 LOB: 0 BB: 0 P: 5	1B: 11 2B: 3 3B: 0 HR: 1	SF: 1 SAC: 0 DP: 2 HBP: 0						

TOP

Los Angeles Dodgers @ Chicago Cubs

Wrigley Field, Chicago, IL

Fri May 19 1967, 3:33 AM CDT

Att. 5,242 - Sunny - 65 F

livebaseballscorecards.com

AB	37
R	8
H	14
RBI	8
BB	2
SO	4
LOB	12

PITCHER		IP	WLS	BF	H	R	ER	SO	BB	IBB	HBP	BLK	WP	HR	S	P	ERA	WHIP
Rich Nye, L ERA: 3.03	(1, 1)	3.1	L	16	6	5	5	1	1	0	0	0	0	1	17	21	13.50	2.100
Joe Niekro, R ERA: 2.38	(4, 1)	1.2		8	3	1	1	1	0	0	0	0	0	0	10	10	5.40	1.800
Bill Hands, R ERA: 3.12	(6, 1)	3.0		13	5	2	2	1	0	1	0	0	0	0	14	18	6.00	1.667
Dick Radatz, R ERA: 5.06	(9, 1)	1.0		3	0	0	0	1	0	0	0	0	0	0	5	5	0.00	0.000

PITCHER		IP	WLS	BF	H	R	ER	SO	BB	IBB	HBP	BLK	WP	HR	S	P	ERA	WHIP

Batter	1	2	3	4	5	6	7	8	9	AB	R	H	RBI	BB	SO	LOB
Don Kessinger, S (1, 6) OBP: 0.264, SLG: 0.234	5-3		F8		F7			K 1-2		4	0	0	0	0	1	1
Glenn Beckert, R (1, 4) OBP: 0.278, SLG: 0.331	1-3		4-3			G4-6-3 1B		4-3 2-3		4	0	1	0	0	0	1
Billy Williams, L (1, 7) OBP: 0.439, SLG: 0.561	FC5-4 BB		G3			G4-6-3 1-2f		BB		2	0	0	0	2	0	1
Ron Santo, R (1, 5) OBP: 0.295, SLG: 0.319	FC5-4 1-2f			5-3		F7		F7		4	0	0	0	0	0	3
14 Ernie Banks, R (1, 3) OBP: 0.306, SLG: 0.505		FC3-6 BB 1B		1B			FC4 1B		2B	4	0	4	0	0	0	0
Lee Thomas, L (1, 9) OBP: 0.263, SLG: 0.312		K		F9			L4		F8	4	0	0	0	0	1	4
Randy Hundley, R (1, 2) OBP: 0.278, SLG: 0.263		FC3-6 1-2 BB		1-3			FC4 1-2f		K	3	0	0	0	1	1	3
Adolfo Phillips, R (1, 8) OBP: 0.404, SLG: 0.484		FC3-6 1-2f 2-3			K		F8		K	4	0	0	0	0	2	4
Rich Nye, L (1, 1) OBP: 0.083, SLG: 0.083 Joe Niekro, R (4, 1) Ted Savage, R (5, PH) OBP: 0.267, SLG: 0.154 Bill Hands, R (6, 1) John Upham, L (8, PH) OBP: 1.000, SLG: 1.000 Dick Radatz, R (9, 1) OBP: 0.500, SLG: 0.500		F8 1-2			K			4-3 WP 1B		1 0 1 0 1 0	0 0 0 0 0 0	0 0 0 0 0 0	0 0 0 0 0 0	0 0 0 0 0 0	0 0 1 0 0 0	2 0 0 0 0 0
Inning Stats	R: 0 E: 0 K: 0 S: 3 H: 0 LOB: 1 BB: 1 P: 7	R: 0 E: 0 K: 1 S: 6 H: 1 LOB: 2 BB: 1 P: 10	R: 0 E: 0 K: 0 S: 3 H: 0 LOB: 0 BB: 0 P: 3	R: 0 E: 0 K: 0 S: 4 H: 1 LOB: 1 BB: 0 P: 4	R: 0 E: 0 K: 2 S: 7 H: 0 LOB: 0 BB: 0 P: 7	R: 0 E: 0 K: 0 S: 3 H: 1 LOB: 0 BB: 0 P: 3	R: 0 E: 0 K: 0 S: 4 H: 1 LOB: 1 BB: 0 P: 4	R: 0 E: 0 K: 1 S: 6 H: 1 LOB: 2 BB: 1 P: 10	R: 0 E: 0 K: 2 S: 8 H: 1 LOB: 1 BB: 0 P: 8	1B: 5 2B: 1 3B: 0 HR: 0	SF: 0 SAC: 0 DP: 1 HBP: 0			WP: 1 PB: 0 SB: 1 CS: 0	PA: 35		

PITCHER		IP	WLS	BF	H	R	ER	SO	BB	IBB	HBP	BLK	WP	HR	S	P	ERA	WHIP
Don Drysdale, R ERA: 1.64	(1, 1)	9.0	W	35	6	0	0	6	3	0	0	0	1	0	44	56	0.00	1.000

PITCHER	IP	WLS	BF	H	R	ER	SO	BB	IBB	HBP	BLK	WP	HR	S	P	ERA	WHIP

BOTTOM

Los Angeles Dodgers @ Chicago Cubs

Wrigley Field, Chicago, IL

Fri May 19 1967, 3:33 AM CDT

Att. 5,242 - Sunny - 65 F

livebaseballscorecards.com

AB	32
R	0
H	6
RBI	0
BB	3
SO	6
LOB	19

Batter	1	2	3	4	5	6	7	8	9	AB	R	H	RBI	BB	SO	LOB
Wes Parker, S (1, 3) OBP: 0.393, SLG: 0.409	BBBB 4-0 L4-3 BB		x 0-0 2B		BBBB 4-0 G5-3 BB		x 0-0 ② 6-3		SSS 0-3 ③ K	3	0	1	0	2	1	2
Ron Hunt, R (1, 4) OBP: 0.384, SLG: 0.325	x 0-0 ① F8		BBBB 4-0 FC6-4 BB		x 0-0 ① F9		x 0-0 ③ P5			2	0	0	0	1	0	2
Dick Schofield, S (5, 4) OBP: 0.375, SLG: 0.167										1	0	0	0	0	0	0
Willie Davis, L (1, 8) OBP: 0.325, SLG: 0.315	x 0-0 ②③ L4-3 1-2		x 0-0 ③ FC6-4 1-2f		BBBB 4-0 1-2 BB			x 0-0 ① 3-1		3	0	0	0	1	0	3
Jim Lefebvre, S (1, 5) OBP: 0.371, SLG: 0.417		x 0-0 ① 4-3		SSS 0-3 ① K	x 0-0 ②③ G5-3 2-3f			x 0-0 3-6 1B		4	0	1	0	0	1	2
Ron Fairly, L (1, 9) OBP: 0.348, SLG: 0.407		BBBB 4-0 FC5-4 BB		x 0-0 HR		x 0-0 ① 6-3		x 0-0 ②③ 3-6 1-2f		3	1	1	1	1	0	1
Al Ferrara, R (1, 7) OBP: 0.306, SLG: 0.413		x 0-0 ② P6		x 0-0 HR		x 0-0 HR			x 0-0 FC1-6 BB 1B	4	2	3	2	0	0	1
Jeff Torborg, R (1, 2) OBP: 0.213, SLG: 0.273		x 0-0 ③ FC5-4 1-2f		SSS 0-3 ② K		x 0-0 ② 5-3			BBBB 4-0 FC1-6 1-2 BB	2	0	0	0	0	1	1
Dick Egan, L (4, 1)										0	0	0	0	0	0	0
Bob Bailey, R (6, PH) OBP: 0.186, SLG: 0.198										1	0	0	0	0	0	0
Bob Lee, R (6, 1)										0	0	0	0	0	0	0
Jim Hickman, R (9, PH) OBP: 0.255, SLG: 0.256										0	0	0	0	1	0	0
Gene Michael, S (1, 6) OBP: 0.246, SLG: 0.221			x 0-0 ① 5-3-1	x 0-0 1B		x 0-0 ③ 1-3			x 0-0 ① F9	4	0	1	0	0	0	2
Claude Osteen, L (1, 1) OBP: 0.273, SLG: 0.263			x 0-0 ② F7	x 0-0 ③ 4-3			x 0-0 ① F7		x 0-0 ② FC1-6 1-2f 2-3	1	0	0	0	0	0	0
Joe Moeller, R (3, 1)										0	0	0	0	0	0	0
Jim Campanis, R (4, PH) OBP: 0.467, SLG: 0.667										3	0	0	0	0	0	3
(4, 2)																
Inning Stats	R: 0 H: 0 E: 0 LOB: 0 K: 0 BB: 1 S: 2 P: 6	R: 0 H: 0 E: 0 LOB: 1 K: 0 BB: 1 S: 3 P: 7	R: 0 H: 1 E: 0 LOB: 2 K: 0 BB: 1 S: 4 P: 8	R: 2 H: 3 E: 0 LOB: 1 K: 2 BB: 0 S: 10 P: 10	R: 0 H: 0 E: 0 LOB: 1 K: 0 BB: 2 S: 2 P: 10	R: 1 H: 1 E: 0 LOB: 0 K: 0 BB: 0 S: 4 P: 4	R: 0 H: 0 E: 0 LOB: 0 K: 0 BB: 0 S: 3 P: 3	R: 0 H: 1 E: 0 LOB: 0 K: 0 BB: 0 S: 3 P: 3	R: 0 H: 1 E: 0 LOB: 2 K: 1 BB: 1 S: 6 P: 10	1B: 3 SF: 0 2B: 3 SAC: 0 3B: 0 DP: 3 HR: 3 HBP: 0						

PITCHER		IP	WLS	BF	H	R	ER	SO	BB	IBB	HBP	BLK	WP	HR	S	P	ERA	WHIP
Ken Holtzman, L ERA: 2.33	(1, 1)	9.0	W	37	7	3	3	3	6	0	0	0	0	3	37	61	3.00	1.444

PITCHER		IP	WLS	BF	H	R	ER	SO	BB	IBB	HBP	BLK	WP	HR	S	P	ERA	WHIP

TOP

Los Angeles Dodgers @ Chicago Cubs

Wrigley Field, Chicago, IL

Sat May 20 1967, 3:33 AM CDT

Att. 12,801 - Cloudy - 50 F

livebaseballscorecards.com

AB	31
R	3
H	7
RBI	3
BB	6
SO	3
LOB	17

PA: 37

WP: 0
PB: 0
SB: 0
CS: 0

Batter	1	2	3	4	5	6	7	8	9	AB	R	H	RBI	BB	SO	LOB
Don Kessinger, S (1, 6) OBP: 0.259, SLG: 0.230	F9		1B 1B 1B	E1 1-2 2B	F9	F7		6-3		6	2	1	0	0	0	2
Glenn Beckert, R (1, 4) OBP: 0.288, SLG: 0.368	F9		1B 1-3 SF7 1B	FC5-4 1-H 2-H 1B 2B	3-1		P6	IHR		6	3	3	3	0	0	0
Billy Williams, L (1, 7) OBP: 0.445, SLG: 0.556 George Altman, L (8, 7)	K		14 1B 1-3 1B 1B 3-H	FC5-4 HBP	G1		BB E HR BB	F7		3 1	2 0	1 0	1 0	1 0	1 0	0 0
Ron Santo, R (1, 5) OBP: 0.292, SLG: 0.310 Paul Popovich, S (8, 5) OBP: 0.281, SLG: 0.258		14 2B FC5-2 BB	SF7 3-H	FC5-4 14 WP 1-2f 2-3 1B		6-3	E6 BB 1-2 HR			3 0	2 0	0 0	1 0	1 0	0 0	3 0
14 Ernie Banks, R (1, 3) OBP: 0.327, SLG: 0.519		HR 1-3 2B	WP 1B 1-3 SF7 1B	1B 1-2 BB		1B HBP 2B BB	F2			3	3	2	0	2	0	2
Ted Savage, R (1, 9) OBP: 0.400, SLG: 0.250	F9		SF7 WP 1-2 S 1B 3-H	BB 1-3 2-H 3-H 1B		1-0 1B 1-2 2B HBP	4-0 HR 1-2 2-3 BB			3	3	2	3	1	0	2
Randy Hundley, R (1, 2) OBP: 0.292, SLG: 0.304	FC5-2 HR 3-H		SF7 1-3 2-H	BB 1-2		1-2 2-3 2B 1B	1-H 2-H 3-H HR			3	3	2	5	1	0	2
Adolfo Phillips, R (1, 8) OBP: 0.403, SLG: 0.520	HR 1-H 2-H		5-3 3-H	K		5-3 1-H 2-H 3-H 2B	F7			5	1	2	6	0	1	3
Ken Holtzman, R (1, 1) OBP: 0.200, SLG: 0.240	K			E 2B 1B F7		5-3 2-3		1-3		5	1	1	0	0	1	4
Inning Stats	R: 0 E: 0 K: 1 S: 5 H: 0 LOB: 0 BB: 0 P: 5	R: 3 E: 0 K: 1 S: 7 H: 2 LOB: 0 BB: 1 P: 11	R: 5 E: 0 K: 0 S: 8 H: 5 LOB: 0 BB: 0 P: 8	R: 4 E: 1 K: 1 S: 9 H: 3 LOB: 3 BB: 2 P: 18	R: 0 E: 0 K: 0 S: 3 H: 0 LOB: 0 BB: 0 P: 3	R: 3 E: 0 K: 0 S: 5 H: 2 LOB: 1 BB: 1 P: 10	R: 4 E: 1 K: 0 S: 5 H: 1 LOB: 0 BB: 2 P: 13	R: 1 E: 0 K: 0 S: 4 H: 1 LOB: 0 BB: 0 P: 4								

PITCHER		IP	WLS	BF	H	R	ER	SO	BB	IBB	HBP	BLK	WP	HR	S	P	ERA	WHIP
Claude Osteen, L ERA: 3.64	(1, 1)	2.1	L	14	6	7	7	2	1	0	0	0	0	1	17	21	27.00	3.000
Joe Moeller, R ERA: 9.0	(3, 1)	0.2		3	1	1	1	0	0	0	0	0	1	0	3	3	13.50	1.500
Dick Egan, L ERA: 7.36	(4, 1)	2.0		13	3	4	3	1	2	0	1	0	1	0	12	21	13.50	2.500
Bob Lee, R ERA: 5.4	(6, 1)	3.0		18	4	8	4	0	3	0	1	0	0	1	14	27	12.00	2.333

PITCHER	IP	WLS	BF	H	R	ER	SO	BB	IBB	HBP	BLK	WP	HR	S	P	ERA	WHIP

BOTTOM

Los Angeles Dodgers @ Chicago Cubs

Wrigley Field, Chicago, IL

Sat May 20 1967, 3:33 AM CDT

Att. 12,801 - Cloudy - 50 F

livebaseballscorecards.com

AB	38
R	20
H	14
RBI	19
BB	6
SO	3
LOB	18

1B: 8	SF: 2	WP: 2	PA: 48
2B: 3	SAC: 0	PB: 0	
3B: 0	DP: 0	SB: 1	
HR: 3	HBP: 2	CS: 0	

Batter	1	2	3	4	5	6	7	8	9	AB	R	H	RBI	BB	SO	LOB
Wes Parker, S (1, 3) OBP: 0.385, SLG: 0.392	K		4-3		4-3		F8		SH3-4 1B BB	4	1	0	0	1	1	1
Ron Hunt, R (1, 4) OBP: 0.393, SLG: 0.357	5-3		3B		BB		1-H HR 2B		SH3-4 1-2	3	1	2	1	1	0	0
Willie Davis, L (1, 8) OBP: 0.353, SLG: 0.368	BB		BB		F7		2-H HR		WP S SF9 2-H 1B	3	2	2	3	2	0	1
Jim Lefebvre, S (1, 5) OBP: 0.365, SLG: 0.405	F2		P4			3-1	P6		FC6-4 1-3 BB	4	0	0	0	1	0	3
Ron Fairly, L (1, 9) OBP: 0.349, SLG: 0.409		G3		F9		CS 1B		1B 1B 1B	SF9 3-H	4	0	2	1	0	0	0
Al Ferrara, R (1, 7) OBP: 0.307, SLG: 0.400 Jim Hickman, R (8, PH) OBP: 0.245, SLG: 0.244 (8, 7)		BB		L5		F7		K	FC6-4 1-2f	2 2	0 0	0 0	0 0	1 0	0 1	1 2
John Roseboro, L (1, 2) OBP: 0.432, SLG: 0.415		K		2B		CS 1-2	F9	1B 1-2 1B		4	0	2	0	0	1	1
Gene Michael, S (1, 6) OBP: 0.254, SLG: 0.239		F5		4-3			1B 2B	G4-6-3 1-2 2-3 1B		4	1	2	0	0	0	2
Jim Brewer, L (1, 1) Len Gabrielson, L (7, PH) OBP: 0.238, SLG: 0.158 Phil Regan, R (7, 1)			F8		F2		2-H 2B 1B	1-2f		2 1 1	0 1 0	0 1 0	0 1 0	0 0 0	0 0 0	0 0 3
Inning Stats	R: 0 E: 0 K: 1 S: 5 H: 0 LOB: 1 BB: 1 P: 9	R: 0 E: 0 K: 1 S: 5 H: 0 LOB: 1 BB: 1 P: 9	R: 0 E: 0 K: 0 S: 4 H: 1 LOB: 2 BB: 1 P: 8	R: 0 E: 0 K: 0 S: 4 H: 1 LOB: 1 BB: 0 P: 4	R: 0 E: 0 K: 0 S: 3 H: 0 LOB: 1 BB: 1 P: 7	R: 0 E: 0 K: 0 S: 3 H: 1 LOB: 0 BB: 0 P: 3	R: 4 E: 0 K: 0 S: 7 H: 4 LOB: 0 BB: 0 P: 7	R: 0 E: 0 K: 1 S: 7 H: 3 LOB: 2 BB: 0 P: 7	R: 2 E: 0 K: 0 S: 4 H: 1 LOB: 1 BB: 2 P: 12	1B: 6 2B: 3 3B: 1 HR: 1 SF: 1 SAC: 1 DP: 1 HBP: 0						

PITCHER	IP	WLS	BF	H	R	ER	SO	BB	IBB	HBP	BLK	WP	HR	S	P	ERA	WHIP
Ray Culp, R (1, 1) ERA: 3.63	6.2	L	29	6	3	3	2	4	0	0	0	0	0	29	45	4.05	1.500
Bob Hendley, L (7, 1) ERA: 4.5	0.1		3	2	1	1	0	0	0	0	0	0	1	3	3	27.00	6.000
Cal Koonce, R (8, 1) ERA: 6.46	1.0		4	2	0	0	1	0	0	0	0	0	0	6	6	0.00	2.000
Dick Radatz, R (9, 1) ERA: 6.55	0.1		3	1	2	2	0	1	0	0	0	0	0	2	6	54.00	6.000
John Upham, L (9, 1) ERA: 6.75	0.2		3	0	0	0	0	1	0	0	0	1	0	2	6	0.00	1.500

PITCHER	IP	WLS	BF	H	R	ER	SO	BB	IBB	HBP	BLK	WP	HR	S	P	ERA	WHIP

TOP

Los Angeles Dodgers @ Chicago Cubs

Wrigley Field, Chicago, IL

Sun May 21 1967, 3:33 AM CDT

Sunny - 58 F

livebaseballscorecards.com

AB	34
R	6
H	11
RBI	6
BB	6
SO	3
LOB	14

BOTTOM

Los Angeles Dodgers @ Chicago Cubs

Wrigley Field, Chicago, IL

Sun May 21 1967, 3:33 AM CDT

Sunny - 58 F

livebaseballscorecards.com

Batter	1	2	3	4	5	6	7	8	9	AB	R	H	RBI	BB	SO	LOB
Don Kessinger, S (1, 6) OBP: 0.259, SLG: 0.231	5-3		CS 1B		G3			K		4	0	1	0	0	1	1
Glenn Beckert, R (1, 4) OBP: 0.280, SLG: 0.358	K		F7 1-2			F3		L4		4	0	0	0	0	1	1
Billy Williams, L (1, 7) OBP: 0.440, SLG: 0.542	FC6-4 BB		4-3			F8			F8	3	0	0	0	1	0	0
Ron Santo, R (1, 5) OBP: 0.298, SLG: 0.311	FC6-4 1-2f			CS 1B		BB			F9	3	0	1	0	1	0	1
14 Ernie Banks, R (1, 3) OBP: 0.325, SLG: 0.536		HR		K		K			F8	4	1	1	1	0	2	2
Ted Savage, R (1, 9) OBP: 0.348, SLG: 0.211		4-3		K 1-2			K			3	0	0	0	0	2	1
Randy Hundley, R (1, 2) OBP: 0.284, SLG: 0.295		P4			1-3		4-3			3	0	0	0	0	0	0
Adolfo Phillips, R (1, 8) OBP: 0.410, SLG: 0.520		1B			BB		6-3			2	0	1	0	1	0	0
Ray Culp, R (1, 1) OBP: 0.077, SLG: 0.231		K			F2 1-3			L6		2	0	0	0	0	1	2
Bob Hendley, R (7, 1)										0	0	0	0	0	0	0
Cal Koonce, R (8, 1)										0	0	0	0	0	0	0
Lee Thomas, L (8, PH) OBP: 0.259, SLG: 0.308										1	0	0	0	0	0	0
Dick Radatz, R (9, 1) OBP: 0.500, SLG: 0.500										0	0	0	0	0	0	0
John Upham, L (9, 1) OBP: 1.000, SLG: 1.000										0	0	0	0	0	0	0
Inning Stats	R: 0 E: 0 K: 1 S: 5 H: 0 LOB: 1 BB: 1 P: 9	R: 1 E: 0 K: 1 S: 7 H: 2 LOB: 1 BB: 0 P: 7	R: 0 E: 0 K: 0 S: 3 H: 1 LOB: 0 BB: 0 P: 3	R: 0 E: 0 K: 2 S: 7 H: 1 LOB: 1 BB: 0 P: 7	R: 0 E: 1 K: 0 S: 3 H: 0 LOB: 1 BB: 1 P: 7	R: 0 E: 0 K: 1 S: 5 H: 0 LOB: 1 BB: 1 P: 9	R: 0 E: 0 K: 1 S: 5 H: 0 LOB: 0 BB: 0 P: 5	R: 0 E: 0 K: 1 S: 5 H: 0 LOB: 0 BB: 0 P: 5	R: 0 E: 0 K: 0 S: 3 H: 0 LOB: 0 BB: 0 P: 3	1B: 3 2B: 1 3B: 0 HR: 1 SF: 0 SAC: 0 DP: 1 HBP: 0						

PITCHER		IP	WLS	BF	H	R	ER	SO	BB	IBB	HBP	BLK	WP	HR	S	P	ERA	WHIP
Jim Brewer, L ERA: 2.63	(1, 1)	6.0	W	23	4	1	1	5	3	0	0	0	0	1	30	42	1.50	1.167
Phil Regan, R ERA: 2.13	(7, 1)	3.0	S	9	0	0	0	2	0	0	0	0	0	0	13	13	0.00	0.000

PITCHER		IP	WLS	BF	H	R	ER	SO	BB	IBB	HBP	BLK	WP	HR	S	P	ERA	WHIP

AB	29
R	1
H	4
RBI	1
BB	3
SO	7
LOB	8

WP: 0 PA: 32
PB: 0
SB: 0
CS: 2

Batter	1	2	3	4	5	6	7	8	9	AB	R	H	RBI	BB	SO	LOB
Wes Parker, S (1, 3) OBP: 0.380, SLG: 0.380	1-3		K			BB		P3		3	1	0	0	1	1	0
Ron Hunt, R (1, 4) OBP: 0.390, SLG: 0.349	F9			E6		1-2 HBP		P4		3	1	0	0	0	0	0
Willie Davis, L (1, 8) OBP: 0.348, SLG: 0.363	F8			FC3-2		4-3			E5	4	0	1	0	0	0	2
Ron Fairly, L (1, 9) OBP: 0.347, SLG: 0.405		P3		FC3-2		2-H 3-H 1B			F7	4	0	1	2	0	0	3
Jim Lefebvre, S (1, 5) OBP: 0.362, SLG: 0.396		BB		G1-6-3		F8			F8	3	0	0	0	1	0	4
Al Ferrara, R (1, 7) OBP: 0.291, SLG: 0.377		K	K				5-3		P4	4	0	0	0	0	2	2
John Roseboro, L (1, 2) OBP: 0.429, SLG: 0.412		F2	F8				G4-6-3			3	0	1	0	0	0	1
Jim Campanis, R (7, 2) OBP: 0.467, SLG: 0.667										0	0	0	0	0	0	0
Gene Michael, S (1, 6) OBP: 0.250, SLG: 0.235			F7		F7		G4-6-3			2	0	0	0	0	0	0
Ron Perranoski, L (7, 1)										0	0	0	0	0	0	0
Don Sutton, R (1, 1) OBP: 0.200, SLG: 0.300			P4			K		4-3		1	0	0	0	0	0	0
Bob Miller, R (5, 1)										0	0	0	0	0	0	0
Dick Schofield, S (5, 6) OBP: 0.333, SLG: 0.143										2	0	0	0	0	1	0
Len Gabrielson, L (7, PH) OBP: 0.227, SLG: 0.150										1	0	0	0	0	0	1
Inning Stats	R: 0 E: 0 K: 0 S: 3 H: 0 LOB: 0 BB: 0 P: 3	R: 0 E: 0 K: 1 S: 5 H: 0 LOB: 1 BB: 1 P: 9	R: 0 E: 0 K: 1 S: 5 H: 0 LOB: 0 BB: 0 P: 5	R: 0 E: 1 K: 0 S: 4 H: 1 LOB: 1 BB: 0 P: 4	R: 0 E: 0 K: 1 S: 5 H: 0 LOB: 0 BB: 0 P: 5	R: 2 E: 0 K: 1 S: 6 H: 1 LOB: 1 BB: 1 P: 11	R: 0 E: 0 K: 0 S: 3 H: 1 LOB: 0 BB: 0 P: 3	R: 0 E: 0 K: 0 S: 3 H: 0 LOB: 0 BB: 0 P: 3	R: 0 E: 1 K: 0 S: 4 H: 0 LOB: 1 BB: 0 P: 4	1B: 3 2B: 0 3B: 0 HR: 0 SF: 0 SAC: 0 DP: 2 HBP: 1						

PITCHER	IP	WLS	BF	H	R	ER	SO	BB	IBB	HBP	BLK	WP	HR	S	P	ERA	WHIP
Fergie Jenkins, R (1, 1) ERA: 2.87	9.0	W	33	3	2	2	4	2	0	1	0	0	0	38	47	2.00	0.556

PITCHER	IP	WLS	BF	H	R	ER	SO	BB	IBB	HBP	BLK	WP	HR	S	P	ERA	WHIP

TOP

Los Angeles Dodgers @ Chicago Cubs

Wrigley Field, Chicago, IL

Sun May 21 1967, 3:38 AM CDT

Att. 29,903 - Sunny - 55 F

livebaseballscorecards.com

AB	30
R	2
H	3
RBI	2
BB	2
SO	4
LOB	13

WP: 0 PB: 0 SB: 0 CS: 0 PA: 33

Batter	1	2	3	4	5	6	7	8	9	AB	R	H	RBI	BB	SO	LOB
Don Kessinger, S (1, 6) OBP: 0.248, SLG: 0.220	F8		1-3	F8	6-3			6-3		5	0	0	0	0	0	2
Glenn Beckert, R (1, 4) OBP: 0.277, SLG: 0.352	L6		P4	2-3 1B		4-3		5-3		5	0	1	0	0	0	0
Billy Williams, L (1, 7) OBP: 0.434, SLG: 0.528	BB		F9	F7		3-1				3	0	0	0	1	0	2
Ron Santo, R (1, 5) OBP: 0.310, SLG: 0.358	F7			SH1-4 14 1B PB 1B	14 E 2B	HR				4	3	3	1	0	0	1
14 Ernie Banks, R (1, 3) OBP: 0.331, SLG: 0.535		5-3		PB SH1-4 1-2 1B 1B	E4 2-H 2B 1B	5-3				4	2	2	0	0	0	0
Lee Thomas, L (1, 9) OBP: 0.274, SLG: 0.333		1B 1B		SH1-4 1-2 2-3	1B 2-H 2B		G3			3	1	2	1	0	0	0
Randy Hundley, R (1, 2) OBP: 0.292, SLG: 0.303		L8		HBP E 2-H 3-H 1B	FC6-4 2-H 1B		5-3			4	1	2	2	0	0	1
Adolfo Phillips, R (1, 8) OBP: 0.413, SLG: 0.514		1-2 1B		1-0 E 1-2 HBP	FC6-4 S 1-2f		F9			3	1	1	0	0	0	1
Fergie Jenkins, R (1, 1) OBP: 0.095, SLG: 0.095		K		E1 1B 1-H 2-H	F8 1-2			6-3		4	0	0	0	0	1	3
Inning Stats	R: 0 H: 0 E: 0 LOB: 1 K: 0 BB: 1 S: 3 P: 7	R: 0 H: 2 E: 0 LOB: 2 K: 1 BB: 0 S: 7 P: 7	R: 0 H: 0 E: 0 LOB: 0 K: 0 BB: 0 S: 3 P: 3	R: 4 H: 4 E: 1 LOB: 2 K: 0 BB: 0 S: 8 P: 9	R: 3 H: 4 E: 1 LOB: 1 K: 0 BB: 0 S: 7 P: 7	R: 1 H: 1 E: 0 LOB: 0 K: 0 BB: 0 S: 4 P: 4	R: 0 H: 0 E: 0 LOB: 0 K: 0 BB: 0 S: 3 P: 3	R: 0 H: 0 E: 0 LOB: 0 K: 0 BB: 0 S: 3 P: 3		1B: 8 SF: 0 2B: 2 SAC: 1 3B: 0 DP: 0 HR: 1 HBP: 1						

BOTTOM

Los Angeles Dodgers @ Chicago Cubs

Wrigley Field, Chicago, IL

Sun May 21 1967, 3:38 AM CDT

Att. 29,903 - Sunny - 55 F

livebaseballscorecards.com

AB	35
R	8
H	11
RBI	4
BB	1
SO	1
LOB	10

PITCHER		IP	WLS	BF	H	R	ER	SO	BB	IBB	HBP	BLK	WP	HR	S	P	ERA	WHIP
Don Sutton, R ERA: 4.5	(1, 1)	4.0	L	22	7	5	3	1	1	0	1	0	0	0	22	27	6.75	2.000
Bob Miller, R ERA: 6.35	(5, 1)	2.0		10	4	3	3	0	0	0	0	0	0	1	10	10	13.50	2.000
Ron Perranoski, L ERA: 3.1	(7, 1)	2.0		6	0	0	0	0	0	0	0	0	0	0	6	6	0.00	0.000

PITCHER	IP	WLS	BF	H	R	ER	SO	BB	IBB	HBP	BLK	WP	HR	S	P	ERA	WHIP

Los Angeles Dodgers @ New York Mets

Shea Stadium, Flushing, NY

Mon May 22 1967, 7:05 PM EDT

Att. 15,250 - Unknown

livebaseballscorecards.com

TOP

Batter	1	2	3	4	5	6	7	8	9	AB	R	H	RBI	BB	SO	LOB
Wes Parker, S (1, 3) OBP: 0.368, SLG: 0.365	S S S 0-3 ① K		x 0-0 ② 1-3		x 0-0 ② 4-3 1-2			S S S 0-3 ① K		4	0	0	0	0	2	1
Ron Hunt, R (1, 4) OBP: 0.380, SLG: 0.338	x 0-0 ② 5-3		x 0-0 ③ F9		x 0-0 ③ F9			x 0-0 ② 5-3		4	0	0	0	0	0	1
Willie Davis, L (1, 8) OBP: 0.355, SLG: 0.405	x 0-0 ③ F7			x 0-0 WP 1B		x 0-0 ① F5		x 0-0 HR		4	1	2	1	0	0	0
Ron Fairly, L (1, 9) OBP: 0.344, SLG: 0.422		x 0-0 HR		x 0-0 ① P4 1-2		x 0-0 ② F8		x 0-0 ③ P4		4	1	1	1	0	0	1
Jim Lefebvre, S (1, 5) OBP: 0.359, SLG: 0.391		x 0-0 1B		S S S 0-3 ② K		x 0-0 ③ F8			x 0-0 ① G3	4	0	1	0	0	1	1
John Roseboro, L (1, 2) OBP: 0.420, SLG: 0.394		x 0-0 ① L8		B B B B 4-0 BB			x 0-0 ① P6		x 0-0 ② G3	3	0	0	0	1	0	1
Al Ferrara, R (1, 7) OBP: 0.289, SLG: 0.361		S S S 0-3 ② K		x 0-0 ③ 6-3			B B B B 4-0 BB		S S S 0-3 ③ K	3	0	0	0	1	2	3
Gene Michael, S (1, 6) OBP: 0.252, SLG: 0.238		x 0-0 ③ F8			x 0-0 4-3 1B		x 0-0 ② F7			3	0	1	0	0	0	2
Bill Singer, R (1, 1)			S S S 0-3 ① K		x 0-0 ① P3					2	0	0	0	0	1	1
Ron Perranoski, L (6, 1)										0	0	0	0	0	0	0
Len Gabrielson, L (7, PH) OBP: 0.217, SLG: 0.143										1	0	0	0	0	1	1
Bob Miller, R (7, 1)										0	0	0	0	0	0	0
Dick Egan, L (7, 1)							S S S 0-3 ③ K			0	0	0	0	0	0	0
Inning Stats	R: 0 E: 0 K: 1 S: 5 H: 0 LOB: 0 BB: 0 P: 5	R: 1 E: 0 K: 1 S: 7 H: 2 LOB: 1 BB: 0 P: 7	R: 0 E: 0 K: 1 S: 5 H: 0 LOB: 0 BB: 0 P: 5	R: 0 E: 0 K: 1 S: 6 H: 1 LOB: 2 BB: 1 P: 10	R: 0 E: 0 K: 0 S: 4 H: 1 LOB: 1 BB: 0 P: 4	R: 0 E: 0 K: 0 S: 3 H: 0 LOB: 0 BB: 0 P: 3	R: 0 E: 0 K: 1 S: 5 H: 0 LOB: 1 BB: 1 P: 9	R: 1 E: 0 K: 1 S: 6 H: 1 LOB: 0 BB: 0 P: 6	R: 0 E: 0 K: 1 S: 5 H: 0 LOB: 0 BB: 0 P: 5	1B: 3 2B: 0 3B: 0 HR: 2 SF: 0 SAC: 0 DP: 0 HBP: 0						

	AB	32
	R	2
	H	5
	RBI	2
	BB	2
	SO	7
	LOB	12

WP: 1 PB: 0 SB: 0 CS: 0 PA: 34

PITCHER	IP	WLS	BF	H	R	ER	SO	BB	IBB	HBP	BLK	WP	HR	S	P	ERA	WHIP
Tom Seaver, R (1, 1) ERA: 2.5	9.0	W	34	5	2	2	7	2	0	0	0	1	2	46	54	2.00	0.778

PITCHER	IP	WLS	BF	H	R	ER	SO	BB	IBB	HBP	BLK	WP	HR	S	P	ERA	WHIP

Batter	1	2	3	4	5	6	7	8	9	AB	R	H	RBI	BB	SO	LOB
Bud Harrelson, S (1, 6) OBP: 0.314, SLG: 0.289	BBBB 4-0 FC4-6 BB		x 0-0 ① L8 1-2		x 0-0 ② 1-3	x 0-0 ② F8		x 0-0 ① F8		4	0	0	0	1	0	3
Ed Kranepool, L (1, 3) OBP: 0.378, SLG: 0.518	x 0-0 ① FC4-6 1B 1-2f 1B		x 0-0 ② F8		x 0-0 WP 1B 2B	x 0-0 ③ 6-3		x 0-0 ② F7		5	2	1	0	0	0	4
Ed Charles, R (1, 5) OBP: 0.379, SLG: 0.299	x 0-0 1B 1-2 1B		x 0-0 HBP 2-3 1B		x 0-0 1B 2-H 1B		x 0-0 1B 1B 1B	x 0-0 ③ F9		5	1	4	1	0	0	0
Tommy Davis, R (1, 7) OBP: 0.347, SLG: 0.496 Don Bosch, S (7, PR) (8, 8) OBP: 0.207, SLG: 0.185	x 0-0 ② 1-3 2-H 1B		H 1-0 1-2 HBP		x 0-0 1-3 1B		x 0-0 1B 1B 1-2 1B			3 0	0 1	3 0	1 0	0 0	0 0	0 0
Jerry Buchek, R (1, 4) OBP: 0.298, SLG: 0.468	SSS 0-3 ③ K		x 0-0 ③ 5-3		x 0-0 ③ F8		SSS 0-3 ① K			4	0	0	0	0	2	8
Cleon Jones, R (1, 8) (8, 7) OBP: 0.148, SLG: 0.238		x 0-0 ① 5-3		x 0-0 ① 6-3		x 0-0 1B SH 1B	x 0-0 1B 1-3 2-H 1B			4	1	2	1	0	0	0
Ron Swoboda, R (1, 9) OBP: 0.319, SLG: 0.377		SSS 0-3 ② K		SSS 0-3 ② K		SSS 0-3 ① K	x 0-0 1-3 3-H 1B			4	0	1	1	0	3	1
John Sullivan, L (1, 2) OBP: 0.306, SLG: 0.294		SSS 0-3 ③ K		SSS 0-3 ③ K		x 0-0 SH 1-3 1B	SSS 0-3 ② K			4	0	1	0	0	3	2
Tom Seaver, R (1, 1) OBP: 0.500, SLG: 0.471			BBBB 4-0 1B S BB		x 0-0 ① P4	x 0-0 SH 1-2 3-H	SSS 0-3 ③ K			2	0	0	1	1	1	2
Inning Stats	R: 1 E: 0 K: 1 S: 6 H: 2 LOB: 1 BB: 1 P: 10	R: 0 E: 0 K: 2 S: 7 H: 0 LOB: 0 BB: 0 P: 7	R: 0 E: 0 K: 0 S: 4 H: 1 LOB: 3 BB: 1 P: 9	R: 0 E: 0 K: 2 S: 7 H: 0 LOB: 0 BB: 0 P: 7	R: 1 E: 0 K: 0 S: 6 H: 3 LOB: 2 BB: 0 P: 6	R: 1 E: 0 K: 1 S: 8 H: 2 LOB: 2 BB: 0 P: 8	R: 2 E: 0 K: 3 S: 13 H: 4 LOB: 2 BB: 0 P: 13	R: 0 E: 0 K: 0 S: 3 H: 0 LOB: 0 BB: 0 P: 3		1B: 11 2B: 1 3B: 0 HR: 0	SF: 0 SAC: 1 DP: 0 HBP: 1					

PITCHER		IP	WLS	BF	H	R	ER	SO	BB	IBB	HBP	BLK	WP	HR	S	P	ERA	WHIP
Bill Singer, R ERA: 5.06	(1, 1)	5.1	L	27	8	3	3	6	2	0	1	0	1	0	36	45	5.06	1.875
Ron Perranoski, L ERA: 3.03	(6, 1)	0.2		2	0	0	0	0	0	0	0	0	0	0	2	2	0.00	0.000
Bob Miller, R ERA: 6.91	(7, 1)	0.1		5	4	2	2	1	0	0	0	0	0	0	7	7	54.00	12.000
Dick Egan, L ERA: 6.0	(7, 1)	1.2		5	0	0	0	2	0	0	0	0	0	0	9	9	0.00	0.000

PITCHER	IP	WLS	BF	H	R	ER	SO	BB	IBB	HBP	BLK	WP	HR	S	P	ERA	WHIP

BOTTOM

Los Angeles Dodgers @ New York Mets

Shea Stadium, Flushing, NY

Mon May 22 1967, 7:05 PM EDT

Att. 15,250 - Unknown

livebaseballscorecards.com

AB	35
R	5
H	12
RBI	5
BB	2
SO	9
LOB	20

WP: 1	PA: 39		
PB: 0			
SB: 1			
CS: 0			

Batter	1	2	3	4	5	6	7	8	9	AB	R	H	RBI	BB	SO	LOB
Wes Parker, S (1, 3) OBP: 0.369, SLG: 0.361	BBBB 4-0 WP S G3 BB	x 0-0 ② 6-3			SSS 0-3 ① K		x 0-0 E6 BB 1B		x 0-0 FC6 1B	4	2	1	0	1	1	0
Ron Hunt, R (1, 4) OBP: 0.380, SLG: 0.343	SSS 0-3 ① K 1-2	x 0-0 ③ F7			x 0-0 F9 WP 2B		BBBB 4-0 1B 1-2 1B BB		x 0-0 ② FC6 1-2f	4	2	1	0	1	1	2
Willie Davis, L (1, 8) OBP: 0.357, SLG: 0.398	BBBB 4-0 G3 WP 2B BB		x 0-0 ① P5		x 0-0 ② F9 2-3		x 0-0 1B 1-3 2-H 1B		x 0-0 ③ 6-3	4	1	1	1	1	0	2
Ron Fairly, L (1, 9) OBP: 0.348, SLG: 0.420	BBBB 4-0 G3 1-2 2-3 2B BB		x 0-0 ② 3-1		x 0-0 ③ F8 3-H		x 0-0 G6-3 1-3 3-H 1B			3	1	1	1	1	0	0
Jim Lefebvre, S (1, 5) OBP: 0.356, SLG: 0.383	x 0-0 ② G3 1-2 2-3 3-H		BBBB 4-0 BB			x 0-0 ① 4-3	x 0-0 ②③ G6-3 1-2f			3	0	0	1	1	0	4
John Roseboro, L (1, 2) OBP: 0.413, SLG: 0.378	BBBB 4-0 2B BB		x 0-0 ③ F8			x 0-0 ② F8		x 0-0 ① F8		3	1	0	0	1	0	1
Al Ferrara, R (1, 7) OBP: 0.299, SLG: 0.382	x 0-0 1-H 2-H 3-H 2B			x 0-0 ① F8		x 0-0 1B		SSS 0-3 ② K		4	0	2	3	0	1	0
Gene Michael, S (1, 6) OBP: 0.244, SLG: 0.230	x 0-0 ③ F5			x 0-0 ② G3		x 0-0 ③ 1-3		x 0-0 ③ P6		4	0	0	0	0	0	2
Don Drysdale, R (1, 1) OBP: 0.192, SLG: 0.160		SSS 0-3 ① K		SSS 0-3 ③ K			x 0-0 ① 6-3		SSS 0-3 ① K	4	0	0	0	0	3	0

Inning Stats									
	R: 4 E: 0 K: 1 S: 6	H: 1 LOB: 1 BB: 4 P: 22	R: 0 E: 0 K: 1 S: 5	H: 0 LOB: 0 BB: 0 P: 5	R: 0 E: 0 K: 0 S: 3	H: 0 LOB: 1 BB: 1 P: 7	R: 0 E: 0 K: 1 S: 5	H: 0 LOB: 0 BB: 0 P: 5	R: 1 E: 0 K: 1 S: 6	H: 1 LOB: 0 BB: 0 P: 6	R: 0 E: 0 K: 0 S: 4	H: 1 LOB: 1 BB: 0 P: 4	R: 2 E: 1 K: 0 S: 5	H: 2 LOB: 1 BB: 1 P: 9	R: 0 E: 0 K: 1 S: 5	H: 0 LOB: 0 BB: 0 P: 5	R: 0 E: 0 K: 1 S: 6	H: 1 LOB: 1 BB: 0 P: 6	1B: 4 2B: 2 3B: 0 HR: 0	SF: 0 SAC: 0 DP: 1 HBP: 0	WP: 2 PB: 0 SB: 1 CS: 0	PA: 39

PITCHER		IP	WLS	BF	H	R	ER	SO	BB	IBB	HBP	BLK	WP	HR	S	P	ERA	WHIP
Chuck Estrada, R ERA: 9.72	(1, 1)	0.2	L	7	1	4	4	1	4	0	0	0	1	0	5	21	54.00	7.500
Jack Lamabe, R ERA: 2.61	(1, 1)	4.1		15	1	1	1	3	1	0	0	0	1	0	20	24	2.08	0.462
Jack Hamilton, R ERA: 4.11	(6, 1)	2.0		10	3	2	1	0	1	0	0	0	0	0	9	13	4.50	2.000
Ron Taylor, R ERA: 2.08	(8, 1)	1.0		3	0	0	0	1	0	0	0	0	0	0	5	5	0.00	0.000
Bob Shaw, R ERA: 5.87	(9, 1)	1.0		4	1	0	0	1	0	0	0	0	0	0	6	6	0.00	1.000

PITCHER	IP	WLS	BF	H	R	ER	SO	BB	IBB	HBP	BLK	WP	HR	S	P	ERA	WHIP

TOP

Los Angeles Dodgers @ New York Mets

Shea Stadium, Flushing, NY

Tue May 23 1967, 7:05 PM EDT

Att. 32,021 - Unknown

livebaseballscorecards.com

AB	33
R	7
H	6
RBI	6
BB	6
SO	6
LOB	11

Batter	1	2	3	4	5	6	7	8	9	AB	R	H	RBI	BB	SO	LOB
Bud Harrelson, S (1, 6) OBP: 0.311, SLG: 0.278	6-3		6-3		BBB 4-0 1-2 2-3 BB		F7			3	0	0	0	1	0	2
Ed Kranepool, L (1, 3) OBP: 0.372, SLG: 0.506	2B 1B		4-3		F8			4-3		4	0	1	0	0	0	3
Ed Charles, R (1, 5) OBP: 0.374, SLG: 0.289	P4			SSS 0-3 K		6-3		BBB 4-0 FC6-4 BB		3	0	0	0	1	1	1
Tommy Davis, R (1, 7) OBP: 0.344, SLG: 0.496	1-3 2B			F9		6-3		SSS 0-3 K		4	0	1	0	0	1	1
Jerry Buchek, R (1, 4) OBP: 0.284, SLG: 0.446	5-3			P6		SSS 0-3 K		FC6-4 1-2f		4	0	0	0	0	1	3
Cleon Jones, R (1, 8) OBP: 0.143, SLG: 0.229		5-3			P6		4-3		1B	3	0	0	0	0	0	0
(6, 9)										0	0	0	0	0	0	0
Ron Taylor, R (8, 1)										0	0	0	0	0	0	0
Bob Shaw, R (9, 1)										0	0	0	0	0	0	0
Bob Johnson, R (9, PH) OBP: 0.450, SLG: 0.412										1	0	1	0	0	0	0
Ron Swoboda, R (1, 9) OBP: 0.310, SLG: 0.365		SSS 0-3 K			F8		E6 1B		SSS 0-3 K	2	0	0	0	0	1	0
Jack Hamilton, R (6, 1) OBP: 1.000, SLG: 4.000										0	0	0	0	0	0	0
Tommie Reynolds, R (7, PH) OBP: 0.242, SLG: 0.313										2	0	0	0	0	1	1
(8, 9)																
John Sullivan, L (1, 2) OBP: 0.333, SLG: 0.306		F9			BBB 4-0 BB 1B BB		1-3 FC3-6 1B		F8	2	0	1	0	1	0	0
Jerry Grote, R (8, 2) OBP: 0.228, SLG: 0.230										1	0	0	0	0	0	1
Chuck Estrada, R (1, 1)			SSS 0-3 K		1-2 BB 1B		FC3-6 1-2f		4-3	0	0	0	0	0	0	0
Jack Lamabe, R (1, 1)										1	0	0	0	0	1	0
Al Luplow, L (5, PH) OBP: 0.259, SLG: 0.333										3	0	1	0	0	0	3
(6, 8)																
Inning Stats	R: 0 E: 0 K: 0 S: 5 H: 2 LOB: 2 BB: 0 P: 5	R: 0 E: 0 K: 1 S: 5 H: 0 LOB: 0 BB: 0 P: 5	R: 0 E: 0 K: 1 S: 5 H: 0 LOB: 0 BB: 0 P: 5	R: 0 E: 0 K: 1 S: 5 H: 0 LOB: 0 BB: 0 P: 5	R: 0 E: 0 K: 0 S: 4 H: 1 LOB: 3 BB: 2 P: 12	R: 0 E: 0 K: 1 S: 5 H: 0 LOB: 0 BB: 0 P: 5	R: 0 E: 1 K: 0 S: 5 H: 1 LOB: 2 BB: 0 P: 5	R: 0 E: 0 K: 1 S: 5 H: 0 LOB: 1 BB: 1 P: 9	R: 0 E: 0 K: 1 S: 6 H: 1 LOB: 1 BB: 0 P: 6	1B: 4 2B: 1 3B: 0 HR: 0	SF: 0 SAC: 0 DP: 0 HBP: 0						

PITCHER	IP	WLS	BF	H	R	ER	SO	BB	IBB	HBP	BLK	WP	HR	S	P	ERA	WHIP
Don Drysdale, R (1, 1) ERA: 1.43	9.0	W	36	5	0	0	6	3	0	0	0	0	0	45	57	0.00	0.889

PITCHER	IP	WLS	BF	H	R	ER	SO	BB	IBB	HBP	BLK	WP	HR	S	P	ERA	WHIP

BOTTOM

Los Angeles Dodgers @ New York Mets

Shea Stadium, Flushing, NY

Tue May 23 1967, 7:05 PM EDT

Att. 32,021 - Unknown

livebaseballscorecards.com

AB	33
R	0
H	5
RBI	0
BB	3
SO	6
LOB	15

1B: 4	SF: 0	WP: 0	PA: 36
2B: 1	SAC: 0	PB: 0	
3B: 0	DP: 0	SB: 0	
HR: 0	HBP: 0	CS: 0	

Batter	1	2	3	4	5	6	7	8	9	AB	R	H	RBI	BB	SO	LOB
Wes Parker, S (1, 3) OBP: 0.370, SLG: 0.351	K		4-3		2B BB		4-3		1B 1B IBB	3	2	0	0	2	1	0
Ron Hunt, R (1, 4) OBP: 0.387, SLG: 0.359	5-3		1B		1-H 2-H 2B		6-3		1-3 2-H 1B	5	2	3	3	0	0	0
Willie Davis, L (1, 8) OBP: 0.359, SLG: 0.409	F8		6-3		2-H 2B			K	2-H 3-H 1B	5	1	2	3	0	1	1
Ron Fairly, L (1, 9) OBP: 0.356, SLG: 0.426		BB BB		4-3	E 2-H 2B			BB	F3	3	1	1	1	2	0	1
Jim Lefebvre, S (1, 5) OBP: 0.348, SLG: 0.372		F8		3-1	E5 PO 2-H			K		4	0	0	0	0	1	2
John Roseboro, L (1, 2) OBP: 0.396, SLG: 0.359		F7		L3	PO 1-2	F8		1-3		4	0	0	0	0	0	2
Al Ferrara, R (1, 7) OBP: 0.308, SLG: 0.380 Jim Hickman, R (9, 7) OBP: 0.245, SLG: 0.244		1-2 BB			SH5-3 2B 1B	F8			L5	3	1	1	0	1	0	0
										0	0	0	0	0	0	0
Gene Michael, S (1, 6) OBP: 0.246, SLG: 0.227		L8			SH5-3 1-2	4-3			3-1 1B BB	2	1	0	0	1	0	2
Claude Osteen, L (1, 1) OBP: 0.231, SLG: 0.217			1-3		K		4-3		3-1 1-2	4	0	0	0	0	1	2
Inning Stats	R: 0 E: 0 K: 1 S: 5 H: 0 LOB: 0 BB: 0 P: 5	R: 0 E: 0 K: 0 S: 3 H: 0 LOB: 2 BB: 2 P: 11	R: 0 E: 0 K: 0 S: 4 H: 1 LOB: 1 BB: 0 P: 4	R: 0 E: 0 K: 0 S: 3 H: 0 LOB: 0 BB: 0 P: 3	R: 5 E: 1 K: 1 S: 9 H: 4 LOB: 0 BB: 1 P: 13	R: 0 E: 0 K: 0 S: 3 H: 0 LOB: 0 BB: 0 P: 3	R: 0 E: 0 K: 0 S: 3 H: 0 LOB: 0 BB: 0 P: 3	R: 0 E: 0 K: 2 S: 7 H: 0 LOB: 1 BB: 1 P: 11	R: 3 E: 0 K: 0 S: 5 H: 2 LOB: 1 BB: 2 P: 13	1B: 4 2B: 3 3B: 0 HR: 0 SF: 0 SAC: 1 DP: 0 HBP: 0						

TOP

Los Angeles Dodgers @ New York Mets

Shea Stadium, Flushing, NY

Wed May 24 1967, 7:05 PM EDT

Att. 18,413 - Cloudy - 52 F

livebaseballscorecards.com

AB	33
R	8
H	7
RBI	7
BB	6
SO	4
LOB	10

WP: 0 PB: 0 SB: 0 CS: 0 PA: 41

PITCHER		IP	WLS	BF	H	R	ER	SO	BB	IBB	HBP	BLK	WP	HR	S	P	ERA	WHIP
Jack Fisher, R ERA: 3.54	(1, 1)	5.0	L	23	5	5	4	2	3	0	0	0	0	0	24	36	7.20	1.600
Bill Denehy, R ERA: 3.95	(6, 1)	2.0		6	0	0	0	0	0	0	0	0	0	0	6	6	0.00	0.000
Don Shaw, L ERA: 5.4	(8, 1)	1.0		4	0	0	0	2	1	0	0	0	0	0	7	11	0.00	1.000
Ron Taylor, R ERA: 6.75	(9, 1)	1.0		7	2	3	3	0	1	1	0	0	0	0	5	13	27.00	3.000

PITCHER	IP	WLS	BF	H	R	ER	SO	BB	IBB	HBP	BLK	WP	HR	S	P	ERA	WHIP

Batter	1	2	3	4	5	6	7	8	9	AB	R	H	RBI	BB	SO	LOB
Cleon Jones, R (1, 8) OBP: 0.148, SLG: 0.230	5-3		1B		K		6-3			4	0	1	0	0	1	2
Don Shaw, L (8, 1)										0	0	0	0	0	0	0
Don Bosch, S (9, 8) OBP: 0.207, SLG: 0.185										0	0	0	0	0	0	0
Ed Charles, R (1, 5) OBP: 0.378, SLG: 0.309	1B 2B		F7		1-2 3-H 1B			L5		4	1	2	1	0	0	1
Jerry Buchek, R (1, 4) OBP: 0.293, SLG: 0.471	2-H 1B		F8		F8			3B		4	0	2	1	0	0	3
Tommy Davis, R (1, 7) OBP: 0.333, SLG: 0.479	K			F8		L4		K		4	0	0	0	0	2	2
Tommie Reynolds, R (1, 9) OBP: 0.216, SLG: 0.278	K			K		6-3		K		4	0	0	0	0	3	2
(8, 8)																
Ron Taylor, R (9, 1)										0	0	0	0	0	0	0
Ed Kranepool, L (1, 3) OBP: 0.367, SLG: 0.495		4-3		4-3		1B			4-3	4	0	1	0	0	0	0
Jerry Grote, R (1, 2) OBP: 0.229, SLG: 0.231		K			1B 1-3 1B	4-3			P5	4	1	1	0	0	1	1
Bud Harrelson, S (1, 6) OBP: 0.304, SLG: 0.272		F9			1-3		K		P4	2	0	0	0	0	0	1
Bill Denehy, S (6, 1)					1-2					0	0	0	0	0	0	0
Ron Swoboda, R (7, PH) OBP: 0.301, SLG: 0.354										2	0	0	0	0	1	0
(8, 9)																
Jack Fisher, R (1, 1) OBP: 0.286, SLG: 0.222			6-3		1B 2-3 1B		6-3			1	0	0	0	0	0	0
Bob Johnson, R (5, PH) OBP: 0.455, SLG: 0.421										2	0	1	0	0	0	0
(6, 6)																
Inning Stats	R: 1 E: 0 K: 2 S: 9 H: 2 LOB: 1 BB: 0 P: 9	R: 0 E: 0 K: 1 S: 5 H: 0 LOB: 0 BB: 0 P: 5	R: 0 E: 0 K: 0 S: 4 H: 1 LOB: 1 BB: 0 P: 5	R: 0 E: 0 K: 1 S: 5 H: 0 LOB: 0 BB: 0 P: 5	R: 1 E: 0 K: 1 S: 8 H: 3 LOB: 2 BB: 0 P: 8	R: 0 E: 0 K: 0 S: 4 H: 1 LOB: 1 BB: 0 P: 4	R: 0 E: 0 K: 1 S: 5 H: 0 LOB: 0 BB: 0 P: 5	R: 0 E: 0 K: 2 S: 8 H: 1 LOB: 1 BB: 0 P: 8	R: 0 E: 0 K: 0 S: 3 H: 0 LOB: 0 BB: 0 P: 3	1B: 6 2B: 1 3B: 1 HR: 0	SF: 0 SAC: 0 DP: 0 HBP: 0						

PITCHER	IP	WLS	BF	H	R	ER	SO	BB	IBB	HBP	BLK	WP	HR	S	P	ERA	WHIP
Claude Osteen, L (1, 1) ERA: 3.42	9.0	W	35	8	2	2	8	0	0	0	0	0	0	51	51	2.00	0.889

PITCHER	IP	WLS	BF	H	R	ER	SO	BB	IBB	HBP	BLK	WP	HR	S	P	ERA	WHIP

BOTTOM

Los Angeles Dodgers @ New York Mets

Shea Stadium, Flushing, NY

Wed May 24 1967, 7:05 PM EDT
Att. 18,413 - Cloudy - 52 F

livebaseballscorecards.com

AB	35
R	2
H	8
RBI	2
BB	0
SO	8
LOB	12

1B: 6	SF: 0	WP: 0	PA: 35
2B: 1	SAC: 0	PB: 0	
3B: 1	DP: 0	SB: 0	
HR: 0	HBP: 0	CS: 0	

Batter	1	2	3	4	5	6	7	8	9	AB	R	H	RBI	BB	SO	LOB
Wes Parker, S (1, 3) OBP: 0.374, SLG: 0.351	6-3		BB		4-3			2-3 E 1B		3	1	1	0	1	0	0
Ron Hunt, R (1, 4) OBP: 0.384, SLG: 0.356	F8		4-3			6-3 4-3 1B		2-3 1-2		4	0	1	0	0	0	2
Willie Davis, L (1, 8) OBP: 0.364, SLG: 0.412	5-3			1B 1B		4-3 1-2		E9 2-H 1B		4	0	2	1	0	0	1
Ron Fairly, L (1, 9) OBP: 0.347, SLG: 0.414		5-3		F8		6-3 2-3		F3		4	0	0	0	0	0	3
Jim Lefebvre, S (1, 5) OBP: 0.351, SLG: 0.376		FC4-6 1B		1-2 1B		F7			K	4	0	2	0	0	1	1
John Roseboro, L (1, 2) OBP: 0.380, SLG: 0.341		FC4-6 1-2f		K			F8		G3	4	0	0	0	0	1	3
Al Ferrara, R (1, 7) OBP: 0.295, SLG: 0.361		K		F9			F9		K	4	0	0	0	0	2	3
Gene Michael, S (1, 6) OBP: 0.241, SLG: 0.221			K		F8		K			3	0	0	0	0	2	0
Don Sutton, R (1, 1) OBP: 0.190, SLG: 0.286			F8		K2-3			F8		1	0	0	0	0	0	0
Dick Schofield, S (5, PH) OBP: 0.316, SLG: 0.133										1	0	0	0	0	1	0
Jim Brewer, L (5, 1)										0	0	0	0	0	0	0
Bob Bailey, R (8, PH) OBP: 0.184, SLG: 0.196										1	0	0	0	0	0	0
Ron Perranoski, L (8, 1)										0	0	0	0	0	0	0
Inning Stats	R: 0 E: 0 K: 0 S: 3 H: 0 LOB: 0 BB: 0 P: 3	R: 0 E: 0 K: 1 S: 6 H: 1 LOB: 1 BB: 0 P: 6	R: 0 E: 0 K: 1 S: 5 H: 0 LOB: 1 BB: 1 P: 9	R: 0 E: 0 K: 1 S: 7 H: 2 LOB: 2 BB: 0 P: 7	R: 0 E: 0 K: 1 S: 5 H: 0 LOB: 0 BB: 0 P: 5	R: 0 E: 0 K: 0 S: 4 H: 1 LOB: 1 BB: 0 P: 4	R: 0 E: 0 K: 1 S: 5 H: 0 LOB: 0 BB: 0 P: 5	R: 1 E: 1 K: 0 S: 5 H: 2 LOB: 1 BB: 0 P: 5	R: 0 E: 0 K: 2 S: 7 H: 0 LOB: 0 BB: 0 P: 7	1B: 6 2B: 0 3B: 0 HR: 0 SF: 0 SAC: 0 DP: 0 HBP: 0						

PITCHER	IP	WLS	BF	H	R	ER	SO	BB	IBB	HBP	BLK	WP	HR	S	P	ERA	WHIP
Juan Marichal, R (1, 1) ERA: 1.89	9.0	W	34	6	1	1	7	1	0	0	0	0	0	47	51	1.00	0.778

PITCHER	IP	WLS	BF	H	R	ER	SO	BB	IBB	HBP	BLK	WP	HR	S	P	ERA	WHIP

TOP

Los Angeles Dodgers @ San Francisco Giants
Candlestick Park, San Francisco, CA
Fri May 26 1967, 10:05 PM EDT
Att. 31,619 - Unknown

livebaseballscorecards.com

AB	33
R	1
H	6
RBI	1
BB	1
SO	7
LOB	13

WP: 0 PB: 0 SB: 0 CS: 0 PA: 34

Batter	1	2	3	4	5	6	7	8	9	AB	R	H	RBI	BB	SO	LOB
Bob Schroder, L (1, 4) OBP: 0.250, SLG: 0.211	S S S 0-3 ① K		x 0-0 3B 1B		x 0-0 ① F3		x 0-0 ③ F8			4	1	1	0	0	1	0
Tom Haller, L (1, 2) OBP: 0.418, SLG: 0.513	x 0-0 ② F7		x 0-0 ② F6		x 0-0 FC6-4 1B			x 0-0 ① F7		4	0	1	0	0	0	1
Willie Mays, R (1, 8) OBP: 0.385, SLG: 0.522	B B B B 4-0 BB		x 0-0 1-H 2B 3B		x 0-0 ② FC6-4 1-2f			S S S 0-3 ② K		3	1	1	1	1	1	1
Willie McCovey, L (1, 3) OBP: 0.319, SLG: 0.462	x 0-0 ③ F4		x 0-0 3-H 2B		S S S 0-3 ③ K			B B B B 4-0 1B BB		3	0	1	1	1	1	2
Jim Ray Hart, R (1, 5) OBP: 0.310, SLG: 0.420		x 0-0 HR	x 0-0 ③ 5-3			S S S 0-3 ① K		x 0-0 1-2 1B		4	1	2	1	0	1	1
Jesus Alou, R (1, 7) OBP: 0.274, SLG: 0.331		S S S 0-3 ① K		x 0-0 ① 6-3		x 0-0 ② 4-3		x 0-0 ③ 2-3		4	0	0	0	0	1	2
Ollie Brown, R (1, 9) OBP: 0.316, SLG: 0.467		x 0-0 ② 5-3		x 0-0 HR		x 0-0 ③ F3				3	1	1	1	0	0	0
Hal Lanier, R (1, 6) OBP: 0.190, SLG: 0.207		x 0-0 ③ F9		x 0-0 ② F8			S S S 0-3 ① K			3	0	0	0	0	1	0
Juan Marichal, R (1, 1) OBP: 0.278, SLG: 0.412			x 0-0 ① 4-3	S S S 0-3 ③ K			S S S 0-3 ② K			3	0	0	0	0	2	0
Inning Stats	R: 0 H: 0 E: 0 LOB: 1 K: 1 BB: 1 S: 5 P: 9	R: 1 H: 1 E: 0 LOB: 0 K: 1 BB: 0 S: 6 P: 6	R: 2 H: 3 E: 0 LOB: 1 K: 0 BB: 0 S: 6 P: 6	R: 1 H: 1 E: 0 LOB: 0 K: 1 BB: 0 S: 6 P: 6	R: 0 H: 1 E: 0 LOB: 1 K: 1 BB: 0 S: 6 P: 6	R: 0 H: 0 E: 0 LOB: 0 K: 1 BB: 0 S: 5 P: 5	R: 0 H: 0 E: 0 LOB: 0 K: 2 BB: 0 S: 7 P: 7	R: 0 H: 1 E: 0 LOB: 2 K: 1 BB: 1 S: 6 P: 10		1B: 3 SF: 0 2B: 1 SAC: 0 3B: 1 DP: 0 HR: 2 HBP: 0					WP: 0 PA: 33 PB: 0 SB: 0 CS: 0	

PITCHER	IP	WLS	BF	H	R	ER	SO	BB	IBB	HBP	BLK	WP	HR	S	P	ERA	WHIP
Don Sutton, R (1, 1) ERA: 4.79	4.0	L	18	5	4	4	3	1	0	0	0	0	2	23	27	9.00	1.500
Jim Brewer, L (5, 1) ERA: 2.33	3.0		10	1	0	0	4	0	0	0	0	0	0	18	18	0.00	0.333
Ron Perranoski, L (8, 1) ERA: 2.93	1.0		5	1	0	0	1	1	0	0	0	0	0	6	10	0.00	2.000

PITCHER	IP	WLS	BF	H	R	ER	SO	BB	IBB	HBP	BLK	WP	HR	S	P	ERA	WHIP

BOTTOM

Los Angeles Dodgers @ San Francisco Giants
Candlestick Park, San Francisco, CA
Fri May 26 1967, 10:05 PM EDT
Att. 31,619 - Unknown

livebaseballscorecards.com

AB	31
R	4
H	7
RBI	4
BB	2
SO	8
LOB	7

Batter	1	2	3	4	5	6	7	8	9	AB	R	H	RBI	BB	SO	LOB
Wes Parker, S (1, 3) OBP: 0.379, SLG: 0.358	1B E 1B	F3		K			6-3	E 1B	HBP 1B	6	1	3	2	0	1	1
Ron Hunt, R (1, 4) OBP: 0.376, SLG: 0.344	F8		5-3		5-3		E5 6-3 3B	E6 1-2	HBP	5	1	0	0	0	0	2
Willie Davis, L (1, 8) OBP: 0.363, SLG: 0.408	F4		S 1B 1B		CS 1B		6-3 2-3	6-3	K	6	1	2	0	0	1	7
Jim Lefebvre, S (1, 5) OBP: 0.353, SLG: 0.373	1-3 E 1B		F8		6-3 1-2		BBB 3B BB		E6 F4 BB 1B	4	3	1	0	1	0	2
Al Ferrara, R (1, 7) OBP: 0.313, SLG: 0.402 Jim Hickman, R (8, 7) OBP: 0.260, SLG: 0.244	E5 1-H 3-H		1-H 1B			5-3 1B	1-H 3-H 3B		BBBB F4 1-2 1B BB	4 0	0 1	3 0	3 0	0 1	0 0	0 0
Ron Fairly, L (1, 9) OBP: 0.337, SLG: 0.400	4-3		F4			5-3 1-2	SSS K		F4 1-2 2-3	5	0	0	0	0	1	6
Jeff Torborg, R (1, 2) OBP: 0.245, SLG: 0.348 John Roseboro, L (6, PH) OBP: 0.398, SLG: 0.341 (6, 2)		SF8 3B		1B		IBB		BBB F9 BLK 1B BB	1B 1B IBB	2 0	1 2	2 0	0 0	0 3	0 0	0 0
Gene Michael, S (1, 6) OBP: 0.237, SLG: 0.218 Len Gabrielson, L (6, PH) OBP: 0.208, SLG: 0.136 Dick Schofield, S (6, 6) OBP: 0.333, SLG: 0.176		6-3		F9		F4		SSS K	HBP 1B 1-2 2-H 3-H 1B	2 1 2	0 0 0	0 0 1	0 0 2	0 0 0	0 0 1	2 2 1
Don Drysdale, R (1, 1) OBP: 0.167, SLG: 0.143 Ron Perranoski, L (8, 1)		SF8 3-H		SSS K		5-3		1-3 F9	SSS K	3 1	0 0	0 0	1 0	0 0	1 1	4 2
Inning Stats	R: 2 E: 1 K: 0 S: 6 H: 2 LOB: 1 BB: 0 P: 6	R: 1 E: 0 K: 0 S: 4 H: 1 LOB: 0 BB: 0 P: 4	R: 1 E: 0 K: 0 S: 5 H: 2 LOB: 1 BB: 0 P: 5	R: 0 E: 0 K: 2 S: 8 H: 1 LOB: 1 BB: 0 P: 8	R: 0 E: 0 K: 0 S: 3 H: 1 LOB: 0 BB: 0 P: 3	R: 0 E: 0 K: 0 S: 4 H: 1 LOB: 2 BB: 1 P: 8	R: 2 E: 1 K: 1 S: 7 H: 1 LOB: 1 BB: 1 P: 11	R: 1 E: 1 K: 1 S: 7 H: 1 LOB: 2 BB: 1 P: 11	R: 3 E: 1 K: 2 S: 10 H: 2 LOB: 3 BB: 2 P: 19	1B: 10 2B: 0 3B: 2 HR: 0	SF: 1 SAC: 0 DP: 0 HBP: 1						

TOP

Los Angeles Dodgers @ San Francisco Giants

Candlestick Park, San Francisco, CA

Sat May 27 1967, 6:33 AM EDT
Att. 34,283 - Unknown

livebaseballscorecards.com

AB	41
R	10
H	12
RBI	8
BB	5
SO	6
LOB	29

PITCHER		IP	WLS	BF	H	R	ER	SO	BB	IBB	HBP	BLK	WP	HR	S	P	ERA	WHIP	PITCHER	IP	WLS	BF	H	R	ER	SO	BB	IBB	HBP	BLK	WP	HR	S	P	ERA	WHIP
Mike McCormick, L ERA: 4.42	(1, 1)	3.0		15	5	4	2	0	0	0	0	0	0	0	15	15	6.00	1.667																		
Lindy McDaniel, R ERA: 4.76	(4, 1)	3.0		12	3	0	0	2	0	1	0	0	0	0	15	19	0.00	1.000																		
Frank Linzy, R ERA: 0.6	(7, 1)	2.0	L	12	2	3	1	2	2	0	0	1	0	0	14	22	4.50	2.000																		
Ron Herbel, R ERA: 4.05	(9, 1)	0.2		8	2	3	1	1	1	1	1	0	0	0	7	16	13.50	4.500																		
Joe Gibbon, L ERA: 1.86	(9, 1)	0.1		1	0	0	0	1	0	0	0	0	0	0	3	3	0.00	0.000																		

BOTTOM

Batter	1	2	3	4	5	6	7	8	9	AB	R	H	RBI	BB	SO	LOB
Bob Schroder, L (1, 4) OBP: 0.292, SLG: 0.261 Dick Dietz, R (9, PH) OBP: 0.522, SLG: 0.444	4-3		E 2B 1B 1-2	E4 1-2		G4-6-3 1B 1-2 2-H			FC4-6 2B	4 1	1 0	2 1	1 1	0 0	0 0	1 0
Tom Haller, L (1, 2) OBP: 0.410, SLG: 0.500	G3		E7 2B 1-3 2-H	K		G4-6-3 1-2f			FC4-6 1B	5	1	1	0	0	1	5
Willie Mays, R (1, 8) OBP: 0.378, SLG: 0.517	2-3		1B 2B 2-H 3-H	1-3		F7			FC4-6 FC6-4 1-2f 2-3	5	1	1	2	0	0	2
Willie McCovey, L (1, 3) OBP: 0.315, SLG: 0.450	K	K	BB 1B 2-H	F5		K	K		K	5	0	1	1	0	3	2
Jim Ray Hart, R (1, 5) OBP: 0.313, SLG: 0.422	K	K	BB 1-2	2B		F9			FC6-4 1-2f	4	0	1	0	1	1	2
Jesus Alou, R (1, 7) OBP: 0.266, SLG: 0.321	5-3	1-3	F7					6-3		4	0	0	0	0	0	3
Ollie Brown, R (1, 9) OBP: 0.324, SLG: 0.468		4-3	CS 1B			5-3		WP 6-3 1B		4	0	2	0	0	0	0
Hal Lanier, R (1, 6) OBP: 0.193, SLG: 0.219 Ken Henderson, S (8, PH) OBP: 0.299, SLG: 0.330 Jim Davenport, R (8, PH) OBP: 0.322, SLG: 0.453 (9, 6)		E5 1B E	K 1-2			1B 2B		6-3 1-2		3 0 1	2 0 0	1 0 0	0 0 0	0 0 0	1 0 0	1 0 1
Mike McCormick, L (1, 1) Bill Sorrell, L (3, PH) OBP: 0.125, SLG: 0.250 Lindy McDaniel, R (4, 1) OBP: 1.000, SLG: 1.000 Norm Siebern, L (6, PH) OBP: 0.295, SLG: 0.143 Frank Linzy, R (7, 1) Jack Hiatt, R (8, PH) OBP: 0.471, SLG: 0.538 Ron Herbel, R (9, 1) OBP: 0.500, SLG: 0.500 Joe Gibbon, R (9, 1)		F5	E 1B			BB 1B		4-3 2-3		0 1 1 0 0 0 1 0 0	0 0 0 0 0 0 0 0 0	0 0 1 0 0 0 0 0 0	0 0 0 0 0 0 0 0 0	0 0 0 1 0 0 0 0 0	0 0 0 0 0 0 0 1 0	0 1 1 0 0 0 0 1 0
Inning Stats	R: 0 E: 0 K: 0 S: 3 H: 0 LOB: 0 BB: 0 P: 3	R: 0 E: 0 K: 2 S: 7 H: 0 LOB: 0 BB: 0 P: 7	R: 4 E: 2 K: 0 S: 8 H: 3 LOB: 2 BB: 1 P: 12	R: 0 E: 1 K: 2 S: 9 H: 2 LOB: 2 BB: 0 P: 9	R: 0 E: 0 K: 0 S: 4 H: 1 LOB: 1 BB: 0 P: 4	R: 1 E: 0 K: 0 S: 4 H: 2 LOB: 1 BB: 1 P: 8	R: 0 E: 0 K: 1 S: 5 H: 0 LOB: 0 BB: 0 P: 5	R: 0 E: 0 K: 0 S: 4 H: 1 LOB: 1 BB: 0 P: 4	R: 0 E: 0 K: 1 S: 7 H: 2 LOB: 2 BB: 0 P: 7	1B: 7 2B: 4 3B: 0 HR: 0	SF: 0 SAC: 0 DP: 1 HBP: 0			WP: 1 PB: 0 SB: 0 CS: 1	PA: 41		

PITCHER		IP	WLS	BF	H	R	ER	SO	BB	IBB	HBP	BLK	WP	HR	S	P	ERA	WHIP
Don Drysdale, R ERA: 1.41	(1, 1)	7.1	W	34	9	5	1	5	2	0	0	0	0	0	42	50	1.23	1.500
Ron Perranoski, L ERA: 2.78	(8, 1)	1.2	S	7	2	0	0	1	0	0	0	0	1	0	9	9	0.00	1.200

PITCHER	IP	WLS	BF	H	R	ER	SO	BB	IBB	HBP	BLK	WP	HR	S	P	ERA	WHIP

Los Angeles Dodgers @ San Francisco Giants
Candlestick Park, San Francisco, CA
Sat May 27 1967, 6:33 AM EDT
Att. 34,283 - Unknown

livebaseballscorecards.com

AB	39
R	5
H	11
RBI	4
BB	2
SO	6
LOB	19

Batter	1	2	3	4	5	6	7	8	9	AB	R	H	RBI	BB	SO	LOB
Wes Parker, S (1, 3) OBP: 0.376, SLG: 0.355	4-3		1B		F7			1-3 1-2		4	0	1	0	0	0	1
Ron Hunt, R (1, 4) OBP: 0.378, SLG: 0.346	1B 1B		K			K		4-3 2-3		2	0	1	0	0	1	1
Dick Schofield, S (5, 4) OBP: 0.304, SLG: 0.158 (7, 6)										2	0	0	0	0	1	1
Willie Davis, L (1, 8) OBP: 0.359, SLG: 0.402	F6		F5			F8		1B 3-H		4	0	1	1	0	0	2
Ron Fairly, L (1, 9) OBP: 0.335, SLG: 0.396	1B 1-3		K2-3			K		F4		4	0	1	0	0	2	2
John Roseboro, L (1, 2) OBP: 0.406, SLG: 0.345	K			BB G3-6			1B		F8	2	0	1	0	1	1	2
Jeff Torborg, R (7, 2) OBP: 0.240, SLG: 0.340										1	0	0	0	0	0	0
Bob Bailey, R (1, 5) OBP: 0.176, SLG: 0.188		6-3		F9			F9		F8	4	0	0	0	0	0	2
Len Gabrielson, L (1, 7) OBP: 0.179, SLG: 0.115		K		G3-6 1-2f			F8		F7	4	0	0	0	0	1	2
Gene Michael, S (1, 6) OBP: 0.239, SLG: 0.215		BB			5-3		1-3			2	0	0	0	1	0	1
Phil Regan, R (7, 1)										0	0	0	0	0	0	0
Claude Osteen, L (1, 1) OBP: 0.214, SLG: 0.200		1-3			F7			1B 4-3 1-3		2	0	0	0	0	0	1
Nate Oliver, R (7, 4) OBP: 1.000, SLG: 1.000										1	1	1	0	0	0	0
Inning Stats	R: 0 E: 0 K: 1 S: 7 H: 2 LOB: 2 BB: 0 P: 7	R: 0 E: 0 K: 1 S: 5 H: 0 LOB: 1 BB: 1 P: 9	R: 0 E: 0 K: 2 S: 8 H: 1 LOB: 1 BB: 0 P: 8	R: 0 E: 0 K: 0 S: 2 H: 0 LOB: 0 BB: 1 P: 6	R: 0 E: 0 K: 0 S: 3 H: 0 LOB: 0 BB: 0 P: 3	R: 0 E: 0 K: 2 S: 7 H: 0 LOB: 0 BB: 0 P: 7	R: 0 E: 0 K: 0 S: 4 H: 1 LOB: 1 BB: 0 P: 4	R: 1 E: 0 K: 0 S: 5 H: 2 LOB: 1 BB: 0 P: 5	R: 0 E: 0 K: 0 S: 3 H: 0 LOB: 0 BB: 0 P: 3	1B: 6 2B: 0 3B: 0 HR: 0	SF: 0 SAC: 0 DP: 1 HBP: 0					

TOP

Los Angeles Dodgers @ San Francisco Giants
Candlestick Park, San Francisco, CA
Sun May 28 1967, 6:33 AM EDT
Att. 34,092 - Unknown

livebaseballscorecards.com

AB	32
R	1
H	6
RBI	1
BB	2
SO	6
LOB	15

PITCHER		IP	WLS	BF	H	R	ER	SO	BB	IBB	HBP	BLK	WP	HR	S	P	ERA	WHIP
Gaylord Perry, R ERA: 3.11	(1, 1)	9.0	W	34	6	1	1	6	2	0	0	0	0	0	44	52	1.00	0.889

PITCHER	IP	WLS	BF	H	R	ER	SO	BB	IBB	HBP	BLK	WP	HR	S	P	ERA	WHIP

BOTTOM

Los Angeles Dodgers @ San Francisco Giants
Candlestick Park, San Francisco, CA
Sun May 28 1967, 6:33 AM EDT
Att. 34,092 - Unknown

livebaseballscorecards.com

Batter	1	2	3	4	5	6	7	8	9	AB	R	H	RBI	BB	SO	LOB
Jesus Alou, R (1, 7) OBP: 0.271, SLG: 0.331	5-3	CS 1B		E6 BB 1-2			SH2-3 1B 2B	FC5-4 1-2f		5	1	2	0	0	0	2
Jim Davenport, R (1, 5) OBP: 0.339, SLG: 0.473	PB 1B 2B	F9		BBBB 1-2 2-3 BB			SH2-3 2-3			2	1	1	0	1	0	1
Willie Mays, R (1, 8) OBP: 0.381, SLG: 0.512	BBBB 1B 1B FC6-4 2-3 BB	F4		F4			BB 1B 3-H			3	1	1	1	1	0	4
Jack Hiatt, R (1, 3) OBP: 0.474, SLG: 0.517	FC6-4 1B 2B 1B 1-2 3-H	CS 1-2	E6 G5-4-3		SSS K		BBBB 1-2 BB			3	1	1	1	1	1	0
Ollie Brown, R (1, 9) OBP: 0.321, SLG: 0.459	FC6-4 1B 1-2 2-3		F8		SSS K		F7			4	0	1	0	0	1	3
Dick Dietz, R (1, 2) OBP: 0.462, SLG: 0.381 Tom Haller, L (7, PH) OBP: 0.407, SLG: 0.496 (8, 2)	FC6-4 2B 1-2f 2-3 3-H		G5-4-3 1-2f		5-3		SSS K			3 1	0 0	0 0	1 0	0 0	0 1	3 2
Hal Lanier, R (1, 6) OBP: 0.195, SLG: 0.229	1-3 3-H 2B			5-3		2-3		F9		4	0	1	1	0	0	0
Tito Fuentes, S (1, 4) OBP: 0.207, SLG: 0.212	IIII IBB			F2		F9		SSS K		3	0	0	0	1	1	0
Gaylord Perry, R (1, 1) OBP: 0.240, SLG: 0.240	SSS K			BB E 1B		FC5-4 1B				4	0	3	0	0	1	3
Inning Stats	R: 3 E: 0 K: 1 S: 9 H: 4 LOB: 3 BB: 2 P: 17	R: 0 E: 0 K: 0 S: 3 H: 1 LOB: 0 BB: 0 P: 3	R: 0 E: 1 K: 0 S: 3 H: 0 LOB: 0 BB: 0 P: 3	R: 0 E: 1 K: 0 S: 5 H: 1 LOB: 3 BB: 1 P: 9	R: 0 E: 0 K: 2 S: 7 H: 0 LOB: 0 BB: 0 P: 7	R: 0 E: 0 K: 0 S: 3 H: 1 LOB: 1 BB: 0 P: 3	R: 1 E: 0 K: 1 S: 7 H: 2 LOB: 2 BB: 1 P: 11	R: 0 E: 0 K: 1 S: 6 H: 1 LOB: 1 BB: 0 P: 6		1B: 7 2B: 3 3B: 0 HR: 0 SF: 0 SAC: 1 DP: 1 HBP: 0						

PITCHER		IP	WLS	BF	H	R	ER	SO	BB	IBB	HBP	BLK	WP	HR	S	P	ERA	WHIP
Claude Osteen, L ERA: 3.62	(1, 1)	6.1	L	30	9	4	4	3	2	1	0	0	0	0	33	45	5.68	1.737
Phil Regan, R ERA: 2.0	(7, 1)	1.2		7	1	0	0	2	1	0	0	0	0	0	10	14	0.00	1.200

PITCHER	IP	WLS	BF	H	R	ER	SO	BB	IBB	HBP	BLK	WP	HR	S	P	ERA	WHIP

AB	32
R	4
H	10
RBI	4
BB	4
SO	5
LOB	18

WP: 0	PA: 38
PB: 1	
SB: 0	
CS: 1	

New York Mets @ Los Angeles Dodgers

Dodger Stadium, Los Angeles, CA

Mon May 29 1967, 7:05 PM PDT

Att. 21,487 - Unknown

TOP

livebaseballscorecards.com

Batter	1	2	3	4	5	6	7	8	9	AB	R	H	RBI	BB	SO	LOB
Bud Harrelson, S (1, 6) OBP: 0.313, SLG: 0.307	CS 1B		1-3		E 1B		4-3		6-3	4	0	2	0	0	0	0
Jack Hamilton, R (7, 1) OBP: 0.333, SLG: 1.333										0	0	0	0	0	0	0
Tommie Reynolds, R (9, PH) OBP: 0.214, SLG: 0.250										1	0	0	0	0	0	0
Ed Charles, R (1, 5) OBP: 0.395, SLG: 0.305	BB 1B 1B BB		K		E5		1B 1B HBP		BB	2	2	0	0	2	1	1
Al Luplow, L (1, 8) OBP: 0.287, SLG: 0.337	1B 1B			4-3	F7		1B 1B		FC5-4	4	0	2	0	0	0	2
Ron Swoboda, R (9, PH) OBP: 0.299, SLG: 0.348										1	0	1	0	0	0	0
Tommy Davis, R (1, 7) OBP: 0.370, SLG: 0.557	G4-6-3 1B			2B		F8	1B		FC5-4	5	0	3	2	0	0	2
Ed Kranepool, L (1, 3) OBP: 0.364, SLG: 0.465	G4-6-3			F7		1B 1B	4-3			4	0	1	0	0	0	5
Johnny Lewis, L (1, 9) OBP: 0.231, SLG: 0.167		K2-3		BB		1B			1-3	3	0	1	0	1	1	0
Jerry Buchek, R (1, 4) OBP: 0.288, SLG: 0.472		F2		P4		K		K		4	0	0	0	0	2	4
John Sullivan, L (1, 2) OBP: 0.308, SLG: 0.271		K			F8	1-3		K		4	0	0	0	0	2	2
Jack Fisher, R (1, 1) OBP: 0.261, SLG: 0.200			6-3		G3		P4		K	2	0	0	0	0	0	0
Bob Johnson, R (7, PH) OBP: 0.400, SLG: 0.364										2	0	0	0	0	1	0
Inning Stats	R: 1 E: 0 K: 0 S: 4 H: 3 LOB: 1 BB: 1 P: 8	R: 0 E: 0 K: 2 S: 7 H: 0 LOB: 0 BB: 0 P: 7	R: 0 E: 0 K: 1 S: 5 H: 0 LOB: 0 BB: 0 P: 5	R: 0 E: 0 K: 0 S: 4 H: 1 LOB: 2 BB: 1 P: 8	R: 0 E: 1 K: 0 S: 5 H: 1 LOB: 2 BB: 0 P: 5	R: 0 E: 0 K: 1 S: 7 H: 2 LOB: 2 BB: 0 P: 7	R: 1 E: 0 K: 0 S: 5 H: 2 LOB: 2 BB: 0 P: 6	R: 0 E: 0 K: 2 S: 7 H: 0 LOB: 0 BB: 0 P: 7	R: 0 E: 0 K: 1 S: 6 H: 1 LOB: 2 BB: 1 P: 10	1B: 9 2B: 1 3B: 0 HR: 0 SF: 0 SAC: 0 DP: 1 HBP: 1	WP: 0 PB: 0 SB: 0 CS: 1 PA: 40					

	AB	36
	R	2
	H	10
	RBI	2
	BB	3
	SO	7
	LOB	16

PITCHER		IP	WLS	BF	H	R	ER	SO	BB	IBB	HBP	BLK	WP	HR	S	P	ERA	WHIP
Bill Singer, R ERA: 4.3	(1, 1)	7.0	W	32	9	2	2	4	2	0	1	0	0	0	37	46	2.57	1.571
Ron Perranoski, L ERA: 2.62	(8, 1)	2.0	S	8	1	0	0	3	1	0	0	0	0	0	13	17	0.00	1.000

PITCHER	IP	WLS	BF	H	R	ER	SO	BB	IBB	HBP	BLK	WP	HR	S	P	ERA	WHIP

Batter	1	2	3	4	5	6	7	8	9	AB	R	H	RBI	BB	SO	LOB
Wes Parker, S (1, 3) OBP: 0.377, SLG: 0.352	1-3		1-3		2B SF9 BB	1B		FC1-6 S		4	1	1	0	1	0	1
Dick Schofield, S (1, 6) OBP: 0.321, SLG: 0.217	K		FC3-6 BB		HR 2B	K		1-3		4	1	1	0	1	2	3
Willie Davis, L (1, 8) OBP: 0.355, SLG: 0.394	2B BB		FC3-6 S		SF9	G3				2	1	0	1	1	0	3
Ron Fairly, L (1, 9) OBP: 0.344, SLG: 0.404	2B		BB		HR IBB		F9			2	1	1	1	2	0	0
Len Gabrielson, L (1, 7) OBP: 0.188, SLG: 0.233	F8		K		HR		K			4	1	1	3	0	2	3
Bob Bailey, R (1, 5) OBP: 0.179, SLG: 0.190		1B		P5	1-3		5-3			4	0	1	0	0	0	0
Nate Oliver, R (1, 4) OBP: 0.800, SLG: 0.800		K 1B		F5		WP 1B		WP S 1B		4	2	3	0	0	0	0
Jeff Torborg, R (1, 2) OBP: 0.222, SLG: 0.314		FC2-5-2		K		1-3		K		4	0	0	0	0	2	4
Bill Singer, R (1, 1) OBP: 0.167, SLG: 0.167	K				K	1B		FC1-6		3	0	1	1	0	2	2
Ron Perranoski, L (8, 1) OBP: 0.250, SLG: 0.250										1	0	1	1	0	0	0
Inning Stats	R: 1 E: 0 K: 1 S: 6 / H: 1 LOB: 1 BB: 1 P: 10	R: 0 E: 0 K: 1 S: 6 / H: 2 LOB: 1 BB: 0 P: 6	R: 0 E: 0 K: 1 S: 5 / H: 0 LOB: 2 BB: 2 P: 13	R: 0 E: 0 K: 1 S: 5 / H: 0 LOB: 0 BB: 0 P: 5	R: 4 E: 0 K: 1 S: 7 / H: 2 LOB: 0 BB: 2 P: 15	R: 1 E: 0 K: 1 S: 8 / H: 3 LOB: 2 BB: 0 P: 8	R: 0 E: 0 K: 1 S: 5 / H: 0 LOB: 0 BB: 0 P: 5	R: 1 E: 0 K: 1 S: 7 / H: 2 LOB: 1 BB: 0 P: 7		1B: 7 2B: 2 3B: 0 HR: 1	SF: 1 SAC: 0 DP: 0 HBP: 0					

PITCHER		IP	WLS	BF	H	R	ER	SO	BB	IBB	HBP	BLK	WP	HR	S	P	ERA	WHIP
Jack Fisher, R ERA: 4.03	(1, 1)	6.0	L	30	8	6	6	6	4	1	0	0	1	1	37	57	9.00	2.000
Jack Hamilton, R ERA: 3.32	(7, 1)	2.0		8	2	1	1	2	0	0	0	0	1	0	12	12	4.50	1.000

PITCHER	IP	WLS	BF	H	R	ER	SO	BB	IBB	HBP	BLK	WP	HR	S	P	ERA	WHIP

BOTTOM

New York Mets @ Los Angeles Dodgers

Dodger Stadium, Los Angeles, CA

Mon May 29 1967, 7:05 PM PDT

Att. 21,487 - Unknown

livebaseballscorecards.com

AB	32
R	7
H	10
RBI	7
BB	5
SO	8
LOB	16

Batter	1	2	3	4	5	6	7	8	9	AB	R	H	RBI	BB	SO	LOB
Bud Harrelson, S (1, 6) OBP: 0.319, SLG: 0.301	3-1			BB	G3			BB		2	1	0	0	2	0	0
Ed Charles, R (1, 5) OBP: 0.398, SLG: 0.321	6-3			1-H 1B 2B		K		1-3 1B		4	1	2	1	0	1	0
Al Luplow, L (1, 8) OBP: 0.286, SLG: 0.333	4-3			2-H 1B		F3		L8		4	0	1	1	0	0	2
Tommy Davis, R (1, 7) OBP: 0.360, SLG: 0.542		5-3		K		6-3			F9	4	0	0	0	0	1	0
Ed Kranepool, L (1, 3) OBP: 0.360, SLG: 0.457		K		1B 1B			K		F2	4	0	1	0	0	2	0
Johnny Lewis, L (1, 9) OBP: 0.235, SLG: 0.188		F5		1-3 1B			4-3		5-3	4	0	1	0	0	0	0
Jerry Buchek, R (1, 4) OBP: 0.283, SLG: 0.463			5-3	K			K			2	0	0	0	0	1	2
Bob Johnson, R (4, 4) OBP: 0.385, SLG: 0.348										1	0	0	0	0	1	0
Jerry Grote, R (1, 2) OBP: 0.209, SLG: 0.209			F2		6-3			F8		3	0	0	0	0	0	0
Bob Shaw, R (1, 1)			K		K			3-1		1	0	0	0	0	1	0
Bill Denehy, S (4, 1)										1	0	0	0	0	1	0
Cleon Jones, R (8, PH) OBP: 0.138, SLG: 0.215										1	0	0	0	0	0	0
Don Shaw, L (8, 1)										0	0	0	0	0	0	0
Inning Stats	R: 0 E: 0 K: 0 S: 3	H: 0 LOB: 0 BB: 0 P: 3	R: 0 E: 0 K: 1 S: 5	H: 0 LOB: 0 BB: 0 P: 5	R: 0 E: 0 K: 1 S: 5	H: 0 LOB: 0 BB: 0 P: 5	R: 2 E: 0 K: 2 S: 10	H: 4 LOB: 2 BB: 1 P: 14	R: 0 E: 0 K: 1 S: 5	H: 0 LOB: 0 BB: 0 P: 5	R: 0 E: 0 K: 1 S: 5	H: 0 LOB: 0 BB: 0 P: 5	R: 0 E: 0 K: 2 S: 7	H: 0 LOB: 0 BB: 0 P: 7	R: 0 E: 0 K: 0 S: 4	H: 1 LOB: 2 BB: 1 P: 8	R: 0 E: 0 K: 0 S: 3	H: 0 LOB: 0 BB: 0 P: 3	1B: 4 2B: 1 3B: 0 HR: 0	SF: 0 SAC: 0 DP: 0 HBP: 0	WP: 0 PB: 0 SB: 0 CS: 0	PA: 33

PITCHER	IP	WLS	BF	H	R	ER	SO	BB	IBB	HBP	BLK	WP	HR	S	P	ERA	WHIP
Don Sutton, R (1, 1) ERA: 4.44	9.0	W	33	5	2	2	8	2	0	0	0	0	0	47	55	2.00	0.778

PITCHER	IP	WLS	BF	H	R	ER	SO	BB	IBB	HBP	BLK	WP	HR	S	P	ERA	WHIP

TOP

New York Mets @ Los Angeles Dodgers

Dodger Stadium, Los Angeles, CA

Tue May 30 1967, 7:05 PM PDT

Att. 17,061 - Unknown

livebaseballscorecards.com

AB	31
R	2
H	5
RBI	2
BB	2
SO	8
LOB	4

Batter	1	2	3	4	5	6	7	8	9	AB	R	H	RBI	BB	SO	LOB
Wes Parker, S (1, 3) OBP: 0.373, SLG: 0.348	x 0-0 ① P6		x 0-0 2B 1B 1B	x 0-0 ① FC5-4 1B 1B 1-2f 3-H		S S S 0-3 ① K				4	2	1	1	0	1	1
Nate Oliver, R (1, 4) OBP: 0.667, SLG: 0.778	x 0-0 CS 1B		x 0-0 1-3 1B 2B	S S S 0-3 ② K		x 0-0 ② 6-3				4	1	2	0	0	1	1
Willie Davis, L (1, 8) OBP: 0.360, SLG: 0.398	S S S 0-3 ② ③ K 1-2		x 0-0 ① 2-H 3-H 1B	x 0-0 BB 1B 1-3 1B		x 0-0 ③ F7				4	1	2	2	0	1	1
Ron Fairly, L (1, 9) OBP: 0.342, SLG: 0.396		x 0-0 ① 4-3	x 0-0 ② L9	B B B 4-0 1B 1-2 BB			x 0-0 ① F7			3	0	0	0	1	0	0
Len Gabrielson, L (1, 7) OBP: 0.250, SLG: 0.294		x 0-0 1B 1B 1B	x 0-0 1B	x 0-0 1-3 2-H 3-H 1B			x 0-0 ② 4-3			4	1	3	2	0	0	0
Bob Bailey, R (1, 5) OBP: 0.173, SLG: 0.183		x 0-0 ② F7	x 0-0 ③ 4-3	x 0-0 ③ 1-3			x 0-0 ③ 4-3			4	0	0	0	0	0	4
Jeff Torborg, R (1, 2) OBP: 0.241, SLG: 0.315		x 0-0 1B 1-2 1B	B B B 4-0 1B SH BB	x 0-0 ① 4-3				x 0-0 ① 5-3		3	1	1	0	1	0	0
Gene Michael, S (1, 6) OBP: 0.247, SLG: 0.223		x 0-0 1-2 2-H 1B	x 0-0 SH 1-2 FC5-4 1B	S S S 0-3 ② K				S S S 0-3 ② K		4	1	2	1	0	2	0
Don Sutton, R (1, 1) OBP: 0.167, SLG: 0.250		x 0-0 ③ L6		x 0-0 SH FC5-4 1-3 2-H		S S S 0-3 ③ K		x 0-0 ③ 1-3		3	0	0	0	0	1	2
Inning Stats	R: 0 H: 1 E: 0 LOB: 0 K: 1 BB: 0 S: 5 P: 5	R: 1 H: 3 E: 0 LOB: 2 K: 0 BB: 0 S: 6 P: 6	R: 2 H: 4 E: 0 LOB: 1 K: 0 BB: 0 S: 6 P: 6	R: 4 H: 3 E: 1 LOB: 2 K: 1 BB: 2 S: 9 P: 17	R: 0 H: 0 E: 0 LOB: 0 K: 2 BB: 0 S: 7 P: 7	R: 0 H: 0 E: 0 LOB: 0 K: 1 BB: 0 S: 5 P: 5	R: 0 H: 0 E: 0 LOB: 0 K: 0 BB: 0 S: 3 P: 3	R: 0 H: 0 E: 0 LOB: 0 K: 1 BB: 0 S: 5 P: 5		1B: 10 SF: 0 2B: 1 SAC: 1 3B: 0 DP: 0 HR: 0 HBP: 0						

PITCHER		IP	WLS	BF	H	R	ER	SO	BB	IBB	HBP	BLK	WP	HR	S	P	ERA	WHIP
Bob Shaw, R ERA: 6.23	(1, 1)	3.0	L	17	9	5	3	1	1	0	0	0	0	0	18	22	9.00	3.333
Bill Denehy, R ERA: 3.65	(4, 1)	4.0		16	2	2	0	4	1	0	0	0	0	0	23	27	0.00	0.750
Don Shaw, L ERA: 4.8	(8, 1)	1.0		3	0	0	0	1	0	0	0	0	0	0	5	5	0.00	0.000

PITCHER	IP	WLS	BF	H	R	ER	SO	BB	IBB	HBP	BLK	WP	HR	S	P	ERA	WHIP

BOTTOM

New York Mets @ Los Angeles Dodgers

Dodger Stadium, Los Angeles, CA

Tue May 30 1967, 7:05 PM PDT

Att. 17,061 - Unknown

livebaseballscorecards.com

AB	33
R	7
H	11
RBI	6
BB	2
SO	6
LOB	9

Batter	1	2	3	4	5	6	7	8	9	10	11	AB	R	H	RBI	BB	SO	LOB
Tony Gonzalez, L (1, 7) OBP: 0.384, SLG: 0.432	x 0-0 E 1B		S S S 0-3 ② K		S S S 0-3 ③ K			x 0-0 ② 5-3		S S S 0-3 ③ K	x 0-0 1B 1-3 2-H 3-H 1B	6	0	2	2	0	3	2
John Briggs, L (1, 8) OBP: 0.303, SLG: 0.396	S S S 0-3 ① K		B B B B 4-0 BB			x 0-0 ① G3		x 0-0 ③ F3			x 0-0 SH1-4 1B 1B x 0-0 1-2 3-H 1B	5	1	2	1	1	1	1
Dick Allen, R (1, 5) OBP: 0.408, SLG: 0.474	x 0-0 E4 1-2		S S S 0-3 ③ K			S S S 0-3 ② K			x 0-0 ① 1-3		x 0-0 SH1-4 1-2 0-3 K	5	0	0	0	0	3	4
Johnny Callison, L (1, 9) OBP: 0.384, SLG: 0.464	x 0-0 ② F7			x 0-0 SH1-3-4 1B		x 0-0 3B			x 0-0 G4-6-3 1B		I I I I 4-0 1B 1B IBB	4	1	3	0	1	0	2
Bill White, L (1, 3) OBP: 0.095, SLG: 0.050 Tony Taylor, R (11, PR) OBP: 0.327, SLG: 0.389 (11, 3)	x 0-0 ③ F7			x 0-0 ① SH1-3-4 1-2		x 0-0 ③ F8			x 0-0 ② ③ G4-6-3 1-2f		x 0-0 1B 1B BLK 1B 1-3 2-H	4 0	0 1	1 0	1 0	0 0	0 0	4 0
Clay Dalrymple, L (1, 2) OBP: 0.254, SLG: 0.235		x 0-0 ① F5		S S S 0-3 ② K			x 0-0 ① L7			x 0-0 ① F9	S S S 0-3 ② K	5	0	0	0	0	2	3
Cookie Rojas, R (1, 4) OBP: 0.245, SLG: 0.270		S S S 0-3 ② K		x 0-0 ③ 6-3			x 0-0 ② F9			x 0-0 1B 1-3	x 0-0 BLK 1B 1-2 1B 3-H	5	1	2	1	0	1	1
Gary Sutherland, R (1, 6) OBP: 0.343, SLG: 0.409 Bobby Wine, R (11, 6) OBP: 0.169, SLG: 0.195		x 0-0 ③ 5-3			x 0-0 ① F7		x 0-0 ③ L7			x 0-0 1-2 1B	x 0-0 BLK 1B 1-2 2-3 1B	5 0	1 0	2 0	0 0	0 0	0 0	0 0
Rick Wise, R (1, 1) Doug Clemens, L (10, PH) OBP: 0.227, SLG: 0.211 Dick Hall, R (10, 1)			x 0-0 ① 4-3		x 0-0 ② 2-3			x 0-0 ① 1-3		S S S 0-3 ② K	0-1 CI 1B 1B 1-2 2-3 3-H	3 1 0	0 0 1	0 0 0	0 0 0	0 0 0	0 1 0	0 2 0
Inning Stats	R: 0 E: 1 K: 1 S: 7 H: 1 LOB: 2 BB: 0 P: 7	R: 0 E: 0 K: 1 S: 5 H: 0 LOB: 0 BB: 0 P: 5	R: 0 E: 0 K: 2 S: 7 H: 0 LOB: 1 BB: 1 P: 11	R: 0 E: 0 K: 1 S: 6 H: 1 LOB: 1 BB: 0 P: 6	R: 0 E: 0 K: 1 S: 5 H: 0 LOB: 0 BB: 0 P: 5	R: 0 E: 0 K: 1 S: 6 H: 1 LOB: 1 BB: 0 P: 6	R: 0 E: 0 K: 0 S: 3 H: 0 LOB: 0 BB: 0 P: 3	R: 0 E: 0 K: 0 S: 3 H: 0 LOB: 0 BB: 0 P: 3	R: 0 E: 0 K: 0 S: 3 H: 1 LOB: 0 BB: 0 P: 3	R: 0 E: 0 K: 2 S: 9 H: 2 LOB: 2 BB: 0 P: 9	R: 6 E: 1 K: 2 S: 14 H: 6 LOB: 2 BB: 1 P: 18	1B: 11 2B: 0 3B: 1 HR: 0 SF: 0 SAC: 2 DP: 1 HBP: 0						

PITCHER		IP	WLS	BF	H	R	ER	SO	BB	IBB	HBP	BLK	WP	HR	S	P	ERA	WHIP
Don Drysdale, R ERA: 1.65	(1, 1)	10.2	L	43	9	4	4	10	1	1	0	0	0	0	61	69	3.38	0.938
Phil Regan, R ERA: 2.3	(1, 1)	0.1		5	3	2	1	1	0	0	0	1	0	0	7	7	27.00	9.000

PITCHER	IP	WLS	BF	H	R	ER	SO	BB	IBB	HBP	BLK	WP	HR	S	P	ERA	WHIP

TOP

Philadelphia Phillies @ Los Angeles Dodgers
Dodger Stadium, Los Angeles, CA
Wed May 31 1967, 7:05 PM PDT
Att. 16,044 - Unknown

livebaseballscorecards.com

AB	43
R	6
H	12
RBI	5
BB	2
SO	11
LOB	19

1B: 11 2B: 0 3B: 1 HR: 0	SF: 0 SAC: 2 DP: 1 HBP: 0	WP: 0 PB: 0 SB: 0 CS: 0	PA: 48

Batter	1	2	3	4	5	6	7	8	9	10	11	AB	R	H	RBI	BB	SO	LOB
Wes Parker, S (1, 3) OBP: 0.374, SLG: 0.346	SH2-4 1B		G4-3 1-2f			BB		F9			5-3	4	0	1	0	1	0	2
Nate Oliver, R (1, 4) OBP: 0.615, SLG: 0.692	SH2-4 1-2			K		K			HBP 1B		1B 1B	4	0	2	0	0	2	1
Willie Davis, L (1, 8) OBP: 0.346, SLG: 0.381	K			G3		1-3			K		F8	5	0	0	0	0	2	4
Ron Fairly, L (1, 9) OBP: 0.346, SLG: 0.395	4-3			CS 1B			4-3		1-2 HBP		1-3 1B	3	0	1	0	0	0	1
John Roseboro, L (11, PH) OBP: 0.411, SLG: 0.353												1	0	1	0	0	0	0
Len Gabrielson, L (1, 7) OBP: 0.244, SLG: 0.282		F7		CS 1-2	FC4 1B		F8		F7		K	5	0	1	0	0	1	4
Bob Bailey, R (1, 5) OBP: 0.168, SLG: 0.178		K			K		6-3		F5			3	0	0	0	0	2	1
Jim Lefebvre, S (9, PH) OBP: 0.351, SLG: 0.370												1	0	0	0	0	0	2
(10, 5)																		
Jeff Torborg, R (1, 2) OBP: 0.242, SLG: 0.310		6-3			K			F7		FC2-6 1B		4	0	1	0	0	1	1
Gene Michael, S (1, 6) OBP: 0.247, SLG: 0.224			3-1		FC4 1-2f			1B		FC2-6 B1-3-6 1-2f		4	0	1	0	0	0	2
Don Drysdale, R (1, 1) OBP: 0.176, SLG: 0.129						5-3		F7		B1-3-6 1-2f		3	0	0	0	1	0	2
Phil Regan, R (11, 1)			G4-3 BB									0	0	0	0	0	0	0
Inning Stats	R: 0 E: 0 K: 1 S: 6 H: 1 LOB: 1 BB: 0 P: 6	R: 0 E: 0 K: 1 S: 5 H: 0 LOB: 0 BB: 0 P: 5	R: 0 E: 0 K: 0 S: 2 H: 0 LOB: 0 BB: 1 P: 6	R: 0 E: 0 K: 1 S: 5 H: 1 LOB: 0 BB: 0 P: 5	R: 0 E: 0 K: 2 S: 8 H: 1 LOB: 1 BB: 0 P: 8	R: 0 E: 0 K: 1 S: 5 H: 0 LOB: 1 BB: 1 P: 9	R: 0 E: 0 K: 0 S: 3 H: 0 LOB: 0 BB: 0 P: 3	R: 0 E: 0 K: 0 S: 4 H: 1 LOB: 1 BB: 0 P: 4	R: 0 E: 0 K: 1 S: 6 H: 1 LOB: 2 BB: 0 P: 7	R: 0 E: 0 K: 0 S: 3 H: 1 LOB: 0 BB: 0 P: 3	R: 0 E: 0 K: 1 S: 7 H: 2 LOB: 2 BB: 0 P: 7							

PITCHER		IP	WLS	BF	H	R	ER	SO	BB	IBB	HBP	BLK	WP	HR	S	P	ERA	WHIP
Rick Wise, R ERA: 3.9	(1, 1)	9.0		33	5	0	0	7	2	0	1	0	0	0	44	53	0.00	0.778
Dick Hall, R ERA: 1.31	(10, 1)	2.0	W	8	3	0	0	1	0	0	0	0	0	0	10	10	0.00	1.500

PITCHER	IP	WLS	BF	H	R	ER	SO	BB	IBB	HBP	BLK	WP	HR	S	P	ERA	WHIP

BOTTOM

Philadelphia Phillies @ Los Angeles Dodgers
Dodger Stadium, Los Angeles, CA
Wed May 31 1967, 7:05 PM PDT
Att. 16,044 - Unknown

livebaseballscorecards.com

AB	37
R	0
H	8
RBI	0
BB	2
SO	8
LOB	20

1B: 8	SF: 0	WP: 0	PA: 42
2B: 1	SAC: 1	PB: 0	
3B: 0	DP: 2	SB: 0	
HR: 0	HBP: 1	CS: 1	

Batter	1	2	3	4	5	6	7	8	9	AB	R	H	RBI	BB	SO	LOB
Tony Taylor, R (1, 3) OBP: 0.342, SLG: 0.396	5-3			PO 6-3 1B		HR 1B 1-3 3-H		BBB 1-3 1B BB		3	2	2	1	1	0	0
Gary Sutherland, R (1, 7) OBP: 0.351, SLG: 0.414	CS 1B			6-3 1-2		HR 1B 1-2 3-H		1-3 1-2		4	1	2	1	0	0	2
Dick Allen, R (1, 5) OBP: 0.410, SLG: 0.494	F9			L9		HR 1-H 2-H		S 1B 2-H		4	1	2	4	0	0	2
Don Lock, R (1, 8) OBP: 0.388, SLG: 0.592	CS 1-2	SSS K2-1-3		PO 2-3	F8	F3		SSS K		4	0	0	0	0	2	1
Johnny Callison, L (1, 9) OBP: 0.381, SLG: 0.459		4-3			G6-3 1B	F8		4-3 1-2		4	0	1	0	0	0	1
Cookie Rojas, R (1, 4) OBP: 0.239, SLG: 0.262		F8			G6-3 1-2f		5-3		F8	4	0	0	0	0	0	1
Bobby Wine, R (1, 6) OBP: 0.194, SLG: 0.233			5-3			1B SH3-4 1B BBBB	BB		3B	3	1	2	0	1	0	0
Clay Dalrymple, L (1, 2) OBP: 0.248, SLG: 0.229			F9			SH3-4 1-2	P4	SSS K		3	0	0	0	0	1	2
Larry Jackson, R (1, 1) OBP: 0.172, SLG: 0.143			SSS K			1B 1B 2-3	L9		6-3	4	1	1	0	0	1	2
Inning Stats	R: 0 E: 0 K: 0 S: 3 H: 1 LOB: 0 BB: 0 P: 3	R: 0 E: 0 K: 1 S: 5 H: 0 LOB: 0 BB: 0 P: 5	R: 0 E: 0 K: 1 S: 5 H: 0 LOB: 0 BB: 0 P: 5	R: 0 E: 0 K: 0 S: 3 H: 1 LOB: 0 BB: 0 P: 3	R: 0 E: 0 K: 0 S: 3 H: 1 LOB: 0 BB: 0 P: 3	R: 5 E: 0 K: 0 S: 8 H: 5 LOB: 0 BB: 0 P: 8	R: 0 E: 0 K: 0 S: 3 H: 0 LOB: 1 BB: 1 P: 7	R: 1 E: 0 K: 1 S: 6 H: 1 LOB: 1 BB: 1 P: 10	R: 0 E: 0 K: 1 S: 6 H: 1 LOB: 1 BB: 0 P: 6	1B: 8 2B: 0 3B: 1 HR: 1 SF: 0 SAC: 1 DP: 1 HBP: 0						

PITCHER		IP	WLS	BF	H	R	ER	SO	BB	IBB	HBP	BLK	WP	HR	S	P	ERA	WHIP
Claude Osteen, L ERA: 3.94	(1, 1)	5.1	L	21	8	5	5	2	0	0	0	0	0	1	25	25	8.44	1.500
Jim Brewer, L ERA: 2.2	(6, 1)	1.2		6	0	0	0	0	1	0	0	0	0	0	5	9	0.00	0.600
Dick Egan, L ERA: 5.73	(8, 1)	2.0		9	2	1	1	2	1	0	0	0	0	0	12	16	4.50	1.500

PITCHER	IP	WLS	BF	H	R	ER	SO	BB	IBB	HBP	BLK	WP	HR	S	P	ERA	WHIP

TOP

Philadelphia Phillies @ Los Angeles Dodgers
Dodger Stadium, Los Angeles, CA
Thu Jun 01 1967, 7:05 PM PDT
Att. 16,597 - Unknown

livebaseballscorecards.com

AB	33
R	6
H	10
RBI	6
BB	2
SO	4
LOB	11

BOTTOM

Philadelphia Phillies @ Los Angeles Dodgers

Dodger Stadium, Los Angeles, CA

Thu Jun 01 1967, 7:05 PM PDT

Att. 16,597 - Unknown

livebaseballscorecards.com

Batter	1	2	3	4	5	6	7	8	9	AB	R	H	RBI	BB	SO	LOB
Wes Parker, S (1, 3) OBP: 0.383, SLG: 0.348	BBBB 4-0 FC4-6 1B FC5-2-5 BB		x 0-0 ② F7		BBBB 4-0 1-2 BB			x 0-0 G6-4-3 1B		2	0	1	0	2	0	0
Nate Oliver, R (1, 4) OBP: 0.529, SLG: 0.588	x 0-0 FC4-6 1-2 1B		x 0-0 ③ 1-3		x 0-0 ③ L4			x 0-0 ①② G6-4-3 1-2f		4	0	1	0	0	0	4
Willie Davis, L (1, 8) OBP: 0.336, SLG: 0.369	x 0-0 ① FC4-6 FC5-2-5 1-2f 2-3			x 0-0 ① L9		x 0-0 ① 4-3		x 0-0 ③ 2-3		4	0	0	0	0	0	2
Jim Lefebvre, S (1, 5) OBP: 0.348, SLG: 0.367	x 0-0 ② FC5-2-5 1-2 3-H			x 0-0 ② P6		x 0-0 BB 1B			x 0-0 ① F7	4	0	1	0	0	0	2
Len Gabrielson, L (1, 7) OBP: 0.244, SLG: 0.262	x 0-0 ③ 4-3			SSS 0-3 ③ K		BBBB 4-0 G4-3 1-2 BB			SSS 0-3 ② K	3	0	0	0	1	2	2
John Roseboro, L (1, 2) OBP: 0.405, SLG: 0.348		x 0-0 ① 1-3			x 0-0 ① G3	x 0-0 ②③ G4-3 1-2f			x 0-0 3B 1B	4	1	1	0	0	0	2
Jim Hickman, R (1, 9) OBP: 0.259, SLG: 0.286		x 0-0 ② F9			x 0-0 ② G1		x 0-0 ① 5-3		x 0-0 1-H 3B	4	0	1	1	0	0	0
Gene Michael, S (1, 6) OBP: 0.253, SLG: 0.231		x 0-0 ③ 6-3			x 0-0 1B 1B		x 0-0 G6-4-3 1B		x 0-0 ③ 4-3	4	0	2	0	0	0	1
Claude Osteen, L (1, 1) OBP: 0.233, SLG: 0.222			x 0-0 ① L8		x 0-0 BB 1-3 1B		x 0-0 ②③ G6-4-3 1-2f			2	0	1	0	0	0	0
Jim Brewer, L (6, 1)										0	0	0	0	0	0	0
Jim Campanis, R (7, PH) OBP: 0.438, SLG: 0.615										1	0	0	0	0	0	1
Dick Egan, L (8, 1)										0	0	0	0	0	0	0
Inning Stats	R: 0 E: 0 K: 0 S: 4 H: 1 LOB: 2 BB: 1 P: 8	R: 0 E: 0 K: 0 S: 3 H: 0 LOB: 0 BB: 0 P: 3	R: 0 E: 0 K: 0 S: 3 H: 0 LOB: 0 BB: 0 P: 3	R: 0 E: 0 K: 1 S: 5 H: 0 LOB: 0 BB: 0 P: 5	R: 0 E: 0 K: 0 S: 5 H: 2 LOB: 3 BB: 1 P: 9	R: 0 E: 0 K: 0 S: 3 H: 1 LOB: 1 BB: 1 P: 7	R: 0 E: 0 K: 0 S: 3 H: 1 LOB: 0 BB: 0 P: 3	R: 0 E: 0 K: 0 S: 3 H: 1 LOB: 0 BB: 0 P: 3	R: 1 E: 0 K: 1 S: 7 H: 2 LOB: 1 BB: 0 P: 7	1B: 7 2B: 0 3B: 1 HR: 0	SF: 0 SAC: 0 DP: 3 HBP: 0						

	AB	32
	R	1
	H	8
	RBI	1
	BB	3
	SO	2
	LOB	14

WP: 0 PB: 0 SB: 0 CS: 0 PA: 35

PITCHER	IP	WLS	BF	H	R	ER	SO	BB	IBB	HBP	BLK	WP	HR	S	P	ERA	WHIP
Larry Jackson, R (1, 1) ERA: 3.4	9.0	W	35	8	1	1	2	3	0	0	0	0	0	36	48	1.00	1.222

PITCHER	IP	WLS	BF	H	R	ER	SO	BB	IBB	HBP	BLK	WP	HR	S	P	ERA	WHIP

Batter	1	2	3	4	5	6	7	8	9	AB	R	H	RBI	BB	SO	LOB
Matty Alou, L (1, 8) OBP: 0.354, SLG: 0.345	S S S 0-3 ① K		S S S 0-3 ③ K			B B B B 4-0 1B 1B BB	S S S 0-3 ② K		x 0-0 ② F5	4	1	0	0	1	3	1
Maury Wills, S (1, 5) OBP: 0.318, SLG: 0.367	x 0-0 ② 1-3			x 0-0 ① 6-3		x 0-0 1B WP 1-3 1B	x 0-0 1B 3-H 3B		x 0-0 ③ 1-3	5	2	2	1	0	0	0
Roberto Clemente, R (1, 9) OBP: 0.438, SLG: 0.608	S S S 0-3 ③ K			x 0-0 ② F2		x 0-0 F8 WP 1-3 3-H 1B	x 0-0 3-H 1B			4	0	2	2	0	1	0
Willie Stargell, L (1, 7) OBP: 0.324, SLG: 0.414		x 0-0 G6-4-3 1B 1B		x 0-0 1B		B B B B 4-0 1-2 3-H BB	x 0-0 ③ F9			3	0	2	0	1	0	1
Bill Mazeroski, R (1, 4) OBP: 0.319, SLG: 0.395		x 0-0 G6-4-3 1-2 1B		x 0-0 ③ P6		x 0-0 ② F8 2-3		x 0-0 ① 4-3		4	0	1	0	0	0	3
Donn Clendenon, R (1, 3) OBP: 0.279, SLG: 0.375		x 0-0 ① ② G6-4-3 1-2f 2-3			S S S 0-3 ① K	x 0-0 ③ F9		S S S 0-3 ② K		4	0	0	0	0	2	4
Gene Alley, R (1, 6) OBP: 0.333, SLG: 0.436		x 0-0 ③ P3			x 0-0 ② F9		x 0-0 2B 3B	B B B B 4-0 BB		3	1	1	0	1	0	1
Jim Pagliaroni, R (1, 2) OBP: 0.255, SLG: 0.143 Jerry May, R (7, PH) OBP: 0.386, SLG: 0.410 (7, 2)			x 0-0 ① 5-3		S S S 0-3 ③ K		x 0-0 4-3 3B 3-H 2B	x 0-0 ③ G3		2	0	0	0	0	1	0
										2	1	1	1	0	0	1
Tommie Sisk, R (1, 1) George Spriggs, L (6, PH) OBP: 0.283, SLG: 0.231 Steve Blass, R (6, 1) Manny Mota, R (7, PH) OBP: 0.265, SLG: 0.379 Roy Face, R (7, 1)			S S S 0-3 ② K			S S S 0-3 ① K	x 0-0 ① 4-3 2-3		x 0-0 ① 6-3	1	0	0	0	0	1	0
										1	0	0	0	0	1	0
										0	0	0	0	0	0	0
										1	0	0	0	0	0	1
										1	0	0	0	0	0	0
Inning Stats	R: 0 E: 0 K: 2 S: 7 H: 0 LOB: 0 BB: 0 P: 7	R: 0 E: 0 K: 0 S: 4 H: 2 LOB: 1 BB: 0 P: 4	R: 0 E: 0 K: 2 S: 7 H: 0 LOB: 0 BB: 0 P: 7	R: 0 E: 0 K: 0 S: 4 H: 1 LOB: 1 BB: 0 P: 4	R: 0 E: 0 K: 2 S: 7 H: 0 LOB: 0 BB: 0 P: 7	R: 2 E: 0 K: 1 S: 7 H: 2 LOB: 2 BB: 2 P: 15	R: 3 E: 0 K: 1 S: 9 H: 4 LOB: 1 BB: 0 P: 9	R: 0 E: 0 K: 1 S: 5 H: 0 LOB: 1 BB: 1 P: 9	R: 0 E: 0 K: 0 S: 3 H: 0 LOB: 0 BB: 0 P: 3	1B: 6 2B: 1 3B: 2 HR: 0	SF: 0 SAC: 0 DP: 1 HBP: 0					

PITCHER		IP	WLS	BF	H	R	ER	SO	BB	IBB	HBP	BLK	WP	HR	S	P	ERA	WHIP
Bill Singer, R ERA: 4.13	(1, 1)	5.1		22	5	2	2	7	2	0	0	0	1	0	34	42	3.38	1.312
Phil Regan, R ERA: 3.1	(6, 1)	1.2	L	9	4	3	3	1	0	0	0	0	0	0	11	11	16.20	2.400
Bob Miller, R ERA: 6.46	(8, 1)	2.0		7	0	0	0	1	1	0	0	0	0	0	8	12	0.00	0.500

PITCHER	IP	WLS	BF	H	R	ER	SO	BB	IBB	HBP	BLK	WP	HR	S	P	ERA	WHIP

TOP

Pittsburgh Pirates @ Los Angeles Dodgers

Dodger Stadium, Los Angeles, CA

Fri Jun 02 1967, 7:05 PM PDT

Att. 35,540 - Unknown

livebaseballscorecards.com

AB	35
R	5
H	9
RBI	4
BB	3
SO	9
LOB	12

WP: 1 PA: 38
PB: 0
SB: 0
CS: 0

Batter	1	2	3	4	5	6	7	8	9	AB	R	H	RBI	BB	SO	LOB
Wes Parker, S (1, 3) OBP: 0.374, SLG: 0.338	4-3		K		5-3		K2-3			4	0	0	0	0	2	1
Nate Oliver, R (1, 4) OBP: 0.429, SLG: 0.476	1-3		K		5-3			K		4	0	0	0	0	2	0
Willie Davis, L (1, 8) OBP: 0.333, SLG: 0.365	4-3		S, 2B, 1B		4-3			F7		4	1	1	0	0	0	0
Ron Fairly, L (1, 9) OBP: 0.344, SLG: 0.398		4-3	1-H, 1B, 2B			1-3		P1		4	1	1	1	0	0	0
Jim Lefebvre, S (1, 5) OBP: 0.357, SLG: 0.377		E, BB, 1B	2-H, 1B			G3			BB, 1B	4	1	3	1	0	0	0
Len Gabrielson, L (1, 7) OBP: 0.245, SLG: 0.244		S, E, 1-2, BB	P6			F5			F9	3	0	0	0	1	0	2
John Roseboro, L (1, 2) OBP: 0.400, SLG: 0.344		E6, S, 1-2, 2-H		4-3			1B		K	4	0	1	0	0	1	2
Gene Michael, S (1, 6) OBP: 0.248, SLG: 0.227		K, 1-2, 2-3		4-3			K		BB, 1-2	3	0	0	0	0	2	3
Bob Bailey, R (9, PH) OBP: 0.175, SLG: 0.178										0	0	0	0	1	0	0
Bill Singer, R (1, 1) OBP: 0.125, SLG: 0.125		K		6-3			F9		F8	2	0	0	0	0	1	2
Phil Regan, R (6, 1)										0	0	0	0	0	0	0
Al Ferrara, R (7, PH) OBP: 0.310, SLG: 0.398										1	0	0	0	0	0	1
Bob Miller, R (8, 1)										0	0	0	0	0	0	0
Ron Hunt, R (9, PH) OBP: 0.376, SLG: 0.344										1	0	0	0	0	0	2
Inning Stats	R: 0 E: 0 K: 0 S: 3 H: 0 LOB: 0 BB: 0 P: 3	R: 1 E: 1 K: 2 S: 9 H: 1 LOB: 2 BB: 1 P: 13	R: 2 E: 0 K: 2 S: 10 H: 3 LOB: 1 BB: 0 P: 10	R: 0 E: 0 K: 0 S: 3 H: 0 LOB: 0 BB: 0 P: 3	R: 0 E: 0 K: 0 S: 3 H: 0 LOB: 0 BB: 0 P: 3	R: 0 E: 0 K: 0 S: 3 H: 0 LOB: 0 BB: 0 P: 3	R: 0 E: 0 K: 2 S: 8 H: 1 LOB: 1 BB: 0 P: 8	R: 0 E: 0 K: 1 S: 5 H: 0 LOB: 0 BB: 0 P: 5	R: 0 E: 0 K: 1 S: 6 H: 1 LOB: 2 BB: 1 P: 10	1B: 5 2B: 1 3B: 0 HR: 0 SF: 0 SAC: 0 DP: 0 HBP: 0						

PITCHER	IP	WLS	BF	H	R	ER	SO	BB	IBB	HBP	BLK	WP	HR	S	P	ERA	WHIP
Tommie Sisk, R (1, 1) ERA: 3.83	5.0		21	4	3	2	4	1	0	0	0	0	0	28	32	3.60	1.000
Steve Blass, R (6, 1) ERA: 2.18	1.0	W	3	0	0	0	0	0	0	0	0	0	0	3	3	0.00	0.000
Roy Face, R (7, 1) ERA: 0.39	3.0	S	12	2	0	0	4	1	0	0	0	0	0	19	23	0.00	1.000

PITCHER	IP	WLS	BF	H	R	ER	SO	BB	IBB	HBP	BLK	WP	HR	S	P	ERA	WHIP

BOTTOM

Pittsburgh Pirates @ Los Angeles Dodgers

Dodger Stadium, Los Angeles, CA

Fri Jun 02 1967, 7:05 PM PDT

Att. 35,540 - Unknown

livebaseballscorecards.com

AB	34
R	3
H	6
RBI	2
BB	2
SO	8
LOB	13

PA: 36

WP: 0
PB: 0
SB: 3
CS: 0

Batter	1	2	3	4	5	6	7	8	9	AB	R	H	RBI	BB	SO	LOB
Matty Alou, L (1, 8) OBP: 0.345, SLG: 0.336	S S S 0-3 ① K		x 0-0 ① FC6-4 S 1-2f		x 0-0 ②③ G6-4-3 1-2f			x 0-0 ②③ L4-3 1-2		4	0	0	0	0	1	4
Maury Wills, S (1, 5) OBP: 0.311, SLG: 0.358	x 0-0 ② 4-3		x 0-0 ② F8 1-2			x 0-0 ① 5-3			x 0-0 ① 6-3	4	0	0	0	0	0	1
Roberto Clemente, R (1, 9) OBP: 0.429, SLG: 0.594	S S S 0-3 ③ K		x 0-0 ③ F9			S S S 0-3 ② K			x 0-0 ② 4-3	4	0	0	0	0	2	1
Willie Stargell, L (1, 7) OBP: 0.316, SLG: 0.402		x 0-0 ① F7		x 0-0 ① 3-1		x 0-0 ③ P6			x 0-0 ③ 6-3	4	0	0	0	0	0	0
Bill Mazeroski, R (1, 4) OBP: 0.319, SLG: 0.394		x 0-0 2B 1B		x 0-0 ② G3			S S S 0-3 ① K			3	1	1	0	0	1	0
Donn Clendenon, R (1, 3) OBP: 0.275, SLG: 0.368		x 0-0 ② F8		x 0-0 ③ F8			x 0-0 ② L5			3	0	0	0	0	0	1
Gene Alley, R (1, 6) OBP: 0.333, SLG: 0.440		x 0-0 1-H 2B			x 0-0 E5 1B		x 0-0 ③ L7			3	0	1	1	0	0	0
Jerry May, R (1, 2) Dennis Ribant, R (8, PR) Jesse Gonder, L (8, 2) OBP: 0.396, SLG: 0.420 OBP: 0.214, SLG: 0.357 OBP: 0.241, SLG: 0.192		S S S 0-3 ③ K			x 0-0 G6-4-3 1-3 1B			x 0-0 L4-3 1B		3 0 0	0 0 0	2 0 0	0 0 0	0 0 0	1 0 0	1 0 0
Billy O'Dell, S (1, 1) George Spriggs, L (8, PH) Al McBean, R (8, 1) OBP: 0.250, SLG: 0.167 OBP: 0.277, SLG: 0.225			x 0-0 FC6-4 1B		x 0-0 ① F7			S S S 0-3 ① K		2 1 0	0 0 0	1 0 0	0 0 0	0 0 0	0 1 0	2 1 0
Inning Stats	R: 0 E: 0 K: 2 S: 7 H: 0 LOB: 0 BB: 0 P: 7	R: 1 E: 0 K: 1 S: 7 H: 2 LOB: 1 BB: 0 P: 7	R: 0 E: 0 K: 0 S: 4 H: 1 LOB: 1 BB: 0 P: 4	R: 0 E: 0 K: 0 S: 3 H: 0 LOB: 0 BB: 0 P: 3	R: 0 E: 1 K: 0 S: 4 H: 1 LOB: 1 BB: 0 P: 4	R: 0 E: 0 K: 1 S: 5 H: 0 LOB: 0 BB: 0 P: 5	R: 0 E: 0 K: 1 S: 5 H: 0 LOB: 0 BB: 0 P: 5	R: 0 E: 0 K: 1 S: 5 H: 1 LOB: 1 BB: 0 P: 5	R: 0 E: 0 K: 0 S: 3 H: 0 LOB: 0 BB: 0 P: 3	1B: 4 2B: 2 3B: 0 HR: 0	SF: 0 SAC: 0 DP: 2 HBP: 0					

PITCHER	IP	WLS	BF	H	R	ER	SO	BB	IBB	HBP	BLK	WP	HR	S	P	ERA	WHIP
Don Sutton, R (1, 1) ERA: 4.05	9.0	W	31	5	1	1	6	0	0	0	0	0	0	43	43	1.00	0.556

PITCHER	IP	WLS	BF	H	R	ER	SO	BB	IBB	HBP	BLK	WP	HR	S	P	ERA	WHIP

TOP

Pittsburgh Pirates @ Los Angeles Dodgers

Dodger Stadium, Los Angeles, CA

Sat Jun 03 1967, 7:05 PM PDT

Att. 39,621 - Unknown

livebaseballscorecards.com

AB	31
R	1
H	5
RBI	1
BB	0
SO	6
LOB	11

Batter	1	2	3	4	5	6	7	8	9	AB	R	H	RBI	BB	SO	LOB
Wes Parker, S (1, 3) OBP: 0.366, SLG: 0.329	K	K			4-3		FC6-4			4	0	0	0	0	2	1
Ron Hunt, R (1, 4) OBP: 0.378, SLG: 0.363	BB		5-3		HR		P6			3	2	1	1	1	0	1
Willie Davis, L (1, 8) OBP: 0.338, SLG: 0.369	1B		L7		F8			FC6-4 1B		4	1	2	0	0	0	0
Ron Fairly, L (1, 9) OBP: 0.342, SLG: 0.396	SF9		1B			G3		FC6-4		3	0	1	1	0	0	1
Al Ferrara, R (1, 7) OBP: 0.317, SLG: 0.435	E4 1B		F7			HR		L6		4	2	2	2	0	0	2
Bob Bailey, R (1, 5) OBP: 0.188, SLG: 0.191	1B			G6-4-3 1B		K		BB		3	0	2	1	0	1	0
Nate Oliver, R (7, 5) OBP: 0.455, SLG: 0.476										0	0	0	0	1	0	0
Jeff Torborg, R (1, 2) OBP: 0.227, SLG: 0.290	F9			G6-4-3		6-3		4-3		4	0	0	0	0	0	4
Gene Michael, S (1, 6) OBP: 0.244, SLG: 0.222		F7		6-3			F5			3	0	0	0	0	0	0
Don Sutton, R (1, 1) OBP: 0.185, SLG: 0.259		K			F3		FC6-4 1B			3	0	1	0	0	1	0
Inning Stats	R: 3 H: 3 E: 1 LOB: 1 K: 1 BB: 1 S: 8 P: 12	R: 0 H: 0 E: 0 LOB: 0 K: 2 BB: 0 S: 7 P: 7	R: 0 H: 1 E: 0 LOB: 1 K: 0 BB: 0 S: 4 P: 4	R: 0 H: 1 E: 0 LOB: 0 K: 0 BB: 0 S: 3 P: 3	R: 1 H: 1 E: 0 LOB: 0 K: 0 BB: 0 S: 4 P: 4	R: 1 H: 1 E: 0 LOB: 0 K: 1 BB: 0 S: 6 P: 6	R: 0 H: 1 E: 0 LOB: 1 K: 0 BB: 0 S: 4 P: 4	R: 0 H: 1 E: 0 LOB: 2 K: 0 BB: 1 S: 4 P: 8		1B: 7 SF: 1 2B: 0 SAC: 0 3B: 0 DP: 1 HR: 2 HBP: 0						

PITCHER		IP	WLS	BF	H	R	ER	SO	BB	IBB	HBP	BLK	WP	HR	S	P	ERA	WHIP
Billy O'Dell, L ERA: 4.59	(1, 1)	7.0	L	29	8	5	5	4	1	0	0	0	0	2	36	40	6.43	1.286
Al McBean, R ERA: 2.42	(8, 1)	1.0		5	1	0	0	0	1	0	0	0	0	0	4	8	0.00	2.000

PITCHER	IP	WLS	BF	H	R	ER	SO	BB	IBB	HBP	BLK	WP	HR	S	P	ERA	WHIP

BOTTOM

Pittsburgh Pirates @ Los Angeles Dodgers

Dodger Stadium, Los Angeles, CA

Sat Jun 03 1967, 7:05 PM PDT

Att. 39,621 - Unknown

livebaseballscorecards.com

AB	31
R	5
H	9
RBI	5
BB	2
SO	4
LOB	9

WP: 0	PA: 34		
PB: 0			
SB: 1			
CS: 0			

Batter	1	2	3	4	5	6	7	8	9	AB	R	H	RBI	BB	SO	LOB
Matty Alou, L (1, 8) OBP: 0.341, SLG: 0.331	F7		F7		F2		HR, 1B		K	5	1	1	0	0	1	0
Maury Wills, S (1, 5) OBP: 0.314, SLG: 0.360	F7		K		CS, 1B		HR, 1B		G3	5	1	2	0	0	1	0
Roberto Clemente, R (1, 9) OBP: 0.435, SLG: 0.632	K		1B		HR		HR			4	2	3	4	0	1	0
Willie Stargell, L (1, 7) OBP: 0.308, SLG: 0.390		4-3	6-3		K		K			4	0	0	0	0	2	1
Bill Mazeroski, R (1, 4) OBP: 0.312, SLG: 0.386		4-3		6-3		5-3		1-3		4	0	0	0	0	0	0
Donn Clendenon, R (1, 3) OBP: 0.280, SLG: 0.368		1B		BB, F9		K		6-3		3	0	1	0	1	1	0
Gene Alley, R (1, 6) OBP: 0.337, SLG: 0.442		S, 1B		F9		F9		FC6, 1B		4	0	2	0	0	0	1
Jerry May, R (1, 2) OBP: 0.400, SLG: 0.410		IBB		IBB			K	FC6		2	0	0	0	2	1	1
Bob Veale, S (1, 1) OBP: 0.036, SLG: 0.036		2-3		K			5-3		K	4	0	0	0	0	2	5
Roy Face, R (9, 1)										0	0	0	0	0	0	0
Inning Stats	R: 0 E: 0 K: 1 S: 5 H: 0 LOB: 0 BB: 0 P: 5	R: 0 E: 0 K: 0 S: 5 H: 2 LOB: 3 BB: 1 P: 9	R: 0 E: 0 K: 1 S: 6 H: 1 LOB: 1 BB: 0 P: 6	R: 0 E: 0 K: 1 S: 5 H: 0 LOB: 2 BB: 2 P: 13	R: 1 E: 0 K: 1 S: 6 H: 2 LOB: 0 BB: 0 P: 6	R: 0 E: 0 K: 1 S: 5 H: 0 LOB: 0 BB: 0 P: 5	R: 3 E: 0 K: 2 S: 10 H: 3 LOB: 0 BB: 0 P: 10	R: 0 E: 0 K: 0 S: 4 H: 1 LOB: 1 BB: 0 P: 4	R: 0 E: 0 K: 2 S: 7 H: 0 LOB: 0 BB: 0 P: 7	1B: 7 2B: 0 3B: 0 HR: 2 SF: 0 SAC: 0 DP: 0 HBP: 0						

PITCHER	IP	WLS	BF	H	R	ER	SO	BB	IBB	HBP	BLK	WP	HR	S	P	ERA	WHIP
Don Drysdale, R (1, 1) ERA: 1.91	7.0	L	31	8	4	4	7	1	2	0	0	0	2	42	54	5.14	1.286
Ron Perranoski, L (8, 1) ERA: 2.48	2.0		7	1	0	0	2	0	0	0	0	0	0	11	11	0.00	0.500

PITCHER	IP	WLS	BF	H	R	ER	SO	BB	IBB	HBP	BLK	WP	HR	S	P	ERA	WHIP

TOP

Pittsburgh Pirates @ Los Angeles Dodgers

Dodger Stadium, Los Angeles, CA

Sun Jun 04 1967, 3:33 AM PDT

Att. 39,741 - Unknown

livebaseballscorecards.com

AB	35
R	4
H	9
RBI	4
BB	3
SO	9
LOB	8

PA: 38

WP: 0
PB: 0
SB: 1
CS: 1

Pittsburgh Pirates @ Los Angeles Dodgers

Dodger Stadium, Los Angeles, CA

Sun Jun 04 1967, 3:33 AM PDT

Att. 39,741 - Unknown

livebaseballscorecards.com

BOTTOM

Batter	1	2	3	4	5	6	7	8	9	AB	R	H	RBI	BB	SO	LOB
Wes Parker, S (1, 3) OBP: 0.358, SLG: 0.320	F2	K		FC5 2-3f			K		P4	4	0	0	0	0	2	4
Len Gabrielson, L (9, PH) OBP: 0.240, SLG: 0.239										1	0	0	0	0	0	1
Ron Hunt, R (1, 4) OBP: 0.374, SLG: 0.358	BLK 1B		F8		4-3		K		P6	5	0	1	0	0	1	1
Willie Davis, L (1, 8) OBP: 0.329, SLG: 0.358	K 1-2		G3		1-3			4-3		4	0	0	0	0	1	1
Al Ferrara, R (1, 7) OBP: 0.324, SLG: 0.432	K		BB		P5			BB 1B		3	0	1	0	1	1	1
Ron Fairly, L (1, 9) OBP: 0.340, SLG: 0.390		BB 2B 1B	F9			P4		F9		3	1	0	0	1	0	2
Bob Bailey, R (1, 5) OBP: 0.215, SLG: 0.214		1-3 1B 2B	FC5 HBP 1B			BB E S		1-2 BB		2	0	2	0	2	0	0
Jeff Torborg, R (1, 2) OBP: 0.261, SLG: 0.302										1	0	1	1	1	0	0
Jim Lefebvre, S (8, PH) OBP: 0.355, SLG: 0.374										1	0	0	0	0	0	2
John Roseboro, L (9, 2) OBP: 0.400, SLG: 0.344		2-3 3-H FC1-6 1B	1-2 HBP			1-H FC6-4 BB		5-3		0	0	0	0	0	0	0
Gene Michael, S (1, 6) OBP: 0.244, SLG: 0.218		1-2f FC1-6 WP	B1			FC6-4 1-2f			WP BB	3	0	0	0	1	0	5
Don Drysdale, R (1, 1) OBP: 0.167, SLG: 0.121		1-2 K	F9				K		P4 1-2	2	0	0	0	0	1	4
Jim Hickman, R (7, PH) OBP: 0.255, SLG: 0.280										1	0	0	0	0	1	0
Ron Perranoski, L (8, 1) OBP: 0.250, SLG: 0.250										0	0	0	0	0	0	0
Nate Oliver, R (9, PH) OBP: 0.435, SLG: 0.455										1	0	0	0	0	0	1

Inning Stats	1	2	3	4	5	6	7	8	9
	R: 0 E: 0 K: 2 S: 8	H: 1 LOB: 1 BB: 0 P: 8	R: 1 E: 0 K: 2 S: 9	H: 2 LOB: 2 BB: 1 P: 13	R: 0 E: 0 K: 0 S: 3	H: 0 LOB: 1 BB: 1 P: 7	R: 0 E: 0 K: 0 S: 4	H: 1 LOB: 2 BB: 0 P: 5	R: 0 E: 0 K: 0 S: 3	H: 0 LOB: 0 BB: 0 P: 3	R: 0 E: 0 K: 0 S: 2	H: 0 LOB: 1 BB: 2 P: 10	R: 0 E: 0 K: 3 S: 9	H: 0 LOB: 0 BB: 0 P: 9	R: 0 E: 0 K: 0 S: 4	H: 1 LOB: 2 BB: 1 P: 8	R: 0 E: 0 K: 0 S: 3	H: 0 LOB: 1 BB: 1 P: 7

	AB	R	H	RBI	BB	SO	LOB
AB	31						
R	1						
H	5						
RBI	1						
BB	6						
SO	7						
LOB	22						

	1B	SF	WP	PA
	4	0	2	38
	2B	SAC	PB	
	1	0	0	
	3B	DP	SB	
	0	0	1	
	HR	HBP	CS	
	0	1	0	

PITCHER	IP	WLS	BF	H	R	ER	SO	BB	IBB	HBP	BLK	WP	HR	S	P	ERA	WHIP
Bob Veale, L (1, 1) ERA: 3.18	8.0	W	35	5	1	1	7	6	0	1	1	1	0	42	67	1.12	1.375
Roy Face, R (9, 1) ERA: 0.38	1.0	S	3	0	0	0	0	0	0	0	0	1	0	3	3	0.00	0.000

PITCHER	IP	WLS	BF	H	R	ER	SO	BB	IBB	HBP	BLK	WP	HR	S	P	ERA	WHIP

Los Angeles Dodgers @ Atlanta Braves

Atlanta Stadium, Atlanta, GA

Mon Jun 05 1967, 7:05 PM EDT

Att. 10,046 - Unknown

TOP

livebaseballscorecards.com

Batter	1	2	3	4	5	6	7	8	9	AB	R	H	RBI	BB	SO	LOB
Gene Michael, S (1, 6) OBP: 0.244, SLG: 0.219	1-3	SH1-3 1-2			P6		L4		1B	4	0	1	0	0	0	0
Ron Hunt, R (1, 4) OBP: 0.374, SLG: 0.355	BB	1-3			2B E 1B		L4		K	4	1	1	0	1	1	2
Willie Davis, L (1, 8) OBP: 0.333, SLG: 0.365	S 1B 1-2 BB		K		E2 1-H		6-3			3	1	1	0	1	1	0
Ron Fairly, L (1, 3) OBP: 0.348, SLG: 0.391 (7, 9)	1-H 1B		3-1		IBB			SH1-4 BB		2	0	1	1	2	0	0
Al Ferrara, R (1, 9) OBP: 0.315, SLG: 0.418 Wes Parker, S (7, 3) OBP: 0.358, SLG: 0.320	K		1-3		K			SH1-4 1-2		3 0	0 0	0 0	0 0	0 0	2 0	3 0
John Roseboro, L (1, 2) OBP: 0.412, SLG: 0.365		HR 1B		PB 2B	G3			G1-4-3 BB		3	1	2	0	1	0	2
Len Gabrielson, L (1, 7) OBP: 0.245, SLG: 0.306 Jim Hickman, R (8, PH) OBP: 0.250, SLG: 0.275 (8, 7)	1-H HR			K 2-3		F7		G1-4-3 1-2f		3 1	1 0	1 0	2 0	0 0	1 0	1 2
Bob Bailey, R (1, 5) OBP: 0.218, SLG: 0.211 Dick Schofield, S (7, 5) OBP: 0.310, SLG: 0.208	K			1-3		CS BB			P6	2 1	0 0	0 0	0 0	1 0	1 0	1 0
Claude Osteen, L (1, 1) OBP: 0.235, SLG: 0.226 Phil Regan, R (9, 1)	SH1-3 1B			P6	K 1-2				F7	4 0	0 0	1 0	0 0	0 0	1 0	2 0

	AB	30
	R	4
	H	8
	RBI	3
	BB	6
	SO	7
	LOB	13

Inning Stats	1	2	3	4	5	6	7	8	9	1B: 5	SF: 0	WP: 0	PA: 38
	R: 1 E: 0 K: 1 S: 5 H: 1 LOB: 1 BB: 2 P: 13	R: 2 E: 0 K: 1 S: 8 H: 3 LOB: 1 BB: 0 P: 8	R: 0 E: 0 K: 1 S: 5 H: 0 LOB: 0 BB: 0 P: 5	R: 0 E: 0 K: 1 S: 6 H: 1 LOB: 1 BB: 0 P: 6	R: 1 E: 1 K: 1 S: 7 H: 2 LOB: 2 BB: 1 P: 11	R: 0 E: 0 K: 1 S: 4 H: 0 LOB: 0 BB: 1 P: 8	R: 0 E: 0 K: 0 S: 3 H: 0 LOB: 0 BB: 0 P: 3	R: 0 E: 0 K: 0 S: 2 H: 0 LOB: 1 BB: 2 P: 10	R: 0 E: 0 K: 1 S: 6 H: 1 LOB: 1 BB: 0 P: 6	2B: 2 3B: 0 HR: 1	SAC: 2 DP: 1 HBP: 0	PB: 1 SB: 1 CS: 1	

PITCHER	IP	WLS	BF	H	R	ER	SO	BB	IBB	HBP	BLK	WP	HR	S	P	ERA	WHIP
Tony Cloninger, R (1, 1) ERA: 2.63	5.0	L	24	7	4	3	5	2	1	0	0	0	1	31	43	5.40	1.800
Wade Blasingame, L (6, 1) ERA: 5.14	2.1		9	0	0	0	1	3	0	0	0	0	0	8	20	0.00	1.286
Clay Carroll, R (8, 1) ERA: 5.56	0.2		1	0	0	0	0	0	0	0	0	0	0	1	1	0.00	0.000
Phil Niekro, R (9, 1) ERA: 1.74	1.0		4	1	0	0	1	0	0	0	0	0	0	6	6	0.00	1.000

PITCHER	IP	WLS	BF	H	R	ER	SO	BB	IBB	HBP	BLK	WP	HR	S	P	ERA	WHIP

Los Angeles Dodgers @ Atlanta Braves

Atlanta Stadium, Atlanta, GA

Mon Jun 05 1967, 7:05 PM EDT

Att. 10,046 - Unknown

livebaseballscorecards.com

BOTTOM

Batter	1	2	3	4	5	6	7	8	9	AB	R	H	RBI	BB	SO	LOB
Felipe Alou, R (1, 3) OBP: 0.320, SLG: 0.449	6-3		1-2 1B		1B			1B 1B	5-3	5	0	3	0	0	0	1
Mack Jones, L (1, 8) OBP: 0.303, SLG: 0.410	4-3		K		4-3			K		4	0	0	0	0	2	4
Hank Aaron, R (1, 9) OBP: 0.368, SLG: 0.602	6-3			1-3		K		1-2 1B		4	0	1	0	0	1	0
Joe Torre, R (1, 2) OBP: 0.389, SLG: 0.594		6-3		1B 1B		4-3		L4		4	0	1	0	0	0	2
Rico Carty, R (1, 7) OBP: 0.350, SLG: 0.396		5-3		F7		P6			HR	4	1	1	1	0	0	1
Clete Boyer, R (1, 5) OBP: 0.321, SLG: 0.430		P3		1-2 1B			5-3		HR	4	1	2	1	0	0	0
Denis Menke, R (1, 6) OBP: 0.310, SLG: 0.273			5-3	2-3			P4		F7	4	0	0	0	0	0	2
Woody Woodward, R (1, 4) OBP: 0.276, SLG: 0.252			B B B B 1B BB		F7		S S S K		E1 WP	3	0	0	0	1	1	0
Tony Cloninger, R (1, 1) OBP: 0.143, SLG: 0.143			S S S K		5-3			4-3	P6 1-2	1	0	0	0	0	1	1
Glen Clark, S (5, PH)										1	0	0	0	0	0	0
Wade Blasingame, L (6, 1) OBP: 0.429, SLG: 0.200										0	0	0	0	0	0	0
Clay Carroll, R (8, 1)										0	0	0	0	0	0	0
Miguel de la Hoz, R (8, PH) OBP: 0.220, SLG: 0.300										1	0	0	0	0	0	0
Phil Niekro, R (9, 1) OBP: 0.400, SLG: 0.500										0	0	0	0	0	0	0
Charlie Lau, L (9, PH) OBP: 0.214, SLG: 0.182										1	0	0	0	0	0	1
Inning Stats	R: 0 E: 0 K: 0 S: 3 H: 0 LOB: 0 BB: 0 P: 3	R: 0 E: 0 K: 0 S: 3 H: 0 LOB: 0 BB: 0 P: 3	R: 0 E: 0 K: 2 S: 8 H: 1 LOB: 2 BB: 1 P: 12	R: 0 E: 0 K: 0 S: 5 H: 2 LOB: 2 BB: 0 P: 5	R: 0 E: 0 K: 0 S: 4 H: 1 LOB: 1 BB: 0 P: 4	R: 0 E: 0 K: 1 S: 5 H: 0 LOB: 0 BB: 0 P: 5	R: 0 E: 0 K: 1 S: 5 H: 0 LOB: 0 BB: 0 P: 5	R: 0 E: 0 K: 1 S: 7 H: 2 LOB: 2 BB: 0 P: 7	R: 2 E: 1 K: 0 S: 6 H: 2 LOB: 1 BB: 0 P: 6	1B: 6 2B: 0 3B: 0 HR: 2	SF: 0 SAC: 0 DP: 0 HBP: 0						

	AB	36
	R	2
	H	8
	RBI	2
	BB	1
	SO	5
	LOB	12

WP: 1 PB: 0 SB: 0 CS: 0 PA: 37

PITCHER		IP	WLS	BF	H	R	ER	SO	BB	IBB	HBP	BLK	WP	HR	S	P	ERA	WHIP
Claude Osteen, L (1, 1) ERA: 3.78		8.0	W	33	8	2	2	5	1	0	0	0	0	2	42	46	2.25	1.125
Phil Regan, R (9, 1) ERA: 3.0		1.0	S	4	0	0	0	0	0	0	0	0	1	0	4	4	0.00	0.000

PITCHER	IP	WLS	BF	H	R	ER	SO	BB	IBB	HBP	BLK	WP	HR	S	P	ERA	WHIP

Batter	1	2	3	4	5	6	7	8	9	AB	R	H	RBI	BB	SO	LOB
Gene Michael, S (1, 6) OBP: 0.238, SLG: 0.213 Jim Campanis, R (9, PH) OBP: 0.471, SLG: 0.643 Nate Oliver, R (9, PR) OBP: 0.435, SLG: 0.455	F8		K		F7		L4		SH2-4 1B	4 1 0	0 0 0	0 1 0	0 0 0	0 0 0	1 0 0	0 0 0
Ron Hunt, R (1, 4) OBP: 0.387, SLG: 0.367	BBBB 2B 7-2-5 BB		1B 1B		2B 1B 1B		1B		SH2-4 1-2	3	1	3	0	1	0	0
Willie Davis, L (1, 8) OBP: 0.342, SLG: 0.387	1-3 2B		1-2 1B		1B 1-3 2B		F8		P5	5	0	3	0	0	0	3
Al Ferrara, R (1, 9) OBP: 0.310, SLG: 0.408	FC		F8		2-3 3-H 1B		F7		K	5	0	1	1	0	1	7
Ron Fairly, L (1, 3) OBP: 0.341, SLG: 0.382	7-2-5 3-Hf			L4	P6			1-3		4	0	0	0	0	0	5
Bob Bailey, R (1, 5) OBP: 0.227, SLG: 0.220		6-3		2B G5-2-3 1B	P4			3B 1B		4	1	2	0	0	0	2
Jim Hickman, R (1, 7) OBP: 0.250, SLG: 0.291		1-3		1-3 2B		6-3		K		4	0	1	0	0	1	1
Jeff Torborg, R (1, 2) OBP: 0.264, SLG: 0.292 Jim Lefebvre, S (8, PH) OBP: 0.359, SLG: 0.390 Don Sutton, R (8, PR) OBP: 0.185, SLG: 0.259 John Roseboro, L (8, 2) OBP: 0.412, SLG: 0.365		K		IBB		6-3		1-H 3B		2 1 0 0	0 0 0 0	0 1 0 0	0 1 0 0	1 0 0 0	1 0 0 0	0 0 0 0
Bill Singer, R (1, 1) OBP: 0.091, SLG: 0.091 Phil Regan, R (6, 1) Lou Johnson, R (8, PH) OBP: 0.345, SLG: 0.420 Ron Perranoski, L (8, 1) OBP: 0.250, SLG: 0.250			F7	G5-2-3 3-Hf		K		F3		3 0 1 0	0 0 0 0	0 0 0 0	0 0 0 0	0 0 0 0	1 0 0 0	3 0 1 0
Inning Stats	R: 0 H: 1 E: 0 LOB: 2 K: 0 BB: 1 S: 4 P: 8	R: 0 H: 0 E: 0 LOB: 0 K: 1 BB: 0 S: 5 P: 5	R: 0 H: 2 E: 0 LOB: 2 K: 1 BB: 0 S: 7 P: 7	R: 0 H: 2 E: 0 LOB: 2 K: 0 BB: 1 S: 4 P: 8	R: 1 H: 3 E: 0 LOB: 2 K: 0 BB: 0 S: 6 P: 6	R: 0 H: 0 E: 0 LOB: 0 K: 1 BB: 0 S: 5 P: 5	R: 0 H: 1 E: 0 LOB: 1 K: 0 BB: 0 S: 4 P: 4	R: 1 H: 2 E: 0 LOB: 1 K: 1 BB: 0 S: 7 P: 7	R: 0 H: 1 E: 0 LOB: 2 K: 1 BB: 0 S: 6 P: 6	1B: 8 SF: 0 2B: 4 SAC: 1 3B: 1 DP: 2 HR: 0 HBP: 0						WP: 0 PA: 40 PB: 0 SB: 0 CS: 0	

PITCHER	IP	WLS	BF	H	R	ER	SO	BB	IBB	HBP	BLK	WP	HR	S	P	ERA	WHIP
Denny Lemaster, L (1, 1) ERA: 2.45	9.0	W	40	12	2	2	5	1	1	0	0	0	0	48	56	2.00	1.444

PITCHER	IP	WLS	BF	H	R	ER	SO	BB	IBB	HBP	BLK	WP	HR	S	P	ERA	WHIP

TOP

Los Angeles Dodgers @ Atlanta Braves

Atlanta Stadium, Atlanta, GA

Tue Jun 06 1967, 7:05 PM EDT

Att. 14,171 - Unknown

livebaseballscorecards.com

AB	37
R	2
H	12
RBI	2
BB	2
SO	5
LOB	22

Batter	1	2	3	4	5	6	7	8	9	AB	R	H	RBI	BB	SO	LOB
Felipe Alou, R (1, 3) OBP: 0.313, SLG: 0.439	F8			F2	6-3			K		4	0	0	0	0	1	1
Mack Jones, L (1, 8) OBP: 0.314, SLG: 0.423	K			BB 1B		BLK 1B 1B		1B 2B		3	2	2	0	1	1	0
Hank Aaron, R (1, 9) OBP: 0.376, SLG: 0.601	F5			1-3 1B		1B 1-2 IBB		1B IBB		2	0	1	0	2	0	0
Joe Torre, R (1, 2) OBP: 0.392, SLG: 0.592		K		K		G1-6-3 1-3 2-H 1B		G6-4-3 1-3 2-H 1B		4	0	2	2	0	2	2
Rico Carty, R (1, 7) OBP: 0.342, SLG: 0.387		4-3		L4		K		G6-4-3 1-2f		4	0	0	0	0	1	6
Clete Boyer, R (1, 5) OBP: 0.322, SLG: 0.442		F8			1B 3B	G1-6-3 1-2f				3	1	1	0	0	0	2
Denis Menke, R (1, 6) OBP: 0.311, SLG: 0.275			K		4-3 SH3-4 3-H 1B		P6			3	0	1	1	0	1	0
Woody Woodward, R (1, 4) OBP: 0.271, SLG: 0.248			F7		SH3-4 1-2		1-3			2	0	0	0	0	0	0
Denny Lemaster, R (1, 1) OBP: 0.125, SLG: 0.100			G3		4-3 2-3		5-3			3	0	0	0	0	0	1
Inning Stats	R: 0 E: 0 K: 1 S: 5 H: 0 LOB: 0 BB: 0 P: 5	R: 0 E: 0 K: 1 S: 5 H: 0 LOB: 0 BB: 0 P: 5	R: 0 E: 0 K: 1 S: 5 H: 0 LOB: 0 BB: 0 P: 5	R: 0 E: 0 K: 1 S: 6 H: 1 LOB: 2 BB: 1 P: 10	R: 1 E: 0 K: 0 S: 5 H: 2 LOB: 1 BB: 0 P: 5	R: 1 E: 0 K: 1 S: 6 H: 2 LOB: 1 BB: 1 P: 10	R: 0 E: 0 K: 0 S: 3 H: 0 LOB: 0 BB: 0 P: 3	R: 1 E: 0 K: 1 S: 6 H: 2 LOB: 1 BB: 1 P: 10		1B: 5 2B: 1 3B: 1 HR: 0 SF: 0 SAC: 1 DP: 2 HBP: 0						

BOTTOM

Los Angeles Dodgers @ Atlanta Braves

Atlanta Stadium, Atlanta, GA

Tue Jun 06 1967, 7:05 PM EDT

Att. 14,171 - Unknown

livebaseballscorecards.com

AB	28
R	3
H	7
RBI	3
BB	3
SO	6
LOB	12

WP: 0 PB: 0 SB: 0 CS: 0 PA: 32

PITCHER		IP	WLS	BF	H	R	ER	SO	BB	IBB	HBP	BLK	WP	HR	S	P	ERA	WHIP
Bill Singer, R ERA: 4.05	(1, 1)	5.0		22	5	2	2	4	1	1	0	1	0	0	28	36	3.60	1.200
Phil Regan, R ERA: 2.81	(6, 1)	2.0		5	0	0	0	1	0	0	0	0	0	0	7	7	0.00	0.000
Ron Perranoski, L ERA: 2.65	(8, 1)	1.0	L	5	2	1	1	1	0	1	0	0	0	0	6	10	9.00	2.000

PITCHER	IP	WLS	BF	H	R	ER	SO	BB	IBB	HBP	BLK	WP	HR	S	P	ERA	WHIP

Los Angeles Dodgers @ Atlanta Braves

Atlanta Stadium, Atlanta, GA

Wed Jun 07 1967, 7:05 PM EDT

Att. 14,280 - Unknown

TOP

Batter	1	2	3	4	5	6	7	8	9	AB	R	H	RBI	BB	SO	LOB
Gene Michael, S (1, 6) OBP: 0.244, SLG: 0.216 Lou Johnson, R (9, PH) OBP: 0.357, SLG: 0.490	0-0 6-3 1B		BBB 4-0 1B SF8 BB	0-0 F3 ③			0-0 F5 ①		0-0 HR	3 1	1 1	1 1	0 1	1 0	0 0	2 0
Ron Hunt, R (1, 4) OBP: 0.392, SLG: 0.385	0-0 ① 6-3 1-2		0-0 1-3 3-H 1B		0-0 4-3 4-3 1B		0-0 1B 3B		0-0 ③ 1-3	5	1	3	1	0	0	1
Willie Davis, L (1, 8) OBP: 0.340, SLG: 0.386	SSS 0-3 ② K		0-0 ② SF8 3-H		0-0 ① 4-3 1-2		0-0 G1-6-3 3-H 1B			3	0	1	2	0	1	2
Ron Fairly, L (1, 3) OBP: 0.335, SLG: 0.374	0-0 ③ L4		0-0 ③ F9		0-0 ② 4-3 2-3		0-0 ② ③ G1-6-3 1-2f			4	0	0	0	0	0	4
Al Ferrara, R (1, 9) OBP: 0.317, SLG: 0.406		SSS 0-3 ① K		BBBB 4-0 2B BB	SSS 0-3 ③ K			0-0 G4-6-3 1B		3	1	1	0	1	2	1
Len Gabrielson, L (1, 7) OBP: 0.232, SLG: 0.288 Jim Hickman, R (8, PH) OBP: 0.246, SLG: 0.286 (8, 7)		SSS 0-3 ② K		SSS 0-3 ① K		SSS 0-3 ① K		0-0 ① F3		3 1	0 0	0 0	0 0	0 0	3 0	1 1
John Roseboro, L (1, 2) OBP: 0.407, SLG: 0.360		0-0 ③ F8		SSS 0-3 ② K		0-0 1B		0-0 ② ③ G4-6-3 1-2f		4	0	1	0	0	1	2
Bob Bailey, R (1, 5) OBP: 0.235, SLG: 0.254			0-0 1B 3B	0-0 1-H 2B		0-0 ② F8			0-0 ① 4-3	4	1	2	1	0	0	1
Don Sutton, R (1, 1) OBP: 0.179, SLG: 0.250 Jim Brewer, L (3, 1) Jim Lefebvre, S (4, PH) OBP: 0.362, SLG: 0.390 Bill Singer, R (4, PR) OBP: 0.091, SLG: 0.091 Bob Miller, R (4, 1) Jim Campanis, R (6, PH) OBP: 0.444, SLG: 0.600 Dick Egan, L (6, 1) Nate Oliver, R (9, PH) OBP: 0.417, SLG: 0.435			0-0 ① P3	BBBB 4-0 BB		SSS 0-3 ③ K			SSS 0-3 ② K	1 0 0 0 0 1 0 1	0 0 0 0 0 0 0 0	0 0 0 0 0 0 0 0	0 0 1 0 0 1 0 0	0 0 0 0 0 0 0 0	0 0 0 0 0 1 0 1	1 0 0 0 0 1 0 0
Inning Stats	R: 0 E: 0 K: 1 S: 6 H: 1 LOB: 1 BB: 0 P: 6	R: 0 E: 0 K: 2 S: 7 H: 0 LOB: 0 BB: 0 P: 7	R: 2 E: 0 K: 0 S: 5 H: 2 LOB: 1 BB: 1 P: 9	R: 1 E: 0 K: 2 S: 8 H: 1 LOB: 2 BB: 2 P: 16	R: 0 E: 0 K: 1 S: 6 H: 1 LOB: 1 BB: 0 P: 6	R: 0 E: 0 K: 2 S: 8 H: 1 LOB: 1 BB: 0 P: 8	R: 1 E: 0 K: 0 S: 4 H: 2 LOB: 0 BB: 0 P: 4	R: 0 E: 0 K: 0 S: 3 H: 1 LOB: 0 BB: 0 P: 3	R: 1 E: 0 K: 1 S: 6 H: 1 LOB: 0 BB: 0 P: 6	1B: 6 2B: 1 3B: 2 HR: 1	SF: 1 SAC: 0 DP: 2 HBP: 0		WP: 0 PB: 0 SB: 0 CS: 0	PA: 38		

livebaseballscorecards.com

	AB	34
	R	5
	H	10
	RBI	5
	BB	3
	SO	9
	LOB	17

PITCHER	IP	WLS	BF	H	R	ER	SO	BB	IBB	HBP	BLK	WP	HR	S	P	ERA	WHIP
Pat Jarvis, R (1, 1) ERA: 5.28	6.1	W	30	8	4	4	8	3	0	0	0	0	0	43	55	5.68	1.737
Dick Kelley, L (7, 1) ERA: 4.84	2.2	S	8	2	1	1	1	0	0	0	0	0	1	10	10	3.38	0.750

PITCHER	IP	WLS	BF	H	R	ER	SO	BB	IBB	HBP	BLK	WP	HR	S	P	ERA	WHIP

Batter	1	2	3	4	5	6	7	8	9	AB	R	H	RBI	BB	SO	LOB
Felipe Alou, R (1, 3) OBP: 0.320, SLG: 0.446	0-0 1B 2B		0-0 1-3 ①	0-0 P2 ③			SH5-4 3B 1B			4	2	2	0	0	0	0
Marty Martinez, S (9, 3) OBP: 0.321, SLG: 0.240							1-0 PO HBP			0	0	0	0	0	0	0
Mack Jones, L (1, 8) OBP: 0.313, SLG: 0.414	0-0 F9 ①		BBBB 4-0 WP S HR BB		0-0 F9 ①		SH5-4 1-2	0-0 1-3 ①		3	1	0	0	1	0	1
							0-0 PO 1-2									
Gary Geiger, L (1, 9) OBP: 0.388, SLG: 0.341	0-0 2B 1B 2-H		0-0 F8 ② 1-3		0-0 F8 ②		0-0 1B 3B 2-H	0-0 4-3 ②		5	2	2	2	0	0	1
Joe Torre, R (1, 2) OBP: 0.397, SLG: 0.596	0-0 1B 2B 1-H		BBBB 4-0 HR BB		0-0 F9 ③		0-0 1B HR 1B 3-H	0-0 6-3 ③		4	3	2	2	1	0	0
Rico Carty, R (1, 7) OBP: 0.346, SLG: 0.407	SSS 0-3 K ②		0-0 HR 1-H 3-H			0-0 5-3 ①	0-0 HR 1B 1-2			4	2	2	3	0	1	1
Clete Boyer, R (1, 5) OBP: 0.326, SLG: 0.462	0-0 1B 2-H		0-0 HR			0-0 5-3 ②	0-0 F7 ②			4	1	2	2	0	0	2
Denis Menke, R (1, 6) OBP: 0.315, SLG: 0.299		0-0 4-3 ①	0-0 5-3 ③			0-0 1B 1B	0-0 HR 1-H 2-H			4	1	2	3	0	0	0
Woody Woodward, R (1, 4) OBP: 0.279, SLG: 0.265		0-0 F8 ②		0-0 F7 ①		0-0 1B 1B 1-2	0-0 E 2B			4	1	2	0	0	0	0
Pat Jarvis, R (1, 1)		0-0 P6 ③		SSS 0-3 K ②		0-0 F9 ③	0-0 E7 1B 2-H			3	0	0	0	0	1	2
Dick Kelley, R (7, 1) OBP: 0.333, SLG: 0.364										1	0	1	1	0	0	0
Inning Stats	R: 3 H: 4 E: 0 LOB: 1 K: 1 BB: 0 S: 8 P: 8	R: 0 H: 0 E: 0 LOB: 0 K: 0 BB: 0 S: 3 P: 3	R: 4 H: 2 E: 0 LOB: 0 K: 0 BB: 2 S: 5 P: 13	R: 0 H: 0 E: 0 LOB: 0 K: 1 BB: 0 S: 5 P: 5	R: 0 H: 0 E: 0 LOB: 0 K: 0 BB: 0 S: 3 P: 3	R: 0 H: 2 E: 0 LOB: 2 K: 0 BB: 0 S: 5 P: 5	R: 6 H: 7 E: 1 LOB: 1 K: 0 BB: 0 S: 9 P: 10	R: 0 H: 0 E: 0 LOB: 0 K: 0 BB: 0 S: 3 P: 3		1B: 8 SF: 0 2B: 3 SAC: 1 3B: 1 DP: 0 HR: 3 HBP: 1						

PITCHER		IP	WLS	BF	H	R	ER	SO	BB	IBB	HBP	BLK	WP	HR	S	P	ERA	WHIP
Don Sutton, R ERA: 4.57	(1, 1)	2.2	L	14	5	6	6	1	2	0	0	0	1	1	14	22	20.25	2.625
Jim Brewer, L ERA: 2.48	(3, 1)	0.1		2	1	1	1	0	0	0	0	0	0	1	2	2	27.00	3.000
Bob Miller, R ERA: 6.06	(4, 1)	2.0		6	0	0	0	1	0	0	0	0	0	0	8	8	0.00	0.000
Dick Egan, L ERA: 8.36	(6, 1)	3.0		18	9	6	6	0	0	0	1	0	0	1	17	18	18.00	3.000

PITCHER	IP	WLS	BF	H	R	ER	SO	BB	IBB	HBP	BLK	WP	HR	S	P	ERA	WHIP

BOTTOM

Los Angeles Dodgers @ Atlanta Braves

Atlanta Stadium, Atlanta, GA

Wed Jun 07 1967, 7:05 PM EDT

Att. 14,280 - Unknown

livebaseballscorecards.com

AB	36
R	13
H	15
RBI	13
BB	2
SO	2
LOB	7

Los Angeles Dodgers @ Atlanta Braves

Atlanta Stadium, Atlanta, GA

Thu Jun 08 1967, 7:05 PM EDT

Att. 16,812 - Unknown

livebaseballscorecards.com

TOP

Batter	1	2	3	4	5	6	7	8	9	AB	R	H	RBI	BB	SO	LOB
Wes Parker, S (1, 3) OBP: 0.359, SLG: 0.318	F8	K		BB, HBP 1-2 BB		5-3 1B		F8		4	0	1	0	1	1	1
Ron Hunt, R (1, 4) OBP: 0.392, SLG: 0.382	BLK 1B	F2		BB 1-2 2-3 HBP		5-3 1-2		G3		4	0	1	0	0	0	2
Willie Davis, L (1, 8) OBP: 0.335, SLG: 0.376	P3 1-2		F7	4-0 1-2 2-3 3-H BB		F8		F7		4	0	0	1	1	0	2
Ron Fairly, L (1, 9) OBP: 0.333, SLG: 0.371 Jim Hickman, R (7, 9) OBP: 0.242, SLG: 0.281	F8		1-3 1B	5-3		K			6-3	4 1	0 0	1 0	0 0	0 0	1 0	5 0
John Roseboro, L (1, 2) OBP: 0.398, SLG: 0.352		K	1-3 1-2		K		FC1-6 1B		3-1	5	0	1	0	0	2	1
Len Gabrielson, L (1, 7) OBP: 0.230, SLG: 0.298		2B 2B	P5		4-3		FC1-6 1B 1-2f		4-3	5	1	1	0	0	0	2
Bob Bailey, R (1, 5) OBP: 0.243, SLG: 0.256 Dick Schofield, S (7, 5) OBP: 0.310, SLG: 0.208		2B 1B BB		K	1B 1B		L7			3 0	1 0	1 0	0 0	1 0	1 0	1 0
Gene Michael, S (1, 6) OBP: 0.256, SLG: 0.234		1-3 2-H 1B 2B		6-3	1-2 1B		1-2 1B			4	1	3	1	0	0	0
Don Drysdale, R (1, 1) OBP: 0.200, SLG: 0.162 Phil Regan, R (7, 1)		2-H 3-H 1B		HBP, BB BB 1B	L8		F8			4 0	1 0	2 0	2 0	0 0	0 0	4 0
Inning Stats	R: 0 E: 0 K: 0 S: 4 H: 1 LOB: 1 BB: 0 P: 4	R: 3 E: 0 K: 2 S: 10 H: 3 LOB: 1 BB: 1 P: 14	R: 0 E: 0 K: 0 S: 4 H: 1 LOB: 1 BB: 0 P: 4	R: 1 E: 0 K: 1 S: 6 H: 1 LOB: 3 BB: 2 P: 15	R: 0 E: 0 K: 1 S: 7 H: 2 LOB: 2 BB: 0 P: 7	R: 0 E: 0 K: 1 S: 6 H: 1 LOB: 1 BB: 0 P: 6	R: 0 E: 0 K: 0 S: 5 H: 2 LOB: 2 BB: 0 P: 5	R: 0 E: 0 K: 0 S: 3 H: 0 LOB: 0 BB: 0 P: 3	R: 0 E: 0 K: 0 S: 3 H: 0 LOB: 0 BB: 0 P: 3	1B: 9 2B: 2 3B: 0 HR: 0 SF: 0 SAC: 0 DP: 0 HBP: 1						

	AB	38
	R	4
	H	11
	RBI	4
	BB	3
	SO	5
	LOB	18

WP: 0 PB: 0 SB: 0 CS: 0 PA: 42

PITCHER		IP	WLS	BF	H	R	ER	SO	BB	IBB	HBP	BLK	WP	HR	S	P	ERA	WHIP
Bob Bruce, R ERA: 4.98	(1, 1)	1.1		9	4	3	3	1	1	0	0	1	0	0	10	14	20.25	3.750
Jay Ritchie, R ERA: 3.67	(2, 1)	1.2		6	1	0	0	1	0	0	0	0	0	0	8	8	0.00	0.600
Wade Blasingame, L ERA: 5.01	(4, 1)	2.1		14	4	1	1	2	2	0	1	0	0	0	15	24	3.86	2.571
Ramon Hernandez, L ERA: 5.79	(6, 1)	1.2		7	2	0	0	1	0	0	0	0	0	0	9	9	0.00	1.200
Clay Carroll, R ERA: 5.25	(8, 1)	2.0	W	6	0	0	0	0	0	0	0	0	0	0	6	6	0.00	0.000

PITCHER	IP	WLS	BF	H	R	ER	SO	BB	IBB	HBP	BLK	WP	HR	S	P	ERA	WHIP

Batter	1	2	3	4	5	6	7	8	9	AB	R	H	RBI	BB	SO	LOB
Felipe Alou, R (1, 3) OBP: 0.322, SLG: 0.444	F2		HBP, 1B			5-3	FC6-2, FC4-6 1-2 3-H		2-H, 1B	5	0	2	1	0	0	2
Mack Jones, L (1, 8) OBP: 0.317, SLG: 0.432	HR		1-2, HBP			G3	FC4-6 1-2f			3	1	1	1	0	0	2
Gary Geiger, L (1, 9) OBP: 0.358, SLG: 0.311	L9		F8			F7		4-3		4	0	0	0	0	0	2
Joe Torre, R (1, 2) OBP: 0.394, SLG: 0.588	F9			6-3			1B, 2B, 1B	K		4	1	1	0	0	1	0
Rico Carty, R (1, 7) OBP: 0.349, SLG: 0.406		P6		6-3			2B, 1B 1-2	BB		3	1	1	0	1	0	0
Clete Boyer, R (1, 5) OBP: 0.324, SLG: 0.463		6-3	K				1B, 2B 1-3 2-H	1-3 1-2		4	1	1	1	0	1	1
Denis Menke, R (1, 6) OBP: 0.319, SLG: 0.300		3-1		F7			FC1-6 2-H 3-H		SH3-4, 1B, BB	3	1	1	2	1	0	0
Woody Woodward, R (1, 4) OBP: 0.272, SLG: 0.259			5-3	L7			FC1-6, 1B, FC6-2 1-2f		1-2	3	0	0	0	0	0	1
Bob Bruce, R (1, 1) OBP: 0.167, SLG: 0.091 Jay Ritchie, R (2, 1) OBP: 0.400, SLG: 0.800 Wade Blasingame, L (3, PH) OBP: 0.333, SLG: 0.143 (4, 1) Ramon Hernandez, S (6, 1) Charlie Lau, L (7, PH) OBP: 0.267, SLG: 0.250 Clay Carroll, R (8, 1) Miguel de la Hoz, R (9, PH) OBP: 0.219, SLG: 0.290			K	K			FC6-2 2-3		6-3	0 0 2 0 1 0 1	0 0 0 0 0 0 0	0 0 0 0 1 0 1	0 0 0 0 0 0 0	0 0 0 0 0 0 0	0 0 2 0 0 0 0	0 0 0 0 0 0 1
Inning Stats	R: 1 E: 0 K: 0 S: 4 H: 1 LOB: 0 BB: 0 P: 4	R: 0 E: 0 K: 0 S: 3 H: 0 LOB: 0 BB: 0 P: 3	R: 0 E: 0 K: 1 S: 6 H: 1 LOB: 2 BB: 0 P: 7	R: 0 E: 0 K: 1 S: 5 H: 0 LOB: 0 BB: 0 P: 5	R: 0 E: 0 K: 1 S: 5 H: 0 LOB: 0 BB: 0 P: 5	R: 0 E: 0 K: 0 S: 3 H: 0 LOB: 0 BB: 0 P: 3	R: 3 E: 1 K: 0 S: 8 H: 5 LOB: 2 BB: 0 P: 8	R: 0 E: 0 K: 1 S: 5 H: 0 LOB: 1 BB: 1 P: 9	R: 1 E: 0 K: 0 S: 3 H: 1 LOB: 1 BB: 1 P: 7	1B: 6 2B: 1 3B: 0 HR: 1	SF: 0 SAC: 1 DP: 0 HBP: 1					

PITCHER		IP	WLS	BF	H	R	ER	SO	BB	IBB	HBP	BLK	WP	HR	S	P	ERA	WHIP
Don Drysdale, R ERA: 2.15	(1, 1)	6.0		24	5	4	4	3	0	0	1	0	0	1	29	30	6.00	0.833
Phil Regan, R ERA: 2.86	(7, 1)	2.2	L	13	3	1	1	1	2	0	0	0	0	0	13	21	3.38	1.875

PITCHER	IP	WLS	BF	H	R	ER	SO	BB	IBB	HBP	BLK	WP	HR	S	P	ERA	WHIP

BOTTOM

Los Angeles Dodgers @ Atlanta Braves

Atlanta Stadium, Atlanta, GA

Thu Jun 08 1967, 7:05 PM EDT

Att. 16,812 - Unknown

livebaseballscorecards.com

AB	33
R	5
H	8
RBI	5
BB	2
SO	4
LOB	9

PA: 37

Batter	1	2	3	4	5	6	7	8	9	AB	R	H	RBI	BB	SO	LOB
Wes Parker, S (1, 3) OBP: 0.356, SLG: 0.312	L9		G3 2-3			BBBB 4-0 4-3 5-3 1B BB		4-3		3	1	0	0	1	0	1
Ron Hunt, R (1, 4) OBP: 0.394, SLG: 0.390	2B		CS 3-H 1B			5-3 1-2		F7		4	0	2	1	0	0	1
Willie Davis, L (1, 8) OBP: 0.333, SLG: 0.373	SSS 0-3 K		CS 1-2	F9		4-3 2-3			SH3 1B	4	0	1	0	0	1	2
Ron Fairly, L (1, 9) OBP: 0.333, SLG: 0.370	SSS 0-3 K			F3		1B 3-H			SH3 1-2	3	0	1	1	0	1	1
Jim Lefebvre, S (1, 5) OBP: 0.354, SLG: 0.381		P5		L3		4-3			SSS 0-3 K	4	0	0	0	0	1	2
John Roseboro, L (1, 2) OBP: 0.397, SLG: 0.352		G6-4-3 1B			L4		1-3		F9	3	0	1	0	0	0	0
Al Ferrara, R (9, PH) OBP: 0.314, SLG: 0.402										1	0	0	0	0	0	1
Bob Bailey, R (1, 7) OBP: 0.237, SLG: 0.250		G6-4-3 1-2f			6-3		F8			3	0	0	0	0	0	1
Gene Michael, S (1, 6) OBP: 0.257, SLG: 0.236			SSS 0-3 K		1B		SSS 0-3 K			3	0	1	0	0	2	0
Claude Osteen, L (1, 1) OBP: 0.250, SLG: 0.273					L9			F9		2	1	1	0	0	0	1
Len Gabrielson, L (8, PH) OBP: 0.226, SLG: 0.293			G3 1B 2B							1	0	0	0	0	0	0
Bob Miller, R (8, 1)										0	0	0	0	0	0	0
Inning Stats	R: 0 E: 0 K: 2 S: 8 H: 1 LOB: 1 BB: 0 P: 8	R: 0 E: 0 K: 0 S: 3 H: 1 LOB: 0 BB: 0 P: 3	R: 1 E: 0 K: 1 S: 6 H: 2 LOB: 0 BB: 0 P: 6	R: 0 E: 0 K: 0 S: 3 H: 0 LOB: 0 BB: 0 P: 3	R: 0 E: 0 K: 0 S: 4 H: 1 LOB: 0 BB: 0 P: 4	R: 1 E: 0 K: 0 S: 4 H: 1 LOB: 1 BB: 1 P: 8	R: 0 E: 0 K: 1 S: 5 H: 0 LOB: 0 BB: 0 P: 5	R: 0 E: 0 K: 0 S: 3 H: 0 LOB: 0 BB: 0 P: 3	R: 0 E: 0 K: 1 S: 6 H: 1 LOB: 1 BB: 0 P: 6	1B: 5 2B: 2 3B: 0 HR: 0 SF: 0 SAC: 1 DP: 1 HBP: 0							

PITCHER		IP	WLS	BF	H	R	ER	SO	BB	IBB	HBP	BLK	WP	HR	S	P	ERA	WHIP
Dick Hughes, R ERA: 2.54	(1, 1)	8.0	W	30	7	2	2	4	1	0	0	0	0	0	37	41	2.25	1.000
Joe Hoerner, L ERA: 2.6	(9, 1)	0.2		2	0	0	0	1	0	0	0	0	0	0	4	4	0.00	0.000
Nelson Briles, R ERA: 4.67	(9, 1)	0.1	S	1	0	0	0	0	0	0	0	0	0	0	1	1	0.00	0.000

PITCHER	IP	WLS	BF	H	R	ER	SO	BB	IBB	HBP	BLK	WP	HR	S	P	ERA	WHIP

TOP

Los Angeles Dodgers @ St. Louis Cardinals

Busch Stadium, St. Louis, MO

Fri Jun 09 1967, 7:05 PM CDT

Att. 23,980 - Unknown

livebaseballscorecards.com

AB	31
R	2
H	7
RBI	2
BB	1
SO	5
LOB	10

WP: 0 PB: 0 SB: 0 CS: 1 PA: 34

Batter	1	2	3	4	5	6	7	8	9	AB	R	H	RBI	BB	SO	LOB
Lou Brock, L (1, 7) OBP: 0.356, SLG: 0.584	3-1		F5		PO 1B 3-H		FC4-6 1-2f 2-3			4	0	1	1	0	0	2
Julian Javier, R (1, 4) OBP: 0.353, SLG: 0.449	1B		FC6-4		K		K			4	0	2	0	0	2	3
Alex Johnson, R (1, 9) OBP: 0.192, SLG: 0.264	F9		FC6-4 1-2f		PO 1-2	1-3		K		4	0	0	0	0	1	2
Orlando Cepeda, R (1, 3) OBP: 0.445, SLG: 0.563	1B 1-2			IHR		5-3		K		4	1	2	1	0	1	0
Mike Shannon, R (1, 5) OBP: 0.320, SLG: 0.439	F8			5-3		K		F7		4	0	0	0	0	1	2
Tim McCarver, L (1, 2) OBP: 0.382, SLG: 0.486		K		F8			SH 1B			3	1	1	0	0	1	0
Bobby Tolan, L (1, 8) OBP: 0.352, SLG: 0.460		3-1		L1			SH FC4-6 1-2			2	0	0	0	0	0	0
Eddie Bressoud, R (1, 6) OBP: 0.235, SLG: 0.143		F8			1B 3B		K			3	1	1	0	0	1	2
Dick Hughes, R (1, 1) OBP: 0.222, SLG: 0.176			F2		K		FC4-6 1-2 2-H			3	0	1	1	0	1	1
Joe Hoerner, R (9, 1)										0	0	0	0	0	0	0
Nelson Briles, R (9, 1)										0	0	0	0	0	0	0
Inning Stats	R: 0 E: 0 K: 0 S: 5 H: 2 LOB: 2 BB: 0 P: 5		R: 0 E: 0 K: 1 S: 5 H: 0 LOB: 0 BB: 0 P: 5	R: 0 E: 0 K: 0 S: 4 H: 1 LOB: 1 BB: 0 P: 4	R: 1 E: 0 K: 0 S: 4 H: 1 LOB: 0 BB: 0 P: 4	R: 1 E: 0 K: 0 S: 8 H: 2 LOB: 0 BB: 0 P: 8	R: 0 E: 0 K: 2 S: 5 H: 0 LOB: 0 BB: 0 P: 5	R: 1 E: 0 K: 2 S: 10 H: 2 LOB: 2 BB: 0 P: 10	R: 0 E: 0 K: 2 S: 7 H: 0 LOB: 0 BB: 0 P: 7							

PITCHER	IP	WLS	BF	H	R	ER	SO	BB	IBB	HBP	BLK	WP	HR	S	P	ERA	WHIP
Claude Osteen, L (1, 1) ERA: 3.79	7.0	L	29	8	3	3	6	0	0	0	0	0	0	41	41	3.86	1.143
Bob Miller, R (8, 1) ERA: 5.88	1.0		3	0	0	0	2	0	0	0	0	0	0	7	7	0.00	0.000

PITCHER	IP	WLS	BF	H	R	ER	SO	BB	IBB	HBP	BLK	WP	HR	S	P	ERA	WHIP

BOTTOM

Los Angeles Dodgers @ St. Louis Cardinals

Busch Stadium, St. Louis, MO

Fri Jun 09 1967, 7:05 PM CDT

Att. 23,980 - Unknown

livebaseballscorecards.com

AB	31
R	3
H	8
RBI	3
BB	0
SO	8
LOB	12

1B: 6	SF: 0	WP: 0	PA: 33
2B: 0	SAC: 1	PB: 0	
3B: 1	DP: 0	SB: 0	
HR: 1	HBP: 0	CS: 0	

Batter	1	2	3	4	5	6	7	8	9	10	11	AB	R	H	RBI	BB	SO	LOB
Willie Davis, L (1, 8) OBP: 0.329, SLG: 0.373	SH 4-3 2B		K			F8		K			P6	5	1	1	0	0	2	1
Jim Hickman, R (1, 7) OBP: 0.231, SLG: 0.267	SH 4-3 S SF8 2-3		L8			K			6-3			3	1	0	0	0	1	0
Ron Hunt, R (1, 4) OBP: 0.392, SLG: 0.384	4-3 1-3 3-H			F2			BBB FC1-5-4 SH1-3 BB		P4			3	0	0	1	1	0	1
Jim Lefebvre, S (1, 5) OBP: 0.349, SLG: 0.376	SF8 3-H			6-3			SH1-3 1-2		6-3			2	0	0	1	0	0	0
Ron Fairly, L (1, 3) (8, 9) OBP: 0.327, SLG: 0.363	F9			F9			FC1-5-4 2B 2-3			K		4	0	0	0	0	1	1
Al Ferrara, R (1, 9) OBP: 0.315, SLG: 0.409 Wes Parker, S (8, 3) OBP: 0.354, SLG: 0.310		K			F8		2B 1-H			K		3 1	0 0	1 0	0 0	0 0	1 1	0 0
Jim Campanis, R (1, 2) OBP: 0.400, SLG: 0.529 John Roseboro, L (8, PH) (8, 2) OBP: 0.398, SLG: 0.355		K			L7			G2-6-3 1B		6-3		2 2	0 0	0 1	0 0	0 0	1 0	0 0
Gene Michael, S (1, 6) OBP: 0.251, SLG: 0.230		K			F5			G2-6-3 1-2f			5-3	4	0	0	0	0	1	1
Jim Brewer, L (1, 1) Ron Perranoski, L (7, 1) OBP: 0.250, SLG: 0.250 Bob Bailey, R (8, PH) OBP: 0.243, SLG: 0.250 Phil Regan, R (8, 1) Lou Johnson, R (11, PH) OBP: 0.353, SLG: 0.481 Bob Miller, R (11, 1)			K			K		BB			F9	2 0 0 0 1 0	0 0 0 0 0 0	0 0 0 0 0 0	0 0 1 0 0 0	0 0 0 0 0 0	2 0 0 0 0 0	0 0 0 0 0 0
Inning Stats	R: 2 E: 0 K: 0 S: 5 H: 1 LOB: 0 BB: 0 P: 5	R: 0 E: 0 K: 3 S: 9 H: 0 LOB: 0 BB: 0 P: 9	R: 0 E: 0 K: 2 S: 7 H: 0 LOB: 0 BB: 0 P: 7	R: 0 E: 0 K: 0 S: 3 H: 0 LOB: 0 BB: 0 P: 3	R: 0 E: 0 K: 0 S: 3 H: 0 LOB: 0 BB: 0 P: 3	R: 0 E: 0 K: 2 S: 7 H: 0 LOB: 0 BB: 0 P: 7	R: 0 E: 0 K: 0 S: 3 H: 1 LOB: 2 BB: 1 P: 7	R: 0 E: 0 K: 1 S: 5 H: 1 LOB: 1 BB: 1 P: 9	R: 0 E: 0 K: 0 S: 3 H: 0 LOB: 0 BB: 0 P: 3	R: 0 E: 0 K: 2 S: 7 H: 0 LOB: 0 BB: 0 P: 7	R: 0 E: 0 K: 0 S: 3 H: 0 LOB: 0 BB: 0 P: 3	1B: 1 2B: 2 3B: 0 HR: 0	SF: 1 SAC: 2 DP: 1 HBP: 0		WP: 0 PB: 0 SB: 1 CS: 0	PA: 37		

PITCHER		IP	WLS	BF	H	R	ER	SO	BB	IBB	HBP	BLK	WP	HR	S	P	ERA	WHIP
Larry Jaster, L ERA: 4.74	(1, 1)	9.0		31	3	2	2	8	2	0	0	0	0	0	45	53	2.00	0.556
Joe Hoerner, L ERA: 2.33	(10, 1)	2.0	W	6	0	0	0	2	0	0	0	0	0	0	10	10	0.00	0.000

PITCHER	IP	WLS	BF	H	R	ER	SO	BB	IBB	HBP	BLK	WP	HR	S	P	ERA	WHIP

TOP

Los Angeles Dodgers @ St. Louis Cardinals

Busch Stadium, St. Louis, MO

Sat Jun 10 1967, 7:05 PM CDT

Att. 30,090 - Unknown

livebaseballscorecards.com

AB	32
R	2
H	3
RBI	2
BB	2
SO	10
LOB	4

Batter	1	2	3	4	5	6	7	8	9	10	11	AB	R	H	RBI	BB	SO	LOB
Lou Brock, L (1, 7) OBP: 0.357, SLG: 0.580	0-0 ① 1B		0-0 ② 4-3		0-0 WP 1B 1-2		0-0 ① FC1-6 FC5 S 1-2f		0-0 ③ L8			5	0	2	0	0	0	1
Julian Javier, R (1, 4) OBP: 0.342, SLG: 0.434	0-0 E6		0-0 ③ F3		0-0 ② F7 1-2 2-3		0-0 ② L3 1-2			SSS 0-3 ① K		5	0	0	0	0	1	3
Alex Johnson, R (1, 9) OBP: 0.182, SLG: 0.250 Joe Hoerner, R (10, 1) OBP: 0.500, SLG: 0.500	SSS 0-3 ② K			0-0 ① F3	SSS 0-3 ③ K		0-0 ③ FC5 2-3			0-0 1B		4 1	0 0	0 1	0 0	0 0	2 0	5 0
Orlando Cepeda, R (1, 3) OBP: 0.444, SLG: 0.558	SSS 0-3 ③ K			0-0 FC6-4 1B 1B		0-0 ① G3		0-0 G3-6-4 1B		0-0 ② P6		5	0	2	0	0	1	2
Mike Shannon, R (1, 5) OBP: 0.323, SLG: 0.437		0-0 ① 1B		0-0 FC6-4 1-2 1B		0-0 ② F8		0-0 ① G3-6-4 1-2f ②		0-0 ③ F7		5	0	2	0	0	0	2
Tim McCarver, L (1, 2) OBP: 0.389, SLG: 0.493		BBB 4-0 BB		0-0 ② FC6-4 1-2f 2-3		0-0 ③ 1-2-3		0-0 1B			0-0 FC1-5 2B	4	0	2	0	1	0	2
Eddie Bressoud, R (1, 6) OBP: 0.222, SLG: 0.133 Curt Flood, R (7, PH) OBP: 0.391, SLG: 0.396 Dal Maxvill, R (7, PR) OBP: 0.285, SLG: 0.272 (8, 6)	SSS 0-3 ② K			SSS 0-3 ③ K			BBB 4-0 HR BB		0-0 ③ F9		0-0 ① FC1-5 1B 2-3 HR	2 0 2	0 0 2	0 0 0	0 0 0	0 1 0	2 0 0	3 0 2
Bobby Tolan, L (1, 8) OBP: 0.373, SLG: 0.527		0-0 ③ F9			0-0 WP 1B 1B		0-0 1-H HR		0-0 ① F2		0-0 1-2 HR 1B	5	2	3	2	0	0	1
Larry Jaster, L (1, 1) OBP: 0.250, SLG: 0.200 Roger Maris, L (9, PH) OBP: 0.357, SLG: 0.465 (10, 9)			0-0 ① P6		0-0 ① F8		0-0 FC1-6 1B		0-0 ② P4		0-0 1-H 2-H HR	3 2	0 1	1 1	0 3	0 0	0 0	1 0
Inning Stats	R: 0 H: 1 E: 1 LOB: 1 K: 2 BB: 0 S: 8 P: 8	R: 0 H: 1 E: 0 LOB: 1 K: 1 BB: 1 S: 5 P: 9	R: 0 H: 0 E: 0 LOB: 0 K: 0 BB: 0 S: 3 P: 3	R: 0 H: 2 E: 0 LOB: 2 K: 1 BB: 0 S: 7 P: 7	R: 0 H: 2 E: 0 LOB: 2 K: 1 BB: 0 S: 7 P: 7	R: 0 H: 0 E: 0 LOB: 0 K: 0 BB: 0 S: 3 P: 3	R: 2 H: 2 E: 0 LOB: 2 K: 0 BB: 1 S: 5 P: 9	R: 0 H: 2 E: 0 LOB: 1 K: 0 BB: 0 S: 4 P: 4	R: 0 H: 0 E: 0 LOB: 0 K: 0 BB: 0 S: 3 P: 3	R: 0 H: 1 E: 0 LOB: 1 K: 1 BB: 0 S: 6 P: 6	R: 3 H: 3 E: 0 LOB: 0 K: 0 BB: 0 S: 4 P: 4	1B: 11 SF: 0 2B: 1 SAC: 0 3B: 0 DP: 1 HR: 2 HBP: 0						

PITCHER		IP	WLS	BF	H	R	ER	SO	BB	IBB	HBP	BLK	WP	HR	S	P	ERA	WHIP
Jim Brewer, L ERA: 2.57	(1, 1)	6.0		26	7	2	2	5	2	0	0	0	1	1	34	42	3.00	1.500
Ron Perranoski, L ERA: 2.58	(7, 1)	1.0		4	1	0	0	0	0	0	0	0	0	0	4	4	0.00	1.000
Phil Regan, R ERA: 2.63	(8, 1)	3.0		11	3	0	0	1	0	0	0	0	0	0	13	13	0.00	1.000
Bob Miller, R ERA: 6.62	(11, 1)	0.1	L	4	3	3	3	0	0	0	0	0	0	1	4	4	81.00	9.000

PITCHER	IP	WLS	BF	H	R	ER	SO	BB	IBB	HBP	BLK	WP	HR	S	P	ERA	WHIP

BOTTOM

Los Angeles Dodgers @ St. Louis Cardinals

Busch Stadium, St. Louis, MO

Sat Jun 10 1967, 7:05 PM CDT

Att. 30,090 - Unknown

livebaseballscorecards.com

AB	43
R	5
H	14
RBI	5
BB	2
SO	6
LOB	22

1B: 11	SF: 0	WP: 1	PA: 45
2B: 1	SAC: 0	PB: 0	
3B: 0	DP: 1	SB: 1	
HR: 2	HBP: 0	CS: 0	

Batter	1	2	3	4	5	6	7	8	9	AB	R	H	RBI	BB	SO	LOB
Wes Parker, S (1, 3) OBP: 0.356, SLG: 0.327	K	K			1-3		HR		1B BB	4	2	1	1	1	2	2
Ron Hunt, R (1, 4) OBP: 0.392, SLG: 0.384	F9	1-3			E5 1B		FC4-6 1B		1B HR 1B 1-3	5	1	2	0	0	0	2
Willie Davis, L (1, 8) OBP: 0.337, SLG: 0.380	2B 1B		P6		1-2 1B		FC4-6 1B 1-2f		HR 1B 1-2 3-H	5	2	3	1	0	0	1
Ron Fairly, L (1, 9) OBP: 0.329, SLG: 0.369	1-H 2B		4-3		F9		1-3 1B		F8	5	0	2	1	0	0	4
Jim Lefebvre, S (1, 5) OBP: 0.345, SLG: 0.389	F5		L9		G3		K		1-H 2-H HR	5	1	1	3	0	1	5
John Roseboro, L (1, 2) OBP: 0.397, SLG: 0.354		K		F9		3-1 G3 1B	L6		1B	3	0	1	0	0	1	0
Lou Johnson, R (7, PH) OBP: 0.345, SLG: 0.472										1	0	0	0	0	0	2
Jeff Torborg, R (7, 2) OBP: 0.274, SLG: 0.303										1	0	1	0	0	0	0
Len Gabrielson, L (1, 7) OBP: 0.231, SLG: 0.283		1B E BB		F8		G3 1-2		F9	F3	2	1	0	0	1	0	1
Jim Hickman, R (8, PH) OBP: 0.224, SLG: 0.258 (8, 7)										2	0	0	0	0	0	1
Dick Schofield, S (1, 6) OBP: 0.353, SLG: 0.250		E 1-3 1B		BB		3-1 2-3		F9	1-2 1B	4	0	2	0	1	0	1
Bill Singer, R (1, 1) OBP: 0.071, SLG: 0.071		E1 1-2 3-H		K		4-3		K	K	3	0	0	1	0	1	3
Ron Perranoski, L (6, 1) OBP: 0.250, SLG: 0.250										0	0	0	0	0	0	0
Al Ferrara, R (8, PH) OBP: 0.312, SLG: 0.405										1	0	0	0	0	1	0
Dick Egan, L (8, 1)										0	0	0	0	0	0	0
Bob Bailey, R (9, PH) OBP: 0.241, SLG: 0.248										1	0	0	0	0	1	2
Bob Miller, R (9, 1)										0	0	0	0	0	0	0
Inning Stats	R: 1 E: 0 K: 1 S: 7 H: 2 LOB: 1 BB: 0 P: 7	R: 1 E: 1 K: 2 S: 9 H: 1 LOB: 2 BB: 1 P: 13	R: 0 E: 0 K: 0 S: 3 H: 0 LOB: 0 BB: 0 P: 3	R: 0 E: 0 K: 1 S: 5 H: 0 LOB: 1 BB: 1 P: 9	R: 0 E: 1 K: 0 S: 5 H: 1 LOB: 2 BB: 0 P: 5	R: 0 E: 0 K: 0 S: 4 H: 1 LOB: 1 BB: 0 P: 4	R: 1 E: 0 K: 1 S: 8 H: 3 LOB: 2 BB: 0 P: 8	R: 0 E: 0 K: 1 S: 5 H: 0 LOB: 0 BB: 0 P: 5	R: 4 E: 0 K: 1 S: 10 H: 5 LOB: 2 BB: 1 P: 14	1B: 10 2B: 1 3B: 0 HR: 2 SF: 0 SAC: 0 DP: 0 HBP: 0	WP: 0 PB: 0 SB: 0 CS: 0 PA: 45					

PITCHER	IP	WLS	BF	H	R	ER	SO	BB	IBB	HBP	BLK	WP	HR	S	P	ERA	WHIP
Ray Washburn, R (1, 1) ERA: 3.47	6.1		31	8	3	3	4	2	0	0	0	0	1	37	45	4.26	1.579
Joe Hoerner, L (7, 1) ERA: 3.8	2.0		10	3	4	4	2	1	0	0	0	0	1	13	17	18.00	2.000
Nelson Briles, R (9, 1) ERA: 4.55	0.2	W	4	2	0	0	1	0	0	0	0	0	0	6	6	0.00	3.000

PITCHER	IP	WLS	BF	H	R	ER	SO	BB	IBB	HBP	BLK	WP	HR	S	P	ERA	WHIP

TOP

Los Angeles Dodgers @ St. Louis Cardinals

Busch Stadium, St. Louis, MO

Sun Jun 11 1967, 3:33 AM CDT

Unknown

livebaseballscorecards.com

AB	42
R	7
H	13
RBI	7
BB	3
SO	7
LOB	24

Los Angeles Dodgers @ St. Louis Cardinals

Busch Stadium, St. Louis, MO

Sun Jun 11 1967, 3:33 AM CDT

Unknown

livebaseballscorecards.com

BOTTOM

Batter	1	2	3	4	5	6	7	8	9	AB	R	H	RBI	BB	SO	LOB
Lou Brock, L (1, 7) OBP: 0.354, SLG: 0.570	BBBB 4-0 1B FC6-4 BB		x 0-0 ① F7		x 0-0 ③ F9	SSS 0-3 ③ K		x 0-0 ② F7		4	1	0	0	1	1	3
Bobby Tolan, L (1, 8) OBP: 0.375, SLG: 0.533	x 0-0 FC6-4 1-3 1B		x 0-0 ② 5-3			x 0-0 SSS 1B 2B	SSS 0-3 ① K	SSS 0-3 ③ K		5	1	2	0	0	2	1
Roger Maris, L (1, 9) OBP: 0.372, SLG: 0.474	x 0-0 ① FC6-4 BB 1-2f 3-H		x 0-0 1B			BBBB 4-0 1B 1B BB	x 0-0 1-3 E 1B		x 0-0 1B 2B 1B	4	3	3	1	1	0	1
Orlando Cepeda, R (1, 3) OBP: 0.443, SLG: 0.551	BBBB 4-0 1-2 BB		x 0-0 ③ F9			x 0-0 ① F7	x 0-0 ② 1-3 1-2		x 0-0 2B 1-2 1B	4	0	1	0	1	0	4
Tim McCarver, L (1, 2) OBP: 0.383, SLG: 0.483	x 0-0 ② F7			x 0-0 ① F7		x 0-0 1B 1-3 2-H E 1B	x 0-0 E3 2B 2-H		x 0-0 ① F9	5	2	1	1	0	0	4
Mike Shannon, R (1, 5) OBP: 0.333, SLG: 0.460	SSS 0-3 ③ K			x 0-0 ② 1-3		x 0-0 E 1B 1-2 3-H 1B	x 0-0 1-H 2B		x 0-0 1-3 2-H 2B	5	1	3	3	0	1	2
Julian Javier, R (1, 4) OBP: 0.339, SLG: 0.429		x 0-0 ① 1-3		x 0-0 ③ F9		x 0-0 1B 1-H 2-H 1B	SSS 0-3 ③ K			4	0	1	1	0	1	1
Dal Maxvill, R (1, 6) OBP: 0.284, SLG: 0.266		x 0-0 ② F8			x 0-0 ① L9	x 0-0 ② F9		BBBB 4-0 SH2-4 BB		3	0	0	0	1	0	1
Ray Washburn, R (1, 1) OBP: 0.077, SLG: 0.154 Joe Hoerner, R (7, 1) OBP: 0.500, SLG: 0.500 Nelson Briles, R (9, 1)		SSS 0-3 ③ K			SSS 0-3 ② K	x 0-0 1-2 1B		x 0-0 ① SH2-4 1-2		3 0 0	0 0 0	1 0 0	0 0 0	0 0 0	2 0 0	0 0 0
Inning Stats	R: 1 E: 0 K: 1 S: 6 H: 1 LOB: 2 BB: 2 P: 14	R: 0 E: 0 K: 1 S: 5 H: 0 LOB: 0 BB: 0 P: 5	R: 0 E: 0 K: 0 S: 4 H: 1 LOB: 1 BB: 0 P: 4	R: 0 E: 0 K: 0 S: 3 H: 0 LOB: 0 BB: 0 P: 3	R: 0 E: 0 K: 1 S: 5 H: 0 LOB: 0 BB: 0 P: 5	R: 4 E: 1 K: 1 S: 10 H: 5 LOB: 2 BB: 1 P: 14	R: 2 E: 1 K: 2 S: 10 H: 2 LOB: 1 BB: 0 P: 10	R: 0 E: 0 K: 1 S: 5 H: 0 LOB: 1 BB: 1 P: 9	R: 1 E: 0 K: 0 S: 4 H: 3 LOB: 2 BB: 0 P: 4	1B: 9 2B: 3 3B: 0 HR: 0 SF: 0 SAC: 1 DP: 0 HBP: 0						

	AB	37
	R	8
	H	12
	RBI	6
	BB	4
	SO	7
	LOB	17

PITCHER		IP	WLS	BF	H	R	ER	SO	BB	IBB	HBP	BLK	WP	HR	S	P	ERA	WHIP
Bill Singer, R ERA: 4.66	(1, 1)	5.1		24	5	5	5	3	3	0	0	0	0	0	27	39	8.44	1.500
Ron Perranoski, L ERA: 2.48	(6, 1)	1.2		10	4	2	0	3	0	0	0	0	0	0	16	16	0.00	2.400
Dick Egan, L ERA: 7.8	(8, 1)	1.0		4	0	0	0	1	1	0	0	0	0	0	5	9	0.00	1.000
Bob Miller, R ERA: 6.82	(9, 1)	0.1	L	4	3	1	1	0	0	0	0	0	0	0	4	4	27.00	9.000

PITCHER		IP	WLS	BF	H	R	ER	SO	BB	IBB	HBP	BLK	WP	HR	S	P	ERA	WHIP

Batter	1	2	3	4	5	6	7	8	9	AB	R	H	RBI	BB	SO	LOB
Wes Parker, S (1, 8) OBP: 0.352, SLG: 0.323	1-3	L3		1B 1B		F9		1-3		5	0	1	0	0	0	4
Ron Hunt, R (1, 4) OBP: 0.401, SLG: 0.400	P4		BB 2B 1B	1-3 1B		1-H 2B			G3 1B	5	1	4	1	0	0	0
Gene Michael, S (9, PR) OBP: 0.251, SLG: 0.230										0	0	0	0	0	0	0
Lou Johnson, R (1, 7) OBP: 0.317, SLG: 0.431	1-3		SSS K	SSS K		F9			SSS K	5	0	0	0	0	3	5
Jim Lefebvre, S (1, 5) OBP: 0.347, SLG: 0.385		F3	BBBB 1-2 2B BB		4-3 1B		G3		G3 1-2	4	1	1	0	1	0	1
Ron Fairly, L (1, 3) OBP: 0.322, SLG: 0.360		F8	P6		4-3 1-2		6-3		3-1	5	0	0	0	0	0	5
Jim Hickman, R (1, 9) OBP: 0.225, SLG: 0.273		E5 BB 1B	1-H 2-H 2B		5-3		SSS K			4	1	1	2	0	1	1
Dick Schofield, S (1, 6) OBP: 0.342, SLG: 0.226		BBBB 1-2 1B 1B BB	5-3		L4			4-3		3	1	0	0	1	0	2
Jeff Torborg, R (1, 2) OBP: 0.276, SLG: 0.304		1-2 2-H 1B 1B		5-3		5-3		F7		3	0	1	1	0	0	0
John Roseboro, L (8, PH) OBP: 0.394, SLG: 0.351										1	0	0	0	0	0	0
(8, 2)																
Don Sutton, R (1, 1) OBP: 0.200, SLG: 0.267				1-3						2	0	1	1	0	0	0
Nate Oliver, R (6, PH) OBP: 0.440, SLG: 0.458		1-2 2-H 1B				2B 1B		1B		1	1	1	0	0	0	0
Ron Perranoski, L (6, 1) OBP: 0.250, SLG: 0.250										0	0	0	0	0	0	0
Willie Davis, L (8, PH) OBP: 0.341, SLG: 0.384										1	0	1	0	0	0	0
Phil Regan, R (8, 1)										0	0	0	0	0	0	0
Inning Stats	R: 0 E: 0 K: 0 S: 3 H: 0 LOB: 0 BB: 0 P: 3	R: 2 E: 1 K: 0 S: 6 H: 2 LOB: 2 BB: 1 P: 10	R: 2 E: 0 K: 1 S: 7 H: 2 LOB: 1 BB: 1 P: 11	R: 0 E: 0 K: 1 S: 7 H: 2 LOB: 2 BB: 0 P: 7	R: 0 E: 0 K: 0 S: 4 H: 1 LOB: 1 BB: 0 P: 4	R: 1 E: 0 K: 0 S: 5 H: 2 LOB: 1 BB: 0 P: 5	R: 0 E: 0 K: 1 S: 5 H: 0 LOB: 0 BB: 0 P: 5	R: 0 E: 0 K: 0 S: 4 H: 1 LOB: 1 BB: 0 P: 4	R: 0 E: 0 K: 1 S: 6 H: 1 LOB: 2 BB: 0 P: 6	1B: 9 2B: 2 3B: 0 HR: 0 SF: 0 SAC: 0 DP: 0 HBP: 0						

PITCHER		IP	WLS	BF	H	R	ER	SO	BB	IBB	HBP	BLK	WP	HR	S	P	ERA	WHIP
Al Jackson, L ERA: 5.01	(1, 1)	5.2	W	29	9	5	3	2	2	0	0	0	0	0	31	39	4.76	1.941
Ron Willis, R ERA: 5.16	(6, 1)	3.1	S	12	2	0	0	2	0	0	0	0	0	0	16	16	0.00	0.600

PITCHER		IP	WLS	BF	H	R	ER	SO	BB	IBB	HBP	BLK	WP	HR	S	P	ERA	WHIP

TOP

Los Angeles Dodgers @ St. Louis Cardinals

Busch Stadium, St. Louis, MO

Sun Jun 11 1967, 3:38 AM CDT

Att. 43,159 - Unknown

livebaseballscorecards.com

AB	39
R	5
H	11
RBI	5
BB	2
SO	4
LOB	18

WP: 0 PB: 0 SB: 0 CS: 0 PA: 41

Batter	1	2	3	4	5	6	7	8	9	AB	R	H	RBI	BB	SO	LOB
Lou Brock, L (1, 7) OBP: 0.352, SLG: 0.563	BBBB 4-0 1B 2B BB	x 0-0 ① F3		x 0-0 ② 1-3		x 0-0 ③ F9				3	1	0	0	1	0	2
Bobby Tolan, L (1, 8) OBP: 0.368, SLG: 0.516	x 0-0 S 1-3 2B 1B	x 0-0 ② F9 2-3		x 0-0 ③ 3-1			x 0-0 ① 1-3			4	1	1	0	0	0	1
Roger Maris, L (1, 9) OBP: 0.375, SLG: 0.493	BBBB 4-0 1-2 2B BB	x 0-0 ③ F3			SSS 0-3 ① K		x 0-0 HR			3	2	1	1	1	1	1
Orlando Cepeda, R (1, 3) OBP: 0.449, SLG: 0.564	x 0-0 1-H 2-H 3-H 1B 2B		BBBB 4-0 FC6-4 BB		x 0-0 1B 2B		x 0-0 ② 4-3			3	2	2	3	1	0	0
Mike Shannon, R (1, 5) OBP: 0.338, SLG: 0.461	x 0-0 G4-6-3 3-H 1B		x 0-0 ① FC6-4 1-2f 2B		x 0-0 ② 2-H 1B		SSS 0-3 ③ K			4	1	2	2	0	1	1
Dave Ricketts, S (1, 2) OBP: 0.375, SLG: 0.438	x 0-0 ① ② G4-6-3 1-2f		x 0-0 1-H 2B		SSS 0-3 ③ K			x 0-0 1B		4	0	2	1	0	1	1
Julian Javier, R (1, 4) OBP: 0.337, SLG: 0.425	x 0-0 1B		x 0-0 ② F8			x 0-0 ① F8		SSS 0-3 ① K		4	0	1	0	0	1	2
Dal Maxvill, R (1, 6) OBP: 0.277, SLG: 0.259	x 0-0 ③ F9		x 0-0 ③ F9			x 0-0 ② F8		x 0-0 ② F3		4	0	0	0	0	0	3
Al Jackson, L (1, 1) OBP: 0.450, SLG: 0.444 Ron Willis, R (6, 1) OBP: 0.333, SLG: 0.333		x 0-0 F9 2B		x 0-0 ① F8		x 0-0 1B		x 0-0 ③ 6-3		2 2	0 0	1 1	0 0	0 0	0 0	0 1
Inning Stats	R: 4 H: 4 E: 0 LOB: 1 K: 0 BB: 2 S: 6 P: 14	R: 0 H: 1 E: 0 LOB: 1 K: 0 BB: 0 S: 4 P: 4	R: 1 H: 1 E: 0 LOB: 1 K: 0 BB: 1 S: 4 P: 8	R: 0 H: 0 E: 0 LOB: 0 K: 0 BB: 0 S: 3 P: 3	R: 1 H: 2 E: 0 LOB: 0 K: 2 BB: 0 S: 8 P: 8	R: 0 H: 1 E: 0 LOB: 1 K: 0 BB: 0 S: 4 P: 4	R: 1 H: 1 E: 0 LOB: 0 K: 1 BB: 0 S: 6 P: 6	R: 0 H: 1 E: 0 LOB: 1 K: 1 BB: 0 S: 6 P: 6		1B: 6 SF: 0 2B: 4 SAC: 0 3B: 0 DP: 1 HR: 1 HBP: 0						

PITCHER		IP	WLS	BF	H	R	ER	SO	BB	IBB	HBP	BLK	WP	HR	S	P	ERA	WHIP
Don Sutton, R ERA: 4.93	(1, 1)	5.0	L	24	8	6	6	2	3	0	0	0	0	0	25	37	10.80	2.200
Ron Perranoski, L ERA: 2.57	(6, 1)	2.0		8	2	1	1	1	0	0	0	0	0	1	10	10	4.50	1.000
Phil Regan, R ERA: 2.56	(8, 1)	1.0		4	1	0	0	1	0	0	0	0	0	0	6	6	0.00	1.000

PITCHER	IP	WLS	BF	H	R	ER	SO	BB	IBB	HBP	BLK	WP	HR	S	P	ERA	WHIP

BOTTOM

Los Angeles Dodgers @ St. Louis Cardinals

Busch Stadium, St. Louis, MO

Sun Jun 11 1967, 3:38 AM CDT

Att. 43,159 - Unknown

livebaseballscorecards.com

AB	33
R	7
H	11
RBI	7
BB	3
SO	4
LOB	12

Batter	1	2	3	4	5	6	7	8	9	AB	R	H	RBI	BB	SO	LOB
Wes Parker, S (1, 3) OBP: 0.353, SLG: 0.326	F9		2B 1B		K		S 1B		P4-1	5	0	2	0	0	1	0
Nate Oliver, R (1, 4) OBP: 0.414, SLG: 0.464	F9		1-3 2B		F2		F9 1-2			4	0	1	0	0	0	1
Willie Davis, L (1, 8) OBP: 0.339, SLG: 0.387	G3		G3			HR 2B	K			4	1	1	0	0	1	3
Jim Lefebvre, S (1, 5) OBP: 0.350, SLG: 0.404		L4	F9			2-H HR		1B		4	1	2	2	0	0	2
Al Ferrara, R (1, 7) OBP: 0.313, SLG: 0.404		F9		K		1B		F7		3	0	1	0	0	1	0
Len Gabrielson, L (8, PH) (8, 7) OBP: 0.227, SLG: 0.279										1	0	0	0	0	0	1
Ron Fairly, L (1, 9) OBP: 0.321, SLG: 0.357		BB 1B		K		K		P5		4	0	1	0	0	2	2
Jeff Torborg, R (1, 2) OBP: 0.291, SLG: 0.310		BBBB 1-2 BB		1B		K		F8		2	0	1	0	1	1	1
John Roseboro, L (8, PH) (8, 2) OBP: 0.391, SLG: 0.348										1	0	0	0	0	0	1
Gene Michael, S (1, 6) OBP: 0.247, SLG: 0.227		P3		L4		4-3			P5	3	0	0	0	0	0	4
Dick Schofield, S (9, PH) OBP: 0.333, SLG: 0.219										1	0	0	0	0	0	0
Don Drysdale, R (1, 1) OBP: 0.186, SLG: 0.150			K		P6-3		K		K	3	0	0	0	0	2	0
Bob Miller, R (8, 1)										0	0	0	0	0	0	0
Ron Hunt, R (9, PH) OBP: 0.399, SLG: 0.398										1	0	0	0	0	1	0
Inning Stats	R: 0 E: 0 K: 0 S: 3 H: 0 LOB: 0 BB: 0 P: 3	R: 0 E: 0 K: 0 S: 4 H: 1 LOB: 2 BB: 1 P: 8	R: 0 E: 0 K: 1 S: 7 H: 2 LOB: 2 BB: 0 P: 7	R: 0 E: 0 K: 2 S: 8 H: 1 LOB: 1 BB: 0 P: 8	R: 0 E: 0 K: 1 S: 5 H: 0 LOB: 0 BB: 0 P: 5	R: 2 E: 0 K: 2 S: 10 H: 3 LOB: 1 BB: 0 P: 10	R: 0 E: 0 K: 2 S: 8 H: 1 LOB: 1 BB: 0 P: 8	R: 0 E: 0 K: 0 S: 4 H: 1 LOB: 1 BB: 0 P: 4	R: 0 E: 0 K: 1 S: 5 H: 0 LOB: 0 BB: 0 P: 5	1B: 6 2B: 2 3B: 0 HR: 1 SF: 0 SAC: 0 DP: 0 HBP: 0	WP: 0 PB: 0 SB: 1 CS: 0 PA: 37					

PITCHER		IP	WLS	BF	H	R	ER	SO	BB	IBB	HBP	BLK	WP	HR	S	P	ERA	WHIP
Rich Nye, L ERA: 3.97	(1, 1)	7.0	W	31	9	2	2	8	1	0	0	0	0	1	46	50	2.57	1.429
Dick Radatz, R ERA: 7.88	(8, 1)	2.0	S	6	0	0	0	1	0	0	0	0	0	0	8	8	0.00	0.000

PITCHER	IP	WLS	BF	H	R	ER	SO	BB	IBB	HBP	BLK	WP	HR	S	P	ERA	WHIP

TOP

Los Angeles Dodgers @ Chicago Cubs

Wrigley Field, Chicago, IL

Tue Jun 13 1967, 3:33 AM CDT

Att. 9,378 - Sunny - 87 F

livebaseballscorecards.com

AB	36
R	2
H	9
RBI	2
BB	1
SO	9
LOB	15

Batter	1	2	3	4	5	6	7	8	9	AB	R	H	RBI	BB	SO	LOB
Paul Popovich, S (1, 6) (9, 4) OBP: 0.309, SLG: 0.270	FC4-6 1B		K		P4-3 2-3		P6			4	0	1	0	0	1	1
Norm Gigon, R (1, 4) OBP: 0.245, SLG: 0.348	F9		K		3-H 2B			P3		4	0	1	1	0	1	1
Don Kessinger, S (9, 6) OBP: 0.232, SLG: 0.206										0	0	0	0	0	0	0
Billy Williams, L (1, 7) OBP: 0.413, SLG: 0.554	FC4-6 1B 1-2f			F8	P4			4-3		4	0	0	0	0	0	2
Ron Santo, R (1, 5) OBP: 0.345, SLG: 0.440	1-3 1B			14 1B 2B		HR		3-1		4	2	3	1	0	0	0
14 Ernie Banks, R (1, 3) OBP: 0.335, SLG: 0.495	P5			WP 5-3 2-H 1B		P6				3	0	1	1	0	0	2
Randy Hundley, R (1, 2) OBP: 0.345, SLG: 0.443		F8		5-3 1-2		1-3				3	0	0	0	0	0	1
Ted Savage, R (1, 9) OBP: 0.390, SLG: 0.383		FC5-4 BB		K 2-3		6-3				2	0	0	0	1	1	1
Adolfo Phillips, R (1, 8) OBP: 0.411, SLG: 0.592		FC5-4 PO 1-2f			PB SH1-4 2B 1B		3-4 BB			2	1	1	0	1	0	1
Rich Nye, L (1, 1) OBP: 0.261, SLG: 0.273		PO 1-2	K		SH1-4 1-2		3-4 1-2f			2	0	0	0	0	1	1
Dick Radatz, R (8, 1) OBP: 0.500, SLG: 0.500										0	0	0	0	0	0	0
Inning Stats	R: 0 E: 0 K: 0 S: 5 H: 2 LOB: 2 BB: 0 P: 5	R: 0 E: 0 K: 0 S: 2 H: 0 LOB: 0 BB: 1 P: 6	R: 0 E: 0 K: 3 S: 9 H: 0 LOB: 0 BB: 0 P: 9	R: 1 E: 0 K: 1 S: 7 H: 2 LOB: 1 BB: 0 P: 7	R: 1 E: 0 K: 0 S: 5 H: 2 LOB: 1 BB: 0 P: 5	R: 1 E: 0 K: 0 S: 4 H: 1 LOB: 0 BB: 0 P: 4	R: 0 E: 0 K: 0 S: 2 H: 0 LOB: 0 BB: 1 P: 6	R: 0 E: 0 K: 0 S: 3 H: 0 LOB: 0 BB: 0 P: 3		1B: 4 2B: 3 3B: 0 HR: 1	SF: 0 SAC: 1 DP: 1 HBP: 0						

PITCHER		IP	WLS	BF	H	R	ER	SO	BB	IBB	HBP	BLK	WP	HR	S	P	ERA	WHIP
Don Drysdale, R ERA: 2.26	(1, 1)	7.0	L	28	7	3	3	4	2	0	0	0	1	1	34	42	3.86	1.286
Bob Miller, R ERA: 6.62	(8, 1)	1.0		3	0	0	0	0	0	0	0	0	0	0	3	3	0.00	0.000

PITCHER	IP	WLS	BF	H	R	ER	SO	BB	IBB	HBP	BLK	WP	HR	S	P	ERA	WHIP

BOTTOM

Los Angeles Dodgers @ Chicago Cubs

Wrigley Field, Chicago, IL

Tue Jun 13 1967, 3:33 AM CDT

Att. 9,378 - Sunny - 87 F

livebaseballscorecards.com

AB	28
R	3
H	7
RBI	3
BB	2
SO	4
LOB	10

Batter	1	2	3	4	5	6	7	8	9	AB	R	H	RBI	BB	SO	LOB
Wes Parker, S (1, 3) OBP: 0.349, SLG: 0.318	S S S 0-3 ① K	B B B 4-0 1-2 2-3 BB		x 0-0 ② 1-3		x 0-0 ③ FC5-4 1-2f		x 0-0 ③ F7		4	0	0	0	1	1	2
Ron Hunt, R (1, 4) OBP: 0.403, SLG: 0.400	x 0-0 BB 1B	x 0-0 ③ P6		x 0-0 1B			B B B 4-0 1-3 BB		x 0-0 ① F9	4	0	2	0	1	0	3
Willie Davis, L (1, 8) OBP: 0.340, SLG: 0.380	x 0-0 ② F8		B B B 4-0 4-3 1-3 BB	x 0-0 ③ L4			x 0-0 ① 1-3 1-2		B B B 4-0 2B BB	3	1	0	0	2	0	3
Jim Lefebvre, S (1, 5) OBP: 0.351, SLG: 0.406	B B B B 4-0 1-2 BB		x 0-0 ① 1-3 1-2		x 0-0 ① F8		x 0-0 ② F7		x 0-0 4-3 1-H 2B	4	0	1	1	1	0	2
Ron Fairly, L (1, 9) OBP: 0.314, SLG: 0.349	S S S 0-3 ③ K		x 0-0 ② 4-3 2-3		x 0-0 ② 3-1		x 0-0 ③ 3-1		x 0-0 ② 4-3 2-3	5	0	0	0	0	1	5
John Roseboro, L (1, 2) OBP: 0.385, SLG: 0.358		x 0-0 ① P6	x 0-0 ③ 4-3		x 0-0 ③ F8			x 0-0 1B 3B	x 0-0 ③ L1	5	1	1	0	0	0	2
Len Gabrielson, L (1, 7) OBP: 0.243, SLG: 0.338		S S S 0-3 ② K		x 0-0 HR		x 0-0 ① 4-3		x 0-0 4-1 SH1-4 3-H 1B		4	1	2	2	0	1	0
Dick Schofield, S (1, 6) OBP: 0.357, SLG: 0.235		B B B 4-0 WP 1B BB		S S S 0-3 ① K		x 0-0 FC5-4 1B		x 0-0 ① SH1-4 1-2		2	0	1	0	1	1	0
Claude Osteen, L (1, 1) OBP: 0.275, SLG: 0.378		x 0-0 WP 1-2 1B		x 0-0 HR		x 0-0 ② P3		x 0-0 ② 4-1 2-3		4	1	2	1	0	0	2
Phil Regan, R (8, 1)										0	0	0	0	0	0	0
Bob Miller, R (9, 1)										0	0	0	0	0	0	0
Ron Perranoski, L (9, 1) OBP: 0.250, SLG: 0.250										0	0	0	0	0	0	0
Inning Stats	R: 0 H: 1 E: 0 LOB: 2 K: 2 BB: 1 S: 8 P: 12	R: 0 H: 1 E: 0 LOB: 3 K: 1 BB: 2 S: 6 P: 14	R: 0 H: 0 E: 0 LOB: 1 K: 0 BB: 1 S: 3 P: 7	R: 2 H: 3 E: 0 LOB: 1 K: 1 BB: 0 S: 8 P: 8	R: 0 H: 0 E: 0 LOB: 0 K: 0 BB: 0 S: 3 P: 3	R: 0 H: 1 E: 0 LOB: 1 K: 0 BB: 0 S: 4 P: 4	R: 0 H: 0 E: 0 LOB: 1 K: 0 BB: 1 S: 3 P: 7	R: 1 H: 2 E: 0 LOB: 1 K: 0 BB: 0 S: 5 P: 5	R: 1 H: 1 E: 0 LOB: 1 K: 0 BB: 1 S: 4 P: 8	1B: 5 SF: 0 2B: 1 SAC: 1 3B: 1 DP: 0 HR: 2 HBP: 0						WP: 1 PA: 42 PB: 0 SB: 0 CS: 0	

PITCHER	IP	WLS	BF	H	R	ER	SO	BB	IBB	HBP	BLK	WP	HR	S	P	ERA	WHIP
Ray Culp, R (1, 1) ERA: 4.4	3.1	L	18	4	2	2	4	4	0	0	0	1	2	22	38	5.40	2.400
Rob Gardner, L (4, 1) ERA:	2.2		10	2	0	0	0	0	0	0	0	0	0	10	10	0.00	0.750
Cal Koonce, R (7, 1) ERA: 4.59	2.0		9	2	1	1	0	1	0	0	0	0	0	8	12	4.50	1.500
Bill Hands, R (9, 1) ERA: 2.23	1.0		5	1	1	1	0	1	0	0	0	0	0	4	8	9.00	2.000

PITCHER	IP	WLS	BF	H	R	ER	SO	BB	IBB	HBP	BLK	WP	HR	S	P	ERA	WHIP

TOP

Los Angeles Dodgers @ Chicago Cubs

Wrigley Field, Chicago, IL

Wed Jun 14 1967, 3:33 AM CDT

Att. 10,643 - Sunny - 87 F

livebaseballscorecards.com

AB	35
R	4
H	9
RBI	4
BB	6
SO	4
LOB	19

BOTTOM

Los Angeles Dodgers @ Chicago Cubs

Wrigley Field, Chicago, IL

Wed Jun 14 1967, 3:33 AM CDT

Att. 10,643 - Sunny - 87 F

Batter	1	2	3	4	5	6	7	8	9	AB	R	H	RBI	BB	SO	LOB
Paul Popovich, S (1, 6) OBP: 0.319, SLG: 0.284	G6-4-3 1B			P8		P9		E8 1-3 1B		4	0	2	0	0	0	1
Norm Gigon, R (1, 4) OBP: 0.226, SLG: 0.327	G6-4-3 1-2f			6-3		FC6-4 1-2f		SF9 3-H		3	0	0	1	0	0	2
Billy Williams, L (1, 7) OBP: 0.406, SLG: 0.544	G3			4-3			G3	4-3		4	0	0	0	0	0	1
Ron Santo, R (1, 5) OBP: 0.343, SLG: 0.452		P3			K		F8		HR	4	1	1	1	0	1	0
14 Ernie Banks, R (1, 3) OBP: 0.343, SLG: 0.515 Joey Amalfitano, R (9, PR)		F7			1B		HR		SH2-4 SH 1B	4 0	1 0	3 0	1 0	0 0	0 0	0 0
Randy Hundley, R (1, 2) OBP: 0.345, SLG: 0.441	5-3				K		1B		SH SH2-4 1-2	3	0	1	0	0	1	1
Ted Savage, R (1, 9) OBP: 0.371, SLG: 0.360		6-3			K		K		SH2-4 1-2 2-3	3	0	0	0	0	2	2
Adolfo Phillips, R (1, 8) OBP: 0.422, SLG: 0.599		1B				FC6-4 1B		E 1B SF9 1B	G4-3 IBB	3	1	3	0	1	0	0
Ray Culp, R (1, 1) OBP: 0.050, SLG: 0.150 Rob Gardner, R (4, 1) Don Kessinger, S (6, PH) OBP: 0.231, SLG: 0.205 Cal Koonce, R (7, 1) John Boccabella, R (8, PH) OBP: 0.211, SLG: 0.125 Bill Hands, R (9, 1) Lee Thomas, L (9, PH) OBP: 0.284, SLG: 0.312		K				F7		F8	G4-3 1-2f	1 0 1 0 1 0 1	0 0 0 0 0 0 0	0 0 0 0 0 0 0	0 0 0 0 0 0 0	1 0 0 0 0 0 0	0 0 1 0 1 0 0	0 0 1 0 1 0 3
Inning Stats	R: 0 H: 1 E: 0 LOB: 0 K: 0 BB: 0 S: 3 P: 3	R: 0 H: 0 E: 0 LOB: 0 K: 0 BB: 0 S: 3 P: 3	R: 0 H: 1 E: 0 LOB: 0 K: 1 BB: 0 S: 5 P: 5	R: 0 H: 0 E: 0 LOB: 0 K: 0 BB: 0 S: 3 P: 3	R: 0 H: 1 E: 0 LOB: 1 K: 3 BB: 0 S: 10 P: 10	R: 0 H: 1 E: 0 LOB: 1 K: 0 BB: 0 S: 4 P: 4	R: 1 H: 2 E: 0 LOB: 1 K: 1 BB: 0 S: 7 P: 7	R: 1 H: 2 E: 1 LOB: 1 K: 0 BB: 0 S: 5 P: 5	R: 1 H: 2 E: 1 LOB: 3 K: 0 BB: 1 S: 5 P: 9	1B: 8 2B: 0 3B: 0 HR: 2	SF: 1 SAC: 2 DP: 2 HBP: 0			WP: 0 PB: 0 SB: 0 CS: 0		PA: 36	

livebaseballscorecards.com

	AB	32
	R	3
	H	10
	RBI	3
	BB	1
	SO	5
	LOB	12

PITCHER		IP	WLS	BF	H	R	ER	SO	BB	IBB	HBP	BLK	WP	HR	S	P	ERA	WHIP
Claude Osteen, L ERA: 3.61	(1, 1)	7.1	W	28	8	2	1	5	0	0	0	0	0	1	38	38	1.23	1.091
Phil Regan, R ERA: 2.75	(8, 1)	0.2		5	2	1	1	0	0	0	0	0	0	1	5	5	13.50	3.000
Bob Miller, R ERA: 6.56	(9, 1)	0.1		2	0	0	0	0	0	1	0	0	0	0	1	5	0.00	0.000
Ron Perranoski, L ERA: 2.53	(9, 1)	0.2	S	1	0	0	0	0	0	0	0	0	0	0	1	1	0.00	0.000

PITCHER	IP	WLS	BF	H	R	ER	SO	BB	IBB	HBP	BLK	WP	HR	S	P	ERA	WHIP

Batter	1	2	3	4	5	6	7	8	9	AB	R	H	RBI	BB	SO	LOB
Wes Parker, S (1, 3) OBP: 0.346, SLG: 0.331	F8		F7		F7		1-H HR		4-3	5	1	1	2	0	0	3
Ron Hunt, R (1, 4) OBP: 0.405, SLG: 0.417	K		L4			1B	HR			4	1	2	1	0	1	1
Willie Davis, L (1, 8) OBP: 0.333, SLG: 0.371	K			F8		F7	P6			4	0	0	0	0	1	1
Jim Lefebvre, S (1, 5) OBP: 0.344, SLG: 0.398		4-3		5-3		F5		K2-3		4	0	0	0	0	1	1
Ron Fairly, L (1, 9) OBP: 0.321, SLG: 0.353		1B		CS 1B		L9		P3-6-1 BB		3	0	2	0	1	0	1
John Roseboro, L (1, 2) OBP: 0.374, SLG: 0.347		F8		P 1-2	4-3		3-1	P3-6-1 1-2f		5	0	0	0	0	0	3
Len Gabrielson, L (1, 7) OBP: 0.257, SLG: 0.348		P5			FC1-6 1B		E FC6-4 1B		4-3	4	1	2	0	0	0	1
Dick Schofield, S (1, 6) OBP: 0.348, SLG: 0.216			BB		FC1-6 1-2f 2B		E4 1-3		F2	3	1	0	0	1	0	2
Jim Brewer, L (1, 1) OBP: 0.091, SLG: 0.182 Don Sutton, R (6, 1) OBP: 0.219, SLG: 0.281			P4		2B 1-H		FC6-4 1-2f HR 3-H		1B	2 2	0 1	1 1	1 1	0 0	0 0	1 1
Inning Stats	R: 0 E: 0 K: 2 S: 7 H: 0 LOB: 0 BB: 0 P: 7	R: 0 E: 0 K: 0 S: 4 H: 1 LOB: 1 BB: 0 P: 4	R: 0 E: 0 K: 0 S: 3 H: 0 LOB: 1 BB: 1 P: 7	R: 0 E: 0 K: 0 S: 3 H: 1 LOB: 0 BB: 0 P: 3	R: 1 E: 0 K: 0 S: 5 H: 2 LOB: 1 BB: 0 P: 5	R: 0 E: 0 K: 0 S: 4 H: 1 LOB: 1 BB: 0 P: 4	R: 4 E: 1 K: 0 S: 7 H: 3 LOB: 0 BB: 0 P: 7	R: 0 E: 0 K: 1 S: 4 H: 0 LOB: 0 BB: 1 P: 8	R: 0 E: 0 K: 0 S: 4 H: 1 LOB: 1 BB: 0 P: 4	1B: 6 2B: 1 3B: 0 HR: 2 SF: 0 SAC: 0 DP: 1 HBP: 0						

PITCHER		IP	WLS	BF	H	R	ER	SO	BB	IBB	HBP	BLK	WP	HR	S	P	ERA	WHIP
Fergie Jenkins, R ERA: 3.16	(1, 1)	8.0	L	34	8	5	1	3	2	0	0	0	0	2	37	45	1.12	1.250
Chuck Hartenstein, R ERA: 5.79	(9, 1)	1.0		4	1	0	0	0	0	0	0	0	0	0	4	4	0.00	1.000

PITCHER	IP	WLS	BF	H	R	ER	SO	BB	IBB	HBP	BLK	WP	HR	S	P	ERA	WHIP

TOP

Los Angeles Dodgers @ Chicago Cubs

Wrigley Field, Chicago, IL

Thu Jun 15 1967, 3:33 AM CDT

Att. 9,715 - Sunny - 90 F

livebaseballscorecards.com

AB	36
R	5
H	9
RBI	5
BB	2
SO	3
LOB	15

WP: 0 PA: 38
PB: 0
SB: 0
CS: 1

Batter	1	2	3	4	5	6	7	8	9	AB	R	H	RBI	BB	SO	LOB
Paul Popovich, S (1, 6) OBP: 0.303, SLG: 0.268	K		P3			P8			P6	4	0	0	0	0	1	0
Norm Gigon, R (1, 4) OBP: 0.211, SLG: 0.302	K			F3		6-3			K	4	0	0	0	0	2	0
Billy Williams, L (1, 7) OBP: 0.403, SLG: 0.538	6-3			CS 1B			F5		F8	4	0	1	0	0	0	0
Ron Santo, R (1, 5) OBP: 0.343, SLG: 0.447		14 CS BB		K 1-2			P6			2	0	0	0	1	1	1
14 Ernie Banks, R (1, 3) OBP: 0.338, SLG: 0.507		K 1-2			F8		K			3	0	0	0	0	2	1
Randy Hundley, R (1, 2) OBP: 0.349, SLG: 0.450		1B			4-3 2B			P6		3	0	2	0	0	0	0
Ted Savage, R (1, 9) OBP: 0.369, SLG: 0.358		G3			4-3 2-3			5-3 1B		3	0	1	0	0	0	2
Adolfo Phillips, R (1, 8) OBP: 0.416, SLG: 0.589			5-3		K			5-3 1-2		3	0	0	0	0	1	2
Fergie Jenkins, R (1, 1) OBP: 0.135, SLG: 0.167			5-3			K		K		2	0	0	0	0	1	0
George Altman, L (8, PH) OBP: 0.091, SLG: 0.182										1	0	0	0	0	1	1
Chuck Hartenstein, R (9, 1) OBP: 0.250, SLG: 0.250										0	0	0	0	0	0	0
Inning Stats	R: 0 E: 0 K: 2 S: 7 H: 0 LOB: 0 BB: 0 P: 7	R: 0 E: 0 K: 1 S: 5 H: 1 LOB: 1 BB: 1 P: 9	R: 0 E: 0 K: 0 S: 3 H: 0 LOB: 0 BB: 0 P: 3	R: 0 E: 0 K: 1 S: 5 H: 1 LOB: 1 BB: 0 P: 5	R: 0 E: 0 K: 1 S: 6 H: 1 LOB: 1 BB: 0 P: 6	R: 0 E: 0 K: 1 S: 5 H: 0 LOB: 0 BB: 0 P: 5	R: 0 E: 0 K: 1 S: 5 H: 0 LOB: 0 BB: 0 P: 5	R: 0 E: 0 K: 1 S: 6 H: 1 LOB: 1 BB: 0 P: 6	R: 0 E: 0 K: 1 S: 5 H: 0 LOB: 0 BB: 0 P: 5	1B: 3 2B: 3 3B: 0 HR: 0 SF: 0 SAC: 0 DP: 2 HBP: 0						

PITCHER		IP	WLS	BF	H	R	ER	SO	BB	IBB	HBP	BLK	WP	HR	S	P	ERA	WHIP
Jim Brewer, L ERA: 2.25	(1, 1)	5.0	W	17	3	0	0	5	1	0	0	0	0	0	26	30	0.00	0.800
Don Sutton, R ERA: 4.71	(6, 1)	4.0	S	13	1	0	0	4	0	0	0	0	0	0	21	21	0.00	0.250

PITCHER	IP	WLS	BF	H	R	ER	SO	BB	IBB	HBP	BLK	WP	HR	S	P	ERA	WHIP

BOTTOM

Los Angeles Dodgers @ Chicago Cubs

Wrigley Field, Chicago, IL

Thu Jun 15 1967, 3:33 AM CDT

Att. 9,715 - Sunny - 90 F

livebaseballscorecards.com

AB	29
R	0
H	4
RBI	0
BB	1
SO	9
LOB	7

Batter	1	2	3	4	5	6	7	8	9	AB	R	H	RBI	BB	SO	LOB
Giraldo Ruiz, S (1, 4) OBP: 0.235, SLG: 0.282	5-3			5-3		S, 1B, 2-3, 1B		K		4	1	1	0	0	1	0
Vada Pinson, L (1, 8) OBP: 0.324, SLG: 0.424	1-3			F7		1-H, 3-H, 1B			4-3	4	0	1	2	0	0	0
Pete Rose, S (1, 7) OBP: 0.390, SLG: 0.492	1-3			6-3		6-3			FC5-4, 1B	1	0	0	0	0	0	0
Floyd Robinson, L (1, 7) OBP: 0.292, SLG: 0.342										2	0	0	0	0	0	1
Dick Simpson, R (8, 9) OBP: 0.259, SLG: 0.318										1	0	1	0	0	0	0
Tony Perez, R (1, 5) OBP: 0.322, SLG: 0.553		6-3			6-3		K		FC5-4, FC4-6, 1-2f	4	0	0	0	0	1	1
Art Shamsky, L (1, 9) (8, 7) OBP: 0.286, SLG: 0.265		F5			BBB, 4-0, G6-4-3, BB		6-3		FC4-6, 1-2f	3	0	0	0	1	0	1
Lee May, R (1, 3) OBP: 0.314, SLG: 0.409		K			G6-4-3, 1-2f		HR			3	1	1	1	0	1	1
Don Pavletich, R (1, 2) OBP: 0.361, SLG: 0.500			F3			K	P4			3	0	0	0	0	1	0
Leo Cardenas, R (1, 6) OBP: 0.321, SLG: 0.332			F9			1B, BLK, 1B, HBP			F9	2	1	0	0	0	0	0
Tommy Helms, R (8, 6) OBP: 0.301, SLG: 0.367										0	0	0	0	0	0	0
Mel Queen, L (1, 1) OBP: 0.172, SLG: 0.179			K			F7, 1-2			1-3	3	0	0	0	0	1	1

TOP

Cincinnati Reds @ Los Angeles Dodgers

Dodger Stadium, Los Angeles, CA

Fri Jun 16 1967, 7:05 PM PDT

Att. 25,852 - Unknown

livebaseballscorecards.com

AB	30
R	3
H	4
RBI	3
BB	1
SO	5
LOB	5

Inning Stats	1	2	3	4	5	6	7	8	9
	R: 0 E: 0 K: 0 S: 3	H: 0 LOB: 0 BB: 0 P: 3	R: 0 E: 0 K: 1 S: 5	H: 0 LOB: 0 BB: 0 P: 5	R: 0 E: 0 K: 1 S: 5	H: 0 LOB: 0 BB: 0 P: 5	R: 0 E: 0 K: 0 S: 3	H: 0 LOB: 0 BB: 0 P: 3	R: 0 E: 0 K: 0 S: 2	H: 0 LOB: 0 BB: 1 P: 6
	R: 2 E: 0 K: 1 S: 7	H: 2 LOB: 1 BB: 0 P: 8	R: 1 E: 0 K: 1 S: 6	H: 1 LOB: 0 BB: 0 P: 6	R: 0 E: 0 K: 1 S: 5	H: 0 LOB: 0 BB: 0 P: 5	R: 0 E: 0 K: 0 S: 4	H: 1 LOB: 1 BB: 0 P: 4	1B: 3 2B: 0 3B: 0 HR: 1	SF: 0 SAC: 0 DP: 1 HBP: 1

WP: 0 PB: 0 SB: 1 CS: 0 PA: 32

PITCHER	IP	WLS	BF	H	R	ER	SO	BB	IBB	HBP	BLK	WP	HR	S	P	ERA	WHIP
Bill Singer, R (1, 1) ERA: 4.53	7.0	L	25	3	3	3	4	1	0	1	1	0	1	31	36	3.86	0.571
Ron Perranoski, L (8, 1) ERA: 2.42	2.0		7	1	0	0	1	0	0	0	0	0	0	9	9	0.00	0.500

PITCHER	IP	WLS	BF	H	R	ER	SO	BB	IBB	HBP	BLK	WP	HR	S	P	ERA	WHIP

Cincinnati Reds @ Los Angeles Dodgers

Dodger Stadium, Los Angeles, CA

Fri Jun 16 1967, 7:05 PM PDT

Att. 25,852 - Unknown

livebaseballscorecards.com

BOTTOM

Batter	1	2	3	4	5	6	7	8	9	AB	R	H	RBI	BB	SO	LOB
Wes Parker, S (1, 3) OBP: 0.344, SLG: 0.326	BBBB 4-0 WP 1B BB		SSS 0-3 ① K		x 0-0 ③ 4-3		x 0-0 ② F9			3	1	0	0	1	1	2
Ron Hunt, R (1, 4) OBP: 0.398, SLG: 0.409	x 0-0 ① F9 1-2		x 0-0 ② 5-3			x 0-0 ① 6-3	x 0-0 ③ F8			4	0	0	0	0	0	2
Willie Davis, L (1, 8) OBP: 0.327, SLG: 0.363	x 0-0 ② F7		x 0-0 ③ F9			x 0-0 ② P6		x 0-0 ① P6		4	0	0	0	0	0	1
Ron Fairly, L (1, 9) OBP: 0.324, SLG: 0.356	x 0-0 BB 2-H 1B			x 0-0 ① 4-3		x 0-0 BB 1B 1B		x 0-0 ② F3		4	1	2	1	0	0	0
Jim Lefebvre, S (1, 5) OBP: 0.347, SLG: 0.394	BBBBB 4-0 1-2 BB			SSS 0-3 ② K		BBBB 4-0 1B 1-2 BB		x 0-0 ③ F5		2	0	0	0	2	1	0
Lou Johnson, R (1, 7) OBP: 0.328, SLG: 0.426	SSS 0-3 ③ K			x 0-0 ③ P4		x 0-0 1-2 2-H 1B			H 1-0 FC4-6 HBP	3	0	1	1	0	1	2
John Roseboro, L (1, 2) OBP: 0.376, SLG: 0.344 Len Gabrielson, L (6, PH) OBP: 0.253, SLG: 0.343 Jeff Torborg, R (7, 2) OBP: 0.288, SLG: 0.306		BBBB 4-0 SH1-4 BB			x 0-0 ① F8	x 0-0 ③ F9			SSS 0-3 ① K	1 1 1	0 0 0	0 0 0	0 0 0	1 0 1	0 0 1	0 2 1
Dick Schofield, S (1, 6) OBP: 0.340, SLG: 0.200 Nate Oliver, R (9, PR) OBP: 0.414, SLG: 0.464		x 0-0 ① F9			x 0-0 ② 4-3		BBBB 4-0 FC1-6 BB		x 0-0 ② FC4-6 1-2f	3 0	0 0	0 0	0 0	1 0	0 0	2 0
Bill Singer, R (1, 1) OBP: 0.133, SLG: 0.133 Gene Michael, S (7, PH) OBP: 0.246, SLG: 0.225 Ron Perranoski, L (8, 1) OBP: 0.250, SLG: 0.250 Al Ferrara, R (9, PH) OBP: 0.310, SLG: 0.400		x 0-0 ②③ SH1-4 1-3f			x 0-0 1B		x 0-0 ① FC1-6 1-2f		SSS 0-3 ③ K	1 1 0 1	0 0 0 0	1 0 0 0	0 0 0 0	0 0 0 1	0 0 0 1	0 1 0 1
Inning Stats	R: 1 E: 0 K: 1 S: 6 H: 1 LOB: 2 BB: 2 P: 14	R: 0 E: 0 K: 0 S: 2 H: 0 LOB: 0 BB: 1 P: 6	R: 0 E: 0 K: 1 S: 5 H: 0 LOB: 0 BB: 0 P: 5	R: 0 E: 0 K: 1 S: 5 H: 0 LOB: 0 BB: 0 P: 5	R: 0 E: 0 K: 0 S: 4 H: 1 LOB: 1 BB: 0 P: 4	R: 1 E: 0 K: 0 S: 5 H: 2 LOB: 2 BB: 1 P: 9	R: 0 E: 0 K: 0 S: 3 H: 0 LOB: 1 BB: 1 P: 7	R: 0 E: 0 K: 0 S: 3 H: 0 LOB: 0 BB: 0 P: 3	R: 0 E: 0 K: 2 S: 7 H: 0 LOB: 1 BB: 0 P: 8	1B: 4 2B: 1 3B: 0 HR: 0	SF: 0 SAC: 1 DP: 1 HBP: 1						

	AB	29
	R	2
	H	4
	RBI	2
	BB	5
	SO	5
	LOB	14

WP: 1 PA: 36
PB: 0
SB: 0
CS: 0

PITCHER	IP	WLS	BF	H	R	ER	SO	BB	IBB	HBP	BLK	WP	HR	S	P	ERA	WHIP
Mel Queen, R (1, 1) ERA: 2.18	9.0	W	36	4	2	2	5	5	0	1	0	1	0	40	61	2.00	1.000

PITCHER	IP	WLS	BF	H	R	ER	SO	BB	IBB	HBP	BLK	WP	HR	S	P	ERA	WHIP

Cincinnati Reds @ Los Angeles Dodgers

Dodger Stadium, Los Angeles, CA

Sat Jun 17 1967, 7:05 PM PDT

Att. 26,426 - Unknown

livebaseballscorecards.com

TOP

Batter	1	2	3	4	5	6	7	8	9	AB	R	H	RBI	BB	SO	LOB
Giraldo Ruiz, S (1, 4) OBP: 0.224, SLG: 0.268	G3	4-3			3-1		1-3			4	0	0	0	0	0	0
Tommy Helms, R (1, 6) OBP: 0.300, SLG: 0.365	1B 1B		6-3		P4			6-3		4	1	1	0	0	0	0
Vada Pinson, L (1, 8) OBP: 0.323, SLG: 0.421	1B 1-3		4-3		F8			P6		4	0	1	0	0	0	0
Tony Perez, R (1, 5) OBP: 0.329, SLG: 0.555	BB 1-3 3-H		FC5-4 HBP			F9		1B		3	0	2	1	0	0	0
Lee May, R (1, 3) OBP: 0.302, SLG: 0.392	P6		FC5-4 1-2f			K		F7		4	0	0	0	0	1	4
Art Shamsky, L (1, 7) OBP: 0.317, SLG: 0.288	BB 1-2			FC4-6 1B		1B			F3	3	0	2	0	1	0	0
Floyd Robinson, L (1, 9) OBP: 0.280, SLG: 0.325	F8			FC4-6 1-2f		F7			3-1	4	0	0	0	0	0	5
Johnny Edwards, L (1, 2) OBP: 0.270, SLG: 0.270		1-3		F7			K		4-3	4	0	0	0	0	1	1
Milt Pappas, R (1, 1)		F3		K			K			3	0	0	0	0	2	1
Bob Lee, R (7, 1)										0	0	0	0	0	0	0
Gerry Arrigo, L (8, 1) OBP: 0.200, SLG: 0.300										0	0	0	0	0	0	0
Inning Stats	R: 1 E: 0 K: 0 S: 6 H: 3 LOB: 3 BB: 1 P: 10	R: 0 E: 0 K: 0 S: 3 H: 0 LOB: 0 BB: 0 P: 3	R: 0 E: 0 K: 0 S: 3 H: 0 LOB: 1 BB: 0 P: 4	R: 0 E: 0 K: 1 S: 6 H: 1 LOB: 1 BB: 0 P: 6	R: 0 E: 0 K: 0 S: 3 H: 0 LOB: 0 BB: 0 P: 3	R: 0 E: 0 K: 1 S: 6 H: 1 LOB: 1 BB: 0 P: 6	R: 0 E: 0 K: 2 S: 7 H: 0 LOB: 0 BB: 0 P: 7	R: 0 E: 0 K: 0 S: 4 H: 1 LOB: 1 BB: 0 P: 4	R: 0 E: 0 K: 0 S: 3 H: 0 LOB: 0 BB: 0 P: 3	1B: 6 2B: 0 3B: 0 HR: 0 SF: 0 SAC: 0 DP: 0 HBP: 1							

	AB	33
	R	1
	H	6
	RBI	1
	BB	1
	SO	4
	LOB	11

WP: 0 PB: 0 SB: 0 CS: 0 PA: 35

PITCHER	IP	WLS	BF	H	R	ER	SO	BB	IBB	HBP	BLK	WP	HR	S	P	ERA	WHIP
Don Drysdale, R (1, 1) ERA: 2.17	9.0	W	35	6	1	1	4	1	0	1	0	0	0	41	46	1.00	0.778

PITCHER	IP	WLS	BF	H	R	ER	SO	BB	IBB	HBP	BLK	WP	HR	S	P	ERA	WHIP

Batter	1	2	3	4	5	6	7	8	9	AB	R	H	RBI	BB	SO	LOB
Wes Parker, S (1, 3) OBP: 0.338, SLG: 0.319	K			K		L3	K			4	0	0	0	0	3	0
Ron Hunt, R (1, 4) OBP: 0.400, SLG: 0.408	1-3			F8		1B		BB		3	1	1	0	1	0	0
Willie Davis, L (1, 8) OBP: 0.330, SLG: 0.377	K			1B, 3B		F7		HBP, 1B 1-2		4	1	2	0	0	1	1
Jim Lefebvre, S (1, 5) OBP: 0.354, SLG: 0.406		4-3		3-H 1B			1B, 2B 2B	HBP 1-2 2-3		4	1	3	1	0	0	0
Lou Johnson, R (1, 7) OBP: 0.324, SLG: 0.422		F8		L8			2B, 3B 2-3 1B	SF8 3-H		3	1	1	1	0	0	1
John Roseboro, L (1, 2) OBP: 0.386, SLG: 0.359		6-3			CS 1B		3B 1-3 3-H 2B	G4-6-3 1-2 2-3 HBP		3	1	2	1	0	0	0
Len Gabrielson, L (1, 9) OBP: 0.256, SLG: 0.370		F9		K 1-2			SF7 2-H 3-H 3B	G4-6-3 1-2f		3	1	1	2	0	1	1
Jim Hickman, R (8, PH) OBP: 0.222, SLG: 0.269 (9, 9)										1	0	0	0	0	0	3
Dick Schofield, S (1, 6) OBP: 0.321, SLG: 0.190		F7		6-3			SF7 3-H			2	0	0	1	0	0	0
Don Drysdale, R (1, 1) OBP: 0.174, SLG: 0.140		K				F3	4-3			3	0	0	0	0	1	0
Inning Stats	R: 0 E: 0 K: 2 S: 7 H: 0 LOB: 0 BB: 0 P: 7	R: 0 E: 0 K: 0 S: 3 H: 0 LOB: 0 BB: 0 P: 3	R: 0 E: 0 K: 1 S: 5 H: 0 LOB: 0 BB: 0 P: 5	R: 1 E: 0 K: 1 S: 7 H: 2 LOB: 1 BB: 0 P: 7	R: 0 E: 0 K: 1 S: 5 H: 1 LOB: 0 BB: 0 P: 5	R: 0 E: 0 K: 0 S: 4 H: 1 LOB: 1 BB: 0 P: 4	R: 4 E: 0 K: 1 S: 9 H: 4 LOB: 0 BB: 0 P: 9	R: 1 E: 0 K: 0 S: 4 H: 2 LOB: 2 BB: 1 P: 9		1B: 6 2B: 2 3B: 2 HR: 0 SF: 2 SAC: 0 DP: 1 HBP: 1				WP: 0 PB: 0 SB: 0 CS: 1 PA: 34		

PITCHER		IP	WLS	BF	H	R	ER	SO	BB	IBB	HBP	BLK	WP	HR	S	P	ERA	WHIP
Milt Pappas, R ERA: 3.42	(1, 1)	6.0	L	25	8	5	5	5	0	0	0	0	0	0	35	35	7.50	1.333
Bob Lee, R ERA: 4.05	(7, 1)	1.1		7	2	1	1	1	1	0	0	0	0	0	8	12	6.75	2.250
Gerry Arrigo, L ERA: 1.54	(8, 1)	0.2		2	0	0	0	0	0	0	1	0	0	0	1	2	0.00	0.000

PITCHER	IP	WLS	BF	H	R	ER	SO	BB	IBB	HBP	BLK	WP	HR	S	P	ERA	WHIP

BOTTOM

Cincinnati Reds @ Los Angeles Dodgers

Dodger Stadium, Los Angeles, CA

Sat Jun 17 1967, 7:05 PM PDT

Att. 26,426 - Unknown

livebaseballscorecards.com

AB	30
R	6
H	10
RBI	6
BB	1
SO	6
LOB	6

Batter	1	2	3	4	5	6	7	8	9	AB	R	H	RBI	BB	SO	LOB
Giraldo Ruiz, S (1, 6) OBP: 0.244, SLG: 0.287	0-0 1B SF9 1B		0-0 G5-4-3 1B		0-0 FC6-4 1B		0-3 K2-3		0-0 5-3	5	1	3	0	0	1	0
Vada Pinson, L (1, 8) OBP: 0.328, SLG: 0.422	0-0 G6-4-3 1-3 1B		0-0 F7		0-0 F7		1-0 HBP		0-0 1B	4	0	2	0	0	0	2
Lee May, R (1, 3) OBP: 0.291, SLG: 0.380	0-0 SF9 3-H		0-0 G5-4-3 1-2f		0-0 FC6-4 1-2f		0-0 F9		0-0 5-3	3	0	0	1	0	0	3
Bob Lee, R (7, 1)										0	0	0	0	0	0	0
Floyd Robinson, L (9, PH) OBP: 0.277, SLG: 0.321										1	0	0	0	0	0	1
Tony Perez, R (1, 4) OBP: 0.336, SLG: 0.570	0-0 G6-4-3 1-2f			0-0 G6-4-3 1B		0-0 1B 4-3 1B		0-0 HR		4	1	3	1	0	0	1
(7, 5)																
Don Pavletich, R (1, 5) OBP: 0.350, SLG: 0.481		0-0 E6 FC6-4		0-0 G6-4-3 1-2f		0-0 4-3 1-2		0-0 F9		4	0	0	0	0	0	2
(7, 3)																
Jimmie Coker, R (1, 2) OBP: 0.391, SLG: 0.591		0-0 FC6-4 1-2f 2B		BBBB 4-0 1B BB		0-0 P4		0-0 5-3 1B		3	1	1	0	1	0	2
Dick Simpson, R (1, 9) OBP: 0.323, SLG: 0.423		0-0 1-H 2B		0-0 1-2 1B		0-0 2-3 1B		0-0 5-3 1-2		4	0	3	1	0	0	1
Art Shamsky, L (1, 7) OBP: 0.297, SLG: 0.268		0-0 F8		0-0 F8		0-0 F7		0-0 4-3		4	0	0	0	0	0	6
Sammy Ellis, L (1, 1) OBP: 0.103, SLG: 0.037		SSS 0-3 K			0-0 L3		0-0 4-3		0-0 F9	1	0	0	0	0	1	1
Gerry Arrigo, L (4, 1) OBP: 0.182, SLG: 0.273										1	0	0	0	0	0	0
Len Boehmer, R (7, PH)										2	0	0	0	0	0	0
(7, 4)																
Inning Stats	R: 1 E: 0 K: 0 S: 4 H: 2 LOB: 0 BB: 0 P: 4	R: 1 E: 1 K: 1 S: 7 H: 1 LOB: 1 BB: 0 P: 7	R: 0 E: 0 K: 0 S: 3 H: 1 LOB: 0 BB: 0 P: 3	R: 0 E: 0 K: 0 S: 4 H: 2 LOB: 2 BB: 1 P: 8	R: 0 E: 0 K: 0 S: 4 H: 1 LOB: 1 BB: 0 P: 4	R: 0 E: 0 K: 0 S: 5 H: 2 LOB: 2 BB: 0 P: 5	R: 0 E: 0 K: 1 S: 5 H: 0 LOB: 1 BB: 0 P: 6	R: 1 E: 0 K: 0 S: 5 H: 2 LOB: 1 BB: 0 P: 5	R: 0 E: 0 K: 0 S: 4 H: 1 LOB: 1 BB: 0 P: 4	1B: 10 2B: 1 3B: 0 HR: 1 SF: 1 SAC: 0 DP: 3 HBP: 1						

PITCHER		IP	W/L/S	BF	H	R	ER	SO	BB	IBB	HBP	BLK	WP	HR	S	P	ERA	WHIP
Claude Osteen, L ERA: 3.48	(1, 1)	9.0	W	39	12	3	2	2	1	0	1	0	0	1	41	46	2.00	1.444

PITCHER	IP	W/L/S	BF	H	R	ER	SO	BB	IBB	HBP	BLK	WP	HR	S	P	ERA	WHIP

TOP

Cincinnati Reds @ Los Angeles Dodgers

Dodger Stadium, Los Angeles, CA

Sun Jun 18 1967, 3:33 AM PDT

Att. 35,857 - Unknown

livebaseballscorecards.com

AB	36
R	3
H	12
RBI	3
BB	1
SO	2
LOB	19

WP: 0 PB: 0 SB: 0 CS: 0 PA: 39

Batter	1	2	3	4	5	6	7	8	9	AB	R	H	RBI	BB	SO	LOB
Willie Davis, L (1, 8) OBP: 0.332, SLG: 0.378	0-0 4-3 S SF7 1B	0-0 FC9-6 S ② 1-2f 2-H		0-0 1B E 1-2 1B		0-0 1-4-3 ①		0-0 G3 ②		5	1	2	1	0	0	1
Ron Hunt, R (1, 4) OBP: 0.396, SLG: 0.403	0-0 4-3 ① 1-3	0-0 F9 ③ 1-2		0-0 E5 1B 1-2 2-3		0-0 2-3 1B		0-0 F3 ③		5	0	1	0	0	0	4
Lou Johnson, R (1, 7) OBP: 0.320, SLG: 0.418	0-0 SF7 ② 3-H		0-0 P4 ①	0-0 G4-6-3 1-2 2-3 3-H 1B		0-0 2-3 ② 1-2				3	0	1	2	0	0	1
Ron Fairly, L (1, 3) OBP: 0.319, SLG: 0.350	0-0 G3 ③		0-0 4-3 ②	0-0 G4-6-3 ② ③ 1-2f		0-0 F4 ③				4	0	0	0	0	0	4
Jim Lefebvre, S (1, 5) OBP: 0.361, SLG: 0.418		0-0 2B 1B 1B	0-0 1B 1B		0-0 5-3 ①		0-0 4-3 2B			4	1	3	0	0	0	0
John Roseboro, L (1, 2) OBP: 0.382, SLG: 0.356		0-0 F9 ①	0-0 1-2 1B		0-0 4-3 ②		0-0 4-3 ① 2-3			4	0	1	0	0	0	2
Len Gabrielson, L (1, 9) OBP: 0.280, SLG: 0.395		0-0 1-3 1B 2B	0-0 4-3 ③		0-0 1B 1B		4-0 G1-6-3 IBB			3	1	2	0	1	0	2
Dick Schofield, S (1, 6) OBP: 0.333, SLG: 0.200		B B B B 4-0 1B FC9-6 BB		0-0 4-3 ①	0-0 1-2 1B		0-0 G1-6-3 ② ③ 1-2f			3	1	1	0	1	0	2
Claude Osteen, L (1, 1) OBP: 0.295, SLG: 0.390		0-0 FC9-6 1-2 2-H 3-H 1B		0-0 E 1B 1B 1B	S S S 0-3 K ③			S S S 0-3 K ①		4	1	2	2	0	2	2
Inning Stats	R: 1 H: 1 E: 0 LOB: 0 K: 0 BB: 0 S: 4 P: 4	R: 3 H: 3 E: 0 LOB: 1 K: 0 BB: 1 S: 6 P: 10	R: 0 H: 2 E: 0 LOB: 2 K: 0 BB: 0 S: 5 P: 5	R: 1 H: 3 E: 1 LOB: 2 K: 0 BB: 0 S: 6 P: 6	R: 0 H: 2 E: 0 LOB: 2 K: 1 BB: 0 S: 7 P: 7	R: 0 H: 1 E: 0 LOB: 1 K: 0 BB: 0 S: 4 P: 4	R: 0 H: 1 E: 0 LOB: 1 K: 0 BB: 1 S: 3 P: 7	R: 0 H: 0 E: 0 LOB: 0 K: 1 BB: 0 S: 5 P: 5		1B: 11 SF: 1 2B: 2 SAC: 0 3B: 0 DP: 2 HR: 0 HBP: 0						WP: 0 PA: 38 PB: 0 SB: 2 CS: 0

PITCHER		IP	WLS	BF	H	R	ER	SO	BB	IBB	HBP	BLK	WP	HR	S	P	ERA	WHIP
Sammy Ellis, R ERA: 3.52	(1, 1)	3.1	L	21	9	5	5	0	1	0	0	0	0	0	20	24	13.50	3.000
Gerry Arrigo, L ERA: 1.43	(4, 1)	2.2		10	3	0	0	1	0	0	0	0	0	0	12	12	0.00	1.125
Bob Lee, R ERA: 3.68	(7, 1)	2.0		7	1	0	0	1	0	1	0	0	0	0	8	12	0.00	0.500

PITCHER	IP	WLS	BF	H	R	ER	SO	BB	IBB	HBP	BLK	WP	HR	S	P	ERA	WHIP

BOTTOM

Cincinnati Reds @ Los Angeles Dodgers

Dodger Stadium, Los Angeles, CA

Sun Jun 18 1967, 3:33 AM PDT

Att. 35,857 - Unknown

livebaseballscorecards.com

AB	35
R	5
H	13
RBI	5
BB	2
SO	2
LOB	18

Batter	1	2	3	4	5	6	7	8	9	AB	R	H	RBI	BB	SO	LOB
Felipe Alou, R (1, 7) OBP: 0.336, SLG: 0.446	G4-6-3 1B		P4		BB 1-2 2-3		K		F8	4	0	1	0	1	1	2
Tito Francona, L (1, 3) OBP: 0.297, SLG: 0.278	G4-6-3 1-2f		P4		F5		F7		F8	5	0	0	0	0	0	6
Hank Aaron, R (1, 9) OBP: 0.389, SLG: 0.598	5-3			6-3		FC 2B 1B	K			4	1	1	0	0	1	0
Mack Jones, L (1, 8) OBP: 0.307, SLG: 0.393		K		6-3		FC 2B 1-2		FC6-4 1B		4	1	1	0	0	1	1
Clete Boyer, R (1, 5) OBP: 0.318, SLG: 0.446		K		5-3		SH1-4 1-H 2-H 2B		FC6-4 1B 1-2f		4	0	1	2	0	1	1
Denis Menke, R (1, 6) OBP: 0.338, SLG: 0.345		P6			F5	SH1-4 BB		1-3 1B		3	0	1	0	1	0	0
Woody Woodward, R (1, 4) OBP: 0.283, SLG: 0.245			FC1-5 BB 1B		BB E 1B	SH1-4 1-2 2-3		P4		3	0	2	0	0	0	2
Bob Uecker, R (1, 2) OBP: 0.219, SLG: 0.141			FC1-5 1-2 BB		K	K		K		3	0	0	0	1	3	5
Ken Johnson, R (1, 1) OBP: 0.094, SLG: 0.065			FC1-5 1-2 2-3f		E5 1-2 BB	F3			K	3	0	0	0	0	0	5
Rico Carty, R (9, PH) OBP: 0.348, SLG: 0.400										1	0	0	0	0	1	0
Dick Kelley, R (9, 1) OBP: 0.308, SLG: 0.333										0	0	0	0	0	0	0
Inning Stats	R: 0 E: 0 K: 0 S: 3 H: 1 LOB: 0 BB: 0 P: 3	R: 0 E: 0 K: 2 S: 7 H: 0 LOB: 0 BB: 0 P: 7	R: 0 E: 0 K: 0 S: 4 H: 1 LOB: 2 BB: 1 P: 8	R: 0 E: 0 K: 0 S: 3 H: 0 LOB: 0 BB: 0 P: 3	R: 0 E: 1 K: 1 S: 7 H: 1 LOB: 3 BB: 1 P: 11	R: 2 E: 0 K: 1 S: 8 H: 2 LOB: 2 BB: 1 P: 12	R: 0 E: 0 K: 2 S: 7 H: 0 LOB: 0 BB: 0 P: 7	R: 0 E: 0 K: 1 S: 7 H: 2 LOB: 2 BB: 0 P: 7	R: 0 E: 0 K: 1 S: 5 H: 0 LOB: 0 BB: 0 P: 5	1B: 6 2B: 1 3B: 0 HR: 0 SF: 0 SAC: 1 DP: 1 HBP: 0						

PITCHER	IP	WLS	BF	H	R	ER	SO	BB	IBB	HBP	BLK	WP	HR	S	P	ERA	WHIP
Don Sutton, R (1, 1) ERA: 4.47	9.0	W	38	7	2	2	8	3	0	0	0	0	0	51	63	2.00	1.111

PITCHER	IP	WLS	BF	H	R	ER	SO	BB	IBB	HBP	BLK	WP	HR	S	P	ERA	WHIP

TOP

Atlanta Braves @ Los Angeles Dodgers

Dodger Stadium, Los Angeles, CA

Mon Jun 19 1967, 7:05 PM PDT

Att. 20,171 - Unknown

livebaseballscorecards.com

AB	34
R	2
H	7
RBI	2
BB	3
SO	8
LOB	22

WP: 0 PB: 0 SB: 0 CS: 0 PA: 38

Batter	1	2	3	4	5	6	7	8	9	AB	R	H	RBI	BB	SO	LOB
Willie Davis, L (1, 8) OBP: 0.330, SLG: 0.375	G5-4-3 1B		F7		L5		4-3			4	0	1	0	0	0	1
Ron Hunt, R (1, 4) OBP: 0.390, SLG: 0.395	G5-4-3 1-2f		5-3		P6			F7		4	0	0	0	0	0	2
Lou Johnson, R (1, 7) OBP: 0.329, SLG: 0.414	5-3			E6 4-3 1B 1B		BBB BLK SH1-3 BB		4-3		3	1	1	0	1	0	0
Ron Fairly, L (1, 3) OBP: 0.319, SLG: 0.350		G4-6-3 BB 1B		4-3 2-3		SH1-3 1-2		G3		3	0	1	0	0	0	1
Jim Lefebvre, S (1, 5) OBP: 0.372, SLG: 0.421		BBBB 4-0 G4-6-3 1-2 BB		0-0 3-H 1B		IIII 4-0 2-3 IBB			BBBB 4-0 BB 1B BB	1	1	1	1	3	0	0
John Roseboro, L (1, 2) OBP: 0.373, SLG: 0.346		G4-6-3 1-2f 2-3		F9		F5			SSS 0-3 K	4	0	0	0	0	1	6
Len Gabrielson, L (1, 9) OBP: 0.271, SLG: 0.380 Jim Hickman, R (9, PH) OBP: 0.233, SLG: 0.269		L4		F3		SSS 0-3 K			BBBB 4-0 1B 1-2 BB	3 0	0 0	0 0	0 0	0 1	1 0	4 0
Dick Schofield, S (1, 6) OBP: 0.361, SLG: 0.306			HR		SH1-4 1B		SSS 0-3 K		1-2 2-H 1B	4	1	3	2	0	1	0
Don Sutton, R (1, 1) OBP: 0.206, SLG: 0.265			SSS 0-3 K		0-0 SH1-4 1-2		5-3			2	0	0	0	0	1	0
Inning Stats	R: 0 H: 1 E: 0 LOB: 0 K: 0 BB: 0 S: 3 P: 3	R: 0 H: 1 E: 0 LOB: 1 K: 0 BB: 1 S: 3 P: 7	R: 1 H: 1 E: 0 LOB: 0 K: 1 BB: 0 S: 6 P: 6	R: 1 H: 2 E: 1 LOB: 1 K: 0 BB: 0 S: 5 P: 5	R: 0 H: 1 E: 0 LOB: 1 K: 0 BB: 0 S: 4 P: 4	R: 0 H: 0 E: 0 LOB: 2 K: 1 BB: 2 S: 5 P: 13	R: 0 H: 0 E: 0 LOB: 0 K: 1 BB: 0 S: 5 P: 5	R: 0 H: 0 E: 0 LOB: 0 K: 0 BB: 0 S: 3 P: 3	R: 1 H: 1 E: 0 LOB: 2 K: 1 BB: 2 S: 4 P: 12	1B: 6 SF: 0 2B: 0 SAC: 2 3B: 0 DP: 2 HR: 1 HBP: 0						

PITCHER		IP	WLS	BF	H	R	ER	SO	BB	IBB	HBP	BLK	WP	HR	S	P	ERA	WHIP
Ken Johnson, R ERA: 2.89	(1, 1)	8.0		31	6	2	1	3	2	1	0	1	0	1	34	46	1.12	1.000
Dick Kelley, L ERA: 5.08	(9, 1)	0.1	L	4	1	1	1	1	2	0	0	0	0	0	4	12	27.00	9.000

PITCHER	IP	WLS	BF	H	R	ER	SO	BB	IBB	HBP	BLK	WP	HR	S	P	ERA	WHIP

BOTTOM

Atlanta Braves @ Los Angeles Dodgers

Dodger Stadium, Los Angeles, CA

Mon Jun 19 1967, 7:05 PM PDT

Att. 20,171 - Unknown

livebaseballscorecards.com

AB	28
R	3
H	7
RBI	3
BB	5
SO	4
LOB	14

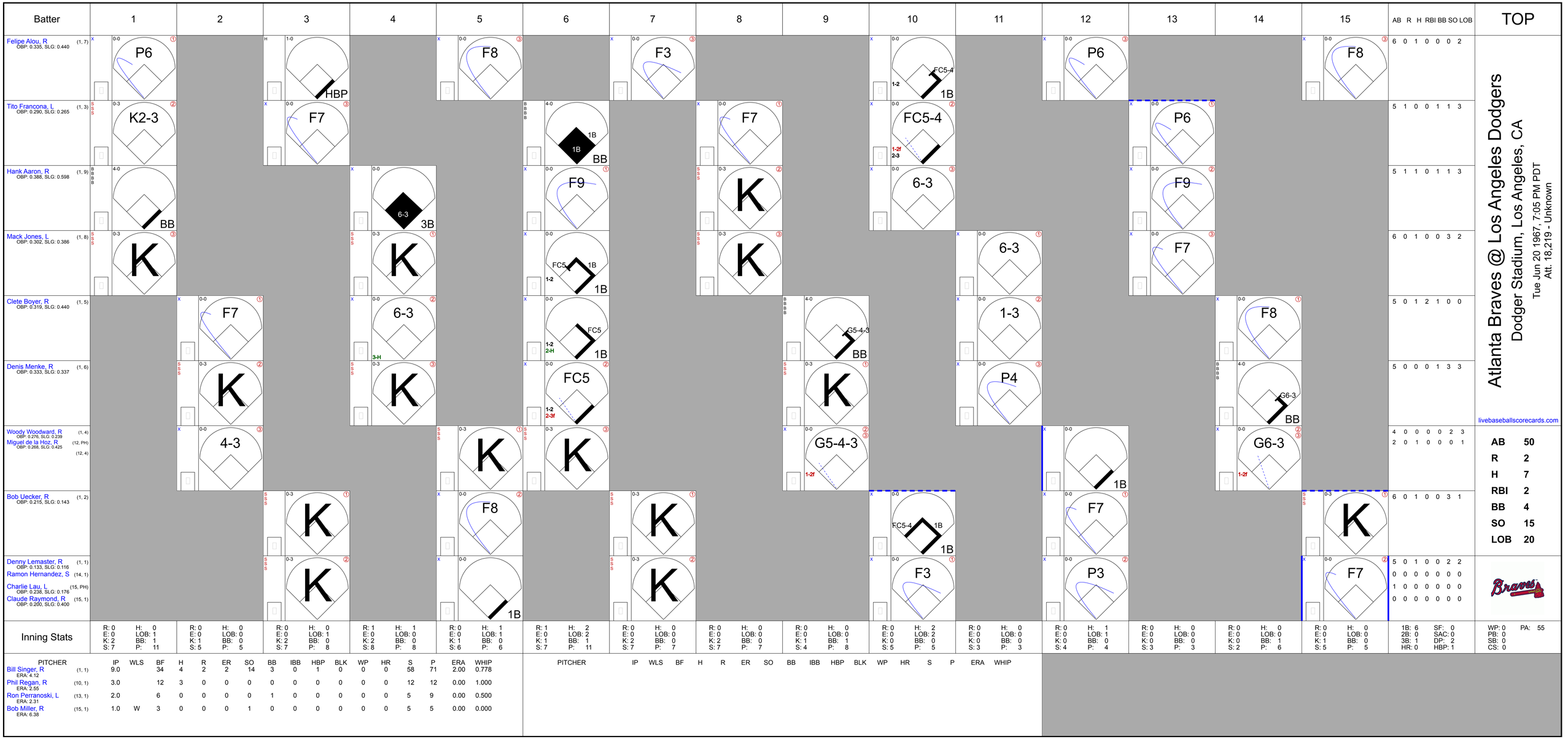
Batter
1
2
3
4
5
6
7
8
9
10
11
12
13
14
15
AB R H RBI BB SO LOB
TOP
Atlanta Braves @ Los Angeles Dodgers
Dodger Stadium, Los Angeles, CA
Tue Jun 20 1967, 7:05 PM PDT
Att. 18,219 - Unknown
livebaseballscorecards.com
Felipe Alou, R (1, 7) OBP: 0.335, SLG: 0.440
Tito Francona, L (1, 3) OBP: 0.290, SLG: 0.265
Hank Aaron, R (1, 9) OBP: 0.388, SLG: 0.598
Mack Jones, L (1, 8) OBP: 0.302, SLG: 0.386
Clete Boyer, R (1, 5) OBP: 0.319, SLG: 0.440
Denis Menke, R (1, 6) OBP: 0.333, SLG: 0.337
Woody Woodward, R (1, 4) OBP: 0.276, SLG: 0.239
Miguel de la Hoz, R (12, PH) (12, 4) OBP: 0.268, SLG: 0.425
Bob Uecker, R (1, 2) OBP: 0.215, SLG: 0.143
Denny Lemaster, R (1, 1) OBP: 0.133, SLG: 0.116
Ramon Hernandez, S (14, 1)
Charlie Lau, L (15, PH) OBP: 0.238, SLG: 0.176
Claude Raymond, R (15, 1) OBP: 0.200, SLG: 0.400
6 0 1 0 0 0 2
5 1 0 0 1 1 3
5 1 1 0 1 1 3
6 0 1 0 0 3 2
5 0 1 2 1 0 0
5 0 0 0 1 3 3
4 0 0 0 0 2 3
2 0 1 0 0 0 1
6 0 1 0 0 3 1
5 0 1 0 0 2 2
0 0 0 0 0 0 0
1 0 0 0 0 0 0
0 0 0 0 0 0 0
AB 50
R 2
H 7
RBI 2
BB 4
SO 15
LOB 20
Inning Stats
PITCHER IP WLS BF H R ER SO BB IBB HBP BLK WP HR S P ERA WHIP
Bill Singer, R (1, 1) ERA: 4.12 9.0 34 4 2 2 14 3 0 1 0 0 0 0 58 71 2.00 0.778
Phil Regan, R (10, 1) ERA: 2.55 3.0 12 3 0 0 0 0 0 0 0 0 0 0 12 12 0.00 1.000
Ron Perranoski, L (13, 1) ERA: 2.31 2.0 6 0 0 0 0 1 0 0 0 0 0 0 5 9 0.00 0.500
Bob Miller, R (15, 1) ERA: 6.38 1.0 W 3 0 0 0 1 0 0 0 0 0 0 0 5 5 0.00 0.000
1B: 6 SF: 0
2B: 0 SAC: 0
3B: 1 DP: 2
HR: 0 HBP: 1
WP: 0 PA: 55
PB: 0
SB: 0
CS: 0

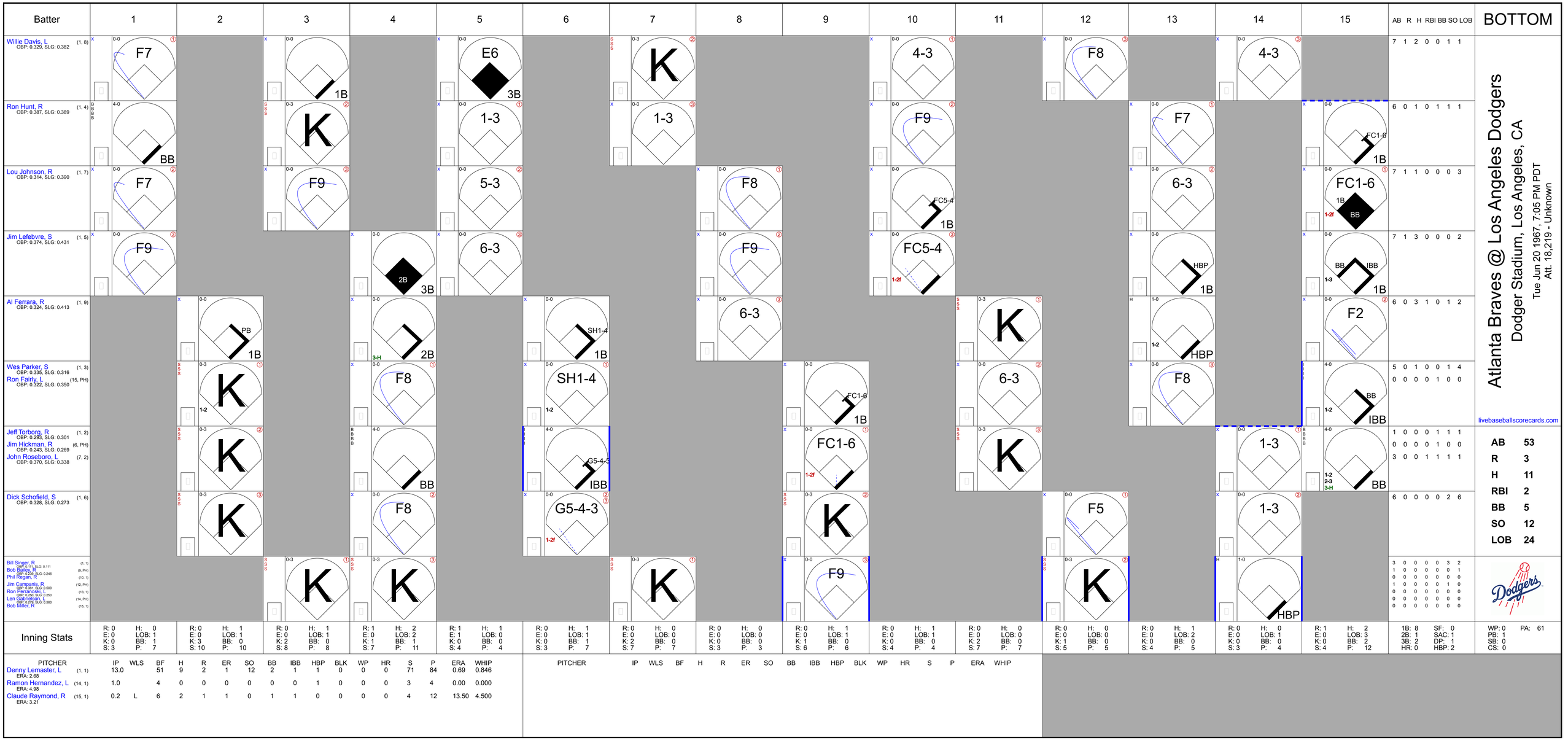
Batter
1
2
3
4
5
6
7
8
9
10
11
12
13
14
15
AB R H RBI BB SO LOB
BOTTOM
Willie Davis, L (1, 8) OBP: 0.329, SLG: 0.382
F7
1B
E6
3B
K
1-3
4-3
F8
4-3
7 1 2 0 0 1 1
Ron Hunt, R (1, 4) OBP: 0.387, SLG: 0.389
BB
K
1-3
F9
F7
FC1-6
1B
6 0 1 0 1 1 1
Lou Johnson, R (1, 7) OBP: 0.314, SLG: 0.390
F7
F9
5-3
F8
FC5-4
1B
6-3
FC1-6
1B
BB
1-2f
7 1 1 0 0 0 3
Jim Lefebvre, S (1, 5) OBP: 0.374, SLG: 0.431
F9
2B
3B
6-3
F9
FC5-4
1-2f
HBP
1B
BB
IBB
1-3
1B
7 1 3 0 0 0 2
Al Ferrara, R (1, 9) OBP: 0.324, SLG: 0.413
PB
1B
2B
3-H
SH1-4
1B
6-3
K
HBP
1-2
F2
6 0 3 1 0 1 2
Wes Parker, S (1, 3) OBP: 0.335, SLG: 0.316
Ron Fairly, L (15, PH) OBP: 0.322, SLG: 0.350
K
1-2
F8
SH1-4
1-2
FC1-6
1B
6-3
F8
BB
IBB
1-2
5 0 1 0 0 1 4
0 0 0 0 1 0 0
Jeff Torborg, R (1, 2) OBP: 0.293, SLG: 0.301
Jim Hickman, R (6, PH) OBP: 0.243, SLG: 0.269
John Roseboro, L (7, 2) OBP: 0.370, SLG: 0.338
K
BB
G5-4-3
IBB
FC1-6
1-2f
K
1-3
BB
1-2
2-3
3-H
1 0 0 0 0 1 1 1
0 0 0 0 0 1 0 0
3 0 0 1 1 1 1 1
Dick Schofield, S (1, 6) OBP: 0.328, SLG: 0.273
K
F8
G5-4-3
1-2f
K
F5
1-3
6 0 0 0 0 2 6
Bill Singer, R (1, 1) OBP: 0.111, SLG: 0.111
Bob Bailey, R (9, PH) OBP: 0.294, SLG: 0.246
Phil Regan, R (10, 1)
Jim Campanis, R (12, PH) OBP: 0.381, SLG: 0.500
Ron Perranoski, L (13, 1) OBP: 0.250, SLG: 0.250
Len Gabrielson, L (14, PH) OBP: 0.278, SLG: 0.380
Bob Miller, R (15, 1)
K
K
K
F9
K
HBP
3 0 0 0 0 3 2
1 0 0 0 0 0 1
0 0 0 0 0 0 0
1 0 0 0 0 1 0
0 0 0 0 0 0 0
0 0 0 0 0 0 0
0 0 0 0 0 0 0
Inning Stats
R: 0 H: 0 E: 0 LOB: 1 K: 0 BB: 1 S: 3 P: 7
R: 0 H: 1 E: 0 LOB: 1 K: 3 BB: 0 S: 10 P: 10
R: 0 H: 1 E: 0 LOB: 1 K: 2 BB: 0 S: 8 P: 8
R: 1 H: 2 E: 0 LOB: 2 K: 1 BB: 1 S: 7 P: 11
R: 1 H: 1 E: 1 LOB: 0 K: 0 BB: 0 S: 4 P: 4
R: 0 H: 1 E: 0 LOB: 1 K: 0 BB: 1 S: 3 P: 7
R: 0 H: 0 E: 0 LOB: 0 K: 2 BB: 0 S: 7 P: 7
R: 0 H: 0 E: 0 LOB: 0 K: 2 BB: 0 S: 3 P: 3
R: 0 H: 1 E: 0 LOB: 0 K: 1 BB: 1 S: 6 P: 6
R: 0 H: 1 E: 0 LOB: 1 K: 0 BB: 0 S: 4 P: 4
R: 0 H: 0 E: 0 LOB: 0 K: 2 BB: 0 S: 7 P: 7
R: 0 H: 0 E: 0 LOB: 0 K: 1 BB: 0 S: 5 P: 5
R: 0 H: 1 E: 0 LOB: 2 K: 0 BB: 0 S: 4 P: 5
R: 0 H: 0 E: 0 LOB: 1 K: 0 BB: 0 S: 3 P: 4
R: 1 H: 2 E: 0 LOB: 3 K: 0 BB: 2 S: 4 P: 12
1B: 8 2B: 1 3B: 2 HR: 0
SF: 0 SAC: 1 DP: 1 HBP: 2
WP: 0 PB: 1 SB: 0 CS: 0
PA: 61
PITCHER IP WLS BF H R ER SO BB IBB HBP BLK WP HR S P ERA WHIP
Denny Lemaster, L (1, 1) ERA: 2.68 13.0 51 9 2 1 12 2 1 1 0 0 0 0 71 84 0.69 0.846
Ramon Hernandez, L (14, 1) ERA: 4.98 1.0 4 0 0 0 0 0 0 1 0 0 0 3 4 0.00 0.000
Claude Raymond, R (15, 1) ERA: 3.21 0.2 L 6 2 1 1 0 1 1 0 0 0 0 4 12 13.50 4.500
PITCHER IP WLS BF H R ER SO BB IBB HBP BLK WP HR S P ERA WHIP
Atlanta Braves @ Los Angeles Dodgers
Dodger Stadium, Los Angeles, CA
Tue Jun 20 1967, 7:05 PM PDT
Att. 18,219 - Unknown
livebaseballscorecards.com
AB 53
R 3
H 11
RBI 2
BB 5
SO 12
LOB 24

Batter	1	2	3	4	5	6	7	8	9	AB	R	H	RBI	BB	SO	LOB
Lou Brock, L (1, 7) OBP: 0.338, SLG: 0.532	BLK 1B		4-3 2-3		E S 1B		K		E3 1-3	5	0	2	0	0	1	2
Curt Flood, R (1, 8) OBP: 0.381, SLG: 0.398	L3 1-2		1B 3-H		P4 1-3		K		1-3	5	0	1	1	0	1	4
Roger Maris, L (1, 9) OBP: 0.368, SLG: 0.474	K		F2		K		1-3			4	0	0	0	0	2	3
Orlando Cepeda, R (1, 3) OBP: 0.429, SLG: 0.558	F8			6-3		G3		1-3		4	0	0	0	0	0	1
Tim McCarver, L (1, 2) OBP: 0.402, SLG: 0.541		4-3		1B 1B		HR		G3		4	1	2	1	0	0	0
Mike Shannon, R (1, 5) OBP: 0.324, SLG: 0.413		P6		1-2 1B		6-3		P4		4	0	1	0	0	0	0
Julian Javier, R (1, 4) OBP: 0.333, SLG: 0.416		K		F9		1B 1B			K	4	0	1	0	0	2	2
Dal Maxvill, R (1, 6) OBP: 0.273, SLG: 0.266			4-3 SH2-4 1B 1B	F8		1-3 1B			F7	4	1	2	0	0	0	2
Ray Washburn, R (1, 1) OBP: 0.065, SLG: 0.129			SH2-4 1-2		K	K			E 1B	2	0	0	0	0	2	2
Joe Hoerner, R (7, 1) OBP: 0.400, SLG: 0.400										1	0	1	0	0	0	0
Nelson Briles, R (9, 1)										0	0	0	0	0	0	0
Inning Stats	R: 0 E: 0 K: 1 S: 6 H: 1 LOB: 1 BB: 0 P: 6	R: 0 E: 0 K: 1 S: 5 H: 0 LOB: 0 BB: 0 P: 5	R: 1 E: 0 K: 0 S: 5 H: 2 LOB: 1 BB: 0 P: 5	R: 0 E: 0 K: 0 S: 5 H: 2 LOB: 2 BB: 0 P: 5	R: 0 E: 0 K: 2 S: 8 H: 1 LOB: 1 BB: 0 P: 8	R: 1 E: 0 K: 1 S: 8 H: 3 LOB: 2 BB: 0 P: 8	R: 0 E: 0 K: 2 S: 7 H: 0 LOB: 0 BB: 0 P: 7	R: 0 E: 0 K: 0 S: 3 H: 0 LOB: 0 BB: 0 P: 3	R: 0 E: 1 K: 1 S: 7 H: 1 LOB: 2 BB: 0 P: 7	1B: 9 2B: 0 3B: 0 HR: 1	SF: 0 SAC: 1 DP: 0 HBP: 0						

TOP

St. Louis Cardinals @ Los Angeles Dodgers

Dodger Stadium, Los Angeles, CA

Wed Jun 21 1967, 7:05 PM PDT

Att. 25,551 - Unknown

livebaseballscorecards.com

AB	37
R	2
H	10
RBI	2
BB	0
SO	8
LOB	16

PITCHER		IP	WLS	BF	H	R	ER	SO	BB	IBB	HBP	BLK	WP	HR	S	P	ERA	WHIP
Don Drysdale, R ERA: 2.15	(1, 1)	9.0	L	38	10	2	2	8	0	0	0	1	0	1	54	54	2.00	1.111

PITCHER	IP	WLS	BF	H	R	ER	SO	BB	IBB	HBP	BLK	WP	HR	S	P	ERA	WHIP

WP: 0	PA: 38
PB: 0	
SB: 1	
CS: 0	

Batter	1	2	3	4	5	6	7	8	9	AB	R	H	RBI	BB	SO	LOB
Willie Davis, L (1, 8) OBP: 0.323, SLG: 0.374	G3		P5			F9		F7		4	0	0	0	0	0	0
Ron Hunt, R (1, 4) OBP: 0.381, SLG: 0.383	6-3		P3			6-3		5-3		4	0	0	0	0	0	0
Lou Johnson, R (1, 7) OBP: 0.322, SLG: 0.397 Al Ferrara, R (2, 9) OBP: 0.317, SLG: 0.403	FC4-6 1B		L7			F8		F8		1 3	0 0	1 0	0 0	0 0	0 0	0 0
Ron Fairly, L (1, 3) OBP: 0.318, SLG: 0.345 Bob Bailey, R (9, PH) OBP: 0.238, SLG: 0.244	FC4-6 1-2f			6-3			P4		L9	3 1	0 0	0 0	0 0	0 0	0 0	1 0
Jim Lefebvre, S (1, 5) OBP: 0.372, SLG: 0.427		5-3		K			1B		F6	4	0	1	0	0	1	0
John Roseboro, L (1, 2) OBP: 0.369, SLG: 0.338 Wes Parker, S (9, PH) OBP: 0.338, SLG: 0.316 Gene Michael, S (9, PR) OBP: 0.246, SLG: 0.225		G3		4-3			BB 1-3 1B		WP BB	3 0 0	0 0 0	1 0 0	0 0 0	0 1 0	0 0 0	0 0 0
Len Gabrielson, L (1, 9) OBP: 0.284, SLG: 0.383 (2, 7) Jim Hickman, R (7, PH) OBP: 0.250, SLG: 0.265 (8, 7)		BB 1B		4-3			K		1-2 BB	2 1	0 0	1 0	0 0	0 1	0 1	0 2
Dick Schofield, S (1, 6) OBP: 0.338, SLG: 0.263		1-2 BB		G3			FC6-4 1-2 BB		5-3	2	0	0	0	2	0	2
Don Drysdale, R (1, 1) OBP: 0.163, SLG: 0.130		4-3		6-3			FC6-4 1-2f			3	0	0	0	0	0	5
Inning Stats	R: 0 H: 1 E: 0 LOB: 1 K: 0 BB: 0 S: 4 P: 4	R: 0 H: 1 E: 0 LOB: 2 K: 0 BB: 1 S: 4 P: 8	R: 0 H: 0 E: 0 LOB: 0 K: 0 BB: 0 S: 3 P: 3	R: 0 H: 0 E: 0 LOB: 0 K: 1 BB: 0 S: 5 P: 5	R: 0 H: 0 E: 0 LOB: 0 K: 0 BB: 0 S: 3 P: 3	R: 0 H: 0 E: 0 LOB: 0 K: 0 BB: 0 S: 3 P: 3	R: 0 H: 2 E: 0 LOB: 3 K: 1 BB: 1 S: 7 P: 11	R: 0 H: 0 E: 0 LOB: 0 K: 0 BB: 0 S: 3 P: 3	R: 0 H: 0 E: 0 LOB: 2 K: 0 BB: 2 S: 3 P: 11	1B: 4 SF: 0 2B: 0 SAC: 0 3B: 0 DP: 0 HR: 0 HBP: 0						

PITCHER	IP	WLS	BF	H	R	ER	SO	BB	IBB	HBP	BLK	WP	HR	S	P	ERA	WHIP
Ray Washburn, R (1, 1) ERA: 3.09	6.1	W	24	4	0	0	1	1	0	0	0	0	0	25	29	0.00	0.789
Joe Hoerner, L (7, 1) ERA: 3.33	2.1		9	0	0	0	1	2	0	0	0	0	0	9	17	0.00	0.857
Nelson Briles, R (9, 1) ERA: 3.63	0.1	S	2	0	0	0	0	1	0	0	0	1	0	1	5	0.00	3.000

PITCHER	IP	WLS	BF	H	R	ER	SO	BB	IBB	HBP	BLK	WP	HR	S	P	ERA	WHIP

BOTTOM

St. Louis Cardinals @ Los Angeles Dodgers

Dodger Stadium, Los Angeles, CA

Wed Jun 21 1967, 7:05 PM PDT

Att. 25,551 - Unknown

livebaseballscorecards.com

AB	31
R	0
H	4
RBI	0
BB	4
SO	2
LOB	10

1B: 4	SF: 0	WP: 1	PA: 35
2B: 0	SAC: 0	PB: 0	
3B: 0	DP: 0	SB: 0	
HR: 0	HBP: 0	CS: 0	

St. Louis Cardinals @ Los Angeles Dodgers

Dodger Stadium, Los Angeles, CA

Thu Jun 22 1967, 7:05 PM PDT

Att. 21,522 - Unknown

TOP

livebaseballscorecards.com

Batter	1	2	3	4	5	6	7	8	9	AB	R	H	RBI	BB	SO	LOB
Lou Brock, L (1, 7) OBP: 0.339, SLG: 0.532	0-0 CS 1B		0-0 1-4-3		0-0 FC6-4 1-2f		0-0 S 1B	0-0 SF7 3-H		4	0	2	1	0	0	2
Julian Javier, R (1, 4) OBP: 0.335, SLG: 0.416	0-0 F8 1-2		0-3 K			0-0 1B 1B	0-3 K 1-2	0-0 1-2 1B		5	1	2	0	0	2	2
Curt Flood, R (1, 8) OBP: 0.377, SLG: 0.394	0-0 1B			0-0 4-3		0-0 F8	0-0 6-3	0-0 P4		5	0	1	0	0	0	4
Orlando Cepeda, R (1, 3) OBP: 0.428, SLG: 0.550	0-0 L8			0-3 K		0-3 K	4-0 IBB		4-0 1B 1B BB	3	1	0	0	2	2	2
Mike Shannon, R (1, 5) OBP: 0.326, SLG: 0.412		0-0 6-3		0-0 6-3		0-0 HBP 1-3 1B	0-0 P4		0-0 SH1-4 SF9 1-H 1B	5	2	2	1	0	0	2
Tim McCarver, L (1, 2) OBP: 0.409, SLG: 0.541		0-0 L4			0-0 1B 1B	1-0 1B 1B 1-2 HBP		4-0 FC1 HBP E BB	0-0 SH1-4 2-3	2	2	1	0	1	0	0
Ed Spiezio, R (1, 9) OBP: 0.268, SLG: 0.237		0-0 FC6-4 1B			0-0 F8	0-0 1B 1-2 2-H 3-H 1B		1-0 E SF7 1-2 HBP	0-0 SF9 3-H	3	0	2	2	0	0	1
Bobby Tolan, L (8, PH) OBP: 0.357, SLG: 0.538 (8, 9)										0	1	0	1	0	0	0
Dal Maxvill, R (1, 6) OBP: 0.271, SLG: 0.264		0-0 FC6-4 1-2f			0-0 F7	0-0 1-2 2-H 1B		0-0 FC1 1-3 2-H 1B	0-0 F9	5	0	1	1	0	0	3
Steve Carlton, L (1, 1) OBP: 0.192, SLG: 0.160			0-0 B1		0-0 FC6-4 1-3 1B	0-3 K		0-3 K		4	0	1	0	0	2	4

| | | | | | | | | | |

Batter	1	2	3	4	5	6	7	8	9	AB	R	H	RBI	BB	SO	LOB
Willie Davis, L (1, 8) OBP: 0.326, SLG: 0.382	S 1B		K		G3 2B		F9			4	0	2	0	0	1	0
Ron Hunt, R (1, 4) OBP: 0.379, SLG: 0.380	F3 1-2			F8	G3 2-3			1B		4	0	1	0	0	0	2
Jim Lefebvre, S (1, 5) OBP: 0.366, SLG: 0.419	K			E4 1B 1B	6-3			K		4	1	0	0	0	2	3
Al Ferrara, R (1, 7) OBP: 0.315, SLG: 0.398	P6			1B 1-3 1B 1B		K		F7		4	1	1	0	0	1	2
Ron Fairly, L (1, 9) OBP: 0.321, SLG: 0.345		F8		1B 1-3 3-H 1B		4-0 BB		F9		3	0	1	1	1	0	1
Wes Parker, S (1, 3) OBP: 0.336, SLG: 0.315		6-3		1-2 3-H 1B		F9			L9	4	0	1	1	0	0	1
Jeff Torborg, R (1, 2) OBP: 0.282, SLG: 0.289		F7	K			F8		K		3	0	0	0	0	1	3
Gene Michael, S (1, 6) OBP: 0.244, SLG: 0.223			5-3	K			6-3		P6	2	0	0	0	0	1	2
Bob Bailey, R (7, PH) OBP: 0.236, SLG: 0.242										1	0	0	0	0	0	0
Dick Schofield, S (8, 6) OBP: 0.333, SLG: 0.259										1	0	0	0	0	0	0
Claude Osteen, L (1, 1) OBP: 0.283, SLG: 0.372			K		F8		L4			2	0	0	0	0	1	0
Bob Miller, R (7, 1)										0	0	0	0	0	0	0
Jim Campanis, R (7, 2) OBP: 0.364, SLG: 0.474										1	0	0	0	0	0	0
Jim Brewer, L (8, 1) OBP: 0.091, SLG: 0.182										0	0	0	0	0	0	0
Nate Oliver, R (9, PH) OBP: 0.400, SLG: 0.448										1	0	0	0	0	1	0
Inning Stats	R: 0 E: 0 K: 1 S: 6 — H: 1 LOB: 1 BB: 0 P: 6	R: 0 E: 0 K: 0 S: 3 — H: 0 LOB: 0 BB: 0 P: 3	R: 0 E: 0 K: 2 S: 7 — H: 0 LOB: 0 BB: 0 P: 7	R: 2 E: 1 K: 2 S: 11 — H: 3 LOB: 2 BB: 0 P: 11	R: 0 E: 0 K: 0 S: 4 — H: 1 LOB: 1 BB: 0 P: 4	R: 0 E: 0 K: 1 S: 5 — H: 0 LOB: 1 BB: 1 P: 9	R: 0 E: 0 K: 0 S: 3 — H: 0 LOB: 0 BB: 0 P: 3	R: 0 E: 0 K: 1 S: 6 — H: 1 LOB: 1 BB: 0 P: 6	R: 0 E: 0 K: 1 S: 5 — H: 0 LOB: 0 BB: 0 P: 5	1B: 5 2B: 1 3B: 0 HR: 0 — SF: 0 SAC: 0 DP: 0 HBP: 0							

PITCHER	IP	WLS	BF	H	R	ER	SO	BB	IBB	HBP	BLK	WP	HR	S	P	ERA	WHIP
Steve Carlton, L (1, 1) ERA: 3.63	9.0	W	35	6	2	1	8	1	0	0	0	0	0	50	54	1.00	0.778

PITCHER	IP	WLS	BF	H	R	ER	SO	BB	IBB	HBP	BLK	WP	HR	S	P	ERA	WHIP

BOTTOM

St. Louis Cardinals @ Los Angeles Dodgers

Dodger Stadium, Los Angeles, CA

Thu Jun 22 1967, 7:05 PM PDT

Att. 21,522 - Unknown

livebaseballscorecards.com

AB	34
R	2
H	6
RBI	2
BB	1
SO	8
LOB	14

1B: 5	SF: 0	WP: 0	PA: 35
2B: 1	SAC: 0	PB: 0	
3B: 0	DP: 0	SB: 1	
HR: 0	HBP: 0	CS: 0	

Batter	1	2	3	4	5	6	7	8	9	AB	R	H	RBI	BB	SO	LOB
Jesus Alou, R (1, 7) OBP: 0.305, SLG: 0.365	4-3 1B	4-3		FC6-4 1B		6-3			F9	5	0	2	0	0	0	1
Tom Haller, L (1, 2) OBP: 0.378, SLG: 0.498	F8	F5		FC6-4 1-2f			F6		F2	5	0	0	0	0	0	2
Willie Mays, R (1, 8) OBP: 0.364, SLG: 0.524	4-3 1-2		1B 1B 1B	F9			S 2B		HR	5	2	3	1	0	0	2
Willie McCovey, L (1, 3) OBP: 0.373, SLG: 0.522	F9		1B 1B 1B 1-3		4-3		F5 2-3		F3	3	1	1	0	0	0	1
Jack Hiatt, R (6, 3) OBP: 0.420, SLG: 0.500					BBBB G6-4-3 BB		BBBB BB			2	0	0	0	0	0	1
Jim Ray Hart, R (1, 5) OBP: 0.345, SLG: 0.464		2B 2B HBP	1B 1B 1-2 3-H							1	1	1	1	2	0	0
Ollie Brown, R (1, 9) OBP: 0.341, SLG: 0.530		2B 2B 1-3	G6-3 1B 1-2 2-H		G6-4-3 1-2f		F4			4	1	2	1	0	0	3
Jim Davenport, R (1, 6) OBP: 0.377, SLG: 0.396		SH1-4 HR 2B 2-H 3-H	F9		BBBB CS BB			F8		3	1	1	2	1	0	2
Tito Fuentes, S (8, 4) OBP: 0.205, SLG: 0.220										0	0	0	0	0	0	0
Hal Lanier, R (1, 4) OBP: 0.215, SLG: 0.263 (8, 6)		SH1-4 2-3	G6-3 1-2f		E 1B 1-2			4-3		3	0	1	0	0	0	2
Mike McCormick, L (1, 1) OBP: 0.185, SLG: 0.217		HR 3-H		K	4-3 1-3			1B		4	1	2	2	0	1	1
Inning Stats	R: 0 E: 0 K: 0 S: 4 H: 1 LOB: 1 BB: 0 P: 4	R: 4 E: 0 K: 0 S: 6 H: 3 LOB: 0 BB: 0 P: 7	R: 2 E: 0 K: 0 S: 6 H: 4 LOB: 1 BB: 0 P: 6	R: 0 E: 0 K: 1 S: 6 H: 1 LOB: 1 BB: 0 P: 6	R: 0 E: 0 K: 0 S: 2 H: 0 LOB: 0 BB: 1 P: 6	R: 0 E: 1 K: 0 S: 3 H: 1 LOB: 1 BB: 1 P: 7	R: 0 E: 0 K: 0 S: 4 H: 1 LOB: 2 BB: 1 P: 8	R: 0 E: 0 K: 0 S: 3 H: 1 LOB: 1 BB: 0 P: 3	R: 1 E: 0 K: 0 S: 4 H: 1 LOB: 0 BB: 0 P: 4	1B: 8 2B: 3 3B: 0 HR: 2 SF: 0 SAC: 1 DP: 2 HBP: 1							

TOP

San Francisco Giants @ Los Angeles Dodgers

Dodger Stadium, Los Angeles, CA

Fri Jun 23 1967, 7:05 PM PDT

Att. 39,658 - Unknown

livebaseballscorecards.com

AB	35
R	7
H	13
RBI	7
BB	3
SO	1
LOB	15

PITCHER		IP	WLS	BF	H	R	ER	SO	BB	IBB	HBP	BLK	WP	HR	S	P	ERA	WHIP
Don Sutton, R ERA: 4.91	(1, 1)	2.0	L	13	6	6	6	0	0	0	1	0	0	1	12	13	27.00	3.000
Bob Miller, R ERA: 5.75	(3, 1)	3.0		11	3	0	0	1	1	0	0	0	0	0	12	16	0.00	1.333
Dick Egan, L ERA: 6.88	(6, 1)	2.0		9	2	0	0	0	2	0	0	0	0	0	7	15	0.00	2.000
Jim Hickman, R ERA: 4.5	(8, 1)	2.0		7	2	1	1	0	0	0	0	0	0	1	7	7	4.50	1.000

PITCHER	IP	WLS	BF	H	R	ER	SO	BB	IBB	HBP	BLK	WP	HR	S	P	ERA	WHIP

Batter	1	2	3	4	5	6	7	8	9	AB	R	H	RBI	BB	SO	LOB
Willie Davis, L (1, 8) OBP: 0.329, SLG: 0.381	S S S 0-3 ① K			H 1-0 G5-4-3 HBP		x 0-0 ② F8		x 0-0 1-2 1B		3	0	1	0	0	1	0
Nate Oliver, R (1, 4) OBP: 0.382, SLG: 0.424	x 0-0 ② 6-3			x 0-0 ①② G5-4-3 1-2f		x 0-0 1B		x 0-0 ③ G3		4	0	1	0	0	0	3
Jim Lefebvre, S (1, 5) OBP: 0.364, SLG: 0.430	x 0-0 ③ F9			x 0-0 HR		x 0-0 ③ F9			x 0-0 ① F9	4	1	1	1	0	0	1
Al Ferrara, R (1, 7) OBP: 0.327, SLG: 0.409		x 0-0 G4-6-3 1B		x 0-0 ③ 6-3			x 0-0 G4-6-3 1B		x 0-0 1B 1B	4	0	3	0	0	0	0
Ron Fairly, L (1, 9) OBP: 0.320, SLG: 0.343		x 0-0 ①② G4-6-3 1-2f			x 0-0 1B		x 0-0 ①② G4-6-3 1-2f		x 0-0 ② F7	4	0	1	0	0	0	3
Wes Parker, S (1, 3) OBP: 0.335, SLG: 0.313 Dick Egan, L (6, 1) Jim Hickman, R (7, PH) OBP: 0.256, SLG: 0.271 (8, 1)		x 0-0 ③ F4			x 0-0 ① F9		S S S 0-3 ③ K		x 0-0 1-2 1B	1 0 2	0 0 0	0 0 1	0 0 0	0 0 1	0 0 0	0 0 0
Jeff Torborg, R (1, 2) OBP: 0.281, SLG: 0.288			x 0-0 ① F8		x 0-0 ② F6			x 0-0 1B 1B	x 0-0 ③ 6-3	4	0	1	0	0	0	3
Dick Schofield, S (1, 6) OBP: 0.320, SLG: 0.246			x 0-0 ② 6-3		S S S 0-3 ③ K			x 0-0 ① F8		3	0	0	0	0	1	2
Don Sutton, R (1, 1) OBP: 0.206, SLG: 0.265 Bob Miller, R (3, 1) Bob Bailey, R (3, 3) OBP: 0.231, SLG: 0.237 Lou Johnson, R (5, PH) OBP: 0.318, SLG: 0.392			x 0-0 ③ 6-3			x 0-0 ① F3		x 0-0 ② F9		0 0 3 1	0 0 0 0	0 0 0 0	0 0 0 0	0 0 0 0	0 0 1 1	0 0 0 1
Inning Stats	R: 0 E: 0 K: 1 S: 5 H: 0 LOB: 0 BB: 0 P: 5	R: 0 E: 0 K: 0 S: 3 H: 1 LOB: 0 BB: 0 P: 3	R: 0 E: 0 K: 0 S: 3 H: 0 LOB: 0 BB: 0 P: 3	R: 1 E: 0 K: 0 S: 3 H: 1 LOB: 0 BB: 0 P: 4	R: 0 E: 0 K: 1 S: 6 H: 1 LOB: 1 BB: 0 P: 6	R: 0 E: 0 K: 0 S: 4 H: 1 LOB: 1 BB: 0 P: 4	R: 0 E: 0 K: 1 S: 5 H: 1 LOB: 0 BB: 0 P: 5	R: 0 E: 0 K: 0 S: 5 H: 2 LOB: 2 BB: 0 P: 5	R: 0 E: 0 K: 0 S: 5 H: 2 LOB: 2 BB: 0 P: 5	1B: 8 2B: 0 3B: 0 HR: 1	SF: 0 SAC: 0 DP: 3 HBP: 1					

PITCHER	IP	WLS	BF	H	R	ER	SO	BB	IBB	HBP	BLK	WP	HR	S	P	ERA	WHIP
Mike McCormick, L (1, 1) ERA: 3.19	9.0	W	34	9	1	1	3	0	0	1	0	0	1	39	40	1.00	1.000

PITCHER	IP	WLS	BF	H	R	ER	SO	BB	IBB	HBP	BLK	WP	HR	S	P	ERA	WHIP

BOTTOM

San Francisco Giants @ Los Angeles Dodgers

Dodger Stadium, Los Angeles, CA

Fri Jun 23 1967, 7:05 PM PDT

Att. 39,658 - Unknown

livebaseballscorecards.com

AB	33
R	1
H	9
RBI	1
BB	0
SO	3
LOB	14

WP: 0 PA: 34
PB: 0
SB: 0
CS: 0

Batter	1	2	3	4	5	6	7	8	9	AB	R	H	RBI	BB	SO	LOB
Jesus Alou, R (1, 7) OBP: 0.303, SLG: 0.361	1-3		F8		2-3		F2		1B	5	0	1	0	0	0	2
Tom Haller, L (1, 2) OBP: 0.379, SLG: 0.490	E HBP		F7		BB		K		F9	3	0	0	0	1	1	2
Willie Mays, R (1, 8) OBP: 0.358, SLG: 0.514	K			K	F4		K			4	0	0	0	0	3	3
Willie McCovey, L (1, 3) OBP: 0.381, SLG: 0.528	K			1B		WP 1B		1B		4	0	3	0	0	1	1
Ty Cline, L (8, PR) OBP: 0.255, SLG: 0.306										0	0	0	0	0	0	0
Norm Siebern, L (8, 3) OBP: 0.318, SLG: 0.208										0	0	0	0	0	0	0
Jim Ray Hart, R (1, 5) OBP: 0.347, SLG: 0.464		K		1B		WP 1B		F7		4	0	2	0	0	1	1
Ollie Brown, R (1, 9) OBP: 0.333, SLG: 0.517		6-3		F8		K		F8		4	0	0	0	0	1	5
Jim Davenport, R (1, 6) OBP: 0.373, SLG: 0.385		F8		F9		IBB		K		3	0	0	0	1	1	3
Hal Lanier, R (1, 4) OBP: 0.216, SLG: 0.264			1-3		2-3 1B		K		4-3	3	0	1	0	0	1	3
Bob Schroder, L (9, PH) OBP: 0.237, SLG: 0.246										1	0	0	0	0	0	0
Juan Marichal, R (1, 1) OBP: 0.255, SLG: 0.340			1B		F9		4-3		K	3	0	1	0	0	0	4
Jack Hiatt, R (9, PH) OBP: 0.415, SLG: 0.493										1	0	0	0	0	1	0
Inning Stats	R: 0 E: 1 K: 2 S: 7 H: 0 LOB: 1 BB: 0 P: 8	R: 0 E: 0 K: 1 S: 5 H: 0 LOB: 0 BB: 0 P: 5	R: 0 E: 0 K: 0 S: 4 H: 1 LOB: 1 BB: 0 P: 4	R: 0 E: 0 K: 1 S: 7 H: 2 LOB: 2 BB: 0 P: 7	R: 0 E: 0 K: 0 S: 4 H: 1 LOB: 2 BB: 1 P: 8	R: 0 E: 0 K: 2 S: 9 H: 2 LOB: 3 BB: 1 P: 13	R: 0 E: 0 K: 2 S: 7 H: 0 LOB: 0 BB: 0 P: 7	R: 0 E: 0 K: 1 S: 6 H: 1 LOB: 1 BB: 0 P: 6	R: 0 E: 0 K: 1 S: 6 H: 1 LOB: 1 BB: 0 P: 6	1B: 8 2B: 0 3B: 0 HR: 0	SF: 0 SAC: 0 DP: 0 HBP: 1						

TOP

San Francisco Giants @ Los Angeles Dodgers

Dodger Stadium, Los Angeles, CA

Sat Jun 24 1967, 3:33 AM PDT

Att. 28,525 - Unknown

livebaseballscorecards.com

AB	35
R	0
H	8
RBI	0
BB	2
SO	10
LOB	24

PITCHER	IP	WLS	BF	H	R	ER	SO	BB	IBB	HBP	BLK	WP	HR	S	P	ERA	WHIP
Bill Singer, R (1, 1) ERA: 3.53	9.0	W	38	8	0	0	10	1	1	1	0	1	0	55	64	0.00	1.000

PITCHER	IP	WLS	BF	H	R	ER	SO	BB	IBB	HBP	BLK	WP	HR	S	P	ERA	WHIP

WP: 1 PB: 0 SB: 0 CS: 0 PA: 38

Batter	1	2	3	4	5	6	7	8	9	AB	R	H	RBI	BB	SO	LOB
Wes Parker, S (1, 3) OBP: 0.335, SLG: 0.313	F4			G3		SH3-4; 1B; 1B	SH1-3; 1-2; 3-H			3	1	1	1	0	0	0
Ron Hunt, R (1, 4) OBP: 0.375, SLG: 0.376	6-3			5-3		SH3-4; 1-2	F5			3	0	0	0	0	0	1
Willie Davis, L (1, 8) OBP: 0.328, SLG: 0.379	F8			6-3		FC4-6; 1B; 2-H; 1B		F3		4	0	1	1	0	0	0
Ron Fairly, L (1, 9) OBP: 0.319, SLG: 0.342		F8			E5; 1-3; 1B	FC4-6; 1-2; 1B		6-3		4	0	1	0	0	0	0
Jim Lefebvre, S (1, 5) OBP: 0.362, SLG: 0.427		F9			1-3; 1-2; 1B	FC4-6; 1-2f; 2-3		6-3		4	0	1	0	0	0	2
John Roseboro, L (1, 2) OBP: 0.363, SLG: 0.331		K			F4	F8				3	0	0	0	0	1	4
Len Gabrielson, L (1, 7) OBP: 0.275, SLG: 0.369			K		1-3; 1-2; 2-3		F6			3	0	0	0	0	1	2
Dick Schofield, S (1, 6) OBP: 0.333, SLG: 0.254			K		IBB		E; SH1-3; 1B			2	1	1	0	1	1	0
Bill Singer, R (1, 1) OBP: 0.095, SLG: 0.095			K		K		E1; SH1-3; 1-3			3	0	0	0	0	2	4
Inning Stats	R: 0 E: 0 K: 0 S: 3 H: 0 LOB: 0 BB: 0 P: 3	R: 0 E: 0 K: 1 S: 5 H: 0 LOB: 0 BB: 0 P: 5	R: 0 E: 0 K: 3 S: 9 H: 0 LOB: 0 BB: 0 P: 9	R: 0 E: 0 K: 0 S: 3 H: 0 LOB: 0 BB: 0 P: 3	R: 0 E: 1 K: 1 S: 7 H: 1 LOB: 3 BB: 1 P: 11	R: 1 E: 0 K: 0 S: 6 H: 3 LOB: 2 BB: 0 P: 6	R: 1 E: 1 K: 0 S: 5 H: 1 LOB: 1 BB: 0 P: 5	R: 0 E: 0 K: 0 S: 3 H: 0 LOB: 0 BB: 0 P: 3		1B: 5 2B: 0 3B: 0 HR: 0 SF: 0 SAC: 2 DP: 0 HBP: 0				WP: 0 PB: 0 SB: 0 CS: 0 PA: 32		

PITCHER	IP	WLS	BF	H	R	ER	SO	BB	IBB	HBP	BLK	WP	HR	S	P	ERA	WHIP
Juan Marichal, R (1, 1) ERA: 1.91	8.0	L	32	5	2	1	5	0	1	0	0	0	0	41	45	1.12	0.625

PITCHER	IP	WLS	BF	H	R	ER	SO	BB	IBB	HBP	BLK	WP	HR	S	P	ERA	WHIP

BOTTOM

San Francisco Giants @ Los Angeles Dodgers
Dodger Stadium, Los Angeles, CA
Sat Jun 24 1967, 3:33 AM PDT
Att. 28,525 - Unknown

livebaseballscorecards.com

AB	29
R	2
H	5
RBI	2
BB	1
SO	5
LOB	13

Batter	1	2	3	4	5	6	7	8	9	AB	R	H	RBI	BB	SO	LOB
Ty Cline, L (1, 7) OBP: 0.254, SLG: 0.302	FC4 1B	L5-3			L3		L4-3			4	0	1	0	0	0	2
Tom Haller, L (1, 2) OBP: 0.372, SLG: 0.481	FC4 2B 1-2f		F9		K			F9		4	1	0	0	0	1	1
Willie Mays, R (1, 8) OBP: 0.357, SLG: 0.514	2B 1-H		K			F8		6-3		4	0	1	1	0	1	0
Willie McCovey, L (1, 3) OBP: 0.383, SLG: 0.527	K		K			1B		FC6-4 1B		4	0	2	0	0	2	1
Jim Ray Hart, R (1, 5) OBP: 0.345, SLG: 0.458	IBB			F4		F8		FC6-4 1-2f		3	0	0	0	1	0	2
Ollie Brown, R (1, 9) OBP: 0.332, SLG: 0.511	F9			F7		K			3-1 SH1-4 1B	4	0	1	0	0	1	3
Jim Davenport, R (1, 6) OBP: 0.372, SLG: 0.393		K		2B			F8		SH1-4 1-2	3	0	1	0	0	1	0
Bob Schroder, L (1, 4) OBP: 0.246, SLG: 0.241 Tito Fuentes, S (6, 4) OBP: 0.204, SLG: 0.219 Norm Siebern, L (9, PH) OBP: 0.313, SLG: 0.204 Hal Lanier, R (9, 4) OBP: 0.216, SLG: 0.264		FC6-4 BB		4-3			K		3-1 2-3	1 1 1 0	0 0 0 0	0 0 0 0	0 0 0 0	1 0 0 0	0 1 0 0	1 0 1 0
Ray Sadecki, L (1, 1) OBP: 0.200, SLG: 0.222 Bobby Bolin, R (6, 1) OBP: 0.296, SLG: 0.346 Dick Groat, R (9, PH) OBP: 0.229, SLG: 0.129 Frank Linzy, R (9, 1)		FC6-4 1-2f			G3		1B		G3	2 1 1 0	0 0 0 0	0 1 0 0	0 0 0 0	0 0 0 0	0 0 0 0	1 0 1 0
Inning Stats	R: 1 E: 0 K: 1 S: 7 H: 2 LOB: 2 BB: 1 P: 11	R: 0 E: 0 K: 1 S: 5 H: 0 LOB: 1 BB: 1 P: 9	R: 0 E: 0 K: 2 S: 7 H: 0 LOB: 0 BB: 0 P: 7	R: 0 E: 0 K: 0 S: 4 H: 1 LOB: 1 BB: 0 P: 4	R: 0 E: 0 K: 1 S: 5 H: 0 LOB: 0 BB: 0 P: 5	R: 0 E: 0 K: 1 S: 6 H: 1 LOB: 1 BB: 0 P: 6	R: 0 E: 0 K: 1 S: 6 H: 1 LOB: 1 BB: 0 P: 6	R: 0 E: 0 K: 0 S: 4 H: 1 LOB: 1 BB: 0 P: 4	R: 0 E: 0 K: 0 S: 4 H: 1 LOB: 1 BB: 0 P: 4	1B: 5 2B: 2 3B: 0 HR: 0 SF: 0 SAC: 1 DP: 0 HBP: 0						WP: 0 PB: 0 SB: 0 CS: 0 PA: 36	

PITCHER	IP	WLS	BF	H	R	ER	SO	BB	IBB	HBP	BLK	WP	HR	S	P	ERA	WHIP
Don Drysdale, R (1, 1) ERA: 2.08	9.0	W	36	7	1	1	7	1	1	0	0	0	0	48	56	1.00	0.889

PITCHER	IP	WLS	BF	H	R	ER	SO	BB	IBB	HBP	BLK	WP	HR	S	P	ERA	WHIP

TOP

San Francisco Giants @ Los Angeles Dodgers
Dodger Stadium, Los Angeles, CA
Sun Jun 25 1967, 3:33 AM PDT
Att. 36,494 - Unknown

livebaseballscorecards.com

AB	33
R	1
H	7
RBI	1
BB	2
SO	7
LOB	13

Batter	1	2	3	4	5	6	7	8	9	AB	R	H	RBI	BB	SO	LOB
Wes Parker, S (1, 3) OBP: 0.336, SLG: 0.309	BBBB 4-0 1B SF8 BB	BBBB 4-0 BB			SSS 0-3 ① K	x 0-0 ③ FC4 1-2f		x 0-0 ③ F5		3	1	0	0	2	1	3
Ron Hunt, R (1, 4) OBP: 0.372, SLG: 0.369	BBBB 4-0 1B 1-2 BB	x 0-0 ③ F8			x 0-0 ② 5-3		x 0-0 ① F8		x 0-0 ① 1-3	4	0	0	0	1	0	2
Willie Davis, L (1, 8) OBP: 0.333, SLG: 0.381	x 0-0 1-2 2-3 1B		SSS 0-3 ① K		x 0-0 1B		x 0-0 ② F9		BBBB 4-0 4-3 1B BB	4	1	2	0	1	1	0
Jim Lefebvre, S (1, 5) OBP: 0.359, SLG: 0.424	x 0-0 ① SF8 3-H	x 0-0 ② 5-3			x 0-0 ③ F9		x 0-0 BB 1B 1B		x 0-0 ② 4-3 1-2	4	0	1	1	0	0	2
Al Ferrara, R (1, 7) OBP: 0.331, SLG: 0.407 Len Gabrielson, L (9, PH) OBP: 0.283, SLG: 0.376	SSS 0-3 ② K	x 0-0 ③ F6				BBBB 4-0 SH BB	x 0-0 1-2 BB 1B		x 0-0 2-H 1B	3 1	0 0	1 1	0 1	1 0	1 0	2 0
Ron Fairly, L (1, 9) OBP: 0.322, SLG: 0.343	x 0-0 ③ 4-3			x 0-0 G6-4-3 1B		x 0-0 SH L7 1-3	BBBB 4-0 1-2 2-3 BB			2	0	1	0	1	0	2
Jeff Torborg, R (1, 2) OBP: 0.286, SLG: 0.284 Lou Johnson, R (6, PH) OBP: 0.318, SLG: 0.392 John Roseboro, L (6, PH) OBP: 0.358, SLG: 0.327 (7, 2)		BBBB 4-0 SH1-3 BB		x 0-0 ① ② G6-4-3 1-2f		x 0-0 ① L7 1-2	x 0-0 ③ 4-3			1 0 2	0 0 0	0 0 0	0 0 0	1 0 0	0 0 0	1 0 5
Dick Schofield, S (1, 6) OBP: 0.346, SLG: 0.250		x 0-0 ① SH1-3 1-2		BBBB 4-0 BB		IIII 4-0 FC4 IBB		x 0-0 ① F6		1	0	0	0	2	0	0
Don Drysdale, R (1, 1) OBP: 0.151, SLG: 0.120		SSS 0-3 ② K		x 0-0 ③ F8		x 0-0 ② F5		SSS 0-3 ② K		4	0	0	0	0	2	5
Inning Stats	R: 1 H: 1 E: 0 LOB: 2 K: 1 BB: 2 S: 6 P: 14	R: 0 H: 0 E: 0 LOB: 2 K: 1 BB: 2 S: 5 P: 13	R: 0 H: 0 E: 0 LOB: 0 K: 1 BB: 0 S: 5 P: 5	R: 0 H: 1 E: 0 LOB: 1 K: 0 BB: 1 S: 3 P: 7	R: 0 H: 1 E: 0 LOB: 1 K: 1 BB: 0 S: 6 P: 6	R: 0 H: 0 E: 1 LOB: 3 K: 0 BB: 2 S: 4 P: 12	R: 0 H: 2 E: 0 LOB: 3 K: 0 BB: 1 S: 5 P: 9	R: 0 H: 0 E: 0 LOB: 0 K: 1 BB: 0 S: 5 P: 5	R: 1 H: 1 E: 0 LOB: 1 K: 0 BB: 1 S: 3 P: 7	1B: 6 2B: 0 3B: 0 HR: 0	SF: 1 SAC: 2 DP: 1 HBP: 0					

PITCHER		IP	WLS	BF	H	R	ER	SO	BB	IBB	HBP	BLK	WP	HR	S	P	ERA	WHIP
Ray Sadecki, L ERA: 3.03	(1, 1)	5.0		24	3	1	1	4	6	0	0	0	0	0	26	50	1.80	1.800
Bobby Bolin, R ERA: 4.86	(6, 1)	3.0		13	2	0	0	1	1	1	0	0	0	0	13	21	0.00	1.000
Frank Linzy, R ERA: 1.87	(9, 1)	0.2	L	4	1	1	1	0	1	0	0	0	0	0	3	7	13.50	3.000

PITCHER	IP	WLS	BF	H	R	ER	SO	BB	IBB	HBP	BLK	WP	HR	S	P	ERA	WHIP

BOTTOM

San Francisco Giants @ Los Angeles Dodgers

Dodger Stadium, Los Angeles, CA

Sun Jun 25 1967, 3:33 AM PDT

Att. 36,494 - Unknown

livebaseballscorecards.com

AB	29
R	2
H	6
RBI	2
BB	9
SO	5
LOB	22

Los Angeles Dodgers @ Cincinnati Reds

Crosley Field, Cincinnati, OH

Mon Jun 26 1967, 7:05 PM EDT

Att. 9,969 - Unknown

TOP

livebaseballscorecards.com

Batter	1	2	3	4	5	6	7	8	9	AB	R	H	RBI	BB	SO	LOB
Wes Parker, S (1, 3) OBP: 0.339, SLG: 0.306	BBBB 4-0 FC1-5 HBP BB		BBBB 4-0 3B BB		SSS 0-3 ① K		x 0-0 ② F9			2	1	0	0	2	1	0
Ron Hunt, R (1, 4) OBP: 0.374, SLG: 0.381	H 1-0 1-2 FC1-5 HBP		x 0-0 ① F9		SSS 0-3 ② K		x 0-0 HR			3	1	1	1	0	1	1
Willie Davis, L (1, 8) OBP: 0.332, SLG: 0.387	x 0-0 ① FC1-5 1-2 2-3f		x 0-0 1-H SF9 3B		x 0-0 ③ 3-1		SSS 0-3 ③ K			4	1	1	1	0	1	2
Ron Fairly, L (1, 9) OBP: 0.321, SLG: 0.340	SSS 0-3 ② K		x 0-0 ② SF9 3-H			BBBB 4-0 BB BB		x 0-0 ① 4-3		2	0	0	1	1	1	2
Jim Lefebvre, S (1, 5) OBP: 0.361, SLG: 0.420	x 0-0 ③ F7		x 0-0 ③ F7			BBBB 4-0 1-2 BB		BBBB 4-0 G6-3 BB		2	0	0	0	2	0	2
John Roseboro, L (1, 2) OBP: 0.350, SLG: 0.318		x 0-0 ① G3		x 0-0 ① F5		x 0-0 ① F8		x 0-0 ②③ G6-3 1-2f		4	0	0	0	0	0	3
Len Gabrielson, L (1, 7) OBP: 0.281, SLG: 0.371		SSS 0-3 ② K		x 0-0 1B		x 0-0 ② F8			x 0-0 ① F9	4	0	1	0	0	1	2
Dick Schofield, S (1, 6) OBP: 0.341, SLG: 0.250		x 0-0 1B		x 0-0 ② F8		x 0-0 ③ 1-3			x 0-0 ② F8	4	0	1	0	0	0	3
Claude Osteen, L (1, 1) OBP: 0.260, SLG: 0.340		SSS 0-3 ③ K		x 0-0 ③ F8			x 0-0 ① 4-3		x 0-0 ③ F9	4	0	0	0	0	1	2

	AB	29
	R	3
	H	4
	RBI	3
	BB	5
	SO	6
	LOB	17

Inning Stats	1	2	3	4	5	6	7	8	9	1B: 2	SF: 1	WP: 0	PA: 36
R:	0	0	2	0	0	0	1	0	0	2B: 0	SAC: 0	PB: 0	
E:	0	0	0	0	0	0	0	0	0	3B: 1	DP: 1	SB: 0	
K:	1	2	0	0	2	0	1	0	0	HR: 1	HBP: 1	CS: 0	
S:	5	8	4	4	7	3	6	2	3				
H:	0	1	1	1	0	0	1	0	0				
LOB:	2	1	1	1	0	2	0	0	0				
BB:	1	0	1	0	0	2	0	1	0				
P:	10	8	8	4	7	11	6	6	3				

PITCHER		IP	WLS	BF	H	R	ER	SO	BB	IBB	HBP	BLK	WP	HR	S	P	ERA	WHIP
Mel Queen, R (1, 1) ERA: 2.59		7.0	L	30	4	3	3	6	4	0	1	0	0	1	37	54	3.86	1.143
Ted Abernathy, R (8, 1) ERA: 1.85		2.0		6	0	0	0	0	1	0	0	0	0	0	5	9	0.00	0.500

PITCHER	IP	WLS	BF	H	R	ER	SO	BB	IBB	HBP	BLK	WP	HR	S	P	ERA	WHIP

Batter	1	2	3	4	5	6	7	8	9	AB	R	H	RBI	BB	SO	LOB
Giraldo Ruiz, S (1, 4) OBP: 0.269, SLG: 0.310	BBBB 4-0 FC4-6 BB	x 0-0 ③ FC4-6 1-2f			x 0-0 E6 2B		SSS 0-3 ③ K			3	0	0	0	1	1	2
Vada Pinson, L (1, 8) OBP: 0.323, SLG: 0.429	x 0-0 ① FC4-6 PB 1-2f		x 0-0 ① F5		x 0-0 ① 1-3 2B			x 0-0 ① 4-3		4	0	1	0	0	0	1
Tony Perez, R (1, 5) OBP: 0.340, SLG: 0.558	SSS 0-3 ② K 1-2		x 0-0 ② 1-3		SSS 0-3 ② K			x 0-0 FC1-4 1B		4	0	1	0	0	2	3
Deron Johnson, R (1, 3) OBP: 0.325, SLG: 0.489	x 0-0 FC5-4 1B		SSS 0-3 ③ K		x 0-0 ③ 5-3			x 0-0 ② FC1-4 1-2f		4	0	1	0	0	1	3
Lee May, R (1, 7) OBP: 0.274, SLG: 0.379	x 0-0 ③ FC5-4 1-2f			x 0-0 ① 5-3		x 0-0 ① 6-3		x 0-0 ③ F9		4	0	0	0	0	0	3
Jimmie Coker, R (1, 2) OBP: 0.341, SLG: 0.500		SSS 0-3 ① K		x 0-0 ② 6-3		x 0-0 ② 1-3			x 0-0 ① F9	4	0	0	0	0	1	0
Dick Simpson, R (1, 9) OBP: 0.289, SLG: 0.364		x 0-0 ② 5-3		x 0-0 1B		x 0-0 ③ F2			x 0-0 ② P6	4	0	1	0	0	0	0
Tommy Helms, R (1, 6) OBP: 0.290, SLG: 0.348		x 0-0 2B		x 0-0 ③ F9			x 0-0 ① F9		x 0-0 ③ F8	4	0	1	0	0	0	1
Mel Queen, L (1, 1) OBP: 0.171, SLG: 0.152 Jake Wood, R (7, PH) OBP: 0.080, SLG: 0.083 Ted Abernathy, R (8, 1) OBP: 0.250, SLG: 0.250		BBBB 4-0 FC4-6 BB			x 0-0 ① F7		x 0-0 ② 1-3			1 1 0	0 0 0	0 0 0	0 0 0	1 0 0	0 0 0	0 0 0
Inning Stats	R: 0 E: 0 K: 1 S: 6 H: 1 LOB: 2 BB: 1 P: 10	R: 0 E: 0 K: 1 S: 6 H: 1 LOB: 2 BB: 1 P: 10	R: 0 E: 0 K: 1 S: 5 H: 0 LOB: 0 BB: 0 P: 5	R: 0 E: 0 K: 0 S: 4 H: 1 LOB: 1 BB: 0 P: 4	R: 0 E: 1 K: 1 S: 7 H: 1 LOB: 2 BB: 0 P: 7	R: 0 E: 0 K: 0 S: 3 H: 0 LOB: 0 BB: 0 P: 3	R: 0 E: 0 K: 1 S: 5 H: 0 LOB: 0 BB: 0 P: 5	R: 0 E: 0 K: 0 S: 4 H: 1 LOB: 1 BB: 0 P: 4	R: 0 E: 0 K: 0 S: 3 H: 0 LOB: 0 BB: 0 P: 3	1B: 3 2B: 2 3B: 0 HR: 0	SF: 0 SAC: 0 DP: 0 HBP: 0						

PITCHER	IP	WLS	BF	H	R	ER	SO	BB	IBB	HBP	BLK	WP	HR	S	P	ERA	WHIP
Claude Osteen, L (1, 1) ERA: 3.28	9.0	W	35	5	0	0	5	2	0	0	0	0	0	43	51	0.00	0.778

PITCHER	IP	WLS	BF	H	R	ER	SO	BB	IBB	HBP	BLK	WP	HR	S	P	ERA	WHIP

BOTTOM

Los Angeles Dodgers @ Cincinnati Reds

Crosley Field, Cincinnati, OH

Mon Jun 26 1967, 7:05 PM EDT

Att. 9,969 - Unknown

livebaseballscorecards.com

AB	33
R	0
H	5
RBI	0
BB	2
SO	5
LOB	13

Batter	1	2	3	4	5	6	7	8	9	AB	R	H	RBI	BB	SO	LOB
Wes Parker, S (1, 3) OBP: 0.347, SLG: 0.310	x 0-0 2B BB 1B	x 0-0 ② F7		B B B B 4-0 S BB		B B B B 4-0 2B FC BB		x 0-0 HBP E 1B	x 0-0 ③ FC6-4 1-2f	4	3	2	0	2	0	1
Ron Hunt, R (1, 4) OBP: 0.381, SLG: 0.393	x 0-0 BB 1-3 E 2B	x 0-0 ③ 6-3		B B B B 4-0 1-2 BB		x 0-0 FC 1-3 G1-2-3 2B		H 1-0 FC4-6 1-2 HBP		3	1	2	0	1	0	0
Willie Davis, L (1, 8) OBP: 0.333, SLG: 0.385	x 0-0 ① 4-3		x 0-0 1B 2B 1B	x 0-0 ③ P6		4-0 FC IBB		x 0-0 ① FC4-6 1-2f 2-H		4	1	1	0	1	0	5
Ron Fairly, L (1, 9) OBP: 0.326, SLG: 0.347	B B B B 4-0 BB E BB		x 0-0 1-2 2B 1B		x 0-0 F9 2B 2B	x 0-0 FC 1-2 2-3 3-H		x 0-0 ② 1-3		4	2	2	1	1	0	3
Jim Lefebvre, S (1, 5) OBP: 0.358, SLG: 0.413	B B B B 4-0 1-2 2-3 3-H E BB		x 0-0 ① F2		x 0-0 ① F7	x 0-0 ② ③ G1-2-3 3-Hf		x 0-0 ③ 6-3		4	1	0	1	1	0	7
John Roseboro, L (1, 2) OBP: 0.352, SLG: 0.333	x 0-0 E4 1-H 2-H 3-H 2B		x 0-0 ② 1-H 2-H 2B		x 0-0 ② F9 2-3		x 0-0 ① 4-3		x 0-0 ① 6-3	5	0	2	4	0	0	1
Len Gabrielson, L (1, 7) OBP: 0.297, SLG: 0.394	S S S 0-3 ② K		S S S 0-3 ③ K		x 0-0 3-H 2B		x 0-0 1B		x 0-0 1B FC1-4-6 1B	5	1	3	1	0	2	2
Dick Schofield, S (1, 6) OBP: 0.333, SLG: 0.247	x 0-0 ③ 5-3			x 0-0 ① L9	x 0-0 ③ 3-1		x 0-0 ② F8		x 0-0 FC1-4-6 1-3 1B	5	0	1	0	0	0	3
Don Sutton, R (1, 1) OBP: 0.179, SLG: 0.231		S S S 0-3 ① K		x 0-0 ② 4-3		S S S 0-3 ① K	S S S 0-3 ③ K		x 0-0 ② FC1-4-6 FC6-4 1-2f 3-H	5	0	0	1	0	3	2
Inning Stats	R: 4 H: 3 E: 1 LOB: 1 K: 1 BB: 2 S: 8 P: 16	R: 0 H: 0 E: 0 LOB: 0 K: 1 BB: 0 S: 5 P: 5	R: 1 H: 3 E: 0 LOB: 1 K: 1 BB: 0 S: 7 P: 7	R: 0 H: 0 E: 0 LOB: 2 K: 0 BB: 2 S: 3 P: 11	R: 1 H: 2 E: 0 LOB: 1 K: 0 BB: 0 S: 5 P: 5	R: 1 H: 1 E: 0 LOB: 2 K: 1 BB: 2 S: 6 P: 14	R: 0 H: 1 E: 0 LOB: 1 K: 1 BB: 0 S: 6 P: 6	R: 1 H: 1 E: 1 LOB: 1 K: 0 BB: 0 S: 4 P: 5	R: 1 H: 2 E: 0 LOB: 1 K: 0 BB: 0 S: 5 P: 5	1B: 7 SF: 0 2B: 6 SAC: 0 3B: 0 DP: 1 HR: 0 HBP: 1						WP: 0 PA: 46 PB: 0 SB: 1 CS: 0	

PITCHER		IP	WLS	BF	H	R	ER	SO	BB	IBB	HBP	BLK	WP	HR	S	P	ERA	WHIP
Sammy Ellis, R ERA: 3.77	(1, 1)	2.2	L	15	6	5	5	2	2	0	0	0	0	0	17	25	16.88	3.000
Jack Baldschun, R ERA: 11.25	(3, 1)	2.2		15	3	2	2	2	3	1	0	0	0	0	15	31	6.75	2.250
Don Nottebart, R ERA: 1.48	(6, 1)	2.2		11	2	1	0	1	0	0	1	0	0	0	12	13	0.00	0.750
Bob Lee, R ERA: 3.14	(9, 1)	1.0		5	2	1	1	0	0	0	0	0	0	0	5	5	9.00	2.000

PITCHER	IP	WLS	BF	H	R	ER	SO	BB	IBB	HBP	BLK	WP	HR	S	P	ERA	WHIP

TOP

Los Angeles Dodgers @ Cincinnati Reds

Crosley Field, Cincinnati, OH

Tue Jun 27 1967, 7:05 PM EDT

Att. 10,279 - Unknown

livebaseballscorecards.com

AB	39
R	9
H	13
RBI	8
BB	6
SO	5
LOB	24

Batter	1	2	3	4	5	6	7	8	9	AB	R	H	RBI	BB	SO	LOB
Giraldo Ruiz, S (1, 4) OBP: 0.260, SLG: 0.299	F7		K			K			K	4	0	0	0	0	3	0
Floyd Robinson, L (1, 9) OBP: 0.298, SLG: 0.343	1B			F7		K			1-3	4	0	1	0	0	1	0
Vada Pinson, L (1, 8) OBP: 0.320, SLG: 0.424	K			F9			K			3	0	0	0	0	2	1
Tony Perez, R (1, 5) OBP: 0.337, SLG: 0.552	5-3			F9			6-3			3	0	0	0	0	0	1
Art Shamsky, L (1, 7) OBP: 0.265, SLG: 0.264		F8			K		2-3			3	0	0	0	0	1	0
Deron Johnson, R (1, 3) OBP: 0.320, SLG: 0.480		6-3			F8			K		3	0	0	0	0	1	0
Tommy Helms, R (1, 6) OBP: 0.291, SLG: 0.348		6-3			1B			F9		3	0	1	0	0	0	0
Johnny Edwards, L (1, 2) OBP: 0.256, SLG: 0.254			4-3		4-3			K		2	0	0	0	0	0	1
Don Nottebart, R (6, 1)										0	0	0	0	0	0	0
Lee May, R (8, PH) OBP: 0.272, SLG: 0.376										1	0	0	0	0	1	0
Bob Lee, R (9, 1)										0	0	0	0	0	0	0
Sammy Ellis, L (1, 1) OBP: 0.097, SLG: 0.034			K			K			6-3	0	0	0	0	0	0	0
Jack Baldschun, R (3, 1)										1	0	0	0	0	1	0
Don Pavletich, R (6, 2) OBP: 0.341, SLG: 0.504										2	0	0	0	0	1	0
Inning Stats	R: 0 E: 0 K: 1 S: 6 H: 1 LOB: 1 BB: 0 P: 6	R: 0 E: 0 K: 0 S: 3 H: 0 LOB: 0 BB: 0 P: 3	R: 0 E: 0 K: 2 S: 7 H: 0 LOB: 0 BB: 0 P: 7	R: 0 E: 0 K: 0 S: 3 H: 0 LOB: 0 BB: 0 P: 3	R: 0 E: 0 K: 1 S: 6 H: 1 LOB: 1 BB: 0 P: 6	R: 0 E: 0 K: 3 S: 9 H: 0 LOB: 0 BB: 0 P: 9	R: 0 E: 0 K: 1 S: 5 H: 0 LOB: 0 BB: 0 P: 5	R: 0 E: 0 K: 2 S: 7 H: 0 LOB: 0 BB: 0 P: 7	R: 0 E: 0 K: 1 S: 5 H: 0 LOB: 0 BB: 0 P: 5	1B: 2 2B: 0 3B: 0 HR: 0 SF: 0 SAC: 0 DP: 0 HBP: 0						

PITCHER	IP	WLS	BF	H	R	ER	SO	BB	IBB	HBP	BLK	WP	HR	S	P	ERA	WHIP
Don Sutton, R (1, 1) ERA: 4.51	9.0	W	29	2	0	0	11	0	0	0	0	0	0	51	51	0.00	0.222

PITCHER	IP	WLS	BF	H	R	ER	SO	BB	IBB	HBP	BLK	WP	HR	S	P	ERA	WHIP

Los Angeles Dodgers @ Cincinnati Reds

Crosley Field, Cincinnati, OH

Tue Jun 27 1967, 7:05 PM EDT

Att. 10,279 - Unknown

BOTTOM

livebaseballscorecards.com

AB	29
R	0
H	2
RBI	0
BB	0
SO	11
LOB	3

Los Angeles Dodgers @ Cincinnati Reds

Crosley Field, Cincinnati, OH

Wed Jun 28 1967, 7:05 PM EDT

Att. 11,396 - Unknown

TOP

livebaseballscorecards.com

Batter	1	2	3	4	5	6	7	8	9	AB	R	H	RBI	BB	SO	LOB
Wes Parker, S (1, 3) OBP: 0.343, SLG: 0.305	S S S 0-3 ① K		x 0-0 ② 4-3		S S S 0-3 ③ K			x 0-0 BB 1B 2B 1B	S S S 0-3 ② K	3	0	0	0	0	2	1
Jim Brewer, L (5, 1) OBP: 0.091, SLG: 0.182										0	0	0	0	0	0	0
Nate Oliver, R (8, PH) OBP: 0.389, SLG: 0.429										2	1	1	0	0	1	0
(8, 6)																
(9, 4)																
Ron Hunt, R (1, 4) OBP: 0.381, SLG: 0.397	x 0-0 ② L6		x 0-0 2B			x 0-0 ① F3		x 0-0 ① L9	x 0-0 S E 1B	5	1	2	0	0	0	1
Gene Michael, S (9, 6) OBP: 0.244, SLG: 0.223										0	0	0	0	0	0	0
Willie Davis, L (1, 8) OBP: 0.331, SLG: 0.378	S S S 0-3 ③ K		x 0-0 ③ F9			x 0-0 ② F7		S S S 0-3 ② K	I I I 4-0 1-2 E IBB	4	1	0	0	1	2	2
Ron Fairly, L (1, 9) OBP: 0.323, SLG: 0.343		x 0-0 ① F9		x 0-0 ① 3-1		x 0-0 ③ F7		x 0-0 BB 1-2 2B 1B	x 0-0 1-H 2-H E4	3	0	0	0	0	0	0
Al Ferrara, R (8, PH) OBP: 0.333, SLG: 0.409										2	1	1	0	0	0	0
(8, 9)																
Jim Lefebvre, S (1, 5) OBP: 0.363, SLG: 0.431		x 0-0 2B		x 0-0 ② F8			x 0-0 HR	B B B B 4-0 1-2 2-3 2B E BB	x 0-0 ③ L4	4	2	2	1	1	0	1
John Roseboro, L (1, 2) OBP: 0.351, SLG: 0.352	S S S 0-3 ② K		x 0-0 ③ F9				x 0-0 HR	x 0-0 E 1-3 2-H 3-H 2B		3	1	1	1	0	1	1
Lou Johnson, R (8, PH) OBP: 0.326, SLG: 0.413										1	0	1	2	0	0	0
Don Sutton, R (8, PR) OBP: 0.179, SLG: 0.231										0	0	0	0	0	0	0
Jeff Torborg, R (8, 2) OBP: 0.286, SLG: 0.284										0	0	0	0	0	0	0
Len Gabrielson, L (1, 7) OBP: 0.295, SLG: 0.381	B B B B 4-0 BB				x 0-0 ① F7		x 0-0 ① L9	x 0-0 2-3 3-H E6		3	0	0	0	1	0	1
Dick Schofield, S (1, 6) OBP: 0.319, SLG: 0.234	x 0-0 ③ F6				x 0-0 ② F8		S S S 0-3 ② K	S S S 0-3 ③ K		4	0	0	0	0	2	5
Ron Perranoski, L (8, 1) OBP: 0.250, SLG: 0.250										0	0	0	0	0	0	0
Bill Singer, R (1, 1) OBP: 0.091, SLG: 0.091			x 0-0 ① 1-3		x 0-0 1B		S S S 0-3 ③ K		S S S 0-3 ① K	1	0	0	0	0	0	0
Bob Miller, R (4, 1)										0	0	0	0	0	0	0
Bob Bailey, R (5, PH) OBP: 0.233, SLG: 0.239										3	0	1	0	0	2	0
(5, 3)																
Jim Hickman, R (9, 3) OBP: 0.256, SLG: 0.271										0	0	0	0	0	0	0
Inning Stats	R: 0 E: 0 K: 2 S: 7 H: 0 LOB: 0 BB: 0 P: 7	R: 0 E: 0 K: 1 S: 6 H: 1 LOB: 2 BB: 1 P: 10	R: 0 E: 0 K: 0 S: 4 H: 1 LOB: 1 BB: 0 P: 4	R: 0 E: 0 K: 0 S: 3 H: 0 LOB: 0 BB: 0 P: 3	R: 0 E: 0 K: 1 S: 6 H: 1 LOB: 1 BB: 0 P: 6	R: 0 E: 0 K: 0 S: 3 H: 0 LOB: 0 BB: 0 P: 3	R: 2 E: 0 K: 2 S: 9 H: 2 LOB: 0 BB: 0 P: 9	R: 3 E: 1 K: 2 S: 11 H: 3 LOB: 3 BB: 1 P: 15	R: 2 E: 1 K: 2 S: 9 H: 1 LOB: 1 BB: 1 P: 13	1B: 4 2B: 3 3B: 0 HR: 2 SF: 0 SAC: 0 DP: 0 HBP: 0						

	AB	38
	R	7
	H	9
	RBI	4
	BB	3
	SO	10
	LOB	12

WP: 0 PB: 0 SB: 1 CS: 0 PA: 41

PITCHER		IP	WLS	BF	H	R	ER	SO	BB	IBB	HBP	BLK	WP	HR	S	P	ERA	WHIP
Gary Nolan, R ERA: 2.91	(1, 1)	7.0		27	5	2	2	6	1	0	0	0	0	2	38	42	2.57	0.857
Gerry Arrigo, L ERA: 1.71	(8, 1)	0.2		5	2	3	2	1	1	0	0	0	0	0	6	10	27.00	4.500
Ted Abernathy, R ERA: 1.79	(8, 1)	1.1	L	9	2	2	0	3	0	1	0	0	0	0	14	18	0.00	1.500

PITCHER		IP	WLS	BF	H	R	ER	SO	BB	IBB	HBP	BLK	WP	HR	S	P	ERA	WHIP

Batter	1	2	3	4	5	6	7	8	9	AB	R	H	RBI	BB	SO	LOB
Giraldo Ruiz, S (1, 4) OBP: 0.252, SLG: 0.289	E1	K		G3-6			1-3			4	1	0	0	0	1	1
Vada Pinson, L (1, 8) OBP: 0.319, SLG: 0.422	1B		4-3		1-3		K			4	1	1	1	0	1	0
Tony Perez, R (1, 5) OBP: 0.336, SLG: 0.547	1B		F8		F8			K		4	0	1	0	0	1	0
Deron Johnson, R (1, 3) OBP: 0.323, SLG: 0.481	E8		K		1B			K		4	0	2	1	0	2	0
Art Shamsky, L (1, 9) OBP: 0.264, SLG: 0.253	G3			BB	K			K		3	1	0	0	1	2	3
Don Pavletich, R (1, 2) OBP: 0.338, SLG: 0.492	F2			HR		F8			F8	3	1	0	0	1	0	2
Lee May, R (1, 7) OBP: 0.271, SLG: 0.395	K			HR		F9			P4	4	1	1	3	0	1	2
Tommy Helms, R (1, 6) OBP: 0.295, SLG: 0.350		L3-4		FC1-6		P4			5-3	4	0	2	0	0	0	0
Gary Nolan, R (1, 1) OBP: 0.200, SLG: 0.040		L3-4		FC1-6			F9			2	0	0	0	0	0	2
Jake Wood, R (7, PH) OBP: 0.077, SLG: 0.080										1	0	0	0	0	0	0
Gerry Arrigo, L (8, 1) OBP: 0.167, SLG: 0.250										0	0	0	0	0	0	0
Ted Abernathy, R (8, 1) OBP: 0.250, SLG: 0.250										0	0	0	0	0	0	0
Inning Stats	R: 2 E: 2 K: 1 S: 9 H: 3 LOB: 2 BB: 0 P: 9	R: 0 E: 0 K: 1 S: 5 H: 1 LOB: 0 BB: 0 P: 5	R: 0 E: 0 K: 1 S: 5 H: 0 LOB: 0 BB: 0 P: 5	R: 3 E: 0 K: 0 S: 4 H: 2 LOB: 0 BB: 2 P: 12	R: 0 E: 0 K: 1 S: 6 H: 1 LOB: 1 BB: 0 P: 6	R: 0 E: 0 K: 0 S: 3 H: 0 LOB: 0 BB: 0 P: 3	R: 0 E: 0 K: 1 S: 5 H: 0 LOB: 0 BB: 0 P: 5	R: 0 E: 0 K: 3 S: 9 H: 0 LOB: 0 BB: 0 P: 9	R: 0 E: 0 K: 0 S: 3 H: 0 LOB: 0 BB: 0 P: 3	1B: 6 2B: 1 3B: 0 HR: 1 SF: 0 SAC: 0 DP: 2 HBP: 0						

PITCHER		IP	WLS	BF	H	R	ER	SO	BB	IBB	HBP	BLK	WP	HR	S	P	ERA	WHIP
Bill Singer, R ERA: 3.92	(1, 1)	3.0		17	6	5	4	3	2	0	0	0	0	1	21	29	12.00	2.667
Bob Miller, R ERA: 5.62	(4, 1)	1.0		2	0	0	0	0	0	0	0	0	0	0	2	2	0.00	0.000
Jim Brewer, L ERA: 2.4	(5, 1)	3.0		10	1	0	0	2	0	0	0	0	0	0	14	14	0.00	0.333
Ron Perranoski, L ERA: 2.22	(8, 1)	2.0	W	6	0	0	0	3	0	0	0	0	0	0	12	12	0.00	0.000

PITCHER	IP	WLS	BF	H	R	ER	SO	BB	IBB	HBP	BLK	WP	HR	S	P	ERA	WHIP

BOTTOM

Los Angeles Dodgers @ Cincinnati Reds

Crosley Field, Cincinnati, OH

Wed Jun 28 1967, 7:05 PM EDT

Att. 11,396 - Unknown

livebaseballscorecards.com

AB	33
R	5
H	7
RBI	5
BB	2
SO	8
LOB	10

PA: 35

Batter	1	2	3	4	5	6	7	8	9	AB	R	H	RBI	BB	SO	LOB
Wes Parker, S (1, 3) OBP: 0.348, SLG: 0.313	x 0-0 2B		B B B 4-0 G5-4-3 BB 1-2			x 0-0 G4-6-3 1B			x 0-0 ① P4	1	0	1	0	1	0	0
Bob Bailey, R (6, PH) OBP: 0.237, SLG: 0.243 (6, 3)										2	0	1	0	0	0	0
Nate Oliver, R (1, 4) OBP: 0.350, SLG: 0.385	x 0-0 ① P6		x 0-0 ②③ G5-4-3 1-2f			x 0-0 ①② G4-6-3 1-2f			x 0-0 ② 4-3	4	0	0	0	0	0	4
Willie Davis, L (1, 8) OBP: 0.329, SLG: 0.376	x 0-0 ② 4-3			x 0-0 ① F8		x 0-0 ③ F8			x 0-0 1B	4	0	1	0	0	0	1
Ron Fairly, L (1, 9) OBP: 0.318, SLG: 0.337	x 0-0 ③ 4-3			x 0-0 ② 4-3			x 0-0 ① G3		x 0-0 ③ F9	4	0	0	0	0	0	2
Jim Lefebvre, S (1, 5) OBP: 0.359, SLG: 0.426		x 0-0 ① G3		x 0-0 ③ 4-3			x 0-0 ② 4-3			3	0	0	0	0	0	0
John Roseboro, L (1, 2) OBP: 0.353, SLG: 0.354		x 0-0 ② 4-3			x 0-0 1B		x 0-0 ③ P4			2	0	1	0	0	0	0
Jim Campanis, R (5, 2) OBP: 0.348, SLG: 0.450										1	0	0	0	0	0	0
Len Gabrielson, L (1, 7) OBP: 0.287, SLG: 0.370		x 0-0 ③ 4-1			x 0-0 ① P4			x 0-0 ① F2		3	0	0	0	0	0	1
Dick Schofield, S (1, 6) OBP: 0.323, SLG: 0.241			x 0-0 BB 1B		x 0-0 ② F8			x 0-0 ② 4-3		2	0	1	0	0	0	1
Gene Michael, S (6, 6) OBP: 0.242, SLG: 0.222										1	0	0	0	0	0	0
Don Drysdale, R (1, 1) OBP: 0.151, SLG: 0.120			S S S 0-3 ① K		x 0-0 ③ F8			x 0-0 ③ F8		0	0	0	0	0	0	0
Bob Miller, R (2, 1)										1	0	0	0	0	1	1
Al Ferrara, R (5, PH) OBP: 0.331, SLG: 0.406										1	0	0	0	0	0	1
Dick Egan, L (5, 1)										0	0	0	0	0	0	0
Lou Johnson, R (8, PH) OBP: 0.322, SLG: 0.407										1	0	0	0	0	0	0
Phil Regan, R (8, 1)										0	0	0	0	0	0	0
Inning Stats	R: 0 E: 0 K: 0 S: 4 H: 1 LOB: 1 BB: 0 P: 4	R: 0 E: 0 K: 0 S: 3 H: 0 LOB: 0 BB: 0 P: 3	R: 0 E: 0 K: 1 S: 5 H: 1 LOB: 1 BB: 1 P: 9	R: 0 E: 0 K: 0 S: 3 H: 0 LOB: 0 BB: 0 P: 3	R: 0 E: 0 K: 0 S: 4 H: 1 LOB: 1 BB: 0 P: 4	R: 0 E: 0 K: 0 S: 3 H: 1 LOB: 0 BB: 0 P: 3	R: 0 E: 0 K: 0 S: 3 H: 0 LOB: 0 BB: 0 P: 3	R: 0 E: 0 K: 0 S: 3 H: 0 LOB: 0 BB: 0 P: 3	R: 0 E: 0 K: 0 S: 4 H: 1 LOB: 1 BB: 0 P: 4	1B: 4 2B: 1 3B: 0 HR: 0	SF: 0 SAC: 0 DP: 2 HBP: 0						

PITCHER	IP	WLS	BF	H	R	ER	SO	BB	IBB	HBP	BLK	WP	HR	S	P	ERA	WHIP
Milt Pappas, R (1, 1) ERA: 3.13	9.0	W	31	5	0	0	1	1	0	0	0	0	0	32	36	0.00	0.667

PITCHER	IP	WLS	BF	H	R	ER	SO	BB	IBB	HBP	BLK	WP	HR	S	P	ERA	WHIP

TOP

Los Angeles Dodgers @ Cincinnati Reds

Crosley Field, Cincinnati, OH

Thu Jun 29 1967, 7:05 PM EDT

Att. 8,350 - Unknown

livebaseballscorecards.com

AB	30
R	0
H	5
RBI	0
BB	1
SO	1
LOB	11

PA: 31

Batter	1	2	3	4	5	6	7	8	9	AB	R	H	RBI	BB	SO	LOB
Giraldo Ruiz, S (1, 4) OBP: 0.256, SLG: 0.299	4-3	CI	1-3	F2		P4		K		6	2	2	0	0	1	4
Pete Rose, S (1, 7) OBP: 0.390, SLG: 0.494	4-3	CI	4-3		PB			FC6-4		5	2	2	0	0	0	3
Vada Pinson, L (1, 8) OBP: 0.321, SLG: 0.421	HBP		1-3		K	F8				5	2	2	2	0	1	2
Tony Perez, R (1, 5) OBP: 0.344, SLG: 0.563	HBP		HR		HR		K			5	3	4	3	0	1	0
Deron Johnson, R (1, 3) OBP: 0.330, SLG: 0.497	F8	1-3	HR		1-H HR		5-3			4	3	2	3	1	0	2
Don Pavletich, R (1, 2) OBP: 0.347, SLG: 0.520	HBP	1-3	HR		F8		4-3			5	2	3	3	0	0	0
Lee May, R (1, 9) OBP: 0.276, SLG: 0.391	HBP	1-3	F9					F8		4	0	1	1	0	0	2
Tommy Helms, R (1, 6) OBP: 0.293, SLG: 0.344	K	IBB		P4	F7			E3		4	0	0	0	1	1	4
Milt Pappas, R (1, 1) OBP: 0.111, SLG: 0.086		6-3		F7		F8		FC6-4		5	0	2	2	0	0	0
Inning Stats	R: 2 E: 0 K: 1 S: 9 H: 4 LOB: 3 BB: 0 P: 10	R: 6 E: 1 K: 0 S: 10 H: 6 LOB: 2 BB: 1 P: 14	R: 3 E: 0 K: 0 S: 5 H: 2 LOB: 0 BB: 1 P: 9	R: 0 E: 0 K: 0 S: 3 H: 0 LOB: 0 BB: 0 P: 3	R: 3 E: 0 K: 1 S: 9 H: 4 LOB: 1 BB: 0 P: 9	R: 0 E: 0 K: 0 S: 4 H: 1 LOB: 1 BB: 0 P: 4	R: 0 E: 0 K: 1 S: 5 H: 0 LOB: 0 BB: 0 P: 5	R: 0 E: 1 K: 1 S: 7 H: 1 LOB: 2 BB: 0 P: 7		1B: 13 2B: 2 3B: 0 HR: 3 SF: 0 SAC: 0 DP: 0 HBP: 1						

PITCHER		IP	WLS	BF	H	R	ER	SO	BB	IBB	HBP	BLK	WP	HR	S	P	ERA	WHIP
Don Drysdale, R ERA: 2.39	(1, 1)	1.1	L	13	7	6	5	1	0	0	1	0	0	0	14	15	33.75	5.250
Bob Miller, R ERA: 6.29	(2, 1)	2.2		15	5	5	5	0	1	1	0	0	0	2	13	21	16.88	2.250
Dick Egan, L ERA: 7.2	(5, 1)	3.0		14	5	3	3	2	0	0	0	0	0	1	18	18	9.00	1.667
Phil Regan, R ERA: 2.49	(8, 1)	1.0		5	1	0	0	1	0	0	0	0	0	0	7	7	0.00	1.000

PITCHER		IP	WLS	BF	H	R	ER	SO	BB	IBB	HBP	BLK	WP	HR	S	P	ERA	WHIP

BOTTOM

Los Angeles Dodgers @ Cincinnati Reds

Crosley Field, Cincinnati, OH

Thu Jun 29 1967, 7:05 PM EDT

Att. 8,350 - Unknown

livebaseballscorecards.com

AB	43
R	14
H	18
RBI	14
BB	2
SO	4
LOB	17

Batter	1	2	3	4	5	6	7	8	9	AB	R	H	RBI	BB	SO	LOB
Wes Parker, S (1, 3) OBP: 0.352, SLG: 0.327	BBBB 4-0 FC6-4 BB	x 0-0 1-H 2-H IHR			H 1-0 FC1-6 HBP		x 0-0 ① P5		x 0-0 ① 4-3	3	1	1	3	1	0	0
Nate Oliver, R (1, 4) OBP: 0.333, SLG: 0.364	x 0-0 ① FC6-4 1-2f	x 0-0 ③ F8			x 0-0 ① FC1-6 1-2f		x 0-0 ② F8		x 0-0 FC3-6 1B	5	0	1	0	0	0	2
Willie Davis, L (1, 8) OBP: 0.323, SLG: 0.368	SSS 0-3 ② K		x 0-0 ① F9		x 0-0 ② F9		x 0-0 ③ F5		x 0-0 ② FC3-6 CS 1-2f	5	0	0	0	0	1	3
Ron Fairly, L (1, 9) OBP: 0.318, SLG: 0.336	x 0-0 ③ F9		x 0-0 ② 3-1		x 0-0 ③ F7			x 0-0 SH1-4 1B	0-0 ③ CS 1-2	4	0	1	0	0	0	2
Jim Lefebvre, S (1, 5) OBP: 0.355, SLG: 0.420		x 0-0 ① 4-3	x 0-0 ③ P6			x 0-0 ① F5		x 0-0 ① SH1-4 1-2		3	0	0	0	0	0	0
John Roseboro, L (1, 2) OBP: 0.356, SLG: 0.364		x 0-0 2B SF8 1B		x 0-0 ① F8		x 0-0 3-1 2B		x 0-0 ② F7		4	1	2	0	0	0	1
Len Gabrielson, L (1, 7) OBP: 0.304, SLG: 0.382		x 0-0 1-3 IHR 2B		BBBB 4-0 BB		x 0-0 ② 3-1 2-3		BBBB 4-0 BB		2	1	1	0	2	0	1
Dick Schofield, S (1, 6) OBP: 0.330, SLG: 0.235		BBBB 4-0 IHR BB		x 0-0 ② P6		BBBB 4-0 BB		x 0-0 ③ 4-3		2	1	0	0	2	0	3
Claude Osteen, L (1, 1) OBP: 0.259, SLG: 0.400 Ron Perranoski, L (9, 1) OBP: 0.250, SLG: 0.250		x 0-0 ② SF8 3-H		x 0-0 ③ P6		x 0-0 ③ F3			x 0-0 HR	3 0	1 0	1 0	2 0	0 0	0 0	3 0
Inning Stats	R: 0 E: 0 K: 1 S: 5 H: 0 LOB: 1 BB: 1 P: 9	R: 4 E: 0 K: 0 S: 6 H: 3 LOB: 0 BB: 1 P: 10	R: 0 E: 0 K: 0 S: 3 H: 0 LOB: 0 BB: 0 P: 3	R: 0 E: 0 K: 0 S: 3 H: 0 LOB: 1 BB: 1 P: 7	R: 0 E: 0 K: 0 S: 3 H: 0 LOB: 1 BB: 0 P: 4	R: 0 E: 0 K: 0 S: 4 H: 1 LOB: 2 BB: 1 P: 8	R: 0 E: 0 K: 0 S: 3 H: 0 LOB: 0 BB: 0 P: 3	R: 0 E: 0 K: 0 S: 4 H: 1 LOB: 2 BB: 1 P: 8	R: 1 E: 0 K: 0 S: 4 H: 2 LOB: 0 BB: 0 P: 4	1B: 3 2B: 2 3B: 0 HR: 2	SF: 1 SAC: 1 DP: 0 HBP: 1					

TOP

Los Angeles Dodgers @ Houston Astros

Astrodome, Houston, TX

Fri Jun 30 1967, 8:05 PM EDT

Att. 19,926 - Dome

livebaseballscorecards.com

AB	31
R	5
H	7
RBI	5
BB	5
SO	1
LOB	15

PITCHER		IP	WLS	BF	H	R	ER	SO	BB	IBB	HBP	BLK	WP	HR	S	P	ERA	WHIP
Don Wilson, R ERA: 3.28	(1, 1)	8.1	L	38	7	5	5	1	5	0	1	0	0	1	34	55	5.40	1.440
Mike Cuellar, L ERA: 2.94	(9, 1)	0.2		1	0	0	0	0	0	0	0	0	0	0	1	1	0.00	0.000

PITCHER	IP	WLS	BF	H	R	ER	SO	BB	IBB	HBP	BLK	WP	HR	S	P	ERA	WHIP

WP: 0	PA: 40		
PB: 0			
SB: 0			
CS: 1			

Batter	1	2	3	4	5	6	7	8	9	AB	R	H	RBI	BB	SO	LOB
Julio Gotay, R (1, 6) OBP: 0.357, SLG: 0.449	P6	FC6-2 1B 1-3 2-H 1B		F9			F7			4	1	1	1	0	0	1
Joe Morgan, L (1, 4) OBP: 0.409, SLG: 0.432	SF9 3B	FC6-2 1B 1-2 3-H			6-3		F9			4	1	1	0	0	0	3
Jimmy Wynn, R (1, 8) OBP: 0.356, SLG: 0.545	SF9 3-H	1B 1-2 2-H			6-3			6-3		3	0	1	2	0	0	0
Rusty Staub, L (1, 9) OBP: 0.369, SLG: 0.493	1B 2B	K			6-3			L6		4	1	1	0	0	1	2
Eddie Mathews, L (1, 3) OBP: 0.342, SLG: 0.368	2-H 1B		K			4-3		G3		4	0	1	1	0	1	0
Bob Aspromonte, R (1, 5) OBP: 0.333, SLG: 0.385	1-3		5-3			5-3			G5-4-3 1B	4	0	1	0	0	0	1
Ron Davis, R (1, 7) OBP: 0.258, SLG: 0.360		1B 1B BB	5-3			CS 1B			F2	3	1	1	0	1	0	1
Dave Adlesh, R (1, 2) OBP: 0.216, SLG: 0.176 Ron Brand, R (7, PR) OBP: 0.279, SLG: 0.242 (8, 2)		K		K		CS 1-2	FC3-6 1B		G5-4-3 1-2f	3 1	0 0	1 0	0 0	0 0	2 0	1 1
Don Wilson, R (1, 1) OBP: 0.179, SLG: 0.139 Mike Cuellar, L (9, 1) OBP: 0.200, SLG: 0.311		1B 1-2 FC6-2 1B		K			FC3-6 1-2f			3 0	0 0	1 0	0 0	0 0	1 0	1 0
Inning Stats	R: 2 E: 0 K: 0 S: 6 H: 3 LOB: 1 BB: 0 P: 6	R: 2 E: 0 K: 2 S: 10 H: 3 LOB: 2 BB: 1 P: 14	R: 0 E: 0 K: 1 S: 5 H: 0 LOB: 0 BB: 0 P: 5	R: 0 E: 0 K: 2 S: 7 H: 0 LOB: 0 BB: 0 P: 7	R: 0 E: 0 K: 0 S: 3 H: 0 LOB: 0 BB: 0 P: 3	R: 0 E: 0 K: 0 S: 3 H: 1 LOB: 0 BB: 0 P: 3	R: 0 E: 0 K: 0 S: 4 H: 1 LOB: 1 BB: 0 P: 4	R: 0 E: 0 K: 0 S: 3 H: 0 LOB: 0 BB: 0 P: 3	R: 0 E: 0 K: 0 S: 3 H: 1 LOB: 0 BB: 0 P: 3	1B: 7 2B: 1 3B: 1 HR: 0	SF: 1 SAC: 0 DP: 1 HBP: 0	WP: 0 PB: 0 SB: 0 CS: 1	PA: 36				

PITCHER		IP	WLS	BF	H	R	ER	SO	BB	IBB	HBP	BLK	WP	HR	S	P	ERA	WHIP
Claude Osteen, L ERA: 3.34	(1, 1)	8.1	W	34	9	4	4	5	1	0	0	0	0	0	43	47	4.32	1.200
Ron Perranoski, L ERA: 2.19	(9, 1)	0.2	S	1	0	0	0	0	0	0	0	0	0	0	1	1	0.00	0.000

PITCHER	IP	WLS	BF	H	R	ER	SO	BB	IBB	HBP	BLK	WP	HR	S	P	ERA	WHIP

BOTTOM

Los Angeles Dodgers @ Houston Astros

Astrodome, Houston, TX

Fri Jun 30 1967, 8:05 PM EDT

Att. 19,926 - Dome

livebaseballscorecards.com

AB	33
R	4
H	9
RBI	4
BB	1
SO	5
LOB	11

Batter	1	2	3	4	5	6	7	8	9	AB	R	H	RBI	BB	SO	LOB
Wes Parker, S (1, 3) OBP: 0.351, SLG: 0.339	HR		K		F9			6-3		4	1	1	1	0	1	0
Nate Oliver, R (1, 4) OBP: 0.327, SLG: 0.354	5-3		F7		5-3			BB, 1B		4	0	1	0	0	0	0
Willie Davis, L (1, 8) OBP: 0.322, SLG: 0.366	4-3		1B			F9		F3		4	0	1	0	0	0	1
Jim Lefebvre, S (1, 5) OBP: 0.364, SLG: 0.440	HR			6-3, 1B		FC6-4, 1B		BB, 1-2		3	1	3	1	1	0	0
Al Ferrara, R (1, 7) (6, 9) OBP: 0.329, SLG: 0.401	1B			6-3, 1-2		K		F2		4	0	1	0	0	1	4
Jim Hickman, R (1, 9) OBP: 0.247, SLG: 0.260	K			K		FC6-4, 1-2f			F2	3	0	0	0	0	2	3
Ron Perranoski, L (6, 1) OBP: 0.250, SLG: 0.250										0	0	0	0	0	0	0
Jim Campanis, R (9, PH) OBP: 0.333, SLG: 0.429										1	0	0	0	0	0	0
Jeff Torborg, R (1, 2) OBP: 0.295, SLG: 0.286		5-3		BB			B5-6-3, 1B		K	3	0	1	0	1	1	0
Gene Michael, S (1, 6) OBP: 0.241, SLG: 0.220		K		K			B5-6-3, 1-2f		F7	1	0	0	0	0	1	0
Lou Johnson, R (4, PH) OBP: 0.319, SLG: 0.402										1	0	0	0	0	1	2
Dick Schofield, S (4, 6) OBP: 0.324, SLG: 0.229										2	0	0	0	0	0	1
Don Sutton, R (1, 1) OBP: 0.171, SLG: 0.220		K			5-3		5-3			2	0	0	0	0	1	0
Bob Bailey, R (6, 7) OBP: 0.235, SLG: 0.241										1	0	0	0	0	0	0
Inning Stats	R: 2 E: 0 K: 1 S: 8 H: 3 LOB: 1 BB: 0 P: 8	R: 0 E: 0 K: 2 S: 7 H: 0 LOB: 0 BB: 0 P: 7	R: 0 E: 0 K: 1 S: 5 H: 1 LOB: 1 BB: 0 P: 5	R: 0 E: 0 K: 2 S: 8 H: 1 LOB: 2 BB: 1 P: 12	R: 0 E: 0 K: 0 S: 3 H: 0 LOB: 0 BB: 0 P: 3	R: 0 E: 0 K: 1 S: 6 H: 1 LOB: 1 BB: 0 P: 6	R: 0 E: 0 K: 0 S: 3 H: 1 LOB: 0 BB: 0 P: 3	R: 0 E: 0 K: 0 S: 4 H: 1 LOB: 2 BB: 1 P: 8	R: 0 E: 0 K: 1 S: 5 H: 0 LOB: 0 BB: 0 P: 5	1B: 6 2B: 0 3B: 0 HR: 2	SF: 0 SAC: 0 DP: 1 HBP: 0					

PITCHER		IP	WLS	BF	H	R	ER	SO	BB	IBB	HBP	BLK	WP	HR	S	P	ERA	WHIP
Bo Belinsky, L ERA: 3.81	(1, 1)	7.2		31	8	2	2	7	2	0	0	0	0	2	43	51	2.35	1.304
Mike Cuellar, L ERA: 2.91	(8, 1)	1.1	W	4	0	0	0	1	0	0	0	0	0	0	6	6	0.00	0.000

PITCHER		IP	WLS	BF	H	R	ER	SO	BB	IBB	HBP	BLK	WP	HR	S	P	ERA	WHIP

TOP

Los Angeles Dodgers @ Houston Astros

Astrodome, Houston, TX

Sat Jul 01 1967, 8:05 PM EDT

Att. 33,295 - Dome

livebaseballscorecards.com

AB	33
R	2
H	8
RBI	2
BB	2
SO	8
LOB	11

WP: 0 PA: 35
PB: 0
SB: 0
CS: 0

Batter	1	2	3	4	5	6	7	8	9	AB	R	H	RBI	BB	SO	LOB
Julio Gotay, R (1, 6) OBP: 0.350, SLG: 0.446	L6	K			1B 2B	L7		K		5	0	1	0	0	2	5
Joe Morgan, L (1, 4) OBP: 0.407, SLG: 0.443	HR		4-3		P4		6-3			4	1	1	1	0	0	1
Jimmy Wynn, R (1, 8) OBP: 0.352, SLG: 0.537	P4		F7		K		K2-3			4	0	0	0	0	2	1
Rusty Staub, L (1, 9) OBP: 0.367, SLG: 0.489	F7		G3		2-3 1B		3-1			4	0	1	0	0	0	0
Eddie Mathews, L (1, 3) OBP: 0.340, SLG: 0.370		F9		K	G3			FC5-6 2B		4	0	1	0	0	1	2
Bob Aspromonte, R (1, 5) OBP: 0.343, SLG: 0.397		1B 2B		1B		FC3-6 1B		1B IBB		3	2	3	0	1	0	0
Ron Davis, R (1, 7) OBP: 0.258, SLG: 0.356		K		1-2 1B		FC3-6 FC6-4 1-2f		FC5-6 1B S 1-2 2-3f		4	1	1	0	0	1	4
Ron Brand, R (1, 2) OBP: 0.287, SLG: 0.245		1B IBB		K		FC6-4 1B 1-2f		4-3 S 1B 1-3 2-H		3	0	1	1	1	1	3
Bo Belinsky, L (1, 1) OBP: 0.167, SLG: 0.118 Mike Cuellar, L (8, 1) OBP: 0.196, SLG: 0.304		1-3 2-H 1B		K		1-2 1B		4-3 1-3 3-H		3 1	0 0	2 0	1 0	0 0	1 0	2 1
Inning Stats	R: 1 H: 1 E: 0 LOB: 0 K: 0 BB: 0 S: 4 P: 4	R: 1 H: 2 E: 0 LOB: 2 K: 2 BB: 1 S: 9 P: 13	R: 0 H: 0 E: 0 LOB: 0 K: 0 BB: 0 S: 3 P: 3	R: 0 H: 2 E: 0 LOB: 2 K: 3 BB: 0 S: 11 P: 11	R: 0 H: 2 E: 0 LOB: 2 K: 1 BB: 0 S: 7 P: 7	R: 0 H: 2 E: 0 LOB: 2 K: 0 BB: 0 S: 5 P: 5	R: 0 H: 0 E: 0 LOB: 0 K: 1 BB: 0 S: 5 P: 5	R: 2 H: 2 E: 0 LOB: 1 K: 1 BB: 1 S: 7 P: 11		1B: 7 SF: 0 2B: 3 SAC: 0 3B: 0 DP: 0 HR: 1 HBP: 0						WP: 0 PA: 37 PB: 0 SB: 2 CS: 0

PITCHER	IP	WLS	BF	H	R	ER	SO	BB	IBB	HBP	BLK	WP	HR	S	P	ERA	WHIP
Don Sutton, R (1, 1) ERA: 4.45	5.2		27	9	2	2	6	0	1	0	0	0	1	38	42	3.18	1.588
Ron Perranoski, L (6, 1) ERA: 2.44	2.1	L	10	2	2	2	2	0	1	0	0	0	0	13	17	7.71	0.857

PITCHER	IP	WLS	BF	H	R	ER	SO	BB	IBB	HBP	BLK	WP	HR	S	P	ERA	WHIP

BOTTOM

Los Angeles Dodgers @ Houston Astros

Astrodome, Houston, TX

Sat Jul 01 1967, 8:05 PM EDT

Att. 33,295 - Dome

livebaseballscorecards.com

AB	35
R	4
H	11
RBI	3
BB	2
SO	8
LOB	19

Batter	1	2	3	4	5	6	7	8	9	AB	R	H	RBI	BB	SO	LOB
Wes Parker, S (1, 3) OBP: 0.348, SLG: 0.333	F7	BB		FC3-2 2-H		F9			F8	4	0	0	0	1	0	2
Nate Oliver, R (1, 4) OBP: 0.315, SLG: 0.340	G4-6-3 1B	F9		5-3			K		K	5	0	1	0	0	2	4
Willie Davis, L (1, 8) OBP: 0.316, SLG: 0.359	G4-6-3 1-2f		K		G3		K		4-3	5	0	0	0	0	2	2
Jim Lefebvre, S (1, 5) OBP: 0.366, SLG: 0.438		BB 1B 1B 1B	F7		1-3 BB 1B		F8			3	1	1	0	1	0	0
Al Ferrara, R (1, 7) OBP: 0.340, SLG: 0.407		1B 1B 1B 1-2 1B	1B		1-3 1-2 BB			F9		3	1	2	0	1	0	0
Ron Fairly, L (1, 9) OBP: 0.320, SLG: 0.338		1B 1-2 2-3 1B	G3		1-3 1-2 2-3			1B		4	1	2	0	0	0	3
Jeff Torborg, R (1, 2) OBP: 0.306, SLG: 0.310		CS 1B 1-2 2-3 3-H 1B		1B 2B	F8			F8		3	1	2	1	0	0	2
John Roseboro, L (8, PH) OBP: 0.354, SLG: 0.361 (8, 2)										1	0	0	0	0	0	1
Dick Schofield, S (1, 6) OBP: 0.330, SLG: 0.241		3-1 1-2 2-H 3-H 1B		SH1-4 FC3-2 2-H 1B		G3		1-3		4	0	2	3	0	0	1
Bill Singer, R (1, 1) OBP: 0.083, SLG: 0.083		3-1 1-2 2-3		SH1-4 1-2		K			1B	2	0	0	0	0	1	2
Bob Miller, R (6, 1)										0	0	0	0	0	0	0
Jim Brewer, L (6, 1) OBP: 0.091, SLG: 0.182										0	0	0	0	0	0	0
Len Gabrielson, L (9, PH) OBP: 0.310, SLG: 0.388										1	0	1	0	0	0	0
Phil Regan, R (9, 1)										0	0	0	0	0	0	0
Inning Stats	R: 0 E: 0 K: 0 S: 3 H: 1 LOB: 0 BB: 0 P: 3	R: 3 E: 0 K: 0 S: 6 H: 4 LOB: 2 BB: 2 P: 14	R: 0 E: 0 K: 1 S: 6 H: 1 LOB: 1 BB: 0 P: 6	R: 1 E: 0 K: 0 S: 5 H: 2 LOB: 1 BB: 0 P: 5	R: 0 E: 0 K: 0 S: 4 H: 1 LOB: 2 BB: 1 P: 8	R: 0 E: 0 K: 1 S: 5 H: 0 LOB: 0 BB: 0 P: 5	R: 0 E: 0 K: 2 S: 7 H: 0 LOB: 0 BB: 0 P: 7	R: 0 E: 0 K: 0 S: 4 H: 1 LOB: 1 BB: 0 P: 4	R: 0 E: 0 K: 1 S: 6 H: 1 LOB: 1 BB: 0 P: 6	1B: 10 2B: 1 3B: 0 HR: 0 SF: 0 SAC: 1 DP: 1 HBP: 0						

PITCHER		IP	WLS	BF	H	R	ER	SO	BB	IBB	HBP	BLK	WP	HR	S	P	ERA	WHIP
Wade Blasingame, L ERA: 6.09	(1, 1)	5.0		25	9	4	4	1	3	0	0	0	0	0	24	36	7.20	2.400
Barry Latman, R ERA: 4.05	(6, 1)	1.0		3	0	0	0	1	0	0	0	0	0	0	5	5	0.00	0.000
Carroll Sembera, R ERA: 4.5	(7, 1)	3.0	W	11	2	0	0	3	0	0	0	0	0	0	17	17	0.00	0.667

PITCHER	IP	WLS	BF	H	R	ER	SO	BB	IBB	HBP	BLK	WP	HR	S	P	ERA	WHIP

TOP

Los Angeles Dodgers @ Houston Astros

Astrodome, Houston, TX

Sun Jul 02 1967, 4:33 AM EDT

Att. 26,296 - Dome

livebaseballscorecards.com

AB	35
R	4
H	11
RBI	4
BB	3
SO	5
LOB	17

BOTTOM

Los Angeles Dodgers @ Houston Astros

Astrodome, Houston, TX

Sun Jul 02 1967, 4:33 AM EDT

Att. 26,296 - Dome

livebaseballscorecards.com

Batter	1	2	3	4	5	6	7	8	9	AB	R	H	RBI	BB	SO	LOB
Julio Gotay, R (1, 6) OBP: 0.352, SLG: 0.453	1-3		K		FC5-4 1B; 1-2; 1B	1-3 2-H 3-H; 2B		6-3		5	1	2	2	0	1	0
Joe Morgan, L (1, 4) OBP: 0.415, SLG: 0.447	BB; F4		E8		FC5-4; 1-2 2-H; 1B	BB			F3	3	0	2	1	2	0	0
Jimmy Wynn, R (1, 8) OBP: 0.349, SLG: 0.535	F4; 1-2		K		FC5-4; 1B; 1-2f 2-3	9-2; 3-Hf			FC3-6; 1B; 2B	5	1	1	0	0	1	7
Rusty Staub, L (1, 9) OBP: 0.368, SLG: 0.485		E6; 1B		6-3	1-3 3-H; 1B		P3		FC3-6; IBB	4	0	1	1	1	0	0
Eddie Mathews, L (1, 3) OBP: 0.341, SLG: 0.376		FC6; 1-2; 1B	6-3		L9		2B		FC3-6; 1B IBB; 1-2f 2-3	5	0	2	0	0	0	4
Bob Aspromonte, R (1, 5) OBP: 0.351, SLG: 0.404	L4		2B			1B 1B; 2B; 1B	G6-3; IBB		1B; 1-2; IBB	3	1	2	0	2	0	2
Ron Davis, R (1, 7) OBP: 0.263, SLG: 0.358	K		F9			1B; 2B; 1-2; 1B	G6-3; 1-2f		1-2 2-3 3-H; 1B	5	1	2	1	0	1	5
Ron Brand, R (1, 2) OBP: 0.295, SLG: 0.248	FC6; 1-2f				1B; 1B; BB	2B; 9-2; 1-2 2-3; 1B		P6		3	1	1	0	1	0	2
Wade Blasingame, L (1, 1) OBP: 0.273, SLG: 0.111			K		K	K				1	0	0	0	0	1	0
Sonny Jackson, L (5, PH) OBP: 0.280, SLG: 0.287										1	0	0	0	0	1	1
Barry Latman, R (6, 1) OBP: 0.167, SLG: 0.167										0	0	0	0	0	0	0
Jackie Brandt, R (6, PH) OBP: 0.242, SLG: 0.250										1	0	0	0	0	1	3
Carroll Sembera, R (7, 1) OBP: 0.200, SLG: 0.200										1	0	0	0	0	1	0

Inning Stats	1	2	3	4	5	6	7	8	9
	R: 0 E: 0 K: 0 S: 2 H: 0 LOB: 0 BB: 1 P: 6	R: 0 E: 1 K: 1 S: 7 H: 1 LOB: 2 BB: 0 P: 7	R: 0 E: 1 K: 3 S: 10 H: 1 LOB: 1 BB: 0 P: 10	R: 0 E: 0 K: 0 S: 4 H: 1 LOB: 1 BB: 0 P: 4	R: 2 E: 0 K: 1 S: 8 H: 3 LOB: 2 BB: 1 P: 12	R: 2 E: 0 K: 1 S: 8 H: 4 LOB: 2 BB: 1 P: 12	R: 0 E: 0 K: 0 S: 3 H: 1 LOB: 1 BB: 1 P: 7	R: 0 E: 0 K: 1 S: 5 H: 0 LOB: 0 BB: 0 P: 5	R: 1 E: 0 K: 0 S: 4 H: 2 LOB: 3 BB: 2 P: 12

1B: 9	SF: 0
2B: 5	SAC: 0
3B: 0	DP: 2
HR: 0	HBP: 0

WP: 0	PA: 43
PB: 0	
SB: 0	
CS: 0	

AB	37
R	5
H	13
RBI	5
BB	6
SO	7
LOB	24

PITCHER		IP	WLS	BF	H	R	ER	SO	BB	IBB	HBP	BLK	WP	HR	S	P	ERA	WHIP
Bill Singer, R ERA: 4.02	(1, 1)	5.0		24	7	3	3	5	2	0	0	0	0	0	32	40	5.40	1.800
Bob Miller, R ERA: 6.45	(6, 1)	0.1		4	3	1	1	1	0	0	0	0	0	0	6	6	27.00	9.000
Jim Brewer, L ERA: 2.27	(6, 1)	2.2		9	1	0	0	1	1	1	0	0	0	0	9	17	0.00	0.750
Phil Regan, R ERA: 2.66	(9, 1)	0.2	L	6	2	1	1	0	0	2	0	0	0	0	4	12	13.50	3.000

PITCHER	IP	WLS	BF	H	R	ER	SO	BB	IBB	HBP	BLK	WP	HR	S	P	ERA	WHIP

Batter	1	2	3	4	5	6	7	8	9	AB	R	H	RBI	BB	SO	LOB
Dick Schofield, S (1, 6) OBP: 0.336, SLG: 0.267	BBBB 4-0 G1-6-3 BB		x 0-0 1-H 3B			x 0-0 ① 4-3		x 0-0 ② F9		3	0	1	1	1	0	0
Len Gabrielson, L (1, 9) OBP: 0.308, SLG: 0.402	x 0-0 ① ② G1-6-3 1-2f		x 0-0 ③ L9			x 0-0 3B		x 0-0 ③ 4-3		4	0	1	0	0	0	2
Willie Davis, L (1, 8) OBP: 0.311, SLG: 0.353	x 0-0 ③ G3			x 0-0 ① F8		x 0-0 ② 5-3			x 0-0 ① F8	4	0	0	0	0	0	1
Jim Lefebvre, S (1, 5) OBP: 0.361, SLG: 0.431		x 0-0 ① P6		x 0-0 ② L1		x 0-0 ③ F2			x 0-0 ② 5-3	4	0	0	0	0	0	1
Ron Fairly, L (1, 3) OBP: 0.316, SLG: 0.333		x 0-0 ② F7		x 0-0 ③ G3			x 0-0 ① 4-3		x 0-0 ③ F7	4	0	0	0	0	0	0
Lou Johnson, R (1, 7) OBP: 0.319, SLG: 0.400		x 0-0 ③ F8			x 0-0 ① 5-3		x 0-0 FC4-6 1B			3	0	1	0	0	0	0
John Roseboro, L (1, 2) OBP: 0.354, SLG: 0.367			x 0-0 ① 1-3		x 0-0 6-3 WP 2B		x 0-0 ② FC4-6 1-2f			3	1	1	0	0	0	1
Nate Oliver, R (1, 4) OBP: 0.298, SLG: 0.321			x 0-0 ② 6-3		x 0-0 ② 6-3 2-3		S S S 0-3 ③ K			3	0	0	0	0	1	2
Don Drysdale, R (1, 1) OBP: 0.164, SLG: 0.135 Claude Osteen, L (8, PH) OBP: 0.255, SLG: 0.392 Bob Miller, R (8, 1)			x 0-0 3B 1B		x 0-0 ③ 5-3 3-H			x 0-0 ① 4-3		2 1 0	1 0 0	1 0 0	0 0 0	0 0 0	0 0 0	0 0 0
Inning Stats	R: 0 H: 0 E: 0 LOB: 0 K: 0 BB: 1 S: 2 P: 6	R: 0 H: 0 E: 0 LOB: 0 K: 0 BB: 0 S: 3 P: 3	R: 1 H: 2 E: 0 LOB: 1 K: 0 BB: 0 S: 5 P: 5	R: 0 H: 0 E: 0 LOB: 0 K: 0 BB: 0 S: 3 P: 3	R: 1 H: 1 E: 0 LOB: 0 K: 0 BB: 0 S: 4 P: 4	R: 0 H: 1 E: 0 LOB: 1 K: 0 BB: 0 S: 4 P: 4	R: 0 H: 1 E: 0 LOB: 1 K: 1 BB: 0 S: 6 P: 6	R: 0 H: 0 E: 0 LOB: 0 K: 0 BB: 0 S: 3 P: 3	R: 0 H: 0 E: 0 LOB: 0 K: 0 BB: 0 S: 3 P: 3	1B: 2 2B: 1 3B: 2 HR: 0	SF: 0 SAC: 0 DP: 1 HBP: 0						

TOP

Los Angeles Dodgers @ Pittsburgh Pirates

Forbes Field, Pittsburgh, PA

Mon Jul 03 1967, 7:05 PM EDT

Att. 12,321 - Unknown

livebaseballscorecards.com

AB	31
R	2
H	5
RBI	1
BB	1
SO	1
LOB	7

WP: 1 PA: 32
PB: 0
SB: 0
CS: 0

PITCHER	IP	WLS	BF	H	R	ER	SO	BB	IBB	HBP	BLK	WP	HR	S	P	ERA	WHIP
Tommie Sisk, R (1, 1) ERA: 3.74	9.0	W	32	5	2	2	1	1	0	0	0	1	0	33	37	2.00	0.667

PITCHER	IP	WLS	BF	H	R	ER	SO	BB	IBB	HBP	BLK	WP	HR	S	P	ERA	WHIP

Batter	1	2	3	4	5	6	7	8	9	AB	R	H	RBI	BB	SO	LOB
Matty Alou, L (1, 8) OBP: 0.367, SLG: 0.394	F7		E 2-3 1B 1B	F8		1-3		4-3		5	1	1	0	0	0	4
Maury Wills, S (1, 5) OBP: 0.316, SLG: 0.367	F7		2-3 1-2		1B SF7 1B		1-3			4	1	1	0	0	0	1
Roberto Clemente, R (1, 9) OBP: 0.398, SLG: 0.522	K		FC 1B 2-3		5-3 1-3 1B		K			4	1	1	0	0	2	1
Willie Stargell, L (1, 7) OBP: 0.351, SLG: 0.481		1B 3B	1B IBB		SF7 3-H		HR			2	2	2	2	1	0	0
Bill Mazeroski, R (1, 4) OBP: 0.320, SLG: 0.386		G4-6-3 BB 1B 3-H	G4-6-3 1B 1-2 2-H 3-H		5-3 1-2		F7			4	0	2	3	0	0	1
Donn Clendenon, R (1, 3) OBP: 0.287, SLG: 0.362		G4-6-3 1-2 BB	G4-6-3 1-2f		6-3			5-3		3	0	0	0	1	0	3
Gene Alley, R (1, 6) OBP: 0.339, SLG: 0.429		G4-6-3 1-2f 2-3		1B 2B		2B		K		4	0	2	0	0	1	2
Jerry May, R (1, 2) OBP: 0.368, SLG: 0.373		IBB	6-3			K		E4 1B		3	0	0	0	1	1	2
Tommie Sisk, R (1, 1) OBP: 0.138, SLG: 0.138		K	1B 2-H			F7		1-3 1B		4	0	2	0	0	1	3
Inning Stats	R: 0 E: 0 K: 1 S: 5 H: 0 LOB: 0 BB: 0 P: 5	R: 1 E: 0 K: 1 S: 6 H: 2 LOB: 2 BB: 2 P: 14	R: 2 E: 1 K: 0 S: 5 H: 2 LOB: 1 BB: 1 P: 9	R: 0 E: 0 K: 0 S: 4 H: 2 LOB: 1 BB: 0 P: 4	R: 1 E: 0 K: 0 S: 5 H: 2 LOB: 1 BB: 0 P: 5	R: 0 E: 0 K: 1 S: 6 H: 1 LOB: 1 BB: 0 P: 6	R: 1 E: 0 K: 1 S: 6 H: 1 LOB: 0 BB: 0 P: 6	R: 0 E: 1 K: 1 S: 7 H: 1 LOB: 2 BB: 0 P: 7		1B: 7 2B: 2 3B: 1 HR: 1	SF: 1 SAC: 0 DP: 2 HBP: 0					

BOTTOM

Los Angeles Dodgers @ Pittsburgh Pirates

Forbes Field, Pittsburgh, PA

Mon Jul 03 1967, 7:05 PM EDT

Att. 12,321 - Unknown

livebaseballscorecards.com

AB	33
R	5
H	11
RBI	5
BB	3
SO	5
LOB	17

WP: 0 PB: 0 SB: 0 CS: 0 PA: 37

PITCHER		IP	WLS	BF	H	R	ER	SO	BB	IBB	HBP	BLK	WP	HR	S	P	ERA	WHIP
Don Drysdale, R ERA: 2.52	(1, 1)	7.0	L	32	10	5	4	4	1	2	0	0	0	1	37	49	5.14	1.571
Bob Miller, R ERA: 6.31	(8, 1)	1.0		5	1	0	0	1	0	0	0	0	0	0	7	7	0.00	1.000

PITCHER	IP	WLS	BF	H	R	ER	SO	BB	IBB	HBP	BLK	WP	HR	S	P	ERA	WHIP

Los Angeles Dodgers @ Pittsburgh Pirates

Forbes Field, Pittsburgh, PA

Tue Jul 04 1967, 3:33 AM EDT

Att. 9,080 - Unknown

TOP

livebaseballscorecards.com

Batter	1	2	3	4	5	6	7	8	9	AB	R	H	RBI	BB	SO	LOB
Dick Schofield, S (1, 6) OBP: 0.357, SLG: 0.316	0-0 1B		0-0 4-3 1B 2B		0-0 ① 6-3		0-0 4-3 1-3 2B	0-0 1-2 2-H HR 1B		5	2	4	1	0	0	0
Len Gabrielson, L (1, 9) OBP: 0.300, SLG: 0.391	0-0 ① F8		0-0 ① 4-3 2-3		0-0 ② 3-1		0-0 ① 4-3 2-3 3-H	0-0 1-H 2-H HR		3	0	0	0	0	0	2
Al Ferrara, R (7, PH) (7, 9) OBP: 0.341, SLG: 0.429										2	1	1	4	0	0	1
Willie Davis, L (1, 8) OBP: 0.309, SLG: 0.350	0-0 ② L9		0-0 FC4-6 3-H 1B		0-0 ③ 3-1		S S S 0-3 ② K	0-0 ③ 3-1		5	0	1	1	0	1	2
Jim Lefebvre, S (1, 5) OBP: 0.361, SLG: 0.436	S S S 0-3 ③ K		0-0 ② FC4-6 1B 1-2f			B B B 0-0 6-3 3B	4-0 BB		0-0 ① F8	4	1	1	0	1	1	2
Ron Fairly, L (1, 3) OBP: 0.320, SLG: 0.338		0-0 1B 1B	0-0 1-3 1B			0-0 ① S S S P6	0-3 ③ K		0-0 L4 1B 1B	5	0	3	0	0	1	3
Lou Johnson, R (1, 7) OBP: 0.313, SLG: 0.389		0-0 ① F8	0-0 ③ F8			0-0 ② 6-3 3-H		0-0 ① 5-3	0-0 1-2 1B	5	0	1	1	0	0	3
Gene Michael, S (9, PR) OBP: 0.241, SLG: 0.220										0	0	0	0	0	0	0
John Roseboro, L (1, 2) OBP: 0.360, SLG: 0.374		0-0 ② F7		0-0 CS 1B		0-0 1B		0-0 BB 1B 1B	0-0 ② ③ L4 2-3	5	1	3	0	0	0	3
Nate Oliver, R (1, 4) OBP: 0.295, SLG: 0.317		0-0 1-2 1B		S S S 0-3 ① ② K 1-2		0-0 ③ 4-3		0-0 ② P3		4	0	1	0	0	1	3
Claude Osteen, L (1, 1) OBP: 0.259, SLG: 0.389										3	1	1	0	0	1	2
Phil Regan, R (7, 1)										0	0	0	0	0	0	0
Ron Perranoski, L (7, 1) OBP: 0.250, SLG: 0.250										0	0	0	0	0	0	0
Bob Bailey, R (8, PH) OBP: 0.240, SLG: 0.241										0	1	0	0	1	0	0
Bob Miller, R (8, 1)										0	0	0	0	0	0	0
Jim Brewer, L (8, 1) OBP: 0.091, SLG: 0.182		0-0 4-3		S S S 0-3 ③ K			B B B 0-0 2B 4-3 1B	4-0 1-2 1B HR BB		0	0	0	0	0	0	0
Inning Stats	R: 0 E: 0 K: 1 S: 6 H: 1 LOB: 1 BB: 0 P: 6	R: 0 E: 0 K: 0 S: 5 H: 2 LOB: 2 BB: 0 P: 5	R: 1 E: 0 K: 0 S: 6 H: 3 LOB: 2 BB: 0 P: 6	R: 0 E: 0 K: 2 S: 7 H: 1 LOB: 0 BB: 0 P: 7	R: 0 E: 0 K: 0 S: 3 H: 0 LOB: 0 BB: 0 P: 3	R: 1 E: 0 K: 0 S: 5 H: 2 LOB: 1 BB: 0 P: 5	R: 1 E: 0 K: 2 S: 9 H: 2 LOB: 2 BB: 1 P: 13	R: 4 E: 0 K: 0 S: 6 H: 3 LOB: 0 BB: 1 P: 10	R: 0 E: 0 K: 0 S: 4 H: 2 LOB: 1 BB: 0 P: 4	1B: 12 2B: 3 3B: 1 HR: 1	SF: 0 SAC: 0 DP: 1 HBP: 0						

	AB	41
	R	7
	H	16
	RBI	7
	BB	2
	SO	5
	LOB	21

		WP: 0	PA: 43
		PB: 0	
		SB: 0	
		CS: 1	

PITCHER		IP	WLS	BF	H	R	ER	SO	BB	IBB	HBP	BLK	WP	HR	S	P	ERA	WHIP
Dennis Ribant, R ERA: 3.52	(1, 1)	6.0		28	11	3	3	3	0	0	0	0	0	0	34	34	4.50	1.833
Juan Pizarro, L ERA: 4.35	(7, 1)	1.2		9	2	3	3	2	2	0	0	0	0	0	11	19	16.20	2.400
Al McBean, R ERA: 2.72	(8, 1)	0.1		2	1	1	1	0	0	0	0	0	0	1	2	2	27.00	3.000
Roy Face, R ERA: 1.46	(9, 1)	1.0	W	4	2	0	0	0	0	0	0	0	0	0	4	4	0.00	2.000

PITCHER		IP	WLS	BF	H	R	ER	SO	BB	IBB	HBP	BLK	WP	HR	S	P	ERA	WHIP

BOTTOM

Los Angeles Dodgers @ Pittsburgh Pirates

Forbes Field, Pittsburgh, PA

Tue Jul 04 1967, 3:33 AM EDT

Att. 9,080 - Unknown

Batter	1	2	3	4	5	6	7	8	9	AB	R	H	RBI	BB	SO	LOB
Maury Wills, S (1, 5) OBP: 0.318, SLG: 0.372	4-3		E2 1-H		F8	L8		E S E 2-3 1B		5	2	2	1	0	0	0
Manny Mota, R (1, 8) OBP: 0.318, SLG: 0.417	L3		4-3		HR		1B 2B	SF8 1-3 3-H		3	1	1	1	0	0	1
Matty Alou, L (7, PH) (8, 8) OBP: 0.369, SLG: 0.400										1	1	1	0	0	0	0
Jose Pagan, R (8, PH) OBP: 0.294, SLG: 0.351										0	0	0	1	0	0	0
Roy Face, R (9, 1)										0	0	0	0	0	0	0
Roberto Clemente, R (1, 9) OBP: 0.405, SLG: 0.530	2B 1B		L6		WP HR 2B		SH1-3 1B 2-H 1B	E5 3-H 1B		5	2	4	2	0	0	1
Bill Mazeroski, R (1, 4) OBP: 0.322, SLG: 0.391	1-3 2B		1B 3-H 1B		F9		SH1-3 1-2	F8		4	0	2	1	0	0	3
Donn Clendenon, R (1, 3) OBP: 0.290, SLG: 0.377	F9		1-3 1B		2-H HR		F5			4	1	2	2	0	0	3
Gene Alley, R (1, 6) OBP: 0.342, SLG: 0.430		6-3	F8		E S 1B		2-H 1B			4	0	2	1	0	0	2
Willie Stargell, L (1, 7) OBP: 0.350, SLG: 0.476		G4-6-3 1B		F7	4-3 1-3		S S S K			4	0	1	0	0	1	2
Jerry May, R (1, 2) OBP: 0.366, SLG: 0.365		G4-6-3 1-2f		1-3		F9		1B SH3-4 SF8 HBP		3	0	0	0	0	0	1
Vern Law, R (8, PR) OBP: 0.200, SLG: 0.400										0	1	0	0	0	0	0
Jim Pagliaroni, R (9, 2) OBP: 0.275, SLG: 0.127										0	0	0	0	0	0	0
Dennis Ribant, R (1, 1) OBP: 0.258, SLG: 0.355			E 1B	4-3		F9		SH3-4 1-2		3	1	1	0	0	0	0
Juan Pizarro, L (7, 1) OBP: 0.211, SLG: 0.167										0	0	0	0	0	0	0
Al McBean, R (8, 1)										0	0	0	0	0	0	0
Al Luplow, L (8, PH) OBP: 0.248, SLG: 0.272										0	0	0	0	0	0	0
										0	0	0	0	0	0	0
Inning Stats	R: 0 E: 0 K: 0 S: 5 H: 2 LOB: 2 BB: 0 P: 5	R: 0 E: 0 K: 0 S: 3 H: 1 LOB: 0 BB: 0 P: 3	R: 2 E: 1 K: 0 S: 7 H: 4 LOB: 2 BB: 0 P: 7	R: 0 E: 0 K: 0 S: 3 H: 0 LOB: 0 BB: 0 P: 3	R: 3 E: 0 K: 0 S: 7 H: 4 LOB: 1 BB: 0 P: 7	R: 0 E: 0 K: 0 S: 3 H: 0 LOB: 0 BB: 0 P: 3	R: 2 E: 0 K: 1 S: 8 H: 3 LOB: 1 BB: 0 P: 8	R: 2 E: 2 K: 0 S: 5 H: 2 LOB: 2 BB: 0 P: 6		1B: 10 2B: 4 3B: 0 HR: 2	SF: 1 SAC: 2 DP: 1 HBP: 1						

livebaseballscorecards.com

AB	36
R	9
H	16
RBI	9
BB	0
SO	1
LOB	13

WP: 1 PB: 0 SB: 2 CS: 0 PA: 40

PITCHER		IP	WLS	BF	H	R	ER	SO	BB	IBB	HBP	BLK	WP	HR	S	P	ERA	WHIP
Claude Osteen, L ERA: 3.52	(1, 1)	6.0		28	11	5	5	0	0	0	0	0	1	2	28	28	7.50	1.833
Phil Regan, R ERA: 3.02	(7, 1)	0.2		5	3	2	2	0	0	0	0	0	0	0	5	5	27.00	4.500
Ron Perranoski, L ERA: 2.42	(7, 1)	0.1		1	0	0	0	1	0	0	0	0	0	0	3	3	0.00	0.000
Bob Miller, R ERA: 6.5	(8, 1)	0.0	L	1	0	1	1	0	0	0	1	0	0	0	0	1	∞	∞
Jim Brewer, L ERA: 2.22	(8, 1)	1.0		5	2	1	0	0	0	0	0	0	0	0	5	5	0.00	2.000

PITCHER	IP	WLS	BF	H	R	ER	SO	BB	IBB	HBP	BLK	WP	HR	S	P	ERA	WHIP

Los Angeles Dodgers @ Pittsburgh Pirates

Forbes Field, Pittsburgh, PA

Wed Jul 05 1967, 7:05 PM EDT

Att. 12,821 - Unknown

TOP

livebaseballscorecards.com

Batter	1	2	3	4	5	6	7	8	9	AB	R	H	RBI	BB	SO	LOB
Dick Schofield, S (1, 6) OBP: 0.375, SLG: 0.327	BBBB 4-0 FC6 BB	x 0-0 3-H 1B		BBBB 4-0 WP BB		x 0-0 ② 3-1			x 0-0 1B	3	0	2	1	2	0	0
Len Gabrielson, L (1, 9) OBP: 0.288, SLG: 0.374	x 0-0 ① F7	x 0-0 ③ P6		SSS 0-3 ② K 1-2		x 0-0 ③ 6-3			x 0-0 ② F7	5	0	0	0	0	1	4
Wes Parker, S (9, 3) OBP: 0.348, SLG: 0.333										0	0	0	0	0	0	0
Willie Davis, L (1, 8) OBP: 0.311, SLG: 0.359	x 0-0 ② FC6 BB 1B 1-2f		x 0-0 3-1 3B	x 0-0 ③ F9			x 0-0 CS 1B		x 0-0 ③ G3	5	2	2	0	0	0	3
Jim Lefebvre, S (1, 5) OBP: 0.363, SLG: 0.447	BBBB 4-0 1B 1-2 BB		x 0-0 ① 6-3		x 0-0 HR		x 0-0 ① ② 3-1 1-2			3	1	1	1	1	0	2
Ron Fairly, L (1, 3) (9, 9) OBP: 0.319, SLG: 0.337	x 0-0 FC6-4 1B 1-3 2-H		x 0-0 ② 3-1 3-H		x 0-0 ① 6-3		x 0-0 ③ F7			4	0	1	2	0	0	0
Lou Johnson, R (1, 7) OBP: 0.320, SLG: 0.404	x 0-0 ③ FC6-4 1-2f		x 0-0 3B 1B		x 0-0 2B			SSS 0-3 ① K		4	1	2	0	0	1	2
John Roseboro, L (1, 2) OBP: 0.366, SLG: 0.392		x 0-0 4-3 5-3 1B 1B	x 0-0 1-H 3B		x 0-0 ② 5-3			x 0-0 ② 6-3		2	1	2	1	0	0	0
Jeff Torborg, R (5, PH) OBP: 0.300, SLG: 0.303 (5, 2)										2	0	0	0	0	0	1
Nate Oliver, R (1, 4) OBP: 0.277, SLG: 0.297		x 0-0 ① 5-3 1-2	x 0-0 ③ L3		x 0-0 ③ F2			x 0-0 ③ G3		4	0	0	0	0	0	3
Don Sutton, R (1, 1) OBP: 0.156, SLG: 0.200		x 0-0 ② 4-3 2-3		SSS 0-3 ① K		x 0-0 ① G3			x 0-0 ① 1-3	4	0	0	0	0	1	1
Inning Stats	R: 1 E: 0 K: 0 S: 4 H: 1 LOB: 2 BB: 2 P: 12	R: 1 E: 0 K: 0 S: 5 H: 2 LOB: 1 BB: 0 P: 5	R: 2 E: 0 K: 0 S: 6 H: 3 LOB: 1 BB: 0 P: 6	R: 0 E: 0 K: 2 S: 7 H: 0 LOB: 1 BB: 1 P: 11	R: 1 E: 0 K: 0 S: 5 H: 2 LOB: 1 BB: 0 P: 5	R: 0 E: 0 K: 0 S: 3 H: 0 LOB: 0 BB: 0 P: 3	R: 0 E: 0 K: 0 S: 3 H: 1 LOB: 0 BB: 0 P: 3	R: 0 E: 0 K: 1 S: 5 H: 0 LOB: 0 BB: 0 P: 5	R: 0 E: 0 K: 0 S: 4 H: 1 LOB: 1 BB: 0 P: 4	1B: 6 2B: 1 3B: 2 HR: 1	SF: 0 SAC: 0 DP: 0 HBP: 0						

	AB	36
	R	5
	H	10
	RBI	5
	BB	3
	SO	3
	LOB	16

WP: 1 PB: 0 SB: 0 CS: 1 PA: 39

PITCHER		IP	WLS	BF	H	R	ER	SO	BB	IBB	HBP	BLK	WP	HR	S	P	ERA	WHIP
Steve Blass, R ERA: 2.53	(1, 1)	2.0	L	12	4	3	3	0	2	0	0	0	0	0	10	18	13.50	3.000
Woodie Fryman, L ERA: 6.82	(3, 1)	2.1		12	4	2	2	2	1	0	0	0	1	1	15	19	7.71	2.143
Vern Law, R ERA: 4.47	(5, 1)	2.2		8	1	0	0	0	0	0	0	0	0	0	8	8	0.00	0.375
Al McBean, R ERA: 2.6	(8, 1)	2.0		7	1	0	0	1	0	0	0	0	0	0	9	9	0.00	0.500

PITCHER	IP	WLS	BF	H	R	ER	SO	BB	IBB	HBP	BLK	WP	HR	S	P	ERA	WHIP

Batter	1	2	3	4	5	6	7	8	9	AB	R	H	RBI	BB	SO	LOB
Matty Alou, L (1, 8) OBP: 0.367, SLG: 0.398	5-3		5-3		1B			F3		4	0	1	0	0	0	0
Maury Wills, S (1, 5) OBP: 0.313, SLG: 0.366	5-3		F5		F7			1-3		4	0	0	0	0	0	1
Roberto Clemente, R (1, 9) OBP: 0.406, SLG: 0.530	1B			2B 1B / 1B	6-3			6-3		4	1	2	0	0	0	1
Willie Stargell, L (1, 7) OBP: 0.348, SLG: 0.477	K			1-3 / 1B / 2B		K			P6	4	1	1	0	0	2	1
Bill Mazeroski, R (1, 4) OBP: 0.318, SLG: 0.386		1-3		K		F3			F9	4	0	0	0	0	1	2
Donn Clendenon, R (1, 3) OBP: 0.293, SLG: 0.392		1B		K		P4			HR	4	1	2	1	0	1	2
Gene Alley, R (1, 6) OBP: 0.340, SLG: 0.427		K		2-H 3-H / 1B			6-3		6-3	4	0	1	2	0	1	1
Jerry May, R (1, 2) OBP: 0.360, SLG: 0.358		K		F2			K			3	0	0	0	0	2	2
Steve Blass, R (1, 1) OBP: 0.111, SLG: 0.111			6-3		4-3		G3			0	0	0	0	0	0	0
Woodie Fryman, R (3, 1)										1	0	0	0	0	0	0
Vern Law, R (5, 1) OBP: 0.182, SLG: 0.364										1	0	0	0	0	0	0
Al Luplow, L (7, PH) OBP: 0.246, SLG: 0.270										1	0	0	0	0	0	0
Al McBean, R (8, 1)										0	0	0	0	0	0	0
Inning Stats	R: 0 E: 0 K: 1 S: 6 / H: 1 LOB: 1 BB: 0 P: 6	R: 0 E: 0 K: 2 S: 8 / H: 1 LOB: 1 BB: 0 P: 8	R: 0 E: 0 K: 0 S: 3 / H: 0 LOB: 0 BB: 0 P: 3	R: 2 E: 0 K: 2 S: 10 / H: 3 LOB: 1 BB: 0 P: 10	R: 0 E: 0 K: 0 S: 4 / H: 1 LOB: 1 BB: 0 P: 4	R: 0 E: 0 K: 1 S: 5 / H: 0 LOB: 0 BB: 0 P: 5	R: 0 E: 0 K: 1 S: 5 / H: 0 LOB: 0 BB: 0 P: 5	R: 0 E: 0 K: 0 S: 3 / H: 0 LOB: 0 BB: 0 P: 3	R: 1 E: 0 K: 0 S: 4 / H: 1 LOB: 0 BB: 0 P: 4	1B: 5 2B: 1 3B: 0 HR: 1	SF: 0 SAC: 0 DP: 0 HBP: 0						

PITCHER	IP	WLS	BF	H	R	ER	SO	BB	IBB	HBP	BLK	WP	HR	S	P	ERA	WHIP
Don Sutton, R (1, 1) ERA: 4.35	9.0	W	34	7	3	3	7	0	0	0	0	0	1	48	48	3.00	0.778

PITCHER	IP	WLS	BF	H	R	ER	SO	BB	IBB	HBP	BLK	WP	HR	S	P	ERA	WHIP

BOTTOM

Los Angeles Dodgers @ Pittsburgh Pirates

Forbes Field, Pittsburgh, PA

Wed Jul 05 1967, 7:05 PM EDT

Att. 12,821 - Unknown

livebaseballscorecards.com

AB	34
R	3
H	7
RBI	3
BB	0
SO	7
LOB	10

Batter	1	2	3	4	5	6	7	8	9	AB	R	H	RBI	BB	SO	LOB
Dick Schofield, S (1, 6) OBP: 0.379, SLG: 0.337	6-3		BB			6-3 2B		5-3		3	0	1	0	1	0	0
Willie Davis, L (1, 8) OBP: 0.307, SLG: 0.353	K		4-3			F7		F5		4	0	0	0	0	1	2
Lou Johnson, R (1, 7) OBP: 0.318, SLG: 0.392	F6			6-3		6-3 2-3		1B BB		3	0	0	0	1	0	2
Jim Lefebvre, S (1, 5) OBP: 0.365, SLG: 0.445	K			1B BB		F9		1-3 1B		3	0	1	0	1	1	2
Al Ferrara, R (1, 9) OBP: 0.341, SLG: 0.427		5-3		1-3 1B			5-3	F7		3	0	1	0	0	0	0
Len Gabrielson, L (8, PH) (8, 9) OBP: 0.286, SLG: 0.371										1	0	0	0	0	0	2
Ron Fairly, L (1, 3) OBP: 0.315, SLG: 0.332		F8		F7			4-3		6-3	4	0	0	0	0	0	1
Jeff Torborg, R (1, 2) OBP: 0.298, SLG: 0.333		6-3			F2		HR		6-3	4	1	1	1	0	0	0
Nate Oliver, R (1, 4) OBP: 0.279, SLG: 0.299			6-3		4-3		1B		K	3	0	1	0	0	0	0
Claude Osteen, L (9, PH) OBP: 0.254, SLG: 0.382										1	0	0	0	0	1	0
Bill Singer, R (1, 1) OBP: 0.077, SLG: 0.077			6-3		4-3		K			2	0	0	0	0	0	0
Bob Bailey, R (7, PH) OBP: 0.239, SLG: 0.239										1	0	0	0	0	1	1
Jim Brewer, L (7, 1) OBP: 0.091, SLG: 0.182										0	0	0	0	0	0	0
Inning Stats	R: 0 E: 0 K: 2 S: 8 H: 0 LOB: 1 BB: 0 P: 8	R: 0 E: 0 K: 0 S: 3 H: 0 LOB: 0 BB: 0 P: 3	R: 0 E: 0 K: 0 S: 3 H: 0 LOB: 1 BB: 1 P: 7	R: 0 E: 0 K: 0 S: 3 H: 1 LOB: 1 BB: 1 P: 7	R: 0 E: 0 K: 0 S: 3 H: 0 LOB: 0 BB: 0 P: 3	R: 0 E: 0 K: 0 S: 4 H: 1 LOB: 1 BB: 0 P: 4	R: 1 E: 0 K: 1 S: 7 H: 2 LOB: 1 BB: 0 P: 7	R: 0 E: 0 K: 0 S: 4 H: 1 LOB: 2 BB: 1 P: 8	R: 0 E: 0 K: 1 S: 5 H: 0 LOB: 0 BB: 0 P: 5	1B: 3 2B: 1 3B: 0 HR: 1 SF: 0 SAC: 0 DP: 0 HBP: 0						

PITCHER		IP	WLS	BF	H	R	ER	SO	BB	IBB	HBP	BLK	WP	HR	S	P	ERA	WHIP
Ray Sadecki, L ERA: 2.84	(1, 1)	7.2	W	31	5	1	1	3	3	0	0	0	1	1	34	46	1.17	1.043
Frank Linzy, R ERA: 1.69	(8, 1)	1.1	S	4	0	0	0	1	0	0	0	0	0	0	6	6	0.00	0.000

PITCHER	IP	WLS	BF	H	R	ER	SO	BB	IBB	HBP	BLK	WP	HR	S	P	ERA	WHIP

TOP

Los Angeles Dodgers @ San Francisco Giants
Candlestick Park, San Francisco, CA
Fri Jul 07 1967, 10:05 PM EDT
Att. 26,941 - Unknown

livebaseballscorecards.com

AB	32
R	1
H	5
RBI	1
BB	3
SO	4
LOB	10

WP: 1 PA: 35
PB: 0
SB: 0
CS: 0

BOTTOM

Batter	1	2	3	4	5	6	7	8	9	AB	R	H	RBI	BB	SO	LOB
Jim Davenport, R (1, 5) OBP: 0.361, SLG: 0.364	5-3		F4		4-3			S 1B		4	0	1	0	0	0	0
Tom Haller, L (1, 2) OBP: 0.360, SLG: 0.440	K		5-3			F8		K		4	0	0	0	0	2	1
Willie Mays, R (1, 8) OBP: 0.362, SLG: 0.513	K		K			HR BB		K 1-2		1	0	0	0	0	1	0
Ty Cline, L (3, 8) OBP: 0.277, SLG: 0.298										1	1	0	0	1	1	0
Jack Hiatt, R (8, PH) OBP: 0.398, SLG: 0.447										1	0	0	0	0	1	1
Jesus Alou, R (9, 9) OBP: 0.304, SLG: 0.360										0	0	0	0	0	0	0
Jim Ray Hart, R (1, 7) OBP: 0.368, SLG: 0.481		BB 1B 1B		E6 F4 1B		1-H HR		IBB		3	1	3	2	1	0	0
Willie McCovey, L (1, 3) OBP: 0.391, SLG: 0.497		K		F7		4-3		K		4	0	0	0	0	2	4
Ollie Brown, R (1, 9) OBP: 0.332, SLG: 0.469 (9, 8)		BB 1-2 1B		F4 2-3		K				3	0	1	0	0	1	1
Hal Lanier, R (1, 6) OBP: 0.230, SLG: 0.279		BB 1-2 2-3		4-3			K			2	0	0	0	1	1	1
Tito Fuentes, S (1, 4) OBP: 0.230, SLG: 0.268		B3			F5		F8			3	0	0	0	0	0	3
Ray Sadecki, L (1, 1) OBP: 0.227, SLG: 0.238		F9			4-3		F8			3	0	0	0	0	0	3
Frank Linzy, R (8, 1)										0	0	0	0	0	0	0
Inning Stats	R: 0 E: 0 K: 2 S: 7 H: 0 LOB: 0 BB: 0 P: 7	R: 0 E: 0 K: 1 S: 7 H: 2 LOB: 3 BB: 1 P: 11	R: 0 E: 0 K: 1 S: 5 H: 0 LOB: 0 BB: 0 P: 5	R: 0 E: 1 K: 0 S: 4 H: 1 LOB: 1 BB: 0 P: 4	R: 0 E: 0 K: 0 S: 3 H: 0 LOB: 0 BB: 0 P: 3	R: 2 E: 0 K: 1 S: 6 H: 1 LOB: 0 BB: 1 P: 10	R: 0 E: 0 K: 1 S: 5 H: 0 LOB: 0 BB: 0 P: 5	R: 0 E: 0 K: 3 S: 10 H: 1 LOB: 2 BB: 1 P: 14		1B: 4 2B: 0 3B: 0 HR: 1	SF: 0 SAC: 0 DP: 0 HBP: 0						

PITCHER	IP	WLS	BF	H	R	ER	SO	BB	IBB	HBP	BLK	WP	HR	S	P	ERA	WHIP
Bill Singer, R (1, 1) ERA: 3.94	6.0	L	24	4	2	2	5	2	0	0	0	0	1	32	40	3.00	1.000
Jim Brewer, L (7, 1) ERA: 2.13	2.0		8	1	0	0	4	0	1	0	0	0	0	15	19	0.00	0.500

PITCHER	IP	WLS	BF	H	R	ER	SO	BB	IBB	HBP	BLK	WP	HR	S	P	ERA	WHIP

Los Angeles Dodgers @ San Francisco Giants
Candlestick Park, San Francisco, CA
Fri Jul 07 1967, 10:05 PM EDT
Att. 26,941 - Unknown

livebaseballscorecards.com

AB	29
R	2
H	5
RBI	2
BB	3
SO	9
LOB	14

1B: 4	SF: 0	WP: 0	PA: 32
2B: 0	SAC: 0	PB: 0	
3B: 0	DP: 0	SB: 1	
HR: 1	HBP: 0	CS: 0	

Batter	1	2	3	4	5	6	7	8	9	AB	R	H	RBI	BB	SO	LOB
Dick Schofield, S (1, 6) OBP: 0.367, SLG: 0.324	S S S 0-3 ① K		x 0-0 ① 4-3		x 0-0 ② 4-3			S S S 0-3 ② K		4	0	0	0	0	2	0
Willie Davis, L (1, 8) OBP: 0.302, SLG: 0.348	x 0-0 ② F4		x 0-0 ② G3		x 0-0 ③ F5			x 0-0 ③ L8		4	0	0	0	0	0	0
Len Gabrielson, L (1, 9) OBP: 0.277, SLG: 0.358	x 0-0 ③ F9		x 0-0 ③ 4-3			x 0-0 ① 1-3			S S S 0-3 ① K	4	0	0	0	0	1	0
Jim Lefebvre, S (1, 5) OBP: 0.367, SLG: 0.450		x 0-0 FC6-4 1B		x 0-0 HR 2B		x 0-0 ② F7			x 0-0 ② 3-1	4	1	2	0	0	0	0
Ron Fairly, L (1, 3) OBP: 0.315, SLG: 0.342		x 0-0 ① FC6-4 HR 1-2f		x 0-0 2-H HR		S S S 0-3 ③ K			x 0-0 E3	4	2	1	2	0	1	1
Lou Johnson, R (1, 7) OBP: 0.315, SLG: 0.416		x 0-0 1-H HR		x 0-0 ① L8			x 0-0 ① 5-3		S S S 0-3 ③ K	4	1	1	2	0	1	1
Jeff Torborg, R (1, 2) OBP: 0.290, SLG: 0.323		S S S 0-3 ② K		x 0-0 ② F6			x 0-0 ② F7			3	0	0	0	0	1	0
Nate Oliver, R (1, 4) OBP: 0.282, SLG: 0.290		B B B 4-0 FC5-4 BB		x 0-0 ③ 5-3			S S S 0-3 ③ K			2	0	0	0	1	1	0
Don Drysdale, R (1, 1) Phil Regan, R (5, 1) Wes Parker, S (8, PH) OBP: 0.347, SLG: 0.332 Bob Miller, R (8, 1)		x 0-0 ③ FC5-4 1-2f			S S S 0-3 ① K			x 0-0 ① F7		2 0 1 0	0 0 0 0	0 0 0 0	0 0 0 0	0 0 0 0	1 0 0 0	1 0 0 0
Inning Stats	R: 0 H: 0 E: 0 LOB: 0 K: 1 BB: 0 S: 5 P: 5	R: 2 H: 2 E: 0 LOB: 1 K: 1 BB: 1 S: 7 P: 11	R: 0 H: 0 E: 0 LOB: 0 K: 0 BB: 0 S: 3 P: 3	R: 2 H: 2 E: 0 LOB: 0 K: 0 BB: 0 S: 5 P: 5	R: 0 H: 0 E: 0 LOB: 0 K: 1 BB: 0 S: 5 P: 5	R: 0 H: 0 E: 0 LOB: 0 K: 1 BB: 0 S: 5 P: 5	R: 0 H: 0 E: 0 LOB: 0 K: 1 BB: 0 S: 5 P: 5	R: 0 H: 0 E: 0 LOB: 0 K: 1 BB: 0 S: 5 P: 5	R: 0 H: 0 E: 1 LOB: 1 K: 2 BB: 0 S: 8 P: 8	1B: 1 SF: 0 2B: 1 SAC: 0 3B: 0 DP: 0 HR: 2 HBP: 0						

TOP

Los Angeles Dodgers @ San Francisco Giants

Candlestick Park, San Francisco, CA

Sat Jul 08 1967, 6:33 AM EDT

Att. 31,849 - Unknown

livebaseballscorecards.com

AB	32
R	4
H	4
RBI	4
BB	1
SO	8
LOB	3

WP: 0 PB: 0 SB: 0 CS: 0 PA: 33

PITCHER	IP	WLS	BF	H	R	ER	SO	BB	IBB	HBP	BLK	WP	HR	S	P	ERA	WHIP
Juan Marichal, R (1, 1) ERA: 2.29	9.0	W	33	4	4	4	8	1	0	0	0	0	2	48	52	4.00	0.556

PITCHER	IP	WLS	BF	H	R	ER	SO	BB	IBB	HBP	BLK	WP	HR	S	P	ERA	WHIP

Batter	1	2	3	4	5	6	7	8	9	AB	R	H	RBI	BB	SO	LOB
Bob Schroder, L (1, 5) OBP: 0.254, SLG: 0.238	F8		K		HR, L1-3, 1B	F7				4	1	1	0	0	1	0
Ty Cline, L (1, 8) OBP: 0.275, SLG: 0.311	L1-3			PB, 1B, 2B	L1-3		L5-3			4	1	1	0	0	0	1
Willie McCovey, L (1, 3) OBP: 0.397, SLG: 0.498	1B			K	HR, HBP		HR, BB			2	2	1	0	1	1	1
Jim Ray Hart, R (1, 7) OBP: 0.372, SLG: 0.503	F8			BB, 1B, BB	1-H, 2-H, HR		1-H, HR			3	3	2	5	1	0	1
Tom Haller, L (1, 2) OBP: 0.361, SLG: 0.451		F8		1B, 1B, 1-2, BB	HR		4-3			3	1	1	1	1	0	0
Ollie Brown, R (1, 9) OBP: 0.331, SLG: 0.465		K		L6-4, 1B, 1-2, 2-H, 3-H, 1B	E5		6-3			4	0	1	2	0	1	0
Hal Lanier, R (1, 6) OBP: 0.231, SLG: 0.278 (5, 4)		F4		1-2, 2-3, 1B	F4			F4		4	0	1	0	0	0	1
Tito Fuentes, S (1, 4) OBP: 0.229, SLG: 0.267			5-3	L6-4, 2-3		F6		1-3		1	0	0	0	0	0	0
Norm Siebern, L (4, PH) OBP: 0.314, SLG: 0.211										1	0	0	0	0	0	3
Dick Groat, R (5, 6) OBP: 0.214, SLG: 0.132										2	0	0	0	0	0	0
Juan Marichal, R (1, 1) OBP: 0.224, SLG: 0.292			F7		F4	6-3		1-3		4	0	0	0	0	0	0
Inning Stats	R: 0 E: 0 K: 0 S: 4 H: 1 LOB: 1 BB: 0 P: 4	R: 0 E: 0 K: 1 S: 5 H: 0 LOB: 0 BB: 0 P: 5	R: 0 E: 0 K: 1 S: 5 H: 0 LOB: 0 BB: 0 P: 5	R: 2 E: 0 K: 1 S: 7 H: 3 LOB: 2 BB: 2 P: 15	R: 4 E: 1 K: 0 S: 7 H: 3 LOB: 1 BB: 0 P: 8	R: 0 E: 0 K: 0 S: 3 H: 0 LOB: 0 BB: 0 P: 3	R: 2 E: 0 K: 0 S: 4 H: 1 LOB: 0 BB: 1 P: 8	R: 0 E: 0 K: 0 S: 3 H: 0 LOB: 0 BB: 0 P: 3		1B: 4 2B: 2 3B: 0 HR: 3 SF: 0 SAC: 0 DP: 1 HBP: 1						

PITCHER	IP	WLS	BF	H	R	ER	SO	BB	IBB	HBP	BLK	WP	HR	S	P	ERA	WHIP
Don Drysdale, R (1, 1) ERA: 2.81	4.2	L	23	7	6	6	3	2	0	1	0	0	2	26	35	11.57	1.929
Phil Regan, R (5, 1) ERA: 3.26	2.1		10	1	2	2	0	1	0	0	0	0	1	9	13	7.71	0.857
Bob Miller, R (8, 1) ERA: 6.36	1.0		3	0	0	0	0	0	0	0	0	0	0	3	3	0.00	0.000

PITCHER	IP	WLS	BF	H	R	ER	SO	BB	IBB	HBP	BLK	WP	HR	S	P	ERA	WHIP

BOTTOM

Los Angeles Dodgers @ San Francisco Giants
Candlestick Park, San Francisco, CA
Sat Jul 08 1967, 6:33 AM EDT
Att. 31,849 - Unknown

livebaseballscorecards.com

AB	32
R	8
H	8
RBI	8
BB	3
SO	3
LOB	7

PA: 36
WP: 0
PB: 1
SB: 0
CS: 0

Batter	1	2	3	4	5	6	7	8	9	10	AB	R	H	RBI	BB	SO	LOB
Dick Schofield, S (1, 6) OBP: 0.356, SLG: 0.312	K		G6-4-3 1-2f			1-3			6-3		4	0	0	0	0	1	1
Willie Davis, L (1, 8) OBP: 0.298, SLG: 0.343	F6			4-3		F6			G3		4	0	0	0	0	0	0
Lou Johnson, R (1, 7) OBP: 0.313, SLG: 0.410	5-3			5-3		K			FC6-4 1B		4	0	1	0	0	1	0
Jim Lefebvre, S (1, 5) OBP: 0.365, SLG: 0.447		1B		F9			6-3		FC6-4 1-2f		4	0	1	0	0	0	1
Al Ferrara, R (1, 9) OBP: 0.333, SLG: 0.416		F8			F3		F9			6-3	4	0	0	0	0	0	1
Ron Fairly, L (1, 3) OBP: 0.314, SLG: 0.340		F9			1B 1B		K			L3	4	0	1	0	0	1	1
Jeff Torborg, R (1, 2) OBP: 0.288, SLG: 0.320		F8			1-2 1B			F2		5-3	4	0	1	0	0	0	1
Nate Oliver, R (1, 4) OBP: 0.270, SLG: 0.278			5-3		K			F2			3	0	0	0	0	1	2
Claude Osteen, L (1, 1) OBP: 0.258, SLG: 0.379			G6-4-3 1B		4-3			K			3	0	1	0	0	1	2
Inning Stats	R: 0 E: 0 K: 1 S: 5 H: 0 LOB: 0 BB: 0 P: 5	R: 0 E: 0 K: 0 S: 4 H: 1 LOB: 1 BB: 0 P: 4	R: 0 E: 0 K: 0 S: 3 H: 1 LOB: 0 BB: 0 P: 3	R: 0 E: 0 K: 0 S: 3 H: 0 LOB: 0 BB: 0 P: 3	R: 0 E: 0 K: 1 S: 7 H: 2 LOB: 2 BB: 0 P: 7	R: 0 E: 0 K: 1 S: 5 H: 0 LOB: 0 BB: 0 P: 5	R: 0 E: 0 K: 1 S: 5 H: 0 LOB: 0 BB: 0 P: 5	R: 0 E: 0 K: 1 S: 5 H: 0 LOB: 0 BB: 0 P: 5	R: 0 E: 0 K: 0 S: 4 H: 1 LOB: 1 BB: 0 P: 4	R: 0 E: 0 K: 0 S: 3 H: 0 LOB: 0 BB: 0 P: 3	1B: 5 2B: 0 3B: 0 HR: 0 SF: 0 SAC: 0 DP: 1 HBP: 0	WP: 0 PB: 0 SB: 0 CS: 0 PA: 34					

PITCHER	IP	WLS	BF	H	R	ER	SO	BB	IBB	HBP	BLK	WP	HR	S	P	ERA	WHIP
Mike McCormick, L (1, 1) ERA: 2.53	10.0	W	34	5	0	0	5	0	0	0	0	0	0	44	44	0.00	0.500

PITCHER	IP	WLS	BF	H	R	ER	SO	BB	IBB	HBP	BLK	WP	HR	S	P	ERA	WHIP

TOP

Los Angeles Dodgers @ San Francisco Giants
Candlestick Park, San Francisco, CA
Sun Jul 09 1967, 6:33 AM EDT
Att. 38,918 - Unknown

livebaseballscorecards.com

AB	34
R	0
H	5
RBI	0
BB	0
SO	5
LOB	9

Batter	1	2	3	4	5	6	7	8	9	10	AB	R	H	RBI	BB	SO	LOB
Jim Davenport, R (1, 5) OBP: 0.362, SLG: 0.361	4-3		1B			K		F8		1B 1-2 2-3 IBB	4	0	1	0	1	1	0
Ollie Brown, R (1, 9) OBP: 0.324, SLG: 0.455	K		F3			F8			F2	F8	5	0	0	0	0	1	4
Willie Mays, R (1, 8) OBP: 0.359, SLG: 0.507	K		F8			5-3			1-3	1B 1-2 2-3 3-H	5	0	1	1	0	1	1
Jim Ray Hart, R (1, 7) OBP: 0.374, SLG: 0.507		1B 1B 1B		F9			K		2B		4	0	2	0	0	1	0
Jack Hiatt, R (1, 3) OBP: 0.402, SLG: 0.443		F6 1B 1-2 1B		K			1-3		IBB		3	0	1	0	1	1	0
Dick Dietz, R (1, 2) OBP: 0.453, SLG: 0.440		1-2 2-3 1B		F9			FC6-4 1B		K		4	0	2	0	0	1	2
Hal Lanier, R (1, 6) OBP: 0.231, SLG: 0.278		F4			1-3		FC6-4 1-2f			FC1-5 1B 1B	4	0	1	0	0	0	4
Tito Fuentes, S (1, 4) OBP: 0.230, SLG: 0.267		F6 2-3			5-3			6-3		WP FC1-5 1-2 1B 1B	4	1	1	0	0	0	3
Mike McCormick, L (1, 1) OBP: 0.200, SLG: 0.229 Dick Groat, R (10, PH) OBP: 0.209, SLG: 0.128 Ty Cline, L (10, PR) OBP: 0.275, SLG: 0.311			K		F6			6-3		FC1-5 1B WP 1-2 2-3f	3 1 0	0 0 0	0 0 0	0 0 0	0 0 0	1 0 0	0 2 0
Inning Stats	R: 0 E: 0 K: 2 S: 7 H: 0 LOB: 0 BB: 0 P: 7	R: 0 E: 0 K: 0 S: 5 H: 3 LOB: 2 BB: 0 P: 5	R: 0 E: 0 K: 1 S: 6 H: 1 LOB: 1 BB: 0 P: 6	R: 0 E: 0 K: 1 S: 5 H: 0 LOB: 0 BB: 0 P: 5	R: 0 E: 0 K: 0 S: 3 H: 0 LOB: 0 BB: 0 P: 3	R: 0 E: 0 K: 1 S: 5 H: 0 LOB: 0 BB: 0 P: 5	R: 0 E: 0 K: 1 S: 6 H: 1 LOB: 1 BB: 0 P: 6	R: 0 E: 0 K: 0 S: 3 H: 0 LOB: 0 BB: 0 P: 3	R: 0 E: 0 K: 1 S: 6 H: 1 LOB: 2 BB: 1 P: 10	R: 1 E: 0 K: 0 S: 5 H: 3 LOB: 3 BB: 1 P: 9	1B: 8 2B: 1 3B: 0 HR: 0 SF: 0 SAC: 0 DP: 0 HBP: 0			WP: 1 PB: 0 SB: 0 CS: 0		PA: 39	

PITCHER	IP	WLS	BF	H	R	ER	SO	BB	IBB	HBP	BLK	WP	HR	S	P	ERA	WHIP
Claude Osteen, L (1, 1) ERA: 3.35	9.2	L	39	9	1	1	7	0	2	0	0	1	0	51	59	0.93	0.931

PITCHER	IP	WLS	BF	H	R	ER	SO	BB	IBB	HBP	BLK	WP	HR	S	P	ERA	WHIP

BOTTOM

Los Angeles Dodgers @ San Francisco Giants

Candlestick Park, San Francisco, CA

Sun Jul 09 1967, 6:33 AM EDT

Att. 38,918 - Unknown

livebaseballscorecards.com

AB	37
R	1
H	9
RBI	1
BB	2
SO	7
LOB	16

Batter	1	2	3	4	5	6	7	8	9	AB	R	H	RBI	BB	SO	LOB
Paul Popovich, S (1, 6) OBP: 0.267, SLG: 0.235	0-0 1B	0-0 P4-3 1-2 2-3			0-0 P4-3		0-0 3-H 1B			4	0	2	1	0	0	2
Glenn Beckert, R (1, 4) OBP: 0.313, SLG: 0.371	0-0 G5-4-3 1-2 1B		0-0 1B		0-0 4-3		0-0 L5			4	0	2	0	0	0	1
Billy Williams, L (1, 7) OBP: 0.369, SLG: 0.506	S S S 0-3 K		0-0 F5			0-0 4-3		S S S 0-3 K		4	0	0	0	0	2	3
Ron Santo, R (1, 5) OBP: 0.370, SLG: 0.492	0-0 G5-4-3 1-2f		0-0 F9			0-0 1B		0-0 6-3		4	0	1	0	0	0	3
14 Ernie Banks, R (1, 3) OBP: 0.321, SLG: 0.509		0-0 1B 1B 2B	0-0 5-3			S S S 0-3 K		0-0 5-3		4	1	1	0	0	1	2
Randy Hundley, R (1, 2) OBP: 0.345, SLG: 0.447		0-0 1B FC6-2 2-3 1B		0-0 F4		0-0 F9			S S S 0-3 K2-3	4	0	1	0	0	1	1
Ted Savage, R (1, 9) OBP: 0.357, SLG: 0.375		0-0 WP FC6-2 1-3 3-H 1B		0-0 5-3		B B B B 4-0 4-3 5-3 1B BB			B B B B 4-0 BB	2	1	1	1	2	0	0
Adolfo Phillips, R (1, 8) OBP: 0.406, SLG: 0.555		S S S 0-3 K		0-0 F8			0-0 5-3 1-2		S S S 0-3 K	4	0	0	0	0	2	4
Rich Nye, L (1, 1) OBP: 0.256, SLG: 0.316 Chuck Hartenstein, R (8, 1) OBP: 0.111, SLG: 0.111		0-0 FC6-2 WP 1-2 3-H			S S S 0-3 K		0-0 4-3 2-3		0-0 4-3	3 1	0 0	0 0	0 0	0 0	1 0	3 1
Inning Stats	R: 0 E: 0 K: 1 S: 6 H: 2 LOB: 1 BB: 0 P: 6	R: 1 E: 0 K: 1 S: 8 H: 3 LOB: 2 BB: 0 P: 8	R: 0 E: 0 K: 0 S: 4 H: 1 LOB: 1 BB: 0 P: 4	R: 0 E: 0 K: 0 S: 3 H: 0 LOB: 0 BB: 0 P: 3	R: 0 E: 0 K: 1 S: 5 H: 0 LOB: 0 BB: 0 P: 5	R: 0 E: 0 K: 1 S: 6 H: 1 LOB: 1 BB: 0 P: 6	R: 1 E: 0 K: 0 S: 4 H: 1 LOB: 1 BB: 1 P: 8	R: 0 E: 0 K: 1 S: 5 H: 0 LOB: 0 BB: 0 P: 5	R: 0 E: 0 K: 2 S: 7 H: 0 LOB: 1 BB: 1 P: 11	1B: 7 2B: 1 3B: 0 HR: 0 SF: 0 SAC: 0 DP: 1 HBP: 0						

TOP

Chicago Cubs @ Los Angeles Dodgers

Dodger Stadium, Los Angeles, CA

Thu Jul 13 1967, 7:05 PM PDT

Att. 24,339 - Unknown - 78 F

livebaseballscorecards.com

AB	34
R	2
H	8
RBI	2
BB	2
SO	7
LOB	20

WP: 1 PB: 0 SB: 0 CS: 0 PA: 36

PITCHER	IP	WLS	BF	H	R	ER	SO	BB	IBB	HBP	BLK	WP	HR	S	P	ERA	WHIP
Don Sutton, R (1, 1) ERA: 4.22	8.0	L	32	8	2	2	5	1	0	0	0	1	0	41	45	2.25	1.125
Ron Perranoski, L (9, 1) ERA: 2.38	1.0		4	0	0	0	2	1	0	0	0	0	0	7	11	0.00	1.000

PITCHER	IP	WLS	BF	H	R	ER	SO	BB	IBB	HBP	BLK	WP	HR	S	P	ERA	WHIP

Batter	1	2	3	4	5	6	7	8	9	AB	R	H	RBI	BB	SO	LOB
Dick Schofield, S (1, 6) OBP: 0.360, SLG: 0.319	P6-3		FC6-4 1B		K			1B 1B 1-2		4	0	2	0	0	1	1
Gene Michael, S (8, PR) OBP: 0.241, SLG: 0.220 (9, 6)										0	0	0	0	0	0	0
Ron Hunt, R (1, 4) OBP: 0.380, SLG: 0.395	1B		FC6-4 1-2f			1-3		F7		4	0	1	0	0	0	3
Willie Davis, L (1, 8) OBP: 0.298, SLG: 0.342	K			4-3		4-3		FC5-4 1-2 2-H		4	0	1	1	0	1	1
Lou Johnson, R (1, 7) OBP: 0.303, SLG: 0.394	5-3			5-3		4-3		FC5-4 1-2f		4	0	0	0	0	0	3
Ron Perranoski, L (9, 1) OBP: 0.250, SLG: 0.250										0	0	0	0	0	0	0
Jim Lefebvre, S (1, 5) OBP: 0.364, SLG: 0.444		P6-3		1B			F9		F5	4	0	1	0	0	0	0
Al Ferrara, R (1, 9) OBP: 0.326, SLG: 0.405 (9, 7)		K		P6			F8		L8	4	0	0	0	0	1	1
Ron Fairly, L (1, 3) OBP: 0.316, SLG: 0.342 (9, 9)		F9			4-3 1B		L5		1B	4	0	2	0	0	0	0
Nate Oliver, R (9, PR) OBP: 0.270, SLG: 0.278										0	0	0	0	0	0	0
Jeff Torborg, R (1, 2) OBP: 0.289, SLG: 0.320			5-3		F3			1B 1B 1B	F8	3	1	1	0	0	0	1
Len Gabrielson, L (9, PH) OBP: 0.275, SLG: 0.355										1	0	0	0	0	0	1
Don Sutton, R (1, 1) OBP: 0.149, SLG: 0.191			F9		4-3 1-2			K		2	0	0	0	0	0	1
Wes Parker, S (8, PH) OBP: 0.346, SLG: 0.330 (9, 3)										1	0	0	0	0	1	1
Inning Stats	R: 0 H: 1 E: 0 LOB: 1 K: 1 BB: 0 S: 6 P: 6	R: 0 H: 0 E: 0 LOB: 0 K: 1 BB: 0 S: 5 P: 5	R: 0 H: 1 E: 0 LOB: 1 K: 0 BB: 0 S: 4 P: 4	R: 0 H: 1 E: 0 LOB: 1 K: 0 BB: 0 S: 4 P: 4	R: 0 H: 1 E: 0 LOB: 1 K: 1 BB: 0 S: 6 P: 6	R: 0 H: 0 E: 0 LOB: 0 K: 0 BB: 0 S: 3 P: 3	R: 0 H: 0 E: 0 LOB: 0 K: 0 BB: 0 S: 3 P: 3	R: 1 H: 3 E: 0 LOB: 2 K: 1 BB: 0 S: 8 P: 8	R: 0 H: 1 E: 0 LOB: 1 K: 0 BB: 0 S: 4 P: 4	1B: 8 SF: 0 2B: 0 SAC: 0 3B: 0 DP: 0 HR: 0 HBP: 0						

PITCHER		IP	WLS	BF	H	R	ER	SO	BB	IBB	HBP	BLK	WP	HR	S	P	ERA	WHIP
Rich Nye, L ERA: 3.68	(1, 1)	7.2	W	30	7	1	1	4	0	0	0	0	0	0	38	38	1.17	0.913
Chuck Hartenstein, R ERA: 2.79	(8, 1)	1.1	S	5	1	0	0	0	0	0	0	0	0	0	5	5	0.00	0.750

PITCHER		IP	WLS	BF	H	R	ER	SO	BB	IBB	HBP	BLK	WP	HR	S	P	ERA	WHIP

BOTTOM

Chicago Cubs @ Los Angeles Dodgers

Dodger Stadium, Los Angeles, CA

Thu Jul 13 1967, 7:05 PM PDT

Att. 24,339 - Unknown - 78 F

livebaseballscorecards.com

AB	35
R	1
H	8
RBI	1
BB	0
SO	4
LOB	13

Chicago Cubs @ Los Angeles Dodgers

Dodger Stadium, Los Angeles, CA

Fri Jul 14 1967, 7:05 PM PDT

Att. 30,274 - Unknown - 80 F

TOP

livebaseballscorecards.com

Batter	1	2	3	4	5	6	7	8	9	AB	R	H	RBI	BB	SO	LOB
Paul Popovich, S (1, 6) OBP: 0.273, SLG: 0.237	0-0 FC1-6 1B		0-0 P6-3		BBB 4-0 1-2 BB		0-0 F5		SSS 0-3 K	3	0	1	0	1	0	0
Cal Koonce, R (7, 1)										0	0	0	0	0	0	0
Curt Simmons, L (8, 1) OBP: 0.143, SLG: 0.143										0	0	0	0	0	0	0
John Boccabella, R (9, PH) OBP: 0.242, SLG: 0.250										1	0	0	0	0	1	0
Glenn Beckert, R (1, 4) OBP: 0.312, SLG: 0.370	0-0 FC1-6 S 1-2f			0-0 1B 1B	0-0 4-3			0-0 6-3		4	0	1	0	0	0	3
Billy Williams, L (1, 7) OBP: 0.371, SLG: 0.505	0-0 F5 1-2			0-0 F8		BBBB 4-0 14 BB		0-0 2B 1B		3	1	1	0	1	0	2
Ron Santo, R (1, 5) OBP: 0.372, SLG: 0.495	SSS 0-3 K			0-0 1-2 1B		0-0 L9		0-0 14 F8 E 1-H 2B		4	1	2	1	0	1	2
14 Ernie Banks, R (1, 3) OBP: 0.320, SLG: 0.503		0-0 6-3		SSS 0-3 K		BBBB 4-0 1-2 BB		0-0 F8 2-3		3	0	0	0	1	1	3
Randy Hundley, R (1, 2) OBP: 0.341, SLG: 0.441		0-0 F7		0-0 4-3		0-0 F8		0-0 E3 3-H		4	0	0	0	0	0	4
Ted Savage, R (1, 9) OBP: 0.348, SLG: 0.364	SSS 0-3 K				0-0 6-3	0-0 4-3		0-0 F8		4	0	0	0	0	1	3
Adolfo Phillips, R (1, 8) OBP: 0.404, SLG: 0.550			SSS 0-3 K		0-0 FC3-6 1B		0-0 F7		0-0 6-3	4	0	1	0	0	1	0
Rob Gardner, R (1, 1)			SSS 0-3 K		0-0 FC3-6 BB 1-2f		0-0 4-3		0-0 6-3	2	0	0	0	0	1	1
Bill Hands, R (6, 1) OBP: 0.235, SLG: 0.188										0	0	0	0	0	0	0
Al Spangler, L (7, PH) OBP: 0.327, SLG: 0.349										1	0	0	0	0	0	0
Don Kessinger, S (7, 6) OBP: 0.262, SLG: 0.244										1	0	0	0	0	0	0
Inning Stats	R: 0 E: 0 K: 1 S: 6 H: 1 LOB: 1 BB: 0 P: 6	R: 0 E: 0 K: 1 S: 5 H: 0 LOB: 0 BB: 0 P: 5	R: 0 E: 0 K: 2 S: 7 H: 0 LOB: 0 BB: 0 P: 7	R: 0 E: 0 K: 1 S: 7 H: 2 LOB: 2 BB: 0 P: 7	R: 0 E: 0 K: 0 S: 4 H: 1 LOB: 2 BB: 1 P: 8	R: 0 E: 0 K: 0 S: 3 H: 0 LOB: 2 BB: 2 P: 11	R: 0 E: 0 K: 0 S: 3 H: 0 LOB: 0 BB: 0 P: 3	R: 2 E: 1 K: 0 S: 6 H: 2 LOB: 1 BB: 0 P: 6	R: 0 E: 0 K: 1 S: 5 H: 0 LOB: 0 BB: 0 P: 5	1B: 5 2B: 1 3B: 0 HR: 0	SF: 0 SAC: 0 DP: 0 HBP: 0						

	AB	34
	R	2
	H	6
	RBI	1
	BB	3
	SO	6
	LOB	18

WP: 0 PB: 0 SB: 1 CS: 0 PA: 37

PITCHER	IP	WLS	BF	H	R	ER	SO	BB	IBB	HBP	BLK	WP	HR	S	P	ERA	WHIP
Bill Singer, R (1, 1) ERA: 3.61	7.0	W	28	4	0	0	5	3	0	0	0	0	0	35	47	0.00	1.000
Ron Perranoski, L (8, 1) ERA: 2.45	2.0	S	9	2	2	1	1	0	0	0	0	0	0	11	11	4.50	1.000

PITCHER	IP	WLS	BF	H	R	ER	SO	BB	IBB	HBP	BLK	WP	HR	S	P	ERA	WHIP

Batter	1	2	3	4	5	6	7	8	9	AB	R	H	RBI	BB	SO	LOB
Dick Schofield, S (1, 6) OBP: 0.350, SLG: 0.308	S S S 0-3 ① K		x 0-0 ② F3		x 0-0 ② FC1-4 CS 1-2f		x 0-0 ② 4-3			4	0	0	0	0	1	1
Ron Hunt, R (1, 4) OBP: 0.385, SLG: 0.393	B B B B 4-0 BB		x 0-0 ③ F9		0-0 ③ P 1-2	B B B B 4-0 1B WP BB	B B B B 4-0 BB 2B BB			2	2	0	0	3	0	1
Willie Davis, L (1, 8) OBP: 0.300, SLG: 0.342	x 0-0 ② F7			x 0-0 P6 FC5-4		x 0-0 WP 1-3 1B	B B B B 4-0 1-2 2B BB			3	1	1	0	1	0	1
Lou Johnson, R (1, 7) OBP: 0.301, SLG: 0.398	x 0-0 ③ 4-3			x 0-0 ① FC5-4 1B 1-2f		x 0-0 ① F4	x 0-0 1-H 2-H 2B			4	0	1	2	0	0	4
Jim Lefebvre, S (1, 5) OBP: 0.363, SLG: 0.439		x 0-0 ① 1-3		S S S 0-3 ② K		4-0 WP IBB	x 0-0 ③ L4			3	0	0	0	1	1	2
Al Ferrara, R (1, 9) OBP: 0.331, SLG: 0.429 Wes Parker, S (7, 3) OBP: 0.348, SLG: 0.342		x 0-0 HR		x 0-0 1-3 1B		S S S 0-3 ② K 1-2 2-3 3-H		x 0-0 WP 3B		3 1	1 1	2 1	1 1	0 0	1 0	2 0
Ron Fairly, L (1, 3) OBP: 0.315, SLG: 0.339 (7, 9)		x 0-0 ② 4-3		S S S 0-3 ③ K		4-0 IBB	x 0-0 ① G3 3-H			3	0	0	0	1	1	2
Jeff Torborg, R (1, 2) OBP: 0.297, SLG: 0.327		x 0-0 ③ 4-3			x 0-0 FC1-6 1B	x 0-0 ③ 5-3		x 0-0 CS 1B		4	0	2	0	0	0	3
Bill Singer, R (1, 1) OBP: 0.071, SLG: 0.071 John Roseboro, L (7, PH) OBP: 0.365, SLG: 0.390 Ron Perranoski, L (8, 1) OBP: 0.200, SLG: 0.200			S S S 0-3 ① K		x 0-0 ① FC1-6 FC1-4 1-2f		x S S S 0-0 ① 4-3	S S S 0-3 ②③ K 1-2		2 1 1	0 0 0	0 0 0	0 0 0	0 0 1	1 0 1	1 0 1
Inning Stats	R: 0 E: 0 K: 1 S: 5 H: 0 LOB: 1 BB: 1 P: 9	R: 1 E: 0 K: 0 S: 4 H: 1 LOB: 0 BB: 0 P: 4	R: 0 E: 0 K: 1 S: 5 H: 0 LOB: 0 BB: 0 P: 5	R: 0 E: 1 K: 2 S: 9 H: 1 LOB: 2 BB: 0 P: 9	R: 0 E: 0 K: 0 S: 3 H: 1 LOB: 0 BB: 0 P: 3	R: 1 E: 0 K: 1 S: 6 H: 1 LOB: 3 BB: 3 P: 18	R: 2 E: 0 K: 0 S: 4 H: 1 LOB: 1 BB: 2 P: 12	R: 1 E: 0 K: 1 S: 6 H: 2 LOB: 0 BB: 0 P: 6		1B: 4 2B: 1 3B: 1 HR: 1	SF: 0 SAC: 0 DP: 0 HBP: 0			WP: 2 PB: 0 SB: 0 CS: 2	PA: 37	

BOTTOM

Chicago Cubs @ Los Angeles Dodgers

Dodger Stadium, Los Angeles, CA

Fri Jul 14 1967, 7:05 PM PDT

Att. 30,274 - Unknown - 80 F

livebaseballscorecards.com

AB	31
R	5
H	7
RBI	3
BB	6
SO	6
LOB	18

PITCHER		IP	WLS	BF	H	R	ER	SO	BB	IBB	HBP	BLK	WP	HR	S	P	ERA	WHIP
Rob Gardner, L ERA: 3.27	(1, 1)	5.0	L	22	4	2	2	4	2	0	0	0	0	1	27	35	3.60	1.200
Bill Hands, R ERA: 2.7	(6, 1)	1.0		5	0	0	0	1	0	2	0	0	1	0	5	13	0.00	0.000
Cal Koonce, R ERA: 4.7	(7, 1)	1.0		6	1	2	2	0	2	0	0	0	0	0	4	12	18.00	3.000
Curt Simmons, L ERA: 4.71	(8, 1)	1.0		4	2	1	1	1	0	0	0	0	1	0	6	6	9.00	2.000

PITCHER	IP	WLS	BF	H	R	ER	SO	BB	IBB	HBP	BLK	WP	HR	S	P	ERA	WHIP

Batter	1	2	3	4	5	6	7	8	9	AB	R	H	RBI	BB	SO	LOB
Don Kessinger, S (1, 6) OBP: 0.262, SLG: 0.244	1-3			E3 G4-6-3			K		1B	4	0	1	0	0	1	0
Glenn Beckert, R (1, 4) OBP: 0.311, SLG: 0.368	1-3			K			F3		FC5-4 1-2	4	0	1	0	0	1	1
Billy Williams, L (1, 7) OBP: 0.369, SLG: 0.505	F7			G4-6-3 1-2f			2B		F9	4	1	1	0	0	0	3
Ron Santo, R (1, 5) OBP: 0.370, SLG: 0.495		4-3			K		2-H		FC5-4 1-2f	4	0	1	1	0	1	2
14 Ernie Banks, R (1, 3) OBP: 0.317, SLG: 0.498		5-3			6-3		F7			3	0	0	0	0	0	1
Lee Thomas, L (1, 9) OBP: 0.291, SLG: 0.317		6-3			F9			K		3	0	0	0	0	1	0
Randy Hundley, R (1, 2) OBP: 0.337, SLG: 0.436			K			K		K		3	0	0	0	0	3	0
Adolfo Phillips, R (1, 8) OBP: 0.404, SLG: 0.547			CS 1B			1-3		K		3	0	1	0	0	1	0
Fergie Jenkins, R (1, 1) OBP: 0.151, SLG: 0.216			K 1-2			K			4-3	1	0	0	0	0	1	1
Bill Hands, R (3, 1) OBP: 0.235, SLG: 0.188										0	0	0	0	0	0	0
Norm Gigon, R (6, PH) OBP: 0.194, SLG: 0.276										1	0	0	0	0	1	0
Joe Niekro, R (6, 1) OBP: 0.133, SLG: 0.071										0	0	0	0	0	0	0
Al Spangler, L (9, PH) OBP: 0.320, SLG: 0.341										1	0	0	0	0	0	0
Inning Stats	R: 0 E: 0 K: 0 S: 3	H: 0 LOB: 0 BB: 0 P: 3	R: 0 E: 0 K: 0 S: 3	H: 0 LOB: 0 BB: 0 P: 3	R: 0 E: 0 K: 2 S: 7	H: 1 LOB: 1 BB: 0 P: 7	R: 0 E: 1 K: 1 S: 5	H: 0 LOB: 0 BB: 0 P: 5	R: 0 E: 0 K: 1 S: 5	H: 0 LOB: 0 BB: 0 P: 5	R: 0 E: 0 K: 2 S: 7	H: 0 LOB: 0 BB: 0 P: 7	R: 1 E: 0 K: 1 S: 7	H: 2 LOB: 1 BB: 0 P: 7	R: 0 E: 0 K: 3 S: 9	H: 0 LOB: 0 BB: 0 P: 9	R: 0 E: 0 K: 0 S: 5	H: 2 LOB: 2 BB: 0 P: 5	1B: 3 2B: 3 3B: 0 HR: 0	SF: 0 SAC: 0 DP: 2 HBP: 0	WP: 0 PB: 0 SB: 0 CS: 1	PA: 31

PITCHER		IP	WLS	BF	H	R	ER	SO	BB	IBB	HBP	BLK	WP	HR	S	P	ERA	WHIP
Don Drysdale, R ERA: 2.71	(1, 1)	9.0	W	31	5	1	1	10	0	0	0	0	0	0	51	51	1.00	0.556

PITCHER IP WLS BF H R ER SO BB IBB HBP BLK WP HR S P ERA WHIP

Chicago Cubs @ Los Angeles Dodgers

Dodger Stadium, Los Angeles, CA

Sat Jul 15 1967, 3:33 AM PDT

Att. 21,577 - Sunny - 87 F

TOP

livebaseballscorecards.com

AB	31
R	1
H	5
RBI	1
BB	0
SO	10
LOB	8

Batter	1	2	3	4	5	6	7	8	9	AB	R	H	RBI	BB	SO	LOB
Dick Schofield, S (1, 6) OBP: 0.361, SLG: 0.331	2B		1B SF9 1B	FC5-4 1B		K				4	1	3	0	0	1	0
Ron Hunt, R (1, 4) OBP: 0.386, SLG: 0.392	F4		1B E 1B	FC5-4 FC4-6			G4-6-3 HBP			3	1	1	0	0	0	2
Willie Davis, L (1, 8) OBP: 0.296, SLG: 0.338	L7		SF9	FC4-6 S			G4-6-3			3	0	0	1	0	0	3
Jim Lefebvre, S (1, 5) OBP: 0.364, SLG: 0.438	BB		E4 HR 1B	4-3			6-3			3	1	1	0	1	0	1
Ron Fairly, L (1, 3) (9, 9) OBP: 0.312, SLG: 0.334	6-3		G3		4-3			6-3		4	0	0	0	0	0	3
Lou Johnson, R (1, 7) OBP: 0.299, SLG: 0.419		6-3	HR		F8			L8		4	1	1	2	0	0	0
Len Gabrielson, L (1, 9) OBP: 0.281, SLG: 0.384 Wes Parker, S (9, 3) OBP: 0.348, SLG: 0.342		K	1B		K			HR		4 0	1 0	2 0	1 0	0 0	2 0	0 0
Jeff Torborg, R (1, 2) OBP: 0.311, SLG: 0.351		1B	1B			4-3		2B		4	0	3	0	0	0	0
Don Drysdale, R (1, 1) OBP: 0.164, SLG: 0.138		K	5-3			F9		1B		4	0	1	0	0	1	3
Inning Stats	R: 0 E: 0 K: 0 S: 4 H: 1 LOB: 2 BB: 1 P: 8	R: 0 E: 0 K: 2 S: 8 H: 1 LOB: 1 BB: 0 P: 8	R: 4 E: 1 K: 0 S: 9 H: 6 LOB: 2 BB: 0 P: 9	R: 0 E: 0 K: 0 S: 4 H: 1 LOB: 1 BB: 0 P: 4	R: 0 E: 0 K: 1 S: 5 H: 0 LOB: 0 BB: 0 P: 5	R: 0 E: 0 K: 1 S: 5 H: 0 LOB: 0 BB: 0 P: 5	R: 0 E: 0 K: 0 S: 2 H: 0 LOB: 0 BB: 0 P: 3	R: 1 E: 0 K: 0 S: 5 H: 3 LOB: 2 BB: 0 P: 5		1B: 8 2B: 2 3B: 0 HR: 2	SF: 1 SAC: 0 DP: 1 HBP: 1			WP: 0 PB: 0 SB: 1 CS: 0	PA: 36		

PITCHER	IP	WLS	BF	H	R	ER	SO	BB	IBB	HBP	BLK	WP	HR	S	P	ERA	WHIP
Fergie Jenkins, R (1, 1) ERA: 3.0	2.2	L	16	7	4	4	2	1	0	0	0	0	1	19	23	13.50	3.000
Bill Hands, R (3, 1) ERA: 2.6	2.1		9	2	0	0	1	0	0	0	0	0	0	11	11	0.00	0.857
Joe Niekro, R (6, 1) ERA: 3.36	3.0		11	3	1	1	1	0	0	1	0	0	1	12	13	3.00	1.000

PITCHER	IP	WLS	BF	H	R	ER	SO	BB	IBB	HBP	BLK	WP	HR	S	P	ERA	WHIP

BOTTOM

Chicago Cubs @ Los Angeles Dodgers

Dodger Stadium, Los Angeles, CA

Sat Jul 15 1967, 3:33 AM PDT
Att. 21,577 - Sunny - 87 F

livebaseballscorecards.com

AB	33
R	5
H	12
RBI	4
BB	1
SO	4
LOB	12

Batter	1	2	3	4	5	6	7	8	9	AB	R	H	RBI	BB	SO	LOB
Julio Gotay, R (1, 4) OBP: 0.341, SLG: 0.426	BBBB 4-0 G3-6-3 BB		x 0-0 ② 5-3			x 0-0 5-3 SH5-3-4 1B 1B	x 0-0 ③ 5-3		SSS 0-3 ③ K	3	1	1	0	1	0	1
Larry Sherry, R (8, 1)										1	0	0	0	0	1	1
Bob Lillis, R (1, 6) OBP: 0.160, SLG: 0.125	x 0-0 ①② G3-6-3 1-2f		x 0-0 ③ 6-3			x 0-0 ① SH5-3-4 1-2		x 0-0 ① 4-3		3	0	0	0	0	0	2
(8, 4)																
Rusty Staub, L (1, 9) OBP: 0.395, SLG: 0.502	x 0-0 FC6-4 1B			x 0-0 5-3 1B		x 0-0 ② 5-3 2-3		BBBB 4-0 FC5-4 BB		3	0	2	0	1	0	1
Jimmy Wynn, R (1, 8) OBP: 0.356, SLG: 0.535	x 0-0 ③ FC6-4 1-2f			x 0-0 ① 5-3 1-2		4-0 1B 2B IBB		x 0-0 ② F7		3	1	0	0	1	0	3
Jackie Brandt, R (1, 3) OBP: 0.267, SLG: 0.318		x 0-0 ① 6-3		x 0-0 ② 6-3		x 0-0 2B 1-2 3-H 1B		x 0-0 ③ FC5-4 1-2f		4	1	1	1	0	0	2
Ron Davis, R (1, 7) OBP: 0.277, SLG: 0.387		x 0-0 ② 6-3		x 0-0 ③ F8		x 0-0 1-H 2-H 2B			x 0-0 SH1-4 SF9 2B	4	1	2	2	0	0	1
Eddie Mathews, L (1, 5) OBP: 0.342, SLG: 0.393		x 0-0 ③ F7			x 0-0 G5-4-3 1B	SSS 0-3 ③ K			x 0-0 ① SH1-4 2-3	3	0	1	0	0	1	1
Dave Adlesh, R (1, 2) OBP: 0.200, SLG: 0.160			x 0-0 FC5-6 1B		x 0-0 ①② G5-4-3 1-2f		x 0-0 ① F8		x 0-0 ② SF9 3-H	3	0	1	1	0	0	1
Don Wilson, R (1, 1) OBP: 0.170, SLG: 0.136			x 0-0 ① FC5-6 1-2f		x 0-0 ③ F7		x 0-0 ② 6-3		x 0-0 1B	3	0	0	0	0	0	1
Sonny Jackson, L (8, 6) OBP: 0.272, SLG: 0.279										1	0	1	0	0	0	0
Inning Stats	R: 0 H: 1 E: 0 LOB: 1 K: 0 BB: 1 S: 3 P: 7	R: 0 H: 0 E: 0 LOB: 0 K: 0 BB: 0 S: 3 P: 3	R: 0 H: 1 E: 1 LOB: 1 K: 0 BB: 0 S: 4 P: 4	R: 0 H: 1 E: 0 LOB: 1 K: 0 BB: 0 S: 4 P: 4	R: 0 H: 1 E: 0 LOB: 0 K: 0 BB: 0 S: 3 P: 3	R: 3 H: 3 E: 0 LOB: 1 K: 1 BB: 1 S: 8 P: 12	R: 0 H: 0 E: 0 LOB: 0 K: 0 BB: 0 S: 3 P: 3	R: 0 H: 0 E: 0 LOB: 1 K: 0 BB: 1 S: 3 P: 7	R: 1 H: 2 E: 0 LOB: 1 K: 1 BB: 0 S: 7 P: 7	1B: 7 SF: 1 2B: 2 SAC: 2 3B: 0 DP: 2 HR: 0 HBP: 0					WP: 0 PA: 37 PB: 0 SB: 0 CS: 0		

PITCHER	IP	WLS	BF	H	R	ER	SO	BB	IBB	HBP	BLK	WP	HR	S	P	ERA	WHIP
Claude Osteen, L (1, 1) ERA: 3.39	9.0	L	37	9	4	4	2	2	1	0	0	0	0	38	50	4.00	1.222

PITCHER	IP	WLS	BF	H	R	ER	SO	BB	IBB	HBP	BLK	WP	HR	S	P	ERA	WHIP

TOP

Houston Astros @ Los Angeles Dodgers

Dodger Stadium, Los Angeles, CA

Sun Jul 16 1967, 3:33 AM PDT

Unknown

livebaseballscorecards.com

AB	31
R	4
H	9
RBI	4
BB	3
SO	2
LOB	14

Batter	1	2	3	4	5	6	7	8	9	AB	R	H	RBI	BB	SO	LOB
Dick Schofield, S (1, 6) OBP: 0.356, SLG: 0.320	F8	HBP, BB		4-3		4-3			3-1	4	0	0	0	1	0	0
Ron Hunt, R (1, 4) OBP: 0.387, SLG: 0.391	E6, 1B	HBP		1B			BB, 1B		2B, 3B	1	0	0	0	0	0	0
Nate Oliver, R (3, 4) OBP: 0.299, SLG: 0.333										3	1	3	0	0	0	0
Willie Davis, L (1, 8) OBP: 0.301, SLG: 0.346	BB, 1B	K		1B			F9		1B, 2B	5	0	3	1	0	1	4
Gene Michael, S (9, PR) OBP: 0.241, SLG: 0.220										0	0	0	0	0	0	0
Jim Lefebvre, S (1, 5) OBP: 0.362, SLG: 0.432	K	F8	F5				FC6-4, BB		K	4	0	0	0	1	2	5
Ron Fairly, L (1, 3) OBP: 0.316, SLG: 0.337	FC6-4, BB	BB, 1B		4-3			F5		1B	4	0	2	0	1	0	2
Lou Johnson, R (1, 7) OBP: 0.298, SLG: 0.408	FC6-4	BB		K			FC6-4			3	0	0	0	1	1	5
Len Gabrielson, L (1, 9) OBP: 0.281, SLG: 0.375		K	K	F7				G5-4-3, BB		3	0	0	0	1	2	2
Jeff Torborg, R (1, 2) OBP: 0.302, SLG: 0.339		6-3	K			6-3		F8		4	0	0	0	0	1	3
Claude Osteen, L (1, 1) OBP: 0.258, SLG: 0.371		HBP, BB, 1B		K		F3		G5-4-3		4	0	1	0	0	1	1
Inning Stats	R: 0 E: 1 K: 1 S: 7 H: 1 LOB: 3 BB: 1 P: 11	R: 0 E: 0 K: 2 S: 8 H: 1 LOB: 3 BB: 1 P: 13	R: 0 E: 0 K: 2 S: 8 H: 1 LOB: 2 BB: 1 P: 12	R: 0 E: 0 K: 1 S: 7 H: 2 LOB: 2 BB: 0 P: 7	R: 0 E: 0 K: 1 S: 5 H: 0 LOB: 0 BB: 0 P: 5	R: 0 E: 0 K: 0 S: 3 H: 0 LOB: 0 BB: 0 P: 3	R: 0 E: 0 K: 0 S: 4 H: 1 LOB: 2 BB: 1 P: 8	R: 0 E: 0 K: 0 S: 2 H: 0 LOB: 0 BB: 1 P: 6	R: 1 E: 0 K: 1 S: 7 H: 3 LOB: 2 BB: 0 P: 7	1B: 7 2B: 1 3B: 1 HR: 0	SF: 0 SAC: 0 DP: 1 HBP: 1						

PITCHER		IP	WLS	BF	H	R	ER	SO	BB	IBB	HBP	BLK	WP	HR	S	P	ERA	WHIP
Don Wilson, R ERA: 2.95	(1, 1)	7.0	W	33	6	0	0	7	4	0	1	0	0	0	42	59	0.00	1.429
Larry Sherry, R ERA: 5.77	(8, 1)	2.0	S	8	3	1	1	1	1	0	0	0	0	0	9	13	4.50	2.000

PITCHER	IP	WLS	BF	H	R	ER	SO	BB	IBB	HBP	BLK	WP	HR	S	P	ERA	WHIP

BOTTOM

Houston Astros @ Los Angeles Dodgers

Dodger Stadium, Los Angeles, CA

Sun Jul 16 1967, 3:33 AM PDT

Unknown

livebaseballscorecards.com

AB	35
R	1
H	9
RBI	1
BB	5
SO	8
LOB	22

PA: 41

Batter	1	2	3	4	5	6	7	8	9	AB	R	H	RBI	BB	SO	LOB
Julio Gotay, R (1, 4) OBP: 0.345, SLG: 0.429	x 0-0 1B		SSS 0-3 ② K		SSS 0-3 ③ K		x 0-0 1B		x 0-0 ① F4	4	0	2	0	0	2	1
Bob Lillis, R (7, 4) OBP: 0.154, SLG: 0.120										1	0	0	0	0	0	0
Sonny Jackson, L (1, 6) OBP: 0.274, SLG: 0.281	x 0-0 ① B3		x 0-0 1-3 2B 1B			x 0-0 HR 1B	x 0-0 ③ F7		x 0-0 ② 4-3	5	1	2	0	0	0	2
Jimmy Wynn, R (1, 8) OBP: 0.356, SLG: 0.545	SSS 0-3 ② K		x 0-0 ③ 1-H 3-H 2B			x 0-0 1-H HR		SSS 0-3 ① K	x 0-0 ③ L7	5	1	2	3	0	2	1
Rusty Staub, L (1, 9) OBP: 0.397, SLG: 0.509	x 0-0 ③ 1-3			x 0-0 ① G3		x 0-0 3-1 1B 2B		x 0-0 E 1B 2B		4	2	2	0	0	0	1
Jackie Brandt, R (1, 3) OBP: 0.245, SLG: 0.292		x 0-0 ① F7		x 0-0 ② G3		x 0-0 ① 3-1 2-3		x 0-0 E6 1B SF9 2-3		4	1	0	0	0	0	2
Ron Davis, R (1, 7) OBP: 0.282, SLG: 0.390		SSS 0-3 ② K		SSS 0-3 ③ K		x 0-0 CS 3-H 1B		x 0-0 SF9 S 1-3 3-H 1B		4	1	2	2	0	2	0
Eddie Mathews, L (1, 5) OBP: 0.341, SLG: 0.405		SSS 0-3 ③ K			x 0-0 HR	x 0-0 ②③ F2 1-2		x 0-0 ② SF9 1-3 3-H		3	1	1	2	0	1	1
John Bateman, R (1, 2) OBP: 0.249, SLG: 0.268			SSS 0-3 ① K		x 0-0 ① F7		x 0-0 ① 5-3	x 0-0 3-H 1B		4	0	1	1	0	1	0
Wade Blasingame, L (1, 1) OBP: 0.267, SLG: 0.083			BBBB 4-0 1B 2B BB		x 0-0 ② F6		x 0-0 ② 4-3	x 0-0 ③ 5-3		1	1	0	0	1	0	0
Carroll Sembera, R (6, 1) OBP: 0.143, SLG: 0.143										1	0	0	0	0	0	0
Dave Giusti, R (7, 1) OBP: 0.143, SLG: 0.213										1	0	0	0	0	0	1
Inning Stats	R: 0 E: 0 K: 1 S: 6 H: 1 LOB: 1 BB: 0 P: 6	R: 0 E: 0 K: 2 S: 7 H: 0 LOB: 0 BB: 0 P: 7	R: 1 E: 0 K: 2 S: 8 H: 2 LOB: 2 BB: 1 P: 12	R: 0 E: 0 K: 1 S: 5 H: 0 LOB: 0 BB: 0 P: 5	R: 1 E: 0 K: 1 S: 6 H: 1 LOB: 0 BB: 0 P: 6	R: 3 E: 0 K: 0 S: 6 H: 4 LOB: 0 BB: 0 P: 6	R: 0 E: 0 K: 0 S: 4 H: 1 LOB: 1 BB: 0 P: 4	R: 3 E: 1 K: 1 S: 9 H: 3 LOB: 1 BB: 0 P: 9	R: 0 E: 0 K: 0 S: 3 H: 0 LOB: 0 BB: 0 P: 3	1B: 7 2B: 3 3B: 0 HR: 2 SF: 1 SAC: 0 DP: 0 HBP: 0							

TOP

Houston Astros @ Los Angeles Dodgers

Dodger Stadium, Los Angeles, CA

Sun Jul 16 1967, 3:38 AM PDT

Att. 24,729 - Unknown

livebaseballscorecards.com

AB	37
R	8
H	12
RBI	8
BB	1
SO	8
LOB	9

WP: 0 PB: 0 SB: 1 CS: 1 PA: 39

PITCHER		IP	WLS	BF	H	R	ER	SO	BB	IBB	HBP	BLK	WP	HR	S	P	ERA	WHIP
Jim Brewer, L ERA: 2.75	(1, 1)	5.0	L	22	7	5	5	7	1	0	0	0	0	2	35	39	9.00	1.600
Phil Regan, R ERA: 3.19	(6, 1)	1.0		3	1	0	0	0	0	0	0	0	0	0	3	3	0.00	1.000
Bob Miller, R ERA: 6.23	(7, 1)	1.0		4	1	0	0	0	0	0	0	0	0	0	4	4	0.00	1.000
Ron Perranoski, L ERA: 2.53	(8, 1)	2.0		10	3	3	1	1	0	0	0	0	0	0	12	12	4.50	1.500

PITCHER	IP	WLS	BF	H	R	ER	SO	BB	IBB	HBP	BLK	WP	HR	S	P	ERA	WHIP

Batter	1	2	3	4	5	6	7	8	9	AB	R	H	RBI	BB	SO	LOB
Dick Schofield, S (1, 6) OBP: 0.351, SLG: 0.310	4-3		F3			BB	G3		F7	4	0	0	0	1	0	3
Nate Oliver, R (1, 4) OBP: 0.309, SLG: 0.333	BB G5-4-3			F3		1-2 1B		6-3		3	0	1	0	1	0	0
Lou Johnson, R (1, 7) OBP: 0.296, SLG: 0.403	G5-4-3 1-2f			F8		K		1B		4	0	1	0	0	1	3
Jim Lefebvre, S (1, 5) OBP: 0.360, SLG: 0.430		5-3		F5		G3		1-2 1B		4	0	1	0	0	0	2
Al Ferrara, R (1, 9) OBP: 0.335, SLG: 0.430		F9			BB 1B		WP BB G3 1B	K		4	2	2	0	0	1	2
Wes Parker, S (1, 8) OBP: 0.354, SLG: 0.343		1B			BB 1B 1-2		G3 WP 1-2 BB	G3		2	0	1	0	2	0	2
Bob Bailey, R (1, 3) OBP: 0.242, SLG: 0.243 Ron Fairly, L (7, PH) OBP: 0.317, SLG: 0.336 (8, 3)		F9			G6-4-3 1-3 2-H 1B		G3 1-2 2-3 BB		K2-3	2 1	0 0	1 0	1 0	0 1	0 1	1 0
Jeff Torborg, R (1, 2) OBP: 0.297, SLG: 0.333 Willie Davis, L (7, PH) OBP: 0.300, SLG: 0.345 Jim Campanis, R (8, 2) OBP: 0.320, SLG: 0.409			5-3		G6-4-3 1-2f		K		E6	2 1 1	0 0 0	0 0 0	0 0 0	0 1 0	0 3 0	1 3 0
Jim Brewer, L (1, 1) OBP: 0.083, SLG: 0.167 Phil Regan, R (6, 1) Jim Hickman, R (6, PH) OBP: 0.244, SLG: 0.257 Bob Miller, R (7, 1) Len Gabrielson, L (7, PH) OBP: 0.279, SLG: 0.372 Ron Perranoski, L (8, 1) OBP: 0.200, SLG: 0.200 John Roseboro, L (9, PH) OBP: 0.363, SLG: 0.388			K			F9	G3 1-2 2-3 3-H		F5	1 0 1 0 1 0 1	0 0 0 0 0 0 0	0 0 0 0 0 1 0	0 0 0 0 1 0 0	1 0 0 0 0 0 0	0 0 0 0 2 0 0	0 0 0 0 0 0 1
Inning Stats	R: 0 E: 0 K: 0 S: 2 H: 0 LOB: 0 BB: 1 P: 6	R: 0 E: 0 K: 0 S: 4 H: 1 LOB: 1 BB: 0 P: 4	R: 0 E: 0 K: 1 S: 5 H: 0 LOB: 0 BB: 0 P: 5	R: 0 E: 0 K: 0 S: 3 H: 0 LOB: 0 BB: 0 P: 3	R: 1 E: 0 K: 0 S: 3 H: 2 LOB: 0 BB: 1 P: 7	R: 0 E: 0 K: 1 S: 6 H: 1 LOB: 2 BB: 1 P: 10	R: 1 E: 0 K: 1 S: 6 H: 1 LOB: 2 BB: 2 P: 14	R: 0 E: 0 K: 1 S: 7 H: 2 LOB: 2 BB: 0 P: 7	R: 0 E: 1 K: 1 S: 6 H: 0 LOB: 1 BB: 0 P: 6	1B: 7 2B: 0 3B: 0 HR: 0 SF: 0 SAC: 0 DP: 2 HBP: 0			WP: 1 PB: 0 SB: 0 CS: 0		PA: 37	

PITCHER		IP	WLS	BF	H	R	ER	SO	BB	IBB	HBP	BLK	WP	HR	S	P	ERA	WHIP
Wade Blasingame, L ERA: 5.66	(1, 1)	5.1	W	20	4	1	1	1	3	0	0	0	0	0	19	31	1.69	1.312
Carroll Sembera, R ERA: 3.98	(6, 1)	0.2		5	1	1	1	1	2	0	0	0	1	0	5	13	13.50	4.500
Dave Giusti, R ERA: 3.69	(7, 1)	3.0	S	12	2	0	0	3	0	0	0	0	0	0	18	18	0.00	0.667

PITCHER	IP	WLS	BF	H	R	ER	SO	BB	IBB	HBP	BLK	WP	HR	S	P	ERA	WHIP

BOTTOM

Houston Astros @ Los Angeles Dodgers

Dodger Stadium, Los Angeles, CA

Sun Jul 16 1967, 3:38 AM PDT

Att. 24,729 - Unknown

livebaseballscorecards.com

AB	32
R	2
H	7
RBI	2
BB	5
SO	5
LOB	20

Batter	1	2	3	4	5	6	7	8	9	AB	R	H	RBI	BB	SO	LOB
Dick Schofield, S (1, 6) OBP: 0.342, SLG: 0.301	S S S 0-3 ① K			x 0-0 ① P4		S S S 0-3 ② K		x 0-0 ③ F9		4	0	0	0	0	2	1
Ron Hunt, R (1, 4) OBP: 0.385, SLG: 0.386	x 0-0 ② P6			B B B B 4-0 PB BB		x 0-0 ③ 6-3			x 0-0 ① 5-3	3	0	0	0	1	0	1
Willie Davis, L (1, 8) OBP: 0.303, SLG: 0.347	x 0-0 ③ F9			x 0-0 ② L9			x 0-0 1B 1B		x 0-0 G3 1B	4	0	2	0	0	0	1
Jim Lefebvre, S (1, 5) OBP: 0.356, SLG: 0.424		x 0-0 ① F8		x 0-0 ③ 4-3 1-2			S S S 0-3 ① K		x 0-0 ② G3 1-2	4	0	0	0	0	1	3
Ron Fairly, L (1, 3) OBP: 0.316, SLG: 0.334		x 0-0 ② 4-3			x 0-0 ① F8		x 0-0 1-2 1B		x 0-0 ③ 1-3	4	0	1	0	0	0	1
Lou Johnson, R (1, 7) OBP: 0.290, SLG: 0.394		x 0-0 ③ 5-3			x 0-0 ② 6-3		S S S 0-3 ② K			3	0	0	0	0	1	2
Len Gabrielson, L (1, 9) OBP: 0.273, SLG: 0.364			x 0-0 ① F8		x 0-0 ③ 6-3		x 0-0 ③ 3-1			3	0	0	0	0	0	2
Bob Miller, R (7, 1)										0	0	0	0	0	0	0
Jeff Torborg, R (1, 2) OBP: 0.290, SLG: 0.325			x 0-0 ② 5-3			x 0-0 ① F8		x 0-0 ① F9		3	0	0	0	0	0	0
Don Sutton, R (1, 1) OBP: 0.146, SLG: 0.188			x 0-0 ③ P4			x 0-0 2B		x 0-0 ② L9		1	0	0	0	0	0	0
Wes Parker, S (6, PH) OBP: 0.356, SLG: 0.351										1	0	1	0	0	0	0
Dick Egan, L (6, 1)										0	0	0	0	0	0	0
Al Ferrara, R (7, 9) OBP: 0.333, SLG: 0.428										1	0	0	0	0	0	0
Inning Stats	R: 0 H: 0 E: 0 LOB: 0 K: 1 BB: 0 S: 5 P: 5	R: 0 H: 0 E: 0 LOB: 0 K: 0 BB: 0 S: 3 P: 3	R: 0 H: 0 E: 0 LOB: 0 K: 0 BB: 0 S: 3 P: 3	R: 0 H: 0 E: 0 LOB: 1 K: 0 BB: 1 S: 3 P: 7	R: 0 H: 0 E: 0 LOB: 0 K: 0 BB: 0 S: 3 P: 3	R: 0 H: 1 E: 0 LOB: 1 K: 1 BB: 0 S: 6 P: 6	R: 0 H: 2 E: 0 LOB: 2 K: 2 BB: 0 S: 9 P: 9	R: 0 H: 0 E: 0 LOB: 0 K: 0 BB: 0 S: 3 P: 3	R: 0 H: 1 E: 0 LOB: 1 K: 0 BB: 0 S: 4 P: 4	1B: 3 SF: 0 2B: 1 SAC: 0 3B: 0 DP: 0 HR: 0 HBP: 0						

PITCHER	IP	WLS	BF	H	R	ER	SO	BB	IBB	HBP	BLK	WP	HR	S	P	ERA	WHIP
Rick Wise, R (1, 1) ERA: 3.73	9.0	W	32	4	0	0	4	1	0	0	0	0	0	39	43	0.00	0.556

PITCHER	IP	WLS	BF	H	R	ER	SO	BB	IBB	HBP	BLK	WP	HR	S	P	ERA	WHIP

TOP

Los Angeles Dodgers @ Philadelphia Phillies
Connie Mack Stadium, Philadelphia, PA
Tue Jul 18 1967, 7:05 PM EDT
Unknown

livebaseballscorecards.com

AB	31
R	0
H	4
RBI	0
BB	1
SO	4
LOB	11

PA: 32

WP: 0
PB: 1
SB: 0
CS: 0

Batter	1	2	3	4	5	6	7	8	9	AB	R	H	RBI	BB	SO	LOB
Tony Gonzalez, L (1, 7) OBP: 0.395, SLG: 0.483	F7		G3-6-3, 1B 3-H		5-3		FC3-6, E, PB 1-2f 2-H			4	1	1	2	0	0	1
Tony Taylor, R (1, 4) OBP: 0.325, SLG: 0.352	BB FC3-6		F2		F9		E4 1-3			3	0	0	0	1	0	2
Johnny Callison, L (1, 9) OBP: 0.354, SLG: 0.458	FC3-6 1-2f		G3-6-3 1-2f		P6		PB, BB			3	0	0	0	1	0	2
Dick Allen, R (1, 5) OBP: 0.422, SLG: 0.545	F9			6-3		F9	BB 1-2 3-H			3	0	0	0	1	0	1
Bill White, L (1, 3) OBP: 0.289, SLG: 0.299		4-3		HR		E1	K			4	1	1	1	0	1	2
Don Lock, R (1, 8) OBP: 0.383, SLG: 0.534		F8		1B 2B		F8	CS 1B			4	1	2	0	0	0	1
Clay Dalrymple, L (1, 2) OBP: 0.288, SLG: 0.264		1B		2-H 1B		6-3	F8			4	0	2	1	0	0	2
Bobby Wine, R (1, 6) OBP: 0.247, SLG: 0.280		K		F7			S FC3-6 2B	6-3 1-2		4	1	1	0	0	1	3
Rick Wise, R (1, 1) OBP: 0.286, SLG: 0.357			1B 3B	K			FC3-6 1B			3	1	2	0	0	1	1
Inning Stats	R: 0 E: 0 K: 0 S: 3 H: 0 LOB: 1 BB: 1 P: 7	R: 0 E: 0 K: 1 S: 6 H: 1 LOB: 1 BB: 0 P: 6	R: 1 E: 0 K: 0 S: 4 H: 2 LOB: 0 BB: 0 P: 4	R: 2 E: 0 K: 1 S: 8 H: 3 LOB: 1 BB: 0 P: 8	R: 0 E: 0 K: 0 S: 3 H: 0 LOB: 0 BB: 0 P: 3	R: 0 E: 1 K: 0 S: 4 H: 0 LOB: 1 BB: 0 P: 4	R: 2 E: 1 K: 1 S: 7 H: 2 LOB: 2 BB: 2 P: 15	R: 0 E: 0 K: 0 S: 3 H: 1 LOB: 0 BB: 0 P: 3		1B: 5 2B: 2 3B: 1 HR: 1 SF: 0 SAC: 0 DP: 1 HBP: 0				WP: 0 PB: 1 SB: 1 CS: 1 PA: 35	

PITCHER		IP	WLS	BF	H	R	ER	SO	BB	IBB	HBP	BLK	WP	HR	S	P	ERA	WHIP
Don Sutton, R ERA: 4.26	(1, 1)	5.0	L	21	6	3	3	2	1	0	0	0	0	1	24	28	5.40	1.400
Dick Egan, L ERA: 7.06	(6, 1)	1.2		9	2	2	1	0	1	0	0	0	0	0	8	12	5.40	1.800
Bob Miller, R ERA: 6.06	(7, 1)	1.1		5	1	0	0	1	1	0	0	0	0	0	6	10	0.00	1.500

PITCHER	IP	WLS	BF	H	R	ER	SO	BB	IBB	HBP	BLK	WP	HR	S	P	ERA	WHIP

BOTTOM

Los Angeles Dodgers @ Philadelphia Phillies
Connie Mack Stadium, Philadelphia, PA
Tue Jul 18 1967, 7:05 PM EDT
Unknown

livebaseballscorecards.com

AB	32
R	5
H	9
RBI	4
BB	3
SO	3
LOB	15

Batter	1	2	3	4	5	6	7	8	9	AB	R	H	RBI	BB	SO	LOB
Dick Schofield, S (1, 6) OBP: 0.344, SLG: 0.299	G4-6-3 1B	BBB G6-4-3 BB		5-3			SSS K	G5-4-3 1-2f		4	0	1	0	1	1	2
Ron Hunt, R (1, 4) OBP: 0.380, SLG: 0.381	G4-6-3 1-2f	G6-4-3 1-2f		6-3			5-3		1B B3-5 1B	4	0	0	0	0	0	3
Nate Oliver, R (7, 4) OBP: 0.317, SLG: 0.342										1	0	1	0	0	0	0
Willie Davis, L (1, 8) OBP: 0.304, SLG: 0.348	S 1B		1-3		L7		BB 1B		B5	5	0	2	0	0	0	1
Jim Lefebvre, S (1, 5) OBP: 0.360, SLG: 0.425	BBBB 1-2 BB		F9		6-3		1-2 BB		1-3 1B	4	0	2	0	1	0	0
Ron Fairly, L (1, 3) OBP: 0.317, SLG: 0.331	G3		BBBB E 1B BB		G3		BBBB 1-2 2-3 BB		B3-5 3-Hf	3	0	0	0	2	0	4
(8, 9)																
Lou Johnson, R (1, 7) OBP: 0.303, SLG: 0.405		HR 1B	1-2 E 1B			E 1B	1-3			4	1	3	0	0	0	3
Len Gabrielson, L (1, 9) OBP: 0.274, SLG: 0.385		1-H HR	1-2 2-3 E6			F9		H FC1-6 HBP		3	1	1	2	0	0	3
Wes Parker, S (8, PH) OBP: 0.358, SLG: 0.351										0	0	0	0	0	0	0
(8, 3)																
Jeff Torborg, R (1, 2) OBP: 0.281, SLG: 0.315		F6	F9			E6 G6-4-3 1-2		FC1-6 1B 1-2f		4	0	0	0	0	0	5
Phil Regan, R (1, 1) OBP: 0.143, SLG: 0.143		E7 1B		F9		G6-4-3 1-2f		G5-4-3 1-2 1B		3	0	1	0	0	0	2
Al Ferrara, R (8, PH) OBP: 0.337, SLG: 0.431										1	0	1	0	0	0	0
Ron Perranoski, L (8, 1) OBP: 0.200, SLG: 0.200										0	0	0	0	0	0	0
Inning Stats	R: 0 E: 0 K: 0 S: 4 H: 2 LOB: 2 BB: 1 P: 8	R: 2 E: 1 K: 0 S: 5 H: 3 LOB: 1 BB: 1 P: 9	R: 0 E: 1 K: 0 S: 5 H: 1 LOB: 3 BB: 1 P: 9	R: 0 E: 0 K: 0 S: 3 H: 0 LOB: 0 BB: 0 P: 3	R: 0 E: 0 K: 0 S: 3 H: 0 LOB: 0 BB: 0 P: 3	R: 0 E: 1 K: 0 S: 4 H: 1 LOB: 1 BB: 0 P: 4	R: 0 E: 0 K: 1 S: 7 H: 2 LOB: 3 BB: 1 P: 11	R: 0 E: 0 K: 0 S: 3 H: 1 LOB: 1 BB: 0 P: 4	R: 0 E: 0 K: 0 S: 4 H: 2 LOB: 0 BB: 0 P: 4	1B: 11 2B: 1 3B: 0 HR: 1 SF: 0 SAC: 0 DP: 5 HBP: 1							

PITCHER	IP	WLS	BF	H	R	ER	SO	BB	IBB	HBP	BLK	WP	HR	S	P	ERA	WHIP
John Boozer, R (1, 1) ERA: 6.23	1.1	L	10	5	2	2	0	2	0	0	0	0	1	8	16	13.50	5.250
Dick Ellsworth, L (2, 1) ERA: 5.18	6.2		27	5	0	0	1	2	0	1	0	0	0	26	35	0.00	1.050
Grant Jackson, L (9, 1) ERA: 3.55	1.0		4	2	0	0	0	0	0	0	0	0	0	4	4	0.00	2.000

PITCHER	IP	WLS	BF	H	R	ER	SO	BB	IBB	HBP	BLK	WP	HR	S	P	ERA	WHIP

TOP

Los Angeles Dodgers @ Philadelphia Phillies

Connie Mack Stadium, Philadelphia, PA

Tue Jul 18 1967, 7:05 PM EDT

Att. 17,746 - Unknown

livebaseballscorecards.com

AB	36
R	2
H	12
RBI	2
BB	4
SO	1
LOB	23

WP: 0	PB: 0	SB: 1	CS: 0
PA: 41			

BOTTOM

Los Angeles Dodgers @ Philadelphia Phillies

Connie Mack Stadium, Philadelphia, PA

Tue Jul 18 1967, 7:05 PM EDT

Att. 17,746 - Unknown

Batter	1	2	3	4	5	6	7	8	9	AB	R	H	RBI	BB	SO	LOB
Tony Gonzalez, L (1, 7) OBP: 0.395, SLG: 0.481 Gary Sutherland, R (8, PH) OBP: 0.300, SLG: 0.325 Grant Jackson, S (9, 1) OBP: 0.167, SLG: 0.091	CS 1B		K			G3		5-3		3 1 0	0 0 0	1 0 0	0 0 0	0 0 0	1 0 0	0 1 0
Tony Taylor, R (1, 4) OBP: 0.324, SLG: 0.348	F8		K			6-3		BB		3	0	0	0	1	1	1
Johnny Callison, L (1, 9) OBP: 0.352, SLG: 0.455	K		1B			F5		F3		4	0	1	0	0	1	3
Dick Allen, R (1, 5) OBP: 0.421, SLG: 0.544	CS 1-2	1B 2B		1-3			F3		6-3	4	1	1	0	0	0	0
Bill White, L (1, 3) OBP: 0.282, SLG: 0.290 Billy Cowan, R (9, PH) OBP: 0.242, SLG: 0.387		K		F8			1-3		BB	3 0	0 0	0 0	0 0	0 1	1 0	1 0
Don Lock, R (1, 8) OBP: 0.380, SLG: 0.527		P6		F8			1B		F8	4	0	1	0	0	0	2
Gene Oliver, R (1, 2) OBP: 0.327, SLG: 0.470		2-H 1B	K				F2		L4	4	0	1	1	0	1	2
Bobby Wine, R (1, 6) OBP: 0.254, SLG: 0.282		IBB	F9					SH3-4 1B		2	0	1	0	1	0	0
John Boozer, R (1, 1) OBP: 0.286, SLG: 0.167 Dick Ellsworth, L (2, 1) OBP: 0.100, SLG: 0.100 Cookie Rojas, R (8, PH) OBP: 0.261, SLG: 0.270 (9, 7)		K	F9					SH3-4 1-2		0 2 0	0 0 0	0 0 0	0 0 0	0 1 0	0 2 0	0 2 0
Inning Stats	R: 0 H: 1 E: 0 LOB: 0 K: 1 BB: 0 S: 5 P: 5	R: 1 H: 2 E: 0 LOB: 2 K: 2 BB: 1 S: 9 P: 13	R: 0 H: 1 E: 0 LOB: 1 K: 2 BB: 0 S: 7 P: 7	R: 0 H: 0 E: 0 LOB: 0 K: 0 BB: 0 S: 3 P: 3	R: 0 H: 0 E: 0 LOB: 0 K: 1 BB: 0 S: 5 P: 5	R: 0 H: 0 E: 0 LOB: 0 K: 0 BB: 0 S: 3 P: 3	R: 0 H: 1 E: 0 LOB: 1 K: 0 BB: 0 S: 4 P: 4	R: 0 H: 1 E: 0 LOB: 2 K: 0 BB: 1 S: 4 P: 8	R: 0 H: 0 E: 0 LOB: 1 K: 0 BB: 1 S: 3 P: 7	1B: 5 2B: 1 3B: 0 HR: 0	SF: 0 SAC: 1 DP: 0 HBP: 0			WP: 0 PB: 0 SB: 0 CS: 1	PA: 35		

livebaseballscorecards.com

	AB	30
	R	1
	H	6
	RBI	1
	BB	3
	SO	6
	LOB	12

PITCHER		IP	WLS	BF	H	R	ER	SO	BB	IBB	HBP	BLK	WP	HR	S	P	ERA	WHIP
Phil Regan, R ERA: 2.95	(1, 1)	7.0	W	25	5	1	1	6	0	1	0	0	0	0	36	40	1.29	0.714
Ron Perranoski, L ERA: 2.44	(8, 1)	2.0	S	9	1	0	0	0	2	0	0	0	0	0	7	15	0.00	1.500

PITCHER	IP	WLS	BF	H	R	ER	SO	BB	IBB	HBP	BLK	WP	HR	S	P	ERA	WHIP

Batter	1	2	3	4	5	6	7	8	9	10	11	AB	R	H	RBI	BB	SO	LOB
Dick Schofield, S (1, 6) OBP: 0.337, SLG: 0.294	K			K		FC3-6 1B		F6		K	F2	6	0	1	0	0	3	4
Willie Davis, L (1, 8) OBP: 0.303, SLG: 0.349	G3			2B		FC3-6 1-2f		K		1-3		5	0	1	0	0	1	2
Lou Johnson, R (1, 7) OBP: 0.306, SLG: 0.404	1-3			F8		1-3		1B 1-3 1B			BB SH2-4 BB 1B	5	1	2	0	0	0	2
Len Gabrielson, L (11, 7) OBP: 0.274, SLG: 0.385												0	0	0	0	0	0	0
Jim Lefebvre, S (1, 4) OBP: 0.361, SLG: 0.424		5-3		F8			HBP 1B BB	1-3 3-H 1B			SH2-4 1-2	3	0	1	1	1	0	1
Al Ferrara, R (1, 9) OBP: 0.335, SLG: 0.424		G6-3 BB			L7		F8	F7			F9	3	0	0	0	1	0	3
Jim Brewer, L (8, 1) OBP: 0.083, SLG: 0.167												0	0	0	0	0	0	0
Jim Campanis, R (11, PH) OBP: 0.308, SLG: 0.391												1	0	0	0	0	0	1
Ron Perranoski, L (11, 1) OBP: 0.200, SLG: 0.200												0	0	0	0	0	0	0
Bob Bailey, R (1, 5) OBP: 0.247, SLG: 0.248		G6-3 1-2f			F5		HBP 1-2 1B		F9		BB BB BB 1B	5	1	2	0	0	0	1
Wes Parker, S (1, 3) OBP: 0.370, SLG: 0.356			G4-3 1B		WP HBP		G6-4-3 1-2 2-3 HBP		CS 1B		BB BB 1-2 2-3 BB	2	0	2	0	1	0	0
Jeff Torborg, R (1, 2) OBP: 0.279, SLG: 0.305			G4-3 1-2f		K 1-2		G6-4-3 1-2f		F7		BB 1-2 2-3 3-H BB	4	0	0	1	1	1	6
Don Drysdale, R (1, 1) OBP: 0.159, SLG: 0.133			P6			L7		1B 1B BB	CS 1-2	6-3	BB	2	0	0	0	0	0	0
Jim Hickman, R (8, PH) OBP: 0.250, SLG: 0.253												1	1	0	0	1	0	0
(8, 9)																		
Ron Fairly, L (11, PH) OBP: 0.319, SLG: 0.331												0	0	0	1	1	0	0
(11, 9)																		
Inning Stats	R: 0 E: 0 K: 1 S: 5 H: 0 LOB: 0 BB: 0 P: 5	R: 0 E: 0 K: 0 S: 2 H: 0 LOB: 0 BB: 1 P: 6	R: 0 E: 0 K: 0 S: 3 H: 1 LOB: 0 BB: 0 P: 3	R: 0 E: 0 K: 1 S: 6 H: 1 LOB: 1 BB: 0 P: 6	R: 0 E: 0 K: 1 S: 5 H: 0 LOB: 1 BB: 0 P: 6	R: 0 E: 0 K: 0 S: 4 H: 1 LOB: 1 BB: 0 P: 4	R: 0 E: 0 K: 0 S: 3 H: 1 LOB: 2 BB: 1 P: 8	R: 1 E: 0 K: 1 S: 7 H: 2 LOB: 2 BB: 1 P: 11	R: 0 E: 0 K: 0 S: 3 H: 1 LOB: 0 BB: 0 P: 3	R: 0 E: 0 K: 1 S: 5 H: 0 LOB: 0 BB: 0 P: 5	R: 2 E: 0 K: 0 S: 5 H: 2 LOB: 3 BB: 3 P: 17	1B: 8 2B: 1 3B: 0 HR: 0 SF: 0 SAC: 1 DP: 3 HBP: 2						

PITCHER	IP	WLS	BF	H	R	ER	SO	BB	IBB	HBP	BLK	WP	HR	S	P	ERA	WHIP
Chris Short, L (1, 1) ERA: 2.43	10.2	L	44	9	3	3	5	5	0	2	0	1	0	47	69	2.53	1.312
Turk Farrell, R (11, 1) ERA: 3.54	0.1		2	0	0	0	0	1	0	0	0	0	0	1	5	0.00	3.000

PITCHER	IP	WLS	BF	H	R	ER	SO	BB	IBB	HBP	BLK	WP	HR	S	P	ERA	WHIP

TOP

Los Angeles Dodgers @ Philadelphia Phillies
Connie Mack Stadium, Philadelphia, PA
Wed Jul 19 1967, 7:05 PM EDT
Att. 12,337 - Unknown

livebaseballscorecards.com

AB	37
R	3
H	9
RBI	3
BB	6
SO	5
LOB	20

WP: 1 PB: 0 SB: 0 CS: 1 PA: 47

Batter	1	2	3	4	5	6	7	8	9	10	11	AB	R	H	RBI	BB	SO	LOB
Tony Gonzalez, L (1, 7) OBP: 0.396, SLG: 0.486	6-3		E 2B			G3		G6-4-3 1B			G6-4-3 1B	4	1	2	0	0	0	0
Cookie Rojas, R (11, PH) OBP: 0.263, SLG: 0.273												1	0	1	0	0	0	0
Tony Taylor, R (1, 4) OBP: 0.322, SLG: 0.346	5-3		E4 2-H 1B			4-3		G6-4-3 1-2f			G6-4-3 1-2f	5	0	1	1	0	0	2
Johnny Callison, L (1, 9) OBP: 0.351, SLG: 0.453	CS 1B		P3			4-3			6-3			4	0	1	0	0	0	1
Dick Allen, R (1, 5) OBP: 0.421, SLG: 0.542	CS 1-2	K		8-4 1B			1-3		G6-3 BB			3	0	1	0	1	1	0
Bill White, L (1, 3) OBP: 0.281, SLG: 0.288		FC6-4 1B		8-4 1-2f			L4		G6-3 1-2f			4	0	1	0	0	0	2
Clay Dalrymple, L (1, 2) OBP: 0.289, SLG: 0.261		FC6-4 1-2f		6-3			HBP BB			K		2	0	0	0	1	0	1
Gene Oliver, R (10, PH) OBP: 0.325, SLG: 0.466 (11, 2)												1	0	0	0	0	1	0
Don Lock, R (1, 8) OBP: 0.378, SLG: 0.518		K			6-3		1-2 HBP			5-3		3	0	0	0	0	1	1
Bobby Wine, R (1, 6) OBP: 0.254, SLG: 0.281			5-3		G5-6-4 1B		P6			K		4	0	1	0	0	1	2
Chris Short, R (1, 1) OBP: 0.128, SLG: 0.132			F3		G5-6-4 1-2f			F3			6-3	3	0	0	0	0	0	1
Turk Farrell, R (11, 1) OBP: 0.167, SLG: 0.182												0	0	0	0	0	0	0
Gary Sutherland, R (11, PH) OBP: 0.298, SLG: 0.323												1	0	0	0	0	0	0
Inning Stats	R: 0 E: 0 K: 0 S: 3 H: 1 LOB: 0 BB: 0 P: 3	R: 0 E: 0 K: 2 S: 8 H: 1 LOB: 1 BB: 0 P: 8	R: 1 E: 1 K: 0 S: 5 H: 2 LOB: 1 BB: 0 P: 5	R: 0 E: 0 K: 0 S: 3 H: 1 LOB: 0 BB: 0 P: 3	R: 0 E: 0 K: 0 S: 3 H: 1 LOB: 0 BB: 0 P: 3	R: 0 E: 0 K: 0 S: 3 H: 0 LOB: 0 BB: 0 P: 3	R: 0 E: 0 K: 0 S: 3 H: 0 LOB: 2 BB: 1 P: 8	R: 0 E: 0 K: 0 S: 3 H: 1 LOB: 0 BB: 0 P: 3	R: 0 E: 0 K: 0 S: 2 H: 0 LOB: 0 BB: 1 P: 6	R: 0 E: 0 K: 2 S: 7 H: 0 LOB: 0 BB: 0 P: 7	R: 0 E: 0 K: 0 S: 3 H: 1 LOB: 0 BB: 0 P: 3							

PITCHER		IP	WLS	BF	H	R	ER	SO	BB	IBB	HBP	BLK	WP	HR	S	P	ERA	WHIP
Don Drysdale, R ERA: 2.64	(1, 1)	7.0		26	6	1	1	2	1	0	1	0	0	0	28	33	1.29	1.000
Jim Brewer, L ERA: 2.61	(8, 1)	3.0	W	9	1	0	0	2	1	0	0	0	0	0	12	16	0.00	0.667
Ron Perranoski, L ERA: 2.4	(11, 1)	1.0	S	3	1	0	0	0	0	0	0	0	0	0	3	3	0.00	1.000

PITCHER	IP	WLS	BF	H	R	ER	SO	BB	IBB	HBP	BLK	WP	HR	S	P	ERA	WHIP

BOTTOM

Los Angeles Dodgers @ Philadelphia Phillies
Connie Mack Stadium, Philadelphia, PA
Wed Jul 19 1967, 7:05 PM EDT
Att. 12,337 - Unknown

livebaseballscorecards.com

AB	35
R	1
H	8
RBI	1
BB	2
SO	4
LOB	10

1B: 7	SF: 0	WP: 0	PA: 39
2B: 2	SAC: 0	PB: 0	
3B: 0	DP: 5	SB: 0	
HR: 0	HBP: 1	CS: 1	

Batter	1	2	3	4	5	6	7	8	9	AB	R	H	RBI	BB	SO	LOB
Dick Schofield, S (1, 6) OBP: 0.337, SLG: 0.290	4-3		BB			F7		L4	1B 2-3 3-H	2	0	0	0	1	0	0
Bob Miller, R (6, 1)										0	0	0	0	0	0	0
Wes Parker, S (8, PH) OBP: 0.368, SLG: 0.355										1	0	0	0	0	0	0
Dick Egan, L (8, 1)										0	0	0	0	0	0	0
Lou Johnson, R (9, PH) OBP: 0.311, SLG: 0.409										1	0	1	1	0	0	0
Don Sutton, R (9, PR) OBP: 0.146, SLG: 0.188										0	0	0	0	0	0	0
Willie Davis, L (1, 8) OBP: 0.301, SLG: 0.346	K		F9			4-3		2B 2B 1B	F8	5	1	1	0	0	1	4
Ron Fairly, L (1, 3) OBP: 0.321, SLG: 0.334	F7			4-3			BB 4-3 1B	2B 1-3		3	2	1	0	1	0	0
Jim Lefebvre, S (1, 4) OBP: 0.360, SLG: 0.425		L7		K			4-3 1-2	2B 2-H 3-H		4	0	1	2	0	1	1
Len Gabrielson, L (1, 7) OBP: 0.273, SLG: 0.381		3-1		F8			1B 2-H	L9		4	0	1	1	0	0	1
Al Ferrara, R (1, 9) OBP: 0.333, SLG: 0.420		5-3			6-3		K		1B 3-1 1B	4	1	1	0	0	1	1
John Roseboro, L (1, 2) OBP: 0.359, SLG: 0.383			1-3		P6		FC6-4 1-2		1B 3-1 1-2	2	0	0	0	0	0	0
Jim Campanis, R (5, 2) OBP: 0.357, SLG: 0.440										2	0	2	0	0	0	0
Bob Bailey, R (1, 5) OBP: 0.247, SLG: 0.248			4-6-3		F8		FC6-4 1-2f		F9	4	0	1	0	0	0	4
Claude Osteen, L (1, 1) OBP: 0.254, SLG: 0.365			4-6-3 1-2			F8		4-3	3-1 1-2 2-3	1	0	0	0	0	0	1
Gene Michael, S (6, PH) OBP: 0.237, SLG: 0.217										3	0	0	0	0	0	2
(6, 6)																

TOP

Los Angeles Dodgers @ Philadelphia Phillies
Connie Mack Stadium, Philadelphia, PA
Thu Jul 20 1967, 7:05 PM EDT
Att. 11,311 - Unknown

livebaseballscorecards.com

AB	36
R	4
H	9
RBI	4
BB	2
SO	3
LOB	14

Inning Stats	1	2	3	4	5	6	7	8	9
	R: 0 E: 0 K: 1 S: 5	R: 0 E: 0 K: 0 S: 3	R: 0 E: 0 K: 0 S: 4	R: 0 E: 0 K: 1 S: 5	R: 0 E: 0 K: 0 S: 3	R: 0 E: 0 K: 0 S: 3	R: 1 E: 0 K: 1 S: 7	R: 2 E: 0 K: 0 S: 6	R: 1 E: 0 K: 0 S: 6
	H: 0 LOB: 0 BB: 0 P: 5	H: 0 LOB: 0 BB: 0 P: 3	H: 1 LOB: 2 BB: 1 P: 8	H: 0 LOB: 0 BB: 0 P: 5	H: 0 LOB: 0 BB: 0 P: 3	H: 0 LOB: 0 BB: 0 P: 3	H: 2 LOB: 2 BB: 1 P: 11	H: 3 LOB: 1 BB: 0 P: 6	H: 3 LOB: 2 BB: 0 P: 6

1B: 7	SF: 0	WP: 0	PA: 38
2B: 2	SAC: 0	PB: 0	
3B: 0	DP: 0	SB: 0	
HR: 0	HBP: 0	CS: 0	

PITCHER		IP	WLS	BF	H	R	ER	SO	BB	IBB	HBP	BLK	WP	HR	S	P	ERA	WHIP
Larry Jackson, R ERA: 3.51	(1, 1)	9.0	W	38	9	4	4	3	2	0	0	0	0	0	42	50	4.00	1.222

PITCHER	IP	WLS	BF	H	R	ER	SO	BB	IBB	HBP	BLK	WP	HR	S	P	ERA	WHIP

Batter	1	2	3	4	5	6	7	8	9	AB	R	H	RBI	BB	SO	LOB
Tony Taylor, R (1, 4) OBP: 0.323, SLG: 0.347	FC3-6 E 1B	CS 1B 3-H		P6		K		5-3		5	0	2	1	0	1	0
Cookie Rojas, R (1, 7) OBP: 0.262, SLG: 0.275	E4 FC3-6 1-2	F9 1-2		6-3		1-3		2B		5	0	1	0	0	0	2
Johnny Callison, L (1, 9) OBP: 0.350, SLG: 0.452 Tony Gonzalez, L (3, 9) OBP: 0.394, SLG: 0.482	FC3-6 G6-4-3 1-2f 2-3		HR 1B		L7	F8		K		1 4	0 1	0 1	0 0	0 0	0 1	2 1
Dick Allen, R (1, 5) OBP: 0.420, SLG: 0.538	G6-4-3 1-2f		P4		1B PB 1B		5-3			4	1	1	0	0	0	3
Don Lock, R (1, 8) OBP: 0.380, SLG: 0.514		4-3 1B SH BB	K		K		1B 1B			3	1	1	0	1	2	2
Gene Oliver, R (1, 2) OBP: 0.342, SLG: 0.504	4-3 SH 1B 1-2	HR 1-H			BB HR 1B 1-3		1B 1-2			4	3	4	2	0	0	0
Bill White, L (1, 3) OBP: 0.288, SLG: 0.290	4-3 1-2 2-3	1B			HR BB 1-2 3-H		K			3	1	1	0	1	1	4
Bobby Wine, R (1, 6) OBP: 0.259, SLG: 0.300	SH IBB	F9			HR 1-H 2-H		K			3	2	1	3	1	1	3
Larry Jackson, R (1, 1) OBP: 0.154, SLG: 0.157	SH 1B 1-H 2-H 3-H		K		F9			4-3		3	1	0	1	0	1	0
Inning Stats	R: 0 H: 1 E: 1 LOB: 1 K: 0 BB: 0 S: 4 P: 4	R: 4 H: 2 E: 1 LOB: 0 K: 0 BB: 2 S: 5 P: 13	R: 2 H: 3 E: 0 LOB: 1 K: 1 BB: 0 S: 8 P: 8	R: 0 H: 0 E: 0 LOB: 0 K: 1 BB: 0 S: 5 P: 5	R: 4 H: 3 E: 0 LOB: 0 K: 1 BB: 1 S: 8 P: 12	R: 0 H: 0 E: 0 LOB: 0 K: 1 BB: 0 S: 5 P: 5	R: 0 H: 2 E: 0 LOB: 2 K: 2 BB: 0 S: 9 P: 9	R: 0 H: 1 E: 0 LOB: 1 K: 1 BB: 0 S: 6 P: 6		1B: 9 SF: 0 2B: 1 SAC: 1 3B: 0 DP: 1 HR: 2 HBP: 0						

BOTTOM

Los Angeles Dodgers @ Philadelphia Phillies
Connie Mack Stadium, Philadelphia, PA
Thu Jul 20 1967, 7:05 PM EDT
Att. 11,311 - Unknown

livebaseballscorecards.com

AB	35
R	10
H	12
RBI	7
BB	3
SO	7
LOB	17

WP: 0 PA: 39
PB: 1
SB: 0
CS: 1

PITCHER		IP	WLS	BF	H	R	ER	SO	BB	IBB	HBP	BLK	WP	HR	S	P	ERA	WHIP
Claude Osteen, L ERA: 3.78	(1, 1)	5.0	L	27	9	10	9	3	2	1	0	0	0	2	30	42	16.20	2.200
Bob Miller, R ERA: 5.82	(6, 1)	2.0		8	2	0	0	3	0	0	0	0	0	0	14	14	0.00	1.000
Dick Egan, L ERA: 6.75	(8, 1)	1.0		4	1	0	0	1	0	0	0	0	0	0	6	6	0.00	1.000

PITCHER	IP	WLS	BF	H	R	ER	SO	BB	IBB	HBP	BLK	WP	HR	S	P	ERA	WHIP

Los Angeles Dodgers @ New York Mets

Shea Stadium, Flushing, NY

Fri Jul 21 1967, 7:05 PM EDT

Att. 39,612 - Unknown

TOP

livebaseballscorecards.com

Batter	1	2	3	4	5	6	7	8	9	AB	R	H	RBI	BB	SO	LOB
Dick Schofield, S (1, 6) OBP: 0.335, SLG: 0.295	0-0: 1B 2B		0-3 ②: K			0-0 ②: 5-3		0-0 ②: 5-3		4	1	1	0	0	1	0
Willie Davis, L (1, 8) OBP: 0.304, SLG: 0.348	0-0: 1B G4-3 1B; 2-H		0-3 ③: K			0-0: 1B 1B		0-3 ③: K		4	1	2	1	0	2	0
Lou Johnson, R (1, 7) OBP: 0.316, SLG: 0.411	0-0: G4-3 1B; 1-3			0-3 ①: K		0-0: 2-3 1B			0-0 ①: 5-3	4	0	2	0	0	1	0
Jim Lefebvre, S (1, 4) Nate Oliver, R (9, 4) OBP: 0.317, SLG: 0.342	0-0 ①②: G4-3; 1-2f 3-H			0-0 ②: F7		0-3 ③: K			0-0 ②: F5	4 0	0 0	0 0	0 0	0 0	1 0	3 0
Al Ferrara, R (1, 9) OBP: 0.333, SLG: 0.424 Ron Fairly, L (7, 9) OBP: 0.320, SLG: 0.333	0-0 ③: F8			0-0 ③: 5-3			0-0: SH1-3 SF9 2B		0-0 ③: P3	3 1	1 0	1 0	0 0	0 0	0 0	0 0
Wes Parker, S (1, 3) OBP: 0.369, SLG: 0.356		0-0: G5-4-3 1B			0-0 ①: 6-3		0-0 ①: SH1-3; 2-3			2	0	1	0	0	0	0
Bob Bailey, R (1, 5) OBP: 0.243, SLG: 0.245		0-0 ①②: G5-4-3; 1-2f			0-0 ②: F2		0-0 ②: SF9; 3-H			2	0	0	1	0	0	1
Jeff Torborg, R (1, 2) OBP: 0.273, SLG: 0.298		0-0 ③: F7			0-0 ③: F9		0-0 ③: 5-3			3	0	0	0	0	0	0
Bill Singer, R (1, 1) OBP: 0.065, SLG: 0.065 Phil Regan, R (8, 1) OBP: 0.143, SLG: 0.143			0-0 ①: 4-3			0-0 ①: 1-3		0-0 ①: L5		3 0	0 0	0 0	0 0	0 0	0 0	0 0

	AB	30
	R	3
	H	7
	RBI	2
	BB	0
	SO	5
	LOB	4

Inning Stats																		
	R: 2	H: 3	R: 0	H: 1	R: 0	H: 0	R: 0	H: 0	R: 0	H: 2	R: 1	H: 1	R: 0	H: 0	R: 0	H: 0	1B: 5	SF: 1	WP: 0	PA: 32
	E: 0	LOB: 0	E: 0	LOB: 0	E: 0	LOB: 0	E: 0	LOB: 0	E: 0	LOB: 2	E: 0	LOB: 0	E: 0	LOB: 0	E: 0	LOB: 0	2B: 2	SAC: 1	PB: 0	
	K: 0	BB: 0	K: 0	BB: 0	K: 2	BB: 0	K: 1	BB: 0	K: 0	BB: 0	K: 1	BB: 0	K: 0	BB: 0	K: 1	BB: 0	3B: 0	DP: 2	SB: 0	
	S: 5	P: 5	S: 3	P: 3	S: 7	P: 7	S: 5	P: 5	S: 3	P: 3	S: 7	P: 7	S: 4	P: 4	S: 5	P: 5	HR: 0	HBP: 0	CS: 0	

PITCHER		IP	WLS	BF	H	R	ER	SO	BB	IBB	HBP	BLK	WP	HR	S	P	ERA	WHIP
Dennis Bennett, L ERA: 3.94	(1, 1)	8.0	L	29	7	3	3	5	0	0	0	0	0	0	39	39	3.38	0.875
Hal Reniff, R ERA: 2.9	(9, 1)	1.0		3	0	0	0	0	0	0	0	0	0	0	3	3	0.00	0.000

PITCHER	IP	WLS	BF	H	R	ER	SO	BB	IBB	HBP	BLK	WP	HR	S	P	ERA	WHIP

BOTTOM

Los Angeles Dodgers @ New York Mets

Shea Stadium, Flushing, NY

Fri Jul 21 1967, 7:05 PM EDT

Att. 39,612 - Unknown

livebaseballscorecards.com

Batter	1	2	3	4	5	6	7	8	9	AB	R	H	RBI	BB	SO	LOB
Bud Harrelson, S (1, 6) OBP: 0.341, SLG: 0.344	6-3		1B			3-1		BB 1B		4	0	2	0	0	0	0
Larry Stahl, L (1, 8) OBP: 0.289, SLG: 0.313	3-1		5-3			F7		BBBB 4-0 G6-4-3 1-2 BB		3	0	0	0	1	0	1
Ed Charles, R (1, 5) OBP: 0.352, SLG: 0.344	6-3			5-3		F9		G6-4-3 1-2f		4	0	0	0	0	0	2
Tommy Davis, R (1, 7) OBP: 0.349, SLG: 0.494		1B		K			P4		K	4	0	1	0	0	2	0
Ed Kranepool, L (1, 3) OBP: 0.361, SLG: 0.427		F7		6-3			K		1B	4	0	1	0	0	1	1
Jerry Buchek, R (1, 4) OBP: 0.283, SLG: 0.375		K			K		E1 WP 1B		F7	4	0	0	0	0	2	2
Ron Swoboda, R (1, 9) OBP: 0.316, SLG: 0.412		4-3			1B		WP 1-2 1B		K	4	0	2	0	0	1	2
Jerry Grote, R (1, 2) OBP: 0.236, SLG: 0.271			F9		P3		K 1-2 2-3			2	0	0	0	0	0	1
Ken Boyer, R (7, PH) OBP: 0.335, SLG: 0.355										1	0	0	0	0	1	2
Greg Goossen, R (8, 2) OBP: 0.267, SLG: 0.333										0	0	0	0	0	0	0
Dennis Bennett, L (1, 1) OBP: 0.152, SLG: 0.250			5-3		K			F7		2	0	0	0	0	1	1
John Sullivan, L (8, PH) OBP: 0.239, SLG: 0.218										1	0	0	0	0	0	0
Hal Reniff, R (9, 1)										0	0	0	0	0	0	0
Inning Stats	R: 0 E: 0 K: 0 S: 3 H: 0 LOB: 0 BB: 0 P: 3	R: 0 E: 0 K: 1 S: 6 H: 1 LOB: 1 BB: 0 P: 6	R: 0 E: 0 K: 0 S: 4 H: 1 LOB: 1 BB: 0 P: 4	R: 0 E: 0 K: 1 S: 5 H: 0 LOB: 0 BB: 0 P: 5	R: 0 E: 0 K: 2 S: 8 H: 1 LOB: 1 BB: 0 P: 8	R: 0 E: 0 K: 0 S: 3 H: 0 LOB: 0 BB: 0 P: 3	R: 0 E: 1 K: 2 S: 9 H: 1 LOB: 2 BB: 0 P: 9	R: 0 E: 0 K: 0 S: 3 H: 1 LOB: 1 BB: 1 P: 7	R: 0 E: 0 K: 2 S: 8 H: 1 LOB: 1 BB: 0 P: 8	1B: 6 2B: 0 3B: 0 HR: 0 SF: 0 SAC: 0 DP: 1 HBP: 0	WP: 1 PB: 0 SB: 0 CS: 0 PA: 34					

	AB	33
	R	0
	H	6
	RBI	0
	BB	1
	SO	8
	LOB	12

PITCHER		IP	WLS	BF	H	R	ER	SO	BB	IBB	HBP	BLK	WP	HR	S	P	ERA	WHIP
Bill Singer, R ERA: 3.33	(1, 1)	7.1	W	29	5	0	0	6	1	0	0	0	1	0	40	44	0.00	0.818
Phil Regan, R ERA: 2.86	(8, 1)	1.2	S	5	1	0	0	2	0	0	0	0	0	0	9	9	0.00	0.600

PITCHER	IP	WLS	BF	H	R	ER	SO	BB	IBB	HBP	BLK	WP	HR	S	P	ERA	WHIP

Batter	1	2	3	4	5	6	7	8	9	AB	R	H	RBI	BB	SO	LOB
Dick Schofield, S (1, 6) OBP: 0.337, SLG: 0.305	F9		1B 1B		4-3		SH2-3 FC5-2 2B		F9	5	0	2	0	0	0	0
Willie Davis, L (1, 8) OBP: 0.303, SLG: 0.347	3-1		1-2 1B		3-1		SH2-3 2-3		6-3	4	0	1	0	0	0	0
Len Gabrielson, L (1, 7) OBP: 0.281, SLG: 0.408	HR		F7		1B		FC5-2 E S 1B 3-H		1B 1B	3	1	2	1	0	0	2
Lou Johnson, R (7, PH) OBP: 0.318, SLG: 0.413 (7, 7)										2	1	1	0	0	0	1
Jim Lefebvre, S (1, 4) OBP: 0.357, SLG: 0.419	6-3			4-3	4-3		1-H 1B		1-3 1B	5	0	2	1	0	0	1
Nate Oliver, R (9, PR) OBP: 0.317, SLG: 0.342 (9, 4)										0	0	0	0	0	0	0
Ron Fairly, L (1, 9) OBP: 0.319, SLG: 0.331		F7		2B 1B 1B		F9	G3		L3	5	1	1	0	0	0	3
Wes Parker, S (1, 3) OBP: 0.371, SLG: 0.360		4-3		1-3 1B 2B		H 1-0 E HBP			F7	3	1	1	0	0	0	0
John Roseboro, L (1, 2) OBP: 0.357, SLG: 0.377		L8		4-0 1B IBB		L8			4-3	3	0	0	0	1	0	1
Bob Bailey, R (1, 5) OBP: 0.249, SLG: 0.252			K	FC6-4 1-3 2-H 3-H 1B		E4 1-2			1B	4	0	2	2	0	1	1
Don Sutton, R (1, 1) OBP: 0.140, SLG: 0.180			K	FC6-4 1-2f		B B S S S S 2-3 K			K	2	0	0	0	0	1	1
Jim Brewer, L (5, 1) OBP: 0.083, SLG: 0.167										0	0	0	0	0	0	0
Al Ferrara, R (6, PH) OBP: 0.332, SLG: 0.421										1	0	0	0	0	1	2
Ron Perranoski, L (6, 1) OBP: 0.167, SLG: 0.167										1	0	0	0	0	1	1
Inning Stats	R: 1 H: 1 E: 0 LOB: 0 K: 0 BB: 0 S: 4 P: 4	R: 0 H: 0 E: 0 LOB: 0 K: 0 BB: 0 S: 3 P: 3	R: 0 H: 2 E: 0 LOB: 2 K: 2 BB: 0 S: 9 P: 9	R: 2 H: 3 E: 0 LOB: 1 K: 0 BB: 1 S: 5 P: 9	R: 0 H: 1 E: 0 LOB: 1 K: 0 BB: 0 S: 4 P: 4	R: 0 H: 0 E: 1 LOB: 2 K: 1 BB: 0 S: 6 P: 9	R: 1 H: 2 E: 0 LOB: 1 K: 0 BB: 0 S: 5 P: 5	R: 0 H: 1 E: 0 LOB: 1 K: 1 BB: 0 S: 6 P: 6	R: 0 H: 2 E: 0 LOB: 2 K: 0 BB: 0 S: 5 P: 5	1B: 9 SF: 0 2B: 2 SAC: 1 3B: 0 DP: 0 HR: 1 HBP: 1						

PITCHER		IP	WLS	BF	H	R	ER	SO	BB	IBB	HBP	BLK	WP	HR	S	P	ERA	WHIP
Don Cardwell, R ERA: 3.89	(1, 1)	5.2		26	7	3	3	2	0	1	1	0	0	1	28	33	4.76	1.235
Don Shaw, L ERA: 3.5	(6, 1)	1.1	L	6	2	1	0	1	0	0	0	0	0	0	8	10	0.00	1.500
Hal Reniff, R ERA: 2.8	(8, 1)	2.0		9	3	0	0	1	0	0	0	0	0	0	11	11	0.00	1.500

PITCHER	IP	WLS	BF	H	R	ER	SO	BB	IBB	HBP	BLK	WP	HR	S	P	ERA	WHIP

TOP

Los Angeles Dodgers @ New York Mets

Shea Stadium, Flushing, NY

Sat Jul 22 1967, 7:05 PM EDT

Att. 33,715 - Unknown

livebaseballscorecards.com

AB	38
R	4
H	12
RBI	4
BB	1
SO	4
LOB	13

BOTTOM

Batter	1	2	3	4	5	6	7	8	9	AB	R	H	RBI	BB	SO	LOB
Bud Harrelson, S (1, 6) OBP: 0.336, SLG: 0.339	SSS 0-3 ① K		SSS 0-3 ② K	x 0-0 ③ FC4 1-2f			x 0-0 ② F8		x 0-0 ① FC3-6 FC6-4 1-2f	5	0	0	0	0	2	3
Larry Stahl, L (1, 8) OBP: 0.301, SLG: 0.326	x 0-0 ② F8		x 0-0 1B		x 0-0 4-3 S 1B		x 0-0 ③ 5-3		x 0-0 ② FC6-4 1-2f	3	0	2	0	0	0	0
Cleon Jones, R (7, PH) (8, 8) OBP: 0.228, SLG: 0.274										2	0	0	0	0	0	1
Tommy Davis, R (1, 7) OBP: 0.344, SLG: 0.487	x 0-0 ③ 6-3		SSS 0-3 ③ K		x 0-0 ① 4-3 1-3			x 0-0 ① 6-3	x 0-0 ③ 6-3	5	0	0	0	0	1	3
Ed Kranepool, L (1, 3) OBP: 0.356, SLG: 0.420		x 0-0 ① F8		x 0-0 ① 4-3	SSS 0-3 ② K			x 0-0 ② L8		4	0	0	0	0	1	1
Ed Charles, R (1, 5) OBP: 0.355, SLG: 0.343		x 0-0 ② 5-3		H 1-0 1B 1B HBP	x 0-0 ③ 6-3			x 0-0 BB 1B 1B		3	1	1	0	0	0	1
Jerry Buchek, R (1, 4) OBP: 0.290, SLG: 0.381		x 0-0 FC6-4 1B		x 0-0 1B 1B 1-2 1B		x 0-0 ① 6-3		x 0-0 BB 1-2 1B		4	1	3	0	0	0	0
Ron Swoboda, R (1, 9) OBP: 0.320, SLG: 0.411		x 0-0 ③ FC6-4 1-2f		x 0-0 1B 1-3 2-H 1B		SSS 0-3 ② K		BBBB 4-0 1-2 2-3 BB		3	0	1	1	1	1	1
Jerry Grote, R (1, 2) OBP: 0.241, SLG: 0.292			x 0-0 HR	x 0-0 FC4 1-2 3-H 1B		x 0-0 ③ L8		SSS 0-3 ③ K		4	1	2	2	0	1	3
Don Cardwell, R (1, 1) OBP: 0.250, SLG: 0.320			SSS 0-3 ① K	x 0-0 ② P4			x 0-0 ① 6-3		x 0-0 FC3-6 1B	2	0	0	0	0	1	2
Don Shaw, L (6, 1)										0	0	0	0	0	0	0
Greg Goossen, R (7, PH) OBP: 0.250, SLG: 0.313										1	0	0	0	0	0	0
Hal Reniff, R (8, 1)										0	0	0	0	0	0	0
Bob Johnson, R (9, PH) OBP: 0.365, SLG: 0.469										1	0	1	0	0	0	0
Dick Selma, R (9, PR)										0	0	0	0	0	0	0
Inning Stats	R: 0 E: 0 K: 1 S: 5 H: 0 LOB: 0 BB: 0 P: 5	R: 0 E: 0 K: 0 S: 4 H: 1 LOB: 1 BB: 0 P: 4	R: 1 E: 0 K: 3 S: 11 H: 2 LOB: 0 BB: 0 P: 11	R: 2 E: 0 K: 0 S: 6 H: 3 LOB: 2 BB: 0 P: 7	R: 0 E: 0 K: 1 S: 6 H: 1 LOB: 1 BB: 0 P: 6	R: 0 E: 0 K: 1 S: 5 H: 0 LOB: 0 BB: 0 P: 5	R: 0 E: 0 K: 0 S: 3 H: 0 LOB: 0 BB: 0 P: 3	R: 0 E: 0 K: 1 S: 7 H: 2 LOB: 3 BB: 1 P: 11	R: 0 E: 0 K: 0 S: 4 H: 1 LOB: 1 BB: 0 P: 4	1B: 9 2B: 0 3B: 0 HR: 1 SF: 0 SAC: 0 DP: 0 HBP: 1						

PITCHER		IP	WLS	BF	H	R	ER	SO	BB	IBB	HBP	BLK	WP	HR	S	P	ERA	WHIP
Don Sutton, R ERA: 4.32	(1, 1)	4.1		21	7	3	3	4	0	0	1	0	0	1	28	29	6.23	1.615
Jim Brewer, L ERA: 2.58	(5, 1)	0.2		2	0	0	0	1	0	0	0	0	0	0	4	4	0.00	0.000
Ron Perranoski, L ERA: 2.25	(6, 1)	4.0	W	16	3	0	0	2	1	0	0	0	0	0	19	23	0.00	1.000

PITCHER	IP	WLS	BF	H	R	ER	SO	BB	IBB	HBP	BLK	WP	HR	S	P	ERA	WHIP

Los Angeles Dodgers @ New York Mets

Shea Stadium, Flushing, NY

Sat Jul 22 1967, 7:05 PM EDT

Att. 33,715 - Unknown

livebaseballscorecards.com

AB	37
R	3
H	10
RBI	3
BB	1
SO	7
LOB	15

WP: 0	PA: 39		
PB: 0			
SB: 1			
CS: 0			

Batter	1	2	3	4	5	6	7	8	9	AB	R	H	RBI	BB	SO	LOB
Dick Schofield, S (1, 6) OBP: 0.330, SLG: 0.297	5-3		K			4-3		F8		4	0	0	0	0	1	0
Willie Davis, L (1, 8) OBP: 0.305, SLG: 0.347	F7			BB G6-4-3		F8			1B	3	0	1	0	1	0	0
Lou Johnson, R (1, 7) OBP: 0.316, SLG: 0.408	5-3			G6-4-3 1-2f		K			1-2	4	0	1	0	0	1	1
Jim Lefebvre, S (1, 4) OBP: 0.353, SLG: 0.414		K		1-3			5-3		F8	4	0	0	0	0	1	2
Al Ferrara, R (1, 9) OBP: 0.335, SLG: 0.445		HR			6-3		6-3		K	4	1	2	1	0	1	2
Wes Parker, S (1, 3) OBP: 0.369, SLG: 0.355		4-3			BB BB		6-3 2-3		L9	3	0	0	0	1	0	3
Bob Bailey, R (1, 5) OBP: 0.250, SLG: 0.248		K			BB 1-2		K			2	0	0	0	1	2	1
Jeff Torborg, R (1, 2) OBP: 0.267, SLG: 0.291			F7		L7			5-3		3	0	0	0	0	0	2
Don Drysdale, R (1, 1) OBP: 0.154, SLG: 0.129			F9		K			F8		2	0	0	0	0	1	2
Jim Hickman, R (8, PH) OBP: 0.247, SLG: 0.250										1	0	0	0	0	0	0
Bob Miller, R (8, 1)										0	0	0	0	0	0	0
Inning Stats	R: 0 E: 0 K: 0 S: 3 H: 0 LOB: 0 BB: 0 P: 3	R: 1 E: 0 K: 2 S: 8 H: 1 LOB: 0 BB: 0 P: 8	R: 0 E: 0 K: 1 S: 5 H: 0 LOB: 0 BB: 0 P: 5	R: 0 E: 0 K: 0 S: 2 H: 0 LOB: 0 BB: 1 P: 6	R: 0 E: 0 K: 1 S: 5 H: 0 LOB: 2 BB: 2 P: 13	R: 0 E: 0 K: 1 S: 5 H: 0 LOB: 0 BB: 0 P: 5	R: 0 E: 0 K: 1 S: 6 H: 1 LOB: 1 BB: 0 P: 6	R: 0 E: 0 K: 0 S: 3 H: 0 LOB: 0 BB: 0 P: 3	R: 0 E: 0 K: 1 S: 7 H: 2 LOB: 2 BB: 0 P: 7	1B: 2 2B: 1 3B: 0 HR: 1	SF: 0 SAC: 0 DP: 1 HBP: 0			WP: 0 PB: 0 SB: 0 CS: 0	PA: 33	

PITCHER	IP	WLS	BF	H	R	ER	SO	BB	IBB	HBP	BLK	WP	HR	S	P	ERA	WHIP
Bob Hendley, L (1, 1) ERA: 4.22	9.0	W	33	4	1	1	7	3	0	0	0	0	1	44	56	1.00	0.778

PITCHER	IP	WLS	BF	H	R	ER	SO	BB	IBB	HBP	BLK	WP	HR	S	P	ERA	WHIP

Los Angeles Dodgers @ New York Mets

Shea Stadium, Flushing, NY

Sun Jul 23 1967, 3:33 AM EDT

Att. 33,062 - Unknown

TOP

livebaseballscorecards.com

AB	30
R	1
H	4
RBI	1
BB	3
SO	7
LOB	13

Batter	1	2	3	4	5	6	7	8	9	AB	R	H	RBI	BB	SO	LOB
Bud Harrelson, S (1, 6) OBP: 0.335, SLG: 0.338	6-3		K		4-3 E 2-3 1B		K			4	1	1	0	0	2	0
Larry Stahl, L (1, 8) OBP: 0.289, SLG: 0.311	5-3		F7		4-3 1-2 3-H		P6			4	0	0	1	0	0	1
Tommy Davis, R (1, 7) OBP: 0.346, SLG: 0.496 Tommie Reynolds, R (9, 7) OBP: 0.260, SLG: 0.267	1B			HR	E6 2-H			6-3		4 0	1 0	2 0	1 0	0 0	0 0	0 0
Ed Kranepool, L (1, 3) OBP: 0.355, SLG: 0.417	5-3			G3	4-3			FC4 1B		4	0	1	0	0	0	2
Ed Charles, R (1, 5) OBP: 0.357, SLG: 0.350		P4		E 1B		BLK SF8 2B		F2		4	1	2	0	0	0	1
Jerry Buchek, R (1, 4) OBP: 0.286, SLG: 0.375		P3		K 1-2		K 2-3		FC4 1-2f		4	0	0	0	0	2	3
Ron Swoboda, R (1, 9) OBP: 0.320, SLG: 0.412		1B		P6		SF8 3-H				2	0	1	1	0	0	1
Jerry Grote, R (1, 2) OBP: 0.238, SLG: 0.287		K			E4 1B SH1-6-4 4-3	F8				3	1	0	0	0	1	1
Bob Hendley, R (1, 1) OBP: 0.167, SLG: 0.063			K		SH1-6-4 1-2		K			2	0	0	0	0	2	0
Inning Stats	R: 0 E: 0 K: 0 S: 4 H: 1 LOB: 1 BB: 0 P: 4	R: 0 E: 0 K: 1 S: 6 H: 1 LOB: 1 BB: 0 P: 6	R: 0 E: 0 K: 2 S: 7 H: 0 LOB: 0 BB: 0 P: 7	R: 1 E: 1 K: 1 S: 7 H: 2 LOB: 1 BB: 0 P: 7	R: 2 E: 2 K: 0 S: 6 H: 1 LOB: 1 BB: 0 P: 6	R: 1 E: 0 K: 1 S: 6 H: 1 LOB: 0 BB: 0 P: 6	R: 0 E: 0 K: 2 S: 7 H: 0 LOB: 0 BB: 0 P: 7	R: 0 E: 0 K: 0 S: 4 H: 1 LOB: 1 BB: 0 P: 4		1B: 5 2B: 1 3B: 0 HR: 1	SF: 1 SAC: 1 DP: 0 HBP: 0						

PITCHER	IP	WLS	BF	H	R	ER	SO	BB	IBB	HBP	BLK	WP	HR	S	P	ERA	WHIP
Don Drysdale, R (1, 1) ERA: 2.64	7.0	L	29	6	4	2	7	0	0	0	1	0	1	43	43	2.57	0.857
Bob Miller, R (8, 1) ERA: 5.71	1.0		4	1	0	0	0	0	0	0	0	0	0	4	4	0.00	1.000

PITCHER	IP	WLS	BF	H	R	ER	SO	BB	IBB	HBP	BLK	WP	HR	S	P	ERA	WHIP

BOTTOM

Los Angeles Dodgers @ New York Mets

Shea Stadium, Flushing, NY

Sun Jul 23 1967, 3:33 AM EDT

Att. 33,062 - Unknown

livebaseballscorecards.com

AB	31
R	4
H	7
RBI	3
BB	0
SO	7
LOB	9

WP: 0 PB: 0 SB: 0 CS: 0 PA: 33

Pittsburgh Pirates @ Los Angeles Dodgers

Dodger Stadium, Los Angeles, CA

Mon Jul 24 1967, 7:05 PM PDT

Att. 22,495 - Unknown

TOP

livebaseballscorecards.com

Batter	1	2	3	4	5	6	7	8	9	AB	R	H	RBI	BB	SO	LOB
Maury Wills, S (1, 5) OBP: 0.333, SLG: 0.369	0-0 G3 1B		4-0 PB E	0-0 4-3			0-0 G6-4-3 1B		4-0 BB	3	2	2	0	2	0	0
Gene Alley, R (1, 6) OBP: 0.339, SLG: 0.420	0-0 G3 1-2		0-3 K 1-2		0-3 K		0-0 G6-4-3 1-2f		0-0 L7	5	0	0	0	0	2	4
Roberto Clemente, R (1, 9) OBP: 0.407, SLG: 0.546	0-0 2-H 1B		0-0 E4 1B 2-H 1B		0-0 6-3		0-0 FC5-4 1B		0-0 F8	5	1	3	1	0	0	1
Donn Clendenon, R (1, 3) OBP: 0.307, SLG: 0.393	0-0 F2		0-0 6-3		0-0 4-3		0-0 FC5-4 1-2f			4	0	0	0	0	0	3
Bill Mazeroski, R (1, 4) OBP: 0.312, SLG: 0.399	0-0 4-3		0-0 BB 1B 2-H			0-0 6-3		0-0 F2		4	0	1	1	0	0	1
Manny Mota, R (1, 8) OBP: 0.351, SLG: 0.474		0-0 1B 1B	4-0 FC6-4 BB 1-2			0-0 F3		0-0 F9		3	0	1	0	1	0	0
Jose Pagan, R (1, 7) OBP: 0.298, SLG: 0.342		0-0 1-3 1B	0-0 FC6-4 1-2f			0-0 1B 1B		0-0 FC5-4 1B		4	0	3	0	0	0	2
Manny Sanguillen, R (1, 2) OBP: 0.222, SLG: 0.222		0-0 1-3	0-0 1-3			0-0 1-2 1B		0-0 FC5-4 1-2f		4	0	1	0	0	0	2
Dennis Ribant, R (1, 1) OBP: 0.238, SLG: 0.310		0-0 F9	0-0 F8			0-3 K			0-0 4-3	2	0	0	0	0	0	1
Juan Pizarro, L (5, 1) OBP: 0.190, SLG: 0.150										1	0	0	0	0	1	2
Al McBean, R (8, 1)										0	0	0	0	0	0	0
Manny Jimenez, L (9, PH) OBP: 0.310, SLG: 0.536										1	0	0	0	0	0	0
Roy Face, R (9, 1)										0	0	0	0	0	0	0

	AB	36
	R	3
	H	11
	RBI	2
	BB	3
	SO	3
	LOB	16

Inning Stats										
	R: 1 E: 0 K: 0 S: 5	H: 2 LOB: 1 BB: 0 P: 5	R: 0 E: 0 K: 0 S: 4	H: 2 LOB: 1 BB: 0 P: 4	R: 2 E: 1 K: 1 S: 7	H: 2 LOB: 2 BB: 2 P: 15	R: 0 E: 0 K: 0 S: 3	H: 0 LOB: 0 BB: 0 P: 3	R: 0 E: 0 K: 1 S: 5	H: 0 LOB: 0 BB: 0 P: 5
	R: 0 E: 0 K: 1 S: 7	H: 2 LOB: 2 BB: 0 P: 7	R: 0 E: 0 K: 0 S: 4	H: 2 LOB: 1 BB: 0 P: 4	R: 0 E: 0 K: 0 S: 4	H: 1 LOB: 1 BB: 0 P: 4	R: 0 E: 0 K: 0 S: 3	H: 0 LOB: 1 BB: 1 P: 7	1B: 11 2B: 0 3B: 0 HR: 0	SF: 0 SAC: 0 DP: 1 HBP: 0

WP: 0 PB: 1 SB: 0 CS: 0 PA: 39

PITCHER		IP	WLS	BF	H	R	ER	SO	BB	IBB	HBP	BLK	WP	HR	S	P	ERA	WHIP
Claude Osteen, L ERA: 3.76	(1, 1)	8.0		35	11	3	3	3	2	0	0	0	0	0	39	47	3.38	1.625
Phil Regan, R ERA: 2.81	(9, 1)	1.0	W	4	0	0	0	0	1	0	0	0	0	0	3	7	0.00	1.000

PITCHER	IP	WLS	BF	H	R	ER	SO	BB	IBB	HBP	BLK	WP	HR	S	P	ERA	WHIP

Batter	1	2	3	4	5	6	7	8	9	AB	R	H	RBI	BB	SO	LOB
Dick Schofield, S (1, 6) OBP: 0.337, SLG: 0.313	0-0 ① 3-1		0-0 1B		0-0 1B 2B 2-H	0-3 ③ K S S S			0-0 SH1-4 1B 1B	5	2	3	1	0	1	2
Willie Davis, L (1, 8) OBP: 0.305, SLG: 0.346	0-3 ② K S S S		0-0 ③ F9		0-0 1B 1B 2-H		0-0 ① F5		0-0 ① SH1-4 1-2	4	0	1	1	0	1	1
Len Gabrielson, L (1, 9) OBP: 0.291, SLG: 0.411	0-0 1B			0-0 ① F8	0-0 1B 1-3		0-0 ② 4-3		4-0 1B IBB	4	0	2	0	1	0	0
Ron Fairly, L (1, 3) OBP: 0.317, SLG: 0.332	0-0 ③ L7			0-0 1B 2B	0-3 ② K S S S		0-0 ③ 1-3		0-0 ② F6	5	1	1	0	0	1	5
Jim Lefebvre, S (1, 4) OBP: 0.353, SLG: 0.414		0-0 ① 4-3		0-0 ② F7	0-0 ③ 1-3			0-0 FC1-6 1B	0-0 1B 1-2 2-H	5	0	2	1	0	0	3
John Roseboro, L (1, 2) OBP: 0.362, SLG: 0.378 Wes Parker, S (8, PH) OBP: 0.368, SLG: 0.354 Jeff Torborg, R (9, 2) OBP: 0.267, SLG: 0.291		0-3 ② K S S S		0-0 2-H 1B		4-0 FC1-6 BB B B B B		0-0 ① FC1-6 BB FC 1-2f		2 1 0	0 0 0	1 0 0	1 0 0	1 0 0	1 0 0	0 1 0
Lou Johnson, R (1, 7) OBP: 0.309, SLG: 0.397		0-0 ③ F3		0-0 ③ F8		0-0 ① FC1-6 BB 1-2f		0-0 FC L5-4 BB 1-2		4	0	0	0	0	0	3
Bob Bailey, R (1, 5) OBP: 0.261, SLG: 0.258			0-0 ① F6		0-0 2B 2B	4-0 1-2 BB B B B B		4-0 1-2 2-3 BB B B B B		2	1	1	0	2	0	0
Claude Osteen, L (1, 1) OBP: 0.243, SLG: 0.348 Al Ferrara, R (8, PH) OBP: 0.333, SLG: 0.443 Phil Regan, R (9, 1) OBP: 0.143, SLG: 0.143			0-3 ② K S S S		0-0 ① F7	0-3 ② K S S S		0-0 ② ③ L5-4 2-3		3 1 0	0 0 0	0 0 0	0 0 0	0 0 0	2 0 0	3 3 0
Inning Stats	R: 0 H: 1 E: 0 LOB: 1 K: 1 BB: 0 S: 6 P: 6	R: 0 H: 0 E: 0 LOB: 0 K: 1 BB: 0 S: 5 P: 5	R: 0 H: 1 E: 0 LOB: 1 K: 1 BB: 0 S: 6 P: 6	R: 1 H: 2 E: 0 LOB: 1 K: 0 BB: 0 S: 5 P: 5	R: 2 H: 4 E: 0 LOB: 2 K: 1 BB: 0 S: 9 P: 9	R: 0 H: 0 E: 0 LOB: 2 K: 2 BB: 2 S: 7 P: 15	R: 0 H: 0 E: 0 LOB: 0 K: 0 BB: 0 S: 3 P: 3	R: 0 H: 1 E: 0 LOB: 2 K: 0 BB: 1 S: 4 P: 8	R: 1 H: 2 E: 0 LOB: 2 K: 0 BB: 1 S: 4 P: 8	1B: 8 SF: 0 2B: 4 SAC: 1 3B: 0 DP: 1 HR: 0 HBP: 0						

PITCHER		IP	WLS	BF	H	R	ER	SO	BB	IBB	HBP	BLK	WP	HR	S	P	ERA	WHIP
Dennis Ribant, R ERA: 3.22	(1, 1)	4.1		21	8	3	3	3	0	0	0	0	0	0	27	27	6.23	1.846
Juan Pizarro, L ERA: 4.26	(5, 1)	3.0		13	1	0	0	3	2	0	0	0	0	0	17	25	0.00	1.000
Al McBean, R ERA: 2.7	(8, 1)	0.2		2	0	0	0	0	1	0	0	0	0	0	1	5	0.00	1.500
Roy Face, R ERA: 1.58	(9, 1)	0.2	L	5	2	1	1	0	0	1	0	0	0	0	4	8	13.50	3.000

PITCHER	IP	WLS	BF	H	R	ER	SO	BB	IBB	HBP	BLK	WP	HR	S	P	ERA	WHIP

BOTTOM

Pittsburgh Pirates @ Los Angeles Dodgers

Dodger Stadium, Los Angeles, CA

Mon Jul 24 1967, 7:05 PM PDT

Att. 22,495 - Unknown

livebaseballscorecards.com

AB	36
R	4
H	11
RBI	4
BB	4
SO	6
LOB	21

Pittsburgh Pirates @ Los Angeles Dodgers

Dodger Stadium, Los Angeles, CA

Tue Jul 25 1967, 7:05 PM PDT

Att. 24,348 - Unknown

livebaseballscorecards.com

TOP

Batter	1	2	3	4	5	6	7	8	9	AB	R	H	RBI	BB	SO	LOB
Matty Alou, L (1, 8) OBP: 0.348, SLG: 0.381	6-3			FC5-4 1B		1B 1B		1B 1B		4	0	3	0	0	0	0
Maury Wills, S (1, 5) OBP: 0.332, SLG: 0.368	3-1			FC5-4 S 1B 1-2f		F7		1-2 1B		4	1	1	0	0	0	2
Roberto Clemente, R (1, 9) OBP: 0.405, SLG: 0.542	4-3			K 1-2		1-3 1B		K		4	0	1	0	0	2	3
Willie Stargell, L (1, 3) OBP: 0.357, SLG: 0.486		4-3		2-H 1B		K			K	4	0	1	1	0	2	2
Bill Mazeroski, R (1, 4) OBP: 0.308, SLG: 0.395		L8		F7			F2		F9	4	0	0	0	0	0	1
Manny Mota, R (1, 7) OBP: 0.349, SLG: 0.469		4-3			CS 1B		K		F9	4	0	1	0	0	1	0
Gene Alley, R (1, 6) OBP: 0.336, SLG: 0.416			4-3		L8 1-2		F8			3	0	0	0	0	0	1
Jim Pagliaroni, R (1, 2) OBP: 0.312, SLG: 0.211			K		F9			K		3	0	0	0	0	2	0
Vern Law, R (1, 1) OBP: 0.133, SLG: 0.267			K			4-3		4-3		1	0	0	0	0	1	0
Al Luplow, L (6, PH) OBP: 0.243, SLG: 0.265										1	0	0	0	0	0	0
Billy O'Dell, S (6, 1) OBP: 0.185, SLG: 0.120										0	0	0	0	0	0	0
Roy Face, R (7, 1)										0	0	0	0	0	0	0
Manny Jimenez, L (8, PH) OBP: 0.300, SLG: 0.517										1	0	0	0	0	0	0
Juan Pizarro, L (8, 1) OBP: 0.190, SLG: 0.150										0	0	0	0	0	0	0
Inning Stats	R: 0 E: 0 K: 0 S: 3 H: 0 LOB: 0 BB: 0 P: 3	R: 0 E: 0 K: 0 S: 3 H: 0 LOB: 0 BB: 0 P: 3	R: 0 E: 0 K: 2 S: 7 H: 0 LOB: 0 BB: 0 P: 7	R: 1 E: 0 K: 1 S: 7 H: 2 LOB: 1 BB: 0 P: 7	R: 0 E: 0 K: 0 S: 3 H: 1 LOB: 0 BB: 0 P: 3	R: 0 E: 0 K: 1 S: 7 H: 2 LOB: 2 BB: 0 P: 7	R: 0 E: 0 K: 1 S: 5 H: 0 LOB: 0 BB: 0 P: 5	R: 0 E: 0 K: 2 S: 9 H: 2 LOB: 2 BB: 0 P: 9	R: 0 E: 0 K: 1 S: 5 H: 0 LOB: 0 BB: 0 P: 5	1B: 7 2B: 0 3B: 0 HR: 0 SF: 0 SAC: 0 DP: 0 HBP: 0							

	AB	33
	R	1
	H	7
	RBI	1
	BB	0
	SO	8
	LOB	9

WP: 0 PB: 0 SB: 1 CS: 1 PA: 33

PITCHER	IP	WLS	BF	H	R	ER	SO	BB	IBB	HBP	BLK	WP	HR	S	P	ERA	WHIP
Bill Singer, R (1, 1) ERA: 3.12	9.0	W	33	7	1	1	8	0	0	0	0	0	0	49	49	1.00	0.778

PITCHER	IP	WLS	BF	H	R	ER	SO	BB	IBB	HBP	BLK	WP	HR	S	P	ERA	WHIP

Batter	1	2	3	4	5	6	7	8	9	AB	R	H	RBI	BB	SO	LOB
Dick Schofield, S (1, 6) OBP: 0.335, SLG: 0.307	F6		BB, FC6-4		L3-6, 2-3			6-3		3	0	0	0	1	0	1
Willie Davis, L (1, 8) OBP: 0.304, SLG: 0.343	4-3		FC6-4, G4-3, 1-2f			G3		HBP		3	0	0	0	0	0	1
Len Gabrielson, L (1, 9) OBP: 0.284, SLG: 0.400	L9		G4-3, 1-2f			F8		F6		4	0	0	0	0	0	2
Ron Fairly, L (1, 3) OBP: 0.315, SLG: 0.329		K		F3		L7				3	0	0	0	0	1	0
Jim Lefebvre, S (1, 4) OBP: 0.356, SLG: 0.414		1B, 1B		K			5-3, HBP			2	1	1	0	0	1	0
Nate Oliver, R (9, 4) OBP: 0.317, SLG: 0.342										0	0	0	0	0	0	0
John Roseboro, L (1, 2) OBP: 0.361, SLG: 0.378		1B, SF8, 1-3		K			5-3, 1-2			3	1	1	0	0	1	1
Lou Johnson, R (1, 7) OBP: 0.315, SLG: 0.399		1B, 1-3, 3-H			E5, 1B		L6-4, IBB			2	1	1	1	1	0	0
Bob Bailey, R (1, 5) OBP: 0.262, SLG: 0.261		SF8, 3-H			L3-6, 2-H, 1B		L6-4, 1-2			2	0	1	2	0	0	2
Bill Singer, R (1, 1) OBP: 0.059, SLG: 0.059		K			K			K		3	0	0	0	0	3	2
Inning Stats	R: 0 E: 0 K: 0 S: 3 H: 0 LOB: 0 BB: 0 P: 3	R: 2 E: 0 K: 2 S: 10 H: 3 LOB: 1 BB: 0 P: 10	R: 0 E: 0 K: 0 S: 2 H: 0 LOB: 0 BB: 1 P: 6	R: 0 E: 0 K: 2 S: 7 H: 0 LOB: 0 BB: 0 P: 7	R: 1 E: 1 K: 1 S: 6 H: 1 LOB: 0 BB: 0 P: 6	R: 0 E: 0 K: 0 S: 3 H: 0 LOB: 0 BB: 0 P: 3	R: 0 E: 0 K: 0 S: 2 H: 0 LOB: 1 BB: 1 P: 7	R: 0 E: 0 K: 1 S: 5 H: 0 LOB: 1 BB: 0 P: 6		1B: 4 2B: 2 3B: 0 HR: 0 SF: 1 SAC: 0 DP: 3 HBP: 2						

PITCHER		IP	WLS	BF	H	R	ER	SO	BB	IBB	HBP	BLK	WP	HR	S	P	ERA	WHIP
Vern Law, R ERA: 4.45	(1, 1)	5.0	L	19	4	3	2	5	1	0	0	0	0	0	28	32	3.60	1.000
Billy O'Dell, L ERA: 5.67	(6, 1)	1.1		6	0	0	0	0	0	1	1	0	0	0	4	9	0.00	0.000
Roy Face, R ERA: 1.55	(7, 1)	0.2		1	0	0	0	0	0	0	0	0	0	0	1	1	0.00	0.000
Juan Pizarro, L ERA: 4.19	(8, 1)	1.0		4	0	0	0	1	0	0	1	0	0	0	5	6	0.00	0.000

PITCHER	IP	WLS	BF	H	R	ER	SO	BB	IBB	HBP	BLK	WP	HR	S	P	ERA	WHIP

BOTTOM

Pittsburgh Pirates @ Los Angeles Dodgers

Dodger Stadium, Los Angeles, CA

Tue Jul 25 1967, 7:05 PM PDT

Att. 24,348 - Unknown

livebaseballscorecards.com

AB	25
R	3
H	4
RBI	3
BB	2
SO	6
LOB	9

WP: 0 PA: 30
PB: 0
SB: 0
CS: 0

Batter	1	2	3	4	5	6	7	8	9	AB	R	H	RBI	BB	SO	LOB
Matty Alou, L (1, 8) OBP: 0.346, SLG: 0.381	F7		F9		B5-3		4-3		2B	5	0	1	0	0	0	0
Maury Wills, S (1, 5) OBP: 0.336, SLG: 0.369	G4-6-3 1B		6-3			BBBB 4-0 4-3 1B BB		E S FC6-4 1B	1-3	4	2	2	0	1	0	1
Roberto Clemente, R (1, 9) OBP: 0.401, SLG: 0.536	G4-6-3 1-2f		6-3			4-3 1-2		4-3 1-3		4	0	0	0	0	0	3
Willie Stargell, L (1, 3) OBP: 0.363, SLG: 0.498		SSS K		HR		1B IBB		FC6-4 IBB		2	1	1	1	2	1	0
Bill Mazeroski, R (1, 4) OBP: 0.308, SLG: 0.392		BBBB 4-0 FC5-4 BB	SSS K			SSS K		FC6-4 1B 1-2f 3-H		3	0	0	1	1	2	3
Manny Mota, R (1, 7) OBP: 0.352, SLG: 0.470		FC5-4 1B 1B 1-2f		1-3		1-3 2-H 1B		1-2 1B		4	1	2	1	0	0	1
Gene Alley, R (1, 6) OBP: 0.335, SLG: 0.414		1B 1-3 1B		SSS K		5-3		F9		4	0	1	0	0	1	4
Jim Pagliaroni, R (1, 2) OBP: 0.309, SLG: 0.213		1-2 3-H 1B			F8		F8		F8	4	0	1	1	0	0	0
Bob Veale, S (1, 1) OBP: 0.058, SLG: 0.058 Juan Pizarro, L (8, 1) OBP: 0.182, SLG: 0.143		SSS K			SSS K		SSS K		F7	3 1	0 0	0 0	0 0	0 0	3 0	2 0
Inning Stats	R: 0 E: 0 K: 0 S: 3 H: 1 LOB: 0 BB: 0 P: 3	R: 1 E: 0 K: 2 S: 9 H: 2 LOB: 2 BB: 1 P: 13	R: 0 E: 0 K: 0 S: 3 H: 0 LOB: 0 BB: 0 P: 3	R: 1 E: 0 K: 2 S: 8 H: 1 LOB: 0 BB: 0 P: 8	R: 0 E: 0 K: 1 S: 5 H: 0 LOB: 0 BB: 0 P: 5	R: 1 E: 0 K: 1 S: 6 H: 1 LOB: 2 BB: 2 P: 14	R: 0 E: 0 K: 1 S: 5 H: 0 LOB: 0 BB: 0 P: 5	R: 1 E: 0 K: 0 S: 5 H: 2 LOB: 2 BB: 1 P: 9	R: 0 E: 0 K: 0 S: 4 H: 1 LOB: 1 BB: 0 P: 4	1B: 6 2B: 1 3B: 0 HR: 1 SF: 0 SAC: 0 DP: 1 HBP: 0						

PITCHER		IP	WLS	BF	H	R	ER	SO	BB	IBB	HBP	BLK	WP	HR	S	P	ERA	WHIP
Don Sutton, R ERA: 4.3	(1, 1)	7.0	L	28	5	3	3	7	2	1	0	0	0	1	39	51	3.86	1.000
Phil Regan, R ERA: 2.87	(8, 1)	2.0		10	3	1	1	0	0	1	0	0	0	0	9	13	4.50	1.500

PITCHER	IP	WLS	BF	H	R	ER	SO	BB	IBB	HBP	BLK	WP	HR	S	P	ERA	WHIP

TOP

Pittsburgh Pirates @ Los Angeles Dodgers

Dodger Stadium, Los Angeles, CA

Wed Jul 26 1967, 7:05 PM PDT

Att. 24,772 - Unknown

livebaseballscorecards.com

AB	34
R	4
H	8
RBI	4
BB	4
SO	7
LOB	14

WP: 0 PA: 38
PB: 0
SB: 1
CS: 0

Batter	1	2	3	4	5	6	7	8	9	AB	R	H	RBI	BB	SO	LOB
Dick Schofield, S (1, 6) OBP: 0.330, SLG: 0.302	F6		G5-4-3 1-2f		SH5-4 1-2 2-3			F8		3	0	0	0	0	0	1
Willie Davis, L (1, 8) OBP: 0.305, SLG: 0.343	F5			E 2B 1B	K			BB		2	1	1	0	0	0	0
Jim Hickman, R (5, 8) OBP: 0.253, SLG: 0.247								BB		1	0	0	0	1	1	2
Lou Johnson, R (1, 7) OBP: 0.315, SLG: 0.397	1B			L8 1-2	6-3			1-2 BB		3	0	1	0	0	0	3
Ron Fairly, L (6, 9) OBP: 0.316, SLG: 0.329										0	0	0	0	1	0	0
Al Ferrara, R (1, 9) OBP: 0.332, SLG: 0.444	K			WP 2-H 1B 2B		F9		K		4	1	1	1	0	2	3
(6, 7)																
Jim Lefebvre, S (1, 4) OBP: 0.355, SLG: 0.412		F8		6-3 2-3		CS 1B		K2-3		4	0	1	0	0	1	3
Bob Bailey, R (1, 5) OBP: 0.262, SLG: 0.260		6-3		3-H 1B		K 1-2			K	4	0	1	1	0	2	1
Wes Parker, S (1, 3) OBP: 0.363, SLG: 0.348		K		G3			6-3		K	4	0	0	0	0	2	1
Jeff Torborg, R (1, 2) OBP: 0.280, SLG: 0.304			G5-4-3 1B		SH5-4 1B 1B		G4-3 1B		K	4	0	3	0	0	1	0
Don Sutton, R (1, 1) OBP: 0.154, SLG: 0.192			K		SH5-4 1-2 1B		G4-3 1-2f			2	0	1	0	0	1	1
Nate Oliver, R (7, PH) OBP: 0.313, SLG: 0.338										1	0	0	0	0	0	1
Phil Regan, R (8, 1) OBP: 0.143, SLG: 0.143										0	0	0	0	0	0	0
Inning Stats	R: 0 E: 0 K: 1 S: 6 H: 1 LOB: 1 BB: 0 P: 6	R: 0 E: 0 K: 1 S: 5 H: 0 LOB: 0 BB: 0 P: 5	R: 0 E: 0 K: 1 S: 5 H: 1 LOB: 0 BB: 0 P: 5	R: 2 E: 1 K: 0 S: 6 H: 3 LOB: 1 BB: 0 P: 6	R: 0 E: 0 K: 1 S: 7 H: 2 LOB: 2 BB: 0 P: 7	R: 0 E: 0 K: 1 S: 5 H: 1 LOB: 1 BB: 0 P: 5	R: 0 E: 0 K: 0 S: 3 H: 1 LOB: 0 BB: 0 P: 3	R: 0 E: 0 K: 2 S: 7 H: 0 LOB: 2 BB: 2 P: 15	R: 0 E: 0 K: 3 S: 9 H: 0 LOB: 0 BB: 0 P: 9	1B: 8 2B: 2 3B: 0 HR: 0	SF: 0 SAC: 1 DP: 3 HBP: 0						

PITCHER		IP	WLS	BF	H	R	ER	SO	BB	IBB	HBP	BLK	WP	HR	S	P	ERA	WHIP
Bob Veale, L ERA: 3.33	(1, 1)	7.1	W	30	9	2	0	5	2	0	0	0	1	0	38	46	0.00	1.500
Juan Pizarro, L ERA: 4.09	(8, 1)	1.2	S	5	0	0	0	5	0	0	0	0	0	0	15	15	0.00	0.000

PITCHER	IP	WLS	BF	H	R	ER	SO	BB	IBB	HBP	BLK	WP	HR	S	P	ERA	WHIP

BOTTOM

Pittsburgh Pirates @ Los Angeles Dodgers

Dodger Stadium, Los Angeles, CA

Wed Jul 26 1967, 7:05 PM PDT

Att. 24,772 - Unknown

livebaseballscorecards.com

AB	32
R	2
H	9
RBI	2
BB	2
SO	10
LOB	16

1B: 8	SF: 0	WP: 1	PA: 35
2B: 2	SAC: 1	PB: 0	
3B: 0	DP: 3	SB: 0	
HR: 0	HBP: 0	CS: 1	

Batter	1	2	3	4	5	6	7	8	9	10	11	AB	R	H	RBI	BB	SO	LOB
Cleon Jones, R (1, 8) OBP: 0.242, SLG: 0.294	CS 1B		G5-4-3 HBP			K		1-3	1B G4-3 1B		F7	5	1	2	0	0	1	0
Phil Linz, R (1, 4) OBP: 0.265, SLG: 0.355	1B 4-3 BB 1-2		G5-4-3 1-2f			5-3		6-3	G4-3 1B 1-3			4	1	1	0	1	0	1
Tommy Davis, R (1, 7) OBP: 0.346, SLG: 0.493	4-3 1B 1-3			6-3		F8		2B 1B 1B	G4-3 1-2f 3-H			5	1	2	0	0	0	1
Ed Kranepool, L (1, 3) OBP: 0.351, SLG: 0.412	4-3 1-2 3-H			4-3			5-3	1B E 2B 1-3	4-3			5	1	1	1	0	0	1
Ed Charles, R (1, 5) OBP: 0.350, SLG: 0.341	K			F2			6-3	BB E 1B 2-3 3-H		L4		5	1	1	1	0	1	1
Ron Swoboda, R (1, 9) OBP: 0.331, SLG: 0.409		L8			P6		1B 1B	E BB 1-2		G5-4-3 BB		3	1	1	0	2	0	0
Bob Johnson, R (1, 6) OBP: 0.378, SLG: 0.488		L4			2B		1B 1B 1-2	E7 1B 1-3 2-H 3-H		G5-4-3 1-2f		5	0	3	2	0	0	1
John Sullivan, L (1, 2) OBP: 0.258, SLG: 0.239 Jerry Grote, R (7, PR) OBP: 0.230, SLG: 0.279 (7, 2) Tommie Reynolds, R (8, PH) OBP: 0.265, SLG: 0.264 (8, 2)	6-3			F8			1-3 2-H	IBB			K	3 0 1	0 0 0	1 0 0	1 0 0	0 0 1	0 0 1	1 0 0
Dennis Bennett, L (7, 1) OBP: 0.167, SLG: 0.242 Dick Selma, R (9, 1) Larry Stahl, L (9, PH) OBP: 0.286, SLG: 0.321 Danny Frisella, L (8, 1) Greg Goossen, R (7, PH) OBP: 0.222, SLG: 0.333 Hal Reniff, R (7, 1) Ron Taylor, R (8, 1) Don Cardwell, R (10, PH) OBP: 0.241, SLG: 0.308 Jack Fisher, R (10, 1) OBP: 0.122, SLG: 0.087			K		K	K	K	K			K	1 0 1 0 1 0 0 0 0 0 0	0 0 0 0 0 0 0 0 0 0 0	0 0 0 0 0 0 0 0 0 0 0	0 0 0 0 0 0 0 0 0 0 0	1 0 1 0 0 0 0 0 0 0 0	0 0 1 0 1 0 0 0 0 0 0	0 0 1 0 2 0 0 0 0 0 0
Inning Stats	R: 1 E: 0 K: 1 S: 6 H: 2 LOB: 1 BB: 1 P: 10	R: 0 E: 0 K: 0 S: 3 H: 0 LOB: 0 BB: 0 P: 3	R: 0 E: 0 K: 1 S: 4 H: 0 LOB: 0 BB: 0 P: 5	R: 0 E: 0 K: 0 S: 3 H: 0 LOB: 0 BB: 0 P: 3	R: 0 E: 0 K: 1 S: 6 H: 1 LOB: 1 BB: 0 P: 6	R: 0 E: 0 K: 1 S: 5 H: 0 LOB: 0 BB: 0 P: 5	R: 1 E: 0 K: 1 S: 8 H: 3 LOB: 2 BB: 0 P: 8	R: 3 E: 1 K: 1 S: 9 H: 4 LOB: 3 BB: 2 P: 17	R: 1 E: 0 K: 0 S: 4 H: 2 LOB: 0 BB: 0 P: 4	R: 0 E: 0 K: 0 S: 2 H: 0 LOB: 0 BB: 1 P: 6	R: 0 E: 0 K: 2 S: 7 H: 0 LOB: 0 BB: 0 P: 7	1B: 10 2B: 2 3B: 0 HR: 0	SF: 0 SAC: 0 DP: 3 HBP: 1		WP: 0 PB: 0 SB: 0 CS: 1	PA: 46			

PITCHER		IP	WLS	BF	H	R	ER	SO	BB	IBB	HBP	BLK	WP	HR	S	P	ERA	WHIP
Don Drysdale, R ERA: 2.64	(1, 1)	7.0		27	6	2	2	5	1	0	1	0	0	0	35	40	2.57	1.000
Ron Perranoski, L ERA: 2.64	(8, 1)	0.2		7	4	3	3	0	1	0	0	0	0	0	6	10	40.50	7.500
Phil Regan, R ERA: 2.85	(8, 1)	0.1		2	0	0	0	1	0	1	0	0	0	0	3	7	0.00	0.000
Bob Miller, R ERA: 5.77	(9, 1)	1.0		4	2	1	1	0	0	0	0	0	0	0	4	4	9.00	2.000
Jim Brewer, L ERA: 2.49	(10, 1)	2.0	W	6	0	0	0	2	1	0	0	0	0	0	9	13	0.00	0.500

TOP

New York Mets @ Los Angeles Dodgers

Dodger Stadium, Los Angeles, CA

Thu Jul 27 1967, 7:05 PM PDT

Att. 18,129 - Unknown

livebaseballscorecards.com

AB	41
R	6
H	12
RBI	5
BB	4
SO	8
LOB	12

Batter	1	2	3	4	5	6	7	8	9	10	11	AB	R	H	RBI	BB	SO	LOB
Dick Schofield, S (1, 6) OBP: 0.327, SLG: 0.299	5-3		K	4-3			SH1-4	2B S 1B		3-1		5	1	1	1	0	1	2
Nate Oliver, R (1, 4) (9, 7) OBP: 0.337, SLG: 0.365	F9		1B		4-3		FC4-6 1B	1B			PB BB	5	1	3	1	1	0	0
Wes Parker, S (1, 3) (11, 8) OBP: 0.363, SLG: 0.348	HR 1B		G4-6-3 1B		4-3		FC4-6 BB	K			F3	6	1	2	0	0	1	4
Al Ferrara, R (1, 7) OBP: 0.332, SLG: 0.458	HR		G4-6-3		K		BB		L8		1B	3	1	1	2	0	1	2
Len Gabrielson, L (6, 7) (9, 8) (11, 9) OBP: 0.291, SLG: 0.401												2	0	1	0	1	0	0
Bob Bailey, R (1, 5) OBP: 0.271, SLG: 0.262	1B			1B E BB		CS BB	P6		P3		PB	4	1	1	0	2	0	4
Ron Fairly, L (1, 9) (11, 3) OBP: 0.323, SLG: 0.334	F8			SH5-4 E FC5-2 1B		1B		2B G3 BB	1B			4	1	3	0	1	0	1
Jim Hickman, R (1, 8) OBP: 0.244, SLG: 0.238		6-3		E5		K		G3	L7			3	0	0	1	0	1	2
Willie Davis, L (8, PH) OBP: 0.304, SLG: 0.342												1	0	0	0	0	0	1
Bob Miller, R (9, 1)												0	0	0	0	0	0	0
Ron Hunt, R (9, PH) OBP: 0.379, SLG: 0.379												1	0	0	0	0	0	1
Jim Brewer, L (10, 1) OBP: 0.083, SLG: 0.167												0	0	0	0	0	0	0
Jeff Torborg, R (1, 2) OBP: 0.283, SLG: 0.307		CS 1B		SH5-4		F8		4-3 1B		G3		2	0	1	0	0	0	1
John Roseboro, L (8, PH) (9, 2) OBP: 0.362, SLG: 0.384												2	1	1	1	0	0	0
Don Drysdale, R (1, 1) OBP: 0.162, SLG: 0.125		6-3		FC5-2			FC4-6 SH1-4 BB	4-3		L9		2	0	0	0	1	0	3
Don Sutton, R (7, PR) OBP: 0.154, SLG: 0.192												0	0	0	0	0	0	0
Ron Perranoski, L (8, 1) OBP: 0.167, SLG: 0.167												0	0	0	0	0	0	0
Phil Regan, R (8, 1) OBP: 0.143, SLG: 0.143												0	0	0	0	0	0	0
Jim Lefebvre, S (8, PH) (9, 4) OBP: 0.353, SLG: 0.410												2	0	0	0	0	0	1
Inning Stats	R: 2 E: 0 K: 0 S: 6 H: 3 LOB: 1 BB: 0 P: 6	R: 0 E: 0 K: 0 S: 3 H: 1 LOB: 0 BB: 0 P: 3	R: 0 E: 0 K: 1 S: 6 H: 2 LOB: 1 BB: 0 P: 6	R: 1 E: 1 K: 0 S: 5 H: 1 LOB: 2 BB: 1 P: 9	R: 0 E: 0 K: 1 S: 5 H: 0 LOB: 0 BB: 0 P: 5	R: 0 E: 0 K: 1 S: 5 H: 1 LOB: 1 BB: 1 P: 9	R: 0 E: 0 K: 0 S: 4 H: 1 LOB: 3 BB: 2 P: 12	R: 3 E: 0 K: 1 S: 8 H: 3 LOB: 1 BB: 1 P: 12	R: 0 E: 0 K: 0 S: 4 H: 1 LOB: 1 BB: 0 P: 4	R: 0 E: 0 K: 0 S: 3 H: 0 LOB: 0 BB: 0 P: 3	R: 1 E: 0 K: 0 S: 2 H: 1 LOB: 1 BB: 1 P: 6	1B: 11 2B: 2 3B: 0 HR: 1	SF: 0 SAC: 2 DP: 1 HBP: 0					WP: 0 PB: 1 SB: 1 CS: 2	PA: 50

PITCHER		IP	WLS	BF	H	R	ER	SO	BB	IBB	HBP	BLK	WP	HR	S	P	ERA	WHIP
Dennis Bennett, L ERA: 4.04	(1, 1)	2.1		12	6	2	2	1	0	0	0	0	0	1	14	14	7.71	2.571
Dick Selma, R ERA: 3.65	(3, 1)	1.2		7	1	1	1	0	1	0	0	0	0	0	6	10	5.40	1.200
Danny Frisella, R ERA:	(5, 1)	2.0		7	1	0	0	2	1	0	0	0	0	0	10	14	0.00	1.000
Hal Reniff, R ERA: 3.29	(7, 1)	1.2		11	3	3	3	0	3	0	0	0	0	0	8	20	16.20	3.600
Ron Taylor, R ERA: 2.7	(8, 1)	2.1		9	2	0	0	1	0	0	0	0	0	0	11	11	0.00	0.857

PITCHER		IP	WLS	BF	H	R	ER	SO	BB	IBB	HBP	BLK	WP	HR	S	P	ERA	WHIP
Jack Fisher, R ERA: 4.24	(11, 1)	0.1	L	4	1	1	0	0	1	0	0	0	0	0	2	6	0.00	6.000

BOTTOM

New York Mets @ Los Angeles Dodgers

Dodger Stadium, Los Angeles, CA

Thu Jul 27 1967, 7:05 PM PDT

Att. 18,129 - Unknown

livebaseballscorecards.com

AB	42
R	7
H	14
RBI	6
BB	6
SO	4
LOB	22

New York Mets @ Los Angeles Dodgers

Dodger Stadium, Los Angeles, CA

Fri Jul 28 1967, 7:05 PM PDT

Att. 31,101 - Unknown

livebaseballscorecards.com

TOP

Batter	1	2	3	4	5	6	7	8	9	AB	R	H	RBI	BB	SO	LOB
Bud Harrelson, S (1, 6) OBP: 0.342, SLG: 0.347	4-3		L7		6-3			F3		4	0	0	0	0	0	2
Cleon Jones, R (1, 8) OBP: 0.246, SLG: 0.298	G5-4-3, 1B			G6-4-3, 1B		1-3		6-3		4	0	2	0	0	0	0
Ed Charles, R (1, 5) OBP: 0.352, SLG: 0.341	G5-4-3 1-2f			G6-4-3 1-2		BB		K		3	0	1	0	1	1	1
Tommy Davis, R (1, 7) OBP: 0.345, SLG: 0.490		F7		G6-4-3 1-2f 2-3		P6			G6-4-3, 1B	4	0	1	0	0	0	3
Ron Swoboda, R (1, 9) OBP: 0.330, SLG: 0.403		K		BB		F9			K	3	0	0	0	1	2	2
Greg Goossen, R (1, 2) OBP: 0.227, SLG: 0.273		K		F8			6-3		G6-4-3 1-2f	4	0	0	0	0	1	3
Ed Kranepool, L (1, 3) OBP: 0.348, SLG: 0.407			G3		G3		K			3	0	0	0	0	1	0
Dennis Bennett, L (7, 1) OBP: 0.147, SLG: 0.242										0	0	0	0	0	0	0
Phil Linz, R (1, 4) OBP: 0.297, SLG: 0.382			1B		6-3		1B			3	0	2	0	0	0	0
Don Cardwell, R (1, 1) OBP: 0.258, SLG: 0.321			F8		1B		L6			2	0	1	0	0	0	1
Don Shaw, L (6, 1)										0	0	0	0	0	0	0
Bob Johnson, R (7, PH) OBP: 0.374, SLG: 0.483										1	0	0	0	0	0	1
(7, 3)																

	AB	31
	R	0
	H	7
	RBI	0
	BB	2
	SO	5
	LOB	13

Inning Stats	1	2	3	4	5	6	7	8	9	1B: 7 SF: 0	WP: 0 PA: 33
	R: 0 H: 1	R: 0 H: 0	R: 0 H: 1	R: 0 H: 2	R: 0 H: 1	R: 0 H: 0	R: 0 H: 1	R: 0 H: 0	R: 0 H: 1	2B: 0 SAC: 0	PB: 0
	E: 0 LOB: 0	E: 0 LOB: 0	E: 0 LOB: 1	E: 0 LOB: 2	E: 0 LOB: 1	E: 0 LOB: 1	E: 0 LOB: 1	E: 0 LOB: 0	E: 0 LOB: 0	3B: 0 DP: 3	SB: 0
	K: 0 BB: 0	K: 2 BB: 0	K: 0 BB: 0	K: 0 BB: 1	K: 0 BB: 0	K: 3 BB: 1	K: 1 BB: 0	K: 1 BB: 0	K: 1 BB: 0	HR: 0 HBP: 0	CS: 0
	S: 3 P: 3	S: 7 P: 7	S: 4 P: 4	S: 4 P: 8	S: 4 P: 4	S: 3 P: 7	S: 6 P: 6	S: 5 P: 5	S: 5 P: 5		

PITCHER	IP	WLS	BF	H	R	ER	SO	BB	IBB	HBP	BLK	WP	HR	S	P	ERA	WHIP
Claude Osteen, L (1, 1) ERA: 3.57	9.0	W	33	7	0	0	5	2	0	0	0	0	0	41	49	0.00	1.000

PITCHER	IP	WLS	BF	H	R	ER	SO	BB	IBB	HBP	BLK	WP	HR	S	P	ERA	WHIP

Batter	1	2	3	4	5	6	7	8	9	AB	R	H	RBI	BB	SO	LOB
Dick Schofield, S (1, 6) OBP: 0.325, SLG: 0.298	4-3		6-3		F8		6-3 SH1-4 1B			4	0	1	0	0	0	0
Wes Parker, S (1, 8) OBP: 0.366, SLG: 0.357	E7 3B		6-3		HBP (1-0 S)		SH1-4 (1-2)			2	1	1	0	0	0	0
Len Gabrielson, L (1, 7) OBP: 0.290, SLG: 0.397	6-3		BB 1B		K (0-3, 1-2)		6-3 (2-3)			4	0	1	0	0	1	2
Ron Fairly, L (1, 3) OBP: 0.322, SLG: 0.331	6-3		BB (4-0, 1-2)		6-3		P5			3	0	0	0	1	0	2
Jim Lefebvre, S (1, 4) OBP: 0.354, SLG: 0.411		SH1-3 HBP 1B	K			FC5-4 BB 1B		K		4	0	2	0	0	2	2
Al Ferrara, R (1, 9) OBP: 0.344, SLG: 0.479 Jim Hickman, R (9, 9) OBP: 0.244, SLG: 0.238		SH1-3 (1-2) HBP	1B			BB (4-0, FC5-4, 1-2)		HR		2 0	1 0	2 0	1 0	1 0	0 0	0 0
John Roseboro, L (1, 2) OBP: 0.362, SLG: 0.383		SH1-3 (1-2, 2-3)	CS (1-2) 1B			K (0-3)		K		3	0	1	0	0	2	2
Bob Bailey, R (1, 5) OBP: 0.276, SLG: 0.259		BB (4-0, G6-4-3)	BB (4-0, 1-2, G6-3)			FC5-4 (1-2f, 2-3)		6-3		2	0	0	0	2	0	2
Claude Osteen, L (1, 1) OBP: 0.233, SLG: 0.333		G6-4-3 (1-2f)	G6-3 (1-2f)			F5				3	0	0	0	0	0	7
Inning Stats	R: 1 E: 1 K: 0 S: 4 H: 1 LOB: 0 BB: 0 P: 4	R: 0 E: 0 K: 0 S: 3 H: 1 LOB: 2 BB: 1 P: 8	R: 0 E: 0 K: 1 S: 6 H: 1 LOB: 2 BB: 1 P: 10	R: 0 E: 0 K: 0 S: 3 H: 2 LOB: 1 BB: 1 P: 7	R: 0 E: 0 K: 1 S: 5 H: 0 LOB: 1 BB: 0 P: 6	R: 0 E: 0 K: 1 S: 6 H: 1 LOB: 2 BB: 1 P: 10	R: 0 E: 0 K: 0 S: 4 H: 1 LOB: 1 BB: 0 P: 4	R: 1 E: 0 K: 2 S: 8 H: 1 LOB: 0 BB: 0 P: 8		1B: 6 2B: 0 3B: 1 HR: 1 SF: 0 SAC: 2 DP: 2 HBP: 2						

PITCHER		IP	WLS	BF	H	R	ER	SO	BB	IBB	HBP	BLK	WP	HR	S	P	ERA	WHIP
Don Cardwell, R ERA: 3.76	(1, 1)	5.0	L	24	6	1	1	2	4	0	2	0	0	0	22	40	1.80	2.000
Don Shaw, L ERA: 3.41	(6, 1)	1.0		3	0	0	0	1	0	0	0	0	0	0	5	5	0.00	0.000
Dennis Bennett, L ERA: 4.05	(7, 1)	2.0		8	2	1	1	2	0	0	0	0	0	1	12	12	4.50	1.000

PITCHER	IP	WLS	BF	H	R	ER	SO	BB	IBB	HBP	BLK	WP	HR	S	P	ERA	WHIP

BOTTOM

New York Mets @ Los Angeles Dodgers

Dodger Stadium, Los Angeles, CA

Fri Jul 28 1967, 7:05 PM PDT

Att. 31,101 - Unknown

livebaseballscorecards.com

AB	27
R	2
H	8
RBI	1
BB	4
SO	5
LOB	17

Batter	1	2	3	4	5	6	7	8	9	AB	R	H	RBI	BB	SO	LOB
Bud Harrelson, S (1, 6) OBP: 0.348, SLG: 0.351	4-3		1-3 E 1B		CS 1B		1B SF9 BB		1B	4	1	3	0	1	0	0
Cleon Jones, R (1, 8) OBP: 0.249, SLG: 0.300	6-3		1-3 1-3		G1 S 1-2 1B		1-3 1B		L9	5	0	2	0	0	0	2
Ed Charles, R (1, 5) OBP: 0.351, SLG: 0.339	FC6-4 BB		K		G1 1-3		SF9 3-H			2	0	0	1	1	1	2
Tommy Davis, R (1, 7) OBP: 0.344, SLG: 0.488	FC6-4 1-2f			6-3 1B	5-3		F8			4	0	1	0	0	0	3
Ed Kranepool, L (1, 3) OBP: 0.350, SLG: 0.409		1B		6-3 1-2 1B		F2		5-3		4	0	2	0	0	0	0
Ron Swoboda, R (1, 9) OBP: 0.325, SLG: 0.397		K		6-3 1-2 2-3		K		1-3		4	0	0	0	0	2	3
Phil Linz, R (1, 4) OBP: 0.293, SLG: 0.351		F8		L8		1-0 FC4 HBP		F2		3	0	0	0	0	0	3
Jerry Grote, R (1, 2) OBP: 0.230, SLG: 0.275		K		4-0 IBB		FC4 1-2f			K	3	0	0	0	1	2	2
Bob Hendley, R (1, 1) OBP: 0.136, SLG: 0.050			K	K			K		K	4	0	0	0	0	4	3
Inning Stats	R: 0 E: 0 K: 0 S: 3 H: 0 LOB: 1 BB: 1 P: 7	R: 0 E: 0 K: 2 S: 8 H: 1 LOB: 1 BB: 0 P: 8	R: 0 E: 1 K: 2 S: 8 H: 1 LOB: 1 BB: 0 P: 8	R: 0 E: 0 K: 1 S: 7 H: 2 LOB: 3 BB: 1 P: 11	R: 0 E: 0 K: 0 S: 4 H: 2 LOB: 1 BB: 0 P: 4	R: 0 E: 0 K: 1 S: 5 H: 0 LOB: 1 BB: 0 P: 6	R: 1 E: 0 K: 1 S: 6 H: 1 LOB: 1 BB: 1 P: 10	R: 0 E: 0 K: 0 S: 3 H: 0 LOB: 0 BB: 0 P: 3	R: 0 E: 0 K: 2 S: 8 H: 1 LOB: 1 BB: 0 P: 8	1B: 8 2B: 0 3B: 0 HR: 0 SF: 1 SAC: 0 DP: 0 HBP: 1						

PITCHER	IP	WLS	BF	H	R	ER	SO	BB	IBB	HBP	BLK	WP	HR	S	P	ERA	WHIP
Bill Singer, R (1, 1) ERA: 2.95	9.0	W	38	8	1	1	9	2	1	1	0	0	0	52	65	1.00	1.111

PITCHER	IP	WLS	BF	H	R	ER	SO	BB	IBB	HBP	BLK	WP	HR	S	P	ERA	WHIP

TOP

New York Mets @ Los Angeles Dodgers

Dodger Stadium, Los Angeles, CA

Sat Jul 29 1967, 3:33 AM PDT

Att. 14,420 - Unknown

livebaseballscorecards.com

AB	33
R	1
H	8
RBI	1
BB	3
SO	9
LOB	18

Batter	1	2	3	4	5	6	7	8	9	AB	R	H	RBI	BB	SO	LOB
Dick Schofield, S (1, 6) OBP: 0.319, SLG: 0.291	L5		K		5-3			F8		4	0	0	0	0	1	1
Wes Parker, S (1, 3) OBP: 0.364, SLG: 0.353	P4		P3			BB, G6-4-3			6-3	3	0	0	0	1	0	0
Bob Bailey, R (1, 5) OBP: 0.275, SLG: 0.258	2B, 1B			F3		F2			5-3	4	1	1	0	0	0	1
Al Ferrara, R (1, 7) OBP: 0.347, SLG: 0.500	1-H, 2B			6-3		G6-4-3, 1-2f			HR	4	1	2	2	0	0	1
Jim Lefebvre, S (1, 4) OBP: 0.354, SLG: 0.410	F2			FC6-4, 1B			6-3			3	0	1	0	0	0	1
Jim Hickman, R (1, 8) OBP: 0.237, SLG: 0.229		P6		FC6-4, 1-2f			P4			3	0	0	0	0	0	1
Ron Fairly, L (1, 9) OBP: 0.319, SLG: 0.328		F7			F5		F9			3	0	0	0	0	0	0
Jeff Torborg, R (1, 2) OBP: 0.277, SLG: 0.301		6-3			F5			F5		3	0	0	0	0	0	0
Bill Singer, R (1, 1) OBP: 0.081, SLG: 0.081			K		1B			5-3		3	0	1	0	0	1	0
Inning Stats	R: 1 E: 0 K: 0 S: 5 H: 2 LOB: 1 BB: 0 P: 5	R: 0 E: 0 K: 0 S: 3 H: 0 LOB: 0 BB: 0 P: 3	R: 0 E: 0 K: 2 S: 7 H: 0 LOB: 0 BB: 0 P: 7	R: 0 E: 0 K: 0 S: 4 H: 1 LOB: 1 BB: 0 P: 4	R: 0 E: 0 K: 0 S: 4 H: 1 LOB: 1 BB: 0 P: 4	R: 0 E: 0 K: 0 S: 2 H: 0 LOB: 0 BB: 1 P: 6	R: 0 E: 0 K: 0 S: 3 H: 0 LOB: 0 BB: 0 P: 3	R: 0 E: 0 K: 0 S: 3 H: 0 LOB: 0 BB: 0 P: 3	R: 1 E: 0 K: 0 S: 3 H: 1 LOB: 0 BB: 0 P: 3	1B: 3 2B: 1 3B: 0 HR: 1	SF: 0 SAC: 0 DP: 1 HBP: 0						

PITCHER	IP	WLS	BF	H	R	ER	SO	BB	IBB	HBP	BLK	WP	HR	S	P	ERA	WHIP
Bob Hendley, L (1, 1) ERA: 3.92	8.2	L	31	5	2	2	2	1	0	0	0	0	1	34	38	2.08	0.692

PITCHER	IP	WLS	BF	H	R	ER	SO	BB	IBB	HBP	BLK	WP	HR	S	P	ERA	WHIP

BOTTOM

New York Mets @ Los Angeles Dodgers

Dodger Stadium, Los Angeles, CA

Sat Jul 29 1967, 3:33 AM PDT

Att. 14,420 - Unknown

livebaseballscorecards.com

AB	30
R	2
H	5
RBI	2
BB	1
SO	2
LOB	5

1B: 3 SF: 0
2B: 1 SAC: 0
3B: 0 DP: 1
HR: 1 HBP: 0

WP: 0 PA: 31
PB: 0
SB: 0
CS: 0

Batter	1	2	3	4	5	6	7	8	9	AB	R	H	RBI	BB	SO	LOB
Tony Gonzalez, L (1, 7) OBP: 0.387, SLG: 0.460	F7		6-3		1B		K		K	5	0	1	0	0	2	2
John Briggs, L (1, 8) OBP: 0.308, SLG: 0.349	FC6 1B		5-3		F9			6-3		4	0	1	0	0	0	1
Dick Allen, R (1, 5) OBP: 0.406, SLG: 0.549	P3		K			K		4-3		4	0	0	0	0	2	1
Johnny Callison, L (1, 9) OBP: 0.342, SLG: 0.436	FC6 1-2f			P6		1B 1B		1B 1B		4	0	2	0	0	0	1
Bill White, L (1, 3) OBP: 0.315, SLG: 0.298		F8		F8		G6-3 1-3 1B		1-3 1B		4	0	2	0	0	0	0
Clay Dalrymple, L (1, 2) OBP: 0.291, SLG: 0.256		K		BB		G6-3 1-2f		K		3	0	0	0	1	2	4
Cookie Rojas, R (1, 4) OBP: 0.270, SLG: 0.293		E5		F8			F9		1B	4	0	1	0	0	0	1
Bobby Wine, R (1, 6) OBP: 0.261, SLG: 0.320 Chuck Hiller, L (9, PH) OBP: 0.125, SLG: 0.145		IBB			4-3		K		P6	2 1	0 0	0 0	0 0	1 0	1 0	0 1
Chris Short, R (1, 1) OBP: 0.136, SLG: 0.140 Don Lock, R (9, PH) OBP: 0.378, SLG: 0.471		L6			4-3		1B		F8	3 1	0 0	1 0	0 0	0 0	0 0	2 1
Inning Stats	R: 0 H: 1 E: 0 LOB: 1 K: 0 BB: 0 S: 4 P: 4	R: 0 H: 0 E: 1 LOB: 2 K: 1 BB: 1 S: 6 P: 10	R: 0 H: 0 E: 0 LOB: 0 K: 1 BB: 0 S: 5 P: 5	R: 0 H: 0 E: 0 LOB: 1 K: 0 BB: 1 S: 3 P: 7	R: 0 H: 1 E: 0 LOB: 1 K: 0 BB: 0 S: 4 P: 4	R: 0 H: 2 E: 0 LOB: 1 K: 1 BB: 0 S: 6 P: 6	R: 0 H: 1 E: 0 LOB: 1 K: 2 BB: 0 S: 8 P: 8	R: 0 H: 2 E: 0 LOB: 2 K: 1 BB: 0 S: 7 P: 7	R: 0 H: 1 E: 0 LOB: 1 K: 1 BB: 0 S: 6 P: 6	1B: 8 SF: 0 2B: 0 SAC: 0 3B: 0 DP: 1 HR: 0 HBP: 0						

PITCHER	IP	WLS	BF	H	R	ER	SO	BB	IBB	HBP	BLK	WP	HR	S	P	ERA	WHIP
Don Sutton, R (1, 1) ERA: 4.06	9.0	W	37	8	0	0	7	1	1	0	0	0	0	49	57	0.00	1.000

PITCHER	IP	WLS	BF	H	R	ER	SO	BB	IBB	HBP	BLK	WP	HR	S	P	ERA	WHIP

TOP

Philadelphia Phillies @ Los Angeles Dodgers

Dodger Stadium, Los Angeles, CA

Sun Jul 30 1967, 3:33 AM PDT

Att. 20,806 - Unknown

livebaseballscorecards.com

AB	35
R	0
H	8
RBI	0
BB	2
SO	7
LOB	14

WP: 0 PA: 37
PB: 0
SB: 0
CS: 0

Batter	1	2	3	4	5	6	7	8	9	AB	R	H	RBI	BB	SO	LOB
Dick Schofield, S (1, 6) OBP: 0.315, SLG: 0.286	5-3		G6-4-3 1-2f			6-3				3	0	0	0	0	0	1
Wes Parker, S (1, 3) OBP: 0.364, SLG: 0.352	G6-4-3 1B			4-3			6-3			3	0	1	0	0	0	0
Bob Bailey, R (1, 5) OBP: 0.276, SLG: 0.256	G6-4-3 1-2f			4-3			BBBB 4-0 CS BB			2	0	0	0	1	0	1
Al Ferrara, R (1, 9) OBP: 0.347, SLG: 0.497		G3 1B		F8			F8			3	0	1	0	0	0	1
Ron Fairly, L (9, 9) OBP: 0.319, SLG: 0.328										0	0	0	0	0	0	0
Jim Lefebvre, S (1, 4) OBP: 0.351, SLG: 0.406		G3 1-2			F7		CS 1-2	6-3		3	0	0	0	0	0	1
Lou Johnson, R (1, 7) OBP: 0.316, SLG: 0.415		5-3			P4			HR		3	1	1	1	0	0	1
Jim Hickman, R (1, 8) OBP: 0.229, SLG: 0.221		F8			SSS K			5-3		3	0	0	0	0	1	1
Jeff Torborg, R (1, 2) OBP: 0.272, SLG: 0.295			6-3			SSS K		F8		3	0	0	0	0	1	0
Don Sutton, R (1, 1) OBP: 0.167, SLG: 0.204			G6-4-3 1B			SSS K				2	0	1	0	0	1	0
Inning Stats	R: 0 E: 0 K: 0 S: 3 H: 1 LOB: 0 BB: 0 P: 3	R: 0 E: 0 K: 0 S: 4 H: 1 LOB: 1 BB: 0 P: 4	R: 0 E: 0 K: 0 S: 3 H: 1 LOB: 0 BB: 0 P: 3	R: 0 E: 0 K: 0 S: 3 H: 0 LOB: 0 BB: 0 P: 3	R: 0 E: 0 K: 1 S: 5 H: 0 LOB: 0 BB: 0 P: 5	R: 0 E: 0 K: 2 S: 7 H: 0 LOB: 0 BB: 0 P: 7	R: 0 E: 0 K: 0 S: 2 H: 0 LOB: 0 BB: 1 P: 6	R: 1 E: 0 K: 0 S: 4 H: 1 LOB: 0 BB: 0 P: 4		1B: 3 2B: 0 3B: 0 HR: 1 SF: 0 SAC: 0 DP: 2 HBP: 0				WP: 0 PB: 0 SB: 0 CS: 1 PA: 27		

PITCHER		IP	WLS	BF	H	R	ER	SO	BB	IBB	HBP	BLK	WP	HR	S	P	ERA	WHIP
Chris Short, L ERA: 2.35	(1, 1)	8.0	L	26	4	1	1	3	1	0	0	0	0	1	31	35	1.12	0.625

PITCHER	IP	WLS	BF	H	R	ER	SO	BB	IBB	HBP	BLK	WP	HR	S	P	ERA	WHIP

BOTTOM

Philadelphia Phillies @ Los Angeles Dodgers
Dodger Stadium, Los Angeles, CA
Sun Jul 30 1967, 3:33 AM PDT
Att. 20,806 - Unknown

livebaseballscorecards.com

AB	25
R	1
H	4
RBI	1
BB	1
SO	3
LOB	6

Batter	1	2	3	4	5	6	7	8	9	10	11	AB	R	H	RBI	BB	SO	LOB
John Briggs, L (1, 7) OBP: 0.301, SLG: 0.339 Billy Cowan, R (11, PH) OBP: 0.244, SLG: 0.415 (11, 7)	G3		L9			F8		F8		K	SF8 2-3 3-H	5	0	0	0	0	1	0
												0	0	0	1	0	0	0
Dick Allen, R (1, 5) OBP: 0.405, SLG: 0.544	BB 1B SF8-6-4-3		L7			K		CS 1B		1-3	K	5	1	1	0	1	2	1
Tony Gonzalez, L (1, 9) OBP: 0.394, SLG: 0.467	1B 1-3 SF8-6-4-3			BB S		2B		F5 1-2		BB 1B		4	0	3	0	1	0	1
Bill White, L (1, 3) OBP: 0.318, SLG: 0.294	SF8-6-4-3 1-3 3-H			K		IBB			6-3	BB 1-2		2	0	0	1	2	1	1
Don Lock, R (1, 8) OBP: 0.379, SLG: 0.466		1B		K 1-2		F8			HBP 1B BB	K		4	0	1	0	0	2	5
Gene Oliver, R (1, 2) OBP: 0.339, SLG: 0.487		F8		F3			HR		BB 1B 1-2		SH5-4 E 1B	4	2	2	1	1	0	2
Cookie Rojas, R (1, 4) OBP: 0.270, SLG: 0.293		K			L8		6-3		1B 1-2 2-3		SH5-4 1-2	4	0	1	0	0	1	1
Bobby Wine, R (1, 6) OBP: 0.258, SLG: 0.315 Johnny Callison, L (9, PH) OBP: 0.341, SLG: 0.435 Gary Sutherland, R (9, 6) OBP: 0.296, SLG: 0.315		K			6-3		L7		K		E SF8 IBB	3	0	0	0	0	1	1
												1	0	0	0	0	1	3
												0	1	0	0	1	0	0
Dick Ellsworth, L (1, 1) OBP: 0.087, SLG: 0.087 Doug Clemens, L (9, PH) OBP: 0.308, SLG: 0.275 Dick Hall, R (9, 1) Tony Taylor, R (11, PH) OBP: 0.322, SLG: 0.338 John Boozer, R (11, 1) OBP: 0.182, SLG: 0.100 Turk Farrell, R (11, 1) OBP: 0.167, SLG: 0.182			K		K		G1		F8		E8 SF8 1-3 2-H	3	0	0	0	0	2	0
												1	0	0	0	0	0	3
												0	0	0	0	0	0	0
												1	0	1	1	0	0	0
												0	0	0	0	0	0	0
												0	0	0	0	0	0	0
Inning Stats	R: 1 H: 1 E: 0 LOB: 0 K: 0 BB: 1 S: 3 P: 7	R: 0 H: 1 E: 0 LOB: 1 K: 2 BB: 0 S: 8 P: 8	R: 0 H: 0 E: 0 LOB: 0 K: 1 BB: 0 S: 5 P: 5	R: 0 H: 0 E: 0 LOB: 1 K: 2 BB: 1 S: 7 P: 11	R: 0 H: 0 E: 0 LOB: 0 K: 1 BB: 0 S: 5 P: 5	R: 0 H: 1 E: 0 LOB: 2 K: 1 BB: 1 S: 6 P: 10	R: 1 H: 1 E: 0 LOB: 0 K: 0 BB: 0 S: 4 P: 4	R: 0 H: 1 E: 0 LOB: 0 K: 0 BB: 0 S: 3 P: 3	R: 0 H: 1 E: 0 LOB: 3 K: 1 BB: 1 S: 6 P: 11	R: 0 H: 1 E: 0 LOB: 2 K: 2 BB: 1 S: 8 P: 12	R: 2 H: 2 E: 1 LOB: 1 K: 1 BB: 1 S: 7 P: 11	1B: 7 SF: 2 2B: 2 SAC: 1 3B: 0 DP: 1 HR: 1 HBP: 1						

PITCHER		IP	WLS	BF	H	R	ER	SO	BB	IBB	HBP	BLK	WP	HR	S	P	ERA	WHIP
Don Drysdale, R ERA: 2.64	(1, 1)	7.0		27	4	2	2	7	2	1	0	0	0	1	38	50	2.57	0.857
Jim Brewer, L ERA: 2.44	(8, 1)	1.1		6	1	0	0	0	1	0	1	0	0	0	4	9	0.00	1.500
Phil Regan, R ERA: 2.82	(9, 1)	0.2		3	1	0	0	1	0	0	0	0	0	0	5	5	0.00	1.500
Ron Perranoski, L ERA: 2.84	(10, 1)	2.0	L	11	3	2	2	3	1	1	0	0	0	0	15	23	9.00	2.000

PITCHER	IP	WLS	BF	H	R	ER	SO	BB	IBB	HBP	BLK	WP	HR	S	P	ERA	WHIP

TOP

Philadelphia Phillies @ Los Angeles Dodgers

Dodger Stadium, Los Angeles, CA

Mon Jul 31 1967, 3:33 AM PDT

Att. 18,442 - Unknown

livebaseballscorecards.com

AB	37
R	4
H	9
RBI	4
BB	6
SO	11
LOB	18

WP: 0	PA: 47
PB: 0	
SB: 1	
CS: 1	

Batter	1	2	3	4	5	6	7	8	9	10	11	AB	R	H	RBI	BB	SO	LOB
Dick Schofield, S (1, 6) OBP: 0.321, SLG: 0.295	6-3		2B, 1-2, 1B		E, 1-2, 1B			E5, G3, 6-3		6-3, 1B		5	1	3	0	0	0	0
Ron Hunt, R (1, 4) OBP: 0.376, SLG: 0.380	6-3		1-3, 2-H, 2B		E5, 1-2, 2-3			G3, 2-3		6-3, 1-2		5	0	1	1	0	0	4
Lou Johnson, R (1, 7) OBP: 0.307, SLG: 0.402	F8		5-3		F9			6-3, 3-H		L7		5	0	0	1	0	0	6
Al Ferrara, R (1, 9) OBP: 0.344, SLG: 0.490		6-3		K		L7		FC6-4, 1B			P4	5	0	1	0	0	1	0
Jim Lefebvre, S (1, 5) OBP: 0.349, SLG: 0.402		K		K		G3		FC6-4, 1-2f			BB, 1B, BB	4	0	0	0	1	2	1
Wes Parker, S (1, 3) OBP: 0.361, SLG: 0.348		5-3		F8		K			4-3		1-2, BB, 1B	3	0	0	0	0	1	0
Willie Davis, L (9, PH) OBP: 0.305, SLG: 0.343 (10, 8)												2	0	1	0	0	0	0
Jim Hickman, R (1, 8) OBP: 0.232, SLG: 0.225			P4		CS, 1B		F8		F5		1-2, 2-3, G6-4-3, BB	3	0	1	0	0	0	0
Len Gabrielson, L (9, PH) OBP: 0.288, SLG: 0.395												1	0	0	0	0	0	0
Ron Perranoski, L (10, 1) OBP: 0.167, SLG: 0.167												0	0	0	0	0	0	0
Jim Campanis, R (11, PH) OBP: 0.379, SLG: 0.440												0	0	0	0	1	0	0
Gene Michael, S (11, PR) OBP: 0.237, SLG: 0.217												0	0	0	0	0	0	0
Jeff Torborg, R (1, 2) OBP: 0.273, SLG: 0.295			1B, 2B, 1B		F8, 1-2		4-3		K		G6-4-3, 1-2f	3	1	1	0	0	0	1
Ron Fairly, L (9, PH) OBP: 0.318, SLG: 0.326 (10, 3)												2	0	0	0	0	1	3
Don Drysdale, R (1, 1) OBP: 0.171, SLG: 0.136			K		E, 1B		6-3			P6		2	0	1	0	0	1	1
Bob Bailey, R (7, PH) OBP: 0.275, SLG: 0.254												1	0	0	0	0	0	0
Jim Brewer, L (8, 1) OBP: 0.083, SLG: 0.167												0	0	0	0	0	0	0
Phil Regan, R (9, 1) OBP: 0.143, SLG: 0.143												0	0	0	0	0	0	0
John Roseboro, L (10, 2) OBP: 0.360, SLG: 0.381												1	0	0	0	0	0	0
Inning Stats	R: 0 E: 0 K: 0 S: 3 H: 0 LOB: 0 BB: 0 P: 3	R: 0 E: 0 K: 1 S: 5 H: 0 LOB: 0 BB: 0 P: 5	R: 1 E: 0 K: 1 S: 8 H: 3 LOB: 2 BB: 0 P: 8	R: 0 E: 0 K: 2 S: 7 H: 0 LOB: 0 BB: 0 P: 7	R: 0 E: 1 K: 0 S: 6 H: 3 LOB: 3 BB: 0 P: 6	R: 0 E: 0 K: 1 S: 5 H: 0 LOB: 0 BB: 0 P: 5	R: 0 E: 0 K: 0 S: 3 H: 0 LOB: 0 BB: 0 P: 3	R: 1 E: 1 K: 0 S: 5 H: 1 LOB: 1 BB: 0 P: 5	R: 0 E: 0 K: 1 S: 5 H: 0 LOB: 0 BB: 0 P: 5	R: 0 E: 0 K: 0 S: 4 H: 1 LOB: 1 BB: 0 P: 4	R: 0 E: 0 K: 0 S: 3 H: 1 LOB: 3 BB: 2 P: 11	1B: 8 2B: 1 3B: 0 HR: 0 SF: 0 SAC: 0 DP: 1 HBP: 0				WP: 0 PB: 0 SB: 0 CS: 1	PA: 44	

PITCHER		IP	WLS	BF	H	R	ER	SO	BB	IBB	HBP	BLK	WP	HR	S	P	ERA	WHIP
Dick Ellsworth, L ERA: 4.73	(1, 1)	8.0		32	7	2	1	5	0	0	0	0	0	0	42	42	1.12	0.875
Dick Hall, R ERA: 1.93	(9, 1)	2.0	W	7	1	0	0	1	0	0	0	0	0	0	9	9	0.00	0.500
John Boozer, R ERA: 4.5	(11, 1)	0.1		4	1	0	0	0	2	0	0	0	0	0	2	10	0.00	9.000
Turk Farrell, R ERA: 3.13	(11, 1)	0.2	S	1	0	0	0	0	0	0	0	0	0	0	1	1	0.00	0.000

PITCHER	IP	WLS	BF	H	R	ER	SO	BB	IBB	HBP	BLK	WP	HR	S	P	ERA	WHIP

BOTTOM

Philadelphia Phillies @ Los Angeles Dodgers

Dodger Stadium, Los Angeles, CA

Mon Jul 31 1967, 3:33 AM PDT

Att. 18,442 - Unknown

livebaseballscorecards.com

AB	42
R	2
H	9
RBI	2
BB	2
SO	6
LOB	16

Batter	1	2	3	4	5	6	7	8	9	AB	R	H	RBI	BB	SO	LOB
Cookie Rojas, R (1, 4) OBP: 0.276, SLG: 0.302	4-3			4-3 1B 2B		2B SF7 1B		1B		4	2	3	0	0	0	0
Gary Sutherland, R (1, 7) OBP: 0.295, SLG: 0.320	6-3			4-3 2-3		1-3 2B		F8		4	0	1	0	0	0	2
Tony Gonzalez, L (1, 9) OBP: 0.392, SLG: 0.466	F7			G5-4-3 3-H 1B		SF7 3-H			L6	3	0	1	2	0	0	0
Dick Allen, R (1, 5) OBP: 0.404, SLG: 0.541		K		G5-4-3 1-2f		6-3			1B 1B	4	0	1	0	0	1	2
Gene Oliver, R (1, 2) OBP: 0.337, SLG: 0.481		6-3			6-3		6-3		1-3 1B	4	0	1	0	0	0	0
Don Lock, R (1, 8) OBP: 0.372, SLG: 0.458		K			K		K		K	4	0	0	0	0	4	2
Bill White, L (1, 3) OBP: 0.322, SLG: 0.299			G1-6-3 1B		FC6-4 1B		K		F5	4	0	2	0	0	1	2
Bobby Wine, R (1, 6) OBP: 0.254, SLG: 0.311			G1-6-3 1-2f		FC6-4 1-2f			1-3		3	0	0	0	0	0	2
Larry Jackson, R (1, 1) OBP: 0.155, SLG: 0.158			1-3			4-3		4-3		3	0	0	0	0	0	0
Inning Stats	R: 0 E: 0 K: 0 S: 3 H: 0 LOB: 0 BB: 0 P: 3	R: 0 E: 0 K: 2 S: 7 H: 0 LOB: 0 BB: 0 P: 7	R: 0 E: 0 K: 0 S: 3 H: 1 LOB: 0 BB: 0 P: 3	R: 1 E: 0 K: 0 S: 4 H: 2 LOB: 0 BB: 0 P: 4	R: 0 E: 0 K: 1 S: 6 H: 1 LOB: 1 BB: 0 P: 6	R: 1 E: 0 K: 0 S: 5 H: 2 LOB: 1 BB: 0 P: 5	R: 0 E: 0 K: 2 S: 7 H: 0 LOB: 0 BB: 0 P: 7	R: 0 E: 0 K: 0 S: 4 H: 1 LOB: 1 BB: 0 P: 4	R: 0 E: 0 K: 1 S: 7 H: 2 LOB: 2 BB: 0 P: 7	1B: 7 2B: 2 3B: 0 HR: 0	SF: 1 SAC: 0 DP: 2 HBP: 0						

PITCHER	IP	WLS	BF	H	R	ER	SO	BB	IBB	HBP	BLK	WP	HR	S	P	ERA	WHIP
Claude Osteen, L (1, 1) ERA: 3.5	9.0	L	34	9	2	2	6	0	0	0	0	0	0	46	46	2.00	1.000

PITCHER	IP	WLS	BF	H	R	ER	SO	BB	IBB	HBP	BLK	WP	HR	S	P	ERA	WHIP

TOP

Philadelphia Phillies @ Los Angeles Dodgers
Dodger Stadium, Los Angeles, CA
Tue Aug 01 1967, 7:05 PM PDT
Att. 20,893 - Unknown

livebaseballscorecards.com

AB	33
R	2
H	9
RBI	2
BB	0
SO	6
LOB	10

WP: 0 PB: 0 SB: 0 CS: 0 PA: 34

Batter	1	2	3	4	5	6	7	8	9	AB	R	H	RBI	BB	SO	LOB
Dick Schofield, S (1, 6) OBP: 0.324, SLG: 0.304	F8			5-3 1B 2B		G3		1B		4	1	2	0	0	0	0
Ron Hunt, R (1, 4) OBP: 0.372, SLG: 0.374	5-3			5-3 2-3		5-3		P4		4	0	0	0	0	0	2
Willie Davis, L (1, 8) OBP: 0.307, SLG: 0.345	4-3			4-3 1B 3-H			1B 1B		G1	4	0	2	1	0	0	0
Al Ferrara, R (1, 9) OBP: 0.338, SLG: 0.481		F8		4-3 2-3			F8		6-3	4	0	0	0	0	0	2
Len Gabrielson, L (1, 7) OBP: 0.287, SLG: 0.391		K		K			1-3 1B		F8	4	0	1	0	0	2	1
Jim Lefebvre, S (1, 5) OBP: 0.347, SLG: 0.398		4-3		F8			K			3	0	0	0	0	1	2
Ron Fairly, L (1, 3) OBP: 0.315, SLG: 0.324			4-3	L5			K			3	0	0	0	0	1	2
John Roseboro, L (1, 2) OBP: 0.356, SLG: 0.376			F8	4-3				P6		3	0	0	0	0	0	0
Claude Osteen, L (1, 1) OBP: 0.224, SLG: 0.319			3-1			6-3		L7		3	0	0	0	0	0	0
Inning Stats	R: 0 E: 0 K: 0 S: 3 H: 0 LOB: 0 BB: 0 P: 3	R: 0 E: 0 K: 1 S: 5 H: 0 LOB: 0 BB: 0 P: 5	R: 0 E: 0 K: 0 S: 3 H: 0 LOB: 0 BB: 0 P: 3	R: 1 E: 0 K: 1 S: 7 H: 2 LOB: 1 BB: 0 P: 7	R: 0 E: 0 K: 0 S: 3 H: 0 LOB: 0 BB: 0 P: 3	R: 0 E: 0 K: 0 S: 3 H: 0 LOB: 0 BB: 0 P: 3	R: 0 E: 0 K: 2 S: 9 H: 2 LOB: 2 BB: 0 P: 9	R: 0 E: 0 K: 0 S: 4 H: 1 LOB: 1 BB: 0 P: 4	R: 0 E: 0 K: 0 S: 3 H: 0 LOB: 0 BB: 0 P: 3	1B: 4 2B: 1 3B: 0 HR: 0 SF: 0 SAC: 0 DP: 0 HBP: 0						

PITCHER	IP	WLS	BF	H	R	ER	SO	BB	IBB	HBP	BLK	WP	HR	S	P	ERA	WHIP
Larry Jackson, R (1, 1) ERA: 3.27	9.0	W	32	5	1	1	4	0	0	0	0	0	0	40	40	1.00	0.556

PITCHER	IP	WLS	BF	H	R	ER	SO	BB	IBB	HBP	BLK	WP	HR	S	P	ERA	WHIP

BOTTOM

Philadelphia Phillies @ Los Angeles Dodgers

Dodger Stadium, Los Angeles, CA

Tue Aug 01 1967, 7:05 PM PDT

Att. 20,893 - Unknown

livebaseballscorecards.com

AB	32
R	1
H	5
RBI	1
BB	0
SO	4
LOB	9

PA: 32

Batter	1	2	3	4	5	6	7	8	9	10	AB	R	H	RBI	BB	SO	LOB
Cookie Rojas, R (1, 4) OBP: 0.278, SLG: 0.304	K		E5 SF7 2-3		F8			FC4-2 WP 1-2 1B		FC1-6 1B	5	0	2	0	0	1	1
John Briggs, L (1, 7) OBP: 0.303, SLG: 0.339 Gary Sutherland, R (8, PH) OBP: 0.293, SLG: 0.318 (8, 7) Doug Clemens, L (10, PH) OBP: 0.302, SLG: 0.269 Billy Cowan, R (10, PR) OBP: 0.244, SLG: 0.415 (10, 7)	E1 G5-4-3		SF7 1-2 3-H			BB CS		4-3 1-2 2-3		FC1-6 WP 1B 1-2f	1 1 1 0	0 0 0 1	0 0 0 0	1 0 0 0	1 0 0 0	0 0 0 0	0 2 1 0
Tony Gonzalez, L (1, 9) OBP: 0.389, SLG: 0.459	G5-4-3 1-2f		K			L8		FC4-2 BB 2-3 3-H		1B IBB 1-2 FC3-2-5	4	0	0	0	1	1	5
Dick Allen, R (1, 5) OBP: 0.404, SLG: 0.538		K		6-3		K 1-2		BB 1-2		FC3-2-5 1B 1-3 2-H	4	0	1	1	1	2	1
Bill White, L (1, 3) OBP: 0.324, SLG: 0.293		K		E S BB			FC6-4 BB	F7		FC3-2-5 1-2 3-H	3	0	0	0	2	1	5
Gene Oliver, R (1, 2) OBP: 0.328, SLG: 0.467		K		P6			FC6-4 FC6-4 1-2f		P3	F8	5	0	0	0	0	1	4
Don Lock, R (1, 8) OBP: 0.371, SLG: 0.468			HR	L7 1-3			FC6-4 1-2f		K		4	1	1	1	0	1	2
Bobby Wine, R (1, 6) OBP: 0.259, SLG: 0.316			E SH3-4 SF7 BB		K		5-3		2B		3	1	1	0	1	1	1
Jim Bunning, R (1, 1) OBP: 0.176, SLG: 0.309 Turk Farrell, R (10, 1) OBP: 0.167, SLG: 0.182			SH3-4 1-2		K2-3			WP 1B FC4-2 1B		1-3	3 0	0 0	1 0	0 0	0 0	1 0	1 0
Inning Stats	R: 0 H: 0 E: 1 LOB: 0 K: 1 BB: 0 S: 5 P: 5	R: 0 H: 0 E: 0 LOB: 0 K: 3 BB: 0 S: 9 P: 9	R: 2 H: 1 E: 1 LOB: 1 K: 1 BB: 1 S: 7 P: 11	R: 0 H: 0 E: 0 LOB: 1 K: 0 BB: 1 S: 3 P: 7	R: 0 H: 0 E: 0 LOB: 0 K: 2 BB: 0 S: 7 P: 7	R: 0 H: 0 E: 0 LOB: 1 K: 1 BB: 1 S: 4 P: 8	R: 0 H: 0 E: 0 LOB: 1 K: 0 BB: 1 S: 3 P: 7	R: 0 H: 2 E: 0 LOB: 3 K: 0 BB: 1 S: 5 P: 9	R: 0 H: 1 E: 0 LOB: 1 K: 1 BB: 0 S: 6 P: 6	R: 1 H: 2 E: 0 LOB: 2 K: 0 BB: 1 S: 5 P: 9	1B: 4 SF: 1 2B: 2 SAC: 1 3B: 0 DP: 2 HR: 1 HBP: 0						

TOP

Philadelphia Phillies @ Los Angeles Dodgers
Dodger Stadium, Los Angeles, CA
Wed Aug 02 1967, 7:05 PM PDT
Att. 19,512 - Unknown

livebaseballscorecards.com

AB	34
R	3
H	6
RBI	3
BB	6
SO	9
LOB	23

WP: 2 PA: 42
PB: 0
SB: 1
CS: 1

PITCHER		IP	WLS	BF	H	R	ER	SO	BB	IBB	HBP	BLK	WP	HR	S	P	ERA	WHIP
Bill Singer, R ERA: 2.85	(1, 1)	7.0		26	1	2	1	8	4	0	0	0	0	1	38	54	1.29	0.714
Ron Perranoski, L ERA: 2.75	(8, 1)	2.0		10	3	0	0	1	1	0	0	0	1	0	11	15	0.00	2.000
Phil Regan, R ERA: 2.92	(10, 1)	1.0	L	6	2	1	1	0	0	1	0	0	1	0	5	9	9.00	2.000

PITCHER		IP	WLS	BF	H	R	ER	SO	BB	IBB	HBP	BLK	WP	HR	S	P	ERA	WHIP

Batter	1	2	3	4	5	6	7	8	9	10	AB	R	H	RBI	BB	SO	LOB
Dick Schofield, S (1, 6) OBP: 0.317, SLG: 0.296	3-1	L8			K		G3-6 1-2f		K		5	0	0	0	0	2	6
Ron Hunt, R (1, 4) OBP: 0.372, SLG: 0.375	1B 2B 1B	L8			1B 1B			P4	4-3		5	1	2	0	0	0	5
Willie Davis, L (1, 8) OBP: 0.306, SLG: 0.343	F8		G3		1-3 1B			P4		K	5	0	1	0	0	1	1
Jim Lefebvre, S (1, 5) OBP: 0.350, SLG: 0.401 Nate Oliver, R (10, PR) OBP: 0.337, SLG: 0.365	2B 1-2 1B		3-1		P5			1B		1B 1B	5 0	0 0	3 0	0 0	0 0	2 0	2 0
Len Gabrielson, L (1, 9) OBP: 0.296, SLG: 0.404 (7, 7)	1-3 2-H 2B		1-3			L6-3 1B		1-3		1-3 1B	5	0	3	1	0	0	1
Lou Johnson, R (1, 7) OBP: 0.302, SLG: 0.395 Wes Parker, S (7, 3) OBP: 0.358, SLG: 0.346	F8	P6				B2			P6	K	3 2	0 0	0 0	0 0	0 0	0 1	3 2
Ron Fairly, L (1, 3) OBP: 0.317, SLG: 0.324 (7, 9) Gene Michael, S (9, PR) OBP: 0.237, SLG: 0.217 Jim Hickman, R (10, 9) OBP: 0.230, SLG: 0.222		1B BB		K		L6-3 1-2			1B E 1B	6-3	3 0 1	0 1 0	1 0 0	0 0 0	1 0 0	1 0 2	1 0 2
John Roseboro, L (1, 2) OBP: 0.358, SLG: 0.378		1-2 1B		P6			F2		E 1-3 1B		4	0	2	0	0	0	0
Bill Singer, R (1, 1) OBP: 0.077, SLG: 0.077 Al Ferrara, R (7, PH) OBP: 0.341, SLG: 0.483 Ron Perranoski, L (8, 1) OBP: 0.167, SLG: 0.167 Jim Campanis, R (9, PH) OBP: 0.367, SLG: 0.423 Phil Regan, R (10, 1) OBP: 0.143, SLG: 0.143		K	1-3				G3-6 1B		FC5 1-3 3-H		2 1 0 1 0	0 0 0 0 0	0 1 0 0 0	0 0 0 0 0	1 0 0 0 0	2 0 0 0 0	2 0 0 1 0
Inning Stats	R: 1 H: 3 E: 0 LOB: 2 K: 0 BB: 0 S: 6 P: 6	R: 0 H: 1 E: 0 LOB: 2 K: 1 BB: 1 S: 6 P: 10	R: 0 H: 0 E: 0 LOB: 0 K: 0 BB: 0 S: 3 P: 3	R: 0 H: 0 E: 0 LOB: 0 K: 1 BB: 0 S: 5 P: 5	R: 0 H: 2 E: 0 LOB: 2 K: 1 BB: 0 S: 7 P: 7	R: 0 H: 1 E: 0 LOB: 0 K: 0 BB: 0 S: 3 P: 3	R: 0 H: 1 E: 0 LOB: 0 K: 0 BB: 0 S: 3 P: 3	R: 0 H: 1 E: 0 LOB: 1 K: 0 BB: 0 S: 4 P: 4	R: 1 H: 2 E: 1 LOB: 3 K: 1 BB: 0 S: 8 P: 8	R: 0 H: 2 E: 0 LOB: 2 K: 2 BB: 0 S: 9 P: 9	1B: 12 2B: 2 3B: 0 HR: 0	SF: 0 SAC: 0 DP: 2 HBP: 0					

PITCHER	IP	WLS	BF	H	R	ER	SO	BB	IBB	HBP	BLK	WP	HR	S	P	ERA	WHIP
Jim Bunning, R (1, 1) ERA: 2.96	9.0	W	38	11	2	1	4	1	0	0	0	0	0	45	49	1.00	1.333
Turk Farrell, R (10, 1) ERA: 3.08	1.0	S	5	2	0	0	2	0	0	0	0	0	0	9	9	0.00	2.000

PITCHER	IP	WLS	BF	H	R	ER	SO	BB	IBB	HBP	BLK	WP	HR	S	P	ERA	WHIP

BOTTOM

Philadelphia Phillies @ Los Angeles Dodgers
Dodger Stadium, Los Angeles, CA
Wed Aug 02 1967, 7:05 PM PDT
Att. 19,512 - Unknown

livebaseballscorecards.com

AB	42
R	2
H	13
RBI	1
BB	1
SO	6
LOB	26

WP: 0	PA: 43		
PB: 0			
SB: 0			
CS: 0			

Batter	1	2	3	4	5	6	7	8	9	10	AB	R	H	RBI	BB	SO	LOB
Dick Schofield, S (1, 6) OBP: 0.310, SLG: 0.289	K	4-3			6-3		5-3	K			5	0	0	0	0	2	6
Ron Hunt, R (1, 4) OBP: 0.372, SLG: 0.373	HBP		1-3		K		1B		6-3		4	0	1	0	0	1	0
Willie Davis, L (1, 8) OBP: 0.302, SLG: 0.338	F2		F9		F9		G3		G3		5	0	0	0	0	0	2
Al Ferrara, R (1, 9) OBP: 0.350, SLG: 0.509	F4		2B			HR		SH1-4 1B BB 1B	1B		5	2	4	1	0	0	1
Lou Johnson, R (1, 7) OBP: 0.299, SLG: 0.390		F9	F8			F9		BB SH1-4 1-2 1B	K		5	0	1	0	0	1	2
Bob Bailey, R (1, 5) OBP: 0.285, SLG: 0.262		2B 1B		E SH1-3 CS 1B		BBBB S BB		SH1-4 1-2 2-3		1-3	2	0	2	0	1	0	0
Jim Lefebvre, S (8, PH) OBP: 0.349, SLG: 0.400 (8, 5)											1	0	0	0	0	0	0
Wes Parker, S (1, 3) OBP: 0.363, SLG: 0.353		1-3 2B		SH1-3 1-2		F8 1-2		BB IBB		1B	3	0	2	0	1	0	1
Jeff Torborg, R (1, 2) OBP: 0.274, SLG: 0.291		IBB		E5 2-3		K		K		F3	2	0	0	0	1	1	2
Jim Campanis, R (8, PH) OBP: 0.344, SLG: 0.393 (8, 2)											2	0	0	0	0	1	4
Don Sutton, R (1, 1) OBP: 0.161, SLG: 0.196		K		K 3-H			F7	BB 1-2 2-3 3-H		K	2	0	0	0	0	2	5
Nate Oliver, R (7, PH) OBP: 0.333, SLG: 0.360											1	0	0	0	0	0	0
Jim Brewer, L (7, 1) OBP: 0.083, SLG: 0.167											0	0	0	0	0	0	0
Jim Hickman, R (8, PH) OBP: 0.238, SLG: 0.222											0	0	0	1	1	0	0
Ron Perranoski, L (8, 1) OBP: 0.167, SLG: 0.167											0	0	0	0	0	0	0
Len Gabrielson, L (10, PH) OBP: 0.294, SLG: 0.401											1	0	0	0	0	1	1
Bob Miller, R (10, 1)											0	0	0	0	0	0	0
Inning Stats	R: 0 E: 0 K: 1 S: 5 H: 0 LOB: 1 BB: 0 P: 6	R: 0 E: 0 K: 1 S: 7 H: 2 LOB: 3 BB: 1 P: 11	R: 0 E: 0 K: 0 S: 4 H: 1 LOB: 1 BB: 0 P: 4	R: 0 E: 1 K: 1 S: 6 H: 1 LOB: 1 BB: 0 P: 6	R: 0 E: 0 K: 1 S: 5 H: 0 LOB: 0 BB: 0 P: 5	R: 1 E: 0 K: 1 S: 6 H: 1 LOB: 1 BB: 1 P: 10	R: 0 E: 0 K: 0 S: 4 H: 1 LOB: 1 BB: 0 P: 4	R: 1 E: 0 K: 2 S: 9 H: 2 LOB: 3 BB: 2 P: 17	R: 0 E: 0 K: 1 S: 6 H: 1 LOB: 1 BB: 0 P: 6	R: 0 E: 0 K: 1 S: 6 H: 1 LOB: 1 BB: 0 P: 6	1B: 7 2B: 2 3B: 0 HR: 1	SF: 0 SAC: 2 DP: 0 HBP: 1					

PITCHER		IP	WLS	BF	H	R	ER	SO	BB	IBB	HBP	BLK	WP	HR	S	P	ERA	WHIP
Bob Veale, L ERA: 3.3	(1, 1)	7.0		32	8	2	2	5	1	1	1	0	0	1	39	48	2.57	1.286
Al McBean, R ERA: 3.09	(8, 1)	0.1		1	0	0	0	0	0	0	0	0	0	0	1	1	0.00	0.000
Juan Pizarro, L ERA: 4.48	(8, 1)	2.2	W	12	2	0	0	4	1	1	0	0	0	0	18	26	0.00	1.125

PITCHER	IP	WLS	BF	H	R	ER	SO	BB	IBB	HBP	BLK	WP	HR	S	P	ERA	WHIP

TOP

Los Angeles Dodgers @ Pittsburgh Pirates

Forbes Field, Pittsburgh, PA

Fri Aug 04 1967, 7:05 PM EDT

Att. 13,474 - Unknown

livebaseballscorecards.com

AB	38
R	2
H	10
RBI	2
BB	4
SO	9
LOB	24

WP: 0 PA: 45
PB: 0
SB: 1
CS: 1

Batter	1	2	3	4	5	6	7	8	9	10	AB	R	H	RBI	BB	SO	LOB
Matty Alou, L (1, 8) OBP: 0.340, SLG: 0.370	E9		1B		F3			1-3			4	0	1	0	0	0	0
Maury Wills, S (1, 5) OBP: 0.326, SLG: 0.367	F8		F9		1-3			F8			4	0	0	0	0	0	2
Roberto Clemente, R (1, 9) OBP: 0.399, SLG: 0.551	F9			K	F9			K			4	0	0	0	0	2	1
Al Luplow, L (1, 7) OBP: 0.248, SLG: 0.260 Manny Mota, R (9, PH) (10, 7) OBP: 0.328, SLG: 0.434	6-3			1B 1B		F9			1-3		3 1	1 0	1 0	0 0	0 0	0 0	1 0
Donn Clendenon, R (1, 3) OBP: 0.313, SLG: 0.401		1-3		FC5-4 1B 1-3 1B		F4			G4-3 1B		4	1	2	0	0	0	0
Bill Mazeroski, R (1, 4) OBP: 0.300, SLG: 0.376		F3		FC5-4 1-2 3-H 1B		5-3			G4-3 1-2f	2 3	4	0	1	1	0	0	1
Gene Alley, R (1, 6) OBP: 0.343, SLG: 0.418		5-3		FC5-4 1B 1-2f 2-3			4-3			SH 1B E 1B	4	1	1	0	0	0	2
Jim Pagliaroni, R (1, 2) OBP: 0.313, SLG: 0.235 Manny Sanguillen, R (10, PR) OBP: 0.350, SLG: 0.368			K	1-3 3-H 1B			F2			E 1-2 1B	4 0	0 0	2 0	1 0	0 0	1 0	0 0
Bob Veale, S (1, 1) OBP: 0.055, SLG: 0.055 Al McBean, R (8, 1) OBP: 0.375, SLG: 0.286 Juan Pizarro, L (8, 1) OBP: 0.182, SLG: 0.143 Jose Pagan, R (10, PH) OBP: 0.309, SLG: 0.344			K	K			L4			SH 1-2 2-H	3 0 0 0	0 0 0 0	0 0 0 0	0 0 0 0	0 0 0 0	2 0 0 0	2 0 0 0
Inning Stats	R: 0 H: 0 E: 1 LOB: 1 K: 0 BB: 0 S: 4 P: 4	R: 0 H: 0 E: 0 LOB: 0 K: 0 BB: 0 S: 3 P: 3	R: 0 H: 1 E: 0 LOB: 1 K: 2 BB: 0 S: 8 P: 8	R: 2 H: 4 E: 0 LOB: 2 K: 2 BB: 0 S: 11 P: 11	R: 0 H: 0 E: 0 LOB: 0 K: 0 BB: 0 S: 3 P: 3	R: 0 H: 0 E: 0 LOB: 0 K: 0 BB: 0 S: 3 P: 3	R: 0 H: 0 E: 0 LOB: 0 K: 0 BB: 0 S: 3 P: 3	R: 0 H: 0 E: 0 LOB: 0 K: 1 BB: 0 S: 5 P: 5	R: 0 H: 1 E: 0 LOB: 0 K: 0 BB: 0 S: 3 P: 3	R: 1 H: 2 E: 1 LOB: 2 K: 0 BB: 0 S: 3 P: 3	1B: 8 SF: 0 2B: 0 SAC: 1 3B: 0 DP: 1 HR: 0 HBP: 0						

PITCHER		IP	WLS	BF	H	R	ER	SO	BB	IBB	HBP	BLK	WP	HR	S	P	ERA	WHIP
Don Sutton, R ERA: 4.02	(1, 1)	6.0		24	5	2	2	4	0	0	0	0	0	0	32	32	3.00	0.833
Jim Brewer, L ERA: 2.4	(7, 1)	1.0		3	0	0	0	0	0	0	0	0	0	0	3	3	0.00	0.000
Ron Perranoski, L ERA: 2.67	(8, 1)	2.0		6	1	0	0	1	0	0	0	0	0	0	8	8	0.00	0.500
Bob Miller, R ERA: 5.77	(10, 1)	0.0	L	3	2	1	0	0	0	0	0	0	0	0	3	3	∞	∞

PITCHER	IP	WLS	BF	H	R	ER	SO	BB	IBB	HBP	BLK	WP	HR	S	P	ERA	WHIP

BOTTOM

Los Angeles Dodgers @ Pittsburgh Pirates

Forbes Field, Pittsburgh, PA

Fri Aug 04 1967, 7:05 PM EDT
Att. 13,474 - Unknown

livebaseballscorecards.com

AB	35
R	3
H	8
RBI	2
BB	0
SO	5
LOB	9

Los Angeles Dodgers @ Pittsburgh Pirates

Forbes Field, Pittsburgh, PA

Sat Aug 05 1967, 7:05 PM EDT

Att. 9,658 - Unknown

livebaseballscorecards.com

TOP

Batter	1	2	3	4	5	6	7	8	9	AB	R	H	RBI	BB	SO	LOB
Dick Schofield, S (1, 6) OBP: 0.309, SLG: 0.285	BBBB 4-0 FC4-6 1B 1B BB		F8 ①		E4			S S S 0-3 K ①		3	1	0	0	1	1	0
Ron Hunt, R (1, 4) OBP: 0.371, SLG: 0.371	x 0-0 FC4-6 1-2 1B		F7 ②		F4 ③			x 0-0 6-3 ②		4	0	1	0	0	0	1
Willie Davis, L (1, 8) OBP: 0.301, SLG: 0.337	x 0-0 FC4-6 ① 1B 1-2f 2-3		F9 ③			F7 ①		x 0-0 1B		4	0	1	0	0	0	2
Al Ferrara, R (1, 9) OBP: 0.349, SLG: 0.505	x 0-0 1-2 3-H 1B			E5 5-3		F4 ②		S S S 0-3 K ③		4	0	1	1	0	1	1
Len Gabrielson, L (1, 7) OBP: 0.293, SLG: 0.398	x 0-0 F9 ②			F7 ①		1B			x 0-0 F9 ①	4	0	1	0	0	0	3
Ron Fairly, L (1, 3) OBP: 0.314, SLG: 0.320	x 0-0 4-3 ③			5-3 ② 1-2		6-3 ③			x 0-0 F7 ②	4	0	0	0	0	0	4
John Roseboro, L (1, 2) OBP: 0.356, SLG: 0.376 Gene Michael, S (9, PR) OBP: 0.237, SLG: 0.217		S S S 0-3 K ①		x 0-0 6-3 ③			x 0-0 F7 ①		x 0-0 1B	4 0	0 0	1 0	0 0	0 0	1 0	1 0
Bob Bailey, R (1, 5) OBP: 0.281, SLG: 0.258 Jim Lefebvre, S (9, PH) OBP: 0.348, SLG: 0.399		S S S 0-3 K ②			x 0-0 5-3 ①		x 0-0 5-3 ②		x 0-0 F6 ③	3 1	0 0	0 0	0 0	0 0	1 0	0 1
Phil Regan, R (1, 1) OBP: 0.111, SLG: 0.111 Jim Campanis, R (7, PH) OBP: 0.333, SLG: 0.379 Bob Miller, R (7, 1)		S S S 0-3 K ③			x 0-0 6-3 ②		x 0-0 F7 ③			2 1 0	0 0 0	0 0 0	0 0 0	0 0 0	1 0 0	0 0 0
Inning Stats	R: 1 H: 2 E: 0 LOB: 2 K: 0 BB: 1 S: 5 P: 9	R: 0 H: 0 E: 0 LOB: 0 K: 3 BB: 0 S: 9 P: 9	R: 0 H: 0 E: 0 LOB: 0 K: 0 BB: 0 S: 3 P: 3	R: 0 H: 0 E: 1 LOB: 1 K: 0 BB: 0 S: 4 P: 4	R: 0 H: 0 E: 1 LOB: 1 K: 0 BB: 0 S: 4 P: 4	R: 0 H: 1 E: 0 LOB: 1 K: 0 BB: 0 S: 4 P: 4	R: 0 H: 0 E: 0 LOB: 0 K: 0 BB: 0 S: 3 P: 3	R: 0 H: 1 E: 0 LOB: 1 K: 2 BB: 0 S: 8 P: 8	R: 0 H: 1 E: 0 LOB: 1 K: 0 BB: 0 S: 4 P: 4	1B: 5 SF: 0 2B: 0 SAC: 0 3B: 0 DP: 0 HR: 0 HBP: 0						WP: 0 PA: 35 PB: 0 SB: 0 CS: 0

	AB	34
	R	1
	H	5
	RBI	1
	BB	1
	SO	5
	LOB	13

PITCHER		IP	WLS	BF	H	R	ER	SO	BB	IBB	HBP	BLK	WP	HR	S	P	ERA	WHIP
Vern Law, R ERA: 3.95	(1, 1)	9.0	W	35	5	1	1	5	1	0	0	0	0	0	44	48	1.00	0.667

PITCHER		IP	WLS	BF	H	R	ER	SO	BB	IBB	HBP	BLK	WP	HR	S	P	ERA	WHIP

Batter	1	2	3	4	5	6	7	8	9	AB	R	H	RBI	BB	SO	LOB
Matty Alou, L (1, 8) OBP: 0.339, SLG: 0.369	4-3 4-3 1B		G3		4-3 2-3		F3			4	0	1	0	0	0	1
Maury Wills, S (1, 5) OBP: 0.325, SLG: 0.366	4-3 1-2			WP 1B G3 1B	6-3		4-3			4	1	1	0	0	0	2
Roberto Clemente, R (1, 9) OBP: 0.400, SLG: 0.550	4-3 2-3			G3 WP 1-2 1B		FC5-6 1B		F4		4	0	2	0	0	0	1
Al Luplow, L (1, 7) OBP: 0.242, SLG: 0.253	4-3			F8 1-2 2-3		FC5-6 1B 1-2f SH1-3		F6		4	1	0	0	0	0	4
Donn Clendenon, R (1, 3) OBP: 0.312, SLG: 0.399		S S S K		G3 2-3 3-H		1B SH1-3 1-3 1B		6-3		4	0	1	1	0	1	1
Bill Mazeroski, R (1, 4) OBP: 0.301, SLG: 0.375		F4		B B B 4-0 BB		SH1-3 1-2 3-H				1	0	0	1	1	0	0
Gene Alley, R (1, 6) OBP: 0.342, SLG: 0.417		F6		F5		2-3 1B				3	0	1	0	0	0	2
Jim Pagliaroni, R (1, 2) OBP: 0.314, SLG: 0.230			6-3	B B B 4-0 4-3 SH2-4 BB		F8				2	0	0	0	1	0	2
Vern Law, R (1, 1) OBP: 0.095, SLG: 0.190			6-3		SH2-4 1-2		4-3			2	0	0	0	0	0	0
Inning Stats	R: 0 E: 0 K: 0 S: 4 H: 1 LOB: 1 BB: 0 P: 4	R: 0 E: 0 K: 1 S: 5 H: 0 LOB: 0 BB: 0 P: 5	R: 0 E: 0 K: 0 S: 3 H: 0 LOB: 0 BB: 0 P: 3	R: 1 E: 0 K: 0 S: 5 H: 2 LOB: 2 BB: 1 P: 9	R: 0 E: 0 K: 0 S: 3 H: 0 LOB: 1 BB: 1 P: 7	R: 1 E: 0 K: 0 S: 6 H: 3 LOB: 2 BB: 0 P: 6	R: 0 E: 0 K: 0 S: 3 H: 0 LOB: 0 BB: 0 P: 3	R: 0 E: 0 K: 0 S: 3 H: 0 LOB: 0 BB: 0 P: 3		1B: 6 2B: 0 3B: 0 HR: 0	SF: 0 SAC: 2 DP: 0 HBP: 0					

PITCHER		IP	WLS	BF	H	R	ER	SO	BB	IBB	HBP	BLK	WP	HR	S	P	ERA	WHIP
Phil Regan, R ERA: 2.93	(1, 1)	6.0	L	26	6	2	2	1	2	0	0	0	1	0	26	34	3.00	1.333
Bob Miller, R ERA: 5.56	(7, 1)	2.0		6	0	0	0	0	0	0	0	0	0	0	6	6	0.00	0.000

PITCHER	IP	WLS	BF	H	R	ER	SO	BB	IBB	HBP	BLK	WP	HR	S	P	ERA	WHIP

BOTTOM

Los Angeles Dodgers @ Pittsburgh Pirates

Forbes Field, Pittsburgh, PA

Sat Aug 05 1967, 7:05 PM EDT

Att. 9,658 - Unknown

livebaseballscorecards.com

AB	28
R	2
H	6
RBI	2
BB	2
SO	1
LOB	13

Los Angeles Dodgers @ Pittsburgh Pirates

Forbes Field, Pittsburgh, PA

Sun Aug 06 1967, 7:05 PM EDT

Att. 12,384 - Unknown

TOP

livebaseballscorecards.com

Batter	1	2	3	4	5	6	7	8	9	AB	R	H	RBI	BB	SO	LOB
Dick Schofield, S (1, 6) OBP: 0.311, SLG: 0.284	0-0 2B 1B	4-0 SF9 IBB		0-0 ② 4-3		0-0 ② 4-3		0-0 ③ F7		4	1	1	0	1	0	1
Ron Hunt, R (1, 4) OBP: 0.371, SLG: 0.376	0-0 1-H 2B 2B	0-0 ② SF9 1-2 2-3 3-H		0-0 1B		0-0 ③ 6-3			0-0 ① L5	4	1	2	2	0	0	0
Willie Davis, L (1, 8) OBP: 0.300, SLG: 0.333	0-0 ① F5	4-0 IBB		0-0 ③ F9			0-0 ① 6-3		0-0 ② G3	4	0	0	0	1	0	2
Al Ferrara, R (1, 9) OBP: 0.347, SLG: 0.505 Wes Parker, S (7, 3) OBP: 0.365, SLG: 0.353	0-0 ② F3	0-0 ③ 5-3			0-0 SH1-3 FC 2B		S S S 0-3 ② K		B B B B 4-0 BB	4	1	1	0	0	1	4
										0	0	0	0	1	0	0
Len Gabrielson, L (1, 7) OBP: 0.303, SLG: 0.423	0-0 2-H 2B		0-0 SF7 3B		0-0 ① SH1-3 2-3		0-0 FC6 1B		S S S 0-3 ③ K	4	1	3	1	0	1	1
Ron Fairly, L (1, 3) (7, 9) OBP: 0.311, SLG: 0.317	0-0 ③ 4-3		0-0 ① SF7 3-H		0-0 FC 3-H		0-0 ③ FC6 1-2f			3	0	0	2	0	0	2
John Roseboro, L (1, 2) OBP: 0.359, SLG: 0.378		0-0 SH1-4 BB SF9 1B	0-0 ② F7		S S S 0-3 ② K			0-0 1B		4	1	2	0	0	1	1
Bob Bailey, R (1, 5) OBP: 0.280, SLG: 0.254		B B B B 4-0 SF9 SH1-4 1-2 BB	0-0 ③ 5-3		S S S 0-3 ③ K			S S S 0-3 ① K		3	0	0	0	1	2	2
Claude Osteen, L (1, 1) OBP: 0.215, SLG: 0.307 Bob Miller, R (8, 1) Ron Perranoski, L (9, 1) OBP: 0.167, SLG: 0.167		0-0 ① SH1-4 1-2 2-3		0-0 ① 4-3		0-0 ① 6-3		S S S 0-3 ② K		3	0	0	0	0	1	1
										0	0	0	0	0	0	0
										0	0	0	0	0	0	0

	AB	33
	R	5
	H	9
	RBI	5
	BB	4
	SO	6
	LOB	14

Inning Stats																				
	R: 2	H: 3	R: 1	H: 1	R: 1	H: 1	R: 0	H: 1	R: 1	H: 1	R: 0	H: 0	R: 0	H: 1	R: 0	H: 1	R: 0	H: 0	1B: 5	SF: 2	WP: 0	PA: 41
	E: 0	LOB: 1	E: 0	LOB: 3	E: 0	LOB: 0	E: 0	LOB: 1	E: 0	LOB: 1	E: 0	LOB: 0	E: 0	LOB: 1	E: 0	LOB: 1	E: 0	LOB: 1	2B: 3	SAC: 2	PB: 0	
	K: 0	BB: 0	K: 0	BB: 3	K: 0	BB: 0	K: 0	BB: 0	K: 2	BB: 0	K: 0	BB: 0	K: 1	BB: 0	K: 2	BB: 0	K: 1	BB: 1	3B: 1	DP: 0	SB: 0	
	S: 6	P: 6	S: 4	P: 16	S: 4	P: 4	S: 4	P: 4	S: 9	P: 9	S: 3	P: 3	S: 6	P: 6	S: 8	P: 8	S: 5	P: 9	HR: 0	HBP: 0	CS: 0	

PITCHER		IP	WLS	BF	H	R	ER	SO	BB	IBB	HBP	BLK	WP	HR	S	P	ERA	WHIP
Tommie Sisk, R ERA: 3.45	(1, 1)	3.0	L	17	5	4	4	0	1	2	0	0	0	0	14	26	12.00	2.000
Steve Blass, R ERA: 2.96	(4, 1)	2.0		9	2	1	1	2	0	0	0	0	0	0	13	13	4.50	1.000
Al McBean, R ERA: 2.98	(6, 1)	2.0		7	1	0	0	1	0	0	0	0	0	0	9	9	0.00	0.500
Roy Face, R ERA: 1.62	(8, 1)	2.0		8	1	0	0	3	1	0	0	0	0	0	13	17	0.00	1.000

PITCHER	IP	WLS	BF	H	R	ER	SO	BB	IBB	HBP	BLK	WP	HR	S	P	ERA	WHIP

BOTTOM

Los Angeles Dodgers @ Pittsburgh Pirates

Forbes Field, Pittsburgh, PA

Sun Aug 06 1967, 7:05 PM EDT

Att. 12,384 - Unknown

livebaseballscorecards.com

Batter	1	2	3	4	5	6	7	8	9	AB	R	H	RBI	BB	SO	LOB
Maury Wills, S (1, 5) OBP: 0.324, SLG: 0.364	F8		K		5-3			1B		4	0	1	0	0	1	1
Gene Alley, R (1, 6) OBP: 0.339, SLG: 0.412	F2		F9		6-3			F7		4	0	0	0	0	0	2
Roberto Clemente, R (1, 9) OBP: 0.403, SLG: 0.558	K			1B, E, E, 1B		1B, 3B		G5-4-3, 1-3, 1B		4	2	3	0	0	1	0
Donn Clendenon, R (1, 3) OBP: 0.309, SLG: 0.395		F8		F4		F6		G5-4-3, 1-2f		4	0	0	0	0	0	4
Bill Mazeroski, R (1, 4) OBP: 0.301, SLG: 0.373		F8		E8, E, 1-2, FC6-4		G6-4-3, 3-H, 1B			F4	4	1	1	1	0	0	1
Manny Mota, R (1, 8) OBP: 0.335, SLG: 0.444		FC6-4, 1B		E3, FC6-4, 1-3, 2-H, 1B		G6-4-3, 1-2f			1-3, WP, 2B	4	1	3	0	0	0	1
Jose Pagan, R (1, 7) OBP: 0.309, SLG: 0.344 Manny Jimenez, L (9, PH) OBP: 0.294, SLG: 0.485		FC6-4, 1-2f		FC6-4, 1-2f, 3-H			G5-4-3, 1B		1-3, 2-3	3 1	0 0	1 0	1 0	0 0	0 0	2 1
Manny Sanguillen, R (1, 2) OBP: 0.292, SLG: 0.304			6-3	F6			F7		3-H	4	0	0	0	0	0	2
Tommie Sisk, R (1, 1) OBP: 0.136, SLG: 0.095 Al Luplow, L (3, PH) OBP: 0.247, SLG: 0.258 Steve Blass, R (4, 1) OBP: 0.125, SLG: 0.125 Matty Alou, L (5, PH) OBP: 0.338, SLG: 0.368 Al McBean, R (6, 1) OBP: 0.375, SLG: 0.286 Andre Rodgers, R (7, PH) OBP: 0.358, SLG: 0.395 Roy Face, R (8, 1)			1B	F2		G5-4-3, 1-2f				0 1 0 1 0 0 1 0	0 0 0 0 0 0 0 0	0 1 0 0 0 0 0 0	0 0 0 0 0 0 0 0	0 0 0 0 0 0 0 0	0 0 0 0 0 0 0 0	0 0 0 0 0 0 1 0
Inning Stats	R: 0 E: 0 K: 1 S: 5 H: 0 LOB: 0 BB: 0 P: 5	R: 0 E: 0 K: 0 S: 4 H: 1 LOB: 1 BB: 0 P: 4	R: 0 E: 0 K: 1 S: 6 H: 1 LOB: 1 BB: 0 P: 6	R: 2 E: 3 K: 0 S: 6 H: 2 LOB: 1 BB: 0 P: 6	R: 0 E: 0 K: 0 S: 3 H: 0 LOB: 0 BB: 0 P: 3	R: 1 E: 0 K: 0 S: 4 H: 2 LOB: 0 BB: 0 P: 4	R: 0 E: 0 K: 0 S: 3 H: 1 LOB: 0 BB: 0 P: 3	R: 0 E: 0 K: 0 S: 4 H: 2 LOB: 1 BB: 0 P: 4	R: 1 E: 0 K: 0 S: 4 H: 1 LOB: 0 BB: 0 P: 4	1B: 8 2B: 1 3B: 1 HR: 0	SF: 0 SAC: 0 DP: 3 HBP: 0						

	AB	35
	R	4
	H	10
	RBI	2
	BB	0
	SO	2
	LOB	15

WP: 1 PB: 0 SB: 0 CS: 0 PA: 35

PITCHER		IP	WLS	BF	H	R	ER	SO	BB	IBB	HBP	BLK	WP	HR	S	P	ERA	WHIP
Claude Osteen, L ERA: 3.41	(1, 1)	7.1	W	30	9	3	1	2	0	0	0	0	0	0	34	34	1.23	1.227
Bob Miller, R ERA: 5.63	(8, 1)	1.0		3	1	1	1	0	0	0	0	0	0	0	3	3	9.00	1.000
Ron Perranoski, L ERA: 2.65	(9, 1)	0.2	S	2	0	0	0	0	0	0	0	0	1	0	2	2	0.00	0.000

PITCHER	IP	WLS	BF	H	R	ER	SO	BB	IBB	HBP	BLK	WP	HR	S	P	ERA	WHIP

Batter	1	2	3	4	5	6	7	8	9	AB	R	H	RBI	BB	SO	LOB
Dick Schofield, S (1, 6) OBP: 0.309, SLG: 0.282	E5 4-3 5-3	F9			P4		F9		E 1-2 E 1B	5	1	1	0	0	0	3
Ron Hunt, R (1, 4) OBP: 0.372, SLG: 0.377	5-3 1-2		5-3 SH1-3 1B 1B		F8		5-3		E8 1-H 2-H 1B	5	2	2	1	0	0	1
Willie Davis, L (1, 8) OBP: 0.297, SLG: 0.330	4-3 2-3		SH1-3 1-2		6-3		P5		F9	4	0	0	0	0	0	1
Al Ferrara, R (1, 9) OBP: 0.347, SLG: 0.500 Ron Fairly, L (8, PH) OBP: 0.310, SLG: 0.316 (8, 9)	K		5-3 2-3			SH1-4 1B SF9 BB		3-1		2 1	1 0	0 0	0 0	1 0	1 0	2 0
Lou Johnson, R (1, 7) OBP: 0.314, SLG: 0.400		1B 1B	3-H 1B			SF9 SH1-4 1-2 S 1B		CS BB		3	1	3	1	1	0	0
Bob Bailey, R (1, 5) OBP: 0.281, SLG: 0.255		BB 1-3 1B	F8			SH1-4 1-2 2-3		K 1-2		3	0	1	0	0	1	2
Wes Parker, S (1, 3) OBP: 0.367, SLG: 0.354		BB 1-2 BB		5-3		SF9 2-3 3-H			1B E 1B	2	1	1	1	1	0	0
Jeff Torborg, R (1, 2) OBP: 0.274, SLG: 0.286		K		5-3		S IBB			K	3	0	0	0	1	2	4
Bill Singer, R (1, 1) OBP: 0.073, SLG: 0.073 Jim Brewer, L (4, 1) OBP: 0.077, SLG: 0.154 Bob Miller, R (8, 1) Ron Perranoski, L (8, 1) OBP: 0.167, SLG: 0.167 Nate Oliver, R (9, PH) OBP: 0.300, SLG: 0.356 Phil Regan, R (9, 1) OBP: 0.111, SLG: 0.111		K	K			K 1-2 3-H			K	2 1 0 0 1 0	0 0 0 0 0 0	0 0 0 0 0 0	0 0 0 0 0 0	2 1 0 0 1 0	3 1 0 0 1 0
Inning Stats	R: 0 E: 1 K: 1 S: 6 H: 0 LOB: 1 BB: 0 P: 6	R: 0 E: 0 K: 2 S: 9 H: 2 LOB: 3 BB: 1 P: 13	R: 1 E: 0 K: 0 S: 5 H: 2 LOB: 1 BB: 0 P: 5	R: 0 E: 0 K: 1 S: 5 H: 0 LOB: 0 BB: 0 P: 5	R: 0 E: 0 K: 0 S: 3 H: 0 LOB: 0 BB: 0 P: 3	R: 2 E: 0 K: 1 S: 6 H: 1 LOB: 1 BB: 2 P: 14	R: 0 E: 0 K: 0 S: 3 H: 0 LOB: 0 BB: 0 P: 3	R: 0 E: 0 K: 1 S: 4 H: 0 LOB: 1 BB: 1 P: 8	R: 3 E: 1 K: 2 S: 10 H: 3 LOB: 0 BB: 0 P: 10	1B: 8 2B: 1 3B: 0 HR: 0 SF: 1 SAC: 2 DP: 1 HBP: 0						

PITCHER		IP	WLS	BF	H	R	ER	SO	BB	IBB	HBP	BLK	WP	HR	S	P	ERA	WHIP
Steve Carlton, L ERA: 2.97	(1, 1)	7.0		30	5	3	3	5	2	1	0	0	0	0	37	49	3.86	1.000
Al Jackson, L ERA: 4.48	(8, 1)	1.0		3	0	0	0	1	1	0	0	0	0	0	4	8	0.00	1.000
Joe Hoerner, L ERA: 2.54	(9, 1)	1.0	L	6	3	3	1	2	0	0	0	0	0	0	10	10	9.00	3.000

PITCHER	IP	WLS	BF	H	R	ER	SO	BB	IBB	HBP	BLK	WP	HR	S	P	ERA	WHIP

TOP

Los Angeles Dodgers @ St. Louis Cardinals

Busch Stadium, St. Louis, MO

Mon Aug 07 1967, 7:05 PM CDT

Att. 25,314 - Unknown

livebaseballscorecards.com

AB	32
R	6
H	8
RBI	3
BB	4
SO	8
LOB	18

WP: 0	PA: 39
PB: 0	
SB: 2	
CS: 1	

Los Angeles Dodgers @ St. Louis Cardinals

Busch Stadium, St. Louis, MO

Mon Aug 07 1967, 7:05 PM CDT

Att. 25,314 - Unknown

livebaseballscorecards.com

BOTTOM

Batter	1	2	3	4	5	6	7	8	9	AB	R	H	RBI	BB	SO	LOB
Lou Brock, L (1, 7) OBP: 0.315, SLG: 0.475	E6 1-3		E5 1B	FC3-2 1-2 2-3 3-H ②			FC5-4 1B	K ③		5	0	1	0	0	1	6
Curt Flood, R (1, 8) OBP: 0.378, SLG: 0.414	1-3 ①② 1-2		1-2 1B	P3 ③			FC5-4 ② 1-2f		1-3 G3 2B	5	1	2	0	0	0	5
Roger Maris, L (1, 9) OBP: 0.360, SLG: 0.446	K ③		F8 ③		4-3 ①		F9 ③		1-3 ① 2-3	5	0	0	0	0	1	4
Orlando Cepeda, R (1, 3) OBP: 0.402, SLG: 0.552		4-3 ①		1B 1B 1B	K ②			2B SH1-4 1B	G3 ② 3-H	5	2	2	1	0	1	0
Tim McCarver, L (1, 2) OBP: 0.398, SLG: 0.483		6-3 ②		1B 1-3 1B 1B	K ③			SH1-4 ① 1-2	2B	4	1	2	0	0	1	0
Mike Shannon, R (1, 5) OBP: 0.325, SLG: 0.405		FC6-4 1B		1B 1-2 FC3-2 3-H 1B		P4 ①		1B 2-H 2B	5-3 ③	5	0	3	2	0	0	1
Phil Gagliano, R (1, 4) OBP: 0.252, SLG: 0.256		FC6-4 ③ 1-2f		FC3-2 BB 1-3 2-H 1B		P6 ②		1B IBB		3	0	1	1	1	0	1
Dal Maxvill, R (1, 6) OBP: 0.281, SLG: 0.280			6-3 ①	F9 ①		6-3 ③		1-3 2-H 1B		4	0	1	0	0	0	2
Steve Carlton, L (1, 1) OBP: 0.176, SLG: 0.167			K ②	FC3-2 BB 1-2			P6 ①	BB		1	0	0	0	1	1	0
Alex Johnson, R (7, PH) OBP: 0.220, SLG: 0.268										1	0	0	0	0	0	0
Al Jackson, L (8, 1) OBP: 0.370, SLG: 0.360										0	0	0	0	0	0	0
Julian Javier, R (8, PH) OBP: 0.310, SLG: 0.409										0	0	0	0	0	0	0
Bobby Tolan, L (8, PH) OBP: 0.311, SLG: 0.404										0	0	0	0	1	0	0
Joe Hoerner, R (9, 1) OBP: 0.222, SLG: 0.222										0	0	0	0	0	0	0
Inning Stats	R: 0 E: 1 K: 1 S: 5 H: 0 LOB: 0 BB: 0 P: 5	R: 0 E: 0 K: 0 S: 4 H: 1 LOB: 1 BB: 0 P: 4	R: 0 E: 1 K: 1 S: 7 H: 1 LOB: 2 BB: 0 P: 7	R: 2 E: 0 K: 0 S: 7 H: 4 LOB: 3 BB: 1 P: 11	R: 0 E: 0 K: 2 S: 7 H: 0 LOB: 0 BB: 0 P: 7	R: 0 E: 0 K: 0 S: 3 H: 0 LOB: 0 BB: 0 P: 3	R: 0 E: 0 K: 0 S: 4 H: 1 LOB: 1 BB: 0 P: 4	R: 1 E: 0 K: 1 S: 7 H: 3 LOB: 3 BB: 2 P: 15	R: 1 E: 0 K: 0 S: 5 H: 2 LOB: 1 BB: 0 P: 5	1B: 9 2B: 3 3B: 0 HR: 0	SF: 0 SAC: 1 DP: 0 HBP: 0						

	AB	38
	R	4
	H	12
	RBI	4
	BB	3
	SO	5
	LOB	19

WP: 0 PB: 0 SB: 0 CS: 0 PA: 42

PITCHER		IP	WLS	BF	H	R	ER	SO	BB	IBB	HBP	BLK	WP	HR	S	P	ERA	WHIP
Bill Singer, R (1, 1) ERA: 2.92	(1, 1)	3.1		18	6	2	2	2	1	0	0	0	0	0	21	25	5.40	2.100
Jim Brewer, L (4, 1) ERA: 2.38	(4, 1)	4.1		17	4	1	1	2	0	1	0	0	0	0	20	24	2.08	0.923
Bob Miller, R (8, 1) ERA: 5.63	(8, 1)	0.0		1	0	0	0	0	1	0	0	0	0	0	0	4	∞	∞
Ron Perranoski, L (8, 1) ERA: 2.64	(8, 1)	0.1	W	1	0	0	0	1	0	0	0	0	0	0	3	3	0.00	0.000
Phil Regan, R (9, 1) ERA: 3.01	(9, 1)	1.0	S	5	2	1	1	0	0	0	0	0	0	0	5	5	9.00	2.000

PITCHER	IP	WLS	BF	H	R	ER	SO	BB	IBB	HBP	BLK	WP	HR	S	P	ERA	WHIP

Batter	1	2	3	4	5	6	7	8	9	AB	R	H	RBI	BB	SO	LOB
Dick Schofield, S (1, 6) OBP: 0.311, SLG: 0.290	6-3		CS 1B 2-H		F9 2-3		1B 2B		F8	5	1	2	1	0	0	2
Ron Hunt, R (1, 4) OBP: 0.371, SLG: 0.380	5-3		K 1-2		2B 1-H 3-H		FC3-6 1B 2-H			3	0	1	2	0	1	1
Nate Oliver, R (5, 4) OBP: 0.337, SLG: 0.364										1	0	1	1	0	0	0
Willie Davis, L (1, 8) OBP: 0.294, SLG: 0.326	F2			F9	K		FC3-6 1-2f			4	0	0	0	0	1	2
Len Gabrielson, L (1, 9) OBP: 0.298, SLG: 0.416		F9		F3		3-1	F8 1-2			3	0	0	0	0	0	0
Wes Parker, S (7, PH) OBP: 0.366, SLG: 0.353 (7, 3)										1	0	0	0	0	0	1
Jim Lefebvre, S (1, 5) OBP: 0.347, SLG: 0.400		K		4-3		2B		1-3		4	0	1	0	0	1	0
Lou Johnson, R (1, 7) OBP: 0.323, SLG: 0.410		G1			F9 SH 2B	IBB		G4-6-3 1-2f		3	1	2	0	1	0	0
Ron Fairly, L (1, 3) OBP: 0.310, SLG: 0.324 (7, 9)			HR		F9 2-3	K		G4-6-3 1-2f		4	1	1	1	0	1	4
John Roseboro, L (1, 2) OBP: 0.361, SLG: 0.377			SH1-4 1B 1B		F9 SH 2B	IBB 4-3			4-3	3	2	1	0	1	0	2
Don Sutton, R (1, 1) OBP: 0.155, SLG: 0.190			SH1-4 1-2		SH 2B 1-2 3-H		1-3		K	2	1	0	1	0	1	0

Inning Stats										
	R: 0 H: 0 E: 0 LOB: 0 K: 0 BB: 0 S: 3 P: 3	R: 0 H: 0 E: 0 LOB: 0 K: 1 BB: 0 S: 5 P: 5	R: 2 H: 3 E: 0 LOB: 0 K: 1 BB: 0 S: 7 P: 7	R: 0 H: 0 E: 0 LOB: 0 K: 0 BB: 0 S: 3 P: 3	R: 3 H: 2 E: 1 LOB: 1 K: 1 BB: 1 S: 8 P: 12	R: 0 H: 1 E: 0 LOB: 2 K: 1 BB: 1 S: 6 P: 10	R: 1 H: 2 E: 0 LOB: 1 K: 0 BB: 0 S: 5 P: 5	R: 0 H: 1 E: 0 LOB: 0 K: 0 BB: 0 S: 3 P: 3	R: 0 H: 0 E: 0 LOB: 0 K: 1 BB: 0 S: 5 P: 5	1B: 4 SF: 0 2B: 4 SAC: 2 3B: 0 DP: 1 HR: 1 HBP: 0	WP: 0 PA: 37 PB: 0 SB: 1 CS: 1

PITCHER		IP	WLS	BF	H	R	ER	SO	BB	IBB	HBP	BLK	WP	HR	S	P	ERA	WHIP
Dick Hughes, R ERA: 3.18	(1, 1)	4.2	L	20	5	5	3	2	0	1	0	0	0	1	23	27	5.79	1.071
Hal Woodeshick, L ERA: 4.5	(5, 1)	2.1		11	3	1	1	2	0	1	0	0	0	0	14	18	3.86	1.286
Jack Lamabe, R ERA: 4.24	(8, 1)	2.0		6	1	0	0	1	0	0	0	0	0	0	8	8	0.00	0.500

PITCHER	IP	WLS	BF	H	R	ER	SO	BB	IBB	HBP	BLK	WP	HR	S	P	ERA	WHIP

TOP

Los Angeles Dodgers @ St. Louis Cardinals

Busch Stadium, St. Louis, MO

Tue Aug 08 1967, 7:05 PM CDT

Att. 22,780 - Unknown

livebaseballscorecards.com

AB	33
R	6
H	9
RBI	6
BB	2
SO	5
LOB	12

Los Angeles Dodgers @ St. Louis Cardinals

Busch Stadium, St. Louis, MO

Tue Aug 08 1967, 7:05 PM CDT

Att. 22,780 - Unknown

livebaseballscorecards.com

BOTTOM

Batter	1	2	3	4	5	6	7	8	9	AB	R	H	RBI	BB	SO	LOB
Lou Brock, L (1, 7) OBP: 0.316, SLG: 0.475	0-0 2B 1B 1B	0-0 ③ F7			0-0 FC4-6 1B		S S S 0-3 ③ K			4	1	2	0	0	1	1
Curt Flood, R (1, 8) OBP: 0.379, SLG: 0.421	0-0 1B 4-3 1-3 2B		0-0 2B		S S S 0-3 ① K			0-0 ① 6-3		4	1	2	0	0	1	1
Bobby Tolan, L (1, 9) (2, 3) OBP: 0.310, SLG: 0.401	0-0 F8 4-3 2-3 3-H 1B		0-0 ① 1-3		0-0 ② FC4-6 1-2f			0-0 ② 1-3		4	0	1	1	0	0	2
Orlando Cepeda, R (1, 3) OBP: 0.402, SLG: 0.552 Roger Maris, L (1, PH) OBP: 0.355, SLG: 0.440 (2, 9)	0-0 ① 4-3 1-2 3-H		S S S 0-3 ② K		0-0 ③ F8			0-0 ③ P6		0 4	0 0	0 0	0 1	0 0	0 1	0 3
Tim McCarver, L (1, 2) OBP: 0.397, SLG: 0.479	0-0 ② F8 2-3		I I I I 4-0 FC5-4 IBB			0-0 ① F8			0-0 ① F8	3	0	0	0	1	0	1
Mike Shannon, R (1, 5) OBP: 0.322, SLG: 0.400	0-0 ③ P6		0-0 ③ FC5-4 1-2f			0-0 ② 6-3			0-0 ② F9	4	0	0	0	0	0	3
Phil Gagliano, R (1, 4) OBP: 0.245, SLG: 0.248		S S S 0-3 ① K		0-0 ① F7		0-0 ③ F8			0-0 ③ 1-3	4	0	0	0	0	1	0
Dal Maxvill, R (1, 6) OBP: 0.281, SLG: 0.280 Eddie Bressoud, R (8, 6) OBP: 0.259, SLG: 0.163		0-0 1B		0-0 ② 6-3			0-0 ① 6-3			3 0	0 0	1 0	0 0	0 0	0 0	0 0
Dick Hughes, R (1, 1) OBP: 0.148, SLG: 0.132 Hal Woodeshick, R (5, 1) Ed Spiezio, R (7, PH) OBP: 0.278, SLG: 0.297 Jack Lamabe, R (8, 1) OBP: 0.222, SLG: 0.125		S S S 0-3 ② K		0-0 ③ F7			0-0 ② F8			2 0 1 0	0 0 0 0	0 0 0 0	0 0 0 0	0 0 0 0	1 0 0 0	1 0 0 0

Inning Stats																																			
	R: 2	H: 3	E: 0	LOB: 1	K: 0	BB: 0	S: 6	P: 6	R: 0	H: 1	E: 0	LOB: 1	K: 2	BB: 0	S: 8	P: 8	R: 0	H: 1	E: 0	LOB: 2	K: 1	BB: 1	S: 6	P: 10	R: 0	H: 0	E: 0	LOB: 0	K: 0	BB: 0	S: 3	P: 3	R: 0	H: 1	E: 0	LOB: 1	K: 1	BB: 0	S: 6	P: 6
	R: 0	H: 0	E: 0	LOB: 0	K: 0	BB: 0	S: 3	P: 3	R: 0	H: 0	E: 0	LOB: 0	K: 1	BB: 0	S: 5	P: 5	R: 0	H: 0	E: 0	LOB: 0	K: 0	BB: 0	S: 3	P: 3	R: 0	H: 0	E: 0	LOB: 0	K: 0	BB: 0	S: 3	P: 3								

	AB	33
	R	2
	H	6
	RBI	2
	BB	1
	SO	5
	LOB	12

	1B: 4	SF: 0	WP: 0	PA: 34
	2B: 2	SAC: 0	PB: 0	
	3B: 0	DP: 0	SB: 0	
	HR: 0	HBP: 0	CS: 0	

PITCHER		IP	WLS	BF	H	R	ER	SO	BB	IBB	HBP	BLK	WP	HR	S	P	ERA	WHIP
Don Sutton, R ERA: 3.92	(1, 1)	9.0	W	34	6	2	2	5	0	1	0	0	0	0	43	47	2.00	0.667

PITCHER		IP	WLS	BF	H	R	ER	SO	BB	IBB	HBP	BLK	WP	HR	S	P	ERA	WHIP

Batter	1	2	3	4	5	6	7	8	9	10	11	AB	R	H	RBI	BB	SO	LOB
Dick Schofield, S (1, 6) OBP: 0.309, SLG: 0.301	HR		F9		5-3			P5			F8	5	1	1	1	0	0	0
Nate Oliver, R (1, 4) OBP: 0.330, SLG: 0.355	F2		5-3			6-3		F9			FC4-6 1B	5	0	1	0	0	0	0
Willie Davis, L (1, 8) OBP: 0.290, SLG: 0.322	F8		G3			K			G3		FC4-6 1-2f	5	0	0	0	0	1	1
Al Ferrara, R (1, 9) OBP: 0.341, SLG: 0.491 Ron Fairly, L (10, 9) OBP: 0.309, SLG: 0.323	5-3			K		F8			L8		1-3	4 1	0 0	0 0	0 0	0 0	1 0	0 1
Jim Lefebvre, S (1, 5) OBP: 0.346, SLG: 0.398		SH3-4 1B 1B		5-3			L7		6-3			4	0	1	0	0	0	0
Lou Johnson, R (1, 7) OBP: 0.327, SLG: 0.409		SH3-4 1-2 1B		BB			F9			F8		3	0	1	0	1	0	0
Wes Parker, S (1, 3) OBP: 0.362, SLG: 0.349		SH3-4 1-2 2-3		K			P2			L3		3	0	0	0	0	1	1
Jeff Torborg, R (1, 2) OBP: 0.271, SLG: 0.282 Bob Bailey, R (8, PH) OBP: 0.280, SLG: 0.254 Ron Perranoski, L (8, 1) OBP: 0.167, SLG: 0.167 Jim Hickman, R (10, PH) OBP: 0.245, SLG: 0.231 Phil Regan, R (10, 1) OBP: 0.111, SLG: 0.111		F3			6-3			F8			1B	2 1 0 1 0	0 0 0 0 0	0 0 0 1 0	0 0 0 0 0	0 0 0 0 0	0 0 0 0 0	2 0 0 0 0
Don Drysdale, R (1, 1) OBP: 0.167, SLG: 0.132 Jim Campanis, R (8, PH) OBP: 0.343, SLG: 0.484 (8, 2)		4-3			F8			HR			K	2 2	0 1	0 1	0 1	0 0	0 1	2 1
Inning Stats	R: 1 E: 0 K: 0 S: 4 H: 1 LOB: 0 BB: 0 P: 4	R: 0 E: 0 K: 0 S: 5 H: 2 LOB: 2 BB: 0 P: 5	R: 0 E: 0 K: 0 S: 3 H: 0 LOB: 0 BB: 0 P: 3	R: 0 E: 0 K: 2 S: 7 H: 0 LOB: 1 BB: 1 P: 11	R: 0 E: 0 K: 0 S: 3 H: 0 LOB: 0 BB: 0 P: 3	R: 0 E: 0 K: 1 S: 5 H: 0 LOB: 0 BB: 0 P: 5	R: 0 E: 0 K: 0 S: 3 H: 0 LOB: 0 BB: 0 P: 3	R: 1 E: 0 K: 0 S: 4 H: 1 LOB: 0 BB: 0 P: 4	R: 0 E: 0 K: 0 S: 3 H: 0 LOB: 0 BB: 0 P: 3	R: 0 E: 0 K: 1 S: 6 H: 1 LOB: 1 BB: 0 P: 6	R: 0 E: 0 K: 0 S: 4 H: 1 LOB: 1 BB: 0 P: 4	1B: 4 2B: 0 3B: 0 HR: 2	SF: 0 SAC: 1 DP: 0 HBP: 0					

PITCHER	IP	WLS	BF	H	R	ER	SO	BB	IBB	HBP	BLK	WP	HR	S	P	ERA	WHIP
Larry Jaster, L (1, 1) ERA: 3.0	10.0		36	5	2	2	4	1	0	0	0	0	2	43	47	1.80	0.600
Ron Willis, R (11, 1) ERA: 3.23	1.0	W	4	1	0	0	0	0	0	0	0	0	0	4	4	0.00	1.000

PITCHER	IP	WLS	BF	H	R	ER	SO	BB	IBB	HBP	BLK	WP	HR	S	P	ERA	WHIP

TOP

Los Angeles Dodgers @ St. Louis Cardinals

Busch Stadium, St. Louis, MO

Wed Aug 09 1967, 7:05 PM CDT

Att. 23,564 - Unknown

livebaseballscorecards.com

AB	38
R	2
H	6
RBI	2
BB	1
SO	4
LOB	8

PA: 40

WP: 0
PB: 0
SB: 0
CS: 0

Los Angeles Dodgers @ St. Louis Cardinals

Busch Stadium, St. Louis, MO

Wed Aug 09 1967, 7:05 PM CDT

Att. 23,564 - Unknown

livebaseballscorecards.com

BOTTOM

Batter	1	2	3	4	5	6	7	8	9	10	11	AB	R	H	RBI	BB	SO	LOB
Lou Brock, L (1, 7) OBP: 0.319, SLG: 0.485	6-3		HR		2B			K		1B		5	1	3	1	0	1	0
Curt Flood, R (1, 8) OBP: 0.376, SLG: 0.417	6-3		4-3		4-3			K		FC4-6 1B 1-2		3	0	0	0	0	0	1
Julian Javier, R (8, PH) (9, 4) OBP: 0.311, SLG: 0.410												2	0	1	0	0	1	0
Bobby Tolan, L (1, 3) (9, 8) OBP: 0.307, SLG: 0.392	CS BB		4-3		3-1			K2-3		K		4	0	0	0	1	2	3
Tim McCarver, L (1, 2) OBP: 0.399, SLG: 0.480	CS 1-2	FC4-6 1B		FC1-6 1B		F7			4-3 SH1-4 1B	FC4-6 1-2f		5	0	3	0	0	0	2
Mike Shannon, R (1, 5) OBP: 0.321, SLG: 0.401		FC4-6 F8 1-2f		K		F9			SH1-4 1-2		BB E 2B	4	1	1	0	0	1	2
Roger Maris, L (1, 9) OBP: 0.356, SLG: 0.438		F8 1-2		FC1-6 1B 1-2		4-3			4-3 2-3		BB IBB	4	0	1	0	1	0	2
Phil Gagliano, R (1, 4) (9, 3) OBP: 0.250, SLG: 0.243		L6		FC1-6 FC6-4 1-2f 2-3			5-3		IBB		BB 1-2 2-3	3	0	0	0	2	0	3
Eddie Bressoud, R (1, 6) OBP: 0.270, SLG: 0.241			HR	FC6-4 1-2f			G4-6-3 1B		5-3		P3 3-H	5	1	2	1	0	0	6
Larry Jaster, L (1, 1) OBP: 0.136, SLG: 0.095			3-1		1-3		G4-6-3 1-2f			K		3	0	0	0	0	0	1
Dave Ricketts, S (10, PH) OBP: 0.300, SLG: 0.380												1	0	0	0	0	1	0
Ron Willis, R (11, 1) OBP: 0.429, SLG: 0.571												0	0	0	0	0	0	0

Inning Stats	1	2	3	4	5	6	7	8	9	10	11
	R: 0 E: 0 K: 0 S: 2 H: 0 LOB: 0 BB: 1 P: 6	R: 0 E: 0 K: 0 S: 4 H: 1 LOB: 1 BB: 0 P: 4	R: 2 E: 0 K: 0 S: 5 H: 2 LOB: 0 BB: 0 P: 5	R: 0 E: 0 K: 1 S: 7 H: 2 LOB: 2 BB: 0 P: 7	R: 0 E: 0 K: 0 S: 4 H: 1 LOB: 1 BB: 0 P: 4	R: 0 E: 0 K: 0 S: 3 H: 0 LOB: 0 BB: 0 P: 3	R: 0 E: 0 K: 0 S: 3 H: 1 LOB: 0 BB: 0 P: 3	R: 0 E: 0 K: 3 S: 9 H: 0 LOB: 0 BB: 0 P: 9	R: 0 E: 0 K: 0 S: 4 H: 1 LOB: 2 BB: 1 P: 8	R: 0 E: 0 K: 2 S: 9 H: 2 LOB: 2 BB: 0 P: 9	R: 1 E: 1 K: 0 S: 2 H: 1 LOB: 3 BB: 2 P: 10

	AB	39
	R	3
	H	11
	RBI	2
	BB	4
	SO	6
	LOB	20

1B: 7 2B: 2 3B: 0 HR: 2 SF: 0 SAC: 1 DP: 1 HBP: 0

WP: 0 PB: 0 SB: 0 CS: 1 PA: 45

PITCHER		IP	WLS	BF	H	R	ER	SO	BB	IBB	HBP	BLK	WP	HR	S	P	ERA	WHIP
Don Drysdale, R ERA: 2.63	(1, 1)	7.0		27	7	2	2	1	1	0	0	0	0	2	28	32	2.57	1.143
Ron Perranoski, L ERA: 2.57	(8, 1)	2.0		8	1	0	0	3	0	1	0	0	0	0	13	17	0.00	0.500
Phil Regan, R ERA: 2.96	(10, 1)	1.1	L	9	3	1	0	2	1	1	0	0	0	0	11	19	0.00	3.000

PITCHER	IP	WLS	BF	H	R	ER	SO	BB	IBB	HBP	BLK	WP	HR	S	P	ERA	WHIP

Los Angeles Dodgers @ Cincinnati Reds

Crosley Field, Cincinnati, OH

Thu Aug 10 1967, 7:05 PM EDT

Att. 9,373 - Unknown - 65 F

TOP

livebaseballscorecards.com

Batter	1	2	3	4	5	6	7	8	9	AB	R	H	RBI	BB	SO	LOB
Dick Schofield, S (1, 6) OBP: 0.309, SLG: 0.298	K			1B BB		6-3	G4-6-3 BB		BB 1B 1B	2	0	0	0	1	1	0
Nate Oliver, R (6, 6) OBP: 0.343, SLG: 0.362										1	0	1	0	1	0	0
Ron Hunt, R (1, 4) OBP: 0.375, SLG: 0.383	6-3			G3-6-1 1B		2B SF7 1B	G4-6-3		BB 1B	5	1	3	1	0	0	3
Gene Michael, S (9, PR) OBP: 0.237, SLG: 0.217										0	0	0	0	0	0	0
Willie Davis, L (1, 8) OBP: 0.292, SLG: 0.326	G3			K		2B		G3 PB 4-3 1B	BB	4	1	2	0	0	1	2
Jim Campanis, R (9, PH) OBP: 0.361, SLG: 0.484										0	0	0	0	1	0	0
Ron Fairly, L (1, 3) OBP: 0.306, SLG: 0.320		4-3		G3-6-1		SF7		G3	F3	3	0	0	1	0	0	3
Bob Bailey, R (9, PH) OBP: 0.279, SLG: 0.253										1	0	0	0	0	0	3
Jim Lefebvre, S (1, 5) OBP: 0.342, SLG: 0.393		F4			F6	K		4-3	F7	5	0	0	1	0	1	4
Len Gabrielson, L (1, 9) OBP: 0.303, SLG: 0.418		K			K		1B 1B	1B		4	1	2	0	0	2	0
Lou Johnson, R (1, 7) OBP: 0.325, SLG: 0.405			F5		1B		K	1-3		4	0	1	0	0	1	2
John Roseboro, L (1, 2) OBP: 0.363, SLG: 0.380			F5		1-2 1B		BB 1B		4-3	4	0	2	0	0	0	0
Claude Osteen, L (1, 1) OBP: 0.210, SLG: 0.299			4-3		3-4-1		BB		1B 1B BB	2	0	0	0	0	0	2
Al Ferrara, R (7, PH) OBP: 0.344, SLG: 0.493										1	0	1	1	0	0	0
Bob Miller, R (7, 1)										0	0	0	0	0	0	0
Wes Parker, S (9, PH) OBP: 0.364, SLG: 0.349										0	1	0	0	1	0	0
Inning Stats	R: 0 E: 0 K: 1 S: 5 H: 0 LOB: 0 BB: 0 P: 5	R: 0 E: 0 K: 1 S: 5 H: 0 LOB: 0 BB: 0 P: 5	R: 0 E: 0 K: 0 S: 3 H: 0 LOB: 0 BB: 0 P: 3	R: 0 E: 0 K: 1 S: 5 H: 1 LOB: 1 BB: 1 P: 9	R: 0 E: 0 K: 1 S: 7 H: 2 LOB: 2 BB: 0 P: 7	R: 1 E: 0 K: 1 S: 7 H: 2 LOB: 1 BB: 0 P: 7	R: 1 E: 0 K: 1 S: 7 H: 3 LOB: 2 BB: 1 P: 11	R: 1 E: 0 K: 0 S: 5 H: 2 LOB: 1 BB: 0 P: 5	R: 1 E: 0 K: 0 S: 5 H: 2 LOB: 3 BB: 2 P: 13	1B: 11 2B: 1 3B: 0 HR: 0	SF: 1 SAC: 0 DP: 2 HBP: 0						

	AB	36
	R	4
	H	12
	RBI	4
	BB	4
	SO	6
	LOB	19

WP: 0 PB: 1 SB: 0 CS: 0 PA: 41

PITCHER		IP	WLS	BF	H	R	ER	SO	BB	IBB	HBP	BLK	WP	HR	S	P	ERA	WHIP
Mel Queen, R ERA: 3.19	(1, 1)	6.1	W	27	8	2	2	6	1	0	0	0	0	0	38	42	2.84	1.421
Ted Abernathy, R ERA: 1.75	(7, 1)	2.0		11	4	2	2	0	2	0	0	0	0	0	9	17	9.00	3.000
Billy McCool, L ERA: 3.13	(9, 1)	0.2	S	3	0	0	0	0	1	0	0	0	0	0	2	6	0.00	1.500

PITCHER	IP	WLS	BF	H	R	ER	SO	BB	IBB	HBP	BLK	WP	HR	S	P	ERA	WHIP

Batter	1	2	3	4	5	6	7	8	9	AB	R	H	RBI	BB	SO	LOB
Tommy Harper, R (1, 9) OBP: 0.321, SLG: 0.375	5-3	1-2 3-H 1B		F8			E 3B			4	1	2	1	0	0	0
Vada Pinson, L (1, 8) OBP: 0.321, SLG: 0.442	1B	4-3			1-3 1B		FC3 3-H			4	0	2	0	0	0	2
Pete Rose, S (1, 7) OBP: 0.385, SLG: 0.473	6-3		5-3		1-3 1-2		K			4	0	0	0	0	1	2
Lee May, R (1, 3) OBP: 0.292, SLG: 0.412		E 1B 1B	1B 2B		K		F9			4	2	2	0	0	1	2
Tony Perez, R (1, 5) OBP: 0.348, SLG: 0.540		E 1-2 1B 1B	L8		F8			F8		4	1	1	0	0	0	2
Tommy Helms, R (1, 6) OBP: 0.282, SLG: 0.336		F5	2-H 1B			6-3		CS 1B		4	0	2	1	0	0	2
Don Pavletich, R (1, 2) OBP: 0.339, SLG: 0.455 Billy McCool, R (9, 1) OBP: 0.160, SLG: 0.087	E4 1B 1B 1-3 2-H	4-3				BBBB 4-0 G1-6-3 BB		P3		3 0	1 0	0 0	0 0	1 0	0 0	3 0
Giraldo Ruiz, S (1, 4) OBP: 0.267, SLG: 0.316	1B 1-3 3-H 1B			5-3		G1-6-3 1-2f		CS 1-2		3	0	1	1	0	0	1
Mel Queen, L (1, 1) OBP: 0.197, SLG: 0.175 Ted Abernathy, R (7, 1) OBP: 0.091, SLG: 0.091 Johnny Edwards, L (9, 2) OBP: 0.266, SLG: 0.242		K		K			K			2 1 0	0 0 0	0 0 0	0 0 0	0 0 0	2 1 0	2 0 0
Inning Stats	R: 0 E: 0 K: 0 S: 3 H: 1 LOB: 0 BB: 0 P: 3	R: 3 E: 1 K: 1 S: 10 H: 4 LOB: 2 BB: 0 P: 10	R: 1 E: 0 K: 0 S: 5 H: 2 LOB: 1 BB: 0 P: 5	R: 0 E: 0 K: 1 S: 5 H: 0 LOB: 0 BB: 0 P: 5	R: 0 E: 0 K: 1 S: 6 H: 1 LOB: 1 BB: 0 P: 6	R: 0 E: 0 K: 0 S: 2 H: 0 LOB: 0 BB: 1 P: 6	R: 1 E: 1 K: 2 S: 9 H: 1 LOB: 1 BB: 0 P: 9	R: 0 E: 0 K: 0 S: 3 H: 1 LOB: 0 BB: 0 P: 3		1B: 8 2B: 1 3B: 1 HR: 0 SF: 0 SAC: 0 DP: 1 HBP: 0						

PITCHER		IP	WLS	BF	H	R	ER	SO	BB	IBB	HBP	BLK	WP	HR	S	P	ERA	WHIP
Claude Osteen, L ERA: 3.4	(1, 1)	6.0	L	26	8	4	2	3	1	0	0	0	0	0	31	35	3.00	1.500
Bob Miller, R ERA: 5.43	(7, 1)	2.0		8	2	1	0	2	0	0	0	0	0	0	12	12	0.00	1.000

PITCHER	IP	WLS	BF	H	R	ER	SO	BB	IBB	HBP	BLK	WP	HR	S	P	ERA	WHIP

BOTTOM

Los Angeles Dodgers @ Cincinnati Reds

Crosley Field, Cincinnati, OH

Thu Aug 10 1967, 7:05 PM EDT

Att. 9,373 - Unknown - 65 F

livebaseballscorecards.com

AB	33
R	5
H	10
RBI	3
BB	1
SO	5
LOB	16

TOP

Los Angeles Dodgers @ Cincinnati Reds

Crosley Field, Cincinnati, OH

Fri Aug 11 1967, 7:05 PM EDT
Att. 17,070 - Unknown - 67 F

livebaseballscorecards.com

Batter	1	2	3	4	5	6	7	8	9	AB	R	H	RBI	BB	SO	LOB
Nate Oliver, R (1, 6) OBP: 0.346, SLG: 0.357 (7, 4)	0-0 3-1 2B 1B	0-3 K			0-3 K	0-0 1-3			1-0 S HBP	4	1	1	0	0	2	1
Ron Hunt, R (1, 4) OBP: 0.370, SLG: 0.378	0-0 3-1 1-2		0-0 5-3		0-0 F7		0-0 5-3		0-3 K	4	0	0	0	0	0	1
Gene Michael, S (7, 6) OBP: 0.236, SLG: 0.216										1	0	0	0	0	1	1
Willie Davis, L (1, 8) OBP: 0.291, SLG: 0.323	4-0 2B E BB		0-0 F8		0-0 E4		0-0 F2		0-0 F9	4	1	0	0	1	0	1
Ron Fairly, L (1, 3) OBP: 0.305, SLG: 0.322	0-0 E 1-3 2-H 2B		0-0 F8		0-0 F8		0-0 5-3		0-0 4-3 1-2	5	0	1	1	0	0	2
Jim Lefebvre, S (1, 5) OBP: 0.346, SLG: 0.399	0-0 E3 2-3 3-H			0-0 WP 1B 2B		0-0 HR 1B		0-0 BB 1B		4	2	3	0	0	0	1
Lou Johnson, R (1, 7) OBP: 0.324, SLG: 0.418	0-3 K			0-3 K 2-3		0-0 1-H HR		0-3 K		4	1	1	2	0	3	4
Len Gabrielson, L (1, 9) OBP: 0.307, SLG: 0.416	0-0 F9			0-0 1B 3-H 1B		0-0 4-3		4-0 1-2 BB		3	0	1	1	1	0	2
John Roseboro, L (1, 2) OBP: 0.367, SLG: 0.384		0-0 G3		0-0 G4-6-3 1-3 1B		0-0 1B		0-3 K		3	0	2	0	0	0	0
Al Ferrara, R (8, PH) OBP: 0.343, SLG: 0.491										1	0	0	0	0	1	2
Jeff Torborg, R (8, 2) OBP: 0.271, SLG: 0.282										0	0	0	0	0	0	0
Jim Brewer, L (1, 1) OBP: 0.063, SLG: 0.125		0-0 1-3		0-0 G4-6-3 1-2f	0-3 K			0-0 F4		3	0	0	0	0	1	3
Bob Bailey, R (8, PH) OBP: 0.277, SLG: 0.251										1	0	0	0	0	0	2
Ron Perranoski, L (8, 1) OBP: 0.167, SLG: 0.167										0	0	0	0	0	0	0

Inning Stats																						
	R: 2	H: 2	R: 0	H: 0	R: 0	H: 0	R: 1	H: 3	R: 0	H: 0	R: 2	H: 3	R: 0	H: 0	R: 0	H: 1	R: 0	H: 0	1B: 6	SF: 0	WP: 1	PA: 40
	E: 1	LOB: 2	E: 0	LOB: 0	E: 0	LOB: 0	E: 0	LOB: 1	E: 1	LOB: 1	E: 0	LOB: 0	E: 0	LOB: 0	E: 0	LOB: 2	E: 0	LOB: 1	2B: 2	SAC: 0	PB: 0	
	K: 1	BB: 1	K: 1	BB: 0	K: 0	BB: 0	K: 1	BB: 0	K: 1	BB: 0	K: 1	BB: 0	K: 0	BB: 0	K: 2	BB: 1	K: 1	BB: 0	3B: 0	DP: 1	SB: 1	
	S: 8	P: 12	S: 5	P: 5	S: 3	P: 3	S: 7	P: 7	S: 6	P: 6	S: 8	P: 8	S: 3	P: 3	S: 8	P: 12	S: 5	P: 6	HR: 1	HBP: 1	CS: 0	

	AB	37
	R	5
	H	9
	RBI	4
	BB	2
	SO	8
	LOB	20

PITCHER		IP	WLS	BF	H	R	ER	SO	BB	IBB	HBP	BLK	WP	HR	S	P	ERA	WHIP
Jim Maloney, R (1, 1) ERA: 4.07		5.0	L	22	5	3	2	4	1	0	0	0	1	0	29	33	3.60	1.200
Don Nottebart, R (6, 1) ERA: 2.29		2.1		12	4	2	2	2	1	0	0	0	0	1	15	19	7.71	2.143
Billy McCool, L (8, 1) ERA: 3.06		1.2		6	0	0	0	2	0	0	1	0	0	0	9	10	0.00	0.000

PITCHER	IP	WLS	BF	H	R	ER	SO	BB	IBB	HBP	BLK	WP	HR	S	P	ERA	WHIP

Los Angeles Dodgers @ Cincinnati Reds

Crosley Field, Cincinnati, OH

Fri Aug 11 1967, 7:05 PM EDT

Att. 17,070 - Unknown - 67 F

livebaseballscorecards.com

BOTTOM

Batter	1	2	3	4	5	6	7	8	9	AB	R	H	RBI	BB	SO	LOB
Tommy Harper, R (1, 9) OBP: 0.324, SLG: 0.377	F4		E G3 1B		5-3			FC3-6 1B		4	0	2	0	0	0	0
Vada Pinson, L (1, 8) OBP: 0.319, SLG: 0.439	F7		G3 1-2		F6			FC3-6 1B 1-2f		4	0	0	0	0	0	2
Pete Rose, S (1, 7) (8, 4) OBP: 0.386, SLG: 0.473	1B		E5 2-3			5-3		1-3 1B		4	0	2	0	0	0	1
Lee May, R (1, 3) (8, 7) OBP: 0.288, SLG: 0.406	F3		5-3			K		K		4	0	0	0	0	2	5
Tony Perez, R (1, 5) OBP: 0.345, SLG: 0.535		F8		5-3		F9			K	4	0	0	0	0	1	0
Tommy Helms, R (1, 6) OBP: 0.285, SLG: 0.338		F8		FC6-4 1B			G6-3 1B		1-3	4	0	2	0	0	0	0
Don Pavletich, R (1, 2) OBP: 0.342, SLG: 0.453		BB		FC6-4 WP 1-2f			G6-3 1-2f		1B	3	0	1	0	1	0	2
Giraldo Ruiz, S (1, 4) OBP: 0.264, SLG: 0.311 Billy McCool, R (8, 1) OBP: 0.160, SLG: 0.087 Dick Simpson, R (9, PH) OBP: 0.322, SLG: 0.365		F9		4-3 1-2			F7		1-3 1B	3 0 1	0 0 0	0 0 1	0 0 0	0 0 0	0 0 0	2 0 0
Jim Maloney, L (1, 1) OBP: 0.156, SLG: 0.205 Jake Wood, R (5, PH) OBP: 0.128, SLG: 0.108 Don Nottebart, R (6, 1) Deron Johnson, R (8, 3) OBP: 0.295, SLG: 0.405			6-3		K			6-3	K	1 1 0 2	0 0 0 0	0 0 0 0	0 0 0 0	0 1 0 1	0 0 0 2	0 0 0 2
Inning Stats	R: 0 H: 1 E: 0 LOB: 1 K: 0 BB: 0 S: 4 P: 4	R: 0 H: 0 E: 0 LOB: 1 K: 0 BB: 1 S: 3 P: 7	R: 0 H: 1 E: 1 LOB: 2 K: 0 BB: 0 S: 5 P: 5	R: 0 H: 1 E: 0 LOB: 1 K: 0 BB: 0 S: 4 P: 4	R: 0 H: 0 E: 0 LOB: 0 K: 1 BB: 0 S: 5 P: 5	R: 0 H: 0 E: 0 LOB: 0 K: 1 BB: 0 S: 5 P: 5	R: 0 H: 1 E: 0 LOB: 0 K: 0 BB: 0 S: 3 P: 3	R: 0 H: 2 E: 0 LOB: 2 K: 1 BB: 0 S: 7 P: 7	R: 0 H: 2 E: 0 LOB: 2 K: 2 BB: 0 S: 9 P: 9	1B: 8 SF: 0 2B: 0 SAC: 0 3B: 0 DP: 1 HR: 0 HBP: 0						

	AB	35
	R	0
	H	8
	RBI	0
	BB	1
	SO	5
	LOB	14

WP: 1 PA: 36
PB: 0
SB: 0
CS: 0

PITCHER		IP	WLS	BF	H	R	ER	SO	BB	IBB	HBP	BLK	WP	HR	S	P	ERA	WHIP
Jim Brewer, L ERA: 2.16	(1, 1)	7.0	W	26	4	0	0	2	1	0	0	0	1	0	29	33	0.00	0.714
Ron Perranoski, L ERA: 2.5	(8, 1)	2.0	S	10	4	0	0	3	0	0	0	0	0	0	16	16	0.00	2.000

PITCHER	IP	WLS	BF	H	R	ER	SO	BB	IBB	HBP	BLK	WP	HR	S	P	ERA	WHIP

Los Angeles Dodgers @ Cincinnati Reds

Crosley Field, Cincinnati, OH

Sat Aug 12 1967, 7:05 PM EDT

Att. 17,602 - Unknown - 72 F

livebaseballscorecards.com

TOP

Batter	1	2	3	4	5	6	7	8	9	AB	R	H	RBI	BB	SO	LOB
Nate Oliver, R (1, 6) OBP: 0.343, SLG: 0.353	CS 1B		F9			4-3		F9		4	0	1	0	0	0	0
Ron Hunt, R (1, 4) OBP: 0.366, SLG: 0.373	F8 1-2		6-3			4-3		6-3		4	0	0	0	0	0	1
Willie Davis, L (1, 8) OBP: 0.293, SLG: 0.327	1B			6-3		2B		F8		4	0	2	0	0	0	0
Ron Fairly, L (1, 3) OBP: 0.302, SLG: 0.318	4-3			F9		5-3			F9	4	0	0	0	0	0	2
Jim Lefebvre, S (1, 5) OBP: 0.345, SLG: 0.398		L6 HBP 1B		6-3			F8		K	4	0	1	0	0	1	0
Lou Johnson, R (1, 7) OBP: 0.327, SLG: 0.422		1-2 HBP			2B		6-3		6-3	3	0	1	0	0	0	0
Len Gabrielson, L (1, 9) OBP: 0.307, SLG: 0.412		K			K		4-0 BB 1B			2	0	0	0	1	2	3
John Roseboro, L (1, 2) OBP: 0.367, SLG: 0.383		L6 2-3			F6		1-2 1B			3	0	1	0	0	0	3
Phil Regan, R (1, 1) OBP: 0.100, SLG: 0.100			6-3		6-3		4-3			1	0	0	0	0	0	0
Al Ferrara, R (5, PH) OBP: 0.341, SLG: 0.489										1	0	0	0	0	0	1
Bob Miller, R (5, 1)										0	0	0	0	0	0	0
Jim Campanis, R (7, PH) OBP: 0.351, SLG: 0.469										1	0	0	0	0	0	2
Dick Egan, L (7, 1)										0	0	0	0	0	0	0

	AB	31
	R	0
	H	6
	RBI	0
	BB	1
	SO	3
	LOB	12

Inning Stats	1	2	3	4	5	6	7	8	9	1B: 4	SF: 0	WP: 0	PA: 33
	R: 0 E: 0 K: 0 S: 4	R: 0 E: 0 K: 1 S: 5	R: 0 E: 0 K: 0 S: 3	R: 0 E: 0 K: 0 S: 3	R: 0 E: 0 K: 1 S: 6	R: 0 E: 0 K: 0 S: 4	R: 0 E: 0 K: 0 S: 4	R: 0 E: 0 K: 0 S: 3	R: 0 E: 0 K: 1 S: 5	2B: 3 3B: 0 HR: 0	SAC: 0 DP: 1 HBP: 1	PB: 0 SB: 0 CS: 1	
	H: 2 LOB: 1 BB: 0 P: 4	H: 1 LOB: 1 BB: 0 P: 6	H: 0 LOB: 0 BB: 0 P: 3	H: 0 LOB: 0 BB: 0 P: 3	H: 1 LOB: 1 BB: 0 P: 6	H: 1 LOB: 1 BB: 0 P: 4	H: 1 LOB: 2 BB: 1 P: 8	H: 0 LOB: 0 BB: 0 P: 3	H: 0 LOB: 0 BB: 0 P: 5				

PITCHER		IP	WLS	BF	H	R	ER	SO	BB	IBB	HBP	BLK	WP	HR	S	P	ERA	WHIP
Milt Pappas, R ERA: 2.99	(1, 1)	9.0	W	33	6	0	0	3	1	0	1	0	0	0	37	42	0.00	0.778

PITCHER		IP	WLS	BF	H	R	ER	SO	BB	IBB	HBP	BLK	WP	HR	S	P	ERA	WHIP

Batter	1	2	3	4	5	6	7	8	9	AB	R	H	RBI	BB	SO	LOB
Tommy Harper, R (1, 9) OBP: 0.319, SLG: 0.371	F7		5-3	FC5-4 1-2f			F7			4	0	0	0	0	0	1
Vada Pinson, L (1, 8) OBP: 0.318, SLG: 0.437	4-3		HBP S 1B 1B		4-3			F2		4	1	1	0	0	0	0
Pete Rose, S (1, 7) OBP: 0.387, SLG: 0.471	1-3		HBP 1B 1-2 IBB		6-3			2B E BB		2	2	0	0	2	0	0
Lee May, R (1, 3) OBP: 0.294, SLG: 0.413		3B 1B	1B 1-2 2-3 HBP		4-3			E7 FC5 1-H 2B		3	1	2	0	0	0	0
Tony Perez, R (1, 5) OBP: 0.346, SLG: 0.534		K	1-3 2-H 3-H 1B			K		IBB		3	0	1	2	1	2	1
Tommy Helms, R (1, 6) OBP: 0.285, SLG: 0.343		1-H CS 3B	F8			F8		F8		4	0	1	1	0	0	4
Giraldo Ruiz, S (1, 4) OBP: 0.268, SLG: 0.315		3-H 1B		FC4-6 1B		6-3		FC5 2-3f		4	0	2	0	0	0	2
Johnny Edwards, L (1, 2) OBP: 0.262, SLG: 0.237		5-3		FC4-6 FC5-4 1-2f			F8			3	0	0	0	0	0	2
Milt Pappas, R (1, 1) OBP: 0.115, SLG: 0.061			1-3	F2			K			3	0	0	0	0	1	1
Inning Stats	R: 0 H: 0 E: 0 LOB: 0 K: 0 BB: 0 S: 3 P: 3	R: 1 H: 3 E: 0 LOB: 1 K: 1 BB: 0 S: 7 P: 7	R: 2 H: 2 E: 0 LOB: 2 K: 0 BB: 1 S: 5 P: 10	R: 0 H: 1 E: 0 LOB: 1 K: 0 BB: 0 S: 4 P: 4	R: 0 H: 0 E: 0 LOB: 0 K: 0 BB: 0 S: 3 P: 3	R: 0 H: 0 E: 0 LOB: 0 K: 1 BB: 0 S: 5 P: 5	R: 0 H: 0 E: 0 LOB: 0 K: 1 BB: 0 S: 5 P: 5	R: 1 H: 1 E: 1 LOB: 2 K: 0 BB: 2 S: 4 P: 12		1B: 5 SF: 0 2B: 1 SAC: 0 3B: 1 DP: 0 HR: 0 HBP: 1				WP: 0 PA: 34 PB: 0 SB: 1 CS: 1		

PITCHER		IP	WLS	BF	H	R	ER	SO	BB	IBB	HBP	BLK	WP	HR	S	P	ERA	WHIP
Phil Regan, R ERA: 3.16	(1, 1)	4.0	L	19	6	3	3	1	0	1	1	0	0	0	19	24	6.75	1.500
Bob Miller, R ERA: 5.25	(5, 1)	2.0		6	0	0	0	1	0	0	0	0	0	0	8	8	0.00	0.000
Dick Egan, L ERA: 6.2	(7, 1)	2.0		9	1	1	0	1	1	1	0	0	0	0	9	17	0.00	1.000

PITCHER	IP	WLS	BF	H	R	ER	SO	BB	IBB	HBP	BLK	WP	HR	S	P	ERA	WHIP

BOTTOM

Los Angeles Dodgers @ Cincinnati Reds

Crosley Field, Cincinnati, OH

Sat Aug 12 1967, 7:05 PM EDT
Att. 17,602 - Unknown - 72 F

livebaseballscorecards.com

AB	30
R	4
H	7
RBI	3
BB	3
SO	3
LOB	11

Batter	1	2	3	4	5	6	7	8	9	AB	R	H	RBI	BB	SO	LOB
Nate Oliver, R (1, 6) OBP: 0.348, SLG: 0.346	5-3		FC4-6 BB		K			1B BB		2	0	0	0	2	1	1
Willie Davis, L (1, 8) OBP: 0.295, SLG: 0.332	2B		FC4-6 L8-3 (1-2f)			F3		1-3 1B		4	0	2	0	0	0	1
Jim Lefebvre, S (1, 4) OBP: 0.342, SLG: 0.394	K		L8-3 (1-2)			F7		4-3		4	0	0	0	0	1	4
John Roseboro, L (1, 2) OBP: 0.365, SLG: 0.378	BB			G3		3-1			4-3	3	0	0	0	1	0	0
Lou Johnson, R (1, 7) OBP: 0.321, SLG: 0.413	6-3			F9			6-3		F6	4	0	0	0	0	0	2
Ron Fairly, L (1, 3) OBP: 0.299, SLG: 0.315		F7		3-1			6-3		4-3	4	0	0	0	0	0	0
Len Gabrielson, L (1, 9) OBP: 0.307, SLG: 0.407		F5			BB		4-3			2	0	0	0	1	0	0
Bob Bailey, R (1, 5) OBP: 0.278, SLG: 0.253		1B			F8			6-3		3	0	1	0	0	0	1
Don Drysdale, R (1, 1) OBP: 0.162, SLG: 0.129		F8			K			G3		2	0	0	0	0	1	2
Wes Parker, S (8, PH) OBP: 0.363, SLG: 0.348										1	0	0	0	0	0	0
Ron Perranoski, L (8, 1) OBP: 0.167, SLG: 0.167										0	0	0	0	0	0	0

TOP

Los Angeles Dodgers @ Cincinnati Reds

Crosley Field, Cincinnati, OH

Sun Aug 13 1967, 7:05 PM EDT

Att. 19,835 - Unknown - 79 F

livebaseballscorecards.com

AB	29
R	0
H	3
RBI	0
BB	4
SO	3
LOB	11

Inning Stats	1	2	3	4	5	6	7	8	9	1B	SF	WP	PA
R	0	0	0	0	0	0	0	0	0	2	0	0	33
E	0	0	0	0	0	0	0	0	0	2B	SAC	PB	
K	1	0	0	0	2	0	0	0	0	0	0	0	
S	6	4	2	3	7	3	3	4	3	3B	DP	SB	
H	1	1	0	0	0	0	0	1	0	0	1	0	
LOB	2	1	1	0	1	0	0	2	0	HR	HBP	CS	
BB	1	0	1	0	1	0	0	1	0	0	0	0	
P	10	4	6	3	11	3	3	8	3				

PITCHER	IP	WLS	BF	H	R	ER	SO	BB	IBB	HBP	BLK	WP	HR	S	P	ERA	WHIP
Sammy Ellis, R (1, 1) ERA: 3.59	9.0	W	33	3	0	0	3	4	0	0	0	0	0	35	51	0.00	0.778

PITCHER	IP	WLS	BF	H	R	ER	SO	BB	IBB	HBP	BLK	WP	HR	S	P	ERA	WHIP

Batter	1	2	3	4	5	6	7	8	9	AB	R	H	RBI	BB	SO	LOB
Tommy Harper, R (1, 9) OBP: 0.314, SLG: 0.364	F7	F8		K			E6			4	0	0	0	0	1	2
Vada Pinson, L (1, 8) OBP: 0.320, SLG: 0.440	HR 1B		2B		4-3		4-3			4	1	2	0	0	0	1
Pete Rose, S (1, 7) OBP: 0.388, SLG: 0.474	F7		2B G1-2-3 1B		L6			5-3 2B		4	0	2	0	0	0	1
Lee May, R (1, 3) OBP: 0.297, SLG: 0.429	1-H HR		1-3 2B		5-3			5-3 2-3		4	1	2	2	0	0	1
Tony Perez, R (1, 5) OBP: 0.346, SLG: 0.530	L8		IBB			5-3		F6		3	0	0	0	1	0	1
Tommy Helms, R (1, 6) OBP: 0.281, SLG: 0.339		F8	G1-2-3 3-Hf			5-3		6-3		4	0	0	0	0	0	4
Giraldo Ruiz, S (1, 4) OBP: 0.273, SLG: 0.324		2B 1B		E 2B		F5				3	1	2	0	0	0	0
Johnny Edwards, L (1, 2) OBP: 0.263, SLG: 0.245		1-H 2B		K 2-3			4-3			3	0	1	1	0	1	1
Sammy Ellis, L (1, 1) OBP: 0.130, SLG: 0.070		K		F7			G3			3	0	0	0	0	1	2
Inning Stats	R: 2 H: 2 E: 0 LOB: 0 K: 0 BB: 0 S: 5 P: 5	R: 1 H: 2 E: 0 LOB: 1 K: 1 BB: 0 S: 7 P: 7	R: 0 H: 3 E: 0 LOB: 2 K: 0 BB: 1 S: 4 P: 8	R: 0 H: 1 E: 1 LOB: 1 K: 2 BB: 0 S: 8 P: 8	R: 0 H: 0 E: 0 LOB: 0 K: 0 BB: 0 S: 3 P: 0	R: 0 H: 0 E: 0 LOB: 0 K: 0 BB: 0 S: 3 P: 3	R: 0 H: 0 E: 1 LOB: 1 K: 0 BB: 0 S: 4 P: 4	R: 0 H: 1 E: 0 LOB: 1 K: 0 BB: 0 S: 4 P: 4		1B: 3 SF: 0 2B: 5 SAC: 0 3B: 0 DP: 1 HR: 1 HBP: 0						

PITCHER	IP	WLS	BF	H	R	ER	SO	BB	IBB	HBP	BLK	WP	HR	S	P	ERA	WHIP
Don Drysdale, R (1, 1) ERA: 2.68	7.0	L	29	8	3	3	3	0	1	0	0	0	1	34	38	3.86	1.143
Ron Perranoski, L (8, 1) ERA: 2.47	1.0		4	1	0	0	0	0	0	0	0	0	0	4	4	0.00	1.000

PITCHER	IP	WLS	BF	H	R	ER	SO	BB	IBB	HBP	BLK	WP	HR	S	P	ERA	WHIP

BOTTOM

Los Angeles Dodgers @ Cincinnati Reds

Crosley Field, Cincinnati, OH

Sun Aug 13 1967, 7:05 PM EDT
Att. 19,835 - Unknown - 79 F

livebaseballscorecards.com

AB	32
R	3
H	9
RBI	3
BB	1
SO	3
LOB	13

Los Angeles Dodgers @ Houston Astros

Astrodome, Houston, TX

Tue Aug 15 1967, 8:05 PM EDT

Att. 21,792 - Unknown

TOP

livebaseballscorecards.com

Batter	1	2	3	4	5	6	7	8	9	10	11	12	AB	R	H	RBI	BB	SO	LOB
Nate Oliver, R (1, 6) (9, 4) OBP: 0.342, SLG: 0.333	6-3			5-3		F6		F9			BBBB PB SH1-4 1B BB		4	1	0	0	1	0	0
Ron Hunt, R (1, 4) OBP: 0.368, SLG: 0.375	F4			F9		G4-6-3 1B			SH3 1B		SH1-4 1-2		4	0	2	0	0	0	0
Gene Michael, S (9, PR) (9, 6) OBP: 0.236, SLG: 0.216													0	0	0	0	0	0	0
Willie Davis, L (1, 8) OBP: 0.292, SLG: 0.328	F7			G3		G4-6-3 1-2f			SH3 1-2		SSS K 2-3		4	0	0	0	0	1	2
Jim Lefebvre, S (1, 5) OBP: 0.343, SLG: 0.394		6-3			BB 6-3 1B		F7		SSS K		3-H 1B		5	0	2	1	0	1	2
John Roseboro, L (1, 2) OBP: 0.365, SLG: 0.376		1B 1B			F7		F8		IIII IBB		F7		4	0	1	0	1	0	2
Ron Perranoski, L (11, 1) OBP: 0.167, SLG: 0.167													0	0	0	0	0	0	0
Lou Johnson, R (1, 7) OBP: 0.324, SLG: 0.416		1-2 1B			6-3 1-2		BBBB BB		SSS K			SH1-3 1B	1	0	1	0	0	0	0
Al Ferrara, R (3, 7) OBP: 0.341, SLG: 0.485													2	0	0	0	1	1	3
Wes Parker, S (10, 3) OBP: 0.365, SLG: 0.350													1	0	1	0	0	0	0
Ron Fairly, L (1, 3) (10, 9) OBP: 0.298, SLG: 0.312			6-3		BBBB BB		4-3			F9		SH1-3 1-2	3	0	0	0	1	0	1
Len Gabrielson, L (1, 9) (10, 7) OBP: 0.310, SLG: 0.401			L9		BBBB 1-2 2-3 BB			F8		4-3		IIII G1-6-3 IBB	3	0	0	0	2	0	0
Claude Osteen, L (1, 1) OBP: 0.200, SLG: 0.284			6-3		4-3			F7		4-1		G1-6-3 1-2f	4	0	0	0	0	0	3
Phil Regan, R (11, 1) OBP: 0.100, SLG: 0.100													0	0	0	0	0	0	0
Jim Campanis, R (11, 2) OBP: 0.342, SLG: 0.455													1	0	0	0	0	0	2
Inning Stats	R: 0 H: 0 E: 0 LOB: 0 K: 0 BB: 0 S: 3 P: 3	R: 0 H: 2 E: 0 LOB: 1 K: 0 BB: 0 S: 3 P: 3	R: 0 H: 0 E: 0 LOB: 0 K: 0 BB: 0 S: 3 P: 3	R: 0 H: 0 E: 0 LOB: 0 K: 0 BB: 0 S: 3 P: 3	R: 0 H: 1 E: 0 LOB: 3 K: 0 BB: 2 S: 4 P: 12	R: 0 H: 1 E: 0 LOB: 0 K: 0 BB: 0 S: 3 P: 3	R: 0 H: 0 E: 0 LOB: 1 K: 0 BB: 1 S: 3 P: 7	R: 0 H: 0 E: 0 LOB: 0 K: 0 BB: 0 S: 3 P: 3	R: 0 H: 1 E: 0 LOB: 2 K: 2 BB: 1 S: 8 P: 12	R: 0 H: 0 E: 0 LOB: 0 K: 0 BB: 0 S: 3 P: 3	R: 1 H: 1 E: 0 LOB: 1 K: 1 BB: 1 S: 6 P: 10	R: 0 H: 1 E: 0 LOB: 1 K: 0 BB: 1 S: 3 P: 7	1B: 7 SF: 0 2B: 0 SAC: 3 3B: 0 DP: 2 HR: 0 HBP: 0						

PITCHER		IP	WLS	BF	H	R	ER	SO	BB	IBB	HBP	BLK	WP	HR	S	P	ERA	WHIP
Bruce Von Hoff, R ERA:	(1, 1)	8.0		28	4	0	0	0	3	0	0	0	0	0	25	37	0.00	0.875
Larry Sherry, R ERA: 5.68	(9, 1)	2.0		8	1	0	0	2	0	1	0	0	0	0	11	15	0.00	0.500
Tom Dukes, R ERA: 9.0	(11, 1)	1.0		5	1	1	1	1	1	0	0	0	0	0	6	10	9.00	2.000
Dave Eilers, R ERA: 3.56	(12, 1)	1.0	W	4	1	0	0	0	0	1	0	0	0	0	3	7	0.00	1.000

PITCHER	IP	WLS	BF	H	R	ER	SO	BB	IBB	HBP	BLK	WP	HR	S	P	ERA	WHIP

AB	36
R	1
H	7
RBI	1
BB	6
SO	3
LOB	15

WP: 0 PA: 45
PB: 1
SB: 0
CS: 0

Batter	1	2	3	4	5	6	7	8	9	10	11	12	AB	R	H	RBI	BB	SO	LOB
Sonny Jackson, L (1, 6) OBP: 0.278, SLG: 0.291	6-3		BB			F2		1B		1B	L6		5	0	2	0	1	0	3
Joe Morgan, L (1, 4) OBP: 0.390, SLG: 0.418	K		F8			F9		F3		F5		2B	6	1	1	0	0	1	6
Jimmy Wynn, R (1, 8) OBP: 0.338, SLG: 0.517	K			5-3			F8		6-3 SH3-4	F8		F4	6	0	1	0	0	1	2
Rusty Staub, L (1, 9) OBP: 0.400, SLG: 0.495		3-1		4-3			E4 G6-3		SH3-4		E SH2-4 1B	F7	5	1	1	0	0	0	1
Doug Rader, R (1, 3) OBP: 0.387, SLG: 0.533		K		K			G6-3		6-3		SH2-4	1-H 2B	5	0	1	1	0	2	2
Ron Davis, R (1, 7) OBP: 0.297, SLG: 0.418		F8			G6-4-3			1B 5-3	IBB		E4		3	0	2	0	1	0	0
Norm Miller, L (11, PH) OBP: 0.305, SLG: 0.331 (12, 7)					1B			1B	IBB		BB 1B		1	0	0	0	0	0	1
Bob Aspromonte, R (1, 5) OBP: 0.355, SLG: 0.388			FC5-4 BB		G6-4-3			5-3	IBB		BB		3	0	1	1	2	0	2
Ron Brand, R (1, 2) OBP: 0.299, SLG: 0.256			FC5-4 SH2-4		F7			K	L7		F9		5	0	0	0	0	1	7
Bruce Von Hoff, R (1, 1) Julio Gotay, R (8, PH) OBP: 0.240, SLG: 0.388 Larry Sherry, R (9, 1) John Bateman, R (10, PH) OBP: 0.243, SLG: 0.239 Tom Dukes, R (11, 1) Eddie Mathews, L (11, PH) OBP: 0.333, SLG: 0.383 Dave Eilers, R (12, 1)			SH2-4			6-3		IBB		F7		BB	1	0	0	0	0	0	0 0 0 0 0 0 0
Inning Stats	R: 0 H: 0 E: 0 LOB: 0 K: 2 BB: 0 S: 7 P: 7	R: 0 H: 0 E: 0 LOB: 0 K: 1 BB: 0 S: 5 P: 5	R: 0 H: 0 E: 0 LOB: 2 K: 0 BB: 2 S: 3 P: 11	R: 0 H: 0 E: 0 LOB: 0 K: 1 BB: 0 S: 5 P: 5	R: 0 H: 1 E: 0 LOB: 0 K: 0 BB: 0 S: 3 P: 3	R: 0 H: 0 E: 0 LOB: 0 K: 0 BB: 0 S: 3 P: 3	R: 0 H: 0 E: 1 LOB: 0 K: 0 BB: 0 S: 3 P: 3	R: 0 H: 2 E: 0 LOB: 3 K: 1 BB: 1 S: 7 P: 11	R: 0 H: 1 E: 0 LOB: 3 K: 0 BB: 2 S: 4 P: 12	R: 0 H: 1 E: 0 LOB: 1 K: 0 BB: 0 S: 4 P: 4	R: 1 H: 2 E: 1 LOB: 3 K: 0 BB: 1 S: 6 P: 10	R: 1 H: 2 E: 0 LOB: 1 K: 0 BB: 0 S: 4 P: 4	1B: 8 SF: 0 2B: 1 SAC: 3 3B: 0 DP: 2 HR: 0 HBP: 0						

BOTTOM

Los Angeles Dodgers @ Houston Astros

Astrodome, Houston, TX

Tue Aug 15 1967, 8:05 PM EDT

Att. 21,792 - Unknown

livebaseballscorecards.com

AB	41
R	2
H	9
RBI	2
BB	6
SO	5
LOB	24

WP: 0 PA: 50
PB: 0
SB: 0
CS: 0

PITCHER	IP	WLS	BF	H	R	ER	SO	BB	IBB	HBP	BLK	WP	HR	S	P	ERA	WHIP
Claude Osteen, L (1, 1) ERA: 3.28	10.1		41	6	1	1	5	2	3	0	0	0	0	46	66	0.87	0.774
Phil Regan, R (11, 1) ERA: 3.15	0.1		3	1	0	0	0	0	0	0	0	0	0	3	3	0.00	3.000
Ron Perranoski, L (11, 1) ERA: 2.55	1.0	L	6	2	1	1	0	1	0	0	0	0	0	5	9	9.00	3.000

PITCHER	IP	WLS	BF	H	R	ER	SO	BB	IBB	HBP	BLK	WP	HR	S	P	ERA	WHIP

Batter	1	2	3	4	5	6	7	8	9	AB	R	H	RBI	BB	SO	LOB
Nate Oliver, R (1, 6) (8, 4) OBP: 0.336, SLG: 0.327	5-3		E6 FC3-6		F9		6-3	FC6-4 1B		5	0	1	0	0	0	0
Ron Hunt, R (1, 4) OBP: 0.367, SLG: 0.373	2B 1B		FC3-6 2B 1B 1-2f		L6		5-3	FC6-4 1-2f		4	1	1	0	0	0	1
Gene Michael, S (8, PH) (8, 6) OBP: 0.235, SLG: 0.215										1	0	0	0	0	0	2
Willie Davis, L (1, 8) OBP: 0.294, SLG: 0.332	1-3 2B		1-2 2B 1B		4-3		3-1		S S S K	5	1	2	0	0	1	0
Jim Lefebvre, S (1, 5) OBP: 0.346, SLG: 0.402	S S S K		1-H 2-H E 2B			SH1-4 2B 1B		2B 2B	F8	5	3	3	2	0	1	2
Lou Johnson, R (1, 7) OBP: 0.323, SLG: 0.410	S S S K		2-H E3			1-2 SH1-4		L7	B B B B BB	3	0	0	0	1	1	3
Al Ferrara, R (1, 9) OBP: 0.342, SLG: 0.485		6-3	S S S K			2-H 2B		2B 1B IBB	F5	4	1	1	1	1	1	2
Wes Parker, S (1, 3) OBP: 0.367, SLG: 0.354		G3		G3		IBB		1-3 2-H 1B 2B		3	1	1	1	1	0	0
Jeff Torborg, R (1, 2) OBP: 0.264, SLG: 0.275		F9		F7		F4		S S S K		4	0	0	0	0	1	4
Bill Singer, R (1, 1) OBP: 0.089, SLG: 0.089			6-3	S S S K		1-3		2-H 3-H 1B 1B		4	0	1	2	0	1	2
Inning Stats	R: 0 E: 0 K: 2 S: 9 H: 2 LOB: 2 BB: 0 P: 9	R: 0 E: 0 K: 0 S: 3 H: 0 LOB: 0 BB: 0 P: 3	R: 3 E: 2 K: 1 S: 9 H: 2 LOB: 1 BB: 0 P: 9	R: 0 E: 0 K: 1 S: 5 H: 0 LOB: 0 BB: 0 P: 5	R: 0 E: 0 K: 0 S: 3 H: 0 LOB: 0 BB: 0 P: 3	R: 1 E: 0 K: 0 S: 5 H: 2 LOB: 2 BB: 1 P: 9	R: 0 E: 0 K: 0 S: 3 H: 0 LOB: 0 BB: 0 P: 3	R: 3 E: 0 K: 1 S: 9 H: 4 LOB: 2 BB: 1 P: 13	R: 0 E: 0 K: 1 S: 5 H: 0 LOB: 1 BB: 1 P: 9	1B: 5 2B: 5 3B: 0 HR: 0 SF: 0 SAC: 1 DP: 0 HBP: 0						

PITCHER	IP	WLS	BF	H	R	ER	SO	BB	IBB	HBP	BLK	WP	HR	S	P	ERA	WHIP
Wade Blasingame, L (1, 1) ERA: 5.82	7.1	L	34	8	7	4	4	0	2	0	0	0	0	40	48	4.91	1.091
Tom Dukes, R (8, 1) ERA: 3.38	1.2		8	2	0	0	2	1	0	0	0	0	0	11	15	0.00	1.800

PITCHER	IP	WLS	BF	H	R	ER	SO	BB	IBB	HBP	BLK	WP	HR	S	P	ERA	WHIP

TOP

Los Angeles Dodgers @ Houston Astros

Astrodome, Houston, TX

Wed Aug 16 1967, 8:05 PM EDT

Att. 17,817 - Unknown

livebaseballscorecards.com

AB	38
R	7
H	10
RBI	6
BB	3
SO	6
LOB	16

WP: 0	PA: 42								
PB: 0									
SB: 0									
CS: 0									

Batter	1	2	3	4	5	6	7	8	9	AB	R	H	RBI	BB	SO	LOB
Sonny Jackson, L (1, 6) OBP: 0.278, SLG: 0.293	WP 2B		4-3		G3			3-1		4	0	1	0	0	0	2
Joe Morgan, L (1, 4) OBP: 0.386, SLG: 0.413	K 2-3		F8			F7		F2		4	0	0	0	0	1	2
Jimmy Wynn, R (1, 8) OBP: 0.337, SLG: 0.515	K			E6		F3			1B	4	0	1	0	0	1	1
Rusty Staub, L (1, 9) OBP: 0.396, SLG: 0.490	L6			F9		6-3			F5	4	0	0	0	0	0	3
Norm Miller, L (1, 7) OBP: 0.303, SLG: 0.323		5-3 BB		L7			4-3		F8	3	0	0	0	1	0	2
Eddie Mathews, L (1, 3) OBP: 0.333, SLG: 0.381 Tom Dukes, R (8, 1) Ron Davis, R (9, PH) OBP: 0.296, SLG: 0.416		F4		F7			G4-6-3 BB		K	2 0 1	0 0 0	0 0 0	0 0 0	1 0 0	0 0 1	2 0 1
Bob Aspromonte, R (1, 5) OBP: 0.353, SLG: 0.384		5-3 1-2			F9		G4-6-3 1-2f			3	0	0	0	0	0	2
John Bateman, R (1, 2) OBP: 0.244, SLG: 0.245 Julio Gotay, R (8, PR) OBP: 0.340, SLG: 0.388 Dave Adlesh, R (9, 2) OBP: 0.217, SLG: 0.211		5-3			F4			WP SF9 2B		3 0 0	0 1 0	1 0 0	0 0 0	0 0 0	0 0 0	1 0 0
Wade Blasingame, L (1, 1) OBP: 0.308, SLG: 0.100 Doug Rader, R (8, 3) OBP: 0.375, SLG: 0.533			F8		1B			SF9 2-H		2 0	0 0	1 0	0 1	0 0	0 0	0 0
Inning Stats	R: 0 H: 1 E: 0 LOB: 1 K: 2 BB: 0 S: 8 P: 8	R: 0 H: 0 E: 0 LOB: 1 K: 0 BB: 1 S: 3 P: 7	R: 0 H: 0 E: 0 LOB: 0 K: 0 BB: 0 S: 3 P: 3	R: 0 H: 0 E: 1 LOB: 1 K: 0 BB: 0 S: 4 P: 4	R: 0 H: 1 E: 0 LOB: 1 K: 0 BB: 0 S: 4 P: 4	R: 0 H: 0 E: 0 LOB: 0 K: 0 BB: 0 S: 3 P: 3	R: 0 H: 0 E: 0 LOB: 0 K: 0 BB: 1 S: 2 P: 6	R: 1 H: 1 E: 0 LOB: 1 K: 0 BB: 0 S: 4 P: 4	R: 0 H: 1 E: 0 LOB: 1 K: 1 BB: 0 S: 6 P: 6	1B: 2 SF: 1 2B: 2 SAC: 0 3B: 0 DP: 1 HR: 0 HBP: 0							

PITCHER	IP	WLS	BF	H	R	ER	SO	BB	IBB	HBP	BLK	WP	HR	S	P	ERA	WHIP
Bill Singer, R (1, 1) ERA: 2.78	9.0	W	33	4	1	1	3	2	0	0	0	2	0	37	45	1.00	0.667

PITCHER	IP	WLS	BF	H	R	ER	SO	BB	IBB	HBP	BLK	WP	HR	S	P	ERA	WHIP

BOTTOM

Los Angeles Dodgers @ Houston Astros

Astrodome, Houston, TX

Wed Aug 16 1967, 8:05 PM EDT

Att. 17,817 - Unknown

livebaseballscorecards.com

AB	30
R	1
H	4
RBI	1
BB	2
SO	3
LOB	16

Batter	1	2	3	4	5	6	7	8	9	AB	R	H	RBI	BB	SO	LOB
Nate Oliver, R (1, 6) (8, 4) OBP: 0.357, SLG: 0.350	L6-3 1B			E 1B		2B 1B		FC6-4 1B		4	0	4	0	0	0	0
Ron Hunt, R (1, 4) OBP: 0.363, SLG: 0.369 Gene Michael, S (8, PR) OBP: 0.235, SLG: 0.215 (8, 6)	L6-3 1-2			E3 1-2		L4		FC6-4 2B 1-2f		4 0	0 0	0 0	0 0	0 0	0 0	4 0
Willie Davis, L (1, 8) OBP: 0.296, SLG: 0.338	K			F4		1-3 2B		1-3 2B		4	0	2	0	0	1	2
Jim Lefebvre, S (1, 5) OBP: 0.342, SLG: 0.397		F8		F6		F8		F6		4	0	0	0	0	0	7
John Roseboro, L (1, 2) OBP: 0.364, SLG: 0.378		K		L3			F9 2B		L3	4	0	1	0	0	1	2
Lou Johnson, R (1, 7) OBP: 0.321, SLG: 0.412		F2			6-3		F8		4-3 2B	4	0	1	0	0	0	1
Ron Fairly, L (1, 3) OBP: 0.296, SLG: 0.309			F9		3-1		F9 2-3		4-3 2-3	4	0	0	0	0	0	2
Len Gabrielson, L (1, 9) OBP: 0.304, SLG: 0.393			F9		3-1		K		K	4	0	0	0	0	2	2
Jim Brewer, L (1, 1) OBP: 0.059, SLG: 0.118			F6			F2		K		1	0	0	0	0	0	0
Jim Hickman, R (6, PH) OBP: 0.243, SLG: 0.228										1	0	0	0	0	0	0
Bob Miller, R (6, 1)										0	0	0	0	0	0	0
Wes Parker, S (8, PH) OBP: 0.365, SLG: 0.352										1	0	0	0	0	1	0
Ron Perranoski, L (8, 1) OBP: 0.167, SLG: 0.167										0	0	0	0	0	0	0
Inning Stats	R: 0 E: 0 K: 1 S: 5 H: 1 LOB: 0 BB: 0 P: 5	R: 0 E: 0 K: 1 S: 5 H: 0 LOB: 0 BB: 0 P: 5	R: 0 E: 0 K: 0 S: 3 H: 0 LOB: 0 BB: 0 P: 3	R: 0 E: 1 K: 0 S: 5 H: 1 LOB: 2 BB: 0 P: 5	R: 0 E: 0 K: 0 S: 3 H: 0 LOB: 0 BB: 0 P: 3	R: 0 E: 0 K: 0 S: 5 H: 2 LOB: 2 BB: 0 P: 5	R: 0 E: 0 K: 1 S: 6 H: 1 LOB: 1 BB: 0 P: 6	R: 0 E: 0 K: 1 S: 7 H: 2 LOB: 3 BB: 0 P: 7	R: 0 E: 0 K: 1 S: 6 H: 1 LOB: 1 BB: 0 P: 6	1B: 4 2B: 5 3B: 0 HR: 0	SF: 0 SAC: 0 DP: 1 HBP: 0						

PITCHER	IP	WLS	BF	H	R	ER	SO	BB	IBB	HBP	BLK	WP	HR	S	P	ERA	WHIP
Dave Giusti, R (1, 1) ERA: 4.06	9.0	W	35	8	0	0	5	0	0	0	0	0	0	45	45	0.00	0.889

PITCHER	IP	WLS	BF	H	R	ER	SO	BB	IBB	HBP	BLK	WP	HR	S	P	ERA	WHIP

TOP

Los Angeles Dodgers @ Houston Astros

Astrodome, Houston, TX

Thu Aug 17 1967, 8:05 PM EDT

Att. 15,061 - Unknown

livebaseballscorecards.com

AB	35
R	0
H	8
RBI	0
BB	0
SO	5
LOB	20

WP: 0 PB: 0 SB: 0 CS: 0 PA: 35

Batter	1	2	3	4	5	6	7	8	9	AB	R	H	RBI	BB	SO	LOB
Julio Gotay, R (1, 6) OBP: 0.346, SLG: 0.391	6-3		FC2-6 1-2f		1B 6-3 2B 1B	G5-4-3 1B		BBBB 4-3 BB		4	1	2	0	1	0	1
Joe Morgan, L (1, 4) OBP: 0.384, SLG: 0.408	F3		BBBB 1-2 BB		F3	F7		4-3 1-2		4	0	0	0	1	0	3
Jimmy Wynn, R (1, 8) OBP: 0.338, SLG: 0.511	BBBB E 1B BB		SSS K		6-3 1-2	G5-4-3 1-2f		IIII IBB		3	0	0	0	2	1	4
Rusty Staub, L (1, 9) OBP: 0.396, SLG: 0.488	E6 1-3 1B		F9		2B IBB		F6	F9		4	1	1	0	1	0	4
Doug Rader, R (1, 3) OBP: 0.389, SLG: 0.529	SSS K			CS 1B	1-2 2-3 2B 1B		3-1			4	1	2	0	0	1	2
Ron Davis, R (1, 7) OBP: 0.300, SLG: 0.423		F4		F8 1-2	WP 1B 1-H 2-H 3-H 2B		1B 1B			4	1	2	3	0	0	1
Bob Aspromonte, R (1, 5) OBP: 0.354, SLG: 0.386		F8		E3	1B 2-H 1B		1-2 1B			4	0	2	1	0	0	0
Ron Brand, R (1, 2) OBP: 0.305, SLG: 0.257		SSS K		IBB	1-2 1B		4-3			3	0	1	0	1	1	2
Dave Giusti, R (1, 1) OBP: 0.169, SLG: 0.261			FC2-6 1B	SSS K	SSS K			F8		4	0	1	0	0	2	4
Inning Stats	R: 0 H: 1 E: 1 LOB: 2 K: 1 BB: 1 S: 6 P: 10	R: 0 H: 0 E: 0 LOB: 0 K: 1 BB: 0 S: 5 P: 5	R: 0 H: 1 E: 0 LOB: 2 K: 1 BB: 1 S: 6 P: 10	R: 0 H: 1 E: 1 LOB: 2 K: 1 BB: 1 S: 6 P: 10	R: 4 H: 5 E: 0 LOB: 2 K: 1 BB: 1 S: 10 P: 14	R: 0 H: 1 E: 0 LOB: 0 K: 0 BB: 0 S: 3 P: 3	R: 0 H: 2 E: 0 LOB: 2 K: 0 BB: 0 S: 5 P: 5	R: 0 H: 0 E: 0 LOB: 2 K: 0 BB: 2 S: 3 P: 11		1B: 10 SF: 0 2B: 1 SAC: 0 3B: 0 DP: 1 HR: 0 HBP: 0						WP: 1 PA: 40 PB: 0 SB: 0 CS: 1

PITCHER		IP	WLS	BF	H	R	ER	SO	BB	IBB	HBP	BLK	WP	HR	S	P	ERA	WHIP
Jim Brewer, L ERA: 2.48	(1, 1)	5.0	L	27	8	4	4	5	2	2	0	0	1	0	33	49	7.20	2.000
Bob Miller, R ERA: 5.08	(6, 1)	2.0		8	3	0	0	0	0	0	0	0	0	0	8	8	0.00	1.500
Ron Perranoski, L ERA: 2.52	(8, 1)	1.0		5	0	0	0	0	1	1	0	0	0	0	3	11	0.00	1.000

PITCHER	IP	WLS	BF	H	R	ER	SO	BB	IBB	HBP	BLK	WP	HR	S	P	ERA	WHIP

BOTTOM

Los Angeles Dodgers @ Houston Astros

Astrodome, Houston, TX

Thu Aug 17 1967, 8:05 PM EDT

Att. 15,061 - Unknown

livebaseballscorecards.com

AB	34
R	4
H	11
RBI	4
BB	6
SO	5
LOB	21

Batter	1	2	3	4	5	6	7	8	9	AB	R	H	RBI	BB	SO	LOB
Felipe Alou, R (1, 3) OBP: 0.324, SLG: 0.432	PB 1B		G3 2B		F9			6-3		4	0	2	0	0	0	0
Mack Jones, L (1, 7) OBP: 0.330, SLG: 0.431	K 1-2		G3 2-3			3-1		FC6-4 1B		4	0	1	0	0	1	2
Hank Aaron, R (1, 8) OBP: 0.384, SLG: 0.588	K		K			S 1B		L6		4	0	1	0	0	2	3
Joe Torre, R (1, 2) OBP: 0.369, SLG: 0.504	1-3			F5		K 1-2		FC6-4 1-2f		4	0	0	0	0	1	3
Clete Boyer, R (1, 5) OBP: 0.311, SLG: 0.466		K		4-3 2B		K			1-3	4	0	1	0	0	2	1
Rico Carty, R (1, 9) OBP: 0.337, SLG: 0.435		HR		4-3 2-3			5-3		K	4	1	1	1	0	1	1
Denis Menke, R (1, 6) OBP: 0.319, SLG: 0.324		5-3 S 1B		6-3			BB		F8	3	0	1	0	1	0	1
Woody Woodward, R (1, 4) OBP: 0.282, SLG: 0.251 Charlie Lau, L (7, PH) OBP: 0.275, SLG: 0.257 Marty Martinez, S (7, 4) OBP: 0.340, SLG: 0.225		5-3 1-3			F4		K			2 1 0	0 0 0	0 0 0	0 0 0	0 1 0	0 1 0	1 1 0
Denny Lemaster, R (1, 1) OBP: 0.172, SLG: 0.130 Jay Ritchie, R (6, 1) OBP: 0.300, SLG: 0.500 Tito Francona, L (7, PH) OBP: 0.283, SLG: 0.318 Dick Kelley, R (7, 1) OBP: 0.313, SLG: 0.333			4-3		K		L7			2 0 1 0	0 0 0 0	0 0 0 0	0 0 0 0	0 0 0 0	1 0 0 0	0 0 1 0
Inning Stats	R: 0 E: 0 K: 2 S: 8 H: 1 LOB: 1 BB: 0 P: 8	R: 1 E: 0 K: 1 S: 6 H: 2 LOB: 0 BB: 0 P: 6	R: 0 E: 0 K: 1 S: 6 H: 1 LOB: 1 BB: 0 P: 6	R: 0 E: 0 K: 0 S: 4 H: 1 LOB: 1 BB: 0 P: 4	R: 0 E: 0 K: 1 S: 5 H: 0 LOB: 0 BB: 0 P: 5	R: 0 E: 0 K: 2 S: 8 H: 1 LOB: 1 BB: 0 P: 8	R: 0 E: 0 K: 1 S: 5 H: 0 LOB: 1 BB: 1 P: 9	R: 0 E: 0 K: 0 S: 4 H: 1 LOB: 1 BB: 0 P: 4	R: 0 E: 0 K: 1 S: 5 H: 0 LOB: 0 BB: 0 P: 5	1B: 4 2B: 2 3B: 0 HR: 1 SF: 0 SAC: 0 DP: 0 HBP: 0						

PITCHER		IP	WLS	BF	H	R	ER	SO	BB	IBB	HBP	BLK	WP	HR	S	P	ERA	WHIP
Don Drysdale, R ERA: 2.6	(1, 1)	9.0	W	34	7	1	1	9	1	0	0	0	0	1	51	55	1.00	0.889

PITCHER		IP	WLS	BF	H	R	ER	SO	BB	IBB	HBP	BLK	WP	HR	S	P	ERA	WHIP

TOP

Atlanta Braves @ Los Angeles Dodgers

Dodger Stadium, Los Angeles, CA

Fri Aug 18 1967, 7:05 PM PDT

Att. 24,477 - Unknown

livebaseballscorecards.com

AB	33
R	1
H	7
RBI	1
BB	1
SO	9
LOB	14

WP: 0 PA: 34
PB: 1
SB: 2
CS: 0

Batter	1	2	3	4	5	6	7	8	9	AB	R	H	RBI	BB	SO	LOB
Nate Oliver, R (1, 6) OBP: 0.346, SLG: 0.339	F9		G4-3 1-2f		5-3		6-3			4	0	0	0	0	0	3
Willie Davis, L (1, 8) OBP: 0.293, SLG: 0.335	F5			K		4-3		K		4	0	0	0	0	2	0
Lou Johnson, R (1, 7) OBP: 0.329, SLG: 0.444	HR			HR		1B 1B BB		K		3	3	2	2	1	1	0
Jim Lefebvre, S (1, 4) OBP: 0.342, SLG: 0.396	5-3			K		1-3 1B 1B		K		4	1	1	0	0	2	0
Al Ferrara, R (1, 9) OBP: 0.342, SLG: 0.483 Ron Fairly, L (7, 9) OBP: 0.296, SLG: 0.309		F9		K		2-H 3-H 1B 1B				3 0	1 0	1 0	2 0	0 0	1 0	0 0
Bob Bailey, R (1, 5) OBP: 0.283, SLG: 0.264		L8-4 2B			F9	G4-6-3 2-H 1B				3	0	2	1	0	0	0
Wes Parker, S (1, 3) OBP: 0.365, SLG: 0.352		L8-4 2-3			F8 1B 1B	G4-6-3 1-2f				3	0	1	0	0	0	2
Jeff Torborg, R (1, 2) OBP: 0.266, SLG: 0.276			K		1-2 1B		F3			3	0	1	0	0	1	0
Don Drysdale, R (1, 1) OBP: 0.169, SLG: 0.137			G4-3 1B		F8 2-3		F8			3	0	1	0	0	0	2
Inning Stats	R: 1 E: 0 K: 0 S: 4 H: 1 LOB: 0 BB: 0 P: 4	R: 0 E: 0 K: 0 S: 3 H: 1 LOB: 0 BB: 0 P: 3	R: 0 E: 0 K: 1 S: 5 H: 1 LOB: 0 BB: 0 P: 5	R: 1 E: 0 K: 3 S: 10 H: 1 LOB: 0 BB: 0 P: 10	R: 0 E: 0 K: 0 S: 5 H: 2 LOB: 2 BB: 0 P: 5	R: 3 E: 0 K: 0 S: 5 H: 3 LOB: 0 BB: 1 P: 9	R: 0 E: 0 K: 0 S: 3 H: 0 LOB: 0 BB: 0 P: 3	R: 0 E: 0 K: 3 S: 9 H: 0 LOB: 0 BB: 0 P: 9		1B: 6 2B: 2 3B: 0 HR: 2 SF: 0 SAC: 0 DP: 3 HBP: 0						

PITCHER		IP	WLS	BF	H	R	ER	SO	BB	IBB	HBP	BLK	WP	HR	S	P	ERA	WHIP
Denny Lemaster, L ERA: 3.43	(1, 1)	5.1	L	23	8	5	5	4	1	0	0	0	0	2	30	34	8.44	1.688
Jay Ritchie, R ERA: 3.32	(6, 1)	0.2		2	1	0	0	0	0	0	0	0	0	0	2	2	0.00	1.500
Dick Kelley, L ERA: 4.66	(7, 1)	2.0		6	0	0	0	3	0	0	0	0	0	0	12	12	0.00	0.000

PITCHER	IP	WLS	BF	H	R	ER	SO	BB	IBB	HBP	BLK	WP	HR	S	P	ERA	WHIP

BOTTOM

Atlanta Braves @ Los Angeles Dodgers

Dodger Stadium, Los Angeles, CA

Fri Aug 18 1967, 7:05 PM PDT

Att. 24,477 - Unknown

livebaseballscorecards.com

AB	30
R	5
H	9
RBI	5
BB	1
SO	7
LOB	7

1B: 6 SF: 0 WP: 0 PA: 31
2B: 2 SAC: 0 PB: 0
3B: 0 DP: 3 SB: 0
HR: 2 HBP: 0 CS: 0

Batter	1	2	3	4	5	6	7	8	9	AB	R	H	RBI	BB	SO	LOB
Felipe Alou, R (1, 3) OBP: 0.324, SLG: 0.432	E4 1B		F7		HR 1B		6-3		F5	5	1	2	0	0	0	1
Mack Jones, L (1, 7) OBP: 0.328, SLG: 0.428	K		1-3		K		4-3		FC3-6 1B 1-2	5	0	1	0	0	2	2
Hank Aaron, R (1, 8) OBP: 0.384, SLG: 0.591	F2		BB		1-H HR		E4		FC3-6 1-2f	4	1	1	2	1	0	3
Joe Torre, R (1, 2) OBP: 0.365, SLG: 0.499	K		F9		4-3		F9			4	0	0	0	0	1	3
Clete Boyer, R (1, 5) OBP: 0.313, SLG: 0.466		L7		1B F9 SF8 1B	F5			G3-6-3 1B		4	1	2	0	0	0	0
Rico Carty, R (1, 9) OBP: 0.333, SLG: 0.430		5-3		F9 1-2		6-3		K		4	0	0	0	0	1	2
Denis Menke, R (1, 6) OBP: 0.320, SLG: 0.324 Marty Martinez, S (3, 6) OBP: 0.340, SLG: 0.233		1B BB		2-3 1B		K		G3-6-3 1-2f		0 3	0 0	0 1	0 0	1 0	0 1	0 1
Woody Woodward, R (1, 4) OBP: 0.288, SLG: 0.261		1-3 1B		SF8 3-H		2B			1B	3	0	3	1	0	0	0
Pat Jarvis, R (1, 1) OBP: 0.107, SLG: 0.091 Clay Carroll, R (3, 1) Charlie Lau, L (4, PH) OBP: 0.268, SLG: 0.250 Ed Rakow, S (4, 1) Bob Uecker, R (6, PH) OBP: 0.226, SLG: 0.215 Jay Ritchie, R (6, 1) OBP: 0.300, SLG: 0.500 Miguel de la Hoz, R (9, PH) OBP: 0.237, SLG: 0.352		5-3		K		K			F7	1 0 1 0 1 0 0 1	0 0 0 0 0 0 0 0	0 0 0 0 1 0 0 0	0 0 0 0 1 0 0 0	0 0 1 0 1 0 0 0	0 0 0 0 0 0 0 0	2 0 1 0 1 0 0 1
Inning Stats	R: 0 H: 1 E: 1 LOB: 1 K: 2 BB: 0 S: 8 P: 8	R: 0 H: 1 E: 0 LOB: 2 K: 0 BB: 1 S: 4 P: 8	R: 0 H: 0 E: 0 LOB: 1 K: 0 BB: 1 S: 3 P: 7	R: 1 H: 2 E: 0 LOB: 1 K: 1 BB: 0 S: 7 P: 7	R: 2 H: 2 E: 0 LOB: 0 K: 1 BB: 0 S: 7 P: 7	R: 0 H: 1 E: 0 LOB: 1 K: 2 BB: 0 S: 8 P: 8	R: 0 H: 0 E: 1 LOB: 1 K: 0 BB: 0 S: 4 P: 4	R: 0 H: 1 E: 0 LOB: 0 K: 1 BB: 0 S: 5 P: 5	R: 0 H: 2 E: 0 LOB: 2 K: 0 BB: 0 S: 5 P: 5	1B: 8 SF: 1 2B: 1 SAC: 0 3B: 0 DP: 1 HR: 1 HBP: 0						

PITCHER	IP	WLS	BF	H	R	ER	SO	BB	IBB	HBP	BLK	WP	HR	S	P	ERA	WHIP
Claude Osteen, L (1, 1) ERA: 3.27	9.0	W	39	10	3	3	7	2	0	0	0	0	1	51	59	3.00	1.333

PITCHER	IP	WLS	BF	H	R	ER	SO	BB	IBB	HBP	BLK	WP	HR	S	P	ERA	WHIP

TOP

Atlanta Braves @ Los Angeles Dodgers

Dodger Stadium, Los Angeles, CA

Sat Aug 19 1967, 3:33 AM PDT

Att. 15,137 - Unknown

livebaseballscorecards.com

AB	36
R	3
H	10
RBI	3
BB	2
SO	7
LOB	17

PA: 39

WP: 0
PB: 0
SB: 0
CS: 0

Batter	1	2	3	4	5	6	7	8	9	AB	R	H	RBI	BB	SO	LOB
Nate Oliver, R (1, 6) OBP: 0.363, SLG: 0.352	G3-6-3 1B		1B 1B 1-2 2-H 3-H 1B	S 1B		H 1-0 FC4-6 HBP		FC6-4 1-2f		4	1	3	2	0	0	1
Willie Davis, L (1, 8) OBP: 0.292, SLG: 0.333	G3-6-3 1-2f		1B E 1-3 2-H 1B	F3 1-2		FC4-6 WP 1-2f 2-3		F9		5	1	1	1	0	0	5
Lou Johnson, R (1, 7) OBP: 0.328, SLG: 0.441	F4		E WP 1-3 3-H 1B	5-3		F2 1-3 3-H				4	1	1	1	0	0	2
Jim Lefebvre, S (1, 4) OBP: 0.339, SLG: 0.392		F6	E4 1B WP 1-3 3-H		F8		F8			4	0	0	0	0	0	1
Al Ferrara, R (1, 9) OBP: 0.341, SLG: 0.480 Ron Fairly, L (8, 9) OBP: 0.296, SLG: 0.309		K	1-3 1-3 3-H 1B		F6		F4			4 0	0 0	1 0	0 0	0 0	1 0	0 0
John Roseboro, L (1, 2) OBP: 0.366, SLG: 0.384		4-3	1-3 1-2 1B		CS 2B		1B			4	0	2	0	0	0	2
Wes Parker, S (1, 3) OBP: 0.370, SLG: 0.351			BB 1B BB G6-4-3 IBB		IBB		4-3			1	1	0	0	3	0	1
Bob Bailey, R (1, 5) OBP: 0.287, SLG: 0.265			BB 1B BB 1-2 G6-4-3 1-2f		CS 2-3	FC4-6 WP SH1-4 1B		F9		3	2	1	0	1	0	3
Claude Osteen, L (1, 1) OBP: 0.216, SLG: 0.289			1B 1B 1-2 2-3 1B	4-3		SH1-4 1-2		BB FC6-4		2	1	1	0	1	0	0
Inning Stats	R: 0 E: 0 K: 0 S: 3 H: 1 LOB: 0 BB: 0 P: 3	R: 0 E: 0 K: 1 S: 5 H: 0 LOB: 0 BB: 0 P: 5	R: 6 E: 1 K: 0 S: 8 H: 5 LOB: 2 BB: 3 P: 20	R: 0 E: 0 K: 0 S: 4 H: 1 LOB: 1 BB: 0 P: 4	R: 0 E: 0 K: 0 S: 3 H: 1 LOB: 1 BB: 1 P: 7	R: 1 E: 0 K: 0 S: 4 H: 1 LOB: 1 BB: 0 P: 5	R: 0 E: 0 K: 0 S: 4 H: 1 LOB: 1 BB: 0 P: 4	R: 0 E: 0 K: 0 S: 3 H: 0 LOB: 1 BB: 1 P: 7		1B: 9 2B: 1 3B: 0 HR: 0 SF: 0 SAC: 1 DP: 2 HBP: 1						

BOTTOM

Atlanta Braves @ Los Angeles Dodgers

Dodger Stadium, Los Angeles, CA

Sat Aug 19 1967, 3:33 AM PDT

Att. 15,137 - Unknown

livebaseballscorecards.com

AB	31
R	7
H	10
RBI	4
BB	5
SO	1
LOB	15

PITCHER		IP	WLS	BF	H	R	ER	SO	BB	IBB	HBP	BLK	WP	HR	S	P	ERA	WHIP
Pat Jarvis, R ERA: 4.06	(1, 1)	2.0	L	11	4	5	5	1	2	0	0	0	0	0	11	19	22.50	3.000
Clay Carroll, R ERA: 5.24	(3, 1)	1.0		6	2	1	1	0	0	1	0	0	1	0	5	9	9.00	2.000
Ed Rakow, R ERA: 4.84	(4, 1)	2.0		8	2	0	0	0	0	1	0	0	0	0	7	11	0.00	1.000
Jay Ritchie, R ERA: 3.31	(6, 1)	3.0		13	2	1	1	0	1	0	1	0	1	0	11	16	3.00	1.000

PITCHER	IP	WLS	BF	H	R	ER	SO	BB	IBB	HBP	BLK	WP	HR	S	P	ERA	WHIP

Atlanta Braves @ Los Angeles Dodgers

Dodger Stadium, Los Angeles, CA

Sun Aug 20 1967, 3:33 AM PDT

Att. 15,885 - Unknown

TOP

livebaseballscorecards.com

Batter	1	2	3	4	5	6	7	8	9	AB	R	H	RBI	BB	SO	LOB
Felipe Alou, R (1, 3) OBP: 0.324, SLG: 0.429	F7		L5		IBB		K			3	0	0	0	1	1	1
Marty Martinez, S (1, 6) OBP: 0.370, SLG: 0.298	5-3 1B 1B		1B		K			2B		4	1	3	0	0	1	2
Hank Aaron, R (1, 8) OBP: 0.381, SLG: 0.586	5-3 1-2		K			F7		K		4	0	0	0	0	2	3
Rico Carty, R (1, 9) OBP: 0.335, SLG: 0.431	2-H 1B			1B		F8		K		4	0	2	1	0	1	1
Clete Boyer, R (1, 5) OBP: 0.313, SLG: 0.464	5-3			F5		1B		F7		4	0	1	0	0	0	2
Mack Jones, L (1, 7) OBP: 0.325, SLG: 0.423		G3		4-3		4-3			K2-3	4	0	0	0	0	1	1
Woody Woodward, R (1, 4) OBP: 0.290, SLG: 0.268		6-3			2B		4-3		1B	4	0	2	0	0	0	0
Bob Uecker, R (1, 2) OBP: 0.224, SLG: 0.212		6-3			F7		1B		K	2	0	0	0	0	0	1
Joe Torre, R (7, PH) (7, 2) OBP: 0.366, SLG: 0.499										2	0	1	0	0	1	1
Phil Niekro, R (1, 1) OBP: 0.143, SLG: 0.125			6-3		K		K		G3	2	0	0	0	0	1	1
Ramon Hernandez, S (6, 1)										0	0	0	0	0	0	0
Cecil Upshaw, R (6, 1)										0	0	0	0	0	0	0
Tito Francona, L (7, PH) OBP: 0.282, SLG: 0.317										1	0	0	0	0	1	1
Dick Kelley, R (7, 1) OBP: 0.313, SLG: 0.333										0	0	0	0	0	0	0
Gary Geiger, L (9, PH) OBP: 0.294, SLG: 0.233										1	0	0	0	0	0	1

Inning Stats	1	2	3	4	5	6	7	8	9
	R: 1 E: 0 K: 0 S: 5	H: 2 LOB: 1 BB: 0 P: 5	R: 0 E: 0 K: 0 S: 3	H: 0 LOB: 0 BB: 0 P: 3	R: 0 E: 0 K: 1 S: 6	H: 1 LOB: 1 BB: 0 P: 6	R: 0 E: 0 K: 0 S: 3	H: 1 LOB: 0 BB: 0 P: 3	R: 0 E: 0 K: 2 S: 8	H: 1 LOB: 2 BB: 1 P: 12	R: 0 E: 0 K: 0 S: 4	H: 1 LOB: 1 BB: 0 P: 4	R: 0 E: 0 K: 2 S: 8	H: 1 LOB: 1 BB: 0 P: 8	R: 0 E: 0 K: 2 S: 8	H: 1 LOB: 1 BB: 0 P: 8	R: 0 E: 0 K: 2 S: 8	H: 1 LOB: 1 BB: 0 P: 8

PITCHER		IP	W/LS	BF	H	R	ER	SO	BB	IBB	HBP	BLK	WP	HR	S	P	ERA	WHIP	PITCHER		IP	W/LS	BF	H	R	ER	SO	BB	IBB	HBP	BLK	WP	HR	S	P	ERA	WHIP
Don Sutton, R (1, 1) ERA: 3.77		9.0	W	36	9	1	1	9	0	1	0	0	0	0	53	57	1.00	1.000																			

AB	35
R	1
H	9
RBI	1
BB	1
SO	9
LOB	15

1B: 7	SF: 0	WP: 0	PA: 36
2B: 2	SAC: 0	PB: 0	
3B: 0	DP: 0	SB: 0	
HR: 0	HBP: 0	CS: 0	

Batter	1	2	3	4	5	6	7	8	9	AB	R	H	RBI	BB	SO	LOB
Nate Oliver, R (1, 6) OBP: 0.350, SLG: 0.338	6-3		K2-3		F7	K		K		5	0	0	0	0	3	2
Willie Davis, L (1, 8) OBP: 0.291, SLG: 0.332	F6		4-3			1B	K	6-3		5	1	1	0	0	1	1
Lou Johnson, R (1, 7) OBP: 0.339, SLG: 0.443	BB		PB HBP			1B	BB			1	2	1	0	2	0	0
Jim Lefebvre, S (1, 4) OBP: 0.338, SLG: 0.391	L9		K2-3			1B	F6			4	1	1	1	0	1	3
Al Ferrara, R (1, 9) OBP: 0.344, SLG: 0.482		FC3-6 1B		5-3		1B E 1B	1B			3	1	2	2	0	0	0
Ron Fairly, L (7, 9) OBP: 0.297, SLG: 0.311										1	0	1	0	0	0	0
John Roseboro, L (1, 2) OBP: 0.368, SLG: 0.386		FC3-6 4-3		G3		E 1B	1B			4	1	2	1	0	0	1
Wes Parker, S (1, 3) OBP: 0.368, SLG: 0.349		4-3		F8		E2 1B	K			4	0	1	0	0	1	3
Bob Bailey, R (1, 5) OBP: 0.286, SLG: 0.261		BB FC6-4			6-3	5-3		K		3	0	0	0	1	1	1
Don Sutton, R (1, 1) OBP: 0.161, SLG: 0.180		FC6-4			1-3	K		BB		3	0	0	0	1	1	3
Inning Stats	R: 0 E: 0 K: 0 S: 3 H: 0 LOB: 1 BB: 1 P: 7	R: 0 E: 1 K: 0 S: 4 H: 1 LOB: 2 BB: 1 P: 8	R: 0 E: 0 K: 2 S: 7 H: 0 LOB: 1 BB: 0 P: 8	R: 0 E: 0 K: 0 S: 3 H: 0 LOB: 0 BB: 0 P: 3	R: 0 E: 0 K: 0 S: 3 H: 0 LOB: 0 BB: 0 P: 3	R: 5 E: 1 K: 2 S: 13 H: 6 LOB: 1 BB: 0 P: 13	R: 1 E: 0 K: 2 S: 9 H: 2 LOB: 2 BB: 1 P: 13	R: 0 E: 0 K: 2 S: 7 H: 0 LOB: 1 BB: 1 P: 11		1B: 9 2B: 0 3B: 0 HR: 0 SF: 0 SAC: 0 DP: 0 HBP: 1						

PITCHER	IP	WLS	BF	H	R	ER	SO	BB	IBB	HBP	BLK	WP	HR	S	P	ERA	WHIP
Phil Niekro, R (1, 1) ERA: 1.87	5.0	L	23	5	4	3	2	2	0	1	0	0	0	24	33	5.40	1.400
Ramon Hernandez, L (6, 1) ERA: 4.69	0.0		2	2	1	0	0	0	0	0	0	0	0	2	2	∞	∞
Cecil Upshaw, R (6, 1) ERA: 2.82	1.0		3	0	0	0	2	0	0	0	0	0	0	7	7	0.00	0.000
Dick Kelley, L (7, 1) ERA: 4.66	2.0		10	2	1	1	4	2	0	0	0	0	0	16	24	4.50	2.000

PITCHER	IP	WLS	BF	H	R	ER	SO	BB	IBB	HBP	BLK	WP	HR	S	P	ERA	WHIP

BOTTOM

Atlanta Braves @ Los Angeles Dodgers

Dodger Stadium, Los Angeles, CA

Sun Aug 20 1967, 3:33 AM PDT

Att. 15,885 - Unknown

livebaseballscorecards.com

AB	33
R	6
H	9
RBI	4
BB	4
SO	8
LOB	14

WP: 0 PB: 1 SB: 0 CS: 0 PA: 38

Batter	1	2	3	4	5	6	7	8	9	AB	R	H	RBI	BB	SO	LOB
Felipe Alou, R (1, 8) OBP: 0.323, SLG: 0.426	F4		5-3			6-3			FC3-5, 1B, HBP	3	0	0	0	0	0	0
Marty Martinez, S (1, 6) OBP: 0.379, SLG: 0.314	K			4-3			1-3, 1B		FC3-5, 1B	4	0	2	0	0	1	0
Tito Francona, L (1, 3) OBP: 0.281, SLG: 0.316	1B			L5			1-3		FC3-5, FC5-4	4	0	1	0	0	0	3
Joe Torre, R (1, 2) OBP: 0.362, SLG: 0.493	K			K			K		F8	4	0	0	0	0	3	4
Clete Boyer, R (1, 5) OBP: 0.310, SLG: 0.459		K			K		K		FC5-4	4	0	0	0	0	3	3
Rico Carty, R (1, 9) OBP: 0.332, SLG: 0.427		K			K			5-3		3	0	0	0	0	2	0
Mack Jones, L (1, 7) OBP: 0.323, SLG: 0.419		K			1-3			G3		3	0	0	0	0	1	0
Woody Woodward, R (1, 4) OBP: 0.291, SLG: 0.268			K			L1		WP, 1B		3	0	1	0	0	1	0
Ken Johnson, R (1, 1) OBP: 0.200, SLG: 0.150			4-3			F9		K, 1-2		2	0	0	0	0	0	0
Hank Aaron, R (8, PH) OBP: 0.380, SLG: 0.585										1	0	0	0	0	1	1
Claude Raymond, R (8, 1) OBP: 0.143, SLG: 0.286										0	0	0	0	0	0	0

TOP

Atlanta Braves @ Los Angeles Dodgers

Dodger Stadium, Los Angeles, CA

Mon Aug 21 1967, 7:05 PM PDT

Att. 21,826 - Unknown

livebaseballscorecards.com

AB	31
R	0
H	4
RBI	0
BB	0
SO	12
LOB	11

Inning Stats	1	2	3	4	5	6	7	8	9
R	0	0	0	0	0	0	0	0	0
E	0	0	0	0	0	0	0	0	0
K	2	3	1	1	2	0	2	1	0
S	8	9	5	5	7	3	8	6	4
H	1	0	0	0	0	0	1	1	1
LOB	1	0	0	0	0	0	1	1	2
BB	0	0	0	0	0	0	0	0	0
P	8	9	5	5	7	3	8	6	5

1B	4
2B	0
3B	0
HR	0
SF	0
SAC	0
DP	0
HBP	1
WP	1
PB	0
SB	0
CS	0
PA	32

PITCHER	IP	WLS	BF	H	R	ER	SO	BB	IBB	HBP	BLK	WP	HR	S	P	ERA	WHIP
Bill Singer, R (1, 1) ERA: 2.6	9.0	W	32	4	0	0	12	0	0	1	0	1	0	55	56	0.00	0.444

PITCHER	IP	WLS	BF	H	R	ER	SO	BB	IBB	HBP	BLK	WP	HR	S	P	ERA	WHIP

BOTTOM

Atlanta Braves @ Los Angeles Dodgers

Dodger Stadium, Los Angeles, CA

Mon Aug 21 1967, 7:05 PM PDT

Att. 21,826 - Unknown

livebaseballscorecards.com

Batter	1	2	3	4	5	6	7	8	9	AB	R	H	RBI	BB	SO	LOB
Nate Oliver, R (1, 6) OBP: 0.354, SLG: 0.351	0-0 1B G6-4-3 2B		0-0 5-3 ①		0-0 G3 1B		0-0 F9 ①			4	1	2	0	0	0	0
Willie Davis, L (1, 8) OBP: 0.290, SLG: 0.331	0-0 G6-4-3 2-3 1B		0-3 K ②		0-0 G3 ① 1-2		0-0 F6 ②			4	0	1	0	0	1	1
Lou Johnson, R (1, 7) OBP: 0.342, SLG: 0.442	0-0 G6-4-3 ① ② 1-2f 3-H		1-0 3B HBP		0-0 F9 ②		0-0 1B			3	1	1	0	0	0	2
Jim Lefebvre, S (1, 4) OBP: 0.339, SLG: 0.395	0-0 L4 ③		0-0 1-H 3B		4-0 FC6-4 IBB		0-0 F9 ③			3	0	1	1	1	0	1
Al Ferrara, R (1, 9) OBP: 0.341, SLG: 0.476 Ron Fairly, L (8, 9) OBP: 0.299, SLG: 0.311		0-3 K ①	0-0 F4 ③		0-0 FC6-4 ③ 1-2f			B B B B 4-0 G3-6-3 BB		3 0	0 0	0 0	0 0	0 1	1 0	3 0
John Roseboro, L (1, 2) OBP: 0.366, SLG: 0.388		0-0 4-3 ②		0-0 F4 ①		0-0 SH1-3 2B		S S S 0-3 K ①		4	0	1	0	0	1	1
Wes Parker, S (1, 3) OBP: 0.368, SLG: 0.353		0-0 2B		0-3 K2-3 ②		0-0 SH1-3 ① 2-3		0-0 G3-6-3 ② ③ 1-2f		3	0	1	0	0	1	1
Bob Bailey, R (1, 5) OBP: 0.291, SLG: 0.263		4-0 IBB		0-0 1B		0-3 K ②				2	0	1	0	1	1	1
Bill Singer, R (1, 1) OBP: 0.083, SLG: 0.083		0-0 F4 ③		0-3 K ③		0-0 5-3 ③				3	0	0	0	0	1	4
Inning Stats	R: 1 H: 2 E: 0 LOB: 0 K: 0 BB: 0 S: 4 P: 4	R: 0 H: 1 E: 0 LOB: 2 K: 1 BB: 1 S: 6 P: 10	R: 1 H: 1 E: 0 LOB: 1 K: 1 BB: 0 S: 6 P: 7	R: 0 H: 1 E: 0 LOB: 1 K: 2 BB: 0 S: 8 P: 8	R: 0 H: 1 E: 0 LOB: 2 K: 0 BB: 1 S: 4 P: 8	R: 0 H: 1 E: 0 LOB: 1 K: 1 BB: 0 S: 6 P: 6	R: 0 H: 1 E: 0 LOB: 1 K: 0 BB: 0 S: 4 P: 4	R: 0 H: 0 E: 0 LOB: 0 K: 1 BB: 1 S: 4 P: 8		1B: 4 SF: 0 2B: 3 SAC: 1 3B: 1 DP: 2 HR: 0 HBP: 1						

	AB	29
	R	2
	H	8
	RBI	1
	BB	3
	SO	6
	LOB	14

WP: 0 PA: 34
PB: 0
SB: 0
CS: 0

PITCHER		IP	WLS	BF	H	R	ER	SO	BB	IBB	HBP	BLK	WP	HR	S	P	ERA	WHIP
Ken Johnson, R ERA: 2.66	(1, 1)	7.0	L	31	8	2	2	5	0	2	1	0	0	0	38	47	2.57	1.143
Claude Raymond, R ERA: 2.6	(8, 1)	1.0		3	0	0	0	1	1	0	0	0	0	0	4	8	0.00	1.000

PITCHER	IP	WLS	BF	H	R	ER	SO	BB	IBB	HBP	BLK	WP	HR	S	P	ERA	WHIP

Batter	1	2	3	4	5	6	7	8	9	AB	R	H	RBI	BB	SO	LOB
Tommy Harper, R (1, 9) OBP: 0.304, SLG: 0.345	CS 1B		2B E 1B	G6-3 1-2f		5-3			K	5	1	2	0	0	1	3
Vada Pinson, L (1, 8) OBP: 0.322, SLG: 0.436	4-3 1-2		K		3B 1B	F2			L8	5	1	1	0	0	1	3
Pete Rose, S (1, 7) OBP: 0.390, SLG: 0.480	4-3		E8 1-H		WP 3B 1-H		CS BB		2-3	4	1	2	1	1	0	0
Lee May, R (1, 3) OBP: 0.290, SLG: 0.407		F8	K		6-3 3-H		F2 1-2			4	0	0	0	0	1	2
Tony Perez, R (1, 5) OBP: 0.343, SLG: 0.522		1B FC 1B	IBB		E 1B		F8			3	1	2	0	1	0	0
Tommy Helms, R (1, 4) OBP: 0.280, SLG: 0.340		FC 1-3 1B	K		F7 1-3			2B		4	0	2	0	0	1	3
Johnny Edwards, L (1, 2) OBP: 0.258, SLG: 0.241		FC 1-2 3-H	1B 1B		4-3			F1		4	0	1	1	0	0	3
Leo Cardenas, R (1, 6) OBP: 0.321, SLG: 0.336		F8	F7			SH1-3 1B		G1-6-3 BB		3	0	1	0	1	0	3
Milt Pappas, R (1, 1) OBP: 0.140, SLG: 0.093		K	G6-3 1-2 1B			SH1-3 1-2		G1-6-3 1-2f		3	0	1	0	0	1	4

TOP

Cincinnati Reds @ Los Angeles Dodgers

Dodger Stadium, Los Angeles, CA

Tue Aug 22 1967, 7:05 PM PDT

Att. 19,409 - Unknown

livebaseballscorecards.com

AB	35
R	4
H	12
RBI	2
BB	3
SO	5
LOB	21

Inning Stats	1	2	3	4	5	6	7	8	9
	R: 0 E: 0 K: 0 S: 3	R: 1 E: 0 K: 1 S: 8	R: 1 E: 1 K: 3 S: 11	R: 0 E: 0 K: 0 S: 4	R: 2 E: 1 K: 0 S: 6	R: 0 E: 0 K: 0 S: 4	R: 0 E: 0 K: 0 S: 2	R: 0 E: 0 K: 0 S: 3	R: 0 E: 0 K: 1 S: 5
	H: 1 LOB: 0 BB: 0 P: 3	H: 2 LOB: 2 BB: 0 P: 8	H: 2 LOB: 2 BB: 1 P: 15	H: 2 LOB: 1 BB: 0 P: 4	H: 3 LOB: 1 BB: 0 P: 6	H: 1 LOB: 1 BB: 0 P: 4	H: 0 LOB: 0 BB: 1 P: 6	H: 1 LOB: 1 BB: 1 P: 7	H: 0 LOB: 0 BB: 0 P: 5

| | | |

Batter	1	2	3	4	5	6	7	8	9	AB	R	H	RBI	BB	SO	LOB
Nate Oliver, R (1, 6) OBP: 0.345, SLG: 0.341	S S S 0-3 ① K		x 0-0 ② F9		x 0-0 ③ 6-3			x 0-0 ① F7		4	0	0	0	0	1	1
Willie Davis, L (1, 8) OBP: 0.294, SLG: 0.337	x 0-0 S 1B		x 0-0 1-3 1B			x 0-0 ① F9		x 0-0 2B		4	0	3	0	0	0	0
Lou Johnson, R (1, 7) OBP: 0.340, SLG: 0.438	x 0-0 ② F9 1-2		x 0-0 ③ F9			x 0-0 HBP 1B		x 0-0 ② 5-3		4	0	1	0	0	0	4
Jim Lefebvre, S (1, 4) OBP: 0.338, SLG: 0.394	x 0-0 ③ F9			x 0-0 1B		x 0-0 ② F8		x 0-0 ③ F8		4	0	1	0	0	0	3
Al Ferrara, R (1, 9) OBP: 0.343, SLG: 0.486		S S S 0-3 ① K		x 0-0 ① F8		H 1-0 1-2 HBP			x 0-0 HR	3	1	1	1	0	1	1
John Roseboro, L (1, 2) OBP: 0.361, SLG: 0.382		x 0-0 ② F8		x 0-0 ② F7		x 0-0 ③ F6			x 0-0 ① F7	4	0	0	0	0	0	3
Wes Parker, S (1, 3) OBP: 0.366, SLG: 0.350 Ron Perranoski, L (8, 1) OBP: 0.167, SLG: 0.167 Len Gabrielson, L (9, PH) OBP: 0.302, SLG: 0.391		x 0-0 ③ G3		x 0-0 ③ F3		B B B 4-0 G6-4-3 BB			x 0-0 ② 6-3	2 0 1	0 0 0	0 0 0	0 0 0	0 0 0	0 0 0	1 0 0
Bob Bailey, R (1, 5) OBP: 0.290, SLG: 0.263			x 0-0 1B 1B		x 0-0 ① 5-3		x 0-0 ① ② G6-4-3 1-2f		x 0-0 ③ 6-3	4	0	1	0	0	0	1
Don Drysdale, R (1, 1) OBP: 0.167, SLG: 0.135 Bob Miller, R (5, 1) Ron Fairly, L (5, 3) OBP: 0.297, SLG: 0.309 Dick Schofield, S (7, PH) OBP: 0.312, SLG: 0.298 Gene Michael, S (7, PR) OBP: 0.235, SLG: 0.215			S S S 0-3 ① K		x 0-0 ② 4-3		S S S 0-3 ③ K			1 0 2 0 0	0 0 0 0 0	0 0 0 0 0	0 0 0 0 0	0 0 0 1 0	1 0 1 0 0	1 0 1 0 0
Inning Stats	R: 0 E: 0 K: 1 S: 6 H: 1 LOB: 1 BB: 0 P: 6	R: 0 E: 0 K: 1 S: 5 H: 0 LOB: 0 BB: 0 P: 5	R: 0 E: 0 K: 1 S: 7 H: 2 LOB: 2 BB: 0 P: 7	R: 0 E: 0 K: 0 S: 4 H: 1 LOB: 1 BB: 0 P: 4	R: 0 E: 0 K: 0 S: 3 H: 0 LOB: 0 BB: 0 P: 3	R: 0 E: 0 K: 0 S: 4 H: 1 LOB: 2 BB: 0 P: 5	R: 0 E: 0 K: 1 S: 4 H: 0 LOB: 1 BB: 1 P: 8	R: 0 E: 0 K: 0 S: 4 H: 1 LOB: 1 BB: 0 P: 4	R: 1 E: 0 K: 0 S: 4 H: 1 LOB: 0 BB: 0 P: 4	1B: 5 2B: 1 3B: 0 HR: 1	SF: 0 SAC: 0 DP: 1 HBP: 1			WP: 0 PB: 0 SB: 1 CS: 0	PA: 35		

PITCHER	IP	WLS	BF	H	R	ER	SO	BB	IBB	HBP	BLK	WP	HR	S	P	ERA	WHIP
Milt Pappas, R (1, 1) ERA: 2.86	9.0	W	35	7	1	1	4	1	0	1	0	0	1	41	46	1.00	0.889

PITCHER	IP	WLS	BF	H	R	ER	SO	BB	IBB	HBP	BLK	WP	HR	S	P	ERA	WHIP

BOTTOM

Cincinnati Reds @ Los Angeles Dodgers

Dodger Stadium, Los Angeles, CA

Tue Aug 22 1967, 7:05 PM PDT

Att. 19,409 - Unknown

livebaseballscorecards.com

AB	33
R	1
H	7
RBI	1
BB	1
SO	4
LOB	16

Batter	1	2	3	4	5	6	7	8	9	AB	R	H	RBI	BB	SO	LOB
Tommy Harper, R (1, 9) OBP: 0.300, SLG: 0.340	5-3		K			1-3			F8	4	0	0	0	0	1	1
Vada Pinson, L (1, 8) OBP: 0.320, SLG: 0.433	4-3		L9			F8			G3	4	0	0	0	0	0	1
Pete Rose, S (1, 7) OBP: 0.387, SLG: 0.476	1-3			E5 G6-4-3			K		K	4	0	0	0	0	2	0
Lee May, R (1, 3) OBP: 0.288, SLG: 0.403		6-3		K			K			3	0	0	0	0	2	1
Tony Perez, R (1, 5) OBP: 0.341, SLG: 0.518		5-3		G6-4-3 1-2f			F2			3	0	0	0	0	0	1
Tommy Helms, R (1, 4) OBP: 0.281, SLG: 0.340		1B			F8			5-3		3	0	1	0	0	0	0
Don Pavletich, R (1, 2) OBP: 0.331, SLG: 0.432		1-3			6-3			F4		3	0	0	0	0	0	1
Leo Cardenas, R (1, 6) OBP: 0.325, SLG: 0.340			SH2-4 1B		6-3			1B		3	0	2	0	0	0	0
Sammy Ellis, L (1, 1) OBP: 0.128, SLG: 0.068			SH2-4 1-2			K		F4		1	0	0	0	0	1	0
Billy McCool, R (6, 1) OBP: 0.148, SLG: 0.080										0	0	0	0	0	0	0
Don Nottebart, R (7, 1)										0	0	0	0	0	0	0
Deron Johnson, R (8, PH) OBP: 0.293, SLG: 0.402										1	0	0	0	0	0	1
Gerry Arrigo, L (8, 1) OBP: 0.188, SLG: 0.313										0	0	0	0	0	0	0
Inning Stats	R: 0 H: 0 E: 0 LOB: 0 K: 0 BB: 0 S: 3 P: 3	R: 0 H: 1 E: 0 LOB: 1 K: 0 BB: 0 S: 4 P: 4	R: 0 H: 1 E: 0 LOB: 1 K: 1 BB: 0 S: 6 P: 6	R: 0 H: 0 E: 1 LOB: 0 K: 1 BB: 0 S: 5 P: 5	R: 0 H: 0 E: 0 LOB: 0 K: 0 BB: 0 S: 3 P: 3	R: 0 H: 0 E: 0 LOB: 0 K: 1 BB: 0 S: 5 P: 5	R: 0 H: 0 E: 0 LOB: 0 K: 2 BB: 0 S: 7 P: 7	R: 0 H: 1 E: 0 LOB: 1 K: 0 BB: 0 S: 4 P: 4	R: 0 H: 0 E: 0 LOB: 0 K: 1 BB: 0 S: 5 P: 5	1B: 3 SF: 0 2B: 0 SAC: 1 3B: 0 DP: 1 HR: 0 HBP: 0						

PITCHER	IP	WLS	BF	H	R	ER	SO	BB	IBB	HBP	BLK	WP	HR	S	P	ERA	WHIP
Claude Osteen, L (1, 1) ERA: 3.14	9.0	W	30	3	0	0	6	0	0	0	0	0	0	42	42	0.00	0.333

PITCHER	IP	WLS	BF	H	R	ER	SO	BB	IBB	HBP	BLK	WP	HR	S	P	ERA	WHIP

TOP

Cincinnati Reds @ Los Angeles Dodgers

Dodger Stadium, Los Angeles, CA

Wed Aug 23 1967, 7:05 PM PDT

Att. 19,485 - Unknown

livebaseballscorecards.com

AB	29
R	0
H	3
RBI	0
BB	0
SO	6
LOB	6

Batter	1	2	3	4	5	6	7	8	9	AB	R	H	RBI	BB	SO	LOB
Nate Oliver, R (1, 6) OBP: 0.346, SLG: 0.343	5-3		2B FC1-2-9-2 1B	1-3		K	1-2 2-H 3-H PB 1B			5	0	2	2	0	1	3
Willie Davis, L (1, 8) OBP: 0.296, SLG: 0.340	G3		1-3 E 2B		G3	HBP SH1-4 1B 1B F6				5	2	2	0	0	0	2
Lou Johnson, R (1, 7) OBP: 0.343, SLG: 0.437	K		BBB FC1-2-9-2 BB		CS 1B		SH1-4 1-2	6-3 1B		3	0	1	0	1	1	0
Jim Lefebvre, S (1, 4) OBP: 0.337, SLG: 0.391		F9	FC1-2-9-2 2B 1-H 2-H 3-Hf		4-3 1-2		K	G3-6-3 1B		5	1	1	0	0	1	4
Al Ferrara, R (1, 9) OBP: 0.352, SLG: 0.494 Ron Fairly, L (8, 9) OBP: 0.297, SLG: 0.308		BBBB 1B BB	2-H 2B			6-3 WP 1B 1B	HBP 1B IBB	G3-6-3 1-2f		2 1	2 0	2 0	1 0	2 0	0 0	0 1
John Roseboro, L (1, 2) OBP: 0.359, SLG: 0.377 Jeff Torborg, R (7, PR) (8, 2) OBP: 0.266, SLG: 0.276		F4	F8			6-3 1-3	BB 1B BB 1-2 2-3 HBP			3 0	0 1	0 0	0 0	0 0	0 0	3 0
Wes Parker, S (1, 3) OBP: 0.370, SLG: 0.356		BB 1-3 1B		L6		1B 3-H 1B	BB BB 1B 1-2 2-H 3-H 1B			4	1	3	3	0	0	0
Bob Bailey, R (1, 5) OBP: 0.302, SLG: 0.270		BBBB 1-2 BB		SH1-3 1B		1-3 1B	BBBB 1-2 2-3 BB			2	1	2	0	2	0	0
Claude Osteen, L (1, 1) OBP: 0.220, SLG: 0.282		F8		SH1-3 1-2		K	PB 1B 1-2 2-3 3-H BB			2	0	0	1	1	1	5
Inning Stats	R: 0 E: 0 K: 1 S: 5 H: 0 LOB: 0 BB: 0 P: 5	R: 0 E: 0 K: 0 S: 4 H: 1 LOB: 3 BB: 2 P: 12	R: 2 E: 1 K: 0 S: 5 H: 3 LOB: 1 BB: 1 P: 9	R: 0 E: 0 K: 0 S: 4 H: 1 LOB: 1 BB: 0 P: 4	R: 0 E: 0 K: 0 S: 3 H: 1 LOB: 0 BB: 0 P: 3	R: 1 E: 0 K: 2 S: 10 H: 3 LOB: 2 BB: 0 P: 10	R: 5 E: 0 K: 1 S: 8 H: 3 LOB: 3 BB: 3 P: 21	R: 0 E: 0 K: 0 S: 3 H: 1 LOB: 0 BB: 0 P: 3		1B: 11 2B: 2 3B: 0 HR: 0 SF: 0 SAC: 2 DP: 1 HBP: 1						

PITCHER		IP	WLS	BF	H	R	ER	SO	BB	IBB	HBP	BLK	WP	HR	S	P	ERA	WHIP
Sammy Ellis, R ERA: 3.64	(1, 1)	5.1	L	25	8	3	3	1	3	0	0	0	1	0	24	36	5.06	2.062
Billy McCool, L ERA: 3.47	(6, 1)	1.1		11	3	5	5	3	2	1	1	0	0	0	13	26	33.75	3.750
Don Nottebart, R ERA: 2.28	(7, 1)	0.1		2	1	0	0	0	0	0	0	0	0	0	2	2	0.00	3.000
Gerry Arrigo, L ERA: 2.7	(8, 1)	1.0		3	1	0	0	0	0	0	0	0	0	0	3	3	0.00	1.000

PITCHER	IP	WLS	BF	H	R	ER	SO	BB	IBB	HBP	BLK	WP	HR	S	P	ERA	WHIP

BOTTOM

Cincinnati Reds @ Los Angeles Dodgers

Dodger Stadium, Los Angeles, CA

Wed Aug 23 1967, 7:05 PM PDT

Att. 19,485 - Unknown

livebaseballscorecards.com

AB	32
R	8
H	13
RBI	7
BB	6
SO	4
LOB	18

WP: 1 PB: 1 SB: 0 CS: 1 PA: 41

Batter	1	2	3	4	5	6	7	8	9	10	AB	R	H	RBI	BB	SO	LOB
Tommy Harper, R (1, 9) OBP: 0.298, SLG: 0.341	0-0 1B 4-3 2B	0-3 K			0-0 F8		0-0 1-3		0-0 F8		5	1	1	0	0	1	4
Vada Pinson, L (1, 8) OBP: 0.321, SLG: 0.434	0-0 4-3 4-3 2-3 1B		0-0 4-3		0-0 3-1			0-0 6-3 2B		0-0 F7	5	1	2	0	0	0	0
Pete Rose, S (1, 7) OBP: 0.387, SLG: 0.474	0-0 4-3 2-3 3-H		B B B 4-0 1B 6-3 BB		0-0 6-3			0-0 F7		0-0 S 1B 1B	4	1	1	1	1	0	2
Lee May, R (1, 3) OBP: 0.289, SLG: 0.403	0-0 4-3 3-H		0-0 1-3 1B			0-0 5-3		0-0 6-3 2-3		0-0 S 1-2 1B	5	0	2	1	0	0	1
Tony Perez, R (1, 5) OBP: 0.340, SLG: 0.515	0-0 F8		0-0 6-3 3-H			0-0 1B		0-0 4-3	S S S 0-3 K 1-2 2-3		5	0	1	1	0	1	4
Tommy Helms, R (1, 4) OBP: 0.285, SLG: 0.340		B B B 4-0 6-3 BB BB	0-0 F7			0-0 F9			0-0 SH3-4 1B 1B	I I I I 4-0 IBB	3	0	1	0	2	0	2
Johnny Edwards, L (1, 2) OBP: 0.263, SLG: 0.243 Don Pavletich, R (10, PH) OBP: 0.329, SLG: 0.430 (10, 2)		B B B 4-0 6-3 1-2 BB		0-0 F7		0-0 F2			0-0 SH3-4 1-2 1B	0-0 6-3	3 1	0 0	1 0	0 0	1 0	0 0	1 3
Leo Cardenas, R (1, 6) OBP: 0.324, SLG: 0.339	0-0 6-3 1-2 2-3			0-0 F7			0-0 CS 1B		S S S 0-3 K		4	0	1	0	0	1	4
Gary Nolan, R (1, 1) OBP: 0.200, SLG: 0.130 Billy McCool, R (9, 1) OBP: 0.148, SLG: 0.080	S S S 0-3 K			S S S 0-3 K			0-0 4-3 1-2		0-0 SH3-4 1-2 2-3		3 0	0 0	0 0	0 0	0 0	2 0	3 0
Inning Stats	R: 2 H: 2 E: 0 LOB: 0 K: 0 BB: 0 S: 5 P: 5	R: 0 H: 0 E: 0 LOB: 2 K: 2 BB: 2 S: 7 P: 15	R: 1 H: 1 E: 0 LOB: 1 K: 0 BB: 1 S: 4 P: 8	R: 0 H: 0 E: 0 LOB: 0 K: 1 BB: 0 S: 5 P: 5	R: 0 H: 0 E: 0 LOB: 0 K: 0 BB: 0 S: 3 P: 3	R: 0 H: 1 E: 0 LOB: 1 K: 0 BB: 0 S: 4 P: 4	R: 0 H: 1 E: 0 LOB: 0 K: 0 BB: 0 S: 3 P: 3	R: 0 H: 1 E: 0 LOB: 1 K: 0 BB: 0 S: 4 P: 4	R: 0 H: 2 E: 0 LOB: 2 K: 1 BB: 0 S: 7 P: 7	R: 0 H: 2 E: 0 LOB: 3 K: 1 BB: 1 S: 7 P: 11	1B: 8 2B: 2 3B: 0 HR: 0	SF: 0 SAC: 1 DP: 0 HBP: 0					

PITCHER		IP	WLS	BF	H	R	ER	SO	BB	IBB	HBP	BLK	WP	HR	S	P	ERA	WHIP
Don Sutton, R ERA: 3.78	(1, 1)	7.0		28	5	3	3	3	3	0	0	0	0	0	31	43	3.86	1.143
Phil Regan, R ERA: 3.07	(8, 1)	2.0		9	3	0	0	1	0	0	0	0	0	0	11	11	0.00	1.500
Ron Perranoski, L ERA: 2.42	(10, 1)	1.0	W	6	2	0	0	1	0	1	0	0	0	0	7	11	0.00	2.000

PITCHER	IP	WLS	BF	H	R	ER	SO	BB	IBB	HBP	BLK	WP	HR	S	P	ERA	WHIP

TOP

Cincinnati Reds @ Los Angeles Dodgers

Dodger Stadium, Los Angeles, CA

Thu Aug 24 1967, 7:05 PM PDT
Att. 18,261 - Unknown

livebaseballscorecards.com

AB	38
R	3
H	10
RBI	3
BB	4
SO	5
LOB	24

WP: 0	PA: 43		
PB: 0			
SB: 2			
CS: 1			

Cincinnati Reds @ Los Angeles Dodgers

Dodger Stadium, Los Angeles, CA

Thu Aug 24 1967, 7:05 PM PDT

Att. 18,261 - Unknown

livebaseballscorecards.com

BOTTOM

Batter	1	2	3	4	5	6	7	8	9	10	AB	R	H	RBI	BB	SO	LOB
Nate Oliver, R (1, 6) OBP: 0.342, SLG: 0.338	F4		F5			6-3		F4	1B		5	0	1	0	0	0	1
Willie Davis, L (1, 8) OBP: 0.292, SLG: 0.336	F9			F6		F9		F3	K		5	0	0	0	0	1	2
Lou Johnson, R (1, 7) OBP: 0.344, SLG: 0.441	5-3-5			6-3		1B		F6		SH 1B 2B	5	1	2	0	0	0	0
Jim Lefebvre, S (1, 4) OBP: 0.338, SLG: 0.391		1-4-3		BBBB 1B BB		F6			2B 1B 1B	SH 1B IBB	3	1	1	0	1	0	1
Al Ferrara, R (1, 9) OBP: 0.357, SLG: 0.498		SSS K		1-2 1B			SSS K		1-3 E 2B	1B 1-2 IBB	4	1	2	0	1	2	0
Wes Parker, S (1, 3) OBP: 0.368, SLG: 0.353		SSS K		F4			F8		E3 SH1-4 E 2-H 3-H 1B	F9	5	1	1	1	0	1	5
Bob Bailey, R (1, 5) OBP: 0.309, SLG: 0.275			1B		6-3		BBBB E BB		SH1-4 1-2	1-2 2-3 3-H 1B	3	0	2	1	1	0	0
Jeff Torborg, R (1, 2) OBP: 0.263, SLG: 0.273			SSS K		SSS K		E5 1-2		E5 1B 4-3 2-H		2	0	0	0	0	2	1
Jim Campanis, R (7, PH) OBP: 0.325, SLG: 0.429											2	0	0	0	0	0	1
(8, 2)																	
Gene Michael, S (9, PR) OBP: 0.235, SLG: 0.215											0	0	0	0	0	0	0
John Roseboro, L (10, 2) OBP: 0.359, SLG: 0.377											0	0	0	0	0	0	0
Don Sutton, R (1, 1) OBP: 0.156, SLG: 0.175			SSS K		SSS K		F6		4-3		2	0	0	0	0	2	1
Ron Fairly, L (7, PH) OBP: 0.296, SLG: 0.307											1	0	0	0	0	0	2
Phil Regan, R (8, 1) OBP: 0.100, SLG: 0.100											0	0	0	0	0	0	0
Ron Hunt, R (9, PH) OBP: 0.362, SLG: 0.368											1	0	0	0	0	0	1
Ron Perranoski, L (10, 1) OBP: 0.167, SLG: 0.167											0	0	0	0	0	0	0
Inning Stats	R: 0 E: 0 K: 0 S: 3 H: 0 LOB: 0 BB: 0 P: 3	R: 0 E: 0 K: 2 S: 7 H: 0 LOB: 0 BB: 0 P: 7	R: 0 E: 0 K: 2 S: 8 H: 1 LOB: 1 BB: 0 P: 8	R: 0 E: 0 K: 0 S: 4 H: 1 LOB: 2 BB: 1 P: 8	R: 0 E: 0 K: 2 S: 7 H: 0 LOB: 0 BB: 0 P: 7	R: 0 E: 0 K: 0 S: 4 H: 1 LOB: 1 BB: 0 P: 4	R: 0 E: 1 K: 1 S: 6 H: 0 LOB: 2 BB: 1 P: 10	R: 0 E: 0 K: 0 S: 3 H: 0 LOB: 0 BB: 0 P: 3	R: 3 E: 2 K: 1 S: 10 H: 4 LOB: 2 BB: 0 P: 10	R: 1 E: 0 K: 0 S: 4 H: 2 LOB: 3 BB: 1 P: 8	1B: 7 2B: 2 3B: 0 HR: 0 SF: 0 SAC: 2 DP: 0 HBP: 0						

WP: 0 PB: 0 SB: 0 CS: 0 PA: 43

PITCHER	IP	WLS	BF	H	R	ER	SO	BB	IBB	HBP	BLK	WP	HR	S	P	ERA	WHIP
Gary Nolan, R (1, 1) ERA: 2.73	8.1		34	6	3	2	7	2	0	0	0	0	0	46	54	2.16	0.960
Billy McCool, L (9, 1) ERA: 3.53	1.0	L	9	3	1	1	1	0	1	0	0	0	0	10	14	9.00	3.000

PITCHER	IP	WLS	BF	H	R	ER	SO	BB	IBB	HBP	BLK	WP	HR	S	P	ERA	WHIP

AB	38
R	4
H	9
RBI	2
BB	3
SO	8
LOB	15

Batter	1	2	3	4	5	6	7	8	9	AB	R	H	RBI	BB	SO	LOB
Lou Brock, L (1, 7) OBP: 0.309, SLG: 0.454	0-0 1B		0-3 ② K		0-0 PO 1B		0-0 ② L6		0-0 ③ FC6-4 1-2f	5	0	2	0	0	1	1
Curt Flood, R (1, 8) OBP: 0.376, SLG: 0.411	0-0 1-2 1B		0-0 1B		0-0 ③ PO 1-2	0-0 ① 5-3	0-0 1B			4	0	3	0	0	0	0
Roger Maris, L (1, 9) OBP: 0.354, SLG: 0.431	0-3 ① K		0-0 ③ 4-3			0-0 4-3 1B 1B	0-0 ③ F8			4	1	1	0	0	1	4
Orlando Cepeda, R (1, 3) OBP: 0.416, SLG: 0.562	0-3 ② K			0-0 ① F3		0-0 ② 4-3 1-2		0-0 G3-6-3 1B		4	0	1	0	0	1	3
Tim McCarver, L (1, 2) OBP: 0.380, SLG: 0.453	0-3 ③ K			0-0 1B		4-0 1B IBB		0-0 ① ② G3-6-3 1-2f		3	0	1	0	1	1	3
Mike Shannon, R (1, 5) OBP: 0.307, SLG: 0.381		0-0 ① F9		0-0 ② F7		0-0 1-3 2-H 1B		0-3 ③ K		4	0	1	1	0	1	1
Julian Javier, R (1, 4) OBP: 0.306, SLG: 0.409		0-3 ② K		0-0 ③ 4-3		4-0 IBB			0-0 ① 4-3	3	0	0	0	1	1	1
Dal Maxvill, R (1, 6) OBP: 0.285, SLG: 0.274		0-3 ③ K2-3			0-0 ① F9	0-0 ③ F9			0-0 ② 5-3	3	0	0	0	0	1	3
Dave Ricketts, S (9, PH) OBP: 0.274, SLG: 0.317										1	0	0	0	0	0	0
Larry Jaster, L (1, 1) OBP: 0.160, SLG: 0.106			0-3 ① K		0-0 ② F2		0-0 ① 6-3		1-0 FC6-4 HBP	2	0	0	0	0	1	0
Bobby Tolan, L (7, PH) OBP: 0.308, SLG: 0.383										1	0	0	0	0	0	0
Jack Lamabe, R (7, 1) OBP: 0.273, SLG: 0.200										0	0	0	0	0	0	0
Alex Johnson, R (9, PH) OBP: 0.268, SLG: 0.312										0	0	0	0	0	0	0
Inning Stats	R: 0 H: 2 E: 0 LOB: 2 K: 3 BB: 0 S: 11 P: 11	R: 0 H: 0 E: 0 LOB: 0 K: 2 BB: 0 S: 7 P: 7	R: 0 H: 1 E: 0 LOB: 1 K: 2 BB: 0 S: 8 P: 8	R: 0 H: 1 E: 0 LOB: 1 K: 0 BB: 0 S: 4 P: 4	R: 0 H: 1 E: 0 LOB: 0 K: 0 BB: 0 S: 3 P: 3	R: 1 H: 2 E: 0 LOB: 3 K: 0 BB: 2 S: 5 P: 13	R: 0 H: 1 E: 0 LOB: 1 K: 0 BB: 0 S: 4 P: 4	R: 0 H: 1 E: 0 LOB: 0 K: 1 BB: 0 S: 5 P: 5	R: 0 H: 0 E: 0 LOB: 1 K: 0 BB: 0 S: 3 P: 4	1B: 9 SF: 0 2B: 0 SAC: 0 3B: 0 DP: 1 HR: 0 HBP: 1						WP: 0 PA: 38 PB: 0 SB: 0 CS: 0

PITCHER	IP	W/L/S	BF	H	R	ER	SO	BB	IBB	HBP	BLK	WP	HR	S	P	ERA	WHIP
Bill Singer, R (1, 1) ERA: 2.5	9.0	W	37	9	1	1	8	0	2	1	0	0	0	50	59	1.00	1.000

PITCHER	IP	W/L/S	BF	H	R	ER	SO	BB	IBB	HBP	BLK	WP	HR	S	P	ERA	WHIP

TOP

St. Louis Cardinals @ Los Angeles Dodgers

Dodger Stadium, Los Angeles, CA

Fri Aug 25 1967, 7:05 PM PDT

Unknown

livebaseballscorecards.com

AB	34
R	1
H	9
RBI	1
BB	2
SO	8
LOB	16

Batter	1	2	3	4	5	6	7	8	9	AB	R	H	RBI	BB	SO	LOB
Nate Oliver, R (1, 6) OBP: 0.333, SLG: 0.329	S S S 0-3 K ①		x 0-0 5-3 ③			x 0-0 4-3 ① 2-3		x 0-0 FC4-6 ② BB 1-2f		4	0	0	0	0	1	3
Willie Davis, L (1, 8) OBP: 0.294, SLG: 0.341	x 0-0 F9 ②			x 0-0 P4 ①		x 0-0 SF7 3B 3-H		B B B B 4-0 1-2 BB		3	1	1	1	1	0	0
Lou Johnson, R (1, 7) OBP: 0.339, SLG: 0.435	x 0-0 6-3 ③			S S S 0-3 K ②		x 0-0 SF7 ② 3-H		x 0-0 F3 ③		3	0	0	1	0	1	2
Jim Lefebvre, S (1, 4) OBP: 0.336, SLG: 0.388		x 0-0 F9 ①		x 0-0 F9 ③		x 0-0 F2 ③				3	0	0	0	0	0	0
Al Ferrara, R (1, 9) OBP: 0.354, SLG: 0.494 Ron Fairly, L (7, PH) (8, 9) OBP: 0.295, SLG: 0.307		x 0-0 F8 ②			x 0-0 P4 ①		x 0-0 P6 ①			2 1	0 0	0 0	0 0	0 0	0 0	0 0
Wes Parker, S (1, 3) OBP: 0.365, SLG: 0.350		x 0-0 F8 ③			x 0-0 6-3 ②		x 0-0 G3 ②			3	0	0	0	0	0	0
Bob Bailey, R (1, 5) OBP: 0.313, SLG: 0.281			x 0-0 S 1B		x 0-0 S 1B		x 0-0 6-3 ③			3	0	2	0	0	0	0
Jeff Torborg, R (1, 2) OBP: 0.264, SLG: 0.274			x 0-0 P4 ① 1-2		S S S 0-3 K ③ 1-2			x 0-0 FC3-6 1B		3	0	1	0	0	1	2
Bill Singer, R (1, 1) OBP: 0.098, SLG: 0.118			S S S 0-3 K ②			x 0-0 4-3 3B 2B		x 0-0 FC3-6 ① FC4-6 1-2f		3	1	1	0	0	1	2
Inning Stats	R: 0 H: 0 E: 0 LOB: 0 K: 1 BB: 0 S: 5 P: 5	R: 0 H: 0 E: 0 LOB: 0 K: 0 BB: 0 S: 3 P: 3	R: 0 H: 1 E: 0 LOB: 1 K: 1 BB: 0 S: 6 P: 6	R: 0 H: 0 E: 0 LOB: 0 K: 1 BB: 0 S: 5 P: 5	R: 0 H: 1 E: 0 LOB: 1 K: 1 BB: 0 S: 6 P: 6	R: 2 H: 2 E: 0 LOB: 0 K: 0 BB: 0 S: 5 P: 5	R: 0 H: 0 E: 0 LOB: 0 K: 0 BB: 0 S: 3 P: 3	R: 0 H: 1 E: 0 LOB: 2 K: 0 BB: 1 S: 4 P: 8		1B: 3 SF: 1 2B: 1 SAC: 0 3B: 1 DP: 0 HR: 0 HBP: 0						WP: 0 PA: 30 PB: 0 SB: 2 CS: 0

PITCHER		IP	WLS	BF	H	R	ER	SO	BB	IBB	HBP	BLK	WP	HR	S	P	ERA	WHIP
Larry Jaster, L ERA: 3.18	(1, 1)	6.0	L	22	4	2	2	4	0	0	0	0	0	0	30	30	3.00	0.667
Jack Lamabe, R ERA: 3.38	(7, 1)	2.0		8	1	0	0	0	1	0	0	0	0	0	7	11	0.00	1.000

PITCHER	IP	WLS	BF	H	R	ER	SO	BB	IBB	HBP	BLK	WP	HR	S	P	ERA	WHIP

BOTTOM

St. Louis Cardinals @ Los Angeles Dodgers

Dodger Stadium, Los Angeles, CA

Fri Aug 25 1967, 7:05 PM PDT

Unknown

livebaseballscorecards.com

AB	28
R	2
H	5
RBI	2
BB	1
SO	4
LOB	9

Batter	1	2	3	4	5	6	7	8	9	AB	R	H	RBI	BB	SO	LOB
Lou Brock, L (1, 7) OBP: 0.308, SLG: 0.451	S S S 0-3 ① K		x 0-0 ② G3 2-3		x 0-0 ③ 4-3			x 0-0 ① P6	H 1-0 HBP	4	0	0	0	0	1	1
Julian Javier, R (1, 4) OBP: 0.305, SLG: 0.407	x 0-0 ② F3		x 0-0 3-H 1B			x 0-0 ① F7		x 0-0 E5 1B 4-3	x 0-0 ③ F8	5	1	1	1	0	0	2
Curt Flood, R (1, 8) OBP: 0.377, SLG: 0.412 Bobby Tolan, L (8, 8) OBP: 0.308, SLG: 0.383	x 0-0 E 1B		x 0-0 ③ F7			x 0-0 ② F3		x 0-0 1-3 4-3 1B		4 0	0 0	2 0	0 0	0 0	0 0	1 0
Orlando Cepeda, R (1, 3) OBP: 0.415, SLG: 0.566	x 0-0 ③ 5-3 1-2			x 0-0 HR		x 0-0 ③ 4-3		x 0-0 ② 4-3 1-2 3-H		4	1	1	2	0	0	2
Mike Shannon, R (1, 5) OBP: 0.304, SLG: 0.377		x 0-0 ① 6-3		S S S 0-3 ① K			S S S 0-3 ① K	x 0-0 ③ P4		4	0	0	0	0	2	1
Tim McCarver, L (1, 2) OBP: 0.376, SLG: 0.448		x 0-0 ② F2		x 0-0 ② 4-3			x 0-0 ② 1-3		x 0-0 ① F8	4	0	0	0	0	0	0
Alex Johnson, R (1, 9) OBP: 0.280, SLG: 0.324 Roger Maris, L (9, 9) OBP: 0.354, SLG: 0.431		x 0-0 CS 1B		x 0-0 ③ 5-3			x 0-0 BB 1B		x 0-0 S 1B 1B	4 0	1 0	3 0	0 0	0 0	0 0	0 0
Dal Maxvill, R (1, 6) OBP: 0.289, SLG: 0.275		0-0 ③ CS 1-2	B B B B 4-0 G3 SH1-4 1B BB		x 0-0 ① 6-3		B B B B 4-0 1-2 BB		x 0-0 1-H 1B	2	1	1	1	2	0	0
Al Jackson, L (1, 1) OBP: 0.345, SLG: 0.333 Jack Lamabe, R (7, 1) OBP: 0.273, SLG: 0.200 Joe Hoerner, R (7, 1) OBP: 0.182, SLG: 0.182			x 0-0 ① SH1-4 1-2		S S S 0-3 ② K		S S S 0-3 ③ K		S S S 0-3 ② K	2 0 1	0 0 0	0 0 0	0 0 0	0 0 1	2 0 1	2 0 1
Inning Stats	R: 0 H: 1 E: 0 LOB: 1 K: 1 BB: 0 S: 6 P: 6	R: 0 H: 1 E: 0 LOB: 0 K: 0 BB: 0 S: 3 P: 3	R: 1 H: 1 E: 0 LOB: 1 K: 0 BB: 1 S: 4 P: 8	R: 1 H: 1 E: 0 LOB: 0 K: 1 BB: 0 S: 6 P: 6	R: 0 H: 0 E: 0 LOB: 0 K: 1 BB: 0 S: 5 P: 5	R: 0 H: 0 E: 0 LOB: 0 K: 0 BB: 0 S: 3 P: 3	R: 0 H: 1 E: 0 LOB: 2 K: 2 BB: 1 S: 8 P: 12	R: 1 H: 1 E: 1 LOB: 1 K: 0 BB: 0 S: 5 P: 5	R: 1 H: 2 E: 0 LOB: 2 K: 1 BB: 0 S: 7 P: 8	1B: 7 SF: 0 2B: 0 SAC: 1 3B: 0 DP: 0 HR: 1 HBP: 1						

PITCHER	IP	WLS	BF	H	R	ER	SO	BB	IBB	HBP	BLK	WP	HR	S	P	ERA	WHIP
Jim Brewer, L (1, 1) ERA: 2.48	7.0	L	27	5	2	2	5	2	0	0	0	0	1	35	43	2.57	1.000
Ron Perranoski, L (8, 1) ERA: 2.47	2.0		11	3	2	1	1	0	0	1	0	0	0	12	13	4.50	1.500

PITCHER	IP	WLS	BF	H	R	ER	SO	BB	IBB	HBP	BLK	WP	HR	S	P	ERA	WHIP

TOP

St. Louis Cardinals @ Los Angeles Dodgers

Dodger Stadium, Los Angeles, CA

Fri Aug 25 1967, 7:05 PM PDT
Att. 40,740 - Unknown

livebaseballscorecards.com

AB	34
R	4
H	8
RBI	4
BB	2
SO	6
LOB	10

Alex Johnson, R (1, 9) OBP: 0.280, SLG: 0.324	4	1	3	0	0	0	0										
Roger Maris, L (9, 9) OBP: 0.354, SLG: 0.431	0	0	0	0	0	0	0										
Dal Maxvill, R (1, 6) OBP: 0.289, SLG: 0.275	2	1	1	1	2	0	0										
Al Jackson, L (1, 1) OBP: 0.345, SLG: 0.333	2	0	0	0	0	2	2										
Jack Lamabe, R (7, 1) OBP: 0.273, SLG: 0.200	0	0	0	0	0	0	0										
Joe Hoerner, R (7, 1) OBP: 0.182, SLG: 0.182	1	0	0	0	0	1	1										

1B: 7	SF: 0	WP: 0	PA: 39
2B: 0	SAC: 1	PB: 0	
3B: 0	DP: 0	SB: 1	
HR: 1	HBP: 1	CS: 1	

Batter	1	2	3	4	5	6	7	8	9	AB	R	H	RBI	BB	SO	LOB
Nate Oliver, R (1, 6) OBP: 0.325, SLG: 0.321	S S S 0-3 K ①		x 0-0 6-3 ①		x 0-0 G3 ②		S S S 0-3 K ③			4	0	0	0	0	2	2
Willie Davis, L (1, 8) OBP: 0.292, SLG: 0.338	x 0-0 P4 ②		x 0-0 4-3 ②		S S S 0-3 K ③			x 0-0 6-3 ①		4	0	0	0	0	1	0
Lou Johnson, R (1, 7) OBP: 0.341, SLG: 0.433	x 0-0 F9 ③		H 1-0 HBP			x 0-0 G6-3 1B		x 0-0 6-3 ②		3	0	1	0	0	0	0
Jim Lefebvre, S (1, 4) OBP: 0.333, SLG: 0.385		x 0-0 F9 ①	x 0-0 L4 ③			x 0-0 ① ② G6-3 1-2f		x 0-0 6-3 ③		4	0	0	0	0	0	2
Al Ferrara, R (1, 9) OBP: 0.349, SLG: 0.487		x 0-0 F2 ②		x 0-0 F7 ①		x 0-0 F3 ③			x 0-0 F9 ①	4	0	0	0	0	0	0
Wes Parker, S (1, 3) OBP: 0.366, SLG: 0.352		x 0-0 S E 1B		x 0-0 L6 ②			x 0-0 SH1-4 1B		x 0-0 F9 ②	4	1	2	0	0	0	0
Bob Bailey, R (1, 5) OBP: 0.314, SLG: 0.281		x 0-0 E7 1-H		x 0-0 1B			x 0-0 ① SH1-4 1-2		x 0-0 F3 ③	3	0	1	0	0	0	0
Jim Campanis, R (1, 2) OBP: 0.326, SLG: 0.405		I I I I 4-0 IBB		x 0-0 1-3 ③			S S S 0-3 K ②			2	0	0	0	1	1	2
Jim Brewer, L (1, 1) OBP: 0.053, SLG: 0.105 Ron Fairly, L (7, PH) OBP: 0.295, SLG: 0.307 Ron Hunt, R (7, PH) OBP: 0.363, SLG: 0.368 Gene Michael, S (7, PR) OBP: 0.235, SLG: 0.215 Ron Perranoski, L (8, 1) OBP: 0.167, SLG: 0.167		S S S 0-3 K ③			x 0-0 1-3 ①		B B B B 4-0 BB			2 0 0 0 0	0 0 0 0 0	0 0 0 0 0	0 0 1 0 0	0 0 0 0 0	1 0 0 0 0	2 0 0 0 0
Inning Stats	R: 0 E: 0 K: 1 S: 5 H: 0 LOB: 0 BB: 0 P: 5	R: 1 E: 1 K: 1 S: 7 H: 1 LOB: 2 BB: 1 P: 11	R: 0 E: 0 K: 0 S: 3 H: 0 LOB: 1 BB: 0 P: 4	R: 0 E: 0 K: 0 S: 4 H: 1 LOB: 1 BB: 0 P: 4	R: 0 E: 0 K: 1 S: 5 H: 0 LOB: 0 BB: 0 P: 5	R: 0 E: 0 K: 0 S: 3 H: 1 LOB: 0 BB: 0 P: 3	R: 0 E: 0 K: 2 S: 8 H: 1 LOB: 2 BB: 1 P: 12	R: 0 E: 0 K: 0 S: 3 H: 0 LOB: 0 BB: 0 P: 3	R: 0 E: 0 K: 0 S: 3 H: 0 LOB: 0 BB: 0 P: 3	1B: 4 2B: 0 3B: 0 HR: 0	SF: 0 SAC: 1 DP: 1 HBP: 1			WP: 0 PB: 0 SB: 1 CS: 0	PA: 34		

PITCHER		IP	WLS	BF	H	R	ER	SO	BB	IBB	HBP	BLK	WP	HR	S	P	ERA	WHIP
Al Jackson, L ERA: 4.04	(1, 1)	6.0	W	24	4	1	0	3	0	1	1	0	0	0	28	33	0.00	0.667
Jack Lamabe, R ERA: 3.34	(7, 1)	0.2		2	0	0	0	1	0	0	0	0	0	0	4	4	0.00	0.000
Joe Hoerner, L ERA: 2.21	(7, 1)	2.1	S	8	0	0	0	1	1	0	0	0	0	0	9	13	0.00	0.429

PITCHER	IP	WLS	BF	H	R	ER	SO	BB	IBB	HBP	BLK	WP	HR	S	P	ERA	WHIP

BOTTOM

St. Louis Cardinals @ Los Angeles Dodgers

Dodger Stadium, Los Angeles, CA

Fri Aug 25 1967, 7:05 PM PDT

Att. 40,740 - Unknown

livebaseballscorecards.com

AB	30
R	1
H	4
RBI	0
BB	2
SO	5
LOB	8

Batter	1	2	3	4	5	6	7	8	9	10	11	12	AB	R	H	RBI	BB	SO	LOB
Lou Brock, L (1, 7) OBP: 0.310, SLG: 0.450	4-3		FC6-4 1B		CS 1B		F9		1-3		IBB		5	0	2	0	1	0	1
Curt Flood, R (1, 8) OBP: 0.377, SLG: 0.410	BB		FC6-4 1-2f		G4-6-3 1-2 1B			F8	F8		G3		4	0	1	0	1	0	1
Joe Hoerner, R (10, 1) OBP: 0.182, SLG: 0.182													0	0	0	0	0	0	0
Dave Ricketts, S (11, PH) OBP: 0.270, SLG: 0.311													1	0	0	0	0	0	3
Hal Woodeshick, R (11, 1)													0	0	0	0	0	0	0
Ron Willis, R (12, 1) OBP: 0.429, SLG: 0.571													0	0	0	0	0	0	0
Roger Maris, L (1, 9) OBP: 0.353, SLG: 0.429	K		F7		G4-6-3 1-2f			E 1B 1B		1-3		L9	4	0	1	0	0	1	3
Alex Johnson, R (8, PR) OBP: 0.277, SLG: 0.320													2	1	0	0	0	0	0
(8, 9)																			
Orlando Cepeda, R (1, 3) OBP: 0.414, SLG: 0.563	P6		4-3			F8		E 1-2 1B		P4		1B 1B	6	0	2	0	0	0	2
Tim McCarver, L (1, 2) OBP: 0.378, SLG: 0.452		S S 1B		2B		4-3		E9 1-3 2-H 1B		F7		F9	6	0	3	1	0	0	1
Mike Shannon, R (1, 5) OBP: 0.302, SLG: 0.374	K 1-2		K			K		IBB			F9 1-2	1B	3	0	0	0	0	3	2
Phil Gagliano, R (8, PH) OBP: 0.256, SLG: 0.240													2	0	1	0	1	0	0
(8, 5)																			
Julian Javier, R (1, 4) OBP: 0.305, SLG: 0.406	5-3		F3				E5 5-3 1B	P6			G3 1B 1B	F3	6	0	2	0	0	0	7
Dal Maxvill, R (1, 6) OBP: 0.293, SLG: 0.276	IBB 2-3		IBB				5-3 2-3	F7			G3 1-2 1B		3	0	1	0	2	0	4
Ray Washburn, R (1, 1) OBP: 0.088, SLG: 0.140	K		K				K		6-3		G3 1-2 2-3		4	0	0	0	0	3	5
Bobby Tolan, L (10, 8) OBP: 0.307, SLG: 0.381													1	0	0	0	0	0	2
Inning Stats	R: 0 H: 0 E: 0 LOB: 1 K: 1 BB: 1 S: 5 P: 9	R: 0 H: 1 E: 0 LOB: 2 K: 2 BB: 1 S: 8 P: 12	R: 0 H: 1 E: 0 LOB: 1 K: 0 BB: 0 S: 4 P: 4	R: 0 H: 1 E: 0 LOB: 2 K: 2 BB: 1 S: 8 P: 12	R: 0 H: 2 E: 0 LOB: 0 K: 0 BB: 0 S: 3 P: 3	R: 0 H: 0 E: 0 LOB: 0 K: 1 BB: 0 S: 5 P: 5	R: 0 H: 1 E: 1 LOB: 1 K: 1 BB: 0 S: 6 P: 6	R: 1 H: 3 E: 1 LOB: 3 K: 0 BB: 1 S: 6 P: 10	R: 0 H: 0 E: 0 LOB: 0 K: 0 BB: 0 S: 3 P: 3	R: 0 H: 0 E: 0 LOB: 0 K: 0 BB: 0 S: 3 P: 3	R: 0 H: 2 E: 0 LOB: 3 K: 0 BB: 1 S: 5 P: 9	R: 0 H: 2 E: 0 LOB: 2 K: 0 BB: 0 S: 5 P: 5	1B: 12 SF: 0 2B: 1 SAC: 0 3B: 0 DP: 1 HR: 0 HBP: 0						

PITCHER	IP	WLS	BF	H	R	ER	SO	BB	IBB	HBP	BLK	WP	HR	S	P	ERA	WHIP
Don Drysdale, R (1, 1) ERA: 2.6	10.0		41	9	1	1	7	1	3	0	0	0	0	51	67	0.90	1.000
Phil Regan, R (11, 1) ERA: 2.99	2.0	W	11	4	0	0	0	0	1	0	0	0	0	10	14	0.00	2.000

PITCHER IP WLS BF H R ER SO BB IBB HBP BLK WP HR S P ERA WHIP

TOP

St. Louis Cardinals @ Los Angeles Dodgers

Dodger Stadium, Los Angeles, CA

Sat Aug 26 1967, 7:05 PM PDT

Att. 29,904 - Unknown

livebaseballscorecards.com

AB	47
R	1
H	13
RBI	1
BB	5
SO	7
LOB	31

WP: 0 PA: 52
PB: 0
SB: 2
CS: 1

Batter	1	2	3	4	5	6	7	8	9	10	11	12	AB	R	H	RBI	BB	SO	LOB
Nate Oliver, R (1, 6) OBP: 0.326, SLG: 0.321	x 0-0 ① 4-3		x 0-0 1-2 1B			S S S 0-3 ① K	S S S 0-3 ① K	x 0-0 1-3 IBB 1B		x 0-0 5-3 ②	6	0	2	0	0	2	1
Willie Davis, L (1, 8) OBP: 0.289, SLG: 0.335 Ron Hunt, R (10, PH) OBP: 0.365, SLG: 0.368 Gene Michael, S (10, PR) OBP: 0.235, SLG: 0.215 Jim Hickman, R (11, 9) OBP: 0.250, SLG: 0.237	x 0-0 ② G3		x 0-0 ③ F9			x 0-0 ② G3	x 0-0 ② 4-3	x 4-0 1-2 IBB		x 0-0 1B IBB 2-3 1B			4 0 0 1	0 0 0 0	0 0 0 0	0 1 0 0	0 0 0 0	2 0 0 0	0 0 0 0
Jim Lefebvre, S (1, 4) OBP: 0.331, SLG: 0.380	S S S 0-3 ③ K			x 0-0 ① F7		x 0-0 ③ 1-3	x 0-0 ③ P5	x 0-0 ② L5		x 4-0 1-2 1B IBB			5	0	0	0	1	1	3
Al Ferrara, R (1, 7) OBP: 0.353, SLG: 0.489 Len Gabrielson, L (8, 7) OBP: 0.301, SLG: 0.389 Jim Campanis, R (10, PH) OBP: 0.318, SLG: 0.395 Phil Regan, R (11, 1) OBP: 0.100, SLG: 0.100 Jeff Torborg, R (12, PH) OBP: 0.268, SLG: 0.278		S S S 0-3 ① K		x 0-0 FC4-6 1B			x 0-0 FC3-6 1B		x 0-0 ① P6	x 0-0 ③ L4		x 0-0 1-2 2-3 3-H 1B	3 1 1 0 1	0 0 0 0 0	2 0 0 0 1	0 0 0 0 1	0 0 0 0 0	1 0 3 0 0	0 0 0 0 0
John Roseboro, L (1, 2) OBP: 0.353, SLG: 0.370		x 0-0 ② F8		x 0-0 ② P6			x 0-0 ① FC3-6 1B 1-2f SF8		x 0-0 ② F9		x 0-0 ① P6		5	1	0	0	0	0	2
Wes Parker, S (1, 3) OBP: 0.372, SLG: 0.359 (11, 8)		x 0-0 4-6 1B		x 0-0 ③ FC4-6 1-2f			x 0-0 SF8 1-3 1B		x 0-0 1B		x 0-0 G6-3 1B		5	0	4	0	0	0	1
Ron Fairly, L (1, 9) OBP: 0.294, SLG: 0.306 (11, 3)		x 0-0 ③ 4-6 1-2	x 0-0 ① P5		x 0-0 CS 1B		x 0-0 ② SF8 1-2 3-H		x 0-0 ③ 4-3		x 0-0 ② ③ G6-3 1-2f		4	0	1	1	0	0	2
Bob Bailey, R (1, 5) OBP: 0.315, SLG: 0.278			S S S 0-3 ② K		x 0-0 ① F8		I I I 4-0 IBB			x 0-0 ① P4		B B B 4-0 1B SH5-3 1B BB	3	1	0	0	2	1	1
Don Drysdale, R (1, 1) OBP: 0.173, SLG: 0.132 Lou Johnson, R (10, PH) OBP: 0.344, SLG: 0.436 (11, 7)			B B B B 4-0 1B BB		x 0-0 ② ③ F3 1-2		x 0-0 ③ F5			x 0-0 1B		x 0-0 ① SH5-3 1-2	2 1	0 0	0 1	0 0	1 0	0 0	3 0
Inning Stats	R: 0 H: 0 E: 0 LOB: 0 K: 1 BB: 0 S: 5 P: 5	R: 0 H: 1 E: 0 LOB: 1 K: 1 BB: 0 S: 5 P: 5	R: 0 H: 1 E: 0 LOB: 2 K: 1 BB: 1 S: 6 P: 10	R: 0 H: 1 E: 0 LOB: 1 K: 0 BB: 0 S: 4 P: 4	R: 0 H: 1 E: 0 LOB: 0 K: 0 BB: 0 S: 3 P: 3	R: 0 H: 0 E: 0 LOB: 0 K: 1 BB: 0 S: 5 P: 5	R: 1 H: 2 E: 0 LOB: 2 K: 0 BB: 1 S: 5 P: 9	R: 0 H: 0 E: 0 LOB: 0 K: 1 BB: 0 S: 5 P: 5	R: 0 H: 1 E: 0 LOB: 1 K: 0 BB: 0 S: 4 P: 4	R: 0 H: 2 E: 0 LOB: 3 K: 0 BB: 1 S: 5 P: 9	R: 0 H: 1 E: 0 LOB: 0 K: 0 BB: 0 S: 3 P: 3	R: 1 H: 2 E: 0 LOB: 3 K: 0 BB: 2 S: 4 P: 12	1B: 12 SF: 1 2B: 0 SAC: 1 3B: 0 DP: 1 HR: 0 HBP: 0						

PITCHER	IP	WLS	BF	H	R	ER	SO	BB	IBB	HBP	BLK	WP	HR	S	P	ERA	WHIP
Ray Washburn, R (1, 1) ERA: 3.45	9.1		38	9	1	1	5	1	1	0	0	0	0	45	53	0.96	1.071
Joe Hoerner, L (10, 1) ERA: 2.18	0.2		3	0	0	0	0	0	1	0	0	0	0	2	6	0.00	0.000
Hal Woodeshick, L (11, 1) ERA: 4.7	1.1	L	5	1	1	1	0	1	0	0	0	0	0	4	8	6.75	1.500
Ron Willis, R (12, 1) ERA: 3.13	0.1		4	2	0	0	0	0	1	0	0	0	0	3	7	0.00	6.000

PITCHER	IP	WLS	BF	H	R	ER	SO	BB	IBB	HBP	BLK	WP	HR	S	P	ERA	WHIP

BOTTOM

St. Louis Cardinals @ Los Angeles Dodgers

Dodger Stadium, Los Angeles, CA

Sat Aug 26 1967, 7:05 PM PDT

Att. 29,904 - Unknown

livebaseballscorecards.com

AB	42
R	2
H	12
RBI	2
BB	5
SO	5
LOB	18

WP: 0	PA: 49		
PB: 0			
SB: 0			
CS: 1			

Batter	1	2	3	4	5	6	7	8	9	AB	R	H	RBI	BB	SO	LOB
Lou Brock, L (1, 7) OBP: 0.310, SLG: 0.449	P5		SH1-3 1-2	6-3			SH1-3 1B		4-3	4	0	1	0	0	0	0
Julian Javier, R (1, 4) OBP: 0.307, SLG: 0.411	5-3		1B 2-H 3B	F8			SH1-3 1-2		FC6-4 1B	4	1	2	1	0	0	0
Curt Flood, R (1, 8) OBP: 0.378, SLG: 0.407	4-3		BBBB 1B 2B BB		BBBB 5-3 1B BB		F8		FC6-4 1-2f	3	2	0	0	2	0	2
Orlando Cepeda, R (1, 3) OBP: 0.414, SLG: 0.560		6-3	2B E 1-3 3-H 1B		5-3 1-2		IBB		5-3	4	1	1	1	1	0	2
Alex Johnson, R (1, 9) OBP: 0.286, SLG: 0.336		1B	E9 SF7 1-H 3-H 2B		G3-6 2-H 1B		F8			2	1	2	1	0	0	0
Bobby Tolan, L (5, PH) (5, 9) OBP: 0.309, SLG: 0.383										2	0	1	1	0	0	2
Tim McCarver, L (1, 2) OBP: 0.377, SLG: 0.449		BBBB 1B BB	SF7 3-H		G3-6 1-2f			F8		2	0	0	1	1	0	1
Phil Gagliano, R (1, 5) OBP: 0.268, SLG: 0.253		1-2 1B	1B			F7		1B		4	0	3	0	0	0	0
Dal Maxvill, R (1, 6) OBP: 0.290, SLG: 0.273		F7	L9			6-3		SSS K		4	0	0	0	0	1	4
Nelson Briles, R (1, 1) OBP: 0.241, SLG: 0.154			SH1-3 3B 1B	G3		F8		1-3		4	1	1	0	0	0	1
Joe Hoerner, R (9, 1) OBP: 0.182, SLG: 0.182										0	0	0	0	0	0	0
Inning Stats	R: 0 E: 0 K: 0 S: 3 H: 0 LOB: 0 BB: 0 P: 3	R: 0 E: 0 K: 0 S: 4 H: 2 LOB: 2 BB: 1 P: 8	R: 5 E: 1 K: 0 S: 8 H: 5 LOB: 1 BB: 1 P: 12	R: 0 E: 0 K: 0 S: 3 H: 0 LOB: 0 BB: 0 P: 3	R: 1 E: 0 K: 0 S: 3 H: 1 LOB: 0 BB: 1 P: 7	R: 0 E: 0 K: 0 S: 3 H: 0 LOB: 0 BB: 0 P: 3	R: 0 E: 0 K: 0 S: 4 H: 1 LOB: 2 BB: 1 P: 8	R: 0 E: 0 K: 1 S: 6 H: 1 LOB: 1 BB: 0 P: 6	R: 0 E: 0 K: 0 S: 4 H: 1 LOB: 1 BB: 0 P: 4							

TOP

St. Louis Cardinals @ Los Angeles Dodgers

Dodger Stadium, Los Angeles, CA

Sun Aug 27 1967, 3:33 AM PDT

Att. 22,109 - Unknown

livebaseballscorecards.com

AB	33
R	6
H	11
RBI	5
BB	4
SO	1
LOB	12

1B: 9	SF: 1
2B: 1	SAC: 2
3B: 1	DP: 1
HR: 0	HBP: 0

WP: 0	PA: 40
PB: 0	
SB: 0	
CS: 0	

PITCHER		IP	WLS	BF	H	R	ER	SO	BB	IBB	HBP	BLK	WP	HR	S	P	ERA	WHIP
Claude Osteen, L ERA: 3.3	(1, 1)	2.2	L	16	7	5	5	0	2	0	0	0	0	0	14	22	16.88	3.375
Bob Miller, R ERA: 4.81	(3, 1)	2.1		8	1	1	1	0	1	0	0	0	0	0	7	11	3.86	0.857
Dick Egan, L ERA: 5.74	(6, 1)	2.0		8	1	0	0	0	0	1	0	0	0	0	7	11	0.00	0.500
Ron Perranoski, L ERA: 2.42	(8, 1)	2.0		8	2	0	0	1	0	0	0	0	0	0	10	10	0.00	1.000

PITCHER	IP	WLS	BF	H	R	ER	SO	BB	IBB	HBP	BLK	WP	HR	S	P	ERA	WHIP

Batter	1	2	3	4	5	6	7	8	9	AB	R	H	RBI	BB	SO	LOB
Nate Oliver, R (1, 6) OBP: 0.316, SLG: 0.311	P4		K		K		F7		K	5	0	0	0	0	3	4
Willie Davis, L (1, 8) OBP: 0.289, SLG: 0.334	F7		P6			1B		4-3		4	0	1	0	0	0	0
Lou Johnson, R (1, 7) OBP: 0.342, SLG: 0.430	5-3			K		K		G4-6-3 BB		3	0	0	0	1	2	1
Jim Lefebvre, S (1, 4) OBP: 0.331, SLG: 0.379		F8		K		1-2 1B		G4-6-3 1-2f		4	0	1	0	0	1	1
John Roseboro, L (1, 2) OBP: 0.355, SLG: 0.369		E 1B		F5		F7			1B SF8 BB	3	1	1	0	1	0	2
Wes Parker, S (1, 3) OBP: 0.368, SLG: 0.354		F7			F7	F7			K	4	0	0	0	0	1	4
Ron Fairly, L (1, 9) OBP: 0.301, SLG: 0.316		E5 1-2 1B			1B 2B		FC6-4 1B		BB 1-3 1B	4	1	4	0	0	0	0
Bob Bailey, R (1, 5) OBP: 0.314, SLG: 0.278		K			2-H 1B		FC6-4 1-2f		SF8 3-H	3	0	1	2	0	1	3
Claude Osteen, L (1, 1) Bob Miller, R (3, 1) Len Gabrielson, L (5, PH) OBP: 0.300, SLG: 0.387 Dick Egan, L (6, 1) Jim Campanis, R (7, PH) OBP: 0.311, SLG: 0.385 Ron Perranoski, L (8, 1) OBP: 0.167, SLG: 0.167 Jim Hickman, R (9, PH) OBP: 0.257, SLG: 0.237			F9		F8		L7		BB 1-2	0 1 1 0 1 0 0	0 0 0 0 0 0 0	0 0 0 0 0 0 0	0 0 0 0 0 0 0	0 0 0 0 0 0 1	0 0 1 0 0 0 0	0 0 1 0 1 0 0
Inning Stats	R: 0 E: 0 K: 0 S: 3 H: 0 LOB: 0 BB: 0 P: 3	R: 0 E: 1 K: 1 S: 7 H: 2 LOB: 2 BB: 0 P: 7	R: 0 E: 0 K: 1 S: 5 H: 0 LOB: 0 BB: 0 P: 5	R: 0 E: 0 K: 2 S: 7 H: 0 LOB: 0 BB: 0 P: 7	R: 1 E: 0 K: 1 S: 7 H: 2 LOB: 1 BB: 0 P: 7	R: 0 E: 0 K: 1 S: 7 H: 2 LOB: 2 BB: 0 P: 7	R: 0 E: 0 K: 0 S: 4 H: 1 LOB: 1 BB: 0 P: 4	R: 0 E: 0 K: 0 S: 2 H: 0 LOB: 0 BB: 1 P: 6	R: 1 E: 0 K: 2 S: 8 H: 1 LOB: 2 BB: 2 P: 16	1B: 7 2B: 1 3B: 0 HR: 0	SF: 1 SAC: 0 DP: 1 HBP: 0						

PITCHER	IP	WLS	BF	H	R	ER	SO	BB	IBB	HBP	BLK	WP	HR	S	P	ERA	WHIP
Nelson Briles, R (1, 1) ERA: 2.91	8.0	W	32	7	2	2	6	2	0	0	0	0	0	42	50	2.25	1.125
Joe Hoerner, L (9, 1) ERA: 2.15	1.0	S	5	1	0	0	2	1	0	0	0	0	0	8	12	0.00	2.000

PITCHER	IP	WLS	BF	H	R	ER	SO	BB	IBB	HBP	BLK	WP	HR	S	P	ERA	WHIP

BOTTOM

St. Louis Cardinals @ Los Angeles Dodgers

Dodger Stadium, Los Angeles, CA

Sun Aug 27 1967, 3:33 AM PDT

Att. 22,109 - Unknown

livebaseballscorecards.com

AB	33
R	2
H	8
RBI	2
BB	3
SO	8
LOB	17

WP: 0	PB: 0	SB: 0	CS: 0
PA: 37			

Batter	1	2	3	4	5	6	7	8	9	AB	R	H	RBI	BB	SO	LOB
Nate Oliver, R (1, 6) (4, 4) OBP: 0.309, SLG: 0.304	0-0 ① 6-3		0-3 ③ K			0-3 ① K		0-0 ② F7		4	0	0	0	0	2	0
Willie Davis, L (1, 8) OBP: 0.286, SLG: 0.331	0-0 ② F8			0-0 ① F6		0-3 ② K		0-0 E9		4	0	0	0	0	1	0
Lou Johnson, R (1, 7) OBP: 0.341, SLG: 0.425	4-0 BB			0-3 ② K		0-0 ③ 6-3		0-3 ③ K		3	0	0	0	1	2	1
Jim Lefebvre, S (1, 4) OBP: 0.331, SLG: 0.380 Gene Michael, S (4, 6) OBP: 0.233, SLG: 0.212	0-0 ③ F4			0-0 1B			0-0 ① 1-3		0-0 ① 1-3	2	0	1	0	0	0	1
										2	0	0	0	0	0	0
John Roseboro, L (1, 2) OBP: 0.354, SLG: 0.365		4-0 BB G1-6-3		0-0 ③ F6			0-0 ② F8		0-0 ② F8	3	0	0	0	1	0	1
Wes Parker, S (1, 3) OBP: 0.372, SLG: 0.360		0-0 ①② G1-6-3 1-2f			0-0 PB 1B		0-0 E 2B		4-0 BB	3	0	2	0	1	0	1
Ron Fairly, L (1, 9) OBP: 0.298, SLG: 0.313		0-3 ③ K			0-0 ① F9 1-2		0-0 E3 2-3		0-0 ③ 1-3	4	0	0	0	0	1	3
Bob Bailey, R (1, 5) OBP: 0.311, SLG: 0.275			0-0 ① 4-3		0-0 ② 6-3		0-3 ③ K			3	0	0	0	0	1	3
Don Sutton, R (1, 1) OBP: 0.152, SLG: 0.169 Jim Hickman, R (8, PH) OBP: 0.255, SLG: 0.234 Bob Miller, R (8, 1)			0-3 ② K		0-0 ③ 6-3			0-3 ① K		2	0	0	0	0	1	1
										1	0	0	0	0	1	0
										0	0	0	0	0	0	0
Inning Stats	R: 0 E: 0 K: 0 S: 3 H: 0 LOB: 1 BB: 1 P: 7	R: 0 E: 0 K: 1 S: 4 H: 0 LOB: 0 BB: 1 P: 8	R: 0 E: 0 K: 2 S: 7 H: 0 LOB: 0 BB: 0 P: 7	R: 0 E: 0 K: 1 S: 6 H: 1 LOB: 1 BB: 0 P: 6	R: 0 E: 0 K: 0 S: 4 H: 1 LOB: 1 BB: 0 P: 4	R: 0 E: 0 K: 2 S: 7 H: 0 LOB: 0 BB: 0 P: 7	R: 0 E: 1 K: 1 S: 7 H: 1 LOB: 2 BB: 0 P: 7	R: 0 E: 1 K: 2 S: 8 H: 0 LOB: 1 BB: 0 P: 8	R: 0 E: 0 K: 0 S: 3 H: 0 LOB: 1 BB: 1 P: 7	1B: 2 2B: 1 3B: 0 HR: 0	SF: 0 SAC: 0 DP: 1 HBP: 0						

PITCHER	IP	WLS	BF	H	R	ER	SO	BB	IBB	HBP	BLK	WP	HR	S	P	ERA	WHIP
Gaylord Perry, R (1, 1) ERA: 3.17	9.0	W	34	3	0	0	9	3	0	0	0	0	0	49	61	0.00	0.667

PITCHER	IP	WLS	BF	H	R	ER	SO	BB	IBB	HBP	BLK	WP	HR	S	P	ERA	WHIP

TOP

Los Angeles Dodgers @ San Francisco Giants
Candlestick Park, San Francisco, CA
Mon Aug 28 1967, 10:05 PM EDT
Att. 11,762 - Unknown

livebaseballscorecards.com

AB	31
R	0
H	3
RBI	0
BB	3
SO	9
LOB	11

WP: 0 PB: 1 SB: 0 CS: 0 PA: 34

Batter	1	2	3	4	5	6	7	8	9	AB	R	H	RBI	BB	SO	LOB
Jim Davenport, R (1, 5) OBP: 0.355, SLG: 0.352	6-3		BB 1B 1B 1-3		1B G3 1B	F7		1B BB		4	2	2	0	1	0	0
Tom Haller, L (1, 2) OBP: 0.368, SLG: 0.443	5-3		1B SF7 BB 1-2		G3 HBP WP 1B 1-3		F7	PO 1B 1-2 2-H		4	2	2	1	1	0	0
Willie Mays, R (1, 8) OBP: 0.326, SLG: 0.441	F3		S 1B 1-3 2-H 3-H		G3 WP HBP 1-2		1B BB	PO 1-2		2	1	1	2	1	0	0
Willie McCovey, L (1, 3) OBP: 0.389, SLG: 0.546		BB	SF7 3-H		G3 1-2 2-3 3-H		K			2	0	0	2	1	1	3
Jim Ray Hart, R (1, 7) OBP: 0.373, SLG: 0.529		F8	F7 1-2		WP IBB		1B 1-3			3	0	1	0	1	0	2
Ollie Brown, R (1, 9) OBP: 0.313, SLG: 0.405		F8		6-3	F6		5-3			4	0	0	0	0	0	6
Hal Lanier, R (1, 6) OBP: 0.239, SLG: 0.265		F5		5-3	6-3 1-2 2-H 3-H			K		4	0	0	0	0	1	2
Tito Fuentes, S (1, 4) OBP: 0.247, SLG: 0.276			1B 1B 1B	E6		K		SH2-4 1B 1B		4	2	2	0	0	1	0
Gaylord Perry, R (1, 1) OBP: 0.155, SLG: 0.169			K	F3		6-3		SH2-4 1-2		3	0	0	0	0	1	2

Inning Stats	1	2	3	4	5	6	7	8	9	AB	R	H	RBI	BB	SO	LOB
	R: 0 H: 0 E: 0 LOB: 0 K: 0 BB: 0 S: 3 P: 3	R: 0 H: 0 E: 0 LOB: 1 K: 0 BB: 1 S: 3 P: 7	R: 3 H: 3 E: 0 LOB: 1 K: 1 BB: 1 S: 8 P: 12	R: 0 H: 0 E: 1 LOB: 1 K: 0 BB: 0 S: 4 P: 4	R: 3 H: 2 E: 0 LOB: 1 K: 0 BB: 1 S: 5 P: 10	R: 0 H: 0 E: 0 LOB: 0 K: 1 BB: 0 S: 5 P: 5	R: 0 H: 1 E: 0 LOB: 2 K: 1 BB: 1 S: 6 P: 10	R: 1 H: 2 E: 0 LOB: 1 K: 1 BB: 1 S: 6 P: 10		1B: 8 SF: 1 2B: 0 SAC: 1 3B: 0 DP: 0 HR: 0 HBP: 1					WP: 2 PA: 39 PB: 0 SB: 1 CS: 0

PITCHER		IP	WLS	BF	H	R	ER	SO	BB	IBB	HBP	BLK	WP	HR	S	P	ERA	WHIP
Don Sutton, R ERA: 3.92	(1, 1)	7.0	L	33	6	6	6	3	3	1	1	0	1	0	34	51	7.71	1.286
Bob Miller, R ERA: 4.87	(8, 1)	1.0		5	2	1	1	1	1	0	0	0	0	0	6	10	9.00	3.000

BOTTOM

Los Angeles Dodgers @ San Francisco Giants
Candlestick Park, San Francisco, CA
Mon Aug 28 1967, 10:05 PM EDT
Att. 11,762 - Unknown

livebaseballscorecards.com

AB	30
R	7
H	8
RBI	5
BB	5
SO	4
LOB	15

Batter	1	2	3	4	5	6	7	8	9	AB	R	H	RBI	BB	SO	LOB
Nate Oliver, R (1, 4) OBP: 0.314, SLG: 0.305	B B B B 4-0 PB BB SF4 BB		x 0-0 ① 6-3			x 0-0 G4-3 1B		S S S 0-3 ② K		3	1	1	0	1	1	1
Willie Davis, L (1, 8) OBP: 0.286, SLG: 0.329	B B B B 4-0 PB 1-2 BB		x 0-0 ② F4			x 0-0 ① F8		x 0-0 ③ F3		3	0	0	0	1	0	2
Wes Parker, S (1, 3) OBP: 0.368, SLG: 0.356	S S S 0-3 ① K 1-2 2-3		x 0-0 ③ 6-3			x 0-0 ②③ G4-3 1-2f			S S S 0-3 ① K	4	0	0	0	0	2	3
Lou Johnson, R (1, 7) OBP: 0.343, SLG: 0.424	I I I I 4-0 FC5-4 IBB			S S S 0-3 ① K			x 0-0 FC4-6 1B		x 0-0 ② L7	3	0	1	0	1	1	0
Ron Fairly, L (1, 9) OBP: 0.295, SLG: 0.310	x 0-0 ② SF4 3-H			S S S 0-3 ② K			x 0-0 ① FC4-6 FC6-4 1-2f		x 0-0 ③ 4-3	3	0	0	1	0	1	1
Bob Bailey, R (1, 5) OBP: 0.307, SLG: 0.271	x 0-0 ③ FC5-4 1-2f			x 0-0 ③ 1-3			x 0-0 ② FC6-4 1-2f			3	0	0	0	0	0	3
Jeff Torborg, R (1, 2) OBP: 0.265, SLG: 0.275		x 0-0 ① F3			x 0-0 ① F4		x 0-0 ③ 1-3			2	0	0	0	0	0	0
Jim Campanis, R (7, PH) OBP: 0.304, SLG: 0.375 (7, 2)										1	0	0	0	0	0	1
Gene Michael, S (1, 6) OBP: 0.234, SLG: 0.214		x 0-0 ② 1-3			x 0-0 ② 1-3			x 0-0 4-3 WP 1B		3	0	1	0	0	0	0
Bill Singer, R (1, 1) OBP: 0.096, SLG: 0.115		x 0-0 ③ 5-3			S S S 0-3 ③ K			x 0-0 ① 4-3 1-3		1	0	0	0	0	0	0
Dick Egan, L (4, 1)										1	0	0	0	0	1	0
Phil Regan, R (7, 1) OBP: 0.100, SLG: 0.100										0	0	0	0	0	0	0
Jim Hickman, R (7, 5) OBP: 0.252, SLG: 0.232										1	0	0	0	0	0	1
Inning Stats	R: 1 E: 0 K: 1 S: 5 H: 0 LOB: 2 BB: 3 P: 17	R: 0 E: 0 K: 0 S: 3 H: 0 LOB: 0 BB: 0 P: 3	R: 0 E: 0 K: 0 S: 3 H: 0 LOB: 0 BB: 0 P: 3	R: 0 E: 0 K: 2 S: 7 H: 0 LOB: 0 BB: 0 P: 7	R: 0 E: 0 K: 1 S: 5 H: 0 LOB: 0 BB: 0 P: 5	R: 0 E: 0 K: 0 S: 3 H: 1 LOB: 0 BB: 0 P: 3	R: 0 E: 0 K: 0 S: 4 H: 1 LOB: 1 BB: 0 P: 4	R: 0 E: 0 K: 1 S: 6 H: 1 LOB: 1 BB: 0 P: 6	R: 0 E: 0 K: 1 S: 5 H: 0 LOB: 0 BB: 0 P: 5	1B: 3 2B: 0 3B: 0 HR: 0	SF: 1 SAC: 0 DP: 1 HBP: 0					

TOP

Los Angeles Dodgers @ San Francisco Giants
Candlestick Park, San Francisco, CA
Tue Aug 29 1967, 10:05 PM EDT
Att. 11,594 - Unknown

livebaseballscorecards.com

AB	28
R	1
H	3
RBI	1
BB	3
SO	6
LOB	12

WP: 1 PB: 1 SB: 0 CS: 0 PA: 32

PITCHER		IP	WLS	BF	H	R	ER	SO	BB	IBB	HBP	BLK	WP	HR	S	P	ERA	WHIP
Joe Gibbon, L ERA: 3.36	(1, 1)	9.0	W	32	3	1	1	6	2	1	0	0	1	0	41	53	1.00	0.556

PITCHER		IP	WLS	BF	H	R	ER	SO	BB	IBB	HBP	BLK	WP	HR	S	P	ERA	WHIP

Batter	1	2	3	4	5	6	7	8	9	AB	R	H	RBI	BB	SO	LOB
Jim Davenport, R (1, 5) OBP: 0.353, SLG: 0.351	6-3		K	1B 2-H 3-H		K	1B 3-H			4	0	1	2	0	2	0
Bobby Etheridge, R (7, PH) OBP: 0.298, SLG: 0.369 (8, 5)										1	0	1	1	0	0	0
Tom Haller, L (1, 2) OBP: 0.364, SLG: 0.437	4-3		F7	K		K	4-3			5	0	0	0	0	2	2
Willie Mays, R (1, 8) OBP: 0.330, SLG: 0.450	F4		1B	BB 1B 1B			HR	F3		3	2	2	1	1	0	0
Ken Henderson, S (8, 8) OBP: 0.272, SLG: 0.273										1	0	0	0	0	0	0
Willie McCovey, L (1, 3) OBP: 0.387, SLG: 0.543	1-3	4-3		FC5-4 1-H 1B			BB 2B 1B	4-3		2	0	0	0	0	0	1
Jack Hiatt, R (5, 3) OBP: 0.396, SLG: 0.470										2	1	1	1	1	0	0
Jim Ray Hart, R (1, 7) OBP: 0.374, SLG: 0.533	K		FC3-6 1B 2B	FC5-4 6-3 1-2f 1B			1B 1-3 3B 2B	1B 1B		4	3	2	0	0	1	1
Ty Cline, L (8, 7) OBP: 0.303, SLG: 0.385										1	0	1	0	0	0	0
Ollie Brown, R (1, 9) OBP: 0.320, SLG: 0.418	1B 3B		FC3-6 2-3 1B	6-3 1-2			3B 2-3 3-H 1B	FC6-4 1-2 1B		5	2	4	1	0	0	1
Hal Lanier, R (1, 6) OBP: 0.243, SLG: 0.273	WP S 3-H 1B		FC3-6 SH1-4 1B 1-2f 3-H 1B	1B 2-H 1B			1B 1-H 3-H 3B	FC6-4 1-2f		5	2	3	5	0	0	3
Tito Fuentes, S (1, 4) OBP: 0.250, SLG: 0.276		BB 1-3	SH1-4 1-2 1B 1B	F4			K			3	1	1	0	1	1	2
Joe Gibbon, R (1, 1) OBP: 0.080, SLG: 0.083		K	SH1-4 1-2 2-3			K	G3			3	0	0	0	0	2	3
Inning Stats	R: 0 E: 0 K: 0 S: 3 H: 0 LOB: 0 BB: 0 P: 3	R: 1 E: 0 K: 2 S: 9 H: 2 LOB: 2 BB: 1 P: 13	R: 0 E: 0 K: 1 S: 6 H: 1 LOB: 1 BB: 0 P: 6	R: 3 E: 0 K: 1 S: 9 H: 4 LOB: 1 BB: 0 P: 9	R: 2 E: 0 K: 0 S: 5 H: 2 LOB: 1 BB: 1 P: 9	R: 0 E: 0 K: 3 S: 9 H: 0 LOB: 0 BB: 0 P: 9	R: 5 E: 0 K: 1 S: 10 H: 5 LOB: 1 BB: 1 P: 14	R: 0 E: 0 K: 0 S: 5 H: 2 LOB: 2 BB: 0 P: 5			1B: 11 2B: 2 3B: 2 HR: 1 SF: 0 SAC: 1 DP: 0 HBP: 0			WP: 1 PB: 0 SB: 1 CS: 0 PA: 43	

PITCHER		IP	WLS	BF	H	R	ER	SO	BB	IBB	HBP	BLK	WP	HR	S	P	ERA	WHIP
Bill Singer, R ERA: 2.68	(1, 1)	3.2	L	19	7	4	4	3	1	0	0	0	1	0	24	28	9.82	2.182
Dick Egan, L ERA: 6.52	(4, 1)	2.1		12	3	4	4	4	2	0	0	0	0	1	18	26	15.43	2.143
Phil Regan, R ERA: 3.25	(7, 1)	2.0		12	6	3	3	1	0	0	0	0	0	0	14	14	13.50	3.000

PITCHER	IP	WLS	BF	H	R	ER	SO	BB	IBB	HBP	BLK	WP	HR	S	P	ERA	WHIP

BOTTOM

Los Angeles Dodgers @ San Francisco Giants

Candlestick Park, San Francisco, CA

Tue Aug 29 1967, 10:05 PM EDT

Att. 11,594 - Unknown

livebaseballscorecards.com

AB	39
R	11
H	16
RBI	11
BB	3
SO	8
LOB	13

Batter	1	2	3	4	5	6	7	8	9	AB	R	H	RBI	BB	SO	LOB
Nate Oliver, R (1, 4) OBP: 0.326, SLG: 0.320	FC4-6 1B		1B 2B		BB 2B BB		FC6-4 1B	FC6-4 1-2f		4	1	3	0	1	0	1
Willie Davis, L (1, 8) OBP: 0.287, SLG: 0.328	FC4-6 1B PB 1-2f		CS 1B 2-3		2B BB 1-2 2-3		F7		F6	4	2	1	0	1	0	2
Lou Johnson, R (1, 7) OBP: 0.344, SLG: 0.427	K 1B 1-2		F3		1B 2B 1-H 2-H 3-H		FC6-4 1-2f		F5	5	2	2	3	0	0	3
Al Ferrara, R (1, 9) OBP: 0.350, SLG: 0.485 Ron Fairly, L (5, PH) OBP: 0.300, SLG: 0.321 (5, 9)	F7		5-3 1-2		FC3-6 1B 2-H		HR 1-H		WP BB 1B BB	2 2	0 2	0 2	0 3	0 1	0 0	4 0
Wes Parker, S (1, 3) OBP: 0.369, SLG: 0.353	K FC6-4 1-3 2-H			F8	FC3-6 1-2f		BB		WP 1B BB 1-2	3	1	0	0	2	1	2
Bob Bailey, R (1, 5) OBP: 0.305, SLG: 0.270	FC6-4 1-2f			F4	5-3		F3		FC6-4 1-H 2-H	5	0	1	2	0	0	4
Jeff Torborg, R (1, 2) OBP: 0.263, SLG: 0.273		6-3		4-3		5-3		FC6-4 1B	FC6-4 1-2f	5	0	1	0	0	0	1
Gene Michael, S (1, 6) OBP: 0.239, SLG: 0.216		CS 1B			BB SH1-4 2B BB	1-3		K		3	1	1	0	1	1	1
Don Drysdale, R (1, 1) OBP: 0.169, SLG: 0.128 Ron Perranoski, L (7, 1) OBP: 0.143, SLG: 0.143		K 1-2			SH1-4 1-2	G3		K		2 1	0 0	0 0	0 0	0 0	1 1	1 1
Inning Stats	R: 1 E: 0 K: 1 S: 8 H: 2 LOB: 2 BB: 0 P: 8	R: 0 E: 0 K: 1 S: 5 H: 1 LOB: 1 BB: 0 P: 5	R: 0 E: 0 K: 0 S: 4 H: 2 LOB: 0 BB: 0 P: 4	R: 0 E: 0 K: 0 S: 3 H: 0 LOB: 0 BB: 0 P: 3	R: 4 E: 0 K: 0 S: 5 H: 2 LOB: 1 BB: 3 P: 17	R: 0 E: 0 K: 0 S: 3 H: 0 LOB: 0 BB: 0 P: 3	R: 2 E: 0 K: 0 S: 5 H: 2 LOB: 1 BB: 1 P: 9	R: 0 E: 0 K: 2 S: 8 H: 1 LOB: 1 BB: 0 P: 8	R: 2 E: 0 K: 0 S: 4 H: 1 LOB: 1 BB: 2 P: 12	1B: 8 2B: 3 3B: 0 HR: 1 SF: 0 SAC: 1 DP: 1 HBP: 0						

TOP

Los Angeles Dodgers @ San Francisco Giants

Candlestick Park, San Francisco, CA

Wed Aug 30 1967, 6:33 AM EDT

Att. 14,526 - Unknown

livebaseballscorecards.com

AB	36
R	9
H	11
RBI	8
BB	6
SO	4
LOB	20

WP: 1 PB: 1 SB: 0 CS: 2 PA: 43

PITCHER		IP	WLS	BF	H	R	ER	SO	BB	IBB	HBP	BLK	WP	HR	S	P	ERA	WHIP
Ray Sadecki, L ERA: 3.27	(1, 1)	4.1	L	21	6	5	4	2	3	0	0	0	0	0	22	34	8.31	2.077
Lindy McDaniel, R ERA: 4.3	(5, 1)	2.2		12	3	2	2	0	1	0	0	0	0	1	11	15	6.75	1.500
Bobby Bolin, R ERA: 5.06	(8, 1)	2.0		10	2	2	2	2	2	0	0	0	1	0	12	20	9.00	2.000

PITCHER	IP	WLS	BF	H	R	ER	SO	BB	IBB	HBP	BLK	WP	HR	S	P	ERA	WHIP

BOTTOM

Los Angeles Dodgers @ San Francisco Giants
Candlestick Park, San Francisco, CA
Wed Aug 30 1967, 6:33 AM EDT
Att. 14,526 - Unknown

livebaseballscorecards.com

Batter	1	2	3	4	5	6	7	8	9	AB	R	H	RBI	BB	SO	LOB
Jim Davenport, R (1, 5) (8, 4) OBP: 0.357, SLG: 0.351	4-3 1B		F9		BB BB		FC BB 1B 1-2		BB BB BB	3	0	1	0	2	0	1
Tom Haller, L (1, 2) OBP: 0.366, SLG: 0.438	4-3 1-2			2B FC6-4 1B	1-2 BB		BB 1B 1-2 2-H		BB BB 1-2	2	1	1	0	1	0	1
Dick Dietz, R (7, PH) (8, 2) OBP: 0.369, SLG: 0.377										1	0	1	1	1	0	0
Willie Mays, R (1, 8) OBP: 0.331, SLG: 0.450	K			FC6-4 5-3 1-3 2B	F8		BB 1-2 2-3		F3	4	1	1	0	1	1	5
Jim Ray Hart, R (1, 7) OBP: 0.374, SLG: 0.530	F4			FC6-4 IBB	6-3		F3		BB 1-2 2-3	3	0	0	0	2	0	4
Ollie Brown, R (1, 9) OBP: 0.315, SLG: 0.412		6-3		FC6-4 5-3 1-2f 2-3 3-H	K	4-3	5-3			5	0	0	1	0	1	5
Jack Hiatt, R (1, 3) OBP: 0.392, SLG: 0.471		6-3		5-3 1-2 3-H	F4			2B		4	0	1	1	0	0	1
Hal Lanier, R (1, 6) OBP: 0.241, SLG: 0.271		F4		K2-3			5-3	F6		4	0	0	0	0	1	2
Tito Fuentes, S (1, 4) OBP: 0.252, SLG: 0.278			F5 1B	K			FC 1B 1B	5-3		2	0	1	0	0	1	0
Ty Cline, L (7, PH) OBP: 0.310, SLG: 0.391										1	1	1	0	0	0	0
Bobby Etheridge, R (8, 5) OBP: 0.296, SLG: 0.365										1	0	0	0	0	0	1
Ray Sadecki, L (1, 1) OBP: 0.286, SLG: 0.333			F5 1-2	F8			K		4-3	1	0	0	0	0	0	1
Lindy McDaniel, R (5, 1) OBP: 0.091, SLG: 0.091										1	0	0	0	0	0	0
Ken Henderson, S (7, PH) OBP: 0.271, SLG: 0.272										1	0	0	0	0	1	1
Bobby Bolin, R (8, 1) OBP: 0.265, SLG: 0.303										0	0	0	0	0	0	0
Jesus Alou, R (9, PH) OBP: 0.318, SLG: 0.381										1	0	0	0	0	0	0
Inning Stats	R: 0 E: 0 K: 1 S: 6 H: 1 LOB: 1 BB: 0 P: 6	R: 0 E: 0 K: 0 S: 3 H: 0 LOB: 0 BB: 0 P: 3	R: 0 E: 0 K: 0 S: 3 H: 1 LOB: 0 BB: 0 P: 3	R: 2 E: 0 K: 1 S: 7 H: 2 LOB: 1 BB: 1 P: 11	R: 0 E: 0 K: 1 S: 5 H: 0 LOB: 2 BB: 2 P: 13	R: 0 E: 0 K: 1 S: 5 H: 0 LOB: 0 BB: 0 P: 5	R: 1 E: 0 K: 1 S: 8 H: 2 LOB: 3 BB: 1 P: 12	R: 0 E: 0 K: 0 S: 4 H: 1 LOB: 1 BB: 0 P: 4	R: 0 E: 0 K: 0 S: 3 H: 0 LOB: 3 BB: 3 P: 15	1B: 5 2B: 2 3B: 0 HR: 0	SF: 0 SAC: 0 DP: 0 HBP: 0						

	AB	34
	R	3
	H	7
	RBI	3
	BB	7
	SO	5
	LOB	22

WP: 0 PB: 0 SB: 0 CS: 0 PA: 41

PITCHER		IP	WLS	BF	H	R	ER	SO	BB	IBB	HBP	BLK	WP	HR	S	P	ERA	WHIP
Don Drysdale, R ERA: 2.64	(1, 1)	6.2	W	28	5	3	3	5	2	1	0	0	0	0	35	47	4.05	1.050
Ron Perranoski, L ERA: 2.35	(7, 1)	2.1	S	13	2	0	0	0	4	0	0	0	0	0	9	25	0.00	2.571

PITCHER	IP	WLS	BF	H	R	ER	SO	BB	IBB	HBP	BLK	WP	HR	S	P	ERA	WHIP

Batter	1	2	3	4	5	6	7	8	9	AB	R	H	RBI	BB	SO	LOB
Nate Oliver, R (1, 4) OBP: 0.325, SLG: 0.315 Al Ferrara, R (9, PH) OBP: 0.349, SLG: 0.483	F4		K		4-3		1B SH1-3 BB		F4	3 1	1 0	0 0	0 0	1 0	1 0	2 0
Willie Davis, L (1, 8) OBP: 0.288, SLG: 0.331	G3			F8		1-3 SF9 2B	SH1-3 1B 1-3 3-H		3-1	5	1	2	1	0	0	0
Lou Johnson, R (1, 7) OBP: 0.341, SLG: 0.422	4-3			F2		1-3 2-3	SH1-3 1-2 3-H			3	0	0	1	0	0	1
Ron Fairly, L (1, 9) OBP: 0.297, SLG: 0.318		L4		E3		E3 FC5 SF9	F6			4	0	0	0	0	0	2
John Roseboro, L (1, 2) OBP: 0.355, SLG: 0.380		HR		5-3		SF9 1-2 3-H		SH1-3 1B		3	1	2	2	0	0	1
Wes Parker, S (1, 3) OBP: 0.371, SLG: 0.356		F6			SH2-3 FC5-2 2B		IBB	SH1-3 1-2		2	0	1	0	1	0	0
Bob Bailey, R (1, 5) OBP: 0.302, SLG: 0.266		L7			SH2-3 2-3	FC5 2-3f		F7		3	0	0	0	0	0	3
Gene Michael, S (1, 6) OBP: 0.244, SLG: 0.228			K		H 1-0 FC5-2 HBP		1B 3B	5-3		3	1	1	0	0	1	1
Claude Osteen, L (1, 1) OBP: 0.213, SLG: 0.273 Phil Regan, R (8, 1) OBP: 0.100, SLG: 0.100 Len Gabrielson, L (9, PH) OBP: 0.298, SLG: 0.385			4-3		FC5-2 1-2 3-H		6-3		K	3 0 1	0 0 0	0 0 0	0 0 0	0 0 1	0 0 0	3 0 0
Inning Stats	R: 0 E: 0 K: 0 S: 3 H: 0 LOB: 0 BB: 0 P: 3	R: 1 E: 0 K: 0 S: 4 H: 1 LOB: 0 BB: 0 P: 4	R: 0 E: 0 K: 2 S: 7 H: 0 LOB: 0 BB: 0 P: 7	R: 0 E: 1 K: 0 S: 4 H: 0 LOB: 1 BB: 0 P: 4	R: 0 E: 0 K: 0 S: 4 H: 1 LOB: 2 BB: 0 P: 5	R: 1 E: 1 K: 0 S: 5 H: 1 LOB: 2 BB: 1 P: 9	R: 2 E: 0 K: 0 S: 5 H: 2 LOB: 1 BB: 1 P: 9	R: 0 E: 0 K: 0 S: 4 H: 1 LOB: 1 BB: 0 P: 4	R: 0 E: 0 K: 1 S: 5 H: 0 LOB: 0 BB: 0 P: 5	1B: 2 2B: 2 3B: 1 HR: 1 SF: 1 SAC: 3 DP: 0 HBP: 1						

PITCHER		IP	WLS	BF	H	R	ER	SO	BB	IBB	HBP	BLK	WP	HR	S	P	ERA	WHIP
Ken Johnson, R ERA: 2.72	(1, 1)	7.0		31	5	4	3	2	1	1	1	0	0	1	32	41	3.86	0.857
Cecil Upshaw, R ERA: 2.3	(8, 1)	2.0	W	7	1	0	0	1	0	0	0	0	0	0	9	9	0.00	0.500

PITCHER	IP	WLS	BF	H	R	ER	SO	BB	IBB	HBP	BLK	WP	HR	S	P	ERA	WHIP

TOP

Los Angeles Dodgers @ Atlanta Braves

Atlanta Stadium, Atlanta, GA

Thu Aug 31 1967, 7:05 PM EDT

Att. 6,353 - Unknown

livebaseballscorecards.com

AB	31
R	4
H	6
RBI	4
BB	2
SO	3
LOB	13

BOTTOM

Los Angeles Dodgers @ Atlanta Braves

Atlanta Stadium, Atlanta, GA

Thu Aug 31 1967, 7:05 PM EDT

Att. 6,353 - Unknown

livebaseballscorecards.com

Batter	1	2	3	4	5	6	7	8	9	AB	R	H	RBI	BB	SO	LOB
Felipe Alou, R (1, 8) (9, 9) OBP: 0.322, SLG: 0.419	0-0 5-3		0-0 F7		0-3 K		0-0 5-3 3-H			4	0	0	1	0	1	1
Tito Francona, L (1, 3) OBP: 0.299, SLG: 0.329	0-0 G3		0-0 1B		0-0 F8		0-0 F8			4	0	1	0	0	0	1
Hank Aaron, R (1, 9) (9, 4) OBP: 0.386, SLG: 0.589	BBBB 4-0 WP BB		0-0 F9			0-0 F9 SF8 2B		0-0 HR		3	2	2	1	1	0	1
Joe Torre, R (1, 2) OBP: 0.353, SLG: 0.471	0-0 4-3 1-2			0-0 4-1		0-0 F9 2-3		0-0 4-3		4	0	0	0	0	0	2
Clete Boyer, R (1, 5) OBP: 0.306, SLG: 0.446		0-0 5-3		0-0 F5		BBBB 4-0 BB		0-0 E6 BB 2B		3	1	0	0	1	0	0
Mack Jones, L (1, 7) OBP: 0.323, SLG: 0.411		SSS 0-3 K		0-0 FC5-4 1B		0-0 SF8 3-H		BBBB 4-0 1-2 2B BB		2	1	1	1	1	1	0
Denis Menke, R (1, 6) OBP: 0.327, SLG: 0.322		0-0 FC6-4 1B		0-0 FC5-4 1-2f		SSS 0-3 K		0-0 4-3 1-H 2-H 2B		3	0	1	0	0	1	2
Rico Carty, R (8, PH) OBP: 0.335, SLG: 0.428										1	0	1	2	0	0	0
Gary Geiger, L (8, PR) (9, 8) OBP: 0.295, SLG: 0.223										0	0	0	0	0	0	0
Woody Woodward, R (1, 4) (9, 6) OBP: 0.298, SLG: 0.274	0-0 FC6-4 1-2f				0-0 5-3		BBBB 4-0 E 5-3 BB	0-0 4-3 2-3		3	1	0	0	1	0	2
Ken Johnson, R (1, 1) OBP: 0.203, SLG: 0.156			SSS 0-3 K		0-0 1B		0-0 F7 1-3	0-0 F3		2	0	1	0	0	1	0
Miguel de la Hoz, R (7, PH) OBP: 0.209, SLG: 0.295										1	0	0	0	0	0	1
Cecil Upshaw, R (8, 1) OBP: 0.333, SLG: 0.200										1	0	0	0	0	0	2
Inning Stats	R: 0 E: 0 K: 0 S: 3 H: 0 LOB: 1 BB: 1 P: 7	R: 0 E: 0 K: 1 S: 6 H: 1 LOB: 1 BB: 0 P: 6	R: 0 E: 0 K: 1 S: 6 H: 1 LOB: 1 BB: 0 P: 6	R: 0 E: 0 K: 0 S: 4 H: 1 LOB: 1 BB: 0 P: 4	R: 0 E: 0 K: 1 S: 6 H: 1 LOB: 1 BB: 0 P: 6	R: 1 E: 0 K: 1 S: 6 H: 1 LOB: 1 BB: 1 P: 10	R: 1 E: 1 K: 0 S: 3 H: 0 LOB: 0 BB: 1 P: 7	R: 3 E: 1 K: 0 S: 6 H: 2 LOB: 2 BB: 1 P: 10		1B: 4 2B: 2 3B: 0 HR: 1	SF: 1 SAC: 0 DP: 0 HBP: 0					

	AB	31
	R	5
	H	7
	RBI	5
	BB	4
	SO	4
	LOB	12

WP: 1 PB: 0 SB: 0 CS: 0 PA: 36

PITCHER		IP	WLS	BF	H	R	ER	SO	BB	IBB	HBP	BLK	WP	HR	S	P	ERA	WHIP
Claude Osteen, L ERA: 3.31	(1, 1)	7.1	L	33	6	5	3	4	4	0	0	0	1	1	37	53	3.68	1.364
Phil Regan, R ERA: 3.22	(8, 1)	0.2		3	1	0	0	0	0	0	0	0	0	0	3	3	0.00	1.500

PITCHER	IP	WLS	BF	H	R	ER	SO	BB	IBB	HBP	BLK	WP	HR	S	P	ERA	WHIP

Batter	1	2	3	4	5	6	7	8	9	AB	R	H	RBI	BB	SO	LOB
Nate Oliver, R (1, 6) OBP: 0.322, SLG: 0.312 (7, 4)	5-3	F7		G6-4-3, 1B			F8		F8	5	0	1	0	0	0	2
Ron Hunt, R (1, 4) OBP: 0.364, SLG: 0.366	F9		1B, 1B	G6-4-3 1-2f			L6		G5-4-3, BB	4	0	1	0	0	0	1
Gene Michael, S (7, 6) OBP: 0.248, SLG: 0.228										0	0	0	0	1	0	0
Lou Johnson, R (1, 7) OBP: 0.338, SLG: 0.418	F5		1-2, 1B		F8		K		G5-4-3 1-2f	5	0	1	0	0	1	1
Al Ferrara, R (1, 9) OBP: 0.348, SLG: 0.491		E5, 2B, SF8	F3		HR			F4		4	2	1	1	0	0	2
Ron Fairly, L (8, 9) OBP: 0.297, SLG: 0.318										0	0	0	0	0	0	0
Wes Parker, S (1, 3) OBP: 0.372, SLG: 0.361		1-3, 1B, 2B	K		F4			2B, 1B		4	2	2	0	0	1	2
Jim Campanis, R (1, 2) OBP: 0.286, SLG: 0.349		L6	F5		K			4-3 1-H, 2B		3	0	0	0	0	1	4
John Roseboro, L (7, 2) OBP: 0.358, SLG: 0.386										1	0	1	1	0	0	0
Bob Bailey, R (1, 5) OBP: 0.301, SLG: 0.279		SF8 3-H		HR		F4		4-3 2-3		3	1	1	2	0	0	1
Willie Davis, L (1, 8) OBP: 0.292, SLG: 0.340		BB, 1B 2-H		HR		F5		IBB		3	1	2	2	1	0	0
Don Sutton, R (1, 1) OBP: 0.162, SLG: 0.167		BB 1-2		K		F6		F8		1	0	0	0	1	1	0
Bob Miller, R (4, 1)										2	0	0	0	0	0	2
Inning Stats	R: 0 E: 0 K: 0 S: 3 H: 0 LOB: 0 BB: 0 P: 3	R: 2 E: 1 K: 0 S: 6 H: 2 LOB: 2 BB: 1 P: 10	R: 0 E: 0 K: 1 S: 7 H: 2 LOB: 2 BB: 0 P: 7	R: 2 E: 0 K: 1 S: 7 H: 3 LOB: 0 BB: 0 P: 7	R: 1 E: 0 K: 1 S: 6 H: 1 LOB: 0 BB: 0 P: 6	R: 0 E: 0 K: 0 S: 3 H: 0 LOB: 0 BB: 0 P: 3	R: 0 E: 0 K: 1 S: 5 H: 0 LOB: 0 BB: 0 P: 5	R: 1 E: 0 K: 0 S: 5 H: 2 LOB: 2 BB: 1 P: 9	R: 0 E: 0 K: 0 S: 2 H: 0 LOB: 0 BB: 1 P: 6	1B: 5 2B: 2 3B: 0 HR: 3 SF: 1 SAC: 0 DP: 2 HBP: 0	WP: 0 PB: 0 SB: 0 CS: 0 PA: 39					

PITCHER		IP	WLS	BF	H	R	ER	SO	BB	IBB	HBP	BLK	WP	HR	S	P	ERA	WHIP
Denny Lemaster, L ERA: 3.42	(1, 1)	3.0		17	6	4	2	1	1	0	0	0	0	2	18	22	6.00	2.333
Jay Ritchie, R ERA: 3.25	(4, 1)	1.0		3	1	0	0	1	0	0	0	0	0	0	5	5	0.00	1.000
Ed Rakow, R ERA: 4.06	(5, 1)	2.0	L	7	1	1	1	1	0	0	0	0	0	1	9	9	4.50	0.500
Claude Raymond, R ERA: 2.54	(7, 1)	3.0		12	2	1	1	1	1	1	0	0	0	0	12	20	3.00	1.000

TOP

Los Angeles Dodgers @ Atlanta Braves

Atlanta Stadium, Atlanta, GA

Fri Sep 01 1967, 7:05 PM EDT

Att. 10,033 - Unknown

livebaseballscorecards.com

AB	35
R	6
H	10
RBI	6
BB	3
SO	4
LOB	15

Batter	1	2	3	4	5	6	7	8	9	AB	R	H	RBI	BB	SO	LOB
Felipe Alou, R (1, 8) OBP: 0.324, SLG: 0.421	0-0 S 2B 1B		0-0 ① F8		0-0 ① 5-3		0-0 FC3-6 1B		0-0 1B	5	1	3	0	0	0	0
Tito Francona, L (1, 3) OBP: 0.294, SLG: 0.323	0-3 ① K 1-2		0-0 ② F9		0-0 ② F9		0-0 ① FC3-6 G5-3 BB 1-2f		0-0 ③ 1-3	5	0	0	0	0	1	3
Hank Aaron, R (1, 9) OBP: 0.388, SLG: 0.591	0-0 1B 2B 2-H		0-0 ③ F7		0-0 1B		B B B B 4-0 1-2 BB			3	1	2	1	1	0	0
Joe Torre, R (1, 2) OBP: 0.355, SLG: 0.478	0-0 1B 2-H			0-0 HR	0-0 ③ 5-3		0-0 ②③ G5-3 2-3f			4	1	2	2	0	0	3
Clete Boyer, R (1, 5) OBP: 0.304, SLG: 0.442	0-3 ② K			0-0 ① F5		0-0 ① 6-3		0-0 ① L5		4	0	0	0	0	1	1
Mack Jones, L (1, 7) OBP: 0.324, SLG: 0.417	0-0 ③ F5			0-0 1B 1B 2B		0-0 6-3 2B		0-0 ② F6		4	1	2	0	0	0	1
Denis Menke, R (1, 6) OBP: 0.328, SLG: 0.322		0-0 ① F6		0-0 1B 2-3 1B		B B B B 4-0 6-3 BB		0-0 ③ F3		3	0	1	0	1	0	0
Woody Woodward, R (1, 4) OBP: 0.298, SLG: 0.274		0-0 ② F3		0-0 G6-4-3 1-2 3-H 1B		0-0 ② 6-3 1-2 2-3			0-0 ① 5-3	4	0	1	1	0	0	2
Denny Lemaster, R (1, 1) OBP: 0.175, SLG: 0.121		0-0 ③ 5-3		0-0 ②③ G6-4-3 1-2f		0-0 ③ 5-3			0-3 ② K	1	0	0	0	0	0	0
Jay Ritchie, R (4, 1) OBP: 0.300, SLG: 0.500										0	0	0	0	0	0	0
Charlie Lau, L (4, PH) OBP: 0.292, SLG: 0.244										1	0	0	0	0	0	2
Ed Rakow, S (5, 1)										0	0	0	0	0	0	0
Rico Carty, R (6, PH) OBP: 0.334, SLG: 0.427										1	0	0	0	0	0	2
Claude Raymond, R (7, 1) OBP: 0.143, SLG: 0.286										0	0	0	0	0	0	0
Gary Geiger, L (9, PH) OBP: 0.292, SLG: 0.221										1	0	0	0	0	1	0
Inning Stats	R: 2 E: 0 K: 2 S: 10 H: 3 LOB: 1 BB: 0 P: 10	R: 0 E: 0 K: 0 S: 3 H: 0 LOB: 0 BB: 0 P: 3	R: 0 E: 0 K: 0 S: 3 H: 0 LOB: 0 BB: 0 P: 3	R: 2 E: 0 K: 0 S: 6 H: 4 LOB: 1 BB: 0 P: 6	R: 0 E: 0 K: 0 S: 4 H: 1 LOB: 1 BB: 0 P: 4	R: 0 E: 0 K: 0 S: 4 H: 1 LOB: 2 BB: 1 P: 8	R: 0 E: 0 K: 0 S: 3 H: 1 LOB: 1 BB: 1 P: 7	R: 0 E: 0 K: 0 S: 3 H: 0 LOB: 0 BB: 0 P: 3	R: 0 E: 0 K: 1 S: 6 H: 1 LOB: 1 BB: 0 P: 6	1B: 7 2B: 3 3B: 0 HR: 1	SF: 0 SAC: 0 DP: 2 HBP: 0						

PITCHER	IP	WLS	BF	H	R	ER	SO	BB	IBB	HBP	BLK	WP	HR	S	P	ERA	WHIP
Don Sutton, R (1, 1) ERA: 4.03	3.1		17	7	4	4	2	0	0	0	0	0	1	21	21	10.80	2.100
Bob Miller, R (4, 1) ERA: 4.5	5.2	W	21	4	0	0	1	2	0	0	0	0	0	21	29	0.00	1.059

PITCHER	IP	WLS	BF	H	R	ER	SO	BB	IBB	HBP	BLK	WP	HR	S	P	ERA	WHIP

BOTTOM

Los Angeles Dodgers @ Atlanta Braves

Atlanta Stadium, Atlanta, GA

Fri Sep 01 1967, 7:05 PM EDT

Att. 10,033 - Unknown

livebaseballscorecards.com

AB	36
R	4
H	11
RBI	4
BB	2
SO	3
LOB	14

WP: 0	PA: 38																
PB: 0																	
SB: 1																	
CS: 0																	

Los Angeles Dodgers @ Atlanta Braves

Atlanta Stadium, Atlanta, GA

Sat Sep 02 1967, 7:05 PM EDT

Att. 14,922 - Unknown

TOP

livebaseballscorecards.com

Batter	1	2	3	4	5	6	7	8	9	AB	R	H	RBI	BB	SO	LOB
Nate Oliver, R (1, 6) OBP: 0.319, SLG: 0.309	F9		F2		WP, 2-H, 1B		FC1-4, 1-2f, 2-3		4-3	5	0	1	1	0	0	3
Willie Davis, L (1, 8) OBP: 0.292, SLG: 0.339	F6		1B		F6, 1-2		K			4	0	1	0	0	1	3
Lou Johnson, R (1, 7) OBP: 0.333, SLG: 0.412	F5		K			K	F8			4	0	0	0	0	2	2
Dick Egan, L (7, 1)										0	0	0	0	0	0	0
John Roseboro, L (1, 2) OBP: 0.356, SLG: 0.381		F8		F6		1B, BB		F8		3	0	0	0	1	0	0
Jim Lefebvre, S (1, 4) OBP: 0.333, SLG: 0.379		2B, BB		F5		1-2, 1B		F6		3	1	1	0	1	0	0
Ron Fairly, L (1, 9) OBP: 0.297, SLG: 0.320		1-H, 2B		F9		F9		F5		4	0	1	1	0	0	2
Wes Parker, S (1, 3) OBP: 0.371, SLG: 0.358		IBB			K	3-1			F3	3	0	0	0	1	1	2
Bob Bailey, R (1, 5) OBP: 0.304, SLG: 0.287		F4			1B, 2B		FC1-4, 1B, 1B		5-3	4	1	2	0	0	0	2
Bill Singer, R (1, 1) OBP: 0.094, SLG: 0.113		K			F8		1-2, FC1-4, 1B		2B	1	0	0	0	0	1	2
Ron Hunt, R (5, PH) OBP: 0.363, SLG: 0.365										1	0	0	0	0	0	1
Phil Regan, R (5, 1) OBP: 0.100, SLG: 0.100										0	0	0	0	0	0	0
Len Gabrielson, L (7, PH) OBP: 0.305, SLG: 0.396										2	0	2	0	0	0	0
(7, 7)																

Inning Stats	1	2	3	4	5	6	7	8	9	1B: 5	SF: 0	WP: 1	PA: 37
	R: 0 H: 0 E: 0 LOB: 0 K: 0 BB: 0 S: 3 P: 3	R: 1 H: 1 E: 0 LOB: 2 K: 1 BB: 2 S: 6 P: 14	R: 0 H: 1 E: 0 LOB: 0 K: 1 BB: 0 S: 5 P: 5	R: 0 H: 0 E: 0 LOB: 0 K: 0 BB: 0 S: 3 P: 3	R: 1 H: 2 E: 0 LOB: 1 K: 1 BB: 0 S: 7 P: 7	R: 0 H: 1 E: 0 LOB: 2 K: 1 BB: 1 S: 6 P: 10	R: 0 H: 2 E: 0 LOB: 2 K: 1 BB: 0 S: 7 P: 7	R: 0 H: 0 E: 0 LOB: 0 K: 0 BB: 0 S: 3 P: 3	R: 0 H: 1 E: 0 LOB: 1 K: 0 BB: 0 S: 4 P: 4	2B: 3 3B: 0 HR: 0	SAC: 0 DP: 0 HBP: 0	PB: 0 SB: 0 CS: 0	

	AB	34
	R	2
	H	8
	RBI	2
	BB	3
	SO	5
	LOB	17

PITCHER	IP	WLS	BF	H	R	ER	SO	BB	IBB	HBP	BLK	WP	HR	S	P	ERA	WHIP
Pat Jarvis, R (1, 1) ERA: 3.94	9.0	W	37	8	2	2	5	2	1	0	0	1	0	44	56	2.00	1.111

PITCHER	IP	WLS	BF	H	R	ER	SO	BB	IBB	HBP	BLK	WP	HR	S	P	ERA	WHIP

Batter	1	2	3	4	5	6	7	8	9	AB	R	H	RBI	BB	SO	LOB
Felipe Alou, R (1, 8) OBP: 0.323, SLG: 0.421	6-3	E7 1-2 2-3 3-H		2B	F4		6-3			5	2	1	0	0	0	4
Tito Francona, L (1, 3) OBP: 0.292, SLG: 0.320	F7	1-3 2-H 3-H		F8	3-1		4-3			5	0	1	2	0	0	3
Hank Aaron, R (1, 9) OBP: 0.388, SLG: 0.591	2B	F5		IBB		E6		K		4	1	1	0	1	1	2
Joe Torre, R (1, 2) OBP: 0.355, SLG: 0.476	F8	IBB 1-3 3-H		K		G3 1-2		FC4-6 BB		4	0	1	1	1	1	4
Mack Jones, L (1, 7) OBP: 0.330, SLG: 0.419				FC6-4 1-2 2-H		G3 IBB		FC4-6 1-2f		3	2	2	1	2	0	1
Miguel de la Hoz, R (1, 5) OBP: 0.217, SLG: 0.299				FC6-4 1-2f		G3 1-2 2-3		1-2		5	1	2	0	0	0	7
Denis Menke, R (1, 6) OBP: 0.331, SLG: 0.326		E SH5-4 1-2 2-H	5-3		1B	2-H 3-H		F7		5	1	3	3	0	0	2
Woody Woodward, R (1, 4) OBP: 0.298, SLG: 0.274		SH5-4 1-2 2-3	5-3		SH1-4 1-3	1-3				3	0	1	0	0	0	1
Pat Jarvis, R (1, 1) OBP: 0.127, SLG: 0.098		E BB	K		SH1-4 1-2		K			2	1	0	0	1	2	0
Inning Stats	R: 0 E: 0 K: 0 S: 4 H: 1 LOB: 1 BB: 0 P: 4	R: 5 E: 1 K: 0 S: 9 H: 5 LOB: 3 BB: 2 P: 17	R: 0 E: 0 K: 1 S: 5 H: 0 LOB: 0 BB: 0 P: 5	R: 1 E: 0 K: 1 S: 7 H: 2 LOB: 2 BB: 1 P: 11	R: 0 E: 0 K: 0 S: 5 H: 2 LOB: 2 BB: 0 P: 5	R: 2 E: 1 K: 0 S: 5 H: 1 LOB: 1 BB: 1 P: 9	R: 0 E: 0 K: 1 S: 5 H: 0 LOB: 0 BB: 0 P: 5	R: 0 E: 0 K: 1 S: 6 H: 1 LOB: 2 BB: 1 P: 10		1B: 10 2B: 2 3B: 0 HR: 0 SF: 0 SAC: 2 DP: 0 HBP: 0						

PITCHER		IP	WLS	BF	H	R	ER	SO	BB	IBB	HBP	BLK	WP	HR	S	P	ERA	WHIP
Bill Singer, R ERA: 2.85	(1, 1)	4.0	L	24	8	6	4	2	1	2	0	0	0	0	25	37	9.00	2.250
Phil Regan, R ERA: 3.14	(5, 1)	2.0		11	3	2	0	0	0	1	0	0	0	0	10	14	0.00	1.500
Dick Egan, L ERA: 6.1	(7, 1)	2.0		8	1	0	0	2	1	0	0	0	0	0	11	15	0.00	1.000

PITCHER	IP	WLS	BF	H	R	ER	SO	BB	IBB	HBP	BLK	WP	HR	S	P	ERA	WHIP

BOTTOM

Los Angeles Dodgers @ Atlanta Braves

Atlanta Stadium, Atlanta, GA

Sat Sep 02 1967, 7:05 PM EDT

Att. 14,922 - Unknown

livebaseballscorecards.com

AB	36
R	8
H	12
RBI	7
BB	5
SO	4
LOB	24

Batter	1	2	3	4	5	6	7	8	9	AB	R	H	RBI	BB	SO	LOB
Nate Oliver, R (1, 6) OBP: 0.313, SLG: 0.303	S S S 0-3 ① K		x 0-0 ②③ F8-2 3-H		x 0-0 ③ 6-3			S S S 0-3 ③ K		4	0	0	0	0	2	2
Willie Davis, L (1, 8) OBP: 0.289, SLG: 0.336	x 0-0 ② F8			x 0-0 ① L4		x 0-0 ① F3			x 0-0 ① F9	4	0	0	0	0	0	0
Ron Fairly, L (1, 3) (7, 9) OBP: 0.299, SLG: 0.321	x 0-0 ③ F8			x 0-0 PB WP 1B		x 0-0 ② 6-3			x 0-0 FC4-6 1B 1B	4	0	2	0	0	0	0
Al Ferrara, R (1, 9) (7, 7) OBP: 0.353, SLG: 0.493		x 0-0 WP 1B 1B		B B B 4-0 1-3 BB		S S S 0-3 ③ K2-3			x 0-0 FC4-6 1-2 1B	3	1	2	0	1	1	0
Jim Lefebvre, S (1, 4) OBP: 0.332, SLG: 0.378		x 0-0 ① 1-H 1B		S S S 0-3 ② K			x 0-0 ① F9		x 0-0 ② FC4-6 1-2f 2-3	4	0	1	1	0	1	4
John Roseboro, L (1, 2) OBP: 0.352, SLG: 0.376		x 0-0 ② 4-3		x 0-0 ③ F2			x 0-0 ② F7		x 0-0 ③ 4-3	4	0	0	0	0	0	4
Len Gabrielson, L (1, 7) OBP: 0.300, SLG: 0.390		x 0-0 ③ F7			x 0-0 ① F9		x 0-0 ③ 4-3			3	0	0	0	0	0	0
Ron Perranoski, L (7, 1) OBP: 0.143, SLG: 0.143										0	0	0	0	0	0	0
Bob Bailey, R (1, 5) OBP: 0.308, SLG: 0.292			x 0-0 SH1-4 F8-2 2B		H 1-0 E S HBP			x 0-0 ① 6-3		2	0	1	0	0	0	0
Don Drysdale, R (1, 1) OBP: 0.167, SLG: 0.127			x 0-0 ① SH1-4 2-3		x 0-0 ② F9 1-3			x 0-0 ② 6-3		1	0	0	0	0	0	1
Wes Parker, S (7, 3) OBP: 0.370, SLG: 0.357										1	0	0	0	0	0	0
Inning Stats	R: 0 E: 0 K: 1 S: 5 H: 0 LOB: 0 BB: 0 P: 5	R: 1 E: 0 K: 0 S: 4 H: 2 LOB: 0 BB: 0 P: 4	R: 0 E: 0 K: 0 S: 3 H: 1 LOB: 0 BB: 0 P: 3	R: 0 E: 0 K: 1 S: 6 H: 1 LOB: 2 BB: 1 P: 10	R: 0 E: 0 K: 0 S: 3 H: 0 LOB: 1 BB: 0 P: 4	R: 0 E: 0 K: 1 S: 5 H: 0 LOB: 0 BB: 0 P: 5	R: 0 E: 0 K: 0 S: 3 H: 0 LOB: 0 BB: 0 P: 3	R: 0 E: 0 K: 1 S: 5 H: 0 LOB: 0 BB: 0 P: 5	R: 0 E: 0 K: 0 S: 5 H: 2 LOB: 2 BB: 0 P: 5	1B: 5 2B: 2 3B: 0 HR: 0	SF: 0 SAC: 1 DP: 1 HBP: 1						

PITCHER	IP	WLS	BF	H	R	ER	SO	BB	IBB	HBP	BLK	WP	HR	S	P	ERA	WHIP
Phil Niekro, R (1, 1) ERA: 1.73	9.0	W	33	6	1	1	4	1	0	1	0	2	0	39	44	1.00	0.778

PITCHER	IP	WLS	BF	H	R	ER	SO	BB	IBB	HBP	BLK	WP	HR	S	P	ERA	WHIP

TOP

Los Angeles Dodgers @ Atlanta Braves

Atlanta Stadium, Atlanta, GA

Sun Sep 03 1967, 7:05 PM EDT

Att. 17,095 - Unknown

livebaseballscorecards.com

AB	30
R	1
H	6
RBI	1
BB	1
SO	4
LOB	11

1B: 5	SF: 0	WP: 2	PA: 33
2B: 2	SAC: 1	PB: 1	
3B: 0	DP: 1	SB: 1	
HR: 0	HBP: 1	CS: 0	

BOTTOM

Los Angeles Dodgers @ Atlanta Braves

Atlanta Stadium, Atlanta, GA

Sun Sep 03 1967, 7:05 PM EDT

Att. 17,095 - Unknown

livebaseballscorecards.com

Batter	1	2	3	4	5	6	7	8	9	AB	R	H	RBI	BB	SO	LOB
Felipe Alou, R (1, 8) OBP: 0.324, SLG: 0.421	E 1B		F5		6-3		K	1-2 2-H 1B		5	0	2	1	0	1	2
Tito Francona, L (1, 3) OBP: 0.294, SLG: 0.319	F7		1-2 BB			BB 2B 1B	K2-3	1-3		4	1	1	0	1	1	4
Hank Aaron, R (1, 9) OBP: 0.388, SLG: 0.594	5-3 1-3		K			K	2-H HR			4	1	1	2	0	2	4
Mack Jones, L (1, 7) OBP: 0.333, SLG: 0.429	F9			HR		2B 1B 1-2 BB	FC6-4 1B			3	2	2	1	1	0	1
Denis Menke, R (1, 6) OBP: 0.330, SLG: 0.328		5-3		F2		1B 1-3 2-H 2B	FC6-4 1-2f			4	1	1	1	0	0	1
Miguel de la Hoz, R (1, 5) OBP: 0.228, SLG: 0.303 Clete Boyer, R (7, 5) OBP: 0.303, SLG: 0.441		F3		FC4-6 S 1B		PO 1B IBB		F6		2 1	0 0	1 0	0 0	1 0	0 0	0 0
Woody Woodward, R (1, 4) OBP: 0.295, SLG: 0.271		6-3		FC4-6 1-3		F3		5-3		4	0	0	0	0	0	4
Bob Uecker, R (1, 2) OBP: 0.249, SLG: 0.218			BB BB		B3-6-4 1B	1-2 2-H 3-H 1B		HBP 1B BB		2	1	2	2	2	0	0
Phil Niekro, R (1, 1) OBP: 0.192, SLG: 0.184			K		B3-6-4 1-2f	PO 2-3	HR 2B	1B 1-2 HBP		3	1	1	0	0	1	2
Inning Stats	R: 0 E: 1 K: 0 S: 4 H: 1 LOB: 1 BB: 0 P: 4	R: 0 E: 0 K: 0 S: 3 H: 0 LOB: 0 BB: 0 P: 3	R: 0 E: 0 K: 2 S: 7 H: 0 LOB: 2 BB: 2 P: 15	R: 1 E: 0 K: 0 S: 4 H: 2 LOB: 0 BB: 0 P: 4	R: 0 E: 0 K: 0 S: 3 H: 1 LOB: 0 BB: 0 P: 3	R: 3 E: 0 K: 1 S: 7 H: 3 LOB: 1 BB: 2 P: 15	R: 2 E: 0 K: 2 S: 10 H: 3 LOB: 1 BB: 0 P: 10	R: 1 E: 0 K: 0 S: 4 H: 1 LOB: 2 BB: 1 P: 9		1B: 7 2B: 3 3B: 0 HR: 2 SF: 0 SAC: 0 DP: 2 HBP: 1						

	AB	32
	R	7
	H	11
	RBI	7
	BB	5
	SO	5
	LOB	18

PITCHER		IP	WLS	BF	H	R	ER	SO	BB	IBB	HBP	BLK	WP	HR	S	P	ERA	WHIP
Don Drysdale, R ERA: 2.8	(1, 1)	6.2	L	30	9	6	6	5	3	1	0	0	0	2	36	52	8.10	1.800
Ron Perranoski, L ERA: 2.42	(7, 1)	1.1		8	2	1	1	0	1	0	1	0	0	0	6	11	6.75	2.250

PITCHER	IP	WLS	BF	H	R	ER	SO	BB	IBB	HBP	BLK	WP	HR	S	P	ERA	WHIP

Batter	1	2	3	4	5	6	7	8	9	10	11	AB	R	H	RBI	BB	SO	LOB
Nate Oliver, R (1, 6) (8, 4) OBP: 0.310, SLG: 0.300	5-3			B1-3			SH1-3 1B		4-3		K	5	0	1	0	0	1	0
Willie Davis, L (1, 8) OBP: 0.288, SLG: 0.334	F6			G3			SH1-3 1-2		F9			3	0	0	0	0	0	0
Lou Johnson, R (1, 7) OBP: 0.332, SLG: 0.420	K			F9			5-3		HR			4	1	1	1	0	1	1
Al Ferrara, R (1, 9) OBP: 0.348, SLG: 0.486		F8			F8		K		L6			4	0	0	0	0	1	1
Jim Lefebvre, S (1, 4) OBP: 0.332, SLG: 0.378		F8			5-3			FC5-4 1B		L6		3	0	1	0	0	0	0
Gene Michael, S (8, PR) (8, 6) OBP: 0.247, SLG: 0.227												1	0	0	0	0	0	0
Wes Parker, S (1, 3) OBP: 0.371, SLG: 0.359		F8			F5			FC5-4 1-2		L4-3		4	0	2	0	0	0	0
Bob Bailey, R (1, 5) OBP: 0.304, SLG: 0.288			6-3			K		FC5-4 1-2f 2-3		L4-3 1-2		4	0	0	0	0	1	3
Jeff Torborg, R (1, 2) OBP: 0.260, SLG: 0.270			F8			F9		F9			4-3	2	0	0	0	0	0	0
Jim Campanis, R (8, PH) (8, 2) OBP: 0.280, SLG: 0.341												1	0	0	0	0	0	2
John Roseboro, L (9, 2) OBP: 0.350, SLG: 0.375												1	0	0	0	0	0	0
Claude Osteen, L (1, 1) OBP: 0.208, SLG: 0.267			K			K		L6			3-1	2	0	0	0	0	2	0
Ron Hunt, R (8, PH) OBP: 0.362, SLG: 0.364												1	0	0	0	0	0	2
Ron Perranoski, L (8, 1) OBP: 0.143, SLG: 0.143												0	0	0	0	0	0	0
Ron Fairly, L (11, PH) OBP: 0.298, SLG: 0.321												1	0	0	0	0	0	0
Don Sutton, R (11, 1) OBP: 0.162, SLG: 0.167												0	0	0	0	0	0	0
Inning Stats	R: 0 E: 0 K: 1 S: 5 / H: 0 LOB: 0 BB: 0 P: 5	R: 0 E: 0 K: 0 S: 3 / H: 0 LOB: 0 BB: 0 P: 3	R: 0 E: 0 K: 1 S: 5 / H: 0 LOB: 0 BB: 0 P: 5	R: 0 E: 0 K: 0 S: 3 / H: 0 LOB: 0 BB: 0 P: 3	R: 0 E: 0 K: 0 S: 3 / H: 0 LOB: 0 BB: 0 P: 3	R: 0 E: 0 K: 2 S: 7 / H: 0 LOB: 0 BB: 0 P: 7	R: 0 E: 0 K: 1 S: 6 / H: 1 LOB: 1 BB: 0 P: 6	R: 0 E: 0 K: 0 S: 5 / H: 2 LOB: 2 BB: 0 P: 5	R: 1 E: 0 K: 0 S: 4 / H: 1 LOB: 0 BB: 0 P: 4	R: 0 E: 0 K: 0 S: 3 / H: 1 LOB: 0 BB: 0 P: 3	R: 0 E: 0 K: 1 S: 5 / H: 0 LOB: 0 BB: 0 P: 5	1B: 4 2B: 1 3B: 0 HR: 1 / SF: 0 SAC: 1 DP: 1 HBP: 0						

PITCHER	IP	WLS	BF	H	R	ER	SO	BB	IBB	HBP	BLK	WP	HR	S	P	ERA	WHIP
Rich Nye, L (1, 1) ERA: 3.21	9.0		31	4	1	1	5	0	0	0	0	0	1	41	41	1.00	0.444
Chuck Hartenstein, R (10, 1) ERA: 2.6	2.0	W	6	1	0	0	1	0	0	0	0	0	0	8	8	0.00	0.500

PITCHER	IP	WLS	BF	H	R	ER	SO	BB	IBB	HBP	BLK	WP	HR	S	P	ERA	WHIP

TOP

Los Angeles Dodgers @ Chicago Cubs

Wrigley Field, Chicago, IL

Mon Sep 04 1967, 3:33 AM CDT

Sunny - 70 F

livebaseballscorecards.com

AB	36
R	1
H	5
RBI	1
BB	0
SO	6
LOB	9

PA: 37

WP: 0 PB: 0 SB: 0 CS: 0

Batter	1	2	3	4	5	6	7	8	9	10	11	AB	R	H	RBI	BB	SO	LOB
Don Kessinger, S (1, 6) OBP: 0.279, SLG: 0.273	6-3			1B 2B		B5-3	L7			F8		5	1	1	0	0	0	2
Glenn Beckert, R (1, 4) OBP: 0.304, SLG: 0.357	5-3			2-H 1B		1B 1B		5-3		F9		5	0	2	1	0	0	0
Billy Williams, L (1, 7) OBP: 0.347, SLG: 0.452	4-3			F5		F9		4-3		1B		5	0	1	0	0	0	2
Ron Santo, R (1, 5) OBP: 0.396, SLG: 0.514		F9		F9		1-3 1B		BBBB 4-0 BB		F7		4	0	1	0	1	0	2
14 Ernie Banks, R (1, 3) OBP: 0.308, SLG: 0.465		G4-6-3 1B		F3		F7		SSS 0-3 K			HR	5	1	2	1	0	1	4
Randy Hundley, R (1, 2) OBP: 0.337, SLG: 0.416		G4-6-3 1-2f	1-3			2B 1B			F4			4	0	1	0	0	0	1
Ted Savage, R (1, 9) OBP: 0.331, SLG: 0.306			4-3	6-3		L6			E6 G5-3 BB			4	0	0	0	0	0	1
Adolfo Phillips, R (1, 8) OBP: 0.384, SLG: 0.473			SSS K	1B		1-3 2B			BBBB 4-0 G5-3 1-2 BB			3	0	2	0	1	1	0
Rich Nye, L (1, 1) OBP: 0.242, SLG: 0.281			6-3	SSS K		4-3			G5-3 1-2 2-3f			3	0	0	0	0	1	3
Norm Gigon, R (9, PH) OBP: 0.208, SLG: 0.258												1	0	0	0	0	0	2
Chuck Hartenstein, R (10, 1) OBP: 0.071, SLG: 0.071												0	0	0	0	0	0	0
Inning Stats	R: 0 H: 0 E: 0 LOB: 0 K: 0 BB: 0 S: 3 P: 3	R: 0 H: 1 E: 0 LOB: 0 K: 0 BB: 0 S: 3 P: 3	R: 0 H: 0 E: 0 LOB: 0 K: 1 BB: 0 S: 5 P: 5	R: 1 H: 2 E: 0 LOB: 1 K: 0 BB: 0 S: 5 P: 5	R: 0 H: 1 E: 0 LOB: 1 K: 1 BB: 0 S: 6 P: 6	R: 0 H: 2 E: 0 LOB: 2 K: 0 BB: 0 S: 5 P: 5	R: 0 H: 2 E: 0 LOB: 2 K: 0 BB: 0 S: 5 P: 5	R: 0 H: 0 E: 0 LOB: 1 K: 1 BB: 1 S: 5 P: 9	R: 0 H: 0 E: 1 LOB: 1 K: 0 BB: 1 S: 3 P: 7	R: 0 H: 1 E: 0 LOB: 1 K: 0 BB: 0 S: 4 P: 4	R: 1 H: 1 E: 0 LOB: 0 K: 0 BB: 0 S: 1 P: 1	1B: 7 SF: 0 2B: 2 SAC: 0 3B: 0 DP: 2 HR: 1 HBP: 0						

PITCHER		IP	WLS	BF	H	R	ER	SO	BB	IBB	HBP	BLK	WP	HR	S	P	ERA	WHIP
Claude Osteen, L ERA: 3.25	(1, 1)	7.0		28	8	1	1	2	0	0	0	0	0	0	32	32	1.29	1.143
Ron Perranoski, L ERA: 2.34	(8, 1)	3.0		12	1	0	0	1	2	0	0	0	0	0	12	20	0.00	1.000
Don Sutton, R ERA: 4.07	(11, 1)	0.0	L	1	1	1	1	0	0	0	0	0	0	1	1	1	∞	∞

PITCHER	IP	WLS	BF	H	R	ER	SO	BB	IBB	HBP	BLK	WP	HR	S	P	ERA	WHIP

BOTTOM

Los Angeles Dodgers @ Chicago Cubs

Wrigley Field, Chicago, IL

Mon Sep 04 1967, 3:33 AM CDT

Sunny - 70 F

livebaseballscorecards.com

AB	39
R	2
H	10
RBI	2
BB	2
SO	3
LOB	17

WP: 0 PA: 41
PB: 0
SB: 0
CS: 0

Batter	1	2	3	4	5	6	7	8	9	AB	R	H	RBI	BB	SO	LOB
Willie Davis, L (1, 8) OBP: 0.293, SLG: 0.349	1B 3B		HR		1B 1-2 1B		K		2B 1-2 3-H 1B	5	3	4	2	0	1	0
Wes Parker, S (1, 3) OBP: 0.372, SLG: 0.362	G3 6-3 3-H 1B		F9		K		F8		1B 1-H 2-H 2B	5	1	2	3	0	1	2
Lou Johnson, R (1, 7) OBP: 0.330, SLG: 0.416	6-3 1-2		F8		1B 1-3 2-H 1B			5-3	L5	5	0	1	1	0	0	2
Al Ferrara, R (1, 9) OBP: 0.344, SLG: 0.479	G3 2-3		F7		K			F9	K	4	0	0	0	0	1	3
Ron Perranoski, L (8, 1) OBP: 0.125, SLG: 0.125										1	0	0	0	0	1	1
Jim Lefebvre, S (1, 4) (8, 5) OBP: 0.335, SLG: 0.379	F7			5-3		BB		1B	CS 2-H 1B	4	0	2	1	1	0	1
Bob Bailey, R (1, 5) (6, 6) OBP: 0.300, SLG: 0.284		F8		F5		F4		1-3	CS 1-2	4	0	0	0	0	0	2
Jeff Torborg, R (1, 2) OBP: 0.258, SLG: 0.267		E5		L6		F8			2B 1B BB	2	0	0	0	0	0	0
John Roseboro, L (6, PH) (6, 2) OBP: 0.351, SLG: 0.373										1	1	0	0	1	0	1
Gene Michael, S (1, 6) OBP: 0.249, SLG: 0.229		F3			1B 1B 1B	4-3			1B 1-3 1B 2B	2	1	1	0	0	0	1
Ron Fairly, L (6, PH) OBP: 0.297, SLG: 0.320										1	0	0	0	0	0	1
Jim Hickman, R (6, 5) (8, 9) OBP: 0.259, SLG: 0.250										1	1	1	0	0	0	0
Jim Brewer, L (1, 1) OBP: 0.050, SLG: 0.100		K			K		K		1B 2B 2-3 3-H 1B	1	0	0	0	0	1	1
Bob Miller, R (3, 1)										0	0	0	0	0	0	0
Jim Campanis, R (5, PH) OBP: 0.275, SLG: 0.333										1	0	0	0	0	1	1
Don Sutton, R (5, 1) OBP: 0.162, SLG: 0.167										0	0	0	0	0	0	0
Len Gabrielson, L (7, PH) OBP: 0.299, SLG: 0.388										1	0	0	0	0	1	0
Dick Egan, L (7, 1)										0	0	0	0	0	0	0
Phil Regan, R (7, 1) OBP: 0.100, SLG: 0.100										0	0	0	0	0	0	0
Ron Hunt, R (8, 4) OBP: 0.364, SLG: 0.366										1	1	1	1	0	0	0
Inning Stats	R: 1 E: 0 K: 0 S: 5 H: 2 LOB: 1 BB: 0 P: 5	R: 0 E: 1 K: 1 S: 6 H: 0 LOB: 1 BB: 0 P: 6	R: 1 E: 0 K: 0 S: 4 H: 1 LOB: 0 BB: 0 P: 4	R: 0 E: 0 K: 0 S: 3 H: 0 LOB: 0 BB: 0 P: 3	R: 1 E: 0 K: 3 S: 12 H: 3 LOB: 2 BB: 0 P: 12	R: 0 E: 0 K: 0 S: 3 H: 0 LOB: 1 BB: 1 P: 7	R: 0 E: 0 K: 2 S: 7 H: 0 LOB: 0 BB: 0 P: 7	R: 0 E: 0 K: 0 S: 4 H: 1 LOB: 1 BB: 0 P: 4	R: 5 E: 0 K: 1 S: 9 H: 5 LOB: 0 BB: 1 P: 13	1B: 8 2B: 2 3B: 1 HR: 1	SF: 0 SAC: 0 DP: 0 HBP: 0						

TOP

Los Angeles Dodgers @ Chicago Cubs

Wrigley Field, Chicago, IL

Mon Sep 04 1967, 3:38 AM CDT

Att. 28,819 - Unknown

livebaseballscorecards.com

AB	39
R	8
H	12
RBI	8
BB	2
SO	7
LOB	16

WP: 0 PB: 0 SB: 0 CS: 1 PA: 42

PITCHER		IP	WLS	BF	H	R	ER	SO	BB	IBB	HBP	BLK	WP	HR	S	P	ERA	WHIP
Rob Gardner, L (1, 1) ERA: 3.69		4.1		19	5	3	3	2	0	0	0	0	0	1	23	23	6.23	1.154
Bill Stoneman, R (5, 1) ERA: 2.86		3.2		15	2	1	1	4	2	0	0	0	0	0	21	29	2.46	1.091
Chuck Hartenstein, R (9, 1) ERA: 3.15		0.0	L	4	4	3	3	0	0	0	0	0	0	0	4	4	∞	∞
Ray Culp, R (9, 1) ERA: 3.78		1.0		3	1	1	1	1	0	0	0	0	0	0	5	5	9.00	1.000

PITCHER	IP	WLS	BF	H	R	ER	SO	BB	IBB	HBP	BLK	WP	HR	S	P	ERA	WHIP

Batter	1	2	3	4	5	6	7	8	9	AB	R	H	RBI	BB	SO	LOB
Don Kessinger, S (1, 6) OBP: 0.280, SLG: 0.277	K		1-3 2B		F7		4-3 SH3-4 1B	K		5	2	2	0	0	2	1
Glenn Beckert, R (1, 4) OBP: 0.303, SLG: 0.356	G3		E6 3-H		1B		SH3-4 1-2		5-3	4	1	1	1	0	0	1
Billy Williams, L (1, 7) OBP: 0.348, SLG: 0.459	HR		1-H 2-H 2B		F7		4-3 2-3		G3	5	1	2	3	0	0	2
Ron Santo, R (1, 5) OBP: 0.398, SLG: 0.522	4-3		K			SH5-4 2B	14 1B 3-H 1B		HR	5	1	3	2	0	1	1
14 Ernie Banks, R (1, 3) OBP: 0.309, SLG: 0.463		F7	F8			4-0 SH5-4 IBB	1-3 1B		6-3	4	0	1	0	1	0	1
Randy Hundley, R (1, 2) OBP: 0.335, SLG: 0.413		4-3		6-3		SH5-4 1-2 2-3	F8			3	0	0	0	0	0	2
Ted Savage, R (1, 9) OBP: 0.328, SLG: 0.303		5-3		K	K			K		2	0	0	0	0	1	0
Paul Popovich, S (6, PH) OBP: 0.268, SLG: 0.235										1	0	0	0	0	1	2
Al Spangler, L (7, 9) OBP: 0.358, SLG: 0.304										1	0	0	0	0	1	0
Adolfo Phillips, R (1, 8) OBP: 0.383, SLG: 0.469			F8	K		IBB		E6 SH5-4		3	0	0	0	1	1	0
Rob Gardner, R (1, 1)			BB 2B E		K	K		SH5-4 1-2		0	1	0	0	1	0	0
Bill Stoneman, R (5, 1)										2	0	0	0	0	2	3
Chuck Hartenstein, R (9, 1) OBP: 0.071, SLG: 0.071										0	0	0	0	0	0	0
Ray Culp, R (9, 1) OBP: 0.100, SLG: 0.180										0	0	0	0	0	0	0
Inning Stats	R: 1 H: 1 E: 0 LOB: 0 K: 1 BB: 0 S: 6 P: 6	R: 0 H: 0 E: 0 LOB: 0 K: 0 BB: 0 S: 3 P: 3	R: 3 H: 2 E: 1 LOB: 1 K: 1 BB: 1 S: 8 P: 12	R: 0 H: 0 E: 0 LOB: 0 K: 2 BB: 0 S: 7 P: 7	R: 0 H: 1 E: 0 LOB: 1 K: 1 BB: 0 S: 6 P: 6	R: 0 H: 1 E: 0 LOB: 3 K: 2 BB: 2 S: 8 P: 16	R: 1 H: 3 E: 0 LOB: 2 K: 0 BB: 0 S: 6 P: 6	R: 0 H: 0 E: 1 LOB: 1 K: 2 BB: 0 S: 8 P: 8	R: 1 H: 1 E: 0 LOB: 0 K: 0 BB: 0 S: 4 P: 4	1B: 4 SF: 0 2B: 3 SAC: 3 3B: 0 DP: 0 HR: 2 HBP: 0						

PITCHER		IP	WLS	BF	H	R	ER	SO	BB	IBB	HBP	BLK	WP	HR	S	P	ERA	WHIP
Jim Brewer, L ERA: 2.72	(1, 1)	2.1		12	3	4	3	1	1	0	0	0	0	1	13	17	11.57	1.714
Bob Miller, R ERA: 4.4	(3, 1)	1.2		5	0	0	0	3	0	0	0	0	0	0	11	11	0.00	0.000
Don Sutton, R ERA: 4.03	(5, 1)	2.0		10	2	0	0	3	0	2	0	0	0	0	14	22	0.00	1.000
Dick Egan, L ERA: 6.25	(7, 1)	0.2		3	1	1	1	0	0	0	0	0	0	0	3	3	13.50	1.500
Phil Regan, R ERA: 3.13	(7, 1)	0.1		3	2	0	0	0	0	0	0	0	0	0	3	3	0.00	6.000

PITCHER		IP	WLS	BF	H	R	ER	SO	BB	IBB	HBP	BLK	WP	HR	S	P	ERA	WHIP
Ron Perranoski, L ERA: 2.39	(8, 1)	2.0	W	8	1	1	1	2	0	0	0	0	0	1	12	12	4.50	0.500

BOTTOM

Los Angeles Dodgers @ Chicago Cubs

Wrigley Field, Chicago, IL

Mon Sep 04 1967, 3:38 AM CDT

Att. 28,819 - Unknown

livebaseballscorecards.com

AB	35
R	6
H	9
RBI	6
BB	3
SO	9
LOB	13

WP: 0	PB: 0	SB: 0	CS: 0	PA:	41

Batter	1	2	3	4	5	6	7	8	9	AB	R	H	RBI	BB	SO	LOB
Paul Popovich, S (1, 6) OBP: 0.267, SLG: 0.234	S S S 0-3 ① K		x 0-0 ① 1-3		S S S 0-3 ② K		x 0-0 ③ 1-3			1	0	0	0	0	1	0
Don Kessinger, S (2, 6) OBP: 0.279, SLG: 0.275										3	0	0	0	0	1	4
Glenn Beckert, R (1, 4) OBP: 0.303, SLG: 0.355	x 0-0 ② 4-3		x 0-0 ② 4-3		0-0 ③ CS 3-H	x 0-0 G3 BLK 1B 1B		x 0-0 ① F2		4	1	1	0	0	0	0
Billy Williams, L (1, 7) OBP: 0.347, SLG: 0.461	x 0-0 HR 3B		x 0-0 ③ 4-3			x 0-0 ① G3 1-3		S S S 0-3 ② K		4	1	1	0	0	1	1
Ron Santo, R (1, 5) OBP: 0.400, SLG: 0.530	x 0-0 3-H HR			x 0-0 ① F6		x 0-0 14 G6-4-3 3-H 1B		x 0-0 1B		4	1	3	3	0	0	0
14 Ernie Banks, R (1, 3) OBP: 0.306, SLG: 0.460	x 0-0 ③ F4			x 0-0 ② F9		x 0-0 ②③ G6-4-3 1-2f		x 0-0 ③ 1-4-3		4	0	0	0	0	0	2
Bob Raudman, L (1, 9) OBP: 0.400, SLG: 0.400		x 0-0 ① F2		x 0-0 ③ F8			x 0-0 FC1-5 SH1-3 1B		x 0-0 ① 5-3	3	0	1	0	0	0	0
John Boccabella, R (9, PH) OBP: 0.235, SLG: 0.241										1	0	0	0	0	0	0
Randy Hundley, R (1, 2) OBP: 0.337, SLG: 0.417		x 0-0 6-3 1B			x 0-0 E CS 2B		x 0-0 ① SH1-3 1-2		x 0-0 ② 4-3	3	0	2	0	0	0	0
Adolfo Phillips, R (1, 8) OBP: 0.384, SLG: 0.468		x 0-0 ② 6-3 1-2			x 0-0 E6 2-3 1B		I I I I 4-0 FC1-5 IBB		S S S 0-3 ③ K	3	0	1	0	1	1	1
Fergie Jenkins, R (1, 1) OBP: 0.198, SLG: 0.222		x 0-0 ③ 5-3			S S S 0-3 ① K		x 0-0 ② FC1-5 1-2 2-3f			3	0	0	0	0	1	5
Bill Stoneman, R (8, 1)										0	0	0	0	0	0	0
Jim Ellis, R (8, 1) OBP: 0.500, SLG: 1.000										0	0	0	0	0	0	0
Inning Stats	R: 2 E: 0 K: 1 S: 7 H: 2 LOB: 0 BB: 0 P: 7	R: 0 E: 0 K: 0 S: 4 H: 1 LOB: 1 BB: 0 P: 4	R: 0 E: 0 K: 0 S: 3 H: 0 LOB: 0 BB: 0 P: 3	R: 0 E: 0 K: 0 S: 3 H: 0 LOB: 0 BB: 0 P: 3	R: 0 E: 1 K: 2 S: 8 H: 2 LOB: 1 BB: 0 P: 8	R: 1 E: 0 K: 0 S: 4 H: 2 LOB: 0 BB: 0 P: 4	R: 0 E: 0 K: 0 S: 4 H: 1 LOB: 2 BB: 1 P: 8	R: 0 E: 0 K: 1 S: 6 H: 1 LOB: 1 BB: 0 P: 6	R: 0 E: 0 K: 1 S: 5 H: 0 LOB: 0 BB: 0 P: 5	1B: 6 2B: 1 3B: 1 HR: 1			SF: 0 SAC: 1 DP: 1 HBP: 0			WP: 0 PB: 0 SB: 0 CS: 1	PA: 36

PITCHER		IP	WLS	BF	H	R	ER	SO	BB	IBB	HBP	BLK	WP	HR	S	P	ERA	WHIP
Bill Singer, R ERA: 2.87	(1, 1)	8.0	W	32	9	3	3	4	0	1	0	1	0	1	39	43	3.38	1.125
Ron Perranoski, L ERA: 2.36	(9, 1)	1.0	S	3	0	0	0	1	0	0	0	0	0	0	5	5	0.00	0.000

PITCHER	IP	WLS	BF	H	R	ER	SO	BB	IBB	HBP	BLK	WP	HR	S	P	ERA	WHIP

TOP

Chicago Cubs @ Los Angeles Dodgers

Dodger Stadium, Los Angeles, CA

Wed Sep 06 1967, 7:05 PM PDT

Att. 16,588 - Unknown - 73 F

livebaseballscorecards.com

AB	33
R	3
H	9
RBI	3
BB	1
SO	5
LOB	13

Batter	1	2	3	4	5	6	7	8	9	AB	R	H	RBI	BB	SO	LOB
Willie Davis, L (1, 8) OBP: 0.292, SLG: 0.355	F9		HR			K		G6-3 1-2f 2-3		4	1	1	1	0	1	2
Wes Parker, S (1, 3) OBP: 0.371, SLG: 0.361	4-3		K			F7		3B 3-H 1B		4	1	1	1	0	1	0
Lou Johnson, R (1, 7) OBP: 0.329, SLG: 0.421	E3 PO			5-3			6-3	1-H 3B		4	0	1	1	0	0	0
Jim Lefebvre, S (1, 4) OBP: 0.332, SLG: 0.376	PO 3-H	K		6-3			E6 G4-6-3	F5		4	0	0	0	0	1	2
John Roseboro, L (1, 2) OBP: 0.348, SLG: 0.369		F9		K			G4-6-3 1-2f			3	0	0	0	0	1	1
Ron Fairly, L (1, 9) OBP: 0.298, SLG: 0.327		F5			K			HR		3	1	1	1	0	1	0
Bob Bailey, R (1, 5) OBP: 0.307, SLG: 0.300			HR		BB G6-3			1B 1B		2	2	2	1	1	0	0
Gene Michael, S (1, 6) OBP: 0.250, SLG: 0.231			K		G6-3 1-2f			G6-3 1-2 1B 1B		3	1	1	0	0	1	1
Bill Singer, R (1, 1) OBP: 0.091, SLG: 0.109			K			K		G6-3 1-2 2-H 1B		2	0	0	0	0	2	0
Ron Hunt, R (8, PH) OBP: 0.365, SLG: 0.368										1	0	1	1	0	0	0
Claude Osteen, L (8, PR) OBP: 0.208, SLG: 0.267										0	0	0	0	0	0	0
Ron Perranoski, L (9, 1) OBP: 0.125, SLG: 0.125										0	0	0	0	0	0	0
Inning Stats	R: 0 E: 1 K: 0 S: 3 H: 0 LOB: 0 BB: 0 P: 3	R: 0 E: 0 K: 1 S: 5 H: 0 LOB: 0 BB: 0 P: 5	R: 2 E: 0 K: 3 S: 11 H: 2 LOB: 0 BB: 0 P: 11	R: 0 E: 0 K: 1 S: 5 H: 0 LOB: 0 BB: 0 P: 5	R: 0 E: 0 K: 1 S: 4 H: 0 LOB: 0 BB: 1 P: 8	R: 0 E: 0 K: 2 S: 7 H: 0 LOB: 0 BB: 0 P: 7	R: 0 E: 1 K: 0 S: 3 H: 0 LOB: 0 BB: 0 P: 3	R: 4 E: 0 K: 0 S: 8 H: 6 LOB: 2 BB: 0 P: 8		1B: 4 2B: 0 3B: 1 HR: 3 SF: 0 SAC: 0 DP: 3 HBP: 0						

PITCHER	IP	WLS	BF	H	R	ER	SO	BB	IBB	HBP	BLK	WP	HR	S	P	ERA	WHIP
Fergie Jenkins, R (1, 1) ERA: 2.88	7.0	L	25	4	4	4	8	1	0	0	0	0	3	40	44	5.14	0.714
Bill Stoneman, R (8, 1) ERA: 3.04	0.0		2	2	0	0	0	0	0	0	0	0	0	2	2	∞	∞
Jim Ellis, L (8, 1) ERA: 2.79	1.0		4	2	2	2	0	0	0	0	0	0	0	4	4	18.00	2.000

PITCHER	IP	WLS	BF	H	R	ER	SO	BB	IBB	HBP	BLK	WP	HR	S	P	ERA	WHIP

BOTTOM

Chicago Cubs @ Los Angeles Dodgers

Dodger Stadium, Los Angeles, CA

Wed Sep 06 1967, 7:05 PM PDT

Att. 16,588 - Unknown - 73 F

livebaseballscorecards.com

AB	30
R	6
H	8
RBI	6
BB	1
SO	8
LOB	6

WP: 0 PA: 32
PB: 0
SB: 0
CS: 0

Batter	1	2	3	4	5	6	7	8	9	10	11	12	AB	R	H	RBI	BB	SO	LOB
Don Kessinger, S (1, 6) OBP: 0.276, SLG: 0.272	K			6-3		F7		6-3 2-3			F7		5	0	0	0	0	1	1
Glenn Beckert, R (1, 4) OBP: 0.302, SLG: 0.354	F8			6-3		F7			1B 14 SF8 1B		6-3		5	1	1	0	0	0	0
Billy Williams, L (1, 7) OBP: 0.347, SLG: 0.464	F2			3B		K			BB 1-3 1B		G3		5	0	2	0	0	1	0
Ron Santo, R (1, 5) OBP: 0.399, SLG: 0.526		K		5-3			6-3		G6-4-3 1-2 BB			E6 14 SH1-4 1B	4	1	0	0	1	1	1
14 Ernie Banks, R (1, 3) OBP: 0.304, SLG: 0.457		F6			F9		6-3		SF8 3-H			SH1-4 1-2	3	0	0	1	0	0	0
Bob Raudman, L (1, 9) OBP: 0.300, SLG: 0.222		F9			F8		4-3		G6-4-3 1-2f			1B IBB	4	0	0	0	1	0	2
Randy Hundley, R (1, 2) OBP: 0.337, SLG: 0.423			K		HR			1-3		1-3		1-3 2-H 1B	5	1	2	2	0	1	0
Adolfo Phillips, R (1, 8) OBP: 0.384, SLG: 0.466			6-3		1B			WP F9 BB		F9		F6	4	0	1	0	1	0	2
Bill Hands, R (1, 1) OBP: 0.189, SLG: 0.118			K		K			F9 1-2		1-3		4-3	2	0	0	0	0	2	1
Al Spangler, L (8, PH) OBP: 0.355, SLG: 0.301													1	0	0	0	0	0	1
Pete Mikkelsen, R (8, 1)													0	0	0	0	0	0	0
Jim Ellis, R (8, 1) OBP: 0.500, SLG: 1.000													0	0	0	0	0	0	0
Chuck Hartenstein, R (8, 1) OBP: 0.063, SLG: 0.063													2	0	0	0	0	0	2
Inning Stats	R: 0 E: 0 K: 1 S: 5 / H: 0 LOB: 0 BB: 0 P: 5	R: 0 E: 0 K: 1 S: 5 / H: 0 LOB: 0 BB: 0 P: 5	R: 0 E: 0 K: 2 S: 7 / H: 0 LOB: 0 BB: 0 P: 7	R: 0 E: 0 K: 0 S: 4 / H: 1 LOB: 1 BB: 0 P: 4	R: 1 E: 0 K: 1 S: 7 / H: 2 LOB: 1 BB: 0 P: 7	R: 0 E: 0 K: 1 S: 5 / H: 0 LOB: 0 BB: 0 P: 5	R: 0 E: 0 K: 0 S: 3 / H: 0 LOB: 0 BB: 0 P: 3	R: 0 E: 0 K: 0 S: 3 / H: 0 LOB: 1 BB: 1 P: 7	R: 1 E: 0 K: 0 S: 4 / H: 2 LOB: 1 BB: 1 P: 8	R: 0 E: 0 K: 0 S: 3 / H: 0 LOB: 0 BB: 0 P: 3	R: 0 E: 0 K: 0 S: 3 / H: 0 LOB: 0 BB: 0 P: 3	R: 1 E: 1 K: 0 S: 5 / H: 1 LOB: 2 BB: 1 P: 9	1B: 4 2B: 0 3B: 1 HR: 1	SF: 1 SAC: 1 DP: 1 HBP: 0	WP: 1 PB: 0 SB: 0 CS: 0	PA: 45		

PITCHER		IP	WLS	BF	H	R	ER	SO	BB	IBB	HBP	BLK	WP	HR	S	P	ERA	WHIP
Don Drysdale, R ERA: 2.78	(1, 1)	8.0		29	4	2	2	6	1	0	0	0	1	1	40	44	2.25	0.625
Ron Perranoski, L ERA: 2.36	(9, 1)	0.0		2	1	0	0	0	1	0	0	0	0	0	1	5	∞	∞
Bob Miller, R ERA: 4.18	(9, 1)	4.0	L	14	1	1	0	0	0	1	0	0	0	0	13	17	0.00	0.250

PITCHER	IP	WLS	BF	H	R	ER	SO	BB	IBB	HBP	BLK	WP	HR	S	P	ERA	WHIP

TOP

Chicago Cubs @ Los Angeles Dodgers

Dodger Stadium, Los Angeles, CA

Thu Sep 07 1967, 7:05 PM PDT

Att. 17,753 - Unknown - 80 F

livebaseballscorecards.com

AB	40
R	3
H	6
RBI	3
BB	3
SO	6
LOB	10

Batter	1	2	3	4	5	6	7	8	9	10	11	12	AB	R	H	RBI	BB	SO	LOB
Willie Davis, L (1, 8) OBP: 0.297, SLG: 0.364	F6			4-3		HR	2B		BB		IBB		4	1	2	1	2	0	0
Wes Parker, S (1, 3) OBP: 0.370, SLG: 0.359	G5-4-3 1B			K		2B BB	3-1		F9		F7		5	1	1	0	1	1	5
Lou Johnson, R (1, 7) OBP: 0.326, SLG: 0.414	G5-4-3 1-2f			K		F9		G4 SH F9-2 HBP	F2		6-3		5	0	0	0	0	1	6
Jim Lefebvre, S (1, 4) OBP: 0.331, SLG: 0.374		4-3			4-3	F5		SH G4 1-2		1B		F7	5	0	1	0	0	0	1
John Roseboro, L (1, 2) OBP: 0.348, SLG: 0.372		K			2B 1B	1-H 2B		G4 1-2 2-3		K		F5	6	0	2	1	0	2	3
Ron Fairly, L (1, 9) OBP: 0.298, SLG: 0.324		6-3			K	IBB		BB		F8		F8	4	0	0	0	2	1	2
Bob Bailey, R (1, 5) OBP: 0.305, SLG: 0.302			K		1-3 2B	K		F9-2 3-H		1-3			5	0	1	0	0	2	6
Gene Michael, S (1, 6) Al Ferrara, R (5, PH) Nate Oliver, R (6, 6) OBP: 0.249, SLG: 0.230 OBP: 0.346, SLG: 0.479 OBP: 0.310, SLG: 0.297		K			IBB		K		F9		SH2-4 BB		1 0 2	0 0 0	0 0 0	0 0 0	0 1 1	1 0 0	0 0 0
Don Drysdale, R (1, 1) OBP: 0.161, SLG: 0.122 Ron Perranoski, L (9, 1) OBP: 0.125, SLG: 0.125 Bob Miller, R (9, 1) OBP: 0.125, SLG: 0.125		6-3			K		6-3		BB 1B		SH2-4 1-2		3 0 1	0 0 0	0 0 1	0 0 0	0 0 0	1 0 0	3 0 0
Inning Stats	R: 0 E: 0 K: 0 S: 3 H: 1 LOB: 0 BB: 0 P: 3	R: 0 E: 0 K: 1 S: 5 H: 0 LOB: 0 BB: 0 P: 5	R: 0 E: 0 K: 2 S: 7 H: 0 LOB: 0 BB: 0 P: 7	R: 0 E: 0 K: 2 S: 7 H: 0 LOB: 0 BB: 0 P: 7	R: 0 E: 0 K: 2 S: 9 H: 2 LOB: 3 BB: 1 P: 13	R: 2 E: 0 K: 1 S: 7 H: 2 LOB: 2 BB: 2 P: 15	R: 0 E: 0 K: 1 S: 6 H: 1 LOB: 1 BB: 0 P: 6	R: 0 E: 1 K: 0 S: 3 H: 0 LOB: 2 BB: 1 P: 8	R: 0 E: 0 K: 0 S: 4 H: 1 LOB: 2 BB: 1 P: 8	R: 0 E: 0 K: 1 S: 6 H: 1 LOB: 1 BB: 0 P: 6	R: 0 E: 0 K: 0 S: 3 H: 0 LOB: 2 BB: 2 P: 11	R: 0 E: 0 K: 0 S: 3 H: 0 LOB: 0 BB: 0 P: 3	1B: 4 2B: 4 3B: 0 HR: 1 SF: 0 SAC: 2 DP: 2 HBP: 1						

PITCHER		IP	WLS	BF	H	R	ER	SO	BB	IBB	HBP	BLK	WP	HR	S	P	ERA	WHIP
Bill Hands, R ERA: 2.34	(1, 1)	7.0		29	6	2	2	9	1	2	0	0	0	1	44	56	2.57	1.000
Pete Mikkelsen, R ERA: 4.55	(8, 1)	0.1		3	0	0	0	0	0	0	1	0	0	0	2	3	0.00	0.000
Jim Ellis, L ERA: 2.79	(8, 1)	0.0		1	0	0	0	0	1	0	0	0	0	0	0	4	∞	∞
Chuck Hartenstein, R ERA: 2.94	(8, 1)	4.2	W	18	2	0	0	1	2	1	0	0	0	0	17	29	0.00	0.857

PITCHER	IP	WLS	BF	H	R	ER	SO	BB	IBB	HBP	BLK	WP	HR	S	P	ERA	WHIP

BOTTOM

Chicago Cubs @ Los Angeles Dodgers

Dodger Stadium, Los Angeles, CA

Thu Sep 07 1967, 7:05 PM PDT

Att. 17,753 - Unknown - 80 F

livebaseballscorecards.com

AB	41
R	2
H	8
RBI	2
BB	7
SO	10
LOB	26

PA: 51

WP: 0
PB: 0
SB: 0
CS: 0

Batter	1	2	3	4	5	6	7	8	9	AB	R	H	RBI	BB	SO	LOB
Sonny Jackson, L (1, 6) OBP: 0.281, SLG: 0.292	4-3		6-3		1-3		L9			4	0	0	0	0	0	3
Joe Morgan, L (1, 4) OBP: 0.379, SLG: 0.407	K		F9			2B		F9		4	0	1	0	0	1	0
Jimmy Wynn, R (1, 8) OBP: 0.327, SLG: 0.495	K			F9		1-3		HR		4	1	1	1	0	1	1
Rusty Staub, L (1, 9) OBP: 0.391, SLG: 0.482		BB (F8, 1B)		6-3		IBB (G4-6-3)		4-3		2	0	0	0	2	0	0
Norm Miller, L (1, 7) OBP: 0.282, SLG: 0.305		1B (1-2)		F7		G4-6-3 (1-2f)		BB		3	0	1	0	1	0	2
Doug Rader, R (1, 5) OBP: 0.353, SLG: 0.491		F8 (2-3)			1B (2B)		1B (1-3)	F8		4	1	2	0	0	0	3
Hal King, L (1, 2)		K			F9		1-3 (1-2)		F2	4	0	0	0	0	1	4
Chuck Harrison, R (1, 3) OBP: 0.295, SLG: 0.331		K			F7		1B (2-3)		F7	4	0	1	0	0	1	3
Danny Coombs, R (1, 1) OBP: 0.500, SLG: 1.000			K		2B (1-H)		K		K	2	0	1	1	0	1	0
Dan Schneider, L (6, 1) OBP: 0.333, SLG: 0.333										0	0	0	0	0	0	0
Julio Gotay, R (7, PH) OBP: 0.330, SLG: 0.367										1	0	0	0	0	1	2
Tom Dukes, R (7, 1) OBP: 1.000, SLG: 1.000										0	0	0	0	0	0	0
Ivan Murrell, R (9, PH)										1	0	0	0	0	1	0
Inning Stats	R: 0 E: 0 K: 2 S: 7 H: 0 LOB: 0 BB: 0 P: 7	R: 0 E: 0 K: 2 S: 8 H: 1 LOB: 2 BB: 1 P: 12	R: 0 E: 0 K: 1 S: 5 H: 0 LOB: 0 BB: 0 P: 5	R: 0 E: 0 K: 0 S: 3 H: 0 LOB: 0 BB: 0 P: 3	R: 1 E: 0 K: 0 S: 5 H: 2 LOB: 1 BB: 0 P: 5	R: 0 E: 0 K: 0 S: 3 H: 1 LOB: 1 BB: 1 P: 7	R: 0 E: 0 K: 1 S: 7 H: 2 LOB: 2 BB: 0 P: 7	R: 1 E: 0 K: 0 S: 4 H: 1 LOB: 1 BB: 1 P: 8	R: 0 E: 0 K: 1 S: 5 H: 0 LOB: 0 BB: 0 P: 5	1B: 4 2B: 2 3B: 0 HR: 1 SF: 0 SAC: 0 DP: 1 HBP: 0						

PITCHER	IP	WLS	BF	H	R	ER	SO	BB	IBB	HBP	BLK	WP	HR	S	P	ERA	WHIP
Don Sutton, R (1, 1) ERA: 3.95	9.0	W	36	7	2	2	7	2	1	0	0	0	1	47	59	2.00	1.000

PITCHER	IP	WLS	BF	H	R	ER	SO	BB	IBB	HBP	BLK	WP	HR	S	P	ERA	WHIP

TOP

Houston Astros @ Los Angeles Dodgers

Dodger Stadium, Los Angeles, CA

Fri Sep 08 1967, 7:05 PM PDT

Att. 16,645 - Unknown

livebaseballscorecards.com

AB	33
R	2
H	7
RBI	2
BB	3
SO	7
LOB	18

Batter	1	2	3	4	5	6	7	8	9	AB	R	H	RBI	BB	SO	LOB
Willie Davis, L (1, 8) OBP: 0.296, SLG: 0.365	F7		G3			1B 2B		K		4	1	1	0	0	1	0
Wes Parker, S (1, 3) OBP: 0.369, SLG: 0.357	6-3		6-3			CS 2-H 1B		K		4	0	1	1	0	1	0
Lou Johnson, R (1, 7) OBP: 0.328, SLG: 0.418	L7			F8		1-2 1B 2B		HR 1B		4	2	2	0	0	0	0
Al Ferrara, R (1, 9) OBP: 0.346, SLG: 0.478		K		F7		2-H 1B		1-H HR		3	0	1	1	0	1	0
Ron Fairly, L (8, 9) OBP: 0.300, SLG: 0.333										1	1	1	2	0	0	0
Jim Lefebvre, S (1, 4) OBP: 0.328, SLG: 0.370		K		F4		K		F8		4	0	0	0	0	2	1
Bob Bailey, R (1, 5) OBP: 0.305, SLG: 0.303		1B 1B			6-3		2-3			3	0	1	0	0	0	0
Jeff Torborg, R (1, 2) OBP: 0.259, SLG: 0.268		1-3 1B			K		F4			3	0	1	0	0	1	0
Gene Michael, S (1, 6) OBP: 0.250, SLG: 0.227		K			K		BB			2	0	0	0	1	2	2
Don Sutton, R (1, 1) OBP: 0.155, SLG: 0.159			1-3			5-3	5-3			3	0	0	0	0	0	1
Inning Stats	R: 0 E: 0 K: 0 S: 3 H: 0 LOB: 0 BB: 0 P: 3	R: 0 E: 0 K: 3 S: 11 H: 2 LOB: 2 BB: 0 P: 11	R: 0 E: 0 K: 0 S: 3 H: 0 LOB: 0 BB: 0 P: 3	R: 0 E: 0 K: 0 S: 3 H: 0 LOB: 0 BB: 0 P: 3	R: 0 E: 0 K: 2 S: 7 H: 0 LOB: 0 BB: 0 P: 7	R: 2 E: 0 K: 1 S: 8 H: 4 LOB: 1 BB: 0 P: 8	R: 0 E: 0 K: 0 S: 3 H: 0 LOB: 1 BB: 1 P: 7	R: 2 E: 0 K: 2 S: 9 H: 2 LOB: 0 BB: 0 P: 9		1B: 5 2B: 2 3B: 0 HR: 1 SF: 0 SAC: 0 DP: 0 HBP: 0						

PITCHER		IP	WLS	BF	H	R	ER	SO	BB	IBB	HBP	BLK	WP	HR	S	P	ERA	WHIP
Danny Coombs, L ERA: 3.18	(1, 1)	5.2		22	6	2	2	5	0	0	0	0	0	0	32	32	3.18	1.059
Dan Schneider, L ERA: 5.4	(6, 1)	0.1		1	0	0	0	1	0	0	0	0	0	0	3	3	0.00	0.000
Tom Dukes, R ERA: 4.74	(7, 1)	2.0	L	9	2	2	2	2	1	0	0	0	0	1	12	16	9.00	1.500

PITCHER	IP	WLS	BF	H	R	ER	SO	BB	IBB	HBP	BLK	WP	HR	S	P	ERA	WHIP

BOTTOM

Houston Astros @ Los Angeles Dodgers

Dodger Stadium, Los Angeles, CA

Fri Sep 08 1967, 7:05 PM PDT

Att. 16,645 - Unknown

livebaseballscorecards.com

AB	31
R	4
H	8
RBI	4
BB	1
SO	8
LOB	4

WP: 0 PA: 32
PB: 0
SB: 0
CS: 1

Batter	1	2	3	4	5	6	7	8	9	AB	R	H	RBI	BB	SO	LOB
Julio Gotay, R (1, 4) OBP: 0.333, SLG: 0.367	L3		F3			BBBB 4-0 1B 2B BB	0-0 G5-4-3 1B			3	1	1	0	1	0	0
Sonny Jackson, L (1, 6) OBP: 0.281, SLG: 0.292	5-3		4-3			0-0 2B G3 1B 1-2	0-0 G5-4-3 1-2f			4	1	1	0	0	0	1
Jimmy Wynn, R (1, 8) OBP: 0.329, SLG: 0.509	1B			HR		0-0 F9		0-0 HR		4	2	3	2	0	0	2
Doug Rader, R (1, 5) OBP: 0.350, SLG: 0.491	F9			SSS 0-3 K		0-0 G3 1B 2B 1-3 2-H		0-0 F4		4	1	1	1	0	1	1
Rusty Staub, L (1, 9) OBP: 0.388, SLG: 0.478		0-0 G3		SSS 0-3 K		0-0 G3 2-3 3-H		0-0 4-3		4	0	0	1	0	1	1
Chuck Harrison, R (1, 3) OBP: 0.294, SLG: 0.329		0-0 5-3		0-0 F4		0-0 1B 1B 3-H		0-0 F8		4	0	1	1	0	0	0
Ivan Murrell, R (1, 7) OBP: 0.500, SLG: 0.500		0-0 1B			0-0 G6-4-3 1B	0-0 1B 1B 1-2			SSS 0-3 K2-3	4	0	3	0	0	1	0
Ron Brand, R (1, 2) OBP: 0.318, SLG: 0.281		0-0 2-3			0-0 G6-4-3 1-2f	0-0 F8			0-0 F4	4	0	0	0	0	0	4
Mike Cuellar, L (1, 1) OBP: 0.183, SLG: 0.250			SSS 0-3 K		0-0 3-1		0-0 4-3		0-0 6-3	4	0	0	0	0	1	0
Inning Stats	R: 0 H: 1 E: 0 LOB: 1 K: 0 BB: 0 S: 4 P: 4	R: 0 H: 1 E: 0 LOB: 1 K: 0 BB: 0 S: 4 P: 4	R: 0 H: 0 E: 0 LOB: 0 K: 1 BB: 0 S: 5 P: 5	R: 1 H: 1 E: 0 LOB: 0 K: 2 BB: 0 S: 8 P: 8	R: 0 H: 1 E: 0 LOB: 0 K: 0 BB: 0 S: 3 P: 3	R: 3 H: 4 E: 0 LOB: 2 K: 0 BB: 1 S: 7 P: 11	R: 0 H: 1 E: 0 LOB: 0 K: 0 BB: 0 S: 3 P: 3	R: 1 H: 1 E: 0 LOB: 0 K: 0 BB: 0 S: 4 P: 4	R: 0 H: 0 E: 0 LOB: 0 K: 1 BB: 0 S: 5 P: 5	1B: 7 SF: 0 2B: 1 SAC: 0 3B: 0 DP: 2 HR: 2 HBP: 0						

PITCHER		IP	WLS	BF	H	R	ER	SO	BB	IBB	HBP	BLK	WP	HR	S	P	ERA	WHIP
Claude Osteen, L ERA: 3.3	(1, 1)	7.0	L	29	9	4	4	3	1	0	0	0	0	1	34	38	5.14	1.429
Bob Miller, R ERA: 4.19	(8, 1)	2.0		7	1	1	1	1	0	0	0	0	0	1	9	9	4.50	0.500

PITCHER	IP	WLS	BF	H	R	ER	SO	BB	IBB	HBP	BLK	WP	HR	S	P	ERA	WHIP

TOP

Houston Astros @ Los Angeles Dodgers

Dodger Stadium, Los Angeles, CA

Sat Sep 09 1967, 3:33 AM PDT

Att. 11,877 - Unknown

livebaseballscorecards.com

AB	35
R	5
H	10
RBI	5
BB	1
SO	4
LOB	9

PA: 36

WP: 0
PB: 0
SB: 0
CS: 0

Houston Astros @ Los Angeles Dodgers

Dodger Stadium, Los Angeles, CA

Sat Sep 09 1967, 3:33 AM PDT

Att. 11,877 - Unknown

livebaseballscorecards.com

BOTTOM

Batter	1	2	3	4	5	6	7	8	9	AB	R	H	RBI	BB	SO	LOB
Nate Oliver, R (1, 6) OBP: 0.306, SLG: 0.293 Gene Michael, S (9, 6) OBP: 0.250, SLG: 0.227	4-3		SH3-4 2-3		G4-6-3 1-2f		5-3			3	0	0	0	0	0	1
										0	0	0	0	0	0	0
Willie Davis, L (1, 8) OBP: 0.298, SLG: 0.366	F8		G5-4-3 1B			K		HR 1B		4	1	2	0	0	1	0
Lou Johnson, R (1, 7) OBP: 0.333, SLG: 0.432	BB 1B		G5-4-3 1-2f			1B		1-H HR		3	1	2	2	1	0	2
Al Ferrara, R (1, 9) OBP: 0.351, SLG: 0.479	1-3 1B			BB		5-3 1-3 1B		K		3	0	2	0	1	1	0
Jim Lefebvre, S (1, 4) OBP: 0.326, SLG: 0.367	F7			K		5-3 1-2		K		4	0	0	0	0	2	5
Wes Parker, S (1, 3) OBP: 0.366, SLG: 0.353		K		K		K		F8		4	0	0	0	0	3	3
Bob Bailey, R (1, 5) OBP: 0.308, SLG: 0.316		G6-4-3 1B		5-3			HR		4-3	4	1	2	1	0	0	1
Jeff Torborg, R (1, 2) OBP: 0.261, SLG: 0.270 Jim Campanis, R (7, PH) OBP: 0.264, SLG: 0.319 (8, 2)	G6-4-3 1-2f				FC5-6 1B		F8		6-3	2	0	1	0	0	0	1
										2	0	0	0	0	0	0
Claude Osteen, L (1, 1) OBP: 0.214, SLG: 0.283 Jim Hickman, R (7, PH) OBP: 0.257, SLG: 0.247 Bob Miller, R (8, 1) OBP: 0.125, SLG: 0.125 Ron Hunt, R (9, PH) OBP: 0.364, SLG: 0.367			SH3-4 2B		FC5-6 1-2f G4-6-3		K		F9	2	0	1	0	0	0	1
										1	0	0	0	0	1	0
										0	0	0	0	0	0	0
										1	0	0	0	0	0	0

Inning Stats	1	2	3	4	5	6	7	8	9
	R: 0 H: 1 E: 0 LOB: 2 K: 0 BB: 1 S: 4 P: 8	R: 0 H: 1 E: 0 LOB: 0 K: 1 BB: 0 S: 5 P: 5	R: 0 H: 2 E: 0 LOB: 1 K: 0 BB: 0 S: 4 P: 4	R: 0 H: 0 E: 0 LOB: 1 K: 2 BB: 1 S: 7 P: 11	R: 0 H: 1 E: 0 LOB: 0 K: 0 BB: 0 S: 3 P: 3	R: 0 H: 2 E: 0 LOB: 2 K: 2 BB: 0 S: 9 P: 9	R: 1 H: 1 E: 0 LOB: 0 K: 1 BB: 0 S: 6 P: 6	R: 2 H: 2 E: 0 LOB: 0 K: 2 BB: 0 S: 9 P: 9	R: 0 H: 0 E: 0 LOB: 0 K: 0 BB: 0 S: 3 P: 3

	1B	SF	PA
	7	0	36
	2B	SAC	
	1	1	
	3B	DP	
	0	3	
	HR	HBP	
	2	0	

	WP	PB	SB	CS
	0	0	0	0

PITCHER	IP	WLS	BF	H	R	ER	SO	BB	IBB	HBP	BLK	WP	HR	S	P	ERA	WHIP
Mike Cuellar, L (1, 1) ERA: 3.26	9.0	W	36	10	3	3	8	2	0	0	0	0	2	50	58	3.00	1.333

PITCHER	IP	WLS	BF	H	R	ER	SO	BB	IBB	HBP	BLK	WP	HR	S	P	ERA	WHIP

AB	33
R	3
H	10
RBI	3
BB	2
SO	8
LOB	14

Batter	1	2	3	4	5	6	7	8	9	AB	R	H	RBI	BB	SO	LOB
Sonny Jackson, L (1, 6) OBP: 0.283, SLG: 0.294	G3 1B		6-3			6-3		1B		4	0	2	0	0	0	1
Joe Morgan, L (1, 4) OBP: 0.378, SLG: 0.405	G3 1-2			F8		BB L7		L9		3	0	0	0	1	0	2
Jimmy Wynn, R (1, 8) OBP: 0.327, SLG: 0.505	F4			L5		L7 1-2		L7		4	0	0	0	0	0	2
Rusty Staub, L (1, 9) OBP: 0.391, SLG: 0.477		4-3		BB			BB 3B		FC9-6 BB	1	1	0	0	3	0	0
Norm Miller, L (1, 7) OBP: 0.278, SLG: 0.300		5-3		4-3			F8		FC9-6 1-2f	3	0	0	0	0	0	2
Ivan Murrell, R (9, PH) OBP: 0.429, SLG: 0.429										1	0	0	0	0	0	1
Doug Rader, R (1, 5) OBP: 0.346, SLG: 0.479		6-3			FC3-6 BB		F8		K	3	0	0	0	1	1	2
Hal King, L (1, 2) OBP: 0.250, SLG: 0.500			4-3 1B		FC3-6 1-2f		3B 1-H		F4	3	0	2	1	0	0	1
Bob Aspromonte, R (9, PH) OBP: 0.351, SLG: 0.388										1	0	0	0	0	0	1
Chuck Harrison, R (1, 3) OBP: 0.289, SLG: 0.323			4-3 1-2		F7		F8			3	0	0	0	0	0	3
Howie Reed, R (1, 1)			K		F3				F7	2	0	0	0	0	1	2
Larry Sherry, R (7, 1)										0	0	0	0	0	0	0
Pat House, L (7, 1)										0	0	0	0	0	0	0
Bob Watson, R (8, PH)										1	0	0	0	0	0	0
Dan Schneider, L (8, 1) OBP: 0.333, SLG: 0.333										0	0	0	0	0	0	0
Inning Stats	R: 0 E: 0 K: 0 S: 3 H: 1 LOB: 0 BB: 0 P: 3	R: 0 E: 0 K: 0 S: 3 H: 0 LOB: 0 BB: 0 P: 3	R: 0 E: 0 K: 1 S: 6 H: 1 LOB: 0 BB: 0 P: 6	R: 0 E: 0 K: 0 S: 3 H: 0 LOB: 0 BB: 1 P: 7	R: 0 E: 1 K: 0 S: 3 H: 0 LOB: 1 BB: 1 P: 7	R: 0 E: 0 K: 0 S: 2 H: 0 LOB: 0 BB: 1 P: 6	R: 1 E: 0 K: 0 S: 4 H: 1 LOB: 1 BB: 1 P: 8	R: 0 E: 0 K: 0 S: 4 H: 1 LOB: 1 BB: 0 P: 4	R: 0 E: 0 K: 1 S: 5 H: 0 LOB: 1 BB: 1 P: 9	1B: 3 2B: 0 3B: 1 HR: 0 SF: 0 SAC: 0 DP: 0 HBP: 0						

PITCHER	IP	WLS	BF	H	R	ER	SO	BB	IBB	HBP	BLK	WP	HR	S	P	ERA	WHIP
Bill Singer, R (1, 1) ERA: 2.79	8.0	W	31	4	1	1	1	5	0	0	0	0	0	28	48	1.12	1.125
Ron Perranoski, L (9, 1) ERA: 2.34	1.0	S	3	0	0	0	1	0	0	0	0	0	0	5	5	0.00	0.000

PITCHER	IP	WLS	BF	H	R	ER	SO	BB	IBB	HBP	BLK	WP	HR	S	P	ERA	WHIP

TOP

Houston Astros @ Los Angeles Dodgers

Dodger Stadium, Los Angeles, CA

Sun Sep 10 1967, 3:33 AM PDT

Unknown

livebaseballscorecards.com

AB	29
R	1
H	4
RBI	1
BB	5
SO	2
LOB	17

WP: 0 PB: 0 SB: 0 CS: 0 PA: 34

Batter	1	2	3	4	5	6	7	8	9	AB	R	H	RBI	BB	SO	LOB
Willie Davis, L (1, 8) OBP: 0.296, SLG: 0.363	1-3			F7		G3	F4-2 3-H			4	0	0	0	0	0	3
Len Gabrielson, L (1, 9) OBP: 0.295, SLG: 0.383	F7			F6			4-3	SH1-4 2B		3	0	0	0	0	0	0
Wes Parker, S (8, 3) OBP: 0.367, SLG: 0.358										1	0	1	0	0	0	0
Lou Johnson, R (1, 7) OBP: 0.339, SLG: 0.434	F5			CS 1B			1B WP 1B	SH1-4 HBP		3	1	2	0	0	0	0
John Roseboro, L (1, 2) OBP: 0.348, SLG: 0.372		F9		CS 1-2	F9		WP 1-3 1B	SH1-4 1-2 2-3		3	1	1	0	0	0	0
Ron Fairly, L (1, 3) (8, 9) OBP: 0.301, SLG: 0.334		4-3			FC6-4 1B		PB 1B 1-H 3-H 1B	F8		4	1	2	1	0	0	2
Jim Lefebvre, S (1, 4) OBP: 0.325, SLG: 0.366		1-4-3			K		PB 1-2 1B	6-3		4	1	1	0	0	1	3
Bob Bailey, R (1, 5) OBP: 0.308, SLG: 0.317			K		FC6-4 1-2f		SH F4-2 1-H 2-H 1B			3	0	1	2	0	1	1
Gene Michael, S (1, 6) OBP: 0.251, SLG: 0.229			G3			F7	SH 1-2 1B			3	0	1	0	0	0	0
Bill Singer, R (1, 1) OBP: 0.088, SLG: 0.105			F8			F3	SH 1-2 2-3			2	0	0	0	0	0	0
Ron Perranoski, L (9, 1) OBP: 0.125, SLG: 0.125										0	0	0	0	0	0	0
Inning Stats	R: 0 E: 0 K: 0 S: 3 H: 0 LOB: 0 BB: 0 P: 3	R: 0 E: 0 K: 0 S: 3 H: 0 LOB: 0 BB: 0 P: 3	R: 0 E: 0 K: 1 S: 5 H: 0 LOB: 0 BB: 0 P: 5	R: 0 E: 0 K: 0 S: 3 H: 1 LOB: 0 BB: 0 P: 3	R: 0 E: 0 K: 1 S: 6 H: 1 LOB: 1 BB: 0 P: 6	R: 0 E: 0 K: 0 S: 3 H: 0 LOB: 0 BB: 0 P: 3	R: 4 E: 0 K: 0 S: 9 H: 6 LOB: 2 BB: 0 P: 9	R: 0 E: 0 K: 0 S: 4 H: 1 LOB: 2 BB: 0 P: 5		1B: 8 2B: 2 3B: 0 HR: 0 SF: 0 SAC: 2 DP: 1 HBP: 1						

PITCHER		IP	WLS	BF	H	R	ER	SO	BB	IBB	HBP	BLK	WP	HR	S	P	ERA	WHIP
Howie Reed, R ERA: 5.68	(1, 1)	6.1	L	24	6	4	4	2	0	0	0	0	1	0	28	28	5.68	0.947
Larry Sherry, R ERA: 5.05	(7, 1)	0.0		3	2	0	0	0	0	0	0	0	0	0	3	3	∞	∞
Pat House, L ERA:	(7, 1)	0.2		1	0	0	0	0	0	0	0	0	0	0	1	1	0.00	0.000
Dan Schneider, L ERA: 5.28	(8, 1)	1.0		5	1	0	0	0	0	0	1	0	0	0	4	5	0.00	1.000

PITCHER	IP	WLS	BF	H	R	ER	SO	BB	IBB	HBP	BLK	WP	HR	S	P	ERA	WHIP

BOTTOM

Houston Astros @ Los Angeles Dodgers

Dodger Stadium, Los Angeles, CA

Sun Sep 10 1967, 3:33 AM PDT

Unknown

livebaseballscorecards.com

AB	30
R	4
H	9
RBI	3
BB	0
SO	2
LOB	9

Batter	1	2	3	4	5	6	7	8	9	10	11	AB	R	H	RBI	BB	SO	LOB
Julio Gotay, R (1, 4) OBP: 0.326, SLG: 0.358	K		F4			K		5-3		F8		5	0	0	0	0	2	0
Dave Eilers, R (10, 1)												0	0	0	0	0	0	0
Sonny Jackson, L (1, 6) OBP: 0.282, SLG: 0.291	F6		K			6-3		CS, 1B, BB		6-3		4	0	0	0	1	1	0
Jimmy Wynn, R (1, 8) OBP: 0.329, SLG: 0.510	F9			F8		BB		1-2, 1B			HR	4	1	2	1	1	0	0
Doug Rader, R (1, 3) OBP: 0.338, SLG: 0.467		5-3		1-3		K		F7, 2-3			6-3	3	0	0	0	0	1	1
Chuck Harrison, R (8, PH) OBP: 0.286, SLG: 0.319												2	0	0	0	0	0	2
(8, 3)																		
Bob Aspromonte, R (1, 5) OBP: 0.352, SLG: 0.389		BB, 1B		F8			FC, 2B		F8		5-3	4	0	1	0	1	0	0
Ivan Murrell, R (1, 9) OBP: 0.364, SLG: 0.364		F4			FC6-4, 1B		FC, 1-3, 2-H		K		6-3	5	0	1	0	0	1	2
Aaron Pointer, R (1, 7) OBP: 0.295, SLG: 0.300		1-3, 1B			FC6-4, 1-2f		1-3, 1-2		1B			4	0	2	0	0	0	2
Ron Brand, R (1, 2) OBP: 0.317, SLG: 0.277		5-3			F6		IBB		5-3			3	0	0	0	1	0	4
Bo Belinsky, L (1, 1) OBP: 0.122, SLG: 0.077			6-3		L1		F9			K		3	0	0	0	0	0	3
Joe Morgan, L (10, PH) OBP: 0.377, SLG: 0.404												1	0	0	0	0	1	0
(10, 4)																		
Inning Stats	R: 0 E: 0 K: 1 S: 5 / H: 0 LOB: 0 BB: 0 P: 5	R: 0 E: 0 K: 0 S: 4 / H: 1 LOB: 2 BB: 1 P: 8	R: 0 E: 0 K: 1 S: 5 / H: 0 LOB: 0 BB: 0 P: 5	R: 0 E: 0 K: 0 S: 3 / H: 0 LOB: 0 BB: 0 P: 3	R: 0 E: 0 K: 0 S: 4 / H: 1 LOB: 1 BB: 0 P: 4	R: 0 E: 0 K: 2 S: 7 / H: 0 LOB: 1 BB: 1 P: 11	R: 0 E: 1 K: 0 S: 4 / H: 1 LOB: 2 BB: 1 P: 8	R: 0 E: 0 K: 0 S: 3 / H: 1 LOB: 1 BB: 1 P: 7	R: 0 E: 0 K: 1 S: 6 / H: 1 LOB: 1 BB: 0 P: 6	R: 0 E: 0 K: 1 S: 5 / H: 0 LOB: 0 BB: 0 P: 5	R: 1 E: 0 K: 0 S: 4 / H: 1 LOB: 0 BB: 0 P: 4	1B: 4 2B: 1 3B: 0 HR: 1 / SF: 0 SAC: 1 DP: 0 HBP: 0						

PITCHER		IP	WLS	BF	H	R	ER	SO	BB	IBB	HBP	BLK	WP	HR	S	P	ERA	WHIP
Jim Brewer, L ERA: 2.52	(1, 1)	7.0		27	3	0	0	4	2	1	0	0	0	0	32	44	0.00	0.714
Ron Perranoski, L ERA: 2.27	(8, 1)	3.0		11	2	0	0	2	1	0	0	0	0	0	14	18	0.00	1.000
Bob Miller, R ERA: 4.25	(11, 1)	1.0	L	4	1	1	1	0	0	0	0	0	0	1	4	4	9.00	1.000

PITCHER	IP	WLS	BF	H	R	ER	SO	BB	IBB	HBP	BLK	WP	HR	S	P	ERA	WHIP

TOP

Houston Astros @ Los Angeles Dodgers

Dodger Stadium, Los Angeles, CA

Sun Sep 10 1967, 3:38 AM PDT

Att. 16,096 - Unknown

livebaseballscorecards.com

AB	38
R	1
H	6
RBI	1
BB	4
SO	6
LOB	14

WP: 0 PB: 0 SB: 0 CS: 1 PA: 42

Houston Astros @ Los Angeles Dodgers

Dodger Stadium, Los Angeles, CA

Sun Sep 10 1967, 3:38 AM PDT

Att. 16,096 - Unknown

livebaseballscorecards.com

BOTTOM

Batter	1	2	3	4	5	6	7	8	9	10	11	AB	R	H	RBI	BB	SO	LOB
Wes Parker, S (1, 8) OBP: 0.365, SLG: 0.356	F4		F8		CS 1B		K 1-2			F8		5	0	1	0	0	1	2
Bob Miller, R (11, 1) OBP: 0.125, SLG: 0.125												0	0	0	0	0	0	0
Ron Hunt, R (1, 4) OBP: 0.360, SLG: 0.362	6-3		K		F9 1-2			F3		6-3		5	0	0	0	0	1	1
Lou Johnson, R (1, 7) OBP: 0.333, SLG: 0.427	5-3		K			6-3		F7			F4	5	0	0	0	0	1	0
Al Ferrara, R (1, 9) OBP: 0.352, SLG: 0.475		FC BB BB		F8		BB		6-3			F9	3	0	0	0	2	0	0
Ron Fairly, L (1, 3) OBP: 0.298, SLG: 0.330		F4		4-3		K			4-3		F6	5	0	0	0	0	1	2
Bob Bailey, R (1, 5) OBP: 0.310, SLG: 0.314		FC 1-2 BB		1B BB		F2			F9			2	0	0	0	2	0	1
Jim Campanis, R (1, 2) OBP: 0.286, SLG: 0.327		K						SH1-3 BB				2	0	1	0	1	1	2
Don Sutton, R (7, PR) OBP: 0.155, SLG: 0.159												0	0	0	0	0	0	0
Jeff Torborg, R (8, 2) OBP: 0.265, SLG: 0.274				1-2 1B					1B			1	0	1	0	0	0	0
Gene Michael, S (1, 6) OBP: 0.248, SLG: 0.226	FC FC5-4 1-2 2-3			4-3			SH1-3 1-2		F3			3	0	0	0	0	0	5
Jim Brewer, L (1, 1) OBP: 0.045, SLG: 0.091		FC5-4 1-2f			K		K BB			F8		2	0	0	0	0	1	3
Jim Hickman, R (7, PH) OBP: 0.264, SLG: 0.247												0	0	0	0	1	0	0
Ron Perranoski, L (8, 1) OBP: 0.125, SLG: 0.125												0	0	0	0	0	0	0
Willie Davis, L (10, PH) OBP: 0.295, SLG: 0.363												1	0	0	0	0	0	0
(11, 8)																		

Batter	AB	R	H	RBI	BB	SO	LOB
AB	**34**						
R	**0**						
H	**3**						
RBI	**0**						
BB	**6**						
SO	**6**						
LOB	**16**						

Inning Stats	1	2	3	4	5	6	7	8	9	10	11
	R: 0 H: 0 E: 0 LOB: 0 K: 0 BB: 0 S: 3 P: 3	R: 0 H: 0 E: 0 LOB: 3 K: 1 BB: 2 S: 6 P: 14	R: 0 H: 0 E: 0 LOB: 0 K: 2 BB: 0 S: 7 P: 7	R: 0 H: 1 E: 0 LOB: 2 K: 0 BB: 1 S: 4 P: 8	R: 0 H: 1 E: 0 LOB: 0 K: 1 BB: 0 S: 5 P: 5	R: 0 H: 0 E: 0 LOB: 1 K: 1 BB: 1 S: 5 P: 9	R: 0 H: 0 E: 0 LOB: 2 K: 1 BB: 2 S: 4 P: 12	R: 0 H: 0 E: 0 LOB: 0 K: 0 BB: 0 S: 3 P: 3	R: 0 H: 1 E: 0 LOB: 1 K: 0 BB: 0 S: 4 P: 4	R: 0 H: 0 E: 0 LOB: 0 K: 0 BB: 0 S: 3 P: 3	R: 0 H: 0 E: 0 LOB: 0 K: 0 BB: 0 S: 3 P: 3

	1B: 3	SF: 0	WP: 0	PA: 41
	2B: 0	SAC: 1	PB: 0	
	3B: 0	DP: 0	SB: 0	
	HR: 0	HBP: 0	CS: 1	

PITCHER		IP	WLS	BF	H	R	ER	SO	BB	IBB	HBP	BLK	WP	HR	S	P	ERA	WHIP
Bo Belinsky, L ERA: 4.68	(1, 1)	9.0		35	3	0	0	6	6	0	0	0	0	0	41	65	0.00	1.000
Dave Eilers, R ERA: 4.17	(10, 1)	2.0	W	6	0	0	0	0	0	0	0	0	0	0	6	6	0.00	0.000

PITCHER		IP	WLS	BF	H	R	ER	SO	BB	IBB	HBP	BLK	WP	HR	S	P	ERA	WHIP

Batter	1	2	3	4	5	6	7	8	9	AB	R	H	RBI	BB	SO	LOB
Jesus Alou, R (1, 7) OBP: 0.321, SLG: 0.375	4-3		1-3 2B 1B		F9		2-3		1-3	5	1	1	0	0	0	2
Tom Haller, L (1, 2) OBP: 0.351, SLG: 0.416	6-3		1-3 1-2		G3			F7		4	0	0	0	0	0	1
Willie Mays, R (1, 8) OBP: 0.327, SLG: 0.437	1B 2B		WP FC6-5-2-6 2-H 2B		1B			F7		4	1	3	1	0	0	0
Willie McCovey, L (1, 3) OBP: 0.375, SLG: 0.523	2-H 1B		FC6-5-2-6 2-H			F4		HR		4	1	2	2	0	0	1
Jim Ray Hart, R (1, 5) OBP: 0.369, SLG: 0.514 Jim Davenport, R (8, 5) OBP: 0.361, SLG: 0.363	K		IBB			G4-6-3 1B		F8		3	0	1	0	1	1	1
										0	0	0	0	0	0	0
Ollie Brown, R (1, 9) OBP: 0.312, SLG: 0.414		6-3	5-3			G4-6-3 1-2f			1B WP 1B	4	1	1	0	0	0	3
Hal Lanier, R (1, 6) OBP: 0.246, SLG: 0.267		4-3		4-3			BBBB 1B BB		WP 1-3 1B	3	0	1	0	1	0	0
Bob Schroder, L (1, 4) OBP: 0.315, SLG: 0.261 Tito Fuentes, S (7, PR) OBP: 0.247, SLG: 0.272 (7, 4)		1B		4-3			1-2 FC3-6 1B		6-3 1-2 3-H	3	0	2	0	0	0	0
										1	0	0	0	0	0	1
Ron Herbel, R (1, 1) OBP: 0.192, SLG: 0.208		F9		4-3			1-2f FC3-6		SSS K	4	0	0	0	0	1	3
Inning Stats	R: 1 E: 0 K: 1 S: 7 H: 2 LOB: 1 BB: 0 P: 7	R: 0 E: 0 K: 0 S: 4 H: 1 LOB: 1 BB: 0 P: 4	R: 1 E: 0 K: 0 S: 5 H: 2 LOB: 2 BB: 1 P: 9	R: 0 E: 0 K: 0 S: 3 H: 0 LOB: 0 BB: 0 P: 3	R: 0 E: 0 K: 0 S: 3 H: 1 LOB: 1 BB: 0 P: 3	R: 0 E: 0 K: 0 S: 3 H: 1 LOB: 0 BB: 0 P: 3	R: 0 E: 0 K: 0 S: 3 H: 1 LOB: 1 BB: 1 P: 7	R: 1 E: 0 K: 0 S: 4 H: 1 LOB: 0 BB: 0 P: 4	R: 1 E: 0 K: 1 S: 7 H: 2 LOB: 1 BB: 0 P: 7	1B: 8 2B: 2 3B: 0 HR: 1 SF: 0 SAC: 0 DP: 1 HBP: 0						

TOP

San Francisco Giants @ Los Angeles Dodgers
Dodger Stadium, Los Angeles, CA
Mon Sep 11 1967, 7:05 PM PDT
Att. 19,167 - Unknown

livebaseballscorecards.com

AB	35
R	4
H	11
RBI	3
BB	2
SO	2
LOB	12

WP: 2 PB: 0 SB: 0 CS: 0 PA: 37

PITCHER		IP	WLS	BF	H	R	ER	SO	BB	IBB	HBP	BLK	WP	HR	S	P	ERA	WHIP
Don Drysdale, R ERA: 2.8	(1, 1)	8.0	L	32	9	3	3	1	1	1	0	0	1	1	32	40	3.38	1.250
Bob Miller, R ERA: 4.3	(9, 1)	1.0		5	2	1	1	1	0	0	0	0	1	0	7	7	9.00	2.000

PITCHER		IP	WLS	BF	H	R	ER	SO	BB	IBB	HBP	BLK	WP	HR	S	P	ERA	WHIP

Batter	1	2	3	4	5	6	7	8	9	AB	R	H	RBI	BB	SO	LOB
Wes Parker, S (1, 3) OBP: 0.364, SLG: 0.355	S S S 0-3 K ①		S S S 0-3 K ②		x 0-0 1B			x 0-0 G4-6-3 1-2f ①②		4	0	1	0	0	2	2
Ron Hunt, R (1, 4) OBP: 0.361, SLG: 0.363	x 0-0 5-3 ②		x 0-0 1-2 1B		x 0-0 5-3 ③			x 0-0 1B		4	0	2	0	0	0	1
Willie Davis, L (1, 8) OBP: 0.293, SLG: 0.360	x 0-0 F2 ③		x 0-0 G3 ③			x 0-0 F6 ①		x 0-0 F9 ③		4	0	0	0	0	0	3
Ron Fairly, L (1, 9) OBP: 0.298, SLG: 0.330		x 0-0 F8 1B 1B		x 0-0 F4 ①		x 0-0 F8 ②			x 0-0 4-3 ①	4	0	1	0	0	0	0
Lou Johnson, R (1, 7) OBP: 0.332, SLG: 0.424		x 0-0 1-2 G6-3 1B		x 0-0 6-3 ②		x 0-0 F8 ③			x 0-0 F4 ②	4	0	1	0	0	0	0
John Roseboro, L (1, 2) OBP: 0.347, SLG: 0.373		x 0-0 2-3 F8 ①		x 0-0 2B			x 0-0 F8 ①		x 0-0 G3 ③	4	0	1	0	0	0	2
Bob Bailey, R (1, 5) OBP: 0.307, SLG: 0.311		x 0-0 1-2f G6-3 ②③		x 0-0 1-3 ③			x 0-0 6-3 ②			3	0	0	0	0	0	3
Gene Michael, S (1, 6) OBP: 0.249, SLG: 0.227			x 0-0 FC4-6 1B		x 0-0 4-3 ①		x 0-0 4-3 ③			3	0	1	0	0	0	0
Don Drysdale, R (1, 1) OBP: 0.157, SLG: 0.119			x 0-0 1-2f FC4-6 ① 1B		S S S 0-3 K ②			x 0-0 G4-6-3 1B		2	0	0	0	0	1	1
Len Gabrielson, L (8, PH) OBP: 0.298, SLG: 0.386										1	0	1	0	0	0	0
Bob Miller, R (9, 1) OBP: 0.125, SLG: 0.125										0	0	0	0	0	0	0
Inning Stats	R: 0 E: 0 K: 1 S: 5 H: 0 LOB: 0 BB: 0 P: 5	R: 0 E: 0 K: 0 S: 4 H: 2 LOB: 1 BB: 0 P: 4	R: 0 E: 0 K: 1 S: 7 H: 2 LOB: 2 BB: 0 P: 7	R: 0 E: 0 K: 0 S: 4 H: 1 LOB: 1 BB: 0 P: 4	R: 0 E: 0 K: 1 S: 6 H: 1 LOB: 1 BB: 0 P: 6	R: 0 E: 0 K: 0 S: 3 H: 0 LOB: 0 BB: 0 P: 3	R: 0 E: 0 K: 0 S: 3 H: 0 LOB: 0 BB: 0 P: 3	R: 0 E: 0 K: 0 S: 4 H: 2 LOB: 1 BB: 0 P: 4	R: 0 E: 0 K: 0 S: 3 H: 0 LOB: 0 BB: 0 P: 3	1B: 7 2B: 1 3B: 0 HR: 0	SF: 0 SAC: 0 DP: 2 HBP: 0						

PITCHER	IP	WLS	BF	H	R	ER	SO	BB	IBB	HBP	BLK	WP	HR	S	P	ERA	WHIP
Ron Herbel, R (1, 1) ERA: 3.03	9.0	W	33	8	0	0	3	0	0	0	0	0	0	39	39	0.00	0.889

PITCHER	IP	WLS	BF	H	R	ER	SO	BB	IBB	HBP	BLK	WP	HR	S	P	ERA	WHIP

BOTTOM

San Francisco Giants @ Los Angeles Dodgers

Dodger Stadium, Los Angeles, CA

Mon Sep 11 1967, 7:05 PM PDT

Att. 19,167 - Unknown

livebaseballscorecards.com

AB	33
R	0
H	8
RBI	0
BB	0
SO	3
LOB	12

WP: 0 PB: 0 SB: 0 CS: 0 PA: 33

Batter	1	2	3	4	5	6	7	8	9	AB	R	H	RBI	BB	SO	LOB
Jesus Alou, R (1, 7) OBP: 0.318, SLG: 0.371	1-3		G3		F9		6-3		4-3	5	0	0	0	0	0	0
Tom Haller, L (1, 2) OBP: 0.349, SLG: 0.420	6-3		F5		HR		F4		F8	5	1	1	1	0	0	0
Willie Mays, R (1, 8) OBP: 0.333, SLG: 0.439	BB			1B	1B		HBP		2B	2	1	2	0	1	0	0
Ken Henderson, S (7, PR) (7, 8) OBP: 0.276, SLG: 0.279										1	0	1	0	0	0	0
Willie McCovey, L (1, 3) OBP: 0.378, SLG: 0.521	K			BB	K		1B		IBB	3	1	1	0	2	2	2
Jim Ray Hart, R (1, 5) OBP: 0.371, SLG: 0.514		BB		1B	F9		K		F8	1	1	1	1	1	0	0
Jim Davenport, R (4, 5) OBP: 0.358, SLG: 0.359										3	0	0	0	0	1	5
Ollie Brown, R (1, 9) OBP: 0.312, SLG: 0.413		F3		SF7		SH2-3		5-3		3	0	1	1	0	0	1
Hal Lanier, R (1, 6) OBP: 0.246, SLG: 0.268		K		1B		SH2-3		F4		3	0	1	0	0	1	1
Bob Schroder, L (1, 4) OBP: 0.315, SLG: 0.263		K		1B		4-3		1B		3	0	1	1	0	1	2
Tito Fuentes, S (7, 4) OBP: 0.249, SLG: 0.275										1	0	1	0	0	0	0
Ray Sadecki, L (1, 1) OBP: 0.290, SLG: 0.328			F4	G1		K		F2		4	0	0	0	0	1	3
Inning Stats	R: 0 E: 0 K: 1 S: 5 H: 0 LOB: 1 BB: 1 P: 9	R: 0 E: 0 K: 2 S: 7 H: 0 LOB: 1 BB: 1 P: 11	R: 0 E: 0 K: 0 S: 3 H: 0 LOB: 0 BB: 0 P: 3	R: 3 E: 0 K: 0 S: 6 H: 4 LOB: 1 BB: 1 P: 10	R: 1 E: 0 K: 1 S: 7 H: 2 LOB: 1 BB: 0 P: 7	R: 0 E: 0 K: 1 S: 6 H: 1 LOB: 1 BB: 0 P: 6	R: 0 E: 0 K: 1 S: 6 H: 1 LOB: 2 BB: 0 P: 7	R: 0 E: 0 K: 0 S: 4 H: 1 LOB: 1 BB: 0 P: 4	R: 0 E: 0 K: 0 S: 4 H: 1 LOB: 2 BB: 1 P: 8	1B: 8 2B: 1 3B: 0 HR: 1 SF: 1 SAC: 1 DP: 0 HBP: 1						

PITCHER		IP	WLS	BF	H	R	ER	SO	BB	IBB	HBP	BLK	WP	HR	S	P	ERA	WHIP
Don Sutton, R ERA: 4.0	(1, 1)	6.0	L	27	7	4	4	5	3	0	0	0	0	1	34	46	6.00	1.667
Phil Regan, R ERA: 3.02	(7, 1)	3.0		14	3	0	0	1	0	1	1	0	0	0	14	19	0.00	1.000

PITCHER		IP	WLS	BF	H	R	ER	SO	BB	IBB	HBP	BLK	WP	HR	S	P	ERA	WHIP

TOP

San Francisco Giants @ Los Angeles Dodgers
Dodger Stadium, Los Angeles, CA
Tue Sep 12 1967, 7:05 PM PDT
Att. 19,986 - Unknown

livebaseballscorecards.com

AB	34
R	4
H	10
RBI	4
BB	4
SO	6
LOB	14

WP: 0 PB: 0 SB: 1 CS: 0 PA: 41

Batter	1	2	3	4	5	6	7	8	9	AB	R	H	RBI	BB	SO	LOB
Wes Parker, S (1, 8) OBP: 0.365, SLG: 0.359	K		K			FC6-4 1B			HR 2B	4	1	2	0	0	2	0
Ron Hunt, R (1, 4) OBP: 0.358, SLG: 0.359	4-3			F8		FC6-4 1-2f			K	4	0	0	0	0	1	2
Lou Johnson, R (1, 7) OBP: 0.331, SLG: 0.432	K			6-3			6-3		2-H HR	4	1	1	2	0	1	0
Al Ferrara, R (1, 9) OBP: 0.347, SLG: 0.468		K		K			F6		F2	4	0	0	0	0	2	0
Jim Lefebvre, S (1, 3) OBP: 0.323, SLG: 0.364		6-3			F8		4-3			3	0	0	0	0	0	0
Bob Bailey, R (1, 5) OBP: 0.308, SLG: 0.311		1B			K			F5		3	0	1	0	0	1	0
Jim Campanis, R (1, 2) OBP: 0.271, SLG: 0.308		K			F9			F8		3	0	0	0	0	1	1
Gene Michael, S (1, 6) OBP: 0.246, SLG: 0.224			1-3			K		F9		3	0	0	0	0	1	0
Don Sutton, R (1, 1) OBP: 0.153, SLG: 0.157			K			K			K	1	0	0	0	0	1	0
Jim Hickman, R (6, PH) OBP: 0.261, SLG: 0.245										1	0	0	0	0	1	0
Phil Regan, R (7, 1) OBP: 0.100, SLG: 0.100										0	0	0	0	0	0	0
Nate Oliver, R (9, PH) OBP: 0.305, SLG: 0.291										1	0	0	0	0	1	0
Inning Stats	R: 0 E: 0 K: 2 S: 7 H: 0 LOB: 0 BB: 0 P: 7	R: 0 E: 0 K: 2 S: 8 H: 1 LOB: 1 BB: 0 P: 8	R: 0 E: 0 K: 2 S: 7 H: 0 LOB: 0 BB: 0 P: 7	R: 0 E: 0 K: 1 S: 5 H: 0 LOB: 0 BB: 0 P: 5	R: 0 E: 0 K: 1 S: 5 H: 0 LOB: 0 BB: 0 P: 5	R: 0 E: 0 K: 2 S: 8 H: 1 LOB: 1 BB: 0 P: 8	R: 0 E: 0 K: 0 S: 3 H: 0 LOB: 0 BB: 0 P: 3	R: 0 E: 0 K: 0 S: 3 H: 0 LOB: 0 BB: 0 P: 3	R: 2 E: 0 K: 2 S: 9 H: 2 LOB: 0 BB: 0 P: 9	1B: 2 2B: 1 3B: 0 HR: 1 SF: 0 SAC: 0 DP: 0 HBP: 0						

PITCHER	IP	WLS	BF	H	R	ER	SO	BB	IBB	HBP	BLK	WP	HR	S	P	ERA	WHIP
Ray Sadecki, L (1, 1) ERA: 2.99	9.0	W	31	4	2	2	12	0	0	0	0	0	1	55	55	2.00	0.444

PITCHER	IP	WLS	BF	H	R	ER	SO	BB	IBB	HBP	BLK	WP	HR	S	P	ERA	WHIP

BOTTOM

San Francisco Giants @ Los Angeles Dodgers

Dodger Stadium, Los Angeles, CA

Tue Sep 12 1967, 7:05 PM PDT

Att. 19,986 - Unknown

livebaseballscorecards.com

AB	31
R	2
H	4
RBI	2
BB	0
SO	12
LOB	3

WP: 0 PA: 31
PB: 0
SB: 0
CS: 0

Batter	1	2	3	4	5	6	7	8	9	AB	R	H	RBI	BB	SO	LOB
Jesus Alou, R (1, 7) OBP: 0.315, SLG: 0.368	1-3		G3 3-H			K		6-3		4	0	0	1	0	1	0
Hal Lanier, R (1, 6) OBP: 0.245, SLG: 0.265	F9		6-3			F8		F2		4	0	0	0	0	0	0
Willie McCovey, L (1, 3) OBP: 0.374, SLG: 0.516	K			4-3			K	E3		4	0	0	0	0	2	0
Willie Mays, R (1, 8) OBP: 0.332, SLG: 0.440		5-3 2B		K			F9	K		4	0	1	0	0	2	1
Jim Ray Hart, R (1, 5) OBP: 0.371, SLG: 0.514		5-3 2-3		K			HR 2B		K	4	1	1	0	0	2	1
Ollie Brown, R (1, 9) OBP: 0.311, SLG: 0.420		K			K		HR 2-H		2-3	4	1	1	2	0	2	1
Bob Barton, R (1, 2) OBP: 0.300, SLG: 0.300		1-3			F9		E 1B		F6	4	0	1	0	0	0	1
Tito Fuentes, S (1, 4) OBP: 0.251, SLG: 0.279 Jack Hiatt, R (7, PH) OBP: 0.397, SLG: 0.465 Ty Cline, L (7, PR) OBP: 0.286, SLG: 0.365 Frank Linzy, R (7, 1)			SH1-3 G3 2B		4-3		E5 1-2			2 1 0 0	1 0 0 0	1 0 0 0	0 0 0 0	0 0 0 0	0 1 0 0	0 1 0 0
Mike McCormick, L (1, 1) OBP: 0.177, SLG: 0.203 Frank Johnson, R (6, PH) Lindy McDaniel, R (6, 1) OBP: 0.091, SLG: 0.091 Jim Davenport, R (7, PH) OBP: 0.357, SLG: 0.358 (7, 4)			SH1-3 2-3			K	1-3			0 1 0 1	0 0 0 0	0 0 0 0	0 0 0 0	0 1 0 0	0 0 0 0	0 0 0 2
Inning Stats	R: 0 E: 0 K: 1 S: 5 H: 0 LOB: 0 BB: 0 P: 5	R: 0 E: 0 K: 1 S: 6 H: 1 LOB: 1 BB: 0 P: 6	R: 1 E: 0 K: 0 S: 4 H: 1 LOB: 0 BB: 0 P: 4	R: 0 E: 0 K: 2 S: 7 H: 0 LOB: 0 BB: 0 P: 7	R: 0 E: 0 K: 1 S: 5 H: 0 LOB: 0 BB: 0 P: 5	R: 0 E: 0 K: 2 S: 7 H: 0 LOB: 0 BB: 0 P: 7	R: 2 E: 1 K: 1 S: 9 H: 3 LOB: 2 BB: 0 P: 9	R: 0 E: 1 K: 1 S: 6 H: 0 LOB: 1 BB: 0 P: 6	R: 0 E: 0 K: 1 S: 5 H: 0 LOB: 0 BB: 0 P: 5	1B: 1 2B: 3 3B: 0 HR: 1	SF: 0 SAC: 1 DP: 0 HBP: 0			WP: 0 PB: 0 SB: 0 CS: 0	PA: 34		

PITCHER	IP	WLS	BF	H	R	ER	SO	BB	IBB	HBP	BLK	WP	HR	S	P	ERA	WHIP
Claude Osteen, L (1, 1) ERA: 3.29	9.0	W	34	5	3	3	10	0	0	0	0	0	1	54	54	3.00	0.556

PITCHER	IP	WLS	BF	H	R	ER	SO	BB	IBB	HBP	BLK	WP	HR	S	P	ERA	WHIP

TOP

San Francisco Giants @ Los Angeles Dodgers

Dodger Stadium, Los Angeles, CA

Wed Sep 13 1967, 7:05 PM PDT

Att. 21,548 - Unknown

livebaseballscorecards.com

AB	33
R	3
H	5
RBI	3
BB	0
SO	10
LOB	7

Batter	1	2	3	4	5	6	7	8	9	AB	R	H	RBI	BB	SO	LOB
Nate Oliver, R (1, 6) OBP: 0.308, SLG: 0.297	SH5-4 1B 2B	BBB 4-0 1B E BB		0-0 1-3		0-0 4-3				3	2	1	0	1	0	0
Wes Parker, S (1, 8) (8, 3) OBP: 0.369, SLG: 0.361	BBB 4-0 SH5-4 1B BB	0-0 E8 1-H 2-H 1B		0-0 F8			0-0 SH1-4 1B 1B			3	2	2	1	1	0	0
Lou Johnson, R (1, 7) OBP: 0.329, SLG: 0.429	0-0 SH5-4 1-2 2-3	0-0 F3			0-0 F6		0-0 SH1-4 1-2			2	0	0	0	0	0	1
Al Ferrara, R (1, 9) OBP: 0.352, SLG: 0.472 Willie Davis, L (7, PR) (8, 8) OBP: 0.293, SLG: 0.360	0-0 2-H 3-H 1B		0-0 FC5 1-3 1B		0-0 F8		0-0 G6-3 2-H 1B			4	0	3	3	0	0	0
										0	0	0	0	0	0	0
Jim Lefebvre, S (1, 3) OBP: 0.323, SLG: 0.369 Ron Fairly, L (8, 9) OBP: 0.298, SLG: 0.330	SSS 0-3 K		0-0 1-3 1-2		0-0 HR		0-0 G6-3 1-2f			4	1	1	1	0	1	3
										0	0	0	0	0	0	0
Bob Bailey, R (1, 5) OBP: 0.310, SLG: 0.309	0-0 F9		IIII 4-0 IBB		BBBB 4-0 BB			0-0 6-3		2	0	0	0	2	0	1
Jim Campanis, R (1, 2) OBP: 0.254, SLG: 0.286		0-0 1-3	SSS 0-3 K		0-0 F2			0-0 G3		4	0	0	0	0	1	3
Luis Alcaraz, R (1, 4) OBP: 0.250, SLG: 0.250		0-0 SH2-4 1B 1B	0-0 FC5 2-3f			0-0 F9		0-0 6-3		4	1	1	0	0	0	2
Claude Osteen, L (1, 1) OBP: 0.210, SLG: 0.277		0-0 SH2-4 1-2		0-0 5-3		0-0 6-3				2	0	0	0	0	0	0
Inning Stats	R: 2 E: 0 K: 1 S: 7 H: 2 LOB: 1 BB: 1 P: 11	R: 2 E: 1 K: 0 S: 5 H: 2 LOB: 1 BB: 1 P: 9	R: 0 E: 0 K: 1 S: 6 H: 1 LOB: 2 BB: 1 P: 10	R: 0 E: 0 K: 0 S: 3 H: 0 LOB: 0 BB: 0 P: 3	R: 1 E: 0 K: 0 S: 4 H: 1 LOB: 1 BB: 1 P: 8	R: 0 E: 0 K: 0 S: 3 H: 0 LOB: 0 BB: 0 P: 3	R: 1 E: 0 K: 0 S: 4 H: 2 LOB: 1 BB: 0 P: 4	R: 0 E: 0 K: 0 S: 3 H: 0 LOB: 0 BB: 0 P: 3		1B: 6 2B: 1 3B: 0 HR: 1 SF: 0 SAC: 3 DP: 1 HBP: 0						

BOTTOM

San Francisco Giants @ Los Angeles Dodgers

Dodger Stadium, Los Angeles, CA

Wed Sep 13 1967, 7:05 PM PDT

Att. 21,548 - Unknown

livebaseballscorecards.com

AB	28
R	6
H	8
RBI	5
BB	4
SO	2
LOB	10

PITCHER		IP	WLS	BF	H	R	ER	SO	BB	IBB	HBP	BLK	WP	HR	S	P	ERA	WHIP
Mike McCormick, L ERA: 2.88	(1, 1)	5.0	L	25	6	5	4	2	3	1	0	0	0	1	25	41	7.20	1.800
Lindy McDaniel, R ERA: 4.18	(6, 1)	1.0		3	0	0	0	0	0	0	0	0	0	0	3	3	0.00	0.000
Frank Linzy, R ERA: 1.58	(7, 1)	2.0		7	2	1	1	0	0	0	0	0	0	0	7	7	4.50	1.000

PITCHER	IP	WLS	BF	H	R	ER	SO	BB	IBB	HBP	BLK	WP	HR	S	P	ERA	WHIP

Batter	1	2	3	4	5	6	7	8	9	AB	R	H	RBI	BB	SO	LOB
Nate Oliver, R (1, 6) OBP: 0.303, SLG: 0.291	6-3		K		K			K		4	0	0	0	0	3	0
Wes Parker, S (1, 3) OBP: 0.368, SLG: 0.360	1B		F7			G3		G3		4	0	1	0	0	0	0
Willie Davis, L (1, 8) OBP: 0.293, SLG: 0.359	F8			F9		1B			1-3	4	0	1	0	0	0	1
Ron Fairly, L (1, 9) OBP: 0.297, SLG: 0.329	K			L9		L9			1B	4	0	1	0	0	1	2
John Roseboro, L (1, 2) OBP: 0.345, SLG: 0.382		P4		HR		G3			L8	4	1	1	1	0	0	2
Len Gabrielson, L (1, 7) OBP: 0.299, SLG: 0.385 Lou Johnson, R (9, PH) OBP: 0.331, SLG: 0.431 (9, 7)		K		1B			4-3		1B	3 1	0 0	1 1	0 0	0 0	1 0	0 0
Bob Bailey, R (1, 5) OBP: 0.309, SLG: 0.306		BB		K			K		P5	3	0	0	0	1	2	3
Luis Alcaraz, R (1, 4) OBP: 0.143, SLG: 0.143		L7			K		K			3	0	0	0	0	2	1
Bill Singer, R (1, 1) OBP: 0.083, SLG: 0.100			F5		6-3			5-3		3	0	0	0	0	0	0
Inning Stats	R: 0 E: 0 K: 1 S: 6 H: 1 LOB: 1 BB: 0 P: 6	R: 0 E: 0 K: 1 S: 5 H: 0 LOB: 1 BB: 1 P: 9	R: 0 E: 0 K: 1 S: 5 H: 0 LOB: 0 BB: 0 P: 5	R: 1 E: 0 K: 1 S: 7 H: 2 LOB: 1 BB: 0 P: 7	R: 0 E: 0 K: 2 S: 7 H: 0 LOB: 0 BB: 0 P: 7	R: 0 E: 0 K: 0 S: 4 H: 1 LOB: 1 BB: 0 P: 4	R: 0 E: 0 K: 2 S: 7 H: 0 LOB: 0 BB: 0 P: 7	R: 0 E: 0 K: 1 S: 5 H: 0 LOB: 0 BB: 0 P: 5	R: 0 E: 0 K: 0 S: 5 H: 2 LOB: 2 BB: 0 P: 5	1B: 5 2B: 0 3B: 0 HR: 1 SF: 0 SAC: 0 DP: 0 HBP: 0						

PITCHER		IP	WLS	BF	H	R	ER	SO	BB	IBB	HBP	BLK	WP	HR	S	P	ERA	WHIP
Jim Bunning, R ERA: 2.52	(1, 1)	8.0	L	29	4	1	1	9	1	0	0	0	0	1	46	50	1.12	0.625
Dick Ellsworth, L ERA: 4.5	(9, 1)	0.2		4	2	0	0	0	0	0	0	0	0	0	4	4	0.00	3.000
Turk Farrell, R ERA: 2.33	(9, 1)	0.1		1	0	0	0	0	0	0	0	0	0	0	1	1	0.00	0.000

PITCHER	IP	WLS	BF	H	R	ER	SO	BB	IBB	HBP	BLK	WP	HR	S	P	ERA	WHIP

TOP

Los Angeles Dodgers @ Philadelphia Phillies
Connie Mack Stadium, Philadelphia, PA
Fri Sep 15 1967, 7:05 PM EDT
Unknown

livebaseballscorecards.com

AB	33
R	1
H	6
RBI	1
BB	1
SO	9
LOB	9

WP: 0 PB: 0 SB: 0 CS: 0 PA: 34

Batter	1	2	3	4	5	6	7	8	9	AB	R	H	RBI	BB	SO	LOB
Cookie Rojas, R (1, 4) OBP: 0.291, SLG: 0.312	F8		K			5-3		K		4	0	0	0	0	2	2
Tony Taylor, R (1, 5) OBP: 0.314, SLG: 0.334	K		F8			6-3			6-3	4	0	0	0	0	1	1
Johnny Callison, L (1, 9) OBP: 0.328, SLG: 0.409	4-3			F8		F7			K	4	0	0	0	0	1	0
Tony Gonzalez, L (1, 7) OBP: 0.404, SLG: 0.487		3-1 2B		L7			6-3		FC3-6 1B	4	0	2	0	0	0	0
John Briggs, L (1, 8) OBP: 0.323, SLG: 0.383		3-1 2-3		K			L8		FC3-6 1-2f	4	0	0	0	0	1	2
Bill White, L (1, 3) OBP: 0.370, SLG: 0.382		K	FC1-6 1B				F3			3	0	1	0	0	1	1
Clay Dalrymple, L (1, 2) OBP: 0.278, SLG: 0.240		K	FC1-6 1-2f					L9		3	0	0	0	0	1	2
Bobby Wine, R (1, 6) OBP: 0.249, SLG: 0.277			P6					K		2	0	0	0	0	1	1
Chuck Hiller, L (8, PH) OBP: 0.227, SLG: 0.237										1	0	0	0	0	1	0
Gary Sutherland, R (9, 6) OBP: 0.303, SLG: 0.327										0	0	0	0	0	0	0
Jim Bunning, R (1, 1) OBP: 0.172, SLG: 0.261			1B					1B		2	0	1	0	0	0	1
Doug Clemens, L (8, PH) OBP: 0.266, SLG: 0.250										1	0	1	0	0	0	0
Billy Cowan, R (8, PR) OBP: 0.220, SLG: 0.333										0	0	0	0	0	0	0
Dick Ellsworth, L (9, 1) OBP: 0.132, SLG: 0.108										0	0	0	0	0	0	0
Turk Farrell, R (9, 1) OBP: 0.150, SLG: 0.158										0	0	0	0	0	0	0
Inning Stats	R: 0 E: 0 K: 1 S: 5 H: 0 LOB: 0 BB: 0 P: 5	R: 0 E: 0 K: 2 S: 8 H: 1 LOB: 1 BB: 0 P: 8	R: 0 E: 0 K: 1 S: 6 H: 1 LOB: 1 BB: 0 P: 6	R: 0 E: 0 K: 1 S: 5 H: 0 LOB: 0 BB: 0 P: 5	R: 0 E: 0 K: 1 S: 6 H: 1 LOB: 1 BB: 0 P: 6	R: 0 E: 0 K: 0 S: 3 H: 0 LOB: 0 BB: 0 P: 3	R: 0 E: 0 K: 0 S: 3 H: 0 LOB: 0 BB: 0 P: 3	R: 0 E: 0 K: 2 S: 8 H: 1 LOB: 1 BB: 0 P: 8	R: 0 E: 0 K: 1 S: 6 H: 1 LOB: 1 BB: 0 P: 6	1B: 4 2B: 1 3B: 0 HR: 0 SF: 0 SAC: 0 DP: 0 HBP: 0						

PITCHER		IP	WLS	BF	H	R	ER	SO	BB	IBB	HBP	BLK	WP	HR	S	P	ERA	WHIP
Bill Singer, R ERA: 2.65	(1, 1)	9.0	W	32	5	0	0	9	0	0	0	0	0	0	50	50	0.00	0.556

PITCHER	IP	WLS	BF	H	R	ER	SO	BB	IBB	HBP	BLK	WP	HR	S	P	ERA	WHIP

BOTTOM

Los Angeles Dodgers @ Philadelphia Phillies

Connie Mack Stadium, Philadelphia, PA

Fri Sep 15 1967, 7:05 PM EDT

Unknown

livebaseballscorecards.com

AB	32
R	0
H	5
RBI	0
BB	0
SO	9
LOB	10

WP: 0 PA: 32
PB: 0
SB: 0
CS: 0

Batter	1	2	3	4	5	6	7	8	9	AB	R	H	RBI	BB	SO	LOB
Willie Davis, L (1, 8) OBP: 0.290, SLG: 0.356	x 0-0 ① L3	x 0-0 ② P2	S S S 0-3 ③ K	x 0-0 ② 4-3						4	0	0	0	0	1	3
Nate Oliver, R (1, 6) OBP: 0.297, SLG: 0.286	x 0-0 ② F3	S S S 0-3 ③ K	S S S 0-3 ① K	x 0-0 ③ 4-3						4	0	0	0	0	2	2
Lou Johnson, R (1, 7) OBP: 0.333, SLG: 0.435	S S S 0-3 ③ K	x 0-0 1B 2B	x 0-0 ② 5-3				x 0-0 SH1-4 1B 1B			4	1	2	0	0	1	0
Al Ferrara, R (1, 9) OBP: 0.352, SLG: 0.471 Ron Fairly, L (9, 9) OBP: 0.297, SLG: 0.329		x 0-0 ① F8	x 0-0 L3 2-3 1B	x 0-0 ③ F8			x 0-0 ① SH1-4 1-2		3 0	0 0	1 0	0 0	0 0	0 0	0 0	
Wes Parker, S (1, 3) OBP: 0.367, SLG: 0.359		x 0-0 ② F8	x 0-0 ① ② L3 1-2				x 0-0 ① 6-3		x 0-0 G5-4-3 2-H 1B	4	0	1	1	0	0	2
Bob Bailey, R (1, 5) OBP: 0.306, SLG: 0.302		x 0-0 ③ L6	x 0-0 ③ 2-1-3				S S S 0-3 ② K		x 0-0 ② ③ G5-4-3 1-2f	4	0	0	0	0	1	2
Luis Alcaraz, R (1, 4) OBP: 0.300, SLG: 0.300			x 0-0 S SH1-4 1B	x 0-0 ① F7			x 0-0 FC6-4 1B			3	0	2	0	0	0	0
Jeff Torborg, R (1, 2) OBP: 0.267, SLG: 0.277			x 0-0 ① SH1-4 1-2	x 0-0 1B			x 0-0 ③ FC6-4 1-2f			2	0	1	0	0	0	1
Don Drysdale, R (1, 1) OBP: 0.163, SLG: 0.116			B B B B 4-0 2-3 BB	S S S 0-3 ② K				x 0-0 ① L7		2	0	0	0	1	1	1
Inning Stats	R: 0 E: 0 K: 1 S: 5 H: 0 LOB: 0 BB: 0 P: 5	R: 0 E: 0 K: 0 S: 3 H: 0 LOB: 0 BB: 0 P: 3	R: 0 E: 0 K: 1 S: 6 H: 1 LOB: 2 BB: 1 P: 10	R: 0 E: 0 K: 0 S: 4 H: 2 LOB: 1 BB: 0 P: 4	R: 0 E: 0 K: 2 S: 8 H: 1 LOB: 1 BB: 0 P: 8	R: 0 E: 0 K: 1 S: 5 H: 0 LOB: 0 BB: 0 P: 5	R: 0 E: 0 K: 1 S: 6 H: 1 LOB: 1 BB: 0 P: 6	R: 0 E: 0 K: 0 S: 3 H: 0 LOB: 0 BB: 0 P: 3	R: 1 E: 0 K: 0 S: 4 H: 2 LOB: 0 BB: 0 P: 4	1B: 6 2B: 2 3B: 0 HR: 0	SF: 0 SAC: 2 DP: 2 HBP: 0					

TOP

Los Angeles Dodgers @ Philadelphia Phillies
Connie Mack Stadium, Philadelphia, PA
Fri Sep 15 1967, 7:05 PM EDT
Att. 12,018 - Unknown

livebaseballscorecards.com

AB	30
R	1
H	7
RBI	1
BB	1
SO	6
LOB	11

WP: 0 PB: 0 SB: 1 CS: 0 PA: 33

PITCHER	IP	WLS	BF	H	R	ER	SO	BB	IBB	HBP	BLK	WP	HR	S	P	ERA	WHIP
Chris Short, L (1, 1) ERA: 2.51	9.0	L	33	7	1	1	6	1	0	0	0	0	0	44	48	1.00	0.889

PITCHER	IP	WLS	BF	H	R	ER	SO	BB	IBB	HBP	BLK	WP	HR	S	P	ERA	WHIP

Batter	1	2	3	4	5	6	7	8	9	AB	R	H	RBI	BB	SO	LOB
Cookie Rojas, R (1, 4) OBP: 0.288, SLG: 0.309	S S S 0-3 K ①		x 0-0 G6-4-3 ②③ 1-2f			x 0-0 F9 ②			x 0-0 1-3 ①	4	0	0	0	0	1	1
Tony Taylor, R (1, 5) OBP: 0.312, SLG: 0.331	x 0-0 1-3 ②			x 0-0 5-3 ①		x 0-0 F9 ③			S S S 0-3 K ②	4	0	0	0	0	1	0
Johnny Callison, L (1, 9) OBP: 0.327, SLG: 0.408	x 0-0 F8 ③			x 0-0 1-3 ②			x 0-0 L1-3 1B		x 0-0 P4 ③	4	0	1	0	0	0	0
Tony Gonzalez, L (1, 7) OBP: 0.404, SLG: 0.485		B B B 4-0 BB		x 0-0 F2 ③			x 0-0 L7 ①			2	0	0	0	1	0	1
John Briggs, L (1, 8) OBP: 0.323, SLG: 0.383		S S S 0-3 K ①			x 0-0 1B 1B		x 0-0 L1-3 ②③ 1-2			3	0	1	0	0	1	2
Bill White, L (1, 3) OBP: 0.369, SLG: 0.381		x 0-0 F7 ②			x 0-0 G6-3 1-2 1B			x 0-0 F7 ①		3	0	1	0	0	0	1
Clay Dalrymple, L (1, 2) OBP: 0.278, SLG: 0.241		x 0-0 F3 ③			S S S 0-3 K ①			x 0-0 L4 1B		3	0	1	0	0	1	3
Bobby Wine, R (1, 6) OBP: 0.252, SLG: 0.281			x 0-0 G6-4-3 1B		x 0-0 G6-3 ②③ 1-2f			x 0-0 1-2 1B		3	0	2	0	0	0	2
Chris Short, R (1, 1) OBP: 0.136, SLG: 0.123			S S S 0-3 K ①			x 0-0 6-3 ①		x 0-0 L4 ②③ 2-3		3	0	0	0	0	1	3
Inning Stats	R: 0 E: 0 K: 1 S: 5 H: 0 LOB: 0 BB: 0 P: 5	R: 0 E: 0 K: 1 S: 5 H: 0 LOB: 1 BB: 1 P: 9	R: 0 E: 0 K: 1 S: 5 H: 1 LOB: 0 BB: 0 P: 5	R: 0 E: 0 K: 0 S: 3 H: 0 LOB: 0 BB: 0 P: 3	R: 0 E: 0 K: 1 S: 6 H: 2 LOB: 1 BB: 0 P: 6	R: 0 E: 0 K: 0 S: 3 H: 0 LOB: 0 BB: 0 P: 3	R: 0 E: 0 K: 0 S: 3 H: 1 LOB: 0 BB: 0 P: 3	R: 0 E: 0 K: 0 S: 4 H: 2 LOB: 1 BB: 0 P: 4	R: 0 E: 0 K: 1 S: 5 H: 0 LOB: 0 BB: 0 P: 5	1B: 6 2B: 1 3B: 0 HR: 0	SF: 0 SAC: 0 DP: 3 HBP: 0						

PITCHER	IP	WLS	BF	H	R	ER	SO	BB	IBB	HBP	BLK	WP	HR	S	P	ERA	WHIP
Don Drysdale, R (1, 1) ERA: 2.7	9.0	W	30	6	0	0	5	1	0	0	0	0	0	39	43	0.00	0.778

PITCHER	IP	WLS	BF	H	R	ER	SO	BB	IBB	HBP	BLK	WP	HR	S	P	ERA	WHIP

BOTTOM

Los Angeles Dodgers @ Philadelphia Phillies

Connie Mack Stadium, Philadelphia, PA

Fri Sep 15 1967, 7:05 PM EDT

Att. 12,018 - Unknown

livebaseballscorecards.com

AB	29
R	0
H	6
RBI	0
BB	1
SO	5
LOB	13

1B: 6 2B: 1 3B: 0 HR: 0 SF: 0 SAC: 0 DP: 3 HBP: 0

WP: 0 PB: 0 SB: 0 CS: 0 PA: 30

Batter	1	2	3	4	5	6	7	8	9	10	11	AB	R	H	RBI	BB	SO	LOB
Nate Oliver, R (1, 6) OBP: 0.291, SLG: 0.279	K		K	L7			4-3			K		5	0	0	0	0	3	1
Wes Parker, S (1, 3) OBP: 0.365, SLG: 0.357	K		3B 1B	1-3			4-3			5-3		5	1	1	0	0	1	1
Willie Davis, L (1, 8) OBP: 0.291, SLG: 0.360	2B 1B		1-H 1B 3B		P3		4-3			F6		5	2	2	1	0	0	0
Ron Fairly, L (1, 9) OBP: 0.298, SLG: 0.332	WP 1-H 2B		F7		1B 1B			6-3			F4	5	0	2	1	0	0	1
John Roseboro, L (1, 2) OBP: 0.346, SLG: 0.382	5-3 2-3		S 3-H 1B		G5-4-3 1-3 1B			6-3			1-3	5	0	2	1	0	0	1
Len Gabrielson, L (1, 7) OBP: 0.296, SLG: 0.381 Lou Johnson, R (5, PH) OBP: 0.333, SLG: 0.434 (5, 7)		P3	K 1-2		G5-4-3 1-2f			5-3			1B	2 3	0 0	0 1	0 0	0 0	1 0	1 2
Bob Bailey, R (1, 5) OBP: 0.304, SLG: 0.303		F8		1B 2B		1-3			6-3		1-4-3	5	1	1	0	0	0	1
Luis Alcaraz, R (1, 4) OBP: 0.357, SLG: 0.429		2B		SH1-4 2-H 1B		F7			K			4	0	2	1	0	1	0
Don Sutton, R (1, 1) OBP: 0.149, SLG: 0.153 Phil Regan, R (6, 1) OBP: 0.100, SLG: 0.100 Al Ferrara, R (9, PH) OBP: 0.351, SLG: 0.469 Ron Perranoski, L (9, 1) OBP: 0.125, SLG: 0.125	K			SH1-4 1-2		1-3			L5			2 0 1 0	0 0 0 0	0 0 0 0	0 0 0 0	0 0 0 0	1 0 0 0	1 0 0 0
Inning Stats	R: 1 E: 0 K: 2 S: 9 H: 2 LOB: 1 BB: 0 P: 9	R: 0 E: 0 K: 1 S: 6 H: 1 LOB: 1 BB: 0 P: 6	R: 2 E: 0 K: 2 S: 10 H: 3 LOB: 1 BB: 0 P: 10	R: 1 E: 0 K: 0 S: 5 H: 2 LOB: 1 BB: 0 P: 5	R: 0 E: 0 K: 0 S: 4 H: 2 LOB: 1 BB: 0 P: 4	R: 0 E: 0 K: 0 S: 3 H: 0 LOB: 0 BB: 0 P: 3	R: 0 E: 0 K: 0 S: 3 H: 0 LOB: 0 BB: 0 P: 3	R: 0 E: 0 K: 0 S: 3 H: 0 LOB: 0 BB: 0 P: 3	R: 0 E: 0 K: 1 S: 5 H: 0 LOB: 0 BB: 0 P: 5	R: 0 E: 0 K: 1 S: 5 H: 0 LOB: 0 BB: 0 P: 5	R: 0 E: 0 K: 0 S: 4 H: 1 LOB: 1 BB: 0 P: 4	1B: 7 2B: 3 3B: 1 HR: 0	SF: 0 SAC: 1 DP: 1 HBP: 0					

PITCHER	IP	WLS	BF	H	R	ER	SO	BB	IBB	HBP	BLK	WP	HR	S	P	ERA	WHIP
Rick Wise, R (1, 1) ERA: 3.5	3.0		15	6	3	3	5	0	0	0	0	1	0	25	25	9.00	2.000
Dick Thoenen, R (4, 1) ERA: 9.0	1.0		5	2	1	1	0	0	0	0	0	0	0	5	5	9.00	2.000
Grant Jackson, L (5, 1) ERA: 3.83	1.0		4	2	0	0	0	0	0	0	0	0	0	4	4	0.00	2.000
John Boozer, R (6, 1) ERA: 4.26	4.0		12	0	0	0	1	0	0	0	0	0	0	14	14	0.00	0.000
Dick Hall, R (10, 1) ERA: 2.04	1.0		3	0	0	0	1	0	0	0	0	0	0	5	5	0.00	0.000

PITCHER	IP	WLS	BF	H	R	ER	SO	BB	IBB	HBP	BLK	WP	HR	S	P	ERA	WHIP
Turk Farrell, R (11, 1) ERA: 2.3	1.0	W	4	1	0	0	0	0	0	0	0	0	0	4	4	0.00	1.000

TOP

Los Angeles Dodgers @ Philadelphia Phillies
Connie Mack Stadium, Philadelphia, PA

Sat Sep 16 1967, 7:05 PM EDT
Att. 5,549 - Unknown

livebaseballscorecards.com

AB	42
R	4
H	11
RBI	4
BB	0
SO	7
LOB	9

WP: 1	PA: 43		
PB: 0			
SB: 1			
CS: 0			

Batter	1	2	3	4	5	6	7	8	9	10	11	AB	R	H	RBI	BB	SO	LOB
Tony Taylor, R (1, 5) OBP: 0.314, SLG: 0.332	6-3		G5-4-3 1-2f 3-H			1-3 BB 1B 1B	4-3			BB S 1B	1-2 HR IBB	5	2	2	0	1	0	1
John Briggs, L (1, 8) OBP: 0.322, SLG: 0.377 Turk Farrell, R (11, 1) OBP: 0.150, SLG: 0.158 Rick Joseph, R (11, PH) OBP: 0.286, SLG: 0.571	K		K			1-2 1-3 1B BB		K		K 1-2	1-H 2-H 3-H HR	4 0 1	1 0 1	0 0 1	0 0 4	1 0 0	4 0 0	1 0 0
Johnny Callison, L (1, 9) OBP: 0.328, SLG: 0.409	K			L4-6 2B		F2		6-3		BB IBB		4	0	1	0	1	1	2
Tony Gonzalez, L (1, 7) OBP: 0.402, SLG: 0.480		3-1		L4-6 2-3		1-3 1-2 2-3		BB		K		4	0	0	0	1	1	5
Bill White, L (1, 3) OBP: 0.370, SLG: 0.377		F9		F8		1B BB		P3		1-2 2-3 BB		3	0	0	0	2	0	1
Gene Oliver, R (1, 2) OBP: 0.298, SLG: 0.387 Billy Cowan, R (9, PR) OBP: 0.220, SLG: 0.333 Dick Hall, R (10, 1) OBP: 0.071, SLG: 0.071 Don Lock, R (10, PH) OBP: 0.348, SLG: 0.437 (11, 8)	K		K		K	1-2 2-H 3-H 1B			SH2-4 1B	K		4 0 0 1	0 0 0 0	2 0 0 0	0 0 0 0	2 0 0 1	0 0 0 3	0 0 0 0
Cookie Rojas, R (1, 4) OBP: 0.292, SLG: 0.315			1B 1B 1B		F7				SH2-4 1-2		SH1-4 HR 2B	4	2	3	0	0	0	2
Bobby Wine, R (1, 6) OBP: 0.255, SLG: 0.282			1B 1-2 G5-4-3 1B		F8		F6		G6-4-3 IBB		SH1-4 2-3	3	1	1	0	1	0	1
Rick Wise, R (1, 1) OBP: 0.000, SLG: 0.000 Doug Clemens, L (3, PH) OBP: 0.000, SLG: 0.000 Dick Thoenen, R (4, 1) Grant Jackson, S (5, 1) OBP: 0.000, SLG: 0.000 Chuck Hiller, L (6, PH) OBP: 0.000, SLG: 0.000 John Boozer, R (6, 1) OBP: 0.000, SLG: 0.000 Gary Sutherland, R (8, PH) OBP: 0.000, SLG: 0.000 Clay Dalrymple, L (10, 2) OBP: 0.000, SLG: 0.000 Jimmie Schaffer, R (11, PH)			1-3 2-H G5-4-3 1B		F9		K		G6-4-3 1-2f		IBB HR IBB	0 1 0 0 0 1 1 1 0 0	0 0 0 0 0 0 0 0 1 0	0 1 0 0 0 0 0 0 0 1	0 1 0 0 0 0 1 0 0 1	0 0 0 0 0 0 0 0 0 0	0 0 0 0 0 0 0 0 2 0	0 0 0 0 0 0 0 0 0 0
Inning Stats	R: 0 E: 0 K: 2 S: 7 H: 0 LOB: 0 BB: 0 P: 7	R: 0 E: 0 K: 1 S: 5 H: 0 LOB: 0 BB: 0 P: 5	R: 2 E: 0 K: 1 S: 7 H: 3 LOB: 0 BB: 0 P: 7	R: 0 E: 0 K: 0 S: 3 H: 1 LOB: 0 BB: 0 P: 3	R: 0 E: 0 K: 1 S: 6 H: 1 LOB: 1 BB: 0 P: 6	R: 2 E: 0 K: 0 S: 5 H: 2 LOB: 2 BB: 2 P: 13	R: 0 E: 0 K: 1 S: 5 H: 0 LOB: 0 BB: 0 P: 5	R: 0 E: 0 K: 1 S: 5 H: 0 LOB: 1 BB: 1 P: 9	R: 0 E: 0 K: 0 S: 3 H: 1 LOB: 2 BB: 1 P: 7	R: 0 E: 0 K: 3 S: 10 H: 1 LOB: 3 BB: 2 P: 18	R: 4 E: 0 K: 0 S: 3 H: 2 LOB: 0 BB: 2 P: 11	1B: 8 2B: 3 3B: 0 HR: 1	SF: 0 SAC: 2 DP: 3 HBP: 0					

PITCHER	IP	WLS	BF	H	R	ER	SO	BB	IBB	HBP	BLK	WP	HR	S	P	ERA	WHIP
Don Sutton, R (1, 1) ERA: 4.06	5.2		24	7	4	4	5	2	0	0	0	0	0	32	40	6.35	1.588
Phil Regan, R (6, 1) ERA: 2.94	2.1		8	0	0	0	2	1	0	0	0	0	0	11	15	0.00	0.429
Ron Perranoski, L (9, 1) ERA: 2.57	2.1	L	15	4	4	4	3	1	4	0	0	0	1	16	36	15.43	2.143

PITCHER	IP	WLS	BF	H	R	ER	SO	BB	IBB	HBP	BLK	WP	HR	S	P	ERA	WHIP

BOTTOM

Los Angeles Dodgers @ Philadelphia Phillies
Connie Mack Stadium, Philadelphia, PA
Sat Sep 16 1967, 7:05 PM EDT
Att. 5,549 - Unknown

livebaseballscorecards.com

AB	37
R	8
H	11
RBI	7
BB	8
SO	10
LOB	19

WP: 0	PA: 47					
PB: 0						
SB: 1						
CS: 0						

Batter	1	2	3	4	5	6	7	8	9	AB	R	H	RBI	BB	SO	LOB
Dick Schofield, S (1, 6) OBP: 0.307, SLG: 0.293	1-3		4-3			1-3		FC6-4 1-2f		4	0	0	0	0	0	1
Tommy Dean, R (8, PR) (8, 6)										0	0	0	0	0	0	0
Ron Hunt, R (1, 5) OBP: 0.354, SLG: 0.355	1-3		F5			K		FC6-4 1-2f		4	0	0	0	0	1	1
Willie Davis, L (1, 8) OBP: 0.291, SLG: 0.360	4-3			K		1B 1B		L8		4	0	1	0	0	1	1
Ron Fairly, L (1, 9) OBP: 0.300, SLG: 0.333		3-1		G4-6-3 1B		1-2 1B			F8	4	0	2	0	0	0	0
John Roseboro, L (1, 2) OBP: 0.345, SLG: 0.380		G1 1B 1B		G4-6-3 1-2f		4-3			G3	4	1	1	0	0	0	3
Wes Parker, S (1, 3) OBP: 0.364, SLG: 0.354		G1 1-2			1B BB		K		4-3	3	0	0	0	1	1	1
Len Gabrielson, L (1, 7) OBP: 0.301, SLG: 0.385		1B 2-H			G4-6-3 1-2 1B		G3			3	0	2	1	0	0	0
Luis Alcaraz, R (1, 4) OBP: 0.294, SLG: 0.353		K			K		6-3			3	0	0	0	0	2	3
Claude Osteen, L (1, 1) OBP: 0.206, SLG: 0.271			K		G4-6-3 1-2f			FC6-4 1B		2	0	0	0	0	1	2
Willie Crawford, L (8, PH) OBP: 1.000, SLG: 1.000										1	0	1	0	0	0	0
Bob Miller, R (8, 1) OBP: 0.125, SLG: 0.125										0	0	0	0	0	0	0

TOP

Los Angeles Dodgers @ Philadelphia Phillies

Connie Mack Stadium, Philadelphia, PA

Sun Sep 17 1967, 3:33 AM EDT

Att. 8,464 - Unknown

livebaseballscorecards.com

	AB	R	H	RBI	BB	SO	LOB
	32	1	7	1	1	6	12

Inning Stats	1	2	3	4	5	6	7	8	9
	R: 0 E: 0 K: 0 S: 3	H: 0 LOB: 0 BB: 0 P: 3	R: 1 E: 0 K: 1 S: 7	H: 2 LOB: 1 BB: 0 P: 7	R: 0 E: 0 K: 1 S: 5	H: 0 LOB: 0 BB: 0 P: 5	R: 0 E: 0 K: 1 S: 5	H: 1 LOB: 0 BB: 0 P: 5	R: 0 E: 0 K: 1 S: 5	H: 1 LOB: 1 BB: 1 P: 9	R: 0 E: 0 K: 1 S: 7	H: 2 LOB: 2 BB: 0 P: 7	R: 0 E: 0 K: 1 S: 5	H: 0 LOB: 0 BB: 0 P: 5	R: 0 E: 0 K: 0 S: 4	H: 1 LOB: 1 BB: 0 P: 4	R: 0 E: 0 K: 0 S: 3	H: 0 LOB: 0 BB: 0 P: 3

	1B	SF	WP	PA
	7	0	0	33
	2B	SAC	PB	
	0	0	0	
	3B	DP	SB	
	0	2	0	
	HR	HBP	CS	
	0	0	0	

PITCHER	IP	WLS	BF	H	R	ER	SO	BB	IBB	HBP	BLK	WP	HR	S	P	ERA	WHIP
Larry Jackson, R (1, 1) ERA: 3.04	9.0	W	33	7	1	1	6	1	0	0	0	0	0	44	48	1.00	0.889

PITCHER	IP	WLS	BF	H	R	ER	SO	BB	IBB	HBP	BLK	WP	HR	S	P	ERA	WHIP

Batter	1	2	3	4	5	6	7	8	9	AB	R	H	RBI	BB	SO	LOB
Cookie Rojas, R (1, 4) OBP: 0.292, SLG: 0.314	SH, 1B	L6		F4		FC6-4, 1-2f				4	1	1	0	0	0	3
Tony Taylor, R (1, 5) OBP: 0.312, SLG: 0.329	SH, 1-H, 1B		K		4-3		6-3			3	1	0	0	0	1	0
Tony Gonzalez, L (1, 7) OBP: 0.405, SLG: 0.483	S, 1B, 3-H, 1B		1B		K		1B			4	1	3	1	0	1	0
Don Lock, R (1, 8) OBP: 0.347, SLG: 0.445	K		P3		HR		P4			4	1	1	1	0	1	3
Gene Oliver, R (1, 2) OBP: 0.295, SLG: 0.382	K		F9		6-3		P6			4	0	0	0	0	1	3
Rick Joseph, R (1, 3) OBP: 0.389, SLG: 0.563	1-H, 1B			1B, BB		F9		1B, G6-4-3, BB		2	1	1	1	2	0	0
Johnny Callison, L (1, 9) OBP: 0.331, SLG: 0.417	L3			1-3, 1B		HR		1-3, G6-4-3, 1B		4	1	3	1	0	0	1
Bobby Wine, R (1, 6) OBP: 0.255, SLG: 0.281		4-3		K		FC6-4, 1B		G6-4-3, 1-2f, 3-H		4	0	1	0	0	1	3
Larry Jackson, R (1, 1) OBP: 0.193, SLG: 0.198		5-3		K		K		L6		4	0	0	0	0	2	3
Inning Stats	R: 3 H: 3 E: 1 LOB: 1 K: 2 BB: 0 S: 11 P: 11	R: 0 H: 0 E: 0 LOB: 0 K: 0 BB: 0 S: 3 P: 3	R: 0 H: 1 E: 0 LOB: 1 K: 1 BB: 0 S: 6 P: 6	R: 0 H: 1 E: 0 LOB: 2 K: 2 BB: 1 S: 8 P: 12	R: 1 H: 1 E: 0 LOB: 0 K: 1 BB: 0 S: 6 P: 6	R: 1 H: 2 E: 0 LOB: 1 K: 1 BB: 0 S: 7 P: 7	R: 0 H: 1 E: 0 LOB: 1 K: 0 BB: 0 S: 4 P: 4	R: 1 H: 1 E: 0 LOB: 0 K: 0 BB: 1 S: 3 P: 7		1B: 8 SF: 0 2B: 0 SAC: 1 3B: 0 DP: 1 HR: 2 HBP: 0						

BOTTOM

Los Angeles Dodgers @ Philadelphia Phillies

Connie Mack Stadium, Philadelphia, PA

Sun Sep 17 1967, 3:33 AM EDT

Att. 8,464 - Unknown

livebaseballscorecards.com

AB	33
R	6
H	10
RBI	4
BB	2
SO	7
LOB	16

WP: 0 PA: 36
PB: 0
SB: 1
CS: 0

PITCHER		IP	WLS	BF	H	R	ER	SO	BB	IBB	HBP	BLK	WP	HR	S	P	ERA	WHIP
Claude Osteen, L ERA: 3.31	(1, 1)	7.0	L	32	9	5	3	7	1	0	0	0	0	2	45	49	3.86	1.429
Bob Miller, R ERA: 4.36	(8, 1)	1.0		4	1	1	1	0	1	0	0	0	0	0	3	7	9.00	2.000

PITCHER	IP	WLS	BF	H	R	ER	SO	BB	IBB	HBP	BLK	WP	HR	S	P	ERA	WHIP

Batter	1	2	3	4	5	6	7	8	9	AB	R	H	RBI	BB	SO	LOB
Nate Oliver, R (1, 6) OBP: 0.290, SLG: 0.288	F9		K			1B 3B		F9		4	1	1	0	0	1	1
Ron Hunt, R (1, 5) OBP: 0.353, SLG: 0.354	F9			5-3		FC4-6 1B 3-H		FC6-4 1-2f		4	0	1	1	0	0	1
Willie Davis, L (1, 8) OBP: 0.291, SLG: 0.361	2B			6-3		FC4-6 1-2f		F9		4	0	1	0	0	0	2
Ron Fairly, L (1, 9) OBP: 0.298, SLG: 0.331 Jim Brewer, L (6, 1) OBP: 0.045, SLG: 0.091 Al Ferrara, R (9, PH) OBP: 0.350, SLG: 0.468	G3			F9		K			4-3	3 0 1	0 0 0	0 0 0	0 0 0	0 0 0	1 0 0	2 0 0
John Roseboro, L (1, 2) OBP: 0.350, SLG: 0.381 Gene Michael, S (9, PR) OBP: 0.246, SLG: 0.224		P5			G3-6-3 BB		FC6-4 1B		1B 1B BB	2 0	0 1	1 0	0 0	2 0	0 0	0 0
Wes Parker, S (1, 3) OBP: 0.361, SLG: 0.351		4-3			G3-6-3 1-2f		FC6-4 1B 1-2f		K	4	0	0	0	0	1	3
Len Gabrielson, L (1, 7) OBP: 0.308, SLG: 0.392		4-3			1B		G5-4-3 1-3 1B		1B 1-2 1B	4	0	3	0	0	0	0
Luis Alcaraz, R (1, 4) OBP: 0.286, SLG: 0.333			5-3		K		G5-4-3 1-2f		1-2 2-H 1B	4	0	1	1	0	1	3
John Duffie, R (1, 1) Willie Crawford, L (6, PH) OBP: 0.500, SLG: 0.333 (6, 9)			K			K		FC6-4 BB	K	1 2	0 0	0 0	0 0	0 1	1 2	0 2
Inning Stats	R: 0 E: 0 K: 0 S: 4 H: 1 LOB: 1 BB: 0 P: 4	R: 0 E: 0 K: 0 S: 3 H: 0 LOB: 0 BB: 0 P: 3	R: 0 E: 0 K: 2 S: 7 H: 0 LOB: 0 BB: 0 P: 7	R: 0 E: 0 K: 0 S: 3 H: 0 LOB: 0 BB: 0 P: 3	R: 0 E: 0 K: 1 S: 5 H: 1 LOB: 1 BB: 1 P: 9	R: 1 E: 0 K: 2 S: 9 H: 2 LOB: 1 BB: 0 P: 9	R: 0 E: 0 K: 0 S: 4 H: 2 LOB: 1 BB: 0 P: 4	R: 0 E: 0 K: 0 S: 3 H: 0 LOB: 1 BB: 1 P: 7	R: 1 E: 0 K: 2 S: 9 H: 2 LOB: 2 BB: 1 P: 13	1B: 6 2B: 1 3B: 1 HR: 0 SF: 0 SAC: 0 DP: 2 HBP: 0						

PITCHER	IP	WLS	BF	H	R	ER	SO	BB	IBB	HBP	BLK	WP	HR	S	P	ERA	WHIP
Tom Seaver, R (1, 1) ERA: 2.83	9.0	W	36	8	2	2	7	3	0	0	0	0	0	47	59	2.00	1.222

PITCHER	IP	WLS	BF	H	R	ER	SO	BB	IBB	HBP	BLK	WP	HR	S	P	ERA	WHIP

TOP

Los Angeles Dodgers @ New York Mets

Shea Stadium, Flushing, NY

Mon Sep 18 1967, 7:05 PM EDT

Att. 14,720 - Unknown

livebaseballscorecards.com

AB	33
R	2
H	8
RBI	2
BB	3
SO	7
LOB	14

WP: 0 PA: 36
PB: 0
SB: 0
CS: 0

Batter	1	2	3	4	5	6	7	8	9	AB	R	H	RBI	BB	SO	LOB
Bud Harrelson, S (1, 6) OBP: 0.319, SLG: 0.307	BBB 4-0 1B E BB		x 0-0 ① L9	x 0-0 ③ L6			x 0-0 ① P5			3	1	0	0	1	0	1
Bob Heise, R (1, 4) OBP: 0.333, SLG: 0.304	x 0-0 1-3 E 1-3 1B		x 0-0 ② F9		x 0-0 ① F9		x 0-0 ② F8			4	0	1	0	0	0	0
Tommy Davis, R (1, 7) OBP: 0.343, SLG: 0.446 Tommie Reynolds, R (9, 7) OBP: 0.290, SLG: 0.269	x 0-0 E1 1-3 1-2 3-H		x 0-0 ③ 3-1		SSS 0-3 ② K		x 0-0 1B 1B 1B			4 0	1 0	1 0	0 0	0 0	1 0	1 0
Ron Swoboda, R (1, 9) OBP: 0.342, SLG: 0.420	x 0-0 ① 1-3 1-2 2-3			BBB 4-0 1B SF8 BB	SSS 0-3 ③ K		x 0-0 1-H 2B 1B			3	1	1	1	1	1	2
Ed Kranepool, L (1, 3) OBP: 0.321, SLG: 0.369	III 4-0 G4-6-3 IBB			x 0-0 E 1-3 E 1B	x 0-0 E 1B		x 0-0 ③ 1-H 2B			3	2	3	0	1	0	0
Ken Boswell, L (1, 5) OBP: 0.250, SLG: 0.667	x 0-0 ②③ G4-6-3 1-2f			x 0-0 ① SF8 3-H	x 0-0 E9 1-H 1B 2B			x 0-0 ① 4-3		3	1	1	2	0	0	3
Amos Otis, R (1, 8) OBP: 0.320, SLG: 0.261		x 0-0 CS 1B		x 0-0 E6 E 1-2 6-3	x 0-0 CS 3-H 1B			SSS 0-3 ② K		4	1	2	1	0	1	1
Jerry Grote, R (1, 2) OBP: 0.228, SLG: 0.259		SSS 0-3 ①② K 1-2		x 0-0 E5 6-3 1-3 2-H	x 0-0 ①② F8 1-2			x 0-0 ③ F7		4	0	0	0	0	1	3
Tom Seaver, R (1, 1) OBP: 0.244, SLG: 0.181		SSS 0-3 ③ K		x 0-0 ② 6-3 1-2 3-H	x 0-0 ③ F2					3	0	0	1	0	1	1
Inning Stats	R: 1 E: 1 K: 0 S: 4 H: 1 LOB: 2 BB: 2 P: 12	R: 0 E: 0 K: 2 S: 7 H: 1 LOB: 0 BB: 0 P: 7	R: 0 E: 0 K: 0 S: 3 H: 0 LOB: 0 BB: 0 P: 3	R: 3 E: 2 K: 0 S: 6 H: 1 LOB: 1 BB: 1 P: 10	R: 0 E: 0 K: 2 S: 7 H: 0 LOB: 0 BB: 0 P: 7	R: 2 E: 1 K: 0 S: 5 H: 3 LOB: 0 BB: 0 P: 5	R: 1 E: 0 K: 0 S: 5 H: 3 LOB: 2 BB: 0 P: 5	R: 0 E: 0 K: 1 S: 5 H: 0 LOB: 0 BB: 0 P: 5		1B: 7 2B: 2 3B: 0 HR: 0	SF: 1 SAC: 0 DP: 1 HBP: 0					

PITCHER	IP	WLS	BF	H	R	ER	SO	BB	IBB	HBP	BLK	WP	HR	S	P	ERA	WHIP
John Duffie, R (1, 1) ERA: 1.8	5.0	L	22	3	4	1	4	2	1	0	0	0	0	27	39	1.80	1.000
Jim Brewer, L (6, 1) ERA: 2.72	3.0		13	6	3	3	1	0	0	0	0	0	0	15	15	9.00	2.000

PITCHER	IP	WLS	BF	H	R	ER	SO	BB	IBB	HBP	BLK	WP	HR	S	P	ERA	WHIP

BOTTOM

Los Angeles Dodgers @ New York Mets

Shea Stadium, Flushing, NY

Mon Sep 18 1967, 7:05 PM EDT

Att. 14,720 - Unknown

livebaseballscorecards.com

AB	31
R	7
H	9
RBI	5
BB	3
SO	5
LOB	12

WP: 0 PB: 0 SB: 0 CS: 2 PA: 35

Batter	1	2	3	4	5	6	7	8	9	AB	R	H	RBI	BB	SO	LOB
Willie Davis, L (1, 8) OBP: 0.294, SLG: 0.366	4-0 1B FC5-4 BB	0-0 2-H 1B			0-0 SF9 3B		0-0 4-3			3	2	2	0	1	0	0
Ron Hunt, R (1, 5) OBP: 0.352, SLG: 0.354	0-0 FC5-4 1-3 1B	0-0 L7			0-0 SF9 3-H			0-0 5-3		3	0	1	1	0	0	1
Lou Johnson, R (1, 7) OBP: 0.329, SLG: 0.429	0-0 FC5-4 1B E 1-2f 3-H		0-3 K		0-0 F9			0-0 1-3		4	1	0	1	0	1	1
Al Ferrara, R (1, 9) OBP: 0.355, SLG: 0.468	0-0 E 1-3 1B		4-0 CS BB			4-0 FC5-4 BB		0-0 F9		2	0	1	0	2	0	0
Wes Parker, S (1, 3) OBP: 0.360, SLG: 0.348	0-3 K		0-3 K 1-2			0-0 F9			4-0 FC6 BB	3	0	0	0	1	2	4
Luis Alcaraz, R (1, 4) OBP: 0.280, SLG: 0.320	0-0 E3 1-3 3-H			0-0 CS 1B		0-0 FC5-4 1-2f			0-0 FC6 FC3-6 1-2f 1B	4	0	1	0	0	0	3
Jeff Torborg, R (1, 2) OBP: 0.263, SLG: 0.272 John Roseboro, L (9, PH) OBP: 0.352, SLG: 0.383	0-3 K			0-3 K		0-0 F9			0-0 FC3-6 1-2 1B	3 1	0 0	0 1	0 0	0 0	2 0	4 0
Tommy Dean, R (1, 6) OBP: 0.500, SLG: 0.500 Len Gabrielson, L (7, PH) OBP: 0.307, SLG: 0.390 Gene Michael, S (7, 6) OBP: 0.246, SLG: 0.224 Ron Fairly, L (9, PH) OBP: 0.298, SLG: 0.330		0-0 SH1-4 1B 1B		0-3 K 1-2			0-0 F7		0-0 FC3-6 1-2f 2-3	2 1 0 1	0 0 0 0	1 0 0 0	0 0 0 0	0 0 0 0	1 0 0 0	1 0 0 2
Bill Singer, R (1, 1) OBP: 0.082, SLG: 0.098 Willie Crawford, L (7, PH) OBP: 0.400, SLG: 0.250 Phil Regan, R (7, 1) OBP: 0.100, SLG: 0.100 Bob Bailey, R (9, PH) OBP: 0.303, SLG: 0.302		0-0 SH1-4 1-2			0-0 6-3		0-3 K		0-0 P4	1 1 0 1	0 0 0 0	0 0 0 0	0 0 0 0	0 1 0 0	0 0 0 0	0 0 0 2
Inning Stats	R: 2 E: 1 K: 2 S: 10 H: 2 LOB: 2 BB: 1 P: 14	R: 0 E: 0 K: 0 S: 4 H: 2 LOB: 1 BB: 0 P: 4	R: 0 E: 0 K: 2 S: 6 H: 0 LOB: 0 BB: 1 P: 10	R: 0 E: 0 K: 2 S: 7 H: 1 LOB: 1 BB: 0 P: 7	R: 1 E: 0 K: 0 S: 4 H: 1 LOB: 0 BB: 0 P: 4	R: 0 E: 0 K: 0 S: 3 H: 0 LOB: 1 BB: 1 P: 7	R: 0 E: 0 K: 1 S: 5 H: 0 LOB: 0 BB: 0 P: 5	R: 0 E: 0 K: 0 S: 3 H: 0 LOB: 0 BB: 0 P: 3	R: 0 E: 0 K: 0 S: 4 H: 1 LOB: 2 BB: 1 P: 8	1B: 6 2B: 1 3B: 1 HR: 0 SF: 1 SAC: 1 DP: 1 HBP: 0						

TOP

Los Angeles Dodgers @ New York Mets

Shea Stadium, Flushing, NY

Tue Sep 19 1967, 7:05 PM EDT

Att. 9,535 - Unknown

livebaseballscorecards.com

AB	30
R	3
H	7
RBI	2
BB	4
SO	7
LOB	18

WP: 0 PB: 0 SB: 0 CS: 2 PA: 36

PITCHER		IP	WLS	BF	H	R	ER	SO	BB	IBB	HBP	BLK	WP	HR	S	P	ERA	WHIP
Les Rohr, L ERA: 3.0	(1, 1)	6.0	W	25	6	3	2	6	3	0	0	0	0	0	34	46	3.00	1.500
Dick Selma, R ERA: 2.76	(7, 1)	3.0	S	11	1	0	0	1	1	0	0	0	0	0	12	16	0.00	0.667

PITCHER	IP	WLS	BF	H	R	ER	SO	BB	IBB	HBP	BLK	WP	HR	S	P	ERA	WHIP

BOTTOM

Los Angeles Dodgers @ New York Mets

Shea Stadium, Flushing, NY

Tue Sep 19 1967, 7:05 PM EDT

Att. 9,535 - Unknown

Batter	1	2	3	4	5	6	7	8	9	AB	R	H	RBI	BB	SO	LOB
Bud Harrelson, S (1, 6) OBP: 0.318, SLG: 0.305	4-3		4-3		2B BB		SH1-4 1-2	F8		3	1	0	0	1	0	2
Bob Heise, R (1, 4) OBP: 0.393, SLG: 0.385	1B WP BB		1B		1B 1-H 3-H 2B		P3			3	2	2	2	1	0	1
Tommy Davis, R (1, 7) OBP: 0.344, SLG: 0.446	WP 1-3 1B		1-3		S 2-H 1B		5-3			4	0	2	1	0	0	2
Tommie Reynolds, R (9, 7) OBP: 0.290, SLG: 0.269										0	0	0	0	0	0	0
Ron Swoboda, R (1, 9) OBP: 0.341, SLG: 0.418	F3 2-3 3-H			F9	K 1-2			2B 1B		4	1	1	0	0	1	2
Ed Kranepool, L (1, 3) OBP: 0.320, SLG: 0.370	L6			P4		3-1		BB SF7 1-H 2B		4	1	1	1	0	0	1
Ken Boswell, L (1, 5) OBP: 0.375, SLG: 0.500		K		L7		1B		SH3-4 BB BB		3	0	1	0	1	1	0
Amos Otis, R (1, 8) OBP: 0.345, SLG: 0.269		F8			E7 4-3 2B 1B	F9		SH3-4 1-2 2-3 BB		3	1	1	0	1	0	1
Jerry Grote, R (1, 2) OBP: 0.226, SLG: 0.257		4-3			4-3 2-3	1-3		SF7 3-H		3	0	0	1	0	0	2
Les Rohr, L (1, 1)			K		P6		SH1-4 1B	SH3-4 1-2 2-3		2	0	0	0	0	1	1
Dick Selma, R (7, 1) OBP: 0.091, SLG: 0.091										1	0	1	0	0	0	0
Inning Stats	R: 1 H: 1 E: 0 LOB: 1 K: 0 BB: 1 S: 4 P: 8	R: 0 H: 0 E: 0 LOB: 0 K: 1 BB: 0 S: 5 P: 5	R: 0 H: 1 E: 0 LOB: 1 K: 1 BB: 0 S: 6 P: 6	R: 0 H: 0 E: 0 LOB: 0 K: 0 BB: 0 S: 3 P: 3	R: 3 H: 3 E: 1 LOB: 1 K: 1 BB: 1 S: 8 P: 12	R: 0 H: 1 E: 0 LOB: 1 K: 0 BB: 0 S: 4 P: 4	R: 0 H: 1 E: 0 LOB: 1 K: 0 BB: 0 S: 4 P: 4	R: 2 H: 2 E: 0 LOB: 2 K: 0 BB: 2 S: 5 P: 13		1B: 7 SF: 1 2B: 2 SAC: 2 3B: 0 DP: 0 HR: 0 HBP: 0						

livebaseballscorecards.com

AB	30
R	6
H	9
RBI	5
BB	4
SO	3
LOB	12

PITCHER		IP	WLS	BF	H	R	ER	SO	BB	IBB	HBP	BLK	WP	HR	S	P	ERA	WHIP
Bill Singer, R ERA: 2.76	(1, 1)	6.0	L	26	6	4	4	3	2	0	0	0	1	0	30	38	6.00	1.333
Phil Regan, R ERA: 3.08	(7, 1)	2.0		11	3	2	2	0	2	0	0	0	0	0	9	17	9.00	2.500

PITCHER	IP	WLS	BF	H	R	ER	SO	BB	IBB	HBP	BLK	WP	HR	S	P	ERA	WHIP

Batter	1	2	3	4	5	6	7	8	9	AB	R	H	RBI	BB	SO	LOB
Willie Davis, L (1, 8) OBP: 0.295, SLG: 0.367	F9		E 2B			BB	F7		4-3	4	1	1	0	1	0	1
Ron Hunt, R (1, 5) OBP: 0.353, SLG: 0.353	K		E6 2-3			1B	G4-6-3 IBB			3	1	1	0	1	1	1
Ron Fairly, L (1, 3) (8, 9) OBP: 0.297, SLG: 0.330	K		1-3			SF8-5 1-2 2-3	G4-6-3 1-2f			4	1	1	0	0	1	4
Al Ferrara, R (1, 9) OBP: 0.353, SLG: 0.468 Wes Parker, S (8, 3) OBP: 0.360, SLG: 0.348		5-3		K		SF8-5 1-3 2-H 3-H		F7		4 0	0 0	1 0	2 0	0 0	1 0	0 0
John Roseboro, L (1, 2) OBP: 0.353, SLG: 0.385		FC4-6		4-3		4-3		FC6-4		4	0	2	0	0	0	2
Len Gabrielson, L (1, 7) OBP: 0.305, SLG: 0.387 Lou Johnson, R (6, PH) OBP: 0.330, SLG: 0.427 (6, 7)		FC4-6 1-2f		1-3		IBB		F7		2 1	0 0	0 0	0 0	0 1	0 0	1 1
Luis Alcaraz, R (1, 4) OBP: 0.241, SLG: 0.286	K				P6	SF8-5 2-3 3-H		FC6-4 1-2f		3	0	0	1	0	1	2
Tommy Dean, R (1, 6) OBP: 0.333, SLG: 0.500			4-3		6-3	2B	2B		4-3	4	1	1	0	0	0	0
Don Drysdale, R (1, 1) OBP: 0.168, SLG: 0.135 Ron Perranoski, L (8, 1) OBP: 0.111, SLG: 0.111			K		1-3		2-H 2B		K	3 1	0 0	1 0	1 0	0 0	1 1	0 0
Inning Stats	R: 0 E: 0 K: 2 S: 7 H: 0 LOB: 0 BB: 0 P: 7	R: 0 E: 0 K: 1 S: 6 H: 1 LOB: 1 BB: 0 P: 6	R: 0 E: 1 K: 1 S: 7 H: 1 LOB: 2 BB: 0 P: 7	R: 0 E: 0 K: 1 S: 5 H: 0 LOB: 0 BB: 0 P: 5	R: 0 E: 0 K: 0 S: 3 H: 0 LOB: 0 BB: 0 P: 3	R: 3 E: 0 K: 0 S: 5 H: 3 LOB: 1 BB: 2 P: 13	R: 1 E: 0 K: 0 S: 4 H: 2 LOB: 1 BB: 1 P: 8	R: 0 E: 0 K: 0 S: 4 H: 1 LOB: 1 BB: 0 P: 4	R: 0 E: 0 K: 1 S: 5 H: 0 LOB: 0 BB: 0 P: 5	1B: 4 2B: 5 3B: 0 HR: 0 SF: 1 SAC: 0 DP: 2 HBP: 0						

PITCHER		IP	WLS	BF	H	R	ER	SO	BB	IBB	HBP	BLK	WP	HR	S	P	ERA	WHIP
Danny Frisella, R ERA: 4.24	(1, 1)	5.0	L	22	5	3	3	5	1	0	0	0	0	0	31	35	5.40	1.200
Joe Grzenda, L ERA: 2.08	(6, 1)	2.0		8	2	1	1	0	0	2	0	0	0	0	6	14	4.50	1.000
Billy Wynne, R ERA: 3.12	(8, 1)	2.0		7	1	0	0	1	0	0	0	0	0	0	9	9	0.00	0.500

PITCHER	IP	WLS	BF	H	R	ER	SO	BB	IBB	HBP	BLK	WP	HR	S	P	ERA	WHIP

TOP

Los Angeles Dodgers @ New York Mets

Shea Stadium, Flushing, NY

Wed Sep 20 1967, 7:05 PM EDT

Att. 9,214 - Unknown

livebaseballscorecards.com

AB	33
R	4
H	8
RBI	4
BB	3
SO	6
LOB	12

PA: 37

WP: 0
PB: 0
SB: 0
CS: 0

BOTTOM

Batter	1	2	3	4	5	6	7	8	9	AB	R	H	RBI	BB	SO	LOB
Bud Harrelson, S (1, 6) OBP: 0.319, SLG: 0.306	F7		FC6-4 E 1-2f		1B		E2 3-H 1B		G6-4-3 1-2f	5	0	2	1	0	0	2
Bob Heise, R (1, 4) OBP: 0.375, SLG: 0.367	P4		E9 1-3 1B		P3			F9		4	0	1	0	0	0	1
Tommy Davis, R (1, 7) OBP: 0.348, SLG: 0.449	1B		PO IBB			FC5-4 1B		1B E 1B		3	1	3	0	1	0	0
Ron Swoboda, R (1, 9) OBP: 0.340, SLG: 0.416	L7		PO 1-2	F2		FC5-4 1B 1-2f		E SF8 1B 1-2		4	1	1	0	0	0	2
Ed Kranepool, L (1, 3) OBP: 0.324, SLG: 0.376		L4		2B		G6-4-3 1B 1-3		E8 SF8 1B 1-3 2-H		4	0	3	1	0	0	0
Ken Boswell, L (1, 5) OBP: 0.250, SLG: 0.333		F7		K		G6-4-3 1-2f		SF8 2-3 3-H		3	0	0	1	0	1	3
Amos Otis, R (1, 8) OBP: 0.333, SLG: 0.300		4-3		F9			G3 1B 2B	K		4	1	1	0	0	1	2
John Sullivan, L (1, 2) OBP: 0.250, SLG: 0.254			F2		CS 1B		G3 2-3		FC6 1B	3	0	1	0	0	0	1
Bob Johnson, R (9, PH) OBP: 0.374, SLG: 0.462										1	0	1	0	0	0	0
Cleon Jones, R (9, PR) OBP: 0.273, SLG: 0.318										0	0	0	0	0	0	0
Danny Frisella, L (1, 1) OBP: 0.167, SLG: 0.176			FC6-4 1B		K 1-2		K		FC6 G6-4-3 1-2f	2	0	1	0	0	1	1
Joe Grzenda, R (6, 1)										0	0	0	0	0	0	0
Larry Stahl, L (7, PH) OBP: 0.287, SLG: 0.299										1	0	0	0	0	1	1
Billy Wynne, L (8, 1)										0	0	0	0	0	0	0
Jerry Buchek, R (9, PH) OBP: 0.284, SLG: 0.362										1	0	0	0	0	0	1
Inning Stats	R: 0 E: 0 K: 0 S: 4 H: 1 LOB: 1 BB: 0 P: 4	R: 0 E: 0 K: 0 S: 3 H: 0 LOB: 0 BB: 0 P: 3	R: 0 E: 1 K: 0 S: 4 H: 2 LOB: 2 BB: 1 P: 8	R: 0 E: 0 K: 1 S: 6 H: 1 LOB: 1 BB: 0 P: 6	R: 0 E: 0 K: 1 S: 6 H: 2 LOB: 1 BB: 0 P: 6	R: 0 E: 0 K: 0 S: 4 H: 2 LOB: 1 BB: 0 P: 4	R: 1 E: 1 K: 1 S: 6 H: 2 LOB: 1 BB: 0 P: 6	R: 2 E: 1 K: 1 S: 8 H: 3 LOB: 1 BB: 0 P: 8	R: 0 E: 0 K: 0 S: 3 H: 1 LOB: 1 BB: 0 P: 3	1B: 12 2B: 2 3B: 0 HR: 0	SF: 1 SAC: 0 DP: 2 HBP: 0						

PITCHER	IP	WLS	BF	H	R	ER	SO	BB	IBB	HBP	BLK	WP	HR	S	P	ERA	WHIP
Don Drysdale, R (1, 1) ERA: 2.73	7.1	W	31	12	3	3	3	0	1	0	0	0	0	36	40	3.68	1.636
Ron Perranoski, L (8, 1) ERA: 2.53	1.2	S	6	2	0	0	1	0	0	0	0	0	0	8	8	0.00	1.200

PITCHER	IP	WLS	BF	H	R	ER	SO	BB	IBB	HBP	BLK	WP	HR	S	P	ERA	WHIP

Los Angeles Dodgers @ New York Mets

Shea Stadium, Flushing, NY

Wed Sep 20 1967, 7:05 PM EDT

Att. 9,214 - Unknown

livebaseballscorecards.com

AB	35
R	3
H	14
RBI	3
BB	1
SO	4
LOB	14

WP: 0 PB: 0 SB: 0 CS: 1 PA: 38

Batter	1	2	3	4	5	6	7	8	9	AB	R	H	RBI	BB	SO	LOB
Cookie Rojas, R (1, 4) OBP: 0.295, SLG: 0.318	F7			E5		G6-4-3 1B			4-3	4	0	1	0	0	0	0
Tony Taylor, R (1, 5) OBP: 0.310, SLG: 0.325	K			F8		G6-4-3 1-2f			6-3	4	0	0	0	0	1	1
Tony Gonzalez, L (1, 7) OBP: 0.403, SLG: 0.484	1-3			BB			HR		1B	3	1	2	1	1	0	0
Johnny Callison, L (1, 9) OBP: 0.328, SLG: 0.411		6-3		4-3			G1-6-3 1B		F9	4	0	1	0	0	0	2
John Briggs, L (1, 8) OBP: 0.312, SLG: 0.364		1-3			K		P3			3	0	0	0	0	1	1
Bill White, L (1, 3) OBP: 0.367, SLG: 0.375		P3			1B		G1-6-3 1-2f			3	0	1	0	0	0	1
Gene Oliver, R (1, 2) OBP: 0.291, SLG: 0.377			K		K			L5		3	0	0	0	0	2	1
Bobby Wine, R (1, 6) OBP: 0.252, SLG: 0.277		5-3			F8			K		3	0	0	0	0	1	1
Larry Jackson, R (1, 1) OBP: 0.190, SLG: 0.195		1-3				F8		P4		1	0	0	0	0	0	0
Dick Ellsworth, L (4, 1) OBP: 0.132, SLG: 0.108										0	0	0	0	0	0	0
Chuck Hiller, L (6, PH) OBP: 0.218, SLG: 0.227										1	0	0	0	0	0	0
Grant Jackson, S (6, 1) OBP: 0.188, SLG: 0.133										0	0	0	0	0	0	0
John Boozer, R (6, 1) OBP: 0.211, SLG: 0.167										0	0	0	0	0	0	0
Doug Clemens, L (8, PH) OBP: 0.265, SLG: 0.250										1	0	0	0	0	0	0
Dick Hall, R (8, 1) OBP: 0.071, SLG: 0.071										0	0	0	0	0	0	0
Inning Stats	R: 0 E: 0 K: 1 S: 5 H: 0 LOB: 0 BB: 0 P: 5	R: 0 E: 0 K: 0 S: 3 H: 0 LOB: 0 BB: 0 P: 3	R: 0 E: 0 K: 1 S: 5 H: 0 LOB: 0 BB: 0 P: 5	R: 0 E: 1 K: 0 S: 3 H: 0 LOB: 1 BB: 1 P: 7	R: 0 E: 0 K: 2 S: 8 H: 1 LOB: 1 BB: 0 P: 8	R: 0 E: 0 K: 0 S: 3 H: 1 LOB: 0 BB: 0 P: 3	R: 1 E: 0 K: 0 S: 4 H: 2 LOB: 0 BB: 0 P: 4	R: 0 E: 0 K: 1 S: 5 H: 0 LOB: 0 BB: 0 P: 5	R: 0 E: 0 K: 0 S: 4 H: 1 LOB: 1 BB: 0 P: 4	1B: 4 2B: 0 3B: 0 HR: 1 SF: 0 SAC: 0 DP: 2 HBP: 0	WP: 0 PB: 0 SB: 0 CS: 0 PA: 31					

PITCHER	IP	WLS	BF	H	R	ER	SO	BB	IBB	HBP	BLK	WP	HR	S	P	ERA	WHIP
Don Sutton, R (1, 1) ERA: 3.95	9.0	W	31	5	1	1	5	1	0	0	0	0	1	40	44	1.00	0.667

PITCHER	IP	WLS	BF	H	R	ER	SO	BB	IBB	HBP	BLK	WP	HR	S	P	ERA	WHIP

TOP

Philadelphia Phillies @ Los Angeles Dodgers

Dodger Stadium, Los Angeles, CA

Fri Sep 22 1967, 7:05 PM PDT

Att. 14,006 - Unknown

livebaseballscorecards.com

AB	30
R	1
H	5
RBI	1
BB	1
SO	5
LOB	7

Batter	1	2	3	4	5	6	7	8	9	AB	R	H	RBI	BB	SO	LOB
Willie Davis, L (1, 8) OBP: 0.296, SLG: 0.371	0-0 1-3 2B 1B		0-0 1B 3B	0-0 ③ 4-3			0-0 ① L4	SSS 0-3 ③ K		5	2	2	0	0	1	3
Ron Hunt, R (1, 5) OBP: 0.352, SLG: 0.352	0-0 ① 1-3 1-2		0-0 2B WP 1B 3-H		0-0 ① 1-3		0-0 ② 6-3			4	1	1	1	0	0	1
Ron Fairly, L (1, 3) (9, 9) OBP: 0.299, SLG: 0.335	0-0 L6-4 2B 2-H		0-0 WP 2B 1-3		0-0 ② 4-3		0-0 ③ F7			4	0	2	1	0	0	0
Al Ferrara, R (1, 9) OBP: 0.355, SLG: 0.467 Wes Parker, S (8, PR) (9, 3) OBP: 0.360, SLG: 0.348	0-0 ②③ L6-4 2-3		BBB 4-0 BB 2-3 3-H		0-0 ③ F7			0-0 HR 1B		3 0	0 1	1 0	0 0	1 0	0 0	1 0
John Roseboro, L (1, 2) OBP: 0.352, SLG: 0.383		0-0 ① G1	0-0 ③ F7			0-0 2B 1B		SSS 0-3 ① K		4	1	1	0	0	1	3
Len Gabrielson, L (1, 7) OBP: 0.312, SLG: 0.415		0-0 ② L8		0-0 E9 SH 2B		0-0 FC1-5 1-H 2B		0-0 1-H HR		4	2	3	3	0	0	0
Luis Alcaraz, R (1, 4) OBP: 0.212, SLG: 0.250		0-0 ③ F9		0-0 ① 4-3		0-0 ① FC1-5 WP 2-3		0-0 ② P6		4	0	0	0	0	0	3
Tommy Dean, R (1, 6) OBP: 0.333, SLG: 0.444			0-0 ① 5-3	0-0 SH SH2-4 3-H		SSS 0-3 ② K 1-2		0-0 1B 1B		3	0	1	1	0	1	1
Don Sutton, R (1, 1) OBP: 0.156, SLG: 0.160			0-0 ② 5-3	0-0 ② SH2-4 1-2		0-0 ③ L4		0-0 1-2 1B		3	0	1	0	0	0	1
Inning Stats	R: 1 E: 0 K: 0 S: 4 H: 2 LOB: 0 BB: 0 P: 4	R: 0 E: 0 K: 0 S: 3 H: 0 LOB: 0 BB: 0 P: 3	R: 2 E: 0 K: 0 S: 6 H: 3 LOB: 2 BB: 1 P: 10	R: 1 E: 1 K: 0 S: 5 H: 1 LOB: 1 BB: 0 P: 5	R: 0 E: 0 K: 0 S: 3 H: 0 LOB: 0 BB: 0 P: 3	R: 1 E: 0 K: 1 S: 7 H: 2 LOB: 1 BB: 0 P: 7	R: 0 E: 0 K: 0 S: 3 H: 0 LOB: 0 BB: 0 P: 3	R: 2 E: 0 K: 2 S: 11 H: 4 LOB: 2 BB: 0 P: 11		1B: 6 2B: 5 3B: 1 HR: 1	SF: 0 SAC: 2 DP: 1 HBP: 0		WP: 2 PB: 0 SB: 0 CS: 0	PA: 37			

PITCHER		IP	WLS	BF	H	R	ER	SO	BB	IBB	HBP	BLK	WP	HR	S	P	ERA	WHIP
Larry Jackson, R ERA: 3.14	(1, 1)	3.2	L	18	6	4	4	0	1	0	0	0	1	0	17	21	9.82	1.909
Dick Ellsworth, L ERA: 4.45	(4, 1)	1.1		4	0	0	0	0	0	0	0	0	0	0	4	4	0.00	0.000
Grant Jackson, L ERA: 3.89	(6, 1)	0.0		2	2	1	1	0	0	0	0	0	0	0	2	2	∞	∞
John Boozer, R ERA: 4.13	(6, 1)	2.0		6	0	0	0	1	0	0	0	0	1	0	8	8	0.00	0.000
Dick Hall, R ERA: 2.22	(8, 1)	1.0		7	4	2	2	2	0	0	0	0	0	1	11	11	18.00	4.000

PITCHER	IP	WLS	BF	H	R	ER	SO	BB	IBB	HBP	BLK	WP	HR	S	P	ERA	WHIP

BOTTOM

Philadelphia Phillies @ Los Angeles Dodgers
Dodger Stadium, Los Angeles, CA
Fri Sep 22 1967, 7:05 PM PDT
Att. 14,006 - Unknown

livebaseballscorecards.com

AB	34
R	7
H	12
RBI	6
BB	1
SO	3
LOB	13

Batter	1	2	3	4	5	6	7	8	9	AB	R	H	RBI	BB	SO	LOB
Cookie Rojas, R (1, 4) OBP: 0.293, SLG: 0.315	6-3		F2		5-3		SH3-4 1-2 2-3	K 1-2 3-H		4	0	0	0	0	1	2
Tony Taylor, R (1, 5) OBP: 0.307, SLG: 0.322	6-3		5-3		K		SH1-3 2-3 3-H		1-3	4	0	0	1	0	1	0
Tony Gonzalez, L (1, 7) OBP: 0.401, SLG: 0.481	6-3		1B		4-3		4-3		4-3	5	0	1	0	0	0	1
Don Lock, R (1, 8) OBP: 0.350, SLG: 0.441		6-3	P5			F8 1B BB		1B SH 1B 1B	WP BB	3	1	1	0	2	0	1
Rick Joseph, R (1, 3) OBP: 0.423, SLG: 0.565		E 4-3 1B		2B		G5-4-3 1-2 1B		SH 1B 1-2 1B	 1-2 BB	3	1	3	0	1	0	0
Johnny Callison, L (1, 9) OBP: 0.325, SLG: 0.408	4-3 1-2		K		F8 2-3			F3	P6	5	0	0	0	0	1	8
Gene Oliver, R (1, 2) OBP: 0.297, SLG: 0.378	E IBB		FC6 IBB		G5-4-3 1-2f			1B 1-2 2-3 1B		2	1	1	0	2	0	2
Bobby Wine, R (1, 6) OBP: 0.255, SLG: 0.280	E5 1-2 2-3		F8				SH3-4 SH SH1-3 1B	1B CS 1-2 2-H 3-H 1B		4	1	2	2	0	0	4
Jim Bunning, R (1, 1) OBP: 0.173, SLG: 0.258	1-3		FC6 1-2f				SH SH1-3 SH3-4 1-2	CS 1-3 2-H 1B		3	0	1	1	0	0	5
Inning Stats	R: 0 E: 0 K: 0 S: 3 H: 0 LOB: 0 BB: 0 P: 3	R: 0 E: 1 K: 0 S: 5 H: 1 LOB: 3 BB: 1 P: 9	R: 0 E: 0 K: 0 S: 4 H: 1 LOB: 1 BB: 0 P: 4	R: 0 E: 0 K: 1 S: 6 H: 1 LOB: 2 BB: 1 P: 10	R: 0 E: 0 K: 1 S: 5 H: 0 LOB: 0 BB: 0 P: 5	R: 0 E: 0 K: 0 S: 3 H: 1 LOB: 1 BB: 1 P: 7	R: 1 E: 0 K: 0 S: 5 H: 1 LOB: 1 BB: 0 P: 5	R: 3 E: 1 K: 1 S: 9 H: 4 LOB: 1 BB: 0 P: 9	R: 0 E: 0 K: 0 S: 3 H: 0 LOB: 2 BB: 2 P: 11	1B: 8 2B: 1 3B: 0 HR: 0 SF: 0 SAC: 4 DP: 1 HBP: 0						

TOP

Philadelphia Phillies @ Los Angeles Dodgers
Dodger Stadium, Los Angeles, CA
Sat Sep 23 1967, 7:05 PM PDT
Att. 14,943 - Unknown

livebaseballscorecards.com

AB	33
R	4
H	9
RBI	4
BB	5
SO	3
LOB	23

		WP: 1	PA: 42
		PB: 0	
		SB: 0	
		CS: 2	

PITCHER		IP	WLS	BF	H	R	ER	SO	BB	IBB	HBP	BLK	WP	HR	S	P	ERA	WHIP
Claude Osteen, L ERA: 3.32	(1, 1)	7.1	L	35	8	4	3	2	1	2	0	0	0	0	36	48	3.68	1.227
Phil Regan, R ERA: 3.05	(8, 1)	0.2		2	1	0	0	1	0	0	0	0	0	0	4	4	0.00	1.500
Bob Miller, R ERA: 4.31	(9, 1)	1.0		5	0	0	0	0	2	0	0	0	1	0	3	11	0.00	2.000

PITCHER		IP	WLS	BF	H	R	ER	SO	BB	IBB	HBP	BLK	WP	HR	S	P	ERA	WHIP

BOTTOM

Philadelphia Phillies @ Los Angeles Dodgers
Dodger Stadium, Los Angeles, CA
Sat Sep 23 1967, 7:05 PM PDT
Att. 14,943 - Unknown

livebaseballscorecards.com

Batter	1	2	3	4	5	6	7	8	9	AB	R	H	RBI	BB	SO	LOB
Willie Davis, L (1, 8) OBP: 0.296, SLG: 0.370	P6		BB, 1B 1B		G3			4-3		4	0	1	0	0	0	0
Ron Hunt, R (1, 5) OBP: 0.354, SLG: 0.357	K		BB 1-2 1B		P6			2B		4	0	2	0	0	1	0
Ron Fairly, L (1, 9) OBP: 0.300, SLG: 0.334	F9		BB 1-2 2-3			F3		BB		2	0	0	0	2	0	0
Jim Lefebvre, S (1, 3) OBP: 0.322, SLG: 0.368		1-3 1B	K			3-1		4-3		4	0	1	0	0	1	5
John Roseboro, L (1, 2) OBP: 0.348, SLG: 0.378		F9		P1		3-1			3-1	4	0	0	0	0	0	1
Len Gabrielson, L (1, 7) OBP: 0.311, SLG: 0.412		1-3 1-2		S 1B			F9		P6	4	0	1	0	0	0	1
Luis Alcaraz, R (1, 4) OBP: 0.216, SLG: 0.250		F7		F9			K		1B	4	0	1	0	0	1	2
Tommy Dean, R (1, 6) OBP: 0.273, SLG: 0.364			6-3	K 1-2			F7		F7	2	0	0	0	0	1	1
Al Ferrara, R (7, PH) OBP: 0.354, SLG: 0.465										1	0	0	0	0	0	0
Gene Michael, S (8, 6) OBP: 0.246, SLG: 0.224										0	0	0	0	0	0	0
Bob Bailey, R (9, PH) OBP: 0.302, SLG: 0.301										1	0	0	0	0	0	1
Claude Osteen, L (1, 1) OBP: 0.202, SLG: 0.265			4-3		F9			K		2	0	0	0	0	0	0
Phil Regan, R (8, 1) OBP: 0.100, SLG: 0.100										0	0	0	0	0	0	0
Wes Parker, S (8, PH) OBP: 0.359, SLG: 0.347										1	0	0	0	0	1	0
Bob Miller, R (9, 1) OBP: 0.125, SLG: 0.125										0	0	0	0	0	0	0
Inning Stats	R: 0 E: 0 K: 1 S: 5 H: 0 LOB: 0 BB: 0 P: 5	R: 0 E: 0 K: 0 S: 4 H: 1 LOB: 1 BB: 0 P: 4	R: 0 E: 0 K: 1 S: 7 H: 2 LOB: 3 BB: 1 P: 11	R: 0 E: 0 K: 1 S: 6 H: 1 LOB: 1 BB: 0 P: 6	R: 0 E: 0 K: 0 S: 3 H: 0 LOB: 0 BB: 0 P: 3	R: 0 E: 0 K: 0 S: 3 H: 0 LOB: 0 BB: 0 P: 3	R: 0 E: 0 K: 1 S: 5 H: 0 LOB: 0 BB: 0 P: 5	R: 0 E: 0 K: 1 S: 6 H: 1 LOB: 2 BB: 1 P: 10	R: 0 E: 0 K: 0 S: 4 H: 1 LOB: 1 BB: 0 P: 4	1B: 5 2B: 1 3B: 0 HR: 0	SF: 0 SAC: 0 DP: 0 HBP: 0						

	AB	33
	R	0
	H	6
	RBI	0
	BB	2
	SO	5
	LOB	11

PITCHER	IP	WLS	BF	H	R	ER	SO	BB	IBB	HBP	BLK	WP	HR	S	P	ERA	WHIP
Jim Bunning, R (1, 1) ERA: 2.4	9.0	W	35	6	0	0	5	2	0	0	0	0	0	43	51	0.00	0.889

PITCHER	IP	WLS	BF	H	R	ER	SO	BB	IBB	HBP	BLK	WP	HR	S	P	ERA	WHIP

WP: 0	PB: 0	SB: 1	CS: 0
PA: 35			

Batter	1	2	3	4	5	6	7	8	9	AB	R	H	RBI	BB	SO	LOB
Cookie Rojas, R (1, 4) OBP: 0.294, SLG: 0.324	HR		2B		5-3		1-3		F8	5	1	2	1	0	0	0
John Briggs, L (1, 8) OBP: 0.315, SLG: 0.370	6-3		1B 2-H 1B		1B 2B		K		G4-6-3 1B	3	1	2	0	0	0	0
Don Lock, R (7, PH) (7, 8) OBP: 0.351, SLG: 0.441										2	0	1	0	0	1	0
Tony Gonzalez, L (1, 7) OBP: 0.403, SLG: 0.481	4-3		2-3 1B		1B 2-H 1B			BB 1-3 1B 1B	G4-6-3 1-2f	4	1	2	1	1	0	1
Johnny Callison, L (1, 9) OBP: 0.326, SLG: 0.408	F8		F8		1-3 1B			1B 1-3 1-2 FC3-2 1B		4	0	2	0	0	0	2
Bill White, L (1, 3) OBP: 0.364, SLG: 0.371		F9		G3	4-3			1-3 1-2 2-3		3	0	0	0	0	0	2
Rick Joseph, R (8, PH) (8, 3) OBP: 0.407, SLG: 0.542										1	0	0	0	0	0	2
Tony Taylor, R (1, 5) OBP: 0.311, SLG: 0.323		BB E		FC2-6 1B		K		FC3-2 IBB 1B		2	0	1	0	2	1	0
Clay Dalrymple, L (1, 2) OBP: 0.276, SLG: 0.238		F8		FC2-6 1-2f		4-3		FC3-2 1-2 2-3 3-H 1B		3	0	0	0	0	0	2
Gary Sutherland, R (8, PH) OBP: 0.304, SLG: 0.327										1	0	1	1	0	0	0
Gene Oliver, R (8, 2) OBP: 0.297, SLG: 0.378										0	0	0	0	0	0	0
Bobby Wine, R (1, 6) OBP: 0.252, SLG: 0.276		1-4-3 1-2		F9		K		FC3-2 1-2 2-3 3-Hf		4	0	0	0	0	1	5
Rick Wise, R (1, 1) OBP: 0.241, SLG: 0.235			K	K			6-3	K		4	0	0	0	0	3	3
Inning Stats	R: 1 E: 0 K: 0 S: 4 H: 1 LOB: 0 BB: 0 P: 4	R: 0 E: 1 K: 0 S: 3 H: 0 LOB: 1 BB: 1 P: 7	R: 0 E: 0 K: 1 S: 7 H: 3 LOB: 2 BB: 0 P: 7	R: 0 E: 0 K: 0 S: 4 H: 1 LOB: 1 BB: 0 P: 4	R: 1 E: 0 K: 1 S: 8 H: 3 LOB: 2 BB: 0 P: 8	R: 0 E: 0 K: 2 S: 7 H: 0 LOB: 0 BB: 0 P: 7	R: 0 E: 0 K: 1 S: 5 H: 0 LOB: 0 BB: 0 P: 5	R: 1 E: 0 K: 1 S: 7 H: 2 LOB: 3 BB: 2 P: 15	R: 0 E: 0 K: 0 S: 3 H: 1 LOB: 0 BB: 0 P: 3	1B: 8 2B: 2 3B: 0 HR: 1	SF: 0 SAC: 0 DP: 1 HBP: 0						

TOP

Philadelphia Phillies @ Los Angeles Dodgers
Dodger Stadium, Los Angeles, CA
Sun Sep 24 1967, 3:33 AM PDT
Att. 15,259 - Unknown

livebaseballscorecards.com

AB	36
R	3
H	11
RBI	3
BB	3
SO	6
LOB	17

WP: 0 PB: 0 SB: 0 CS: 0 PA: 39

PITCHER		IP	WLS	BF	H	R	ER	SO	BB	IBB	HBP	BLK	WP	HR	S	P	ERA	WHIP
John Duffie, R ERA: 2.79	(1, 1)	4.2	L	22	8	2	2	2	1	0	0	0	0	1	25	29	3.86	1.929
Jim Brewer, L ERA: 2.68	(5, 1)	1.1		4	0	0	0	2	0	0	0	0	0	0	8	8	0.00	0.000
Ron Perranoski, L ERA: 2.54	(7, 1)	3.0		13	3	1	1	2	1	1	0	0	0	0	15	23	3.00	1.333

PITCHER	IP	WLS	BF	H	R	ER	SO	BB	IBB	HBP	BLK	WP	HR	S	P	ERA	WHIP

BOTTOM

Philadelphia Phillies @ Los Angeles Dodgers
Dodger Stadium, Los Angeles, CA
Sun Sep 24 1967, 3:33 AM PDT
Att. 15,259 - Unknown

livebaseballscorecards.com

Batter	1	2	3	4	5	6	7	8	9	AB	R	H	RBI	BB	SO	LOB
Wes Parker, S (1, 8) OBP: 0.357, SLG: 0.345	S S S 0-3 K ①			x 0-0 4-3 ①		x 0-0 6-3 ② 2-3			x 0-0 L6 ①	3	0	0	0	0	1	1
Ron Perranoski, L (7, 1) OBP: 0.111, SLG: 0.111										0	0	0	0	0	0	0
Lou Johnson, R (9, PH) OBP: 0.330, SLG: 0.426										1	0	0	0	0	0	0
Ron Hunt, R (1, 5) OBP: 0.350, SLG: 0.353	x 0-0 F8 ②			x 0-0 L1 ②		x 0-0 6-3 ③			x 0-0 F3 ②	4	0	0	0	0	0	1
Ron Fairly, L (1, 9) (7, 8) OBP: 0.298, SLG: 0.331	x 0-0 4-3 ③			x 0-0 2-3 ③			x 0-0 F9 ①		S S S 0-3 K ③	4	0	0	0	0	1	0
Jim Lefebvre, S (1, 3) OBP: 0.322, SLG: 0.368		x 0-0 F8 ①			x 0-0 4-3 ①		x 0-0 FC6-4 1B			3	0	1	0	0	0	0
Len Gabrielson, L (1, 7) OBP: 0.307, SLG: 0.407		x 0-0 G3 ②			x 0-0 G3 ②		x 0-0 F7 ②			3	0	0	0	0	0	1
Luis Alcaraz, R (1, 4) OBP: 0.200, SLG: 0.231		x 0-0 1-3 ③			S S S 0-3 K ③		x 0-0 FC6-4 ③ 1-2f			3	0	0	0	0	1	1
Jeff Torborg, R (1, 2) OBP: 0.264, SLG: 0.278			S S S 0-3 K ①			x 0-0 2B 2B		x 0-0 F8 ①		3	1	1	0	0	1	0
Tommy Dean, R (1, 6) OBP: 0.250, SLG: 0.333			S S S 0-3 K ②			x 0-0 6-3 2-H 2B		S S S 0-3 K ②		1	0	0	0	0	1	0
Al Ferrara, R (6, PH) (7, 9) OBP: 0.355, SLG: 0.469										2	0	1	1	0	1	0
John Duffie, R (1, 1)			x 0-0 F8 ③			x 0-0 F2 ①		x 0-0 F8 ③		1	0	0	0	0	0	0
Jim Brewer, L (5, 1) OBP: 0.045, SLG: 0.091										0	0	0	0	0	0	0
John Roseboro, L (6, PH) OBP: 0.347, SLG: 0.377										1	0	0	0	0	0	1
Gene Michael, S (7, 6) OBP: 0.246, SLG: 0.224										0	0	0	0	0	0	0
Bob Bailey, R (8, PH) OBP: 0.301, SLG: 0.300										1	0	0	0	0	0	0
Dick Schofield, S (9, 6) OBP: 0.307, SLG: 0.293										0	0	0	0	0	0	0
Inning Stats	R: 0 E: 0 K: 1 S: 5 H: 0 LOB: 0 BB: 0 P: 5	R: 0 E: 0 K: 0 S: 3 H: 0 LOB: 0 BB: 0 P: 3	R: 0 E: 0 K: 2 S: 7 H: 0 LOB: 0 BB: 0 P: 7	R: 0 E: 0 K: 0 S: 3 H: 0 LOB: 0 BB: 0 P: 3	R: 0 E: 0 K: 1 S: 5 H: 0 LOB: 0 BB: 0 P: 5	R: 1 E: 0 K: 0 S: 5 H: 2 LOB: 1 BB: 0 P: 5	R: 0 E: 0 K: 0 S: 4 H: 1 LOB: 1 BB: 0 P: 4	R: 0 E: 0 K: 1 S: 5 H: 0 LOB: 0 BB: 0 P: 5	R: 0 E: 0 K: 1 S: 5 H: 0 LOB: 0 BB: 0 P: 5	1B: 1 2B: 2 3B: 0 HR: 0		SF: 0 SAC: 0 DP: 0 HBP: 0		WP: 0 PB: 0 SB: 0 CS: 0		PA: 30	

	AB	30
	R	1
	H	3
	RBI	1
	BB	0
	SO	6
	LOB	5

PITCHER	IP	WLS	BF	H	R	ER	SO	BB	IBB	HBP	BLK	WP	HR	S	P	ERA	WHIP
Rick Wise, R (1, 1) ERA: 3.38	9.0	W	30	3	1	1	6	0	0	0	0	0	0	42	42	1.00	0.333

PITCHER	IP	WLS	BF	H	R	ER	SO	BB	IBB	HBP	BLK	WP	HR	S	P	ERA	WHIP

Batter	1	2	3	4	5	6	7	8	9	10	11	AB	R	H	RBI	BB	SO	LOB
Maury Wills, S (1, 5) OBP: 0.330, SLG: 0.365	0-0 2-3 PB 1B		0-3 K		0-0 PO 1B 1B			0-0 6-3		0-0 1B		5	0	3	0	0	1	0
Matty Alou, L (1, 8) OBP: 0.376, SLG: 0.411	0-0 2-3 1-3			0-0 1B 1B 1B	0-0 1-2 1B			0-0 1B		0-0 F4		5	1	3	0	0	0	2
Roberto Clemente, R (1, 9) OBP: 0.398, SLG: 0.547	0-3 K			0-0 1B 1-3 1B	0-0 PO 2-3	0-0 F8-3 1B		0-3 K			0-0 1-3	5	0	2	0	0	2	2
Willie Stargell, L (1, 7) OBP: 0.370, SLG: 0.474 Manny Mota, R (11, PR) OBP: 0.343, SLG: 0.443 (11, 7)	0-0 L7			0-0 1B 1-3 3-H 1B		0-0 F8-3 1-2		0-0 L9			0-0 BB 1B 1B	5 0	0 1	2 0	1 0	0 0	0 0	3 0
Bob Robertson, R (1, 3) OBP: 0.263, SLG: 0.389		0-3 K		0-3 K		0-3 K			0-0 F4		4-0 1B 1-2 4-3-6-2 BB	4	0	0	0	1	3	1
Gene Alley, R (1, 6) OBP: 0.336, SLG: 0.391		0-3 K		0-0 FC6-4 1-2 1B			0-0 F8		0-3 K		0-0 1-2 2-H 1B	5	0	2	1	0	2	0
Bill Mazeroski, R (1, 4) OBP: 0.297, SLG: 0.359		0-0 5-3		0-0 FC6-4 1-2f			0-0 FC3-6 1B		0-0 1-4-3		0-0 4-3-6-2 2-Hf	5	0	1	0	0	0	4
Jerry May, R (1, 2) OBP: 0.344, SLG: 0.338 Manny Sanguillen, R (2, 2) OBP: 0.300, SLG: 0.313			0-0 6-3		0-0 G3		0-0 FC3-6 1-2f			0-0 4-3		0 4	0 0	0 0	0 0	0 0	0 0	0 1
Jim Shellenback, L (1, 1)			0-0 4-3		0-0 F7		0-0 F7			0-0 F8		4	0	0	0	0	0	1

Inning Stats																								
	R: 0	H: 1	R: 0	H: 0	R: 0	H: 0	R: 1	H: 4	R: 0	H: 2	R: 0	H: 1	R: 0	H: 1	R: 0	H: 1	R: 0	H: 0	R: 0	H: 1	R: 1	H: 2	1B: 13	SF: 0
	E: 0	LOB: 1	E: 0	LOB: 0	E: 0	LOB: 0	E: 0	LOB: 2	E: 0	LOB: 1	E: 0	LOB: 0	E: 0	LOB: 1	E: 0	LOB: 1	E: 0	LOB: 0	E: 0	LOB: 1	E: 0	LOB: 1	2B: 2	SAC: 0
	K: 1	BB: 0	K: 2	BB: 0	K: 1	BB: 0	K: 1	BB: 0	K: 0	BB: 0	K: 1	BB: 0	K: 0	BB: 0	K: 1	BB: 0	K: 1	BB: 0	K: 0	BB: 0	K: 0	BB: 1	3B: 0	DP: 2
	S: 6	P: 6	S: 7	P: 7	S: 5	P: 5	S: 8	P: 8	S: 4	P: 4	S: 5	P: 5	S: 4	P: 4	S: 6	P: 6	S: 5	P: 5	S: 4	P: 4	S: 4	P: 8	HR: 0	HBP: 0

PITCHER		IP	WLS	BF	H	R	ER	SO	BB	IBB	HBP	BLK	WP	HR	S	P	ERA	WHIP
Bill Singer, R ERA: 2.66	(1, 1)	10.0		38	11	1	1	8	0	0	0	0	0	0	54	54	0.90	1.100
Phil Regan, R ERA: 3.12	(11, 1)	1.0	L	5	2	1	1	0	1	0	0	0	0	0	4	8	9.00	3.000

PITCHER	IP	WLS	BF	H	R	ER	SO	BB	IBB	HBP	BLK	WP	HR	S	P	ERA	WHIP

TOP

Pittsburgh Pirates @ Los Angeles Dodgers

Dodger Stadium, Los Angeles, CA

Mon Sep 25 1967, 7:05 PM PDT

Att. 11,983 - Unknown

livebaseballscorecards.com

AB	42
R	2
H	13
RBI	2
BB	1
SO	8
LOB	14

WP: 0	PB: 1	SB: 0	CS: 0
PA: 44			

Batter	1	2	3	4	5	6	7	8	9	10	11	AB	R	H	RBI	BB	SO	LOB
Willie Davis, L (1, 8) OBP: 0.295, SLG: 0.369	G5-4-3 1B			F9	F4			4-3		F9		5	0	1	0	0	0	3
Ron Hunt, R (1, 5) OBP: 0.346, SLG: 0.348	G5-4-3 1-2f			F8		F9		6-3			F8	5	0	0	0	0	0	1
Lou Johnson, R (1, 7) OBP: 0.328, SLG: 0.421	K			4-0 S BB		1-3			F7		5-3	4	0	0	0	1	1	0
Al Ferrara, R (1, 9) OBP: 0.350, SLG: 0.462		K		0-3 K 1-2		1-3			F3		F9	5	0	0	0	0	2	1
Jim Lefebvre, S (1, 3) OBP: 0.322, SLG: 0.367		L8			F8		F9		1B			4	0	1	0	0	0	0
Jim Campanis, R (1, 2) OBP: 0.254, SLG: 0.283		5-3			1B 1B 1B		L7		F2			4	1	1	0	0	0	1
Luis Alcaraz, R (1, 4) OBP: 0.227, SLG: 0.256			6-3		1B 1-2 1B		1B			4-3		4	0	2	0	0	0	0
Tommy Dean, R (1, 6) OBP: 0.267, SLG: 0.333			6-3		1-2 2-H 1B		K			F9		3	0	1	1	0	1	1
Bob Bailey, R (10, PH) OBP: 0.301, SLG: 0.299												1	0	0	0	0	0	0
Gene Michael, S (11, 6) OBP: 0.246, SLG: 0.224												0	0	0	0	0	0	0
Bill Singer, R (1, 1) OBP: 0.078, SLG: 0.094			K		F2			F9				3	0	0	0	0	1	2
Jim Hickman, R (10, PH) OBP: 0.268, SLG: 0.245												0	0	0	0	1	0	0
Willie Crawford, L (10, PR) OBP: 0.400, SLG: 0.250												0	0	0	0	0	0	0
Phil Regan, R (11, 1) OBP: 0.100, SLG: 0.100												0	0	0	0	0	0	0
Inning Stats	R: 0 H: 1 E: 0 LOB: 0 K: 1 BB: 0 S: 5 P: 5	R: 0 H: 0 E: 0 LOB: 0 K: 1 BB: 0 S: 5 P: 5	R: 0 H: 0 E: 0 LOB: 0 K: 1 BB: 0 S: 5 P: 5	R: 0 H: 0 E: 0 LOB: 1 K: 1 BB: 1 S: 5 P: 9	R: 1 H: 3 E: 0 LOB: 2 K: 0 BB: 0 S: 6 P: 6	R: 0 H: 0 E: 0 LOB: 0 K: 0 BB: 0 S: 3 P: 3	R: 0 H: 1 E: 0 LOB: 1 K: 1 BB: 0 S: 6 P: 6	R: 0 H: 0 E: 0 LOB: 0 K: 0 BB: 0 S: 3 P: 3	R: 0 H: 1 E: 0 LOB: 1 K: 0 BB: 0 S: 4 P: 4	R: 0 H: 0 E: 0 LOB: 1 K: 0 BB: 1 S: 3 P: 7	R: 0 H: 0 E: 0 LOB: 0 K: 0 BB: 0 S: 3 P: 3	1B: 6 SF: 0 2B: 0 SAC: 0 3B: 0 DP: 1 HR: 0 HBP: 0						

PITCHER	IP	WLS	BF	H	R	ER	SO	BB	IBB	HBP	BLK	WP	HR	S	P	ERA	WHIP
Jim Shellenback, L (1, 1) ERA: 3.18	11.0	W	40	6	1	1	5	2	0	0	0	0	0	48	56	0.82	0.727

PITCHER	IP	WLS	BF	H	R	ER	SO	BB	IBB	HBP	BLK	WP	HR	S	P	ERA	WHIP

BOTTOM

Pittsburgh Pirates @ Los Angeles Dodgers

Dodger Stadium, Los Angeles, CA

Mon Sep 25 1967, 7:05 PM PDT

Att. 11,983 - Unknown

livebaseballscorecards.com

AB	38
R	1
H	6
RBI	1
BB	2
SO	5
LOB	9

WP: 0 PA: 40
PB: 0
SB: 1
CS: 0

Pittsburgh Pirates @ Los Angeles Dodgers

Dodger Stadium, Los Angeles, CA

Tue Sep 26 1967, 7:05 PM PDT

Att. 12,486 - Unknown

livebaseballscorecards.com

TOP

Batter	1	2	3	4	5	6	7	8	9	AB	R	H	RBI	BB	SO	LOB
Maury Wills, S (1, 5) OBP: 0.329, SLG: 0.364	S S S 0-3 ① K	S S S 0-3 ③ K			x 0-0 ② 4-3		x 0-0 FC6 1-2 1B		x 0-0 ③ F9	5	0	1	0	0	2	4
Matty Alou, L (1, 8) OBP: 0.373, SLG: 0.408	x 0-0 ② F4		x 0-0 ① F8		x 0-0 ③ F8		x 0-0 ③ FC6 1-2f			4	0	0	0	0	0	2
Roberto Clemente, R (1, 9) OBP: 0.398, SLG: 0.547	S S S 0-3 ③ K		x 0-0 ② F9			x 0-0 WP 1B		x 0-0 FC5-4 1B		4	0	2	0	0	1	0
Willie Stargell, L (1, 7) OBP: 0.369, SLG: 0.472		x 0-0 ① F9	x 0-0 1B			S S S 0-3 ① K 1-2		S S S 0-3 ① K		4	0	1	0	0	2	2
Bob Robertson, R (1, 3) OBP: 0.217, SLG: 0.318		x 0-0 ② 6-3	S S S 0-3 ③ K			S S S 0-3 ② K		x 0-0 ② FC5-4 1-2f		4	0	0	0	0	2	3
Gene Alley, R (1, 6) OBP: 0.337, SLG: 0.392		x 0-0 BB 1B HBP 1B		x 0-0 G4-3-6-3 1B		x 0-0 ③ F5		x 0-0 ③ 1-3		4	1	2	0	0	0	2
Bill Mazeroski, R (1, 4) OBP: 0.296, SLG: 0.358		x 0-0 HBP BB 1-2 1B		x 0-0 ① F9			x 0-0 ① F4		x 0-0 ① 5-3	4	0	1	0	0	0	1
Jerry May, R (1, 2) OBP: 0.346, SLG: 0.338 Al Luplow, L (9, PR) OBP: 0.247, SLG: 0.260	B B B B 4-0 HBP 1-2 2-3 BB			x 0-0 ② ③ G4-3-6-3 1-2f			x 0-0 ② 5-3		x 0-0 1B	3 0	0 0	1 0	0 0	1 0	0 0	1 0
Bruce Dal Canton, R (1, 1) OBP: 0.429, SLG: 0.333 Manny Mota, R (9, PH) OBP: 0.342, SLG: 0.442		H 1-0 1-2 2-3 3-H HBP			S S S 0-3 ① K		x 0-0 1B 1B		S S S 0-3 ② K	2 1	0 0	1 0	1 0	0 0	1 1	0 1
Inning Stats	R: 0 E: 0 K: 2 S: 7 H: 0 LOB: 0 BB: 0 P: 7	R: 1 E: 0 K: 1 S: 7 H: 2 LOB: 3 BB: 1 P: 12	R: 0 E: 0 K: 1 S: 6 H: 1 LOB: 1 BB: 0 P: 6	R: 0 E: 0 K: 0 S: 3 H: 1 LOB: 0 BB: 0 P: 3	R: 0 E: 0 K: 1 S: 5 H: 0 LOB: 0 BB: 0 P: 5	R: 0 E: 0 K: 2 S: 8 H: 1 LOB: 1 BB: 0 P: 8	R: 0 E: 0 K: 0 S: 5 H: 2 LOB: 2 BB: 0 P: 5	R: 0 E: 0 K: 1 S: 6 H: 1 LOB: 1 BB: 0 P: 6	R: 0 E: 0 K: 1 S: 6 H: 1 LOB: 1 BB: 0 P: 6	1B: 9 2B: 0 3B: 0 HR: 0 SF: 0 SAC: 0 DP: 1 HBP: 1						

	AB	35
	R	1
	H	9
	RBI	1
	BB	1
	SO	9
	LOB	16

WP: 1 PB: 0 SB: 0 CS: 0 PA: 37

PITCHER		IP	WLS	BF	H	R	ER	SO	BB	IBB	HBP	BLK	WP	HR	S	P	ERA	WHIP
Don Drysdale, R ERA: 2.69	(1, 1)	7.0	W	30	8	1	1	7	1	0	1	0	1	0	42	47	1.29	1.286
Ron Perranoski, L ERA: 2.49	(8, 1)	2.0	S	7	1	0	0	2	0	0	0	0	0	0	11	11	0.00	0.500

PITCHER		IP	WLS	BF	H	R	ER	SO	BB	IBB	HBP	BLK	WP	HR	S	P	ERA	WHIP

Batter	1	2	3	4	5	6	7	8	9	AB	R	H	RBI	BB	SO	LOB
Willie Davis, L (1, 8) OBP: 0.296, SLG: 0.372	2B 2B		F9			FC5-6 1B		1-3		4	1	2	0	0	0	0
Len Gabrielson, L (1, 7) OBP: 0.306, SLG: 0.408	G3 HR 2-H 2B		1-3			FC5-6 S 1-2f		F7		4	1	1	1	0	0	1
Ron Fairly, L (1, 3) (9, 9) OBP: 0.298, SLG: 0.330	G3 2-3		G3			G6-4-3 IBB 1-2				2	0	0	0	1	0	1
Al Ferrara, R (1, 9) OBP: 0.350, SLG: 0.470	HR 3-H			6-3		G6-4-3 1-2f				3	1	1	2	0	0	2
Wes Parker, S (9, 3) OBP: 0.357, SLG: 0.345										0	0	0	0	0	0	0
John Roseboro, L (1, 2) OBP: 0.344, SLG: 0.373	4-3			3-1			F2			3	0	0	0	0	0	0
Bob Bailey, R (1, 5) OBP: 0.301, SLG: 0.300	F4			CS 1B			L7			3	0	1	0	0	0	0
Luis Alcaraz, R (1, 4) OBP: 0.234, SLG: 0.261		F8		CS 1-2	F8		PB 1B			3	0	1	0	0	0	0
Tommy Dean, R (1, 6) OBP: 0.222, SLG: 0.278		5-3			F8		K 1-2			3	0	0	0	0	1	1
Don Drysdale, R (1, 1) OBP: 0.165, SLG: 0.132		5-3			K			5-3		2	0	0	0	0	1	0
Ron Perranoski, L (8, 1) OBP: 0.100, SLG: 0.100										1	0	0	0	0	0	0
Inning Stats	R: 3 E: 0 K: 0 S: 6 H: 3 LOB: 0 BB: 0 P: 6	R: 0 E: 0 K: 0 S: 3 H: 0 LOB: 0 BB: 0 P: 3	R: 0 E: 0 K: 0 S: 3 H: 0 LOB: 0 BB: 0 P: 3	R: 0 E: 0 K: 0 S: 3 H: 1 LOB: 0 BB: 0 P: 3	R: 0 E: 0 K: 1 S: 5 H: 0 LOB: 0 BB: 0 P: 5	R: 0 E: 0 K: 0 S: 3 H: 1 LOB: 1 BB: 1 P: 7	R: 0 E: 0 K: 1 S: 6 H: 1 LOB: 1 BB: 0 P: 6	R: 0 E: 0 K: 0 S: 3 H: 0 LOB: 0 BB: 0 P: 3		1B: 3 2B: 2 3B: 0 HR: 1 SF: 0 SAC: 0 DP: 1 HBP: 0						

PITCHER		IP	WLS	BF	H	R	ER	SO	BB	IBB	HBP	BLK	WP	HR	S	P	ERA	WHIP
Bruce Dal Canton, R ERA: 1.88	(1, 1)	8.0	L	29	6	3	3	2	0	1	0	0	0	1	32	36	3.38	0.750

PITCHER	IP	WLS	BF	H	R	ER	SO	BB	IBB	HBP	BLK	WP	HR	S	P	ERA	WHIP

BOTTOM

Pittsburgh Pirates @ Los Angeles Dodgers

Dodger Stadium, Los Angeles, CA

Tue Sep 26 1967, 7:05 PM PDT

Att. 12,486 - Unknown

livebaseballscorecards.com

AB	28
R	3
H	6
RBI	3
BB	1
SO	2
LOB	5

WP: 0 PA: 30
PB: 1
SB: 1
CS: 1

Batter	1	2	3	4	5	6	7	8	9	AB	R	H	RBI	BB	SO	LOB
Maury Wills, S (1, 5) OBP: 0.329, SLG: 0.363	F7			1-3		CS 1B		F8		4	0	1	0	0	0	0
Matty Alou, L (1, 8) OBP: 0.372, SLG: 0.410	F7			1B 3B		6-3 1-2			F7	4	1	1	0	0	0	1
Roberto Clemente, R (1, 9) OBP: 0.399, SLG: 0.546	L9			3-H 1B			FC5-4 BB 1B		F9	4	0	2	1	0	0	0
Willie Stargell, L (1, 7) OBP: 0.369, SLG: 0.469		K		K			BBB FC5-4 1-2 BB		G3	3	0	0	0	1	2	1
Bill Mazeroski, R (1, 4) OBP: 0.295, SLG: 0.356		K		F9			K			3	0	0	0	0	2	3
Jose Pagan, R (1, 6) OBP: 0.324, SLG: 0.357		K			G3		FC5-4 1-2f 2-3			3	0	0	0	0	1	2
Bob Robertson, R (1, 3) OBP: 0.192, SLG: 0.280			F7		K		F7			3	0	0	0	0	1	2
Jerry May, R (1, 2) OBP: 0.346, SLG: 0.338			6-3		F8			B5-6-4 1B		3	0	1	0	0	0	0
Bob Veale, S (1, 1) OBP: 0.057, SLG: 0.043			K			K		B5-6-4 1-2f		3	0	0	0	0	2	1

TOP

Pittsburgh Pirates @ Los Angeles Dodgers

Dodger Stadium, Los Angeles, CA

Wed Sep 27 1967, 7:05 PM PDT

Att. 12,467 - Unknown

livebaseballscorecards.com

	AB	R	H	RBI	BB	SO	LOB
	30	1	5	1	1	8	10

Inning Stats	1	2	3	4	5	6	7	8	9
	R: 0 E: 0 K: 0 S: 3	R: 0 E: 0 K: 3 S: 9	R: 0 E: 0 K: 1 S: 5	R: 1 E: 0 K: 1 S: 7	R: 0 E: 0 K: 1 S: 5	R: 0 E: 0 K: 1 S: 5	R: 0 E: 0 K: 1 S: 6	R: 0 E: 0 K: 0 S: 3	R: 0 E: 0 K: 0 S: 3
	H: 0 LOB: 0 BB: 0 P: 3	H: 0 LOB: 0 BB: 0 P: 9	H: 0 LOB: 0 BB: 0 P: 5	H: 2 LOB: 1 BB: 0 P: 7	H: 0 LOB: 0 BB: 0 P: 5	H: 1 LOB: 0 BB: 0 P: 5	H: 1 LOB: 2 BB: 1 P: 10	H: 1 LOB: 0 BB: 0 P: 3	H: 0 LOB: 0 BB: 0 P: 3

	1B	2B	3B	HR	SF	SAC	DP	HBP	PA
	4	0	1	0	0	0	1	0	31

	WP	PB	SB	CS
	0	0	0	1

PITCHER		IP	WLS	BF	H	R	ER	SO	BB	IBB	HBP	BLK	WP	HR	S	P	ERA	WHIP
Alan Foster, R ERA: 2.79	(1, 1)	7.0	L	25	4	1	1	8	1	0	0	0	0	0	40	44	1.29	0.714
Phil Regan, R ERA: 3.05	(8, 1)	2.0		6	1	0	0	0	0	0	0	0	0	0	6	6	0.00	0.500

PITCHER		IP	WLS	BF	H	R	ER	SO	BB	IBB	HBP	BLK	WP	HR	S	P	ERA	WHIP

Batter	1	2	3	4	5	6	7	8	9	AB	R	H	RBI	BB	SO	LOB
Willie Davis, L (1, 8) OBP: 0.296, SLG: 0.371	F2		K			K2-3		SH5-4 1B		4	0	1	0	0	2	0
Luis Alcaraz, R (1, 4) OBP: 0.260, SLG: 0.271	1B			K		1B BB		SH5-4 1-2		2	0	1	0	1	1	0
Lou Johnson, R (1, 7) OBP: 0.327, SLG: 0.418	K			K		2-3 1-3 1B		K		4	0	1	0	0	3	2
Al Ferrara, R (1, 9) OBP: 0.346, SLG: 0.464	P4			F2		2-3 1-2		F7		4	0	0	0	0	0	4
Bob Bailey, R (1, 5) OBP: 0.309, SLG: 0.304		G4-6-3 1B			G3 BB	IBB			1-3 SH3-4 1B	2	0	2	0	2	0	0
Ron Fairly, L (1, 3) OBP: 0.297, SLG: 0.328		G4-6-3 1-2f			G3 1-2	K			SH3-4 1-2	3	0	0	0	0	1	5
Jim Campanis, R (1, 2) OBP: 0.268, SLG: 0.274 Gene Michael, S (9, PR) OBP: 0.246, SLG: 0.224		K			BB		F3		1-3 BB	2 0	0 0	0 0	0 0	2 0	1 0	0 0
Tommy Dean, R (1, 6) OBP: 0.190, SLG: 0.238 Ron Hunt, R (9, PH) OBP: 0.346, SLG: 0.347			P3		F9		K		1-3 1-2 2-3	3 1	0 0	0 0	0 0	0 0	1 0	2 2
Alan Foster, R (1, 1) Jim Lefebvre, S (7, PH) OBP: 0.321, SLG: 0.366 Phil Regan, R (8, 1) OBP: 0.100, SLG: 0.100 Nate Oliver, R (9, PH) OBP: 0.289, SLG: 0.286			K		K		K		6-3	2 1 0 1	0 0 0 0	0 0 0 0	0 0 0 0	0 0 0 0	2 1 0 0	2 0 0 3
Inning Stats	R: 0 H: 1 E: 0 LOB: 1 K: 1 BB: 0 S: 6 P: 6	R: 0 H: 1 E: 0 LOB: 0 K: 1 BB: 0 S: 5 P: 5	R: 0 H: 0 E: 0 LOB: 0 K: 2 BB: 0 S: 7 P: 7	R: 0 H: 0 E: 0 LOB: 0 K: 2 BB: 0 S: 7 P: 7	R: 0 H: 0 E: 0 LOB: 2 K: 1 BB: 2 S: 5 P: 13	R: 0 H: 1 E: 0 LOB: 3 K: 2 BB: 2 S: 8 P: 16	R: 0 H: 0 E: 0 LOB: 0 K: 2 BB: 0 S: 7 P: 7	R: 0 H: 1 E: 0 LOB: 1 K: 1 BB: 0 S: 6 P: 6	R: 0 H: 1 E: 0 LOB: 3 K: 0 BB: 1 S: 4 P: 8	1B: 5 2B: 0 3B: 0 HR: 0	SF: 0 SAC: 2 DP: 1 HBP: 0						

PITCHER	IP	WLS	BF	H	R	ER	SO	BB	IBB	HBP	BLK	WP	HR	S	P	ERA	WHIP
Bob Veale, L (1, 1) ERA: 3.64	9.0	W	36	5	0	0	12	4	1	0	0	0	0	55	75	0.00	1.000

PITCHER	IP	WLS	BF	H	R	ER	SO	BB	IBB	HBP	BLK	WP	HR	S	P	ERA	WHIP

BOTTOM

Pittsburgh Pirates @ Los Angeles Dodgers

Dodger Stadium, Los Angeles, CA

Wed Sep 27 1967, 7:05 PM PDT

Att. 12,467 - Unknown

livebaseballscorecards.com

AB	29
R	0
H	5
RBI	0
BB	5
SO	12
LOB	20

WP: 0 PA: 36
PB: 0
SB: 0
CS: 0

New York Mets @ Los Angeles Dodgers

Dodger Stadium, Los Angeles, CA

Thu Sep 28 1967, 7:05 PM PDT

Att. 9,253 - Unknown

TOP

livebaseballscorecards.com

Batter	1	2	3	4	5	6	7	8	9	AB	R	H	RBI	BB	SO	LOB
Amos Otis, R (1, 8) OBP: 0.306, SLG: 0.268	P4		P6			5-3			6-3	4	0	0	0	0	0	1
Bob Heise, R (1, 4) OBP: 0.370, SLG: 0.392	2B		1B (1-2)			5-3			F8	4	0	2	0	0	0	0
Tommy Davis, R (1, 7) OBP: 0.342, SLG: 0.439	5-3		5-3			F7			P3	4	0	0	0	0	0	3
Ron Swoboda, R (1, 3) OBP: 0.340, SLG: 0.423	6-3			G4-3 1B			F3			3	0	1	0	0	0	1
Jerry Buchek, R (1, 5) OBP: 0.283, SLG: 0.375		4-3		G4-3 (1-2f)			1-3			3	0	0	0	0	0	1
Cleon Jones, R (1, 9) OBP: 0.277, SLG: 0.326		L8		6-3			6-3			3	0	0	0	0	0	0
Bud Harrelson, S (1, 6) OBP: 0.318, SLG: 0.305		CS 1B			F7			4-3		3	0	1	0	0	0	0
Jerry Grote, R (1, 2) OBP: 0.225, SLG: 0.253		CS (1-2)	1B		F2			K		3	0	1	0	0	1	0
Tom Seaver, R (1, 1) OBP: 0.230, SLG: 0.169			K		K			3-1		2	0	0	0	0	2	1
Ed Charles, R (8, PH) OBP: 0.313, SLG: 0.310										1	0	0	0	0	0	0
Joe Grzenda, R (8, 1)										0	0	0	0	0	0	0
Inning Stats	R: 0 E: 0 K: 0 S: 4 H: 1 LOB: 1 BB: 0 P: 4	R: 0 E: 0 K: 0 S: 3 H: 1 LOB: 0 BB: 0 P: 3	R: 0 E: 0 K: 1 S: 7 H: 2 LOB: 2 BB: 0 P: 7	R: 0 E: 0 K: 0 S: 3 H: 1 LOB: 0 BB: 0 P: 3	R: 0 E: 0 K: 1 S: 5 H: 0 LOB: 0 BB: 0 P: 5	R: 0 E: 0 K: 0 S: 3 H: 0 LOB: 0 BB: 0 P: 3	R: 0 E: 0 K: 0 S: 3 H: 0 LOB: 0 BB: 0 P: 3	R: 0 E: 0 K: 1 S: 5 H: 0 LOB: 0 BB: 0 P: 5	R: 0 E: 0 K: 0 S: 3 H: 0 LOB: 0 BB: 0 P: 3	1B: 4 2B: 1 3B: 0 HR: 0	SF: 0 SAC: 0 DP: 1 HBP: 0						

AB	30
R	0
H	5
RBI	0
BB	0
SO	3
LOB	7

WP: 0 PB: 0 SB: 0 CS: 1 PA: 31

PITCHER	IP	W/L/S	BF	H	R	ER	SO	BB	IBB	HBP	BLK	WP	HR	S	P	ERA	WHIP
Claude Osteen, L (1, 1) ERA: 3.22	9.0	W	30	5	0	0	3	0	0	0	0	0	0	36	36	0.00	0.556

PITCHER	IP	W/L/S	BF	H	R	ER	SO	BB	IBB	HBP	BLK	WP	HR	S	P	ERA	WHIP

Batter	1	2	3	4	5	6	7	8	9	AB	R	H	RBI	BB	SO	LOB
Willie Davis, L (1, 8) OBP: 0.297, SLG: 0.372	4-3		CS 1B		K		E4 1B 3-H			4	0	2	1	0	1	0
Luis Alcaraz, R (1, 4) OBP: 0.241, SLG: 0.250	K		K 1-2			P4	L7			4	0	0	0	0	2	2
Ron Fairly, L (1, 3) OBP: 0.294, SLG: 0.325	F7			P3		3-1		F9		4	0	0	0	0	0	0
Al Ferrara, R (1, 9) OBP: 0.345, SLG: 0.460		K		K		K		G3-6 BB		3	0	0	0	1	3	0
Lou Johnson, R (9, 7) OBP: 0.327, SLG: 0.418										0	0	0	0	0	0	0
John Roseboro, L (1, 2) OBP: 0.349, SLG: 0.379		BB BB		1B 1B			SH1-3 3B 2B	G3-6 1-2f		3	1	2	0	1	0	1
Len Gabrielson, L (1, 7) OBP: 0.308, SLG: 0.409 (9, 9)		K		1-2 1B			SH1-3 2-3			2	0	1	0	0	1	1
Bob Bailey, R (1, 5) OBP: 0.309, SLG: 0.302		1-2 BB		K			5-3			2	0	0	0	1	1	3
Tommy Dean, R (1, 6) OBP: 0.174, SLG: 0.217		L4			4-3			3B IBB		2	0	0	0	0	0	2
Jim Lefebvre, S (7, PH) OBP: 0.322, SLG: 0.366										0	1	0	0	1	0	0
Dick Schofield, S (8, 6) OBP: 0.307, SLG: 0.293										0	0	0	0	0	0	0
Claude Osteen, L (1, 1) OBP: 0.206, SLG: 0.287			F7		1-3		E 3B 1-H 3-H			3	1	1	2	0	0	0
Inning Stats	R: 0 E: 0 K: 1 S: 5 H: 0 LOB: 0 BB: 0 P: 5	R: 0 E: 0 K: 2 S: 7 H: 0 LOB: 2 BB: 2 P: 15	R: 0 E: 0 K: 1 S: 5 H: 1 LOB: 0 BB: 0 P: 5	R: 0 E: 0 K: 2 S: 9 H: 2 LOB: 2 BB: 0 P: 9	R: 0 E: 0 K: 1 S: 5 H: 0 LOB: 0 BB: 0 P: 5	R: 0 E: 0 K: 1 S: 5 H: 0 LOB: 0 BB: 0 P: 5	R: 3 E: 1 K: 0 S: 6 H: 3 LOB: 1 BB: 1 P: 10	R: 0 E: 0 K: 0 S: 2 H: 0 LOB: 0 BB: 1 P: 6		1B: 4 2B: 1 3B: 1 HR: 0 SF: 0 SAC: 1 DP: 1 HBP: 0						

PITCHER		IP	WLS	BF	H	R	ER	SO	BB	IBB	HBP	BLK	WP	HR	S	P	ERA	WHIP
Tom Seaver, R ERA: 2.76	(1, 1)	7.0	L	29	6	3	3	8	2	1	0	0	0	0	42	54	3.86	1.143
Joe Grzenda, L ERA: 2.16	(8, 1)	1.0		3	0	0	0	0	1	0	0	0	0	0	2	6	0.00	1.000

PITCHER	IP	WLS	BF	H	R	ER	SO	BB	IBB	HBP	BLK	WP	HR	S	P	ERA	WHIP

BOTTOM

New York Mets @ Los Angeles Dodgers

Dodger Stadium, Los Angeles, CA

Thu Sep 28 1967, 7:05 PM PDT

Att. 9,253 - Unknown

livebaseballscorecards.com

AB	27
R	3
H	6
RBI	3
BB	4
SO	8
LOB	9

New York Mets @ Los Angeles Dodgers

Dodger Stadium, Los Angeles, CA

Fri Sep 29 1967, 7:05 PM PDT

Att. 11,063 - Unknown

livebaseballscorecards.com

TOP

Batter	1	2	3	4	5	6	7	8	9	AB	R	H	RBI	BB	SO	LOB
Bob Heise, R (1, 6) OBP: 0.362, SLG: 0.382	G4-6-3 1B		P4			F7		P4		4	1	1	0	0	0	1
Ken Boswell, L (1, 4) OBP: 0.235, SLG: 0.323	G4-6-3 1B		2B			3-1			FC5-4 1B	4	0	3	0	0	0	0
Ed Kranepool, L (1, 3) OBP: 0.320, SLG: 0.374	G4-6-3		K			4-3			FC5-4 1B E	4	1	0	0	0	1	2
Ron Swoboda, R (1, 9) OBP: 0.339, SLG: 0.420	BB			5-3			4-3		E5 1B	3	1	0	0	1	0	1
Cleon Jones, R (1, 7) OBP: 0.281, SLG: 0.330	1B			L4-3 1B			K		1B	4	1	3	0	0	1	0
Joe Moock, L (1, 5) OBP: 0.242, SLG: 0.303	6-3			L4-3			F7		1B	4	1	1	2	0	0	3
Don Bosch, S (1, 8) OBP: 0.187, SLG: 0.163		E6 G4-6-3			F7			FC3-6 1B	P6	4	0	1	0	0	0	2
Jerry Grote, R (1, 2) OBP: 0.226, SLG: 0.253		G4-6-3			L9			K	1B	4	0	1	1	0	1	2
Bill Graham, R (1, 1) OBP: 0.125, SLG: 0.125		K			F8			FC3-6		4	0	1	1	0	1	1
Inning Stats	R: 1 E: 0 K: 0 S: 5 H: 3 LOB: 2 BB: 1 P: 9	R: 0 E: 1 K: 1 S: 5 H: 0 LOB: 0 BB: 0 P: 5	R: 0 E: 0 K: 1 S: 5 H: 1 LOB: 0 BB: 0 P: 5	R: 0 E: 0 K: 0 S: 3 H: 1 LOB: 0 BB: 0 P: 3	R: 0 E: 0 K: 0 S: 3 H: 0 LOB: 0 BB: 0 P: 3	R: 0 E: 0 K: 0 S: 3 H: 0 LOB: 0 BB: 0 P: 3	R: 0 E: 0 K: 1 S: 5 H: 0 LOB: 0 BB: 0 P: 5	R: 0 E: 0 K: 1 S: 6 H: 1 LOB: 1 BB: 0 P: 6	R: 4 E: 1 K: 0 S: 8 H: 5 LOB: 2 BB: 0 P: 8	1B: 10 2B: 2 3B: 0 HR: 0 SF: 0 SAC: 0 DP: 3 HBP: 0							

	AB	35
	R	5
	H	11
	RBI	4
	BB	1
	SO	4
	LOB	12

WP: 0 PB: 0 SB: 0 CS: 0 PA: 36

PITCHER		IP	WLS	BF	H	R	ER	SO	BB	IBB	HBP	BLK	WP	HR	S	P	ERA	WHIP
Bill Singer, R (1, 1) ERA: 2.64		8.1	L	33	9	5	2	4	1	0	0	0	0	0	40	44	2.16	1.200
Ron Perranoski, L (9, 1) ERA: 2.48		0.2		3	2	0	0	0	0	0	0	0	0	0	3	3	0.00	3.000

PITCHER		IP	WLS	BF	H	R	ER	SO	BB	IBB	HBP	BLK	WP	HR	S	P	ERA	WHIP

Batter	1	2	3	4	5	6	7	8	9	AB	R	H	RBI	BB	SO	LOB
Willie Davis, L (1, 8) OBP: 0.295, SLG: 0.369	P4	4-3			L4			4-3		4	0	0	0	0	0	1
Luis Alcaraz, R (1, 4) OBP: 0.241, SLG: 0.250	L9		5-3		1B			5-3		4	0	1	0	0	0	0
Ron Fairly, L (1, 3) OBP: 0.294, SLG: 0.323	BBBB 2B BB		SSS K		G3			F2		3	0	0	0	1	1	1
Al Ferrara, R (1, 9) OBP: 0.349, SLG: 0.475	1-3 2B		1B			SSS K			HR	4	1	3	1	0	1	0
John Roseboro, L (1, 2) OBP: 0.350, SLG: 0.377	BBBB BB		G3			BBBB L4-3 BB			4-3	2	0	0	0	2	0	1
Len Gabrielson, L (1, 7) OBP: 0.303, SLG: 0.402	F2			4-3		1-2 L4-3			P5	4	0	0	0	0	0	4
Bob Bailey, R (1, 5) OBP: 0.308, SLG: 0.302		5-3		SSS K			SSS K		1B	4	0	1	0	0	2	0
Tommy Dean, R (1, 6) OBP: 0.160, SLG: 0.200		P3		SSS K			F7		SSS K	2	0	0	0	0	1	0
Lou Johnson, R (7, PH) OBP: 0.326, SLG: 0.417										1	0	0	0	0	0	0
Gene Michael, S (8, 6) OBP: 0.246, SLG: 0.224										0	0	0	0	0	0	0
Ron Hunt, R (9, PH) OBP: 0.345, SLG: 0.346										1	0	0	0	0	1	1
Bill Singer, R (1, 1) OBP: 0.090, SLG: 0.104		1B			4-3					3	0	1	0	0	0	0
Ron Perranoski, L (9, 1) OBP: 0.100, SLG: 0.100										0	0	0	0	0	0	0
Inning Stats	R: 0 E: 0 K: 0 S: 4 H: 1 LOB: 3 BB: 2 P: 12	R: 0 E: 0 K: 0 S: 4 H: 1 LOB: 1 BB: 0 P: 4	R: 0 E: 0 K: 1 S: 6 H: 1 LOB: 1 BB: 0 P: 6	R: 0 E: 0 K: 2 S: 7 H: 0 LOB: 0 BB: 0 P: 7	R: 0 E: 0 K: 0 S: 4 H: 1 LOB: 1 BB: 0 P: 4	R: 0 E: 0 K: 1 S: 4 H: 0 LOB: 0 BB: 1 P: 8	R: 0 E: 0 K: 1 S: 5 H: 0 LOB: 0 BB: 0 P: 5	R: 0 E: 0 K: 0 S: 3 H: 0 LOB: 0 BB: 0 P: 3	R: 1 E: 0 K: 1 S: 7 H: 2 LOB: 1 BB: 0 P: 7	1B: 4 2B: 2 3B: 0 HR: 1	SF: 0 SAC: 0 DP: 1 HBP: 0						

PITCHER	IP	WLS	BF	H	R	ER	SO	BB	IBB	HBP	BLK	WP	HR	S	P	ERA	WHIP
Bill Graham, R (1, 1) ERA: 2.63	9.0	W	35	6	1	1	6	3	0	0	0	0	1	44	56	1.00	1.000

PITCHER	IP	WLS	BF	H	R	ER	SO	BB	IBB	HBP	BLK	WP	HR	S	P	ERA	WHIP

BOTTOM

New York Mets @ Los Angeles Dodgers

Dodger Stadium, Los Angeles, CA

Fri Sep 29 1967, 7:05 PM PDT

Att. 11,063 - Unknown

livebaseballscorecards.com

AB	32
R	1
H	6
RBI	1
BB	3
SO	6
LOB	8

WP: 0	PA: 35		
PB: 0			
SB: 0			
CS: 0			

Batter	1	2	3	4	5	6	7	8	9	AB	R	H	RBI	BB	SO	LOB
Bob Heise, R (1, 6) OBP: 0.365, SLG: 0.400	FC6-4 1B E 1B	F8		5-3		2B			F7	5	1	2	0	0	0	1
Ken Boswell, L (1, 4) OBP: 0.256, SLG: 0.417	FC6-4 1-2 1B	F8		HR		K			F5	5	1	2	1	0	1	2
Tommy Davis, R (1, 7) OBP: 0.342, SLG: 0.440	FC6-4 E 1-2f 2-3 1B	E 2B		4-3			BB 1B		6-3	3	2	1	0	0	0	2
Cleon Jones, R (4, 7) OBP: 0.282, SLG: 0.331										2	0	1	0	0	0	0
Ron Swoboda, R (1, 9) OBP: 0.340, SLG: 0.419	E8 1-3 3-H 1B 1B		F9		K		BBB FC6-4 1-2 BB			3	1	1	1	1	1	1
Ed Kranepool, L (1, 3) OBP: 0.323, SLG: 0.376	1B IBB		E IBB		2B		FC6-4 1-2f			2	0	1	0	2	0	1
Joe Moock, L (1, 5) OBP: 0.243, SLG: 0.297	L6-3 1-2 2-H 3-H 1B		K		5-3		6-3			4	0	1	2	0	1	4
Don Bosch, S (1, 8) OBP: 0.179, SLG: 0.156	L6-3 1-2		E4 1-3 2-H		1-3				P6	4	0	0	0	0	0	4
Jerry Grote, R (1, 2) OBP: 0.226, SLG: 0.253		FC1-6 1B	K				F7		P5	4	0	1	0	0	1	2
Les Rohr, L (1, 1)		FC1-6 1-2f		K			P5		K	4	0	0	0	0	2	1
Ron Taylor, R (9, 1)										0	0	0	0	0	0	0
Inning Stats	R: 3 H: 4 E: 1 LOB: 1 K: 0 BB: 1 S: 6 P: 10	R: 0 H: 1 E: 0 LOB: 1 K: 0 BB: 0 S: 4 P: 4	R: 1 H: 1 E: 1 LOB: 2 K: 2 BB: 1 S: 9 P: 13	R: 1 H: 1 E: 0 LOB: 0 K: 1 BB: 0 S: 6 P: 6	R: 0 H: 1 E: 0 LOB: 1 K: 1 BB: 0 S: 6 P: 6	R: 0 H: 1 E: 0 LOB: 1 K: 1 BB: 0 S: 6 P: 6	R: 0 H: 1 E: 0 LOB: 1 K: 0 BB: 1 S: 3 P: 7	R: 0 H: 0 E: 0 LOB: 0 K: 1 BB: 0 S: 5 P: 5	R: 0 H: 0 E: 0 LOB: 0 K: 0 BB: 0 S: 3 P: 3	1B: 6 SF: 0 2B: 4 SAC: 0 3B: 0 DP: 1 HR: 1 HBP: 0						

PITCHER		IP	WLS	BF	H	R	ER	SO	BB	IBB	HBP	BLK	WP	HR	S	P	ERA	WHIP
Don Drysdale, R ERA: 2.74	(1, 1)	8.0	L	36	10	5	4	6	1	2	0	0	0	1	45	57	4.50	1.375
Ron Perranoski, L ERA: 2.45	(9, 1)	1.0		3	0	0	0	0	0	0	0	0	0	0	3	3	0.00	0.000

PITCHER		IP	WLS	BF	H	R	ER	SO	BB	IBB	HBP	BLK	WP	HR	S	P	ERA	WHIP

TOP

New York Mets @ Los Angeles Dodgers

Dodger Stadium, Los Angeles, CA

Sat Sep 30 1967, 7:05 PM PDT

Att. 12,061 - Unknown

livebaseballscorecards.com

AB	36
R	5
H	10
RBI	4
BB	3
SO	6
LOB	18

PA: 39

WP: 0
PB: 0
SB: 0
CS: 0

Batter	1	2	3	4	5	6	7	8	9	AB	R	H	RBI	BB	SO	LOB
Willie Davis, L (1, 8) OBP: 0.295, SLG: 0.368	S S S 0-3 K ①		x 0-0 4-3 ②		x 0-0 G3 ③			x 0-0 BB 1B		4	0	1	0	0	1	2
Luis Alcaraz, R (1, 4) OBP: 0.242, SLG: 0.250	x 0-0 6-3 ②		x 0-0 4-3 ③			x 0-0 1B 1B		S S S 0-3 K ②		4	0	1	0	0	1	1
Lou Johnson, R (1, 7) OBP: 0.331, SLG: 0.419	x 0-0 6-3 ③			x 0-0 G5-4-3 1B		x 0-0 1-2 G5-4-3 1B		B B B B 4-0 1-2 BB		3	0	2	0	1	0	0
Al Ferrara, R (1, 9) OBP: 0.346, SLG: 0.469		x 0-0 E6 E		x 0-0 G5-4-3 ①② 1-2f		S S S 0-3 K ①		x 0-0 F7 ③		4	0	0	0	0	1	5
Bob Bailey, R (1, 5) OBP: 0.305, SLG: 0.298		S S S 0-3 K ① 1-2		S S S 0-3 K ③		x 0-0 G5-4-3 ②③ 1-2f			x 0-0 6-3 ①	4	0	0	0	0	2	3
Wes Parker, S (1, 3) OBP: 0.358, SLG: 0.346		S S S 0-3 K ②			x 0-0 FC4-6 1B		x 0-0 6-3 ①		x 0-0 1B	4	0	2	0	0	1	1
Jeff Torborg, R (1, 2) OBP: 0.265, SLG: 0.276 John Roseboro, L (9, PH) OBP: 0.349, SLG: 0.376		B B B B 4-0 BB			x 0-0 FC4-6 ① 1B 5-3 1-2f		x 0-0 5-3 ②		x 0-0 F8 ②	2 1	0 0	0 0	0 0	1 0	0 0	1 1
Tommy Dean, R (1, 6) OBP: 0.143, SLG: 0.179 Ron Fairly, L (9, PH) OBP: 0.294, SLG: 0.322		S S S 0-3 K ③			x 0-0 5-3 ② 1-2		x 0-0 F9 ③		x 0-0 G3 ③	3 1	0 0	0 0	0 0	0 0	1 0	3 1
Don Drysdale, R (1, 1) OBP: 0.172, SLG: 0.140 Nate Oliver, R (8, PH) OBP: 0.288, SLG: 0.285 Ron Perranoski, L (9, 1) OBP: 0.100, SLG: 0.100			x 0-0 6-3 ①		x 0-0 2-3 1B			x 0-0 6-3 ①		2 1 0	0 0 0	1 0 0	0 0 0	0 0 0	0 0 0	0 0 0
Inning Stats	R: 0 H: 0 E: 0 LOB: 0 K: 1 BB: 0 S: 5 P: 5	R: 0 H: 0 E: 2 LOB: 2 K: 3 BB: 1 S: 10 P: 14	R: 0 H: 0 E: 0 LOB: 0 K: 0 BB: 0 S: 3 P: 3	R: 0 H: 1 E: 0 LOB: 0 K: 1 BB: 0 S: 5 P: 5	R: 0 H: 2 E: 0 LOB: 2 K: 0 BB: 0 S: 5 P: 5	R: 0 H: 2 E: 0 LOB: 1 K: 1 BB: 0 S: 6 P: 6	R: 0 H: 0 E: 0 LOB: 0 K: 0 BB: 0 S: 3 P: 3	R: 0 H: 1 E: 0 LOB: 2 K: 1 BB: 1 S: 6 P: 10	R: 0 H: 1 E: 0 LOB: 1 K: 0 BB: 0 S: 4 P: 4	1B: 7 SF: 0 2B: 0 SAC: 0 3B: 0 DP: 2 HR: 0 HBP: 0						

PITCHER	IP	WLS	BF	H	R	ER	SO	BB	IBB	HBP	BLK	WP	HR	S	P	ERA	WHIP
Les Rohr, L (1, 1) ERA: 2.12	8.0	W	31	6	0	0	7	2	0	0	0	0	0	43	51	0.00	1.000
Ron Taylor, R (9, 1) ERA: 2.34	1.0	S	4	1	0	0	0	0	0	0	0	0	0	4	4	0.00	1.000

PITCHER	IP	WLS	BF	H	R	ER	SO	BB	IBB	HBP	BLK	WP	HR	S	P	ERA	WHIP

BOTTOM

New York Mets @ Los Angeles Dodgers

Dodger Stadium, Los Angeles, CA

Sat Sep 30 1967, 7:05 PM PDT

Att. 12,061 - Unknown

livebaseballscorecards.com

AB	33
R	0
H	7
RBI	0
BB	2
SO	7
LOB	18

WP: 0 PA: 35
PB: 0
SB: 0
CS: 0

Batter	1	2	3	4	5	6	7	8	9	AB	R	H	RBI	BB	SO	LOB
Bob Heise, R (1, 6) OBP: 0.354, SLG: 0.387	L3		5-3			F9			P5	2	0	0	0	0	0	0
Bud Harrelson, S (4, 6) OBP: 0.317, SLG: 0.304										2	0	0	0	0	0	0
Ken Boswell, L (1, 4) OBP: 0.233, SLG: 0.375	F8		3-1			E6			4-3	4	0	0	0	0	0	0
Ed Kranepool, L (1, 3) OBP: 0.321, SLG: 0.373	K			P5		F7			F7	4	0	0	0	0	1	1
Ron Swoboda, R (1, 9) OBP: 0.340, SLG: 0.419		1B		6-3			6-3			3	0	1	0	0	0	0
Joe Moock, L (1, 5) OBP: 0.225, SLG: 0.275		FC1-4-6 6-3 1B 1-2f		K			F8			3	1	0	0	0	1	1
Amos Otis, R (1, 7) OBP: 0.292, SLG: 0.254		6-3 1-2			K		F9			3	0	0	0	0	1	1
Don Bosch, S (1, 8) OBP: 0.184, SLG: 0.161		1B 2-H			F5			K		3	0	1	1	0	1	0
John Sullivan, L (1, 2) OBP: 0.248, SLG: 0.252		K			G3			K		3	0	0	0	0	2	1
Jerry Grote, R (8, 2) OBP: 0.226, SLG: 0.253										0	0	0	0	0	0	0
Danny Frisella, L (1, 1) OBP: 0.125, SLG: 0.130			K			F8		1-3		3	0	0	0	0	1	0
Dick Selma, R (8, 1) OBP: 0.091, SLG: 0.091										0	0	0	0	0	0	0
Inning Stats	R: 0 E: 0 K: 1 S: 5 H: 0 LOB: 0 BB: 0 P: 5	R: 1 E: 0 K: 1 S: 7 H: 2 LOB: 1 BB: 0 P: 7	R: 0 E: 0 K: 1 S: 5 H: 0 LOB: 0 BB: 0 P: 5	R: 0 E: 0 K: 1 S: 5 H: 0 LOB: 0 BB: 0 P: 5	R: 0 E: 0 K: 1 S: 5 H: 0 LOB: 0 BB: 0 P: 5	R: 0 E: 1 K: 0 S: 4 H: 0 LOB: 1 BB: 0 P: 4	R: 0 E: 0 K: 0 S: 3 H: 0 LOB: 0 BB: 0 P: 3	R: 0 E: 0 K: 2 S: 7 H: 0 LOB: 0 BB: 0 P: 7	R: 0 E: 0 K: 0 S: 3 H: 0 LOB: 0 BB: 0 P: 3	1B: 2 2B: 0 3B: 0 HR: 0 SF: 0 SAC: 0 DP: 0 HBP: 0	WP: 0 PB: 0 SB: 0 CS: 0 PA: 30					

PITCHER		IP	WLS	BF	H	R	ER	SO	BB	IBB	HBP	BLK	WP	HR	S	P	ERA	WHIP
Alan Foster, R ERA: 2.16	(1, 1)	7.0		24	2	1	1	5	0	0	0	0	0	0	34	34	1.29	0.286
Phil Regan, R ERA: 2.99	(8, 1)	2.0	W	6	0	0	0	2	0	0	0	0	0	0	10	10	0.00	0.000

PITCHER	IP	WLS	BF	H	R	ER	SO	BB	IBB	HBP	BLK	WP	HR	S	P	ERA	WHIP

TOP

New York Mets @ Los Angeles Dodgers

Dodger Stadium, Los Angeles, CA

Sun Oct 01 1967, 3:33 AM PDT

Att. 11,226 - Unknown

livebaseballscorecards.com

AB	30
R	1
H	2
RBI	1
BB	0
SO	7
LOB	4

Batter	1	2	3	4	5	6	7	8	9	AB	R	H	RBI	BB	SO	LOB
Nate Oliver, R (1, 6) OBP: 0.283, SLG: 0.280	5-3		5-3 1-2 2-3		K		F7			4	0	0	0	0	1	5
Ron Hunt, R (1, 4) OBP: 0.344, SLG: 0.345	5-3		L4		FC5-4 1-2f			FC8-6 1B		4	0	1	0	0	0	4
Willie Davis, L (1, 8) OBP: 0.295, SLG: 0.367	F9			S 1B		F9		FC8-6 1B 1-2f E		4	1	1	0	0	0	1
Al Ferrara, R (1, 9) OBP: 0.345, SLG: 0.467		P6		K 1-2		1B		P6		4	0	1	0	0	1	2
John Roseboro, L (1, 2) OBP: 0.348, SLG: 0.374		F9		K		P5		BB 1-3 E 1B		4	1	1	0	0	1	2
Ron Fairly, L (1, 3) OBP: 0.295, SLG: 0.321		PO BB		1-3		G3		E 1-2 BB		2	0	0	0	2	0	2
Len Gabrielson, L (1, 7) OBP: 0.302, SLG: 0.400		PO 1-2	FC1-5 1B		6-3		K	E4 1-2 2-H 3-H		4	0	1	0	0	1	1
Bob Bailey, R (1, 5) OBP: 0.310, SLG: 0.301			5-3 FC1-5 1-2 1B		E 1B		BB	F7		3	0	2	0	1	0	2
Alan Foster, R (1, 1)			FC1-5 5-3 1-2 2-3f		FC6 FC5-4 1-2		F7			2	0	0	0	0	0	3
Lou Johnson, R (7, PH) OBP: 0.330, SLG: 0.418										1	0	0	0	0	0	1
Phil Regan, R (8, 1) OBP: 0.100, SLG: 0.100										0	0	0	0	0	0	0
Inning Stats	R: 0 E: 0 K: 0 S: 3 H: 0 LOB: 0 BB: 0 P: 3	R: 0 E: 0 K: 0 S: 2 H: 0 LOB: 0 BB: 1 P: 6	R: 0 E: 0 K: 0 S: 5 H: 2 LOB: 2 BB: 0 P: 5	R: 0 E: 0 K: 2 S: 8 H: 1 LOB: 1 BB: 0 P: 8	R: 0 E: 1 K: 1 S: 7 H: 1 LOB: 2 BB: 0 P: 7	R: 0 E: 0 K: 0 S: 4 H: 1 LOB: 1 BB: 0 P: 4	R: 0 E: 0 K: 1 S: 5 H: 0 LOB: 1 BB: 1 P: 9	R: 2 E: 1 K: 0 S: 6 H: 2 LOB: 2 BB: 1 P: 10		1B: 7 2B: 0 3B: 0 HR: 0 SF: 0 SAC: 0 DP: 0 HBP: 0				WP: 0 PB: 0 SB: 1 CS: 0 PA: 36		

PITCHER	IP	WLS	BF	H	R	ER	SO	BB	IBB	HBP	BLK	WP	HR	S	P	ERA	WHIP
Danny Frisella, R (1, 1) ERA: 3.41	7.2	L	33	7	2	0	4	3	0	0	0	0	0	38	50	0.00	1.304
Dick Selma, R (8, 1) ERA: 2.77	0.1		2	0	0	0	0	0	0	0	0	0	0	2	2	0.00	0.000

PITCHER	IP	WLS	BF	H	R	ER	SO	BB	IBB	HBP	BLK	WP	HR	S	P	ERA	WHIP

BOTTOM

New York Mets @ Los Angeles Dodgers

Dodger Stadium, Los Angeles, CA

Sun Oct 01 1967, 3:33 AM PDT

Att. 11,226 - Unknown

livebaseballscorecards.com

AB	32
R	2
H	7
RBI	0
BB	3
SO	4
LOB	23