



# Los Angeles Dodgers - 1967

Batter	1	2	3	4	5	6	7	8	9	AB	R	H	RBI	BB	SO	LOB	TOP					
Wes Parker, S (1,8)	F9		6-3			F8 6-3 BB		5-3		3	0	0	0	1	0	0	<b>Los Angeles Dodgers @ Cincinnati Reds</b> Crosley Field, Cincinnati, OH Mon Apr 10 1967, 3:33 AM EST Att: 28,422 - Unknown  <b>AB 32</b> <b>R 1</b> <b>H 6</b> <b>RBI 1</b> <b>BB 2</b> <b>SO 5</b> <b>LOB 15</b> 					
Ron Hunt, R (1,4)	FC4-6 BB			5-3		6-3		5-3		3	0	0	0	1	0	1						
Lou Johnson, R (1,9) OBP: 0.250, SLG: 0.250	F7			G6-4-3 1B		F8			K	4	0	1	0	0	1	2						
Ron Fairly, L (1,3) OBP: 0.250, SLG: 0.250	FC4-6 1-2			G6-4-3 1-2		F3			PB 1B	4	0	1	0	0	0	3						
Jim Lefebvre, S (1,5)		6-3			F8		1-6-3		F7	4	0	0	0	0	0	1						
John Roseboro, L (1,2) OBP: 0.500, SLG: 0.750		4-3			1B 2B		FC5-4 1B		K	4	1	2	0	0	1	1						
Bob Bailey, R (1,7)		F7			K		FC5-4 1-2		K	4	0	0	0	0	2	4						
Gene Michael, S (1,6) OBP: 1.000, SLG: 1.000										2	0	2	1	0	0	0						
Jim Hickman, R (7,PH)										1	0	0	0	0	0	1						
Dick Schofield, S (7,6)				G4-3 1B						0	0	0	0	0	0	0						
Bob Miller, R (1,1)					2H 1B					1	0	0	0	0	0	1						
Al Ferrara, R (5,PH)				G4-3		F8			K	1	0	0	0	0	0	1						
Ron Perranoski, L (5,1)										0	0	0	0	0	0	0						
Johnny Werhas, R (8,PH)										1	0	0	0	0	1	0						
Phil Regan, R (8,1)										0	0	0	0	0	0	0						
<b>Inning Stats</b>	R: 0 E: 0 K: 0 S: 3	H: 0 LOB: 1 BB: 1 P: 7	R: 0 E: 0 K: 0 S: 3	H: 0 LOB: 0 BB: 0 P: 3	R: 0 E: 0 K: 0 S: 3	H: 1 LOB: 0 BB: 0 P: 3	R: 0 E: 0 K: 0 S: 3	H: 1 LOB: 0 BB: 0 P: 3	R: 1 E: 0 K: 1 S: 7	H: 2 LOB: 1 BB: 0 P: 7	R: 0 E: 0 K: 0 S: 3	H: 0 LOB: 1 BB: 1 P: 7	R: 0 E: 0 K: 0 S: 4	H: 1 LOB: 1 BB: 0 P: 4	R: 0 E: 0 K: 1 S: 5	H: 0 LOB: 0 BB: 0 P: 5	R: 0 E: 0 K: 3 S: 11	H: 1 LOB: 2 BB: 0 P: 11	1B: 5 2B: 1 3B: 0 HR: 0	SF: 0 SAC: 0 DP: 2 HBP: 0	WP: 0 PB: 1 CS: 0	PA: 34
<b>PITCHER</b>	IP WLS BF H R ER SO BB IBB HBP BLK WP HR S P ERA WHIP																					
Jim Maloney, R (1,1) ERA: 1.29	7.0 W 26 5 1 1 1 2 0 0 0 0 0 0 26 34 1.29 1.000																					
Ted Abernathy, R (8,1) ERA:	2.0 S 8 1 0 0 4 0 0 0 0 0 0 0 16 16 0.00 0.500																					

Batter	1	2	3	4	5	6	7	8	9	AB	R	H	RBI	BB	SO	LOB	BOTTOM						
Tommy Harper, R (1,9)	F9	SF8			6-3		S BB			2	0	0	1	1	0	0	<b>Los Angeles Dodgers @ Cincinnati Reds</b> Crosley Field, Cincinnati, OH Mon Apr 10 1967, 3:33 AM EST Att: 28,422 - Unknown  <b>AB 31</b> <b>R 6</b> <b>H 10</b> <b>RBI 6</b> <b>BB 3</b> <b>SO 2</b> <b>LOB 9</b> 						
Vada Pinson, L (1,8) OBP: 0.250, SLG: 1.000	HR	F5			K		F9			4	1	1	1	0	1	2							
Pete Rose, S (1,7) OBP: 0.500, SLG: 0.333	6-3			G5-4-3 1B		4-3		1B SF8 BB		3	1	1	0	1	0	0							
Deron Johnson, R (1,5) OBP: 0.500, SLG: 1.250				G5-4-3 1-2		F9		2B 1B		4	2	2	1	0	0	1							
Tony Perez, R (1,3) OBP: 0.250, SLG: 0.333				6-3		F3		SF8		3	0	1	1	0	0	0							
Tommy Helms, R (1,4)	FC5-4 1-2				F8		6-3		F9	4	0	0	0	0	0	2							
Leo Cardenas, R (1,6) OBP: 0.500, SLG: 0.750		4-3			5-3 1B		K		2B	4	0	2	1	0	1	0							
Johnny Edwards, L (1,2) OBP: 0.500, SLG: 0.333		1B SF8 1B			5-3		4-3		IBB	3	1	1	0	1	0	1							
Jim Maloney, L (1,1) OBP: 0.500, SLG: 0.500					3-1				F9	2	0	1	0	0	0	1							
Dick Simpson, R (7,PH) ERA: 3.0										1	1	1	1	0	0	0							
Ted Abernathy, R (8,1) ERA: 18.0										1	0	0	0	0	0	2							
<b>Inning Stats</b>	R: 2 E: 0 K: 0 S: 6	H: 3 LOB: 1 BB: 0 P: 6	R: 1 E: 0 K: 0 S: 5	H: 2 LOB: 1 BB: 0 P: 5	R: 0 E: 0 K: 0 S: 3	H: 1 LOB: 0 BB: 0 P: 3	R: 0 E: 0 K: 0 S: 4	H: 1 LOB: 1 BB: 0 P: 4	R: 0 E: 0 K: 1 S: 5	H: 0 LOB: 0 BB: 0 P: 5	R: 0 E: 0 K: 0 S: 3	H: 0 LOB: 0 BB: 0 P: 3	R: 1 E: 0 K: 1 S: 6	H: 1 LOB: 1 BB: 1 P: 10	R: 2 E: 0 K: 0 S: 5	H: 2 LOB: 2 BB: 2 P: 13		R: 2 E: 0 K: 0 S: 5	H: 2 LOB: 2 BB: 2 P: 13	1B: 6 2B: 1 3B: 0 HR: 3	SF: 2 SAC: 0 DP: 1 HBP: 0	WP: 0 PB: 1 CS: 0	PA: 36
<b>PITCHER</b>	IP WLS BF H R ER SO BB IBB HBP BLK WP HR S P ERA WHIP																						
Bob Miller, R (1,1) ERA: 6.75	4.0 L 18 7 3 3 0 0 0 0 0 0 2 18 18 6.75 1.750																						
Ron Perranoski, L (5,1) ERA: 3.0	3.0 11 1 1 1 2 1 0 0 0 0 1 14 18 3.00 0.667																						
Phil Regan, R (8,1) ERA: 18.0	1.0 7 2 2 2 0 1 1 0 0 0 0 5 13 18.00 3.000																						







Batter	1	2	3	4	5	6	7	8	9	AB	R	H	RBI	BB	SO	LOB	TOP					
Wes Parker, S OBP: 0.400, SLG: 0.500 (1, 8)	5-3		1B				F8		4-3	4	1	1	0	1	0	2	<b>Los Angeles Dodgers @ St. Louis Cardinals</b> Busch Stadium, St. Louis, MO Sat Apr 15 1967, 3:33 AM CST Att: 17,939 - Unknown <a href="http://livebaseballscorecards.com">livebaseballscorecards.com</a>					
Ron Hunt, R OBP: 0.231, SLG: 0.091 (1, 4)	6-3		F8				G5-4-3			4	1	1	0	0	0	3						
Lou Johnson, R OBP: 0.250, SLG: 0.182 (1, 9)	F2		1B						WP 1B 6-3 BB	3	1	1	0	1	0	2						
Jim Lefebvre, S OBP: 0.583, SLG: 0.700 (1, 5)		1-3							WP 1B 1-2	3	0	2	2	1	0	0						
Ron Fairly, L OBP: 0.417, SLG: 0.417 (1, 3)	1-3		F8				G3		K 1B 1-2 2-3	4	1	1	0	0	1	5						
Bob Bailey, R (1, 7)	1-3						6-3		6-3	4	0	0	1	0	0	2						
Jeff Torborg, R OBP: 0.250, SLG: 0.429 (1, 2)	2B		F8				F7		F8	4	0	1	1	0	0	1						
Gene Michael, S OBP: 0.300, SLG: 0.222 Al Ferrara, R (9, PH)	F9						E5		F7	3	0	0	0	0	0	1						
Don Sutton, R Phil Regan, R Jim Brewer, L Johnny Werhas, R Joe Moeller, R Bruce Brubaker, R Jim Hickman, R (1, 1) (5, 1) (5, 1) (7, PH) (7, 1) (7, 1) (9, PH)	5-3		5-3				4-3		6-3	2	0	0	0	0	0	0						
<b>Inning Stats</b>	R: 0 E: 0 K: 0 S: 3	H: 0 LOB: 0 BB: 0 P: 3	R: 1 E: 0 K: 0 S: 5	H: 2 LOB: 1 BB: 0 P: 5	R: 0 E: 0 K: 0 S: 4	H: 1 LOB: 3 BB: 2 P: 12	R: 0 E: 0 K: 0 S: 3	H: 0 LOB: 0 BB: 0 P: 3	R: 2 E: 0 K: 0 S: 5	H: 3 LOB: 0 BB: 0 P: 5	R: 0 E: 0 K: 0 S: 3	H: 0 LOB: 0 BB: 0 P: 3	R: 0 E: 1 K: 0 S: 4	H: 1 LOB: 1 BB: 0 P: 4	R: 1 E: 0 K: 1 S: 6	H: 1 LOB: 1 BB: 1 P: 10		R: 0 E: 0 K: 0 S: 3	H: 0 LOB: 0 BB: 0 P: 3	1B: 7 2B: 1 3B: 0 HR: 0	SF: 0 SAC: 0 DP: 1 HBP: 0	WP: 1 PB: 0 SB: 0 CS: 1
<b>PITCHER</b>	IP WLS BF H R ER SO BB IBB HBP BLK WP HR S P ERA WHIP	IP WLS BF H R ER SO BB IBB HBP BLK WP HR S P ERA WHIP																				
Al Jackson, L ERA: 5.14 (1, 1)	7.0	W	30	7	4	4	0	3	0	0	0	0	0	0	0	27	39	5.14	1.429			
Hal Woodeshick, L ERA: (8, 1)	2.0	S	7	1	0	0	1	0	0	0	0	0	1	0	9	9	0.00	0.500				

Batter	1	2	3	4	5	6	7	8	9	AB	R	H	RBI	BB	SO	LOB	BOTTOM			
Lou Brock, L OBP: 0.375, SLG: 0.938 (1, 7)	F5	1-3								6	3	4	5	0	0	2	<b>Los Angeles Dodgers @ St. Louis Cardinals</b> Busch Stadium, St. Louis, MO Sat Apr 15 1967, 3:33 AM CST Att: 17,939 - Unknown <a href="http://livebaseballscorecards.com">livebaseballscorecards.com</a>			
Curt Flood, R OBP: 0.438, SLG: 0.308 (1, 8)	4-3		5-3				6-3		K	5	1	1	0	1	1	0				
Roger Maris, L OBP: 0.571, SLG: 0.846 Bobby Tolan, L (8, 9)	1B								1-3	4	1	2	0	1	1	5				
Orlando Cepeda, R OBP: 0.571, SLG: 0.727 (1, 3)	1B		P4				K		1-3	5	2	3	2	0	1	1				
Tim McCarver, L OBP: 0.538, SLG: 0.500 (1, 2)	4-3		F8				2B		1B	5	2	3	2	0	0	3				
Phil Gagliano, R OBP: 0.417, SLG: 0.750 (1, 5)	F8						K			5	1	2	2	0	1	1				
Julian Javier, R OBP: 0.615, SLG: 0.600 (1, 4)	1B								1B	4	2	2	0	1	0	3				
Dal Maxvill, R OBP: 0.385, SLG: 0.364 (1, 6)	F8						F3		HR	4	1	1	1	0	0	3				
Al Jackson, L OBP: 0.250, SLG: 0.250 Hal Woodeshick, R (8, 1)	1B						K		6-3	4	0	1	0	0	1	2				
<b>Inning Stats</b>	R: 0 E: 0 K: 0 S: 5	H: 2 LOB: 2 BB: 0 P: 5	R: 0 E: 0 K: 0 S: 5	H: 2 LOB: 0 BB: 0 P: 5	R: 0 E: 0 K: 0 S: 3	H: 0 LOB: 1 BB: 1 P: 7	R: 0 E: 0 K: 0 S: 3	H: 0 LOB: 1 BB: 1 P: 7	R: 6 E: 2 K: 1 S: 13	H: 6 LOB: 3 BB: 1 P: 17	R: 1 E: 0 K: 1 S: 7	H: 2 LOB: 1 BB: 0 P: 7	R: 3 E: 0 K: 2 S: 11	H: 4 LOB: 1 BB: 0 P: 11	R: 3 E: 0 K: 1 S: 8	H: 3 LOB: 0 BB: 0 P: 8		1B: 14 2B: 3 3B: 0 HR: 2	SF: 1 SAC: 0 DP: 0 HBP: 0	WP: 0 PB: 0 SB: 0 CS: 0
<b>PITCHER</b>	IP WLS BF H R ER SO BB IBB HBP BLK WP HR S P ERA WHIP	IP WLS BF H R ER SO BB IBB HBP BLK WP HR S P ERA WHIP																		
Don Sutton, R ERA: 6.23 Phil Regan, R ERA: 13.5 Jim Brewer, L ERA: 6.75 Joe Moeller, R ERA: 40.5 Bruce Brubaker, R ERA: 20.25 (1, 1) (5, 1) (5, 1) (7, 1) (7, 1)	4.1	L	23	8	4	3	1	2	0	0	0	0	0	0	0	23	31	6.23	2.308	



Batter	1	2	3	4	5	6	7	8	9	AB	R	H	RBI	BB	SO	LOB	TOP				
<b>Wes Parker, S</b> (1, 8) OBP: 0.429, SLG: 0.500										4	0	2	0	0	0	2	<b>Los Angeles Dodgers @ Atlanta Braves</b> Atlanta Stadium, Atlanta, GA Sun Apr 16 1967, 3:33 AM EST Att: 25,436 - Unknown				
<b>Ron Hunt, R</b> (1, 4) OBP: 0.235, SLG: 0.133										4	0	1	0	0	0	1					
<b>Lou Johnson, R</b> (1, 9) OBP: 0.313, SLG: 0.214										3	0	1	0	1	2						
<b>Jim Lefebvre, S</b> (1, 5) OBP: 0.438, SLG: 0.500										4	0	0	0	0	1	2					
<b>Ron Fairly, L</b> (1, 3) OBP: 0.438, SLG: 0.500										4	1	2	0	0	1	1					
<b>Bob Bailey, R</b> (1, 7) OBP: 0.063, SLG: 0.063										4	0	1	0	0	0	2					
<b>Jeff Torborg, R</b> (1, 2) <b>John Roseboro, L</b> (9, PH) OBP: 0.400, SLG: 0.600										3	0	0	0	0	0	2					
<b>Gene Michael, S</b> (1, 6) OBP: 0.308, SLG: 0.250										3	0	1	1	0	0	1					
<b>Don Drysdale, R</b> (1, 1) OBP: 0.500, SLG: 0.500 <b>Bob Miller, R</b> (6, 1) <b>Johnny Werhas, R</b> (8, PH) <b>Ron Perranoski, L</b> (8, 1)										2	0	1	0	0	0	0					
<b>Inning Stats</b>	R: 0 E: 0 K: 0 S: 3	H: 1 LOB: 1 BB: 1 P: 7	R: 1 E: 0 K: 0 S: 6	H: 3 LOB: 2 BB: 0 P: 6	R: 0 E: 0 K: 1 S: 6	H: 1 LOB: 1 BB: 0 P: 6	R: 0 E: 0 K: 0 S: 3	H: 0 LOB: 0 BB: 0 P: 3	R: 0 E: 0 K: 2 S: 7	H: 0 LOB: 0 BB: 0 P: 7	R: 0 E: 0 K: 0 S: 3	H: 1 LOB: 0 BB: 0 P: 3	R: 0 E: 0 K: 1 S: 6	H: 2 LOB: 1 BB: 0 P: 6	R: 0 E: 0 K: 0 S: 4	H: 1 LOB: 1 BB: 0 P: 4		1B: 8 2B: 1 3B: 0 HR: 0	SF: 0 SAC: 0 DP: 2 HBP: 0	WP: 0 PB: 0 SB: 2 CS: 0	PA: 34
<b>PITCHER</b>	IP	WLS	BF	H	R	ER	SO	BB	IBB	HBP	BLK	WP	HR	S	P	ERA	WHIP				
<b>Denny Lemaster, L</b> (1, 1) ERA: 1.35	7.1	W	29	8	1	1	4	1	0	0	0	0	0	36	40	1.23	1.227				
<b>Phil Niekro, R</b> (8, 1) ERA:	1.2	S	5	1	0	0	0	0	0	0	0	0	0	5	5	0.00	0.600				


Batter	1	2	3	4	5	6	7	8	9	AB	R	H	RBI	BB	SO	LOB	BOTTOM				
<b>Denis Menke, R</b> (1, 6) OBP: 0.240, SLG: 0.217										4	0	1	0	0	1	0	<b>Los Angeles Dodgers @ Atlanta Braves</b> Atlanta Stadium, Atlanta, GA Sun Apr 16 1967, 3:33 AM EST Att: 25,436 - Unknown				
<b>Felipe Alou, R</b> (1, 3) OBP: 0.400, SLG: 0.522										4	1	3	0	0	0	1					
<b>Hank Aaron, R</b> (1, 9) OBP: 0.440, SLG: 0.571										1	1	0	0	3	0	1					
<b>Mack Jones, L</b> (1, 8) OBP: 0.350, SLG: 0.333 <b>Gary Geiger, L</b> (1, PR) OBP: 0.400, SLG: 0.400										0	0	0	0	0	0	0					
<b>Joe Torre, R</b> (1, 2) OBP: 0.292, SLG: 0.609										3	1	1	1	1	0	5					
<b>Rico Carty, R</b> (1, 7) OBP: 0.391, SLG: 0.316										3	0	0	1	0	0	2					
<b>Clete Boyer, R</b> (1, 5) OBP: 0.200, SLG: 0.316 <b>Marty Martinez, S</b> (6, PR) (7, 5)										3	0	1	1	0	0	2					
<b>Woody Woodward, R</b> (1, 4) OBP: 0.050, SLG: 0.050										4	0	0	0	0	2	1					
<b>Denny Lemaster, R</b> (1, 1) <b>Phil Niekro, R</b> (8, 1)										3	0	0	0	0	3	0					
<b>Inning Stats</b>	R: 0 E: 1 K: 1 S: 6	H: 1 LOB: 2 BB: 0 P: 7	R: 0 E: 0 K: 1 S: 5	H: 0 LOB: 0 BB: 0 P: 5	R: 0 E: 0 K: 0 S: 3	H: 0 LOB: 2 BB: 2 P: 11	R: 0 E: 0 K: 1 S: 5	H: 0 LOB: 0 BB: 0 P: 5	R: 4 E: 0 K: 1 S: 8	H: 4 LOB: 3 BB: 1 P: 12	R: 0 E: 0 K: 1 S: 7	H: 2 LOB: 3 BB: 1 P: 11	R: 0 E: 0 K: 0 S: 3	H: 0 LOB: 0 BB: 0 P: 3	1B: 5 2B: 4 3B: 0 HR: 0	SF: 1 SAC: 0 DP: 1 HBP: 1		WP: 0 PB: 0 SB: 0 CS: 1	PA: 36		
<b>PITCHER</b>	IP	WLS	BF	H	R	ER	SO	BB	IBB	HBP	BLK	WP	HR	S	P	ERA	WHIP				
<b>Don Drysdale, R</b> (1, 1) ERA: 6.75	5.1	L	25	6	4	4	4	3	0	1	0	0	0	29	42	6.75	1.688				
<b>Bob Miller, R</b> (6, 1) ERA: 3.86	1.2		7	2	0	0	2	0	1	0	0	0	0	10	14	0.00	1.200				
<b>Ron Perranoski, L</b> (8, 1) ERA: 2.25	1.0		3	0	0	0	0	0	0	0	0	0	0	3	3	0.00	0.000				



Batter	1	2	3	4	5	6	7	8	9	AB	R	H	RBI	BB	SO	LOB	TOP							
Tommy Harper, R (1, 9) OBP: 0.379, SLG: 0.583	5-3		1B		P6		G4-3			4	0	2	0	0	0	0	<b>Cincinnati Reds @ Los Angeles Dodgers</b> Dodger Stadium, Los Angeles, CA Tue Apr 18 1967, 6:05 PM PST Att: 17,947 - Unknown							
Vada Pinson, L (1, 8) OBP: 0.414, SLG: 0.593	4-3		G6-4-3		K		G4-3			4	0	1	0	0	1	1								
Pete Rose, S (1, 7) OBP: 0.276, SLG: 0.429			G6-4-3		F9			4-3		4	0	1	0	0	2									
Deron Johnson, R (1, 5) OBP: 0.379, SLG: 0.793	K			6-3				K		4	0	0	0	0	2	1								
Tony Perez, R (1, 3) OBP: 0.417, SLG: 0.636		PB SH3-4 SF7		L4				F9		4	1	1	0	0	0	0								
Tommy Helms, R (1, 4) OBP: 0.346, SLG: 0.478		SH3-4		WP 1B				K		2	1	1	0	1	1	0								
Leo Cardenas, R (1, 6) OBP: 0.393, SLG: 0.440		SF7		1B				6-3		2	0	1	1	1	0	0								
Don Pavletich, R (1, 2) OBP: 0.714, SLG: 1.286 (9, PR)		6-3		FC5-4						4	0	2	1	0	0	2								
Dick Simpson, R (9, PR) OBP: 1.000, SLG: 4.000				1B						0	0	0	0	0	0	0								
Milt Pappas, R (1, 1)				F7						2	0	0	0	0	0	2								
Giraldo Ruiz, S (7, PH)				FC5-4						1	0	0	0	0	0	0								
Ted Abernathy, R (7, 1)										0	0	0	0	0	0	0								
Don Nottebart, R (7, 1)										0	0	0	0	0	0	0								
Art Shamsky, L (9, PH)										1	0	0	0	0	1	1								
<b>Inning Stats</b>	R: 0 E: 0 K: 1 S: 6	H: 1 LOB: 1 P: 6	R: 1 E: 0 K: 0 S: 4	H: 1 LOB: 0 BB: 4 P: 4	R: 0 E: 0 K: 0 S: 4	H: 2 LOB: 1 BB: 0 P: 4	R: 1 E: 0 K: 0 S: 5	H: 2 LOB: 2 BB: 1 P: 9	R: 0 E: 0 K: 1 S: 5	H: 0 LOB: 0 BB: 0 P: 5	R: 0 E: 0 K: 0 S: 4	H: 1 LOB: 2 BB: 1 P: 8	R: 0 E: 0 K: 1 S: 3	H: 1 LOB: 0 BB: 0 P: 3	R: 0 E: 0 K: 2 S: 5	H: 0 LOB: 1 BB: 0 P: 5	R: 0 E: 0 K: 2 S: 8	H: 1 LOB: 1 BB: 0 P: 8	R: 0 E: 0 K: 1 S: 8	H: 1 LOB: 1 BB: 0 P: 8	1B: 9 2B: 0 3B: 0 HR: 0	SF: 1 SAC: 1 DP: 2 HBP: 0	WP: 1 PB: 1 SB: 0 CS: 0	PA: 36
<b>PITCHER</b>	IP WLS BF H R ER SO BB IBB HBP BLK WP HR S P ERA WHIP																							
Claude Osteen, L (1, 1) ERA: 5.59	7.0 W 29 8 2 1 2 2 0 0 0 0 1 0 31 39 1.29 1.429																							
Phil Regan, R (8, 1) ERA: 5.4	2.0 S 7 1 0 0 3 0 0 0 0 0 0 0 13 13 0.00 0.500																							

Batter	1	2	3	4	5	6	7	8	9	AB	R	H	RBI	BB	SO	LOB	BOTTOM			
Wes Parker, S (1, 8) OBP: 0.368, SLG: 0.412	1-6-3	1-3			FC6-4	K	K			5	1	1	0	0	2	7	<b>Cincinnati Reds @ Los Angeles Dodgers</b> Dodger Stadium, Los Angeles, CA Tue Apr 18 1967, 6:05 PM PST Att: 17,947 - Unknown			
Ron Hunt, R (1, 4) OBP: 0.273, SLG: 0.111	1-6-3		F8		1B		3-1			3	0	0	0	2	0	1				
Lou Johnson, R (1, 9) OBP: 0.286, SLG: 0.211 (8, 7)	F9		1-3				5-3	F7		5	0	1	1	0	0	2				
Ron Fairly, L (1, 3) OBP: 0.381, SLG: 0.429	1-3		F8		F9			F7		5	1	1	0	0	0	4				
Jim Lefebvre, S (1, 5) OBP: 0.429, SLG: 0.444		1B		F7		6-3	BB	L7		4	2	1	0	0	0	1				
John Roseboro, L (1, 2) OBP: 0.596, SLG: 0.625		SH1-4		F5			BB			3	2	2	0	1	0	0				
Bob Bailey, R (1, 7) OBP: 0.200, SLG: 0.158		SF9								3	1	2	2	1	1	0				
Phil Regan, R (8, 1) ERA: 5.4		SH1-4		K						0	0	0	0	0	0	0				
Gene Michael, S (1, 6) OBP: 0.313, SLG: 0.214		SH1-4			5-3	F5				2	0	0	1	1	0	2				
Claude Osteen, L (1, 1) OBP: 0.750, SLG: 1.000		SF9								1	0	1	1	1	0	0				
Jim Hickman, R (7, PH) OBP: 0.250, SLG: 0.250 (8, 9)					FC6-4					1	0	1	2	0	0	0				
<b>Inning Stats</b>	R: 0 E: 0 K: 0 S: 4	H: 1 LOB: 1 P: 4	R: 2 E: 0 K: 0 S: 6	H: 3 LOB: 1 BB: 0 P: 6	R: 0 E: 0 K: 0 S: 3	H: 0 LOB: 0 BB: 0 P: 3	R: 0 E: 0 K: 1 S: 5	H: 0 LOB: 0 BB: 0 P: 5	R: 1 E: 0 K: 0 S: 5	H: 2 LOB: 2 BB: 1 P: 9	R: 0 E: 0 K: 1 S: 7	H: 2 LOB: 3 BB: 1 P: 11	R: 4 E: 0 K: 1 S: 7	H: 2 LOB: 2 BB: 3 P: 20	R: 0 E: 0 K: 0 S: 3	H: 0 LOB: 1 BB: 1 P: 7	1B: 10 2B: 0 3B: 0 HR: 0	SF: 1 SAC: 1 DP: 0 HBP: 1	WP: 0 PB: 0 SB: 1 CS: 0	PA: 41
<b>PITCHER</b>	IP WLS BF H R ER SO BB IBB HBP BLK WP HR S P ERA WHIP																			
Milt Pappas, R (1, 1) ERA: 4.26	6.0 L 28 8 3 3 2 2 0 0 0 0 0 0 30 38 4.50 1.667																			
Ted Abernathy, R (7, 1) ERA: 5.14	0.2 7 1 4 4 0 3 0 1 0 0 0 0 3 16 54.00 6.000																			
Don Nottebart, R (7, 1) ERA: 5.4	1.1 6 1 0 0 1 1 0 0 0 0 0 0 7 11 0.00 1.500																			

AB 32  
R 2  
H 9  
RBI 2  
BB 2  
SO 5  
LOB 9



AB 32  
R 7  
H 10  
RBI 7  
BB 6  
SO 3  
LOB 17





Batter	1	2	3	4	5	6	7	8	9	10	AB	R	H	RBI	BB	SO	LOB	TOP						
Tommy Harper, R OBP: 0.353, SLG: 0.621 (1, 9)	K		F3			HR		6-3		6-3	5	1	1	1	0	1	0							
Vada Pinson, L OBP: 0.364, SLG: 0.516 (1, 8)	K			F7		F8		F2			4	0	0	0	0	1	0							
Pete Rose, S OBP: 0.333, SLG: 0.433 (1, 7)	4-3			5-3		BB		1B			2	0	1	0	2	0	0							
Deron Johnson, R Giraldo Ruiz, S (1, 5) (6, 5)	K			5-3		FC5-4		1-3			3	0	0	0	0	1	2							
Tony Perez, R Dick Simpson, R Lee May, R (1, 3) (9, PR) (9, 3)	K			P4				K		FC1-6	4	0	1	0	0	2	1							
Tommy Helms, R OBP: 0.367, SLG: 0.481 (1, 4)	1B			5-3		1B		1B		FC1-6	4	1	2	0	0	0	1							
Leo Cardenas, R OBP: 0.344, SLG: 0.379 (1, 6)	F9			K		K		K		K	4	0	0	0	0	3	3							
Johnny Edwards, L Don Pavletich, R (1, 2) (9, 2)	K			P4		P4		1B		4-3	3	0	1	1	0	1	0							
Sammy Ellis, L (1, 1)	K					6-3		K		K	4	0	0	0	0	3	1							
<b>Inning Stats</b>	R: 0 E: 0 K: 2 S: 7	H: 0 LOB: 0 BB: 0 P: 7	R: 0 E: 0 K: 2 S: 8	H: 1 LOB: 1 BB: 0 P: 8	R: 0 E: 0 K: 2 S: 7	H: 0 LOB: 0 BB: 0 P: 7	R: 0 E: 0 K: 0 S: 3	H: 0 LOB: 1 BB: 1 P: 7	R: 0 E: 0 K: 1 S: 5	H: 0 LOB: 0 BB: 0 P: 5	R: 1 E: 0 K: 0 S: 4	H: 1 LOB: 1 BB: 1 P: 8	R: 1 E: 0 K: 3 S: 11	H: 2 LOB: 1 BB: 0 P: 11	R: 0 E: 0 K: 1 S: 5	H: 1 LOB: 1 BB: 0 P: 5	R: 0 E: 0 K: 1 S: 5	H: 0 LOB: 0 BB: 0 P: 5	1B: 5 2B: 0 3B: 0 HR: 1	SF: 0 SAC: 0 DP: 0 HBP: 0	WP: 0 PB: 0 SB: 2 CS: 1	PA: 37		
<b>PITCHER</b>	IP 8.0	WLS 31	BF 5	H 2	R 2	ER 2	SO 10	BB 2	IBB 0	HBP 0	BLK 0	WP 0	HR 1	S 49	P 57	ERA 2.25	WHIP 0.875							
Don Sutton, R ERA: 3.65 (1, 1)																								
Ron Perranoski, L ERA: 1.5 (9, 1)																								

Cincinnati Reds @ Los Angeles Dodgers  
Dodger Stadium, Los Angeles, CA  
Wed Apr 19 1967, 6:05 PM PST  
Att: 15,404 - Unknown

AB	35
R	2
H	6
RBI	2
BB	2
SO	12
LOB	9



Batter	1	2	3	4	5	6	7	8	9	10	AB	R	H	RBI	BB	SO	LOB	BOTTOM					
Wes Parker, S OBP: 0.417, SLG: 0.400 (1, 8)	1-3		CS			4-3					3	0	1	0	2	0	0						
Ron Hunt, R OBP: 0.370, SLG: 0.304 (1, 4)	1B		BB					1B			5	2	4	1	0	0	1						
Lou Johnson, R OBP: 0.320, SLG: 0.304 (1, 9)	1B							F8			4	0	2	1	0	1	0						
Ron Fairly, L OBP: 0.360, SLG: 0.417 (1, 3)	SF8							G3			3	0	1	1	0	0	1						
Jim Lefebvre, S OBP: 0.400, SLG: 0.409 (1, 5)	L7							F9			4	0	1	0	0	0	1						
John Roseboro, L OBP: 0.538, SLG: 0.500 (1, 2)	F6							L9			2	0	0	0	2	0	0						
Bob Bailey, R OBP: 0.167, SLG: 0.130 (1, 7)	4-3							F3			4	0	0	0	0	0	4						
Gene Michael, S OBP: 0.300, SLG: 0.278 (1, 6)	2-3							F7			4	1	1	0	0	0	1						
Don Sutton, R Jim Hickman, R Ron Perranoski, L Dick Schofield, S (1, 1) (8, PH) (9, 1) (10, PH)	6-3							K			2	0	0	0	0	1	0						
<b>Inning Stats</b>	R: 1 E: 0 K: 0 S: 5	H: 2 LOB: 1 BB: 0 P: 5	R: 0 E: 0 K: 0 S: 3	H: 0 LOB: 0 BB: 0 P: 3	R: 0 E: 0 K: 0 S: 3	H: 0 LOB: 0 BB: 0 P: 3	R: 0 E: 0 K: 0 S: 3	H: 0 LOB: 0 BB: 0 P: 3	R: 0 E: 0 K: 0 S: 3	H: 0 LOB: 1 BB: 1 P: 7	R: 0 E: 0 K: 1 S: 5	H: 1 LOB: 0 BB: 0 P: 5	R: 0 E: 0 K: 1 S: 6	H: 2 LOB: 2 BB: 1 P: 10	R: 1 E: 0 K: 0 S: 3	H: 2 LOB: 2 BB: 1 P: 7	1B: 7 2B: 3 3B: 0 HR: 0	SF: 1 SAC: 0 DP: 2 HBP: 0	WP: 0 PB: 0 SB: 0 CS: 1	PA: 38			
<b>PITCHER</b>	IP 9.1	WLS L	BF 38	H 10	R 3	ER 3	SO 3	BB 2	IBB 2	HBP 0	BLK 0	WP 0	HR 0	S 40	P 56	ERA 2.89	WHIP 1.286						

Cincinnati Reds @ Los Angeles Dodgers  
Dodger Stadium, Los Angeles, CA  
Wed Apr 19 1967, 6:05 PM PST  
Att: 15,404 - Unknown

AB	33
R	3
H	10
RBI	3
BB	4
SO	3
LOB	9





Batter	1	2	3	4	5	6	7	8	9	10	11	12	13	AB	R	H	RBI	BB	SO	LOB	TOP						
Tommy Harper, R OBP: 0.300, SLG: 0.514 (1, 9)	5-3		F8			5-3			L8		1-6-3		FC1-6 1B	6	1	0	0	0	0	3							
Vada Pinson, L OBP: 0.385, SLG: 0.514 (1, 8)	G3			4-3		3-1			1B 1B		G6-4-3 1B		1B 1B	6	0	3	1	0	0	0							
Pete Rose, S OBP: 0.333, SLG: 0.417 (1, 7)	4-3			K		4-3			1B		G6-4-3 1B		1B	6	0	2	1	0	1	1							
Tony Perez, R Giraldo Ruiz, S (1, 5) (9, 5)		5-3		5-3			F8		P4				1-3	4	0	0	0	0	0	1							
Lee May, R OBP: 0.111, SLG: 0.222 (1, 3)		F7				6-3 1B	F7				6-3		1-3	5	1	1	0	0	0	0							
Tommy Helms, R OBP: 0.343, SLG: 0.469 (1, 4)		6-3				6-3	4-3				1-3 2B		5-3	5	0	1	0	0	0	1							
Leo Cardenas, R OBP: 0.351, SLG: 0.364 (1, 6)			5-3			FC4-6 1B			1-3		1-3 IBB		5-3	4	0	1	1	1	0	0							
Johnny Edwards, L OBP: 0.400, SLG: 0.286 Don Pavetch, R OBP: 0.600, SLG: 1.000 (1, 2) (10, PH) (10, 2)						FC4-6 1B	5-3				1-3		FC1-6 SH 1B BB	2	0	0	0	1	0	1							
Gary Nolan, R Dick Simpson, R Gerry Arigo, L (1, 1) (10, PH) (10, 1)				K		K	K				F8		SH FC1-6	3	0	0	0	0	3	2							
<b>Inning Stats</b>	R: 0 E: 0 K: 0 S: 3	H: 0 LOB: 0 BB: 0 P: 3	R: 0 E: 0 K: 0 S: 3	H: 0 LOB: 0 BB: 0 P: 3	R: 0 E: 0 K: 1 S: 5	H: 0 LOB: 1 BB: 1 P: 9	R: 0 E: 0 K: 1 S: 5	H: 0 LOB: 0 BB: 0 P: 5	R: 0 E: 0 K: 0 S: 3	H: 0 LOB: 0 BB: 0 P: 3	R: 0 E: 0 K: 0 S: 5	H: 2 LOB: 1 BB: 0 P: 4	R: 0 E: 0 K: 1 S: 4	H: 1 LOB: 0 BB: 0 P: 3	R: 0 E: 0 K: 1 S: 5	H: 0 LOB: 0 BB: 0 P: 5	R: 2 E: 0 K: 0 S: 6	H: 2 LOB: 2 BB: 1 P: 10	1B: 6 2B: 2 3B: 0 HR: 0	SF: 0 SAC: 1 DP: 1 HBP: 0	W/P: 0 PB: 0 SB: 1 CS: 0	PA: 49					
<b>PITCHER</b>	IP 7.0	WLS 24	BF 2	H 2	R 1	ER 1	SO 3	BB 1	IBB 0	HBP 0	BLK 0	WP 0	HR 0	S 29	P 33	ERA 1.29	WHIP 0.429										
Bob Miller, R ERA: 2.57 Phil Regan, R ERA: 3.38 Ron Perranoski, L ERA: 2.79 Joe Moeller, R ERA: 27.0 (1, 1) (8, 1) (10, 1) (13, 1)	2.0	7	2	0	0	1	0	0	0	0	0	0	0	9	9	0.00	1.000										
3.2	L	17	4	2	2	1	1	1	0	0	0	0	0	17	25	4.91	1.364										
0.1		1	0	0	0	0	0	0	0	0	0	0	0	1	1	0.00	0.000										

Cincinnati Reds @ Los Angeles Dodgers  
Dodger Stadium, Los Angeles, CA  
Thu Apr 20 1967, 6:05 PM PST  
Att: 14,808 - Unknown

AB 45  
R 3  
H 8  
RBI 3  
BB 3  
SO 5  
LOB 15



Batter	1	2	3	4	5	6	7	8	9	10	11	12	13	AB	R	H	RBI	BB	SO	LOB	BOTTOM						
Wes Parker, S OBP: 0.307, SLG: 0.320 (1, 8)	6-3		K			K		F9		6-3		FC5 BB BB		5	0	0	0	1	2	0							
Ron Hunt, R OBP: 0.424, SLG: 0.370 (1, 4)	1B		F6			F8		BB		2B		FC5 BB		4	0	2	0	2	0	0							
Lou Johnson, R OBP: 0.323, SLG: 0.321 (1, 9)	K		2B			K		P7		IBB		FC5		5	0	1	0	1	2	4							
Ron Fairly, L OBP: 0.323, SLG: 0.367 (1, 3)	K		P5			1B		P4		K		G3		6	0	1	0	0	2	7							
Jim Lefebvre, S OBP: 0.387, SLG: 0.393 (1, 5)		K				G6-4-3 1B		F9		P6		P5		6	1	2	0	0	1	3							
John Roseboro, L OBP: 0.444, SLG: 0.357 (1, 2)		BB				P4		P5		SH5-4 1B		K		4	0	0	0	1	2	1							
Bob Bailey, R OBP: 0.167, SLG: 0.138 (1, 7)		1B				G6-4-3		K		6-3		F7		6	0	1	0	0	1	2							
Gene Michael, S OBP: 0.304, SLG: 0.286 Jim Hickman, R OBP: 0.333, SLG: 0.500 Ron Perranoski, L Joe Moeller, R (1, 6) (9, PH) (10, 1) (13, 1)		K				K		K		2B		K		3	0	1	0	0	2	2							
1		K				K		1B						1	0	1	1	0	0	0							
0		K				K								1	0	0	0	0	1	0							
0		K				K		2B						0	0	0	0	0	0	0							
Bob Miller, R Al Ferrara, R Phil Regan, R Dick Schofield, S (1, 1) (7, PH) (8, 1) (9, PH) (10, 6)		K				K		F7		K		K		2	0	0	0	0	2	2							
0		K				K								1	0	0	0	0	1	0							
0		K				K								0	0	0	0	0	0	0							
0		K				K								2	0	0	0	0	2	1							
<b>Inning Stats</b>	R: 0 E: 0 K: 2 S: 8	H: 1 LOB: 1 BB: 0 P: 8	R: 0 E: 0 K: 3 S: 10	H: 1 LOB: 2 BB: 1 P: 14	R: 0 E: 0 K: 1 S: 6	H: 1 LOB: 1 BB: 0 P: 6	R: 0 E: 0 K: 3 S: 9	H: 0 LOB: 0 BB: 0 P: 9	R: 0 E: 0 K: 1 S: 6	H: 1 LOB: 1 BB: 0 P: 6	R: 0 E: 0 K: 0 S: 3	H: 1 LOB: 1 BB: 0 P: 7	R: 0 E: 0 K: 1 S: 7	H: 0 LOB: 0 BB: 0 P: 7	R: 0 E: 0 K: 1 S: 6	H: 1 LOB: 2 BB: 1 P: 10	R: 0 E: 0 K: 2 S: 7	H: 0 LOB: 0 BB: 0 P: 7	R: 0 E: 0 K: 1 S: 5	H: 0 LOB: 2 BB: 2 P: 13	R: 0 E: 0 K: 1 S: 5	H: 0 LOB: 0 BB: 0 P: 5	1B: 6 2B: 3 3B: 0 HR: 0	SF: 0 SAC: 1 DP: 1 HBP: 0	W/P: 0 PB: 0 SB: 1 CS: 0	PA: 52	
<b>PITCHER</b>	IP 9.0	WLS 36	BF 8	H 8	R 1	ER 1	SO 12	BB 2	IBB 0	HBP 0	BLK 0	WP 0	HR 0	S 58	P 66	ERA 1.00	WHIP 1.111										
Gary Nolan, R ERA: 2.2 Gerry Arigo, L ERA: (1, 1) (10, 1)	4.0	W	16	1	0	0	5	2	1	0	0	0	0	23	35	0.00	0.750										

Cincinnati Reds @ Los Angeles Dodgers  
Dodger Stadium, Los Angeles, CA  
Thu Apr 20 1967, 6:05 PM PST  
Att: 14,808 - Unknown

AB 46  
R 1  
H 9  
RBI 1  
BB 5  
SO 17  
LOB 23





Batter	1	2	3	4	5	6	7	8	9	AB	R	H	RBI	BB	SO	LOB	TOP			
Lou Brock, L OBP: 0.425, SLG: 0.875 (1, 7)	3-1		K			CS 1B		SH1-3 1B		4	0	2	0	0	1	0	<b>St. Louis Cardinals @ Los Angeles Dodgers</b> Dodger Stadium, Los Angeles, CA Sat Apr 22 1967, 6:05 PM PST Att: 24,439 - Unknown			
Curt Flood, R OBP: 0.410, SLG: 0.353 (1, 8)	5-3			E8 1B		F9		SH1-3 1B		4	1	2	2	0	0	1				
Roger Maris, L OBP: 0.444, SLG: 0.606 (1, 9)				K				SH1-3		3	0	2	0	0	1	1				
Orlando Cepeda, R OBP: 0.459, SLG: 0.606 (1, 3)	F8			G1-6-3 1B		P6		IBB		3	0	1	1	1	0	2				
Tim McCarver, L OBP: 0.303, SLG: 0.387 (1, 2)		G3		G1-6-3 1B			4-3	G1-2-3		4	0	0	0	0	0	4				
Phil Gagliano, R OBP: 0.333, SLG: 0.452 (1, 5)	F9					5-3		6-3		4	0	0	0	0	1	0				
Julian Javier, R OBP: 0.412, SLG: 0.581 (1, 4)				6-3		1-3		F7		4	0	0	0	0	0	0				
Dal Maxvill, R OBP: 0.333, SLG: 0.269 (1, 6)			F8					1B SH 1B		3	1	2	0	1	0	0				
Bob Gibson, R (1, 1)			K			F9		SH 1B		3	1	0	0	0	1	2				
<b>Inning Stats</b>	R: 0 E: 0 K: 0 S: 4	H: 1 LOB: 1 BB: 0 P: 4	R: 0 E: 0 K: 0 S: 3	H: 0 LOB: 0 BB: 0 P: 3	R: 0 E: 0 K: 2 S: 7	H: 0 LOB: 0 BB: 0 P: 7	R: 1 E: 1 K: 1 S: 6	H: 2 LOB: 0 BB: 0 P: 6	R: 0 E: 0 K: 0 S: 4	H: 1 LOB: 1 BB: 0 P: 4	R: 0 E: 0 K: 0 S: 3	H: 0 LOB: 0 BB: 0 P: 3	R: 2 E: 1 K: 0 S: 6	H: 3 LOB: 2 BB: 1 P: 10	R: 0 E: 0 K: 1 S: 5	H: 0 LOB: 1 BB: 1 P: 9	1B: 8 2B: 1 3B: 0 HR: 0	SF: 0 SAC: 2 DP: 2 HBP: 0	WP: 0 PB: 0 SB: 0 CS: 1	PA: 36
<b>PITCHER</b>	IP WLS BF H R ER SO BB IBB HBP BLK WP HR S P ERA WHIP	7.1 L 31 9 3 1 3 0 1 0 0 0 0 0 36 40 1.23 1.227	1.2 5 0 0 0 1 1 0 0 0 0 0 0 6 10 0.00 0.600											IP WLS BF H R ER SO BB IBB HBP BLK WP HR S P ERA WHIP						
Don Drysdale, R ERA: 3.55 (1, 1)																				
Ron Perranoski, L ERA: 2.39 (8, 1)																				

Batter	1	2	3	4	5	6	7	8	9	AB	R	H	RBI	BB	SO	LOB	BOTTOM					
Wes Parker, S OBP: 0.382, SLG: 0.296 (1, 8)	P4		CS BB			1-2 HBP		K		2	0	0	0	1	1	0	<b>St. Louis Cardinals @ Los Angeles Dodgers</b> Dodger Stadium, Los Angeles, CA Sat Apr 22 1967, 6:05 PM PST Att: 24,439 - Unknown					
Ron Hunt, R OBP: 0.405, SLG: 0.333 (1, 4)			CS	6-3		F2		5-3		3	0	0	0	1	0	2						
Lou Johnson, R OBP: 0.286, SLG: 0.281 (1, 9)				BB		F8		F8		4	0	0	0	0	1	3						
Ron Fairly, L OBP: 0.343, SLG: 0.412 (1, 3)	F3					4-3		K		4	1	2	0	0	0	1						
Jim Lefebvre, S OBP: 0.371, SLG: 0.375 (1, 5)			F8			K		1B 1B		4	0	1	0	0	2	1						
John Roseboro, L OBP: 0.394, SLG: 0.278 (1, 2)				3-1		K		P5		4	0	0	0	0	1	3						
Bob Bailey, R OBP: 0.162, SLG: 0.156 (1, 7)				F5		L7		1B		3	0	1	1	0	0	0						
Gene Michael, S OBP: 0.308, SLG: 0.292 (1, 6)						G3		FC1-6 1B		3	0	1	0	0	0	2						
Don Drysdale, R OBP: 0.200, SLG: 0.200 (1, 1)						K		FC1-6 HBP		3	0	0	0	0	1	3						
Ron Perranoski, L (8, 1)						K		F9		0	0	0	0	0	0	0						
<b>Inning Stats</b>	R: 0 E: 0 K: 0 S: 3	H: 0 LOB: 1 BB: 1 P: 7	R: 0 E: 0 K: 0 S: 3	H: 0 LOB: 0 BB: 0 P: 3	R: 0 E: 0 K: 1 S: 4	H: 0 LOB: 0 BB: 1 P: 8	R: 0 E: 0 K: 0 S: 3	H: 0 LOB: 0 BB: 0 P: 3	R: 0 E: 0 K: 2 S: 7	H: 0 LOB: 0 BB: 0 P: 7	R: 0 E: 0 K: 0 S: 4	H: 1 LOB: 2 BB: 0 P: 5	R: 1 E: 0 K: 0 S: 6	H: 3 LOB: 2 BB: 0 P: 6	R: 0 E: 0 K: 2 S: 7	H: 0 LOB: 0 BB: 0 P: 7	R: 0 E: 0 K: 1 S: 5	H: 1 LOB: 0 BB: 0 P: 5	1B: 4 2B: 2 3B: 0 HR: 0	SF: 0 SAC: 0 DP: 1 HBP: 1	WP: 0 PB: 0 SB: 0 CS: 1	PA: 34
<b>PITCHER</b>	IP WLS BF H R ER SO BB IBB HBP BLK WP HR S P ERA WHIP	9.0 W 33 5 1 1 6 2 0 1 0 0 0 42 51 1.00 0.778											IP WLS BF H R ER SO BB IBB HBP BLK WP HR S P ERA WHIP									
Bob Gibson, R ERA: 3.0 (1, 1)																						

AB	32
R	3
H	9
RBI	3
BB	2
SO	4
LOB	10



AB	30
R	1
H	5
RBI	1
BB	2
SO	6
LOB	15





Batter	1	2	3	4	5	6	7	8	9	AB	R	H	RBI	BB	SO	LOB	TOP					
Lou Brock, L OBP: 0.444, SLG: 0.844 (1, 7)										5	1	3	1	0	0	4						
Curt Flood, R OBP: 0.419, SLG: 0.368 (1, 8)										4	1	2	0	0	0	2						
Roger Maris, L OBP: 0.400, SLG: 0.541 (1, 9)										4	0	0	1	0	0	3						
Orlando Cepeda, R OBP: 0.439, SLG: 0.568 (1, 3)										4	0	1	1	0	1	2						
Phil Gagliano, R OBP: 0.297, SLG: 0.400 (1, 5)										4	0	0	0	0	0	2						
John Romano, R OBP: 0.125, SLG: 0.125 (1, 2)										4	0	0	0	0	1	0						
Julian Javier, R OBP: 0.395, SLG: 0.543 (1, 4)										4	0	1	0	0	0	0						
Dal Maxvill, R OBP: 0.382, SLG: 0.345 (1, 6)										3	1	2	0	1	1	0						
Ray Washburn, R Joe Hoerner, R Ron Willis, R Mike Shannon, R Dick Hughes, R Alex Johnson, R Jim Cosman, R Ted Savage, R (1, 1) (4, 1) (4, 1) (5, Ph) (5, Ph) (8, Ph) (8, Ph) (8, Ph)										1	0	0	0	0	1	1						
<b>Inning Stats</b>	R: 0 E: 0 K: 0 S: 4	H: 1 LOB: 1 BB: 0 P: 4	R: 0 E: 0 K: 0 S: 3	H: 0 LOB: 0 BB: 0 P: 3	R: 1 E: 0 K: 1 S: 6	H: 2 LOB: 0 BB: 0 P: 6	R: 0 E: 0 K: 1 S: 5	H: 0 LOB: 0 BB: 0 P: 5	R: 0 E: 0 K: 1 S: 6	H: 1 LOB: 2 BB: 1 P: 10	R: 0 E: 0 K: 1 S: 4	H: 0 LOB: 0 BB: 0 P: 4	R: 0 E: 0 K: 1 S: 5	H: 0 LOB: 0 BB: 0 P: 5	R: 2 E: 0 K: 0 S: 6	H: 3 LOB: 1 BB: 0 P: 6	R: 0 E: 0 K: 1 S: 7	H: 2 LOB: 2 BB: 0 P: 7	1B: 9 2B: 1 3B: 0 HR: 0	SF: 0 SAC: 0 DP: 0 HBP: 0	WP: 0 PB: 0 SB: 0 CS: 1	PA: 37
<b>PITCHER</b> Claude Osteen, L ERA: 4.34 (1, 1)	IP: 9.0 WLS: W BF: 37 H: 10 R: 3 ER: 3 SO: 5 BB: 1 IBB: 0 HBP: 0 BLK: 0 WP: 0 HR: 0 S: 46 P: 50 ERA: 3.00 WHIP: 1.222															<b>PITCHER</b>						

St. Louis Cardinals @ Los Angeles Dodgers  
 Dodger Stadium, Los Angeles, CA  
 Sun Apr 23 1967, 3:33 AM PST  
 Att: 26,404 - Unknown

AB 36  
 R 3  
 H 10  
 RBI 3  
 BB 1  
 SO 5  
 LOB 16



Batter	1	2	3	4	5	6	7	8	9	AB	R	H	RBI	BB	SO	LOB	BOTTOM			
Wes Parker, S OBP: 0.333, SLG: 0.250 (1, 8)										5	0	0	0	0	1	2				
Ron Hunt, R OBP: 0.476, SLG: 0.375 (1, 4)										2	4	2	0	3	0	0				
Lou Johnson, R OBP: 0.308, SLG: 0.286 (1, 9)										3	2	1	0	1	1	2				
Ron Fairly, L OBP: 0.400, SLG: 0.541 (1, 3)										3	2	2	5	2	0	2				
Jim Lefebvre, S OBP: 0.350, SLG: 0.361 (1, 5)										4	0	1	1	0	0	5				
John Roseboro, L OBP: 0.444, SLG: 0.333 (1, 2)										3	1	2	1	2	0	0				
Bob Bailey, R OBP: 0.156, SLG: 0.135 (1, 7)										5	0	0	1	0	0	7				
Gene Michael, S OBP: 0.300, SLG: 0.286 (1, 6)										4	0	1	1	0	2	1				
Claude Osteen, L OBP: 0.500, SLG: 0.500 (1, 1)										4	0	1	0	0	2	1				
<b>Inning Stats</b>	R: 0 E: 1 K: 0 S: 5	H: 1 LOB: 2 BB: 0 P: 5	R: 0 E: 0 K: 0 S: 5	H: 2 LOB: 0 BB: 0 P: 5	R: 4 E: 1 K: 1 S: 7	H: 1 LOB: 1 BB: 3 P: 19	R: 3 E: 0 K: 0 S: 7	H: 5 LOB: 1 BB: 0 P: 7	R: 0 E: 0 K: 2 S: 7	H: 0 LOB: 0 BB: 0 P: 7	R: 1 E: 0 K: 1 S: 6	H: 1 LOB: 2 BB: 2 P: 14	R: 0 E: 0 K: 2 S: 7	H: 0 LOB: 0 BB: 0 P: 7	R: 1 E: 0 K: 0 S: 3	H: 0 LOB: 2 BB: 3 P: 15	1B: 8 2B: 1 3B: 0 HR: 1	SF: 1 SAC: 1 DP: 1 HBP: 0	WP: 0 PB: 0 SB: 0 CS: 0	PA: 43
<b>PITCHER</b> Ray Washburn, R ERA: 4.38 Joe Hoerner, L ERA: 3.86 Ron Willis, R ERA: 7.71 Dick Hughes, R ERA: 4.5 Jim Cosman, R ERA: 3.0	IP: 3.1 WLS: L BF: 21 H: 6 R: 6 ER: 5 SO: 1 BB: 2 IBB: 0 HBP: 0 BLK: 0 WP: 0 HR: 0 S: 20 P: 32 ERA: 13.50 WHIP: 2.400															<b>PITCHER</b>				

St. Louis Cardinals @ Los Angeles Dodgers  
 Dodger Stadium, Los Angeles, CA  
 Sun Apr 23 1967, 3:33 AM PST  
 Att: 26,404 - Unknown

AB 33  
 R 9  
 H 10  
 RBI 9  
 BB 8  
 SO 6  
 LOB 20





Batter	1	2	3	4	5	6	7	8	9	10	11	12	13	AB R H RBI BB SO LOB	TOP							
Lou Brock, L OBP: 0.462, SLG: 0.843 (1, 7)				FC6-4 		FC6-4 					K 			6 1 3 2 1 1 3								
Curt Flood, R OBP: 0.420, SLG: 0.364 (1, 8)		6-3 				F8 		F8 			1-3 			6 0 2 1 1 0 3								
Roger Maris, L OBP: 0.340, SLG: 0.455 (1, 9)	4-6-3 		4-3 	P7 			G3 				K 		P4 	7 0 0 1 0 2 6								
Orlando Cepeda, R OBP: 0.417, SLG: 0.312 (1, 3)	K 		K 					K 		P6 		K 		6 0 1 0 1 4 1								
Mike Shannon, R OBP: 0.500, SLG: 0.333 (1, PR)			6-3 			G6-3 				6-3 				0 0 0 0 0 0 0 5 0 1 0 1 0 4								
Phil Gagliano, R OBP: 0.302, SLG: 0.375 (1, 5)																						
Tim McCarver, L OBP: 0.306, SLG: 0.405 (1, 2)	F8 			F8 				F7 					FC6-4 	6 0 2 0 0 0 5								
Julian Javier, R OBP: 0.386, SLG: 0.500 (1, 4)			P4 			CS 		F9 			6-3 		5-3 	5 2 1 0 1 0 4								
Dal Maxvill, R OBP: 0.366, SLG: 0.333 (1, 6)														4 0 1 0 0 2 1 1 0 0 0 0 0 1 0 1 0 0 1 0 0								
John Romano, R OBP: 0.111, SLG: 0.111 (10, PH)			F3 			FC6-4 		K 			P6 											
Eddie Bressoud, R OBP: 0.111, SLG: 0.111 (10, 6)																						
Larry Jaster, L ERA: 6.11 (1, 1)																						
Don Sutton, R ERA: 4.67 (1, 1)																						
Phil Regan, R ERA: 1.93 (6, 1)																						
Ron Perranoski, L ERA: 1.88 (10, 1)																						
Joe Moeller, R ERA: 27.0 (13, 1)																						
Dick Egan, L ERA: (13, 1)																						
<b>Inning Stats</b>	R: 1 E: 0 K: 1 S: 7	H: 2 LOB: 2 BB: 0 P: 8	R: 1 E: 0 K: 0 S: 5	H: 2 LOB: 1 BB: 0 P: 5	R: 0 E: 0 K: 1 S: 5	H: 0 LOB: 0 BB: 0 P: 5	R: 1 E: 0 K: 1 S: 6	H: 3 LOB: 3 BB: 1 P: 10	R: 0 E: 0 K: 1 S: 6	H: 1 LOB: 2 BB: 0 P: 7	R: 0 E: 0 K: 1 S: 6	H: 1 LOB: 1 BB: 0 P: 6	R: 0 E: 0 K: 2 S: 7	H: 0 LOB: 0 BB: 0 P: 7	R: 0 E: 0 K: 1 S: 5	H: 0 LOB: 1 BB: 1 P: 9	R: 1 E: 0 K: 0 S: 4	H: 1 LOB: 3 BB: 3 P: 16	1B: 12 2B: 1 3B: 1 HR: 0	SF: 0 SAC: 1 DP: 1 HBP: 1	WP: 1 PB: 0 SB: 4 CS: 1	PA: 60
<b>PITCHER</b>	IP WLS BF H R ER SO BB IBB HBP BLK WP HR S P ERA WHIP																					
Don Sutton, R (1, 1)	5.0 25 9 4 4 2 2 0 1 0 0 0 26 35 7.20 2.200																					
Phil Regan, R (6, 1)	4.0 16 3 0 0 4 0 0 0 0 1 0 24 24 0.00 0.750																					
Ron Perranoski, L (10, 1)	3.0 11 1 0 0 3 1 0 0 0 0 0 16 20 0.00 0.667																					
Joe Moeller, R (13, 1)	0.1 4 1 1 1 0 1 1 0 0 0 0 2 10 27.00 6.000																					
Dick Egan, L (13, 1)	0.2 W 3 0 0 0 0 0 1 0 0 0 0 2 6 0.00 0.000																					

**St. Louis Cardinals @ Los Angeles Dodgers**  
 Dodger Stadium, Los Angeles, CA  
 Mon Apr 24 1967, 6:05 PM PST  
 Att. 15,932 - Unknown

livebaseballscores.com

**AB 51**  
**R 5**  
**H 14**  
**RBI 5**  
**BB 6**  
**SO 9**  
**LOB 29**




Batter	1	2	3	4	5	6	7	8	9	10	11	12	13	AB R H RBI BB SO LOB	BOTTOM							
Gene Michael, S OBP: 0.314, SLG: 0.303 (1, 6)	P4 													5 1 2 0 0 0 1 1 0 1 0 0 0 1 0 1 0 0 0 0 0								
Jim Campanis, R OBP: 0.500, SLG: 1.000 (13, PH)				4-3 																		
Dick Schofield, S OBP: 0.193 (13, PR)																						
Ron Hunt, R OBP: 0.438, SLG: 0.324 (1, 4)	F7 			F3 										5 0 0 0 0 0 2 0 1 0 0 0 0 0								
Wes Parker, S OBP: 0.333, SLG: 0.250 (13, PR)																						
Jim Hickman, R OBP: 0.364, SLG: 0.500 (1, 8)														4 1 1 0 1 2 0								
Jim Lefebvre, S OBP: 0.370, SLG: 0.450 (1, 5)														4 1 2 4 1 0 0								
Ron Fairly, L OBP: 0.346, SLG: 0.465 (1, 3)	K 			F2 										6 0 0 0 0 4 5								
Lou Johnson, R OBP: 0.311, SLG: 0.366 (1, 9)				1-3 										6 1 2 2 0 1 2								
Bob Bailey, R OBP: 0.140, SLG: 0.119 (1, 7)				4-3 																		
John Roseboro, L OBP: 0.452, SLG: 0.304 (1, 2)																						
Jeff Torborg, R OBP: 0.167, SLG: 0.273 (11, 2)				K 										2 0 0 0 2 1 0 1 0 0 0 0 0 0								
Don Sutton, R (1, 1)																						
Phil Regan, R (6, 1)																						
Al Ferrara, R (6, PR)																						
Ron Perranoski, L (10, 1)																						
Johnny Watson, R (12, PR)																						
Joe Moeller, R (13, 1)																						
Dick Egan, L (13, 1)																						
<b>Inning Stats</b>	R: 2 E: 0 K: 1 S: 7	H: 2 LOB: 0 BB: 0 P: 7	R: 1 E: 0 K: 1 S: 6	H: 1 LOB: 0 BB: 0 P: 6	R: 1 E: 0 K: 1 S: 5	H: 2 LOB: 2 BB: 1 P: 9	R: 0 E: 0 K: 1 S: 5	H: 0 LOB: 1 BB: 1 P: 9	R: 0 E: 0 K: 2 S: 7	H: 0 LOB: 1 BB: 1 P: 11	R: 0 E: 0 K: 1 S: 5	H: 0 LOB: 0 BB: 0 P: 5	R: 0 E: 0 K: 1 S: 5	H: 0 LOB: 0 BB: 0 P: 5	R: 0 E: 0 K: 1 S: 5	H: 0 LOB: 0 BB: 0 P: 5	R: 0 E: 0 K: 1 S: 3	H: 2 LOB: 2 BB: 0 P: 6	1B: 4 2B: 3 3B: 0 HR: 2	SF: 1 SAC: 1 DP: 1 HBP: 1	WP: 0 PB: 0 SB: 0 CS: 0	PA: 51
<b>PITCHER</b>	IP WLS BF H R ER SO BB IBB HBP BLK WP HR S P ERA WHIP																					
Larry Jaster, L (1, 1)	2.1 12 4 4 4 2 1 0 0 0 0 0 2 15 15.43 2.143																					
Nelson Briles, R (3, 1)	0.2 3 1 0 0 0 0 0 0 0 0 0 3 3 0.00 1.500																					
Dick Hughes, R (4, 1)	2.0 8 0 0 0 3 2 0 0 0 0 0 12 20 0.00 1.000																					
Ron Willis, R (6, 1)	2.0 6 1 0 0 0 0 0 0 0 0 0 8 8 0.00 0.500																					
Hal Woodeshick, L (8, 1)	2.0 7 0 0 0 1 1 0 0 0 0 0 8 12 0.00 0.500																					
<b>PITCHER</b>	IP WLS BF H R ER SO BB IBB HBP BLK WP HR S P ERA WHIP																					
Joe Hoerner, L (10, 1)	3.2 L 15 2 2 1 2 0 0 1 0 0 0 18 19 2.46 0.545																					

**St. Louis Cardinals @ Los Angeles Dodgers**  
 Dodger Stadium, Los Angeles, CA  
 Mon Apr 24 1967, 6:05 PM PST  
 Att. 15,932 - Unknown

livebaseballscores.com

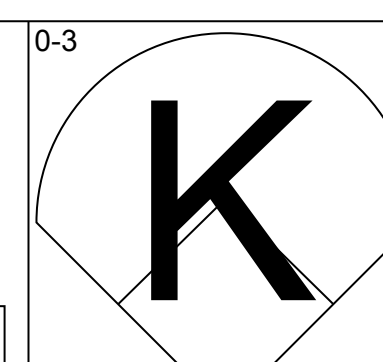
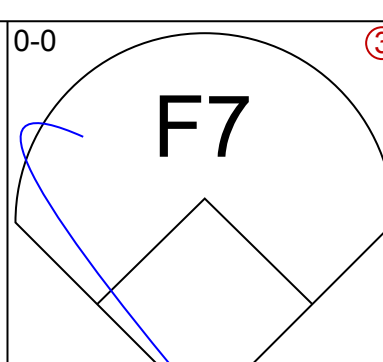
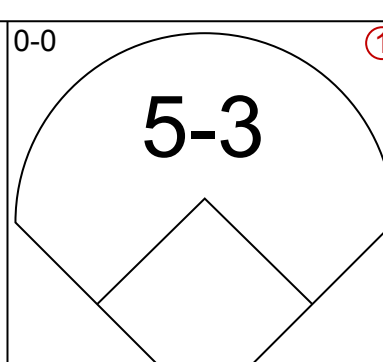
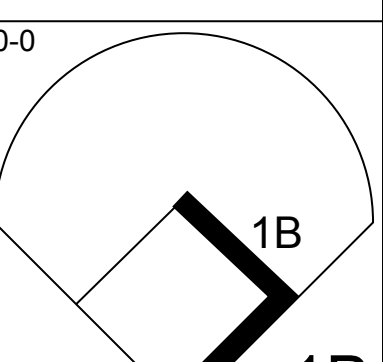

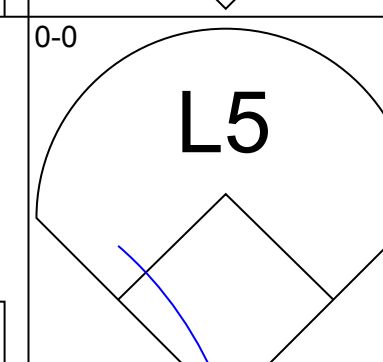
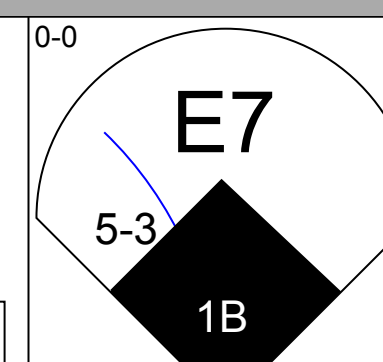
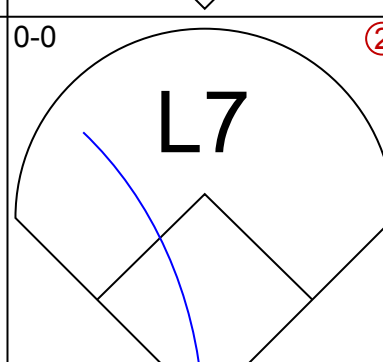
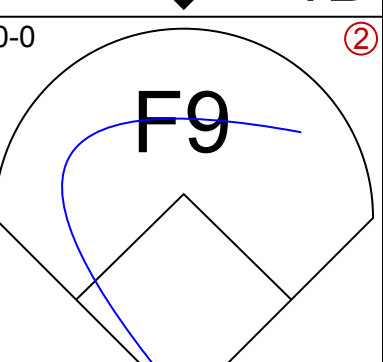
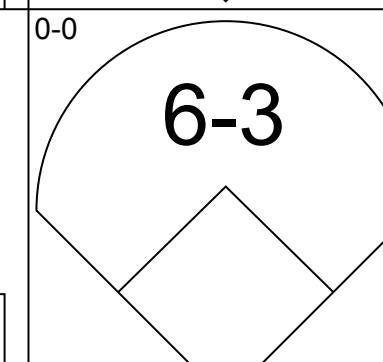
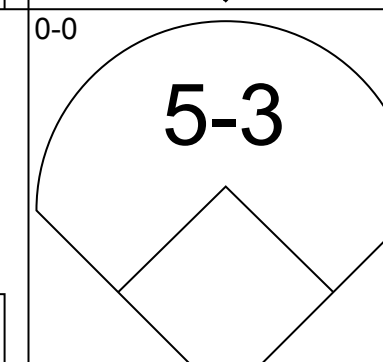
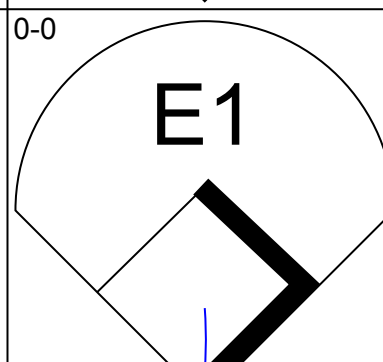
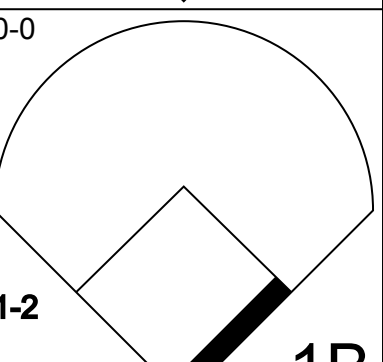
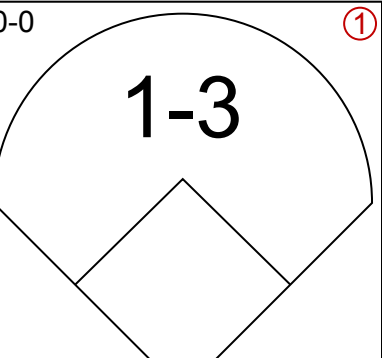
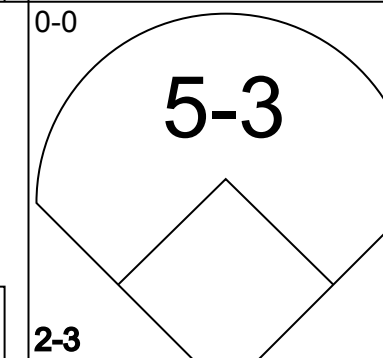
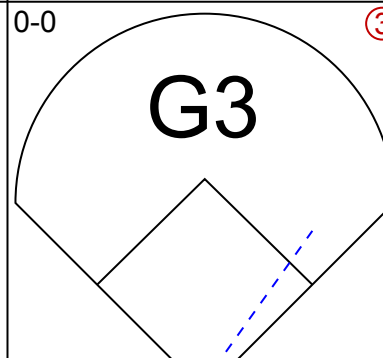
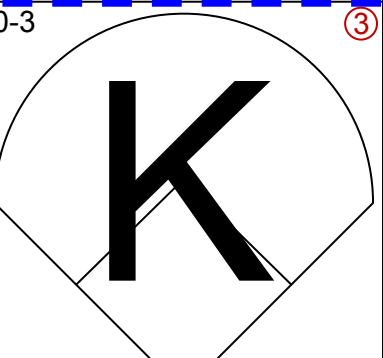
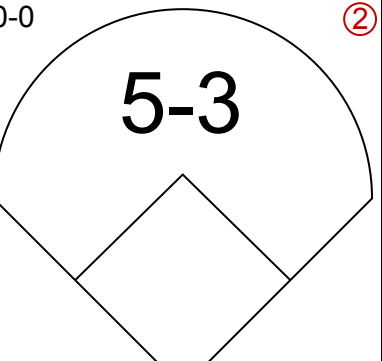
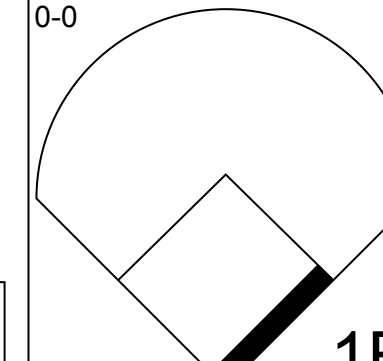


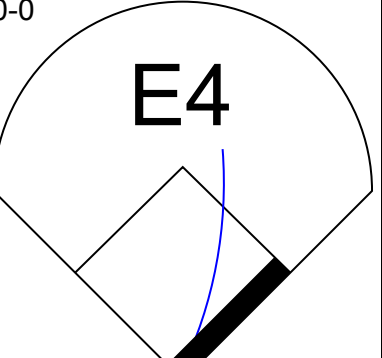
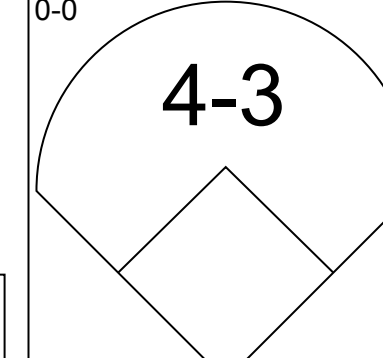


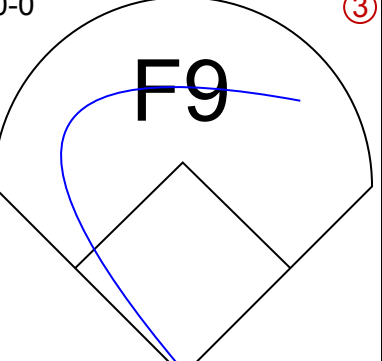
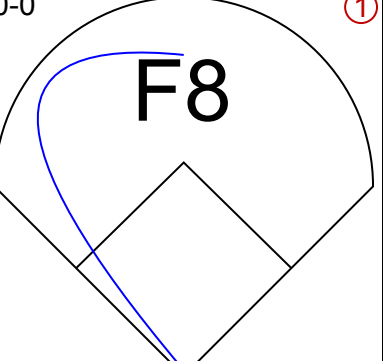


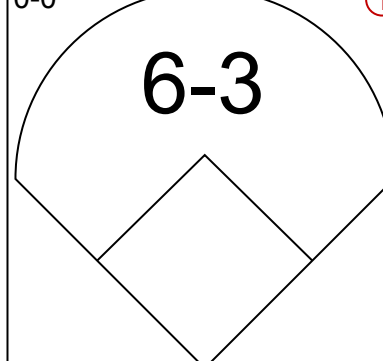
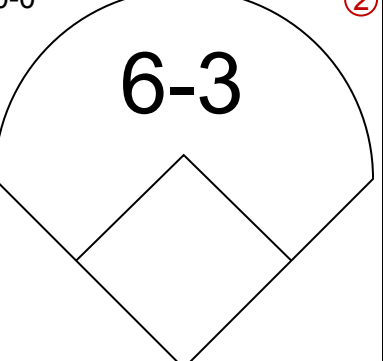

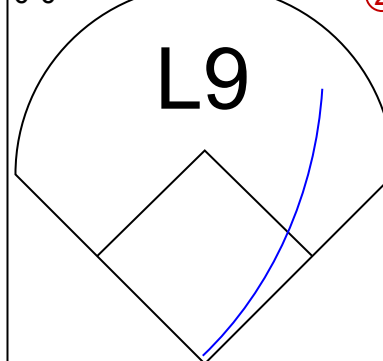
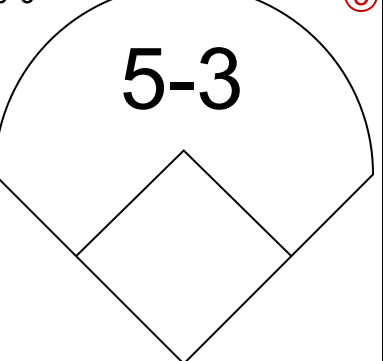
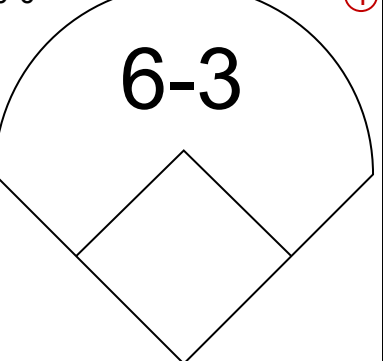
**AB 44**  
**R 6**  
**H 8**  
**RBI 6**  
**BB 4**  
**SO 9**  
**LOB 12**

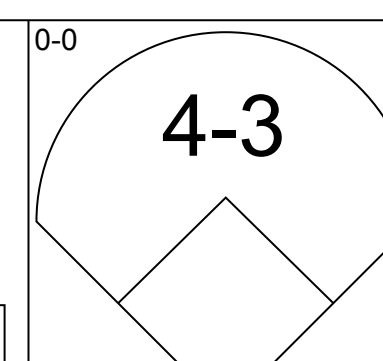
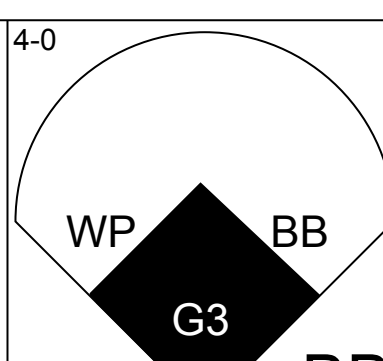
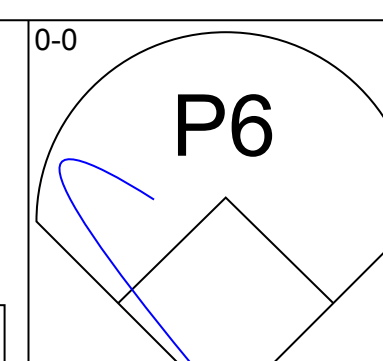


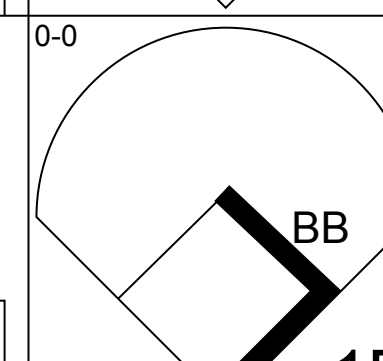
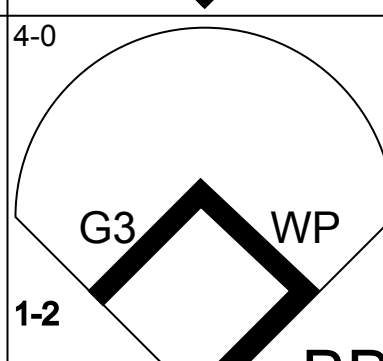
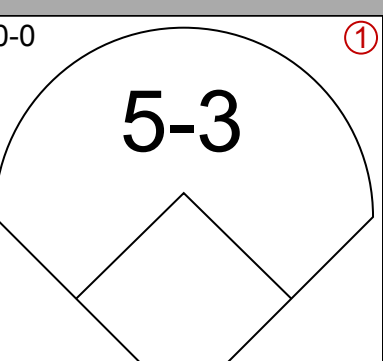

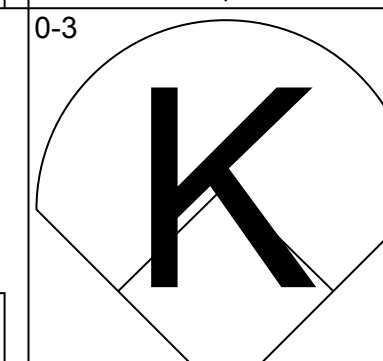
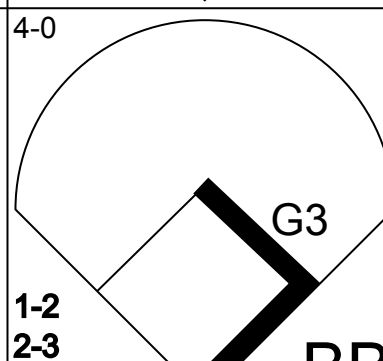
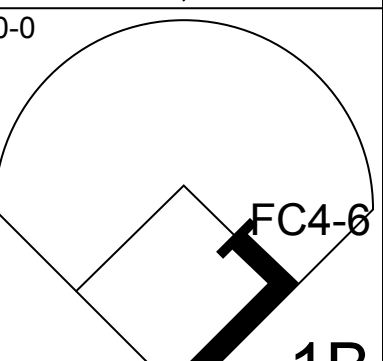

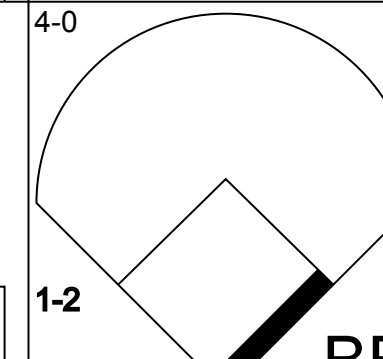
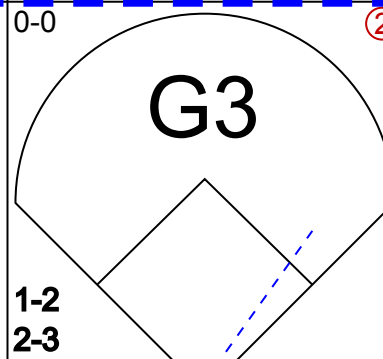
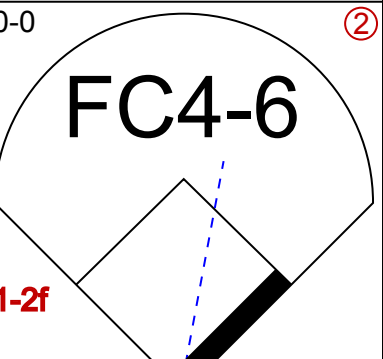

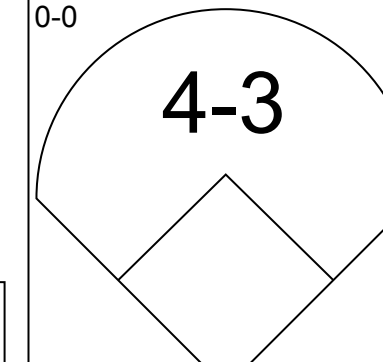
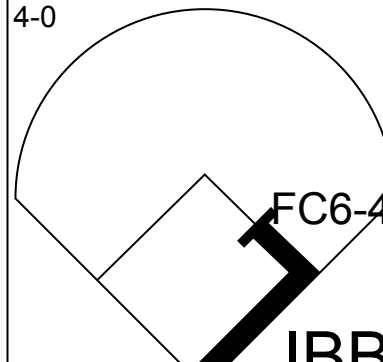
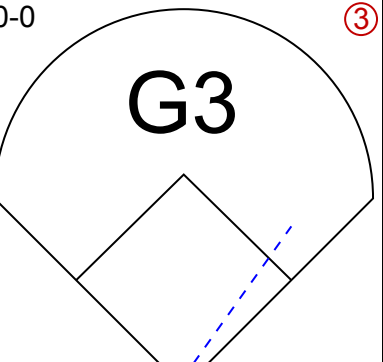

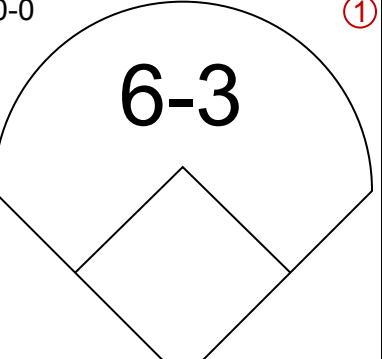
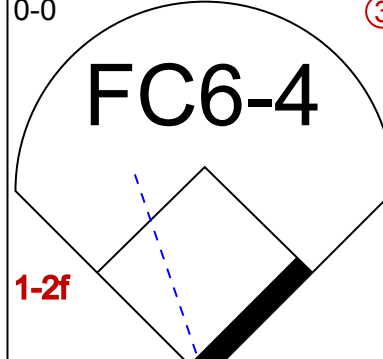

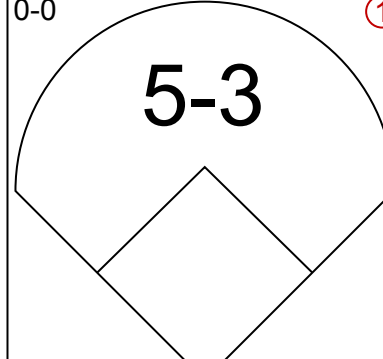
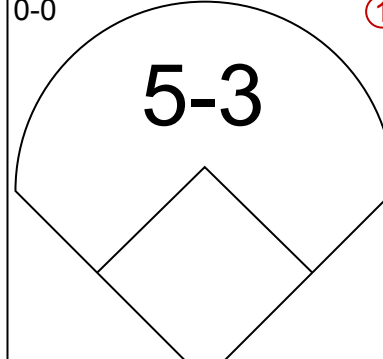
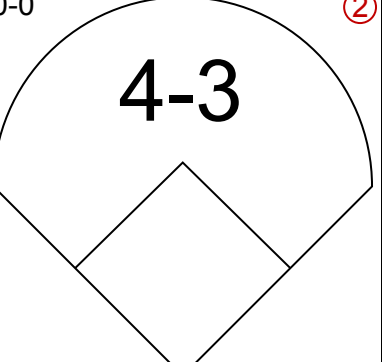
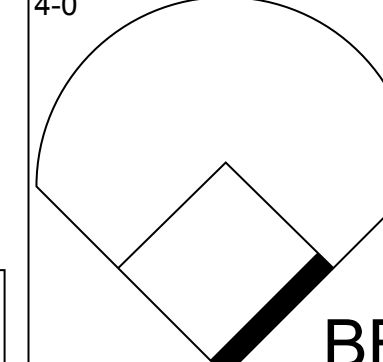
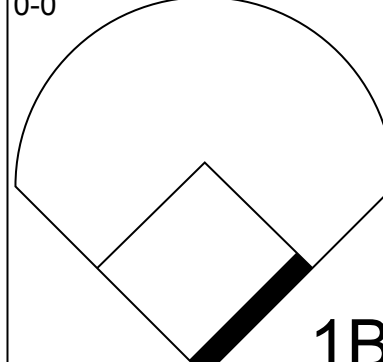
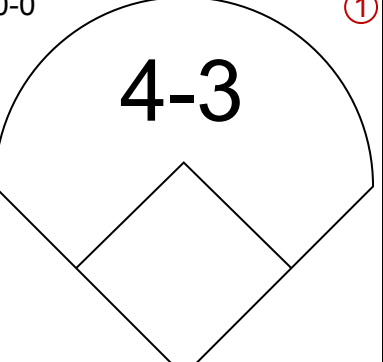
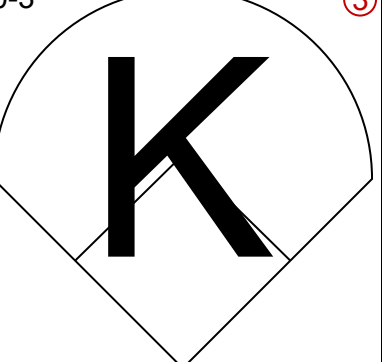
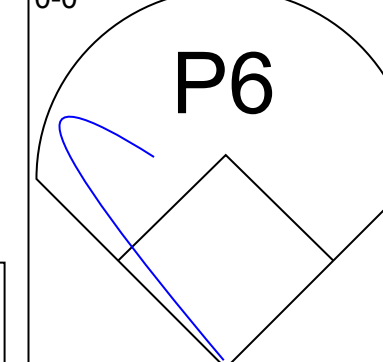
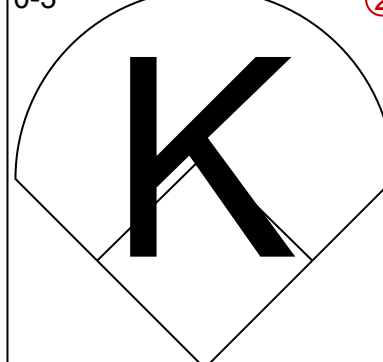
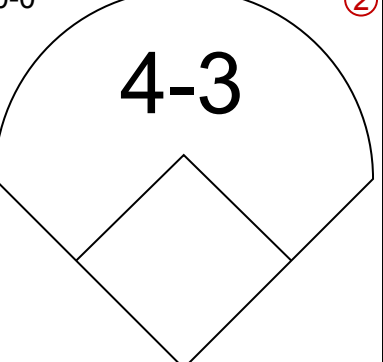
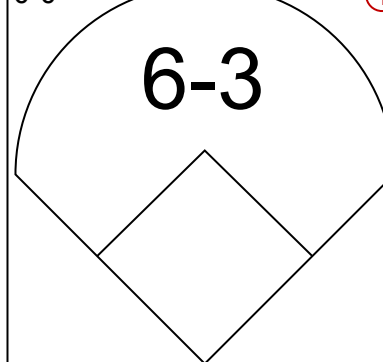
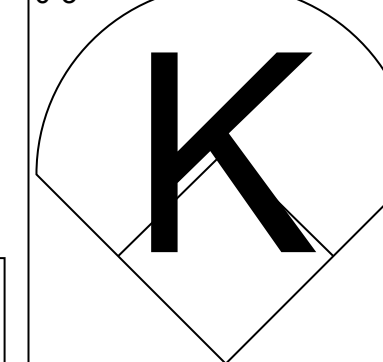
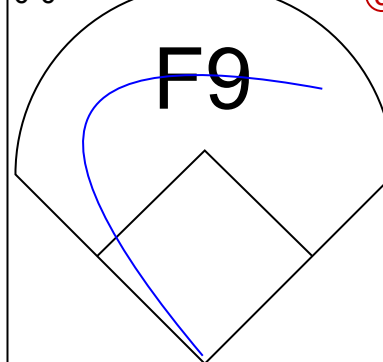
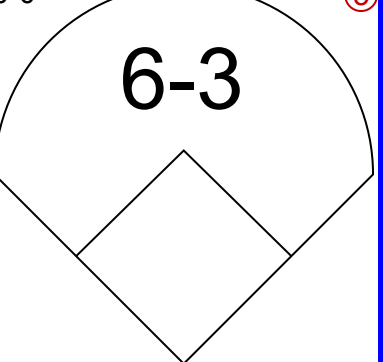








Batter	1	2	3	4	5	6	7	8	9	AB	R	H	RBI	BB	SO	LOB	TOP		
Denis Menke, R OBP: 0.277, SLG: 0.302										4	0	1	0	0	1	0	<p>Atlanta Braves @ Los Angeles Dodgers Dodger Stadium, Los Angeles, CA Wed Apr 26 1967, 6:05 PM PST Att: 17,310 - Unknown</p> <p>livebaseballscores.com</p> <p>AB 34 R 1 H 4 RBI 1 BB 0 SO 3 LOB 10</p> 		
Felipe Alou, R OBP: 0.283, SLG: 0.364										4	1	0	0	0	0	1			
Hank Aaron, R OBP: 0.370, SLG: 0.564										4	0	1	0	0	0	1			
Mack Jones, L OBP: 0.270, SLG: 0.314										4	0	0	0	0	1	4			
Joe Torre, R OBP: 0.289, SLG: 0.450										4	0	1	1	0	0	0			
Rico Carty, R OBP: 0.372, SLG: 0.432										4	0	1	0	0	0	1			
Clete Boyer, R OBP: 0.156, SLG: 0.323											4	0	0	0	0	2			
Felix Millan, R OBP: 0.188, SLG: 0.188										3	0	0	0	0	1	1			
Phil Niekro, R (7, 1)										0	0	0	0	0	0	0			
Tony Cloninger, R OBP: 0.167, SLG: 0.167										1	0	0	0	0	0	0			
Wade Blasingame, L (3, 1)										0	0	0	0	0	0	0			
Clay Carroll, R (3, 1)										1	0	0	0	0	0	0			
Miguel de la Hoz, R OBP: 0.222, SLG: 0.125										1	0	0	0	0	0	0			
<b>Inning Stats</b>	R: 0 E: 0 K: 1 S: 5	H: 0 LOB: 0 BB: 0 P: 5	R: 0 E: 1 K: 0 S: 4	H: 0 LOB: 1 BB: 0 P: 4	R: 0 E: 0 K: 0 S: 3	H: 0 LOB: 0 BB: 0 P: 3	R: 1 E: 1 K: 0 S: 5	H: 1 LOB: 1 BB: 0 P: 5	R: 0 E: 0 K: 0 S: 3	H: 0 LOB: 0 BB: 0 P: 3	R: 0 E: 1 K: 1 S: 6	H: 1 LOB: 1 BB: 0 P: 6	R: 0 E: 0 K: 1 S: 7	H: 2 LOB: 2 BB: 0 P: 7	R: 0 E: 0 K: 0 S: 3	H: 0 LOB: 0 BB: 0 P: 3	1B: 3 2B: 1 3B: 0 HR: 0	SF: 0 SAC: 0 DP: 0 HBP: 0	WP: 0 PA: 34 PB: 0 SB: 0 CS: 0
<b>PITCHER</b>	IP WLS BF H R ER SO BB IBB HBP BLK WP HR S P ERA WHIP																		
Don Drysdale, R ERA: 2.21	(1, 1) 7.2 W 30 4 1 0 2 0 0 0 0 0 0 0 34 34 0.00 0.522																		
Ron Perranoski, L ERA: 1.94	(8, 1) 0.1 1 0 0 0 1 0 0 0 0 0 0 0 3 3 0.00 0.000																		
Phil Regan, R ERA: 1.74	(9, 1) 1.0 S 3 0 0 0 0 0 0 0 0 0 0 0 3 3 0.00 0.000																		

Batter	1	2	3	4	5	6	7	8	9	AB	R	H	RBI	BB	SO	LOB	BOTTOM		
Gene Michael, S OBP: 0.302, SLG: 0.275										3	1	0	0	1	0	1	<p>Atlanta Braves @ Los Angeles Dodgers Dodger Stadium, Los Angeles, CA Wed Apr 26 1967, 6:05 PM PST Att: 17,310 - Unknown</p> <p>livebaseballscores.com</p> <p>AB 29 R 2 H 5 RBI 2 BB 7 SO 4 LOB 17</p> 		
Ron Hunt, R OBP: 0.429, SLG: 0.318										3	0	1	0	1	0	0			
Lou Johnson, R OBP: 0.340, SLG: 0.396										3	1	2	0	1	1	1			
Ron Fairly, L OBP: 0.333, SLG: 0.420										3	0	1	2	1	0	3			
Jim Lefebvre, S OBP: 0.396, SLG: 0.444										2	0	0	0	2	0	3			
Jim Hickman, R OBP: 0.222, SLG: 0.294										4	0	0	0	0	0	5			
John Roseboro, L OBP: 0.457, SLG: 0.308										3	0	1	0	1	0	0			
Bob Bailey, R OBP: 0.143, SLG: 0.188										3	0	0	0	0	2	2			
Wes Parker, S OBP: 0.341, SLG: 0.265										1	0	0	0	0	0	0			
Don Drysdale, R OBP: 0.125, SLG: 0.125										3	0	0	0	0	1	2			
Ron Perranoski, L (8, 1)										0	0	0	0	0	0	0			
Al Ferrara, R (8, PH)										1	0	0	0	0	0	0			
Phil Regan, R (9, 1)										0	0	0	0	0	0	0			
<b>Inning Stats</b>	R: 0 E: 0 K: 1 S: 6	H: 1 LOB: 2 BB: 1 P: 10	R: 0 E: 0 K: 1 S: 5	H: 0 LOB: 0 BB: 0 P: 5	R: 1 E: 0 K: 0 S: 3	H: 0 LOB: 3 BB: 4 P: 19	R: 0 E: 0 K: 1 S: 5	H: 0 LOB: 1 BB: 1 P: 9	R: 0 E: 0 K: 0 S: 4	H: 1 LOB: 1 BB: 0 P: 4	R: 0 E: 0 K: 1 S: 6	H: 1 LOB: 1 BB: 0 P: 6	R: 1 E: 0 K: 0 S: 5	H: 2 LOB: 2 BB: 1 P: 9	R: 0 E: 0 K: 0 S: 3	H: 0 LOB: 0 BB: 0 P: 3	1B: 4 2B: 1 3B: 0 HR: 0	SF: 0 SAC: 0 DP: 0 HBP: 0	WP: 2 PA: 36 PB: 0 SB: 0 CS: 0
<b>PITCHER</b>	IP WLS BF H R ER SO BB IBB HBP BLK WP HR S P ERA WHIP																		
Tony Cloninger, R ERA: 1.89	(1, 1) 2.0 4 0 1 1 0 3 0 0 0 0 1 0 1 13 27.00 9.000																		
Wade Blasingame, L ERA: 27.0	(3, 1) 0.1 4 0 1 1 0 3 0 0 0 0 1 0 1 13 27.00 9.000																		
Clay Carroll, R ERA: 7.71	(3, 1) 4.1 L 20 4 1 1 2 1 2 0 0 0 1 0 21 33 2.08 1.154																		
Phil Niekro, R ERA: 1.23	(7, 1) 1.1 4 0 0 0 0 0 0 0 0 0 0 0 4 4 0.00 0.000																		







Batter	1	2	3	4	5	6	7	8	9	AB	R	H	RBI	BB	SO	LOB	TOP					
<b>Tito Fuentes, S</b> (1, 4) OBP: 0.167, SLG: 0.244										5	1	2	0	0	2	3	<b>San Francisco Giants @ Los Angeles Dodgers</b> <b>Dodger Stadium, Los Angeles, CA</b> Fri Apr 28 1967, 6:05 PM PST Att: 24,168 - Unknown					
<b>Ken Henderson, S</b> (1, 8) OBP: 0.344, SLG: 0.464										5	1	2	2	0	1	1						
<b>Ollie Brown, R</b> (1, 9) OBP: 0.323, SLG: 0.310										5	0	0	0	0	2	3						
<b>Willie McCovey, L</b> (1, 3) OBP: 0.327, SLG: 0.563										4	1	1	0	1	1	0						
<b>Jim Ray Hart, R</b> (1, 5) OBP: 0.214, SLG: 0.231										3	2	1	0	1	0	1						
<b>Tom Haller, L</b> (1, 2) OBP: 0.297, SLG: 0.303										3	0	2	2	1	0	0						
<b>Jesus Alou, R</b> (1, 7) OBP: 0.309, SLG: 0.434										3	0	2	1	0	1	1						
<b>Hal Lanier, R</b> (1, 6) OBP: 0.063, SLG: 0.065										3	0	0	0	0	0	2						
<b>Willie Mays, R</b> (8, PH) OBP: 0.373, SLG: 0.355										1	0	0	0	0	0	2						
<b>Cesar Gutierrez, R</b> (8, 6)										0	0	0	0	0	0	0						
<b>Mike McCormick, L</b> (1, 1)										1	0	0	0	0	1	0						
<b>Ron Herbel, R</b> (4, 1) OBP: 0.600, SLG: 0.667										1	0	0	0	1	0	0						
<b>Norm Siebern, L</b> (8, PH)										1	0	0	0	0	0	2						
<b>Frank Linzy, R</b> (8, 1)										0	0	0	0	0	0	0						
<b>Inning Stats</b>	R: 3 E: 0 K: 1 S: 8	H: 3 LOB: 2 BB: 2 P: 16	R: 0 E: 0 K: 2 S: 7	H: 0 LOB: 0 BB: 0 P: 7	R: 0 E: 0 K: 1 S: 4	H: 0 LOB: 0 BB: 1 P: 8	R: 0 E: 0 K: 0 S: 3	H: 1 LOB: 0 BB: 0 P: 3	R: 0 E: 0 K: 2 S: 7	H: 0 LOB: 1 BB: 0 P: 11	R: 0 E: 0 K: 0 S: 6	H: 1 LOB: 1 BB: 0 P: 6	R: 0 E: 0 K: 0 S: 5	H: 2 LOB: 2 BB: 0 P: 5	R: 2 E: 1 K: 0 S: 7	H: 3 LOB: 2 BB: 0 P: 7	R: 0 E: 0 K: 1 S: 5	H: 0 LOB: 0 BB: 0 P: 5	1B: 7 2B: 3 3B: 0 HR: 1	SF: 0 SAC: 1 DP: 1 HBP: 0	WP: 0 PB: 0 SB: 0 CS: 0	PA: 40
<b>PITCHER</b>	IP WLS BF H R ER SO BB IBB HBP BLK WP HR S P ERA WHIP																					
<b>Don Sutton, R</b> (1, 1) ERA: 5.18	7.0 L 32 9 5 5 7 4 0 0 0 0 0 1 42 58 6.43 1.857																					
<b>Phil Regan, R</b> (8, 1) ERA: 1.46	2.0 8 1 0 0 1 0 0 0 0 0 0 0 10 10 0.00 0.500																					

Batter	1	2	3	4	5	6	7	8	9	AB	R	H	RBI	BB	SO	LOB	BOTTOM					
<b>Gene Michael, S</b> (1, 6) OBP: 0.275, SLG: 0.250										3	0	0	0	0	0	2	<b>San Francisco Giants @ Los Angeles Dodgers</b> <b>Dodger Stadium, Los Angeles, CA</b> Fri Apr 28 1967, 6:05 PM PST Att: 24,168 - Unknown					
<b>Dick Schofield, S</b> (9, PH)										1	0	0	0	0	0	1						
<b>Ron Hunt, R</b> (1, 4) OBP: 0.400, SLG: 0.321										4	0	0	0	0	0	1						
<b>Jim Hickman, R</b> (1, 8) OBP: 0.231, SLG: 0.250										4	0	1	1	0	2	0						
<b>Jim Lefebvre, S</b> (1, 5) OBP: 0.403, SLG: 0.423										4	1	1	0	0	0	1						
<b>Al Ferrara, R</b> (1, 9) OBP: 0.263, SLG: 0.444										4	1	2	2	0	0	0						
<b>Ron Fairly, L</b> (1, 3) OBP: 0.339, SLG: 0.382										3	1	0	0	1	0	1						
<b>Bob Bailey, R</b> (1, 7) OBP: 0.175, SLG: 0.222										2	0	0	0	2	0	1						
<b>Jeff Torborg, R</b> (1, 2) OBP: 0.227, SLG: 0.286										3	0	1	1	0	0	2						
<b>John Roseboro, L</b> (9, PH) OBP: 0.444, SLG: 0.296										1	0	0	0	0	0	0						
<b>Don Sutton, R</b> (1, 1) OBP: 0.222, SLG: 0.444										3	1	2	0	0	1	2						
<b>Phil Regan, R</b> (8, 1)										0	0	0	0	0	0	0						
<b>Jim Campanis, R</b> (9, PH) OBP: 0.667, SLG: 1.000										1	0	1	0	0	0	0						
<b>Bill Singer, R</b> (9, PR)										0	0	0	0	0	0	0						
<b>Inning Stats</b>	R: 0 E: 0 K: 1 S: 5	H: 0 LOB: 0 BB: 0 P: 5	R: 1 E: 0 K: 1 S: 6	H: 1 LOB: 2 BB: 2 P: 14	R: 0 E: 0 K: 1 S: 5	H: 0 LOB: 0 BB: 0 P: 5	R: 2 E: 0 K: 0 S: 6	H: 3 LOB: 2 BB: 1 P: 10	R: 0 E: 0 K: 0 S: 3	H: 0 LOB: 0 BB: 0 P: 3	R: 0 E: 0 K: 0 S: 4	H: 1 LOB: 1 BB: 0 P: 4	R: 1 E: 0 K: 0 S: 5	H: 2 LOB: 1 BB: 0 P: 5	R: 0 E: 0 K: 0 S: 3	H: 0 LOB: 0 BB: 0 P: 3	R: 0 E: 0 K: 0 S: 3	H: 1 LOB: 1 BB: 0 P: 3	1B: 5 2B: 2 3B: 0 HR: 1	SF: 0 SAC: 1 DP: 1 HBP: 0	WP: 0 PB: 0 SB: 0 CS: 0	PA: 37
<b>PITCHER</b>	IP WLS BF H R ER SO BB IBB HBP BLK WP HR S P ERA WHIP																					
<b>Mike McCormick, L</b> (1, 1) ERA: 9.72	3.1 W 16 3 3 3 3 3 0 0 0 0 0 0 19 31 8.10 1.800																					
<b>Ron Herbel, R</b> (4, 1) ERA: 1.23	3.2 W 15 4 1 1 0 0 0 0 0 0 0 0 15 15 2.46 1.091																					
<b>Frank Linzy, R</b> (8, 1)	2.0 S 6 1 0 0 0 0 0 0 0 0 0 0 6 6 0.00 0.500																					

AB	35
R	5
H	10
RBI	5
BB	4
SO	8
LOB	15





Batter	1	2	3	4	5	6	7	8	9	AB	R	H	RBI	BB	SO	LOB	TOP									
<b>Tito Fuentes, S</b> OBP: 0.170, SLG: 0.239 (1,4)	E1 G3-6-1		6-3 PB 1B		F2		F7		3-1	5	1	1	0	0	0	3	<b>San Francisco Giants @ Los Angeles Dodgers</b> <b>Dodger Stadium, Los Angeles, CA</b> Sat Apr 29 1967, 7:05 PM PST Att: 38,963 - Unknown									
<b>Ken Henderson, S</b> OBP: 0.333, SLG: 0.443 (1,8)	G3-6-1		6-3		G5-4-3		HBP BB 1B		F7	5	0	1	2	0	0	3										
<b>Ollie Brown, R</b> OBP: 0.361, SLG: 0.313 (1,9)	1-3						K		HBP BB	3	0	1	1	2	1	0										
<b>Willie McCovey, L</b> OBP: 0.317, SLG: 0.519 (1,3)		F7	F9				E3		K	4	0	0	1	0	1	2										
<b>Jim Ray Hart, R</b> OBP: 0.217, SLG: 0.232 (1,5)			F9				K		5-3	4	0	1	0	0	1	5										
<b>Tom Haller, L</b> OBP: 0.266, SLG: 0.270 (1,2)		K			G3		F4		1-3	4	0	0	0	0	1	2										
<b>Jesus Alou, R</b> OBP: 0.305, SLG: 0.421 (1,7)		G3			F6				5-3	4	0	1	0	0	0	1										
<b>Hal Lanier, R</b> OBP: 0.139, SLG: 0.143 (1,6)			1B PB BB 1B		K				FC6-2 1B 1B	4	2	3	0	0	1	0										
<b>Juan Marichal, R</b> OBP: 0.385, SLG: 0.500 (1,1)			PB 1B 6-3 BB		E6				FC6-2 1B HBP FC6-4	3	2	0	0	1	0	3										
<b>Inning Stats</b>	R: 0 E: 1 K: 0 S: 3	H: 0 LOB: 0 BB: 0 P: 3	R: 0 E: 0 K: 1 S: 6	H: 1 LOB: 1 BB: 0 P: 6	R: 3 E: 0 K: 0 S: 6	H: 3 LOB: 1 BB: 1 P: 10	R: 0 E: 0 K: 1 S: 5	H: 0 LOB: 0 BB: 0 P: 5	R: 0 E: 1 K: 0 S: 3	H: 0 LOB: 0 BB: 0 P: 3	R: 0 E: 1 K: 2 S: 8	H: 0 LOB: 1 BB: 0 P: 8	R: 2 E: 0 K: 0 S: 6	H: 3 LOB: 3 BB: 1 P: 11	R: 0 E: 0 K: 0 S: 4	H: 1 LOB: 1 BB: 0 P: 4	R: 0 E: 0 K: 1 S: 5	H: 0 LOB: 1 BB: 1 P: 9	1B: 8 2B: 0 3B: 0 HR: 0	SF: 0 SAC: 0 DP: 2 HBP: 1	WP: 0 PB: 1 SB: 0 CS: 0	PA: 40				
<b>PITCHER</b>	IP	WLS	BF	H	R	ER	SO	BB	IBB	HBP	BLK	WP	HR	S	P	ERA	WHIP									
<b>Bob Miller, R</b> ERA: 6.05 (1,1)	2.1	L	12	4	3	3	1	1	0	0	0	0	0	0	13	17	11.57	2.143								
<b>Jim Brewer, L</b> ERA: 1.8 (3,1)	3.2		12	0	0	0	3	0	0	0	0	0	0	0	18	18	0.00	0.000								
<b>Alan Foster, R</b> ERA: 6.75 (7,1)	0.2		6	3	2	2	0	1	0	0	0	0	0	5	9	27.00	6.000									
<b>Dick Egan, L</b> ERA: (7,1)	1.1		6	1	0	0	0	0	0	1	0	0	0	5	6	0.00	0.750									
<b>Ron Perranoski, L</b> ERA: 1.72 (9,1)	1.0		4	0	0	0	1	1	0	0	0	0	0	5	9	0.00	1.000									

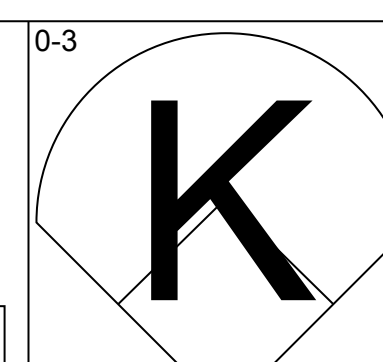
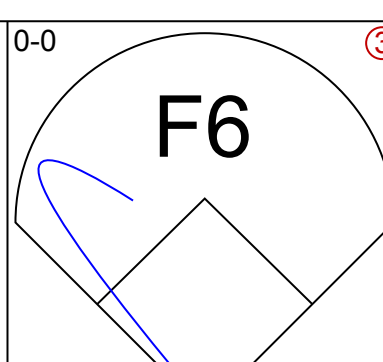
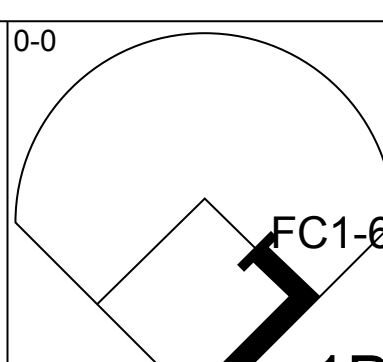
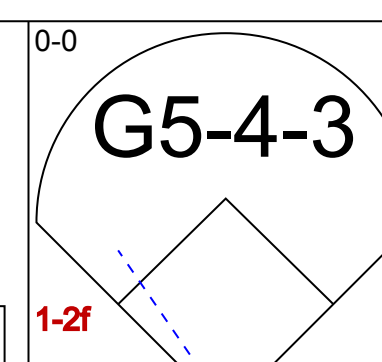
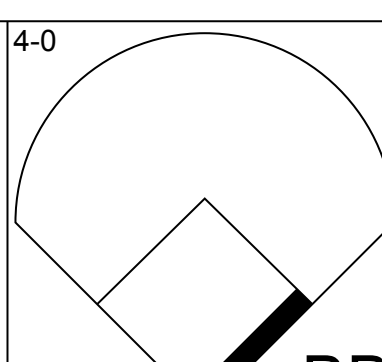
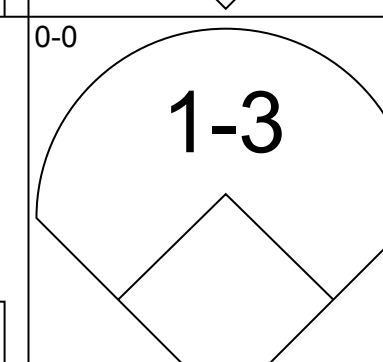
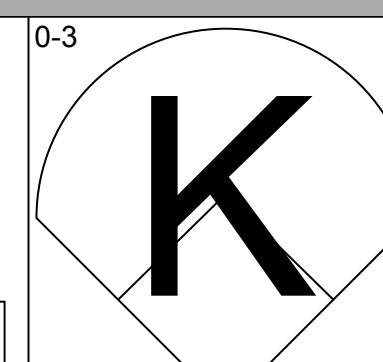
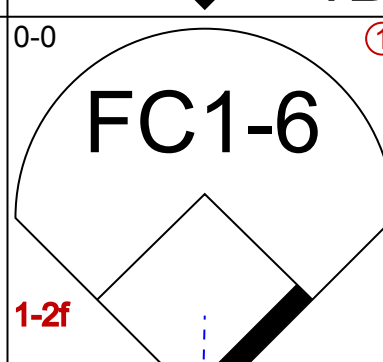
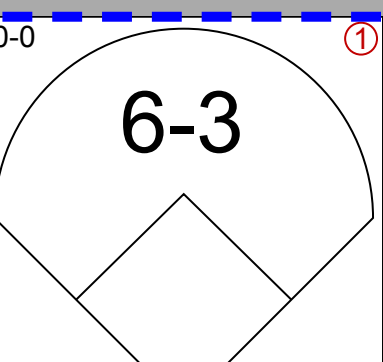
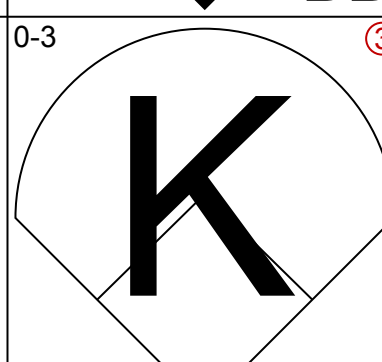
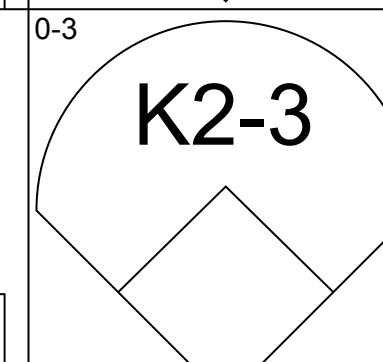
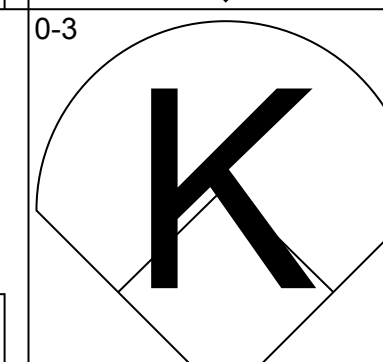
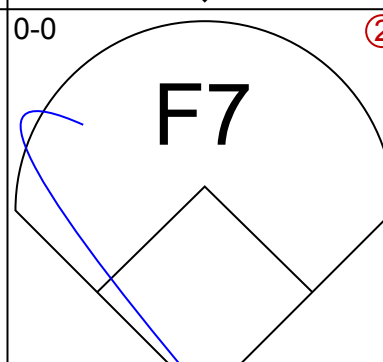
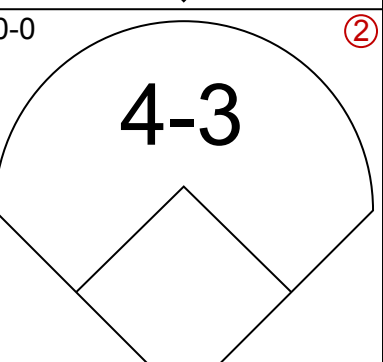
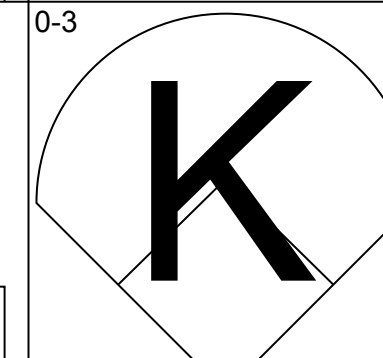
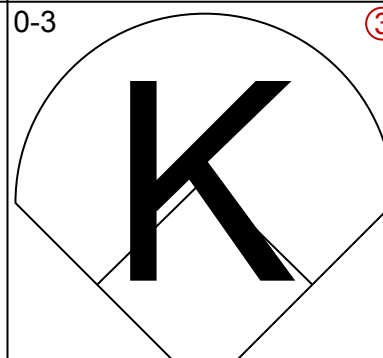
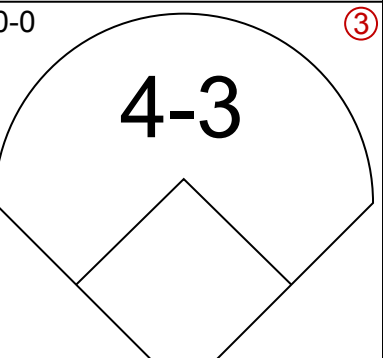
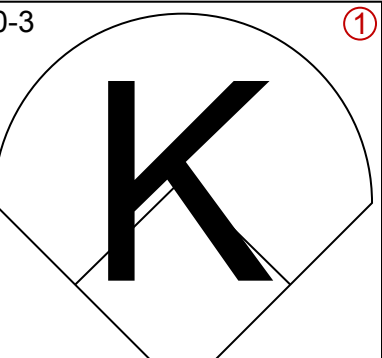
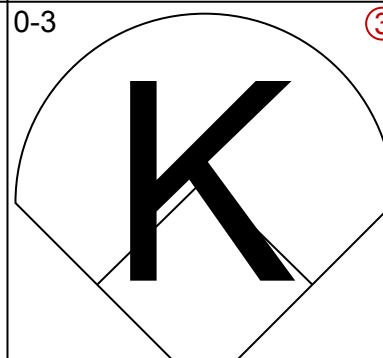
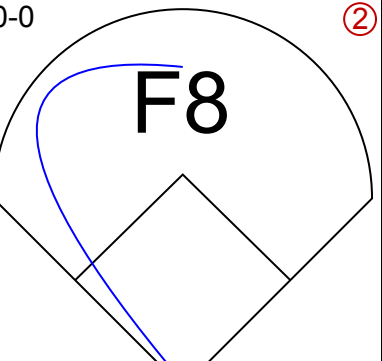
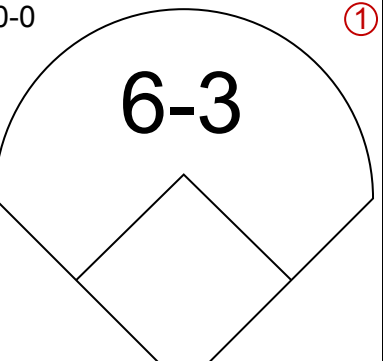
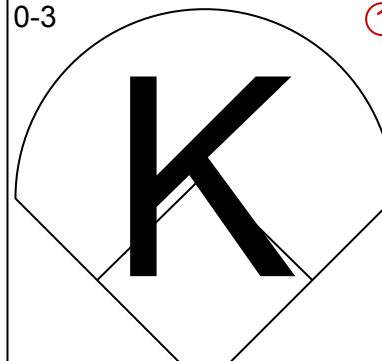
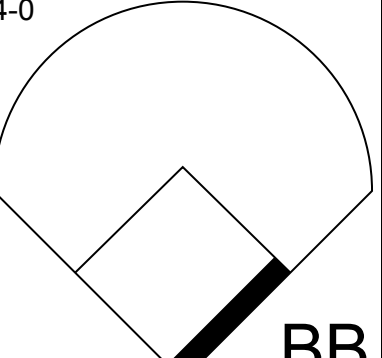
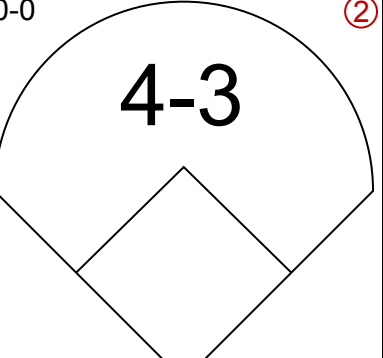
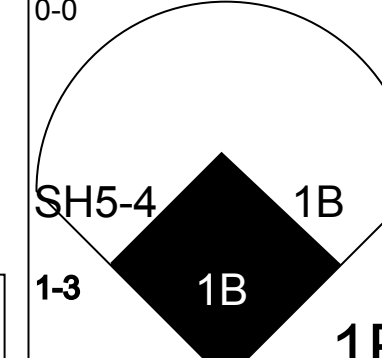
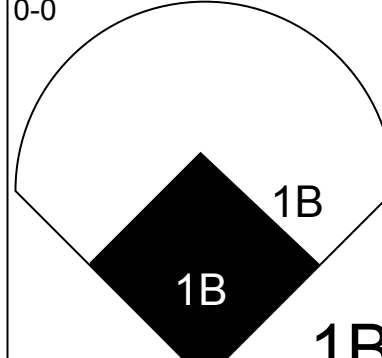
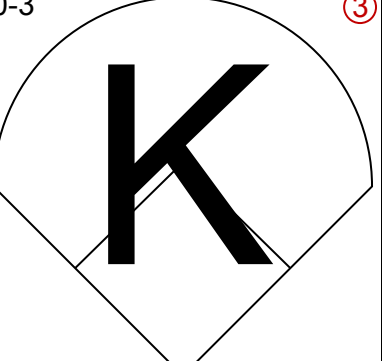
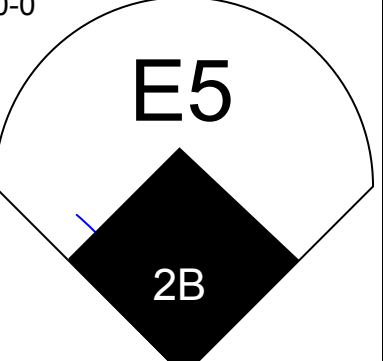
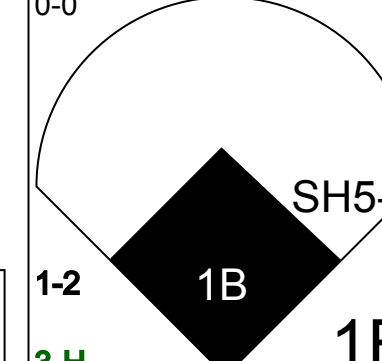
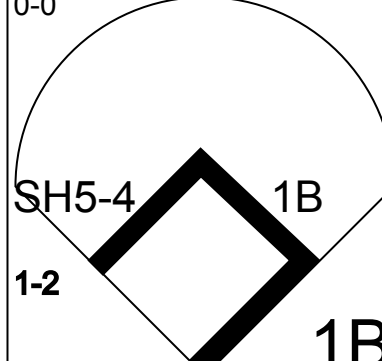
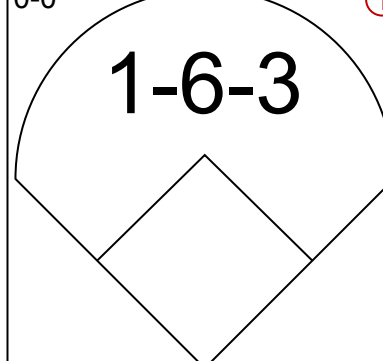
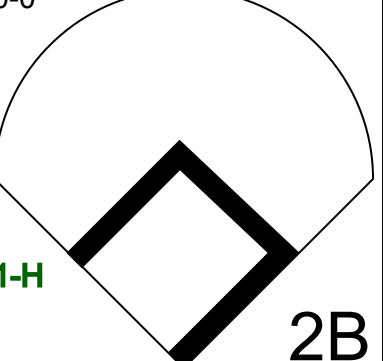
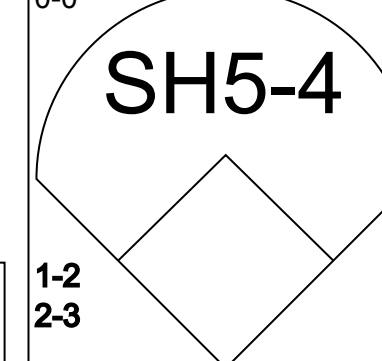
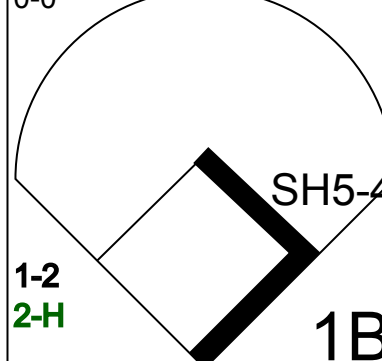
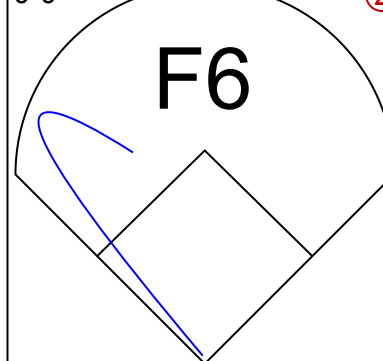
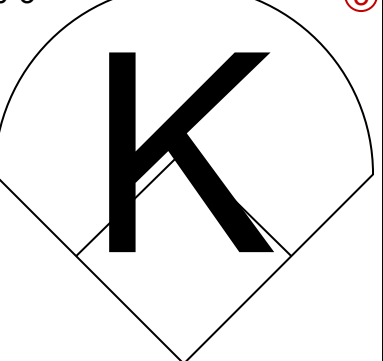
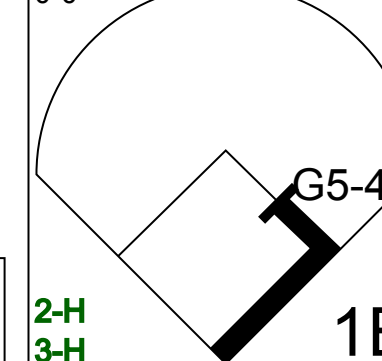
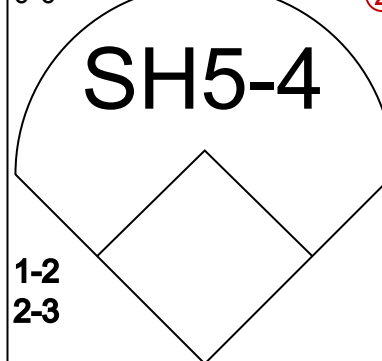
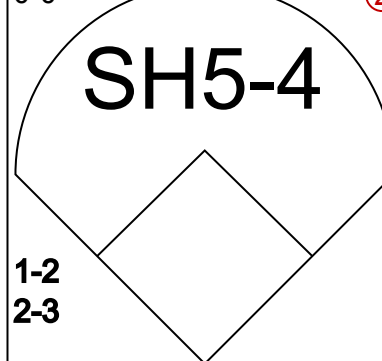
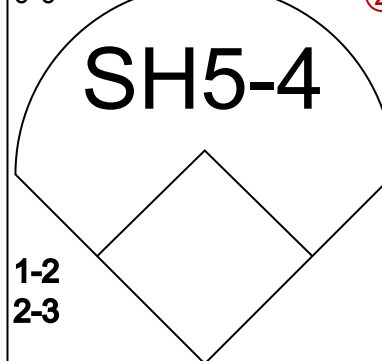
AB	36
R	5
H	8
RBI	4
BB	3
SO	5
LOB	19



Batter	1	2	3	4	5	6	7	8	9	AB	R	H	RBI	BB	SO	LOB	BOTTOM								
<b>Gene Michael, S</b> OBP: 0.259, SLG: 0.235 (1,6)	1-3			6-3		1-3		4-3		3	0	0	0	0	0	0	<b>San Francisco Giants @ Los Angeles Dodgers</b> <b>Dodger Stadium, Los Angeles, CA</b> Sat Apr 29 1967, 7:05 PM PST Att: 38,963 - Unknown								
<b>Willie Davis, L</b> (8, FH)										1	0	0	0	0	0	3									
<b>Ron Perranoski, L</b> (9, 1)										0	0	0	0	0	0	0									
<b>Ron Hunt, R</b> OBP: 0.406, SLG: 0.339 (1,4)	5-3						F7		BB	3	0	1	0	1	0	0									
<b>Ron Fairly, L</b> OBP: 0.333, SLG: 0.373 (1,3)	F7						F8		K	4	0	1	0	0	1	2									
<b>Jim Lefebvre, S</b> OBP: 0.379, SLG: 0.393 (1,5)		K					K		F9	4	0	0	0	0	2	3									
<b>Al Ferrara, R</b> OBP: 0.261, SLG: 0.409 (1,9)		K					K		5-3	4	0	1	0	0	2	1									
<b>John Roseboro, L</b> OBP: 0.410, SLG: 0.267 (1,2)							F6		K	3	0	0	0	0	1	1									
<b>Jim Hickman, R</b> OBP: 0.241, SLG: 0.259 (1,8)							K		K	3	0	1	0	0	2	0									
<b>Bob Bailey, R</b> OBP: 0.183, SLG: 0.228 (1,7)							K		K	3	0	1	0	0	2	0									
<b>Bob Miller, R</b> (1,1)										0	0	0	0	0	0	0									
<b>Jim Brewer, L</b> (3,1)										1	0	0	0	0	0	0									
<b>Johnny Werhas, R</b> OBP: 0.149, SLG: 0.167 (6, PH)										1	0	0	0	0	0	0									
<b>Alan Foster, R</b> (7,1)										0	0	0	0	0	0	0									
<b>Dick Egan, L</b> (7,1)										0	0	0	0	0	0	0									
<b>Jim Campanis, R</b> OBP: 0.509, SLG: 0.750 (8, PH)										1	0	0	0	0	1	3									
<b>Dick Schofield, S</b> (9,6)										0	0	0	0	0	0	0									
<b>Inning Stats</b>	R: 0 E: 0 K: 0 S: 3	H: 0 LOB: 0 BB: 0 P: 3	R: 0 E: 0 K: 2 S: 7	H: 0 LOB: 0 BB: 0 P: 7	R: 0 E: 0 K: 2 S: 7	H: 0 LOB: 0 BB: 0 P: 7	R: 0 E: 0 K: 1 S: 6	H: 1 LOB: 1 BB: 0 P: 6	R: 0 E: 0 K: 2 S: 7	H: 0 LOB: 0 BB: 0 P: 7	R: 0 E: 0 K: 1 S: 5	H: 0 LOB: 0 BB: 0 P: 5	R: 0 E: 0 K: 0 S: 3	H: 1 LOB: 0 BB: 0 P: 3	R: 0 E: 0 K: 2 S: 10	H: 3 LOB: 3 BB: 0 P: 10	R: 0 E: 0 K: 1 S: 5	H: 0 LOB: 1 BB: 1 P: 9	1B: 4 2B: 1 3B: 0 HR: 0	SF: 0 SAC: 0 DP: 1 HBP: 0	WP: 0 PB: 0 SB: 0 CS: 0	PA: 32			
<b>PITCHER</b>	IP	WLS	BF	H	R	ER	SO	BB	IBB	HBP	BLK	WP	HR	S	P	ERA	WHIP								
<b>Juan Marichal, R</b> ERA: 3.47 (1,1)	9.0	W	32	5	0	0	11	1	0	0	0	0	0	53	57	0.00	0.667								

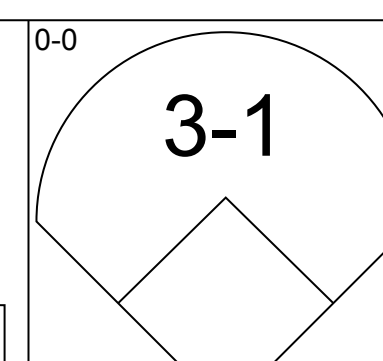
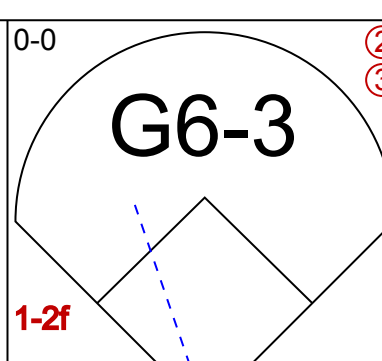
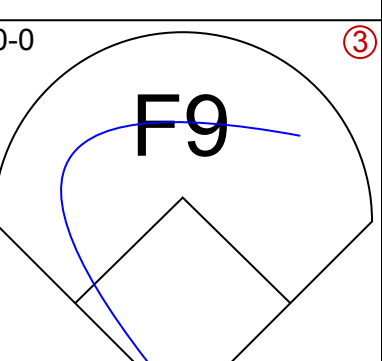
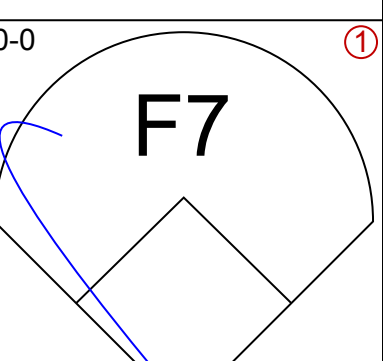
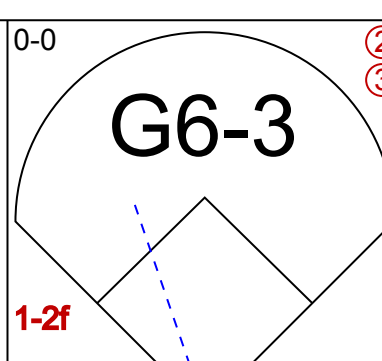
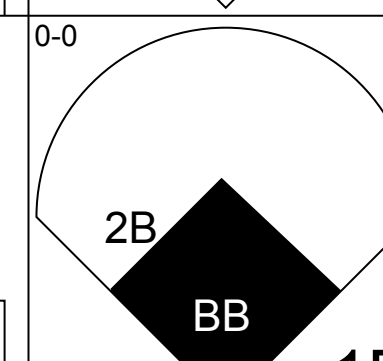
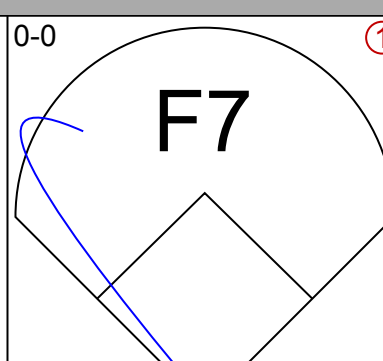
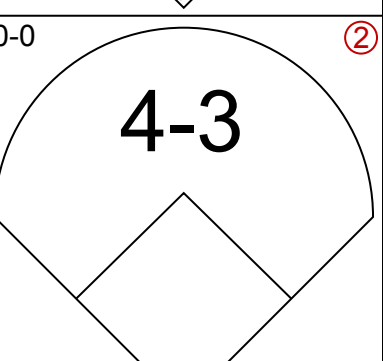
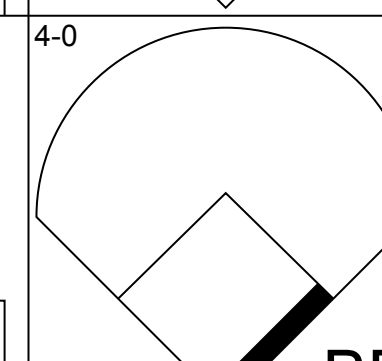
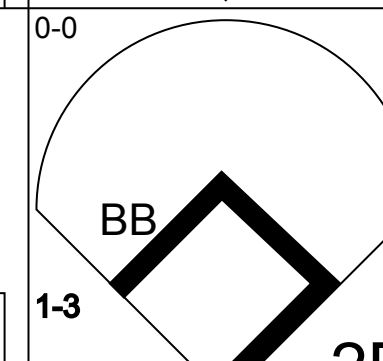
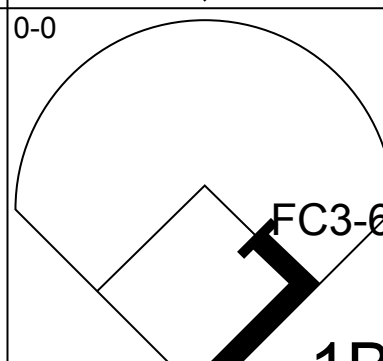
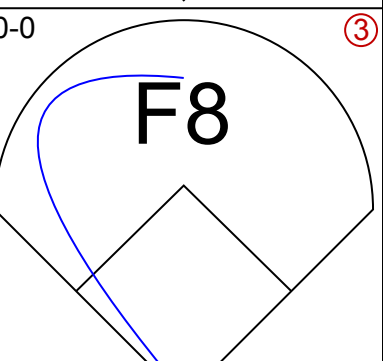
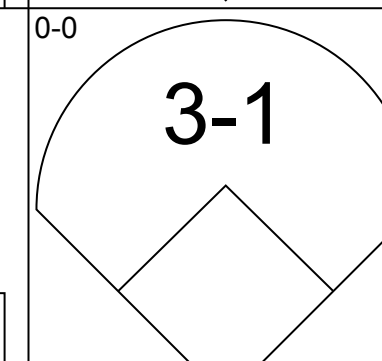
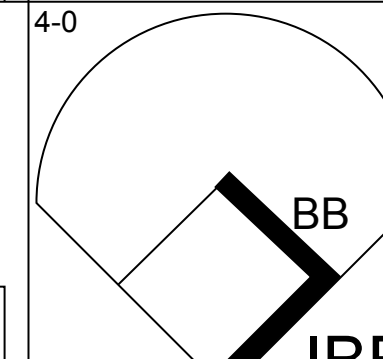
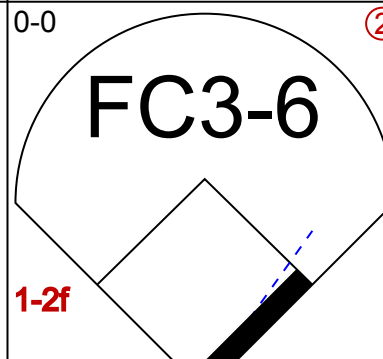

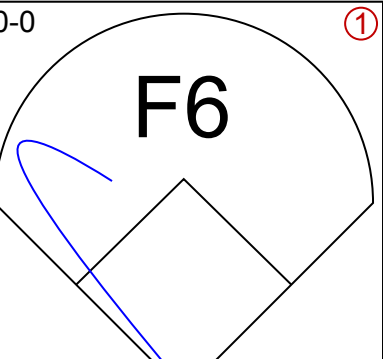
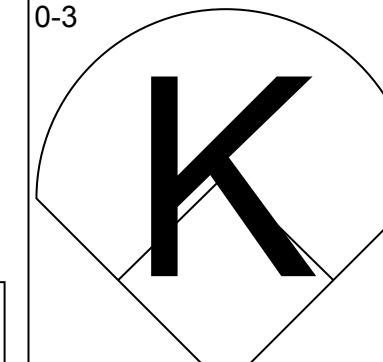
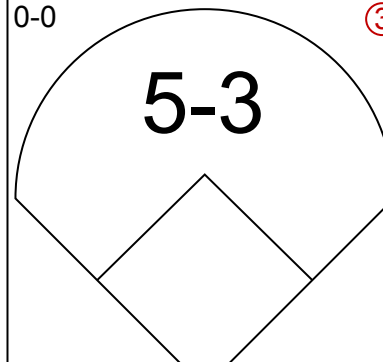
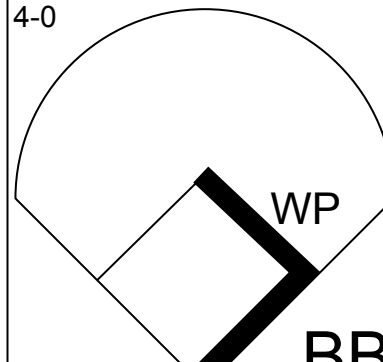
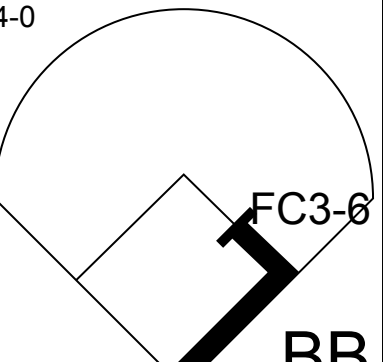
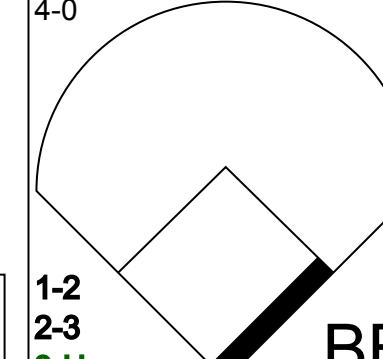
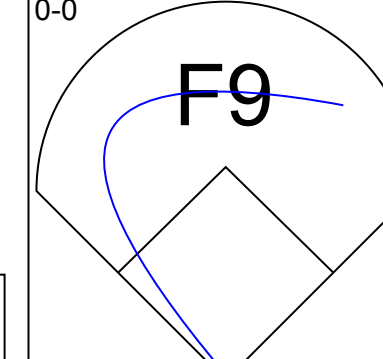
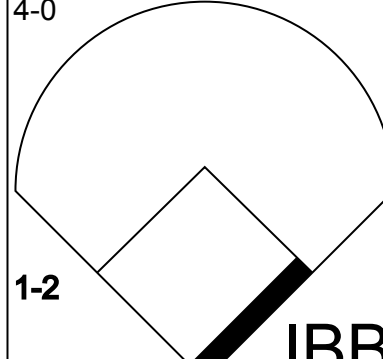
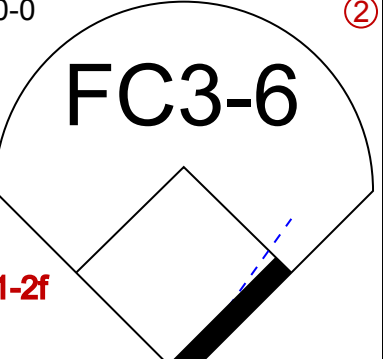
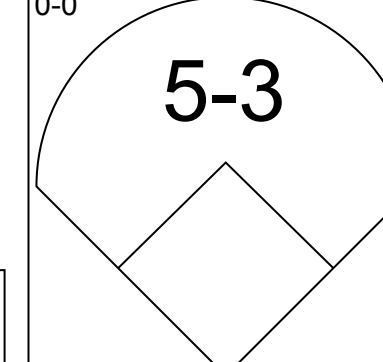
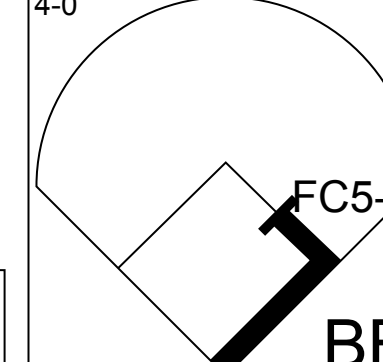
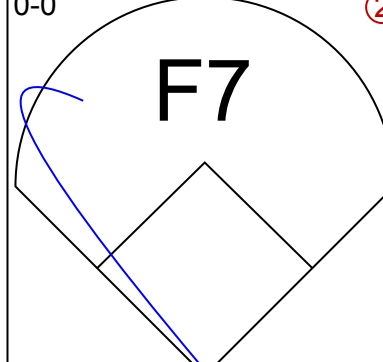
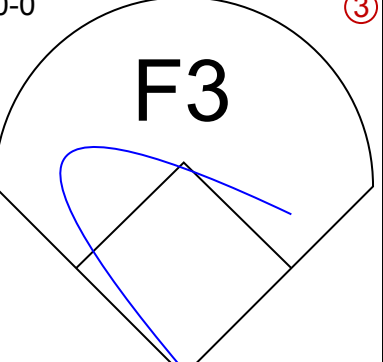
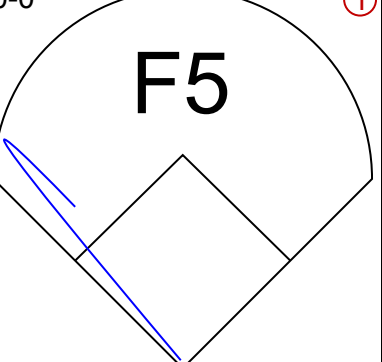
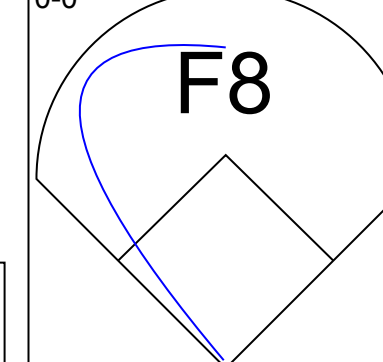
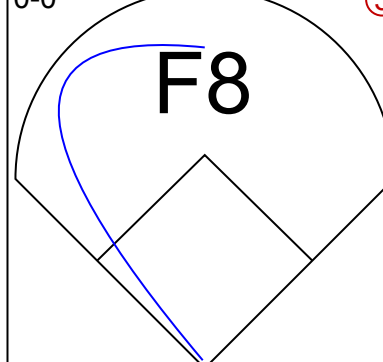
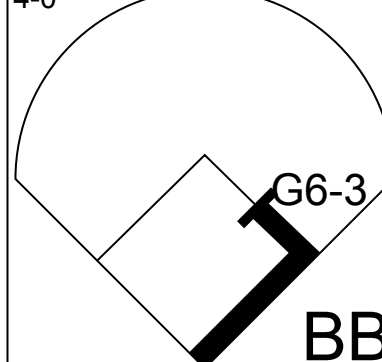
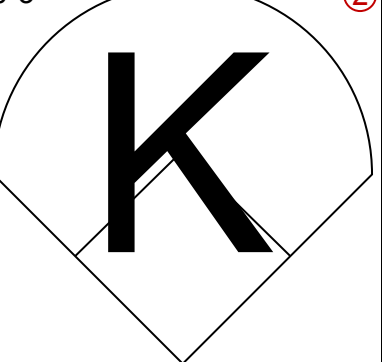
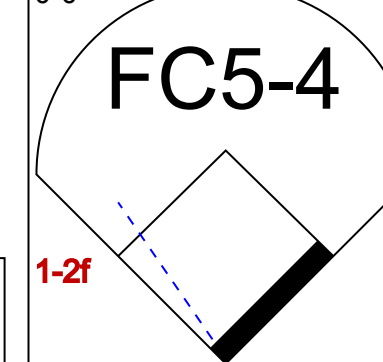
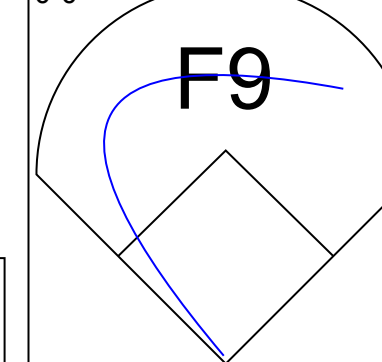
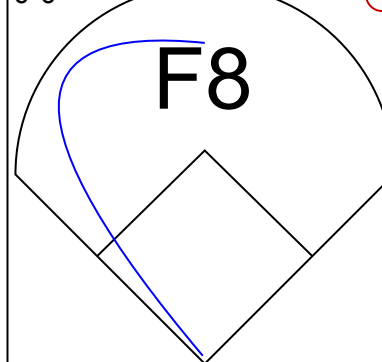




Batter	1	2	3	4	5	6	7	8	9	AB	R	H	RBI	BB	SO	LOB	TOP																					
<b>Tito Fuentes, S</b> OBP: 0.192, SLG: 0.240 (1, 4)						 1B	 1-2			4	0	1	0	1	1	1	<b>San Francisco Giants @ Los Angeles Dodgers</b> <b>Dodger Stadium, Los Angeles, CA</b> Sun Apr 30 1967, 3:33 AM PDT Att: 36,848 - Unknown																					
<b>Ken Henderson, S</b> OBP: 0.310, SLG: 0.409 (1, 8)						 1-2				5	0	0	0	0	2	4																						
<b>Norm Siebern, L</b> (1, 7)										3	0	0	0	0	2	1																						
<b>Jesus Alou, R</b> OBP: 0.300, SLG: 0.414 (7, 7)										4	0	0	0	0	3	1																						
<b>Willie McCovey, L</b> OBP: 0.297, SLG: 0.482 (1, 3)																																						
<b>Jim Ray Hart, R</b> OBP: 0.219, SLG: 0.233 (1, 5)										4	1	1	0	0	1	0																						
<b>Tom Haller, L</b> OBP: 0.311, SLG: 0.300 (1, 2)								 1B		3	2	2	0	1	0	0																						
<b>Ollie Brown, R</b> OBP: 0.375, SLG: 0.333 (1, 9)						 2B		 SH5-4	 SH5-4	4	2	2	1	0	1	1																						
<b>Hal Lanier, R</b> OBP: 0.179, SLG: 0.211 (1, 6)						 1-H			 SH5-4	3	0	2	2	0	0	0																						
<b>Bobby Bolin, R</b> OBP: 0.250, SLG: 0.375 (1, 1)								 G5-4-3		2	0	0	0	0	1	1																						
<b>Jim Davenport, R</b> OBP: 0.391, SLG: 0.667 (7, PH)										1	0	1	2	0	0	0																						
<b>Frank Linzy, R</b> (7, 1)										0	0	0	0	0	0	0																						
<b>Inning Stats</b>	R: 0 E: 0 K: 2 S: 7	H: 0 LOB: 0 BB: 0 P: 7	R: 0 E: 0 K: 2 S: 7	H: 0 LOB: 1 BB: 1 P: 11	R: 0 E: 0 K: 0 S: 3	H: 0 LOB: 0 BB: 0 P: 3	R: 0 E: 0 K: 3 S: 9	H: 0 LOB: 0 BB: 0 P: 9	R: 1 E: 1 K: 1 S: 7	H: 1 LOB: 1 BB: 0 P: 7	R: 0 E: 0 K: 1 S: 6	H: 1 LOB: 1 BB: 0 P: 6	R: 3 E: 0 K: 0 S: 6	H: 4 LOB: 0 BB: 0 P: 6	R: 0 E: 0 K: 0 S: 3	H: 0 LOB: 0 BB: 0 P: 3	R: 1 E: 0 K: 2 S: 10	H: 3 LOB: 3 BB: 1 P: 14	1B: 8 2B: 1 3B: 0 HR: 0	SF: 0 SAC: 2 DP: 1 HBP: 0	WP: 0 PA: 38 PB: 0 SB: 0 CS: 0																	
<b>PITCHER</b>	IP	WLS	BF	H	R	ER	SO	BB	IBB	HBP	BLK	WP	HR	S	P	ERA	WHIP	<b>PITCHER</b>				IP	WLS	BF	H	R	ER	SO	BB	IBB	HBP	BLK	WP	HR	S	P	ERA	WHIP
<b>Don Drysdale, R</b> ERA: 2.63 (1, 1)	7.0	L	28	6	4	3	9	1	0	0	0	0	0	45	49	3.86	1.000																					
<b>Ron Perranoski, L</b> ERA: 2.04 (8, 1)	2.0		10	3	1	1	2	1	0	0	0	0	0	13	17	4.50	2.000																					

AB 34  
R 5  
H 9  
RBI 5  
BB 2  
SO 11  
LOB 9



Batter	1	2	3	4	5	6	7	8	9	AB	R	H	RBI	BB	SO	LOB	BOTTOM																					
<b>Gene Michael, S</b> OBP: 0.241, SLG: 0.218 (1, 6)									 1-2	4	0	0	0	0	0	0	<b>San Francisco Giants @ Los Angeles Dodgers</b> <b>Dodger Stadium, Los Angeles, CA</b> Sun Apr 30 1967, 3:33 AM PDT Att: 36,848 - Unknown																					
<b>Willie Davis, L</b> (9, PH)										1	0	0	0	0	1																							
<b>Ron Hunt, R</b> OBP: 0.411, SLG: 0.339 (1, 4)	 BB									3	1	1	0	1	0	0																						
<b>Ron Fairly, L</b> OBP: 0.343, SLG: 0.397 (1, 3)	 2B		 1B							4	0	2	0	0	0	1																						
<b>Jim Lefebvre, S</b> OBP: 0.371, SLG: 0.373 (1, 5)	 IBB		 1-2							3	0	0	0	1	0	1																						
<b>Al Ferrara, R</b> OBP: 0.296, SLG: 0.375 (1, 9)						 BB		 BB		2	0	0	0	2	1	4																						
<b>John Roseboro, L</b> OBP: 0.419, SLG: 0.250 (1, 2)	 1-2 2-3 3-H					 1-2		 1-2		2	0	0	1	2	0	1																						
<b>Jim Hickman, R</b> OBP: 0.242, SLG: 0.233 (1, 8)					 BB					3	0	0	0	1	0	6																						
<b>Bob Bailey, R</b> OBP: 0.188, SLG: 0.217 (1, 7)								 G6-3		3	0	0	0	1	0	3																						
<b>Don Drysdale, R</b> OBP: 0.100, SLG: 0.100 (1, 1)					 1-2					2	0	0	0	0	1	1																						
<b>Johnny Werhas, R</b> OBP: 0.143, SLG: 0.143 (7, PH)										1	0	0	0	0	0	0																						
<b>Ron Perranoski, L</b> (8, 1)										0	0	0	0	0	0	0																						
<b>Dick Schofield, S</b> (9, PH)										1	0	0	0	0	0	1																						
<b>Inning Stats</b>	R: 1 E: 0 K: 1 S: 7	H: 2 LOB: 3 BB: 2 P: 15	R: 0 E: 0 K: 1 S: 5	H: 0 LOB: 0 BB: 0 P: 5	R: 0 E: 0 K: 0 S: 4	H: 1 LOB: 1 BB: 0 P: 4	R: 0 E: 0 K: 0 S: 3	H: 0 LOB: 0 BB: 1 P: 7	R: 0 E: 0 K: 0 S: 3	H: 0 LOB: 2 BB: 2 P: 11	R: 0 E: 0 K: 0 S: 3	H: 0 LOB: 1 BB: 1 P: 7	R: 0 E: 0 K: 0 S: 3	H: 0 LOB: 1 BB: 1 P: 7	R: 0 E: 0 K: 0 S: 2	H: 0 LOB: 0 BB: 1 P: 6	1B: 2 2B: 1 3B: 0 HR: 0	SF: 0 SAC: 0 DP: 1 HBP: 0	WP: 1 PA: 37 PB: 0 SB: 0 CS: 0																			
<b>PITCHER</b>	IP	WLS	BF	H	R	ER	SO	BB	IBB	HBP	BLK	WP	HR	S	P	ERA	WHIP	<b>PITCHER</b>				IP	WLS	BF	H	R	ER	SO	BB	IBB	HBP	BLK	WP	HR	S	P	ERA	WHIP
<b>Bobby Bolin, R</b> ERA: 5.75 (7, 1)	6.0	W	26	3	1	1	2	3	2	0	0	0	0	25	45	0.00	1.000																					
<b>Frank Linzy, R</b> ERA: (7, 1)	3.0	S	11	0	0	0	0	3	0	0	0	0	0	8	20	0.00	1.000																					





Batter	1	2	3	4	5	6	7	8	9	10	11	AB	R	H	RBI	BB	SO	LOB	TOP		
Willie Davis, L OBP: 0.125, SLG: 0.125	F7		4-3 5-3 1B		F9		F9	F3	P4			6	0	1	0	0	0	2			
Ron Hunt, R Dick Schofield, S	2B 2B 1B		5-3				F8	L9				4	1	1	0	1	0	2			
Ron Fairly, L	2B 2B		4-3		6-3			1B G4-2-3 1B		4-3		5	1	2	0	0	0	2			
Jim Lefebvre, S	2B		3-1		F7			G4-2-3 1B		4-3		5	0	2	2	0	0	1			
Al Ferrara, R Jeff Torborg, R	6-3				F9			G4-2-3 1B		P4		5	1	2	1	0	0	1			
John Rosboro, L Don Sutton, R Ron Perranoski, L	F3						1-3	G4-2-3			SH5-4 1B	5	0	2	0	0	0	4			
Bob Bailey, R Jim Hickman, R		K			5-3		1-3				SH5-4 1B	3	0	0	0	1	1	1			
Gene Michael, S	F3				6-3			3-1			SH5-4	4	0	1	0	0	0	4			
Claude Osteen, L Phil Regan, R Wes Parker, S	6-3				G1		SH1-4 1B		P3		SH5-4 2B	2	0	0	0	0	0	0			
<b>Inning Stats</b>	R: 2 E: 0 K: 0 S: 6	H: 3 LOB: 1 BB: 0 P: 6	R: 0 E: 0 K: 1 S: 5	H: 0 LOB: 0 BB: 0 P: 5	R: 0 E: 0 K: 0 S: 4	H: 1 LOB: 1 BB: 0 P: 4	R: 0 E: 0 K: 0 S: 4	H: 1 LOB: 1 BB: 0 P: 4	R: 0 E: 0 K: 0 S: 5	H: 3 LOB: 3 BB: 1 P: 9	R: 0 E: 0 K: 0 S: 3	H: 0 LOB: 0 BB: 0 P: 3	R: 2 E: 0 K: 0 S: 5	H: 3 LOB: 1 BB: 1 P: 5	1B: 8 2B: 4 3B: 0 HR: 1	SF: 0 SAC: 2 DP: 1 HBP: 0	WP: 0 PB: 0 SB: 0 CS: 0	PA: 46			
<b>PITCHER</b>	IP ERA WLS BF H R ER SO BB IBB HBP BLK WP HR S P ERA WHIP	Vern Law, R ERA: 4.73	Dennis Ribant, R ERA: 6.57	Roy Face, R ERA: 5.79	Steve Blass, R ERA: 5.79	<b>PITCHER</b>															
Maury Wills, S	4-3 1B 2B	F9			5-3			FC 1B BB				4	2	2	0	1	0	0			
Manny Mota, R	4-3 2-3		1-3		5-3		FC 1B FC3-2		F3			5	0	0	0	0	0	3			
Roberto Clemente, R	1B 1B		6-3		F8		FC3-2 1B			4-3		5	1	2	2	0	0	0			
Donn Clendenon, R	1B 1B		5-3		P4		FC3-2			K		5	0	1	0	0	1	2			
Bill Mazerowski, R	1B		6-3		6-3 SH3-4 1B		F9			F8		5	0	2	1	0	0	2			
Gene Alley, R	P6				K		SH3-4		K2-3			3	0	0	0	0	2	2			
Willie Stargell, L	6-3		4-3		6-3		6-3		F5			4	0	0	0	0	0	3			
Jerry May, R Jim Padgugioni, R	6-3				4-3		6-3			K		2	0	0	0	0	0	0			
Vern Law, R Dennis Ribant, R Andre Rodgers, R Roy Face, R George Spriggs, L Steve Blass, R	P4				K				6-3		K	2	0	0	0	0	0	0			
<b>Inning Stats</b>	R: 2 E: 0 K: 0 S: 7	H: 4 LOB: 2 BB: 0 P: 7	R: 0 E: 0 K: 0 S: 3	H: 0 LOB: 0 BB: 0 P: 3	R: 0 E: 0 K: 0 S: 3	H: 0 LOB: 0 BB: 0 P: 3	R: 0 E: 0 K: 1 S: 5	H: 0 LOB: 0 BB: 0 P: 5	R: 0 E: 0 K: 0 S: 3	H: 1 LOB: 1 BB: 1 P: 4	R: 1 E: 0 K: 0 S: 5	H: 1 LOB: 2 BB: 1 P: 9	R: 0 E: 0 K: 2 S: 7	H: 0 LOB: 0 BB: 0 P: 7	R: 0 E: 0 K: 1 S: 5	H: 0 LOB: 0 BB: 0 P: 5	1B: 6 2B: 1 3B: 0 HR: 0	SF: 0 SAC: 1 DP: 0 HBP: 0	WP: 0 PB: 0 SB: 1 CS: 1	PA: 41	
<b>PITCHER</b>	IP ERA WLS BF H R ER SO BB IBB HBP BLK WP HR S P ERA WHIP	Claude Osteen, L ERA: 3.09	Phil Regan, R ERA: 1.2	Ron Perranoski, L ERA: 1.93	<b>PITCHER</b>																


Los Angeles Dodgers @ Pittsburgh Pirates  
 Forbes Field, Pittsburgh, PA  
 Tue May 02 1967, 7:05 PM EDT  
 Att: 5,762 - Unknown

AB 42  
 R 5  
 H 13  
 RBI 5  
 BB 2  
 SO 1  
 LOB 17



Los Angeles Dodgers @ Pittsburgh Pirates  
 Forbes Field, Pittsburgh, PA  
 Tue May 02 1967, 7:05 PM EDT  
 Att: 5,762 - Unknown

AB 39  
 R 3  
 H 7  
 RBI 3  
 BB 1  
 SO 6  
 LOB 13





Batter	1	2	3	4	5	6	7	8	9	10	11	12	13	14	15	AB	R	H	RBI	BB	SO	LOB	TOP									
Willie Davis, L OBP: 0.333, SLG: 0.167 (1, 8)																4	0	1	0	2	0	0	4 0 1 0 2 0 0									
Ron Hunt, R OBP: 0.410, SLG: 0.328 Dick Schofield, S (9, PP) (9, 4)																4	0	1	0	1	1	4	4 0 1 0 1 1 4 2 0 0 0 0 1 1									
Jim Lefebvre, S OBP: 0.378, SLG: 0.400 (1, 5)																6	1	2	1	1	2	3	6 1 2 1 1 2 3									
Al Ferrara, R OBP: 0.297, SLG: 0.424 Jim Hickman, R OBP: 0.278, SLG: 0.303 (1, 7) (9, 7)																4	1	0	0	1	0	3	4 1 0 0 1 0 3 2 0 1 0 0 1 2									
Ron Fairly, L OBP: 0.329, SLG: 0.427 (1, 9)																7	2	1	1	0	1	2	7 2 1 1 0 1 2									
Wes Parker, S OBP: 0.367, SLG: 0.381 (1, 3)																7	0	3	2	0	1	0	7 0 3 2 0 1 0									
Jeff Torborg, R OBP: 0.297, SLG: 0.290 (1, 2)																7	0	1	0	0	1	2	7 0 1 0 0 1 2									
Gene Michael, S OBP: 0.248, SLG: 0.227 (1, 6)																7	1	2	0	0	0	3	7 1 2 0 0 0 3									
Don Sutton, R Phi Regan, R Ron Perranoski, L Bob Miller, R Dick Egan, L Bob Bailey, R Bill Singer, R (1, 1) (9, 1) (9, 1) (11, 7) (11, 1) (12, 1) (13, 9) (11, 1)																3	0	0	0	0	0	3	3 0 0 0 0 0 0 3 0 0 0 0 0 0 0 0 0 0 0 0 0 0 0 0 1 0 1 0 0 0 0 0 0 0 0 0 0 0 0 0 0 0									
<b>Inning Stats</b>	R: 0 E: 0 K: 2 S: 4	H: 1 LOB: 1 BB: 0 P: 4	R: 0 E: 0 K: 0 S: 5	H: 2 LOB: 2 BB: 0 P: 5	R: 0 E: 0 K: 1 S: 6	H: 1 LOB: 1 BB: 0 P: 6	R: 0 E: 0 K: 0 S: 5	H: 2 LOB: 1 BB: 0 P: 5	R: 3 E: 1 K: 0 S: 5	H: 2 LOB: 1 BB: 1 P: 10	R: 1 E: 0 K: 1 S: 6	H: 2 LOB: 2 BB: 1 P: 10	R: 0 E: 0 K: 1 S: 5	H: 0 LOB: 0 BB: 0 P: 5	R: 0 E: 0 K: 1 S: 3	H: 0 LOB: 0 BB: 0 P: 3	R: 0 E: 0 K: 0 S: 3	H: 0 LOB: 0 BB: 0 P: 7	R: 0 E: 0 K: 1 S: 6	H: 1 LOB: 1 BB: 0 P: 6	R: 0 E: 0 K: 2 S: 7	H: 0 LOB: 2 BB: 2 P: 15	R: 0 E: 0 K: 0 S: 3	H: 0 LOB: 0 BB: 0 P: 3	R: 0 E: 0 K: 0 S: 3	H: 1 LOB: 1 BB: 0 P: 8	R: 0 E: 0 K: 0 S: 3	H: 0 LOB: 0 BB: 0 P: 3	1B: 8 2B: 2 3B: 1 HR: 1	SF: 0 SAC: 1 DP: 1 HBP: 1	WP: 1 PB: 0 CS: 0	PA: 62
<b>PITCHER</b>	IP ERA WLS BF H R ER SO BB IBB HBP BLK WP HR S P ERA WHIP	5.1 4.5 0.2 2 1 0 0 1 0 0 0 0 0 0 0 4 4 3.38 2.062	3.0 18.8 10 0 0 0 0 1 1 0 0 0 0 0 0 11 15 0.00 0.333	1.0 2.7 4 1 0 0 1 0 0 0 0 0 0 0 6 6 0.00 1.000	3.0 5.28 11 0 0 0 2 1 1 0 0 1 0 0 13 21 0.00 0.333	<b>PITCHER</b> Juan Pizarro, L ERA: 1.53 (14, 1)											2.0 2.0 7 1 0 0 2 0 0 0 0 0 0 0 0 0 0 0.00 0.500															

Los Angeles Dodgers @ Pittsburgh Pirates  
Forbes Field, Pittsburgh, PA  
Wed May 03 1967, 7:05 PM EDT  
Att: 9,124 - Unknown

AB 55  
R 5  
H 12  
RBI 4  
BB 8  
SO 5  
LOB 23

Batter	1	2	3	4	5	6	7	8	9	10	11	12	13	14	15	AB	R	H	RBI	BB	SO	LOB	BOTTOM			
Matty Alou, L OBP: 0.375, SLG: 0.347 (1, 8)																7	1	3	0	0	1	0	7 1 3 0 0 1 0			
Maury Wills, S OBP: 0.343, SLG: 0.364 (1, 5)																6	0	1	0	0	0	1	6 0 1 0 0 0 1			
Roberto Clemente, R OBP: 0.429, SLG: 0.478 (1, 9)																5	1	2	0	2	1	2	5 1 2 0 2 1 2			
Willie Stargell, L OBP: 0.236, SLG: 0.333 Jose Pagan, R (12, PH) (13, 7)																4	1	0	0	1	0	2	4 1 0 0 1 0 2 2 0 0 0 0 0 4			
Bill Mazaroski, R OBP: 0.328, SLG: 0.422 (1, 4)																6	1	3	1	0	0	3	6 1 3 1 0 0 3			
Donn Clendenon, R OBP: 0.306, SLG: 0.397 (1, 3)																6	2	2	3	1	3	2	6 2 2 3 1 3 2			
Gene Alley, R OBP: 0.355, SLG: 0.561 (1, 6)																5	0	2	1	1	0	1	5 0 2 1 1 0 1			
Jerry May, R OBP: 0.421, SLG: 0.529 Jesse Gonder, L OBP: 0.400, SLG: 0.385 Jim Paglaroni, R OBP: 0.200, SLG: 0.143 (1, 2) (9, PH) (9, PH) (10, 2)																1	0	0	0	1	0	0	1 0 0 0 1 0 0 0 0 0 0 0 0 0 0 0 2 0 0 0 2 1 4			
Wesley Fryman, L Tommy Sisk, R Al McBean, R Pete Mikkelsen, R Dennis Ribant, R (1, 1) (6, 1) (7, 1) (10, 1) (11, 1)																1	0	0	0	0	0	1	1 0 0 0 0 0 0 0 0 0 0 0 0 0 0 0 2 0 0 0 2 1 4			
<b>Inning Stats</b>	R: 0 E: 0 K: 2 S: 7	H: 0 LOB: 0 BB: 0 P: 7	R: 0 E: 0 K: 0 S: 3	H: 1 LOB: 0 BB: 0 P: 3	R: 0 E: 0 K: 0 S: 2	H: 0 LOB: 0 BB: 0 P: 3	R: 0 E: 0 K: 0 S: 3	H: 0 LOB: 0 BB: 0 P: 3	R: 0 E: 0 K: 1 S: 5	H: 1 LOB: 1 BB: 0 P: 4	R: 0 E: 0 K: 0 S: 3	H: 1 LOB: 3 BB: 1 P: 9	R: 0 E: 0 K: 0 S: 4	H: 1 LOB: 2 BB: 1 P: 8	R: 0 E: 0 K: 0 S: 4	H: 1 LOB: 2 BB: 1 P: 10	R: 0 E: 0 K: 0 S: 4	H: 1 LOB: 2 BB: 1 P: 8	R: 1 E: 0 K: 0 S: 2	H: 2 LOB: 3 BB: 2 P: 10	1B: 12 2B: 2 3B: 0 HR: 0	SF: 0 SAC: 2 DP: 3 HBP: 2	WP: 1 PB: 0 CS: 0	PA: 63		
<b>PITCHER</b>	IP ERA WLS BF H R ER SO BB IBB HBP BLK WP HR S P ERA WHIP	8.2 4.64 0.0 3 3 2 2 0 0 0 0 0 0 0 3 3 4.50 2.500	1.1 2.4 1.8 10 2 0 0 0 0 2 1 0 0 0 7 16 0.00 1.200	0.1 0.1 0 0 0 0 0 0 0 0 0 0 0 0 1 1 0.00 0.000	<b>PITCHER</b> Bill Singer, R ERA: 6.35 (13, 1)											2.0 2.0 14 4 1 1 1 1 3 0 0 0 0 0 0 0 0 4.50 2.500										

Los Angeles Dodgers @ Pittsburgh Pirates  
Forbes Field, Pittsburgh, PA  
Wed May 03 1967, 7:05 PM EDT  
Att: 9,124 - Unknown

AB 51  
R 6  
H 14  
RBI 6  
BB 8  
SO 7  
LOB 23







Batter	1	2	3	4	5	6	7	8	9	AB	R	H	RBI	BB	SO	LOB	TOP					
Wes Parker, S (1, 3) OBP: 0.379, SLG: 0.367	F9		G3		K		FC6-4 1B	FC4-6		5	0	1	0	0	1	1						
Ron Hunt, R (1, 4) OBP: 0.402, SLG: 0.355	K		3-1				F7		1-3	5	0	1	0	0	1	1						
Willie Davis, L (1, 8) OBP: 0.292, SLG: 0.200 Jim Hickman, R (9, PH) OBP: 0.263, SLG: 0.286	F7		F7				FC6-4 BB S 1-2		K	3	0	0	0	0	1	0						
Ron Fairly, L (1, 9) OBP: 0.341, SLG: 0.418		1B WP BB		4-3	K					3	1	1	0	2	1	2						
Jim Lefebvre, S (1, 5) OBP: 0.396, SLG: 0.423		1B WP 1-3		S 1B						4	0	3	0	1	0	1						
Al Ferrara, R (1, 7) OBP: 0.244, SLG: 0.341	K			L5			F9			4	0	0	0	0	2	6						
John Roseboro, L (1, 2) OBP: 0.453, SLG: 0.308										1	0	1	0	3	0	0						
Gene Michael, S (1, 6) OBP: 0.247, SLG: 0.219	K			F8			K	G5-4-3 1B		4	0	0	0	0	2	7						
Jim Brewer, L (1, 1) Phil Regan, R (6, 1) Dick Egan, L (6, 1) Dick Schofield, S (8, PH) Ron Perranoski, L (8, 1)		P3			3-1		F9			3	0	0	0	0	0	4						
<b>Inning Stats</b>	R: 0 E: 0 K: 1 S: 5	H: 0 LOB: 0 BB: 0 P: 5	R: 1 E: 0 K: 2 S: 8	H: 1 LOB: 2 BB: 2 P: 16	R: 0 E: 0 K: 0 S: 3	H: 0 LOB: 0 BB: 0 P: 3	R: 0 E: 0 K: 0 S: 4	H: 1 LOB: 2 BB: 1 P: 8	R: 0 E: 0 K: 2 S: 8	H: 1 LOB: 2 BB: 1 P: 12	R: 0 E: 0 K: 1 S: 6	H: 1 LOB: 3 BB: 2 P: 10	R: 0 E: 0 K: 1 S: 6	H: 1 LOB: 1 BB: 0 P: 14	R: 0 E: 0 K: 0 S: 3	H: 1 LOB: 1 BB: 0 P: 7	R: 0 E: 0 K: 1 S: 6	H: 1 LOB: 1 BB: 0 P: 6	1B: 5 2B: 1 3B: 1 HR: 0	SF: 0 SAC: 0 DP: 1 HBP: 0	WP: 1 PB: 0 SB: 3 CS: 0	PA: 41
<b>PITCHER</b>	IP WLS BF H R ER SO BB IBB HBP BLK WP HR S P ERA WHIP																					
Jim Bunning, R (1, 1) ERA: 5.23 Chris Short, L (9, 1) ERA: 3.05	8.0 W 37 6 1 1 7 5 3 0 0 1 0 43 75 1.12 1.375																					

Los Angeles Dodgers @ Philadelphia Phillies  
 Connie Mack Stadium, Philadelphia, PA  
 Fri May 05 1967, 7:05 PM EDT  
 Att: 12,805 - Unknown

AB	33
R	1
H	7
RBI	0
BB	8
SO	8
LOB	23



Batter	1	2	3	4	5	6	7	8	9	AB	R	H	RBI	BB	SO	LOB	BOTTOM			
Phil Linz, R (1, 6) OBP: 0.286, SLG: 0.333	FC1-6 BB		6-3		F9		6-3			3	0	0	0	1	0	0				
Gary Sutherland, R (1, 7) OBP: 0.400, SLG: 0.550	FC1-6 FC5-4 1-2			BB 1B		WP SF7 2B	6-3			4	2	2	0	0	0	1				
Dick Allen, R (1, 5) OBP: 0.432, SLG: 0.569	FC5-4 1-2			1B 1-2 BB		SF7 IBB BB 2-3		F7		2	0	0	0	2	0	1				
Don Lock, R (1, 8) OBP: 0.433, SLG: 0.556 John Briggs, L (6, PH) OBP: 0.290, SLG: 0.417 (7, 8)	K			K		SF7 IBB		K		2	0	0	0	0	2	3				
Cookie Rojas, R (1, 4) OBP: 0.284, SLG: 0.277		L6		F7		SF7				2	1	0	1	1	0	2				
Johnny Callison, L (1, 9) OBP: 0.360, SLG: 0.419		1-3				1-2 2-3 3-H 4-0				3	0	2	2	1	0	0				
Bobby Wine, R (1, 3) OBP: 0.071, SLG: 0.119 Tony Gonzalez, L (6, PH) OBP: 0.410, SLG: 0.500 Tito Francona, L (7, 3) OBP: 0.262, SLG: 0.184		6-3		K		SF7 IBB		K		2	0	0	0	0	1	2				
Clay Dalrymple, L (1, 2) OBP: 0.236, SLG: 0.229				B3-6-4 BB		K		3-1		2	0	0	0	1	1	3				
Jim Bunning, R (1, 1) OBP: 0.167, SLG: 0.500 Chris Short, R (9, 1) OBP: 0.143, SLG: 0.143			B3-6-4 1-2		F9			P4		3	0	0	0	0	0	1				
<b>Inning Stats</b>	R: 0 E: 0 K: 1 S: 5	H: 0 LOB: 1 BB: 1 P: 9	R: 0 E: 0 K: 0 S: 3	H: 0 LOB: 0 BB: 0 P: 3	R: 0 E: 0 K: 0 S: 2	H: 0 LOB: 0 BB: 1 P: 6	R: 1 E: 0 K: 2 S: 9	H: 2 LOB: 1 BB: 1 P: 13	R: 0 E: 0 K: 1 S: 5	H: 0 LOB: 0 BB: 0 P: 5	R: 1 E: 0 K: 0 S: 6	H: 1 LOB: 3 BB: 3 P: 18	R: 0 E: 0 K: 0 S: 3	H: 0 LOB: 0 BB: 0 P: 3	R: 1 E: 0 K: 1 S: 6	H: 1 LOB: 1 BB: 1 P: 10	1B: 2 2B: 2 3B: 0 HR: 0	SF: 1 SAC: 0 DP: 1 HBP: 0	WP: 1 PB: 0 SB: 0 CS: 0	PA: 34
<b>PITCHER</b>	IP WLS BF H R ER SO BB IBB HBP BLK WP HR S P ERA WHIP																			
Jim Brewer, L (1, 1) ERA: 2.7 Phil Regan, R (6, 1) ERA: 2.35 Dick Egan, L (6, 1) ERA: 5.06 Ron Perranoski, L (8, 1) ERA: 2.91	5.0 L 20 3 2 2 4 1 2 0 0 1 0 1 13 0.00 3.000																			

Los Angeles Dodgers @ Philadelphia Phillies  
 Connie Mack Stadium, Philadelphia, PA  
 Fri May 05 1967, 7:05 PM EDT  
 Att: 12,805 - Unknown

AB	26
R	3
H	4
RBI	3
BB	7
SO	6
LOB	17







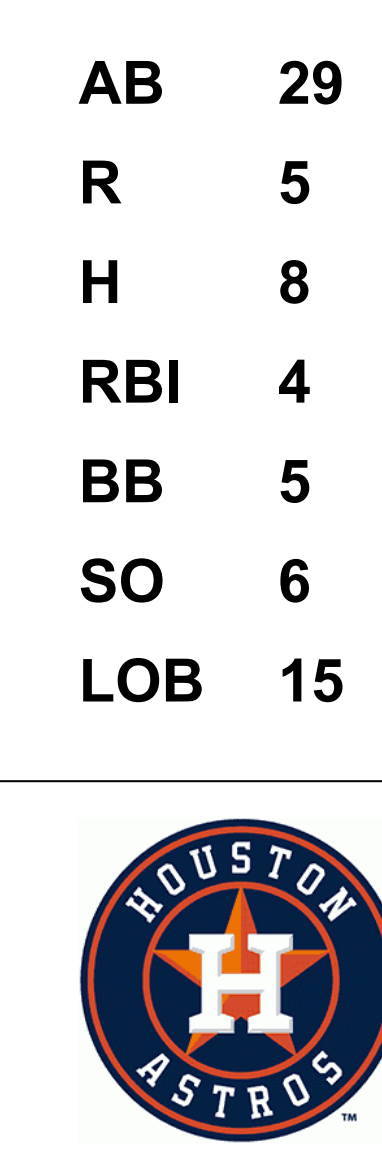


Batter	1	2	3	4	5	6	7	8	9	AB	R	H	RBI	BB	SO	LOB	TOP					
Willie Davis, L OBP: 0.294, SLG: 0.233 (1, 8)	1-3		L9		G4-3		6-3		1B	5	0	1	0	0	0	4	<b>Los Angeles Dodgers @ Houston Astros</b> Astrodome, Houston, TX Tue May 09 1967, 8:05 PM EDT Att: 10,845 - Unknown					
Ron Hunt, R OBP: 0.402, SLG: 0.365 (1, 4)	BB 1B		F3		1B		5-3		1-3 1B	5	0	2	1	0	0	4						
Ron Fairly, L OBP: 0.365, SLG: 0.442 (1, 9)	BB 1B		P4		4-3				BB 1B G6-4-3	3	1	1	0	1	0	1						
Jim Lefebvre, S OBP: 0.394, SLG: 0.430 (1, 5)	F7								BB 1B G6-4-3	4	0	1	0	0	1	2						
Wes Parker, S OBP: 0.394, SLG: 0.364 (1, 3)	FC6 BB								BB 1B G6-4-3	3	0	1	0	1	0	1						
John Roseboro, L OBP: 0.424, SLG: 0.289 (1, 2)	FC6								BB 1B G6-4-3	4	0	0	0	0	0	4						
Al Ferrara, R OBP: 0.245, SLG: 0.313 (1, 7)									BB 1B G6-4-3	3	0	0	0	1	1	1						
Gene Michael, S OBP: 0.238, SLG: 0.213 (1, 6)	F7								BB 1B G4-3	4	1	1	0	0	0	1						
Don Sutton, R OBP: 0.214, SLG: 0.357 (1, 1)									BB 1B G4-3	2	0	1	0	0	1	0						
Bob Bailey, R OBP: 0.169, SLG: 0.203 (7, PH)									BB 1B G4-3	1	0	1	0	0	0	0						
Bob Miller, R (7, PH)									BB 1B G4-3	0	0	0	0	0	0	0						
Dick Schofield, S (9, PH)									BB 1B G4-3	0	0	0	0	1	0	0						
<b>Inning Stats</b>	R: 0 E: 0 K: 0 S: 5	H: 2 LOB: 3 BB: 1 P: 9	R: 0 E: 0 K: 2 S: 7	H: 0 LOB: 0 BB: 0 P: 7	R: 0 E: 0 K: 0 S: 3	H: 0 LOB: 0 BB: 0 P: 3	R: 0 E: 1 K: 1 S: 6	H: 1 LOB: 1 BB: 0 P: 6	R: 1 E: 0 K: 0 S: 5	H: 3 LOB: 1 BB: 0 P: 5	R: 0 E: 0 K: 0 S: 3	H: 0 LOB: 0 BB: 0 P: 3	R: 0 E: 0 K: 0 S: 4	H: 1 LOB: 2 BB: 1 P: 8	R: 1 E: 0 K: 0 S: 3	H: 1 LOB: 0 BB: 1 P: 7	R: 0 E: 0 K: 0 S: 4	H: 1 LOB: 2 BB: 1 P: 8	1B: 9 2B: 0 3B: 0 HR: 0	SF: 0 SAC: 0 DP: 2 HBP: 0	WP: 0 PB: 0 SB: 0 CS: 0	PA: 38
<b>PITCHER</b>	IP WLS BF H R ER SO BB IBB HBP BLK WP HR S P ERA WHIP																					
Larry Dierker, R ERA: 2.77 (1, 1)	8.2 W 37 9 2 2 3 4 0 0 0 0 0 0 0 0 2.08 1.500																					
Claude Raymond, R ERA: 2.04 (9, 1)	0.1 S 1 0 0 0 0 0 0 0 0 0 0 0 0 1 0.00 0.000																					

AB 34  
R 2  
H 9  
RBI 1  
BB 4  
SO 3  
LOB 18



Batter	1	2	3	4	5	6	7	8	9	AB	R	H	RBI	BB	SO	LOB	BOTTOM			
Ron Davis, R OBP: 0.324, SLG: 0.545 (1, 8)	K		5-3		HR		1B			4	1	2	2	0	1	0	<b>Los Angeles Dodgers @ Houston Astros</b> Astrodome, Houston, TX Tue May 09 1967, 8:05 PM EDT Att: 10,845 - Unknown			
Sonny Jackson, L OBP: 0.285, SLG: 0.306 (1, 6)	1-3				3B		F5			4	1	1	0	0	0	1				
Joe Morgan, L OBP: 0.360, SLG: 0.316 (1, 4)	P4				2B		BB			3	1	2	1	1	0	0				
Eddie Mathews, L OBP: 0.397, SLG: 0.397 (1, 3)					3B		BB			3	0	0	0	1	2	3				
Rusty Staub, L OBP: 0.360, SLG: 0.565 (1, 9)					BB		BB			4	0	2	0	0	1	2				
Norm Miller, L OBP: 0.385, SLG: 0.400 (1, 7)	2B				BB		BB			3	0	0	0	1	0	2				
Bob Aspromonte, R OBP: 0.276, SLG: 0.295 (1, 5)	F7				F3		BB			3	1	0	0	1	1	4				
Bob Aspromonte, R OBP: 0.276, SLG: 0.295 (1, 5)	F8				SF8		BB			3	1	0	0	1	1	4				
Ron Brand, R OBP: 0.273, SLG: 0.111 (1, 2)					BB		BB			3	1	1	0	1	0	1				
Larry Dierker, R OBP: 0.250, SLG: 0.200 (1, 1)	F4				1-3		SH2-4			2	0	0	1	0	1	2				
Claude Raymond, R ERA: 6.17 (9, 1)	L8				SF8		SH2-4			0	0	0	0	0	0	0				
<b>Inning Stats</b>	R: 0 E: 0 K: 1 S: 5	H: 0 LOB: 0 BB: 0 P: 5	R: 0 E: 0 K: 1 S: 6	H: 1 LOB: 0 BB: 0 P: 6	R: 0 E: 0 K: 0 S: 3	H: 0 LOB: 0 BB: 0 P: 3	R: 2 E: 0 K: 0 S: 4	H: 2 LOB: 0 BB: 1 P: 8	R: 2 E: 0 K: 0 S: 4	H: 1 LOB: 0 BB: 1 P: 8	R: 0 E: 0 K: 2 S: 7	H: 0 LOB: 2 BB: 2 P: 15	R: 1 E: 0 K: 0 S: 6	H: 3 LOB: 0 BB: 0 P: 6	R: 0 E: 0 K: 2 S: 8	H: 1 LOB: 2 BB: 1 P: 12	1B: 3 2B: 3 3B: 1 HR: 1	SF: 1 SAC: 1 DP: 1 HBP: 0	WP: 0 PB: 0 SB: 1 CS: 0	PA: 36
<b>PITCHER</b>	IP WLS BF H R ER SO BB IBB HBP BLK WP HR S P ERA WHIP																			
Don Sutton, R ERA: 4.85 (1, 1)	6.0 L 25 4 4 4 4 4 0 0 0 0 0 0 1 29 45 6.00 1.333																			
Bob Miller, R ERA: 6.17 (7, 1)	2.0 11 4 1 1 2 0 1 0 0 0 0 0 14 18 4.50 2.000																			





Batter	1	2	3	4	5	6	7	8	9	10	AB	R	H	RBI	BB	SO	LOB	TOP	
Willie Davis, L OBP: 0.333, SLG: 0.294 (1, 8)	0-0 CS 1B		4-3		FC6			2B		1B BB	4	1	2	0	1	0	1	<b>Los Angeles Dodgers @ Houston Astros</b> Astrodome, Houston, TX Wed May 10 1967, 8:05 PM EDT Att: 13,850 - Unknown	
Ron Hunt, R OBP: 0.411, SLG: 0.371 (1, 4)	0-0 1-2 1B		BB		P4			F9		1B E	4	1	2	1	1	0	1		
Ron Fairly, L OBP: 0.356, SLG: 0.429 (1, 9)	0-0 F9		L3							E4 2B BLK	5	1	1	0	0	1	3		
Jim Lefebvre, S OBP: 0.398, SLG: 0.433 (1, 5)	0-3 K				E3 CS			F8		SH1-4 1B	4	1	1	1	0	1	1		
Wes Parker, S OBP: 0.334, SLG: 0.390 (1, 3)		0-0 SF8 3B			1-4-3			F8		SH1-4 1-2	4	1	1	0	1	1	2		
John Roseboro, L OBP: 0.422, SLG: 0.292 (1, 2)		0-0 SF8 1B			P3			F8		1B BB	3	0	1	2	1	0	0		
Bob Bailey, R OBP: 0.182, SLG: 0.194 Jim Hickman, R OBP: 0.244, SLG: 0.263 (9, PH) (9, 7)	0-0 3-H F5				L6			F2		1B 3-H	3	0	0	0	0	0	0		
Gene Michael, S OBP: 0.227, SLG: 0.202 (1, 6)		0-0 4-3			E3 FC6			P6		4-3	4	0	0	0	0	0	0		
Don Drysdale, R OBP: 0.067, SLG: 0.067 Ron Perranoski, L (9, 1) Phil Regan, R (9, 1) Al Ferrara, R OBP: 0.241, SLG: 0.306 Jim Brewer, L (10, 1) (10, 1)					F9			P6 6-3		K	3	0	0	0	0	0	1		
<b>Inning Stats</b>	R: 0 E: 0 K: 1 S: 6	H: 2 LOB: 1 BB: 0 P: 6	R: 1 E: 0 K: 0 S: 4	H: 1 LOB: 0 BB: 0 P: 4	R: 0 E: 0 K: 0 S: 3	H: 0 LOB: 1 BB: 1 P: 7	R: 0 E: 1 K: 0 S: 3	H: 0 LOB: 0 BB: 0 P: 3	R: 0 E: 0 K: 0 S: 5	H: 0 LOB: 0 BB: 0 P: 5	R: 0 E: 0 K: 0 S: 3	H: 0 LOB: 0 BB: 0 P: 3	R: 0 E: 0 K: 2 S: 8	H: 1 LOB: 2 BB: 1 P: 12	R: 4 E: 1 K: 1 S: 9	H: 3 LOB: 2 BB: 2 P: 17	1B: 5 2B: 2 3B: 1 HR: 0		SF: 1 SAC: 1 DP: 0 HBP: 0
<b>PITCHER</b>	IP 9.0	WLS L	BF 34	H 5	R 1	ER 1	SO 4	BB 1	IBB 1	HBP 0	BLK 0	WP 0	HR 0	S 40	P 48	ERA 1.00	WHIP 0.667		
Dave Giusti, R ERA: 4.26 Carroll Sembera, R ERA: 2.76 Dan Schneider, L ERA: 1.29 Claude Raymond, R ERA: 2.0	0.2		6	2	4	1	1	1	0	0	0	0	0	7	11	13.50	4.500		
Ron Davis, R OBP: 0.333, SLG: 0.514 (1, 8) (10, 7)	0-0 G6-3 1B		4-0 FC4-6 BB		P4			F8		2-3	4	0	1	0	1	0	1	<b>Los Angeles Dodgers @ Houston Astros</b> Astrodome, Houston, TX Wed May 10 1967, 8:05 PM EDT Att: 13,850 - Unknown	
Sonny Jackson, L OBP: 0.255, SLG: 0.294 Bob Lillis, R (10, PH)	0-0 G6-3 1-2		0-0 FC4-6		G3			4-3		6-3	4	0	0	0	0	2			
Joe Morgan, L OBP: 0.356, SLG: 0.313 (1, 4)	0-3 K				F9			K			4	0	1	0	0	2	0		
Eddie Mathews, L OBP: 0.403, SLG: 0.419 Aaron Pointer, R OBP: 0.281, SLG: 0.283 Carroll Sembera, R OBP: 0.500, SLG: 0.500 Dan Schneider, L Claude Raymond, R	0-0 2B				F3			L9		2B 1B	4	0	2	0	0	0	1		
Rusty Staub, L OBP: 0.370, SLG: 0.560 (1, 9)	0-0 F7									K	4	0	2	0	0	1	2		
Norm Miller, L OBP: 0.313, SLG: 0.308 Jimmy Wynn, R OBP: 0.344, SLG: 0.418 (1, 7) (9, PH) (10, 8)	0-0 F9				1B			1-2 1B		K	3	0	0	0	0	1	4		
Bob Aspromonte, R OBP: 0.284, SLG: 0.308 (1, 5)		0-0 5-3			FC1-6 BB			6-3		1-2 2B	3	0	1	1	1	0	1		
Ron Brand, R OBP: 0.269, SLG: 0.136 (1, 2)					4-3			F3		P4	4	0	1	0	0	0	3		
Dave Giusti, R Chuck Harrison, R OBP: 0.333, SLG: 0.286 (1, 1) (10, 3)					6-3			FC1-6		6-3	3	0	0	0	0	0	1		
<b>Inning Stats</b>	R: 0 E: 0 K: 1 S: 5	H: 1 LOB: 0 BB: 0 P: 5	R: 0 E: 0 K: 0 S: 4	H: 1 LOB: 1 BB: 0 P: 4	R: 0 E: 0 K: 0 S: 3	H: 0 LOB: 1 BB: 1 P: 7	R: 0 E: 0 K: 0 S: 3	H: 1 LOB: 1 BB: 0 P: 4	R: 0 E: 0 K: 1 S: 7	H: 2 LOB: 2 BB: 0 P: 7	R: 0 E: 0 K: 0 S: 3	H: 1 LOB: 0 BB: 0 P: 3	R: 0 E: 0 K: 2 S: 9	H: 2 LOB: 2 BB: 0 P: 9	R: 0 E: 0 K: 0 S: 3	H: 0 LOB: 0 BB: 0 P: 3	1B: 6 2B: 2 3B: 0 HR: 0		SF: 0 SAC: 0 DP: 1 HBP: 0
<b>PITCHER</b>	IP 8.0	WLS W	BF 31	H 7	R 1	ER 1	SO 3	BB 2	IBB 0	HBP 0	BLK 0	WP 0	HR 0	S 35	P 43	ERA 1.12	WHIP 1.125		
Don Drysdale, R ERA: 2.18 Ron Perranoski, L ERA: 2.55 Phil Regan, R ERA: 2.25 Jim Brewer, L ERA: 2.45	0.1		1	0	0	1	0	0	0	0	0	0	0	3	3	0.00	0.000		
Don Drysdale, R ERA: 2.18 Ron Perranoski, L ERA: 2.55 Phil Regan, R ERA: 2.25 Jim Brewer, L ERA: 2.45	0.2	W	3	1	0	0	1	0	0	0	0	0	0	5	5	0.00	1.500		
Don Drysdale, R ERA: 2.18 Ron Perranoski, L ERA: 2.55 Phil Regan, R ERA: 2.25 Jim Brewer, L ERA: 2.45	1.0	S	3	0	0	0	0	0	0	0	0	0	0	3	3	0.00	0.000		



Batter	1	2	3	4	5	6	7	8	9	AB	R	H	RBI	BB	SO	LOB	TOP											
<b>Don Kessinger, S</b> OBP: 0.260, SLG: 0.212 (1, 6)	F9	K			1-3			5-3		4	0	0	0	0	1	2	<b>Chicago Cubs @ Los Angeles Dodgers</b> Dodger Stadium, Los Angeles, CA Fri May 12 1967, 7:05 PM PDT Att: 21,018 - Unknown - 60 F											
<b>Glenn Beckert, R</b> OBP: 0.287, SLG: 0.347 (1, 4)	F3		F8			CS BB		1-3		3	0	0	0	1	0	0												
<b>Billy Williams, L</b> OBP: 0.410, SLG: 0.535 (1, 7)			F7		CS											4												
<b>Ron Santo, R</b> OBP: 0.350, SLG: 0.369 (1, 5)	6-3		5-3					5-3								4												
<b>14 Ernie Banks, R</b> OBP: 0.301, SLG: 0.506 (1, 3)		HR			6-3			6-3								4												
<b>John Boccabella, R</b> OBP: 0.250, SLG: 0.200 <b>Lee Thomas, L</b> OBP: 0.278, SLG: 0.308 (7, 9)		6-3			P4			P3								3												
<b>Randy Hundley, R</b> OBP: 0.278, SLG: 0.268 (1, 2)					1-3			L4								3												
<b>Adolfo Phillips, R</b> OBP: 0.419, SLG: 0.486 (1, 8)								F7								3												
<b>Curt Simmons, L</b> OBP: 0.083, SLG: 0.083 (1, 1)								6-3								3												
<b>Inning Stats</b>	R: 0 E: 0 K: 0 S: 4	H: 1 LOB: 1 BB: 0 P: 4	R: 1 E: 0 K: 1 S: 8	H: 3 LOB: 2 BB: 0 P: 8	R: 0 E: 0 K: 0 S: 3	H: 0 LOB: 0 BB: 0 P: 3	R: 0 E: 0 K: 0 S: 3	H: 0 LOB: 0 BB: 0 P: 3	R: 1 E: 0 K: 0 S: 3	H: 1 LOB: 0 BB: 1 P: 7	R: 0 E: 0 K: 0 S: 3	H: 0 LOB: 0 BB: 0 P: 3	R: 0 E: 0 K: 1 S: 5	H: 0 LOB: 0 BB: 0 P: 5	R: 0 E: 0 K: 2 S: 7	H: 0 LOB: 0 BB: 0 P: 7		1B: 3 2B: 0 3B: 1 HR: 1	SF: 0 SAC: 0 DP: 0 HBP: 0	WP: 0 PB: 0 SB: 0 CS: 1	PA: 33							
<b>PITCHER</b>	IP	WLS	BF	H	R	ER	SO	BB	IBB	HBP	BLK	WP	HR	S	P	ERA	WHIP											
<b>Claude Osteen, L</b> ERA: 3.0 <b>Phil Regan, R</b> ERA: 2.0	(1, 1)	7.0	L	26	5	2	2	1	1	0	0	0	0	1	27	31	2.57	0.857										

AB	31
R	2
H	5
RBI	2
BB	1
SO	4
LOB	5



Batter	1	2	3	4	5	6	7	8	9	AB	R	H	RBI	BB	SO	LOB	BOTTOM											
<b>Willie Davis, L</b> OBP: 0.326, SLG: 0.289 (1, 8)	4-3				F8			G3		4	0	1	0	0	0	1	<b>Chicago Cubs @ Los Angeles Dodgers</b> Dodger Stadium, Los Angeles, CA Fri May 12 1967, 7:05 PM PDT Att: 21,018 - Unknown - 60 F											
<b>Wes Parker, S</b> OBP: 0.373, SLG: 0.365 (1, 3)	G3					1-3		6-3		4	0	0	0	0	1	1												
<b>Ron Fairly, L</b> OBP: 0.343, SLG: 0.411 (1, 9)	6-3				F7			4-3		4	0	0	0	0	0	1												
<b>Jim Lefebvre, S</b> OBP: 0.402, SLG: 0.457 (1, 5)								F8		4	1	3	0	0	0	0												
<b>Ron Hunt, R</b> OBP: 0.405, SLG: 0.366 (1, 4)										4	0	1	0	0	0	2												
<b>Bob Bailey, R</b> OBP: 0.185, SLG: 0.200 (1, 7)										3	0	1	1	0	0	2												
<b>Jeff Torborg, R</b> OBP: 0.231, SLG: 0.222 (1, 2)										4	0	1	0	0	0	2												
<b>Gene Michael, S</b> OBP: 0.231, SLG: 0.207 <b>Jim Hickman, R</b> OBP: 0.238, SLG: 0.256 (9, PH)										3	0	1	0	0	0	1												
<b>Claude Osteen, L</b> OBP: 0.333, SLG: 0.333 <b>Al Ferrara, R</b> OBP: 0.238, SLG: 0.300 <b>Phil Regan, R</b> (8, 1)										2	0	0	0	0	0	0												
<b>Inning Stats</b>	R: 0 E: 0 K: 0 S: 3	H: 0 LOB: 0 BB: 0 P: 3	R: 1 E: 0 K: 0 S: 5	H: 2 LOB: 1 BB: 0 P: 5	R: 0 E: 0 K: 1 S: 6	H: 1 LOB: 1 BB: 0 P: 6	R: 0 E: 0 K: 0 S: 4	H: 2 LOB: 1 BB: 0 P: 4	R: 0 E: 0 K: 0 S: 3	H: 0 LOB: 0 BB: 0 P: 3	R: 0 E: 0 K: 0 S: 5	H: 2 LOB: 2 BB: 0 P: 5	R: 0 E: 0 K: 0 S: 4	H: 1 LOB: 1 BB: 0 P: 4	R: 0 E: 0 K: 0 S: 3	H: 0 LOB: 1 BB: 0 P: 4		R: 0 E: 1 K: 0 S: 4	H: 0 LOB: 1 BB: 0 P: 4	1B: 7 2B: 1 3B: 0 HR: 0	SF: 1 SAC: 0 DP: 0 HBP: 0	WP: 0 PB: 0 SB: 1 CS: 1	PA: 35					
<b>PITCHER</b>	IP	WLS	BF	H	R	ER	SO	BB	IBB	HBP	BLK	WP	HR	S	P	ERA	WHIP											
<b>Curt Simmons, L</b> ERA: 4.01	(1, 1)	9.0	W	35	8	1	1	1	0	0	0	0	0	0	37	37	1.00	0.889										










Batter	1	2	3	4	5	6	7	8	9	10	AB	R	H	RBI	BB	SO	LOB	TOP	
Don Kessinger, S OBP: 0.275, SLG: 0.244 Paul Popovich, S OBP: 0.154, SLG: 0.154	(1,6) X 0-0 3-1			(1,6) X 0-0 P2-3		(1,6) X 0-0 P4-3		(1,6) X 0-0 P6			1	0	0	0	0	0	0		
Glenn Beckert, R OBP: 0.291, SLG: 0.356	(1,4) X 0-0 G3			(1,4) X 0-0 4-3		(1,4) X 0-0 G3			(1,4) X 0-0 P6		4	0	0	0	0	0	0		
Billy Williams, L OBP: 0.394, SLG: 0.511	(1,7) X 0-0 F9			(1,7) X 0-0 F7		(1,7) X 0-0 F6			(1,7) X 0-0 F8		4	0	0	0	0	0	0		
Ron Santo, R OBP: 0.330, SLG: 0.344		(1,5) X 0-3 K			(1,5) X 0-0 1B FC6-4		(1,5) X 0-0 5-3		(1,5) X 0-0 6-3		4	1	1	0	0	1	0		
14 Ernie Banks, R OBP: 0.296, SLG: 0.471	(1,3) X 0-3 K			(1,3) X 0-0 F7		(1,3) X 0-0 4-3			(1,3) X 0-0 5-3		4	0	0	0	0	1	1		
Lee Thomas, L OBP: 0.274, SLG: 0.300	(1,9) X 0-0 6-3				(1,9) X 0-0 FC6-4 1B		(1,9) X 0-0 1B			(1,9) X 0-0 F8		4	0	2	0	0	0		
Randy Hundley, R OBP: 0.276, SLG: 0.266	(1,2) X 0-3 K			(1,2) X 0-0 FC6-4 1B		(1,2) X 0-0 F2				(1,2) X 0-0 BB 1B		4	0	1	1	0	1	2	
Adolfo Phillips, R OBP: 0.426, SLG: 0.532	(1,8) X 0-3 K			(1,8) X 0-0 1B				(1,8) X 0-3 K		(1,8) X 0-0 BB 1B		3	0	1	0	1	2	0	
Rich Nye, L OBP: 0.091, SLG: 0.091 Jimmy Stewart, S OBP: 0.167, SLG: 0.167 Bill Hands, R OBP: 0.167, SLG: 0.167	(1,1) X 0-0 L9			(1,1) X 0-3 K		(1,1) X 0-0 G3			(1,1) X 0-0 F5		3	0	0	0	0	1	2		
Inning Stats	R: 0 E: 0 K: 0 S: 3	H: 0 LOB: 0 BB: 0 P: 3	R: 0 E: 0 K: 2 S: 7	H: 0 LOB: 0 BB: 0 P: 7	R: 0 E: 0 K: 2 S: 7	H: 0 LOB: 0 BB: 0 P: 7	R: 1 E: 0 K: 1 S: 8	H: 3 LOB: 2 BB: 0 P: 8	R: 0 E: 0 K: 0 S: 3	H: 1 LOB: 1 BB: 0 P: 4	R: 0 E: 0 K: 1 S: 5	H: 0 LOB: 0 BB: 0 P: 5	R: 0 E: 0 K: 0 S: 3	H: 0 LOB: 0 BB: 0 P: 3	R: 0 E: 0 K: 0 S: 4	H: 1 LOB: 2 BB: 1 P: 8	1B: 5 2B: 0 3B: 0 HR: 0	SF: 0 SAC: 0 DP: 0 HBP: 0	WP: 0 PA: 36 PB: 0 SB: 0 CS: 0
PITCHER Don Drysdale, R ERA: 1.93	(1,1)	IP 10.0 WLS 10 BF 36 H 5 R 1 ER 1 SO 6 BB 1 IBB 0 HBP 0 BLK 0 WP 0 HR 0 S 47 P 51 ERA 0.90 WHIP 0.600																	

Chicago Cubs @ Los Angeles Dodgers  
Dodger Stadium, Los Angeles, CA  
Sun May 14 1967, 3:33 AM PDT  
Sunny - 82 F


AB	35
R	1
H	5
RBI	1
BB	1
SO	6
LOB	7



Batter	1	2	3	4	5	6	7	8	9	10	AB	R	H	RBI	BB	SO	LOB	BOTTOM	
Willie Davis, L OBP: 0.358, SLG: 0.319	(1,8) X 0-0 L6		(1,8) X 0-0 FC4-6 1B			(1,8) X 0-0 FC1-6 1B		(1,8) X 0-0 L8		(1,8) X 0-0 1B	5	0	3	1	0	0	1		
Wes Parker, S OBP: 0.369, SLG: 0.375	(1,3) X 0-0 G4-6-3 1B		(1,3) X 0-0 FC4-6 L3 2-3			(1,3) X 0-0 FC1-6 P4-6-3 1-2f		(1,3) X 0-0 P6			4	0	1	0	0	0	4		
Ron Fairly, L OBP: 0.333, SLG: 0.382	(1,9) X 0-0 G4-6-3 1-2f		(1,9) X 0-0 L3			(1,9) X 0-0 P4-6-3 1-2f			(1,9) X 0-0 G3		4	0	0	0	0	0	4		
Jim Lefebvre, S OBP: 0.379, SLG: 0.422		(1,5) X 0-0 P6-3		(1,5) X 0-0 F9		(1,5) X 0-0 L8		(1,5) X 0-0 F8		(1,5) X 0-0 F8		4	0	0	0	0	0		
Ron Hunt, R OBP: 0.408, SLG: 0.360		(1,4) X 4-0 FC5 BB		(1,4) X 0-0 F5		(1,4) X 0-0 F8		(1,4) X 0-0 F8		(1,4) X 0-0 F2		3	0	0	0	1	0	0	
Bob Bailey, R OBP: 0.195, SLG: 0.210		(1,7) X 0-0 E5 FC5		(1,7) X 0-0 F9		(1,7) X 0-0 P6-3			(1,7) X 0-0 P6-3		4	1	1	0	0	0	1		
Jeff Torborg, R OBP: 0.220, SLG: 0.211 Al Ferrara, R OBP: 0.259, SLG: 0.294 John Roseboro, L OBP: 0.424, SLG: 0.300	(1,2) X 0-0 FC5		(1,2) X 0-0 FC6-4		(1,2) X 0-0 5-3		(1,2) X 4-0 SH1-4 1B BB		(1,2) X 0-0 SH1-4		2	0	0	0	0	0	2		
Gene Michael, S OBP: 0.229, SLG: 0.207 Dick Schofield, S OBP: 0.229, SLG: 0.207	(1,6) X 0-0 FC6-4		(1,6) X 0-0 FC6-4		(1,6) X 0-0 F4		(1,6) X 0-0 SH1-4		(1,6) X 0-0 SH1-4		2	0	0	0	0	0	2		
Don Drysdale, R OBP: 0.167, SLG: 0.118 Len Gabrielson, L OBP: 0.167, SLG: 0.063	(1,1) X 0-0 FC4-6 BB		(1,1) X 4-0 FC4-6 1B BB		(1,1) X 0-0 5-3		(1,1) X 0-0 5-3		(1,1) X 0-0 5-3		2	0	1	1	1	0	0		
Inning Stats	R: 0 E: 0 K: 0 S: 3	H: 1 LOB: 0 BB: 0 P: 3	R: 0 E: 1 K: 0 S: 4	H: 0 LOB: 2 BB: 1 P: 8	R: 0 E: 0 K: 0 S: 3	H: 1 LOB: 1 BB: 1 P: 7	R: 0 E: 0 K: 0 S: 3	H: 0 LOB: 0 BB: 0 P: 3	R: 0 E: 0 K: 0 S: 3	H: 0 LOB: 0 BB: 0 P: 3	R: 1 E: 0 K: 0 S: 4	H: 1 LOB: 1 BB: 1 P: 8	R: 0 E: 0 K: 0 S: 3	H: 0 LOB: 0 BB: 0 P: 3	R: 1 E: 0 K: 0 S: 4	H: 2 LOB: 2 BB: 1 P: 8	1B: 6 2B: 1 3B: 0 HR: 0	SF: 0 SAC: 2 DP: 3 HBP: 0	WP: 0 PA: 37 PB: 0 SB: 0 CS: 0
PITCHER Rich Nye, L ERA: 1.95 Bill Hands, R ERA: 2.03	(1,1)	IP 9.0 WLS 9 BF 32 H 4 R 1 ER 1 SO 0 BB 3 IBB 0 HBP 0 BLK 0 WP 0 HR 0 S 29 P 41 ERA 1.00 WHIP 0.778																	

Chicago Cubs @ Los Angeles Dodgers  
Dodger Stadium, Los Angeles, CA  
Sun May 14 1967, 3:33 AM PDT  
Sunny - 82 F

AB	31
R	2
H	6
RBI	2
BB	4
SO	0
LOB	16









Batter	1	2	3	4	5	6	7	8	9	10	AB	R	H	RBI	BB	SO	LOB						
Ron Davis, R OBP: 0.357, SLG: 0.500 Norm Miller, L OBP: 0.253, SLG: 0.250 Jim Landis, R OBP: 0.362, SLG: 0.367	P3		6-3		4-0 IBB		P5		F7		3	0	0	0	1	0	1						
Sonny Jackson, L OBP: 0.248, SLG: 0.274	5-3		6-3		P6		F7		G1		5	0	0	0	0	0	5						
Joe Morgan, L OBP: 0.384, SLG: 0.388	HR 1B				1B				F8		5	3	4	0	0	0	1						
Jimmy Wynn, R OBP: 0.366, SLG: 0.475	HR				F2		K		6-3		4	1	1	2	0	1	2						
Chuck Harrison, R OBP: 0.198, SLG: 0.226 Eddie Mathews, L OBP: 0.355, SLG: 0.397	F9				K		K		P4		4	0	0	0	0	2	2						
Rusty Staub, L OBP: 0.405, SLG: 0.544			K		K				G3		4	1	1	1	1	2	1						
Bob Aspromonte, R OBP: 0.297, SLG: 0.330			F9		F8						5	0	3	2	0	0	0						
John Bateman, R OBP: 0.198, SLG: 0.220 Bob Lillis, R OBP: 0.267, SLG: 0.120			6-3						FC1-6 1B		4	0	1	0	0	0	3						
Dave Giusti, R OBP: 0.071, SLG: 0.071 Dan Schneider, L OBP: 0.333, SLG: 0.333			1-3		P3				SH		3	0	1	0	0	0	1						
<b>Inning Stats</b>	R: 2 E: 0 K: 0 S: 5	H: 2 LOB: 0 BB: 0 P: 5	R: 0 E: 0 K: 1 S: 5	H: 0 LOB: 0 BB: 0 P: 5	R: 0 E: 0 K: 0 S: 3	H: 0 LOB: 0 BB: 0 P: 3	R: 0 E: 0 K: 2 S: 8	H: 1 LOB: 1 BB: 0 P: 8	R: 0 E: 0 K: 1 S: 4	H: 1 LOB: 2 BB: 0 P: 8	R: 1 E: 0 K: 0 S: 10	H: 3 LOB: 2 BB: 0 P: 10	R: 0 E: 0 K: 0 S: 3	H: 0 LOB: 0 BB: 0 P: 3	R: 0 E: 1 K: 0 S: 5	H: 1 LOB: 2 BB: 0 P: 5	R: 2 E: 0 K: 1 S: 7	H: 2 LOB: 2 BB: 2 P: 15	1B: 7 2B: 1 3B: 2 HR: 1	SF: 0 SAC: 2 DP: 0 HBP: 0	WP: 0 PB: 0 SB: 0 CS: 0	PA: 45	
<b>PITCHER</b>	IP	WLS	BF	H	R	ER	SO	BB	IBB	HBP	BLK	WP	HR	S	P	ERA	WHIP						
Jim Brewer, L ERA: 3.0	7.0		30	8	3	3	5	0	0	0	0	0	0	1	39	43	3.86	1.143					
Bob Miller, R ERA: 5.81	1.1		6	1	0	0	0	0	0	0	0	0	0	6	6	0.00	0.750						
Ron Perranoski, L ERA: 3.33	0.2		2	0	0	0	0	0	0	0	0	0	0	2	2	0.00	0.000						
Phil Regan, R ERA: 2.42	1.0	L	7	2	2	2	1	0	2	0	0	0	0	7	15	18.00	2.000						

**TOP**

**Houston Astros @ Los Angeles Dodgers**  
Dodger Stadium, Los Angeles, CA  
Mon May 15 1967, 7:05 PM PDT  
Att: 15,529 - Unknown

AB	40
R	5
H	11
RBI	5
BB	3
SO	6
LOB	21

Batter	1	2	3	4	5	6	7	8	9	10	AB	R	H	RBI	BB	SO	LOB							
Wes Parker, S OBP: 0.368, SLG: 0.370	K		4-3		G3			K	G3		5	0	0	0	2	3								
Ron Hunt, R OBP: 0.400, SLG: 0.349			F9					1B			4	1	2	0	1	0	1							
Willie Davis, L OBP: 0.333, SLG: 0.316	K				1B G3 1B		F8	E3 6-3 BB	F8		5	1	1	1	0	1	3							
Ron Fairly, L OBP: 0.336, SLG: 0.396	F9				G3 1B		F7	6-3 BB	L3		4	0	1	0	1	0	2							
Jim Lefebvre, S OBP: 0.373, SLG: 0.405			5-3		F7		1-3	6-3			4	0	0	1	0	0	5							
John Roseboro, L OBP: 0.406, SLG: 0.283 Al Ferrara, R OBP: 0.267, SLG: 0.288 Jeff Torborg, R OBP: 0.220, SLG: 0.211			L9		G3			P6	L9		3	0	0	1	0	0	1							
Bob Bailey, R OBP: 0.188, SLG: 0.200			4-3		6-3			F7			4	0	0	0	0	0	1							
Gene Michael, S OBP: 0.255, SLG: 0.227 Bob Miller, R OBP: 0.333, SLG: 0.316								P3	4-3		3	0	1	0	0	1	0							
Ron Perranoski, L OBP: 0.158, SLG: 0.059 Phil Regan, R OBP: 0.333, SLG: 0.333			4-3 SH3-4 1B		K						0	0	0	0	0	0	0							
Jim Brewer, L OBP: 0.400, SLG: 0.182			SH3-4		P4			1B E BB			1	1	1	0	1	0	0							
<b>Inning Stats</b>	R: 0 E: 0 K: 2 S: 7	H: 0 LOB: 1 BB: 1 P: 11	R: 0 E: 0 K: 0 S: 3	H: 0 LOB: 0 BB: 0 P: 3	R: 0 E: 0 K: 0 S: 4	H: 1 LOB: 1 BB: 0 P: 4	R: 1 E: 0 K: 0 S: 5	H: 2 LOB: 1 BB: 0 P: 5	R: 0 E: 0 K: 1 S: 5	H: 0 LOB: 0 BB: 0 P: 5	R: 0 E: 0 K: 0 S: 4	H: 1 LOB: 1 BB: 0 P: 4	R: 0 E: 0 K: 0 S: 3	H: 0 LOB: 0 BB: 0 P: 3	R: 2 E: 1 K: 1 S: 7	H: 1 LOB: 2 BB: 2 P: 15	R: 0 E: 0 K: 0 S: 4	H: 1 LOB: 1 BB: 0 P: 4	R: 0 E: 0 K: 0 S: 3	H: 0 LOB: 0 BB: 0 P: 3	1B: 6 2B: 0 3B: 0 HR: 0	SF: 0 SAC: 1 DP: 0 HBP: 0	WP: 0 PB: 0 SB: 0 CS: 0	PA: 40
<b>PITCHER</b>	IP	WLS	BF	H	R	ER	SO	BB	IBB	HBP	BLK	WP	HR	S	P	ERA	WHIP							
Dave Giusti, R ERA: 3.92	7.1		29	5	3	2	4	0	2	0	0	0	0	35	43	2.46	0.955							
Dan Schneider, L ERA: 0.93	0.1		3	0	0	0	0	1	0	0	0	0	0	2	6	0.00	3.000							
Carroll Sembera, R ERA: 2.18	2.1	W	8	1	0	0	0	0	0	0	0	0	0	8	8	0.00	0.429							

**BOTTOM**

**Houston Astros @ Los Angeles Dodgers**  
Dodger Stadium, Los Angeles, CA  
Mon May 15 1967, 7:05 PM PDT  
Att: 15,529 - Unknown


AB	36
R	3
H	6
RBI	3
BB	3
SO	4
LOB	18



Batter	1	2	3	4	5	6	7	8	9	AB	R	H	RBI	BB	SO	LOB	TOP			
Ron Davis, R OBP: 0.333, SLG: 0.463 (1, 7)	F9		F7		K			2-3		4	0	0	0	0	1	0				
Sonny Jackson, L OBP: 0.242, SLG: 0.268 (1, 6) Bob Lillis, R (9, PH)	K		4-3			F8			F7	3	0	0	0	0	1	0				
Joe Morgan, L OBP: 0.372, SLG: 0.373 (1, 4)	G3		4-3			F8			F8	4	0	0	0	0	0	0				
Jimmy Wynn, R OBP: 0.362, SLG: 0.461 (1, 8)		F7		K		5-3			1B BB	3	0	0	0	1	1	0				
Chuck Harrison, R OBP: 0.327, SLG: 0.349 (1, 3)		HR		6-3				F8	1B BB FC4-6	4	1	2	1	0	0	0				
Rusty Staub, L OBP: 0.410, SLG: 0.542 (1, 9)		1B		1B		F7			FC4-6 1-2 1-2	4	0	2	0	0	0	2				
Bob Aspromonte, R OBP: 0.306, SLG: 0.339 (1, 5)				1B		6-3				3	0	2	0	0	0	0				
John Bateman, R OBP: 0.191, SLG: 0.212 (1, 2)		K				F9		6-3		3	0	0	0	0	1	2				
Chris Zachary, L (1, 1) Bo Belinsky, L (4, 1) Jim Landis, R (8, PH) Jim Owens, R (8, 1)	4-3				K			K		1	0	0	0	0	0	2				
<b>Inning Stats</b>	R: 0 E: 0 K: 1 S: 5	H: 0 LOB: 0 BB: 0 P: 5	R: 1 E: 0 K: 1 S: 8	H: 3 LOB: 2 BB: 0 P: 8	R: 0 E: 0 K: 1 S: 3	H: 0 LOB: 0 BB: 0 P: 3	R: 0 E: 0 K: 1 S: 6	H: 2 LOB: 2 BB: 0 P: 6	R: 0 E: 0 K: 2 S: 7	H: 0 LOB: 0 BB: 0 P: 7	R: 0 E: 0 K: 0 S: 3	H: 0 LOB: 0 BB: 0 P: 3	R: 0 E: 0 K: 0 S: 3	H: 0 LOB: 0 BB: 0 P: 3	R: 0 E: 0 K: 1 S: 5	H: 1 LOB: 2 BB: 1 P: 8	1B: 5 2B: 0 3B: 0 HR: 1	SF: 0 SAC: 0 DP: 0 HBP: 0	WP: 0 PB: 0 SB: 0 CS: 0	PA: 33
<b>PITCHER</b> Claude Osteen, L ERA: 2.68 (1, 1)	IP: 9.0 WLS: W BF: 33 H: 6 R: 1 ER: 1 SO: 6 BB: 1 IBB: 0 HBP: 0 BLK: 0 WP: 0 HR: 1 S: 44 P: 48 ERA: 1.00 WHIP: 0.778																			

Houston Astros @ Los Angeles Dodgers  
Dodger Stadium, Los Angeles, CA  
Tue May 16 1967, 7:05 PM PDT  
Att: 16,386 - Unknown


AB	32
R	1
H	6
RBI	1
BB	1
SO	6
LOB	6



Batter	1	2	3	4	5	6	7	8	9	AB	R	H	RBI	BB	SO	LOB	BOTTOM			
Gene Michael, S OBP: 0.245, SLG: 0.218 (1, 6)	F7	2-3		6-3			4-3			4	0	0	0	0	0	1				
Ron Hunt, R OBP: 0.396, SLG: 0.345 (1, 4)	5-3		4-3 1B		2-3		5-3			4	0	1	0	0	0	0				
Willie Davis, L OBP: 0.313, SLG: 0.295 (1, 8)	4-3		4-3 1-2		K		K			4	0	0	0	0	2	1				
Ron Fairly, L OBP: 0.333, SLG: 0.386 (1, 9)		1B BB	F8		4-3		F8			3	1	0	0	1	0	2				
Jim Lefebvre, S OBP: 0.369, SLG: 0.400 (1, 5)		1B SH	K		5-3		P6			4	1	1	0	0	1	1				
John Roseboro, L OBP: 0.425, SLG: 0.368 (1, 2)		SH 1B		BB 1B		HR		F8		4	3	3	2	0	0	0				
Wes Parker, S OBP: 0.376, SLG: 0.366 (1, 3)		SH SH1-3		1B WP BB				4-3		1	1	0	0	2	0	0				
Len Gabrielson, L OBP: 0.200, SLG: 0.111 (1, 7) Jim Hickman, R OBP: 0.239, SLG: 0.256 (5, 7)		SH1-3		CS 1B		K				1	0	1	1	0	0	0				
Claude Osteen, L OBP: 0.286, SLG: 0.278 (1, 1)		K		1-2 3H		4-3				3	0	0	0	0	2	3				
<b>Inning Stats</b>	R: 0 E: 0 K: 0 S: 3	H: 0 LOB: 0 BB: 0 P: 3	R: 3 E: 1 K: 1 S: 8	H: 2 LOB: 1 BB: 1 P: 12	R: 0 E: 0 K: 1 S: 6	H: 1 LOB: 1 BB: 0 P: 6	R: 2 E: 0 K: 1 S: 6	H: 2 LOB: 0 BB: 1 P: 10	R: 0 E: 0 K: 1 S: 5	H: 0 LOB: 0 BB: 0 P: 5	R: 1 E: 0 K: 1 S: 6	H: 1 LOB: 1 BB: 1 P: 10	R: 0 E: 0 K: 1 S: 6	H: 0 LOB: 1 BB: 0 P: 6	R: 0 E: 0 K: 0 S: 3	H: 0 LOB: 0 BB: 0 P: 3	1B: 5 2B: 0 3B: 0 HR: 1	SF: 0 SAC: 2 DP: 0 HBP: 0	WP: 2 PB: 0 SB: 1 CS: 1	PA: 34
<b>PITCHER</b> Chris Zachary, R ERA: 5.4 (1, 1) Bo Belinsky, L ERA: 4.67 (4, 1) Jim Owens, R ERA: 1.59 (8, 1)	IP: 3.0 WLS: L BF: 16 H: 4 R: 5 ER: 3 SO: 2 BB: 2 IBB: 0 HBP: 0 BLK: 0 WP: 0 HR: 0 S: 18 P: 26 ERA: 9.00 WHIP: 2.000																			

Houston Astros @ Los Angeles Dodgers  
Dodger Stadium, Los Angeles, CA  
Tue May 16 1967, 7:05 PM PDT  
Att: 16,386 - Unknown

AB	29
R	6
H	6
RBI	3
BB	3
SO	6
LOB	9





Batter	1	2	3	4	5	6	7	8	9	AB	R	H	RBI	BB	SO	LOB	TOP			
Joe Morgan, L (1,4) OBP: 0.368, SLG: 0.368										4	0	1	0	0	0	3				
Sonny Jackson, L (1,6) OBP: 0.235, SLG: 0.260										4	0	0	0	0	1	1				
Jimmy Wynn, R (1,8) OBP: 0.375, SLG: 0.481										4	0	3	0	0	0	0				
Eddie Mathews, L (1,3)										4	0	0	0	0	0	3				
Rusty Staub, L (1,9) OBP: 0.390, SLG: 0.513										4	0	0	0	0	0	3				
Ron Davis, R (1,7) OBP: 0.317, SLG: 0.439										3	0	0	0	0	0	1				
Bob Aspromonte, R (1,5) OBP: 0.315, SLG: 0.357										3	0	2	0	0	1	0				
John Bateman, R (1,2) OBP: 0.187, SLG: 0.207										2	0	0	0	0	0	1				
Barry Latman, R (5,1)										0	0	0	0	0	0	0				
Norm Miller, L (8, PH) OBP: 0.250, SLG: 0.235										1	0	0	0	0	0	1				
Claude Raymond, R (8,1)										0	0	0	0	0	0	0				
Mike Cuellar, L (1,1) OBP: 0.222, SLG: 0.278										1	0	1	0	0	0	0				
Dave Adlesh, R (5,2) OBP: 0.308, SLG: 0.182										2	0	0	0	0	0	1				
<b>Inning Stats</b>	R: 0 E: 0 K: 0 S: 3	H: 1 LOB: 0 BB: 0 P: 3	R: 0 E: 0 K: 0 S: 3	H: 0 LOB: 0 BB: 0 P: 3	R: 0 E: 0 K: 0 S: 4	H: 2 LOB: 1 BB: 0 P: 4	R: 0 E: 0 K: 0 S: 4	H: 1 LOB: 0 BB: 0 P: 4	R: 0 E: 0 K: 1 S: 5	H: 0 LOB: 0 BB: 0 P: 5	R: 0 E: 0 K: 0 S: 4	H: 1 LOB: 1 BB: 0 P: 4	R: 0 E: 0 K: 0 S: 4	H: 1 LOB: 1 BB: 0 P: 4	R: 0 E: 0 K: 0 S: 4	H: 1 LOB: 1 BB: 0 P: 4	1B: 5 2B: 2 3B: 0 HR: 0	SF: 0 SAC: 0 DP: 2 HBP: 0	WP: 0 PB: 0 SB: 0 CS: 0	PA: 32
<b>PITCHER</b> Don Sutton, R (1,1) ERA: 4.33	IP: 9.0 WLS: W BF: 32 H: 7 R: 0 ER: 0 SO: 2 BB: 0 IBB: 0 HBP: 0 BLK: 0 WP: 0 HR: 0 S: 36 P: 36 ERA: 0.00 WHIP: 0.778																			

Houston Astros @ Los Angeles Dodgers  
Dodger Stadium, Los Angeles, CA  
Wed May 17 1967, 7:05 PM PDT  
Att: 17,187 - Unknown

AB	32
R	0
H	7
RBI	0
BB	0
SO	2
LOB	14



Batter	1	2	3	4	5	6	7	8	9	AB	R	H	RBI	BB	SO	LOB	BOTTOM			
Gene Michael, S (1,6) OBP: 0.236, SLG: 0.210										4	0	0	0	0	1	2				
Ron Hunt, R (1,4) OBP: 0.399, SLG: 0.345										3	1	1	0	1	0	1				
Willie Davis, L (1,8) OBP: 0.324, SLG: 0.308										4	1	2	0	0	0	1				
Jim Lefebvre, S (1,5) OBP: 0.366, SLG: 0.403										4	1	1	2	0	0	1				
Al Ferrara, R (1,7) OBP: 0.266, SLG: 0.286										4	0	1	0	0	2	2				
Ron Fairly, L (1,9) OBP: 0.338, SLG: 0.385										3	1	1	1	1	0	1				
John Roseboro, L (1,2) OBP: 0.429, SLG: 0.393										4	1	2	0	0	0	2				
Wes Parker, S (1,3) OBP: 0.382, SLG: 0.400										3	2	1	1	1	0	2				
Don Sutton, R (1,1) OBP: 0.211, SLG: 0.316										3	0	1	0	0	0	0				
<b>Inning Stats</b>	R: 3 E: 0 K: 1 S: 9	H: 4 LOB: 1 BB: 0 P: 9	R: 1 E: 0 K: 1 S: 6	H: 1 LOB: 1 BB: 1 P: 10	R: 3 E: 1 K: 1 S: 7	H: 1 LOB: 1 BB: 2 P: 15	R: 0 E: 0 K: 0 S: 3	H: 0 LOB: 0 BB: 0 P: 3	R: 0 E: 0 K: 0 S: 4	H: 1 LOB: 0 BB: 0 P: 4	R: 0 E: 0 K: 0 S: 3	H: 1 LOB: 0 BB: 0 P: 3	R: 0 E: 0 K: 0 S: 3	H: 1 LOB: 0 BB: 0 P: 3	R: 0 E: 0 K: 0 S: 3	H: 1 LOB: 0 BB: 0 P: 3	1B: 7 2B: 2 3B: 0 HR: 1	SF: 0 SAC: 0 DP: 2 HBP: 0	WP: 0 PB: 0 SB: 0 CS: 0	PA: 35
<b>PITCHER</b> Mike Cuellar, L (1,1) ERA: 4.5	IP: 4.0 WLS: L BF: 22 H: 6 R: 7 ER: 4 SO: 3 BB: 2 IBB: 0 HBP: 0 BLK: 0 WP: 0 HR: 1 S: 25 P: 37 ERA: 9.00 WHIP: 2.000																			
Barry Latman, R (5,1) ERA: 2.7	3.0	10	3	0	0	0	0	0	0	0	0	10	10	0.00	1.000					
Claude Raymond, R (8,1) ERA: 3.1	1.0	3	1	0	0	0	0	0	0	0	0	3	3	0.00	1.000					

Houston Astros @ Los Angeles Dodgers  
Dodger Stadium, Los Angeles, CA  
Wed May 17 1967, 7:05 PM PDT  
Att: 17,187 - Unknown

AB	32
R	7
H	10
RBI	4
BB	3
SO	3
LOB	12





Batter	1	2	3	4	5	6	7	8	9	AB R H RBI BB SO LOB	TOP							
Wes Parker, S OBP: 0.383, SLG: 0.400 (1, 3)										5 1 2 0 0 0 3	<b>Los Angeles Dodgers @ Chicago Cubs</b> Wrigley Field, Chicago, IL Fri May 19 1967, 3:33 AM CDT Att: 5,242 - Sunny - 65 F							
Ron Hunt, R OBP: 0.385, SLG: 0.331 (1, 4)									5 0 0 0 0 1 2									
Willie Davis, L OBP: 0.329, SLG: 0.329 (1, 8)									5 1 2 0 0 0 0									
Jim Lefebvre, S OBP: 0.374, SLG: 0.423 (1, 5)									4 2 3 2 0 1 0									
Ron Fairly, L OBP: 0.343, SLG: 0.383 (1, 9)									3 1 1 0 1 2 2									
Al Ferrara, R OBP: 0.276, SLG: 0.288 (1, 7)									3 1 1 1 1 0 3									
Jeff Torborg, R OBP: 0.222, SLG: 0.286 (1, 2)									4 1 1 3 0 0 1									
Gene Michael, S OBP: 0.246, SLG: 0.220 (1, 6)									4 1 2 1 0 0 0									
Don Drysdale, R OBP: 0.227, SLG: 0.190 (1, 1)									4 0 2 1 0 0 1									
<b>Inning Stats</b>	R: 1 E: 0 K: 1 S: 7	H: 2 LOB: 1 BB: 0 P: 7	R: 0 E: 0 K: 0 S: 3	H: 0 LOB: 0 BB: 0 P: 3	R: 4 E: 0 K: 0 S: 8	H: 5 LOB: 1 BB: 0 P: 8	R: 0 E: 0 K: 0 S: 3	H: 0 LOB: 0 BB: 0 P: 3	R: 2 E: 0 K: 1 S: 7	H: 4 LOB: 2 BB: 1 P: 11	R: 0 E: 1 K: 0 S: 4	H: 1 LOB: 0 BB: 0 P: 4	R: 0 E: 0 K: 1 S: 5	H: 0 LOB: 0 BB: 0 P: 5	1B: 11 2B: 3 3B: 0 HR: 1	SF: 1 SAC: 0 DP: 2 HBP: 0	WP: 0 PB: 0 SB: 1 CS: 0	PA: 40
<b>PITCHER</b>	IP WLS BF H R ER SO BB IBB HBP BLK WP HR S P ERA WHIP											IP WLS BF H R ER SO BB IBB HBP BLK WP HR S P ERA WHIP						
Rich Nye, L ERA: 3.03 (1, 1)	3.1 L 16 6 5 5 1 1 0 0 0 0 0 1 17 21 13.50 2.100																	
Joe Niekro, R ERA: 2.38 (4, 1)	1.2 8 3 1 1 1 0 0 0 0 0 0 10 10 5.40 1.800																	
Bill Hands, R ERA: 3.12 (6, 1)	3.0 13 5 2 2 1 0 1 0 0 0 0 14 18 6.00 1.667																	
Dick Radatz, R ERA: 5.06 (9, 1)	1.0 3 0 0 0 0 1 0 0 0 0 0 5 5 0.00 0.000																	

Batter	1	2	3	4	5	6	7	8	9	AB R H RBI BB SO LOB	BOTTOM									
Don Kessinger, S OBP: 0.264, SLG: 0.234 (1, 6)										4 0 0 0 0 1 1	<b>Los Angeles Dodgers @ Chicago Cubs</b> Wrigley Field, Chicago, IL Fri May 19 1967, 3:33 AM CDT Att: 5,242 - Sunny - 65 F									
Glenn Beckert, R OBP: 0.278, SLG: 0.331 (1, 4)										4 0 1 0 0 0 1										
Billy Williams, L OBP: 0.439, SLG: 0.561 (1, 7)										2 0 0 0 2 0 1										
Ron Santo, R OBP: 0.295, SLG: 0.319 (1, 5)										4 0 0 0 0 0 3										
14 Ernie Banks, R OBP: 0.306, SLG: 0.505 (1, 3)										4 0 4 0 0 0 0										
Lee Thomas, L OBP: 0.283, SLG: 0.312 (1, 9)										4 0 0 0 0 1 4										
Randy Hundley, R OBP: 0.278, SLG: 0.263 (1, 2)										3 0 0 0 1 1 3										
Adolfo Phillips, R OBP: 0.404, SLG: 0.484 (1, 8)										4 0 0 0 0 2 4										
Rich Nye, L OBP: 0.283, SLG: 0.283 (1, 1)										1 0 0 0 0 0 2										
Joe Niekro, R OBP: 0.357, SLG: 0.154 (4, 1)										0 0 0 0 0 0 0										
Ted Savage, R OBP: 0.154, SLG: 0.154 (5, PH)										1 0 0 0 0 0 0										
Bill Hands, R OBP: 0.312, SLG: 0.100 (6, 1)										1 0 1 0 0 0 0										
John Upham, L OBP: 0.100, SLG: 0.100 (8, PH)										0 0 0 0 0 0 0										
Dick Radatz, R OBP: 0.227, SLG: 0.227 (9, 1)										0 0 0 0 0 0 0										
<b>Inning Stats</b>	R: 0 E: 0 K: 0 S: 3	H: 0 LOB: 1 BB: 1 P: 7	R: 0 E: 0 K: 1 S: 6	H: 1 LOB: 2 BB: 1 P: 10	R: 0 E: 0 K: 0 S: 3	H: 0 LOB: 0 BB: 0 P: 3	R: 0 E: 0 K: 2 S: 7	H: 0 LOB: 0 BB: 0 P: 7	R: 0 E: 0 K: 0 S: 3	H: 1 LOB: 0 BB: 0 P: 3	R: 0 E: 0 K: 0 S: 4	H: 1 LOB: 1 BB: 0 P: 4	R: 0 E: 0 K: 1 S: 6	H: 1 LOB: 2 BB: 1 P: 10	R: 0 E: 0 K: 2 S: 8	H: 1 LOB: 1 BB: 0 P: 8	1B: 5 2B: 1 3B: 0 HR: 0	SF: 0 SAC: 0 DP: 1 HBP: 0	WP: 1 PB: 0 SB: 1 CS: 0	PA: 35
<b>PITCHER</b>	IP WLS BF H R ER SO BB IBB HBP BLK WP HR S P ERA WHIP											IP WLS BF H R ER SO BB IBB HBP BLK WP HR S P ERA WHIP								
Don Drysdale, R ERA: 1.64 (1, 1)	9.0 W 35 6 0 0 6 3 0 0 0 0 1 0 44 56 0.00 1.000																			

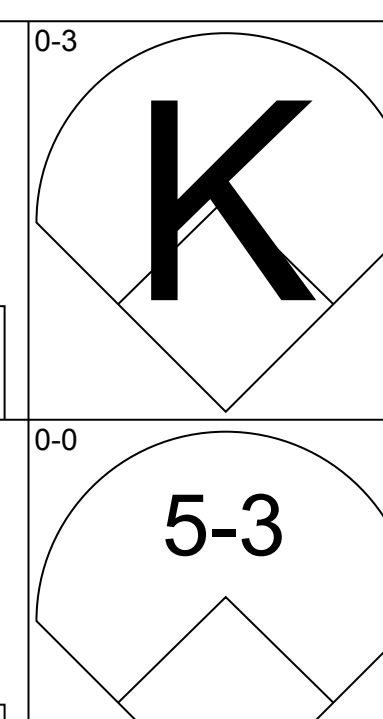
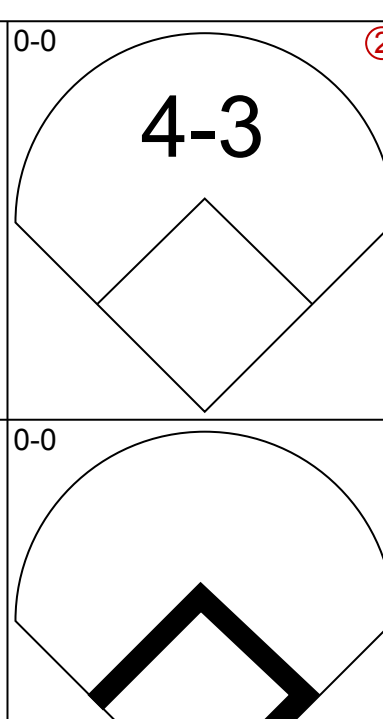
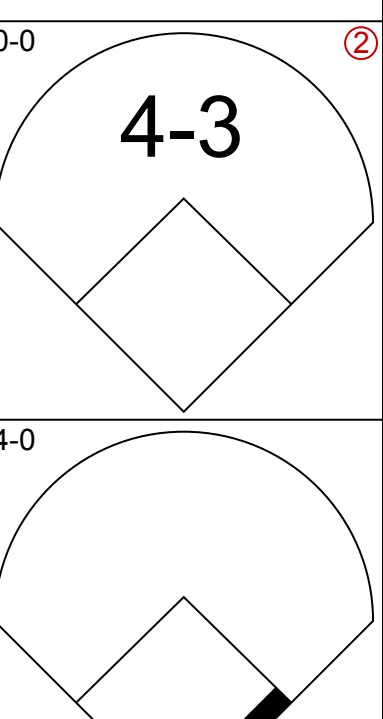
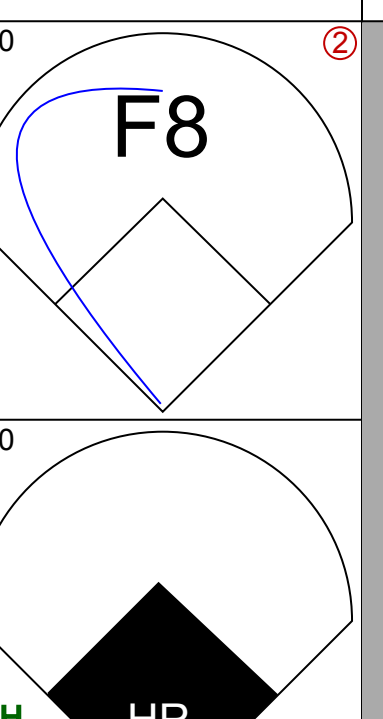
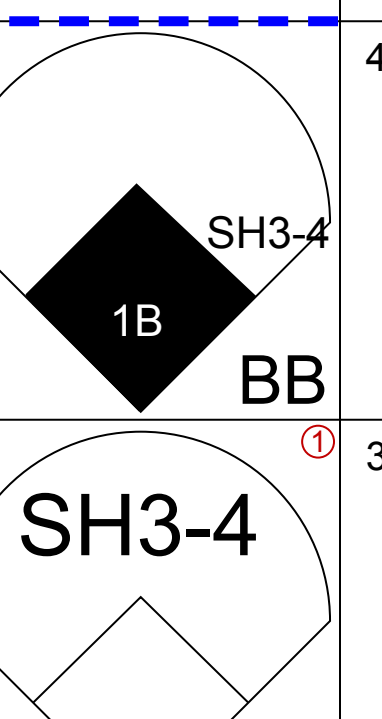

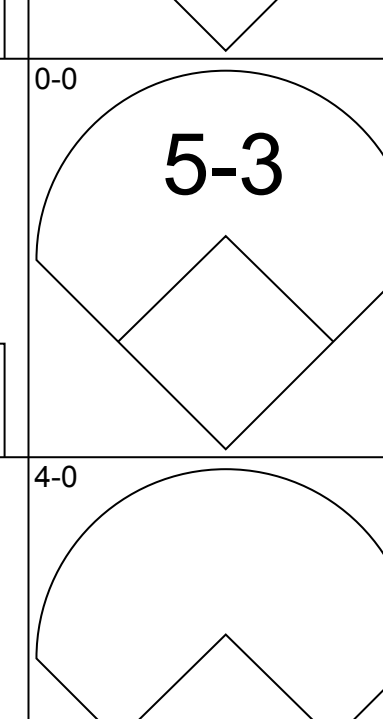
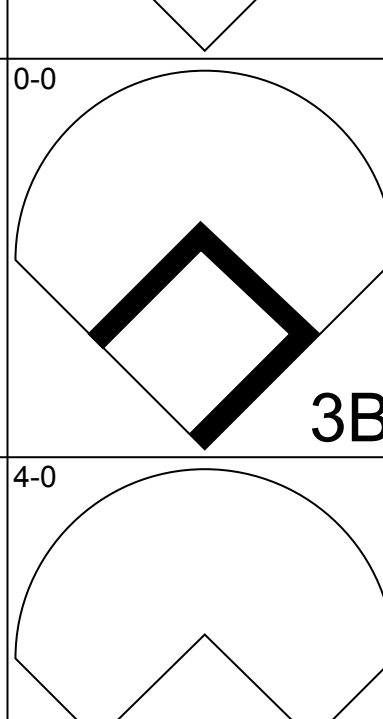
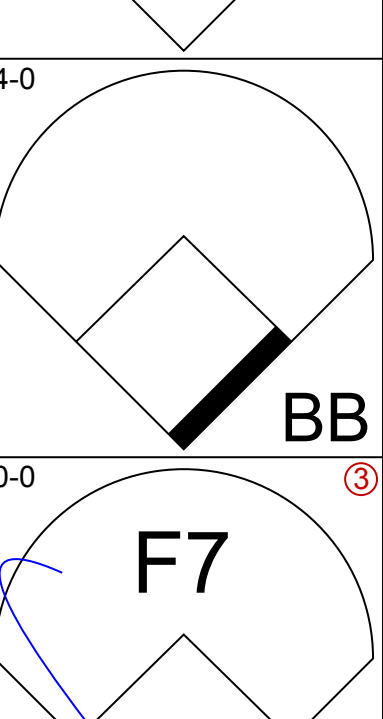
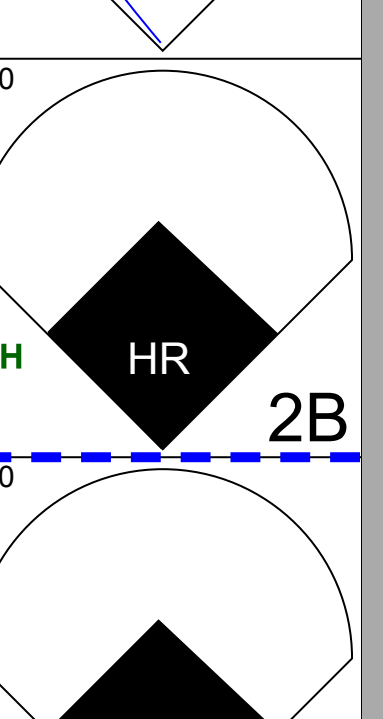
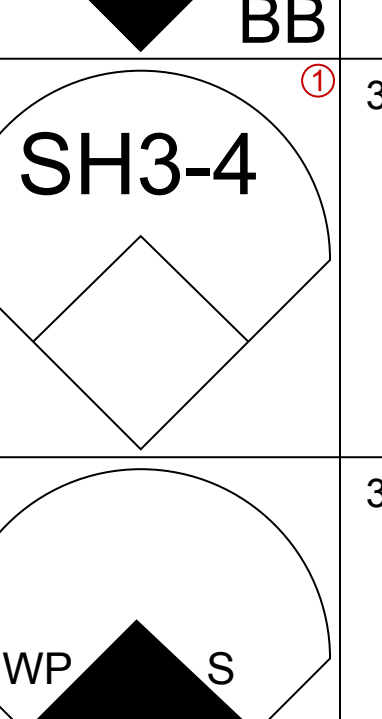
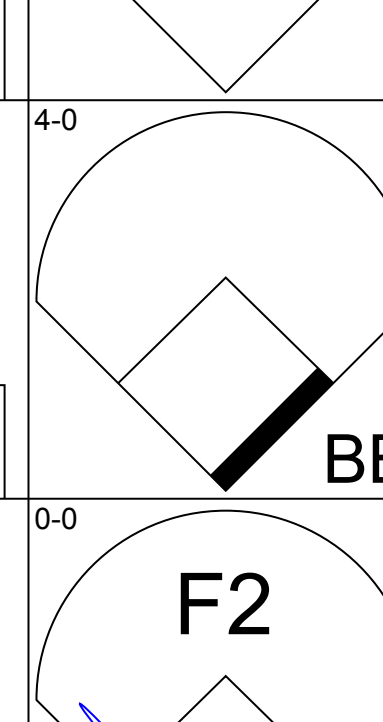
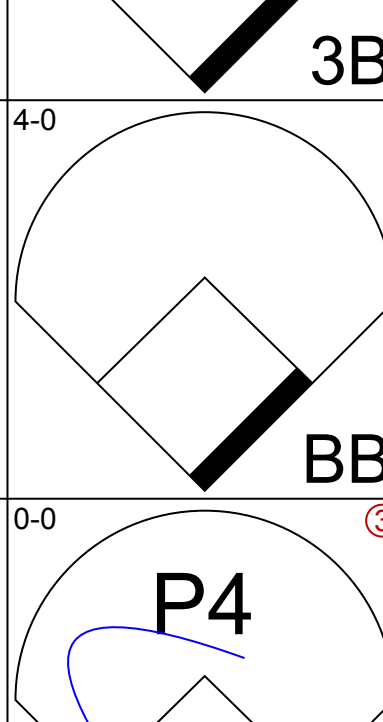
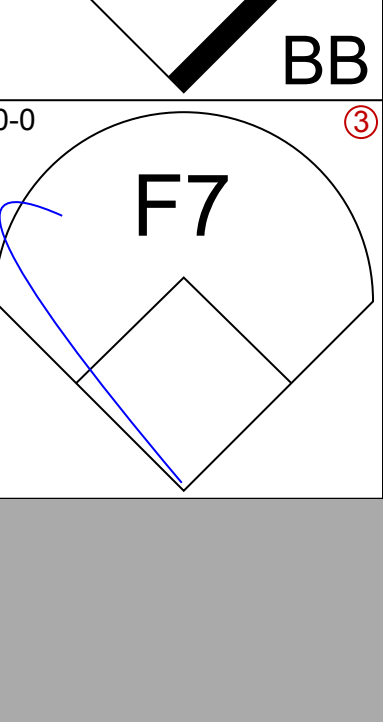
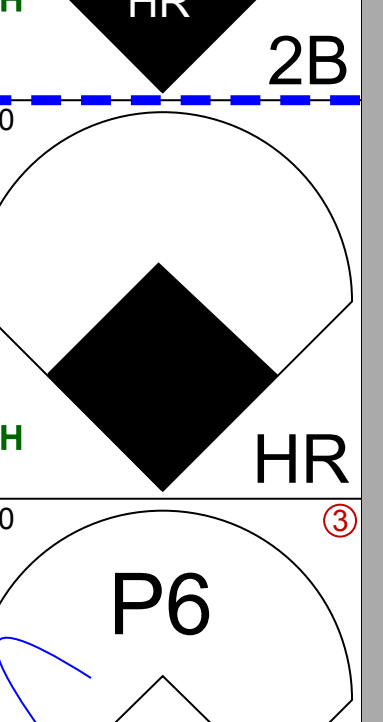
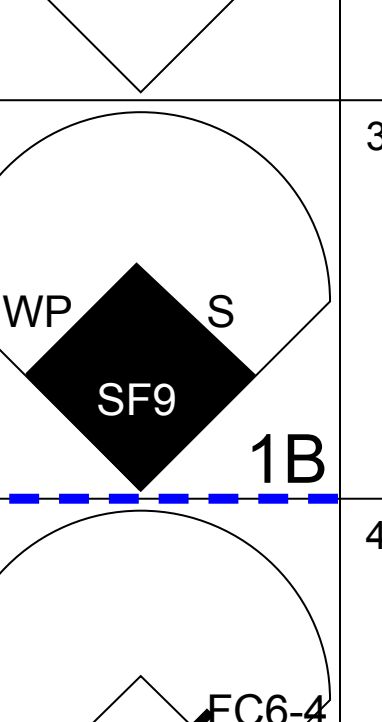
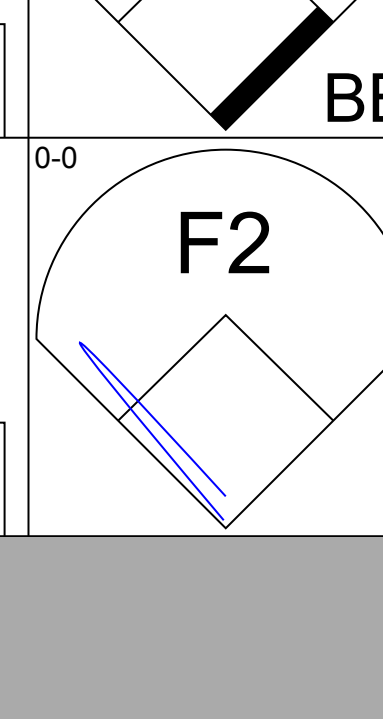
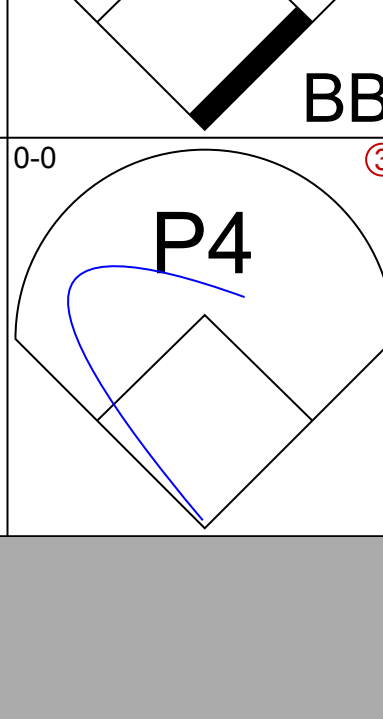
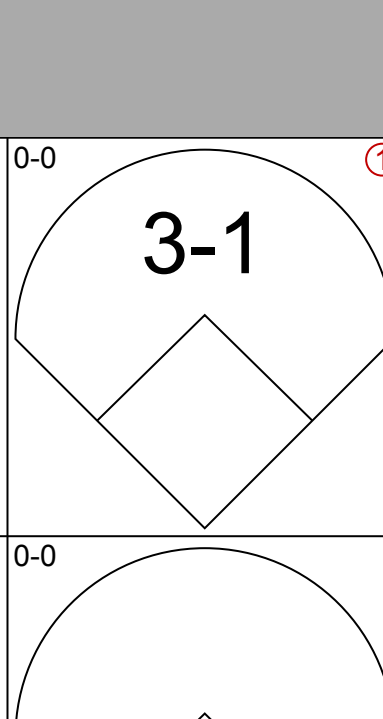
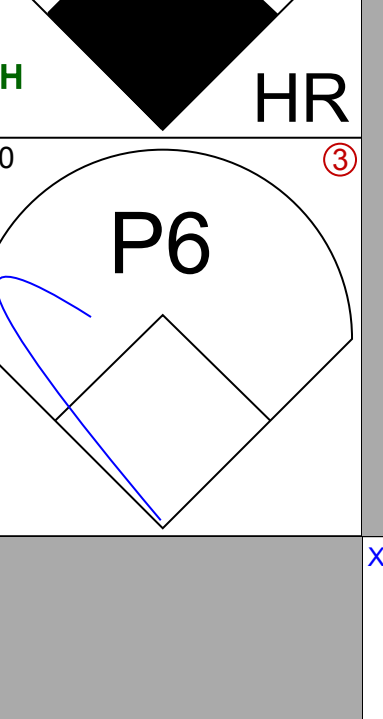
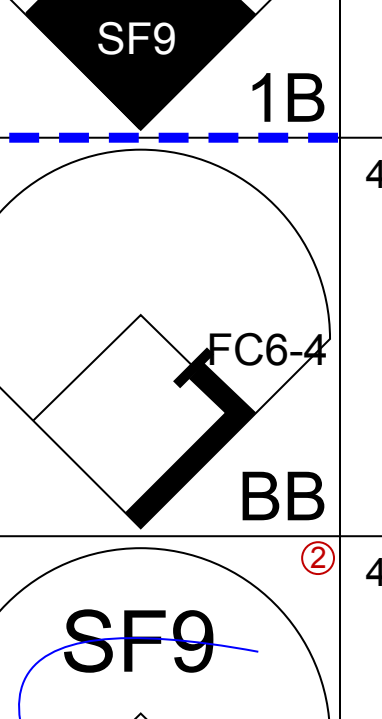
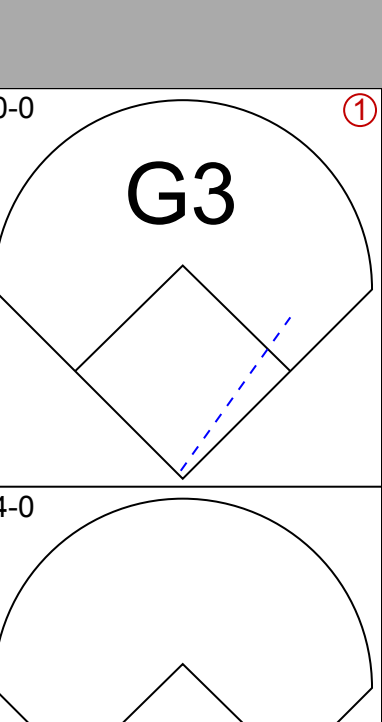
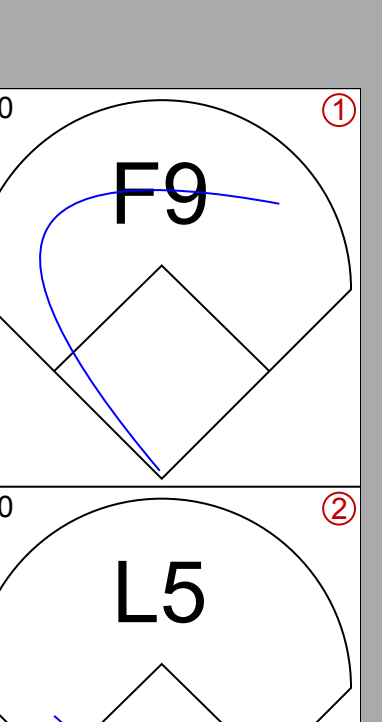
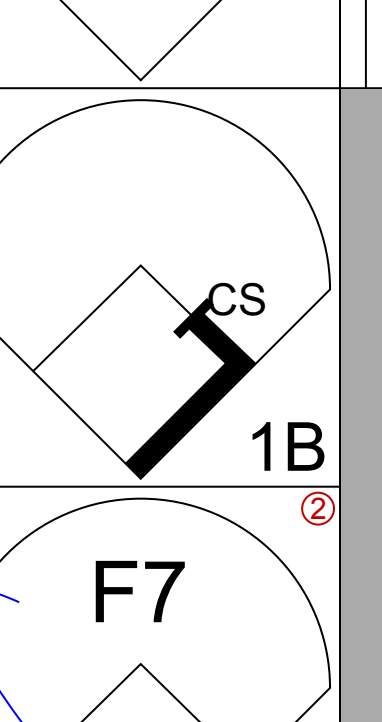
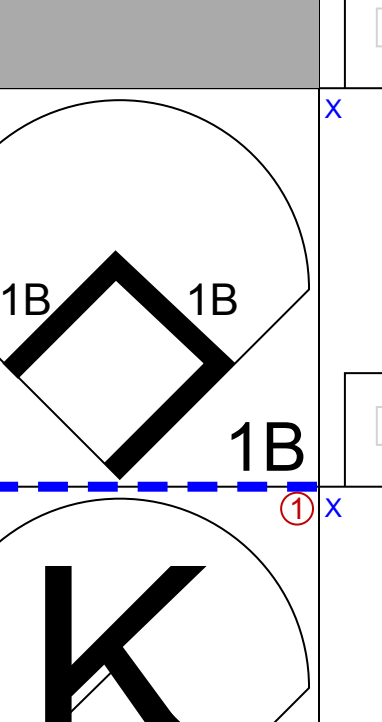
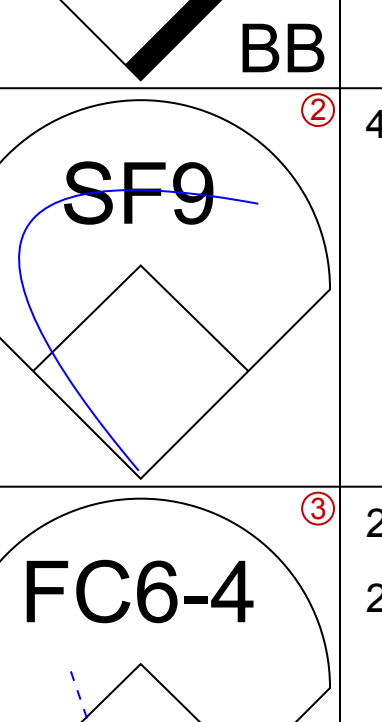
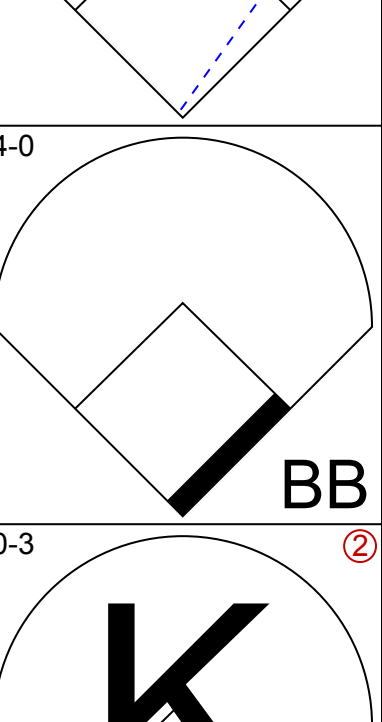
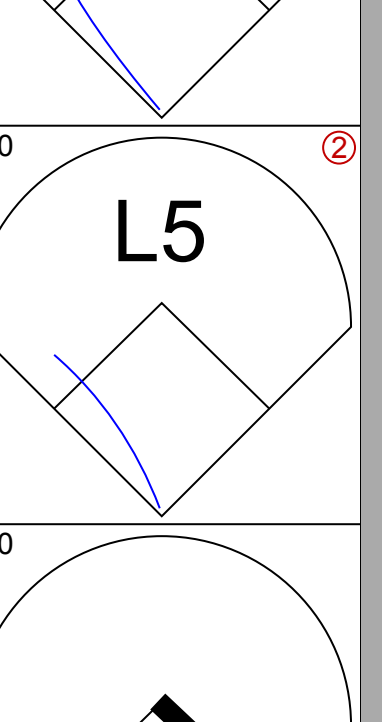
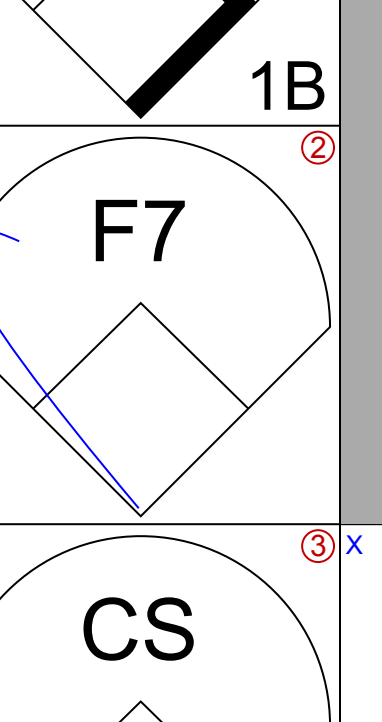
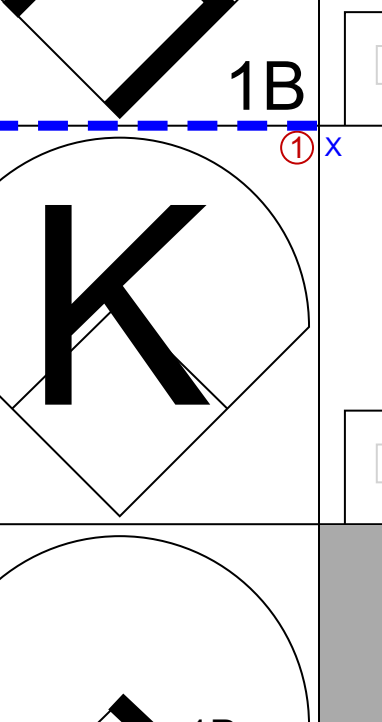
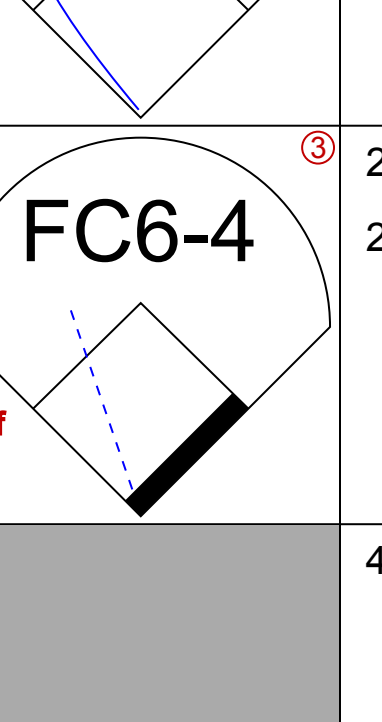
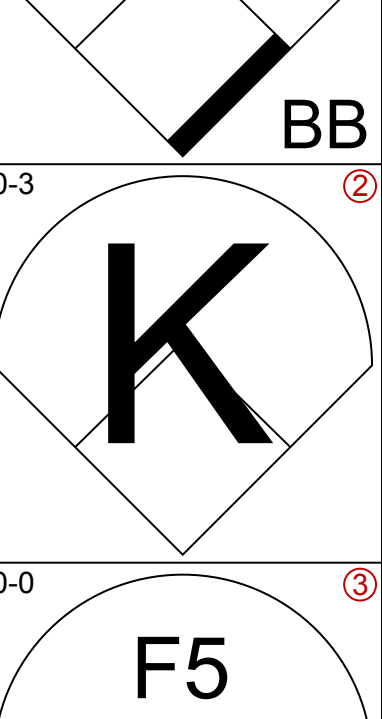
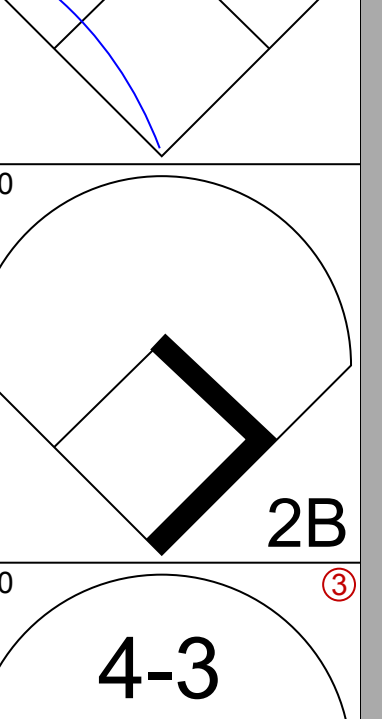
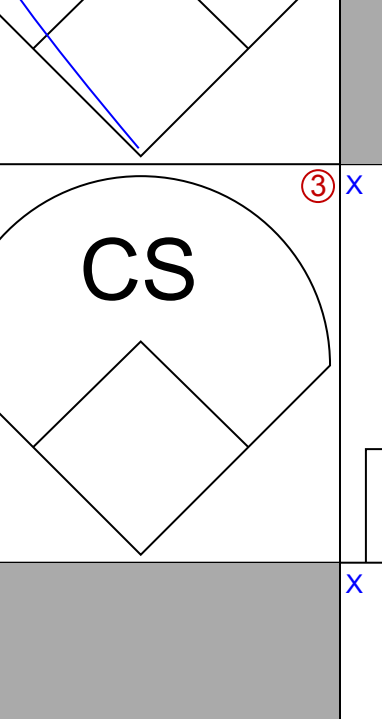
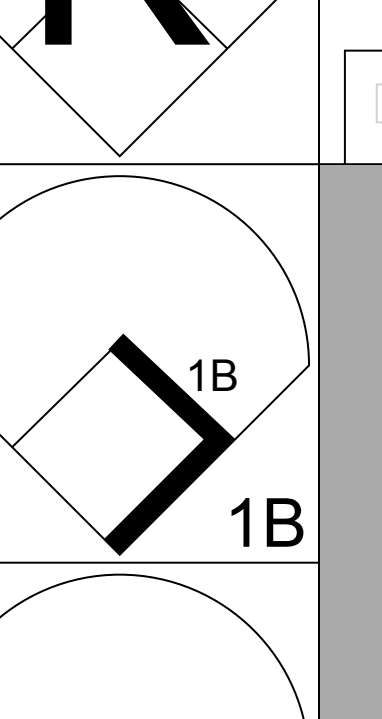

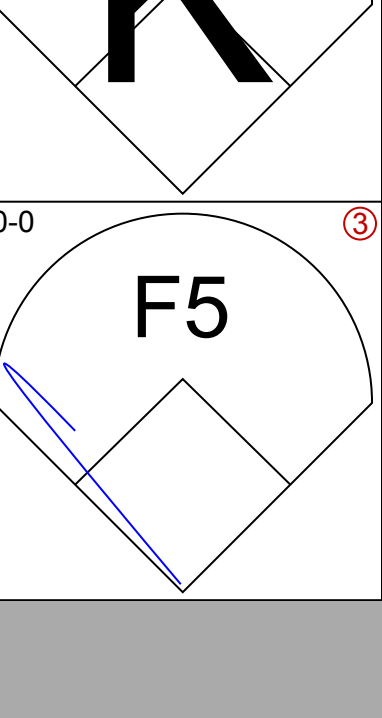
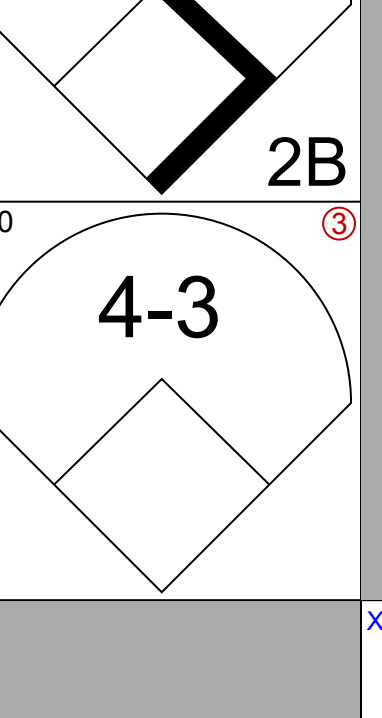
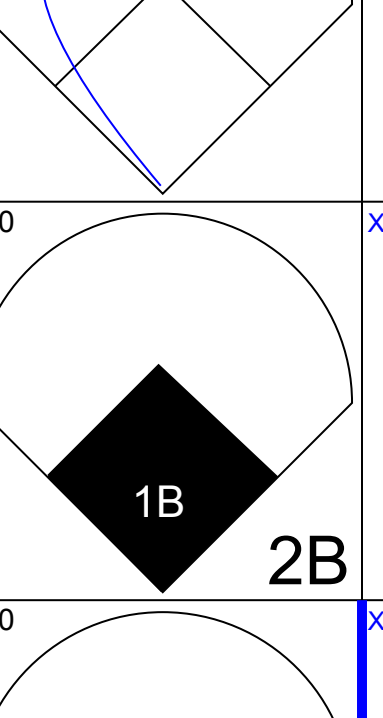
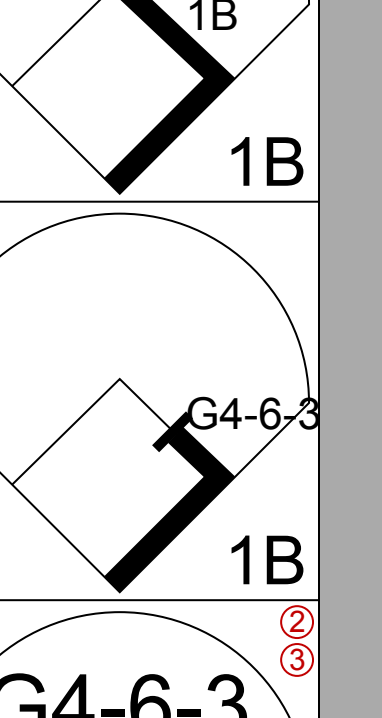
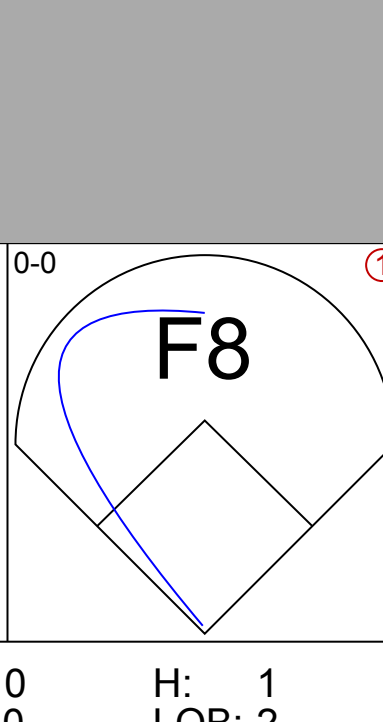
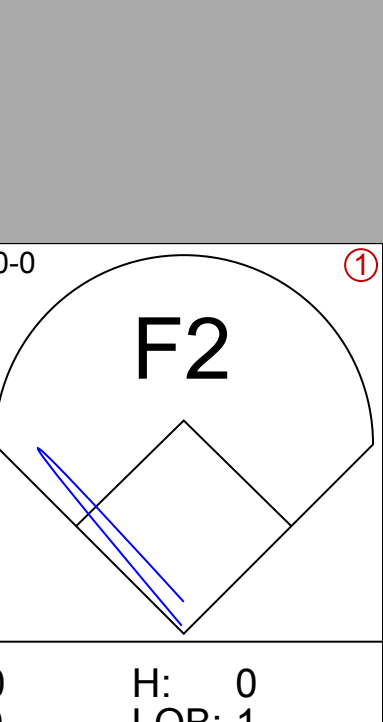
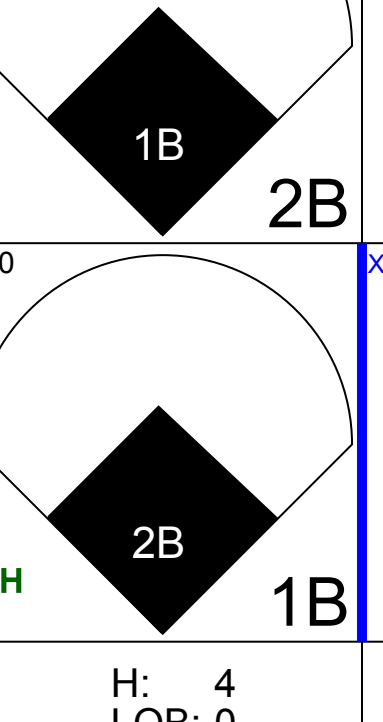
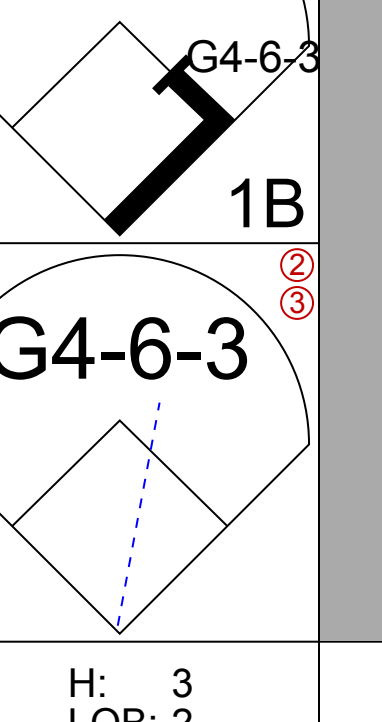


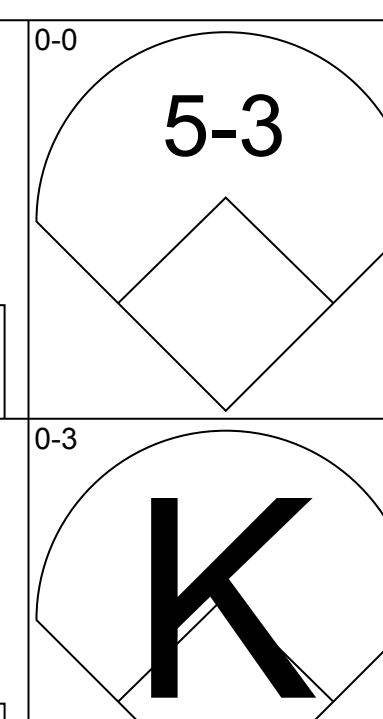
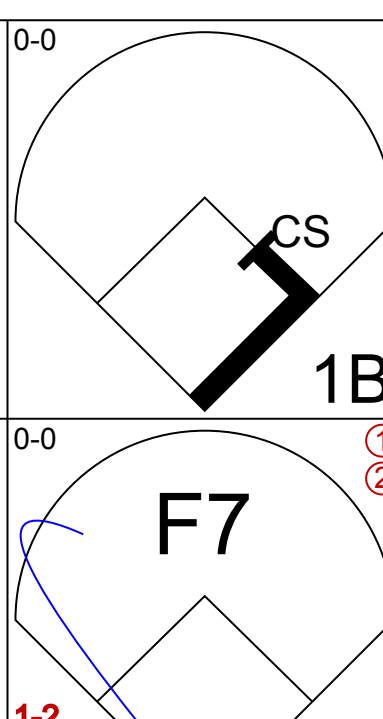
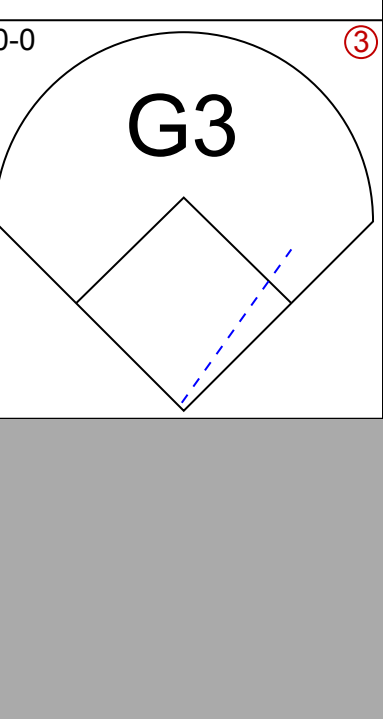


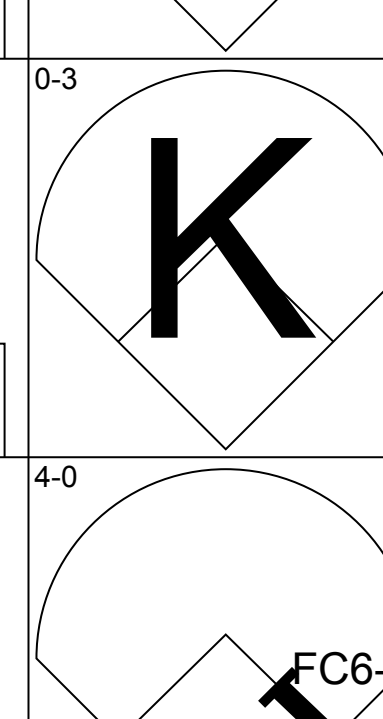
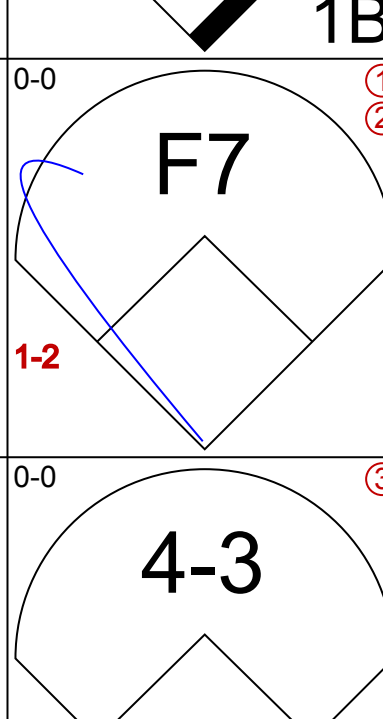
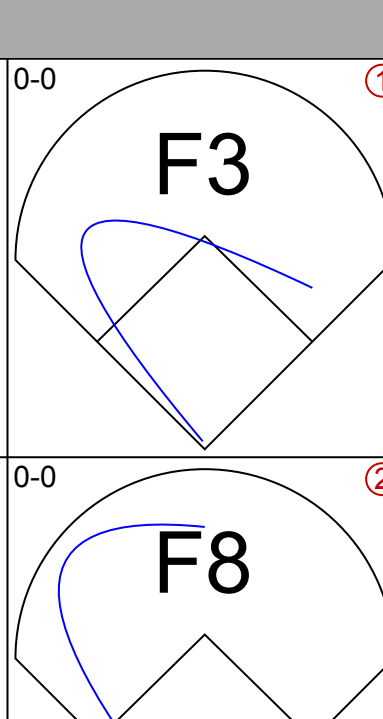
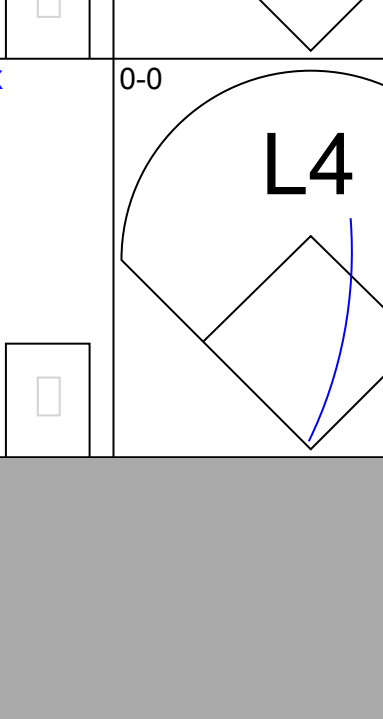
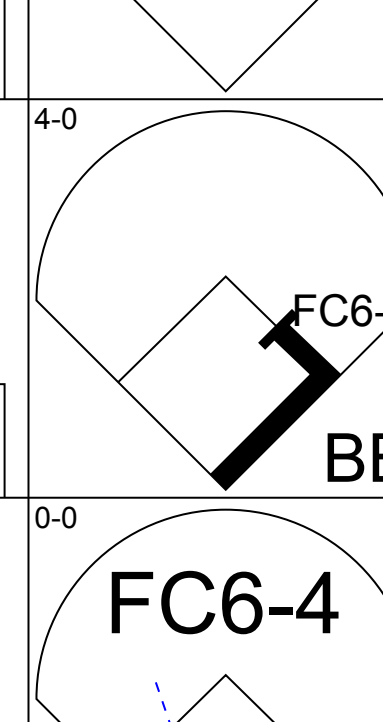
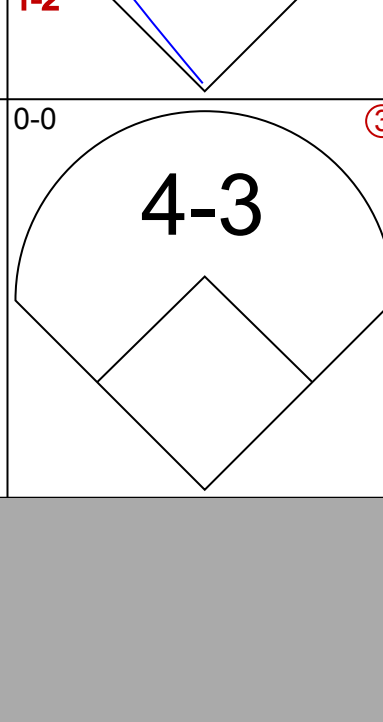
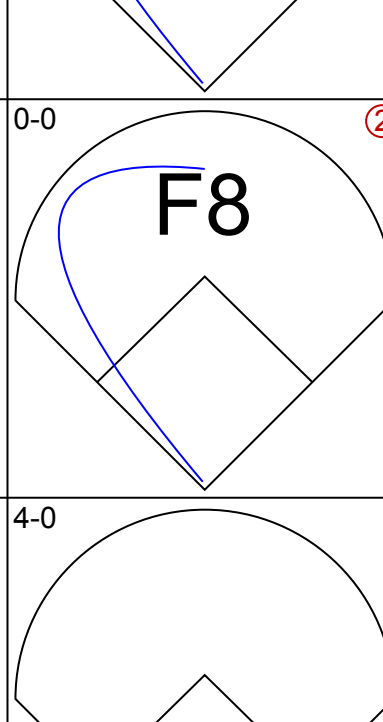
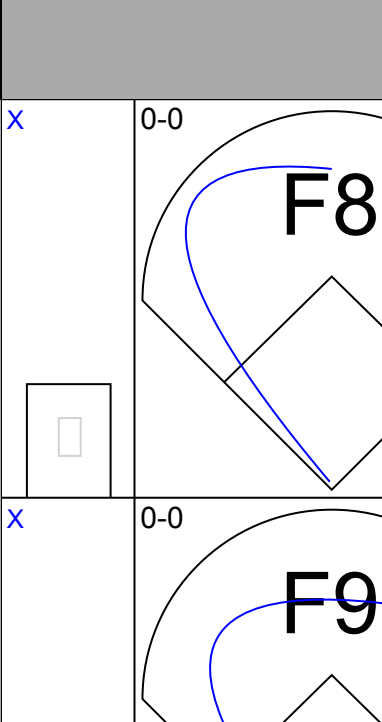
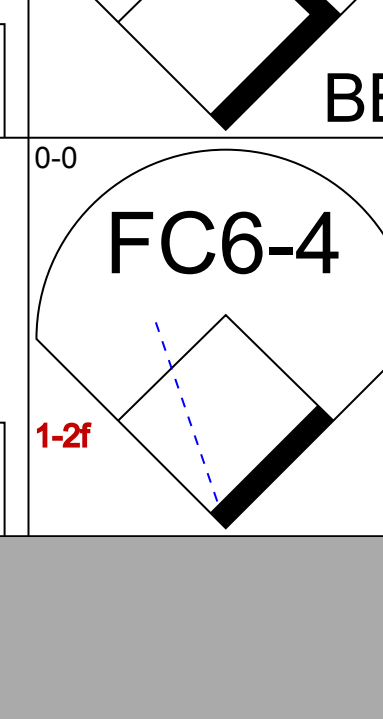
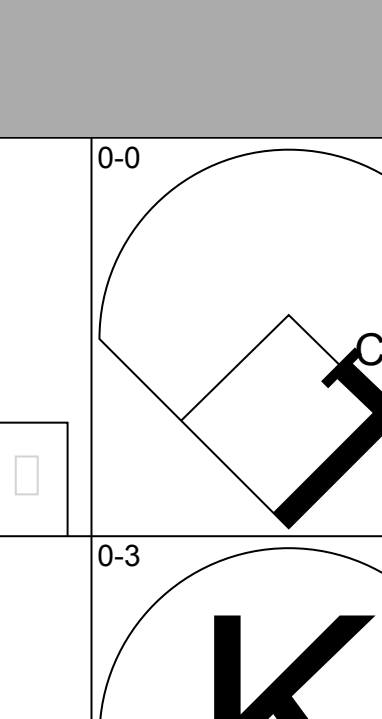
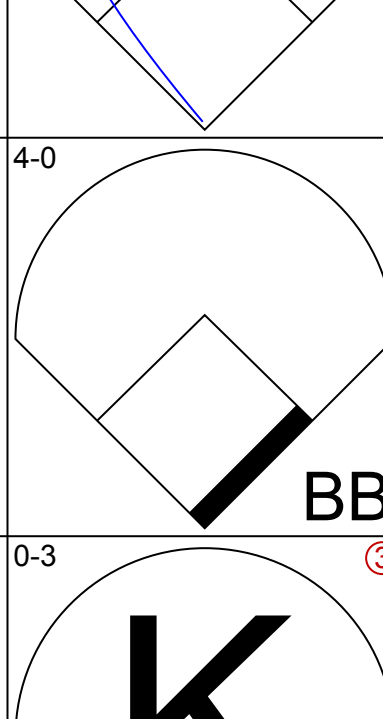
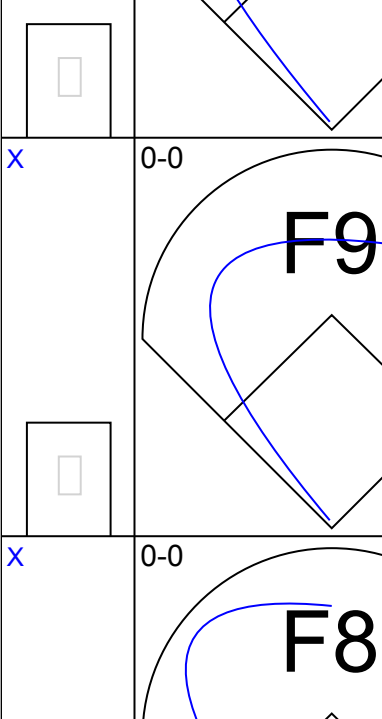
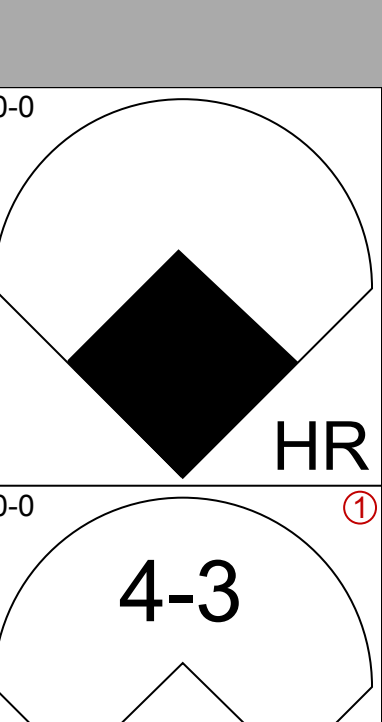
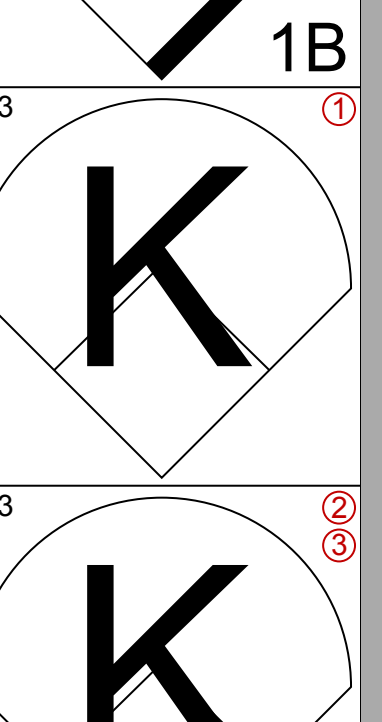
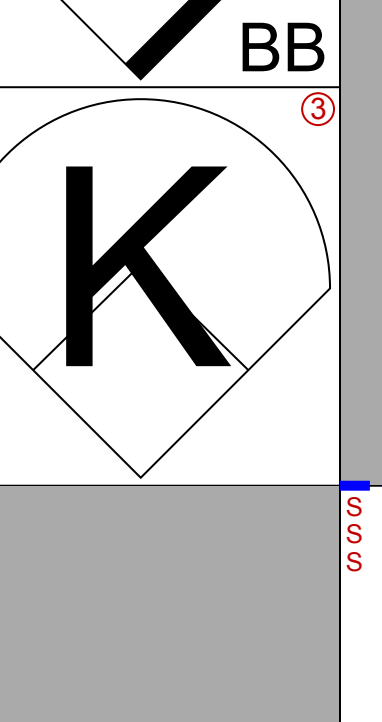
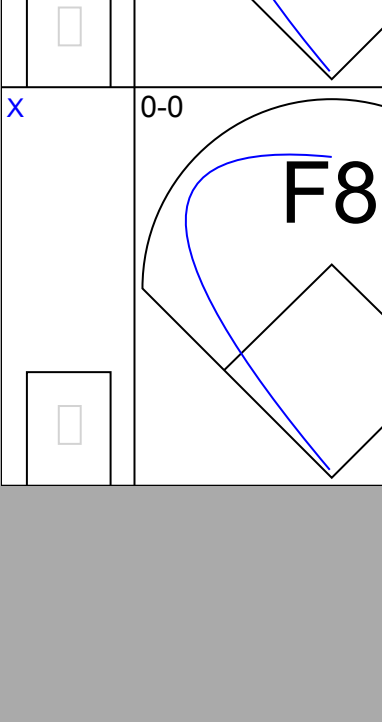
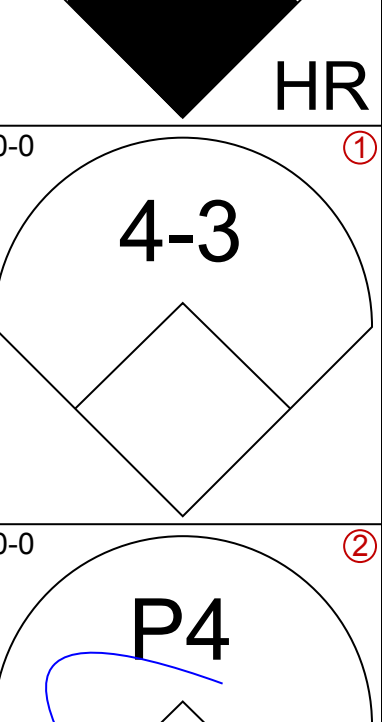
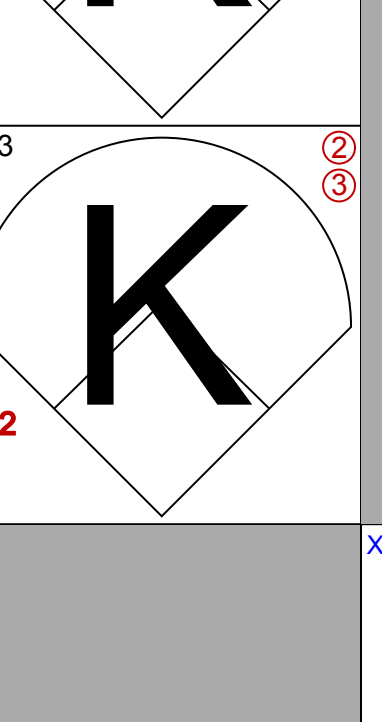
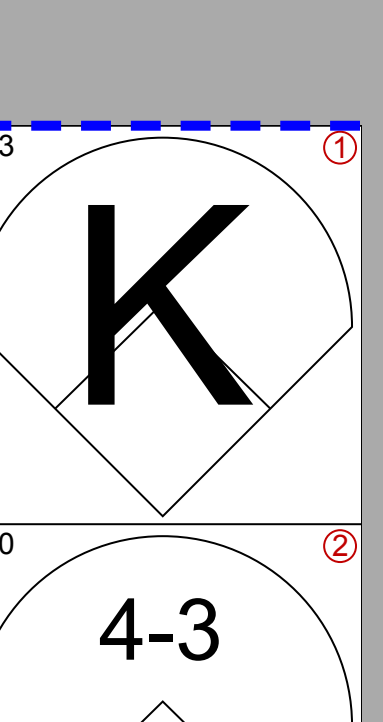
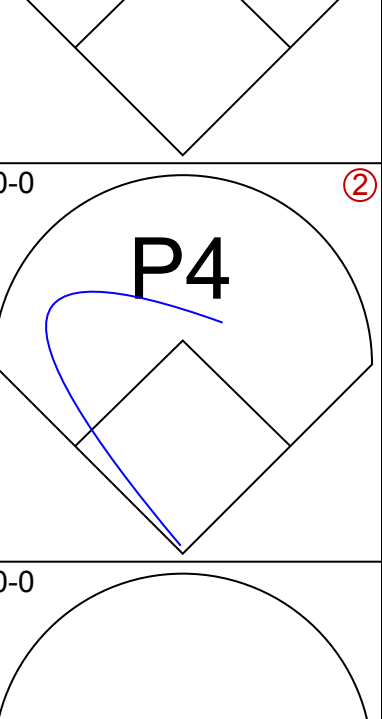
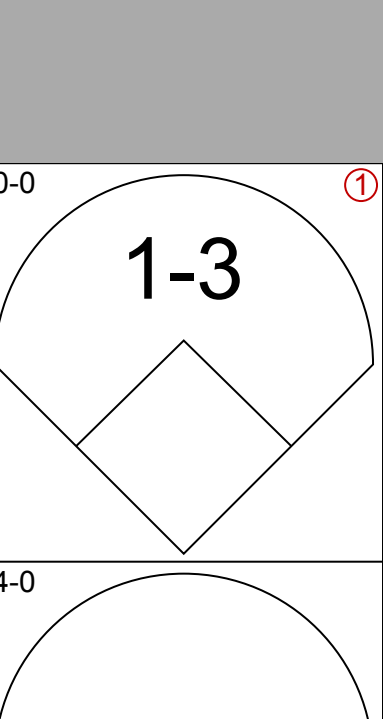
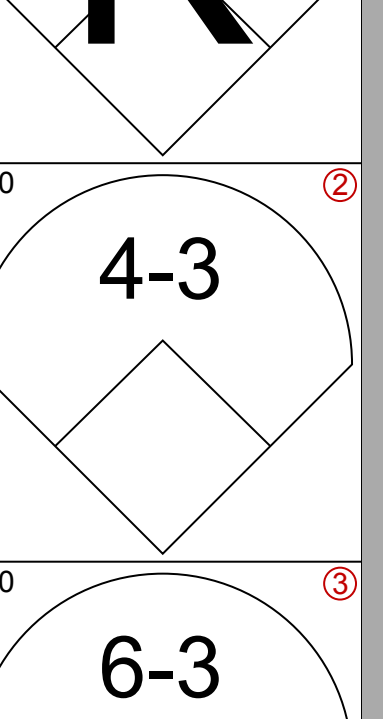
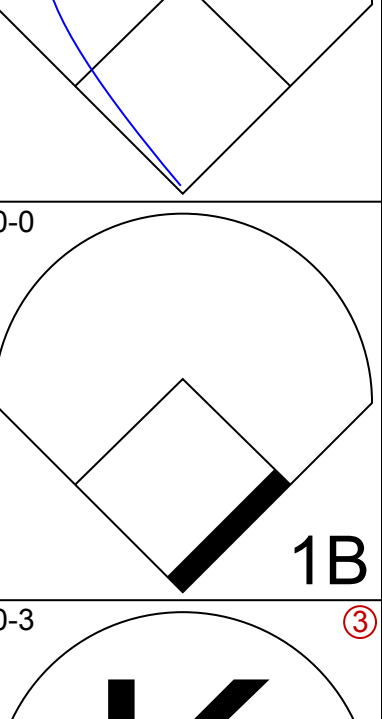
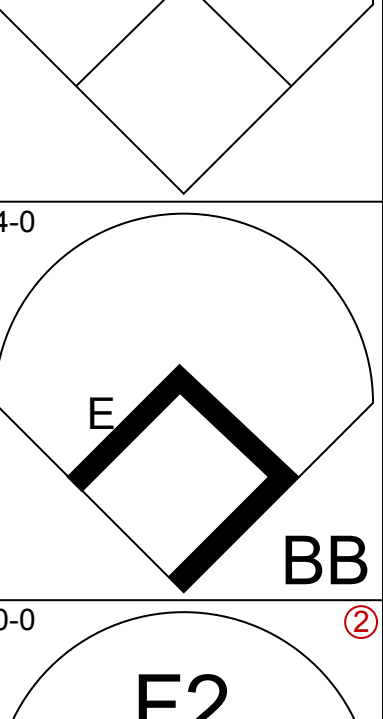
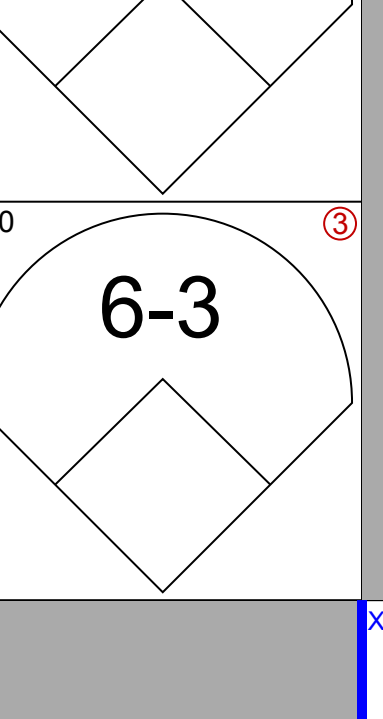


Batter	1	2	3	4	5	6	7	8	9	AB	R	H	RBI	BB	SO	LOB	TOP	
Wes Parker, S OBP: 0.393, SLG: 0.409	4-0 BB		0-0 2B		4-0 BB		6-3		0-3 K	3	0	1	0	2	1	2	<b>Los Angeles Dodgers @ Chicago Cubs</b> Wrigley Field, Chicago, IL Sat May 20 1967, 3:33 AM CDT Att: 12,801 - Cloudy - 50 F	
Ron Hunt, R OBP: 0.384, SLG: 0.325 Dick Schofield, S OBP: 0.375, SLG: 0.167	0-0 F8		4-0 FC6-4 BB		0-0 F9		0-0 P5			2	0	0	0	1	0	2		
Willie Davis, L OBP: 0.325, SLG: 0.315	0-0 L4-3		0-0 FC6-4		4-0 1-2 BB			0-0 3-1		3	0	0	0	1	0	3		
Jim Lefebvre, S OBP: 0.371, SLG: 0.417		0-0 4-3		0-3 K		0-0 G5-3		0-0 3-6 1B		4	0	1	0	0	1	2		
Ron Fairly, L OBP: 0.348, SLG: 0.407		4-0 FC5-4 BB		0-0 HR		0-0 6-3		0-0 3-6		3	1	1	1	1	0	1		
Al Ferrara, R OBP: 0.306, SLG: 0.413		0-0 P6		0-0 HR		0-0 HR		0-0 FC1-6 1B		4	2	3	2	0	0	1		
Jeff Torborg, R OBP: 0.273, SLG: 0.273 Dick Egan, L		0-0 FC5-4		0-3 K		0-0 5-3		4-0 FC1-6 BB		2	0	0	0	0	1	1		
Bob Bailey, R OBP: 0.186, SLG: 0.198 Bob Lee, R		0-0 1-2		0-0 K		0-0 1-3		0-0 F9		1	0	0	0	0	0	0		
Jim Hickman, R OBP: 0.255, SLG: 0.256 Gene Michael, S OBP: 0.246, SLG: 0.221			0-0 5-3-1		0-0 1B		0-0 F7		0-0 FC1-6	4	0	1	0	0	0	2		
Claude Osteen, L OBP: 0.273, SLG: 0.263 Joe Moeller, R		0-0 F7		0-0 4-3			0-0 F7		0-0 1-2 2-3	1	0	0	0	0	0	0		
Jim Campanis, R OBP: 0.467, SLG: 0.667										3	0	0	0	0	0	3		
<b>Inning Stats</b>	R: 0 E: 0 K: 0 S: 2	H: 0 LOB: 0 BB: 1 P: 6	R: 0 E: 0 K: 0 S: 3	H: 0 LOB: 1 BB: 1 P: 7	R: 0 E: 0 K: 0 S: 4	H: 1 LOB: 2 BB: 1 P: 8	R: 2 E: 0 K: 2 S: 10	H: 3 LOB: 1 BB: 2 P: 10	R: 0 E: 0 K: 0 S: 4	H: 0 LOB: 0 BB: 0 P: 4	R: 0 E: 0 K: 0 S: 3	H: 1 LOB: 0 BB: 0 P: 3	R: 0 E: 0 K: 1 S: 6	H: 1 LOB: 2 BB: 1 P: 10	1B: 3 2B: 3 3B: 0 HR: 3	SF: 0 SAC: 0 DP: 3 HBP: 0		WP: 0 PA: 37 PB: 0 SB: 0 CS: 0
<b>PITCHER</b> Ken Holtzman, L ERA: 2.33	IP: 9.0 WLS: W BF: 37 H: 7 R: 3 ER: 3 SO: 3 BB: 6 IBB: 0 HBP: 0 BLK: 0 WP: 0 HR: 3 S: 37 P: 61 ERA: 3.00 WHIP: 1.444											<b>PITCHER</b>	IP: 9.0 WLS: W BF: 37 H: 7 R: 3 ER: 3 SO: 3 BB: 6 IBB: 0 HBP: 0 BLK: 0 WP: 0 HR: 3 S: 37 P: 61 ERA: 3.00 WHIP: 1.444					

Batter	1	2	3	4	5	6	7	8	9	AB	R	H	RBI	BB	SO	LOB	BOTTOM			
Don Kessinger, S OBP: 0.295, SLG: 0.230	0-0 F9		0-0 1B 1B	0-0 E1 2B	0-0 F9	0-0 F7		0-0 6-3		6	2	1	0	0	0	2	<b>Los Angeles Dodgers @ Chicago Cubs</b> Wrigley Field, Chicago, IL Sat May 20 1967, 3:33 AM CDT Att: 12,801 - Cloudy - 50 F			
Glenn Beckert, R OBP: 0.288, SLG: 0.368	0-0 F9		0-0 1B SF7	0-0 FC5-4 1B 1H 2H	0-0 3-1		0-0 P6	0-0 HR		6	3	3	3	0	0	0				
Billy Williams, L OBP: 0.445, SLG: 0.556 George Altman, L	0-3 K		0-0 14 1B 1B 3H	1-0 FC5-4 HBP	0-0 G1		4-0 BB HR BB	0-0 F7		3	2	1	1	1	1	0				
Ron Santo, R OBP: 0.292, SLG: 0.310 Paul Popovich, S OBP: 0.291, SLG: 0.258		4-0 14 2B FC5-2 BB	0-0 SF7	0-0 FC5-4 14 WP 1B 1-2 2-3		0-0 6-3	0-0 E6 BB HR			3	2	0	1	1	0	3				
14 Ernie Banks, R OBP: 0.327, SLG: 0.519		0-0 HR	0-0 WP 1B SF7	4-0 1B 1B 1-2 BB		4-0 1B HBP 2B BB	0-0 F2			3	3	2	0	2	0	2				
Ted Savage, R OBP: 0.400, SLG: 0.250		0-0 F9	0-0 SF7 WP	0-0 S 1B	1-3 2H 3H	1-0 2B HBP	4-0 HR BB			3	3	2	3	1	0	2				
Randy Hundley, R OBP: 0.292, SLG: 0.304		0-0 FC5-2 HR	0-0 SF7	0-0 1B 1-3 2H	0-0 BB	0-0 2B 1B	0-0 HR			3	3	2	5	1	0	2				
Adolfo Phillips, R OBP: 0.403, SLG: 0.520		0-0 HR	0-0 5-3	0-3 K		0-0 5-3 2B	0-0 F7			5	1	2	6	0	1	3				
Ken Holtzman, R OBP: 0.200, SLG: 0.240		0-3 K		0-0 1B		0-0 5-3		0-0 1-3		5	1	1	0	0	1	4				
<b>Inning Stats</b>	R: 0 E: 0 K: 1 S: 5	H: 2 LOB: 0 BB: 1 P: 11	R: 3 E: 0 K: 1 S: 7	H: 2 LOB: 0 BB: 1 P: 11	R: 5 E: 0 K: 1 S: 8	H: 5 LOB: 0 BB: 0 P: 8	R: 4 E: 1 K: 1 S: 9	H: 3 LOB: 3 BB: 2 P: 18	R: 0 E: 0 K: 0 S: 3	H: 0 LOB: 0 BB: 0 P: 3	R: 3 E: 0 K: 0 S: 5	H: 2 LOB: 1 BB: 1 P: 10	R: 4 E: 1 K: 0 S: 5	H: 1 LOB: 0 BB: 2 P: 13	R: 1 E: 0 K: 0 S: 4	H: 1 LOB: 0 BB: 0 P: 4		1B: 8 2B: 3 3B: 0 HR: 3	SF: 2 SAC: 0 DP: 0 HBP: 2	WP: 2 PA: 48 PB: 0 SB: 1 CS: 0
<b>PITCHER</b> Claude Osteen, L ERA: 3.64 Joe Moeller, R ERA: 9.0 Dick Egan, L ERA: 7.36 Bob Lee, R ERA: 5.4	IP: 2.1 WLS: L BF: 14 H: 4 R: 1 ER: 1 SO: 2 BB: 0 IBB: 0 HBP: 0 BLK: 0 WP: 1 HR: 0 S: 17 P: 21 ERA: 27.00 WHIP: 3.000											<b>PITCHER</b>	IP: 2.1 WLS: L BF: 14 H: 4 R: 1 ER: 1 SO: 2 BB: 0 IBB: 0 HBP: 0 BLK: 0 WP: 1 HR: 0 S: 17 P: 21 ERA: 27.00 WHIP: 3.000							



Batter	1	2	3	4	5	6	7	8	9	AB	R	H	RBI	BB	SO	LOB	TOP			
<b>Wes Parker, S</b> OBP: 0.385, SLG: 0.392 (1, 3)										4	1	0	0	1	1	1	<b>Los Angeles Dodgers @ Chicago Cubs</b> Wrigley Field, Chicago, IL Sun May 21 1967, 3:33 AM CDT Sunny - 58 F  livebaseballscorecards.com  <b>AB 34</b> <b>R 6</b> <b>H 11</b> <b>RBI 6</b> <b>BB 6</b> <b>SO 3</b> <b>LOB 14</b>  			
<b>Ron Hunt, R</b> OBP: 0.393, SLG: 0.357 (1, 4)										3	2	1	1	1	0	0				
<b>Willie Davis, L</b> OBP: 0.353, SLG: 0.368 (1, 8)										3	2	2	3	2	0	1				
<b>Jim Lefebvre, S</b> OBP: 0.365, SLG: 0.405 (1, 5)										4	0	0	0	1	0	3				
<b>Ron Fairly, L</b> OBP: 0.349, SLG: 0.409 (1, 9)										4	0	2	1	0	0	0				
<b>Al Ferrara, R</b> OBP: 0.307, SLG: 0.400 (8, PH)										2	0	0	0	1	0	1				
<b>John Roseboro, L</b> OBP: 0.432, SLG: 0.415 (1, 2)										4	0	2	0	0	1	1				
<b>Gene Michael, S</b> OBP: 0.254, SLG: 0.239 (1, 6)										4	1	2	0	0	0	2				
<b>Jim Brewer, L</b> (1, 1)										2	0	0	0	0	0	0				
<b>Len Gabrielson, L</b> OBP: 0.238, SLG: 0.158 (7, PH)										1	1	1	1	0	0	0				
<b>Phil Regan, R</b> (7, 1)										1	0	0	0	0	0	3				
<b>Inning Stats</b>	R: 0 E: 0 K: 1 S: 5	H: 0 LOB: 1 BB: 1 P: 9	R: 0 E: 0 K: 1 S: 5	H: 0 LOB: 1 BB: 1 P: 9	R: 0 E: 0 K: 0 S: 4	H: 1 LOB: 2 BB: 1 P: 8	R: 0 E: 0 K: 0 S: 4	H: 1 LOB: 1 BB: 0 P: 4	R: 0 E: 0 K: 0 S: 3	H: 0 LOB: 1 BB: 1 P: 7	R: 4 E: 0 K: 0 S: 7	H: 4 LOB: 0 BB: 0 P: 7	R: 0 E: 0 K: 1 S: 7	H: 3 LOB: 2 BB: 0 P: 7	R: 2 E: 0 K: 0 S: 4	H: 1 LOB: 1 BB: 2 P: 12	1B: 6 2B: 3 3B: 1 HR: 1	SF: 1 SAC: 1 DP: 1 HBP: 0	WP: 1 PB: 0 SB: 1 CS: 1	PA: 43
<b>PITCHER</b>	IP WLS BF H R ER SO BB IBB HBP BLK WP HR S P ERA WHIP																			
<b>Ray Culp, R</b> ERA: 3.63 (1, 1)	6.2 L 29 6 3 3 2 4 0 0 0 0 0 0 29 45 4.05 1.500																			
<b>Bob Hendley, L</b> ERA: 4.5 (7, 1)	0.1 3 2 1 1 0 0 0 0 0 0 0 1 3 3 27.00 6.000																			
<b>Cal Koonce, R</b> ERA: 6.46 (8, 1)	1.0 4 2 0 0 1 0 0 0 0 0 0 0 6 6 0.00 2.000																			
<b>Dick Radatz, R</b> ERA: 6.55 (9, 1)	0.1 3 1 2 2 0 1 0 0 0 0 0 0 2 6 54.00 6.000																			
<b>John Ugham, L</b> ERA: 6.75 (9, 1)	0.2 3 0 0 0 0 1 0 0 0 0 1 0 2 6 0.00 1.500																			

Batter	1	2	3	4	5	6	7	8	9	AB	R	H	RBI	BB	SO	LOB	BOTTOM			
<b>Don Kessinger, S</b> OBP: 0.295, SLG: 0.231 (1, 6)										4	0	1	0	0	1	1	<b>Los Angeles Dodgers @ Chicago Cubs</b> Wrigley Field, Chicago, IL Sun May 21 1967, 3:33 AM CDT Sunny - 58 F  livebaseballscorecards.com  <b>AB 29</b> <b>R 1</b> <b>H 4</b> <b>RBI 1</b> <b>BB 3</b> <b>SO 7</b> <b>LOB 8</b>  			
<b>Glenn Beckert, R</b> OBP: 0.280, SLG: 0.358 (1, 4)										4	0	0	0	0	1	1				
<b>Billy Williams, L</b> OBP: 0.440, SLG: 0.542 (1, 7)										3	0	0	0	1	0	0				
<b>Ron Santo, R</b> OBP: 0.298, SLG: 0.311 (1, 5)										3	0	1	0	1	0	1				
<b>14 Ernie Banks, R</b> OBP: 0.325, SLG: 0.536 (1, 3)										4	1	1	1	0	2	2				
<b>Ted Savage, R</b> OBP: 0.348, SLG: 0.211 (1, 9)										3	0	0	0	0	2	1				
<b>Randy Hundley, R</b> OBP: 0.284, SLG: 0.295 (1, 2)										3	0	0	0	0	0	0				
<b>Adolfo Phillips, R</b> OBP: 0.410, SLG: 0.520 (1, 8)										2	0	1	0	1	0	0				
<b>Ray Culp, R</b> ERA: 3.63 (1, 1)	6.0 W 23 4 1 1 5 3 0 0 0 0 0 0 30 42 1.50 1.167																			
<b>Jim Brewer, L</b> ERA: 2.63 (7, 1)	3.0 S 9 0 0 0 2 0 0 0 0 0 0 0 13 13 0.00 0.000																			
<b>Phil Regan, R</b> ERA: 2.13 (7, 1)																				
<b>Inning Stats</b>	R: 0 E: 0 K: 1 S: 5	H: 0 LOB: 1 BB: 1 P: 9	R: 1 E: 0 K: 1 S: 7	H: 2 LOB: 0 BB: 0 P: 7	R: 0 E: 0 K: 0 S: 3	H: 1 LOB: 0 BB: 0 P: 3	R: 0 E: 0 K: 2 S: 7	H: 1 LOB: 1 BB: 0 P: 7	R: 0 E: 0 K: 0 S: 3	H: 0 LOB: 1 BB: 1 P: 7	R: 0 E: 0 K: 1 S: 5	H: 0 LOB: 0 BB: 0 P: 5	R: 0 E: 0 K: 1 S: 5	H: 0 LOB: 0 BB: 0 P: 5	R: 0 E: 0 K: 0 S: 3	H: 0 LOB: 0 BB: 0 P: 3	1B: 3 2B: 1 3B: 0 HR: 1	SF: 0 SAC: 0 DP: 1 HBP: 0	WP: 0 PB: 0 SB: 0 CS: 2	PA: 32
<b>PITCHER</b>	IP WLS BF H R ER SO BB IBB HBP BLK WP HR S P ERA WHIP																			



Batter	1	2	3	4	5	6	7	8	9	AB	R	H	RBI	BB	SO	LOB	TOP										
Wes Parker, S (1, 3) OBP: 0.380, SLG: 0.380	1-3		K			4-3 HBP 1B BB		P3		3	1	0	0	1	1	0	<b>Los Angeles Dodgers @ Chicago Cubs</b> Wrigley Field, Chicago, IL Sun May 21 1967, 3:38 AM CDT Att: 29,903 - Sunny - 55 F										
Ron Hunt, R (1, 4) OBP: 0.390, SLG: 0.349	F9			E6 1B FC3-2		4-3 1B HBP		P4		3	1	0	0	0	0												
Willie Davis, L (1, 8) OBP: 0.348, SLG: 0.363	F8			FC3-2 1B		4-3		E5 F8		4	0	1	0	0	0	2											
Ron Fairly, L (1, 9) OBP: 0.347, SLG: 0.405		P3		FC3-2 G1-6-3				F7		4	0	1	2	0	0	3											
Jim Lefebvre, S (1, 5) OBP: 0.362, SLG: 0.396				G1-6-3 1-2 3-H		2-H 3-H 1B		F8		3	0	0	0	1	0	4											
Al Ferrara, R (1, 7) OBP: 0.291, SLG: 0.377				1-2 1-2				P4		4	0	0	0	0	2	2											
John Roseboro, L (1, 2) OBP: 0.429, SLG: 0.412					K					3	0	1	0	0	0	1											
Jim Campanis, R (7, 2) OBP: 0.467, SLG: 0.667					F8			G4-6-3 1B		0	0	0	0	0	0	0											
Gene Michael, S (1, 6) OBP: 0.250, SLG: 0.235					F7			G4-6-3		2	0	0	0	0	0	0											
Ron Perranoski, L (7, 1)					F7			1-2		0	0	0	0	0	0	0											
Don Sutton, R (1, 1) OBP: 0.200, SLG: 0.300										1	0	0	0	0	0	0											
Bob Miller, R (5, 1)										0	0	0	0	0	0	0											
Dick Schofield, S (5, 6) OBP: 0.333, SLG: 0.143										2	0	0	0	0	1	0											
Len Gabrielson, L (7, FH) OBP: 0.227, SLG: 0.150										1	0	0	0	0	0	1											
<b>Inning Stats</b>	R: 0 E: 0 K: 0 S: 3	H: 0 LOB: 0 BB: 0 P: 3	R: 0 E: 0 K: 1 S: 5	H: 0 LOB: 1 BB: 1 P: 9	R: 0 E: 0 K: 1 S: 5	H: 0 LOB: 0 BB: 0 P: 5	R: 0 E: 1 K: 0 S: 4	H: 1 LOB: 1 BB: 0 P: 4	R: 0 E: 0 K: 1 S: 5	H: 0 LOB: 0 BB: 0 P: 5	R: 2 E: 0 K: 1 S: 6	H: 1 LOB: 1 BB: 1 P: 11	R: 0 E: 0 K: 0 S: 3	H: 1 LOB: 0 BB: 0 P: 3	R: 0 E: 0 K: 0 S: 3	H: 0 LOB: 0 BB: 0 P: 3	R: 0 E: 1 K: 0 S: 4	H: 0 LOB: 1 BB: 0 P: 4	1B: 3 2B: 0 3B: 0 HR: 0	SF: 0 SAC: 0 DP: 2 HBP: 1	WP: 0 PB: 0 SB: 0 CS: 0	PA: 33					
<b>PITCHER</b>	IP	WLS	BF	H	R	ER	SO	BB	IBB	HBP	BLK	WP	HR	S	P	ERA	WHIP										
Fergie Jenkins, R (1, 1) ERA: 2.87	9.0	W	33	3	2	2	4	2	0	1	0	0	0	38	47	2.00	0.556										

Batter	1	2	3	4	5	6	7	8	9	AB	R	H	RBI	BB	SO	LOB	BOTTOM										
Don Kessinger, S (1, 6) OBP: 0.248, SLG: 0.220	F8		1-3	F8	6-3			6-3		5	0	0	0	0	0	2	<b>Los Angeles Dodgers @ Chicago Cubs</b> Wrigley Field, Chicago, IL Sun May 21 1967, 3:38 AM CDT Att: 29,903 - Sunny - 55 F										
Glenn Beckert, R (1, 4) OBP: 0.277, SLG: 0.352	L6		P4			4-3		5-3		5	0	1	0	0	0	0											
Billy Williams, L (1, 7) OBP: 0.434, SLG: 0.528			F9	F7		3-1				3	0	0	0	1	0	2											
Ron Santo, R (1, 5) OBP: 0.310, SLG: 0.358	F7			SH1-4 PB 1B	14 1B E	2B		HR		4	3	3	1	0	0	1											
14 Ernie Banks, R (1, 3) OBP: 0.331, SLG: 0.535		5-3		PB SH1-4 1B	E4 2B	5-3				4	2	2	0	0	0	0											
Lee Thomas, L (1, 9) OBP: 0.274, SLG: 0.333				SH1-4 1B	2-H 1B	2B		G3		3	1	2	1	0	0	0											
Randy Hundley, R (1, 2) OBP: 0.292, SLG: 0.303		L8		HBP E 1B	2-H 1B	FC6-4 1B		5-3		4	1	2	2	0	0	1											
Adolfo Phillips, R (1, 8) OBP: 0.413, SLG: 0.514				2-H 3-H 1B	1-2 E HBP	FC6-4 S		F9		3	1	1	0	0	0	1											
Fergie Jenkins, R (1, 1) OBP: 0.095, SLG: 0.095					E1 1B	F8		6-3		4	0	0	0	0	1	3											
<b>Inning Stats</b>	R: 0 E: 0 K: 0 S: 3	H: 2 LOB: 2 BB: 0 P: 7	R: 0 E: 0 K: 1 S: 7	H: 0 LOB: 0 BB: 0 P: 7	R: 0 E: 0 K: 0 S: 3	H: 0 LOB: 0 BB: 0 P: 3	R: 4 E: 1 K: 0 S: 8	H: 4 LOB: 2 BB: 0 P: 9	R: 3 E: 1 K: 0 S: 7	H: 4 LOB: 1 BB: 0 P: 7	R: 1 E: 0 K: 0 S: 4	H: 1 LOB: 0 BB: 0 P: 4	R: 0 E: 0 K: 0 S: 3	H: 0 LOB: 0 BB: 0 P: 3	R: 0 E: 0 K: 0 S: 3	H: 0 LOB: 0 BB: 0 P: 3		R: 0 E: 0 K: 0 S: 3	H: 0 LOB: 0 BB: 0 P: 3	1B: 8 2B: 2 3B: 0 HR: 1	SF: 0 SAC: 1 DP: 0 HBP: 1	WP: 0 PB: 1 SB: 1 CS: 0	PA: 38				
<b>PITCHER</b>	IP	WLS	BF	H	R	ER	SO	BB	IBB	HBP	BLK	WP	HR	S	P	ERA	WHIP										
Don Sutton, R (1, 1) ERA: 4.5	4.0	L	22	7	5	3	1	0	0	0	0	0	0	10	10	6.75	2.000										
Bob Miller, R (5, 1) ERA: 6.35	2.0		10	4	3	3	0	0	0	0	0	0	1	10	10	13.50	2.000										
Ron Perranoski, L (7, 1) ERA: 3.1	2.0		6	0	0	0	0	0	0	0	0	0	0	6	6	0.00	0.000										





Batter	1	2	3	4	5	6	7	8	9	AB	R	H	RBI	BB	SO	LOB	TOP					
Wes Parker, S OBP: 0.368, SLG: 0.365 (1, 3)										4	0	0	0	0	2	1	<b>Los Angeles Dodgers @ New York Mets</b> Shea Stadium, Flushing, NY Mon May 22 1967, 7:05 PM EDT Att: 15,250 - Unknown					
Ron Hunt, R OBP: 0.380, SLG: 0.338 (1, 4)										4	0	0	0	0	0	1						
Willie Davis, L OBP: 0.355, SLG: 0.405 (1, 8)										4	1	2	1	0	0	0						
Ron Fairly, L OBP: 0.344, SLG: 0.422 (1, 9)										4	1	1	1	0	0	1						
Jim Lefebvre, S OBP: 0.359, SLG: 0.391 (1, 5)										4	0	1	0	0	1	1						
John Roseboro, L OBP: 0.420, SLG: 0.394 (1, 2)										3	0	0	0	1	0	1						
Al Ferrara, R OBP: 0.289, SLG: 0.361 (1, 7)										3	0	0	0	1	2	3						
Gene Michael, S OBP: 0.252, SLG: 0.238 (1, 6)										3	0	1	0	0	0	2						
Bill Singer, R (1, 1)										2	0	0	0	0	1	1						
Ron Perranoski, L (6, 1)										0	0	0	0	0	0	0						
Len Gabrielson, L OBP: 0.217, SLG: 0.143 (7, PH)										1	0	0	0	0	1	1						
Bob Miller, R (7, 1)										0	0	0	0	0	0	0						
Dick Egan, L (7, 1)										0	0	0	0	0	0	0						
<b>Inning Stats</b>	R: 0 E: 0 K: 1 S: 5	H: 0 LOB: 0 BB: 0 P: 5	R: 1 E: 0 K: 1 S: 7	H: 2 LOB: 1 BB: 0 P: 7	R: 0 E: 0 K: 1 S: 5	H: 0 LOB: 0 BB: 0 P: 5	R: 0 E: 0 K: 1 S: 6	H: 1 LOB: 2 BB: 1 P: 10	R: 0 E: 0 K: 0 S: 4	H: 1 LOB: 1 BB: 0 P: 4	R: 0 E: 0 K: 0 S: 3	H: 0 LOB: 0 BB: 0 P: 3	R: 0 E: 0 K: 1 S: 5	H: 0 LOB: 1 BB: 1 P: 9	R: 1 E: 0 K: 1 S: 6	H: 1 LOB: 0 BB: 0 P: 6	R: 0 E: 0 K: 1 S: 5	H: 0 LOB: 0 BB: 0 P: 5	1B: 3 2B: 0 3B: 0 HR: 2	SF: 0 SAC: 0 DP: 0 HBP: 0	WP: 1 PB: 0 SB: 0 CS: 0	PA: 34
<b>PITCHER</b> Tom Seaver, R ERA: 2.5 (1, 1)	IP: 9.0 WLS: W BF: 34 H: 5 R: 2 ER: 2 SO: 7 BB: 2 IBB: 0 HBP: 0 BLK: 0 WP: 1 HR: 2 S: 46 P: 54 ERA: 2.00 WHIP: 0.778															<b>PITCHER</b>	IP: 9.0 WLS: W BF: 34 H: 5 R: 2 ER: 2 SO: 7 BB: 2 IBB: 0 HBP: 0 BLK: 0 WP: 1 HR: 2 S: 46 P: 54 ERA: 2.00 WHIP: 0.778					

AB	32
R	2
H	5
RBI	2
BB	2
SO	7
LOB	12




Batter	1	2	3	4	5	6	7	8	9	AB	R	H	RBI	BB	SO	LOB	BOTTOM			
Bud Harrelson, S OBP: 0.314, SLG: 0.289 (1, 6)										4	0	0	0	1	0	3	<b>Los Angeles Dodgers @ New York Mets</b> Shea Stadium, Flushing, NY Mon May 22 1967, 7:05 PM EDT Att: 15,250 - Unknown			
Ed Kranepool, L OBP: 0.378, SLG: 0.518 (1, 3)										5	2	1	0	0	0	4				
Ed Charles, R OBP: 0.379, SLG: 0.299 (1, 5)										5	1	4	1	0	0	0				
Tommy Davis, R OBP: 0.347, SLG: 0.496 (7, PR)										3	0	3	1	0	0	0				
Don Bosch, S OBP: 0.207, SLG: 0.185 (8, 8)										0	1	0	0	0	0	0				
Jerry Buchek, R OBP: 0.298, SLG: 0.468 (1, 4)										4	0	0	0	0	2	8				
Cleon Jones, R OBP: 0.148, SLG: 0.238 (8, 7)										4	1	2	1	0	0	0				
Ron Swoboda, R OBP: 0.319, SLG: 0.377 (1, 9)										4	0	1	1	0	3	1				
John Sullivan, L OBP: 0.306, SLG: 0.294 (1, 2)										4	0	1	0	0	3	2				
Tom Seaver, R OBP: 0.500, SLG: 0.471 (1, 1)										2	0	0	1	1	1	2				
<b>Inning Stats</b>	R: 1 E: 0 K: 1 S: 6	H: 2 LOB: 1 BB: 1 P: 10	R: 0 E: 0 K: 2 S: 7	H: 0 LOB: 0 BB: 0 P: 7	R: 0 E: 0 K: 0 S: 4	H: 1 LOB: 3 BB: 1 P: 9	R: 0 E: 0 K: 2 S: 7	H: 0 LOB: 0 BB: 0 P: 7	R: 1 E: 0 K: 0 S: 6	H: 3 LOB: 2 BB: 0 P: 6	R: 1 E: 0 K: 1 S: 8	H: 2 LOB: 2 BB: 0 P: 8	R: 2 E: 0 K: 3 S: 13	H: 4 LOB: 2 BB: 0 P: 13	R: 0 E: 0 K: 0 S: 3	H: 0 LOB: 0 BB: 0 P: 3	1B: 11 2B: 1 3B: 0 HR: 0	SF: 0 SAC: 1 DP: 0 HBP: 1	WP: 1 PB: 0 SB: 1 CS: 0	PA: 39
<b>PITCHER</b> Bill Singer, R ERA: 5.06 (1, 1)	IP: 5.1 WLS: L BF: 27 H: 8 R: 3 ER: 3 SO: 6 BB: 2 IBB: 0 HBP: 1 BLK: 0 WP: 0 HR: 0 S: 36 P: 45 ERA: 5.06 WHIP: 1.875															<b>PITCHER</b>	IP: 5.1 WLS: L BF: 27 H: 8 R: 3 ER: 3 SO: 6 BB: 2 IBB: 0 HBP: 1 BLK: 0 WP: 0 HR: 0 S: 36 P: 45 ERA: 5.06 WHIP: 1.875			
Ron Perranoski, L ERA: 3.03 (6, 1)	0.2	2	0	0	0	0	0	0	0	0	0	2	2	0.00	0.000					
Bob Miller, R ERA: 6.91 (7, 1)	0.1	5	4	2	2	1	0	0	0	0	7	7	54.00	12.000						
Dick Egan, L ERA: 6.0 (7, 1)	1.2	5	0	0	0	2	0	0	0	0	9	9	0.00	0.000						









Batter	1	2	3	4	5	6	7	8	9	AB	R	H	RBI	BB	SO	LOB	TOP		
<b>Wes Parker, S</b> OBP: 0.370, SLG: 0.351 (1, 3)	0-3 K		0-0 4-3		4-0 2B BB		0-0 4-3		4-0 1B 1B IBB	3	2	0	0	2	1	0			
<b>Ron Hunt, R</b> OBP: 0.387, SLG: 0.359 (1, 4)	0-0 5-3		0-0 1B		0-0 2B 1H 2H		0-0 6-3		0-0 1B 1-3 2H	5	2	3	3	0	0	0			
<b>Willie Davis, L</b> OBP: 0.359, SLG: 0.409 (1, 8)	0-0 F8		0-0 6-3		0-0 2B 2H			0-3 K	0-0 1B 2H 3H	5	1	2	3	0	1	1			
<b>Ron Fairly, L</b> OBP: 0.356, SLG: 0.426 (1, 9)		4-0 BB BB		0-0 4-3	0-0 2B E			4-0 BB	0-0 F3	3	1	1	1	2	0	1			
<b>Jim Lefebvre, S</b> OBP: 0.348, SLG: 0.372 (1, 5)	0-0 F8		0-0 3-1		0-0 E5 PO			0-3 K		4	0	0	0	0	1	2			
<b>John Roseboro, L</b> OBP: 0.396, SLG: 0.359 (1, 2)	0-0 F7		0-0 L3		0-0 PO 1-2		0-0 F8		0-0 1-3	4	0	0	0	0	0	2			
<b>Al Ferrara, R</b> OBP: 0.308, SLG: 0.380 <b>Jim Hickman, R</b> OBP: 0.245, SLG: 0.244 (1, 7) (9, 7)	4-0 BB 1-2		0-0 SH5-3 2B		0-0 F8			0-0 L5	0-0 1B 3-1	3	1	1	0	1	0	0			
<b>Gene Michael, S</b> OBP: 0.246, SLG: 0.227 (1, 6)	0-0 L8		0-0 SH5-3		0-0 4-3			4-0 1B 3-1 BB		2	1	0	0	1	0	2			
<b>Claude Osteen, L</b> OBP: 0.231, SLG: 0.217 (1, 1)			0-0 1-3		0-3 K		0-0 4-3		0-0 3-1	4	0	0	0	0	1	2			
<b>Inning Stats</b>	R: 0 E: 0 K: 1 S: 5	H: 0 LOB: 0 BB: 0 P: 5	R: 0 E: 0 K: 0 S: 3	H: 0 LOB: 2 BB: 2 P: 11	R: 0 E: 0 K: 0 S: 4	H: 1 LOB: 1 BB: 0 P: 4	R: 0 E: 0 K: 0 S: 3	H: 0 LOB: 0 BB: 0 P: 3	R: 0 E: 0 K: 0 S: 3	H: 0 LOB: 0 BB: 0 P: 3	R: 0 E: 0 K: 2 S: 7	H: 0 LOB: 1 BB: 1 P: 11	R: 3 E: 0 K: 0 S: 5	H: 2 LOB: 1 BB: 2 P: 13	1B: 4 2B: 3 3B: 0 HR: 0	SF: 0 SAC: 1 DP: 0 HBP: 0	WP: 0 PB: 0 SB: 0 CS: 0	PA: 41	
<b>PITCHER</b>	IP	WLS	BF	H	R	ER	SO	BB	IBB	HBP	BLK	WP	HR	S	P	ERA	WHIP		
<b>Jack Fisher, R</b> ERA: 3.54 <b>Bill Denehy, R</b> ERA: 3.95 <b>Don Shaw, L</b> ERA: 5.4 <b>Ron Taylor, R</b> ERA: 6.75 (1, 1) (6, 1) (8, 1) (9, 1)	5.0	L	23	5	5	4	2	3	0	0	0	0	0	24	36	7.20	1.600		

Los Angeles Dodgers @ New York Mets  
Shea Stadium, Flushing, NY  
Wed May 24 1967, 7:05 PM EDT  
Att: 18,413 - Cloudy - 52 F

AB 33  
R 8  
H 7  
RBI 7  
BB 6  
SO 4  
LOB 10



Batter	1	2	3	4	5	6	7	8	9	AB	R	H	RBI	BB	SO	LOB	BOTTOM			
<b>Cleon Jones, R</b> OBP: 0.148, SLG: 0.230 <b>Don Shaw, L</b> OBP: 0.207, SLG: 0.185 (1, 8) (8, 1) (9, 8)	0-0 5-3		0-0 1B		0-3 K		0-0 6-3			4	0	1	0	0	1	2				
<b>Ed Charles, R</b> OBP: 0.378, SLG: 0.309 (1, 5)	0-0 1B 2B		0-0 F7		0-0 1B 1-2 3H			0-0 L5		4	1	2	1	0	0	1				
<b>Jerry Buchek, R</b> OBP: 0.293, SLG: 0.471 (1, 4)	0-0 1B 2H		0-0 F8		0-0 F8			0-0 3B		4	0	2	1	0	0	3				
<b>Tommy Davis, R</b> OBP: 0.333, SLG: 0.479 (1, 7)	0-3 K		0-0 F8		0-0 L4			0-3 K		4	0	0	0	0	2	2				
<b>Tommie Reynolds, R</b> OBP: 0.216, SLG: 0.278 <b>Ron Taylor, R</b> (1, 9) (8, 8) (9, 1)	0-3 K		0-3 K		0-0 6-3			0-3 K		4	0	0	0	0	3	2				
<b>Ed Kranepool, L</b> OBP: 0.367, SLG: 0.495 (1, 3)		0-0 4-3		0-0 4-3		0-0 1B		0-0 4-3		4	0	1	0	0	0	0				
<b>Jerry Grote, R</b> OBP: 0.229, SLG: 0.231 (1, 2)	0-3 K		0-0 1B 1-3 1B		0-0 4-3			0-0 P5		4	1	1	0	0	1	1				
<b>Bud Harrelson, S</b> OBP: 0.304, SLG: 0.272 <b>Bill Denehy, S</b> <b>Ron Swoboda, R</b> (7, PH) (8, 9)	0-0 F9		0-0 1-3		0-3 K			0-0 P4		2	0	0	0	0	0	1				
<b>Jack Fisher, R</b> OBP: 0.286, SLG: 0.222 <b>Bob Johnson, R</b> OBP: 0.455, SLG: 0.421 (1, 1) (5, PH) (6, 6)			0-0 6-3		0-0 1B 2-3 1B			0-0 6-3		1	0	0	0	0	0	0				
<b>Inning Stats</b>	R: 1 E: 0 K: 2 S: 9	H: 2 LOB: 1 BB: 0 P: 9	R: 0 E: 0 K: 1 S: 5	H: 0 LOB: 0 BB: 0 P: 5	R: 0 E: 0 K: 0 S: 4	H: 1 LOB: 1 BB: 0 P: 4	R: 0 E: 0 K: 1 S: 5	H: 0 LOB: 0 BB: 0 P: 5	R: 0 E: 0 K: 0 S: 4	H: 1 LOB: 1 BB: 0 P: 4	R: 0 E: 0 K: 1 S: 5	H: 0 LOB: 0 BB: 0 P: 5	R: 0 E: 0 K: 2 S: 8	H: 1 LOB: 1 BB: 0 P: 8	R: 0 E: 0 K: 0 S: 3	H: 0 LOB: 0 BB: 0 P: 3	1B: 6 2B: 1 3B: 1 HR: 0	SF: 0 SAC: 0 DP: 0 HBP: 0	WP: 0 PB: 0 SB: 0 CS: 0	PA: 35
<b>PITCHER</b>	IP	WLS	BF	H	R	ER	SO	BB	IBB	HBP	BLK	WP	HR	S	P	ERA	WHIP			
<b>Claude Osteen, L</b> ERA: 3.42 (1, 1)	9.0	W	35	8	2	2	8	0	0	0	0	0	0	51	51	2.00	0.889			

Los Angeles Dodgers @ New York Mets  
Shea Stadium, Flushing, NY  
Wed May 24 1967, 7:05 PM EDT  
Att: 18,413 - Cloudy - 52 F

AB 35  
R 2  
H 8  
RBI 2  
BB 0  
SO 8  
LOB 12





Batter	1	2	3	4	5	6	7	8	9	AB	R	H	RBI	BB	SO	LOB	TOP					
Wes Parker, S (1, 3) OBP: 0.374, SLG: 0.351	0-0 6-3		4-0 BB		0-0 4-3			0-0 2-3 1B		3	1	1	0	1	0	0	Los Angeles Dodgers @ San Francisco Giants Candlestick Park, San Francisco, CA Fri May 26 1967, 10:05 PM EDT Att: 31,619 - Unknown					
Ron Hunt, R (1, 4) OBP: 0.384, SLG: 0.356	0-0 F8		0-0 4-3			0-0 6-3 4-3 1B		0-0 2-3		4	0	1	0	0	0	2						
Willie Davis, L (1, 8) OBP: 0.364, SLG: 0.412	0-0 5-3			0-0 1B 1B		0-0 4-3		0-0 E9 1B		4	0	2	1	0	0	1						
Ron Fairly, L (1, 9) OBP: 0.347, SLG: 0.414		0-0 5-3		0-0 F8		0-0 6-3		0-0 F3		4	0	0	0	0	0	3						
Jim Lefebvre, S (1, 5) OBP: 0.351, SLG: 0.376		0-0 FC4-6 1B		0-0 1-2 1B		0-0 F7			0-3 K	4	0	2	0	0	1	1						
John Roseboro, L (1, 2) OBP: 0.380, SLG: 0.341		0-0 FC4-6 1-2		0-3 K			0-0 F8		0-0 G3	4	0	0	0	0	1	3						
Al Ferrara, R (1, 7) OBP: 0.295, SLG: 0.361		0-3 K		0-0 F9			0-0 F9		0-3 K	4	0	0	0	0	2	3						
Gene Michael, S (1, 6) OBP: 0.241, SLG: 0.221			0-3 K		0-0 F8			0-3 K		3	0	0	0	0	2	0						
Don Sutton, R (1, 1) OBP: 0.190, SLG: 0.286			0-0 F8		0-3 K2-3			0-0 F8		1	0	0	0	0	0	0						
Dick Schofield, S (5, PH) OBP: 0.316, SLG: 0.133										1	0	0	0	0	1	0						
Jim Brewer, L (5, PH) OBP: 0.184, SLG: 0.196										0	0	0	0	0	0	0						
Bob Bailey, R (8, PH) OBP: 0.184, SLG: 0.196										1	0	0	0	0	0	0						
Ron Perranoski, L (8, 1)										0	0	0	0	0	0	0						
<b>Inning Stats</b>	R: 0 E: 0 K: 0 S: 3	H: 0 LOB: 0 BB: 0 P: 3	R: 0 E: 0 K: 1 S: 6	H: 1 LOB: 1 BB: 0 P: 6	R: 0 E: 0 K: 1 S: 5	H: 0 LOB: 1 BB: 1 P: 9	R: 0 E: 0 K: 1 S: 7	H: 2 LOB: 2 BB: 0 P: 7	R: 0 E: 0 K: 1 S: 5	H: 0 LOB: 0 BB: 0 P: 5	R: 0 E: 0 K: 0 S: 4	H: 1 LOB: 1 BB: 0 P: 4	R: 0 E: 0 K: 1 S: 5	H: 0 LOB: 0 BB: 0 P: 5	R: 1 E: 1 K: 0 S: 5	H: 2 LOB: 1 BB: 0 P: 5	R: 0 E: 0 K: 2 S: 7	H: 0 LOB: 0 BB: 0 P: 7	1B: 6 2B: 0 3B: 0 HR: 0	SF: 0 SAC: 0 DP: 0 HBP: 0	WP: 0 PB: 0 SB: 0 CS: 0	PA: 34
<b>PITCHER</b> Juan Marichal, R (1, 1) ERA: 1.89	IP: 9.0 WLS: W BF: 34 H: 6 R: 1 ER: 1 SO: 7 BB: 1 IBB: 0 HBP: 0 BLK: 0 WP: 0 HR: 0 S: 47 P: 51 ERA: 1.00 WHIP: 0.778															<b>PITCHER</b>						

Batter	1	2	3	4	5	6	7	8	9	AB	R	H	RBI	BB	SO	LOB	BOTTOM			
Bob Schroder, L (1, 4) OBP: 0.250, SLG: 0.211	0-3 K		0-0 3B 1B		0-0 F3			0-0 F8		4	1	1	0	0	1	0	Los Angeles Dodgers @ San Francisco Giants Candlestick Park, San Francisco, CA Fri May 26 1967, 10:05 PM EDT Att: 31,619 - Unknown			
Tom Haller, L (1, 2) OBP: 0.418, SLG: 0.513	0-0 F7		0-0 F6		0-0 FC6-4 1B			0-0 F7		4	0	1	0	0	0	1				
Willie Mays, R (1, 8) OBP: 0.385, SLG: 0.522	4-0 BB		0-0 1-H 2B 3B		0-0 FC6-4 1-2			0-3 K		3	1	1	1	1	1	1				
Willie McCovey, L (1, 3) OBP: 0.319, SLG: 0.462	0-0 F4		0-0 3-H 2B		0-3 K			4-0 1B BB		3	0	1	1	1	1	2				
Jim Ray Hart, R (1, 5) OBP: 0.310, SLG: 0.420		0-0 HR	0-0 5-3			0-3 K		0-0 1-2 1B		4	1	2	1	0	1	1				
Jesus Alou, R (1, 7) OBP: 0.274, SLG: 0.331	0-3 K			0-0 6-3		0-0 4-3		0-0 2-3		4	0	0	0	0	1	2				
Ollie Brown, R (1, 9) OBP: 0.316, SLG: 0.467	0-0 5-3			0-0 HR		0-0 F3				3	1	1	1	0	0	0				
Hal Lanier, R (1, 6) OBP: 0.190, SLG: 0.207	0-0 F9			0-0 F8			0-3 K			3	0	0	0	0	1	0				
Juan Marichal, R (1, 1) OBP: 0.278, SLG: 0.412			0-0 4-3		0-3 K		0-3 K			3	0	0	0	0	2	0				
<b>Inning Stats</b>	R: 0 E: 0 K: 1 S: 5	H: 0 LOB: 1 BB: 1 P: 9	R: 1 E: 0 K: 1 S: 6	H: 1 LOB: 0 BB: 0 P: 6	R: 2 E: 0 K: 0 S: 6	H: 3 LOB: 1 BB: 0 P: 6	R: 1 E: 0 K: 1 S: 6	H: 1 LOB: 0 BB: 0 P: 6	R: 0 E: 0 K: 1 S: 5	H: 0 LOB: 0 BB: 0 P: 5	R: 0 E: 0 K: 2 S: 7	H: 0 LOB: 0 BB: 0 P: 7	R: 0 E: 0 K: 1 S: 6	H: 1 LOB: 2 BB: 1 P: 10	R: 0 E: 0 K: 1 S: 6	H: 1 LOB: 0 BB: 0 P: 10		1B: 3 2B: 1 3B: 1 HR: 2	SF: 0 SAC: 0 DP: 0 HBP: 0	WP: 0 PB: 0 SB: 0 CS: 0
<b>PITCHER</b> Don Sutton, R (1, 1) ERA: 4.79	IP: 4.0 WLS: L BF: 18 H: 5 R: 4 ER: 4 SO: 3 BB: 1 IBB: 0 HBP: 0 BLK: 0 WP: 0 HR: 2 S: 23 P: 27 ERA: 9.00 WHIP: 1.500															<b>PITCHER</b>				
Jim Brewer, L (5, 1) ERA: 2.33	3.0 1 0 0 4 0 0 0 0 0 0 0 18 18 0.00 0.333																			
Ron Perranoski, L (8, 1) ERA: 2.93	1.0 5 1 0 0 1 1 0 0 0 0 0 6 10 0.00 2.000																			



Batter	1	2	3	4	5	6	7	8	9	AB	R	H	RBI	BB	SO	LOB	TOP					
Wes Parker, S OBP: 0.379, SLG: 0.358										6	1	3	2	0	1	1	<b>Los Angeles Dodgers @ San Francisco Giants</b> Candlestick Park, San Francisco, CA Sat May 27 1967, 6:33 AM EDT Att: 34,283 - Unknown					
Ron Hunt, R OBP: 0.376, SLG: 0.344										5	1	0	0	0	0	2						
Willie Davis, L OBP: 0.363, SLG: 0.408										6	1	2	0	0	1	7						
Jim Lefebvre, S OBP: 0.353, SLG: 0.373										4	3	1	0	1	0	2						
Al Ferrara, R OBP: 0.313, SLG: 0.402										4	0	3	3	0	0	0						
Jim Hickman, R OBP: 0.260, SLG: 0.244										0	1	0	0	1	0	0						
Ron Fairly, L OBP: 0.337, SLG: 0.400										5	0	0	0	0	1	6						
Jeff Torborg, R OBP: 0.245, SLG: 0.348										2	1	2	0	0	0	0						
John Roseboro, L OBP: 0.398, SLG: 0.341										0	2	0	0	3	0	0						
Gene Michael, S OBP: 0.237, SLG: 0.218										2	0	0	0	0	0	2						
Len Gabrielson, L OBP: 0.208, SLG: 0.136										1	0	0	0	0	0	2						
Dick Schofield, S OBP: 0.333, SLG: 0.176										2	0	1	2	0	1	1						
Don Drysdale, R OBP: 0.167, SLG: 0.143										3	0	0	1	0	1	4						
Ron Perranoski, L OBP: 0.337, SLG: 0.400										1	0	0	0	0	1	2						
<b>Inning Stats</b>	R: 2 E: 1 K: 0 S: 6	H: 2 LOB: 1 BB: 0 P: 6	R: 1 E: 0 K: 0 S: 4	H: 1 LOB: 0 BB: 0 P: 4	R: 1 E: 0 K: 0 S: 5	H: 2 LOB: 1 BB: 0 P: 5	R: 0 E: 0 K: 2 S: 8	H: 1 LOB: 1 BB: 0 P: 8	R: 0 E: 0 K: 0 S: 4	H: 1 LOB: 2 BB: 1 P: 8	R: 2 E: 1 K: 1 S: 7	H: 1 LOB: 1 BB: 1 P: 11	R: 1 E: 1 K: 1 S: 7	H: 1 LOB: 2 BB: 2 P: 11	R: 3 E: 1 K: 2 S: 10	H: 2 LOB: 3 BB: 2 P: 19	1B: 10 2B: 0 3B: 2 HR: 0	SF: 1 2B: 0 3B: 2 HBP: 1	WP: 0 PB: 0 SB: 1 CS: 1	PA: 48		
<b>PITCHER</b>	IP WLS BF H R ER SO BB IBB HBP BLK WP HR S P ERA WHIP																					
Mike McCormick, L ERA: 4.42	3.0	15	5	4	2	0	0	0	0	0	0	15	15	6.00	1.667							
Lindy McDaniel, R ERA: 4.75	3.0	12	3	0	0	2	0	1	0	0	0	15	19	0.00	1.000							
Frank Linzy, R ERA: 0.6	2.0	L 12	2	3	1	2	2	0	0	1	0	0	14	22	4.50	2.000						
Ron Herbel, R ERA: 4.05	0.2	8	2	3	1	1	1	1	1	0	0	7	16	13.50	4.500							
Joe Gibbon, L ERA: 1.89	0.1	1	0	0	0	1	0	0	0	0	0	3	3	0.00	0.000							
<b>Batter</b>	<b>1</b>	<b>2</b>	<b>3</b>	<b>4</b>	<b>5</b>	<b>6</b>	<b>7</b>	<b>8</b>	<b>9</b>	<b>AB</b>	<b>R</b>	<b>H</b>	<b>RBI</b>	<b>BB</b>	<b>SO</b>	<b>LOB</b>	<b>BOTTOM</b>					
Bob Schroder, L OBP: 0.292, SLG: 0.261										4	1	2	1	0	0	1	<b>Los Angeles Dodgers @ San Francisco Giants</b> Candlestick Park, San Francisco, CA Sat May 27 1967, 6:33 AM EDT Att: 34,283 - Unknown					
Dick Dietz, R OBP: 0.522, SLG: 0.444										1	0	1	0	0	0	0						
Tom Haller, L OBP: 0.410, SLG: 0.500										5	1	1	0	0	1	5						
Willie Mays, R OBP: 0.378, SLG: 0.517										5	1	1	2	0	0	2						
Willie McCovey, L OBP: 0.315, SLG: 0.450										5	0	1	1	0	3	2						
Jim Ray Hart, R OBP: 0.313, SLG: 0.422										4	0	1	0	1	1	2						
Jesus Alou, R OBP: 0.266, SLG: 0.321										4	0	0	0	0	0	3						
Ollie Brown, R OBP: 0.324, SLG: 0.468										4	0	2	0	0	0	0						
Hal Lanier, R OBP: 0.193, SLG: 0.219										3	2	1	0	0	1	1						
Ken Henderson, S OBP: 0.299, SLG: 0.330										0	0	0	0	0	0	0						
Jim Davenport, R OBP: 0.322, SLG: 0.453										1	0	0	0	0	0	1						
Mike McCormick, L OBP: 0.379, SLG: 0.358										0	0	0	0	0	0	0						
Bill Sorell, L OBP: 0.225, SLG: 0.250										1	0	0	0	0	0	1						
Lindy McDaniel, R OBP: 0.300, SLG: 0.330										1	0	1	0	0	0	0						
Norm Siebern, L OBP: 0.225, SLG: 0.250										0	0	0	0	0	0	0						
Frank Linzy, R OBP: 0.337, SLG: 0.400										0	0	0	0	0	0	0						
Jack Hiatt, R OBP: 0.271, SLG: 0.338										1	0	0	0	0	0	1						
Ron Herbel, R OBP: 0.300, SLG: 0.330										0	0	0	0	0	0	0						
Joe Gibbon, R OBP: 0.337, SLG: 0.400										0	0	0	0	0	0	0						
<b>Inning Stats</b>	R: 0 E: 0 K: 0 S: 3	H: 0 LOB: 0 BB: 0 P: 3	R: 0 E: 0 K: 2 S: 7	H: 0 LOB: 0 BB: 0 P: 7	R: 4 E: 2 K: 0 S: 8	H: 3 LOB: 2 BB: 1 P: 12	R: 0 E: 1 K: 2 S: 9	H: 2 LOB: 2 BB: 0 P: 9	R: 0 E: 0 K: 0 S: 4	H: 1 LOB: 1 BB: 0 P: 4	R: 1 E: 0 K: 0 S: 4	H: 2 LOB: 1 BB: 1 P: 8	R: 0 E: 0 K: 1 S: 5	H: 0 LOB: 0 BB: 0 P: 5	R: 0 E: 0 K: 0 S: 4	H: 1 LOB: 1 BB: 0 P: 4	R: 0 E: 0 K: 1 S: 7	H: 2 LOB: 2 BB: 0 P: 7	1B: 7 2B: 4 3B: 0 HR: 0	SF: 0 2B: 4 3B: 0 HBP: 0	WP: 1 PB: 0 SB: 0 CS: 1	PA: 41
<b>PITCHER</b>	IP WLS BF H R ER SO BB IBB HBP BLK WP HR S P ERA WHIP																					
Don Drysdale, R ERA: 1.41	7.1	W 34	4	5	1	5	2	0	0	0	0	0	42	50	1.23	1.500						
Ron Perranoski, L ERA: 2.79	1.2	S 7	2	0	0	1	0	0	0	0	1	0	9	9	0.00	1.200						



Batter	1	2	3	4	5	6	7	8	9	AB	R	H	RBI	BB	SO	LOB	TOP						
Wes Parker, S OBP: 0.376, SLG: 0.355 (1, 3)	4-3																4 0 1 0 0 0 1						
Ron Hunt, R OBP: 0.378, SLG: 0.346 Dick Schofield, S OBP: 0.304, SLG: 0.158 (1, 4) (5, 4) (7, 6)	1B																2 0 1 0 0 1 1 2 0 0 0 0 1 1						
Willie Davis, L OBP: 0.359, SLG: 0.402 (1, 8)	F6																4 0 1 1 0 0 2						
Ron Fairly, L OBP: 0.335, SLG: 0.396 (1, 9)	1B																4 0 1 0 0 2 2						
John Roseboro, L OBP: 0.406, SLG: 0.345 Jeff Torborg, R OBP: 0.240, SLG: 0.340 (1, 2) (7, 2)	K																2 0 1 0 1 1 2 1 0 0 0 0 0 0						
Bob Bailey, R OBP: 0.176, SLG: 0.188 (1, 5)																	4 0 0 0 0 0 2						
Len Gabrielson, L OBP: 0.179, SLG: 0.115 (1, 7)																	4 0 0 0 0 1 2						
Gene Michael, S OBP: 0.239, SLG: 0.215 Phil Regan, R (7, 1)																	2 0 0 0 1 0 1 0 0 0 0 0 0 0						
Claude Osteen, L OBP: 0.214, SLG: 0.200 Nate Oliver, R OBP: 1.000, SLG: 1.000 (1, 1) (7, 4)	1-3																2 0 0 0 0 0 1 1 1 1 0 0 0 0						
<b>Inning Stats</b>	R: 0 E: 0 K: 1 S: 7	H: 2 LOB: 2 BB: 0 P: 7	R: 0 E: 0 K: 1 S: 5	H: 0 LOB: 1 BB: 1 P: 9	R: 0 E: 0 K: 2 S: 8	H: 1 LOB: 1 BB: 0 P: 8	R: 0 E: 0 K: 0 S: 2	H: 0 LOB: 0 BB: 1 P: 6	R: 0 E: 0 K: 2 S: 3	H: 0 LOB: 0 BB: 0 P: 3	R: 0 E: 0 K: 0 S: 7	H: 0 LOB: 0 BB: 0 P: 7	R: 0 E: 0 K: 0 S: 4	H: 1 LOB: 1 BB: 0 P: 4	R: 1 E: 0 K: 0 S: 5	H: 2 LOB: 1 BB: 0 P: 5	R: 0 E: 0 K: 0 S: 3	H: 0 LOB: 0 BB: 0 P: 3	1B: 6 2B: 0 3B: 0 HR: 0	SF: 0 SAC: 0 DP: 1 HBP: 0	WP: 0 PB: 0 SB: 0 CS: 0	PA: 34	
<b>PITCHER</b> Gaylord Perry, R ERA: 3.11 (1, 1)	IP: 9.0 WLS: W BF: 34 H: 6 R: 1 ER: 1 SO: 6 BB: 2 IBB: 0 HBP: 0 BLK: 0 WP: 0 HR: 0 S: 44 P: 52 ERA: 1.00 WHIP: 0.889											<b>PITCHER</b>	IP: 9.0 WLS: W BF: 34 H: 6 R: 1 ER: 1 SO: 6 BB: 2 IBB: 0 HBP: 0 BLK: 0 WP: 0 HR: 0 S: 44 P: 52 ERA: 1.00 WHIP: 0.889										

Los Angeles Dodgers @ San Francisco Giants  
Candlestick Park, San Francisco, CA  
Sun May 28 1967, 6:33 AM EDT  
Att: 34,092 - Unknown

AB	32
R	1
H	6
RBI	1
BB	2
SO	6
LOB	15



Batter	1	2	3	4	5	6	7	8	9	AB	R	H	RBI	BB	SO	LOB	BOTTOM						
Jesus Alou, R OBP: 0.271, SLG: 0.331 (1, 7)	5-3																5 1 2 0 0 0 2						
Jim Davenport, R OBP: 0.338, SLG: 0.473 (1, 5)	1B																2 1 1 0 1 0 1						
Willie Mays, R OBP: 0.381, SLG: 0.512 (1, 8)	1B																3 1 1 1 1 0 4						
Jack Hiatt, R OBP: 0.474, SLG: 0.517 (1, 3)	1B																3 1 1 1 1 1 0						
Ollie Brown, R OBP: 0.321, SLG: 0.459 (1, 9)	1B																4 0 1 0 0 1 3						
Dick Dietz, R OBP: 0.482, SLG: 0.381 Tom Haller, L OBP: 0.407, SLG: 0.496 (1, 2) (7, PH) (8, 2)	1B																3 0 0 1 0 0 3 1 0 0 0 0 1 2						
Hal Lanier, R OBP: 0.195, SLG: 0.229 (1, 6)	2B																4 0 1 1 0 0 0						
Tito Fuentes, S OBP: 0.207, SLG: 0.212 (1, 4)	IBB																3 0 0 0 1 1 0						
Gaylord Perry, R OBP: 0.240, SLG: 0.240 (1, 1)	K																4 0 3 0 0 1 3						
<b>Inning Stats</b>	R: 3 E: 0 K: 1 S: 9	H: 4 LOB: 3 BB: 2 P: 17	R: 0 E: 0 K: 0 S: 3	H: 1 LOB: 0 BB: 0 P: 3	R: 0 E: 1 K: 0 S: 3	H: 0 LOB: 0 BB: 0 P: 3	R: 0 E: 1 K: 0 S: 5	H: 1 LOB: 3 BB: 1 P: 9	R: 0 E: 0 K: 2 S: 7	H: 0 LOB: 0 BB: 0 P: 7	R: 0 E: 0 K: 0 S: 3	H: 1 LOB: 1 BB: 0 P: 3	R: 1 E: 0 K: 1 S: 7	H: 2 LOB: 2 BB: 1 P: 11	R: 0 E: 0 K: 1 S: 6	H: 1 LOB: 1 BB: 0 P: 6	R: 0 E: 0 K: 0 S: 3	H: 0 LOB: 0 BB: 0 P: 3	1B: 7 2B: 3 3B: 0 HR: 0	SF: 0 SAC: 1 DP: 1 HBP: 0	WP: 0 PB: 1 SB: 0 CS: 1	PA: 38	
<b>PITCHER</b> Claude Osteen, L ERA: 3.62 Phil Regan, R ERA: 2.0 (1, 1) (7, 1)	IP: 6.1 WLS: L BF: 30 H: 9 R: 4 ER: 4 SO: 3 BB: 2 IBB: 1 HBP: 0 BLK: 0 WP: 0 HR: 0 S: 33 P: 45 ERA: 5.68 WHIP: 1.737											<b>PITCHER</b>	IP: 6.1 WLS: L BF: 30 H: 9 R: 4 ER: 4 SO: 3 BB: 2 IBB: 1 HBP: 0 BLK: 0 WP: 0 HR: 0 S: 33 P: 45 ERA: 5.68 WHIP: 1.737										

Los Angeles Dodgers @ San Francisco Giants  
Candlestick Park, San Francisco, CA  
Sun May 28 1967, 6:33 AM EDT  
Att: 34,092 - Unknown

AB	32
R	4
H	10
RBI	4
BB	4
SO	5
LOB	18





Batter	1	2	3	4	5	6	7	8	9	AB	R	H	RBI	BB	SO	LOB	TOP					
Bud Harrelson, S (1, 6) OBP: 0.313, SLG: 0.307	0-0 CS 1B		0-0 1-3		0-0 E 1B		0-0 4-3		0-0 6-3	4	0	2	0	0	0	0	New York Mets @ Los Angeles Dodgers Dodger Stadium, Los Angeles, CA Mon May 29 1967, 7:05 PM PDT Att: 21,487 - Unknown					
Jack Hamilton, R (7, 1) OBP: 0.333, SLG: 1.333 Tommie Reynolds, R (9, PH) OBP: 0.214, SLG: 0.250	4-0 1B BB		0-3 K		0-0 E5		1-0 1B HBP		4-0 1B BB	2	2	0	0	2	1	1						
Ed Charles, R (1, 5) OBP: 0.395, SLG: 0.305	0-0 1B		0-0 1-3		0-0 4-3		0-0 F7		0-0 1B FC5-4	4	0	2	0	0	0	2						
Al Luplow, L (1, 8) OBP: 0.287, SLG: 0.337 Ron Swoboda, R (9, PH) OBP: 0.299, SLG: 0.348	0-0 1B		0-0 1-3		0-0 4-3		0-0 F7		0-0 1B	4	0	1	0	0	0	0						
Tommy Davis, R (1, 7) OBP: 0.370, SLG: 0.557	0-0 1B		0-0 1-2 3-H		0-0 2B		0-0 F8		0-0 1B FC5-4	5	0	3	2	0	0	2						
Ed Kranepool, L (1, 3) OBP: 0.364, SLG: 0.465	0-0 G4-6-3		0-0 1-2		0-0 F7		0-0 1B		0-0 4-3	4	0	1	0	0	0	5						
Johnny Lewis, L (1, 9) OBP: 0.231, SLG: 0.167		0-3 K2-3		0-0 BB		0-0 1B		0-0 1-3	3	0	1	0	1	1	0							
Jerry Buchek, R (1, 4) OBP: 0.288, SLG: 0.472		0-0 F2		0-0 P4		0-3 K		0-3 K	4	0	0	0	0	2	4							
John Sullivan, L (1, 2) OBP: 0.308, SLG: 0.271		0-3 K		0-0 F8		0-0 1-3		0-3 K	4	0	0	0	0	2	2							
Jack Fisher, R (1, 1) OBP: 0.261, SLG: 0.200 Bob Johnson, R (7, PH) OBP: 0.400, SLG: 0.364			0-0 6-3		0-0 G3		0-0 P4		0-3 K	2	0	0	0	0	0	0						
<b>Inning Stats</b>	R: 1 E: 0 K: 0 S: 4	H: 3 LOB: 1 BB: 1 P: 8	R: 0 E: 0 K: 2 S: 7	H: 0 LOB: 0 BB: 0 P: 7	R: 0 E: 0 K: 1 S: 5	H: 0 LOB: 0 BB: 0 P: 5	R: 0 E: 0 K: 0 S: 4	H: 1 LOB: 2 BB: 1 P: 8	R: 0 E: 1 K: 0 S: 5	H: 1 LOB: 2 BB: 0 P: 5	R: 0 E: 0 K: 1 S: 7	H: 2 LOB: 2 BB: 0 P: 7	R: 1 E: 0 K: 0 S: 5	H: 2 LOB: 2 BB: 0 P: 6	R: 0 E: 0 K: 2 S: 7	H: 0 LOB: 0 BB: 0 P: 7	R: 0 E: 0 K: 1 S: 6	H: 1 LOB: 2 BB: 1 P: 10	1B: 9 2B: 1 3B: 0 HR: 0	SF: 0 SAC: 0 DP: 1 HBP: 1	WP: 0 PB: 0 SB: 0 CS: 1	PA: 40
<b>PITCHER</b>	IP WLS BF H R ER SO BB IBB HBP BLK WP HR S P ERA WHIP	7.0 W 32 9 2 2 4 2 0 1 0 0 0 0 37 46 2.57 1.571	2.0 S 8 1 0 0 3 1 0 0 0 0 0 0 13 17 0.00 1.000											<b>PITCHER</b>	IP WLS BF H R ER SO BB IBB HBP BLK WP HR S P ERA WHIP	2.0 S 8 1 0 0 3 1 0 0 0 0 0 0 13 17 0.00 1.000						

Batter	1	2	3	4	5	6	7	8	9	AB	R	H	RBI	BB	SO	LOB	BOTTOM			
Wes Parker, S (1, 3) OBP: 0.377, SLG: 0.352	0-0 1-3		0-0 1-3		4-0 2B SF9 BB		0-0 1-2		0-0 FC1-6	4	1	1	0	1	0	1	New York Mets @ Los Angeles Dodgers Dodger Stadium, Los Angeles, CA Mon May 29 1967, 7:05 PM PDT Att: 21,487 - Unknown			
Dick Schofield, S (1, 6) OBP: 0.321, SLG: 0.217	0-3 K		4-0 FC3-6 BB		0-0 1-3 HR 2B		0-3 K		0-0 1-3	4	1	1	0	1	2	3				
Willie Davis, L (1, 8) OBP: 0.355, SLG: 0.394	4-0 2B BB		0-0 FC3-6		0-0 SF9		0-0 G3		0-0 1-2	2	1	0	1	1	0	3				
Ron Fairly, L (1, 9) OBP: 0.344, SLG: 0.404	0-0 1-H 2B		4-0 1-2 BB		4-0 3-H HR IBB		0-0 F9		0-3 K	2	1	1	1	2	0	0				
Len Gabrielson, L (1, 7) OBP: 0.188, SLG: 0.233	0-0 F8		0-3 K		0-0 1-H 2-H HR		0-3 K		0-0 1-3	4	1	1	3	0	2	3				
Bob Bailey, R (1, 5) OBP: 0.178, SLG: 0.190		0-0 1B FC2-5-2 1B		0-0 P5		0-0 1-3		0-0 5-3	4	0	1	0	0	0	0	0				
Nate Oliver, R (1, 4) OBP: 0.800, SLG: 0.800		0-0 K FC2-5-2 1B		0-0 F5		0-0 WP 1B 1B		0-0 WP S 1B 1B	4	2	3	0	0	0	0	0				
Jeff Torborg, R (1, 2) OBP: 0.222, SLG: 0.314		0-0 FC2-5-2		0-3 K		0-0 1-3		0-3 K	4	0	0	0	0	2	4	0				
Bill Singer, R (1, 1) OBP: 0.167, SLG: 0.167 Ron Perranoski, L (8, 1) OBP: 0.250, SLG: 0.250	0-3 3-H K		0-3 K		0-3 K		0-0 1B		0-0 FC1-6 1B	3	0	1	1	0	2	2				
<b>Inning Stats</b>	R: 1 E: 0 K: 1 S: 6	H: 1 LOB: 1 BB: 1 P: 10	R: 0 E: 0 K: 1 S: 6	H: 2 LOB: 1 BB: 0 P: 6	R: 0 E: 0 K: 1 S: 5	H: 0 LOB: 2 BB: 2 P: 13	R: 0 E: 0 K: 1 S: 5	H: 0 LOB: 0 BB: 0 P: 5	R: 4 E: 0 K: 1 S: 7	H: 2 LOB: 0 BB: 2 P: 15	R: 1 E: 0 K: 1 S: 8	H: 3 LOB: 2 BB: 0 P: 8	R: 0 E: 0 K: 1 S: 5	H: 0 LOB: 0 BB: 0 P: 5	R: 1 E: 0 K: 1 S: 7	H: 2 LOB: 1 BB: 0 P: 7	1B: 7 2B: 2 3B: 0 HR: 1	SF: 1 SAC: 0 DP: 0 HBP: 0	WP: 2 PB: 0 SB: 3 CS: 0	PA: 38
<b>PITCHER</b>	IP WLS BF H R ER SO BB IBB HBP BLK WP HR S P ERA WHIP	6.0 L 30 8 2 1 1 2 0 0 0 0 1 0 12 12 4.50 1.000	2.0 8 2 1 1 2 0 0 0 0 0 1 0 12 12 4.50 1.000											<b>PITCHER</b>	IP WLS BF H R ER SO BB IBB HBP BLK WP HR S P ERA WHIP	2.0 8 2 1 1 2 0 0 0 0 0 1 0 12 12 4.50 1.000				



Batter	1	2	3	4	5	6	7	8	9	AB	R	H	RBI	BB	SO	LOB	TOP	
<b>Bud Harrelson, S</b> OBP: 0.319, SLG: 0.301 (1, 6)	0-0 3-1			4-0 2B BB	0-0 G3			4-0 1B BB		2	1	0	0	2	0	0	<b>New York Mets @ Los Angeles Dodgers</b> Dodger Stadium, Los Angeles, CA Tue May 30 1967, 7:05 PM PDT Att: 17,061 - Unknown <a href="http://livebaseballscorecards.com">livebaseballscorecards.com</a>	
<b>Ed Charles, R</b> OBP: 0.398, SLG: 0.321 (1, 5)	0-0 6-3			0-0 1B 2B		0-3 K		0-0 1B		4	1	2	1	0	1	0		
<b>Al Luplow, L</b> OBP: 0.286, SLG: 0.333 (1, 8)	0-0 4-3			0-0 2H 1B		0-0 F3		0-0 L8		4	0	1	1	0	0	2		
<b>Tommy Davis, R</b> OBP: 0.360, SLG: 0.542 (1, 7)		0-0 5-3		0-3 K		0-0 6-3			0-0 F9	4	0	0	0	0	1	0		
<b>Ed Kranepool, L</b> OBP: 0.360, SLG: 0.457 (1, 3)		0-3 K		0-0 1B 1B			0-3 K		0-0 F2	4	0	1	0	0	2	0		
<b>Johnny Lewis, L</b> OBP: 0.235, SLG: 0.188 (1, 9)		0-0 F5		0-0 1B			0-0 4-3		0-0 5-3	4	0	1	0	0	0	0		
<b>Jerry Buchek, R</b> OBP: 0.293, SLG: 0.463 <b>Bob Johnson, R</b> OBP: 0.385, SLG: 0.348 (4, 4)			0-0 5-3	0-3 K			0-3 K			2	0	0	0	0	1	2		
<b>Jerry Grote, R</b> OBP: 0.209, SLG: 0.209 (1, 2)			0-0 F2		0-0 6-3			0-0 F8		3	0	0	0	0	0	0		
<b>Bob Shaw, R</b> <b>Bill Denehy, S</b> <b>Cleon Jones, R</b> OBP: 0.138, SLG: 0.215 <b>Don Shaw, L</b> (8, 1)			0-3 K				0-3 K		0-0 3-1	1	0	0	0	0	1	0		
<b>Inning Stats</b>	R: 0 E: 0 K: 0 S: 3	H: 0 LOB: 0 BB: 0 P: 3	R: 0 E: 0 K: 1 S: 5	H: 0 LOB: 0 BB: 0 P: 5	R: 0 E: 0 K: 1 S: 5	H: 4 LOB: 2 BB: 1 P: 14	R: 0 E: 0 K: 2 S: 5	H: 0 LOB: 0 BB: 0 P: 5	R: 0 E: 0 K: 2 S: 7	H: 0 LOB: 0 BB: 0 P: 7	R: 0 E: 0 K: 0 S: 4	H: 1 LOB: 2 BB: 1 P: 8	R: 0 E: 0 K: 0 S: 3	H: 0 LOB: 0 BB: 0 P: 3	1B: 4 2B: 1 3B: 0 HR: 0	SF: 0 SAC: 0 DP: 0 HBP: 0		WP: 0 PB: 0 SB: 0 CS: 0
<b>PITCHER</b> <b>Don Sutton, R</b> ERA: 4.44 (1, 1)	IP: 9.0 WLS: W BF: 33 H: 5 R: 2 ER: 2 SO: 8 BB: 2 IBB: 0 HBP: 0 BLK: 0 WP: 0 HR: 0 S: 47 P: 55 ERA: 2.00 WHIP: 0.778																	

Batter	1	2	3	4	5	6	7	8	9	AB	R	H	RBI	BB	SO	LOB	BOTTOM			
<b>Wes Parker, S</b> OBP: 0.373, SLG: 0.348 (1, 3)	0-0 P6		0-0 2B 1B	0-0 1B 1B		0-3 K				4	2	1	1	0	1	1	<b>New York Mets @ Los Angeles Dodgers</b> Dodger Stadium, Los Angeles, CA Tue May 30 1967, 7:05 PM PDT Att: 17,061 - Unknown <a href="http://livebaseballscorecards.com">livebaseballscorecards.com</a>			
<b>Nate Oliver, R</b> OBP: 0.667, SLG: 0.778 (1, 4)	0-0 CS 1B		0-0 1B 2B	0-0 K		0-3 6-3				4	1	2	0	0	1	1				
<b>Willie Davis, L</b> OBP: 0.360, SLG: 0.398 (1, 8)	0-3 K		0-0 2H 3H 1B	0-0 1B BB 1B		0-0 F7				4	1	2	2	0	1	1				
<b>Ron Fairly, L</b> OBP: 0.342, SLG: 0.396 (1, 9)		0-0 4-3	0-0 L9	4-0 1B BB		0-0 F7				3	0	0	0	1	0	0				
<b>Len Gabrielson, L</b> OBP: 0.250, SLG: 0.294 (1, 7)		0-0 1B 1B	0-0 1B	0-0 1B 1B		0-0 4-3				4	1	3	2	0	0	0				
<b>Bob Bailey, R</b> OBP: 0.173, SLG: 0.183 (1, 5)		0-0 F7	0-0 4-3	0-0 1-3		0-0 4-3				4	0	0	0	0	0	4				
<b>Jeff Torborg, R</b> OBP: 0.241, SLG: 0.315 (1, 2)		0-0 1B 1B		4-0 1B SH BB		0-0 4-3		0-0 5-3		3	1	1	0	1	0	0				
<b>Gene Michael, S</b> OBP: 0.247, SLG: 0.223 (1, 6)		0-0 1B 1B		0-0 SH FC5-4 1B		0-3 K		0-3 K		4	1	2	1	0	2	0				
<b>Don Sutton, R</b> OBP: 0.167, SLG: 0.250 (1, 1)		0-0 L6		0-0 SH FC5-4		0-3 K		0-0 1-3		3	0	0	0	0	1	2				
<b>Inning Stats</b>	R: 0 E: 0 K: 1 S: 5	H: 1 LOB: 0 BB: 0 P: 5	R: 1 E: 0 K: 0 S: 6	H: 3 LOB: 2 BB: 0 P: 6	R: 2 E: 0 K: 0 S: 6	H: 4 LOB: 1 BB: 0 P: 6	R: 4 E: 1 K: 1 S: 9	H: 3 LOB: 2 BB: 2 P: 17	R: 0 E: 0 K: 2 S: 7	H: 0 LOB: 0 BB: 0 P: 7	R: 0 E: 0 K: 1 S: 5	H: 0 LOB: 0 BB: 0 P: 5	R: 0 E: 0 K: 0 S: 3	H: 0 LOB: 0 BB: 0 P: 3	R: 0 E: 0 K: 1 S: 5	H: 0 LOB: 0 BB: 0 P: 5		1B: 10 2B: 1 3B: 0 HR: 0	SF: 0 SAC: 1 DP: 0 HBP: 0	WP: 0 PB: 0 SB: 0 CS: 1
<b>PITCHER</b> <b>Bob Shaw, R</b> ERA: 6.23 (1, 1) <b>Bill Denehy, R</b> ERA: 3.65 (4, 1) <b>Don Shaw, L</b> ERA: 4.8 (8, 1)	IP: 3.0 WLS: L BF: 17 H: 9 R: 5 ER: 5 SO: 17 BB: 1 IBB: 0 HBP: 0 BLK: 0 WP: 0 HR: 0 S: 18 P: 22 ERA: 9.00 WHIP: 3.333																			



Batter	1	2	3	4	5	6	7	8	9	10	11	AB	R	H	RBI	BB	SO	LOB	TOP				
Tony Gonzalez, L OBP: 0.384, SLG: 0.432 (1, 7)												6	0	2	2	0	3	2					
John Briggs, L OBP: 0.303, SLG: 0.396 (1, 8)												5	1	2	1	1	1	1					
Dick Allen, R OBP: 0.408, SLG: 0.474 (1, 5)												5	0	0	0	0	3	4					
Johnny Callison, L OBP: 0.384, SLG: 0.464 (1, 9)												4	1	3	0	1	0	2					
Bill White, L OBP: 0.095, SLG: 0.050 Tony Taylor, R OBP: 0.327, SLG: 0.389 (11, PR) (11, 3)												4	0	1	1	0	0	4					
Clay Dalrymple, L OBP: 0.254, SLG: 0.235 (1, 2)												5	0	0	0	0	2	3					
Cookie Rojas, R OBP: 0.245, SLG: 0.270 (1, 4)												5	1	2	1	0	1	1					
Gary Sutherland, R OBP: 0.343, SLG: 0.409 Bobby Wine, R OBP: 0.189, SLG: 0.195 (1, 6) (11, 6)												5	1	2	0	0	0	0					
Rick Wise, R OBP: 0.227, SLG: 0.211 Dick Hall, R (10, 1)												3	0	0	0	0	0	0					
<b>Inning Stats</b>	R: 0 E: 1 K: 1 S: 7	H: 1 LOB: 2 BB: 0 P: 7	R: 0 E: 0 K: 1 S: 5	H: 0 LOB: 0 BB: 0 P: 5	R: 0 E: 0 K: 2 S: 7	H: 0 LOB: 1 BB: 1 P: 11	R: 0 E: 0 K: 1 S: 6	H: 1 LOB: 1 BB: 0 P: 6	R: 0 E: 0 K: 1 S: 5	H: 0 LOB: 0 BB: 0 P: 5	R: 0 E: 0 K: 0 S: 3	H: 0 LOB: 0 BB: 0 P: 3	R: 0 E: 0 K: 0 S: 3	H: 1 LOB: 0 BB: 0 P: 3	R: 0 E: 0 K: 2 S: 9	H: 2 LOB: 2 BB: 0 P: 9	R: 6 E: 1 K: 2 S: 14	H: 6 LOB: 2 BB: 1 P: 18	1B: 11 2B: 0 3B: 1 HR: 0	SF: 0 SAC: 2 DP: 1 HBP: 0	WP: 0 PB: 0 SB: 0 CS: 0	PA: 48	
<b>PITCHER</b>	IP 10.2	WLS L	BF 43	H 9	R 4	ER 4	SO 10	BB 1	IBB 1	HBP 0	BLK 0	WP 0	HR 0	S 61	P 69	ERA 3.38	WHIP 0.938						
Don Drysdale, R ERA: 1.65 Phil Regan, R ERA: 2.3 (1, 1) (11, 1)	0.1	5	3	2	1	1	0	0	0	1	0	0	0	7	7	27.00	9.000						

Philadelphia Phillies @ Los Angeles Dodgers  
Dodger Stadium, Los Angeles, CA  
Wed May 31 1967, 7:05 PM PDT  
Att: 16,044 - Unknown

AB 43  
R 6  
H 12  
RBI 5  
BB 2  
SO 11  
LOB 19




Batter	1	2	3	4	5	6	7	8	9	10	11	AB	R	H	RBI	BB	SO	LOB	BOTTOM							
Wes Parker, S OBP: 0.374, SLG: 0.346 (1, 3)												4	0	1	0	1	0	2								
Nate Oliver, R OBP: 0.615, SLG: 0.692 (1, 4)												4	0	2	0	0	2	1								
Willie Davis, L OBP: 0.346, SLG: 0.381 (1, 8)												5	0	0	0	0	2	4								
Ron Fairly, L OBP: 0.346, SLG: 0.395 John Roseboro, L OBP: 0.411, SLG: 0.363 (1, 9) (11, PH)												3	0	1	0	0	0	1								
Len Gabrielson, L OBP: 0.244, SLG: 0.282 (1, 7)												5	0	1	0	0	1	4								
Bob Bailey, R OBP: 0.168, SLG: 0.178 Jim Lefebvre, S OBP: 0.351, SLG: 0.370 (1, 5) (9, PH) (10, 5)												3	0	0	0	0	2	1								
Jeff Torborg, R OBP: 0.242, SLG: 0.310 (1, 2)												4	0	1	0	0	1	1								
Gene Michael, S OBP: 0.247, SLG: 0.224 (1, 6)												4	0	1	0	0	0	2								
Don Drysdale, R OBP: 0.176, SLG: 0.129 Phil Regan, R (11, 1)	2.0	W	8	3	0	0	1	0	0	0	0	0	0	10	10	0.00	1.500									
<b>Inning Stats</b>	R: 0 E: 0 K: 1 S: 6	H: 1 LOB: 1 BB: 0 P: 6	R: 0 E: 0 K: 1 S: 5	H: 0 LOB: 0 BB: 0 P: 5	R: 0 E: 0 K: 0 S: 2	H: 0 LOB: 0 BB: 1 P: 6	R: 0 E: 0 K: 1 S: 5	H: 1 LOB: 1 BB: 0 P: 5	R: 0 E: 0 K: 2 S: 8	H: 1 LOB: 1 BB: 1 P: 8	R: 0 E: 0 K: 1 S: 5	H: 0 LOB: 0 BB: 1 P: 9	R: 0 E: 0 K: 0 S: 3	H: 0 LOB: 0 BB: 0 P: 3	R: 0 E: 0 K: 1 S: 4	H: 1 LOB: 1 BB: 0 P: 4	R: 0 E: 0 K: 0 S: 6	H: 2 LOB: 2 BB: 0 P: 7	R: 0 E: 0 K: 0 S: 3	H: 1 LOB: 0 BB: 0 P: 3	R: 0 E: 0 K: 1 S: 7	H: 2 LOB: 2 BB: 0 P: 7	1B: 8 2B: 1 3B: 0 HR: 0	SF: 0 SAC: 1 DP: 2 HBP: 1	WP: 0 PB: 0 SB: 0 CS: 1	PA: 42
<b>PITCHER</b>	IP 9.0	WLS L	BF 33	H 5	R 0	ER 0	SO 7	BB 2	IBB 0	HBP 0	BLK 0	WP 0	HR 0	S 44	P 53	ERA 0.00	WHIP 0.778									
Rick Wise, R ERA: 3.9 Dick Hall, R ERA: 1.31 (1, 1) (10, 1)	2.0	W	8	3	0	0	1	0	0	0	0	0	0	10	10	0.00	1.500									


Philadelphia Phillies @ Los Angeles Dodgers  
Dodger Stadium, Los Angeles, CA  
Wed May 31 1967, 7:05 PM PDT  
Att: 16,044 - Unknown

AB 37  
R 0  
H 8  
RBI 0  
BB 2  
SO 8  
LOB 20





Batter	1	2	3	4	5	6	7	8	9	AB	R	H	RBI	BB	SO	LOB	TOP	
Tony Taylor, R (1,3) OBP: 0.342, SLG: 0.396	5-3			PO 6-3 1B		1-3 3-H HR 1B		1-3 1B BB		3	2	1	1	0	0		Philadelphia Phillies @ Los Angeles Dodgers Dodger Stadium, Los Angeles, CA Thu Jun 01 1967, 7:05 PM PDT Att: 16,597 - Unknown	
Gary Sutherland, R (1,7) OBP: 0.351, SLG: 0.414	CS 1B			6-3		1-2 HR 1B		1-3		4	1	2	1	0	0	2		
Dick Allen, R (1,5) OBP: 0.410, SLG: 0.494	F9			L9		3-H HR		1B		4	1	2	4	0	0	2		
Don Lock, R (1,8) OBP: 0.388, SLG: 0.592	CS 1-2	K2-1-3		PO 2-3	F8	F3		K		4	0	0	0	0	2	1		
Johnny Callison, L (1,9) OBP: 0.381, SLG: 0.459		4-3			G6-3 1B	F8		4-3		4	0	1	0	0	0	1		
Cookie Rojas, R (1,4) OBP: 0.238, SLG: 0.262		F8			G6-3 1-2		5-3	F8		4	0	0	0	0	0	1		
Bobby Wine, R (1,6) OBP: 0.194, SLG: 0.233			5-3			1B SH3-4 1B		3B		3	1	2	0	1	0	0		
Clay Dalrymple, L (1,2) OBP: 0.248, SLG: 0.229			F9			SH3-4	P4	K		3	0	0	0	0	1	2		
Larry Jackson, R (1,1) OBP: 0.172, SLG: 0.143			K			1B 2-3 1B	L9	6-3		4	1	1	0	0	1	2		
<b>Inning Stats</b>	R: 0 E: 0 K: 0 S: 3	H: 1 LOB: 0 BB: 0 P: 3	R: 0 E: 0 K: 1 S: 5	H: 0 LOB: 0 BB: 0 P: 5	R: 0 E: 0 K: 1 S: 5	H: 0 LOB: 0 BB: 0 P: 5	R: 0 E: 0 K: 0 S: 3	H: 1 LOB: 0 BB: 0 P: 3	R: 0 E: 0 K: 0 S: 3	H: 0 LOB: 1 BB: 1 P: 7	R: 1 E: 0 K: 1 S: 6	H: 1 LOB: 1 BB: 0 P: 10	R: 0 E: 0 K: 1 S: 6	H: 1 LOB: 1 BB: 0 P: 6	1B: 8 2B: 0 3B: 1 HR: 1	SF: 0 SAC: 1 DP: 1 HBP: 0		WP: 0 PB: 0 SB: 1 CS: 1
<b>PITCHER</b>	IP WLS BF H R ER SO BB IBB HBP BLK WP HR S P ERA WHIP																	
Claude Osteen, L (1,1) ERA: 3.94	5.1 L 21 8 5 5 2 0 0 0 0 0 1 25 25 8.44 1.500																	
Jim Brewer, L (6,1) ERA: 2.2	1.2 6 0 0 0 0 1 0 0 0 0 0 5 9 0.00 0.600																	
Dick Egan, L (8,1) ERA: 5.73	2.0 9 2 1 1 2 1 0 0 0 0 0 12 16 4.50 1.500																	

Batter	1	2	3	4	5	6	7	8	9	AB	R	H	RBI	BB	SO	LOB	BOTTOM			
Wes Parker, S (1,3) OBP: 0.383, SLG: 0.348	FC4-6 1B BB		F7			4-0 BB BB BB BB		G6-4-3 1B		2	0	1	0	2	0	0	Philadelphia Phillies @ Los Angeles Dodgers Dodger Stadium, Los Angeles, CA Thu Jun 01 1967, 7:05 PM PDT Att: 16,597 - Unknown			
Nate Oliver, R (1,4) OBP: 0.529, SLG: 0.588	FC4-6 1-2 1B		1-3		L4			G6-4-3 1-2		4	0	1	0	0	0	4				
Willie Davis, L (1,8) OBP: 0.336, SLG: 0.369	FC4-6 1-2 2-3			L9		4-3		2-3		4	0	0	0	0	0	2				
Jim Lefebvre, S (1,5) OBP: 0.348, SLG: 0.367	FC5-2-5 1-2 3-H			P6		BB 1B		F7		4	0	1	0	0	0	2				
Len Gabrielson, L (1,7) OBP: 0.244, SLG: 0.262	4-3			K		G4-3 BB		K		3	0	0	0	1	2	2				
John Roseboro, L (1,2) OBP: 0.405, SLG: 0.348		1-3			G3	G4-3 1-2		3B 1B		4	1	1	0	0	0	2				
Jim Hickman, R (1,9) OBP: 0.299, SLG: 0.286		F9			G1		5-3	3B		4	0	1	1	0	0	0				
Gene Michael, S (1,6) OBP: 0.253, SLG: 0.231		6-3			1B	G6-4-3 1B		4-3		4	0	2	0	0	0	1				
Claude Osteen, L (1,1) OBP: 0.233, SLG: 0.222			L8				G6-4-3			2	0	1	0	0	0	0				
Jim Brewer, L (6,1) OBP: 0.299, SLG: 0.286						1-3 1B				0	0	0	0	0	0	0				
Jim Campanis, R (7,PH) OBP: 0.438, SLG: 0.615										1	0	0	0	0	0	1				
Dick Egan, L (8,1) OBP: 0.299, SLG: 0.286										0	0	0	0	0	0	0				
<b>Inning Stats</b>	R: 0 E: 0 K: 0 S: 4	H: 1 LOB: 2 BB: 1 P: 8	R: 0 E: 0 K: 0 S: 3	H: 0 LOB: 0 BB: 0 P: 3	R: 0 E: 0 K: 0 S: 3	H: 0 LOB: 0 BB: 0 P: 3	R: 0 E: 0 K: 1 S: 5	H: 0 LOB: 0 BB: 0 P: 5	R: 0 E: 0 K: 0 S: 3	H: 2 LOB: 3 BB: 1 P: 9	R: 0 E: 0 K: 0 S: 3	H: 1 LOB: 1 BB: 1 P: 7	R: 0 E: 0 K: 0 S: 3	H: 1 LOB: 0 BB: 0 P: 3	R: 1 E: 0 K: 1 S: 7	H: 2 LOB: 1 BB: 0 P: 7	1B: 7 2B: 0 3B: 1 HR: 0	SF: 0 SAC: 0 DP: 3 HBP: 0	WP: 0 PB: 0 SB: 0 CS: 0	PA: 35
<b>PITCHER</b>	IP WLS BF H R ER SO BB IBB HBP BLK WP HR S P ERA WHIP																			
Larry Jackson, R (1,1) ERA: 3.4	9.0 W 35 8 1 1 2 3 0 0 0 0 0 36 48 1.00 1.222																			

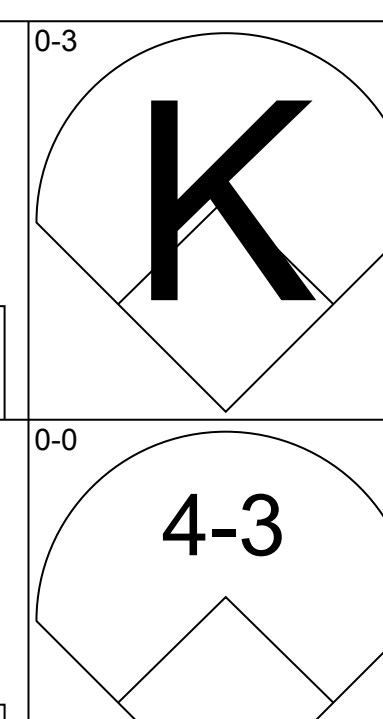
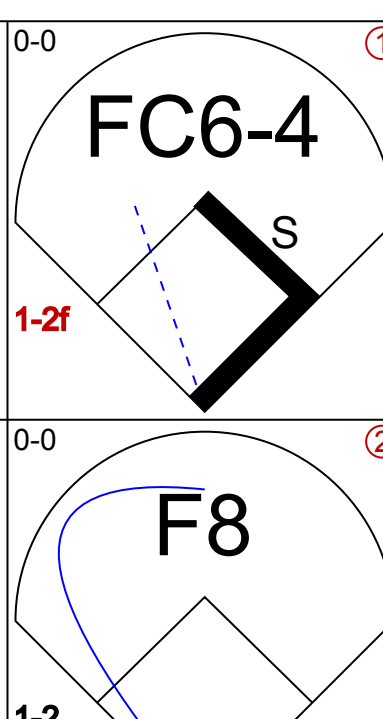
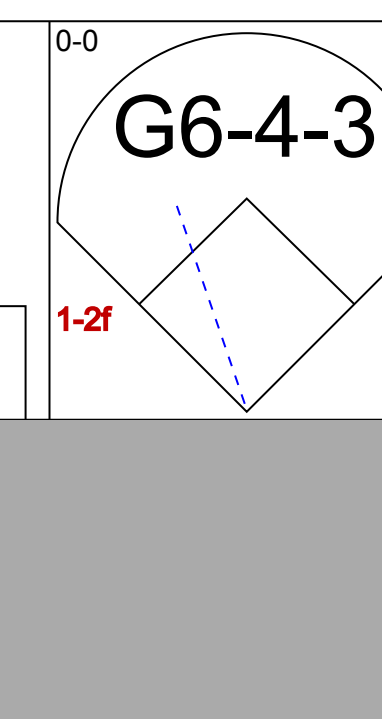
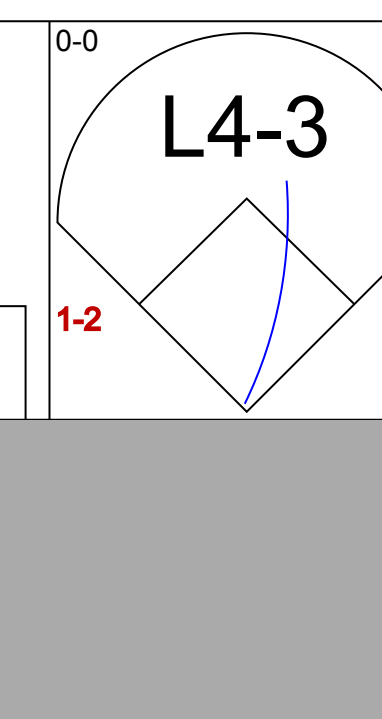
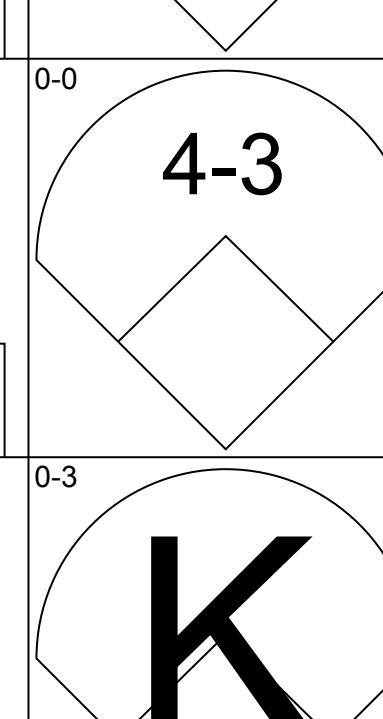
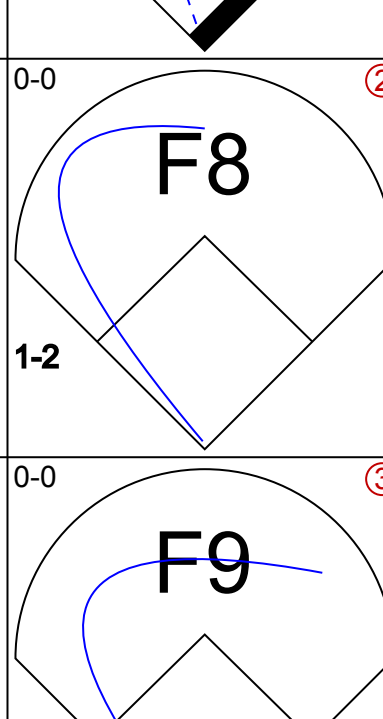
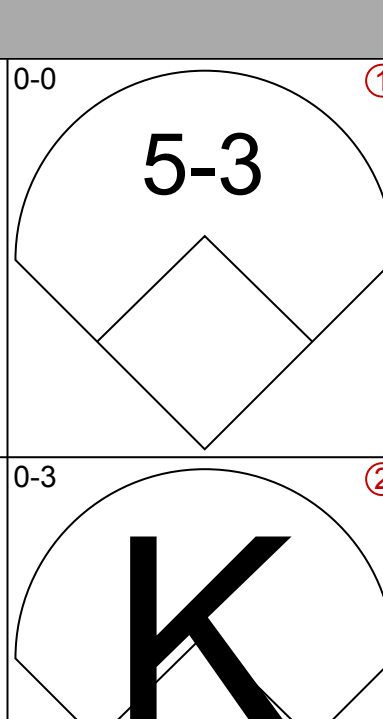
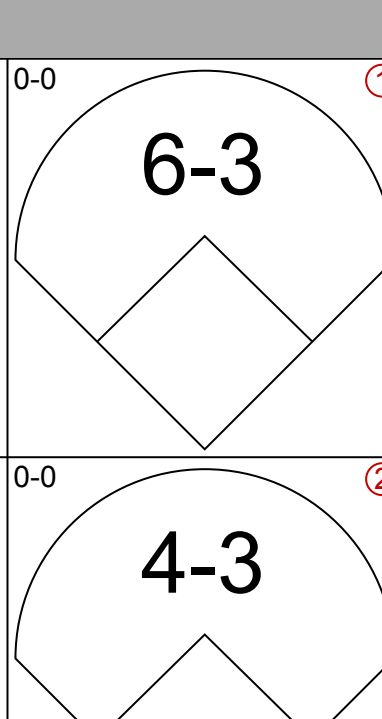
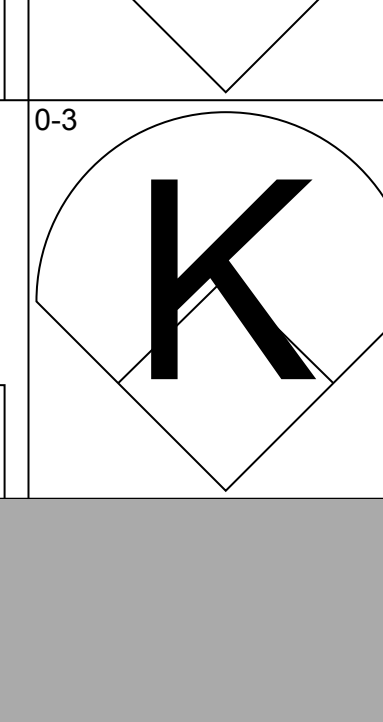
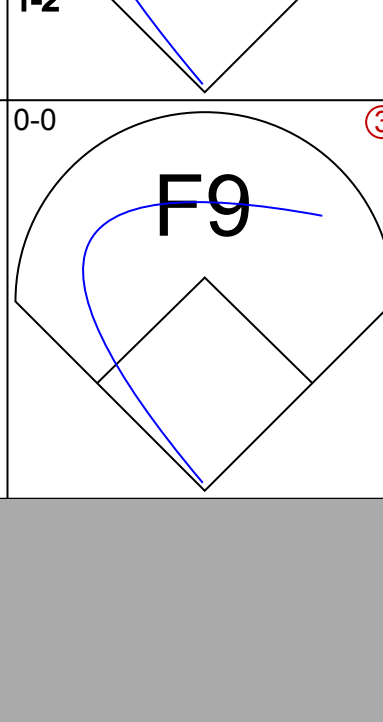
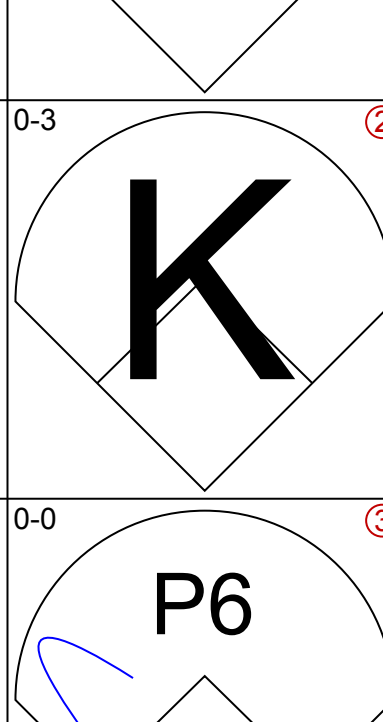
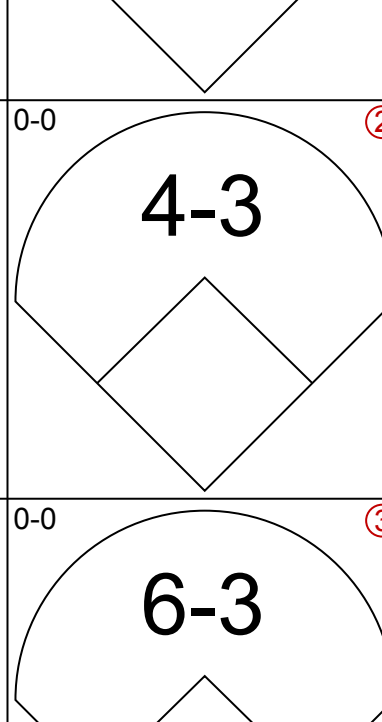
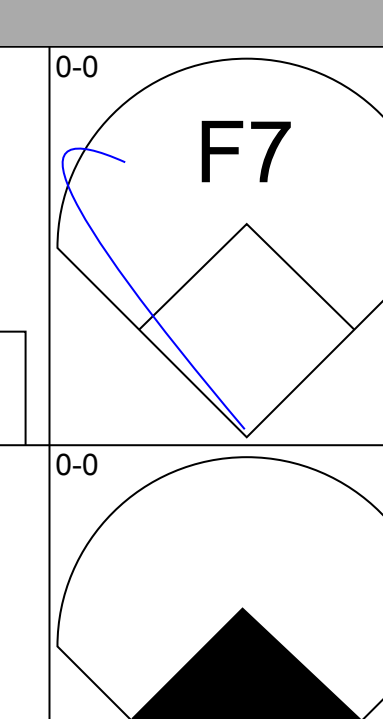
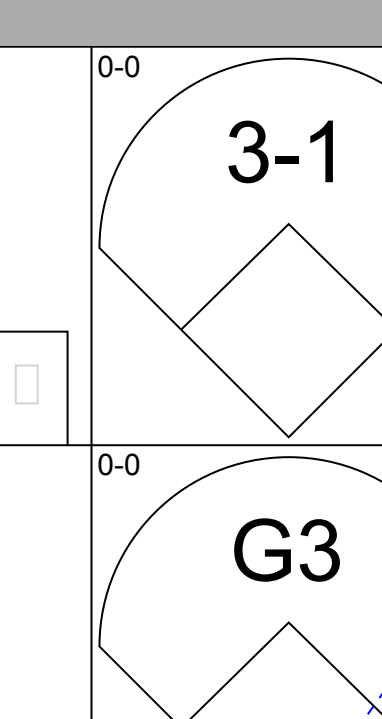
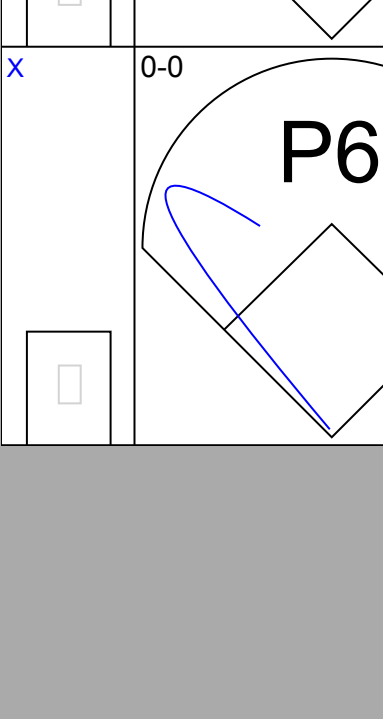
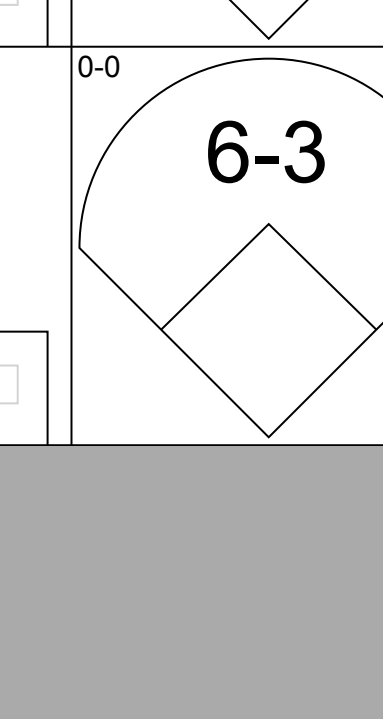
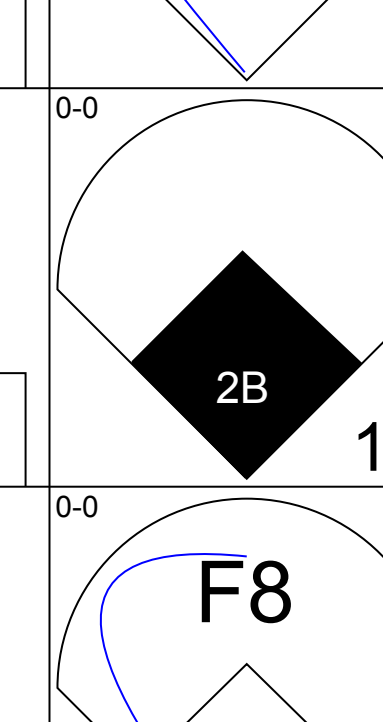
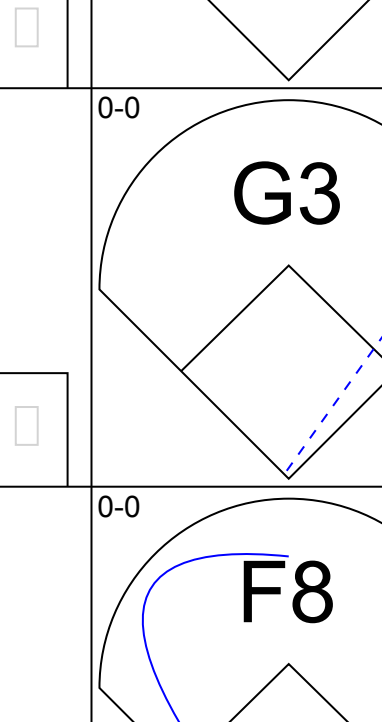

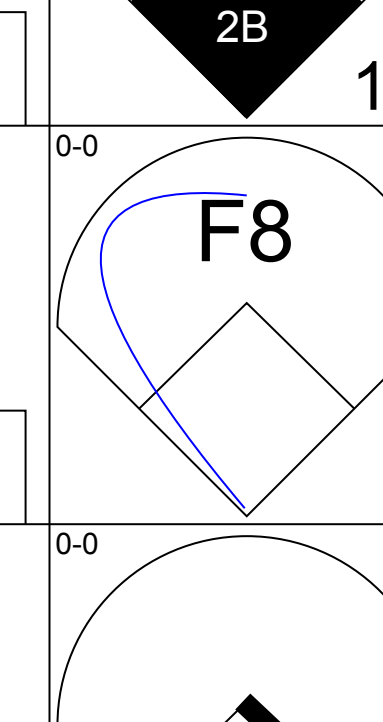
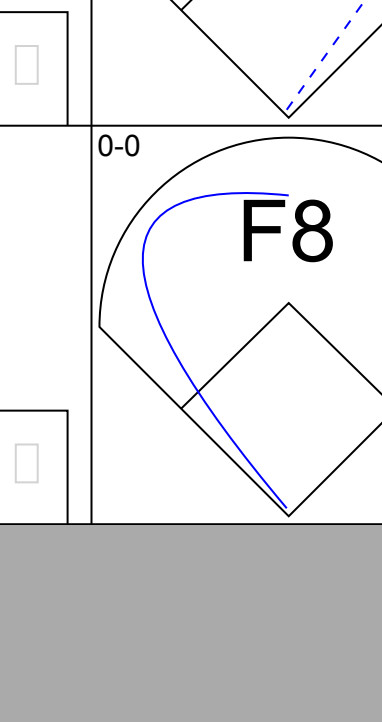

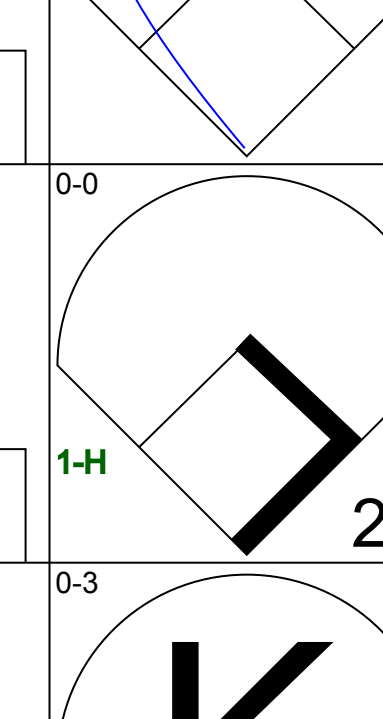
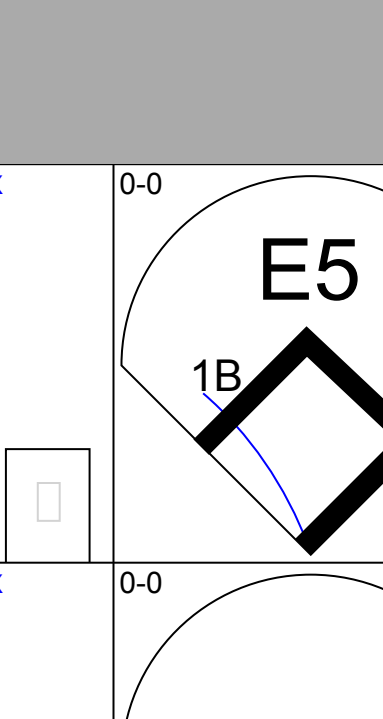
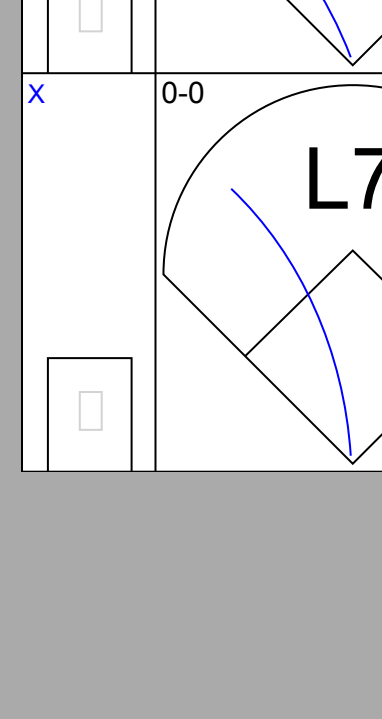
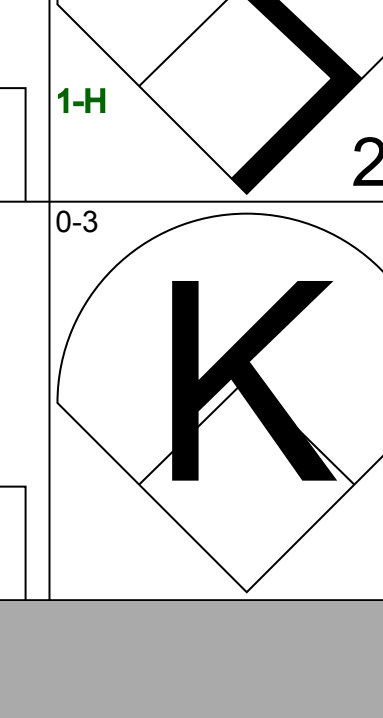
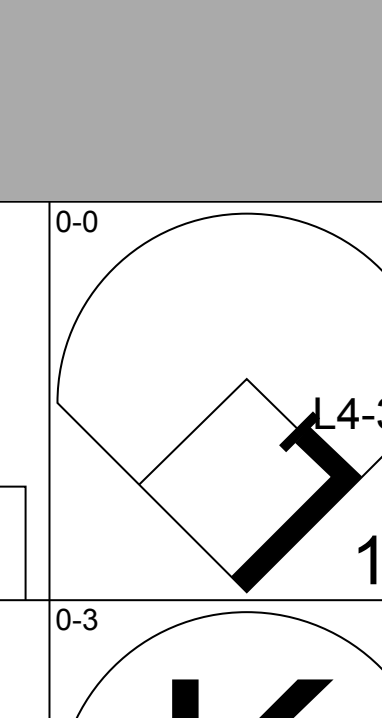
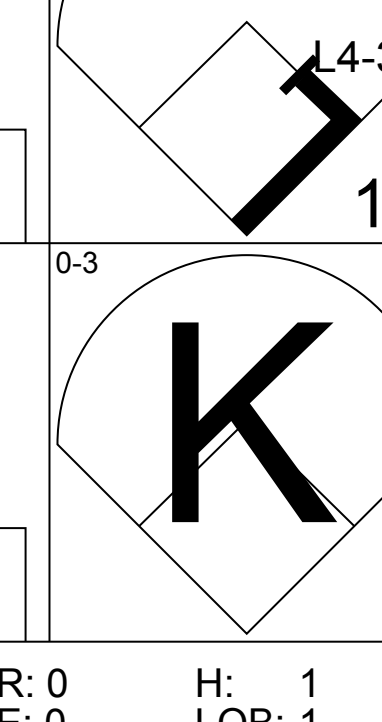


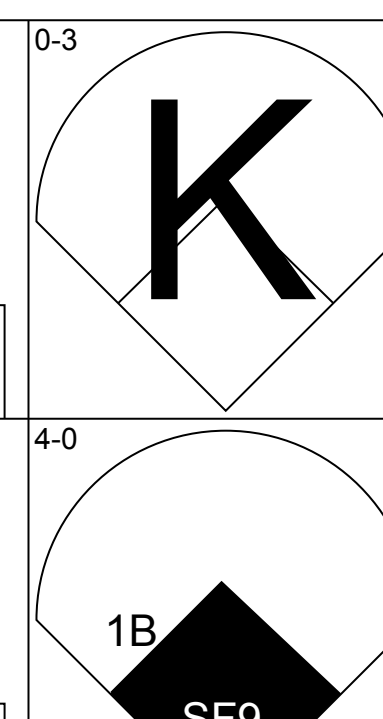
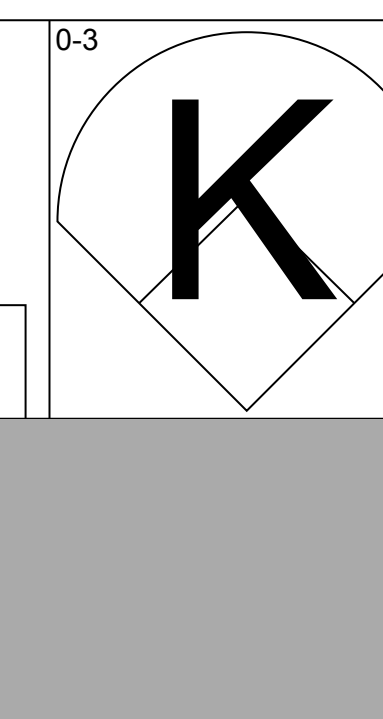
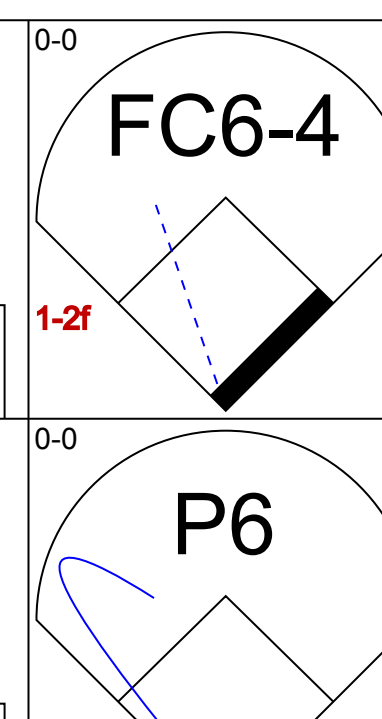
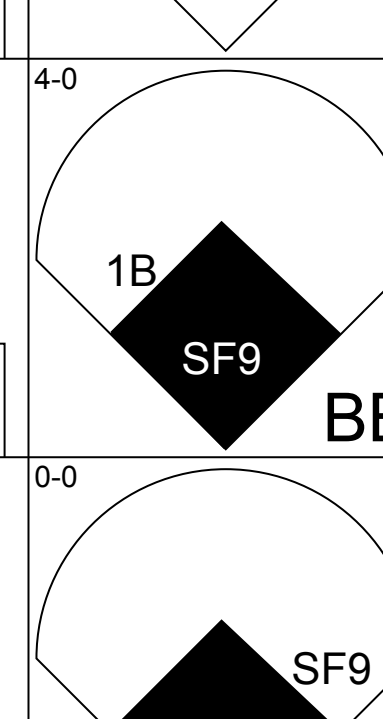
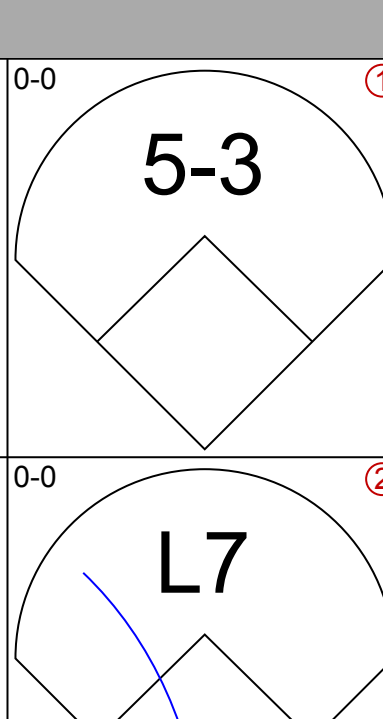
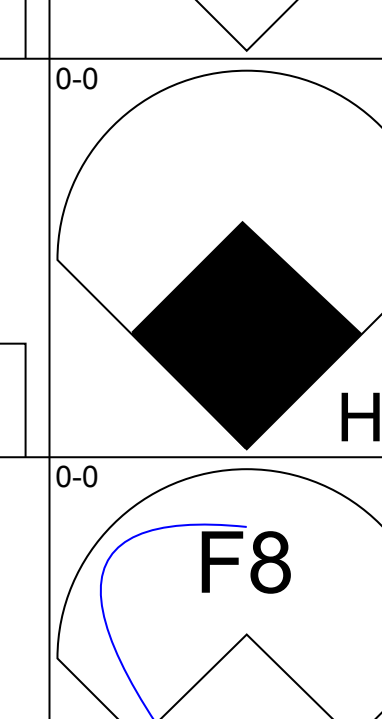
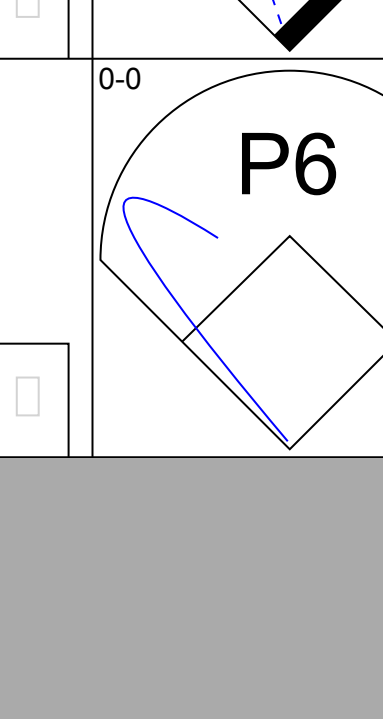
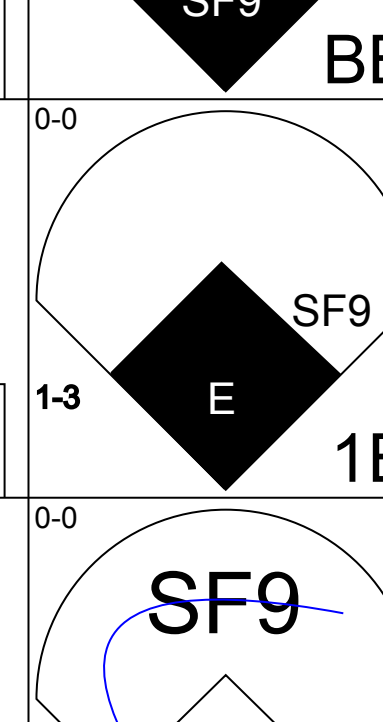
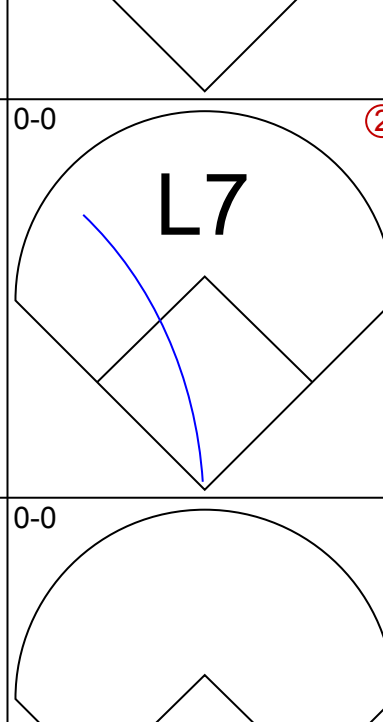
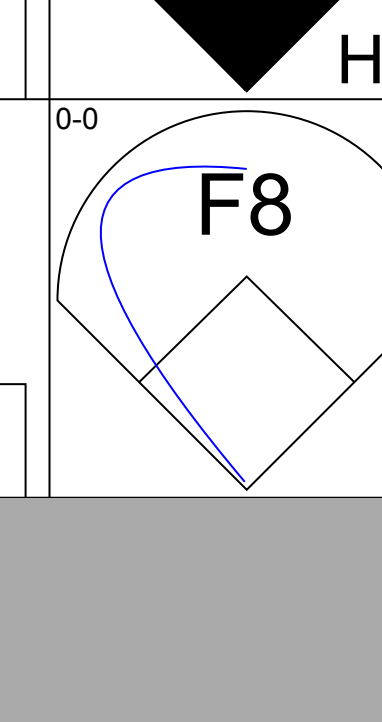
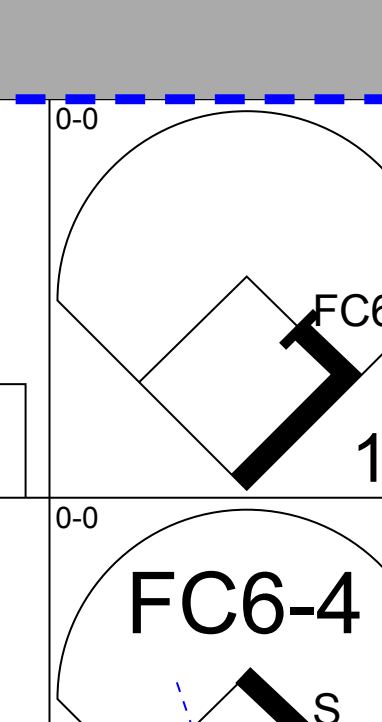
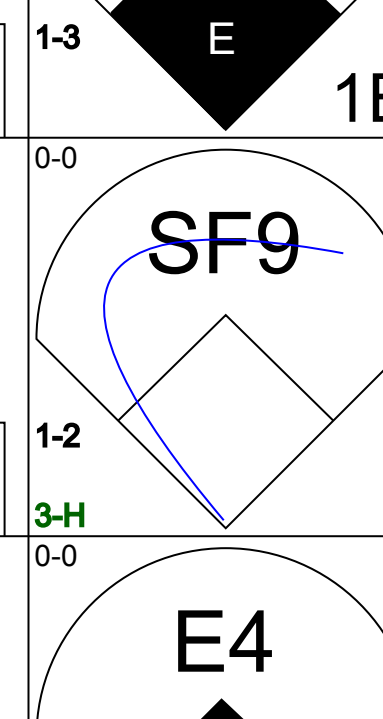
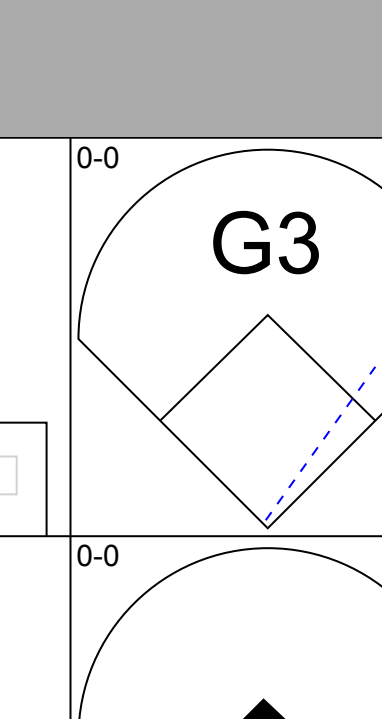
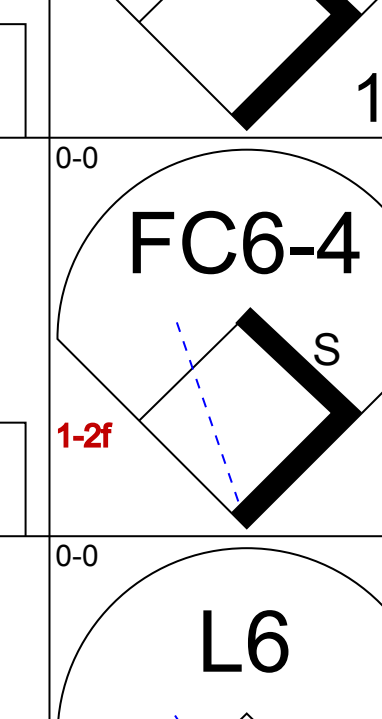
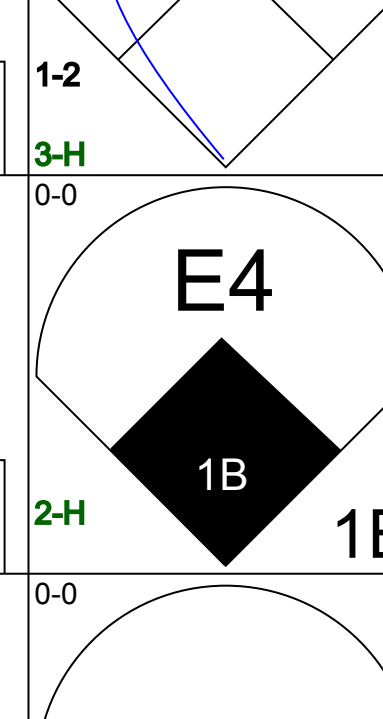
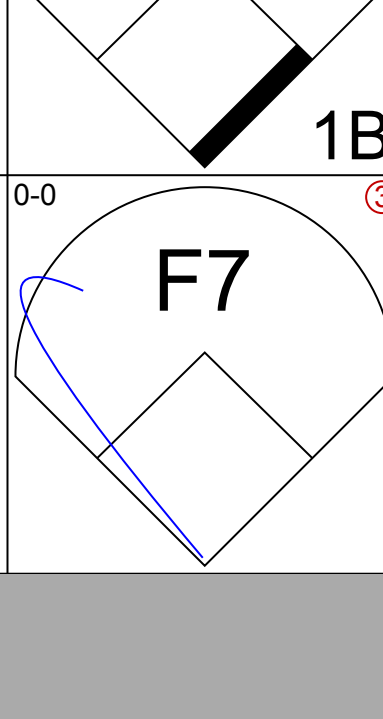
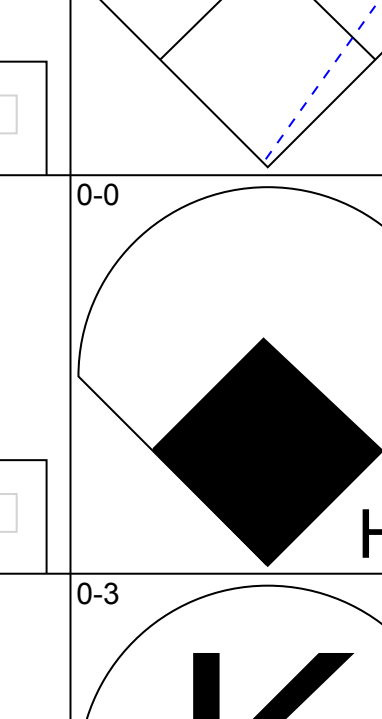
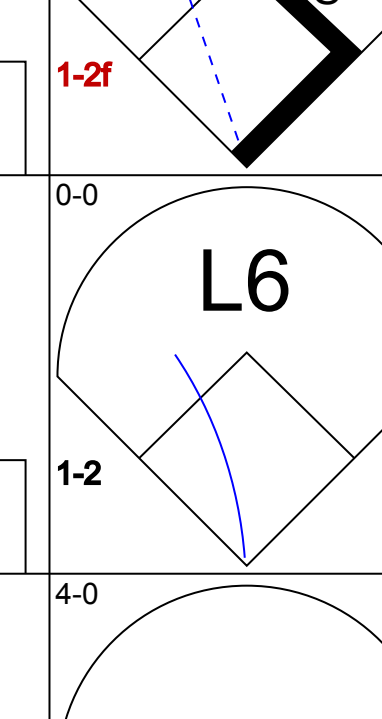
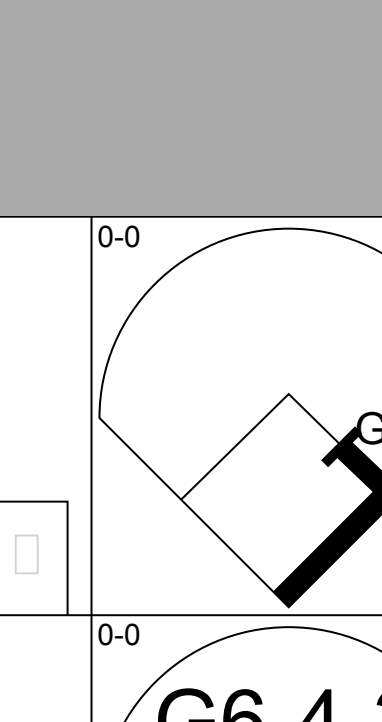
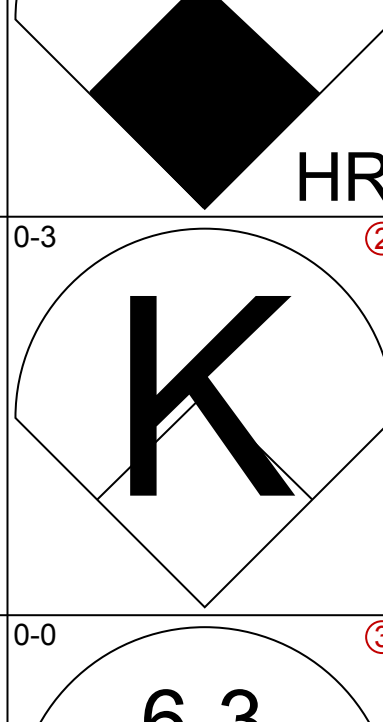
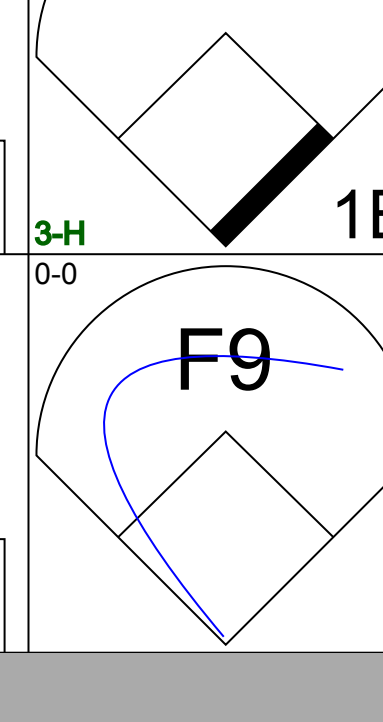
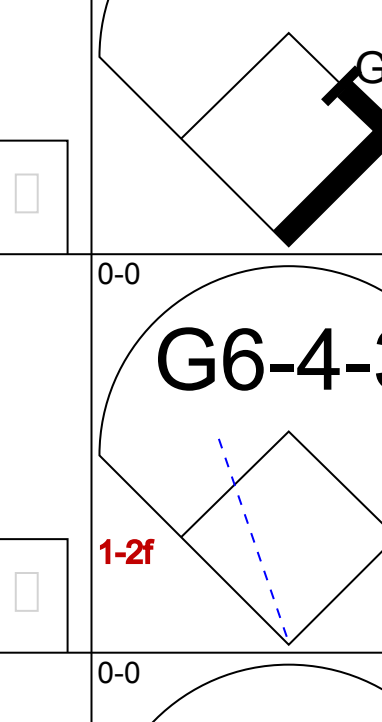
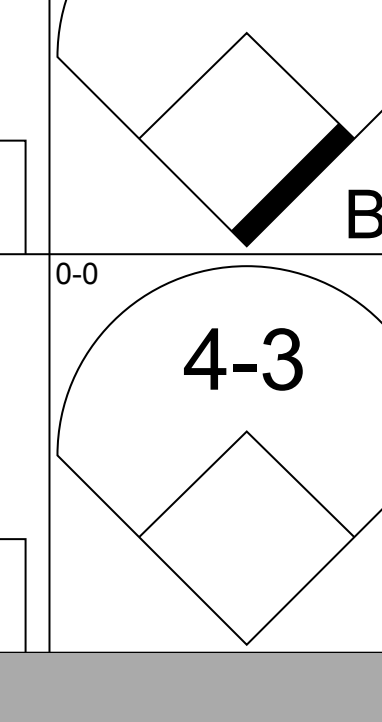
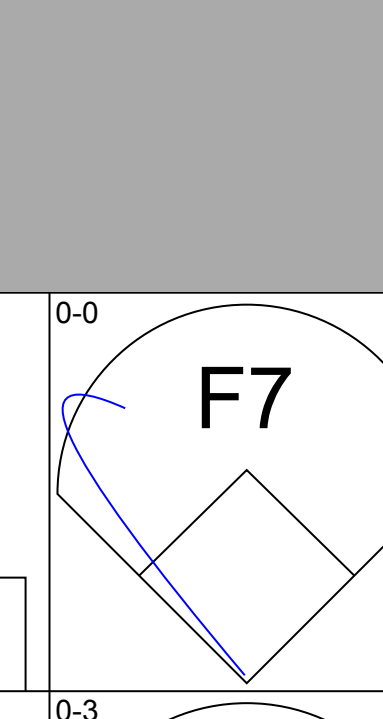
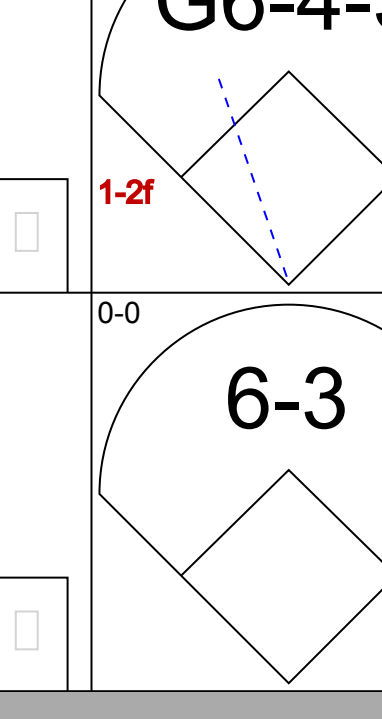
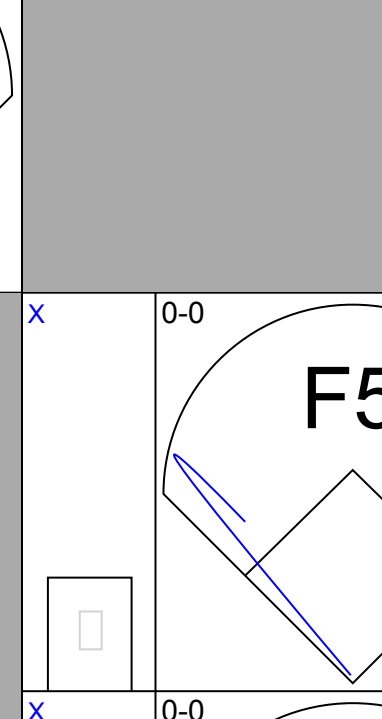
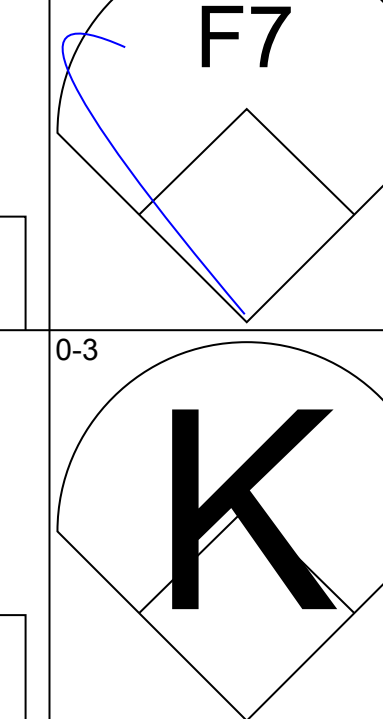
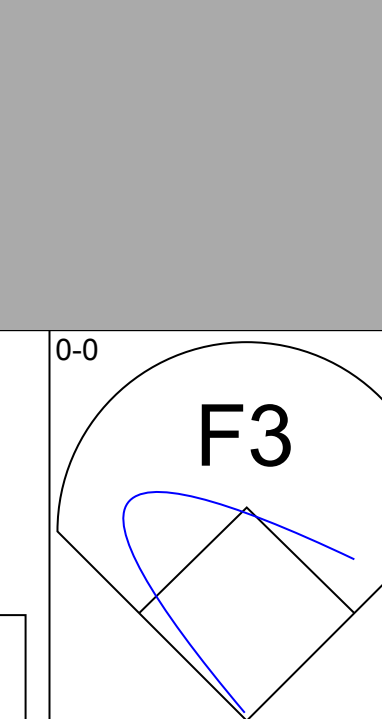
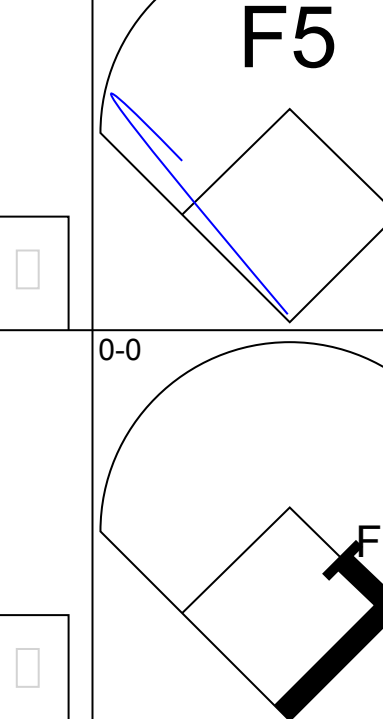
Batter	1	2	3	4	5	6	7	8	9	AB	R	H	RBI	BB	SO	LOB	TOP																		
Matty Alou, L (1, 8) OBP: 0.354, SLG: 0.345	0-3 K (1)		0-3 K (3)			4-0 1B BB (2)	0-3 K (2)		0-0 F5 (2)	4	1	0	0	1	3	1	<b>Pittsburgh Pirates @ Los Angeles Dodgers</b> Dodger Stadium, Los Angeles, CA Fri Jun 02 1967, 7:05 PM PDT Att: 35,540 - Unknown <a href="http://livebaseballscorecards.com">livebaseballscorecards.com</a>																		
Maury Wills, S (1, 5) OBP: 0.318, SLG: 0.367	0-0 1-3 (2)			0-0 6-3 (1)		0-0 1B WP 1B (3)	0-0 1B 3B (3)		0-0 1-3 (3)	5	2	2	1	0	0	0																			
Roberto Clemente, R (1, 9) OBP: 0.439, SLG: 0.688	0-3 K (3)			0-0 F2 (2)		0-0 F8 WP 1B (3)	0-0 1B (3)			4	0	2	2	0	1	0																			
Willie Stargell, L (1, 7) OBP: 0.324, SLG: 0.414		0-0 G6-4-3 1B (3)		0-0 1B (3)		0-0 1-2 BB (3)	0-0 F9 (3)			3	0	2	0	1	0	1																			
Bill Mazerowski, R (1, 4) OBP: 0.319, SLG: 0.395		0-0 G6-4-3 1B (3)		0-0 P6 (3)		0-0 F8 (3)		0-0 4-3 (1)		4	0	1	0	0	0	3																			
Donn Clendenen, R (1, 3) OBP: 0.279, SLG: 0.375		0-0 G6-4-3 (2)			0-3 K (1)	0-0 F9 (3)		0-3 K (2)		4	0	0	0	0	2	4																			
Gene Alley, R (1, 6) OBP: 0.333, SLG: 0.436		0-0 P3 (3)			0-0 F9 (2)		0-0 2B 3B (3)	4-0 BB (3)		3	1	1	0	1	0	1																			
Jim Pagliaroni, R (1, 2) OBP: 0.255, SLG: 0.143			0-0 5-3 (1)		0-3 K (3)		0-0 4-3 3B 2B (3)		0-0 G3 (3)	2	0	0	0	0	1	0																			
Jerry May, R (7, PH) OBP: 0.386, SLG: 0.410					0-3 K (3)		0-0 3B 2B (3)			2	1	1	1	0	0	1																			
Tommie Sisk, R (1, 1)			0-3 K (2)			0-3 K (1)			0-0 6-3 (1)	1	0	0	0	0	1	0																			
George Spriggs, L (6, PH) OBP: 0.283, SLG: 0.231						0-3 K (2)				1	0	0	0	0	1	0																			
Steve Blass, R (6, PH)										0	0	0	0	0	0	0																			
Manny Mota, R (7, PH) OBP: 0.265, SLG: 0.379										1	0	0	0	0	0	1																			
Roy Face, R (7, 1)										1	0	0	0	0	0	0																			
<b>Inning Stats</b>	R: 0 E: 0 K: 2 S: 7	H: 0 LOB: 0 BB: 0 P: 7	R: 0 E: 0 K: 0 S: 4	H: 2 LOB: 1 BB: 0 P: 4	R: 0 E: 0 K: 2 S: 7	H: 0 LOB: 0 BB: 0 P: 7	R: 0 E: 0 K: 0 S: 4	H: 1 LOB: 1 BB: 0 P: 4	R: 0 E: 0 K: 2 S: 7	H: 0 LOB: 0 BB: 0 P: 7	R: 2 E: 0 K: 1 S: 7	H: 2 LOB: 2 BB: 2 P: 15	R: 3 E: 0 K: 1 S: 9	H: 4 LOB: 1 BB: 0 P: 9	R: 0 E: 0 K: 1 S: 5	H: 0 LOB: 1 BB: 1 P: 9	1B: 6 2B: 1 3B: 2 HR: 0	SF: 0 SAC: 0 DP: 1 HBP: 0	WP: 1 PB: 0 SB: 0 CS: 0	PA: 38															
<b>PITCHER</b>	IP WLS BF H R ER SO BB IBB HBP BLK WP HR S P ERA WHIP																																		
Bill Singer, R (1, 1) ERA: 4.13	5.1		22	5	2	2	7	2	0	0	0	0	1	0	34	42	3.38	1.312																	
Phil Regan, R (6, 1) ERA: 3.1	1.2	L	9	4	3	3	1	0	0	0	0	0	0	0	11	11	16.20	2.400																	
Bob Miller, R (8, 1) ERA: 6.46	2.0		7	0	0	0	1	1	0	0	0	0	0	0	8	12	0.00	0.500																	

Batter	1	2	3	4	5	6	7	8	9	AB	R	H	RBI	BB	SO	LOB	BOTTOM																		
Wes Parker, S (1, 3) OBP: 0.374, SLG: 0.338	0-0 4-3 (1)		0-3 K (1)		0-0 5-3 (1)		0-3 K2-3 (3)			4	0	0	0	0	2	1	<b>Pittsburgh Pirates @ Los Angeles Dodgers</b> Dodger Stadium, Los Angeles, CA Fri Jun 02 1967, 7:05 PM PDT Att: 35,540 - Unknown <a href="http://livebaseballscorecards.com">livebaseballscorecards.com</a>																		
Nate Oliver, R (1, 4) OBP: 0.429, SLG: 0.476	0-0 1-3 (2)		0-3 K (2)		0-0 5-3 (2)			0-3 K (1)		4	0	0	0	0	2	0																			
Willie Davis, L (1, 8) OBP: 0.333, SLG: 0.365	0-0 4-3 (3)		0-0 2B (3)		0-0 4-3 (3)			0-0 F7 (2)		4	1	1	0	0	0	0																			
Ron Fairly, L (1, 9) OBP: 0.344, SLG: 0.398		0-0 4-3 (1)	0-0 1B 2B (3)		0-0 1-3 (1)			0-0 P1 (3)		4	1	1	1	0	0	0																			
Jim Lefebvre, S (1, 5) OBP: 0.357, SLG: 0.377		0-0 BB (3)	0-0 1B (3)		0-0 G3 (2)			0-0 BB (3)		4	1	3	1	0	0	0																			
Len Gabrielson, L (1, 7) OBP: 0.245, SLG: 0.244		4-0 S (3)	0-0 P6 (3)		0-0 F5 (3)			0-0 F9 (1)		3	0	0	0	1	0	2																			
John Roseboro, L (1, 2) OBP: 0.400, SLG: 0.344		0-0 E6 (3)		0-0 4-3 (1)		0-0 1B (1)		0-3 K (2)		4	0	1	0	0	1	2																			
Gene Michael, S (1, 6) OBP: 0.248, SLG: 0.227		0-3 K (2)		0-0 4-3 (2)		0-3 K (1)		4-0 BB (3)		3	0	0	0	0	2	3																			
Bob Bailey, R (9, PH) OBP: 0.175, SLG: 0.178		1-2 2-3 (3)		0-0 4-3 (3)		0-0 K (1)		1-2 BB (3)		0	0	0	0	1	0	0																			
Bill Singer, R (1, 1) OBP: 0.125, SLG: 0.125		0-3 K (3)		0-0 6-3 (3)		0-0 F9 (2)			0-0 F8 (3)	2	0	0	0	0	1	2																			
Phil Regan, R (6, 1)										0	0	0	0	0	0	0																			
Al Ferrara, R (7, PH) OBP: 0.310, SLG: 0.398										1	0	0	0	0	0	1																			
Bob Miller, R (8, 1)										0	0	0	0	0	0	0																			
Ron Hunt, R (9, PH) OBP: 0.376, SLG: 0.344										1	0	0	0	0	0	2																			
<b>Inning Stats</b>	R: 0 E: 0 K: 0 S: 3	H: 0 LOB: 0 BB: 0 P: 3	R: 1 E: 1 K: 2 S: 9	H: 1 LOB: 2 BB: 1 P: 13	R: 2 E: 0 K: 2 S: 10	H: 3 LOB: 1 BB: 0 P: 10	R: 0 E: 0 K: 0 S: 3	H: 0 LOB: 0 BB: 0 P: 3	R: 0 E: 0 K: 0 S: 3	H: 0 LOB: 0 BB: 0 P: 3	R: 0 E: 0 K: 2 S: 8	H: 0 LOB: 0 BB: 0 P: 8	R: 0 E: 0 K: 1 S: 5	H: 0 LOB: 0 BB: 0 P: 5	R: 0 E: 0 K: 1 S: 6	H: 1 LOB: 2 BB: 1 P: 10	1B: 5 2B: 1 3B: 0 HR: 0	SF: 0 SAC: 0 DP: 0 HBP: 0	WP: 0 PB: 0 SB: 3 CS: 0	PA: 36															
<b>PITCHER</b>	IP WLS BF H R ER SO BB IBB HBP BLK WP HR S P ERA WHIP																																		
Tommie Sisk, R (1, 1) ERA: 3.83	5.0		21	4	3	2	4	1	0	0	0	0	0	0	28	32	3.60	1.000																	
Steve Blass, R (6, 1) ERA: 2.18	1.0	W	3	0	0	0	0	0	0	0	0	0	0	3	3	0.00	0.000																		
Roy Face, R (7, 1) ERA: 0.39	3.0	S	12	2	0	0	4	1	0	0	0	0	0	19	23	0.00	1.000																		





Batter	1	2	3	4	5	6	7	8	9	AB	R	H	RBI	BB	SO	LOB	TOP					
Matty Alou, L (1, 8) OBP: 0.345, SLG: 0.336										4	0	0	0	0	1	4	<b>Pittsburgh Pirates @ Los Angeles Dodgers</b> Dodger Stadium, Los Angeles, CA Sat Jun 03 1967, 7:05 PM PDT Att: 39,621 - Unknown					
Maury Wills, S (1, 5) OBP: 0.311, SLG: 0.358										4	0	0	0	0	0	1						
Roberto Clemente, R (1, 9) OBP: 0.429, SLG: 0.594										4	0	0	0	0	2	1						
Willie Stargell, L (1, 7) OBP: 0.316, SLG: 0.402										4	0	0	0	0	0	0						
Bill Mazerowski, R (1, 4) OBP: 0.319, SLG: 0.394										3	1	1	0	0	1	0						
Donn Clendenon, R (1, 3) OBP: 0.275, SLG: 0.368										3	0	0	0	0	0	1						
Gene Alley, R (1, 6) OBP: 0.333, SLG: 0.440										3	0	1	1	0	0	0						
Jerry May, R (1, 2) OBP: 0.396, SLG: 0.420										3	0	2	0	0	1	1						
Dennis Ribant, R (8, PR) OBP: 0.214, SLG: 0.357										0	0	0	0	0	0	0						
Jesse Gonder, L (8, 2) OBP: 0.241, SLG: 0.192										0	0	0	0	0	0	0						
Billy O'Dell, S (1, 1) OBP: 0.250, SLG: 0.167										2	0	1	0	0	0	2						
George Spriggs, L (8, PH) OBP: 0.277, SLG: 0.225										1	0	0	0	0	1	1						
Al McBean, R (8, 1)										0	0	0	0	0	0	0						
<b>Inning Stats</b>	R: 0 E: 0 K: 2 S: 7	H: 0 LOB: 0 BB: 0 P: 7	R: 1 E: 0 K: 1 S: 7	H: 2 LOB: 1 BB: 0 P: 7	R: 0 E: 0 K: 0 S: 4	H: 1 LOB: 1 BB: 0 P: 4	R: 0 E: 0 K: 0 S: 3	H: 0 LOB: 0 BB: 0 P: 3	R: 0 E: 1 K: 0 S: 4	H: 1 LOB: 1 BB: 0 P: 4	R: 0 E: 0 K: 1 S: 5	H: 0 LOB: 0 BB: 0 P: 5	R: 0 E: 0 K: 1 S: 5	H: 0 LOB: 0 BB: 0 P: 5	R: 0 E: 0 K: 1 S: 5	H: 1 LOB: 1 BB: 0 P: 5	R: 0 E: 0 K: 0 S: 3	H: 0 LOB: 0 BB: 0 P: 3	1B: 4 2B: 2 3B: 0 HR: 0	SF: 0 SAC: 0 DP: 2 HBP: 0	WP: 0 PB: 0 SB: 1 CS: 0	PA: 31
<b>PITCHER</b> Don Sutton, R (1, 1) ERA: 4.05	IP: 9.0 WLS: W BF: 31 H: 5 R: 1 ER: 1 SO: 6 BB: 0 IBB: 0 HBP: 0 BLK: 0 WP: 0 HR: 0 S: 43 P: 43 ERA: 1.00 WHIP: 0.556															<b>PITCHER</b>						

Batter	1	2	3	4	5	6	7	8	9	AB	R	H	RBI	BB	SO	LOB	BOTTOM			
Wes Parker, S (1, 3) OBP: 0.366, SLG: 0.329										4	0	0	0	0	2	1	<b>Pittsburgh Pirates @ Los Angeles Dodgers</b> Dodger Stadium, Los Angeles, CA Sat Jun 03 1967, 7:05 PM PDT Att: 39,621 - Unknown			
Ron Hunt, R (1, 4) OBP: 0.378, SLG: 0.363										3	2	1	1	1	0	1				
Willie Davis, L (1, 8) OBP: 0.338, SLG: 0.369										4	1	2	0	0	0	0				
Ron Fairly, L (1, 9) OBP: 0.342, SLG: 0.396										3	0	1	1	0	0	1				
Al Ferrara, R (1, 7) OBP: 0.317, SLG: 0.435										4	2	2	2	0	0	2				
Bob Bailey, R (1, 5) OBP: 0.188, SLG: 0.191										3	0	2	1	0	1	0				
Nate Oliver, R (7, 5) OBP: 0.455, SLG: 0.476										0	0	0	0	1	0	0				
Jeff Torborg, R (1, 2) OBP: 0.227, SLG: 0.290										4	0	0	0	0	0	4				
Gene Michael, S (1, 6) OBP: 0.244, SLG: 0.222										3	0	0	0	0	0	0				
Don Sutton, R (1, 1) OBP: 0.185, SLG: 0.259										3	0	1	0	0	1	0				
<b>Inning Stats</b>	R: 3 E: 1 K: 1 S: 8	H: 3 LOB: 1 BB: 1 P: 12	R: 0 E: 0 K: 2 S: 7	H: 0 LOB: 0 BB: 0 P: 7	R: 0 E: 0 K: 0 S: 4	H: 1 LOB: 1 BB: 0 P: 4	R: 0 E: 0 K: 0 S: 3	H: 1 LOB: 0 BB: 0 P: 3	R: 1 E: 0 K: 0 S: 4	H: 1 LOB: 0 BB: 0 P: 4	R: 1 E: 0 K: 1 S: 6	H: 1 LOB: 0 BB: 0 P: 6	R: 0 E: 0 K: 0 S: 4	H: 1 LOB: 1 BB: 0 P: 4	R: 0 E: 0 K: 0 S: 4	H: 1 LOB: 2 BB: 1 P: 8	1B: 7 2B: 0 3B: 0 HR: 2	SF: 1 SAC: 0 DP: 1 HBP: 0	WP: 0 PB: 0 SB: 1 CS: 0	PA: 34
<b>PITCHER</b> Billy O'Dell, L (1, 1) ERA: 4.59	IP: 7.0 WLS: L BF: 29 H: 8 R: 5 ER: 5 SO: 4 BB: 1 IBB: 0 HBP: 0 BLK: 0 WP: 0 HR: 2 S: 36 P: 40 ERA: 6.43 WHIP: 1.286															<b>PITCHER</b>				
Al McBean, R (8, 1) ERA: 2.42	IP: 1.0 WLS: L BF: 5 H: 1 R: 0 ER: 0 SO: 0 BB: 0 IBB: 0 HBP: 0 BLK: 0 WP: 0 HR: 0 S: 4 P: 8 ERA: 0.00 WHIP: 2.000															<b>PITCHER</b>				





Batter	1	2	3	4	5	6	7	8	9	AB	R	H	RBI	BB	SO	LOB	TOP																			
<b>Matty Alou, L</b> OBP: 0.341, SLG: 0.331 (1, 8)										5	1	1	0	0	1	0	<b>Pittsburgh Pirates @ Los Angeles Dodgers</b> Dodger Stadium, Los Angeles, CA Sun Jun 04 1967, 3:33 AM PDT Att: 39,741 - Unknown																			
<b>Maury Wills, S</b> OBP: 0.314, SLG: 0.360 (1, 5)										5	1	2	0	0	1	0																				
<b>Roberto Clemente, R</b> OBP: 0.435, SLG: 0.632 (1, 9)										4	2	3	4	0	1	0																				
<b>Willie Stargell, L</b> OBP: 0.308, SLG: 0.390 (1, 7)										4	0	0	0	0	2	1																				
<b>Bill Mazerowski, R</b> OBP: 0.312, SLG: 0.386 (1, 4)										4	0	0	0	0	0	0																				
<b>Donn Clendenon, R</b> OBP: 0.280, SLG: 0.368 (1, 3)										3	0	1	0	1	1	0																				
<b>Gene Alley, R</b> OBP: 0.337, SLG: 0.442 (1, 6)										4	0	2	0	0	0	1																				
<b>Jerry May, R</b> OBP: 0.400, SLG: 0.410 (1, 2)										2	0	0	0	2	1	1																				
<b>Bob Veale, S</b> OBP: 0.036, SLG: 0.036 Roy Face, R (9, 1)										4	0	0	0	0	2	5																				
<b>Inning Stats</b>	R: 0 E: 0 K: 1 S: 5	H: 0 LOB: 0 BB: 0 P: 5	R: 0 E: 0 K: 0 S: 5	H: 2 LOB: 3 BB: 1 P: 9	R: 0 E: 0 K: 1 S: 6	H: 1 LOB: 1 BB: 0 P: 6	R: 0 E: 0 K: 1 S: 5	H: 0 LOB: 2 BB: 2 P: 13	R: 1 E: 0 K: 1 S: 6	H: 2 LOB: 0 BB: 0 P: 6	R: 0 E: 0 K: 1 S: 5	H: 0 LOB: 0 BB: 0 P: 5	R: 3 E: 0 K: 2 S: 10	H: 3 LOB: 0 BB: 0 P: 10	R: 0 E: 0 K: 0 S: 4	H: 1 LOB: 1 BB: 0 P: 4	R: 0 E: 0 K: 2 S: 7	H: 0 LOB: 0 BB: 0 P: 7	1B: 7 2B: 0 3B: 0 HR: 2	SF: 0 SAC: 0 DP: 0 HBP: 0	WP: 0 PB: 0 SB: 1 CS: 1	PA: 38														
<b>PITCHER</b>	IP	WLS	BF	H	R	ER	SO	BB	IBB	HBP	BLK	WP	HR	S	P	ERA	WHIP	<b>PITCHER</b>		IP	WLS	BF	H	R	ER	SO	BB	IBB	HBP	BLK	WP	HR	S	P	ERA	WHIP
<b>Don Drysdale, R</b> ERA: 1.91 <b>Ron Perranoski, L</b> ERA: 2.48	(1, 1)	7.0	L	31	8	4	4	7	1	2	0	0	0	2	54	5.14	1.286			(8, 1)	2.0	7	1	0	0	2	0	0	0	0	0	0	11	11	0.00	0.500



Batter	1	2	3	4	5	6	7	8	9	AB	R	H	RBI	BB	SO	LOB	BOTTOM																			
<b>Wes Parker, S</b> OBP: 0.358, SLG: 0.320 <b>Len Gabrielson, L</b> OBP: 0.240, SLG: 0.239 (9, PH)										4	0	0	0	0	2	4	<b>Pittsburgh Pirates @ Los Angeles Dodgers</b> Dodger Stadium, Los Angeles, CA Sun Jun 04 1967, 3:33 AM PDT Att: 39,741 - Unknown																			
<b>Ron Hunt, R</b> OBP: 0.374, SLG: 0.358 (1, 4)										5	0	1	0	0	1	1																				
<b>Willie Davis, L</b> OBP: 0.329, SLG: 0.358 (1, 8)										4	0	0	0	0	1	1																				
<b>Al Ferrara, R</b> OBP: 0.324, SLG: 0.432 (1, 7)										3	0	1	0	1	1	1																				
<b>Ron Fairly, L</b> OBP: 0.340, SLG: 0.390 (1, 9)										3	1	0	0	1	0	2																				
<b>Bob Bailey, R</b> OBP: 0.215, SLG: 0.214 (1, 5)										2	0	2	0	2	0	0																				
<b>Jeff Torborg, R</b> OBP: 0.167, SLG: 0.121 <b>Jim Lefebvre, S</b> OBP: 0.355, SLG: 0.374 <b>John Roseboro, L</b> OBP: 0.400, SLG: 0.344 (9, 2)										1	0	1	1	1	0	0																				
<b>Gene Michael, S</b> OBP: 0.244, SLG: 0.218 (1, 6)										3	0	0	0	1	0	5																				
<b>Don Drysdale, R</b> OBP: 0.167, SLG: 0.121 <b>Jim Hickman, R</b> OBP: 0.255, SLG: 0.280 <b>Ron Perranoski, L</b> OBP: 0.250, SLG: 0.250 <b>Nate Oliver, R</b> OBP: 0.435, SLG: 0.455 (9, PH)										2	0	0	0	0	1	4																				
<b>Inning Stats</b>	R: 0 E: 0 K: 2 S: 8	H: 1 LOB: 1 BB: 0 P: 8	R: 1 E: 0 K: 2 S: 9	H: 2 LOB: 2 BB: 1 P: 13	R: 0 E: 0 K: 0 S: 3	H: 0 LOB: 1 BB: 1 P: 7	R: 0 E: 0 K: 0 S: 4	H: 1 LOB: 2 BB: 0 P: 5	R: 0 E: 0 K: 0 S: 2	H: 0 LOB: 0 BB: 2 P: 10	R: 0 E: 0 K: 3 S: 9	H: 0 LOB: 0 BB: 0 P: 9	R: 0 E: 0 K: 0 S: 4	H: 1 LOB: 2 BB: 1 P: 8	R: 0 E: 0 K: 0 S: 3	H: 0 LOB: 1 BB: 1 P: 7	1B: 4 2B: 1 3B: 0 HR: 0	SF: 0 SAC: 0 DP: 0 HBP: 1	WP: 2 PB: 0 SB: 1 CS: 0	PA: 38																
<b>PITCHER</b>	IP	WLS	BF	H	R	ER	SO	BB	IBB	HBP	BLK	WP	HR	S	P	ERA	WHIP	<b>PITCHER</b>		IP	WLS	BF	H	R	ER	SO	BB	IBB	HBP	BLK	WP	HR	S	P	ERA	WHIP
<b>Bob Veale, L</b> ERA: 3.18 <b>Roy Face, R</b> ERA: 0.35	(1, 1)	8.0	W	35	5	1	1	7	6	0	1	1	1	42	67	1.12	1.375			(9, 1)	1.0	S	3	0	0	0	0	0	0	0	0	3	3	0.00	0.000	





Batter	1	2	3	4	5	6	7	8	9	AB	R	H	RBI	BB	SO	LOB	TOP			
Gene Michael, S OBP: 0.244, SLG: 0.219	1-3	SH1-3			P6		L4		1B	4	0	1	0	0	0	0	<b>Los Angeles Dodgers @ Atlanta Braves</b> Atlanta Stadium, Atlanta, GA Mon Jun 05 1967, 7:05 PM EDT Att: 10,046 - Unknown			
Ron Hunt, R OBP: 0.374, SLG: 0.355	1-3	1-3			2B E		L4		K	4	1	1	0	1	1	2				
Willie Davis, L OBP: 0.333, SLG: 0.365	1-2				E2		6-3			3	1	1	0	1	1	0				
Ron Fairly, L OBP: 0.348, SLG: 0.391	1-3				3-1				SH1-4 BB	2	0	1	1	2	0	0				
Al Ferrara, R OBP: 0.315, SLG: 0.418	K				1-3				SH1-4	3	0	0	0	0	2	3				
Wes Parker, S OBP: 0.358, SLG: 0.320	K				1-3				SH1-4	0	0	0	0	0	0	0				
John Roseboro, L OBP: 0.412, SLG: 0.365					G3				SH1-4 BB	3	1	2	0	1	0	2				
Len Gabrielson, L OBP: 0.245, SLG: 0.308					PB				G1-4-3 BB	3	1	1	2	0	1	1				
Jim Hickman, R OBP: 0.250, SLG: 0.275					K				G1-4-3	1	0	0	0	0	0	2				
Bob Bailey, R OBP: 0.218, SLG: 0.211					1-3				P6	2	0	0	0	1	1	1				
Dick Schofield, S OBP: 0.310, SLG: 0.208					1-3				P6	1	0	0	0	0	0	0				
Claude Osteen, L OBP: 0.235, SLG: 0.226					P6				F7	4	0	1	0	0	1	2				
Phil Regan, R									F7	0	0	0	0	0	0	0				
<b>Inning Stats</b>	R: 1 E: 0 K: 1 S: 5	H: 1 LOB: 1 BB: 2 P: 13	R: 2 E: 0 K: 1 S: 8	H: 3 LOB: 1 BB: 0 P: 8	R: 0 E: 0 K: 1 S: 5	H: 0 LOB: 0 BB: 0 P: 5	R: 0 E: 0 K: 1 S: 6	H: 1 LOB: 1 BB: 0 P: 6	R: 1 E: 1 K: 1 S: 7	H: 2 LOB: 2 BB: 1 P: 11	R: 0 E: 0 K: 0 S: 3	H: 0 LOB: 0 BB: 0 P: 3	R: 0 E: 0 K: 0 S: 2	H: 0 LOB: 1 BB: 0 P: 20	R: 0 E: 0 K: 1 S: 6	H: 1 LOB: 1 BB: 0 P: 6	1B: 5 2B: 2 3B: 0 HR: 1	SF: 0 SAC: 2 DP: 1 HBP: 0	WP: 0 PB: 1 SB: 1 CS: 1	PA: 38
<b>PITCHER</b>	IP WLS BF H R ER SO BB IBB HBP BLK WP HR S P ERA WHIP																			
Tony Cloninger, R ERA: 2.63	5.0 L 24 7 4 3 5 2 1 0 0 0 0 1 31 43 5.40 1.800																			
Wade Blasingame, L ERA: 5.14	2.1 9 0 0 0 1 3 0 0 0 0 0 0 8 20 0.00 1.286																			
Clay Carroll, R ERA: 5.56	0.2 1 0 0 0 0 0 0 0 0 0 0 0 1 1 0.00 0.000																			
Phil Niekro, R ERA: 1.74	1.0 4 1 0 0 1 0 0 0 0 0 0 0 6 6 0.00 1.000																			

Batter	1	2	3	4	5	6	7	8	9	AB	R	H	RBI	BB	SO	LOB	BOTTOM					
Felipe Alou, R OBP: 0.320, SLG: 0.449	6-3								1B	5	0	3	0	0	0	1	<b>Los Angeles Dodgers @ Atlanta Braves</b> Atlanta Stadium, Atlanta, GA Mon Jun 05 1967, 7:05 PM EDT Att: 10,046 - Unknown					
Mack Jones, L OBP: 0.303, SLG: 0.410	4-3								K	4	0	0	0	0	2	4						
Hank Aaron, R OBP: 0.368, SLG: 0.602	6-3								K	4	0	1	0	0	1	0						
Joe Torre, R OBP: 0.389, SLG: 0.594									1B	4	0	1	0	0	0	2						
Rico Carty, R OBP: 0.350, SLG: 0.396									L4	4	0	1	0	0	0	2						
Rico Carty, R OBP: 0.350, SLG: 0.396									4-3	4	1	1	1	0	0	1						
Clete Boyer, R OBP: 0.321, SLG: 0.430									P6	4	1	1	1	0	0	1						
Clete Boyer, R OBP: 0.321, SLG: 0.430									HR	4	1	2	1	0	0	0						
Denis Menke, R OBP: 0.310, SLG: 0.273									HR	4	1	2	1	0	0	0						
Denis Menke, R OBP: 0.310, SLG: 0.273									1B	4	0	0	0	0	0	2						
Woody Woodward, R OBP: 0.276, SLG: 0.252									F7	3	0	0	0	1	1	0						
Tony Cloninger, R ERA: 2.63									E1 WP	1	0	0	0	0	1	1						
Glen Clark, S ERA: 3.78									1B	1	0	0	0	0	0	0						
Wade Blasingame, L ERA: 5.14									BB	0	0	0	0	0	0	0						
Clay Carroll, R ERA: 5.56									K	0	0	0	0	0	0	0						
Miguel de la Hoz, R OBP: 0.208, SLG: 0.330									5-3	0	0	0	0	0	0	0						
Phil Niekro, R ERA: 1.74									5-3	1	0	0	0	0	0	0						
Charlie Lau, R OBP: 0.274, SLG: 0.182									K	0	0	0	0	0	0	1						
<b>Inning Stats</b>	R: 0 E: 0 K: 0 S: 3	H: 0 LOB: 0 BB: 0 P: 3	R: 0 E: 0 K: 0 S: 3	H: 0 LOB: 0 BB: 0 P: 3	R: 0 E: 0 K: 2 S: 8	H: 1 LOB: 2 BB: 1 P: 12	R: 0 E: 0 K: 0 S: 5	H: 2 LOB: 0 BB: 0 P: 5	R: 0 E: 0 K: 0 S: 4	H: 1 LOB: 1 BB: 0 P: 4	R: 0 E: 0 K: 1 S: 5	H: 0 LOB: 0 BB: 0 P: 5	R: 0 E: 0 K: 1 S: 5	H: 0 LOB: 0 BB: 0 P: 5	R: 0 E: 0 K: 1 S: 7	H: 2 LOB: 2 BB: 0 P: 7	R: 2 E: 1 K: 0 S: 6	H: 2 LOB: 1 BB: 0 P: 6	1B: 6 2B: 0 3B: 0 HR: 2	SF: 0 SAC: 0 DP: 0 HBP: 0	WP: 1 PB: 0 SB: 0 CS: 0	PA: 37
<b>PITCHER</b>	IP WLS BF H R ER SO BB IBB HBP BLK WP HR S P ERA WHIP																					
Claude Osteen, L ERA: 3.78	8.0 W 33 8 2 2 5 1 0 0 0 0 1 0 2 42 2.25 1.125																					
Phil Regan, R ERA: 3.0	1.0 S 4 0 0 0 0 0 0 0 0 0 1 0 4 4 0.00 0.000																					



Batter	1	2	3	4	5	6	7	8	9	AB	R	H	RBI	BB	SO	LOB	TOP					
Gene Michael, S (1, 6) OBP: 0.238, SLG: 0.213	F8		K		F7		L4		SH2-4 1B	4	0	0	0	0	1	10	<b>Los Angeles Dodgers @ Atlanta Braves</b> Atlanta Stadium, Atlanta, GA Tue Jun 06 1967, 7:05 PM EDT Att: 14,171 - Unknown					
Jim Campanis, R (9, PH) OBP: 0.471, SLG: 0.643										1	0	1	0	0	0	0						
Nate Oliver, R (9, PR) OBP: 0.435, SLG: 0.455										0	0	0	0	0	0	0						
Ron Hunt, R (1, 4) OBP: 0.387, SLG: 0.367	2B 7-2-5 BB		1B		2B 1B		1B		SH2-4 1-2	3	1	3	0	1	0	0						
Willie Davis, L (1, 8) OBP: 0.342, SLG: 0.387	1-3 2B		1-2 1B		1-3 2B		F8		P5	5	0	3	0	0	0	3						
Al Ferrara, R (1, 9) OBP: 0.310, SLG: 0.408	FC		F8		1B		F7		K	5	0	1	1	0	1	7						
Ron Fairly, L (1, 3) OBP: 0.341, SLG: 0.382	7-2-5 3-H				L4		P6		1-3	4	0	0	0	0	0	5						
Bob Bailey, R (1, 5) OBP: 0.227, SLG: 0.220		6-3			2B G5-2-3 1B		P4		3B 1B	4	1	2	0	0	0	2						
Jim Hickman, R (1, 7) OBP: 0.250, SLG: 0.291	1-3		1-3 2B		6-3		6-3		K	4	0	1	0	0	1	1						
Jeff Torborg, R (1, 2) OBP: 0.264, SLG: 0.292										2	0	0	0	1	1	0						
Jim Lefebvre, S (8, PH) OBP: 0.359, SLG: 0.390										1	0	1	1	0	0	0						
Don Sutton, R (8, PR) OBP: 0.185, SLG: 0.259										0	0	0	0	0	0	0						
John Roseboro, L (8, 2) OBP: 0.412, SLG: 0.365										0	0	0	0	0	0	0						
Bill Singer, R (1, 1) OBP: 0.091, SLG: 0.091										3	0	0	0	0	1	3						
Phil Regan, R (6, 1)										0	0	0	0	0	0	0						
Lou Johnson, R (8, PH) OBP: 0.345, SLG: 0.420										1	0	0	0	0	0	1						
Ron Perranoski, L (8, 1) OBP: 0.250, SLG: 0.250										0	0	0	0	0	0	0						
<b>Inning Stats</b>	R: 0 E: 0 K: 1 S: 4	H: 1 LOB: 2 BB: 1 P: 8	R: 0 E: 0 K: 1 S: 5	H: 0 LOB: 0 BB: 0 P: 5	R: 0 E: 0 K: 1 S: 7	H: 2 LOB: 2 BB: 0 P: 7	R: 0 E: 0 K: 0 S: 4	H: 2 LOB: 2 BB: 1 P: 8	R: 1 E: 0 K: 0 S: 6	H: 3 LOB: 2 BB: 0 P: 6	R: 0 E: 0 K: 1 S: 5	H: 0 LOB: 0 BB: 0 P: 5	R: 0 E: 0 K: 0 S: 4	H: 1 LOB: 1 BB: 0 P: 4	R: 1 E: 0 K: 1 S: 7	H: 2 LOB: 1 BB: 0 P: 7	R: 0 E: 0 K: 1 S: 6	H: 1 LOB: 2 BB: 0 P: 6	1B: 8 2B: 4 3B: 1 HR: 0	SF: 0 SAC: 1 DP: 2 HBP: 0	WP: 0 PB: 0 SB: 0 CS: 0	PA: 40
<b>PITCHER</b> Denny Lemaster, L (1, 1) ERA: 2.45	IP: 9.0 WLS: W BF: 40	H: 12 R: 2 ER: 2 SO: 5	BB: 1 IBB: 1 HBP: 0 BLK: 0	WP: 0 HR: 0 S: 48 P: 56	ERA: 2.00 WHIP: 1.444	<b>PITCHER</b>																

Batter	1	2	3	4	5	6	7	8	9	AB	R	H	RBI	BB	SO	LOB	BOTTOM				
Felipe Alou, R (1, 3) OBP: 0.313, SLG: 0.439	F8			F2	6-3			K		4	0	0	0	0	1	1	<b>Los Angeles Dodgers @ Atlanta Braves</b> Atlanta Stadium, Atlanta, GA Tue Jun 06 1967, 7:05 PM EDT Att: 14,171 - Unknown				
Mack Jones, L (1, 8) OBP: 0.314, SLG: 0.423	K			1B BB				1B 2B		3	2	2	0	1	1	0					
Hank Aaron, R (1, 9) OBP: 0.376, SLG: 0.601	F5			1B				1B IBB		2	0	1	0	2	0	0					
Joe Torre, R (1, 2) OBP: 0.392, SLG: 0.592			K		K			1B IBB		4	0	2	2	0	2	2					
Rico Carty, R (1, 7) OBP: 0.342, SLG: 0.387	4-3			L4				G6-4-3 1B		4	0	0	0	0	1	6					
Clete Boyer, R (1, 5) OBP: 0.322, SLG: 0.442	F8							G1-6-3 1B 3B		3	1	1	0	0	0	2					
Denis Menke, R (1, 6) OBP: 0.311, SLG: 0.275			K					P6		3	0	1	1	0	1	0					
Woody Woodward, R (1, 4) OBP: 0.271, SLG: 0.248				F7				SH3-4 1B		2	0	0	0	0	0	0					
Denny Lemaster, R (1, 1) OBP: 0.125, SLG: 0.100			G3		4-3			5-3		3	0	0	0	0	0	1					
<b>Inning Stats</b>	R: 0 E: 0 K: 1 S: 5	H: 0 LOB: 0 BB: 0 P: 5	R: 0 E: 0 K: 1 S: 5	H: 0 LOB: 0 BB: 0 P: 5	R: 0 E: 0 K: 1 S: 6	H: 1 LOB: 2 BB: 1 P: 10	R: 1 E: 0 K: 0 S: 5	H: 2 LOB: 1 BB: 0 P: 5	R: 1 E: 0 K: 1 S: 6	H: 2 LOB: 1 BB: 1 P: 10	R: 0 E: 0 K: 0 S: 3	H: 0 LOB: 0 BB: 0 P: 3	R: 1 E: 0 K: 1 S: 6	H: 2 LOB: 1 BB: 1 P: 10	R: 0 E: 0 K: 1 S: 6	H: 2 LOB: 1 BB: 1 P: 10		1B: 5 2B: 1 3B: 1 HR: 0	SF: 0 SAC: 1 DP: 2 HBP: 0	WP: 0 PB: 0 SB: 0 CS: 0	PA: 32
<b>PITCHER</b> Bill Singer, R (1, 1) ERA: 4.05	IP: 5.0 WLS: 22 BF: 5	H: 5 R: 2 ER: 2 SO: 4	BB: 1 IBB: 1 HBP: 0 BLK: 0	WP: 0 HR: 0 S: 7 P: 36	ERA: 3.60 WHIP: 1.200	<b>PITCHER</b>															
Phil Regan, R (6, 1) ERA: 2.81	IP: 2.0 WLS: 5 BF: 0	H: 0 R: 0 ER: 0 SO: 1	BB: 0 IBB: 0 HBP: 0 BLK: 0	WP: 0 HR: 0 S: 7 P: 7	ERA: 0.00 WHIP: 0.000	<b>PITCHER</b>															
Ron Perranoski, L (8, 1) ERA: 2.65	IP: 1.0 WLS: L BF: 5	H: 2 R: 1 ER: 1 SO: 1	BB: 0 IBB: 1 HBP: 0 BLK: 0	WP: 0 HR: 0 S: 6 P: 10	ERA: 9.00 WHIP: 2.000	<b>PITCHER</b>															







Batter	1	2	3	4	5	6	7	8	9	AB	R	H	RBI	BB	SO	LOB	TOP				
<b>Wes Parker, S</b> OBP: 0.359, SLG: 0.318 (1, 3)	F8	K		BB HBP BB		5-3 1B		F8		4	0	1	0	1	1	1	<b>Los Angeles Dodgers @ Atlanta Braves</b> Atlanta Stadium, Atlanta, GA Thu Jun 08 1967, 7:05 PM EDT Att: 16,812 - Unknown				
<b>Ron Hunt, R</b> OBP: 0.392, SLG: 0.382 (1, 4)	BLK 1B	F2		BB HBP		5-3		G3		4	0	1	0	0	0	2					
<b>Willie Davis, L</b> OBP: 0.335, SLG: 0.376 (1, 8)	P3		F7	BB BB		F8		F7		4	0	0	1	1	0	2					
<b>Ron Fairly, L</b> OBP: 0.333, SLG: 0.371 <b>Jim Hickman, R</b> OBP: 0.242, SLG: 0.281 (1, 9) (7, 9)	F8		1-3 1B	5-3		K			6-3	4	0	1	0	0	1	5					
<b>John Roseboro, L</b> OBP: 0.398, SLG: 0.352 (1, 2)		K	1-3			K			3-1	5	0	1	0	0	2	1					
<b>Len Gabrielson, L</b> OBP: 0.230, SLG: 0.298 (1, 7)		2B	P5			4-3		FC1-6 1B	4-3	5	1	1	0	0	0	2					
<b>Bob Bailey, R</b> <b>Dick Schofield, S</b> OBP: 0.310, SLG: 0.208 (1, 5) (7, 5)	2B 1B BB			K		1B 1B		L7		3	1	1	0	1	1	1					
<b>Gene Michael, S</b> OBP: 0.256, SLG: 0.234 (1, 6)		1B 2B		6-3		1B 1B		1B 1B		4	1	3	1	0	0	0					
<b>Don Drysdale, R</b> OBP: 0.200, SLG: 0.162 <b>Phil Regan, R</b> (7, 1)		2H 3H 1B		HBP BB BB 1B		L8		F8		4	1	2	2	0	0	4					
<b>Inning Stats</b>	R: 0 E: 0 K: 0 S: 4	H: 1 LOB: 1 BB: 0 P: 4	R: 3 E: 0 K: 2 S: 10	H: 3 LOB: 1 BB: 1 P: 14	R: 0 E: 0 K: 0 S: 4	H: 1 LOB: 1 BB: 0 P: 4	R: 1 E: 0 K: 1 S: 6	H: 1 LOB: 3 BB: 2 P: 15	R: 0 E: 0 K: 1 S: 6	H: 2 LOB: 2 BB: 0 P: 7	R: 0 E: 0 K: 1 S: 5	H: 2 LOB: 2 BB: 0 P: 5	R: 0 E: 0 K: 0 S: 3	H: 0 LOB: 0 BB: 0 P: 3	R: 0 E: 0 K: 0 S: 3	H: 0 LOB: 0 BB: 0 P: 3		1B: 9 2B: 2 3B: 0 HR: 0	SF: 0 SAC: 0 DP: 0 HBP: 1	WP: 0 PB: 0 SB: 0 CS: 0	PA: 42
<b>PITCHER</b>	IP	WLS	BF	H	R	ER	SO	BB	IBB	HBP	BLK	WP	HR	S	P	ERA	WHIP				
<b>Bob Bruce, R</b> ERA: 4.98 <b>Jay Ritchie, R</b> ERA: 3.67 <b>Wade Blasingame, L</b> ERA: 5.01 <b>Ramon Hernandez, L</b> ERA: 5.79 <b>Clay Carroll, R</b> ERA: 5.25	(1, 1)	1.1	9	4	3	3	1	1	0	0	1	0	0	10	14	20.25	3.750				
	(2, 1)	1.2	6	1	0	0	1	0	0	0	0	0	0	8	8	0.00	0.600				
	(4, 1)	2.1	14	4	1	1	2	2	0	1	0	0	0	15	24	3.86	2.571				
	(6, 1)	1.2	7	2	0	0	1	0	0	0	0	0	0	9	9	0.00	1.200				
	(8, 1)	2.0	W	6	0	0	0	0	0	0	0	0	0	6	6	0.00	0.000				

Batter	1	2	3	4	5	6	7	8	9	AB	R	H	RBI	BB	SO	LOB	BOTTOM					
<b>Felipe Alou, R</b> OBP: 0.322, SLG: 0.444 (1, 3)	F2		HBP 1B			5-3	FC6-2 FC4-6		2H 1B	5	0	2	1	0	0	2	<b>Los Angeles Dodgers @ Atlanta Braves</b> Atlanta Stadium, Atlanta, GA Thu Jun 08 1967, 7:05 PM EDT Att: 16,812 - Unknown					
<b>Mack Jones, L</b> OBP: 0.317, SLG: 0.432 (1, 8)	HR		HBP			G3	FC4-6			3	1	1	1	0	0	2						
<b>Gary Geiger, L</b> OBP: 0.356, SLG: 0.311 (1, 9)	L9		F8			F7		4-3		4	0	0	0	0	0	2						
<b>Joe Torre, R</b> OBP: 0.394, SLG: 0.588 (1, 2)	F9				6-3	2B 1B	1B 1B	K		4	1	1	0	0	1	0						
<b>Rico Carty, R</b> OBP: 0.349, SLG: 0.406 (1, 7)		P6			6-3	2B 1B	1B 1B	S BB		3	1	1	0	1	0	0						
<b>Clete Boyer, R</b> OBP: 0.324, SLG: 0.463 (1, 5)		6-3			K	1B 2B	1B 2B	1-3 2H	1-3	4	1	1	1	0	1	1						
<b>Denis Menke, R</b> OBP: 0.319, SLG: 0.300 (1, 6)		3-1				F7	FC1-6 1B		SH3-4 1B BB	3	1	1	2	1	0	0						
<b>Woody Woodward, R</b> OBP: 0.272, SLG: 0.259 (1, 4)					5-3	L7	FC1-6 FC6-2		SH3-4	3	0	0	0	0	0	1						
<b>Bob Bruce, R</b> ERA: 4.98 <b>Jay Ritchie, R</b> ERA: 3.67 <b>Wade Blasingame, L</b> ERA: 5.01 <b>Ramon Hernandez, S</b> ERA: 5.79 <b>Charlie Lau, R</b> ERA: 5.25 <b>Clay Carroll, R</b> ERA: 5.25 <b>Miguel de la Hoz, R</b> ERA: 5.25	(1, 1)	6.0	24	5	4	4	3	0	0	1	0	0	0	0	0	0		0				
	(2, 1)	2.2	L	13	3	1	1	2	0	0	0	0	0	0	0	0		0				
	(4, 1)																					
	(6, 1)																					
	(8, 1)																					
	(9, 1)																					
<b>Inning Stats</b>	R: 1 E: 0 K: 0 S: 4	H: 1 LOB: 0 BB: 0 P: 4	R: 0 E: 0 K: 0 S: 3	H: 0 LOB: 0 BB: 0 P: 3	R: 0 E: 0 K: 1 S: 6	H: 1 LOB: 2 BB: 0 P: 7	R: 0 E: 0 K: 1 S: 5	H: 0 LOB: 0 BB: 0 P: 5	R: 0 E: 0 K: 1 S: 5	H: 0 LOB: 0 BB: 0 P: 5	R: 0 E: 0 K: 0 S: 3	H: 0 LOB: 0 BB: 0 P: 3	R: 3 E: 1 K: 0 S: 8	H: 5 LOB: 2 BB: 0 P: 8	R: 0 E: 0 K: 1 S: 5	H: 0 LOB: 1 BB: 1 P: 9	R: 1 E: 0 K: 0 S: 3	H: 1 LOB: 1 BB: 1 P: 7	1B: 6 2B: 1 3B: 0 HR: 1	SF: 0 SAC: 1 DP: 0 HBP: 1	WP: 0 PB: 0 SB: 1 CS: 0	PA: 37
<b>PITCHER</b>	IP	WLS	BF	H	R	ER	SO	BB	IBB	HBP	BLK	WP	HR	S	P	ERA	WHIP					
<b>Don Drysdale, R</b> ERA: 2.15 <b>Phil Regan, R</b> ERA: 2.86	(1, 1)	6.0	24	5	4	4	3	0	0	1	0	0	0	29	30	6.00	0.833					
	(7, 1)	2.2	L	13	3	1	1	2	0	0	0	0	0	13	21	3.38	1.875					



Batter	1	2	3	4	5	6	7	8	9	AB	R	H	RBI	BB	SO	LOB	TOP										
Wes Parker, S (1, 3) OBP: 0.356, SLG: 0.312	L9		G3			4-3 1B BB		4-3		3	1	0	0	1	0	1	<b>Los Angeles Dodgers @ St. Louis Cardinals</b> Busch Stadium, St. Louis, MO Fri Jun 09 1967, 7:05 PM CDT Att: 23,980 - Unknown <a href="http://livebaseballscorecards.com">livebaseballscorecards.com</a>										
Ron Hunt, R (1, 4) OBP: 0.394, SLG: 0.390	2B		CS 1B			5-3 1-2		F7		4	0	2	1	0	0	1											
Willie Davis, L (1, 8) OBP: 0.333, SLG: 0.373	K		CS 1-2		F9	4-3			SH3 1B	4	0	1	0	0	1	2											
Ron Fairly, L (1, 9) OBP: 0.333, SLG: 0.370	K				F3				SH3	3	0	1	1	0	1	1											
Jim Lefebvre, S (1, 5) OBP: 0.354, SLG: 0.381		P5			L3	4-3			K	4	0	0	0	0	1	2											
John Roseboro, L (1, 2) OBP: 0.397, SLG: 0.352																											
Al Ferrara, R (9, PH) OBP: 0.314, SLG: 0.402		G6-4-3 1B			L4				F9	3	0	1	0	0	0	0											
Bob Bailey, R (1, 7) OBP: 0.237, SLG: 0.250		G6-4-3 1-2			6-3				F8	3	0	0	0	0	0	1											
Gene Michael, S (1, 6) OBP: 0.257, SLG: 0.236			K						K	3	0	1	0	0	2	0											
Claude Osteen, L (1, 1) OBP: 0.250, SLG: 0.273																											
Len Gabrielson, L (8, PH) OBP: 0.226, SLG: 0.293																											
Bob Miller, R (8, 1)			G3 1B 2B						F9	2	1	1	0	0	0	1											
										1	0	0	0	0	0	0											
										0	0	0	0	0	0	0											
<b>Inning Stats</b>	R: 0 E: 0 K: 2 S: 8	H: 1 LOB: 1 BB: 0 P: 8	R: 0 E: 0 K: 0 S: 3	H: 1 LOB: 0 BB: 0 P: 3	R: 1 E: 0 K: 1 S: 6	H: 2 LOB: 0 BB: 0 P: 6	R: 0 E: 0 K: 0 S: 3	H: 0 LOB: 0 BB: 0 P: 3	R: 0 E: 0 K: 0 S: 4	H: 1 LOB: 1 BB: 0 P: 4	R: 1 E: 0 K: 0 S: 4	H: 1 LOB: 1 BB: 1 P: 8	R: 0 E: 0 K: 1 S: 5	H: 0 LOB: 0 BB: 0 P: 5	R: 0 E: 0 K: 0 S: 3	H: 0 LOB: 0 BB: 0 P: 3	1B: 5 2B: 2 3B: 0 HR: 0	SF: 0 SAC: 1 DP: 1 HBP: 0	WP: 0 PB: 0 SB: 0 CS: 1	PA: 34							
<b>PITCHER</b>	IP	WLS	BF	H	R	ER	SO	BB	IBB	HBP	BLK	WP	HR	S	P	ERA	WHIP										
Dick Hughes, R (1, 1) ERA: 2.54	8.0	W	30	7	2	2	4	1	0	0	0	0	0	37	41	2.25	1.000										
Joe Hoerner, L (9, 1) ERA: 2.5	0.2		2	0	0	0	1	0	0	0	0	0	0	4	4	0.00	0.000										
Nelson Briles, R (9, 1) ERA: 4.67	0.1	S	1	0	0	0	0	0	0	0	0	0	0	1	1	0.00	0.000										

Batter	1	2	3	4	5	6	7	8	9	AB	R	H	RBI	BB	SO	LOB	BOTTOM										
Lou Brock, L (1, 7) OBP: 0.356, SLG: 0.584	3-1		F5				FC4-6 1B			4	0	1	1	0	0	2	<b>Los Angeles Dodgers @ St. Louis Cardinals</b> Busch Stadium, St. Louis, MO Fri Jun 09 1967, 7:05 PM CDT Att: 23,980 - Unknown <a href="http://livebaseballscorecards.com">livebaseballscorecards.com</a>										
Julian Javier, R (1, 4) OBP: 0.353, SLG: 0.449	1B		FC6-4 1B				K			4	0	2	0	0	2	3											
Alex Johnson, R (1, 9) OBP: 0.192, SLG: 0.264	F9		FC6-4 1-2		PO	1-3			K	4	0	0	0	0	1	2											
Orlando Cepeda, R (1, 3) OBP: 0.445, SLG: 0.563						5-3			K	4	1	2	1	0	1	0											
Mike Shannon, R (1, 5) OBP: 0.320, SLG: 0.439	F8								F7	4	0	0	0	0	1	2											
Tim McCarver, L (1, 2) OBP: 0.382, SLG: 0.486		K			F8				SH 1B	3	1	1	0	0	1	0											
Bobby Tolan, L (1, 8) OBP: 0.352, SLG: 0.460		3-1			L1				SH FC4-6 1B	2	0	0	0	0	0	0											
Eddie Bressoud, R (1, 6) OBP: 0.235, SLG: 0.143			F8						K	3	1	1	0	0	1	2											
Dick Hughes, R (1, 1) OBP: 0.222, SLG: 0.176																											
Joe Hoerner, R (9, 1) ERA: 3.79																											
Nelson Briles, R (9, 1) ERA: 5.66																											
<b>Inning Stats</b>	R: 0 E: 0 K: 0 S: 5	H: 2 LOB: 2 BB: 0 P: 5	R: 0 E: 0 K: 1 S: 5	H: 0 LOB: 0 BB: 0 P: 5	R: 0 E: 0 K: 0 S: 4	H: 1 LOB: 1 BB: 0 P: 4	R: 1 E: 0 K: 0 S: 4	H: 1 LOB: 0 BB: 0 P: 4	R: 1 E: 0 K: 2 S: 8	H: 2 LOB: 0 BB: 0 P: 8	R: 0 E: 0 K: 1 S: 5	H: 0 LOB: 0 BB: 0 P: 5	R: 1 E: 0 K: 2 S: 10	H: 2 LOB: 2 BB: 0 P: 10	R: 0 E: 0 K: 2 S: 7	H: 0 LOB: 0 BB: 0 P: 7	1B: 6 2B: 0 3B: 1 HR: 1	SF: 0 SAC: 1 DP: 0 HBP: 0	WP: 0 PB: 0 SB: 0 CS: 0	PA: 33							
<b>PITCHER</b>	IP	WLS	BF	H	R	ER	SO	BB	IBB	HBP	BLK	WP	HR	S	P	ERA	WHIP										
Claude Osteen, L (1, 1) ERA: 3.79	7.0	L	29	8	3	3	6	0	0	0	0	0	0	41	41	3.86	1.143										
Bob Miller, R (8, 1) ERA: 5.66	1.0		3	0	0	0	2	0	0	0	0	0	0	7	7	0.00	0.000										



Batter	1	2	3	4	5	6	7	8	9	10	11	AB	R	H	RBI	BB	SO	LOB	TOP					
Willie Davis, L OBP: 0.329, SLG: 0.373 (1, 8)	SH 4-3 2B		K			F8		K			P6	5	1	1	0	0	2	1						
Jim Hickman, R OBP: 0.231, SLG: 0.267 (1, 7)	SH 4-3 SF8		L8			K			6-3			3	1	0	0	0	1	0						
Ron Hunt, R OBP: 0.392, SLG: 0.384 (1, 4)	4-3				F2		SH1-3 BB		P4			3	0	0	1	1	0	1						
Jim Lefebvre, S OBP: 0.349, SLG: 0.376 (1, 5)	SF8				6-3		SH1-3		6-3			2	0	0	1	0	0	0						
Ron Fairly, L OBP: 0.327, SLG: 0.363 (8, 9)	F9				F9		FC1-5-4 2B				K	4	0	0	0	0	1	1						
Al Ferrara, R OBP: 0.315, SLG: 0.409 Wes Parker, S OBP: 0.354, SLG: 0.310 (8, 3)		K			F8					K	3	0	1	0	0	1	0	1						
Jim Campanis, R OBP: 0.400, SLG: 0.529 John Roseboro, L OBP: 0.398, SLG: 0.355 (8, PH)		K			L7					6-3	2	0	0	0	0	1	0	0						
Gene Michael, S OBP: 0.251, SLG: 0.230 (1, 6)		K			F5			G2-6-3 1B			4	0	0	0	0	1	1							
Jim Brewer, L Ron Perranoski, L Phil Regan, R Lou Johnson, R Bob Miller, R (7, 1) (8, PH) (8, PH) (11, PH) (11, 1)			K			K					F9	2	0	0	0	0	2	0						
<b>Inning Stats</b>	R: 2 E: 0 K: 0 S: 5	H: 1 LOB: 0 BB: 0 P: 5	R: 0 E: 0 K: 3 S: 9	H: 0 LOB: 0 BB: 0 P: 9	R: 0 E: 0 K: 2 S: 7	H: 0 LOB: 0 BB: 0 P: 7	R: 0 E: 0 K: 0 S: 3	H: 0 LOB: 0 BB: 0 P: 3	R: 0 E: 0 K: 2 S: 7	H: 0 LOB: 0 BB: 0 P: 7	R: 0 E: 0 K: 1 S: 5	H: 1 LOB: 1 BB: 1 P: 9	R: 0 E: 0 K: 0 S: 3	H: 0 LOB: 0 BB: 0 P: 3	R: 0 E: 0 K: 2 S: 7	H: 0 LOB: 0 BB: 0 P: 3	R: 0 E: 0 K: 0 S: 3	H: 0 LOB: 0 BB: 0 P: 3	1B: 1 2B: 2 3B: 0 HR: 0	SF: 1 SAC: 2 DP: 1 HBP: 0	WP: 0 PB: 0 SB: 1 CS: 0	PA: 37		
<b>PITCHER</b>	IP WLS BF ERA WHIP																							
Larry Jaster, L ERA: 4.74 Joe Hoerner, L ERA: 2.33 (1, 1) (10, 1)	9.0 2.0 W 6	31 6	0 0	0 0	2 2	0 0	0 0	0 0	0 0	10 10	0.00 0.000													

Los Angeles Dodgers @ St. Louis Cardinals  
 Busch Stadium, St. Louis, MO  
 Sat Jun 10 1967, 7:05 PM CDT  
 Att: 30,090 - Unknown

livebaseballscorecards.com

AB 32  
 R 2  
 H 3  
 RBI 2  
 BB 2  
 SO 10  
 LOB 4

Dodgers

Batter	1	2	3	4	5	6	7	8	9	10	11	AB	R	H	RBI	BB	SO	LOB	BOTTOM				
Lou Brock, L OBP: 0.357, SLG: 0.580 (1, 7)	1B		4-3		WP 1B		FC1-6 FC5 S 1-2r		L8			5	0	2	0	0	0	1					
Julian Javier, R OBP: 0.342, SLG: 0.434 (1, 4)	E6		F3		F7		L3			K	5	0	0	0	0	1	3						
Alex Johnson, R OBP: 0.182, SLG: 0.250 Joe Hoerner, R OBP: 0.600, SLG: 0.500 (1, 9) (10, 1)	K		F3		K		FC5				4	0	0	0	0	2	5						
Orlando Cepeda, R OBP: 0.444, SLG: 0.558 (1, 3)	K				FC6-4 1B		G3			P6	5	0	2	0	0	1	2						
Mike Shannon, R OBP: 0.323, SLG: 0.437 (1, 5)		1B			FC6-4 1B		F8		G3-6-4 1B		F7	5	0	2	0	0	2						
Tim McCarver, L OBP: 0.389, SLG: 0.493 (1, 2)		BB			FC6-4 1-2r 2-3		1-2-3				FC1-5 2B	4	0	2	0	1	0	2					
Eddie Bressoud, R OBP: 0.222, SLG: 0.133 Curt Flood, R OBP: 0.391, SLG: 0.395 Dal Maxvill, R OBP: 0.285, SLG: 0.272 (7, PH) (7, PR) (8, 6)		K			K				F9		FC1-5 1B HR	2	0	0	0	0	2	3					
Bobby Tolan, L OBP: 0.373, SLG: 0.527 (1, 8)	F9				WP 1B		1B		F2		HR 1B	5	2	3	2	0	0	1					
Larry Jaster, L ERA: 2.57 Roger Maris, L OBP: 0.357, SLG: 0.465 (1, 1) (9, PH) (10, 9)	P6				F8		FC1-6 1B		P4		HR	3	0	1	0	0	0	1					
<b>Inning Stats</b>	R: 0 E: 1 K: 2 S: 8	H: 1 LOB: 1 BB: 1 P: 8	R: 0 E: 0 K: 1 S: 5	H: 1 LOB: 1 BB: 1 P: 9	R: 0 E: 0 K: 0 S: 3	H: 0 LOB: 0 BB: 0 P: 3	R: 0 E: 0 K: 1 S: 7	H: 2 LOB: 2 BB: 0 P: 7	R: 0 E: 0 K: 1 S: 7	H: 2 LOB: 2 BB: 1 P: 7	R: 0 E: 0 K: 0 S: 4	H: 1 LOB: 1 BB: 0 P: 4	R: 0 E: 0 K: 0 S: 3	H: 0 LOB: 0 BB: 0 P: 3	R: 0 E: 0 K: 1 S: 6	H: 1 LOB: 1 BB: 0 P: 6	R: 3 E: 0 K: 0 S: 4	H: 3 LOB: 0 BB: 0 P: 4	1B: 11 2B: 1 3B: 0 HR: 2	SF: 0 SAC: 0 DP: 1 HBP: 0	WP: 1 PB: 0 SB: 1 CS: 0	PA: 45	
<b>PITCHER</b>	IP WLS BF ERA WHIP																						
Jim Brewer, L ERA: 2.57 Ron Perranoski, L ERA: 2.58 Phil Regan, R ERA: 6.63 Bob Miller, R ERA: 6.62 (1, 1) (7, 1) (8, 1) (11, 1)	6.0 1.0 3.0 0.1	WLS 4 11 L	BF 26 11 4	H 7 3 3	R 2 0 3	ER 2 0 3	SO 5 0 0	BB 2 0 0	IBB 0 0 0	HBP 0 0 0	BLK 0 0 0	WP 1 0 0	HR 1 0 1	S 34 4 4	P 42 4 13 4	ERA 3.00 0.00 0.00 81.00	WHIP 1.500 1.000 1.000 9.000						

Los Angeles Dodgers @ St. Louis Cardinals  
 Busch Stadium, St. Louis, MO  
 Sat Jun 10 1967, 7:05 PM CDT  
 Att: 30,090 - Unknown

livebaseballscorecards.com

AB 43  
 R 5  
 H 14  
 RBI 5  
 BB 2  
 SO 6  
 LOB 22

Cardinals



Batter	1	2	3	4	5	6	7	8	9	AB	R	H	RBI	BB	SO	LOB	TOP								
<b>Wes Parker, S</b> OBP: 0.356, SLG: 0.327	0-3 K	0-3 K			1-3		HR		1B BB	4	2	1	1	1	2	2	<b>Los Angeles Dodgers @ St. Louis Cardinals</b> Busch Stadium, St. Louis, MO Sun Jun 11 1967, 3:33 AM CDT Unknown <a href="http://livebaseballscorecards.com">livebaseballscorecards.com</a>								
<b>Ron Hunt, R</b> OBP: 0.392, SLG: 0.384	0-0 F9	1-3			E5 1B		FC4-6 1B		1B HR 1B	5	1	2	0	0	0	2									
<b>Willie Davis, L</b> OBP: 0.337, SLG: 0.380	0-0 2B 1B			P6	1-2 1B		FC4-6 1B 1-2		1-2 HR 1B	5	2	3	1	0	0	1									
<b>Ron Fairly, L</b> OBP: 0.329, SLG: 0.369	0-0 1-H 2B			4-3	F9		1-3 1B		F8	5	0	2	1	0	0	4									
<b>Jim Lefebvre, S</b> OBP: 0.345, SLG: 0.389	0-0 F5			L9	G3		0-3 K		1-H 2-H HR	5	1	1	3	0	1	5									
<b>John Roseboro, L</b> OBP: 0.397, SLG: 0.354		0-3 K			F9		L6			3	0	1	0	0	1	0									
<b>Lou Johnson, R</b> OBP: 0.345, SLG: 0.472						3-1 G3 1B			1B	1	0	0	0	0	0	2									
<b>Jeff Torborg, R</b> OBP: 0.274, SLG: 0.303									1B	1	0	1	0	0	0	0									
<b>Len Gabrielson, L</b> OBP: 0.231, SLG: 0.283		4-0 1B E BB			F8		G3		F9	2	1	0	0	1	0	1									
<b>Jim Hickman, R</b> OBP: 0.224, SLG: 0.258						1-2			F3	2	0	0	0	0	0	1									
<b>Dick Schofield, S</b> OBP: 0.353, SLG: 0.250		0-0 E 1B			3-1				F9	4	0	2	0	1	0	1									
<b>Bill Singer, R</b> OBP: 0.071, SLG: 0.071		0-0 E1			4-3				K	3	0	0	1	0	1	3									
<b>Ron Perranoski, L</b> OBP: 0.295, SLG: 0.290		1-2 3-H							K	0	0	0	0	0	0	0									
<b>Al Ferrara, L</b> OBP: 0.112, SLG: 0.405									K	0	0	0	0	0	0	0									
<b>Dick Egan, L</b> OBP: 0.112, SLG: 0.405									K	0	0	0	0	0	0	0									
<b>Bob Bailey, R</b> OBP: 0.340, SLG: 0.248									K	0	0	0	0	0	1	2									
<b>Bob Miller, R</b> OBP: 0.274, SLG: 0.303									K	0	0	0	0	0	0	0									
<b>Inning Stats</b>	R: 1 E: 0 K: 1 S: 7	H: 2 LOB: 1 BB: 0 P: 7	R: 1 E: 1 K: 2 S: 9	H: 1 LOB: 2 BB: 1 P: 13	R: 0 E: 0 K: 0 S: 3	H: 0 LOB: 0 BB: 0 P: 3	R: 0 E: 0 K: 1 S: 5	H: 0 LOB: 1 BB: 1 P: 9	R: 0 E: 1 K: 0 S: 5	H: 1 LOB: 2 BB: 0 P: 5	R: 0 E: 0 K: 0 S: 4	H: 1 LOB: 1 BB: 0 P: 4	R: 1 E: 0 K: 1 S: 8	H: 3 LOB: 2 BB: 0 P: 8	R: 0 E: 0 K: 1 S: 5	H: 0 LOB: 0 BB: 0 P: 5	R: 4 E: 0 K: 1 S: 10	H: 5 LOB: 2 BB: 1 P: 14	1B: 10 2B: 1 3B: 0 HR: 2	SF: 0 SAC: 0 DP: 0 HBP: 0	WP: 0 PB: 0 SB: 0 CS: 0	PA: 45			
<b>PITCHER</b>	IP	WLS	BF	H	R	ER	SO	BB	IBB	HBP	BLK	WP	HR	S	P	ERA	WHIP								
<b>Ray Washburn, R</b> ERA: 3.47	6.1		31	8	3	3	4	2	0	0	0	0	1	37	45	4.26	1.579								
<b>Joe Hoerner, L</b> ERA: 3.5	2.0		10	3	4	4	2	1	0	0	0	0	1	13	17	18.00	2.000								
<b>Nelson Briles, R</b> ERA: 4.55	0.2	W	4	2	0	0	1	0	0	0	0	0	0	6	6	0.00	3.000								


Batter	1	2	3	4	5	6	7	8	9	AB	R	H	RBI	BB	SO	LOB	BOTTOM								
<b>Lou Brock, L</b> OBP: 0.354, SLG: 0.570	4-0 1B FC6-4 BB				F9				F7	4	1	0	0	1	1	3	<b>Los Angeles Dodgers @ St. Louis Cardinals</b> Busch Stadium, St. Louis, MO Sun Jun 11 1967, 3:33 AM CDT Unknown <a href="http://livebaseballscorecards.com">livebaseballscorecards.com</a>								
<b>Bobby Tolan, L</b> OBP: 0.375, SLG: 0.533	0-0 FC6-4 1B				5-3				K	5	1	2	0	0	2	1									
<b>Roger Maris, L</b> OBP: 0.372, SLG: 0.474	0-0 FC6-4 1-2 3-H								1B E 1B	4	3	3	1	1	0	1									
<b>Orlando Cepeda, R</b> OBP: 0.443, SLG: 0.551	4-0 1-2 BB				F9				2B 1B	4	0	1	0	1	0	4									
<b>Tim McCarver, L</b> OBP: 0.383, SLG: 0.483	0-0 F7				F7				F9	5	2	1	1	0	0	4									
<b>Mike Shannon, R</b> OBP: 0.333, SLG: 0.460	0-3 K				1-3				1B E 1B	5	1	3	3	0	1	2									
<b>Julian Javier, R</b> OBP: 0.339, SLG: 0.429					F9				1B E 1B	4	0	1	1	0	1	1									
<b>Dal Maxvill, R</b> OBP: 0.284, SLG: 0.266	0-0 F8				L9				SH2-4 BB	3	0	0	0	1	0	1									
<b>Ray Washburn, R</b> OBP: 0.077, SLG: 0.154	0-3 K								SH2-4	3	0	1	0	0	2	0									
<b>Joe Hoerner, R</b> OBP: 0.500, SLG: 0.500					K				SH2-4	0	0	0	0	0	0	0									
<b>Nelson Briles, R</b> ERA: 6.82									SH2-4	0	0	0	0	0	0	0									
<b>Inning Stats</b>	R: 1 E: 0 K: 1 S: 6	H: 1 LOB: 2 BB: 2 P: 14	R: 0 E: 0 K: 1 S: 5	H: 0 LOB: 0 BB: 0 P: 5	R: 0 E: 0 K: 0 S: 4	H: 1 LOB: 1 BB: 0 P: 4	R: 0 E: 0 K: 0 S: 3	H: 0 LOB: 0 BB: 0 P: 3	R: 0 E: 0 K: 1 S: 5	H: 0 LOB: 0 BB: 0 P: 5	R: 4 E: 1 K: 1 S: 10	H: 5 LOB: 2 BB: 1 P: 14	R: 2 E: 1 K: 2 S: 10	H: 2 LOB: 1 BB: 0 P: 10	R: 0 E: 0 K: 1 S: 5	H: 0 LOB: 1 BB: 1 P: 9	R: 1 E: 0 K: 0 S: 4	H: 3 LOB: 2 BB: 0 P: 4	1B: 9 2B: 3 3B: 0 HR: 0	SF: 0 SAC: 1 DP: 0 HBP: 0	WP: 0 PB: 0 SB: 0 CS: 0	PA: 42			
<b>PITCHER</b>	IP	WLS	BF	H	R	ER	SO	BB	IBB	HBP	BLK	WP	HR	S	P	ERA	WHIP								
<b>Bill Singer, R</b> ERA: 4.66	5.1		24	5	5	5	3	3	0	0	0	0	0	27	39	8.44	1.500								
<b>Ron Perranoski, L</b> ERA: 2.49	1.2		10	4	2	0	3	0	0	0	0	0	0	16	16	0.00	2.400								
<b>Dick Egan, L</b> ERA: 7.8	1.0		4	0	0	0	1	1	0	0	0	0	0	5	9	0.00	1.000								
<b>Bob Miller, R</b> ERA: 6.82	0.1	L	4	3	1	1	0	0	0	0	0	0	0	4	4	27.00	9.000								



Batter	1	2	3	4	5	6	7	8	9	AB	R	H	RBI	BB	SO	LOB	TOP					
<b>Wes Parker, S</b> OBP: 0.352, SLG: 0.323 (1, 8)	1-3	L3		1B		F9		1-3		5	0	1	0	0	0	4						
<b>Ron Hunt, R</b> OBP: 0.401, SLG: 0.400 <b>Gene Michael, S</b> OBP: 0.251, SLG: 0.230 (9, FR)	P4		2B	1B	1-3	2B		G3	1B	5	1	4	1	0	0	0						
<b>Lou Johnson, R</b> OBP: 0.317, SLG: 0.431 (1, 7)	1-3		K	K		F9		K		5	0	0	0	0	3	5						
<b>Jim Lefebvre, S</b> OBP: 0.347, SLG: 0.385 (1, 5)		F3	2B		4-3	1B		G3		4	1	1	0	1	0	1						
<b>Ron Fairly, L</b> OBP: 0.322, SLG: 0.360 (1, 3)	F8	P6			4-3			6-3		5	0	0	0	0	0	5						
<b>Jim Hickman, R</b> OBP: 0.225, SLG: 0.273 (1, 9)	E5				5-3			K		4	1	1	2	0	1	1						
<b>Dick Schofield, S</b> OBP: 0.342, SLG: 0.226 (1, 6)	1B	5-3		L4				4-3		3	1	0	0	1	0	2						
<b>Jeff Torborg, R</b> OBP: 0.276, SLG: 0.304 <b>John Roseboro, L</b> OBP: 0.394, SLG: 0.351 (8, 2)	1B			5-3		5-3		F7		3	0	1	1	0	0	0						
<b>Don Sutton, R</b> OBP: 0.200, SLG: 0.267 <b>Nate Oliver, R</b> OBP: 0.440, SLG: 0.458 <b>Ron Perranoski, L</b> OBP: 0.250, SLG: 0.250 <b>Willie Davis, L</b> OBP: 0.341, SLG: 0.384 <b>Phil Regan, R</b> (8, 1)	1B			1-3		2B		1B		2	0	1	1	0	0	0						
<b>Inning Stats</b>	R: 0 E: 0 K: 0 S: 3	H: 0 LOB: 0 BB: 0 P: 3	R: 2 E: 1 K: 0 S: 6	H: 2 LOB: 2 BB: 1 P: 10	R: 2 E: 0 K: 1 S: 7	H: 2 LOB: 1 BB: 1 P: 11	R: 0 E: 0 K: 1 S: 7	H: 2 LOB: 1 BB: 0 P: 7	R: 0 E: 0 K: 0 S: 4	H: 1 LOB: 1 BB: 0 P: 4	R: 1 E: 0 K: 0 S: 5	H: 2 LOB: 1 BB: 0 P: 5	R: 0 E: 0 K: 1 S: 5	H: 0 LOB: 0 BB: 0 P: 5	R: 0 E: 0 K: 0 S: 4	H: 1 LOB: 1 BB: 0 P: 4	R: 0 E: 0 K: 1 S: 6	H: 1 LOB: 2 BB: 0 P: 6	1B: 9 2B: 2 3B: 0 HR: 0	SF: 0 SAC: 0 DP: 0 HBP: 0	WP: 0 PB: 0 SB: 0 CS: 0	PA: 41
<b>PITCHER</b>	IP	WLS	BF	H	R	ER	SO	BB	IBB	HBP	BLK	WP	HR	S	P	ERA	WHIP					
<b>Al Jackson, L</b> ERA: 5.01 <b>Ron Willis, R</b> ERA: 5.16	(1, 1)	5.2	W	29	9	5	3	2	2	0	0	0	0	31	39	4.76	1.941					
<b>PITCHER</b>	IP	WLS	BF	H	R	ER	SO	BB	IBB	HBP	BLK	WP	HR	S	P	ERA	WHIP					

Los Angeles Dodgers @ St. Louis Cardinals  
 Busch Stadium, St. Louis, MO  
 Sun Jun 11 1967, 3:38 AM CDT  
 Att: 43,159 - Unknown


AB 39  
 R 5  
 H 11  
 RBI 5  
 BB 2  
 SO 4  
 LOB 18



Batter	1	2	3	4	5	6	7	8	9	AB	R	H	RBI	BB	SO	LOB	BOTTOM				
<b>Lou Brock, L</b> OBP: 0.352, SLG: 0.563 (1, 7)	1B	F3		1-3		F9				3	1	0	0	1	0	2					
<b>Bobby Tolan, L</b> OBP: 0.388, SLG: 0.516 (1, 8)	2B	F9		3-1				1-3		4	1	1	0	0	0	1					
<b>Roger Maris, L</b> OBP: 0.375, SLG: 0.493 (1, 9)	2B	F3			K			HR		3	2	1	1	1	1	1					
<b>Orlando Cepeda, R</b> OBP: 0.449, SLG: 0.564 (1, 3)	1B			FC6-4	1B			4-3		3	2	2	3	1	0	0					
<b>Mike Shannon, R</b> OBP: 0.338, SLG: 0.461 (1, 5)	G4-6-3			FC6-4	2B			K		4	1	2	2	0	1	1					
<b>Dave Ricketts, S</b> OBP: 0.375, SLG: 0.438 (1, 2)	G4-6-3			2B		K				4	0	2	1	0	1	1					
<b>Julian Javier, R</b> OBP: 0.337, SLG: 0.425 (1, 4)	1B			F8		F8		K		4	0	1	0	0	1	2					
<b>Dal Maxvill, R</b> OBP: 0.277, SLG: 0.259 (1, 6)	F9			F9		F8		F3		4	0	0	0	0	0	3					
<b>Al Jackson, L</b> OBP: 0.450, SLG: 0.444 <b>Ron Willis, R</b> OBP: 0.333, SLG: 0.333 (6, 1)	F9	2B		F8		1B		6-3		2	0	1	0	0	0	1					
<b>Inning Stats</b>	R: 4 E: 0 K: 0 S: 6	H: 4 LOB: 1 BB: 2 P: 14	R: 0 E: 0 K: 0 S: 4	H: 1 LOB: 0 BB: 0 P: 4	R: 1 E: 0 K: 0 S: 4	H: 1 LOB: 1 BB: 1 P: 8	R: 0 E: 0 K: 0 S: 3	H: 0 LOB: 0 BB: 0 P: 3	R: 1 E: 0 K: 2 S: 8	H: 2 LOB: 0 BB: 0 P: 8	R: 0 E: 0 K: 0 S: 4	H: 1 LOB: 1 BB: 0 P: 4	R: 1 E: 0 K: 1 S: 6	H: 1 LOB: 0 BB: 0 P: 6	R: 0 E: 0 K: 1 S: 6	H: 1 LOB: 1 BB: 0 P: 6	1B: 6 2B: 4 3B: 0 HR: 1	SF: 0 SAC: 0 DP: 1 HBP: 0	WP: 0 PB: 0 SB: 1 CS: 0	PA: 36	
<b>PITCHER</b>	IP	WLS	BF	H	R	ER	SO	BB	IBB	HBP	BLK	WP	HR	S	P	ERA	WHIP				
<b>Don Sutton, R</b> ERA: 4.93 <b>Ron Perranoski, L</b> ERA: 2.57 <b>Phil Regan, R</b> ERA: 2.56	(1, 1)	5.0	L	24	8	6	6	2	3	0	0	0	0	25	37	10.80	2.200				
<b>PITCHER</b>	IP	WLS	BF	H	R	ER	SO	BB	IBB	HBP	BLK	WP	HR	S	P	ERA	WHIP				

Los Angeles Dodgers @ St. Louis Cardinals  
 Busch Stadium, St. Louis, MO  
 Sun Jun 11 1967, 3:38 AM CDT  
 Att: 43,159 - Unknown

AB 33  
 R 7  
 H 11  
 RBI 7  
 BB 3  
 SO 4  
 LOB 12





Batter	1	2	3	4	5	6	7	8	9	AB	R	H	RBI	BB	SO	LOB	TOP					
<b>Wes Parker, S</b> OBP: 0.353, SLG: 0.326 (1, 3)	F9		2B 1B		K		S 1B		P4-1	5	0	2	0	0	1	0	<b>Los Angeles Dodgers @ Chicago Cubs</b> Wrigley Field, Chicago, IL Tue Jun 13 1967, 3:33 AM CDT Att: 9,378 - Sunny - 87 F					
<b>Nate Oliver, R</b> OBP: 0.414, SLG: 0.464 (1, 4)	F9		1-3 2B		F2		F9			4	0	1	0	0	0	1						
<b>Willie Davis, L</b> OBP: 0.339, SLG: 0.387 (1, 8)	G3		G3			HR 2B	K			4	1	1	0	0	1	3						
<b>Jim Lefebvre, S</b> OBP: 0.350, SLG: 0.404 (1, 5)		L4	F9			HR			1B	4	1	2	2	0	0	2						
<b>Al Ferrara, R</b> OBP: 0.313, SLG: 0.404 <b>Len Gabrielson, L</b> OBP: 0.227, SLG: 0.279 (8, 7)	F9			K		1B			F7	3	0	1	0	0	1	0						
<b>Ron Fairly, L</b> OBP: 0.321, SLG: 0.357 (1, 9)				K		K			P5	4	0	1	0	0	2	2						
<b>Jeff Torborg, R</b> OBP: 0.310, SLG: 0.310 <b>John Roseboro, L</b> OBP: 0.391, SLG: 0.348 (8, 2)						K			F8	2	0	1	0	1	1	1						
<b>Gene Michael, S</b> OBP: 0.247, SLG: 0.227 <b>Dick Schofield, S</b> OBP: 0.333, SLG: 0.219 (9, PH)										1	0	0	0	0	0	1						
<b>Don Drysdale, R</b> OBP: 0.186, SLG: 0.150 <b>Bob Miller, R</b> (8, 1)				K						3	0	0	0	0	0	4						
<b>Ron Hunt, R</b> OBP: 0.399, SLG: 0.398 (9, PH)					P6-3		K			1	0	0	0	0	0	0						
<b>Inning Stats</b>	R: 0 E: 0 K: 0 S: 3	H: 0 LOB: 0 BB: 0 P: 3	R: 0 E: 0 K: 0 S: 4	H: 1 LOB: 2 BB: 1 P: 8	R: 0 E: 0 K: 1 S: 7	H: 2 LOB: 2 BB: 0 P: 7	R: 0 E: 0 K: 2 S: 8	H: 1 LOB: 1 BB: 0 P: 8	R: 0 E: 0 K: 1 S: 5	H: 0 LOB: 0 BB: 0 P: 5	R: 2 E: 0 K: 2 S: 10	H: 3 LOB: 1 BB: 0 P: 10	R: 0 E: 0 K: 2 S: 8	H: 1 LOB: 1 BB: 0 P: 8	R: 0 E: 0 K: 0 S: 4	H: 1 LOB: 1 BB: 0 P: 4	R: 0 E: 0 K: 1 S: 5	H: 0 LOB: 0 BB: 0 P: 5	1B: 6 2B: 2 3B: 0 HR: 1	SF: 0 SAC: 0 DP: 0 HBP: 0	WP: 0 PB: 0 SB: 1 CS: 0	PA: 37
<b>PITCHER</b>	IP	WLS	BF	H	R	ER	SO	BB	IBB	HBP	BLK	WP	HR	S	P	ERA	WHIP					
<b>Rich Nye, L</b> ERA: 3.97 <b>Dick Radatz, R</b> ERA: 7.98	(1, 1) (8, 1)	7.0 L	31 6	9 0	2 0	2 0	8 1	1 0	0 0	0 0	0 0	0 0	1 0	0 0	8 8	2.57 0.00	1.429 0.000					

Batter	1	2	3	4	5	6	7	8	9	AB	R	H	RBI	BB	SO	LOB	BOTTOM					
<b>Paul Popovich, S</b> OBP: 0.309, SLG: 0.270 (1, 6)	FC4-6 1B		K		P4-3		P6			4	0	1	0	0	1	1	<b>Los Angeles Dodgers @ Chicago Cubs</b> Wrigley Field, Chicago, IL Tue Jun 13 1967, 3:33 AM CDT Att: 9,378 - Sunny - 87 F					
<b>Norm Cigan, R</b> OBP: 0.245, SLG: 0.348 <b>Don Kessinger, S</b> OBP: 0.232, SLG: 0.206 (9, 6)	F9		K						P3	4	0	1	1	0	1	1						
<b>Billy Williams, L</b> OBP: 0.413, SLG: 0.554 (1, 7)	FC4-6 1B				F8		P4		4-3	4	0	0	0	0	0	2						
<b>Ron Santo, R</b> OBP: 0.345, SLG: 0.440 (1, 5)				14 1B	2B		HR		3-1	4	2	3	1	0	0	0						
<b>14 Ernie Banks, R</b> OBP: 0.335, SLG: 0.495 (1, 3)	P5				WP 5-3 1B		P6			3	0	1	1	0	0	2						
<b>Randy Hundley, R</b> OBP: 0.345, SLG: 0.443 (1, 2)					5-3		1-3			3	0	0	0	0	0	1						
<b>Ted Savage, R</b> OBP: 0.390, SLG: 0.383 (1, 9)					K		6-3			2	0	0	0	1	1	1						
<b>Adolfo Phillips, R</b> OBP: 0.411, SLG: 0.592 (1, 8)	FC5-4 BB								3-4 BB	2	1	1	0	1	0	1						
<b>Rich Nye, L</b> OBP: 0.261, SLG: 0.273 <b>Dick Radatz, R</b> OBP: 0.500, SLG: 0.500 (8, 1)	PO		K		SH1-4 1B		3-4			2	0	0	0	0	1	1						
<b>Inning Stats</b>	R: 0 E: 0 K: 0 S: 5	H: 2 LOB: 2 BB: 0 P: 5	R: 0 E: 0 K: 0 S: 2	H: 0 LOB: 0 BB: 1 P: 6	R: 0 E: 0 K: 3 S: 9	H: 0 LOB: 0 BB: 0 P: 9	R: 1 E: 0 K: 1 S: 7	H: 2 LOB: 1 BB: 0 P: 7	R: 1 E: 0 K: 0 S: 5	H: 2 LOB: 1 BB: 0 P: 5	R: 1 E: 0 K: 0 S: 4	H: 1 LOB: 0 BB: 0 P: 4	R: 0 E: 0 K: 0 S: 2	H: 0 LOB: 0 BB: 1 P: 6	R: 0 E: 0 K: 0 S: 3	H: 0 LOB: 0 BB: 0 P: 3		R: 0 E: 0 K: 1 S: 3	H: 0 LOB: 0 BB: 0 P: 3	1B: 4 2B: 3 3B: 0 HR: 1	SF: 0 SAC: 1 DP: 1 HBP: 0	WP: 1 PB: 1 SB: 0 CS: 0
<b>PITCHER</b>	IP	WLS	BF	H	R	ER	SO	BB	IBB	HBP	BLK	WP	HR	S	P	ERA	WHIP					
<b>Don Drysdale, R</b> ERA: 2.26 <b>Bob Miller, R</b> ERA: 6.62	(1, 1) (8, 1)	7.0 L	28 3	7 0	3 0	3 0	4 0	2 0	0 0	0 0	0 0	0 0	3 3	34 3	3 3	3.86 0.00	1.286 0.000					

AB 36  
R 2  
H 9  
RBI 2  
BB 1  
SO 9  
LOB 15




AB 28  
R 3  
H 7  
RBI 3  
BB 2  
SO 4  
LOB 10










Batter	1	2	3	4	5	6	7	8	9	AB	R	H	RBI	BB	SO	LOB	TOP										
Wes Parker, S OBP: 0.346, SLG: 0.331 (1, 3)	F8		F7		F7		HR		4-3	5	1	2	2	0	0	3	<b>Los Angeles Dodgers @ Chicago Cubs</b> Wrigley Field, Chicago, IL Thu Jun 15 1967, 3:33 AM CDT Att: 9,715 - Sunny - 90 F										
Ron Hunt, R OBP: 0.405, SLG: 0.417 (1, 4)	K		L4			1B	HR			4	1	2	1	0	1	1											
Willie Davis, L OBP: 0.333, SLG: 0.371 (1, 8)	K			F8		F7	P6			4	0	0	0	0	1	1											
Jim Lefebvre, S OBP: 0.344, SLG: 0.398 (1, 5)		4-3		5-3		F5		K2-3		4	0	0	0	0	1	1											
Ron Fairly, L OBP: 0.321, SLG: 0.353 (1, 9)				CS 1B		L9		P3-6-1 BB		3	0	2	0	1	0	1											
John Roseboro, L OBP: 0.374, SLG: 0.347 (1, 2)	F8			P	4-3		3-1	P3-6-1		5	0	0	0	0	0	3											
Len Gabrielson, L OBP: 0.257, SLG: 0.348 (1, 7)	P5					FC1-6 1B		4-3		4	1	2	0	0	0	1											
Dick Schofield, S OBP: 0.348, SLG: 0.216 (1, 6)					FC1-6 2B		E4 FC6-4 1B		F2	3	1	0	0	1	0	2											
Jim Brewer, L OBP: 0.091, SLG: 0.182 Don Sutton, R OBP: 0.219, SLG: 0.281 (6, 1)	P4						FC6-4 HR			2	0	1	1	0	0	1											
<b>Inning Stats</b>	R: 0 E: 0 K: 2 S: 7	H: 0 LOB: 0 BB: 0 P: 7	R: 0 E: 0 K: 0 S: 4	H: 1 LOB: 1 BB: 0 P: 4	R: 0 E: 0 K: 0 S: 3	H: 0 LOB: 1 BB: 1 P: 7	R: 0 E: 0 K: 0 S: 3	H: 1 LOB: 0 BB: 0 P: 3	R: 1 E: 0 K: 0 S: 5	H: 2 LOB: 1 BB: 0 P: 5	R: 0 E: 0 K: 0 S: 4	H: 1 LOB: 1 BB: 0 P: 4	R: 4 E: 1 K: 0 S: 7	H: 3 LOB: 0 BB: 0 P: 7	R: 0 E: 0 K: 1 S: 4	H: 0 LOB: 0 BB: 1 P: 8		R: 0 E: 0 K: 0 S: 4	H: 1 LOB: 1 BB: 0 P: 4	1B: 6 2B: 1 3B: 0 HR: 2	SF: 0 SAC: 0 DP: 1 HBP: 0	WP: 0 PB: 0 SB: 0 CS: 1	PA: 38				
<b>PITCHER</b>	IP	WLS	BF	H	R	ER	SO	BB	IBB	HBP	BLK	WP	HR	S	P	ERA	WHIP										
Fergie Jenkins, R ERA: 3.16 Chuck Hartenstein, R ERA: 5.79 (1, 1) (9, 1)	8.0	L	34	8	5	1	3	2	0	0	0	0	2	37	45	1.12	1.250										

Batter	1	2	3	4	5	6	7	8	9	AB	R	H	RBI	BB	SO	LOB	BOTTOM										
Paul Popovich, S OBP: 0.303, SLG: 0.268 (1, 6)	K		P3			P8			P6	4	0	0	0	0	1	0	<b>Los Angeles Dodgers @ Chicago Cubs</b> Wrigley Field, Chicago, IL Thu Jun 15 1967, 3:33 AM CDT Att: 9,715 - Sunny - 90 F										
Norm Gibson, R OBP: 0.211, SLG: 0.302 (1, 4)	K			F3		6-3			K	4	0	0	0	0	2	0											
Billy Williams, L OBP: 0.403, SLG: 0.538 (1, 7)	6-3			CS 1B		F5			F8	4	0	1	0	0	0	0											
Ron Santo, R OBP: 0.343, SLG: 0.447 (1, 5)									P6	2	0	0	0	1	1	1											
14 Ernie Banks, R OBP: 0.338, SLG: 0.507 (1, 3)									K	3	0	0	0	0	2	1											
Randy Hundley, R OBP: 0.348, SLG: 0.450 (1, 2)										3	0	2	0	0	0	0											
Ted Savage, R OBP: 0.369, SLG: 0.358 (1, 9)										3	0	1	0	0	0	2											
Adolfo Phillips, R OBP: 0.416, SLG: 0.589 (1, 8)										3	0	0	0	0	1	2											
Fergie Jenkins, R OBP: 0.135, SLG: 0.167 George Altman, L OBP: 0.091, SLG: 0.182 Chuck Hartenstein, R OBP: 0.250, SLG: 0.250 (1, 1) (8, PH) (9, 1)										2	0	0	0	0	1	0											
<b>Inning Stats</b>	R: 0 E: 0 K: 2 S: 7	H: 0 LOB: 0 BB: 0 P: 7	R: 0 E: 0 K: 1 S: 5	H: 1 LOB: 1 BB: 1 P: 9	R: 0 E: 0 K: 0 S: 3	H: 0 LOB: 0 BB: 0 P: 3	R: 0 E: 0 K: 1 S: 5	H: 1 LOB: 1 BB: 0 P: 5	R: 0 E: 0 K: 1 S: 6	H: 1 LOB: 1 BB: 0 P: 6	R: 0 E: 0 K: 1 S: 5	H: 0 LOB: 0 BB: 0 P: 5	R: 0 E: 0 K: 1 S: 6	H: 1 LOB: 1 BB: 0 P: 6	R: 0 E: 0 K: 1 S: 5	H: 0 LOB: 0 BB: 0 P: 5		1B: 3 2B: 3 3B: 0 HR: 0	SF: 0 SAC: 0 DP: 2 HBP: 0	WP: 0 PB: 0 SB: 0 CS: 2	PA: 30						
<b>PITCHER</b>	IP	WLS	BF	H	R	ER	SO	BB	IBB	HBP	BLK	WP	HR	S	P	ERA	WHIP										
Jim Brewer, L ERA: 2.25 Don Sutton, R ERA: 4.71 (1, 1) (6, 1)	5.0	W	17	3	0	0	5	1	0	0	0	0	0	26	30	0.00	0.800										



Batter	1	2	3	4	5	6	7	8	9	AB	R	H	RBI	BB	SO	LOB	TOP				
<b>Giraldo Ruiz, S</b> OBP: 0.235, SLG: 0.282 (1, 4)	0-0 5-3			0-0 5-3		0-0 1B		0-3 K		4	1	1	0	0	1	0	<b>Cincinnati Reds @ Los Angeles Dodgers</b> Dodger Stadium, Los Angeles, CA Fri Jun 16 1967, 7:05 PM PDT Att: 25,852 - Unknown <a href="http://livebaseballscorecards.com">livebaseballscorecards.com</a>				
<b>Vada Pinson, L</b> OBP: 0.324, SLG: 0.424 (1, 8)	0-0 1-3			0-0 F7		0-0 1B		4-3		4	0	1	2	0	0	0					
<b>Pete Rose, S</b> OBP: 0.390, SLG: 0.492 <b>Floyd Robinson, L</b> OBP: 0.292, SLG: 0.342 <b>Dick Simpson, R</b> OBP: 0.259, SLG: 0.318 (1, 7)	0-0 1-3			0-0 6-3		0-0 6-3		0-0 FC5-4 1B		1	0	0	0	0	0	0					
<b>Tony Perez, R</b> OBP: 0.322, SLG: 0.553 (1, 5)		0-0 6-3			0-0 6-3		0-3 K		0-0 FC5-4 FC4-6 1-2		4	0	0	0	1	1					
<b>Art Shamsky, L</b> OBP: 0.286, SLG: 0.265 (1, 9)		0-0 F5			4-0 BB		0-0 6-3		0-0 FC4-6 1-2		3	0	0	0	1	0					
<b>Lee May, R</b> OBP: 0.314, SLG: 0.409 (1, 3)		0-3 K			0-0 G6-4-3		0-0 HR				3	1	1	1	0	1					
<b>Don Pavletich, R</b> OBP: 0.361, SLG: 0.500 (1, 2)			0-0 F3			0-3 K		0-0 P4		3	0	0	0	0	1	0					
<b>Leo Cardenas, R</b> OBP: 0.321, SLG: 0.332 <b>Tommy Helms, R</b> OBP: 0.301, SLG: 0.367 (1, 6)			0-0 F9			1-0 1B BLK 1B HBP		0-0 F9		2	1	0	0	0	0	0					
<b>Mel Queen, L</b> OBP: 0.172, SLG: 0.179 (1, 1)			0-3 K			0-0 F7		0-0 1-3		3	0	0	0	0	1	1					
<b>Inning Stats</b>	R: 0 E: 0 K: 0 S: 3	H: 0 LOB: 0 BB: 0 P: 3	R: 0 E: 0 K: 1 S: 5	H: 0 LOB: 0 BB: 0 P: 5	R: 0 E: 0 K: 1 S: 5	H: 0 LOB: 0 BB: 0 P: 5	R: 0 E: 0 K: 0 S: 3	H: 0 LOB: 0 BB: 0 P: 3	R: 0 E: 0 K: 1 S: 2	H: 1 LOB: 1 BB: 1 P: 6	R: 1 E: 0 K: 1 S: 6	H: 1 LOB: 0 BB: 0 P: 6	R: 0 E: 0 K: 1 S: 5	H: 0 LOB: 0 BB: 0 P: 5	R: 0 E: 0 K: 0 S: 4	H: 1 LOB: 1 BB: 0 P: 4		1B: 3 2B: 0 3B: 0 HR: 1	SF: 0 SAC: 0 DP: 1 HBP: 1	WP: 0 PB: 0 SB: 1 CS: 0	PA: 32
<b>PITCHER</b>	IP	WLS	BF	H	R	ER	SO	BB	IBB	HBP	BLK	WP	HR	S	P	ERA	WHIP			ERA	WHIP
<b>Bill Singer, R</b> ERA: 4.53 (1, 1)	7.0	L	25	3	3	3	4	1	0	1	1	0	1	31	36	3.86	0.571				
<b>Ron Perranoski, L</b> ERA: 2.42 (8, 1)	2.0		7	1	0	0	1	0	0	0	0	0	0	9	9	0.00	0.500				

Batter	1	2	3	4	5	6	7	8	9	AB	R	H	RBI	BB	SO	LOB	BOTTOM					
<b>Wes Parker, S</b> OBP: 0.344, SLG: 0.326 (1, 3)	4-0 WP 1B BB		0-3 K		0-0 4-3		0-0 F9		3	1	0	0	1	1	2		<b>Cincinnati Reds @ Los Angeles Dodgers</b> Dodger Stadium, Los Angeles, CA Fri Jun 16 1967, 7:05 PM PDT Att: 25,852 - Unknown <a href="http://livebaseballscorecards.com">livebaseballscorecards.com</a>					
<b>Ron Hunt, R</b> OBP: 0.398, SLG: 0.409 (1, 4)	0-0 F9		0-0 5-3		0-0 6-3		0-0 F8		4	0	0	0	0	0	2							
<b>Willie Davis, L</b> OBP: 0.327, SLG: 0.363 (1, 8)	0-0 F7		0-0 F9		0-0 P6		0-0 P6		4	0	0	0	0	0	1							
<b>Ron Fairly, L</b> OBP: 0.324, SLG: 0.356 (1, 9)	0-0 BB 2H 1B		0-0 4-3		0-0 4-3		0-0 BB 1B		4	1	2	1	0	0	0							
<b>Jim Lefebvre, S</b> OBP: 0.347, SLG: 0.394 (1, 5)	4-0 1-2 BB		0-3 K		0-0 1B BB		0-0 F5		2	0	0	0	2	1	0							
<b>Lou Johnson, R</b> OBP: 0.328, SLG: 0.426 (1, 7)	0-3 K		0-0 P4		0-0 1-2 2H 1B		0-0 FC4-6 HBP		3	0	1	1	0	1	2							
<b>John Roseboro, L</b> OBP: 0.376, SLG: 0.344 <b>Len Gabrielson, L</b> OBP: 0.253, SLG: 0.343 <b>Jeff Torborg, R</b> OBP: 0.288, SLG: 0.306 (1, 2)		4-0 SH1-4 BB		0-0 F8		0-0 F9		0-3 K		1	0	0	0	1	0	0						
<b>Dick Schofield, S</b> OBP: 0.340, SLG: 0.200 <b>Nate Oliver, R</b> OBP: 0.414, SLG: 0.464 (9, PR)		0-0 F9		0-0 4-3		4-0 FC1-6 BB		0-0 FC4-6 1-2		3	0	0	0	1	0	2						
<b>Bill Singer, R</b> OBP: 0.133, SLG: 0.133 <b>Gene Michael, S</b> OBP: 0.246, SLG: 0.225 <b>Ron Perranoski, L</b> OBP: 0.250, SLG: 0.250 <b>Al Ferrara, R</b> OBP: 0.310, SLG: 0.400 (1, 1)		0-0 SH1-4		0-0 4-3		0-0 FC1-6		0-3 K		1	0	1	0	0	0	0						
<b>Inning Stats</b>	R: 1 E: 0 K: 1 S: 6	H: 1 LOB: 2 BB: 2 P: 14	R: 0 E: 0 K: 0 S: 2	H: 0 LOB: 0 BB: 1 P: 6	R: 0 E: 0 K: 1 S: 5	H: 0 LOB: 0 BB: 0 P: 5	R: 0 E: 0 K: 1 S: 5	H: 0 LOB: 0 BB: 0 P: 5	R: 0 E: 0 K: 0 S: 4	H: 1 LOB: 1 BB: 0 P: 4	R: 1 E: 0 K: 0 S: 5	H: 2 LOB: 2 BB: 1 P: 9	R: 0 E: 0 K: 0 S: 3	H: 0 LOB: 0 BB: 1 P: 7	R: 0 E: 0 K: 0 S: 3	H: 0 LOB: 0 BB: 0 P: 3		R: 0 E: 0 K: 2 S: 7	H: 0 LOB: 1 BB: 0 P: 8	1B: 4 2B: 1 3B: 0 HR: 0	SF: 0 SAC: 1 DP: 1 HBP: 1	WP: 1 PB: 0 SB: 0 CS: 0
<b>PITCHER</b>	IP	WLS	BF	H	R	ER	SO	BB	IBB	HBP	BLK	WP	HR	S	P	ERA	WHIP			ERA	WHIP	
<b>Mel Queen, R</b> ERA: 2.18 (1, 1)	9.0	W	36	4	2	2	5	5	0	1	0	1	0	40	61	2.00	1.000					



Batter	1	2	3	4	5	6	7	8	9	AB	R	H	RBI	BB	SO	LOB	TOP
<b>Giraldo Ruiz, S</b> (1,4) OBP: 0.224, SLG: 0.268	0-0 G3	0-0 4-3			0-0 3-1		0-0 1-3			4	0	0	0	0	0	0	
<b>Tommy Helms, R</b> (1,6) OBP: 0.300, SLG: 0.365	0-0 1B		0-0 6-3		0-0 P4		0-0 6-3			4	1	1	0	0	0	0	
<b>Vada Pinson, L</b> (1,8) OBP: 0.323, SLG: 0.421	0-0 1B		0-0 4-3		0-0 F8		0-0 P6			4	0	1	0	0	0	0	
<b>Tony Perez, R</b> (1,5) OBP: 0.329, SLG: 0.555	0-0 1B		1-0 FC5-4		0-0 F9		0-0 1B			3	0	2	1	0	0	0	
<b>Lee May, R</b> (1,3) OBP: 0.302, SLG: 0.392	0-0 P6		0-0 FC5-4		0-0 K		0-0 F7			4	0	0	0	0	1	4	
<b>Art Shamsky, L</b> (1,7) OBP: 0.317, SLG: 0.288	4-0 1-2		0-0 FC4-6		0-0 1B		0-0 1B		0-0 F3	3	0	2	0	1	0	0	
<b>Floyd Robinson, L</b> (1,9) OBP: 0.280, SLG: 0.325	0-0 F8		0-0 FC4-6		0-0 F7		0-0 3-1		0-0 3-1	4	0	0	0	0	0	5	
<b>Johnny Edwards, L</b> (1,2) OBP: 0.270, SLG: 0.270		0-0 1-3		0-0 F7		0-3 K		0-0 4-3		4	0	0	0	0	1	1	
<b>Milt Pappas, R</b> (1,1) <b>Bob Lee, R</b> (7,1) <b>Gerry Arrigo, L</b> (8,1) OBP: 0.200, SLG: 0.300		0-0 F3		0-3 K		0-3 K				3	0	0	0	0	2	1	
<b>Inning Stats</b>	R: 1 E: 0 K: 0 S: 6	H: 3 LOB: 3 BB: 1 P: 10	R: 0 E: 0 K: 0 S: 3	H: 0 LOB: 0 BB: 0 P: 3	R: 0 E: 0 K: 1 S: 3	H: 0 LOB: 1 BB: 0 P: 4	R: 0 E: 0 K: 1 S: 6	H: 1 LOB: 1 BB: 0 P: 6	R: 0 E: 0 K: 0 S: 3	H: 0 LOB: 0 BB: 0 P: 3	R: 0 E: 0 K: 0 S: 4	H: 1 LOB: 1 BB: 0 P: 4	R: 0 E: 0 K: 0 S: 3	H: 0 LOB: 0 BB: 0 P: 3	1B: 6 2B: 0 3B: 0 HR: 0	SF: 0 SAC: 0 DP: 0 HBP: 1	WP: 0 PA: 35 PB: 0 SB: 0 CS: 0
<b>PITCHER</b> <b>Don Drysdale, R</b> (1,1) ERA: 2.17	IP: 9.0 WLS: W BF: 35 H: 6 R: 1 ER: 1 SO: 4 BB: 1 IBB: 0 HBP: 1 BLK: 0 WP: 0 HR: 0 S: 41 P: 46 ERA: 1.00 WHIP: 0.778																

Cincinnati Reds @ Los Angeles Dodgers  
 Dodger Stadium, Los Angeles, CA  
 Sat Jun 17 1967, 7:05 PM PDT  
 Att: 26,426 - Unknown

AB 33  
 R 1  
 H 6  
 RBI 1  
 BB 1  
 SO 4  
 LOB 11



Batter	1	2	3	4	5	6	7	8	9	AB	R	H	RBI	BB	SO	LOB	BOTTOM		
<b>Wes Parker, S</b> (1,3) OBP: 0.338, SLG: 0.319	0-3 K			0-3 K		0-0 L3	0-3 K			4	0	0	0	0	3	0			
<b>Ron Hunt, R</b> (1,4) OBP: 0.400, SLG: 0.408	0-0 1-3			0-0 F8		0-0 1B	4-0 1B	0-0 SF8		3	1	1	0	1	0	0			
<b>Willie Davis, L</b> (1,8) OBP: 0.330, SLG: 0.377	0-3 K			0-0 1B		0-0 F7	0-0 HBP	0-0 1B		4	1	2	0	0	1	1			
<b>Jim Lefebvre, S</b> (1,5) OBP: 0.354, SLG: 0.406		0-0 4-3		0-0 1B		0-0 2B	0-0 HBP	0-0 1B		4	1	3	1	0	0	0			
<b>Lou Johnson, R</b> (1,7) OBP: 0.324, SLG: 0.422		0-0 F8		0-0 L8		0-0 3B	0-0 SF8	0-0 1B		3	1	1	1	0	0	1			
<b>John Roseboro, L</b> (1,2) OBP: 0.386, SLG: 0.359		0-0 6-3		0-0 CS		0-0 1B	0-0 3B	0-0 HBP		3	1	2	1	0	0	0			
<b>Len Gabrielson, L</b> (1,9) <b>Jim Hickman, R</b> (8, PH) OBP: 0.222, SLG: 0.269			0-0 F9		0-3 K		0-0 SF7	0-0 G4-6-3		3	1	1	2	0	1	1			
<b>Dick Schofield, S</b> (1,6) OBP: 0.321, SLG: 0.190			0-0 F7		0-0 6-3		0-0 SF7			2	0	0	1	0	0	0			
<b>Don Drysdale, R</b> (1,1) OBP: 0.174, SLG: 0.140			0-3 K		0-0 F3		0-0 4-3			3	0	0	0	0	1	0			
<b>Inning Stats</b>	R: 0 E: 0 K: 2 S: 7	H: 0 LOB: 0 BB: 0 P: 7	R: 0 E: 0 K: 0 S: 3	H: 0 LOB: 0 BB: 0 P: 3	R: 0 E: 0 K: 1 S: 5	H: 0 LOB: 0 BB: 0 P: 5	R: 1 E: 0 K: 1 S: 7	H: 2 LOB: 1 BB: 0 P: 7	R: 0 E: 0 K: 0 S: 5	H: 1 LOB: 0 BB: 0 P: 5	R: 0 E: 0 K: 0 S: 4	H: 1 LOB: 1 BB: 0 P: 4	R: 4 E: 0 K: 1 S: 9	H: 4 LOB: 0 BB: 0 P: 9	R: 1 E: 0 K: 0 S: 4	H: 2 LOB: 2 BB: 1 P: 9	1B: 6 2B: 2 3B: 2 HR: 0	SF: 2 SAC: 0 DP: 1 HBP: 1	WP: 0 PA: 34 PB: 0 SB: 0 CS: 1
<b>PITCHER</b> <b>Milt Pappas, R</b> (1,1) ERA: 3.42 <b>Bob Lee, R</b> (7,1) ERA: 4.05 <b>Gerry Arrigo, L</b> (8,1) ERA: 1.54	IP: 6.0 WLS: L BF: 25 H: 8 R: 5 ER: 5 SO: 5 BB: 0 IBB: 0 HBP: 0 BLK: 0 WP: 0 HR: 0 S: 35 P: 35 ERA: 7.50 WHIP: 1.333																		

Cincinnati Reds @ Los Angeles Dodgers  
 Dodger Stadium, Los Angeles, CA  
 Sat Jun 17 1967, 7:05 PM PDT  
 Att: 26,426 - Unknown

AB 30  
 R 6  
 H 10  
 RBI 6  
 BB 1  
 SO 6  
 LOB 6





Batter	1	2	3	4	5	6	7	8	9	AB	R	H	RBI	BB	SO	LOB	TOP			
<b>Giraldo Ruiz, S</b> OBP: 0.244, SLG: 0.287 (1, 6)										5	1	3	0	0	1	0	<b>Cincinnati Reds @ Los Angeles Dodgers</b> Dodger Stadium, Los Angeles, CA Sun Jun 18 1967, 3:33 AM PDT Att: 35,857 - Unknown			
<b>Vada Pinson, L</b> OBP: 0.326, SLG: 0.422 (1, 8)										4	0	2	0	0	0	2				
<b>Lee May, R</b> OBP: 0.291, SLG: 0.380 <b>Bob Lee, R</b> (7, 1)										3	0	0	1	0	0	3				
<b>Floyd Robinson, L</b> OBP: 0.277, SLG: 0.321 (9, FH)										1	0	0	0	0	0	1				
<b>Tony Perez, R</b> OBP: 0.336, SLG: 0.570 (1, 4)										4	1	3	1	0	0	1				
<b>Don Pavletich, R</b> OBP: 0.350, SLG: 0.481 (7, 3)										4	0	0	0	0	0	2				
<b>Jimmie Coker, R</b> OBP: 0.391, SLG: 0.591 (1, 2)										3	1	1	0	1	0	2				
<b>Dick Simpson, R</b> OBP: 0.323, SLG: 0.423 (1, 9)										4	0	3	1	0	0	1				
<b>Art Shamsky, L</b> OBP: 0.297, SLG: 0.268 (1, 7)										4	0	0	0	0	0	6				
<b>Sammy Ellis, L</b> OBP: 0.103, SLG: 0.037 <b>Gerry Arrigo, L</b> OBP: 0.182, SLG: 0.273 <b>Len Boehmer, R</b> (7, 4)										1	0	0	0	0	1	1				
<b>Inning Stats</b>	R: 1 E: 0 K: 0 S: 4	H: 2 LOB: 0 BB: 0 P: 4	R: 1 E: 1 K: 1 S: 7	H: 1 LOB: 1 BB: 0 P: 7	R: 0 E: 0 K: 0 S: 3	H: 1 LOB: 0 BB: 0 P: 3	R: 0 E: 0 K: 0 S: 4	H: 2 LOB: 2 BB: 0 P: 8	R: 0 E: 0 K: 1 S: 5	H: 1 LOB: 1 BB: 0 P: 4	R: 0 E: 0 K: 0 S: 5	H: 2 LOB: 1 BB: 0 P: 6	R: 1 E: 0 K: 0 S: 5	H: 2 LOB: 1 BB: 0 P: 5	R: 0 E: 0 K: 0 S: 4	H: 1 LOB: 1 BB: 0 P: 4	1B: 10 2B: 1 3B: 0 HR: 1	SF: 1 SAC: 0 DP: 3 HBP: 1	WP: 0 PB: 0 SB: 0 CS: 0	PA: 39
<b>PITCHER</b> <b>Claude Osteen, L</b> ERA: 3.48 (1, 1)	IP: 9.0 WLS: W BF: 39	H: 12 R: 3 ER: 2 SO: 2	BB: 1 IBB: 0 HBP: 1 BLK: 0	WP: 0 HR: 1 S: 41 P: 46	ERA: 2.00 WHIP: 1.444	<b>PITCHER</b>										IP: WLS: BF: H: R: ER: SO: BB: IBB: HBP: BLK: WP: HR: S: P: ERA: WHIP				

Batter	1	2	3	4	5	6	7	8	9	AB	R	H	RBI	BB	SO	LOB	BOTTOM			
<b>Willie Davis, L</b> OBP: 0.332, SLG: 0.378 (1, 8)										5	1	2	1	0	0	1	<b>Cincinnati Reds @ Los Angeles Dodgers</b> Dodger Stadium, Los Angeles, CA Sun Jun 18 1967, 3:33 AM PDT Att: 35,857 - Unknown			
<b>Ron Hunt, R</b> OBP: 0.396, SLG: 0.403 (1, 4)										5	0	1	0	0	0	4				
<b>Lou Johnson, R</b> OBP: 0.320, SLG: 0.418 (1, 7)										3	0	1	2	0	0	1				
<b>Ron Fairly, L</b> OBP: 0.319, SLG: 0.350 (1, 3)										4	0	0	0	0	0	4				
<b>Jim Lefebvre, S</b> OBP: 0.361, SLG: 0.418 (1, 5)										4	1	3	0	0	0	0				
<b>John Roseboro, L</b> OBP: 0.382, SLG: 0.356 (1, 2)										4	0	1	0	0	0	2				
<b>Len Gabrielson, L</b> OBP: 0.280, SLG: 0.395 (1, 9)										3	1	2	0	1	0	2				
<b>Dick Schofield, S</b> OBP: 0.333, SLG: 0.200 (1, 6)										3	1	1	0	1	0	2				
<b>Claude Osteen, L</b> OBP: 0.295, SLG: 0.390 (1, 1)										4	1	2	2	0	2	2				
<b>Inning Stats</b>	R: 1 E: 0 K: 0 S: 4	H: 1 LOB: 0 BB: 0 P: 4	R: 3 E: 0 K: 0 S: 6	H: 3 LOB: 1 BB: 1 P: 10	R: 0 E: 0 K: 0 S: 5	H: 2 LOB: 0 BB: 0 P: 5	R: 1 E: 1 K: 0 S: 6	H: 3 LOB: 2 BB: 0 P: 6	R: 0 E: 0 K: 1 S: 7	H: 2 LOB: 2 BB: 0 P: 7	R: 0 E: 0 K: 0 S: 4	H: 1 LOB: 1 BB: 0 P: 4	R: 0 E: 0 K: 0 S: 3	H: 1 LOB: 1 BB: 1 P: 7	R: 0 E: 0 K: 1 S: 5	H: 0 LOB: 0 BB: 0 P: 5		1B: 11 2B: 2 3B: 0 HR: 0	SF: 1 SAC: 0 DP: 2 HBP: 0	WP: 0 PB: 0 SB: 2 CS: 0
<b>PITCHER</b> <b>Sammy Ellis, R</b> ERA: 3.52 <b>Gerry Arrigo, L</b> ERA: 1.43 <b>Bob Lee, R</b> ERA: 3.68 (1, 1)	IP: 3.1 WLS: L BF: 21	H: 9 R: 5 ER: 5 SO: 0	BB: 1 IBB: 0 HBP: 0 BLK: 0	WP: 0 HR: 0 S: 12 P: 12	ERA: 0.00 WHIP: 1.125	<b>PITCHER</b>										IP: WLS: BF: H: R: ER: SO: BB: IBB: HBP: BLK: WP: HR: S: P: ERA: WHIP				



Batter	1	2	3	4	5	6	7	8	9	AB	R	H	RBI	BB	SO	LOB	TOP					
<b>Felipe Alou, R</b> OBP: 0.336, SLG: 0.446 (1, 7)										4	0	1	0	1	1	2	<b>Atlanta Braves @ Los Angeles Dodgers</b> Dodger Stadium, Los Angeles, CA Mon Jun 19 1967, 7:05 PM PDT Att: 20,171 - Unknown					
<b>Tito Francona, L</b> OBP: 0.278, SLG: 0.278 (1, 3)										5	0	0	0	0	0	6						
<b>Hank Aaron, R</b> OBP: 0.389, SLG: 0.598 (1, 9)										4	1	1	0	0	1	0						
<b>Mack Jones, L</b> OBP: 0.307, SLG: 0.393 (1, 8)										4	1	1	0	0	1	1						
<b>Clete Boyer, R</b> OBP: 0.318, SLG: 0.446 (1, 5)										4	0	1	2	0	1	1						
<b>Denis Menke, R</b> OBP: 0.338, SLG: 0.345 (1, 6)										3	0	1	0	1	0	0						
<b>Woody Woodward, R</b> OBP: 0.283, SLG: 0.245 (1, 4)										3	0	2	0	0	0	2						
<b>Bob Uecker, R</b> OBP: 0.219, SLG: 0.141 (1, 2)										3	0	0	0	1	3	5						
<b>Ken Johnson, R</b> OBP: 0.094, SLG: 0.065 (1, 1)										3	0	0	0	0	0	5						
<b>Rico Carty, R</b> OBP: 0.340, SLG: 0.400 (9, PH)										1	0	0	0	0	1	0						
<b>Dick Kelley, R</b> OBP: 0.308, SLG: 0.333 (9, 1)										0	0	0	0	0	0	0						
<b>Inning Stats</b>	R: 0 E: 0 K: 0 S: 3	H: 1 LOB: 0 BB: 0 P: 3	R: 0 E: 0 K: 2 S: 7	H: 0 LOB: 0 BB: 0 P: 7	R: 0 E: 0 K: 0 S: 4	H: 1 LOB: 2 BB: 1 P: 8	R: 0 E: 0 K: 0 S: 3	H: 0 LOB: 0 BB: 0 P: 3	R: 0 E: 1 K: 1 S: 7	H: 1 LOB: 3 BB: 1 P: 11	R: 2 E: 0 K: 1 S: 8	H: 2 LOB: 2 BB: 1 P: 12	R: 0 E: 0 K: 2 S: 7	H: 0 LOB: 0 BB: 0 P: 7	R: 0 E: 0 K: 1 S: 7	H: 2 LOB: 2 BB: 0 P: 7	R: 0 E: 0 K: 1 S: 5	H: 0 LOB: 0 BB: 0 P: 5	1B: 6 2B: 1 3B: 0 HR: 0	SF: 0 SAC: 1 DP: 1 HBP: 0	WP: 0 PB: 0 SB: 0 CS: 0	PA: 38
<b>PITCHER</b> <b>Don Sutton, R</b> ERA: 4.47 (1, 1)	IP: 9.0 WLS: W BF: 38 H: 7 R: 2 ER: 2 SO: 8 BB: 3 IBB: 0 HBP: 0 BLK: 0 WP: 0 HR: 0 S: 51 P: 63 ERA: 2.00 WHIP: 1.11															<b>PITCHER</b>						

AB	34
R	2
H	7
RBI	2
BB	3
SO	8
LOB	22



Batter	1	2	3	4	5	6	7	8	9	AB	R	H	RBI	BB	SO	LOB	BOTTOM					
<b>Willie Davis, L</b> OBP: 0.330, SLG: 0.375 (1, 8)										4	0	1	0	0	0	1	<b>Atlanta Braves @ Los Angeles Dodgers</b> Dodger Stadium, Los Angeles, CA Mon Jun 19 1967, 7:05 PM PDT Att: 20,171 - Unknown					
<b>Ron Hunt, R</b> OBP: 0.390, SLG: 0.395 (1, 4)										4	0	0	0	0	0	2						
<b>Lou Johnson, R</b> OBP: 0.329, SLG: 0.414 (1, 7)										3	1	1	0	1	0	0						
<b>Ron Fairly, L</b> OBP: 0.319, SLG: 0.350 (1, 3)										3	0	1	0	0	0	1						
<b>Jim Lefebvre, S</b> OBP: 0.372, SLG: 0.421 (1, 5)										1	1	1	1	3	0	0						
<b>John Roseboro, L</b> OBP: 0.373, SLG: 0.346 (1, 2)										4	0	0	0	0	1	6						
<b>Len Gabrielson, L</b> OBP: 0.271, SLG: 0.380 (1, 9)										3	0	0	0	0	1	4						
<b>Jim Hickman, R</b> OBP: 0.233, SLG: 0.269 (9, PH)										0	0	0	0	1	0	0						
<b>Dick Schofield, S</b> OBP: 0.361, SLG: 0.306 (1, 6)										4	1	3	2	0	1	0						
<b>Don Sutton, R</b> OBP: 0.206, SLG: 0.265 (1, 1)										2	0	0	0	0	1	0						
<b>Inning Stats</b>	R: 0 E: 0 K: 0 S: 3	H: 1 LOB: 0 BB: 0 P: 3	R: 0 E: 0 K: 0 S: 3	H: 1 LOB: 1 BB: 1 P: 7	R: 1 E: 0 K: 1 S: 6	H: 1 LOB: 0 BB: 0 P: 6	R: 1 E: 1 K: 0 S: 5	H: 2 LOB: 1 BB: 0 P: 5	R: 0 E: 0 K: 0 S: 4	H: 1 LOB: 1 BB: 0 P: 4	R: 0 E: 0 K: 1 S: 5	H: 0 LOB: 2 BB: 2 P: 13	R: 0 E: 0 K: 1 S: 5	H: 0 LOB: 0 BB: 0 P: 5	R: 0 E: 0 K: 0 S: 3	H: 0 LOB: 0 BB: 0 P: 3	R: 1 E: 0 K: 1 S: 4	H: 1 LOB: 2 BB: 2 P: 12	1B: 6 2B: 0 3B: 0 HR: 1	SF: 0 SAC: 2 DP: 2 HBP: 0	WP: 0 PB: 0 SB: 0 CS: 0	PA: 35
<b>PITCHER</b> <b>Ken Johnson, R</b> ERA: 2.89 (1, 1)	IP: 8.0 WLS: L BF: 31 H: 6 R: 2 ER: 1 SO: 1 BB: 2 IBB: 0 HBP: 0 BLK: 1 WP: 0 HR: 1 S: 34 P: 46 ERA: 1.12 WHIP: 1.000															<b>PITCHER</b>						
<b>Dick Kelley, L</b> ERA: 5.05 (9, 1)	0.1 L 4 1 1 1 1 2 0 0 0 0 0 4 12 27.00 9.000															<b>PITCHER</b>						

AB	28
R	3
H	7
RBI	3
BB	5
SO	4
LOB	14





Batter	1	2	3	4	5	6	7	8	9	10	11	12	13	14	15	AB	R	H	RBI	BB	SO	LOB	TOP											
<b>Felipe Alou, R</b> OBP: 0.335, SLG: 0.440 (1, 7)																6	0	1	0	0	0	2												
<b>Tito Francona, L</b> OBP: 0.290, SLG: 0.265 (1, 3)																5	1	0	0	1	1	3												
<b>Hank Aaron, R</b> OBP: 0.388, SLG: 0.598 (1, 9)																5	1	1	0	1	1	3												
<b>Mack Jones, L</b> OBP: 0.302, SLG: 0.386 (1, 8)																6	0	1	0	0	3	2												
<b>Clete Boyer, R</b> OBP: 0.319, SLG: 0.440 (1, 5)																5	0	1	2	1	0	0												
<b>Denis Menke, R</b> OBP: 0.333, SLG: 0.337 (1, 6)																5	0	0	0	1	3	3												
<b>Woody Woodward, R</b> OBP: 0.276, SLG: 0.329 (12, PH)																4	0	0	0	0	2	3												
<b>Miguel de la Hoz, R</b> OBP: 0.298, SLG: 0.429 (12, 4)																2	0	1	0	0	0	1												
<b>Bob Lueker, R</b> OBP: 0.215, SLG: 0.143 (1, 2)																6	0	1	0	0	3	1												
<b>Denny Lemaster, R</b> OBP: 0.133, SLG: 0.116 (1, 1)																5	0	1	0	0	2	2												
<b>Ramon Hernandez, S</b> OBP: 0.236, SLG: 0.176 (15, PH)																0	0	0	0	0	0	0												
<b>Charlie Lau, L</b> OBP: 0.250, SLG: 0.400 (15, 1)																1	0	0	0	0	0	0												
<b>Claude Raymond, R</b> OBP: 0.250, SLG: 0.400 (15, 1)																0	0	0	0	0	0	0												
<b>Inning Stats</b>	R: 0 E: 0 K: 2 S: 7	H: 0 LOB: 1 BB: 1 P: 11	R: 0 E: 0 K: 1 S: 5	H: 0 LOB: 0 BB: 0 P: 5	R: 0 E: 0 K: 2 S: 7	H: 0 LOB: 1 BB: 0 P: 8	R: 1 E: 0 K: 2 S: 8	H: 1 LOB: 0 BB: 0 P: 8	R: 0 E: 0 K: 1 S: 6	H: 1 LOB: 1 BB: 0 P: 6	R: 1 E: 0 K: 2 S: 7	H: 2 LOB: 2 BB: 1 P: 11	R: 0 E: 0 K: 2 S: 7	H: 0 LOB: 0 BB: 0 P: 7	R: 0 E: 0 K: 2 S: 7	H: 0 LOB: 0 BB: 0 P: 7	R: 0 E: 0 K: 1 S: 4	H: 0 LOB: 0 BB: 1 P: 8	R: 0 E: 0 K: 0 S: 5	H: 0 LOB: 2 BB: 0 P: 5	R: 0 E: 0 K: 0 S: 3	H: 0 LOB: 0 BB: 0 P: 3	R: 0 E: 0 K: 0 S: 4	H: 1 LOB: 1 BB: 0 P: 4	R: 0 E: 0 K: 0 S: 3	H: 0 LOB: 0 BB: 0 P: 3	R: 0 E: 0 K: 0 S: 2	H: 0 LOB: 0 BB: 1 P: 6	R: 0 E: 0 K: 1 S: 5	H: 0 LOB: 0 BB: 0 P: 5	1B: 6 2B: 0 3B: 1 HR: 0	SF: 0 SAC: 0 DP: 2 HBP: 1	WP: 0 PB: 0 SB: 0 CS: 0	PA: 55
<b>PITCHER</b>	IP: 9.0 WLS: 4 BF: 34 H: 4 R: 2 ER: 2 SO: 14 BB: 3 IBB: 0 HBP: 1 BLK: 0 WP: 0 HR: 0 S: 58 P: 71 ERA: 2.00 WHIP: 0.778																																	
<b>Bill Singer, R</b> ERA: 4.12 (1, 1)	3.0	12	3	0	0	0	0	0	0	0	0	12	12	0.00	1.000																			
<b>Phil Regan, L</b> ERA: 2.55 (10, 1)	2.0	6	0	0	0	0	1	0	0	0	0	5	9	0.00	0.500																			
<b>Ron Perranoski, L</b> ERA: 2.31 (13, 1)	1.0	W	3	0	0	0	1	0	0	0	0	5	5	0.00	0.000																			
<b>Bob Miller, R</b> ERA: 6.38 (15, 1)																																		

Atlanta Braves @ Los Angeles Dodgers  
Dodger Stadium, Los Angeles, CA  
Tue Jun 20 1967, 7:05 PM PDT  
Att: 18,219 - Unknown

AB 50  
R 2  
H 7  
RBI 2  
BB 4  
SO 15  
LOB 20



Batter	1	2	3	4	5	6	7	8	9	10	11	12	13	14	15	AB	R	H	RBI	BB	SO	LOB	BOTTOM							
<b>Willie Davis, L</b> OBP: 0.329, SLG: 0.382 (1, 8)																7	1	2	0	0	1	1								
<b>Ron Hunt, R</b> OBP: 0.387, SLG: 0.389 (1, 4)																6	0	1	0	1	1	1								
<b>Lou Johnson, R</b> OBP: 0.314, SLG: 0.390 (1, 7)																7	1	1	0	0	0	3								
<b>Jim Lefebvre, S</b> OBP: 0.374, SLG: 0.431 (1, 5)																7	1	3	0	0	0	2								
<b>Al Ferrara, R</b> OBP: 0.324, SLG: 0.413 (1, 9)																6	0	3	1	0	1	2								
<b>Wes Parker, S</b> OBP: 0.335, SLG: 0.316 (1, 3)																5	0	1	0	0	1	4								
<b>Ron Fairly, L</b> OBP: 0.322, SLG: 0.350 (15, PH)																0	0	0	0	1	0	0								
<b>Jeff Torborg, R</b> OBP: 0.293, SLG: 0.301 (1, 2)																1	0	0	0	1	1	1								
<b>Jim Hickman, R</b> OBP: 0.243, SLG: 0.269 (6, PH)																0	0	0	0	1	0	0								
<b>John Roseboro, L</b> OBP: 0.370, SLG: 0.338 (7, 2)																3	0	0	1	1	1	1								
<b>Dick Schofield, S</b> OBP: 0.328, SLG: 0.273 (1, 6)																6	0	0	0	0	2	6								
<b>Bill Singer, R</b> ERA: 4.12 (1, 1)	1.0	4	0	0	0	0	0	0	0	0	0	3	4	0.00	0.000															
<b>Phil Regan, L</b> ERA: 2.55 (10, 1)	0.2	L	6	2	1	1	0	0	0	0	0	4	12	13.50	4.500															
<b>Bob Miller, R</b> ERA: 6.38 (15, 1)																														
<b>Inning Stats</b>	R: 0 E: 0 K: 0 S: 3	H: 0 LOB: 1 BB: 1 P: 7	R: 0 E: 0 K: 3 S: 10	H: 1 LOB: 1 BB: 0 P: 10	R: 0 E: 0 K: 2 S: 8	H: 1 LOB: 1 BB: 0 P: 8	R: 1 E: 0 K: 1 S: 7	H: 2 LOB: 2 BB: 1 P: 11	R: 1 E: 1 K: 0 S: 4	H: 1 LOB: 0 BB: 0 P: 4	R: 0 E: 0 K: 2 S: 3	H: 0 LOB: 0 BB: 0 P: 7	R: 0 E: 0 K: 2 S: 7	H: 0 LOB: 0 BB: 0 P: 7	R: 0 E: 0 K: 0 S: 3	H: 0 LOB: 0 BB: 0 P: 7	R: 0 E: 0 K: 1 S: 5	H: 1 LOB: 2 BB: 0 P: 5	R: 0 E: 0 K: 0 S: 4	H: 0 LOB: 0 BB: 0 P: 5	R: 0 E: 0 K: 0 S: 3	H: 0 LOB: 1 BB: 0 P: 4	R: 0 E: 0 K: 0 S: 4	H: 0 LOB: 3 BB: 2 P: 12	R: 1 E: 0 K: 1 S: 4	H: 2 LOB: 3 BB: 0 P: 12	1B: 8 2B: 1 3B: 2 HR: 0	SF: 0 SAC: 1 DP: 1 HBP: 2	WP: 0 PB: 1 SB: 0 CS: 0	PA: 61
<b>PITCHER</b>	IP: 13.0 WLS: 13 BF: 51 H: 9 R: 2 ER: 1 SO: 12 BB: 2 IBB: 1 HBP: 1 BLK: 0 WP: 0 HR: 0 S: 71 P: 84 ERA: 0.69 WHIP: 0.846																													
<b>Denny Lemaster, L</b> ERA: 2.68 (1, 1)	1.0	4	0	0	0	0	0	0	0	0	0	3	4	0.00	0.000															
<b>Ramon Hernandez, L</b> ERA: 4.08 (14, 1)	0.2	L	6	2	1	1	0	0	0	0	0	4	12	13.50	4.500															
<b>Claude Raymond, R</b> ERA: 3.21 (15, 1)																														

Atlanta Braves @ Los Angeles Dodgers  
Dodger Stadium, Los Angeles, CA  
Tue Jun 20 1967, 7:05 PM PDT  
Att: 18,219 - Unknown

AB 53  
R 3  
H 11  
RBI 2  
BB 5  
SO 12  
LOB 24





Batter	1	2	3	4	5	6	7	8	9	AB	R	H	RBI	BB	SO	LOB	TOP					
Lou Brock, L OBP: 0.338, SLG: 0.532 (1, 7)										5	0	2	0	0	1	2	<b>St. Louis Cardinals @ Los Angeles Dodgers</b> Dodger Stadium, Los Angeles, CA Wed Jun 21 1967, 7:05 PM PDT Att: 25,551 - Unknown					
Curt Flood, R OBP: 0.381, SLG: 0.398 (1, 8)										5	0	1	1	0	1	4						
Roger Maris, L OBP: 0.368, SLG: 0.474 (1, 9)										4	0	0	0	0	2	3						
Orlando Cepeda, R OBP: 0.429, SLG: 0.558 (1, 3)										4	0	0	0	0	0	1						
Tim McCarver, L OBP: 0.402, SLG: 0.541 (1, 2)										4	1	2	1	0	0	0						
Mike Shannon, R OBP: 0.324, SLG: 0.413 (1, 5)										4	0	1	0	0	0	0						
Julian Javier, R OBP: 0.333, SLG: 0.416 (1, 4)										4	0	1	0	0	2	2						
Dal Maxvill, R OBP: 0.273, SLG: 0.266 (1, 6)										4	1	2	0	0	0	2						
Ray Washburn, R OBP: 0.065, SLG: 0.129 (1, 1)										2	0	0	0	0	2	2						
Joe Hoerner, R OBP: 0.400, SLG: 0.400 (7, 1)										1	0	1	0	0	0	0						
Nelson Briles, R OBP: 0.333, SLG: 0.400 (9, 1)										0	0	0	0	0	0	0						
<b>Inning Stats</b>	R: 0 E: 0 K: 1 S: 6	H: 1 LOB: 1 BB: 0 P: 6	R: 0 E: 0 K: 1 S: 5	H: 0 LOB: 0 BB: 0 P: 5	R: 1 E: 0 K: 0 S: 5	H: 2 LOB: 1 BB: 0 P: 5	R: 0 E: 0 K: 0 S: 5	H: 2 LOB: 2 BB: 0 P: 5	R: 0 E: 0 K: 1 S: 8	H: 1 LOB: 1 BB: 0 P: 8	R: 1 E: 0 K: 2 S: 8	H: 3 LOB: 2 BB: 0 P: 8	R: 0 E: 0 K: 0 S: 7	H: 0 LOB: 0 BB: 0 P: 7	R: 0 E: 0 K: 0 S: 3	H: 0 LOB: 0 BB: 0 P: 3	R: 0 E: 1 K: 1 S: 7	H: 1 LOB: 2 BB: 0 P: 7	1B: 9 2B: 0 3B: 0 HR: 1	SF: 0 SAC: 1 DP: 0 HBP: 0	WP: 0 PB: 0 SB: 1 CS: 0	PA: 38
<b>PITCHER</b> Don Drysdale, R ERA: 2.15 (1, 1)	IP: 9.0 WLS: L BF: 38	H: 10 R: 2 ER: 2 SO: 8	BB: 0 IBB: 0 HBP: 0 BLK: 1	WP: 0 HR: 1 S: 54 P: 54	ERA: 2.00 WHIP: 1.111	<b>PITCHER</b>										IP: 9.0 WLS: L BF: 38	H: 10 R: 2 ER: 2 SO: 8	BB: 0 IBB: 0 HBP: 0 BLK: 1	WP: 0 HR: 1 S: 54 P: 54	ERA: 2.00 WHIP: 1.111		

Batter	1	2	3	4	5	6	7	8	9	AB	R	H	RBI	BB	SO	LOB	BOTTOM			
Willie Davis, L OBP: 0.323, SLG: 0.374 (1, 8)										4	0	0	0	0	0	0	<b>St. Louis Cardinals @ Los Angeles Dodgers</b> Dodger Stadium, Los Angeles, CA Wed Jun 21 1967, 7:05 PM PDT Att: 25,551 - Unknown			
Ron Hunt, R OBP: 0.381, SLG: 0.383 (1, 4)										4	0	0	0	0	0	0				
Lou Johnson, R OBP: 0.322, SLG: 0.397 (1, 7)										1	0	1	0	0	0	0				
Al Ferrara, R OBP: 0.317, SLG: 0.403 (2, 9)										3	0	0	0	0	0	0				
Ron Fairly, L OBP: 0.318, SLG: 0.345 (1, 3)										3	0	0	0	0	0	0				
Bob Bailey, R OBP: 0.236, SLG: 0.244 (9, PH)										1	0	0	0	0	0	0				
Jim Lefebvre, S OBP: 0.372, SLG: 0.427 (1, 5)										3	0	0	0	0	0	1				
John Roseboro, L OBP: 0.369, SLG: 0.338 (1, 2)										4	0	1	0	0	1	0				
Wes Parker, S OBP: 0.338, SLG: 0.316 (9, PH)										0	0	0	0	1	0	0				
Gene Michael, S OBP: 0.246, SLG: 0.225 (9, PR)										0	0	0	0	0	0	0				
Len Gabrielson, L OBP: 0.284, SLG: 0.383 (1, 9)										2	0	1	0	0	0	0				
Jim Hickman, R OBP: 0.250, SLG: 0.265 (7, PH)										1	0	0	0	1	1	2				
Dick Schofield, S OBP: 0.338, SLG: 0.263 (1, 6)										2	0	0	0	2	0	2				
Don Drysdale, R OBP: 0.163, SLG: 0.130 (1, 1)										3	0	0	0	0	0	5				
<b>Inning Stats</b>	R: 0 E: 0 K: 0 S: 4	H: 1 LOB: 1 BB: 0 P: 4	R: 0 E: 0 K: 0 S: 3	H: 0 LOB: 0 BB: 0 P: 3	R: 0 E: 0 K: 1 S: 5	H: 0 LOB: 0 BB: 0 P: 5	R: 0 E: 0 K: 0 S: 3	H: 0 LOB: 0 BB: 0 P: 3	R: 0 E: 0 K: 1 S: 7	H: 2 LOB: 3 BB: 1 P: 11	R: 0 E: 0 K: 0 S: 3	H: 0 LOB: 0 BB: 0 P: 3	R: 0 E: 0 K: 0 S: 3	H: 0 LOB: 2 BB: 0 P: 11	R: 0 E: 0 K: 0 S: 3	H: 0 LOB: 2 BB: 2 P: 11	1B: 4 2B: 0 3B: 0 HR: 0	SF: 0 SAC: 0 DP: 0 HBP: 0	WP: 1 PB: 0 SB: 0 CS: 0	PA: 35
<b>PITCHER</b> Ray Washburn, R ERA: 3.09 (1, 1)	IP: 6.1 WLS: W BF: 24	H: 4 R: 0 ER: 0 SO: 1	BB: 1 IBB: 0 HBP: 0 BLK: 0	WP: 0 HR: 0 S: 25 P: 29	ERA: 0.00 WHIP: 0.789	<b>PITCHER</b>										IP: 6.1 WLS: W BF: 24	H: 4 R: 0 ER: 0 SO: 1	BB: 1 IBB: 0 HBP: 0 BLK: 0	WP: 0 HR: 0 S: 25 P: 29	ERA: 0.00 WHIP: 0.789
Joe Hoerner, L ERA: 3.33 (7, 1)	2.1	0	0	0	0	0	0	0	0	0	0	0	0	0	0	0	0.00	0.857		
Nelson Briles, R ERA: 3.63 (9, 1)	0.1	S	2	0	0	0	0	0	0	0	0	0	0	0	0	0	0.00	3.000		



Batter	1	2	3	4	5	6	7	8	9	AB	R	H	RBI	BB	SO	LOB	TOP					
Lou Brock, L OBP: 0.339, SLG: 0.532 (1, 7)										4	0	2	1	0	0	2	<b>St. Louis Cardinals @ Los Angeles Dodgers</b> Dodger Stadium, Los Angeles, CA Thu Jun 22 1967, 7:05 PM PDT Att: 21,522 - Unknown <a href="http://livebaseballscorecards.com">livebaseballscorecards.com</a>					
Julian Javier, R OBP: 0.335, SLG: 0.416 (1, 4)										5	1	2	0	0	2	2						
Curt Flood, R OBP: 0.377, SLG: 0.394 (1, 8)										5	0	1	0	0	0	4						
Orlando Cepeda, R OBP: 0.428, SLG: 0.550 (1, 3)										3	1	0	0	2	2	2						
Mike Shannon, R OBP: 0.326, SLG: 0.412 (1, 5)										5	2	2	1	0	0	2						
Tim McCarver, L OBP: 0.405, SLG: 0.541 (1, 2)										2	2	1	0	1	0	0						
Ed Spiezio, R OBP: 0.266, SLG: 0.237 (1, 9)										3	0	2	2	0	0	1						
Bobby Tolan, L OBP: 0.357, SLG: 0.538 (8, 9)										0	1	0	1	0	0	0						
Dal Maxvill, R OBP: 0.271, SLG: 0.264 (1, 6)										5	0	1	1	0	0	3						
Steve Carlton, L OBP: 0.192, SLG: 0.160 (1, 1)										4	0	1	0	0	2	4						
<b>Inning Stats</b>	R: 0 E: 0 K: 0 S: 4	H: 2 LOB: 1 BB: 0 P: 4	R: 0 E: 0 K: 0 S: 4	H: 1 LOB: 1 BB: 0 P: 4	R: 0 E: 0 K: 1 S: 5	H: 0 LOB: 0 BB: 0 P: 5	R: 0 E: 0 K: 1 S: 5	H: 0 LOB: 0 BB: 0 P: 5	R: 0 E: 0 K: 0 S: 11	H: 2 LOB: 2 BB: 0 P: 5	R: 3 E: 0 K: 2 S: 11	H: 4 LOB: 2 BB: 0 P: 12	R: 0 E: 0 K: 1 S: 6	H: 1 LOB: 2 BB: 1 P: 10	R: 2 E: 1 K: 1 S: 7	H: 1 LOB: 2 BB: 1 P: 12	R: 2 E: 0 K: 0 S: 4	H: 1 LOB: 0 BB: 1 P: 8	1B: 12 2B: 0 3B: 0 HR: 0	SF: 2 SAC: 1 DP: 0 HBP: 2	WP: 0 PB: 0 SB: 1 CS: 1	PA: 44
<b>PITCHER</b>	IP WLS BF H R ER SO BB IBB HBP BLK WP HR S P ERA WHIP																					
Claude Osteen, L ERA: 3.53 (1, 1)	6.0 L 28 10 3 3 4 0 0 0 0 0 0 35 36 4.50 1.667																					
Bob Miller, R ERA: 6.21 (7, 1)	1.0 7 0 2 0 1 1 1 1 0 0 0 6 15 0.00 1.000																					
Jim Brewer, L ERA: 2.57 (8, 1)	2.0 9 2 2 2 1 1 0 0 0 0 0 0 10 14 9.00 1.500																					

Batter	1	2	3	4	5	6	7	8	9	AB	R	H	RBI	BB	SO	LOB	BOTTOM					
Willie Davis, L OBP: 0.326, SLG: 0.382 (1, 8)										4	0	2	0	0	1	0	<b>St. Louis Cardinals @ Los Angeles Dodgers</b> Dodger Stadium, Los Angeles, CA Thu Jun 22 1967, 7:05 PM PDT Att: 21,522 - Unknown <a href="http://livebaseballscorecards.com">livebaseballscorecards.com</a>					
Ron Hunt, R OBP: 0.379, SLG: 0.380 (1, 4)										4	0	1	0	0	0	2						
Jim Lefebvre, S OBP: 0.366, SLG: 0.419 (1, 5)										4	1	0	0	0	2	3						
Al Ferrara, R OBP: 0.315, SLG: 0.398 (1, 7)										4	1	1	0	0	1	2						
Ron Fairly, L OBP: 0.321, SLG: 0.345 (1, 9)										3	0	1	1	1	0	1						
Wes Parker, S OBP: 0.336, SLG: 0.315 (1, 3)										4	0	1	1	0	0	1						
Jeff Torborg, R OBP: 0.282, SLG: 0.289 (1, 2)										3	0	0	0	0	1	3						
Gene Michael, S OBP: 0.244, SLG: 0.223 (1, 6)										2	0	0	0	0	1	2						
Bob Bailey, R OBP: 0.256, SLG: 0.242 (7, PH)										1	0	0	0	0	0	0						
Dick Schofield, S OBP: 0.333, SLG: 0.259 (8, 6)										1	0	0	0	0	0	0						
Claude Osteen, L OBP: 0.283, SLG: 0.372 (1, 1)										2	0	0	0	0	1	0						
Bob Miller, R OBP: 0.364, SLG: 0.474 (7, 2)										0	0	0	0	0	0	0						
Jim Campanis, R OBP: 0.364, SLG: 0.474 (7, 2)										1	0	0	0	0	0	0						
Jim Brewer, L OBP: 0.091, SLG: 0.182 (8, 1)										0	0	0	0	0	0	0						
Nate Oliver, R OBP: 0.300, SLG: 0.448 (9, PH)										1	0	0	0	0	1	0						
<b>Inning Stats</b>	R: 0 E: 0 K: 1 S: 6	H: 1 LOB: 1 BB: 0 P: 6	R: 0 E: 0 K: 0 S: 3	H: 0 LOB: 0 BB: 0 P: 3	R: 0 E: 0 K: 2 S: 7	H: 0 LOB: 0 BB: 0 P: 7	R: 2 E: 1 K: 2 S: 11	H: 3 LOB: 2 BB: 0 P: 11	R: 0 E: 0 K: 0 S: 4	H: 1 LOB: 1 BB: 0 P: 4	R: 0 E: 0 K: 1 S: 5	H: 0 LOB: 1 BB: 1 P: 9	R: 0 E: 0 K: 0 S: 3	H: 0 LOB: 0 BB: 0 P: 3	R: 0 E: 0 K: 1 S: 6	H: 1 LOB: 1 BB: 0 P: 6	R: 0 E: 0 K: 1 S: 5	H: 0 LOB: 0 BB: 0 P: 5	1B: 5 2B: 1 3B: 0 HR: 0	SF: 0 SAC: 0 DP: 0 HBP: 0	WP: 0 PB: 0 SB: 1 CS: 0	PA: 35
<b>PITCHER</b>	IP WLS BF H R ER SO BB IBB HBP BLK WP HR S P ERA WHIP																					
Steve Carlton, L ERA: 3.63 (1, 1)	9.0 W 35 6 2 1 8 1 0 0 0 0 0 50 54 1.00 0.778																					



Batter	1	2	3	4	5	6	7	8	9	AB	R	H	RBI	BB	SO	LOB	TOP				
Jesus Alou, R OBP: 0.305, SLG: 0.365 (1, 7)	0-0 4-3 1B	0-0 4-3		0-0 FC6-4 1B		0-0 6-3			0-0 F9	5	0	2	0	0	0	1					
Tom Haller, L OBP: 0.378, SLG: 0.498 (1, 2)	0-0 F8	0-0 F5		0-0 FC6-4 1-2			0-0 F6		0-0 F2	5	0	0	0	0	0	2					
Willie Mays, R OBP: 0.364, SLG: 0.524 (1, 8)	0-0 4-3 1-2			0-0 1B 1B		0-0 F9		0-0 2B	0-0 HR	5	2	3	1	0	0	2					
Willie McCovey, L OBP: 0.377, SLG: 0.522 Jack Hiatt, R OBP: 0.420, SLG: 0.500 (6, 3)	0-0 F9			0-0 1B 1B		0-0 4-3		0-0 F5 2-3	0-0 F3	3	1	1	0	0	0	1					
Jim Ray Hart, R OBP: 0.345, SLG: 0.464 (1, 5)		1-0 2B HBP		0-0 1B 1-2 3-H		0-0 G6-4-3 BB		0-0 BB		1	1	1	1	2	0	0					
Ollie Brown, R OBP: 0.341, SLG: 0.530 (1, 9)		0-0 2B		0-0 1B 1-2 2-H		0-0 G6-4-3 1-2		0-0 F4		4	1	2	1	0	0	3					
Jim Davenport, R OBP: 0.377, SLG: 0.396 Tito Fuentes, S OBP: 0.205, SLG: 0.220 (8, 4)		0-0 SH1-4 HR 2-H 3-H		0-0 F9		0-0 BB CS		0-0 F8		3	1	1	2	1	0	2					
Hal Lanier, R OBP: 0.215, SLG: 0.263 (8, 6)		0-0 SH1-4		0-0 G6-3 1-2		0-0 1B 1-2		0-0 4-3		3	0	1	0	0	0	2					
Mike McCormick, L OBP: 0.185, SLG: 0.217 (1, 1)		0-0 HR 3-H		0-3 K		0-0 4-3 1-3		0-0 1B		4	1	2	2	0	1	1					
<b>Inning Stats</b>	R: 0 E: 0 K: 0 S: 4	H: 1 LOB: 1 BB: 0 P: 4	R: 4 E: 0 K: 0 S: 6	H: 3 LOB: 0 BB: 0 P: 7	R: 2 E: 0 K: 0 S: 6	H: 4 LOB: 1 BB: 0 P: 6	R: 0 E: 0 K: 1 S: 6	H: 1 LOB: 0 BB: 1 P: 6	R: 0 E: 0 K: 0 S: 2	H: 0 LOB: 0 BB: 1 P: 6	R: 0 E: 0 K: 0 S: 3	H: 1 LOB: 2 BB: 1 P: 8	R: 0 E: 0 K: 0 S: 3	H: 1 LOB: 0 BB: 0 P: 3	R: 1 E: 0 K: 0 S: 4	H: 1 LOB: 0 BB: 0 P: 4	1B: 8 2B: 3 3B: 0 HR: 2	SF: 0 SAC: 1 DP: 2 HBP: 1	WP: 0 PB: 0 SB: 1 CS: 1	PA: 40	
<b>PITCHER</b>	IP WLS BF H R ER SO BB IBB HBP BLK WP HR S P ERA WHIP	IP WLS BF H R ER SO BB IBB HBP BLK WP HR S P ERA WHIP	IP WLS BF H R ER SO BB IBB HBP BLK WP HR S P ERA WHIP	IP WLS BF H R ER SO BB IBB HBP BLK WP HR S P ERA WHIP	IP WLS BF H R ER SO BB IBB HBP BLK WP HR S P ERA WHIP	IP WLS BF H R ER SO BB IBB HBP BLK WP HR S P ERA WHIP	IP WLS BF H R ER SO BB IBB HBP BLK WP HR S P ERA WHIP	IP WLS BF H R ER SO BB IBB HBP BLK WP HR S P ERA WHIP	IP WLS BF H R ER SO BB IBB HBP BLK WP HR S P ERA WHIP	IP WLS BF H R ER SO BB IBB HBP BLK WP HR S P ERA WHIP	IP WLS BF H R ER SO BB IBB HBP BLK WP HR S P ERA WHIP	IP WLS BF H R ER SO BB IBB HBP BLK WP HR S P ERA WHIP	IP WLS BF H R ER SO BB IBB HBP BLK WP HR S P ERA WHIP	IP WLS BF H R ER SO BB IBB HBP BLK WP HR S P ERA WHIP	IP WLS BF H R ER SO BB IBB HBP BLK WP HR S P ERA WHIP	IP WLS BF H R ER SO BB IBB HBP BLK WP HR S P ERA WHIP	IP WLS BF H R ER SO BB IBB HBP BLK WP HR S P ERA WHIP	IP WLS BF H R ER SO BB IBB HBP BLK WP HR S P ERA WHIP	IP WLS BF H R ER SO BB IBB HBP BLK WP HR S P ERA WHIP	IP WLS BF H R ER SO BB IBB HBP BLK WP HR S P ERA WHIP	IP WLS BF H R ER SO BB IBB HBP BLK WP HR S P ERA WHIP
Don Sutton, R ERA: 4.91 (1, 1)	2.0 L	13 6	6 6	6 6	0 0	0 0	0 0	1 0	0 0	0 0	12 13	13 13	27.00 3.000								
Bob Miller, R ERA: 5.75 (3, 1)	3.0	11 3	0 0	0 1	1 0	0 0	0 0	0 0	0 0	0 0	12 16	16 15	0.00 2.000								
Dick Egan, L ERA: 6.88 (6, 1)	2.0	9 2	0 0	0 0	2 0	0 0	0 0	0 0	0 0	0 0	7 7	7 7	4.50 1.000								
Jim Hickman, R ERA: 4.5 (8, 1)	2.0	7 2	1 1	1 0	0 0	0 0	0 0	0 0	0 0	1 7	7 7	4.50 1.000									

San Francisco Giants @ Los Angeles Dodgers  
Dodger Stadium, Los Angeles, CA  
Fri Jun 23 1967, 7:05 PM PDT  
Att: 39,658 - Unknown

AB	35
R	7
H	13
RBI	7
BB	3
SO	1
LOB	15




Batter	1	2	3	4	5	6	7	8	9	AB	R	H	RBI	BB	SO	LOB	BOTTOM			
Willie Davis, L OBP: 0.329, SLG: 0.381 (1, 8)	0-3 K			1-0 G5-4-3 HBP		0-0 F8		0-0 1B		3	0	1	0	0	1	0				
Nate Oliver, R OBP: 0.382, SLG: 0.424 (1, 4)	0-0 6-3			0-0 G5-4-3 1-2		0-0 1B		0-0 G3		4	0	1	0	0	0	3				
Jim Lefebvre, S OBP: 0.364, SLG: 0.430 (1, 5)	0-0 F9			0-0 HR		0-0 F9		0-0 F9		4	1	1	1	0	0	1				
Al Ferrara, R OBP: 0.327, SLG: 0.409 (1, 7)		0-0 G4-6-3 1B		0-0 6-3		0-0 G4-6-3 1B		0-0 1B		4	0	3	0	0	0	0				
Ron Fairly, L OBP: 0.320, SLG: 0.343 (1, 9)		0-0 G4-6-3 1-2		0-0 1B		0-0 G4-6-3 1-2		0-0 F7		4	0	1	0	0	0	3				
Wes Parker, S OBP: 0.335, SLG: 0.313 Dick Egan, L (6, 1)	0-0 F4			0-0 F9		0-3 K		0-0 1B		1	0	0	0	0	0	0				
Jim Hickman, R OBP: 0.256, SLG: 0.271 (7, PH) (8, 1)		0-0 F4		0-0 F9		0-0 K		1-2 1B		2	0	1	0	0	1	0				
Jeff Torborg, R OBP: 0.281, SLG: 0.288 (1, 2)			0-0 F8		0-0 F6		0-0 1B 1B		0-0 6-3	4	0	1	0	0	0	3				
Dick Schofield, S OBP: 0.320, SLG: 0.246 (1, 6)			0-0 6-3		0-3 K		0-0 F8			3	0	0	0	0	1	2				
Don Sutton, R OBP: 0.206, SLG: 0.265 Bob Miller, R (3, 1)	0-0 6-3			0-0 6-3		0-0 F3		0-0 F9		0	0	0	0	0	0	0				
Bob Bailey, R OBP: 0.231, SLG: 0.237 Lou Johnson, R OBP: 0.318, SLG: 0.392 (5, PH)			0-0 6-3					0-0 F9		3	0	0	0	0	0	1				
1 E: 0 K: 1 S: 5	H: 0 LOB: 0 BB: 0 P: 5	R: 0 E: 0 K: 0 S: 3	H: 1 LOB: 0 BB: 0 P: 3	R: 0 E: 0 K: 0 S: 3	H: 0 LOB: 0 BB: 0 P: 3	R: 1 E: 0 K: 0 S: 3	H: 1 LOB: 0 BB: 0 P: 4	R: 0 E: 0 K: 0 S: 6	H: 1 LOB: 1 BB: 0 P: 6	R: 0 E: 0 K: 1 S: 5	H: 1 LOB: 0 BB: 0 P: 5	R: 0 E: 0 K: 0 S: 5	H: 2 LOB: 2 BB: 0 P: 5	R: 0 E: 0 K: 0 S: 5	H: 2 LOB: 2 BB: 0 P: 5	1B: 8 2B: 0 3B: 0 HR: 1	SF: 0 SAC: 0 DP: 3 HBP: 1	WP: 0 PB: 0 SB: 0 CS: 0	PA: 34	
<b>PITCHER</b>	IP WLS BF H R ER SO BB IBB HBP BLK WP HR S P ERA WHIP	IP WLS BF H R ER SO BB IBB HBP BLK WP HR S P ERA WHIP	IP WLS BF H R ER SO BB IBB HBP BLK WP HR S P ERA WHIP	IP WLS BF H R ER SO BB IBB HBP BLK WP HR S P ERA WHIP	IP WLS BF H R ER SO BB IBB HBP BLK WP HR S P ERA WHIP	IP WLS BF H R ER SO BB IBB HBP BLK WP HR S P ERA WHIP	IP WLS BF H R ER SO BB IBB HBP BLK WP HR S P ERA WHIP	IP WLS BF H R ER SO BB IBB HBP BLK WP HR S P ERA WHIP	IP WLS BF H R ER SO BB IBB HBP BLK WP HR S P ERA WHIP	IP WLS BF H R ER SO BB IBB HBP BLK WP HR S P ERA WHIP	IP WLS BF H R ER SO BB IBB HBP BLK WP HR S P ERA WHIP	IP WLS BF H R ER SO BB IBB HBP BLK WP HR S P ERA WHIP	IP WLS BF H R ER SO BB IBB HBP BLK WP HR S P ERA WHIP	IP WLS BF H R ER SO BB IBB HBP BLK WP HR S P ERA WHIP	IP WLS BF H R ER SO BB IBB HBP BLK WP HR S P ERA WHIP	IP WLS BF H R ER SO BB IBB HBP BLK WP HR S P ERA WHIP	IP WLS BF H R ER SO BB IBB HBP BLK WP HR S P ERA WHIP	IP WLS BF H R ER SO BB IBB HBP BLK WP HR S P ERA WHIP	IP WLS BF H R ER SO BB IBB HBP BLK WP HR S P ERA WHIP	IP WLS BF H R ER SO BB IBB HBP BLK WP HR S P ERA WHIP
Mike McCormick, L ERA: 3.19 (1, 1)	9.0 W	34 9	1 1	1 1	3 3	0 0	0 0	1 1	0 0	0 0	39 40	40 40	1.00 1.000							


San Francisco Giants @ Los Angeles Dodgers  
Dodger Stadium, Los Angeles, CA  
Fri Jun 23 1967, 7:05 PM PDT  
Att: 39,658 - Unknown

AB	33
R	1
H	9
RBI	1
BB	0
SO	3
LOB	14





Batter	1	2	3	4	5	6	7	8	9	AB	R	H	RBI	BB	SO	LOB	TOP					
Jesus Alou, R OBP: 0.303, SLG: 0.361 (1, 7)	0-0 1-3		0-0 F8		0-0 2-3		0-0 F2		0-0 1B	5	0	1	0	0	0	2	<p>San Francisco Giants @ Los Angeles Dodgers Dodger Stadium, Los Angeles, CA</p> <p>Sat Jun 24 1967, 3:33 AM PDT Att: 28,525 - Unknown</p> <p>livebaseballscores.com</p> <p>AB 35 R 0 H 8 RBI 0 BB 2 SO 10 LOB 24</p> 					
Tom Haller, L OBP: 0.379, SLG: 0.490 (1, 2)	1-0 HBP		0-0 F7		4-0 BB		0-3 K		0-0 F9	3	0	0	0	1	1	2						
Willie Mays, R OBP: 0.358, SLG: 0.514 (1, 8)	0-3 K			0-3 K	0-0 F4		0-3 K			4	0	0	0	0	3	3						
Willie McCovey, L OBP: 0.381, SLG: 0.528 (8, PR) Ty Cline, L OBP: 0.255, SLG: 0.306 (8, 3) Norm Siebern, L OBP: 0.318, SLG: 0.208 (8, 3)	0-3 K			0-0 1B		0-0 WP 1B		0-0 1B		4	0	3	0	0	1	1						
Jim Ray Hart, R OBP: 0.347, SLG: 0.464 (1, 5)		0-3 K		0-0 1B		0-0 WP 1B		0-0 F7		4	0	2	0	0	1	1						
Ollie Brown, R OBP: 0.333, SLG: 0.517 (1, 9)		0-0 6-3		0-0 F8		0-3 K		0-0 F8		4	0	0	0	0	1	5						
Jim Davenport, R OBP: 0.373, SLG: 0.385 (1, 6)		0-0 F8		0-0 F9		4-0 1-2 2-3 IBB		0-3 K		3	0	0	0	1	1	3						
Hal Lanier, R OBP: 0.216, SLG: 0.264 (9, PH) Bob Schroder, L OBP: 0.237, SLG: 0.246 (9, PH)			0-0 1-3		0-0 2-3 1B		0-3 K		0-0 4-3	3	0	1	0	0	1	3						
Juan Marichal, R OBP: 0.255, SLG: 0.340 (9, PH) Jack Hiatt, R OBP: 0.415, SLG: 0.493 (9, PH)			0-0 1B		0-0 F9		0-0 4-3		0-3 K	3	0	1	0	0	0	4						
Inning Stats	R: 0 E: 1 K: 2 S: 7	H: 0 LOB: 1 BB: 0 P: 8	R: 0 E: 0 K: 1 S: 5	H: 0 LOB: 0 BB: 0 P: 5	R: 0 E: 0 K: 0 S: 4	H: 1 LOB: 1 BB: 0 P: 4	R: 0 E: 0 K: 1 S: 7	H: 2 LOB: 2 BB: 0 P: 7	R: 0 E: 0 K: 0 S: 4	H: 1 LOB: 2 BB: 1 P: 8	R: 0 E: 0 K: 2 S: 9	H: 2 LOB: 3 BB: 1 P: 13	R: 0 E: 0 K: 1 S: 6	H: 0 LOB: 0 BB: 0 P: 7	R: 0 E: 0 K: 1 S: 6	H: 1 LOB: 1 BB: 0 P: 6		R: 0 E: 0 K: 1 S: 6	H: 1 LOB: 1 BB: 0 P: 6	1B: 8 2B: 0 3B: 0 HR: 0	SF: 0 SAC: 0 DP: 0 HBP: 1	WP: 1 PB: 0 SB: 0 CS: 0
PITCHER Bill Singer, R ERA: 3.53 (1, 1)	IP: 9.0 WLS: W BF: 38 H: 8 R: 0 ER: 0 SO: 10 BB: 1 IBB: 1 HBP: 1 BLK: 0 WP: 1 HR: 0 S: 55 P: 64 ERA: 0.00 WHIP: 1.000															PITCHER						

Batter	1	2	3	4	5	6	7	8	9	AB	R	H	RBI	BB	SO	LOB	BOTTOM					
Wes Parker, S OBP: 0.335, SLG: 0.313 (1, 3)	0-0 F4			0-0 G3		0-0 SH3-4 1B	0-0 SH1-3			3	1	1	1	0	0	0	<p>San Francisco Giants @ Los Angeles Dodgers Dodger Stadium, Los Angeles, CA</p> <p>Sat Jun 24 1967, 3:33 AM PDT Att: 28,525 - Unknown</p> <p>livebaseballscores.com</p> <p>AB 29 R 2 H 5 RBI 2 BB 1 SO 5 LOB 13</p> 					
Ron Hunt, R OBP: 0.375, SLG: 0.376 (1, 4)	0-0 6-3			0-0 5-3		0-0 SH3-4 1B	0-0 F5			3	0	0	0	0	0	1						
Willie Davis, L OBP: 0.328, SLG: 0.379 (1, 8)	0-0 F8			0-0 6-3		0-0 FC4-6 2H 1B		0-0 F3		4	0	1	1	0	0	0						
Ron Fairly, L OBP: 0.319, SLG: 0.342 (1, 9)		0-0 F8		0-0 E5 1-3 1B		0-0 FC4-6 1B		0-0 6-3		4	0	1	0	0	0	0						
Jim Lefebvre, S OBP: 0.362, SLG: 0.427 (1, 5)		0-0 F9		0-0 1-3 1B		0-0 FC4-6 1-2 2-3		0-0 6-3		4	0	1	0	0	0	2						
John Roseboro, L OBP: 0.383, SLG: 0.331 (1, 2)		0-3 K		0-0 F4		0-0 F8				3	0	0	0	0	1	4						
Len Gabrielson, L OBP: 0.275, SLG: 0.369 (1, 7)			0-3 K		0-0 1-3		0-0 F6			3	0	0	0	0	1	2						
Dick Schofield, S OBP: 0.333, SLG: 0.254 (1, 6)			0-3 K		4-0 IBB		0-0 SH1-3 1B			2	1	1	0	1	1	0						
Bill Singer, R OBP: 0.095, SLG: 0.095 (1, 1)			0-3 K		0-3 K		0-0 E1 SH1-3 1-3			3	0	0	0	0	2	4						
Inning Stats	R: 0 E: 0 K: 0 S: 3	H: 0 LOB: 0 BB: 0 P: 3	R: 0 E: 0 K: 1 S: 5	H: 0 LOB: 0 BB: 0 P: 5	R: 0 E: 0 K: 3 S: 9	H: 0 LOB: 0 BB: 0 P: 9	R: 0 E: 0 K: 0 S: 3	H: 0 LOB: 0 BB: 0 P: 3	R: 0 E: 0 K: 1 S: 7	H: 1 LOB: 3 BB: 1 P: 11	R: 1 E: 0 K: 0 S: 6	H: 3 LOB: 2 BB: 0 P: 6	R: 1 E: 1 K: 0 S: 5	H: 1 LOB: 1 BB: 0 P: 5	R: 0 E: 0 K: 0 S: 3	H: 0 LOB: 0 BB: 0 P: 3		R: 0 E: 0 K: 0 S: 3	H: 0 LOB: 0 BB: 0 P: 3	1B: 5 2B: 0 3B: 0 HR: 0	SF: 0 SAC: 2 DP: 0 HBP: 0	WP: 0 PB: 0 SB: 0 CS: 0
PITCHER Juan Marichal, R ERA: 1.91 (1, 1)	IP: 8.0 WLS: L BF: 32 H: 5 R: 2 ER: 1 SO: 5 BB: 0 IBB: 1 HBP: 0 BLK: 0 WP: 0 HR: 0 S: 41 P: 45 ERA: 1.12 WHIP: 0.625															PITCHER						



Batter	1	2	3	4	5	6	7	8	9	AB	R	H	RBI	BB	SO	LOB	TOP					
Ty Cline, L OBP: 0.254, SLG: 0.302 (1, 7)										4	0	1	0	0	0	2	San Francisco Giants @ Los Angeles Dodgers Dodger Stadium, Los Angeles, CA Sun Jun 25 1967, 3:33 AM PDT Att: 36,494 - Unknown					
Tom Haller, L OBP: 0.372, SLG: 0.481 (1, 2)									4	1	0	0	0	1	1							
Willie Mays, R OBP: 0.357, SLG: 0.514 (1, 8)									4	0	1	1	0	1	0							
Willie McCovey, L OBP: 0.383, SLG: 0.527 (1, 3)									4	0	2	0	0	2	1							
Jim Ray Hart, R OBP: 0.345, SLG: 0.458 (1, 5)									3	0	0	0	1	0	2							
Ollie Brown, R OBP: 0.332, SLG: 0.511 (1, 9)									4	0	1	0	0	1	3							
Jim Davenport, R OBP: 0.372, SLG: 0.393 (1, 6)									3	0	1	0	0	1	0							
Bob Schroder, L OBP: 0.246, SLG: 0.241 (1, 4)									1	0	0	0	1	0	1							
Tito Fuentes, S OBP: 0.204, SLG: 0.219 (6, PH)									1	0	0	0	0	1	0							
Norm Siebern, L OBP: 0.313, SLG: 0.204 (9, PH)									2	0	0	0	0	0	1							
Hal Lanier, R OBP: 0.216, SLG: 0.264 (9, 4)									1	0	1	0	0	0	0							
Ray Sadecki, L OBP: 0.200, SLG: 0.222 (1, 1)									1	0	0	0	0	0	0							
Bobby Bolin, R OBP: 0.296, SLG: 0.346 (6, 1)									1	0	0	0	0	0	0							
Dick Groat, R OBP: 0.226, SLG: 0.129 (9, PH)									1	0	0	0	0	0	1							
Frank Linzy, R (9, 1)									0	0	0	0	0	0	0							
<b>Inning Stats</b>	R: 1 E: 0 K: 1 S: 7	H: 2 LOB: 2 BB: 1 P: 11	R: 0 E: 0 K: 1 S: 5	H: 0 LOB: 1 BB: 1 P: 9	R: 0 E: 0 K: 2 S: 7	H: 0 LOB: 0 BB: 0 P: 7	R: 0 E: 0 K: 0 S: 4	H: 1 LOB: 1 BB: 0 P: 4	R: 0 E: 0 K: 1 S: 5	H: 0 LOB: 0 BB: 0 P: 5	R: 0 E: 0 K: 1 S: 6	H: 1 LOB: 1 BB: 0 P: 6	R: 0 E: 0 K: 0 S: 4	H: 1 LOB: 1 BB: 0 P: 4	R: 0 E: 0 K: 0 S: 4	H: 1 LOB: 1 BB: 0 P: 4	R: 0 E: 0 K: 0 S: 4	H: 1 LOB: 1 BB: 0 P: 4	1B: 5 2B: 2 3B: 0 HR: 0	SF: 0 SAC: 1 DP: 0 HBP: 0	WP: 0 PB: 0 SB: 0 CS: 0	PA: 36
<b>PITCHER</b> Don Drysdale, R ERA: 2.08 (1, 1)	IP: 9.0 WLS: W BF: 36 H: 7 R: 1 ER: 1 SO: 7 BB: 1 IBB: 1 HBP: 0 BLK: 0 WP: 0 HR: 0 S: 48 P: 56 ERA: 1.00 WHIP: 0.889															<b>PITCHER</b>						

Batter	1	2	3	4	5	6	7	8	9	AB	R	H	RBI	BB	SO	LOB	BOTTOM	
Wes Parker, S OBP: 0.336, SLG: 0.309 (1, 3)										3	1	0	0	2	1	3	San Francisco Giants @ Los Angeles Dodgers Dodger Stadium, Los Angeles, CA Sun Jun 25 1967, 3:33 AM PDT Att: 36,494 - Unknown	
Ron Hunt, R OBP: 0.372, SLG: 0.369 (1, 4)										4	0	0	0	1	0	2		
Willie Davis, L OBP: 0.333, SLG: 0.381 (1, 8)										4	1	2	0	1	1	0		
Jim Lefebvre, S OBP: 0.359, SLG: 0.424 (1, 5)										4	0	1	1	0	0	2		
Al Ferrara, R OBP: 0.331, SLG: 0.407 (1, 7)										3	0	1	0	1	1	2		
Len Gabrielson, L OBP: 0.283, SLG: 0.376 (9, PH)										1	0	1	1	0	0	0		
Ron Fairly, L OBP: 0.322, SLG: 0.343 (1, 9)										2	0	1	0	1	0	2		
Jeff Torborg, R OBP: 0.286, SLG: 0.284 (1, 2)										1	0	0	0	1	0	1		
Lou Johnson, R OBP: 0.318, SLG: 0.392 (6, PH)										0	0	0	0	0	0	0		
John Roseboro, L OBP: 0.358, SLG: 0.327 (7, 2)										2	0	0	0	0	0	5		
Dick Schofield, S OBP: 0.346, SLG: 0.250 (1, 6)										1	0	0	0	2	0	0		
Don Drysdale, R OBP: 0.151, SLG: 0.120 (1, 1)										4	0	0	0	0	2	5		
<b>Inning Stats</b>	R: 1 E: 0 K: 1 S: 6	H: 1 LOB: 2 BB: 2 P: 14	R: 0 E: 0 K: 1 S: 5	H: 0 LOB: 2 BB: 2 P: 13	R: 0 E: 0 K: 1 S: 3	H: 1 LOB: 1 BB: 1 P: 7	R: 0 E: 0 K: 0 S: 6	H: 0 LOB: 3 BB: 2 P: 12	R: 0 E: 0 K: 0 S: 5	H: 2 LOB: 3 BB: 1 P: 9	R: 0 E: 0 K: 1 S: 5	H: 0 LOB: 0 BB: 0 P: 5	R: 1 E: 0 K: 0 S: 3	H: 1 LOB: 1 BB: 1 P: 7	1B: 6 2B: 0 3B: 0 HR: 0	SF: 1 SAC: 2 DP: 1 HBP: 0	WP: 0 PB: 0 SB: 0 CS: 0	PA: 41
<b>PITCHER</b> Ray Sadecki, L ERA: 3.03 (1, 1)	IP: 5.0 WLS: L BF: 24 H: 3 R: 1 ER: 1 SO: 4 BB: 6 IBB: 0 HBP: 0 BLK: 0 WP: 0 HR: 0 S: 26 P: 50 ERA: 1.80 WHIP: 1.800															<b>PITCHER</b>		
Bobby Bolin, R ERA: 4.86 (6, 1)	IP: 3.0 WLS: L BF: 13 H: 2 R: 0 ER: 0 SO: 1 BB: 1 IBB: 0 HBP: 0 BLK: 0 WP: 0 HR: 0 S: 13 P: 21 ERA: 0.00 WHIP: 1.000															<b>PITCHER</b>		
Frank Linzy, R ERA: 1.87 (9, 1)	IP: 0.2 WLS: L BF: 4 H: 1 R: 1 ER: 1 SO: 0 BB: 1 IBB: 0 HBP: 0 BLK: 0 WP: 0 HR: 0 S: 3 P: 7 ERA: 13.50 WHIP: 3.000															<b>PITCHER</b>		





Batter	1	2	3	4	5	6	7	8	9	AB	R	H	RBI	BB	SO	LOB	TOP								
<b>Wes Parker, S</b> OBP: 0.339, SLG: 0.306 (1, 3)	4-0 FC1-5 HBP BB		4-0 3B BB		0-3 K		0-0 F9			2	1	0	0	2	1	0									
<b>Ron Hunt, R</b> OBP: 0.374, SLG: 0.381 (1, 4)	1-0 FC1-5 HBP		0-0 F9		0-3 K		0-0 HR			3	1	1	1	0	1	1									
<b>Willie Davis, L</b> OBP: 0.332, SLG: 0.387 (1, 8)	0-0 FC1-5 1-2 2-3f		0-0 1-H SF9 3B		0-0 3-1		0-3 K			4	1	1	1	0	1	2									
<b>Ron Fairly, L</b> OBP: 0.321, SLG: 0.340 (1, 9)	0-3 K		0-0 SF9			4-0 BB BB		0-0 4-3		2	0	0	1	1	1	2									
<b>Jim Lefebvre, S</b> OBP: 0.361, SLG: 0.420 (1, 5)	0-0 F7		0-0 3-H F7			4-0 BB BB		4-0 G6-3 BB		2	0	0	0	2	0	2									
<b>John Roseboro, L</b> OBP: 0.350, SLG: 0.318 (1, 2)		0-0 G3		0-0 F5		0-0 F8		0-0 G6-3 1-2f		4	0	0	0	0	0	3									
<b>Len Gabrielson, L</b> OBP: 0.281, SLG: 0.371 (1, 7)		0-3 K		0-0 1B		0-0 F8		0-0 F9		4	0	1	0	0	1	2									
<b>Dick Schofield, S</b> OBP: 0.341, SLG: 0.250 (1, 6)		0-0 1B		0-0 F8		0-0 1-3		0-0 F8		4	0	1	0	0	0	3									
<b>Claude Osteen, L</b> OBP: 0.260, SLG: 0.340 (1, 1)		0-3 K		0-0 F8			0-0 4-3		0-0 F9	4	0	0	0	0	1	2									
<b>Inning Stats</b>	R: 0 E: 0 K: 1 S: 5	H: 0 LOB: 2 BB: 1 P: 10	R: 0 E: 0 K: 2 S: 8	H: 1 LOB: 1 BB: 0 P: 8	R: 2 E: 0 K: 0 S: 4	H: 1 LOB: 0 BB: 1 P: 8	R: 0 E: 0 K: 0 S: 4	H: 1 LOB: 1 BB: 0 P: 4	R: 0 E: 0 K: 2 S: 7	H: 0 LOB: 0 BB: 0 P: 7	R: 0 E: 0 K: 0 S: 3	H: 0 LOB: 2 BB: 2 P: 11	R: 1 E: 0 K: 1 S: 6	H: 1 LOB: 0 BB: 0 P: 6	R: 0 E: 0 K: 0 S: 2	H: 0 LOB: 0 BB: 1 P: 6	R: 0 E: 0 K: 0 S: 3	H: 0 LOB: 0 BB: 0 P: 3	1B: 2 2B: 0 3B: 1 HR: 1	SF: 1 SAC: 0 DP: 1 HBP: 1	WP: 0 PB: 0 SB: 0 CS: 0	PA: 36			
<b>PITCHER</b>	IP	WLS	BF	H	R	ER	SO	BB	IBB	HBP	BLK	WP	HR	S	P	ERA	WHIP								
<b>Mel Queen, R</b> ERA: 2.59 (1, 1)	7.0	L	30	4	3	3	6	4	0	1	0	0	1	37	54	3.86	1.143								
<b>Ted Abernathy, R</b> ERA: 1.95 (8, 1)	2.0		6	0	0	0	0	1	0	0	0	0	0	5	9	0.00	0.500								

Los Angeles Dodgers @ Cincinnati Reds  
Crosley Field, Cincinnati, OH  
Mon Jun 26 1967, 7:05 PM EDT  
Att: 9,969 - Unknown

AB 29  
R 3  
H 4  
RBI 3  
BB 5  
SO 6  
LOB 17



Batter	1	2	3	4	5	6	7	8	9	AB	R	H	RBI	BB	SO	LOB	BOTTOM								
<b>Giraldo Ruiz, S</b> OBP: 0.269, SLG: 0.310 (1, 4)	4-0 FC4-6 BB	0-0 FC4-6 1-2f			0-0 E6 2B		0-3 K			3	0	0	0	1	1	2									
<b>Vada Pinson, L</b> OBP: 0.323, SLG: 0.429 (1, 8)	0-0 FC4-6 PB 1-2f		0-0 F5		0-0 1-3 2B		0-0 4-3			4	0	1	0	0	0	1									
<b>Tony Perez, R</b> OBP: 0.340, SLG: 0.558 (1, 5)	0-3 K 1-2		0-0 1-3		0-3 K		0-0 FC1-4 1B			4	0	1	0	0	2	3									
<b>Deron Johnson, R</b> OBP: 0.325, SLG: 0.489 (1, 3)	0-0 FC5-4 1B		0-3 K		0-0 5-3		0-0 FC1-4 1-2f			4	0	1	0	0	1	3									
<b>Lee May, R</b> OBP: 0.274, SLG: 0.379 (1, 7)	0-0 FC5-4 1-2f			0-0 5-3		0-0 6-3		0-0 F9		4	0	0	0	0	0	3									
<b>Jimmie Coker, R</b> OBP: 0.341, SLG: 0.500 (1, 2)		0-3 K		0-0 6-3		0-0 1-3		0-0 F9		4	0	0	0	0	1	0									
<b>Dick Simpson, R</b> OBP: 0.289, SLG: 0.364 (1, 9)		0-0 5-3		0-0 1B		0-0 F2		0-0 P6		4	0	1	0	0	0	0									
<b>Tommy Helms, R</b> OBP: 0.290, SLG: 0.348 (1, 6)		0-0 2B		0-0 F9		0-0 F9		0-0 F8		4	0	1	0	0	0	1									
<b>Mel Queen, L</b> OBP: 0.171, SLG: 0.152 (7, PH)		4-0 FC4-6 BB		0-0 F7		0-0 1-3				1	0	0	0	1	0	0									
<b>Jake Wood, R</b> OBP: 0.080, SLG: 0.083 (7, PH)										1	0	0	0	0	0	0									
<b>Ted Abernathy, R</b> OBP: 0.250, SLG: 0.250 (8, 1)										0	0	0	0	0	0	0									
<b>Inning Stats</b>	R: 0 E: 0 K: 1 S: 6	H: 1 LOB: 2 BB: 1 P: 10	R: 0 E: 0 K: 1 S: 6	H: 1 LOB: 1 BB: 1 P: 10	R: 0 E: 0 K: 1 S: 5	H: 0 LOB: 0 BB: 0 P: 5	R: 0 E: 0 K: 0 S: 4	H: 1 LOB: 1 BB: 0 P: 4	R: 0 E: 0 K: 1 S: 7	H: 1 LOB: 2 BB: 0 P: 7	R: 0 E: 0 K: 0 S: 3	H: 0 LOB: 0 BB: 0 P: 3	R: 0 E: 0 K: 1 S: 5	H: 0 LOB: 0 BB: 0 P: 5	R: 0 E: 0 K: 0 S: 4	H: 1 LOB: 1 BB: 0 P: 4	R: 0 E: 0 K: 0 S: 3	H: 0 LOB: 0 BB: 0 P: 3	1B: 3 2B: 2 3B: 0 HR: 0	SF: 0 SAC: 0 DP: 0 HBP: 0	WP: 0 PB: 1 SB: 0 CS: 0	PA: 35			
<b>PITCHER</b>	IP	WLS	BF	H	R	ER	SO	BB	IBB	HBP	BLK	WP	HR	S	P	ERA	WHIP								
<b>Claude Osteen, L</b> ERA: 3.28 (1, 1)	9.0	W	35	5	0	0	5	2	0	0	0	0	0	43	51	0.00	0.778								

Los Angeles Dodgers @ Cincinnati Reds  
Crosley Field, Cincinnati, OH  
Mon Jun 26 1967, 7:05 PM EDT  
Att: 9,969 - Unknown

AB 33  
R 0  
H 5  
RBI 0  
BB 2  
SO 5  
LOB 13






Batter	1	2	3	4	5	6	7	8	9	AB	R	H	RBI	BB	SO	LOB	TOP								
<b>Wes Parker, S</b> OBP: 0.347, SLG: 0.310 (1, 3)										4	3	2	0	2	0	1									
<b>Ron Hunt, R</b> OBP: 0.381, SLG: 0.393 (1, 4)										3	1	2	0	1	0	0									
<b>Willie Davis, L</b> OBP: 0.333, SLG: 0.385 (1, 8)										4	1	1	0	1	0	5									
<b>Ron Fairly, L</b> OBP: 0.326, SLG: 0.347 (1, 9)										4	2	2	1	1	0	3									
<b>Jim Lefebvre, S</b> OBP: 0.358, SLG: 0.413 (1, 5)										4	1	0	1	1	0	7									
<b>John Roseboro, L</b> OBP: 0.352, SLG: 0.333 (1, 2)										5	0	2	4	0	0	1									
<b>Len Gabrielson, L</b> OBP: 0.297, SLG: 0.394 (1, 7)										5	1	3	1	0	2	2									
<b>Dick Schofield, S</b> OBP: 0.333, SLG: 0.247 (1, 6)										5	0	1	0	0	0	3									
<b>Don Sutton, R</b> OBP: 0.179, SLG: 0.231 (1, 1)										5	0	0	1	0	3	2									
<b>Inning Stats</b>	R: 4 E: 1 K: 1 S: 8	H: 3 LOB: 1 BB: 2 P: 16	R: 0 E: 0 K: 1 S: 5	H: 0 LOB: 0 BB: 0 P: 5	R: 1 E: 0 K: 1 S: 7	H: 3 LOB: 1 BB: 0 P: 7	R: 0 E: 0 K: 0 S: 3	H: 0 LOB: 2 BB: 2 P: 11	R: 1 E: 0 K: 0 S: 5	H: 2 LOB: 1 BB: 0 P: 5	R: 1 E: 0 K: 1 S: 6	H: 1 LOB: 2 BB: 2 P: 14	R: 0 E: 0 K: 0 S: 6	H: 1 LOB: 1 BB: 0 P: 6	R: 1 E: 1 K: 0 S: 4	H: 1 LOB: 1 BB: 0 P: 5	R: 0 E: 0 K: 0 S: 5	H: 2 LOB: 1 BB: 0 P: 5	1B: 7 2B: 8 3B: 0 HR: 0	SF: 0 SAC: 0 DP: 1 HBP: 1	WP: 0 PA: 46 PB: 0 SB: 1 CS: 0				
<b>PITCHER</b>	IP	WLS	BF	H	R	ER	SO	BB	IBB	HBP	BLK	WP	HR	S	P	ERA	WHIP								
<b>Sammy Ellis, R</b> ERA: 3.77 (1, 1)	2.2	L	15	6	5	5	2	2	0	0	0	0	0	17	25	16.88	3.000								
<b>Jack Baldschun, R</b> ERA: 11.25 (3, 1)	2.2		15	3	2	2	2	3	1	0	0	0	0	15	31	6.75	2.250								
<b>Don Nottebart, R</b> ERA: 1.48 (6, 1)	2.2		11	2	1	0	1	0	0	1	0	0	0	12	13	0.00	0.750								
<b>Bob Lee, R</b> ERA: 3.14 (9, 1)	1.0		5	2	1	1	0	0	0	0	0	0	0	5	5	9.00	2.000								

Los Angeles Dodgers @ Cincinnati Reds  
Crosley Field, Cincinnati, OH  
Tue Jun 27 1967, 7:05 PM EDT  
Att: 10,279 - Unknown


AB 39  
R 9  
H 13  
RBI 8  
BB 6  
SO 5  
LOB 24



Batter	1	2	3	4	5	6	7	8	9	AB	R	H	RBI	BB	SO	LOB	BOTTOM								
<b>Giraldo Ruiz, S</b> OBP: 0.260, SLG: 0.299 (1, 4)										4	0	0	0	0	3	0									
<b>Floyd Robinson, L</b> OBP: 0.298, SLG: 0.343 (1, 9)										4	0	1	0	0	1	0									
<b>Vada Pinson, L</b> OBP: 0.320, SLG: 0.424 (1, 8)										3	0	0	0	0	2	1									
<b>Tony Perez, R</b> OBP: 0.337, SLG: 0.552 (1, 5)										3	0	0	0	0	0	1									
<b>Art Shamsky, L</b> OBP: 0.265, SLG: 0.264 (1, 7)										3	0	0	0	0	1	0									
<b>Deron Johnson, R</b> OBP: 0.320, SLG: 0.480 (1, 3)										3	0	0	0	0	1	0									
<b>Tommy Helms, R</b> OBP: 0.291, SLG: 0.348 (1, 6)										3	0	1	0	0	0	0									
<b>Johnny Edwards, L</b> OBP: 0.256, SLG: 0.254 (1, 2)										2	0	0	0	0	0	1									
<b>Don Nottebart, R</b> (6, 1)										0	0	0	0	0	0	0									
<b>Lee May, R</b> OBP: 0.272, SLG: 0.376 (8, PH)										1	0	0	0	0	1	0									
<b>Bob Lee, R</b> (9, 1)										0	0	0	0	0	0	0									
<b>Sammy Ellis, L</b> OBP: 0.097, SLG: 0.034 (1, 1)										0	0	0	0	0	0	0									
<b>Jack Baldschun, R</b> (3, 1)										1	0	0	0	0	1	0									
<b>Don Pavletich, R</b> OBP: 0.341, SLG: 0.504 (6, 2)										2	0	0	0	0	1	0									
<b>Inning Stats</b>	R: 0 E: 0 K: 1 S: 6	H: 1 LOB: 1 BB: 0 P: 6	R: 0 E: 0 K: 0 S: 3	H: 0 LOB: 0 BB: 0 P: 3	R: 0 E: 0 K: 2 S: 7	H: 0 LOB: 0 BB: 0 P: 7	R: 0 E: 0 K: 0 S: 3	H: 0 LOB: 0 BB: 0 P: 3	R: 0 E: 0 K: 1 S: 6	H: 1 LOB: 1 BB: 0 P: 6	R: 0 E: 0 K: 3 S: 9	H: 0 LOB: 0 BB: 0 P: 9	R: 0 E: 0 K: 1 S: 5	H: 0 LOB: 0 BB: 0 P: 5	R: 0 E: 0 K: 2 S: 7	H: 0 LOB: 0 BB: 0 P: 7	R: 0 E: 0 K: 1 S: 5	H: 0 LOB: 0 BB: 0 P: 5	1B: 2 2B: 0 3B: 0 HR: 0	SF: 0 SAC: 0 DP: 0 HBP: 0	WP: 0 PA: 29 PB: 0 SB: 0 CS: 0				
<b>PITCHER</b>	IP	WLS	BF	H	R	ER	SO	BB	IBB	HBP	BLK	WP	HR	S	P	ERA	WHIP								
<b>Don Sutton, R</b> ERA: 4.51 (1, 1)	9.0	W	29	2	0	0	11	0	0	0	0	0	0	51	51	0.00	0.222								

Los Angeles Dodgers @ Cincinnati Reds  
Crosley Field, Cincinnati, OH  
Tue Jun 27 1967, 7:05 PM EDT  
Att: 10,279 - Unknown

AB 29  
R 0  
H 2  
RBI 0  
BB 0  
SO 11  
LOB 3







Batter	1	2	3	4	5	6	7	8	9	AB	R	H	RBI	BB	SO	LOB	TOP						
Wes Parker, S OBP: 0.343, SLG: 0.305 Jim Brewer, L OBP: 0.091, SLG: 0.182 Nate Oliver, R OBP: 0.389, SLG: 0.429	0-3 K		0-0 4-3		0-3 K			0-0 BB 1B 2B 1B	0-3 K	3	0	0	0	0	2	1	<b>Los Angeles Dodgers @ Cincinnati Reds</b> Crosley Field, Cincinnati, OH Wed Jun 28 1967, 7:05 PM EDT Att: 11,396 - Unknown  <b>livebaseballscorecards.com</b>						
Ron Hunt, R OBP: 0.381, SLG: 0.397 Gene Michael, S OBP: 0.244, SLG: 0.223	0-0 L6		0-0 2B		0-0 F3			0-0 L9	0-0 E 1B	5	1	2	0	0	0	1							
Willie Davis, L OBP: 0.331, SLG: 0.378	0-3 K		0-0 F9		0-0 F7			0-3 K	4-0 E 1B	4	1	0	0	1	2	2							
Ron Fairly, L OBP: 0.323, SLG: 0.343 Al Ferrara, R OBP: 0.333, SLG: 0.409		0-0 F9		0-0 3-1				0-0 F7	0-0 E4	3	0	0	0	0	0	0							
Jim Lefebvre, S OBP: 0.363, SLG: 0.431		0-0 2B		0-0 F8				0-0 HR	0-0 L4	4	2	2	1	1	0	1							
John Roseboro, L OBP: 0.351, SLG: 0.352 Lou Johnson, R OBP: 0.326, SLG: 0.413 Don Sutton, R OBP: 0.179, SLG: 0.231 Jeff Torborg, R OBP: 0.286, SLG: 0.284		0-3 K		0-0 F9				0-0 HR	0-0 E 2B	3	1	1	1	0	1	1							
Len Gabrielson, L OBP: 0.295, SLG: 0.381		4-0 BB		0-0 F7				0-0 L9	0-0 E6	3	0	0	0	1	0	1							
Dick Schofield, S OBP: 0.319, SLG: 0.234 Ron Perranoski, L OBP: 0.250, SLG: 0.250		0-0 F6		0-0 F8				0-3 K	0-3 K	4	0	0	0	0	2	5							
Bill Singer, R OBP: 0.091, SLG: 0.091 Bob Miller, R			0-0 1-3		0-0 1B			0-3 K		1	0	0	0	0	0	0							
Bob Bailey, R OBP: 0.233, SLG: 0.239 Jim Hickman, R OBP: 0.256, SLG: 0.271									0-3 K	3	0	1	0	0	2	0							
<b>Inning Stats</b>	R: 0 E: 0 K: 2 S: 7	H: 0 LOB: 0 BB: 7	R: 0 E: 0 K: 1 S: 6	H: 1 LOB: 2 BB: 10	R: 0 E: 0 K: 0 S: 4	H: 1 LOB: 1 BB: 4	R: 0 E: 0 K: 0 S: 3	H: 0 LOB: 0 BB: 0 P: 3	R: 0 E: 0 K: 1 S: 6	H: 1 LOB: 1 BB: 0 P: 6	R: 0 E: 0 K: 0 S: 3	H: 0 LOB: 0 BB: 0 P: 3	R: 2 E: 0 K: 2 S: 9	H: 2 LOB: 0 BB: 0 P: 9	R: 3 E: 1 K: 2 S: 11	H: 3 LOB: 3 BB: 1 P: 15		R: 2 E: 1 K: 2 S: 9	H: 1 LOB: 1 BB: 1 P: 13	1B: 4 2B: 3 3B: 0 HR: 2	SF: 0 SAC: 0 DP: 0 HBP: 0	WP: 0 PB: 0 SB: 1 CS: 0	PA: 41
<b>PITCHER</b>	IP WLS BF H R ER SO BB IBB HBP BLK WP HR S P ERA WHIP																						
Gary Nolan, R ERA: 2.91 Gerry Arrigo, L ERA: 1.71 Ted Abernathy, R ERA: 1.79	(1, 1) 7.0 0.2 (8, 1) (8, 1)	5 2 2 6 2 3 2 1 L 9 2 2 0 3	1 0 0 0 1 0 0 0 0 1 0 0	0 0 0 0 0 0 0 0 0 0 0 0	0 2 38 42 0 6 10 27.00 0 0 14 18 0.00	2.57 0.857 4.500 1.500																	

Batter	1	2	3	4	5	6	7	8	9	AB	R	H	RBI	BB	SO	LOB	BOTTOM						
Giraldo Ruiz, S OBP: 0.252, SLG: 0.289	0-0 E1 1B		0-0 K		0-0 G3-6			0-0 1-3		4	1	0	0	0	1	1	<b>Los Angeles Dodgers @ Cincinnati Reds</b> Crosley Field, Cincinnati, OH Wed Jun 28 1967, 7:05 PM EDT Att: 11,396 - Unknown  <b>livebaseballscorecards.com</b>						
Vada Pinson, L OBP: 0.319, SLG: 0.422	0-0 1B 1B		0-0 4-3		0-0 1-3			0-3 K		4	1	1	1	0	1	0							
Tony Perez, R OBP: 0.336, SLG: 0.547	0-0 E 1B 1-3 1B		0-0 F8		0-0 F8			0-3 K		4	0	1	0	0	1	0							
Deron Johnson, R OBP: 0.323, SLG: 0.481	0-0 E8 1-3 3-H 1B		0-3 K		0-0 1B			0-3 K		4	0	2	1	0	2	0							
Art Shamsky, L OBP: 0.264, SLG: 0.253	0-0 G3		0-0 HR BB		0-3 K			0-3 K		3	1	0	0	1	2	3							
Don Pavletich, R OBP: 0.336, SLG: 0.492	0-0 F2		0-0 HR BB		0-0 F8			0-0 F8		3	1	0	0	1	0	2							
Lee May, R OBP: 0.271, SLG: 0.395	0-3 K		0-0 HR		0-0 F9			0-0 P4		4	1	1	3	0	1	2							
Tommy Helms, R OBP: 0.295, SLG: 0.350		0-0 L3-4 1B		0-0 FC1-6 1B				0-0 P4		4	0	2	0	0	0	0							
Gary Nolan, R OBP: 0.200, SLG: 0.040 Jake Wood, R OBP: 0.077, SLG: 0.080 Gerry Arrigo, L OBP: 0.167, SLG: 0.250 Ted Abernathy, R OBP: 0.250, SLG: 0.250		0-0 L3-4		0-0 FC1-6				0-0 F9		2	0	0	0	0	0	2							
<b>Inning Stats</b>	R: 2 E: 2 K: 1 S: 9	H: 3 LOB: 2 BB: 0 P: 9	R: 0 E: 0 K: 1 S: 5	H: 1 LOB: 0 BB: 0 P: 5	R: 0 E: 0 K: 1 S: 5	H: 0 LOB: 0 BB: 0 P: 5	R: 3 E: 0 K: 0 S: 4	H: 2 LOB: 0 BB: 2 P: 12	R: 0 E: 0 K: 1 S: 6	H: 1 LOB: 1 BB: 0 P: 6	R: 0 E: 0 K: 0 S: 3	H: 0 LOB: 0 BB: 0 P: 3	R: 0 E: 0 K: 3 S: 9	H: 0 LOB: 0 BB: 0 P: 9	R: 0 E: 0 K: 0 S: 3	H: 0 LOB: 0 BB: 0 P: 3		1B: 6 2B: 1 3B: 0 HR: 1	SF: 0 SAC: 0 DP: 2 HBP: 0	WP: 0 PB: 0 SB: 1 CS: 0	PA: 35		
<b>PITCHER</b>	IP WLS BF H R ER SO BB IBB HBP BLK WP HR S P ERA WHIP																						
Bill Singer, R ERA: 3.92 Bob Miller, R ERA: 5.62 Jim Brewer, L ERA: 2.4 Ron Perranoski, L ERA: 2.22	(1, 1) 3.0 4.1 (5, 1) (8, 1)	17 2 0 0 0 0 0 0 0 0 0 10 1 0 0 2 6 0 0 0 3	5 4 3 3 0 0 0 0 0 0 0 3	2 0 0 0 0 0 0 0 0 0 0 0	0 0 0 0 0 0 0 0 0 0 0 0	1 21 29 0 2 2 0 12 12	12.00 2.667 0.00 0.000 0.00 0.333 0.00 0.000																



Batter	1	2	3	4	5	6	7	8	9	AB	R	H	RBI	BB	SO	LOB	TOP		
Wes Parker, S OBP: 0.348, SLG: 0.313	0-0 2B		4-0 BB			0-0 1B			0-0 P4	1	0	1	0	1	0	0	<b>Los Angeles Dodgers @ Cincinnati Reds</b> Crosley Field, Cincinnati, OH Thu Jun 29 1967, 7:05 PM EDT Att: 8,350 - Unknown  <b>AB 30</b> <b>R 0</b> <b>H 5</b> <b>RBI 0</b> <b>BB 1</b> <b>SO 1</b> <b>LOB 11</b> 		
Bob Bailey, R OBP: 0.237, SLG: 0.243			1-2 BB			0-0 1B			0-0 4-3	2	0	1	0	0	0	0			
Nate Oliver, R OBP: 0.350, SLG: 0.385	0-0 P6		0-0 G5-4-3			0-0 G4-6-3			0-0 4-3	4	0	0	0	0	0	4			
Willie Davis, L OBP: 0.329, SLG: 0.376	0-0 4-3			0-0 F8		0-0 F8			0-0 1B	4	0	1	0	0	0	1			
Ron Fairly, L OBP: 0.318, SLG: 0.337	0-0 4-3			0-0 4-3			0-0 G3		0-0 F9	4	0	0	0	0	0	2			
Jim Lefebvre, S OBP: 0.359, SLG: 0.426		0-0 G3		0-0 4-3			0-0 4-3			3	0	0	0	0	0	0			
John Roseboro, L OBP: 0.353, SLG: 0.354		0-0 4-3			0-0 1B					2	0	1	0	0	0	0			
Jim Campanis, R OBP: 0.348, SLG: 0.450									0-0 P4	1	0	0	0	0	0	0			
Len Gabrielson, L OBP: 0.287, SLG: 0.370		0-0 4-1			0-0 P4				0-0 F2	3	0	0	0	0	0	1			
Dick Schofield, S OBP: 0.323, SLG: 0.241			0-0 BB		0-0 F8				0-0 4-3	2	0	1	0	0	0	1			
Gene Michael, S OBP: 0.242, SLG: 0.222				0-0 1B					0-0 4-3	1	0	0	0	0	0	0			
Don Drysdale, R OBP: 0.151, SLG: 0.120			0-3 K		0-0 F8				0-0 F8	0	0	0	0	0	0	0			
Bob Miller, R OBP: 0.231, SLG: 0.406										1	0	0	0	0	1	1			
Al Ferrara, R OBP: 0.231, SLG: 0.406										1	0	0	0	0	1	1			
Dick Egan, L OBP: 0.320, SLG: 0.407										0	0	0	0	0	0	0			
Lou Johnson, R OBP: 0.320, SLG: 0.407										1	0	0	0	0	0	0			
Phil Regan, R OBP: 0.320, SLG: 0.407										0	0	0	0	0	0	0			
<b>Inning Stats</b>	R: 0 E: 0 K: 0 S: 4	H: 1 LOB: 1 BB: 0 P: 4	R: 0 E: 0 K: 0 S: 3	H: 0 LOB: 0 BB: 0 P: 3	R: 0 E: 0 K: 1 S: 5	H: 1 LOB: 1 BB: 1 P: 9	R: 0 E: 0 K: 0 S: 3	H: 0 LOB: 0 BB: 0 P: 3	R: 0 E: 0 K: 0 S: 4	H: 1 LOB: 1 BB: 0 P: 4	R: 0 E: 0 K: 0 S: 3	H: 0 LOB: 0 BB: 0 P: 3	R: 0 E: 0 K: 0 S: 3	H: 0 LOB: 0 BB: 0 P: 3	R: 0 E: 0 K: 0 S: 4	H: 1 LOB: 1 BB: 0 P: 4	1B: 4 2B: 1 3B: 0 HR: 0	SF: 0 SAC: 0 DP: 2 HBP: 0	WP: 0 PA: 31 PB: 0 CS: 0 SB: 0
<b>PITCHER</b> Milt Pappas, R ERA: 3.13	IP: 9.0 WLS: W BF: 31 H: 5 R: 0 ER: 0 SO: 1 BB: 1 IBB: 0 HBP: 0 BLK: 0 WP: 0 HR: 0 S: 32 P: 36 ERA: 0.00 WHIP: 0.667															<b>PITCHER</b> Milt Pappas, R ERA: 3.13			

Batter	1	2	3	4	5	6	7	8	9	AB	R	H	RBI	BB	SO	LOB	BOTTOM		
Giraldo Ruiz, S OBP: 0.256, SLG: 0.299	0-0 4-3 1B			0-0 F2		0-0 P4		0-3 K		6	2	2	0	0	1	4	<b>Los Angeles Dodgers @ Cincinnati Reds</b> Crosley Field, Cincinnati, OH Thu Jun 29 1967, 7:05 PM EDT Att: 8,350 - Unknown  <b>AB 43</b> <b>R 14</b> <b>H 18</b> <b>RBI 14</b> <b>BB 2</b> <b>SO 4</b> <b>LOB 17</b> 		
Pete Rose, S OBP: 0.390, SLG: 0.494	0-0 4-3	0-1 CI 1B	0-0 4-3		0-0 PB 1B			0-0 FC6-4		5	2	2	0	0	0	3			
Vada Pinson, L OBP: 0.321, SLG: 0.421	0-0 1B	0-0 1B	0-0 1-3		0-3 K		0-0 F8			5	2	2	2	0	1	2			
Tony Perez, R OBP: 0.344, SLG: 0.563	0-0 HBP 1B	0-0 1B	0-0 1B		0-0 HR 1B			0-3 K		5	3	4	3	0	1	0			
Deron Johnson, R OBP: 0.330, SLG: 0.497	0-0 F8	0-0 1-3 1B	0-0 1B	4-0 HR	0-0 HR 1B		0-0 5-3			4	3	2	3	1	0	2			
Don Pavletich, R OBP: 0.347, SLG: 0.520	0-0 HBP 1B	0-0 1-3 1B	0-0 1B	4-0 HR	0-0 HR 1B		0-0 4-3			5	2	3	3	0	0	0			
Lee May, R OBP: 0.276, SLG: 0.391	1-0 HBP 1B	0-0 1-3	0-0 F9		0-0 1B			0-0 F8		4	0	1	1	0	0	2			
Tommy Helms, R OBP: 0.293, SLG: 0.344	0-3 K	4-0 1B		0-0 P4	0-0 F7			0-0 E3 1B		4	0	0	0	1	1	4			
Milt Pappas, R OBP: 0.111, SLG: 0.086		6-3		0-0 F7		0-0 F8		0-0 FC6-4 1B		5	0	2	2	0	0	0			
<b>Inning Stats</b>	R: 2 E: 0 K: 1 S: 9	H: 4 LOB: 3 BB: 0 P: 10	R: 6 E: 1 K: 0 S: 10	H: 6 LOB: 2 BB: 1 P: 14	R: 3 E: 0 K: 0 S: 5	H: 2 LOB: 0 BB: 1 P: 9	R: 0 E: 0 K: 0 S: 3	H: 0 LOB: 0 BB: 0 P: 3	R: 3 E: 0 K: 1 S: 9	H: 4 LOB: 1 BB: 0 P: 9	R: 0 E: 0 K: 0 S: 4	H: 1 LOB: 1 BB: 0 P: 4	R: 0 E: 0 K: 1 S: 5	H: 0 LOB: 0 BB: 0 P: 5	R: 0 E: 1 K: 1 S: 7	H: 1 LOB: 2 BB: 0 P: 7		1B: 13 2B: 2 3B: 0 HR: 3	SF: 0 SAC: 0 DP: 0 HBP: 1
<b>PITCHER</b> Don Drysdale, R ERA: 2.39	IP: 1.1 WLS: L BF: 13 H: 7 R: 6 ER: 5 SO: 0 BB: 0 IBB: 1 HBP: 0 BLK: 0 WP: 0 HR: 0 S: 14 P: 15 ERA: 33.75 WHIP: 5.250															<b>PITCHER</b> Don Drysdale, R ERA: 2.39			
Bob Miller, R ERA: 6.29	2.2 15 5 5 5 0 1 1 0 0 0 2 13 21 16.88 2.250															Bob Miller, R ERA: 6.29			
Dick Egan, L ERA: 7.2	3.0 14 5 3 3 2 0 0 0 0 0 1 18 18 9.00 1.667															Dick Egan, L ERA: 7.2			
Phil Regan, R ERA: 2.49	1.0 5 1 0 0 1 0 0 0 0 0 0 7 7 0.00 1.000															Phil Regan, R ERA: 2.49			







Batter	1	2	3	4	5	6	7	8	9	AB	R	H	RBI	BB	SO	LOB	TOP								
Wes Parker, S (1,3) OBP: 0.391, SLG: 0.339	0-0 HR		0-3 K		0-0 F9			0-0 6-3		4	1	1	1	0	1	0	<b>Los Angeles Dodgers @ Houston Astros</b> Astrodome, Houston, TX Sat Jul 01 1967, 8:05 PM EDT Att: 33,295 - Dome								
Nate Oliver, R (1,4) OBP: 0.327, SLG: 0.354	0-0 5-3		0-0 F7		0-0 5-3			0-0 BB 1B		4	0	1	0	0	0	0									
Willie Davis, L (1,8) OBP: 0.322, SLG: 0.366	0-0 4-3		0-0 1B		0-0 F9			0-0 F3		4	0	1	0	0	0	1									
Jim Lefebvre, S (1,5) OBP: 0.364, SLG: 0.440	0-0 HR			0-0 6-3 1B		0-0 FC6-4 1B		4-0 1-2 BB		3	1	3	1	1	0	0									
Al Ferrara, R (1,7) OBP: 0.329, SLG: 0.401	0-0 1B			0-0 6-3 1-2		0-3 K		0-0 F2		4	0	1	0	0	1	4									
Jim Hickman, R (1,9) OBP: 0.247, SLG: 0.260	0-3 K			0-3 K		0-0 FC6-4 1-2			0-0 F2	3	0	0	0	0	2	3									
Ron Perranoski, L (6,1) OBP: 0.250, SLG: 0.250										0	0	0	0	0	0	0									
Jim Campanis, R (6,PH) OBP: 0.333, SLG: 0.429										1	0	0	0	0	0	0									
Jeff Torborg, R (1,2) OBP: 0.295, SLG: 0.286		0-0 5-3		4-0 BB 1B		0-0 B5-6-3 1B		0-3 K		3	0	1	0	1	1	0									
Gene Michael, S (1,6) OBP: 0.241, SLG: 0.220		0-3 K		0-3 K		0-0 B5-6-3 1-2		0-0 F7		1	0	0	0	0	1	0									
Lou Johnson, R (4,PH) OBP: 0.319, SLG: 0.402										1	0	0	0	0	1	2									
Dick Schofield, S (4,6) OBP: 0.324, SLG: 0.229										2	0	0	0	0	0	1									
Don Sutton, R (1,1) OBP: 0.171, SLG: 0.220		0-3 K			0-0 5-3					2	0	0	0	0	1	0									
Bob Bailey, R (6,7) OBP: 0.235, SLG: 0.241										1	0	0	0	0	0	0									
<b>Inning Stats</b>	R: 2 E: 0 K: 1 S: 8	H: 3 LOB: 1 BB: 0 P: 8	R: 0 E: 0 K: 2 S: 7	H: 0 LOB: 0 BB: 0 P: 7	R: 0 E: 0 K: 1 S: 5	H: 1 LOB: 1 BB: 0 P: 5	R: 0 E: 0 K: 2 S: 8	H: 1 LOB: 2 BB: 1 P: 12	R: 0 E: 0 K: 0 S: 3	H: 0 LOB: 0 BB: 0 P: 3	R: 0 E: 0 K: 1 S: 6	H: 1 LOB: 1 BB: 0 P: 6	R: 0 E: 0 K: 0 S: 3	H: 1 LOB: 2 BB: 0 P: 3	R: 0 E: 0 K: 0 S: 4	H: 1 LOB: 2 BB: 1 P: 8	R: 0 E: 0 K: 1 S: 5	H: 0 LOB: 0 BB: 0 P: 5	1B: 6 2B: 0 3B: 0 HR: 2	SF: 0 SAC: 0 DP: 1 HBP: 0	WP: 0 PB: 0 SB: 0 CS: 0	PA: 35			
<b>PITCHER</b>	IP WLS BF H R ER SO BB IBB HBP BLK WP HR S P ERA WHIP																								
Bo Belinsky, L (1,1) ERA: 3.81	7.2		31	8	2	2	7	2	0	0	0	0	0	0	2	43	51	2.35	1.304						
Mike Cuellar, L (8,1) ERA: 2.91	1.1	W	4	0	0	0	1	0	0	0	0	0	0	0	0	6	6	0.00	0.000						

AB	33
R	2
H	8
RBI	2
BB	2
SO	8
LOB	11



Batter	1	2	3	4	5	6	7	8	9	AB	R	H	RBI	BB	SO	LOB	BOTTOM							
Julio Gotay, R (1,6) OBP: 0.350, SLG: 0.446	0-0 L6		0-3 K		0-0 1B 2B	0-0 L7		0-3 K		5	0	1	0	0	2	5	<b>Los Angeles Dodgers @ Houston Astros</b> Astrodome, Houston, TX Sat Jul 01 1967, 8:05 PM EDT Att: 33,295 - Dome							
Joe Morgan, L (1,4) OBP: 0.407, SLG: 0.443	0-0 HR		0-0 4-3		0-0 P4		0-0 6-3			4	1	1	1	0	0	1								
Jimmy Wynn, R (1,8) OBP: 0.352, SLG: 0.537	0-0 P4		0-0 F7		0-3 K		0-3 K2-3			4	0	0	0	0	2	1								
Rusty Staub, L (1,9) OBP: 0.367, SLG: 0.489	0-0 F7		0-0 G3		0-0 2-3 1B		0-0 3-1			4	0	1	0	0	0	0								
Eddie Mathews, L (1,3) OBP: 0.340, SLG: 0.370		0-0 F9		0-3 K	0-0 G3			0-0 FC5-6 2B		4	0	1	0	0	1	2								
Bob Aspromonte, R (1,5) OBP: 0.343, SLG: 0.397		0-0 1B 2B		0-0 1B		0-0 FC3-6 1B		4-0 FC5-6 1B IBB		3	2	3	0	1	0	0								
Ron Davis, R (1,7) OBP: 0.256, SLG: 0.356		0-3 K		0-0 1-2 1B		0-0 FC3-6 FC6-4 1-2		0-0 FC5-6 1B S		4	1	1	0	0	1	4								
Ron Brand, R (1,2) OBP: 0.287, SLG: 0.245		4-0 1B IBB		0-3 K		0-0 FC6-4 1B 1-2		0-0 4-3 S 1B		3	0	1	1	1	1	3								
Bo Belinsky, L (1,1) OBP: 0.167, SLG: 0.118		0-0 1-3 2H 1B		0-3 K		0-0 1-2 1B		0-0 4-3		3	0	2	1	0	1	2								
Mike Cuellar, L (8,1) OBP: 0.196, SLG: 0.304										1	0	0	0	0	0	1								
<b>Inning Stats</b>	R: 1 E: 0 K: 0 S: 4	H: 1 LOB: 0 BB: 0 P: 4	R: 1 E: 0 K: 2 S: 9	H: 2 LOB: 2 BB: 1 P: 13	R: 0 E: 0 K: 0 S: 3	H: 0 LOB: 0 BB: 0 P: 3	R: 0 E: 0 K: 3 S: 11	H: 2 LOB: 2 BB: 0 P: 11	R: 0 E: 0 K: 1 S: 7	H: 2 LOB: 2 BB: 0 P: 7	R: 0 E: 0 K: 0 S: 5	H: 2 LOB: 2 BB: 0 P: 5	R: 0 E: 0 K: 1 S: 5	H: 0 LOB: 0 BB: 0 P: 5	R: 2 E: 0 K: 1 S: 7	H: 2 LOB: 1 BB: 1 P: 11	R: 0 E: 0 K: 1 S: 5	H: 1 LOB: 1 BB: 1 P: 11	1B: 7 2B: 3 3B: 0 HR: 1	SF: 0 SAC: 0 DP: 0 HBP: 0	WP: 0 PB: 0 SB: 2 CS: 0	PA: 37		
<b>PITCHER</b>	IP WLS BF H R ER SO BB IBB HBP BLK WP HR S P ERA WHIP																							
Don Sutton, R (1,1) ERA: 4.45	5.2		27	9	2	2	6	0	1	0	0	0	0	1	38	42	3.18	1.588						
Ron Perranoski, L (6,1) ERA: 2.44	2.1	L	10	2	2	2	2	0	1	0	0	0	0	0	13	17	7.71	0.857						






Batter	1	2	3	4	5	6	7	8	9	AB	R	H	RBI	BB	SO	LOB	TOP										
<b>Wes Parker, S</b> OBP: 0.348, SLG: 0.333	F7	BB		FC3-2		F9			F8	4	0	0	0	1	0	2											
<b>Nate Oliver, R</b> OBP: 0.315, SLG: 0.340	G4-6-3	F9		5-3			K		K	5	0	1	0	0	2	4											
<b>Willie Davis, L</b> OBP: 0.316, SLG: 0.359	G4-6-3			K		G3			4-3	5	0	0	0	0	2	2											
<b>Jim Lefebvre, S</b> OBP: 0.366, SLG: 0.438		1B	F7			1-3	F8			3	1	1	0	1	0	0											
<b>Al Ferrara, R</b> OBP: 0.340, SLG: 0.407		1B				1-3		F9		3	1	2	0	1	0	0											
<b>Ron Fairly, L</b> OBP: 0.320, SLG: 0.338		1B		G3		1-3				4	1	2	0	0	0	3											
<b>Jeff Torborg, R</b> OBP: 0.306, SLG: 0.310									F8	3	1	2	1	0	0	2	AB 35										
<b>John Roseboro, L</b> OBP: 0.354, SLG: 0.361	CS			1B						1	0	0	0	0	0	1	R 4										
<b>Dick Schofield, S</b> OBP: 0.330, SLG: 0.241										4	0	2	3	0	0	1	H 11										
<b>Bill Singer, R</b> OBP: 0.083, SLG: 0.083										2	0	0	0	0	1	2	RBI 4										
<b>Bob Miller, R</b>										0	0	0	0	0	0	0	BB 3										
<b>Jim Brewer, L</b> OBP: 0.091, SLG: 0.182										0	0	0	0	0	0	0	SO 5										
<b>Len Gabrielson, L</b> OBP: 0.310, SLG: 0.388										1	0	1	0	0	0	0	LOB 17										
<b>Phil Regan, R</b>										0	0	0	0	0	0	0											
<b>Inning Stats</b>	R: 0 E: 0 K: 0 S: 3	H: 1 LOB: 0 BB: 0 P: 3	R: 3 E: 0 K: 0 S: 6	H: 4 LOB: 2 BB: 2 P: 14	R: 0 E: 0 K: 1 S: 6	H: 1 LOB: 1 BB: 0 P: 6	R: 1 E: 0 K: 0 S: 5	H: 2 LOB: 1 BB: 0 P: 5	R: 0 E: 0 K: 0 S: 4	H: 0 LOB: 0 BB: 0 P: 8	R: 0 E: 0 K: 1 S: 5	H: 0 LOB: 0 BB: 0 P: 5	R: 0 E: 0 K: 0 S: 7	H: 0 LOB: 0 BB: 0 P: 7	R: 0 E: 0 K: 0 S: 4	H: 1 LOB: 1 BB: 0 P: 4	R: 0 E: 0 K: 1 S: 6	H: 1 LOB: 1 BB: 0 P: 6	1B: 10 2B: 1 3B: 0 HR: 0	SF: 0 SAC: 1 DP: 1 HBP: 0	WP: 0 PA: 39 PB: 0 SB: 0 CS: 1						
<b>PITCHER</b>	IP	WLS	BF	H	R	ER	SO	BB	IBB	HBP	BLK	WP	HR	S	P	ERA	WHIP										
<b>Wade Blasingame, L</b> ERA: 6.09	5.0		25	9	4	4	1	3	0	0	0	0	0	24	36	7.20	2.400										
<b>Barry Latman, R</b> ERA: 4.05	1.0		3	0	0	0	1	0	0	0	0	0	0	5	5	0.00	0.000										
<b>Carroll Sembera, R</b> ERA: 4.5	3.0	W	11	2	0	0	3	0	0	0	0	0	0	17	17	0.00	0.667										
Batter	1	2	3	4	5	6	7	8	9	AB	R	H	RBI	BB	SO	LOB	BOTTOM										
<b>Julio Gotay, R</b> OBP: 0.352, SLG: 0.453	1-3								6-3	5	1	2	2	0	1	0											
<b>Joe Morgan, L</b> OBP: 0.415, SLG: 0.447	F4								F3	3	0	2	1	2	0	0											
<b>Jimmy Wynn, R</b> OBP: 0.349, SLG: 0.535	F4									5	1	1	0	0	1	7											
<b>Rusty Staub, L</b> OBP: 0.368, SLG: 0.485		E6								4	0	1	1	1	0	0											
<b>Eddie Mathews, L</b> OBP: 0.341, SLG: 0.376										5	0	2	0	0	0	4											
<b>Bob Aspromonte, R</b> OBP: 0.351, SLG: 0.404		L4								3	1	2	0	2	0	2											
<b>Ron Davis, R</b> OBP: 0.283, SLG: 0.358										5	1	2	1	0	1	5											
<b>Ron Brand, R</b> OBP: 0.295, SLG: 0.248		FC6								3	1	1	0	1	0	2											
<b>Wade Blasingame, L</b> OBP: 0.273, SLG: 0.111										1	0	0	0	0	1	0											
<b>Sonny Jackson, L</b> OBP: 0.280, SLG: 0.287										1	0	0	0	0	1	1											
<b>Barry Latman, R</b> OBP: 0.167, SLG: 0.167										0	0	0	0	0	0	0											
<b>Jackie Brandt, R</b> OBP: 0.242, SLG: 0.250										1	0	0	0	0	1	3											
<b>Carroll Sembera, R</b> OBP: 0.200, SLG: 0.200										1	0	0	0	0	1	0											
<b>Inning Stats</b>	R: 0 E: 0 K: 0 S: 2	H: 0 LOB: 0 BB: 1 P: 6	R: 0 E: 1 K: 1 S: 7	H: 1 LOB: 2 BB: 0 P: 7	R: 0 E: 1 K: 3 S: 10	H: 1 LOB: 1 BB: 0 P: 10	R: 0 E: 0 K: 0 S: 4	H: 1 LOB: 1 BB: 0 P: 4	R: 2 E: 0 K: 1 S: 8	H: 3 LOB: 2 BB: 1 P: 12	R: 2 E: 0 K: 1 S: 8	H: 4 LOB: 2 BB: 1 P: 12	R: 0 E: 0 K: 0 S: 3	H: 1 LOB: 1 BB: 1 P: 7	R: 0 E: 0 K: 1 S: 5	H: 0 LOB: 0 BB: 0 P: 5	R: 1 E: 0 K: 0 S: 4	H: 2 LOB: 3 BB: 2 P: 12	1B: 9 2B: 5 3B: 0 HR: 0	SF: 0 SAC: 0 DP: 2 HBP: 0	WP: 0 PA: 43 PB: 0 SB: 0 CS: 0						
<b>PITCHER</b>	IP	WLS	BF	H	R	ER	SO	BB	IBB	HBP	BLK	WP	HR	S	P	ERA	WHIP										
<b>Bill Singer, R</b> ERA: 4.02	5.0		24	7	3	3	5	2	0	0	0	0	0	32	40	5.40	1.800										
<b>Bob Miller, R</b> ERA: 6.45	0.1		4	3	1	1	1	0	0	0	0	0	0	6	6	27.00	9.000										
<b>Jim Brewer, L</b> ERA: 2.27	2.2		9	1	0	0	1	1	1	0	0	0	0	9	17	0.00	0.750										
<b>Phil Regan, R</b> ERA: 2.86	0.2	L	6	2	1	1	0	0	2	0	0	0	0	4	12	13.50	3.000										


Los Angeles Dodgers @ Houston Astros  
Astrodome, Houston, TX  
Sun Jul 02 1967, 4:33 AM EDT  
Att: 26,296 - Dome

AB 35  
R 4  
H 11  
RBI 4  
BB 3  
SO 5  
LOB 17





Los Angeles Dodgers @ Houston Astros  
Astrodome, Houston, TX  
Sun Jul 02 1967, 4:33 AM EDT  
Att: 26,296 - Dome

AB 37  
R 5  
H 13  
RBI 5  
BB 6  
SO 7  
LOB 24





Batter	1	2	3	4	5	6	7	8	9	AB	R	H	RBI	BB	SO	LOB	TOP			
Dick Schofield, S (1,6) OBP: 0.336, SLG: 0.267	4-0 BB G1-6-3		0-0 1-H 3B			0-0 4-3		0-0 F9		3	0	1	1	1	0	0	<b>Los Angeles Dodgers @ Pittsburgh Pirates</b> Forbes Field, Pittsburgh, PA Mon Jul 03 1967, 7:05 PM EDT Att: 12,321 - Unknown  <b>AB 31</b> <b>R 2</b> <b>H 5</b> <b>RBI 1</b> <b>BB 1</b> <b>SO 1</b> <b>LOB 7</b> 			
Len Gabrielson, L (1,9) OBP: 0.308, SLG: 0.402	0-0 G1-6-3 1-2		0-0 L9			0-0 3B		0-0 4-3		4	0	1	0	0	0	2				
Willie Davis, L (1,8) OBP: 0.311, SLG: 0.353	0-0 G3			0-0 F8		0-0 5-3		0-0 F8		4	0	0	0	0	0	1				
Jim Lefebvre, S (1,5) OBP: 0.361, SLG: 0.431		0-0 P6		0-0 L1		0-0 F2		0-0 5-3		4	0	0	0	0	0	1				
Ron Fairly, L (1,3) OBP: 0.316, SLG: 0.333		0-0 F7		0-0 G3			0-0 4-3		0-0 F7		4	0	0	0	0	0				
Lou Johnson, R (1,7) OBP: 0.319, SLG: 0.400		0-0 F8			0-0 5-3		0-0 FC4-6 1B			3	0	1	0	0	0	0				
John Roseboro, L (1,2) OBP: 0.354, SLG: 0.367			0-0 1-3		0-0 6-3 WP 2B		0-0 FC4-6 1-2			3	1	1	0	0	0	1				
Nate Oliver, R (1,4) OBP: 0.298, SLG: 0.321			0-0 6-3		0-0 6-3		0-3 K			3	0	0	0	0	1	2				
Don Drysdale, R (1,1) OBP: 0.164, SLG: 0.135 Claude Osteen, L (8, PH) OBP: 0.255, SLG: 0.392 Bob Miller, R (8, 1)			0-0 3B 1B		0-0 5-3 3-H			0-0 4-3		2	1	1	0	0	0	0				
<b>Inning Stats</b>	R: 0 E: 0 K: 0 S: 2	H: 0 LOB: 0 BB: 1 P: 6	R: 0 E: 0 K: 0 S: 3	H: 0 LOB: 0 BB: 0 P: 3	R: 1 E: 0 K: 0 S: 5	H: 2 LOB: 1 BB: 0 P: 5	R: 0 E: 0 K: 0 S: 3	H: 0 LOB: 0 BB: 0 P: 3	R: 0 E: 0 K: 0 S: 4	H: 1 LOB: 1 BB: 0 P: 4	R: 0 E: 0 K: 1 S: 6	H: 1 LOB: 1 BB: 0 P: 6	R: 0 E: 0 K: 0 S: 3	H: 0 LOB: 0 BB: 0 P: 3	R: 0 E: 0 K: 0 S: 3	H: 0 LOB: 0 BB: 0 P: 3	1B: 2 2B: 1 3B: 2 HR: 0	SF: 0 SAC: 0 DP: 1 HBP: 0	WP: 1 PB: 0 SB: 0 CS: 0	PA: 32
<b>PITCHER</b> Tommie Sisk, R (1,1) ERA: 3.74	IP: 9.0 WLS: W BF: 32 H: 5 R: 2 ER: 2 SO: 1 BB: 1 IBB: 0 HBP: 0 BLK: 0 WP: 1 HR: 0 S: 33 P: 37 ERA: 2.00 WHIP: 0.667															<b>PITCHER</b>				

Batter	1	2	3	4	5	6	7	8	9	AB	R	H	RBI	BB	SO	LOB	BOTTOM			
Matty Alou, L (1,8) OBP: 0.367, SLG: 0.394	0-0 F7		0-0 E 2-3 1B	0-0 F8		0-0 1-3		0-0 4-3		5	1	1	0	0	0	4	<b>Los Angeles Dodgers @ Pittsburgh Pirates</b> Forbes Field, Pittsburgh, PA Mon Jul 03 1967, 7:05 PM EDT Att: 12,321 - Unknown  <b>AB 33</b> <b>R 5</b> <b>H 11</b> <b>RBI 5</b> <b>BB 3</b> <b>SO 5</b> <b>LOB 17</b> 			
Maury Wills, S (1,5) OBP: 0.316, SLG: 0.367	0-0 F7		0-0 2-3 1-2		0-0 1B SF7 1B		0-0 1-3			4	1	1	0	0	0	1				
Roberto Clemente, R (1,9) OBP: 0.380, SLG: 0.522	0-3 K		0-0 FC 1B		0-0 5-3 1B		0-3 K			4	1	1	0	0	2	1				
Willie Stargell, L (1,7) OBP: 0.351, SLG: 0.481		0-0 1B 3B	0-0 1B IBB		0-0 SF7 3-H		0-0 HR			2	2	2	2	1	0	0				
Bill Mazeroski, R (1,4) OBP: 0.320, SLG: 0.386		0-0 G4-6-3 BB 3-H 1B	0-0 G4-6-3 1-2 2-H 3-H 1B		0-0 5-3 1-2		0-0 F7			4	0	2	3	0	0	1				
Donn Clendenen, R (1,3) OBP: 0.297, SLG: 0.362		0-0 G4-6-3 BB 1-2	0-0 G4-6-3 1-2		0-0 6-3			0-0 5-3		3	0	0	0	1	0	3				
Gene Alley, R (1,6) OBP: 0.339, SLG: 0.429		0-0 G4-6-3 1-2 2-3		0-0 1B 2B		0-0 2B		0-3 K		4	0	2	0	0	1	2				
Jerry May, R (1,2) OBP: 0.368, SLG: 0.373		0-0 IBB		0-0 6-3		0-3 K		0-0 E4 1B		3	0	0	0	1	1	2				
Tommie Sisk, R (1,1) OBP: 0.138, SLG: 0.138		0-3 K		0-0 1B		0-0 F7		0-0 1-3 1B		4	0	2	0	0	1	3				
<b>Inning Stats</b>	R: 0 E: 0 K: 1 S: 5	H: 0 LOB: 0 BB: 0 P: 5	R: 1 E: 0 K: 1 S: 6	H: 2 LOB: 2 BB: 2 P: 14	R: 2 E: 1 K: 0 S: 5	H: 2 LOB: 1 BB: 1 P: 9	R: 0 E: 0 K: 0 S: 4	H: 2 LOB: 1 BB: 0 P: 4	R: 1 E: 0 K: 0 S: 5	H: 2 LOB: 1 BB: 0 P: 5	R: 0 E: 0 K: 1 S: 6	H: 1 LOB: 1 BB: 0 P: 6	R: 1 E: 0 K: 1 S: 6	H: 1 LOB: 0 BB: 0 P: 6	R: 0 E: 1 K: 1 S: 7	H: 1 LOB: 2 BB: 0 P: 7	1B: 7 2B: 2 3B: 1 HR: 1	SF: 1 SAC: 0 DP: 2 HBP: 0	WP: 0 PB: 0 SB: 0 CS: 0	PA: 37
<b>PITCHER</b> Don Drysdale, R (1,1) ERA: 2.52 Bob Miller, R (8, 1) ERA: 6.31	IP: 7.0 WLS: L BF: 32 H: 10 R: 5 ER: 4 SO: 4 BB: 1 IBB: 2 HBP: 0 BLK: 0 WP: 0 HR: 1 S: 37 P: 49 ERA: 5.14 WHIP: 1.571															<b>PITCHER</b>				



Batter	1	2	3	4	5	6	7	8	9	AB	R	H	RBI	BB	SO	LOB	TOP					
Dick Schofield, S OBP: 0.397, SLG: 0.316										5	2	4	1	0	0	0	<b>Los Angeles Dodgers @ Pittsburgh Pirates</b> Forbes Field, Pittsburgh, PA Tue Jul 04 1967, 3:33 AM EDT Att: 9,080 - Unknown					
Len Gabrielson, L OBP: 0.390, SLG: 0.391										3	0	0	0	0	0	2						
Al Ferrara, R OBP: 0.341, SLG: 0.429										2	1	1	4	0	0	1						
Willie Davis, L OBP: 0.309, SLG: 0.350										5	0	1	1	0	1	2						
Jim Lefebvre, S OBP: 0.361, SLG: 0.436										4	1	1	0	1	1	2						
Ron Fairly, L OBP: 0.320, SLG: 0.338										5	0	3	0	0	1	3						
Lou Johnson, R OBP: 0.313, SLG: 0.389										5	0	1	1	0	0	3						
Gene Michael, S OBP: 0.241, SLG: 0.220										0	0	0	0	0	0	0						
John Roseboro, L OBP: 0.360, SLG: 0.374										5	1	3	0	0	0	3						
Nate Oliver, R OBP: 0.295, SLG: 0.317										4	0	1	0	0	1	3						
Claude Osteen, L OBP: 0.289, SLG: 0.389										3	1	1	0	0	1	2						
Phil Regan, R OBP: 0.250, SLG: 0.250										0	0	0	0	0	0	0						
Ron Perranoski, L OBP: 0.241, SLG: 0.241										0	0	0	0	0	0	0						
Bob Miller, R OBP: 0.241, SLG: 0.241										0	0	0	0	0	0	0						
Jim Brewer, L OBP: 0.191, SLG: 0.192										0	0	0	0	0	0	0						
<b>Inning Stats</b>	R: 0 E: 0 K: 1 S: 6	H: 1 LOB: 1 BB: 0 P: 6	R: 0 E: 0 K: 0 S: 5	H: 2 LOB: 2 BB: 0 P: 5	R: 1 E: 0 K: 0 S: 6	H: 3 LOB: 2 BB: 0 P: 6	R: 0 E: 0 K: 2 S: 7	H: 1 LOB: 0 BB: 0 P: 7	R: 0 E: 0 K: 0 S: 3	H: 0 LOB: 0 BB: 0 P: 3	R: 1 E: 0 K: 0 S: 5	H: 2 LOB: 1 BB: 0 P: 5	R: 1 E: 0 K: 2 S: 9	H: 2 LOB: 2 BB: 1 P: 13	R: 4 E: 0 K: 0 S: 6	H: 3 LOB: 0 BB: 1 P: 10	R: 0 E: 0 K: 0 S: 4	H: 2 LOB: 1 BB: 0 P: 4	1B: 12 2B: 3 3B: 1 HR: 1	SF: 0 SAC: 0 DP: 1 HBP: 0	WP: 0 PB: 0 SB: 0 CS: 1	PA: 43
<b>PITCHER</b>	IP WLS BF H R ER SO BB IBB HBP BLK WP HR S P ERA WHIP																					
Dennis Ribant, R ERA: 3.52	(1, 1) 6.0 28 11 3 3 3 0 0 0 0 0 0 34 34 4.50 1.833																					
Juan Pizarro, L ERA: 4.35	(7, 1) 1.2 9 2 3 3 2 2 0 0 0 0 0 11 19 16.20 2.400																					
Al McBean, R ERA: 2.72	(8, 1) 0.1 2 1 1 1 0 0 0 0 0 0 0 1 2 27.00 3.000																					
Roy Face, R ERA: 1.46	(9, 1) 1.0 W 4 2 0 0 0 0 0 0 0 0 0 0 4 4 0.00 2.000																					



Batter	1	2	3	4	5	6	7	8	9	AB	R	H	RBI	BB	SO	LOB	BOTTOM			
Maury Wills, S OBP: 0.318, SLG: 0.372										5	2	2	1	0	0	0	<b>Los Angeles Dodgers @ Pittsburgh Pirates</b> Forbes Field, Pittsburgh, PA Tue Jul 04 1967, 3:33 AM EDT Att: 9,080 - Unknown			
Manny Mota, R OBP: 0.318, SLG: 0.417										3	1	1	1	0	0	1				
Matty Alou, L OBP: 0.369, SLG: 0.400										0	0	0	1	0	0	0				
Jose Pagan, R OBP: 0.294, SLG: 0.351										5	2	4	2	0	0	1				
Roberto Clemente, R OBP: 0.495, SLG: 0.530										4	0	2	1	0	0	3				
Bill Mazerowski, R OBP: 0.322, SLG: 0.391										4	1	2	2	0	0	3				
Donn Clendenon, R OBP: 0.290, SLG: 0.377										4	1	2	2	0	0	3				
Gene Alley, R OBP: 0.342, SLG: 0.430										4	0	2	1	0	0	2				
Willie Stargell, L OBP: 0.350, SLG: 0.476										4	0	1	0	0	1	2				
Jerry May, R OBP: 0.366, SLG: 0.365										3	0	0	0	0	0	1				
Vern Law, R OBP: 0.200, SLG: 0.400										0	1	0	0	0	0	0				
Jim Pagliaroni, R OBP: 0.275, SLG: 0.127										0	0	0	0	0	0	0				
Dennis Ribant, R OBP: 0.258, SLG: 0.355										3	1	1	0	0	0	0				
Juan Pizarro, L OBP: 0.211, SLG: 0.167										0	0	0	0	0	0	0				
Al McBean, R OBP: 0.248, SLG: 0.272										0	0	0	0	0	0	0				
Al Luplow, L OBP: 0.248, SLG: 0.272										0	0	0	0	0	0	0				
<b>Inning Stats</b>	R: 0 E: 0 K: 0 S: 5	H: 2 LOB: 2 BB: 0 P: 5	R: 0 E: 0 K: 0 S: 3	H: 1 LOB: 0 BB: 0 P: 3	R: 2 E: 1 K: 0 S: 7	H: 4 LOB: 2 BB: 0 P: 7	R: 0 E: 0 K: 0 S: 3	H: 0 LOB: 0 BB: 0 P: 3	R: 3 E: 0 K: 0 S: 7	H: 4 LOB: 1 BB: 0 P: 7	R: 0 E: 0 K: 0 S: 3	H: 0 LOB: 0 BB: 0 P: 3	R: 2 E: 0 K: 1 S: 8	H: 3 LOB: 1 BB: 0 P: 8	R: 2 E: 2 K: 0 S: 5	H: 2 LOB: 2 BB: 0 P: 6	1B: 10 2B: 4 3B: 0 HR: 2	SF: 1 SAC: 2 DP: 1 HBP: 1	WP: 1 PB: 0 SB: 2 CS: 0	PA: 40
<b>PITCHER</b>	IP WLS BF H R ER SO BB IBB HBP BLK WP HR S P ERA WHIP																			
Claude Osteen, L ERA: 3.52	(1, 1) 6.0 28 11 3 3 3 0 0 0 0 0 0 34 34 4.50 1.833																			
Phil Regan, R ERA: 3.02	(7, 1) 0.2 5 3 2 2 0 0 0 0 0 0 0 5 5 27.00 4.500																			
Ron Perranoski, L ERA: 2.42	(7, 1) 0.1 1 0 0 0 1 0 0 0 0 0 0 3 3 0.00 0.000																			
Bob Miller, R ERA: 6.5	(8, 1) 0.0 L 1 0 1 1 0 0 0 0 1 0 0 0 0 1 ∞ ∞																			
Jim Brewer, L ERA: 2.22	(8, 1) 1.0 5 2 1 0 0 0 0 0 0 0 0 5 5 0.00 2.000																			









Batter	1	2	3	4	5	6	7	8	9	AB	R	H	RBI	BB	SO	LOB	TOP			
Dick Schofield, S OBP: 0.378, SLG: 0.337 (1, 6)	0-0 6-3		4-0 BB			0-0 6-3 2B		0-0 5-3		3	0	1	0	1	0	0	Los Angeles Dodgers @ San Francisco Giants Candlestick Park, San Francisco, CA Fri Jul 07 1967, 10:05 PM EDT Att: 26,941 - Unknown			
Willie Davis, L OBP: 0.397, SLG: 0.353 (1, 8)	0-3 K		0-0 4-3			0-0 F7		0-0 F5		4	0	0	0	0	1	2				
Lou Johnson, R OBP: 0.318, SLG: 0.392 (1, 7)	0-0 F6			0-0 6-3		0-0 6-3		4-0 1B BB		3	0	0	0	1	0	2				
Jim Lefebvre, S OBP: 0.365, SLG: 0.445 (1, 5)	0-3 K			4-0 1B BB		0-0 F9		0-0 1B		3	0	1	0	1	1	2				
Al Ferrara, R OBP: 0.341, SLG: 0.427 Len Gabrielson, L OBP: 0.286, SLG: 0.371 (8, PH) (8, 9)		0-0 5-3		0-0 1B			0-0 5-3	0-0 F7		3	0	1	0	0	0	0				
Ron Fairly, L OBP: 0.315, SLG: 0.332 (1, 3)		0-0 F8		0-0 F7			0-0 4-3		0-0 6-3	4	0	0	0	0	0	1				
Jeff Torborg, R OBP: 0.298, SLG: 0.333 (1, 2)		0-0 6-3			0-0 F2		0-0 HR		0-0 6-3	4	1	1	1	0	0	0				
Nate Oliver, R OBP: 0.279, SLG: 0.299 Claude Osteen, L OBP: 0.254, SLG: 0.382 (9, PH)			0-0 6-3		0-0 4-3		0-0 1B		0-3 K	3	0	1	0	0	0	0				
Bill Singer, R OBP: 0.077, SLG: 0.077 Bob Bailey, R OBP: 0.239, SLG: 0.239 Jim Brewer, L OBP: 0.091, SLG: 0.182 (7, PH) (7, 1)			0-0 6-3		0-0 4-3		0-0 4-3	0-3 K		2	0	0	0	0	0	0				
<b>Inning Stats</b>	R: 0 E: 0 K: 2 S: 8	H: 0 LOB: 1 BB: 0 P: 8	R: 0 E: 0 K: 0 S: 3	H: 0 LOB: 0 BB: 0 P: 3	R: 0 E: 0 K: 0 S: 3	H: 0 LOB: 1 BB: 1 P: 7	R: 0 E: 0 K: 0 S: 3	H: 1 LOB: 1 BB: 1 P: 7	R: 0 E: 0 K: 0 S: 4	H: 0 LOB: 0 BB: 0 P: 3	R: 0 E: 0 K: 1 S: 7	H: 2 LOB: 1 BB: 0 P: 7	R: 0 E: 0 K: 0 S: 4	H: 1 LOB: 2 BB: 1 P: 8	R: 0 E: 0 K: 1 S: 5	H: 0 LOB: 0 BB: 0 P: 5		1B: 3 2B: 1 3B: 0 HR: 1	SF: 0 SAC: 0 DP: 0 HBP: 0	WP: 1 PB: 0 SB: 0 CS: 0
<b>PITCHER</b>	IP WLS BF H R ER SO BB IBB HBP BLK WP HR S P ERA WHIP	IP WLS BF H R ER SO BB IBB HBP BLK WP HR S P ERA WHIP																		
Ray Sadecki, L ERA: 2.84 Frank Linzy, R ERA: 1.69	(1, 1) 7.2 W 31 5 1 1 3 3 0 0 0 1 1 34 46 1.17 1.043	(8, 1) 1.1 S 4 0 0 0 1 0 0 0 0 0 0 6 6 0.00 0.000																		

Batter	1	2	3	4	5	6	7	8	9	AB	R	H	RBI	BB	SO	LOB	BOTTOM			
Jim Davenport, R OBP: 0.361, SLG: 0.364 (1, 5)	0-0 5-3		0-0 F4		0-0 4-3			0-0 S 1B		4	0	1	0	0	0	0	Los Angeles Dodgers @ San Francisco Giants Candlestick Park, San Francisco, CA Fri Jul 07 1967, 10:05 PM EDT Att: 26,941 - Unknown			
Tom Haller, L OBP: 0.360, SLG: 0.440 (1, 2)	0-3 K		0-0 5-3			0-0 F8		0-3 K		4	0	0	0	0	2	1				
Willie Mays, R OBP: 0.362, SLG: 0.513 Ty Cline, L OBP: 0.277, SLG: 0.298 Jack Hiatt, R OBP: 0.398, SLG: 0.447 Jesus Alou, R OBP: 0.304, SLG: 0.360 (8, PH) (8, 9)	0-3 K		0-3 K			4-0 HR BB		0-3 K		1	0	0	0	0	1	0				
Jim Ray Hart, R OBP: 0.368, SLG: 0.481 (1, 7)		0-0 BB 1B 1B		0-0 E6 F4 1B		0-0 1H HR		4-0 1B IBB		3	1	3	2	1	0	0				
Willie McCovey, L OBP: 0.391, SLG: 0.497 (1, 3)	0-3 K			0-0 F7		0-0 4-3		0-3 K		4	0	0	0	0	2	4				
Ollie Brown, R OBP: 0.332, SLG: 0.469 (9, 8)		0-0 BB 1B		0-0 F4		0-3 K				3	0	1	0	0	1	1				
Hal Lanier, R OBP: 0.230, SLG: 0.279 (1, 6)		4-0 BB 1B		0-0 4-3		0-3 K				2	0	0	0	1	1	1				
Tito Fuentes, S OBP: 0.230, SLG: 0.268 (1, 4)		0-0 B3			0-0 F5		0-0 F8			3	0	0	0	0	0	3				
Ray Sadecki, L OBP: 0.227, SLG: 0.238 Frank Linzy, R ERA: 2.13 (8, 1)		0-0 F9			0-0 4-3		0-0 F8			3	0	0	0	0	0	0				
<b>Inning Stats</b>	R: 0 E: 0 K: 2 S: 7	H: 0 LOB: 0 BB: 0 P: 7	R: 0 E: 0 K: 1 S: 7	H: 2 LOB: 3 BB: 1 P: 11	R: 0 E: 0 K: 1 S: 5	H: 0 LOB: 0 BB: 0 P: 5	R: 0 E: 1 K: 0 S: 4	H: 1 LOB: 1 BB: 0 P: 4	R: 0 E: 0 K: 1 S: 6	H: 0 LOB: 0 BB: 1 P: 10	R: 0 E: 0 K: 1 S: 5	H: 0 LOB: 0 BB: 0 P: 5	R: 0 E: 0 K: 3 S: 10	H: 1 LOB: 2 BB: 1 P: 14	R: 0 E: 0 K: 1 S: 5	H: 0 LOB: 0 BB: 0 P: 5		1B: 4 2B: 0 3B: 0 HR: 1	SF: 0 SAC: 0 DP: 0 HBP: 0	WP: 0 PB: 0 SB: 1 CS: 0
<b>PITCHER</b>	IP WLS BF H R ER SO BB IBB HBP BLK WP HR S P ERA WHIP	IP WLS BF H R ER SO BB IBB HBP BLK WP HR S P ERA WHIP																		
Bill Singer, R ERA: 3.94 Jim Brewer, L ERA: 2.13	(1, 1) 6.0 L 24 4 2 2 5 2 0 0 0 0 0 1 32 40 3.00 1.000	(7, 1) 2.0 8 1 0 0 4 0 1 0 0 0 0 0 15 19 0.00 0.500																		



Batter	1	2	3	4	5	6	7	8	9	AB	R	H	RBI	BB	SO	LOB	TOP			
Dick Schofield, S OBP: 0.367, SLG: 0.324 (1, 6)			4-3		4-3					4	0	0	0	0	2	0	Los Angeles Dodgers @ San Francisco Giants Candlestick Park, San Francisco, CA Sat Jul 08 1967, 6:33 AM EDT Att: 31,849 - Unknown			
Willie Davis, L OBP: 0.302, SLG: 0.348 (1, 8)			G3		F5					4	0	0	0	0	0	0				
Len Gabrielson, L OBP: 0.277, SLG: 0.358 (1, 9)			4-3				1-3			4	0	0	0	0	1	0				
Jim Lefebvre, S OBP: 0.367, SLG: 0.450 (1, 5)										4	1	2	0	0	0	0				
Ron Fairly, L OBP: 0.315, SLG: 0.342 (1, 3)										4	2	1	2	0	1	1				
Lou Johnson, R OBP: 0.315, SLG: 0.416 (1, 7)										4	1	1	2	0	1	1				
Jeff Torborg, R OBP: 0.290, SLG: 0.323 (1, 2)										3	0	0	0	0	1	0				
Nate Oliver, R OBP: 0.282, SLG: 0.290 (1, 4)										2	0	0	0	1	1	0				
Don Drysdale, R OBP: 0.158, SLG: 0.130 Phil Regan, R (5, 1)										2	0	0	0	0	1	1				
Wes Parker, S OBP: 0.347, SLG: 0.332 Bob Miller, R (8, 1)										0	0	0	0	0	0	0				
<b>Inning Stats</b>	R: 0 E: 0 K: 1 S: 5	H: 0 LOB: 0 BB: 0 P: 5	R: 2 E: 0 K: 1 S: 7	H: 2 LOB: 1 BB: 1 P: 11	R: 0 E: 0 K: 0 S: 3	H: 0 LOB: 0 BB: 0 P: 3	R: 2 E: 0 K: 0 S: 5	H: 2 LOB: 0 BB: 0 P: 5	R: 0 E: 0 K: 1 S: 5	H: 0 LOB: 0 BB: 0 P: 5	R: 0 E: 0 K: 1 S: 5	H: 0 LOB: 0 BB: 0 P: 5	R: 0 E: 0 K: 1 S: 5	H: 0 LOB: 0 BB: 0 P: 5	R: 0 E: 1 K: 2 S: 8	H: 0 LOB: 1 BB: 0 P: 8	1B: 1 2B: 1 3B: 0 HR: 2	SF: 0 SAC: 0 DP: 0 HBP: 0	WP: 0 PB: 0 SB: 0 CS: 0	PA: 33
<b>PITCHER</b> Juan Marichal, R ERA: 2.29 (1, 1)	IP: 9.0 WLS: W BF: 33 H: 4 R: 4 ER: 4 SO: 8 BB: 1 IBB: 0 HBP: 0 BLK: 0 WP: 0 HR: 2 S: 48 P: 52 ERA: 4.00 WHIP: 0.556															<b>PITCHER</b> IP: WLS: BF: H: R: ER: SO: BB: IBB: HBP: BLK: WP: HR: S: P: ERA: WHIP				

Batter	1	2	3	4	5	6	7	8	9	AB	R	H	RBI	BB	SO	LOB	BOTTOM			
Bob Schroder, L OBP: 0.254, SLG: 0.238 (1, 5)										4	1	1	0	0	1	0	Los Angeles Dodgers @ San Francisco Giants Candlestick Park, San Francisco, CA Sat Jul 08 1967, 6:33 AM EDT Att: 31,849 - Unknown			
Ty Cline, L OBP: 0.275, SLG: 0.311 (1, 8)										4	1	1	0	0	0	1				
Willie McCovey, L OBP: 0.397, SLG: 0.498 (1, 3)										2	2	1	0	1	1	1				
Jim Ray Hart, R OBP: 0.372, SLG: 0.503 (1, 7)										3	3	2	5	1	0	1				
Tom Haller, L OBP: 0.361, SLG: 0.451 (1, 2)										3	1	1	1	1	0	0				
Ollie Brown, R OBP: 0.331, SLG: 0.465 (1, 9)										4	0	1	2	0	1	0				
Hal Lanier, R OBP: 0.231, SLG: 0.278 (5, 4)										4	0	1	0	0	0	1				
Tito Fuentes, S OBP: 0.229, SLG: 0.267 Norm Siebern, L OBP: 0.314, SLG: 0.211 Dick Groat, R OBP: 0.214, SLG: 0.132 (4, PH) (5, 6)										1	0	0	0	0	0	0				
Juan Marichal, R OBP: 0.224, SLG: 0.292 (1, 1)										4	0	0	0	0	0	0				
<b>Inning Stats</b>	R: 0 E: 0 K: 0 S: 4	H: 1 LOB: 1 BB: 0 P: 4	R: 0 E: 0 K: 1 S: 5	H: 0 LOB: 0 BB: 0 P: 5	R: 0 E: 0 K: 1 S: 5	H: 0 LOB: 0 BB: 0 P: 5	R: 2 E: 0 K: 1 S: 7	H: 3 LOB: 2 BB: 2 P: 15	R: 4 E: 1 K: 0 S: 7	H: 3 LOB: 1 BB: 0 P: 8	R: 0 E: 0 K: 0 S: 3	H: 0 LOB: 0 BB: 0 P: 3	R: 2 E: 0 K: 0 S: 4	H: 1 LOB: 1 BB: 1 P: 8	R: 0 E: 0 K: 0 S: 3	H: 0 LOB: 0 BB: 0 P: 3		1B: 4 2B: 2 3B: 0 HR: 3	SF: 0 SAC: 0 DP: 1 HBP: 1	WP: 0 PB: 1 SB: 0 CS: 0
<b>PITCHER</b> Don Drysdale, R ERA: 2.81 Phil Regan, R ERA: 3.26 Bob Miller, R ERA: 6.36 (1, 1) (5, 1) (8, 1)	IP: 4.2 WLS: L BF: 23 H: 7 R: 6 ER: 6 SO: 3 BB: 2 IBB: 0 HBP: 1 BLK: 0 WP: 0 HR: 2 S: 26 P: 35 ERA: 11.57 WHIP: 1.929															<b>PITCHER</b> IP: WLS: BF: H: R: ER: SO: BB: IBB: HBP: BLK: WP: HR: S: P: ERA: WHIP				

AB	32
R	4
H	4
RBI	4
BB	1
SO	8
LOB	3



AB	32
R	8
H	8
RBI	8
BB	3
SO	3
LOB	7







Batter	1	2	3	4	5	6	7	8	9	10	AB	R	H	RBI	BB	SO	LOB	TOP		
Dick Schofield, S OBP: 0.356, SLG: 0.312 (1, 6)	K		G6-4-3			1-3			6-3		4	0	0	0	0	1	1	Los Angeles Dodgers @ San Francisco Giants Candlestick Park, San Francisco, CA Sun Jul 09 1967, 6:33 AM EDT Att: 38,918 - Unknown		
Willie Davis, L OBP: 0.298, SLG: 0.343 (1, 8)	F6			4-3		F6			G3		4	0	0	0	0	0	0			
Lou Johnson, R OBP: 0.313, SLG: 0.410 (1, 7)	5-3			5-3		K			FC6-4 1B		4	0	1	0	0	1	0			
Jim Lefebvre, S OBP: 0.305, SLG: 0.447 (1, 5)						F9			6-3		4	0	1	0	0	0	1			
Al Ferrara, R OBP: 0.353, SLG: 0.416 (1, 9)						F3			F9		4	0	0	0	0	0	1			
Ron Fairly, L OBP: 0.314, SLG: 0.340 (1, 3)						1B 1B			K		4	0	1	0	0	1	1			
Jeff Torborg, R OBP: 0.288, SLG: 0.320 (1, 2)						1B 1B			F2		4	0	1	0	0	0	1			
Nate Oliver, R OBP: 0.270, SLG: 0.278 (1, 4)				5-3		K			F2		3	0	0	0	0	1	2			
Claude Osteen, L OBP: 0.258, SLG: 0.379 (1, 1)				G6-4-3 1B		4-3			K		3	0	1	0	0	1	2			
<b>Inning Stats</b>	R: 0 E: 0 K: 1 S: 5	H: 0 LOB: 0 BB: 0 P: 5	R: 0 E: 0 K: 0 S: 4	H: 1 LOB: 1 BB: 0 P: 4	R: 0 E: 0 K: 0 S: 3	H: 1 LOB: 0 BB: 0 P: 3	R: 0 E: 0 K: 1 S: 7	H: 2 LOB: 2 BB: 0 P: 7	R: 0 E: 0 K: 1 S: 5	H: 0 LOB: 0 BB: 0 P: 5	R: 0 E: 0 K: 1 S: 5	H: 0 LOB: 0 BB: 0 P: 5	R: 0 E: 0 K: 1 S: 4	H: 1 LOB: 1 BB: 0 P: 4	R: 0 E: 0 K: 0 S: 3	H: 0 LOB: 0 BB: 0 P: 3	1B: 5 2B: 0 3B: 0 HR: 0		SF: 0 SAC: 0 DP: 1 HBP: 0	WP: 0 PA: 34
<b>PITCHER</b> Mike McCormick, L ERA: 2.53 (1, 1)	IP: 10.0 W: 10 L: 3 S: 5	WLS: 34 BF: 5	H: 5 R: 0 ER: 0 SO: 5	BB: 0 IBB: 0 HBP: 0 BLK: 0	WP: 0 HR: 0 S: 44 P: 44	ERA: 0.00 WHIP: 0.500	<b>PITCHER</b> IP: 10.0 WLS: 34 BF: 5 H: 5 R: 0 ER: 0 SO: 5 BB: 0 IBB: 0 HBP: 0 BLK: 0 WP: 0 HR: 0 S: 44 P: 44 ERA: 0.00 WHIP: 0.500													

Batter	1	2	3	4	5	6	7	8	9	10	AB	R	H	RBI	BB	SO	LOB	BOTTOM		
Jim Davenport, R OBP: 0.362, SLG: 0.361 (1, 5)	4-3					K			F8		4	0	1	0	1	1	0	Los Angeles Dodgers @ San Francisco Giants Candlestick Park, San Francisco, CA Sun Jul 09 1967, 6:33 AM EDT Att: 38,918 - Unknown		
Ollie Brown, R OBP: 0.324, SLG: 0.455 (1, 9)	K					F8			F2		5	0	0	0	0	1	4			
Willie Mays, R OBP: 0.359, SLG: 0.507 (1, 8)	K					5-3			1-3		5	0	1	1	0	1	1			
Jim Ray Hart, R OBP: 0.374, SLG: 0.507 (1, 7)						F9			K		4	0	2	0	0	1	0			
Jack Hiatt, R OBP: 0.402, SLG: 0.443 (1, 3)						1B 1B			1-3		3	0	1	0	1	1	0			
Dick Dietz, R OBP: 0.453, SLG: 0.440 (1, 2)						F9			FC6-4 1B		4	0	2	0	0	1	2			
Hal Lanier, R OBP: 0.231, SLG: 0.278 (1, 6)						F4			1-3		4	0	1	0	0	0	4			
Tito Fuentes, S OBP: 0.230, SLG: 0.267 (1, 4)						F6			6-3		4	1	1	0	0	0	3			
Mike McCormick, L OBP: 0.200, SLG: 0.229 (1, 1)						K			6-3		3	0	0	0	0	1	0			
Dick Groat, R OBP: 0.209, SLG: 0.128 (10, PH)						F6			6-3		1	0	0	0	0	0	2			
Ty Cline, L OBP: 0.275, SLG: 0.311 (10, PR)						K			FC1-5 1B WP		0	0	0	0	0	0	0			
<b>Inning Stats</b>	R: 0 E: 0 K: 2 S: 7	H: 3 LOB: 2 BB: 0 P: 5	R: 0 E: 0 K: 0 S: 5	H: 1 LOB: 1 BB: 0 P: 6	R: 0 E: 0 K: 1 S: 6	H: 1 LOB: 1 BB: 0 P: 6	R: 0 E: 0 K: 1 S: 5	H: 0 LOB: 0 BB: 0 P: 5	R: 0 E: 0 K: 1 S: 6	H: 1 LOB: 1 BB: 0 P: 6	R: 0 E: 0 K: 0 S: 3	H: 0 LOB: 0 BB: 0 P: 3	R: 0 E: 0 K: 1 S: 6	H: 1 LOB: 2 BB: 1 P: 10	R: 1 E: 0 K: 0 S: 5	H: 3 LOB: 3 BB: 1 P: 9	1B: 8 2B: 1 3B: 0 HR: 0	SF: 0 SAC: 0 DP: 0 HBP: 0	WP: 1 PA: 39	
<b>PITCHER</b> Claude Osteen, L ERA: 3.35 (1, 1)	IP: 9.2 W: 9 L: 1 S: 7	WLS: 39 BF: 9	H: 9 R: 1 ER: 1 SO: 7	BB: 0 IBB: 2 HBP: 0 BLK: 0	WP: 1 HR: 0 S: 51 P: 59	ERA: 0.93 WHIP: 0.931	<b>PITCHER</b> IP: 9.2 WLS: 39 BF: 9 H: 9 R: 1 ER: 1 SO: 7 BB: 0 IBB: 2 HBP: 0 BLK: 0 WP: 1 HR: 0 S: 51 P: 59 ERA: 0.93 WHIP: 0.931													

AB 34  
R 0  
H 5  
RBI 0  
BB 0  
SO 5  
LOB 9



AB 37  
R 1  
H 9  
RBI 1  
BB 2  
SO 7  
LOB 16





Batter	1	2	3	4	5	6	7	8	9	AB	R	H	RBI	BB	SO	LOB	TOP				
Paul Popovich, S OBP: 0.267, SLG: 0.235 (1, 6)										4	0	2	1	0	0	2	<b>Chicago Cubs @ Los Angeles Dodgers</b> Dodger Stadium, Los Angeles, CA Thu Jul 13 1967, 7:05 PM PDT Att: 24,339 - Unknown - 78 F				
Glenn Beckert, R OBP: 0.313, SLG: 0.371 (1, 4)										4	0	2	0	0	0	1					
Billy Williams, L OBP: 0.369, SLG: 0.506 (1, 7)										4	0	0	0	0	2	3					
Ron Santo, R OBP: 0.370, SLG: 0.492 (1, 5)										4	0	1	0	0	0	3					
14 Ernie Banks, R OBP: 0.321, SLG: 0.509 (1, 3)										4	1	1	0	0	1	2					
Randy Hundley, R OBP: 0.345, SLG: 0.447 (1, 2)										4	0	1	0	0	1	1					
Ted Savage, R OBP: 0.357, SLG: 0.375 (1, 9)										2	1	1	1	2	0	0					
Adolfo Phillips, R OBP: 0.406, SLG: 0.555 (1, 8)										4	0	0	0	0	2	4					
Rich Nye, L OBP: 0.256, SLG: 0.316 Chuck Hartenstein, R OBP: 0.111, SLG: 0.111 (8, 1)										3	0	0	0	0	1	3					
<b>Inning Stats</b>	R: 0 E: 0 K: 1 S: 6	H: 2 LOB: 1 BB: 0 P: 6	R: 1 E: 0 K: 1 S: 8	H: 3 LOB: 2 BB: 0 P: 8	R: 0 E: 0 K: 0 S: 4	H: 1 LOB: 1 BB: 0 P: 4	R: 0 E: 0 K: 0 S: 3	H: 0 LOB: 0 BB: 0 P: 3	R: 0 E: 0 K: 1 S: 5	H: 1 LOB: 1 BB: 0 P: 6	R: 1 E: 0 K: 0 S: 4	H: 1 LOB: 1 BB: 1 P: 8	R: 0 E: 0 K: 1 S: 5	H: 0 LOB: 0 BB: 0 P: 5	R: 0 E: 0 K: 2 S: 7	H: 0 LOB: 1 BB: 1 P: 11	1B: 7 2B: 1 3B: 0 HR: 0	SF: 0 SAC: 0 DP: 1 HBP: 0	WP: 1 PB: 0 SB: 0 CS: 0	PA: 36	
<b>PITCHER</b>	IP WLS BF H R ER SO BB IBB HBP BLK WP HR S P ERA WHIP	8.0 L 32 8 2 2 5 1 0 0 0 0 0 0 41 45 2.25 1.125	1.0 4 0 0 0 2 1 0 0 0 0 0 0 7 11 0.00 1.000																		

AB	34
R	2
H	8
RBI	2
BB	2
SO	7
LOB	20



Batter	1	2	3	4	5	6	7	8	9	AB	R	H	RBI	BB	SO	LOB	BOTTOM					
Dick Schofield, S OBP: 0.360, SLG: 0.319 Gene Michael, S OBP: 0.241, SLG: 0.220 (8, FR)										4	0	2	0	0	1	1	<b>Chicago Cubs @ Los Angeles Dodgers</b> Dodger Stadium, Los Angeles, CA Thu Jul 13 1967, 7:05 PM PDT Att: 24,339 - Unknown - 78 F					
Ron Hunt, R OBP: 0.380, SLG: 0.395 (1, 4)										4	0	1	0	0	0	3						
Willie Davis, L OBP: 0.298, SLG: 0.342 (1, 8)										4	0	1	1	0	1	1						
Lou Johnson, R OBP: 0.303, SLG: 0.394 Ron Perranoski, L OBP: 0.250, SLG: 0.250 (9, 1)										4	0	0	0	0	0	3						
Jim Lefebvre, S OBP: 0.364, SLG: 0.444 (1, 5)										4	0	1	0	0	0	0						
Al Ferrara, R OBP: 0.326, SLG: 0.405 (9, 7)										4	0	0	0	0	1	1						
Ron Fairly, L OBP: 0.316, SLG: 0.342 (9, 9)										4	0	2	0	0	0	0						
Nate Oliver, R OBP: 0.270, SLG: 0.278 (9, FR)										0	0	0	0	0	0	0						
Jeff Torborg, R OBP: 0.289, SLG: 0.320 Len Gabrielson, L OBP: 0.275, SLG: 0.355 (9, PH)										3	1	1	0	0	0	1						
Don Sutton, R OBP: 0.149, SLG: 0.191 Wes Parker, S OBP: 0.346, SLG: 0.330 (8, PH)										2	0	0	0	0	0	1						
<b>Inning Stats</b>	R: 0 E: 0 K: 1 S: 6	H: 1 LOB: 1 BB: 0 P: 6	R: 0 E: 0 K: 1 S: 5	H: 0 LOB: 0 BB: 0 P: 5	R: 0 E: 0 K: 0 S: 4	H: 1 LOB: 1 BB: 0 P: 4	R: 0 E: 0 K: 0 S: 4	H: 1 LOB: 1 BB: 0 P: 4	R: 0 E: 0 K: 1 S: 6	H: 1 LOB: 1 BB: 0 P: 6	R: 0 E: 0 K: 0 S: 3	H: 0 LOB: 0 BB: 0 P: 3	R: 0 E: 0 K: 0 S: 3	H: 0 LOB: 0 BB: 0 P: 3	R: 1 E: 0 K: 1 S: 8	H: 3 LOB: 2 BB: 0 P: 8	R: 0 E: 0 K: 0 S: 4	H: 1 LOB: 1 BB: 0 P: 4	1B: 8 2B: 0 3B: 0 HR: 0	SF: 0 SAC: 0 DP: 0 HBP: 0	WP: 0 PB: 0 SB: 0 CS: 0	PA: 35
<b>PITCHER</b>	IP WLS BF H R ER SO BB IBB HBP BLK WP HR S P ERA WHIP	7.2 W 30 7 1 1 4 0 0 0 0 0 0 0 38 38 1.17 0.913	1.1 S 5 1 0 0 0 0 0 0 0 0 0 0 5 5 0.00 0.750																			

AB	35
R	1
H	8
RBI	1
BB	0
SO	4
LOB	13





Batter	1	2	3	4	5	6	7	8	9	AB	R	H	RBI	BB	SO	LOB	TOP					
Paul Popovich, S OBP: 0.273, SLG: 0.237 Cal Koonce, R Curt Simmons, L OBP: 0.143, SLG: 0.143 John Boccabella, R OBP: 0.242, SLG: 0.250										3	0	1	0	1	0	0	Chicago Cubs @ Los Angeles Dodgers Dodger Stadium, Los Angeles, CA Fri Jul 14, 1967, 7:05 PM PDT Att: 30,274 - Unknown - 80 F					
Glenn Beckert, R OBP: 0.312, SLG: 0.370										4	0	1	0	0	0	3						
Billy Williams, L OBP: 0.371, SLG: 0.505										3	1	1	0	1	0	2						
Ron Santo, R OBP: 0.372, SLG: 0.495										4	1	2	1	0	1	2						
14 Ernie Banks, R OBP: 0.320, SLG: 0.503										3	0	0	0	1	1	3						
Randy Hundley, R OBP: 0.341, SLG: 0.441										4	0	0	0	0	0	4						
Ted Savage, R OBP: 0.348, SLG: 0.364										4	0	0	0	0	1	3						
Adolfo Phillips, R OBP: 0.404, SLG: 0.550										4	0	1	0	0	1	0						
Rob Gardner, R Bill Hands, R Al Spangler, L Don Kessinger, S										2	0	0	0	0	1	1						
<b>Inning Stats</b>	R: 0 E: 0 K: 1 S: 6	H: 1 LOB: 1 BB: 0 P: 6	R: 0 E: 0 K: 1 S: 5	H: 0 LOB: 0 BB: 0 P: 5	R: 0 E: 0 K: 2 S: 7	H: 0 LOB: 0 BB: 0 P: 7	R: 0 E: 0 K: 1 S: 7	H: 2 LOB: 2 BB: 0 P: 7	R: 0 E: 0 K: 0 S: 4	H: 1 LOB: 2 BB: 1 P: 8	R: 0 E: 0 K: 0 S: 3	H: 0 LOB: 0 BB: 0 P: 11	R: 0 E: 0 K: 0 S: 3	H: 0 LOB: 0 BB: 0 P: 3	R: 2 E: 1 K: 0 S: 6	H: 2 LOB: 1 BB: 0 P: 6		R: 0 E: 0 K: 1 S: 5	H: 0 LOB: 0 BB: 0 P: 5	1B: 5 2B: 1 3B: 0 HR: 0	SF: 0 SAC: 0 DP: 0 HBP: 0	WP: 0 PB: 0 SB: 1 CS: 0
<b>PITCHER</b>	IP WLS BF H R ER SO BB IBB HBP BLK WP HR S P ERA WHIP																					
Bill Singer, R ERA: 3.61	7.0 W 28 4 0 0 5 3 0 0 0 0 0 0 0 35 47 0.00 1.000																					
Ron Perranoski, L ERA: 2.45	2.0 S 9 2 2 1 1 0 0 0 0 0 0 0 0 11 11 4.50 1.000																					

Batter	1	2	3	4	5	6	7	8	9	AB	R	H	RBI	BB	SO	LOB	BOTTOM			
Dick Schofield, S OBP: 0.350, SLG: 0.308										4	0	0	0	0	1	1	Chicago Cubs @ Los Angeles Dodgers Dodger Stadium, Los Angeles, CA Fri Jul 14, 1967, 7:05 PM PDT Att: 30,274 - Unknown - 80 F			
Ron Hunt, R OBP: 0.385, SLG: 0.393										2	2	0	0	3	0	1				
Willie Davis, L OBP: 0.300, SLG: 0.342										3	1	1	0	1	0	1				
Lou Johnson, R OBP: 0.301, SLG: 0.398										4	0	1	2	0	0	4				
Jim Lefebvre, S OBP: 0.363, SLG: 0.439										3	0	0	0	1	1	2				
Al Ferrara, R OBP: 0.331, SLG: 0.429 Wes Parker, S OBP: 0.348, SLG: 0.342										3	1	2	1	0	1	2				
Ron Fairly, L OBP: 0.315, SLG: 0.339										3	0	0	0	1	1	2				
Jeff Torborg, R OBP: 0.297, SLG: 0.327										4	0	2	0	0	0	3				
Bill Singer, R OBP: 0.071, SLG: 0.071 John Roseboro, L OBP: 0.365, SLG: 0.390 Ron Perranoski, L OBP: 0.200, SLG: 0.200										2	0	0	0	0	1	1				
<b>Inning Stats</b>	R: 0 E: 0 K: 1 S: 5	H: 0 LOB: 1 BB: 1 P: 9	R: 1 E: 0 K: 0 S: 4	H: 1 LOB: 0 BB: 0 P: 4	R: 0 E: 0 K: 1 S: 5	H: 0 LOB: 0 BB: 0 P: 5	R: 0 E: 1 K: 2 S: 9	H: 1 LOB: 2 BB: 0 P: 9	R: 0 E: 0 K: 0 S: 3	H: 1 LOB: 0 BB: 0 P: 3	R: 1 E: 0 K: 0 S: 6	H: 1 LOB: 3 BB: 3 P: 18	R: 2 E: 0 K: 0 S: 4	H: 1 LOB: 1 BB: 2 P: 12	R: 1 E: 0 K: 1 S: 6	H: 2 LOB: 0 BB: 0 P: 6		1B: 4 2B: 1 3B: 1 HR: 1	SF: 0 SAC: 0 DP: 0 HBP: 0	WP: 2 PB: 0 SB: 0 CS: 2
<b>PITCHER</b>	IP WLS BF H R ER SO BB IBB HBP BLK WP HR S P ERA WHIP																			
Rob Gardner, L ERA: 3.27	5.0 L 22 4 2 2 4 2 0 0 0 0 1 0 5 13 3.60 1.200																			
Cal Koonce, R ERA: 4.7	1.0 6 1 2 2 0 2 0 0 0 0 0 0 4 12 18.00 3.000																			
Curt Simmons, L ERA: 4.71	1.0 4 2 1 1 1 0 0 0 0 0 1 0 6 6 9.00 2.000																			



Batter	1	2	3	4	5	6	7	8	9	AB	R	H	RBI	BB	SO	LOB	TOP			
Don Kessinger, S (1, 6) OBP: 0.262, SLG: 0.244	1-3			E3			K		1B	4	0	1	0	0	1	0	Chicago Cubs @ Los Angeles Dodgers Dodger Stadium, Los Angeles, CA Sat Jul 15 1967, 3:33 AM PDT Att: 21,577 - Sunny - 87 F			
Glenn Beckert, R (1, 4) OBP: 0.311, SLG: 0.368	1-3			K			F3		1B	4	0	1	0	0	1	1				
Billy Williams, L (1, 7) OBP: 0.369, SLG: 0.505	F7			G4-6-3			2B		F9	4	1	1	0	0	0	3				
Ron Santo, R (1, 5) OBP: 0.370, SLG: 0.495		4-3			K				FC5-4	4	0	1	1	0	1	2				
14 Ernie Banks, R (1, 3) OBP: 0.317, SLG: 0.498		5-3								3	0	0	0	0	0	1				
Lee Thomas, L (1, 9) OBP: 0.291, SLG: 0.317		6-3								3	0	0	0	0	1	0				
Randy Hundley, R (1, 2) OBP: 0.337, SLG: 0.436				K						3	0	0	0	0	3	0				
Adolfo Phillips, R (1, 8) OBP: 0.404, SLG: 0.547					1-3					3	0	1	0	0	1	0				
Fergie Jenkins, R (1, 1) OBP: 0.151, SLG: 0.216										1	0	0	0	0	1	1				
Bill Hands, R (3, 1) OBP: 0.235, SLG: 0.188										0	0	0	0	0	0	0				
Norm Gigon, R (6, PH) OBP: 0.194, SLG: 0.276										1	0	0	0	0	1	0				
Joe Niekro, R (6, 1) OBP: 0.133, SLG: 0.071										0	0	0	0	0	0	0				
Al Spangler, L (9, PH) OBP: 0.320, SLG: 0.341										1	0	0	0	0	0	0				
<b>Inning Stats</b>	R: 0 E: 0 K: 0 S: 3	H: 0 LOB: 0 BB: 0 P: 3	R: 0 E: 0 K: 0 S: 3	H: 0 LOB: 0 BB: 0 P: 3	R: 0 E: 0 K: 2 S: 7	H: 1 LOB: 1 BB: 0 P: 7	R: 0 E: 1 K: 1 S: 5	H: 0 LOB: 0 BB: 0 P: 5	R: 0 E: 0 K: 1 S: 5	H: 0 LOB: 0 BB: 0 P: 5	R: 1 E: 0 K: 1 S: 7	H: 2 LOB: 1 BB: 0 P: 7	R: 0 E: 0 K: 3 S: 9	H: 0 LOB: 0 BB: 0 P: 9	R: 0 E: 0 K: 0 S: 5	H: 2 LOB: 2 BB: 0 P: 5	1B: 3 2B: 3 3B: 0 HR: 0	SF: 0 SAC: 0 DP: 2 HBP: 0	WP: 0 PB: 0 SB: 0 CS: 1	PA: 31
<b>PITCHER</b> Don Drysdale, R (1, 1) ERA: 2.71	IP: 9.0 WLS: W BF: 31	H: 5 R: 1 ER: 1 SO: 10	BB: 0 IBB: 0 HBP: 0 BLK: 0	WP: 0 HR: 0 S: 51 P: 51	ERA: 1.00 WHIP: 0.556											ERA: 1.00 WHIP: 0.556				

Batter	1	2	3	4	5	6	7	8	9	AB	R	H	RBI	BB	SO	LOB	BOTTOM						
Dick Schofield, S (1, 6) OBP: 0.361, SLG: 0.331				1B		K				4	1	3	0	0	1	0	Chicago Cubs @ Los Angeles Dodgers Dodger Stadium, Los Angeles, CA Sat Jul 15 1967, 3:33 AM PDT Att: 21,577 - Sunny - 87 F						
Ron Hunt, R (1, 4) OBP: 0.386, SLG: 0.392	F4			1B						3	1	1	0	0	0	2							
Willie Davis, L (1, 8) OBP: 0.296, SLG: 0.338	L7			1B						3	0	0	1	0	0	3							
Jim Lefebvre, S (1, 5) OBP: 0.364, SLG: 0.438				E4						3	1	1	0	1	0	1							
Ron Fairly, L (1, 3) OBP: 0.312, SLG: 0.334	6-3			HR						4	0	0	0	0	0	3							
Lou Johnson, R (1, 7) OBP: 0.299, SLG: 0.419		6-3								4	1	1	2	0	0	0							
Len Gabrielson, L (1, 9) OBP: 0.281, SLG: 0.384										4	1	2	1	0	2	0							
Wes Parker, S (9, 3) OBP: 0.348, SLG: 0.342				1B						0	0	0	0	0	0	0							
Jeff Torborg, R (1, 2) OBP: 0.311, SLG: 0.351				1B						4	0	3	0	0	0	0							
Don Drysdale, R (1, 1) OBP: 0.164, SLG: 0.138				1B						4	0	1	0	0	1	3							
<b>Inning Stats</b>	R: 0 E: 0 K: 0 S: 4	H: 1 LOB: 2 BB: 1 P: 8	R: 0 E: 0 K: 2 S: 8	H: 1 LOB: 1 BB: 0 P: 8	R: 4 E: 1 K: 0 S: 9	H: 6 LOB: 2 BB: 0 P: 9	R: 0 E: 0 K: 0 S: 4	H: 1 LOB: 1 BB: 0 P: 4	R: 0 E: 0 K: 1 S: 5	H: 0 LOB: 0 BB: 0 P: 5	R: 0 E: 0 K: 1 S: 5	H: 0 LOB: 0 BB: 0 P: 5	R: 0 E: 0 K: 0 S: 2	H: 0 LOB: 0 BB: 0 P: 3	R: 1 E: 0 K: 0 S: 5	H: 3 LOB: 2 BB: 0 P: 5	1B: 8 2B: 2 3B: 0 HR: 2	SF: 1 SAC: 0 DP: 1 HBP: 1	WP: 0 PB: 0 SB: 1 CS: 0	PA: 36			
<b>PITCHER</b> Fergie Jenkins, R (1, 1) ERA: 3.0	IP: 2.2 WLS: L BF: 16	H: 7 R: 4 ER: 4 SO: 2	BB: 1 IBB: 0 HBP: 0 BLK: 0	WP: 0 HR: 1 S: 19 P: 23	ERA: 13.50 WHIP: 3.000											ERA: 13.50 WHIP: 3.000							
Bill Hands, R (3, 1) ERA: 2.6	2.1	9	2	0	0	1	0	0	0	11	11	0.00	0.857										
Joe Niekro, R (6, 1) ERA: 3.36	3.0	11	3	1	1	1	0	0	1	12	13	3.00	1.000										



Batter	1	2	3	4	5	6	7	8	9	AB	R	H	RBI	BB	SO	LOB	TOP					
Julio Gotay, R OBP: 0.341, SLG: 0.426 Larry Sherry, R (8, 1)	4-0 G3-6-3 BB		0-0 5-3			0-0 5-3 1B	0-0 5-3		0-3 K	3	1	1	0	1	0	1						
Bob Lillis, R OBP: 0.160, SLG: 0.125 (8, 4)	0-0 G3-6-3 1-2		0-0 6-3			0-0 SH5-3-4 1-2		0-0 4-3		3	0	0	0	0	0	2						
Rusty Staub, L OBP: 0.395, SLG: 0.502 (1, 9)	0-0 FC6-4 1B			0-0 5-3 1B		0-0 5-3 2-3		4-0 FC5-4 BB		3	0	2	0	1	0	1						
Jimmy Wynn, R OBP: 0.356, SLG: 0.535 (1, 8)	0-0 FC6-4 1-2			0-0 5-3 1-2		4-0 1B 2B IBB		0-0 F7		3	1	0	0	1	0	3						
Jackie Brandt, R OBP: 0.267, SLG: 0.318 (1, 3)		0-0 6-3		0-0 6-3		0-0 2B 1B		0-0 FC5-4 1-2		4	1	1	1	0	0	2						
Ron Davis, R OBP: 0.277, SLG: 0.387 (1, 7)		0-0 6-3		0-0 F8		0-0 2B			0-0 SH1-4 SF9 2B	4	1	2	2	0	0	1						
Eddie Mathews, L OBP: 0.342, SLG: 0.393 (1, 5)			0-0 F7		0-0 G5-4-3 1B		0-3 K		0-0 SH1-4	3	0	1	0	0	1	1						
Dave Adlesh, R OBP: 0.200, SLG: 0.160 (1, 2)				0-0 FC5-6 1B		0-0 G5-4-3 1-2		0-0 F8		3	0	1	1	0	0	1						
Don Wilson, R OBP: 0.170, SLG: 0.136 Sonny Jackson, L OBP: 0.272, SLG: 0.279 (8, 6)			0-0 FC5-6 1-2		0-0 F7		0-0 6-3		0-0 1B	3	0	0	0	0	0	0						
<b>Inning Stats</b>	R: 0 E: 0 K: 0 S: 3	H: 1 LOB: 1 BB: 1 P: 7	R: 0 E: 0 K: 0 S: 3	H: 0 LOB: 0 BB: 0 P: 3	R: 0 E: 1 K: 0 S: 4	H: 1 LOB: 1 BB: 0 P: 4	R: 0 E: 0 K: 0 S: 4	H: 1 LOB: 1 BB: 0 P: 4	R: 0 E: 0 K: 0 S: 3	H: 1 LOB: 0 BB: 0 P: 3	R: 3 E: 0 K: 1 S: 8	H: 3 LOB: 1 BB: 1 P: 12	R: 0 E: 0 K: 0 S: 3	H: 0 LOB: 1 BB: 1 P: 7	R: 0 E: 0 K: 0 S: 3	H: 0 LOB: 1 BB: 1 P: 7	R: 1 E: 0 K: 1 S: 7	H: 2 LOB: 1 BB: 0 P: 7	1B: 7 2B: 2 3B: 0 HR: 0	SF: 1 SAC: 2 DP: 2 HBP: 0	WP: 0 PB: 0 SB: 0 CS: 0	PA: 37
<b>PITCHER</b> Claude Osteen, L ERA: 3.39 (1, 1)	IP: 9.0 WLS: L BF: 37 H: 9 R: 4 ER: 4 SO: 2 BB: 2 IBB: 1 HBP: 0 BLK: 0 WP: 0 HR: 0 S: 38 P: 50 ERA: 4.00 WHIP: 1.222															<b>PITCHER</b>	IP: 9.0 WLS: L BF: 37 H: 9 R: 4 ER: 4 SO: 2 BB: 2 IBB: 1 HBP: 0 BLK: 0 WP: 0 HR: 0 S: 38 P: 50 ERA: 4.00 WHIP: 1.222					

Houston Astros @ Los Angeles Dodgers  
Dodger Stadium, Los Angeles, CA  
Sun Jul 16 1967, 3:33 AM PDT  
Unknown

AB	31
R	4
H	9
RBI	4
BB	3
SO	2
LOB	14



Batter	1	2	3	4	5	6	7	8	9	AB	R	H	RBI	BB	SO	LOB	BOTTOM					
Dick Schofield, S OBP: 0.356, SLG: 0.320 (1, 6)	0-0 F8	4-0 HBP BB		0-0 4-3		0-0 4-3			0-0 3-1	4	0	0	0	1	0	0						
Ron Hunt, R OBP: 0.387, SLG: 0.391 Nate Oliver, R OBP: 0.299, SLG: 0.333 (3, 4)	0-0 E6 1B	1-0 HBP		0-0 1B		0-0 1B		0-0 BB 1B	0-0 2B 3B	1	0	0	0	0	0	0						
Willie Davis, L OBP: 0.301, SLG: 0.346 Gene Michael, S OBP: 0.241, SLG: 0.220 (9, PR)	0-0 BB 1B	0-3 K		0-0 1B		0-0 1B		0-0 F9	0-0 1B 2B	5	0	3	1	0	1	4						
Jim Lefebvre, S OBP: 0.362, SLG: 0.432 (1, 5)	0-3 K		0-0 F8	0-0 F5		0-0 FC6-4 BB		4-0 FC6-4 BB	0-3 K	4	0	0	0	1	2	5						
Ron Fairly, L OBP: 0.316, SLG: 0.337 (1, 3)	4-0 FC6-4 BB		0-0 BB 1B		0-0 4-3		0-0 F5		0-0 1B	4	0	2	0	1	0	2						
Lou Johnson, R OBP: 0.298, SLG: 0.408 (1, 7)	0-0 FC6-4 1-2		4-0 BB	0-0 BB		0-3 K		0-0 FC6-4 1-2		3	0	0	0	1	1	5						
Len Gabrielson, L OBP: 0.281, SLG: 0.375 (1, 9)		0-3 K	0-3 K		0-0 F7		4-0 G5-4-3 BB			3	0	0	0	1	2	2						
Jeff Torborg, R OBP: 0.302, SLG: 0.339 (1, 2)		0-0 6-3	0-3 K		0-0 6-3		0-0 F8			4	0	0	0	0	1	3						
Claude Osteen, L OBP: 0.258, SLG: 0.371 (1, 1)		0-0 HBP BB 1B		0-3 K		0-0 F3		0-0 G5-4-3		4	0	1	0	0	1	1						
<b>Inning Stats</b>	R: 0 E: 1 K: 1 S: 7	H: 1 LOB: 3 BB: 1 P: 11	R: 0 E: 0 K: 2 S: 8	H: 1 LOB: 3 BB: 1 P: 13	R: 0 E: 0 K: 2 S: 8	H: 1 LOB: 2 BB: 1 P: 12	R: 0 E: 0 K: 1 S: 7	H: 2 LOB: 0 BB: 0 P: 7	R: 0 E: 0 K: 0 S: 5	H: 0 LOB: 0 BB: 0 P: 5	R: 0 E: 0 K: 0 S: 3	H: 0 LOB: 0 BB: 0 P: 3	R: 0 E: 0 K: 0 S: 4	H: 1 LOB: 2 BB: 1 P: 8	R: 0 E: 0 K: 0 S: 2	H: 0 LOB: 0 BB: 1 P: 6	R: 1 E: 0 K: 1 S: 7	H: 3 LOB: 2 BB: 0 P: 7	1B: 7 2B: 1 3B: 1 HR: 0	SF: 0 SAC: 0 DP: 1 HBP: 1	WP: 0 PB: 0 SB: 0 CS: 0	PA: 41
<b>PITCHER</b> Don Wilson, R ERA: 2.95 Larry Sherry, R ERA: 5.77 (8, 1)	IP: 7.0 WLS: W BF: 33 H: 6 R: 0 ER: 0 SO: 7 BB: 4 IBB: 0 HBP: 1 BLK: 0 WP: 0 HR: 0 S: 42 P: 59 ERA: 0.00 WHIP: 1.429															<b>PITCHER</b>	IP: 7.0 WLS: W BF: 33 H: 6 R: 0 ER: 0 SO: 7 BB: 4 IBB: 0 HBP: 1 BLK: 0 WP: 0 HR: 0 S: 42 P: 59 ERA: 0.00 WHIP: 1.429					

Houston Astros @ Los Angeles Dodgers  
Dodger Stadium, Los Angeles, CA  
Sun Jul 16 1967, 3:33 AM PDT  
Unknown

AB	35
R	1
H	9
RBI	1
BB	5
SO	8
LOB	22





Batter	1	2	3	4	5	6	7	8	9	AB	R	H	RBI	BB	SO	LOB	TOP										
Julio Gotay, R OBP: 0.345, SLG: 0.429 Bob Lillis, R OBP: 0.154, SLG: 0.120	0-0 1B		0-3 K		0-3 K		0-0 1B		0-0 F4	4	0	2	0	0	2	1											
Sonny Jackson, L OBP: 0.274, SLG: 0.281	0-0 B3		0-0 2B 1B			0-0 HR 1B	0-0 F7		0-0 4-3	5	1	2	0	0	0	2											
Jimmy Wynn, R OBP: 0.356, SLG: 0.545	0-3 K		0-0 1-H 2B			0-0 HR		0-3 K	0-0 L7	5	1	2	3	0	2	1											
Rusty Staub, L OBP: 0.397, SLG: 0.509	0-0 1-3			0-0 G3		0-0 3-1 1B 2B		0-0 E 1B 2B		4	2	2	0	0	0	1											
Jackie Brandt, R OBP: 0.245, SLG: 0.292		0-0 F7		0-0 G3		0-0 3-1		0-0 E6 1B SF9		4	1	0	0	0	0	2											
Ron Davis, R OBP: 0.282, SLG: 0.390		0-3 K		0-3 K		0-0 CS 1B		0-0 SF9 1B S		4	1	2	2	0	2	0											
Eddie Mathews, L OBP: 0.341, SLG: 0.405		0-3 K			0-0 HR	0-0 F2		0-0 SF9 1B		3	1	1	2	0	1	1											
John Bateman, R OBP: 0.249, SLG: 0.268			0-3 K		0-0 F7		0-0 5-3	0-0 1B		4	0	1	1	0	1	0											
Wade Blasingame, L OBP: 0.267, SLG: 0.083 Carroll Sembera, R OBP: 0.143, SLG: 0.143 Dave Giusti, R OBP: 0.143, SLG: 0.213			4-0 1B 2B BB		0-0 F6		0-0 4-3	0-0 5-3		1	1	0	0	1	0	0											
<b>Inning Stats</b>	R: 0 E: 0 K: 1 S: 6	H: 1 LOB: 1 BB: 0 P: 6	R: 0 E: 0 K: 2 S: 7	H: 0 LOB: 0 BB: 0 P: 7	R: 1 E: 0 K: 2 S: 8	H: 2 LOB: 2 BB: 1 P: 12	R: 0 E: 0 K: 1 S: 5	H: 0 LOB: 0 BB: 0 P: 5	R: 1 E: 0 K: 1 S: 6	H: 1 LOB: 0 BB: 0 P: 6	R: 3 E: 0 K: 0 S: 6	H: 4 LOB: 0 BB: 0 P: 6	R: 0 E: 0 K: 0 S: 4	H: 1 LOB: 1 BB: 0 P: 4	R: 3 E: 1 K: 1 S: 9	H: 3 LOB: 1 BB: 0 P: 9	R: 0 E: 0 K: 0 S: 3	H: 0 LOB: 0 BB: 0 P: 3	1B: 7 2B: 3 3B: 0 HR: 2	SF: 1 SAC: 0 DP: 0 HBP: 0	WP: 0 PB: 0 SB: 1 CS: 1	PA: 39					
<b>PITCHER</b>	IP	WLS	BF	H	R	ER	SO	BB	IBB	HBP	BLK	WP	HR	S	P	ERA	WHIP										
Jim Brewer, L ERA: 2.75	5.0	L	22	7	5	5	7	1	0	0	0	0	2	35	39	9.00	1.600										
Phil Regan, R ERA: 3.19	1.0		3	1	0	0	0	0	0	0	0	0	0	3	3	0.00	1.000										
Bob Miller, R ERA: 6.23	1.0		4	1	0	0	0	0	0	0	0	0	0	4	4	0.00	1.000										
Ron Perranoski, L ERA: 2.53	2.0		10	3	3	1	1	0	0	0	0	0	0	12	12	4.50	1.500										

Houston Astros @ Los Angeles Dodgers  
Dodger Stadium, Los Angeles, CA  
Sun Jul 16 1967, 3:38 AM PDT  
Att: 24,729 - Unknown

AB	37
R	8
H	12
RBI	8
BB	1
SO	8
LOB	9



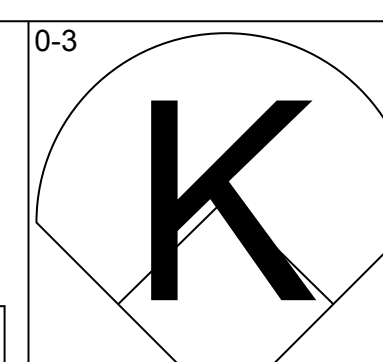
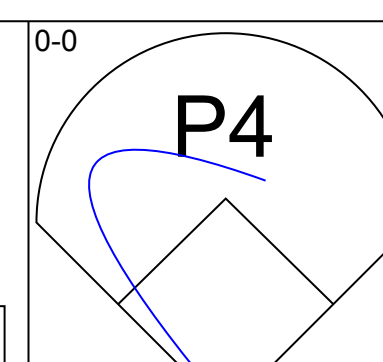
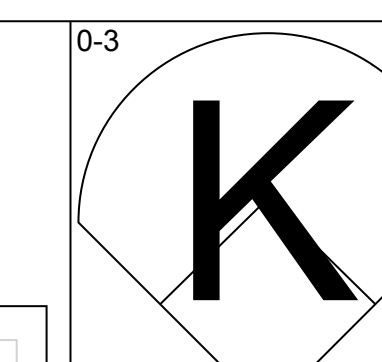
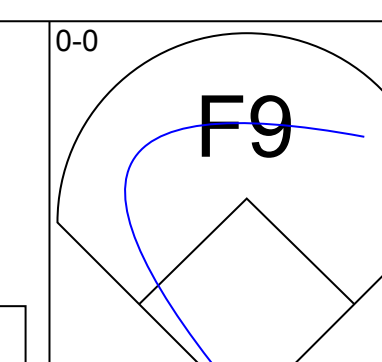
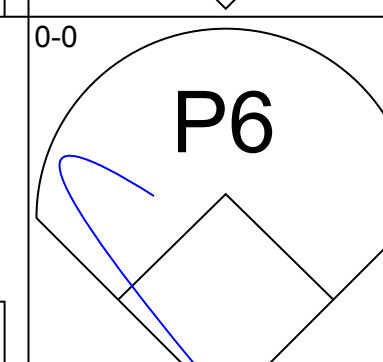
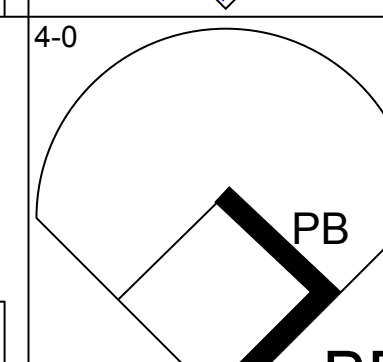
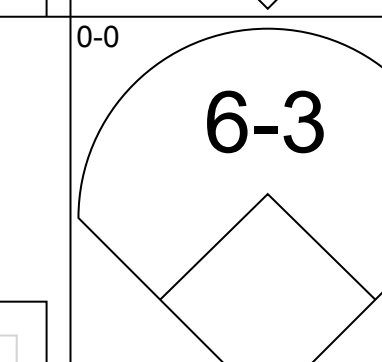
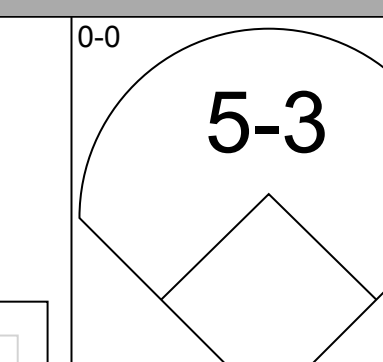
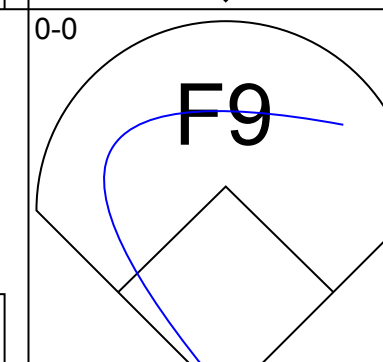
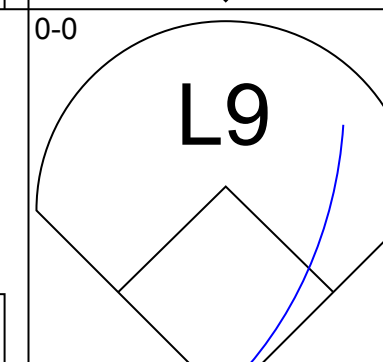
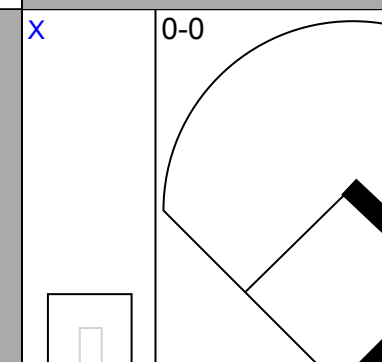
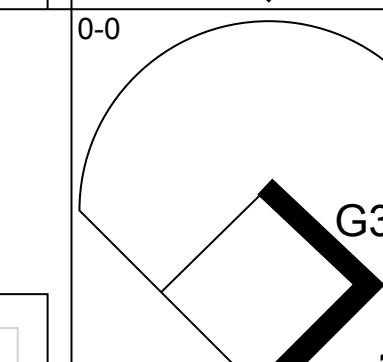
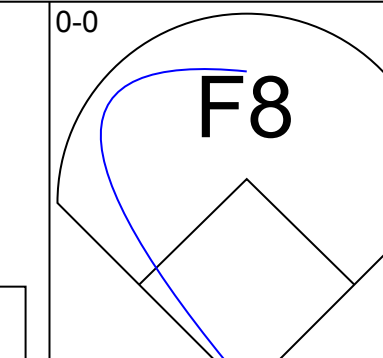
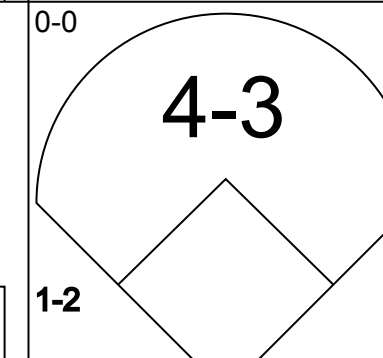
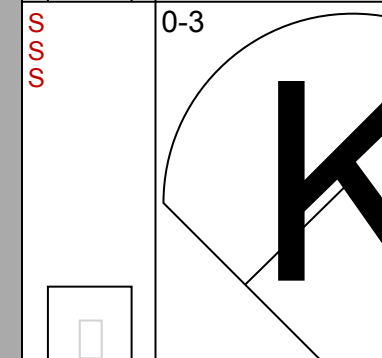
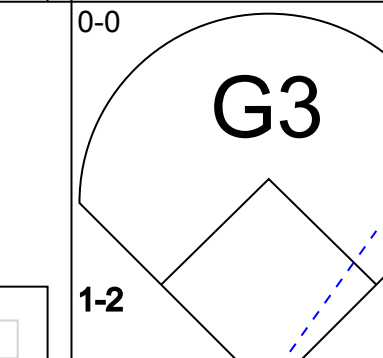
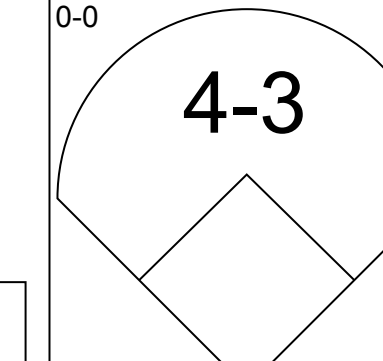
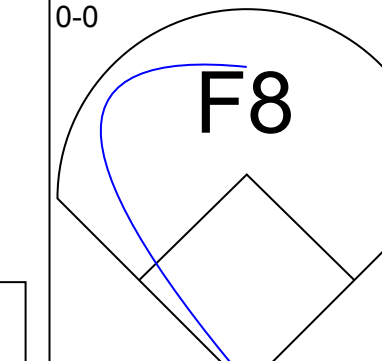
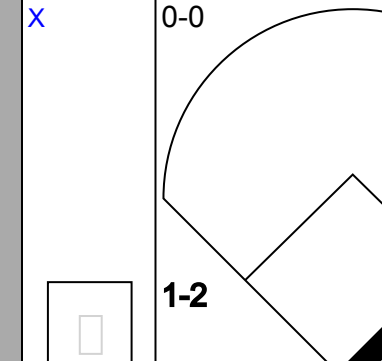
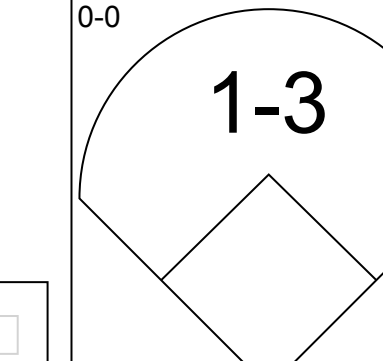
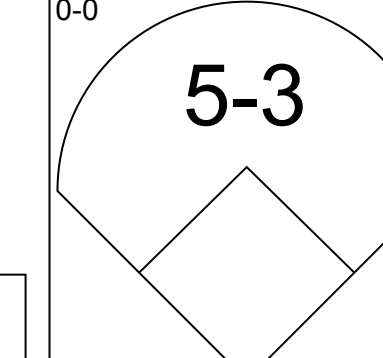
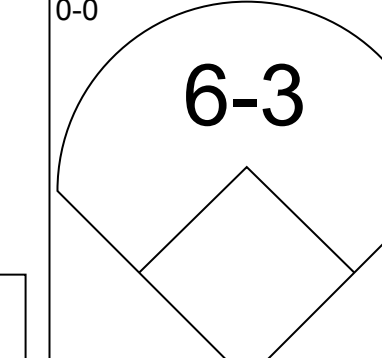
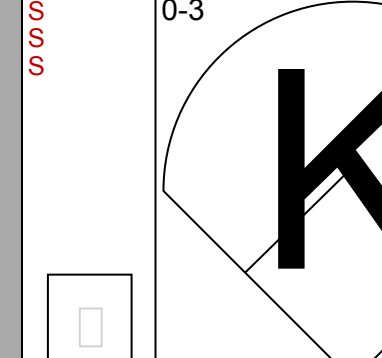
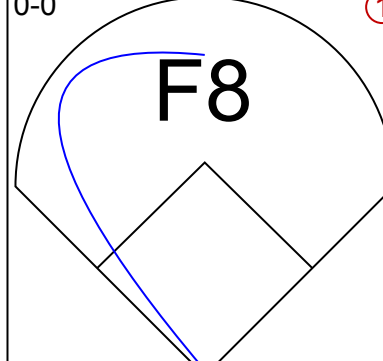
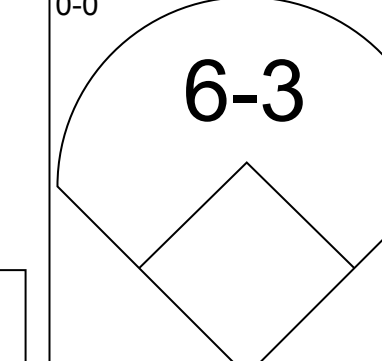
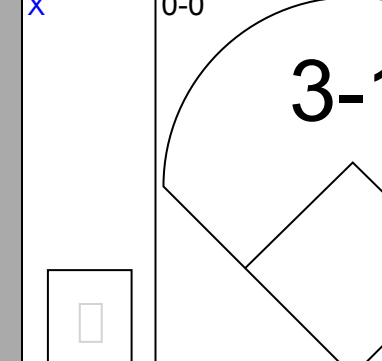
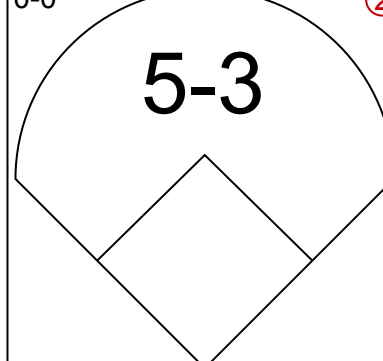
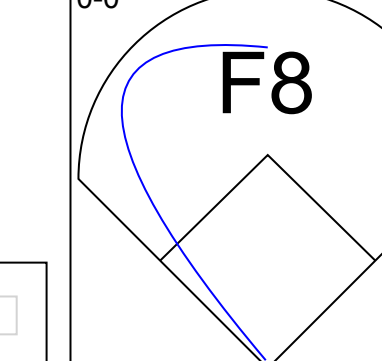
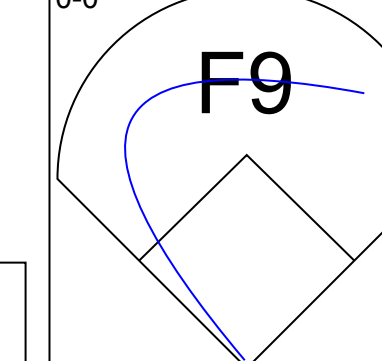
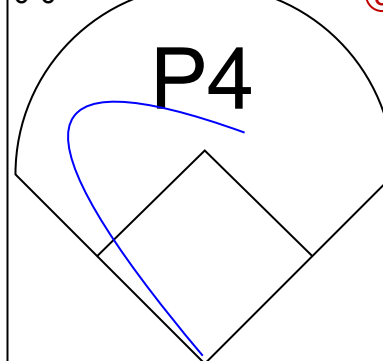
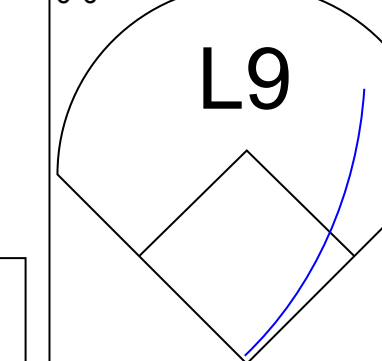
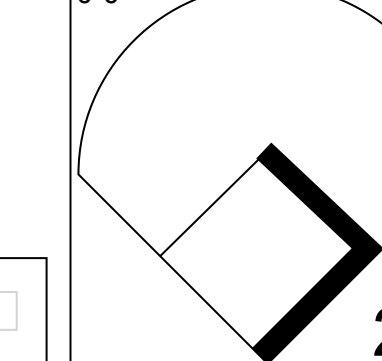
Batter	1	2	3	4	5	6	7	8	9	AB	R	H	RBI	BB	SO	LOB	BOTTOM										
Dick Schofield, S OBP: 0.351, SLG: 0.310	0-0 4-3		0-0 F3			4-0 1B BB	0-0 G3		0-0 F7	4	0	0	0	1	0	3											
Nate Oliver, R OBP: 0.309, SLG: 0.333	4-0 BB			0-0 F3		0-0 1B		0-0 6-3		3	0	1	0	1	0	0											
Lou Johnson, R OBP: 0.296, SLG: 0.403	0-0 G5-4-3			0-0 F8		0-3 K		0-0 1B		4	0	1	0	0	1	3											
Jim Lefebvre, S OBP: 0.360, SLG: 0.430		0-0 5-3		0-0 F5		0-0 G3		0-0 1B		4	0	1	0	0	0	2											
Al Ferrara, R OBP: 0.335, SLG: 0.430		0-0 F9			0-0 BB 1B		0-0 WP BB G3	0-3 K		4	2	2	0	0	1	2											
Wes Parker, S OBP: 0.354, SLG: 0.343					4-0 1B BB		4-0 G3 WP BB	0-0 G3		2	0	1	0	2	0	2											
Bob Bailey, R OBP: 0.243 Ron Fairly, L OBP: 0.317, SLG: 0.336					0-0 F9		4-0 G6-4-3 1B	4-0 G3 BB		2	0	1	1	0	0	1											
Jeff Torborg, R OBP: 0.297, SLG: 0.333 Willie Davis, L OBP: 0.300, SLG: 0.345 Jim Campanis, R OBP: 0.320, SLG: 0.409					0-0 5-3		0-0 G6-4-3 1B	0-3 K		2	0	0	0	0	0	1											
Jim Brewer, L OBP: 0.283, SLG: 0.167 Phil Regan, R OBP: 0.257 Bob Miller, R OBP: 0.257 Len Gabrielson, L OBP: 0.276, SLG: 0.372 Ron Perranoski, L OBP: 0.200, SLG: 0.200 John Roseboro, R OBP: 0.280, SLG: 0.388				0-3 K		0-0 F9		0-0 G3		1	0	0	0	0	1	0											
<b>Inning Stats</b>	R: 0 E: 0 K: 0 S: 2	H: 0 LOB: 0 BB: 1 P: 6	R: 0 E: 0 K: 0 S: 4	H: 1 LOB: 1 BB: 0 P: 4	R: 0 E: 0 K: 1 S: 5	H: 0 LOB: 0 BB: 0 P: 5	R: 0 E: 0 K: 0 S: 3	H: 0 LOB: 0 BB: 0 P: 3	R: 1 E: 0 K: 0 S: 3	H: 2 LOB: 0 BB: 1 P: 7	R: 0 E: 0 K: 1 S: 6	H: 1 LOB: 2 BB: 1 P: 10	R: 1 E: 0 K: 1 S: 6	H: 1 LOB: 2 BB: 2 P: 14	R: 0 E: 0 K: 1 S: 7	H: 2 LOB: 2 BB: 0 P: 7	R: 0 E: 1 K: 1 S: 6	H: 0 LOB: 1 BB: 0 P: 6	1B: 7 2B: 0 3B: 0 HR: 0	SF: 0 SAC: 0 DP: 2 HBP: 0	WP: 1 PB: 0 SB: 0 CS: 0	PA: 37					
<b>PITCHER</b>	IP	WLS	BF	H	R	ER	SO	BB	IBB	HBP	BLK	WP	HR	S	P	ERA	WHIP										
Wade Blasingame, L ERA: 5.66	5.1	W	20	4	1	1	1	3	0	0	0	1	0	19	31	1.69	1.312										
Carroll Sembera, R ERA: 3.99	0.2		5	1	1	1	1	2	0	0	0	1	0	5	13	13.50	4.500										
Dave Giusti, R ERA: 3.69	3.0	S	12	2	0	0	3	0	0	0	0	0	0	18	18	0.00	0.667										

Houston Astros @ Los Angeles Dodgers  
Dodger Stadium, Los Angeles, CA  
Sun Jul 16 1967, 3:38 AM PDT  
Att: 24,729 - Unknown

AB	32
R	2
H	7
RBI	2
BB	5
SO	5
LOB	20

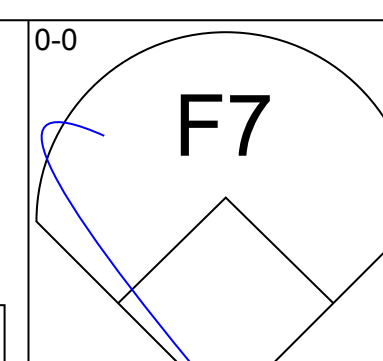
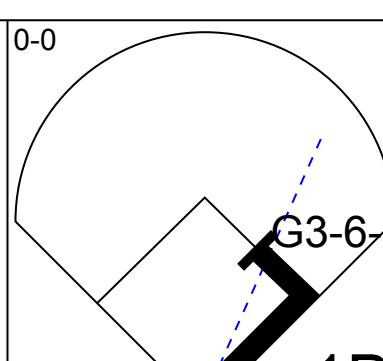
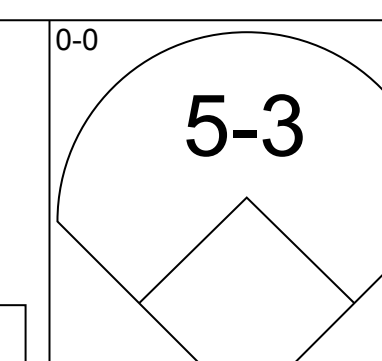
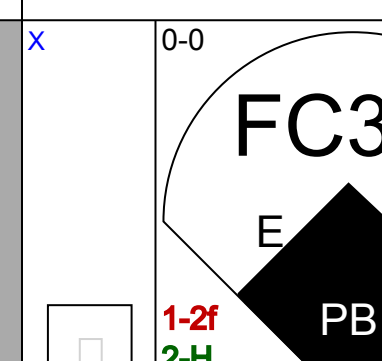
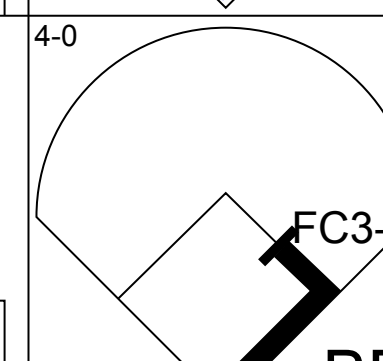
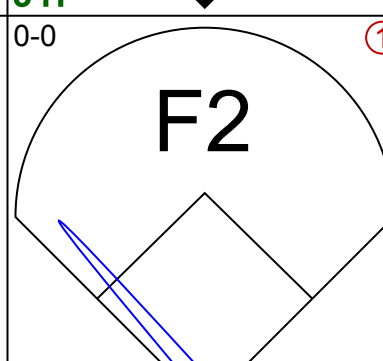
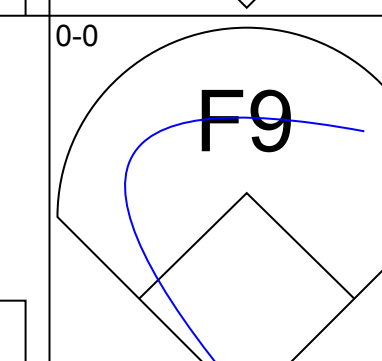
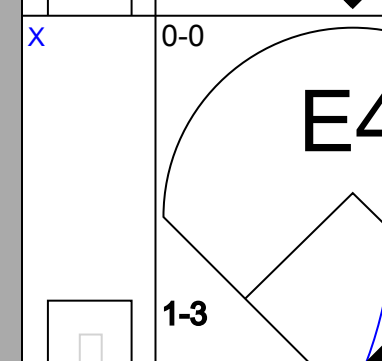
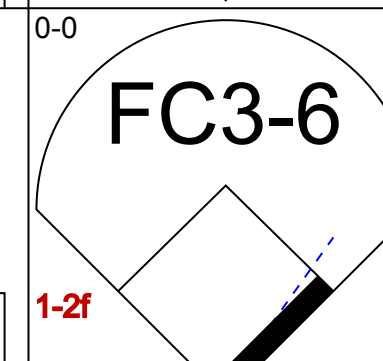
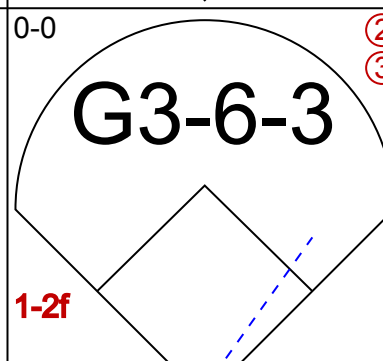
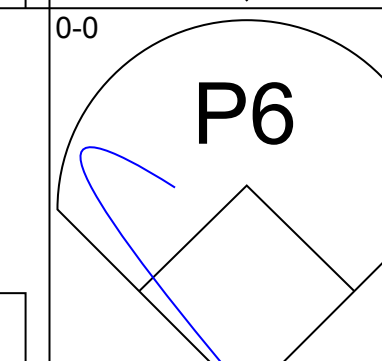
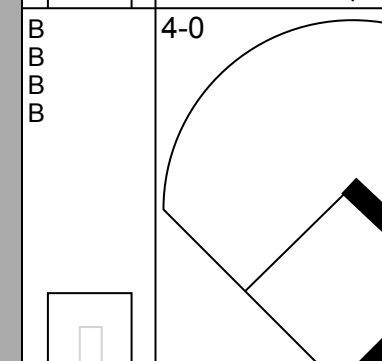
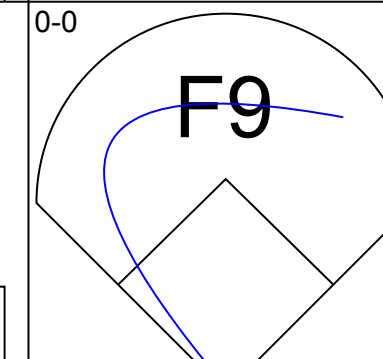
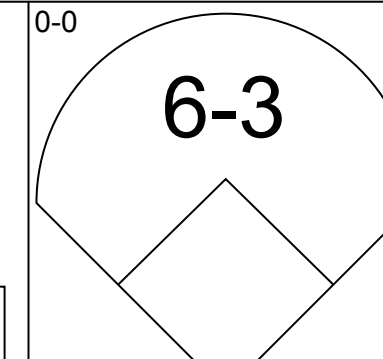
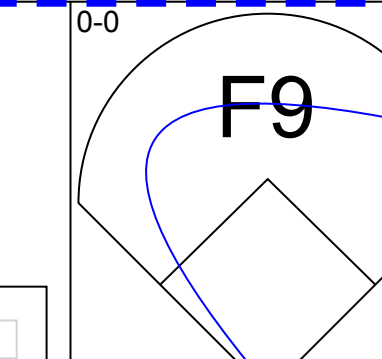

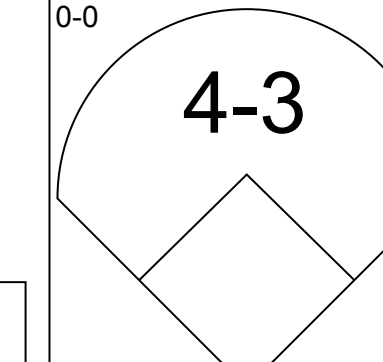
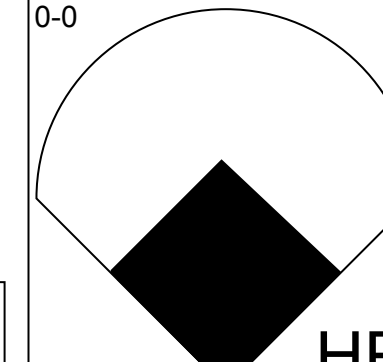
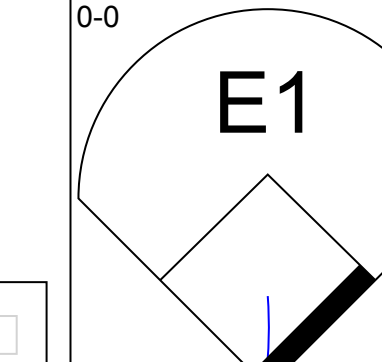

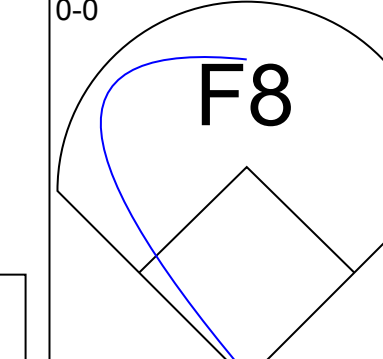
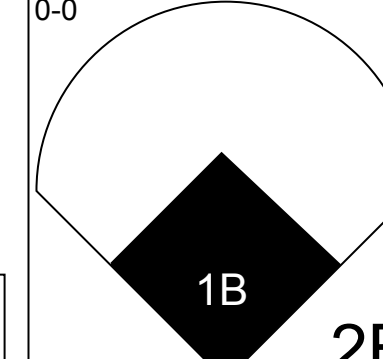
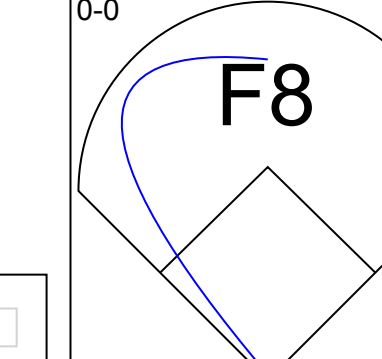
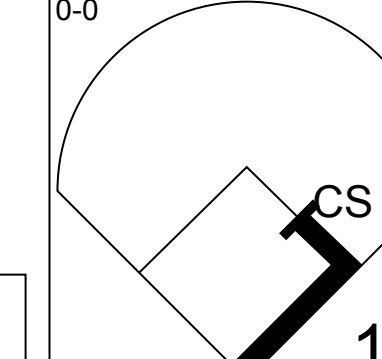
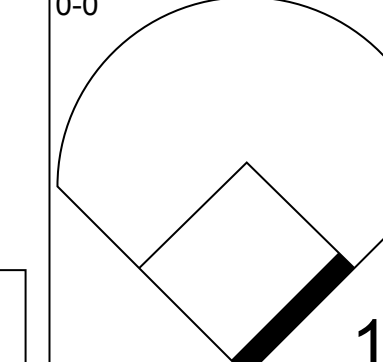
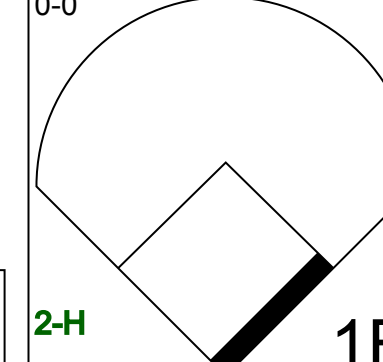
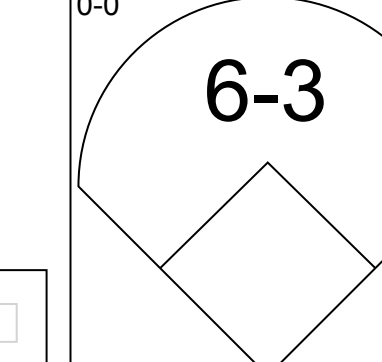
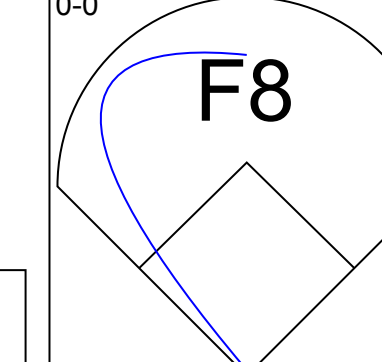
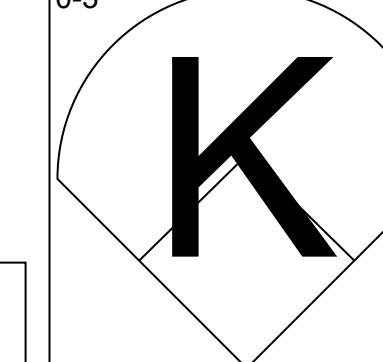
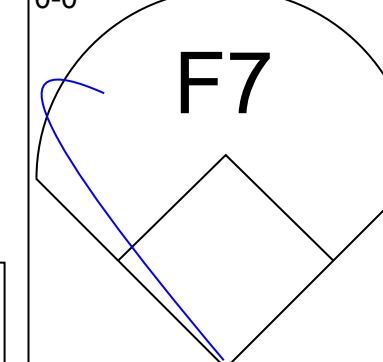
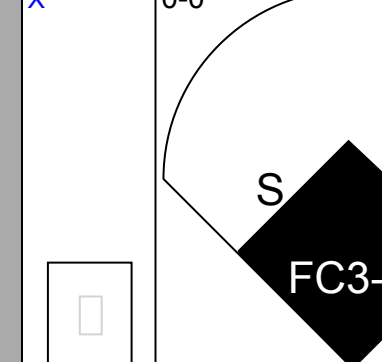
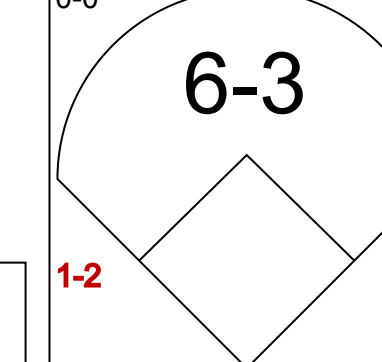
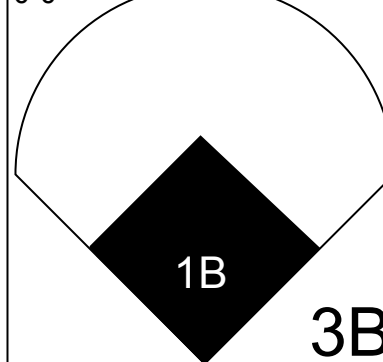
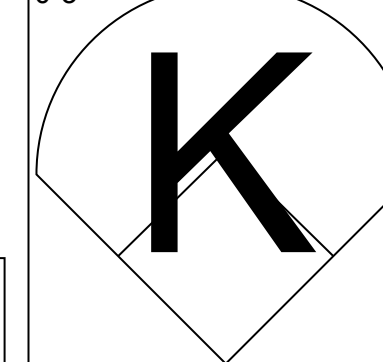
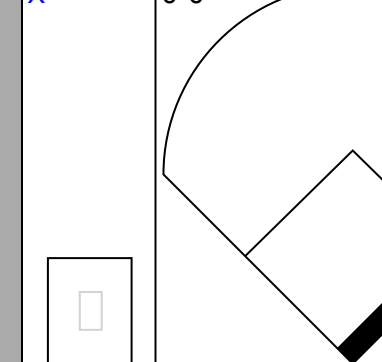




Batter	1	2	3	4	5	6	7	8	9	AB	R	H	RBI	BB	SO	LOB	TOP			
Dick Schofield, S (1, 6) OBP: 0.342, SLG: 0.301										4	0	0	0	0	2	1	Los Angeles Dodgers @ Philadelphia Phillies Connie Mack Stadium, Philadelphia, PA Tue Jul 18 1967, 7:05 PM EDT Unknown			
Ron Hunt, R (1, 4) OBP: 0.385, SLG: 0.386										3	0	0	0	1	0	1				
Willie Davis, L (1, 8) OBP: 0.303, SLG: 0.347										4	0	2	0	0	0	1				
Jim Lefebvre, S (1, 5) OBP: 0.356, SLG: 0.424										4	0	0	0	0	1	3				
Ron Fairly, L (1, 3) OBP: 0.316, SLG: 0.334										4	0	1	0	0	0	1				
Lou Johnson, R (1, 7) OBP: 0.290, SLG: 0.394										3	0	0	0	0	1	2				
Len Gabrielson, L (1, 9) OBP: 0.273, SLG: 0.364										3	0	0	0	0	0	2				
Bob Miller, R (7, 1)										0	0	0	0	0	0	0				
Jeff Torborg, R (1, 2) OBP: 0.280, SLG: 0.325										3	0	0	0	0	0	0				
Don Sutton, R (1, 1) OBP: 0.146, SLG: 0.188										1	0	0	0	0	0	0				
Wes Parker, S (6, PH) OBP: 0.356, SLG: 0.351										1	0	1	0	0	0	0				
Dick Egan, L (6, 1)										0	0	0	0	0	0	0				
Al Ferrara, R (7, 9) OBP: 0.333, SLG: 0.428										1	0	0	0	0	0	0				
<b>Inning Stats</b>	R: 0 E: 0 K: 1 S: 5	H: 0 LOB: 0 BB: 0 P: 5	R: 0 E: 0 K: 0 S: 3	H: 0 LOB: 0 BB: 0 P: 3	R: 0 E: 0 K: 0 S: 3	H: 0 LOB: 0 BB: 1 P: 7	R: 0 E: 0 K: 0 S: 3	H: 0 LOB: 0 BB: 0 P: 3	R: 0 E: 0 K: 1 S: 6	H: 1 LOB: 1 BB: 0 P: 6	R: 0 E: 0 K: 2 S: 9	H: 2 LOB: 2 BB: 0 P: 9	R: 0 E: 0 K: 0 S: 3	H: 0 LOB: 0 BB: 0 P: 3	R: 0 E: 0 K: 0 S: 4	H: 1 LOB: 1 BB: 0 P: 4	1B: 3 2B: 1 3B: 0 HR: 0	SF: 0 SAC: 0 DP: 0 HBP: 0	WP: 0 PB: 1 SB: 0 CS: 0	PA: 32
<b>PITCHER</b> Rick Wise, R (1, 1) ERA: 3.73	IP: 9.0 WLS: W BF: 32 H: 4 R: 0 ER: 0 SO: 4 BB: 1 IBB: 0 HBP: 0 BLK: 0 WP: 0 HR: 0 S: 39 P: 43 ERA: 0.00 WHIP: 0.556															<b>PITCHER</b>				

AB 31  
R 0  
H 4  
RBI 0  
BB 1  
SO 4  
LOB 11



Batter	1	2	3	4	5	6	7	8	9	AB	R	H	RBI	BB	SO	LOB	BOTTOM			
Tony Gonzalez, L (1, 7) OBP: 0.395, SLG: 0.483										4	1	1	2	0	0	1	Los Angeles Dodgers @ Philadelphia Phillies Connie Mack Stadium, Philadelphia, PA Tue Jul 18 1967, 7:05 PM EDT Unknown			
Tony Taylor, R (1, 4) OBP: 0.325, SLG: 0.352										3	0	0	0	1	0	2				
Johnny Callison, L (1, 9) OBP: 0.354, SLG: 0.458										3	0	0	0	1	0	2				
Dick Allen, R (1, 5) OBP: 0.422, SLG: 0.545										3	0	0	0	1	0	1				
Bill White, L (1, 3) OBP: 0.289, SLG: 0.299										4	1	1	1	0	1	2				
Don Lock, R (1, 8) OBP: 0.383, SLG: 0.534										4	1	2	0	0	0	1				
Clay Dalrymple, L (1, 2) OBP: 0.288, SLG: 0.264										4	0	2	1	0	0	2				
Bobby Wine, R (1, 6) OBP: 0.247, SLG: 0.280										4	1	1	0	0	1	3				
Rick Wise, R (1, 1) OBP: 0.286, SLG: 0.357										3	1	2	0	0	1	1				
<b>Inning Stats</b>	R: 0 E: 0 K: 0 S: 3	H: 0 LOB: 1 BB: 1 P: 7	R: 0 E: 0 K: 1 S: 6	H: 1 LOB: 0 BB: 0 P: 6	R: 1 E: 0 K: 0 S: 4	H: 2 LOB: 0 BB: 0 P: 4	R: 2 E: 0 K: 1 S: 8	H: 3 LOB: 1 BB: 0 P: 8	R: 0 E: 0 K: 0 S: 3	H: 0 LOB: 0 BB: 0 P: 3	R: 0 E: 1 K: 0 S: 4	H: 0 LOB: 1 BB: 0 P: 4	R: 2 E: 1 K: 1 S: 7	H: 2 LOB: 2 BB: 2 P: 15	R: 0 E: 0 K: 0 S: 3	H: 1 LOB: 0 BB: 0 P: 3		1B: 5 2B: 2 3B: 1 HR: 1	SF: 0 SAC: 0 DP: 1 HBP: 0	WP: 0 PB: 1 SB: 1 CS: 1
<b>PITCHER</b> Don Sutton, R (1, 1) ERA: 4.26	IP: 5.0 WLS: L BF: 21 H: 6 R: 3 ER: 3 SO: 2 BB: 1 IBB: 0 HBP: 0 BLK: 0 WP: 1 HR: 0 S: 24 P: 28 ERA: 5.40 WHIP: 1.400															<b>PITCHER</b>				
Dick Egan, L (6, 1) ERA: 7.06	1.2 9 2 2 1 0 1 0 0 0 0 0 8 12 5.40 1.800																			
Bob Miller, R (7, 1) ERA: 6.06	1.1 5 1 0 0 1 1 0 0 0 0 0 6 10 0.00 1.500																			

AB 32  
R 5  
H 9  
RBI 4  
BB 3  
SO 3  
LOB 15





Batter	1	2	3	4	5	6	7	8	9	AB	R	H	RBI	BB	SO	LOB	TOP						
Dick Schofield, S (1,6) OBP: 0.344, SLG: 0.299										4	0	1	0	1	1	2							
Ron Hunt, R (1,4) OBP: 0.380, SLG: 0.381										4	0	0	0	0	0	3							
Nate Oliver, R (7,4) OBP: 0.317, SLG: 0.342										1	0	1	0	0	0	0							
Willie Davis, L (1,8) OBP: 0.304, SLG: 0.348										5	0	2	0	0	0	1							
Jim Lefebvre, S (1,5) OBP: 0.360, SLG: 0.425										4	0	2	0	1	0	0							
Ron Fairly, L (1,3) OBP: 0.317, SLG: 0.331										3	0	0	0	2	0	4							
Lou Johnson, R (1,7) OBP: 0.303, SLG: 0.405										4	1	3	0	0	0	3							
Len Gabrielson, L (1,9) OBP: 0.274, SLG: 0.385										3	1	1	2	0	0	3							
Wes Parker, S (8, PH) OBP: 0.358, SLG: 0.351										0	0	0	0	0	0	0							
Jeff Torborg, R (1,2) OBP: 0.281, SLG: 0.315										4	0	0	0	0	0	5							
Phil Regan, R (1,1) OBP: 0.143, SLG: 0.143										3	0	1	0	0	0	2							
Al Ferrara, R (8, PH) OBP: 0.337, SLG: 0.431										1	0	1	0	0	0	0							
Ron Ferranoski, L (8,1) OBP: 0.200, SLG: 0.200										0	0	0	0	0	0	0							
<b>Inning Stats</b>	R: 0 E: 0 K: 0 S: 4	H: 2 LOB: 2 BB: 1 P: 8	R: 2 E: 1 K: 0 S: 5	H: 3 LOB: 1 BB: 1 P: 9	R: 0 E: 0 K: 0 S: 5	H: 1 LOB: 3 BB: 1 P: 9	R: 0 E: 0 K: 0 S: 3	H: 0 LOB: 0 BB: 0 P: 3	R: 0 E: 0 K: 0 S: 3	H: 0 LOB: 0 BB: 0 P: 3	R: 0 E: 1 K: 0 S: 4	H: 1 LOB: 1 BB: 0 P: 4	R: 0 E: 0 K: 0 S: 7	H: 2 LOB: 3 BB: 1 P: 11	R: 0 E: 0 K: 0 S: 3	H: 1 LOB: 1 BB: 0 P: 4	R: 0 E: 0 K: 0 S: 4	H: 2 LOB: 1 BB: 0 P: 4	1B: 11 2B: 1 3B: 0 HR: 1	SF: 0 SAC: 0 DP: 5 HBP: 1	WP: 0 PB: 0 SB: 1 CS: 0	PA: 41	
<b>PITCHER</b>	IP	WLS	BF	H	R	ER	SO	BB	IBB	HBP	BLK	WP	HR	S	P	ERA	WHIP						
John Boozar, R (1,1) ERA: 6.23	1.1	L	10	5	2	2	0	2	0	0	0	0	1	8	16	13.50	5.250						
Dick Ellsworth, L (2,1) ERA: 5.19	6.2		27	5	0	0	1	2	0	1	0	0	0	26	35	0.00	1.050						
Grant Jackson, L (9,1) ERA: 3.55	1.0		4	2	0	0	0	0	0	0	0	0	0	4	4	0.00	2.000						

Los Angeles Dodgers @ Philadelphia Phillies  
 Connie Mack Stadium, Philadelphia, PA  
 Tue Jul 18 1967, 7:05 PM EDT  
 Att: 17,746 - Unknown

AB	36
R	2
H	12
RBI	2
BB	4
SO	1
LOB	23



Batter	1	2	3	4	5	6	7	8	9	AB	R	H	RBI	BB	SO	LOB	BOTTOM						
Tony Gonzalez, L (1,7) OBP: 0.395, SLG: 0.481										3	0	1	0	0	1	0							
Gary Sutherland, R (8, PH) OBP: 0.300, SLG: 0.325										3	0	0	0	1	1	1							
Grant Jackson, S (9,1) OBP: 0.167, SLG: 0.091										4	0	1	0	0	1	3							
Tony Taylor, R (1,4) OBP: 0.324, SLG: 0.348										3	0	0	0	1	1	1							
Johnny Callison, L (1,9) OBP: 0.352, SLG: 0.455										4	0	1	0	0	1	3							
Dick Allen, R (1,5) OBP: 0.421, SLG: 0.544										4	1	1	0	0	0	0							
Bill White, L (1,3) OBP: 0.282, SLG: 0.290										3	0	0	0	0	1	1							
Billy Cowan, R (9, PH) OBP: 0.242, SLG: 0.387										0	0	0	0	1	0	0							
Don Lock, R (1,8) OBP: 0.380, SLG: 0.527										4	0	1	0	0	0	2							
Gene Oliver, R (1,2) OBP: 0.327, SLG: 0.470										4	0	1	1	0	1	2							
Bobby Wine, R (1,6) OBP: 0.254, SLG: 0.282										2	0	1	0	1	0	0							
John Boozar, R (1,1) OBP: 0.286, SLG: 0.167										0	0	0	0	0	0	0							
Dick Ellsworth, L (2,1) OBP: 0.100, SLG: 0.100										2	0	0	0	0	1	2							
Cookie Rojas, R (8, PH) OBP: 0.261, SLG: 0.270										0	0	0	0	0	0	0							
<b>Inning Stats</b>	R: 0 E: 0 K: 1 S: 5	H: 1 LOB: 0 BB: 0 P: 5	R: 1 E: 0 K: 2 S: 9	H: 2 LOB: 2 BB: 1 P: 13	R: 0 E: 0 K: 2 S: 7	H: 1 LOB: 1 BB: 0 P: 7	R: 0 E: 0 K: 0 S: 3	H: 0 LOB: 0 BB: 0 P: 3	R: 0 E: 0 K: 1 S: 5	H: 0 LOB: 0 BB: 0 P: 5	R: 0 E: 0 K: 0 S: 3	H: 0 LOB: 0 BB: 0 P: 3	R: 0 E: 0 K: 0 S: 4	H: 1 LOB: 1 BB: 0 P: 4	R: 0 E: 0 K: 0 S: 4	H: 1 LOB: 2 BB: 1 P: 8	R: 0 E: 0 K: 0 S: 3	H: 0 LOB: 1 BB: 1 P: 7	1B: 5 2B: 1 3B: 0 HR: 0	SF: 0 SAC: 1 DP: 0 HBP: 0	WP: 0 PB: 0 SB: 0 CS: 1	PA: 35	
<b>PITCHER</b>	IP	WLS	BF	H	R	ER	SO	BB	IBB	HBP	BLK	WP	HR	S	P	ERA	WHIP						
Phil Regan, R (1,1) ERA: 2.95	7.0		25	5	1	1	6	0	1	0	0	0	0	36	40	1.29	0.714						
Ron Ferranoski, L (8,1) ERA: 2.44	2.0	S	9	1	0	0	0	2	0	0	0	0	0	7	15	0.00	1.500						

Los Angeles Dodgers @ Philadelphia Phillies  
 Connie Mack Stadium, Philadelphia, PA  
 Tue Jul 18 1967, 7:05 PM EDT  
 Att: 17,746 - Unknown


AB	30
R	1
H	6
RBI	1
BB	3
SO	6
LOB	12











Batter	1	2	3	4	5	6	7	8	9	AB	R	H	RBI	BB	SO	LOB	TOP			
Dick Schofield, S (1, 0) Bob Miller, R (6, 1) Wes Parker, S (6, PH) Dick Egan, L (8, 1) Lou Johnson, R (6, PH) Don Sutton, R (6, PH) OBP: 0.146, SLG: 0.188	0-0 4-3		4-0 BB			0-0 F7		0-0 L4	0-0 1B	2	0	0	0	1	0	0	<b>Los Angeles Dodgers @ Philadelphia Phillies</b> Connie Mack Stadium, Philadelphia, PA Thu Jul 20 1967, 7:05 PM EDT Att. 11,311 - Unknown  <b>AB 36</b> <b>R 4</b> <b>H 9</b> <b>RBI 4</b> <b>BB 2</b> <b>SO 3</b> <b>LOB 14</b> 			
Willie Davis, L (1, 8) OBP: 0.301, SLG: 0.346	0-3 K		0-0 F9			0-0 4-3		0-0 2B 1B	0-0 F8	5	1	1	0	0	1	4				
Ron Fairly, L (1, 3) OBP: 0.321, SLG: 0.334	0-0 F7			0-0 4-3			4-0 1B BB	0-0 2B 2B		3	2	1	0	1	0	0				
Jim Lefebvre, S (1, 4) OBP: 0.360, SLG: 0.425		0-0 L7		0-3 K			0-0 4-3	0-0 2B		4	0	1	2	0	1	1				
Len Gabrielson, L (1, 7) OBP: 0.273, SLG: 0.381		0-0 3-1		0-0 F8			0-0 1B 1B	0-0 L9		4	0	1	1	0	0	1				
Al Ferrara, R (1, 9) OBP: 0.333, SLG: 0.420		0-0 5-3			0-0 6-3		0-3 K		0-0 3-1 1B 1B	4	1	1	0	0	1	1				
John Roseboro, L (1, 2) Jim Campanis, R (5, 2) OBP: 0.359, SLG: 0.383 OBP: 0.357, SLG: 0.440			0-0 1-3		0-0 P6		0-0 FC6-4 1B		0-0 1B 3-1 1B	2	0	0	0	0	0	0				
Bob Bailey, R (1, 5) OBP: 0.247, SLG: 0.248			0-0 4-6-3 1B		0-0 F8		0-0 FC6-4 1-2		0-0 F9	4	0	1	0	0	0	4				
Claude Osteen, L (1, 1) Gene Michael, S (6, PH) OBP: 0.254, SLG: 0.365 OBP: 0.237, SLG: 0.217			0-0 4-6-3 1-2		0-0 F8		0-0 F8		0-0 4-3 3-1	1	0	0	0	0	0	1				
									1-2 2-3	3	0	0	0	0	0	2				
<b>Inning Stats</b>	R: 0 E: 0 K: 1 S: 5	H: 0 LOB: 0 BB: 0 P: 5	R: 0 E: 0 K: 0 S: 3	H: 0 LOB: 0 BB: 0 P: 3	R: 0 E: 0 K: 0 S: 4	H: 1 LOB: 2 BB: 1 P: 8	R: 0 E: 0 K: 1 S: 5	H: 0 LOB: 0 BB: 0 P: 5	R: 0 E: 0 K: 0 S: 3	H: 0 LOB: 0 BB: 0 P: 3	R: 1 E: 0 K: 1 S: 7	H: 2 LOB: 2 BB: 1 P: 11	R: 2 E: 0 K: 0 S: 6	H: 3 LOB: 1 BB: 0 P: 6	R: 1 E: 0 K: 0 S: 6	H: 3 LOB: 2 BB: 0 P: 6	1B: 7 2B: 2 3B: 0 HR: 0	SF: 0 SAC: 0 DP: 0 HBP: 0	WP: 0 PB: 0 SB: 0 CS: 0	PA: 38
<b>PITCHER</b> Larry Jackson, R (1, 1) ERA: 3.51	IP: 9.0 WLS: W BF: 38 H: 9 R: 4 ER: 4 SO: 3 BB: 2 IBB: 0 HBP: 0 BLK: 0 WP: 0 HR: 0 S: 42 P: 50 ERA: 4.00 WHIP: 1.222																			

Batter	1	2	3	4	5	6	7	8	9	AB	R	H	RBI	BB	SO	LOB	BOTTOM
Tony Taylor, R (1, 4) OBP: 0.323, SLG: 0.347	0-0 FC3-6 E 1B	0-0 CS 1B		0-0 P6		0-3 K		0-0 5-3		5	0	2	1	0	1	0	<b>Los Angeles Dodgers @ Philadelphia Phillies</b> Connie Mack Stadium, Philadelphia, PA Thu Jul 20 1967, 7:05 PM EDT Att. 11,311 - Unknown  <b>AB 35</b> <b>R 10</b> <b>H 12</b> <b>RBI 7</b> <b>BB 3</b> <b>SO 7</b> <b>LOB 17</b> 
Cookie Rojas, R (1, 7) OBP: 0.282, SLG: 0.275	0-0 E4 FC3-6 1-2	0-0 F9 1-2		0-0 6-3		0-0 1-3		0-0 2B		5	0	1	0	0	0	2	
Johnny Callison, L (1, 9) Tony Gonzalez, L (3, 9) OBP: 0.350, SLG: 0.452 OBP: 0.394, SLG: 0.482	0-0 FC3-6 G6-4-3 1-2 2-3		0-0 HR 1B		0-0 L7		0-0 F8		0-3 K	1	0	0	0	0	0	2	
Dick Allen, R (1, 5) OBP: 0.420, SLG: 0.538	0-0 G6-4-3 1-2		0-0 P4		0-0 1B PB 1B		0-0 5-3			4	1	1	0	0	0	3	
Don Lock, R (1, 8) OBP: 0.380, SLG: 0.514		4-0 4-3 SH BB	0-3 K		0-3 K		0-0 1B 1B			3	1	1	0	1	2	2	
Gene Oliver, R (1, 2) OBP: 0.342, SLG: 0.504		0-0 4-3 SH 1B	0-0 HR		0-0 HR 1B		0-0 1B			4	3	4	2	0	0	0	
Bill White, L (1, 3) OBP: 0.288, SLG: 0.290		0-0 4-3 1-2 2-3	0-0 1B		4-0 HR BB		0-3 K			3	1	1	0	1	1	4	
Bobby Wine, R (1, 6) OBP: 0.259, SLG: 0.300		4-0 SH IBB	0-0 F9		0-0 HR		0-3 K			3	2	1	3	1	1	3	
Larry Jackson, R (1, 1) OBP: 0.154, SLG: 0.157		0-0 SH 1B		0-3 K		0-0 F9		0-0 4-3		3	1	0	1	0	1	0	
										1B: 9 2B: 1 3B: 0 HR: 2	SF: 0 SAC: 1 DP: 1 HBP: 0	WP: 0 PB: 1 SB: 0 CS: 1	PA: 39				
<b>Inning Stats</b>	R: 0 E: 1 K: 0 S: 4	H: 1 LOB: 1 BB: 0 P: 4	R: 4 E: 1 K: 0 S: 5	H: 2 LOB: 0 BB: 2 P: 13	R: 2 E: 0 K: 1 S: 8	H: 3 LOB: 1 BB: 0 P: 8	R: 0 E: 0 K: 1 S: 5	H: 0 LOB: 0 BB: 0 P: 5	R: 4 E: 0 K: 1 S: 8	H: 3 LOB: 0 BB: 1 P: 12	R: 0 E: 0 K: 1 S: 5	H: 0 LOB: 0 BB: 0 P: 5	R: 0 E: 0 K: 2 S: 9	H: 2 LOB: 2 BB: 0 P: 9	R: 0 E: 0 K: 1 S: 6	H: 1 LOB: 1 BB: 0 P: 6	
<b>PITCHER</b> Claude Osteen, L (1, 1) ERA: 3.78 Bob Miller, R (6, 1) ERA: 5.82 Dick Egan, L (8, 1) ERA: 6.75	IP: 5.0 WLS: L BF: 27 H: 10 R: 2 ER: 0 SO: 3 BB: 2 IBB: 1 HBP: 0 BLK: 0 WP: 0 HR: 2 S: 30 P: 42 ERA: 16.20 WHIP: 2.200																



Batter	1	2	3	4	5	6	7	8	9	AB	R	H	RBI	BB	SO	LOB	TOP					
Dick Schofield, S OBP: 0.335, SLG: 0.295	0-0 1B 2B		0-3 K			0-0 5-3		0-0 5-3		4	1	1	0	0	1	0	<b>Los Angeles Dodgers @ New York Mets</b> Shea Stadium, Flushing, NY Fri Jul 21 1967, 7:05 PM EDT Att: 39,612 - Unknown					
Willie Davis, L OBP: 0.304, SLG: 0.348	0-0 1B 2H G4-3		0-3 K			0-0 1B		0-3 K		4	1	2	1	0	2	0						
Lou Johnson, R OBP: 0.316, SLG: 0.411	0-0 1B G4-3			0-3 K		0-0 1B		0-0 5-3		4	0	2	0	0	1	0						
Jim Lefebvre, S OBP: 0.356, SLG: 0.419	0-0 G4-3			0-0 F7		0-3 K		0-0 F5		4	0	0	0	0	1	3						
Nate Oliver, R OBP: 0.317, SLG: 0.342	1-2 3-H									0	0	0	0	0	0	0						
Al Ferrara, R OBP: 0.333, SLG: 0.424	0-0 F8			0-0 5-3				0-0 P3		3	1	1	0	0	0	0						
Ron Fairly, L OBP: 0.320, SLG: 0.333								SH1-3 SF9		1	0	0	0	0	0	0						
Wes Parker, S OBP: 0.369, SLG: 0.356		0-0 G5-4-3 1B			0-0 6-3			SH1-3		2	0	1	0	0	0	0						
Bob Bailey, R OBP: 0.243, SLG: 0.245		G5-4-3			0-0 F2			SF9		2	0	0	1	0	0	1						
Jeff Torborg, R OBP: 0.273, SLG: 0.298					0-0 F9			3-H 5-3		3	0	0	0	0	0	0						
Bill Singer, R OBP: 0.065, SLG: 0.065										3	0	0	0	0	0	0						
Phil Regan, R OBP: 0.143, SLG: 0.143				0-0 4-3						0	0	0	0	0	0	0						
																						
<b>Inning Stats</b>	R: 2 E: 0 K: 0 S: 5	H: 3 LOB: 0 BB: 0 P: 5	R: 0 E: 0 K: 0 S: 3	H: 1 LOB: 0 BB: 0 P: 3	R: 0 E: 0 K: 2 S: 7	H: 0 LOB: 0 BB: 0 P: 7	R: 0 E: 0 K: 1 S: 5	H: 0 LOB: 0 BB: 0 P: 5	R: 0 E: 0 K: 0 S: 3	H: 0 LOB: 0 BB: 0 P: 3	R: 0 E: 0 K: 1 S: 7	H: 2 LOB: 2 BB: 0 P: 7	R: 1 E: 0 K: 0 S: 4	H: 1 LOB: 0 BB: 0 P: 4	R: 0 E: 0 K: 0 S: 5	H: 0 LOB: 0 BB: 0 P: 5	R: 0 E: 0 K: 0 S: 3	H: 0 LOB: 0 BB: 0 P: 3	1B: 5 2B: 2 3B: 0 HR: 0	SF: 1 SAC: 1 DP: 2 HBP: 0	WP: 0 PB: 0 SB: 0 CS: 0	PA: 32
<b>PITCHER</b>	IP WLS BF H R ER SO BB IBB HBP BLK WP HR S P ERA WHIP																					
Dennis Bennett, L ERA: 3.94	(1, 1) 8.0 L 29 7 3 3 5 0 0 0 0 0 0 0 39 39 3.38 0.875																					
Hal Reniff, R ERA: 2.9	(9, 1) 1.0 3 0 0 0 0 0 0 0 0 0 0 0 3 3 0.00 0.000																					


Batter	1	2	3	4	5	6	7	8	9	AB	R	H	RBI	BB	SO	LOB	BOTTOM					
Bud Harrelson, S OBP: 0.341, SLG: 0.344	0-0 6-3		0-0 1B			0-0 3-1		0-0 BB 1B		4	0	2	0	0	0	0	<b>Los Angeles Dodgers @ New York Mets</b> Shea Stadium, Flushing, NY Fri Jul 21 1967, 7:05 PM EDT Att: 39,612 - Unknown					
Larry Stahl, L OBP: 0.289, SLG: 0.313	0-0 3-1		0-0 5-3			0-0 F7		4-0 BB G6-4-3 BB		3	0	0	0	1	0	1						
Ed Charles, R OBP: 0.352, SLG: 0.344	0-0 6-3				0-0 5-3			0-0 G6-4-3		4	0	0	0	0	0	2						
Tommy Davis, R OBP: 0.349, SLG: 0.494		0-0 1B			0-3 K			0-0 P4		4	0	1	0	0	2	0						
Ed Kranepool, L OBP: 0.361, SLG: 0.427		0-0 F7			0-0 6-3			0-3 K		4	0	1	0	0	1	1						
Jerry Buchek, R OBP: 0.283, SLG: 0.375		0-3 K						0-0 E1 WP 1B		4	0	0	0	0	2	2						
Ron Swoboda, R OBP: 0.316, SLG: 0.412		0-0 4-3						0-0 WP 1B		4	0	2	0	0	1	2						
Jerry Grote, R OBP: 0.236, SLG: 0.271								0-3 K		2	0	0	0	0	0	1						
Ken Boyer, R OBP: 0.335, SLG: 0.355								0-0 P3		1	0	0	0	0	1	2						
Greg Goossen, R OBP: 0.267, SLG: 0.333								1-2 2-3 K		0	0	0	0	0	0	0						
Dennis Bennett, L OBP: 0.152, SLG: 0.250								0-0 F7		2	0	0	0	0	1	1						
John Sullivan, L OBP: 0.239, SLG: 0.218										1	0	0	0	0	0	0						
Hal Reniff, R ERA: 2.96										0	0	0	0	0	0	0						
<b>Inning Stats</b>	R: 0 E: 0 K: 0 S: 3	H: 0 LOB: 0 BB: 0 P: 3	R: 0 E: 0 K: 1 S: 6	H: 1 LOB: 1 BB: 0 P: 6	R: 0 E: 0 K: 0 S: 4	H: 1 LOB: 1 BB: 0 P: 4	R: 0 E: 0 K: 1 S: 5	H: 0 LOB: 0 BB: 0 P: 5	R: 0 E: 0 K: 2 S: 8	H: 1 LOB: 1 BB: 0 P: 8	R: 0 E: 0 K: 0 S: 3	H: 0 LOB: 0 BB: 0 P: 3	R: 0 E: 1 K: 0 S: 9	H: 1 LOB: 2 BB: 0 P: 9	R: 0 E: 0 K: 0 S: 3	H: 1 LOB: 1 BB: 1 P: 7	R: 0 E: 0 K: 2 S: 8	H: 1 LOB: 1 BB: 0 P: 8	1B: 6 2B: 0 3B: 0 HR: 0	SF: 0 SAC: 0 DP: 1 HBP: 0	WP: 1 PB: 0 SB: 0 CS: 0	PA: 34
<b>PITCHER</b>	IP WLS BF H R ER SO BB IBB HBP BLK WP HR S P ERA WHIP																					
Bill Singer, R ERA: 3.33	(1, 1) 7.1 W 29 5 0 0 0 6 1 0 0 0 0 1 40 44 0.00 0.818																					
Phil Regan, R ERA: 2.86	(8, 1) 1.2 S 5 1 0 0 2 0 0 0 0 0 0 0 9 9 0.00 0.600																					










Batter	1	2	3	4	5	6	7	8	9	AB	R	H	RBI	BB	SO	LOB	TOP			
Dick Schofield, S OBP: 0.330, SLG: 0.297 (1, 6)	5-3		K			4-3		F8		4	0	0	0	0	1	0	<b>Los Angeles Dodgers @ New York Mets</b> Shea Stadium, Flushing, NY Sun Jul 23 1967, 3:33 AM EDT Att: 33,062 - Unknown  <b>AB 30</b> <b>R 1</b> <b>H 4</b> <b>RBI 1</b> <b>BB 3</b> <b>SO 7</b> <b>LOB 13</b> 			
Willie Davis, L OBP: 0.395, SLG: 0.347 (1, 8)	F7			G6-4-3 BB		F8		1B	3	0	1	0	1	0	0					
Lou Johnson, R OBP: 0.316, SLG: 0.408 (1, 7)	5-3			G6-4-3 1-2		K		1B	4	0	1	0	0	1	1					
Jim Lefebvre, S OBP: 0.353, SLG: 0.414 (1, 4)		K		1-3				F8	4	0	0	0	0	1	2					
Al Ferrara, R OBP: 0.335, SLG: 0.445 (1, 9)		HR			6-3			K	4	1	2	1	0	1	2					
Wes Parker, S OBP: 0.369, SLG: 0.355 (1, 3)	4-3				BB	6-3		L9	3	0	0	0	1	0	3					
Bob Bailey, R OBP: 0.250, SLG: 0.248 (1, 5)	K				1-2	K			2	0	0	0	1	2	1					
Jeff Torborg, R OBP: 0.267, SLG: 0.291 (1, 2)			F7		L7			5-3	3	0	0	0	0	0	2					
Don Drysdale, R OBP: 0.154, SLG: 0.129 (8, PH)	F9					K		F8	2	0	0	0	0	1	2					
Jim Hickman, R OBP: 0.247, SLG: 0.250 Bob Miller, R (8, 1)									1	0	0	0	0	0	0					
									0	0	0	0	0	0	0					
<b>Inning Stats</b>	R: 0 E: 0 K: 0 S: 3	H: 0 LOB: 0 BB: 0 P: 3	R: 1 E: 0 K: 2 S: 8	H: 1 LOB: 0 BB: 0 P: 8	R: 0 E: 0 K: 1 S: 5	H: 0 LOB: 0 BB: 0 P: 5	R: 0 E: 0 K: 0 S: 2	H: 0 LOB: 0 BB: 1 P: 6	R: 0 E: 0 K: 1 S: 5	H: 0 LOB: 0 BB: 0 P: 5	R: 0 E: 0 K: 1 S: 6	H: 1 LOB: 1 BB: 0 P: 6	R: 0 E: 0 K: 0 S: 3	H: 0 LOB: 0 BB: 0 P: 3	R: 0 E: 0 K: 1 S: 7	H: 2 LOB: 2 BB: 0 P: 7	1B: 2 2B: 1 3B: 0 HR: 1	SF: 0 SAC: 0 DP: 1 HBP: 0	WP: 0 PB: 0 SB: 0 CS: 0	PA: 33
<b>PITCHER</b> Bob Hendley, L ERA: 4.22 (1, 1)	IP: 9.0 WLS: W BF: 33 H: 4 R: 1 ER: 1 SO: 7 BB: 3 IBB: 0 HBP: 0 BLK: 0 WP: 0 HR: 1 S: 44 P: 56 ERA: 1.00 WHIP: 0.778															<b>PITCHER</b>				

Batter	1	2	3	4	5	6	7	8	9	AB	R	H	RBI	BB	SO	LOB	BOTTOM			
Bud Harrelson, S OBP: 0.335, SLG: 0.338 (1, 6)	6-3		K		4-3 E 1B		K			4	1	1	0	0	2	0	<b>Los Angeles Dodgers @ New York Mets</b> Shea Stadium, Flushing, NY Sun Jul 23 1967, 3:33 AM EDT Att: 33,062 - Unknown  <b>AB 31</b> <b>R 4</b> <b>H 7</b> <b>RBI 3</b> <b>BB 0</b> <b>SO 7</b> <b>LOB 9</b> 			
Larry Stahl, L OBP: 0.289, SLG: 0.311 (1, 8)	5-3		F7		4-3		P6		4	0	0	1	0	0	1					
Tommy Davis, R OBP: 0.346, SLG: 0.496 Tommie Reynolds, R OBP: 0.260, SLG: 0.267 (9, 7)					E6 2H		6-3		4	1	2	1	0	0	0					
Ed Kranepool, L OBP: 0.355, SLG: 0.417 (1, 3)	5-3			G3	4-3		FC4 1B		4	0	1	0	0	0	2					
Ed Charles, R OBP: 0.357, SLG: 0.350 (1, 5)		P4		E 1B		BLK SF8 2B		F2	4	1	2	0	0	0	1					
Jerry Buchek, R OBP: 0.286, SLG: 0.375 (1, 4)	P3			K 1-2		K		FC4 1-2	4	0	0	0	0	2	3					
Ron Swoboda, R OBP: 0.320, SLG: 0.412 (1, 9)				P6		SF8			2	0	1	1	0	0	1					
Jerry Grote, R OBP: 0.238, SLG: 0.287 (1, 2)					E4 1B 4-3		F8		3	1	0	0	0	1	1					
Bob Hendley, R OBP: 0.167, SLG: 0.063 (1, 1)			K		SH1-6-4 1-2		K		2	0	0	0	0	2	0					
<b>Inning Stats</b>	R: 0 E: 0 K: 0 S: 4	H: 1 LOB: 1 BB: 0 P: 4	R: 0 E: 0 K: 1 S: 6	H: 1 LOB: 0 BB: 0 P: 6	R: 0 E: 0 K: 2 S: 7	H: 0 LOB: 0 BB: 0 P: 7	R: 1 E: 1 K: 1 S: 7	H: 2 LOB: 1 BB: 0 P: 7	R: 2 E: 2 K: 0 S: 6	H: 1 LOB: 1 BB: 0 P: 6	R: 1 E: 0 K: 1 S: 6	H: 1 LOB: 0 BB: 0 P: 6	R: 0 E: 0 K: 2 S: 7	H: 0 LOB: 0 BB: 0 P: 7	R: 0 E: 0 K: 0 S: 4	H: 1 LOB: 1 BB: 0 P: 4		1B: 5 2B: 1 3B: 0 HR: 1	SF: 1 SAC: 1 DP: 0 HBP: 0	WP: 0 PB: 0 SB: 0 CS: 0
<b>PITCHER</b> Don Drysdale, R ERA: 2.64 Bob Miller, R ERA: 5.71 (8, 1)	IP: 7.0 WLS: L BF: 29 H: 6 R: 4 ER: 2 SO: 7 BB: 0 IBB: 0 HBP: 0 BLK: 1 WP: 0 HR: 1 S: 43 P: 43 ERA: 2.57 WHIP: 0.857															<b>PITCHER</b>				



Batter	1	2	3	4	5	6	7	8	9	AB	R	H	RBI	BB	SO	LOB	TOP			
<b>Maury Wills, S</b> OBP: 0.333, SLG: 0.369 (1,5) X										3	2	2	0	2	0	0	<b>Pittsburgh Pirates @ Los Angeles Dodgers</b> Dodger Stadium, Los Angeles, CA Mon Jul 24 1967, 7:05 PM PDT Att: 22,495 - Unknown			
<b>Gene Alley, R</b> OBP: 0.339, SLG: 0.420 (1,6) X										5	0	0	0	0	2	4				
<b>Roberto Clemente, R</b> OBP: 0.407, SLG: 0.546 (1,9) X										5	1	3	1	0	0	1				
<b>Donn Clendenon, R</b> OBP: 0.307, SLG: 0.393 (1,3) X										4	0	0	0	0	0	3				
<b>Bill Mazerowski, R</b> OBP: 0.312, SLG: 0.399 (1,4) X										4	0	1	1	0	0	1				
<b>Manny Mota, R</b> OBP: 0.351, SLG: 0.474 (1,8) X										3	0	1	0	1	0	0				
<b>Jose Pagan, R</b> OBP: 0.298, SLG: 0.342 (1,7) X										4	0	3	0	0	0	2				
<b>Manny Sanguillen, R</b> OBP: 0.222, SLG: 0.222 (1,2) X										4	0	1	0	0	0	2				
<b>Dennis Ribant, R</b> OBP: 0.238, SLG: 0.310 (1,1) X										2	0	0	0	0	0	1				
<b>Juan Pizarro, L</b> OBP: 0.190, SLG: 0.150 (5,1) S										1	0	0	0	0	1	2				
<b>Al McBean, R</b> OBP: 0.310, SLG: 0.536 (8,1) S										0	0	0	0	0	0	0				
<b>Manny Jimenez, L</b> OBP: 0.310, SLG: 0.536 (9,1) S										0	0	0	0	0	0	0				
<b>Roy Face, R</b> OBP: 0.310, SLG: 0.536 (9,1) S										0	0	0	0	0	0	0				
<b>Inning Stats</b>	R: 1 E: 0 K: 0 S: 5	H: 2 LOB: 1 BB: 0 P: 5	R: 0 E: 0 K: 0 S: 4	H: 2 LOB: 1 BB: 0 P: 4	R: 2 E: 1 K: 1 S: 7	H: 2 LOB: 2 BB: 2 P: 15	R: 0 E: 0 K: 0 S: 3	H: 0 LOB: 0 BB: 0 P: 3	R: 0 E: 0 K: 1 S: 5	H: 2 LOB: 2 BB: 0 P: 5	R: 0 E: 0 K: 0 S: 4	H: 2 LOB: 1 BB: 0 P: 4	R: 0 E: 0 K: 0 S: 4	H: 1 LOB: 1 BB: 0 P: 4	R: 0 E: 0 K: 0 S: 3	H: 0 LOB: 1 BB: 7 P: 7	1B: 11 2B: 0 3B: 0 HR: 0	SF: 0 SAC: 0 DP: 1 HBP: 0	WP: 0 PB: 1 SB: 0 CS: 0	PA: 39
<b>PITCHER</b>	IP WLS BF H R ER SO BB IBB HBP BLK WP HR S P ERA WHIP																			
<b>Claude Osteen, L</b> ERA: 3.76 (1,1)	8.0	35	11	3	3	3	2	0	0	0	0	0	0	0	39	47	3.38	1.625		
<b>Phil Regan, R</b> ERA: 2.81 (9,1)	1.0	W	4	0	0	0	0	1	0	0	0	0	0	0	3	7	0.00	1.000		

Batter	1	2	3	4	5	6	7	8	9	AB	R	H	RBI	BB	SO	LOB	BOTTOM					
<b>Dick Schofield, S</b> OBP: 0.337, SLG: 0.313 (1,6) X										5	2	3	1	0	1	2	<b>Pittsburgh Pirates @ Los Angeles Dodgers</b> Dodger Stadium, Los Angeles, CA Mon Jul 24 1967, 7:05 PM PDT Att: 22,495 - Unknown					
<b>Willie Davis, L</b> OBP: 0.305, SLG: 0.346 (1,8) S										4	0	1	1	0	1	1						
<b>Len Gabrielson, L</b> OBP: 0.291, SLG: 0.411 (1,9) X										4	0	2	0	1	0	0						
<b>Ron Fairly, L</b> OBP: 0.317, SLG: 0.332 (1,3) X										5	1	1	0	0	1	5						
<b>Jim Lefebvre, S</b> OBP: 0.353, SLG: 0.414 (1,4) X										5	0	2	1	0	0	3						
<b>John Roseboro, L</b> OBP: 0.382, SLG: 0.378 (1,2) S										2	0	1	1	1	1	0						
<b>Wes Parker, S</b> OBP: 0.368, SLG: 0.354 (8,1) S										1	0	0	0	0	0	1						
<b>Jeff Torborg, R</b> OBP: 0.287, SLG: 0.291 (9,2) X										0	0	0	0	0	0	0						
<b>Lou Johnson, R</b> OBP: 0.309, SLG: 0.397 (1,7) X										4	0	0	0	0	0	3						
<b>Bob Bailey, R</b> OBP: 0.261, SLG: 0.258 (1,5) X										2	1	1	0	2	0	0						
<b>Claude Osteen, L</b> OBP: 0.243, SLG: 0.348 (1,1) S										3	0	0	0	0	2	3						
<b>Al Ferrara, R</b> OBP: 0.333, SLG: 0.443 (8,1) S										1	0	0	0	0	0	3						
<b>Phil Regan, R</b> OBP: 0.143, SLG: 0.143 (9,1) S										0	0	0	0	0	0	0						
<b>Inning Stats</b>	R: 0 E: 0 K: 1 S: 6	H: 1 LOB: 1 BB: 0 P: 6	R: 0 E: 0 K: 1 S: 5	H: 0 LOB: 0 BB: 0 P: 5	R: 0 E: 0 K: 1 S: 6	H: 1 LOB: 1 BB: 0 P: 6	R: 1 E: 0 K: 0 S: 5	H: 2 LOB: 1 BB: 0 P: 5	R: 2 E: 0 K: 1 S: 9	H: 4 LOB: 2 BB: 0 P: 9	R: 0 E: 0 K: 2 S: 7	H: 0 LOB: 2 BB: 2 P: 15	R: 0 E: 0 K: 0 S: 3	H: 0 LOB: 0 BB: 0 P: 3	R: 0 E: 0 K: 0 S: 4	H: 1 LOB: 2 BB: 1 P: 8	R: 1 E: 0 K: 0 S: 4	H: 2 LOB: 2 BB: 1 P: 8	1B: 8 2B: 4 3B: 0 HR: 0	SF: 0 SAC: 1 DP: 1 HBP: 0	WP: 0 PB: 0 SB: 0 CS: 0	PA: 41
<b>PITCHER</b>	IP WLS BF H R ER SO BB IBB HBP BLK WP HR S P ERA WHIP																					
<b>Dennis Ribant, R</b> ERA: 3.22 (1,1)	4.1	21	8	3	3	3	0	0	0	0	0	0	0	0	27	27	6.23	1.846				
<b>Juan Pizarro, L</b> ERA: 4.29 (5,1)	3.0	13	1	0	0	3	2	0	0	0	0	0	0	17	25	0.00	1.000					
<b>Al McBean, R</b> ERA: 2.7 (8,1)	0.2	2	0	0	0	0	1	0	0	0	0	0	1	5	0.00	1.500						
<b>Roy Face, R</b> ERA: 1.58 (9,1)	0.2	L	5	2	1	1	0	1	0	0	0	0	4	8	13.50	3.000						

AB 36  
R 3  
H 11  
RBI 2  
BB 3  
SO 3  
LOB 16



AB 36  
R 4  
H 11  
RBI 4  
BB 4  
SO 6  
LOB 21





Batter	1	2	3	4	5	6	7	8	9	AB	R	H	RBI	BB	SO	LOB	TOP	
Matty Alou, L (1, 8) OBP: 0.348, SLG: 0.381	0-0 6-3			0-0 FC5-4 1B		0-0 1B		0-0 1B		4	0	3	0	0	0	0	<b>Pittsburgh Pirates @ Los Angeles Dodgers</b> Dodger Stadium, Los Angeles, CA Tue Jul 25 1967, 7:05 PM PDT Att: 24,348 - Unknown <a href="http://livebaseballscorecards.com">livebaseballscorecards.com</a>	
Maury Wills, S (1, 5) OBP: 0.332, SLG: 0.368	0-0 3-1		0-0 FC5-4 1B		0-0 F7		0-0 1B	0-0 1B		4	1	1	0	0	0	2		
Roberto Clemente, R (1, 9) OBP: 0.493, SLG: 0.542	0-0 4-3		0-3 K		0-0 1B		0-0 1B	0-3 K		4	0	1	0	0	2	3		
Willie Stargell, L (1, 3) OBP: 0.357, SLG: 0.486		0-0 4-3		0-0 1B		0-3 K			0-3 K	4	0	1	1	0	2	2		
Bill Mazerowski, R (1, 4) OBP: 0.308, SLG: 0.395		0-0 L8		0-0 F7			0-0 F2		0-0 F9	4	0	0	0	0	0	1		
Manny Mota, R (1, 7) OBP: 0.348, SLG: 0.469		0-0 4-3			0-0 CS 1B		0-3 K		0-0 F9	4	0	1	0	0	1	0		
Gene Alley, R (1, 6) OBP: 0.336, SLG: 0.416			0-0 4-3		0-0 L8		0-0 F8			3	0	0	0	0	0	1		
Jim Pagliaroni, R (1, 2) OBP: 0.312, SLG: 0.211			0-3 K		0-0 F9			0-3 K		3	0	0	0	0	2	0		
Vern Law, R (1, 1) Al Lugowski, L (6, PH) Billy O'Dell, S (6, PH) Roy Face, R (7, 1) Manny Jimenez, L (8, PH) Juan Pizarro, L (8, 1) OBP: 0.190, SLG: 0.190			0-3 K			0-0 4-3		0-0 4-3		1	0	0	0	0	1	0		
<b>Inning Stats</b>	R: 0 E: 0 K: 0 S: 3	H: 0 LOB: 0 BB: 0 P: 3	R: 0 E: 0 K: 0 S: 3	H: 0 LOB: 0 BB: 0 P: 3	R: 0 E: 0 K: 2 S: 7	H: 0 LOB: 0 BB: 0 P: 7	R: 1 E: 0 K: 1 S: 7	H: 2 LOB: 1 BB: 0 P: 7	R: 0 E: 0 K: 0 S: 5	H: 0 LOB: 0 BB: 0 P: 5	R: 0 E: 0 K: 2 S: 9	H: 2 LOB: 2 BB: 0 P: 9	R: 0 E: 0 K: 1 S: 5	H: 0 LOB: 0 BB: 0 P: 5	1B: 7 2B: 0 3B: 0 HR: 0	SF: 0 SAC: 0 DP: 0 HBP: 0		WP: 0 PB: 0 SB: 1 CS: 1
<b>PITCHER</b> Bill Singer, R (1, 1) ERA: 3.12	IP: 9.0 WLS: W BF: 33 H: 7 R: 1 ER: 1 SO: 8 BB: 0 IBB: 0 HBP: 0 BLK: 0 WP: 0 HR: 0 S: 49 P: 49 ERA: 1.00 WHIP: 0.778																	

Batter	1	2	3	4	5	6	7	8	9	AB	R	H	RBI	BB	SO	LOB	BOTTOM	
Dick Schofield, S (1, 6) OBP: 0.335, SLG: 0.307	0-0 F6		4-0 FC6-4 BB		0-0 L3-6			0-0 6-3		3	0	0	0	1	0	1	<b>Pittsburgh Pirates @ Los Angeles Dodgers</b> Dodger Stadium, Los Angeles, CA Tue Jul 25 1967, 7:05 PM PDT Att: 24,348 - Unknown <a href="http://livebaseballscorecards.com">livebaseballscorecards.com</a>	
Willie Davis, L (1, 8) OBP: 0.304, SLG: 0.343	0-0 4-3		0-0 FC6-4 G4-3			0-0 G3		1-0 HBP		3	0	0	0	0	0	1		
Len Gabrielson, L (1, 9) OBP: 0.284, SLG: 0.400	0-0 L9		0-0 G4-3			0-0 F8		0-0 F6		4	0	0	0	0	0	2		
Ron Fairly, L (1, 3) OBP: 0.315, SLG: 0.329		0-3 K		0-0 F3		0-0 L7				3	0	0	0	0	1	0		
Jim Lefebvre, S (1, 4) OBP: 0.356, SLG: 0.414		0-0 1B		0-3 K			1-0 HBP			2	1	1	0	0	1	0		
Nate Oliver, R (9, 4) OBP: 0.317, SLG: 0.342		1B 1B								0	0	0	0	0	0	0		
John Roseboro, L (1, 2) OBP: 0.361, SLG: 0.378		0-0 1B SF8		0-3 K		0-0 5-3		1-2 5-3		3	1	1	0	0	1	1		
Lou Johnson, R (1, 7) OBP: 0.315, SLG: 0.399		0-0 1B			0-0 E5 1B		4-0 1B IBB			2	1	1	1	1	0	0		
Bob Bailey, R (1, 5) OBP: 0.262, SLG: 0.261		0-0 SF8			0-0 L3-6 2H 1B		0-0 L6-4		0-0 L6-4	2	0	1	2	0	0	2		
Bill Singer, R (1, 1) OBP: 0.059, SLG: 0.059		0-3 K		0-3 K			0-3 K		0-3 K	3	0	0	0	0	3	2		
<b>Inning Stats</b>	R: 0 E: 0 K: 0 S: 3	H: 0 LOB: 0 BB: 0 P: 3	R: 2 E: 0 K: 2 S: 10	H: 3 LOB: 1 BB: 0 P: 10	R: 0 E: 0 K: 0 S: 2	H: 0 LOB: 0 BB: 1 P: 6	R: 0 E: 0 K: 2 S: 7	H: 0 LOB: 0 BB: 0 P: 7	R: 1 E: 1 K: 1 S: 6	H: 1 LOB: 0 BB: 0 P: 6	R: 0 E: 0 K: 0 S: 3	H: 0 LOB: 0 BB: 1 P: 3	R: 0 E: 0 K: 1 S: 5	H: 0 LOB: 1 BB: 0 P: 6	1B: 4 2B: 2 3B: 0 HR: 0	SF: 1 SAC: 0 DP: 3 HBP: 2	WP: 0 PB: 0 SB: 0 CS: 0	PA: 30
<b>PITCHER</b> Vern Law, R (1, 1) ERA: 4.45 Billy O'Dell, L (6, 1) ERA: 5.97 Roy Face, R (7, 1) ERA: 1.55 Juan Pizarro, L (8, 1) ERA: 4.19	IP: 5.0 WLS: L BF: 19 H: 4 R: 3 ER: 2 SO: 5 BB: 1 IBB: 0 HBP: 1 BLK: 0 WP: 0 HR: 0 S: 28 P: 32 ERA: 3.60 WHIP: 1.000																	



Batter	1	2	3	4	5	6	7	8	9	AB	R	H	RBI	BB	SO	LOB	TOP								
Matty Alou, L OBP: 0.346, SLG: 0.381 (1, 8)										5	0	1	0	0	0	0									
Maury Wills, S OBP: 0.336, SLG: 0.369 (1, 5)										4	2	2	0	1	0	1									
Roberto Clemente, R OBP: 0.491, SLG: 0.536 (1, 9)										4	0	0	0	0	0	3									
Willie Stargell, L OBP: 0.363, SLG: 0.498 (1, 3)										2	1	1	1	2	1	0									
Bill Mazerolski, R OBP: 0.308, SLG: 0.392 (1, 4)										3	0	0	1	1	2	3									
Manny Mota, R OBP: 0.352, SLG: 0.470 (1, 7)										4	1	2	1	0	0	1									
Gene Alley, R OBP: 0.335, SLG: 0.414 (1, 6)										4	0	1	0	0	1	4									
Jim Pagliaroni, R OBP: 0.309, SLG: 0.213 (1, 2)										4	0	1	1	0	0	0									
Bob Veale, S OBP: 0.058, SLG: 0.058 (1, 1)										3	0	0	0	0	3	2									
Juan Pizarro, L OBP: 0.182, SLG: 0.143 (8, 1)										1	0	0	0	0	0	0									
<b>Inning Stats</b>	R: 0 E: 0 K: 0 S: 3	H: 1 LOB: 0 BB: 0 P: 3	R: 1 E: 0 K: 2 S: 9	H: 2 LOB: 2 BB: 1 P: 13	R: 0 E: 0 K: 0 S: 3	H: 0 LOB: 0 BB: 0 P: 3	R: 1 E: 0 K: 2 S: 8	H: 1 LOB: 0 BB: 0 P: 8	R: 0 E: 0 K: 1 S: 5	H: 0 LOB: 2 BB: 0 P: 5	R: 1 E: 0 K: 1 S: 6	H: 1 LOB: 2 BB: 2 P: 14	R: 0 E: 0 K: 1 S: 5	H: 0 LOB: 0 BB: 0 P: 5	R: 1 E: 0 K: 0 S: 5	H: 2 LOB: 2 BB: 1 P: 9	R: 0 E: 0 K: 0 S: 4	H: 1 LOB: 1 BB: 0 P: 4	1B: 6 2B: 1 3B: 0 HR: 1	SF: 0 SAC: 0 DP: 1 HBP: 0	WP: 0 PB: 0 SB: 1 CS: 0	PA: 38			
<b>PITCHER</b>	IP	WLS	BF	H	R	ER	SO	BB	IBB	HBP	BLK	WP	HR	S	P	ERA	WHIP								
Don Sutton, R ERA: 4.3 (1, 1)	7.0	L	28	5	3	3	7	2	1	0	0	0	1	39	51	3.86	1.000								
Phil Regan, R ERA: 2.87 (8, 1)	2.0		10	3	1	1	0	0	1	0	0	0	0	9	13	4.50	1.500								

Pittsburgh Pirates @ Los Angeles Dodgers  
Dodger Stadium, Los Angeles, CA  
Wed Jul 26 1967, 7:05 PM PDT  
Att: 24,772 - Unknown

AB	34
R	4
H	8
RBI	4
BB	4
SO	7
LOB	14



Batter	1	2	3	4	5	6	7	8	9	AB	R	H	RBI	BB	SO	LOB	BOTTOM								
Dick Schofield, S OBP: 0.330, SLG: 0.302 (1, 6)										3	0	0	0	0	0	1									
Willie Davis, L OBP: 0.305, SLG: 0.343 (1, 8)										2	1	1	0	0	0	0									
Jim Hickman, R OBP: 0.253, SLG: 0.247 (5, 8)										1	0	0	0	1	1	2									
Lou Johnson, R OBP: 0.315, SLG: 0.397 (1, 7)										3	0	1	0	0	0	3									
Ron Fairly, L OBP: 0.316, SLG: 0.329 (6, 9)										0	0	0	0	1	0	0									
Al Ferrara, R OBP: 0.332, SLG: 0.444 (1, 9)										4	1	1	1	0	2	3									
Jim Lefebvre, S OBP: 0.355, SLG: 0.412 (1, 4)										4	0	1	0	0	1	3									
Bob Bailey, R OBP: 0.262, SLG: 0.260 (1, 5)										4	0	1	1	0	2	1									
Wes Parker, S OBP: 0.363, SLG: 0.348 (1, 3)										4	0	0	0	0	2	1									
Jeff Torborg, R OBP: 0.280, SLG: 0.304 (1, 2)										4	0	3	0	0	1	0									
Don Sutton, R OBP: 0.154, SLG: 0.192 (1, 1)										2	0	1	0	0	1	1									
Nate Oliver, R OBP: 0.313, SLG: 0.338 (7, PH)										1	0	0	0	0	0	1									
Phil Regan, R OBP: 0.143, SLG: 0.143 (8, 1)										0	0	0	0	0	0	0									
<b>Inning Stats</b>	R: 0 E: 0 K: 1 S: 6	H: 1 LOB: 1 BB: 0 P: 6	R: 0 E: 0 K: 1 S: 5	H: 0 LOB: 0 BB: 0 P: 5	R: 0 E: 0 K: 1 S: 5	H: 1 LOB: 0 BB: 0 P: 5	R: 2 E: 1 K: 0 S: 6	H: 3 LOB: 1 BB: 0 P: 6	R: 0 E: 0 K: 1 S: 7	H: 2 LOB: 2 BB: 0 P: 7	R: 0 E: 0 K: 1 S: 5	H: 1 LOB: 1 BB: 0 P: 5	R: 0 E: 0 K: 2 S: 7	H: 0 LOB: 2 BB: 2 P: 15	R: 0 E: 0 K: 3 S: 9	H: 0 LOB: 0 BB: 0 P: 9	1B: 8 2B: 2 3B: 0 HR: 0	SF: 0 SAC: 1 DP: 3 HBP: 0	WP: 1 PB: 0 SB: 0 CS: 1	PA: 35					
<b>PITCHER</b>	IP	WLS	BF	H	R	ER	SO	BB	IBB	HBP	BLK	WP	HR	S	P	ERA	WHIP								
Bob Veale, L ERA: 3.33 (1, 1)	7.1	W	30	9	2	0	5	2	0	0	0	0	0	15	46	0.00	1.500								
Juan Pizarro, L ERA: 4.09 (8, 1)	1.2	S	5	0	0	0	5	0	0	0	0	0	0	15	15	0.00	0.000								

Pittsburgh Pirates @ Los Angeles Dodgers  
Dodger Stadium, Los Angeles, CA  
Wed Jul 26 1967, 7:05 PM PDT  
Att: 24,772 - Unknown

AB	32
R	2
H	9
RBI	2
BB	2
SO	10
LOB	16









Batter	1	2	3	4	5	6	7	8	9	AB	R	H	RBI	BB	SO	LOB	TOP			
<b>Bud Harrelson, S</b> (1, 6) OBP: 0.342, SLG: 0.347	4-3		L7		6-3			F3		4	0	0	0	0	0	2				
<b>Cleon Jones, R</b> (1, 8) OBP: 0.246, SLG: 0.298	G5-4-3 1B			G6-4-3 1B		1-3		6-3		4	0	2	0	0	0	0				
<b>Ed Charles, R</b> (1, 5) OBP: 0.352, SLG: 0.341	G5-4-3 1-2			G6-4-3 1B		BB		K		3	0	1	0	1	1	1				
<b>Tommy Davis, R</b> (1, 7) OBP: 0.345, SLG: 0.490		F7		G6-4-3 1-2 2-3		P6		G6-4-3 1B		4	0	1	0	0	0	3				
<b>Ron Swoboda, R</b> (1, 9) OBP: 0.330, SLG: 0.403	K			BB		F9		K		3	0	0	0	1	2	2				
<b>Greg Goossen, R</b> (1, 2) OBP: 0.227, SLG: 0.273	K			BB		F8		G6-4-3 1-2		4	0	0	0	0	1	3				
<b>Ed Kranepool, L</b> (1, 3) OBP: 0.348, SLG: 0.407			G3		G3			K		3	0	0	0	0	1	0				
<b>Dennis Bennett, L</b> (7, 1) OBP: 0.147, SLG: 0.242										0	0	0	0	0	0	0				
<b>Phil Linz, R</b> (1, 4) OBP: 0.297, SLG: 0.382					6-3					3	0	2	0	0	0	0				
<b>Don Cardwell, R</b> (1, 1) OBP: 0.258, SLG: 0.321					1B			1B												
<b>Don Shaw, L</b> (6, 1)										2	0	1	0	0	0	1				
<b>Bob Johnson, R</b> (7, PH) OBP: 0.374, SLG: 0.483	F8							L6		0	0	0	0	0	0	0				
										1	0	0	0	0	0	1				
<b>Inning Stats</b>	R: 0 E: 0 K: 0 S: 3	H: 1 LOB: 0 BB: 0 P: 3	R: 0 E: 0 K: 2 S: 7	H: 0 LOB: 0 BB: 0 P: 7	R: 0 E: 0 K: 1 S: 4	H: 1 LOB: 1 BB: 0 P: 4	R: 0 E: 0 K: 0 S: 4	H: 2 LOB: 2 BB: 1 P: 8	R: 0 E: 0 K: 1 S: 5	H: 1 LOB: 1 BB: 0 P: 4	R: 0 E: 0 K: 1 S: 6	H: 1 LOB: 1 BB: 0 P: 6	R: 0 E: 0 K: 1 S: 5	H: 0 LOB: 0 BB: 0 P: 5	R: 0 E: 0 K: 1 S: 5	H: 1 LOB: 0 BB: 0 P: 5	1B: 7 2B: 0 3B: 0 HR: 0	SF: 0 SAC: 0 DP: 3 HBP: 0	WP: 0 PB: 0 SB: 0 CS: 0	PA: 33
<b>PITCHER</b> <b>Claude Osteen, L</b> (1, 1) ERA: 3.57	IP: 9.0 WLS: W BF: 33 H: 7 R: 0 ER: 0 SO: 5 BB: 2 IBB: 0 HBP: 0 BLK: 0 WP: 0 HR: 0 S: 41 P: 49 ERA: 0.00 WHIP: 1.000																			

**New York Mets @ Los Angeles Dodgers**  
Dodger Stadium, Los Angeles, CA  
Fri Jul 28 1967, 7:05 PM PDT  
Att: 31,101 - Unknown

AB 31  
R 0  
H 7  
RBI 0  
BB 2  
SO 5  
LOB 13



Batter	1	2	3	4	5	6	7	8	9	AB	R	H	RBI	BB	SO	LOB	BOTTOM			
<b>Dick Schofield, S</b> (1, 6) OBP: 0.325, SLG: 0.298	4-3		6-3		F8			6-3 SH1-4 1B		4	0	1	0	0	0	0				
<b>Wes Parker, S</b> (1, 8) OBP: 0.366, SLG: 0.357	E7 3B		6-3		S HBP		SH1-4			2	1	1	0	0	0	0				
<b>Len Gabrielson, L</b> (1, 7) OBP: 0.290, SLG: 0.397	6-3		BB 1B		K		6-3			4	0	1	0	0	1	2				
<b>Ron Fairly, L</b> (1, 3) OBP: 0.322, SLG: 0.331	6-3		BB		6-3		P5			3	0	0	0	1	0	2				
<b>Jim Lefebvre, S</b> (1, 4) OBP: 0.354, SLG: 0.411		SH1-3 HBP 1B	K		FC5-4 BB 1B			K		4	0	2	0	0	2	2				
<b>Al Ferrara, R</b> (1, 9) OBP: 0.344, SLG: 0.479		SH1-3 HBP			1B		FC5-4 BB			2	1	2	1	1	0	0				
<b>Jim Hickman, R</b> (9, 9) OBP: 0.244, SLG: 0.238					1B			HR		0	0	0	0	0	0	0				
<b>John Roseboro, L</b> (1, 2) OBP: 0.362, SLG: 0.383		SH1-3			CS 1B		K			3	0	1	0	0	2	2				
<b>Bob Bailey, R</b> (1, 5) OBP: 0.276, SLG: 0.259		G6-4-3 BB			G6-3 BB		FC5-4 1-2 2-3			2	0	0	0	2	0	2				
<b>Claude Osteen, L</b> (1, 1) OBP: 0.233, SLG: 0.333		G6-4-3 1-2			G6-3 1-2		F5			3	0	0	0	0	0	7				
<b>Inning Stats</b>	R: 1 E: 1 K: 0 S: 4	H: 1 LOB: 0 BB: 0 P: 4	R: 0 E: 0 K: 0 S: 3	H: 1 LOB: 2 BB: 1 P: 8	R: 0 E: 0 K: 1 S: 6	H: 1 LOB: 2 BB: 1 P: 10	R: 0 E: 0 K: 0 S: 3	H: 2 LOB: 1 BB: 1 P: 7	R: 0 E: 0 K: 1 S: 5	H: 0 LOB: 1 BB: 0 P: 6	R: 0 E: 0 K: 1 S: 6	H: 1 LOB: 1 BB: 1 P: 10	R: 0 E: 0 K: 0 S: 4	H: 1 LOB: 0 BB: 0 P: 4	R: 1 E: 0 K: 2 S: 8	H: 1 LOB: 0 BB: 0 P: 8	1B: 6 2B: 0 3B: 1 HR: 1	SF: 0 SAC: 2 DP: 2 HBP: 2	WP: 0 PB: 0 SB: 1 CS: 1	PA: 35
<b>PITCHER</b> <b>Don Cardwell, R</b> (1, 1) ERA: 3.76	IP: 5.0 WLS: L BF: 24 H: 6 R: 1 ER: 1 SO: 2 BB: 4 IBB: 0 HBP: 2 BLK: 0 WP: 0 HR: 0 S: 22 P: 40 ERA: 1.80 WHIP: 2.000																			
<b>Don Shaw, L</b> (6, 1) ERA: 3.41	1.0 3 0 0 0 1 0 0 0 0 0 0 5 5 0.00 0.000																			
<b>Dennis Bennett, L</b> (7, 1) ERA: 4.05	2.0 8 2 1 1 2 0 0 0 0 0 1 12 12 4.50 1.000																			

**New York Mets @ Los Angeles Dodgers**  
Dodger Stadium, Los Angeles, CA  
Fri Jul 28 1967, 7:05 PM PDT  
Att: 31,101 - Unknown

AB 27  
R 2  
H 8  
RBI 1  
BB 4  
SO 5  
LOB 17





Batter	1	2	3	4	5	6	7	8	9	AB	R	H	RBI	BB	SO	LOB	TOP			
<b>Bud Harrelson, S</b> OBP: 0.348, SLG: 0.351 (1, 6)	0-0 4-3		0-0 1-3 E 1B		0-0 CS 1B		4-0 1B SF9 BB		0-0 1B	4	1	3	0	1	0	0	<b>New York Mets @ Los Angeles Dodgers</b> Dodger Stadium, Los Angeles, CA Sat Jul 29 1967, 3:33 AM PDT Att: 14,420 - Unknown <a href="http://livebaseballscorecards.com">livebaseballscorecards.com</a>			
<b>Cleon Jones, R</b> OBP: 0.249, SLG: 0.300 (1, 8)	0-0 6-3		0-0 1-3		0-0 G1 S 1B		0-0 1-3 1B		0-0 L9	5	0	2	0	0	0	2				
<b>Ed Charles, R</b> OBP: 0.351, SLG: 0.339 (1, 5)	4-0 FC6-4 BB		0-3 K		0-0 G1		0-0 SF9			2	0	0	1	1	1	2				
<b>Tommy Davis, R</b> OBP: 0.344, SLG: 0.488 (1, 7)	0-0 FC6-4				0-0 5-3		0-0 F8			4	0	1	0	0	0	3				
<b>Ed Kranepool, L</b> OBP: 0.350, SLG: 0.409 (1, 3)		0-0 1B			0-0 6-3 1B		0-0 F2		0-0 5-3	4	0	2	0	0	0	0				
<b>Ron Swoboda, R</b> OBP: 0.325, SLG: 0.397 (1, 9)		0-3 K			0-0 6-3 1B		0-3 K		0-0 1-3	4	0	0	0	0	2	3				
<b>Phil Linz, R</b> OBP: 0.293, SLG: 0.351 (1, 4)		0-0 F8			0-0 L8		1-0 FC4 HBP		0-0 F2	3	0	0	0	0	0	3				
<b>Jerry Grote, R</b> OBP: 0.230, SLG: 0.275 (1, 2)		0-3 K			4-0 IBB		0-0 FC4		0-3 K	3	0	0	0	1	2	2				
<b>Bob Hendley, R</b> OBP: 0.136, SLG: 0.050 (1, 1)			0-3 K		0-3 K		0-3 K		0-3 K	4	0	0	0	0	4	3				
<b>Inning Stats</b>	R: 0 E: 0 K: 0 S: 3	H: 0 LOB: 1 BB: 1 P: 7	R: 0 E: 0 K: 2 S: 8	H: 1 LOB: 1 BB: 0 P: 8	R: 0 E: 1 K: 2 S: 8	H: 1 LOB: 1 BB: 0 P: 8	R: 0 E: 0 K: 1 S: 7	H: 2 LOB: 3 BB: 1 P: 11	R: 0 E: 0 K: 1 S: 5	H: 0 LOB: 1 BB: 0 P: 6	R: 1 E: 0 K: 1 S: 6	H: 1 LOB: 1 BB: 1 P: 10	R: 0 E: 0 K: 0 S: 3	H: 0 LOB: 0 BB: 0 P: 3	R: 0 E: 0 K: 2 S: 8	H: 1 LOB: 1 BB: 0 P: 8	1B: 8 2B: 0 3B: 0 HR: 0	SF: 1 SAC: 0 DP: 0 HBP: 1	WP: 0 PB: 0 SB: 1 CS: 1	PA: 38
<b>PITCHER</b> <b>Bill Singer, R</b> ERA: 2.95 (1, 1)	IP: 9.0 WLS: W BF: 38 H: 8 R: 1 ER: 1 SO: 9 BB: 2 IBB: 1 HBP: 1 BLK: 0 WP: 0 HR: 0 S: 52 P: 65 ERA: 1.00 WHIP: 1.111															<b>PITCHER</b>				

Batter	1	2	3	4	5	6	7	8	9	AB	R	H	RBI	BB	SO	LOB	BOTTOM			
<b>Dick Schofield, S</b> OBP: 0.319, SLG: 0.291 (1, 6)	0-0 L5		0-3 K		0-0 5-3			0-0 F8		4	0	0	0	0	1	1	<b>New York Mets @ Los Angeles Dodgers</b> Dodger Stadium, Los Angeles, CA Sat Jul 29 1967, 3:33 AM PDT Att: 14,420 - Unknown <a href="http://livebaseballscorecards.com">livebaseballscorecards.com</a>			
<b>Wes Parker, S</b> OBP: 0.364, SLG: 0.353 (1, 3)	0-0 P4		0-0 P3			4-0 G6-4-3 BB		0-0 6-3		3	0	0	0	1	0	0				
<b>Bob Bailey, R</b> OBP: 0.275, SLG: 0.258 (1, 5)	0-0 2B 1B				0-0 F3		0-0 F2		0-0 5-3	4	1	1	0	0	0	1				
<b>Al Ferrara, R</b> OBP: 0.347, SLG: 0.500 (1, 7)	0-0 1-H 2B				0-0 6-3		0-0 G6-4-3		0-0 HR	4	1	2	2	0	0	1				
<b>Jim Lefebvre, S</b> OBP: 0.354, SLG: 0.410 (1, 4)	0-0 F2				0-0 FC6-4 1B		0-0 6-3			3	0	1	0	0	0	1				
<b>Jim Hickman, R</b> OBP: 0.237, SLG: 0.229 (1, 8)		0-0 P6			0-0 FC6-4		0-0 P4			3	0	0	0	0	0	1				
<b>Ron Fairly, L</b> OBP: 0.319, SLG: 0.328 (1, 9)		0-0 F7				0-0 F5		0-0 F9		3	0	0	0	0	0	0				
<b>Jeff Torborg, R</b> OBP: 0.277, SLG: 0.301 (1, 2)		0-0 6-3				0-0 F5		0-0 F5		3	0	0	0	0	0	0				
<b>Bill Singer, R</b> OBP: 0.081, SLG: 0.081 (1, 1)			0-3 K			0-0 1B		0-0 5-3		3	0	1	0	0	1	0				
<b>Inning Stats</b>	R: 1 E: 0 K: 0 S: 5	H: 2 LOB: 1 BB: 0 P: 5	R: 0 E: 0 K: 0 S: 3	H: 0 LOB: 0 BB: 0 P: 3	R: 0 E: 0 K: 2 S: 7	H: 0 LOB: 0 BB: 0 P: 7	R: 0 E: 0 K: 0 S: 4	H: 1 LOB: 1 BB: 0 P: 4	R: 0 E: 0 K: 0 S: 4	H: 1 LOB: 1 BB: 0 P: 4	R: 0 E: 0 K: 0 S: 2	H: 0 LOB: 0 BB: 1 P: 6	R: 0 E: 0 K: 0 S: 3	H: 0 LOB: 0 BB: 0 P: 3	R: 0 E: 0 K: 0 S: 3	H: 1 LOB: 0 BB: 0 P: 3	1B: 3 2B: 1 3B: 0 HR: 1	SF: 0 SAC: 0 DP: 1 HBP: 0	WP: 0 PB: 0 SB: 0 CS: 0	PA: 31
<b>PITCHER</b> <b>Bob Hendley, L</b> ERA: 3.92 (1, 1)	IP: 8.2 WLS: L BF: 31 H: 5 R: 2 ER: 2 SO: 2 BB: 1 IBB: 0 HBP: 0 BLK: 0 WP: 0 HR: 1 S: 34 P: 38 ERA: 2.08 WHIP: 0.692															<b>PITCHER</b>				



Batter	1	2	3	4	5	6	7	8	9	AB	R	H	RBI	BB	SO	LOB	TOP					
Tony Gonzalez, L OBP: 0.387, SLG: 0.460 (1, 7)	F7		6-3		1B		K		K	5	0	1	0	0	2	2	Philadelphia Phillies @ Los Angeles Dodgers Dodger Stadium, Los Angeles, CA Sun Jul 30 1967, 3:33 AM PDT Att: 20,806 - Unknown <a href="http://livebaseballscorecards.com">livebaseballscorecards.com</a>					
John Briggs, L OBP: 0.308, SLG: 0.349 (1, 8)	FC6		5-3		F9			6-3		4	0	1	0	0	0	1						
Dick Allen, R OBP: 0.406, SLG: 0.549 (1, 5)	P3		K				K	4-3		4	0	0	0	0	2	1						
Johnny Callison, L OBP: 0.342, SLG: 0.436 (1, 9)	FC6				P6		1B	1B	1B	4	0	2	0	0	0	1						
Bill White, L OBP: 0.315, SLG: 0.298 (1, 3)		F8			F8					4	0	2	0	0	0	0						
Clay Dalrymple, L OBP: 0.291, SLG: 0.256 (1, 2)			K			G6-3			K	3	0	0	0	1	2	4						
Cookie Rojas, R OBP: 0.270, SLG: 0.293 (1, 4)		E5			F8				F9	4	0	1	0	0	0	1						
Bobby Wine, R OBP: 0.261, SLG: 0.320 (9, PH)						4-3				2	0	0	0	1	1	0						
Chuck Hillier, L OBP: 0.125, SLG: 0.145 (9, PH)							K		P6	1	0	0	0	0	0	1						
Chris Short, R OBP: 0.136, SLG: 0.140 (9, PH)									F8	3	0	1	0	0	0	2						
Don Lock, R OBP: 0.378, SLG: 0.471 (9, PH)		L6				4-3				1	0	0	0	0	0	1						
<b>Inning Stats</b>	R: 0 E: 0 K: 0 S: 4	H: 1 LOB: 1 BB: 0 P: 4	R: 0 E: 1 K: 1 S: 6	H: 0 LOB: 2 BB: 1 P: 10	R: 0 E: 0 K: 1 S: 5	H: 0 LOB: 0 BB: 0 P: 5	R: 0 E: 0 K: 0 S: 3	H: 0 LOB: 1 BB: 1 P: 7	R: 0 E: 0 K: 0 S: 4	H: 1 LOB: 1 BB: 0 P: 4	R: 0 E: 0 K: 1 S: 6	H: 2 LOB: 1 BB: 0 P: 6	R: 0 E: 0 K: 2 S: 8	H: 1 LOB: 1 BB: 0 P: 8	R: 0 E: 0 K: 1 S: 7	H: 2 LOB: 2 BB: 0 P: 7	R: 0 E: 0 K: 1 S: 6	H: 1 LOB: 1 BB: 0 P: 6	1B: 8 2B: 0 3B: 0 HR: 0	SF: 0 SAC: 0 DP: 1 HBP: 0	WP: 0 PB: 0 SB: 0 CS: 0	PA: 37
<b>PITCHER</b> Don Sutton, R ERA: 4.06 (1, 1)	IP: 9.0 WLS: W BF: 37 H: 8 R: 0 ER: 0 SO: 7 BB: 1 IBB: 1 HBP: 0 BLK: 0 WP: 0 HR: 0 S: 49 P: 57 ERA: 0.00 WHIP: 1.000															<b>PITCHER</b>						

Batter	1	2	3	4	5	6	7	8	9	AB	R	H	RBI	BB	SO	LOB	BOTTOM					
Dick Schofield, S OBP: 0.315, SLG: 0.286 (1, 6)	5-3		G6-4-3			6-3				3	0	0	0	0	0	1	Philadelphia Phillies @ Los Angeles Dodgers Dodger Stadium, Los Angeles, CA Sun Jul 30 1967, 3:33 AM PDT Att: 20,806 - Unknown <a href="http://livebaseballscorecards.com">livebaseballscorecards.com</a>					
Wes Parker, S OBP: 0.364, SLG: 0.352 (1, 3)					4-3			6-3		3	0	1	0	0	0	0						
Bob Bailey, R OBP: 0.276, SLG: 0.256 (1, 5)						4-3			CS	2	0	0	0	1	0	1						
Al Ferrara, R OBP: 0.347, SLG: 0.497 (9, 9)							F8			3	0	1	0	0	0	1						
Ron Fairly, L OBP: 0.319, SLG: 0.328 (9, 9)										0	0	0	0	0	0	0						
Jim Lefebvre, S OBP: 0.351, SLG: 0.406 (1, 4)		G3							CS	3	0	0	0	0	0	1						
Lou Johnson, R OBP: 0.316, SLG: 0.415 (1, 7)										3	1	1	1	0	0	1						
Jim Hickman, R OBP: 0.229, SLG: 0.221 (1, 8)										3	0	0	0	0	1	1						
Jeff Torborg, R OBP: 0.272, SLG: 0.295 (1, 2)										3	0	0	0	0	1	0						
Don Sutton, R OBP: 0.167, SLG: 0.204 (1, 1)										2	0	1	0	0	1	0						
<b>Inning Stats</b>	R: 0 E: 0 K: 0 S: 3	H: 1 LOB: 0 BB: 0 P: 3	R: 0 E: 0 K: 0 S: 4	H: 1 LOB: 1 BB: 0 P: 4	R: 0 E: 0 K: 0 S: 3	H: 1 LOB: 0 BB: 0 P: 3	R: 0 E: 0 K: 0 S: 3	H: 0 LOB: 0 BB: 0 P: 3	R: 0 E: 0 K: 1 S: 5	H: 0 LOB: 0 BB: 0 P: 5	R: 0 E: 0 K: 2 S: 7	H: 0 LOB: 0 BB: 0 P: 7	R: 0 E: 0 K: 0 S: 2	H: 0 LOB: 0 BB: 1 P: 6	R: 0 E: 0 K: 0 S: 4	H: 1 LOB: 0 BB: 0 P: 4	R: 1 E: 0 K: 0 S: 4	H: 1 LOB: 0 BB: 0 P: 4	1B: 3 2B: 0 3B: 0 HR: 1	SF: 0 SAC: 0 DP: 2 HBP: 0	WP: 0 PB: 0 SB: 0 CS: 1	PA: 27
<b>PITCHER</b> Chris Short, L ERA: 2.35 (1, 1)	IP: 8.0 WLS: L BF: 26 H: 4 R: 1 ER: 1 SO: 3 BB: 1 IBB: 0 HBP: 0 BLK: 0 WP: 0 HR: 1 S: 31 P: 35 ERA: 1.12 WHIP: 0.625															<b>PITCHER</b>						



Batter	1	2	3	4	5	6	7	8	9	10	11	AB	R	H	RBI	BB	SO	LOB	TOP					
John Briggs, L OBP: 0.301, SLG: 0.339 Billy Cowan, R OBP: 0.244, SLG: 0.415 (11, 7)	G3		L9			F8		F8		K	SF8	5	0	0	0	0	1	0						
Dick Allen, R OBP: 0.405, SLG: 0.544 (1, 5)	1B		L7			K		CS		1-3	K	5	1	1	0	1	2	1						
Tony Gonzalez, L OBP: 0.394, SLG: 0.467 (1, 9)	1B				S			F5			BB	4	0	3	0	1	0	1						
Bill White, L OBP: 0.318, SLG: 0.294 (1, 3)	SF8-6-4-3				BB					6-3		2	0	0	1	2	1	1						
Don Lock, R OBP: 0.379, SLG: 0.466 (1, 8)												4	0	1	0	0	2	5						
Gene Oliver, R OBP: 0.339, SLG: 0.487 (1, 2)	F8											4	2	2	1	1	0	2						
Cookie Rojas, R OBP: 0.270, SLG: 0.293 (1, 4)												4	0	1	0	0	1	1						
Bobby Wine, R OBP: 0.258, SLG: 0.315 Johnny Callison, L OBP: 0.341, SLG: 0.435 Gary Sutherland, R OBP: 0.296, SLG: 0.315 (9, 9)												3	0	0	0	0	1	1						
Dick Ellsworth, L OBP: 0.190, SLG: 0.087 Doug Clemens, L OBP: 0.167, SLG: 0.275 Tony Taylor, R OBP: 0.302, SLG: 0.338 John Boozer, L OBP: 0.185, SLG: 0.190 Turk Farrell, R OBP: 0.160, SLG: 0.182 (11, 1)												3	0	0	0	0	2	0						
<b>Inning Stats</b>	R: 1 E: 0 K: 0 S: 3	H: 1 LOB: 0 BB: 1 P: 7	R: 0 E: 0 K: 2 S: 8	H: 1 LOB: 0 BB: 0 P: 8	R: 0 E: 0 K: 1 S: 5	H: 0 LOB: 0 BB: 0 P: 5	R: 0 E: 0 K: 2 S: 7	H: 0 LOB: 1 BB: 1 P: 11	R: 0 E: 0 K: 1 S: 5	H: 0 LOB: 0 BB: 0 P: 5	R: 0 E: 0 K: 1 S: 6	H: 1 LOB: 2 BB: 1 P: 10	R: 0 E: 0 K: 0 S: 3	H: 1 LOB: 0 BB: 0 P: 3	R: 0 E: 0 K: 1 S: 6	H: 1 LOB: 3 BB: 1 P: 11	R: 0 E: 0 K: 2 S: 8	H: 1 LOB: 2 BB: 1 P: 12	R: 2 E: 1 K: 1 S: 7	H: 2 LOB: 1 BB: 1 P: 11	1B: 7 2B: 2 3B: 0 HR: 1	SF: 2 SAC: 1 DP: 1 HBP: 1	WP: 0 PB: 0 SB: 1 CS: 1	PA: 47
<b>PITCHER</b>	IP 7.0	WLS 27	BF 27	H 4	R 2	ER 2	SO 7	BB 2	IBB 1	HBP 0	BLK 0	WP 0	HR 1	S 38	P 50	ERA 2.64	WHIP 2.57	0.857						
Don Drysdale, R ERA: 2.64 Jim Brewer, L ERA: 2.44 Phil Regan, R ERA: 2.82 Ron Perranoski, L ERA: 2.84 (10, 1)	1.1	1.1	6	1	0	0	0	1	0	1	0	0	0	4	9	0.00	1.500							
	0.2	3	1	0	0	1	0	0	0	0	0	0	0	5	5	0.00	1.500							
	2.0	L	11	3	2	2	3	1	1	0	0	0	0	15	23	9.00	2.000							

Philadelphia Phillies @ Los Angeles Dodgers  
Dodger Stadium, Los Angeles, CA  
Mon Jul 31 1967, 3:33 AM PDT  
Att: 18,442 - Unknown

AB 37  
R 4  
H 9  
RBI 4  
BB 6  
SO 11  
LOB 18



Batter	1	2	3	4	5	6	7	8	9	10	11	AB	R	H	RBI	BB	SO	LOB	BOTTOM					
Dick Schofield, S OBP: 0.321, SLG: 0.295 (1, 6)	6-3		2B					E5				5	1	3	0	0	0	0						
Ron Hunt, R OBP: 0.376, SLG: 0.380 (1, 4)	6-3							G3				5	0	1	1	0	0	4						
Lou Johnson, R OBP: 0.307, SLG: 0.402 (1, 7)	F8							6-3				5	0	0	1	0	0	6						
Al Ferrara, R OBP: 0.344, SLG: 0.490 (1, 9)								L7				5	0	1	0	0	1	0						
Jim Lefebvre, S OBP: 0.349, SLG: 0.402 (1, 5)								G3				4	0	0	0	1	2	1						
Wes Parker, S OBP: 0.381, SLG: 0.348 Willie Davis, L OBP: 0.305, SLG: 0.343 (10, 8)												3	0	0	0	0	1	0						
Jim Hickman, R OBP: 0.232, SLG: 0.225 Len Gabrielson, L OBP: 0.269, SLG: 0.395 Ron Perranoski, L OBP: 0.167, SLG: 0.167 Jim Campanis, R OBP: 0.379, SLG: 0.440 Gene Michael, S OBP: 0.237, SLG: 0.217 (11, PH)												3	0	1	0	0	0	0						
Jeff Torborg, R OBP: 0.273, SLG: 0.295 Ron Fairly, L OBP: 0.318, SLG: 0.326 (10, 3)												3	1	1	0	0	0	1						
Don Drysdale, R OBP: 0.171, SLG: 0.136 Bob Bailey, R OBP: 0.275, SLG: 0.254 Jim Brewer, L OBP: 0.183, SLG: 0.167 Phil Regan, R OBP: 0.143, SLG: 0.143 John Roseboro, L OBP: 0.360, SLG: 0.381 (10, 2)												2	0	1	0	0	1	1						
<b>Inning Stats</b>	R: 0 E: 0 K: 0 S: 3	H: 0 LOB: 0 BB: 3 P: 3	R: 0 E: 0 K: 1 S: 5	H: 0 LOB: 0 BB: 0 P: 5	R: 1 E: 0 K: 1 S: 8	H: 3 LOB: 2 BB: 8 P: 8	R: 0 E: 0 K: 2 S: 7	H: 0 LOB: 0 BB: 0 P: 7	R: 0 E: 0 K: 0 S: 5	H: 0 LOB: 0 BB: 0 P: 5	R: 0 E: 0 K: 0 S: 3	H: 0 LOB: 0 BB: 0 P: 3	R: 1 E: 1 K: 0 S: 5	H: 1 LOB: 1 BB: 0 P: 5	R: 0 E: 0 K: 1 S: 4	H: 0 LOB: 0 BB: 0 P: 5	R: 0 E: 0 K: 0 S: 5	H: 1 LOB: 1 BB: 0 P: 4	R: 0 E: 0 K: 0 S: 3	H: 1 LOB: 3 BB: 2 P: 11	1B: 8 2B: 1 3B: 0 HR: 0	SF: 0 SAC: 0 DP: 1 HBP: 0	WP: 0 PB: 0 SB: 0 CS: 1	PA: 44
<b>PITCHER</b>	IP 8.0	WLS 7	BF 32	H 7	R 2	ER 1	SO 5	BB 0	IBB 0	HBP 0	BLK 0	WP 0	HR 0	S 42	P 42	ERA 1.12	WHIP 0.875							
Dick Ellsworth, L ERA: 4.73 Dick Hall, R ERA: 1.93 John Boozer, R ERA: 4.5 Turk Farrell, R ERA: 3.13 (11, 1)	2.0	W	7	1	0	0	1	0	0	0	0	0	0	9	9	0.00	0.500							
	0.1	4	1	0	0	0	0	2	0	0	0	0	0	2	10	0.00	9.000							
	0.2	S	1	0	0	0	0	0	0	0	0	0	0	1	1	0.00	0.000							

Philadelphia Phillies @ Los Angeles Dodgers  
Dodger Stadium, Los Angeles, CA  
Mon Jul 31 1967, 3:33 AM PDT  
Att: 18,442 - Unknown

AB 42  
R 2  
H 9  
RBI 2  
BB 2  
SO 6  
LOB 16





Batter	1	2	3	4	5	6	7	8	9	AB	R	H	RBI	BB	SO	LOB	TOP			
Cookie Rojas, R OBP: 0.276, SLG: 0.302	0-0 4-3			0-0 4-3 1B 2B		0-0 2B SF7 1B		0-0 1B		4	2	3	0	0	0	0	Philadelphia Phillies @ Los Angeles Dodgers Dodger Stadium, Los Angeles, CA Tue Aug 01 1967, 7:05 PM PDT Att: 20,893 - Unknown			
Gary Sutherland, R OBP: 0.295, SLG: 0.320	0-0 6-3			0-0 4-3		0-0 1-3 2B		0-0 F8		4	0	1	0	0	0	2				
Tony Gonzalez, L OBP: 0.392, SLG: 0.466	0-0 F7			0-0 G5-4-3 1B		0-0 SF7			0-0 L6	3	0	1	2	0	0	0				
Dick Allen, R OBP: 0.404, SLG: 0.541		0-3 K		0-0 G5-4-3 1-2		0-0 6-3			0-0 1B	4	0	1	0	0	1	2				
Gene Oliver, R OBP: 0.337, SLG: 0.481		0-0 6-3				0-0 6-3			0-0 1-3 1B	4	0	1	0	0	0	0				
Don Lock, R OBP: 0.372, SLG: 0.458		0-3 K				0-3 K			0-3 K	4	0	0	0	0	4	2				
Bill White, L OBP: 0.322, SLG: 0.299				0-0 G1-6-3 1B		0-0 FC6-4 1B			0-0 F5	4	0	2	0	0	1	2				
Bobby Wine, R OBP: 0.254, SLG: 0.311				0-0 G1-6-3 1-2		0-0 FC6-4 1-2			0-0 1-3	3	0	0	0	0	0	2				
Larry Jackson, R OBP: 0.155, SLG: 0.158				0-0 1-3		0-0 4-3			0-0 4-3	3	0	0	0	0	0	0				
<b>Inning Stats</b>	R: 0 E: 0 K: 0 S: 3	H: 0 LOB: 0 BB: 0 P: 3	R: 0 E: 0 K: 2 S: 7	H: 0 LOB: 0 BB: 0 P: 7	R: 0 E: 0 K: 0 S: 3	H: 1 LOB: 0 BB: 0 P: 3	R: 1 E: 0 K: 0 S: 4	H: 2 LOB: 0 BB: 0 P: 4	R: 0 E: 0 K: 1 S: 6	H: 1 LOB: 1 BB: 0 P: 6	R: 0 E: 0 K: 2 S: 7	H: 0 LOB: 0 BB: 0 P: 7	R: 0 E: 0 K: 0 S: 4	H: 1 LOB: 1 BB: 0 P: 4	R: 0 E: 0 K: 1 S: 7	H: 2 LOB: 2 BB: 0 P: 7	1B: 7 2B: 2 3B: 0 HR: 0	SF: 1 SAC: 0 DP: 2 HBP: 0	WP: 0 PB: 0 SB: 0 CS: 0	PA: 34
<b>PITCHER</b> Claude Osteen, L ERA: 3.5	IP: 9.0 WLS: L BF: 34	H: 9 R: 2 ER: 2 SO: 6	BB: 0 IBB: 0 HBP: 0 BLK: 0	WP: 0 HR: 0 S: 46 P: 46	ERA: 2.00 WHIP: 1.000	<b>PITCHER</b>														

AB	33
R	2
H	9
RBI	2
BB	0
SO	6
LOB	10



Batter	1	2	3	4	5	6	7	8	9	AB	R	H	RBI	BB	SO	LOB	BOTTOM			
Dick Schofield, S OBP: 0.324, SLG: 0.304	0-0 F8			0-0 5-3 1B 2B		0-0 G3		0-0 1B		4	1	2	0	0	0	0	Philadelphia Phillies @ Los Angeles Dodgers Dodger Stadium, Los Angeles, CA Tue Aug 01 1967, 7:05 PM PDT Att: 20,893 - Unknown			
Ron Hunt, R OBP: 0.372, SLG: 0.374	0-0 5-3			0-0 5-3		0-0 5-3		0-0 P4		4	0	0	0	0	0	2				
Willie Davis, L OBP: 0.307, SLG: 0.345	0-0 4-3			0-0 4-3 1B		0-0 1B		0-0 1B		4	0	2	1	0	0	0				
Al Ferrara, R OBP: 0.338, SLG: 0.481		0-0 F8		0-0 4-3		0-0 F8		0-0 6-3		4	0	0	0	0	0	2				
Len Gabrielson, L OBP: 0.287, SLG: 0.391		0-3 K		0-3 K		0-0 1-3 1B		0-0 F8		4	0	1	0	0	2	1				
Jim Lefebvre, S OBP: 0.347, SLG: 0.398		0-0 4-3				0-0 F8		0-3 K		3	0	0	0	0	1	2				
Ron Fairly, L OBP: 0.315, SLG: 0.324				0-0 4-3		0-0 L5		0-3 K		3	0	0	0	0	1	2				
John Roseboro, L OBP: 0.356, SLG: 0.376				0-0 F8		0-0 4-3		0-0 P6		3	0	0	0	0	0	0				
Claude Osteen, L OBP: 0.224, SLG: 0.319				0-0 3-1		0-0 6-3		0-0 L7		3	0	0	0	0	0	0				
<b>Inning Stats</b>	R: 0 E: 0 K: 0 S: 3	H: 0 LOB: 0 BB: 0 P: 3	R: 0 E: 0 K: 1 S: 5	H: 0 LOB: 0 BB: 0 P: 5	R: 0 E: 0 K: 0 S: 3	H: 0 LOB: 0 BB: 0 P: 3	R: 1 E: 0 K: 1 S: 7	H: 2 LOB: 1 BB: 0 P: 7	R: 0 E: 0 K: 0 S: 3	H: 0 LOB: 0 BB: 0 P: 3	R: 0 E: 0 K: 2 S: 9	H: 2 LOB: 2 BB: 0 P: 9	R: 0 E: 0 K: 0 S: 4	H: 1 LOB: 1 BB: 0 P: 4	R: 0 E: 0 K: 0 S: 3	H: 0 LOB: 0 BB: 0 P: 3	1B: 4 2B: 1 3B: 0 HR: 0	SF: 0 SAC: 0 DP: 0 HBP: 0	WP: 0 PB: 0 SB: 0 CS: 0	PA: 32
<b>PITCHER</b> Larry Jackson, R ERA: 3.27	IP: 9.0 WLS: W BF: 32	H: 5 R: 1 ER: 1 SO: 4	BB: 0 IBB: 0 HBP: 0 BLK: 0	WP: 0 HR: 0 S: 40 P: 40	ERA: 1.00 WHIP: 0.556	<b>PITCHER</b>														

AB	32
R	1
H	5
RBI	1
BB	0
SO	4
LOB	9









Batter	1	2	3	4	5	6	7	8	9	10	AB	R	H	RBI	BB	SO	LOB	TOP						
Dick Schofield, S (1.6) OBP: 0.310, SLG: 0.289	K	4-3			6-3		5-3	K			5	0	0	0	0	2	6							
Ron Hunt, R (1.4) OBP: 0.372, SLG: 0.373	HBP		1-3		K				6-3		4	0	1	0	0	1	0							
Willie Davis, L (1.8) OBP: 0.302, SLG: 0.338	F2		F9		F9		G3		G3		5	0	0	0	0	0	2							
Al Ferrara, R (1.9) OBP: 0.350, SLG: 0.509	F4					HR		SH1-4 BB 1B			5	2	4	1	0	0	1							
Lou Johnson, R (1.7) OBP: 0.299, SLG: 0.390		F9	F8		F9			BB SH1-4 1B		K	5	0	1	0	0	1	2							
Bob Bailey, R (1.5) OBP: 0.285, SLG: 0.282											2	0	2	0	1	0	0							
Jim Lefebvre, S (8. PH) OBP: 0.349, SLG: 0.400	2B 1B				E SH1-3 CS 1B		S BB	SH1-4		1-3	1	0	0	0	0	0	0							
Wes Parker, S (1.3) OBP: 0.363, SLG: 0.353					SH1-3		F8				3	0	2	0	1	0	1							
Jeff Torborg, R (1.2) OBP: 0.274, SLG: 0.291											2	0	0	0	1	1	2							
Jim Campanis, R (8. PH) OBP: 0.344, SLG: 0.393					E5		K			F3	2	0	0	0	0	1	4							
Don Sutton, R (1.1) OBP: 0.199, SLG: 0.196											2	0	0	0	0	2	5							
Nate Olivari, R (7. PH) OBP: 0.315, SLG: 0.390											0	0	0	0	0	0	0							
Jim Brewer, L (7.1) OBP: 0.314, SLG: 0.187											0	0	0	0	0	0	0							
Jim Hickman, R (8. PH) OBP: 0.285, SLG: 0.222											0	0	0	1	1	0	0							
Ron Perranoski, L (8.1) OBP: 0.187, SLG: 0.167											0	0	0	0	0	0	0							
Len Cabellison, L (10. PH) OBP: 0.152, SLG: 0.401											1	0	0	0	0	1	1							
Bob Miller, R (10.1) OBP: 0.152, SLG: 0.401											0	0	0	0	0	0	0							
<b>Inning Stats</b>	R: 0 E: 0 K: 1 S: 5	H: 0 LOB: 1 BB: 0 P: 6	R: 0 E: 0 K: 1 S: 7	H: 2 LOB: 3 BB: 1 P: 11	R: 0 E: 0 K: 0 S: 4	H: 1 LOB: 1 BB: 0 P: 4	R: 0 E: 1 K: 1 S: 6	H: 1 LOB: 1 BB: 0 P: 6	R: 0 E: 0 K: 1 S: 5	H: 0 LOB: 0 BB: 0 P: 5	R: 1 E: 0 K: 1 S: 6	H: 1 LOB: 1 BB: 1 P: 10	R: 0 E: 0 K: 0 S: 4	H: 1 LOB: 1 BB: 0 P: 4	R: 1 E: 0 K: 2 S: 9	H: 2 LOB: 3 BB: 2 P: 17	R: 0 E: 0 K: 1 S: 6	H: 1 LOB: 1 BB: 0 P: 6	R: 0 E: 0 K: 1 S: 6	H: 1 LOB: 1 BB: 0 P: 6	1B: 7 2B: 2 3B: 0 HR: 1	SF: 0 SAC: 2 DP: 0 HBP: 1	WP: 0 PB: 0 SB: 1 CS: 1	PA: 45
<b>PITCHER</b>	IP 7.0	WLS 0.1	BF 32	H 8	R 2	ER 2	SO 5	BB 1	IBB 1	HBP 1	BLK 0	WP 0	HR 1	S 39	P 48	ERA 2.57	WHIP 1.286							
Bob Veale, L (1.1) ERA: 3.3	0.1	1	0	0	0	0	0	0	0	0	0	0	0	1	1	0.00	0.000							
Al McBean, R (8.1) ERA: 3.09	2.2	W	12	2	0	0	4	1	1	0	0	0	0	18	26	0.00	1.125							
Juan Pizarro, L (8.1) ERA: 4.48																								

**Los Angeles Dodgers @ Pittsburgh Pirates**  
 Forbes Field, Pittsburgh, PA  
 Fri Aug 04 1967, 7:05 PM EDT  
 Att: 13,474 - Unknown  
 livebaseballscores.com  
**AB 38**  
**R 2**  
**H 10**  
**RBI 2**  
**BB 4**  
**SO 9**  
**LOB 24**  


Batter	1	2	3	4	5	6	7	8	9	10	AB	R	H	RBI	BB	SO	LOB	BOTTOM						
Matty Alou, L (1.8) OBP: 0.340, SLG: 0.370	E9				F3			1-3			4	0	1	0	0	0	0							
Maury Wills, S (1.5) OBP: 0.326, SLG: 0.367	F8				1-3			F8			4	0	0	0	0	0	2							
Roberto Clemente, R (1.9) OBP: 0.389, SLG: 0.351	F9				K			F9			4	0	0	0	0	2	1							
Al Luplow, L (1.7) OBP: 0.248, SLG: 0.260											3	1	1	0	0	0	1							
Manny Mota, R (9. PH) OBP: 0.328, SLG: 0.434	6-3				1B 1B			F9		1-3	1	0	0	0	0	0	0							
Donn Clendenon, R (1.3) OBP: 0.313, SLG: 0.401					1-3			F4			4	1	2	0	0	0	0							
Bill Mazerowski, R (1.4) OBP: 0.300, SLG: 0.376					FC5-4 1B			5-3		G4-3 1B	4	0	1	1	0	0	1							
Gene Alley, R (1.6) OBP: 0.343, SLG: 0.418					FC5-4 1B			4-3			4	1	1	0	0	0	2							
Jim Paggiaroni, R (1.2) OBP: 0.313, SLG: 0.235											4	0	2	1	0	1	0							
Manny Sanguillen, R (10. PR) OBP: 0.350, SLG: 0.366					K			F2			0	0	0	0	0	0	0							
Bob Veale, S (1.1) OBP: 0.055, SLG: 0.055											3	0	0	0	0	2	2							
Al McBean, R (8.1) OBP: 0.375, SLG: 0.286											0	0	0	0	0	0	0							
Juan Pizarro, L (8.1) OBP: 0.182, SLG: 0.143											0	0	0	0	0	0	0							
Jose Pagan, R (10. PH) OBP: 0.309, SLG: 0.344								L4		SH	0	0	0	0	0	0	0							
<b>Inning Stats</b>	R: 0 E: 1 K: 0 S: 4	H: 0 LOB: 1 BB: 0 P: 4	R: 0 E: 0 K: 0 S: 3	H: 0 LOB: 0 BB: 0 P: 3	R: 0 E: 0 K: 2 S: 8	H: 1 LOB: 1 BB: 0 P: 8	R: 2 E: 0 K: 2 S: 11	H: 4 LOB: 2 BB: 0 P: 11	R: 0 E: 0 K: 0 S: 3	H: 0 LOB: 0 BB: 0 P: 3	R: 0 E: 0 K: 1 S: 5	H: 0 LOB: 0 BB: 0 P: 5	R: 0 E: 0 K: 0 S: 3	H: 1 LOB: 0 BB: 0 P: 3	R: 1 E: 1 K: 0 S: 3	H: 2 LOB: 2 BB: 0 P: 3	1B: 8 2B: 0 3B: 0 HR: 0	SF: 0 SAC: 1 DP: 1 HBP: 0	WP: 0 PB: 0 SB: 0 CS: 0	PA: 36				
<b>PITCHER</b>	IP 6.0	WLS 1.0	BF 3	H 0	R 0	ER 0	SO 4	BB 0	IBB 0	HBP 0	BLK 0	WP 0	HR 0	S 32	P 32	ERA 3.00	WHIP 0.833							
Don Sutton, R (1.1) ERA: 4.02	1.0	3	0	0	0	0	0	0	0	0	0	0	0	3	3	0.00	0.000							
Jim Brewer, L (7.1) ERA: 2.4	2.0	6	1	0	0	1	0	0	0	0	0	0	0	8	8	0.00	0.500							
Ron Perranoski, L (8.1) ERA: 2.67	0.0	L	3	2	1	0	0	0	0	0	0	0	0	3	3	∞	∞							
Bob Miller, R (10.1) ERA: 5.77																								


**Los Angeles Dodgers @ Pittsburgh Pirates**  
 Forbes Field, Pittsburgh, PA  
 Fri Aug 04 1967, 7:05 PM EDT  
 Att: 13,474 - Unknown  
 livebaseballscores.com  
**AB 35**  
**R 3**  
**H 8**  
**RBI 2**  
**BB 0**  
**SO 5**  
**LOB 9**  




Batter	1	2	3	4	5	6	7	8	9	AB	R	H	RBI	BB	SO	LOB	TOP			
Dick Schofield, S (1, 6) OBP: 0.309, SLG: 0.285	4-0 FC4-6 1B BB		0-0 F8			0-0 E4		0-3 K		3	1	0	0	1	1	0				
Ron Hunt, R (1, 4) OBP: 0.371, SLG: 0.371	0-0 FC4-6 1-2 1B		0-0 F7			0-0 F4		0-0 6-3		4	0	1	0	0	0	1				
Willie Davis, L (1, 8) OBP: 0.301, SLG: 0.337	0-0 FC4-6 1-2 2-3 1B		0-0 F9			0-0 F7		0-0 1B		4	0	1	0	0	0	2				
Al Ferrara, R (1, 9) OBP: 0.349, SLG: 0.505	0-0 1-2 3-H 1B			0-0 E5 5-3		0-0 F4		0-3 K		4	0	1	1	0	1	1				
Len Gabrielson, L (1, 7) OBP: 0.293, SLG: 0.398	0-0 F9		0-0 F7			0-0 1B			0-0 F9	4	0	1	0	0	0	3				
Ron Fairly, L (1, 3) OBP: 0.314, SLG: 0.320	0-0 4-3		0-0 5-3			0-0 6-3			0-0 F7	4	0	0	0	0	0	4				
John Roseboro, L (1, 2) OBP: 0.356, SLG: 0.376		0-3 K		0-0 6-3					0-0 F7	4	0	1	0	0	1	1				
Gene Michael, S (9, PR) OBP: 0.237, SLG: 0.217										0	0	0	0	0	0	0				
Bob Bailey, R (1, 5) OBP: 0.281, SLG: 0.258		0-3 K				0-0 5-3			0-0 F6	3	0	0	0	0	1	0				
Jim Lefebvre, S (9, PH) OBP: 0.346, SLG: 0.359										1	0	0	0	0	0	1				
Phil Regan, R (1, 1) OBP: 0.111, SLG: 0.111		0-3 K								2	0	0	0	0	1	0				
Jim Campanis, R (7, PH) OBP: 0.333, SLG: 0.379										1	0	0	0	0	0	0				
Bob Miller, R (7, 1)										0	0	0	0	0	0	0				
<b>Inning Stats</b>	R: 1 E: 0 K: 0 S: 5	H: 2 LOB: 2 BB: 1 P: 9	R: 0 E: 0 K: 3 S: 9	H: 0 LOB: 0 BB: 0 P: 9	R: 0 E: 0 K: 0 S: 3	H: 0 LOB: 0 BB: 0 P: 3	R: 0 E: 1 K: 0 S: 4	H: 0 LOB: 1 BB: 0 P: 4	R: 0 E: 0 K: 0 S: 4	H: 1 LOB: 1 BB: 0 P: 4	R: 0 E: 0 K: 0 S: 3	H: 0 LOB: 0 BB: 0 P: 3	R: 0 E: 0 K: 2 S: 8	H: 1 LOB: 1 BB: 0 P: 8	R: 0 E: 0 K: 0 S: 4	H: 1 LOB: 1 BB: 0 P: 4	1B: 5 2B: 0 3B: 0 HR: 0	SF: 0 SAC: 0 DP: 0 HBP: 0	WP: 0 PB: 0 SB: 0 CS: 0	PA: 35
<b>PITCHER</b> Vern Law, R (1, 1) ERA: 3.95	IP: 9.0 WLS: W BF: 35 H: 5 R: 1 ER: 1 SO: 5 BB: 1 IBB: 0 HBP: 0 BLK: 0 WP: 0 HR: 0 S: 44 P: 48 ERA: 1.00 WHIP: 0.667															<b>PITCHER</b>				

Los Angeles Dodgers @ Pittsburgh Pirates  
 Forbes Field, Pittsburgh, PA  
 Sat Aug 05 1967, 7:05 PM EDT  
 Att: 9,658 - Unknown


AB 34  
 R 1  
 H 5  
 RBI 1  
 BB 1  
 SO 5  
 LOB 13



Batter	1	2	3	4	5	6	7	8	9	AB	R	H	RBI	BB	SO	LOB	BOTTOM			
Matty Alou, L (1, 8) OBP: 0.339, SLG: 0.369	0-0 4-3 1B		0-0 G3			0-0 4-3		0-0 F3		4	0	1	0	0	0	1				
Maury Wills, S (1, 5) OBP: 0.325, SLG: 0.366	0-0 4-3			0-0 WP 1B G3		0-0 6-3		0-0 4-3		4	1	1	0	0	0	2				
Roberto Clemente, R (1, 9) OBP: 0.400, SLG: 0.550	0-0 4-3			0-0 G3 WP 1B				0-0 F4		4	0	2	0	0	0	1				
Al Luplow, L (1, 7) OBP: 0.242, SLG: 0.253	0-0 4-3			0-0 F8		0-0 FC5-6 1B SH1-3		0-0 F6		4	1	0	0	0	0	4				
Donn Clendenon, R (1, 3) OBP: 0.312, SLG: 0.399		0-3 K		0-0 G3		0-0 1B SH1-3		0-0 6-3		4	0	1	1	0	1	1				
Bill Mazerowski, R (1, 4) OBP: 0.301, SLG: 0.375		0-0 F4		0-0 BB		0-0 SH1-3				1	0	0	1	1	0	0				
Gene Alley, R (1, 6) OBP: 0.342, SLG: 0.417		0-0 F6		0-0 F5		0-0 1B				3	0	1	0	0	0	2				
Jim Pagliaroni, R (1, 2) OBP: 0.314, SLG: 0.230			0-0 6-3		0-0 4-3 SH2-4 BB		0-0 F8			2	0	0	0	1	0	2				
Vern Law, R (1, 1) OBP: 0.095, SLG: 0.190			0-0 6-3		0-0 SH2-4		0-0 4-3			2	0	0	0	0	0	0				
<b>Inning Stats</b>	R: 0 E: 0 K: 0 S: 4	H: 1 LOB: 1 BB: 0 P: 4	R: 0 E: 0 K: 1 S: 5	H: 0 LOB: 0 BB: 0 P: 5	R: 0 E: 0 K: 0 S: 3	H: 0 LOB: 0 BB: 0 P: 3	R: 1 E: 0 K: 0 S: 5	H: 2 LOB: 2 BB: 1 P: 9	R: 0 E: 0 K: 0 S: 3	H: 0 LOB: 1 BB: 1 P: 7	R: 1 E: 0 K: 0 S: 6	H: 3 LOB: 2 BB: 0 P: 6	R: 0 E: 0 K: 0 S: 3	H: 0 LOB: 0 BB: 0 P: 3	R: 0 E: 0 K: 0 S: 3	H: 0 LOB: 0 BB: 0 P: 3	1B: 6 2B: 0 3B: 0 HR: 0	SF: 0 SAC: 2 DP: 0 HBP: 0	WP: 1 PB: 0 SB: 0 CS: 0	PA: 32
<b>PITCHER</b> Phil Regan, R (1, 1) ERA: 2.93	IP: 6.0 WLS: L BF: 26 H: 6 R: 2 ER: 2 SO: 2 BB: 2 IBB: 2 HBP: 2 BLK: 1 WP: 1 HR: 0 S: 26 P: 34 ERA: 3.00 WHIP: 1.333															<b>PITCHER</b>				
Bob Miller, R (7, 1) ERA: 5.95	IP: 2.0 WLS: L BF: 6 H: 0 R: 0 ER: 0 SO: 0 BB: 0 IBB: 0 HBP: 0 BLK: 0 WP: 0 HR: 0 S: 6 P: 6 ERA: 0.00 WHIP: 0.000															<b>PITCHER</b>				

Los Angeles Dodgers @ Pittsburgh Pirates  
 Forbes Field, Pittsburgh, PA  
 Sat Aug 05 1967, 7:05 PM EDT  
 Att: 9,658 - Unknown

AB 28  
 R 2  
 H 6  
 RBI 2  
 BB 2  
 SO 1  
 LOB 13













Batter	1	2	3	4	5	6	7	8	9	AB	R	H	RBI	BB	SO	LOB	TOP		
Dick Schofield, S OBP: 0.311, SLG: 0.290 (1, 6)	0-0 6-3		0-0 CS 2H 1B		0-0 F9		0-0 1B 2B		0-0 F8	5	1	2	1	0	0	2			
Ron Hunt, R OBP: 0.371, SLG: 0.380 (1, 4)	0-0 5-3		0-3 K		0-0 2B		0-0 FC3-6 1B			3	0	1	2	0	1	1			
Nate Oliver, R OBP: 0.337, SLG: 0.364 (5, 4)			1-2		0-3 1H 3H 2B					1	0	1	1	0	0	0			
Willie Davis, L OBP: 0.294, SLG: 0.326 (1, 8)	0-0 F2				0-0 F9		0-0 K		0-0 FC3-6 1-2	4	0	0	0	0	1	2			
Len Gabrielson, L OBP: 0.298, SLG: 0.416 (1, 9)			0-0 F9		0-0 F3		0-0 3-1		0-0 F8	3	0	0	0	0	0	0			
Wes Parker, S OBP: 0.366, SLG: 0.353 (7, PH) (7, 3)							0-0 1-2			1	0	0	0	0	0	1			
Jim Lefebvre, S OBP: 0.347, SLG: 0.400 (1, 5)			0-3 K		0-0 4-3		0-0 2B		0-0 1-3	4	0	1	0	0	1	0			
Lou Johnson, R OBP: 0.323, SLG: 0.410 (1, 7)			0-0 G1				0-0 F9 SH 2B		0-0 G4-6-3 1B	3	1	2	0	1	0	0			
Ron Fairly, L OBP: 0.310, SLG: 0.324 (1, 3) (7, 9)					0-0 HR		0-0 F9 2-3 K		0-0 G4-6-3 1-2	4	1	1	1	0	1	4			
John Roseboro, L OBP: 0.361, SLG: 0.377 (1, 2)					0-0 SH1-4 1B 1B		0-0 F9 SH 2B IBB		0-0 4-3	3	2	1	0	1	0	2			
Don Sutton, R OBP: 0.155, SLG: 0.190 (1, 1)			0-0 SH1-4		0-0 SH 2B		0-0 1-3		0-0 K	2	1	0	1	0	1	0			
<b>Inning Stats</b>	R: 0 E: 0 K: 0 S: 3	H: 0 LOB: 0 BB: 0 P: 3	R: 0 E: 0 K: 1 S: 5	H: 0 LOB: 0 BB: 0 P: 5	R: 2 E: 0 K: 1 S: 7	H: 3 LOB: 0 BB: 0 P: 7	R: 0 E: 0 K: 0 S: 3	H: 0 LOB: 0 BB: 0 P: 3	R: 3 E: 1 K: 1 S: 8	H: 2 LOB: 1 BB: 1 P: 12	R: 0 E: 0 K: 1 S: 6	H: 1 LOB: 2 BB: 1 P: 10	R: 1 E: 0 K: 0 S: 5	H: 2 LOB: 1 BB: 0 P: 5	R: 0 E: 0 K: 0 S: 3	H: 1 LOB: 0 BB: 0 P: 3	1B: 4 2B: 4 3B: 0 HR: 1	SF: 0 SAC: 2 DP: 1 HBP: 0	WP: 0 PA: 37 PB: 0 SB: 1 CS: 1
<b>PITCHER</b>	IP WLS BF H R ER SO BB IBB HBP BLK WP HR S P ERA WHIP	IP WLS BF H R ER SO BB IBB HBP BLK WP HR S P ERA WHIP	IP WLS BF H R ER SO BB IBB HBP BLK WP HR S P ERA WHIP	IP WLS BF H R ER SO BB IBB HBP BLK WP HR S P ERA WHIP	IP WLS BF H R ER SO BB IBB HBP BLK WP HR S P ERA WHIP	IP WLS BF H R ER SO BB IBB HBP BLK WP HR S P ERA WHIP	IP WLS BF H R ER SO BB IBB HBP BLK WP HR S P ERA WHIP	IP WLS BF H R ER SO BB IBB HBP BLK WP HR S P ERA WHIP	IP WLS BF H R ER SO BB IBB HBP BLK WP HR S P ERA WHIP	IP WLS BF H R ER SO BB IBB HBP BLK WP HR S P ERA WHIP	IP WLS BF H R ER SO BB IBB HBP BLK WP HR S P ERA WHIP	IP WLS BF H R ER SO BB IBB HBP BLK WP HR S P ERA WHIP	IP WLS BF H R ER SO BB IBB HBP BLK WP HR S P ERA WHIP	IP WLS BF H R ER SO BB IBB HBP BLK WP HR S P ERA WHIP	IP WLS BF H R ER SO BB IBB HBP BLK WP HR S P ERA WHIP	IP WLS BF H R ER SO BB IBB HBP BLK WP HR S P ERA WHIP	IP WLS BF H R ER SO BB IBB HBP BLK WP HR S P ERA WHIP	IP WLS BF H R ER SO BB IBB HBP BLK WP HR S P ERA WHIP	IP WLS BF H R ER SO BB IBB HBP BLK WP HR S P ERA WHIP
Dick Hughes, R ERA: 3.18 (1, 1)	4.2 L	20 5	5 5	3 3	2 2	0 0	1 1	0 0	0 0	0 0	1 1	23 27	5.79 1.071						
Hal Woodeshick, L ERA: 4.5 (5, 1)	2.1 11	3 1	1 1	2 2	0 0	1 1	0 0	0 0	0 0	14 18	3.86 1.286								
Jack Lamabe, R ERA: 4.24 (8, 1)	2.0 6	1 0	0 0	1 1	0 0	0 0	0 0	0 0	0 0	8 8	0.00 0.500								

Los Angeles Dodgers @ St. Louis Cardinals  
 Busch Stadium, St. Louis, MO  
 Tue Aug 08 1967, 7:05 PM CDT  
 Att: 22,780 - Unknown

AB	33
R	6
H	9
RBI	6
BB	2
SO	5
LOB	12



Batter	1	2	3	4	5	6	7	8	9	AB	R	H	RBI	BB	SO	LOB	BOTTOM		
Lou Brock, L OBP: 0.316, SLG: 0.475 (1, 7)	0-0 2B 1B	0-0 F7			0-0 FC4-6 1B		0-3 K			4	1	2	0	0	1	1			
Curt Flood, R OBP: 0.379, SLG: 0.421 (1, 8)	0-0 1B 4-3 2B		0-0 2B		0-3 K			0-0 6-3		4	1	2	0	0	1	1			
Bobby Tolan, L OBP: 0.310, SLG: 0.401 (1, 9) (2, 3)	0-0 F8 4-3 1B		0-0 1-3		0-0 FC4-6 1-2			0-0 1-3		4	0	1	1	0	0	2			
Orlando Cepeda, R OBP: 0.402, SLG: 0.552 (1, 3)	0-0 4-3		0-3 K		0-0 F8			0-0 P6		0	0	0	0	0	0	0			
Roger Maris, L OBP: 0.355, SLG: 0.440 (1, PH) (2, 9)	1-2 3H				0-0 F8					4	0	0	1	0	1	3			
Tim McCarver, L OBP: 0.397, SLG: 0.479 (1, 2)	0-0 F8		0-0 FC5-4 IBB		0-0 F8		0-0 F8		0-0 F8	3	0	0	0	1	0	1			
Mike Shannon, R OBP: 0.322, SLG: 0.400 (1, 5)	0-0 P6		0-0 FC5-4		0-0 6-3			0-0 F9		4	0	0	0	0	0	3			
Phil Gagliano, R OBP: 0.245, SLG: 0.248 (1, 4)		0-3 K			0-0 F7		0-0 F8		0-0 1-3	4	0	0	0	0	1	0			
Dal Maxvill, R OBP: 0.281, SLG: 0.280 (1, 6)					0-0 6-3			0-0 6-3		3	0	1	0	0	0	0			
Eddie Bressoud, R OBP: 0.259, SLG: 0.163 (8, 6)										0	0	0	0	0	0	0			
Dick Hughes, R OBP: 0.148, SLG: 0.132 (5, 1)	0-3 K				0-0 F7			0-0 F8		2	0	0	0	0	1	1			
Hal Woodeshick, R (5, 1)										0	0	0	0	0	0	0			
Ed Spiezio, R OBP: 0.278, SLG: 0.297 (7, PH)										1	0	0	0	0	0	0			
Jack Lamabe, R OBP: 0.222, SLG: 0.125 (8, 1)										0	0	0	0	0	0	0			
<b>Inning Stats</b>	R: 2 E: 0 K: 0 S: 6	H: 3 LOB: 1 BB: 0 P: 6	R: 0 E: 0 K: 2 S: 8	H: 1 LOB: 1 BB: 0 P: 8	R: 0 E: 0 K: 1 S: 6	H: 1 LOB: 2 BB: 1 P: 10	R: 0 E: 0 K: 0 S: 3	H: 0 LOB: 0 BB: 0 P: 3	R: 0 E: 0 K: 1 S: 5	H: 0 LOB: 0 BB: 0 P: 5	R: 0 E: 0 K: 0 S: 3	H: 0 LOB: 0 BB: 0 P: 3	R: 0 E: 0 K: 0 S: 3	H: 0 LOB: 0 BB: 0 P: 3	R: 0 E: 0 K: 0 S: 3	H: 0 LOB: 0 BB: 0 P: 3	1B: 4 2B: 2 3B: 0 HR: 0	SF: 0 SAC: 0 DP: 0 HBP: 0	WP: 0 PA: 34 PB: 0 SB: 0 CS: 0
<b>PITCHER</b>	IP WLS BF H R ER SO BB IBB HBP BLK WP HR S P ERA WHIP	IP WLS BF H R ER SO BB IBB HBP BLK WP HR S P ERA WHIP	IP WLS BF H R ER SO BB IBB HBP BLK WP HR S P ERA WHIP	IP WLS BF H R ER SO BB IBB HBP BLK WP HR S P ERA WHIP	IP WLS BF H R ER SO BB IBB HBP BLK WP HR S P ERA WHIP	IP WLS BF H R ER SO BB IBB HBP BLK WP HR S P ERA WHIP	IP WLS BF H R ER SO BB IBB HBP BLK WP HR S P ERA WHIP	IP WLS BF H R ER SO BB IBB HBP BLK WP HR S P ERA WHIP	IP WLS BF H R ER SO BB IBB HBP BLK WP HR S P ERA WHIP	IP WLS BF H R ER SO BB IBB HBP BLK WP HR S P ERA WHIP	IP WLS BF H R ER SO BB IBB HBP BLK WP HR S P ERA WHIP	IP WLS BF H R ER SO BB IBB HBP BLK WP HR S P ERA WHIP	IP WLS BF H R ER SO BB IBB HBP BLK WP HR S P ERA WHIP	IP WLS BF H R ER SO BB IBB HBP BLK WP HR S P ERA WHIP	IP WLS BF H R ER SO BB IBB HBP BLK WP HR S P ERA WHIP	IP WLS BF H R ER SO BB IBB HBP BLK WP HR S P ERA WHIP	IP WLS BF H R ER SO BB IBB HBP BLK WP HR S P ERA WHIP	IP WLS BF H R ER SO BB IBB HBP BLK WP HR S P ERA WHIP	IP WLS BF H R ER SO BB IBB HBP BLK WP HR S P ERA WHIP
Don Sutton, R ERA: 3.92 (1, 1)	9.0 W	34 6	2 2	2 2	5 5	0 0	1 1	0 0	0 0	0 0	43 47	2.00 0.667							

Los Angeles Dodgers @ St. Louis Cardinals  
 Busch Stadium, St. Louis, MO  
 Tue Aug 08 1967, 7:05 PM CDT  
 Att: 22,780 - Unknown

AB	33
R	2
H	6
RBI	2
BB	1
SO	5
LOB	12





Batter	1	2	3	4	5	6	7	8	9	10	11	AB	R	H	RBI	BB	SO	LOB	TOP					
Dick Schofield, S OBP: 0.309, SLG: 0.301 (1, 6)			F9		5-3			P5			F8	5	1	1	1	0	0	0						
Nate Oliver, R OBP: 0.330, SLG: 0.355 (1, 4)	F2		5-3			6-3		F9			FC4-6 1B	5	0	1	0	0	0	0						
Willie Davis, L OBP: 0.290, SLG: 0.322 (1, 8)	F8		G3			K				G3	FC4-6 1-2	5	0	0	0	0	0	1	1					
Al Ferrara, R OBP: 0.341, SLG: 0.491 (1, 9)	5-3				K					L8	1-3	4	0	0	0	0	0	1	0					
Ron Fairly, L OBP: 0.309, SLG: 0.323 (10, 9)												1	0	0	0	0	0	0	1					
Jim Lefebvre, S OBP: 0.346, SLG: 0.396 (1, 5)		SH3-4 1B			5-3			L7			6-3	4	0	1	0	0	0	0						
Lou Johnson, R OBP: 0.327, SLG: 0.409 (1, 7)		SH3-4 1B						F9			F8	3	0	1	0	1	0	0						
Wes Parker, S OBP: 0.362, SLG: 0.349 (1, 3)		SH3-4						P2			L3	3	0	0	0	0	0	1	1					
Jeff Torborg, R OBP: 0.271, SLG: 0.282 (1, 2)								F8				2	0	0	0	0	0	0	2					
Bob Bailey, R OBP: 0.280, SLG: 0.254 (8, PH)												1	0	0	0	0	0	0	0					
Ron Perranoski, L OBP: 0.167, SLG: 0.167 (8, 1)												0	0	0	0	0	0	0	0					
Jim Hickman, R OBP: 0.245, SLG: 0.231 (10, PH)												1	0	1	0	0	0	0	0					
Phil Regan, R OBP: 0.111, SLG: 0.111 (10, 1)											1B	0	0	0	0	0	0	0	0					
Don Drysdale, R OBP: 0.107, SLG: 0.132 (1, 1)												2	0	0	0	0	0	2						
Jim Campanis, R OBP: 0.343, SLG: 0.484 (8, 2)											K	2	1	1	1	0	1	1						
<b>Inning Stats</b>	R: 1 E: 0 K: 0 S: 4	H: 1 LOB: 0 BB: 0 P: 4	R: 0 E: 0 K: 0 S: 5	H: 2 LOB: 2 BB: 0 P: 5	R: 0 E: 0 K: 0 S: 3	H: 0 LOB: 0 BB: 0 P: 3	R: 0 E: 0 K: 2 S: 7	H: 0 LOB: 1 BB: 1 P: 11	R: 0 E: 0 K: 0 S: 3	H: 0 LOB: 0 BB: 0 P: 3	R: 0 E: 0 K: 1 S: 5	H: 0 LOB: 0 BB: 0 P: 3	R: 1 E: 0 K: 0 S: 4	H: 1 LOB: 0 BB: 0 P: 4	R: 0 E: 0 K: 0 S: 3	H: 0 LOB: 0 BB: 0 P: 3	R: 0 E: 0 K: 1 S: 6	H: 1 LOB: 1 BB: 0 P: 6	R: 0 E: 0 K: 0 S: 4	H: 1 LOB: 1 BB: 0 P: 4	1B: 4 2B: 0 3B: 0 HR: 2	SF: 0 SAC: 1 DP: 0 HBP: 0	WP: 0 PB: 0 SB: 0 CS: 0	PA: 40
<b>PITCHER</b>	IP ERA: 3.0	WLS W	BF 4	H 1	R 0	ER 0	SO 0	BB 0	IBB 0	HBP 0	BLK 0	WP 0	HR 0	S 4	P 4	ERA 0.00	WHIP 1.000							
Larry Jaster, L ERA: 3.0 (1, 1)																								
Ron Willis, R ERA: 3.23 (11, 1)																								

Los Angeles Dodgers @ St. Louis Cardinals  
 Busch Stadium, St. Louis, MO  
 Wed Aug 09 1967, 7:05 PM CDT  
 Att: 23,564 - Unknown

AB 38  
 R 2  
 H 6  
 RBI 2  
 BB 1  
 SO 4  
 LOB 8

Batter	1	2	3	4	5	6	7	8	9	10	11	AB	R	H	RBI	BB	SO	LOB	BOTTOM				
Lou Brock, L OBP: 0.319, SLG: 0.485 (1, 7)	6-3							K			1B 1B	5	1	3	1	0	1	0					
Curt Flood, R OBP: 0.376, SLG: 0.417 (1, 8)											1B 1B	3	0	0	0	0	0	1					
Julian Javier, R OBP: 0.311, SLG: 0.410 (8, PH)	6-3		4-3					K			FC4-6 1B	2	0	1	0	0	1	0					
Bobby Tolan, L OBP: 0.307, SLG: 0.392 (1, 3)			4-3									4	0	0	0	1	2	3					
Tim McCarver, L OBP: 0.399, SLG: 0.480 (1, 2)												4	0	0	0	1	2	3					
Mike Shannon, R OBP: 0.321, SLG: 0.401 (1, 5)												5	0	3	0	0	0	2					
Roger Maris, L OBP: 0.358, SLG: 0.438 (1, 9)												4	0	1	0	1	0	2					
Phil Gagliano, R OBP: 0.280, SLG: 0.243 (1, 4)												3	0	0	0	2	0	3					
Eddie Bressoud, R OBP: 0.270, SLG: 0.241 (1, 6)												5	1	2	1	0	0	6					
Larry Jaster, L OBP: 0.136, SLG: 0.095 (1, 1)												3	0	0	0	0	0	1					
Dave Ricketts, S OBP: 0.300, SLG: 0.380 (10, PH)												1	0	0	0	0	1	0					
Ron Willis, R OBP: 0.453, SLG: 0.571 (11, 1)												0	0	0	0	0	0	0					
<b>Inning Stats</b>	R: 0 E: 0 K: 0 S: 2	H: 0 LOB: 0 BB: 1 P: 6	R: 0 E: 0 K: 0 S: 4	H: 1 LOB: 1 BB: 0 P: 4	R: 2 E: 0 K: 0 S: 5	H: 2 LOB: 2 BB: 0 P: 5	R: 0 E: 0 K: 1 S: 7	H: 2 LOB: 2 BB: 0 P: 7	R: 0 E: 0 K: 0 S: 4	H: 0 LOB: 0 BB: 0 P: 3	R: 0 E: 0 K: 3 S: 9	H: 0 LOB: 0 BB: 0 P: 9	R: 0 E: 0 K: 0 S: 4	H: 1 LOB: 2 BB: 1 P: 8	R: 0 E: 0 K: 2 S: 9	H: 2 LOB: 2 BB: 0 P: 9	R: 1 E: 1 K: 0 S: 2	H: 1 LOB: 3 BB: 2 P: 10	1B: 7 2B: 2 3B: 0 HR: 2	SF: 0 SAC: 1 DP: 1 HBP: 0	WP: 0 PB: 0 SB: 0 CS: 1	PA: 45	
<b>PITCHER</b>	IP ERA: 2.63	WLS 8	BF 27	H 7	R 1	ER 0	SO 3	BB 1	IBB 0	HBP 0	BLK 0	WP 0	HR 2	S 28	P 32	ERA 2.57	WHIP 1.143						
Ron Perranoski, L ERA: 2.57 (8, 1)																							
Phil Regan, R ERA: 2.96 (10, 1)																							

Los Angeles Dodgers @ St. Louis Cardinals  
 Busch Stadium, St. Louis, MO  
 Wed Aug 09 1967, 7:05 PM CDT  
 Att: 23,564 - Unknown

AB 39  
 R 3  
 H 11  
 RBI 2  
 BB 4  
 SO 6  
 LOB 20



Batter	1	2	3	4	5	6	7	8	9	AB	R	H	RBI	BB	SO	LOB	TOP					
Dick Schofield, S (1, 6) OBP: 0.308, SLG: 0.298 Nate Oliver, R (6, 6) OBP: 0.343, SLG: 0.362										2	0	0	0	1	1	0	Los Angeles Dodgers @ Cincinnati Reds Crosley Field, Cincinnati, OH Thu Aug 10 1967, 7:05 PM EDT Alt. 9:373 - Unknown - 65 F					
Ron Hunt, R (1, 4) OBP: 0.375, SLG: 0.383 Gene Michael, S (9, FR) OBP: 0.237, SLG: 0.217										5	1	3	1	0	0	3						
Willie Davis, L (1, 8) OBP: 0.292, SLG: 0.326 Jim Campanis, R (9, PH) OBP: 0.361, SLG: 0.484										4	1	2	0	0	1	2						
Ron Fairly, L (1, 3) OBP: 0.306, SLG: 0.320 Bob Bailey, R (9, PH) OBP: 0.279, SLG: 0.253										3	0	0	1	0	0	3						
Jim Lefebvre, S (1, 5) OBP: 0.342, SLG: 0.393										5	0	0	1	0	1	4						
Len Gabrielson, L (1, 9) OBP: 0.333, SLG: 0.418										4	1	2	0	0	2	0						
Lou Johnson, R (1, 7) OBP: 0.325, SLG: 0.405										4	0	1	0	0	1	2						
John Roseboro, L (1, 2) OBP: 0.363, SLG: 0.380										4	0	2	0	0	0	0						
Claude Osteen, L (1, 1) OBP: 0.210, SLG: 0.299 Al Ferrara, R (7, PH) OBP: 0.344, SLG: 0.493 Bob Miller, R (7, 1) Wes Parker, S (9, PH) OBP: 0.364, SLG: 0.349										2	0	0	0	0	0	2						
<b>Inning Stats</b>	R: 0 E: 0 K: 1 S: 5	H: 0 LOB: 0 BB: 0 P: 5	R: 0 E: 0 K: 1 S: 5	H: 0 LOB: 0 BB: 0 P: 5	R: 0 E: 0 K: 0 S: 3	H: 0 LOB: 0 BB: 0 P: 3	R: 0 E: 0 K: 1 S: 5	H: 1 LOB: 1 BB: 1 P: 9	R: 0 E: 0 K: 1 S: 7	H: 2 LOB: 2 BB: 0 P: 7	R: 1 E: 0 K: 1 S: 7	H: 2 LOB: 1 BB: 0 P: 7	R: 1 E: 0 K: 1 S: 7	H: 3 LOB: 2 BB: 1 P: 11	R: 1 E: 0 K: 0 S: 5	H: 2 LOB: 1 BB: 0 P: 5	R: 1 E: 0 K: 0 S: 5	H: 2 LOB: 3 BB: 2 P: 13	1B: 11 2B: 1 3B: 0 HR: 0	SF: 1 SAC: 0 DP: 2 HBP: 0	WP: 0 PB: 1 SB: 0 CS: 0	PA: 41
<b>PITCHER</b>	IP WLS BF H R ER SO BB IBB HBP BLK WP HR S P ERA WHIP																					
Mel Queen, R (1, 1) ERA: 3.19	6.1 W 27 8 2 2 6 1 0 0 0 0 0 38 42 2.84 1.421																					
Ted Abernathy, R (7, 1) ERA: 1.75	2.0 11 4 2 2 0 2 0 0 0 0 0 9 17 9.00 3.000																					
Billy McCool, L (9, 1) ERA: 3.13	0.2 S 3 0 0 0 0 1 0 0 0 0 0 2 6 0.00 1.500																					

Batter	1	2	3	4	5	6	7	8	9	AB	R	H	RBI	BB	SO	LOB	BOTTOM			
Tommy Harper, R (1, 9) OBP: 0.321, SLG: 0.375										4	1	2	1	0	0	0	Los Angeles Dodgers @ Cincinnati Reds Crosley Field, Cincinnati, OH Thu Aug 10 1967, 7:05 PM EDT Alt. 9:373 - Unknown - 65 F			
Vada Pinson, L (1, 8) OBP: 0.321, SLG: 0.442										4	0	2	0	0	0	2				
Pete Rose, S (1, 7) OBP: 0.385, SLG: 0.473										4	0	0	0	0	1	2				
Lee May, R (1, 3) OBP: 0.292, SLG: 0.412										4	2	2	0	0	1	2				
Tony Perez, R (1, 5) OBP: 0.348, SLG: 0.540										4	1	1	0	0	0	2				
Tommy Helms, R (1, 6) OBP: 0.282, SLG: 0.336										4	0	2	1	0	0	2				
Don Pavletich, R (1, 2) OBP: 0.091, SLG: 0.455 Billy McCool, R (9, 1) OBP: 0.160, SLG: 0.087										3	1	0	0	1	0	3				
Giraldo Ruiz, S (1, 4) OBP: 0.267, SLG: 0.316										3	0	1	1	0	0	1				
Mel Queen, L (1, 1) OBP: 0.197, SLG: 0.175 Ted Abernathy, R (7, 1) OBP: 0.091, SLG: 0.091 Johnny Edwards, L (9, 2) OBP: 0.266, SLG: 0.242										2	0	0	0	0	2	2				
<b>Inning Stats</b>	R: 0 E: 0 K: 0 S: 3	H: 1 LOB: 0 BB: 0 P: 3	R: 3 E: 1 K: 1 S: 10	H: 4 LOB: 2 BB: 0 P: 10	R: 1 E: 0 K: 0 S: 5	H: 2 LOB: 1 BB: 0 P: 5	R: 0 E: 0 K: 1 S: 5	H: 0 LOB: 0 BB: 0 P: 5	R: 0 E: 0 K: 1 S: 6	H: 1 LOB: 1 BB: 0 P: 6	R: 0 E: 0 K: 2 S: 9	H: 0 LOB: 1 BB: 1 P: 6	R: 1 E: 1 K: 2 S: 9	H: 1 LOB: 1 BB: 0 P: 9	R: 0 E: 0 K: 0 S: 3	H: 1 LOB: 0 BB: 0 P: 3	1B: 8 2B: 1 3B: 1 HR: 0	SF: 0 SAC: 0 DP: 1 HBP: 0	WP: 0 PB: 0 SB: 0 CS: 1	PA: 35
<b>PITCHER</b>	IP WLS BF H R ER SO BB IBB HBP BLK WP HR S P ERA WHIP																			
Claude Osteen, L (1, 1) ERA: 3.4	6.0 L 26 8 4 2 3 1 0 0 0 0 0 31 35 3.00 1.500																			
Bob Miller, R (7, 1) ERA: 5.43	2.0 8 2 1 0 2 0 0 0 0 0 0 12 12 0.00 1.000																			









Batter	1	2	3	4	5	6	7	8	9	AB	R	H	RBI	BB	SO	LOB	TOP			
Nate Oliver, R (1, 6) OBP: 0.343, SLG: 0.353										4	0	1	0	0	0	0	<b>Los Angeles Dodgers @ Cincinnati Reds</b> Crosley Field, Cincinnati, OH Sat Aug 12 1967, 7:05 PM EDT Att: 17,602 - Unknown - 72 F			
Ron Hunt, R (1, 4) OBP: 0.366, SLG: 0.373										4	0	0	0	0	0	1				
Willie Davis, L (1, 8) OBP: 0.293, SLG: 0.327										4	0	2	0	0	0	0				
Ron Fairly, L (1, 3) OBP: 0.302, SLG: 0.318										4	0	0	0	0	0	2				
Jim Lefebvre, S (1, 5) OBP: 0.345, SLG: 0.398										4	0	1	0	0	1	0				
Lou Johnson, R (1, 7) OBP: 0.327, SLG: 0.422										3	0	1	0	0	0	0				
Len Gabrielson, L (1, 9) OBP: 0.307, SLG: 0.412										2	0	0	0	1	2	3				
John Roseboro, L (1, 2) OBP: 0.367, SLG: 0.383										3	0	1	0	0	0	3				
Phil Regan, R (1, 1) OBP: 0.100, SLG: 0.100										1	0	0	0	0	0	0				
Al Ferrara, R (5, PH) OBP: 0.341, SLG: 0.489										1	0	0	0	0	0	1				
Bob Miller, R (5, 1)										0	0	0	0	0	0	0				
Jim Campanis, R (7, PH)										1	0	0	0	0	0	2				
Dick Egan, L (7, 1)										0	0	0	0	0	0	0				
<b>Inning Stats</b>	R: 0 E: 0 K: 0 S: 4	H: 2 LOB: 1 BB: 0 P: 4	R: 0 E: 0 K: 1 S: 5	H: 1 LOB: 1 BB: 0 P: 6	R: 0 E: 0 K: 0 S: 3	H: 0 LOB: 0 BB: 0 P: 3	R: 0 E: 0 K: 0 S: 3	H: 0 LOB: 0 BB: 0 P: 3	R: 0 E: 0 K: 1 S: 6	H: 1 LOB: 1 BB: 0 P: 6	R: 0 E: 0 K: 0 S: 4	H: 1 LOB: 2 BB: 1 P: 8	R: 0 E: 0 K: 0 S: 3	H: 0 LOB: 0 BB: 0 P: 3	R: 0 E: 0 K: 1 S: 5	H: 0 LOB: 0 BB: 0 P: 5	1B: 4 2B: 3 3B: 0 HR: 0	SF: 0 SAC: 0 DP: 1 HBP: 1	WP: 0 PB: 0 SB: 0 CS: 1	PA: 33
<b>PITCHER</b>	IP WLS BF H R ER SO BB IBB HBP BLK WP HR S P ERA WHIP																ERA WHIP			
Mitt Pappas, R (1, 1) ERA: 2.99	9.0 W 33 6 0 0 3 1 0 1 0 0 0 0 37 42 0.00 0.778																			

AB	31
R	0
H	6
RBI	0
BB	1
SO	3
LOB	12





Batter	1	2	3	4	5	6	7	8	9	AB	R	H	RBI	BB	SO	LOB	BOTTOM			
Tommy Harper, R (1, 9) OBP: 0.319, SLG: 0.371										4	0	0	0	0	0	1	<b>Los Angeles Dodgers @ Cincinnati Reds</b> Crosley Field, Cincinnati, OH Sat Aug 12 1967, 7:05 PM EDT Att: 17,602 - Unknown - 72 F			
Vada Pinson, L (1, 8) OBP: 0.318, SLG: 0.437										4	1	1	0	0	0	0				
Pete Rose, S (1, 7) OBP: 0.387, SLG: 0.471										2	2	0	0	2	0	0				
Lee May, R (1, 3) OBP: 0.294, SLG: 0.413										3	1	2	0	0	0	0				
Tony Perez, R (1, 5) OBP: 0.346, SLG: 0.534										3	0	1	2	1	2	1				
Tommy Helms, R (1, 6) OBP: 0.285, SLG: 0.343										4	0	1	1	0	0	4				
Giraldo Ruiz, S (1, 4) OBP: 0.288, SLG: 0.315										4	0	2	0	0	0	2				
Johnny Edwards, L (1, 2) OBP: 0.262, SLG: 0.237										3	0	0	0	0	0	2				
Mitt Pappas, R (1, 1) OBP: 0.115, SLG: 0.061										3	0	0	0	0	1	1				
<b>Inning Stats</b>	R: 0 E: 0 K: 0 S: 3	H: 0 LOB: 0 BB: 0 P: 3	R: 1 E: 0 K: 1 S: 7	H: 3 LOB: 1 BB: 0 P: 7	R: 2 E: 0 K: 0 S: 5	H: 2 LOB: 2 BB: 1 P: 10	R: 0 E: 0 K: 0 S: 4	H: 1 LOB: 1 BB: 0 P: 4	R: 0 E: 0 K: 0 S: 3	H: 0 LOB: 0 BB: 0 P: 3	R: 0 E: 0 K: 1 S: 5	H: 0 LOB: 0 BB: 0 P: 5	R: 0 E: 0 K: 1 S: 5	H: 0 LOB: 0 BB: 0 P: 5	R: 1 E: 1 K: 0 S: 4	H: 1 LOB: 2 BB: 2 P: 12		1B: 5 2B: 1 3B: 1 HR: 0	SF: 0 SAC: 0 DP: 0 HBP: 1	WP: 0 PB: 0 SB: 1 CS: 1
<b>PITCHER</b>	IP WLS BF H R ER SO BB IBB HBP BLK WP HR S P ERA WHIP																ERA WHIP			
Phil Regan, R (1, 1) ERA: 3.16	4.0 L 19 6 3 3 1 0 0 0 0 0 0 0 8 8 6.75 1.500																			
Bob Miller, R (5, 1) ERA: 5.25	2.0 6 0 0 0 1 0 0 0 0 0 0 0 8 8 0.00 0.000																			
Dick Egan, L (7, 1) ERA: 6.2	2.0 9 1 1 0 1 1 1 0 0 0 0 0 9 17 0.00 1.000																			

AB	30
R	4
H	7
RBI	3
BB	3
SO	3
LOB	11





Batter	1	2	3	4	5	6	7	8	9	AB	R	H	RBI	BB	SO	LOB	TOP					
Nate Oliver, R OBP: 0.348, SLG: 0.346 (1, 6)	5-3		FC4-6 BB		K			1B BB		2	0	0	0	2	1	1	<b>Los Angeles Dodgers @ Cincinnati Reds</b> Crosley Field, Cincinnati, OH Sun Aug 13 1967, 7:05 PM EDT Att: 19,835 - Unknown - 79 F  <b>AB 29</b> <b>R 0</b> <b>H 3</b> <b>RBI 0</b> <b>BB 4</b> <b>SO 3</b> <b>LOB 11</b> 					
Willie Davis, L OBP: 0.295, SLG: 0.332 (1, 8)	2B		FC4-6 L8-3			F3		1B		4	0	2	0	0	0	1						
Jim Lefebvre, S OBP: 0.342, SLG: 0.394 (1, 4)	K		L8-3			F7		4-3		4	0	0	0	0	1	4						
John Roseboro, L OBP: 0.365, SLG: 0.378 (1, 2)	BB			G3		3-1			4-3	3	0	0	0	1	0	0						
Lou Johnson, R OBP: 0.321, SLG: 0.413 (1, 7)	6-3			F9			6-3		F6	4	0	0	0	0	0	2						
Ron Fairly, L OBP: 0.299, SLG: 0.315 (1, 3)		F7		3-1			6-3		4-3	4	0	0	0	0	0	0						
Len Gabrielson, L OBP: 0.307, SLG: 0.407 (1, 9)		F5			BB		4-3			2	0	0	0	1	0	0						
Bob Bailey, R OBP: 0.278, SLG: 0.253 (1, 5)					F8			6-3		3	0	1	0	0	0	1						
Don Drysdale, R OBP: 0.162, SLG: 0.129 Wes Parker, S OBP: 0.363, SLG: 0.348 Ron Perranoski, L OBP: 0.167, SLG: 0.167 (1, 1)		F8			K			G3		2	0	0	0	0	1	2						
<b>Inning Stats</b>	R: 0 E: 0 K: 1 S: 6	H: 1 LOB: 2 BB: 1 P: 10	R: 0 E: 0 K: 0 S: 4	H: 1 LOB: 1 BB: 0 P: 4	R: 0 E: 0 K: 0 S: 2	H: 0 LOB: 0 BB: 1 P: 6	R: 0 E: 0 K: 0 S: 3	H: 0 LOB: 0 BB: 0 P: 3	R: 0 E: 0 K: 2 S: 7	H: 0 LOB: 1 BB: 1 P: 11	R: 0 E: 0 K: 0 S: 3	H: 0 LOB: 0 BB: 0 P: 3	R: 0 E: 0 K: 0 S: 3	H: 0 LOB: 0 BB: 0 P: 3	R: 0 E: 0 K: 0 S: 4	H: 1 LOB: 2 BB: 1 P: 8		R: 0 E: 0 K: 0 S: 3	H: 0 LOB: 0 BB: 0 P: 3	1B: 2 2B: 2 3B: 0 HR: 0	SF: 0 SAC: 0 DP: 1 HBP: 0	WP: 0 PB: 0 SB: 0 CS: 0
<b>PITCHER</b> Sammy Ellis, R ERA: 3.59 (1, 1)	IP: 9.0 WLS: W BF: 33	H: 3 R: 0 ER: 0 SO: 3	BB: 4 IBB: 0 HBP: 0 BLK: 0	WP: 0 HR: 0 S: 35 P: 51	ERA: 0.00 WHIP: 0.778	<b>PITCHER</b>																

Batter	1	2	3	4	5	6	7	8	9	AB	R	H	RBI	BB	SO	LOB	BOTTOM					
Tommy Harper, R OBP: 0.314, SLG: 0.364 (1, 9)	F7	F8		K			E6			4	0	0	0	0	1	2	<b>Los Angeles Dodgers @ Cincinnati Reds</b> Crosley Field, Cincinnati, OH Sun Aug 13 1967, 7:05 PM EDT Att: 19,835 - Unknown - 79 F  <b>AB 32</b> <b>R 3</b> <b>H 9</b> <b>RBI 3</b> <b>BB 1</b> <b>SO 3</b> <b>LOB 13</b> 					
Vada Pinson, L OBP: 0.320, SLG: 0.440 (1, 8)	HR 1B		2B		4-3		4-3			4	1	2	0	0	0	1						
Pete Rose, S OBP: 0.388, SLG: 0.474 (1, 7)	F7		2B G1-2-3 1B		L6			5-3 2B		4	0	2	0	0	0	1						
Lee May, R OBP: 0.297, SLG: 0.429 (1, 3)	HR		2B		5-3			5-3		4	1	2	2	0	0	1						
Tony Perez, R OBP: 0.346, SLG: 0.530 (1, 5)	L8		IBB		5-3			F6		3	0	0	0	1	0	1						
Tommy Helms, R OBP: 0.281, SLG: 0.339 (1, 6)		F8	G1-2-3		5-3			6-3		4	0	0	0	0	0	4						
Giraldo Ruiz, S OBP: 0.273, SLG: 0.324 (1, 4)		2B 1B		E 2B		F5				3	1	2	0	0	0	0						
Johnny Edwards, L OBP: 0.263, SLG: 0.245 (1, 2)		2B		K			4-3			3	0	1	1	0	1	1						
Sammy Ellis, L OBP: 0.130, SLG: 0.070 (1, 1)		K		F7			G3			3	0	0	0	0	1	2						
<b>Inning Stats</b>	R: 2 E: 0 K: 0 S: 5	H: 2 LOB: 0 BB: 0 P: 5	R: 1 E: 0 K: 1 S: 7	H: 2 LOB: 1 BB: 0 P: 7	R: 0 E: 0 K: 0 S: 4	H: 3 LOB: 2 BB: 1 P: 8	R: 0 E: 1 K: 2 S: 8	H: 1 LOB: 1 BB: 0 P: 8	R: 0 E: 0 K: 0 S: 3	H: 0 LOB: 0 BB: 0 P: 3	R: 0 E: 0 K: 0 S: 3	H: 0 LOB: 0 BB: 0 P: 3	R: 0 E: 1 K: 0 S: 4	H: 0 LOB: 1 BB: 0 P: 4	R: 0 E: 0 K: 0 S: 4	H: 1 LOB: 1 BB: 0 P: 4		R: 0 E: 0 K: 0 S: 3	H: 0 LOB: 0 BB: 0 P: 3	1B: 3 2B: 5 3B: 0 HR: 1	SF: 0 SAC: 0 DP: 1 HBP: 0	WP: 0 PB: 0 SB: 0 CS: 0
<b>PITCHER</b> Don Drysdale, R ERA: 2.68 Ron Perranoski, L ERA: 2.47 (1, 1)	IP: 7.0 WLS: L BF: 29	H: 8 R: 3 ER: 3 SO: 3	BB: 0 IBB: 1 HBP: 0 BLK: 0	WP: 0 HR: 1 S: 34 P: 38	ERA: 3.86 WHIP: 1.143	<b>PITCHER</b>																



Batter	1	2	3	4	5	6	7	8	9	10	11	12	AB	R	H	RBI	BB	SO	LOB	TOP			
Nate Oliver, R OBP: 0.342, SLG: 0.333 (1.6)	6-3			5-3		F6		F9			SH1-4 1B		4	1	0	0	1	0	0				
Ron Hunt, R OBP: 0.368, SLG: 0.375 Gene Michael, S OBP: 0.236, SLG: 0.216 (9. PR)	F4			F9		G4-6-3 1B			SH3 1B		SH1-4		4	0	2	0	0	0	0				
Willie Davis, L OBP: 0.292, SLG: 0.328 (1.8)	F7			G3		G4-6-3 1-2			SH3		K		4	0	0	0	0	0	1	2			
Jim Lefebvre, S OBP: 0.343, SLG: 0.394 (1.5)		6-3						F7		K			5	0	2	1	0	1	2				
John Roseboro, L OBP: 0.365, SLG: 0.376 Ron Ferranoski, L OBP: 0.167, SLG: 0.167 (11. 1)						F7		F8			F7		4	0	1	0	1	0	2				
Lou Johnson, R OBP: 0.341, SLG: 0.416 Al Ferrara, R OBP: 0.341, SLG: 0.485 Wes Parker, S OBP: 0.365, SLG: 0.350 (10. 3)													1	0	1	0	0	0	0				
Ron Fairly, L OBP: 0.298, SLG: 0.312 (10. 9)													2	0	0	0	1	1	3				
Len Gabrielson, L OBP: 0.310, SLG: 0.401 (10. 7)													1	0	1	0	0	0	0				
Claude Osteen, L OBP: 0.200, SLG: 0.284 Phil Regan, R OBP: 0.100, SLG: 0.100 Jim Campanis, R OBP: 0.342, SLG: 0.455 (11. 2)													3	0	0	0	1	0	1				
<b>Inning Stats</b>	R: 0 E: 0 K: 0 S: 3	H: 0 LOB: 0 BB: 3	R: 0 E: 0 K: 0 S: 3	H: 2 LOB: 1 BB: 0 P: 3	R: 0 E: 0 K: 0 S: 3	H: 0 LOB: 0 BB: 3	R: 0 E: 0 K: 0 S: 3	H: 0 LOB: 0 BB: 0 P: 3	R: 0 E: 0 K: 0 S: 4	H: 1 LOB: 3 BB: 2 P: 12	R: 0 E: 0 K: 0 S: 3	H: 1 LOB: 0 BB: 0 P: 3	R: 0 E: 0 K: 0 S: 3	H: 0 LOB: 2 BB: 1 P: 12	R: 0 E: 0 K: 0 S: 3	H: 1 LOB: 1 BB: 1 P: 10	R: 0 E: 0 K: 0 S: 3	H: 1 LOB: 1 BB: 1 P: 7	1B: 7 2B: 0 3B: 0 HR: 0	SF: 0 SAC: 3 DP: 2 HBP: 0	WP: 0 PB: 1 SB: 0 CS: 0	PA: 45	
<b>PITCHER</b>	IP WLS BF H R ER SO BB IBB HBP BLK WP HR S P ERA WHIP	<b>PITCHER</b>												IP WLS BF H R ER SO BB IBB HBP BLK WP HR S P ERA WHIP									
Bruce Von Hoff, R ERA: 5.68 Larry Sherry, R ERA: 5.68 Tom Dukes, R ERA: 5.0 Dave Eilers, R ERA: 3.56 (12. 1)	8.0 2.0 1.0 1.0	28 8 5 4	4 1 1 1	0 0 1 0	0 0 2 0	0 0 1 0	0 0 0 0	0 0 0 0	0 0 0 0	0 0 6 3	15 11 10 7	25 15 10 3	37 15 10 7	0.00 0.00 9.00 0.00	0.875 0.500 2.000 1.000								

Los Angeles Dodgers @ Houston Astros  
Astrodome, Houston, TX

Tue Aug 15 1967, 8:05 PM EDT  
Att. 21,792 - Unknown

AB 36  
R 1  
H 7  
RBI 1  
BB 6  
SO 3  
LOB 15



Batter	1	2	3	4	5	6	7	8	9	10	11	12	AB	R	H	RBI	BB	SO	LOB	BOTTOM				
Sonny Jackson, L OBP: 0.278, SLG: 0.291 (1.6)	6-3					F2					L6		5	0	2	0	1	0	3					
Joe Morgan, L OBP: 0.390, SLG: 0.418 (1.4)	K			F8		F9		F3		F5			6	1	1	0	0	1	6					
Jimmy Wynn, R OBP: 0.538, SLG: 0.517 (1.8)	K												6	0	1	0	0	1	2					
Rusty Staub, L OBP: 0.400, SLG: 0.495 (1.9)		3-1		4-3		E4			SH3-4 1B				5	1	1	0	0	0	1					
Doug Rader, R OBP: 0.387, SLG: 0.533 (1.3)		K				G6-3		G6-3		6-3			5	0	1	1	0	2	2					
Ron Davis, R OBP: 0.287, SLG: 0.418 Norm Miller, L OBP: 0.305, SLG: 0.331 (11. PH)													3	0	2	0	1	0	0					
Bob Aspromonte, R OBP: 0.355, SLG: 0.388 (1.5)													3	0	1	1	2	0	2					
Ron Brand, R OBP: 0.259, SLG: 0.256 (1.2)													5	0	0	0	0	1	7					
Bruce Von Hoff, R Julio Gotro, R Larry Sherry, R John Bateman, R Tom Dukes, R Eddie Matthews, L Dave Eilers, R (11. 1)	10.1 0.1 1.0	31 4 6	1 0 2	1 0 1	0 0 1	0 0 0	0 0 0	0 0 0	0 0 0	0 0 3	9 3 9	46 3 5	66 0.87 9.00	0.774 3.000 3.000										
<b>Inning Stats</b>	R: 0 E: 0 K: 2 S: 7	H: 0 LOB: 0 BB: 0	R: 0 E: 0 K: 1 S: 5	H: 0 LOB: 0 BB: 0 P: 5	R: 0 E: 0 K: 0 S: 3	H: 0 LOB: 2 BB: 2 P: 11	R: 0 E: 0 K: 0 S: 5	H: 0 LOB: 0 BB: 0 P: 6	R: 0 E: 0 K: 0 S: 3	H: 1 LOB: 0 BB: 0 P: 3	R: 0 E: 0 K: 0 S: 3	H: 0 LOB: 0 BB: 0 P: 3	R: 0 E: 0 K: 0 S: 4	H: 1 LOB: 3 BB: 2 P: 12	R: 0 E: 0 K: 0 S: 4	H: 1 LOB: 1 BB: 1 P: 4	R: 1 E: 1 K: 0 S: 6	H: 2 LOB: 3 BB: 1 P: 10	R: 1 E: 0 K: 0 S: 4	H: 2 LOB: 1 BB: 0 P: 4	1B: 8 2B: 1 3B: 0 HR: 0	SF: 0 SAC: 3 DP: 2 HBP: 0	WP: 0 PB: 0 SB: 0 CS: 0	PA: 50
<b>PITCHER</b>	IP WLS BF H R ER SO BB IBB HBP BLK WP HR S P ERA WHIP	<b>PITCHER</b>												IP WLS BF H R ER SO BB IBB HBP BLK WP HR S P ERA WHIP										


Los Angeles Dodgers @ Houston Astros  
Astrodome, Houston, TX

Tue Aug 15 1967, 8:05 PM EDT  
Att. 21,792 - Unknown

AB 41  
R 2  
H 9  
RBI 2  
BB 6  
SO 5  
LOB 24





Batter	1	2	3	4	5	6	7	8	9	AB	R	H	RBI	BB	SO	LOB	TOP										
Nate Oliver, R OBP: 0.336, SLG: 0.327 (1, 6)	5-3		E6 FC3-6		F9		6-3	FC6-4 1B		5	0	1	0	0	0	0	<b>Los Angeles Dodgers @ Houston Astros</b> Astrodome, Houston, TX Wed Aug 16 1967, 8:05 PM EDT Att: 17,817 - Unknown										
Ron Hunt, R OBP: 0.367, SLG: 0.373 Gene Michael, S OBP: 0.235, SLG: 0.215 (8, PH)	2B 1B		FC3-6 1B 2B		L6		5-3	FC6-4 1-2		4	1	1	0	0	0	1											
Willie Davis, L OBP: 0.294, SLG: 0.332 (1, 8)	1-3 2B		1-2 2B 1B		4-3		3-1		K	5	1	2	0	0	1	0											
Jim Lefebvre, S OBP: 0.346, SLG: 0.402 (1, 5)	K		1-2 2B E 1B			SH1-4 2B 1B		2B 2B	F8	5	3	3	2	0	1	2											
Lou Johnson, R OBP: 0.323, SLG: 0.410 (1, 7)	K		2H E3			SH1-4 1-2		L7 BB		3	0	0	0	1	1	3											
Al Ferrara, R OBP: 0.342, SLG: 0.485 (1, 9)		6-3	K			2H 2B		2B 1B IBB	F5	4	1	1	1	1	1	2											
Wes Parker, S OBP: 0.367, SLG: 0.354 (1, 3)	G3			G3		IBB		1-3 2H 2B		3	1	1	1	1	0	0											
Jeff Torborg, R OBP: 0.264, SLG: 0.275 (1, 2)	F9			F7		F4		K		4	0	0	0	0	1	4											
Bill Singer, R OBP: 0.089, SLG: 0.089 (1, 1)			6-3	K		1-3		1B 1B		4	0	1	2	0	1	2											
<b>Inning Stats</b>	R: 0 E: 0 K: 2 S: 9	H: 2 LOB: 2 BB: 0 P: 9	R: 0 E: 0 K: 0 S: 3	H: 0 LOB: 0 BB: 0 P: 3	R: 3 E: 2 K: 1 S: 9	H: 2 LOB: 1 BB: 0 P: 9	R: 0 E: 0 K: 1 S: 5	H: 0 LOB: 0 BB: 0 P: 5	R: 0 E: 0 K: 0 S: 3	H: 0 LOB: 0 BB: 0 P: 3	R: 1 E: 0 K: 0 S: 5	H: 2 LOB: 2 BB: 1 P: 9	R: 0 E: 0 K: 0 S: 3	H: 0 LOB: 0 BB: 0 P: 3	R: 3 E: 0 K: 1 S: 9	H: 4 LOB: 2 BB: 1 P: 13		R: 0 E: 0 K: 1 S: 5	H: 0 LOB: 1 BB: 1 P: 9	1B: 5 2B: 5 3B: 0 HR: 0	SF: 0 SAC: 1 DP: 0 HBP: 0	WP: 0 PB: 0 CS: 0	PA: 42				
<b>PITCHER</b>	IP	WLS	BF	H	R	ER	SO	BB	IBB	HBP	BLK	WP	HR	S	P	ERA	WHIP										
Wade Blasingame, L ERA: 5.82 (1, 1)	7.1	L	34	8	7	4	4	0	2	0	0	0	0	40	48	4.91	1.091										
Tom Dukes, R ERA: 3.38 (8, 1)	1.2		8	2	0	0	2	1	0	0	0	0	0	11	15	0.00	1.800										

Batter	1	2	3	4	5	6	7	8	9	AB	R	H	RBI	BB	SO	LOB	BOTTOM										
Sonny Jackson, L OBP: 0.278, SLG: 0.293 (1, 6)	WP 2B		4-3		G3			3-1		4	0	1	0	0	0	2	<b>Los Angeles Dodgers @ Houston Astros</b> Astrodome, Houston, TX Wed Aug 16 1967, 8:05 PM EDT Att: 17,817 - Unknown										
Joe Morgan, L OBP: 0.386, SLG: 0.413 (1, 4)	K 2-3		F8			F7		F2		4	0	0	0	0	1	2											
Jimmy Wynn, R OBP: 0.337, SLG: 0.515 (1, 8)	K			E6		F3		1B		4	0	1	0	0	1	1											
Rusty Staub, L OBP: 0.396, SLG: 0.490 (1, 9)	L6			F9		6-3		F5		4	0	0	0	0	0	3											
Norm Miller, L OBP: 0.303, SLG: 0.323 (1, 7)		4-0 BB BB	5-3 BB		L7		4-3		F8	3	0	0	0	1	0	2											
Eddie Mathews, L OBP: 0.333, SLG: 0.381 Tom Dukes, R OBP: 0.296, SLG: 0.416 (8, PH)	F4			F7		G4-6-3 BB		K		2	0	0	0	1	0	2											
Ron Davis, R OBP: 0.296, SLG: 0.416 (8, PH)										0	0	0	0	0	0	0											
Bob Aspromonte, R OBP: 0.353, SLG: 0.384 (1, 5)	5-3				F9		G4-6-3			3	0	0	0	0	0	2											
John Bateman, R OBP: 0.244, SLG: 0.245 Julio Gotay, R OBP: 0.340, SLG: 0.388 Dave Adlesh, R OBP: 0.217, SLG: 0.211 (8, PR)	5-3				F4			WP SF9 2B		3	0	1	0	0	0	1											
Wade Blasingame, L OBP: 0.308, SLG: 0.100 Doug Rader, R OBP: 0.375, SLG: 0.533 (8, 3)					F8			SF9		2	0	1	0	0	0	0											
<b>Inning Stats</b>	R: 0 E: 0 K: 2 S: 8	H: 1 LOB: 1 BB: 0 P: 8	R: 0 E: 0 K: 0 S: 3	H: 0 LOB: 1 BB: 1 P: 7	R: 0 E: 0 K: 0 S: 3	H: 0 LOB: 0 BB: 0 P: 3	R: 0 E: 1 K: 0 S: 4	H: 0 LOB: 1 BB: 0 P: 4	R: 0 E: 0 K: 0 S: 4	H: 0 LOB: 0 BB: 0 P: 4	R: 0 E: 0 K: 0 S: 3	H: 0 LOB: 0 BB: 0 P: 3	R: 0 E: 0 K: 0 S: 2	H: 0 LOB: 0 BB: 1 P: 6	R: 1 E: 0 K: 0 S: 4	H: 1 LOB: 1 BB: 0 P: 4	R: 0 E: 0 K: 1 S: 6	H: 1 LOB: 1 BB: 0 P: 6	1B: 2 2B: 2 3B: 0 HR: 0	SF: 1 SAC: 0 DP: 1 HBP: 0	WP: 2 PB: 0 CS: 0	PA: 33					
<b>PITCHER</b>	IP	WLS	BF	H	R	ER	SO	BB	IBB	HBP	BLK	WP	HR	S	P	ERA	WHIP										
Bill Singer, R ERA: 2.78 (1, 1)	9.0	W	33	4	1	1	3	2	0	0	0	2	0	37	45	1.00	0.667										





Batter	1	2	3	4	5	6	7	8	9	AB	R	H	RBI	BB	SO	LOB	TOP			
Nate Oliver, R OBP: 0.357, SLG: 0.350 (1, 6)										4	0	4	0	0	0	0	<b>Los Angeles Dodgers @ Houston Astros</b> Astrodome, Houston, TX Thu Aug 17 1967, 8:05 PM EDT Att: 15,061 - Unknown			
Ron Hunt, R OBP: 0.363, SLG: 0.369 Gene Michael, S OBP: 0.235, SLG: 0.215 (1, 4) (8, FR)									4	0	0	0	0	0	4	0				
Willie Davis, L OBP: 0.296, SLG: 0.338 (1, 8)									4	0	2	0	0	1	2	0				
Jim Lefebvre, S OBP: 0.342, SLG: 0.397 (1, 5)										4	0	0	0	0	7	0				
John Roseboro, L OBP: 0.364, SLG: 0.378 (1, 2)										4	0	1	0	0	1	2				
Lou Johnson, R OBP: 0.321, SLG: 0.412 (1, 7)											4	0	1	0	0	1				
Ron Fairly, L OBP: 0.296, SLG: 0.309 (1, 3)											4	0	0	0	0	2				
Len Gabrielson, L OBP: 0.304, SLG: 0.393 (1, 9)											4	0	0	0	2	2				
Jim Brewer, L OBP: 0.059, SLG: 0.118 Jim Hickman, R OBP: 0.243, SLG: 0.228 Bob Miller, R OBP: 0.365, SLG: 0.352 Wes Parker, S OBP: 0.167, SLG: 0.167 (1, 1) (6, PH) (6, PH) (8, PH)									1	0	0	0	0	0	0	0				
<b>Inning Stats</b>	R: 0 E: 0 K: 1 S: 5	H: 1 LOB: 0 BB: 0 P: 5	R: 0 E: 0 K: 1 S: 5	H: 0 LOB: 0 BB: 0 P: 5	R: 0 E: 0 K: 0 S: 3	H: 0 LOB: 0 BB: 0 P: 3	R: 0 E: 1 K: 0 S: 5	H: 1 LOB: 2 BB: 0 P: 5	R: 0 E: 0 K: 0 S: 3	H: 2 LOB: 2 BB: 0 P: 3	R: 0 E: 0 K: 1 S: 6	H: 1 LOB: 1 BB: 0 P: 6	R: 0 E: 0 K: 1 S: 7	H: 2 LOB: 2 BB: 0 P: 7	R: 0 E: 0 K: 1 S: 6	H: 1 LOB: 1 BB: 0 P: 6		1B: 4 2B: 5 3B: 0 HR: 0	SF: 0 SAC: 0 DP: 1 HBP: 0	WP: 0 PB: 0 SB: 0 CS: 0
<b>PITCHER</b> Dave Giusti, R ERA: 4.06 (1, 1)	IP: 9.0 WLS: W BF: 35 H: 8 R: 0 ER: 0 SO: 5 BB: 0 IBB: 0 HBP: 0 BLK: 0 WP: 0 HR: 0 S: 45 P: 45 ERA: 0.00 WHIP: 0.889																<b>PITCHER</b>			

Batter	1	2	3	4	5	6	7	8	9	AB	R	H	RBI	BB	SO	LOB	BOTTOM			
Julio Gotay, R OBP: 0.346, SLG: 0.391 (1, 6)										4	1	2	0	1	0	1	<b>Los Angeles Dodgers @ Houston Astros</b> Astrodome, Houston, TX Thu Aug 17 1967, 8:05 PM EDT Att: 15,061 - Unknown			
Joe Morgan, L OBP: 0.384, SLG: 0.408 (1, 4)										4	0	0	0	1	0	3				
Jimmy Wynn, R OBP: 0.338, SLG: 0.511 (1, 8)										3	0	0	0	2	1	4				
Rusty Staub, L OBP: 0.396, SLG: 0.488 (1, 9)										4	1	1	0	1	0	4				
Doug Rader, R OBP: 0.389, SLG: 0.529 (1, 3)									4	1	2	0	0	1	2					
Ron Davis, R OBP: 0.300, SLG: 0.423 (1, 7)									4	1	2	3	0	0	1					
Bob Aspromonte, R OBP: 0.354, SLG: 0.386 (1, 5)									4	0	2	1	0	0	0					
Ron Brand, R OBP: 0.305, SLG: 0.257 (1, 2)									3	0	1	0	1	1	2					
Dave Giusti, R OBP: 0.169, SLG: 0.261 (1, 1)									4	0	1	0	0	2	4					
<b>Inning Stats</b>	R: 0 E: 1 K: 1 S: 6	H: 1 LOB: 2 BB: 1 P: 10	R: 0 E: 0 K: 1 S: 5	H: 0 LOB: 0 BB: 0 P: 5	R: 0 E: 0 K: 1 S: 6	H: 1 LOB: 2 BB: 1 P: 10	R: 4 E: 0 K: 0 S: 10	H: 5 LOB: 2 BB: 1 P: 14	R: 0 E: 0 K: 0 S: 3	H: 1 LOB: 0 BB: 0 P: 3	R: 0 E: 0 K: 0 S: 5	H: 2 LOB: 2 BB: 0 P: 5	R: 0 E: 0 K: 0 S: 3	H: 0 LOB: 2 BB: 2 P: 11	R: 0 E: 0 K: 0 S: 3	H: 0 LOB: 2 BB: 2 P: 11		1B: 10 2B: 1 3B: 0 HR: 0	SF: 0 SAC: 0 DP: 1 HBP: 0	WP: 1 PB: 0 SB: 0 CS: 1
<b>PITCHER</b> Jim Brewer, L ERA: 2.48 Bob Miller, R ERA: 5.08 Ron Perranoski, L ERA: 2.52 (1, 1) (6, 1) (8, 1)	IP: 5.0 WLS: L BF: 27 H: 8 R: 4 ER: 4 SO: 5 BB: 2 IBB: 2 HBP: 0 BLK: 0 WP: 0 HR: 0 S: 33 P: 49 ERA: 7.20 WHIP: 2.000																<b>PITCHER</b>			







Batter	1	2	3	4	5	6	7	8	9	AB	R	H	RBI	BB	SO	LOB	TOP				
Felipe Alou, R OBP: 0.324, SLG: 0.432 (1, 3)	E4 1B		F7		HR 1B		6-3		F5	5	1	2	0	0	0	1	<b>Atlanta Braves @ Los Angeles Dodgers</b> Dodger Stadium, Los Angeles, CA Sat Aug 19 1967, 3:33 AM PDT Att: 15,137 - Unknown				
Mack Jones, L OBP: 0.328, SLG: 0.428 (1, 7)	K		1-3		K		4-3		FC3-6 1B	5	0	1	0	0	2	2					
Hank Aaron, R OBP: 0.384, SLG: 0.591 (1, 8)	F2		BB		HR		E4		FC3-6	4	1	1	2	1	0	3					
Joe Torre, R OBP: 0.365, SLG: 0.499 (1, 2)	K		F9		4-3		F9			4	0	0	0	0	1	3					
Clete Boyer, R OBP: 0.313, SLG: 0.466 (1, 5)		L7			F5				G3-6-3 1B	4	1	2	0	0	0	0					
Rico Carty, R OBP: 0.333, SLG: 0.430 (1, 9)		5-3			F9		6-3		K	4	0	0	0	0	1	2					
Denis Menke, R Marty Martinez, S OBP: 0.320, SLG: 0.324 OBP: 0.340, SLG: 0.233 (3, 6)		1B BB			1B		K		G3-6-3 1-2	0	0	0	0	1	0	0					
Woody Woodward, R OBP: 0.288, SLG: 0.261 (1, 4)		1B			SF8				1B	3	0	3	1	0	0	0					
Pat Jarvis, R Clay Carroll, R Charlie Lau, L Ed Rakow, S Bob Uecker, R Jay Ritchie, R Miguel de la Hoz, R OBP: 0.197, SLG: 0.091 OBP: 0.256, SLG: 0.250 OBP: 0.320, SLG: 0.215 OBP: 0.320, SLG: 0.250 OBP: 0.231, SLG: 0.332 (1, 1) (3, 1) (4, PH) (4, 1) (6, PH) (6, 1) (9, PH)		5-3			K		K		F7	1	0	0	0	0	0	2					
<b>Inning Stats</b>	R: 0 E: 1 K: 2 S: 8	H: 1 LOB: 1 BB: 0 P: 8	R: 0 E: 0 K: 0 S: 4	H: 1 LOB: 2 BB: 1 P: 8	R: 0 E: 0 K: 0 S: 3	H: 0 LOB: 1 BB: 1 P: 7	R: 1 E: 0 K: 1 S: 7	H: 2 LOB: 1 BB: 0 P: 7	R: 2 E: 0 K: 1 S: 7	H: 2 LOB: 0 BB: 0 P: 7	R: 0 E: 0 K: 2 S: 8	H: 1 LOB: 1 BB: 0 P: 8	R: 0 E: 1 K: 0 S: 4	H: 0 LOB: 1 BB: 0 P: 4	R: 0 E: 0 K: 1 S: 5	H: 1 LOB: 2 BB: 0 P: 5		R: 0 E: 0 K: 0 S: 5	H: 2 LOB: 2 BB: 0 P: 5	1B: 8 2B: 1 3B: 0 HR: 1	SF: 1 SAC: 0 DP: 1 HBP: 0
<b>PITCHER</b> Claude Osteen, L ERA: 3.27 (1, 1)	IP: 9.0 WLS: W BF: 39 H: 10 R: 3 ER: 3 SO: 7 BB: 2 IBB: 0 HBP: 0 BLK: 0 WP: 0 HR: 1 S: 51 P: 59 ERA: 3.00 WHIP: 1.333											<b>PITCHER</b>	IP: 9.0 WLS: W BF: 39 H: 10 R: 3 ER: 3 SO: 7 BB: 2 IBB: 0 HBP: 0 BLK: 0 WP: 0 HR: 1 S: 51 P: 59 ERA: 3.00 WHIP: 1.333								

Batter	1	2	3	4	5	6	7	8	9	AB	R	H	RBI	BB	SO	LOB	BOTTOM		
Nate Oliver, R OBP: 0.363, SLG: 0.352 (1, 6)	G3-6-3 1B		1B 1B	S 1B		FC4-6 HBP		FC6-4 1-2		4	1	3	2	0	0	1	<b>Atlanta Braves @ Los Angeles Dodgers</b> Dodger Stadium, Los Angeles, CA Sat Aug 19 1967, 3:33 AM PDT Att: 15,137 - Unknown		
Willie Davis, L OBP: 0.292, SLG: 0.333 (1, 8)	G3-6-3 1-2		1B E	F3		FC4-6 WP		F9		5	1	1	1	0	0	5			
Lou Johnson, R OBP: 0.328, SLG: 0.441 (1, 7)	F4		E WP	5-3		F2				4	1	1	1	0	0	2			
Jim Lefebvre, S OBP: 0.339, SLG: 0.392 (1, 4)		F6	E4 1B WP		F8		F8			4	0	0	0	0	0	1			
Al Ferrara, R Ron Fairly, L OBP: 0.341, SLG: 0.480 OBP: 0.296, SLG: 0.309 (8, 9)		K	1-3 1B	F6		F4				4	0	1	0	0	1	0			
John Roseboro, L OBP: 0.396, SLG: 0.384 (1, 2)		4-3	1-3 1B	1-3 1B		CS 2B		1B		4	0	2	0	0	0	2			
Wes Parker, S OBP: 0.370, SLG: 0.351 (1, 3)			1B BB	1B IBB		4-3				1	1	0	0	3	0	1			
Bob Bailey, R OBP: 0.287, SLG: 0.265 (1, 5)			1B BB	CS		FC4-6 SH1-4 WP 1B		F9		3	2	1	0	1	0	3			
Claude Osteen, L OBP: 0.216, SLG: 0.289 (1, 1)			1B 1B	4-3		SH1-4		FC6-4 BB		2	1	1	0	1	0	0			
<b>Inning Stats</b>	R: 0 E: 0 K: 0 S: 3	H: 1 LOB: 0 BB: 0 P: 3	R: 0 E: 0 K: 1 S: 5	H: 0 LOB: 0 BB: 0 P: 5	R: 6 E: 1 K: 0 S: 8	H: 5 LOB: 2 BB: 3 P: 20	R: 0 E: 0 K: 0 S: 4	H: 1 LOB: 1 BB: 0 P: 4	R: 0 E: 0 K: 0 S: 3	H: 1 LOB: 1 BB: 1 P: 7	R: 1 E: 0 K: 0 S: 4	H: 1 LOB: 1 BB: 0 P: 5	R: 0 E: 0 K: 0 S: 4	H: 1 LOB: 1 BB: 0 P: 4	R: 0 E: 0 K: 0 S: 3	H: 0 LOB: 1 BB: 1 P: 7		1B: 9 2B: 1 3B: 0 HR: 0	SF: 0 SAC: 1 DP: 2 HBP: 1
<b>PITCHER</b> Pat Jarvis, R Clay Carroll, R Ed Rakow, R Jay Ritchie, R ERA: 4.06 ERA: 5.24 ERA: 4.84 ERA: 3.31 (1, 1) (3, 1) (4, 1) (6, 1)	IP: 2.0 WLS: L BF: 11 H: 4 R: 5 ER: 5 SO: 1 BB: 4 IBB: 0 HBP: 0 BLK: 0 WP: 1 HR: 0 S: 11 P: 19 ERA: 22.50 WHIP: 3.000											<b>PITCHER</b>	IP: 2.0 WLS: L BF: 11 H: 4 R: 5 ER: 5 SO: 1 BB: 4 IBB: 0 HBP: 0 BLK: 0 WP: 1 HR: 0 S: 11 P: 19 ERA: 22.50 WHIP: 3.000						







Batter	1	2	3	4	5	6	7	8	9	AB	R	H	RBI	BB	SO	LOB	TOP			
<b>Felipe Alou, R</b> OBP: 0.323, SLG: 0.426 (1, 8)	F4		5-3			6-3			FC3-5 1B HBP	3	0	0	0	0	0	0	<b>Atlanta Braves @ Los Angeles Dodgers</b> Dodger Stadium, Los Angeles, CA Mon Aug 21 1967, 7:05 PM PDT Att: 21,826 - Unknown <a href="http://livebaseballscores.com">livebaseballscores.com</a>			
<b>Marty Martinez, S</b> OBP: 0.379, SLG: 0.314 (1, 6)	K			4-3			1-3 1B		FC3-5 1B 1-2	4	0	2	0	0	1	0				
<b>Tito Francona, L</b> OBP: 0.281, SLG: 0.316 (1, 3)	1B			L5			1-3		FC3-5 FC5-4 1-2 2-3f	4	0	1	0	0	0	3				
<b>Joe Torre, R</b> OBP: 0.362, SLG: 0.493 (1, 2)	K			K			K		F8	4	0	0	0	0	3	4				
<b>Clete Boyer, R</b> OBP: 0.310, SLG: 0.459 (1, 5)		K			K				FC5-4 1-2f	4	0	0	0	0	3	3				
<b>Rico Carty, R</b> OBP: 0.332, SLG: 0.427 (1, 9)		K			K				5-3	3	0	0	0	0	2	0				
<b>Mack Jones, L</b> OBP: 0.323, SLG: 0.419 (1, 7)		K			1-3				G3	3	0	0	0	0	1	0				
<b>Woody Woodward, R</b> OBP: 0.291, SLG: 0.268 (1, 4)			K			L1			WP 1B	3	0	1	0	0	1	0				
<b>Ken Johnson, R</b> OBP: 0.200, SLG: 0.150 (1, 1)				4-3					K 1-2	2	0	0	0	0	0	0				
<b>Hank Aaron, R</b> OBP: 0.380, SLG: 0.585 (8, PH)										1	0	0	0	0	1	1				
<b>Claude Raymond, R</b> OBP: 0.143, SLG: 0.286 (8, 1)										0	0	0	0	0	0	0				
<b>Inning Stats</b>	R: 0 E: 0 K: 2 S: 8	H: 1 LOB: 1 BB: 0 P: 8	R: 0 E: 0 K: 3 S: 9	H: 0 LOB: 0 BB: 0 P: 9	R: 0 E: 0 K: 1 S: 5	H: 0 LOB: 0 BB: 0 P: 5	R: 0 E: 0 K: 1 S: 5	H: 0 LOB: 0 BB: 0 P: 5	R: 0 E: 0 K: 2 S: 7	H: 0 LOB: 0 BB: 0 P: 7	R: 0 E: 0 K: 0 S: 3	H: 1 LOB: 1 BB: 0 P: 3	R: 0 E: 0 K: 1 S: 6	H: 1 LOB: 1 BB: 0 P: 6	R: 0 E: 0 K: 0 S: 4	H: 1 LOB: 2 BB: 0 P: 5	1B: 4 2B: 0 3B: 0 HR: 0	SF: 0 SAC: 0 DP: 0 HBP: 1	WP: 1 PB: 0 SB: 0 CS: 0	PA: 32
<b>PITCHER</b> <b>Bill Singer, R</b> ERA: 2.6 (1, 1)	IP: 9.0 WLS: W BF: 32 H: 4 R: 0 ER: 0 SO: 12 BB: 0 IBB: 0 HBP: 1 BLK: 0 WP: 1 HR: 0 S: 55 P: 56 ERA: 0.00 WHIP: 0.444															<b>PITCHER</b> <b>Bill Singer, R</b> ERA: 2.6 (1, 1)	IP: 9.0 WLS: W BF: 32 H: 4 R: 0 ER: 0 SO: 12 BB: 0 IBB: 0 HBP: 1 BLK: 0 WP: 1 HR: 0 S: 55 P: 56 ERA: 0.00 WHIP: 0.444			

Batter	1	2	3	4	5	6	7	8	9	AB	R	H	RBI	BB	SO	LOB	BOTTOM			
<b>Nate Oliver, R</b> OBP: 0.354, SLG: 0.351 (1, 6)	1B G6-4-3 2B		5-3			G3 1B			F9	4	1	2	0	0	0	0	<b>Atlanta Braves @ Los Angeles Dodgers</b> Dodger Stadium, Los Angeles, CA Mon Aug 21 1967, 7:05 PM PDT Att: 21,826 - Unknown <a href="http://livebaseballscores.com">livebaseballscores.com</a>			
<b>Willie Davis, L</b> OBP: 0.290, SLG: 0.331 (1, 8)	G6-4-3 1B 2-3		K		G3 1-2		F6		F9	4	0	1	0	0	1	1				
<b>Lou Johnson, R</b> OBP: 0.342, SLG: 0.442 (1, 7)	G6-4-3 1-2f 3H		3B HBP		F9		1B		F9	3	1	1	0	0	0	2				
<b>Jim Lefebvre, S</b> OBP: 0.339, SLG: 0.395 (1, 4)	L4		3B 1-H		FC6-4 IBB		F9		F9	3	0	1	1	1	0	1				
<b>Al Ferrara, R</b> OBP: 0.341, SLG: 0.476 (1, 9)		K		F4		FC6-4 1-2f		G3-6-3 BB	3	0	0	0	0	1	3					
<b>Ron Fairly, L</b> OBP: 0.299, SLG: 0.311 (8, 9)										0	0	0	0	1	0	0				
<b>John Roseboro, L</b> OBP: 0.386, SLG: 0.388 (1, 2)		4-3		F4		SH1-3 2B		K	4	0	1	0	0	1	1					
<b>Wes Parker, S</b> OBP: 0.368, SLG: 0.353 (1, 3)		2B		K2-3		SH1-3 2-3		G3-6-3 1-2f	3	0	1	0	0	1	1					
<b>Bob Bailey, R</b> OBP: 0.291, SLG: 0.263 (1, 5)		IBB		1B		K			2	0	1	0	1	1	1					
<b>Bill Singer, R</b> OBP: 0.083, SLG: 0.083 (1, 1)		F4		K		5-3			3	0	0	0	0	1	4					
<b>Inning Stats</b>	R: 1 E: 0 K: 0 S: 4	H: 2 LOB: 0 BB: 0 P: 4	R: 0 E: 0 K: 1 S: 6	H: 1 LOB: 2 BB: 1 P: 10	R: 1 E: 0 K: 1 S: 6	H: 1 LOB: 1 BB: 0 P: 7	R: 0 E: 0 K: 2 S: 8	H: 1 LOB: 1 BB: 0 P: 8	R: 0 E: 0 K: 0 S: 4	H: 1 LOB: 2 BB: 1 P: 8	R: 0 E: 0 K: 1 S: 6	H: 1 LOB: 1 BB: 0 P: 6	R: 0 E: 0 K: 0 S: 4	H: 1 LOB: 1 BB: 0 P: 4	R: 0 E: 0 K: 1 S: 4	H: 0 LOB: 0 BB: 1 P: 8	1B: 4 2B: 3 3B: 1 HR: 0	SF: 0 SAC: 1 DP: 2 HBP: 1	WP: 0 PB: 0 SB: 0 CS: 0	PA: 34
<b>PITCHER</b> <b>Ken Johnson, R</b> ERA: 2.66 (1, 1)	IP: 7.0 WLS: L BF: 31 H: 8 R: 2 ER: 2 SO: 5 BB: 0 IBB: 2 HBP: 1 BLK: 0 WP: 0 HR: 0 S: 38 P: 47 ERA: 2.57 WHIP: 1.143															<b>PITCHER</b> <b>Claude Raymond, R</b> ERA: 2.6 (8, 1)	IP: 1.0 WLS: 3 BF: 0 H: 0 R: 0 ER: 0 SO: 1 BB: 1 IBB: 0 HBP: 0 BLK: 0 WP: 0 HR: 4 S: 8 P: 8 ERA: 0.00 WHIP: 1.000			



Batter	1	2	3	4	5	6	7	8	9	AB	R	H	RBI	BB	SO	LOB	TOP										
Tommy Harper, R (1, 9) OBP: 0.304, SLG: 0.345										5	1	2	0	0	1	3	<p>Cincinnati Reds @ Los Angeles Dodgers Dodger Stadium, Los Angeles, CA Tue Aug 22 1967, 7:05 PM PDT Att: 19,409 - Unknown</p> <p>AB 35 R 4 H 12 RBI 2 BB 3 SO 5 LOB 21</p>										
Vada Pinson, L (1, 8) OBP: 0.322, SLG: 0.436										5	1	1	0	0	1	3											
Pete Rose, S (1, 7) OBP: 0.390, SLG: 0.480										4	1	2	1	1	0	0											
Lee May, R (1, 3) OBP: 0.290, SLG: 0.407										4	0	0	0	0	1	2											
Tony Perez, R (1, 5) OBP: 0.343, SLG: 0.522										3	1	2	0	1	0	0											
Tommy Helms, R (1, 4) OBP: 0.280, SLG: 0.340										4	0	2	0	0	1	3											
Johnny Edwards, L (1, 2) OBP: 0.258, SLG: 0.241										4	0	1	1	0	0	3											
Leo Cardenas, R (1, 6) OBP: 0.321, SLG: 0.336										3	0	1	0	1	0	3											
Mitt Pappas, R (1, 1) OBP: 0.140, SLG: 0.093										3	0	1	0	0	1	4											
<b>Inning Stats</b>	R: 0 E: 0 K: 0 S: 3	H: 1 LOB: 0 BB: 0 P: 3	R: 1 E: 0 K: 1 S: 8	H: 2 LOB: 2 BB: 0 P: 8	R: 1 E: 1 K: 3 S: 11	H: 2 LOB: 1 BB: 0 P: 4	R: 2 E: 0 K: 0 S: 6	H: 3 LOB: 1 BB: 0 P: 6	R: 0 E: 0 K: 0 S: 4	H: 1 LOB: 0 BB: 1 P: 4	R: 0 E: 0 K: 0 S: 2	H: 0 LOB: 0 BB: 1 P: 6	R: 0 E: 0 K: 0 S: 3	H: 1 LOB: 1 BB: 1 P: 7	R: 0 E: 0 K: 1 S: 5	H: 0 LOB: 0 BB: 0 P: 5	1B: 9 2B: 2 3B: 1 HR: 0	SF: 0 SAC: 1 DP: 2 HBP: 0	WP: 1 PB: 0 SB: 0 CS: 2	PA: 39							
<b>PITCHER</b>	IP	WLS	BF	H	R	ER	SO	BB	IBB	HBP	BLK	WP	HR	S	P	ERA	WHIP										
Don Drysdale, R (1, 1) ERA: 2.68	4.0	L	21	9	4	3	4	0	1	0	0	0	0	28	32	6.75	2.250										
Bob Miller, R (5, 1) ERA: 4.85	3.0		11	2	0	0	0	1	0	0	0	1	0	10	14	0.00	1.000										
Ron Perranoski, L (8, 1) ERA: 2.45	2.0		7	1	0	0	1	1	0	0	0	0	0	8	12	0.00	1.000										

Batter	1	2	3	4	5	6	7	8	9	AB	R	H	RBI	BB	SO	LOB	BOTTOM										
Nate Oliver, R (1, 6) OBP: 0.345, SLG: 0.341										4	0	0	0	0	1	1	<p>Cincinnati Reds @ Los Angeles Dodgers Dodger Stadium, Los Angeles, CA Tue Aug 22 1967, 7:05 PM PDT Att: 19,409 - Unknown</p> <p>AB 33 R 1 H 7 RBI 1 BB 1 SO 4 LOB 16</p>										
Willie Davis, L (1, 8) OBP: 0.294, SLG: 0.337										4	0	3	0	0	0	0											
Lou Johnson, R (1, 7) OBP: 0.340, SLG: 0.438										4	0	1	0	0	0	4											
Jim Lefebvre, S (1, 4) OBP: 0.338, SLG: 0.394										4	0	1	0	0	0	3											
Al Ferrara, R (1, 9) OBP: 0.343, SLG: 0.486										3	1	1	1	0	1	1											
John Roseboro, L (1, 2) OBP: 0.361, SLG: 0.382										4	0	0	0	0	0	3											
Wes Parker, S (1, 3) OBP: 0.366, SLG: 0.350										2	0	0	0	0	0	1											
Ron Perranoski, L (8, 1) OBP: 0.167, SLG: 0.167										0	0	0	0	0	0	0											
Len Gabrielson, L (9, PH) OBP: 0.302, SLG: 0.391										1	0	0	0	0	0	0											
Bob Bailey, R (1, 5) OBP: 0.290, SLG: 0.263										4	0	1	0	0	0	1											
Don Drysdale, R (1, 1) OBP: 0.167, SLG: 0.135										1	0	0	0	0	1	1											
Bob Miller, R (5, 1) OBP: 0.297, SLG: 0.309										0	0	0	0	0	0	0											
Ron Fairly, L (7, PH) OBP: 0.312, SLG: 0.298										2	0	0	0	0	1	1											
Dick Schofield, S (7, PH) OBP: 0.312, SLG: 0.298										0	0	0	0	1	0	0											
Gene Michael, S (7, PH) OBP: 0.325, SLG: 0.215										0	0	0	0	0	0	0											
<b>Inning Stats</b>	R: 0 E: 0 K: 1 S: 6	H: 1 LOB: 1 BB: 0 P: 6	R: 0 E: 0 K: 1 S: 5	H: 0 LOB: 0 BB: 0 P: 5	R: 0 E: 0 K: 1 S: 7	H: 2 LOB: 2 BB: 0 P: 7	R: 0 E: 0 K: 0 S: 4	H: 1 LOB: 1 BB: 0 P: 4	R: 0 E: 0 K: 0 S: 3	H: 0 LOB: 0 BB: 0 P: 3	R: 0 E: 0 K: 0 S: 4	H: 1 LOB: 2 BB: 0 P: 5	R: 0 E: 0 K: 1 S: 4	H: 0 LOB: 1 BB: 1 P: 8	R: 0 E: 0 K: 0 S: 4	H: 1 LOB: 1 BB: 0 P: 4	R: 1 E: 0 K: 0 S: 4	H: 1 LOB: 0 BB: 0 P: 4	1B: 5 2B: 1 3B: 0 HR: 1	SF: 0 SAC: 0 DP: 1 HBP: 1	WP: 0 PB: 0 SB: 1 CS: 0	PA: 35					
<b>PITCHER</b>	IP	WLS	BF	H	R	ER	SO	BB	IBB	HBP	BLK	WP	HR	S	P	ERA	WHIP										
Mitt Pappas, R (1, 1) ERA: 2.86	9.0	W	35	7	1	1	4	1	0	1	0	0	1	41	46	1.00	0.889										







Batter	1	2	3	4	5	6	7	8	9	10	AB	R	H	RBI	BB	SO	LOB						
<b>Tommy Harper, R</b> OBP: 0.298, SLG: 0.341 (1, 9)											5	1	1	0	0	1	4						
<b>Vada Pinson, L</b> OBP: 0.321, SLG: 0.434 (1, 8)											5	1	2	0	0	0	0						
<b>Pete Rose, S</b> OBP: 0.387, SLG: 0.474 (1, 7)											4	1	1	1	1	0	2						
<b>Lee May, R</b> OBP: 0.289, SLG: 0.403 (1, 3)											5	0	2	1	0	0	1						
<b>Tony Perez, R</b> OBP: 0.340, SLG: 0.515 (1, 5)											5	0	1	1	0	1	4						
<b>Tommy Helms, R</b> OBP: 0.285, SLG: 0.340 (1, 4)											3	0	1	0	2	0	2						
<b>Johnny Edwards, L</b> OBP: 0.263, SLG: 0.243 (10, PH)											3	0	1	0	1	0	1						
<b>Don Pavletich, R</b> OBP: 0.329, SLG: 0.430 (10, 2)											1	0	0	0	0	0	3						
<b>Leo Cardenas, R</b> OBP: 0.324, SLG: 0.339 (1, 6)											4	0	1	0	0	1	4						
<b>Gary Nolan, R</b> OBP: 0.200, SLG: 0.130 (9, 1)											3	0	0	0	0	2	3						
<b>Billy McCool, R</b> OBP: 0.148, SLG: 0.080 (9, 1)											0	0	0	0	0	0	0						
<b>Inning Stats</b>	R: 2 E: 0 K: 0 S: 5	H: 2 LOB: 0 BB: 0 P: 5	R: 0 E: 0 K: 2 S: 7	H: 0 LOB: 2 BB: 2 P: 15	R: 1 E: 0 K: 2 S: 4	H: 1 LOB: 1 BB: 1 P: 8	R: 0 E: 0 K: 1 S: 5	H: 0 LOB: 0 BB: 0 P: 5	R: 0 E: 0 K: 0 S: 3	H: 1 LOB: 1 BB: 0 P: 4	R: 0 E: 0 K: 0 S: 4	H: 1 LOB: 0 BB: 0 P: 3	R: 0 E: 0 K: 0 S: 4	H: 1 LOB: 1 BB: 0 P: 4	R: 0 E: 0 K: 1 S: 7	H: 2 LOB: 2 BB: 0 P: 7	R: 0 E: 0 K: 1 S: 7	H: 2 LOB: 3 BB: 1 P: 11	1B: 8 2B: 2 3B: 0 HR: 0	SF: 0 SAC: 1 DP: 0 HBP: 0	WP: 0 PB: 0 SB: 2 CS: 1	PA: 43	
<b>PITCHER</b>	IP	WLS	BF	H	R	ER	SO	BB	IBB	HBP	BLK	WP	HR	S	P	ERA	WHIP						
<b>Don Sutton, R</b> ERA: 3.78 (1, 1)	7.0		28	5	3	3	3	3	3	0	0	0	0	0	31	43	3.86	1.143					
<b>Phil Regan, R</b> ERA: 3.07 (8, 1)	2.0		9	3	0	0	1	0	0	0	0	0	0	0	11	11	0.00	1.500					
<b>Ron Perranoski, L</b> ERA: 2.42 (10, 1)	1.0	W	6	2	0	0	1	0	1	0	0	0	0	0	7	11	0.00	2.000					

**TOP**

**Cincinnati Reds @ Los Angeles Dodgers**  
Dodger Stadium, Los Angeles, CA  
Thu Aug 24 1967, 7:05 PM PDT  
Att: 18,261 - Unknown

AB 38  
R 3  
H 10  
RBI 3  
BB 4  
SO 5  
LOB 24

Batter	1	2	3	4	5	6	7	8	9	10	AB	R	H	RBI	BB	SO	LOB					
<b>Nate Oliver, R</b> OBP: 0.342, SLG: 0.338 (1, 6)											5	0	1	0	0	0	1					
<b>Willie Davis, L</b> OBP: 0.292, SLG: 0.336 (1, 8)											5	0	0	0	0	1	2					
<b>Lou Johnson, R</b> OBP: 0.344, SLG: 0.441 (1, 7)											5	1	2	0	0	0	0					
<b>Jim Lefebvre, S</b> OBP: 0.338, SLG: 0.391 (1, 4)											3	1	1	0	1	0	1					
<b>Al Ferrara, R</b> OBP: 0.357, SLG: 0.498 (1, 9)											4	1	2	0	1	2	0					
<b>Wes Parker, S</b> OBP: 0.368, SLG: 0.353 (1, 3)											5	1	1	1	0	1	5					
<b>Bob Bailey, R</b> OBP: 0.309, SLG: 0.275 (1, 5)											3	0	2	1	1	0	0					
<b>Jeff Torborg, R</b> OBP: 0.283, SLG: 0.273 (1, 2)											2	0	0	0	0	2	1					
<b>Jim Campanis, R</b> OBP: 0.325, SLG: 0.429 (8, 2)											2	0	0	0	0	0	1					
<b>Gene Michael, S</b> OBP: 0.235, SLG: 0.215 (9, PR)											0	0	0	0	0	0	0					
<b>John Roseboro, L</b> OBP: 0.359, SLG: 0.377 (10, 2)											0	0	0	0	0	0	0					
<b>Don Sutton, R</b> OBP: 0.156, SLG: 0.175 (7, PH)											2	0	0	0	0	2	1					
<b>Ron Fairly, L</b> OBP: 0.266, SLG: 0.307 (8, 1)											1	0	0	0	0	0	2					
<b>Phil Regan, R</b> OBP: 0.100, SLG: 0.100 (9, PH)											1	0	0	0	0	0	1					
<b>Ron Hunt, R</b> OBP: 0.362, SLG: 0.368 (10, 1)											0	0	0	0	0	0	0					
<b>Ron Perranoski, L</b> OBP: 0.167, SLG: 0.167 (10, 1)											0	0	0	0	0	0	0					
<b>Inning Stats</b>	R: 0 E: 0 K: 0 S: 3	H: 0 LOB: 0 BB: 0 P: 3	R: 0 E: 0 K: 2 S: 7	H: 0 LOB: 0 BB: 0 P: 7	R: 0 E: 0 K: 2 S: 8	H: 1 LOB: 1 BB: 0 P: 8	R: 0 E: 0 K: 0 S: 4	H: 1 LOB: 2 BB: 1 P: 8	R: 0 E: 0 K: 2 S: 7	H: 0 LOB: 0 BB: 0 P: 7	R: 0 E: 1 K: 1 S: 6	H: 0 LOB: 2 BB: 0 P: 10	R: 0 E: 0 K: 0 S: 3	H: 0 LOB: 0 BB: 0 P: 3	R: 3 E: 2 K: 1 S: 10	H: 4 LOB: 2 BB: 10 P: 10	R: 1 E: 0 K: 0 S: 4	H: 2 LOB: 3 BB: 8 P: 8	1B: 7 2B: 2 3B: 0 HR: 0	SF: 0 SAC: 2 DP: 0 HBP: 0	WP: 0 PB: 0 SB: 0 CS: 0	PA: 43
<b>PITCHER</b>	IP	WLS	BF	H	R	ER	SO	BB	IBB	HBP	BLK	WP	HR	S	P	ERA	WHIP					
<b>Gary Nolan, R</b> ERA: 2.73 (1, 1)	8.1		34	6	3	2	7	2	0	0	0	0	0	46	54	2.16	0.960					
<b>Billy McCool, L</b> ERA: 3.53 (9, 1)	1.0	L	9	3	1	1	1	0	1	0	0	0	0	10	14	9.00	3.000					

**BOTTOM**

**Cincinnati Reds @ Los Angeles Dodgers**  
Dodger Stadium, Los Angeles, CA  
Thu Aug 24 1967, 7:05 PM PDT  
Att: 18,261 - Unknown

AB 38  
R 4  
H 9  
RBI 2  
BB 3  
SO 8  
LOB 15



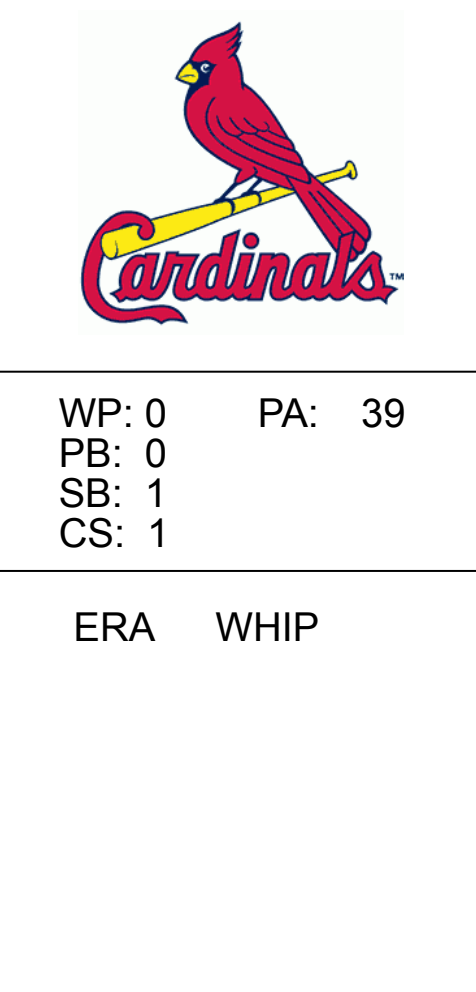




Batter	1	2	3	4	5	6	7	8	9	AB	R	H	RBI	BB	SO	LOB	TOP			
Lou Brock, L OBP: 0.308, SLG: 0.451 (1, 7)			G3		4-3			P6	HBP	4	0	0	0	0	1	1				
Julian Javier, R OBP: 0.305, SLG: 0.407 (1, 4)	F3					F7		E5	F8	5	1	1	1	0	0	2				
Curt Flood, R OBP: 0.280, SLG: 0.412 Bobby Tolan, L OBP: 0.308, SLG: 0.383 (8, 8)			1B			F3		4-3	1B	4	0	2	0	0	0	1				
Orlando Cepeda, R OBP: 0.415, SLG: 0.566 (1, 3)	5-3					4-3		4-3	1B	4	1	1	2	0	0	2				
Mike Shannon, R OBP: 0.304, SLG: 0.377 (1, 5)		6-3		HR				P4		4	0	0	0	0	2	1				
Tim McCarver, L OBP: 0.376, SLG: 0.448 (1, 2)		F2				4-3			F8	4	0	0	0	0	0	0				
Alex Johnson, R OBP: 0.280, SLG: 0.324 Roger Maris, L OBP: 0.354, SLG: 0.431 (9, 9)						5-3				4	1	3	0	0	0	0				
Dal Maxvill, R OBP: 0.289, SLG: 0.275 (1, 6)		CS								2	1	1	1	2	0	0				
Al Jackson, L OBP: 0.345, SLG: 0.333 Jack Lamabe, R OBP: 0.273, SLG: 0.200 Joe Hoerner, R OBP: 0.182, SLG: 0.182 (7, 1)										0	0	0	0	0	0	0				
										2	0	0	0	0	2	2				
										0	0	0	0	0	0	0				
										1	0	0	0	0	1	1				
<b>Inning Stats</b>	R: 0 E: 0 K: 1 S: 6	H: 1 LOB: 1 BB: 0 P: 6	R: 0 E: 0 K: 0 S: 3	H: 1 LOB: 0 BB: 0 P: 3	R: 1 E: 0 K: 0 S: 4	H: 1 LOB: 1 BB: 1 P: 8	R: 1 E: 0 K: 1 S: 6	H: 1 LOB: 0 BB: 0 P: 6	R: 0 E: 0 K: 0 S: 5	H: 0 LOB: 0 BB: 0 P: 5	R: 0 E: 0 K: 0 S: 3	H: 1 LOB: 2 BB: 1 P: 12	R: 1 E: 1 K: 0 S: 5	H: 1 LOB: 1 BB: 0 P: 5	R: 1 E: 0 K: 1 S: 7	H: 2 LOB: 2 BB: 0 P: 8	1B: 7 2B: 0 3B: 0 HR: 1	SF: 0 SAC: 1 DP: 0 HBP: 1	WP: 0 PB: 0 SB: 1 CS: 1	PA: 39
<b>PITCHER</b>	IP	WLS	BF	H	R	ER	SO	BB	IBB	HBP	BLK	WP	HR	S	P	ERA	WHIP			
Jim Brewer, L ERA: 2.48 (1, 1)	7.0	L	27	5	2	2	5	2	0	0	0	0	1	35	43	2.57	1.000			
Ron Ferranoski, L ERA: 2.47 (8, 1)	2.0		11	3	2	1	1	0	0	1	0	0	0	12	13	4.50	1.500			

St. Louis Cardinals @ Los Angeles Dodgers  
 Dodger Stadium, Los Angeles, CA  
 Fri Aug 25 1967, 7:05 PM PDT  
 Att: 40,740 - Unknown

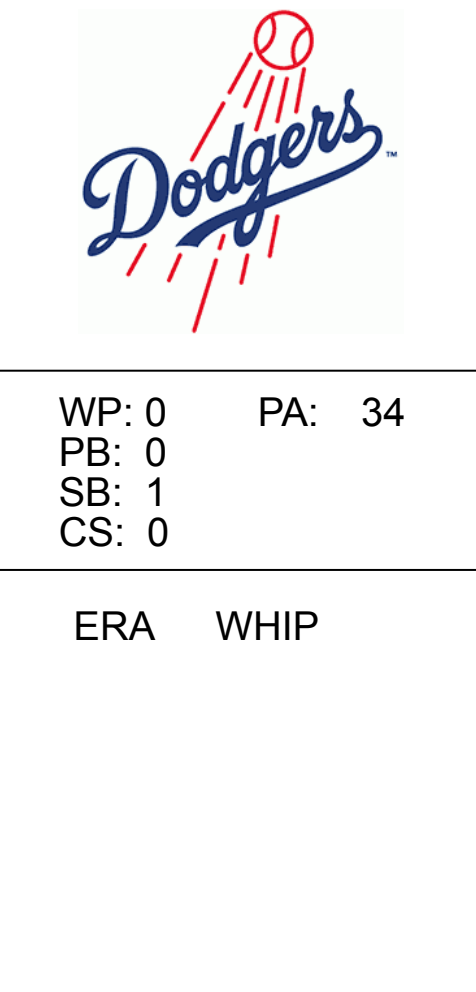
AB	34
R	4
H	8
RBI	4
BB	2
SO	6
LOB	10



Batter	1	2	3	4	5	6	7	8	9	AB	R	H	RBI	BB	SO	LOB	BOTTOM				
Nate Oliver, R OBP: 0.325, SLG: 0.321 (1, 6)			6-3			G3				4	0	0	0	0	2	2					
Willie Davis, L OBP: 0.292, SLG: 0.338 (1, 8)	P4									4	0	0	0	0	1	0					
Lou Johnson, R OBP: 0.341, SLG: 0.433 (1, 7)	F9									3	0	1	0	0	0	0					
Jim Lefebvre, S OBP: 0.333, SLG: 0.385 (1, 4)		F9				L4				4	0	0	0	0	0	2					
Al Ferrara, R OBP: 0.349, SLG: 0.487 (1, 9)										4	0	0	0	0	0	0					
Wes Parker, S OBP: 0.396, SLG: 0.352 (1, 3)										4	1	2	0	0	0	0					
Bob Bailey, R OBP: 0.314, SLG: 0.281 (1, 5)										3	0	1	0	0	0	0					
Jim Campanis, R OBP: 0.326, SLG: 0.405 (1, 2)										2	0	0	0	1	1	2					
Jim Brewer, L OBP: 0.053, SLG: 0.105 (1, 1)										2	0	0	0	0	1	2					
Ron Fairly, L OBP: 0.295, SLG: 0.307 (7, PH)										0	0	0	0	0	0	0					
Ron Hunt, R OBP: 0.363, SLG: 0.368 (7, PH)										0	0	0	0	1	0	0					
Gene Michael, S OBP: 0.235, SLG: 0.215 (7, FR)										0	0	0	0	0	0	0					
Ron Ferranoski, L OBP: 0.187, SLG: 0.167 (8, 1)										0	0	0	0	0	0	0					
<b>Inning Stats</b>	R: 0 E: 0 K: 1 S: 5	H: 0 LOB: 0 BB: 0 P: 5	R: 1 E: 1 K: 1 S: 7	H: 1 LOB: 2 BB: 1 P: 11	R: 0 E: 0 K: 0 S: 3	H: 0 LOB: 1 BB: 0 P: 4	R: 0 E: 0 K: 0 S: 4	H: 1 LOB: 1 BB: 0 P: 4	R: 0 E: 0 K: 1 S: 5	H: 0 LOB: 0 BB: 0 P: 5	R: 0 E: 0 K: 0 S: 3	H: 1 LOB: 0 BB: 0 P: 3	R: 0 E: 0 K: 2 S: 8	H: 1 LOB: 2 BB: 1 P: 12	R: 0 E: 0 K: 0 S: 3	H: 0 LOB: 0 BB: 0 P: 3	R: 0 E: 0 K: 0 S: 3	1B: 4 2B: 0 3B: 0 HR: 0	SF: 0 SAC: 1 DP: 1 HBP: 1	WP: 0 PB: 0 SB: 1 CS: 0	PA: 34
<b>PITCHER</b>	IP	WLS	BF	H	R	ER	SO	BB	IBB	HBP	BLK	WP	HR	S	P	ERA	WHIP				
Al Jackson, L ERA: 4.04 (1, 1)	6.0	W	24	4	1	0	3	4	1	1	0	0	0	28	33	0.00	0.667				
Jack Lamabe, R ERA: 3.34 (7, 1)	0.2		2	0	0	0	1	0	0	0	0	0	0	4	4	0.00	0.000				
Joe Hoerner, L ERA: 2.21 (7, 1)	2.1	S	8	0	0	0	1	1	0	0	0	0	0	9	13	0.00	0.429				

St. Louis Cardinals @ Los Angeles Dodgers  
 Dodger Stadium, Los Angeles, CA  
 Fri Aug 25 1967, 7:05 PM PDT  
 Att: 40,740 - Unknown

AB	30
R	1
H	4
RBI	0
BB	2
SO	5
LOB	8





Batter	1	2	3	4	5	6	7	8	9	10	11	12	AB	R	H	RBI	BB	SO	LOB	TOP						
Lou Brock, L OBP: 0.310, SLG: 0.450 (1, 7)	4-3		FC6-4 1B		CS 1B		F9		1-3		IBB		5	0	2	0	1	0	1							
Curt Flood, R OBP: 0.377, SLG: 0.410 (1, 8)			FC6-4					F8		F8		G3	4	0	1	0	1	0	1							
Joe Hoerner, R OBP: 0.182, SLG: 0.182 (10, 1)													0	0	0	0	0	0	0							
Dave Ricketts, S OBP: 0.270, SLG: 0.311 (11, PH)													1	0	0	0	0	0	0							
Hal Woodeshick, R OBP: 0.311 (11, 1)													0	0	0	0	0	0	0							
Ron Willis, R OBP: 0.571 (12, 1)	BB												0	0	0	0	0	0	0							
Roger Maris, L OBP: 0.353, SLG: 0.429 (8, PR)													4	0	1	0	0	1	3							
Alex Johnson, R OBP: 0.277, SLG: 0.320 (8, 9)	K		F7		G4-6-3 1B			1B E		1-3		L9	2	1	0	0	0	0	0							
Orlando Cepeda, R OBP: 0.414, SLG: 0.563 (1, 3)	P6		4-3				F8		E	P4		1B	6	0	2	0	0	0	2							
Tim McCarver, L OBP: 0.378, SLG: 0.452 (1, 2)							4-3						6	0	3	1	0	0	1							
Mike Shannon, R OBP: 0.302, SLG: 0.374 (8, PH)			S										3	0	0	0	0	0	3							
Phil Gagliano, R OBP: 0.256, SLG: 0.240 (8, 5)	K						K						2	0	1	0	1	0	0							
Julian Javier, R OBP: 0.305, SLG: 0.406 (1, 4)													6	0	2	0	0	0	7							
Dal Maxvill, R OBP: 0.253, SLG: 0.276 (1, 8)													3	0	1	0	2	0	4							
Ray Washburn, R OBP: 0.088, SLG: 0.140 (1, 1)													4	0	0	0	0	3	5							
Bobby Tolan, L OBP: 0.307, SLG: 0.381 (10, 8)	K						K						1	0	0	0	0	2								
Inning Stats	R: 0 E: 0 K: 1 S: 5	H: 0 LOB: 1 BB: 1 P: 9	R: 0 E: 0 K: 2 S: 8	H: 1 LOB: 2 BB: 1 P: 12	R: 0 E: 0 K: 0 S: 4	H: 1 LOB: 1 BB: 0 P: 4	R: 0 E: 0 K: 2 S: 8	H: 1 LOB: 1 BB: 1 P: 12	R: 0 E: 0 K: 0 S: 3	H: 2 LOB: 0 BB: 0 P: 3	R: 0 E: 0 K: 1 S: 5	H: 0 LOB: 0 BB: 0 P: 5	R: 0 E: 0 K: 1 S: 6	H: 1 LOB: 1 BB: 0 P: 6	R: 1 E: 1 K: 1 S: 6	H: 3 LOB: 3 BB: 1 P: 10	R: 0 E: 0 K: 0 S: 3	H: 0 LOB: 0 BB: 0 P: 3	R: 0 E: 0 K: 0 S: 5	H: 2 LOB: 3 BB: 1 P: 9	R: 0 E: 0 K: 0 S: 6	H: 2 LOB: 2 BB: 0 P: 6	1B: 12 2B: 1 3B: 0 HR: 0	SF: 0 SAC: 0 DP: 1 HBP: 0	WP: 0 PB: 0 SB: 2 CS: 1	PA: 52
PITCHER	IP	WLS	BF	H	R	ER	SO	BB	IBB	HBP	BLK	WP	HR	S	P	ERA	WHIP									
Don Drysdale, R ERA: 2.6 (1, 1)	10.0		41	9	1	1	7	0	1	0	0	0	0	10	14	0.00	1.000									
Phil Regan, R ERA: 2.99 (11, 1)	2.0	W	11	4	0	0	0	0	1	0	0	0	0	10	14	0.00	2.000									

St. Louis Cardinals @ Los Angeles Dodgers  
Dodger Stadium, Los Angeles, CA

Sat Aug 26 1967, 7:05 PM PDT  
Alt. 29,904 - Unknown

AB 47  
R 1  
H 13  
RBI 1  
BB 5  
SO 7  
LOB 31



Batter	1	2	3	4	5	6	7	8	9	10	11	12	AB	R	H	RBI	BB	SO	LOB	BOTTOM						
Nate Oliver, R OBP: 0.326, SLG: 0.321 (1, 6)	4-3					K		K				5-3	6	0	2	0	0	2	1							
Willie Davis, L OBP: 0.289, SLG: 0.335 (1, 8)													4	0	0	0	0	0	2							
Ron Hunt, R OBP: 0.365, SLG: 0.368 (10, PH)	G3												0	0	0	0	1	0	0							
Gene Michael, S OBP: 0.235, SLG: 0.215 (10, PR)			F9			G3		4-3					0	0	0	0	0	0	0							
Jim Hickman, R OBP: 0.250, SLG: 0.237 (11, 9)													1	0	1	0	0	0	0							
Jim Lefebvre, S OBP: 0.331, SLG: 0.380 (1, 4)	K												5	0	0	0	1	1	3							
Al Ferrara, R OBP: 0.353, SLG: 0.489 (1, 7)													3	0	2	0	0	1	0							
Len Gabrielson, L OBP: 0.301, SLG: 0.389 (8, 7)													1	0	0	0	0	0	0							
Jim Campanis, R OBP: 0.318, SLG: 0.395 (10, PH)													1	0	0	0	0	0	3							
Phil Regan, R OBP: 0.100, SLG: 0.100 (11, 1)													0	0	0	0	0	0	0							
Jeff Torborg, R OBP: 0.288, SLG: 0.278 (12, PH)													1	0	1	1	0	0	0							
John Roseboro, L OBP: 0.353, SLG: 0.370 (1, 2)													5	1	0	0	0	0	2							
Wes Parker, S OBP: 0.372, SLG: 0.359 (1, 3)													5	0	4	0	0	0	1							
Ron Fairly, L OBP: 0.294, SLG: 0.306 (1, 9)													4	0	1	1	0	0	2							
Bob Bailey, R OBP: 0.315, SLG: 0.278 (1, 5)													3	1	0	0	2	1	1							
Don Drysdale, R OBP: 0.173, SLG: 0.132 (1, 1)													2	0	0	0	1	0	3							
Lou Johnson, R OBP: 0.344, SLG: 0.436 (10, PH)													1	0	1	0	0	0	0							
Inning Stats	R: 0 E: 0 K: 1 S: 5	H: 0 LOB: 0 BB: 0 P: 5	R: 0 E: 0 K: 1 S: 5	H: 1 LOB: 1 BB: 0 P: 5	R: 0 E: 0 K: 1 S: 4	H: 1 LOB: 1 BB: 0 P: 4	R: 0 E: 0 K: 0 S: 3	H: 1 LOB: 0 BB: 0 P: 3	R: 0 E: 0 K: 1 S: 5	H: 0 LOB: 0 BB: 0 P: 5	R: 0 E: 0 K: 0 S: 4	H: 1 LOB: 1 BB: 1 P: 4	R: 0 E: 0 K: 0 S: 3	H: 2 LOB: 3 BB: 1 P: 9	R: 0 E: 0 K: 0 S: 5	H: 1 LOB: 0 BB: 0 P: 3	R: 0 E: 0 K: 0 S: 3	H: 1 LOB: 0 BB: 0 P: 3	R: 1 E: 0 K: 0 S: 4	H: 2 LOB: 3 BB: 2 P: 12	1B: 12 2B: 0 3B: 0 HR: 0	SF: 1 SAC: 1 DP: 1 HBP: 0	WP: 0 PB: 0 SB: 0 CS: 1	PA: 49		
PITCHER	IP	WLS	BF	H	R	ER	SO	BB	IBB	HBP	BLK	WP	HR	S	P	ERA	WHIP									
Ray Washburn, R ERA: 3.45 (1, 1)	9.1		38	9	1	1	5	0	1	1	0	0	0	0	45	0.96	1.071									
Joe Hoerner, L ERA: 2.18 (10, 1)	0.2		3	0	0	0	0	0	1	0	0	0	0	0	2	6	0.00	0.000								
Hal Woodeshick, L ERA: 4.7 (11, 1)	1.1	L	5	1	1	1	0	1	0	0	0	0	0	0	4	8	6.75	1.500								
Ron Willis, R ERA: 3.13 (12, 1)	0.1		4	2	0	0	0	0	1	0	0	0	0	0	3	7	0.00	6.000								

St. Louis Cardinals @ Los Angeles Dodgers  
Dodger Stadium, Los Angeles, CA

Sat Aug 26 1967, 7:05 PM PDT  
Alt. 29,904 - Unknown

AB 42  
R 2  
H 12  
RBI 2  
BB 5  
SO 5  
LOB 18





Batter	1	2	3	4	5	6	7	8	9	AB	R	H	RBI	BB	SO	LOB	TOP			
<b>Lou Brock, L</b> OBP: 0.310, SLG: 0.449 (1, 7)										4	0	1	0	0	0	0				
<b>Julian Javier, R</b> OBP: 0.307, SLG: 0.411 (1, 4)										4	1	2	1	0	0	0				
<b>Curt Flood, R</b> OBP: 0.378, SLG: 0.407 (1, 8)										3	2	0	0	2	0	2				
<b>Orlando Cepeda, R</b> OBP: 0.414, SLG: 0.560 (1, 3)										4	1	1	1	1	0	2				
<b>Alex Johnson, R</b> OBP: 0.286, SLG: 0.336 (1, 9)										2	1	2	1	0	0	0				
<b>Bobby Tolan, L</b> OBP: 0.309, SLG: 0.383 (5, PH) (5, 9)										2	0	1	1	0	0	2				
<b>Tim McCarver, L</b> OBP: 0.377, SLG: 0.449 (1, 2)										2	0	0	1	1	0	1				
<b>Phil Gagliano, R</b> OBP: 0.268, SLG: 0.253 (1, 5)										4	0	3	0	0	0	0				
<b>Dal Maxvill, R</b> OBP: 0.290, SLG: 0.273 (1, 6)										4	0	0	0	0	1	4				
<b>Nelson Briles, R</b> OBP: 0.241, SLG: 0.154 (1, 1)										4	1	1	0	0	0	1				
<b>Joe Hoerner, R</b> OBP: 0.182, SLG: 0.182 (9, 1)										0	0	0	0	0	0	0				
<b>Inning Stats</b>	R: 0 E: 0 K: 0 S: 3	H: 0 LOB: 0 BB: 0 P: 3	R: 0 E: 0 K: 0 S: 4	H: 2 LOB: 2 BB: 1 P: 8	R: 5 E: 1 K: 0 S: 8	H: 5 LOB: 1 BB: 1 P: 12	R: 0 E: 0 K: 0 S: 3	H: 0 LOB: 0 BB: 0 P: 3	R: 1 E: 0 K: 0 S: 3	H: 1 LOB: 0 BB: 1 P: 7	R: 0 E: 0 K: 0 S: 3	H: 0 LOB: 2 BB: 1 P: 8	R: 0 E: 0 K: 1 S: 6	H: 1 LOB: 1 BB: 0 P: 6	R: 0 E: 0 K: 0 S: 4	H: 1 LOB: 1 BB: 0 P: 4	1B: 9 2B: 1 3B: 1 HR: 0	SF: 1 SAC: 2 DP: 1 HBP: 0	WP: 0 PB: 0 SB: 0 CS: 0	PA: 40
<b>PITCHER</b>	IP WLS BF H R ER SO BB IBB HBP BLK WP HR S P ERA WHIP																			
<b>Claude Osteen, L</b> ERA: 3.3 (1, 1)	2.2 L 16 7 5 5 0 2 0 0 0 0 0 0 14 22 16.88 3.375																			
<b>Bob Miller, R</b> ERA: 4.81 (3, 1)	2.1 8 1 1 1 0 1 0 0 0 0 0 0 7 11 3.86 0.857																			
<b>Dick Egan, L</b> ERA: 5.74 (6, 1)	2.0 8 1 0 0 0 0 0 0 0 0 0 0 7 11 0.00 0.500																			
<b>Ron Perranoski, L</b> ERA: 2.42 (8, 1)	2.0 8 2 0 0 1 0 0 0 0 0 0 0 10 11 0.00 1.000																			

**St. Louis Cardinals @ Los Angeles Dodgers**  
**Dodger Stadium, Los Angeles, CA**  
 Sun Aug 27 1967, 3:33 AM PDT  
 Att: 22,109 - Unknown

AB	33
R	6
H	11
RBI	5
BB	4
SO	1
LOB	12



Batter	1	2	3	4	5	6	7	8	9	AB	R	H	RBI	BB	SO	LOB	BOTTOM			
<b>Nate Oliver, R</b> OBP: 0.316, SLG: 0.311 (1, 6)										5	0	0	0	0	3	4				
<b>Willie Davis, L</b> OBP: 0.289, SLG: 0.334 (1, 8)										4	0	1	0	0	0	0				
<b>Lou Johnson, R</b> OBP: 0.342, SLG: 0.430 (1, 7)										3	0	0	0	1	2	1				
<b>Jim Lefebvre, S</b> OBP: 0.331, SLG: 0.379 (1, 4)										4	0	1	0	0	1	1				
<b>John Roseboro, L</b> OBP: 0.355, SLG: 0.369 (1, 2)										3	1	1	0	1	0	2				
<b>Wes Parker, S</b> OBP: 0.398, SLG: 0.354 (1, 3)										4	0	0	0	0	1	4				
<b>Ron Fairly, L</b> OBP: 0.301, SLG: 0.316 (1, 9)										4	1	4	0	0	0	0				
<b>Bob Bailey, R</b> OBP: 0.314, SLG: 0.278 (1, 5)										3	0	1	2	0	1	3				
<b>Claude Osteen, L</b> ERA: 2.29 (1, 1)										0	0	0	0	0	0	0				
<b>Len Gabrielson, L</b> OBP: 0.291, SLG: 0.387 (5, PH) (6, 1)										1	0	0	0	0	0	0				
<b>Jim Campanis, R</b> OBP: 0.311, SLG: 0.385 (7, PH) (8, 1)										0	0	0	0	0	0	0				
<b>Ron Perranoski, L</b> OBP: 0.187, SLG: 0.182 (8, 1)										0	0	0	0	0	0	0				
<b>Jim Hickman, R</b> OBP: 0.251, SLG: 0.237 (9, PH)										0	0	0	0	1	0	0				
<b>Inning Stats</b>	R: 0 E: 0 K: 0 S: 3	H: 0 LOB: 0 BB: 0 P: 3	R: 0 E: 1 K: 1 S: 7	H: 2 LOB: 2 BB: 0 P: 7	R: 0 E: 0 K: 2 S: 7	H: 0 LOB: 0 BB: 0 P: 7	R: 1 E: 0 K: 1 S: 7	H: 2 LOB: 1 BB: 0 P: 7	R: 0 E: 0 K: 1 S: 7	H: 2 LOB: 2 BB: 0 P: 7	R: 0 E: 0 K: 0 S: 4	H: 1 LOB: 1 BB: 0 P: 4	R: 0 E: 0 K: 0 S: 2	H: 0 LOB: 0 BB: 1 P: 6	R: 1 E: 0 K: 2 S: 8	H: 1 LOB: 2 BB: 2 P: 16	1B: 7 2B: 1 3B: 0 HR: 0	SF: 1 SAC: 0 DP: 1 HBP: 0	WP: 0 PB: 0 SB: 0 CS: 0	PA: 37
<b>PITCHER</b>	IP WLS BF H R ER SO BB IBB HBP BLK WP HR S P ERA WHIP																			
<b>Nelson Briles, R</b> ERA: 2.91 (1, 1)	8.0 W 32 7 2 2 6 2 0 0 0 0 0 0 8 12 2.25 1.125																			
<b>Joe Hoerner, L</b> ERA: 2.15 (9, 1)	1.0 S 5 1 0 0 2 1 0 0 0 0 0 0 8 12 0.00 2.000																			

**St. Louis Cardinals @ Los Angeles Dodgers**  
**Dodger Stadium, Los Angeles, CA**  
 Sun Aug 27 1967, 3:33 AM PDT  
 Att: 22,109 - Unknown

AB	33
R	2
H	8
RBI	2
BB	3
SO	8
LOB	17





Batter	1	2	3	4	5	6	7	8	9	AB	R	H	RBI	BB	SO	LOB	TOP					
Nate Oliver, R OBP: 0.309, SLG: 0.304 (1, 6)	6-3		K			K		F7		4	0	0	0	0	2	0	<b>Los Angeles Dodgers @ San Francisco Giants</b> Candlestick Park, San Francisco, CA Mon Aug 28 1967, 10:05 PM EDT Att: 11,762 - Unknown					
Willie Davis, L OBP: 0.286, SLG: 0.331 (1, 8)	F8			F6		K		E9		4	0	0	0	0	1	0						
Lou Johnson, R OBP: 0.341, SLG: 0.425 (1, 7)	BB			K		6-3		K		3	0	0	0	1	2	1						
Jim Lefebvre, S OBP: 0.331, SLG: 0.380 Gene Michael, S OBP: 0.233, SLG: 0.212 (1, 4) (4, 6)	F4			1B			1-3		1-3	2	0	1	0	0	0	1						
John Roseboro, L OBP: 0.354, SLG: 0.365 (1, 2)	G1-6-3 BB			F6			F8		F8	3	0	0	0	1	0	1						
Wes Parker, S OBP: 0.372, SLG: 0.360 (1, 3)	G1-6-3 1-2					PB 1B				3	0	2	0	1	0	1						
Ron Fairly, L OBP: 0.298, SLG: 0.313 (1, 9)	K			F9			E3		1-3	4	0	0	0	0	1	3						
Bob Bailey, R OBP: 0.311, SLG: 0.275 (1, 5)			4-3			6-3		K		3	0	0	0	0	1	3						
Don Sutton, R OBP: 0.152, SLG: 0.169 Jim Hickman, R OBP: 0.255, SLG: 0.234 Bob Miller, R (8, 1) (8, 1)	K		K			6-3		K		2	0	0	0	0	1	1						
<b>Inning Stats</b>	R: 0 E: 0 K: 0 S: 3	H: 0 LOB: 1 BB: 1 P: 7	R: 0 E: 0 K: 1 S: 4	H: 0 LOB: 0 BB: 1 P: 8	R: 0 E: 0 K: 2 S: 7	H: 0 LOB: 0 BB: 0 P: 7	R: 0 E: 0 K: 1 S: 6	H: 1 LOB: 1 BB: 0 P: 6	R: 0 E: 0 K: 0 S: 4	H: 1 LOB: 0 BB: 0 P: 4	R: 0 E: 0 K: 2 S: 7	H: 0 LOB: 0 BB: 0 P: 7	R: 0 E: 1 K: 1 S: 7	H: 1 LOB: 2 BB: 0 P: 7	R: 0 E: 1 K: 2 S: 8	H: 0 LOB: 1 BB: 0 P: 8	R: 0 E: 0 K: 0 S: 3	H: 0 LOB: 1 BB: 1 P: 7	1B: 2 2B: 1 3B: 0 HR: 0	SF: 0 SAC: 0 DP: 1 HBP: 0	WP: 0 PB: 1 SB: 0 CS: 0	PA: 34
<b>PITCHER</b> Gaylord Perry, R ERA: 3.17 (1, 1)	IP: 9.0 WLS: W BF: 34 H: 3 R: 0 ER: 0 SO: 9 BB: 3 IBB: 0 HBP: 0 BLK: 0 WP: 0 HR: 0 S: 49 P: 61 ERA: 0.00 WHIP: 0.667															<b>PITCHER</b>						

AB 31  
R 0  
H 3  
RBI 0  
BB 3  
SO 9  
LOB 11



Batter	1	2	3	4	5	6	7	8	9	AB	R	H	RBI	BB	SO	LOB	BOTTOM			
Jim Davenport, R OBP: 0.355, SLG: 0.352 (1, 5)	6-3		BB 1B		1B G3	F7		1B BB		4	2	2	0	1	0	0	<b>Los Angeles Dodgers @ San Francisco Giants</b> Candlestick Park, San Francisco, CA Mon Aug 28 1967, 10:05 PM EDT Att: 11,762 - Unknown			
Tom Haller, L OBP: 0.368, SLG: 0.443 (1, 2)	5-3		1B SF7 BB		G3 WP 1B	F7		PO 1B		4	2	2	1	1	0	0				
Willie Mays, R OBP: 0.326, SLG: 0.441 (1, 8)	F3		S 1B		WP HBP	1B BB		PO		2	1	1	2	1	0	0				
Willie McCovey, L OBP: 0.389, SLG: 0.546 (1, 3)		BB BB	SF7		G3	K				2	0	0	2	1	1	3				
Jim Ray Hart, R OBP: 0.373, SLG: 0.529 (1, 7)	F8		F7		WP IBB					3	0	1	0	1	0	2				
Ollie Brown, R OBP: 0.313, SLG: 0.405 (1, 9)	F8			6-3		F6		5-3		4	0	0	0	0	0	6				
Hal Lanier, R OBP: 0.239, SLG: 0.265 (1, 6)	F5			5-3		6-3		K		4	0	0	0	0	1	2				
Tito Fuentes, S OBP: 0.247, SLG: 0.276 (1, 4)			1B 1B		E6		K		SH2-4 1B	4	2	2	0	0	1	0				
Gaylord Perry, R OBP: 0.155, SLG: 0.169 (1, 1)			K		F3		6-3		SH2-4	3	0	0	0	0	1	2				
<b>Inning Stats</b>	R: 0 E: 0 K: 0 S: 3	H: 0 LOB: 0 BB: 0 P: 3	R: 3 E: 0 K: 1 S: 8	H: 3 LOB: 1 BB: 1 P: 12	R: 0 E: 1 K: 0 S: 4	H: 0 LOB: 1 BB: 0 P: 4	R: 3 E: 0 K: 0 S: 5	H: 2 LOB: 1 BB: 1 P: 10	R: 0 E: 0 K: 1 S: 5	H: 0 LOB: 0 BB: 0 P: 5	R: 0 E: 0 K: 1 S: 6	H: 1 LOB: 2 BB: 1 P: 10	R: 1 E: 0 K: 1 S: 6	H: 2 LOB: 1 BB: 1 P: 10	R: 0 E: 0 K: 1 S: 6	H: 0 LOB: 1 BB: 1 P: 10	1B: 8 2B: 0 3B: 0 HR: 0	SF: 1 SAC: 1 DP: 0 HBP: 1	WP: 2 PB: 0 SB: 1 CS: 0	PA: 39
<b>PITCHER</b> Don Sutton, R ERA: 3.92 Bob Miller, R ERA: 4.67 (1, 1) (8, 1)	IP: 7.0 WLS: L BF: 33 H: 6 R: 6 ER: 6 SO: 3 BB: 3 IBB: 1 HBP: 1 BLK: 0 WP: 0 HR: 0 S: 34 P: 51 ERA: 7.71 WHIP: 1.286															<b>PITCHER</b>				

AB 30  
R 7  
H 8  
RBI 5  
BB 5  
SO 4  
LOB 15





Batter	1	2	3	4	5	6	7	8	9	AB	R	H	RBI	BB	SO	LOB	TOP			
Nate Oliver, R OBP: 0.314, SLG: 0.305 (1, 4)	4-0 PB SF4 BB		0-0 6-3			0-0 G4-3 1B		0-3 K		3	1	1	0	1	1	1	<b>Los Angeles Dodgers @ San Francisco Giants</b> <b>Candlestick Park, San Francisco, CA</b> Tue Aug 29 1967, 10:05 PM EDT Att: 11,594 - Unknown			
Wille Davis, L OBP: 0.286, SLG: 0.329 (1, 8)	4-0 PB BB		0-0 F4			0-0 F8		0-0 F3		3	0	0	0	1	0	2				
Wes Parker, S OBP: 0.368, SLG: 0.356 (1, 3)	0-3 K		0-0 6-3			0-0 G4-3 1-2			0-3 K	4	0	0	0	0	2	3				
Lou Johnson, R OBP: 0.343, SLG: 0.424 (1, 7)	4-0 FC5-4 IBB			0-3 K			0-0 FC4-6 1B		0-0 L7	3	0	1	0	1	1	0				
Ron Fairly, L OBP: 0.295, SLG: 0.310 (1, 9)	0-0 SF4			0-3 K			0-0 FC4-6 FC6-4 1-2		0-0 4-3	3	0	0	1	0	1	1				
Bob Bailey, R OBP: 0.307, SLG: 0.271 (1, 5)	0-0 FC5-4 1-2			0-0 1-3			0-0 FC6-4 1-2			3	0	0	0	0	0	3				
Jeff Torborg, R OBP: 0.265, SLG: 0.275 Jim Campanis, R OBP: 0.304, SLG: 0.375 (7, PH) (7, 2)			0-0 F3			0-0 F4				2	0	0	0	0	0	0				
Gene Michael, S OBP: 0.234, SLG: 0.214 (1, 6)			0-0 1-3			0-0 1-3			0-0 4-3 WP 1B	3	0	1	0	0	0	0				
Bill Singer, R OBP: 0.096, SLG: 0.115 Dick Egan, L (4, 1)			0-0 5-3			0-3 K			0-0 4-3 1-3	1	0	0	0	0	0	0				
Phil Regan, R OBP: 0.100, SLG: 0.100 Jim Hickman, R OBP: 0.262, SLG: 0.232 (7, 5)										1	0	0	0	0	0	1				
<b>Inning Stats</b>	R: 1 E: 0 K: 1 S: 5	H: 0 LOB: 2 BB: 3 P: 17	R: 0 E: 0 K: 0 S: 3	H: 0 LOB: 0 BB: 0 P: 3	R: 0 E: 0 K: 2 S: 7	H: 0 LOB: 0 BB: 0 P: 7	R: 0 E: 0 K: 1 S: 5	H: 0 LOB: 0 BB: 0 P: 5	R: 0 E: 0 K: 0 S: 3	H: 1 LOB: 1 BB: 0 P: 3	R: 0 E: 0 K: 0 S: 4	H: 1 LOB: 1 BB: 0 P: 4	R: 0 E: 0 K: 1 S: 6	H: 1 LOB: 1 BB: 0 P: 6	R: 0 E: 0 K: 1 S: 5	H: 0 LOB: 0 BB: 0 P: 5	1B: 3 2B: 0 3B: 0 HR: 0	SF: 1 SAC: 0 DP: 1 HBP: 0	WP: 1 PB: 1 SB: 0 CS: 0	PA: 32
<b>PITCHER</b> Joe Gibbon, L ERA: 3.36 (1, 1)	IP: 9.0 WLS: W BF: 32 H: 3 R: 1 ER: 1 SO: 6 BB: 2 IBB: 1 HBP: 0 BLK: 0 WP: 1 HR: 0 S: 41 P: 53 ERA: 1.00 WHIP: 0.556																			

Batter	1	2	3	4	5	6	7	8	9	AB	R	H	RBI	BB	SO	LOB	BOTTOM			
Jim Davenport, R OBP: 0.353, SLG: 0.351 Bobby Etheridge, R OBP: 0.298, SLG: 0.369 (7, PH) (8, 5)	0-0 6-3		0-3 K	0-0 1B		0-3 K	0-0 1B			4	0	1	2	0	2	0	<b>Los Angeles Dodgers @ San Francisco Giants</b> <b>Candlestick Park, San Francisco, CA</b> Tue Aug 29 1967, 10:05 PM EDT Att: 11,594 - Unknown			
Tom Haller, L OBP: 0.364, SLG: 0.437 (1, 2)	0-0 4-3		0-0 F7	0-3 K		0-3 K	0-0 4-3			5	0	0	0	0	2	2				
Willie Mays, R OBP: 0.330, SLG: 0.450 Ken Henderson, S OBP: 0.272, SLG: 0.273 (8, 8)	0-0 F4			1B	4-0 1B BB		0-0 HR	0-0 F3		3	2	2	1	1	0	0				
Willie McCovey, L OBP: 0.387, SLG: 0.543 Jack Hiatt, R OBP: 0.396, SLG: 0.470 (5, 3)		0-0 1-3	0-0 4-3		0-0 FC5-4 1B		4-0 2B 1B BB	0-0 4-3		2	0	0	0	0	0	1				
Jim Ray Hart, R OBP: 0.374, SLG: 0.533 Ty Cline, L OBP: 0.303, SLG: 0.385 (8, 7)		0-3 K		0-0 1B FC3-6 2B	0-0 FC5-4 6-3 1B		0-0 1B 3B 2B	0-0 1B		4	3	2	0	0	1	1				
Ollie Brown, R OBP: 0.320, SLG: 0.418 (1, 9)		0-0 1B 3B		0-0 FC3-6 1B	0-0 6-3		0-0 3B 1B	0-0 FC6-4 1B		5	2	4	1	0	0	1				
Hal Lanier, R OBP: 0.243, SLG: 0.273 (1, 6)		0-0 WP S 1B		0-0 FC3-6 SH1-4 1B 1-2	0-0 FC3-6 SH1-4 1B 2H		0-0 1B 3B	0-0 FC6-4 1B		5	2	3	5	0	0	3				
Tito Fuentes, S OBP: 0.250, SLG: 0.276 (1, 4)		0-0 1-3 BB		0-0 SH1-4 1B	0-0 F4		0-0 K			3	1	1	0	1	1	2				
Joe Gibbon, R OBP: 0.080, SLG: 0.083 (1, 1)		0-3 K		0-0 SH1-4		0-3 K	0-0 G3			3	0	0	0	0	2	3				
<b>Inning Stats</b>	R: 0 E: 0 K: 0 S: 3	H: 0 LOB: 0 BB: 0 P: 3	R: 1 E: 0 K: 2 S: 9	H: 2 LOB: 1 BB: 1 P: 13	R: 0 E: 0 K: 1 S: 6	H: 1 LOB: 1 BB: 0 P: 6	R: 3 E: 0 K: 1 S: 9	H: 4 LOB: 1 BB: 0 P: 9	R: 2 E: 0 K: 0 S: 5	H: 2 LOB: 1 BB: 1 P: 9	R: 0 E: 0 K: 3 S: 9	H: 0 LOB: 0 BB: 0 P: 9	R: 5 E: 0 K: 1 S: 10	H: 5 LOB: 1 BB: 1 P: 14	R: 0 E: 0 K: 0 S: 5	H: 2 LOB: 2 BB: 0 P: 5		1B: 11 2B: 2 3B: 2 HR: 1	SF: 0 SAC: 1 DP: 0 HBP: 0	WP: 1 PB: 0 SB: 1 CS: 0
<b>PITCHER</b> Bill Singer, R ERA: 2.88 Dick Egan, L ERA: 6.52 Phil Regan, R ERA: 3.25 (1, 1) (4, 1) (7, 1)	IP: 3.2 WLS: L BF: 19 H: 7 R: 4 ER: 4 SO: 4 BB: 2 IBB: 0 HBP: 0 BLK: 0 WP: 0 HR: 1 S: 24 P: 28 ERA: 9.82 WHIP: 2.182																			









Batter	1	2	3	4	5	6	7	8	9	AB	R	H	RBI	BB	SO	LOB	TOP								
Nate Oliver, R (1,4) OBP: 0.325, SLG: 0.315	F4		K		4-3		1B SH1-3 BB		F4	3	1	0	0	1	1	2	<b>Los Angeles Dodgers @ Atlanta Braves</b> Atlanta Stadium, Atlanta, GA Thu Aug 31 1967, 7:05 PM EDT Att: 6,353 - Unknown								
Al Ferrara, R (9, PH) OBP: 0.349, SLG: 0.483	F4								F4	1	0	0	0	0	0										
Willie Davis, L (1,8) OBP: 0.286, SLG: 0.331	G3				F8		1-3 SF9 2B		3-1	5	1	2	1	0	0										
Lou Johnson, R (1,7) OBP: 0.341, SLG: 0.422	4-3				F2		1-3 SH1-3			3	0	0	1	0	0										
Ron Fairly, L (1,9) OBP: 0.297, SLG: 0.318		L4			E3		E3 FC5 SF9		F6	4	0	0	0	0	2										
John Roseboro, L (1,2) OBP: 0.355, SLG: 0.380		HR			5-3		SF9		SH1-3 1B	3	1	2	2	0	0										
Wes Parker, S (1,3) OBP: 0.371, SLG: 0.356		F6					SH2-3 FC5-2 2B		SH1-3	2	0	1	0	1	0										
Bob Bailey, R (1,5) OBP: 0.302, SLG: 0.266		L7					SH2-3 2B		F7	3	0	0	0	0	0										
Gene Michael, S (1,6) OBP: 0.244, SLG: 0.228			K				FC5-2 HBP		5-3	3	1	1	0	0	1										
Claude Osteen, L (1,1) OBP: 0.213, SLG: 0.273					4-3		FC5-2		K	3	0	0	0	0	0										
Phil Regan, R (8,1) OBP: 0.100, SLG: 0.100							FC5-2			0	0	0	0	0	0										
Len Gabrielson, L (9, PH) OBP: 0.298, SLG: 0.385							1-2 3-H			1	0	0	0	0	1										
<b>Inning Stats</b>	R: 0 E: 0 K: 0 S: 3	H: 0 LOB: 0 BB: 0 P: 3	R: 1 E: 0 K: 0 S: 4	H: 1 LOB: 0 BB: 0 P: 4	R: 0 E: 0 K: 2 S: 7	H: 0 LOB: 0 BB: 0 P: 7	R: 0 E: 1 K: 0 S: 4	H: 0 LOB: 1 BB: 0 P: 4	R: 0 E: 0 K: 0 S: 4	H: 1 LOB: 2 BB: 0 P: 5	R: 1 E: 1 K: 0 S: 5	H: 1 LOB: 2 BB: 1 P: 9	R: 2 E: 0 K: 0 S: 5	H: 2 LOB: 1 BB: 1 P: 9	R: 0 E: 0 K: 0 S: 4	H: 1 LOB: 1 BB: 0 P: 4	R: 0 E: 0 K: 1 S: 5	H: 0 LOB: 0 BB: 0 P: 5	1B: 2 2B: 2 3B: 1 HR: 1	SF: 1 SAC: 3 DP: 0 HBP: 1	WP: 0 PB: 0 SB: 0 CS: 0	PA: 38			
<b>PITCHER</b>	IP WLS BF H R ER SO BB IBB HBP BLK WP HR S P ERA WHIP																								
Ken Johnson, R (1,1) ERA: 2.72	7.0		31	5	4	3	2	1	1	1	0	0	0	0	1	32	41	3.86	0.857						
Cecil Upshaw, R (8,1) ERA: 2.3	2.0	W	7	1	0	0	1	0	0	0	0	0	0	0	0	9	9	0.00	0.500						

Batter	1	2	3	4	5	6	7	8	9	AB	R	H	RBI	BB	SO	LOB	BOTTOM								
Felipe Alou, R (1,8) OBP: 0.322, SLG: 0.419	5-3		F7		K		5-3			4	0	0	1	0	1		<b>Los Angeles Dodgers @ Atlanta Braves</b> Atlanta Stadium, Atlanta, GA Thu Aug 31 1967, 7:05 PM EDT Att: 6,353 - Unknown								
Tito Francona, L (1,3) OBP: 0.295, SLG: 0.329	G3				F8		F8			4	0	1	0	0	0										
Hank Aaron, R (1,9) OBP: 0.386, SLG: 0.589	WP BB		F9				F9 SF8 2B		HR	3	2	2	1	1	0										
Joe Torre, R (1,2) OBP: 0.353, SLG: 0.471	4-3				4-1		F9		4-3	4	0	0	0	0	2										
Clete Boyer, R (1,5) OBP: 0.306, SLG: 0.446		5-3			F5		BB		E6 BB 2B	3	1	0	0	1	0										
Mack Jones, L (1,7) OBP: 0.323, SLG: 0.411		K					SF8		2B BB	2	1	1	1	1	0										
Denis Menke, R (1,6) OBP: 0.327, SLG: 0.322					FC5-4		K		4-3 1-H 2-H	3	0	1	0	0	1										
Rico Carty, R (8, PH) OBP: 0.335, SLG: 0.428					FC5-4					1	0	1	2	0	0										
Gary Geiger, L (8, PR) OBP: 0.295, SLG: 0.223					1-2					0	0	0	0	0	0										
Woody Woodward, R (1,4) OBP: 0.298, SLG: 0.274		FC6-4					5-3		4-3	3	1	0	0	1	0										
Ken Johnson, R (1,1) OBP: 0.203, SLG: 0.156									E 5-3 BB	2	0	1	0	0	1										
Miguel de la Hoz, R (7, PH) OBP: 0.209, SLG: 0.295									F7	1	0	0	0	0	0										
Cecil Upshaw, R (8,1) OBP: 0.333, SLG: 0.200			K						F3	1	0	0	0	0	2										
<b>Inning Stats</b>	R: 0 E: 0 K: 0 S: 3	H: 0 LOB: 1 BB: 1 P: 7	R: 0 E: 0 K: 1 S: 6	H: 1 LOB: 0 BB: 0 P: 6	R: 0 E: 0 K: 1 S: 6	H: 1 LOB: 1 BB: 0 P: 6	R: 0 E: 0 K: 0 S: 4	H: 1 LOB: 1 BB: 0 P: 4	R: 0 E: 0 K: 1 S: 6	H: 1 LOB: 1 BB: 0 P: 6	R: 1 E: 0 K: 0 S: 6	H: 1 LOB: 1 BB: 1 P: 10	R: 1 E: 1 K: 0 S: 3	H: 0 LOB: 0 BB: 1 P: 7	R: 3 E: 1 K: 0 S: 6	H: 2 LOB: 2 BB: 1 P: 10	1B: 4 2B: 2 3B: 0 HR: 1	SF: 1 SAC: 0 DP: 0 HBP: 0	WP: 1 PB: 0 SB: 0 CS: 0	PA: 36					
<b>PITCHER</b>	IP WLS BF H R ER SO BB IBB HBP BLK WP HR S P ERA WHIP																								
Claude Osteen, L (1,1) ERA: 3.31	7.1	L	33	6	5	3	4	4	0	0	0	0	0	0	1	37	53	3.68	1.364						
Phil Regan, R (8,1) ERA: 3.22	0.2		3	1	0	0	0	0	0	0	0	0	0	0	3	3	0.00	1.500							









Batter	1	2	3	4	5	6	7	8	9	AB	R	H	RBI	BB	SO	LOB	TOP				
Nate Oliver, R OBP: 0.319, SLG: 0.309 (1, 6)	F9		F2			WP 2H 1B	FC1-4		4-3	5	0	1	1	0	0	3	<b>Los Angeles Dodgers @ Atlanta Braves</b> Atlanta Stadium, Atlanta, GA Sat Sep 02 1967, 7:05 PM EDT Att: 14,922 - Unknown				
Willie Davis, L OBP: 0.292, SLG: 0.339 (1, 8)	F6						K			4	0	1	0	0	1	3					
Lou Johnson, R Dick Egan, L OBP: 0.333, SLG: 0.412 (7, 1)	F5		K				K		F8	4	0	0	0	0	2	2					
John Roseboro, L OBP: 0.356, SLG: 0.381 (1, 2)		F8		F6					F8	3	0	0	0	1	0	0					
Jim Lefebvre, S OBP: 0.333, SLG: 0.379 (1, 4)		2B		F5					F6	3	1	1	0	1	0	0					
Ron Fairly, L OBP: 0.297, SLG: 0.320 (1, 9)				F9					F5	4	0	1	1	0	0	2					
Wes Parker, S OBP: 0.371, SLG: 0.358 (1, 3)						K	3-1		F3	3	0	0	0	1	1	2					
Bob Bailey, R OBP: 0.304, SLG: 0.287 (1, 5)		F4							5-3	4	1	2	0	0	0	2					
Bill Singer, R Ron Hunt, R Phil Regan, R Len Gabrielson, L OBP: 0.094, SLG: 0.113 (5, PH) OBP: 0.363, SLG: 0.365 (5, PH) OBP: 0.100, SLG: 0.100 (7, PH) OBP: 0.305, SLG: 0.396 (7, 7)			K							1	0	0	0	0	1	2					
<b>Inning Stats</b>	R: 0 E: 0 K: 0 S: 3	H: 0 LOB: 0 BB: 0 P: 3	R: 1 E: 0 K: 1 S: 6	H: 1 LOB: 2 BB: 2 P: 14	R: 0 E: 0 K: 1 S: 5	H: 1 LOB: 0 BB: 0 P: 5	R: 0 E: 0 K: 0 S: 3	H: 0 LOB: 0 BB: 0 P: 3	R: 1 E: 0 K: 1 S: 7	H: 2 LOB: 1 BB: 0 P: 7	R: 0 E: 0 K: 1 S: 6	H: 1 LOB: 2 BB: 1 P: 10	R: 0 E: 0 K: 1 S: 7	H: 2 LOB: 2 BB: 0 P: 7	R: 0 E: 0 K: 0 S: 3	H: 0 LOB: 0 BB: 0 P: 3		R: 0 E: 0 K: 0 S: 4	H: 1 LOB: 1 BB: 0 P: 4	1B: 5 2B: 3 3B: 0 HR: 0	SF: 0 SAC: 0 DP: 0 HBP: 0
<b>PITCHER</b> Pat Jarvis, R ERA: 3.94 (1, 1)	IP: 9.0 WLS: W BF: 37 H: 8 R: 2 ER: 2 SO: 5 BB: 2 IBB: 1 HBP: 0 BLK: 0 WP: 1 HR: 0 S: 44 P: 56 ERA: 2.00 WHIP: 1.111															<b>PITCHER</b>					

Batter	1	2	3	4	5	6	7	8	9	AB	R	H	RBI	BB	SO	LOB	BOTTOM		
Felipe Alou, R OBP: 0.323, SLG: 0.421 (1, 8)	6-3	E7 1B			F4		6-3			5	2	1	0	0	0	4	<b>Los Angeles Dodgers @ Atlanta Braves</b> Atlanta Stadium, Atlanta, GA Sat Sep 02 1967, 7:05 PM EDT Att: 14,922 - Unknown		
Tito Francona, L OBP: 0.292, SLG: 0.320 (1, 3)	F7			F8	3-1		4-3			5	0	1	2	0	0	3			
Hank Aaron, R OBP: 0.388, SLG: 0.591 (1, 9)		F5							K	4	1	1	0	1	1	2			
Joe Torre, R OBP: 0.355, SLG: 0.476 (1, 2)	F8									4	0	1	1	1	1	4			
Mack Jones, L OBP: 0.330, SLG: 0.419 (1, 7)										3	2	2	1	2	0	1			
Miguel de la Hoz, R OBP: 0.217, SLG: 0.299 (1, 5)										5	1	2	0	0	0	7			
Denis Menke, R OBP: 0.331, SLG: 0.326 (1, 6)										5	1	3	3	0	0	2			
Woody Woodward, R OBP: 0.298, SLG: 0.274 (1, 4)										3	0	1	0	0	0	1			
Pat Jarvis, R OBP: 0.127, SLG: 0.098 (1, 1)										2	1	0	0	1	2	0			
<b>Inning Stats</b>	R: 0 E: 0 K: 0 S: 4	H: 1 LOB: 1 BB: 0 P: 4	R: 5 E: 1 K: 0 S: 9	H: 5 LOB: 3 BB: 2 P: 17	R: 0 E: 0 K: 1 S: 5	H: 0 LOB: 0 BB: 0 P: 5	R: 1 E: 0 K: 1 S: 7	H: 2 LOB: 2 BB: 1 P: 11	R: 0 E: 0 K: 0 S: 5	H: 2 LOB: 2 BB: 0 P: 5	R: 2 E: 1 K: 0 S: 5	H: 1 LOB: 1 BB: 1 P: 9	R: 0 E: 0 K: 1 S: 5	H: 0 LOB: 0 BB: 0 P: 5	R: 0 E: 0 K: 1 S: 6	H: 1 LOB: 2 BB: 1 P: 10		1B: 10 2B: 2 3B: 0 HR: 0	SF: 0 SAC: 2 DP: 0 HBP: 0
<b>PITCHER</b> Bill Singer, R ERA: 2.85 Phil Regan, R ERA: 3.14 Dick Egan, L ERA: 6.1 (1, 1) (5, 1) (7, 1)	IP: 4.0 WLS: L BF: 24 H: 8 R: 6 ER: 4 SO: 2 BB: 1 IBB: 2 HBP: 0 BLK: 0 WP: 0 HR: 0 S: 25 P: 37 ERA: 9.00 WHIP: 2.250															<b>PITCHER</b>			





Batter	1	2	3	4	5	6	7	8	9	AB	R	H	RBI	BB	SO	LOB	TOP			
Nate Oliver, R OBP: 0.313, SLG: 0.303 (1, 6)										4	0	0	0	0	2	2	<b>Los Angeles Dodgers @ Atlanta Braves</b> Atlanta Stadium, Atlanta, GA Sun Sep 03 1967, 7:05 PM EDT Att: 17,095 - Unknown			
Willie Davis, L OBP: 0.289, SLG: 0.336 (1, 8)										4	0	0	0	0	0	0				
Ron Fairly, L OBP: 0.299, SLG: 0.321 (1, 3) (7, 9)										4	0	2	0	0	0	0				
Al Ferrara, R OBP: 0.353, SLG: 0.493 (7, 7)										3	1	2	0	1	1	0				
Jim Lefebvre, S OBP: 0.332, SLG: 0.378 (1, 4)											4	0	1	1	0	1		4		
John Roseboro, L OBP: 0.352, SLG: 0.376 (1, 2)											4	0	0	0	0	4				
Len Gabrielson, L OBP: 0.300, SLG: 0.390 Ron Perranoski, L OBP: 0.143, SLG: 0.143 (7, 1)										3	0	0	0	0	0	0				
Bob Bailey, R OBP: 0.308, SLG: 0.292 (1, 5)										2	0	1	0	0	0	0				
Don Drysdale, R OBP: 0.167, SLG: 0.127 Wes Parker, S OBP: 0.370, SLG: 0.357 (7, 3)										1	0	0	0	0	0	1				
<b>Inning Stats</b>	R: 0 E: 0 K: 1 S: 5	H: 0 LOB: 0 BB: 0 P: 5	R: 1 E: 0 K: 0 S: 4	H: 2 LOB: 0 BB: 0 P: 4	R: 0 E: 0 K: 0 S: 3	H: 1 LOB: 0 BB: 0 P: 3	R: 0 E: 0 K: 1 S: 6	H: 1 LOB: 2 BB: 1 P: 10	R: 0 E: 0 K: 0 S: 3	H: 0 LOB: 1 BB: 0 P: 4	R: 0 E: 0 K: 0 S: 3	H: 0 LOB: 0 BB: 0 P: 3	R: 0 E: 0 K: 1 S: 5	H: 0 LOB: 0 BB: 0 P: 5	R: 0 E: 0 K: 0 S: 5	H: 2 LOB: 2 BB: 0 P: 5		1B: 5 2B: 2 3B: 0 HR: 0	SF: 0 SAC: 1 DP: 1 HBP: 1	WP: 2 PB: 1 SB: 1 CS: 0
<b>PITCHER</b> Phil Niekro, R ERA: 1.73 (1, 1)	IP: 9.0 WLS: W BF: 33 H: 6 R: 1 ER: 1 SO: 4 BB: 1 IBB: 0 HBP: 1 BLK: 0 WP: 2 HR: 0 S: 39 P: 44 ERA: 1.00 WHIP: 0.778															<b>PITCHER</b>				

Batter	1	2	3	4	5	6	7	8	9	AB	R	H	RBI	BB	SO	LOB	BOTTOM			
Felipe Alou, R OBP: 0.324, SLG: 0.421 (1, 8)										5	0	2	1	0	1	2	<b>Los Angeles Dodgers @ Atlanta Braves</b> Atlanta Stadium, Atlanta, GA Sun Sep 03 1967, 7:05 PM EDT Att: 17,095 - Unknown			
Tito Francona, L OBP: 0.294, SLG: 0.319 (1, 3)										4	1	1	0	1	1	4				
Hank Aaron, R OBP: 0.388, SLG: 0.594 (1, 9)										4	1	1	2	0	2	4				
Mack Jones, L OBP: 0.333, SLG: 0.429 (1, 7)										3	2	2	1	1	0	1				
Denis Menke, R OBP: 0.330, SLG: 0.328 (1, 6)										4	1	1	1	0	0	1				
Miguel de la Hoz, R OBP: 0.228, SLG: 0.303 Clete Boyer, R OBP: 0.303, SLG: 0.441 (7, 5)										2	0	1	0	1	0	0				
Woody Woodward, R OBP: 0.295, SLG: 0.271 (1, 4)										4	0	0	0	0	4					
Bob Uecker, R OBP: 0.249, SLG: 0.218 (1, 2)										2	1	2	2	2	0	0				
Phil Niekro, R OBP: 0.192, SLG: 0.184 (1, 1)										3	1	1	0	0	1	2				
<b>Inning Stats</b>	R: 0 E: 1 K: 0 S: 4	H: 1 LOB: 1 BB: 0 P: 4	R: 0 E: 0 K: 0 S: 3	H: 0 LOB: 0 BB: 0 P: 3	R: 0 E: 0 K: 2 S: 7	H: 0 LOB: 2 BB: 2 P: 15	R: 1 E: 0 K: 0 S: 4	H: 2 LOB: 0 BB: 0 P: 4	R: 0 E: 0 K: 0 S: 3	H: 1 LOB: 0 BB: 0 P: 3	R: 3 E: 0 K: 1 S: 7	H: 3 LOB: 1 BB: 2 P: 15	R: 2 E: 0 K: 2 S: 10	H: 3 LOB: 1 BB: 0 P: 10	R: 1 E: 0 K: 0 S: 4	H: 1 LOB: 2 BB: 1 P: 9		1B: 7 2B: 3 3B: 0 HR: 2	SF: 0 SAC: 0 DP: 2 HBP: 1	WP: 0 PB: 0 SB: 1 CS: 0
<b>PITCHER</b> Don Drysdale, R ERA: 2.8 Ron Perranoski, L ERA: 2.42 (7, 1)	IP: 6.2 WLS: L BF: 30 H: 9 R: 6 ER: 6 SO: 5 BB: 3 IBB: 1 HBP: 0 BLK: 0 WP: 0 HR: 2 S: 36 P: 52 ERA: 8.10 WHIP: 1.800															<b>PITCHER</b>				



Batter	1	2	3	4	5	6	7	8	9	10	11	AB	R	H	RBI	BB	SO	LOB	TOP			
Nate Oliver, R OBP: 0.310, SLG: 0.300 (1, 6)	5-3			B1-3					4-3		K	5	0	1	0	0	1	0				
Wille Davis, L OBP: 0.268, SLG: 0.334 (1, 8)	F6			G3				SH1-3	F9			3	0	0	0	0	0	0				
Lou Johnson, R OBP: 0.332, SLG: 0.420 (1, 7)	K			F9				5-3	HR			4	1	1	1	0	1	1				
Al Ferrara, R OBP: 0.348, SLG: 0.486 (1, 9)		F8			F8							4	0	0	0	0	1	1				
Jim Lefebvre, S OBP: 0.232, SLG: 0.378 Gene Michael, S OBP: 0.247, SLG: 0.227 (8, PR)		F8			5-3					L6		3	0	1	0	0	0	0				
Wes Parker, S OBP: 0.371, SLG: 0.359 (1, 3)		F8			F5			FC5-4				4	0	2	0	0	0	0				
Bob Bailey, R OBP: 0.304, SLG: 0.288 (1, 5)				6-3						L4-3		4	0	0	0	0	1	3				
Jeff Torborg, R OBP: 0.280, SLG: 0.270 Jim Campaner, R OBP: 0.280, SLG: 0.341 (8, PH)				F8					F9			2	0	0	0	0	0	0				
John Roseboro, L OBP: 0.350, SLG: 0.375 (9, 2)												1	0	0	0	0	0	0				
Claude Osteen, L OBP: 0.362, SLG: 0.364 Ron Hunt, R OBP: 0.143, SLG: 0.143 Ron Perranoski, L OBP: 0.298, SLG: 0.321 Ron Fairly, L OBP: 0.298, SLG: 0.321 Don Sutton, R OBP: 0.162, SLG: 0.167 (11, PH)				K					L6			2	0	0	0	0	2	0				
<b>Inning Stats</b>	R: 0 E: 0 K: 1 S: 5	H: 0 LOB: 0 BB: 0 P: 5	R: 0 E: 0 K: 0 S: 3	H: 0 LOB: 0 BB: 0 P: 3	R: 0 E: 0 K: 1 S: 5	H: 0 LOB: 0 BB: 0 P: 5	R: 0 E: 0 K: 0 S: 3	H: 0 LOB: 0 BB: 0 P: 3	R: 0 E: 0 K: 2 S: 7	H: 1 LOB: 1 BB: 0 P: 7	R: 0 E: 0 K: 0 S: 5	H: 2 LOB: 2 BB: 0 P: 5	R: 1 E: 0 K: 0 S: 4	H: 1 LOB: 0 BB: 0 P: 4	R: 0 E: 0 K: 0 S: 3	H: 1 LOB: 0 BB: 0 P: 3	R: 0 E: 0 K: 1 S: 5	H: 0 LOB: 0 BB: 0 P: 5	1B: 4 2B: 1 3B: 0 HR: 1	SF: 0 SAC: 1 DP: 1 HBP: 0	WP: 0 PB: 0 SB: 0 CS: 0	PA: 37
<b>PITCHER</b>	IP 9.0	WLS 31	BF 4	H 1	R 1	ER 1	SO 5	BB 0	IBB 0	HBP 0	BLK 0	WP 0	HR 1	S 41	P 41	ERA 1.00	WHIP 0.444					
Rich Nye, L ERA: 3.21 Chuck Hartenstein, R ERA: 2.8	(1, 1)	(10, 1)	2.0	W	6	1	0	0	1	0	0	0	0	0	0	0	0	0	0	0		

Los Angeles Dodgers @ Chicago Cubs  
Wrigley Field, Chicago, IL  
Mon Sep 04 1967, 3:33 AM CDT  
Sunny - 70 F

AB 36  
R 1  
H 5  
RBI 1  
BB 0  
SO 6  
LOB 9



Batter	1	2	3	4	5	6	7	8	9	10	11	AB	R	H	RBI	BB	SO	LOB	BOTTOM					
Don Kessinger, S OBP: 0.279, SLG: 0.273 (1, 6)	6-3			1B 2B		B5-3	L7			F8		5	1	1	0	0	2							
Glenn Beckert, R OBP: 0.304, SLG: 0.357 (1, 4)	5-3			2H 1B		1B 1B			5-3	F9		5	0	2	1	0	0							
Billy Williams, L OBP: 0.347, SLG: 0.452 (1, 7)	4-3			F5		F9			4-3			5	0	1	0	0	2							
Ron Santo, R OBP: 0.396, SLG: 0.514 (1, 5)		F9		F9						1B		4	0	1	0	1	2							
14 Ernie Banks, R OBP: 0.308, SLG: 0.465 (1, 3)				F3		1B						5	1	2	1	0	1	4						
Randy Hundley, R OBP: 0.337, SLG: 0.416 (1, 2)		G4-6-3 1B										4	0	1	0	0	1							
Ted Savage, R OBP: 0.331, SLG: 0.306 (1, 9)				4-3		6-3				E6		4	0	0	0	0	1							
Adolfo Phillips, R OBP: 0.384, SLG: 0.473 (1, 8)				K								3	0	2	0	1	1	0						
Rich Nye, L OBP: 0.281, SLG: 0.281 Norm Gigon, R OBP: 0.208, SLG: 0.258 Chuck Hartenstein, R OBP: 0.071, SLG: 0.071 (9, PH)				6-3								3	0	0	0	0	1	3						
<b>Inning Stats</b>	R: 0 E: 0 K: 0 S: 3	H: 0 LOB: 0 BB: 0 P: 3	R: 0 E: 0 K: 0 S: 3	H: 1 LOB: 0 BB: 0 P: 3	R: 0 E: 0 K: 1 S: 5	H: 0 LOB: 0 BB: 0 P: 5	R: 1 E: 0 K: 0 S: 5	H: 2 LOB: 1 BB: 0 P: 5	R: 0 E: 0 K: 1 S: 6	H: 1 LOB: 1 BB: 0 P: 6	R: 0 E: 0 K: 0 S: 5	H: 2 LOB: 2 BB: 0 P: 5	R: 0 E: 0 K: 1 S: 5	H: 0 LOB: 1 BB: 1 P: 9	R: 0 E: 1 K: 0 S: 3	H: 0 LOB: 1 BB: 1 P: 7	R: 0 E: 0 K: 0 S: 4	H: 1 LOB: 1 BB: 0 P: 4	R: 1 E: 0 K: 0 S: 1	H: 1 LOB: 0 BB: 0 P: 1	1B: 7 2B: 2 3B: 0 HR: 1	SF: 0 SAC: 0 DP: 2 HBP: 0	WP: 0 PB: 0 SB: 0 CS: 0	PA: 41
<b>PITCHER</b>	IP 7.0	WLS 28	BF 8	H 1	R 1	ER 1	SO 2	BB 0	IBB 0	HBP 0	BLK 0	WP 0	HR 0	S 32	P 32	ERA 1.29	WHIP 1.143							
Claude Osteen, L ERA: 3.25 Ron Perranoski, L ERA: 2.34 Don Sutton, R ERA: 4.07	(1, 1)	(8, 1)	(11, 1)	(1, 1)	(10, 1)	(1, 1)	(9, PH)	(10, 1)	(1, 1)	(1, 1)	(1, 1)	(1, 1)	(1, 1)	(1, 1)	(1, 1)	(1, 1)	(1, 1)	(1, 1)	(1, 1)					

Los Angeles Dodgers @ Chicago Cubs  
Wrigley Field, Chicago, IL  
Mon Sep 04 1967, 3:33 AM CDT  
Sunny - 70 F

AB 39  
R 2  
H 10  
RBI 2  
BB 2  
SO 3  
LOB 17





Batter	1	2	3	4	5	6	7	8	9	AB	R	H	RBI	BB	SO	LOB	TOP					
Willie Davis, L (1.8) OBP: 0.293, SLG: 0.349	0-0 1B 3B		0-0 HR		0-0 1B 1-2 1B		0-3 K		0-0 2B 1B	5	3	4	2	0	1	0	<b>Los Angeles Dodgers @ Chicago Cubs</b> Wrigley Field, Chicago, IL Mon Sep 04 1967, 3:38 AM CDT Att: 28,819 - Unknown					
Wes Parker, S (1.3) OBP: 0.372, SLG: 0.362	0-0 G3 6-3 3H 1B		0-0 F9		0-3 K		0-0 F8		0-0 1B 2B	5	1	2	3	0	1	2						
Lou Johnson, R (1.7) OBP: 0.330, SLG: 0.416	0-0 6-3 1-2		0-0 F8		0-0 1B 1-3 2H			0-0 5-3	0-0 L5	5	0	1	1	0	0	2						
Al Ferrara, R (1.9) OBP: 0.344, SLG: 0.479	0-0 G3		0-0 F7		0-3 K			0-0 F9	0-3 K	4	0	0	0	0	1	3						
Ron Perranoski, L (8.1) OBP: 0.125, SLG: 0.125	0-0 2-3									1	0	0	0	0	1	1						
Jim Lefebvre, S (1.4) OBP: 0.335, SLG: 0.379	0-0 F7			0-0 5-3				0-0 BB	0-0 CS 1B	4	0	2	1	1	0	1						
Bob Bailey, R (1.5) OBP: 0.300, SLG: 0.284		0-0 F8		0-0 F5		0-0 F4		0-0 1B 1-3	0-0 CS 1B	4	0	0	0	0	0	2						
Jeff Torborg, R (1.2) OBP: 0.267, SLG: 0.267		0-0 E5		0-0 L6		0-0 F8			4-0 2B 1B BB	2	0	0	0	0	0	0						
John Roseboro, L (6. PH) OBP: 0.351, SLG: 0.373										1	1	0	0	1	0	1						
Gene Michael, S (1.6) OBP: 0.249, SLG: 0.229		0-0 F3			0-0 1B 1B		0-0 4-3		0-0 1B 1B 2B	2	1	1	0	0	0	1						
Ron Fairly, L (6. PH) OBP: 0.397, SLG: 0.320									1-3 1B 2B	1	0	0	0	0	0	1						
Jim Hickman, R (8.9) OBP: 0.259, SLG: 0.250									2-3 3H 1B	1	1	1	0	0	0	0						
Jim Brewer, L (1.1) OBP: 0.299, SLG: 0.100					0-3 K		0-3 K			1	0	0	0	0	1	1						
Bob Miller, R (3.1) OBP: 0.274, SLG: 0.169										0	0	0	0	0	0	0						
Jim Campanis, R (5. PH) OBP: 0.274, SLG: 0.333										1	0	0	0	0	1	1						
Don Sutton, R (5.1) OBP: 0.299, SLG: 0.388										0	0	0	0	0	0	0						
Len Gabrielson, L (7. PH) OBP: 0.299, SLG: 0.388										1	0	0	0	0	1	0						
Dick Egan, L (7.1) OBP: 0.102, SLG: 0.100										0	0	0	0	0	0	0						
Phil Regan, R (8.4) OBP: 0.366, SLG: 0.366										1	1	1	1	0	0	0						
<b>Inning Stats</b>	R: 1 E: 0 K: 0 S: 5	H: 2 LOB: 1 BB: 0 P: 5	R: 0 E: 1 K: 1 S: 6	H: 0 LOB: 1 BB: 0 P: 6	R: 1 E: 0 K: 0 S: 4	H: 1 LOB: 0 BB: 0 P: 4	R: 0 E: 0 K: 0 S: 3	H: 0 LOB: 0 BB: 0 P: 3	R: 1 E: 0 K: 3 S: 12	H: 3 LOB: 2 BB: 0 P: 12	R: 0 E: 0 K: 0 S: 3	H: 0 LOB: 1 BB: 1 P: 7	R: 0 E: 0 K: 2 S: 7	H: 0 LOB: 0 BB: 0 P: 7	R: 0 E: 0 K: 0 S: 4	H: 1 LOB: 1 BB: 0 P: 4	R: 5 E: 0 K: 1 S: 9	H: 5 LOB: 0 BB: 1 P: 13	1B: 8 2B: 2 3B: 1 HR: 1	SF: 0 SAC: 0 DP: 0 HBP: 0	WP: 0 PB: 0 SB: 0 CS: 1	PA: 42
<b>PITCHER</b>	IP WLS BF H R ER SO BB IBB HBP BLK WP HR S P ERA WHIP																					
Rob Gardner, L (1.1) ERA: 3.69	4.1 19 5 3 3 2 0 0 0 0 0 1 23 23 6.23 1.154																					
Bill Stoneman, R (5.1) ERA: 2.86	3.2 15 2 1 1 4 2 0 0 0 0 0 0 21 29 2.46 1.091																					
Chuck Hartenstein, R (9.1) ERA: 3.15	0.0 L 4 4 3 3 0 0 0 0 0 0 0 4 4 ∞ ∞																					
Ray Culp, R (9.1) ERA: 3.78	1.0 3 1 1 1 1 0 0 0 0 0 0 0 5 5 9.00 1.000																					

Batter	1	2	3	4	5	6	7	8	9	AB	R	H	RBI	BB	SO	LOB	BOTTOM						
Don Kessinger, S (1.6) OBP: 0.280, SLG: 0.277	0-3 K		0-0 2B 2B		0-0 F7		0-0 4-3 SH3-4 1B		0-3 K	5	2	2	0	0	2	1	<b>Los Angeles Dodgers @ Chicago Cubs</b> Wrigley Field, Chicago, IL Mon Sep 04 1967, 3:38 AM CDT Att: 28,819 - Unknown						
Glenn Beckert, R (1.4) OBP: 0.303, SLG: 0.356	0-0 G3		0-0 E6 2B		0-0 1B		0-0 SH3-4 1-2		0-0 5-3	4	1	1	1	0	0	1							
Billy Williams, L (1.7) OBP: 0.348, SLG: 0.459	0-0 HR		0-0 2B 1H 2H		0-0 F7		0-0 4-3 2-3		0-0 G3	5	1	2	3	0	0	2							
Ron Santo, R (1.5) OBP: 0.398, SLG: 0.522	0-0 4-3		0-3 K		0-0 SH5-4 2B		0-0 14 1B		0-0 HR	5	1	3	2	0	1	1							
14 Ernie Banks, R (1.3) OBP: 0.309, SLG: 0.463		0-0 F7	0-0 F8		4-0 SH5-4 IBB		0-0 1-3 1B		0-0 6-3	4	0	1	0	1	0	1							
Randy Hundley, R (1.2) OBP: 0.335, SLG: 0.413		0-0 4-3		0-0 6-3		0-0 SH5-4 1-2 2-3		0-0 F8		3	0	0	0	0	0	2							
Ted Savage, R (1.9) OBP: 0.328, SLG: 0.303		0-0 5-3		0-3 K		0-3 K		0-3 K		2	0	0	0	0	1	0							
Paul Popovich, S (6. PH) OBP: 0.288, SLG: 0.235										1	0	0	0	0	1	2							
Al Spangler, L (7.9) OBP: 0.358, SLG: 0.304										1	0	0	0	0	1	0							
Adolfo Phillips, R (1.8) OBP: 0.383, SLG: 0.469			0-0 F8		0-3 K		4-0 IBB		0-0 E6 SH5-4	3	0	0	0	1	1	0							
Rob Gardner, R (1.1) ERA: 2.72			4-0 2B E BB		0-3 K		0-3 K		0-0 SH5-4	0	1	0	0	1	0	0							
Bill Stoneman, R (5.1) ERA: 4.4										2	0	0	0	0	2	3							
Chuck Hartenstein, R (9.1) OBP: 0.071, SLG: 0.071										0	0	0	0	0	0	0							
Ray Culp, R (9.1) OBP: 0.100, SLG: 0.180										0	0	0	0	0	0	0							
<b>Inning Stats</b>	R: 1 E: 0 K: 1 S: 6	H: 1 LOB: 0 BB: 0 P: 6	R: 0 E: 0 K: 0 S: 3	H: 0 LOB: 0 BB: 0 P: 3	R: 3 E: 1 K: 1 S: 8	H: 2 LOB: 1 BB: 1 P: 12	R: 0 E: 0 K: 2 S: 7	H: 0 LOB: 0 BB: 0 P: 7	R: 0 E: 0 K: 1 S: 6	H: 1 LOB: 1 BB: 0 P: 6	R: 0 E: 0 K: 2 S: 8	H: 1 LOB: 2 BB: 2 P: 16	R: 1 E: 0 K: 0 S: 6	H: 3 LOB: 2 BB: 0 P: 6	R: 0 E: 1 K: 2 S: 8	H: 0 LOB: 1 BB: 0 P: 8		R: 1 E: 0 K: 0 S: 4	H: 1 LOB: 0 BB: 0 P: 4	1B: 4 2B: 3 3B: 0 HR: 2	SF: 0 SAC: 3 DP: 0 HBP: 0	WP: 0 PB: 0 SB: 0 CS: 0	PA: 41
<b>PITCHER</b>	IP WLS BF H R ER SO BB IBB HBP BLK WP HR S P ERA WHIP																						
Jim Brewer, L (1.1) ERA: 2.72	2.1 12 3 4 3 1 0 0 0 0 0 0 11 11 0.00 0.000																						
Bob Miller, R (3.1) ERA: 4.4	1.2 5 0 0 0 3 0 0 0 0 0 0 0 11 11 0.00 0.000																						
Don Sutton, R (5.1) ERA: 4.03	2.0 10 2 0 0 3 0 2 0 0 0 0 0 14 22 0.00 1.000																						
Dick Egan, L (7.1) ERA: 6.25	0.2 3 1 1 1 0 0 0 0 0 0 0 0 3 3 13.50 1.500																						
Phil Regan, R (7.1) ERA: 3.13	0.1 3 2 0 0 0 0 0 0 0 0 0 0 3 3 0.00 6.000																						



Batter	1	2	3	4	5	6	7	8	9	AB	R	H	RBI	BB	SO	LOB	TOP				
Paul Popovich, S OBP: 0.267, SLG: 0.234 Don Kessinger, S OBP: 0.279, SLG: 0.275	K		1-3		K		1-3			1	0	0	0	0	1	0	<b>Chicago Cubs @ Los Angeles Dodgers</b> Dodger Stadium, Los Angeles, CA Wed Sep 06 1967, 7:05 PM PDT Att: 16,588 - Unknown - 73 F				
Glenn Beckert, R OBP: 0.303, SLG: 0.355	4-3		4-3		CS	G3 BLK 1B		F2		4	1	1	0	0	0	0					
Billy Williams, L OBP: 0.347, SLG: 0.461	HR		4-3			G3		K		4	1	1	0	0	1	1					
Ron Santo, R OBP: 0.400, SLG: 0.530	HR				F6					4	1	3	3	0	0	0					
14 Ernie Banks, R OBP: 0.306, SLG: 0.460	F4				F9					4	0	0	0	0	0	2					
Bob Raudman, L OBP: 0.400, SLG: 0.400 John Boccabella, R OBP: 0.235, SLG: 0.241					F8					3	0	1	0	0	0	0					
Randy Hundley, R OBP: 0.337, SLG: 0.417										1	0	0	0	0	0	0					
Adolfo Phillips, R OBP: 0.384, SLG: 0.468										3	0	2	0	0	0	0					
Fergie Jenkins, R OBP: 0.198, SLG: 0.222 Bill Stoneman, R										3	0	1	0	1	1	1					
Jim Ellis, R OBP: 0.500, SLG: 1.000										0	0	0	0	0	0	0					
<b>Inning Stats</b>	R: 2 E: 0 K: 1 S: 7	H: 2 LOB: 0 BB: 0 P: 7	R: 0 E: 0 K: 0 S: 4	H: 1 LOB: 1 BB: 0 P: 4	R: 0 E: 0 K: 0 S: 3	H: 0 LOB: 0 BB: 0 P: 3	R: 0 E: 0 K: 0 S: 3	H: 0 LOB: 0 BB: 0 P: 3	R: 0 E: 1 K: 2 S: 8	H: 2 LOB: 1 BB: 0 P: 8	R: 0 E: 0 K: 0 S: 4	H: 1 LOB: 2 BB: 1 P: 8	R: 0 E: 0 K: 1 S: 6	H: 1 LOB: 1 BB: 0 P: 6	R: 0 E: 0 K: 1 S: 5	H: 0 LOB: 0 BB: 0 P: 5	1B: 6 2B: 1 3B: 1 HR: 1	SF: 0 SAC: 1 DP: 1 HBP: 0	WP: 0 PB: 0 SB: 0 CS: 1	PA: 36	
<b>PITCHER</b>	IP	WLS	BF	H	R	ER	SO	BB	IBB	HBP	BLK	WP	HR	S	P	ERA	WHIP				
Bill Singer, R ERA: 2.87 Ron Perranoski, L ERA: 2.36	(1, 1)	8.0	W	32	9	3	3	4	0	1	0	1	0	39	43	3.38	1.125				
(9, 1)	1.0	S	3	0	0	0	1	0	0	0	0	0	0	5	5	0.00	0.000				

Batter	1	2	3	4	5	6	7	8	9	AB	R	H	RBI	BB	SO	LOB	BOTTOM				
Willie Davis, L OBP: 0.292, SLG: 0.355	F9		HR			K		G6-3		4	1	1	1	0	1	2	<b>Chicago Cubs @ Los Angeles Dodgers</b> Dodger Stadium, Los Angeles, CA Wed Sep 06 1967, 7:05 PM PDT Att: 16,588 - Unknown - 73 F				
Wes Parker, S OBP: 0.371, SLG: 0.361	4-3		K			F7				4	1	1	1	0	1	0					
Lou Johnson, R OBP: 0.329, SLG: 0.421	E3									4	0	1	1	0	0	0					
Jim Lefebvre, S OBP: 0.332, SLG: 0.376	PO									4	0	0	0	0	1	2					
John Roseboro, L OBP: 0.348, SLG: 0.369										3	0	0	0	0	1	1					
Ron Fairly, L OBP: 0.298, SLG: 0.327										3	1	1	1	0	1	0					
Bob Bailey, R OBP: 0.307, SLG: 0.300										2	2	2	1	1	0	0					
Gene Michael, S OBP: 0.250, SLG: 0.231										3	1	1	0	0	1	1					
Bill Singer, R OBP: 0.091, SLG: 0.109 Ron Hunt, R OBP: 0.365, SLG: 0.368 Claude Osteen, L OBP: 0.208, SLG: 0.267 Ron Perranoski, L OBP: 0.125, SLG: 0.125										2	0	0	0	0	2	0					
<b>Inning Stats</b>	R: 0 E: 1 K: 0 S: 3	H: 0 LOB: 0 BB: 0 P: 3	R: 0 E: 0 K: 1 S: 5	H: 0 LOB: 0 BB: 0 P: 5	R: 2 E: 0 K: 3 S: 11	H: 2 LOB: 0 BB: 0 P: 11	R: 0 E: 0 K: 1 S: 5	H: 0 LOB: 0 BB: 0 P: 5	R: 0 E: 0 K: 1 S: 4	H: 0 LOB: 0 BB: 1 P: 8	R: 0 E: 0 K: 2 S: 7	H: 0 LOB: 0 BB: 0 P: 7	R: 0 E: 1 K: 0 S: 3	H: 0 LOB: 0 BB: 0 P: 3	R: 4 E: 0 K: 0 S: 8	H: 6 LOB: 2 BB: 0 P: 8		1B: 4 2B: 0 3B: 1 HR: 3	SF: 0 SAC: 0 DP: 3 HBP: 0	WP: 0 PB: 0 SB: 0 CS: 0	PA: 32
<b>PITCHER</b>	IP	WLS	BF	H	R	ER	SO	BB	IBB	HBP	BLK	WP	HR	S	P	ERA	WHIP				
Fergie Jenkins, R ERA: 2.88 Bill Stoneman, R ERA: 3.04 Jim Ellis, L ERA: 2.79	(1, 1)	7.0	L	25	4	4	4	8	1	0	0	0	0	3	40	5.14	0.714				
(8, 1)	0.0		2	2	0	0	0	0	0	0	0	0	0	2	2	∞	∞				
(8, 1)	1.0		4	2	2	2	0	0	0	0	0	0	0	4	4	18.00	2.000				







Batter	1	2	3	4	5	6	7	8	9	AB	R	H	RBI	BB	SO	LOB	TOP					
<b>Sonny Jackson, L</b> (1, 6) OBP: 0.281, SLG: 0.292	0-0 4-3		0-0 6-3		0-0 1-3		0-0 L9			4	0	0	0	0	0	3						
<b>Joe Morgan, L</b> (1, 4) OBP: 0.373, SLG: 0.407	0-3 K		0-0 F9			0-0 2B		0-0 F9		4	0	1	0	0	1	0						
<b>Jimmy Wynn, R</b> (1, 8) OBP: 0.327, SLG: 0.495	0-3 K			0-0 F9		0-0 1-3		0-0 HR		4	1	1	1	0	1	1						
<b>Rusty Staub, L</b> (1, 9) OBP: 0.391, SLG: 0.482		4-0 F8 1B BB		0-0 6-3		4-0 G4-6-3 IBB		0-0 4-3		2	0	0	0	2	0	0						
<b>Norm Miller, L</b> (1, 7) OBP: 0.282, SLG: 0.305		0-0 1-2 1B		0-0 F7		0-0 G4-6-3 1-2		4-0 BB		3	0	1	0	1	0	2						
<b>Doug Rader, R</b> (1, 5) OBP: 0.353, SLG: 0.491		0-0 F8 2-3			0-0 2B		0-0 1B 1-3 1B		0-0 F8	4	1	2	0	0	0	3						
<b>Hal King, L</b> (1, 2) OBP: 0.282, SLG: 0.305	0-3 K		0-0 F9		0-0 1-3		0-0 1-2 1B		0-0 F2	4	0	0	0	0	1	4	AB 33					
<b>Chuck Harrison, R</b> (1, 3) OBP: 0.295, SLG: 0.331	0-3 K			0-0 F7		0-0 2-3 1B		0-0 F7		4	0	1	0	0	1	3	R 2					
<b>Danny Coombs, R</b> (1, 1) OBP: 0.500, SLG: 1.000			0-3 K				0-3 K		0-3 K	2	0	1	1	0	1	0	H 7					
<b>Dan Schneider, L</b> (6, 1) OBP: 0.333, SLG: 0.333										0	0	0	0	0	0	0	RBI 2					
<b>Julio Gotay, R</b> (7, PH) OBP: 0.330, SLG: 0.367										1	0	0	0	0	1	2	BB 3					
<b>Tom Dukes, R</b> (7, 1) OBP: 1.000, SLG: 1.000										0	0	0	0	0	0	0	SO 7					
<b>Ivan Murrell, R</b> (9, PH) OBP: 1.000, SLG: 1.000										1	0	0	0	0	1	0	LOB 18					
<b>Inning Stats</b>	R: 0 E: 0 K: 2 S: 7	H: 0 LOB: 0 BB: 0 P: 7	R: 0 E: 0 K: 2 S: 8	H: 1 LOB: 2 BB: 1 P: 12	R: 0 E: 0 K: 1 S: 5	H: 0 LOB: 0 BB: 0 P: 5	R: 0 E: 0 K: 0 S: 3	H: 0 LOB: 0 BB: 0 P: 3	R: 1 E: 0 K: 0 S: 5	H: 2 LOB: 1 BB: 0 P: 5	R: 0 E: 0 K: 1 S: 3	H: 1 LOB: 1 BB: 1 P: 7	R: 0 E: 0 K: 1 S: 7	H: 2 LOB: 2 BB: 0 P: 7	R: 1 E: 0 K: 0 S: 4	H: 1 LOB: 1 BB: 1 P: 8	R: 0 E: 0 K: 1 S: 5	H: 0 LOB: 0 BB: 0 P: 5	1B: 4 2B: 2 3B: 0 HR: 1	SF: 0 SAC: 0 DP: 1 HBP: 0	WP: 0 PB: 0 SB: 0 CS: 0	PA: 36
<b>PITCHER</b>	IP WLS BF H R ER SO BB IBB HBP BLK WP HR S P ERA WHIP																					
<b>Don Sutton, R</b> (1, 1) ERA: 3.95	9.0 W 36 7 2 2 7 2 1 0 0 0 1 47 59 2.00 1.000																					

Houston Astros @ Los Angeles Dodgers  
Dodger Stadium, Los Angeles, CA  
Fri Sep 08 1967, 7:05 PM PDT  
Att: 16,645 - Unknown

AB 33  
R 2  
H 7  
RBI 2  
BB 3  
SO 7  
LOB 18



Batter	1	2	3	4	5	6	7	8	9	AB	R	H	RBI	BB	SO	LOB	BOTTOM			
<b>Willie Davis, L</b> (1, 8) OBP: 0.296, SLG: 0.365	0-0 F7		0-0 G3			0-0 1B 2B		0-3 K		4	1	1	0	0	1	0				
<b>Wes Parker, S</b> (1, 3) OBP: 0.369, SLG: 0.357	0-0 6-3		0-0 6-3			0-0 2H 1B		0-3 K		4	0	1	1	0	1	0				
<b>Lou Johnson, R</b> (1, 7) OBP: 0.328, SLG: 0.418	0-0 L7			0-0 F8		0-0 1-2 1B 2B		0-0 HR 1B		4	2	2	0	0	0	0				
<b>Al Ferrara, R</b> (1, 9) OBP: 0.346, SLG: 0.478		0-3 K		0-0 F7		0-0 2H 1B		0-0 HR		3	0	1	1	0	1	0				
<b>Ron Fairly, L</b> (8, 9) OBP: 0.300, SLG: 0.333		0-3 K		0-0 F4		0-3 K		0-0 F8		1	1	1	2	0	0	0				
<b>Jim Lefebvre, S</b> (1, 4) OBP: 0.328, SLG: 0.370		0-3 K			0-0 F4			0-0 F8		4	0	0	0	0	2	1				
<b>Bob Bailey, R</b> (1, 5) OBP: 0.305, SLG: 0.303		0-0 1B 1B			0-0 6-3		0-0 2-3			3	0	1	0	0	0	0				
<b>Jeff Torborg, R</b> (1, 2) OBP: 0.259, SLG: 0.268		0-0 1-3 1B			0-3 K		0-0 F4			3	0	1	0	0	1	0				
<b>Gene Michael, S</b> (1, 6) OBP: 0.250, SLG: 0.227		0-3 K			0-3 K		4-0 BB			2	0	0	0	1	2	2				
<b>Don Sutton, R</b> (1, 1) OBP: 0.155, SLG: 0.159			0-0 1-3			0-0 5-3		0-0 5-3		3	0	0	0	0	0	1				
<b>Inning Stats</b>	R: 0 E: 0 K: 0 S: 3	H: 0 LOB: 0 BB: 0 P: 3	R: 0 E: 0 K: 3 S: 11	H: 2 LOB: 2 BB: 0 P: 11	R: 0 E: 0 K: 0 S: 3	H: 0 LOB: 0 BB: 0 P: 3	R: 0 E: 0 K: 0 S: 3	H: 0 LOB: 0 BB: 0 P: 3	R: 0 E: 0 K: 2 S: 7	H: 0 LOB: 0 BB: 0 P: 7	R: 2 E: 0 K: 1 S: 8	H: 4 LOB: 1 BB: 0 P: 8	R: 0 E: 0 K: 0 S: 3	H: 0 LOB: 1 BB: 1 P: 7	R: 2 E: 0 K: 2 S: 9	H: 2 LOB: 0 BB: 0 P: 9	1B: 5 2B: 2 3B: 0 HR: 1	SF: 0 SAC: 0 DP: 0 HBP: 0	WP: 0 PB: 0 SB: 0 CS: 1	PA: 32
<b>PITCHER</b>	IP WLS BF H R ER SO BB IBB HBP BLK WP HR S P ERA WHIP																			
<b>Danny Coombs, L</b> (1, 1) ERA: 3.18	5.2 22 6 2 2 2 0 0 0 0 0 0 3 3 0.00 1.059																			
<b>Dan Schneider, L</b> (6, 1) ERA: 5.4	0.1 1 0 0 0 1 0 0 0 0 0 0 3 3 0.00 0.000																			
<b>Tom Dukes, R</b> (7, 1) ERA: 4.74	2.0 L 9 2 2 2 2 1 0 0 0 0 1 12 16 9.00 1.500																			

Houston Astros @ Los Angeles Dodgers  
Dodger Stadium, Los Angeles, CA  
Fri Sep 08 1967, 7:05 PM PDT  
Att: 16,645 - Unknown

AB 31  
R 4  
H 8  
RBI 4  
BB 1  
SO 8  
LOB 4





Batter	1	2	3	4	5	6	7	8	9	AB	R	H	RBI	BB	SO	LOB	TOP								
<b>Julio Gotay, R</b> OBP: 0.333, SLG: 0.367 (1, 4)	L3		F3			1B 2B BB	G5-4-3 1B			3	1	1	0	1	0	0									
<b>Sonny Jackson, L</b> OBP: 0.281, SLG: 0.292 (1, 6)	5-3		4-3			2B G3 1-2 1B	G5-4-3 1-2			4	1	1	0	0	0	1									
<b>Jimmy Wynn, R</b> OBP: 0.329, SLG: 0.509 (1, 8)	1B						F9			4	2	3	2	0	0	2									
<b>Doug Rader, R</b> OBP: 0.350, SLG: 0.491 (1, 5)	F9						G3 1-3 2H 1B 2B	F4		4	1	1	1	0	1	1									
<b>Rusty Staub, L</b> OBP: 0.388, SLG: 0.478 (1, 9)		G3					G3	4-3		4	0	0	1	0	1	1									
<b>Chuck Harrison, R</b> OBP: 0.294, SLG: 0.329 (1, 3)	5-3						2-3 3H 1B	F8		4	0	1	1	0	0	0									
<b>Ivan Murrell, R</b> OBP: 0.500, SLG: 0.500 (1, 7)	1B						G6-4-3 1B 1-2 1B			4	0	3	0	0	1	0									
<b>Ron Brand, R</b> OBP: 0.318, SLG: 0.281 (1, 2)	2-3						G6-4-3 1-2 F8	F4		4	0	0	0	0	0	4									
<b>Mike Cuellar, L</b> OBP: 0.183, SLG: 0.250 (1, 1)			K				3-1	4-3		4	0	0	0	0	1	0									
<b>Inning Stats</b>	R: 0 E: 0 K: 0 S: 4	H: 1 LOB: 1 BB: 0 P: 4	R: 0 E: 0 K: 0 S: 4	H: 1 LOB: 1 BB: 0 P: 4	R: 0 E: 0 K: 1 S: 5	H: 0 LOB: 0 BB: 0 P: 5	R: 1 E: 0 K: 2 S: 8	H: 1 LOB: 0 BB: 0 P: 8	R: 0 E: 0 K: 0 S: 3	H: 1 LOB: 0 BB: 0 P: 3	R: 3 E: 0 K: 0 S: 7	H: 4 LOB: 2 BB: 1 P: 11	R: 0 E: 0 K: 0 S: 3	H: 1 LOB: 0 BB: 0 P: 3	R: 1 E: 0 K: 1 S: 4	H: 1 LOB: 0 BB: 0 P: 4	R: 0 E: 0 K: 1 S: 5	H: 0 LOB: 0 BB: 0 P: 5	1B: 7 2B: 1 3B: 0 HR: 2	SF: 0 SAC: 0 DP: 2 HBP: 0	WP: 0 PB: 0 SB: 0 CS: 0	PA: 36			
<b>PITCHER</b>	IP	WLS	BF	H	R	ER	SO	BB	IBB	HBP	BLK	WP	HR	S	P	ERA	WHIP								
<b>Claude Osteen, L</b> ERA: 3.3 (1, 1)	7.0	L	29	9	4	4	3	1	0	0	0	0	1	34	38	5.14	1.429								
<b>Bob Miller, R</b> ERA: 4.19 (8, 1)	2.0		7	1	1	1	1	0	0	0	0	0	1	9	9	4.50	0.500								

Houston Astros @ Los Angeles Dodgers  
Dodger Stadium, Los Angeles, CA  
Sat Sep 09 1967, 3:33 AM PDT  
Att: 11,877 - Unknown

AB	35
R	5
H	10
RBI	5
BB	1
SO	4
LOB	9



Batter	1	2	3	4	5	6	7	8	9	AB	R	H	RBI	BB	SO	LOB	BOTTOM								
<b>Nate Oliver, R</b> OBP: 0.306, SLG: 0.293 (1, 6)	4-3		SH3-4							3	0	0	0	0	0	1									
<b>Gene Michael, S</b> OBP: 0.250, SLG: 0.227 (9, 6)			2-3							0	0	0	0	0	0	0									
<b>Willie Davis, L</b> OBP: 0.298, SLG: 0.366 (1, 8)	F8		G5-4-3 1B							4	1	2	0	0	1	0									
<b>Lou Johnson, R</b> OBP: 0.333, SLG: 0.432 (1, 7)	1B BB		G5-4-3 1-2							3	1	2	2	1	0	2									
<b>Al Ferrara, R</b> OBP: 0.351, SLG: 0.479 (1, 9)	1-3 1B									3	0	2	0	1	1	0									
<b>Jim Lefebvre, S</b> OBP: 0.326, SLG: 0.367 (1, 4)	F7									4	0	0	0	0	2	5									
<b>Wes Parker, S</b> OBP: 0.396, SLG: 0.353 (1, 3)			K							4	0	0	0	0	3	3									
<b>Bob Bailey, R</b> OBP: 0.308, SLG: 0.316 (1, 5)			G6-4-3 1B							4	1	2	1	0	0	1									
<b>Jeff Torborg, R</b> OBP: 0.261, SLG: 0.270 (7, PH)			G6-4-3							2	0	1	0	0	0	1									
<b>Jim Campanis, R</b> OBP: 0.294, SLG: 0.319 (8, 2)			1-2							2	0	0	0	0	0	0									
<b>Claude Osteen, L</b> OBP: 0.214, SLG: 0.283 (7, PH)										2	0	1	0	0	0	1									
<b>Jim Hickman, R</b> OBP: 0.257, SLG: 0.247 (7, PH)										1	0	0	0	0	1	0									
<b>Bob Miller, R</b> OBP: 0.125, SLG: 0.125 (8, 1)			SH3-4							0	0	0	0	0	0	0									
<b>Ron Hunt, R</b> OBP: 0.364, SLG: 0.367 (8, PH)			2B							1	0	0	0	0	0	0									
<b>Inning Stats</b>	R: 0 E: 0 K: 0 S: 4	H: 1 LOB: 2 BB: 1 P: 8	R: 0 E: 0 K: 1 S: 5	H: 1 LOB: 0 BB: 0 P: 5	R: 0 E: 0 K: 2 S: 7	H: 0 LOB: 1 BB: 1 P: 11	R: 0 E: 0 K: 2 S: 9	H: 0 LOB: 0 BB: 0 P: 9	R: 1 E: 0 K: 1 S: 6	H: 1 LOB: 0 BB: 0 P: 6	R: 2 E: 0 K: 2 S: 9	H: 2 LOB: 0 BB: 0 P: 9	R: 0 E: 0 K: 0 S: 3	H: 0 LOB: 0 BB: 0 P: 3	1B: 7 2B: 1 3B: 0 HR: 2	SF: 0 SAC: 1 DP: 3 HBP: 0	WP: 0 PB: 0 SB: 0 CS: 0	PA: 36							
<b>PITCHER</b>	IP	WLS	BF	H	R	ER	SO	BB	IBB	HBP	BLK	WP	HR	S	P	ERA	WHIP								
<b>Mike Cuellar, L</b> ERA: 3.26 (1, 1)	9.0	W	36	10	3	3	8	2	0	0	0	0	2	50	58	3.00	1.333								

Houston Astros @ Los Angeles Dodgers  
Dodger Stadium, Los Angeles, CA  
Sat Sep 09 1967, 3:33 AM PDT  
Att: 11,877 - Unknown

AB	33
R	3
H	10
RBI	3
BB	2
SO	8
LOB	14





Batter	1	2	3	4	5	6	7	8	9	AB	R	H	RBI	BB	SO	LOB	TOP			
Sonny Jackson, L (1,6) OBP: 0.283, SLG: 0.294										4	0	2	0	0	0	1	<b>Houston Astros @ Los Angeles Dodgers</b> Dodger Stadium, Los Angeles, CA Sun Sep 10 1967, 3:33 AM PDT Unknown			
Joe Morgan, L (1,4) OBP: 0.378, SLG: 0.405										3	0	0	0	1	0	2				
Jimmy Wynn, R (1,8) OBP: 0.327, SLG: 0.505										4	0	0	0	0	0	2				
Rusty Staub, L (1,9) OBP: 0.391, SLG: 0.477										1	1	0	0	3	0	0				
Norm Miller, L (1,7) OBP: 0.278, SLG: 0.300										3	0	0	0	0	0	2				
Ivan Murrell, R (9, PH) OBP: 0.429, SLG: 0.429										1	0	0	0	0	0	1				
Doug Ratler, R (1,5) OBP: 0.346, SLG: 0.479										3	0	0	0	1	1	2				
Hal King, L (1,2) OBP: 0.250, SLG: 0.590										3	0	2	1	0	0	1				
Bob Aspromonte, R (9, PH) OBP: 0.351, SLG: 0.388										1	0	0	0	0	0	1				
Chuck Harrison, R (1,3) OBP: 0.289, SLG: 0.323										3	0	0	0	0	0	3				
Howie Reed, R (1,1)										2	0	0	0	0	1	2				
Larry Sherry, R (7,1)										0	0	0	0	0	0	0				
Pat House, L (7,1)										0	0	0	0	0	0	0				
Bob Watson, R (8, PH)										1	0	0	0	0	0	0				
Dan Schneider, L (8,1) OBP: 0.333, SLG: 0.333										0	0	0	0	0	0	0				
<b>Inning Stats</b>	R: 0 E: 0 K: 0 S: 3	H: 1 LOB: 0 BB: 0 P: 3	R: 0 E: 0 K: 0 S: 3	H: 0 LOB: 0 BB: 0 P: 3	R: 0 E: 0 K: 1 S: 6	H: 1 LOB: 1 BB: 0 P: 6	R: 0 E: 0 K: 0 S: 3	H: 0 LOB: 1 BB: 1 P: 7	R: 0 E: 0 K: 0 S: 2	H: 0 LOB: 0 BB: 1 P: 6	R: 1 E: 0 K: 0 S: 4	H: 1 LOB: 1 BB: 1 P: 8	R: 0 E: 0 K: 0 S: 4	H: 1 LOB: 1 BB: 0 P: 4	R: 0 E: 0 K: 1 S: 5	H: 0 LOB: 1 BB: 1 P: 9	1B: 3 2B: 0 3B: 1 HR: 0	SF: 0 SAC: 0 DP: 0 HBP: 0	WP: 0 PB: 0 SB: 0 CS: 0	PA: 34
<b>PITCHER</b>	IP WLS BF H R ER SO BB IBB HBP BLK WP HR S P ERA WHIP	8.0 W 31 4 1 1 1 5 0 0 0 0 0 0 28 48 1.12 1.125	1.0 S 3 0 0 0 0 0 0 0 0 0 0 0 5 5 0.00 0.000																	

Batter	1	2	3	4	5	6	7	8	9	AB	R	H	RBI	BB	SO	LOB	BOTTOM					
Willie Davis, L (1,8) OBP: 0.296, SLG: 0.363										4	0	0	0	0	0	3	<b>Houston Astros @ Los Angeles Dodgers</b> Dodger Stadium, Los Angeles, CA Sun Sep 10 1967, 3:33 AM PDT Unknown					
Len Gabrielson, L (1,9) OBP: 0.295, SLG: 0.383										3	0	0	0	0	0	0						
Wes Parker, S (8,3) OBP: 0.367, SLG: 0.358										1	0	1	0	0	0	0						
Lou Johnson, R (1,7) OBP: 0.339, SLG: 0.434										3	1	2	0	0	0	0						
John Roseboro, L (1,2) OBP: 0.348, SLG: 0.372										3	1	1	0	0	0	0						
Ron Fairly, L (1,3) OBP: 0.301, SLG: 0.334										4	1	2	1	0	0	2						
Jim Lefebvre, S (1,4) OBP: 0.325, SLG: 0.366										4	1	1	0	0	1	3						
Bob Bailey, R (1,5) OBP: 0.308, SLG: 0.317										3	0	1	2	0	1	1						
Gene Michael, S (1,6) OBP: 0.251, SLG: 0.229										3	0	1	0	0	0	0						
Bill Singer, R (1,1) OBP: 0.088, SLG: 0.105										2	0	0	0	0	0	0						
Ron Perranoski, L (9,1) OBP: 0.125, SLG: 0.125										0	0	0	0	0	0	0						
<b>Inning Stats</b>	R: 0 E: 0 K: 0 S: 3	H: 0 LOB: 0 BB: 0 P: 3	R: 0 E: 0 K: 0 S: 3	H: 0 LOB: 0 BB: 0 P: 3	R: 0 E: 0 K: 1 S: 5	H: 0 LOB: 0 BB: 0 P: 5	R: 0 E: 0 K: 0 S: 3	H: 1 LOB: 0 BB: 0 P: 3	R: 0 E: 0 K: 0 S: 6	H: 1 LOB: 1 BB: 0 P: 6	R: 4 E: 0 K: 0 S: 9	H: 6 LOB: 2 BB: 0 P: 9	R: 0 E: 0 K: 0 S: 4	H: 1 LOB: 2 BB: 0 P: 5	1B: 8 2B: 2 3B: 0 HR: 0	SF: 0 SAC: 2 DP: 1 HBP: 1	WP: 0 PB: 1 SB: 0 CS: 1	PA: 34				
<b>PITCHER</b>	IP WLS BF H R ER SO BB IBB HBP BLK WP HR S P ERA WHIP	6.1 L 24 6 4 4 2 0 0 0 0 0 0 0 3 3 5.68 0.947	0.0 3 2 0 0 0 0 0 0 0 0 0 0 1 1 0.00 0.000	0.2 1 0 0 0 0 0 0 0 0 0 0 0 1 1 0.00 0.000	1.0 5 1 0 0 0 0 0 0 1 0 0 0 4 5 0.00 1.000																	

AB	29
R	1
H	4
RBI	1
BB	5
SO	2
LOB	17



AB	30
R	4
H	9
RBI	3
BB	0
SO	2
LOB	9






Batter	1	2	3	4	5	6	7	8	9	10	11	AB	R	H	RBI	BB	SO	LOB	TOP			
Julio Gotay, R OBP: 0.326, SLG: 0.358 Dave Eilers, R (10, 1)	0-3 K		0-0 F4			0-3 K		0-0 5-3		0-0 F8		5	0	0	0	0	2	0				
Sonny Jackson, L OBP: 0.262, SLG: 0.291 (1, 6)	0-0 F6		0-3 K			0-0 6-3		4-0 CS 1B BB		0-0 6-3		4	0	0	0	1	1	0				
Jimmy Wynn, R OBP: 0.329, SLG: 0.510 (1, 8)	0-0 F9				0-0 F8			0-0 BB		0-0 1B		4	1	2	1	1	0	0				
Doug Rader, R OBP: 0.338, SLG: 0.467 Chuck Harrison, R OBP: 0.266, SLG: 0.319 (8, PH) (8, 3)		0-0 5-3			0-0 1-3			0-0 K		0-0 F7		3	0	0	0	0	1	1				
Bob Aspromonte, R OBP: 0.352, SLG: 0.389 (1, 5)		4-0 1B BB			0-0 F8			0-0 FC 2B		0-0 F8		4	0	1	0	1	0	0				
Ivan Murrell, R OBP: 0.264, SLG: 0.364 (1, 9)		0-0 F4				0-0 FC6-4 1B		0-0 FC 1-3		0-3 K		5	0	1	0	0	1	2				
Aaron Pointer, R OBP: 0.295, SLG: 0.300 (1, 7)		0-0 1B			0-0 FC6-4 1-2		0-0 1-3		0-0 1-2		0-0 1B		4	0	2	0	0	2				
Ron Brand, R OBP: 0.317, SLG: 0.277 (1, 2)		0-0 5-3			0-0 F6		4-0 1B IBB		0-0 5-3			3	0	0	0	1	0	4				
Bo Belinsky, L OBP: 0.122, SLG: 0.077 Joe Morgan, L OBP: 0.377, SLG: 0.404 (10, PH) (10, 4)			0-0 6-3		0-0 L1			0-0 F9		0-3 K		3	0	0	0	0	0	3				
<b>Inning Stats</b>	R: 0 E: 0 K: 1 S: 5	H: 0 LOB: 0 BB: 0 P: 5	R: 0 E: 0 K: 0 S: 4	H: 1 LOB: 2 BB: 1 P: 8	R: 0 E: 0 K: 1 S: 5	H: 0 LOB: 0 BB: 0 P: 5	R: 0 E: 0 K: 0 S: 3	H: 0 LOB: 0 BB: 0 P: 3	R: 0 E: 0 K: 2 S: 7	H: 1 LOB: 1 BB: 1 P: 11	R: 0 E: 0 K: 0 S: 3	H: 1 LOB: 1 BB: 1 P: 7	R: 0 E: 0 K: 1 S: 6	H: 1 LOB: 1 BB: 0 P: 6	R: 0 E: 0 K: 1 S: 5	H: 0 LOB: 0 BB: 0 P: 5	R: 1 E: 0 K: 0 S: 4	H: 1 LOB: 0 BB: 0 P: 4	1B: 4 2B: 1 3B: 0 HR: 1	SF: 0 SAC: 1 DP: 0 HBP: 0	WP: 0 PB: 0 SB: 0 CS: 1	PA: 42
<b>PITCHER</b>	IP 7.0	WLS 27	BF 11	H 2	R 0	ER 0	SO 4	BB 2	IBB 1	HBP 0	BLK 0	WP 0	HR 0	S 32	P 44	ERA 0.00	WHIP 0.714					
Jim Brewer, L ERA: 2.52 Ron Perranoski, L ERA: 2.27 Bob Miller, R ERA: 4.25	(1, 1) (8, 1) (11, 1)																					

Houston Astros @ Los Angeles Dodgers  
Dodger Stadium, Los Angeles, CA  
Sun Sep 10 1967, 3:38 AM PDT  
Att: 16,096 - Unknown

livebaseballscorecards.com

AB 38  
R 1  
H 6  
RBI 1  
BB 4  
SO 6  
LOB 14




Batter	1	2	3	4	5	6	7	8	9	10	11	AB	R	H	RBI	BB	SO	LOB	BOTTOM			
Wes Parker, S OBP: 0.365, SLG: 0.356 Bob Miller, R OBP: 0.125, SLG: 0.125 (11, 1)	0-0 F4		0-0 F8				0-3 K			0-0 F8		5	0	1	0	0	1	2				
Ron Hunt, R OBP: 0.360, SLG: 0.362 (1, 4)	0-0 6-3		0-3 K		0-0 F9		0-0 CS 1B		0-0 F3		0-0 6-3		5	0	0	0	0	1				
Lou Johnson, R OBP: 0.333, SLG: 0.427 (1, 7)	0-0 5-3		0-3 K			0-0 6-3		0-0 F7			0-0 F4		5	0	0	0	0	1				
Al Ferrara, R OBP: 0.352, SLG: 0.475 (1, 9)		4-0 FC BB BB			0-0 F8		4-0 BB		0-0 6-3		0-0 F9		3	0	0	0	2	0				
Ron Fairly, L OBP: 0.298, SLG: 0.330 (1, 3)		0-0 F4			0-0 4-3		0-3 K		0-0 4-3		0-0 F6		5	0	0	0	0	1				
Bob Bailey, R OBP: 0.310, SLG: 0.314 (1, 5)		4-0 FC BB			4-0 1B BB		0-0 F2		0-0 F9			2	0	0	0	2	0	1				
Jim Campanis, R OBP: 0.286, SLG: 0.327 Don Sutton, R OBP: 0.155, SLG: 0.159 Jeff Torborg, R OBP: 0.265, SLG: 0.274 (7, PR) (8, 2)		0-3 K			0-0 1B		4-0 SH1-3 BB		0-0 1B			2	0	1	0	1	1	2				
Gene Michael, S OBP: 0.248, SLG: 0.226 (1, 6)		0-0 FC FC5-4			0-0 4-3		0-0 SH1-3		0-0 F3			3	0	0	0	0	0	5				
Jim Brewer, L OBP: 0.045, SLG: 0.091 Jim Hickman, R OBP: 0.264, SLG: 0.247 Ron Perranoski, L OBP: 0.125, SLG: 0.125 Willie Davis, L OBP: 0.295, SLG: 0.363 (7, PH) (8, 1) (10, PH) (11, 8)		0-0 FC5-4			0-3 K		4-0 K BB		0-0 F8			2	0	0	0	0	1	3				
<b>Inning Stats</b>	R: 0 E: 0 K: 0 S: 3	H: 0 LOB: 0 BB: 0 P: 3	R: 0 E: 0 K: 1 S: 6	H: 0 LOB: 3 BB: 14 P: 14	R: 0 E: 0 K: 2 S: 7	H: 0 LOB: 0 BB: 0 P: 7	R: 0 E: 0 K: 0 S: 4	H: 1 LOB: 2 BB: 1 P: 8	R: 0 E: 0 K: 1 S: 5	H: 0 LOB: 2 BB: 2 P: 12	R: 0 E: 0 K: 0 S: 3	H: 0 LOB: 0 BB: 0 P: 3	R: 0 E: 0 K: 0 S: 4	H: 1 LOB: 1 BB: 0 P: 4	R: 0 E: 0 K: 0 S: 3	H: 0 LOB: 0 BB: 0 P: 3	R: 0 E: 0 K: 0 S: 3	H: 0 LOB: 0 BB: 0 P: 3	1B: 3 2B: 0 3B: 0 HR: 0	SF: 0 SAC: 1 DP: 0 HBP: 0	WP: 0 PB: 0 SB: 0 CS: 1	PA: 41
<b>PITCHER</b>	IP 9.0	WLS 6	BF 35	H 3	R 0	ER 0	SO 6	BB 6	IBB 0	HBP 0	BLK 0	WP 0	HR 0	S 41	P 65	ERA 0.00	WHIP 1.000					
Bo Belinsky, L ERA: 4.66 Dave Eilers, R ERA: 4.17	(1, 1) (10, 1)																					

Houston Astros @ Los Angeles Dodgers  
Dodger Stadium, Los Angeles, CA  
Sun Sep 10 1967, 3:38 AM PDT  
Att: 16,096 - Unknown

livebaseballscorecards.com

AB 34  
R 0  
H 3  
RBI 0  
BB 6  
SO 6  
LOB 16









Batter	1	2	3	4	5	6	7	8	9	AB	R	H	RBI	BB	SO	LOB	TOP			
Jesus Alou, R OBP: 0.318, SLG: 0.371 (1, 7)	0-0 1-3		0-0 G3		0-0 F9		0-0 6-3		0-0 4-3	5	0	0	0	0	0	0	<p>San Francisco Giants @ Los Angeles Dodgers Dodger Stadium, Los Angeles, CA Tue Sep 12 1967, 7:05 PM PDT Att: 19,986 - Unknown</p>			
Tom Haller, L OBP: 0.349, SLG: 0.420 (1, 2)	0-0 6-3		0-0 F5		0-0 HR		0-0 F4		0-0 F8	5	1	1	1	0	0	0				
Willie Mays, R OBP: 0.333, SLG: 0.439 Ken Henderson, S OBP: 0.276, SLG: 0.279 (7, PR) (7, 8)	4-0 BB			0-0 1B	0-0 1B		1-0 1B HBP		0-0 2B	2	1	2	0	1	0	0				
Willie McCovey, L OBP: 0.378, SLG: 0.521 (1, 3)	0-3 K			4-0 1B SF7	0-3 K		0-0 1B		4-0 IBB	3	1	1	0	2	2	2				
Jim Ray Hart, R OBP: 0.371, SLG: 0.514 Jim Davenport, R OBP: 0.358, SLG: 0.359 (4, 5)		4-0 BB		0-0 1B	0-0 F9		0-3 K		0-0 F8	1	1	1	1	1	0	0				
Ollie Brown, R OBP: 0.312, SLG: 0.413 (1, 9)		0-0 F3		0-0 SF7		0-0 SH2-3 1B		0-0 5-3		3	0	1	1	0	0	1				
Hal Lanier, R OBP: 0.246, SLG: 0.268 (1, 6)		0-3 K		0-0 1B		0-0 SH2-3		0-0 F4		3	0	1	0	0	1	1				
Bob Schroder, L OBP: 0.315, SLG: 0.263 Tito Fuentes, S OBP: 0.249, SLG: 0.275 (7, 4)		0-3 K		0-0 1B		0-0 4-3		0-0 1B		3	0	1	1	0	1	2				
Ray Sadecki, L OBP: 0.290, SLG: 0.328 (1, 1)			0-0 F4	0-0 G1		0-3 K		0-0 F2		4	0	0	0	0	1	3				
<b>Inning Stats</b>	R: 0 E: 0 K: 1 S: 5	H: 0 LOB: 1 BB: 1 P: 9	R: 0 E: 0 K: 2 S: 7	H: 0 LOB: 1 BB: 1 P: 11	R: 0 E: 0 K: 0 S: 3	H: 0 LOB: 0 BB: 0 P: 3	R: 3 E: 0 K: 0 S: 6	H: 4 LOB: 1 BB: 1 P: 10	R: 1 E: 0 K: 1 S: 7	H: 2 LOB: 1 BB: 0 P: 7	R: 0 E: 0 K: 1 S: 6	H: 1 LOB: 2 BB: 0 P: 7	R: 0 E: 0 K: 0 S: 4	H: 1 LOB: 1 BB: 0 P: 4	R: 0 E: 0 K: 0 S: 4	H: 1 LOB: 2 BB: 1 P: 8		1B: 8 2B: 1 3B: 0 HR: 1	SF: 1 SAC: 1 DP: 0 HBP: 1	WP: 0 PB: 0 SB: 1 CS: 0
<b>PITCHER</b>	IP WLS BF H R ER SO BB IBB HBP BLK WP HR S P ERA WHIP	IP WLS BF H R ER SO BB IBB HBP BLK WP HR S P ERA WHIP																		
Don Sutton, R ERA: 4.0 (1, 1)	6.0 L 27 7 4 4 5 3 0 0 0 0 1 34 46 6.00 1.667																			
Phil Regan, R ERA: 3.02 (7, 1)	3.0 14 3 0 0 1 0 1 1 0 0 0 14 19 0.00 1.000																			

AB	34
R	4
H	10
RBI	4
BB	4
SO	6
LOB	14



Batter	1	2	3	4	5	6	7	8	9	AB	R	H	RBI	BB	SO	LOB	BOTTOM					
Wes Parker, S OBP: 0.365, SLG: 0.359 (1, 8)	0-3 K		0-3 K			0-0 FC6-4 1B			0-0 HR 2B	4	1	2	0	0	2	0	<p>San Francisco Giants @ Los Angeles Dodgers Dodger Stadium, Los Angeles, CA Tue Sep 12 1967, 7:05 PM PDT Att: 19,986 - Unknown</p>					
Ron Hunt, R OBP: 0.368, SLG: 0.359 (1, 4)	0-0 4-3			0-0 F8		0-0 FC6-4		0-3 K		4	0	0	0	0	1	2						
Lou Johnson, R OBP: 0.331, SLG: 0.432 (1, 7)	0-3 K			0-0 6-3		0-0 6-3		0-0 HR 2H		4	1	1	2	0	1	0						
Al Ferrara, R OBP: 0.347, SLG: 0.468 (1, 9)		0-3 K		0-3 K		0-0 F6		0-0 F2		4	0	0	0	0	2	0						
Jim Lefebvre, S OBP: 0.323, SLG: 0.364 (1, 3)		0-0 6-3			0-0 F8		0-0 4-3			3	0	0	0	0	0	0						
Bob Bailey, R OBP: 0.308, SLG: 0.311 (1, 5)		0-0 1B			0-3 K			0-0 F5		3	0	1	0	0	1	0						
Jim Campanis, R OBP: 0.271, SLG: 0.308 (1, 2)		0-3 K			0-0 F9			0-0 F8		3	0	0	0	0	1	1						
Gene Michael, S OBP: 0.246, SLG: 0.224 (1, 6)			0-0 1-3			0-3 K		0-0 F9		3	0	0	0	0	1	0						
Don Sutton, R OBP: 0.153, SLG: 0.157 Jim Hickman, R OBP: 0.281, SLG: 0.245 Phil Regan, R OBP: 0.100, SLG: 0.100 Nate Oliver, R OBP: 0.305, SLG: 0.291 (6, PH) (7, 1) (8, PH)		0-3 K			0-3 K			0-3 K		1	0	0	0	0	1	0						
<b>Inning Stats</b>	R: 0 E: 0 K: 2 S: 7	H: 0 LOB: 0 BB: 0 P: 7	R: 0 E: 0 K: 2 S: 8	H: 1 LOB: 1 BB: 0 P: 8	R: 0 E: 0 K: 2 S: 7	H: 0 LOB: 0 BB: 0 P: 7	R: 0 E: 0 K: 1 S: 5	H: 0 LOB: 0 BB: 0 P: 5	R: 0 E: 0 K: 1 S: 5	H: 0 LOB: 0 BB: 0 P: 5	R: 0 E: 0 K: 2 S: 8	H: 1 LOB: 1 BB: 0 P: 8	R: 0 E: 0 K: 0 S: 3	H: 0 LOB: 0 BB: 0 P: 3	R: 0 E: 0 K: 0 S: 3	H: 0 LOB: 0 BB: 0 P: 3		R: 2 E: 0 K: 2 S: 9	H: 2 LOB: 0 BB: 0 P: 9	1B: 2 2B: 1 3B: 0 HR: 1	SF: 0 SAC: 0 DP: 0 HBP: 0	WP: 0 PB: 0 SB: 0 CS: 0
<b>PITCHER</b>	IP WLS BF H R ER SO BB IBB HBP BLK WP HR S P ERA WHIP	IP WLS BF H R ER SO BB IBB HBP BLK WP HR S P ERA WHIP																				
Ray Sadecki, L ERA: 2.99 (1, 1)	9.0 W 31 4 2 2 12 0 0 0 0 0 1 55 55 2.00 0.444																					

AB	31
R	2
H	4
RBI	2
BB	0
SO	12
LOB	3





Batter	1	2	3	4	5	6	7	8	9	AB	R	H	RBI	BB	SO	LOB	TOP			
Jesus Alou, R OBP: 0.315, SLG: 0.368 (1, 7)	0-0 1-3		0-0 G3			0-3 K		0-0 6-3		4	0	0	1	0	1	0	<p>San Francisco Giants @ Los Angeles Dodgers Dodger Stadium, Los Angeles, CA</p> <p>Wed Sep 13 1967, 7:05 PM PDT Att: 21,548 - Unknown</p>			
Hal Lanier, R OBP: 0.245, SLG: 0.265 (1, 6)	0-0 F9		0-0 6-3			0-0 F8		0-0 F2		4	0	0	0	0	0	0				
Willie McCovey, L OBP: 0.374, SLG: 0.516 (1, 3)	0-3 K			0-0 4-3			0-3 K	0-0 E3		4	0	0	0	0	2	0				
Willie Mays, R OBP: 0.332, SLG: 0.440 (1, 8)		0-0 5-3 2B		0-3 K			0-0 F9	0-3 K		4	0	1	0	0	2	1				
Jim Ray Hart, R OBP: 0.371, SLG: 0.514 (1, 5)		0-0 5-3		0-3 K			0-0 HR 2B		0-3 K	4	1	1	0	0	2	1				
Ollie Brown, R OBP: 0.311, SLG: 0.420 (1, 9)		0-3 K			0-3 K		0-0 HR		0-0 2-3	4	1	1	2	0	2	1				
Bob Barton, R OBP: 0.300, SLG: 0.300 (1, 2)	0-0 1-3				0-0 F9		0-0 E 1B		0-0 F6	4	0	1	0	0	0	1				
Tito Fuentes, S OBP: 0.251, SLG: 0.279 (7, PH)			0-0 SH1-3 G3 2B		0-0 4-3		0-0 E5			2	1	1	0	0	0	0				
Jack Hiatt, R OBP: 0.397, SLG: 0.465 (7, PR)							0-0 1-2			1	0	0	0	0	0	1				
Ty Cline, L OBP: 0.286, SLG: 0.365 (7, PR)										0	0	0	0	0	0	0				
Frank Linzy, R (7, 1)										0	0	0	0	0	0	0				
Mike McCormick, L OBP: 0.177, SLG: 0.203 (6, PH)			0-0 SH1-3			0-3 K		0-0 1-3		0	0	0	0	0	0	0				
Frank Johnson, R (6, PH)										1	0	0	0	0	1	0				
Lindy McDaniel, R OBP: 0.091, SLG: 0.091 (7, PH)										0	0	0	0	0	0	0				
Jim Davenport, R OBP: 0.357, SLG: 0.358 (7, 4)										1	0	0	0	0	0	2				
<b>Inning Stats</b>	R: 0 E: 0 K: 1 S: 5	H: 0 LOB: 0 BB: 0 P: 5	R: 0 E: 0 K: 1 S: 6	H: 1 LOB: 1 BB: 0 P: 6	R: 1 E: 0 K: 0 S: 4	H: 1 LOB: 0 BB: 0 P: 4	R: 0 E: 0 K: 2 S: 7	H: 0 LOB: 0 BB: 0 P: 7	R: 0 E: 0 K: 1 S: 5	H: 0 LOB: 0 BB: 0 P: 5	R: 2 E: 1 K: 1 S: 9	H: 3 LOB: 2 BB: 0 P: 9	R: 0 E: 1 K: 1 S: 6	H: 0 LOB: 1 BB: 0 P: 6	R: 0 E: 0 K: 1 S: 5	H: 0 LOB: 0 BB: 0 P: 5	1B: 1 2B: 3 3B: 0 HR: 1	SF: 0 SAC: 1 DP: 0 HBP: 0	WP: 0 PB: 0 SB: 0 CS: 0	PA: 34
<b>PITCHER</b> Claude Osteen, L ERA: 3.29 (1, 1)	IP: 9.0 WLS: W BF: 34 H: 5 R: 3 ER: 3 SO: 10 BB: 0 IBB: 0 HBP: 0 BLK: 0 WP: 0 HR: 1 S: 54 P: 54 ERA: 3.00 WHIP: 0.556															<b>PITCHER</b>				

Batter	1	2	3	4	5	6	7	8	9	AB	R	H	RBI	BB	SO	LOB	BOTTOM			
Nate Oliver, R OBP: 0.308, SLG: 0.297 (1, 6)	0-0 SH5-4 1B 2B	4-0 1B E BB		0-0 1-3		0-0 4-3				3	2	1	0	1	0	0	<p>San Francisco Giants @ Los Angeles Dodgers Dodger Stadium, Los Angeles, CA</p> <p>Wed Sep 13 1967, 7:05 PM PDT Att: 21,548 - Unknown</p>			
Wes Parker, S OBP: 0.369, SLG: 0.361 (8, 3)	4-0 SH5-4 1B BB	0-0 E8 1B		0-0 F8			0-0 SH1-4 1B			3	2	2	1	1	0	0				
Lou Johnson, R OBP: 0.329, SLG: 0.429 (1, 7)	0-0 SH5-4 1-2 2-3	0-0 F3			0-0 F6		0-0 SH1-4 1-2			2	0	0	0	0	0	1				
Al Ferrara, R OBP: 0.352, SLG: 0.472 (7, PR)			0-0 FC5 1-3 1B		0-0 F8		0-0 G6-3 1B			4	0	3	3	0	0	0				
Willie Davis, L OBP: 0.293, SLG: 0.360 (8, 8)	2H 3H 1B						2H 1B			0	0	0	0	0	0	0				
Jim Lefebvre, S OBP: 0.323, SLG: 0.369 (1, 3)	0-3 K		0-0 1-3		0-0 1-3		0-0 G6-3			4	1	1	1	0	1	3				
Ron Fairly, L OBP: 0.298, SLG: 0.330 (8, 9)				1-2			HR			0	0	0	0	0	0	0				
Bob Bailey, R OBP: 0.310, SLG: 0.309 (1, 5)	0-0 F9		4-0 IBB		4-0 BB			0-0 6-3		2	0	0	0	2	0	1				
Jim Campanis, R OBP: 0.254, SLG: 0.286 (1, 2)		0-0 1-3	0-3 K		0-0 F2			0-0 G3		4	0	0	0	0	1	3				
Luis Alcaraz, R OBP: 0.250, SLG: 0.250 (1, 4)		0-0 SH2-4 1B	0-0 FC5 2-3			0-0 F9		0-0 6-3		4	1	1	0	0	0	2				
Claude Osteen, L OBP: 0.210, SLG: 0.277 (1, 1)		0-0 SH2-4 1-2		0-0 5-3		0-0 6-3				2	0	0	0	0	0	0				
<b>Inning Stats</b>	R: 2 E: 0 K: 1 S: 7	H: 2 LOB: 1 BB: 1 P: 11	R: 2 E: 1 K: 0 S: 5	H: 2 LOB: 1 BB: 1 P: 9	R: 0 E: 0 K: 1 S: 6	H: 1 LOB: 2 BB: 1 P: 10	R: 0 E: 0 K: 0 S: 3	H: 0 LOB: 0 BB: 0 P: 3	R: 1 E: 0 K: 0 S: 4	H: 2 LOB: 1 BB: 0 P: 4	R: 0 E: 0 K: 0 S: 3	H: 0 LOB: 0 BB: 0 P: 3	R: 0 E: 0 K: 0 S: 3	H: 0 LOB: 0 BB: 0 P: 3	R: 0 E: 0 K: 0 S: 3	H: 0 LOB: 0 BB: 0 P: 3	1B: 6 2B: 1 3B: 0 HR: 1	SF: 0 SAC: 3 DP: 1 HBP: 0	WP: 0 PB: 0 SB: 0 CS: 0	PA: 35
<b>PITCHER</b> Mike McCormick, L ERA: 2.88 (1, 1)	IP: 5.0 WLS: L BF: 25 H: 6 R: 5 ER: 4 SO: 2 BB: 3 IBB: 1 HBP: 0 BLK: 0 WP: 0 HR: 1 S: 25 P: 41 ERA: 7.20 WHIP: 1.800															<b>PITCHER</b>				
Lindy McDaniel, R ERA: 4.18 (6, 1)	1.0 BF: 3 H: 0 R: 0 ER: 0 SO: 0 BB: 0 IBB: 0 HBP: 0 BLK: 0 WP: 0 HR: 0 S: 3 P: 3 ERA: 0.00 WHIP: 0.000																			
Frank Linzy, R ERA: 1.58 (7, 1)	2.0 BF: 7 H: 2 R: 1 ER: 1 SO: 0 BB: 0 IBB: 0 HBP: 0 BLK: 0 WP: 0 HR: 0 S: 7 P: 7 ERA: 4.50 WHIP: 1.000																			

AB	33
R	3
H	5
RBI	3
BB	0
SO	10
LOB	7





Batter	1	2	3	4	5	6	7	8	9	AB	R	H	RBI	BB	SO	LOB	TOP										
Nate Oliver, R OBP: 0.303, SLG: 0.291 (1, 6)	0-0 6-3		0-3 K		0-3 K			0-3 K		4	0	0	0	0	3	0	Los Angeles Dodgers @ Philadelphia Phillies Connie Mack Stadium, Philadelphia, PA Fri Sep 15 1967, 7:05 PM EDT Unknown										
Wes Parker, S OBP: 0.366, SLG: 0.360 (1, 3)	0-0 1B		0-0 F7			0-0 G3		0-0 G3		4	0	1	0	0	0	0											
Willie Davis, L OBP: 0.293, SLG: 0.359 (1, 8)	0-0 F8			0-0 F9		0-0 1B			0-0 1-3	4	0	1	0	0	0	1											
Ron Fairly, L OBP: 0.297, SLG: 0.329 (1, 9)	0-3 K			0-0 L9		0-0 L9			0-0 1B 1B	4	0	1	0	0	1	2											
John Roseboro, L OBP: 0.345, SLG: 0.382 (1, 2)		0-0 P4		0-0 HR		0-0 G3			0-0 L8	4	1	1	1	0	0	2											
Len Gabrielson, L OBP: 0.299, SLG: 0.385 Lou Johnson, R OBP: 0.331, SLG: 0.431 (9, PH) (9, 7)	0-3 K			0-0 1B			0-0 4-3		0-0 1-3 1B	3	0	1	0	0	1	0											
Bob Bailey, R OBP: 0.309, SLG: 0.306 (1, 5)		4-0 BB		0-3 K			0-3 K		0-0 P5	3	0	0	0	1	2	3											
Luis Alcaraz, R OBP: 0.143, SLG: 0.143 (1, 4)	0-0 L7				0-3 K		0-3 K			3	0	0	0	0	2	1											
Bill Singer, R OBP: 0.083, SLG: 0.100 (1, 1)			0-0 F5		0-0 6-3			0-0 5-3		3	0	0	0	0	0	0											
<b>Inning Stats</b>	R: 0 E: 0 K: 1 S: 6	H: 1 LOB: 1 BB: 6 P: 6	R: 0 E: 0 K: 1 S: 5	H: 0 LOB: 1 BB: 1 P: 9	R: 0 E: 0 K: 1 S: 5	H: 0 LOB: 0 BB: 0 P: 5	R: 1 E: 0 K: 1 S: 7	H: 2 LOB: 1 BB: 0 P: 7	R: 0 E: 0 K: 2 S: 4	H: 1 LOB: 0 BB: 0 P: 4	R: 0 E: 0 K: 2 S: 7	H: 0 LOB: 0 BB: 0 P: 7	R: 0 E: 0 K: 1 S: 5	H: 0 LOB: 0 BB: 0 P: 5	R: 0 E: 0 K: 0 S: 5	H: 2 LOB: 2 BB: 0 P: 5		1B: 5 2B: 0 3B: 0 HR: 1	SF: 0 SAC: 0 DP: 0 HBP: 0	WP: 0 PB: 0 SB: 0 CS: 0	PA: 34						
<b>PITCHER</b>	IP	WLS	BF	H	R	ER	SO	BB	IBB	HBP	BLK	WP	HR	S	P	ERA	WHIP										
Jim Bunning, R ERA: 2.52 (1, 1)	8.0	L	29	4	1	1	9	1	0	0	0	0	1	46	50	1.12	0.625										
Dick Ellsworth, L ERA: 4.5 (9, 1)	0.2		4	2	0	0	0	0	0	0	0	0	0	4	4	0.00	3.000										
Turk Farrell, R ERA: 2.33 (9, 1)	0.1		1	0	0	0	0	0	0	0	0	0	0	1	1	0.00	0.000										

AB	33
R	1
H	6
RBI	1
BB	1
SO	9
LOB	9



Batter	1	2	3	4	5	6	7	8	9	AB	R	H	RBI	BB	SO	LOB	BOTTOM										
Cookie Rojas, R OBP: 0.291, SLG: 0.312 (1, 4)	0-0 F8		0-3 K			0-0 5-3		0-3 K		4	0	0	0	0	2	2	Los Angeles Dodgers @ Philadelphia Phillies Connie Mack Stadium, Philadelphia, PA Fri Sep 15 1967, 7:05 PM EDT Unknown										
Tony Taylor, R OBP: 0.314, SLG: 0.334 (1, 5)	0-3 K		0-0 F8			0-0 6-3			0-0 6-3	4	0	0	0	0	1	1											
Johnny Callison, L OBP: 0.328, SLG: 0.409 (1, 9)	0-0 4-3			0-0 F8		0-0 F7			0-3 K	4	0	0	0	0	1	0											
Tony Gonzalez, L OBP: 0.404, SLG: 0.487 (1, 7)		0-0 3-1 2B		0-0 L7		0-0 6-3			0-0 FC3-6 1B	4	0	2	0	0	0	0											
John Briggs, L OBP: 0.323, SLG: 0.383 (1, 8)		0-0 3-1 2-3		0-3 K		0-0 L8			0-0 FC3-6 1-2	4	0	0	0	0	1	2											
Bill White, L OBP: 0.370, SLG: 0.382 (1, 3)	0-3 K				0-0 FC1-6 1B		0-0 F3			3	0	1	0	0	1	1											
Clay Dalrymple, L OBP: 0.278, SLG: 0.240 (1, 2)	0-3 K				0-0 FC1-6 1-2			0-0 L9		3	0	0	0	0	1	2											
Bobby Wine, R OBP: 0.249, SLG: 0.277 Chuck Hiller, L OBP: 0.227, SLG: 0.237 Gary Sutherland, R OBP: 0.303, SLG: 0.327 (1, 6) (8, PH) (9, 6)			0-0 P6		0-3 K			0-3 K		2	0	0	0	0	1	1											
Jim Bunning, R OBP: 0.172, SLG: 0.261 Doug Clemens, L OBP: 0.296, SLG: 0.250 Billy Cowan, R OBP: 0.220, SLG: 0.333 Dick Ellsworth, L OBP: 0.132, SLG: 0.108 Turk Farrell, R OBP: 0.150, SLG: 0.158 (1, 1) (8, PH) (8, PR) (9, 1) (9, 1)			0-0 1B		0-0 L9			0-0 1B		2	0	1	0	0	0	1											
<b>Inning Stats</b>	R: 0 E: 0 K: 1 S: 5	H: 0 LOB: 0 BB: 0 P: 5	R: 0 E: 0 K: 2 S: 8	H: 1 LOB: 1 BB: 0 P: 8	R: 0 E: 0 K: 1 S: 6	H: 1 LOB: 1 BB: 0 P: 6	R: 0 E: 0 K: 1 S: 5	H: 0 LOB: 0 BB: 0 P: 5	R: 0 E: 0 K: 1 S: 6	H: 1 LOB: 1 BB: 0 P: 6	R: 0 E: 0 K: 0 S: 3	H: 0 LOB: 0 BB: 0 P: 3	R: 0 E: 0 K: 0 S: 3	H: 0 LOB: 0 BB: 0 P: 3	R: 0 E: 0 K: 2 S: 8	H: 1 LOB: 1 BB: 0 P: 8		R: 0 E: 0 K: 1 S: 6	H: 1 LOB: 1 BB: 0 P: 6	1B: 4 2B: 1 3B: 0 HR: 0	SF: 0 SAC: 0 DP: 0 HBP: 0	WP: 0 PB: 0 SB: 0 CS: 0	PA: 32				
<b>PITCHER</b>	IP	WLS	BF	H	R	ER	SO	BB	IBB	HBP	BLK	WP	HR	S	P	ERA	WHIP										
Bill Singer, R ERA: 2.65 (1, 1)	9.0	W	32	5	0	0	9	0	0	0	0	0	0	50	50	0.00	0.556										

AB	32
R	0
H	5
RBI	0
BB	0
SO	9
LOB	10





Batter	1	2	3	4	5	6	7	8	9	AB	R	H	RBI	BB	SO	LOB	TOP					
Willie Davis, L OBP: 0.290, SLG: 0.356 (1, 8)	L3		P2		K			4-3		4	0	0	0	0	1	3	<b>Los Angeles Dodgers @ Philadelphia Phillies</b> <b>Connie Mack Stadium, Philadelphia, PA</b> Fri Sep 15 1967, 7:05 PM EDT Att: 12,018 - Unknown					
Nate Oliver, R OBP: 0.297, SLG: 0.286 (1, 6)	F3		K			K		4-3		4	0	0	0	0	2	2						
Lou Johnson, R OBP: 0.333, SLG: 0.435 (1, 7)	K				1B	2B		5-3		4	1	2	0	0	1	0						
Al Ferrara, R OBP: 0.352, SLG: 0.471 Ron Fairly, L OBP: 0.297, SLG: 0.329 (9, 9)		F8						F8		3	0	1	0	0	0	0						
Wes Parker, S OBP: 0.367, SLG: 0.359 (1, 3)		F8							SH1-4	0	0	0	0	0	0	0						
Bob Bailey, R OBP: 0.306, SLG: 0.302 (1, 5)		L6								4	0	1	1	0	0	2						
Luis Alcaraz, R OBP: 0.300, SLG: 0.300 (1, 4)										4	0	0	0	0	1	2						
Jeff Torborg, R OBP: 0.267, SLG: 0.277 (1, 2)										3	0	2	0	0	0	0						
Don Drysdale, R OBP: 0.163, SLG: 0.116 (1, 1)										2	0	1	0	0	0	1						
Inning Stats	R: 0 E: 0 K: 1 S: 5	H: 0 LOB: 0 BB: 0 P: 5	R: 0 E: 0 K: 0 S: 3	H: 0 LOB: 0 BB: 0 P: 3	R: 0 E: 0 K: 1 S: 6	H: 1 LOB: 2 BB: 1 P: 10	R: 0 E: 0 K: 0 S: 4	H: 2 LOB: 1 BB: 0 P: 4	R: 0 E: 0 K: 2 S: 8	H: 1 LOB: 1 BB: 0 P: 8	R: 0 E: 0 K: 1 S: 5	H: 0 LOB: 0 BB: 0 P: 5	R: 0 E: 0 K: 1 S: 6	H: 1 LOB: 1 BB: 0 P: 6	R: 0 E: 0 K: 0 S: 3	H: 0 LOB: 0 BB: 0 P: 3		R: 1 E: 0 K: 0 S: 4	H: 2 LOB: 0 BB: 0 P: 4	1B: 6 2B: 2 3B: 0 HR: 0	SF: 0 SAC: 2 DP: 2 HBP: 0	WP: 0 PB: 0 SB: 1 CS: 0
PITCHER Chris Short, L ERA: 2.51 (1, 1)	IP: 9.0 WLS: L BF: 33 H: 7 R: 1 ER: 1 SO: 6 BB: 1 IBB: 0 HBP: 0 BLK: 0 WP: 0 HR: 0 S: 44 P: 48 ERA: 1.00 WHIP: 0.889															PITCHER						

Batter	1	2	3	4	5	6	7	8	9	AB	R	H	RBI	BB	SO	LOB	BOTTOM			
Cookie Rojas, R OBP: 0.288, SLG: 0.309 (1, 4)	K		G6-4-3							4	0	0	0	0	1	1	<b>Los Angeles Dodgers @ Philadelphia Phillies</b> <b>Connie Mack Stadium, Philadelphia, PA</b> Fri Sep 15 1967, 7:05 PM EDT Att: 12,018 - Unknown			
Tony Taylor, R OBP: 0.312, SLG: 0.331 (1, 5)	1-3				5-3					4	0	0	0	0	1	0				
Johnny Callison, L OBP: 0.327, SLG: 0.408 (1, 9)	F8				1-3					4	0	1	0	0	0	0				
Tony Gonzalez, L OBP: 0.404, SLG: 0.485 (1, 7)					F2					2	0	0	0	1	0	1				
John Briggs, L OBP: 0.323, SLG: 0.383 (1, 8)	K									3	0	1	0	0	1	2				
Bill White, L OBP: 0.369, SLG: 0.381 (1, 3)										3	0	1	0	0	0	1				
Clay Dalrymple, L OBP: 0.278, SLG: 0.241 (1, 2)										3	0	1	0	0	1	3				
Bobby Wine, R OBP: 0.252, SLG: 0.281 (1, 6)										3	0	2	0	0	0	2				
Chris Short, R OBP: 0.136, SLG: 0.123 (1, 1)										3	0	0	0	0	1	3				
Inning Stats	R: 0 E: 0 K: 1 S: 5	H: 0 LOB: 0 BB: 0 P: 5	R: 0 E: 0 K: 1 S: 5	H: 0 LOB: 1 BB: 1 P: 9	R: 0 E: 0 K: 1 S: 5	H: 1 LOB: 0 BB: 0 P: 5	R: 0 E: 0 K: 0 S: 3	H: 0 LOB: 0 BB: 0 P: 3	R: 0 E: 0 K: 0 S: 3	H: 0 LOB: 0 BB: 0 P: 3	R: 0 E: 0 K: 0 S: 3	H: 1 LOB: 0 BB: 0 P: 3	R: 0 E: 0 K: 0 S: 4	H: 2 LOB: 1 BB: 0 P: 4	R: 0 E: 0 K: 0 S: 5	H: 0 LOB: 0 BB: 0 P: 5		1B: 6 2B: 1 3B: 0 HR: 0	SF: 0 SAC: 0 DP: 3 HBP: 0	WP: 0 PB: 0 SB: 0 CS: 0
PITCHER Don Drysdale, R ERA: 2.7 (1, 1)	IP: 9.0 WLS: W BF: 30 H: 6 R: 0 ER: 0 SO: 5 BB: 1 IBB: 0 HBP: 0 BLK: 0 WP: 0 HR: 0 S: 39 P: 43 ERA: 0.00 WHIP: 0.778															PITCHER				

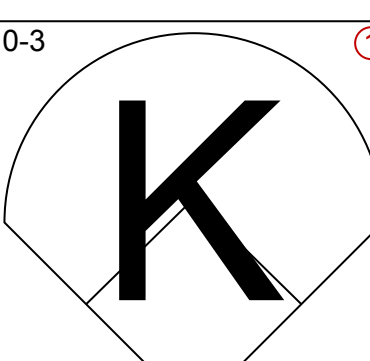
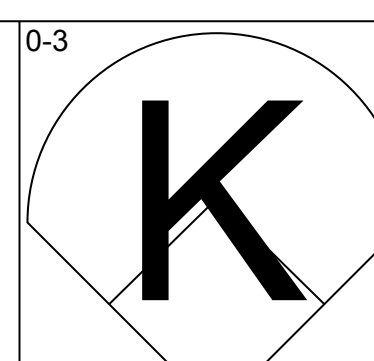
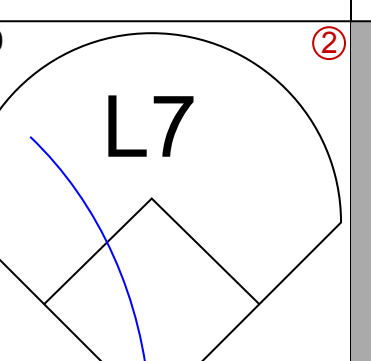
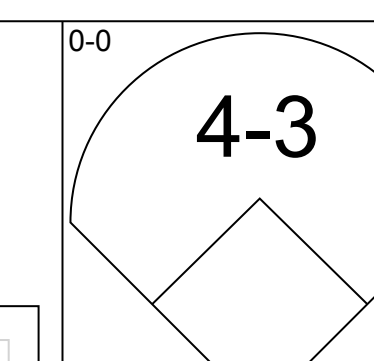
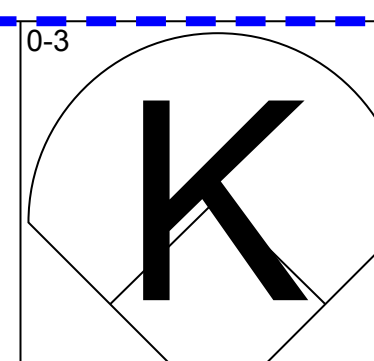
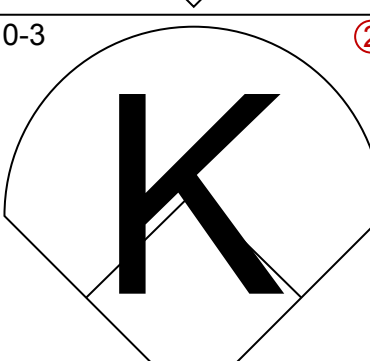
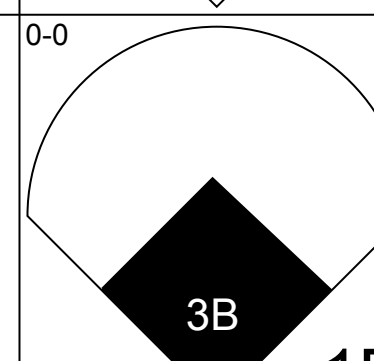
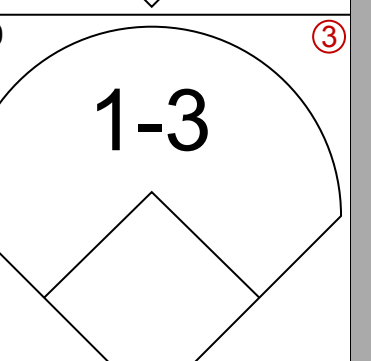
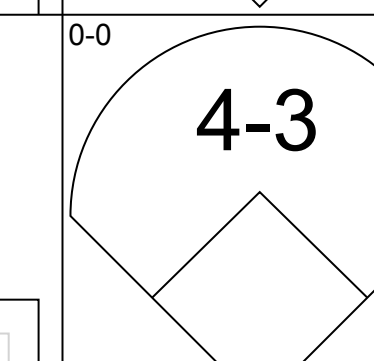
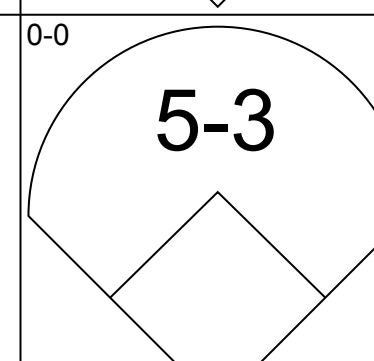
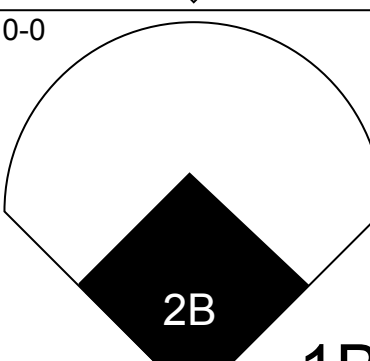
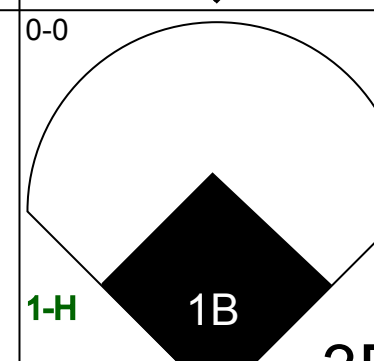
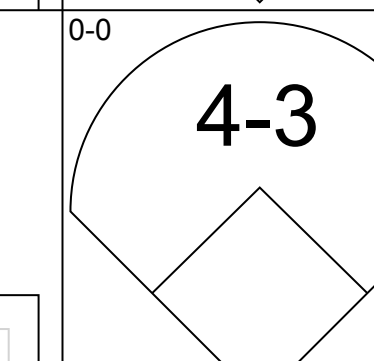
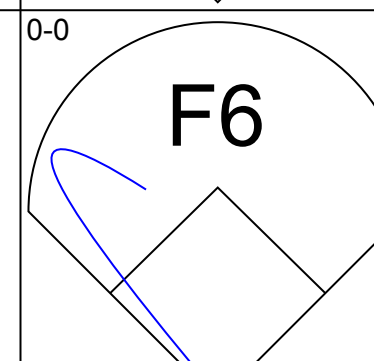
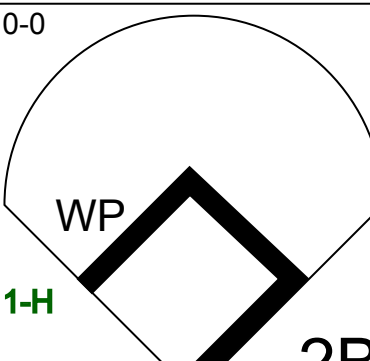
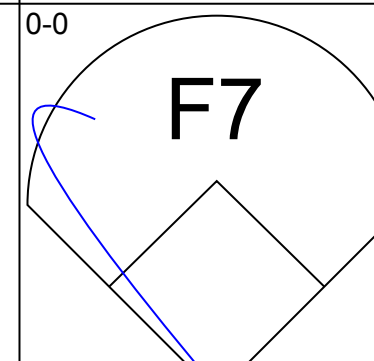


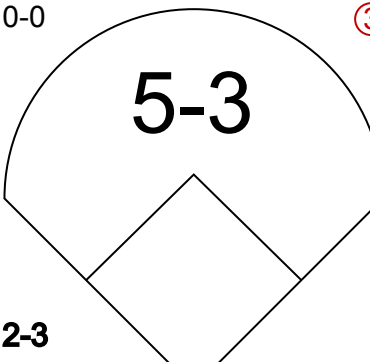
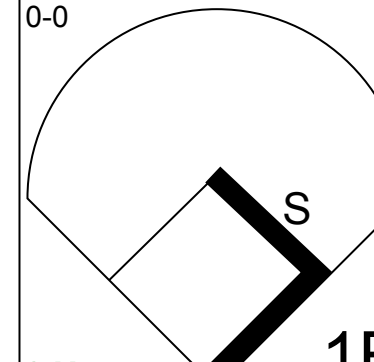


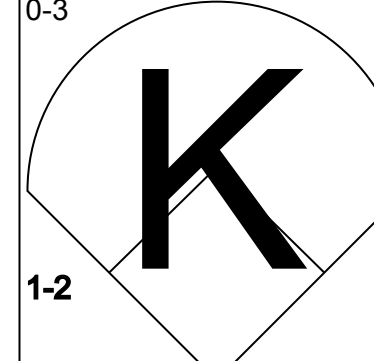


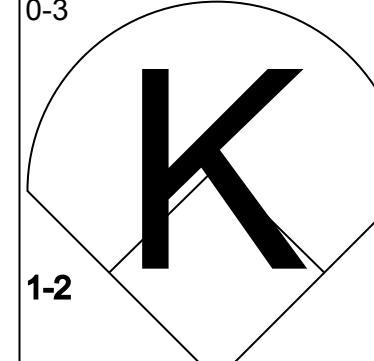

















AB	30
R	1
H	7
RBI	1
BB	1
SO	6
LOB	11



AB	29
R	0
H	6
RBI	0
BB	1
SO	5
LOB	13



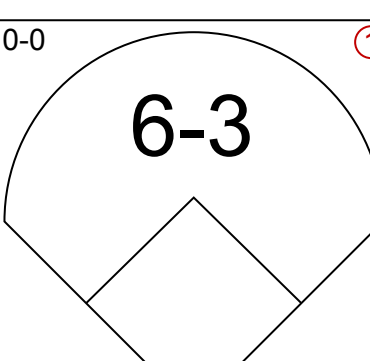
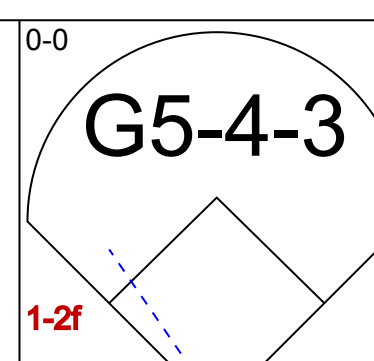
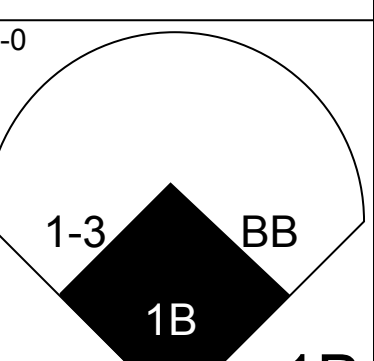
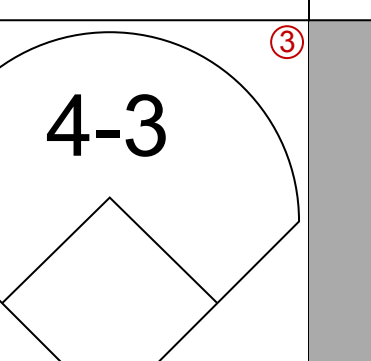
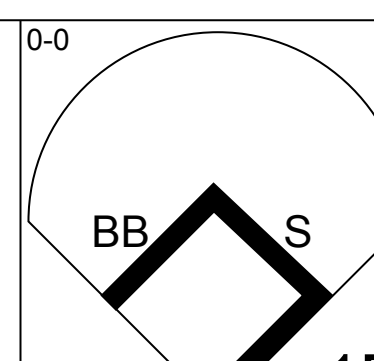
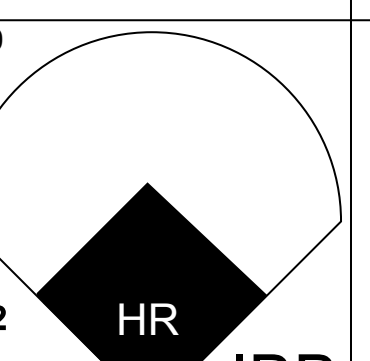
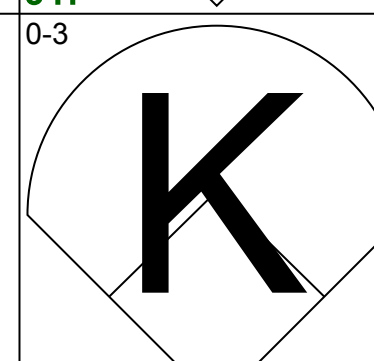
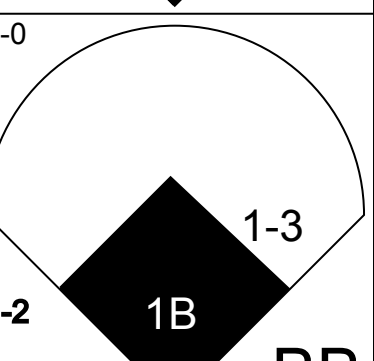
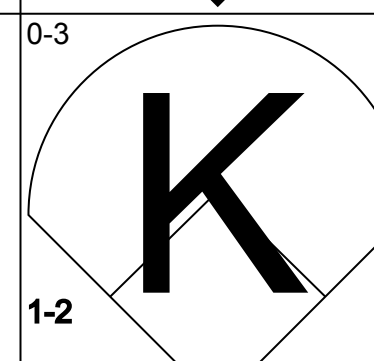
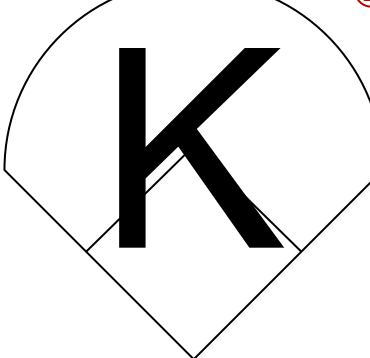
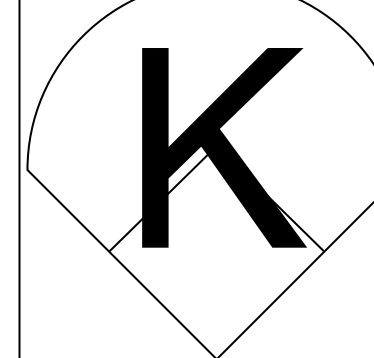
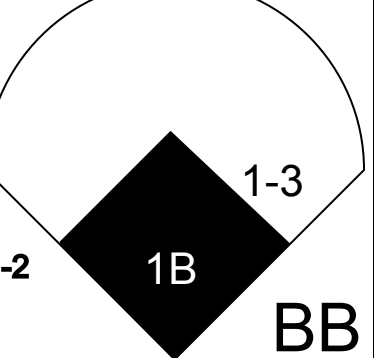
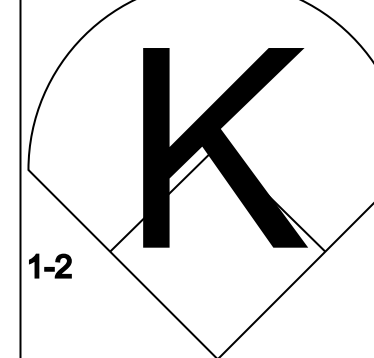
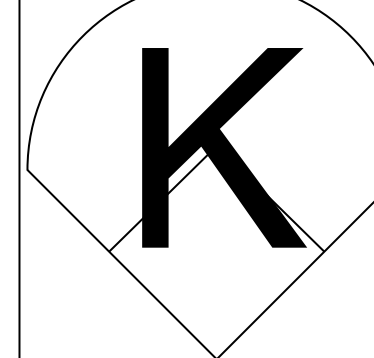
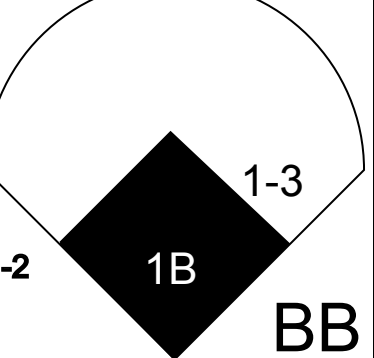
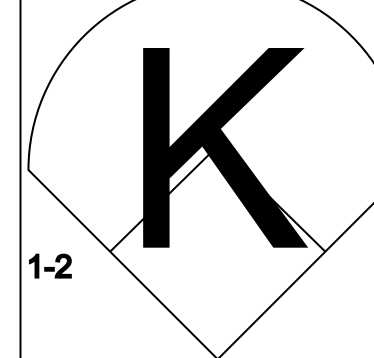
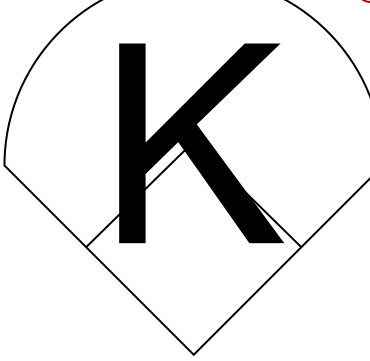
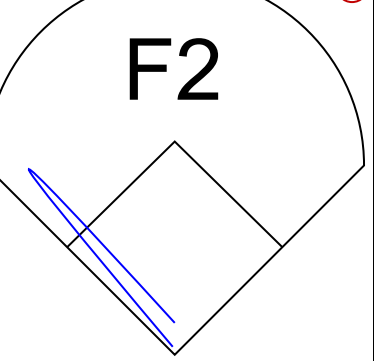
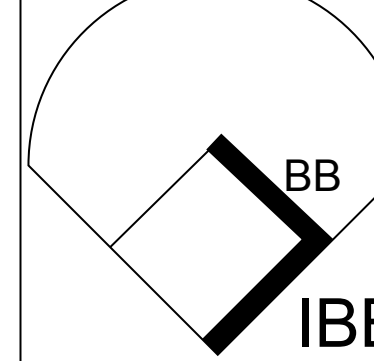
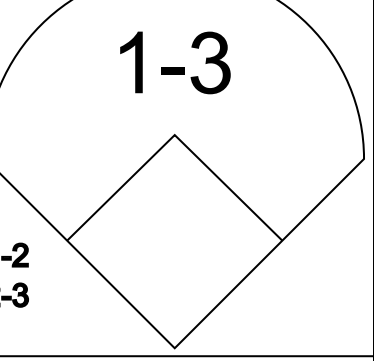
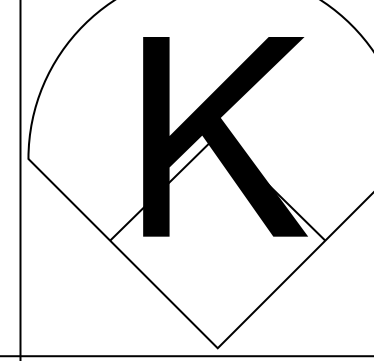
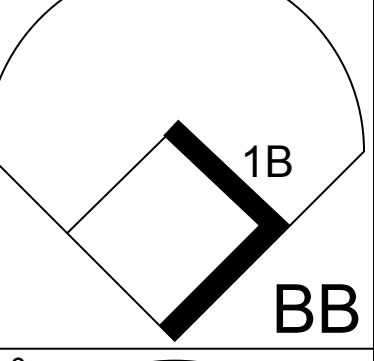
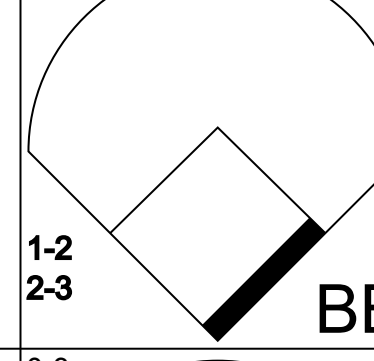
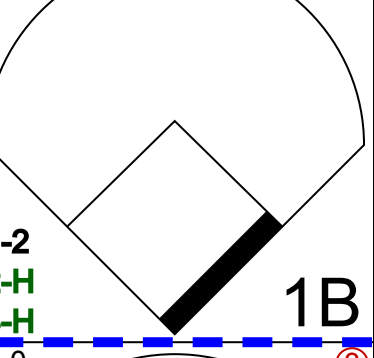

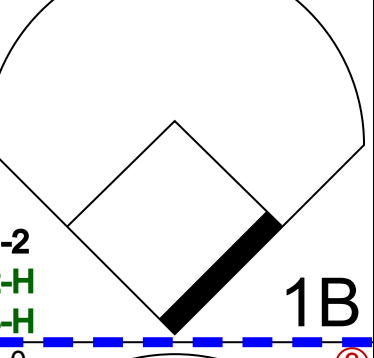

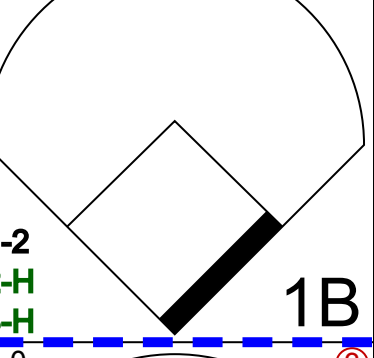

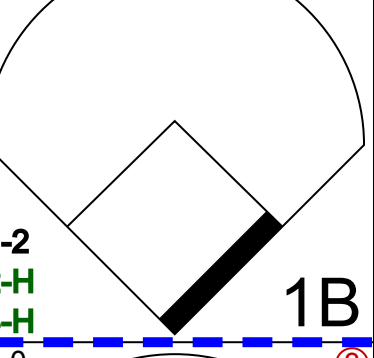

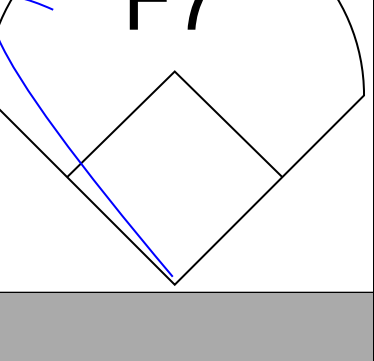





Batter	1	2	3	4	5	6	7	8	9	10	11	AB	R	H	RBI	BB	SO	LOB	TOP					
Nate Oliver, R OBP: 0.291, SLG: 0.279 (1.6)												5	0	0	0	0	3	1						
Wes Parker, S OBP: 0.365, SLG: 0.357 (1.3)												5	1	1	0	0	1	1						
Willie Davis, L OBP: 0.291, SLG: 0.360 (1.8)												5	2	2	1	0	0	0						
Ron Fairly, L OBP: 0.298, SLG: 0.332 (1.9)												5	0	2	1	0	0	1						
John Roseboro, L OBP: 0.346, SLG: 0.392 (1.2)												5	0	2	1	0	0	1						
Len Gabrielson, L OBP: 0.149, SLG: 0.381 (1.7)												2	0	0	0	0	1	1						
Lou Johnson, R OBP: 0.333, SLG: 0.434 (5.7)												3	0	1	0	0	0	2						
Bob Bailey, R OBP: 0.304, SLG: 0.303 (1.5)												5	1	1	0	0	0	1						
Luis Alcaraz, R OBP: 0.357, SLG: 0.429 (1.4)												4	0	2	1	0	1	0						
Don Sutton, R OBP: 0.100, SLG: 0.153 (1.1)												2	0	0	0	0	1	1						
Phil Regan, R OBP: 0.100, SLG: 0.100 (6.1)												0	0	0	0	0	0	0						
Al Ferrara, R OBP: 0.351, SLG: 0.469 (9.7)												1	0	0	0	0	0	0						
Ron Perranoski, L OBP: 0.125, SLG: 0.125 (9.1)												0	0	0	0	0	0	0						
<b>Inning Stats</b>	R: 1 E: 0 K: 2 S: 9	H: 2 LOB: 1 BB: 0 P: 9	R: 0 E: 0 K: 1 S: 6	H: 1 LOB: 1 BB: 0 P: 6	R: 2 E: 0 K: 2 S: 10	H: 3 LOB: 1 BB: 0 P: 10	R: 1 E: 0 K: 0 S: 5	H: 2 LOB: 1 BB: 0 P: 5	R: 0 E: 0 K: 0 S: 4	H: 2 LOB: 1 BB: 0 P: 4	R: 0 E: 0 K: 0 S: 3	H: 0 LOB: 0 BB: 0 P: 3	R: 0 E: 0 K: 0 S: 3	H: 0 LOB: 0 BB: 0 P: 3	R: 0 E: 0 K: 1 S: 5	H: 0 LOB: 0 BB: 0 P: 5	R: 0 E: 0 K: 1 S: 5	H: 1 LOB: 1 BB: 0 P: 5	R: 0 E: 0 K: 0 S: 4	H: 1 LOB: 1 BB: 0 P: 4	1B: 7 2B: 3 3B: 1 HR: 0	SF: 0 SAC: 1 DP: 1 HBP: 0	WP: 1 PB: 0 SB: 1 CS: 0	PA: 43
<b>PITCHER</b>	IP ERA: 3.5	WLS BF	H R	ER SO	BB IBB	HBP BLK	WP HR	S P	ERA WHIP	<b>PITCHER</b>	IP ERA: 2.3	WLS BF	H R	ER SO	BB IBB	HBP BLK	WP HR	S P	ERA WHIP					
Rick Wise, R (1.1)	3.0	15	6	3	0	0	0	5	9.00	Turk Farrell, R (11.1)	11.0	4	1	0	0	0	0	4	0.00	2.000				
Dick Thoenen, R (4.1)	1.0	5	2	1	0	0	0	5	9.00															
Grant Jackson, L (5.1)	1.0	4	2	0	0	0	0	4	0.00															
John Boozer, R (6.1)	4.0	12	0	0	1	0	0	14	0.00															
Dick Hall, R (10.1)	1.0	3	0	0	1	0	0	5	0.00															

Los Angeles Dodgers @ Philadelphia Phillies  
 Connie Mack Stadium, Philadelphia, PA  
 Sat Sep 16 1967, 7:05 PM EDT  
 Att: 5,549 - Unknown

AB 42  
 R 4  
 H 11  
 RBI 4  
 BB 0  
 SO 7  
 LOB 9



Batter	1	2	3	4	5	6	7	8	9	10	11	AB	R	H	RBI	BB	SO	LOB	BOTTOM				
Tony Taylor, R OBP: 0.314, SLG: 0.332 (1.5)												5	2	2	0	1	0	1					
John Briggs, L OBP: 0.322, SLG: 0.377 (1.8)												4	1	0	0	1	4	1					
Turk Farrell, R OBP: 0.150, SLG: 0.158 (11.1)												0	0	0	0	0	0	0					
Rick Joseph, R OBP: 0.266, SLG: 0.571 (11.7)												1	1	1	4	0	0	0					
Johnny Callison, L OBP: 0.328, SLG: 0.409 (1.9)												4	0	1	0	1	1	2					
Tony Gonzalez, L OBP: 0.402, SLG: 0.480 (1.7)												4	0	0	0	1	1	5					
Bill White, L OBP: 0.370, SLG: 0.377 (1.3)												3	0	0	0	2	0	1					
Gene Oliver, R OBP: 0.298, SLG: 0.387 (1.2)												4	0	2	2	0	2	0					
Billy Cowan, R OBP: 0.220, SLG: 0.333 (9.7)												0	0	0	0	0	0	0					
Dick Hall, R OBP: 0.071, SLG: 0.071 (10.1)												0	0	0	0	0	0	0					
Don Lock, R OBP: 0.348, SLG: 0.437 (11.8)												1	0	0	0	0	1	3					
Cookie Rojas, R OBP: 0.292, SLG: 0.315 (1.4)												4	2	3	0	0	2						
Bobby Wine, R OBP: 0.255, SLG: 0.282 (1.6)												3	1	1	0	1	0	1					
Rick Wise, R (1.1)	5.2	24	7	4	4	2	0	32	6.35														
Phil Regan, R (6.1)	2.1	8	0	0	2	1	0	11	0.00														
Ron Perranoski, L (9.1)	2.1	L 15	4	4	4	3	1	4	15.43														
<b>PITCHER</b>	IP ERA: 4.06	WLS BF	H R	ER SO	BB IBB	HBP BLK	WP HR	S P	ERA WHIP	<b>PITCHER</b>	IP ERA: 2.94	WLS BF	H R	ER SO	BB IBB	HBP BLK	WP HR	S P	ERA WHIP				
Don Sutton, R (1.1)	5.2	24	7	4	4	2	0	32	6.35	Turk Farrell, R (11.1)	11.0	4	1	0	0	0	0	4	0.00	2.143			
Phil Regan, R (6.1)	2.1	8	0	0	2	1	0	11	0.00														
Ron Perranoski, L (9.1)	2.1	L 15	4	4	4	3	1	4	15.43														

Los Angeles Dodgers @ Philadelphia Phillies  
 Connie Mack Stadium, Philadelphia, PA  
 Sat Sep 16 1967, 7:05 PM EDT  
 Att: 5,549 - Unknown

AB 37  
 R 8  
 H 11  
 RBI 7  
 BB 8  
 SO 10  
 LOB 19





Batter	1	2	3	4	5	6	7	8	9	AB	R	H	RBI	BB	SO	LOB	TOP			
Dick Schofield, S (1, 6) OBP: 0.307, SLG: 0.293 Tommy Dean, R (8, FR) (8, 6)	0-0 1-3		0-0 4-3		0-0 1-3		0-0 FC6-4		0-0 FC6-4	4	0	0	0	0	0	1				
Ron Hunt, R (1, 5) OBP: 0.354, SLG: 0.355	0-0 1-3		0-0 F5		0-3 K		0-0 FC6-4		0-0 FC6-4	4	0	0	0	0	1	1				
Willie Davis, L (1, 8) OBP: 0.291, SLG: 0.360	0-0 4-3			0-3 K		0-0 1B		0-0 L8		4	0	1	0	0	1	1				
Ron Fairly, L (1, 9) OBP: 0.300, SLG: 0.333		0-0 3-1		0-0 G4-6-3 1B		0-0 1B			0-0 F8	4	0	2	0	0	0	0				
John Roseboro, L (1, 2) OBP: 0.345, SLG: 0.380		0-0 G1 1B		0-0 G4-6-3 1B		0-0 4-3			0-0 G3	4	1	1	0	0	0	3				
Wes Parker, S (1, 3) OBP: 0.394, SLG: 0.354		0-0 G1			4-0 BB		0-3 K		0-0 4-3	3	0	0	0	1	1	1				
Len Gabrielson, L (1, 7) OBP: 0.301, SLG: 0.385		0-0 1B			0-0 G4-6-3 1B		0-0 G3			3	0	2	1	0	0	0				
Luis Alcaraz, R (1, 4) OBP: 0.294, SLG: 0.353		0-3 K			0-3 K		0-0 6-3			3	0	0	0	0	2	3				
Claude Osteen, L (1, 1) OBP: 0.206, SLG: 0.271 Willie Crawford, L (8, PH) OBP: 1.000, SLG: 1.000 Bob Miller, R (8, 1) OBP: 0.125, SLG: 0.125			0-3 K		0-0 G4-6-3		0-0 FC6-4 1B			2	0	0	0	0	1	2				
<b>Inning Stats</b>	R: 0 E: 0 K: 0 S: 3	H: 0 LOB: 0 BB: 0 P: 3	R: 1 E: 0 K: 1 S: 7	H: 2 LOB: 1 BB: 0 P: 7	R: 0 E: 0 K: 1 S: 5	H: 0 LOB: 0 BB: 0 P: 5	R: 0 E: 0 K: 1 S: 5	H: 1 LOB: 0 BB: 1 P: 9	R: 0 E: 0 K: 1 S: 7	H: 2 LOB: 2 BB: 0 P: 7	R: 0 E: 0 K: 1 S: 5	H: 0 LOB: 0 BB: 0 P: 5	R: 0 E: 0 K: 0 S: 4	H: 1 LOB: 1 BB: 0 P: 4	R: 0 E: 0 K: 0 S: 3	H: 0 LOB: 0 BB: 0 P: 3	1B: 7 2B: 0 3B: 0 HR: 0	SF: 0 SAC: 0 DP: 2 HBP: 0	WP: 0 PB: 0 SB: 0 CS: 0	PA: 33
<b>PITCHER</b> Larry Jackson, R (1, 1) ERA: 3.04	IP: 9.0 WLS: W BF: 33 H: 7 R: 1 ER: 1 SO: 6 BB: 1 IBB: 0 HBP: 0 BLK: 0 WP: 0 HR: 0 S: 44 P: 48 ERA: 1.00 WHIP: 0.889																			

Los Angeles Dodgers @ Philadelphia Phillies  
 Connie Mack Stadium, Philadelphia, PA  
 Sun Sep 17 1967, 3:33 AM EDT  
 Att: 8,464 - Unknown

AB 32  
 R 1  
 H 7  
 RBI 1  
 BB 1  
 SO 6  
 LOB 12



<b>PITCHER</b> Larry Jackson, R (1, 1) ERA: 3.04	IP: 9.0 WLS: W BF: 33 H: 7 R: 1 ER: 1 SO: 6 BB: 1 IBB: 0 HBP: 0 BLK: 0 WP: 0 HR: 0 S: 44 P: 48 ERA: 1.00 WHIP: 0.889
--	--

Batter	1	2	3	4	5	6	7	8	9	AB	R	H	RBI	BB	SO	LOB	BOTTOM			
Cookie Rojas, R (1, 4) OBP: 0.292, SLG: 0.314	0-0 SH 1B	0-0 L6		0-0 F4		0-0 FC6-4				4	1	1	0	0	0	3				
Tony Taylor, R (1, 5) OBP: 0.312, SLG: 0.329	0-0 SH 1B		0-3 K		0-0 4-3		0-0 6-3			3	1	0	0	0	1	0				
Tony Gonzalez, L (1, 7) OBP: 0.405, SLG: 0.483	0-0 S 1B				0-3 K					4	1	3	1	0	1	0				
Don Lock, R (1, 8) OBP: 0.347, SLG: 0.445	0-3 K		0-0 P3		0-0 HR		0-0 P4			4	1	1	1	0	1	3				
Gene Oliver, R (1, 2) OBP: 0.295, SLG: 0.382	0-3 K		0-0 F9		0-0 6-3		0-0 P6			4	0	0	0	0	1	3				
Rick Joseph, R (1, 3) OBP: 0.389, SLG: 0.563	0-0 1B			4-0 BB		0-0 F9		4-0 G6-4-3 BB		2	1	1	1	2	0	0				
Johnny Callison, L (1, 9) OBP: 0.331, SLG: 0.417	0-0 L3			0-0 1B		0-0 HR		0-0 G6-4-3 1B		4	1	3	1	0	0	1				
Bobby Wine, R (1, 6) OBP: 0.255, SLG: 0.281		0-0 4-3		0-3 K		0-0 FC6-4 1B		0-0 G6-4-3		4	0	1	0	0	1	3				
Larry Jackson, R (1, 1) OBP: 0.193, SLG: 0.198		0-0 5-3		0-3 K		0-3 K		0-0 L6		4	0	0	0	0	2	3				
<b>Inning Stats</b>	R: 3 E: 1 K: 2 S: 11	H: 3 LOB: 1 BB: 0 P: 11	R: 0 E: 0 K: 0 S: 3	H: 0 LOB: 0 BB: 0 P: 3	R: 0 E: 0 K: 1 S: 6	H: 1 LOB: 1 BB: 0 P: 6	R: 0 E: 0 K: 2 S: 8	H: 1 LOB: 2 BB: 1 P: 12	R: 1 E: 0 K: 1 S: 6	H: 1 LOB: 0 BB: 0 P: 6	R: 1 E: 0 K: 1 S: 7	H: 2 LOB: 1 BB: 0 P: 7	R: 0 E: 0 K: 0 S: 4	H: 1 LOB: 1 BB: 0 P: 4	R: 1 E: 0 K: 0 S: 3	H: 1 LOB: 0 BB: 1 P: 7	1B: 8 2B: 0 3B: 0 HR: 2	SF: 0 SAC: 1 DP: 1 HBP: 0	WP: 0 PB: 0 SB: 1 CS: 0	PA: 36
<b>PITCHER</b> Claude Osteen, L (1, 1) ERA: 3.31 Bob Miller, R (8, 1) ERA: 4.35	IP: 7.0 WLS: L BF: 32 H: 9 R: 5 ER: 3 SO: 7 BB: 1 IBB: 0 HBP: 0 BLK: 0 WP: 0 HR: 2 S: 45 P: 49 ERA: 3.86 WHIP: 1.429																			

Los Angeles Dodgers @ Philadelphia Phillies  
 Connie Mack Stadium, Philadelphia, PA  
 Sun Sep 17 1967, 3:33 AM EDT  
 Att: 8,464 - Unknown

AB 33  
 R 6  
 H 10  
 RBI 4  
 BB 2  
 SO 7  
 LOB 16





Batter	1	2	3	4	5	6	7	8	9	AB	R	H	RBI	BB	SO	LOB	TOP			
Nate Oliver, R OBP: 0.290, SLG: 0.288 (1, 6)	F9		K			1B 3B		F9		4	1	1	0	0	1	1	<b>Los Angeles Dodgers @ New York Mets</b> Shea Stadium, Flushing, NY Mon Sep 18 1967, 7:05 PM EDT Att: 14,720 - Unknown			
Ron Hunt, R OBP: 0.353, SLG: 0.354 (1, 5)	F9			5-3		FC4-6 1B		FC6-4		4	0	1	1	0	0	1				
Willie Davis, L OBP: 0.291, SLG: 0.361 (1, 8)				6-3		FC4-6 1B		F9		4	0	1	0	0	0	2				
Ron Fairly, L OBP: 0.298, SLG: 0.331 Jim Brewer, L OBP: 0.045, SLG: 0.091 Al Ferrara, R OBP: 0.350, SLG: 0.468 (1, 9) (6, 1) (9, PH)	G3			F9		K			4-3	3	0	0	0	0	1	2				
John Roseboro, L OBP: 0.350, SLG: 0.381 Gene Michael, S OBP: 0.246, SLG: 0.224 (1, 2) (9, PR)		P5			G3-6-3 BB			FC6-4 1B	4-0 1B BB	2	0	1	0	2	0	0				
Wes Parker, S OBP: 0.361, SLG: 0.351 (1, 3)		4-3			G3-6-3 1-2			FC6-4 1B	0-3 K BB	4	0	0	0	0	1	3				
Len Gabrielson, L OBP: 0.308, SLG: 0.392 (1, 7)		4-3						G5-4-3 1B	0-0 1-2 1B	4	0	3	0	0	0	0				
Luis Alcaraz, R OBP: 0.286, SLG: 0.333 (1, 4)			5-3			K		G5-4-3 1-2 2H 1B	0-0 1-2 2H 1B	4	0	1	1	0	1	3				
John Duffie, R OBP: 0.343, SLG: 0.446 Willie Crawford, L OBP: 0.500, SLG: 0.333 (1, 1) (6, PH) (6, 9)			K			K			4-0 FC6-4 BB	1	0	0	0	0	1	0				
									0-3 K	2	0	0	0	1	2	2				
<b>Inning Stats</b>	R: 0 E: 0 K: 0 S: 4	H: 1 LOB: 1 BB: 0 P: 4	R: 0 E: 0 K: 0 S: 3	H: 0 LOB: 0 BB: 0 P: 3	R: 0 E: 0 K: 2 S: 7	H: 0 LOB: 0 BB: 0 P: 7	R: 0 E: 0 K: 0 S: 3	H: 0 LOB: 1 BB: 1 P: 3	R: 0 E: 0 K: 1 S: 5	H: 2 LOB: 1 BB: 0 P: 9	R: 0 E: 0 K: 0 S: 4	H: 2 LOB: 1 BB: 0 P: 4	R: 0 E: 0 K: 0 S: 3	H: 0 LOB: 1 BB: 1 P: 7	R: 1 E: 0 K: 2 S: 9	H: 2 LOB: 2 BB: 1 P: 13	1B: 6 2B: 1 3B: 1 HR: 0	SF: 0 SAC: 0 DP: 2 HBP: 0	WP: 0 PB: 0 SB: 0 CS: 0	PA: 36
<b>PITCHER</b> Tom Seaver, R ERA: 2.83 (1, 1)	IP: 9.0 WLS: W BF: 36 H: 8 R: 2 ER: 2 SO: 7 BB: 3 IBB: 0 HBP: 0 BLK: 0 WP: 0 HR: 0 S: 47 P: 59 ERA: 2.00 WHIP: 1.222															<b>PITCHER</b>				

Batter	1	2	3	4	5	6	7	8	9	AB	R	H	RBI	BB	SO	LOB	BOTTOM			
Bud Harrelson, S OBP: 0.319, SLG: 0.307 (1, 6)	1B E BB		L9	L6				P5		3	1	0	0	1	0	1	<b>Los Angeles Dodgers @ New York Mets</b> Shea Stadium, Flushing, NY Mon Sep 18 1967, 7:05 PM EDT Att: 14,720 - Unknown			
Bob Heise, R OBP: 0.333, SLG: 0.304 (1, 4)	1-3 E 1B		F9				F9	F8		4	0	1	0	0	0	0				
Tommy Davis, R OBP: 0.290, SLG: 0.269 Tommie Reynolds, R OBP: 0.290, SLG: 0.269 (1, 7) (9, 7)	E1 1-2 3H		3-1				K	1B 1B		4	1	1	0	0	1	1				
Ron Swoboda, R OBP: 0.342, SLG: 0.420 (1, 9)	1-3			1B SF8 BB		K		1-2 2B 1B		3	1	1	1	1	1	2				
Ed Kranepool, L OBP: 0.321, SLG: 0.369 (1, 3)				E 1B				E 1B	1-1 2B	3	2	3	0	1	0	0				
Ken Boswell, L OBP: 0.250, SLG: 0.667 (1, 5)	G4-6-3 1-2		SF8			E9 1B 2B		4-3		3	1	1	2	0	0	3				
Amos Otis, R OBP: 0.320, SLG: 0.261 (1, 8)				E6 E 6-3				K		4	1	2	1	0	1	1				
Jerry Grote, R OBP: 0.228, SLG: 0.259 (1, 2)			K	E5 6-3			F8	F7		4	0	0	0	0	1	3				
Tom Seaver, R OBP: 0.244, SLG: 0.181 (1, 1)			K	6-3			F2			3	0	0	1	0	1	1				
<b>Inning Stats</b>	R: 1 E: 1 K: 0 S: 4	H: 1 LOB: 2 BB: 2 P: 12	R: 0 E: 0 K: 2 S: 7	H: 1 LOB: 0 BB: 0 P: 7	R: 0 E: 0 K: 0 S: 3	H: 0 LOB: 0 BB: 0 P: 3	R: 3 E: 2 K: 0 S: 6	H: 1 LOB: 1 BB: 1 P: 10	R: 0 E: 0 K: 2 S: 7	H: 0 LOB: 0 BB: 0 P: 7	R: 2 E: 1 K: 0 S: 5	H: 3 LOB: 0 BB: 0 P: 5	R: 1 E: 0 K: 0 S: 5	H: 3 LOB: 2 BB: 0 P: 5	R: 0 E: 0 K: 1 S: 5	H: 0 LOB: 0 BB: 0 P: 5		1B: 7 2B: 2 3B: 0 HR: 0	SF: 1 SAC: 0 DP: 1 HBP: 0	WP: 0 PB: 0 SB: 0 CS: 2
<b>PITCHER</b> John Duffie, R ERA: 1.8 Jim Brewer, L ERA: 2.72 (1, 1) (6, 1)	IP: 5.0 WLS: L BF: 22 H: 3 R: 4 ER: 1 SO: 4 BB: 2 IBB: 1 HBP: 0 BLK: 0 WP: 0 HR: 0 S: 27 P: 39 ERA: 1.80 WHIP: 1.000															<b>PITCHER</b>				

AB	33
R	2
H	8
RBI	2
BB	3
SO	7
LOB	14

AB	31
R	7
H	9
RBI	5
BB	3
SO	5
LOB	12





Batter	1	2	3	4	5	6	7	8	9	AB	R	H	RBI	BB	SO	LOB	TOP					
Willie Davis, L (1, 8) OBP: 0.294, SLG: 0.366										3	2	0	1	0	0	0	<b>Los Angeles Dodgers @ New York Mets</b> Shea Stadium, Flushing, NY Tue Sep 19 1967, 7:05 PM EDT Att: 9,535 - Unknown					
Ron Hunt, R (1, 5) OBP: 0.352, SLG: 0.354										3	0	1	1	0	0	1						
Lou Johnson, R (1, 7) OBP: 0.329, SLG: 0.429										4	1	0	1	0	1	1						
Al Ferrara, R (1, 9) OBP: 0.355, SLG: 0.468										2	0	1	0	2	0	0						
Wes Parker, S (1, 3) OBP: 0.360, SLG: 0.348										3	0	0	0	1	2	4						
Luis Alcaraz, R (1, 4) OBP: 0.280, SLG: 0.320										4	0	1	0	0	0	3						
Jeff Torborg, R (1, 2) John Roseboro, L (9, PH) OBP: 0.272, SLG: 0.383										3	0	0	0	0	2	4						
Tommy Dean, R (1, 6) Len Gabrelson, L (7, PH) Gene Michael, S (7, 6) Ron Fairly, L (9, PH) OBP: 0.296, SLG: 0.330										2	0	1	0	0	1	1						
Bill Singer, R (1, 1) Willie Crawford, L (7, PH) Phil Regan, R (7, 1) Bob Bailey, R (9, PH) OBP: 0.100, SLG: 0.302										1	0	0	0	0	0	0						
<b>Inning Stats</b>	R: 2 E: 1 K: 2 S: 10	H: 2 LOB: 2 BB: 1 P: 14	R: 0 E: 0 K: 0 S: 4	H: 2 LOB: 1 BB: 0 P: 4	R: 0 E: 0 K: 2 S: 6	H: 0 LOB: 0 BB: 1 P: 10	R: 0 E: 0 K: 2 S: 7	H: 1 LOB: 1 BB: 0 P: 7	R: 1 E: 0 K: 0 S: 4	H: 1 LOB: 0 BB: 1 P: 4	R: 0 E: 0 K: 0 S: 3	H: 0 LOB: 1 BB: 1 P: 7	R: 0 E: 0 K: 1 S: 5	H: 0 LOB: 0 BB: 0 P: 5	R: 0 E: 0 K: 0 S: 3	H: 0 LOB: 0 BB: 0 P: 3		R: 0 E: 0 K: 0 S: 4	H: 1 LOB: 2 BB: 1 P: 8	1B: 6 2B: 1 3B: 1 HR: 0	SF: 1 SAC: 1 DP: 1 HBP: 0	WP: 0 PB: 0 SB: 0 CS: 2
<b>PITCHER</b>	IP WLS BF H R ER SO BB IBB HBP BLK WP HR S P ERA WHIP																					
Les Rohr, L (1, 1) ERA: 3.0	6.0 W 25 6 3 2 6 3 0 0 0 0 0 0 34 46 3.00 1.500																					
Dick Selma, R (7, 1) ERA: 2.76	3.0 S 11 1 0 0 1 1 0 0 0 0 0 0 12 16 0.00 0.667																					

Batter	1	2	3	4	5	6	7	8	9	AB	R	H	RBI	BB	SO	LOB	BOTTOM			
Bud Harrelson, S (1, 6) OBP: 0.318, SLG: 0.305										3	1	0	0	1	0	2	<b>Los Angeles Dodgers @ New York Mets</b> Shea Stadium, Flushing, NY Tue Sep 19 1967, 7:05 PM EDT Att: 9,535 - Unknown			
Bob Heise, R (1, 4) OBP: 0.393, SLG: 0.385										3	2	2	2	1	0	1				
Tommy Davis, R (1, 7) Tommie Reynolds, R (9, 7) OBP: 0.344, SLG: 0.446										4	0	2	1	0	0	2				
Ron Swoboda, R (1, 9) OBP: 0.341, SLG: 0.418										4	1	1	0	0	1	2				
Ed Kranepool, L (1, 3) OBP: 0.320, SLG: 0.370										4	1	1	1	0	0	1				
Ken Boswell, L (1, 5) OBP: 0.375, SLG: 0.500										3	0	1	0	1	1	0				
Amos Otis, R (1, 8) OBP: 0.345, SLG: 0.269										3	1	1	0	1	0	1				
Jerry Grote, R (1, 2) OBP: 0.226, SLG: 0.257										3	0	0	1	0	0	2				
Les Rohr, L (1, 1) Dick Selma, R (7, 1) OBP: 0.091										2	0	0	0	0	1	1				
<b>Inning Stats</b>	R: 1 E: 0 K: 0 S: 4	H: 1 LOB: 1 BB: 1 P: 8	R: 0 E: 0 K: 1 S: 5	H: 0 LOB: 0 BB: 0 P: 5	R: 0 E: 0 K: 1 S: 6	H: 1 LOB: 1 BB: 0 P: 6	R: 0 E: 0 K: 0 S: 3	H: 0 LOB: 0 BB: 0 P: 3	R: 3 E: 1 K: 1 S: 8	H: 3 LOB: 1 BB: 1 P: 12	R: 0 E: 0 K: 0 S: 4	H: 1 LOB: 1 BB: 0 P: 4	R: 0 E: 0 K: 0 S: 4	H: 1 LOB: 1 BB: 0 P: 4	R: 2 E: 0 K: 0 S: 5	H: 2 LOB: 2 BB: 2 P: 13		1B: 7 2B: 2 3B: 0 HR: 0	SF: 1 SAC: 2 DP: 0 HBP: 0	WP: 1 PB: 0 SB: 1 CS: 0
<b>PITCHER</b>	IP WLS BF H R ER SO BB IBB HBP BLK WP HR S P ERA WHIP																			
Bill Singer, R (1, 1) ERA: 2.76	6.0 L 26 6 4 4 3 2 0 0 0 0 0 0 30 38 6.00 1.333																			
Phil Regan, R (7, 1) ERA: 3.09	2.0 11 3 2 2 0 2 0 0 0 0 0 0 9 17 9.00 2.500																			



**AB** 30  
**R** 3  
**H** 7  
**RBI** 2  
**BB** 4  
**SO** 7  
**LOB** 18

**AB** 30  
**R** 6  
**H** 9  
**RBI** 5  
**BB** 4  
**SO** 3  
**LOB** 12




Batter	1	2	3	4	5	6	7	8	9	AB	R	H	RBI	BB	SO	LOB	TOP					
Willie Davis, L OBP: 0.295, SLG: 0.367 (1, 8)	F9		E			1B	F7		4-3	4	1	1	0	1	0	1						
Ron Hunt, R OBP: 0.353, SLG: 0.353 (1, 5)	K		E6			2B	1B			3	1	1	0	1	1	1						
Ron Fairly, L OBP: 0.297, SLG: 0.330 (1, 3) (8, 9)	K		1-3			2B	G4-6-3			4	1	1	0	0	1	4						
Al Ferrara, R OBP: 0.353, SLG: 0.468 Wes Parker, S OBP: 0.350, SLG: 0.348 (8, 3)		5-3		K		SF8-5		F7		4	0	1	2	0	1	0						
John Roseboro, L OBP: 0.353, SLG: 0.385 (1, 2)				4-3		4-3				4	0	2	0	0	0	2						
Len Gabrielson, L OBP: 0.305, SLG: 0.387 Lou Johnson, R OBP: 0.330, SLG: 0.427 (6, PH) (6, 7)				1-3				F7		2	0	0	0	0	0	1						
Luis Alcaraz, R OBP: 0.241, SLG: 0.286 (1, 4)					P6	SF8-5				3	0	0	1	0	1	2						
Tommy Dean, R OBP: 0.333, SLG: 0.500 (1, 6)			4-3		6-3		2B		4-3	4	1	1	0	0	0	0						
Don Drysdale, R OBP: 0.168, SLG: 0.135 Ron Perranoski, L OBP: 0.111, SLG: 0.111 (8, 1)			K		1-3				K	3	0	1	1	0	1	0						
<b>Inning Stats</b>	R: 0 E: 0 K: 2 S: 7	H: 0 LOB: 0 BB: 0 P: 7	R: 0 E: 0 K: 1 S: 6	H: 1 LOB: 1 BB: 0 P: 6	R: 0 E: 1 K: 1 S: 7	H: 1 LOB: 2 BB: 0 P: 7	R: 0 E: 0 K: 1 S: 5	H: 0 LOB: 0 BB: 0 P: 5	R: 0 E: 0 K: 0 S: 3	H: 0 LOB: 0 BB: 0 P: 3	R: 3 E: 0 K: 0 S: 5	H: 3 LOB: 1 BB: 2 P: 13	R: 1 E: 0 K: 0 S: 4	H: 2 LOB: 1 BB: 1 P: 8	R: 0 E: 0 K: 0 S: 4	H: 1 LOB: 1 BB: 0 P: 4	R: 0 E: 0 K: 1 S: 5	H: 0 LOB: 0 BB: 0 P: 5	1B: 4 2B: 5 3B: 0 HR: 0	SF: 1 SAC: 0 DP: 2 HBP: 0	WP: 0 PB: 0 SB: 0 CS: 0	PA: 37
<b>PITCHER</b>	IP	WLS	BF	H	R	ER	SO	BB	IBB	HBP	BLK	WP	HR	S	P	ERA	WHIP					
Danny Frisella, R ERA: 4.24 (1, 1)	5.0	L	22	5	3	3	5	1	0	0	0	0	0	31	35	5.40	1.200					
Joe Grzenda, L ERA: 2.09 (6, 1)	2.0		8	2	1	1	0	0	2	0	0	0	0	6	14	4.50	1.000					
Billy Wynne, R ERA: 3.12 (8, 1)	2.0		7	1	0	0	1	0	0	0	0	0	0	9	9	0.00	0.500					

Los Angeles Dodgers @ New York Mets  
Shea Stadium, Flushing, NY  
Wed Sep 20 1967, 7:05 PM EDT  
Att: 9,214 - Unknown

livebaseballscorecards.com

AB 33  
R 4  
H 8  
RBI 4  
BB 3  
SO 6  
LOB 12



Batter	1	2	3	4	5	6	7	8	9	AB	R	H	RBI	BB	SO	LOB	BOTTOM					
Bud Harrelson, S OBP: 0.319, SLG: 0.306 (1, 6)	F7		FC6-4				E2		G6-4-3	5	0	2	1	0	0	2						
Bob Heise, R OBP: 0.375, SLG: 0.367 (1, 4)	P4		E9		P3			F9		4	0	1	0	0	0	1						
Tommy Davis, R OBP: 0.348, SLG: 0.449 (1, 7)										3	1	3	0	1	0	0						
Ron Swoboda, R OBP: 0.340, SLG: 0.416 (1, 9)	L7		PO		F2		FC5-4			4	1	1	0	0	0	2						
Ed Kranepool, L OBP: 0.324, SLG: 0.376 (1, 3)		L4								4	0	3	1	0	0	0						
Ken Boswell, L OBP: 0.250, SLG: 0.333 (1, 5)	F7				K		G6-4-3		SF8	3	0	0	1	0	1	3						
Amos Otis, R OBP: 0.333, SLG: 0.300 (1, 8)		4-3			F9				K	4	1	1	0	0	1	2						
John Sullivan, L OBP: 0.250, SLG: 0.254 (9, PH) Bob Johnson, R OBP: 0.374, SLG: 0.462 Cleon Jones, R OBP: 0.273, SLG: 0.318 (9, FR)			F2				G3			3	0	1	0	0	0	1						
Danny Frisella, L OBP: 0.167, SLG: 0.176 Joe Grzenda, R (6, 1) Larry Stahl, L OBP: 0.287, SLG: 0.299 Billy Wynne, L (8, 1) Jerry Buchek, R OBP: 0.294, SLG: 0.362 (9, PH)					K				FC6	2	0	1	0	0	1	1						
<b>Inning Stats</b>	R: 0 E: 0 K: 0 S: 4	H: 1 LOB: 1 BB: 0 P: 4	R: 0 E: 0 K: 0 S: 3	H: 0 LOB: 0 BB: 0 P: 3	R: 0 E: 1 K: 0 S: 4	H: 2 LOB: 2 BB: 1 P: 8	R: 0 E: 0 K: 1 S: 6	H: 1 LOB: 1 BB: 0 P: 6	R: 0 E: 0 K: 1 S: 6	H: 2 LOB: 1 BB: 0 P: 6	R: 0 E: 0 K: 0 S: 4	H: 2 LOB: 1 BB: 0 P: 4	R: 1 E: 1 K: 1 S: 6	H: 2 LOB: 1 BB: 0 P: 6	R: 2 E: 1 K: 1 S: 8	H: 3 LOB: 1 BB: 0 P: 8	R: 0 E: 0 K: 0 S: 3	H: 1 LOB: 1 BB: 0 P: 3	1B: 12 2B: 2 3B: 0 HR: 0	SF: 1 SAC: 0 DP: 2 HBP: 0	WP: 0 PB: 0 SB: 0 CS: 1	PA: 38
<b>PITCHER</b>	IP	WLS	BF	H	R	ER	SO	BB	IBB	HBP	BLK	WP	HR	S	P	ERA	WHIP					
Don Drysdale, R ERA: 2.73 (1, 1)	7.1	W	31	12	3	3	3	0	0	0	0	0	0	36	40	3.68	1.636					
Ron Perranoski, L ERA: 2.53 (8, 1)	1.2	S	6	2	0	0	1	0	0	0	0	0	0	8	8	0.00	1.200					

Los Angeles Dodgers @ New York Mets  
Shea Stadium, Flushing, NY  
Wed Sep 20 1967, 7:05 PM EDT  
Att: 9,214 - Unknown

livebaseballscorecards.com

AB 35  
R 3  
H 14  
RBI 3  
BB 1  
SO 4  
LOB 14





Batter	1	2	3	4	5	6	7	8	9	AB	R	H	RBI	BB	SO	LOB	TOP					
Cookie Rojas, R OBP: 0.295, SLG: 0.318 (1, 4)	F7			E5		G6-4-3 1B			4-3	4	0	1	0	0	0	0	Philadelphia Phillies @ Los Angeles Dodgers Dodger Stadium, Los Angeles, CA Fri Sep 22 1967, 7:05 PM PDT Att: 14,006 - Unknown					
Tony Taylor, R OBP: 0.310, SLG: 0.325 (1, 5)	K			F8		G6-4-3 1-2			6-3	4	0	0	0	0	1	1						
Tony Gonzalez, L OBP: 0.403, SLG: 0.484 (1, 7)	1-3			BB					1B	3	1	2	1	1	0	0						
Johnny Callison, L OBP: 0.328, SLG: 0.411 (1, 9)		6-3		4-3					F9	4	0	1	0	0	0	2						
John Briggs, L OBP: 0.312, SLG: 0.364 (1, 8)		1-3			K				P3	3	0	0	0	0	1	1						
Bill White, L OBP: 0.367, SLG: 0.375 (1, 3)		P3							G1-6-3 1-2	3	0	1	0	0	0	1						
Gene Oliver, R OBP: 0.291, SLG: 0.377 (1, 2)			K		K				L5	3	0	0	0	0	2	1						
Bobby Wine, R OBP: 0.252, SLG: 0.277 (1, 6)			5-3		F8				K	3	0	0	0	0	1	1						
Larry Jackson, R OBP: 0.196, SLG: 0.195 Dick Ellsworth, L OBP: 0.132, SLG: 0.106 Chuck Hiller, R OBP: 0.218, SLG: 0.227 Grant Jackson, L OBP: 0.300, SLG: 0.333 John Boozar, R OBP: 0.311, SLG: 0.167 Doug Clemens, L OBP: 0.265, SLG: 0.250 Dick Hall, R OBP: 0.071, SLG: 0.071 (1, 1) (4, 1) (6, PH) (6, 1) (6, 1) (6, PH) (6, 1) (6, 1)			1-3			F8			P4	1	0	0	0	0	0	0						
<b>Inning Stats</b>	R: 0 E: 0 K: 1 S: 5	H: 0 LOB: 0 BB: 0 P: 5	R: 0 E: 0 K: 0 S: 3	H: 0 LOB: 0 BB: 0 P: 3	R: 0 E: 0 K: 1 S: 5	H: 0 LOB: 1 BB: 0 P: 5	R: 0 E: 1 K: 0 S: 3	H: 0 LOB: 1 BB: 1 P: 7	R: 0 E: 0 K: 2 S: 8	H: 1 LOB: 1 BB: 0 P: 8	R: 0 E: 0 K: 0 S: 3	H: 1 LOB: 0 BB: 0 P: 3	R: 1 E: 0 K: 0 S: 4	H: 2 LOB: 0 BB: 0 P: 4	R: 0 E: 0 K: 1 S: 5	H: 0 LOB: 0 BB: 0 P: 5	R: 0 E: 0 K: 0 S: 4	H: 1 LOB: 1 BB: 0 P: 4	1B: 4 2B: 0 3B: 0 HR: 1	SF: 0 SAC: 0 DP: 2 HBP: 0	WP: 0 PB: 0 SB: 0 CS: 0	PA: 31
<b>PITCHER</b> Don Sutton, R ERA: 3.95 (1, 1)	IP: 9.0 WLS: W BF: 31 H: 5 R: 1 ER: 1 SO: 5 BB: 1 IBB: 0 HBP: 0 BLK: 0 WP: 0 HR: 1 S: 40 P: 44 ERA: 1.00 WHIP: 0.667																					

Batter	1	2	3	4	5	6	7	8	9	AB	R	H	RBI	BB	SO	LOB	BOTTOM					
Willie Davis, L OBP: 0.296, SLG: 0.371 (1, 8)	1-3 2B 1B			4-3				L4	K	5	2	2	0	0	1	3	Philadelphia Phillies @ Los Angeles Dodgers Dodger Stadium, Los Angeles, CA Fri Sep 22 1967, 7:05 PM PDT Att: 14,006 - Unknown					
Ron Hunt, R OBP: 0.352, SLG: 0.352 (1, 5)	1-3 1-2			2B WP 1B		1-3		6-3		4	1	1	1	0	0	1						
Ron Fairly, L OBP: 0.299, SLG: 0.335 (1, 3) (9, 9)	L6-4 2H 2B			WP 1-3 2B		4-3		F7		4	0	2	1	0	0	0						
Al Ferrara, R OBP: 0.355, SLG: 0.467 Wes Parker, S OBP: 0.360, SLG: 0.348 (6, PR) (9, 3)	L6-4 2-3			2-3 3-H BB		F7			HR 1B	3	0	1	0	1	0	1						
John Roseboro, L OBP: 0.352, SLG: 0.383 (1, 2)		G1		F7		2B 1B			K	4	1	1	0	0	1	3						
Len Gabrielson, L OBP: 0.312, SLG: 0.415 (1, 7)		L8		E9 SH 2B		FC1-5 1-H 2B			HR	4	2	3	3	0	0	0						
Luis Alcaraz, R OBP: 0.212, SLG: 0.250 (1, 4)		F9		4-3		FC1-5 WP 2-3			P6	4	0	0	0	0	0	3						
Tommy Dean, R OBP: 0.333, SLG: 0.444 (1, 6)				5-3		K			1B 1B	3	0	1	1	0	1	1						
Don Sutton, R OBP: 0.156, SLG: 0.160 (1, 1)				5-3		L4			1B	3	0	1	0	0	0	1						
<b>Inning Stats</b>	R: 1 E: 0 K: 0 S: 4	H: 2 LOB: 0 BB: 0 P: 4	R: 0 E: 0 K: 0 S: 3	H: 0 LOB: 0 BB: 0 P: 3	R: 2 E: 0 K: 0 S: 6	H: 3 LOB: 2 BB: 1 P: 10	R: 1 E: 1 K: 0 S: 5	H: 1 LOB: 1 BB: 0 P: 5	R: 0 E: 0 K: 0 S: 3	H: 0 LOB: 0 BB: 0 P: 3	R: 1 E: 0 K: 1 S: 7	H: 2 LOB: 1 BB: 0 P: 7	R: 0 E: 0 K: 0 S: 3	H: 0 LOB: 0 BB: 0 P: 3	R: 2 E: 0 K: 2 S: 11	H: 4 LOB: 2 BB: 0 P: 11	R: 2 E: 0 K: 2 S: 11	H: 4 LOB: 2 BB: 0 P: 11	1B: 6 2B: 5 3B: 1 HR: 1	SF: 0 SAC: 2 DP: 1 HBP: 0	WP: 2 PB: 0 SB: 0 CS: 0	PA: 37
<b>PITCHER</b> Larry Jackson, R ERA: 3.14 Dick Ellsworth, L ERA: 4.45 Grant Jackson, L ERA: 3.89 John Boozar, R ERA: 4.13 Dick Hall, R ERA: 2.22 (1, 1) (4, 1) (6, 1) (6, 1) (6, 1) (8, 1)	IP: 3.2 WLS: L BF: 18 H: 6 R: 4 ER: 4 SO: 4 BB: 4 IBB: 4 HBP: 4 BLK: 0 WP: 0 HR: 0 S: 17 P: 21 ERA: 9.82 WHIP: 1.909																					



Batter	1	2	3	4	5	6	7	8	9	AB	R	H	RBI	BB	SO	LOB	TOP				
Cookie Rojas, R OBP: 0.293, SLG: 0.315	6-3		F2		5-3		SH3-4	K		4	0	0	0	0	1	2					
Tony Taylor, R OBP: 0.307, SLG: 0.322	6-3		5-3		K		SH1-3		1-3	4	0	0	1	0	1	0					
Tony Gonzalez, L OBP: 0.401, SLG: 0.481	6-3				4-3		4-3		4-3	5	0	1	0	0	0	1					
Don Lock, R OBP: 0.350, SLG: 0.441		6-3	P5			F8 1B BB		1B SH 1B		3	1	1	0	2	0	1					
Rick Joseph, R OBP: 0.423, SLG: 0.565		E 4-3 1B				G5-4-3 1B		SH 1B		3	1	3	0	1	0	0					
Johnny Callison, L OBP: 0.325, SLG: 0.408		4-3			K		F8		F3	5	0	0	0	0	1	8					
Gene Oliver, R OBP: 0.297, SLG: 0.378		E IBB				G5-4-3 1-2		1B 1B		2	1	1	0	2	0	2					
Bobby Wine, R OBP: 0.255, SLG: 0.280		E5			F8		SH3-4 SH SH1-3 1B		1B CS 1B	4	1	2	2	0	0	4					
Jim Bunning, R OBP: 0.173, SLG: 0.258		1-3			FC6		SH SH1-3 SH3-4		CS 1B	3	0	1	1	0	0	5					
<b>Inning Stats</b>	R: 0 E: 0 K: 0 S: 3	H: 0 LOB: 0 BB: 0 P: 3	R: 0 E: 1 K: 0 S: 5	H: 1 LOB: 3 BB: 1 P: 9	R: 0 E: 0 K: 0 S: 4	H: 1 LOB: 1 BB: 0 P: 4	R: 0 E: 0 K: 1 S: 6	H: 1 LOB: 2 BB: 1 P: 10	R: 0 E: 0 K: 0 S: 5	H: 1 LOB: 1 BB: 0 P: 7	R: 1 E: 0 K: 0 S: 5	H: 1 LOB: 1 BB: 0 P: 5	R: 3 E: 1 K: 1 S: 9	H: 4 LOB: 1 BB: 0 P: 9	R: 0 E: 0 K: 0 S: 3	H: 0 LOB: 2 BB: 2 P: 11	1B: 8 2B: 1 3B: 0 HR: 0	SF: 0 SAC: 4 DP: 1 HBP: 0	WP: 1 PB: 0 SB: 0 CS: 2	PA: 42	
<b>PITCHER</b>	IP	WLS	BF	H	R	ER	SO	BB	IBB	HBP	BLK	WP	HR	S	P	ERA	WHIP				
Claude Osteen, L ERA: 3.32	(1, 1)	7.1	L	35	8	4	3	2	1	2	0	0	0	0	36	48	3.68	1.227			
Phil Regan, R ERA: 3.05	(8, 1)	0.2		2	1	0	0	1	0	0	0	0	0	0	4	4	0.00	1.500			
Bob Miller, R ERA: 4.31	(9, 1)	1.0		5	0	0	0	0	2	0	0	0	1	0	3	11	0.00	2.000			

Philadelphia Phillies @ Los Angeles Dodgers  
 Dodger Stadium, Los Angeles, CA  
 Sat Sep 23 1967, 7:05 PM PDT  
 Att: 14,943 - Unknown

AB	33
R	4
H	9
RBI	4
BB	5
SO	3
LOB	23



Batter	1	2	3	4	5	6	7	8	9	AB	R	H	RBI	BB	SO	LOB	BOTTOM					
Willie Davis, L OBP: 0.296, SLG: 0.370	P6		BB 1B		G3			4-3		4	0	1	0	0	0	0						
Ron Hunt, R OBP: 0.354, SLG: 0.357	K		BB 1B		P6					4	0	2	0	0	1	0						
Ron Fairly, L OBP: 0.300, SLG: 0.334	F9		BB				F3			2	0	0	0	2	0	0						
Jim Lefebvre, S OBP: 0.322, SLG: 0.368		1-3 1B	K				3-1		4-3	4	0	1	0	0	1	5						
John Roseboro, L OBP: 0.348, SLG: 0.378		F9			P1		3-1		3-1	4	0	0	0	0	0	1						
Len Gabrielson, L OBP: 0.311, SLG: 0.412		1-3			S 1B			F9		4	0	1	0	0	0	1						
Luis Alcaraz, R OBP: 0.216, SLG: 0.250		F7			F9			K		4	0	1	0	0	1	2						
Tommy Dean, R OBP: 0.273, SLG: 0.364			6-3							2	0	0	0	0	1	1						
Al Ferrara, R OBP: 0.354, SLG: 0.465					K					1	0	0	0	0	0	0						
Gene Michael, S OBP: 0.246, SLG: 0.224										0	0	0	0	0	0	0						
Bob Bailey, R OBP: 0.302, SLG: 0.301					1-2					1	0	0	0	0	0	1						
Claude Osteen, L OBP: 0.202, SLG: 0.265										2	0	0	0	0	0	0						
Phil Regan, R OBP: 0.100, SLG: 0.100			4-3							0	0	0	0	0	0	0						
Wes Parker, S OBP: 0.359, SLG: 0.347										1	0	0	0	0	1	0						
Bob Miller, R OBP: 0.125, SLG: 0.125										0	0	0	0	0	0	0						
<b>Inning Stats</b>	R: 0 E: 0 K: 1 S: 5	H: 0 LOB: 0 BB: 0 P: 5	R: 0 E: 0 K: 0 S: 4	H: 1 LOB: 1 BB: 0 P: 4	R: 0 E: 0 K: 1 S: 7	H: 2 LOB: 3 BB: 1 P: 11	R: 0 E: 0 K: 1 S: 6	H: 1 LOB: 1 BB: 0 P: 6	R: 0 E: 0 K: 0 S: 3	H: 0 LOB: 0 BB: 0 P: 3	R: 0 E: 0 K: 0 S: 3	H: 0 LOB: 0 BB: 0 P: 3	R: 0 E: 0 K: 1 S: 5	H: 0 LOB: 0 BB: 0 P: 5	R: 0 E: 0 K: 1 S: 6	H: 1 LOB: 2 BB: 1 P: 10	R: 0 E: 0 K: 0 S: 4	H: 1 LOB: 1 BB: 0 P: 4	1B: 5 2B: 1 3B: 0 HR: 0	SF: 0 SAC: 0 DP: 0 HBP: 0	WP: 0 PB: 0 SB: 1 CS: 0	PA: 35
<b>PITCHER</b>	IP	WLS	BF	H	R	ER	SO	BB	IBB	HBP	BLK	WP	HR	S	P	ERA	WHIP					
Jim Bunning, R ERA: 2.4	(1, 1)	9.0	W	35	6	0	0	5	2	0	0	0	0	0	43	51	0.00	0.889				

Philadelphia Phillies @ Los Angeles Dodgers  
 Dodger Stadium, Los Angeles, CA  
 Sat Sep 23 1967, 7:05 PM PDT  
 Att: 14,943 - Unknown

AB	33
R	0
H	6
RBI	0
BB	2
SO	5
LOB	11





Batter	1	2	3	4	5	6	7	8	9	AB	R	H	RBI	BB	SO	LOB	TOP			
Cookie Rojas, R (1,4) OBP: 0.294, SLG: 0.324										5	1	2	1	0	0	0	<b>Philadelphia Phillies @ Los Angeles Dodgers</b> <b>Dodger Stadium, Los Angeles, CA</b> Sun Sep 24 1967, 3:33 AM PDT Att: 15,259 - Unknown			
John Briggs, L (1,8) OBP: 0.315, SLG: 0.370 Don Lock, R (7,PH) OBP: 0.351, SLG: 0.441										3	1	2	0	0	0	0				
Tony Gonzalez, L (1,7) OBP: 0.403, SLG: 0.481										4	1	2	1	1	0	1				
Johnny Callison, L (1,9) OBP: 0.326, SLG: 0.408										4	0	2	0	0	0	2				
Bill White, L (1,3) OBP: 0.364, SLG: 0.371 Rick Joseph, R (8,PH) OBP: 0.407, SLG: 0.542										3	0	0	0	0	0	2				
Tony Taylor, R (1,5) OBP: 0.311, SLG: 0.323										2	0	1	0	2	1	0				
Clay Dainymple, L (1,2) Gary Sutherland, R (8,PH) OBP: 0.304, SLG: 0.327 Gene Oliver, R (8,2) OBP: 0.297, SLG: 0.378										3	0	0	0	0	0	2				
Bobby Wine, R (1,6) OBP: 0.252, SLG: 0.276										4	0	0	0	0	1	5				
Rick Wise, R (1,1) OBP: 0.241, SLG: 0.235										4	0	0	0	0	3	3				
<b>Inning Stats</b>	R: 1 E: 0 K: 0 S: 4	H: 1 LOB: 0 BB: 0 P: 4	R: 0 E: 1 K: 0 S: 3	H: 0 LOB: 1 BB: 1 P: 7	R: 0 E: 0 K: 1 S: 7	H: 3 LOB: 2 BB: 0 P: 7	R: 0 E: 0 K: 0 S: 4	H: 1 LOB: 1 BB: 0 P: 4	R: 1 E: 0 K: 1 S: 8	H: 3 LOB: 2 BB: 0 P: 8	R: 0 E: 0 K: 1 S: 5	H: 0 LOB: 0 BB: 0 P: 5	R: 0 E: 0 K: 1 S: 7	H: 2 LOB: 2 BB: 2 P: 15	R: 0 E: 0 K: 0 S: 3	H: 1 LOB: 0 BB: 0 P: 3		1B: 8 2B: 2 3B: 0 HR: 1	SF: 0 SAC: 0 DP: 1 HBP: 0	WP: 0 PB: 0 SB: 0 CS: 0
<b>PITCHER</b>	IP WLS BF H R ER SO BB IBB HBP BLK WP HR S P ERA WHIP																			
John Duffie, R (1,1) ERA: 2.79	4.2 L 22 8 2 2 2 1 0 0 0 0 1 25 29 3.86 1.929																			
Jim Brewer, L (5,1) ERA: 2.99	1.1 4 0 0 0 2 0 0 0 0 0 0 8 8 0.00 0.000																			
Ron Perranoski, L (7,1) ERA: 2.54	3.0 13 3 1 1 2 1 1 0 0 0 0 15 23 3.00 1.333																			

Batter	1	2	3	4	5	6	7	8	9	AB	R	H	RBI	BB	SO	LOB	BOTTOM					
Wes Parker, S (1,8) OBP: 0.397, SLG: 0.345 Ron Perranoski, L (7,1) OBP: 0.111, SLG: 0.111 Lou Johnson, R (9,PH) OBP: 0.330, SLG: 0.426										3	0	0	0	0	0	1	<b>Philadelphia Phillies @ Los Angeles Dodgers</b> <b>Dodger Stadium, Los Angeles, CA</b> Sun Sep 24 1967, 3:33 AM PDT Att: 15,259 - Unknown					
Ron Hunt, R (1,5) OBP: 0.350, SLG: 0.353										4	0	0	0	0	1							
Ron Fairly, L (1,9) OBP: 0.298, SLG: 0.331										4	0	0	0	0	1							
Jim Lefebvre, S (1,3) OBP: 0.322, SLG: 0.368										3	0	1	0	0	0							
Len Gabrielson, L (1,7) OBP: 0.307, SLG: 0.407										3	0	0	0	0	1							
Luis Alcaraz, R (1,4) OBP: 0.200, SLG: 0.231										3	0	0	0	0	1							
Jeff Torborg, R (1,2) OBP: 0.264, SLG: 0.278										3	1	1	0	0	1							
Tommy Dean, R (1,6) OBP: 0.250, SLG: 0.333 Al Ferrara, R (6,PH) OBP: 0.355, SLG: 0.469										1	0	0	0	0	1							
John Duffie, R (1,1) Jim Brewer, L (5,1) John Roseboro, L (6,PH) OBP: 0.347, SLG: 0.377 Gene Michael, S (7,6) OBP: 0.295, SLG: 0.324 Bob Bailey, R (8,PH) OBP: 0.300, SLG: 0.300 Dick Schofield, S (9,6) OBP: 0.307, SLG: 0.293										1	0	0	0	0	0							
<b>Inning Stats</b>	R: 0 E: 0 K: 1 S: 5	H: 0 LOB: 0 BB: 0 P: 5	R: 0 E: 0 K: 0 S: 3	H: 0 LOB: 0 BB: 0 P: 3	R: 0 E: 0 K: 2 S: 7	H: 0 LOB: 0 BB: 0 P: 7	R: 0 E: 0 K: 0 S: 3	H: 0 LOB: 0 BB: 0 P: 3	R: 0 E: 0 K: 1 S: 5	H: 0 LOB: 0 BB: 0 P: 5	R: 1 E: 0 K: 0 S: 5	H: 2 LOB: 1 BB: 0 P: 5	R: 0 E: 0 K: 0 S: 4	H: 1 LOB: 1 BB: 0 P: 4	R: 0 E: 0 K: 1 S: 5	H: 0 LOB: 0 BB: 0 P: 5		R: 0 E: 0 K: 1 S: 5	H: 0 LOB: 0 BB: 0 P: 5	1B: 1 2B: 2 3B: 0 HR: 0	SF: 0 SAC: 0 DP: 0 HBP: 0	WP: 0 PB: 0 SB: 0 CS: 0
<b>PITCHER</b>	IP WLS BF H R ER SO BB IBB HBP BLK WP HR S P ERA WHIP																					
Rick Wise, R (1,1) ERA: 3.38	9.0 W 30 3 1 1 6 0 0 0 0 0 0 42 42 1.00 0.333																					

AB	36
R	3
H	11
RBI	3
BB	3
SO	6
LOB	17






Batter	1	2	3	4	5	6	7	8	9	10	11	AB	R	H	RBI	BB	SO	LOB	TOP			
Maury Wills, S OBP: 0.330, SLG: 0.365 (1, 5)												5	0	3	0	0	1	0				
Matty Alou, L OBP: 0.316, SLG: 0.411 (1, 8)												5	1	3	0	0	0	2				
Roberto Clemente, R OBP: 0.398, SLG: 0.547 (1, 9)													5	0	2	0	0	2	2			
Willie Stargell, L OBP: 0.370, SLG: 0.474 Manny Mota, R OBP: 0.343, SLG: 0.443 (11, PR) (11, 7)													5	0	2	1	0	0	3			
Bob Robertson, R OBP: 0.263, SLG: 0.389 (1, 3)													4	0	0	0	1	3	1			
Gene Alley, R OBP: 0.336, SLG: 0.391 (1, 6)													5	0	2	1	0	2	0			
Bill Mazeroski, R OBP: 0.297, SLG: 0.359 (1, 4)													5	0	1	0	0	0	4			
Jerry May, R OBP: 0.344, SLG: 0.338 Manny Sanguillen, R OBP: 0.300, SLG: 0.313 (2, 2)													0	0	0	0	0	0	0			
Jim Shellenback, L (1, 1)													4	0	0	0	0	0	1			
<b>Inning Stats</b>	R: 0 E: 0 K: 1 S: 6	H: 1 LOB: 1 BB: 0 P: 6	R: 0 E: 0 K: 2 S: 7	H: 0 LOB: 0 BB: 0 P: 7	R: 0 E: 0 K: 1 S: 5	H: 0 LOB: 0 BB: 0 P: 5	R: 1 E: 0 K: 1 S: 8	H: 4 LOB: 2 BB: 0 P: 8	R: 0 E: 0 K: 0 S: 4	H: 1 LOB: 1 BB: 0 P: 5	R: 0 E: 0 K: 1 S: 6	H: 1 LOB: 1 BB: 0 P: 6	R: 0 E: 0 K: 1 S: 5	H: 0 LOB: 0 BB: 0 P: 5	R: 0 E: 0 K: 0 S: 4	H: 1 LOB: 1 BB: 0 P: 4	R: 1 E: 0 K: 0 S: 4	H: 2 LOB: 1 BB: 1 P: 8	1B: 13 2B: 2 3B: 0 HR: 0	SF: 0 SAC: 0 DP: 2 HBP: 0	WP: 0 PB: 1 SB: 0 CS: 0	PA: 44
<b>PITCHER</b>	IP: 10.0 ERA: 2.66	WLS: 1 L: 5	BF: 38 H: 2 ER: 1 SO: 8	H: 11 R: 1 ER: 1 SO: 8	BB: 0 IBB: 0 HBP: 0 BLK: 0	WP: 0 HR: 0 S: 4 P: 8	ERA: 0.90 WHIP: 1.100															
Bill Singer, R ERA: 2.66 Phil Regan, R ERA: 3.12	(1, 1)	(11, 1)																				

Pittsburgh Pirates @ Los Angeles Dodgers  
Dodger Stadium, Los Angeles, CA  
Mon Sep 25 1967, 7:05 PM PDT  
Att: 11,983 - Unknown

AB 42  
R 2  
H 13  
RBI 2  
BB 1  
SO 8  
LOB 14



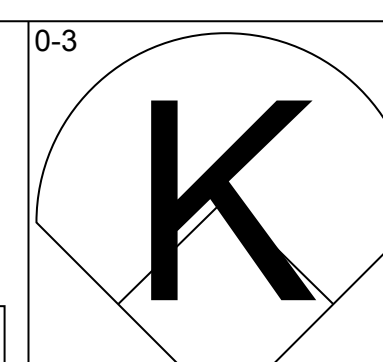
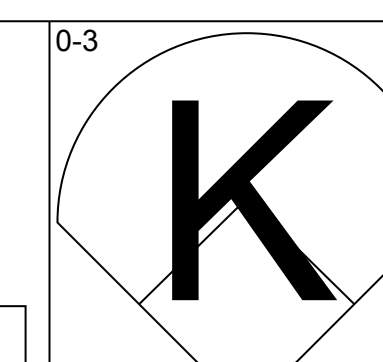
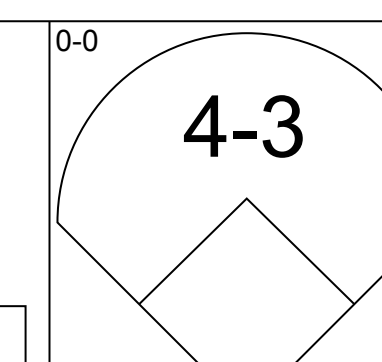
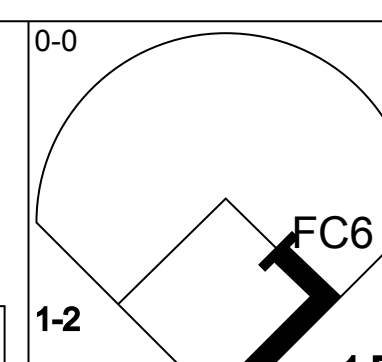
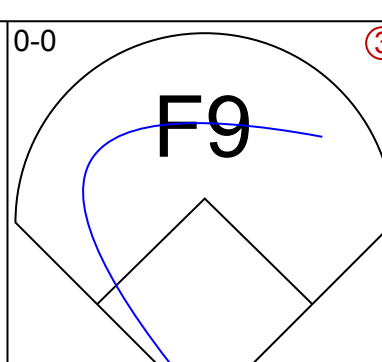
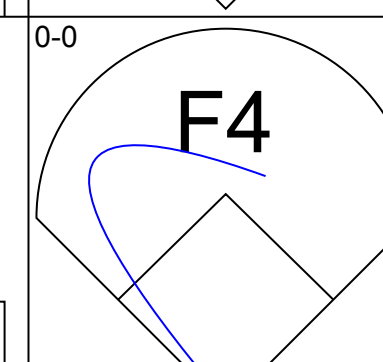
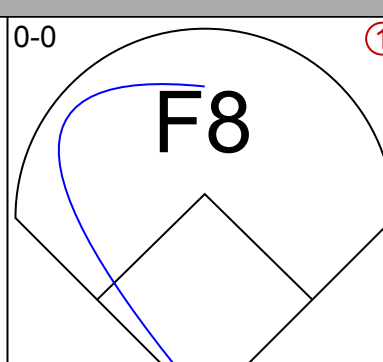
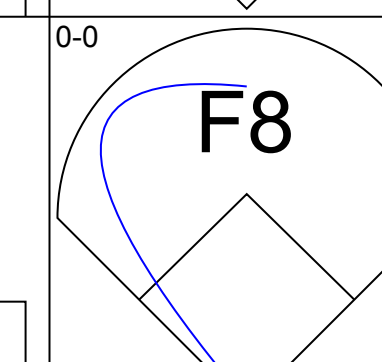
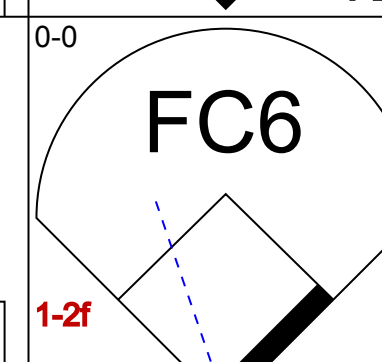
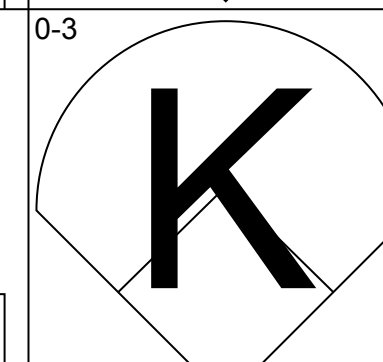
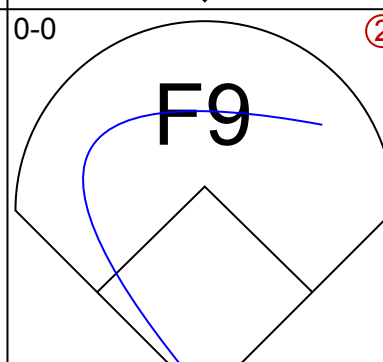
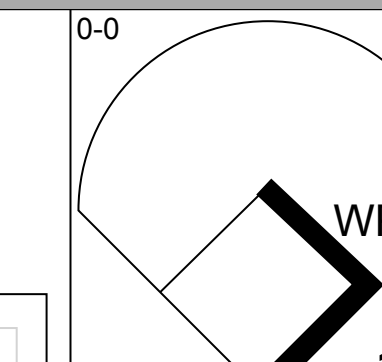
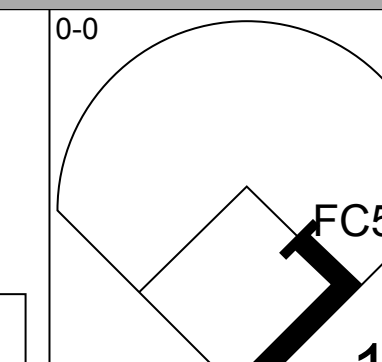
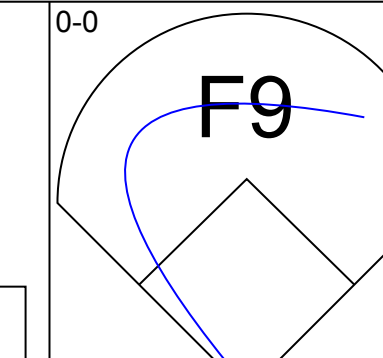
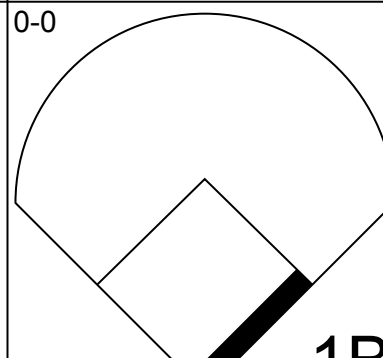
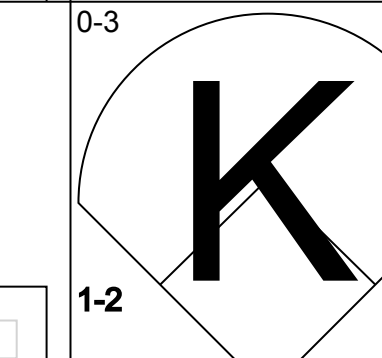
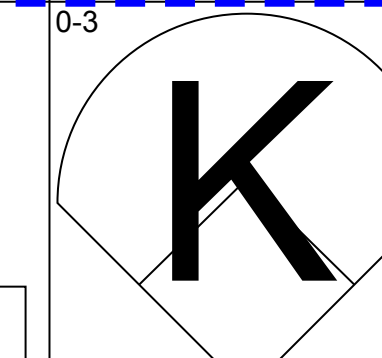
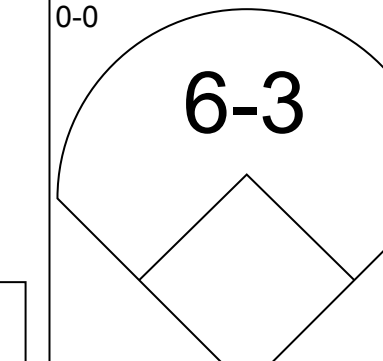
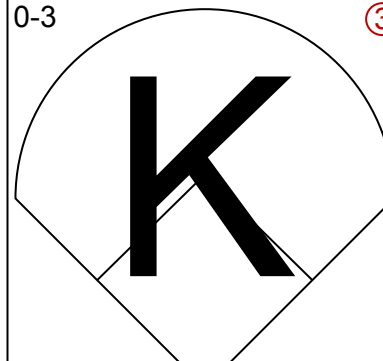
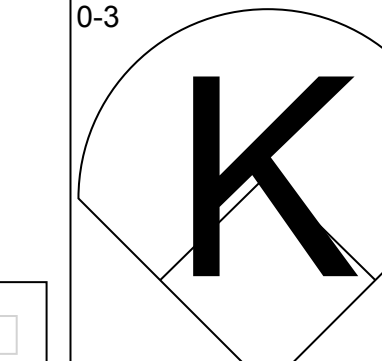
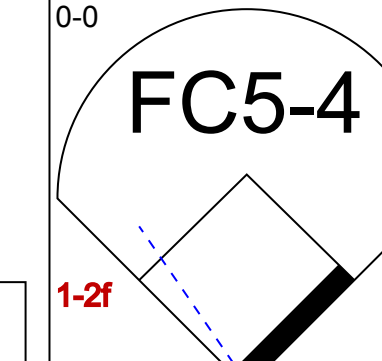
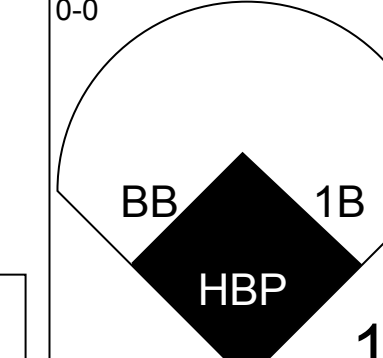
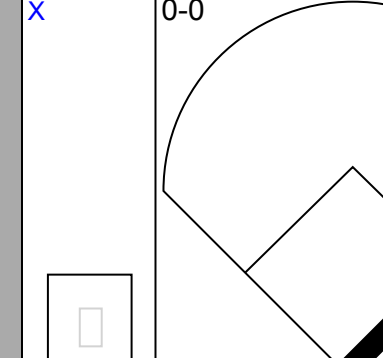
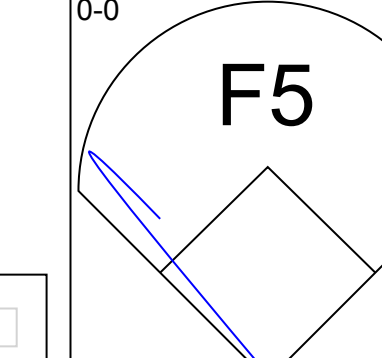
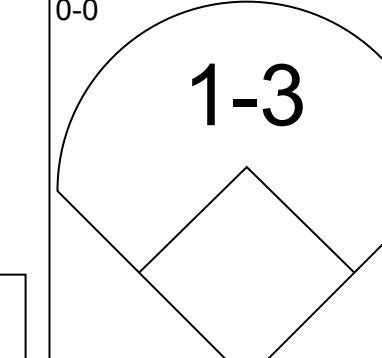
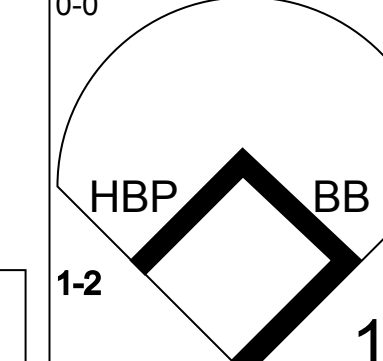
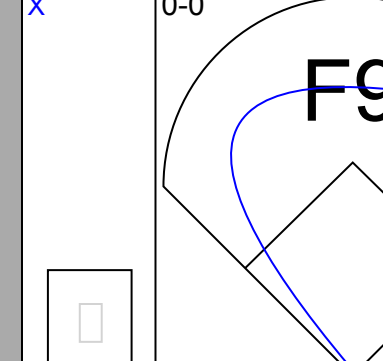
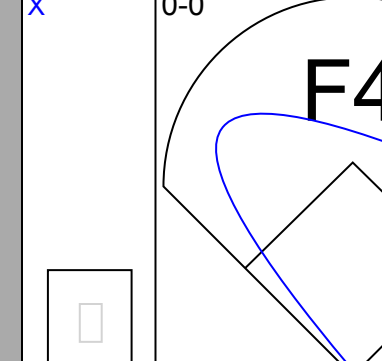
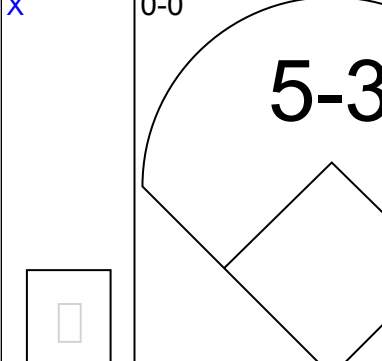
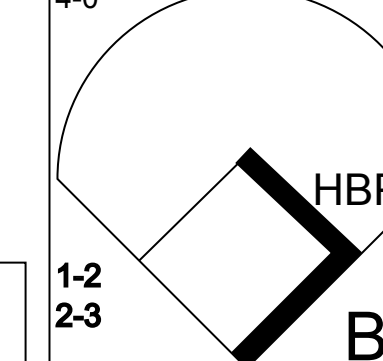
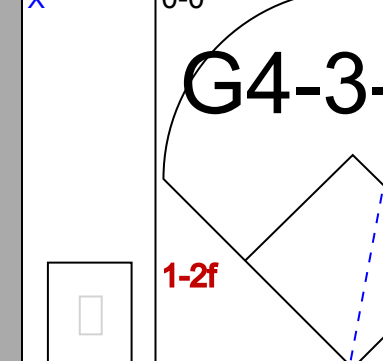
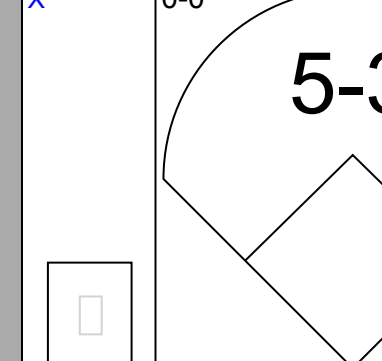
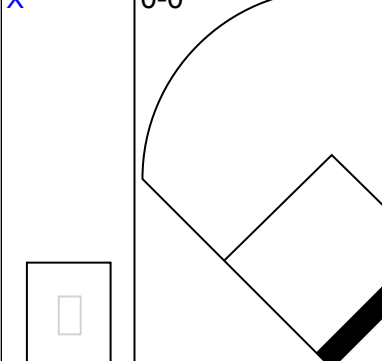
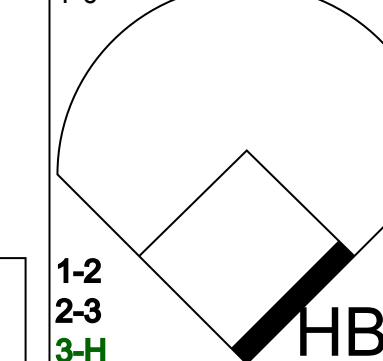
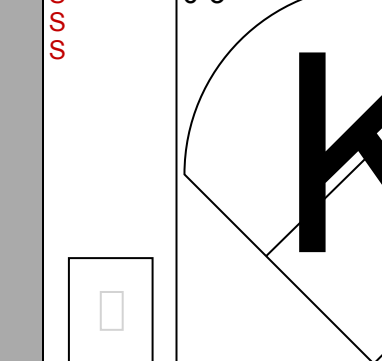
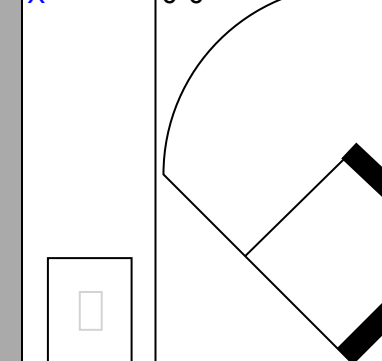
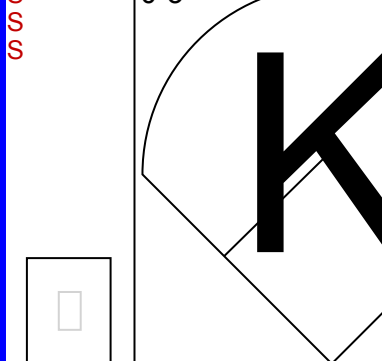
Batter	1	2	3	4	5	6	7	8	9	10	11	AB	R	H	RBI	BB	SO	LOB	BOTTOM					
Willie Davis, L OBP: 0.295, SLG: 0.369 (1, 8)												5	0	1	0	0	0	3						
Ron Hunt, R OBP: 0.346, SLG: 0.348 (1, 5)													5	0	0	0	0	1						
Lou Johnson, R OBP: 0.328, SLG: 0.421 (1, 7)													4	0	0	0	1	1	0					
Al Ferrara, R OBP: 0.350, SLG: 0.462 (1, 9)														5	0	0	0	2	1					
Jim Lefebvre, S OBP: 0.322, SLG: 0.367 (1, 3)													4	0	1	0	0	0	0					
Jim Campanis, R OBP: 0.284, SLG: 0.283 (1, 2)													4	1	1	0	0	1						
Luis Alcaraz, R OBP: 0.227, SLG: 0.256 (1, 4)												4	0	2	0	0	0	0						
Tommy Dean, R OBP: 0.267, SLG: 0.333 Bob Bailey, R OBP: 0.301, SLG: 0.299 Gene Michael, S OBP: 0.246, SLG: 0.224 (1, 6) (10, PH) (11, 6)												3	0	1	1	0	1	1						
Bill Singer, R OBP: 0.079, SLG: 0.094 Jim Hickman, R OBP: 0.268, SLG: 0.245 Willie Crawford, L OBP: 0.400, SLG: 0.250 Phil Regan, R OBP: 0.100, SLG: 0.100 (1, 1) (10, PH) (10, PR) (11, 1)													3	0	0	0	0	1	2					
<b>Inning Stats</b>	R: 0 E: 0 K: 1 S: 5	H: 1 LOB: 0 BB: 0 P: 5	R: 0 E: 0 K: 1 S: 5	H: 0 LOB: 0 BB: 0 P: 5	R: 0 E: 0 K: 1 S: 5	H: 0 LOB: 1 BB: 1 P: 9	R: 1 E: 0 K: 0 S: 6	H: 3 LOB: 2 BB: 0 P: 6	R: 0 E: 0 K: 0 S: 3	H: 0 LOB: 0 BB: 0 P: 3	R: 0 E: 0 K: 1 S: 6	H: 1 LOB: 1 BB: 0 P: 6	R: 0 E: 0 K: 0 S: 3	H: 0 LOB: 0 BB: 0 P: 3	R: 0 E: 0 K: 0 S: 4	H: 1 LOB: 1 BB: 0 P: 4	R: 0 E: 0 K: 0 S: 3	H: 0 LOB: 1 BB: 1 P: 7	R: 0 E: 0 K: 0 S: 3	H: 0 LOB: 0 BB: 0 P: 3	1B: 6 2B: 0 3B: 0 HR: 0	SF: 0 SAC: 0 DP: 1 HBP: 0	WP: 0 PB: 0 SB: 1 CS: 0	PA: 40
<b>PITCHER</b>	IP: 11.0 ERA: 3.16	WLS: 1 L: 5	BF: 40 H: 6 ER: 1 SO: 5	H: 11 R: 1 ER: 1 SO: 5	BB: 2 IBB: 0 HBP: 0 BLK: 0	WP: 0 HR: 0 S: 48 P: 56	ERA: 0.82 WHIP: 0.727																	
Jim Shellenback, L ERA: 3.16	(1, 1)																							

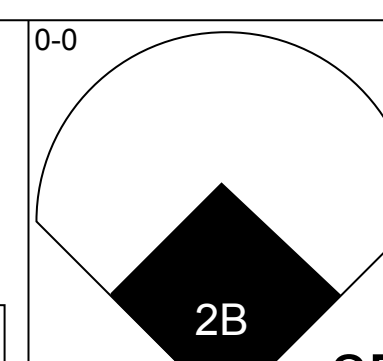
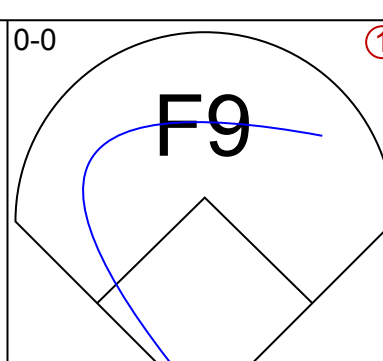
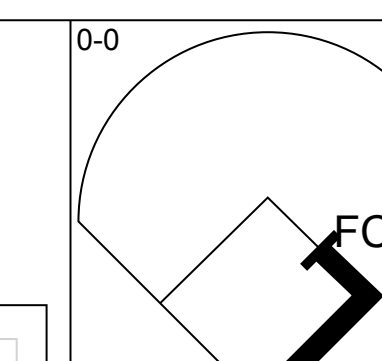
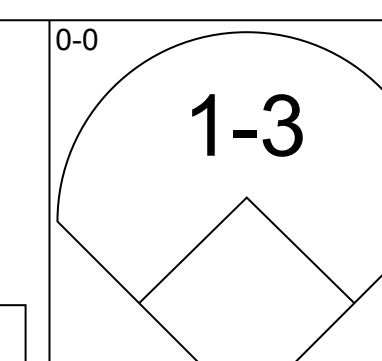
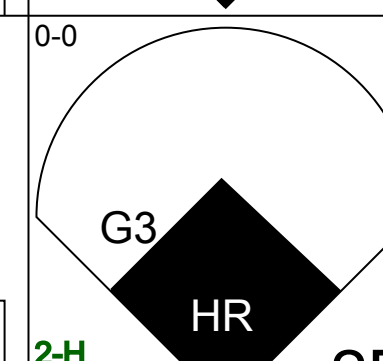
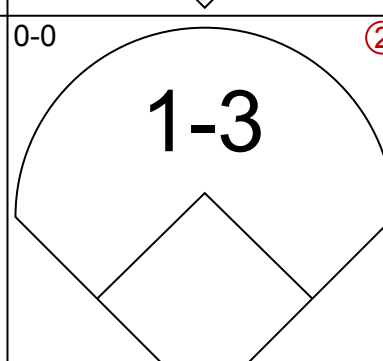
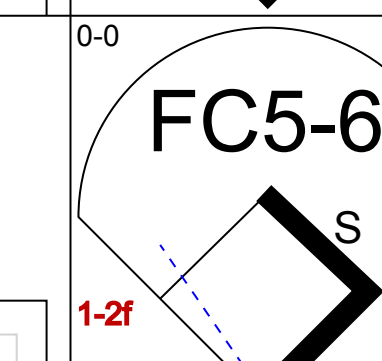
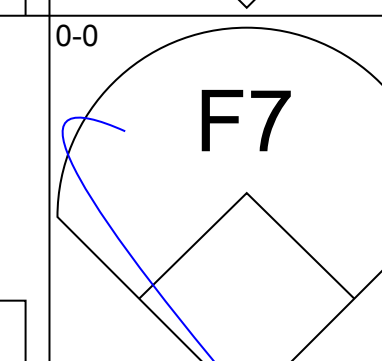
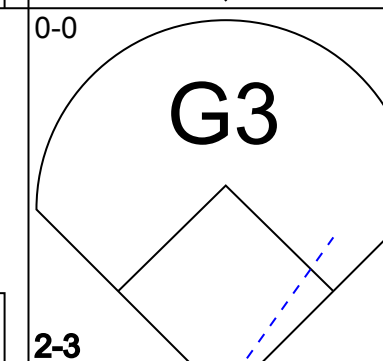
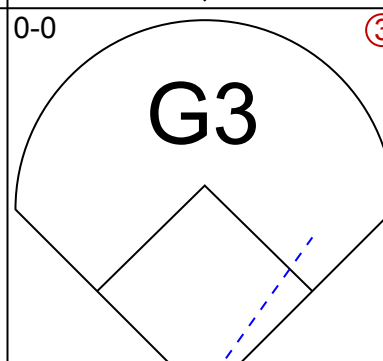
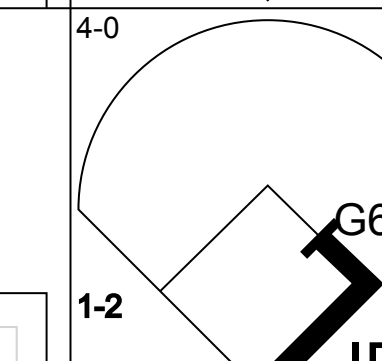
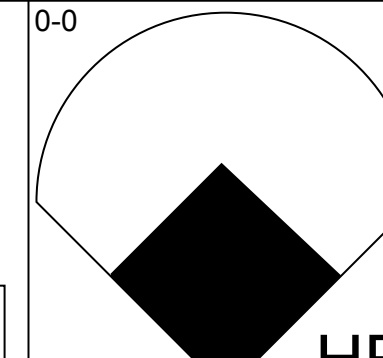
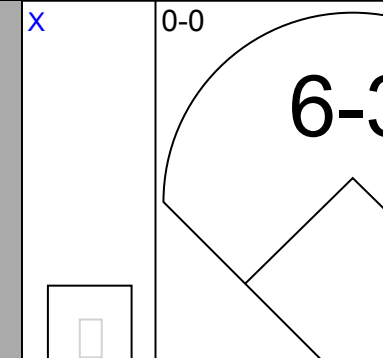
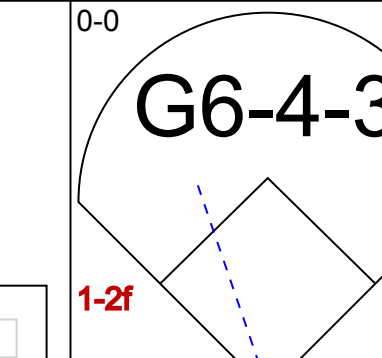
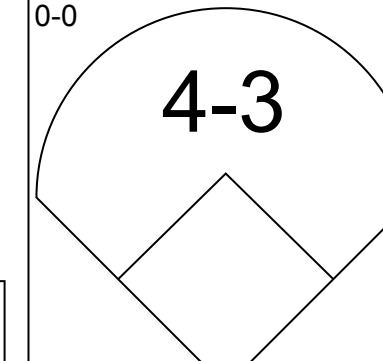
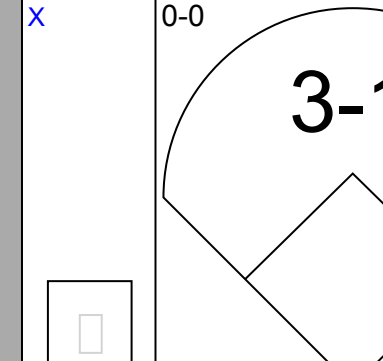

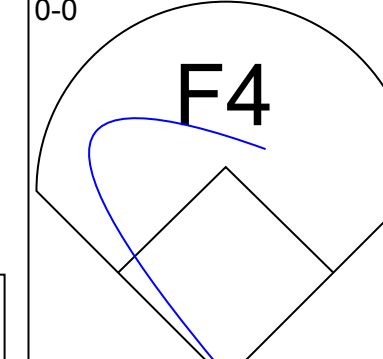
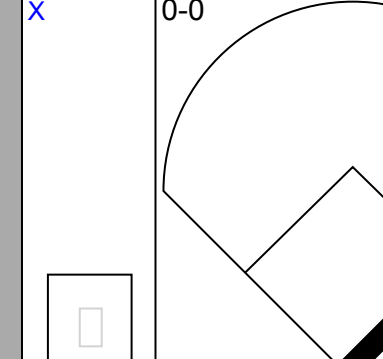
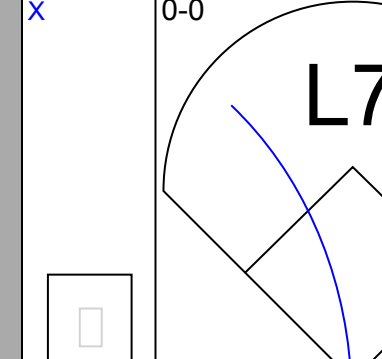

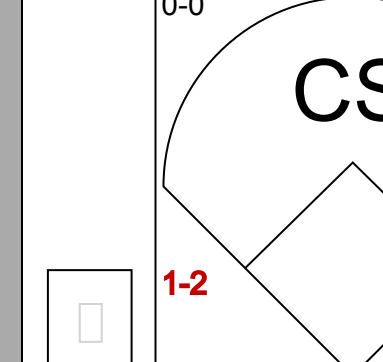
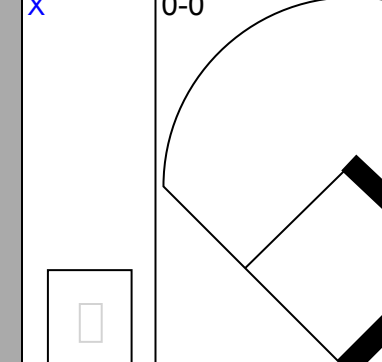
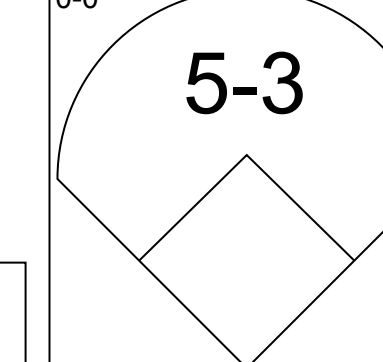

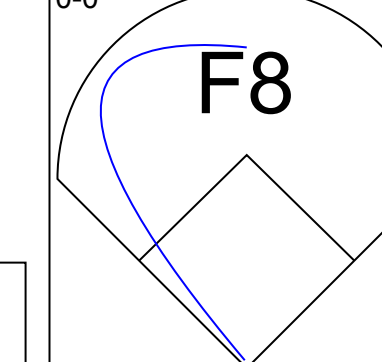
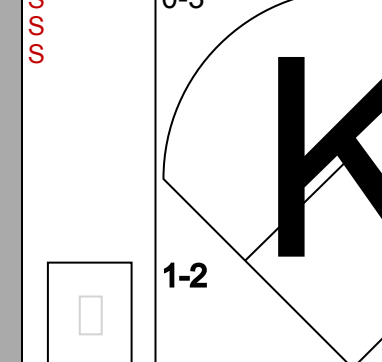
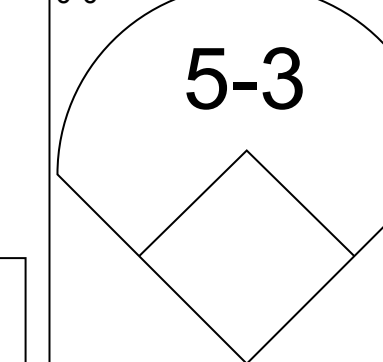
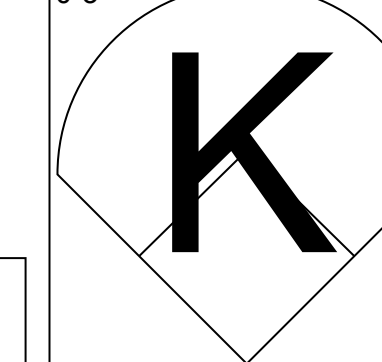

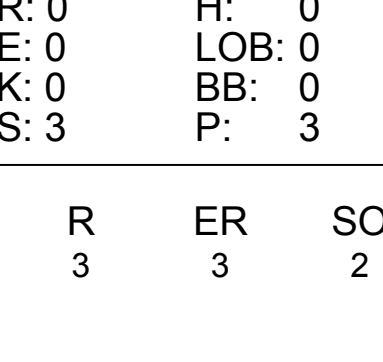
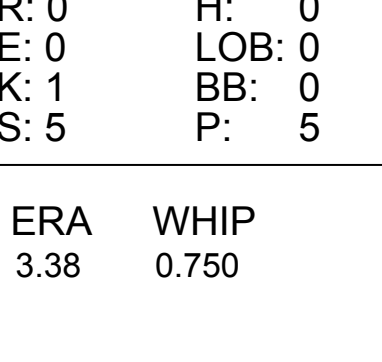
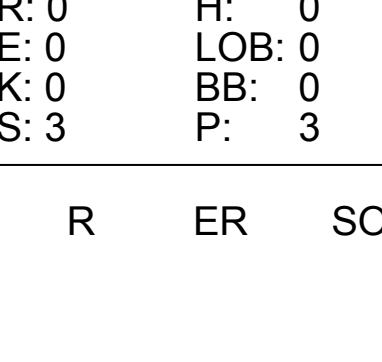
Pittsburgh Pirates @ Los Angeles Dodgers  
Dodger Stadium, Los Angeles, CA  
Mon Sep 25 1967, 7:05 PM PDT  
Att: 11,983 - Unknown

AB 38  
R 1  
H 6  
RBI 1  
BB 2  
SO 5  
LOB 9





Batter	1	2	3	4	5	6	7	8	9	AB	R	H	RBI	BB	SO	LOB	TOP					
Maury Wills, S OBP: 0.329, SLG: 0.364 (1, 5)										5	0	1	0	0	2	4	<b>Pittsburgh Pirates @ Los Angeles Dodgers</b> Dodger Stadium, Los Angeles, CA Tue Sep 26 1967, 7:05 PM PDT Att: 12,486 - Unknown					
Matty Alou, L OBP: 0.373, SLG: 0.408 (1, 8)										4	0	0	0	0	0	2						
Roberto Clemente, R OBP: 0.399, SLG: 0.547 (1, 9)										4	0	2	0	0	1	0						
Willie Stargell, L OBP: 0.369, SLG: 0.472 (1, 7)										4	0	1	0	0	2	2						
Bob Robertson, R OBP: 0.217, SLG: 0.318 (1, 3)										4	0	0	0	0	2	3						
Gene Alley, R OBP: 0.337, SLG: 0.392 (1, 6)										4	1	2	0	0	0	2						
Bill Mazerowski, R OBP: 0.296, SLG: 0.358 (1, 4)										4	0	1	0	0	0	1						
Jerry May, R OBP: 0.346, SLG: 0.338 (9, FR)										3	0	1	0	1	0	1						
Bruce Dal Canton, R OBP: 0.429, SLG: 0.333 (9, PH)										2	0	1	1	0	1	0						
<b>Inning Stats</b>	R: 0 E: 0 K: 2 S: 7	H: 0 LOB: 0 BB: 0 P: 7	R: 1 E: 0 K: 1 S: 7	H: 2 LOB: 3 BB: 1 P: 12	R: 0 E: 0 K: 1 S: 6	H: 1 LOB: 0 BB: 0 P: 6	R: 0 E: 0 K: 0 S: 3	H: 1 LOB: 0 BB: 0 P: 3	R: 0 E: 0 K: 1 S: 5	H: 0 LOB: 0 BB: 0 P: 5	R: 0 E: 0 K: 2 S: 8	H: 1 LOB: 1 BB: 0 P: 8	R: 0 E: 0 K: 0 S: 5	H: 2 LOB: 2 BB: 0 P: 5	R: 0 E: 0 K: 1 S: 6	H: 1 LOB: 1 BB: 0 P: 6		R: 0 E: 0 K: 1 S: 6	H: 1 LOB: 1 BB: 0 P: 6	1B: 9 2B: 0 3B: 0 HR: 0	SF: 0 SAC: 0 DP: 1 HBP: 1	WP: 1 PB: 0 SB: 0 CS: 0
<b>PITCHER</b>	IP	WLS	BF	H	R	ER	SO	BB	IBB	HBP	BLK	WP	HR	S	P	ERA	WHIP					
Don Drysdale, R ERA: 2.69 (1, 1)	7.0	W	30	8	1	1	7	1	0	1	0	1	0	42	47	1.29	1.286					
Ron Perranoski, L ERA: 2.49 (8, 1)	2.0	S	7	1	0	0	2	0	0	0	0	0	0	11	11	0.00	0.500					

Batter	1	2	3	4	5	6	7	8	9	AB	R	H	RBI	BB	SO	LOB	BOTTOM				
Willie Davis, L OBP: 0.296, SLG: 0.372 (1, 8)										4	1	2	0	0	0	0	<b>Pittsburgh Pirates @ Los Angeles Dodgers</b> Dodger Stadium, Los Angeles, CA Tue Sep 26 1967, 7:05 PM PDT Att: 12,486 - Unknown				
Len Gabrielson, L OBP: 0.306, SLG: 0.408 (1, 7)										4	1	1	1	0	0	1					
Ron Fairly, L OBP: 0.298, SLG: 0.330 (9, 9)										2	0	0	0	1	0	1					
Al Ferrara, R OBP: 0.350, SLG: 0.470 (9, 3)										3	1	1	2	0	0	2					
Wes Parker, S OBP: 0.337, SLG: 0.345 (9, 3)										0	0	0	0	0	0	0					
John Roseboro, L OBP: 0.344, SLG: 0.373 (1, 2)										3	0	0	0	0	0	0					
Bob Bailey, R OBP: 0.301, SLG: 0.300 (1, 5)										3	0	1	0	0	0	0					
Luis Alcaraz, R OBP: 0.234, SLG: 0.261 (1, 4)										3	0	1	0	0	0	0					
Tommy Dean, R OBP: 0.222, SLG: 0.278 (1, 6)										3	0	0	0	0	1	1					
Don Drysdale, R OBP: 0.165, SLG: 0.132 (8, 1)										2	0	0	0	0	1	0					
<b>Inning Stats</b>	R: 3 E: 0 K: 0 S: 6	H: 3 LOB: 0 BB: 0 P: 6	R: 0 E: 0 K: 0 S: 3	H: 0 LOB: 0 BB: 0 P: 3	R: 0 E: 0 K: 0 S: 3	H: 0 LOB: 0 BB: 0 P: 3	R: 0 E: 0 K: 0 S: 3	H: 1 LOB: 1 BB: 0 P: 3	R: 0 E: 0 K: 1 S: 5	H: 0 LOB: 0 BB: 0 P: 5	R: 0 E: 0 K: 0 S: 3	H: 1 LOB: 1 BB: 1 P: 7	R: 0 E: 0 K: 1 S: 6	H: 1 LOB: 1 BB: 0 P: 6	R: 0 E: 0 K: 0 S: 3	H: 0 LOB: 0 BB: 0 P: 3	1B: 3 2B: 2 3B: 0 HR: 1	SF: 0 SAC: 0 DP: 1 HBP: 0	WP: 0 PB: 1 SB: 1 CS: 1	PA: 30	
<b>PITCHER</b>	IP	WLS	BF	H	R	ER	SO	BB	IBB	HBP	BLK	WP	HR	S	P	ERA	WHIP				
Bruce Dal Canton, R ERA: 1.88 (1, 1)	8.0	L	29	6	3	3	2	0	1	0	0	0	1	32	36	3.38	0.750				





Batter	1	2	3	4	5	6	7	8	9	AB	R	H	RBI	BB	SO	LOB	TOP				
Maury Wills, S OBP: 0.329, SLG: 0.363	F7			1-3		CS 1B		F8		4	0	1	0	0	0	0					
Matty Alou, L OBP: 0.372, SLG: 0.410	F7			1B 3B		6-3			F7	4	1	1	0	0	0	1					
Roberto Clemente, R OBP: 0.399, SLG: 0.546	L9			1B				FC5-4 BB 1B	F9	4	0	2	1	0	0	0					
Willie Stargell, L OBP: 0.369, SLG: 0.469		K		K				FC5-4 BB 1B	G3	3	0	0	0	1	2	1					
Bill Mazaroski, R OBP: 0.295, SLG: 0.356		K		F9				BB K		3	0	0	0	0	2	3					
Jose Pagan, R OBP: 0.324, SLG: 0.357		K			G3			FC5-4 1-2 2-3		3	0	0	0	0	1	2					
Bob Robertson, R OBP: 0.192, SLG: 0.280			F7		K			F7		3	0	0	0	0	1	2					
Jerry May, R OBP: 0.346, SLG: 0.338			6-3		F8			B5-6-4 1B		3	0	1	0	0	0	0					
Bob Veale, S OBP: 0.057, SLG: 0.043			K		K			B5-6-4 1B		3	0	0	0	0	2	1					
<b>Inning Stats</b>	R: 0 E: 0 X: 0 S: 3	H: 0 LOB: 0 BB: 0 P: 3	R: 0 E: 0 X: 3 S: 9	H: 0 LOB: 0 BB: 0 P: 9	R: 0 E: 0 X: 1 S: 5	H: 2 LOB: 1 BB: 0 P: 7	R: 0 E: 0 X: 1 S: 5	H: 0 LOB: 0 BB: 0 P: 5	R: 0 E: 0 X: 1 S: 5	H: 1 LOB: 0 BB: 0 P: 5	R: 0 E: 0 X: 6 S: 6	H: 1 LOB: 2 BB: 1 P: 10	R: 0 E: 0 X: 0 S: 3	H: 1 LOB: 0 BB: 0 P: 3	R: 0 E: 0 X: 0 S: 3	H: 0 LOB: 0 BB: 0 P: 3	1B: 4 2B: 0 3B: 1 HR: 0	SF: 0 SAC: 0 DP: 1 HBP: 0	WP: 0 PB: 0 SB: 0 CS: 1	PA: 31	
<b>PITCHER</b>	IP	WLS	BF	H	R	ER	SO	BB	IBB	HBP	BLK	WP	HR	S	P	ERA	WHIP				
Alan Foster, R ERA: 2.79	(1, 1)	7.0	L 25	4	1	1	8	1	0	0	0	0	0	40	44	1.29	0.714				
Phil Regan, R ERA: 3.05	(8, 1)	2.0	6	1	0	0	0	0	0	0	0	0	0	6	6	0.00	0.500				

Pittsburgh Pirates @ Los Angeles Dodgers  
Dodger Stadium, Los Angeles, CA  
Wed Sep 27 1967, 7:05 PM PDT  
Att: 12,467 - Unknown

AB 30  
R 1  
H 5  
RBI 1  
BB 1  
SO 8  
LOB 10



Batter	1	2	3	4	5	6	7	8	9	AB	R	H	RBI	BB	SO	LOB	BOTTOM				
Willie Davis, L OBP: 0.296, SLG: 0.371	F2		K			K2-3		SH5-4 1B		4	0	1	0	0	2	0					
Luis Alcaraz, R OBP: 0.280, SLG: 0.271				K		1B BB		SH5-4		2	0	1	0	1	1	0					
Lou Johnson, R OBP: 0.327, SLG: 0.418		K		K		2-3 1B		K		4	0	1	0	0	3	2					
Al Ferrara, R OBP: 0.346, SLG: 0.464	P4			F2		2-3		F7		4	0	0	0	0	0	4					
Bob Bailey, R OBP: 0.309, SLG: 0.304		G4-6-3 1B			G3 BB			1-3 SH3-4 1B		2	0	2	0	2	0	0					
Ron Fairly, L OBP: 0.297, SLG: 0.328		G4-6-3		G3		K		SH3-4		3	0	0	0	0	1	5					
Jim Campanis, R OBP: 0.288, SLG: 0.274								1-3 BB		2	0	0	0	2	1	0					
Gene Michael, S OBP: 0.246, SLG: 0.224		K								0	0	0	0	0	0	0					
Tommy Dean, R OBP: 0.190, SLG: 0.238			P3		F9			1-3		3	0	0	0	0	1	2					
Ron Hunt, R OBP: 0.346, SLG: 0.347								1-2 2-3		1	0	0	0	0	0	2					
Alan Foster, R	(1, 1)									2	0	0	0	0	2	2					
Jim Lefebvre, S OBP: 0.321, SLG: 0.366	(7, PH)									1	0	0	0	0	1	0					
Phil Regan, R OBP: 0.100, SLG: 0.100	(8, 1)									0	0	0	0	0	0	0					
Nate Oliver, R OBP: 0.289, SLG: 0.286	(9, PH)									1	0	0	0	0	0	3					
<b>Inning Stats</b>	R: 0 E: 0 X: 1 S: 6	H: 1 LOB: 1 BB: 0 P: 6	R: 0 E: 0 X: 1 S: 5	H: 1 LOB: 0 BB: 0 P: 5	R: 0 E: 0 X: 2 S: 7	H: 0 LOB: 0 BB: 0 P: 7	R: 0 E: 0 X: 2 S: 7	H: 0 LOB: 2 BB: 0 P: 7	R: 0 E: 0 X: 2 S: 8	H: 1 LOB: 3 BB: 2 P: 16	R: 0 E: 0 X: 2 S: 7	H: 0 LOB: 0 BB: 0 P: 7	R: 0 E: 0 X: 1 S: 6	H: 1 LOB: 1 BB: 0 P: 6	R: 0 E: 0 X: 0 S: 4	H: 1 LOB: 3 BB: 1 P: 8	1B: 5 2B: 0 3B: 0 HR: 0	SF: 0 SAC: 2 DP: 1 HBP: 0	WP: 0 PB: 0 SB: 0 CS: 0	PA: 36	
<b>PITCHER</b>	IP	WLS	BF	H	R	ER	SO	BB	IBB	HBP	BLK	WP	HR	S	P	ERA	WHIP				
Bob Veale, L ERA: 3.84	(1, 1)	9.0	W 36	5	0	0	12	4	1	0	0	0	0	55	75	0.00	1.000				

Pittsburgh Pirates @ Los Angeles Dodgers  
Dodger Stadium, Los Angeles, CA  
Wed Sep 27 1967, 7:05 PM PDT  
Att: 12,467 - Unknown

AB 29  
R 0  
H 5  
RBI 0  
BB 5  
SO 12  
LOB 20






Batter	1	2	3	4	5	6	7	8	9	AB	R	H	RBI	BB	SO	LOB	TOP		
Amos Otis, R OBP: 0.306, SLG: 0.268 (1.8)										4	0	0	0	0	0	1			
Bob Heise, R OBP: 0.370, SLG: 0.392 (1.4)										4	0	2	0	0	0	0			
Tommy Davis, R OBP: 0.342, SLG: 0.439 (1.7)										4	0	0	0	0	0	3			
Ron Swoboda, R OBP: 0.340, SLG: 0.423 (1.3)										3	0	1	0	0	0	1			
Jerry Buchek, R OBP: 0.283, SLG: 0.375 (1.5)										3	0	0	0	0	0	1			
Cleon Jones, R OBP: 0.277, SLG: 0.326 (1.9)										3	0	0	0	0	0	0			
Bud Harrelson, S OBP: 0.318, SLG: 0.305 (1.6)										3	0	1	0	0	0	0			
Jerry Grote, R OBP: 0.225, SLG: 0.253 (1.2)										3	0	1	0	0	1	0			
Tom Seaver, R OBP: 0.230, SLG: 0.169 (1.1)										2	0	0	0	0	2	1			
Ed Charles, R OBP: 0.313, SLG: 0.310 (8, PH)										1	0	0	0	0	0	0			
Joe Grzenda, R (8, 1)										0	0	0	0	0	0	0			
<b>Inning Stats</b>	R: 0 E: 0 K: 0 S: 4	H: 1 LOB: 1 BB: 0 P: 4	R: 0 E: 0 K: 0 S: 3	H: 1 LOB: 0 BB: 0 P: 3	R: 0 E: 0 K: 1 S: 7	H: 2 LOB: 2 BB: 0 P: 7	R: 0 E: 0 K: 0 S: 3	H: 1 LOB: 0 BB: 0 P: 3	R: 0 E: 0 K: 1 S: 5	H: 0 LOB: 0 BB: 0 P: 5	R: 0 E: 0 K: 0 S: 3	H: 0 LOB: 0 BB: 0 P: 3	R: 0 E: 0 K: 0 S: 5	H: 0 LOB: 0 BB: 0 P: 5	R: 0 E: 0 K: 0 S: 3	H: 0 LOB: 0 BB: 0 P: 3	1B: 4 2B: 1 3B: 0 HR: 0	SF: 0 SAC: 0 DP: 1 HBP: 0	WP: 0 PA: 31 PB: 0 SB: 0 CS: 1
<b>PITCHER</b> Claude Osteen, L ERA: 3.22 (1.1)	IP: 9.0 WLS: W BF: 30 H: 5 R: 0 ER: 0 SO: 3 BB: 0 IBB: 0 HBP: 0 BLK: 0 WP: 0 HR: 0 S: 36 P: 36 ERA: 0.00 WHIP: 0.556																		

New York Mets @ Los Angeles Dodgers  
Dodger Stadium, Los Angeles, CA  
Thu Sep 28 1967, 7:05 PM PDT  
Att: 9,253 - Unknown


AB	30
R	0
H	5
RBI	0
BB	0
SO	3
LOB	7



Batter	1	2	3	4	5	6	7	8	9	AB	R	H	RBI	BB	SO	LOB	BOTTOM		
Willie Davis, L OBP: 0.297, SLG: 0.372 (1.8)										4	0	2	1	0	1	0			
Luis Alcaraz, R OBP: 0.241, SLG: 0.250 (1.4)										4	0	0	0	0	2	2			
Ron Fairly, L OBP: 0.294, SLG: 0.325 (1.3)										4	0	0	0	0	0	0			
Al Ferrara, R OBP: 0.345, SLG: 0.460 (1.9)										3	0	0	0	1	3	0			
Lou Johnson, R OBP: 0.327, SLG: 0.418 (9.7)										0	0	0	0	0	0	0			
John Roseboro, L OBP: 0.349, SLG: 0.379 (1.2)										3	1	2	0	1	0	1			
Len Gabrielson, L OBP: 0.308, SLG: 0.409 (1.7)										2	0	1	0	0	1	1			
Bob Bailey, R OBP: 0.309, SLG: 0.302 (1.5)										2	0	0	0	1	1	3			
Tommy Dean, R OBP: 0.174, SLG: 0.217 (1.6)										2	0	0	0	0	0	2			
Jim Lefebvre, S OBP: 0.322, SLG: 0.366 (7, PH)										0	1	0	0	1	0	0			
Dick Schofield, S OBP: 0.307, SLG: 0.293 (8, 6)										0	0	0	0	0	0	0			
Claude Osteen, L OBP: 0.206, SLG: 0.287 (1.1)										3	1	1	2	0	0	0			
<b>Inning Stats</b>	R: 0 E: 0 K: 1 S: 5	H: 0 LOB: 0 BB: 0 P: 5	R: 0 E: 0 K: 2 S: 7	H: 0 LOB: 2 BB: 2 P: 15	R: 0 E: 0 K: 1 S: 5	H: 1 LOB: 0 BB: 0 P: 5	R: 0 E: 0 K: 2 S: 9	H: 2 LOB: 2 BB: 0 P: 9	R: 0 E: 0 K: 1 S: 5	H: 0 LOB: 0 BB: 0 P: 5	R: 0 E: 0 K: 1 S: 5	H: 0 LOB: 0 BB: 0 P: 5	R: 3 E: 1 K: 0 S: 6	H: 3 LOB: 1 BB: 1 P: 10	R: 0 E: 0 K: 0 S: 2	H: 0 LOB: 0 BB: 1 P: 6	1B: 4 2B: 1 3B: 1 HR: 0	SF: 0 SAC: 1 DP: 1 HBP: 0	WP: 0 PA: 32 PB: 0 SB: 0 CS: 1
<b>PITCHER</b> Tom Seaver, R ERA: 2.76 (1.1)	IP: 7.0 WLS: L BF: 29 H: 6 R: 3 ER: 3 SO: 8 BB: 2 IBB: 1 HBP: 0 BLK: 0 WP: 0 HR: 0 S: 42 P: 54 ERA: 3.86 WHIP: 1.143																		
<b>PITCHER</b> Joe Grzenda, L ERA: 2.16 (8.1)	IP: 1.0 WLS: 3 BF: 0 H: 0 R: 0 ER: 0 SO: 0 BB: 1 IBB: 0 HBP: 0 BLK: 0 WP: 0 HR: 2 S: 6 P: 6 ERA: 0.00 WHIP: 1.000																		

New York Mets @ Los Angeles Dodgers  
Dodger Stadium, Los Angeles, CA  
Thu Sep 28 1967, 7:05 PM PDT  
Att: 9,253 - Unknown

AB	27
R	3
H	6
RBI	3
BB	4
SO	8
LOB	9









Batter	1	2	3	4	5	6	7	8	9	AB	R	H	RBI	BB	SO	LOB	TOP			
Bob Heise, R OBP: 0.365, SLG: 0.400										5	1	2	0	0	0	1				
Ken Boswell, L OBP: 0.256, SLG: 0.417										5	1	2	1	0	1	2				
Tommy Davis, R OBP: 0.342, SLG: 0.440										3	2	1	0	0	0	2				
Cleon Jones, R OBP: 0.282, SLG: 0.331										2	0	1	0	0	0	0				
Ron Swoboda, R OBP: 0.340, SLG: 0.419										3	1	1	1	1	1	1				
Ed Kranepool, L OBP: 0.323, SLG: 0.376										2	0	1	0	2	0	1				
Joe Mook, L OBP: 0.243, SLG: 0.297										4	0	1	2	0	1	4				
Don Bosch, S OBP: 0.179, SLG: 0.156										4	0	0	0	0	0	4				
Jerry Grote, R OBP: 0.226, SLG: 0.253										4	0	1	0	0	1	2				
Les Rohr, L										4	0	0	0	0	2	1				
Ron Taylor, R										0	0	0	0	0	0	0				
<b>Inning Stats</b>	R: 3 E: 1 K: 0 S: 6	H: 4 LOB: 1 BB: 1 P: 10	R: 0 E: 0 K: 0 S: 4	H: 1 LOB: 1 BB: 0 P: 4	R: 1 E: 1 K: 2 S: 9	H: 1 LOB: 2 BB: 1 P: 13	R: 1 E: 0 K: 1 S: 6	H: 1 LOB: 0 BB: 0 P: 6	R: 0 E: 0 K: 1 S: 6	H: 1 LOB: 1 BB: 0 P: 6	R: 0 E: 0 K: 0 S: 3	H: 1 LOB: 1 BB: 1 P: 7	R: 0 E: 0 K: 1 S: 5	H: 0 LOB: 0 BB: 0 P: 5	R: 0 E: 0 K: 0 S: 3	H: 0 LOB: 0 BB: 0 P: 3	1B: 6 2B: 4 3B: 0 HR: 1	SF: 0 SAC: 0 DP: 1 HBP: 0	WP: 0 PB: 0 SB: 0 CS: 0	PA: 39
<b>PITCHER</b>	IP WLS BF H R ER SO BB IBB HBP BLK WP HR S P ERA WHIP																			
Don Drysdale, R ERA: 2.74	(1, 1)	8.0	L	36	10	5	4	6	1	2	0	0	0	0	0	1	45	57	4.50	1.375
Ron Perranoski, L ERA: 2.45	(9, 1)	1.0	S	3	0	0	0	0	0	0	0	0	0	0	0	0	3	3	0.00	0.000

New York Mets @ Los Angeles Dodgers  
Dodger Stadium, Los Angeles, CA  
Sat Sep 30 1967, 7:05 PM PDT  
Att: 12,061 - Unknown

AB	36
R	5
H	10
RBI	4
BB	3
SO	6
LOB	18



Batter	1	2	3	4	5	6	7	8	9	AB	R	H	RBI	BB	SO	LOB	BOTTOM			
Willie Davis, L OBP: 0.295, SLG: 0.368										4	0	1	0	0	1	2				
Luis Alcaraz, R OBP: 0.242, SLG: 0.250										4	0	1	0	0	1	1				
Lou Johnson, R OBP: 0.331, SLG: 0.419										3	0	2	0	1	0	0				
Al Ferrara, R OBP: 0.346, SLG: 0.469										4	0	0	0	0	1	5				
Bob Bailey, R OBP: 0.305, SLG: 0.298										4	0	0	0	0	2	3				
Wes Parker, S OBP: 0.356, SLG: 0.346										4	0	2	0	0	1	1				
Jeff Torborg, R OBP: 0.172, SLG: 0.140										2	0	0	0	1	0	1				
John Roseboro, L OBP: 0.349, SLG: 0.376										1	0	0	0	0	0	1				
Tommy Dean, R OBP: 0.143, SLG: 0.179										3	0	0	0	0	1	3				
Ron Fairly, L OBP: 0.294, SLG: 0.322										1	0	0	0	0	0	1				
Don Drysdale, R OBP: 0.172, SLG: 0.140										2	0	1	0	0	0	0				
Nate Oliver, R OBP: 0.288, SLG: 0.285										1	0	0	0	0	0	0				
Ron Perranoski, L OBP: 0.100, SLG: 0.100										0	0	0	0	0	0	0				
<b>Inning Stats</b>	R: 0 E: 0 K: 1 S: 5	H: 0 LOB: 0 BB: 0 P: 5	R: 0 E: 2 K: 3 S: 10	H: 0 LOB: 2 BB: 1 P: 14	R: 0 E: 0 K: 0 S: 3	H: 0 LOB: 0 BB: 0 P: 3	R: 0 E: 0 K: 1 S: 5	H: 1 LOB: 0 BB: 0 P: 5	R: 0 E: 0 K: 0 S: 5	H: 2 LOB: 2 BB: 0 P: 5	R: 0 E: 0 K: 1 S: 6	H: 0 LOB: 0 BB: 0 P: 6	R: 0 E: 0 K: 0 S: 3	H: 1 LOB: 2 BB: 1 P: 10	R: 0 E: 0 K: 0 S: 4	H: 1 LOB: 1 BB: 0 P: 4	1B: 7 2B: 0 3B: 0 HR: 0	SF: 0 SAC: 0 DP: 2 HBP: 0	WP: 0 PB: 0 SB: 0 CS: 0	PA: 35
<b>PITCHER</b>	IP WLS BF H R ER SO BB IBB HBP BLK WP HR S P ERA WHIP																			
Les Rohr, L ERA: 2.12	(1, 1)	8.0	W	31	6	0	0	0	2	0	0	0	0	0	0	0	43	51	0.00	1.000
Ron Taylor, R ERA: 2.34	(9, 1)	1.0	S	4	1	0	0	0	0	0	0	0	0	0	0	4	4	0.00	1.000	

New York Mets @ Los Angeles Dodgers  
Dodger Stadium, Los Angeles, CA  
Sat Sep 30 1967, 7:05 PM PDT  
Att: 12,061 - Unknown

AB	33
R	0
H	7
RBI	0
BB	2
SO	7
LOB	18





Batter	1	2	3	4	5	6	7	8	9	AB	R	H	RBI	BB	SO	LOB	TOP										
Bob Heise, R (1,6) OBP: 0.354, SLG: 0.387 Bud Harrelson, S (4,6) OBP: 0.317, SLG: 0.304	L3		5-3			F9		P5		2	0	0	0	0	0	0	<b>New York Mets @ Los Angeles Dodgers</b> Dodger Stadium, Los Angeles, CA Sun Oct 01 1967, 3:33 AM PDT Att: 11,226 - Unknown <a href="http://livebaseballscorecards.com">livebaseballscorecards.com</a>										
Ken Boswell, L (1,4) OBP: 0.233, SLG: 0.375	F8		3-1			E6		4-3		4	0	0	0	0	0	0											
Ed Kranepool, L (1,3) OBP: 0.321, SLG: 0.373	K				P5	F7		F7		4	0	0	0	0	1	1											
Ron Swoboda, R (1,9) OBP: 0.340, SLG: 0.419					6-3			6-3		3	0	1	0	0	0	0											
Joe Mook, L (1,5) OBP: 0.225, SLG: 0.275	FC1-4-6 1B				K			F8		3	1	0	0	0	1	1											
Amos Otis, R (1,7) OBP: 0.292, SLG: 0.254	6-3				K			F9		3	0	0	0	0	1	1											
Don Bosch, S (1,8) OBP: 0.184, SLG: 0.161					F5			K		3	0	1	1	0	1	0											
John Sullivan, L (1,2) OBP: 0.248, SLG: 0.252 Jerry Grote, R (8,2) OBP: 0.226, SLG: 0.253					G3			K		3	0	0	0	0	2	1											
Danny Frisella, L (1,1) OBP: 0.125, SLG: 0.130 Dick Selma, R (8,1) OBP: 0.091, SLG: 0.091					K			F8		3	0	0	0	0	1	0											
								1-3		0	0	0	0	0	0	0											
<b>Inning Stats</b>	R: 0 E: 0 K: 1 S: 5	H: 0 LOB: 0 BB: 0 P: 5	R: 1 E: 0 K: 1 S: 7	H: 2 LOB: 1 BB: 0 P: 7	R: 0 E: 0 K: 1 S: 5	H: 0 LOB: 0 BB: 0 P: 5	R: 0 E: 0 K: 1 S: 5	H: 0 LOB: 0 BB: 0 P: 5	R: 0 E: 1 K: 0 S: 4	H: 0 LOB: 1 BB: 0 P: 4	R: 0 E: 0 K: 0 S: 3	H: 0 LOB: 0 BB: 0 P: 3	R: 0 E: 0 K: 2 S: 7	H: 0 LOB: 0 BB: 0 P: 7	R: 0 E: 0 K: 0 S: 3	H: 0 LOB: 0 BB: 0 P: 3	1B: 2 2B: 0 3B: 0 HR: 0	SF: 0 SAC: 0 DP: 0 HBP: 0	WP: 0 PB: 0 SB: 0 CS: 0	PA: 30							
<b>PITCHER</b>	IP	WLS	BF	H	R	ER	SO	BB	IBB	HBP	BLK	WP	HR	S	P	ERA	WHIP										
Alan Foster, R (1,1) ERA: 2.16 Phil Regan, R (8,1) ERA: 2.99	7.0		24	2	1	1	5	0	0	0	0	0	0	34	34	1.29	0.286										

Batter	1	2	3	4	5	6	7	8	9	AB	R	H	RBI	BB	SO	LOB	BOTTOM										
Nate Oliver, R (1,6) OBP: 0.283, SLG: 0.280	5-3		5-3		K		F7			4	0	0	0	0	1	5	<b>New York Mets @ Los Angeles Dodgers</b> Dodger Stadium, Los Angeles, CA Sun Oct 01 1967, 3:33 AM PDT Att: 11,226 - Unknown <a href="http://livebaseballscorecards.com">livebaseballscorecards.com</a>										
Ron Hunt, R (1,4) OBP: 0.344, SLG: 0.345	5-3		L4		FC5-4					4	0	1	0	0	0	4											
Willie Davis, L (1,8) OBP: 0.295, SLG: 0.367	F9						F9			4	1	1	0	0	0	1											
Al Ferrara, R (1,9) OBP: 0.345, SLG: 0.467					K					4	0	1	0	0	1	2											
John Roseboro, L (1,2) OBP: 0.348, SLG: 0.374					K					4	1	1	0	0	1	2											
Ron Fairly, L (1,3) OBP: 0.295, SLG: 0.321					1-3					2	0	0	0	2	0	2											
Len Gabrielson, L (1,7) OBP: 0.302, SLG: 0.400										4	0	1	0	0	1	1											
Bob Bailey, R (1,5) OBP: 0.310, SLG: 0.301										3	0	2	0	1	0	2											
Alan Foster, R (1,1) Lou Johnson, R (7,PH) OBP: 0.330, SLG: 0.418 Phil Regan, R (8,1) OBP: 0.100, SLG: 0.100										2	0	0	0	0	0	3											
										1	0	0	0	0	0	1											
										0	0	0	0	0	0	0											
<b>Inning Stats</b>	R: 0 E: 0 K: 0 S: 3	H: 0 LOB: 0 BB: 0 P: 3	R: 0 E: 0 K: 0 S: 2	H: 0 LOB: 0 BB: 1 P: 6	R: 0 E: 0 K: 0 S: 5	H: 2 LOB: 2 BB: 0 P: 5	R: 0 E: 0 K: 2 S: 8	H: 1 LOB: 1 BB: 0 P: 8	R: 0 E: 1 K: 1 S: 7	H: 1 LOB: 2 BB: 0 P: 7	R: 0 E: 0 K: 0 S: 4	H: 1 LOB: 1 BB: 0 P: 4	R: 0 E: 0 K: 1 S: 5	H: 0 LOB: 1 BB: 1 P: 9	R: 2 E: 1 K: 0 S: 6	H: 2 LOB: 2 BB: 1 P: 10	1B: 7 2B: 0 3B: 0 HR: 0	SF: 0 SAC: 0 DP: 0 HBP: 0	WP: 0 PB: 0 SB: 1 CS: 0	PA: 36							
<b>PITCHER</b>	IP	WLS	BF	H	R	ER	SO	BB	IBB	HBP	BLK	WP	HR	S	P	ERA	WHIP										
Danny Frisella, R (1,1) ERA: 3.41 Dick Selma, R (8,1) ERA: 2.77	7.2	L	33	7	2	0	4	3	0	0	0	0	0	2	2	0.00	0.000										