

*Los Angeles Dodgers - 1968*

Batter	1	2	3	4	5	6	7	8	9	AB R H RBI BB SO LOB	TOP		
Tony Taylor, R (1, 5) X	0-0 P4-3 ①		0-0 P4-3 ③			4-0 CS BB			0-0 P4-3 ①	3 0 0 0 1 0 0	Philadelphia Phillies @ Los Angeles Dodgers Dodger Stadium, Los Angeles, CA Wed Apr 10 1968, 6:05 PM PST Att. 28,138 - Unknown  livebaseballscorecards.com  <b>AB 31</b> <b>R 2</b> <b>H 7</b> <b>RBI 2</b> <b>BB 1</b> <b>SO 1</b> <b>LOB 6</b>		
Cookie Rojas, R (1, 4) X OBP: 0.250, SLG: 0.250	0-0 G5-6-3 1B			0-0 6-3 ①		0-0 CS ③ X	0-0 6-3 ①		0-0 L6 ②	4 0 1 0 0 0 0			
Johnny Callison, L (1, 9) X OBP: 0.250, SLG: 0.250	0-0 G5-6-3 ② ③ 1-2f			0-0 6-3 ②			0-0 P3 ②		2-2 2B 1B	4 0 1 0 0 0 1			
Dick Allen, R (1, 7) X OBP: 0.250, SLG: 0.500		0-0 P4-3 ①		0-0 6-3 ③			0-0 F8 ③		0-2 1-3 2B	4 0 1 0 0 0 0			
Bill White, L (1, 3) X OBP: 0.250, SLG: 0.250		0-0 1B FC6-4 1B			0-0 3-1 ①			0-0 P5 ① S S S	0-3 K ③	4 1 1 0 0 1 2			
Larry Hisle, R (1, 8) X OBP: 0.667, SLG: 0.667		1-2 FC6-4 1B			1-2 6-3 ②			0-0 2B 1B		3 1 2 0 0 0 0			
Don Money, R (1, 6) X OBP: 0.333, SLG: 0.667		3-2 FC6-4 ② CS 1-2f 3-H			0-0 5-3 ③			0-0 1-H 2B		3 0 1 2 0 0 1			
Mike Ryan, R (1, 2) X		0-0 CS ③ X	0-0 1-3 ①			0-0 L9 ①		0-0 1-3 ②		3 0 0 0 0 0 1			
Chris Short, R (1, 1) X			0-0 1-3 ②			0-0 6-3 ②		0-0 6-3 ③		3 0 0 0 0 0 1			
<b>Inning Stats</b>	R: 0 H: 1 E: 0 LOB: 0 K: 0 BB: 0 S: 3 P: 3	R: 1 H: 2 E: 0 LOB: 0 K: 0 BB: 0 S: 8 P: 12	R: 0 H: 0 E: 0 LOB: 0 K: 0 BB: 0 S: 3 P: 3	R: 0 H: 0 E: 0 LOB: 0 K: 0 BB: 0 S: 3 P: 3	R: 0 H: 0 E: 0 LOB: 0 K: 0 BB: 0 S: 6 P: 7	R: 0 H: 0 E: 0 LOB: 0 K: 0 BB: 1 S: 2 P: 6	R: 0 H: 0 E: 0 LOB: 0 K: 0 BB: 0 S: 3 P: 3	R: 1 H: 2 E: 0 LOB: 1 K: 0 BB: 0 S: 5 P: 5	R: 0 H: 2 E: 0 LOB: 2 K: 1 BB: 0 S: 11 P: 13	1B: 5 SF: 0 2B: 2 SAC: 0 3B: 0 DP: 1 HR: 0 HBP: 0	WP: 0 PA: 34 PB: 0 SB: 0 CS: 2		
<b>PITCHER</b>	IP WLS BF H R ER SO BB IBB HBP BLK WP HR S P ERA WHIP											<b>PITCHER</b>	IP WLS BF H R ER SO BB IBB HBP BLK WP HR S P ERA WHIP
Claude Osteen, L (1, 1) ERA: 2.25	8.0 L 27 5 2 2 0 1 0 0 0 0 0 0 33 42 2.25 0.750												
Jim Brewer, L (9, 1) ERA:	1.0 5 2 0 0 0 1 0 0 0 0 0 0 11 13 0.00 2.000												

Batter	1	2	3	4	5	6	7	8	9	AB R H RBI BB SO LOB
Willie Davis, L (1, 8) X	0-0 P3 ①		0-3 K ③			0-0 G3 ①		0-1 L8 ③		4 0 0 0 0 1 0
Zoilo Versalles, R (1, 6) X	0-0 F5 ②			0-0 L5 ①		0-3 K ②		0-0 F9 ①		4 0 0 0 0 1 0
Wes Parker, S (1, 3) X OBP: 0.500, SLG: 0.750	0-0 2B			0-0 F8 ②		0-0 FC5-4 1B		0-3 K ②		4 0 2 0 0 1 0
Al Ferrara, R (1, 7) S S S	0-3 K ③			0-0 1B		0-0 FC5-4 1-2f		0-0 F9 ③		4 0 1 0 0 1 2
Bob Bailey, R (1, 5) X		0-0 2-3 ①		0-3 K ③			0-0 F7 ①			3 0 0 0 0 1 1
Ron Fairly, L (1, 9) S S S		0-3 K ②		0-3 K ①			0-3 K ②			3 0 0 0 0 3 0
Paul Popovich, S (1, 4) X		0-0 P8 ③			0-0 F3 ②		0-0 P5-3 ③			3 0 0 0 0 0 0
Tom Haller, L (1, 2) X OBP: 0.333, SLG: 0.333			0-0 P3 ①		0-0 1B			0-3 K ①		3 0 1 0 0 1 0
Claude Osteen, L (1, 1) X			0-0 L6 ②		0-3 K ③			0-0 5-3 ②		2 0 0 0 0 1 1
Rocky Colavito, R (8, PH)										1 0 0 0 0 0 0
Jim Brewer, L (9, 1)										0 0 0 0 0 0 0

Inning Stats	R: 0	H: 1	E: 0	K: 1	S: 6	LOB: 1	BB: 0	P: 6	R: 0	H: 0	E: 0	K: 1	S: 5	LOB: 0	BB: 0	P: 5	R: 0	H: 0	E: 0	K: 1	S: 5	LOB: 0	BB: 0	P: 5	R: 0	H: 1	E: 0	K: 1	S: 6	LOB: 1	BB: 0	P: 6	R: 0	H: 1	E: 0	K: 2	S: 8	LOB: 1	BB: 0	P: 8	R: 0	H: 1	E: 0	K: 1	S: 6	LOB: 1	BB: 0	P: 6	R: 0	H: 0	E: 0	K: 1	S: 5	LOB: 0	BB: 0	P: 5	R: 0	H: 0	E: 0	K: 1	S: 6	LOB: 0	BB: 0	P: 6	R: 0	H: 0	E: 0	K: 1	S: 5	LOB: 0	BB: 0	P: 5	R: 0	H: 0	E: 0	K: 1	S: 5	LOB: 0	BB: 0	P: 5
IP	9.0	WLS	W	BF	31	H	4	R	0	ER	0	SO	10	BB	0	IBB	0	HBP	0	BLK	0	WP	0	HR	0	S	52	P	52	ERA	0.00	WHIP	0.444																																															
PITCHER																			IP	9.0	WLS	W	BF	31	H	4	R	0	ER	0	SO	10	BB	0	IBB	0	HBP	0	BLK	0	WP	0	HR	0	S	52	P	52	ERA	0.00	WHIP	0.444																												

**BOTTOM**

Philadelphia Phillies @ Los Angeles Dodgers  
 Dodger Stadium, Los Angeles, CA

Wed Apr 10 1968, 6:05 PM PST  
 Att. 28,138 - Unknown

livebaseballscorecards.com

AB	31
R	0
H	4
RBI	0
BB	0
SO	10
LOB	4



WP:	0	PA:	31
PB:	0	SB:	0
CS:	0		

Batter	1	2	3	4	5	6	7	8	9	AB R H RBI BB SO LOB	TOP		
<b>Bud Harrelson, S</b> (1, 6) OBP: 0.111, SLG: 0.111	0-0 F7		0-0 CS 1B		0-3 K		0-3 K		0-0 FC4-6 FC6-4 1-2f 2-3	5 0 1 0 0 2 5	<b>New York Mets @ Los Angeles Dodgers</b> <b>Dodger Stadium, Los Angeles, CA</b> Thu Apr 11 1968, 6:05 PM PST Att. 16,372 - Unknown <a href="http://livebaseballscorecards.com">livebaseballscorecards.com</a>		
<b>Ken Boswell, L</b> (1, 4) OBP: 0.444, SLG: 0.750	0-0 1B		0-0 CS	0-0 P4-3		0-0 1B 3B	0-0 P4-3		0-0 SF8	4 1 2 1 0 0 0			
<b>Tommie Agee, R</b> (1, 8) OBP: 0.222, SLG: 0.222	0-3 K			0-0 5-3		0-3 K		0-0 E7 1B	0-0 FC6-4	5 1 0 0 0 2 3			
<b>Ron Swoboda, R</b> (1, 9) OBP: 0.500, SLG: 0.857	0-3 K			0-0 1-3		4-0 1B BB BB		0-0 P4-3 SH2-4 1B		3 1 1 1 1 1 1			
<b>Ed Kranepool, L</b> (1, 3) OBP: 0.286, SLG: 0.167		0-0 F5			0-0 BB 6-3 1B	4-0 1B FC1-2 BB		0-0 SH2-4		2 0 1 0 1 0 0			
<b>Art Shamsky, L</b> (1, 7) OBP: 0.500, SLG: 0.500 <b>Cleon Jones, R</b> (8, PH) (8, 7)		0-0 F9			0-0 P5	0-0 FC1-2 1B		0-0 P4-3		3 0 1 2 0 0 1 1 0 0 0 0 0 1			
<b>Ed Charles, R</b> (1, 5)		0-0 1-6-3			0-0 6-3	0-0 FC1-2 FC6-4		0-3 K		4 0 0 0 0 1 4			
<b>Jerry Grote, R</b> (1, 2) OBP: 0.500, SLG: 0.333			0-0 5-3		4-0 BB IBB	0-0 FC6-4			0-0 FC4-6 E SF8 1B	3 1 1 0 1 0 2			
<b>Jerry Koosman, R</b> (1, 1)			0-0 3-1		4-0 BB 1-2 2-3		0-3 K		0-0 FC1 FC4-6	3 0 0 0 1 1 1			
<b>Inning Stats</b>	R: 0 E: 0 K: 2 S: 8 H: 1 LOB: 1 BB: 0 P: 8	R: 0 E: 0 K: 0 S: 3 H: 0 LOB: 0 BB: 0 P: 3	R: 0 E: 0 K: 0 S: 3 H: 1 LOB: 0 BB: 0 P: 3	R: 0 E: 0 K: 0 S: 3 H: 0 LOB: 0 BB: 0 P: 3	R: 0 E: 0 K: 1 S: 6 H: 1 LOB: 3 BB: 2 P: 14	R: 2 E: 0 K: 1 S: 7 H: 2 LOB: 2 BB: 2 P: 15	R: 0 E: 0 K: 2 S: 7 H: 0 LOB: 0 BB: 0 P: 7	R: 1 E: 1 K: 1 S: 7 H: 1 LOB: 1 BB: 0 P: 7	R: 1 E: 1 K: 0 S: 5 H: 1 LOB: 1 BB: 0 P: 5	1B: 6 2B: 0 3B: 1 HR: 0 SF: 1 SAC: 1 DP: 0 HBP: 0		WP: 0 PB: 0 SB: 0 CS: 1 PA: 40	
<b>PITCHER</b>	IP WLS BF H R ER SO BB IBB HBP BLK WP HR S P ERA WHIP											<b>PITCHER</b>	IP WLS BF H R ER SO BB IBB HBP BLK WP HR S P ERA WHIP
<b>Bill Singer, R</b> (1, 1) ERA: 2.57	7.0 L 31 6 3 2 6 3 1 0 0 0 0 0 39 55 2.57 1.286												
<b>Hank Aguirre, L</b> (8, 1) ERA:	0.1 1 0 0 0 0 0 0 0 0 0 0 0 1 1 0.00 0.000												
<b>Jack Billingham, R</b> (8, 1) ERA:	0.2 2 0 0 0 1 0 0 0 0 0 0 0 4 4 0.00 0.000												
<b>Vicente Romo, R</b> (9, 1) ERA:	1.0 5 1 1 0 0 0 0 0 0 0 0 0 5 5 0.00 1.000												

**New York Mets @ Los Angeles Dodgers**  
**Dodger Stadium, Los Angeles, CA**  
 Thu Apr 11 1968, 6:05 PM PST  
 Att. 16,372 - Unknown

<b>AB</b>	33
<b>R</b>	4
<b>H</b>	7
<b>RBI</b>	4
<b>BB</b>	4
<b>SO</b>	7
<b>LOB</b>	18





Batter	1	2	3	4	5	6	7	8	9	AB R H RBI BB SO LOB	TOP																				
<b>Bud Harrelson, S</b> (1, 6) OBP: 0.077, SLG: 0.077	0-0 4-3		0-0 F5			0-0 6-3		0-0 4-3		4 0 0 0 0 0 0	<b>New York Mets @ Los Angeles Dodgers</b> <b>Dodger Stadium, Los Angeles, CA</b> Sat Apr 13 1968, 3:33 AM PST Att. 14,904 - Unknown <a href="http://livebaseballscorecards.com">livebaseballscorecards.com</a>																				
<b>Ken Boswell, L</b> (1, 4) OBP: 0.385, SLG: 0.583	0-0 G3		0-0 1B			0-0 6-3		0-3 K		4 0 1 0 0 1 0																					
<b>Tommie Agee, R</b> (1, 8) OBP: 0.231, SLG: 0.231	0-0 1B		0-0 P4			0-3 K		0-0 1-3		4 0 1 0 0 1 1																					
<b>Ron Swoboda, R</b> (1, 9) OBP: 0.500, SLG: 0.700	0-0 6-3			4-0 G6-3 BB		0-0 5-3 1B		0-0 L5		3 0 1 0 1 0 1																					
<b>Ed Kranepool, L</b> (1, 3) OBP: 0.182, SLG: 0.100		0-0 L6		0-0 G6-3 1-2f		0-0 5-3 1-2		0-0 P4-3		4 0 0 0 0 0 2																					
<b>Art Shamsky, L</b> (1, 7) OBP: 0.444, SLG: 0.375		0-0 F9		0-0 4-3		1-0 HBP				2 0 0 0 0 0 0																					
<b>Ed Charles, R</b> (1, 5)		0-0 E5			0-0 F8		0-3 K			3 0 0 0 0 1 2																					
<b>Jerry Grote, R</b> (1, 2) OBP: 0.429, SLG: 0.333		0-3 K			0-0 P3-4 1B		0-3 K			3 0 1 0 0 2 3																					
<b>Don Cardwell, R</b> (1, 1) <b>Bill Short, L</b> (7, 1) <b>Cleon Jones, R</b> (8, PH) <b>Al Jackson, L</b> (8, 1)			0-3 K		0-0 P3-4 1-2f		0-3 K			2 0 0 0 0 1 1 0 0 0 0 0 0 0 1 0 0 0 0 1 0 0 0 0 0 0 0 0																					
<b>Inning Stats</b>	R: 0 E: 0 K: 0 S: 4	H: 1 LOB: 1 BB: 0 P: 4	R: 0 E: 1 K: 1 S: 6	H: 0 LOB: 1 BB: 0 P: 6	R: 0 E: 0 K: 1 S: 6	H: 1 LOB: 1 BB: 0 P: 6	R: 0 E: 0 K: 0 S: 2	H: 0 LOB: 0 BB: 1 P: 6	R: 0 E: 0 K: 0 S: 3	H: 1 LOB: 0 BB: 0 P: 3		R: 0 E: 0 K: 1 S: 5	H: 0 LOB: 0 BB: 0 P: 5	R: 0 E: 0 K: 2 S: 8	H: 1 LOB: 2 BB: 0 P: 9	R: 0 E: 0 K: 2 S: 7	H: 0 LOB: 0 BB: 0 P: 7	R: 0 E: 0 K: 0 S: 3	H: 0 LOB: 0 BB: 0 P: 3	1B: 4 2B: 1 3B: 0 HR: 0	SF: 0 SAC: 0 DP: 2 HBP: 1	WP: 0 PB: 0 SB: 1 CS: 0	PA: 32								
<b>PITCHER</b> <b>Don Drysdale, R</b> (1, 1) ERA:	IP 9.0	WLS W	BF 32	H 4	R 0	ER 0	SO 7	BB 1	IBB 0	HBP 1	BLK 0	WP 0	HR 0	S 44	P 49	ERA 0.00	WHIP 0.556														
											<b>PITCHER</b>	IP	WLS	BF	H	R	ER	SO	BB	IBB	HBP	BLK	WP	HR	S	P	ERA	WHIP			



Batter	1	2	3	4	5	6	7	8	9	AB	R	H	RBI	BB	SO	LOB
Wes Parker, S OBP: 0.333, SLG: 0.583 (1, 3)	0-0 F9		0-0 4-3		0-0 F5		0-0 2B			4	0	1	0	0	0	1
Zoilo Versalles, R OBP: 0.167, SLG: 0.091 (1, 6)	0-0 F7		0-0 1-3		0-0 1B 1-2		4-0 BB			3	0	1	0	1	0	0
Willie Davis, L OBP: 0.167, SLG: 0.167 (1, 8)	0-0 6-3		0-3 K		0-0 1B 1-2 2-3		0-0 4-3			4	0	1	0	0	1	2
Ron Fairly, L OBP: 0.286, SLG: 0.667 (1, 9)		0-0 HR		4-0 BB	0-3 K			0-0 G3		3	1	1	1	1	1	3
Jim Lefebvre, S OBP: 0.250, SLG: 0.250 (1, 4) Paul Popovich, S (9, 4)		0-0 F9		0-0 F2		0-0 G3-6-1 1B		0-0 L6		4	0	1	0	0	0	1
Rocky Colavito, R (1, 7)		4-0 BB E		0-0 F9		0-0 F7		4-0 BB		2	0	0	0	2	0	2
Tom Haller, L OBP: 0.400, SLG: 0.333 (1, 2)		0-0 E9 1-3 1B		0-0 4-3		0-0 G3-6-1 1-2f		0-0 4-3		4	0	1	0	0	0	3
Bob Bailey, R (1, 5)		4-0 G5-4-3 IBB			4-0 1B 1B BB		0-0 6-3			1	0	0	0	2	0	0
Don Drysdale, R (1, 1)		0-0 G5-4-3 1-2f			0-3 K		0-3 K			3	0	0	0	0	2	4

Inning Stats	R: 0	H: 0	E: 0	K: 0	S: 3	R: 1	H: 2	E: 1	K: 0	S: 4	R: 0	H: 0	E: 0	K: 1	S: 5	R: 0	H: 0	E: 0	K: 0	S: 3	R: 0	H: 2	E: 0	K: 2	S: 9	R: 0	H: 1	E: 0	K: 1	S: 6	R: 0	H: 0	E: 0	K: 0	S: 3		

PITCHER	IP	WLS	BF	H	R	ER	SO	BB	IBB	HBP	BLK	WP	HR	S	P	ERA	WHIP
Don Cardwell, R ERA: 1.35 (1, 1)	6.2	L	29	6	1	1	4	4	1	0	0	0	1	32	52	1.35	1.500
Bill Short, L ERA: (7, 1)	0.1		1	0	0	0	0	0	0	0	0	0	0	1	1	0.00	0.000
Al Jackson, L ERA: (8, 1)	1.0		4	0	0	0	0	1	0	0	0	0	0	3	7	0.00	1.000

**BOTTOM**

**New York Mets @ Los Angeles Dodgers**  
**Dodger Stadium, Los Angeles, CA**

Sat Apr 13 1968, 3:33 AM PST  
Att. 14,904 - Unknown

livebaseballscorecards.com

<b>AB</b>	<b>28</b>
<b>R</b>	<b>1</b>
<b>H</b>	<b>6</b>
<b>RBI</b>	<b>1</b>
<b>BB</b>	<b>6</b>
<b>SO</b>	<b>4</b>
<b>LOB</b>	<b>16</b>



WP: 0	PA: 34
PB: 0	
SB: 0	
CS: 0	

Batter	1	2	3	4	5	6	7	8	9	AB R H RBI BB SO LOB	TOP
Maury Wills, S OBP: 0.200, SLG: 0.200 (1, 5) X	0-0 L9 ①		0-0 1-3 ①		0-0 1-3 ①		0-0 4-3 ②			4 0 0 0 0 0 0	<b>Pittsburgh Pirates @ Los Angeles Dodgers</b> <b>Dodger Stadium, Los Angeles, CA</b> Sun Apr 14 1968, 3:33 AM PST Att: 27,136 - Unknown <a href="http://livebaseballscorecards.com">livebaseballscorecards.com</a>
Gene Alley, R OBP: 0.200, SLG: 0.400 (1, 6) X	0-0 P4 ②		0-0 HR		0-0 2B		0-0 5-3 ③			4 1 2 1 0 0 0	
Roberto Clemente, R OBP: 0.278, SLG: 0.412 (1, 9) B B B	4-0 1B 2B BB		0-0 1B 1B		0-0 1-3 ②			0-0 L9 ①		3 1 2 0 1 0 1	
Willie Stargell, L OBP: 0.222, SLG: 0.125 (1, 7) X	0-0 1-2 2B 1B		0-0 L7 ②		0-0 6-3 ③			0-0 CS 1B		4 1 1 0 0 0 3	
Donn Clendenon, R OBP: 0.222, SLG: 0.444 (1, 3) X	0-0 1-H 2-H 2B		0-0 1-2 1B		0-0 6-3 ①			0-0 F9 ② ③		4 0 2 2 0 1 0	
Bill Mazeroski, R OBP: 0.176, SLG: 0.176 (1, 4) X	0-0 F8 ③		0-0 5-3 ③		0-0 G1 ②			0-3 K ①		4 0 0 0 0 0 3	
Manny Mota, R OBP: 0.333, SLG: 0.333 (1, 8) X		0-0 1-3 ①		0-0 3-1 ①		0-0 S 1B		0-0 F9 ②		4 0 2 0 0 0 0	
Jerry May, R OBP: 0.235, SLG: 0.133 (1, 2) X		0-3 K		0-0 4-3 ②		0-0 S 1-3		0-0 1B		5 0 0 0 0 1 2	
Jim Bunning, R (1, 1) X		0-0 G3 ③		0-0 6-3 ③		0-0 6-3 ①		0-0 F9 ③		3 0 0 0 0 0 0	
<b>Inning Stats</b>	R: 2 H: 2 E: 0 LOB: 1 K: 0 BB: 1 S: 5 P: 9	R: 0 H: 0 E: 0 LOB: 0 K: 1 BB: 0 S: 5 P: 5	R: 1 H: 3 E: 0 LOB: 2 K: 0 BB: 0 S: 6 P: 6	R: 0 H: 0 E: 0 LOB: 0 K: 0 BB: 0 S: 3 P: 3	R: 0 H: 1 E: 0 LOB: 1 K: 0 BB: 0 S: 4 P: 4	R: 0 H: 1 E: 0 LOB: 1 K: 0 BB: 0 S: 3 P: 3	R: 0 H: 0 E: 0 LOB: 0 K: 0 BB: 0 S: 3 P: 3	R: 0 H: 1 E: 0 LOB: 0 K: 0 BB: 0 S: 3 P: 3	R: 0 H: 1 E: 0 LOB: 1 K: 1 BB: 0 S: 6 P: 6	1B: 6 SF: 0 2B: 2 SAC: 0 3B: 0 DP: 0 HR: 1 HBP: 0	WP: 0 PA: 36 PB: 0 SB: 1 CS: 1
<b>PITCHER</b>	IP WLS BF H R ER SO BB IBB HBP BLK WP HR S P ERA WHIP										
Claude Osteen, L (1, 1) ERA: 2.81	8.0 L 32 8 3 3 1 1 0 0 0 0 0 1 32 36 3.38 1.125										
Phil Regan, R (9, 1) ERA:	1.0 4 1 0 0 1 0 0 0 0 0 0 0 6 6 0.00 1.000										

**Pittsburgh Pirates @ Los Angeles Dodgers**  
**Dodger Stadium, Los Angeles, CA**  
 Sun Apr 14 1968, 3:33 AM PST  
 Att: 27,136 - Unknown

<b>AB</b>	<b>35</b>
<b>R</b>	<b>3</b>
<b>H</b>	<b>9</b>
<b>RBI</b>	<b>3</b>
<b>BB</b>	<b>1</b>
<b>SO</b>	<b>2</b>
<b>LOB</b>	<b>9</b>





Batter	1	2	3	4	5	6	7	8	9	AB R H RBI BB SO LOB
Wes Parker, S (1, 3) OBP: 0.375, SLG: 0.563	0-0 1B		0-0 P9			0-0 FC3-6 1B		0-0 4-3		4 0 2 0 0 0 0
Zoilo Versalles, R (1, 6) OBP: 0.125, SLG: 0.067	0-3 K		0-3 K			0-3 K		0-3 K		4 0 0 0 0 4 2
Willie Davis, L (1, 8) OBP: 0.125, SLG: 0.125	0-3 K			0-0 4-3		0-0 FC3-6 1B		0-0 F8		4 0 0 0 0 1 2
Ron Fairly, L (1, 9) OBP: 0.273, SLG: 0.500	0-0 F9			0-0 3-1		0-0 1-2 1B		0-0 3-1		4 0 1 0 0 0 1
Jim Lefebvre, S (1, 4) OBP: 0.250, SLG: 0.375		0-0 G3		0-0 F4		0-3 K		0-0 2B		4 0 1 0 0 1 2
Jim Fairey, L (1, 7)		0-0 6-3		0-0 K		0-0 K		0-0 F7		4 0 0 0 0 1 1
Tom Haller, L (1, 2) OBP: 0.462, SLG: 0.364		4-0 FC5-4 BB		0-0 1B		0-0 1B		0-0 F9		2 0 1 0 1 0 0
Bob Bailey, R (1, 5)		0-0 FC5-4		0-0 L9		0-0 L9		0-0 F9		3 0 0 0 0 0 2
Claude Osteen, L (1, 1) Paul Popovich, S (8, PH) Phil Regan, R (9, 1)			0-3 K		0-0 F8			0-0 F5		2 0 0 0 0 1 1 1 0 0 0 0 0 0 0 0 0 0 0 0 0

Inning Stats	R: 0 E: 0 K: 2 S: 8	H: 1 LOB: 1 BB: 0 P: 8	R: 0 E: 0 K: 0 S: 3	H: 0 LOB: 1 BB: 1 P: 7	R: 0 E: 0 K: 2 S: 7	H: 0 LOB: 0 BB: 0 P: 7	R: 0 E: 0 K: 0 S: 3	H: 0 LOB: 0 BB: 0 P: 3	R: 0 E: 0 K: 1 S: 6	H: 1 LOB: 1 BB: 0 P: 6	R: 0 E: 0 K: 2 S: 9	H: 2 LOB: 2 BB: 0 P: 9	R: 0 E: 0 K: 0 S: 3	H: 0 LOB: 0 BB: 0 P: 3	R: 0 E: 0 K: 1 S: 5	H: 0 LOB: 0 BB: 0 P: 5	R: 0 E: 0 K: 0 S: 4	H: 1 LOB: 1 BB: 0 P: 4	1B: 4 2B: 1 3B: 0 HR: 0	SF: 0 SAC: 0 DP: 0 HBP: 0	WP: 0 PB: 0 SB: 0 CS: 0	PA: 33
PITCHER Jim Bunning, R (1, 1) ERA: 2.12	IP 9.0 WLS W BF 33 H 5 R 0 ER 0 SO 8 BB 1 IBB 0 HBP 0 BLK 0 WP 0 HR 0 S 48 P 52 ERA 0.00 WHIP 0.667																					


**BOTTOM**

**Pittsburgh Pirates @ Los Angeles Dodgers**  
**Dodger Stadium, Los Angeles, CA**

Sun Apr 14 1968, 3:33 AM PST  
Att. 27,136 - Unknown

livebaseballscorecards.com

AB	32
R	0
H	5
RBI	0
BB	1
SO	8
LOB	11



Batter	1	2	3	4	5	6	7	8	9	AB R H RBI BB SO LOB	TOP	
Maury Wills, S OBP: 0.208, SLG: 0.208 (1, 5) X	0-0 E S 4-3 1B		0-0 P6			0-0 5-3	0-0 F8			4 1 1 0 0 0 3	<b>Pittsburgh Pirates @ Los Angeles Dodgers</b> <b>Dodger Stadium, Los Angeles, CA</b> Mon Apr 15 1968, 6:05 PM PST Att: 16,214 - Unknown <a href="http://livebaseballscorecards.com">livebaseballscorecards.com</a>	
Gene Alley, R OBP: 0.208, SLG: 0.348 (1, 6) B B B	4-0 4-3 E 1-2 BB		0-0 L8			0-0 4-3		0-0 E5 G4-6-3 PB		3 0 0 0 1 0 0		
Roberto Clemente, R OBP: 0.273, SLG: 0.350 (1, 9) X	0-0 E4 1-2 2-3		0-0 F9			0-0 6-3		4-0 G4-6-3 1-2 BB		3 0 0 0 1 0 2		
Willie Stargell, L OBP: 0.182, SLG: 0.100 (1, 7) X	0-0 F2			0-0 F7			0-3 K	0-0 G4-6-3 1-2 2-3		4 0 0 0 0 1 5		
Donn Clendenon, R OBP: 0.227, SLG: 0.409 (1, 3) X	0-0 4-3 1-2 2-3 3-H			0-3 K			0-0 6-3 1B	0-0 6-3		4 1 1 1 0 1 3		
Bill Mazeroski, R OBP: 0.190, SLG: 0.190 (1, 4) X	0-0 F9			0-0 F8			0-0 6-3		0-0 CS 1B	4 0 1 0 0 0 3		
Matty Alou, L OBP: 0.583, SLG: 0.286 (1, 8) S S S		0-3 K			0-0 6-3		4-0 1B 1B IBB		0-0 F9 1-2	3 0 0 0 1 1 1		
Jerry May, R OBP: 0.286, SLG: 0.211 (1, 2) X		0-0 F7			0-3 K		0-0 1B 1-2 2-H		0-0 1B	4 0 2 1 0 1 0		
Bob Veale, S OBP: 0.125, SLG: 0.125 (1, 1) S S S		0-3 K			0-0 6-3		0-0 1B 1-2 2-3		0-3 K	4 0 1 0 0 2 1		
<b>Inning Stats</b>	R: 1 H: 1 E: 1 LOB: 2 K: 0 BB: 1 S: 5 P: 9	R: 0 H: 0 E: 0 LOB: 0 K: 2 BB: 0 S: 7 P: 7	R: 0 H: 0 E: 0 LOB: 0 K: 0 BB: 0 S: 3 P: 3	R: 0 H: 0 E: 0 LOB: 0 K: 1 BB: 0 S: 5 P: 5	R: 0 H: 0 E: 0 LOB: 0 K: 1 BB: 0 S: 5 P: 5	R: 0 H: 0 E: 0 LOB: 0 K: 0 BB: 0 S: 3 P: 3	R: 1 H: 3 E: 0 LOB: 3 K: 1 BB: 1 S: 8 P: 12	R: 0 H: 0 E: 1 LOB: 1 K: 0 BB: 1 S: 3 P: 7	R: 0 H: 2 E: 0 LOB: 1 K: 1 BB: 0 S: 6 P: 6	1B: 6 SF: 0 2B: 0 SAC: 0 3B: 0 DP: 1 HR: 0 HBP: 0	WP: 0 PA: 36 PB: 1 SB: 1 CS: 1	
<b>PITCHER</b> Bill Singer, R (1, 1) ERA: 1.69	IP WLS BF H R ER SO BB IBB HBP BLK WP HR S P ERA WHIP	9.0 W 36 6 2 1 6 2 1 0 0 0 0 0 45 57 1.00 0.889										

Batter	1	2	3	4	5	6	7	8	9	AB R H RBI BB SO LOB
Willie Davis, L (1, 8) OBP: 0.150, SLG: 0.150	0-0 1-3		0-3 K			0-3 K			0-0 WP HR 1B	4 1 1 0 0 2 1
Zoilo Versalles, R (1, 6) OBP: 0.100, SLG: 0.053	0-0 6-3			0-0 1-3		0-0 F8			0-0 6-3	4 0 0 1 0 0 1
Wes Parker, S (1, 3) OBP: 0.300, SLG: 0.450	0-0 4-3			0-0 L9			0-0 P4		0-3 K	4 0 0 0 0 1 1
Jim Lefebvre, S (1, 4) OBP: 0.250, SLG: 0.583		0-0 6-3		0-0 6-3			0-3 K		0-0 HR	4 1 1 2 0 1 0
Rocky Colavito, R (1, 7) OBP: 0.250, SLG: 0.100			0-0 F7		0-0 FC5-4 1B		0-0 P6			3 0 1 0 0 0 0
Ron Fairly, L (1, 9) OBP: 0.214, SLG: 0.385			0-0 G3		0-0 FC5-4 1-2f			0-3 K		3 0 0 0 0 1 1
Luis Alcaraz, R (1, 5)			0-0 4-3		0-0 L9			0-0 F3		3 0 0 0 0 0 1
Tom Haller, L (1, 2) OBP: 0.467, SLG: 0.333 Cleo James, R (8, PH) Jeff Torborg, R (9, 2)			4-0 SH3-2-4 BB		0-3 K			0-3 K		1 0 0 0 1 1 1 1 0 0 0 0 1 0 0 0 0 0 0 0 0
Bill Singer, R (1, 1) Bob Bailey, R (9, PH) OBP: 0.357, SLG: 0.200			0-0 SH3-2-4 1-2			0-3 K			0-0 1B 6-3 2B	1 0 0 0 0 1 0 1 1 1 0 0 0 0

Inning Stats	R: 0 E: 0 K: 0 S: 3	H: 0 LOB: 0 BB: 0 P: 3	R: 0 E: 0 K: 0 S: 3	H: 0 LOB: 0 BB: 0 P: 3	R: 0 E: 0 K: 1 S: 5	H: 0 LOB: 1 BB: 1 P: 9	R: 0 E: 0 K: 0 S: 3	H: 0 LOB: 0 BB: 0 P: 3	R: 0 E: 0 K: 1 S: 6	H: 1 LOB: 1 BB: 0 P: 6	R: 0 E: 0 K: 2 S: 7	H: 0 LOB: 0 BB: 0 P: 7	R: 0 E: 0 K: 1 S: 5	H: 0 LOB: 0 BB: 0 P: 5	R: 0 E: 0 K: 2 S: 7	H: 0 LOB: 0 BB: 0 P: 7	R: 3 E: 0 K: 1 S: 7	H: 3 LOB: 0 BB: 0 P: 7	1B: 2 2B: 1 3B: 0 HR: 1	SF: 0 SAC: 1 DP: 0 HBP: 0
--------------	------------------------------	---------------------------------	------------------------------	---------------------------------	------------------------------	---------------------------------	------------------------------	---------------------------------	------------------------------	---------------------------------	------------------------------	---------------------------------	------------------------------	---------------------------------	------------------------------	---------------------------------	------------------------------	---------------------------------	----------------------------------	------------------------------------


PITCHER	IP	WLS	BF	H	R	ER	SO	BB	IBB	HBP	BLK	WP	HR	S	P	ERA	WHIP
Bob Veale, L (1, 1) ERA: 1.74	8.2	L	31	4	3	3	8	1	0	0	0	1	1	46	50	3.12	0.577

**BOTTOM**

**Pittsburgh Pirates @ Los Angeles Dodgers**  
**Dodger Stadium, Los Angeles, CA**  
 Mon Apr 15 1968, 6:05 PM PST  
 Att. 16,214 - Unknown

<b>AB</b>	<b>29</b>
<b>R</b>	<b>3</b>
<b>H</b>	<b>4</b>
<b>RBI</b>	<b>3</b>
<b>BB</b>	<b>1</b>
<b>SO</b>	<b>8</b>
<b>LOB</b>	<b>6</b>

WP: 1 PA: 31  
 PB: 0 SB: 0  
 CS: 0



Batter	1	2	3	4	5	6	7	8	9	AB R H RBI BB SO LOB	TOP	
Tony Taylor, R OBP: 0.345, SLG: 0.296 (1, 5) (8, 3)	0-0 4-3		0-0 F9			0-0 FC6-4 1B		0-0 1B 1B	0-0 1B	5 1 3 0 0 0 0	Philadelphia Phillies @ Los Angeles Dodgers Dodger Stadium, Los Angeles, CA Tue Apr 16 1968, 6:05 PM PST Att: 16,571 - Unknown	
Cookie Rojas, R OBP: 0.333, SLG: 0.367 (1, 4)	0-0 E5		0-0 1-3			0-0 FC6-4 FC4-6 1-2f		0-3 K	0-0 P6	5 0 0 0 0 1 5		
Johnny Callison, L OBP: 0.269, SLG: 0.217 (1, 9)	0-0 F7				0-0 1B 9-2 2B	0-0 FC4-6 1-2f		4-0 1B 1-2 2-3 BB		3 1 1 0 1 0 2		
Dick Allen, R OBP: 0.276, SLG: 0.296 (1, 7)	0-0 F9				0-0 2-3 1B	0-3 K		0-0 1-3 2-H 3-H 1B		4 0 2 2 0 1 2		
Don Lock, R OBP: 0.182, SLG: 0.100 Tony Gonzalez, L OBP: 0.231, SLG: 0.182 (1, 8) (8, PH) (8, 8)		0-0 4-3 SH1-4 1B		0-0 9-2		0-0 F9		0-0 SF7		3 0 1 0 0 0 2 0 0 0 1 0 0 0		
Bill White, L OBP: 0.136, SLG: 0.273 Grant Jackson, S (1, 3) (8, 1)		0-0 SH1-4 1-2		0-0 3-H F7		0-0 1B		0-3 K		3 0 1 0 0 1 2 0 0 0 0 0 0 0		
Bobby Wine, R OBP: 0.200, SLG: 0.300 (1, 6)		0-0 4-3 2-3			0-0 6-3		0-0 F9		0-0 F8	4 0 0 0 0 0 2		
Mike Ryan, R OBP: 0.063, SLG: 0.063 Larry Hisle, R OBP: 0.417, SLG: 0.455 (1, 2) (9, PH)		0-0 F8			0-3 K		0-0 F8		0-0 L8	3 0 0 0 0 1 2 1 0 0 0 0 0 0		
Larry Jackson, R Gary Sutherland, R OBP: 0.600, SLG: 0.600 (1, 1) (8, PH) (8, 5)			0-3 K		0-0 5-3			0-0 BB 1B 1B	0-0 1B	2 0 0 0 0 1 0 2 1 2 0 0 0 0		
<b>Inning Stats</b>	R: 0 E: 1 K: 0 S: 4 H: 0 LOB: 1 BB: 0 P: 4	R: 0 E: 0 K: 0 S: 4 H: 1 LOB: 1 BB: 0 P: 4	R: 0 E: 0 K: 1 S: 5 H: 0 LOB: 0 BB: 0 P: 5	R: 0 E: 0 K: 0 S: 4 H: 2 LOB: 1 BB: 0 P: 4	R: 0 E: 0 K: 1 S: 5 H: 0 LOB: 0 BB: 0 P: 5	R: 0 E: 0 K: 1 S: 6 H: 1 LOB: 1 BB: 0 P: 6	R: 0 E: 0 K: 0 S: 4 H: 1 LOB: 1 BB: 0 P: 4	R: 3 E: 0 K: 2 S: 10 H: 3 LOB: 1 BB: 1 P: 14	R: 0 E: 0 K: 0 S: 5 H: 2 LOB: 2 BB: 0 P: 5	1B: 9 2B: 2 3B: 0 HR: 0 SF: 1 SAC: 1 DP: 1 HBP: 0		WP: 0 PB: 0 SB: 0 CS: 0 PA: 38
<b>PITCHER</b>	IP WLS BF H R ER SO BB IBB HBP BLK WP HR S P ERA WHIP											
Mike Kekich, L ERA: 2.57 (1, 1)	7.0 W 28 7 2 2 3 0 0 0 0 0 0 0 34 34 2.57 1.000											
Phil Regan, R ERA: 6.75 (8, 1)	0.1 3 1 0 0 1 1 0 0 0 0 0 0 4 8 0.00 6.000											
Hank Aguirre, L ERA: (8, 1)	1.2 S 7 2 1 1 1 0 0 0 0 0 0 0 9 9 5.40 1.200											

livebaseballscorecards.com

AB	35
R	3
H	10
RBI	3
BB	1
SO	5
LOB	17





Batter	1	2	3	4	5	6	7	8	9	AB R H RBI BB SO LOB	TOP											
Willie Davis, L (1, 8) OBP: 0.179, SLG: 0.321	0-3 K		0-0 L9		0-0 HR			0-3 K		4 1 1 2 0 2 1	<b>Los Angeles Dodgers @ Philadelphia Phillies</b> <b>Connie Mack Stadium, Philadelphia, PA</b> Wed Apr 17 1968, 6:05 PM EST Att: 15,817 - Unknown											
Zoilo Versalles, R (1, 6) OBP: 0.179, SLG: 0.222	0-0 L1		0-0 F7		0-0 2B			0-0 BB 1B		4 0 2 0 0 0 1												
Wes Parker, S (1, 3) OBP: 0.357, SLG: 0.462	0-0 5-3			0-0 P4	0-3 K			4-0 BB 1-2 BB		3 0 0 0 1 1 1												
Jim Lefebvre, S (1, 4) OBP: 0.200, SLG: 0.400		0-0 6-3		0-3 K		0-0 F9		0-0 F8		4 0 0 0 0 1 2												
Rocky Colavito, R (1, 7) OBP: 0.278, SLG: 0.133 Len Gabrielson, L (8, PH) (8, 7)		0-0 5-3		0-0 1B 1B		4-0 BB G1-4-3 BB		0-3 K		2 0 1 0 1 0 0 1 0 0 0 0 1 2												
Ron Fairly, L (1, 9) OBP: 0.227, SLG: 0.300		4-0 BLK BB		0-0 1-2 1B		0-0 G1-4-3 1-2f			0-0 4-3	3 0 1 0 1 0 1												
Luis Alcaraz, R (1, 5) OBP: 0.364, SLG: 0.300		0-3 K 1-2			0-0 E S FC6-2 1B		0-0 6-3		0-0 F8	4 0 1 0 0 1 1												
Jeff Torborg, R (1, 2) Tom Haller, L (9, PH) OBP: 0.474, SLG: 0.333			0-0 P3		0-3 K 1-3		0-0 5-3		4-0 BB	3 0 0 0 0 1 1 0 0 0 0 1 0 0												
Don Drysdale, R (1, 1) OBP: 0.167, SLG: 0.167 Jim Brewer, L (8, 1) Jim Fairey, L (9, PH)			0-0 1B		0-0 FC6-2 HR 3-H		0-3 K		0-0 P4	3 1 1 0 0 1 1 0 0 0 0 0 0 0 1 0 0 0 0 0 1												
<b>Inning Stats</b>	R: 0 E: 0 K: 1 S: 5	H: 0 LOB: 0 BB: 0 P: 5	R: 0 E: 0 K: 1 S: 5	H: 0 LOB: 1 BB: 1 P: 9	R: 0 E: 0 K: 0 S: 4	H: 1 LOB: 1 BB: 0 P: 4	R: 0 E: 0 K: 1 S: 6	H: 2 LOB: 1 BB: 0 P: 6	R: 2 E: 0 K: 2 S: 10	H: 3 LOB: 1 BB: 0 P: 10		R: 0 E: 0 K: 0 S: 2	H: 0 LOB: 0 BB: 1 P: 6	R: 0 E: 0 K: 1 S: 5	H: 0 LOB: 0 BB: 0 P: 5	R: 0 E: 0 K: 2 S: 8	H: 1 LOB: 2 BB: 1 P: 12	R: 0 E: 0 K: 0 S: 3	H: 0 LOB: 1 BB: 1 P: 7	1B: 5 2B: 1 3B: 0 HR: 1	SF: 0 SAC: 0 DP: 1 HBP: 0	WP: 0 PB: 0 SB: 1 CS: 0
<b>PITCHER</b> Woodie Fryman, L (1, 1) ERA: 4.38 Turk Farrell, R (8, 1) ERA: 1.59	IP 7.2	WLS W	BF 31	H 7	R 2	ER 2	SO 7	BB 3	IBB 0	HBP 0	BLK 1	WP 0	HR 1	S 42	P 54	ERA 2.35	WHIP 1.304					
<b>PITCHER</b>	IP	WLS	BF	H	R	ER	SO	BB	IBB	HBP	BLK	WP	HR	S	P	ERA	WHIP					

livebaseballscorecards.com

<b>AB</b>	32
<b>R</b>	2
<b>H</b>	7
<b>RBI</b>	2
<b>BB</b>	4
<b>SO</b>	8
<b>LOB</b>	12



Batter	1	2	3	4	5	6	7	8	9	AB	R	H	RBI	BB	SO	LOB
Tony Taylor, R OBP: 0.364, SLG: 0.323 (1, 5)	0-0 P4		0-0 FC1-4 1-2 1B		0-0 HR 1B		0-0 P3			4	1	2	0	0	0	0
Cookie Rojas, R OBP: 0.324, SLG: 0.441 (1, 4)	0-0 F7		0-0 FC1-4 1-2f 2-3 WP		0-0 HR 1-H			0-0 6-3		4	1	1	2	0	0	2
Johnny Callison, L OBP: 0.300, SLG: 0.231 (1, 9)	4-0 BB		0-3 K 1-2 3-H		0-0 F8			0-0 FC5-4 1B		3	0	1	0	1	1	1
Dick Allen, R OBP: 0.242, SLG: 0.258 (1, 7)	0-3 K		0-0 P5			0-3 K		0-0 FC5-4 1-2f BB		4	0	0	0	0	2	3
Larry Hisle, R OBP: 0.417, SLG: 0.455 (9, 8)										0	0	0	0	0	0	0
Tony Gonzalez, L OBP: 0.235, SLG: 0.143 (1, 8)		0-0 5-3		0-0 G3		0-0 E4 G3		4-0 BB 1-2		3	0	0	0	1	0	0
Bill White, L OBP: 0.115, SLG: 0.231 (1, 3)		0-0 F8		0-3 K		0-0 G3		0-0 F3		4	0	0	0	0	1	3
Clay Dalrymple, L OBP: 0.250, SLG: 0.143 (1, 2)		4-0 BB		0-0 P4		0-3 K				2	0	0	0	1	1	1
Bobby Wine, R OBP: 0.154, SLG: 0.231 (1, 6)		0-3 K			0-0 L8		0-0 L5			3	0	0	0	0	1	1
Woodie Fryman, R OBP: 0.200, SLG: 0.200 (1, 1)			0-0 FC1-4 1B WP 1B			0-0 6-3		0-0 4-3		3	1	1	0	0	0	0
Turk Farrell, R (8, 1)										0	0	0	0	0	0	0

Inning Stats	R: 0	H: 0	E: 0	K: 1	S: 5	LOB: 1	BB: 1	P: 9	R: 0	H: 0	E: 0	K: 1	S: 5	LOB: 1	BB: 1	P: 9	R: 1	H: 2	E: 0	K: 1	S: 7	LOB: 1	BB: 0	P: 7	R: 0	H: 0	E: 0	K: 1	S: 5	LOB: 0	BB: 0	P: 5	R: 2	H: 2	E: 0	K: 0	S: 5	LOB: 0	BB: 0	P: 5	R: 0	H: 0	E: 1	K: 2	S: 8	LOB: 1	BB: 0	P: 8	R: 0	H: 0	E: 0	K: 0	S: 3	LOB: 0	BB: 0	P: 3	R: 0	H: 1	E: 0	K: 0	S: 4	LOB: 2	BB: 1	P: 8
PITCHER	IP	WLS	BF	H	R	ER	SO	BB	IBB	HBP	BLK	WP	HR	S	P	ERA	WHIP																																															
Don Drysdale, R (1, 1)	7.2	L	32	5	3	3	6	3	0	0	0	1	1	41	53	3.52	1.043																																															
Jim Brewer, L (8, 1)	0.1		1	0	0	0	0	0	0	0	0	0	0	1	1	0.00	0.000																																															

**BOTTOM**

Los Angeles Dodgers @ Philadelphia Phillies  
 Connie Mack Stadium, Philadelphia, PA

Wed Apr 17 1968, 6:05 PM EST  
 Att. 15,817 - Unknown

livebaseballscores.com

AB	30
R	3
H	5
RBI	2
BB	3
SO	6
LOB	11



1B:	4	SF:	0	WP:	1	PA:	33
2B:	0	SAC:	0	PB:	0	SB:	0
3B:	0	DP:	0	CS:	0		
HR:	1	HBP:	0				

Batter	1	2	3	4	5	6	7	8	9	AB R H RBI BB SO LOB	TOP											
Wes Parker, S (1, 3) OBP: 0.364, SLG: 0.452	0-3 K		0-3 K		0-0 CS 1B		0-0 2-6 1B		0-3 K	5 0 2 0 0 3 0	<b>Los Angeles Dodgers @ New York Mets</b> Shea Stadium, Flushing, NY Fri Apr 19 1968, 3:33 AM EST Att. 16,724 - Unknown  livebaseballscorecards.com  <b>AB 33</b> <b>R 3</b> <b>H 8</b> <b>RBI 3</b> <b>BB 5</b> <b>SO 12</b> <b>LOB 13</b>											
Zoilo Versalles, R (1, 6) OBP: 0.152, SLG: 0.188	0-3 K		0-3 K		0-0 CS 1-2	0-0 1-3	0-0 2-6 1-2	0-0 F7	0-0 F2	5 0 0 0 0 2 0												
Willie Davis, L (1, 8) OBP: 0.219, SLG: 0.344	0-3 K			0-0 F8 S 1B		0-0 1-3		0-0 6-3 S 2B 1B		4 1 2 0 0 1 0												
Ron Fairly, L (1, 9) OBP: 0.231, SLG: 0.261		0-3 K		0-0 F8 1-3		4-0 BB		0-0 6-3 1-3		3 0 0 0 1 1 2												
Jim Lefebvre, S (1, 4) OBP: 0.292, SLG: 0.455		4-0 BB BB		4-0 BB BB		0-3 K		0-0 WP 1B 2B 3-H		2 1 1 1 2 1 1												
Tom Haller, L (1, 2) OBP: 0.478, SLG: 0.500		0-0 F5		0-0 P6			0-0 HR	4-0 1B BB 2-3		3 1 1 1 1 0 3												
Rocky Colavito, R (1, 7) OBP: 0.318, SLG: 0.167		4-0 BB BB		0-3 K			0-0 P6	0-0 1-2 3-H 1B		3 0 1 1 1 1 2												
Luis Alcaraz, R (1, 5) OBP: 0.333, SLG: 0.286 Paul Popovich, S (8, 5)		0-0 F7			0-0 P5		0-0 1B 1B	0-0 F8		4 0 1 0 0 0 4 0 0 0 0 0 0 0												
Claude Osteen, L (1, 1)			0-3 K		0-3 K		0-3 K		0-0 1-3	4 0 0 0 0 3 1												
<b>Inning Stats</b>	R: 0 E: 0 K: 3 S: 9	H: 0 LOB: 0 BB: 0 P: 9	R: 0 E: 0 K: 1 S: 5	H: 0 LOB: 2 BB: 2 P: 13	R: 0 E: 0 K: 3 S: 9	H: 0 LOB: 0 BB: 0 P: 9	R: 0 E: 0 K: 1 S: 6	H: 1 LOB: 2 BB: 1 P: 10	R: 0 E: 0 K: 1 S: 5	H: 1 LOB: 0 BB: 0 P: 5	R: 0 E: 0 K: 1 S: 5	H: 0 LOB: 1 BB: 1 P: 9	R: 1 E: 0 K: 1 S: 7	H: 3 LOB: 2 BB: 0 P: 7	R: 2 E: 0 K: 0 S: 6	H: 3 LOB: 2 BB: 1 P: 10	R: 0 E: 0 K: 1 S: 5	H: 0 LOB: 0 BB: 0 P: 5	1B: 6 2B: 1 3B: 0 HR: 1	SF: 0 SAC: 0 DP: 0 HBP: 0	WP: 1 PB: 0 SB: 2 CS: 1	PA: 39
<b>PITCHER</b>	IP WLS BF H R ER SO BB IBB HBP BLK WP HR S P ERA WHIP																					
Nolan Ryan, R (1, 1) ERA: 1.29	7.1 L 31 6 2 2 11 4 0 0 0 0 1 48 64 2.46 1.364																					
Bill Short, L (8, 1) ERA: 5.4	0.1 3 1 0 0 0 1 0 0 0 0 1 0 2 6 0.00 6.000																					
Cal Koonce, R (8, 1) ERA:	0.1 2 1 1 1 0 0 0 0 0 0 0 0 2 2 27.00 3.000																					
Ron Taylor, R (9, 1) ERA:	1.0 3 0 0 0 0 1 0 0 0 0 0 0 5 5 0.00 0.000																					

**Los Angeles Dodgers @ New York Mets**  
 Shea Stadium, Flushing, NY  
 Fri Apr 19 1968, 3:33 AM EST  
 Att. 16,724 - Unknown

livebaseballscorecards.com





Batter	1	2	3	4	5	6	7	8	9	AB	R	H	RBI	BB	SO	LOB
Al Weis, S OBP: 0.273, SLG: 0.286 (1, 6)	0-0 G4-6-3 1B		0-3 K			0-0 6-3		0-0 6-3		4	0	1	0	0	1	0
Ken Boswell, L OBP: 0.275, SLG: 0.316 (1, 4)	0-0 G4-6-3 1-2f		1-0 FC5-4 HBP			0-0 1-3		0-0 FC6-4 1B		3	0	1	0	0	0	1
Tommie Agee, R OBP: 0.154, SLG: 0.132 (1, 8)	0-0 1-3		0-0 FC5-4 1-2f			0-3 K		0-0 FC6-4 1-2f		4	0	0	0	0	1	2
Ron Swoboda, R OBP: 0.289, SLG: 0.382 (1, 9)		0-0 F8		0-3 K		0-3 K		0-0 HR		4	1	1	1	0	2	0
Cleon Jones, R OBP: 0.318, SLG: 0.524 (1, 7)		0-0 E SF8 2B		0-3 K		0-0 2B		0-0 P5-3		4	1	2	0	0	1	0
Ed Charles, R OBP: 0.167, SLG: 0.179 (1, 5)		0-0 E5 SF8 2-3		0-0 F5		4-0 IBB		0-0 F9		3	0	0	0	1	0	1
Art Shamsky, L OBP: 0.357, SLG: 0.385 (1, 3)		0-0 SF8 1-2 3-H		0-0 F9		0-0 P4		0-3 K		3	0	0	1	0	1	2
Jerry Grote, R OBP: 0.379, SLG: 0.346 (1, 2)		0-0 5-3		0-0 K 1B		0-0 6-3				3	0	1	0	0	0	3
Nolan Ryan, R (1, 1)			0-0 3-1		0-3 K			0-3 K		2	0	0	0	0	1	1
Bill Short, L (8, 1)										0	0	0	0	0	0	0
Cal Koonce, R (8, 1)										0	0	0	0	0	0	0
Phil Linz, R (8, PH)										1	0	0	0	0	1	0
Ron Taylor, R (9, 1)					1-2					0	0	0	0	0	0	0

Inning Stats	R: 0	H: 1	E: 0	LOB: 0	K: 0	BB: 0	S: 3	P: 3	R: 1	H: 1	E: 1	LOB: 1	K: 0	BB: 0	S: 5	P: 5	R: 0	H: 0	E: 0	LOB: 0	K: 1	BB: 0	S: 5	P: 6	R: 0	H: 0	E: 0	LOB: 0	K: 2	BB: 0	S: 7	P: 7	R: 0	H: 1	E: 0	LOB: 0	K: 1	BB: 0	S: 5	P: 5	R: 0	H: 0	E: 0	LOB: 0	K: 1	BB: 0	S: 5	P: 5	R: 0	H: 1	E: 0	LOB: 2	K: 1	BB: 1	S: 6	P: 10	R: 0	H: 1	E: 0	LOB: 1	K: 1	BB: 0	S: 6	P: 6	R: 1	H: 1	E: 0	LOB: 0	K: 1	BB: 0	S: 6	P: 6	1B: 3	SF: 1	2B: 2	SAC: 0	3B: 0	DP: 1	HR: 1	HBP: 1	WP: 0	PA: 34	ERA	WHIP
PITCHER Claude Osteen, L (1, 1) ERA: 2.16	IP	WLS	BF	H	R	ER	SO	BB	IBB	HBP	BLK	WP	HR	S	P	ERA	WHIP	IP	WLS	BF	H	R	ER	SO	BB	IBB	HBP	BLK	WP	HR	S	P	ERA	WHIP																																																		

BOTTOM

Los Angeles Dodgers @ New York Mets  
Shea Stadium, Flushing, NY  
Fri Apr 19 1968, 3:33 AM EST  
Att. 16,724 - Unknown

AB	31
R	2
H	6
RBI	2
BB	1
SO	8
LOB	10



Batter	1	2	3	4	5	6	7	8	9	AB R H RBI BB SO LOB	TOP	
Wes Parker, S OBP: 0.378, SLG: 0.441 (1, 3) X	0-0 1B 1B		0-0 G3			0-0 F9		4-0 1B BB		3 0 1 0 1 0 0		
Zoilo Versalles, R OBP: 0.162, SLG: 0.194 (1, 6) S S S	0-3 K				0-3 K	0-0 F9		0-0 1B 1-3 2-H 3-H		4 0 1 2 0 2 1		
Willie Davis, L OBP: 0.222, SLG: 0.333 (1, 8) X	0-0 CS 1-3 1B				0-3 K		0-0 P6	0-0 F7		4 0 1 0 0 1 2		
Ron Fairly, L OBP: 0.233, SLG: 0.259 (1, 9) S S S	0-3 K 1-2				0-0 2B 1B		0-0 P6		0-0 F9	4 0 1 0 0 1 2		
Jim Lefebvre, S OBP: 0.286, SLG: 0.462 (1, 4) X					0-0 2B 1-H		0-0 L3		0-0 F8	4 0 1 0 0 0 0		
Tom Haller, L OBP: 0.444, SLG: 0.455 (1, 2) X					0-0 4-3			0-3 K	0-0 2B 1B	4 0 1 0 0 1 0 0 0 0 0 0 0 0		
Cleo James, R (9, PR)												
Rocky Colavito, R OBP: 0.346, SLG: 0.273 (1, 7) S S S					0-0 5-3			0-0 2B 1B	0-0 1B 1-3 2B	4 1 2 0 0 1 0		
Luis Alcaraz, R OBP: 0.294, SLG: 0.250 (1, 5) X					0-0 5-3			0-0 F7	0-0 P4-3	2 0 0 0 0 0 0 1 0 0 0 0 0 1 1 0 0 0 0 0 3		
Len Gabrielson, L (8, PH)												
Paul Popovich, S (8, 5)												
Bill Singer, R (1, 1)					0-3 K			0-0 1B 2B		2 0 0 0 0 2 0 1 1 1 0 0 0 0 0 0 0 0 0 0 0		
Jim Fairey, L OBP: 0.167, SLG: 0.333 (8, PH)												
Phil Regan, R (8, 1)												
<b>Inning Stats</b>	R: 0 H: 2 E: 0 LOB: 1 K: 2 BB: 0 S: 8 P: 8	R: 0 H: 0 E: 0 LOB: 0 K: 1 BB: 0 S: 5 P: 5	R: 0 H: 0 E: 0 LOB: 0 K: 1 BB: 0 S: 5 P: 5	R: 0 H: 2 E: 0 LOB: 2 K: 2 BB: 0 S: 8 P: 8	R: 0 H: 0 E: 0 LOB: 0 K: 0 BB: 0 S: 3 P: 3	R: 0 H: 0 E: 0 LOB: 0 K: 1 BB: 0 S: 5 P: 5	R: 0 H: 0 E: 0 LOB: 0 K: 0 BB: 0 S: 3 P: 3	R: 2 H: 3 E: 0 LOB: 2 K: 1 BB: 1 S: 8 P: 12	R: 0 H: 2 E: 0 LOB: 3 K: 0 BB: 0 S: 5 P: 5	1B: 6 SF: 0 2B: 3 SAC: 0 3B: 0 DP: 0 HR: 0 HBP: 0	WP: 0 PA: 35 PB: 0 SB: 0 CS: 1	
<b>PITCHER</b>	IP WLS BF H R ER SO BB IBB HBP BLK WP HR S P ERA WHIP											
Tom Seaver, R ERA: 1.67 (1, 1)	8.2 W 34 9 2 2 8 1 0 0 0 0 0 0 49 53 2.08 1.154											
Danny Frisella, R ERA: 1.0 (9, 1)	0.1 S 1 0 0 0 0 0 0 0 0 0 0 0 1 1 0.00 0.000											

Los Angeles Dodgers @ New York Mets  
Shea Stadium, Flushing, NY  
Sat Apr 20 1968, 3:33 AM EST  
Att. 19,938 - Unknown

AB	34
R	2
H	9
RBI	2
BB	1
SO	8
LOB	9



Batter	1	2	3	4	5	6	7	8	9	AB R H RBI BB SO LOB
Bud Harrelson, S OBP: 0.130, SLG: 0.091 (1, 6)	0-0 F8		0-3 K			0-0 SH1-4 HR 1B		0-0 P2		4 1 1 0 0 1 0
Al Weis, S OBP: 0.240, SLG: 0.250 (1, 4)	0-0 G3			0-0 1-4-3		0-0 SH1-4 1-2		0-0 F3		3 0 0 0 0 0 0
Cleon Jones, R OBP: 0.269, SLG: 0.440 (1, 7)	0-3 K			0-3 K		0-3 K		0-0 F9		4 0 0 0 0 3 1
Art Shamsky, L OBP: 0.387, SLG: 0.370 (1, 3)		4-0 BB		0-0 4-3		4-0 HR BB				1 1 0 0 2 0 0
Ron Swoboda, R OBP: 0.317, SLG: 0.472 (1, 9)		0-0 F3			4-0 5-3 BB	0-0 HR 1-H 2-H				2 1 1 3 1 0 1
Tommie Agee, R OBP: 0.143, SLG: 0.122 (1, 8)		0-3 K			0-3 K	0-3 K				3 0 0 0 0 3 2
Ed Charles, R OBP: 0.152, SLG: 0.161 (1, 5)		0-0 F7			0-0 5-3 1-2		0-3 K			3 0 0 0 0 1 2
Jerry Grote, R OBP: 0.375, SLG: 0.321 (1, 2)			0-0 F9		4-0 IBB		0-3 K			2 0 0 0 1 1 0
Tom Seaver, R OBP: 0.182, SLG: 0.100 (1, 1)			0-3 K		0-3 K		0-3 K			3 0 0 0 0 3 2
Danny Frisella, L (9, 1)										0 0 0 0 0 0 0

Inning Stats	R: 0 E: 0 K: 1 S: 5	H: 0 LOB: 0 BB: 0 P: 5	R: 0 E: 0 K: 1 S: 5	H: 0 LOB: 1 BB: 1 P: 9	R: 0 E: 0 K: 2 S: 7	H: 0 LOB: 0 BB: 0 P: 7	R: 0 E: 0 K: 1 S: 5	H: 0 LOB: 0 BB: 0 P: 5	R: 0 E: 0 K: 2 S: 7	H: 0 LOB: 2 BB: 2 P: 15	R: 3 E: 0 K: 2 S: 9	H: 2 LOB: 0 BB: 1 P: 13	R: 0 E: 0 K: 3 S: 9	H: 0 LOB: 0 BB: 0 P: 9	R: 0 E: 0 K: 0 S: 3	H: 0 LOB: 0 BB: 0 P: 3	1B: 1 2B: 0 3B: 0 HR: 1	SF: 0 SAC: 1 DP: 0 HBP: 0	WP: 0 PB: 0 SB: 0 CS: 0	PA: 30
PITCHER	IP	WLS	BF	H	R	ER	SO	BB	IBB	HBP	BLK	WP	HR	S	P	ERA	WHIP			
Bill Singer, R ERA: 2.35 (1, 1)	7.0	L	27	2	3	3	12	3	1	0	0	0	1	47	63	3.86	0.714			
Phil Regan, R ERA: 3.86 (8, 1)	1.0		3	0	0	0	0	0	0	0	0	0	0	3	3	0.00	0.000			

BOTTOM

Los Angeles Dodgers @ New York Mets  
Shea Stadium, Flushing, NY  
Sat Apr 20 1968, 3:33 AM EST  
Att. 19,938 - Unknown

livebaseballscores.com

AB	25
R	3
H	2
RBI	3
BB	4
SO	12
LOB	8



Batter	1	2	3	4	5	6	7	8	9	AB R H RBI BB SO LOB	TOP																
Willie Davis, L (1, 8) OBP: 0.293, SLG: 0.375	0-0 E8 1B		0-0 1B		0-0 4-3			0-0 3B 1B	4-0 2B BB	4 3 3 0 1 0 1																	
Zoilo Versalles, R (1, 6) OBP: 0.190, SLG: 0.293	0-0 5-3		0-3 K			0-0 F7		0-0 E 3B	0-0 2B	5 1 2 4 0 1 2																	
Wes Parker, S (1, 3) OBP: 0.333, SLG: 0.385	0-0 1-3		0-0 6-3			0-0 F7		0-0 E SF8	0-0 F7	5 1 0 0 0 0 4																	
Jim Lefebvre, S (1, 4) OBP: 0.313, SLG: 0.467	0-0 1B			0-0 F2		0-0 1B		0-3 K		4 0 2 1 0 1 1																	
Rocky Colavito, R (1, 7) OBP: 0.300, SLG: 0.240	0-0 L8			0-3 K		0-0 F7		0-0 SF8		3 0 0 1 0 1 2																	
Ron Fairly, L (1, 9) OBP: 0.206, SLG: 0.226		0-0 4-3		0-0 G3			0-0 F7	0-0 3-1		4 0 0 0 0 0 0																	
Bob Bailey, R (1, 5) Paul Popovich, S (9, 5)		0-0 5-3			0-0 4-3		0-0 F8		0-0 F9	4 0 0 0 0 0 0 0 0 0 0 0 0 0																	
Tom Haller, L (1, 2) Luis Alcaraz, R (9, PH) Jim Fairey, L (9, PR) Jeff Torborg, R (9, 2)		0-3 K			0-0 3-1		0-0 F7		0-0 BB 2B 1B	3 0 0 0 0 1 0 1 0 1 0 0 0 0 0 1 0 0 0 0 0 0 0 0 0 0 0 0	AB 37 R 7 H 10 RBI 6 BB 1 SO 4 LOB 11																
Don Drysdale, R (1, 1) John Purdin, R (4, 1) Cleo James, R (8, PH) Phil Regan, R (8, 1) Mudcat Grant, R (9, PH) Jack Gillingham, R (9, 1)			0-0 6-3		0-0 1B			0-0 3B 1B	0-0 F3	1 0 0 0 0 0 0 1 0 1 0 0 0 0 1 1 1 0 0 0 0 0 0 0 0 0 0 0 1 0 0 0 0 0 1 0 0 0 0 0 0 0																	
<b>Inning Stats</b>	R: 1 E: 1 K: 0 S: 5	H: 2 LOB: 1 BB: 0 P: 5	R: 0 E: 0 K: 1 S: 5	H: 0 LOB: 0 BB: 0 P: 5	R: 0 E: 0 K: 1 S: 6	H: 1 LOB: 1 BB: 0 P: 6	R: 0 E: 0 K: 1 S: 5	H: 0 LOB: 0 BB: 0 P: 5	R: 0 E: 0 K: 0 S: 4	H: 1 LOB: 1 BB: 0 P: 4	R: 0 E: 0 K: 0 S: 4	H: 0 LOB: 0 BB: 0 P: 4	R: 0 E: 0 K: 0 S: 3	H: 0 LOB: 0 BB: 0 P: 3	R: 4 E: 1 K: 1 S: 9	H: 3 LOB: 0 BB: 0 P: 9	R: 2 E: 0 K: 0 S: 5	H: 2 LOB: 2 BB: 1 P: 9	1B: 8 2B: 1 3B: 1 HR: 0	SF: 1 SAC: 0 DP: 0 HBP: 0	WP: 0 PB: 0 SB: 1 CS: 0	PA: 39					
<b>PITCHER</b>	IP WLS BF H R ER SO BB IBB HBP BLK WP HR S P ERA WHIP																										
Al Jackson, L (1, 1) ERA: 1.64	7.0		30	8	5	2	3	0	0	0	0	0	0	36	36	2.57	1.143										
Cal Koonce, R (8, 1) ERA:	1.1		4	0	0	0	1	0	0	0	0	0	0	6	6	0.00	0.000										
Bill Short, L (9, 1) ERA: 13.5	0.1	L	3	1	0	0	0	1	0	0	0	0	0	2	6	0.00	6.000										
Dick Selma, R (9, 1) ERA:	0.1		2	1	2	2	0	0	0	0	0	0	0	2	2	54.00	3.000										

**Los Angeles Dodgers @ New York Mets**  
 Shea Stadium, Flushing, NY  
 Sun Apr 21 1968, 3:33 AM EST  
 Unknown

livebaseballscores.com





**Los Angeles Dodgers @ New York Mets**  
 Shea Stadium, Flushing, NY  
 Sun Apr 21 1968, 3:38 AM EST  
 Att: 45,442 - Unknown

[livebaseballscorecards.com](http://livebaseballscorecards.com)

<b>AB</b>	<b>34</b>
<b>R</b>	<b>3</b>
<b>H</b>	<b>10</b>
<b>RBI</b>	<b>2</b>
<b>BB</b>	<b>4</b>
<b>SO</b>	<b>7</b>
<b>LOB</b>	<b>16</b>



AB	R	H	RBI	BB	SO	LOB
5	0	2	0	0	1	1
4	1	1	0	1	1	3
3	1	2	1	1	1	1
3	0	1	0	1	0	3
3	0	0	0	1	0	3
4	0	2	1	0	0	0
4	0	1	0	0	1	3
0	0	0	0	0	0	0
4	0	0	0	0	2	2
0	0	0	0	0	0	0
2	1	1	0	0	0	0
1	0	0	0	0	0	0
1	0	0	0	0	1	0
1B: 10	SF: 0					
2B: 0	SAC: 1					
3B: 0	DP: 2					
HR: 0	HBP: 0					
WP: 0	PA: 39					
PB: 1						
SB: 4						
CS: 0						

Batter	1	2	3	4	5	6	7	8	9
<b>Willie Davis, L</b> (1, 8) OBP: 0.304, SLG: 0.378	0-3 K	0-0 E S 1B		0-0 F2 1-2		0-0 L1			0-0 S 1B
<b>Zoilo Versalles, R</b> (1, 6) OBP: 0.213, SLG: 0.289	4-0 BB S 1B BB	0-3 K		0-0 F9			0-0 SH1-3 1B		0-0 F8 1-2
<b>Wes Parker, S</b> (1, 3) OBP: 0.370, SLG: 0.405	4-0 1B BB 1-2 BB		0-0 1B S G6-4-3 1B	0-0 1B			0-0 SH1-3 1-2		0-3 K
<b>Jim Lefebvre, S</b> (1, 4) OBP: 0.333, SLG: 0.455	0-0 F7		0-0 G6-4-3 1-3 1B	0-0 4-3			4-0 G6-4-3 IBB		
<b>Rocky Colavito, R</b> (1, 7) OBP: 0.294, SLG: 0.214	4-0 1B 1-2 BB 2-3		0-0 G6-4-3 1-2f 3-H		0-0 6-3		0-0 G6-4-3 1-2f		
<b>Ron Fairly, L</b> (1, 9) OBP: 0.237, SLG: 0.257	0-0 1-2 2-3 3-H 1B		0-0 1B 1B		0-0 P5			0-0 4-3	
<b>Bob Bailey, R</b> (1, 5) OBP: 0.273, SLG: 0.167 <b>Paul Popovich, S</b> (8, 5)	0-0 P6		0-0 1B		0-3 K			0-0 P3	
<b>Jeff Torborg, R</b> (1, 2) <b>Jack Billingham, R</b> (8, 1)		0-3 K	0-0 F9			0-0 F3		0-3 K	
<b>Mike Kekich, R</b> (1, 1) OBP: 0.250, SLG: 0.250 <b>Phil Regan, R</b> (4, 1) <b>Tom Haller, L</b> (8, 2) OBP: 0.387, SLG: 0.385		0-0 G3		0-0 PB 1B		0-0 4-3		0-3 K	
<b>Inning Stats</b>	R: 1 E: 0 K: 1 S: 6 H: 1 LOB: 3 BB: 3 P: 18	R: 0 E: 0 K: 2 S: 8 H: 1 LOB: 1 BB: 0 P: 8	R: 1 E: 0 K: 0 S: 6 H: 4 LOB: 2 BB: 0 P: 6	R: 1 E: 0 K: 0 S: 5 H: 2 LOB: 1 BB: 0 P: 5	R: 0 E: 0 K: 1 S: 5 H: 0 LOB: 0 BB: 0 P: 5	R: 0 E: 0 K: 0 S: 3 H: 0 LOB: 0 BB: 0 P: 3	R: 0 E: 0 K: 0 S: 3 H: 1 LOB: 1 BB: 1 P: 7	R: 0 E: 0 K: 1 S: 5 H: 0 LOB: 0 BB: 0 P: 5	R: 0 E: 0 K: 2 S: 8 H: 1 LOB: 1 BB: 0 P: 8
<b>PITCHER</b>	IP WLS BF H R ER SO BB IBB HBP BLK WP HR S P ERA WHIP	IP WLS BF H R ER SO BB IBB HBP BLK WP HR S P ERA WHIP	IP WLS BF H R ER SO BB IBB HBP BLK WP HR S P ERA WHIP	IP WLS BF H R ER SO BB IBB HBP BLK WP HR S P ERA WHIP	IP WLS BF H R ER SO BB IBB HBP BLK WP HR S P ERA WHIP	IP WLS BF H R ER SO BB IBB HBP BLK WP HR S P ERA WHIP	IP WLS BF H R ER SO BB IBB HBP BLK WP HR S P ERA WHIP	IP WLS BF H R ER SO BB IBB HBP BLK WP HR S P ERA WHIP	
<b>Les Rohr, L</b> (1, 1) ERA: 4.5	3.2 L 21 8 3 2 3 3 0 0 0 0 0 24 36 4.91 3.000								
<b>Dick Selma, R</b> (4, 1) ERA:	3.1 11 1 0 0 1 0 1 0 0 0 0 0 12 16 0.00 0.300								
<b>Danny Frisella, R</b> (8, 1) ERA: 0.82	2.0 7 1 0 0 0 3 0 0 0 0 0 0 13 13 0.00 0.500								



**Los Angeles Dodgers @ Pittsburgh Pirates**  
 Forbes Field, Pittsburgh, PA  
 Mon Apr 22 1968, 6:05 PM EST  
 Att. 7,963 - Unknown

livebaseballscorecards.com

AB	35
R	5
H	12
RBI	5
BB	3
SO	5
LOB	17



WP:	0	PA:	40
PB:	0		
SB:	0		
CS:	1		

AB R H RBI BB SO LOB

3	2	1	1	1	0	1
4	1	1	2	1	0	3
5	0	2	0	0	1	2
4	0	2	1	0	0	2
4	0	2	1	0	1	0
4	0	1	0	0	0	4
0	1	0	0	0	0	0
3	0	1	0	1	0	1
3	0	0	0	0	1	1
1	0	1	0	0	0	0
0	1	0	0	0	0	0
0	0	0	0	0	0	0
3	0	1	0	0	1	1
0	0	0	0	0	0	0
0	0	0	0	0	0	0
1	0	0	0	0	1	2
0	0	0	0	0	0	0

Batter	1	2	3	4	5	6	7	8	9
Wes Parker, S (1, 3) OBP: 0.380, SLG: 0.422	4-0 FC4-6 1B BB	0-0 4-3			0-0 F9		0-0 SH		0-0 3B 2B
Zoilo Versalles, R (1, 6) OBP: 0.231, SLG: 0.327	0-0 F5		0-0 F9		4-0 1B BB		0-0 FC6-4-3-2		0-0 3B
Willie Davis, L (1, 8) OBP: 0.314, SLG: 0.380	0-0 FC4-6 1B		0-0 F9		0-0 1B		0-3 K		0-0 G3
Ron Fairly, L (1, 9) OBP: 0.262, SLG: 0.282	0-0 FC4-6 1B		0-0 1B		0-0 1B		0-0 3-1		
Jim Lefebvre, S (1, 4) OBP: 0.350, SLG: 0.459	0-0 1-2 1B		0-0 1-2 1B		0-3 K		0-0 1-3		
Tom Haller, L (1, 2) OBP: 0.371, SLG: 0.367 Paul Popovich, S (9, PR)	0-0 F7		0-0 4-3		0-0 3-1				0-0 1B 2B 1B
Jim Fairey, L (1, 7) OBP: 0.300, SLG: 0.444		0-0 2B		0-0 F3		4-0 CS BB		0-0 F6	
Luis Alcaraz, R (1, 5) OBP: 0.286, SLG: 0.250 Len Gabrielson, L (9, PH) OBP: 0.333, SLG: 0.333 John Purdin, R (9, PR) OBP: 1.000, SLG: 1.000 Jeff Torborg, R (9, 2)		0-3 K		0-0 F6		0-0 CS	0-0 5-3		0-0 2B 3B 1B
Mudcat Grant, R (1, 1) OBP: 0.400, SLG: 0.400 Cleo James, R (7, PR) OBP: 0.500, SLG: 0.500 Jim Brewer, L (7, 1) Rocky Colavito, R (9, PH) OBP: 0.286, SLG: 0.207 Jack Billingham, R (9, 1)		0-3 K2-3		0-0 4-3			0-0 SH 1B		0-3 K

Inning Stats	R: 1	H: 2	R: 0	H: 1	R: 0	H: 2	R: 0	H: 0	R: 1	H: 2	R: 0	H: 0	R: 0	H: 1	R: 0	H: 0	R: 3	H: 4	
E: 0	LOB: 2	E: 0	LOB: 1	E: 0	LOB: 2	E: 0	LOB: 0	E: 0	LOB: 1	E: 0	LOB: 0	E: 0	LOB: 1	E: 1	LOB: 1	E: 0	LOB: 0	E: 0	LOB: 2
K: 0	BB: 1	K: 2	BB: 0	K: 0	BB: 0	K: 0	BB: 0	K: 1	BB: 1	K: 0	BB: 0	K: 0	BB: 0	K: 0	BB: 0	K: 1	BB: 0	K: 1	BB: 0
S: 5	P: 9	S: 8	P: 8	S: 5	P: 5	S: 3	P: 3	S: 4	P: 8	S: 4	P: 4	S: 5	P: 5	S: 9	P: 9	S: 9	P: 9	S: 9	P: 9

PITCHER	IP	WLS	BF	H	R	ER	SO	BB	IBB	HBP	BLK	WP	HR	S	P	ERA	WHIP
Tommie Sisk, R (1, 1) ERA: 2.84	6.1		28	8	2	2	3	3	0	0	0	0	0	31	43	2.84	1.737
Bob Moose, R (7, 1) ERA: 5.79	2.1	L	10	4	3	3	2	0	0	0	0	0	0	14	14	11.57	1.714
Juan Pizarro, L (9, 1) ERA: 9.0	0.1		1	0	0	0	0	0	0	0	0	0	0	1	1	0.00	0.000

1B:	9	SF:	0
2B:	3	SAC:	1
3B:	1	DP:	1
HR:	0	HBP:	0





Batter	1	2	3	4	5	6	7	8	9	AB R H RBI BB SO LOB	TOP									
Wes Parker, S (1, 3) OBP: 0.364, SLG: 0.400	0-0 HR 1B		0-0 E1 G4-3 1B		0-0 F1		0-0 4-3		0-0 F7	5 1 1 0 0 0 2										
Zoilo Versalles, R (1, 6) OBP: 0.250, SLG: 0.358	0-3 K		0-0 G4-3 1B		0-3 K		0-0 2B			4 0 2 0 0 2 2										
Willie Davis, L (1, 8) OBP: 0.309, SLG: 0.370	0-0 HR 1B		0-0 G4-3		0-3 K		0-0 F9			4 1 1 0 0 1 4										
Ron Fairly, L (1, 9) OBP: 0.283, SLG: 0.268	0-0 F7		4-0 BB		4-0 FC4-6 1B BB		0-0 F5			2 0 0 0 2 0 2										
Jim Lefebvre, S (1, 4) OBP: 0.341, SLG: 0.512	0-0 HR		0-0 G3		0-3 K		0-0 F3			4 1 1 3 0 1 3										
Tom Haller, L (1, 2) OBP: 0.388, SLG: 0.364	0-0 F5		0-0 F5		0-0 FC4-6 1B		0-0 F5			3 0 1 0 0 0 0										
Jeff Torborg, R (6, 2)					1-2					1 0 0 0 0 0 0										
Jim Fairey, L (1, 7) OBP: 0.286, SLG: 0.385		0-3 K		0-0 4-3		0-0 FC4-6 FC6-4			0-0 1B	4 0 1 0 0 1 2										
Luis Alcaraz, R (1, 5) OBP: 0.250, SLG: 0.217		0-0 F4		0-0 F8		0-0 FC6-4			0-3 K	3 0 0 0 0 0 2										
Len Gabrielson, L (9, PH) OBP: 0.250, SLG: 0.250						1-2f				1 0 0 0 0 1 1										
Claude Osteen, L (1, 1) OBP: 0.100, SLG: 0.200		0-3 K			0-0 2B		0-0 P4-3		0-3 K	2 0 1 0 0 1 0										
John Purdin, R (6, 1) OBP: 1.000, SLG: 1.000										0 0 0 0 0 0 0										
Paul Popovich, S (7, PH)										1 0 0 0 0 0 0										
Jim Brewer, L (7, 1)										0 0 0 0 0 0 0										
Ted Savage, R (9, PH) OBP: 0.222, SLG: 0.222										1 0 0 0 0 1 1										
<b>Inning Stats</b>	R: 3 E: 0 K: 1 S: 8	H: 3 LOB: 0 BB: 0 P: 8	R: 0 E: 0 K: 2 S: 7	H: 0 LOB: 0 BB: 0 P: 7	R: 0 E: 1 K: 0 S: 4	H: 1 LOB: 2 BB: 1 P: 8	R: 0 E: 0 K: 0 S: 3	H: 0 LOB: 0 BB: 0 P: 3	R: 0 E: 0 K: 2 S: 8	H: 1 LOB: 1 BB: 0 P: 8	R: 0 E: 0 K: 0 S: 4	H: 1 LOB: 1 BB: 0 P: 4	R: 0 E: 0 K: 0 S: 3	H: 0 LOB: 0 BB: 0 P: 3	R: 0 E: 0 K: 2 S: 8	H: 1 LOB: 1 BB: 0 P: 8	1B: 5 2B: 2 3B: 0 HR: 1	SF: 0 SAC: 0 DP: 1 HBP: 0	WP: 0 PB: 0 SB: 0 CS: 0	PA: 37
<b>PITCHER</b>	IP WLS BF H R ER SO BB IBB HBP BLK WP HR S P ERA WHIP																			
Jim Bunning, R (1, 1) ERA: 3.31	8.0 W 33 7 3 3 6 2 0 0 0 0 0 1 43 51 3.38 1.125																			
Roy Face, R (9, 1) ERA:	1.0 S 4 1 0 0 2 0 0 0 0 0 0 0 8 8 0.00 1.000																			

Los Angeles Dodgers @ Pittsburgh Pirates  
 Forbes Field, Pittsburgh, PA  
 Wed Apr 24 1968, 6:05 PM EST  
 Att. 4,938 - Unknown

AB	35
R	3
H	8
RBI	3
BB	2
SO	8
LOB	19



WP: 0	PA: 37
PB: 0	
SB: 0	
CS: 0	

BOTTOM

Los Angeles Dodgers @ Pittsburgh Pirates  
Forbes Field, Pittsburgh, PA  
Wed Apr 24 1968, 6:05 PM EST  
Att. 4,938 - Unknown

livebaseballscores.com

AB	24
R	4
H	4
RBI	4
BB	9
SO	6
LOB	15



WP:	0	PA:	37
PB:	0	SB:	1
CS:	1		

AB R H RBI BB SO LOB

3	0	1	0	1	0	0
4	2	1	0	0	1	2
3	0	1	1	1	1	0
4	1	0	0	0	1	4
1	1	0	0	3	0	0
0	0	0	2	1	0	0
2	0	1	1	2	0	1
3	0	0	0	1	2	5
3	0	0	0	0	1	1
1	0	0	0	0	0	2
0	0	0	0	0	0	0

1B:	3	SF:	2
2B:	0	SAC:	1
3B:	1	DP:	2
HR:	0	HBP:	0


WP HR S P ERA WHIP

IP	WLS	BF	H	R	ER	SO	BB	IBB	HBP	BLK	WP	HR	S	P	ERA	WHIP
5.2	L	25	3	4	1	2	5	1	0	0	0	0	1	1	0.00	0.000
6.1		1	0	0	0	0	0	0	0	0	0	0	1	1	0.00	0.000
7.1		10	1	0	0	4	1	2	0	0	0	0	15	27	0.00	1.000


Batter	1	2	3	4	5	6	7	8	9
Maury Wills, S OBP: 0.280, SLG: 0.250 (1, 5)	4-0 BB G4-6-3		0-0 4-3		0-0 2-3		0-0 1B		
Gene Alley, R OBP: 0.280, SLG: 0.396 (1, 6)	0-0 G4-6-3 1-2f			0-0 3-1 3B		0-0 E6 G3 1B SF8	0-3 K 1-2		
Roberto Clemente, R OBP: 0.319, SLG: 0.476 (1, 9)	0-3 K			0-0 3-1		0-0 BB G3 1-2 1B	4-0 IBB		
Willie Stargell, L OBP: 0.234, SLG: 0.214 (1, 7)		0-0 5-3		0-0 E8 SF9		0-0 G3 1-2 2-3	0-3 K		
Donn Clendenon, R OBP: 0.340, SLG: 0.415 (1, 3)		0-0 L3		4-0 SF9 1B BB		4-0 BB IBB	4-0 SH1-4 BB		
Bill Mazeroski, R OBP: 0.261, SLG: 0.225 (1, 4)		4-0 BB		0-0 SF9 1-2 3-H		0-0 SF8 3-H	0-0 SH1-4 1-2		
Manny Mota, R OBP: 0.400, SLG: 0.348 (1, 8)		0-0 F4		0-0 CS 1B 2-H		4-0 BB 1-2 2-3	4-0 IBB		
Jerry May, R OBP: 0.357, SLG: 0.297 (1, 2)			4-0 G6-3 BB	0-0 CS 1-2	0-3 K	0-0 F4	0-3 K		
Jim Bunning, R Jose Pagan, R (8, PH) Roy Face, R (9, 1)			0-0 G6-3		0-0 F9		0-3 K	0-0 6-3	

Inning Stats	R: 0	H: 0	E: 0	K: 1	S: 4	LOB: 0	BB: 1	P: 8	R: 0	H: 0	E: 0	K: 0	S: 3	LOB: 1	BB: 1	P: 7	R: 0	H: 0	E: 0	K: 0	S: 2	LOB: 0	BB: 1	P: 6	R: 3	H: 2	E: 1	K: 0	S: 5	LOB: 0	BB: 1	P: 9	R: 0	H: 0	E: 0	K: 1	S: 5	LOB: 0	BB: 0	P: 5	R: 1	H: 1	E: 1	K: 0	S: 5	LOB: 3	BB: 2	P: 13	R: 0	H: 1	E: 0	K: 3	S: 10	LOB: 2	BB: 1	P: 14	R: 0	H: 0	E: 0	K: 1	S: 5	LOB: 2	BB: 2	P: 13
--------------	------	------	------	------	------	--------	-------	------	------	------	------	------	------	--------	-------	------	------	------	------	------	------	--------	-------	------	------	------	------	------	------	--------	-------	------	------	------	------	------	------	--------	-------	------	------	------	------	------	------	--------	-------	-------	------	------	------	------	-------	--------	-------	-------	------	------	------	------	------	--------	-------	-------

PITCHER	IP	WLS	BF	H	R	ER	SO	BB	IBB	HBP	BLK	WP	HR	S	P	ERA	WHIP
Claude Osteen, L ERA: 2.05 (1, 1)	5.2	L	25	3	4	1	2	5	1	0	0	0	0	1	1	0.00	0.000
John Purdin, R ERA: (6, 1)	0.1		1	0	0	0	0	0	0	0	0	0	0	1	1	0.00	0.000
Jim Brewer, L ERA: (7, 1)	2.0		10	1	0	0	4	1	2	0	0	0	0	15	27	0.00	1.000

Batter	1	2	3	4	5	6	7	8	9	AB R H RBI BB SO LOB	TOP														
Willie Davis, L (1, 8) OBP: 0.288, SLG: 0.345	0-0 F2		0-3 K		0-3 K			0-0 F3		4 0 0 0 0 2 3	<p>Los Angeles Dodgers @ San Francisco Giants Candlestick Park, San Francisco, CA</p> <p>Fri Apr 26 1968, 9:05 PM EST Att. 17,482 - Unknown</p> <p>livebaseballscorecards.com</p> <table border="1"> <tr><td>AB</td><td>30</td></tr> <tr><td>R</td><td>4</td></tr> <tr><td>H</td><td>3</td></tr> <tr><td>RBI</td><td>4</td></tr> <tr><td>BB</td><td>3</td></tr> <tr><td>SO</td><td>11</td></tr> <tr><td>LOB</td><td>10</td></tr> </table> 	AB	30	R	4	H	3	RBI	4	BB	3	SO	11	LOB	10
AB	30																								
R	4																								
H	3																								
RBI	4																								
BB	3																								
SO	11																								
LOB	10																								
Zoilo Versalles, R (1, 6) OBP: 0.250, SLG: 0.351	0-3 K			0-0 1-3 1B		0-0 F8		0-0 E3 SH3-4 1B	4 1 1 0 0 1 0																
Wes Parker, S (1, 3) OBP: 0.345, SLG: 0.377	0-0 6-3			0-0 1-3 1-2		0-3 K		0-0 SH3-4 1-2	3 0 0 0 0 1 1																
Jim Lefebvre, S (1, 4) OBP: 0.233, SLG: 0.489		0-0 F8		0-3 K		0-0 6-3		0-0 HR 1B	4 1 1 1 0 1 1																
Rocky Colavito, R (1, 7) OBP: 0.282, SLG: 0.188		0-0 F7		0-3 K		0-3 K		4-0 HR IBB	3 1 0 0 1 2 1																
Ron Fairly, L (1, 9) OBP: 0.265, SLG: 0.250		0-3 K		0-3 K		0-0 4-3		0-0 F6	3 0 0 0 0 2 0																
Ted Savage, R (9, PH) OBP: 0.200, SLG: 0.200					0-0 K			0-0 F6	1 0 0 0 0 0 2																
Luis Alcaraz, R (1, 5) OBP: 0.286, SLG: 0.346			4-0 SH2-4 BB		0-0 F6		0-0 F9	0-0 HR	3 1 1 3 1 0 0																
Paul Popovich, S (9, 5)									0 0 0 0 0 0 0																
Jeff Torborg, R (1, 2) Cleo James, R (8, PH) Tom Haller, L (8, 2) OBP: 0.359, SLG: 0.353			0-0 F7		4-0 PB BB		0-0 F9	0-0 1-3	1 0 0 0 1 0 1																
Bill Singer, R (1, 1) Bob Bailey, R (8, PH) Mudcat Grant, R (8, 1) OBP: 0.261, SLG: 0.158 OBP: 0.400, SLG: 0.400			0-0 SH2-4 1-2		0-3 K		0-3 K		1 0 0 0 0 1 1																
									1 0 0 0 0 1 0																
									0 0 0 0 0 0 0																
<b>Inning Stats</b>	R: 0 E: 0 K: 1 S: 5	H: 0 LOB: 0 BB: 0 P: 5	R: 0 E: 0 K: 1 S: 5	H: 0 LOB: 0 BB: 0 P: 5	R: 0 E: 0 K: 1 S: 5	H: 0 LOB: 1 BB: 1 P: 9	R: 0 E: 0 K: 2 S: 8	H: 1 LOB: 1 BB: 0 P: 8	R: 0 E: 0 K: 3 S: 10	H: 0 LOB: 2 BB: 1 P: 14	R: 0 E: 0 K: 1 S: 5	H: 0 LOB: 0 BB: 0 P: 5	R: 0 E: 0 K: 1 S: 5	H: 0 LOB: 0 BB: 0 P: 5	R: 0 E: 0 K: 1 S: 5	H: 0 LOB: 0 BB: 0 P: 5	R: 4 E: 1 K: 0 S: 6	H: 2 LOB: 0 BB: 1 P: 10	1B: 2 2B: 0 3B: 0 HR: 1	SF: 0 SAC: 2 DP: 0 HBP: 0	WP: 0 PB: 1 SB: 0 CS: 0	PA: 35			
<b>PITCHER</b> Ray Sadecki, L (1, 1) ERA: 0.33	IP: 9.0 WLS: L BF: 35 H: 3 R: 4 ER: 0 SO: 11 BB: 2 IBB: 1 HBP: 0 BLK: 0 WP: 0 HR: 1 S: 54 P: 66 ERA: 0.00 WHIP: 0.556											<b>PITCHER</b>	IP: 9.0 WLS: L BF: 35 H: 3 R: 4 ER: 0 SO: 11 BB: 2 IBB: 1 HBP: 0 BLK: 0 WP: 0 HR: 1 S: 54 P: 66 ERA: 0.00 WHIP: 0.556												



Batter	1	2	3	4	5	6	7	8	9	AB R H RBI BB SO LOB	TOP														
Willie Davis, L (1, 8) OBP: 0.286, SLG: 0.339	0-0 F3			x 0-0 G3		x 0-0 1-3 1B		x 0-0 F5		4 0 1 0 0 0 1	<p>Los Angeles Dodgers @ San Francisco Giants</p> <p>Candlestick Park, San Francisco, CA</p> <p>Sat Apr 27 1968, 6:33 AM EST</p> <p>Att. 16,629 - Unknown</p> <p>livebaseballscorecards.com</p> <table> <tr><td>AB</td><td>31</td></tr> <tr><td>R</td><td>0</td></tr> <tr><td>H</td><td>5</td></tr> <tr><td>RBI</td><td>0</td></tr> <tr><td>BB</td><td>0</td></tr> <tr><td>SO</td><td>5</td></tr> <tr><td>LOB</td><td>9</td></tr> </table> 	AB	31	R	0	H	5	RBI	0	BB	0	SO	5	LOB	9
AB	31																								
R	0																								
H	5																								
RBI	0																								
BB	0																								
SO	5																								
LOB	9																								
Zoilo Versalles, R (1, 6) OBP: 0.234, SLG: 0.328	0-0 6-3			x 0-0 F2		x 0-0 1-3		x 0-0 F6	4 0 0 0 0 0 1																
Wes Parker, S (1, 3) OBP: 0.339, SLG: 0.368	0-0 6-3			x 0-0 F9			x 0-0 4-3 F8 1B	x 0-0 5-3	4 0 1 0 0 0 0																
Jim Lefebvre, S (1, 4) OBP: 0.308, SLG: 0.449		x 0-0 F7		x 0-0 F9		x 0-0 F8		s s s 0-3 K	4 0 0 0 0 1 1																
Rocky Colavito, R (1, 7) OBP: 0.262, SLG: 0.171		x 0-0 5-3		x 0-0 F7		x 0-0 4-3			3 0 0 0 0 0 1																
Ron Fairly, L (1, 9) OBP: 0.269, SLG: 0.255		x 0-0 4-3		x 0-0 1B 1B		x 0-0 4-3			3 0 1 0 0 0 1																
Luis Alcaraz, R (1, 5) OBP: 0.323, SLG: 0.379			x 0-0 F9		x 0-0 1-2 1B		x 0-0 1B		3 0 2 0 0 0 0																
Tom Haller, L (1, 2) OBP: 0.333, SLG: 0.324			s s s 0-3 K		x 0-0 F7		s s s 0-3 K		3 0 0 0 0 2 3																
Don Drysdale, R (1, 1) OBP: 0.111, SLG: 0.111			x 0-0 1-3		s s s 0-3 K		s s s 0-3 K		2 0 0 0 0 1 0																
Bob Bailey, R (8, PH) OBP: 0.250, SLG: 0.150									1 0 0 0 0 1 1																
Jim Brewer, L (8, 1)									0 0 0 0 0 0 0																
<b>Inning Stats</b>	R: 0 E: 0 K: 0 S: 3	H: 0 LOB: 0 BB: 0 P: 3	R: 0 E: 0 K: 0 S: 3	H: 0 LOB: 0 BB: 0 P: 3	R: 0 E: 0 K: 1 S: 5	H: 0 LOB: 0 BB: 0 P: 5	R: 0 E: 0 K: 0 S: 3	H: 0 LOB: 0 BB: 0 P: 3	R: 0 E: 0 K: 0 S: 5	H: 2 LOB: 2 BB: 0 P: 5	R: 0 E: 0 K: 1 S: 5	H: 1 LOB: 0 BB: 0 P: 5	R: 0 E: 0 K: 0 S: 4	H: 1 LOB: 1 BB: 0 P: 4	R: 0 E: 0 K: 2 S: 8	H: 1 LOB: 1 BB: 0 P: 8	R: 0 E: 0 K: 1 S: 5	H: 0 LOB: 0 BB: 0 P: 5	1B: 5 2B: 0 3B: 0 HR: 0	SF: 0 SAC: 0 DP: 0 HBP: 0	WP: 0 PB: 0 SB: 0 CS: 0	PA: 31			
<b>PITCHER</b> Mike McCormick, L (1, 1) ERA: 2.59	IP: 9.0 WLS: W BF: 31 H: 5 R: 0 ER: 0 SO: 5 BB: 0 IBB: 0 HBP: 0 BLK: 0 WP: 0 HR: 0 S: 41 P: 41 ERA: 0.00 WHIP: 0.556											<b>PITCHER</b>	IP: 9.0 WLS: W BF: 31 H: 5 R: 0 ER: 0 SO: 5 BB: 0 IBB: 0 HBP: 0 BLK: 0 WP: 0 HR: 0 S: 41 P: 41 ERA: 0.00 WHIP: 0.556												

Batter	1	2	3	4	5	6	7	8	9	AB R H RBI BB SO LOB
Jesus Alou, R OBP: 0.263, SLG: 0.333 (1, 9) X	0-0 F8 X	0-0 1-3 X			0-0 6-3 X		0-0 1B 1B X			4 0 1 0 0 0 3
Ron Hunt, R OBP: 0.370, SLG: 0.304 (1, 4) X	0-0 5-3 X		0-0 G5-4-3 1B X		0-0 5-3 X		0-0 FC5 S 1B X			4 0 2 0 0 0 0
Willie Mays, R OBP: 0.377, SLG: 0.571 (1, 8) X	0-0 HR X		0-0 G5-4-3 1-2f X		0-0 F2 X		0-3 K X			4 1 1 1 0 1 3
Willie McCovey, L OBP: 0.350, SLG: 0.385 (1, 3) X	0-0 3-1 X		4-0 CS BB X		1-0 5-3 3B HBP X		4-0 1-2 IBB X			1 1 0 0 2 0 0
Jim Ray Hart, R OBP: 0.414, SLG: 0.647 (1, 7) X		0-0 FC5-4 BB 1B X	0-0 CS 1-2 X	4-0 BB BB X		0-3 K X	0-0 FC5 2-3f X			3 0 1 0 1 1 4
Jim Davenport, R OBP: 0.263, SLG: 0.250 (1, 5) X		4-0 FC5-4 BB 1-2 X		4-0 BB BB 1-2 X		0-0 5-3 1-2 X		0-3 K X		2 0 0 0 2 1 1
Jack Hiatt, R OBP: 0.433, SLG: 0.520 (1, 2) X		0-3 K X		0-3 K X		0-0 2-H 3B X		0-0 HR X		4 1 2 2 0 2 4
Hal Lanier, R OBP: 0.167, SLG: 0.167 (1, 6) X		0-0 FC5-4 HBP 1-2f 2-3 X		0-0 F6 X		0-0 F3 X		0-0 F8 X		4 0 0 0 0 0 5
Mike McCormick, L OBP: 0.300, SLG: 0.125 (1, 1) X		1-0 1-2 HBP X		0-0 F9 X			0-3 K X	0-0 F2 X		3 0 0 0 0 1 2

Inning Stats	R: 1	H: 1	E: 0	LOB: 0	K: 0	S: 4	P: 4	R: 0	H: 1	E: 0	LOB: 3	K: 1	BB: 1	S: 6	P: 11	R: 0	H: 1	E: 0	LOB: 0	K: 0	BB: 1	S: 2	P: 6	R: 0	H: 0	E: 0	LOB: 2	K: 1	BB: 2	S: 5	P: 13	R: 0	H: 0	E: 0	LOB: 0	K: 0	BB: 0	S: 3	P: 3	R: 1	H: 1	E: 0	LOB: 1	K: 1	BB: 0	S: 6	P: 7	R: 0	H: 2	E: 0	LOB: 3	K: 2	BB: 1	S: 9	P: 13	R: 1	H: 1	E: 0	LOB: 0	K: 1	BB: 0	S: 6	P: 6
--------------	------	------	------	--------	------	------	------	------	------	------	--------	------	-------	------	-------	------	------	------	--------	------	-------	------	------	------	------	------	--------	------	-------	------	-------	------	------	------	--------	------	-------	------	------	------	------	------	--------	------	-------	------	------	------	------	------	--------	------	-------	------	-------	------	------	------	--------	------	-------	------	------

PITCHER	IP	WLS	BF	H	R	ER	SO	BB	IBB	HBP	BLK	WP	HR	S	P	ERA	WHIP
Don Drysdale, R ERA: 3.33 (1, 1)	7.0	L	32	6	2	2	5	4	1	2	0	0	1	35	57	2.57	1.429
Jim Brewer, L ERA: 1.42 (8, 1)	1.0		4	1	1	1	1	0	0	0	0	0	1	6	6	9.00	1.000


**Los Angeles Dodgers @ San Francisco Giants**  
**Candlestick Park, San Francisco, CA**  
 Sat Apr 27 1968, 6:33 AM EST  
 Att. 16,629 - Unknown

AB	29
R	3
H	7
RBI	3
BB	5
SO	6
LOB	22



WP: 0	PA: 37
PB: 0	
SB: 1	
CS: 1	

PITCHER	IP	WLS	BF	H	R	ER	SO	BB	IBB	HBP	BLK	WP	HR	S	P	ERA	WHIP
---------	----	-----	----	---	---	----	----	----	-----	-----	-----	----	----	---	---	-----	------

Batter	1	2	3	4	5	6	7	8	9	AB R H RBI BB SO LOB	TOP														
Zoilo Versalles, R (1, 6) OBP: 0.221, SLG: 0.308	0-0 F3			0-0 F8		0-3 K			0-0 F9	4 0 0 0 0 1 0	<p>Los Angeles Dodgers @ San Francisco Giants Candlestick Park, San Francisco, CA</p> <p>Sun Apr 28 1968, 6:33 AM EDT Att. 25,925 - Unknown</p> <p>livebaseballscorecards.com</p> <table border="1"> <tr><td>AB</td><td>31</td></tr> <tr><td>R</td><td>1</td></tr> <tr><td>H</td><td>5</td></tr> <tr><td>RBI</td><td>1</td></tr> <tr><td>BB</td><td>0</td></tr> <tr><td>SO</td><td>8</td></tr> <tr><td>LOB</td><td>8</td></tr> </table> 	AB	31	R	1	H	5	RBI	1	BB	0	SO	8	LOB	8
AB	31																								
R	1																								
H	5																								
RBI	1																								
BB	0																								
SO	8																								
LOB	8																								
Luis Alcaraz, R (1, 5) OBP: 0.286, SLG: 0.333	0-0 F7			0-0 5-3			0-3 K		0-0 6-3	4 0 0 0 0 1 0															
Willie Davis, L (1, 8) OBP: 0.299, SLG: 0.394	0-0 3-1			0-3 K			0-0 HR		0-0 1B	4 1 2 1 0 1 0															
Ron Fairly, L (1, 9) OBP: 0.268, SLG: 0.255		0-0 F9			0-0 FC4-6 1B		0-0 4-3		0-0 F7	4 0 1 0 0 0 1															
Wes Parker, S (1, 3) OBP: 0.338, SLG: 0.367		0-3 K			0-0 FC4-6 1B		0-0 F6			3 0 1 0 0 1 0															
Tom Haller, L (1, 2) OBP: 0.333, SLG: 0.350		0-3 K			0-0 FC4-6 G1-6-3			0-0 4-3 2B		3 0 1 0 0 1 2															
Jim Fairey, L (1, 7) OBP: 0.235, SLG: 0.313			0-0 4-3		0-0 G1-6-3			0-0 4-3		3 0 0 0 0 0 3															
Paul Popovich, S (1, 4)			0-0 P4-3			0-0 P4-3		0-0 P6		3 0 0 0 0 0 1															
Claude Osteen, L (1, 1) John Purdin, R (2, 1) Cleo James, R (6, PH) Hank Aguirre, R (6, 1) Len Gabrielson, L (8, PH) Jack Billingham, R (8, 1)			0-3 K		0-3 K			0-3 K		0 0 0 0 0 0 0 1 0 0 0 0 0 1 0 1 0 0 0 0 0 1 0 0 0 0 0 0 0 0 0 1 0 0 0 0 0 1 1 0 0 0 0 0 0 0 0															
<b>Inning Stats</b>	R: 0 H: 0 E: 0 LOB: 0 K: 0 BB: 0 S: 3 P: 3	R: 0 H: 0 E: 0 LOB: 0 K: 2 BB: 0 S: 7 P: 7	R: 0 H: 0 E: 0 LOB: 0 K: 1 BB: 0 S: 5 P: 5	R: 0 H: 0 E: 0 LOB: 0 K: 1 BB: 0 S: 5 P: 5	R: 0 H: 2 E: 0 LOB: 1 K: 0 BB: 0 S: 4 P: 4	R: 0 H: 0 E: 0 LOB: 0 K: 2 BB: 0 S: 7 P: 7	R: 1 H: 1 E: 0 LOB: 0 K: 1 BB: 0 S: 6 P: 6	R: 0 H: 1 E: 0 LOB: 1 K: 1 BB: 0 S: 6 P: 6	R: 0 H: 1 E: 0 LOB: 1 K: 0 BB: 0 S: 4 P: 4	1B: 3 SF: 0 2B: 1 SAC: 0 3B: 0 DP: 1 HR: 1 HBP: 0	WP: 0 PA: 31 PB: 0 SB: 0 CS: 0														
<b>PITCHER</b> Gaylord Perry, R (1, 1) ERA: 1.72	IP WLS BF H R ER SO BB IBB HBP BLK WP HR S P ERA WHIP											<b>PITCHER</b> IP WLS BF H R ER SO BB IBB HBP BLK WP HR S P ERA WHIP													



Batter	1	2	3	4	5	6	7	8	9	AB	R	H	RBI	BB	SO	LOB
Jesus Alou, R OBP: 0.279, SLG: 0.361 (1, 9)	0-0 P4-3	0-0 6-3		0-0 CS 1B			0-0 BB 2B			4	0	2	0	0	0	1
Ron Hunt, R OBP: 0.397, SLG: 0.313 (1, 4)	4-0 HR BB	0-0 1B 1B		0-0 CS 1-2	0-0 5-3		1-0 BB HBP			2	2	1	1	1	0	0
Willie McCovey, L OBP: 0.359, SLG: 0.446 (1, 3)	0-0 1-H HR	0-0 2-H 1B			0-0 F3		0-0 F6			4	1	2	3	0	0	2
Willie Mays, R OBP: 0.368, SLG: 0.538 (1, 8)	0-0 F9	0-0 F7			0-0 F9		4-0 P6-4-3 BB 1-2 2-3			3	0	0	0	1	0	1
Jim Ray Hart, R OBP: 0.403, SLG: 0.618 (1, 7)	0-3 K		0-3 K			0-0 P4-6-3 1B	0-0 P6-4-3 1-2f			4	0	1	0	0	2	3
Jim Davenport, R OBP: 0.279, SLG: 0.268 (1, 5)		0-0 2B 1B 1B	0-0 F5			0-0 P4-6-3 1-2f		0-0 CS 1B		4	1	2	0	0	0	1
Jack Hiatt, R OBP: 0.441, SLG: 0.552 (1, 2)		0-0 1B 2B	0-0 F8			0-0 FC5 1B 1B		0-3 K 1-2		4	1	2	0	0	1	1
Hal Lanier, R OBP: 0.200, SLG: 0.200 (1, 6)		0-0 6-3 SH1-4 1B 2-H 3-H		0-0 5-3		0-0 1-2 1B		0-3 K		4	1	2	2	0	1	0
Gaylord Perry, R OBP: 0.111, SLG: 0.111 (1, 1)		0-0 SH1-4 1-2		0-3 K		0-0 FC5 2-3f				2	0	0	0	0	1	2

Inning Stats	R: 2	H: 1	E: 0	K: 1	S: 6	LOB: 0	BB: 1	P: 10	R: 4	H: 5	E: 0	K: 0	S: 8	LOB: 1	BB: 0	P: 8	R: 0	H: 0	E: 0	K: 1	S: 5	LOB: 0	BB: 0	P: 5	R: 0	H: 1	E: 0	K: 0	S: 5	LOB: 0	BB: 0	P: 3	R: 0	H: 3	E: 0	K: 0	S: 5	LOB: 2	BB: 0	P: 5	R: 0	H: 1	E: 0	K: 0	S: 3	LOB: 2	BB: 1	P: 8	R: 0	H: 1	E: 0	K: 2	S: 7	LOB: 0	BB: 0	P: 7
--------------	------	------	------	------	------	--------	-------	-------	------	------	------	------	------	--------	-------	------	------	------	------	------	------	--------	-------	------	------	------	------	------	------	--------	-------	------	------	------	------	------	------	--------	-------	------	------	------	------	------	------	--------	-------	------	------	------	------	------	------	--------	-------	------

PITCHER																	1B: 9	SF: 0	WP: 0	PA: 36
PITCHER																	2B: 2	SAC: 1	PB: 0	
PITCHER																	3B: 0	DP: 2	SB: 0	
PITCHER																	HR: 1	HBP: 1	CS: 2	
Batter	IP	WLS	BF	H	R	ER	SO	BB	IBB	HBP	BLK	WP	HR	S	P	ERA	WHIP	ERA	WHIP	
Claude Osteen, L ERA: 3.62 (1, 1)	1.2	L	12	6	6	6	1	1	0	0	0	0	1	13	17	32.40	4.200			
John Purdin, R ERA: (2, 1)	3.1		10	1	0	0	2	0	0	0	0	0	0	14	14	0.00	0.300			
Hank Aguirre, L ERA: (6, 1)	2.0		10	4	0	0	0	1	0	1	0	0	0	8	13	0.00	2.500			
Jack Billingham, R ERA: (8, 1)	1.0		3	1	0	0	2	0	0	0	0	0	0	7	7	0.00	1.000			

**BOTTOM**

Los Angeles Dodgers @ San Francisco Giants  
Candlestick Park, San Francisco, CA

Sun Apr 28 1968, 6:33 AM EDT  
Att. 25,925 - Unknown

livebaseballscores.com

AB	31
R	6
H	12
RBI	6
BB	2
SO	5
LOB	11



Batter	1	2	3	4	5	6	7	8	9	AB R H RBI BB SO LOB	TOP										
Lou Brock, L (1, 7) OBP: 0.289, SLG: 0.436	0-3 K		0-0 P4-3		0-0 F5		0-0 2B 1B		0-0 F8	5 1 1 0 0 1 3											
Curt Flood, R (1, 8) OBP: 0.456, SLG: 0.535	4-0 S BB			0-0 F7		4-0 1B BB	0-0 2B			2 0 1 2 2 0 0											
Roger Maris, L (1, 9) OBP: 0.326, SLG: 0.500	0-3 K			0-0 6-3		0-0 F9	0-0 P4-3			4 0 0 0 0 1 4											
Orlando Cepeda, R (1, 3) OBP: 0.419, SLG: 0.625	0-0 6-3			4-0 BB		0-3 K		0-0 5-3		3 0 0 0 1 1 2											
Tim McCarver, L (1, 2) OBP: 0.348, SLG: 0.400		0-0 G3		0-0 P5		0-0 1B		0-0 P3		4 0 1 0 0 0 1											
Mike Shannon, R (1, 5) OBP: 0.324, SLG: 0.484		0-0 5-3			0-0 P4-3 1B	0-3 K		0-0 F5		4 0 1 0 0 1 2											
Julian Javier, R (1, 4) OBP: 0.254, SLG: 0.288		0-0 6-3			0-0 P4-3 1B		0-0 F5		0-3 K	4 0 1 0 0 1 0											
Dal Maxvill, R (1, 6) OBP: 0.269, SLG: 0.279			0-0 5-3		0-0 F8		0-0 6-3		0-0 P4-3	3 0 0 0 0 0 2											
Phil Gagliano, R (9, PH) OBP: 0.667, SLG: 0.667										1 0 0 0 0 0 0											
Mike Torrez, R (1, 1) OBP: 0.250, SLG: 0.250			0-3 K		0-0 P4-3		0-0 1B 2B 1B		4-0 BB	1 0 0 0 0 0 1 0											
Bobby Tolian, L (5, PH) OBP: 0.167, SLG: 0.222										1 0 0 0 0 0 0 2											
Larry Jaster, L (5, 1)										0 0 0 0 0 0 0 0											
Dave Ricketts, S (7, PH) OBP: 0.667, SLG: 0.667										1 0 1 0 0 0 0 0											
Steve Carlton, L (7, PR)										0 1 0 0 0 0 0 0											
Hal Gilson, R (7, 1)										0 0 0 0 0 0 0 0											
Dick Simpson, R (9, PH) OBP: 0.389, SLG: 0.714										0 0 0 0 0 1 0 0											
<b>Inning Stats</b>	R: 0 E: 0 K: 2 S: 7	H: 0 LOB: 1 BB: 1 P: 11	R: 0 E: 0 K: 0 S: 3	H: 0 LOB: 0 BB: 0 P: 3	R: 0 E: 0 K: 1 S: 5	H: 0 LOB: 0 BB: 0 P: 5	R: 0 E: 0 K: 0 S: 3	H: 0 LOB: 1 BB: 1 P: 7	R: 0 E: 0 K: 0 S: 5	H: 2 LOB: 2 BB: 0 P: 5	R: 0 E: 0 K: 2 S: 8	H: 1 LOB: 2 BB: 1 P: 12	R: 2 E: 0 K: 0 S: 6	H: 3 LOB: 2 BB: 0 P: 6	R: 0 E: 0 K: 0 S: 3	H: 0 LOB: 0 BB: 0 P: 3	R: 0 E: 0 K: 1 S: 5	H: 0 LOB: 1 BB: 1 P: 9	1B: 5 2B: 1 3B: 0 HR: 0	SF: 0 SAC: 0 DP: 0 HBP: 0	WP: 0 PA: 37
<b>PITCHER</b>	IP WLS BF H R ER SO BB IBB HBP BLK WP HR S P ERA WHIP																				
Don Sutton, R (1, 1) ERA: 2.7	6.2 W 29 6 2 2 5 3 0 0 0 0 0 0 36 48 2.70 1.350																				
Jim Brewer, L (7, 1) ERA: 1.04	2.1 S 8 0 0 0 1 1 0 0 0 0 0 0 9 13 0.00 0.429																				

St. Louis Cardinals @ Los Angeles Dodgers  
Dodger Stadium, Los Angeles, CA  
Mon Apr 29 1968, 7:05 PM PDT  
Att. 21,562 - Unknown

AB	33
R	2
H	6
RBI	2
BB	4
SO	6
LOB	16



Batter	1	2	3	4	5	6	7	8	9
Zoilo Versalles, R OBP: 0.247, SLG: 0.333 (1, 6)	0-0 F2		0-0 E1	0-0 FC3-6 1B		0-0 2B		4-0 IBB	
Luis Alcaraz, R OBP: 0.300, SLG: 0.306 (1, 5)	4-0 1B BB		0-3 K	0-3 K		4-0 IBB		0-0 5-3	
Willie Davis, L OBP: 0.296, SLG: 0.386 (1, 8)	0-0 G4-6-3 1B		0-0 G3	0-0 FC3-6		0-3 K			
Ron Fairly, L OBP: 0.267, SLG: 0.255 (1, 9)	0-0 G4-6-3 1-2f		0-0 1B		0-0 F7		0-0 F5		
Wes Parker, S OBP: 0.319, SLG: 0.344 (1, 3)		0-0 6-3	0-3 K		0-0 4-3		0-0 4-3		
Tom Haller, L OBP: 0.347, SLG: 0.364 (1, 2)		0-0 G3 1B 1B		0-0 BB SF9 1B	0-0 4-3		0-3 K		
Jim Fairey, L OBP: 0.238, SLG: 0.263 (1, 7)		0-0 G3		4-0 SF9 1B BB		0-3 K		0-0 6-3	
Paul Popovich, S OBP: 0.188, SLG: 0.071 (1, 4)		0-0 2-H 1B		4-0 1B BB		0-3 K		4-0 SH5-4 BB	
Don Sutton, R OBP: 0.667, SLG: 1.000 Jim Brewer, L (7, 1)			0-0 G3 1B	0-0 SF9		0-0 2B 1B		0-0 SH5-4	

AB	R	H	RBI	BB	SO	LOB
4	0	2	1	1	0	1
3	0	0	0	2	2	6
4	0	1	0	0	1	7
4	0	1	1	0	0	2
4	0	0	0	0	1	2
4	1	2	0	0	1	0
3	1	0	0	1	1	1
2	0	1	0	2	1	0
2	1	2	1	0	0	0
0	0	0	0	0	0	0

WP	PA
38	38

Inning Stats		R: 0	H: 1	E: 0	K: 0	S: 3	L: 1	LOB: 1	BB: 1	P: 7
Inning Stats		R: 0	H: 2	E: 0	K: 0	S: 4	L: 2	LOB: 2	BB: 0	P: 4
Inning Stats		R: 1	H: 2	E: 1	K: 2	S: 10	L: 2	LOB: 2	BB: 0	P: 10
Inning Stats		R: 2	H: 2	E: 0	K: 1	S: 7	L: 2	LOB: 2	BB: 2	P: 15
Inning Stats		R: 0	H: 0	E: 0	K: 0	S: 3	L: 0	LOB: 0	BB: 0	P: 3
Inning Stats		R: 0	H: 2	E: 0	K: 3	S: 11	L: 2	LOB: 3	BB: 1	P: 15
Inning Stats		R: 0	H: 0	E: 0	K: 1	S: 5	L: 0	LOB: 0	BB: 0	P: 5
Inning Stats		R: 0	H: 0	E: 0	K: 0	S: 3	L: 0	LOB: 2	BB: 2	P: 11
Inning Stats		R: 1	H: 2	E: 1	K: 2	S: 10	L: 2	LOB: 2	BB: 0	P: 10
Inning Stats		R: 2	H: 2	E: 0	K: 1	S: 7	L: 2	LOB: 2	BB: 2	P: 15
Inning Stats		R: 0	H: 0	E: 0	K: 0	S: 3	L: 0	LOB: 0	BB: 0	P: 3
Inning Stats		R: 0	H: 2	E: 0	K: 3	S: 11	L: 2	LOB: 3	BB: 1	P: 15
Inning Stats		R: 0	H: 0	E: 0	K: 1	S: 5	L: 0	LOB: 0	BB: 0	P: 5
Inning Stats		R: 0	H: 0	E: 0	K: 0	S: 3	L: 0	LOB: 2	BB: 2	P: 11

PITCHER	IP	WLS	BF	H	R	ER	SO	BB	IBB	HBP	BLK	WP	HR	S	P	ERA	WHIP
Mike Torrez, R ERA: 2.84 (1, 1)	4.0	L	21	7	3	2	3	3	0	0	0	0	0	24	36	4.50	2.500
Larry Jaster, L ERA: 2.7 (5, 1)	2.0		9	2	0	0	3	0	1	0	0	0	0	14	18	0.00	1.000
Hal Gilson, L ERA: (7, 1)	2.0		8	0	0	0	1	1	1	0	0	0	0	8	16	0.00	0.500

PITCHER	IP	WLS	BF	H	R	ER	SO	BB	IBB	HBP	BLK	WP	HR	S	P	ERA	WHIP
Mike Torrez, R ERA: 2.84 (1, 1)	4.0	L	21	7	3	2	3	3	0	0	0	0	0	24	36	4.50	2.500
Larry Jaster, L ERA: 2.7 (5, 1)	2.0		9	2	0	0	3	0	1	0	0	0	0	14	18	0.00	1.000
Hal Gilson, L ERA: (7, 1)	2.0		8	0	0	0	1	1	1	0	0	0	0	8	16	0.00	0.500

**St. Louis Cardinals @ Los Angeles Dodgers**  
**Dodger Stadium, Los Angeles, CA**  
 Mon Apr 29 1968, 7:05 PM PDT  
 Att. 21,562 - Unknown

AB	30
R	3
H	9
RBI	3
BB	6
SO	7
LOB	19



Batter	1	2	3	4	5	6	7	8	9	AB R H RBI BB SO LOB	TOP													
Lou Brock, L (1, 7) OBP: 0.299, SLG: 0.439	0-3 K		0-0 E P4-3 1B		0-0 CS 1B		0-0 P6			4 1 2 0 0 1 0	<b>St. Louis Cardinals @ Los Angeles Dodgers</b> <b>Dodger Stadium, Los Angeles, CA</b> Tue Apr 30 1968, 7:05 PM PDT Att: 20,901 - Unknown <a href="http://livebaseballscorecards.com">livebaseballscorecards.com</a>													
Curt Flood, R (1, 8) OBP: 0.458, SLG: 0.533	0-3 K		0-0 P4-3 1-2		0-0 P 1-2	0-0 WP 1B 1B		0-0 FC3-6 1B 1B	5 1 2 0 0 1 2															
Roger Maris, L (1, 9) OBP: 0.340, SLG: 0.489	4-0 BB		0-0 E7 2-H		0-0 P6 1-2		0-0 FC3-6 1B 1B	3 0 1 0 1 0 1																
Orlando Cepeda, R (1, 3) OBP: 0.397, SLG: 0.588	0-0 F7		0-0 F8		0-0 F9		0-3 K	4 0 0 0 0 1 5																
Tim McCarver, L (1, 2) OBP: 0.343, SLG: 0.381		0-0 F8		0-0 P6		4-0 1B IBB	0-0 FC3-6 1-2 2-3	3 0 0 0 1 0 2																
Mike Shannon, R (1, 5) OBP: 0.319, SLG: 0.471		0-3 K		0-0 5-3		0-0 1-3 2-H 1B	0-0 1-3	4 0 1 1 0 1 2																
Julian Javier, R (1, 4) OBP: 0.254, SLG: 0.286		0-0 1B		0-0 F9		0-0 5-3	0-0 1-3	4 0 1 0 0 0 2																
Dal Maxvill, R (1, 6) OBP: 0.254, SLG: 0.262		0-3 K		0-0 F9		0-3 K	0-3 K	4 0 0 0 0 3 1																
Ray Washburn, R (1, 1) Joe Hoerner, R (9, 1)			0-3 K		0-3 K		0-3 K	4 0 0 0 0 4 0 0 0 0 0 0 0 0																
<b>Inning Stats</b>	R: 0 E: 0 K: 2 S: 7	H: 0 LOB: 1 BB: 1 P: 11	R: 0 E: 0 K: 2 S: 8	H: 1 LOB: 1 BB: 0 P: 8	R: 1 E: 1 K: 1 S: 7	H: 1 LOB: 1 BB: 0 P: 7	R: 0 E: 0 K: 0 S: 3	H: 0 LOB: 0 BB: 0 P: 3	R: 0 E: 0 K: 1 S: 5	H: 1 LOB: 0 BB: 0 P: 5		R: 1 E: 0 K: 0 S: 5	H: 2 LOB: 2 BB: 1 P: 9	R: 0 E: 0 K: 2 S: 7	H: 0 LOB: 0 BB: 0 P: 7	R: 0 E: 0 K: 1 S: 7	H: 2 LOB: 2 BB: 0 P: 7	R: 0 E: 0 K: 2 S: 7	H: 0 LOB: 0 BB: 0 P: 7	R: 0 E: 0 K: 2 S: 7	H: 0 LOB: 0 BB: 0 P: 7	1B: 7 2B: 0 3B: 0 HR: 0	SF: 0 SAC: 0 DP: 0 HBP: 0	WP: 1 PB: 0 SB: 0 CS: 1
<b>PITCHER</b>	IP WLS BF H R ER SO BB IBB HBP BLK WP HR S P ERA WHIP												IP WLS BF H R ER SO BB IBB HBP BLK WP HR S P ERA WHIP											
Bill Singer, R (1, 1) ERA: 1.89	8.0 L 34 7 2 1 9 1 1 0 0 1 0 49 57 1.12 1.000																							
Jack Billingham, R (9, 1) ERA:	1.0 3 0 0 0 2 0 0 0 0 0 0 7 7 0.00 0.000																							



Batter	1	2	3	4	5	6	7	8	9	AB	R	H	RBI	BB	SO	LOB
Zoilo Versalles, R OBP: 0.234, SLG: 0.315 (1, 6)	0-0 6-3 ①		0-3 K ③			0-0 F9 ③		0-0 P4 ③		4	0	0	0	0	1	1
Luis Alcaraz, R OBP: 0.273, SLG: 0.275 (1, 5)	0-0 5-3 ②			0-0 1-3 ①			0-3 K ①		0-0 4-3 ①	4	0	0	0	0	1	0
Willie Davis, L OBP: 0.293, SLG: 0.378 (1, 8)	0-0 P6 ③			0-3 K ②			0-0 3-1 ②		0-0 1B ②	4	0	1	0	0	1	0
Ron Fairly, L OBP: 0.270, SLG: 0.259 Rocky Colavito, R OBP: 0.256, SLG: 0.167 (1, 9) (9, PH)		0-0 3-1 ①		0-0 3-1 ③			0-0 1B ③		0-3 K ②	3	0	1	0	0	0	0
Wes Parker, S OBP: 0.329, SLG: 0.353 (1, 3)		0-0 1B ①			0-0 CS 1B ②		0-0 4-3 ③		0-0 1-3 ③	4	0	2	0	0	0	2
Tom Haller, L OBP: 0.346, SLG: 0.362 (1, 2)		0-0 1B ①			0-0 F7 ①			0-0 4-3 ①		3	0	1	0	0	0	1
Jim Fairey, L OBP: 0.250, SLG: 0.364 (1, 7)		0-0 G4-6-3 1B ②			0-0 F9 ③			0-0 1B 3B ②		3	1	1	0	0	0	2
Paul Popovich, S OBP: 0.211, SLG: 0.118 (1, 4)			0-3 K ①			0-0 P5-3 ①		0-0 SH1-3 1B ②		3	0	1	1	0	1	0
Bill Singer, R (1, 1) Len Gabrielson, L OBP: 0.200, SLG: 0.200 Jack Billingham, R (8, PH) (9, 1)			0-3 K ②			0-0 6-3 ②		0-0 SH1-3 1B ②		2	0	0	0	0	1	0

Inning Stats	R: 0	H: 0	E: 0	K: 0	S: 3	R: 0	H: 2	E: 0	K: 0	S: 4	R: 0	H: 0	E: 0	K: 3	S: 9	R: 0	H: 0	E: 0	K: 1	S: 5	R: 0	H: 1	E: 0	K: 0	S: 3	R: 0	H: 0	E: 0	K: 0	S: 3	R: 0	H: 1	E: 0	K: 1	S: 6	R: 1	H: 2	E: 0	K: 0	S: 5	R: 0	H: 1	E: 0	K: 1	S: 6	R: 0	H: 1	E: 0	K: 1	S: 6	1B: 6	SF: 0	2B: 0	SAC: 1	3B: 1	DP: 1	HR: 0	HBP: 0	WP: 0	PA: 32
--------------	------	------	------	------	------	------	------	------	------	------	------	------	------	------	------	------	------	------	------	------	------	------	------	------	------	------	------	------	------	------	------	------	------	------	------	------	------	------	------	------	------	------	------	------	------	------	------	------	------	------	-------	-------	-------	--------	-------	-------	-------	--------	-------	--------


PITCHER	IP	WLS	BF	H	R	ER	SO	BB	IBB	HBP	BLK	WP	HR	S	P	ERA	WHIP
Ray Washburn, R ERA: 0.99 (1, 1)	8.1	W	30	7	1	1	5	0	0	0	0	0	0	40	40	1.08	0.840
Joe Hoerner, L ERA: (9, 1)	0.2	S	2	0	0	0	1	0	0	0	0	0	0	4	4	0.00	0.000

**BOTTOM**

**St. Louis Cardinals @ Los Angeles Dodgers**  
**Dodger Stadium, Los Angeles, CA**  
 Tue Apr 30 1968, 7:05 PM PDT  
 Att. 20,901 - Unknown

livebaseballscorecards.com

AB	31
R	1
H	7
RBI	1
BB	0
SO	6
LOB	7



Batter	1	2	3	4	5	6	7	8	9	AB R H RBI BB SO LOB	TOP					
<b>Felipe Alou, R</b> OBP: 0.378, SLG: 0.558 (1, 8) X	0-0 1B WP 1B		0-0 F9 1B			0-0 P4-3 1B 1B	4-0 1B IBB		0-0 FC6-4 1B	4 1 3 0 1 0 0						
<b>Sonny Jackson, L</b> OBP: 0.224, SLG: 0.232 (1, 6) X	0-0 1B BB 1B		0-0 1-3 1B			0-0 F5 1B	0-0 F8 1B		0-0 FC6-4 1B IBB E	5 2 1 0 0 0 6						
<b>Hank Aaron, R</b> OBP: 0.444, SLG: 0.690 (1, 9) B B B	4-0 1B 7-2 BB		0-3 K 1B			0-0 P4-3 1B		0-3 K 1B	4-0 E FC6-2 IBB	3 0 1 0 2 2 0						
<b>Tito Francona, L</b> OBP: 0.533, SLG: 0.714 (1, 3) X <b>Deron Johnson, R</b> OBP: 0.170, SLG: 0.167 (9, 3)	0-0 1B 1-3 2-H 3-H			4-0 FC4-6 BB		0-0 P4-3 1B		0-0 1B 1B	0-0 E4 FC6-2 2B 1B	4 2 3 3 1 0 2 0 0 0 0 0 0 0						
<b>Sandy Valdespino, L</b> OBP: 0.411, SLG: 0.396 (1, 7) X <b>Tommie Aaron, R</b> OBP: 0.364, SLG: 0.469 (8, PH) (8, 7) <b>Claude Raymond, R</b> (9, 1)	0-0 7-2 3-H			0-0 FC4-6 P4-6-3 1-2f		0-0 6-3 1B		0-0 1B CS 1B	0-0 FC6-2 2B	3 0 0 0 0 0 5 2 1 1 0 0 0 2 0 0 0 0 0 0 0						
<b>Clete Boyer, R</b> OBP: 0.197, SLG: 0.292 (1, 5) X	0-0 1-3			0-0 P4-6-3 1-2f			0-0 6-3 1B	0-0 1B 1B	0-0 2B 1-H 3-H	5 0 2 3 0 0 2						
<b>Felix Millan, R</b> OBP: 0.329, SLG: 0.300 (1, 4) X		0-0 6-3			0-0 P4-3 1B		0-0 SH1-4 1B	0-0 FC6-4 1B	0-0 P4-3 1B	5 0 2 0 0 0 1						
<b>Marty Martinez, S</b> OBP: 0.250, SLG: 0.250 (1, 2) X		0-0 5-3			0-3 K 1B		0-0 SH1-4 1B	0-0 FC6-4 1B		4 0 1 0 0 1 2						
<b>Pat Jarvis, R</b> OBP: 0.231, SLG: 0.167 (1, 1) <b>Mike Lum, L</b> OBP: 0.389, SLG: 0.500 (9, PH) (9, 7)		0-0 1-3			0-0 6-3 1B		0-0 SH1-4 1B		0-0 1B 1B	2 0 0 0 0 0 0 1 1 1 0 0 0 0						
<b>Inning Stats</b>	R: 2 H: 3 E: 0 LOB: 1 K: 0 BB: 1 S: 5 P: 9	R: 0 H: 0 E: 0 LOB: 0 K: 0 BB: 0 S: 3 P: 3	R: 0 H: 0 E: 0 LOB: 0 K: 1 BB: 0 S: 5 P: 5	R: 0 H: 0 E: 0 LOB: 0 K: 0 BB: 1 S: 2 P: 6	R: 0 H: 0 E: 0 LOB: 0 K: 1 BB: 0 S: 5 P: 5	R: 0 H: 2 E: 0 LOB: 2 K: 0 BB: 0 S: 5 P: 5	R: 0 H: 2 E: 0 LOB: 3 K: 0 BB: 1 S: 5 P: 9	R: 1 H: 4 E: 0 LOB: 2 K: 1 BB: 0 S: 8 P: 8	R: 4 H: 4 E: 1 LOB: 1 K: 0 BB: 1 S: 7 P: 11	1B: 14 SF: 0 2B: 2 SAC: 1 3B: 0 DP: 2 HR: 0 HBP: 0	WP: 1 PA: 43 PB: 0 SB: 0 CS: 1					
<b>PITCHER</b>	IP WLS BF H R ER SO BB IBB HBP BLK WP HR S P ERA WHIP															
<b>Don Drysdale, R</b> ERA: 3.18 (1, 1)	7.0		29	7	2	2	2	2	2	1	0	0	30	42	2.57	1.286
<b>Jim Brewer, L</b> ERA: 1.93 (8, 1)	0.2		5	4	1	1	1	0	0	0	0	0	7	7	13.50	6.000
<b>Mudcat Grant, R</b> ERA: 3.24 (8, 1)	0.1	L	3	2	2	2	0	0	0	0	0	0	3	3	54.00	6.000
<b>Jack Billingham, R</b> ERA: 2.45 (9, 1)	1.0		6	2	2	2	0	0	1	0	0	0	5	9	18.00	2.000

Atlanta Braves @ Los Angeles Dodgers  
Dodger Stadium, Los Angeles, CA

Wed May 01 1968, 7:05 PM PDT  
Att. 14,815 - Unknown



livebaseballscorecards.com

Batter	1	2	3	4	5	6	7	8	9	AB	R	H	RBI	BB	SO	LOB
Jim Fairey, L (1, 7) OBP: 0.250, SLG: 0.346	0-0 1B		0-0 L8		0-3 K			0-0 F9		4	0	1	0	0	1	0
Zoilo Versalles, R (1, 6) OBP: 0.235, SLG: 0.312	0-3 K		0-0 6-3		0-0 L5			0-0 3B		4	1	1	0	0	1	1
Willie Davis, L (1, 8) OBP: 0.316, SLG: 0.462	0-0 1-3		0-0 HR				0-0 F9	0-0 1-H		4	2	3	2	0	0	0
Ron Fairly, L (1, 9) OBP: 0.254, SLG: 0.246	0-3 K		0-0 F3				0-0 F4	0-0 SF9		3	0	0	1	0	1	2
Wes Parker, S (1, 3) OBP: 0.312, SLG: 0.333	0-3 K			0-0 F7			0-3 K	0-0 3-H		4	0	0	0	0	2	2
Tom Haller, L (1, 2) OBP: 0.357, SLG: 0.373		0-0 FC4-6		0-0 1B			0-0 F9		0-0 F7	4	0	2	0	0	0	0
Luis Alcaraz, R (1, 5) OBP: 0.292, SLG: 0.295		0-0 FC4-6		0-0 F8			0-0 1B		0-0 1B	4	0	2	0	0	0	2
Paul Popovich, S (1, 4) OBP: 0.174, SLG: 0.095		0-3 K		0-0 P7			0-0 P8		0-0 P9	4	0	0	0	0	1	4
Don Drysdale, R (1, 1) OBP: 0.081, SLG: 0.091		0-0 G1			0-0 5-3		0-0 F8		0-0 4-3	2	0	0	0	0	0	1
Len Gabrielson, L (7, PH) OBP: 0.167, SLG: 0.167										1	0	0	0	0	0	1
Jim Brewer, L (8, 1) OBP: 0.400, SLG: 0.400										0	0	0	0	0	0	0
Mudcat Grant, R (8, 1) OBP: 0.400, SLG: 0.400										0	0	0	0	0	0	0
Jack Billingham, R (9, 1) OBP: 0.200, SLG: 0.200										0	0	0	0	0	0	0
Cleo James, R (9, PH)										1	0	0	0	0	0	1

Inning Stats	R: 0	H: 2	E: 0	K: 3	S: 11	LOB: 2	BB: 0	P: 11	R: 0	H: 1	E: 0	K: 1	S: 6	LOB: 1	BB: 0	P: 6	R: 1	H: 1	E: 0	K: 0	S: 4	LOB: 0	BB: 0	P: 4	R: 0	H: 1	E: 0	K: 0	S: 4	LOB: 1	BB: 0	P: 4	R: 0	H: 0	E: 0	K: 1	S: 5	LOB: 0	BB: 0	P: 5	R: 0	H: 0	E: 0	K: 1	S: 5	LOB: 0	BB: 0	P: 5	R: 2	H: 2	E: 0	K: 0	S: 5	LOB: 0	BB: 0	P: 5	R: 0	H: 1	E: 0	K: 0	S: 4	LOB: 1	BB: 0	P: 4	R: 0	H: 1	E: 0	K: 0	S: 4	LOB: 1	BB: 0	P: 4	1B: 7	2B: 0	3B: 1	SF: 1	SAC: 0	DP: 0	HBP: 0	WP: 1	PB: 0	SB: 0	CS: 0	PA: 36
--------------	------	------	------	------	-------	--------	-------	-------	------	------	------	------	------	--------	-------	------	------	------	------	------	------	--------	-------	------	------	------	------	------	------	--------	-------	------	------	------	------	------	------	--------	-------	------	------	------	------	------	------	--------	-------	------	------	------	------	------	------	--------	-------	------	------	------	------	------	------	--------	-------	------	------	------	------	------	------	--------	-------	------	-------	-------	-------	-------	--------	-------	--------	-------	-------	-------	-------	--------

PITCHER	IP	WLS	BF	H	R	ER	SO	BB	IBB	HBP	BLK	WP	HR	S	P	ERA	WHIP
Pat Jarvis, R (1, 1) ERA: 2.18	8.0	W	32	8	3	3	6	0	0	0	0	1	1	44	44	3.38	1.000
Claude Raymond, R (9, 1) ERA: 1.42	1.0	S	4	1	0	0	0	0	0	0	0	0	0	4	4	0.00	1.000

**BOTTOM**

**Atlanta Braves @ Los Angeles Dodgers**  
**Dodger Stadium, Los Angeles, CA**  
 Wed May 01 1968, 7:05 PM PDT  
 Att. 14,815 - Unknown

livebaseballscorecards.com

**AB 35**  
**R 3**  
**H 9**  
**RBI 3**  
**BB 0**  
**SO 6**  
**LOB 14**



Batter	1	2	3	4	5	6	7	8	9	10	11	12	13	14	15	16	17	AB R H RBI BB SO LOB	TOP					
Felipe Alou, R OBP: 0.378, SLG: 0.536 (1, 6)	3-1		FC6-4 1B			6-3		FC4-6 IBB		F9			F9		5-3		CS 1B	7 0 2 0 1 0 0						
Sonny Jackson, L OBP: 0.217, SLG: 0.216 (1, 6)	6-3		FC6-4 1-2f			F7		FC4-6 1-2f		1-3			BB			P4 BB 1-3	CS 1-2	6 0 0 0 1 0 3						
Hank Aaron, R OBP: 0.420, SLG: 0.636 (1, 9)	BB			F4		6-3		L8			K		F5			F2		6 0 0 0 1 1 2						
Deron Johnson, R OBP: 0.175, SLG: 0.173 (1, 3)	5-3			5-3		4-3		FC1-4 1B		1-3			P4-3			1-3		4 0 1 0 0 0 1						
Mike Lum, L OBP: 0.333, SLG: 0.429 (9, PR)																		3 0 0 0 0 0 2						
Clete Boyer, R OBP: 0.217, SLG: 0.295 (1, 5)		G4-6-3 1B		F5		FC6-4 1B		FC1-4 1B		F5					5-3	BB IBB		6 1 2 0 1 0 1						
Tommy Aaron, R OBP: 0.375, SLG: 0.447 (9, 3)		G4-6-3 1-2f			G5-4-3 1B	FC6-4 1-2f		1B		1-3 1B			P4			F9	FC5-4 BB	6 0 2 0 1 0 2						
Felix Millan, R OBP: 0.325, SLG: 0.312 (1, 4)			4-3		G5-4-3 1-2f			F8		1-2 1B			P4-3 2B			F7	FC5-4 1-2f	7 0 2 1 0 0 4						
Marty Martinez, S OBP: 0.182, SLG: 0.182 (1, 2)			4-3		1-3			1B		F9			P4-3 2-3			6-3	L5	7 0 1 0 0 0 3						
Dick Kelley, R OBP: 0.278, SLG: 0.308 (8, PH)			F9			K		K		6-3			6-3			F5		2 0 0 0 0 0 1 0						
Bob Tillman, R OBP: 0.218, SLG: 0.308 (8, 1)																		1 0 0 0 0 0 1 1						
Cecil Upshaw, R OBP: 0.200, SLG: 0.197 (12, PH)																		1 0 0 0 0 0 0 0						
Tito Francona, L OBP: 0.408, SLG: 0.388 (12, 1)																		1 0 0 0 0 0 0 0						
Claude Raymond, R OBP: 0.408, SLG: 0.388 (15, PH)																		1 0 0 0 0 0 0 0						
Sandy Valdespino, L OBP: 0.408, SLG: 0.388 (15, 1)																		1 0 0 0 0 0 0 0						
Clay Carroll, R																		1 0 0 0 0 0 0 0						
<b>Inning Stats</b>	R: 0 E: 0 K: 0 S: 3	H: 0 LOB: 1 BB: 1 P: 7	R: 0 E: 0 K: 0 S: 3	H: 1 LOB: 0 BB: 0 P: 3	R: 0 E: 0 K: 0 S: 4	H: 1 LOB: 1 BB: 0 P: 4	R: 0 E: 0 K: 0 S: 3	H: 0 LOB: 0 BB: 0 P: 3	R: 0 E: 0 K: 1 S: 5	H: 1 LOB: 0 BB: 0 P: 5	R: 0 E: 0 K: 0 S: 4	H: 0 LOB: 0 BB: 0 P: 3	R: 0 E: 0 K: 0 S: 3	H: 0 LOB: 0 BB: 0 P: 5	R: 0 E: 0 K: 0 S: 3	H: 0 LOB: 0 BB: 0 P: 3	R: 0 E: 1 K: 0 S: 4	H: 0 LOB: 3 BB: 2 P: 12	R: 0 E: 0 K: 1 S: 5	H: 1 LOB: 0 BB: 0 P: 5	1B: 9 2B: 1 3B: 0 HR: 0	SF: 0 SAC: 0 DP: 2 HBP: 0	WP: 0 PB: 0 SB: 1 CS: 1	PA: 65
<b>PITCHER</b>	IP WLS BF H R ER SO BB IBB HBP BLK WP HR S P ERA WHIP																			IP WLS BF H R ER SO BB IBB HBP BLK WP HR S P ERA WHIP				
Claude Osteen, L ERA: 2.88 (1, 1)	10.0																							
Jack Billingham, R ERA: 1.74 (11, 1)	3.0																							
John Purdin, R ERA: (14, 1)	3.0																							
Mudcat Grant, R ERA: 2.89 (17, 1)	1.0																							

Atlanta Braves @ Los Angeles Dodgers  
Dodger Stadium, Los Angeles, CA  
Thu May 02 1968, 7:05 PM PDT  
Att: 13,667 - Unknown

AB 59  
R 1  
H 10  
RBI 1  
BB 5  
SO 4  
LOB 20





Batter	1	2	3	4	5	6	7	8	9	10	11	12	13	14	15	16	17	AB	R	H	RBI	BB	SO	LOB												
Wes Parker, S OBP: 0.310, SLG: 0.312 (1, 3)	4-0 BB G1-4-3		4-0 BB 2-3		0-0 5-3		0-0 FC5			0-0 G3			0-0 F5			0-0 4-3		5	0	0	0	2	0	3												
Zoilo Versalles, R OBP: 0.239, SLG: 0.293 (1, 6)	0-0 BB G1-4-3		4-0 BB 1-2			0-3 K		0-0 4-3		0-0 F4			0-0 F4		0-0 6-3		4-0 SH1-4 1B BB	5	1	0	0	2	1	1												
Willie Davis, L OBP: 0.294, SLG: 0.429 (1, 8)	0-0 3-1		0-3 K			0-3 K		0-0 F7		0-0 G3			0-0 G3		0-3 K		0-0 SH1-4 1-2	6	0	0	0	0	3	3												
Rocky Colavito, R OBP: 0.267, SLG: 0.184 (1, 9)		0-0 5-3		0-0 1B		0-0 1B		0-0 F7		0-0 F7			0-0 F7		0-0 F9		4-0 1B IBB	2	0	1	0	0	0	0												
Cleo James, R OBP: 0.333, SLG: 0.500 (5, 7)																		1	1	1	0	0	0	0												
Ron Fairly, L OBP: 0.254, SLG: 0.234 (8, 9)																		3	0	0	0	1	0	0												
Bob Bailey, R OBP: 0.258, SLG: 0.185 (1, 5)		0-3 K		0-0 6-3		0-0 1B		0-0 F7		0-0 K			0-0 K		0-0 6-3		0-0 1B 1-2 2-H	7	0	2	2	0	2	0												
Luis Alcaraz, R OBP: 0.275, SLG: 0.277 (1, 4)		0-0 L3		0-0 F8		0-0 F5		0-0 P6-3		0-0 P6-3			0-0 G6-4-3 1B		0-0 P4-3			3	0	0	0	0	0	1												
Paul Popovich, S OBP: 0.192, SLG: 0.125 (9, 4)																		3	0	1	0	0	0	0												
Ted Savage, R OBP: 0.168, SLG: 0.133 (1, 7)			0-3 K		4-0 SH1-4 BB		0-0 F9		0-3 K				0-0 G6-4-3 1-2		0-0 6-3			5	0	0	0	1	2	1												
Jeff Torborg, R OBP: 0.291, SLG: 0.167 (10, PH)			0-0 F8		0-0 SH1-4 BB		0-0 F8		0-3 K2-3				0-0 F7		0-0 6-3			3	0	2	0	0	0	1												
Jim Fairly, L OBP: 0.241, SLG: 0.193 (11, 1)																		1	0	0	0	0	0	0												
Jack Billingham, R OBP: 0.241, SLG: 0.193 (11, 1)																		0	0	0	0	0	0	0												
Len Gabrielson, L OBP: 0.143, SLG: 0.143 (13, PH)			WP SH1-4 1B				FC5 SH1-4 1B											1	0	0	0	0	0	0												
John Purdin, R OBP: 0.100, SLG: 0.100 (14, 1)																		0	0	0	0	0	0	0												
Mudcat Grant, R OBP: 0.333, SLG: 0.333 (17, 1)																		1	0	0	0	0	0	0												
Claude Osteen, L OBP: 0.108, SLG: 0.200 (1, 1)			0-0 SH1-4		0-0 SH1-4		0-0 SH1-4		0-0 G3				4-0 F5 BB		0-0 G3			0	0	0	0	0	0	0												
Tom Haller, L OBP: 0.356, SLG: 0.358 (10, PH)			1-2 SH1-4		1-2 SH1-4		1-2 SH1-4											2	0	0	0	1	0	0												
Inning Stats	R: 0 E: 0 K: 0 S: 2	H: 0 LOB: 0 BB: 1 P: 6	R: 0 E: 0 K: 1 S: 5	H: 0 LOB: 0 BB: 0 P: 5	R: 0 E: 0 K: 2 S: 8	H: 1 LOB: 3 BB: 2 P: 16	R: 0 E: 0 K: 0 S: 3	H: 1 LOB: 0 BB: 0 P: 3	R: 0 E: 0 K: 0 S: 3	H: 0 LOB: 0 BB: 1 P: 7	R: 1 E: 0 K: 2 S: 9	H: 2 LOB: 1 BB: 0 P: 9	R: 0 E: 0 K: 0 S: 4	H: 0 LOB: 0 BB: 0 P: 4	R: 0 E: 0 K: 1 S: 5	H: 0 LOB: 0 BB: 0 P: 5	R: 0 E: 0 K: 1 S: 5	H: 1 LOB: 0 BB: 0 P: 5	R: 0 E: 0 K: 0 S: 3	H: 0 LOB: 0 BB: 0 P: 3	R: 0 E: 0 K: 1 S: 5	H: 0 LOB: 0 BB: 0 P: 5	R: 0 E: 0 K: 0 S: 3	H: 0 LOB: 0 BB: 0 P: 3	R: 0 E: 0 K: 0 S: 3	H: 0 LOB: 0 BB: 0 P: 3	R: 0 E: 0 K: 0 S: 3	H: 0 LOB: 0 BB: 0 P: 3	R: 0 E: 0 K: 0 S: 3	H: 0 LOB: 0 BB: 0 P: 3	R: 1 E: 0 K: 0 S: 2	H: 1 LOB: 2 BB: 2 P: 10	1B: 6 2B: 1 3B: 0 HR: 0	SF: 0 SAC: 4 DP: 2 HBP: 0	WP: 1 PB: 0 SB: 0 CS: 0	PA: 59

**BOTTOM**

**Atlanta Braves @ Los Angeles Dodgers**  
 Dodger Stadium, Los Angeles, CA  
 Thu May 02 1968, 7:05 PM PDT  
 Att. 13,667 - Unknown

AB	48
R	2
H	7
RBI	2
BB	7
SO	9
LOB	10



PITCHER	IP	WLS	BF	H	R	ER	SO	BB	IBB	HBP	BLK	WP	HR	S	P	ERA	WHIP
Dick Kelley, L ERA: 4.66 (1, 1)	7.0		28	5	1	1	5	4	0	0	0	1	0	34	50	1.29	1.286
Cecil Upshaw, R ERA: 3.29 (8, 1)	4.0		12	0	0	2	0	0	0	0	0	0	0	16	16	0.00	0.000
Claude Raymond, R ERA: 0.96 (12, 1)	3.0		9	1	0	0	2	1	0	0	0	0	0	12	16	0.00	0.667
Clay Carroll, R ERA: 3.29 (15, 1)	2.1	L	10	1	1	1	0	1	1	0	0	0	0	8	16	3.86	0.857

Batter	1	2	3	4	5	6	7	8	9	AB R H RBI BB SO LOB	TOP											
<b>Pete Rose, S</b> (1, 9) OBP: 0.452, SLG: 0.578	0-0 F7		0-0 1B			0-0 F9	0-0 6-3			4 0 1 0 0 0 1												
<b>Alex Johnson, R</b> (1, 7) OBP: 0.333, SLG: 0.361	0-0 F8		0-0 1-3			0-0 E 4-3 2B		0-0 E 9-2-5 1B		4 1 2 0 0 0 1												
<b>Vada Pinson, L</b> (1, 8) OBP: 0.303, SLG: 0.420	0-0 F3				0-0 HR	4-0 E 4-3 BB		0-0 9-2-5 1-HF		3 1 1 1 1 0 1												
<b>Tony Perez, R</b> (1, 5) OBP: 0.333, SLG: 0.469		0-0 E SF8 2B		0-0 F3		0-0 E7 4-3		0-3 K		4 1 1 0 0 1 2												
<b>Fred Whitfield, L</b> (1, 3) OBP: 0.250, SLG: 0.250 <b>Lee May, R</b> (9, PH) OBP: 0.363, SLG: 0.425		0-3 K 2-3		0-0 F7		0-0 4-3		0-3 K		3 0 0 1 0 1 3 1 0 0 0 0 1 0												
<b>Johnny Bench, R</b> (1, 2) OBP: 0.203, SLG: 0.317		0-0 SF8 3-H		0-0 5-3		0-3 K		0-3 K		3 0 0 1 0 2 2												
<b>Tommy Helms, R</b> (1, 4) OBP: 0.309, SLG: 0.372		0-0 CS 1B			0-0 F2		0-0 F7		0-0 6-3	4 0 1 0 0 0 0	<b>AB 32</b>											
<b>Leo Cardenas, R</b> (1, 6) OBP: 0.250, SLG: 0.253		0-0 CS 1-2	0-0 P4		0-0 5-3		0-0 FC4 1B			3 0 1 0 0 0 0	<b>R 3</b>											
<b>Jim Maloney, L</b> (1, 1) <b>Mack Jones, L</b> (7, PH) <b>Ted Davidson, R</b> (7, 1)			0-0 P6		0-0 4-3		0-0 FC4 1-2f			2 0 0 0 0 0 0 1 0 0 0 0 0 1 0 0 0 0 0 0 0	<b>H 7</b>											
<b>Inning Stats</b>	R: 0 E: 0 K: 0 S: 3	H: 0 LOB: 0 BB: 0 P: 3	R: 1 E: 1 K: 1 S: 6	H: 2 LOB: 0 BB: 0 P: 6	R: 0 E: 0 K: 0 S: 4	H: 1 LOB: 1 BB: 0 P: 4	R: 1 E: 0 K: 0 S: 4	H: 1 LOB: 0 BB: 0 P: 4	R: 0 E: 0 K: 0 S: 3	H: 0 LOB: 0 BB: 0 P: 3	R: 1 E: 1 K: 1 S: 7	H: 1 LOB: 2 BB: 1 P: 11	R: 0 E: 1 K: 0 S: 4	H: 1 LOB: 1 BB: 0 P: 4	R: 0 E: 1 K: 1 S: 5	H: 1 LOB: 0 BB: 0 P: 5	R: 0 E: 0 K: 2 S: 7	H: 0 LOB: 0 BB: 0 P: 7	1B: 4 2B: 3 3B: 0 HR: 1	SF: 1 SAC: 0 DP: 1 HBP: 0	WP: 0 PB: 0 SB: 0 CS: 1	PA: 35
<b>PITCHER</b>	IP WLS BF H R ER SO BB IBB HBP BLK WP HR S P ERA WHIP												<b>PITCHER</b>	IP WLS BF H R ER SO BB IBB HBP BLK WP HR S P ERA WHIP								
<b>Don Sutton, R</b> (1, 1) ERA: 2.77	6.1 W 26 6 3 2 2 1 0 0 0 0 0 1 29 33 2.84 1.105																					
<b>Jim Brewer, L</b> (7, 1) ERA: 1.5	2.2 S 8 1 0 0 3 0 0 0 0 0 0 0 14 14 0.00 0.375																					

Cincinnati Reds @ Los Angeles Dodgers  
 Dodger Stadium, Los Angeles, CA  
 Fri May 03 1968, 7:05 PM PDT  
 Att: 50,506 - Unknown

**AB 32**  
**R 3**  
**H 7**  
**RBI 3**  
**BB 1**  
**SO 5**  
**LOB 11**



Batter	1	2	3	4	5	6	7	8	9	AB	R	H	RBI	BB	SO	LOB
Jim Fairey, L (1, 7) OBP: 0.242, SLG: 0.323	0-0 B2		0-0 1-3			0-0 E4 1B FC3-6 1B	0-0 F5			4	1	1	0	0	0	0
Zoilo Versalles, R (1, 6) OBP: 0.239, SLG: 0.291	0-0 F8		0-3 K			0-0 FC3-6 1B	0-0 5-3			4	0	1	0	0	1	0
Willie Davis, L (1, 8) OBP: 0.281, SLG: 0.409	0-0 G3		0-0 P4			0-0 FC3-6 1B 1-2f 3-H		0-0 6-3		4	1	0	1	0	0	1
Ron Fairly, L (1, 9) OBP: 0.267, SLG: 0.250		0-0 SH1-3 1B SF7 1B		0-0 5-3		0-0 BB 1B 1-3 1B		0-0 2-3		4	2	2	0	0	0	0
Tom Haller, L (1, 2) OBP: 0.365, SLG: 0.368		0-0 SH1-3 1B 1-2		0-0 4-3		0-0 BB 1B 1-2 3-H 1B		0-0 G3		4	0	2	1	0	0	0
Wes Parker, S (1, 3) OBP: 0.302, SLG: 0.304		0-0 SH1-3 1-2 2-3		0-0 1-3		0-0 P4				2	0	0	0	0	0	2
Bob Bailey, R (1, 5) OBP: 0.265, SLG: 0.179		0-0 SF7 3-H			0-3 K	4-0 BB BB 1-2 2-3 BB				1	0	0	1	1	1	0
Luis Alcaraz, R (1, 4) OBP: 0.296, SLG: 0.286		4-0 IBB			0-3 K	0-0 1-2 2-H 3-H 1B				2	0	1	1	1	1	0
Don Sutton, R (1, 1) OBP: 0.400, SLG: 0.500		0-0 6-3			0-3 K		0-3 K			2	0	0	0	0	1	2
Jim Brewer, L (7, 1)										1	0	0	0	0	1	0

Inning Stats	R: 0	H: 0	E: 0	LOB: 0	K: 0	S: 3	P: 3	R: 1	H: 2	E: 0	LOB: 2	K: 0	BB: 1	S: 5	P: 9	R: 0	H: 0	E: 0	LOB: 0	K: 1	BB: 0	S: 5	P: 5	R: 0	H: 0	E: 0	LOB: 0	K: 0	BB: 0	S: 3	P: 3	R: 3	H: 5	E: 1	LOB: 2	K: 0	BB: 1	S: 7	P: 11	R: 0	H: 0	E: 0	LOB: 0	K: 1	BB: 0	S: 5	P: 5	R: 0	H: 0	E: 0	LOB: 0	K: 0	BB: 0	S: 3	P: 3
<b>PITCHER</b>	IP	WLS	BF	H	R	ER	SO	BB	IBB	HBP	BLK	WP	HR	S	P	ERA	WHIP																																						
Jim Maloney, R (1, 1) ERA: 3.46	6.0	L	26	7	4	4	4	1	1	0	0	0	0	32	40	6.00	1.333																																						
Ted Davidson, L (7, 1) ERA: 6.3	2.0		6	0	0	0	1	0	0	0	0	0	0	8	8	0.00	0.000																																						

BOTTOM

Cincinnati Reds @ Los Angeles Dodgers  
 Dodger Stadium, Los Angeles, CA  
 Fri May 03 1968, 7:05 PM PDT  
 Att. 50,506 - Unknown

livebaseballscorecards.com

AB	28
R	4
H	7
RBI	4
BB	2
SO	5
LOB	5



WP: 0	PA: 32
PB: 0	CS: 0
SB: 0	

Batter	1	2	3	4	5	6	7	8	9	AB R H RBI BB SO LOB	TOP											
<b>Pete Rose, S</b> (1, 9) OBP: 0.464, SLG: 0.586	0-3 K		0-0 1B FC4-6 1B		0-0 1B BLK 1B			0-0 1B		4 1 3 1 0 1 0	<b>Cincinnati Reds @ Los Angeles Dodgers</b> <b>Dodger Stadium, Los Angeles, CA</b> Sat May 04 1968, 7:05 PM PDT Att: 25,792 - Unknown <a href="http://livebaseballscorecards.com">livebaseballscorecards.com</a>											
<b>Alex Johnson, R</b> (1, 7) OBP: 0.341, SLG: 0.368	0-0 6-3		0-0 1B FC4-6 1B		0-0 1B 1-H			0-3 K		4 0 2 0 0 1 1												
<b>Vada Pinson, L</b> (1, 8) OBP: 0.290, SLG: 0.400	0-0 E1 FC6-4		0-0 1-2f 3-H FC4-6 CS		0-0 4-3			0-0 6-3		4 0 0 1 0 0 2												
<b>Tony Perez, R</b> (1, 5) OBP: 0.319, SLG: 0.447	0-0 FC6-4 1-2f		0-0 1-2 CS	0-0 5-3			0-3 K	0-0 P2		4 0 0 0 0 1 1												
<b>Fred Whitfield, L</b> (1, 3) OBP: 0.200, SLG: 0.200		0-0 G3		0-0 4-3		0-0 F8		0-0 4-3		4 0 0 0 0 0 0												
<b>Johnny Bench, R</b> (1, 2) OBP: 0.191, SLG: 0.297		0-3 K		0-0 P4			0-0 P4	0-0 F8		4 0 0 0 0 1 0												
<b>Tommy Helms, R</b> (1, 4) OBP: 0.310, SLG: 0.383		0-0 2B			0-0 F8		0-0 6-3			3 0 1 0 0 0 0												
<b>Leo Cardenas, R</b> (1, 6) OBP: 0.241, SLG: 0.244		0-3 K			0-0 6-3		0-0 F7			3 0 0 0 0 1 1												
<b>Gerry Arrigo, L</b> (1, 1) OBP: 0.200, SLG: 0.333			0-0 6-3		0-0 1B 3B			0-0 4-3		3 1 1 0 0 0 0												
<b>Inning Stats</b>	R: 0 E: 1 K: 1 S: 6	H: 0 LOB: 1 BB: 0 P: 6	R: 0 E: 0 K: 2 S: 8	H: 1 LOB: 1 BB: 0 P: 8	R: 1 E: 0 K: 0 S: 4	H: 2 LOB: 0 BB: 0 P: 4	R: 0 E: 0 K: 0 S: 3	H: 0 LOB: 0 BB: 0 P: 3	R: 1 E: 0 K: 0 S: 5	H: 3 LOB: 2 BB: 0 P: 5	R: 0 E: 0 K: 1 S: 5	H: 0 LOB: 0 BB: 0 P: 5	R: 0 E: 0 K: 0 S: 3	H: 0 LOB: 0 BB: 0 P: 3	R: 0 E: 0 K: 1 S: 6	H: 1 LOB: 1 BB: 0 P: 6	R: 0 E: 0 K: 0 S: 3	H: 0 LOB: 0 BB: 0 P: 3	1B: 5 2B: 1 3B: 1 HR: 0	SF: 0 SAC: 0 DP: 0 HBP: 0	WP: 0 PB: 0 SB: 0 CS: 1	PA: 34
<b>PITCHER</b>	IP WLS BF H R ER SO BB IBB HBP BLK WP HR S P ERA WHIP												<b>PITCHER</b>	IP WLS BF H R ER SO BB IBB HBP BLK WP HR S P ERA WHIP								
<b>Bill Singer, R</b> (1, 1) ERA: 1.96	8.0 L 30 7 2 2 5 0 0 0 0 0 0 0 40 40 2.25 0.875																					
<b>Jack Billingham, R</b> (9, 1) ERA: 1.59	1.0 3 0 0 0 0 0 0 0 0 0 0 0 3 3 0.00 0.000																					



Batter	1	2	3	4	5	6	7	8	9	AB R H RBI BB SO LOB
Wes Parker, S OBP: 0.289, SLG: 0.289 (1, 3)	0-3 K		0-0 F9			0-0 F9			0-0 6-3	4 0 0 0 0 1 0
Zoilo Versalles, R OBP: 0.240, SLG: 0.289 (1, 6)	0-0 5-3		0-0 1B			0-0 6-3			0-3 K	4 0 1 0 0 1 0
Willie Davis, L OBP: 0.280, SLG: 0.402 (1, 8)	0-0 4-3			0-0 4-3			0-0 2-3 1B		0-0 3-1	4 0 1 0 0 0 0
Rocky Colavito, R OBP: 0.250, SLG: 0.171 (1, 9)		0-0 F7		0-0 1-3		0-0 2-3				3 0 0 0 0 0 1
Bob Bailey, R OBP: 0.270, SLG: 0.167 (1, 5)		4-0 BB		0-3 K		0-0 F8				2 0 0 0 1 1 1
Luis Alcaraz, R OBP: 0.281, SLG: 0.269 (1, 4)		0-0 E5			0-0 F7		0-0 1-3			3 0 0 0 0 0 2
Cleo James, R OBP: 0.222, SLG: 0.333 (1, 7)		0-3 K			0-3 K			0-3 K		3 0 0 0 0 3 2
Jeff Torborg, R OBP: 0.188, SLG: 0.133 (1, 2)		0-0 5-3			0-0 6-3			0-0 6-3		3 0 0 0 0 0 2
Bill Singer, R Ted Savage, R Jack Billingham, R			0-3 K			0-0 5-3		0-0 F8		2 0 0 0 0 1 0 1 0 0 0 0 0 0 0 0 0 0 0 0 0


<b>Inning Stats</b>	R: 0 E: 0 K: 1 S: 5	H: 0 LOB: 0 BB: 0 P: 5	R: 0 E: 1 K: 1 S: 6	H: 0 LOB: 2 BB: 1 P: 10	R: 0 E: 0 K: 1 S: 5	H: 1 LOB: 1 BB: 0 P: 5	R: 0 E: 0 K: 1 S: 5	H: 0 LOB: 0 BB: 0 P: 5	R: 0 E: 0 K: 1 S: 5	H: 0 LOB: 0 BB: 0 P: 5	R: 0 E: 0 K: 0 S: 3	H: 0 LOB: 0 BB: 0 P: 3	R: 0 E: 0 K: 0 S: 4	H: 1 LOB: 1 BB: 0 P: 4	R: 0 E: 0 K: 1 S: 5	H: 0 LOB: 0 BB: 0 P: 5	R: 0 E: 0 K: 1 S: 5	H: 0 LOB: 0 BB: 0 P: 5	1B: 2 2B: 0 3B: 0 HR: 0	SF: 0 SAC: 0 DP: 0 HBP: 0	WP: 0 PB: 0 SB: 0 CS: 0	PA: 30
<b>PITCHER</b> Gerry Arrigo, L ERA: 1.35 (1, 1)	IP 9.0	WLS W	BF 30	H 2	R 0	ER 0	SO 7	BB 1	IBB 0	HBP 0	BLK 0	WP 0	HR 0	S 43	P 47	ERA 0.00	WHIP 0.333					

**BOTTOM**

Cincinnati Reds @ Los Angeles Dodgers  
 Dodger Stadium, Los Angeles, CA  
 Sat May 04 1968, 7:05 PM PDT  
 Att. 25,792 - Unknown

livebaseballscorecards.com

AB	29
R	0
H	2
RBI	0
BB	1
SO	7
LOB	8




Batter	1	2	3	4	5	6	7	8	9	10	11	12	13	14	15	16	AB	R	H	RBI	BB	SO	LOB	TOP								
<b>Pete Rose, S</b> OBP: 0.452, SLG: 0.564 (1.9)	0-0 1-3			0-3 K		0-0 CS 1B		0-0 1H 2B 1B			0-0 1-3		0-0 3-1		0-0 F8		7	2	2	0	0	1	1									
<b>Alex Johnson, R</b> OBP: 0.337, SLG: 0.373 (1.7)	0-0 1-3			0-0 FC6-4 1B		0-0 2-3		0-0 2H 2B			0-0 6-3		0-3 K		0-0 F7		7	0	2	1	0	1	2									
<b>Vada Pinson, L</b> OBP: 0.290, SLG: 0.391 (1.8)	0-0 E6			0-0 FC6-4 1-2		0-0 2H 1B		0-0 F9			0-0 F9				0-0 P4		7	0	2	1	0	0	2									
<b>Tony Perez, R</b> OBP: 0.327, SLG: 0.433 (1.5)	0-0 CS	0-0 L6		0-0 5-3		0-0 F9		0-0 F9			4-0 BB BB BB BB				0-0 F9		5	0	1	0	2	0	2									
<b>Fred Whitfield, L</b> OBP: 0.167, SLG: 0.167 (1.3)																																
<b>Lee May, R</b> OBP: 0.349, SLG: 0.408 (9.3)		0-0 P6				0-0 F8		0-0 F8		0-0 4-3		0-0 F9		0-0 5-3		0-0 FC5-4	4	0	0	0	0	0	0	0								
<b>Johnny Bench, R</b> OBP: 0.200, SLG: 0.300 (1.2)		0-3 K				0-0 4-3		0-3 K		0-0 5-3			0-0 3-1		4-0 IBB	3	1	0	0	0	0	0	4									
<b>Tommy Helms, R</b> OBP: 0.303, SLG: 0.372 (1.4)																																
<b>Bob Lee, R</b> (12.1)																																
<b>Bob Johnson, R</b> OBP: 0.353, SLG: 0.250 (14. PH)																																
<b>Bill Kelso, R</b> (14.1)																																
<b>Billy McCool, R</b> (16.1)																																
<b>Leo Cardenas, R</b> OBP: 0.225, SLG: 0.226 (1.6)																																
<b>Milt Pappas, R</b> OBP: 0.091, SLG: 0.091 (1.1)																																
<b>Mack Jones, L</b> OBP: 0.318, SLG: 0.176 (8. PH)																																
<b>Ted Davidson, R</b> (8.1)																																
<b>Giraldo Ruiz, S</b> OBP: 0.500, SLG: 0.400 (12.4)																																
<b>Inning Stats</b>	R: 0 E: 1 K: 0 S: 3	H: 0 LOB: 0 BB: 0 P: 3	R: 0 E: 0 K: 1 S: 5	H: 0 LOB: 0 BB: 0 P: 5	R: 0 E: 0 K: 1 S: 5	H: 0 LOB: 0 BB: 0 P: 5	R: 0 E: 0 K: 1 S: 6	H: 1 LOB: 1 BB: 0 P: 6	R: 0 E: 0 K: 1 S: 6	H: 1 LOB: 1 BB: 0 P: 6	R: 1 E: 0 K: 0 S: 5	H: 3 LOB: 1 BB: 0 P: 5	R: 0 E: 0 K: 0 S: 3	H: 0 LOB: 0 BB: 0 P: 3	R: 0 E: 0 K: 1 S: 5	H: 0 LOB: 0 BB: 0 P: 5	R: 0 E: 0 K: 1 S: 4	H: 0 LOB: 0 BB: 0 P: 8	R: 0 E: 0 K: 0 S: 3	H: 0 LOB: 0 BB: 0 P: 3	R: 0 E: 0 K: 1 S: 5	H: 0 LOB: 0 BB: 0 P: 5	R: 0 E: 0 K: 0 S: 3	H: 0 LOB: 2 BB: 2 P: 11	R: 0 E: 0 K: 0 S: 4	H: 1 LOB: 1 BB: 0 P: 4	R: 1 E: 0 K: 0 S: 5	H: 2 LOB: 1 BB: 0 P: 5	1B: 9 2B: 2 3B: 0 HR: 0	SF: 0 SAC: 0 DP: 0 HBP: 0	WP: 0 PB: 1 SB: 1 CS: 2	PA: 62
<b>PITCHER</b>	IP 10.0	WLS 36	BF 7	H 2	R 1	ER 1	SO 6	BB 0	IBB 0	HBP 0	BLK 0	WP 0	HR 0	S 48	P 48	ERA 0.90	WHIP 0.700															
<b>Don Drysdale, R</b> ERA: 2.66 (1.1)	10.0	36	7	2	1	1	6	0	0	0	0	0	0	48	48	0.90	0.700															
<b>Jack Billingham, R</b> ERA: 1.35 (11.1)	2.0	8	1	0	0	0	0	1	0	0	0	0	0	7	11	0.00	1.000															
<b>John Purdin, R</b> ERA: 0.63 (13.1)	4.0	L	17	3	1	1	1	1	1	0	0	0	0	17	25	2.25	1.000															

**Cincinnati Reds @ Los Angeles Dodgers**  
 Dodger Stadium, Los Angeles, CA  
 Sun May 05 1968, 3:33 AM PDT  
 Att. 21,040 - Unknown

livebaseballscores.com

<b>AB</b>	<b>58</b>
<b>R</b>	<b>3</b>
<b>H</b>	<b>11</b>
<b>RBI</b>	<b>3</b>
<b>BB</b>	<b>3</b>
<b>SO</b>	<b>7</b>
<b>LOB</b>	<b>15</b>



Batter	1	2	3	4	5	6	7	8	9	10	11	12	13	14	15	16	AB	R	H	RBI	BB	SO	LOB	BOTTOM
<b>Jim Fairey, L</b> (1, 7) <small>OBP: 0.216, SLG: 0.286</small> <b>Ted Savage, R</b> (10, PH) <small>OBP: 0.167, SLG: 0.118</small> <b>Len Gabrielson, L</b> (12, PH) <small>OBP: 0.222, SLG: 0.222</small>	P6		G3		4-3		F8			F8		FC4-6 BB		1B			4	0	0	0	0	0	1	<b>Cincinnati Reds @ Los Angeles Dodgers</b> Dodger Stadium, Los Angeles, CA Sun May 05 1968, 3:33 AM PDT Att: 21,040 - Unknown  <b>AB 60</b> <b>R 2</b> <b>H 12</b> <b>RBI 1</b> <b>BB 3</b> <b>SO 8</b> <b>LOB 23</b> 
<b>Zollo Versalles, R</b> (1, 6) <small>OBP: 0.233, SLG: 0.271</small>	P3		F9			6-3		6-3		F5		BB 1-2 BB		F9			6	0	0	0	1	0	3	
<b>Willie Davis, L</b> (1, 8) <small>OBP: 0.280, SLG: 0.404</small>	P4			E3 4-3 1B		E 2B		F9		F9		1-3		G3		G5-6-4 1B	7	2	2	0	0	0	3	
<b>Ron Fairly, L</b> (1, 9) <small>OBP: 0.268, SLG: 0.253</small>		1B		K 1-2		E3 1B		F9		F9		P5		L3		G5-6-4 1-2	7	0	2	0	0	1	2	
<b>Tom Haller, L</b> (1, 2) <small>OBP: 0.357, SLG: 0.349</small>	P4		P4	4-3		L9			P5					F8		BB 4-0 BB	6	0	1	0	1	0	3	
<b>Wes Parker, S</b> (1, 3) <small>OBP: 0.289, SLG: 0.281</small>	L8		L8						L8		1B			G3		BB 0-3 SS	6	0	1	1	1	1	3	
<b>Bob Bailey, R</b> (1, 5) <small>OBP: 0.273, SLG: 0.189</small>	F8		F8	6-3		FC5-4 IBB										K	7	0	2	0	0	1	4	
<b>Luis Alcaraz, R</b> (1, 4) <small>OBP: 0.250, SLG: 0.237</small>			1-3		6-3		4-3		FC4 1B			FC1-6 1B		F7		K2-3	7	0	0	0	0	1	2	
<b>Don Drysdale, R</b> (1, 1) <small>OBP: 0.143, SLG: 0.214</small> <b>Cleo James, R</b> (10, PH) <small>OBP: 0.250, SLG: 0.200</small> <b>Jack Birmingham, R</b> (11, 1) <small>OBP: 0.143, SLG: 0.143</small> <b>Rocky Colavito, R</b> (12, PH) <small>OBP: 0.289, SLG: 0.180</small> <b>John Purdin, R</b> (13, 1) <small>OBP: 0.143, SLG: 0.087</small> <b>Paul Popovich, S</b> (16, PH) <small>OBP: 0.143, SLG: 0.120</small>			G3 2B			K				K		FC4-6 1B		1B		K	3	0	1	0	0	2	0	
<b>Inning Stats</b> R: 0 H: 0 E: 0 K: 0 S: 3 LOB: 0 BB: 0 P: 3	R: 0 H: 1 E: 0 K: 0 S: 4 LOB: 1 BB: 0 P: 4	R: 0 H: 1 E: 0 K: 0 S: 4 LOB: 1 BB: 0 P: 4	R: 1 H: 1 E: 1 K: 1 S: 7 LOB: 1 BB: 0 P: 7	R: 0 H: 0 E: 0 K: 1 S: 5 LOB: 0 BB: 0 P: 5	R: 1 H: 2 E: 1 K: 0 S: 5 LOB: 2 BB: 1 P: 9	R: 0 H: 0 E: 0 K: 1 S: 5 LOB: 0 BB: 0 P: 5	R: 0 H: 0 E: 0 K: 0 S: 3 LOB: 0 BB: 0 P: 3	R: 0 H: 1 E: 0 K: 0 S: 4 LOB: 1 BB: 0 P: 4	R: 0 H: 0 E: 0 K: 1 S: 5 LOB: 0 BB: 0 P: 5	R: 0 H: 1 E: 0 K: 0 S: 4 LOB: 1 BB: 0 P: 4	R: 0 H: 2 E: 0 K: 0 S: 5 LOB: 3 BB: 1 P: 9	R: 0 H: 0 E: 0 K: 0 S: 3 LOB: 0 BB: 0 P: 3	R: 0 H: 1 E: 0 K: 0 S: 5 LOB: 2 BB: 0 P: 5	R: 0 H: 1 E: 0 K: 1 S: 9 LOB: 1 BB: 1 P: 9	R: 0 H: 0 E: 0 K: 3 S: 9 LOB: 0 BB: 0 P: 9	R: 0 H: 1 E: 0 K: 1 S: 5 LOB: 1 BB: 1 P: 9	1B: 10 2B: 2 3B: 0 HR: 0	SF: 0 SAC: 0 DP: 1 HBP: 0	WP: 0 PB: 0 SB: 2 CS: 0	PA: 63				
<b>PITCHER</b> <b>Milt Pappas, R</b> (1, 1) <small>ERA: 4.34</small> <b>Ted Davidson, L</b> (8, 1) <small>ERA: 4.4</small> <b>Bob Lee, R</b> (12, 1) <small>ERA: 2.08</small> <b>Bill Keiso, R</b> (14, 1) <small>ERA: 4.5</small> <b>Billy McCool, L</b> (16, 1) <small>ERA: 4.5</small>	IP	WLS	BF	H	R	ER	SO	BB	IBB	HBP	BLK	WP	HR	S	P	ERA	WHIP							
	7.0		28	5	2	1	3	0	1	0	0	0	0	33	37	1.29	0.714							
	4.1		17	4	0	0	1	0	0	0	0	0	0	19	19	0.00	0.923							
	1.2		6	0	0	0	0	1	0	0	0	0	0	5	9	0.00	0.600							
	2.1	W	10	3	0	0	2	1	0	0	0	0	0	13	17	0.00	1.714							
	0.2	S	2	0	0	0	2	0	0	0	0	0	0	6	6	0.00	0.000							

Batter	1	2	3	4	5	6	7	8	9	AB R H RBI BB SO LOB	TOP											
Willie Davis, L (1, 8) OBP: 0.267, SLG: 0.385	0-3 K	0-0 3-1		0-0 F9			0-0 F8		0-0 4-3	5 0 0 0 0 1 2	<b>Los Angeles Dodgers @ Chicago Cubs</b> Wrigley Field, Chicago, IL Tue May 07 1968, 3:33 AM CDT Att. 4,722 - Unknown											
Zoilo Versalles, R (1, 6) OBP: 0.250, SLG: 0.280	0-0 BB 1B 1B		0-0 FC3-6 S SF7 1B		4-0 SH1-4 1B BB		0-3 K		0-3 K	4 2 2 0 1 2 1												
Wes Parker, S (1, 3) OBP: 0.300, SLG: 0.286	0-0 BB 1-2 1B		4-0 FC3-6 1-2 BB		0-0 SH1-4 1-3			0-0 G3		2 0 1 0 1 0 0												
Rocky Colavito, R (1, 7) OBP: 0.283, SLG: 0.200	4-0 BB 1-2 2-3 BB		0-0 FC3-6 1-2 BB		0-0 1-3 1B			0-0 6-3		3 0 1 1 1 0 2												
Jim Fairey, L (8, 7) OBP: 0.216, SLG: 0.286			1-2 2-3 BB		3-H 1-3 1B					0 0 0 0 0 0 0												
Bob Bailey, R (1, 5) OBP: 0.292, SLG: 0.179	0-0 P5		4-0 FC4 1-2 BB		0-0 1-3 1-2			4-0 1B BB		2 0 0 0 2 0 4												
Ron Fairly, L (1, 9) OBP: 0.267, SLG: 0.256	0-0 4-3		0-0 SF7 3-H		0-3 K			0-0 1-2 1B		3 0 1 1 0 1 3												
Luis Alcaraz, R (1, 4) OBP: 0.239, SLG: 0.226		0-3 K	0-0 FC4 1-2		0-0 6-3			0-0 G3		3 0 0 0 0 1 2												
Len Gabrielson, L (8, PH) OBP: 0.200, SLG: 0.200										1 0 0 0 0 0 2												
Paul Popovich, S (8, 4) OBP: 0.185, SLG: 0.120										0 0 0 0 0 0 0												
Tom Haller, L (1, 2) OBP: 0.365, SLG: 0.358		0-0 SH1-3 1B		0-0 F8		0-0 F2			0-0 4-3 SH3-4 1B	4 0 2 0 0 0 0												
Claude Osteen, L (1, 1) OBP: 0.083, SLG: 0.167		0-0 SH1-3 1-2		0-0 4-3			0-0 6-3		0-0 SH3-4	2 0 0 0 0 0 0												
Jack Billingham, R (7, 1)										0 0 0 0 0 0 0												
<b>Inning Stats</b>	R: 0 E: 0 K: 1 S: 7	H: 2 LOB: 3 BB: 1 P: 11	R: 0 E: 0 K: 1 S: 6	H: 1 LOB: 1 BB: 0 P: 6	R: 1 E: 0 K: 0 S: 4	H: 1 LOB: 2 BB: 2 P: 12	R: 0 E: 0 K: 0 S: 3	H: 0 LOB: 0 BB: 0 P: 3	R: 1 E: 0 K: 0 S: 3	H: 1 LOB: 0 BB: 1 P: 7	R: 0 E: 0 K: 1 S: 5	H: 0 LOB: 0 BB: 0 P: 5	R: 0 E: 0 K: 1 S: 5	H: 0 LOB: 0 BB: 0 P: 5	R: 0 E: 0 K: 0 S: 4	H: 1 LOB: 2 BB: 1 P: 8	R: 0 E: 0 K: 1 S: 6	H: 1 LOB: 1 BB: 0 P: 6	1B: 7 2B: 0 3B: 0 HR: 0	SF: 1 SAC: 3 DP: 0 HBP: 0	WP: 0 PB: 0 SB: 1 CS: 0	PA: 38
<b>PITCHER</b>	IP WLS BF H R ER SO BB IBB HBP BLK WP HR S P ERA WHIP																				IP WLS BF H R ER SO BB IBB HBP BLK WP HR S P ERA WHIP	
Rich Nye, L (1, 1) ERA: 5.92	7.0 L 29 5 2 2 4 4 0 0 0 0 0 0 33 49 2.57 1.286																					
Phil Regan, R (8, 1) ERA: 3.86	2.0 L 9 2 0 0 1 1 0 0 0 0 0 0 10 14 0.00 1.500																					

livebaseballscorecards.com

<b>AB</b>	29
<b>R</b>	2
<b>H</b>	7
<b>RBI</b>	2
<b>BB</b>	5
<b>SO</b>	5
<b>LOB</b>	16





BOTTOM

Los Angeles Dodgers @ Chicago Cubs

Wrigley Field, Chicago, IL

Tue May 07 1968, 3:33 AM CDT

Att. 4,722 - Unknown

livebaseballscorecards.com

AB	33
R	1
H	7
RBI	1
BB	1
SO	6
LOB	12



WP:	1	PA:	35
PB:	0		
SB:	0		
CS:	0		

AB	R	H	RBI	BB	SO	LOB
3	1	0	0	0	0	1
4	0	3	1	0	0	1
4	0	1	0	0	0	2
4	0	2	0	0	1	2
4	0	0	0	0	3	3
4	0	0	0	0	0	1
4	0	0	0	0	0	1
3	0	0	0	1	1	0
2	0	1	0	0	1	0
1	0	0	0	0	0	1
0	0	0	0	0	0	0

Batter	1	2	3	4	5	6	7	8	9
Don Kessinger, S (1, 6) OBP: 0.414, SLG: 0.432	0-0 4-3 ①		0-0 F9 ②		0-0 FC4-6 ② 1-2f 2B		0-0 SH5-3 ② 1-2		
Glenn Beckert, R (1, 4) OBP: 0.330, SLG: 0.405	0-0 14 WP 1B 1B		0-0 1B 1B		0-0 1-H 2B		0-0 P6 ③		
Billy Williams, L (1, 7) OBP: 0.343, SLG: 0.526	0-0 F2 ②		0-0 1-3 1B		0-0 G3 ③		0-0 G3 ①		
Ron Santo, R (1, 5) OBP: 0.340, SLG: 0.425	0-0 14 WP 1B 1-2		0-3 K ③		0-0 2B		0-0 F9 ②		
14 Ernie Banks, R (1, 3) OBP: 0.299, SLG: 0.489	0-3 K ③ 1-2 2-3		0-0 F9 ①		0-3 K ①		0-3 K ③		
Lou Johnson, R (1, 9) OBP: 0.318, SLG: 0.476	0-0 4-3 ①		0-0 6-3 ②		0-0 F9 ②		0-0 F3 ①		
Randy Hundley, R (1, 2) OBP: 0.239, SLG: 0.293	0-0 6-3 ②		0-0 5-3 ③		0-0 F8 ③		0-0 P6 ②		
Adolfo Phillips, R (1, 8) OBP: 0.287, SLG: 0.425	0-3 K ③		0-0 F8 ①		0-0 FC1-6 BB		0-0 6-3 ③		
Rich Nye, L (1, 1) OBP: 0.222, SLG: 0.222			0-3 K ①		0-0 FC4-6 1B		0-0 FC1-6 SH5-3 ① 1-2f		
Jose Arcia, R (7, PH) OBP: 0.222, SLG: 0.333									
Phil Regan, R (8, 1)									

Inning Stats	R: 0	H: 2	E: 0	LOB: 2	K: 1	BB: 0	S: 7	P: 7
	R: 0	H: 0	E: 0	LOB: 0	K: 1	BB: 0	S: 5	P: 5
	R: 0	H: 2	E: 0	LOB: 2	K: 2	BB: 0	S: 9	P: 9
	R: 0	H: 0	E: 0	LOB: 0	K: 0	BB: 0	S: 3	P: 3
	R: 1	H: 2	E: 0	LOB: 1	K: 0	BB: 0	S: 5	P: 5
	R: 0	H: 1	E: 0	LOB: 1	K: 1	BB: 0	S: 6	P: 6
	R: 0	H: 0	E: 0	LOB: 1	K: 0	BB: 1	S: 3	P: 7
	R: 0	H: 0	E: 0	LOB: 0	K: 1	BB: 0	S: 5	P: 5
	R: 0	H: 0	E: 0	LOB: 0	K: 0	BB: 0	S: 3	P: 3

PITCHER	IP	WLS	BF	H	R	ER	SO	BB	IBB	HBP	BLK	WP	HR	S	P	ERA	WHIP
Claude Osteen, L (1, 1) ERA: 2.76	6.2	W	28	7	1	1	5	1	0	0	0	1	0	37	41	1.35	1.200
Jack Billingham, R (7, 1) ERA: 1.15	2.1	S	7	0	0	0	1	0	0	0	0	0	0	9	9	0.00	0.000

1B:	5	SF:	0
2B:	2	SAC:	1
3B:	0	DP:	0
HR:	0	HBP:	0

WP	HR	S	P	ERA	WHIP
1	0	1	35		

Batter	1	2	3	4	5	6	7	8	9	AB R H RBI BB SO LOB	TOP											
Zoilo Versalles, R (1, 6) OBP: 0.239, SLG: 0.267	0-0 F9		0-0 8-4		0-0 F8			0-0 6-3	0-0 F3	5 0 0 0 0 0 3												
Wes Parker, S (1, 3) OBP: 0.288, SLG: 0.274	0-0 4-3		0-0 E4			0-0 1-3		0-0 FC1-5-6		4 0 0 0 0 0 1												
Willie Davis, L (1, 8) OBP: 0.257, SLG: 0.370	0-0 G3		0-0 F9			0-0 4-3		0-0 L6		4 0 0 0 0 0 2												
Ron Fairly, L (1, 9) OBP: 0.289, SLG: 0.263		4-0 HR BB		0-0 4-3		0-0 1B			4-0 1B HR BB	2 2 1 0 2 0 0												
Tom Haller, L (1, 2) OBP: 0.359, SLG: 0.352		0-3 K		0-3 K		0-0 F8			0-0 HR 1B	4 1 1 0 0 2 2												
Rocky Colavito, R (1, 7) OBP: 0.298, SLG: 0.347		0-0 HR		0-0 6-3			0-0 F9		0-0 HR	4 2 2 5 0 0 0												
Bob Bailey, R (1, 5) OBP: 0.288, SLG: 0.209		0-0 F9			0-0 5-3		0-0 P3		0-0 3-1 2B	4 0 1 0 0 0 0												
Luis Alcaraz, R (1, 4) OBP: 0.239, SLG: 0.273		0-3 K			0-0 HR		0-0 6-3		0-3 K	4 1 1 1 0 2 1												
Don Sutton, R (1, 1) OBP: 0.500, SLG: 0.600			0-0 8-4 1B		0-0 4-3			4-0 FC1-5-6 WP BB	0-0 3-1 2-3	1 0 1 0 0 0 0 1 0 0 0 0 0 0 0 0 0 0 0 0 0 0 0 0 0 0 1 0 0 0 0 0 0 0 0 0 0 1 0 0 0 0 0 0 1												
Mike Kekich, R (3, 1) OBP: 0.200, SLG: 0.200																						
John Purdin, R (6, 1) OBP: 0.667, SLG: 0.667																						
Jim Fairley, L (8, PH) OBP: 0.257, SLG: 0.286																						
Mudcat Grant, R (8, 1) OBP: 0.333, SLG: 0.333																						
Len Cabelson, L (9, PH) OBP: 0.182, SLG: 0.182																						
<b>Inning Stats</b>	R: 0 E: 0 K: 0 S: 3	H: 0 LOB: 0 BB: 0 P: 3	R: 2 E: 0 K: 2 S: 8	H: 1 LOB: 0 BB: 1 P: 12	R: 0 E: 1 K: 0 S: 4	H: 1 LOB: 1 BB: 0 P: 4	R: 0 E: 0 K: 1 S: 5	H: 0 LOB: 0 BB: 0 P: 5	R: 1 E: 0 K: 0 S: 4	H: 1 LOB: 0 BB: 0 P: 4	R: 0 E: 0 K: 0 S: 4	H: 1 LOB: 1 BB: 0 P: 4	R: 0 E: 0 K: 0 S: 3	H: 0 LOB: 0 BB: 0 P: 3	R: 0 E: 0 K: 0 S: 3	H: 0 LOB: 1 BB: 1 P: 7	R: 3 E: 0 K: 1 S: 8	H: 3 LOB: 1 BB: 1 P: 12	1B: 3 2B: 2 3B: 0 HR: 3	SF: 0 SAC: 0 DP: 1 HBP: 0	WP: 1 PB: 0 SB: 0 CS: 0	PA: 37
<b>PITCHER</b>	IP WLS BF H R ER SO BB IBB HBP BLK WP HR S P ERA WHIP																					
Joe Niekro, R (1, 1) ERA: 3.91	8.0 W 31 4 4 4 3 3 0 0 0 1 2 34 46 4.50 0.875																					
Ramon Hernandez, L (9, 1) ERA: 10.8	0.0 1 1 0 0 0 0 0 0 0 0 0 1 1 ∞ ∞																					
Phil Regan, R (9, 1) ERA: 4.15	1.0 S 5 2 2 2 1 0 0 0 0 0 1 7 7 18.00 2.000																					

**Los Angeles Dodgers @ Chicago Cubs**  
 Wrigley Field, Chicago, IL  
 Wed May 08 1968, 3:33 AM CDT  
 Att. 5,463 - Sunny - 70 F

AB	34
R	6
H	7
RBI	6
BB	3
SO	4
LOB	10



WP: 1	PA: 37
PB: 0	
SB: 0	
CS: 0	

BOTTOM

Los Angeles Dodgers @ Chicago Cubs

Wrigley Field, Chicago, IL

Wed May 08 1968, 3:33 AM CDT

Att. 5,463 - Sunny - 70 F

livebaseballscorecards.com

AB	33
R	7
H	13
RBI	7
BB	5
SO	2
LOB	18



WP:	0	PA:	41
PB:	0	SB:	0
CS:	0		

AB	R	H	RBI	BB	SO	LOB
5	1	1	0	0	1	4
5	1	2	0	0	0	2
4	1	2	2	1	0	1
3	2	1	2	1	0	1
4	1	2	0	0	1	2
1	0	0	0	0	0	1
3	0	2	0	1	0	0
3	1	1	1	0	0	3
3	0	2	2	1	0	2
2	0	0	0	1	0	2
0	0	0	0	0	0	0
0	0	0	0	0	0	0

1B:	7	SF:	2
2B:	3	SAC:	1
3B:	1	DP:	0
HR:	2	HBP:	0

WP	HR	S	P	ERA	WHIP
0	0	0	0	0	0

Batter	1	2	3	4	5	6	7	8	9
Don Kessinger, S OBP: 0.404, SLG: 0.419 (1, 6)	0-0 G3 1B	0-3 K 1B		0-0 FC3-6 1-2f		0-0 SF8 1B	0-0 4-3		
Glenn Beckert, R OBP: 0.333, SLG: 0.404 (1, 4)	0-0 HR 1B	0-0 3-1		0-0 P4		0-0 BB 1B		0-0 F8	
Billy Williams, L OBP: 0.355, SLG: 0.564 (1, 7)	0-0 HR 1-H		0-0 P3	0-0 P5		4-0 BB 1-2		0-0 2B	
Ron Santo, R OBP: 0.343, SLG: 0.456 (1, 5)	0-0 HR		4-0 BB SF9 14 1B		0-0 F3	0-0 SF8 3-H		0-0 5-3	
14 Ernie Banks, R OBP: 0.307, SLG: 0.490 Dick Nen, L (8, 3)	0-3 K		0-0 SF9 BB 1-2 1B		0-0 FC5-4 2B 1B	0-0 5-3		0-0 3-1	
Lou Johnson, R OBP: 0.337, SLG: 0.506 (1, 9)	0-0 3B		4-0 BB 1-2 2-3		0-0 FC5-4 1B		0-0 F7		
Randy Hundley, R OBP: 0.239, SLG: 0.306 (1, 2)	0-0 6-3		0-0 SF9 2-3 3-H		0-0 FC5-4 2B 1-2f 2-3		0-0 FC1-5 2B		
Adolfo Phillips, R OBP: 0.306, SLG: 0.446 (1, 8)		0-0 SH1-4 1B	0-0 P4		0-0 2B 1-H 3-H		4-0 FC1-5 IBB		
Joe Niekro, R OBP: 0.158, SLG: 0.111 Ramon Hernandez, S Phil Regan, R (9, 1)		0-0 SH1-4		4-0 FC3-6 BB		0-0 4-3	0-0 FC1-5 1-2 2-3f		

Inning	R	H	E	K	S	P	BB	IBB	HBP	BLK	WP	HR	S	P	ERA	WHIP
1	3	4	0	1	9	6	0	0	0	0	0	2	17	25	15.43	3.429
2	0	1	0	1	6	4	0	0	0	0	0	0	13	17	9.00	2.000
3	0	1	0	0	9	4	0	0	0	0	0	0	6	14	0.00	1.200
4	0	0	0	0	9	4	0	0	0	0	0	0	4	4	0.00	1.000

PITCHER	IP	WLS	BF	H	R	ER	SO	BB	IBB	HBP	BLK	WP	HR	S	P	ERA	WHIP
Don Sutton, R ERA: 4.7 (1, 1)	2.1	L	15	6	4	4	2	2	0	0	0	0	2	17	25	15.43	3.429
Mike Kekich, L ERA: 4.15 (3, 1)	3.0		14	5	3	3	0	1	0	0	0	0	0	13	17	9.00	2.000
John Purdin, R ERA: 0.56 (6, 1)	1.2		8	1	0	0	0	1	1	0	0	0	0	6	14	0.00	1.200
Mudcat Grant, R ERA: 2.61 (8, 1)	1.0		4	1	0	0	0	0	0	0	0	0	0	4	4	0.00	1.000

Batter	1	2	3	4	5	6	7	8	9	AB R H RBI BB SO LOB	TOP									
Willie Davis, L (1, 8) OBP: 0.248, SLG: 0.357	0-3 K		0-0 P5		0-0 G3			0-0 F7		4 0 0 0 0 1 1										
Zoilo Versalles, R (1, 6) OBP: 0.248, SLG: 0.303	0-0 HR		0-0 5-3			0-0 5-3		0-0 SF8 HR 1B		4 2 2 1 0 0 0										
Wes Parker, S (1, 3) OBP: 0.287, SLG: 0.268	0-0 F3			0-3 K		4-0 CS BB		0-0 SF8		2 0 0 1 1 1 0										
Rocky Colavito, R (1, 7) OBP: 0.328, SLG: 0.423 Jim Fairey, L (8, 7) OBP: 0.237, SLG: 0.286	4-0 BB			0-0 HR 1B		0-3 K 1-2		0-0 HR		3 2 2 2 1 1 1 0 0 0 0 0 0 0										
Bob Bailey, R (1, 5) OBP: 0.286, SLG: 0.277	0-3 K			0-0 HR 1-H			0-0 F7	0-3 K		4 1 1 2 0 2 1										
Ron Fairly, L (1, 9) OBP: 0.277, SLG: 0.250		0-0 4-3		0-0 4-3			0-0 3-1		0-0 F8	4 0 0 0 0 0 0										
Luis Alcaraz, R (1, 4) OBP: 0.240, SLG: 0.261		0-3 K		0-3 K			4-0 BB		0-0 F2	3 0 0 0 1 2 0										
Tom Haller, L (1, 2) OBP: 0.354, SLG: 0.360		0-0 4-3			0-0 1-3		0-0 L6		0-0 2B	4 0 1 0 0 0 1										
Bill Singer, R (1, 1) OBP: 0.077, SLG: 0.154			0-3 K2-3		0-0 5-3			0-0 SF8 1B 2B	0-0 F7	4 1 1 0 0 1 1										
<b>Inning Stats</b>	R: 1 E: 0 K: 2 S: 8	H: 1 LOB: 1 BB: 1 P: 12	R: 0 E: 0 K: 1 S: 5	H: 0 LOB: 0 BB: 0 P: 5	R: 0 E: 0 K: 1 S: 5	H: 0 LOB: 0 BB: 0 P: 5	R: 2 E: 0 K: 2 S: 9	H: 2 LOB: 0 BB: 0 P: 9	R: 0 E: 0 K: 0 S: 4	H: 0 LOB: 1 BB: 1 P: 8	R: 0 E: 0 K: 0 S: 3	H: 0 LOB: 1 BB: 1 P: 7	R: 3 E: 0 K: 1 S: 8	H: 3 LOB: 0 BB: 0 P: 8	R: 0 E: 0 K: 0 S: 4	H: 1 LOB: 1 BB: 0 P: 4	1B: 2 2B: 3 3B: 0 HR: 3	SF: 1 SAC: 0 DP: 1 HBP: 0	WP: 0 PB: 0 SB: 0 CS: 1	PA: 36
<b>PITCHER</b>	IP WLS BF H R ER SO BB IBB HBP BLK WP HR S P ERA WHIP																			
Ken Holtzman, L (1, 1) ERA: 5.12	5.0 L 19 3 3 3 6 1 0 0 0 0 2 30 34 5.40 0.800																			
Bill Stoneman, R (6, 1) ERA: 7.2	2.0 7 0 0 0 1 2 0 0 0 0 0 7 15 0.00 1.000																			
Jack Lamabe, R (8, 1) ERA: 9.0	2.0 10 4 3 3 1 0 0 0 0 0 1 12 12 13.50 2.000																			

**Los Angeles Dodgers @ Chicago Cubs**  
 Wrigley Field, Chicago, IL  
 Thu May 09 1968, 3:33 AM CDT  
 Att: 4,176 - Cloudy - 55 F

[livebaseballscorecards.com](http://livebaseballscorecards.com)

<b>AB</b>	<b>32</b>
<b>R</b>	<b>6</b>
<b>H</b>	<b>7</b>
<b>RBI</b>	<b>6</b>
<b>BB</b>	<b>3</b>
<b>SO</b>	<b>8</b>
<b>LOB</b>	<b>5</b>



Batter	1	2	3	4	5	6	7	8	9	AB R H RBI BB SO LOB
--------	---	---	---	---	---	---	---	---	---	----------------------

<b>Don Kessinger, S</b> <small>(1, 6)</small> <small>OBP: 0.389, SLG: 0.402</small>	0-3 		0-0 		0-0 			0-0 		4 0 0 0 0 1 3
<b>Glenn Beckert, R</b> <small>(1, 4)</small> <small>OBP: 0.330, SLG: 0.391</small>	0-0 			4-0 		0-0 		0-0 		3 0 0 0 1 0 0
<b>Billy Williams, L</b> <small>(1, 7)</small> <small>OBP: 0.342, SLG: 0.543</small>	0-0 			0-0 		0-0 		0-0 		4 0 0 0 0 0 1
<b>Ron Santo, R</b> <small>(1, 5)</small> <small>OBP: 0.339, SLG: 0.447</small>		0-0 		0-3 		0-0 		0-0 		4 0 1 0 0 1 1
<b>14 Ernie Banks, R</b> <small>(1, 3)</small> <small>OBP: 0.295, SLG: 0.470</small>		0-0 		0-0 		0-0 		0-0 		4 0 0 0 0 0 2
<b>Lou Johnson, R</b> <small>(1, 9)</small> <small>OBP: 0.344, SLG: 0.511</small>		0-0 			4-0 		0-0 	0-0 		3 0 1 0 1 0 0
<b>Randy Hundley, R</b> <small>(1, 2)</small> <small>OBP: 0.242, SLG: 0.307</small>			0-0 		0-0 		0-3 			3 0 1 0 0 1 2
<b>Adolfo Phillips, R</b> <small>(1, 8)</small> <small>OBP: 0.296, SLG: 0.430</small>			0-0 		0-0 		0-0 			3 0 0 0 0 0 3
<b>Ken Holtzman, R</b> <small>(1, 1)</small> <small>OBP: 0.143, SLG: 0.143</small>			0-3 		0-0 		0-3 			1 0 0 0 0 1 1
<b>Al Spangler, L</b> <small>(5, PH)</small> <small>OBP: 0.294, SLG: 0.267</small>					1-2 					1 0 0 0 0 0 2
<b>Bill Stoneman, R</b> <small>(6, 1)</small>										0 0 0 0 0 0 0
<b>Dick Nen, L</b> <small>(7, PH)</small>										1 0 0 0 0 1 1
<b>Jack Lamabe, R</b> <small>(8, 1)</small>										0 0 0 0 0 0 0

Inning Stats	R: 0	H: 0	E: 0	LOB: 0	K: 1	BB: 0	S: 5	P: 5	R: 0	H: 0	E: 0	LOB: 0	K: 0	BB: 0	S: 3	P: 3	R: 0	H: 1	E: 0	LOB: 1	K: 1	BB: 0	S: 6	P: 6	R: 0	H: 0	E: 0	LOB: 1	K: 1	BB: 1	S: 5	P: 9	R: 0	H: 0	E: 1	LOB: 2	K: 0	BB: 1	S: 4	P: 8	R: 0	H: 1	E: 0	LOB: 1	K: 0	BB: 0	S: 4	P: 4	R: 0	H: 1	E: 0	LOB: 1	K: 2	BB: 0	S: 8	P: 8	R: 0	H: 0	E: 0	LOB: 0	K: 0	BB: 0	S: 3	P: 3	R: 0	H: 0	E: 0	LOB: 0	K: 0	BB: 0	S: 3	P: 3	1B: 2	SF: 0	2B: 1	SAC: 0	3B: 0	DP: 0	HR: 0	HBP: 0	WP: 0	PA: 33
--------------	------	------	------	--------	------	-------	------	------	------	------	------	--------	------	-------	------	------	------	------	------	--------	------	-------	------	------	------	------	------	--------	------	-------	------	------	------	------	------	--------	------	-------	------	------	------	------	------	--------	------	-------	------	------	------	------	------	--------	------	-------	------	------	------	------	------	--------	------	-------	------	------	------	------	------	--------	------	-------	------	------	-------	-------	-------	--------	-------	-------	-------	--------	-------	--------

PITCHER	IP	WLS	BF	H	R	ER	SO	BB	IBB	HBP	BLK	WP	HR	S	P	ERA	WHIP
<b>Bill Singer, R</b> <small>(1, 1)</small> <small>ERA: 1.64</small>	9.0	W	33	3	0	0	5	2	0	0	0	0	0	41	49	0.00	0.556

**BOTTOM**

**Los Angeles Dodgers @ Chicago Cubs**  
 Wrigley Field, Chicago, IL  
 Thu May 09 1968, 3:33 AM CDT  
 Att. 4,176 - Cloudy - 55 F

AB	31
R	0
H	3
RBI	0
BB	2
SO	5
LOB	16



WP	PA
0	33

Batter	1	2	3	4	5	6	7	8	9	AB R H RBI BB SO LOB	TOP	
Wes Parker, S OBP: 0.295, SLG: 0.287 (1, 3) X	0-0 WP 2B		0-0 L8			0-0 SH1-4 1B		0-0 F2		4 0 2 0 0 0 1		
Zoilo Versalles, R OBP: 0.242, SLG: 0.295 (1, 6) SSS	0-3 K 2-3		0-0 F7			0-0 SH1-4		0-0 F3		3 0 0 0 0 1 2		
Willie Davis, L OBP: 0.239, SLG: 0.348 (1, 8) X	0-0 F5					0-0 SF7			0-0 F6	3 0 0 1 0 1 1		
Ron Fairly, L OBP: 0.276, SLG: 0.250 (1, 9) X	0-0 F9					0-0 F4			0-3 K	4 0 1 0 0 1 2		
Tom Haller, L OBP: 0.360, SLG: 0.367 (1, 2) X		0-0 1-3				0-0 G4-6-3 1B			0-0 1B	4 0 2 0 0 0 1		
Rocky Colavito, R OBP: 0.323, SLG: 0.411 (1, 7) X		0-0 6-3				0-3 K			0-0 1B	4 0 1 0 0 1 1		
Bob Bailey, R OBP: 0.271, SLG: 0.260 (1, 5) X		0-0 5-3				0-0 F8			0-3 K	3 0 0 0 0 1 2		
Luis Alcaraz, R OBP: 0.231, SLG: 0.250 (1, 4) X			0-0 6-3			0-3 K			0-0 L5-4	3 0 0 0 0 1 2		
Don Drysdale, R OBP: 0.250, SLG: 0.313 Jack Billingham, R (7, 1) Len Gabrielson, L OBP: 0.167, SLG: 0.167 (8, PH) Jim Brewer, L (8, 1)			0-0 E7 1B			0-0 SH1-4 1B			0-0 L4	2 1 2 0 0 0 0 0 0 0 0 0 0 0 1 0 0 0 0 0 0 0 0 0 0 0 0 0		
<b>Inning Stats</b>	R: 0 H: 1 E: 0 LOB: 1 K: 1 BB: 0 S: 6 P: 6	R: 0 H: 0 E: 0 LOB: 0 K: 0 BB: 0 S: 3 P: 3	R: 0 H: 1 E: 1 LOB: 1 K: 0 BB: 0 S: 4 P: 4	R: 0 H: 1 E: 0 LOB: 0 K: 1 BB: 0 S: 5 P: 5	R: 0 H: 0 E: 0 LOB: 0 K: 2 BB: 0 S: 7 P: 7	R: 1 H: 2 E: 0 LOB: 1 K: 0 BB: 0 S: 5 P: 5	R: 0 H: 2 E: 0 LOB: 1 K: 1 BB: 0 S: 6 P: 6	R: 0 H: 0 E: 0 LOB: 0 K: 0 BB: 0 S: 3 P: 3	R: 0 H: 1 E: 0 LOB: 1 K: 1 BB: 0 S: 6 P: 6	1B: 7 SF: 1 2B: 2 SAC: 1 3B: 0 DP: 2 HR: 0 HBP: 0	WP: 1 PA: 33 PB: 0 SB: 0 CS: 0	
<b>PITCHER</b> Ken Johnson, R ERA: 1.99 (1, 1)	IP WLS BF H R ER SO BB IBB HBP BLK WP HR S P ERA WHIP											<b>PITCHER</b> IP WLS BF H R ER SO BB IBB HBP BLK WP HR S P ERA WHIP

Los Angeles Dodgers @ Atlanta Braves  
Atlanta Stadium, Atlanta, GA  
Fri May 10 1968, 7:05 PM EDT  
Att. 13,210 - Unknown

livebaseballscorecards.com

AB	31
R	1
H	8
RBI	1
BB	0
SO	6
LOB	12



Batter	1	2	3	4	5	6	7	8	9
<b>Felipe Alou, R</b> OBP: 0.378, SLG: 0.521 (1, 8) X	0-0 5-3		0-0 F4		0-0 1B		4-0 FC5 E IBB		
<b>Felix Millan, R</b> OBP: 0.316, SLG: 0.315 (1, 4) X	0-0 1B			0-0 1B FC4-6	0-0 5-3		0-0 E6	1-2 2-3 3-H	
<b>Hank Aaron, R</b> OBP: 0.363, SLG: 0.500 (1, 9) S S S	0-3 K			0-0 1B FC4-6		0-0 F8	0-0 FC5		
<b>Tito Francona, L</b> OBP: 0.431, SLG: 0.533 (1, 7)		0-0 F8 2B		0-0 FC4-6		0-0 F9		4-0 FC1-6 6-3 BB	
<b>Deron Johnson, R</b> OBP: 0.186, SLG: 0.185 (9, 3)				1-2f 3-H					
<b>Tommie Aaron, R</b> OBP: 0.407, SLG: 0.429 (1, 3) (9, 7)		0-0 F8		0-0 F2		0-0 6-3		0-0 6-3	
<b>Clete Boyer, R</b> OBP: 0.248, SLG: 0.284 (1, 5)		0-0 F3		0-0 F6			0-0 FC2-5 1B 1B	4-0 FC1-6 IBB	
<b>Sonny Jackson, L</b> OBP: 0.244, SLG: 0.250 (1, 6)		0-3 K			0-0 F8		0-0 SH1-4 FC2-5 E 1B	0-0 FC1-6	
<b>Bob Tillman, R</b> OBP: 0.219, SLG: 0.279 (1, 2)			0-0 6-3		0-0 1B		0-0 FC2-5 E SH1-4	0-0 F9	
<b>Mike Lum, L</b> OBP: 0.276, SLG: 0.379 (7, PH)					1B				
<b>Marty Martinez, S</b> OBP: 0.143, SLG: 0.143 (8, 2)					1B				
<b>Ken Johnson, R</b> OBP: 0.143, SLG: 0.143 (1, 1)			0-3 K		0-0 F2		0-0 SH1-4		

AB	R	H	RBI	BB	SO	LOB
3	0	1	0	1	0	0
4	1	2	0	0	0	4
4	0	1	0	0	1	4
3	0	1	1	1	0	1
0	0	0	0	0	0	0
4	0	0	0	0	0	3
3	0	1	0	1	0	2
4	1	1	0	0	1	3
2	0	1	0	0	0	0
1	0	0	0	0	0	2
1	0	0	0	0	0	2
2	0	0	0	0	1	1

BOTTOM	
<b>Los Angeles Dodgers @ Atlanta Braves</b> Atlanta Stadium, Atlanta, GA	
Fri May 10 1968, 7:05 PM EDT Att. 13,210 - Unknown	
<b>AB</b> 31	
<b>R</b> 2	
<b>H</b> 8	
<b>RBI</b> 1	
<b>BB</b> 3	
<b>SO</b> 3	
<b>LOB</b> 22	
	
<b>WP:</b> 0 <b>PA:</b> 35	
<b>PB:</b> 0 <b>SAC:</b> 1	
<b>SB:</b> 0 <b>DP:</b> 0	
<b>CS:</b> 0 <b>HBP:</b> 0	

Inning Stats		R: 0	H: 1	R: 0	H: 1	R: 0	H: 0	R: 1	H: 2	R: 0	H: 2	R: 0	H: 0	R: 1	H: 2	R: 0	H: 0
		E: 0	LOB: 0	E: 0	LOB: 1	E: 0	LOB: 0	E: 0	LOB: 1	E: 0	LOB: 2	E: 0	LOB: 0	E: 1	LOB: 3	E: 0	LOB: 2
		K: 1	BB: 0	K: 1	BB: 0	K: 0	BB: 0	K: 0	BB: 0	K: 0	BB: 0	K: 0	BB: 0	K: 0	BB: 1	K: 0	BB: 2
		S: 5	P: 5	S: 6	P: 6	S: 5	P: 5	S: 5	P: 5	S: 5	P: 5	S: 3	P: 3	S: 6	P: 10	S: 3	P: 11

PITCHER		IP	WLS	BF	H	R	ER	SO	BB	IBB	HBP	BLK	WP	HR	S	P	ERA	WHIP
<b>Don Drysdale, R</b> ERA: 2.52 (1, 1)		6.0	L	25	8	2	1	3	0	0	0	0	0	0	31	31	1.50	1.333
<b>Jack Billingham, R</b> ERA: 1.08 (7, 1)		1.0		5	0	0	0	0	0	1	0	0	0	0	4	8	0.00	0.000
<b>Jim Brewer, L</b> ERA: 1.38 (8, 1)		1.0		5	0	0	0	0	1	1	0	0	0	0	3	11	0.00	1.000

WP	HR	S	P	ERA	WHIP
0	0	0	0	0.00	1.000

Batter	1	2	3	4	5	6	7	8	9	AB R H RBI BB SO LOB	TOP	
Wes Parker, S OBP: 0.302, SLG: 0.305 (1, 3) X	0-0 1B 2B		0-0 1-3			0-0 1B 1B	0-0 4-3			4 0 2 0 0 0 1	<b>Los Angeles Dodgers @ Atlanta Braves</b> Atlanta Stadium, Atlanta, GA Sat May 11 1968, 7:05 PM EDT Att: 13,910 - Unknown <a href="http://livebaseballscorecards.com">livebaseballscorecards.com</a>	
Zoilo Versalles, R OBP: 0.242, SLG: 0.293 (1, 6) X	0-0 S 2-3 1B		0-0 6-3			0-0 F7		0-0 F8		4 0 1 0 0 0 1		
Willie Davis, L OBP: 0.231, SLG: 0.336 (1, 8) S S S	0-3 K 1-2			0-0 4-3		0-3 K		0-0 F5		4 0 0 0 0 2 3		
Ron Fairly, L OBP: 0.275, SLG: 0.250 (1, 9) X	0-0 F4			0-0 L9		0-0 1-2 1B		0-0 G3		4 0 1 0 0 0 2		
Tom Haller, L OBP: 0.356, SLG: 0.354 (1, 2) S S S	0-3 K			4-0 BB		0-0 F5		0-0 F7		3 0 0 0 1 1 4		
Rocky Colavito, R OBP: 0.319, SLG: 0.400 (1, 7) S S S		0-3 K		0-0 L7		0-0 2B G3 1B		0-0 F8		4 1 1 0 0 1 1		
Bob Bailey, R OBP: 0.270, SLG: 0.278 (1, 5) X		0-0 F7			0-0 6-3		0-0 G3 1-3 2B		0-0 F7			4 0 1 0 0 0 0
Luis Alcaraz, R OBP: 0.222, SLG: 0.240 (1, 4) X		0-0 1-3			0-3 K		0-0 F4			3 0 0 0 0 1 2		
Claude Osteen, L OBP: 0.077, SLG: 0.154 (1, 1) S S S			0-3 K		0-3 K		0-0 G3			1 0 0 0 0 1 0		
Jim Fairey, L OBP: 0.231, SLG: 0.278 (5, PH)										1 0 0 0 0 1 0		
Mudcat Grant, R OBP: 0.333, SLG: 0.333 (5, 1) S S S										0 0 0 0 0 0 0		
Len Gabrielson, L OBP: 0.154, SLG: 0.154 (7, PH)										1 0 0 1 0 0 1		
Hank Aguirre, R (7, 1)										0 0 0 0 0 0 0		
<b>Inning Stats</b>	R: 0 E: 0 K: 2 S: 9 H: 2 LOB: 2 BB: 0 P: 9	R: 0 E: 0 K: 1 S: 5 H: 0 LOB: 0 BB: 0 P: 5	R: 0 E: 0 K: 1 S: 5 H: 0 LOB: 0 BB: 0 P: 5	R: 0 E: 0 K: 0 S: 3 H: 0 LOB: 1 BB: 1 P: 7	R: 0 E: 0 K: 2 S: 7 H: 0 LOB: 0 BB: 0 P: 7	R: 0 E: 0 K: 1 S: 7 H: 2 LOB: 2 BB: 0 P: 7	R: 1 E: 0 K: 0 S: 5 H: 2 LOB: 1 BB: 0 P: 5	R: 0 E: 0 K: 0 S: 3 H: 0 LOB: 0 BB: 0 P: 3	R: 0 E: 0 K: 0 S: 3 H: 0 LOB: 0 BB: 0 P: 3	1B: 4 2B: 2 3B: 0 HR: 0 SF: 0 SAC: 0 DP: 0 HBP: 0	WP: 0 PB: 0 SB: 1 CS: 0 PA: 34	
<b>PITCHER</b> Pat Jarvis, R ERA: 1.97 (1, 1)	IP 9.0 WLS W BF 34 H 6 R 1 ER 1 SO 7 BB 1 IBB 0 HBP 0 BLK 0 WP 0 HR 0 S 47 P 51 ERA 1.00 WHIP 0.778											





Batter	1	2	3	4	5	6	7	8	9	AB	R	H	RBI	BB	SO	LOB	
Felipe Alou, R OBP: 0.374, SLG: 0.512 (1, 8)	0-0 G6-4-3 1B		0-0 F8		0-0 E5 1B		0-0 F9			4	0	1	0	0	0	1	
Felix Millan, R OBP: 0.331, SLG: 0.330 (1, 4)	0-0 G6-4-3 1-2f		0-0 HR 1B		0-0 1-2 1B		0-0 BB 1B			4	1	3	0	0	0	1	
Hank Aaron, R OBP: 0.375, SLG: 0.558 (1, 9)	0-0 HR		0-0 1-H 2-H HR		0-0 F7		4-0 1-2 BB			3	2	2	4	1	0	2	
Deron Johnson, R OBP: 0.175, SLG: 0.172 (1, 3)	0-3 K		0-0 F9		0-3 K		0-0 F5			4	0	0	0	0	2	4	
Tommie Aaron, R OBP: 0.379, SLG: 0.396 (1, 7)		0-3 K		0-0 F7		0-0 F4		0-0 F8		4	0	0	0	0	1	2	
Mike Lum, L OBP: 0.276, SLG: 0.379 (9, 7)										0	0	0	0	0	0	0	
Clete Boyer, R OBP: 0.256, SLG: 0.292 (1, 5)		0-0 F7		0-0 6-3		0-0 G5-4-3 1B		0-0 1B 1B		4	0	2	0	0	0	0	
Bob Tillman, R OBP: 0.221, SLG: 0.319 (1, 2)		0-3 K		0-0 HR		0-0 G5-4-3 1-2f		0-3 K		4	1	1	1	0	2	2	
Sonny Jackson, L OBP: 0.252, SLG: 0.258 (1, 6)			0-3 K		0-0 FC6-4 1B		0-0 4-3		0-0 1-2 1B		4	0	2	0	0	1	0
Pat Jarvis, R OBP: 0.200, SLG: 0.158 (1, 1)			0-0 HR 1B		0-0 FC6-4 1-2f		0-3 K		0-3 K		4	1	1	0	0	2	3

Inning Stats	R: 1	H: 2	E: 0	LOB: 0	K: 1	S: 6	P: 6	R: 0	H: 0	E: 0	LOB: 0	K: 2	S: 7	R: 0	H: 3	E: 0	LOB: 0	K: 1	S: 8	R: 1	H: 2	E: 0	LOB: 1	K: 0	S: 5	R: 0	H: 1	E: 1	LOB: 2	K: 1	S: 7	R: 0	H: 1	E: 0	LOB: 0	K: 1	S: 3	R: 0	H: 1	E: 0	LOB: 2	K: 1	S: 6	R: 0	H: 2	E: 0	LOB: 2	K: 2	S: 9	R: 0	H: 2	E: 0	LOB: 2	K: 2	S: 9	R: 0	H: 2	E: 0	LOB: 2	K: 2	S: 9
--------------	------	------	------	--------	------	------	------	------	------	------	--------	------	------	------	------	------	--------	------	------	------	------	------	--------	------	------	------	------	------	--------	------	------	------	------	------	--------	------	------	------	------	------	--------	------	------	------	------	------	--------	------	------	------	------	------	--------	------	------	------	------	------	--------	------	------

PITCHER	IP	WLS	BF	H	R	ER	SO	BB	IBB	HBP	BLK	WP	HR	S	P	ERA	WHIP
Claude Osteen, L ERA: 3.4 (1, 1)	4.0	L	18	7	5	5	4	0	0	0	0	0	3	26	26	11.25	1.750
Mudcat Grant, R ERA: 2.19 (5, 1)	2.0		8	2	0	0	1	0	0	0	0	0	0	10	10	0.00	1.000
Hank Aguirre, L ERA: (7, 1)	2.0		10	3	0	0	3	1	0	0	0	0	0	15	19	0.00	2.000

**BOTTOM**

**Los Angeles Dodgers @ Atlanta Braves**  
Atlanta Stadium, Atlanta, GA

Sat May 11 1968, 7:05 PM EDT  
Att. 13,910 - Unknown

livebaseballscorecards.com

AB	35
R	5
H	12
RBI	5
BB	1
SO	8
LOB	15

WP: 0 PA: 36  
PB: 0  
SB: 0  
CS: 0







Batter	1	2	3	4	5	6	7	8	9	AB R H RBI BB SO LOB	TOP		
Don Kessinger, S (1, 6) OBP: 0.357, SLG: 0.364	0-0 F8			0-0 E 1B		0-3 K		0-0 4-3		4 1 1 0 0 1 0			
Glenn Beckert, R (1, 4) OBP: 0.322, SLG: 0.398	0-0 F7			0-0 E 1-2 SF8 1B		0-0 E 1B		0-0 F8		4 2 2 0 0 0 0			
Billy Williams, L (1, 7) OBP: 0.351, SLG: 0.512	0-0 G3			0-0 E8 1-3 2-H 1B		0-0 F9 1-2		0-0 G3		4 0 1 1 0 0 1			
Ron Santo, R (1, 5) OBP: 0.341, SLG: 0.464		0-0 F7		0-0 SF8 3-H		0-0 14 HR 2-H 1B		0-0 L8		3 1 1 2 0 0 0			
14 Ernie Banks, R (1, 3) OBP: 0.277, SLG: 0.456		0-0 1-3		0-3 K S S S		0-0 HR 1-H		0-0 L7		4 1 1 2 0 1 1			
Lou Johnson, R (1, 9) OBP: 0.313, SLG: 0.439		0-0 P5		0-3 K S S S		0-0 4-3		0-0 F5		4 0 0 0 0 1 1			
Randy Hundley, R (1, 2) OBP: 0.250, SLG: 0.310			0-0 1-3		0-3 K S S S		0-0 5-3			3 0 0 0 0 1 0			
Adolfo Phillips, R (1, 8) OBP: 0.270, SLG: 0.382			0-3 K S S S		0-3 K S S S		0-0 F7			3 0 0 0 0 2 0			
Ken Holtzman, R (1, 1) OBP: 0.100, SLG: 0.100 Phil Regan, R (8, 1)			0-3 K S S S		0-3 K S S S		0-0 P4			3 0 0 0 0 2 0 0 0 0 0 0 0 0			
<b>Inning Stats</b>	R: 0 E: 0 K: 0 S: 3 H: 0 LOB: 0 BB: 0 P: 3	R: 0 E: 0 K: 0 S: 3 H: 0 LOB: 0 BB: 0 P: 3	R: 0 E: 0 K: 2 S: 7 H: 0 LOB: 0 BB: 0 P: 7	R: 2 E: 1 K: 2 S: 10 H: 3 LOB: 1 BB: 0 P: 10	R: 0 E: 0 K: 3 S: 9 H: 0 LOB: 0 BB: 0 P: 9	R: 3 E: 1 K: 1 S: 8 H: 3 LOB: 0 BB: 0 P: 8	R: 0 E: 0 K: 0 S: 3 H: 0 LOB: 0 BB: 0 P: 3	R: 0 E: 0 K: 0 S: 3 H: 0 LOB: 0 BB: 0 P: 3	R: 0 E: 0 K: 0 S: 3 H: 0 LOB: 0 BB: 0 P: 3	1B: 5 2B: 0 3B: 0 HR: 1 SF: 1 SAC: 0 DP: 0 HBP: 0	WP: 0 PB: 0 SB: 0 CS: 0 PA: 33		
<b>PITCHER</b>	IP WLS BF H R ER SO BB IBB HBP BLK WP HR S P ERA WHIP											<b>PITCHER</b>	IP WLS BF H R ER SO BB IBB HBP BLK WP HR S P ERA WHIP
Bill Singer, R (1, 1) ERA: 2.18	7.0 L 27 6 5 5 8 0 0 0 0 0 0 1 43 43 6.43 0.857												
John Purdin, R (8, 1) ERA: 0.48	2.0 6 0 0 0 0 0 0 0 0 0 0 0 6 6 0.00 0.000												

Chicago Cubs @ Los Angeles Dodgers  
Dodger Stadium, Los Angeles, CA  
Mon May 13 1968, 7:05 PM PDT  
Att. 13,680 - Unknown - 51 F

livebaseballscorecards.com

AB	32
R	5
H	6
RBI	5
BB	0
SO	8
LOB	3









Batter	1	2	3	4	5	6	7	8	9	AB R H RBI BB SO LOB	TOP	
Don Kessinger, S (1, 6) OBP: 0.348, SLG: 0.354	0-0 P3		0-0 P4-3		0-0 P4			0-0 1B	0-0 P4-3	5 0 1 0 0 0 2	<b>Chicago Cubs @ Los Angeles Dodgers</b> Dodger Stadium, Los Angeles, CA Wed May 15 1968, 7:05 PM PDT Att. 14,804 - Unknown - 60 F	
Glenn Beckert, R (1, 4) OBP: 0.310, SLG: 0.380	0-0 2-3 1B			0-0 P3		0-0 F8		0-0 P6		4 0 1 0 0 0 1		
Billy Williams, L (1, 7) OBP: 0.345, SLG: 0.496	0-0 2-3 1-2			0-0 14 2B 1B		0-0 5-3			0-0 14 1B 1B	4 2 2 0 0 0 1		
Ron Santo, R (1, 5) OBP: 0.336, SLG: 0.445	0-0 P6			0-0 14 2B 1B		0-0 1-3			0-0 P5	4 1 1 0 0 0 2		
14 Ernie Banks, R (1, 3) OBP: 0.276, SLG: 0.451 Jose Arcia, R (9, PR) Phil Regan, R (9, 1)		0-0 F7		0-0 2B 1-H 2-H		0-0 F7			0-0 1B 1B 1B	4 0 2 2 0 0 0 0 1 0 0 0 0 0 0 0 0 0 0 0 0		
Lou Johnson, R (1, 9) OBP: 0.294, SLG: 0.412		0-0 6-3		0-0 F8		0-0 6-3			0-0 P4	4 0 0 0 0 0 3		
Randy Hundley, R (1, 2) OBP: 0.252, SLG: 0.302		0-0 F2		0-0 F8		0-0 L5			0-0 1B 1B 1-3 2-H	4 1 1 1 0 0 1		
Adolfo Phillips, R (1, 8) OBP: 0.271, SLG: 0.364			0-0 1-3		0-0 F8			0-0 P5	4-0 1B IBB	3 0 0 0 1 0 0		
Bill Hands, R (1, 1) OBP: 0.111, SLG: 0.059 Al Spangler, L (8, PH) Chuck Hartenstein, R (8, 1) Dick Nen, L (9, PH)			0-3 K		0-0 F2			0-0 6-3	0-0 1B 1-3 2-H 3-H	2 0 0 0 0 1 0 1 0 0 0 0 0 0 0 0 0 0 0 0 0 1 0 1 2 0 0 0		
<b>Inning Stats</b>	R: 0 H: 1 E: 0 LOB: 1 K: 0 BB: 0 S: 4 P: 4	R: 0 H: 0 E: 0 LOB: 0 K: 0 BB: 0 S: 3 P: 3	R: 0 H: 0 E: 0 LOB: 0 K: 1 BB: 0 S: 5 P: 5	R: 2 H: 3 E: 0 LOB: 1 K: 0 BB: 0 S: 6 P: 6	R: 0 H: 0 E: 0 LOB: 0 K: 0 BB: 0 S: 3 P: 3	R: 0 H: 0 E: 0 LOB: 0 K: 0 BB: 0 S: 3 P: 3	R: 0 H: 0 E: 0 LOB: 0 K: 0 BB: 0 S: 3 P: 3	R: 0 H: 1 E: 0 LOB: 1 K: 0 BB: 0 S: 4 P: 4	R: 3 H: 4 E: 0 LOB: 2 K: 0 BB: 1 S: 7 P: 11	1B: 8 SF: 0 2B: 1 SAC: 0 3B: 0 DP: 0 HR: 0 HBP: 0		WP: 0 PA: 37 PB: 0 SB: 0 CS: 0
<b>PITCHER</b> Mudcat Grant, R (1, 1) ERA: 3.0 Jack Billingham, R (9, 1) ERA: 1.4	IP WLS BF H R ER SO BB IBB HBP BLK WP HR S P ERA WHIP											<b>PITCHER</b> IP WLS BF H R ER SO BB IBB HBP BLK WP HR S P ERA WHIP

livebaseballscorecards.com

AB	36
R	5
H	9
RBI	5
BB	1
SO	1
LOB	10





**BOTTOM**

**Chicago Cubs @ Los Angeles Dodgers**  
 Dodger Stadium, Los Angeles, CA  
 Wed May 15 1968, 7:05 PM PDT  
 Att. 14,804 - Unknown - 60 F

livebaseballscores.com

<b>AB</b>	<b>35</b>
<b>R</b>	<b>3</b>
<b>H</b>	<b>8</b>
<b>RBI</b>	<b>3</b>
<b>BB</b>	<b>0</b>
<b>SO</b>	<b>7</b>
<b>LOB</b>	<b>10</b>



<b>WP:</b> 0	<b>PA:</b> 36
<b>PB:</b> 0	
<b>SB:</b> 0	
<b>CS:</b> 0	

AB	R	H	RBI	BB	SO	LOB
----	---	---	-----	----	----	-----

3	0	1	1	0	1	0
---	---	---	---	---	---	---

4	0	1	0	0	1	0
---	---	---	---	---	---	---

4	0	1	0	0	1	2
---	---	---	---	---	---	---

4	0	2	0	0	1	1
---	---	---	---	---	---	---

4	0	0	0	0	0	2
0	0	0	0	0	0	0

4	0	0	0	0	1	2
---	---	---	---	---	---	---

4	0	0	0	0	2	2
---	---	---	---	---	---	---

3	2	2	0	0	0	0
1	0	0	0	0	0	0

3	1	1	2	0	0	1
0	0	0	0	0	0	0
1	0	0	0	0	0	0

1B:	6	SF:	1
2B:	1	SAC:	0
3B:	0	DP:	0
HR:	1	HBP:	0

Batter	1	2	3	4	5	6	7	8	9
--------	---	---	---	---	---	---	---	---	---

<b>Wes Parker, S</b> (1, 3) OBP: 0.331, SLG: 0.328	0-3 K		0-0 1-3		0-0 2B 1B		0-0 SF8		
---	----------	--	------------	--	-----------------	--	------------	--	--

<b>Willie Davis, L</b> (1, 8) OBP: 0.230, SLG: 0.338	0-3 K		0-0 F5		0-0 1-3 2B		0-0 3-H G1		
---	----------	--	-----------	--	------------------	--	------------------	--	--

<b>Ron Fairly, L</b> (1, 9) OBP: 0.267, SLG: 0.231	0-0 1B		0-3 K		0-0 F9			0-0 6-3	
---	-----------	--	----------	--	-----------	--	--	------------	--

<b>Tom Haller, L</b> (1, 2) OBP: 0.340, SLG: 0.337	0-0 P6			0-0 FC6-4 1B		0-3 K		0-0 5-3 1B	
---	-----------	--	--	--------------------	--	----------	--	------------------	--

<b>Rocky Colavito, R</b> (1, 7) OBP: 0.291, SLG: 0.364		0-0 1-3		0-0 L8		0-0 P6		0-0 5-3	
---	--	------------	--	-----------	--	-----------	--	------------	--

<b>Jim Fairey, L</b> (9, 7) OBP: 0.225, SLG: 0.270								0-0 1-2	
---	--	--	--	--	--	--	--	------------	--

<b>Ken Boyer, R</b> (1, 5) OBP: 0.194, SLG: 0.171		0-0 F8		0-0 FC6-4 1-2f		0-0 E6 FC6-4		0-3 K	
--	--	-----------	--	----------------------	--	--------------------	--	----------	--

<b>Zoilo Versalles, R</b> (1, 6) OBP: 0.234, SLG: 0.273		0-3 K		0-0 F8		0-0 FC6-4 1-2f			0-3 K
--	--	----------	--	-----------	--	----------------------	--	--	----------

<b>Paul Popovich, S</b> (1, 4) OBP: 0.233, SLG: 0.179			0-0 HR 1B		0-0 P4-3		0-0 E3 SF8 1B		0-0 F8
--	--	--	-----------------	--	-------------	--	------------------------	--	-----------

<b>Len Gabrielson, L</b> (9, PH) OBP: 0.125, SLG: 0.125					0-0 6-3		0-0 G3		0-0 6-3
--	--	--	--	--	------------	--	-----------	--	------------

<b>Mudcat Grant, R</b> (1, 1) OBP: 0.333, SLG: 0.667									
---	--	--	--	--	--	--	--	--	--

<b>Jack Billingham, R</b> (9, 1) <b>Bob Bailey, R</b> (9, PH) OBP: 0.264, SLG: 0.258									
--	--	--	--	--	--	--	--	--	--

<b>Inning Stats</b>	R: 0 E: 0 K: 2 S: 8	H: 1 LOB: 1 BB: 0 P: 8	R: 0 E: 0 K: 1 S: 5	H: 0 LOB: 0 BB: 0 P: 5	R: 2 E: 0 K: 1 S: 7	H: 2 LOB: 0 BB: 0 P: 7	R: 0 E: 0 K: 0 S: 4	H: 1 LOB: 1 BB: 0 P: 4	R: 0 E: 0 K: 0 S: 5	H: 2 LOB: 2 BB: 0 P: 5	R: 0 E: 1 K: 1 S: 6	H: 0 LOB: 1 BB: 0 P: 6	R: 1 E: 1 K: 0 S: 4	H: 1 LOB: 0 BB: 0 P: 4	R: 0 E: 0 K: 1 S: 6	H: 1 LOB: 1 BB: 0 P: 6	R: 0 E: 0 K: 1 S: 5	H: 0 LOB: 0 BB: 0 P: 5
---------------------	------------------------------	---------------------------------	------------------------------	---------------------------------	------------------------------	---------------------------------	------------------------------	---------------------------------	------------------------------	---------------------------------	------------------------------	---------------------------------	------------------------------	---------------------------------	------------------------------	---------------------------------	------------------------------	---------------------------------

PITCHER	IP	WLS	BF	H	R	ER	SO	BB	IBB	HBP	BLK	WP	HR	S	P	ERA	WHIP
<b>Bill Hands, R</b> (1, 1) ERA: 2.24	7.0		29	7	3	2	5	0	0	0	0	0	1	39	39	2.57	1.000
<b>Chuck Hartenstein, R</b> (8, 1) ERA: 4.63	1.0	W	4	1	0	0	1	0	0	0	0	0	0	6	6	0.00	1.000
<b>Phil Regan, R</b> (9, 1) ERA: 3.57	1.0	S	3	0	0	0	1	0	0	0	0	0	0	5	5	0.00	0.000

PITCHER	IP	WLS	BF	H	R	ER	SO	BB	IBB	HBP	BLK	WP	HR	S	P	ERA	WHIP
---------	----	-----	----	---	---	----	----	----	-----	-----	-----	----	----	---	---	-----	------

Batter	1	2	3	4	5	6	7	8	9	AB R H RBI BB SO LOB	TOP
Don Kessinger, S OBP: 0.336, SLG: 0.341 (1, 6)	0-3 K	0-0 6-3			0-0 6-3		0-0 6-3		0-3 K	5 0 0 0 0 2 2	
Glenn Beckert, R OBP: 0.305, SLG: 0.373 (1, 4)	0-0 G3 1B		0-0 5-3		0-0 1-3		0-0 6-3		0-0 F8	5 1 1 0 0 0 1	
Billy Williams, L OBP: 0.343, SLG: 0.496 (1, 7)	0-0 G3 1-2		0-0 P6		0-0 2B		0-0 G3			4 0 1 0 0 0 1	
Ron Santo, R OBP: 0.333, SLG: 0.439 (1, 5)	0-0 14 1B 2-H		0-3 K		0-3 K			0-0 F8		4 0 1 1 0 2 1	
14 Ernie Banks, R OBP: 0.275, SLG: 0.444 (1, 3)	0-0 1-2 1B			0-0 5-3		0-0 1-3		0-3 K		4 0 1 0 0 1 0	
Al Spangler, L OBP: 0.320, SLG: 0.391 (1, 9)	0-0 P6			0-0 G3		0-0 1B FC1-2-5		0-0 1B		4 0 2 0 0 0 2	
Randy Hundley, R OBP: 0.252, SLG: 0.300 (1, 2)		0-0 F8		0-0 E6		0-0 1B FC1-2-5		0-0 L6		4 0 1 0 0 0 1	
Adolfo Phillips, R OBP: 0.278, SLG: 0.358 (1, 8)		0-0 F7		4-0 IBB		0-0 FC1-2-5 FC1-4			4-0 SH3-4 BB	2 0 0 0 2 0 2	
Rich Nye, L OBP: 0.250, SLG: 0.250 (1, 1)		0-0 1B		0-3 K		0-0 FC1-4			0-0 SH3-4	3 0 1 0 0 1 4	
<b>Inning Stats</b>	R: 1 E: 0 K: 1 S: 8 H: 3 LOB: 2 BB: 0 P: 8	R: 0 E: 0 K: 0 S: 4 H: 1 LOB: 1 BB: 0 P: 4	R: 0 E: 0 K: 1 S: 5 H: 0 LOB: 0 BB: 0 P: 5	R: 0 E: 1 K: 1 S: 6 H: 0 LOB: 2 BB: 1 P: 10	R: 0 E: 0 K: 1 S: 6 H: 1 LOB: 1 BB: 0 P: 6	R: 0 E: 0 K: 0 S: 5 H: 2 LOB: 2 BB: 0 P: 5	R: 0 E: 0 K: 0 S: 3 H: 0 LOB: 0 BB: 0 P: 3	R: 0 E: 0 K: 1 S: 6 H: 1 LOB: 1 BB: 0 P: 6	R: 0 E: 0 K: 1 S: 5 H: 0 LOB: 1 BB: 1 P: 9	1B: 7 2B: 1 3B: 0 HR: 0 SF: 0 SAC: 1 DP: 0 HBP: 0	WP: 0 PB: 0 SB: 0 CS: 0 PA: 38
<b>PITCHER</b> Don Sutton, R ERA: 2.59 (1, 1)	IP: 7.0 WLS: L BF: 30 H: 7 R: 1 ER: 1 SO: 4 BB: 0 IBB: 1 HBP: 0 BLK: 0 WP: 0 HR: 0 S: 37 P: 41 ERA: 1.29 WHIP: 1.000										
Jack Billingham, R ERA: 1.27 (8, 1)	IP: 2.0 WLS: L BF: 8 H: 1 R: 0 ER: 0 SO: 2 BB: 1 IBB: 0 HBP: 0 BLK: 0 WP: 0 HR: 0 S: 11 P: 15 ERA: 0.00 WHIP: 1.000										

Chicago Cubs @ Los Angeles Dodgers  
Dodger Stadium, Los Angeles, CA  
Thu May 16 1968, 7:05 PM PDT  
Att. 14,857 - Unknown - 65 F

livebaseballscorecards.com

AB 35  
R 1  
H 8  
RBI 1  
BB 2  
SO 6  
LOB 14



Batter	1	2	3	4	5	6	7	8	9	AB	R	H	RBI	BB	SO	LOB
Willie Davis, L (1, 8) OBP: 0.231, SLG: 0.343	0-0 G3		0-0 F3		0-0 2B			0-0 4-3		4	0	1	0	0	0	0
Zoilo Versalles, R (1, 6) OBP: 0.228, SLG: 0.265	0-3 K		0-3 K2-3		0-0 F8			0-0 F9		4	0	0	0	0	2	1
Wes Parker, S (1, 7) OBP: 0.328, SLG: 0.325	0-0 F9			0-0 P4		0-0 1B 1B		0-0 L8		4	0	1	0	0	0	0
Rocky Colavito, R (1, 9) OBP: 0.289, SLG: 0.350		4-0 1B BB		0-0 5-3		0-3 K		0-0 3-1		3	0	0	0	1	1	1
Ken Boyer, R (1, 3) OBP: 0.250, SLG: 0.211		0-0 1B		4-0 FC6-5 1B BB		0-0 1B		0-0 1-3		3	0	2	0	1	0	0
Bob Bailey, R (1, 5) OBP: 0.276, SLG: 0.273		0-3 K		0-0 1B		0-0 G6-4-3		0-0 1B		4	0	2	0	0	1	4
Paul Popovich, S (1, 4) OBP: 0.212, SLG: 0.161		0-3 K		0-0 FC6-5			0-0 P9		0-0 F7	3	0	0	0	0	1	4
Ron Fairly, L (9, PH) OBP: 0.265, SLG: 0.229		0-3 K		2-3f						1	0	0	0	0	0	1
Jeff Torborg, R (1, 2) OBP: 0.190, SLG: 0.150		0-0 F3			0-0 4-3		0-0 6-3			2	0	0	0	0	0	2
Ted Savage, R (7, PH) OBP: 0.150, SLG: 0.105										1	0	0	0	0	0	0
Tom Haller, L (8, 2) OBP: 0.340, SLG: 0.337										0	0	0	0	0	0	0
Don Sutton, R (1, 1) OBP: 0.400, SLG: 0.375			0-3 K		0-0 1-3		0-3 K			2	0	0	0	0	1	0
Mudcat Grant, R (7, PH) OBP: 0.300, SLG: 0.600										1	0	0	0	0	1	0
Jack Billingham, R (8, 1)										0	0	0	0	0	0	0

Inning Stats	R: 0	H: 0	R: 0	H: 1	R: 0	H: 0	R: 0	H: 1	R: 0	H: 2	R: 0	H: 0	R: 0	H: 0	R: 0	H: 1	R: 0	H: 0	R: 0	H: 1	1B: 5	SF: 0	WP: 0	PA: 34	
E: 0	LOB: 0	E: 0	LOB: 2	E: 0	LOB: 0	E: 0	LOB: 1	E: 0	LOB: 1	E: 0	LOB: 0	E: 0	LOB: 0	E: 0	LOB: 1	E: 0	LOB: 1	E: 0	LOB: 0	E: 0	LOB: 1	2B: 1	SAC: 0	PB: 0	
K: 1	BB: 0	K: 2	BB: 1	K: 2	BB: 0	K: 0	BB: 0	K: 1	BB: 0	K: 1	BB: 0	K: 0	BB: 0	K: 0	BB: 0	K: 0	BB: 0	K: 0	BB: 0	K: 0	BB: 0	3B: 0	DP: 1	SB: 0	
S: 5	P: 5	S: 8	P: 12	S: 7	P: 7	S: 4	P: 8	S: 4	P: 4	S: 6	P: 6	S: 5	P: 5	S: 3	P: 3	S: 4	P: 4	S: 4	P: 4	S: 4	P: 4	HR: 0	HBP: 0	CS: 0	

PITCHER	IP	WLS	BF	H	R	ER	SO	BB	IBB	HBP	BLK	WP	HR	S	P	ERA	WHIP	PITCHER	IP	WLS	BF	H	R	ER	SO	BB	IBB	HBP	BLK	WP	HR	S	P	ERA	WHIP	
Rich Nye, L (1, 1) ERA: 4.04	9.0	W	34	6	0	0	7	2	0	0	0	0	0	46	54	0.00	0.889																			

BOTTOM

Chicago Cubs @ Los Angeles Dodgers  
 Dodger Stadium, Los Angeles, CA  
 Thu May 16 1968, 7:05 PM PDT  
 Att: 14,857 - Unknown - 65 F

livebaseballscores.com

AB	32
R	0
H	6
RBI	0
BB	2
SO	7
LOB	13



Batter	1	2	3	4	5	6	7	8	9	AB R H RBI BB SO LOB	TOP
Ron Davis, R (1, 8) OBP: 0.246, SLG: 0.238	0-0 5-3		0-0 F6			0-0 F7			0-0 F8	4 0 0 0 0 0 1	
Denis Menke, R (1, 6) OBP: 0.343, SLG: 0.351	0-0 F6			0-0 F7		0-0 F6			0-3 K	4 0 0 0 0 1 1	
Jimmy Wynn, R (1, 7) OBP: 0.361, SLG: 0.378	4-0 BB			0-0 F8			0-3 K		0-0 F5	3 0 0 0 1 1 1	
Rusty Staub, L (1, 3) OBP: 0.391, SLG: 0.460	0-0 F7			0-0 1-3			0-3 K			3 0 0 0 0 1 1	
Norm Miller, L (1, 9) OBP: 0.250, SLG: 0.278		0-0 6-3			0-0 F8		0-3 K			3 0 0 0 0 1 0	
Doug Rader, R (1, 5) OBP: 0.250, SLG: 0.400		0-3 K			0-0 1B			0-0 L3		3 0 1 0 0 1 0	
Julio Gotay, R (1, 4) OBP: 0.232, SLG: 0.250		0-0 6-3			0-0 F3			0-0 3-1		3 0 0 0 0 0 1	
Dave Adlesh, R (1, 2) OBP: 0.273, SLG: 0.273			0-3 K		0-0 F2			0-0 6-3		3 0 0 0 0 1 1	
Larry Dierker, R (1, 1) Danny Coombs, R (8, 1) Bob Aspromonte, R (9, PH) OBP: 0.314, SLG: 0.333			0-3 K		0-3 K			0-0 1B		2 0 0 0 0 2 0 0 0 0 0 0 0 0 1 0 1 0 0 0 0	
<b>Inning Stats</b>	R: 0 E: 0 K: 0 S: 3 H: 0 LOB: 1 BB: 1 P: 7	R: 0 E: 0 K: 1 S: 5 H: 0 LOB: 0 BB: 0 P: 5	R: 0 E: 0 K: 2 S: 7 H: 0 LOB: 0 BB: 0 P: 7	R: 0 E: 0 K: 0 S: 3 H: 0 LOB: 0 BB: 0 P: 3	R: 0 E: 0 K: 0 S: 4 H: 1 LOB: 1 BB: 0 P: 4	R: 0 E: 0 K: 1 S: 5 H: 0 LOB: 0 BB: 0 P: 5	R: 0 E: 0 K: 3 S: 9 H: 0 LOB: 0 BB: 0 P: 9	R: 0 E: 0 K: 0 S: 3 H: 0 LOB: 0 BB: 0 P: 3	R: 0 E: 0 K: 1 S: 6 H: 1 LOB: 1 BB: 0 P: 6	1B: 2 2B: 0 3B: 0 HR: 0 SF: 0 SAC: 0 DP: 0 HBP: 0	WP: 0 PB: 0 SB: 0 CS: 0 PA: 30
<b>PITCHER</b> Bill Singer, R (1, 1) ERA: 1.9	IP: 9.0 WLS: W BF: 30 H: 2 R: 0 ER: 0 SO: 8 BB: 1 IBB: 0 HBP: 0 BLK: 0 WP: 0 HR: 0 S: 45 P: 49 ERA: 0.00 WHIP: 0.333										

Houston Astros @ Los Angeles Dodgers  
Dodger Stadium, Los Angeles, CA

Fri May 17 1968, 7:05 PM PDT  
Att: 17,374 - Unknown

livebaseballscorecards.com

AB	29
R	0
H	2
RBI	0
BB	1
SO	8
LOB	6



Batter	1	2	3	4	5	6	7	8	9
<b>Wes Parker, S</b> OBP: 0.338, SLG: 0.320 (1, 3)	4-0 SH1-3 BB	4-0 1-3 3-H BB		0-0 2-3		0-3 K		4-0 1-2 2-3 BB	
<b>Willie Davis, L</b> OBP: 0.231, SLG: 0.340 (1, 8)	0-0 SH1-3	0-0 G3		0-0 F8			0-3 K	0-0 1-2 2-3 1B	
<b>Ron Fairly, L</b> OBP: 0.254, SLG: 0.218 (1, 9)	0-0 4-3		0-0 F9		0-0 3-1		0-0 F7	0-0 4-3	
<b>Ken Boyer, R</b> OBP: 0.273, SLG: 0.238 (1, 5)	0-0 4-3		0-0 6-3		0-0 1B		0-0 1B		
<b>Tom Haller, L</b> OBP: 0.355, SLG: 0.364 (1, 2)		0-0 FC1-5 5-3 1B	0-0		0-0 1B		0-0 L7		
<b>Rocky Colavito, R</b> OBP: 0.277, SLG: 0.333 (1, 7)		0-0 5-3	0-0 F9		0-0 G6-4-3			0-0 6-3	
<b>Jim Fairey, L</b> OBP: 0.225, SLG: 0.270 (9, 7)		1-2			1-2f				
<b>Zoilo Versalles, R</b> OBP: 0.242, SLG: 0.281 (1, 6)		4-0 FC1-5 1B BB		0-0 S SH3-4 2B 1B		0-0 E 2B		0-0 5-3	
<b>Paul Popovich, S</b> OBP: 0.250, SLG: 0.206 (1, 4)		0-0 FC1-5 1B WP		0-0 SH3-4		0-0 E3 1B		0-0 BB BB 1B 1B	
<b>Bill Singer, R</b> OBP: 0.211, SLG: 0.278 (1, 1)		0-0 WP 1B		0-0 2-3 2B		0-0 F1		4-0 BB 1B BB	

Inning Stats	R: 0	H: 0	E: 0	K: 0	S: 3	H: 0	LOB: 1	BB: 1	P: 7	R: 2	H: 2	E: 0	K: 0	S: 5	H: 1	LOB: 1	BB: 0	P: 4	R: 1	H: 2	E: 0	K: 0	S: 5	H: 2	LOB: 1	BB: 0	P: 5	R: 0	H: 2	E: 0	K: 0	S: 4	H: 2	LOB: 0	BB: 0	P: 6	R: 0	H: 1	E: 0	K: 1	S: 6	H: 2	LOB: 2	BB: 2	P: 13
--------------	------	------	------	------	------	------	--------	-------	------	------	------	------	------	------	------	--------	-------	------	------	------	------	------	------	------	--------	-------	------	------	------	------	------	------	------	--------	-------	------	------	------	------	------	------	------	--------	-------	-------

PITCHER															PITCHER																		
IP	WLS	BF	H	R	ER	SO	BB	IBB	HBP	BLK	WP	HR	S	P	ERA	WHIP	IP	WLS	BF	H	R	ER	SO	BB	IBB	HBP	BLK	WP	HR	S	P	ERA	WHIP
Larry Dierker, R (1, 1)	7.2	L	37	11	6	5	2	5	0	0	0	0	36	56	5.87	2.087	Danny Coombs, L (8, 1)	0.1		2	1	0	0	0	0	0	0	0	0	2	2	0.00	3.000

**BOTTOM**

**Houston Astros @ Los Angeles Dodgers**  
Dodger Stadium, Los Angeles, CA

Fri May 17 1968, 7:05 PM PDT  
Att. 17,374 - Unknown

AB	R	H	RBI	BB	SO	LOB
2	0	0	0	3	1	1
4	0	1	2	0	1	3
5	0	0	0	0	0	3
4	0	2	0	0	0	1
4	0	3	0	0	0	1
4	0	0	0	0	0	4
0	0	0	0	0	0	0
3	3	2	0	1	0	0
3	2	2	0	0	0	2
3	1	2	2	1	0	0

AB	32
R	6
H	12
RBI	4
BB	5
SO	2
LOB	15



1B:	9	SF:	0	WP:	2	PA:	39
2B:	3	SAC:	2	PB:	0		
3B:	0	DP:	1	SB:	1		
HR:	0	HBP:	0	CS:	0		

livebaseballscorecards.com

Batter	1	2	3	4	5	6	7	8	9	AB R H RBI BB SO LOB	TOP
Ron Brand, R (1, 2) X	0-0 6-3 ①		0-0 F6 ③			0-0 F9 ②		0-0 F2 ③		4 0 0 0 0 0 0	
Denis Menke, R (1, 4) SSS	0-3 K ②			0-0 5-3 ①		0-0 1B			0-3 K ①	4 0 1 0 0 2 0	
Rusty Staub, L (1, 3) X	0-0 6-3 ③			0-0 G3 ②		0-0 1-3 ③			0-0 FC4-6 1B	4 0 1 0 0 0 1	
Lee Thomas, L (1, 9) OBP: 0.208, SLG: 0.182 Ivan Murrell, R (9, PR) OBP: 0.059, SLG: 0.059		4-0 BB		0-0 P4-3 ③			0-0 FC6-4 1B		0-0 FC4-6 2B 1-2f ②	3 0 1 0 1 0 1 0 0 0 0 0 0 0	
Jimmy Wynn, R (1, 8) OBP: 0.365, SLG: 0.391		0-3 K ①			0-0 P4-3 1B		0-0 FC6-4 G3 1-2f ①		0-0 1-3 2B	4 0 2 0 0 1 2	
Bob Aspromonte, R (1, 5) OBP: 0.311, SLG: 0.323		0-3 K ②			0-0 P4-3 1-2 ①		0-0 G3 1-2 ②		4-0 IBB	3 0 0 0 1 1 3	
Bob Watson, R (1, 7)		0-3 K ③			0-0 5-3 ②		0-0 5-3 ③		0-0 6-3 ③	4 0 0 0 0 1 6	
Hector Torres, R (1, 6) OBP: 0.276, SLG: 0.288			0-0 6-3 ①		0-0 6-3 ③			0-0 F7 ①		3 0 0 0 0 0 1	
Dave Giusti, R (1, 1) OBP: 0.087, SLG: 0.130			0-3 K ②			0-0 6-3 ①		0-0 6-3 ②		3 0 0 0 0 1 0	
<b>Inning Stats</b>	R: 0 H: 0 E: 0 LOB: 0 K: 1 BB: 0 S: 5 P: 5	R: 0 H: 0 E: 0 LOB: 1 K: 3 BB: 1 S: 9 P: 13	R: 0 H: 0 E: 0 LOB: 0 K: 1 BB: 0 S: 5 P: 5	R: 0 H: 0 E: 0 LOB: 0 K: 0 BB: 0 S: 3 P: 3	R: 0 H: 1 E: 0 LOB: 1 K: 0 BB: 0 S: 4 P: 4	R: 0 H: 1 E: 0 LOB: 1 K: 0 BB: 0 S: 4 P: 4	R: 0 H: 1 E: 0 LOB: 1 K: 0 BB: 0 S: 4 P: 4	R: 0 H: 0 E: 0 LOB: 0 K: 0 BB: 0 S: 3 P: 3	R: 0 H: 2 E: 0 LOB: 3 K: 1 BB: 1 S: 7 P: 11	1B: 4 SF: 0 2B: 1 SAC: 0 3B: 0 DP: 0 HR: 0 HBP: 0	WP: 0 PA: 34 PB: 0 SB: 0 CS: 0
<b>PITCHER</b> Don Drysdale, R (1, 1) ERA: 1.85	IP WLS BF H R ER SO BB IBB HBP BLK WP HR S P ERA WHIP										
	9.0 W 34 5 0 0 6 1 1 0 0 0 0 0 44 52 0.00 0.667										

Houston Astros @ Los Angeles Dodgers  
Dodger Stadium, Los Angeles, CA  
Sat May 18 1968, 3:33 AM PDT  
Att: 19,630 - Unknown

AB	32
R	0
H	5
RBI	0
BB	2
SO	6
LOB	14



Batter	1	2	3	4	5	6	7	8	9	AB	R	H	RBI	BB	SO	LOB
Wes Parker, S OBP: 0.345, SLG: 0.328 (1, 3)	0-0 3-1		0-0 1B			0-0 SH1-4 E 1B		0-0 SH3-4		3	1	2	0	0	0	0
Willie Davis, L OBP: 0.227, SLG: 0.333 (1, 8)	0-0 4-3		0-0 F9			0-0 SH1-4		0-0 L4		3	0	0	0	0	0	2
Ron Fairly, L OBP: 0.254, SLG: 0.219 (1, 9)	0-3 K			0-0 5-3		0-0 3-1		0-0 2-3		4	0	1	0	0	1	1
Ken Boyer, R OBP: 0.255, SLG: 0.222 (1, 5)		0-3 K		0-0 F9		0-0 E6 S		0-0 3-H		3	0	0	0	0	1	0
Tom Haller, L OBP: 0.345, SLG: 0.353 (1, 2)		0-0 4-3		0-0 1-3		0-0 F9		0-0 1-2		3	0	0	0	0	0	1
Rocky Colavito, R OBP: 0.278, SLG: 0.326 (1, 7)		4-0 BB			0-0 F8		0-0 F7			2	0	0	0	1	0	0
Jim Fairey, L OBP: 0.225, SLG: 0.270 (8, 7)										0	0	0	0	0	0	0
Zoilo Versalles, R OBP: 0.237, SLG: 0.275 (1, 6)		0-0 6-3			0-3 K		0-0 L9			3	0	0	0	0	1	1
Paul Popovich, S OBP: 0.256, SLG: 0.216 (1, 4)			0-0 P1-3		0-0 1B		0-0 P4-3			3	0	1	0	0	0	0
Don Drysdale, R OBP: 0.227, SLG: 0.273 (1, 1)			0-0 5-3		0-3 K			0-0 SH3-4 1B 1B		3	0	1	0	0	1	1

Inning Stats	R: 0	H: 0	E: 0	K: 1	S: 5	R: 0	H: 0	E: 0	K: 1	S: 5	R: 0	H: 1	E: 0	K: 0	S: 4	R: 0	H: 0	E: 0	K: 0	S: 3	R: 0	H: 1	E: 0	K: 2	S: 8	R: 1	H: 1	E: 1	K: 0	S: 5	R: 0	H: 0	E: 0	K: 0	S: 3	R: 0	H: 2	E: 0	K: 0	S: 4	1B: 5	2B: 0	3B: 0	HR: 0	SF: 0	SAC: 2	DP: 0	HBP: 0	WP: 0	PB: 0	SB: 1	CS: 0	PA: 30
PITCHER Dave Giusti, R ERA: 1.77 (1, 1)	IP	WLS	BF	H	R	ER	SO	BB	IBB	HBP	BLK	WP	HR	S	P	ERA	WHIP													IP	WLS	BF	H	R	ER	SO	BB	IBB	HBP	BLK	WP	HR	S	P	ERA	WHIP							

**BOTTOM**

**Houston Astros @ Los Angeles Dodgers**  
 Dodger Stadium, Los Angeles, CA

Sat May 18 1968, 3:33 AM PDT  
 Att. 19,630 - Unknown

livebaseballscorecards.com

<b>AB</b>	<b>27</b>
<b>R</b>	<b>1</b>
<b>H</b>	<b>5</b>
<b>RBI</b>	<b>0</b>
<b>BB</b>	<b>1</b>
<b>SO</b>	<b>4</b>
<b>LOB</b>	<b>6</b>



Batter	1	2	3	4	5	6	7	8	9	AB R H RBI BB SO LOB	TOP											
Byron Browne, R (1, 9) OBP: 0.400, SLG: 0.250	0-0 P6-3		0-0 SH1-3 1B	4-0 FC6-4 BB		0-3 K			0-0 4-3	4 0 1 0 1 1 0	<b>Houston Astros @ Los Angeles Dodgers</b> <b>Dodger Stadium, Los Angeles, CA</b> Sun May 19 1968, 3:33 AM PDT Unknown											
Denis Menke, R (1, 4) OBP: 0.336, SLG: 0.337	0-0 P6-3		0-0 SH1-3 1-2	0-0 FC6-4 1-2f		0-0 F7			4-0 CS BB	3 0 0 0 1 0 2												
Jimmy Wynn, R (1, 8) OBP: 0.373, SLG: 0.425	0-0 1B 1B		0-0 HR 2-3		0-0 F9				0-0 P4-6-3 1B 1-2	5 1 3 1 0 0 1												
Rusty Staub, L (1, 3) OBP: 0.390, SLG: 0.450	0-0 1-3 1B		1-0 1B HBP		0-0 1-3				0-3 K 1-2	3 0 1 0 0 1 1												
Bob Aspromonte, R (1, 5) OBP: 0.318, SLG: 0.330	0-0 F9		0-0 FC6-4 1-3 1B		0-0 BB 2B 1B				0-0 P4-6-3 1-2f	4 1 2 0 0 0 3												
Bob Watson, R (1, 7) OBP: 0.250, SLG: 0.143		0-3 K	0-0 FC6-4 1-2f		4-0 2B 1-2 BB				0-0 SH3-4 1B	3 0 1 0 1 1 2												
Ron Brand, R (1, 2) OBP: 0.333, SLG: 0.375		0-0 P6-3		0-0 SH1-3 1B	0-0 1-3 2-H				0-0 SH3-4 1-2	3 0 2 1 0 0 0												
Hector Torres, R (1, 6) OBP: 0.266, SLG: 0.276		0-0 E3		0-0 SH1-3 1-2	0-0 L3				0-0 F8	3 0 0 0 0 0 3												
Denny Lemaster, R (1, 1) OBP: 0.266, SLG: 0.276		0-3 K		0-0 F8		0-0 P6-3			0-0 1-4-3	4 0 0 0 0 1 3												
<b>Inning Stats</b>	R: 0 E: 0 K: 0 S: 5	H: 2 LOB: 2 BB: 0 P: 5	R: 0 E: 1 K: 2 S: 8	H: 0 LOB: 1 BB: 0 P: 8	R: 1 E: 0 K: 0 S: 5	H: 3 LOB: 2 BB: 0 P: 6	R: 0 E: 0 K: 0 S: 4	H: 1 LOB: 2 BB: 1 P: 8	R: 1 E: 0 K: 0 S: 5	H: 2 LOB: 2 BB: 1 P: 9	R: 0 E: 0 K: 1 S: 5	H: 0 LOB: 0 BB: 0 P: 5	R: 0 E: 0 K: 1 S: 5	H: 1 LOB: 0 BB: 0 P: 5	R: 0 E: 0 K: 0 S: 4	H: 1 LOB: 1 BB: 0 P: 4	R: 0 E: 0 K: 0 S: 2	H: 0 LOB: 0 BB: 1 P: 6	1B: 8 2B: 1 3B: 0 HR: 1	SF: 0 SAC: 3 DP: 1 HBP: 1	WP: 0 PB: 0 SB: 0 CS: 1	PA: 39
<b>PITCHER</b>	IP WLS BF H R ER SO BB IBB HBP BLK WP HR S P ERA WHIP																					
Claude Osteen, L (1, 1) ERA: 3.43	4.2 L 25 8 2 2 2 2 2 0 1 0 0 1 26 35 3.86 2.143																					
John Purdin, R (5, 1) ERA: 0.45	1.1 4 0 0 0 1 0 0 0 0 0 0 0 6 6 0.00 0.000																					
Jim Brewer, L (7, 1) ERA: 1.13	3.0 10 2 0 0 1 1 0 0 0 0 0 0 11 15 0.00 1.000																					

livebaseballscorecards.com

<b>AB</b>	<b>32</b>
<b>R</b>	<b>2</b>
<b>H</b>	<b>10</b>
<b>RBI</b>	<b>2</b>
<b>BB</b>	<b>3</b>
<b>SO</b>	<b>4</b>
<b>LOB</b>	<b>15</b>





Batter	1	2	3	4	5	6	7	8	9	AB R H RBI BB SO LOB
Willie Davis, L (1, 8) OBP: 0.226, SLG: 0.329	0-0 2-3		0-3 K		0-0 1B		0-0 L7		0-3 K	5 0 1 0 0 2 0
Wes Parker, S (1, 7) OBP: 0.340, SLG: 0.323	0-0 HBP 1B		0-0 G3		0-0 F9		0-0 4-3		0-0 4-3	5 0 1 0 0 0 1
Ken Boyer, R (1, 3) OBP: 0.275, SLG: 0.213	1-0 1-2 HBP		0-3 K		0-0 1-3		4-0 1B BB			2 0 0 0 1 1 1
Rocky Colavito, R (1, 9) OBP: 0.287, SLG: 0.326	0-0 F8			4-0 FC1-5 1B BB		0-0 F6	0-0 1-2 1B			3 0 1 0 1 0 2
Bob Bailey, R (1, 5) OBP: 0.275, SLG: 0.271	0-0 6-3			0-0 FC1-5 1-2 1B		0-0 F3	0-0 F7			4 0 1 0 0 0 4
Luis Alcaraz, R (1, 4) OBP: 0.227, SLG: 0.236		0-0 F9		0-0 FC1-5 1-2 2-3f 1B BB		4-0 1B 1B BB		0-0 F8		3 1 0 0 1 0 2
Paul Popovich, S (1, 6) OBP: 0.256, SLG: 0.220		0-0 P7		0-3 K		0-0 1-3 1B 1B		0-0 P8		4 0 1 0 0 1 2
Jeff Torborg, R (1, 2) OBP: 0.240, SLG: 0.208		0-0 1B		0-3 K		0-0 1-2 3-H 1B		0-0 F3		4 0 2 1 0 1 2
Claude Osteen, L (1, 1) OBP: 0.071, SLG: 0.143		0-3 K			0-0 F9		0-0 F8		0-3 K	1 0 0 0 0 1 1
John Purdin, R (5, 1) OBP: 0.500, SLG: 0.500										1 0 0 0 0 0 0
Ted Savage, R (6, PH) OBP: 0.143, SLG: 0.100										1 0 0 0 0 0 2
Jim Brewer, L (7, 1)										0 0 0 0 0 0 0
Mudcat Grant, R (9, PH) OBP: 0.273, SLG: 0.545										1 0 0 0 0 1 0

Inning Stats	R: 0 E: 0 K: 0 S: 4	H: 1 LOB: 2 BB: 0 P: 5	R: 0 E: 0 K: 1 S: 6	H: 1 LOB: 1 BB: 0 P: 6	R: 0 E: 0 K: 2 S: 7	H: 0 LOB: 0 BB: 0 P: 7	R: 0 E: 0 K: 2 S: 8	H: 1 LOB: 2 BB: 1 P: 12	R: 0 E: 0 K: 0 S: 4	H: 1 LOB: 1 BB: 0 P: 4	R: 1 E: 0 K: 0 S: 5	H: 2 LOB: 2 BB: 1 P: 9	R: 0 E: 0 K: 0 S: 4	H: 1 LOB: 2 BB: 1 P: 8	R: 0 E: 0 K: 0 S: 3	H: 0 LOB: 0 BB: 0 P: 3	R: 0 E: 0 K: 2 S: 7	H: 0 LOB: 0 BB: 0 P: 7	1B: 7 2B: 0 3B: 0 HR: 0	SF: 0 SAC: 0 DP: 0 HBP: 1
--------------	------------------------------	---------------------------------	------------------------------	---------------------------------	------------------------------	---------------------------------	------------------------------	----------------------------------	------------------------------	---------------------------------	------------------------------	---------------------------------	------------------------------	---------------------------------	------------------------------	---------------------------------	------------------------------	---------------------------------	----------------------------------	------------------------------------


PITCHER	IP	WLS	BF	H	R	ER	SO	BB	IBB	HBP	BLK	WP	HR	S	P	ERA	WHIP
Denny Lemaster, L (1, 1) ERA: 2.53	9.0	W	38	7	1	1	7	3	0	1	0	0	0	48	61	1.00	1.111

**BOTTOM**

**Houston Astros @ Los Angeles Dodgers**  
**Dodger Stadium, Los Angeles, CA**  
 Sun May 19 1968, 3:33 AM PDT  
 Unknown

AB	34
R	1
H	7
RBI	1
BB	3
SO	7
LOB	17

WP: 0 PA: 38  
 PB: 0 SB: 0  
 CS: 0



livebaseballscorecards.com

Batter	1	2	3	4	5	6	7	8	9	AB R H RBI BB SO LOB	TOP			
Ron Brand, R OBP: 0.308, SLG: 0.333 (1, 2) X	0-0 F9		0-0 SH2-4		0-0 CS 1B		0-0 L7		0-0 P6-3	4 0 1 0 0 0 1				
Denis Menke, R OBP: 0.339, SLG: 0.333 (1, 4) X	0-0 2-3 WP 1B		0-0 P6-3		4-0 BB		0-0 FC6-4		0-3 K	4 1 1 0 1 1 2				
Rusty Staub, L OBP: 0.384, SLG: 0.437 (1, 3) X	0-0 2-3		0-0 1-3		0-0 P6-3			4-0 BB SH3-4 1B BB	0-3 K	4 1 0 0 1 1 3				
Lee Thomas, L OBP: 0.259, SLG: 0.360 (1, 9) X	0-0 1B			0-0 HR		0-3 K		0-0 SH3-4		3 1 2 2 0 1 0				
Jimmy Wynn, R OBP: 0.370, SLG: 0.415 (1, 8) X	0-0 F3			0-3 K		0-0 5-3		4-0 1B BB IBB		3 0 0 0 1 1 1				
Bob Aspromonte, R OBP: 0.325, SLG: 0.330 (1, 5)		4-0 P6-4-3 BB		0-0 P6-3		0-0 FC6 1B		0-0 F7		3 0 1 0 1 0 2				
Bob Watson, R OBP: 0.333, SLG: 0.111 (1, 7)		0-0 P6-4-3		4-0 BB		0-0 FC6		4-0 1B BB		2 0 0 0 2 0 2				
Hector Torres, R OBP: 0.265, SLG: 0.275 (1, 6)		0-0 P6-3		0-0 L9		0-0 5-3		0-0 1B		4 0 1 1 0 0 1				
Mike Cuellar, L OBP: 0.200, SLG: 0.200 (1, 1) X			0-0 SH2-4 1B		0-3 K		0-3 K FC6-4		0-3 K	4 0 1 0 0 3 3				
<b>Inning Stats</b>	R: 1 H: 2 E: 0 LOB: 1 K: 0 BB: 0 S: 5 P: 5	R: 0 H: 0 E: 0 LOB: 0 K: 0 BB: 1 S: 2 P: 6	R: 0 H: 1 E: 0 LOB: 1 K: 0 BB: 0 S: 4 P: 4	R: 1 H: 1 E: 0 LOB: 1 K: 1 BB: 1 S: 6 P: 10	R: 0 H: 1 E: 0 LOB: 1 K: 1 BB: 1 S: 5 P: 9	R: 0 H: 1 E: 0 LOB: 1 K: 1 BB: 0 S: 6 P: 6	R: 0 H: 0 E: 0 LOB: 1 K: 1 BB: 0 S: 6 P: 6	R: 1 H: 1 E: 0 LOB: 3 K: 1 BB: 3 S: 6 P: 18	R: 0 H: 0 E: 0 LOB: 0 K: 2 BB: 0 S: 7 P: 7	1B: 6 SF: 0 2B: 0 SAC: 2 3B: 0 DP: 1 HR: 1 HBP: 0	WP: 2 PA: 39 PB: 0 SB: 0 CS: 1			
<b>PITCHER</b>	IP WLS BF H R ER SO BB IBB HBP BLK WP HR S P ERA WHIP												<b>PITCHER</b>	IP WLS BF H R ER SO BB IBB HBP BLK WP HR S P ERA WHIP
Mudcat Grant, R ERA: 3.18 (1, 1)	1.2 L 7 2 1 1 0 1 0 0 0 0 1 0 6 10 5.40 1.800													
Mike Kekich, L ERA: 3.86 (2, 1)	3.1 14 3 1 1 2 2 0 0 0 0 1 16 24 2.70 1.500													
Hank Aguirre, L ERA: (6, 1)	2.0 8 1 0 0 2 0 0 0 0 1 0 12 12 0.00 0.500													
Jack Billingham, R ERA: 1.64 (8, 1)	0.2 6 1 1 1 0 2 1 0 0 0 0 3 15 13.50 4.500													
John Purdin, R ERA: 0.42 (8, 1)	1.1 4 0 0 0 3 0 0 0 0 0 0 10 10 0.00 0.000													

Houston Astros @ Los Angeles Dodgers  
Dodger Stadium, Los Angeles, CA  
Sun May 19 1968, 3:38 AM PDT  
Att. 25,918 - Unknown

livebaseballscorecards.com

AB	31
R	3
H	7
RBI	3
BB	6
SO	7
LOB	15



BOTTOM

Houston Astros @ Los Angeles Dodgers  
Dodger Stadium, Los Angeles, CA  
Sun May 19 1968, 3:38 AM PDT  
Att. 25,918 - Unknown

livebaseballscores.com

AB	28
R	1
H	6
RBI	1
BB	6
SO	4
LOB	17



WP:	0	PA:	36
PB:	0	SB:	0
CS:	1		

AB R H RBI BB SO LOB

3 0 0 0 1 0 1

3 0 1 0 1 0 0

3 1 1 0 1 1 3

3 0 1 0 1 0 2

3 0 0 0 1 2 3

3 0 1 0 1 0 2

4 0 1 0 0 0 1

1B:	5	SF:	1
2B:	1	SAC:	1
3B:	0	DP:	2
HR:	0	HBP:	0

IP WLS BF H R ER SO BB IBB HBP BLK WP HR S P ERA WHIP

9.0 W 36 6 1 1 4 6 0 0 0 0 0 0 38 62 1.00 1.333


Batter	1	2	3	4	5	6	7	8	9
Willie Davis, L OBP: 0.226, SLG: 0.323 (1, 8)	4-0 BB 1B BB	0-0 G3			0-0 L9		0-0 4-3		
Wes Parker, S OBP: 0.344, SLG: 0.324 (1, 3)	0-0 BB 1B		0-0 6-3		0-0 6-3			4-0 G4-6-3 BB	
Ted Savage, R OBP: 0.200, SLG: 0.174 (1, 7)	0-3 K		0-0 CS 2B			4-0 1B SF8 BB		0-0 G4-6-3 1-2f	
Rocky Colavito, R OBP: 0.295, SLG: 0.326 (1, 9)	0-0 F2		4-0 BB			0-0 FC5-4 1B		0-0 4-3	
Bob Bailey, R OBP: 0.274, SLG: 0.260 (1, 5)	4-0 1-2 2-3 BB		0-3 K			0-3 K		0-0 F3	
Tom Haller, L OBP: 0.342, SLG: 0.352 (1, 2)	0-0 F2			0-0 G5-4-3 1B		0-0 SF8		0-0 F6	
Luis Alcaraz, R OBP: 0.238, SLG: 0.239 (1, 4)		4-0 SH5-4 BB		0-0 G5-4-3 1-2f		0-0 FC5-4 1-2f		0-0 1B 1B	
Paul Popovich, S OBP: 0.255, SLG: 0.222 (1, 6)			0-0 L9		0-0 P7		0-0 P4		0-0 1-2 1B
Mudcat Grant, R OBP: 0.273, SLG: 0.545 (2, 1)		0-0 SH5-4			0-0 4-3				0-0 F4
Mike Ketchik, R OBP: 0.200, SLG: 0.200 (5, PH)									
Jim Fairey, L OBP: 0.220, SLG: 0.263 (6, 1)									
Hank Aguirre, R (6, 1)									
Ken Boyer, R OBP: 0.260, SLG: 0.208 (7, PH)									
Jack Billingham, R (8, 1)									
John Purdin, R OBP: 0.500, SLG: 0.500 (8, 1)									
Ron Fairly, L OBP: 0.262, SLG: 0.217 (9, PH)									

Inning Stats	R: 0 H: 1 E: 0 K: 1 S: 6	H: 1 LOB: 3 BB: 2 P: 14	R: 0 H: 0 E: 0 K: 0 S: 3	H: 0 LOB: 1 BB: 1 P: 7	R: 0 H: 1 E: 0 K: 1 S: 5	H: 1 LOB: 1 BB: 1 P: 9	R: 0 H: 1 E: 0 K: 0 S: 3	H: 1 LOB: 0 BB: 0 P: 3	R: 0 H: 0 E: 0 K: 0 S: 3	H: 0 LOB: 0 BB: 0 P: 3	R: 1 H: 1 E: 0 K: 1 S: 6	H: 1 LOB: 1 BB: 1 P: 10	R: 0 H: 0 E: 0 K: 1 S: 5	H: 0 LOB: 0 BB: 0 P: 5	R: 0 H: 0 E: 0 K: 0 S: 2	H: 0 LOB: 0 BB: 1 P: 6	R: 0 H: 2 E: 0 K: 0 S: 5	H: 2 LOB: 2 BB: 0 P: 5	1B: 5 SF: 1 2B: 1 SAC: 1 3B: 0 DP: 2 HR: 0 HBP: 0
--------------	--------------------------	-------------------------	--------------------------	------------------------	--------------------------	------------------------	--------------------------	------------------------	--------------------------	------------------------	--------------------------	-------------------------	--------------------------	------------------------	--------------------------	------------------------	--------------------------	------------------------	---

PITCHER	Mike Cuellar, L ERA: 1.88 (1, 1)	IP WLS BF H R ER SO BB IBB HBP BLK WP HR S P ERA WHIP	9.0 W 36 6 1 1 4 6 0 0 0 0 0 0 38 62 1.00 1.333
---------	--	---	---

Batter	1	2	3	4	5	6	7	8	9	AB R H RBI BB SO LOB	TOP	
Willie Davis, L (1, 8) OBP: 0.227, SLG: 0.316	4-0 SH5-3 PB 6-3 BB		x 0-0 P5		x 0-0 1-3			x 0-0 P6		3 1 0 0 1 0 1	<b>Los Angeles Dodgers @ St. Louis Cardinals</b> Busch Stadium, St. Louis, MO Mon May 20 1968, 7:05 PM CDT Att. 12,764 - Unknown <a href="http://livebaseballscorecards.com">livebaseballscorecards.com</a>	
Zoilo Versalles, R (1, 6) OBP: 0.232, SLG: 0.269	x 0-0 SH5-3 1-3		x 0-0 P6		x 0-0 6-3			x 0-0 F8		3 0 0 0 0 0 1		
Ken Boyer, R (1, 5) OBP: 0.250, SLG: 0.192	x 0-0 6-3		x 0-0 F8							4 0 0 1 0 1 0		
Rocky Colavito, R (1, 9) OBP: 0.294, SLG: 0.316	4-0 3-H BB			x 0-0 5-3		x 0-0 1-3				3 0 0 0 1 1 0		
Wes Parker, S (1, 3) OBP: 0.348, SLG: 0.324	x 0-0 1-3			4-0 BB		x 0-0 6-3				3 0 1 0 1 0 1		
Ted Savage, R (1, 7) OBP: 0.207, SLG: 0.154		4-0 BB		x 0-0 F8				x 0-0 F8		3 0 0 0 1 0 2		
Tom Haller, L (1, 2) OBP: 0.333, SLG: 0.343			x 0-0 F7		x 0-0 6-3			x 0-0 1-3		3 0 0 0 0 0 2		
Paul Popovich, S (1, 4) OBP: 0.260, SLG: 0.229			x 0-0 P9					x 0-0 P8		3 0 1 0 0 0 1		
Don Sutton, R (1, 1) OBP: 0.333, SLG: 0.300			x 0-0 5-3					x 0-0 6-3		2 0 0 0 0 0 1		
Jim Brewer, L (8, 1)					1-2 SH3-4 1B					0 0 0 0 0 0 0		
<b>Inning Stats</b>	R: 1 H: 0 E: 0 LOB: 1 K: 0 BB: 2 S: 3 P: 11	R: 0 H: 0 E: 0 LOB: 1 K: 0 BB: 1 S: 3 P: 7	R: 0 H: 0 E: 0 LOB: 0 K: 0 BB: 0 S: 3 P: 3	R: 0 H: 0 E: 0 LOB: 1 K: 0 BB: 1 S: 3 P: 7	R: 0 H: 1 E: 0 LOB: 1 K: 0 BB: 0 S: 4 P: 4	R: 0 H: 0 E: 0 LOB: 0 K: 1 BB: 0 S: 5 P: 5	R: 0 H: 0 E: 0 LOB: 0 K: 0 BB: 0 S: 3 P: 3	R: 0 H: 0 E: 0 LOB: 0 K: 0 BB: 0 S: 3 P: 3	R: 0 H: 1 E: 0 LOB: 1 K: 1 BB: 0 S: 6 P: 6	1B: 2 SF: 0 2B: 0 SAC: 2 3B: 0 DP: 0 HR: 0 HBP: 0	WP: 0 PA: 33 PB: 1 SB: 0 CS: 0	
<b>PITCHER</b> Larry Jaster, L (1, 1) ERA: 1.25	IP WLS BF H R ER SO BB IBB HBP BLK WP HR S P ERA WHIP	9.0 W 33 2 1 0 2 4 0 0 0 0 0 33 49 0.00 0.667										



Batter	1	2	3	4	5	6	7	8	9	AB	R	H	RBI	BB	SO	LOB	BOTTOM	
Lou Brock, L OBP: 0.273, SLG: 0.382 (1, 7)	0-0 2-3		0-0 5-3 WP 1B			0-0 1B 1B		0-0 1B 2B		4	1	3	0	0	0	0	<b>Los Angeles Dodgers @ St. Louis Cardinals</b> Busch Stadium, St. Louis, MO Mon May 20 1968, 7:05 PM CDT Att. 12,764 - Unknown  <a href="http://livebaseballscorecards.com">livebaseballscorecards.com</a>  <b>AB 31</b> <b>R 2</b> <b>H 8</b> <b>RBI 2</b> <b>BB 1</b> <b>SO 3</b> <b>LOB 13</b>  	
Curt Flood, R OBP: 0.418, SLG: 0.489 (1, 8)	0-0 F7		0-0 5-3 1-3			0-0 1-2 1B		0-3 K		4	0	1	0	0	1	2		
Bobby Tolan, L OBP: 0.226, SLG: 0.258 (1, 9)	0-0 2B 1B		0-0 6-3			0-0 P5		0-0 2-H 1B		4	1	2	1	0	0	3		
Orlando Cepeda, R OBP: 0.306, SLG: 0.402 (1, 3)	0-0 1-H 2B			0-0 P4-3		0-0 P5		4-0 1-2 IBB		3	0	1	1	1	0	2		
Tim McCarver, L OBP: 0.283, SLG: 0.310 (1, 2)	0-0 P4-3			0-0 P6		0-0 P4-1		0-0 P4-3		4	0	0	0	0	0	5		
Mike Shannon, R OBP: 0.293, SLG: 0.424 (1, 5)		0-0 P4-6-3 1B		0-0 P4			0-0 F8			3	0	1	0	0	0	0		
Julian Javier, R OBP: 0.301, SLG: 0.364 (1, 4)		0-0 P4-6-3 1-2f			0-3 K		0-3 K			3	0	0	0	0	2	1		
Dal Maxvill, R OBP: 0.283, SLG: 0.286 (1, 6)		0-0 F9			0-0 F8		0-0 F7			3	0	0	0	0	0	0		
Larry Jaster, L (1, 1)			0-0 5-3		0-0 P4			0-0 F9		3	0	0	0	0	0	0		
<b>Inning Stats</b>	R: 1 E: 0 K: 0 S: 5	H: 2 LOB: 1 BB: 0 P: 5	R: 0 E: 0 K: 0 S: 3	H: 1 LOB: 0 BB: 0 P: 3	R: 0 E: 0 K: 0 S: 4	H: 1 LOB: 1 BB: 0 P: 4	R: 0 E: 0 K: 0 S: 3	H: 0 LOB: 0 BB: 0 P: 3	R: 0 E: 0 K: 1 S: 5	H: 2 LOB: 2 BB: 0 P: 5	R: 0 E: 0 K: 1 S: 5	H: 0 LOB: 0 BB: 0 P: 5	R: 1 E: 0 K: 1 S: 7	H: 2 LOB: 2 BB: 1 P: 11	1B: 6 2B: 2 3B: 0 HR: 0	SF: 0 SAC: 0 DP: 1 HBP: 0		WP: 1 PB: 0 SB: 1 CS: 0
<b>PITCHER</b>	IP WLS BF H R ER SO	WLS L	BF H R ER SO	BF H R ER SO	BF H R ER SO	BF H R ER SO	BF H R ER SO	BF H R ER SO	BF H R ER SO	IP WLS BF H R ER SO	WLS L	BF H R ER SO	BF H R ER SO	BB IBB HBP BLK WP HR S P	ERA WHIP	ERA WHIP		
Don Sutton, R ERA: 2.54 (1, 1)	7.2		30	8	2	2	3	0	0	0	0	0	0	0	0	0	2.35	1.043
Jim Brewer, L ERA: 1.1 (8, 1)	0.1		2	0	0	0	0	0	1	0	0	0	0	0	0	0	0.00	0.000

Batter	1	2	3	4	5	6	7	8	9	AB R H RBI BB SO LOB	TOP											
Wes Parker, S OBP: 0.344, SLG: 0.319 (1, 3) X	0-0 1B 4-3 1B	0-0 F3		0-0 4-3		0-0 6-3 1-2 3-H		0-3 K		5 1 1 0 0 1 2												
Willie Davis, L OBP: 0.238, SLG: 0.325 (1, 8) X	0-0 4-3 1B 1B	0-3 K			0-0 S F7 FC5-2-5 1B		0-0 SH5-4 1B 1B	0-0 P4		5 2 3 0 0 1 0												
Len Gabrielson, L OBP: 0.238, SLG: 0.286 (1, 7) X	0-0 1-2 2-3 1B 4-3 1B		0-0 4-3 1B 2B		0-0 1-2 F7		0-0 1-2 SH5-4 3B 1B	0-0 F7		5 3 3 0 0 0 1												
Ron Fairly, L OBP: 0.244, SLG: 0.210 (1, 9) X	0-0 4-3 1-2 2-3 3-H		0-0 5-3		0-0 2-H FC5-2-5		0-0 1-2 2-3 SH5-4		0-0 5-3	4 0 0 1 0 0 4												
Tom Haller, L OBP: 0.336, SLG: 0.357 (1, 2) X	4-0 5-3 1B IBB		0-0 4-3 2-3		0-3 K		0-0 2-H 3-H HR 3B	0-0 F3		4 1 1 2 1 1 2												
Bob Bailey, R OBP: 0.292, SLG: 0.321 (1, 5) X	0-0 1-2 2-H 3-H 5-3 1B		0-0 3-H 1B		0-0 6-3		0-0 3-H HR	0-0 K		5 1 3 5 0 1 0												
Zoilo Versalles, R OBP: 0.233, SLG: 0.275 (1, 6) X	0-0 1-2 2-3 5-3		0-0 4-3		0-0 6-3 1B 2B		0-3 3-H K			4 1 1 0 0 1 3												
Paul Popovich, S OBP: 0.259, SLG: 0.231 (1, 4) X	0-0 P6		0-0 P3		0-0 2-H 1B 6-3 1B		0-0 P4			4 0 1 1 0 0 2												
Bill Singer, R OBP: 0.217, SLG: 0.273 (1, 1) X		0-0 1-3		0-0 5-3		0-0 2-3 6-3 1B		0-3 K		4 0 1 0 0 1 1												
<b>Inning Stats</b>	R: 3 E: 0 K: 0 S: 7	H: 4 LOB: 2 BB: 1 P: 11	R: 0 E: 0 K: 1 S: 5	H: 0 LOB: 0 BB: 0 P: 5	R: 1 E: 0 K: 0 S: 5	H: 2 LOB: 1 BB: 0 P: 5	R: 0 E: 0 K: 0 S: 3	H: 0 LOB: 0 BB: 0 P: 3	R: 0 E: 0 K: 1 S: 6	H: 1 LOB: 1 BB: 0 P: 6	R: 1 E: 0 K: 0 S: 5	H: 3 LOB: 1 BB: 0 P: 5	R: 4 E: 1 K: 2 S: 12	H: 4 LOB: 1 BB: 0 P: 12	R: 0 E: 0 K: 1 S: 5	H: 0 LOB: 0 BB: 0 P: 5	R: 0 E: 0 K: 1 S: 5	H: 0 LOB: 0 BB: 0 P: 5	1B: 10 2B: 2 3B: 1 HR: 1	SF: 0 SAC: 1 DP: 0 HBP: 0	WP: 0 PB: 0 SB: 1 CS: 0	PA: 42
<b>PITCHER</b>	IP WLS BF H R ER SO BB IBB HBP BLK WP HR S P ERA WHIP																					
Ray Washburn, R ERA: 2.75 (1, 1)	4.0 L 19 6 4 4 1 0 0 0 0 0 0 0 20 24 9.00 1.500																					
Hal Gilson, L ERA: 3.75 (5, 1)	2.1 14 8 5 5 1 0 0 0 0 0 0 1 16 16 19.29 3.429																					
Ron Willis, R ERA: 5.11 (7, 1)	0.2 3 0 0 0 2 0 0 0 0 0 0 0 7 7 0.00 0.000																					
Dick Hughes, R ERA: 8.18 (8, 1)	2.0 6 0 0 0 2 0 0 0 0 0 0 0 10 10 0.00 0.000																					

**Los Angeles Dodgers @ St. Louis Cardinals**  
 Busch Stadium, St. Louis, MO  
 Tue May 21 1968, 7:05 PM CDT  
 Att: 13,633 - Unknown

AB	40
R	9
H	14
RBI	9
BB	1
SO	6
LOB	15




WP: 0	PA: 42
-------	--------

Batter	1	2	3	4	5	6	7	8	9	AB	R	H	RBI	BB	SO	LOB
Lou Brock, L (1, 7) OBP: 0.265, SLG: 0.369	0-3 K		0-0 3-1		0-0 F7		0-3 K		0-3 K	5	0	0	0	0	3	2
Curt Flood, R (1, 8) OBP: 0.407, SLG: 0.476	0-0 5-3		0-0 P4-3		0-0 F3			0-3 K		4	0	0	0	0	1	0
Bobby Tolan, L (1, 9) OBP: 0.257, SLG: 0.324	1-0 WP HBP			0-0 F7	0-3 K			0-0 1B 3B		3	1	1	0	0	1	0
Orlando Cepeda, R (1, 3) OBP: 0.311, SLG: 0.400	0-3 K			4-0 BB 1B 1B BB		0-0 F9		0-0 FC6-4 1B		3	1	1	1	1	1	1
Johnny Edwards, L (1, 2) OBP: 0.345, SLG: 0.393		0-0 1B		0-0 1B BB 1B		0-0 1-3		0-0 F9		4	0	2	0	0	0	1
Mike Shannon, R (1, 5) OBP: 0.292, SLG: 0.415	0-3 K			4-0 1B BB		0-3 K		0-0 FC6-4		3	0	0	0	1	2	2
Julian Javier, R (1, 4) OBP: 0.300, SLG: 0.361		0-0 P6		0-0 1B BB			0-0 F3		0-0 6-3	4	0	1	1	0	0	1
Dal Maxvill, R (1, 6) OBP: 0.278, SLG: 0.280		0-0 F9		0-0 P6			0-0 P6		0-0 1B	2	0	0	0	0	0	4
Dick Schofield, S (7, PH) OBP: 0.370, SLG: 0.500 (8, 6)										2	0	1	0	0	0	0
Ray Washburn, R (1, 1) Dave Ricketts, S (4, PH) Hal Gilson, R (5, 1) Ron Willis, R (7, 1) Ed Spiezio, R (7, PH) Dick Hughes, R (8, 1) Tim McCarver, L (9, PH) OBP: 0.281, SLG: 0.308			0-3 K	0-0 F9			0-0 1B		0-3 K	1	0	0	0	0	1	0

Inning Stats	R: 0	H: 0	E: 0	K: 2	S: 7	R: 0	H: 1	E: 0	K: 1	S: 6	R: 0	H: 0	E: 0	K: 1	S: 5	R: 0	H: 0	E: 0	K: 1	S: 5	R: 0	H: 0	E: 0	K: 1	S: 5	R: 0	H: 0	E: 0	K: 1	S: 5	R: 0	H: 2	E: 0	K: 1	S: 7	R: 1	H: 2	E: 0	K: 2	S: 8	R: 0	H: 1	E: 0	K: 2	S: 8	R: 0	H: 1	E: 0	K: 2	S: 8
	LOB: 1	BB: 0	P: 8	LOB: 1	BB: 0	P: 6	LOB: 0	BB: 0	P: 5	LOB: 3	BB: 2	LOB: 0	BB: 0	P: 5	LOB: 0	BB: 0	LOB: 0	BB: 0	P: 5	LOB: 1	BB: 0	LOB: 1	BB: 0	LOB: 1	BB: 0	P: 7	LOB: 1	BB: 0	LOB: 1	BB: 0	P: 8	LOB: 0	BB: 0	LOB: 0	BB: 0	P: 7	LOB: 0	BB: 0	LOB: 1	BB: 0	P: 8	LOB: 0	BB: 0	LOB: 1	BB: 0	P: 8				
	1B: 6	2B: 0	3B: 1	SF: 0	SAC: 0	DP: 0	HBP: 1	WP: 1	PA: 37	ERA: 2.00	WHIP: 1.000	ERA: 2.00	WHIP: 1.000	ERA: 2.00	WHIP: 1.000	ERA: 2.00	WHIP: 1.000	ERA: 2.00	WHIP: 1.000	ERA: 2.00	WHIP: 1.000	ERA: 2.00	WHIP: 1.000	ERA: 2.00	WHIP: 1.000	ERA: 2.00	WHIP: 1.000	ERA: 2.00	WHIP: 1.000	ERA: 2.00	WHIP: 1.000	ERA: 2.00	WHIP: 1.000	ERA: 2.00	WHIP: 1.000	ERA: 2.00	WHIP: 1.000	ERA: 2.00	WHIP: 1.000	ERA: 2.00	WHIP: 1.000	ERA: 2.00	WHIP: 1.000	ERA: 2.00	WHIP: 1.000	ERA: 2.00	WHIP: 1.000			

**Los Angeles Dodgers @ St. Louis Cardinals**  
 Busch Stadium, St. Louis, MO  
 Tue May 21 1968, 7:05 PM CDT  
 Att. 13,633 - Unknown

AB	34
R	2
H	7
RBI	2
BB	2
SO	10
LOB	15









Batter	1	2	3	4	5	6	7	8	9	10	11	AB R H RBI BB SO LOB	TOP		
Wes Parker, S OBP: 0.331, SLG: 0.314 (1, 3) X	0-0 F8		0-3 K		0-3 K		0-3 K			0-3 K		5 0 0 0 0 4 2	<b>Los Angeles Dodgers @ St. Louis Cardinals</b> Busch Stadium, St. Louis, MO Thu May 23 1968, 3:33 AM CDT Att. 11,065 - Unknown		
Willie Davis, L OBP: 0.237, SLG: 0.326 (1, 8) X	0-0 4-3		0-0 F3			0-0 F9		0-0 P5			0-0 SH1-4 1B 2B	5 1 1 0 0 0 1			
Len Gabrielson, L OBP: 0.250, SLG: 0.370 (1, 7) X	0-0 4-3			0-3 K		0-0 HR		0-0 6-3			0-0 SH1-4 2-3	4 1 1 1 0 1 0			
Ron Fairly, L OBP: 0.243, SLG: 0.205 (1, 9)		0-0 F7		0-0 F2		0-0 6-3		0-0 4-3			4-0 1B IBB	4 0 0 0 1 0 0			
Tom Haller, L OBP: 0.328, SLG: 0.350 (1, 2)		4-0 BB		0-0 2B		0-3 K			0-0 F5		0-0 F3	4 0 1 0 1 1 2			
Bob Bailey, R OBP: 0.289, SLG: 0.306 (1, 5)		0-3 K		4-0 BB			0-0 5-3		0-3 K		0-0 FC6-4 1-3 1B	4 0 1 1 1 2 1			
Zoilo Versalles, R OBP: 0.228, SLG: 0.280 (1, 6)		0-0 P4		0-0 F9			0-0 SF8 3B		0-3 K		0-0 FC6-4 1-2f	5 1 1 0 0 1 5			
Paul Popovich, S OBP: 0.246, SLG: 0.211 (1, 4)			0-0 P8		0-0 P8		0-0 SF8			0-0 P8		3 0 0 1 0 0 0			
Claude Osteen, L OBP: 0.176, SLG: 0.294 Jack Billingham, R (7, 1) Jim Brewer, L (8, 1) Jim Fairey, L OBP: 0.214, SLG: 0.256 (10, PH) John Purdin, R OBP: 0.500, SLG: 0.500 (10, 1)			0-0 1B		0-0 F5		0-0 2B			0-3 K		3 0 2 0 0 0 0 0 0 0 0 0 0 0 0 0 0 0 0 0 0 1 0 0 0 0 1 0 0 0 0 0 0 0 0			
<b>Inning Stats</b>	R: 0 H: 0 E: 0 LOB: 0 K: 0 BB: 0 S: 3 P: 3	R: 0 H: 0 E: 0 LOB: 1 K: 1 BB: 1 S: 5 P: 9	R: 0 H: 1 E: 0 LOB: 1 K: 1 BB: 0 S: 6 P: 6	R: 0 H: 1 E: 0 LOB: 2 K: 1 BB: 1 S: 6 P: 10	R: 0 H: 0 E: 0 LOB: 0 K: 1 BB: 0 S: 5 P: 5	R: 1 H: 1 E: 0 LOB: 0 K: 1 BB: 0 S: 6 P: 6	R: 1 H: 2 E: 0 LOB: 1 K: 1 BB: 0 S: 7 P: 7	R: 0 H: 0 E: 0 LOB: 0 K: 0 BB: 0 S: 3 P: 3	R: 0 H: 0 E: 0 LOB: 0 K: 2 BB: 0 S: 7 P: 7	R: 0 H: 0 E: 0 LOB: 0 K: 2 BB: 0 S: 7 P: 7	R: 1 H: 2 E: 0 LOB: 2 K: 0 BB: 1 S: 5 P: 9	1B: 2 SF: 1 2B: 3 SAC: 1 3B: 1 DP: 0 HR: 1 HBP: 0		WP: 0 PA: 43 PB: 0 SB: 0 CS: 0	
<b>PITCHER</b>	IP WLS BF H R ER SO BB IBB HBP BLK WP HR S P ERA WHIP														
Nelson Briles, R ERA: 2.42 (1, 1)	8.0	31	5	2	2	6	2	0	0	0	0	0	0	2.25	0.875
Dick Hughes, R ERA: 7.07 (9, 1)	3.0	L 12	2	1	1	4	0	1	0	0	0	0	0	3.00	0.667

livebaseballscorecards.com

AB	38
R	3
H	7
RBI	3
BB	3
SO	10
LOB	11



Batter	1	2	3	4	5	6	7	8	9	10	11	AB R H RBI BB SO LOB	BOTTOM			
Lou Brock, L OBP: 0.284, SLG: 0.392 (1, 7)	0-0 WP 2B 1B		0-0 1B 1B		0-0 P4-3 2B	0-0 FC3-6 1-2f		4-0 FC5-2 IBB		0-0 F8	5 1 3 0 1 0 2					
Julian Javier, R OBP: 0.302, SLG: 0.366 (1, 4)	0-0 1H 2B		0-0 1B 1B		0-0 P4-3 2-3		0-0 F8	0-0 FC5-2 1-2 2-3 3-Hf		0-0 PB 1B	6 0 3 1 0 0 4					
Curt Flood, R OBP: 0.395, SLG: 0.458 (1, 8)	0-0 1-3		0-0 1-2 2-3 1B		0-0 5-3		0-0 1B FC6-4 1B	0-3 K		0-0 F8 1-2	6 1 2 0 0 1 6					
Orlando Cepeda, R OBP: 0.329, SLG: 0.401 (1, 3)	4-0 IBB		0-3 K		4-0 IBB		0-0 1-3 FC6-4 1B	0-0 P4		4-0 IBB	3 0 1 0 3 1 3					
Mike Shannon, R OBP: 0.280, SLG: 0.397 Tim McCarver, L OBP: 0.277, SLG: 0.303 Phil Gagliano, R OBP: 0.154, SLG: 0.167 (1, 5) (7, PH) (8, 5)	0-0 L5		0-0 F5		0-3 K		0-0 FC6-4 1-2f 3-H	0-0 6-3		0-0 F8	3 0 0 0 0 1 7 1 0 0 1 0 0 1 2 0 0 0 0 0 2					
Ed Spiezio, R OBP: 0.286, SLG: 0.167 (1, 9)	0-0 P4-3		0-0 F8			0-0 F9	0-3 K	0-3 K		0-3 K	5 0 0 0 0 2 6					
Johnny Edwards, L OBP: 0.324, SLG: 0.389 (1, 2)		0-3 K		0-3 K		0-0 F8		0-0 1B FC5-2 2B		0-0 P4-3	5 0 1 0 0 2 0					
Dal Maxvill, R OBP: 0.279, SLG: 0.281 (1, 6)		0-0 6-3		0-0 6-3		0-0 1B 1B		0-0 FC5-2 IBB 2-3 1B		0-3 K	5 0 2 0 0 1 0					
Nelson Briles, R OBP: 0.125, SLG: 0.087 Dave Ricketts, S OBP: 0.222, SLG: 0.222 Dick Hughes, R (1, 1) (8, PH) (9, 1)		0-0 F9		0-0 F3		0-0 FC3-6 1-3 1B		0-3 K		0-0 P4	3 0 1 0 0 0 0 1 0 0 0 0 1 2 1 0 0 0 0 0 0					
<b>Inning Stats</b>	R: 1 H: 2 E: 0 LOB: 2 K: 0 BB: 1 S: 5 P: 9	R: 0 H: 0 E: 0 LOB: 0 K: 1 BB: 0 S: 5 P: 5	R: 0 H: 3 E: 0 LOB: 3 K: 1 BB: 0 S: 8 P: 8	R: 0 H: 0 E: 0 LOB: 0 K: 1 BB: 0 S: 5 P: 5	R: 0 H: 1 E: 0 LOB: 2 K: 1 BB: 1 S: 6 P: 10	R: 0 H: 2 E: 0 LOB: 2 K: 0 BB: 0 S: 5 P: 5	R: 1 H: 2 E: 0 LOB: 1 K: 1 BB: 0 S: 7 P: 7	R: 0 H: 2 E: 0 LOB: 3 K: 2 BB: 1 S: 9 P: 13	R: 0 H: 0 E: 0 LOB: 0 K: 1 BB: 0 S: 5 P: 5	R: 0 H: 0 E: 0 LOB: 0 K: 1 BB: 0 S: 5 P: 5	R: 0 H: 1 E: 0 LOB: 2 K: 0 BB: 1 S: 4 P: 8	1B: 10 SF: 0 2B: 3 SAC: 0 3B: 0 DP: 0 HR: 0 HBP: 0	WP: 1 PA: 50 PB: 1 SB: 0 CS: 0			
<b>PITCHER</b>	IP WLS BF H R ER SO BB IBB HBP BLK WP HR S P ERA WHIP															
Claude Osteen, L ERA: 3.38 (1, 1)	6.1		10	2	2	4	0	2	0	0	1	0	37	45	2.84	1.579
Jack Billingham, R ERA: 1.59 (7, 1)	0.2	4	2	0	0	1	0	0	0	0	0	0	6	6	0.00	3.000
Jim Brewer, L ERA: 0.98 (8, 1)	2.0	7	0	0	0	3	0	1	0	0	0	0	12	16	0.00	0.000
John Purdin, R ERA: 0.39 (10, 1)	2.0	W 8	1	0	0	1	0	1	0	0	0	0	9	13	0.00	0.500

Los Angeles Dodgers @ St. Louis Cardinals  
 Busch Stadium, St. Louis, MO  
 Thu May 23 1968, 3:33 AM CDT  
 Att. 11,065 - Unknown

AB 46  
 R 2  
 H 13  
 RBI 2  
 BB 4  
 SO 9  
 LOB 33



WP: 1 PA: 50  
 PB: 1  
 SB: 0  
 CS: 0

livebaseballscores.com

TOP

Los Angeles Dodgers @ Houston Astros  
Astrodome, Houston, TX  
Fri May 24 1968, 8:05 PM EDT  
Att. 20,282 - Dome

AB	43
R	9
H	19
RBI	9
BB	9
SO	4
LOB	30



WP:	0	PA:	56
PB:	0		
SB:	1		
CS:	1		

AB R H RBI BB SO LOB

6	1	2	0	1	1	3
---	---	---	---	---	---	---

5	0	3	1	1	1	0
---	---	---	---	---	---	---

4	1	0	0	2	1	6
---	---	---	---	---	---	---

2	0	0	1	1	0	1
1	1	0	0	1	0	0

6	2	4	3	0	1	5
---	---	---	---	---	---	---

4	1	1	0	2	0	6
---	---	---	---	---	---	---

6	1	4	1	0	0	3
---	---	---	---	---	---	---

5	1	2	1	1	0	4
---	---	---	---	---	---	---

2	1	2	1	0	0	0
1	0	0	0	0	0	2
1	0	1	1	0	0	0
0	0	0	0	0	0	0

1B:	16	SF:	2
2B:	3	SAC:	1
3B:	0	DP:	1
HR:	1	HBP:	0

Batter	1	2	3	4	5	6	7	8	9	10
Willie Davis, L (1, 8) OBP: 0.245, SLG: 0.326	0-0 FC1-5 1B	0-0 F7			0-0 1B SF9 1B	0-0 FC6-4 CS		4-0 1B IBB		K
Zoilo Versalles, R (1, 6) OBP: 0.243, SLG: 0.290	0-0 BB FC1-5 1B		0-0 F3		0-0 SF9 IBB 1B	0-0 CS	4-0 FC1-6 BB	0-0 1B 1B		K
Wes Parker, S (1, 7) OBP: 0.331, SLG: 0.306 (7, 3)	0-0 FC1-5 BB		0-0 6-3		4-0 SF9 IBB 1B		0-0 FC1-6 1B	0-3 K		BB HR BB
Ken Boyer, R (1, 3) OBP: 0.246, SLG: 0.182 Jim Fairey, L (7, 7) OBP: 0.227, SLG: 0.250	4-0 1B BB		0-0 L7		0-0 SF9		0-0 F7		0-0 F8	4-0 1B HR BB
Bob Bailey, R (1, 5) OBP: 0.311, SLG: 0.363	0-0 P6			0-0 FC4-6 1B			0-0 1B		0-0 1B 2B	0-0 HR
Ron Fairly, L (1, 9) OBP: 0.253, SLG: 0.206	0-0 F3			0-0 FC4-6 1B			0-0 3-1		0-0 2B 1B	4-0 1B BB
Paul Popovich, S (1, 4) OBP: 0.284, SLG: 0.270		0-0 2B 1B		0-0 1B		0-0 P9		0-0 P4-3	0-0 2B	0-0 1B 1B
Tom Haller, L (1, 2) OBP: 0.336, SLG: 0.360		0-0 SF8 2B		0-0 7-4		0-0 F8		4-0 1B SH3-4 BB	0-0 4-3	0-0 1B 1B
Don Sutton, R (1, 1) OBP: 0.400, SLG: 0.417 Jack Billingham, R (6, 1) Jim Brewer, L (9, 1) John Purdin, R (10, 1) OBP: 0.500, SLG: 0.500		0-0 SF8			0-0 1B 1B		0-0 FC6-4 1B		0-0 SH3-4	0-0 G3

Inning Stats	R: 0	H: 2	E: 0	LOB: 3	K: 0	S: 5	P: 9
	R: 1	H: 2	E: 0	LOB: 0	K: 0	S: 4	P: 4
	R: 0	H: 0	E: 0	LOB: 0	K: 0	S: 3	P: 3
	R: 0	H: 2	E: 0	LOB: 1	K: 0	S: 4	P: 4
	R: 2	H: 3	E: 0	LOB: 3	K: 1	S: 8	P: 16
	R: 0	H: 1	E: 0	LOB: 0	K: 0	S: 3	P: 3
	R: 0	H: 1	E: 0	LOB: 2	K: 0	S: 4	P: 8
	R: 0	H: 1	E: 0	LOB: 3	K: 1	S: 6	P: 14
	R: 1	H: 3	E: 0	LOB: 2	K: 0	S: 6	P: 6
	R: 5	H: 4	E: 0	LOB: 2	K: 2	S: 11	P: 23

PITCHER	IP	WLS	BF	H	R	ER	SO	BB	IBB	HBP	BLK	WP	HR	S	P	ERA	WHIP
Denny Lemaster, L (1, 1) ERA: 2.78	4.0		19	8	3	3	0	0	1	0	0	0	0	18	22	6.75	2.250
Jim Ray, R (5, 1) ERA: 4.12	2.0		9	2	0	0	1	0	2	0	0	0	0	9	17	0.00	1.000
Wade Blasingame, L (7, 1) ERA: 5.79	1.0		5	1	0	0	0	1	0	0	0	0	0	4	8	0.00	2.000
John Buzhardt, R (8, 1) ERA: 4.22	1.1		10	4	1	1	1	1	1	0	0	0	0	10	18	6.75	3.750
Danny Coombs, L (9, 1) ERA: 3.38	0.2		2	0	0	0	0	0	0	0	0	0	0	2	2	0.00	0.000
Don Wilson, R (10, 1) ERA: 4.23	1.0		10	4	5	5	2	3	0	0	0	0	1	11	23	45.00	7.000

BOTTOM

Los Angeles Dodgers @ Houston Astros  
Astrodome, Houston, TX  
Fri May 24 1968, 8:05 PM EDT  
Att. 20,282 - Dome

livebaseballscorecards.com

AB 41  
R 7  
H 11  
RBI 7  
BB 2  
SO 8  
LOB 11



WP: 1 PA: 43  
PB: 0  
SB: 0  
CS: 1

AB R H RBI BB SO LOB

5	1	1	0	0	1	0
5	0	1	0	0	1	1
5	2	2	2	0	1	1
4	1	1	0	1	0	1
4	1	1	1	1	0	0
5	1	3	2	0	1	2
3	0	0	0	0	1	1
0	0	0	0	0	0	0
0	0	0	0	0	0	0
1	1	1	0	0	0	0
0	0	0	0	0	0	0
1	0	0	0	0	1	1
0	0	0	0	0	0	0
2	0	0	0	0	0	2

1B: 8 SF: 0  
2B: 2 SAC: 0  
3B: 0 DP: 0  
HR: 1 HBP: 0

Batter	1	2	3	4	5	6	7	8	9	10														
Ron Davis, R OBP: 0.263, SLG: 0.266 (1, 8)	F8		5-3			HR 1B		1-3		K														
Denis Menke, R OBP: 0.338, SLG: 0.331 (1, 4) (10, 6)	2B			K		F8		6-3		5-3														
Rusty Staub, L OBP: 0.391, SLG: 0.457 (1, 3)	L3			6-3		1-H HR		K		1B 1B														
Lee Thomas, L OBP: 0.293, SLG: 0.342 (1, 9)	P4-3			F2		BB BB			P4-3	1B 2B 1B														
Jimmy Wynn, R OBP: 0.372, SLG: 0.420 (1, 7)		L7			F9	1-2 BB			F8	1B 2B 1B														
Bob Aspromonte, R OBP: 0.321, SLG: 0.336 (1, 5)		K			1B F3			WP 1B 1B		1-H 2-H 2B														
Dave Adlesh, R OBP: 0.319, SLG: 0.333 (1, 2)			K		F9		E6 FC1-4-6		1-2 1B 1B	K														
Ivan Murrell, R OBP: 0.059, SLG: 0.059 (7, PR)																								
John Buzhardt, R (8, 1)																								
Danny Coombs, R (9, 1)																								
Doug Rader, R OBP: 0.263, SLG: 0.411 (9, PH)																								
Don Wilson, R OBP: 0.286, SLG: 0.350 (10, 1)																								
Byron Browne, R OBP: 0.353, SLG: 0.200 (10, PH)																								
Hector Torres, R OBP: 0.255, SLG: 0.263 (1, 6)			P4-3																					
Julio Gotay, R OBP: 0.243, SLG: 0.261 (9, PH) (10, 4)				K			FC1-4-6 CS		1-H 2-H 1B															
Denny Lemaster, R (1, 1)																								
Jim Ray, R OBP: 0.333, SLG: 0.333 (5, 1)																								
Bob Watson, R OBP: 0.294, SLG: 0.143 (6, PH)																								
Wade Blasingame, L (7, 1)																								
Ron Brand, R OBP: 0.316, SLG: 0.250 (7, PH) (8, 2)			F8						P4															
Inning Stats	R: 0 E: 0 K: 0 S: 4	H: 1 LOB: 1 BB: 0 P: 4	R: 0 E: 0 K: 2 S: 7	H: 0 LOB: 0 BB: 0 P: 7	R: 0 E: 0 K: 0 S: 3	H: 0 LOB: 0 BB: 0 P: 3	R: 0 E: 0 K: 1 S: 5	H: 0 LOB: 0 BB: 0 P: 5	R: 0 E: 0 K: 1 S: 6	H: 1 LOB: 1 BB: 0 P: 6	R: 2 E: 0 K: 1 S: 7	H: 2 LOB: 2 BB: 2 P: 15	R: 0 E: 1 K: 0 S: 3	H: 0 LOB: 1 BB: 0 P: 3	R: 0 E: 0 K: 1 S: 5	H: 0 LOB: 0 BB: 0 P: 5	R: 2 E: 0 K: 0 S: 6	H: 3 LOB: 1 BB: 0 P: 6	R: 3 E: 0 K: 2 S: 11	H: 4 LOB: 1 BB: 0 P: 11	1B: 8 2B: 2 3B: 0 HR: 1	SF: 0 SAC: 0 DP: 0 HBP: 0	WP: 1 PA: 43	
PITCHER	IP	WLS	BF	H	R	ER	SO	BB	IBB	HBP	BLK	WP	HR	S	P	ERA	WHIP							
Don Sutton, R ERA: 2.62 (1, 1)	5.2		23	4	2	2	5	2	0	0	0	0	1	31	39	3.18	1.059							
Jack Billingham, R ERA: 2.1 (6, 1)	3.0		12	3	2	2	1	0	0	0	0	1	0	14	14	6.00	1.000							
Jim Brewer, L ERA: 2.33 (9, 1)	1.0	W	7	4	3	3	1	0	0	0	0	0	0	9	9	27.00	4.000							
John Purdin, R ERA: 0.38 (10, 1)	0.1	S	1	0	0	0	1	0	0	0	0	0	0	3	3	0.00	0.000							

Batter	1	2	3	4	5	6	7	8	9	AB R H RBI BB SO LOB	TOP																						
Willie Davis, L (1, 8) OBP: 0.239, SLG: 0.319	0-0 3-1		0-0 F8		0-0 G3		0-0 L7			4 0 0 0 0 0 2	<b>Los Angeles Dodgers @ Houston Astros</b> Astrodome, Houston, TX Sat May 25 1968, 8:05 PM EDT Att. 25,298 - Unknown <a href="http://livebaseballscorecards.com">livebaseballscorecards.com</a>																						
Zoilo Versalles, R (1, 6) OBP: 0.237, SLG: 0.283	0-0 6-3		0-0 4-3		0-3 K			0-3 K		4 0 0 0 0 2 0																							
Wes Parker, S (1, 7) OBP: 0.330, SLG: 0.300	4-0 1B 1B BB		0-0 F8			0-0 F8		0-0 5-3		3 1 0 0 1 0 0																							
Ken Boyer, R (1, 3) OBP: 0.277, SLG: 0.237	0-0 1B 1-3 1B			0-0 1B E 1B		0-0 5-3		0-0 2B		4 1 3 0 0 0 0																							
Bob Bailey, R (1, 5) OBP: 0.327, SLG: 0.372	0-0 1-2 3-H 1B			0-0 E1 1-H 1B		0-0 5-3		4-0 IBB		3 0 2 1 1 0 0																							
Ron Fairly, L (1, 9) OBP: 0.247, SLG: 0.200	0-3 K		0-3 K			0-0 G3		0-0 6-3		4 0 0 0 0 2 5																							
Paul Popovich, S (1, 4) OBP: 0.282, SLG: 0.258		0-0 F2		0-0 P5-3		4-0 1B BB		0-0 P8		3 0 0 0 1 0 1																							
Tom Haller, L (1, 2) OBP: 0.333, SLG: 0.357		0-0 6-3		0-3 K		0-0 1-2 1B		0-0 4-3		4 0 1 0 0 1 1																							
Mike Kekich, R (1, 1) OBP: 0.143, SLG: 0.143			0-0 4-3		0-0 6-3		0-3 K		0-0 6-3	2 0 0 0 0 0 0																							
Ted Savage, R (7, PH) OBP: 0.200, SLG: 0.148										1 0 0 0 0 1 2																							
John Purdin, R (7, 1) OBP: 0.500, SLG: 0.500										0 0 0 0 0 0 0																							
Luis Alcaraz, R (9, PH) OBP: 0.235, SLG: 0.237										1 0 0 0 0 0 0																							
<b>Inning Stats</b>	R: 1 E: 0 K: 1 S: 7	H: 2 LOB: 2 BB: 1 P: 11	R: 0 E: 0 K: 0 S: 3	H: 0 LOB: 0 BB: 0 P: 3	R: 0 E: 0 K: 0 S: 3	H: 0 LOB: 0 BB: 0 P: 3	R: 1 E: 1 K: 2 S: 9	H: 2 LOB: 1 BB: 0 P: 9	R: 0 E: 0 K: 1 S: 5	H: 0 LOB: 0 BB: 0 P: 5	R: 0 E: 0 K: 0 S: 3	H: 0 LOB: 0 BB: 0 P: 3	R: 0 E: 0 K: 1 S: 6	H: 1 LOB: 2 BB: 1 P: 10	R: 0 E: 0 K: 1 S: 6	H: 1 LOB: 2 BB: 1 P: 10	R: 0 E: 0 K: 0 S: 3	H: 0 LOB: 0 BB: 0 P: 3	1B: 5 2B: 1 3B: 0 HR: 0	SF: 0 SAC: 0 DP: 0 HBP: 0	WP: 0 PB: 0 SB: 0 CS: 0	PA: 36											
<b>PITCHER</b> Mike Cuellar, L (1, 1) ERA: 1.54	IP 9.0	WLS W	BF 36	H 6	R 2	ER 1	SO 6	BB 2	IBB 1	HBP 0	BLK 0	WP 0	HR 0	S 45	P 57	ERA 1.00	WHIP 0.889																
											<b>PITCHER</b>	IP	WLS	BF	H	R	ER	SO	BB	IBB	HBP	BLK	WP	HR	S	P	ERA	WHIP					



Batter	1	2	3	4	5	6	7	8	9	AB	R	H	RBI	BB	SO	LOB
Ron Davis, R OBP: 0.275, SLG: 0.281 (1, 8)	0-0 BLK SH3 1B		4-0 BLK 2B BB		0-3 K		0-0 6-3 2B			3	1	2	1	1	1	0
Denis Menke, R OBP: 0.345, SLG: 0.347 (1, 4)	0-0 SH3 1-2		0-0 BB 2B		0-0 1B		0-0 6-3 2B			3	0	2	1	0	0	1
Jimmy Wynn, R OBP: 0.375, SLG: 0.414 (1, 9)	4-0 P4-6-3 2-3 BB		4-0 BB BB		0-3 K		0-3 K			2	0	0	0	2	2	2
Rusty Staub, L OBP: 0.393, SLG: 0.461 (1, 3)	0-0 P4-6-3 1-2f		4-0 FC6-4 1-2 2-3 BB		0-0 F3		0-0 2B			3	0	1	0	1	0	2
Bob Aspromonte, R OBP: 0.333, SLG: 0.344 (1, 5)		0-0 P4-6-3 1B	0-0 FC6-4 1-2f		0-0 1B		4-0 2B IBB			3	1	2	0	1	0	3
Bob Watson, R OBP: 0.286, SLG: 0.222 (1, 7)		0-0 L8		0-0 6-3		0-3 K		0-0 WP 1-H 2-3 2B		4	0	1	1	0	1	2
Ron Brand, R OBP: 0.261, SLG: 0.200 (1, 2)		0-0 P4-6-3 1-2f		0-0 F8		0-0 5-3		0-0 P4-3 2-3		4	0	0	0	0	0	3
Hector Torres, R OBP: 0.265, SLG: 0.276 (1, 6)			0-0 F9	0-3 K			0-0 SH1-4 2B	4-0 IBB		3	1	1	0	1	1	0
Mike Cuellar, L OBP: 0.125, SLG: 0.125 (1, 1)			0-0 F7		0-3 K		0-0 SH1-4 2B	0-0 P5		3	0	0	0	0	1	2

Inning Stats	R: 0	H: 1	E: 0	K: 0	S: 3	LOB: 1	BB: 1	P: 7	R: 0	H: 1	E: 0	K: 0	S: 3	LOB: 0	BB: 0	P: 3	R: 1	H: 1	E: 0	K: 0	S: 4	LOB: 3	BB: 3	P: 16	R: 0	H: 0	E: 0	K: 1	S: 5	LOB: 0	BB: 0	P: 5	R: 0	H: 1	E: 0	K: 3	S: 10	LOB: 1	BB: 0	P: 10	R: 0	H: 1	E: 0	K: 1	S: 6	LOB: 1	BB: 0	P: 6	R: 1	H: 2	E: 0	K: 1	S: 7	LOB: 1	BB: 0	P: 7	R: 1	H: 2	E: 0	K: 0	S: 4	LOB: 2	BB: 2	P: 12
1B: 4	SF: 0	2B: 5	SAC: 2	3B: 0	DP: 2	HR: 0	HBP: 0	WP: 1	PA: 36																																																							

PITCHER	IP	WLS	BF	H	R	ER	SO	BB	IBB	HBP	BLK	WP	HR	S	P	ERA	WHIP
Mike Kekich, L ERA: 3.22 (1, 1)	6.0		25	5	1	1	5	4	0	0	2	0	0	31	47	1.50	1.500
John Purdin, R ERA: 1.05 (7, 1)	2.0	L	11	4	2	2	1	0	2	0	0	1	0	11	19	9.00	2.000

BOTTOM

Los Angeles Dodgers @ Houston Astros  
Astrodome, Houston, TX  
Sat May 25 1968, 8:05 PM EDT  
Att. 25,298 - Unknown

livebaseballscorecards.com

AB	28
R	3
H	9
RBI	3
BB	6
SO	6
LOB	15



Batter	1	2	3	4	5	6	7	8	9	AB R H RBI BB SO LOB	TOP											
Wes Parker, S (1, 3) OBP: 0.328, SLG: 0.294	0-3 K		0-0 G4-6-3			4-0 1-3 1B BB	0-3 K		0-0 SH1-4	3 0 0 0 1 2 4												
Willie Davis, L (1, 8) OBP: 0.249, SLG: 0.326	0-0 1B			0-0 F8		0-0 1-3 1B		0-0 F8	0-0 1B 1B	5 0 3 1 0 0 0												
Len Gabrielson, L (1, 7) OBP: 0.250, SLG: 0.355	0-3 K			0-0 6-3		0-0 1-3		0-0 2B 1B	0-0 1B 1B	4 0 1 0 0 1 2												
Jim Fairey, L (8, PR) OBP: 0.244, SLG: 0.268						1-2 2-3			1-2 3-H 1B	1 1 1 1 0 0 0												
Ron Fairly, L (1, 9) OBP: 0.252, SLG: 0.209		4-0 FC4-6 BB		0-0 F4		0-0 F9		0-0 2B	0-0 G6-3	4 0 1 1 1 0 4												
Tom Haller, L (1, 2) OBP: 0.338, SLG: 0.364		0-0 FC4-6 G5-4-3			0-0 6-3 WP 2B		0-0 3-1	4-0 IBB		3 1 1 0 1 0 1												
Bob Bailey, R (1, 5) OBP: 0.324, SLG: 0.361		0-0 G5-4-3			0-0 6-3		4-0 BB 1B BB	0-3 K		3 0 0 0 1 1 4												
Zoilo Versalles, R (1, 6) OBP: 0.238, SLG: 0.282			0-0 5-3		0-0 F3		0-0 BB 1B	0-0 F9		4 0 1 0 0 0 2												
Paul Popovich, S (1, 4) OBP: 0.307, SLG: 0.265			4-0 S 1B BB		0-3 K		4-0 1-2 2-3 BB		0-0 SH1-4 1B 1B	2 2 1 0 2 1 0												
Don Drysdale, R (1, 1) OBP: 0.241, SLG: 0.276			0-0 G4-6-3 1B			0-0 F6	0-0 P5		0-0 1B SH1-4 1B	4 1 2 1 0 0 3												
<b>Inning Stats</b>	R: 0 E: 0 K: 2 S: 7	H: 1 LOB: 0 BB: 0 P: 7	R: 0 E: 0 K: 0 S: 2	H: 0 LOB: 0 BB: 1 P: 6	R: 1 E: 0 K: 0 S: 3	H: 1 LOB: 0 BB: 1 P: 7	R: 0 E: 0 K: 0 S: 3	H: 0 LOB: 0 BB: 0 P: 3	R: 1 E: 0 K: 1 S: 6	H: 1 LOB: 0 BB: 0 P: 6	R: 0 E: 0 K: 0 S: 4	H: 1 LOB: 2 BB: 1 P: 8	R: 0 E: 0 K: 1 S: 6	H: 1 LOB: 3 BB: 2 P: 14	R: 1 E: 0 K: 1 S: 7	H: 2 LOB: 2 BB: 1 P: 11	R: 2 E: 0 K: 0 S: 6	H: 4 LOB: 1 BB: 0 P: 6	1B: 9 2B: 2 3B: 0 HR: 0	SF: 0 SAC: 1 DP: 3 HBP: 0	WP: 1 PB: 0 SB: 1 CS: 0	PA: 40
<b>PITCHER</b>	IP WLS BF H R ER SO BB IBB HBP BLK WP HR S P ERA WHIP																					
Larry Dierker, R (1, 1) ERA: 3.07	6.1 L 26 5 2 2 3 5 0 0 0 1 0 27 47 2.84 1.579																					
Jim Ray, R (7, 1) ERA: 4.22	1.2 8 2 1 1 2 0 1 0 0 0 0 11 15 5.40 1.200																					
John Buzhardt, R (9, 1) ERA: 5.73	0.1 3 2 2 2 0 0 0 0 0 0 0 3 3 54.00 6.000																					
Wade Blasingame, L (9, 1) ERA: 5.52	0.2 3 2 0 0 0 0 0 0 0 0 0 3 3 0.00 3.000																					

**Los Angeles Dodgers @ Houston Astros**  
 Astrodome, Houston, TX  
 Sun May 26 1968, 4:33 AM EDT  
 Att. 21,493 - Unknown

[livebaseballscorecards.com](http://livebaseballscorecards.com)

AB	33
R	5
H	11
RBI	4
BB	6
SO	5
LOB	20





Batter	1	2	3	4	5	6	7	8	9	AB	R	H	RBI	BB	SO	LOB						
Ron Davis, R OBP: 0.274, SLG: 0.280 (1, 8)	0-0 1B 1B		0-3 K			0-0 F8		0-0 F8		4	0	1	0	0	1	0						
Denis Menke, R OBP: 0.350, SLG: 0.352 (1, 4)	0-3 K		0-0 F6			0-0 WP 1B			0-0 P4-6-3 1B 1B	4	0	2	0	0	1	1						
Rusty Staub, L OBP: 0.395, SLG: 0.462 (1, 3)	0-0 P6-4-3 1-3 1B			0-3 K		0-0 P3 1-2			0-0 P4-6-3 1-2 1B	4	0	2	0	0	1	1						
Lee Thomas, L OBP: 0.267, SLG: 0.310 (1, 9)	0-0 P6-4-3 1-2f			0-0 5-3		0-3 K			0-0 P4-6-3 1-2f 2-3	4	0	0	0	0	1	5						
Jimmy Wynn, R OBP: 0.384, SLG: 0.415 (1, 7)		0-0 1-3 1B		4-0 S BB			0-0 P6		4-0 HBP BB	2	0	1	0	2	0	0						
Bob Aspromonte, R OBP: 0.331, SLG: 0.336 (1, 5)		0-0 1-3		0-3 K			0-0 F8		1-0 1-2 HBP	3	0	0	0	0	1	2						
Dave Adlesh, R OBP: 0.269, SLG: 0.280 (1, 2)		0-3 K			0-0 F7			0-0 1-3		4	0	0	0	0	1	4						
Hector Torres, R OBP: 0.257, SLG: 0.267 (1, 6)		0-0 5-3			0-0 F8			0-0 6-3		3	0	0	0	0	0	1						
Larry Dierker, R OBP: 0.080, SLG: 0.042 (1, 1)			0-0 6-3			0-0 5-3			0-0 P6	2	0	0	0	0	0	0						
Jim Ray, R OBP: 0.333, SLG: 0.333 (7, 1)										0	0	0	0	0	0	0						
Bob Watson, R OBP: 0.273, SLG: 0.211 (8, PH)										1	0	0	0	0	0	0						
John Buzhardt, R (9, 1)										0	0	0	0	0	0	0						
Wade Blasingame, L (9, 1)										0	0	0	0	0	0	0						
<b>Inning Stats</b>	R: 0 E: 0 K: 1 S: 6	H: 2 LOB: 1 BB: 0 P: 6	R: 0 E: 0 K: 1 S: 6	H: 1 LOB: 1 BB: 0 P: 6	R: 0 E: 0 K: 1 S: 5	H: 0 LOB: 0 BB: 0 P: 5	R: 0 E: 0 K: 2 S: 7	H: 0 LOB: 1 BB: 1 P: 11	R: 0 E: 0 K: 0 S: 3	H: 0 LOB: 0 BB: 0 P: 3	R: 0 E: 0 K: 1 S: 6	H: 1 LOB: 1 BB: 0 P: 6	R: 0 E: 0 K: 0 S: 3	H: 0 LOB: 0 BB: 0 P: 3	R: 0 E: 0 K: 0 S: 3	H: 0 LOB: 0 BB: 0 P: 3	R: 0 E: 0 K: 0 S: 4	H: 2 LOB: 3 BB: 1 P: 9	1B: 6 2B: 0 3B: 0 HR: 0	SF: 0 SAC: 0 DP: 2 HBP: 1	WP: 1 PB: 0 SB: 1 CS: 0	PA: 34
<b>PITCHER</b> Don Drysdale, R ERA: 1.47 (1, 1)	IP 9.0	WLS W	BF 34	H 6	R 0	ER 0	SO 6	BB 2	IBB 0	HBP 1	BLK 0	WP 1	HR 0	S 43	P 52	ERA 0.00	WHIP 0.889					
<b>PITCHER</b>	IP	WLS	BF	H	R	ER	SO	BB	IBB	HBP	BLK	WP	HR	S	P	ERA	WHIP					

**BOTTOM**

**Los Angeles Dodgers @ Houston Astros**  
Astrodome, Houston, TX  
Sun May 26 1968, 4:33 AM EDT  
Att. 21,493 - Unknown

AB	31
R	0
H	6
RBI	0
BB	2
SO	6
LOB	14



Batter	1	2	3	4	5	6	7	8	9	AB R H RBI BB SO LOB	TOP	
Wes Parker, S OBP: 0.321, SLG: 0.287 (1, 3) X	0-0 3-1 ①		0-0 F6 ①		0-3 K ②		0-0 P4 ③			4 0 0 0 0 1 0	<b>Los Angeles Dodgers @ Houston Astros</b> Astrodome, Houston, TX Mon May 27 1968, 8:05 PM EDT Att. 12,737 - Unknown <a href="http://livebaseballscorecards.com">livebaseballscorecards.com</a>	
Willie Davis, L OBP: 0.249, SLG: 0.325 (1, 8) X	0-0 4-3 ②		0-0 G3 ②		0-0 E8 WP 1B			0-0 F5 ①		4 1 1 0 0 0 0		
Len Gabrielson, L OBP: 0.278, SLG: 0.371 (1, 7) X	0-0 1B 1B		0-0 F8 ③		0-0 FC6 1B			0-0 G3 ②		4 0 2 1 0 0 0		
Ron Fairly, L OBP: 0.264, SLG: 0.225 (1, 9) X	0-0 1B 1B			4-0 2B BB	0-0 FC6 1-2f ③			0-0 2B		3 0 2 0 1 0 1		
Tom Haller, L OBP: 0.331, SLG: 0.356 (1, 2) X	0-0 F4 ③			0-0 P6 ①		0-0 G3 ①		0-0 4-3 ③		3 0 0 0 0 0 3		
Jeff Torborg, R OBP: 0.231, SLG: 0.200 (7, 2) X										1 0 0 0 0 0 1		
Bob Bailey, R OBP: 0.330, SLG: 0.386 (1, 5) X		0-0 2B		0-0 2B		0-3 K ②			0-0 F5 ①	4 0 2 0 0 1 0		
Zoilo Versalles, R OBP: 0.234, SLG: 0.277 (1, 6) X		0-0 6-3 ①		0-3 K ②		0-0 6-3 ③			0-0 F7 ②	3 0 0 0 0 1 3		
John Purdin, R OBP: 0.500, SLG: 0.500 (6, 1)										0 0 0 0 0 0 0		
Jack Billingham, R (8, 1)										0 0 0 0 0 0 0		
Jim Fairey, L OBP: 0.239, SLG: 0.262 (9, PH)										1 0 0 0 0 0 0		
Paul Popovich, S OBP: 0.304, SLG: 0.264 (1, 4) X		0-0 P5 ②		0-0 F3 ③			0-0 P3 ①		0-0 1B	4 0 1 0 0 0 3		
(6, 6)												
Claude Osteen, L OBP: 0.167, SLG: 0.278 (1, 1) X		0-0 F8 ③			0-3 K ①		0-0 F2 ②		0-0 F7 ③	1 0 0 0 0 0 1		
Hank Aguirre, R (2, 1)										1 0 0 0 0 1 0		
Luis Alcaraz, R OBP: 0.231, SLG: 0.232 (6, 4) X										2 0 0 0 0 0 1		
<b>Inning Stats</b>	R: 0 H: 2 E: 0 LOB: 2 K: 0 BB: 0 S: 5 P: 5	R: 0 H: 1 E: 0 LOB: 1 K: 0 BB: 0 S: 4 P: 4	R: 0 H: 0 E: 0 LOB: 0 K: 0 BB: 0 S: 3 P: 3	R: 0 H: 1 E: 0 LOB: 2 K: 1 BB: 1 S: 6 P: 10	R: 1 H: 2 E: 1 LOB: 1 K: 2 BB: 0 S: 9 P: 9	R: 0 H: 0 E: 0 LOB: 0 K: 1 BB: 0 S: 5 P: 5	R: 0 H: 0 E: 0 LOB: 0 K: 0 BB: 0 S: 3 P: 3	R: 0 H: 1 E: 0 LOB: 1 K: 0 BB: 0 S: 4 P: 4	R: 0 H: 1 E: 0 LOB: 1 K: 0 BB: 0 S: 4 P: 4	1B: 5 SF: 0 2B: 3 SAC: 0 3B: 0 DP: 0 HR: 0 HBP: 0	WP: 1 PA: 36 PB: 0 SB: 0 CS: 0	
<b>PITCHER</b> Don Wilson, R ERA: 3.82 (1, 1)	IP WLS BF H R ER SO BB IBB HBP BLK WP HR S P ERA WHIP	9.0 W 36 8 1 1 4 1 0 0 0 1 0 43 47 1.00 1.000										

AB	35
R	1
H	8
RBI	1
BB	1
SO	4
LOB	13



Batter	1	2	3	4	5	6	7	8	9	AB	R	H	RBI	BB	SO	LOB
Ron Davis, R OBP: 0.284, SLG: 0.303 (1, 8)	0-0 1B 2B	0-0 1-3 1B 2B		0-3 K	0-0 BB E 1B	0-0 F2				5	3	3	1	0	1	1
Denis Menke, R OBP: 0.367, SLG: 0.357 (1, 4)	4-0 FC6-4 1B BB	4-0 1B 1B IBB		0-0 PB 1B 1B	4-0 E 1B BB			0-0 F9		1	3	1	0	3	0	0
Julio Gotay, R OBP: 0.239, SLG: 0.257 (7, PH) (8, 4)										1	0	0	0	0	0	0
Jimmy Wynn, R OBP: 0.390, SLG: 0.422 (1, 9)	0-0 FC6-4 1B	0-0 1B 1B		0-0 FC1-2-5-4 PB 1B	0-0 E5 1B			0-0 F3		5	1	3	3	0	0	1
Rusty Staub, L OBP: 0.401, SLG: 0.466 (1, 3)	0-0 FC6-4 1B	0-0 1B		0-0 FC1-2-5-4 BB				0-0 1B		5	0	3	3	0	0	4
Bob Aspromonte, R OBP: 0.333, SLG: 0.333 (1, 5)	0-0 1-2 3-H 1B	0-0 6-3		4-0 1-2 BB	0-0 F9			0-0 L9		4	0	1	1	1	0	3
Bob Watson, R OBP: 0.296, SLG: 0.292 (1, 7)	0-0 F9		0-0 S 1B	0-0 P6		0-0 F8 P6-3 2B		0-0 P2		5	1	2	0	0	0	5
John Bateman, R OBP: 0.282, SLG: 0.329 (1, 2)	0-0 F3		0-0 F8		0-0 WP SH1-3 1B 1B	0-0 F8		0-0 5-3		5	1	1	0	0	0	4
Hector Torres, R OBP: 0.257, SLG: 0.267 (1, 6)		0-0 2B 1B	0-0 F7		0-0 SH1-3	0-0 P6-3		0-0 1-3		4	1	1	1	0	0	1
Don Wilson, R OBP: 0.280, SLG: 0.333 (1, 1)		0-0 P3	0-3 K		0-0 F7	0-0 1B				4	0	1	0	0	1	3

Inning Stats	R: 2	H: 3	E: 0	K: 0	S: 6	LOB: 2	BB: 1	P: 10	R: 3	H: 4	E: 0	K: 0	S: 6	LOB: 1	BB: 1	P: 10	R: 0	H: 1	E: 0	K: 1	S: 6	LOB: 1	BB: 0	P: 6	R: 0	H: 2	E: 0	K: 1	S: 7	LOB: 3	BB: 1	P: 11	R: 4	H: 3	E: 1	K: 0	S: 7	LOB: 1	BB: 1	P: 11	R: 1	H: 2	E: 0	K: 0	S: 5	LOB: 1	BB: 0	P: 5	R: 0	H: 1	E: 0	K: 0	S: 4	LOB: 1	BB: 0	P: 4	R: 0	H: 0	E: 0	K: 0	S: 3	LOB: 0	BB: 0	P: 3
PITCHER	IP	WLS	BF	H	R	ER	SO	BB	IBB	HBP	BLK	WP	HR	S	P	ERA	WHIP																																															
Claude Osteen, L ERA: 3.99 (1, 1)	1.1	L	12	6	5	5	0	1	1	0	0	0	0	10	18	33.75	5.250																																															
Hank Aguirre, L ERA: 0.77 (2, 1)	3.2		20	7	4	1	2	2	0	0	0	1	0	22	30	2.46	2.455																																															
John Purdin, R ERA: 1.3 (6, 1)	2.0		9	3	1	1	0	0	0	0	0	0	0	9	9	4.50	1.500																																															
Jack Billingham, R ERA: 2.03 (8, 1)	1.0		3	0	0	0	0	0	0	0	0	0	0	3	3	0.00	0.000																																															

**Los Angeles Dodgers @ Houston Astros**  
Astrodome, Houston, TX

Mon May 27 1968, 8:05 PM EDT  
Att. 12,737 - Unknown

AB	39
R	10
H	16
RBI	9
BB	4
SO	2
LOB	22



WP	HR	S	P	ERA	WHIP
1	0	0	0	3.99	1.500
1	0	0	0	0.77	1.500
1	0	0	0	1.3	1.500
1	0	0	0	2.03	1.500



Batter	1	2	3	4	5	6	7	8	9
Pete Rose, S OBP: 0.423, SLG: 0.526 (1, 9)	0-0 F8 1B 2B		0-0 1B SF8 1B		0-0 1B 3B	4-0 1B BB		0-0 2B 1B	
Tommy Helms, R OBP: 0.324, SLG: 0.404 (1, 4)	0-0 F8 2-3		0-0 1B 1B		0-0 2B 1B	0-0 F9		0-0 1B 2B	
Vada Pinson, L OBP: 0.333, SLG: 0.412 (1, 8)	0-3 K		0-0 SF8		0-0 1B 2B	0-0 1B		0-0 P6	
Alex Johnson, R OBP: 0.358, SLG: 0.391 (1, 7)	0-0 1B		0-0 1B		0-0 1B	0-0 6-3			
Fred Whitfield, L OBP: 0.186, SLG: 0.167 (1, 3)	0-0 P4		0-3 K		0-0 6-3				
Lee May, R OBP: 0.310, SLG: 0.393 (8, 3)									
Tony Perez, R OBP: 0.312, SLG: 0.377 (1, 5)		0-0 L4		0-0 F8	4-0 1B BB		0-0 5-3		
Johnny Bench, R OBP: 0.279, SLG: 0.407 (1, 2)		0-0 5-3		0-0 E6 B5-3	0-0 1B		0-0 5-3		
Leo Cardenas, R OBP: 0.230, SLG: 0.212 (1, 6)		0-3 K		0-0 B5-3	0-3 K		0-0 6-3		
Jim Maloney, L OBP: 0.222, SLG: 0.176 (1, 1)			0-0 3-1	0-3 K		0-0 P4-3		0-0 P4	

AB	R	H	RBI	BB	SO	LOB
4	4	4	0	1	0	0
5	2	3	2	0	0	2
4	1	2	1	0	1	2
4	0	3	4	0	0	2
4	0	0	0	0	2	2
0	0	0	0	0	0	0
3	0	0	0	1	0	0
4	0	1	0	0	0	0
4	0	0	0	0	2	3
4	0	0	0	0	1	1

**BOTTOM**

**Los Angeles Dodgers @ Cincinnati Reds**  
 Crosley Field, Cincinnati, OH  
 Tue May 28 1968, 7:05 PM EDT  
 Att. 4,475 - Unknown

AB	36
R	7
H	13
RBI	7
BB	2
SO	6
LOB	12



1B:	9	SF:	1
2B:	3	SAC:	0
3B:	1	DP:	0
HR:	0	HBP:	0

WP:	0	PA:	39
PB:	0	SB:	1
CS:	0		

Inning Stats	R	H	E	K	S	R	H	E	K	S	R	H	E	K	S	R	H	E	K	S	R	H	E	K	S	R	H	E	K	S	R	H	E	K	S
Don Sutton, R ERA: 3.31 (1, 1)	7.0	11	6	1	6	7.0	11	6	1	6	7.0	11	6	1	6	7.0	11	6	1	6	7.0	11	6	1	6	7.0	11	6	1	6	7.0	11	6	1	6
Jim Brewer, L ERA: 2.66 (8, 1)	1.0	2	1	1	0	1.0	2	1	1	0	1.0	2	1	1	0	1.0	2	1	1	0	1.0	2	1	1	0	1.0	2	1	1	0	1.0	2	1	1	0

PITCHER	IP	WLS	BF	H	R	ER	SO	BB	IBB	HBP	BLK	WP	HR	S	P	ERA	WHIP
Don Sutton, R	7.0	1	34	11	6	6	6	2	0	0	0	0	0	44	52	7.71	1.857
Jim Brewer, L	1.0	0	5	2	1	1	0	0	0	0	0	0	0	5	5	9.00	2.000

**Los Angeles Dodgers @ Cincinnati Reds**  
 Crosley Field, Cincinnati, OH  
 Wed May 29 1968, 7:05 PM EDT  
 Att. 6,975 - Unknown

AB	34
R	5
H	10
RBI	4
BB	6
SO	5
LOB	21



WP	3	PA	40
PB	0		
SB	0		
CS	1		

Batter	1	2	3	4	5	6	7	8	9	AB R H RBI BB SO LOB
Wes Parker, S (1, 3) OBP: 0.332, SLG: 0.299	0-0 CS 1B		0-0 1B HR 2B		0-0 4-3		0-3 K		0-0 1B	5 1 3 0 0 1 3
Willie Davis, L (1, 8) OBP: 0.248, SLG: 0.317	0-0 B2		0-0 HR 1B		0-0 F7		0-0 FC4-2		4-0 1B	4 1 1 1 1 0 4
Len Gabrielson, L (1, 7) OBP: 0.250, SLG: 0.395 Jack Billingham, R (7, 1)	0-0 F5		0-0 HR		0-0 F7		0-3 K		0-0 P6	4 1 1 3 0 1 3 0 0 0 0 0 0 0 1 0 0 0 0 0 3 0 0 0 0 0 0 0
Rocky Colavito, R (9, PH) OBP: 0.291, SLG: 0.313 Jim Brewer, L (9, 1) OBP: 0.500, SLG: 0.500			1-H 3-H HR							
Ron Fairly, L (1, 9) OBP: 0.262, SLG: 0.227		0-0 4-3	0-3 K				0-0 BB 2B	0-3 K	0-0 P5	5 0 1 0 0 2 3
Tom Haller, L (1, 2) OBP: 0.329, SLG: 0.343		0-0 4-3	0-0 F2			4-0 F8 WP BB		4-0 FC5-4 BB		2 0 0 0 2 0 0
Bob Bailey, R (1, 5) OBP: 0.320, SLG: 0.364		0-3 K		0-0 F8		0-0 F8		0-0 F9		4 0 0 0 0 1 2
Zoilo Versalles, R (1, 6) OBP: 0.241, SLG: 0.285			0-0 P3 WP 2B	0-0 P4			4-0 1B FC4-2 BB	0-0 FC5-4		3 1 1 0 1 0 1
Paul Popovich, S (1, 4) OBP: 0.302, SLG: 0.266			0-0 P3	0-0 WP 1B			0-0 FC4-2 BB 1B		0-0 P7	4 0 2 0 0 0 1
Mike Kekich, R (1, 1) OBP: 0.222, SLG: 0.125 John Purdin, R (6, 1) OBP: 0.500, SLG: 0.500 Ken Boyer, R (7, PH) OBP: 0.288, SLG: 0.237 Jim Fairey, L (7, 7) OBP: 0.250, SLG: 0.273			4-0 2B 1B BB	0-0 G3			4-0 FC4-2 BB		0-0 1B	1 1 0 0 1 0 1 0 0 0 0 0 0 0 0 0 0 0 1 0 0 1 0 1 0 0 0 0

Inning Stats	R: 0	H: 1	E: 0	LOB: 0	K: 0	BB: 0	S: 3	P: 3	R: 0	H: 0	E: 0	LOB: 0	K: 1	BB: 0	S: 5	P: 5	R: 5	H: 4	E: 0	LOB: 0	K: 1	BB: 1	S: 9	P: 13	R: 0	H: 1	E: 0	LOB: 1	K: 0	BB: 0	S: 4	P: 4	R: 0	H: 0	E: 0	LOB: 0	K: 0	BB: 0	S: 3	P: 3	R: 0	H: 1	E: 0	LOB: 1	K: 0	BB: 1	S: 2	P: 6	R: 0	H: 1	E: 0	LOB: 3	K: 2	BB: 2	S: 8	P: 16	R: 0	H: 0	E: 0	LOB: 1	K: 1	BB: 1	S: 5	P: 9	R: 0	H: 2	E: 0	LOB: 3	K: 0	BB: 1	S: 5	P: 9	1B: 6	SF: 0	2B: 3	SAC: 0	3B: 0	DP: 0	HR: 1	HBP: 0	WP: 3	PA: 40
--------------	------	------	------	--------	------	-------	------	------	------	------	------	--------	------	-------	------	------	------	------	------	--------	------	-------	------	-------	------	------	------	--------	------	-------	------	------	------	------	------	--------	------	-------	------	------	------	------	------	--------	------	-------	------	------	------	------	------	--------	------	-------	------	-------	------	------	------	--------	------	-------	------	------	------	------	------	--------	------	-------	------	------	-------	-------	-------	--------	-------	-------	-------	--------	-------	--------

PITCHER	IP	WLS	BF	H	R	ER	SO	BB	IBB	HBP	BLK	WP	HR	S	P	ERA	WHIP
Milt Pappas, R (1, 1) ERA: 5.67	2.1		12	5	5	5	1	1	0	0	0	1	1	13	17	19.29	2.571
Bob Lee, R (3, 1) ERA: 3.74	0.2		2	0	0	0	1	0	0	0	0	0	0	4	4	0.00	0.000
Bill Kelso, R (4, 1) ERA: 3.06	2.0		7	1	0	0	0	0	0	0	0	1	0	7	7	0.00	0.500
Ted Davidson, L (6, 1) ERA: 5.75	1.0		3	1	0	0	0	1	0	0	0	1	0	2	6	0.00	2.000
Billy McCool, L (7, 1) ERA: 3.1	0.0		3	1	0	0	0	2	0	0	0	0	0	1	9	∞	∞

PITCHER	IP	WLS	BF	H	R	ER	SO	BB	IBB	HBP	BLK	WP	HR	S	P	ERA	WHIP
George Culver, R (7, 1) ERA: 2.3	3.0	W	13	2	0	0	3	1	1	0	0	0	0	17	25	0.00	1.000

BOTTOM

Los Angeles Dodgers @ Cincinnati Reds

Crosley Field, Cincinnati, OH

Wed May 29 1968, 7:05 PM EDT

Att. 6,975 - Unknown

livebaseballscorecards.com

AB	38
R	6
H	12
RBI	5
BB	5
SO	9
LOB	21



WP:	0	PA:	44
PB:	0		
SB:	1		
CS:	0		

AB R H RBI BB SO LOB

5	0	3	2	0	0	0
4	0	2	1	0	0	2
5	0	0	0	0	1	4
4	2	3	0	1	0	0
4	1	1	0	0	2	4
3	1	1	1	2	0	1
4	2	2	1	1	1	2
5	0	0	0	0	2	6
0	0	0	0	0	0	0
0	0	0	0	0	0	0
0	0	0	0	0	0	0
0	0	0	0	0	0	0
0	0	0	0	0	0	0
0	0	0	0	0	0	0
0	0	0	0	0	0	0
0	0	0	0	0	0	0
1	0	0	0	0	0	0
1	0	0	0	0	0	0

1B:	8	SF:	0
2B:	4	SAC:	1
3B:	0	DP:	0
HR:	0	HBP:	0

1B:	8	SF:	0
2B:	4	SAC:	1
3B:	0	DP:	0
HR:	0	HBP:	0

WP:	0	PA:	44
PB:	0		
SB:	1		
CS:	0		

Batter 1 2 3 4 5 6 7 8 9

<b>Pete Rose, S</b> OBP: 0.427, SLG: 0.539 (1, 9) X	0-0 G3 ①		0-0 1-3 ②		0-0 1B 1-2 1B	0-0 2B 1-3 2-H 3-H		0-0 2B	
<b>Tommy Helms, R</b> OBP: 0.328, SLG: 0.412 (1, 4) X	0-0 2B		0-0 6-3 ③		0-0 1B 1-3 2-H	0-0 F3 ③		0-3 K ②	
<b>Vada Pinson, L</b> OBP: 0.324, SLG: 0.400 (1, 8) S S S	0-3 K ②			0-0 F7 ①	0-0 F5 ③		0-0 L9 ①	0-0 P5 ③	
<b>Alex Johnson, R</b> OBP: 0.370, SLG: 0.399 (1, 7) B B B	4-0 BB			0-0 1B		0-0 5-3 ①	0-0 E S 2B 1B	0-0 SH1-4 E 1B	
<b>Tony Perez, R</b> OBP: 0.311, SLG: 0.374 (1, 5) S S S	0-3 K ③			0-0 F3 ②		0-0 BB 1B	0-3 K ②	0-0 SH1-4 ①	
<b>Johnny Bench, R</b> OBP: 0.289, SLG: 0.412 (1, 2) X		0-0 F7 ①		0-0 L7 ③		4-0 BB 1B 1-2 2B BB	0-0 2B 3-H	4-0 E IBB	
<b>Lee May, R</b> OBP: 0.319, SLG: 0.396 (1, 3) X		0-0 F2 ②			0-0 1B 1B	0-0 1B 1-2 2-H 2B 1B	4-0 IBB	0-3 K ②	
<b>Leo Cardenas, R</b> OBP: 0.223, SLG: 0.205 (1, 6) X		0-0 F9 ③			0-3 K ①	0-3 K ②	0-0 6-3 ③	0-0 E6 1-2 2-H	
<b>Milt Pappas, R</b> OBP: 0.000, SLG: 0.000 (0, 0) S S S			0-3 K ①		0-3 K ②	4-0 2B 1-2 2-3 BB		0-0 P4-3 ①	

<b>Inning Stats</b>	R: 0 E: 0 K: 2 S: 8	H: 1 LOB: 2 BB: 1 P: 12	R: 0 E: 0 K: 0 S: 3	H: 0 LOB: 0 BB: 0 P: 3	R: 0 E: 0 K: 1 S: 5	H: 0 LOB: 0 BB: 0 P: 5	R: 0 E: 0 K: 0 S: 4	H: 1 LOB: 1 BB: 0 P: 4	R: 1 E: 0 K: 2 S: 10	H: 3 LOB: 2 BB: 0 P: 10	R: 3 E: 0 K: 1 S: 8	H: 3 LOB: 2 BB: 2 P: 16	R: 1 E: 0 K: 1 S: 7	H: 2 LOB: 2 BB: 1 P: 11	R: 0 E: 0 K: 1 S: 6	H: 1 LOB: 1 BB: 0 P: 6	R: 1 E: 1 K: 1 S: 6	H: 1 LOB: 2 BB: 1 P: 10	1B: 8 2B: 4 3B: 0 HR: 0	SF: 0 SAC: 1 DP: 0 HBP: 0	WP: 0 PB: 0 SB: 1 CS: 0	PA: 44
---------------------	------------------------------	----------------------------------	------------------------------	---------------------------------	------------------------------	---------------------------------	------------------------------	---------------------------------	-------------------------------	----------------------------------	------------------------------	----------------------------------	------------------------------	----------------------------------	------------------------------	---------------------------------	------------------------------	----------------------------------	----------------------------------	------------------------------------	----------------------------------	--------

<b>PITCHER</b>	IP	WLS	BF	H	R	ER	SO	BB	IBB	HBP	BLK	WP	HR	S	P	ERA	WHIP
<b>Mike Kekich, L</b> ERA: 3.9 (1, 1)	5.1		25	7	4	4	5	2	0	0	0	0	0	33	41	6.75	1.688
<b>John Purdin, R</b> ERA: 1.27 (6, 1)	0.2		4	1	0	0	1	1	0	0	0	0	0	5	9	0.00	3.000
<b>Jack Billingham, R</b> ERA: 2.2 (7, 1)	2.0		10	3	1	1	2	0	1	0	0	0	0	13	17	4.50	1.500
<b>Jim Brewer, L</b> ERA: 2.57 (9, 1)	0.2	L	5	1	1	0	1	0	1	0	0	0	0	6	10	0.00	1.500

Batter	1	2	3	4	5	6	7	8	9	AB R H RBI BB SO LOB	TOP
Willie Davis, L (1, 8) OBP: 0.255, SLG: 0.319	0-0 P6		4-0 BB 1B BB	0-0 1B		0-0 SH1-4 1B		0-0 G3	0-0 F9	5 0 2 0 1 0 1	
Zoilo Versalles, R (1, 6) OBP: 0.249, SLG: 0.288	0-0 F7		0-0 BB 1B	0-0 F7		0-0 SH1-4 1B		4-0 CS BB	0-0 F7	5 0 2 0 1 0 3	
Wes Parker, S (1, 7) OBP: 0.340, SLG: 0.307	0-0 1B		0-0 SF8		4-0 1B BB	0-0 SH1-4		0-0 2B 1B		2 2 2 1 1 0 0	
Ken Boyer, R (1, 3) OBP: 0.310, SLG: 0.270	0-0 L7		0-0 F8		0-0 1B BB	4-0 G5-4-3 IBB		0-0 1B 2B		4 2 2 0 1 0 3	
Rocky Colavito, R (1, 9) OBP: 0.296, SLG: 0.303		0-0 F8	4-0 BB		0-0 P4	0-0 G5-4-3		4-0 1B BB		3 0 0 0 2 0 5	
Jim Fairey, L (8, PR) OBP: 0.250, SLG: 0.273			1-2 2-3 BB			1-2				0 0 0 0 0 0 0	
Bob Bailey, R (1, 5) OBP: 0.331, SLG: 0.364		4-0 WP BB	0-3 K		4-0 CS 1B BB			0-0 1B		3 0 1 2 2 1 3	
Ron Fairly, L (8, 9) OBP: 0.262, SLG: 0.227					1-2 BB			1-2 2-H 3-H 1B		0 0 0 0 0 0 0	
Paul Popovich, S (1, 4) OBP: 0.297, SLG: 0.262		0-3 K		0-0 P3	0-0 CS 1B		0-0 P8	0-0 P7		5 0 1 2 0 1 3	
Jeff Torborg, R (1, 2) OBP: 0.290, SLG: 0.214		0-0 L5		0-0 L7	1-2 2-3 BB		0-0 1B		4-0 F9 SH1-4 BB	3 0 1 0 2 0 1	
Claude Osteen, L (1, 1) OBP: 0.227, SLG: 0.318			0-0 1B WP SF8 1B		0-0 1B		0-0 L8		0-0 SH1-4	4 1 2 0 0 0 3	
Jack Billingham, R (9, 1)								0-0 F7		0 0 0 0 0 0 0	
<b>Inning Stats</b>	R: 0 H: 1 E: 0 LOB: 1 K: 0 BB: 0 S: 4 P: 4	R: 0 H: 0 E: 0 LOB: 1 K: 1 BB: 1 S: 5 P: 9	R: 1 H: 2 E: 0 LOB: 3 K: 1 BB: 2 S: 7 P: 15	R: 0 H: 2 E: 0 LOB: 2 K: 0 BB: 0 S: 5 P: 5	R: 2 H: 2 E: 0 LOB: 2 K: 0 BB: 3 S: 4 P: 16	R: 0 H: 2 E: 0 LOB: 2 K: 0 BB: 1 S: 4 P: 8	R: 0 H: 1 E: 0 LOB: 1 K: 0 BB: 0 S: 4 P: 4	R: 2 H: 3 E: 0 LOB: 2 K: 0 BB: 2 S: 5 P: 13	R: 0 H: 0 E: 0 LOB: 1 K: 0 BB: 1 S: 3 P: 7	1B: 12 SF: 1 2B: 1 SAC: 2 3B: 0 DP: 1 HR: 0 HBP: 0	WP: 2 PA: 47 PB: 0 SB: 0 CS: 3
<b>PITCHER</b>	IP WLS BF H R ER SO BB IBB HBP BLK WP HR S P ERA WHIP										
Gerry Arrigo, L (1, 1) ERA: 2.13	4.1 L 25 7 3 3 2 5 0 0 0 2 0 24 44 6.23 2.769										
Bob Lee, R (5, 1) ERA: 3.57	1.2 7 2 0 0 0 1 1 0 0 0 0 5 13 0.00 1.800										
Billy McCool, L (7, 1) ERA: 3.63	2.0 11 4 2 2 0 2 0 0 0 0 0 9 17 9.00 3.000										
Ted Davidson, L (9, 1) ERA: 5.48	1.0 4 0 0 0 0 1 0 0 0 0 0 3 7 0.00 1.000										

**Los Angeles Dodgers @ Cincinnati Reds**  
 Crosley Field, Cincinnati, OH  
 Thu May 30 1968, 3:33 AM EDT  
 Att. 8,895 - Unknown

[livebaseballscorecards.com](http://livebaseballscorecards.com)

<b>AB</b>	34
<b>R</b>	5
<b>H</b>	13
<b>RBI</b>	5
<b>BB</b>	10
<b>SO</b>	2
<b>LOB</b>	22





Batter	1	2	3	4	5	6	7	8	9	AB R H RBI BB SO LOB
<b>Pete Rose, S</b> OBP: 0.422, SLG: 0.530 (1, 9)	0-0 E6 L5-3		0-0 F8			0-0 P6-4-3 1-2f		0-0 1B	0-0 L8	5 0 1 0 0 0 4
<b>Tommy Helms, R</b> OBP: 0.326, SLG: 0.408 <b>Ted Davidson, R</b> (9, 1)	0-0 L5-3 1-2			0-0 F8			0-0 E 1B SF9 1B	0-0 5-3		4 1 1 0 0 0 2 0 0 0 0 0 0 0
<b>Vada Pinson, L</b> OBP: 0.333, SLG: 0.422 (1, 8)	4-0 BB			0-0 L7			0-0 E3 1B 1B 1-3		0-0 HR	3 1 2 1 1 0 0
<b>Alex Johnson, R</b> OBP: 0.362, SLG: 0.390 (1, 7)	0-0 6-3			0-0 F9			0-0 P4		0-0 P4-3	4 0 0 0 0 0 3
<b>Tony Perez, R</b> OBP: 0.309, SLG: 0.379 (1, 5)		0-0 L7			0-0 1-3		0-0 SF9		0-0 1B 2B	3 1 1 1 0 0 0
<b>Johnny Bench, R</b> OBP: 0.288, SLG: 0.408 (1, 2)		0-3 K			0-0 L4		0-0 FC6-4 1B 1-3		0-0 F2	4 0 1 0 0 1 1
<b>Lee May, R</b> OBP: 0.317, SLG: 0.392 (1, 3)		0-0 1-3			0-0 F2		0-0 FC6-4 1-2f		0-0 HBP 1B 2-H 1B	4 0 1 1 0 0 2
<b>Leo Cardenas, R</b> OBP: 0.219, SLG: 0.201 <b>Don Pavletich, R</b> OBP: 0.150, SLG: 0.150 (9, PH) <b>Jim Maloney, L</b> OBP: 0.222, SLG: 0.176 (9, PR)			0-3 K			0-0 F8		0-0 6-3	0-0 HBP 1B	3 0 0 0 0 1 0 1 0 1 0 0 0 0 0 0 0 0 0 0 0
<b>Gerry Arrigo, L</b> OBP: 0.136, SLG: 0.150 (5, 1) <b>Bob Lee, R</b> (6, PH) <b>Bob Johnson, R</b> OBP: 0.385, SLG: 0.333 (7, 1) <b>Billy McCool, R</b> OBP: 0.455, SLG: 0.333 (9, 4) <b>Giraldo Ruiz, S</b> OBP: 0.342, SLG: 0.172 (9, PH)			0-0 2-3			0-0 P6-4-3 1B		0-0 F9	1-0 HBP	1 0 0 0 0 0 0 0 0 0 0 0 0 0 1 0 1 0 0 0 0 0 0 0 0 0 0 0 1 0 0 0 0 0 0 0 0 0 0 0 0 0

BOTTOM

**Los Angeles Dodgers @ Cincinnati Reds**  
Crosley Field, Cincinnati, OH  
Thu May 30 1968, 3:33 AM EDT  
Att. 8,895 - Unknown

livebaseballscorecards.com

<b>AB</b>	34
<b>R</b>	3
<b>H</b>	9
<b>RBI</b>	3
<b>BB</b>	1
<b>SO</b>	2
<b>LOB</b>	12



Inning Stats	R: 0	H: 0	E: 1	LOB: 1	K: 0	BB: 1	S: 3	P: 7	R: 0	H: 0	E: 0	LOB: 0	K: 1	BB: 0	S: 5	P: 5	R: 0	H: 0	E: 0	LOB: 0	K: 1	BB: 0	S: 5	P: 5	R: 0	H: 0	E: 0	LOB: 0	K: 0	BB: 0	S: 3	P: 3	R: 0	H: 1	E: 0	LOB: 0	K: 0	BB: 0	S: 3	P: 3	R: 1	H: 3	E: 1	LOB: 2	K: 0	BB: 0	S: 6	P: 6	R: 0	H: 1	E: 0	LOB: 1	K: 0	BB: 0	S: 4	P: 4	R: 2	H: 4	E: 0	LOB: 3	K: 0	BB: 0	S: 7	P: 8	1B: 7	SF: 1	2B: 2	SAC: 0	3B: 0	DP: 2	HR: 1	HBP: 1	WP: 0	PA: 37
--------------	------	------	------	--------	------	-------	------	------	------	------	------	--------	------	-------	------	------	------	------	------	--------	------	-------	------	------	------	------	------	--------	------	-------	------	------	------	------	------	--------	------	-------	------	------	------	------	------	--------	------	-------	------	------	------	------	------	--------	------	-------	------	------	------	------	------	--------	------	-------	------	------	-------	-------	-------	--------	-------	-------	-------	--------	-------	--------

PITCHER	IP	WLS	BF	H	R	ER	SO	BB	IBB	HBP	BLK	WP	HR	S	P	ERA	WHIP
<b>Claude Osteen, L</b> ERA: 3.89 (1, 1)	8.2	W	35	9	3	3	2	1	0	0	0	0	1	38	42	3.12	1.154
<b>Jack Billingham, R</b> ERA: 2.17 (9, 1)	0.1	S	2	0	0	0	0	0	0	1	0	0	0	1	2	0.00	0.000

<b>WP: 0</b>	<b>PA: 37</b>
<b>PB: 0</b>	<b>SB: 0</b>
<b>CS: 0</b>	

ERA WHIP

Batter	1	2	3	4	5	6	7	8	9	AB R H RBI BB SO LOB	TOP									
Ron Hunt, R OBP: 0.326, SLG: 0.280 (1, 4)	0-0 F9		0-0 P4		0-0 G3			0-0 F6		4 0 0 0 0 0 1										
Jim Davenport, R OBP: 0.273, SLG: 0.241 (1, 5)	0-0 1B		0-0 E5		0-0 F6			0-0 F8		4 0 1 0 0 0 1										
Willie Mays, R OBP: 0.337, SLG: 0.500 (1, 8)	0-3 K		0-0 F6			0-0 FC3-6 1B		0-0 F3		4 0 1 0 0 1 2										
Willie McCovey, L OBP: 0.403, SLG: 0.563 (1, 3)	0-0 6-3			0-3 K		0-0 FC3-6			4-0 BB BB BB BB FC3-2 1B BB	3 0 0 0 1 1 2 0 0 0 0 0 0 0										
Nate Oliver, R OBP: 0.200, SLG: 0.229 (9, PR)																				
Jim Ray Hart, R OBP: 0.340, SLG: 0.489 (1, 7)		0-3 K		0-3 K		0-0 F9		0-0 FC3-2 BB 1B		4 0 1 0 0 2 1										
Dave Marshall, L OBP: 0.281, SLG: 0.288 (1, 9)		0-3 K		0-0 1B		0-0 G3		4-0 BB BB BB BB FC3-2 BB		3 0 1 0 1 1 1										
Dick Dietz, R OBP: 0.315, SLG: 0.388 (1, 2)				0-3 K			0-0 P4		0-0 F7	4 0 1 0 0 1 4										
Hal Lanier, R OBP: 0.225, SLG: 0.263 (1, 6)									0-0 FC3-2	3 0 1 0 0 1 1 1 0 0 0 0 0 3										
Ty Cline, L OBP: 0.254, SLG: 0.258 (9, PH)		0-0 2-3				0-0 FC2-6 1B		0-0 K	1-2 2-3 3-Hr											
Mike McCormick, L OBP: 0.154, SLG: 0.087 (1, 1)			0-0 3-1				0-0 F6		0-0 P3	3 0 0 0 0 0 1 1 0 0 0 0 0 3										
Jack Hiatt, R OBP: 0.352, SLG: 0.348 (9, PH)					0-0 FC2-6 E G3															
<b>Inning Stats</b>	R: 0 E: 0 K: 1 S: 6	H: 1 LOB: 1 BB: 0 P: 6	R: 0 E: 0 K: 2 S: 8	H: 1 LOB: 1 BB: 0 P: 8	R: 0 E: 1 K: 0 S: 4	H: 0 LOB: 1 BB: 0 P: 4	R: 0 E: 0 K: 3 S: 10	H: 1 LOB: 1 BB: 0 P: 10	R: 0 E: 1 K: 0 S: 4	H: 1 LOB: 1 BB: 0 P: 4	R: 0 E: 0 K: 1 S: 5	H: 0 LOB: 0 BB: 0 P: 5	R: 0 E: 0 K: 1 S: 3	H: 0 LOB: 0 BB: 0 P: 3	R: 0 E: 0 K: 0 S: 4	H: 1 LOB: 3 BB: 2 P: 12	1B: 6 2B: 0 3B: 0 HR: 0	SF: 0 SAC: 0 DP: 0 HBP: 0	WP: 0 PB: 0 SB: 0 CS: 0	PA: 36
<b>PITCHER</b> Don Drysdale, R ERA: 1.33 (1, 1)	IP: 9.0 WLS: W BF: 36 H: 6 R: 0 ER: 0 SO: 7 BB: 2 IBB: 0 HBP: 0 BLK: 0 WP: 0 HR: 0 S: 48 P: 56 ERA: 0.00 WHIP: 0.889																			

San Francisco Giants @ Los Angeles Dodgers  
 Dodger Stadium, Los Angeles, CA  
 Fri May 31 1968, 7:05 PM PDT  
 Att: 46,067 - Unknown

livebaseballscorecards.com

AB	34
R	0
H	6
RBI	0
BB	2
SO	7
LOB	20



Batter	1	2	3	4	5	6	7	8	9	AB R H RBI BB SO LOB
Willie Davis, L (1, 8) OBP: 0.255, SLG: 0.317	0-0 1B		0-0 E9 2B		0-0 6-3		0-0 3-1			4 1 1 0 0 0 1
Zoilo Versalles, R (1, 6) OBP: 0.244, SLG: 0.282	0-3 K 1-2		0-3 K		0-3 K		0-0 F7			4 0 0 0 0 3 3
Wes Parker, S (1, 7) OBP: 0.343, SLG: 0.322 (7, 3)	0-3 K		0-0 S 2B		0-0 F8			0-0 WP SF8 2B		4 1 2 1 0 1 1
Ken Boyer, R (1, 3) OBP: 0.293, SLG: 0.258 (7, 5)	0-3 K		0-3 K 2-3		0-0 F7			0-0 SF8 2-H		3 0 0 1 0 2 2
Rocky Colavito, R (1, 9) OBP: 0.297, SLG: 0.314 Ron Fairly, L (7, 9) OBP: 0.260, SLG: 0.225		0-0 1B 2B	0-0 F3		0-0 5-3			0-0 G3		3 1 1 0 0 0 1 1 0 0 0 0 0 0
Bob Bailey, R (1, 5) OBP: 0.346, SLG: 0.369 Jim Fairey, L (7, 7) OBP: 0.245, SLG: 0.267		0-0 2-H 1B		4-0 1B FC9-2 BB		4-0 BB BB		0-0 F6		1 0 1 1 2 0 0 1 0 0 0 0 0 0
Paul Popovich, S (1, 4) OBP: 0.298, SLG: 0.264		0-3 K		0-0 FC9-2 1B		0-0 P7				3 0 1 0 0 1 2
Jeff Torborg, R (1, 2) OBP: 0.294, SLG: 0.226		0-0 F3		0-0 FC9-2 1-2 3-H			0-0 3-1 SH1 1B			3 0 1 0 0 0 3
Don Drysdale, R (1, 1) OBP: 0.226, SLG: 0.258		0-3 K		0-0 F2			0-0 SH1 1-2			2 0 0 0 0 1 2

Inning Stats	R: 0 E: 0 K: 3 S: 10	H: 1 LOB: 1 BB: 0 P: 10	R: 1 E: 0 K: 2 S: 9	H: 2 LOB: 1 BB: 0 P: 9	R: 1 E: 1 K: 2 S: 9	H: 1 LOB: 1 BB: 0 P: 9	R: 0 E: 0 K: 0 S: 3	H: 1 LOB: 1 BB: 1 P: 7	R: 0 E: 0 K: 1 S: 5	H: 0 LOB: 0 BB: 0 P: 5	R: 0 E: 0 K: 0 S: 3	H: 0 LOB: 1 BB: 1 P: 7	R: 0 E: 0 K: 0 S: 4	H: 1 LOB: 1 BB: 0 P: 4	R: 1 E: 0 K: 0 S: 4	H: 1 LOB: 0 BB: 0 P: 4	1B: 4 2B: 4 3B: 0 HR: 0	SF: 1 SAC: 1 DP: 1 HBP: 0	WP: 1 PB: 0 SB: 2 CS: 0	PA: 33
PITCHER Mike McCormick, L (1, 1) ERA: 3.46	IP 8.0 WLS L BF 33 H 7 R 3 ER 2 SO 8 BB 2 IBB 0 HBP 0 BLK 0 WP 1 HR 0 S 47 P 55 ERA 2.25 WHIP 1.125																			

**BOTTOM**

**San Francisco Giants @ Los Angeles Dodgers**  
**Dodger Stadium, Los Angeles, CA**  
 Fri May 31 1968, 7:05 PM PDT  
 Att. 46,067 - Unknown

[livebaseballscorecards.com](http://livebaseballscorecards.com)

<b>AB</b>	<b>29</b>
<b>R</b>	<b>3</b>
<b>H</b>	<b>7</b>
<b>RBI</b>	<b>3</b>
<b>BB</b>	<b>2</b>
<b>SO</b>	<b>8</b>
<b>LOB</b>	<b>15</b>

Batter	1	2	3	4	5	6	7	8	9	AB R H RBI BB SO LOB	TOP																	
Ron Hunt, R (1, 4) OBP: 0.338, SLG: 0.291	0-0 F3		0-0 1B			0-0 FC1-6 1B		0-0 1B 1B	4-0 BB BB BB BB BB	4 1 3 0 1 0 0	<p>San Francisco Giants @ Los Angeles Dodgers Dodger Stadium, Los Angeles, CA</p> <p>Sat Jun 01 1968, 7:05 PM PDT Att. 39,854 - Unknown</p> <p>livebaseballscorecards.com</p>																	
Ty Cline, L (1, 3) OBP: 0.237, SLG: 0.239	0-0 L6-3		0-0 L4			0-0 FC1-6 E 1-2f		0-0 L5 1B BB 1-2	0-0 L6	5 2 0 0 0 0 4																		
Willie Mays, R (1, 8) OBP: 0.333, SLG: 0.491	0-0 F3			0-3 K		0-0 E7 CS 2-H 1B		0-0 F7	0-0 5-3	5 0 1 1 0 1 3																		
Jim Ray Hart, R (1, 7) OBP: 0.338, SLG: 0.482		0-0 6-3		0-3 K		0-3 K 2-3		0-0 BB BB 1-3 2-H 1B		4 0 1 1 0 2 1																		
Jim Davenport, R (1, 5) OBP: 0.279, SLG: 0.243		0-0 1B FC9-2 1B		0-3 K			0-3 K	4-0 BB BB 1-2		3 0 1 0 1 2 0																		
Dave Marshall, L (1, 9) OBP: 0.313, SLG: 0.300		0-0			4-0 WP BB		4-0 1B BB	4-0 BB BB 1-2 2-3 3-H BB		1 0 1 0 2 0 0 0 0 0 1 1 0 0 0 0 0 0 0 0 0																		
Jack Hiatt, R (8, PH) OBP: 0.358, SLG: 0.348		1-3 1B																										
Ollie Brown, R (8, PR) OBP: 0.226, SLG: 0.200																												
Dick Dietz, R (1, 2) OBP: 0.299, SLG: 0.366		0-0 FC9-2 3-H			0-0 F8		0-3 K	0-0 F3		4 0 0 0 0 1 7																		
Hal Lanier, R (1, 6) OBP: 0.226, SLG: 0.262			0-0 F2		0-0 F8 1-2		0-0 1B	0-0 F8		4 0 1 0 0 0 4																		
Gaylord Perry, R (1, 1) OBP: 0.133, SLG: 0.133			0-0 6-3		0-3 K		0-0 F9		0-0 6-3	2 0 0 0 0 1 1 1 0 0 0 0 0 2 0 0 0 0 0 0 0 1 0 0 0 0 0 0																		
Willie McCovey, L (7, PH) OBP: 0.400, SLG: 0.558																												
Joe Gibbon, R (7, 1)																												
Frank Linzy, R (8, 1)																												
<b>Inning Stats</b>	R: 0 E: 0 K: 0 S: 3	H: 0 LOB: 0 BB: 0 P: 3	R: 0 E: 0 K: 0 S: 4	H: 2 LOB: 1 BB: 0 P: 4	R: 0 E: 0 K: 0 S: 4	H: 1 LOB: 1 BB: 0 P: 4	R: 0 E: 0 K: 3 S: 9	H: 0 LOB: 0 BB: 0 P: 9	R: 0 E: 0 K: 1 S: 5	H: 0 LOB: 1 BB: 1 P: 9	R: 1 E: 2 K: 1 S: 6	H: 2 LOB: 0 BB: 0 P: 6	R: 0 E: 0 K: 2 S: 8	H: 1 LOB: 2 BB: 1 P: 12	R: 2 E: 1 K: 0 S: 6	H: 2 LOB: 3 BB: 2 P: 14	R: 0 E: 0 K: 0 S: 3	H: 0 LOB: 1 BB: 1 P: 7	1B: 8 2B: 1 3B: 0 HR: 0	SF: 0 SAC: 0 DP: 1 HBP: 0	WP: 1 PB: 0 SB: 0 CS: 1	PA: 39						
<b>PITCHER</b>	IP WLS BF H R ER SO BB IBB HBP BLK WP HR S P ERA WHIP												IP WLS BF H R ER SO BB IBB HBP BLK WP HR S P ERA WHIP															
Bill Singer, R (1, 1) ERA: 1.85	7.1		31	8	3	1	7	2	0	0	0	1	0	43	51	1.23	1.364											
Jack Billingham, R (8, 1) ERA: 2.17	0.0		1	0	0	0	0	1	0	0	0	0	0	0	4	∞	∞											
Jim Brewer, L (8, 1) ERA: 2.49	0.2		3	0	0	0	0	1	0	0	0	0	0	2	6	0.00	1.500											
John Purdin, R (9, 1) ERA: 1.23	1.0	W	4	0	0	0	0	1	0	0	0	0	0	3	7	0.00	1.000											



Batter	1	2	3	4	5	6	7	8	9	AB	R	H	RBI	BB	SO	LOB
Wes Parker, S OBP: 0.340, SLG: 0.319 (1, 3)	0-0 L6-3		0-3 K		0-0 L5-3		0-0 B2-6-3 1B		0-3 K	5	0	1	0	0	2	0
Willie Davis, L OBP: 0.258, SLG: 0.321 (1, 8)	0-0 L4-3		0-0 L3		4-0 2B FC3-6 BB		0-0 B2-6-3 1-2f		0-0 3B 2B	4	2	1	0	1	0	1
Len Gabrielson, L OBP: 0.292, SLG: 0.422 (1, 7)	0-0 L4-3		4-0 1B BB		0-0 FC3-6 1-3 2B		4-0 PB BB		0-0 1B 3B	2	0	1	0	2	0	0
Jim Fairey, L OBP: 0.260, SLG: 0.326 (7, PR) (8, 7)										1	1	1	1	0	0	0
Tom Haller, L OBP: 0.350, SLG: 0.352 (1, 2)		0-0 BB 1B	0-0 1-3 1B		4-0 FC3-6 IBB		4-0 1-2 BB		4-0 1B IBB	2	1	2	0	3	0	0
Ron Fairly, L OBP: 0.264, SLG: 0.221 (1, 9)		0-0 F7	4-0 IBB		0-0 FC3-6 1-2f 2-3 3-H		0-3 K		4-0 1B IBB	3	0	0	1	2	1	5
Bob Bailey, R OBP: 0.348, SLG: 0.365 (1, 5)		4-0 1B BB	0-3 K		0-3 K				0-0 E6 SH1-4	4	0	1	1	1	2	5
Paul Popovich, S OBP: 0.299, SLG: 0.267 (1, 4)		0-0 1-2 2-H 1B			0-0 L6-3		0-0 P6		0-0 SH1-4 1-2	3	0	1	1	0	0	0
Zoilo Versalles, R OBP: 0.239, SLG: 0.276 (1, 6)		0-0 L3	0-3 K		0-0 L4-3		0-0 L4-3		0-0 F9	4	0	0	0	0	1	3
Bill Singer, R OBP: 0.192, SLG: 0.240 (1, 1)		0-3 K			0-0 L4-3		0-3 K		0-0 L6-3	3	0	0	0	0	2	2
Jack Billingham, R (8, 1)										0	0	0	0	0	0	0
Jim Brewer, L OBP: 0.500, SLG: 0.500 (8, 1)										0	0	0	0	0	0	0
Ken Boyer, R OBP: 0.289, SLG: 0.254 (8, PH)										1	0	0	0	0	0	1
John Purdin, R OBP: 0.500, SLG: 0.500 (9, 1)										0	0	0	0	0	0	0

Inning Stats	R: 0	H: 0	E: 0	K: 0	S: 3	R: 1	H: 2	E: 0	K: 1	S: 7	R: 0	H: 1	E: 0	K: 2	S: 8	R: 0	H: 0	E: 0	K: 1	S: 5	R: 1	H: 1	E: 0	K: 1	S: 6	R: 0	H: 0	E: 0	K: 1	S: 5	R: 0	H: 1	E: 1	K: 0	S: 4	R: 0	H: 0	E: 0	K: 0	S: 4	R: 2	H: 3	E: 0	K: 1	S: 6	1B: 5	SF: 0	2B: 2	SAC: 1	3B: 1	DP: 1	HR: 0	HBP: 0	WP: 0	PA: 42
--------------	------	------	------	------	------	------	------	------	------	------	------	------	------	------	------	------	------	------	------	------	------	------	------	------	------	------	------	------	------	------	------	------	------	------	------	------	------	------	------	------	------	------	------	------	------	-------	-------	-------	--------	-------	-------	-------	--------	-------	--------

PITCHER	IP	WLS	BF	H	R	ER	SO	BB	IBB	HBP	BLK	WP	HR	S	P	ERA	WHIP
Gaylord Perry, R ERA: 2.87 (1, 1)	6.0		27	4	2	2	6	3	2	0	0	0	0	34	54	3.00	1.167
Joe Gibbon, L ERA: 1.0 (7, 1)	1.0		5	1	0	0	1	2	0	0	0	0	0	5	13	0.00	3.000
Frank Linzy, R ERA: 2.73 (8, 1)	1.1	L	10	3	2	2	1	0	2	0	0	0	0	10	18	13.50	2.250

**BOTTOM**

**San Francisco Giants @ Los Angeles Dodgers**  
**Dodger Stadium, Los Angeles, CA**  
 Sat Jun 01 1968, 7:05 PM PDT  
 Att. 39,854 - Unknown

livebaseballscorecards.com

<b>AB</b>	<b>32</b>
<b>R</b>	<b>4</b>
<b>H</b>	<b>8</b>
<b>RBI</b>	<b>4</b>
<b>BB</b>	<b>9</b>
<b>SO</b>	<b>8</b>
<b>LOB</b>	<b>17</b>



Batter	1	2	3	4	5	6	7	8	9	AB R H RBI BB SO LOB	TOP											
Ron Hunt, R OBP: 0.335, SLG: 0.288 (1, 4) X	0-0 3-1			X 0-0 F8	X 0-0 1-3		X 0-0 SH1-4 1B		X 0-0 F7	5 1 1 0 0 0 0												
Ty Cline, L OBP: 0.250, SLG: 0.253 (1, 3) X	0-0 L1-3			X 0-0 L3-1	X 0-0 BB 1B		X 0-0 SH1-4 1-2		X 0-0 1B	4 1 2 0 0 0 0												
Willie Mays, R OBP: 0.340, SLG: 0.497 (1, 8) X	0-0 F8			X 0-0 BB BB BB 1B	4-0 1B 1-2 BB		X 0-0 CS 1B		X 0-0 F8	4 1 2 1 1 0 1												
Jim Ray Hart, R OBP: 0.342, SLG: 0.482 (1, 7)		X 0-0 P4		X 0-0 1B 1B 1B	X 0-0 1-3 2-H 1B		SS X 0-3 K 1-2			4 1 2 2 0 1 1												
Dave Marshall, L OBP: 0.310, SLG: 0.297 (1, 9)		SS X 0-3 K		X 0-0 1-2 1B 1B	X 0-0 F7			X 0-0 P4-3		4 1 1 0 0 1 2												
Frank Johnson, R OBP: 0.313, SLG: 0.333 (1, 5)		X 0-0 6-3		X 0-0 1-2 2-3 1B	X 0-0 6-3		SS X 0-0 K	SS X 4-0 1B FC9-2 BB		3 0 1 0 1 0 0												
Dick Dietz, R OBP: 0.321, SLG: 0.387 (1, 2)			X 0-0 P4-6-3 1B	X 0-0 1-3 2-H 3-H 1B	SS X 0-3 K		X 0-0 1-3 1B			4 0 3 2 0 1 0												
Hal Lanier, R OBP: 0.227, SLG: 0.262 (1, 6)			X 0-0 P4-6-3 1-2f	X 0-0 F7	X 0-0 1B		X 0-0 FC9-2			4 0 1 0 0 0 5												
Juan Marichal, R OBP: 0.136, SLG: 0.159 (1, 1)			X 0-0 6-3		X 0-0 F8	X 0-0 6-3		SS X 0-3 K		4 0 0 0 0 1 1												
<b>Inning Stats</b>	R: 0 E: 0 K: 0 S: 3	H: 0 LOB: 0 BB: 0 P: 3	R: 0 E: 0 K: 1 S: 5	H: 0 LOB: 0 BB: 0 P: 5	R: 0 E: 0 K: 0 S: 3	H: 1 LOB: 0 BB: 0 P: 3	R: 3 E: 0 K: 0 S: 8	H: 5 LOB: 2 BB: 0 P: 8	R: 1 E: 0 K: 0 S: 5	H: 2 LOB: 2 BB: 1 P: 9	R: 0 E: 0 K: 1 S: 6	H: 1 LOB: 1 BB: 0 P: 6	R: 1 E: 0 K: 1 S: 6	H: 2 LOB: 1 BB: 0 P: 6	R: 0 E: 0 K: 0 S: 3	H: 1 LOB: 1 BB: 1 P: 7	R: 0 E: 0 K: 1 S: 6	H: 1 LOB: 1 BB: 0 P: 6	1B: 12 2B: 3 3B: 0 HR: 0	SF: 0 SAC: 1 DP: 3 HBP: 0	WP: 0 PB: 0 SB: 0 CS: 1	PA: 39
<b>PITCHER</b>	IP WLS BF H R ER SO BB IBB HBP BLK WP HR S P ERA WHIP																					
Don Sutton, R ERA: 3.58 (1, 1)	3.2 L 16 6 3 3 1 0 0 0 0 0 0 0 0 18 18 7.36 1.636																					
John Purdin, R ERA: 1.42 (4, 1)	2.1 11 3 1 1 1 1 0 0 0 0 0 0 0 12 16 3.86 1.714																					
Mike Kekich, L ERA: 3.94 (7, 1)	2.0 8 3 1 1 1 1 0 0 0 0 0 0 0 9 13 4.50 2.000																					
Hank Aguirre, L ERA: 0.71 (9, 1)	1.0 4 1 0 0 0 1 0 0 0 0 0 0 0 6 6 0.00 1.000																					

San Francisco Giants @ Los Angeles Dodgers  
Dodger Stadium, Los Angeles, CA  
Sun Jun 02 1968, 3:33 AM PDT  
Att. 38,514 - Unknown

livebaseballscorecards.com

AB	36
R	5
H	13
RBI	5
BB	2
SO	4
LOB	10



Batter	1	2	3	4	5	6	7	8	9	AB R H RBI BB SO LOB
Wes Parker, S (1, 3) OBP: 0.338, SLG: 0.333	0-0 F6		0-0 L4-3			0-0 L1-3			0-0 HR	4 1 1 1 0 0 0
Willie Davis, L (1, 8) OBP: 0.253, SLG: 0.315	0-0 F2		0-0 F4			0-0 L3			0-3 K	4 0 0 0 0 1 0
Len Gabrielson, L (1, 7) OBP: 0.288, SLG: 0.408	0-0 L4-3			0-3 K			0-0 FC4-6 1B		0-0 F9	4 0 1 0 0 1 0
Tom Haller, L (1, 2) OBP: 0.341, SLG: 0.342		0-0 F7		0-0 L4-3		0-0 FC4-6 PB			0-0 F6	4 0 0 0 0 0 1
Ron Fairly, L (1, 9) OBP: 0.266, SLG: 0.229		0-0 E 2B		0-3 K		0-3 K				3 0 1 0 0 2 1
Bob Bailey, R (1, 5) OBP: 0.348, SLG: 0.359		4-0 L6-4 E BB			0-0 F8	0-3 K				2 0 0 0 1 1 1
Paul Popovich, S (1, 4) OBP: 0.290, SLG: 0.258		0-0 P6			0-0 L3		0-3 K			3 0 0 0 0 1 2
Zoilo Versalles, R (1, 6) OBP: 0.236, SLG: 0.272		0-0 L6-4			0-0 L4-3		0-3 K			3 0 0 0 0 1 3
Don Sutton, R (1, 1) John Purdin, R (4, 1) Ted Savage, R (6, PH) Mike Kekich, R (7, 1) Jim Fairey, L (8, PH) Hank Aguirre, R (9, 1)			0-0 L1-3			0-0 L5-3		0-0 F8		1 0 0 0 0 0 0 0 0 0 0 0 0 0 1 0 0 0 0 0 0 0 0 0 0 0 0 0 1 0 0 0 0 0 0 0 0 0 0 0 0 0

Inning Stats	R: 0 E: 0 K: 0 S: 3	H: 0 LOB: 0 BB: 0 P: 3	R: 0 E: 1 K: 0 S: 4	H: 1 LOB: 2 BB: 1 P: 8	R: 0 E: 0 K: 0 S: 3	H: 0 LOB: 0 BB: 0 P: 3	R: 0 E: 0 K: 2 S: 7	H: 0 LOB: 0 BB: 0 P: 7	R: 0 E: 0 K: 0 S: 3	H: 0 LOB: 0 BB: 0 P: 3	R: 0 E: 0 K: 2 S: 8	H: 1 LOB: 1 BB: 0 P: 8	R: 0 E: 0 K: 2 S: 7	H: 0 LOB: 0 BB: 0 P: 7	R: 1 E: 0 K: 1 S: 6	H: 1 LOB: 0 BB: 0 P: 6	1B: 1 2B: 2 3B: 0 HR: 1	SF: 0 SAC: 0 DP: 1 HBP: 0	WP: 0 PB: 1 SB: 0 CS: 0	PA: 31
--------------	------------------------------	---------------------------------	------------------------------	---------------------------------	------------------------------	---------------------------------	------------------------------	---------------------------------	------------------------------	---------------------------------	------------------------------	---------------------------------	------------------------------	---------------------------------	------------------------------	---------------------------------	----------------------------------	------------------------------------	----------------------------------	--------

PITCHER	IP	WLS	BF	H	R	ER	SO	BB	IBB	HBP	BLK	WP	HR	S	P	ERA	WHIP
Juan Marichal, R (1, 1) ERA: 2.93	9.0	W	31	3	1	1	7	1	0	0	0	0	1	44	48	1.00	0.444

**BOTTOM**

**San Francisco Giants @ Los Angeles Dodgers**  
Dodger Stadium, Los Angeles, CA

Sun Jun 02 1968, 3:33 AM PDT  
Att. 38,514 - Unknown

<b>AB</b>	<b>30</b>
<b>R</b>	<b>1</b>
<b>H</b>	<b>3</b>
<b>RBI</b>	<b>1</b>
<b>BB</b>	<b>1</b>
<b>SO</b>	<b>7</b>
<b>LOB</b>	<b>8</b>

Batter	1	2	3	4	5	6	7	8	9	AB R H RBI BB SO LOB	TOP	
Freddie Patek, R (1, 6) X	0-0 P4-3 ①		0-0 P4-3 ③			0-0 F7 ②		0-0 1-3 ③		4 0 0 0 0 0 1	<b>Pittsburgh Pirates @ Los Angeles Dodgers</b> Dodger Stadium, Los Angeles, CA Mon Jun 03 1968, 7:05 PM PDT Att. 14,568 - Unknown <a href="http://livebaseballscorecards.com">livebaseballscorecards.com</a>	
Maury Wills, S (1, 5) X OBP: 0.289, SLG: 0.265	0-0 G6-3 1B			0-0 6-3 ①		0-0 F9 ③			0-0 G6-3 1B	4 0 2 0 0 0 1		
Willie Stargell, L (1, 7) X OBP: 0.333, SLG: 0.532	0-0 G6-3 1-2f ② ③			0-3 K ②			0-3 K ①		0-0 G6-3 1-2f ① ②	4 0 0 0 0 2 2		
Roberto Clemente, R (1, 9) X OBP: 0.276, SLG: 0.423		4-0 FC3-6 BB BB		0-0 P4-3 ③			0-3 K ②		0-0 E 1B	3 0 1 0 1 1 0		
Donn Clendenon, R (1, 3) X Al McBean, R (9, PR) X OBP: 0.324, SLG: 0.365 OBP: 0.321, SLG: 0.296		4-0 FC3-6 BB 1-2			0-3 K ①		0-0 1B 1B		0-0 E6 1-3	3 0 1 0 1 1 1 0 0 0 0 0 0 0		
Manny Mota, R (1, 8) X OBP: 0.303, SLG: 0.324		0-0 FC3-6 1-2f 2-3 ①			0-0 5-3 ②		0-0 1-2 1B		0-0 P4-3 ③	4 0 1 0 0 0 4		
Bill Mazerowski, R (1, 4) X OBP: 0.282, SLG: 0.255		0-0 P1-4-6-3 1-2f ② ③			0-0 6-3 ③		0-0 F8 ③			3 0 0 0 0 0 4		
Carl Taylor, R (1, 2) X OBP: 0.282, SLG: 0.261			0-0 6-3 ①			0-0 1B		0-0 P5-4-3 1B		3 0 2 0 0 0 0		
Bob Veale, S (1, 1) X Jerry May, R (8, PH) X Dave Wickersham, R (8, 1) X OBP: 0.071, SLG: 0.071 OBP: 0.302, SLG: 0.270 OBP: 0.333, SLG: 0.333			0-3 K ②			0-3 K ①		0-0 P5-4-3 1-2f ① ②		2 0 0 0 0 2 1 1 0 0 0 0 0 1 0 0 0 0 0 0 0		
<b>Inning Stats</b>	R: 0 H: 1 E: 0 LOB: 0 K: 0 BB: 0 S: 3 P: 3	R: 0 H: 0 E: 0 LOB: 1 K: 0 BB: 2 S: 2 P: 10	R: 0 H: 0 E: 0 LOB: 0 K: 1 BB: 0 S: 5 P: 5	R: 0 H: 0 E: 0 LOB: 0 K: 1 BB: 0 S: 5 P: 5	R: 0 H: 0 E: 0 LOB: 0 K: 1 BB: 0 S: 5 P: 5	R: 0 H: 1 E: 0 LOB: 1 K: 1 BB: 0 S: 6 P: 6	R: 0 H: 2 E: 0 LOB: 2 K: 2 BB: 0 S: 9 P: 9	R: 0 H: 1 E: 0 LOB: 0 K: 0 BB: 0 S: 3 P: 3	R: 0 H: 2 E: 1 LOB: 2 K: 0 BB: 0 S: 5 P: 5	1B: 7 SF: 0 2B: 0 SAC: 0 3B: 0 DP: 4 HR: 0 HBP: 0		WP: 0 PA: 33 PB: 0 SB: 0 CS: 0
<b>PITCHER</b> Claude Osteen, L (1, 1) X ERA: 3.47	IP WLS BF H R ER SO BB IBB HBP BLK WP HR S P ERA WHIP	9.0 W 33 7 0 0 6 2 0 0 0 0 0 0 43 51 0.00 1.000										

AB	31
R	0
H	7
RBI	0
BB	2
SO	6
LOB	15





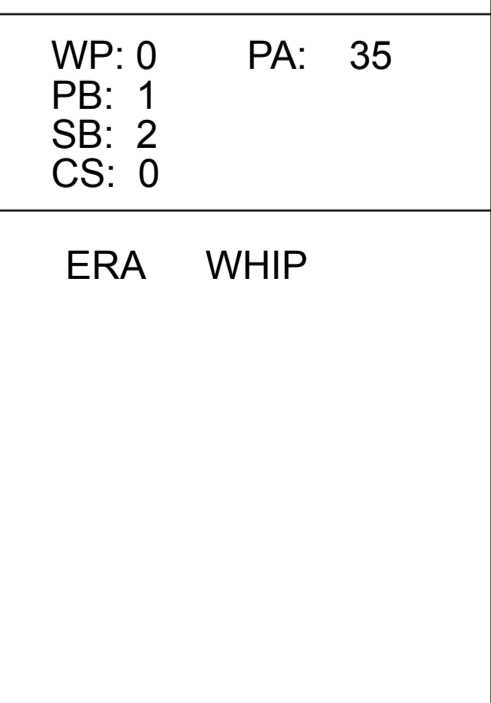
Batter	1	2	3	4	5	6	7	8	9	AB R H RBI BB SO LOB
Willie Davis, L OBP: 0.258, SLG: 0.320 (1, 8)	0-0 S 1B 2B	4-0 L6-4 S BB		0-0 G3 1-3			0-0 F6 2			3 1 1 0 1 0 1
Wes Parker, S OBP: 0.341, SLG: 0.333 (1, 7) (8, 3)	0-0 F2 2-3	4-0 1-2 BB		0-3 K 3			0-0 FC6-4 1B			3 0 1 0 1 1 2
Bob Bailey, R OBP: 0.345, SLG: 0.350 Jim Fairey, L OBP: 0.255, SLG: 0.319 (1, 5) (8, 7)	4-0 1B 1B IBB	0-0 L6-4 2-3			0-0 6-3 1		0-0 FC6-4 1-2f 3			3 1 0 0 1 0 3 0 0 0 0 0 0 0
Ken Boyer, R OBP: 0.313, SLG: 0.286 (1, 3) (8, 5)	0-0 BB 1B 1B 1-2 3-H		0-0 6-3 2B		0-0 F8 2			4-0 BB BB		3 0 2 1 1 0 0
Rocky Colavito, R OBP: 0.298, SLG: 0.314 Ron Fairly, L OBP: 0.270, SLG: 0.229 (1, 9) (8, 9)	0-0 BB 1B 1-2 2-H		0-0 6-3 2-3		0-0 F7 3			4-0 BB BB 1-2		3 0 1 1 0 0 1 0 0 0 0 1 0 0
Paul Popovich, S OBP: 0.279, SLG: 0.247 (1, 4) X	0-0 P7 2		0-0 P1-3 2		0-0 F9 1			0-0 P7 1		4 0 0 0 0 0 5
Zoilo Versalles, R OBP: 0.236, SLG: 0.268 (1, 6) B B B	4-0 1-2 2-3 BB		0-0 F8 3		0-0 G3 2			0-0 F9 2		3 0 0 0 1 0 3
Jeff Torborg, R OBP: 0.270, SLG: 0.206 Tom Haller, L OBP: 0.339, SLG: 0.340 (1, 2) (8, PH) (9, 2)	0-3 K 3			0-0 4-3 1		0-0 F3 3		0-0 G3 3		3 0 0 0 0 1 3 1 0 0 0 0 0 2
Claude Osteen, L OBP: 0.240, SLG: 0.320 (1, 1) S S S		0-3 K 1		0-0 G3 PB 1B			0-0 1-3 1			3 0 1 0 0 1 0

Inning Stats	R: 2	H: 3	E: 0	K: 1	S: 8	LOB: 3	BB: 2	P: 16	R: 0	H: 0	E: 0	K: 1	S: 4	LOB: 1	BB: 2	P: 12	R: 0	H: 1	E: 0	K: 0	S: 4	LOB: 1	BB: 0	P: 4	R: 0	H: 1	E: 0	K: 1	S: 6	LOB: 1	BB: 0	P: 6	R: 0	H: 0	E: 0	K: 0	S: 3	LOB: 0	BB: 0	P: 3	R: 0	H: 0	E: 0	K: 0	S: 3	LOB: 0	BB: 0	P: 3	R: 0	H: 1	E: 0	K: 0	S: 4	LOB: 1	BB: 0	P: 4	R: 0	H: 0	E: 0	K: 0	S: 3	LOB: 2	BB: 2	P: 11	1B: 4	2B: 3	3B: 0	HR: 0	SF: 0	SAC: 0	DP: 1	HBP: 0	WP: 0	PA: 35
PITCHER	IP	WLS	BF	H	R	ER	SO	BB	IBB	HBP	BLK	WP	HR	S	P	ERA	WHIP																PITCHER	IP	WLS	BF	H	R	ER	SO	BB	IBB	HBP	BLK	WP	HR	S	P	ERA	WHIP																								
Bob Veale, L ERA: 2.13 (1, 1)	7.0	L	30	6	2	2	3	3	1	0	0	0	0	32	48	2.57	1.286																																																									
Dave Wickersham, R ERA: 3.38 (8, 1)	1.0		5	0	0	0	0	2	0	0	0	0	0	3	11	0.00	2.000																																																									

**BOTTOM**

**Pittsburgh Pirates @ Los Angeles Dodgers**  
**Dodger Stadium, Los Angeles, CA**  
 Mon Jun 03 1968, 7:05 PM PDT  
 Att. 14,568 - Unknown

AB	29
R	2
H	6
RBI	2
BB	6
SO	3
LOB	20



Batter	1	2	3	4	5	6	7	8	9	AB R H RBI BB SO LOB	TOP
Matty Alou, L (1, 8) OBP: 0.397, SLG: 0.403	0-0 1-6-3		0-0 1-3			0-0 P4-3			0-0 5-3	4 0 0 0 0 0 1	<b>Pittsburgh Pirates @ Los Angeles Dodgers</b> Dodger Stadium, Los Angeles, CA Tue Jun 04 1968, 7:05 PM PDT Att. 30,422 - Unknown <a href="http://livebaseballscorecards.com">livebaseballscorecards.com</a>
Maury Wills, S (1, 5) OBP: 0.288, SLG: 0.265	0-0 P4-3			0-0 5-3		0-0 P4-3			0-0 5-3	4 0 1 0 0 0 1	
Willie Stargell, L (1, 3) OBP: 0.325, SLG: 0.519 (2, 7)	0-0 1-3			0-0 F8			0-3 K		0-0 P4-3	4 0 0 0 0 1 1	
Roberto Clemente, R (1, 9) OBP: 0.271, SLG: 0.416		0-0 P4-3		0-3 K			0-0 5-3			3 0 0 0 0 1 0	
Manny Mota, R (1, 7) Donn Clendenon, R (2, 3) OBP: 0.309, SLG: 0.324 OBP: 0.326, SLG: 0.367		1-0 FC5-4 HBP			0-0 P5-4-3 1B		0-0 5-3			0 0 0 0 0 0 0 2 0 1 0 0 0 0	
Bill Mazeroski, R (1, 4) OBP: 0.278, SLG: 0.250		0-3 K			0-0 P5-4-3 1-2f		0-0 5-3			3 0 0 0 0 1 2	
Jerry May, R (1, 2) OBP: 0.296, SLG: 0.264		0-0 FC5-4 1-2f			0-3 K		0-0 6-3			3 0 0 0 0 1 1	
Gene Alley, R (1, 6) OBP: 0.293, SLG: 0.297			0-3 K			0-0 6-3		0-3 K		3 0 0 0 0 2 0	
Jim Bunning, R (1, 1) Gary Kolb, L (6, PH) Juan Pizarro, L (6, 1) Manny Jimenez, L (9, PH) OBP: 0.043, SLG: 0.043 OBP: 0.294, SLG: 0.375			0-3 K			0-0 P4-3 2B		0-3 K2-3		1 0 0 0 0 1 0 1 0 1 0 0 0 0 0 0 0 0 0 0 0 1 0 0 0 0 1 0	
<b>Inning Stats</b>	R: 0 H: 0 E: 0 LOB: 0 K: 0 BB: 0 S: 3 P: 3	R: 0 H: 0 E: 0 LOB: 1 K: 1 BB: 0 S: 5 P: 6	R: 0 H: 0 E: 0 LOB: 0 K: 2 BB: 0 S: 7 P: 7	R: 0 H: 0 E: 0 LOB: 0 K: 1 BB: 0 S: 5 P: 5	R: 0 H: 1 E: 0 LOB: 0 K: 1 BB: 0 S: 5 P: 5	R: 0 H: 1 E: 0 LOB: 1 K: 0 BB: 0 S: 4 P: 4	R: 0 H: 0 E: 0 LOB: 0 K: 1 BB: 0 S: 5 P: 5	R: 0 H: 0 E: 0 LOB: 0 K: 1 BB: 0 S: 5 P: 5	R: 0 H: 1 E: 0 LOB: 1 K: 1 BB: 0 S: 6 P: 6	1B: 2 SF: 0 2B: 1 SAC: 0 3B: 0 DP: 1 HR: 0 HBP: 1	
<b>PITCHER</b> Don Drysdale, R (1, 1) ERA: 1.21	IP WLS BF H R ER SO BB IBB HBP BLK WP HR S P ERA WHIP										

AB	29
R	0
H	3
RBI	0
BB	0
SO	8
LOB	6



Batter	1	2	3	4	5	6	7	8	9	AB	R	H	RBI	BB	SO	LOB
--------	---	---	---	---	---	---	---	---	---	----	---	---	-----	----	----	-----

<b>Wes Parker, S</b> <small>(1, 3) OBP: 0.348, SLG: 0.354</small>										<b>3</b>	<b>2</b>	<b>2</b>	<b>1</b>	<b>1</b>	<b>0</b>	<b>1</b>	
<b>Willie Davis, L</b> <small>(1, 8) OBP: 0.258, SLG: 0.318</small>										<b>4</b>	<b>1</b>	<b>1</b>	<b>0</b>	<b>0</b>	<b>1</b>	<b>3</b>	
<b>Len Gabrielson, L</b> <small>(1, 7) OBP: 0.291, SLG: 0.404</small> <b>Jim Fairey, L</b> <small>(7, 7) OBP: 0.269, SLG: 0.319</small>										<b>3</b> <b>0</b>	<b>1</b> <b>0</b>	<b>1</b> <b>0</b>	<b>0</b> <b>0</b>	<b>0</b> <b>1</b>	<b>0</b> <b>0</b>	<b>1</b> <b>0</b>	
<b>Tom Haller, L</b> <small>(1, 2) OBP: 0.343, SLG: 0.358</small>										<b>4</b>	<b>0</b>	<b>2</b>	<b>0</b>	<b>0</b>	<b>1</b>	<b>4</b>	
<b>Ken Boyer, R</b> <small>(1, 5) OBP: 0.333, SLG: 0.292</small>										<b>2</b>	<b>0</b>	<b>1</b>	<b>1</b>	<b>2</b>	<b>0</b>	<b>1</b>	
<b>Ron Fairly, L</b> <small>(1, 9) OBP: 0.264, SLG: 0.224</small>										<b>4</b>	<b>0</b>	<b>0</b>	<b>0</b>	<b>0</b>	<b>2</b>	<b>4</b>	
<b>Paul Popovich, S</b> <small>(1, 4) OBP: 0.278, SLG: 0.240</small>											<b>3</b>	<b>0</b>	<b>0</b>	<b>1</b>	<b>0</b>	<b>1</b>	
<b>Zoilo Versalles, R</b> <small>(1, 6) OBP: 0.236, SLG: 0.264</small>											<b>3</b>	<b>1</b>	<b>0</b>	<b>0</b>	<b>1</b>	<b>2</b>	<b>2</b>
<b>Don Drysdale, R</b> <small>(1, 1) OBP: 0.235, SLG: 0.265</small>										<b>3</b>	<b>0</b>	<b>1</b>	<b>0</b>	<b>0</b>	<b>2</b>	<b>0</b>	

Inning Stats	R: 0	H: 1	E: 0	K: 0	S: 3	LOB: 0	BB: 0	P: 3	R: 0	H: 1	E: 0	K: 0	S: 3	LOB: 0	BB: 0	P: 3	R: 0	H: 0	E: 0	K: 1	S: 5	LOB: 0	BB: 0	P: 5	R: 3	H: 3	E: 1	K: 2	S: 9	LOB: 0	BB: 1	P: 13	R: 0	H: 0	E: 0	K: 2	S: 6	LOB: 0	BB: 1	P: 10	R: 1	H: 2	E: 0	K: 0	S: 5	LOB: 2	BB: 1	P: 9	R: 1	H: 1	E: 1	K: 1	S: 7	LOB: 3	BB: 2	P: 15	R: 0	H: 0	E: 0	K: 2	S: 7	LOB: 1	BB: 1	P: 11	1B: 6	2B: 0	3B: 1	HR: 1	SF: 0	SAC: 0	DP: 2	HBP: 0
--------------	------	------	------	------	------	--------	-------	------	------	------	------	------	------	--------	-------	------	------	------	------	------	------	--------	-------	------	------	------	------	------	------	--------	-------	-------	------	------	------	------	------	--------	-------	-------	------	------	------	------	------	--------	-------	------	------	------	------	------	------	--------	-------	-------	------	------	------	------	------	--------	-------	-------	-------	-------	-------	-------	-------	--------	-------	--------

PITCHER	IP	WLS	BF	H	R	ER	SO	BB	IBB	HBP	BLK	WP	HR	S	P	ERA	WHIP
<b>Jim Bunning, R</b> <small>(1, 1) ERA: 3.72</small>	5.0	L	18	5	3	2	5	2	0	0	0	0	0	26	34	3.60	1.400
<b>Juan Pizarro, L</b> <small>(6, 1) ERA: 2.16</small>	3.0		17	3	2	1	3	3	1	0	0	0	1	19	35	3.00	2.000

**BOTTOM**

**Pittsburgh Pirates @ Los Angeles Dodgers**  
**Dodger Stadium, Los Angeles, CA**  
 Tue Jun 04 1968, 7:05 PM PDT  
 Att. 30,422 - Unknown

<b>AB</b>	<b>29</b>
<b>R</b>	<b>5</b>
<b>H</b>	<b>8</b>
<b>RBI</b>	<b>2</b>
<b>BB</b>	<b>6</b>
<b>SO</b>	<b>8</b>
<b>LOB</b>	<b>17</b>



<b>WP:</b> 0	<b>PA:</b> 35
<b>PB:</b> 0	
<b>SB:</b> 0	
<b>CS:</b> 2	

Batter	1	2	3	4	5	6	7	8	9	10	AB R H RBI BB SO LOB	TOP												
Maury Wills, S OBP: 0.291, SLG: 0.265 (1, 5)	0-3 K		0-3 K		0-0 L7			4-0 SH3-4 BB		0-0 1B	4 0 1 0 1 2 1	<b>Pittsburgh Pirates @ Los Angeles Dodgers</b> <b>Dodger Stadium, Los Angeles, CA</b> Wed Jun 05 1968, 7:05 PM PDT Att. 14,660 - Unknown <a href="http://livebaseballscorecards.com">livebaseballscorecards.com</a>												
Freddie Patek, R Manny Jimenez, L (10, PH) Bill Mazerowski, R OBP: 0.278, SLG: 0.250 (1, 6)	0-3 K		0-3 K		0-0 FC6-4 1-2f			0-0 SH3-4 1-2		0-0 P4	3 0 0 0 0 2 1 1 0 0 0 0 0 1 0 0 0 0 0 0 0													
Willie Stargell, L OBP: 0.316, SLG: 0.503 (1, 7)	0-3 K		0-3 K					0-0 F8		0-0 P4-3	5 0 0 0 0 2 2													
Roberto Clemente, R OBP: 0.287, SLG: 0.438 (1, 9)		0-0 1B 3B		0-0 E1 1B				4-0 FC6 IBB			3 1 3 0 1 0 0													
Matty Alou, L OBP: 0.386, SLG: 0.391 (1, 8)		0-0 G3		0-0 1-3				0-0 F5			4 0 0 0 0 0 5													
Donn Clendenon, R OBP: 0.324, SLG: 0.364 (1, 3)		0-0 BB 1B 3-H		0-3 K				0-3 K		0-0 6-3	4 0 1 1 0 2 2													
Jerry May, R OBP: 0.295, SLG: 0.259 (1, 2)		4-0 1-2 BB		0-3 K				0-0 L7		0-3 K	3 0 0 0 1 2 1													
Gene Alley, R OBP: 0.286, SLG: 0.289 (1, 4) (10, 6)		0-0 P4		0-3 K				0-0 F9		0-0 F9	4 0 0 0 0 1 2													
Al McBean, R OBP: 0.313, SLG: 0.290 (1, 1)		0-0 G1		0-0 FC6-4 1B				0-3 K		0-0 G3	4 0 1 0 0 1 2													
<b>Inning Stats</b>	R: 0 E: 0 K: 3 S: 9	H: 0 LOB: 0 BB: 0 P: 9	R: 1 E: 0 K: 0 S: 5	H: 2 LOB: 2 BB: 1 P: 9	R: 0 E: 0 K: 3 S: 9	H: 0 LOB: 0 BB: 0 P: 9	R: 0 E: 1 K: 2 S: 8	H: 1 LOB: 1 BB: 0 P: 8	R: 0 E: 0 K: 1 S: 6	H: 1 LOB: 1 BB: 0 P: 6	R: 0 E: 0 K: 1 S: 6		H: 0 LOB: 0 BB: 0 P: 5	R: 0 E: 0 K: 3 S: 5	H: 0 LOB: 2 BB: 2 P: 11	R: 0 E: 0 K: 1 S: 5	H: 0 LOB: 0 BB: 0 P: 5	R: 0 E: 0 K: 0 S: 4	H: 1 LOB: 1 BB: 0 P: 4	R: 0 E: 0 K: 0 S: 4	H: 1 LOB: 1 BB: 0 P: 4	1B: 5 2B: 0 3B: 1 HR: 0	SF: 0 SAC: 1 DP: 0 HBP: 0	WP: 0 PB: 0 SB: 0 CS: 0
<b>PITCHER</b> Bill Singer, R ERA: 1.76 (1, 1)	IP 10.0 WLS W BF 39 H 6 R 1 ER 1 SO 12 BB 2 IBB 1 HBP 0 BLK 0 WP 0 HR 0 S 60 P 72 ERA 0.90 WHIP 0.800											<b>PITCHER</b> IP 10.0 WLS W BF 39 H 6 R 1 ER 1 SO 12 BB 2 IBB 1 HBP 0 BLK 0 WP 0 HR 0 S 60 P 72 ERA 0.90 WHIP 0.800												

Batter	1	2	3	4	5	6	7	8	9	10	AB R H RBI BB SO LOB
Wes Parker, S OBP: 0.345, SLG: 0.350 (1.3)	0-0 F6		0-0 6-3		0-0 4-3			0-0 4-3		0-0 E5 1-H 1B	5 0 1 0 0 0 2
Willie Davis, L OBP: 0.262, SLG: 0.319 (1.8)	0-0 3-1			4-0 1B SF8 BB		0-0 4-3 SH1-4 1B		0-0 1-3			3 1 1 0 1 0 0
Len Gabrielson, L OBP: 0.293, SLG: 0.400 (1.7)	0-0 4-3			0-0 1-3 G3 1B		0-0 1-2 SH1-4			0-0 F8		3 0 1 0 0 0 0
Tom Haller, L OBP: 0.335, SLG: 0.351 (1.2)		0-0 5-3		0-0 3-H SF8		0-0 2-3 4-3			0-0 4-3		3 0 0 1 0 0 1
Ken Boyer, R OBP: 0.330, SLG: 0.289 (1.5)		0-3 K		0-0 1-2 G3		0-0 1-3			0-0 1B		4 0 1 0 0 1 2
Ron Fairly, L OBP: 0.258, SLG: 0.218 (1.9)		0-0 F8		0-0 L7			0-0 F9		0-3 K		4 0 0 0 0 1 2
Paul Popovich, S OBP: 0.277, SLG: 0.240 (1.4)			0-0 P4-3		0-0 P9		0-0 P5-3			0-0 FC1-6 1B	4 0 1 0 0 0 0
Zoilo Versalles, R OBP: 0.241, SLG: 0.270 (1.6)			0-0 2B		4-0 BB		0-0 6-3			0-0 1-2f FC1-6 E	3 1 1 0 1 0 1
Bill Singer, R OBP: 0.172, SLG: 0.214 (1.1)		0-3 K		0-3 K				0-0 G3		0-0 F6	3 0 0 0 0 2 2 1 0 0 0 0 0 1
Jim Fairey, L OBP: 0.264, SLG: 0.313 (10, PH)											

**BOTTOM**

**Pittsburgh Pirates @ Los Angeles Dodgers**  
**Dodger Stadium, Los Angeles, CA**

Wed Jun 05 1968, 7:05 PM PDT  
Att: 14,660 - Unknown

livebaseballscorecards.com

AB	33
R	2
H	6
RBI	1
BB	2
SO	4
LOB	11



Inning Stats	R: 0	H: 0	E: 0	K: 0	S: 3	P: 3	R: 0	H: 0	E: 0	K: 1	S: 5	P: 5	R: 0	H: 1	E: 0	K: 1	S: 6	R: 1	H: 1	E: 0	K: 0	S: 4	R: 0	H: 0	E: 0	K: 1	S: 5	R: 0	H: 1	E: 0	K: 0	S: 4	R: 0	H: 0	E: 0	K: 0	S: 3	R: 0	H: 0	E: 0	K: 0	S: 3	R: 0	H: 1	E: 0	K: 1	S: 6	R: 1	H: 2	E: 1	K: 0	S: 4	1B: 5	SF: 1	2B: 1	3B: 0	HR: 0	WP: 0	PA: 37
Al McBean, R ERA: 2.55 (1.1)	IP	WLS	BF	H	R	ER	SO	BB	IBB	HBP	BLK	WP	HR	S	P	ERA	WHIP																																										

Batter	1	2	3	4	5	6	7	8	9	AB R H RBI BB SO LOB	TOP											
Matty Alou, L (1, 8) OBP: 0.372, SLG: 0.376	0-0 F7		0-0 6-3	0-0 FC6			0-0 P4-3		0-0 1-3	5 0 0 0 0 0 3	<b>Pittsburgh Pirates @ Los Angeles Dodgers</b> Dodger Stadium, Los Angeles, CA Thu Jun 06 1968, 7:05 PM PDT Att. 14,112 - Unknown <a href="http://livebaseballscorecards.com">livebaseballscorecards.com</a>											
Jose Pagan, R (1, 5) OBP: 0.140, SLG: 0.171	0-3 K		0-0 F8		0-0 5-3		0-0 L5			4 0 0 0 0 1 0												
Roberto Clemente, R (1, 9) OBP: 0.297, SLG: 0.445	0-0 1B		0-0 1B		0-0 G3		0-0 1B			4 1 3 0 0 0 0												
Manny Jimenez, L (1, 7) OBP: 0.480, SLG: 0.350	0-0 1B		0-0 1B		4-0 BB		0-0 F7			3 0 2 1 1 0 1												
Donn Clendenon, R (1, 3) OBP: 0.323, SLG: 0.358	0-3 K			4-0 BB	0-3 K			0-3 K		3 0 0 0 1 3 2												
Bill Mazerowski, R (1, 4) OBP: 0.272, SLG: 0.244		0-0 F8		0-0 F8		0-0 F6		0-0 F7		4 0 0 0 0 0 1												
Gene Alley, R (1, 6) OBP: 0.291, SLG: 0.310		4-0 G3		0-3 K		0-0 HR		0-0 6-3		3 1 1 1 1 1 1												
Jerry May, R (1, 2) OBP: 0.294, SLG: 0.253		0-0 G3		4-0 IBB		0-3 K			0-0 5-3	3 0 0 0 1 1 1												
Tommie Sisk, R (1, 1) OBP: 0.200, SLG: 0.111		0-3 K		4-0 FC6		0-3 K			0-0 P4-3	1 0 0 0 0 1 1												
Ron Kline, R (2, 1)				1-2 BB						0 0 0 0 1 0 0												
Juan Pizarro, L (6, PH)										1 0 0 0 0 1 0												
Luke Walker, L (6, 1)										0 0 0 0 0 0 0												
Gary Kolb, L (9, PH) OBP: 0.278, SLG: 0.353				1-2 2-3 BB						1 0 0 0 0 0 0												
<b>Inning Stats</b>	R: 1 E: 0 K: 2 S: 9	H: 2 LOB: 1 BB: 0 P: 9	R: 0 E: 0 K: 1 S: 5	H: 0 LOB: 1 BB: 1 P: 9	R: 0 E: 0 K: 0 S: 4	H: 2 LOB: 2 BB: 0 P: 4	R: 0 E: 0 K: 1 S: 5	H: 0 LOB: 3 BB: 3 P: 17	R: 0 E: 0 K: 1 S: 5	H: 0 LOB: 1 BB: 1 P: 9	R: 1 E: 0 K: 2 S: 8	H: 1 LOB: 0 BB: 0 P: 8	R: 0 E: 0 K: 0 S: 4	H: 1 LOB: 1 BB: 0 P: 4	R: 0 E: 0 K: 1 S: 5	H: 0 LOB: 0 BB: 0 P: 5	R: 0 E: 0 K: 0 S: 3	H: 0 LOB: 0 BB: 0 P: 3	1B: 5 2B: 0 3B: 0 HR: 1	SF: 0 SAC: 0 DP: 0 HBP: 0	WP: 0 PB: 0 SB: 1 CS: 0	PA: 37
<b>PITCHER</b> Don Sutton, R (1, 1) ERA: 3.36	IP: 9.0 WLS: W BF: 37 H: 6 R: 2 ER: 2 SO: 8 BB: 4 IBB: 1 HBP: 0 BLK: 0 WP: 0 HR: 1 S: 48 P: 68 ERA: 2.00 WHIP: 1.111											<b>PITCHER</b>	IP: WLS: BF: H: R: ER: SO: BB: IBB: HBP: BLK: WP: HR: S: P: ERA: WHIP:									



Batter	1	2	3	4	5	6	7	8	9	AB	R	H	RBI	BB	SO	LOB
Wes Parker, S (1, 3) OBP: 0.350, SLG: 0.353	0-0 G4-6-3 1B		0-3 K		0-0 4-3	4-0 BB BB		0-0 1-2 1B		4	0	2	0	1	1	0
Willie Davis, L (1, 8) OBP: 0.269, SLG: 0.323	0-0 F9		0-0 2B		4-0 1B BB	4-0 1-2 BB		0-0 F5		3	1	1	0	2	0	3
Len Gabrielson, L (1, 7) OBP: 0.295, SLG: 0.397 Rocky Colavito, R (6, PH) OBP: 0.295, SLG: 0.311 Jim Fairey, L (7, 7) OBP: 0.259, SLG: 0.306	0-0 G4-6-3 1-2f		0-0 F5		0-0 FC6-4 1B 1-2 1B	0-0 FC5-4 1-2f		0-3 K		3	1	1	0	0	0	2
Tom Haller, L (1, 2) OBP: 0.339, SLG: 0.361		0-0 1B 2B	0-0 L7		0-0 FC6-4 1-2 2-H 1B		0-3 K			4	1	2	1	0	1	1
Ron Fairly, L (1, 9) OBP: 0.258, SLG: 0.219		0-0 2B 2-3 1B		0-0 L9	0-0 FC6-4 1-2f 2-3 1B		0-0 4-3			4	1	1	0	0	0	2
Bob Bailey, R (1, 5) OBP: 0.349, SLG: 0.350 Ken Boyer, R (8, 5) OBP: 0.330, SLG: 0.289		0-3 K		0-0 E5 2B 1-2-3	0-0 1-2 3-H 1B		4-0 BB			3	0	1	1	1	1	2
Paul Popovich, S (1, 4) OBP: 0.284, SLG: 0.269		0-0 1-H 3-H 2B		0-0 2-3 2B	0-0 P7		0-0 P6-3			4	0	2	2	0	0	3
Zoilo Versalles, R (1, 6) OBP: 0.241, SLG: 0.266		0-0 F8		4-0 IBB		0-0 2-3		0-3 K		3	0	0	0	1	1	1
Don Sutton, R (1, 1) OBP: 0.318, SLG: 0.316		0-3 K		0-0 L1-2-3 3-H		0-0 6-3		0-0 1B 1B		4	0	1	0	0	1	4

Inning Stats	R: 0	H: 1	E: 0	K: 0	S: 3	R: 2	H: 3	E: 0	K: 2	S: 10	R: 0	H: 1	E: 0	K: 1	S: 6	R: 0	H: 1	E: 1	K: 0	S: 4	R: 2	H: 3	E: 0	K: 0	S: 6	R: 0	H: 0	E: 0	K: 1	S: 5	R: 0	H: 2	E: 0	K: 2	S: 9
	LOB: 0	BB: 0	P: 3	ER: 0	LOB: 1	BB: 0	P: 10	LOB: 1	BB: 0	P: 6	LOB: 2	BB: 1	P: 8	LOB: 2	BB: 1	P: 10	LOB: 1	BB: 1	P: 9	LOB: 2	BB: 0	P: 9	LOB: 2	BB: 0	P: 9	LOB: 2	BB: 0	P: 9	LOB: 1	BB: 1	LOB: 2	BB: 0	P: 9		

PITCHER	IP	WLS	BF	H	R	ER	SO	BB	IBB	HBP	BLK	WP	HR	S	P	ERA	WHIP
Tommie Sisk, R (1, 1) ERA: 3.71	1.0	L	5	3	2	2	0	0	0	0	0	0	0	5	5	18.00	3.000
Ron Kline, R (2, 1) ERA: 0.98	4.0		20	6	2	2	3	1	1	0	0	0	0	24	32	4.50	1.750
Luke Walker, L (6, 1) ERA: 1.62	3.0		14	2	0	0	3	3	0	0	0	0	0	17	29	0.00	1.667

**BOTTOM**


**Pittsburgh Pirates @ Los Angeles Dodgers**  
**Dodger Stadium, Los Angeles, CA**

Thu Jun 06 1968, 7:05 PM PDT  
Att. 14,112 - Unknown

AB	34
R	4
H	11
RBI	4
BB	5
SO	6
LOB	22

livebaseballscorecards.com

WP: 0	PA: 39
PB: 0	SB: 0
CS: 0	



Batter	1	2	3	4	5	6	7	8	9	AB R H RBI BB SO LOB	TOP							
Tony Gonzalez, L (1, 7) OBP: 0.342, SLG: 0.356	0-3 K		0-0 P4-3			0-0 P4-3			0-0 P4	4 0 0 0 0 1 0	<b>Philadelphia Phillies @ Los Angeles Dodgers</b> <b>Dodger Stadium, Los Angeles, CA</b> Fri Jun 07 1968, 7:05 PM PDT Att. 18,249 - Unknown							
Cookie Rojas, R (1, 4) OBP: 0.288, SLG: 0.384	0-0 P8			0-0 F9		0-0 5-3		0-0 CS 1B	4 0 1 0 0 0 0									
Johnny Callison, L (1, 9) OBP: 0.345, SLG: 0.448	0-3 K			0-0 P4-3			0-0 P6	0-0 1B	4 0 1 0 0 1 0									
Don Lock, R (1, 8) OBP: 0.260, SLG: 0.231		0-3 K		0-0 P4-3			0-0 F8	0-0 CS	3 0 0 0 0 1 0									
Bill White, L (1, 3) OBP: 0.329, SLG: 0.372		0-0 1-3			0-0 P4-3		0-0 P4-3		3 0 0 0 0 0 0									
Tony Taylor, R (1, 5) OBP: 0.309, SLG: 0.305		0-0 1B			0-0 1-3			0-0 1-3	3 0 1 0 0 0 0									
Roberto Pena, R (1, 6) OBP: 0.333, SLG: 0.238		0-3 K			0-0 FC6-4 1B			0-0 F9	3 0 1 0 0 1 1									
Mike Ryan, R (1, 2) OBP: 0.124, SLG: 0.148			0-0 F8		0-0 FC6-4 1-2f			0-0 6-3	3 0 0 0 0 0 1									
Chris Short, R (1, 1) OBP: 0.138, SLG: 0.107			0-0 P4-3			0-0 P4-3		0-0 L9	2 0 0 0 0 0 0									
Gary Wagner, R (8, 1)									0 0 0 0 0 0 0									
Rick Joseph, R (9, PH) OBP: 0.333, SLG: 0.269									1 0 0 0 0 0 0									
<b>Inning Stats</b>	R: 0 E: 0 K: 2 S: 7	H: 0 LOB: 0 BB: 0 P: 7	R: 0 E: 0 K: 2 S: 8	H: 1 LOB: 1 BB: 0 P: 8	R: 0 E: 0 K: 0 S: 3	H: 0 LOB: 0 BB: 0 P: 3	R: 0 E: 0 K: 0 S: 3	H: 0 LOB: 0 BB: 0 P: 3	R: 0 E: 0 K: 0 S: 4	H: 0 LOB: 0 BB: 0 P: 3	R: 0 E: 0 K: 0 S: 3	H: 0 LOB: 0 BB: 0 P: 3	R: 0 E: 0 K: 0 S: 4	H: 2 LOB: 1 BB: 0 P: 4	1B: 4 2B: 0 3B: 0 HR: 0	SF: 0 SAC: 0 DP: 0 HBP: 0	WP: 0 PB: 0 SB: 0 CS: 1	PA: 31
<b>PITCHER</b> Claude Osteen, L (1, 1) ERA: 3.13	IP: 9.0 WLS: W BF: 30 H: 4 R: 0 ER: 0 SO: 4 BB: 0 IBB: 0 HBP: 0 BLK: 0 WP: 0 HR: 0 S: 38 P: 38 ERA: 0.00 WHIP: 0.444											<b>PITCHER</b>	IP: WLS: BF: H: R: ER: SO: BB: IBB: HBP: BLK: WP: HR: S: P: ERA: WHIP:					

livebaseballscorecards.com

<b>AB</b>	30
<b>R</b>	0
<b>H</b>	4
<b>RBI</b>	0
<b>BB</b>	0
<b>SO</b>	4
<b>LOB</b>	2





Batter	1	2	3	4	5	6	7	8	9
Wes Parker, S (1, 8) OBP: 0.349, SLG: 0.351	0-0 5-3		0-0 5-3			0-3 K		0-0 SH3-4 1B	
Zoilo Versalles, R (1, 6) OBP: 0.238, SLG: 0.262	0-0 6-3			0-3 K		0-0 F2		0-0 SH3-4 1-2	
Bob Bailey, R (1, 5) OBP: 0.347, SLG: 0.362	0-0 F9			0-0 SF9 3B		0-3 K		0-3 K	
Ken Boyer, R (1, 3) OBP: 0.326, SLG: 0.304		0-0 2B		0-0 SF9		0-3 K		0-3 K	
Rocky Colavito, R (1, 9) OBP: 0.288, SLG: 0.303		0-3 K		0-0 F2		0-0 6-3			
Ron Fairly, L (8, 9) OBP: 0.258, SLG: 0.219									
Paul Popovich, S (1, 4) OBP: 0.294, SLG: 0.273		4-0 G6-3 BB			0-0 F3		0-0 2B 1B		
Ted Savage, R (1, 7) OBP: 0.235, SLG: 0.258		0-0 G6-3 1-2f			0-0 2B		0-0 2B		
Jeff Torborg, R (1, 2) OBP: 0.275, SLG: 0.194			0-0 F8		0-0 F9		4-0 IBB		
Claude Osteen, L (1, 1) OBP: 0.214, SLG: 0.286			0-0 3-1		0-0 4-3		0-3 K		

AB	R	H	RBI	BB	SO	LOB
4	0	1	0	0	1	0
3	0	0	0	0	1	0
4	1	1	0	0	2	1
3	0	1	1	0	2	1
3	0	0	0	0	1	1
0	0	0	0	0	0	0
2	1	1	0	1	0	0
3	0	2	1	0	0	2
2	0	0	0	1	0	1
3	0	0	0	0	1	3

**BOTTOM**

Philadelphia Phillies @ Los Angeles Dodgers  
 Dodger Stadium, Los Angeles, CA

Fri Jun 07 1968, 7:05 PM PDT  
 Att. 18,249 - Unknown

livebaseballscorecards.com

AB	27
R	2
H	6
RBI	2
BB	2
SO	8
LOB	9



Inning Stats	R: 0	H: 0	E: 0	K: 0	S: 3	R: 0	H: 1	E: 0	K: 1	S: 5	R: 0	H: 0	E: 0	K: 0	S: 3	R: 1	H: 1	E: 0	K: 1	S: 6	R: 0	H: 1	E: 0	K: 0	S: 4	R: 0	H: 0	E: 0	K: 2	S: 7	R: 1	H: 2	E: 0	K: 2	S: 9	R: 0	H: 1	E: 0	K: 2	S: 8	
	0	0	0	0	3	0	1	0	1	9	0	0	0	0	3	1	1	0	1	6	0	1	0	0	4	0	0	0	0	0	2	13	0	1	0	8					

PITCHER	IP	WLS	BF	H	R	ER	SO	BB	IBB	HBP	BLK	WP	HR	S	P	ERA	WHIP
Chris Short, L (1, 1) ERA: 2.42	7.1	L	29	6	2	2	6	1	1	0	0	0	0	39	47	2.46	0.955
Gary Wagner, R (8, 1) ERA: 3.0	0.2		2	0	0	0	2	0	0	0	0	0	0	6	6	0.00	0.000

WP: 0	PA: 31
PB: 0	CS: 0
SB: 0	
1B: 2	SF: 1
2B: 3	SAC: 1
3B: 1	DP: 1
HR: 0	HBP: 0

Batter	1	2	3	4	5	6	7	8	9	AB R H RBI BB SO LOB	TOP		
Cookie Rojas, R (1, 4) OBP: 0.291, SLG: 0.385	0-0 L8		0-3 K		0-0 1B		0-0 E9		0-0 L8	5 0 2 1 0 1 1			
John Briggs, L (1, 8) OBP: 0.366, SLG: 0.312 Gary Sutherland, R (7, PH) OBP: 0.258, SLG: 0.300 Turk Farrell, R (7, 1)	4-0 FC6-4 BB		0-3 K		0-0 F8		0-0 P6			2 0 0 0 1 1 3 1 0 0 0 0 0 2 0 0 0 0 0 0 0			
Tony Gonzalez, L (1, 7) OBP: 0.331, SLG: 0.343	0-0 FC6-4			0-0 P4-3		0-0 2-3	0-0 F5			4 0 0 0 0 0 3			
Johnny Callison, L (1, 9) OBP: 0.343, SLG: 0.440	0-0 L8			0-0 G3		0-3 K		4-0 FC6-4 BB		3 0 0 0 1 1 1			
Bill White, L (1, 3) OBP: 0.328, SLG: 0.388		0-0 G3		0-0 3-1		0-0 HR		0-3 K		4 1 1 1 0 1 1			
Tony Taylor, R (1, 5) OBP: 0.308, SLG: 0.304		0-0 P4-3			0-0 1B SF7	0-0 1B		0-0 FC6-4		4 1 1 0 0 0 1			
Clay Dalrymple, L (1, 2) OBP: 0.264, SLG: 0.235 Dick Allen, R (8, PH) OBP: 0.374, SLG: 0.492 Mike Ryan, R (8, 2) OBP: 0.124, SLG: 0.148		0-3 K			0-0 1B	1-3 1B	4-0 FC6-4 E 1B BB	0-0 FC6-4		2 1 1 0 1 1 0 1 0 0 0 0 0 1 0 0 0 0 0 0 0			
Roberto Pena, R (1, 6) OBP: 0.316, SLG: 0.224			0-0 5-3		0-3 K		0-0 E6		0-0 6-3	4 0 0 0 0 1 3			
Larry Jackson, R (1, 1) OBP: 0.147, SLG: 0.147 Howie Bedell, L (5, PH) Grant Jackson, S (5, 1) Don Lock, R (7, PH) OBP: 0.253, SLG: 0.224			0-0 1B		0-0 SF7		0-0 FC6-4		0-3 K	1 0 1 0 0 0 0 0 0 0 1 0 0 0 0 0 0 0 0 0 0 2 0 0 0 0 1 2			
<b>Inning Stats</b>	R: 0 H: 0 E: 0 LOB: 1 K: 0 BB: 1 S: 3 P: 7	R: 0 H: 0 E: 0 LOB: 0 K: 1 BB: 0 S: 5 P: 5	R: 0 H: 1 E: 0 LOB: 1 K: 2 BB: 0 S: 8 P: 8	R: 0 H: 0 E: 0 LOB: 0 K: 0 BB: 0 S: 3 P: 3	R: 1 H: 3 E: 0 LOB: 2 K: 1 BB: 0 S: 8 P: 8	R: 1 H: 1 E: 0 LOB: 0 K: 1 BB: 0 S: 6 P: 6	R: 1 H: 1 E: 2 LOB: 2 K: 0 BB: 1 S: 5 P: 9	R: 0 H: 0 E: 0 LOB: 1 K: 1 BB: 1 S: 5 P: 9	R: 0 H: 0 E: 0 LOB: 0 K: 1 BB: 0 S: 5 P: 5	1B: 5 SF: 1 2B: 0 SAC: 0 3B: 0 DP: 0 HR: 1 HBP: 0	WP: 0 PA: 37 PB: 0 SB: 0 CS: 0		
<b>PITCHER</b>	IP WLS BF H R ER SO BB IBB HBP BLK WP HR S P ERA WHIP											<b>PITCHER</b>	IP WLS BF H R ER SO BB IBB HBP BLK WP HR S P ERA WHIP
Don Drysdale, R (1, 1) ERA: 1.31	6.1 W 28 6 3 2 5 2 0 0 0 0 0 1 36 44 2.84 1.263												
Hank Aguirre, L (7, 1) ERA: 0.59	2.2 S 9 0 0 0 2 1 0 0 0 0 0 0 12 16 0.00 0.375												

Philadelphia Phillies @ Los Angeles Dodgers  
Dodger Stadium, Los Angeles, CA

Sat Jun 08 1968, 7:05 PM PDT  
Att: 50,060 - Unknown

livebaseballscorecards.com

AB 33  
R 3  
H 6  
RBI 3  
BB 3  
SO 7  
LOB 18



Batter	1	2	3	4	5	6	7	8	9	AB	R	H	RBI	BB	SO	LOB
Wes Parker, S OBP: 0.351, SLG: 0.368 (1, 3)	0-0 FC4-6 1B		0-0 4-3	0-0 3-1			0-0 HR			4	1	2	1	0	0	1
Willie Davis, L OBP: 0.264, SLG: 0.318 (1, 8)	0-0 FC4-6 1B		0-0 F9		0-0 1-3		0-3 K			4	1	0	0	0	1	1
Len Gabrielson, L OBP: 0.292, SLG: 0.387 (1, 7)	0-3 K		0-0 F7		0-3 K		0-0 1B			4	0	1	0	0	2	1
Jim Fairey, L OBP: 0.259, SLG: 0.306 (7, PR) (8, 7)										0	0	0	0	0	0	0
Tom Haller, L OBP: 0.354, SLG: 0.379 (1, 2)	4-0 1B 1-2 IBB			0-0 1B FC4 2B	0-0 1B		0-0 1B			3	1	3	0	1	0	0
Ken Boyer, R OBP: 0.333, SLG: 0.313 (1, 5)	0-0 1B			0-0 FC4 E 1B	0-0 F8		0-0 4-3			4	1	2	1	0	0	3
Ron Fairly, L OBP: 0.258, SLG: 0.220 (1, 9)	0-0 F7			0-0 FC4 E SF7 1-2 3-H		0-0 3-1		0-0 CS 1B		4	1	1	1	0	0	3
Paul Popovich, S OBP: 0.293, SLG: 0.272 (1, 4)		0-0 G5-4-3 1B		0-0 P6 6-3 1-3 2-H		0-0 F2		0-0 P7		4	0	1	0	0	0	2
Zoilo Versalles, R OBP: 0.234, SLG: 0.258 (1, 6)		0-0 G5-4-3 1-2f		0-0 SF7 3-H		0-3 K		0-0 F9 1-2		3	0	0	1	0	1	2
Don Drysdale, R OBP: 0.222, SLG: 0.250 (1, 1)		0-0 5-3		0-0 6-3 1-2			0-0 2-3			2	0	0	0	0	0	1
Hank Aguirre, R (7, 1)										1	0	0	0	0	0	0

Inning Stats	R: 1	H: 2	E: 0	K: 1	S: 7	H: 2	LOB: 2	BB: 1	P: 11	R: 0	H: 1	E: 0	K: 0	S: 3	R: 0	H: 0	E: 0	K: 0	S: 3	R: 3	H: 2	E: 1	K: 0	S: 7	R: 0	H: 1	E: 0	K: 1	S: 6	R: 0	H: 0	E: 0	K: 1	S: 5	R: 1	H: 3	E: 0	K: 1	S: 8	R: 0	H: 1	E: 0	K: 0	S: 3
--------------	------	------	------	------	------	------	--------	-------	-------	------	------	------	------	------	------	------	------	------	------	------	------	------	------	------	------	------	------	------	------	------	------	------	------	------	------	------	------	------	------	------	------	------	------	------

PITCHER	IP	WLS	BF	H	R	ER	SO	BB	IBB	HBP	BLK	WP	HR	S	P	ERA	WHIP
Larry Jackson, R ERA: 2.63 (1, 1)	4.0	L	19	5	4	3	1	0	0	0	0	0	0	20	24	6.75	1.250
Grant Jackson, L ERA: 1.29 (5, 1)	2.0		7	1	0	0	2	0	0	0	0	0	0	11	11	0.00	0.500
Turk Farrell, R ERA: 1.04 (7, 1)	2.0		9	4	1	1	1	0	0	0	0	0	1	11	11	4.50	2.000

**BOTTOM**

Philadelphia Phillies @ Los Angeles Dodgers  
 Dodger Stadium, Los Angeles, CA  
 Sat Jun 08 1968, 7:05 PM PDT  
 Att. 50,060 - Unknown

AB	33
R	5
H	10
RBI	4
BB	1
SO	4
LOB	14

WP: 0 PA: 35  
 PB: 0  
 SB: 1  
 CS: 1



PITCHER	IP	WLS	BF	H	R	ER	SO	BB	IBB	HBP	BLK	WP	HR	S	P	ERA	WHIP
---------	----	-----	----	---	---	----	----	----	-----	-----	-----	----	----	---	---	-----	------

Batter	1	2	3	4	5	6	7	8	9	AB R H RBI BB SO LOB	TOP																	
<b>Cookie Rojas, R</b> (1, 4) <small>OBP: 0.295, SLG: 0.384</small> 										3 1 1 2 1 0 0																		
<b>John Briggs, L</b> (1, 8) <small>OBP: 0.354, SLG: 0.300</small> <b>Don Lock, R</b> (8, PH) <small>OBP: 0.250, SLG: 0.221</small> (8, 8)										3 0 0 0 0 1 2 1 0 0 0 0 1 0																		
<b>Tony Gonzalez, L</b> (1, 7) <small>OBP: 0.336, SLG: 0.348</small> 										4 0 2 1 0 0 0																		
<b>Johnny Callison, L</b> (1, 9) <small>OBP: 0.342, SLG: 0.433</small> 										3 0 0 0 1 0 1																		
<b>Bill White, L</b> (1, 3) <small>OBP: 0.326, SLG: 0.381</small> 										3 0 0 0 1 2 2																		
<b>Tony Taylor, R</b> (1, 5) <small>OBP: 0.307, SLG: 0.299</small> 										3 1 0 0 1 0 1																		
<b>Clay Dalrymple, L</b> (1, 2) <small>OBP: 0.253, SLG: 0.224</small> 										4 0 0 0 0 0 2																		
<b>Roberto Pena, R</b> (1, 6) <small>OBP: 0.329, SLG: 0.232</small> 										2 1 1 0 1 0 0																		
<b>Woodie Fryman, R</b> (1, 1) <small>OBP: 0.162, SLG: 0.114</small> <b>Grant Jackson, S</b> (9, 1)										2 0 0 0 0 2 1 0 0 0 0 0 0 0																		
<b>Inning Stats</b>	R: 1 E: 0 K: 1 S: 5	H: 1 LOB: 1 BB: 2 P: 13	R: 2 E: 0 K: 0 S: 5	H: 2 LOB: 1 BB: 1 P: 9	R: 0 E: 0 K: 1 S: 5	H: 0 LOB: 0 BB: 0 P: 5	R: 0 E: 0 K: 0 S: 3	H: 0 LOB: 0 BB: 0 P: 3	R: 0 E: 0 K: 1 S: 5	H: 1 LOB: 0 BB: 0 P: 5	R: 0 E: 0 K: 1 S: 5	H: 0 LOB: 1 BB: 1 P: 9	R: 0 E: 0 K: 1 S: 3	H: 0 LOB: 0 BB: 1 P: 7	1B: 4 2B: 0 3B: 0 HR: 0	SF: 0 SAC: 1 DP: 1 HBP: 0	WP: 0 PB: 1 SB: 0 CS: 0	PA: 34										
<b>PITCHER</b>	IP WLS BF H R ER SO BB IBB HBP BLK WP HR S P ERA WHIP																											
<b>Bill Singer, R</b> (1, 1) <small>ERA: 1.85</small>	5.0		20	3	3	2	3	3	0	0	0	0	0	23	35	3.60	1.200											
<b>Mike Kekich, L</b> (6, 1) <small>ERA: 3.69</small>	2.0		7	1	0	0	2	1	0	0	0	0	0	10	14	0.00	1.000											
<b>Jim Brewer, L</b> (8, 1) <small>ERA: 2.28</small>	2.0	W	7	0	0	0	1	1	0	0	0	0	0	8	12	0.00	0.500											

Philadelphia Phillies @ Los Angeles Dodgers  
 Dodger Stadium, Los Angeles, CA

Sun Jun 09 1968, 3:33 AM PDT  
 Att. 18,781 - Unknown

livebaseballscorecards.com

<b>AB</b>	28
<b>R</b>	3
<b>H</b>	4
<b>RBI</b>	3
<b>BB</b>	5
<b>SO</b>	6
<b>LOB</b>	9



Batter	1	2	3	4	5	6	7	8	9	AB R H RBI BB SO LOB
Willie Davis, L (1, 8) OBP: 0.267, SLG: 0.322	0-0 1B 2B		4-0 1B BB		0-0 4-3		0-0 4-3		0-0 SF	3 0 1 1 1 0 0
Wes Parker, S (1, 7) OBP: 0.350, SLG: 0.366	0-0 1-6-3		0-0 1-2 1B			0-3 K		0-0 F9		4 0 1 0 0 1 1
Bob Bailey, R (1, 5) OBP: 0.344, SLG: 0.359	0-0 G5-4-3 2-3 1B		0-0 P5			0-0 E8 E		0-0 E6		4 1 1 0 0 0 2
Ken Boyer, R (1, 3) OBP: 0.330, SLG: 0.310	0-0 G5-4-3 1-2f			0-0 F2		0-0 E8 6-3 1B		0-3 K		4 1 1 1 0 1 3
Ted Savage, R (1, 9) OBP: 0.237, SLG: 0.314		0-3 K		0-0 3B		0-0 6-3		0-0 1-3		4 0 1 1 0 1 1
Paul Popovich, S (1, 4) OBP: 0.299, SLG: 0.305		0-0 P7		0-3 K		0-0 3-H 1B				4 1 2 1 0 1 1
Zoilo Versalles, R (1, 6) OBP: 0.230, SLG: 0.253		0-0 6-3		0-3 K		0-3 K				4 0 0 0 0 2 2
Jeff Torborg, R (1, 2) OBP: 0.273, SLG: 0.179			0-0 6-3		0-0 L6		0-0 F8		4-0 1B SF BB	3 0 0 0 1 0 0 0 1 0 0 0 0 0
Jim Fairey, L (9, PR) OBP: 0.259, SLG: 0.306					0-0 P6		0-3 K		0-0 SF 1B	1 0 0 0 0 0 1 0 1 0 0 0 0 0 0 0 0 0 0 0 0 0 1 0 0 0 0 0 0 0 0 0 1 0 1 0 0 0 0 0
Bill Singer, R (1, 1) OBP: 0.167, SLG: 0.207			0-3 K							
Luis Alcaraz, R (5, PH) OBP: 0.229, SLG: 0.229										
Mike Keelich, R (6, 1) OBP: 0.222, SLG: 0.125										
Rocky Colavito, R (7, PH) OBP: 0.286, SLG: 0.300										
Jim Brewer, L (8, 1) OBP: 0.500, SLG: 0.500										
Len Gabrielson, L (9, PH) OBP: 0.303, SLG: 0.397										

Inning Stats	R: 0 E: 0 K: 0 S: 4	H: 2 LOB: 1 BB: 0 P: 4	R: 0 E: 0 K: 1 S: 5	H: 0 LOB: 0 BB: 0 P: 5	R: 0 E: 0 K: 1 S: 6	H: 1 LOB: 2 BB: 1 P: 10	R: 0 E: 0 K: 2 S: 8	H: 1 LOB: 1 BB: 0 P: 8	R: 0 E: 0 K: 0 S: 3	H: 0 LOB: 0 BB: 0 P: 3	R: 2 E: 2 K: 2 S: 10	H: 2 LOB: 1 BB: 0 P: 10	R: 0 E: 0 K: 1 S: 5	H: 0 LOB: 0 BB: 0 P: 5	R: 0 E: 1 K: 1 S: 6	H: 0 LOB: 1 BB: 0 P: 6	R: 2 E: 1 K: 0 S: 4	H: 2 LOB: 2 BB: 1 P: 8	1B: 5 2B: 1 3B: 1 HR: 1	SF: 1 SAC: 0 DP: 1 HBP: 0	WP: 0 PB: 0 SB: 0 CS: 0	PA: 37
--------------	------------------------------	---------------------------------	------------------------------	---------------------------------	------------------------------	----------------------------------	------------------------------	---------------------------------	------------------------------	---------------------------------	-------------------------------	----------------------------------	------------------------------	---------------------------------	------------------------------	---------------------------------	------------------------------	---------------------------------	----------------------------------	------------------------------------	----------------------------------	--------

PITCHER	IP	WLS	BF	H	R	ER	SO	BB	IBB	HBP	BLK	WP	HR	S	P	ERA	WHIP
Woodie Fryman, L (1, 1) ERA: 1.72	8.1	L	36	8	4	2	8	2	0	0	0	0	1	50	58	2.16	1.200
Grant Jackson, L (9, 1) ERA: 1.29	0.0		1	0	0	0	0	0	0	0	0	0	0	1	1	∞	∞

BOTTOM

Philadelphia Phillies @ Los Angeles Dodgers  
 Dodger Stadium, Los Angeles, CA  
 Sun Jun 09 1968, 3:33 AM PDT  
 Att. 18,781 - Unknown

livebaseballscorecards.com

AB	34
R	4
H	8
RBI	4
BB	2
SO	8
LOB	10



Batter	1	2	3	4	5	6	7	8	9	10	AB R H RBI BB SO LOB	TOP										
Don Bosch, S OBP: 0.175, SLG: 0.111 (1, 8) X	0-0 F7		0-0 5-3			0-0 1B		0-0 F8		0-0 FC3-6	5 0 1 0 0 0 4	<b>New York Mets @ Los Angeles Dodgers</b> <b>Dodger Stadium, Los Angeles, CA</b> Mon Jun 10 1968, 7:05 PM PDT Att. 14,904 - Unknown										
Ken Boswell, L OBP: 0.263, SLG: 0.347 (1, 4) X	0-0 P4-3			0-3 K		0-0 L7		0-3 K	0-0 F5	5 0 0 0 0 2 3												
Art Shamsky, L OBP: 0.293, SLG: 0.397 (1, 7) X	0-0 F9			0-3 K		0-0 3-1		0-3 K		4 0 0 0 0 2 1												
J.C. Martin, L OBP: 0.451, SLG: 0.436 (1, 3) X		0-0 F8		0-0 P4-3		0-0 6-3		0-0 1B		4 0 1 0 0 0 0												
Jerry Grote, R OBP: 0.374, SLG: 0.378 (1, 2) X		0-3 K			4-0 FC1-6 BB	0-0 6-3		0-0 G3		3 0 0 0 1 1 1												
Ron Swoboda, R OBP: 0.318, SLG: 0.409 (1, 9) X		0-0 P4			0-0 FC1-6 1-2f	0-3 K			4-0 1B 1B BB	3 1 0 0 1 1 1												
Kevin Collins, L OBP: 0.258, SLG: 0.179 (1, 5) X			0-3 K		0-3 K		0-0 SH1-4 1B		0-0 FC5-6 1B 1-3	4 0 2 0 0 2 1												
Al Weis, S OBP: 0.230, SLG: 0.200 (1, 6) X			4-0 SH5-4 BB		0-3 K		0-3 K		0-0 FC3-6 FC5-6 1-2 1B	3 0 1 1 1 2 2												
Tom Seaver, R OBP: 0.128, SLG: 0.105 (1, 1) X			0-0 SH5-4 1-2			0-0 P4-3		0-0 SH1-4	0-0 FC5-6 FC3-6 1-2 2-3f	2 0 0 0 0 0 2												
<b>Inning Stats</b>	R: 0 E: 0 K: 0 S: 3	H: 0 LOB: 0 BB: 0 P: 3	R: 0 E: 0 K: 1 S: 5	H: 0 LOB: 0 BB: 0 P: 5	R: 0 E: 0 K: 1 S: 5	H: 0 LOB: 1 BB: 1 P: 9	R: 0 E: 0 K: 2 S: 7	H: 0 LOB: 0 BB: 0 P: 7	R: 0 E: 0 K: 2 S: 7	H: 0 LOB: 1 BB: 1 P: 11	R: 0 E: 0 K: 0 S: 4		H: 1 LOB: 1 BB: 0 P: 4	R: 0 E: 0 K: 1 S: 6	H: 1 LOB: 1 BB: 0 P: 6	R: 0 E: 0 K: 2 S: 8	H: 1 LOB: 1 BB: 0 P: 8	R: 1 E: 0 K: 0 S: 5	H: 2 LOB: 2 BB: 1 P: 9	1B: 5 2B: 0 3B: 0 HR: 0	SF: 0 SAC: 2 DP: 0 HBP: 0	WP: 0 PB: 0 SB: 0 CS: 0
<b>PITCHER</b> Don Sutton, R ERA: 3.03 (1, 1)	IP 10.0 WLS L BF 38 H 5 R 1 ER 1 SO 10 BB 3 IBB 0 HBP 0 BLK 0 WP 0 HR 0 S 55 P 67 ERA 0.90 WHIP 0.800											<b>PITCHER</b>	IP WLS BF H R ER SO BB IBB HBP BLK WP HR S P ERA WHIP									


livebaseballscorecards.com

AB	33
R	1
H	5
RBI	1
BB	3
SO	10
LOB	15



Batter	1	2	3	4	5	6	7	8	9	10	AB R H RBI BB SO LOB	BOTTOM
<b>Wes Parker, S</b> (1, 3) OBP: 0.344, SLG: 0.359	0-0 4-3		0-0 F5			0-0 4-3		0-0 L9			4 0 0 0 0 0 1	<b>New York Mets @ Los Angeles Dodgers</b> Dodger Stadium, Los Angeles, CA Mon Jun 10 1968, 7:05 PM PDT Att: 14,904 - Unknown
<b>Willie Davis, L</b> (1, 8) OBP: 0.267, SLG: 0.321	0-0 4-3			0-0 FC1-6 1B		0-0 P4		0-0 F9		4 0 1 0 0 0 0		
<b>Len Gabrielson, L</b> (1, 7) OBP: 0.286, SLG: 0.373	0-0 6-3			0-0 FC1-6 1-2f		0-0 F9		0-0 P5		4 0 0 0 0 0 1		
<b>Tom Haller, L</b> (1, 2) OBP: 0.346, SLG: 0.370		0-0 G3		0-3 K		0-0 P6		0-0 L4		4 0 0 0 0 1 1		
<b>Ron Fairly, L</b> (1, 9) <b>Ted Savage, R</b> (10, PR) OBP: 0.263, SLG: 0.222 OBP: 0.237, SLG: 0.314		0-0 3-1		0-0 F8		0-0 1B			B B B B	4-0 P6-3 SH1-4 0 0 0 0 0 0 0		
<b>Bob Bailey, R</b> (1, 5) OBP: 0.344, SLG: 0.358		0-0 1B			0-0 6-3		0-3 K			0-0 SH1-4 1-2	3 0 1 0 0 1 1	
<b>Paul Popovich, S</b> (1, 4) OBP: 0.298, SLG: 0.303		0-0 F7			0-0 F7			0-0 FC4-6 SH 1B		0-0 P6-3 2-3	4 0 1 0 0 0 3	
<b>Zoilo Versalles, R</b> (1, 6) <b>Ken Boyer, R</b> (10, PH) OBP: 0.228, SLG: 0.251 OBP: 0.327, SLG: 0.307			0-0 L8		0-0 F6			0-0 SH FC4-6 1-2		0-0 4-3	2 0 0 0 0 0 0 1 0 0 0 0 0 2	
<b>Don Sutton, R</b> (1, 1) OBP: 0.280, SLG: 0.273			0-0 F7			0-0 6-3		0-0 FC4-6 1-2f 2-3			3 0 0 0 0 0 2	

Inning Stats	R: 0 E: 0 K: 0 S: 3	H: 0 LOB: 0 BB: 0 P: 3	R: 0 E: 0 K: 0 S: 4	H: 1 LOB: 1 BB: 0 P: 4	R: 0 E: 0 K: 0 S: 3	H: 0 LOB: 0 BB: 0 P: 3	R: 0 E: 0 K: 1 S: 6	H: 1 LOB: 1 BB: 0 P: 6	R: 0 E: 0 K: 0 S: 3	H: 0 LOB: 0 BB: 0 P: 3	R: 0 E: 0 K: 1 S: 6	H: 1 LOB: 1 BB: 0 P: 6	R: 0 E: 0 K: 0 S: 4	H: 1 LOB: 1 BB: 0 P: 4	R: 0 E: 0 K: 0 S: 3	H: 0 LOB: 2 BB: 1 P: 7	1B: 4 2B: 0 3B: 0 HR: 0	SF: 0 SAC: 2 DP: 0 HBP: 0	WP: 0 PB: 0 SB: 0 CS: 0	PA: 35
<b>Tom Seaver, R</b> (1, 1) ERA: 1.78	IP: 10.0 WLS: W BF: 35 H: 4 R: 0 ER: 0 SO: 2 BB: 1 IBB: 0 HBP: 0 BLK: 0 WP: 0 HR: 0 S: 38 P: 42 ERA: 0.00 WHIP: 0.500																			



AB 32  
R 0  
H 4  
RBI 0  
BB 1  
SO 2  
LOB 12

Batter	1	2	3	4	5	6	7	8	9	AB R H RBI BB SO LOB	TOP
Don Bosch, S (1, 8) OBP: 0.163, SLG: 0.103	0-0 F3		0-0 SH2-4			0-0 L8	0-0 P5-4-3			3 0 0 0 0 0 1	<p><b>New York Mets @ Los Angeles Dodgers</b>  <b>Dodger Stadium, Los Angeles, CA</b>            Tue Jun 11 1968, 7:05 PM PDT            Att. 15,686 - Unknown</p> <p>livebaseballscorecards.com</p>
Phil Linz, R (1, 4) OBP: 0.190, SLG: 0.145	0-0 P4-3		0-0 P4-3			0-0 FC 1B E 1B		0-0 5-3		4 1 1 0 0 0 1	
Jerry Grote, R (1, 2) OBP: 0.376, SLG: 0.381	0-0 F9		0-0 F3			0-0 E 1B FC 1B		0-0 1B 1B		4 1 2 0 0 0 1	
Ed Charles, R (1, 5) OBP: 0.301, SLG: 0.489		0-0 E5 1B 1B		0-0 6-3		0-0 FC 1B E 1B		0-0 1B 1B		4 1 1 0 0 0 2	
Ron Swoboda, R (1, 9) OBP: 0.322, SLG: 0.411		0-0 1B 1B		0-0 P4-6-3 1B 1B		0-0 E5 1B		0-0 L5		4 0 2 1 0 0 4	
Jerry Buchek, R (1, 7) OBP: 0.270, SLG: 0.220 Art Shamsky, L (8, PH) OBP: 0.291, SLG: 0.394		0-3 K		0-0 P4-6-3 1-2f		0-0 1B		0-0 P3		3 0 1 1 0 1 3 1 0 0 0 0 0 2	
Greg Goossen, R (1, 3) OBP: 0.323, SLG: 0.305 Ed Kranepool, L (8, 3) OBP: 0.257, SLG: 0.232		0-0 P4-6-3 1-2 3-H 1B			0-0 F7	0-3 K		0-0 FC3-6 1B		3 0 1 1 0 1 2 1 0 1 0 0 0 0	
Al Weis, S (1, 6) OBP: 0.231, SLG: 0.202		0-0 P4-6-3 1-2f			0-0 F3		0-0 FC3-6 1B		0-0 FC3-6 G6-3	4 0 1 0 0 0 3	
Dick Selma, R (1, 1) OBP: 0.273, SLG: 0.318			0-0 P4-3 SH2-4 1B		0-3 K		0-0 FC3-6 P5-4-3		0-0 G6-3	4 0 1 0 0 1 2	
<b>Inning Stats</b>	R: 0 H: 0 E: 0 LOB: 0 K: 0 BB: 0 S: 3 P: 3	R: 1 H: 2 E: 1 LOB: 1 K: 1 BB: 0 S: 7 P: 7	R: 0 H: 1 E: 0 LOB: 1 K: 0 BB: 0 S: 4 P: 4	R: 0 H: 1 E: 0 LOB: 0 K: 0 BB: 0 S: 3 P: 3	R: 0 H: 0 E: 0 LOB: 0 K: 1 BB: 0 S: 5 P: 5	R: 2 H: 3 E: 1 LOB: 2 K: 1 BB: 0 S: 9 P: 9	R: 0 H: 1 E: 0 LOB: 0 K: 0 BB: 0 S: 3 P: 3	R: 0 H: 2 E: 0 LOB: 2 K: 0 BB: 0 S: 5 P: 5	R: 0 H: 1 E: 0 LOB: 0 K: 0 BB: 0 S: 3 P: 3	1B: 11 SF: 0 2B: 0 SAC: 1 3B: 0 DP: 4 HR: 0 HBP: 0	
<b>PITCHER</b>	IP WLS BF H R ER SO BB IBB HBP BLK WP HR S P ERA WHIP										
Claude Osteen, L (1, 1) ERA: 2.99	7.1 L 30 9 3 1 3 0 0 0 0 0 0 0 36 36 1.23 1.227										
John Purdin, R (8, 1) ERA: 1.39	0.2 3 1 0 0 0 0 0 0 0 0 0 0 3 3 0.00 1.500										
Mudcat Grant, R (9, 1) ERA: 3.04	1.0 3 1 0 0 0 0 0 0 0 0 0 0 3 3 0.00 1.000										





Batter	1	2	3	4	5	6	7	8	9	AB	R	H	RBI	BB	SO	LOB
Wes Parker, S OBP: 0.339, SLG: 0.353 (1, 3)	0-0 F8		0-0 F8			0-0 1-3		0-0 4-3		4	0	0	0	0	0	1
Willie Davis, L OBP: 0.263, SLG: 0.316 (1, 8)	0-0 F8		0-0 3-1			0-0 P5		0-3 K		4	0	0	0	0	1	1
Len Gabrielson, L OBP: 0.270, SLG: 0.352 (1, 7)	0-0 4-3				0-0 F8				0-0 F8	4	0	0	0	0	0	0
Tom Haller, L OBP: 0.354, SLG: 0.379 (1, 2)		0-0 1B		0-0 4-3			0-0 FC4-6 BB 1B		0-0 G4-6-3 1B	4	0	3	0	0	0	0
Ron Fairly, L OBP: 0.262, SLG: 0.228 (1, 9)		0-0 F8		0-0 2B			0-3 K		0-0 G4-6-3	4	0	1	0	0	1	3
Ken Boyer, R OBP: 0.327, SLG: 0.300 (1, 5)		0-0 F3		0-0 1-3			4-0 FC4-6 BB			2	0	0	0	1	0	2
Paul Popovich, S OBP: 0.291, SLG: 0.296 (1, 4)		0-0 P6				0-0 P6		0-0 FC4-6		3	0	0	0	0	0	3
Zoilo Versalles, R OBP: 0.229, SLG: 0.252 (1, 6)			0-0 FC1-6 1B			0-0 F7		0-3 K		3	0	1	0	0	1	2
Claude Osteen, L OBP: 0.200, SLG: 0.267 (1, 1)			0-0 FC1-6			0-3 K			0-0 F8	2	0	0	0	0	1	1
John Purdin, R OBP: 0.500, SLG: 0.500 (8, 1)										0	0	0	0	0	0	0
Jim Fairey, L OBP: 0.255, SLG: 0.300 (8, PH)										1	0	0	0	0	0	0
Mudcat Grant, R OBP: 0.273, SLG: 0.545 (9, 1)										0	0	0	0	0	0	0

Inning Stats	R: 0	H: 0	R: 0	H: 1	R: 0	H: 1	R: 0	H: 0	R: 0	H: 0	R: 0	H: 1	R: 0	H: 0	R: 0	H: 0	R: 0	H: 1	R: 0	H: 0	1B: 4	SF: 0	WP: 0	PA: 32	
E: 0	LOB: 0	E: 0	LOB: 1	E: 0	LOB: 1	E: 0	LOB: 0	E: 0	LOB: 0	E: 0	LOB: 2	E: 0	LOB: 0	E: 0	LOB: 0	E: 0	LOB: 0	E: 0	LOB: 0	E: 0	LOB: 0	2B: 1 <td>SAC: 0 <td>PB: 0 <td></td> </td></td>	SAC: 0 <td>PB: 0 <td></td> </td>	PB: 0 <td></td>	
K: 0	BB: 0	K: 0	BB: 0	K: 0	BB: 0	K: 1	BB: 0	K: 2	BB: 1	K: 1	BB: 0	K: 1	BB: 0	K: 0	BB: 0	K: 0	BB: 0	K: 0	BB: 0	K: 0	BB: 0	3B: 0	DP: 1 <td>SB: 0</td> <td></td>	SB: 0	
S: 3	P: 3	S: 4	P: 4	S: 4	P: 4	S: 5	P: 5	S: 8	P: 12	S: 5	P: 5	S: 3	P: 3	S: 3	P: 3	S: 3	P: 3	S: 3	P: 3	S: 3	P: 3	HR: 0	HBP: 0 <td>CS: 0</td> <td></td>	CS: 0	

PITCHER	IP	WLS	BF	H	R	ER	SO	BB	IBB	HBP	BLK	WP	HR	S	P	ERA	WHIP	PITCHER	IP	WLS	BF	H	R	ER	SO	BB	IBB	HBP	BLK	WP	HR	S	P	ERA	WHIP	
Dick Selma, R ERA: 1.78 (1, 1)	9.0	W	32	5	0	0	4	1	0	0	0	0	0	39	43	0.00	0.667																			

**BOTTOM**

**New York Mets @ Los Angeles Dodgers**  
**Dodger Stadium, Los Angeles, CA**

Tue Jun 11 1968, 7:05 PM PDT  
Att. 15,686 - Unknown

<b>AB</b>	<b>31</b>
<b>R</b>	<b>0</b>
<b>H</b>	<b>5</b>
<b>RBI</b>	<b>0</b>
<b>BB</b>	<b>1</b>
<b>SO</b>	<b>4</b>
<b>LOB</b>	<b>13</b>

[livebaseballscorecards.com](http://livebaseballscorecards.com)

Batter	1	2	3	4	5	6	7	8	9	AB R H RBI BB SO LOB	TOP	
<b>Don Bosch, S</b> (1, 8) <small>OBP: 0.170, SLG: 0.095</small>	4-0 		0-0 			0-0 		0-0 		3 0 0 0 1 0 2	<b>New York Mets @ Los Angeles Dodgers</b> <b>Dodger Stadium, Los Angeles, CA</b> Wed Jun 12 1968, 7:05 PM PDT Att: 19,204 - Unknown	
<b>Ken Boswell, L</b> (1, 4) <small>OBP: 0.256, SLG: 0.338</small>	0-0 			0-3 		0-0 		0-0 		4 0 0 0 0 1 1		
<b>Art Shamsky, L</b> (1, 7) <b>Dick Selma, R</b> (9, PR) <b>Cleon Jones, R</b> (9, 7) <small>OBP: 0.297, SLG: 0.397</small> <small>OBP: 0.273, SLG: 0.318</small> <small>OBP: 0.283, SLG: 0.404</small>	0-0 			0-0 			0-0 	0-0 		4 0 2 0 0 0 0 0 1 0 0 0 0 0 0 0 0 0 0 0 0		
<b>J.C. Martin, L</b> (1, 3) <small>OBP: 0.455, SLG: 0.465</small>		0-0 		0-0 		0-0 		0-0 	0-0 	4 1 2 1 0 0 1		
<b>Jerry Grote, R</b> (1, 2) <small>OBP: 0.374, SLG: 0.378</small>		0-0 		0-0 		0-0 		0-0 	0-0 	4 0 1 1 0 0 2		
<b>Ron Swoboda, R</b> (1, 9) <b>Tom Seaver, R</b> (9, PR) <b>Tommie Agee, R</b> (9, 9) <small>OBP: 0.333, SLG: 0.420</small> <small>OBP: 0.128, SLG: 0.105</small> <small>OBP: 0.223, SLG: 0.289</small>		4-0 			0-0 		0-0 	0-0 	0-0 	3 0 3 0 1 0 0 0 0 0 0 0 0 0 0 0 0 0 0 0 0		
<b>Kevin Collins, L</b> (1, 5) <b>Jerry Buchek, R</b> (9, PH) <small>OBP: 0.235, SLG: 0.161</small> <small>OBP: 0.266, SLG: 0.217</small>		0-0 			0-0 		0-0 	0-3 		3 0 0 0 0 0 3 1 0 0 0 0 1 2		
<b>Al Weis, S</b> (1, 6) <b>Ed Charles, R</b> (8, PH) <b>Bud Harrelson, S</b> (8, 6) <small>OBP: 0.227, SLG: 0.198</small> <small>OBP: 0.306, SLG: 0.492</small> <small>OBP: 0.227, SLG: 0.228</small>			0-0 		0-0 		0-0 	0-0 		2 0 0 0 0 0 0 1 0 1 0 0 0 0 1 0 0 0 0 0 2		
<b>Nolan Ryan, R</b> (1, 1) <b>Ed Kranepool, L</b> (8, PH) <b>Al Jackson, L</b> (8, 1) <b>Ron Taylor, R</b> (9, 1) <small>OBP: 0.179, SLG: 0.115</small> <small>OBP: 0.255, SLG: 0.230</small> <small>OBP: 0.273, SLG: 0.273</small>			0-0 			0-0 		0-3 		2 0 0 0 0 0 0 1 0 0 0 0 1 2 0 0 0 0 0 0 0 0 0 0 0 0 0 0		
<b>Inning Stats</b>	R: 0 H: 0 E: 0 LOB: 0 K: 0 BB: 1 S: 2 P: 6	R: 0 H: 0 E: 0 LOB: 1 K: 0 BB: 1 S: 3 P: 7	R: 0 H: 0 E: 0 LOB: 0 K: 0 BB: 0 S: 3 P: 3	R: 0 H: 1 E: 0 LOB: 1 K: 1 BB: 0 S: 6 P: 6	R: 0 H: 1 E: 0 LOB: 0 K: 0 BB: 0 S: 3 P: 3	R: 0 H: 0 E: 0 LOB: 0 K: 0 BB: 0 S: 3 P: 3	R: 0 H: 1 E: 0 LOB: 0 K: 0 BB: 0 S: 3 P: 3	R: 2 H: 2 E: 0 LOB: 2 K: 1 BB: 0 S: 7 P: 7	R: 2 H: 4 E: 0 LOB: 2 K: 1 BB: 0 S: 9 P: 9	1B: 8 SF: 0 2B: 1 SAC: 0 3B: 0 DP: 2 HR: 0 HBP: 0		WP: 0 PA: 35 PB: 0 SB: 0 CS: 0
<b>PITCHER</b> <b>Don Drysdale, R</b> (1, 1) <small>ERA: 1.37</small> <b>Jack Billingham, R</b> (9, 1) <small>ERA: 2.17</small> <b>Jim Brewer, L</b> (9, 1) <small>ERA: 2.22</small>	IP WLS BF H R ER SO BB IBB HBP BLK WP HR S P ERA WHIP 8.1 L 31 7 2 2 2 2 2 0 0 0 0 0 0 33 41 2.16 1.080			IP WLS BF H R ER SO BB IBB HBP BLK WP HR S P ERA WHIP 0.0 2 2 0 0 0 0 0 0 0 0 0 0 2 2 ∞ ∞		IP WLS BF H R ER SO BB IBB HBP BLK WP HR S P ERA WHIP 0.2 2 0 0 0 0 1 0 0 0 0 0 0 4 4 0.00 0.000	<b>PITCHER</b> IP WLS BF H R ER SO BB IBB HBP BLK WP HR S P ERA WHIP					

livebaseballscorecards.com

<b>AB</b>	<b>33</b>
<b>R</b>	<b>2</b>
<b>H</b>	<b>9</b>
<b>RBI</b>	<b>2</b>
<b>BB</b>	<b>2</b>
<b>SO</b>	<b>3</b>
<b>LOB</b>	<b>15</b>



BOTTOM

New York Mets @ Los Angeles Dodgers  
Dodger Stadium, Los Angeles, CA  
Wed Jun 12 1968, 7:05 PM PDT  
Att. 19,204 - Unknown

livebaseballscorecards.com

AB 30  
R 1  
H 6  
RBI 0  
BB 1  
SO 3  
LOB 7



WP: 1 PA: 32  
PB: 0  
SB: 0  
CS: 0

AB R H RBI BB SO LOB

4 0 2 0 0 1 1

4 0 0 0 0 0 2

3 1 1 0 0 0 1  
0 0 0 0 0 0 0  
1 0 0 0 0 0 0

4 0 1 0 0 0 1

3 0 0 0 0 0 0  
1 0 0 0 0 0 0

3 0 1 0 0 0 0

2 0 0 0 1 0 1

3 0 1 0 0 1 1

2 0 0 0 0 1 0  
0 0 0 0 0 0 0  
0 0 0 0 0 0 0

1B: 6 SF: 0  
2B: 0 SAC: 1  
3B: 0 DP: 0  
HR: 0 HBP: 0

Batter	1	2	3	4	5	6	7	8	9
Wes Parker, S (1, 3) OBP: 0.341, SLG: 0.355	0-0 FC4-6 1B		0-0 1B		0-3 K			0-0 F8	
Willie Davis, L (1, 8) OBP: 0.259, SLG: 0.310	0-0 F4		0-0 F7		0-0 4-3			0-0 L4	
Len Gabrielson, L (1, 7) OBP: 0.273, SLG: 0.351 Jim Fairey, L (9, 7) OBP: 0.255, SLG: 0.300 Ted Savage, R (9, PH) OBP: 0.231, SLG: 0.306	0-0 FC4-6 1-2f			0-0 1B WP 1B			0-0 F7	0-0 6-3	
Tom Haller, L (1, 2) OBP: 0.352, SLG: 0.376	0-0 L7			0-0 1-3 1B			0-0 G3	0-0 F7	
Ron Fairly, L (1, 9) OBP: 0.259, SLG: 0.224 Ken Boyer, R (9, PH) OBP: 0.324, SLG: 0.297		0-0 F9		0-0 F9			0-0 L9	0-0 4-3	
Bob Bailey, R (1, 5) OBP: 0.344, SLG: 0.358		0-0 5-3		0-0 1B			0-0 F7		
Paul Popovich, S (1, 4) OBP: 0.292, SLG: 0.291		4-0 BB		0-0 P3-1			0-0 F8		
Zoilo Versalles, R (1, 6) OBP: 0.230, SLG: 0.253		0-3 K					0-0 SH3-4 1B	0-0 F3	
Don Drysdale, R (1, 1) OBP: 0.211, SLG: 0.237 Jack Billingham, R (9, 1) Jim Brewer, L (9, 1) OBP: 0.500, SLG: 0.500			0-3 K				0-0 SH3-4	0-0 4-3	

Inning Stats	R: 0	H: 1	E: 0	LOB: 1	K: 0	BB: 0	S: 4	R: 0	H: 0	E: 0	LOB: 1	K: 1	BB: 1	S: 5	R: 0	H: 1	E: 0	LOB: 0	K: 1	BB: 0	S: 5	R: 1	H: 3	E: 0	LOB: 1	K: 0	BB: 0	S: 5	R: 0	H: 1	E: 0	LOB: 1	K: 1	BB: 0	S: 6	R: 0	H: 0	E: 0	LOB: 0	K: 0	BB: 0	S: 3	R: 0	H: 0	E: 0	LOB: 0	K: 0	BB: 0	S: 3	R: 0	H: 0	E: 0	LOB: 0	K: 0	BB: 0	S: 3	R: 0	H: 0	E: 0	LOB: 0	K: 0	BB: 0	S: 3	R: 0	H: 0	E: 0	LOB: 0	K: 0	BB: 0	S: 3
--------------	------	------	------	--------	------	-------	------	------	------	------	--------	------	-------	------	------	------	------	--------	------	-------	------	------	------	------	--------	------	-------	------	------	------	------	--------	------	-------	------	------	------	------	--------	------	-------	------	------	------	------	--------	------	-------	------	------	------	------	--------	------	-------	------	------	------	------	--------	------	-------	------	------	------	------	--------	------	-------	------

PITCHER	IP	WLS	BF	H	R	ER	SO	BB	IBB	HBP	BLK	WP	HR	S	P	ERA	WHIP
Nolan Ryan, R (1, 1) ERA: 1.98	7.0		26	6	1	1	3	1	0	0	0	1	0	31	35	1.29	1.000
Al Jackson, L (8, 1) ERA: 2.56	1.2	W	5	0	0	0	0	0	0	0	0	0	0	5	5	0.00	0.000
Ron Taylor, R (9, 1) ERA: 1.83	0.1	S	1	0	0	0	0	0	0	0	0	0	0	1	1	0.00	0.000

PITCHER	IP	WLS	BF	H	R	ER	SO	BB	IBB	HBP	BLK	WP	HR	S	P	ERA	WHIP
---------	----	-----	----	---	---	----	----	----	-----	-----	-----	----	----	---	---	-----	------

Batter	1	2	3	4	5	6	7	8	9	AB R H RBI BB SO LOB	TOP									
Wes Parker, S (1, 3) OBP: 0.344, SLG: 0.358	0-0 F8		0-0 2B 1B 1B		0-3 K			0-0 SH1-3 2B 1B		4 2 2 0 0 1 0	<b>Los Angeles Dodgers @ Philadelphia Phillies</b> <b>Connie Mack Stadium, Philadelphia, PA</b> Fri Jun 14 1968, 7:05 PM EDT Unknown									
Willie Davis, L (1, 8) OBP: 0.256, SLG: 0.308	0-0 4-3		0-0 SF9		0-0 F8			0-0 SH1-3		2 0 0 1 0 0 0										
Len Gabrielson, L (1, 7) OBP: 0.284, SLG: 0.385	0-0 F8		0-0 1B 2B		0-0 P4			0-0 2B		4 1 2 1 0 0 0										
Tom Haller, L (1, 2) OBP: 0.355, SLG: 0.379		0-0 K 1B 1B	0-0 2-H 3-H 1B		0-0 F9			0-0 F8		4 0 2 2 0 0 1										
Ron Fairly, L (1, 9) OBP: 0.258, SLG: 0.225		0-0 1-2 E 1B	0-0 L8		0-0 P3			0-0 F8		4 1 1 0 0 0 2										
Bob Bailey, R (1, 5) OBP: 0.335, SLG: 0.348		0-3 K 2-3	0-0 5-3		0-0 P3			0-0 L7		4 0 0 0 0 1 3										
Paul Popovich, S (1, 4) OBP: 0.291, SLG: 0.305		0-0 1-H E 3B		0-3 K		0-0 P3		0-0 P7		4 1 1 1 0 1 0										
Zoilo Versalles, R (1, 6) OBP: 0.227, SLG: 0.249		0-0 P4		0-3 K		0-0 F8		0-0 6-3		4 0 0 0 0 1 0										
Bill Singer, R (1, 1) OBP: 0.182, SLG: 0.250			0-0 1B SF9 2B		0-0 6-3		0-3 K			3 1 1 0 0 1 0										
<b>Inning Stats</b>	R: 0 E: 0 K: 0 S: 3	H: 0 LOB: 0 BB: 0 P: 3	R: 2 E: 1 K: 1 S: 7	H: 3 LOB: 0 BB: 0 P: 7	R: 3 E: 0 K: 0 S: 7	H: 4 LOB: 1 BB: 0 P: 7	R: 0 E: 0 K: 2 S: 7	H: 0 LOB: 0 BB: 0 P: 7	R: 0 E: 0 K: 1 S: 5	H: 0 LOB: 0 BB: 0 P: 5	R: 0 E: 0 K: 1 S: 5	H: 0 LOB: 0 BB: 0 P: 5	R: 1 E: 0 K: 0 S: 5	H: 2 LOB: 1 BB: 0 P: 5	R: 0 E: 0 K: 0 S: 3	H: 0 LOB: 0 BB: 0 P: 3	1B: 5 2B: 3 3B: 1 HR: 0	SF: 1 SAC: 1 DP: 0 HBP: 0	WP: 0 PB: 0 SB: 0 CS: 0	PA: 35
<b>PITCHER</b>	IP WLS BF H R ER SO BB IBB HBP BLK WP HR S P ERA WHIP																			
Jeff James, R (1, 1) ERA: 5.32	2.1 L 12 6 5 4 1 0 0 0 0 0 0 0 0 14 14 15.43 2.571																			
Grant Jackson, L (3, 1) ERA: 1.15	1.2 6 1 0 0 2 0 0 0 0 0 0 0 0 10 10 0.00 0.600																			
John Boozer, R (5, 1) ERA: 7.36	3.0 9 0 0 0 2 0 0 0 0 0 0 0 0 13 13 0.00 0.000																			
Dick Hall, R (8, 1) ERA: 4.58	2.0 8 2 1 1 0 0 0 0 0 0 0 0 0 8 8 4.50 1.000																			

livebaseballscorecards.com

<b>AB</b>	<b>33</b>
<b>R</b>	<b>6</b>
<b>H</b>	<b>9</b>
<b>RBI</b>	<b>5</b>
<b>BB</b>	<b>0</b>
<b>SO</b>	<b>5</b>
<b>LOB</b>	<b>6</b>




Batter	1	2	3	4	5	6	7	8	9	AB	R	H	RBI	BB	SO	LOB
Cookie Rojas, R OBP: 0.279, SLG: 0.362 (1, 4)	0-0 F7		0-0 5-3			0-0 P6		0-0 P4		4	0	0	0	0	0	1
Johnny Callison, L OBP: 0.333, SLG: 0.425 (1, 9)	0-0 F8			0-0 G3		0-0 2B		0-0 P4		4	0	1	0	0	0	0
Dick Allen, R OBP: 0.358, SLG: 0.493 (1, 7) (3, 5)	0-0 F9			0-0 F9		0-0 6-3		0-0 5-3		4	0	0	0	0	0	1
Tony Gonzalez, L OBP: 0.336, SLG: 0.341 (1, 8)		0-0 F8		0-0 1B 1B		0-0 P6			0-0 F8	4	0	1	0	0	0	1
Bill White, L OBP: 0.326, SLG: 0.377 (1, 3)		0-0 P6		0-0 1-2 1B			0-0 1B 1B		0-0 1B	4	0	3	0	0	0	0
Gary Sutherland, R OBP: 0.250, SLG: 0.290 Grant Jackson, S OBP: 0.250, SLG: 0.333 Howie Bedell, L OBP: 0.250, SLG: 0.333 John Boozer, R OBP: 0.323, SLG: 0.259 Rick Joseph, R OBP: 0.333, SLG: 0.333 Dick Hall, R OBP: 0.333, SLG: 0.333 Tony Taylor, R OBP: 0.305, SLG: 0.298		0-3 K		0-0 P4-3			0-0 F8		0-0 F8	1	0	0	0	0	1	0
Clay Dalrymple, L OBP: 0.292, SLG: 0.305 (1, 2)			0-0 3-1		0-0 P4-3 9-2 1B		0-0 1-3 1B		0-0 G3	4	0	2	0	0	0	1
Roberto Pena, R OBP: 0.308, SLG: 0.218 (1, 6)			0-3 K		0-0 P4-3		0-0 1-3			3	0	0	0	0	1	3
Jeff James, R (1, 1)			4-0 BB		0-0 9-2		0-3 K			0	0	0	0	0	0	0
Don Lock, R OBP: 0.263, SLG: 0.239 (3, 7)				0-0 BB		3-HF				2	0	0	0	1	1	3

Inning Stats	R: 0	H: 0	E: 0	K: 0	S: 3	R: 0	H: 0	E: 0	K: 1	S: 5	R: 0	H: 2	E: 0	K: 0	S: 5	R: 0	H: 1	E: 0	K: 0	S: 3	R: 0	H: 1	E: 0	K: 1	S: 7	R: 0	H: 0	E: 0	K: 0	S: 3	R: 0	H: 1	E: 0	K: 0	S: 4	R: 0	H: 2	E: 0	K: 1	S: 7	R: 0	H: 0	E: 0	K: 0	S: 3	1B: 6	SF: 0	2B: 2	SAC: 0	3B: 0	DP: 1	HR: 0	HBP: 0	WP: 1	PA: 34
PITCHER Bill Singer, R ERA: 1.7 (1, 1)	IP	WLS	BF	H	R	ER	SO	BB	IBB	HBP	BLK	WP	HR	S	P	ERA	WHIP																																						

**BOTTOM**

Los Angeles Dodgers @ Philadelphia Phillies  
 Connie Mack Stadium, Philadelphia, PA  
 Fri Jun 14 1968, 7:05 PM EDT  
 Unknown

AB 33  
 R 0  
 H 7  
 RBI 0  
 BB 1  
 SO 3  
 LOB 14



livebaseballscorecards.com

Batter	1	2	3	4	5	6	7	8	9	AB R H RBI BB SO LOB	TOP									
Willie Davis, L (1, 8) OBP: 0.252, SLG: 0.303	0-0 F7		0-0 6-3			0-0 F3		0-3 K		4 0 0 0 0 1 0	<b>Los Angeles Dodgers @ Philadelphia Phillies</b> <b>Connie Mack Stadium, Philadelphia, PA</b> Fri Jun 14 1968, 7:05 PM EDT Att: 19,716 - Unknown									
Wes Parker, S (1, 7) OBP: 0.342, SLG: 0.356	0-3 K		0-0 F9			0-0 1B 1B		0-0 5-3		4 1 1 0 0 1 0										
Bob Bailey, R (1, 5) OBP: 0.339, SLG: 0.347	4-0 BB		0-0 F7			0-0 1B 1B			0-0 F8	3 0 1 0 1 0 0										
Ken Boyer, R (1, 3) OBP: 0.330, SLG: 0.305	0-0 F8			0-0 G4-6-3 1B		0-0 1B 1B			0-0 F8	4 0 2 1 0 0 1										
Paul Popovich, S (1, 4) OBP: 0.297, SLG: 0.311		0-0 1B 1B		0-0 L8		0-0 P4-6-3 1-2f			0-0 FC4 1B	4 0 2 0 0 0 3										
Ted Savage, R (1, 9) OBP: 0.233, SLG: 0.300		0-0 1-2 1B		0-0 G4-6-3 1-2f			0-0 F8		0-0 FC4 1-2f	4 0 1 0 0 0 2										
Jeff Torborg, R (1, 2) OBP: 0.255, SLG: 0.167		0-3 K			0-0 6-3		0-0 F8			3 0 0 0 0 1 2										
Zoilo Versalles, R (1, 6) OBP: 0.224, SLG: 0.246		0-3 K			0-0 B3		0-0 F9			3 0 0 0 0 1 2										
Mike Kekich, R (1, 1) OBP: 0.167, SLG: 0.091		0-3 K			0-0 6-3			0-0 P4		3 0 0 0 0 1 2	<b>Dodgers</b>									
Jim Brewer, L (8, 1) OBP: 0.500, SLG: 0.500										0 0 0 0 0 0 0										
<b>Inning Stats</b>	R: 0 E: 0 K: 1 S: 5	H: 0 LOB: 1 BB: 1 P: 9	R: 0 E: 0 K: 3 S: 11	H: 2 LOB: 2 BB: 0 P: 11	R: 0 E: 0 K: 0 S: 3	H: 0 LOB: 0 BB: 0 P: 3	R: 0 E: 0 K: 0 S: 3	H: 0 LOB: 0 BB: 0 P: 3	R: 1 E: 0 K: 0 S: 5	H: 3 LOB: 1 BB: 0 P: 5	R: 0 E: 0 K: 0 S: 3	H: 0 LOB: 0 BB: 0 P: 3	R: 0 E: 0 K: 1 S: 5	H: 0 LOB: 0 BB: 0 P: 5	R: 0 E: 0 K: 0 S: 4	H: 1 LOB: 1 BB: 0 P: 4	1B: 7 2B: 0 3B: 0 HR: 0	SF: 0 SAC: 0 DP: 2 HBP: 0	WP: 0 PB: 0 SB: 0 CS: 0	PA: 33
<b>PITCHER</b> Woodie Fryman, L (1, 1) ERA: 1.66	IP: 9.0 WLS: W BF: 33 H: 7 R: 1 ER: 1 SO: 5 BB: 1 IBB: 0 HBP: 0 BLK: 0 WP: 0 HR: 0 S: 42 P: 46 ERA: 1.00 WHIP: 0.889																			

<b>AB</b>	32
<b>R</b>	1
<b>H</b>	7
<b>RBI</b>	1
<b>BB</b>	1
<b>SO</b>	5
<b>LOB</b>	12

<b>WP</b>	0
<b>PA</b>	33

Batter	1	2	3	4	5	6	7	8	9	AB R H RBI BB SO LOB
Cookie Rojas, R OBP: 0.274, SLG: 0.355 (1, 4)	0-0 P3		0-0 P5			0-0 F9		0-0 6-3		4 0 0 0 0 0 2
Gary Sutherland, R OBP: 0.250, SLG: 0.265 (1, 5)	0-0 P4-3			0-3 K			0-0 F7		4-0 SH1-4 1B BB	3 1 0 0 1 1 0
Dick Allen, R OBP: 0.362, SLG: 0.507 (1, 7)	0-3 K			0-0 E6 P5-4-3			0-0 SF9 3B		0-0 1B SH1-4 1B	4 1 2 0 0 1 0
Don Lock, R OBP: 0.253, SLG: 0.233 (1, 8)		0-0 F3		0-0 P5-4-3 1-2f			0-0 SF9		0-0 SH1-4	2 0 0 1 0 0 1
Rick Joseph, R OBP: 0.343, SLG: 0.241 (1, 3)		4-0 FC6-4 BB			0-3 K		0-3 K		4-0 1B IBB	2 0 0 0 2 2 0
Tony Gonzalez, L OBP: 0.340, SLG: 0.341 (1, 9)		0-0 FC6-4 1-2f			0-3 K			4-0 1B BB	0-0 1B	3 0 1 1 1 1 1
Roberto Pena, R OBP: 0.309, SLG: 0.222 (1, 6)		0-3 K			0-0 6-3			0-0 1B	1-2 2-3 3-H	3 0 1 0 0 1 1
Mike Ryan, R OBP: 0.120, SLG: 0.143 (1, 2)			0-0 F3			0-3 K		0-3 K		3 0 0 0 0 2 2
Woodie Fryman, R OBP: 0.150, SLG: 0.105 (1, 1)			0-0 P4-3			0-0 6-3		0-3 K		3 0 0 0 0 1 2

Inning Stats	R: 0 E: 0 K: 1 S: 5	H: 0 LOB: 0 BB: 0 P: 5	R: 0 E: 0 K: 1 S: 5	H: 0 LOB: 1 BB: 1 P: 9	R: 0 E: 0 K: 0 S: 3	H: 0 LOB: 0 BB: 0 P: 3	R: 0 E: 1 K: 1 S: 5	H: 0 LOB: 0 BB: 0 P: 5	R: 0 E: 0 K: 2 S: 7	H: 0 LOB: 0 BB: 0 P: 7	R: 0 E: 0 K: 1 S: 5	H: 0 LOB: 0 BB: 0 P: 5	R: 1 E: 0 K: 1 S: 6	H: 1 LOB: 0 BB: 0 P: 6	R: 0 E: 0 K: 2 S: 8	H: 1 LOB: 2 BB: 1 P: 12	R: 1 E: 0 K: 0 S: 3	H: 2 LOB: 3 BB: 2 P: 11	1B: 3 2B: 0 3B: 1 HR: 0	SF: 1 SAC: 1 DP: 1 HBP: 0	WP: 0 PB: 0 SB: 0 CS: 0	PA: 33	
PITCHER	IP	WLS	BF	H	R	ER	SO	BB	IBB	HBP	BLK	WP	HR	S	P	ERA	WHIP						
Mike Kekich, L ERA: 3.26 (1, 1)	7.0		25	2	1	1	7	2	0	0	0	0	0	37	45	1.29	0.571						
Jim Brewer, L ERA: 2.45 (8, 1)	1.1	L	8	2	1	1	2	1	1	0	0	0	0	10	18	6.75	2.250						

**BOTTOM**

Los Angeles Dodgers @ Philadelphia Phillies  
 Connie Mack Stadium, Philadelphia, PA

Fri Jun 14 1968, 7:05 PM EDT  
 Att. 19,716 - Unknown

AB	27
R	2
H	4
RBI	2
BB	4
SO	9
LOB	9



WP: 0	PA: 33
ERA	WHIP

livebaseballscorecards.com

Batter	1	2	3	4	5	6	7	8	9	AB R H RBI BB SO LOB	TOP									
Wes Parker, S OBP: 0.337, SLG: 0.350 (1, 3)	0-3 K		0-0 L9			0-3 K		0-0 B5-3		4 0 0 0 0 2 1	<b>Los Angeles Dodgers @ Philadelphia Phillies</b> <b>Connie Mack Stadium, Philadelphia, PA</b> Sat Jun 15 1968, 7:05 PM EDT Att. 11,868 - Unknown									
Willie Davis, L OBP: 0.252, SLG: 0.302 (1, 8)	0-0 4-3		0-0 P5			0-3 K		0-0 1B		4 0 1 0 0 1 0										
Len Gabrielson, L OBP: 0.294, SLG: 0.439 (1, 7)	0-0 1B 2B				0-0 5-3		0-0 HR	0-0 1-3		4 2 2 1 0 0 2										
Tom Haller, L OBP: 0.358, SLG: 0.381 (1, 2)	0-0 1B				0-0 CS 1B		0-0 4-3		0-0 P6	4 0 2 1 0 0 0										
Ron Fairly, L OBP: 0.258, SLG: 0.225 (1, 9)	0-0 F8				0-3 K		0-0 4-3		0-0 1B HR 1B	4 1 1 0 0 1 2										
Paul Popovich, S OBP: 0.302, SLG: 0.317 (1, 4)		0-0 P4-3			0-0 CS	0-0 P7		0-0 FC6-4 1B	0-0 1-2 HR 1B	4 1 2 0 0 0 0										
Bob Bailey, R OBP: 0.337, SLG: 0.365 (1, 5)		0-0 5-3				0-3 K		0-0 FC6-4	0-0 1-2 HR	4 1 1 3 0 1 1										
Zoilo Versalles, R OBP: 0.220, SLG: 0.242 (1, 6)		0-0 L9				0-3 K		0-0 L8	0-3 K	4 0 0 0 0 2 0										
Don Sutton, R OBP: 0.259, SLG: 0.250 (1, 1)			0-0 6-3			0-3 K		0-0 1B B5-3 1B	0-3 K	2 0 0 0 0 1 0										
Jack Billingham, R (6, 1)										0 0 0 0 0 0 0										
Jim Fairey, L (8, PH)										1 0 1 0 0 0 0										
Hank Aguirre, R (8, 1)										1 0 0 0 0 1 0										
<b>Inning Stats</b>	R: 1 E: 0 K: 1 S: 7	H: 2 LOB: 1 BB: 0 P: 7	R: 0 E: 0 K: 0 S: 3	H: 0 LOB: 0 BB: 0 P: 3	R: 0 E: 0 K: 0 S: 3	H: 1 LOB: 0 BB: 0 P: 5	R: 0 E: 0 K: 1 S: 5	H: 0 LOB: 0 BB: 0 P: 7	R: 0 E: 0 K: 3 S: 9	H: 0 LOB: 0 BB: 0 P: 9	R: 1 E: 0 K: 0 S: 5	H: 2 LOB: 1 BB: 0 P: 5	R: 0 E: 0 K: 0 S: 5	H: 2 LOB: 2 BB: 0 P: 5	R: 3 E: 0 K: 2 S: 10	H: 3 LOB: 0 BB: 0 P: 10	1B: 7 2B: 1 3B: 0 HR: 2	SF: 0 SAC: 0 DP: 0 HBP: 0	WP: 0 PB: 0 SB: 0 CS: 1	PA: 37
<b>PITCHER</b> Larry Jackson, R (1, 1) ERA: 2.77 Turk Farrell, R (9, 1) ERA: 1.19	IP: 8.1 WLS: W BF: 33 H: 9 R: 4 ER: 4 SO: 7 BB: 0 IBB: 0 HBP: 0 BLK: 0 WP: 0 HR: 1 S: 47 P: 47 ERA: 4.32 WHIP: 1.080	IP: 0.2 WLS: W BF: 3 H: 1 R: 1 ER: 1 SO: 2 BB: 0 IBB: 0 HBP: 0 BLK: 0 WP: 0 HR: 1 S: 7 P: 7 ERA: 13.50 WHIP: 1.500																		

livebaseballscores.com

AB	36
R	5
H	10
RBI	5
BB	0
SO	9
LOB	6





Batter	1	2	3	4	5	6	7	8	9	AB R H RBI BB SO LOB
Cookie Rojas, R OBP: 0.268, SLG: 0.346 (1, 4)	0-0 6-3		0-0 L8			0-3 K	0-0 P4		0-0 E1	5 0 0 0 0 1 1
Johnny Callison, L OBP: 0.336, SLG: 0.437 (1, 9)	0-0 6-3		0-0 P6			0-0 1B SF7	0-0 3B			4 1 2 0 0 0 0
Dick Allen, R OBP: 0.359, SLG: 0.500 (1, 7)	0-3 K		0-3 K			0-0 1B 2B	0-3 K			4 1 1 0 0 3 1
Tony Gonzalez, L OBP: 0.338, SLG: 0.341 (1, 8)		0-0 P9-4-3 1B		0-0 P4		0-0 SF7	0-0 F8			3 0 1 1 0 0 1
Bill White, L OBP: 0.325, SLG: 0.374 (1, 3)		0-0 P9-4-3 1-2f		0-3 K		0-0 2B 1B		0-0 P4-3		4 1 1 0 0 1 1
Tony Taylor, R OBP: 0.308, SLG: 0.303 (1, 5)		1-0 1B HBP		0-0 F9		0-0 1B 2B		0-0 P4-3		3 2 1 1 0 0 0
Clay Dalrymple, L OBP: 0.300, SLG: 0.306 (1, 2)		0-0 1B			0-3 K	0-0 1B IBB		0-0 L8		3 0 1 0 1 1 0
Roberto Pena, R OBP: 0.327, SLG: 0.247 (1, 6)		0-0 1B			0-0 6-3	0-0 1B		0-0 E 1B		4 1 3 3 0 0 0
Larry Jackson, R OBP: 0.135, SLG: 0.135 (1, 1)		0-3 K			0-3 K	0-0 L9		0-0 FC1		3 0 0 0 0 2 4
Turk Farrell, R (9, 1)										0 0 0 0 0 0 0
Gary Sutherland, R (9, PH)										1 0 0 0 0 0 1

Inning Stats	R: 0 E: 0 K: 1 S: 5	H: 0 LOB: 0 BB: 0 P: 5	R: 1 E: 0 K: 1 S: 7	H: 3 LOB: 2 BB: 0 P: 8	R: 0 E: 0 K: 1 S: 5	H: 0 LOB: 0 BB: 0 P: 5	R: 0 E: 0 K: 1 S: 5	H: 0 LOB: 0 BB: 0 P: 5	R: 0 E: 0 K: 2 S: 7	H: 0 LOB: 0 BB: 0 P: 7	R: 4 E: 0 K: 1 S: 10	H: 5 LOB: 2 BB: 1 P: 14	R: 0 E: 0 K: 1 S: 6	H: 1 LOB: 1 BB: 0 P: 6	R: 0 E: 0 K: 0 S: 3	H: 0 LOB: 0 BB: 0 P: 3	R: 1 E: 2 K: 0 S: 3	H: 1 LOB: 2 BB: 0 P: 3	1B: 8 2B: 2 3B: 1 HR: 0	SF: 1 SAC: 0 DP: 1 HBP: 1	WP: 0 PB: 0 SB: 0 CS: 0	PA: 37
--------------	------------------------------	---------------------------------	------------------------------	---------------------------------	------------------------------	---------------------------------	------------------------------	---------------------------------	------------------------------	---------------------------------	-------------------------------	----------------------------------	------------------------------	---------------------------------	------------------------------	---------------------------------	------------------------------	---------------------------------	----------------------------------	------------------------------------	----------------------------------	--------

PITCHER	IP	WLS	BF	H	R	ER	SO	BB	IBB	HBP	BLK	WP	HR	S	P	ERA	WHIP
Don Sutton, R ERA: 3.26 (1, 1)	5.2		23	6	4	4	7	0	0	1	0	0	0	36	37	6.35	1.059
Jack Billingham, R ERA: 2.37 (6, 1)	1.1		8	3	1	1	1	0	1	0	0	0	0	9	13	6.75	2.250
Hank Aguirre, L ERA: 0.55 (8, 1)	1.0	L	6	1	1	0	0	0	0	0	0	0	0	6	6	0.00	1.000

**BOTTOM**

Los Angeles Dodgers @ Philadelphia Phillies  
 Connie Mack Stadium, Philadelphia, PA  
 Sat Jun 15 1968, 7:05 PM EDT  
 Att. 11,868 - Unknown

livebaseballscorecards.com

AB	34
R	6
H	10
RBI	5
BB	1
SO	8
LOB	9



Batter	1	2	3	4	5	6	7	8	9	AB R H RBI BB SO LOB	TOP
Wes Parker, S OBP: 0.338, SLG: 0.357 (1, 3) <sup>H</sup>	1-0 FC4-6 1B FC5-2 HBP		0-0 SF7 3B	0-3 K			0-0 4-3		0-0 F3	4 1 1 0 0 1 3	
Willie Davis, L OBP: 0.252, SLG: 0.302 (1, 8) <sup>X</sup>	0-0 FC4-6 1-2 1B		0-0 P6	0-0 F8			0-0 3-4-1			4 0 1 0 0 0 2	
Len Gabrielson, L OBP: 0.281, SLG: 0.424 (1, 7) <sup>X</sup>	0-0 FC4-6 FC5-2 1-2f 2-3		0-0 SF7				0-0 F5		0-3 K	3 0 0 1 0 1 2	
Tom Haller, L OBP: 0.356, SLG: 0.378 (1, 2) <sup>X</sup>	0-0 FC5-2 1-2 3-H		0-0 1B 1B				0-0 G3		0-3 K	4 0 1 0 0 1 2	
Ron Fairly, L OBP: 0.258, SLG: 0.226 (1, 9) <sup>X</sup>	0-0 1-3		0-0 1B				0-0 F8		0-3 K	4 0 1 0 0 1 2	
Paul Popovich, S OBP: 0.301, SLG: 0.315 (1, 4) <sup>X</sup>		0-0 P9	0-0 P4-3				0-0 P3-1		0-0 F7 PB FC4-2 1B	4 0 1 0 0 0 2	
Bob Bailey, R OBP: 0.341, SLG: 0.364 (1, 5) <sup>X</sup>		0-0 6-3		0-0 1B PB 1B			0-0 F8		4-0 FC4-2 F7 1-2 IBB	3 1 1 0 1 0 0	AB 34 R 2 H 8 RBI 1 BB 1 SO 4 LOB 20
Zoilo Versalles, R OBP: 0.225, SLG: 0.250 (1, 6) <sup>X</sup>		0-0 2B		0-0 PB 1-3 1B			0-0 4-3		0-0 F7 1-2 2-3	4 0 2 0 0 0 2	
Claude Osteen, L OBP: 0.182, SLG: 0.242 (1, 1) <sup>X</sup>		0-0 6-3		0-0 G3			0-0 F9		0-0 FC4-2 2-3 3-H	3 0 0 0 0 0 3 0 0 0 0 0 0 0 1 0 0 0 0 0 2	
John Purdin, R OBP: 0.500, SLG: 0.500 (7, 1) <sup>X</sup>											
Jim Brewer, L OBP: 0.333, SLG: 0.333 (7, 1) <sup>X</sup>											
<b>Inning Stats</b>	R: 0 H: 1 E: 0 LOB: 2 K: 0 BB: 0 S: 4 P: 5	R: 0 H: 1 E: 0 LOB: 1 K: 0 BB: 0 S: 4 P: 4	R: 1 H: 3 E: 0 LOB: 2 K: 0 BB: 0 S: 6 P: 6	R: 1 H: 2 E: 0 LOB: 1 K: 1 BB: 0 S: 7 P: 7	R: 0 H: 0 E: 0 LOB: 0 K: 0 BB: 0 S: 3 P: 3	R: 0 H: 0 E: 0 LOB: 0 K: 0 BB: 0 S: 3 P: 3	R: 0 H: 0 E: 0 LOB: 0 K: 3 BB: 0 S: 9 P: 9	R: 0 H: 1 E: 0 LOB: 2 K: 0 BB: 1 S: 4 P: 8	1B: 6 SF: 1 2B: 1 SAC: 0 3B: 1 DP: 0 HR: 0 HBP: 1	WP: 0 PA: 37 PB: 2 SB: 0 CS: 0	
<b>PITCHER</b> Rick Wise, R ERA: 4.57 (1, 1) Grant Jackson, L ERA: 1.02 (8, 1)	IP WLS BF H R ER SO BB IBB HBP BLK WP HR S P ERA WHIP	7.0 L 29 7 2 1 1 0 0 1 0 0 0 0 30 31 1.29 1.000	2.0 8 1 0 0 3 0 1 0 0 0 0 0 13 17 0.00 0.500	<b>PITCHER</b> IP WLS BF H R ER SO BB IBB HBP BLK WP HR S P ERA WHIP							

Los Angeles Dodgers @ Philadelphia Phillies  
 Connie Mack Stadium, Philadelphia, PA

Sun Jun 16 1968, 3:33 AM EDT  
 Att. 29,084 - Unknown

livebaseballscorecards.com



Batter	1	2	3	4	5	6	7	8	9	AB R H RBI BB SO LOB
Cookie Rojas, R OBP: 0.271, SLG: 0.349 (1, 4)	0-0 6-3		0-0 FC6-4 FC6 1-2f		0-0 P4-3 2B		4-0 BB		0-0 6-3	4 0 1 0 1 0 1
Johnny Callison, L OBP: 0.330, SLG: 0.428 (1, 9)	0-0 6-3		0-0 F8		0-0 P4-3 2-3		0-0 F5			4 0 0 0 0 0 5
Dick Allen, R OBP: 0.357, SLG: 0.493 (1, 7)	0-0 1B		0-0 FC6 1-2f		0-0 6-3		0-3 K			4 0 1 0 0 1 5
Rick Joseph, R OBP: 0.308, SLG: 0.212 (1, 3)	0-0 F3			0-0 6-3		0-3 K		0-3 K		4 0 0 0 0 2 1
Tony Gonzalez, L OBP: 0.342, SLG: 0.348 (1, 8)		1-0 FC1-6 1B HBP		0-0 2B		0-0 F2		0-0 F8		3 0 1 0 0 0 0
Tony Taylor, R OBP: 0.311, SLG: 0.307 (1, 5)		0-0 FC1-6 1B 1-2		0-0 F9		0-3 K		0-0 1B		4 0 2 0 0 1 1
Roberto Pena, R OBP: 0.314, SLG: 0.236 (1, 6)		0-0 FC1-6 P6-4-3 1-2f 2-3		0-0 P3			0-0 P4-3	0-0 F7		4 0 0 0 0 0 4
Mike Ryan, R OBP: 0.125, SLG: 0.147 (1, 2)		0-0 P6-4-3 1-2f			0-0 F9		0-0 2B 1B		0-3 K	4 0 1 0 0 1 2
Rick Wise, R OBP: 0.238, SLG: 0.450 (1, 1)			4-0 FC6-4 BB						0-0 L4	1 1 1 1 1 0 0
Don Lock, R OBP: 0.262, SLG: 0.257 (7, PH)										1 0 1 0 0 0 0
Grant Jackson, S (8, 1)										0 0 0 0 0 0 0
Gary Sutherland, R OBP: 0.237, SLG: 0.250 (9, PH)										1 0 0 0 0 0 0

Inning Stats	R: 0 E: 0 K: 0 S: 4	H: 1 LOB: 1 BB: 0 P: 4	R: 0 E: 0 K: 0 S: 3	H: 1 LOB: 1 BB: 0 P: 4	R: 0 E: 0 K: 0 S: 3	H: 0 LOB: 1 BB: 1 P: 7	R: 0 E: 0 K: 0 S: 4	H: 1 LOB: 1 BB: 0 P: 4	R: 1 E: 0 K: 0 S: 5	H: 2 LOB: 1 BB: 0 P: 5	R: 0 E: 0 K: 2 S: 7	H: 0 LOB: 0 BB: 0 P: 7	R: 0 E: 0 K: 1 S: 7	H: 2 LOB: 3 BB: 1 P: 11	R: 0 E: 0 K: 1 S: 6	H: 1 LOB: 1 BB: 0 P: 6	R: 0 E: 0 K: 1 S: 5	H: 0 LOB: 0 BB: 0 P: 5	1B: 4 2B: 3 3B: 0 HR: 1	SF: 0 SAC: 0 DP: 1 HBP: 1
--------------	------------------------------	---------------------------------	------------------------------	---------------------------------	------------------------------	---------------------------------	------------------------------	---------------------------------	------------------------------	---------------------------------	------------------------------	---------------------------------	------------------------------	----------------------------------	------------------------------	---------------------------------	------------------------------	---------------------------------	----------------------------------	------------------------------------

PITCHER	IP	WLS	BF	H	R	ER	SO	BB	IBB	HBP	BLK	WP	HR	S	P	ERA	WHIP
Claude Osteen, L ERA: 2.9 (1, 1)	6.1		27	7	1	1	2	1	0	1	0	0	1	29	34	1.42	1.263
John Purdin, R ERA: 1.39 (7, 1)	0.0		1	0	0	0	0	1	0	0	0	0	0	4	4	∞	∞
Jim Brewer, L ERA: 2.22 (7, 1)	2.2	S	9	1	0	0	3	0	0	0	0	0	0	15	15	0.00	0.375

**BOTTOM**

Los Angeles Dodgers @ Philadelphia Phillies  
 Connie Mack Stadium, Philadelphia, PA  
 Sun Jun 16 1968, 3:33 AM EDT  
 Att. 29,084 - Unknown

livebaseballscorecards.com

AB	34
R	1
H	8
RBI	1
BB	2
SO	5
LOB	19



WP	PA
0	37

Batter	1	2	3	4	5	6	7	8	9	10	AB	R	H	RBI	BB	SO	LOB	TOP							
Wes Parker, S OBP: 0.336, SLG: 0.353 (1, 3) X	0-0 G3		0-0 6-3			0-3 K		0-0 FC4-6 1B		0-0 4-3	5	0	1	0	0	1	1								
Willie Davis, L OBP: 0.252, SLG: 0.301 (1, 8) X	0-0 S 1B		0-3 K			0-3 K		0-0 FC4-6 CS 1-2f			4	0	1	0	0	2	1								
Len Gabrielson, L OBP: 0.301, SLG: 0.425 (1, 7) B B B	4-0 1-2 BB				0-0 G3 1B	4-0 2B BB		0-0 6-3 1-2			2	2	1	0	2	0	1								
Tom Haller, L OBP: 0.354, SLG: 0.381 (1, 2) X	0-0 F7				0-0 G3 1-2	0-0 2B			0-0 L5		4	0	1	1	0	0	3								
Ron Fairly, L OBP: 0.262, SLG: 0.227 (1, 9) X	0-0 F9				0-0 CS 1B 2-H	4-0 FC6-4 IBB			0-0 G3		3	0	1	1	1	0	2								
Bob Bailey, R OBP: 0.333, SLG: 0.355 (1, 5) X		0-0 4-3			0-0 F9 1-2	0-0 FC6-4			0-3 K		4	0	0	0	0	1	3								
Luis Alcaraz, R OBP: 0.229, SLG: 0.230 (1, 4) X		0-0 F9				0-0 5-3		0-3 K		0-0 PB SH5-4 1B	4	0	1	0	0	1	0								
Zoilo Versalles, R OBP: 0.226, SLG: 0.251 (1, 6) S S		0-3 K				0-0 L9-3 1B		0-0 F4		0-0 SH5-4 1-2	3	0	1	0	0	1	0								
Don Drysdale, R OBP: 0.195, SLG: 0.220 (1, 1) S S			0-3 K			0-0 L9-3		0-0 F4		0-3 K 2-3	3	0	0	0	0	1	1								
Jim Brewer, L OBP: 0.333, SLG: 0.333 (8, 1)											0	0	0	0	0	0	0								
Jack Billingham, R (9, 1)											0	0	0	0	0	0	0								
Ken Boyer, R OBP: 0.327, SLG: 0.302 (10, PH)											1	0	0	0	0	1	1								
Hank Aguirre, R (10, 1)											0	0	0	0	0	0	0								
<b>Inning Stats</b>	R: 0 E: 0 K: 0 S: 4	H: 1 LOB: 2 BB: 1 P: 8	R: 0 E: 0 K: 1 S: 5	H: 0 LOB: 0 BB: 0 P: 5	R: 0 E: 0 K: 2 S: 7	H: 0 LOB: 0 BB: 0 P: 7	R: 1 E: 0 K: 0 S: 4	H: 2 LOB: 0 BB: 0 P: 4	R: 0 E: 0 K: 0 S: 3	H: 1 LOB: 0 BB: 0 P: 3	R: 1 E: 0 K: 2 S: 8	H: 1 LOB: 2 BB: 2 P: 16	R: 0 E: 0 K: 1 S: 5	H: 0 LOB: 0 BB: 0 P: 5	R: 0 E: 0 K: 0 S: 3	H: 1 LOB: 0 BB: 0 P: 3	R: 0 E: 0 K: 1 S: 5	H: 0 LOB: 0 BB: 0 P: 5	R: 0 E: 0 K: 1 S: 6	H: 1 LOB: 1 BB: 0 P: 6	1B: 6 2B: 2 3B: 0 HR: 0	SF: 0 SAC: 1 DP: 1 HBP: 0	WP: 0 PB: 1 SB: 1 CS: 2	PA: 37	
<b>PITCHER</b>	IP	WLS	BF	H	R	ER	SO	BB	IBB	HBP	BLK	WP	HR	S	P	ERA	WHIP								
Bob Moose, R ERA: 2.34 (1, 1)	7.0		27	5	2	2	6	2	1	0	0	0	0	36	48	2.57	1.000								
Luke Walker, L ERA: 1.37 (8, 1)	2.0		6	1	0	0	1	0	0	0	0	0	0	8	8	0.00	0.500								
Dock Ellis, R ERA: (10, 1)	1.0	W	4	1	0	0	1	0	0	0	0	0	0	6	6	0.00	1.000								

Los Angeles Dodgers @ Pittsburgh Pirates  
 Forbes Field, Pittsburgh, PA  
 Tue Jun 18 1968, 7:05 PM EDT  
 Att. 13,721 - Unknown

AB	33
R	2
H	7
RBI	2
BB	3
SO	8
LOB	13



livebaseballscores.com



Batter	1	2	3	4	5	6	7	8	9	AB R H RBI BB SO LOB	TOP
<b>Willie Davis, L</b> (1, 8) OBP: 0.251, SLG: 0.300 <b>Rocky Colavito, R</b> (1, 9) OBP: 0.295, SLG: 0.310 <b>Jim Fairey, L</b> (8, PR) OBP: 0.268, SLG: 0.314 (8, 7)	0-0 <b>B1-3</b> 		0-0 <b>FC6-4</b> <b>1B</b> 			0-3 <b>K</b> 		0-0 <b>1B</b> 		1 0 0 0 0 0 0 3 0 2 0 0 1 0 0 0 0 0 0 0 0	<b>Los Angeles Dodgers @ Pittsburgh Pirates</b> Forbes Field, Pittsburgh, PA Wed Jun 19 1968, 7:05 PM EDT Att: 10,799 - Unknown <a href="http://livebaseballscorecards.com">livebaseballscorecards.com</a>
<b>Paul Popovich, S</b> (1, 4) OBP: 0.299, SLG: 0.308	4-0 <b>1-3</b> <b>1B</b> <b>BB</b> 		0-0 <b>FC6-4</b> <b>G6-4-3</b> <b>1-2f</b> 			0-0 <b>P6-3</b> 		0-3 <b>K</b> 		3 1 0 0 1 1 2	
<b>Bob Bailey, R</b> (1, 5) OBP: 0.326, SLG: 0.346	0-0 <b>1-3</b> <b>1-2</b> 		0-0 <b>G6-4-3</b> <b>1-2f</b> 			0-3 <b>K</b> 		0-0 <b>6-3</b> 		4 0 0 0 0 1 2	
<b>Ken Boyer, R</b> (1, 3) OBP: 0.342, SLG: 0.313	0-0 <b>2-H</b> <b>1B</b> 		4-0 <b>FC3-6</b> <b>BB</b> 			0-0 <b>6-3</b> 		0-0 <b>G6-4-3</b> <b>1B</b> 		3 0 2 1 1 0 0	
<b>Wes Parker, S</b> (1, 7) OBP: 0.331, SLG: 0.348 (1, 8)	0-3 <b>K</b> 		0-0 <b>FC3-6</b> <b>CS</b> <b>1-2f</b> 			0-3 <b>K</b> 		0-0 <b>G6-4-3</b> <b>1-2f</b> 		4 0 0 0 0 2 3	
<b>Ted Savage, R</b> (1, 9) OBP: 0.261, SLG: 0.349 (1, 7) (8, 9)		0-0 <b>G5-4-3</b> <b>1B</b> 		0-3 <b>K</b> <b>1-2</b> 		0-0 <b>WP</b> <b>2B</b> 		0-0 <b>F3</b> <b>2-3</b> 		3 0 2 0 0 1 1	
<b>Jeff Torborg, R</b> (1, 2) OBP: 0.240, SLG: 0.156		0-0 <b>G5-4-3</b> <b>1-2f</b> 		0-3 <b>K</b> 		0-0 <b>F3</b> 		0-0 <b>F9</b> 		3 0 0 0 0 1 2	
<b>Zoilo Versalles, R</b> (1, 6) OBP: 0.227, SLG: 0.249		4-0 <b>BB</b> 		0-0 <b>F9</b> 		0-0 <b>F9</b> 		0-0 <b>F9</b> 		2 0 0 0 1 0 0	
<b>Bill Singer, R</b> (1, 1) OBP: 0.171, SLG: 0.235 <b>Luis Alcaraz, R</b> (8, PH) OBP: 0.227, SLG: 0.228 <b>Jim Brewer, L</b> (8, 1) OBP: 0.333, SLG: 0.333		0-0 <b>5-3</b> 		0-0 <b>5-3</b> 		0-3 <b>K</b> 		0-3 <b>K</b> 		2 0 0 0 0 0 1 1 0 0 0 0 1 0 0 0 0 0 0 0 0	
<b>Inning Stats</b>	R: 1 H: 1 E: 0 LOB: 1 K: 1 BB: 1 S: 6 P: 10	R: 0 H: 1 E: 0 LOB: 1 K: 0 BB: 1 S: 3 P: 7	R: 0 H: 1 E: 0 LOB: 0 K: 0 BB: 0 S: 3 P: 3	R: 0 H: 0 E: 0 LOB: 0 K: 1 BB: 1 S: 4 P: 8	R: 0 H: 0 E: 0 LOB: 0 K: 1 BB: 0 S: 5 P: 5	R: 0 H: 0 E: 0 LOB: 0 K: 2 BB: 0 S: 7 P: 7	R: 0 H: 1 E: 0 LOB: 1 K: 1 BB: 0 S: 6 P: 6	R: 0 H: 1 E: 0 LOB: 1 K: 2 BB: 0 S: 8 P: 8	R: 0 H: 1 E: 0 LOB: 0 K: 0 BB: 0 S: 3 P: 3	1B: 5 SF: 0 2B: 1 SAC: 0 3B: 0 DP: 3 HR: 0 HBP: 0	WP: 1 PA: 32 PB: 0 SB: 0 CS: 1
<b>PITCHER</b> <b>Bob Veale, L</b> (1, 1) ERA: 2.01	IP WLS BF H R ER SO BB IBB HBP BLK WP HR S P ERA WHIP 9.0 W 32 6 1 1 8 3 0 0 0 1 0 45 57 1.00 1.000					<b>PITCHER</b> IP WLS BF H R ER SO BB IBB HBP BLK WP HR S P ERA WHIP					

AB	29
R	1
H	6
RBI	1
BB	3
SO	8
LOB	11



Batter	1	2	3	4	5	6	7	8	9	AB R H RBI BB SO LOB
--------	---	---	---	---	---	---	---	---	---	----------------------

<b>Maury Wills, S</b> <small>OBP: 0.331, SLG: 0.320</small> (1, 5) X	0-0 		0-0 			0-0 	0-0 			4 1 2 0 0 0 1
<b>Gary Kolb, L</b> <small>OBP: 0.316, SLG: 0.444</small> <b>Manny Mota, R</b> <small>OBP: 0.303, SLG: 0.306</small> (1, 9) S S S (8, PH) (9, 9)	0-3 		0-0 			0-0 		0-0 		2 0 0 0 0 1 1 1 0 1 0 0 0 0
<b>Willie Stargell, L</b> <small>OBP: 0.330, SLG: 0.516</small> (1, 7) X	0-0 			0-3 		0-0 		0-3 		3 0 1 1 0 2 1
<b>Matty Alou, L</b> <small>OBP: 0.404, SLG: 0.443</small> (1, 8) X	0-0 			0-0 		0-0 		0-0 		4 0 2 0 0 0 2
<b>Donn Clendenon, R</b> <small>OBP: 0.319, SLG: 0.358</small> (1, 3)		0-3 		0-3 		0-0 		4-0 		3 0 1 0 1 2 1
<b>Bill Mazeroski, R</b> <small>OBP: 0.293, SLG: 0.259</small> (1, 4) X	0-0 			0-3 		0-0 		0-0 		4 0 0 0 0 1 5
<b>Gene Alley, R</b> <small>OBP: 0.300, SLG: 0.328</small> (1, 6) X	0-0 			0-3 			4-0 			2 1 0 0 1 1 0
<b>Jerry May, R</b> <small>OBP: 0.311, SLG: 0.284</small> (1, 2) S S S			0-3 		0-0 		0-0 			3 0 1 1 0 1 0
<b>Bob Veale, S</b> <small>OBP: 0.081, SLG: 0.108</small> (1, 1) S S S			0-3 		0-3 		0-3 			3 0 0 0 0 3 1

Inning Stats	R: 0	H: 1	E: 0	LOB: 1	K: 1	S: 6	P: 6	R: 0	H: 0	E: 0	LOB: 0	K: 1	S: 5	P: 5	R: 0	H: 1	E: 0	LOB: 1	K: 2	S: 8	P: 8	R: 0	H: 1	E: 0	LOB: 1	K: 3	S: 10	P: 10	R: 0	H: 0	E: 0	LOB: 0	K: 2	S: 7	P: 7	R: 1	H: 3	E: 0	LOB: 2	K: 0	S: 6	P: 6	R: 1	H: 1	E: 1	LOB: 0	K: 1	S: 5	P: 9	R: 0	H: 1	E: 0	LOB: 2	K: 1	S: 6	P: 10
--------------	------	------	------	--------	------	------	------	------	------	------	--------	------	------	------	------	------	------	--------	------	------	------	------	------	------	--------	------	-------	-------	------	------	------	--------	------	------	------	------	------	------	--------	------	------	------	------	------	------	--------	------	------	------	------	------	------	--------	------	------	-------

PITCHER	IP	WLS	BF	H	R	ER	SO	BB	IBB	HBP	BLK	WP	HR	S	P	ERA	WHIP
<b>Bill Singer, R</b> <small>ERA: 1.75</small> (1, 1)	7.0	L	28	7	2	2	10	1	0	0	0	0	0	47	51	2.57	1.143
<b>Jim Brewer, L</b> <small>ERA: 2.35</small> (8, 1)	1.0		5	1	0	0	1	1	0	0	0	0	0	6	10	0.00	2.000

**BOTTOM**

**Los Angeles Dodgers @ Pittsburgh Pirates**  
 Forbes Field, Pittsburgh, PA  
 Wed Jun 19 1968, 7:05 PM EDT  
 Att. 10,799 - Unknown

AB	29
R	2
H	8
RBI	2
BB	2
SO	11
LOB	12



1B: 7	SF: 1	WP: 0	PA: 33
2B: 1	SAC: 1	PB: 1	
3B: 0	DP: 1	SB: 2	
HR: 0	HBP: 0	CS: 0	

Batter	1	2	3	4	5	6	7	8	9	AB R H RBI BB SO LOB	TOP							
Wes Parker, S (1, 3) OBP: 0.326, SLG: 0.342	0-0 F5			0-0 4-3		0-0 1-3		0-0 F7		4 0 0 0 0 0 1	<b>Los Angeles Dodgers @ Pittsburgh Pirates</b> Forbes Field, Pittsburgh, PA Thu Jun 20 1968, 7:05 PM EDT Unknown <a href="http://livebaseballscorecards.com">livebaseballscorecards.com</a>							
Willie Davis, L (1, 8) OBP: 0.247, SLG: 0.295	0-0 F7			0-0 L4		0-0 1-3		0-0 F8		4 0 0 0 0 0 0								
Len Gabrielson, L (1, 7) OBP: 0.299, SLG: 0.451	0-0 G3			0-3 K		0-0 F5		0-0 HR		4 1 1 1 0 1 0								
Tom Haller, L (1, 2) OBP: 0.352, SLG: 0.383		0-0 F5		0-0 4-3		0-0 1B 2B		0-3 K		4 1 1 0 0 1 0								
Ron Fairly, L (1, 9) OBP: 0.267, SLG: 0.233		0-3 K		0-0 F7		0-0 2B 1B		0-0 1B		4 1 2 1 0 1 0								
Jim Lefebvre, S (1, 4) OBP: 0.304, SLG: 0.453		0-0 1-3		0-0 F6		0-0 1-H 2B		0-0 4-3		4 0 1 1 0 0 1								
Paul Popovich, S (1, 6) OBP: 0.300, SLG: 0.304			0-0 P4-3		4-0 FC3-6 BB	0-0 P9				2 0 0 0 1 0 1								
Bob Bailey, R (1, 5) OBP: 0.321, SLG: 0.340			0-0 5-3		0-3 K		0-0 6-3			3 0 0 0 0 1 1								
Don Sutton, R (1, 1) OBP: 0.250, SLG: 0.240 Mudcat Grant, R (4, 1) OBP: 0.250, SLG: 0.500 Jim Fairey, L (8, PH) OBP: 0.263, SLG: 0.308 Hank Aguirre, R (8, 1)			0-0 6-3		0-0 FC3-6 1-2f		0-0 F7			1 0 0 0 0 0 0 1 0 0 0 0 0 1 1 0 0 0 0 0 0 0 0 0 0 0 0 0								
<b>Inning Stats</b>	R: 0 E: 0 K: 0 S: 3	H: 0 LOB: 0 BB: 0 P: 3	R: 0 E: 0 K: 1 S: 5	H: 0 LOB: 0 BB: 0 P: 5	R: 0 E: 0 K: 0 S: 3	H: 0 LOB: 0 BB: 0 P: 3	R: 0 E: 0 K: 1 S: 5	H: 0 LOB: 0 BB: 0 P: 3	R: 2 E: 0 K: 0 S: 6	H: 3 LOB: 1 BB: 0 P: 6	R: 0 E: 0 K: 0 S: 3	H: 0 LOB: 0 BB: 0 P: 3	R: 1 E: 0 K: 1 S: 7	H: 2 LOB: 1 BB: 0 P: 7	1B: 2 2B: 2 3B: 0 HR: 1	SF: 0 SAC: 0 DP: 0 HBP: 0	WP: 0 PB: 0 SB: 0 CS: 0	PA: 33
<b>PITCHER</b> Steve Blass, R (1, 1) ERA: 2.66	IP: 9.0 WLS: W BF: 33 H: 5 R: 3 ER: 3 SO: 4 BB: 1 IBB: 0 HBP: 0 BLK: 0 WP: 0 HR: 1 S: 40 P: 44 ERA: 3.00 WHIP: 0.667											<b>PITCHER</b>	IP: WLS: BF: H: R: ER: SO: BB: IBB: HBP: BLK: WP: HR: S: P: ERA: WHIP					





Batter	1	2	3	4	5	6	7	8	9
Maury Wills, S OBP: 0.328, SLG: 0.317 (1, 5)	0-0 P6-3		0-0 F8 1B	0-0 P6 1B		0-0 P6-4-3		0-0 4-3	
Gary Kolb, L OBP: 0.333, SLG: 0.436 (1, 9)	4-0 1B BB		0-0 F8	0-0 1B		0-0 4-3			
Willie Stargell, L OBP: 0.333, SLG: 0.522 (1, 7)	0-0 L6-4 1B		0-0 F8	0-0 3-1			0-0 1B 2B		
Matty Alou, L OBP: 0.406, SLG: 0.444 (1, 8)	0-0 1B		0-0 F7		0-0 E4 1B		0-0 1B		
Donn Clendenon, R OBP: 0.321, SLG: 0.357 (1, 3)	0-0 L6-4			4-0 1B BB	0-0 1B		0-0 F9		
Bill Mazerowski, R OBP: 0.296, SLG: 0.263 (1, 4)		0-0 5-3		0-0 BB 1B	0-0 1B		0-0 1-3		
Gene Alley, R OBP: 0.300, SLG: 0.327 (1, 6)		0-0 P6-3		0-0 1B BB	0-0 P4-6-3		0-0 5-3		
Jerry May, R OBP: 0.319, SLG: 0.286 (1, 2)		0-0 1B		4-0 P6 BB	0-3 K		4-0 SH2-4 BB		
Steve Blass, R OBP: 0.115, SLG: 0.125 (1, 1)		0-0 1-3		0-0 P6 1B		0-0 P6-4-3 1B		0-0 SH2-4	

AB	R	H	RBI	BB	SO	LOB
5	0	1	1	0	0	4
3	1	1	1	1	0	1
4	0	2	0	0	0	2
4	1	2	1	0	0	1
3	2	1	0	1	0	3
4	1	2	2	0	0	1
4	1	1	0	0	0	1
2	0	1	1	2	1	0
3	1	2	1	0	0	1

**BOTTOM**

**Los Angeles Dodgers @ Pittsburgh Pirates**  
**Forbes Field, Pittsburgh, PA**  
 Thu Jun 20 1968, 7:05 PM EDT  
 Unknown

AB	32
R	7
H	13
RBI	7
BB	4
SO	1
LOB	14



1B: 12	SF: 0
2B: 2	SAC: 1
3B: 0	DP: 3
HR: 0	HBP: 0

WP: 0	PA: 37
PB: 0	
SB: 1	
CS: 0	

Inning Stats														
R	H	E	K	S	R	H	E	K	S	R	H	E	K	S
1	2	0	4	8	0	1	0	4	4	0	2	0	4	4
2	0	0	4	4	0	1	0	4	0	0	1	0	4	0
3	0	0	0	4	0	1	0	0	0	0	1	0	0	0
4	0	0	0	4	0	1	0	0	0	0	1	0	0	0
5	0	0	0	4	0	1	0	0	0	0	1	0	0	0
6	0	0	0	4	0	1	0	0	0	0	1	0	0	0
7	0	0	0	4	0	2	0	4	0	0	2	0	4	0
8	0	0	0	4	0	0	0	4	0	0	0	0	4	0
9	0	0	0	4	0	0	0	4	0	0	0	0	4	0

PITCHER														
IP	WLS	BF	H	R	ER	SO	BB	IBB	HBP	BLK	WP	HR	S	P
3.0	L	17	6	5	5	0	3	0	0	0	0	0	14	26
4.0		16	7	2	0	1	0	0	0	0	0	0	18	18
1.0		4	0	0	0	0	1	0	0	0	0	0	3	7

PITCHER														
IP	WLS	BF	H	R	ER	SO	BB	IBB	HBP	BLK	WP	HR	S	P
3.0		17	6	5	5	0	3	0	0	0	0	0	14	26
4.0		16	7	2	0	1	0	0	0	0	0	0	18	18
1.0		4	0	0	0	0	1	0	0	0	0	0	3	7



BOTTOM

Los Angeles Dodgers @ Pittsburgh Pirates  
Forbes Field, Pittsburgh, PA  
Thu Jun 20 1968, 7:05 PM EDT  
Att: 19,838 - Unknown

livebaseballscorecards.com

AB	36
R	2
H	8
RBI	2
BB	3
SO	5
LOB	15



WP	0	PA	39
PB	0		
SB	0		
CS	0		

Batter	1	2	3	4	5	6	7	8	9	10	AB	R	H	RBI	BB	SO	LOB
Maury Wills, S OBP: 0.333, SLG: 0.323 (1, 5)	L4			4-1		2B 1B		3B 1B		1B	5	2	3	0	0	0	0
Gene Alley, R OBP: 0.302, SLG: 0.343 (1, 6)	K			F7		1-H 2B		1-H 3B		F8	5	0	2	2	0	1	1
Willie Stargell, L OBP: 0.332, SLG: 0.513 (1, 7)	K			FC4-6 BB		P6		F7			3	0	0	0	1	1	2
Manny Mota, R OBP: 0.316, SLG: 0.310 (1, 9)		BB BB BB		FC4-6 1-2f		FC1-5 1B		1B BB		1B BB	2	0	1	0	2	0	1
Matty Alou, L OBP: 0.408, SLG: 0.445 (1, 8)				P6-4-3 1-2f		P6-3		FC1-5 1B		P4-6-3 1B	4	0	2	0	0	0	1
Donn Clendenon, R OBP: 0.316, SLG: 0.351 (1, 3)				F8		K		FC1-5		F4	4	0	0	0	0	1	4
Bill Mazerowski, R OBP: 0.291, SLG: 0.258 (1, 4)				P6-3		L9		F3		P4-6-3	4	0	0	0	0	0	4
Jerry May, R OBP: 0.315, SLG: 0.282 (1, 2)				P6-3		F9		P		F3	4	0	0	0	0	0	2
Gary Kolb, L OBP: 0.326, SLG: 0.425 (10, PH)				P6-3		K		F4		F7	1	0	0	0	0	0	0
Tommie Sisk, R OBP: 0.133, SLG: 0.071 (1, 1)				K						6-3	1	0	0	0	0	1	0
Luke Walker, L OBP: 0.222, SLG: 0.246 (5, 1)											0	0	0	0	0	0	0
Jose Pagan, R OBP: 0.322, SLG: 0.246 (6, PH)											1	0	0	0	0	1	0
Ron Kline, R OBP: 0.323, SLG: 0.250 (7, 1)											0	0	0	0	0	0	0
Carl Taylor, R OBP: 0.323, SLG: 0.250 (8, PH)											1	0	0	0	0	0	0
Roy Face, R OBP: 0.529, SLG: 0.407 (9, 1)											0	0	0	0	0	0	0
Manny Jimenez, L (10, PH)											1	0	0	0	0	0	0

Inning Stats	R: 0	H: 0	E: 0	K: 2	S: 7	R: 0	H: 0	E: 0	K: 0	S: 2	R: 0	H: 0	E: 0	K: 1	S: 5	R: 0	H: 0	E: 0	K: 0	S: 3	R: 1	H: 2	E: 0	K: 1	S: 7	R: 0	H: 2	E: 0	K: 0	S: 4	R: 1	H: 2	E: 0	K: 0	S: 5	R: 0	H: 1	E: 0	K: 0	S: 3	R: 0	H: 1	E: 0	K: 0	S: 4	R: 0	H: 1	E: 0	K: 0	S: 4	1B: 6	SF: 0	2B: 1	SAC: 0	3B: 1	DP: 2	HR: 0	HBP: 0	WP: 0	PA: 39
--------------	------	------	------	------	------	------	------	------	------	------	------	------	------	------	------	------	------	------	------	------	------	------	------	------	------	------	------	------	------	------	------	------	------	------	------	------	------	------	------	------	------	------	------	------	------	------	------	------	------	------	-------	-------	-------	--------	-------	-------	-------	--------	-------	--------

PITCHER	IP	WLS	BF	H	R	ER	SO	BB	IBB	HBP	BLK	WP	HR	S	P	ERA	WHIP
Mike Kekich, L ERA: 3.09 (1, 1)	8.0		33	7	2	2	5	3	0	0	0	0	0	39	51	2.25	1.250
Jack Billingham, R ERA: 2.25 (9, 1)	1.0	W	2	0	0	0	0	0	0	0	0	0	0	2	2	0.00	0.000
John Purdin, R ERA: 1.35 (10, 1)	1.0	S	4	1	0	0	0	0	0	0	0	0	0	4	4	0.00	1.000

Batter	1	2	3	4	5	6	7	8	9	AB R H RBI BB SO LOB	TOP											
Willie Davis, L (1, 8) OBP: 0.253, SLG: 0.305	0-0 4-3		0-0 1-3 1B			0-0 L9		0-0 G3		4 0 1 0 0 0 1												
Paul Popovich, S (1, 6) OBP: 0.305, SLG: 0.305	0-0 P6		0-0 F8			0-0 1-2 1B		4-0 BB		3 0 1 0 1 0 2												
Len Gabrielson, L (1, 7) OBP: 0.294, SLG: 0.432 Ted Savage, R (8, PH) OBP: 0.245, SLG: 0.326	0-3 K				0-0 L9	0-0 F9		0-3 K		3 0 0 0 0 1 2 1 0 0 0 0 1 1												
Tom Haller, L (1, 2) OBP: 0.348, SLG: 0.375		0-0 F8			0-0 G3	0-0 P6		0-0 F8		4 0 0 0 0 0 3												
Ron Fairly, L (1, 9) OBP: 0.263, SLG: 0.244 Ken Boyer, R (9, PH) OBP: 0.345, SLG: 0.337		0-3 K			0-0 P6		0-0 HR		0-3 K	3 1 1 1 0 1 0 1 0 0 0 0 1 0												
Jim Lefebvre, S (1, 4) OBP: 0.297, SLG: 0.426		0-3 K			0-0 L7		0-0 1B		0-0 1B	4 0 2 0 0 1 0												
Wes Parker, S (1, 3) OBP: 0.318, SLG: 0.332			0-0 F7		0-0 F8		0-0 1-3		0-3 K	4 0 0 0 0 1 1												
Bob Bailey, R (1, 5) OBP: 0.325, SLG: 0.339			4-0 1B BB		0-0 6-3		0-0 1B		0-3 K	3 0 1 0 1 1 1												
Claude Osteen, L (1, 1) OBP: 0.194, SLG: 0.250 John Purdin, R (8, 1) OBP: 0.500, SLG: 0.500 Jim Brewer, L (8, 1) OBP: 0.333, SLG: 0.333			0-3 K			0-0 F9 1B 1B		0-0 6-3		3 0 1 0 0 1 2 0 0 0 0 0 0 0 0 0 0 0 0 0 0												
<b>Inning Stats</b>	R: 0 E: 0 K: 1 S: 5	H: 0 LOB: 0 BB: 0 P: 5	R: 0 E: 0 K: 2 S: 7	H: 0 LOB: 0 BB: 0 P: 7	R: 0 E: 0 K: 1 S: 6	H: 1 LOB: 2 BB: 1 P: 10	R: 0 E: 0 K: 0 S: 3	H: 0 LOB: 0 BB: 0 P: 3	R: 0 E: 0 K: 0 S: 3	H: 0 LOB: 0 BB: 0 P: 3	R: 0 E: 0 K: 0 S: 5	H: 2 LOB: 2 BB: 0 P: 5	R: 1 E: 0 K: 0 S: 5	H: 3 LOB: 1 BB: 0 P: 5	R: 0 E: 0 K: 1 S: 5	H: 0 LOB: 1 BB: 1 P: 9	R: 0 E: 0 K: 3 S: 10	H: 1 LOB: 1 BB: 0 P: 10	1B: 6 2B: 0 3B: 0 HR: 1	SF: 0 SAC: 0 DP: 0 HBP: 0	WP: 0 PB: 0 SB: 0 CS: 0	PA: 35
<b>PITCHER</b>	IP WLS BF H R ER SO BB IBB HBP BLK WP HR S P ERA WHIP																					
Dick Selma, R (1, 1) ERA: 1.77	7.1 W 29 6 1 1 4 2 0 0 0 0 0 1 35 43 1.23 1.091																					
Al Jackson, L (8, 1) ERA: 2.44	1.2 S 6 1 0 0 4 0 0 0 0 0 0 0 14 14 0.00 0.600																					

**Los Angeles Dodgers @ New York Mets**  
 Shea Stadium, Flushing, NY  
 Fri Jun 21 1968, 7:05 PM EDT  
 Att: 46,868 - Cloudy

livebaseballscorecards.com

<b>AB</b>	<b>33</b>
<b>R</b>	<b>1</b>
<b>H</b>	<b>7</b>
<b>RBI</b>	<b>1</b>
<b>BB</b>	<b>2</b>
<b>SO</b>	<b>8</b>
<b>LOB</b>	<b>13</b>



BOTTOM

Los Angeles Dodgers @ New York Mets  
Shea Stadium, Flushing, NY  
Fri Jun 21 1968, 7:05 PM EDT  
Att. 46,868 - Cloudy

livebaseballscores.com

AB 32  
R 5  
H 9  
RBI 5  
BB 1  
SO 1  
LOB 8



WP: 0 PA: 33  
PB: 0  
SB: 0  
CS: 1

AB	R	H	RBI	BB	SO	LOB
4	1	2	0	0	1	0
4	1	3	0	0	0	0
4	2	1	0	0	0	3
4	1	2	3	0	0	2
3	0	0	0	1	0	3
3	0	0	0	0	0	0
1	0	1	2	0	0	0
0	0	0	0	0	0	0
3	0	0	0	0	0	0
3	0	0	0	0	0	0
2	0	0	0	0	0	0
1	0	0	0	0	0	0
1B: 8	SF: 0	WP: 0	PA: 33			
2B: 1	SAC: 0	PB: 0				
3B: 0	DP: 0	SB: 0				
HR: 0	HBP: 0	CS: 1				

Batter	1	2	3	4	5	6	7	8	9								
Bud Harrelson, S OBP: 0.248, SLG: 0.240 (1, 6)	0-3 K ①		0-0 FC6-4 1B 2B 1B		0-0 5-3 ②			0-0 CS 1B									
Phil Linz, R OBP: 0.253, SLG: 0.192 (1, 4)	0-0 F9 1B 1B		0-0 FC6-4 1-2 1B		0-0 1-3 ③			0-0 E 1-2 1B 1B									
Cleon Jones, R OBP: 0.297, SLG: 0.464 (1, 9)	0-0 FC5-4 1-2 1B		0-0 FC6-4 1-2f 2-3 2B		0-0 P5 ①			0-0 E5 BB 1B 1B									
Ed Charles, R OBP: 0.349, SLG: 0.510 (1, 5)	0-0 F9 2-3		0-0 1-H 3-H 2B		0-0 F9 ②			0-0 BB 1-2 1B 1B									
Jerry Grote, R OBP: 0.377, SLG: 0.368 (1, 2)	0-0 FC5-4 1-2f		0-0 F3 ③		0-0 5-3 ③			BB BB BB BB 1-2 2-3 BB									
Art Shamsky, L OBP: 0.297, SLG: 0.416 (1, 3)		0-0 4-3 ①		0-0 P4 ①			0-0 F9 ①	0-0 1-3 2-H 3-H 1B									
Ron Swoboda, R OBP: 0.335, SLG: 0.420 (8, PH)		0-0 5-3 ②		0-0 L9 ②			0-0 F8 ②										
Ed Kranepool, L OBP: 0.254, SLG: 0.226 (9, 3)		0-0 4-3 ③		0-0 F9 ③			0-0 P4 ③										
Jerry Buchek, R OBP: 0.241, SLG: 0.230 (1, 7)																	
Tommie Agee, R OBP: 0.221, SLG: 0.263 (1, 8)																	
Dick Selma, R OBP: 0.231, SLG: 0.269 (1, 1)			0-0 F3 ①		0-0 4-3 ①			0-0 F7 ①									
Al Jackson, L OBP: 0.231, SLG: 0.231 (8, 1)																	
Inning Stats	R: 0 E: 0 K: 1 S: 7	H: 2 LOB: 2 BB: 0 P: 7	R: 0 E: 0 K: 0 S: 3	H: 0 LOB: 0 BB: 0 P: 3	R: 2 E: 0 K: 0 S: 6	H: 3 LOB: 1 BB: 0 P: 6	R: 0 E: 0 K: 0 S: 3	H: 0 LOB: 0 BB: 0 P: 3	R: 0 E: 0 K: 0 S: 3	H: 0 LOB: 0 BB: 0 P: 3	R: 0 E: 0 K: 0 S: 3	H: 0 LOB: 0 BB: 0 P: 3	R: 0 E: 0 K: 0 S: 3	H: 0 LOB: 0 BB: 0 P: 3	R: 3 E: 1 K: 0 S: 6	H: 4 LOB: 2 BB: 1 P: 10	
PITCHER	IP	WLS	BF	H	R	ER	SO	BB	IBB	HBP	BLK	WP	HR	S	P	ERA	WHIP
Claude Osteen, L ERA: 2.86 (1, 1)	7.2	L	30	7	4	2	1	0	0	0	0	0	0	32	32	2.35	0.913
John Purdin, R ERA: 1.35 (8, 1)	0.0		2	1	0	0	0	1	0	0	0	0	0	1	5	∞	∞
Jim Brewer, L ERA: 2.32 (8, 1)	0.1		1	1	1	0	0	0	0	0	0	0	0	1	1	0.00	3.000

Batter	1	2	3	4	5	6	7	8	9								
Bud Harrelson, S OBP: 0.248, SLG: 0.240 (1, 6)	0-3 K ①		0-0 FC6-4 1B 2B 1B		0-0 5-3 ②			0-0 CS 1B									
Phil Linz, R OBP: 0.253, SLG: 0.192 (1, 4)	0-0 F9 1B 1B		0-0 FC6-4 1-2 1B		0-0 1-3 ③			0-0 E 1-2 1B 1B									
Cleon Jones, R OBP: 0.297, SLG: 0.464 (1, 9)	0-0 FC5-4 1-2 1B		0-0 FC6-4 1-2f 2-3 2B		0-0 P5 ①			0-0 E5 BB 1B 1B									
Ed Charles, R OBP: 0.349, SLG: 0.510 (1, 5)	0-0 F9 2-3		0-0 1-H 3-H 2B		0-0 F9 ②			0-0 BB 1-2 1B 1B									
Jerry Grote, R OBP: 0.377, SLG: 0.368 (1, 2)	0-0 FC5-4 1-2f		0-0 F3 ③		0-0 5-3 ③			BB BB BB BB 1-2 2-3 BB									
Art Shamsky, L OBP: 0.297, SLG: 0.416 (1, 3)		0-0 4-3 ①		0-0 P4 ①			0-0 F9 ①	0-0 1-3 2-H 3-H 1B									
Ron Swoboda, R OBP: 0.335, SLG: 0.420 (8, PH)		0-0 5-3 ②		0-0 L9 ②			0-0 F8 ②										
Ed Kranepool, L OBP: 0.254, SLG: 0.226 (9, 3)		0-0 4-3 ③		0-0 F9 ③			0-0 P4 ③										
Jerry Buchek, R OBP: 0.241, SLG: 0.230 (1, 7)																	
Tommie Agee, R OBP: 0.221, SLG: 0.263 (1, 8)																	
Dick Selma, R OBP: 0.231, SLG: 0.269 (1, 1)			0-0 F3 ①		0-0 4-3 ①			0-0 F7 ①									
Al Jackson, L OBP: 0.231, SLG: 0.231 (8, 1)																	
Inning Stats	R: 0 E: 0 K: 1 S: 7	H: 2 LOB: 2 BB: 0 P: 7	R: 0 E: 0 K: 0 S: 3	H: 0 LOB: 0 BB: 0 P: 3	R: 2 E: 0 K: 0 S: 6	H: 3 LOB: 1 BB: 0 P: 6	R: 0 E: 0 K: 0 S: 3	H: 0 LOB: 0 BB: 0 P: 3	R: 0 E: 0 K: 0 S: 3	H: 0 LOB: 0 BB: 0 P: 3	R: 0 E: 0 K: 0 S: 3	H: 0 LOB: 0 BB: 0 P: 3	R: 0 E: 0 K: 0 S: 3	H: 0 LOB: 0 BB: 0 P: 3	R: 3 E: 1 K: 0 S: 6	H: 4 LOB: 2 BB: 1 P: 10	
PITCHER	IP	WLS	BF	H	R	ER	SO	BB	IBB	HBP	BLK	WP	HR	S	P	ERA	WHIP
Claude Osteen, L ERA: 2.86 (1, 1)	7.2	L	30	7	4	2	1	0	0	0	0	0	0	32	32	2.35	0.913
John Purdin, R ERA: 1.35 (8, 1)	0.0		2	1	0	0	0	1	0	0	0	0	0	1	5	∞	∞
Jim Brewer, L ERA: 2.32 (8, 1)	0.1		1	1	1	0	0	0	0	0	0	0	0	1	1	0.00	3.000

**Los Angeles Dodgers @ New York Mets**  
 Shea Stadium, Flushing, NY  
 Sat Jun 22 1968, 7:05 PM EDT  
 Att. 45,654 - Unknown

[livebaseballscorecards.com](http://livebaseballscorecards.com)

<b>AB</b>	<b>36</b>
<b>R</b>	<b>5</b>
<b>H</b>	<b>10</b>
<b>RBI</b>	<b>5</b>
<b>BB</b>	<b>0</b>
<b>SO</b>	<b>11</b>
<b>LOB</b>	<b>8</b>



AB	R	H	RBI	BB	SO	LOB
5	1	1	1	0	1	0
4	2	3	0	0	0	0
4	1	3	3	0	0	1
4	0	1	0	0	0	3
4	0	1	0	0	0	2
4	0	0	0	0	2	2
0	0	0	0	0	0	0
4	1	1	0	0	2	0
3	0	0	1	0	2	0
3	0	0	0	0	3	0
1	0	0	0	0	1	0

Batter	1	2	3	4	5	6	7	8	9
<b>Willie Davis, L</b> OBP: 0.252, SLG: 0.313 (1, 8) X	0-0 P6		0-3 K		0-0 HR		0-0 G3		0-0 F9
<b>Paul Popovich, S</b> OBP: 0.316, SLG: 0.316 (1, 6) X (8, 4) X	0-0 WP 1B		0-0 HR 1B		0-0 FC4-6 1B		0-0 F9		
<b>Len Gabrielson, L</b> OBP: 0.311, SLG: 0.475 (1, 7) X	0-0 1B		0-0 HR		0-0 F8		0-0 S 1B		
<b>Tom Haller, L</b> OBP: 0.347, SLG: 0.373 (1, 2) X	0-0 P3		0-0 1B 1B		0-0 FC4-6 1-2f		0-0 F7 1-2		
<b>Ron Fairly, L</b> OBP: 0.263, SLG: 0.244 (1, 9) X	0-0 F9		0-0 1-2 1B		0-0 F8			0-0 6-3	
<b>Jim Lefebvre, S</b> OBP: 0.279, SLG: 0.400 (1, 4) X		0-0 G3	0-3 K			0-0 4-3		0-3 K	
<b>Zoilo Versalles, R</b> OBP: 0.227, SLG: 0.249 (8, 6) X									
<b>Ken Boyer, R</b> OBP: 0.341, SLG: 0.343 (1, 5) X		0-3 K		0-0 6-3		0-0 PB SH1-3 2B		0-3 K	
<b>Wes Parker, S</b> OBP: 0.314, SLG: 0.328 (1, 3) X		0-3 K		0-0 F7		0-0 SH1-3 2-H		0-3 K	
<b>Don Drysdale, R</b> OBP: 0.182, SLG: 0.205 (1, 1) X			0-3 K		0-3 K			0-3 K	
<b>Don Sutton, R</b> OBP: 0.241, SLG: 0.231 (7, 1) X									

Inning Stats																	
R: 1	H: 2	R: 0	H: 0	R: 2	H: 4	R: 0	H: 0	R: 1	H: 2	R: 1	H: 1	R: 0	H: 1	R: 0	H: 0	R: 0	H: 0
E: 0	LOB: 1	E: 0	LOB: 0	E: 0	LOB: 2	E: 0	LOB: 0	E: 0	LOB: 1	E: 0	LOB: 0	E: 0	LOB: 1	E: 0	LOB: 0	E: 0	LOB: 0
K: 0	BB: 0	K: 2	BB: 0	K: 3	BB: 0	K: 1	BB: 0	K: 0	BB: 0	K: 1	BB: 0	K: 0	BB: 0	K: 2	BB: 0	K: 2	BB: 0
S: 5	P: 5	S: 7	P: 7	S: 13	P: 13	S: 5	P: 5	S: 5	P: 5	S: 6	P: 6	S: 4	P: 4	S: 7	P: 7	S: 7	P: 7

PITCHER																
IP	WLS	BF	H	R	ER	SO	BB	IBB	HBP	BLK	WP	HR	S	P	ERA	WHIP
3.0	L	15	6	3	3	5	0	0	0	0	1	1	25	25	9.00	2.000
4.0		16	4	2	1	2	0	0	0	0	0	1	20	20	2.25	1.000
2.0		6	0	0	0	4	0	0	0	0	0	0	14	14	0.00	0.000

WP: 2	PA: 37
PB: 1	
SB: 1	
CS: 0	

**BOTTOM**

**Los Angeles Dodgers @ New York Mets**  
 Shea Stadium, Flushing, NY  
 Sat Jun 22 1968, 7:05 PM EDT  
 Att. 45,654 - Unknown

[livebaseballscorecards.com](http://livebaseballscorecards.com)

<b>AB</b>	<b>34</b>
<b>R</b>	<b>1</b>
<b>H</b>	<b>7</b>
<b>RBI</b>	<b>1</b>
<b>BB</b>	<b>2</b>
<b>SO</b>	<b>5</b>
<b>LOB</b>	<b>13</b>



WP: 0	PA: 36
PB: 0	
SB: 1	
CS: 0	

AB R H RBI BB SO LOB

4 0 1 0 0 0 1

3 0 2 0 1 0 1

4 0 0 0 0 1 5

3 0 0 0 1 1 0

4 1 1 1 0 0 2

4 0 1 0 0 1 0

4 0 1 0 0 0 1

4 0 1 0 0 0 1

1 0 0 0 0 1 0

1 0 0 0 0 1 1

1 0 0 0 0 0 1

0 0 0 0 0 0 0


1 0 0 0 0 0 0

1B: 5 SF: 0  
 2B: 0 SAC: 0  
 3B: 1 DP: 0  
 HR: 1 HBP: 0

Batter	1	2	3	4	5	6	7	8	9
<b>Bud Harrelson, S</b> OBP: 0.248, SLG: 0.240 (1, 6) X	0-0 F7 ①		0-0 4-3 ②		0-0 F7 ②		0-0 BB 1B 1-3		
<b>Ken Boswell, L</b> OBP: 0.276, SLG: 0.355 (1, 4) X	0-0 BB 1B		0-0 3B		0-0 F7 ③		4-0 BB BB BB 1-2 BB		
<b>Cleon Jones, R</b> OBP: 0.291, SLG: 0.455 (1, 9) X	0-0 L9 ②		0-3 K ③			0-0 5-3 ①	0-0 3-1 ③		
<b>J.C. Martin, L</b> OBP: 0.395, SLG: 0.357 (1, 3) B B B	4-0 1-2 BB			0-0 3-1 ①		0-3 K ②		0-0 3-1 ①	
<b>Art Shamsky, L</b> OBP: 0.296, SLG: 0.430 (1, 7) X	0-0 P5 ③			0-0 4-3 ②		0-0 HR		0-0 F7 ②	
<b>Ed Charles, R</b> OBP: 0.347, SLG: 0.503 (1, 5) X		0-0 P6-3 ①		0-0 1B		0-3 K ③		0-0 P3 ③	
<b>Jerry Grote, R</b> OBP: 0.375, SLG: 0.366 (1, 2) X		0-0 P6 ②		0-0 1-3 ③			0-0 FC4-6 1B		0-0 F8 ①
<b>Tommie Agee, R</b> OBP: 0.222, SLG: 0.262 (1, 8) X		0-0 G3 ③			0-0 S 1B		0-0 F9 ①		0-0 F8 ②
<b>Danny Frisella, L</b> OBP: 0.200, SLG: 0.200 (1, 1) S S S			0-3 K ①		0-3 K ①		0-0 FC4-6 1B 1-2f ②		0-0 P6 ③

Inning Stats	R: 0	H: 1	E: 0	K: 0	S: 4	LOB: 2	BB: 1	P: 8	R: 0	H: 0	E: 0	K: 0	S: 3	LOB: 0	BB: 0	P: 3	R: 0	H: 1	E: 0	K: 2	S: 8	LOB: 1	BB: 0	P: 8	R: 0	H: 1	E: 0	K: 0	S: 4	LOB: 1	BB: 0	P: 4	R: 0	H: 1	E: 0	K: 1	S: 6	LOB: 1	BB: 0	P: 6	R: 1	H: 1	E: 0	K: 2	S: 8	LOB: 0	BB: 0	P: 8	R: 0	H: 2	E: 0	K: 0	S: 5	LOB: 3	BB: 1	P: 9	R: 0	H: 0	E: 0	K: 0	S: 3	LOB: 0	BB: 0	P: 3	R: 0	H: 0	E: 0	K: 0	S: 3	LOB: 0	BB: 0	P: 3	1B: 5	SF: 0	2B: 0	SAC: 0	3B: 1	DP: 0	HR: 1	HBP: 0	WP: 0	PA: 36
--------------	------	------	------	------	------	--------	-------	------	------	------	------	------	------	--------	-------	------	------	------	------	------	------	--------	-------	------	------	------	------	------	------	--------	-------	------	------	------	------	------	------	--------	-------	------	------	------	------	------	------	--------	-------	------	------	------	------	------	------	--------	-------	------	------	------	------	------	------	--------	-------	------	------	------	------	------	------	--------	-------	------	-------	-------	-------	--------	-------	-------	-------	--------	-------	--------

PITCHER	IP	WLS	BF	H	R	ER	SO	BB	IBB	HBP	BLK	WP	HR	S	P	ERA	WHIP
<b>Don Drysdale, R</b> ERA: 1.29 (1, 1)	6.2	W	29	7	1	1	5	2	0	0	0	0	1	37	45	1.35	1.350
<b>Don Sutton, R</b> ERA: 3.48 (7, 1)	2.1	S	7	0	0	0	0	0	0	0	0	0	0	7	7	0.00	0.000

Batter	1	2	3	4	5	6	7	8	9	AB R H RBI BB SO LOB	TOP	
Willie Davis, L (1, 8) OBP: 0.255, SLG: 0.318	0-0 2B		0-0 CS 1B			0-0 G3		0-0 F4	0-0 4-3	5 0 2 0 0 0 1		
Paul Popovich, S (1, 4) OBP: 0.314, SLG: 0.311	0-3 K		0-0 CS 1-2	0-0 L8		0-0 L4		4-0 1B BB		3 1 0 0 1 1 1		
Len Gabrielson, L (1, 7) OBP: 0.309, SLG: 0.466 Jack Billingham, R (8, 1)	0-0 6-3			0-0 1B		0-0 F8		0-0 G3 1-2 2-3		4 0 1 0 0 0 3 0 0 0 0 0 0 0		
Tom Haller, L (1, 2) OBP: 0.342, SLG: 0.367 Ken Boyer, R (8, PH) OBP: 0.347, SLG: 0.349	0-0 F7			0-0 F7		0-0 F8		0-0 1B 1B		3 0 0 0 0 0 2 1 0 1 2 0 0 0		
Ron Fairly, L (1, 9) OBP: 0.271, SLG: 0.267		0-0 F3		0-0 1B 1-2		0-0 HR		0-0 1B 1B		4 1 3 1 0 0 0		
Jim Lefebvre, S (1, 5) OBP: 0.264, SLG: 0.377 Jeff Torborg, R (8, 2) OBP: 0.240, SLG: 0.156		0-3 K		0-0 L8		0-0 5-3		0-0 P6		4 0 0 0 0 1 4 0 0 0 0 0 0 0		
Wes Parker, S (1, 3) OBP: 0.314, SLG: 0.327		0-0 4-3			0-3 K		0-0 1B		0-0 P4	4 0 1 0 0 1 0	AB 35 R 4 H 9 RBI 4 BB 2 SO 7 LOB 12	
Zoilo Versalles, R (1, 6) OBP: 0.225, SLG: 0.246 Ted Savage, R (9, PH) OBP: 0.260, SLG: 0.404			0-3 K		0-3 K		0-0 F8		0-0 HR	3 0 0 0 0 2 1 1 1 1 1 0 0 0		
Bill Singer, R (1, 1) OBP: 0.162, SLG: 0.222 Hank Aguirre, R (5, 1) Jim Fairey, L (8, PH) OBP: 0.283, SLG: 0.370			0-0 F7		0-3 K			4-0 1B BB	0-3 K	2 0 0 0 0 1 0 0 0 0 0 0 0 0 1 1 0 0 1 1 0		
<b>Inning Stats</b>	R: 0 E: 0 K: 1 S: 6 H: 1 LOB: 1 BB: 0 P: 6	R: 0 E: 0 K: 1 S: 5 H: 0 LOB: 0 BB: 0 P: 5	R: 0 E: 0 K: 1 S: 5 H: 1 LOB: 0 BB: 0 P: 5	R: 0 E: 0 K: 0 S: 5 H: 2 LOB: 2 BB: 0 P: 5	R: 0 E: 0 K: 3 S: 9 H: 0 LOB: 0 BB: 0 P: 9	R: 0 E: 0 K: 0 S: 3 H: 0 LOB: 0 BB: 0 P: 3	R: 1 E: 0 K: 0 S: 5 H: 2 LOB: 1 BB: 0 P: 5	R: 2 E: 0 K: 0 S: 5 H: 2 LOB: 2 BB: 2 P: 13	R: 1 E: 0 K: 1 S: 6 H: 1 LOB: 0 BB: 0 P: 6	1B: 6 2B: 1 3B: 0 HR: 2 SF: 0 SAC: 0 DP: 0 HBP: 0	WP: 0 PB: 0 SB: 0 CS: 1 PA: 38	
<b>PITCHER</b>	IP WLS BF H R ER SO BB IBB HBP BLK WP HR S P ERA WHIP											
Nolan Ryan, R (1, 1) ERA: 2.21	7.1 W 29 6 3 3 6 2 0 0 0 0 0 1 39 47 3.68 1.091											
Al Jackson, L (8, 1) ERA: 2.42	0.1 3 2 0 0 0 0 0 0 0 0 0 0 3 3 0.00 6.000											
Ron Taylor, R (8, 1) ERA: 3.13	1.1 S 5 1 1 1 1 0 0 0 0 0 0 1 7 7 6.75 0.750											

Los Angeles Dodgers @ New York Mets  
Shea Stadium, Flushing, NY  
Sun Jun 23 1968, 3:33 AM EDT  
Att. 56,738 - Sunny

livebaseballscorecards.com



Batter	1	2	3	4	5	6	7	8	9	AB	R	H	RBI	BB	SO	LOB
<b>Bud Harrelson, S</b> OBP: 0.248, SLG: 0.240 (1, 6)	0-0 6-3		0-0 P4		0-0 HR		0-0 F9			4	1	1	0	0	0	0
<b>Ken Boswell, L</b> OBP: 0.281, SLG: 0.358 (1, 4)	0-0 P6			0-0 2B	0-0 HR		0-0 P4-3			4	2	2	0	0	0	0
<b>Cleon Jones, R</b> OBP: 0.300, SLG: 0.479 (1, 9) (9, 7)	0-0 5-3			0-0 2B	0-0 HR		4-0 WP			3	2	2	4	1	0	0
<b>J.C. Martin, L</b> OBP: 0.378, SLG: 0.338 (1, 3)		0-0 P6		0-0 6-3	0-0 6-3		0-0 P3			4	0	0	0	0	0	2
<b>Art Shamsky, L</b> OBP: 0.301, SLG: 0.435 <b>Tommie Agee, R</b> OBP: 0.222, SLG: 0.262 (1, 7) (9, 9)		0-3 K		0-0 F8	1-0 PB			0-3 K		3	0	1	1	0	2	0
<b>Jerry Grote, R</b> OBP: 0.382, SLG: 0.371 (1, 2)		0-0 1B		4-0 BB	0-0 6-3			0-0 SH5-3		3	0	2	0	1	0	1
<b>Kevin Collins, L</b> OBP: 0.245, SLG: 0.261 (1, 5)		0-3 K		0-0 F8		0-0 P5		0-0 SH5-3		3	0	0	0	0	1	3
<b>Don Bosch, S</b> OBP: 0.227, SLG: 0.239 (1, 8)			0-0 CS	0-0 F7		0-0 L6		4-0 IBB		3	0	1	0	1	0	2
<b>Nolan Ryan, R</b> OBP: 0.147, SLG: 0.094 <b>Al Jackson, L</b> OBP: 0.231, SLG: 0.231 <b>Ron Taylor, R</b> (1, 1) (8, 1) (8, 1)			0-3 K		0-3 K	0-3 K		0-3 K		3	0	0	0	0	3	1

Inning Stats	R: 0	H: 0	E: 0	K: 0	S: 3	P: 3	R: 0	H: 1	E: 0	K: 2	S: 8	R: 0	H: 1	E: 0	K: 1	S: 5	R: 2	H: 3	E: 0	K: 0	S: 6	R: 3	H: 3	E: 0	K: 1	S: 8	R: 0	H: 0	E: 0	K: 0	S: 5	R: 0	H: 0	E: 0	K: 0	S: 3	R: 0	H: 1	E: 0	K: 2	S: 8
	LOB: 0	BB: 0	LOB: 1	BB: 0	P: 3		LOB: 1	BB: 0	LOB: 0	BB: 0	P: 8	LOB: 1	BB: 0	LOB: 0	BB: 0	P: 8	LOB: 2	BB: 1	P: 10		LOB: 1	BB: 0	P: 9	LOB: 0	BB: 0	P: 5	LOB: 1	BB: 1	P: 7	LOB: 2	BB: 1	P: 12		LOB: 1	BB: 1	P: 12		LOB: 1	BB: 1	P: 12	

PITCHER	IP	WLS	BF	H	R	ER	SO	BB	IBB	HBP	BLK	WP	HR	S	P	ERA	WHIP
<b>Bill Singer, R</b> ERA: 2.05 (1, 1)	4.1	L	21	8	5	5	4	1	0	0	0	0	1	28	32	10.38	2.077
<b>Hank Aguirre, L</b> ERA: 0.89 (5, 1)	2.2		10	0	0	0	1	1	0	1	0	1	0	10	15	0.00	0.375
<b>Jack Billingham, R</b> ERA: 2.18 (8, 1)	1.0		5	1	0	0	2	0	1	0	0	0	0	8	12	0.00	1.000

**BOTTOM**

**Los Angeles Dodgers @ New York Mets**  
Shea Stadium, Flushing, NY


Sun Jun 23 1968, 3:33 AM EDT  
Att. 56,738 - Sunny

AB	31
R	5
H	9
RBI	5
BB	3
SO	7
LOB	11

livebaseballscorecards.com



WP	PA	1B	SF	2B	SAC	3B	DP	HR	HBP	CS
1	36	6	0	3	1	0	1	1	1	1

Batter	1	2	3	4	5	6	7	8	9	AB R H RBI BB SO LOB	TOP																						
Willie Davis, L (1, 8) OBP: 0.255, SLG: 0.317	0-0 4-3		0-3 K			0-0 F9			0-0 E5 1B	4 0 1 0 0 1 1	<p>Los Angeles Dodgers @ San Francisco Giants Candlestick Park, San Francisco, CA</p> <p>Tue Jun 25 1968, 10:05 PM EDT Att. 17,075 - Unknown</p> <p>livebaseballscorecards.com</p> <table border="1"> <tr><td>AB</td><td>30</td></tr> <tr><td>R</td><td>0</td></tr> <tr><td>H</td><td>2</td></tr> <tr><td>RBI</td><td>0</td></tr> <tr><td>BB</td><td>2</td></tr> <tr><td>SO</td><td>10</td></tr> <tr><td>LOB</td><td>12</td></tr> </table> 	AB	30	R	0	H	2	RBI	0	BB	2	SO	10	LOB	12								
AB	30																																
R	0																																
H	2																																
RBI	0																																
BB	2																																
SO	10																																
LOB	12																																
Paul Popovich, S (1, 6) OBP: 0.313, SLG: 0.305	0-0 P6-3			0-0 P4			4-0 BB		0-0 P6 2-3	3 0 0 0 1 0 1																							
Ted Savage, R (1, 7) OBP: 0.241, SLG: 0.373	0-0 6-3			0-0 F3			0-0 F9		0-3 K	4 0 0 0 0 1 3																							
Ken Boyer, R (1, 5) OBP: 0.336, SLG: 0.336		0-3 K		0-0 6-3			0-0 F3		0-0 F9	4 0 0 0 0 1 3																							
Jim Lefebvre, S (1, 4) OBP: 0.250, SLG: 0.356		0-3 K			0-0 6-3		0-3 K		0-0 F6	4 0 0 0 0 2 3																							
Ron Fairly, L (1, 9) OBP: 0.267, SLG: 0.264		0-3 K			0-0 3-1			0-3 K		3 0 0 0 0 2 0																							
Tom Haller, L (1, 2) OBP: 0.338, SLG: 0.362			0-3 K		0-3 K			0-0 G3		3 0 0 0 0 2 0																							
Wes Parker, S (1, 3) OBP: 0.314, SLG: 0.325			0-0 F9			0-0 4-3		4-0 BB		2 0 0 0 1 0 0																							
Claude Osteen, L (1, 1) OBP: 0.211, SLG: 0.289			0-0 K			0-3 K		0-0 1-3		2 0 1 0 0 1 0																							
John Purdin, R (6, 1) OBP: 0.500, SLG: 0.500										0 0 0 0 0 0 0																							
Bob Bailey, R (8, PH) OBP: 0.323, SLG: 0.337										1 0 0 0 0 0 1																							
Mudcat Grant, R (8, 1) OBP: 0.250, SLG: 0.500										0 0 0 0 0 0 0																							
<b>Inning Stats</b>	R: 0 E: 0 K: 0 S: 3	H: 0 LOB: 0 BB: 0 P: 3	R: 0 E: 0 K: 3 S: 9	H: 0 LOB: 0 BB: 0 P: 9	R: 0 E: 0 K: 2 S: 8	H: 1 LOB: 1 BB: 0 P: 8	R: 0 E: 0 K: 0 S: 3	H: 0 LOB: 0 BB: 0 P: 3	R: 0 E: 0 K: 1 S: 5	H: 0 LOB: 0 BB: 0 P: 5	R: 0 E: 0 K: 1 S: 5	H: 0 LOB: 0 BB: 0 P: 5	R: 0 E: 0 K: 1 S: 5	H: 0 LOB: 1 BB: 1 P: 9	R: 0 E: 0 K: 1 S: 5	H: 0 LOB: 1 BB: 1 P: 9	R: 0 E: 2 K: 1 S: 7	H: 1 LOB: 2 BB: 0 P: 7	1B: 1 2B: 1 3B: 0 HR: 0	SF: 0 SAC: 0 DP: 0 HBP: 0	WP: 0 PB: 0 SB: 0 CS: 0	PA: 32											
PITCHER Ray Sadecki, L (1, 1) ERA: 2.37	IP 9.0	WLS W	BF 32	H 2	R 0	ER 0	SO 10	BB 2	IBB 0	HBP 0	BLK 0	WP 0	HR 0	S 50	P 58	ERA 0.00	WHIP 0.444																
											PITCHER	IP	WLS	BF	H	R	ER	SO	BB	IBB	HBP	BLK	WP	HR	S	P	ERA	WHIP					


Batter	1	2	3	4	5	6	7	8	9	AB R H RBI BB SO LOB
Ron Hunt, R OBP: 0.361, SLG: 0.293 (1, 4)	0-0 F9			0-0 P6-3 1B		0-0 2B BB 1B	4-0 FC5-4 1B 2B BB			3 2 2 0 1 0 0
Jesus Alou, R OBP: 0.281, SLG: 0.320 (1, 7) (8, 9)	0-0 P3-6-3 1B			0-0 P6-3 1-2f		0-0 BB 1-3 2B	0-0 FC5-4 1-2 1B			4 1 3 0 0 0 1
Willie McCovey, L OBP: 0.397, SLG: 0.608 (1, 3)	0-0 P3-6-3 1-2f			4-0 PB BB		4-0 BB BB HR IBB	0-3 K			2 1 0 0 2 1 3
Willie Mays, R OBP: 0.359, SLG: 0.510 (1, 8) Ty Cline, L OBP: 0.256, SLG: 0.254 (8, 7)		0-0 4-3		0-0 4-3 1-2		4-0 HR BB 1-2 2-3 3-H	0-0 FC5-4 1-2f 2-3 2-3			3 2 0 1 1 0 3 0 0 0 0 0 0 0
Jim Ray Hart, R OBP: 0.369, SLG: 0.516 (1, 5)		0-0 P6-3			0-0 1B P4-6-3 1B	4-0 HR BB 1-2 2-3 3-H	0-0 1-H 3-H 2B			3 2 2 3 1 0 0
Jack Hiatt, R OBP: 0.356, SLG: 0.353 (1, 2)		0-0 P6-3			0-0 P4-6-3 HBP 1B 1-3	0-3 K	0-3 K			4 0 1 0 0 2 4
Bobby Bonds, R OBP: 0.500, SLG: 1.333 (1, 9) (8, 8)			0-0 P6-3		1-0 P4-6-3 HBP 1-2	0-0 HR 1-H 2-H 3-H	0-3 K			3 1 1 4 0 1 0
Hal Lanier, R OBP: 0.211, SLG: 0.234 (1, 6)		0-0 F8			0-0 P4-6-3 1-2f 2-3 3-H	0-3 K	0-0 F5			4 0 0 0 0 1 2
Ray Sadecki, L OBP: 0.143, SLG: 0.130 (1, 1)			0-3 K		0-0 G3	0-0 4-3	0-0 P6-3			4 0 0 0 0 1 1

Inning Stats	R: 0 E: 0 K: 0 S: 3	H: 1 LOB: 0 BB: 0 P: 3	R: 0 E: 0 K: 0 S: 3	H: 0 LOB: 0 BB: 0 P: 3	R: 0 E: 0 K: 1 S: 5	H: 0 LOB: 0 BB: 0 P: 5	R: 0 E: 0 K: 0 S: 3	H: 1 LOB: 1 BB: 1 P: 7	R: 1 E: 0 K: 0 S: 4	H: 2 LOB: 1 BB: 0 P: 5	R: 6 E: 0 K: 2 S: 10	H: 3 LOB: 0 BB: 3 P: 22	R: 2 E: 0 K: 2 S: 9	H: 2 LOB: 1 BB: 1 P: 13	R: 0 E: 0 K: 1 S: 5	H: 0 LOB: 0 BB: 0 P: 5	1B: 6 2B: 2 3B: 0 HR: 1	SF: 0 SAC: 0 DP: 3 HBP: 1	WP: 0 PB: 1 SB: 0 CS: 0	PA: 36
--------------	------------------------------	---------------------------------	------------------------------	---------------------------------	------------------------------	---------------------------------	------------------------------	---------------------------------	------------------------------	---------------------------------	-------------------------------	----------------------------------	------------------------------	----------------------------------	------------------------------	---------------------------------	----------------------------------	------------------------------------	----------------------------------	--------

PITCHER	IP	WLS	BF	H	R	ER	SO	BB	IBB	HBP	BLK	WP	HR	S	P	ERA	WHIP
Claude Osteen, L ERA: 3.12 (1, 1)	5.0	L	22	6	5	5	1	2	1	1	0	0	0	20	33	9.00	1.600
John Purdin, R ERA: 2.29 (6, 1)	2.0		11	3	4	4	4	2	0	0	0	0	1	17	25	18.00	2.500
Mudcat Grant, R ERA: 2.83 (8, 1)	1.0		3	0	0	0	1	0	0	0	0	0	0	5	5	0.00	0.000

**Los Angeles Dodgers @ San Francisco Giants**  
**Candlestick Park, San Francisco, CA**  
 Tue Jun 25 1968, 10:05 PM EDT  
 Att. 17,075 - Unknown

AB 30  
 R 9  
 H 9  
 RBI 8  
 BB 5  
 SO 6  
 LOB 14



Batter	1	2	3	4	5	6	7	8	9	AB R H RBI BB SO LOB	TOP														
<b>Willie Davis, L</b> OBP: 0.255, SLG: 0.314 (1, 8) X	0-0 4-3		0-0 4-3			B B B 4-0 SH1-4 BB	0-0 G3			3 0 0 0 1 0 3															
<b>Paul Popovich, S</b> OBP: 0.308, SLG: 0.299 (1, 6) (7, 4) X	0-0 P9			0-0 P5-3		0-0 SH1-4	0-0 P4-3			3 0 0 0 0 0 2															
<b>Ted Savage, R</b> OBP: 0.241, SLG: 0.364 (1, 7) S S S	0-3 K			0-0 F8 1B		0-0 F9		0-0 6-3		4 0 1 0 0 1 1															
<b>Ken Boyer, R</b> OBP: 0.333, SLG: 0.333 (1, 5) X		0-0 F5		0-0 1B		0-3 K		0-0 2-3		4 0 1 0 0 1 1															
<b>Jim Lefebvre, S</b> OBP: 0.253, SLG: 0.355 <b>Zoilo Versalles, R</b> OBP: 0.224, SLG: 0.245 (1, 4) (7, 6) X		0-0 6-3		0-0 F8			0-0 1B 2B 1B	0-0 F3		3 1 1 0 0 0 2 1 0 0 0 0 0 0															
<b>Ron Fairly, L</b> OBP: 0.263, SLG: 0.259 (1, 9) X		0-0 5-3		0-0 F8			0-0 F8		0-0 1-3	4 0 0 0 0 0 3															
<b>Tom Haller, L</b> OBP: 0.340, SLG: 0.364 (1, 2) X			0-0 FC1-6 1B		0-3 K		0-0 2B E 1B		0-3 K	4 1 2 0 0 2 0															
<b>Wes Parker, S</b> OBP: 0.313, SLG: 0.327 (1, 3) X			0-0 FC1-6 CS		0-0 F9		0-0 G3 2B		0-0 6-3	4 0 1 1 0 0 1															
<b>Don Drysdale, R</b> OBP: 0.191, SLG: 0.213 (1, 1) X			0-0 1B		0-3 K		0-0 E5 G3			3 0 1 0 0 1 1															
<b>Inning Stats</b>	R: 0 E: 0 K: 1 S: 5	H: 0 LOB: 0 BB: 0 P: 5	R: 0 E: 0 K: 0 S: 3	H: 0 LOB: 0 BB: 0 P: 3	R: 0 E: 0 K: 0 S: 4	H: 2 LOB: 1 BB: 0 P: 4	R: 0 E: 0 K: 0 S: 5	H: 2 LOB: 2 BB: 0 P: 5	R: 0 E: 0 K: 2 S: 7	H: 0 LOB: 0 BB: 0 P: 7	R: 0 E: 0 K: 1 S: 5	H: 0 LOB: 1 BB: 1 P: 9	R: 2 E: 1 K: 0 S: 7	H: 3 LOB: 2 BB: 0 P: 7	R: 0 E: 0 K: 0 S: 3	H: 0 LOB: 0 BB: 0 P: 3	R: 0 E: 0 K: 1 S: 5	H: 0 LOB: 0 BB: 0 P: 5	1B: 6 2B: 1 3B: 0 HR: 0	SF: 0 SAC: 1 DP: 0 HBP: 0	WP: 0 PB: 0 SB: 0 CS: 1	PA: 35			
<b>PITCHER</b>	IP	WLS	BF	H	R	ER	SO	BB	IBB	HBP	BLK	WP	HR	S	P	ERA	WHIP								
<b>Mike McCormick, L</b> ERA: 3.8 (1, 1)	6.1	L	26	7	2	1	4	1	0	0	0	0	0	33	37	1.42	1.263								
<b>Frank Linzy, R</b> ERA: 2.5 (7, 1)	1.2		6	0	0	0	0	0	0	0	0	0	0	6	6	0.00	0.000								
<b>Joe Gibbon, L</b> ERA: 1.04 (9, 1)	1.0		3	0	0	0	1	0	0	0	0	0	0	5	5	0.00	0.000								


Los Angeles Dodgers @ San Francisco Giants  
Candlestick Park, San Francisco, CA  
Wed Jun 26 1968, 6:33 AM EDT  
Att: 11,453 - Unknown

livebaseballscorecards.com


AB	33
R	2
H	7
RBI	1
BB	1
SO	5
LOB	14



Batter	1	2	3	4	5	6	7	8	9	AB	R	H	RBI	BB	SO	LOB
Ron Hunt, R (1, 4) Dave Marshall, L (8, PH) Joe Gibbon, R (9, 1)	0-0 P6-3		0-0 FC3-6			0-0 5-3		0-0 1-3 2-H 1B		3	0	0	0	0	0	1
Jesus Alou, R (1, 7)	0-0 P1		0-0 F9			0-3 K		0-0 F5		4	0	0	0	0	1	3
Willie Mays, R (1, 8)	0-0 F4				0-0 F2		0-0 F7		0-0 F5	4	0	0	0	0	0	0
Willie McCovey, L (1, 3)		0-0 4-3			0-3 K		0-0 3-1		0-3 K	4	0	0	0	0	2	0
Jim Ray Hart, R (1, 5)		0-0 5-3			0-3 K		0-0 1-3		0-0 1B	4	0	1	0	0	1	0
Jack Hiatt, R (1, 2) Jim Davenport, R (8, PR)		4-0 BB			0-0 1-3			4-0 1B BB	0-3 K	1	0	0	0	2	0	0
Bobby Bonds, R (1, 9)		0-0 L6			0-0 P6			0-0 E1 1B		3	0	0	0	0	0	2
Hal Lanier, R (1, 6)			0-0 F7		0-0 F9			0-0 P5		3	0	0	0	0	0	2
Mike McCormick, L (1, 1) Frank Linzy, R (7, 1) Ty Cline, L (8, PH) Bob Barton, R (9, 2)			4-0 FC3-8 BB			0-0 4-3		0-3 K		1	0	0	0	1	0	0

<b>BOTTOM</b>	
<b>Los Angeles Dodgers @ San Francisco Giants</b> <b>Candlestick Park, San Francisco, CA</b> Wed Jun 26 1968, 6:33 AM EDT Att. 11,453 - Unknown	
<b>AB</b> 30 <b>R</b> 1 <b>H</b> 2 <b>RBI</b> 1 <b>BB</b> 3 <b>SO</b> 6 <b>LOB</b> 11	

<b>Inning Stats</b>		R: 0 H: 0 E: 0 LOB: 0 K: 0 BB: 0 S: 3 P: 3	R: 0 H: 0 E: 0 LOB: 1 K: 0 BB: 1 S: 3 P: 7	R: 0 H: 0 E: 0 LOB: 1 K: 0 BB: 1 S: 3 P: 7	R: 0 H: 0 E: 0 LOB: 0 K: 2 BB: 0 S: 7 P: 7	R: 0 H: 0 E: 0 LOB: 0 K: 0 BB: 0 S: 3 P: 3	R: 0 H: 0 E: 0 LOB: 0 K: 1 BB: 0 S: 5 P: 5	R: 0 H: 0 E: 0 LOB: 0 K: 0 BB: 0 S: 3 P: 3	R: 1 H: 1 E: 1 LOB: 2 K: 1 BB: 1 S: 7 P: 11	R: 0 H: 1 E: 0 LOB: 1 K: 2 BB: 0 S: 8 P: 8	1B: 2 SF: 0 2B: 0 SAC: 0 3B: 0 DP: 0 HR: 0 HBP: 0	WP: 0 PA: 33 PB: 0 SB: 0 CS: 0		
<b>PITCHER</b> Don Drysdale, R (1, 1) ERA: 1.21	IP 9.0 WLS W BF 33 H 2 R 1 ER 0 SO 6 BB 3 IBB 0 HBP 0 BLK 0 WP 0 HR 0 S 42 P 54 ERA 0.00 WHIP 0.556							<b>PITCHER</b>	IP WLS BF H R ER SO BB IBB HBP BLK WP HR S P ERA WHIP					

Batter	1	2	3	4	5	6	7	8	9	10	11	AB R H RBI BB SO LOB	TOP														
Willie Davis, L (1, 8) OBP: 0.256, SLG: 0.318	0-0 SH1-3 1B		0-0 4-3		0-0 HR 2B	0-0 G3			0-0 F9		0-0 3-1	6 1 2 0 0 0 1	<p>Los Angeles Dodgers @ San Francisco Giants Candlestick Park, San Francisco, CA</p> <p>Thu Jun 27 1968, 6:33 AM EDT Att. 13,566 - Unknown</p> <p>livebaseballscorecards.com</p> <table border="0"> <tr><td>AB</td><td>44</td></tr> <tr><td>R</td><td>6</td></tr> <tr><td>H</td><td>14</td></tr> <tr><td>RBI</td><td>6</td></tr> <tr><td>BB</td><td>1</td></tr> <tr><td>SO</td><td>6</td></tr> <tr><td>LOB</td><td>14</td></tr> </table> 	AB	44	R	6	H	14	RBI	6	BB	1	SO	6	LOB	14
AB	44																										
R	6																										
H	14																										
RBI	6																										
BB	1																										
SO	6																										
LOB	14																										
Paul Popovich, S (1, 4) OBP: 0.305, SLG: 0.297	0-0 SH1-3 2-3		0-0 1B SF9 1B		0-3 K 1B		0-0 P1-3		0-0 P3		0-0 P3-1	5 1 1 0 0 1 1															
Len Gabrielson, L (1, 7) OBP: 0.322, SLG: 0.495	0-0 F9		0-0 1-3 1B		0-0 2-H HR		0-3 K		4-0 BB			4 1 2 2 1 1 1															
Tom Haller, L (1, 2) OBP: 0.338, SLG: 0.362	0-0 4-3		0-0 3-H SF9 1B		0-0 G1-6-3 1B		0-0 F8		0-3 K			4 0 1 1 0 1 2															
Ron Fairly, L (1, 9) OBP: 0.258, SLG: 0.253		0-0 F3	0-0 F8		0-0 G1-6-3 1-2f			0-0 G3		0-0 6-3		5 0 0 0 0 0 2															
Jim Lefebvre, S (1, 5) OBP: 0.250, SLG: 0.358		0-0 1B FC6-4 2B		0-0 E3		0-0 G3		0-0 4-3		0-0 4-3		5 1 1 0 0 0 0															
Wes Parker, S (1, 3) OBP: 0.314, SLG: 0.329		0-0 FC6-4 2-3 1B		0-3 K		0-0 6-3		0-0 1B 1B		0-0 G3		5 0 2 0 0 1 1															
Zoilo Versalles, R (1, 6) OBP: 0.231, SLG: 0.264		0-0 FC6-4 1-2f 3-H		0-3 K		0-0 1B S 1B		0-0 1-2 1B			0-0 HR	5 2 3 2 0 1 2															
Bill Singer, R (1, 1) OBP: 0.198, SLG: 0.216		0-0 F7		0-3 K		0-0 1B 1-H		0-0 4-3			0-0 1B	1 0 0 0 0 0 0 1 0 0 0 0 0 0 0 0 1 0 0 0 0 0 1 1 0 0 0 0 0 0 0 0 1 0 1 1 0 0 0 0 0 0 0 0 0 0 0 0 1 0 0 0 0 0 0 2 1 0 1 0 0 0 0 0															
Jack Billingham, R (3, 1)																											
Jim Fairley, L (4, PH) OBP: 0.279, SLG: 0.384																											
Mudcat Grant, R (4, 1) OBP: 0.229, SLG: 0.500																											
Ken Boyer, R (6, PH) OBP: 0.338, SLG: 0.339																											
Jim Brewer, R (6, 1) OBP: 0.333, SLG: 0.333																											
Bob Bailey, R (8, PH) OBP: 0.321, SLG: 0.335																											
Don Sutton, R (8, 1) OBP: 0.287, SLG: 0.259																											
<b>Inning Stats</b>	R: 0 E: 1 K: 0 S: 4	H: 1 LOB: 1 BB: 0 P: 4	R: 1 E: 0 K: 0 S: 5	H: 2 LOB: 1 BB: 0 P: 5	R: 1 E: 0 K: 0 S: 5	H: 2 LOB: 1 BB: 0 P: 5	R: 0 E: 1 K: 3 S: 10	H: 0 LOB: 1 BB: 0 P: 10	R: 2 E: 0 K: 1 S: 7	H: 3 LOB: 0 BB: 0 P: 7	R: 1 E: 0 K: 0 S: 5	H: 2 LOB: 1 BB: 0 P: 5	R: 0 E: 0 K: 1 S: 5	H: 0 LOB: 0 BB: 0 P: 5	R: 0 E: 0 K: 0 S: 5	H: 2 LOB: 2 BB: 0 P: 5	R: 0 E: 0 K: 1 S: 5	H: 0 LOB: 1 BB: 1 P: 9	R: 0 E: 0 K: 0 S: 3	H: 0 LOB: 0 BB: 0 P: 3	R: 1 E: 0 K: 0 S: 4	H: 2 LOB: 0 BB: 0 P: 4	1B: 10 2B: 2 3B: 0 HR: 2	SF: 1 SAC: 1 DP: 1 HBP: 0	WP: 0 PB: 0 SB: 1 CS: 0	PA: 47	
<b>PITCHER</b> Juan Marichal, R (1, 1) ERA: 2.65	IP 11.0	WLS L	BF 47	H 14	R 6	ER 6	SO 6	BB 1	IBB 0	HBP 0	BLK 0	WP 0	HR 2	S 58	P 62	ERA 4.91	WHIP 1.364										

Batter	1	2	3	4	5	6	7	8	9	10	11	AB R H RBI BB SO LOB	BOTTOM												
Ron Hunt, R OBP: 0.356, SLG: 0.290 (1, 4)	0-3 K		0-0 1B HR 1B		0-0 F7		0-0 5-3			0-0 SH5-4 1B	0-0 F8	6 1 2 0 0 1 2	<b>Los Angeles Dodgers @ San Francisco Giants</b> <b>Candlestick Park, San Francisco, CA</b> Thu Jun 27 1968, 6:33 AM EDT Att. 13,566 - Unknown												
Dave Marshall, L OBP: 0.347, SLG: 0.322 Ty Cline, L OBP: 0.255, SLG: 0.254 (1, 7) (3, 7)	4-0 F3 BB		0-0 1B HR 1B		0-0 L8		0-3 K			0-0 SH5-4 1-2		0 0 0 0 1 0 0 3 1 1 1 0 1 0													
Willie Mays, R OBP: 0.351, SLG: 0.496 (1, 8)	0-0 F3		0-0 F2		0-0 F9			0-0 CS F8 1B		0-0 6-3		5 0 1 0 0 0 4													
Willie McCovey, L OBP: 0.398, SLG: 0.626 (1, 3)		0-0 HR	0-0 HR			4-0 FC5-4 BB		0-0 F8 1-2		4-0 IBB		3 2 2 4 2 0 1													
Jim Ray Hart, R OBP: 0.368, SLG: 0.504 (1, 5)		0-0 5-3	4-0 BB		0-0 FC5-4 1B 1-2f			4-0 IBB		0-0 F3		3 0 0 0 2 0 3													
Jack Hiatt, R OBP: 0.357, SLG: 0.345 Frank Johnson, R OBP: 0.261, SLG: 0.229 (1, 2) (11, PR)		0-0 F8	0-3 K		0-3 K		0-3 K	2-3			0-0 BB 1B	5 0 1 0 0 3 4 0 0 0 0 0 0 0													
Bobby Bonds, R OBP: 0.333, SLG: 0.500 (1, 9)	0-3 K			0-0 F7		0-0 FC5-4 1B 1-2		0-3 K		0-3 K	4-0 BB 1-2	4 0 1 0 1 2 0													
Hal Lanier, R OBP: 0.208, SLG: 0.230 (1, 6)			0-0 1B 1B	0-0 F9		0-0 FC5-4 1-2f		0-0 5-3		0-0 P1		5 1 1 0 0 0 4													
Juan Marichal, R OBP: 0.200, SLG: 0.194 Jim Davenport, R OBP: 0.263, SLG: 0.221 (1, 1) (11, PH)			0-0 F5	0-0 6-3			0-0 F9		0-3 K		0-3 K	4 0 0 0 0 1 1 1 0 0 0 0 1 2													
<b>Inning Stats</b>	R: 0 E: 0 K: 1 S: 4	H: 0 LOB: 0 BB: 1 P: 8	R: 1 E: 0 K: 1 S: 6	H: 1 LOB: 0 BB: 0 P: 6	R: 4 E: 0 K: 1 S: 9	H: 4 LOB: 1 BB: 1 P: 13	R: 0 E: 0 K: 0 S: 3	H: 0 LOB: 0 BB: 0 P: 3	R: 0 E: 0 K: 1 S: 6	H: 0 LOB: 2 BB: 1 P: 10	R: 0 E: 0 K: 1 S: 5	H: 0 LOB: 0 BB: 0 P: 5		R: 0 E: 0 K: 1 S: 5	H: 1 LOB: 2 BB: 1 P: 9	R: 0 E: 0 K: 2 S: 7	H: 0 LOB: 0 BB: 0 P: 7	R: 0 E: 0 K: 0 S: 4	H: 1 LOB: 2 BB: 1 P: 8	R: 0 E: 0 K: 1 S: 6	H: 1 LOB: 2 BB: 1 P: 10	1B: 7 2B: 1 3B: 0 HR: 2	SF: 0 SAC: 1 DP: 1 HBP: 0	WP: 0 PB: 0 SB: 0 CS: 1	PA: 46
<b>PITCHER</b>	IP	WLS	BF	H	R	ER	SO	BB	IBB	HBP	BLK	WP		HR	S	P	ERA	WHIP							
Bill Singer, R ERA: 2.37 (1, 1)	2.2		14	5	5	5	2	2	0	0	0	0	2	16	24	16.88	2.625								
Jack Billingham, R ERA: 2.16 (3, 1)	0.1		1	0	0	0	1	0	0	0	0	0	0	3	3	0.00	0.000								
Mudcat Grant, R ERA: 2.64 (4, 1)	2.0		6	0	0	0	0	0	0	0	0	0	0	6	6	0.00	0.000								
Jim Brewer, L ERA: 2.18 (6, 1)	2.0		8	1	0	0	2	1	0	0	0	0	0	11	15	0.00	1.000								
Don Sutton, R ERA: 3.32 (8, 1)	4.0	W	17	3	0	0	4	1	2	0	0	0	0	22	34	0.00	1.000								

livebaseballscores.com

AB	39
R	5
H	9
RBI	5
BB	6
SO	9
LOB	21



Batter	1	2	3	4	5	6	7	8	9	AB R H RBI BB SO LOB	TOP									
<b>Felipe Alou, R</b> (1, 8) OBP: 0.347, SLG: 0.430	0-0 P4-3		0-0 1B		0-0 F7			0-3 K	0-0 1B	5 0 2 1 0 1 0	<b>Atlanta Braves @ Los Angeles Dodgers</b> <b>Dodger Stadium, Los Angeles, CA</b> Fri Jun 28 1968, 7:05 PM PDT Att: 51,747 - Unknown <a href="http://livebaseballscorecards.com">livebaseballscorecards.com</a>									
<b>Clete Boyer, R</b> (1, 5) OBP: 0.271, SLG: 0.300	0-0 P4-3		0-0 1B		0-0 L9			0-0 L5	0-3 K	5 0 1 0 0 1 1										
<b>Hank Aaron, R</b> (1, 9) OBP: 0.316, SLG: 0.473	0-0 P4-3		0-0 P4		0-0 F7			0-0 HR		4 1 1 1 0 0 2										
<b>Joe Torre, R</b> (1, 2) OBP: 0.340, SLG: 0.441		0-0 6-3		0-0 F3		0-3 K		0-0 1B		4 0 1 0 0 1 0										
<b>Deron Johnson, R</b> (1, 3) OBP: 0.290, SLG: 0.314		0-0 1B		0-0 F9		0-0 F7		4-0 1B		3 0 1 0 1 0 0										
<b>Tommie Aaron, R</b> (1, 7) OBP: 0.326, SLG: 0.316		0-0 F8		4-0 1B		0-3 K		0-0 BB		2 1 0 0 1 1 1										
<b>Tito Francona, L</b> (8, PH) OBP: 0.422, SLG: 0.419										1 0 0 0 0 0 2										
<b>Mike Lum, L</b> (8, 7) OBP: 0.272, SLG: 0.320										0 0 0 0 0 0 0										
<b>Marty Martinez, S</b> (1, 4) OBP: 0.296, SLG: 0.269		0-3 K		0-0 E1		0-0 P4-3			0-0 1B	4 0 1 0 0 1 2										
<b>Sonny Jackson, L</b> (1, 6) OBP: 0.285, SLG: 0.269			0-0 1-3	0-0 1B		0-0 P4-3			0-0 1B	4 1 1 1 0 0 1										
<b>Milt Pappas, R</b> (1, 1) OBP: 0.130, SLG: 0.091			0-3 K	0-3 K		0-3 K			0-0 SH1-4	3 0 0 0 0 3 2										
<b>Inning Stats</b>	R: 0 E: 0 K: 0 S: 3	H: 0 LOB: 0 BB: 0 P: 3	R: 0 E: 0 K: 1 S: 6	H: 1 LOB: 1 BB: 0 P: 6	R: 0 E: 0 K: 1 S: 7	H: 2 LOB: 2 BB: 0 P: 7	R: 1 E: 1 K: 1 S: 7	H: 1 LOB: 2 BB: 1 P: 11	R: 0 E: 0 K: 0 S: 3	H: 0 LOB: 0 BB: 0 P: 3	R: 0 E: 0 K: 1 S: 5	H: 0 LOB: 0 BB: 0 P: 5	R: 1 E: 0 K: 1 S: 7	H: 2 LOB: 2 BB: 1 P: 11	R: 1 E: 0 K: 1 S: 7	H: 2 LOB: 1 BB: 0 P: 7	1B: 7 2B: 0 3B: 0 HR: 1	SF: 0 SAC: 1 DP: 0 HBP: 0	WP: 0 PB: 0 SB: 0 CS: 0	PA: 38
<b>PITCHER</b>	IP WLS BF H R ER SO BB IBB HBP BLK WP HR S P ERA WHIP																			
<b>Mike Kekich, L</b> (1, 1) ERA: 2.82	7.2 L 32 6 2 1 7 2 0 0 0 0 0 1 44 52 1.17 1.043																			
<b>Jack Billingham, R</b> (8, 1) ERA: 2.34	1.1 6 2 1 1 1 0 0 0 0 0 0 0 8 8 6.75 1.500																			





Batter	1	2	3	4	5	6	7	8	9	AB R H RBI BB SO LOB
Willie Davis, L OBP: 0.256, SLG: 0.317 (1, 8)	0-3 K		0-0 S 1B		0-0 F5			0-0 G3		4 0 1 0 0 1 1
Paul Popovich, S OBP: 0.304, SLG: 0.295 (1, 4)	0-0 1B		0-0 P6 1-2			0-0 F2			0-0 P3	4 0 1 0 0 0 1
Len Gabrielson, L OBP: 0.311, SLG: 0.477 (1, 7)	0-0 F8			0-0 L8		0-0 4-3			0-0 5-3	4 0 0 0 0 0 1
Tom Haller, L OBP: 0.336, SLG: 0.360 (1, 2)	0-3 K			0-0 1B		0-0 F7			0-0 4-3	4 0 1 0 0 1 1
Jim Lefebvre, S OBP: 0.241, SLG: 0.345 (1, 5)		0-0 F8		0-0 F6			0-0 3-1			3 0 0 0 0 0 1
Ron Fairly, L OBP: 0.255, SLG: 0.250 (1, 9) (8, 3)		0-0 G3		0-0 F4			0-0 4-3			3 0 0 0 0 0 1
Wes Parker, S OBP: 0.311, SLG: 0.325 Jack Billingham, R (8, 1)		0-3 K			0-0 F8		0-0 4-3			3 0 0 0 0 1 0 0 0 0 0 0 0 0
Zoilo Versalles, R OBP: 0.232, SLG: 0.268 (1, 6)			0-0 5-3		0-0 6-3 2B			0-3 K		3 0 1 0 0 1 0
Mike Kekich, R OBP: 0.176, SLG: 0.125 Jim Fairey, L OBP: 0.274, SLG: 0.357 (1, 1) (8, 9)			0-0 1-3		0-0 6-3 2-3			0-0 F9		2 0 0 0 0 0 1 1 0 0 0 0 0 0

Inning Stats	R: 0 E: 0 K: 2 S: 8	H: 1 LOB: 1 BB: 0 P: 8	R: 0 E: 0 K: 1 S: 5	H: 0 LOB: 0 BB: 0 P: 5	R: 0 E: 0 K: 0 S: 4	H: 1 LOB: 1 BB: 0 P: 4	R: 0 E: 0 K: 0 S: 4	H: 1 LOB: 1 BB: 0 P: 4	R: 0 E: 0 K: 0 S: 4	H: 1 LOB: 1 BB: 0 P: 4	R: 0 E: 0 K: 0 S: 3	H: 0 LOB: 0 BB: 0 P: 3	R: 0 E: 0 K: 0 S: 3	H: 0 LOB: 0 BB: 0 P: 3	R: 0 E: 0 K: 1 S: 5	H: 0 LOB: 0 BB: 0 P: 5	R: 0 E: 0 K: 0 S: 3	H: 0 LOB: 0 BB: 0 P: 3	1B: 3 2B: 1 3B: 0 HR: 0	SF: 0 SAC: 0 DP: 0 HBP: 0
--------------	------------------------------	---------------------------------	------------------------------	---------------------------------	------------------------------	---------------------------------	------------------------------	---------------------------------	------------------------------	---------------------------------	------------------------------	---------------------------------	------------------------------	---------------------------------	------------------------------	---------------------------------	------------------------------	---------------------------------	----------------------------------	------------------------------------

PITCHER	IP	WLS	BF	H	R	ER	SO	BB	IBB	HBP	BLK	WP	HR	S	P	ERA	WHIP	PITCHER	IP	WLS	BF	H	R	ER	SO	BB	IBB	HBP	BLK	WP	HR	S	P	ERA	WHIP	
Milt Pappas, R ERA: 4.27 (1, 1)	9.0	W	31	4	0	0	4	0	0	0	0	0	0	39	39	0.00	0.444																			

**BOTTOM**

**Atlanta Braves @ Los Angeles Dodgers**  
**Dodger Stadium, Los Angeles, CA**

Fri Jun 28 1968, 7:05 PM PDT  
Att. 51,747 - Unknown

livebaseballscorecards.com

<b>AB</b>	<b>31</b>
<b>R</b>	<b>0</b>
<b>H</b>	<b>4</b>
<b>RBI</b>	<b>0</b>
<b>BB</b>	<b>0</b>
<b>SO</b>	<b>4</b>
<b>LOB</b>	<b>7</b>



WP: 0	PA: 31
PB: 0	
SB: 1	
CS: 0	

Batter	1	2	3	4	5	6	7	8	9	AB R H RBI BB SO LOB	TOP										
<b>Felipe Alou, R</b> OBP: 0.345, SLG: 0.428 (1, 8) X	0-0 6-3 1B	0-0 FC6-4 1B			0-0 P6-3		0-0 FC5-4 1-2f			4 0 1 0 0 0 1	<b>Atlanta Braves @ Los Angeles Dodgers</b> <b>Dodger Stadium, Los Angeles, CA</b> Sat Jun 29 1968, 7:05 PM PDT Att. 21,923 - Unknown  <b>livebaseballscorecards.com</b>										
<b>Clete Boyer, R</b> OBP: 0.270, SLG: 0.300 (1, 5) X	0-0 1B 1B	0-0 FC6-4 1-2f			0-3 K			0-0 4-3		4 1 1 0 0 1 1											
<b>Hank Aaron, R</b> OBP: 0.315, SLG: 0.473 (1, 9) X	0-0 F8			0-0 2B	0-0 F8			0-0 F8		4 0 1 0 0 0 1											
<b>Joe Torre, R</b> OBP: 0.337, SLG: 0.436 (1, 2) X	0-0 1B 1-3 1B			0-0 5-3		0-0 G3		0-0 1-3		4 0 1 0 0 0 1											
<b>Deron Johnson, R</b> OBP: 0.294, SLG: 0.314 (1, 3) X	0-0 FC4 1-2 3-H 1B			0-0 F9		0-0 F9			4-0 FC5-4 BB	3 0 1 1 1 0 1											
<b>Tommie Aaron, R</b> OBP: 0.316, SLG: 0.305 (1, 7) X	0-0 FC4 1-2f			0-0 L9		0-0 F9			0-0 F8	4 0 0 0 0 0 4											
<b>Marty Martinez, S</b> OBP: 0.294, SLG: 0.269 (1, 4)		0-0 E6 SH1-3 SF9 1B			0-0 P6-3				0-0 FC5-4 2B 1-2f	4 1 1 0 0 0 1											
<b>Sonny Jackson, L</b> OBP: 0.289, SLG: 0.278 (1, 6)		0-0 SH1-3 2-3			0-0 CS 1B				0-0 4-3 1-3 2B	3 0 2 0 0 0 0											
<b>Ken Johnson, R</b> OBP: 0.103, SLG: 0.107 (2, 1) <b>Dick Kelley, R</b> OBP: 0.200, SLG: 0.059 (7, PH) <b>Bob Tillman, R</b> OBP: 0.225, SLG: 0.278 (7, PR) <b>Felix Millan, R</b> OBP: 0.337, SLG: 0.365 (7, 1) <b>Ted Davidson, R</b> OBP: 0.321, SLG: 0.296 (9, PH)		0-0 SF9 3-H			0-3 K 1-2		0-0 E5 FC5-4		0-3 K	0 0 0 1 0 0 0 1 0 0 0 0 1 1 1 0 1 0 0 0 0 1 2											
<b>Inning Stats</b>	R: 1 E: 0 K: 0 S: 6	H: 3 LOB: 2 BB: 0 P: 6	R: 1 E: 1 K: 0 S: 5	H: 2 LOB: 1 BB: 0 P: 5	R: 0 E: 0 K: 0 S: 4	H: 1 LOB: 1 BB: 0 P: 4	R: 0 E: 0 K: 1 S: 5	H: 1 LOB: 1 BB: 0 P: 5	R: 0 E: 0 K: 1 S: 3	H: 0 LOB: 0 BB: 0 P: 3	R: 0 E: 1 K: 0 S: 4	H: 0 LOB: 1 BB: 0 P: 4	R: 0 E: 0 K: 0 S: 3	H: 0 LOB: 0 BB: 0 P: 3	R: 0 E: 0 K: 1 S: 6	H: 1 LOB: 2 BB: 1 P: 10	1B: 6 2B: 3 3B: 0 HR: 0	SF: 1 SAC: 1 DP: 1 HBP: 0	WP: 0 PB: 0 SB: 0 CS: 1	PA: 36	
<b>PITCHER</b> <b>Claude Osteen, L</b> ERA: 3.05 (1, 1) <b>Jim Brewer, L</b> ERA: 2.16 (9, 1)	IP 8.2 0.1	WLS W S	BF 35 1	H 8 0	R 2 0	ER 2 0	SO 2 1	BB 1 0	IBB 0 0	HBP 0 0	BLK 0 0	WP 0 0	HR 0 0	S 38 3	P 42 3	ERA 2.08 0.00	WHIP 1.038 0.000				



Batter	1	2	3	4	5	6	7	8	9	AB	R	H	RBI	BB	SO	LOB
Willie Davis, L OBP: 0.258, SLG: 0.318 (1, 8)	0-0 BB 1B	0-0 4-3		0-3 K		0-3 K		0-0 1B 1B		5	2	2	0	0	2	1
Paul Popovich, S OBP: 0.311, SLG: 0.300 (1, 4) (3, 6)	4-0 1-2 1B BB	0-0 1B 1B		0-0 P6-4-3 1-2f			0-0 P9	0-0 1B 1B		4	2	2	0	1	0	1
Len Gabrielson, L OBP: 0.323, SLG: 0.474 (1, 7)	4-0 SH1-3 1-2 2-3 1B BB	4-0 1B 1B			0-0 F3		0-0 4-3	0-0 1-3 2-H 1B		3	1	1	1	2	0	0
Tom Haller, L OBP: 0.345, SLG: 0.367 (1, 2)	0-0 1-2 2-H 3-H 1B SH1-3	0-0 1-3 2-H 1B			0-0 2B 1B		4-0 FC6-4 BB	0-0 F9		4	0	3	3	1	0	2
Jim Lefebvre, S OBP: 0.233, SLG: 0.333 (1, 5) (3, 4)	0-0 1-2 2-3 SH1-3	0-0 6-3			0-0 F8		0-0 FC6-4 1-2f			3	0	0	0	0	0	4
Ron Fairly, L OBP: 0.259, SLG: 0.255 (1, 9)	4-0 G5-3 IBB		0-0 4-3		0-0 1-3 2B			0-0 F5		3	0	1	0	1	0	0
Wes Parker, S OBP: 0.314, SLG: 0.325 (1, 3)	0-0 1-2 2-3 3-H 1B		0-0 P4		0-0 F3			4-0 HR BB		3	1	1	1	1	0	2
Zoilo Versalles, R OBP: 0.231, SLG: 0.267 (1, 6) Ken Boyer, R OBP: 0.338, SLG: 0.364 (3, 5)	0-0 G5-3 2-3f		0-0 F7			0-0 F8		0-0 1-H HR		1	0	0	0	0	0	3
Claude Osteen, L OBP: 0.214, SLG: 0.286 (1, 1) Jim Brewer, L OBP: 0.333, SLG: 0.333 (9, 1)		0-3 K				0-0 G3		0-0 5-3		3	1	1	2	0	0	0

Inning Stats	R: 3	H: 3	E: 0	K: 0	S: 5	LOB: 2	BB: 3	P: 17	R: 1	H: 2	E: 0	K: 1	S: 7	LOB: 2	BB: 1	P: 11	R: 0	H: 0	E: 0	K: 0	S: 3	LOB: 0	BB: 0	P: 3	R: 0	H: 2	E: 0	K: 0	S: 5	LOB: 2	BB: 0	P: 5	R: 0	H: 0	E: 0	K: 1	S: 5	LOB: 0	BB: 0	P: 5	R: 0	H: 0	E: 0	K: 0	S: 3	LOB: 1	BB: 1	P: 7	R: 3	H: 4	E: 0	K: 0	S: 7	LOB: 2	BB: 1	P: 11
--------------	------	------	------	------	------	--------	-------	-------	------	------	------	------	------	--------	-------	-------	------	------	------	------	------	--------	-------	------	------	------	------	------	------	--------	-------	------	------	------	------	------	------	--------	-------	------	------	------	------	------	------	--------	-------	------	------	------	------	------	------	--------	-------	-------

PITCHER	IP	WLS	BF	H	R	ER	SO	BB	IBB	HBP	BLK	WP	HR	S	P	ERA	WHIP
Ken Johnson, R ERA: 2.81 (1, 1)	1.2	L	13	5	4	4	1	3	1	0	0	0	0	11	27	21.60	4.800
Dick Kelley, L ERA: 3.1 (2, 1)	4.1		15	3	0	0	2	0	0	0	0	0	0	19	19	0.00	0.692
Ted Davidson, L ERA: 6.75 (7, 1)	2.0		12	4	3	3	0	2	0	0	0	0	1	10	18	13.50	3.000

**BOTTOM**

**Atlanta Braves @ Los Angeles Dodgers**  
**Dodger Stadium, Los Angeles, CA**

Sat Jun 29 1968, 7:05 PM PDT  
Att. 21,923 - Unknown

livebaseballscorecards.com

<b>AB</b>	<b>33</b>
<b>R</b>	<b>7</b>
<b>H</b>	<b>12</b>
<b>RBI</b>	<b>7</b>
<b>BB</b>	<b>6</b>
<b>SO</b>	<b>3</b>
<b>LOB</b>	<b>13</b>

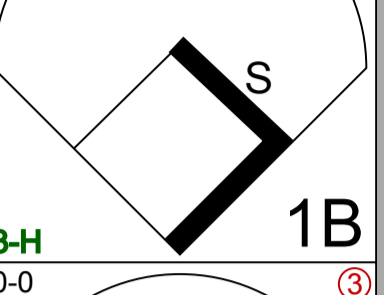
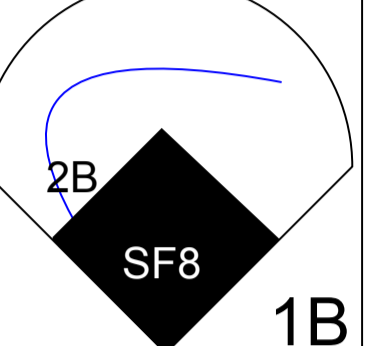
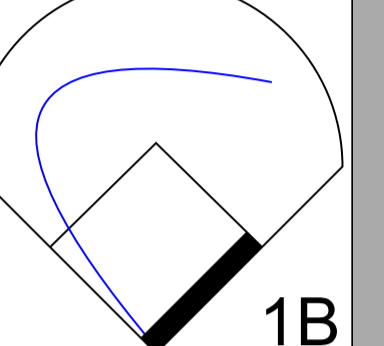
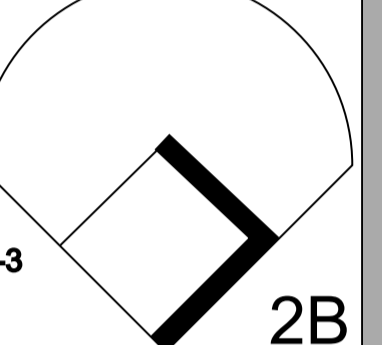
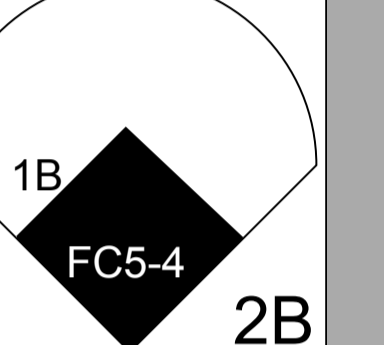


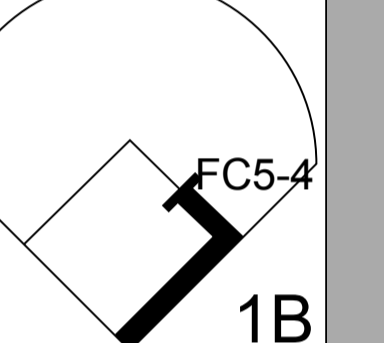
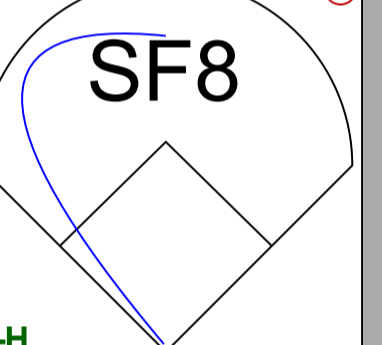
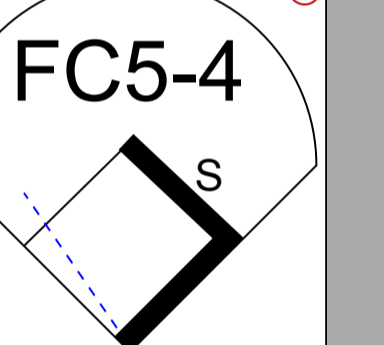

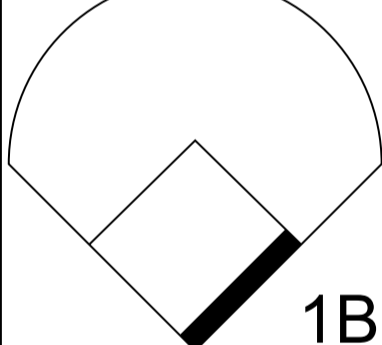
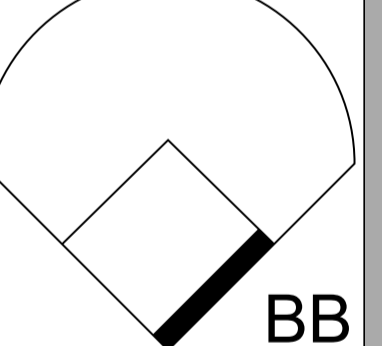
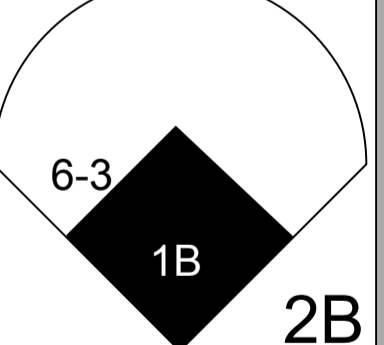
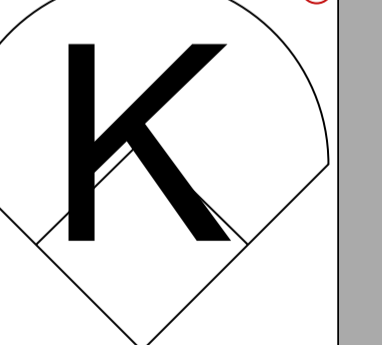


WP: 0	PA: 40
PB: 0	CS: 0
SB: 0	
1B: 10	SF: 0
2B: 1	SAC: 1
3B: 0	DP: 2
HR: 1	HBP: 0

Batter	1	2	3	4	5	6	7	8	9	AB R H RBI BB SO LOB	TOP									
Felipe Alou, R (1, 8) OBP: 0.347, SLG: 0.427	0-0 F3		0-0 1B		0-0 P6-3			4-0 FC5-4 BB		3 0 1 2 1 0 1	<b>Atlanta Braves @ Los Angeles Dodgers</b> <b>Dodger Stadium, Los Angeles, CA</b> Sun Jun 30 1968, 3:33 AM PDT Att: 19,136 - Unknown									
Clete Boyer, R (1, 5) OBP: 0.270, SLG: 0.299	0-0 F4		0-0 F2			0-0 1B		0-0 FC5-4 1-2f		4 0 1 0 0 0 2										
Hank Aaron, R (1, 9) OBP: 0.311, SLG: 0.466	0-0 F8		0-0 F7			0-0 F8		0-0 P5		4 0 0 0 0 0 3										
Joe Torre, R (1, 2) OBP: 0.335, SLG: 0.431		0-0 4-3		0-0 P6-3		0-0 F3		0-0 FC4-6 1B		4 0 1 0 0 0 1										
Felix Millan, R (9, PR) OBP: 0.337, SLG: 0.365										0 0 0 0 0 0 0										
Tito Francona, L (1, 3) OBP: 0.418, SLG: 0.409		0-0 F5		4-0 P4-6-3 BB		0-0 1-3		0-0 FC4-6 1-2f		3 0 0 0 1 0 2										
Tommie Aaron, R (9, PR) OBP: 0.316, SLG: 0.305										0 0 0 0 0 0 0										
Mike Lum, L (1, 7) OBP: 0.259, SLG: 0.304		0-0 5-3		0-0 P4-6-3 1-2f			0-0 4-3		0-0 P6	4 0 0 0 0 0 2										
Sonny Jackson, L (1, 6) OBP: 0.290, SLG: 0.276			1-0 SH1-4 1B HBP		0-3 K		0-0 P6-3		0-0 F7	2 1 0 0 0 1 0										
Deron Johnson, R (9, PH) OBP: 0.293, SLG: 0.312										1 0 0 0 0 0 1										
Marty Martinez, S (1, 4) OBP: 0.311, SLG: 0.282			0-0 SH1-4 1B 1B		4-0 BB		0-0 CS 1B			2 1 2 0 1 0 0										
Ron Reed, R (1, 1) OBP: 0.189, SLG: 0.143			0-0 SH1-4		0-3 K		0-0 P	0-3 K		2 0 0 0 0 1 2										
Mike Page, L (8, PH) OBP: 0.222, SLG: 0.222			1-2 2-3				1-2			1 0 0 0 0 1 0										
Jim Britton, R (8, 1)										0 0 0 0 0 0 0										
<b>Inning Stats</b>	R: 0 E: 0 K: 0 S: 3	H: 0 LOB: 0 BB: 0 P: 3	R: 0 E: 0 K: 0 S: 3	H: 0 LOB: 0 BB: 0 P: 3	R: 2 E: 0 K: 0 S: 5	H: 2 LOB: 1 BB: 0 P: 6	R: 0 E: 0 K: 0 S: 2	H: 0 LOB: 0 BB: 1 P: 6	R: 0 E: 0 K: 0 S: 7	H: 0 LOB: 1 BB: 1 P: 11	R: 0 E: 0 K: 2 S: 4	H: 1 LOB: 1 BB: 0 P: 4	R: 0 E: 1 K: 1 S: 5	H: 0 LOB: 1 BB: 1 P: 9	R: 0 E: 0 K: 0 S: 4	H: 1 LOB: 1 BB: 0 P: 4	1B: 5 2B: 0 3B: 0 HR: 0	SF: 0 SAC: 1 DP: 1 HBP: 1	WP: 0 PB: 0 SB: 0 CS: 1	PA: 35
<b>PITCHER</b> Mudcat Grant, R (1, 1) ERA: 2.5	IP: 9.0 WLS: W BF: 35 H: 5 R: 2 ER: 2 SO: 3 BB: 3 IBB: 0 HBP: 1 BLK: 0 WP: 0 HR: 0 S: 36 P: 49 ERA: 2.00 WHIP: 0.889											<b>PITCHER</b>	IP: WLS: BF: H: R: ER: SO: BB: IBB: HBP: BLK: WP: HR: S: P: ERA: WHIP:							

<b>AB</b>	30
<b>R</b>	2
<b>H</b>	5
<b>RBI</b>	2
<b>BB</b>	3
<b>SO</b>	3
<b>LOB</b>	14



Batter	1	2	3	4	5	6	7	8	9	AB	R	H	RBI	BB	SO	LOB
Willie Davis, L OBP: 0.258, SLG: 0.317 (1, 8) x	0-0 6-3 x	0-0  1B x		0-0 6-3 x			0-0 F3 x			4	0	1	1	0	0	0
Paul Popovich, S OBP: 0.315, SLG: 0.304 (1, 6) x	0-0  SF8 1B x	0-0 F5 x				0-0  1B x	0-0 P3 x			4	1	2	0	0	0	1
Len Gabrielson, L OBP: 0.328, SLG: 0.492 (1, 7) x	0-0  2B x		0-0  1B FC5-4 2B x			0-3  K x	0-0 4-3 x			4	1	2	0	0	1	1
Tom Haller, L OBP: 0.348, SLG: 0.367 (1, 2) x	4-0  IBB x		0-0  FC5-4 1B x			0-0 F5 x		0-0 4-3 x		3	0	1	0	1	0	1
Ken Boyer, R OBP: 0.329, SLG: 0.355 (1, 5) x	0-0  SF8 x		0-0  FC5-4 x			0-0 4-3 x		0-0 F9 x		3	0	0	2	0	0	2
Ron Fairly, L OBP: 0.259, SLG: 0.255 (1, 9) x	0-0 5-3 x		0-3  K x			0-0 4-3 x		0-0  1B x		4	0	1	0	0	1	3
Jim Lefebvre, S OBP: 0.234, SLG: 0.322 (1, 4) x		0-0 4-3 x	0-0 G3 x			4-0  BB x		0-0 1-3 x		3	0	0	0	1	0	2
Wes Parker, S OBP: 0.314, SLG: 0.329 (1, 3) x		0-0  6-3 1B 2B x		0-3  K x		0-0 F9 x				3	1	1	0	0	1	1
Mudcat Grant, R OBP: 0.200, SLG: 0.400 (1, 1) x		0-0 6-3 x		0-0 G3 x		0-0 L7 x				3	0	0	0	0	0	2

Inning Stats	R: 1	H: 2	E: 0	LOB: 2	K: 0	BB: 1	S: 5	R: 1	H: 2	E: 0	LOB: 1	K: 0	BB: 0	S: 5	R: 1	H: 2	E: 0	LOB: 1	K: 1	BB: 0	S: 7	R: 0	H: 0	E: 0	LOB: 0	K: 1	BB: 0	S: 5	R: 0	H: 1	E: 0	LOB: 1	K: 1	BB: 0	S: 6	R: 0	H: 0	E: 0	LOB: 1	K: 0	BB: 1	S: 3	R: 0	H: 0	E: 0	LOB: 0	K: 0	BB: 0	S: 3	R: 0	H: 1	E: 0	LOB: 1	K: 0	BB: 0	S: 4	R: 0	H: 1	E: 0	LOB: 1	K: 0	BB: 0	S: 4
--------------	------	------	------	--------	------	-------	------	------	------	------	--------	------	-------	------	------	------	------	--------	------	-------	------	------	------	------	--------	------	-------	------	------	------	------	--------	------	-------	------	------	------	------	--------	------	-------	------	------	------	------	--------	------	-------	------	------	------	------	--------	------	-------	------	------	------	------	--------	------	-------	------

PITCHER	IP	WLS	BF	H	R	ER	SO	BB	IBB	HBP	BLK	WP	HR	S	P	ERA	WHIP
Ron Reed, R ERA: 2.91 (1, 1)	7.0	L	30	7	3	3	3	1	1	0	0	0	0	34	42	3.86	1.143
Jim Britton, R ERA: 2.57 (8, 1)	1.0		4	1	0	0	0	0	0	0	0	0	0	4	4	0.00	1.000

**BOTTOM**

**Atlanta Braves @ Los Angeles Dodgers**  
**Dodger Stadium, Los Angeles, CA**  
 Sun Jun 30 1968, 3:33 AM PDT  
 Att. 19,136 - Unknown

AB	31
R	3
H	8
RBI	3
BB	2
SO	3
LOB	13



WP	PA	3B	DP	HR	CS
3	34	0	0	0	0

Batter	1	2	3	4	5	6	7	8	9	AB R H RBI BB SO LOB	TOP											
Lou Brock, L (1, 7) OBP: 0.302, SLG: 0.415	0-0 F8 1B		0-0 F7		0-0 FC6-4		0-0 PB 1B		0-0 F7	5 1 2 1 0 0 3												
Curt Flood, R (1, 8) OBP: 0.361, SLG: 0.406	0-0 F8 1-2		0-0 P4			0-0 1B SF8	0-0 1B	0-0 2-H 1B	0-0 G3	5 1 2 1 0 0 2												
Johnny Edwards, L (1, 2) OBP: 0.284, SLG: 0.365	0-3 K			0-0 4-3		0-0 1B	0-0 F8			4 0 1 0 0 1 1												
Orlando Cepeda, R (1, 3) OBP: 0.332, SLG: 0.427		0-0 5-3		0-0 F2		0-0 SF8	0-0 F8			3 0 0 1 0 0 1												
Bobby Tolan, L (1, 9) OBP: 0.294, SLG: 0.394		0-0 1B SF7 1B		0-0 3-1		0-0 P5		0-0 4-3		4 1 1 0 0 0 1												
Mike Shannon, R (1, 5) OBP: 0.321, SLG: 0.420		0-0 1B FC4-6 1B		0-0 4-3		0-3 K		0-0 4-3		4 0 1 0 0 1 1												
Julian Javier, R (1, 4) OBP: 0.273, SLG: 0.336		0-0 SF7		0-0 S 1B			0-0 1B G4 1B	0-3 K		3 1 2 1 0 1 0												
Dal Maxvill, R (1, 6) OBP: 0.298, SLG: 0.278		0-0 FC4-6 1-2		0-3 K			0-0 1B G4 1B		0-0 F8	4 1 1 0 0 1 2												
Bob Gibson, R (1, 1) OBP: 0.224, SLG: 0.159			0-3 K		4-0 FC6-4 BB		0-0 G4		4-0 BB	2 0 0 1 2 1 1												
<b>Inning Stats</b>	R: 0 E: 0 K: 1 S: 5	H: 1 LOB: 0 BB: 0 P: 5	R: 1 E: 0 K: 0 S: 5	H: 2 LOB: 1 BB: 0 P: 5	R: 0 E: 0 K: 1 S: 5	H: 0 LOB: 0 BB: 0 P: 5	R: 0 E: 0 K: 0 S: 3	H: 0 LOB: 0 BB: 0 P: 3	R: 0 E: 0 K: 1 S: 6	H: 1 LOB: 2 BB: 1 P: 10	R: 1 E: 0 K: 1 S: 7	H: 2 LOB: 1 BB: 0 P: 7	R: 3 E: 0 K: 0 S: 7	H: 4 LOB: 1 BB: 0 P: 7	R: 0 E: 0 K: 1 S: 5	H: 0 LOB: 0 BB: 0 P: 5	R: 0 E: 0 K: 0 S: 3	H: 0 LOB: 1 BB: 1 P: 7	1B: 10 2B: 0 3B: 0 HR: 0	SF: 2 SAC: 0 DP: 0 HBP: 0	WP: 0 PB: 1 SB: 1 CS: 0	PA: 38
<b>PITCHER</b>	IP WLS BF H R ER SO BB IBB HBP BLK WP HR S P ERA WHIP																					
Don Drysdale, R (1, 1) ERA: 1.46	6.1 L 29 10 5 5 4 1 0 0 0 0 0 0 36 40 7.11 1.737																					
Jim Brewer, L (7, 1) ERA: 2.06	1.2 5 0 0 0 1 0 0 0 0 0 0 0 7 7 0.00 0.000																					
John Purdin, R (9, 1) ERA: 2.23	1.0 4 0 0 0 0 1 0 0 0 0 0 0 3 7 0.00 1.000																					

St. Louis Cardinals @ Los Angeles Dodgers  
Dodger Stadium, Los Angeles, CA  
Mon Jul 01 1968, 7:05 PM PDT  
Att: 42,603 - Unknown

AB	34
R	5
H	10
RBI	5
BB	2
SO	5
LOB	12



BOTTOM

St. Louis Cardinals @ Los Angeles Dodgers  
Dodger Stadium, Los Angeles, CA

AB 33  
R 1  
H 9  
RBI 0  
BB 2  
SO 4  
LOB 18



WP: 2 PA: 37  
PB: 0  
SB: 0  
CS: 1

ERA 1.00 WHIP 1.222

Mon Jul 01 1968, 7:05 PM PDT  
Att. 42,603 - Unknown

AB R H RBI BB SO LOB


3	0	0	0	0	1	0	1
3	0	2	0	0	0	0	0
4	1	1	0	0	0	0	4
4	0	1	0	0	0	0	3
4	0	2	0	0	0	0	1
3	0	0	0	0	1	0	2
4	0	1	0	0	0	0	1
4	0	1	0	0	0	1	3
2	0	0	0	0	0	2	1
0	0	0	0	0	0	0	0
1	0	1	0	0	0	0	0
0	0	0	0	0	0	0	0
0	0	0	0	0	0	0	0
1	0	0	0	0	0	1	2

Batter	1	2	3	4	5	6	7	8	9
Willie Davis, L (1, 8) OBP: 0.258, SLG: 0.314	0-0 4-3 1B		0-0 F8 1B			4-0 G3 SH1-4 BB 1B		0-0 F8 1B	
Paul Popovich, S (1, 6) OBP: 0.320, SLG: 0.310	0-0 P3 1B		0-0 G3-6-3 1B 1B			0-0 SH1-4 1-2 1B		0-0 FC4-6 1-3 1B	
Len Gabrielson, L (1, 7) OBP: 0.326, SLG: 0.484	0-0 1B WP 1B 1B		0-0 G3-6-3 1-2f			0-0 G3 2-3		0-0 F7 1B	
Tom Haller, L (1, 2) OBP: 0.346, SLG: 0.365	0-0 WP 1B 1-3 1B			0-0 4-3 1B		0-0 P4 1B		0-0 FC4-6 1-2f 1B	
Ron Fairly, L (1, 9) OBP: 0.262, SLG: 0.259	0-0 3-1 1-3 3-H 1B			0-0 FC4-6 1B			0-0 1B 1B		0-0 3-1 1B
Ken Boyer, R (1, 5) OBP: 0.326, SLG: 0.346		0-0 F3 1B		0-0 FC4-6 1-2f CS 1B			0-0 F7 1B	4-0 1B BB 1B	
Jim Lefebvre, S (1, 4) OBP: 0.235, SLG: 0.319		0-0 F3 1B		0-0 CS 1-2 1B	0-0 P3 1B		0-0 F5 1B	0-0 1B 1-3 1B	
Wes Parker, S (1, 3) OBP: 0.313, SLG: 0.331		0-0 2B 1B			0-3 K 1B		0-0 P4 1B	0-0 F5 1B	
Don Drysdale, R (1, 1) OBP: 0.184, SLG: 0.204		0-3 K 1B			0-3 K 1B			0-0 1B 1B 1B	0-3 K 1B
Jim Brewer, L (7, 1) OBP: 0.333, SLG: 0.333									
Jim Fahey, L (8, PH) OBP: 0.286, SLG: 0.368									
John Purdin, R (9, 1) OBP: 0.500, SLG: 0.500									
Bob Bailey, R (9, PH) OBP: 0.320, SLG: 0.333									

Inning Stats	R: 1 H: 2 E: 0 K: 0 S: 5	H: 2 LOB: 1 BB: 0 P: 5	R: 0 H: 1 E: 0 K: 1 S: 6	H: 1 LOB: 1 BB: 0 P: 6	R: 0 H: 1 E: 0 K: 0 S: 3	H: 1 LOB: 0 BB: 0 P: 3	R: 0 H: 1 E: 0 K: 0 S: 3	H: 0 LOB: 0 BB: 0 P: 3	R: 0 H: 0 E: 0 K: 2 S: 7	H: 0 LOB: 0 BB: 0 P: 7	R: 0 H: 0 E: 0 K: 0 S: 3	H: 0 LOB: 1 BB: 1 P: 7	R: 0 H: 1 E: 0 K: 0 S: 4	H: 1 LOB: 1 BB: 0 P: 4	R: 0 H: 2 E: 0 K: 0 S: 5	H: 2 LOB: 2 BB: 0 P: 5	R: 0 H: 1 E: 0 K: 1 S: 6	H: 1 LOB: 2 BB: 1 P: 10
--------------	--------------------------	------------------------	--------------------------	------------------------	--------------------------	------------------------	--------------------------	------------------------	--------------------------	------------------------	--------------------------	------------------------	--------------------------	------------------------	--------------------------	------------------------	--------------------------	-------------------------

PITCHER	IP 9.0 WLS W BF 36 H 9 R 1 ER 1 SO 4	BB 2 IBB 0 HBP 0 BLK 0 WP 1 HR 0 S 42 P 50 ERA 1.00 WHIP 1.222
---------	--------------------------------------	--

PITCHER	IP 9.0 WLS W BF 36 H 9 R 1 ER 1 SO 4	BB 2 IBB 0 HBP 0 BLK 0 WP 1 HR 0 S 42 P 50 ERA 1.00 WHIP 1.222
---------	--------------------------------------	--

Batter	1	2	3	4	5	6	7	8	9	AB R H RBI BB SO LOB	TOP															
Lou Brock, L OBP: 0.303, SLG: 0.421 (1, 7) X	0-0 WP 4-3 2B		0-3 K			0-0 4-3	0-0 P6 FC6-4		0-0 WP FC5-2-5 2B	5 1 2 1 0 1 2	<b>St. Louis Cardinals @ Los Angeles Dodgers</b> Dodger Stadium, Los Angeles, CA Tue Jul 02 1968, 7:05 PM PDT Att. 22,828 - Unknown  <b>livebaseballscores.com</b>  <b>AB 32</b> <b>R 5</b> <b>H 8</b> <b>RBI 4</b> <b>BB 3</b> <b>SO 6</b> <b>LOB 16</b>  															
Curt Flood, R OBP: 0.356, SLG: 0.400 (1, 8) X	0-0 4-3 2-H		0-0 P6-3			0-0 1-3	0-0 FC6-4 1-2f		0-0 FC5-2-5 WP 2-H	5 0 0 1 0 0 4																
Johnny Edwards, L OBP: 0.301, SLG: 0.364 (1, 2) X	0-0 F7					4-0 BB		4-0 1B BB	0-0 4-3 1-2	3 1 1 0 2 0 1																
Orlando Cepeda, R OBP: 0.328, SLG: 0.421 (1, 3) S S S	0-3 K					0-0 FC6-4 9-3 1-2f		0-0 F7		4 0 0 0 0 2 3																
Bobby Tolan, L OBP: 0.301, SLG: 0.398 (1, 9) S S S			0-3 K			0-0 9-3 1-2f		0-0 1B SH3-4 1B	0-0 1B FC4-2-5 1B	4 1 2 0 0 1 1																
Mike Shannon, R OBP: 0.321, SLG: 0.419 (1, 5) X			0-0 P1			0-3 K		0-0 SH3-4	0-0 FC4-2-5 1-3 2-H 1B	3 0 1 1 0 1 0																
Julian Javier, R OBP: 0.273, SLG: 0.335 (1, 4) X			0-0 F8			0-0 P5		0-0 F9 E 1B	0-0 FC4-2-5 1-3 3-H	4 1 1 0 0 0 2																
Dick Schofield, S OBP: 0.321, SLG: 0.434 (1, 6) X			0-0 E3 SH1-4			1-0 HBP		0-0 E 1-2 3-H 1B	4-0 SH3-4 2B BB	2 1 1 1 1 0 0																
Larry Jaster, L OBP: 0.087, SLG: 0.045 (1, 1) X			0-0 SH1-4			0-3 K		0-0 F9 2-3	0-0 SH3-4 1-2	2 0 0 0 0 1 3																
Wayne Granger, R OBP: 0.333, SLG: 0.333 (7, 1) X										0 0 0 0 0 0 0																
Joe Hoerner, R (8, 1)										0 0 0 0 0 0 0																
<b>Inning Stats</b>	R: 1 E: 0 K: 1 S: 6 H: 1 LOB: 0 BB: 0 P: 6	R: 0 E: 0 K: 1 S: 5 H: 0 LOB: 0 BB: 0 P: 5	R: 0 E: 1 K: 1 S: 6 H: 0 LOB: 1 BB: 0 P: 6	R: 0 E: 0 K: 0 S: 3 H: 1 LOB: 0 BB: 0 P: 3	R: 0 E: 0 K: 2 S: 7 H: 0 LOB: 1 BB: 0 P: 8	R: 0 E: 0 K: 1 S: 5 H: 0 LOB: 1 BB: 1 P: 9	R: 2 E: 1 K: 0 S: 7 H: 3 LOB: 2 BB: 0 P: 7	R: 1 E: 0 K: 0 S: 4 H: 2 LOB: 1 BB: 1 P: 8	R: 1 E: 0 K: 0 S: 4 H: 1 LOB: 1 BB: 1 P: 8	1B: 6 2B: 4 3B: 0 HR: 0 SF: 0 SAC: 3 DP: 2 HBP: 1	WP: 3 PB: 0 SB: 0 CS: 0 PA: 39															
<b>PITCHER</b>	IP WLS BF H R ER SO BB IBB HBP BLK WP HR S P ERA WHIP											<b>PITCHER</b>	IP WLS BF H R ER SO BB IBB HBP BLK WP HR S P ERA WHIP													
Bill Singer, R ERA: 2.38 (1, 1)	7.0	29	5	3	2	6	1	0	1	0	1	0	39	44	2.57	0.857										
Jim Brewer, L ERA: 2.29 (8, 1)	0.1	L	4	2	1	1	0	1	0	0	0	0	3	7	27.00	9.000										
Jack Billingham, R ERA: 2.48 (8, 1)	1.2		6	1	1	1	0	1	0	0	0	2	0	5	5.40	1.200										



Batter	1	2	3	4	5	6	7	8	9	AB	R	H	RBI	BB	SO	LOB
Willie Davis, L (1, 8) OBP: 0.254, SLG: 0.310	0-3 K ①		0-0 F9 ③			0-3 K ②		0-0 4-3 ①	0-3 K ②	5	0	0	0	0	3	2
Paul Popovich, S (1, 6) OBP: 0.313, SLG: 0.302	0-0 P8 ②			0-0 P ①		0-3 K ③		0-0 P1-3 ②	0-0 L4 ③	5	0	0	0	0	1	2
Ted Savage, R (1, 9) OBP: 0.246, SLG: 0.351 Len Gabrielson, L (8, PH) OBP: 0.331, SLG: 0.488 (9, 7)	1-0 FC6-4 HBP			0-0 F8 ②			0-3 K ①	0-0 BB BB 1B		2	0	0	0	0	1	0
Ken Boyer, R (1, 3) OBP: 0.331, SLG: 0.346 (9, 5)	0-0 FC6-4 ③			0-0 P6 ③			0-0 BB BB 3B 1B	4-0 BB BB 1-2 BB		3	1	1	0	1	0	1
Bob Bailey, R (1, 5) OBP: 0.325, SLG: 0.335 Ron Fairly, L (8, PH) OBP: 0.265, SLG: 0.259 (9, 9)		0-0 6-3 ①			0-0 G3 1B		4-0 BB BB 3B 1B	4-0 BB BB 1-2 2-3 BB		2	1	1	0	1	0	0
Jim Lefebvre, S (1, 4) OBP: 0.235, SLG: 0.337		0-0 5-3 ②			0-0 F7 ①		0-0 BB 1B 3B	0-0 P4 ③		4	1	1	2	0	0	4
Tom Haller, L (1, 2) OBP: 0.345, SLG: 0.363		0-3 K ③			0-0 G3 1-2		0-3 K ②			4	0	1	0	0	2	2
Wes Parker, S (1, 7) OBP: 0.315, SLG: 0.333 (9, 3)			0-0 F8 ①		0-0 5-3 ③		0-0 1B			4	0	2	1	0	0	1
Bill Singer, R (1, 1) Luis Alcaraz, R (7, PH) Jim Fairey, L (7, PH) Jim Brewer, L (8, 1) Jack Billingham, R (8, 1) Zolo Versalles, R (9, PH) OBP: 0.150, SLG: 0.205 OBP: 0.227, SLG: 0.228 OBP: 0.281, SLG: 0.362 OBP: 0.353, SLG: 0.333 OBP: 0.230, SLG: 0.266			0-0 P4 ②			0-0 F9 ①	0-0 4-3 ③		0-0 P5 ①	2	0	0	0	0	0	0

Inning Stats	R: 0	H: 0	E: 0	K: 1	S: 5	LOB: 1	BB: 0	P: 6	R: 0	H: 0	E: 0	K: 1	S: 5	LOB: 0	BB: 0	P: 5	R: 0	H: 0	E: 0	K: 0	S: 3	LOB: 0	BB: 0	P: 3	R: 0	H: 0	E: 0	K: 0	S: 3	LOB: 1	BB: 0	P: 4	R: 0	H: 0	E: 0	K: 2	S: 7	LOB: 0	BB: 0	P: 7	R: 3	H: 3	E: 0	K: 2	S: 10	LOB: 1	BB: 1	P: 14	R: 0	H: 1	E: 0	K: 0	S: 4	LOB: 3	BB: 2	P: 12	R: 0	H: 2	E: 0	K: 1	S: 7	LOB: 2	BB: 0	P: 7	1B: 6	SF: 0	2B: 0	SAC: 0	3B: 1	DP: 0	HR: 0	HBP: 1	WP: 0	PA: 38
--------------	------	------	------	------	------	--------	-------	------	------	------	------	------	------	--------	-------	------	------	------	------	------	------	--------	-------	------	------	------	------	------	------	--------	-------	------	------	------	------	------	------	--------	-------	------	------	------	------	------	-------	--------	-------	-------	------	------	------	------	------	--------	-------	-------	------	------	------	------	------	--------	-------	------	-------	-------	-------	--------	-------	-------	-------	--------	-------	--------

PITCHER	IP	WLS	BF	H	R	ER	SO	BB	IBB	HBP	BLK	WP	HR	S	P	ERA	WHIP
Larry Jaster, L (1, 1) ERA: 2.01	6.2		26	4	3	3	6	1	0	1	0	0	0	36	41	4.05	0.750
Wayne Granger, R (7, 1) ERA: 1.15	1.0	W	5	1	0	0	0	1	0	0	0	0	0	4	8	0.00	2.000
Joe Hoerner, L (8, 1) ERA: 1.85	1.1	S	7	2	0	0	1	1	0	0	0	0	0	8	12	0.00	2.250

BOTTOM

St. Louis Cardinals @ Los Angeles Dodgers  
 Dodger Stadium, Los Angeles, CA  
 Tue Jul 02 1968, 7:05 PM PDT  
 Att. 22,828 - Unknown

livebaseballscorecards.com

AB	34
R	3
H	7
RBI	3
BB	3
SO	7
LOB	15



Batter	1	2	3	4	5	6	7	8	9	AB R H RBI BB SO LOB
Lou Brock, L (1, 7) OBP: 0.302, SLG: 0.417	0-3 K		0-0 F7		0-3 K		0-0 FC3-6 1B	0-0 F7		5 0 1 0 0 2 5
Julian Javier, R (1, 4) OBP: 0.272, SLG: 0.336	0-3 K		0-3 K		0-0 2B		0-0 FC3-6 1-2f 2-3	0-0 F2		5 0 1 1 0 2 3
Curt Flood, R (1, 8) OBP: 0.357, SLG: 0.400	0-0 FC6-4 1B			0-0 P6-3	0-0 P6		0-0 F8	0-0 BB 1B		5 0 2 0 0 0 3
Orlando Cepeda, R (1, 3) OBP: 0.332, SLG: 0.422	0-0 FC6-4 1-2f			0-0 1B 1B		0-0 P6-3 1B		4-0 2B SF8 BB	0-3 K	4 1 2 0 1 1 2
Mike Shannon, R (1, 5) OBP: 0.329, SLG: 0.431		0-0 P5-3-6 2B		0-0 1-2 1B		0-0 P6-3 1-2f		0-0 HBP 1-3 2B	4-0 BB	4 0 3 0 1 0 1
Johnny Edwards, L (1, 2) OBP: 0.296, SLG: 0.352		0-0 P5-3-6 2-3f		0-0 F8		4-0 BB		0-0 SF8	0-0 F8	3 0 0 1 1 0 5
Bobby Tolan, L (1, 9) OBP: 0.291, SLG: 0.384		0-0 4-1		0-0 P6-3		0-0 G3		0-3 K		4 0 0 0 0 1 4
Dick Schofield, S (1, 6) OBP: 0.317, SLG: 0.411			0-0 F2		0-0 F9		0-0 F7	4-0 HBP IBB		3 0 0 0 1 0 0
Nelson Briles, R (1, 1) OBP: 0.178, SLG: 0.122			4-0 BB		0-0 2B		4-0 FC3-6 1B BB	1-0 1-2 2-3 HBP		1 1 1 0 2 0 0

TOP	
AB 34	
R 2	
H 10	
RBI 2	
BB 6	
SO 6	
LOB 23	
WP: 0 PA: 42	
PB: 0	
SB: 0	
CS: 0	

St. Louis Cardinals @ Los Angeles Dodgers  
Dodger Stadium, Los Angeles, CA  
Wed Jul 03 1968, 7:05 PM PDT  
Att. 24,178 - Unknown

Inning Stats	R: 0	H: 1	R: 0	H: 1	R: 0	H: 0	R: 0	H: 2	R: 1	H: 2	R: 0	H: 1	R: 1	H: 1	R: 0	H: 1	R: 0	H: 1	R: 0	H: 1	1B: 6	SF: 1	WP: 0	PA: 42
E: 0	LOB: 1	E: 0	LOB: 0	E: 0	LOB: 1	E: 0	LOB: 2	E: 0	LOB: 1	E: 0	LOB: 1	E: 0	LOB: 3	E: 0	LOB: 2	E: 0	LOB: 2	E: 0	LOB: 3	2B: 5	SAC: 0			
K: 2	BB: 0	K: 0	BB: 0	K: 1	BB: 1	K: 0	BB: 0	K: 1	BB: 1	K: 0	BB: 1	K: 0	BB: 1	K: 1	BB: 1	K: 1	BB: 1	K: 0	BB: 1	3B: 0	DP: 2			
S: 8	P: 8	S: 3	P: 3	S: 5	P: 9	S: 5	P: 5	S: 7	P: 7	S: 3	P: 7	S: 4	P: 8	S: 6	P: 15	S: 6	P: 10	S: 6	P: 10	HR: 0	HBP: 1			

PITCHER	IP	WLS	BF	H	R	ER	SO	BB	IBB	HBP	BLK	WP	HR	S	P	ERA	WHIP
Mike Kekich, L (1, 1) ERA: 2.79	7.0	L	32	9	2	2	4	4	0	0	0	0	0	36	52	2.57	1.857
Hank Aguirre, L (8, 1) ERA: 0.84	1.0		5	0	0	0	1	0	1	1	0	0	0	5	10	0.00	0.000
Don Sutton, R (9, 1) ERA: 3.29	1.0		5	1	0	0	1	1	0	0	0	0	0	6	10	0.00	2.000





Batter	1	2	3	4	5	6	7	8	9	AB R H RBI BB SO LOB	TOP
Lou Brock, L (1, 7) X OBP: 0.303, SLG: 0.417	0-0 F8		0-3 K		0-0 K		0-3 K		0-0 K	5 0 2 0 0 2 2	
Julian Javier, R (1, 4) X OBP: 0.274, SLG: 0.340	0-0 5-3		0-0 K		0-3 K			0-0 HR	0-0 P6	5 1 2 1 0 1 4	
Curt Flood, R (1, 8) X OBP: 0.353, SLG: 0.395	0-0 F3		0-3 K							4 0 0 0 0 1 2	
Orlando Cepeda, R (1, 3) X OBP: 0.334, SLG: 0.423		0-0 F9		0-0 K				0-0 F8		4 0 2 0 0 0 1	
Mike Shannon, R (1, 5) X OBP: 0.328, SLG: 0.439		0-3 K		0-0 P6				0-0 FC4-6	0-0 FC4-6	4 1 1 2 0 1 2	
Tim McCarver, L (1, 2) X OBP: 0.293, SLG: 0.353		4-0 FC6-4 BB		0-3 K				0-0 P4-3	0-0 P4-3	3 0 0 0 1 1 2	
Bobby Tolan, L (1, 9) X OBP: 0.289, SLG: 0.379		0-0 FC6-4		0-0 P4-3						4 0 1 0 0 0 2	
Dick Schofield, S (1, 6) X OBP: 0.328, SLG: 0.433			0-0 SH2-4 2B		0-0 E6			0-0 SH1-4	0-3 K	4 1 2 0 0 1 1	
Ray Washburn, R (1, 1) X Joe Hoerner, R (8, 1) Dick Hughes, R (9, 1)			0-0 SH2-4		0-0 P3			0-0 SH1-4	0-3 K	1 0 0 0 0 0 1	
Inning Stats	R: 0 H: 0 E: 0 LOB: 0 K: 0 BB: 0 S: 3 P: 3	R: 0 H: 0 E: 0 LOB: 1 K: 1 BB: 1 S: 5 P: 9	R: 1 H: 2 E: 0 LOB: 1 K: 2 BB: 0 S: 9 P: 9	R: 0 H: 1 E: 0 LOB: 1 K: 1 BB: 0 S: 6 P: 6	R: 0 H: 1 E: 1 LOB: 2 K: 1 BB: 0 S: 6 P: 6	R: 0 H: 1 E: 0 LOB: 1 K: 0 BB: 0 S: 4 P: 4	R: 0 H: 1 E: 0 LOB: 1 K: 1 BB: 0 S: 6 P: 6	R: 2 H: 2 E: 0 LOB: 0 K: 0 BB: 0 S: 5 P: 5	R: 0 H: 2 E: 0 LOB: 2 K: 2 BB: 0 S: 9 P: 9	1B: 7 SF: 0 2B: 3 SAC: 2 3B: 0 DP: 1 HR: 1 HBP: 0	WP: 1 PA: 38 PB: 0 SB: 0 CS: 1
PITCHER Claude Osteen, L (1, 1) ERA: 3.05 Don Sutton, R (9, 1) ERA: 3.28	IP WLS BF H R ER SO BB IBB HBP BLK WP HR S P ERA WHIP	PITCHER IP WLS BF H R ER SO BB IBB HBP BLK WP HR S P ERA WHIP									

St. Louis Cardinals @ Los Angeles Dodgers  
 Dodger Stadium, Los Angeles, CA  
 Thu Jul 04 1968, 3:33 AM PDT  
 Att: 21,681 - Unknown

AB 35  
 R 3  
 H 10  
 RBI 3  
 BB 1  
 SO 8  
 LOB 18



Batter	1	2	3	4	5	6	7	8	9	AB	R	H	RBI	BB	SO	LOB
Willie Davis, L OBP: 0.254, SLG: 0.308 (1, 8)	0-3 K	0-3 K			0-0 CS 1B		0-0 F9			4	0	1	0	0	2	2
Paul Popovich, S OBP: 0.306, SLG: 0.295 (1, 4)	0-0 1B		0-0 F5		0-0 P9		0-0 P3-1			4	1	1	0	0	0	2
Len Gabrielson, L OBP: 0.348, SLG: 0.515 (1, 7)	0-0 1B		0-3 K		0-0 4-3			0-0 HR		4	1	2	1	0	1	0
Tom Haller, L OBP: 0.349, SLG: 0.380 (1, 2)	0-0 1B		0-0 2B		0-0 F9			0-0 P6		4	0	2	1	0	0	0
Jim Lefebvre, S OBP: 0.236, SLG: 0.324 (1, 5)	0-0 F7		0-0 1-3		0-0 BB			0-0 5-3		3	0	0	0	1	0	3
Wes Parker, S OBP: 0.311, SLG: 0.331 (1, 3)	0-0 F3		0-0 F8		0-0 P6			0-0 P6		4	0	0	0	0	0	3
Jim Fairey, L OBP: 0.299, SLG: 0.377 (1, 9)		0-0 1B		0-0 SH2-3 1B		0-0 F2			0-0 G1-3-6 1B	3	0	2	0	0	0	1
Ted Savage, R OBP: 0.258, SLG: 0.362 (9, PH)										1	0	1	0	0	0	0
Zoilo Versalles, R OBP: 0.231, SLG: 0.267 (1, 6)		0-0 F8		0-0 SH2-3		0-0 SH3-4 1B			0-0 G1-3-6	3	0	1	0	0	0	2
Claude Osteen, L OBP: 0.205, SLG: 0.273 (1, 1)		0-0 F8		0-0 4-3		0-0 SH3-4			0-0 G3	2	0	0	0	0	0	2
Don Sutton, R OBP: 0.267, SLG: 0.259 (9, 1)										0	0	0	0	0	0	0
Ron Fairly, L OBP: 0.260, SLG: 0.254 (9, PH)										1	0	0	0	0	0	0

Inning Stats	R: 1	H: 3	E: 0	K: 1	S: 8	H: 3	LOB: 2	BB: 0	P: 8	R: 0	H: 1	E: 0	K: 1	S: 6	H: 1	LOB: 1	BB: 0	P: 6	R: 0	H: 1	E: 0	K: 1	S: 6	R: 0	H: 1	E: 0	K: 0	S: 4	H: 0	LOB: 1	BB: 1	P: 7	R: 0	H: 1	E: 0	K: 0	S: 4	H: 1	LOB: 1	BB: 0	P: 4	R: 1	H: 1	E: 0	K: 0	S: 4	H: 1	LOB: 0	BB: 0	P: 4	R: 0	H: 1	E: 0	K: 0	S: 3	H: 1	LOB: 0	BB: 0	P: 3	1B: 8	SF: 0	2B: 1	3B: 0	HR: 1	SAC: 2	DP: 1	HBP: 0	WP: 0	PB: 0	SB: 0	CS: 1	PA: 36
--------------	------	------	------	------	------	------	--------	-------	------	------	------	------	------	------	------	--------	-------	------	------	------	------	------	------	------	------	------	------	------	------	--------	-------	------	------	------	------	------	------	------	--------	-------	------	------	------	------	------	------	------	--------	-------	------	------	------	------	------	------	------	--------	-------	------	-------	-------	-------	-------	-------	--------	-------	--------	-------	-------	-------	-------	--------

PITCHER	IP	WLS	BF	H	R	ER	SO	BB	IBB	HBP	BLK	WP	HR	S	P	ERA	WHIP
Ray Washburn, R ERA: 3.58 (1, 1)	7.0	W	30	9	2	2	3	1	0	0	0	0	1	35	39	2.57	1.429
Joe Hoerner, L ERA: 1.78 (8, 1)	1.0		4	1	0	0	0	0	0	0	0	0	0	4	4	0.00	1.000
Dick Hughes, R ERA: 6.04 (9, 1)	1.0	S	2	0	0	0	0	0	0	0	0	0	0	2	2	0.00	0.000

BOTTOM

St. Louis Cardinals @ Los Angeles Dodgers  
 Dodger Stadium, Los Angeles, CA  
 Thu Jul 04 1968, 3:33 AM PDT  
 Att. 21,681 - Unknown

livebaseballscorecards.com

AB	33
R	2
H	10
RBI	2
BB	1
SO	3
LOB	15



Batter	1	2	3	4	5	6	7	8	9	10	11	12	AB	R	H	RBI	BB	SO	LOB	TOP																
<b>Pete Rose, S</b> OBP: 0.394, SLG: 0.453 (1, 9) X	0-0 6-3		0-0 5-3			0-0 G3			0-0 L7		0-0 G3		5	0	0	0	0	0	1																	
<b>Alex Johnson, R</b> OBP: 0.336, SLG: 0.374 (1, 7) X	0-0 1-3			0-0 P4		0-0 5-3			0-0 1B		0-3 K		5	0	1	0	0	1	0																	
<b>Mack Jones, L</b> OBP: 0.307, SLG: 0.239 (1, 8) X	0-0 P4-3			0-0 3-1			0-0 3-1		4-0 IBB			0-0 F7		4	0	0	0	1	0	0																
<b>Tony Perez, R</b> OBP: 0.320, SLG: 0.389 (1, 5)		0-0 6-3		0-0 6-3			0-0 F3		0-0 L8			0-0 2B		5	1	1	0	0	0	2																
<b>Johnny Bench, R</b> OBP: 0.299, SLG: 0.414 (1, 2)		0-0 F9			0-0 P4		0-0 6-3		0-0 F8			4-0 2B		4	1	0	0	1	0	2																
<b>Lee May, R</b> OBP: 0.337, SLG: 0.431 (1, 3)		0-0 6-3			0-0 1B			0-0 5-3		0-0 F9		0-0 2B		5	0	2	2	0	0	0																
<b>Tommy Helms, R</b> OBP: 0.320, SLG: 0.390 (1, 4)			0-0 1B		0-0 F8		0-0 F2		0-0 1B		0-0 1B		5	0	2	0	0	0	1																	
<b>Woody Woodward, R</b> OBP: 0.279, SLG: 0.242 (1, 6)			0-3 K		0-0 P4		0-0 2B		0-0 2B		0-0 G1-6-3		3	0	1	0	0	1	2																	
<b>Fred Whitfield, L</b> OBP: 0.256, SLG: 0.247 (10, PH)			1-2 K								1-2f		1	0	0	0	0	0	1																	
<b>Leo Cardenas, R</b> OBP: 0.255, SLG: 0.227 (10, 6)													0	0	0	0	0	0	0																	
<b>George Culver, R</b> OBP: 0.057, SLG: 0.086 (1, 1)			0-3 K			0-0 L8		0-3 K			0-0 F8		3	0	0	0	0	2	2																	
<b>Giraldo Ruiz, S</b> OBP: 0.352, SLG: 0.306 (11, PH)													1	0	0	0	0	0	0																	
<b>Ted Abernathy, R</b> (11, 1)													0	0	0	0	0	0	0																	
<b>Inning Stats</b>	R: 0 E: 0 K: 0 S: 3	H: 0 LOB: 0 BB: 0 P: 3	R: 0 E: 0 K: 0 S: 3	H: 0 LOB: 0 BB: 0 P: 3	R: 0 E: 0 K: 2 S: 8	H: 1 LOB: 1 BB: 0 P: 8	R: 0 E: 0 K: 0 S: 3	H: 0 LOB: 0 BB: 0 P: 3	R: 0 E: 0 K: 0 S: 4	H: 1 LOB: 1 BB: 0 P: 4	R: 0 E: 0 K: 0 S: 3	H: 0 LOB: 0 BB: 0 P: 3	R: 0 E: 0 K: 0 S: 3	H: 1 LOB: 1 BB: 0 P: 6	R: 0 E: 0 K: 1 S: 6	H: 1 LOB: 2 BB: 1 P: 8	R: 0 E: 0 K: 0 S: 3	H: 1 LOB: 0 BB: 0 P: 3	R: 0 E: 0 K: 1 S: 5	H: 0 LOB: 0 BB: 0 P: 5	R: 2 E: 0 K: 0 S: 4	H: 2 LOB: 0 BB: 1 P: 8	1B: 5 2B: 2 3B: 0 HR: 0	SF: 0 SAC: 0 DP: 1 HBP: 0	WP: 0 PB: 0 SB: 4 CS: 0	PA: 43										
<b>PITCHER</b>	IP WLS BF	H R ER SO	BB IBB HBP BLK	WP HR S P	ERA WHIP	<b>PITCHER</b>																														
<b>Don Drysdale, R</b> ERA: 1.37 (1, 1)	10.0	5	0	0	3	0	0	0	0	0.00	0.500																									
<b>Don Sutton, R</b> ERA: 3.4 (11, 1)	2.0	L	8	2	2	1	0	1	0	0	0	0	0	9	13	9.00	1.000																			

**Cincinnati Reds @ Los Angeles Dodgers**  
 Dodger Stadium, Los Angeles, CA  
 Fri Jul 05 1968, 7:05 PM PDT  
 Att. 19,190 - Unknown

AB	41
R	2
H	7
RBI	2
BB	2
SO	4
LOB	11



livebaseballscorecards.com

Batter	1	2	3	4	5	6	7	8	9	10	11	12	AB	R	H	RBI	BB	SO	LOB								
Jim Fairey, L OBP: 0.292, SLG: 0.364 (1, 8)	0-0 B3		0-0 1B			0-0 6-3		0-0 5-3			0-0 G3		5	0	1	0	0	0	1								
Paul Popovich, S OBP: 0.308, SLG: 0.302 (1, 4) (11, 6)	0-0 P1-3		0-0 1B			0-0 P7			0-0 P2-3		0-0 2B		5	0	2	0	0	0	0								
Len Gabrielson, L OBP: 0.342, SLG: 0.500 (1, 7)	0-0 4-3		0-0 1-3			0-0 G3			0-0 4-3		4-0 G5-3 IBB		4	0	0	0	1	0	2								
Tom Haller, L OBP: 0.347, SLG: 0.373 (1, 2)		0-0 6-3		0-0 4-3			0-0 L6		0-0 L7		4-0 1-2 2-3 BB		4	0	0	0	1	0	0								
Jim Lefebvre, S OBP: 0.254, SLG: 0.333 (1, 5) Ted Savage, R OBP: 0.258, SLG: 0.362 (10, PR) Luis Alcaraz, R OBP: 0.225, SLG: 0.225 (11, 4)		0-0 G3 1B		0-0 G4-6-3 1B			0-0 4-3			4-0 1-3 BB	0-0 G5-3 2-3f		3	0	2	0	1	0	0								
Ron Fairly, L OBP: 0.255, SLG: 0.249 (1, 9)		0-0 G3		0-0 G4-6-3			0-0 3-1			0-0 1-3			5	0	0	0	0	0	3								
Wes Parker, S OBP: 0.312, SLG: 0.330 (1, 3)		0-0 4-1			0-3 K			0-0 1-3		4-0 1-3 IBB			4	0	1	0	1	1	1								
Zoilo Versalles, R OBP: 0.232, SLG: 0.268 (1, 6) Willie Davis, L OBP: 0.254, SLG: 0.307 (10, PH) Don Sutton, R OBP: 0.267, SLG: 0.259 (11, 1) Bob Bailey, R OBP: 0.323, SLG: 0.333 (12, PH)			0-0 6-3		0-0 6-3			0-0 5-3 1B		0-0 P1			3	0	1	0	0	0	0								
Don Drysdale, R OBP: 0.173, SLG: 0.192 (1, 1) Ken Boyer, R OBP: 0.318, SLG: 0.331 (10, PH) (11, 5)			0-0 1-3		0-0 G3			0-0 5-3		0-3 K			3	0	0	0	0	0	1								
<b>Inning Stats</b>	R: 0 E: 0 K: 0 S: 3	H: 0 LOB: 0 BB: 0 P: 3	R: 0 E: 0 K: 0 S: 4	H: 1 LOB: 1 BB: 0 P: 4	R: 0 E: 0 K: 0 S: 5	H: 2 LOB: 2 BB: 0 P: 5	R: 0 E: 0 K: 0 S: 3	H: 1 LOB: 0 BB: 0 P: 3	R: 0 E: 0 K: 1 S: 5	H: 0 LOB: 0 BB: 0 P: 5	R: 0 E: 0 K: 0 S: 3	H: 0 LOB: 0 BB: 0 P: 3	R: 0 E: 0 K: 0 S: 3	H: 0 LOB: 0 BB: 0 P: 3	R: 0 E: 0 K: 0 S: 3	H: 0 LOB: 2 BB: 0 P: 13	R: 0 E: 0 K: 0 S: 3	H: 1 LOB: 2 BB: 2 P: 11	R: 0 E: 0 K: 0 S: 4	H: 1 LOB: 1 BB: 0 P: 4	R: 0 E: 0 K: 0 S: 4	H: 1 LOB: 1 BB: 0 P: 4	1B: 6 2B: 1 3B: 0 HR: 0	SF: 0 SAC: 0 DP: 2 HBP: 0	WP: 0 PB: 0 SB: 0 CS: 0	PA: 45	
<b>PITCHER</b>	IP	WLS	BF	H	R	ER	SO	BB	IBB	HBP	BLK	WP	HR	S	P	ERA	WHIP										
George Culver, R ERA: 2.98 (1, 1)	10.0		36	5	0	0	2	1	1	0	0	0	0	38	46	0.00	0.600										
Ted Abernathy, R ERA: 0.64 (11, 1)	2.0	W	9	2	0	0	0	1	1	0	0	0	0	7	15	0.00	1.500										

**BOTTOM**

**Cincinnati Reds @ Los Angeles Dodgers**  
**Dodger Stadium, Los Angeles, CA**  
 Fri Jul 05 1968, 7:05 PM PDT  
 Att: 19,190 - Unknown

[livebaseballscorecards.com](http://livebaseballscorecards.com)

<b>AB</b>	41
<b>R</b>	0
<b>H</b>	7
<b>RBI</b>	0
<b>BB</b>	4
<b>SO</b>	2
<b>LOB</b>	17



Batter	1	2	3	4	5	6	7	8	9	AB R H RBI BB SO LOB	TOP											
Alex Johnson, R (1, 7) OBP: 0.334, SLG: 0.372	0-0 P4-3		0-0 F9		0-0 1B			0-0 P4-3	0-0 F2	5 0 1 1 0 0 2												
Fred Whitfield, L (1, 3) OBP: 0.256, SLG: 0.247	0-0 P4-3		0-0 P4-3		0-0 P4-1			0-0 2B 1B	0-0 F8	4 0 1 0 0 0 3												
Pete Rose, S (8, PR) OBP: 0.394, SLG: 0.453										0 0 0 0 0 0 0												
Leo Cardenas, R (8, 6) OBP: 0.254, SLG: 0.226										1 0 0 0 0 0 1												
Mack Jones, L (1, 8) OBP: 0.326, SLG: 0.293	0-0 2B			0-0 CS 1B		0-3 K		0-0 1-3 2B		4 0 3 0 0 1 0												
Tony Perez, R (1, 5) OBP: 0.319, SLG: 0.386	0-3 K			4-0 P5 BB		0-3 K		0-3 K		3 0 0 0 1 3 4												
Johnny Bench, R (1, 2) OBP: 0.296, SLG: 0.409		0-3 K		0-0 P5		0-0 F9		0-0 6-3		4 0 0 0 0 1 4												
Lee May, R (1, 9) OBP: 0.339, SLG: 0.432		0-0 6-3			0-0 HBP 1B		0-0 5-3		0-0 2B 1B	4 2 2 0 0 0 0												
Tommy Helms, R (1, 4) OBP: 0.319, SLG: 0.392		0-0 F2			0-0 F8		0-0 P6		0-0 1-3 1B 2B	4 1 1 0 0 0 1												
Woody Woodward, R (1, 6) OBP: 0.292, SLG: 0.246			0-0 6-3		1-0 1B HBP		0-0 1B		0-0 P9	3 0 1 0 0 0 2												
Ted Abernathy, R (9, 1)					0-0 1B HBP		0-0 1B		0-0 1B	0 0 0 0 0 0 0												
Jim Maloney, L (1, 1) OBP: 0.308, SLG: 0.395			0-0 6-3		0-0 F7		0-3 K		0-0 2-H 3-H 1B	2 0 1 0 0 0 2												
Vada Pinson, L (7, PH) OBP: 0.314, SLG: 0.385										1 0 0 0 0 1 1												
Clay Carroll, R (7, 1)										0 0 0 0 0 0 0												
Giraldo Ruiz, S (9, PH) OBP: 0.364, SLG: 0.320										1 0 1 2 0 0 0												
<b>Inning Stats</b>	R: 0 E: 0 K: 1 S: 6	H: 1 LOB: 1 BB: 0 P: 6	R: 0 E: 0 K: 1 S: 5	H: 0 LOB: 0 BB: 0 P: 5	R: 0 E: 0 K: 0 S: 4	H: 1 LOB: 1 BB: 0 P: 4	R: 0 E: 0 K: 0 S: 2	H: 1 LOB: 0 BB: 1 P: 6	R: 1 E: 0 K: 0 S: 5	H: 2 LOB: 2 BB: 0 P: 6	R: 0 E: 0 K: 2 S: 7	H: 0 LOB: 0 BB: 0 P: 7	R: 0 E: 0 K: 1 S: 6	H: 1 LOB: 1 BB: 0 P: 6	R: 0 E: 0 K: 1 S: 7	H: 2 LOB: 3 BB: 0 P: 7	R: 2 E: 0 K: 0 S: 6	H: 3 LOB: 1 BB: 0 P: 6	1B: 8 2B: 3 3B: 0 HR: 0	SF: 0 SAC: 0 DP: 0 HBP: 1	WP: 0 PB: 0 SB: 0 CS: 1	PA: 38
<b>PITCHER</b>	IP WLS BF H R ER SO BB IBB HBP BLK WP HR S P ERA WHIP																					
Bill Singer, R (1, 1) ERA: 2.43	8.1 L 36 11 3 3 6 1 0 1 0 0 0 0 46 51 3.24 1.440																					
Mudcat Grant, R (9, 1) ERA: 2.45	0.2 2 0 0 0 0 0 0 0 0 0 0 0 2 2 0.00 0.000																					

Cincinnati Reds @ Los Angeles Dodgers  
Dodger Stadium, Los Angeles, CA  
Sat Jul 06 1968, 7:05 PM PDT  
Att: 19,684 - Unknown

livebaseballscores.com

AB	36
R	3
H	11
RBI	3
BB	1
SO	6
LOB	20





Batter	1	2	3	4	5	6	7	8	9	AB R H RBI BB SO LOB
Willie Davis, L (1, 8) OBP: 0.259, SLG: 0.313	0-0 F8		0-0 CS 1B		0-0 CS 1B		0-0 P4-6-3 1B		0-0 SH5-3	4 0 3 0 0 0 0
Paul Popovich, S (1, 4) OBP: 0.305, SLG: 0.297	0-0 F5		0-3 K		4-0 BB 1B		0-0 P4-6-3 1-2f		0-0 P4-3	4 1 0 0 1 1 4
Len Gabrielson, L (1, 7) OBP: 0.351, SLG: 0.496	0-0 4-3			0-0 1B WP 1B	4-0 1B BB			4-0 1B FC4-2-5-2 BB	0-0 4-3	3 1 1 0 2 0 2
Tom Haller, L (1, 2) OBP: 0.349, SLG: 0.375		0-0 1-3		0-0 B2-6 WP 1B	0-0 1-2 2-H 1B			0-0 F8		4 0 2 1 0 0 1
Jim Lefebvre, S (1, 5) OBP: 0.271, SLG: 0.342		0-0 1B 1B		4-0 1-2 3-H WP BB	0-3 K			0-0 FC4-2-5-2 1B		3 0 2 0 1 1 2
Jim Fairey, L (1, 9) OBP: 0.276, SLG: 0.343		0-3 K		0-0 B2-6		0-0 6-3		0-0 FC4-2-5-2 1-3 3-H		4 0 0 0 0 1 5
Wes Parker, S (1, 3) OBP: 0.317, SLG: 0.331		0-0 1-2 1B		4-0 1-2 BB		0-0 5-3		4-0 IBB		2 0 1 0 2 0 0
Zoilo Versalles, R (1, 6) OBP: 0.229, SLG: 0.264		0-0 F9		0-0 5-3		0-0 P4		0-0 P6		4 0 0 0 0 0 7
Bill Singer, R (1, 1) OBP: 0.140, SLG: 0.190			0-3 K		0-3 K		0-0 1-3		0-0 P4-3 SH5-3 1B	3 0 0 0 0 2 0
Mudcat Grant, R (9, 1) OBP: 0.200, SLG: 0.400										0 0 0 0 0 0 0
Ron Fairly, L (9, PH) OBP: 0.258, SLG: 0.252										1 0 1 0 0 0 0
Ted Savage, R (9, PR) OBP: 0.258, SLG: 0.362										0 0 0 0 0 0 0

Inning Stats	R: 0	H: 0	E: 0	K: 0	S: 3	R: 0	H: 2	E: 0	K: 1	S: 7	R: 0	H: 1	E: 0	K: 2	S: 7	R: 1	H: 2	E: 0	K: 0	S: 4	R: 1	H: 2	E: 0	K: 2	S: 8	R: 0	H: 0	E: 0	K: 0	S: 3	R: 0	H: 1	E: 0	K: 0	S: 3	R: 0	H: 1	E: 0	K: 0	S: 4	R: 0	H: 1	E: 0	K: 0	S: 4	R: 0	H: 1	E: 0	K: 0	S: 4	1B: 10	2B: 2	3B: 0	HR: 0	SF: 0	SAC: 1	DP: 3	HBP: 0	WP: 2	PB: 0	SB: 0	CS: 2	PA: 39
PITCHER	IP	WLS	BF	H	R	ER	SO	BB	IBB	HBP	BLK	WP	HR	S	P	ERA	WHIP																																														
Jim Maloney, R (1, 1) ERA: 3.13	6.0		26	7	2	2	5	4	0	0	0	2	0	32	48	3.00	1.833																																														
Clay Carroll, R (7, 1) ERA: 3.21	2.0	W	9	2	0	0	0	1	1	0	0	0	0	7	15	0.00	1.500																																														
Ted Abernathy, R (9, 1) ERA: 0.63	1.0	S	4	1	0	0	0	0	0	0	0	0	0	4	4	0.00	1.000																																														

BOTTOM

Cincinnati Reds @ Los Angeles Dodgers

Dodger Stadium, Los Angeles, CA

Sat Jul 06 1968, 7:05 PM PDT

Att. 19,684 - Unknown

livebaseballscores.com

AB	32
R	2
H	10
RBI	1
BB	6
SO	5
LOB	21



Batter	1	2	3	4	5	6	7	8	9	AB	R	H	RBI	BB	SO	LOB	TOP										
Alex Johnson, R OBP: 0.332, SLG: 0.369 (1, 7)	0-0 6-3	0-0 HBP 1B		0-0 F9		0-0 L1		0-0 F8		5	1	1	0	0	0	0											
Mack Jones, L OBP: 0.340, SLG: 0.354 (1, 8)	0-0 HR	1-0 1B HBP		0-0 1B 2B		0-0 P5		0-3 K		4	2	2	1	0	1	0											
Lee May, R OBP: 0.337, SLG: 0.428 (1, 9)	0-0 E6 2B	0-0 1B		0-3 K			0-0 4-3		0-0 P3	5	1	1	1	0	1	1											
Tony Perez, R OBP: 0.323, SLG: 0.385 (1, 5)	4-0 2B 1B	0-0 P3		0-0 1B			4-0 WP 1B BB		0-0 P6-3	3	1	1	1	2	0	2											
Johnny Bench, R OBP: 0.300, SLG: 0.413 (1, 2)	0-0 1B 2B		0-0 P4	0-0 F7			0-0 FC5 WP 1B		4-0 BB	4	0	2	1	1	0	1											
Tommy Helms, R OBP: 0.320, SLG: 0.390 (1, 4)	0-0 P6-4-3 1B		0-0 P4-3		0-0 6-3		4-0 1-2 2-3 IBB		0-0 F7	4	0	1	1	1	0	1											
Don Pavletich, R OBP: 0.188, SLG: 0.250 (1, 3)	0-0 P6-4-3		0-0 1B 1B		0-0 P4-3		0-3 K			4	0	1	0	0	1	5											
Ted Abernathy, R (7, 1)										0	0	0	0	0	0	0											
Woody Woodward, R OBP: 0.289, SLG: 0.246 (1, 6)		0-3 K	0-0 1B		0-3 K		0-0 FC5			4	0	1	0	0	2	3											
Gerry Arrigo, L OBP: 0.156, SLG: 0.138 (1, 1)		0-0 G3	0-3 K		0-0 F8			0-0 5-3		2	0	0	0	0	1	2											
Jay Ritchie, R (3, 1)										0	0	0	0	0	0	0											
Jim Maloney, L OBP: 0.300, SLG: 0.385 (6, PH)										1	0	0	0	0	0	0											
Clay Carroll, R (6, 1)										0	0	0	0	0	0	0											
Giraldo Ruiz, S OBP: 0.357, SLG: 0.314 (7, 3)										1	0	0	0	0	0	0											
<b>Inning Stats</b>	R: 3 E: 1 K: 0 S: 6	H: 3 LOB: 1 BB: 1 P: 10	R: 1 E: 0 K: 1 S: 7	H: 2 LOB: 2 BB: 0 P: 8	R: 0 E: 0 K: 1 S: 7	H: 2 LOB: 2 BB: 0 P: 7	R: 1 E: 0 K: 1 S: 7	H: 2 LOB: 1 BB: 0 P: 7	R: 0 E: 0 K: 1 S: 5	H: 0 LOB: 0 BB: 0 P: 5	R: 0 E: 0 K: 0 S: 3	H: 0 LOB: 0 BB: 0 P: 3	R: 0 E: 0 K: 1 S: 6	H: 1 LOB: 3 BB: 2 P: 14	R: 0 E: 0 K: 1 S: 5	H: 0 LOB: 0 BB: 0 P: 5	R: 0 E: 0 K: 0 S: 3	H: 0 LOB: 1 BB: 1 P: 7	1B: 7 2B: 2 3B: 0 HR: 1	SF: 0 SAC: 0 DP: 1 HBP: 1	WP: 1 PB: 0 SB: 0 CS: 0	PA: 42					
<b>PITCHER</b>	IP	WLS	BF	H	R	ER	SO	BB	IBB	HBP	BLK	WP	HR	S	P	ERA	WHIP										
Mike Kekich, L ERA: 3.06 (1, 1)	0.1		6	3	3	2	0	1	0	0	0	0	1	5	9	54.00	12.000										
Mudcat Grant, R ERA: 2.54 (1, 1)	5.2	W	23	6	2	2	4	0	0	1	0	0	0	30	31	3.18	1.059										
Jim Brewer, L ERA: 2.11 (7, 1)	3.0	S	13	1	0	0	2	2	1	0	0	1	0	14	26	0.00	1.000										

Cincinnati Reds @ Los Angeles Dodgers  
Dodger Stadium, Los Angeles, CA

Sun Jul 07 1968, 3:33 AM PDT  
Att: 20,484 - Unknown

livebaseballscorecards.com

AB	37
R	5
H	10
RBI	5
BB	4
SO	6
LOB	15



BOTTOM

Cincinnati Reds @ Los Angeles Dodgers  
Dodger Stadium, Los Angeles, CA  
Sun Jul 07 1968, 3:33 AM PDT  
Att. 20,484 - Unknown

livebaseballscorecards.com

AB 33  
R 6  
H 11  
RBI 5  
BB 2  
SO 2  
LOB 11



WP: 0 PA: 36  
PB: 0  
SB: 0  
CS: 0

Batter	1	2	3	4	5	6	7	8	9	AB	R	H	RBI	BB	SO	LOB
Willie Davis, L OBP: 0.262, SLG: 0.316 (1, 8)	0-0 2B 2B	0-0 1-3		0-0 6-3		4-0 P4-3 IBB				3	1	1	0	1	0	0
Paul Popovich, S OBP: 0.300, SLG: 0.291 (1, 4) (7, 6)	0-0 P6-3	0-0 P8		0-0 L4		0-0 P4-3 1-2f				4	0	0	0	0	0	3
Ted Savage, R OBP: 0.262, SLG: 0.377 Jim Brewer, L OBP: 0.250, SLG: 0.250 (1, 9) (7, 1)	0-0 1B 2B 2-H		0-0 F9	0-0 6-3				0-0 6-3		3	1	1	1	0	0	0
Ken Boyer, R OBP: 0.323, SLG: 0.336 (1, 3) (7, 5)	0-0 1B 1B 2-3		0-0 1B E 1B		0-0 P4			0-0 5-3		4	2	2	0	0	0	0
Jim Lefebvre, S OBP: 0.270, SLG: 0.339 (1, 5) (7, 4)	0-3 K		0-0 F8		0-0 F7			0-0 1B		4	0	1	0	0	1	3
Tom Haller, L OBP: 0.351, SLG: 0.377 (1, 2)	0-0 1B 1B 1-3 3-H		0-0 E1 2B 1B 1-H		0-0 6-3			0-0 G3		4	1	2	1	0	0	1
Wes Parker, S OBP: 0.322, SLG: 0.346 (1, 7) (7, 3)	0-0 FC4-6 1B 1-2 3-H		0-0 2B 3-H			0-0 1B 3B		0-0 F9		4	1	3	2	0	0	0
Zoilo Versalles, R OBP: 0.231, SLG: 0.263 Len Gabrielson, L OBP: 0.353, SLG: 0.496 (1, 6) (6, PH) (7, 7)	0-0 FC4-6 1B 1-2f		0-0 IBB 4-0			0-0 SH1-4 1B 3-H		0-0 F7		1	0	0	0	1	0	2
Mike Kekich, R OBP: 0.150, SLG: 0.105 Mudcat Grant, R OBP: 0.176, SLG: 0.353 Ron Fairly, L OBP: 0.257, SLG: 0.251 (1, 1) (1, 1) (6, PH) (7, 9)		0-0 1-3	0-3 K			0-0 SH1-4 1-2		0-0 4-3		2	0	0	0	0	1	2
										1	0	0	0	0	0	0

Inning Stats	R: 3 E: 0 K: 1 S: 10	H: 5 LOB: 2 BB: 0 P: 10	R: 0 E: 0 K: 0 S: 3	H: 0 LOB: 0 BB: 0 P: 3	R: 2 E: 1 K: 1 S: 8	H: 3 LOB: 2 BB: 1 P: 12	R: 0 E: 0 K: 0 S: 3	H: 0 LOB: 0 BB: 0 P: 3	R: 0 E: 0 K: 0 S: 3	H: 0 LOB: 0 BB: 0 P: 3	R: 1 E: 0 K: 0 S: 4	H: 2 LOB: 1 BB: 1 P: 8	R: 0 E: 0 K: 0 S: 4	H: 1 LOB: 1 BB: 0 P: 4	R: 0 E: 0 K: 0 S: 3	H: 0 LOB: 0 BB: 0 P: 3

PITCHER	IP	WLS	BF	H	R	ER	SO	BB	IBB	HBP	BLK	WP	HR	S	P	ERA	WHIP
Gerry Arrigo, L ERA: 2.77 (1, 1)	2.2		16	8	5	5	1	0	0	0	0	0	0	18	18	16.88	3.000
Jay Ritchie, R ERA: 0.68 (3, 1)	2.1		8	0	0	0	1	0	1	0	0	0	0	9	13	0.00	0.000
Clay Carroll, R ERA: 3.3 (6, 1)	1.2	L	8	3	1	1	0	0	1	0	0	0	0	7	11	5.40	1.800
Ted Abernathy, R ERA: 0.62 (7, 1)	1.1		4	0	0	0	0	0	0	0	0	0	0	4	4	0.00	0.000

Batter	1	2	3	4	5	6	7	8	9	AB R H RBI BB SO LOB	TOP	
<b>Jim Fairey, L</b> (1, 7) <small>OBP: 0.263, SLG: 0.324</small>	0-0 <b>4-3</b>			0-0 <b>1-3</b>		0-0 <b>F8</b>		0-3 <b>K</b>	4 0 0 0 0 1 0	<b>Los Angeles Dodgers @ Atlanta Braves</b> Atlanta Stadium, Atlanta, GA Thu Jul 11 1968, 7:05 PM EDT Att: 13,813 - Unknown		
<b>Paul Popovich, S</b> (1, 4) <small>OBP: 0.299, SLG: 0.295</small> (8, 6)	0-0 <b>P9</b>		0-0 <b>P4-3</b>		0-0 <b>2B</b>		0-0 <b>P4-3</b>	4 0 1 0 0 0 0				
<b>Willie Davis, L</b> (1, 8) <small>OBP: 0.262, SLG: 0.315</small>	0-0 <b>F2</b>		0-3 <b>K</b>		0-0 <b>5-3</b>		0-0 <b>1B</b>	4 0 1 0 0 1 1				
<b>Tom Haller, L</b> (1, 2) <small>OBP: 0.346, SLG: 0.372</small>		0-3 <b>K</b>		0-0 <b>3-1</b>		0-0 <b>F8</b>	0-0 <b>4-3</b>	4 0 0 0 0 1 1				
<b>Jim Lefebvre, S</b> (1, 5) <small>OBP: 0.272, SLG: 0.339</small> (8, 4)		0-0 <b>F8</b>		0-0 <b>1B</b> <b>1B</b>		0-0 <b>F9</b>		3 0 1 0 0 0 0				
<b>Ron Fairly, L</b> (1, 9) <small>OBP: 0.254, SLG: 0.248</small>		0-3 <b>K</b>		0-0 <b>F6</b>		0-0 <b>4-1</b>		3 0 0 0 0 1 1				
<b>Wes Parker, S</b> (1, 3) <small>OBP: 0.322, SLG: 0.346</small>			0-0 <b>F8</b>		0-0 <b>1-2</b> <b>1B</b>		0-0 <b>F9</b>	3 0 1 0 0 0 0				
<b>Zoilo Versalles, R</b> (1, 6) <small>OBP: 0.229, SLG: 0.261</small> <b>Bob Bailey, R</b> (8, PH) <small>OBP: 0.322, SLG: 0.331</small> (8, 5)			0-3 <b>K</b>		0-0 <b>F6</b>		0-0 <b>4-3</b>	2 0 0 0 0 1 2 1 0 0 0 0 0 0				
<b>Claude Osteen, L</b> (1, 1) <small>OBP: 0.196, SLG: 0.261</small> <b>Ted Savage, R</b> (8, PH) <small>OBP: 0.258, SLG: 0.371</small> <b>Mudcat Grant, R</b> (8, 1) <small>OBP: 0.176, SLG: 0.353</small>			0-0 <b>G1</b>		0-0 <b>4-3</b>		0-3 <b>K</b>	2 0 0 0 0 0 0 1 0 0 0 0 1 0 0 0 0 0 0 0 0				
<b>Inning Stats</b>	R: 0 H: 0 E: 0 LOB: 0 K: 0 BB: 0 S: 3 P: 3	R: 0 H: 0 E: 0 LOB: 0 K: 2 BB: 0 S: 7 P: 7	R: 0 H: 0 E: 0 LOB: 0 K: 1 BB: 0 S: 5 P: 5	R: 0 H: 0 E: 0 LOB: 0 K: 1 BB: 0 S: 5 P: 5	R: 0 H: 2 E: 0 LOB: 2 K: 0 BB: 0 S: 5 P: 5	R: 0 H: 1 E: 0 LOB: 1 K: 0 BB: 0 S: 4 P: 4	R: 0 H: 0 E: 0 LOB: 0 K: 0 BB: 0 S: 3 P: 3	R: 0 H: 0 E: 0 LOB: 0 K: 1 BB: 0 S: 5 P: 5	R: 0 H: 1 E: 0 LOB: 1 K: 1 BB: 0 S: 6 P: 6	1B: 3 SF: 0 2B: 1 SAC: 0 3B: 0 DP: 0 HR: 0 HBP: 0	WP: 0 PA: 31 PB: 0 SB: 0 CS: 0	
<b>PITCHER</b> <b>Phil Niekro, R</b> (1, 1) <small>ERA: 3.15</small>	IP WLS BF H R ER SO BB IBB HBP BLK WP HR S P ERA WHIP 9.0 W 31 4 0 0 6 0 0 0 0 0 0 0 43 43 0.00 0.444											<b>PITCHER</b> IP WLS BF H R ER SO BB IBB HBP BLK WP HR S P ERA WHIP

<b>AB</b>	<b>31</b>
<b>R</b>	<b>0</b>
<b>H</b>	<b>4</b>
<b>RBI</b>	<b>0</b>
<b>BB</b>	<b>0</b>
<b>SO</b>	<b>6</b>
<b>LOB</b>	<b>5</b>



**Los Angeles Dodgers @ Atlanta Braves**  
Atlanta Stadium, Atlanta, GA

Thu Jul 11 1968, 7:05 PM EDT  
Att. 13,813 - Unknown

[livebaseballscorecards.com](http://livebaseballscorecards.com)

<b>AB</b>	<b>28</b>
<b>R</b>	<b>1</b>
<b>H</b>	<b>6</b>
<b>RBI</b>	<b>1</b>
<b>BB</b>	<b>0</b>
<b>SO</b>	<b>3</b>
<b>LOB</b>	<b>11</b>



WP: 0	PA: 29
PB: 0	
SB: 0	
CS: 0	

AB	R	H	RBI	BB	SO	LOB
4	0	0	0	0	1	2
4	1	1	0	0	0	2
3	0	1	0	0	0	0
3	0	2	1	0	0	0
3	0	1	0	0	0	3
3	0	0	0	0	2	2
3	0	0	0	0	0	2
3	0	1	0	0	0	0
2	0	0	0	0	0	0
1B: 6	SF: 0					
2B: 0	SAC: 1					
3B: 0	DP: 3					
HR: 0	HBP: 0					

Batter	1	2	3	4	5	6	7	8	9								
<b>Felipe Alou, R</b> OBP: 0.351, SLG: 0.426 (1, 8)	0-0 L7		0-0 6-3		0-3 K			0-0 F7									
<b>Felix Millan, R</b> OBP: 0.332, SLG: 0.365 (1, 4)	0-0 1B		0-0 L8		0-0 P5-4-3			0-0 P6-3									
<b>Hank Aaron, R</b> OBP: 0.318, SLG: 0.486 (1, 9)	0-0 1B			0-0 F7				0-0 F9									
<b>Joe Torre, R</b> OBP: 0.346, SLG: 0.417 (1, 2)	0-0 1B			0-0 E5				0-0 G6-3									
<b>Clete Boyer, R</b> OBP: 0.271, SLG: 0.310 (1, 5)	0-0 P6-4-3			0-0 1B				0-0 G6-3									
<b>Deron Johnson, R</b> OBP: 0.285, SLG: 0.290 (1, 3)		0-3 K		0-0 F5				0-3 K									
<b>Tommie Aaron, R</b> OBP: 0.327, SLG: 0.318 (1, 7)		0-0 F7		0-0 F9				0-0 6-3									
<b>Sonny Jackson, L</b> OBP: 0.293, SLG: 0.276 (1, 6)			0-0 P4-3					0-0 1-3									
<b>Phil Niekro, R</b> OBP: 0.114, SLG: 0.229 (1, 1)			0-0 1-3		0-0 SH			0-0 P1-6-3									
<b>Inning Stats</b>	R: 1 E: 0 K: 0 S: 5	H: 3 LOB: 1 BB: 0 P: 5	R: 0 E: 0 K: 1 S: 5	H: 0 LOB: 0 BB: 0 P: 5	R: 0 E: 0 K: 0 S: 3	H: 0 LOB: 0 BB: 0 P: 3	R: 0 E: 1 K: 0 S: 5	H: 1 LOB: 2 BB: 0 P: 5	R: 0 E: 0 K: 1 S: 6	H: 1 LOB: 1 BB: 0 P: 6	R: 0 E: 0 K: 0 S: 3	H: 1 LOB: 0 BB: 0 P: 3	R: 0 E: 0 K: 1 S: 5	H: 0 LOB: 0 BB: 0 P: 5	R: 0 E: 0 K: 0 S: 3	H: 0 LOB: 0 BB: 0 P: 3	
<b>PITCHER</b>	IP WLS L	WLS L	H R ER SO	H R ER SO	BB IBB HBP BLK	BB IBB HBP BLK	WP HR S P	ERA WHIP	<b>PITCHER</b>	IP WLS L	WLS L	H R ER SO	H R ER SO	BB IBB HBP BLK	BB IBB HBP BLK	WP HR S P	ERA WHIP
<b>Claude Osteen, L</b> ERA: 2.96 (1, 1)	7.0		6 1 1 3	6 1 1 3	0 0 0 0	0 0 0 0	0 0 3 3	1.29 0.857	<b>Mudcat Grant, R</b> ERA: 2.49 (8, 1)	1.0		3 0 0 0	3 0 0 0	0 0 0 0	0 0 0 0	0 0 3 3	0.00 0.000

**BOTTOM**

Batter	1	2	3	4	5	6	7	8	9	AB R H RBI BB SO LOB	TOP
<b>Jim Fairey, L</b> (1, 7) OBP: 0.250, SLG: 0.308	0-3 		0-0 			0-3 		0-0 		4 0 0 0 0 2 1	<b>Los Angeles Dodgers @ Atlanta Braves</b> Atlanta Stadium, Atlanta, GA Fri Jul 12 1968, 7:05 PM EDT Att: 21,615 - Unknown
<b>Paul Popovich, S</b> (1, 4) OBP: 0.294, SLG: 0.290	0-0 			0-0 		0-0 		0-0 		4 0 0 0 0 0 1	
<b>Willie Davis, L</b> (1, 8) OBP: 0.262, SLG: 0.317	0-0 			0-0 		0-0 		0-0 		4 0 1 0 0 0 0	
<b>Tom Haller, L</b> (1, 2) OBP: 0.355, SLG: 0.383		0-0 		0-0 		4-0 		0-0 		3 0 3 0 1 0 0	
<b>Jim Lefebvre, S</b> (1, 5) OBP: 0.271, SLG: 0.331		0-0 		4-0 		0-0 	0-3 	0-0 		3 0 0 0 1 1 2	
<b>Willie Crawford, L</b> (1, 9) OBP: 0.250, SLG: 0.250		0-0 		0-0 		0-0 	0-0 	0-0 		4 0 1 0 0 0 3	
<b>Wes Parker, S</b> (1, 3) OBP: 0.319, SLG: 0.342		0-3 		0-3 		0-3 	0-3 	0-0 		4 0 0 0 0 3 3	
<b>Zoilo Versalles, R</b> (1, 6) OBP: 0.227, SLG: 0.258			0-0 		0-0 		0-0 	0-0 		3 0 0 0 0 0 0	
<b>Don Drysdale, R</b> (1, 1) OBP: 0.167, SLG: 0.185 <b>Jack Billingham, R</b> (7, 1) <b>Ron Fairly, L</b> (8, PH) OBP: 0.257, SLG: 0.248 <b>John Purdin, R</b> (8, 1) OBP: 0.500, SLG: 0.500			0-0 		0-3 		1-0 	0-0 		2 0 0 0 0 1 0	
<b>Inning Stats</b>	R: 0 H: 0 E: 0 LOB: 0 K: 1 BB: 0 S: 5 P: 5	R: 0 H: 1 E: 0 LOB: 1 K: 1 BB: 0 S: 6 P: 6	R: 0 H: 0 E: 0 LOB: 0 K: 0 BB: 0 S: 3 P: 3	R: 0 H: 1 E: 0 LOB: 2 K: 0 BB: 1 S: 4 P: 8	R: 0 H: 0 E: 0 LOB: 0 K: 2 BB: 0 S: 7 P: 7	R: 0 H: 1 E: 0 LOB: 1 K: 1 BB: 1 S: 5 P: 9	R: 0 H: 0 E: 0 LOB: 0 K: 2 BB: 0 S: 7 P: 7	R: 0 H: 0 E: 0 LOB: 1 K: 0 BB: 0 S: 3 P: 4	R: 0 H: 2 E: 0 LOB: 2 K: 0 BB: 0 S: 5 P: 5	1B: 3 SF: 0 2B: 2 SAC: 0 3B: 0 DP: 0 HR: 0 HBP: 1	WP: 0 PA: 35 PB: 0 SB: 0 CS: 1
<b>PITCHER</b> <b>Jim Britton, R</b> (1, 1) ERA: 1.91	IP WLS BF H R ER SO BB IBB HBP BLK WP HR S P ERA WHIP 9.0 W 34 5 0 0 7 1 1 1 0 0 0 45 54 0.00 0.667										

AB	31
R	0
H	5
RBI	0
BB	2
SO	7
LOB	10



Batter	1	2	3	4	5	6	7	8	9
<b>Felipe Alou, R</b> OBP: 0.352, SLG: 0.426 (1, 8) X	0-0 1B 1B		0-0 1-6-3			0-0 HBP SH1-4 BB 1B	0-3 K	0-0 P4-3	
<b>Felix Millan, R</b> OBP: 0.334, SLG: 0.367 (1, 4) S S S	0-3 K			0-0 L7		0-0 SH1-4	0-0 E 1B 1B	0-0 FC6-4 1B	
<b>Hank Aaron, R</b> OBP: 0.320, SLG: 0.483 (1, 9) X	0-0 P6-4-3 1-2 1B			0-0 F5		4-0 BB HBP 1B IBB	0-0 E6 1B 1B	0-0 FC6-4 1-2f	
<b>Joe Torre, R</b> OBP: 0.344, SLG: 0.411 (1, 2) X	0-0 P6-4-3 1-2f			0-0 L9		0-0 F9	4-0 1B 1B IBB		
<b>Clete Boyer, R</b> OBP: 0.275, SLG: 0.311 (1, 5)		0-3 K			0-0 SH1-4 G5-2-3 1B 1B	1-0 BB 1B HBP	0-0 1B S 1B		
<b>Marty Martinez, S</b> OBP: 0.301, SLG: 0.258 (6, PR) (7, 5)									
<b>Tito Francona, L</b> OBP: 0.427, SLG: 0.403 (1, 7)		0-0 P4-3			0-0 SH1-4 1-2 1B	4-0 E 1B BB	0-0 WP S 1B		
<b>Mike Lum, L</b> OBP: 0.256, SLG: 0.298 (7, PR) (8, 7)									
<b>Tommie Aaron, R</b> OBP: 0.327, SLG: 0.319 (1, 3) X		0-0 5-3			0-0 SH1-4 1-2 2-3	0-0 E8 1-3 2-H 3-H 1B	0-3 K 1-2 3-H		
<b>Sonny Jackson, L</b> OBP: 0.295, SLG: 0.274 (1, 6) X			0-0 P4-3		4-0 IBB	4-0 IBB	0-0 P4-3 2-3		
<b>Jim Britton, R</b> OBP: 0.200, SLG: 0.200 (1, 1) S S S			0-3 K		0-0 G5-2-3 3-Hf	0-0 F2		0-0 6-3	

Inning Stats	R: 0 E: 0 K: 1 S: 6	H: 2 LOB: 1 BB: 0 P: 6	R: 0 E: 0 K: 1 S: 5	H: 0 LOB: 0 BB: 0 P: 5	R: 0 E: 0 K: 1 S: 5	H: 0 LOB: 0 BB: 0 P: 5	R: 0 E: 0 K: 0 S: 3	H: 0 LOB: 0 BB: 0 P: 3	R: 0 E: 0 K: 0 S: 4	H: 2 LOB: 2 BB: 1 P: 8	R: 3 E: 1 K: 0 S: 5	H: 2 LOB: 3 BB: 3 P: 18	R: 4 E: 1 K: 2 S: 11	H: 3 LOB: 2 BB: 1 P: 15	R: 0 E: 0 K: 0 S: 4	H: 1 LOB: 1 BB: 0 P: 4
--------------	------------------------------	---------------------------------	------------------------------	---------------------------------	------------------------------	---------------------------------	------------------------------	---------------------------------	------------------------------	---------------------------------	------------------------------	----------------------------------	-------------------------------	----------------------------------	------------------------------	---------------------------------

PITCHER	IP	WLS	BF	H	R	ER	SO	BB	IBB	HBP	BLK	WP	HR	S	P	ERA	WHIP
<b>Don Drysdale, R</b> ERA: 1.59 (1, 1)	6.1	L	32	8	7	5	4	1	4	1	0	0	0	34	55	7.11	1.421
<b>Jack Billingham, R</b> ERA: 2.43 (7, 1)	0.2		3	1	0	0	1	0	0	0	0	1	0	5	5	0.00	1.500
<b>John Purdin, R</b> ERA: 2.17 (8, 1)	1.0		4	1	0	0	0	0	0	0	0	0	0	4	4	0.00	1.000

**BOTTOM**

**Los Angeles Dodgers @ Atlanta Braves**  
Atlanta Stadium, Atlanta, GA

Fri Jul 12 1968, 7:05 PM EDT  
Att. 21,615 - Unknown

AB	R	H	RBI	BB	SO	LOB
5	1	2	0	0	1	0
4	1	2	0	0	1	1
4	2	1	0	1	0	2
3	1	0	0	1	0	4
2	0	1	0	0	1	0
1	2	1	1	0	0	0
3	0	2	3	1	0	0
0	0	0	0	0	0	0
3	0	1	2	0	1	1
2	0	0	0	2	0	2
4	0	0	0	0	1	6

AB	31
R	7
H	10
RBI	6
BB	5
SO	5
LOB	16

livebaseballscorecards.com

**Braves**

WP	1	PA	39
PB	0		
SB	2		
CS	0		

Batter	1	2	3	4	5	6	7	8	9	AB R H RBI BB SO LOB	TOP											
<b>Jim Fairey, L</b> (1, 7) <small>OBP: 0.250, SLG: 0.296</small> <b>Hank Aguirre, R</b> (7, 1) <small>OBP: 0.325, SLG: 0.335</small> <b>Bob Bailey, R</b> (9, PH)	0-0 4-3	0-0 FC3-6 1-2f			0-0 1-3		4-0 BB		0-0 BB 1B	3 0 0 0 1 0 2 0 0 0 0 0 0 0 1 0 1 0 0 0 0												
<b>Paul Popovich, S</b> (1, 4) <small>OBP: 0.296, SLG: 0.286</small>	0-0 P9		0-0 P3		4-0 BB		0-0 P3		4-0 BB	3 0 0 0 2 0 2												
<b>Willie Davis, L</b> (1, 8) <small>OBP: 0.263, SLG: 0.321</small>	0-0 2B		0-0 1B		0-0 F8		0-3 K		0-0 4-3	5 0 2 0 0 1 6												
<b>Tom Haller, L</b> (1, 2) <small>OBP: 0.350, SLG: 0.377</small>	0-0 G1		0-3 K		0-0 L9		0-3 K			4 0 0 0 0 2 2												
<b>Jim Lefebvre, S</b> (1, 5) <small>OBP: 0.271, SLG: 0.323</small>		0-3 K	0-0 4-3		4-0 BB		0-0 F9			3 0 0 0 1 1 1												
<b>Willie Crawford, L</b> (1, 9) <small>OBP: 0.286, SLG: 0.571</small> <b>Ted Savage, R</b> (8, PH) <small>OBP: 0.254, SLG: 0.365</small>		0-0 1B 3B		0-0 F8		0-3 K		0-3 K		3 1 1 0 0 1 1 1 0 0 0 0 1 0												
<b>Wes Parker, S</b> (1, 3) <small>OBP: 0.315, SLG: 0.337</small>		0-3 K		0-0 G3		0-0 F9		0-0 6-3		4 0 0 0 0 1 2												
<b>Zoilo Versalles, R</b> (1, 6) <small>OBP: 0.231, SLG: 0.265</small>		0-0 BB 1B 3-H		0-0 F9		0-0 2B		0-3 K		4 0 2 1 0 1 0												
<b>Bill Singer, R</b> (1, 1) <small>OBP: 0.156, SLG: 0.186</small> <b>Mudcat Grant, R</b> (6, 1) <small>OBP: 0.176, SLG: 0.353</small> <b>Ron Fairly, L</b> (7, PH) <small>OBP: 0.256, SLG: 0.247</small> <b>Ken Boyer, R</b> (9, PH) <small>OBP: 0.327, SLG: 0.340</small>		4-0 FC3-6 1-2 BB		0-0 F3		0-3 K		0-0 1B		1 0 0 0 1 0 0 0 0 0 0 0 0 0 1 0 0 0 0 1 1 1 0 1 0 0 0 0												
<b>Inning Stats</b>	R: 0 E: 0 K: 0 S: 4	H: 1 LOB: 1 BB: 0 P: 4	R: 1 E: 0 K: 2 S: 9	H: 2 LOB: 2 BB: 1 P: 13	R: 0 E: 0 K: 1 S: 6	H: 1 LOB: 1 BB: 0 P: 6	R: 0 E: 0 K: 0 S: 3	H: 0 LOB: 0 BB: 0 P: 3	R: 0 E: 0 K: 0 S: 3	H: 0 LOB: 1 BB: 1 P: 7	R: 0 E: 0 K: 1 S: 5	H: 0 LOB: 1 BB: 1 P: 9	R: 0 E: 0 K: 2 S: 8	H: 1 LOB: 2 BB: 1 P: 12	R: 0 E: 0 K: 2 S: 7	H: 0 LOB: 0 BB: 0 P: 7	R: 0 E: 0 K: 1 S: 7	H: 2 LOB: 3 BB: 1 P: 11	1B: 4 2B: 2 3B: 1 HR: 0	SF: 0 SAC: 0 DP: 0 HBP: 0	WP: 0 PB: 0 SB: 0 CS: 0	PA: 39
<b>PITCHER</b>	IP WLS BF H R ER SO BB IBB HBP BLK WP HR S P ERA WHIP																					
<b>Pat Jarvis, R</b> (1, 1) <small>ERA: 2.36</small> <b>Claude Raymond, R</b> (7, 1) <small>ERA: 3.15</small> <b>Dick Kelley, L</b> (7, 1) <small>ERA: 3.11</small>	6.1 W 28 5 1 1 5 4 0 0 0 0 0 0 34 50 1.42 1.421																					
	0.1 1 0 0 0 0 0 0 0 0 0 0 0 1 1 0.00 0.000																					
	2.1 S 10 2 0 0 4 1 0 0 0 0 0 0 17 21 0.00 1.286																					

**Los Angeles Dodgers @ Atlanta Braves**  
 Atlanta Stadium, Atlanta, GA  
 Sat Jul 13 1968, 3:33 AM EDT  
 Att. 30,244 - Unknown

<b>AB</b>	34
<b>R</b>	1
<b>H</b>	7
<b>RBI</b>	1
<b>BB</b>	5
<b>SO</b>	9
<b>LOB</b>	17





Batter	1	2	3	4	5	6	7	8	9
<b>Felipe Alou, R</b> OBP: 0.350, SLG: 0.421 (1, 8)	1-0 E S HBP		0-3 K		0-0 6-3	0-0 P4		0-0 F3	
<b>Felix Millan, R</b> OBP: 0.333, SLG: 0.365 (1, 4)	0-0 F3 1-3		0-0 1B		0-0 G3		0-0 F6		
<b>Hank Aaron, R</b> OBP: 0.319, SLG: 0.480 (1, 9) <b>Mike Lum, L</b> OBP: 0.256, SLG: 0.298 (8, 9)	0-3 K		0-0 F7			0-0 1B 2B 1B	0-0 F7		
<b>Joe Torre, R</b> OBP: 0.352, SLG: 0.423 (1, 2)	0-0 F9			0-0 FC1-5 2B		0-0 2B SF7 1B	0-0 1B		
<b>Tito Francona, L</b> OBP: 0.429, SLG: 0.408 (1, 7) <b>Deron Johnson, R</b> OBP: 0.285, SLG: 0.290 (8, 3)		0-0 F7		4-0 FC4-6 FC1-5 BB		0-0 1B 2B	0-0 F8		
<b>Tommie Aaron, R</b> OBP: 0.325, SLG: 0.319 (1, 3) (8, 7)		0-0 F8		0-0 FC1-5 FC4-6 1-2 2-3f		0-0 SF7		0-0 E SF9 1B	
<b>Sonny Jackson, L</b> OBP: 0.298, SLG: 0.277 (1, 6)		0-0 1B		0-0 FC4-6 1-2f 2-3		0-0 1B 1B		0-0 E1 SH1-4	
<b>Marty Martinez, S</b> OBP: 0.293, SLG: 0.252 (1, 5)		0-0 L7		0-3 K		0-0 F6		0-0 SF9	
<b>Pat Jarvis, R</b> OBP: 0.170, SLG: 0.157 (1, 1) <b>Claude Raymond, R</b> OBP: 0.167, SLG: 0.167 (7, 1) <b>Dick Kelley, R</b> OBP: 0.190, SLG: 0.056 (7, 1)			0-3 K		0-0 F9	0-0 1B		0-0 SH1-4	

AB	R	H	RBI	BB	SO	LOB
4	0	0	0	0	1	2
4	0	1	0	0	0	1
4	1	1	0	0	1	2
0	0	0	0	0	0	0
4	1	3	0	0	0	1
3	1	1	1	1	0	1
0	0	0	0	0	0	0
3	1	1	1	0	0	2
4	1	2	1	0	0	3
3	0	0	1	0	1	4
3	0	1	1	0	1	0
0	0	0	0	0	0	0
0	0	0	0	0	0	0

WP	PA
0	37
0	0
0	1
0	0

Inning Stats		R: 0	H: 0	E: 0	K: 1	S: 5	H: 1	LOB: 1	BB: 0	P: 6	R: 0	H: 1	E: 0	K: 0	S: 4	H: 1	LOB: 1	BB: 0	P: 4	R: 0	H: 1	E: 0	K: 2	S: 8	H: 1	LOB: 1	BB: 0	P: 8	R: 0	H: 0	E: 0	K: 0	S: 3	R: 4	H: 5	E: 0	K: 0	S: 8	H: 1	LOB: 1	BB: 0	P: 8	R: 0	H: 1	E: 0	K: 0	S: 4	R: 1	H: 1	E: 1	K: 0	S: 5	H: 1	LOB: 1	BB: 0	P: 5
<b>Bill Singer, R</b> ERA: 2.59 (1, 1)	5.1	WLS	L	BF	25	H	7	R	4	ER	4	SO	4	BB	1	IBB	0	HBP	1	BLK	0	WP	0	HR	0	S	31	P	36	ERA	6.75	WHIP	1.500																							
<b>Mudcat Grant, R</b> ERA: 2.45 (6, 1)	0.2			3	1	0	0	0	0	0	0	0	0	0	0	0	0	0	0	0	0	0	0	0	0	3	3	0.00	1.500																											
<b>Hank Aguirre, L</b> ERA: 0.77 (7, 1)	2.0			9	2	1	0	0	0	0	0	0	0	0	0	0	0	0	0	0	0	0	0	0	9	9	0.00	1.000																												

WP	PA	ERA	WHIP
0	37	6.75	1.500
0	0	0.00	1.500
0	1	0.00	1.000

**Los Angeles Dodgers @ Atlanta Braves**  
Atlanta Stadium, Atlanta, GA  
Sat Jul 13 1968, 3:33 AM EDT  
Att. 30,244 - Unknown

livebaseballscorecards.com

AB	32
R	5
H	10
RBI	5
BB	1
SO	4
LOB	16



Batter	1	2	3	4	5	6	7	8	9	AB R H RBI BB SO LOB	TOP					
Wes Parker, S (1, 8) OBP: 0.314, SLG: 0.336	0-0 P2		0-0 F7			0-0 F8			0-0 BB BB 1B	4 1 1 0 0 0 0	<b>Los Angeles Dodgers @ St. Louis Cardinals</b> Busch Stadium, St. Louis, MO Sun Jul 14 1968, 3:33 AM CDT Att. 34,761 - Unknown <a href="http://livebaseballscores.com">livebaseballscores.com</a>					
Paul Popovich, S (1, 4) OBP: 0.296, SLG: 0.285	0-0 F3			0-0 P8			0-0 P7	0-0 BB BB 1B	4 0 1 0 0 0 0							
Ted Savage, R (1, 9) OBP: 0.239, SLG: 0.343	0-0 P5			0-0 1-3			0-0 F8	0-0 F8	4 0 0 0 0 0 2							
Ken Boyer, R (1, 3) OBP: 0.319, SLG: 0.331		0-0 4-3		0-0 6-3			0-0 F7	0-0 L6	4 0 0 0 0 0 2							
Bob Bailey, R (1, 5) OBP: 0.333, SLG: 0.341					0-0 F8			0-0 2B 1B BB	3 0 2 0 1 0 0							
Jim Lefebvre, S (1, 7) OBP: 0.277, SLG: 0.331		0-0 L4		0-0 6-3			0-0 1-3 2B	0-0 1-2 2-3 BB	3 0 1 1 1 0 1							
Jeff Torborg, R (1, 2) OBP: 0.226, SLG: 0.146			0-0 F7		0-0 F8		0-3 K	0-0 4-3	3 0 0 0 0 1 3							
Tom Haller, L (9, PH) OBP: 0.349, SLG: 0.375									1 0 0 0 0 0 3							
Zoilo Versalles, R (1, 6) OBP: 0.228, SLG: 0.262			0-0 F9			0-0 F9		0-0 F3	3 0 0 0 0 0 2							
Mike Kekich, R (1, 1) OBP: 0.143, SLG: 0.100			0-0 4-3			0-0 G3		0-3 K	1 0 0 0 0 0 0							
Willie Crawford, L (6, PH) OBP: 0.250, SLG: 0.500									1 0 0 0 0 0 0							
Don Sutton, R (6, 1) OBP: 0.267, SLG: 0.259									0 0 0 0 0 0 0							
Luis Alcaraz, R (8, PH) OBP: 0.223, SLG: 0.223									1 0 0 0 0 1 2							
Jack Billingham, R (8, 1)									0 0 0 0 0 0 0							
<b>Inning Stats</b>	R: 0 E: 0 K: 0 S: 3	H: 0 LOB: 0 BB: 0 P: 3	R: 0 E: 0 K: 0 S: 4	H: 1 LOB: 1 BB: 0 P: 4	R: 0 E: 0 K: 0 S: 3	H: 0 LOB: 0 BB: 0 P: 3	R: 0 E: 0 K: 0 S: 3	H: 0 LOB: 0 BB: 0 P: 3	R: 0 E: 0 K: 2 S: 9	H: 2 LOB: 2 BB: 0 P: 9	R: 1 E: 0 K: 0 S: 5	H: 2 LOB: 3 BB: 2 P: 13	1B: 4 2B: 1 3B: 0 HR: 0	SF: 0 SAC: 0 DP: 0 HBP: 0	WP: 0 PB: 0 SB: 0 CS: 0	PA: 34
<b>PITCHER</b>	IP WLS BF H R ER SO BB IBB HBP BLK WP HR S P ERA WHIP															
Larry Jaster, L (1, 1) ERA: 1.79	8.2 W 32 5 1 1 2 1 0 0 0 0 0 0 35 39 1.04 0.692															
Wayne Granger, R (9, 1) ERA: 1.99	0.0 1 0 0 0 0 1 0 0 0 0 0 0 0 4 ∞ ∞															
Joe Hoerner, L (9, 1) ERA: 1.67	0.1 S 1 0 0 0 0 0 0 0 0 0 0 0 1 1 0.00 0.000															



Batter	1	2	3	4	5	6	7	8	9
<b>Lou Brock, L</b> OBP: 0.319, SLG: 0.430 (1, 7) X	0-0 S BLK 2B 1B	0-3 K			0-0 1-3			0-0 F7	
<b>Julian Javier, R</b> OBP: 0.279, SLG: 0.343 (1, 4) X	0-0 1-H 2B 2B		0-0 6-3		0-0 P6-4-3 1B			0-3 K	
<b>Curt Flood, R</b> OBP: 0.362, SLG: 0.410 (1, 8) X	0-0 2-H 1B SF8 2B		0-3 K		0-0 P6-4-3 1-2f			0-0 5-3	
<b>Orlando Cepeda, R</b> OBP: 0.340, SLG: 0.420 (1, 3) X	0-0 2-3 1B		0-0 F9			0-0 6-3			
<b>Mike Shannon, R</b> OBP: 0.332, SLG: 0.444 (1, 5) X	0-0 3-H SF8			0-0 HR		0-0 5-3			
<b>Tim McCarver, L</b> OBP: 0.288, SLG: 0.354 (1, 2) X	0-0 P6			0-0 SH5-3 SF9 2B		0-0 3-1			
<b>Bobby Tolan, L</b> OBP: 0.294, SLG: 0.368 (1, 9) S S	0-3 K			0-0 2-3 SH5-3			0-3 K		
<b>Dal Maxvill, R</b> OBP: 0.296, SLG: 0.274 (1, 6) X			0-0 F9		0-0 3-H SF9		0-3 K		
<b>Larry Jaster, L</b> OBP: 0.103, SLG: 0.071 (1, 1) X			0-0 6-3		0-3 K		0-0 G3		
<b>Wayne Granger, R</b> OBP: 0.200, SLG: 0.200 (9, 1)									
<b>Joe Hoerner, R</b> OBP: 0.200, SLG: 0.200 (9, 1)									

AB	R	H	RBI	BB	SO	LOB
4	1	1	0	0	1	0
4	1	2	1	0	1	0
4	1	1	1	0	1	1
3	0	1	0	0	0	0
2	1	1	2	0	0	0
3	1	1	0	0	0	1
2	0	0	0	0	2	1
2	0	0	1	0	1	0
3	0	0	0	0	1	0
0	0	0	0	0	0	0
0	0	0	0	0	0	0

AB	R	H	RBI	BB	SO	LOB
27	5	7	5	0	7	3

Inning Stats	R	H	E	K	S	R	H	E	K	S	R	H	E	K	S	R	H	E	K	S	R	H	E	K	S	R	H	E	K	S	R	H	E	K	S				
<b>Mike Kekich, L</b> ERA: 3.51 (1, 1)	5	0	0	0	0	0	0	0	0	0	0	0	0	0	0	0	0	0	0	0	0	0	0	0	0	0	0	0	0	0	0	0	0	0	0	0	0	0	
<b>Don Sutton, R</b> ERA: 3.33 (6, 1)	2	0	0	0	0	0	0	0	0	0	0	0	0	0	0	0	0	0	0	0	0	0	0	0	0	0	0	0	0	0	0	0	0	0	0	0	0	0	0
<b>Jack Billingham, R</b> ERA: 2.37 (8, 1)	1	0	0	0	0	0	0	0	0	0	0	0	0	0	0	0	0	0	0	0	0	0	0	0	0	0	0	0	0	0	0	0	0	0	0	0	0	0	0

WP	HR	S	P	ERA	WHIP
0	1	1	30	0.00	1.400

**BOTTOM**

**Los Angeles Dodgers @ St. Louis Cardinals**  
 Busch Stadium, St. Louis, MO  
 Sun Jul 14 1968, 3:33 AM CDT  
 Att. 34,761 - Unknown

livebaseballscorecards.com



Batter	1	2	3	4	5	6	7	8	9	AB R H RBI BB SO LOB	TOP	
<b>Willie Crawford, L</b> (1, 7) <small>OBP: 0.182, SLG: 0.364</small> <b>Ted Savage, R</b> (8, PH) <small>OBP: 0.236, SLG: 0.338</small> (8, 7)	0-3 		0-0 		0-3 			0-0 		3 0 0 0 0 2 0 1 0 0 0 0 0 0		
<b>Paul Popovich, S</b> (1, 4) <small>OBP: 0.291, SLG: 0.280</small>	0-0 			0-0 		0-0 		0-0 		4 0 0 0 0 0 0		
<b>Willie Davis, L</b> (1, 8) <small>OBP: 0.266, SLG: 0.329</small>	0-0 			0-0 		0-0 		0-0 		4 2 2 0 0 0 0		
<b>Tom Haller, L</b> (1, 2) <small>OBP: 0.348, SLG: 0.374</small>	0-0 			0-0 		0-0 			0-3 	4 0 1 0 0 1 1		
<b>Jim Lefebvre, S</b> (1, 5) <small>OBP: 0.291, SLG: 0.338</small>		0-0 		0-0 		4-0 			0-0 	3 0 2 1 1 0 0		
<b>Ron Fairly, L</b> (1, 9) <small>OBP: 0.253, SLG: 0.244</small> <b>Ken Boyer, R</b> (9, PH) <small>OBP: 0.317, SLG: 0.329</small>		0-0 		0-0 		0-0 			0-0 	3 0 0 0 0 0 3 1 0 0 0 0 0 1		
<b>Wes Parker, S</b> (1, 3) <small>OBP: 0.312, SLG: 0.333</small> <b>Bob Bailey, R</b> (9, PH) <small>OBP: 0.332, SLG: 0.339</small>				0-0 		0-0 		0-0 		3 0 0 0 0 0 2 1 0 0 0 0 0 1		
<b>Zoilo Versalles, R</b> (1, 6) <small>OBP: 0.230, SLG: 0.263</small>			0-0 		0-0 		0-0 			3 0 1 0 0 0 0		
<b>Claude Osteen, L</b> (1, 1) <small>OBP: 0.184, SLG: 0.245</small> <b>Jim Brewer, L</b> (7, 1) <small>OBP: 0.250, SLG: 0.250</small>			0-0 		0-0 		0-0 			3 0 0 0 0 0 1 0 0 0 0 0 0 0		
<b>Inning Stats</b>	R: 0 H: 0 E: 1 LOB: 1 K: 1 BB: 0 S: 6 P: 6	R: 0 H: 0 E: 0 LOB: 0 K: 0 BB: 0 S: 3 P: 3	R: 0 H: 0 E: 0 LOB: 0 K: 0 BB: 0 S: 3 P: 3	R: 1 H: 3 E: 0 LOB: 2 K: 0 BB: 0 S: 6 P: 6	R: 0 H: 1 E: 0 LOB: 0 K: 1 BB: 0 S: 5 P: 5	R: 1 H: 1 E: 1 LOB: 1 K: 0 BB: 1 S: 4 P: 8	R: 0 H: 0 E: 0 LOB: 0 K: 0 BB: 0 S: 3 P: 3	R: 0 H: 0 E: 0 LOB: 0 K: 0 BB: 0 S: 3 P: 3	R: 0 H: 1 E: 0 LOB: 1 K: 1 BB: 0 S: 6 P: 6	1B: 5 SF: 0 2B: 0 SAC: 0 3B: 1 DP: 1 HR: 0 HBP: 0	WP: 0 PA: 34 PB: 0 SB: 1 CS: 0	
<b>PITCHER</b> <b>Ray Washburn, R</b> (1, 1) <small>ERA: 3.41</small> <b>Mel Nelson, L</b> (8, 1) <small>ERA: 2.93</small>	IP WLS BF H R ER SO BB IBB HBP BLK WP HR S P ERA WHIP 7.0 W 27 5 2 1 2 1 0 0 0 0 0 0 30 34 1.29 0.857											<b>PITCHER</b> IP WLS BF H R ER SO BB IBB HBP BLK WP HR S P ERA WHIP 2.0 S 7 1 0 0 1 0 0 0 0 0 0 0 9 9 0.00 0.500

**Los Angeles Dodgers @ St. Louis Cardinals**  
 Busch Stadium, St. Louis, MO  
 Mon Jul 15 1968, 7:05 PM CDT  
 Att. 24,081 - Unknown

<b>AB</b>	<b>33</b>
<b>R</b>	<b>2</b>
<b>H</b>	<b>6</b>
<b>RBI</b>	<b>1</b>
<b>BB</b>	<b>1</b>
<b>SO</b>	<b>3</b>
<b>LOB</b>	<b>9</b>



Batter	1	2	3	4	5	6	7	8	9
<b>Lou Brock, L</b> OBP: 0.318, SLG: 0.431 (1, 7)	0-0 F7		0-0 F7			0-0 1-3	0-0 1-H 2B		
<b>Julian Javier, R</b> OBP: 0.279, SLG: 0.341 (1, 4)	0-0 1B			0-0 6-3		0-0 P4-3		0-0 5-3	
<b>Curt Flood, R</b> OBP: 0.358, SLG: 0.405 (1, 8)	0-3 K			0-0 P4-3		0-0 6-3		0-0 1-3	
<b>Orlando Cepeda, R</b> OBP: 0.341, SLG: 0.421 (1, 3)	0-0 F9			0-0 1B			0-0 HR 1B	0-3 K	
<b>Mike Shannon, R</b> OBP: 0.335, SLG: 0.456 (1, 5)		0-0 P4-6-3 1B		0-0 G3			0-0 1-H HR		
<b>Johnny Edwards, L</b> OBP: 0.286, SLG: 0.351 (1, 2)		0-0 P4-6-3 1-2f			0-0 P4-3		0-0 F6		
<b>Bobby Tolan, L</b> OBP: 0.295, SLG: 0.374 (1, 9)		0-0 1-3			0-0 FC1-5 2B		0-3 K		
<b>Dal Maxvill, R</b> OBP: 0.296, SLG: 0.279 (1, 6)			0-3 K		0-0 FC1-5 2-3		0-0 1B 2B		
<b>Ray Washburn, R</b> OBP: 0.281, SLG: 0.250 (7, PH)			0-3 K		0-0 P4-1		0-0 2-H 2B 1B		
<b>Mel Nelson, R</b> OBP: 0.400, SLG: 0.250 (8, 1)									

Inning Stats	R: 0	H: 1	E: 0	LOB: 1	K: 1	P: 6	R: 0	H: 1	E: 0	LOB: 0	K: 0	P: 3	R: 0	H: 0	E: 0	LOB: 0	K: 2	P: 7	R: 0	H: 1	E: 0	LOB: 1	K: 0	P: 4	R: 0	H: 0	E: 0	LOB: 0	K: 0	P: 3	R: 4	H: 5	E: 0	LOB: 1	K: 1	P: 9	R: 0	H: 0	E: 0	LOB: 0	K: 1	P: 5	
	0	1	0	1	1	6	0	1	0	0	0	3	0	0	0	0	2	7	0	1	0	1	0	4	3	0	0	0	0	0	0	4	5	0	1	1	9	0	0	0	0	1	5

PITCHER	IP	WLS	BF	H	R	ER	SO	BB	IBB	HBP	BLK	WP	HR	S	P	ERA	WHIP
<b>Claude Osteen, L</b> ERA: 3.07 (1, 1)	6.2	L	27	8	4	4	4	0	0	0	0	0	1	35	35	5.40	1.200
<b>Jim Brewer, L</b> ERA: 2.04 (7, 1)	1.1		4	1	0	0	1	0	0	0	0	0	0	6	6	0.00	0.750


**BOTTOM**

**Los Angeles Dodgers @ St. Louis Cardinals**  
 Busch Stadium, St. Louis, MO  
 Mon Jul 15 1968, 7:05 PM CDT  
 Att. 24,081 - Unknown

AB	31
R	4
H	9
RBI	4
BB	0
SO	5
LOB	6



WP	PA	31
PB	0	
SB	0	
CS	0	

Batter	1	2	3	4	5	6	7	8	9	AB R H RBI BB SO LOB	TOP		
Willie Davis, L (1, 8) OBP: 0.268, SLG: 0.332	0-0 2B		0-0 HR 1B		0-0 HR 1B	0-0 E4 1B HR	0-0 F5		0-0 F2	5 2 2 0 0 0 1	<b>Los Angeles Dodgers @ Cincinnati Reds</b> Crosley Field, Cincinnati, OH Tue Jul 16 1968, 7:05 PM EDT Att: 10,036 - Unknown  <b>AB 37</b> <b>R 9</b> <b>H 12</b> <b>RBI 9</b> <b>BB 3</b> <b>SO 7</b> <b>LOB 14</b> 		
Paul Popovich, S (1, 4) OBP: 0.293, SLG: 0.284	0-0 P5		4-0 HR BB		0-0 L8	0-0 P1-4-3		0-0 1B 2B	4 2 1 0 1 0 3				
Tom Haller, L (1, 2) OBP: 0.355, SLG: 0.396	0-0 P5		0-0 HR 1B		0-0 HR 1B		0-0 F7 SF8 2B	0-0 2B 1B	5 3 4 4 0 0 1				
Jim Lefebvre, S (1, 5) OBP: 0.288, SLG: 0.328	0-3 K		0-0 F7		4-0 HR BB		0-0 F7	0-0 F8	4 1 0 0 1 1 3				
Ron Fairly, L (1, 9) OBP: 0.253, SLG: 0.257 Jim Fairey, L (9, PH) OBP: 0.258, SLG: 0.317		0-3 K		0-0 F2	0-0 HR		0-0 SF8	0-0 2B	3 1 1 5 0 1 0 1 0 1 0 0 0 0				
Wes Parker, S (1, 3) OBP: 0.313, SLG: 0.337		0-0 4-3		0-0 1B	0-0 2B		0-3 K	0-0 G3	5 0 2 0 0 1 2				
Willie Crawford, L (1, 7) OBP: 0.133, SLG: 0.267		0-3 K		0-3 K	0-3 K			0-0 F5	4 0 0 0 0 3 2				
Zoilo Versalles, R (1, 6) OBP: 0.233, SLG: 0.264			0-0 F9		0-0 P6		0-0 SH3-4 1B	4-0 CS BB	3 0 1 0 1 0 1				
Don Drysdale, R (1, 1) OBP: 0.161, SLG: 0.179 Jim Brewer, L (7, 1) OBP: 0.200, SLG: 0.200			0-3 K		0-0 5-3	0-0 SH3-4		0-0 F8	2 0 0 0 0 1 0 1 0 0 0 0 0 1				
<b>Inning Stats</b>	R: 0 H: 1 E: 0 LOB: 1 K: 1 BB: 0 S: 6 P: 6	R: 0 H: 0 E: 0 LOB: 0 K: 2 BB: 0 S: 7 P: 7	R: 3 H: 2 E: 0 LOB: 0 K: 1 BB: 1 S: 7 P: 11	R: 0 H: 1 E: 0 LOB: 1 K: 1 BB: 0 S: 6 P: 6	R: 4 H: 3 E: 1 LOB: 1 K: 1 BB: 1 S: 9 P: 13	R: 0 H: 1 E: 0 LOB: 1 K: 0 BB: 0 S: 4 P: 4	R: 1 H: 1 E: 0 LOB: 0 K: 1 BB: 0 S: 6 P: 6	R: 0 H: 0 E: 0 LOB: 0 K: 0 BB: 1 S: 2 P: 6	R: 1 H: 3 E: 0 LOB: 2 K: 0 BB: 0 S: 6 P: 6	1B: 5 SF: 1 2B: 5 SAC: 1 3B: 0 DP: 0 HR: 2 HBP: 0		WP: 0 PA: 42 PB: 0 SB: 0 CS: 1	
<b>PITCHER</b>	IP WLS BF H R ER SO BB IBB HBP BLK WP HR S P ERA WHIP											<b>PITCHER</b>	IP WLS BF H R ER SO BB IBB HBP BLK WP HR S P ERA WHIP
Jim Maloney, R (1, 1) ERA: 3.31	4.2 L 23 6 7 3 5 2 0 0 0 0 0 2 31 39 5.79 1.714												
Bob Lee, R (5, 1) ERA: 4.78	0.1 2 1 0 0 1 0 0 0 0 0 0 0 4 4 0.00 3.000												
Bill Kelso, R (6, 1) ERA: 3.93	2.0 8 2 1 1 1 0 0 0 0 0 0 0 10 10 4.50 1.000												
Jay Ritchie, R (8, 1) ERA: 2.53	2.0 9 3 1 1 0 1 0 0 0 0 0 0 8 12 4.50 2.000												

livebaseballscores.com

Batter	1	2	3	4	5	6	7	8	9	AB	R	H	RBI	BB	SO	LOB
Alex Johnson, R OBP: 0.342, SLG: 0.386 (1, 7) X	0-0 CS 1B		0-0 G3 1-3 2B		0-3 K 2		0-0 FC5-4 1B		0-3 K 3	5	0	3	0	0	2	1
Fred Whitfield, L OBP: 0.263, SLG: 0.247 George Culver, R OBP: 0.056, SLG: 0.083 Bill Kelso, R (6, 1) Jim Beauchamp, R OBP: 0.143, SLG: 0.143 Jay Ritchie, R (8, 1)	0-0 1-2 2B 1B		0-0 G3 2-3		4-0 1B 1-2 BB		0-0 FC5-4 1B 1-2f			2	0	1	0	1	0	2
Vada Pinson, L OBP: 0.319, SLG: 0.386 (1, 8) X	0-0 1-H 2B		0-0 F8 3		0-0 1-2 2-H 1B		0-0 1-3 1B			4	0	3	1	0	0	1
Lee May, R OBP: 0.333, SLG: 0.426 (1, 9) S S S	0-3 K 3			0-0 6-3 1 X	0-0 P4 3		0-0 P6 3			4	0	0	0	0	1	5
Johnny Bench, R OBP: 0.296, SLG: 0.408 (1, 2) X		0-0 F8 1		0-0 L7 2		0-0 G6-3 1B		0-0 F7 1		4	0	1	0	0	0	0
Tony Perez, R OBP: 0.320, SLG: 0.373 (1, 5) X		0-0 P4 2		4-0 BB		0-0 G6-3 1-2f 2		0-0 6-3 2		3	0	0	0	1	0	1
Woody Woodward, R OBP: 0.291, SLG: 0.244 Giraldo Ruiz, S OBP: 0.303, SLG: 0.262 (4, 4) H		1-0 HBP		0-0 F8 3		0-0 P4-3 3		0-0 B3 3		0	0	0	0	0	0	0
Leo Cardenas, R OBP: 0.255, SLG: 0.224 (1, 6) X		0-0 F8 3			0-0 BB 1B		0-3 K 1		0-0 P4 1	4	1	1	0	0	1	1
Jim Maloney, L OBP: 0.333, SLG: 0.415 Bob Lee, R (5, 1) X			0-0 2B 1B		0-0 F3 1		0-0 HR		0-0 L9 2	1	0	1	0	0	0	0
Tony Cloninger, R OBP: 0.267, SLG: 0.533 Don Pavletich, R OBP: 0.216, SLG: 0.320 (6, 3) X										0	0	0	0	0	0	0
										1	0	0	0	0	0	1
										2	1	1	1	0	0	0

Inning Stats	R: 0	H: 3	E: 0	K: 1	S: 6	H: 0	LOB: 1	BB: 0	P: 6	R: 0	H: 0	E: 0	K: 0	S: 3	R: 0	H: 2	E: 0	K: 0	S: 4	R: 0	H: 0	E: 0	K: 0	S: 3	R: 1	H: 2	E: 0	K: 1	S: 7	R: 0	H: 1	E: 0	K: 0	S: 3	R: 1	H: 3	E: 0	K: 1	S: 8	R: 0	H: 0	E: 0	K: 0	S: 3	R: 0	H: 0	E: 0	K: 1	S: 5	R: 0	H: 0	E: 0	K: 1	S: 5	1B: 8	SF: 0	2B: 2	SAC: 0	3B: 0	DP: 1	HR: 1	HBP: 1	WP: 0	PA: 37
--------------	------	------	------	------	------	------	--------	-------	------	------	------	------	------	------	------	------	------	------	------	------	------	------	------	------	------	------	------	------	------	------	------	------	------	------	------	------	------	------	------	------	------	------	------	------	------	------	------	------	------	------	------	------	------	------	-------	-------	-------	--------	-------	-------	-------	--------	-------	--------

PITCHER	IP	WLS	BF	H	R	ER	SO	BB	IBB	HBP	BLK	WP	HR	S	P	ERA	WHIP
Don Drysdale, R ERA: 1.64 (1, 1)	6.1	W	28	10	2	2	3	2	0	1	0	0	1	31	40	2.84	1.895
Jim Brewer, L ERA: 1.91 (7, 1)	2.2	S	9	1	0	0	1	0	0	0	0	0	0	11	11	0.00	0.375

BOTTOM

Los Angeles Dodgers @ Cincinnati Reds  
Crosley Field, Cincinnati, OH  
Tue Jul 16 1968, 7:05 PM EDT  
Att. 10,036 - Unknown

AB	34
R	2
H	11
RBI	2
BB	2
SO	4
LOB	14



**Los Angeles Dodgers @ Cincinnati Reds**  
 Crosley Field, Cincinnati, OH

Wed Jul 17 1968, 7:05 PM EDT  
 Att. 8,562 - Unknown

AB	31
R	4
H	6
RBI	4
BB	5
SO	8
LOB	14



WP	0	PA	38
PB	0		
SB	0		
CS	0		

Batter	1	2	3	4	5	6	7	8	9	AB R H RBI BB SO LOB
<b>Willie Davis, L</b> (1, 8) OBP: 0.267, SLG: 0.329	0-0 4-3		0-0 F7		0-0 4-3		4-0 BB		0-3 K	4 0 0 0 1 1 1
<b>Paul Popovich, S</b> (1, 4) OBP: 0.287, SLG: 0.278	0-0 F5			0-0 P7		0-3 K	0-0 P4-3		0-3 K	5 0 0 0 0 2 2
<b>Tom Haller, L</b> (1, 2) OBP: 0.357, SLG: 0.399	0-3 K			0-0 1B G3 2B		0-0 F9		4-0 E SF9 BB		3 2 1 0 0 1 1 0
<b>Jim Lefebvre, S</b> (1, 5) OBP: 0.287, SLG: 0.326		0-0 F8		0-0 G3 2-3 1B		0-0 4-3		0-0 E1 SF9 FC5-2		4 0 1 0 0 0 1
<b>Ron Fairly, L</b> (1, 9) OBP: 0.253, SLG: 0.255		0-3 K		0-0 G3 2-3 3-H			4-0 2B 1B BB	0-0 SF9		2 1 0 2 1 1 1
<b>Wes Parker, S</b> (1, 3) OBP: 0.318, SLG: 0.346		0-0 2B		0-0 F2			0-0 1B SF7 2B	4-0 FC5-2 IBB		3 1 2 0 1 0 1
<b>Willie Crawford, L</b> (1, 7) OBP: 0.167, SLG: 0.235					4-0 G5-4-3 BB		0-3 K	0-0 FC5-2		2 0 0 0 1 2 3
<b>Len Gabrielson, L</b> (8, PH) OBP: 0.351, SLG: 0.493							0-0 K	0-0 FC5-2		1 0 0 0 0 0 2
<b>Ted Savage, R</b> (8, PR) OBP: 0.236, SLG: 0.338							0-0 K	0-0 FC5-2		0 0 0 0 0 0 0
<b>Zoilo Versalles, R</b> (1, 6) OBP: 0.232, SLG: 0.262			0-3 K		0-0 G5-4-3		0-0 BB	0-0 5-3		2 0 0 0 0 1 1
<b>Ken Boyer, R</b> (7, PH) OBP: 0.319, SLG: 0.331					0-0 1-2f		0-0 BB	0-0 5-3		2 0 1 1 0 0 2
<b>Bill Singer, R</b> (1, 1) OBP: 0.170, SLG: 0.222		0-0 5-3			0-0 2B		0-0 SF7		0-0 6-3	2 0 1 0 0 0 0
<b>Jim Fairey, L</b> (7, PH) OBP: 0.256, SLG: 0.317										0 0 0 1 0 0 0
<b>Mudcat Grant, R</b> (7, 1) OBP: 0.176, SLG: 0.353										0 0 0 0 0 0 0
<b>Hank Aguirre, R</b> (8, 1)										0 0 0 0 0 0 0
<b>Bob Bailey, R</b> (9, PH) OBP: 0.330, SLG: 0.337										1 0 0 0 0 0 0

Inning Stats	R: 0	H: 0	E: 0	K: 1	S: 5	R: 0	H: 1	E: 0	K: 2	S: 8	R: 0	H: 0	E: 0	K: 1	S: 5	R: 1	H: 2	E: 0	K: 0	S: 5	R: 0	H: 1	E: 0	K: 0	S: 3	R: 0	H: 0	E: 0	K: 1	S: 5	R: 2	H: 2	E: 0	K: 1	S: 7	R: 1	H: 0	E: 1	K: 0	S: 4	R: 0	H: 0	E: 0	K: 2	S: 7	1B: 2	SF: 2	2B: 4	SAC: 0	3B: 0	DP: 1	HR: 0	HBP: 0	WP: 0	PA: 38
--------------	------	------	------	------	------	------	------	------	------	------	------	------	------	------	------	------	------	------	------	------	------	------	------	------	------	------	------	------	------	------	------	------	------	------	------	------	------	------	------	------	------	------	------	------	------	-------	-------	-------	--------	-------	-------	-------	--------	-------	--------

PITCHER	IP	WLS	BF	H	R	ER	SO	BB	IBB	HBP	BLK	WP	HR	S	P	ERA	WHIP
<b>Gary Nolan, R</b> (1, 1) ERA: 2.27	6.1		26	6	3	3	6	2	0	0	0	0	0	36	44	4.26	1.263
<b>Ted Abernathy, R</b> (7, 1) ERA: 0.79	1.2	W	9	0	1	0	0	2	1	0	0	0	0	6	18	0.00	1.200
<b>Clay Carroll, R</b> (9, 1) ERA: 3.66	1.0	S	3	0	0	0	2	0	0	0	0	0	0	7	7	0.00	0.000



Batter	1	2	3	4	5	6	7	8	9
<b>Giraldo Ruiz, S</b> OBP: 0.324, SLG: 0.277 (1, 4)	0-0 S E 1B	0-0 P4-3			0-0 1B 2B 1B	0-3 K		4-0 E BB BB	
<b>Alex Johnson, R</b> OBP: 0.343, SLG: 0.384 (1, 7)	0-3 K 1-2		0-3 K		0-0 2B SF8 1B		0-0 P6-3	4-0 BB BB BB 1-2 2-3 BB	
<b>Vada Pinson, L</b> OBP: 0.320, SLG: 0.394 (1, 8)	0-0 E7 2-H		0-0 L9		0-0 1-3 2-H 2B		0-0 S 2B	0-0 SF8 2-3 3-H	
<b>Lee May, R</b> OBP: 0.328, SLG: 0.419 (1, 9)	0-3 K		0-3 K		0-0 6-3		0-0 F7 2-3	0-0 P4	
<b>Johnny Bench, R</b> OBP: 0.295, SLG: 0.406 (1, 2)	4-0 BB			0-3 K	0-0 SF8 3-H		0-3 K		
<b>Tony Perez, R</b> OBP: 0.316, SLG: 0.368 (1, 5)	0-0 F9			0-0 6-3	0-0 F8			0-0 F7	
<b>Don Pavletich, R</b> OBP: 0.255, SLG: 0.327 (1, 3)		0-0 SH2-4 1B		4-0 1B BB		0-0 F3		4-0 HBP 2B BB	
<b>Leo Cardenas, R</b> OBP: 0.263, SLG: 0.240 (1, 6)		0-0 F2		0-0 1-2 1B		0-0 HR		1-0 2B HBP	
<b>Gary Nolan, R</b> OBP: 0.281, SLG: 0.300 (7, 1)		0-0 SH2-4		0-3 K		0-3 K		0-0 BB SF8 2B 1-H 2-H	

AB	R	H	RBI	BB	SO	LOB
4	2	2	0	1	1	1
4	1	1	0	1	2	1
4	0	2	2	0	0	0
5	0	0	0	0	2	7
2	0	0	1	1	2	1
4	0	0	0	0	0	3
2	1	1	0	2	0	0
3	2	2	1	0	0	1
2	0	0	0	0	2	2
0	0	0	0	0	0	0
1	0	1	2	0	0	0
0	0	0	0	0	0	0
0	1	0	0	0	0	0
0	0	0	0	0	0	0

WP	HR	S	P	ERA	WHIP
0	0	0	40	4.50	1.500
0	0	0	21	20.25	3.750
0	0	2	2	0.00	0.000

1B	2B	3B	HR	SF	SAC	DP	HBP
5	3	0	1	2	1	0	1
0	0	0	0	0	0	0	0
0	0	0	0	0	0	0	0

WP	HR	S	P	ERA	WHIP
0	0	0	40	4.50	1.500
0	0	0	21	20.25	3.750
0	0	2	2	0.00	0.000

**BOTTOM**

**Los Angeles Dodgers @ Cincinnati Reds**  
Crosley Field, Cincinnati, OH  
Wed Jul 17 1968, 7:05 PM EDT  
Att. 8,562 - Unknown

livebaseballscorecards.com

<b>AB</b>	<b>31</b>
<b>R</b>	<b>7</b>
<b>H</b>	<b>9</b>
<b>RBI</b>	<b>6</b>
<b>BB</b>	<b>5</b>
<b>SO</b>	<b>9</b>
<b>LOB</b>	<b>16</b>



Inning Stats													
R	H	E	K	S	H	LOB	BB	P	R	H	E	K	S
1	1	1	2	9	1	2	1	13	0	0	0	4	4
2	0	0	0	4	1	1	0	4	0	0	0	0	0
3	0	0	2	7	0	0	0	7	0	0	0	0	0
4	0	0	2	8	1	2	1	12	0	0	0	0	0
5	2	0	0	6	3	1	0	6	2	3	0	0	6
6	1	0	2	8	1	0	0	8	1	0	0	0	8
7	0	0	1	6	1	0	0	6	0	1	0	0	6
8	3	1	0	4	1	3	3	17	0	0	0	0	0

PITCHER													
IP	WLS	BF	H	R	ER	SO	BB	IBB	HBP	BLK	WP	HR	S
6.0		28	7	4	3	8	2	0	0	0	0	1	42
1.1	L	10	2	3	3	1	3	0	1	0	0	0	8
0.2		2	0	0	0	0	0	0	0	0	0	0	2

ERA	WHIP
2.66	1.500
2.94	3.750
0.75	0.000

Batter	1	2	3	4	5	6	7	8	9	AB R H RBI BB SO LOB	TOP											
Don Kessinger, S (1, 6) OBP: 0.283, SLG: 0.280	0-0 5-3		0-0 F9		0-0 SH3-4	0-0 F8			0-0 5-3	4 0 0 0 0 0 0												
Glenn Beckert, R (1, 4) OBP: 0.315, SLG: 0.359	0-0 P4-3		0-0 5-3		0-0 1B 1B		0-0 P4-3		0-0 F3	5 1 1 0 0 0 0												
Billy Williams, L (1, 7) OBP: 0.325, SLG: 0.432	0-0 P4-3			0-0 14 1B FC5-4	0-0 1B 1B		0-0 P5			4 1 2 1 0 0 0												
Ron Santo, R (1, 5) OBP: 0.351, SLG: 0.425		0-0 F8		0-0 F8	0-0 BB 1B		0-0 6-3			4 0 1 1 0 0 1												
14 Ernie Banks, R (1, 3) OBP: 0.290, SLG: 0.442		0-0 P4-6-3 1B		0-0 IBB E 1B	0-3 K			0-0 F8		3 1 2 0 0 1 2												
Dick Nen, L (7, 3) OBP: 0.236, SLG: 0.396				1-3 E 1B						1 0 0 0 0 0 0												
Randy Hundley, R (1, 2) OBP: 0.295, SLG: 0.313		0-0 P4-6-3		4-0 FC5-4 IBB	4-0 BB			4-0 BB		1 0 0 0 3 0 1												
Jim Hickman, R (1, 9) OBP: 0.267, SLG: 0.350			0-0 E 1B	0-0 FC5-4	0-0 F8			0-3 K		4 1 1 1 0 1 5												
Jose Arcia, R (1, 8) OBP: 0.238, SLG: 0.328			0-0 E5 5-3 1B	0-3 K		0-0 1-3		0-0 L5		4 1 1 0 0 1 2												
Fergie Jenkins, R (1, 1) OBP: 0.258, SLG: 0.250			0-0 5-3		4-0 SH3-4 1B BB	0-3 K			0-3 K	3 1 0 1 1 2 0												
<b>Inning Stats</b>	R: 0 E: 0 K: 0 S: 3	H: 0 LOB: 0 BB: 0 P: 3	R: 0 E: 0 K: 0 S: 3	H: 1 LOB: 0 BB: 0 P: 3	R: 2 E: 1 K: 0 S: 5	H: 2 LOB: 0 BB: 0 P: 5	R: 2 E: 1 K: 1 S: 7	H: 2 LOB: 1 BB: 1 P: 11	R: 2 E: 0 K: 1 S: 8	H: 3 LOB: 3 BB: 2 P: 16	R: 0 E: 0 K: 1 S: 5	H: 0 LOB: 0 BB: 0 P: 5	R: 0 E: 0 K: 0 S: 3	H: 0 LOB: 0 BB: 0 P: 3	R: 0 E: 0 K: 1 S: 5	H: 0 LOB: 1 BB: 1 P: 9	R: 0 E: 0 K: 1 S: 5	H: 0 LOB: 0 BB: 0 P: 5	1B: 8 2B: 0 3B: 0 HR: 0	SF: 0 SAC: 1 DP: 1 HBP: 0	WP: 0 PB: 0 SB: 0 CS: 0	PA: 38
<b>PITCHER</b>	IP WLS BF H R ER SO BB IBB HBP BLK WP HR S P ERA WHIP																					
Claude Osteen, L (1, 1) ERA: 3.16	4.1 L 21 7 6 3 1 1 1 0 0 0 0 0 21 29 6.23 1.846																					
Jack Billingham, R (5, 1) ERA: 2.27	1.2 7 1 0 0 2 1 0 0 0 0 0 0 10 14 0.00 1.200																					
John Purdin, R (7, 1) ERA: 2.11	1.0 3 0 0 0 0 0 0 0 0 0 0 0 3 3 0.00 0.000																					
Hank Aguirre, L (8, 1) ERA: 0.69	2.0 7 0 0 0 2 1 0 0 0 0 0 0 10 14 0.00 0.500																					

Chicago Cubs @ Los Angeles Dodgers  
 Dodger Stadium, Los Angeles, CA  
 Fri Jul 19 1968, 7:05 PM PDT  
 Att. 18,767 - Unknown

livebaseballscorecards.com

AB	33
R	6
H	8
RBI	4
BB	4
SO	5
LOB	11





Batter	1	2	3	4	5	6	7	8	9	AB R H RBI BB SO LOB	TOP											
Don Kessinger, S (1, 6) OBP: 0.283, SLG: 0.280	0-3 K		0-0 1B			0-0 4-3	0-0 FC6-4			4 0 1 0 0 1 1												
Glenn Beckert, R (1, 4) OBP: 0.314, SLG: 0.358	0-0 1-3		0-0 G4-3-6-4			0-0 1B		0-0 L4		4 1 1 0 0 0 1												
Billy Williams, L (1, 9) OBP: 0.329, SLG: 0.435	0-0 1B			0-0 3-1		0-0 1B		0-0 1B		4 0 3 0 0 0 0												
Ron Santo, R (1, 5) OBP: 0.350, SLG: 0.421	0-0 F2			4-0 BB		0-3 K		0-0 G6-4-3		3 0 0 0 1 1 4												
14 Ernie Banks, R (1, 3) OBP: 0.296, SLG: 0.446		0-0 1B		0-3 K		0-0 1B			0-0 1B	4 1 3 1 0 1 1												
Willie Smith, L (1, 7) OBP: 0.307, SLG: 0.348		0-3 K		0-0 F6		0-0 F7			0-0 1B	4 0 1 0 0 1 4												
Randy Hundley, R (1, 2) OBP: 0.295, SLG: 0.311		0-3 K			0-3 K				0-0 SF9	2 0 0 1 1 2 1												
Jose Arcia, R (1, 8) OBP: 0.231, SLG: 0.317		0-0 F8			0-0 P4				0-0 L1-3	2 0 0 0 0 0 1												
Al Spangler, L (7, PH) OBP: 0.344, SLG: 0.366										1 0 0 0 0 1 1												
Adolfo Phillips, R (7, 8) OBP: 0.328, SLG: 0.373										1 0 0 0 0 0 1												
Ken Holtzman, R (1, 1) OBP: 0.130, SLG: 0.152			0-0 F7		0-0 1-3					2 0 0 0 0 0 0												
Dick Nen, L (7, PH) OBP: 0.232, SLG: 0.389										1 0 0 0 0 1 1												
Gary Ross, R (7, 1) OBP: 0.125, SLG: 0.125										0 0 0 0 0 0 0												
<b>Inning Stats</b>	R: 0 E: 0 K: 1 S: 6	H: 1 LOB: 1 BB: 0 P: 6	R: 0 E: 0 K: 2 S: 8	H: 1 LOB: 1 BB: 0 P: 8	R: 0 E: 0 K: 0 S: 3	H: 1 LOB: 0 BB: 0 P: 3	R: 0 E: 0 K: 1 S: 5	H: 0 LOB: 1 BB: 1 P: 9	R: 0 E: 0 K: 1 S: 5	H: 0 LOB: 0 BB: 0 P: 5	R: 1 E: 0 K: 1 S: 8	H: 3 LOB: 2 BB: 0 P: 8	R: 0 E: 0 K: 2 S: 7	H: 0 LOB: 1 BB: 1 P: 11	R: 0 E: 0 K: 0 S: 3	H: 1 LOB: 0 BB: 0 P: 3	R: 1 E: 0 K: 0 S: 4	H: 2 LOB: 0 BB: 0 P: 4	1B: 9 2B: 1 3B: 0 HR: 0	SF: 1 SAC: 0 DP: 3 HBP: 0	WP: 1 PB: 0 SB: 0 CS: 0	PA: 35
<b>PITCHER</b> Don Drysdale, R (1, 1) ERA: 1.66	IP: 9.0 WLS: W BF: 35 H: 9 R: 2 ER: 2 SO: 8 BB: 2 IBB: 0 HBP: 0 BLK: 0 WP: 1 HR: 0 S: 49 P: 57 ERA: 2.00 WHIP: 1.222											<b>PITCHER</b>	IP: 9.0 WLS: W BF: 35 H: 9 R: 2 ER: 2 SO: 8 BB: 2 IBB: 0 HBP: 0 BLK: 0 WP: 1 HR: 0 S: 49 P: 57 ERA: 2.00 WHIP: 1.222									

Chicago Cubs @ Los Angeles Dodgers  
Dodger Stadium, Los Angeles, CA  
Sat Jul 20 1968, 7:05 PM PDT  
Att: 32,328 - Unknown

livebaseballscorecards.com

AB	32
R	2
H	9
RBI	2
BB	2
SO	8
LOB	16



Batter	1	2	3	4	5	6	7	8	9
Willie Davis, L OBP: 0.266, SLG: 0.334 (1, 8)	0-0 4-3		0-0 F6		0-0 E4 4-3 1B		0-0 1-3		
Wes Parker, S OBP: 0.316, SLG: 0.340 (1, 3)	0-0 E6 1-3 1B		0-0 6-3		0-0 4-3 2-3		0-0 3-1		
Ted Savage, R OBP: 0.221, SLG: 0.315 (1, 7)	0-0 1-3 1-2		0-0 P3		0-0 F9		0-0 L9		
Jim Lefebvre, S OBP: 0.291, SLG: 0.324 (1, 4)	0-0 1B 2-H		0-0 5-3		0-3 K		4-0 BB 2B BB		
Bob Bailey, R OBP: 0.329, SLG: 0.331 (1, 5)	0-0 5-3		0-0 P4		0-0 6-3		4-0 BB 2B BB		
Tom Haller, L OBP: 0.361, SLG: 0.413 (1, 2)		0-0 F2		0-0 1B 2B		0-0 HR	4-0 BB 2B FC1 BB		
Ron Fairly, L OBP: 0.266, SLG: 0.267 (1, 9)		0-0 FC6-4 1B		0-0 1B 2-H		4-0 BB	0-0 FC1 1-3 2-H 3-H 2B		
Zoilo Versalles, R OBP: 0.227, SLG: 0.257 (1, 6)		0-3 K		0-0 P4		0-3 K	0-0 FC1 2-3 3-H		
Don Drysdale, R OBP: 0.150, SLG: 0.167 (1, 1)		0-0 FC6-4 1-2f		0-3 K		0-0 G3	0-3 K		


AB	R	H	RBI	BB	SO	LOB
4	0	1	0	0	0	0
4	1	0	0	0	0	1
4	0	0	0	0	0	2
3	1	1	1	1	1	0
3	1	0	0	1	0	1
3	2	2	1	1	0	0
3	0	3	3	1	0	0
4	0	0	0	0	2	5
4	0	0	0	0	2	3

**BOTTOM**

**Chicago Cubs @ Los Angeles Dodgers**  
 Dodger Stadium, Los Angeles, CA

Sat Jul 20 1968, 7:05 PM PDT  
 Att. 32,328 - Unknown

AB	32
R	5
H	7
RBI	5
BB	4
SO	5
LOB	12



Inning Stats	R	H	E	K	S	P	IP	WLS	BF	H	R	ER	SO	BB	IBB	HBP	BLK	WP	HR	S	P	ERA	WHIP
Ken Holtzman, L ERA: 3.91 (1, 1)	1	1	1	0	5	6	6.0	L	26	6	3	2	4	1	0	0	0	0	1	33	37	3.00	1.167
Gary Ross, R ERA: 3.62 (7, 1)	0	0	0	1	5	6	2.0		10	1	2	2	1	3	0	0	0	0	0	9	21	9.00	2.000

WP	PA	ERA	WHIP
0	36		
0			
0			
0			

Batter	1	2	3	4	5	6	7	8	9	AB R H RBI BB SO LOB	TOP		
Don Kessinger, S (1, 6) OBP: 0.283, SLG: 0.279	0-0 5-3		0-0 3B 1B		0-0 4-3		0-3 K		0-0 SH3-4	4 1 1 0 0 1 0	<b>Chicago Cubs @ Los Angeles Dodgers</b> <b>Dodger Stadium, Los Angeles, CA</b> Sun Jul 21 1968, 3:33 AM PDT Att. 19,101 - Sunny - 90 F		
Glenn Beckert, R (1, 4) OBP: 0.320, SLG: 0.369	0-0 F3		0-0 1-H SF8 3B		0-0 HR 1B		0-0 3-1 1B		0-0 HR 1B	5 3 4 2 0 0 0			
Billy Williams, L (1, 7) OBP: 0.333, SLG: 0.453	4-0 14 WP 1B BB		0-0 SF8		0-0 1-H HR		0-0 3-1		0-0 1-H HR	3 2 2 5 1 0 1			
Ron Santo, R (1, 5) OBP: 0.351, SLG: 0.419	0-0 14 WP 1B		4-0 3-H 14 CS BB		0-0 6-3		0-3 K		0-3 K	4 0 1 0 1 2 1			
14 Ernie Banks, R (1, 3) OBP: 0.295, SLG: 0.442 Dick Nen, L (8, PR) OBP: 0.228, SLG: 0.382	0-3 K		0-3 K		0-3 K			1-0 FC1-6 HBP	0-0 3-1	3 0 0 0 0 3 3 1 0 0 0 0 0 0			
Al Spangler, L (1, 9) OBP: 0.340, SLG: 0.360		0-0 FC5-4 1B		0-0 E1 SH1-4		0-0 F8		0-0 FC1-6		4 0 1 0 0 0 1			
Randy Hundley, R (1, 2) OBP: 0.292, SLG: 0.308		0-3 K		0-0 SH1-4		0-0 P6		0-0 F8		3 0 0 0 0 1 2			
Adolfo Phillips, R (1, 8) OBP: 0.326, SLG: 0.371		0-0 FC5-4		0-3 K		0-0 1B		0-3 K		4 0 1 0 0 2 3			
Bill Hands, R (1, 1) OBP: 0.085, SLG: 0.044 Phil Regan, R (8, 1) OBP: 0.231, SLG: 0.308	0-0 5-3		0-3 K		0-0 P6				0-0 PB SH3-4 1B	3 0 0 0 0 1 3 1 1 1 0 0 0 0			
<b>Inning Stats</b>	R: 0 H: 1 E: 0 LOB: 2 K: 1 BB: 1 S: 6 P: 10	R: 0 H: 1 E: 0 LOB: 1 K: 1 BB: 0 S: 6 P: 6	R: 2 H: 2 E: 0 LOB: 1 K: 1 BB: 1 S: 6 P: 10	R: 0 H: 0 E: 1 LOB: 1 K: 2 BB: 0 S: 8 P: 8	R: 2 H: 2 E: 0 LOB: 0 K: 1 BB: 0 S: 7 P: 7	R: 0 H: 1 E: 0 LOB: 1 K: 0 BB: 0 S: 4 P: 4	R: 0 H: 1 E: 0 LOB: 1 K: 2 BB: 0 S: 8 P: 8	R: 0 H: 0 E: 0 LOB: 1 K: 1 BB: 0 S: 5 P: 6	R: 3 H: 3 E: 0 LOB: 0 K: 1 BB: 0 S: 8 P: 8	1B: 8 SF: 1 2B: 1 SAC: 2 3B: 1 DP: 1 HR: 2 HBP: 1		WP: 1 PA: 41 PB: 1 SB: 0 CS: 1	
<b>PITCHER</b>	IP WLS BF H R ER SO BB IBB HBP BLK WP HR S P ERA WHIP											<b>PITCHER</b>	IP WLS BF H R ER SO BB IBB HBP BLK WP HR S P ERA WHIP
Bill Singer, R (1, 1) ERA: 2.81	5.0 L 23 6 4 4 6 2 0 0 0 0 1 1 33 41 7.20 1.600												
Don Sutton, R (6, 1) ERA: 3.23	3.0 12 2 0 0 3 0 0 1 0 0 0 0 17 18 0.00 0.667												
Jim Brewer, L (9, 1) ERA: 2.49	1.0 6 3 3 3 1 0 0 0 0 0 0 1 8 8 27.00 3.000												

livebaseballscorecards.com

<b>AB</b>	<b>35</b>
<b>R</b>	<b>7</b>
<b>H</b>	<b>11</b>
<b>RBI</b>	<b>7</b>
<b>BB</b>	<b>2</b>
<b>SO</b>	<b>10</b>
<b>LOB</b>	<b>14</b>



Batter	1	2	3	4	5	6	7	8	9	AB	R	H	RBI	BB	SO	LOB
<b>Willie Davis, L</b> (1, 8) OBP: 0.268, SLG: 0.347	0-0 HR		0-0 F9			0-0 F7		0-0 4-3 2-H 2B		4	1	2	2	0	0	1
<b>Len Gabrielson, L</b> (1, 7) OBP: 0.333, SLG: 0.466	0-0 F8		0-0 F8			0-0 F8		0-0 4-3 2-3		4	0	0	0	0	0	2
<b>Jim Brewer, L</b> (9, 1) OBP: 0.200, SLG: 0.200										0	0	0	0	0	0	0
<b>Tom Haller, L</b> (1, 2) OBP: 0.359, SLG: 0.411	0-0 4-3				0-0 G3		0-0 1B	0-0 1-3		4	0	1	0	0	0	1
<b>Jim Lefebvre, S</b> (1, 4) OBP: 0.284, SLG: 0.315	0-0 6-3				0-0 F7		0-0 P5		0-0 G3	4	0	0	0	0	0	1
<b>Ron Fairly, L</b> (1, 9) OBP: 0.269, SLG: 0.271		0-0 6-3			0-0 1B		0-0 4-3		0-0 BB 1B FC5-2 1B	4	0	2	0	0	0	0
<b>Bob Bailey, R</b> (1, 5) OBP: 0.327, SLG: 0.330		0-0 F9			0-0 P4		0-3 K		0-0 FC5-2 BB 1B	4	0	1	0	0	1	1
<b>Wes Parker, S</b> (1, 3) OBP: 0.316, SLG: 0.337		0-3 K				0-3 K		0-0 F7	4-0 BB BB BB 1-2 2-3 BB	3	0	0	0	1	2	0
<b>Zoilo Versalles, R</b> (1, 6) OBP: 0.227, SLG: 0.260			0-3 K			0-0 5-3		0-0 2B 2B	0-0 FC5-2	4	1	1	0	0	1	3
<b>Bill Singer, R</b> (1, 1) OBP: 0.188, SLG: 0.239			0-0 1B			0-3 K		0-0 F7	0-0 G3	1	0	1	0	0	0	0
<b>Willie Crawford, L</b> (5, PH) OBP: 0.150, SLG: 0.211										1	0	0	0	0	1	0
<b>Don Sutton, R</b> (6, 1) OBP: 0.267, SLG: 0.259										0	0	0	0	0	0	0
<b>Jim Fairey, L</b> (8, PH) OBP: 0.247, SLG: 0.306										2	0	0	0	0	0	4
<b>Jim Fairey, L</b> (9, 7)																

Inning Stats	R: 1	H: 1	E: 0	K: 0	S: 4	R: 0	H: 0	E: 0	K: 1	S: 5	R: 0	H: 1	E: 0	K: 1	S: 6	R: 0	H: 0	E: 0	K: 2	S: 7	R: 0	H: 1	E: 0	K: 0	S: 4	R: 0	H: 0	E: 0	K: 1	S: 5	R: 1	H: 2	E: 0	K: 0	S: 5	R: 0	H: 2	E: 0	K: 0	S: 5	1B: 5	2B: 2	3B: 0	HR: 1	SF: 0	SAC: 0	DP: 0	HBP: 0	WP: 0	PB: 0	SB: 0	CS: 0	PA: 36
<b>Bill Hands, R</b> (1, 1) ERA: 2.63	IP	WLS	BF	H	R	ER	SO	BB	IBB	HBP	BLK	WP	HR	S	P	ERA	WHIP																																				
<b>Phil Regan, R</b> (8, 1) ERA: 2.15	1.2	S	8	2	0	0	0	1	0	0	0	0	0	7	11	0.00	1.800																																				


**BOTTOM**

**Chicago Cubs @ Los Angeles Dodgers**  
Dodger Stadium, Los Angeles, CA

Sun Jul 21 1968, 3:33 AM PDT  
Att: 19,101 - Sunny - 90 F

livebaseballscores.com

<b>AB</b>	<b>35</b>
<b>R</b>	<b>2</b>
<b>H</b>	<b>8</b>
<b>RBI</b>	<b>2</b>
<b>BB</b>	<b>1</b>
<b>SO</b>	<b>5</b>
<b>LOB</b>	<b>13</b>



Batter	1	2	3	4	5	6	7	8	9	AB R H RBI BB SO LOB	TOP									
Dick Simpson, R (1, 9) OBP: 0.298, SLG: 0.310	0-0 F8		0-3 K		0-0 1B S 1B	0-0 2B		0-0 6-3		5 1 2 1 0 1 1										
Hector Torres, R (1, 6) OBP: 0.263, SLG: 0.261	0-0 L9		0-0 F8		0-0 1B 1-3	0-0 P6		0-0 F4		5 0 1 0 0 0 2										
Rusty Staub, L (1, 3) OBP: 0.393, SLG: 0.417	0-0 1B		0-0 F4		0-3 K		0-0 S 1B		0-0 SH5-3 1B	5 1 3 0 0 1 3										
Jimmy Wynn, R (1, 8) OBP: 0.371, SLG: 0.443	0-3 K			0-3 K	0-0 1B 1-2 3-H		0-0 F5		0-0 SH5-3	4 0 1 1 0 2 2										
Denis Menke, R (1, 4) OBP: 0.334, SLG: 0.347		0-0 2B		4-0 FC4-6 BB	0-0 P3		0-0 1B 2-H		4-0 G4-6-3 BB	3 0 2 1 2 0 2										
Doug Rader, R (1, 5) OBP: 0.300, SLG: 0.318		0-0 5-3		0-0 FC4-6 1B 1-2f		4-0 1B S BB		0-0 L5	0-0 G4-6-3 1-2f	4 1 0 0 1 0 5										
Bob Watson, R (1, 7) OBP: 0.290, SLG: 0.311		0-0 F8		0-0 1B 1-3		0-3 K		0-0 1B 1-3		4 0 2 0 0 1 2										
Ron Brand, R (1, 2) OBP: 0.292, SLG: 0.214		0-0 6-3		0-0 F8		0-0 S 2B 1B		0-0 6-3		4 1 1 0 0 0 5										
Dave Giusti, R (1, 1) OBP: 0.167, SLG: 0.185			0-0 1B		0-0 F3	0-3 K		0-0 6-3		4 0 1 0 0 1 1										
<b>Inning Stats</b>	R: 0 E: 0 K: 1 S: 6	H: 1 LOB: 1 BB: 0 P: 6	R: 0 E: 0 K: 0 S: 4	H: 1 LOB: 1 BB: 0 P: 4	R: 0 E: 0 K: 1 S: 6	H: 1 LOB: 2 BB: 1 P: 10	R: 1 E: 0 K: 1 S: 8	H: 3 LOB: 2 BB: 0 P: 8	R: 2 E: 0 K: 2 S: 9	H: 2 LOB: 1 BB: 1 P: 13	R: 1 E: 0 K: 0 S: 6	H: 3 LOB: 2 BB: 0 P: 6	R: 0 E: 0 K: 0 S: 3	H: 0 LOB: 0 BB: 0 P: 3	R: 0 E: 0 K: 0 S: 3	H: 1 LOB: 1 BB: 1 P: 7	1B: 11 2B: 2 3B: 0 HR: 0	SF: 0 SAC: 1 DP: 1 HBP: 0	WP: 0 PB: 0 SB: 4 CS: 0	PA: 42
<b>PITCHER</b>	IP WLS BF H R ER SO BB IBB HBP BLK WP HR S P ERA WHIP																			
Mike Kekich, L (1, 1) ERA: 3.52	5.0 L 24 7 2 2 4 2 0 0 0 0 0 0 30 38 3.60 1.800																			
Mudcat Grant, R (6, 1) ERA: 3.12	3.0 14 5 2 2 2 0 0 0 0 0 0 0 18 18 6.00 1.667																			
Jack Billingham, R (9, 1) ERA: 2.21	1.0 4 1 0 0 0 1 0 0 0 0 0 0 3 7 0.00 2.000																			

Houston Astros @ Los Angeles Dodgers  
Dodger Stadium, Los Angeles, CA

Mon Jul 22 1968, 7:05 PM PDT  
Att. 13,244 - Unknown

AB	38
R	4
H	13
RBI	3
BB	3
SO	6
LOB	23





Batter	1	2	3	4	5	6	7	8	9
Willie Davis, L (1, 8) OBP: 0.266, SLG: 0.343	0-0 F6		0-0 4-3			0-0 4-3		0-0 F8	
Len Gabrielson, L (1, 7) OBP: 0.325, SLG: 0.454	0-3 K			0-3 K		0-3 K		0-0 F7	
Tom Haller, L (1, 2) OBP: 0.364, SLG: 0.416	0-0 5-3			0-0 1B FC1-2 1B		0-0 BB 1B		0-0 1B	
Jim Lefebvre, S (1, 4) OBP: 0.295, SLG: 0.329		0-0 1-4-3 FC5-2 2B		0-0 1-3 1B		4-0 1-2 BB		0-3 K	
Ron Fairly, L (1, 3) OBP: 0.266, SLG: 0.267		0-0 1-4-3		0-0 FC1-2		0-3 K		0-0 F8	
Bob Bailey, R (1, 5) OBP: 0.321, SLG: 0.323		0-0 FC5-2		0-0 3-H	0-0 5-3		0-0 5-3	0-0 F5	
Jim Fairey, L (1, 9) OBP: 0.260, SLG: 0.318		0-3 K		0-0 1B	0-0 1B		0-0 L5-3 1B		
Zoilo Versalles, R (1, 6) OBP: 0.225, SLG: 0.257			0-0 F9		0-3 K		0-0 L5-3		
Mike Kekich, R (1, 1) OBP: 0.130, SLG: 0.091			0-0 L8		0-0 4-3		0-3 K		
Mudcat Grant, R (6, 1) OBP: 0.176, SLG: 0.353									
Willie Crawford, L (8, PH) OBP: 0.143, SLG: 0.200									
Jack Billingham, R (9, 1)									

<b>AB R H RBI BB SO LOB</b>	<b>4 0 0 0 0 0 0</b>	<b>4 0 0 0 0 3 0</b>	<b>4 0 3 0 0 0 0</b>	<b>3 0 2 0 1 1 1</b>	<b>4 0 0 0 0 1 6</b>	<b>4 0 0 0 0 0 2</b>	<b>3 0 2 0 0 1 1</b>	<b>3 0 0 0 0 1 2</b>	<b>2 0 0 0 0 0 1</b>	<b>0 0 0 0 0 0 0</b>	<b>1 0 0 0 0 1 0</b>	<b>0 0 0 0 0 0 0</b>
<b>AB 32</b>	<b>R 0</b>	<b>H 7</b>	<b>RBI 0</b>	<b>BB 1</b>	<b>SO 8</b>	<b>LOB 13</b>						

**Houston Astros @ Los Angeles Dodgers**  
**Dodger Stadium, Los Angeles, CA**

Mon Jul 22 1968, 7:05 PM PDT  
Att: 13,244 - Unknown

[livebaseballscores.com](http://livebaseballscores.com)



<b>Inning Stats</b>	R: 0 H: 0 E: 0 K: 1 S: 5	H: 0 LOB: 0 BB: 0 P: 5	R: 0 H: 1 E: 0 K: 1 S: 6	H: 1 LOB: 1 BB: 0 P: 6	R: 0 H: 0 E: 0 K: 3 S: 3	H: 0 LOB: 0 BB: 0 P: 3	R: 0 H: 2 E: 0 K: 1 S: 6	H: 1 LOB: 1 BB: 0 P: 6	R: 0 H: 1 E: 0 K: 1 S: 6	H: 1 LOB: 1 BB: 0 P: 6	R: 0 H: 1 E: 0 K: 2 S: 8	H: 1 LOB: 2 BB: 1 P: 12	R: 0 H: 1 E: 0 K: 0 S: 3	H: 1 LOB: 0 BB: 0 P: 3	R: 0 H: 0 E: 0 K: 1 S: 5	H: 0 LOB: 0 BB: 0 P: 5	R: 0 H: 1 E: 0 K: 1 S: 6	H: 1 LOB: 1 BB: 0 P: 6	1B: 6 SF: 0	2B: 3 SAC: 0	3B: 0 DP: 2	HR: 0 HBP: 0	WP: 0 PA: 33	PB: 0 SB: 0 CS: 0	
<b>PITCHER</b>	<b>IP</b> 9.0	<b>WLS</b> W	<b>BF</b> 33	<b>H</b> 7	<b>R</b> 0	<b>ER</b> 0	<b>SO</b> 8	<b>BB</b> 1	<b>IBB</b> 0	<b>HBP</b> 0	<b>BLK</b> 0	<b>WP</b> 0	<b>HR</b> 0	<b>S</b> 48	<b>P</b> 52	<b>ERA</b> 0.00	<b>WHIP</b> 0.889								

Batter	1	2	3	4	5	6	7	8	9	AB R H RBI BB SO LOB	TOP	
Dick Simpson, R (1, 9) OBP: 0.291, SLG: 0.302	0-3 K		0-0 F8		0-0 F4			0-3 K		4 0 0 0 0 2 0	<b>Houston Astros @ Los Angeles Dodgers</b> Dodger Stadium, Los Angeles, CA Tue Jul 23 1968, 7:05 PM PDT Att. 17,621 - Unknown <a href="http://livebaseballscorecards.com">livebaseballscorecards.com</a>	
Hector Torres, R (1, 6) OBP: 0.266, SLG: 0.264	0-0 4-3			0-0 6-3		0-0 BB 1B		0-0 6-3 1B		4 0 2 0 0 0 0		
Rusty Staub, L (1, 3) OBP: 0.390, SLG: 0.413	0-0 6-3			0-0 G3		0-0 F7		0-0 6-3 1-2		4 0 0 0 0 0 2		
Jimmy Wynn, R (1, 8) OBP: 0.370, SLG: 0.444		0-0 F8		0-0 1B 1B 2B		0-3 K		0-3 K		4 1 1 0 0 2 2		
Denis Menke, R (1, 4) OBP: 0.336, SLG: 0.347		0-3 K		0-0 1B 2-3 1B		4-0 BB 1-2 BB		0-0 5-3		3 0 1 0 1 1 0		
Bob Aspromonte, R (1, 5) OBP: 0.309, SLG: 0.282		0-0 2B 1B		0-0 FC6-4 1-3 3-H 1B		0-0 F9		0-0 1-3		4 0 2 1 0 0 2		
Bob Watson, R (1, 7) OBP: 0.296, SLG: 0.320		0-0 1-H 2B		0-0 FC6-4 1-2f		0-0 5-3		4-0 BB BB BB BB		3 0 1 0 1 0 2		
Ron Brand, R (1, 2) OBP: 0.275, SLG: 0.200			0-0 G1		0-0 1-3		0-0 L7		0-0 6-3			4 0 0 0 0 0 1
Mike Cuellar, L (1, 1) Pat House, L (7, 1) OBP: 0.176, SLG: 0.294			0-0 F7		0-0 6-3		0-0 F7			3 0 0 0 0 0 0 0 0 0 0 0 0 0		
<b>Inning Stats</b>	R: 0 E: 0 K: 1 S: 5 H: 0 LOB: 0 BB: 0 P: 5	R: 0 E: 0 K: 1 S: 6 H: 2 LOB: 2 BB: 0 P: 6	R: 0 E: 0 K: 0 S: 3 H: 0 LOB: 0 BB: 0 P: 3	R: 1 E: 0 K: 0 S: 6 H: 3 LOB: 2 BB: 0 P: 6	R: 0 E: 0 K: 0 S: 3 H: 0 LOB: 0 BB: 0 P: 3	R: 0 E: 0 K: 1 S: 6 H: 1 LOB: 2 BB: 1 P: 10	R: 0 E: 0 K: 0 S: 3 H: 0 LOB: 0 BB: 0 P: 3	R: 0 E: 0 K: 2 S: 8 H: 1 LOB: 1 BB: 0 P: 8	R: 0 E: 0 K: 0 S: 3 H: 0 LOB: 1 BB: 1 P: 7	1B: 5 2B: 2 3B: 0 HR: 0 SF: 0 SAC: 0 DP: 0 HBP: 0	WP: 0 PB: 0 SB: 0 CS: 0 PA: 35	
<b>PITCHER</b> Claude Osteen, L (1, 1) ERA: 3.04	IP: 9.0 WLS: W BF: 35 H: 7 R: 1 ER: 1 SO: 5 BB: 2 IBB: 0 HBP: 0 BLK: 0 WP: 0 HR: 0 S: 43 P: 51 ERA: 1.00 WHIP: 1.000	<b>PITCHER</b> IP WLS BF H R ER SO BB IBB HBP BLK WP HR S P ERA WHIP										



Batter	1	2	3	4	5	6	7	8	9	AB	R	H	RBI	BB	SO	LOB
--------	---	---	---	---	---	---	---	---	---	----	---	---	-----	----	----	-----

<b>Willie Davis, L</b> <small>(1, 8)</small> <small>OBP: 0.265, SLG: 0.340</small>	0-3 			0-0 		0-0 	4-0 			3 0 0 0 0 1 1 1
<b>Wes Parker, S</b> <small>(1, 3)</small> <small>OBP: 0.315, SLG: 0.334</small>	0-0 			0-0 		4-0 	0-3 			3 0 0 0 0 1 1 3
<b>Ted Savage, R</b> <small>(1, 7)</small> <small>OBP: 0.235, SLG: 0.316</small>	4-0 			0-0 		0-0 		0-0 		3 0 1 1 1 0 0
<b>Tom Haller, L</b> <small>(1, 2)</small> <small>OBP: 0.363, SLG: 0.417</small>	0-0 	0-3 			0-3 	0-3 		0-0 		4 0 1 0 0 3 2
<b>Jim Lefebvre, S</b> <small>(1, 4)</small> <small>OBP: 0.294, SLG: 0.323</small>		0-3 			0-0 		0-0 	4-0 		3 0 0 0 1 1 0
<b>Ron Fairly, L</b> <small>(1, 9)</small> <small>OBP: 0.263, SLG: 0.263</small>		0-0 			0-0 		0-0 	0-0 		4 1 0 0 0 0 2
<b>Bob Bailey, R</b> <small>(1, 5)</small> <small>OBP: 0.326, SLG: 0.340</small>			0-3 			0-0 	1-0 			2 1 1 1 0 1 0
<b>Zoilo Versalles, R</b> <small>(1, 6)</small> <small>OBP: 0.226, SLG: 0.256</small>			0-0 			4-0 	0-0 			2 1 0 0 1 0 2
<b>Claude Osteen, L</b> <small>(1, 1)</small> <small>OBP: 0.189, SLG: 0.245</small>			0-3 			0-0 	0-0 			3 0 1 1 0 1 1

Inning Stats	R: 0	H: 0	E: 0	K: 1	S: 4	LOB: 0	BB: 1	P: 8	R: 0	H: 0	E: 0	K: 2	S: 7	LOB: 0	BB: 0	P: 7	R: 0	H: 0	E: 0	K: 2	S: 7	LOB: 0	BB: 0	P: 7	R: 0	H: 0	E: 0	K: 0	S: 3	LOB: 0	BB: 0	P: 3	R: 0	H: 2	E: 1	K: 1	S: 7	LOB: 2	BB: 2	P: 15	R: 1	H: 1	E: 1	K: 1	S: 7	LOB: 3	BB: 1	P: 12	R: 0	H: 1	E: 0	K: 0	S: 3	LOB: 1	BB: 1	P: 7	1B: 2	2B: 1	3B: 0	HR: 1	SF: 0	SAC: 0	DP: 1	HBP: 1	WP: 0	PB: 0	SB: 0	CS: 1	PA: 34
--------------	------	------	------	------	------	--------	-------	------	------	------	------	------	------	--------	-------	------	------	------	------	------	------	--------	-------	------	------	------	------	------	------	--------	-------	------	------	------	------	------	------	--------	-------	-------	------	------	------	------	------	--------	-------	-------	------	------	------	------	------	--------	-------	------	-------	-------	-------	-------	-------	--------	-------	--------	-------	-------	-------	-------	--------

PITCHER	IP	WLS	BF	H	R	ER	SO	BB	IBB	HBP	BLK	WP	HR	S	P	ERA	WHIP
<b>Mike Cuellar, L</b> <small>(1, 1)</small> <small>ERA: 2.14</small>	6.2	L	27	3	3	2	7	3	0	1	0	0	1	37	50	2.70	0.900
<b>Pat House, L</b> <small>(7, 1)</small> <small>ERA: 8.59</small>	1.1		6	1	0	0	1	1	0	0	0	0	0	6	14	0.00	1.500

**BOTTOM**

**Houston Astros @ Los Angeles Dodgers**  
 Dodger Stadium, Los Angeles, CA  
 Tue Jul 23 1968, 7:05 PM PDT  
 Att. 17,621 - Unknown

<b>AB</b> 27 <b>R</b> 3 <b>H</b> 4 <b>RBI</b> 3 <b>BB</b> 5 <b>SO</b> 8 <b>LOB</b> 11
---



Batter	1	2	3	4	5	6	7	8	9	AB R H RBI BB SO LOB	TOP									
Bob Watson, R OBP: 0.288, SLG: 0.310 (1, 7) X	0-0 5-3		0-3 K		0-0 F6			0-0 F7		4 0 0 0 0 1 3										
Hector Torres, R OBP: 0.263, SLG: 0.261 (1, 6) X	0-0 2-3			0-0 4-3	0-0 FC3-2-5			0-0 F9		4 0 0 0 0 0 3										
Rusty Staub, L OBP: 0.393, SLG: 0.417 (1, 3) X	0-0 2B			0-0 F7				1-0 HBP		3 0 2 0 0 0 0										
Jimmy Wynn, R OBP: 0.369, SLG: 0.440 (1, 8) X	0-0 1-3			4-0 BB				0-0 F8		3 0 0 0 1 0 3										
Norm Miller, L OBP: 0.288, SLG: 0.352 (1, 9) X		0-0 5-3		0-0 F7				0-0 FC5-4 1B		4 0 1 0 0 0 2										
Denis Menke, R OBP: 0.335, SLG: 0.346 (1, 4) X		0-0 1-3			0-0 1B HBP 1B			0-3 K 1-2		4 1 1 0 0 1 1										
Bob Aspromonte, R OBP: 0.315, SLG: 0.284 (1, 5) X		0-0 F8			0-0 HBP FC3-2-5 1B			4-0 FC5-4 IBB		2 0 1 0 2 0 0										
Ron Brand, R OBP: 0.274, SLG: 0.190 (1, 2) X			0-0 F8		1-0 FC3-2-5 HBP 1-2 HBP			0-0 FC5-4 1-2f 2-3		3 0 0 0 0 0 3										
Don Wilson, R OBP: 0.267, SLG: 0.279 (1, 1) X			0-3 K		1-0 HBP			0-3 K		3 0 0 1 0 3 3										
<b>Inning Stats</b>	R: 0 E: 0 K: 0 S: 4	H: 1 LOB: 1 BB: 0 P: 4	R: 0 E: 0 K: 0 S: 3	H: 0 LOB: 0 BB: 0 P: 3	R: 0 E: 0 K: 2 S: 7	H: 0 LOB: 1 BB: 1 P: 7	R: 1 E: 0 K: 0 S: 4	H: 2 LOB: 1 BB: 0 P: 6	R: 0 E: 0 K: 1 S: 5	H: 1 LOB: 1 BB: 1 P: 9	R: 0 E: 0 K: 1 S: 5	H: 0 LOB: 1 BB: 1 P: 9	R: 0 E: 0 K: 1 S: 8	H: 0 LOB: 1 BB: 1 P: 12	R: 0 E: 0 K: 2 S: 8	H: 1 LOB: 2 BB: 1 P: 12	1B: 4 2B: 2 3B: 0 HR: 0	SF: 0 SAC: 0 DP: 2 HBP: 3	WP: 0 PB: 0 SB: 1 CS: 0	PA: 36
<b>PITCHER</b>	IP WLS BF H R ER SO BB IBB HBP BLK WP HR S P ERA WHIP																			
Don Drysdale, R ERA: 1.63 (1, 1)	8.0 L 31 4 1 1 3 2 0 3 0 0 0 32 43 1.12 0.750																			
Don Sutton, R ERA: 3.19 (9, 1)	1.0 5 1 0 0 2 0 1 0 0 0 0 8 12 0.00 1.000																			

Houston Astros @ Los Angeles Dodgers  
Dodger Stadium, Los Angeles, CA

Wed Jul 24 1968, 7:05 PM PDT  
Att: 17,199 - Unknown

livebaseballscores.com

AB	30
R	1
H	5
RBI	1
BB	3
SO	5
LOB	18



Batter	1	2	3	4	5	6	7	8	9	AB R H RBI BB SO LOB
Willie Davis, L OBP: 0.263, SLG: 0.337 (1, 8) X	0-0 L9 ①		0-0 F6 ①		0-0 P6 ③			0-0 3-1 ③		4 0 0 0 0 0 1
Len Gabrielson, L OBP: 0.324, SLG: 0.449 (1, 7) X	0-0 HBP 1B		0-3 K ②			0-0 F2 ①		0-3 K ①	SSS	4 0 1 0 0 2 1
Tom Haller, L OBP: 0.358, SLG: 0.411 (1, 2) X	0-0 F7 ②		0-0 4-3 ③			0-0 F2 ②		0-3 K ②	SSS	4 0 0 0 0 1 2
Jim Lefebvre, S OBP: 0.293, SLG: 0.316 (1, 4) H	1-0 1-2 HBP			0-0 4-3 ①		0-0 4-3 ③		0-3 K ③	SSS	3 0 0 0 0 1 0
Ron Fairly, L OBP: 0.260, SLG: 0.260 (1, 3) X	0-0 F5			0-0 F4 ②			0-0 5-3 ①			3 0 0 0 0 0 2
Bob Bailey, R OBP: 0.326, SLG: 0.340 (1, 5)		0-0 F9 ①		0-0 S 1B		0-0 F8 ②				3 0 1 0 0 0 0
Jim Fairey, L OBP: 0.253, SLG: 0.308 (1, 9)		0-3 K ②		0-0 6-3 ③		0-0 4-3 ③				3 0 0 0 0 1 1
Zoilo Versalles, R OBP: 0.224, SLG: 0.253 (1, 6)		0-0 F2 ③			0-0 F8 ①			0-0 P5 ①		3 0 0 0 0 0 0
Don Drysdale, R OBP: 0.161, SLG: 0.177 (1, 1)			0-0 BLK 1B		0-3 K ②			0-0 4-3 ②		2 0 1 0 0 1 0
Wes Parker, S OBP: 0.314, SLG: 0.333 (8, PH)										1 0 0 0 0 0 0
Don Sutton, R OBP: 0.267, SLG: 0.259 (9, 1)										0 0 0 0 0 0 0

Inning Stats	R: 0 E: 0 K: 0 S: 4	H: 1 LOB: 2 BB: 0 P: 5	R: 0 E: 0 K: 1 S: 5	H: 0 LOB: 0 BB: 0 P: 5	R: 0 E: 0 K: 1 S: 6	H: 1 LOB: 1 BB: 0 P: 6	R: 0 E: 0 K: 0 S: 4	H: 1 LOB: 1 BB: 0 P: 4	R: 0 E: 0 K: 1 S: 5	H: 0 LOB: 0 BB: 0 P: 5	R: 0 E: 0 K: 0 S: 3	H: 0 LOB: 0 BB: 0 P: 3	R: 0 E: 0 K: 0 S: 3	H: 0 LOB: 0 BB: 0 P: 3	R: 0 E: 0 K: 3 S: 9	H: 0 LOB: 0 BB: 0 P: 9	1B: 3 2B: 0 3B: 0 HR: 0	SF: 0 SAC: 0 DP: 0 HBP: 1
--------------	------------------------------	---------------------------------	------------------------------	---------------------------------	------------------------------	---------------------------------	------------------------------	---------------------------------	------------------------------	---------------------------------	------------------------------	---------------------------------	------------------------------	---------------------------------	------------------------------	---------------------------------	----------------------------------	------------------------------------


PITCHER	IP	WLS	BF	H	R	ER	SO	BB	IBB	HBP	BLK	WP	HR	S	P	ERA	WHIP
Don Wilson, R ERA: 3.62 (1, 1)	9.0	W	31	3	0	0	6	0	0	1	1	0	0	42	43	0.00	0.333

**BOTTOM**

**Houston Astros @ Los Angeles Dodgers**  
**Dodger Stadium, Los Angeles, CA**  
 Wed Jul 24 1968, 7:05 PM PDT  
 Att. 17,199 - Unknown

livebaseballscorecards.com

AB	30
R	0
H	3
RBI	0
BB	0
SO	6
LOB	7



WP: 0	PA: 31
PB: 0	
SB: 1	
CS: 0	

Batter	1	2	3	4	5	6	7	8	9	AB R H RBI BB SO LOB	TOP		
Willie Davis, L (1, 8) OBP: 0.260, SLG: 0.333	0-0 4-3	0-0 P6			0-0 F8			0-0 3-1		4 0 0 0 0 0 1			
Len Gabrielson, L (1, 7) OBP: 0.318, SLG: 0.440 Wes Parker, S (8, PH) OBP: 0.316, SLG: 0.333	0-0 F8		0-0 F8		0-0 K			4-0 FC4-6 BB		3 0 0 0 0 1 0 0 0 0 0 1 0 0			
Tom Haller, L (1, 2) OBP: 0.354, SLG: 0.406	0-0 6-3		0-0 1-3		0-0 4-3			0-0 FC4-6 FC5-4 1-2f		4 0 0 0 0 0 1			
Jim Lefebvre, S (1, 4) OBP: 0.287, SLG: 0.309		0-0 G3	0-0 P4		0-0 F8			0-0 FC5-4 1-2f		4 0 0 0 0 0 1			
Ron Fairly, L (1, 3) OBP: 0.266, SLG: 0.267				0-0 G5-4-3 1B			0-0 1B		0-3 K	4 1 3 0 0 1 0			
Bob Bailey, R (1, 5) OBP: 0.329, SLG: 0.343		0-0 1B 3B 1B		0-0 G5-4-3 1B			0-0 F8		0-0 G5-3 1B 1B	4 1 2 0 0 0 2			
Jim Fairey, L (1, 9) OBP: 0.255, SLG: 0.330 Ted Savage, R (9, PH) OBP: 0.244, SLG: 0.325		0-0 1B 3B 2B 3B		0-0 F3			0-0 F7		0-0 1B	3 1 1 2 0 0 1 1 0 1 0 0 0 0			
Zoilo Versalles, R (1, 6) OBP: 0.228, SLG: 0.260		0-0 PB 2B		0-0 P3			0-0 1B		0-0 G5-3	4 0 2 1 0 0 2			
Bill Singer, R (1, 1) OBP: 0.176, SLG: 0.224 Jim Brewer, L (7, 1) OBP: 0.200, SLG: 0.200		0-0 P6		0-3 K			0-3 K2-3			3 0 0 0 0 2 3 0 0 0 0 0 0 0			
<b>Inning Stats</b>	R: 0 H: 0 E: 0 LOB: 0 K: 0 BB: 0 S: 3 P: 3	R: 3 H: 4 E: 0 LOB: 1 K: 0 BB: 0 S: 7 P: 7	R: 0 H: 0 E: 0 LOB: 0 K: 0 BB: 0 S: 3 P: 3	R: 0 H: 1 E: 0 LOB: 0 K: 0 BB: 0 S: 3 P: 3	R: 0 H: 0 E: 0 LOB: 0 K: 1 BB: 0 S: 5 P: 5	R: 0 H: 0 E: 0 LOB: 0 K: 1 BB: 0 S: 5 P: 5	R: 0 H: 2 E: 0 LOB: 2 K: 1 BB: 0 S: 7 P: 7	R: 0 H: 0 E: 0 LOB: 1 K: 0 BB: 1 S: 3 P: 7	R: 0 H: 2 E: 0 LOB: 1 K: 1 BB: 0 S: 6 P: 6	1B: 7 SF: 0 2B: 1 SAC: 0 3B: 1 DP: 2 HR: 0 HBP: 0	WP: 0 PA: 35 PB: 1 SB: 0 CS: 0		
<b>PITCHER</b>	IP WLS BF H R ER SO BB IBB HBP BLK WP HR S P ERA WHIP											<b>PITCHER</b>	IP WLS BF H R ER SO BB IBB HBP BLK WP HR S P ERA WHIP
Bill Hands, R (1, 1) ERA: 2.68 Rich Nye, L (8, 1) ERA: 4.12	7.0 L 27 7 3 3 3 0 0 0 0 0 0 0 33 33 3.86 1.000												2.0 8 2 0 0 1 1 0 0 0 0 0 9 13 0.00 1.500

**Los Angeles Dodgers @ Chicago Cubs**  
 Wrigley Field, Chicago, IL  
 Fri Jul 26 1968, 3:33 AM CDT  
 Att. 21,743 - Unknown - 84 F

AB	34
R	3
H	9
RBI	3
BB	1
SO	4
LOB	11



Batter	1	2	3	4	5	6	7	8	9	AB R H RBI BB SO LOB
Don Kessinger, S (1, 6) OBP: 0.289, SLG: 0.284	0-0 CS 1B		0-0 FC3-6 1B		0-3 K		0-3 K		4-0 1B BB	4 0 2 0 1 2 1
Glenn Beckert, R (1, 4) OBP: 0.316, SLG: 0.363	0-0 6-3 1-2		0-0 FC3-6 WP 1-2f		0-0 6-3			0-0 F7	0-0 1B 1-2 2-H	5 0 1 1 0 0 2
Billy Williams, L (1, 7) OBP: 0.325, SLG: 0.437 (9, 9)	0-0 F9		0-0 P6 1-2			0-0 L8		0-3 K	0-0 F5	5 0 0 0 0 1 3
Ron Santo, R (1, 5) OBP: 0.357, SLG: 0.425		4-0 FC3-6 SF8 BB	4-0 BB			0-0 1B		0-0 1B 14 1B		2 1 2 0 2 0 0
14 Ernie Banks, R (1, 3) OBP: 0.299, SLG: 0.438		4-0 FC3-6 BB 1-2	0-0 P4			0-0 L9		0-0 1B 1-2		3 0 1 0 1 0 3
Al Spangler, L (1, 9) OBP: 0.339, SLG: 0.360 Adolfo Phillips, R (8, PH) OBP: 0.326, SLG: 0.370 (9, 8)		0-0 FC3-6 SF8 BB 1-2f 2-3		0-0 4-3		0-0 F7		0-3 K		3 0 0 0 0 0 3 1 0 0 0 0 1 2
Randy Hundley, R (1, 2) OBP: 0.299, SLG: 0.308		4-0 BB		0-3 K			0-0 FC6-4 1B		0-0 E9 1B 1B	3 1 2 0 1 1 0
Jim Hickman, R (1, 8) OBP: 0.250, SLG: 0.329 Willie Smith, L (7, PH) OBP: 0.308, SLG: 0.358 Rich Nye, L (8, 1) OBP: 0.176, SLG: 0.176 John Felske, R (9, PH)		0-0 SF8		0-0 F9			0-0 FC6-4 1-2f		0-3 K	1 0 0 1 0 0 0 1 0 0 0 0 0 1 0 0 0 0 0 0 0 1 0 0 0 0 1 1
Bill Hands, R (1, 1) OBP: 0.082, SLG: 0.043 Lee Elia, R (7, PH) OBP: 0.071, SLG: 0.071 Jose Arcia, R (8, 8) OBP: 0.227, SLG: 0.313 (9, 7)		0-3 K			0-3 K				0-3 K	2 0 0 0 0 2 2 1 0 0 0 0 1 1 1 0 0 0 0 1 1

Inning Stats	R: 0 E: 0 K: 3 S: 3	H: 1 LOB: 0 BB: 0 P: 3	R: 1 E: 0 K: 1 S: 5	H: 0 LOB: 2 BB: 3 P: 17	R: 0 E: 0 K: 0 S: 4	H: 1 LOB: 2 BB: 1 P: 8	R: 0 E: 0 K: 1 S: 5	H: 0 LOB: 0 BB: 0 P: 5	R: 0 E: 0 K: 2 S: 7	H: 0 LOB: 0 BB: 0 P: 7	R: 0 E: 0 K: 0 S: 4	H: 1 LOB: 1 BB: 0 P: 4	R: 0 E: 0 K: 2 S: 8	H: 1 LOB: 1 BB: 0 P: 8	R: 0 E: 0 K: 2 S: 9	H: 2 LOB: 2 BB: 0 P: 9	R: 1 E: 1 K: 2 S: 9	H: 2 LOB: 2 BB: 1 P: 13	1B: 8 2B: 0 3B: 0 HR: 0	SF: 1 SAC: 0 DP: 0 HBP: 0
--------------	------------------------------	---------------------------------	------------------------------	----------------------------------	------------------------------	---------------------------------	------------------------------	---------------------------------	------------------------------	---------------------------------	------------------------------	---------------------------------	------------------------------	---------------------------------	------------------------------	---------------------------------	------------------------------	----------------------------------	----------------------------------	------------------------------------

PITCHER	IP	WLS	BF	H	R	ER	SO	BB	IBB	HBP	BLK	WP	HR	S	P	ERA	WHIP
Bill Singer, R (1, 1) ERA: 2.76	6.0	W	25	4	1	1	4	4	0	0	0	1	0	29	45	1.50	1.333
Jim Brewer, L (7, 1) ERA: 2.53	3.0	S	14	4	1	1	6	1	0	0	0	0	0	25	29	3.00	1.667

**Los Angeles Dodgers @ Chicago Cubs**  
Wrigley Field, Chicago, IL  
Fri Jul 26 1968, 3:33 AM CDT  
Att: 21,743 - Unknown - 84 F

<b>AB</b>	<b>33</b>
<b>R</b>	<b>2</b>
<b>H</b>	<b>8</b>
<b>RBI</b>	<b>2</b>
<b>BB</b>	<b>5</b>
<b>SO</b>	<b>10</b>
<b>LOB</b>	<b>20</b>

WP: 1 PA: 39  
PB: 0  
SB: 0  
CS: 1



livebaseballscorecards.com

Batter	1	2	3	4	5	6	7	8	9	AB R H RBI BB SO LOB	TOP									
Willie Davis, L (1, 8) OBP: 0.265, SLG: 0.334	0-0 FC5-4 1B		0-3 K			1-0 HBP		4-0 1B BB		2 1 1 0 1 1 1										
Len Gabrielson, L (1, 7) OBP: 0.316, SLG: 0.436	0-0 FC5-4 1-2f		0-0 L7			0-3 K		0-0 1B 1B		4 0 1 0 0 1 3										
Tom Haller, L (1, 2) OBP: 0.353, SLG: 0.404	0-3 K				0-0 F7			0-0 1B 1-2 3-H		4 0 1 1 0 2 2										
Jim Lefebvre, S (1, 4) OBP: 0.280, SLG: 0.301	0-0 4-3				0-3 K			0-3 K		4 0 0 0 0 2 3										
Ron Fairly, L (1, 3) OBP: 0.266, SLG: 0.267					0-0 4-3			0-0 1B		4 0 1 0 0 0 0										
Bob Bailey, R (1, 5) OBP: 0.323, SLG: 0.337					0-0 K			0-0 F8		4 0 0 0 0 1 1										
Jim Fairey, L (1, 9) OBP: 0.245, SLG: 0.316					0-3 K			0-0 4-3		4 0 0 0 0 3 1										
Zoilo Versalles, R (1, 6) OBP: 0.228, SLG: 0.258					4-0 SH1-4 BB			0-3 K		2 0 0 0 1 1 1										
Claude Osteen, L (1, 1) OBP: 0.185, SLG: 0.241					0-0 SH1-4			0-3 K		1 0 0 0 0 1 0										
Wes Parker, S (8, PH) OBP: 0.315, SLG: 0.332					1-2					1 0 0 0 0 1 0										
John Purdin, R (8, 1) OBP: 0.500, SLG: 0.500										0 0 0 0 0 0 0										
<b>Inning Stats</b>	R: 0 E: 0 K: 1 S: 6	H: 1 LOB: 1 BB: 0 P: 6	R: 0 E: 0 K: 2 S: 7	H: 0 LOB: 0 BB: 0 P: 7	R: 0 E: 0 K: 1 S: 5	H: 0 LOB: 0 BB: 1 P: 9	R: 0 E: 0 K: 1 S: 5	H: 0 LOB: 0 BB: 0 P: 5	R: 0 E: 0 K: 3 S: 9	H: 1 LOB: 1 BB: 0 P: 10	R: 0 E: 0 K: 1 S: 6	H: 1 LOB: 1 BB: 0 P: 6	R: 1 E: 0 K: 3 S: 11	H: 2 LOB: 2 BB: 1 P: 15	R: 0 E: 0 K: 0 S: 3	H: 0 LOB: 0 BB: 0 P: 3	1B: 4 2B: 0 3B: 0 HR: 0	SF: 0 SAC: 1 DP: 1 HBP: 1	WP: 1 PB: 0 SB: 0 CS: 0	PA: 34
<b>PITCHER</b> Fergie Jenkins, R (1, 1) ERA: 2.37	IP: 9.0 WLS: W BF: 34 H: 4 R: 1 ER: 1 SO: 13 BB: 2 IBB: 0 HBP: 1 BLK: 0 WP: 1 HR: 0 S: 57 P: 66 ERA: 1.00 WHIP: 0.667											<b>PITCHER</b>	IP: 0.0 WLS: 0 BF: 0 H: 0 R: 0 ER: 0 SO: 0 BB: 0 IBB: 0 HBP: 0 BLK: 0 WP: 0 HR: 0 S: 0 P: 0 ERA: 0.00 WHIP: 0.000							

**Los Angeles Dodgers @ Chicago Cubs**  
 Wrigley Field, Chicago, IL  
 Sat Jul 27 1968, 3:33 AM CDT  
 Att. 20,353 - Cloudy - 80 F

AB	30
R	1
H	4
RBI	1
BB	2
SO	13
LOB	12





Batter	1	2	3	4	5	6	7	8	9	AB	R	H	RBI	BB	SO	LOB
Don Kessinger, S OBP: 0.293, SLG: 0.289 (1, 6)	0-0 G6-3 1B		0-0 1B G4-6-3 1B		0-0 1-3		0-0 1B			4	1	3	0	0	0	0
Glenn Beckert, R OBP: 0.315, SLG: 0.362 (1, 4)	0-0 G6-3 1-2f		0-0 G4-6-3 1B		0-0 4-3		0-0 F8			4	0	1	1	0	0	2
Billy Williams, L OBP: 0.322, SLG: 0.433 (1, 7)	0-0 F7		0-0 G4-6-3 1-2f 3-H		0-0 P4		0-0 4-3			4	0	0	0	0	0	2
Ron Santo, R OBP: 0.361, SLG: 0.427 (1, 5)		0-0 F8 14 BB 1B	0-0 14 1B		4-0 FC6-4 14 1B BB		0-3 K			3	0	2	0	1	1	0
14 Ernie Banks, R OBP: 0.304, SLG: 0.440 (1, 3)		4-0 BB 1-2 BB	0-0 FC6 1B		0-0 FC6-4 1-2 1B		0-0 P3			3	0	2	0	1	0	0
Randy Hundley, R OBP: 0.295, SLG: 0.304 (1, 2)		0-0 F8 2-3	0-0 FC6 1-2f		0-0 F2		0-0 5-3			4	0	0	0	0	0	6
Jim Hickman, R OBP: 0.253, SLG: 0.322 (1, 9)		4-0 FC5-4 1-2 BB		0-0 5-3		0-0 FC6-4 1-2f 2-3				2	0	0	0	1	0	2
Adolfo Phillips, R OBP: 0.322, SLG: 0.366 (1, 8)		0-0 FC5-4 1-2f		0-3 K		0-3 K				3	0	0	0	0	2	4
Fergie Jenkins, R OBP: 0.254, SLG: 0.262 (1, 1)			0-0 1B 1B 2B		0-0 5-3		0-0 5-3			3	1	1	0	0	0	0

**BOTTOM**

**Los Angeles Dodgers @ Chicago Cubs**  
 Wrigley Field, Chicago, IL  
 Sat Jul 27 1968, 3:33 AM CDT  
 Att: 20,353 - Cloudy - 80 F

[livebaseballscorecards.com](http://livebaseballscorecards.com)

<b>AB</b>	<b>30</b>
<b>R</b>	<b>2</b>
<b>H</b>	<b>9</b>
<b>RBI</b>	<b>1</b>
<b>BB</b>	<b>3</b>
<b>SO</b>	<b>3</b>
<b>LOB</b>	<b>16</b>



Inning Stats	R	H	E	K	S	P	IP	WLS	BF	H	R	ER	SO	BB	IBB	HBP	BLK	WP	HR	S	P	ERA	WHIP
	0	1	0	0	3		7.0	L	30	9	2	2	2	3	0	0	0	0	0	31	43	2.57	1.714
	0	1	0	0	3		1.0		3	0	0	0	1	0	0	0	0	0	5	5	0.00	0.000	

WP	PA	ERA	WHIP
0	33		

PITCHER	IP	WLS	BF	H	R	ER	SO	BB	IBB	HBP	BLK	WP	HR	S	P	ERA	WHIP
Claude Osteen, L ERA: 3.02 (1, 1)	7.0	L	30	9	2	2	2	3	0	0	0	0	0	31	43	2.57	1.714
John Purdin, R ERA: 2.06 (8, 1)	1.0		3	0	0	0	1	0	0	0	0	0	0	5	5	0.00	0.000

Batter	1	2	3	4	5	6	7	8	9	AB R H RBI BB SO LOB	TOP		
Willie Davis, L (1, 8) OBP: 0.267, SLG: 0.338	0-0 4-3		0-0 F8 1B 2B 1B		0-0 1B 2B	0-0 P6			0-0 P5	5 2 2 0 0 0 1	<b>Los Angeles Dodgers @ Chicago Cubs</b> <b>Wrigley Field, Chicago, IL</b> Sun Jul 28 1968, 3:33 AM CDT Cloudy - 72 F		
Len Gabrielson, L (1, 7) OBP: 0.324, SLG: 0.440	0-0 1B 1B		0-0 1-2 2B 1B		0-0 1B 1B		0-0 G3	0-0 G3	5 1 3 1 0 0 0				
Tom Haller, L (1, 2) OBP: 0.349, SLG: 0.399	0-3 K		0-0 P4		0-0 F8		0-0 G3		4 0 0 0 0 1 4				
Jim Lefebvre, S (1, 4) OBP: 0.280, SLG: 0.300	0-0 1-2 1B		0-0 F8		0-0 F7		0-0 4-3		4 0 1 0 0 0 3				
Ron Fairly, L (1, 3) OBP: 0.269, SLG: 0.273	0-0 5-3		0-0 1-H 3-H 2B		0-0 1-3 1B		0-0 P6		4 0 2 2 0 0 2				
Bob Bailey, R (1, 5) OBP: 0.322, SLG: 0.340		0-0 6-3	0-0 6-3		0-0 5-3		0-0 2B		4 0 1 0 0 0 3				
Jim Fairey, L (1, 9) OBP: 0.236, SLG: 0.304		0-3 K		0-0 F8		0-0 F7		0-0 F8	4 0 0 0 0 1 1				
Zoilo Versalles, R (1, 6) OBP: 0.232, SLG: 0.262		0-0		0-0 5-3		0-0 FC6-4 1B		0-0 F9	3 0 2 0 0 0 0				
Wes Parker, S (8, PH) OBP: 0.314, SLG: 0.331		0-0 1B		0-0 5-3		0-0 FC6-4 1B		0-0 F9	1 0 0 0 0 0 1				
Luis Alcaraz, R (8, 6) OBP: 0.223, SLG: 0.223		0-0 1B		0-0 5-3		0-0 FC6-4 1B		0-0 F9	0 0 0 0 0 0 0				
Don Drysdale, R (1, 1) OBP: 0.154, SLG: 0.169		0-3 K		0-0 6-3		0-0 FC6-4 1-2f		0-3 K	3 0 0 0 0 1 2				
Willie Crawford, L (9, PH) OBP: 0.136, SLG: 0.190		0-3 K		0-0 6-3		0-0 FC6-4 1-2f		0-3 K	1 0 0 0 0 1 0				
<b>Inning Stats</b>	R: 0 E: 0 K: 1 S: 7 H: 2 LOB: 2 BB: 0 P: 7	R: 0 E: 0 K: 2 S: 8 H: 1 LOB: 1 BB: 0 P: 8	R: 2 E: 0 K: 0 S: 6 H: 3 LOB: 1 BB: 0 P: 6	R: 0 E: 0 K: 0 S: 3 H: 0 LOB: 0 BB: 0 P: 3	R: 1 E: 0 K: 0 S: 6 H: 3 LOB: 2 BB: 0 P: 6	R: 0 E: 0 K: 0 S: 4 H: 1 LOB: 1 BB: 0 P: 4	R: 0 E: 0 K: 0 S: 3 H: 0 LOB: 0 BB: 0 P: 3	R: 0 E: 0 K: 0 S: 4 H: 1 LOB: 1 BB: 0 P: 4	R: 0 E: 0 K: 1 S: 5 H: 0 LOB: 0 BB: 0 P: 5	1B: 8 2B: 3 3B: 0 HR: 0 SF: 0 SAC: 0 DP: 0 HBP: 0	WP: 0 PB: 0 SB: 0 CS: 0 PA: 38		
<b>PITCHER</b>	IP WLS BF H R ER SO BB IBB HBP BLK WP HR S P ERA WHIP											<b>PITCHER</b>	IP WLS BF H R ER SO BB IBB HBP BLK WP HR S P ERA WHIP
Joe Niekro, R (1, 1) ERA: 4.51	7.1 W 33 11 3 3 3 0 0 0 0 0 0 0 39 39 3.68 1.500												
Phil Regan, R (8, 1) ERA: 2.0	1.2 S 5 0 0 0 1 0 0 0 0 0 0 0 7 7 0.00 0.000												

livebaseballscorecards.com

<b>AB</b>	38
<b>R</b>	3
<b>H</b>	11
<b>RBI</b>	3
<b>BB</b>	0
<b>SO</b>	4
<b>LOB</b>	17




Batter	1	2	3	4	5	6	7	8	9	AB	R	H	RBI	BB	SO	LOB
Don Kessinger, S (1, 6) OBP: 0.293, SLG: 0.289	0-0 1B		0-3 K		0-0 F4		0-3 K			4	0	1	0	0	2	0
Glenn Beckert, R (1, 4) OBP: 0.315, SLG: 0.361	0-0 P4			0-0 F8	0-0 5-3			0-0 E6 SH1 2B 1B		4	1	1	0	0	0	1
Billy Williams, L (1, 7) OBP: 0.326, SLG: 0.444	0-3 K			0-0 1B 2B	0-0 HR			4-0 SH1 2B IBB		3	3	2	1	1	1	1
Ron Santo, R (1, 5) OBP: 0.361, SLG: 0.426	0-0 F8			0-0 14 2B 1B 2-H	0-0 F9			0-0 SH1 1-2 2-3		3	1	1	1	0	0	1
14 Ernie Banks, R (1, 3) OBP: 0.306, SLG: 0.442		0-0 F2		0-0 1B 2B		0-0 F3		4-0 2B SF7 IBB		3	1	1	0	1	0	0
Jose Arcia, R (8, PR) OBP: 0.227, SLG: 0.313										0	1	0	0	0	0	0
Dick Nen, L (9, 3) OBP: 0.222, SLG: 0.361										0	0	0	0	0	0	0
Al Spangler, L (1, 9) OBP: 0.345, SLG: 0.369		0-0 F7		4-0 1B SF7 BB		0-3 K		0-0 1-3 2-H 3-H 2B		3	1	1	2	1	1	0
Randy Hundley, R (1, 2) OBP: 0.295, SLG: 0.305		0-0 F2		0-0 1-3 2-H 3-H 1B		0-0 F5		0-0 SF7		3	0	1	3	0	0	0
Jim Hickman, R (1, 8) OBP: 0.242, SLG: 0.311			0-0 F7	0-0 SF7			0-3 K	0-3 K		3	0	0	1	0	2	2
Joe Niekro, R (1, 1) OBP: 0.159, SLG: 0.119			0-0 6-3	0-0 F8			0-0 6-3			3	0	0	0	0	0	1
Phil Regan, R (8, 1) OBP: 0.214, SLG: 0.286										0	0	0	0	0	0	0

Inning Stats	R: 0	H: 1	E: 0	K: 1	S: 6	LOB: 1	BB: 0	P: 6
R: 0 H: 0 E: 0 K: 0 S: 3	R: 0 H: 0 E: 0 K: 1 S: 5	R: 4 H: 4 E: 0 K: 0 S: 7	R: 1 H: 1 E: 0 K: 0 S: 4	R: 0 H: 0 E: 0 K: 1 S: 5	R: 0 H: 0 E: 0 K: 2 S: 7	R: 3 H: 2 E: 1 K: 1 S: 7	1B: 4 2B: 3 3B: 0 HR: 1	SF: 2 SAC: 1 DP: 0 HBP: 0
PITCHER Don Drysdale, R (1, 1) ERA: 1.94	IP: 8.0 WLS: L BF: 35 H: 8 R: 8 ER: 8 SO: 6	BB: 1 IBB: 2 HBP: 0 BLK: 0 WP: 0 HR: 1 S: 44 P: 56 ERA: 9.00 WHIP: 1.125	PITCHER	IP: 8.0 WLS: L BF: 35 H: 8 R: 8 ER: 8 SO: 6	BB: 1 IBB: 2 HBP: 0 BLK: 0 WP: 0 HR: 1 S: 44 P: 56 ERA: 9.00 WHIP: 1.125	WP: 0 PA: 35 PB: 0 SB: 0 CS: 0	ERA: 9.00 WHIP: 1.125	ERA: 9.00 WHIP: 1.125

**Los Angeles Dodgers @ Chicago Cubs**  
Wrigley Field, Chicago, IL  
Sun Jul 28 1968, 3:33 AM CDT  
Cloudy - 72 F

AB	29
R	8
H	8
RBI	8
BB	3
SO	6
LOB	6



Batter	1	2	3	4	5	6	7	8	9	AB R H RBI BB SO LOB	TOP
Willie Davis, L (1, 8) OBP: 0.269, SLG: 0.342	0-0 4-3		0-0 6-3			0-0 2B			0-0 SH1-4 1B	4 0 2 0 0 0 1	
Wes Parker, S (1, 3) OBP: 0.314, SLG: 0.330	0-3 K			0-3 K		4-0 G6-4-3 BB			0-0 SH1-4 1-2	2 0 0 0 1 2 0	
Ted Savage, R (1, 7) OBP: 0.244, SLG: 0.321	0-0 6-3			0-0 E S 1B		0-0 G6-4-3 1-2f			0-0 1-3 2-3	4 0 1 0 0 0 3	
Bob Bailey, R (1, 5) OBP: 0.317, SLG: 0.333		0-3 K		0-0 F9 1-3		0-0 F9			0-0 F9	4 0 0 0 0 1 2	
Ron Fairly, L (1, 9) OBP: 0.266, SLG: 0.271		0-0 3-1		0-3 K		0-3 K			0-3 K	3 0 0 0 0 2 1	
Luis Alcaraz, R (1, 4) OBP: 0.217, SLG: 0.217		0-3 K			0-3 K				0-0 F9	3 0 0 0 0 2 0	
Jeff Torborg, R (1, 2) OBP: 0.232, SLG: 0.157			0-0 SH1-4 1B		0-0 F8				0-0 6-3	3 0 1 0 0 0 0	
Zoilo Versalles, R (1, 6) OBP: 0.230, SLG: 0.259			0-0 F7		0-3 K				0-3 K	3 0 0 0 0 2 1	
Don Sutton, R (1, 1) OBP: 0.258, SLG: 0.250 Ken Boyer, R (8, PH) OBP: 0.320, SLG: 0.327 Jim Brewer, L (8, 1) OBP: 0.200, SLG: 0.200			0-0 SH1-4 1-2		0-3 K				0-0 F9	1 0 0 0 0 1 0 1 0 0 0 0 0 0 0 0 0 0 0 0 0	
<b>Inning Stats</b>	R: 0 E: 0 K: 1 S: 5 H: 0 LOB: 0 BB: 0 P: 5	R: 0 E: 0 K: 2 S: 7 H: 0 LOB: 0 BB: 0 P: 7	R: 0 E: 0 K: 0 S: 4 H: 1 LOB: 1 BB: 0 P: 4	R: 0 E: 0 K: 2 S: 8 H: 1 LOB: 1 BB: 0 P: 8	R: 0 E: 0 K: 2 S: 7 H: 0 LOB: 0 BB: 0 P: 7	R: 0 E: 0 K: 1 S: 5 H: 1 LOB: 1 BB: 1 P: 9	R: 0 E: 0 K: 1 S: 5 H: 0 LOB: 0 BB: 0 P: 5	R: 0 E: 0 K: 1 S: 5 H: 0 LOB: 0 BB: 0 P: 5	R: 0 E: 0 K: 0 S: 4 H: 1 LOB: 1 BB: 0 P: 4	1B: 3 2B: 1 3B: 0 HR: 0 SF: 0 SAC: 2 DP: 1 HBP: 0	WP: 0 PB: 0 SB: 2 CS: 0 PA: 31
<b>PITCHER</b> Ken Holtzman, L (1, 1) ERA: 3.38	IP: 9.0 WLS: W BF: 31 H: 4 R: 0 ER: 0 SO: 10 BB: 1 IBB: 0 HBP: 0 BLK: 0 WP: 0 HR: 0 S: 50 P: 54 ERA: 0.00 WHIP: 0.556										
<b>PITCHER</b>	IP: 9.0 WLS: W BF: 31 H: 4 R: 0 ER: 0 SO: 10 BB: 1 IBB: 0 HBP: 0 BLK: 0 WP: 0 HR: 0 S: 50 P: 54 ERA: 0.00 WHIP: 0.556										

**Los Angeles Dodgers @ Chicago Cubs**  
 Wrigley Field, Chicago, IL  
 Sun Jul 28 1968, 3:38 AM CDT  
 Att: 42,261 - Unknown

AB	28
R	0
H	4
RBI	0
BB	1
SO	10
LOB	8



Batter	1	2	3	4	5	6	7	8	9	AB	R	H	RBI	BB	SO	LOB
Don Kessinger, S OBP: 0.292, SLG: 0.288 (1, 6)	0-3 K			0-0 1-3 1B		0-0 G3		0-0 F7		4	0	1	0	0	1	0
Glenn Beckert, R OBP: 0.317, SLG: 0.362 (1, 4)	0-0 G4-6-3 1B			0-0 1-3 1-2		0-0 1B 1B		0-0 5-3		4	0	2	0	0	0	1
Billy Williams, L OBP: 0.324, SLG: 0.441 (1, 7)	0-0 G4-6-3 1-2f			0-0 P5		0-0 L9				3	0	0	0	0	0	3
Ron Santo, R OBP: 0.360, SLG: 0.425 (1, 5)		0-3 K		0-0 F7		0-0 1-3 1B				3	0	1	0	0	1	1
Dick Nen, L OBP: 0.212, SLG: 0.344 (1, 3)		0-0 4-3			0-3 K	0-0 4-3				3	0	0	0	0	1	2
Al Spangler, L OBP: 0.345, SLG: 0.368 (1, 9)		0-3 K			0-0 2B 1B		0-0 F7			3	1	1	0	0	1	0
Randy Hundley, R OBP: 0.295, SLG: 0.308 (1, 2)			0-0 F7		0-0 1+H 2B		0-0 5-3			3	0	1	1	0	0	0
Jim Hickman, R OBP: 0.235, SLG: 0.301 (1, 8)			0-0 1-3		0-3 K		0-3 K			3	0	0	0	0	2	1
Ken Holtzman, R OBP: 0.115, SLG: 0.135 (1, 1)			0-3 K		0-0 4-3			0-3 K		3	0	0	0	0	2	1

Inning Stats		R: 0	H: 1	R: 0	H: 0	R: 0	H: 0	R: 0	H: 1	R: 1	H: 2	R: 0	H: 2	R: 0	H: 0	R: 0	H: 0	R: 0	H: 0										
		E: 0	LOB: 0	E: 0	LOB: 0	E: 0	LOB: 0	E: 0	LOB: 1	E: 0	LOB: 1	E: 0	LOB: 2	E: 0	LOB: 0	E: 0	LOB: 0	E: 0	LOB: 0										
		K: 1	BB: 0	K: 2	BB: 0	K: 0	BB: 0	K: 2	BB: 0	K: 1	BB: 0	K: 1	BB: 0	K: 1	BB: 0	K: 1	BB: 0	K: 1	BB: 0										
		S: 5	P: 5	S: 7	P: 7	S: 5	P: 5	S: 9	P: 9	S: 5	P: 5	S: 5	P: 5	S: 5	P: 5	S: 5	P: 5	S: 5	P: 5										
PITCHER	IP	WLS	BF	H	R	ER	SO	BB	IBB	HBP	BLK	WP	HR	S	P	ERA	WHIP												
Don Sutton, R ERA: 3.07 (1, 1)	7.0	L	26	6	1	1	7	0	0	0	0	0	0	40	40	1.29	0.857												
Jim Brewer, L ERA: 2.47 (8, 1)	1.0		3	0	0	0	1	0	0	0	0	0	0	5	5	0.00	0.000												

BOTTOM

Los Angeles Dodgers @ Chicago Cubs  
Wrigley Field, Chicago, IL  
Sun Jul 28 1968, 3:38 AM CDT  
Att. 42,261 - Unknown

AB	29
R	1
H	6
RBI	1
BB	0
SO	8
LOB	9



1B:	5	SF:	0	WP:	0	PA:	29
2B:	1	SAC:	0	PB:	0		
3B:	0	DP:	1	SB:	1		
HR:	0	HBP:	0	CS:	0		

Batter	1	2	3	4	5	6	7	8	9	AB R H RBI BB SO LOB	TOP											
Willie Davis, L (1, 8) OBP: 0.266, SLG: 0.338	0-0 F3			0-0 3-1		0-0 FC3-6 G4-3			0-0 3-1	4 0 0 0 0 0 1	<b>Los Angeles Dodgers @ Houston Astros</b> Astrodome, Houston, TX Mon Jul 29 1968, 8:05 PM EDT Att. 16,757 - Dome											
Ted Savage, R (1, 9) OBP: 0.233, SLG: 0.306 (4, 7)	0-3 K			0-0 5-3		0-0 G4-3			0-0 4-3	4 0 0 0 0 1 1												
Bob Bailey, R (1, 5) OBP: 0.320, SLG: 0.338	0-3 K			4-0 BB			0-0 4-3		0-0 2B	3 0 1 0 1 1 0												
Ken Boyer, R (1, 3) OBP: 0.316, SLG: 0.322 Ron Fairly, L (4, 9) OBP: 0.268, SLG: 0.270		0-0 5-3		0-0 1-3			4-0 G5-4-3 BB		0-0 G3	2 0 0 0 0 0 1 1 0 0 0 1 0 1												
Jim Lefebvre, S (1, 4) OBP: 0.275, SLG: 0.295		0-0 F7		0-3 K			0-0 G5-4-3			3 0 0 0 0 1 1												
Wes Parker, S (1, 7) OBP: 0.312, SLG: 0.327 (4, 3)		0-0 1-3		0-0 5-3				0-0 F8		3 0 0 0 0 0 0												
Jeff Torborg, R (1, 2) OBP: 0.237, SLG: 0.185			0-0 F4		0-0 2B			0-0 F8		3 0 1 0 0 0 0												
Zoilo Versalles, R (1, 6) OBP: 0.231, SLG: 0.260			0-0 6-3		0-0 F8			0-0 1B		3 0 1 0 0 0 1												
Mike Kekich, R (1, 1) OBP: 0.160, SLG: 0.125 Tom Haller, L (8, PH) OBP: 0.348, SLG: 0.397 Mudcat Grant, R (8, 1) OBP: 0.176, SLG: 0.353			0-3 K			0-0 FC3-6 1B		0-0 G3		2 0 1 0 0 1 0 1 0 0 0 0 0 1 0 0 0 0 0 0 0												
<b>Inning Stats</b>	R: 0 E: 0 K: 2 S: 7	H: 0 LOB: 0 BB: 0 P: 7	R: 0 E: 0 K: 0 S: 3	H: 0 LOB: 0 BB: 0 P: 3	R: 0 E: 0 K: 1 S: 5	H: 0 LOB: 0 BB: 0 P: 5	R: 0 E: 0 K: 0 S: 3	H: 0 LOB: 1 BB: 1 P: 7	R: 0 E: 0 K: 1 S: 6	H: 1 LOB: 1 BB: 0 P: 6		R: 0 E: 0 K: 0 S: 3	H: 1 LOB: 0 BB: 0 P: 3	R: 0 E: 0 K: 0 S: 2	H: 0 LOB: 0 BB: 1 P: 6	R: 0 E: 0 K: 0 S: 4	H: 1 LOB: 1 BB: 0 P: 4	R: 0 E: 0 K: 0 S: 4	H: 1 LOB: 1 BB: 0 P: 4	1B: 2 2B: 2 3B: 0 HR: 0	SF: 0 SAC: 0 DP: 2 HBP: 0	WP: 0 PB: 0 SB: 0 CS: 0
<b>PITCHER</b> Mike Cuellar, L (1, 1) ERA: 1.95	IP 9.0	WLS W	BF 31	H 4	R 0	ER 0	SO 4	BB 2	IBB 0	HBP 0	BLK 0	WP 0	HR 0	S 37	P 45	ERA 0.00	WHIP 0.667					

livebaseballscorecards.com

<b>AB</b>	29
<b>R</b>	0
<b>H</b>	4
<b>RBI</b>	0
<b>BB</b>	2
<b>SO</b>	4
<b>LOB</b>	7



Batter	1	2	3	4	5	6	7	8	9
Dick Simpson, R OBP: 0.284, SLG: 0.305 (1, 9)	0-3 K	0-0 F7			0-0 F8			0-0 5-3	
Hector Torres, R OBP: 0.258, SLG: 0.254 (1, 6)	0-0 4-3		0-3 K		0-0 6-3			0-0 F2	
Rusty Staub, L OBP: 0.390, SLG: 0.410 (1, 3)	0-0 1B		0-3 K			0-0 4-3			
Jimmy Wynn, R OBP: 0.362, SLG: 0.434 (1, 8)	0-3 K		0-3 K			0-0 F8			
Denis Menke, R OBP: 0.325, SLG: 0.334 (1, 4)		0-0 6-3		0-0 E 1B		0-0 5-3			
Bob Aspromonte, R OBP: 0.317, SLG: 0.292 (1, 5)		0-0 1B BB FC5-4 1B		0-0 F9 1-2		0-0 4-3 FC5-2-5-3 2B			
Bob Watson, R OBP: 0.287, SLG: 0.296 (1, 7)		4-0 FC5-4 1B 1-2 BB		0-0 E5 G6-4-3 2-H		0-0 4-3 2-3			
John Bateman, R OBP: 0.286, SLG: 0.329 (1, 2)		0-0 FC5-4 1-2 2-3 1B		0-0 G6-4-3 1-2f		0-0 FC5-2-5-3 3-H			
Mike Cuellar, L OBP: 0.162, SLG: 0.270 (1, 1)		0-0 FC5-4 1-2f 2-3 3-H			0-3 K			0-3 K	

Inning Stats	R: 0	H: 1	E: 0	K: 2	S: 8	LOB: 1	BB: 0	P: 8
	R: 1	H: 2	E: 0	K: 0	S: 5	LOB: 2	BB: 1	P: 9
	R: 0	H: 0	E: 0	K: 3	S: 9	LOB: 0	BB: 0	P: 9
	R: 1	H: 1	E: 2	K: 0	S: 4	LOB: 0	BB: 0	P: 4
	R: 0	H: 0	E: 0	K: 1	S: 5	LOB: 0	BB: 0	P: 5
	R: 0	H: 0	E: 0	K: 0	S: 3	LOB: 0	BB: 0	P: 3
	R: 0	H: 1	E: 0	K: 0	S: 3	LOB: 0	BB: 0	P: 3
	R: 0	H: 0	E: 0	K: 1	S: 5	LOB: 0	BB: 0	P: 5

PITCHER	IP	WLS	BF	H	R	ER	SO	BB	IBB	HBP	BLK	WP	HR	S	P	ERA	WHIP
Mike Kekich, L ERA: 3.32 (1, 1)	7.0	L	26	5	2	1	6	1	0	0	0	0	0	37	41	1.29	0.857
Mudcat Grant, R ERA: 3.06 (8, 1)	1.0		3	0	0	0	1	0	0	0	0	0	0	5	5	0.00	0.000

**BOTTOM**

**Los Angeles Dodgers @ Houston Astros**  
Astrodome, Houston, TX

Mon Jul 29 1968, 8:05 PM EDT  
Att. 16,757 - Dome

AB	R	H	RBI	BB	SO	LOB
4	0	0	0	0	1	2
4	0	0	0	0	1	0
3	0	1	0	0	1	0
3	0	0	0	0	2	1
3	1	1	0	0	0	0
3	1	2	0	0	0	1
2	0	0	0	1	0	1
3	0	1	0	0	0	2
3	0	0	1	0	2	2

AB	28
R	2
H	5
RBI	1
BB	1
SO	7
LOB	9

livebaseballscorecards.com



WP	PA
0	29

Batter	1	2	3	4	5	6	7	8	9	AB R H RBI BB SO LOB	TOP		
Willie Davis, L (1, 8) OBP: 0.266, SLG: 0.342	0-0 L9			0-0 F2		0-0 F8		0-0 FC		4 1 1 0 0 0 0	<b>Los Angeles Dodgers @ Houston Astros</b> Astrodome, Houston, TX Tue Jul 30 1968, 8:05 PM EDT Att. 16,702 - Dome		
Len Gabrielson, L (1, 7) OBP: 0.323, SLG: 0.442 Jim Fairey, L (8, PR) OBP: 0.236, SLG: 0.304	0-0 L3			0-0 F9		0-0 2B		0-0 FC		4 0 1 1 0 0 0 0 0 0 0 0 0 0			
Jim Lefebvre, S (1, 4) OBP: 0.269, SLG: 0.288	0-0 F2			0-0 G3		0-0 G3		0-0 F7		4 0 0 0 0 0 2			
Tom Haller, L (1, 2) OBP: 0.347, SLG: 0.396		0-0 F6		0-0 F8		0-0 E7		0-0 F3		4 1 1 0 0 0 1			
Ron Fairly, L (1, 9) OBP: 0.271, SLG: 0.270		0-0 G5-4-3		4-0 E		0-0 3-1		0-0 3-1		3 1 1 0 1 0 1			
Bob Bailey, R (1, 5) OBP: 0.323, SLG: 0.346		0-0 G5-4-3		0-0 E7		0-0 1B		0-3 K		4 0 2 2 0 1 1			
Wes Parker, S (1, 3) OBP: 0.309, SLG: 0.323			0-0 F7		0-0 4-3		0-3 K		0-0 6-3			4 0 0 0 0 1 2	
Zoilo Versalles, R (1, 6) OBP: 0.229, SLG: 0.258			0-0 F4		0-3 K		0-0 F8					3 0 0 0 0 1 2	
Bill Singer, R (1, 1) OBP: 0.167, SLG: 0.212 Jim Brewer, L (9, 1) OBP: 0.200, SLG: 0.200			0-3 K		0-3 K		0-0 6-3					3 0 0 0 0 2 0 0 0 0 0 0 0 0	
<b>Inning Stats</b>	R: 0 H: 0 E: 0 LOB: 0 K: 0 BB: 0 S: 3 P: 3	R: 0 H: 1 E: 0 LOB: 0 K: 0 BB: 0 S: 3 P: 3	R: 0 H: 0 E: 0 LOB: 0 K: 1 BB: 0 S: 5 P: 5	R: 0 H: 0 E: 0 LOB: 0 K: 0 BB: 0 S: 3 P: 3	R: 1 H: 1 E: 1 LOB: 1 K: 1 BB: 1 S: 6 P: 10	R: 0 H: 1 E: 0 LOB: 1 K: 1 BB: 0 S: 6 P: 6	R: 1 H: 2 E: 1 LOB: 1 K: 1 BB: 0 S: 7 P: 7	R: 1 H: 1 E: 0 LOB: 1 K: 0 BB: 0 S: 5 P: 5	R: 0 H: 0 E: 0 LOB: 0 K: 1 BB: 0 S: 5 P: 5	1B: 3 SF: 0 2B: 2 SAC: 0 3B: 1 DP: 1 HR: 0 HBP: 0	WP: 0 PA: 34 PB: 0 SB: 0 CS: 0		
<b>PITCHER</b>	IP WLS BF H R ER SO BB IBB HBP BLK WP HR S P ERA WHIP											<b>PITCHER</b>	IP WLS BF H R ER SO BB IBB HBP BLK WP HR S P ERA WHIP
Don Wilson, R (1, 1) ERA: 3.54	8.0 L 31 6 3 2 4 1 0 0 0 0 0 0 38 42 2.25 0.875												
Pat House, L (9, 1) ERA: 7.56	1.0 3 0 0 0 1 0 0 0 0 0 0 0 5 5 0.00 0.000												

livebaseballscorecards.com

AB	33
R	3
H	6
RBI	3
BB	1
SO	5
LOB	9





Batter	1	2	3	4	5	6	7	8	9	AB R H RBI BB SO LOB	BOTTOM
--------	---	---	---	---	---	---	---	---	---	----------------------	--------

<b>Bob Watson, R</b> (1, 7) <small>OBP: 0.292, SLG: 0.309</small>	0-0 			0-3 		0-0 		0-0 		4 1 2 0 0 1 1	
<b>Hector Torres, R</b> (1, 6) <small>OBP: 0.261, SLG: 0.257</small>	0-0 			0-3 		0-0 		0-0 		4 1 2 1 0 1 1	
<b>Rusty Staub, L</b> (1, 3) <b>Ron Brand, R</b> (9, PR) <small>OBP: 0.369, SLG: 0.408</small> <small>OBP: 0.273, SLG: 0.182</small>	0-3 			0-0 		0-0 		0-0 		4 0 1 0 0 1 1 0 0 0 0 0 0 0	
<b>Norm Miller, L</b> (1, 8) <b>Jimmy Wynn, R</b> (9, PH) <small>OBP: 0.291, SLG: 0.353</small> <small>OBP: 0.361, SLG: 0.432</small>		0-0 		0-0 		0-0 		0-3 		2 0 0 0 1 0 0 1 0 0 0 0 1 2	
<b>Bob Aspromonte, R</b> (1, 5) <small>OBP: 0.313, SLG: 0.287</small>		0-3 		0-0 		0-3 		0-0 		4 0 0 1 0 2 3	
<b>Denis Menke, R</b> (1, 4) <small>OBP: 0.327, SLG: 0.334</small>		0-3 		0-3 		0-0 		0-0 		3 0 1 0 1 2 1	
<b>Lee Thomas, L</b> (1, 9) <b>Doug Rader, R</b> (9, PH) <small>OBP: 0.231, SLG: 0.239</small> <small>OBP: 0.297, SLG: 0.314</small>			0-0 		0-0 		0-0 		0-0 		3 0 0 0 0 0 3 1 0 0 0 0 0 2
<b>John Bateman, R</b> (1, 2) <b>Dick Simpson, R</b> (8, PR) <b>Pat House, L</b> (9, 1) <small>OBP: 0.286, SLG: 0.329</small> <small>OBP: 0.284, SLG: 0.305</small>			0-0 		0-0 		0-0 		0-0 		3 0 1 0 0 0 0 0 0 0 0 0 0 0 0 0 0 0 0 0 0
<b>Don Wilson, R</b> (1, 1) <b>Julio Gotay, R</b> (8, PH) <b>Dave Adlesh, R</b> (9, 2) <small>OBP: 0.255, SLG: 0.267</small> <small>OBP: 0.258, SLG: 0.273</small> <small>OBP: 0.233, SLG: 0.259</small>			0-0 		0-0 		0-0 		0-0 		2 0 0 0 0 0 0 1 0 0 0 0 0 1 0 0 0 0 0 0 0

Inning Stats	R: 0 E: 0 K: 1 S: 5	H: 1 LOB: 0 BB: 0 P: 5	R: 0 E: 0 K: 2 S: 7	H: 0 LOB: 0 BB: 0 P: 7	R: 0 E: 0 K: 0 S: 3	H: 0 LOB: 0 BB: 0 P: 3	R: 0 E: 0 K: 2 S: 7	H: 0 LOB: 0 BB: 0 P: 7	R: 0 E: 2 K: 1 S: 6	H: 0 LOB: 1 BB: 0 P: 6	R: 1 E: 0 K: 0 S: 5	H: 2 LOB: 1 BB: 0 P: 5	R: 0 E: 0 K: 1 S: 5	H: 1 LOB: 1 BB: 1 P: 9	R: 0 E: 0 K: 0 S: 3	H: 1 LOB: 1 BB: 0 P: 3	R: 1 E: 0 K: 1 S: 7	H: 2 LOB: 2 BB: 1 P: 11	1B: 6 2B: 1 3B: 0 HR: 0	SF: 0 SAC: 0 DP: 3 HBP: 0	WP: 0 PB: 0 SB: 1 CS: 0	PA: 34
<b>PITCHER</b>	IP	WLS	BF	H	R	ER	SO	BB	IBB	HBP	BLK	WP	HR	S	P	ERA	WHIP					
<b>Bill Singer, R</b> (1, 1) <small>ERA: 2.74</small>	8.0	W	30	7	2	2	7	1	0	0	0	0	0	43	47	2.25	1.000					
<b>Jim Brewer, L</b> (9, 1) <small>ERA: 2.42</small>	1.0	S	4	0	0	0	1	1	0	0	0	0	0	5	9	0.00	1.000					

Los Angeles Dodgers @ Houston Astros

Astrodome, Houston, TX

Tue Jul 30 1968, 8:05 PM EDT  
Att. 16,702 - Dome

<b>AB</b>	<b>32</b>
<b>R</b>	<b>2</b>
<b>H</b>	<b>7</b>
<b>RBI</b>	<b>2</b>
<b>BB</b>	<b>2</b>
<b>SO</b>	<b>8</b>
<b>LOB</b>	<b>15</b>

	IP	WLS	BF	H	R	ER	SO	BB	IBB	HBP	BLK	WP	HR	S	P	ERA	WHIP
--	----	-----	----	---	---	----	----	----	-----	-----	-----	----	----	---	---	-----	------

Batter	1	2	3	4	5	6	7	8	9	AB R H RBI BB SO LOB	TOP														
<b>Bobby Bonds, R</b> (1, 9) OBP: 0.321, SLG: 0.365 <b>Bob Schroder, L</b> (9, PH) OBP: 0.412, SLG: 0.385	0-3 K			4-0 1B SF8 BB		0-3 K		0-0 F4	4-0 BB	3 1 0 0 1 2 0 0 0 0 0 1 0 0	<b>San Francisco Giants @ Los Angeles Dodgers</b> <b>Dodger Stadium, Los Angeles, CA</b> Wed Jul 31 1968, 7:05 PM PDT Att: 25,651 - Unknown														
<b>Ron Hunt, R</b> (1, 4) OBP: 0.361, SLG: 0.282	0-0 L5			0-0 1B 1-3 1B		0-0 6-3		4-0 FC4-6 BB	0-3 K	4 0 1 0 1 1 3															
<b>Willie McCovey, L</b> (1, 3) OBP: 0.370, SLG: 0.565	0-0 F7			0-0 F6		4-0 BB 1B BB		0-0 FC4-6 BB 1-2f 1B	0-0 G3	4 2 0 0 1 0 6															
<b>Willie Mays, R</b> (1, 8) OBP: 0.350, SLG: 0.445		0-0 5-3		0-0 SF8		4-0 1B 1-2 BB		4-0 1B 1-2 BB		1 0 0 1 2 0 0															
<b>Dick Dietz, R</b> (1, 2) OBP: 0.382, SLG: 0.476		0-0 F9		0-0 1-2 1B		0-0 FC6-4 1-2 2-H 1B		0-0 1-2 2-H 1B		4 0 3 2 0 0 0															
<b>Jesus Alou, R</b> (1, 7) OBP: 0.282, SLG: 0.340		0-0 G3		0-0 F3		0-0 FC6-4 1-2f		0-0 6-3		4 0 0 0 0 0 6															
<b>Jim Davenport, R</b> (1, 5) OBP: 0.275, SLG: 0.240			0-0 F8		0-0 6-3		0-0 6-3		0-0 FC6-4 1B	4 0 1 0 0 0 0															
<b>Hal Lanier, R</b> (1, 6) OBP: 0.214, SLG: 0.231 <b>Ty Cline, L</b> (9, PH) OBP: 0.257, SLG: 0.251			0-0 4-3		0-0 F9		0-0 1-3		0-0 FC6-4 2B 1-2f	3 0 0 0 0 0 0 1 0 0 0 0 0 1															
<b>Bobby Bolin, R</b> (1, 1) OBP: 0.120, SLG: 0.043 <b>Joe Gibbon, R</b> (8, 1) <b>Frank Linzy, R</b> (8, 1) <b>Dave Marshall, L</b> (9, PH) OBP: 0.346, SLG: 0.350			0-3 K		0-0 1-3		0-3 K		0-0 1-3 2B	3 0 0 0 0 2 0 0 0 0 0 0 0 0 0 0 0 0 0 0 0 1 0 1 0 0 0 0															
<b>Inning Stats</b>	R: 0 E: 0 K: 1 S: 5	H: 0 LOB: 0 BB: 0 P: 5	R: 0 E: 0 K: 0 S: 3	H: 0 LOB: 0 BB: 0 P: 3	R: 0 E: 0 K: 1 S: 5	H: 0 LOB: 0 BB: 0 P: 5	R: 1 E: 0 K: 0 S: 5	H: 2 LOB: 2 BB: 1 P: 9	R: 0 E: 0 K: 0 S: 3	H: 0 LOB: 0 BB: 0 P: 3	R: 1 E: 0 K: 1 S: 6	H: 1 LOB: 2 BB: 2 P: 14	R: 0 E: 0 K: 1 S: 5	H: 0 LOB: 0 BB: 0 P: 5	R: 1 E: 0 K: 0 S: 4	H: 1 LOB: 2 BB: 2 P: 12	R: 0 E: 0 K: 1 S: 7	H: 2 LOB: 3 BB: 1 P: 11	1B: 5 2B: 1 3B: 0 HR: 0	SF: 1 SAC: 0 DP: 0 HBP: 0	WP: 0 PB: 0 SB: 0 CS: 0	PA: 39			
<b>PITCHER</b>	IP	WLS	BF	H	R	ER	SO	BB	IBB	HBP	BLK	WP	HR	S	P	ERA	WHIP								
<b>Claude Osteen, L</b> (1, 1) ERA: 3.05	7.2		32	4	3	3	4	5	0	0	0	0	0	35	55	3.52	1.174								
<b>Mudcat Grant, R</b> (8, 1) ERA: 3.04	0.1	W	1	0	0	0	0	0	0	0	0	0	0	1	1	0.00	0.000								
<b>Jack Billingham, R</b> (9, 1) ERA: 2.2	0.1		4	2	0	0	0	1	0	0	0	0	0	3	7	0.00	9.000								
<b>John Purdin, R</b> (9, 1) ERA: 2.04	0.1		1	0	0	0	1	0	0	0	0	0	0	3	3	0.00	0.000								
<b>Hank Aguirre, L</b> (9, 1) ERA: 0.68	0.1	S	1	0	0	0	0	0	0	0	0	0	0	1	1	0.00	0.000								

<b>AB</b>	32
<b>R</b>	3
<b>H</b>	6
<b>RBI</b>	3
<b>BB</b>	6
<b>SO</b>	5
<b>LOB</b>	16



Batter	1	2	3	4	5	6	7	8	9
Willie Davis, L OBP: 0.268, SLG: 0.347 (1, 8)	0-3 K ①		0-0 F9 ③			0-0 4-3 3B		4-0 BB E BB 1-2	
Len Gabrielson, L Ted Savage, R Don Sutton, R Jack Billingham, R John Purdin, R Hank Aguirre, R (1, 7) (8, PH) (8, PR) (9, 1) (9, 1) (9, 1)	0-0 F8 ②			0-0 5-3 ①		0-0 4-3 ①		4-0 FC2-5 WP BB 1-2 2-3	
Jim Lefebvre, S OBP: 0.269, SLG: 0.287 (1, 4)	0-0 1B			0-0 G3 ②		0-3 K ②		0-0 FC2-5 1B PB BB 1-3 2-H 3-H	
Tom Haller, L OBP: 0.346, SLG: 0.392 (1, 2)	0-0 F5 ③			0-0 4-3 ③		0-0 F8 ③		4-0 BB 1B FC BB 1-2	
Ron Fairly, L OBP: 0.273, SLG: 0.273 (1, 9)		0-0 F6 ①			0-0 F6 ①		0-0 1B	0-0 FC BB SH1-3 1B 1-2 2-3	
Bob Bailey, R OBP: 0.325, SLG: 0.342 (1, 5)		0-3 K ②			4-0 1B BB		0-0 4-3 ②	4-0 SH1-3 FC BB 1-2 2-3 3-H	
Wes Parker, S OBP: 0.311, SLG: 0.328 (1, 3)		0-3 K ③			0-0 1B		0-0 2B	0-0 FC SH1-3 1-2 2-3 3-H	
Zoilo Versalles, R OBP: 0.228, SLG: 0.256 Jim Fairey, L Bart Shirley, R (1, 6) (7, PH) (8, 6)			0-0 1-3 ①		0-0 F8 ②		0-0 F7 ③	0-0 SH1-3 ② 1-2 2-3 3-H	
Claude Osteen, L Mudcat Grant, R Willie Crawford, L OBP: 0.179, SLG: 0.232 OBP: 0.176, SLG: 0.353 OBP: 0.167, SLG: 0.217 (1, 1) (8, 1) (8, PH) (9, 7)			0-3 K ②		0-0 L1 ③			BB BB WP 1B 6-3	

Inning Stats	R: 0 E: 0 K: 1 S: 6	H: 1 LOB: 1 BB: 0 P: 6	R: 0 E: 0 K: 2 S: 7	H: 0 LOB: 0 BB: 0 P: 7	R: 0 E: 0 K: 1 S: 5	H: 0 LOB: 0 BB: 0 P: 5	R: 0 E: 0 K: 0 S: 3	H: 0 LOB: 0 BB: 0 P: 3	R: 0 E: 0 K: 0 S: 4	H: 1 LOB: 2 BB: 1 P: 8	R: 1 E: 0 K: 1 S: 6	H: 1 LOB: 0 BB: 0 P: 6	R: 0 E: 0 K: 0 S: 4	H: 2 LOB: 1 BB: 0 P: 4	R: 5 E: 0 K: 0 S: 6	H: 2 LOB: 3 BB: 4 P: 22
--------------	------------------------------	---------------------------------	------------------------------	---------------------------------	------------------------------	---------------------------------	------------------------------	---------------------------------	------------------------------	---------------------------------	------------------------------	---------------------------------	------------------------------	---------------------------------	------------------------------	----------------------------------

PITCHER															PITCHER																		
IP	WLS	BF	H	R	ER	SO	BB	IBB	HBP	BLK	WP	HR	S	P	ERA	WHIP	IP	WLS	BF	H	R	ER	SO	BB	IBB	HBP	BLK	WP	HR	S	P	ERA	WHIP
Bobby Bolin, R ERA: 2.04 (1, 1)	7.0		28	6	3	3	5	2	0	0	0	0	36	44	3.86	1.143																	
Joe Gibbon, L ERA: 1.67 (8, 1)	0.1	L	3	0	0	0	2	0	0	0	1	0	1	9	0.00	6.000																	
Frank Linzy, R ERA: 3.15 (8, 1)	0.2		5	1	3	3	0	1	0	0	0	0	4	8	40.50	3.000																	

**BOTTOM**

San Francisco Giants @ Los Angeles Dodgers  
 Dodger Stadium, Los Angeles, CA  
 Wed Jul 31 1968, 7:05 PM PDT  
 Att. 25,651 - Unknown

AB	R	H	RBI	BB	SO	LOB
3	2	1	0	1	1	0
3	0	0	1	0	0	0
0	0	0	0	1	0	0
0	0	0	0	0	0	0
0	0	0	0	0	0	0
0	0	0	0	0	0	0
0	0	0	0	0	0	0
4	1	1	0	0	1	1
3	1	0	0	1	0	1
4	1	2	0	0	0	0
2	0	0	1	2	1	0
4	0	2	1	0	1	2
2	0	0	0	0	0	2
1	0	0	0	0	0	1
0	0	0	1	0	0	0
2	0	0	0	0	1	2
0	0	0	0	0	0	0
2	1	1	0	0	0	3

AB	30
R	6
H	7
RBI	4
BB	5
SO	5
LOB	12

livebaseballscores.com



1B	SF	WP	PA
5	0	2	36
2	0	1	
1	0	0	
3	0	0	
1	0	0	

Batter	1	2	3	4	5	6	7	8	9	AB R H RBI BB SO LOB	TOP
Ron Hunt, R OBP: 0.360, SLG: 0.282 (1, 4) X	0-0 1B SH5-3 1B		0-0 F3		0-0 F8		0-0 F7			4 0 1 0 0 0 2	<p>San Francisco Giants @ Los Angeles Dodgers Dodger Stadium, Los Angeles, CA</p> <p>Thu Aug 01 1968, 7:05 PM PDT Att: 30,099 - Unknown</p> <p>livebaseballscorecards.com</p>
Ty Cline, L OBP: 0.258, SLG: 0.253 (1, 7) X	0-0 SH5-3 1-2		0-3 K		0-0 1B		0-0 L7			3 0 1 0 0 1 1	
Willie Mays, R OBP: 0.349, SLG: 0.443 (1, 8) X	0-0 1B			0-0 5-3	0-0 F6			0-0 F4		4 0 1 0 0 0 1	
Willie McCovey, L OBP: 0.366, SLG: 0.558 (1, 3) X	0-0 5-3			0-3 K		0-0 G3		0-0 4-3		4 0 0 0 0 1 1	
Dick Dietz, R OBP: 0.385, SLG: 0.497 (1, 2) X		0-0 5-3		0-0 1B 1B		0-0 HR		0-0 6-3		4 2 2 1 0 0 0	
Dave Marshall, L OBP: 0.350, SLG: 0.355 (1, 9) X		0-0 B5-3		0-0 1B 1B		0-0 FC5-4 1B		0-0 F5		4 0 2 0 0 0 0	
Jim Davenport, R OBP: 0.274, SLG: 0.240 (1, 5) X		0-0 F6		0-0 FC4 1B		0-0 FC5-4 1-2f		0-0 6-3		4 0 1 1 0 0 1	
Hal Lanier, R OBP: 0.214, SLG: 0.232 (1, 6) X			0-0 E6 F8 1B	0-0 FC4 1-2f		0-0 F6		0-0 6-3		4 0 1 0 0 0 3	
Juan Marichal, R OBP: 0.185, SLG: 0.180 (1, 1) X			0-0 F8		0-0 5-3		0-0 F7 1B			3 0 1 0 0 0 1	
<b>Inning Stats</b>	R: 0 H: 2 E: 0 LOB: 1 K: 0 BB: 0 S: 4 P: 4	R: 0 H: 0 E: 0 LOB: 0 K: 0 BB: 0 S: 3 P: 3	R: 0 H: 1 E: 1 LOB: 1 K: 1 BB: 0 S: 6 P: 6	R: 1 H: 3 E: 0 LOB: 2 K: 1 BB: 0 S: 8 P: 8	R: 0 H: 1 E: 0 LOB: 1 K: 0 BB: 0 S: 4 P: 4	R: 1 H: 2 E: 0 LOB: 1 K: 0 BB: 0 S: 5 P: 5	R: 0 H: 1 E: 0 LOB: 0 K: 0 BB: 0 S: 3 P: 3	R: 0 H: 0 E: 0 LOB: 0 K: 0 BB: 0 S: 3 P: 3	R: 0 H: 0 E: 0 LOB: 0 K: 0 BB: 0 S: 3 P: 3	1B: 9 SF: 0 2B: 0 SAC: 1 3B: 0 DP: 0 HR: 1 HBP: 0	WP: 0 PA: 35 PB: 0 SB: 0 CS: 0
<b>PITCHER</b>	IP WLS BF H R ER SO BB IBB HBP BLK WP HR S P ERA WHIP										
Don Drysdale, R ERA: 1.95 (1, 1)	8.0 L 32 10 2 2 2 2 0 0 0 0 0 1 36 36 2.25 1.250										
Mudcat Grant, R ERA: 2.98 (9, 1)	1.0 3 0 0 0 0 0 0 0 0 0 0 0 3 3 0.00 0.000										



Batter	1	2	3	4	5	6	7	8	9	AB R H RBI BB SO LOB
Willie Davis, L (1, 8) OBP: 0.266, SLG: 0.344	0-0 F9		0-0 F8			0-0 4-3			0-0 4-3	4 0 0 0 0 0 0
Len Gabrielson, L (1, 7) OBP: 0.311, SLG: 0.425	0-0 4-3		0-0 G3			0-0 F8			0-0 F4	4 0 0 0 0 0 0
Jim Lefebvre, S (1, 4) OBP: 0.264, SLG: 0.281	0-0 G3			0-0 3-1		0-0 6-3			0-3 K	4 0 0 0 0 1 0
Tom Haller, L (1, 2) OBP: 0.343, SLG: 0.388		0-0 L7		0-0 L7			0-0 F3			3 0 0 0 0 0 0
Ron Fairly, L (1, 9) OBP: 0.274, SLG: 0.274		0-0 1B		0-3 K			0-0 1-5-3			3 0 1 0 0 1 0
Bob Bailey, R (1, 5) OBP: 0.325, SLG: 0.342		0-0 1B			0-0 6-3		0-3 K			3 0 1 0 0 1 0
Wes Parker, S (1, 3) OBP: 0.309, SLG: 0.325		0-0 F4			0-0 E1			0-0 4-3		3 0 0 0 0 0 2
Zoilo Versalles, R (1, 6) OBP: 0.229, SLG: 0.258		0-0 5-3			0-0 1B			0-3 K		2 0 1 0 0 0 2
Jim Fairey, L (8, PH) OBP: 0.232, SLG: 0.298										1 0 0 0 0 1 0
Bart Shirley, R (9, 6)										0 0 0 0 0 0 0
Don Drysdale, R (1, 1) OBP: 0.149, SLG: 0.164			0-0 5-3			0-3 K		0-0 4-3		2 0 0 0 0 1 1
Willie Crawford, L (8, PH) OBP: 0.160, SLG: 0.208										1 0 0 0 0 0 0
Mudcat Grant, R (9, 1) OBP: 0.176, SLG: 0.353										0 0 0 0 0 0 0

Inning Stats	R: 0	H: 0	R: 0	H: 2	R: 0	H: 0	R: 0	H: 0	R: 0	H: 1	R: 0	H: 0	R: 0	H: 0	R: 0	H: 0	R: 0	H: 0	R: 0	H: 0	R: 0	H: 0	1B: 3	SF: 0	WP: 0	PA: 30
E: 0	LOB: 0	E: 0	LOB: 2	E: 0	LOB: 0	E: 0	LOB: 0	E: 1	LOB: 1	E: 0	LOB: 0	E: 0	LOB: 0	E: 0	LOB: 0	E: 0	LOB: 0	E: 0	LOB: 0	E: 0	LOB: 0	E: 0	LOB: 0	PB: 0		
K: 0	BB: 0	K: 0	BB: 0	K: 0	BB: 0	K: 1	BB: 0	K: 1	BB: 0	K: 1	BB: 0	K: 1	BB: 0	K: 1	BB: 0	K: 1	BB: 0	K: 1	BB: 0	K: 1	BB: 0	K: 1	BB: 0	3B: 0	DP: 0	SB: 0
S: 3	P: 3	S: 5	P: 5	S: 3	P: 3	S: 5	P: 5	S: 6	P: 6	S: 3	P: 3	S: 5	P: 5	S: 5	P: 5	S: 5	P: 5	S: 5	P: 5	S: 5	P: 5	S: 5	P: 5	HR: 0	HBP: 0	CS: 0

PITCHER	IP	WLS	BF	H	R	ER	SO	BB	IBB	HBP	BLK	WP	HR	S	P	ERA	WHIP	PITCHER	IP	WLS	BF	H	R	ER	SO	BB	IBB	HBP	BLK	WP	HR	S	P	ERA	WHIP	
Juan Marichal, R (1, 1) ERA: 2.13	9.0	W	30	3	0	0	5	0	0	0	0	0	0	40	40	0.00	0.333																			

**BOTTOM**

**San Francisco Giants @ Los Angeles Dodgers**  
**Dodger Stadium, Los Angeles, CA**

Thu Aug 01 1968, 7:05 PM PDT  
Att. 30,099 - Unknown

<b>AB</b>	<b>30</b>
<b>R</b>	<b>0</b>
<b>H</b>	<b>3</b>
<b>RBI</b>	<b>0</b>
<b>BB</b>	<b>0</b>
<b>SO</b>	<b>5</b>
<b>LOB</b>	<b>5</b>

[livebaseballscorecards.com](http://livebaseballscorecards.com)

Batter	1	2	3	4	5	6	7	8	9	AB R H RBI BB SO LOB	TOP																
<b>Bud Harrelson, S</b> (1, 6) OBP: 0.259, SLG: 0.250	0-0 1-3		0-0 1B		0-0 F5			0-0 1B 1B	0-0 G4-6-3	5 1 2 0 0 0 3																	
<b>Larry Stahl, L</b> (1, 8) OBP: 0.333, SLG: 0.339	0-3 K		0-3 K			0-0 6-3 1B 2B		0-0 F3		4 1 1 0 0 2 2																	
<b>Cleon Jones, R</b> (1, 7) OBP: 0.319, SLG: 0.452	0-0 F3			0-0 4-3		0-0 6-3		0-0 1B 1B		4 1 1 0 0 0 1																	
<b>Ed Kranepool, L</b> (1, 3) OBP: 0.296, SLG: 0.339		0-3 K		0-0 F9		0-0 FC6-4 1B		0-0 F8		3 0 1 1 0 1 0																	
<b>Ed Charles, R</b> (8, PH) OBP: 0.354, SLG: 0.478						0-3 3-H K				1 0 0 0 0 0 2																	
<b>Ron Swoboda, R</b> (1, 9) OBP: 0.333, SLG: 0.393		0-0 6-3		0-0 P3		0-3 K		0-0 1B 1B		4 0 1 1 0 1 1																	
<b>Jerry Grote, R</b> (1, 2) OBP: 0.357, SLG: 0.340		4-0 FC4-6 BB		0-0 4-3		0-0 FC6-4		0-0 FC6-4 1B		3 0 1 1 1 0 1																	
<b>Kevin Collins, L</b> (1, 5) OBP: 0.248, SLG: 0.292		0-0 FC4-6		0-0 1B 1B		0-3 K		0-0 FC6-4		3 0 1 0 0 1 1																	
<b>Phil Linz, R</b> (8, PH) OBP: 0.256, SLG: 0.237										1 0 0 0 0 0 2																	
<b>Tommie Agee, R</b> (8, 8) OBP: 0.215, SLG: 0.238										0 0 0 0 0 0 0																	
<b>Al Weis, S</b> (1, 4) OBP: 0.240, SLG: 0.215			0-0 P4		0-3 K		0-0 F9		0-0 6-3	4 0 0 0 0 1 1																	
<b>Tom Seaver, R</b> (1, 1) OBP: 0.147, SLG: 0.136			0-3 K		0-0 1-2 1B		0-0 G3		4-0 G4-6-3 BB	3 0 1 0 1 1 0																	
<b>Inning Stats</b>	R: 0 E: 0 K: 1 S: 5	H: 0 LOB: 0 BB: 0 P: 5	R: 0 E: 0 K: 1 S: 5	H: 0 LOB: 1 BB: 1 P: 9	R: 0 E: 0 K: 2 S: 8	H: 1 LOB: 1 BB: 0 P: 8	R: 0 E: 0 K: 0 S: 3	H: 0 LOB: 0 BB: 0 P: 3	R: 0 E: 0 K: 1 S: 7	H: 2 LOB: 2 BB: 0 P: 7	R: 1 E: 0 K: 1 S: 7	H: 2 LOB: 1 BB: 0 P: 7	R: 0 E: 0 K: 1 S: 5	H: 0 LOB: 0 BB: 0 P: 5	R: 2 E: 0 K: 0 S: 7	H: 4 LOB: 2 BB: 0 P: 7	R: 0 E: 0 K: 0 S: 2	H: 0 LOB: 0 BB: 1 P: 6	1B: 8 2B: 1 3B: 0 HR: 0	SF: 0 SAC: 0 DP: 1 HBP: 0	WP: 0 PB: 0 SB: 0 CS: 0	PA: 37					
<b>PITCHER</b>	IP	WLS	BF	H	R	ER	SO	BB	IBB	HBP	BLK	WP	HR	S	P	ERA	WHIP									ERA	WHIP
<b>Don Sutton, R</b> (1, 1) ERA: 3.11	7.1	L	30	7	3	3	7	1	0	0	0	0	0	43	47	3.68	1.091										
<b>Hank Aguirre, L</b> (8, 1) ERA: 0.67	0.2		4	2	0	0	0	0	0	0	0	0	0	4	4	0.00	3.000										
<b>Jim Brewer, L</b> (9, 1) ERA: 2.37	1.0		3	0	0	0	0	1	0	0	0	0	0	2	6	0.00	1.000										

**New York Mets @ Los Angeles Dodgers**  
**Dodger Stadium, Los Angeles, CA**  
 Fri Aug 02 1968, 7:05 PM PDT  
 Att: 14,348 - Unknown

livebaseballscorecards.com

**AB 35**  
**R 3**  
**H 9**  
**RBI 3**  
**BB 2**  
**SO 7**  
**LOB 14**





Batter	1	2	3	4	5	6	7	8	9	AB R H RBI BB SO LOB	TOP																			
<b>Tommie Agee, R</b> OBP: 0.216, SLG: 0.239 (1, 8) X	0-0 SH1-3 S 1B		0-0 6-3		0-0 1-3		0-3 K			4 0 1 0 0 1 0																				
<b>Bud Harrelson, S</b> OBP: 0.259, SLG: 0.247 (1, 6) BBB	4-0 SH1-3 1-2 BB		0-3 K		0-0 4-3		0-3 K			3 0 0 0 1 2 0																				
<b>Cleon Jones, R</b> OBP: 0.319, SLG: 0.451 (1, 7) X	0-0 SH1-3 1-2 2-3		0-0 S 1B		0-3 K2-3		0-3 K			3 0 1 0 0 2 0																				
<b>Ed Kranepool, L</b> OBP: 0.295, SLG: 0.335 (1, 3) X	0-0 P3		0-0 1-3		4-0 BB		0-0 4-3			3 0 0 0 1 0 3																				
<b>Ron Swoboda, R</b> OBP: 0.332, SLG: 0.389 (1, 9) SSS	0-3 K		0-3 K		0-3 K		4-0 G4-6-3 BB			3 0 0 0 1 3 3																				
<b>J.C. Martin, L</b> OBP: 0.304, SLG: 0.275 (1, 2) X		0-0 E5 1-4-3		0-0 P5		0-0 L6		0-0 G4-6-3 1-2f		4 0 0 0 0 0 2																				
<b>Kevin Collins, L</b> OBP: 0.248, SLG: 0.291 (1, 5) X		0-0 1-4-3 1-2		0-0 BB 1B		0-3 K		0-0 4-3		4 0 1 0 0 1 2																				
<b>Al Weis, S</b> OBP: 0.241, SLG: 0.213 (1, 4) X		0-0 F7		4-0 BB BB BB BB BB 1-2 BB		0-0 3-1				2 0 0 0 1 0 1																				
<b>Al Jackson, L</b> OBP: 0.240, SLG: 0.292 <b>Don Bosch, S</b> OBP: 0.231, SLG: 0.262 (7, PH) <b>Bill Connors, R</b> (7, 1) <b>Ron Taylor, R</b> (7, 1) <b>Bill Short, L</b> (8, 1)		0-3 K		0-0 4-3		0-0 F7				2 0 0 0 0 1 3 1 0																				
<b>Inning Stats</b>	R: 0 E: 0 K: 1 S: 6	H: 1 LOB: 2 BB: 1 P: 10	R: 0 E: 1 K: 1 S: 6	H: 0 LOB: 1 BB: 0 P: 6	R: 0 E: 0 K: 1 S: 6	H: 1 LOB: 1 BB: 1 P: 10	R: 0 E: 0 K: 1 S: 5	H: 0 LOB: 0 BB: 0 P: 5	R: 0 E: 0 K: 2 S: 7	H: 0 LOB: 1 BB: 1 P: 11	R: 0 E: 0 K: 1 S: 5	H: 0 LOB: 0 BB: 0 P: 5	R: 0 E: 0 K: 2 S: 7	H: 0 LOB: 0 BB: 0 P: 7	R: 0 E: 0 K: 0 S: 2	H: 0 LOB: 0 BB: 1 P: 6	1B: 3 2B: 0 3B: 0 HR: 0	SF: 0 SAC: 1 DP: 1 HBP: 0	WP: 0 PB: 0 SB: 2 CS: 0	PA: 34										
<b>PITCHER</b> <b>Bill Singer, R</b> ERA: 2.6 (1, 1)	IP 9.0	WLS W	BF 34	H 3	R 0	ER 0	SO 10	BB 4	IBB 0	HBP 0	BLK 0	WP 0	HR 0	S 50	P 66	ERA 0.00	WHIP 0.778													
											<b>PITCHER</b>	IP	WLS	BF	H	R	ER	SO	BB	IBB	HBP	BLK	WP	HR	S	P	ERA	WHIP		

**New York Mets @ Los Angeles Dodgers**  
**Dodger Stadium, Los Angeles, CA**  
 Sat Aug 03 1968, 7:05 PM PDT  
 Att: 14,065 - Unknown

[livebaseballscorecards.com](http://livebaseballscorecards.com)

AB	29
R	0
H	3
RBI	0
BB	4
SO	10
LOB	14





BOTTOM

New York Mets @ Los Angeles Dodgers  
Dodger Stadium, Los Angeles, CA  
Sat Aug 03 1968, 7:05 PM PDT  
Att. 14,065 - Unknown

livebaseballscores.com

AB	30
R	8
H	11
RBI	8
BB	5
SO	2
LOB	9



WP: 0	PA: 36
PB: 1	SB: 1
CS: 0	

AB	R	H	RBI	BB	SO	LOB
4	0	0	0	0	0	3
4	0	0	0	0	1	1
4	1	1	0	0	0	0
3	3	2	2	1	1	0
4	3	3	0	0	0	0
2	1	1	1	2	0	0
1	0	1	1	1	0	0
1	0	1	2	0	0	0
2	0	0	0	0	0	1
1	0	1	2	1	0	0
4	0	1	0	0	0	4
1B: 8	SF: 1	WP: 0	PA: 36			
2B: 4	SAC: 0	PB: 1				
3B: 0	DP: 3	SB: 1				
HR: 1	HBP: 0	CS: 0				

Batter	1	2	3	4	5	6	7	8	9	AB	R	H	RBI	BB	SO	LOB
Zoilo Versalles, R OBP: 0.228, SLG: 0.256	0-0 5-3		0-0 L7		0-0 6-3		0-0 L1-3			4	0	0	0	0	0	3
Bart Shirley, R OBP: 0.265, SLG: 0.347	0-3 K		0-0 G4-6-3			0-0 5-3		0-0 L6		4	0	0	0	0	1	1
Willie Davis, L OBP: 0.265, SLG: 0.347	0-0 4-3			0-0 P4		0-0 3-1		0-0 S 1B 2B		4	1	1	0	0	0	0
Bob Bailey, R OBP: 0.331, SLG: 0.358		0-0 HR		4-0 1B 1B BB		0-3 K		0-0 1B 1B		3	3	2	2	1	1	0
Ron Fairly, L OBP: 0.276, SLG: 0.280		0-0 G3		0-0 1B 1B			0-0 PB 1B 2B		0-0 1B 1B	4	3	3	0	0	0	0
Wes Parker, S OBP: 0.310, SLG: 0.323		0-0 F8		0-0 1B 1B			4-0 PB 1B BB		4-0 1B BB	2	1	1	1	2	0	0
Len Gabrielson, L OBP: 0.325, SLG: 0.451		0-0 FC5-4 1B		0-0 SF9-3-6 1B			4-0 FC1-5 1B		0-0 1B	1	0	1	1	1	0	0
Jim Fairey, L OBP: 0.237, SLG: 0.302				0-0 SF9-3-6 1B			1-2 2-3 IBB		1-3 2-H 3-H 1B	1	0	1	2	0	0	0
Jeff Torborg, R OBP: 0.230, SLG: 0.179		0-0 FC5-4				0-0 6-3				2	0	0	0	0	0	1
Tom Haller, L OBP: 0.345, SLG: 0.387								0-0 FC1-5 1B		1	0	1	2	1	0	0
Bill Singer, R OBP: 0.172, SLG: 0.214			0-0 G4-6-3 1B			0-0 5-3		0-0 FC1-5 1B		4	0	1	0	0	0	4

Inning	R	H	E	K	S	P	BB	IBB	HBP	BLK	WP	HR	S	P	ERA	WHIP
1	0	0	0	1	5	3	0	0	0	0	0	1	25	29	4.50	1.000
2	1	2	0	0	5	3	0	1	0	0	0	0	1	9	∞	∞
3	0	1	0	0	5	3	0	0	0	0	0	0	3	3	0.00	1.000
4	2	2	0	0	5	3	0	0	0	0	0	0	6	14	27.00	6.000
5	0	0	0	1	5	3	0	0	0	0	0	0	1	9	∞	∞
6	0	0	0	1	5	3	0	0	0	0	0	0	1	9	∞	∞
7	2	2	0	0	5	3	0	0	0	0	0	0	6	14	27.00	6.000
8	3	4	0	0	6	3	0	0	0	0	0	0	1	9	∞	∞
9	0	0	0	0	5	3	0	0	0	0	0	0	1	9	∞	∞

PITCHER	IP	WLS	BF	H	R	ER	SO	BB	IBB	HBP	BLK	WP	HR	S	P	ERA	WHIP
Al Jackson, L ERA: 3.07	6.0	L	22	5	3	3	2	1	1	0	0	0	0	1	9	∞	∞
Bill Connors, R ERA: 9.53	0.0		3	1	2	2	0	0	0	0	0	0	0	1	9	∞	∞
Ron Taylor, R ERA: 3.38	1.0		3	1	0	0	0	0	0	0	0	0	0	3	3	0.00	1.000
Bill Short, L ERA: 6.1	1.0		8	4	3	3	0	2	0	0	0	0	0	6	14	27.00	6.000

Batter	1	2	3	4	5	6	7	8	9	AB R H RBI BB SO LOB	TOP											
<b>Tommie Agee, R</b> OBP: 0.219, SLG: 0.260 (1, 8) X	0-0 P4-3 HR 2B		0-0 6-3		0-0 F9		0-0 F7		0-0 HR	5 2 2 1 0 0 2	<b>New York Mets @ Los Angeles Dodgers</b> <b>Dodger Stadium, Los Angeles, CA</b> Sun Aug 04 1968, 3:33 AM PDT Unknown <a href="http://livebaseballscorecards.com">livebaseballscorecards.com</a>											
<b>Bud Harrelson, S</b> OBP: 0.268, SLG: 0.257 (1, 6) X	0-0 P4-3 2-3		0-0 FC5-4 1B			0-0 FC6-4 1B 1B	0-0 FC6-4 1B		0-0 6-3 1B	5 2 4 1 0 0 1												
<b>Cleon Jones, R</b> OBP: 0.321, SLG: 0.459 (1, 7) X	0-0 HR		0-0 FC5-4 1-2f			0-0 FC6-4 1B	0-0 P6		0-0 6-3	5 1 2 2 0 0 3												
<b>Ed Charles, R</b> OBP: 0.348, SLG: 0.469 (1, 5) X	0-0 F7			0-0 P4-3		0-0 FC6-4 1B PB G3 1-2f 2-3	0-0 FC6-4 1-2f		0-0 6-3	5 1 0 0 0 0 4 0 0 0 0 0 0 0												
<b>Kevin Collins, L</b> OBP: 0.248, SLG: 0.291 (9, 5)																						
<b>Ron Swoboda, R</b> OBP: 0.336, SLG: 0.393 (1, 9) X	0-0 1-3			0-0 6-3		0-0 G3 PB 1B 1-2 3-H		0-0 P4-3 SH1-3 1B	0-0 BB 1B	5 0 3 2 0 0 0												
<b>Jerry Grote, R</b> OBP: 0.356, SLG: 0.337 (1, 2) X		0-3 K		0-0 5-3		0-0 G3		0-0 SH1-3	4-0 BB	3 0 0 1 1 1 1												
<b>Phil Linz, R</b> OBP: 0.257, SLG: 0.239 (1, 4) X		0-0 1-3			0-0 1B	0-0 P6		0-0 P4-3	0-0 F7	3 0 1 0 0 0 1 2 0 0 0 0 0 3												
<b>Cal Koonce, R</b> (6, 1)																						
<b>Ed Kranepool, L</b> OBP: 0.298, SLG: 0.335 (1, 3) X		0-0 G3			0-0 L9		0-0 E4 E 1B	1-0 HBP		3 1 1 0 0 0 1												
<b>Dick Selma, R</b> OBP: 0.217, SLG: 0.239 (1, 1) X			0-0 6-3		0-0 F9		0-0 E7 1B	0-0 1-3		2 0 0 0 0 0 1 2 1 1 1 0 0 2												
<b>Al Weis, S</b> OBP: 0.243, SLG: 0.216 (6, 4)																						
<b>Inning Stats</b>	R: 2 E: 0 K: 0 S: 5	H: 2 LOB: 0 BB: 0 P: 5	R: 0 E: 0 K: 1 S: 5	H: 0 LOB: 0 BB: 0 P: 5	R: 0 E: 0 K: 0 S: 4	H: 1 LOB: 1 BB: 0 P: 4	R: 0 E: 0 K: 0 S: 3	H: 0 LOB: 0 BB: 0 P: 3	R: 0 E: 0 K: 0 S: 4	H: 1 LOB: 1 BB: 0 P: 4	R: 2 E: 0 K: 0 S: 6	H: 3 LOB: 1 BB: 0 P: 6	R: 2 E: 2 K: 0 S: 6	H: 3 LOB: 1 BB: 0 P: 6	R: 0 E: 0 K: 0 S: 4	H: 1 LOB: 2 BB: 0 P: 5	R: 2 E: 0 K: 0 S: 6	H: 3 LOB: 2 BB: 1 P: 10	1B: 11 2B: 1 3B: 0 HR: 2	SF: 0 SAC: 1 DP: 0 HBP: 1	WP: 0 PB: 1 SB: 0 CS: 0	PA: 43
<b>PITCHER</b>	IP WLS BF H R ER SO BB IBB HBP BLK WP HR S P ERA WHIP																					
<b>Claude Osteen, L</b> ERA: 3.14 (1, 1)	6.0 L 27 9 6 4 1 0 0 0 0 0 0 1 29 29 6.00 1.500																					
<b>Mudcat Grant, R</b> ERA: 3.14 (7, 1)	3.0 16 5 2 2 0 1 0 1 0 0 0 1 14 19 6.00 2.000																					



Batter	1	2	3	4	5	6	7	8	9	AB R H RBI BB SO LOB
Paul Popovich, S (1, 4) OBP: 0.293, SLG: 0.281	0-0 2B 1B		0-0 F8	0-0 L4-3 1B			0-0 F7		0-0 L6	5 0 2 0 0 0 1
Len Gabrielson, L (1, 7) OBP: 0.324, SLG: 0.444	0-0 F7		4-0 1B 2B BB	0-0 L4-3 1-2			0-0 F9			3 1 0 0 1 0 2
Willie Davis, L (1, 8) OBP: 0.265, SLG: 0.346	0-0 F8		0-0 1-3 2B 1B				0-0 1-3			4 1 1 0 0 0 1
Tom Haller, L (1, 2) OBP: 0.350, SLG: 0.397	0-0 1-3 2B		0-0 1-H 3-H 2B 2B				0-0 L6			4 1 3 2 0 0 0
Ron Fairly, L (1, 9) OBP: 0.276, SLG: 0.283	0-3 K		0-0 6-3 1B 2B				0-0 F5			4 1 1 1 0 1 3
Bob Bailey, R (1, 5) OBP: 0.330, SLG: 0.356		0-3 K	0-0 6-3 2B				0-0 FC6 1B			4 0 1 0 0 2 1
Wes Parker, S (1, 3) OBP: 0.312, SLG: 0.325		0-0 1B	0-0 3-H 1B				0-0 FC6 BB 1-2f			4 0 2 1 0 0 1
Zoilo Versalles, R (1, 6) OBP: 0.229, SLG: 0.254 Willie Crawford, L (9, PH) OBP: 0.148, SLG: 0.192		0-3 K	0-0 F9				4-0 1-2 G4-6-3 BB			2 0 0 0 1 1 2 1 0 0 0 0 0 0
Claude Osteen, L (1, 1) OBP: 0.169, SLG: 0.220 Mudcat Grant, R (7, 1) OBP: 0.176, SLG: 0.353 Jim Fairey, L (9, PH) OBP: 0.243, SLG: 0.308		0-0 F7		0-0 2-3			0-0 G4-6-3 1-2f			3 0 0 0 0 0 3 0 0 0 0 0 0 0 1 0 1 0 0 0 0


Inning Stats	R: 0	H: 2	E: 0	K: 1	S: 7	LOB: 2	BB: 0	P: 7
	R: 0	H: 1	E: 0	K: 2	S: 8	LOB: 1	BB: 0	P: 8
	R: 4	H: 4	E: 0	K: 0	S: 7	LOB: 1	BB: 1	P: 11
	R: 0	H: 1	E: 0	K: 0	S: 3	LOB: 0	BB: 0	P: 3
	R: 0	H: 0	E: 0	K: 0	S: 3	LOB: 0	BB: 0	P: 3
	R: 0	H: 1	E: 0	K: 0	S: 3	LOB: 1	BB: 1	P: 7
	R: 0	H: 0	E: 0	K: 0	S: 3	LOB: 0	BB: 0	P: 3
	R: 0	H: 1	E: 0	K: 1	S: 5	LOB: 0	BB: 0	P: 5
	R: 0	H: 1	E: 0	K: 0	S: 4	LOB: 1	BB: 0	P: 4

**BOTTOM**

**New York Mets @ Los Angeles Dodgers**  
 Dodger Stadium, Los Angeles, CA  
 Sun Aug 04 1968, 3:33 AM PDT  
 Unknown

AB	35
R	4
H	11
RBI	4
BB	2
SO	4
LOB	14

WP: 0 PA: 37  
 PB: 0 SB: 0  
 CS: 0



PITCHER	IP	WLS	BF	H	R	ER	SO	BB	IBB	HBP	BLK	WP	HR	S	P	ERA	WHIP
Dick Selma, R (1, 1) ERA: 2.37	5.1		26	9	4	4	3	2	0	0	0	0	0	30	38	6.75	2.062
Cal Koonce, R (6, 1) ERA: 1.41	3.2	W	11	2	0	0	1	0	0	0	0	0	0	13	13	0.00	0.545

Batter	1	2	3	4	5	6	7	8	9	AB R H RBI BB SO LOB	TOP									
<b>Tommie Agee, R</b> (1, 8) OBP: 0.216, SLG: 0.256	0-3 <b>K</b>			0-0 <b>F8</b>		0-0 <b>F3</b>			0-0 <b>F9</b>	4 0 0 0 0 1 1	<b>New York Mets @ Los Angeles Dodgers</b> <b>Dodger Stadium, Los Angeles, CA</b> Sun Aug 04 1968, 7:05 PM PDT Att: 17,101 - Unknown <a href="http://livebaseballscorecards.com">livebaseballscorecards.com</a>									
<b>Phil Linz, R</b> (1, 4) OBP: 0.251, SLG: 0.233	0-0 <b>G3</b>			0-3 <b>K</b>		0-0 <b>6-3</b>			0-3 <b>K</b>	4 0 0 0 0 2 1										
<b>Cleon Jones, R</b> (1, 7) OBP: 0.319, SLG: 0.456 <b>Jerry Buchek, R</b> (4, 7) OBP: 0.250, SLG: 0.242	0-0 <b>F3</b>			0-3 <b>K</b>					0-3 <b>K</b>	2 0 0 0 0 1 0 2 0 0 0 0 2 0										
<b>Ed Charles, R</b> (1, 5) OBP: 0.344, SLG: 0.463			0-0 <b>F7</b>		0-0 <b>F7</b>				0-0 <b>6-3</b>	3 0 0 0 0 0 0										
<b>Ron Swoboda, R</b> (1, 9) OBP: 0.336, SLG: 0.392			0-3 <b>K</b>		0-0 <b>F3</b>				0-0 <b>1B</b>	3 0 1 0 0 1 0										
<b>Jerry Grote, R</b> (1, 2) OBP: 0.356, SLG: 0.334			0-0 <b>1-3</b>		4-0 <b>BB</b>				0-0 <b>F2</b>	2 0 0 0 1 0 1										
<b>Al Weis, S</b> (1, 6) OBP: 0.240, SLG: 0.213			0-0 <b>P4</b>		0-3 <b>K</b>				0-0 <b>5-3</b>	3 0 0 0 0 1 1										
<b>Ed Kranepool, L</b> (1, 3) OBP: 0.298, SLG: 0.332			0-3 <b>K</b>		4-0 <b>SH1-3</b> <b>BB</b>				0-0 <b>4-3</b>	2 0 0 0 1 1 0										
<b>Jim McAndrew, R</b> (1, 1) <b>Bill Connors, R</b> (5, 1) <b>Don Bosch, S</b> (8, PH) OBP: 0.229, SLG: 0.259 <b>Ron Taylor, R</b> (8, 1)			0-3 <b>K</b>		0-0 <b>SH1-3</b> <b>1-2</b>				0-3 <b>K</b>	1 0 0 0 0 1 0 0 0 0 0 0 0 0 1 0 0 0 0 1 0 0 0 0 0 0 0 0										
<b>Inning Stats</b>	R: 0 E: 0 K: 1 S: 5	H: 0 LOB: 0 BB: 0 P: 5	R: 0 E: 0 K: 1 S: 5	H: 0 LOB: 0 BB: 0 P: 5	R: 0 E: 0 K: 2 S: 7	H: 0 LOB: 0 BB: 0 P: 7	R: 0 E: 0 K: 2 S: 7	H: 0 LOB: 0 BB: 0 P: 7	R: 0 E: 0 K: 1 S: 5	H: 1 LOB: 1 BB: 1 P: 9		R: 0 E: 0 K: 1 S: 6	H: 0 LOB: 1 BB: 0 P: 6	R: 0 E: 0 K: 1 S: 5	H: 0 LOB: 0 BB: 0 P: 5	R: 0 E: 0 K: 2 S: 7	H: 0 LOB: 0 BB: 0 P: 7	1B: 1 2B: 0 3B: 0 HR: 0	SF: 0 SAC: 1 DP: 0 HBP: 0	WP: 0 PB: 0 SB: 0 CS: 0
<b>PITCHER</b> <b>Mike Kekich, L</b> (1, 1) ERA: 2.98	IP: 9.0 WLS: W BF: 30 H: 1 R: 0 ER: 0 SO: 11 BB: 2 IBB: 0 HBP: 0 BLK: 0 WP: 0 HR: 0 S: 50 P: 58 ERA: 0.00 WHIP: 0.333											<b>PITCHER</b> IP: WLS: BF: H: R: ER: SO: BB: IBB: HBP: BLK: WP: HR: S: P: ERA: WHIP								



Batter	1	2	3	4	5	6	7	8	9
<b>Jim Fairey, L</b> <small>OBP: 0.242, SLG: 0.304</small> (1, 9) X (9, 7)	0-0 F7 	0-0 4-3 		0-0 1B		0-0 1-3 		0-0 6-3 	
<b>Len Gabrielson, L</b> <small>OBP: 0.327, SLG: 0.442</small> <b>Wes Parker, S</b> <small>OBP: 0.312, SLG: 0.325</small> (1, 7) X (9, 3)	0-0 2B 1B		0-3 K 	0-0 F8 		4-0 BB			
<b>Willie Davis, L</b> <small>OBP: 0.270, SLG: 0.350</small> (1, 8) X	0-0 1-3 2B		0-0 S 2B 1B		4-0 WP S 1B BB	0-0 4-3 			
<b>Ron Fairly, L</b> <small>OBP: 0.278, SLG: 0.287</small> (1, 3) X (9, 9)	4-0 G5-4-3 IBB		0-0 1B 1-H 2B		0-0 F8 1-3		0-0 G3 		
<b>Bob Bailey, R</b> <small>OBP: 0.328, SLG: 0.354</small> (1, 5) X	0-0 G5-4-3 1-2f		0-0 5-3 		0-3 K 		0-0 E 1B		
<b>Bart Shirley, R</b> <small>OBP: 0.250, SLG: 0.250</small> (1, 4) X		0-3 K 	0-0 2-3 1B		0-0 E 1B 3-H		0-0 E4 G5-4-3 1-2		
<b>Jeff Torborg, R</b> <small>OBP: 0.231, SLG: 0.183</small> (1, 2) X		0-0 1B 1B	0-0 5-3 		0-0 E6 1-2		0-0 G5-4-3 1-2f		
<b>Zoilo Versalles, R</b> <small>OBP: 0.230, SLG: 0.254</small> (1, 6) X		0-0 1-2 1B		0-0 6-3 	0-0 F9 		0-3 K 		
<b>Mike Kekich, R</b> <small>OBP: 0.138, SLG: 0.107</small> (1, 1) X		0-3 K 		0-0 4-3 		0-3 K 		0-0 4-3 	

Inning Stats	R: 0	H: 2	E: 0	LOB: 2	K: 0	BB: 1	S: 4	P: 8
	R: 0	H: 2	E: 0	LOB: 2	K: 2	BB: 0	S: 9	P: 9
	R: 1	H: 3	E: 0	LOB: 2	K: 1	BB: 0	S: 8	P: 8
	R: 0	H: 1	E: 0	LOB: 1	K: 0	BB: 0	S: 4	P: 4
	R: 1	H: 1	E: 1	LOB: 2	K: 1	BB: 1	S: 7	P: 11
	R: 0	H: 0	E: 0	LOB: 1	K: 1	BB: 1	S: 5	P: 9
	R: 0	H: 1	E: 1	LOB: 1	K: 0	BB: 0	S: 4	P: 4
	R: 0	H: 0	E: 0	LOB: 0	K: 1	BB: 0	S: 5	P: 5

PITCHER	IP	WLS	BF	H	R	ER	SO	BB	IBB	HBP	BLK	WP	HR	S	P	ERA	WHIP
<b>Jim McAndrew, R</b> <small>ERA: 2.53</small>	(1, 1)	4.2	L	24	9	2	4	1	1	0	0	1	0	30	38	3.86	2.143
<b>Bill Connors, R</b> <small>ERA: 6.75</small>	(5, 1)	2.1		10	1	0	1	1	0	0	0	0	0	11	15	0.00	0.857
<b>Ron Taylor, R</b> <small>ERA: 3.3</small>	(8, 1)	1.0		3	0	0	1	0	0	0	0	0	0	5	5	0.00	0.000

**BOTTOM**

**New York Mets @ Los Angeles Dodgers**  
 Dodger Stadium, Los Angeles, CA

Sun Aug 04 1968, 7:05 PM PDT  
 Att. 17,101 - Unknown

AB	34
R	2
H	10
RBI	2
BB	3
SO	6
LOB	20

1B	2B	3B	HR	SF	SAC	DP	HBP	WP	PA
8	2	0	0	0	2	0	0	1	37

Batter	1	2	3	4	5	6	7	8	9	10	AB R H RBI BB SO LOB	TOP										
Maury Wills, S OBP: 0.334, SLG: 0.327 (1, 5) X	0-0 1-3		X 0-0 1B		B B B B 4-0 CS BB			X 0-0 4-3		S S S S 0-3 K	4 0 1 0 1 1 0	<b>Pittsburgh Pirates @ Los Angeles Dodgers</b> <b>Dodger Stadium, Los Angeles, CA</b> Mon Aug 05 1968, 7:05 PM PDT Att. 17,851 - Unknown <a href="http://livebaseballscorecards.com">livebaseballscorecards.com</a>										
Matty Alou, L OBP: 0.365, SLG: 0.389 (1, 8) X	0-0 F7		X 0-0 F9		1-2 CS	X 0-0 3-1		X 0-0 5-3			4 0 0 0 0 0 1											
Willie Stargell, L OBP: 0.327, SLG: 0.492 (1, 7) X	0-0 FC6-4 1B			S S S S 0-3 K		X 0-0 E4 FC6		S S S S 0-3 K			4 0 1 0 0 2 0											
Roberto Clemente, R OBP: 0.331, SLG: 0.458 (1, 9) X	0-0 FC6-4 1-2f			X 0-0 BB 1B		X 0-0 FC6 1B 1-2f		X 0-0 FC2-6 1B			4 0 2 0 0 0 2											
Donn Clendenon, R OBP: 0.330, SLG: 0.392 (1, 3)		S S S S 0-3 K		X 0-0 F9		X 0-0 1-3 1B		X 0-0 FC2-6 FC6-4 1-2f			4 0 1 0 0 1 2											
Gene Alley, R OBP: 0.267, SLG: 0.301 (1, 6)		X 0-0 5-3		B B B B 4-0 1-2 BB		S S S S 0-3 K		X 0-0 FC6-4 FC5-4 1-2f			3 0 0 0 1 1 1											
Bill Mazaroski, R OBP: 0.289, SLG: 0.288 (1, 4)		S S S S 0-3 K		X 0-0 F9		X 0-0 5-3		X 0-0 FC5-4 1-2f			4 0 0 0 0 1 3											
Jerry May, R OBP: 0.308, SLG: 0.279 (1, 2)			S S S S 0-3 K		X 0-0 F7		X 0-0 2B		X 0-0 G2		4 0 1 0 0 1 0											
Steve Blass, R OBP: 0.118, SLG: 0.125 (1, 1)			X 0-0 4-3		S S S S 0-3 K		X 0-0 L4		X 0-0 4-3		4 0 0 0 0 1 1											
<b>Inning Stats</b>	R: 0 E: 0 K: 0 S: 4	H: 1 LOB: 1 BB: 0 P: 4	R: 0 E: 0 K: 2 S: 7	H: 0 LOB: 0 BB: 0 P: 7	R: 0 E: 0 K: 1 S: 6	H: 1 LOB: 1 BB: 0 P: 6	R: 0 E: 0 K: 1 S: 6	H: 1 LOB: 2 BB: 1 P: 10	R: 0 E: 1 K: 0 S: 4	H: 1 LOB: 2 BB: 0 P: 4	R: 0 E: 0 K: 1 S: 5		H: 1 LOB: 1 BB: 0 P: 5	R: 0 E: 0 K: 1 S: 4	H: 1 LOB: 1 BB: 0 P: 4	R: 0 E: 0 K: 1 S: 5	H: 0 LOB: 0 BB: 0 P: 5	R: 0 E: 0 K: 1 S: 5	H: 0 LOB: 0 BB: 0 P: 5	1B: 5 2B: 1 3B: 0 HR: 0	SF: 0 SAC: 0 DP: 0 HBP: 0	WP: 0 PB: 0 SB: 0 CS: 1
<b>PITCHER</b>	IP WLS BF H R ER SO BB IBB HBP BLK WP HR S P ERA WHIP																					
Jack Billingham, R ERA: 1.84 (1, 1)	8.0	W	30	5	0	0	7	2	0	0	0	0	0	0	42	50	0.00	0.875				
Jim Brewer, L ERA: 2.28 (9, 1)	2.0	W	7	1	0	0	1	0	0	0	0	0	0	0	9	9	0.00	0.500				

Batter	1	2	3	4	5	6	7	8	9	10	AB	R	H	RBI	BB	SO	LOB
Jim Fairey, L (1, 9) OBP: 0.250, SLG: 0.310	0-0 G6-4-3 1B		0-3 K			0-0 1-3 1B			0-0 L9		4	0	2	0	0	1	0
Len Gabrielson, L (1, 7) OBP: 0.321, SLG: 0.433	0-0 G6-4-3			0-0 6-3		0-3 K			0-0 F8		4	0	0	0	0	1	2
Willie Davis, L (1, 8) OBP: 0.272, SLG: 0.350	4-0 S BB			0-0 F7			0-0 4-3		0-0		3	0	1	0	1	0	0
Tom Haller, L (1, 2) OBP: 0.346, SLG: 0.392	0-3 K			0-0 6-3			0-0 L5		0-3 K		4	0	0	0	0	2	2
Ron Fairly, L (1, 3) OBP: 0.275, SLG: 0.283		0-0 L7			0-0 1-3		0-0 3-1			0-0 F3	4	0	0	0	0	0	0
Bob Bailey, R (1, 5) OBP: 0.331, SLG: 0.354		0-3 K		4-0 L3 BB			0-0 F7			0-0 6-3 1B	3	1	1	0	1	1	0
Bart Shirley, R (1, 4) OBP: 0.167, SLG: 0.167		0-0 4-3		0-0 L3			0-0 L8			0-0 6-3	4	0	0	0	0	0	2
Zoilo Versalles, R (1, 6) OBP: 0.238, SLG: 0.266			0-0 G4-6-3 1B			0-0 CS 1B		0-0 2B		0-0 1B	4	0	4	1	0	0	0
Jack Billingham, R (1, 1) Paul Popovich, S (8, PH) Jim Brewer, L (9, 1)	0-0 G4-6-3		0-0 1-2f		4-0 1B BB		0-0 F3				1	0	0	0	1	0	1
											1	0	0	0	0	0	1
											0	0	0	0	0	0	0

Inning Stats	R: 0	H: 1	R: 0	H: 0	R: 0	H: 1	R: 0	H: 0	R: 0	H: 0	R: 0	H: 2	R: 0	H: 0	R: 0	H: 1	R: 0	H: 1	R: 1	H: 2	1B: 7	SF: 0	WP: 0	PA: 35
E: 0	LOB: 1	E: 0	LOB: 0	E: 0	LOB: 0	E: 0	LOB: 0	E: 0	LOB: 0	E: 0	LOB: 0	E: 0	LOB: 1	E: 0	LOB: 0	E: 0	LOB: 1	E: 0	LOB: 1	E: 0	LOB: 1	2B: 2	SAC: 0	FB: 0
K: 1	BB: 1	K: 1	BB: 0	K: 1	BB: 0	K: 0	BB: 0	K: 0	BB: 1	K: 1	BB: 1	K: 0	BB: 0	K: 0	BB: 0	K: 0	BB: 0	K: 0	BB: 0	K: 0	BB: 0	3B: 0	DP: 3	SB: 1
S: 5	P: 9	S: 5	P: 5	S: 5	P: 5	S: 3	P: 3	S: 2	P: 6	S: 5	P: 9	S: 3	P: 3	S: 4	P: 4	S: 6	P: 6	S: 4	P: 4	S: 4	P: 4	HR: 0	HBP: 0	CS: 1

PITCHER	IP	WLS	BF	H	R	ER	SO	BB	IBB	HBP	BLK	WP	HR	S	P	ERA	WHIP
Steve Blass, R (1, 1) ERA: 2.55	9.2	L	35	8	1	1	5	3	0	0	0	0	0	42	54	0.93	1.138


**BOTTOM**

**Pittsburgh Pirates @ Los Angeles Dodgers**  
 Dodger Stadium, Los Angeles, CA

Mon Aug 05 1968, 7:05 PM PDT  
 Att: 17,851 - Unknown

livebaseballscores.com

AB	32
R	1
H	8
RBI	1
BB	3
SO	5
LOB	8



Batter	1	2	3	4	5	6	7	8	9	AB R H RBI BB SO LOB	TOP																													
Maury Wills, S OBP: 0.331, SLG: 0.324 (1, 5) X	0-0 L5 ①		0-3 K ①		0-0 L8 ①		0-0 FC1-6 CS 1-2f ①		0-0 E1 FC3-2 1B ①	5 1 0 0 0 1 3	<b>Pittsburgh Pirates @ Los Angeles Dodgers</b> <b>Dodger Stadium, Los Angeles, CA</b> Tue Aug 06 1968, 7:05 PM PDT Att: 15,732 - Unknown <a href="http://livebaseballscorecards.com">livebaseballscorecards.com</a>																													
Matty Alou, L OBP: 0.363, SLG: 0.387 (1, 8) X	0-0 E9 F8 1B ①		0-0 6-3 ②		0-0 6-3 ②		0-0 P4 1-2 ②		0-0 FC3-2 1B ②	5 1 1 0 0 0 4																														
Willie Stargell, L OBP: 0.330, SLG: 0.493 (1, 7) X	0-0 F8 2-3 ②		0-0 1B 1B ②		0-0 1B 1B ②		0-0 P4-3 ①		0-0 1B 1B ③	5 0 3 2 0 0 1																														
Roberto Clemente, R OBP: 0.335, SLG: 0.462 (1, 9) X	0-0 1B 3-H ②		0-0 1B 1-3 ②		0-0 1B 1-2 ②		0-3 K ②			4 0 3 1 0 1 0																														
Donn Clendenon, R OBP: 0.329, SLG: 0.390 (1, 3) X	0-0 F8 ③		0-3 K ③		0-0 1B 1-2 2-H ③		0-3 K ③			4 0 1 0 0 2 3																														
Gene Alley, R OBP: 0.284, SLG: 0.298 (1, 6) X		0-0 F8 ①		0-0 G3 ①		0-0 F8 ①		0-0 P4-3 ①		4 0 0 0 0 0 0																														
Bill Mazeroski, R OBP: 0.291, SLG: 0.288 (1, 4) X		0-0 5-3 ②		4-0 PB BB ②		0-0 F8 ②		0-0 E 1B E 1B ②		3 1 1 0 1 0 0																														
Jerry May, R OBP: 0.310, SLG: 0.280 (1, 2) X		4-0 BB ②		0-0 L6 1-2 ②		0-3 K ③		0-0 E E FC3-2 1B ②		3 0 1 0 1 1 1																														
Bob Moose, R OBP: 0.132, SLG: 0.108 Manny Jimenez, L OBP: 0.464, SLG: 0.404 Gary Kolb, L OBP: 0.270, SLG: 0.340 Ron Kline, R (9, 1)		0-0 5-3 ③		0-0 4-3 ③		0-0 FC1-6 1B ③		0-0 E1 FC3-2 E 1B ③		3 0 1 0 0 0 2 1 0 0 0 0 0 2 0 1 0 0 0 0 0 0 0 0 0 0 0 0																														
<b>Inning Stats</b>	R: 1 E: 1 K: 0 S: 5	H: 2 LOB: 1 BB: 0 P: 5	R: 0 E: 0 K: 0 S: 3	H: 0 LOB: 1 BB: 1 P: 7	R: 0 E: 0 K: 2 S: 9	H: 2 LOB: 2 BB: 0 P: 9	R: 0 E: 0 K: 0 S: 3	H: 0 LOB: 1 BB: 1 P: 7	R: 0 E: 0 K: 0 S: 5	H: 3 LOB: 2 BB: 0 P: 5	R: 0 E: 0 K: 1 S: 5	H: 0 LOB: 0 BB: 0 P: 5	R: 0 E: 0 K: 0 S: 3	H: 1 LOB: 0 BB: 0 P: 3	R: 0 E: 0 K: 2 S: 7	H: 0 LOB: 0 BB: 0 P: 7	R: 3 E: 2 K: 0 S: 7	H: 3 LOB: 2 BB: 0 P: 7	1B: 11 2B: 0 3B: 0 HR: 0	SF: 0 SAC: 0 DP: 0 HBP: 0	WP: 0 PB: 1 SB: 0 CS: 1	PA: 39																		
<b>PITCHER</b> Don Drysdale, R ERA: 1.86 (1, 1)	IP 9.0	WLS L	BF 39	H 11	R 4	ER 0	SO 5	BB 2	IBB 0	HBP 0	BLK 0	WP 0	HR 0	S 47	P 55	ERA 0.00	WHIP 1.444						<b>PITCHER</b>	IP 9.0	WLS L	BF 39	H 11	R 4	ER 0	SO 5	BB 2	IBB 0	HBP 0	BLK 0	WP 0	HR 0	S 47	P 55	ERA 0.00	WHIP 1.444





Batter	1	2	3	4	5	6	7	8	9	AB	R	H	RBI	BB	SO	LOB	BOTTOM
--------	---	---	---	---	---	---	---	---	---	----	---	---	-----	----	----	-----	--------

<b>Jim Fairey, L</b> <small>OBP: 0.240, SLG: 0.298</small> (1, 9)	0-0 <b>4-3</b>		0-0 <b>G3</b>		0-0 <b>F8</b>		0-0 <b>E6</b>		0-0 <b>L1-3</b>	5	0	0	0	0	0	2	
<b>Len Gabrielson, L</b> <small>OBP: 0.319, SLG: 0.429</small> (1, 7)	0-3 <b>K</b>		0-0 <b>L8</b>			0-0 <b>SH</b> <b>G3-2-3</b> <b>1B</b>	0-0 <b>F7</b>			4	0	1	0	0	1	2	
<b>Willie Davis, L</b> <small>OBP: 0.274, SLG: 0.351</small> (1, 8)	0-0 <b>S</b> <b>1B</b>			0-0 <b>F6</b>		0-0 <b>G3-2-3</b> <b>SH</b> <b>1-2</b> <b>1B</b>		0-3 <b>K</b>		4	0	2	0	0	1	0	
<b>Tom Haller, L</b> <small>OBP: 0.346, SLG: 0.390</small> (1, 2)	4-0 <b>1-2</b> <b>BB</b>			0-0 <b>4-3</b>		0-0 <b>SH</b> <b>G3-2-3</b>		0-0 <b>F2</b>		2	0	0	0	1	0	0	
<b>Ron Fairly, L</b> <small>OBP: 0.278, SLG: 0.284</small> (1, 3)	0-0 <b>L6</b>			4-0 <b>BB</b>		0-0 <b>G3-2-3</b> <b>1-2</b> <b>2-3</b> <b>3-H</b>		0-0 <b>1B</b>		3	0	1	0	1	0	5	
<b>Bob Bailey, R</b> <small>OBP: 0.326, SLG: 0.348</small> (1, 5)		0-3 <b>K</b>		0-0 <b>F9</b>		0-3 <b>K</b>		0-0 <b>6-3</b>		4	0	0	0	0	2	4	
<b>Bart Shirley, R</b> <small>OBP: 0.250, SLG: 0.313</small> (1, 4) (8, 6)		0-0 <b>4-3</b>			0-0 <b>6-3</b> <b>WP</b> <b>2B</b>		0-0 <b>F3</b>		0-0 <b>L1-6-3</b> <b>1B</b>	4	1	2	0	0	0	0	
<b>Zoilo Versalles, R</b> <small>OBP: 0.239, SLG: 0.266</small> <b>Paul Popovich, S</b> <small>OBP: 0.290, SLG: 0.279</small> (1, 6) (8, 4)		0-3 <b>K</b>			0-0 <b>6-3</b> <b>2-3</b>		0-0 <b>SH</b> <b>SH1-4</b> <b>1B</b>		0-0 <b>L1-6-3</b>	3	0	1	0	0	1	1	
<b>Don Drysdale, R</b> <small>OBP: 0.145, SLG: 0.159</small> <b>Willie Crawford, L</b> <small>OBP: 0.179, SLG: 0.222</small> (1, 1) (9, PH)			0-0 <b>4-3</b>		0-0 <b>4-3</b> <b>3-H</b>		0-0 <b>SH1-4</b> <b>1-2</b>		0-0 <b>1B</b>	2	0	0	0	0	0	0	

Inning Stats	R: 0	H: 1	E: 0	K: 1	S: 6	LOB: 2	BB: 1	P: 10	R: 0	H: 0	E: 0	K: 2	S: 7	LOB: 0	BB: 0	P: 7	R: 0	H: 0	E: 0	K: 0	S: 3	LOB: 0	BB: 0	P: 3	R: 0	H: 0	E: 0	K: 0	S: 3	LOB: 1	BB: 1	P: 7	R: 1	H: 1	E: 0	K: 0	S: 4	LOB: 0	BB: 0	P: 4	R: 0	H: 2	E: 0	K: 1	S: 7	LOB: 2	BB: 0	P: 7	R: 0	H: 1	E: 1	K: 0	S: 5	LOB: 2	BB: 0	P: 5	R: 0	H: 1	E: 0	K: 1	S: 6	LOB: 1	BB: 0	P: 6	R: 0	H: 2	E: 0	K: 0	S: 4	LOB: 1	BB: 0	P: 4	1B: 7	2B: 1	3B: 0	HR: 0	SF: 0	SAC: 2	DP: 2	HBP: 0	WP: 1	PB: 0	SB: 1	CS: 0	PA: 37
--------------	------	------	------	------	------	--------	-------	-------	------	------	------	------	------	--------	-------	------	------	------	------	------	------	--------	-------	------	------	------	------	------	------	--------	-------	------	------	------	------	------	------	--------	-------	------	------	------	------	------	------	--------	-------	------	------	------	------	------	------	--------	-------	------	------	------	------	------	------	--------	-------	------	------	------	------	------	------	--------	-------	------	-------	-------	-------	-------	-------	--------	-------	--------	-------	-------	-------	-------	--------

PITCHER	IP	WLS	BF	H	R	ER	SO	BB	IBB	HBP	BLK	WP	HR	S	P	ERA	WHIP
<b>Bob Moose, R</b> <small>ERA: 2.41</small>	(1, 1)	8.0	W	33	6	1	1	5	2	0	0	0	0	41	49	1.12	1.000
<b>Ron Kline, R</b> <small>ERA: 1.47</small>	(9, 1)	1.0	S	4	2	0	0	0	0	0	0	0	0	4	4	0.00	2.000

**Pittsburgh Pirates @ Los Angeles Dodgers**  
 Dodger Stadium, Los Angeles, CA  
 Tue Aug 06 1968, 7:05 PM PDT  
 Att. 15,732 - Unknown

<b>AB</b>	<b>33</b>
<b>R</b>	<b>1</b>
<b>H</b>	<b>8</b>
<b>RBI</b>	<b>0</b>
<b>BB</b>	<b>2</b>
<b>SO</b>	<b>5</b>
<b>LOB</b>	<b>15</b>



WP	PA
1	37

Batter	1	2	3	4	5	6	7	8	9	AB R H RBI BB SO LOB	TOP	
Maury Wills, S (1, 5) OBP: 0.330, SLG: 0.322	4-0 F8 S BB		x 0-0 P6-4-3 1-2f		x 0-0 P6-4-3 1-2f			0-3 K		3 0 0 0 1 1 3	<b>Pittsburgh Pirates @ Los Angeles Dodgers</b> <b>Dodger Stadium, Los Angeles, CA</b> Wed Aug 07 1968, 7:05 PM PDT Att: 13,848 - Unknown	
Gene Alley, R (1, 6) OBP: 0.281, SLG: 0.294	x 0-0 F8		x 0-0 L4			x 0-0 F2		x 0-0 L7		4 0 0 0 0 0 1		
Matty Alou, L (1, 8) OBP: 0.367, SLG: 0.389	4-0 L7-4 BB			x 0-0 6-3		x 0-0 FC4-6 1B			x 0-0 1B P6-4-3 1B	3 1 2 0 1 0 0		
Willie Stargell, L (1, 7) OBP: 0.330, SLG: 0.490	x 0-0 L7-4 1-2			x 0-0 L9		x 0-0 FC4-6 1-2f			x 0-0 1-3 P6-4-3 1B	4 0 1 0 0 0 3		
Donn Clendenon, R (1, 3) OBP: 0.328, SLG: 0.397		x 0-0 F9		x 0-0 HR		x 0-0 F3			x 0-0 1-2f P6-4-3 3-H	4 1 1 1 0 0 2		
Manny Mota, R (1, 9) OBP: 0.329, SLG: 0.331		x 0-0 E9		x 0-0 P4-3			x 0-0 1-3		x 0-0 1B	4 0 1 0 0 0 0		
Bill Mazeroski, R (1, 4) OBP: 0.291, SLG: 0.288		x 0-0 F9			x 0-0 1B 1B		x 0-0 5-3		x 0-0 F8	4 0 1 0 0 0 2		
Jerry May, R (1, 2) OBP: 0.308, SLG: 0.277		x 0-0 L9			0-0-0 K		x 0-0 F8			3 0 0 0 0 0 1 2		
Luke Walker, L (8, 1)					0-0-0 K					0 0 0 0 0 0 0		
Al McBean, R (1, 1) OBP: 0.217, SLG: 0.254			x 0-0 P6-4-3 1B		x 0-0 P6-4-3 1-2 1B			x 0-0 F8		1 0 1 0 0 0 0 0		
Bill Henry, L (4, 1) OBP: 0.474, SLG: 0.417										0 0 0 0 0 0 0 0		
Manny Jimenez, L (5, PH) OBP: 0.136, SLG: 0.050										1 0 1 0 0 0 0 0		
Tommie Sisk, R (5, 1) OBP: 0.136, SLG: 0.050										0 0 0 0 0 0 0 0		
Gary Kolb, L (8, PH) OBP: 0.267, SLG: 0.337										1 0 0 0 0 0 0 0		
<b>Inning Stats</b>	R: 0 H: 0 E: 0 LOB: 1 K: 0 BB: 2 S: 2 P: 10	R: 0 H: 0 E: 1 LOB: 1 K: 0 BB: 0 S: 4 P: 4	R: 0 H: 1 E: 0 LOB: 0 K: 0 BB: 0 S: 3 P: 3	R: 1 H: 1 E: 0 LOB: 0 K: 0 BB: 0 S: 4 P: 4	R: 0 H: 2 E: 0 LOB: 1 K: 1 BB: 0 S: 6 P: 6	R: 0 H: 1 E: 0 LOB: 1 K: 0 BB: 0 S: 4 P: 4	R: 0 H: 0 E: 0 LOB: 0 K: 0 BB: 0 S: 3 P: 3	R: 0 H: 0 E: 0 LOB: 0 K: 1 BB: 0 S: 5 P: 5	R: 1 H: 3 E: 0 LOB: 1 K: 0 BB: 0 S: 5 P: 5	1B: 7 SF: 0 2B: 1 SAC: 0 3B: 0 DP: 4 HR: 1 HBP: 0	WP: 0 PA: 34 PB: 0 SB: 1 CS: 0	
<b>PITCHER</b> Don Sutton, R (1, 1) ERA: 3.02	IP WLS BF H R ER SO BB IBB HBP BLK WP HR S P ERA WHIP	9.0 W 34 8 2 2 2 2 2 0 0 0 0 0 1 36 44 2.00 1.111										

livebaseballscorecards.com

AB	32
R	2
H	8
RBI	1
BB	2
SO	2
LOB	13



Batter	1	2	3	4	5	6	7	8	9	AB R H RBI BB SO LOB
Willie Crawford, L (1, 7) OBP: 0.250, SLG: 0.300	0-0 1B FC6-4 2B		4-0 BB E7	0-0 2-H 1B		0-0 1-3				3 1 2 1 1 0 0
Jim Fairey, L (1, 9) OBP: 0.241, SLG: 0.296	0-0 2-3 1B FC6-4		0-0 E7 6-3 1-2 1B	0-3 K		0-0 5-3				4 1 1 0 0 1 2
Willie Davis, L (1, 8) OBP: 0.273, SLG: 0.351	0-0 4-3 1-2f 3-H 1B FC6-4		0-0 6-3 2-3		0-0 SH3-4 3B 1B		0-0 4-3			4 2 1 1 0 0 2
Tom Haller, L (1, 2) OBP: 0.348, SLG: 0.391	0-0 1-3 4-3		4-0 FC5 1B BB		0-0 SH3-4 1-3		0-0 1-3 1B			2 0 1 0 1 0 1
Ron Fairly, L (1, 3) OBP: 0.283, SLG: 0.287	0-0 3-H 1B		0-0 1-2 3-H 1B		4-0 3B IBB		0-0 1-3 1-2			3 1 2 2 1 0 1
Bob Bailey, R (1, 5) OBP: 0.325, SLG: 0.355	0-0 5-3		0-0 FC5 2-3f		0-0 1-H 3-H 3B		0-3 K			4 0 1 2 0 1 4
Paul Popovich, S (1, 4) OBP: 0.293, SLG: 0.277		0-0 P6-3		4-0 BB 6-3 1B BB		4-0 G6-4-3 IBB		0-0 P6-3		2 1 0 0 2 0 0
Bart Shirley, R (1, 6) OBP: 0.250, SLG: 0.300		0-0 F4		0-3 K		0-0 1-2f G6-4-3		0-0 CS 1B		4 0 1 0 0 1 3
Don Sutton, R (1, 1) OBP: 0.216, SLG: 0.206		0-0 1-3		0-0 6-3 1-2		0-0 G3		0-3 1-2 K		4 0 0 0 0 1 2

Inning Stats	R: 2	H: 3	E: 0	K: 0	S: 6	LOB: 1	BB: 0	P: 6	R: 0	H: 0	E: 0	K: 0	S: 3	LOB: 0	BB: 0	P: 3	R: 1	H: 1	E: 1	K: 0	S: 4	LOB: 2	BB: 2	P: 12	R: 1	H: 1	E: 0	K: 2	S: 8	LOB: 1	BB: 1	P: 12	R: 2	H: 2	E: 0	K: 0	S: 4	LOB: 1	BB: 2	P: 12	R: 0	H: 0	E: 0	K: 1	S: 3	LOB: 0	BB: 0	P: 3	R: 0	H: 1	E: 0	K: 1	S: 6	LOB: 1	BB: 0	P: 6	R: 0	H: 1	E: 0	K: 1	S: 5	LOB: 1	BB: 0	P: 5
--------------	------	------	------	------	------	--------	-------	------	------	------	------	------	------	--------	-------	------	------	------	------	------	------	--------	-------	-------	------	------	------	------	------	--------	-------	-------	------	------	------	------	------	--------	-------	-------	------	------	------	------	------	--------	-------	------	------	------	------	------	------	--------	-------	------	------	------	------	------	------	--------	-------	------

PITCHER	IP	WLS	BF	H	R	ER	SO	BB	IBB	HBP	BLK	WP	HR	S	P	ERA	WHIP
Al McBean, R (1, 1) ERA: 3.02	3.2	L	19	5	4	3	1	3	0	0	0	0	0	18	30	7.36	2.182
Bill Henry, L (4, 1) ERA: 4.82	0.1		1	0	0	0	1	0	0	0	0	0	0	3	3	0.00	0.000
Tommie Sisk, R (5, 1) ERA: 3.27	3.0		13	3	2	2	1	0	2	0	0	0	0	13	21	6.00	1.000
Luke Walker, L (8, 1) ERA: 1.85	1.0		3	1	0	0	1	0	0	0	0	0	0	5	5	0.00	1.000

**BOTTOM**

**Pittsburgh Pirates @ Los Angeles Dodgers**  
**Dodger Stadium, Los Angeles, CA**

Wed Aug 07 1968, 7:05 PM PDT  
 Att. 13,848 - Unknown

livebaseballscores.com

AB	30
R	6
H	9
RBI	6
BB	5
SO	4
LOB	15



WP: 0	PA: 36
PB: 0	
SB: 2	
CS: 1	

Batter	1	2	3	4	5	6	7	8	9	AB R H RBI BB SO LOB	TOP							
Tony Taylor, R (1, 5) OBP: 0.324, SLG: 0.324	0-0 G3		0-0 P4-3		0-0 E6			0-0 G3-6-3 1B		4 0 1 0 0 0 0	Philadelphia Phillies @ Los Angeles Dodgers Dodger Stadium, Los Angeles, CA Thu Aug 08 1968, 7:05 PM PDT Att: 14,198 - Unknown							
Roberto Pena, R (1, 6) OBP: 0.323, SLG: 0.322	0-3 K		0-0 6-3		0-0 F9			0-0 G3-6-3 1-2f		4 0 0 0 0 1 2								
Tony Gonzalez, L (1, 8) OBP: 0.341, SLG: 0.350	0-0 1-3		0-0 1-3		0-0 1-3			0-0 F8		4 0 0 0 0 0 0								
Dick Allen, R (1, 7) OBP: 0.347, SLG: 0.527		0-0 1-3		0-0 P4				0-0 HR		4 1 1 1 0 0 0								
Bill White, L (1, 3) OBP: 0.313, SLG: 0.355		0-0 WP 1B 1B		4-0 BB				4-0 P6-4-3 BB		2 0 1 0 2 0 0								
Don Lock, R (1, 9) OBP: 0.297, SLG: 0.374		0-0 F3		0-0 F2				0-3 K		4 0 0 0 0 2 3								
Cookie Rojas, R (1, 4) OBP: 0.265, SLG: 0.329		0-0 WP 1B		0-0 F9				0-0 S 1B		4 0 2 0 0 0 2								
Clay Dalrymple, L (1, 2) OBP: 0.261, SLG: 0.277		4-0 1-2 2-3 IBB		0-0 5-3				0-3 K		2 0 0 0 1 1 1								
Rick Wise, R (1, 1) OBP: 0.267, SLG: 0.500		0-0 L9		0-3 K				0-3 K 1-2		3 0 0 0 0 2 4								
<b>Inning Stats</b>	R: 0 E: 0 K: 1 S: 5	H: 0 LOB: 0 BB: 0 P: 5	R: 0 E: 0 K: 0 S: 5	H: 2 LOB: 3 BB: 1 P: 9	R: 0 E: 0 K: 0 S: 3	H: 0 LOB: 1 BB: 1 P: 7	R: 0 E: 1 K: 1 S: 6	H: 0 LOB: 1 BB: 0 P: 6	R: 0 E: 0 K: 3 S: 10	H: 1 LOB: 1 BB: 0 P: 10	R: 0 E: 0 K: 0 S: 3	H: 1 LOB: 0 BB: 0 P: 3	R: 1 E: 0 K: 1 S: 5	H: 1 LOB: 0 BB: 1 P: 9	1B: 4 2B: 0 3B: 0 HR: 1	SF: 0 SAC: 0 DP: 2 HBP: 0	WP: 1 PB: 0 SB: 1 CS: 0	PA: 34
<b>PITCHER</b> Bill Singer, R (1, 1) ERA: 2.52	IP: 9.0 WLS: L BF: 34 H: 5 R: 1 ER: 1 SO: 6 BB: 2 IBB: 1 HBP: 0 BLK: 0 WP: 1 HR: 1 S: 43 P: 55 ERA: 1.00 WHIP: 0.778											<b>PITCHER</b>	IP: WLS: BF: H: R: ER: SO: BB: IBB: HBP: BLK: WP: HR: S: P: ERA: WHIP					

livebaseballscorecards.com

AB	31
R	1
H	5
RBI	1
BB	3
SO	6
LOB	12



Batter	1	2	3	4	5	6	7	8	9	AB R H RBI BB SO LOB
Willie Crawford, L (1, 7) OBP: 0.278, SLG: 0.281	0-0 1-3 ①		4-0 BB 1-2 BB			4-0 CS BB			0-3 K ②	2 0 0 0 2 1 0
Jim Fairey, L (1, 9) OBP: 0.234, SLG: 0.287	0-0 4-3 ②		0-0 5-3 ③			0-0 1-3 ② ③			0-0 F7 ③	4 0 0 0 0 0 3
Willie Davis, L (1, 8) OBP: 0.272, SLG: 0.348	0-0 4-3 ③			0-0 F8 ①			0-0 F8 ①			3 0 0 0 0 0 0
Tom Haller, L (1, 2) OBP: 0.346, SLG: 0.387		0-3 K ①		0-3 K ②			0-0 P6 ②			3 0 0 0 0 2 0
Ron Fairly, L (1, 3) OBP: 0.280, SLG: 0.284		0-0 F7 ②		0-0 1-3 ③			0-0 4-3 ③			3 0 0 0 0 0 0
Bob Bailey, R (1, 5) OBP: 0.322, SLG: 0.351		0-0 5-3 ③			0-0 L1 ①			0-0 6-3 ①		3 0 0 0 0 0 0
Paul Popovich, S (1, 4) OBP: 0.290, SLG: 0.273			0-0 P8 ①		0-0 P4-3 ②			0-0 P7 ②		3 0 0 0 0 0 0
Bart Shirley, R (1, 6) OBP: 0.261, SLG: 0.304			0-0 BB 1B ②		0-0 6-3 ③			0-3 K ③		3 0 1 0 0 1 0
Bill Singer, R (1, 1) OBP: 0.167, SLG: 0.207 Len Gabrielson, L (9, PH) OBP: 0.318, SLG: 0.427			0-3 K ②			0-0 4-3 ①			0-0 P4 ①	2 0 0 0 0 1 1 1 0 0 0 0 0 0

Inning Stats	R: 0 E: 0 K: 0 S: 3	H: 0 LOB: 0 BB: 0 P: 3	R: 0 E: 0 K: 1 S: 5	H: 0 LOB: 0 BB: 0 P: 5	R: 0 E: 0 K: 1 S: 6	H: 1 LOB: 2 BB: 1 P: 10	R: 0 E: 0 K: 1 S: 5	H: 0 LOB: 0 BB: 0 P: 5	R: 0 E: 0 K: 0 S: 3	H: 0 LOB: 0 BB: 0 P: 3	R: 0 E: 0 K: 0 S: 2	H: 0 LOB: 0 BB: 1 P: 6	R: 0 E: 0 K: 0 S: 3	H: 0 LOB: 0 BB: 0 P: 3	R: 0 E: 0 K: 1 S: 5	H: 0 LOB: 0 BB: 0 P: 5	R: 0 E: 0 K: 1 S: 5	H: 0 LOB: 0 BB: 0 P: 5	1B: 1 2B: 0 3B: 0 HR: 0	SF: 0 SAC: 0 DP: 0 HBP: 0	WP: 0 PB: 0 SB: 0 CS: 1	PA: 29
PITCHER Rick Wise, R (1, 1) ERA: 3.85	IP 9.0 WLS W BF 29 H 1 R 0 ER 0 SO 5		BB 2 IBB 0 HBP 0 BLK 0	WP 0 HR 0 S 37 P 45	ERA 0.00 WHIP 0.333			PITCHER	IP WLS BF H R ER SO BB IBB HBP BLK WP HR S P ERA WHIP													

**BOTTOM**

Philadelphia Phillies @ Los Angeles Dodgers  
Dodger Stadium, Los Angeles, CA

Thu Aug 08 1968, 7:05 PM PDT  
Att. 14,198 - Unknown

[livebaseballscorecards.com](http://livebaseballscorecards.com)

AB	27
R	0
H	1
RBI	0
BB	2
SO	5
LOB	4

Batter	1	2	3	4	5	6	7	8	9	AB R H RBI BB SO LOB	TOP											
Tony Taylor, R OBP: 0.322, SLG: 0.321 (1, 5) X	0-0 6-3			X 0-0 F9		X 0-0 6-3		X 0-0 SH1-4		3 0 0 0 0 0 0	Philadelphia Phillies @ Los Angeles Dodgers Dodger Stadium, Los Angeles, CA Fri Aug 09 1968, 7:05 PM PDT Att: 15,150 - Unknown											
Cookie Rojas, R OBP: 0.264, SLG: 0.328 (1, 4) X	0-0 F7			X 0-0 1B 1B		X 0-0 L8		X 0-0 6-3		4 0 1 0 0 0 2												
Roberto Pena, R OBP: 0.325, SLG: 0.325 (1, 6) S S S	0-3 K			X 0-0 P6-4-3 1B		X 0-0 BB E 1B 1B		X 0-0 P5		4 1 2 0 0 1 2												
Dick Allen, R OBP: 0.346, SLG: 0.523 (1, 7)		B B B B 4-0 P4-6-3 BB		X 0-0 P6-4-3 1-2f		X 0-0 E6 BB 1B		S S S 0-3 K		3 1 0 0 1 1 3												
Don Lock, R OBP: 0.301, SLG: 0.373 (1, 9)		X 0-0 P4-6-3 1-2f			X 0-0 6-3		B B B B 4-0 FC6-4 CS BB 1B		X 0-0 1B	3 0 1 0 1 0 1												
Rick Joseph, R OBP: 0.310, SLG: 0.352 (1, 3) S S S		0-3 K			X 0-0 HR		X 0-0 FC6-4 1B		X 0-0 F5	4 1 2 3 0 1 1												
Tony Gonzalez, L OBP: 0.337, SLG: 0.346 (1, 8)			X 0-0 1-3		X 0-0 F7		X 0-0 FC6-4 1-2f 2-3		X 0-0 F8	4 0 0 0 0 0 3												
Mike Ryan, R OBP: 0.179, SLG: 0.184 (1, 2)			X 0-0 P4-3		X 0-0 6-3		S S S 0-3 K			3 0 0 0 0 1 2												
Chris Short, R OBP: 0.167, SLG: 0.140 Larry Jackson, R OBP: 0.134, SLG: 0.123 Gary Wagner, R (8, 1)			X 0-0 5-3		X 0-0 5-3		X 0-0 CS 3-H	H 1-0 6-3 SH1-4 HBP		2 0												
<b>Inning Stats</b>	R: 0 E: 0 K: 1 S: 5	H: 0 LOB: 0 BB: 0 P: 5	R: 0 E: 0 K: 1 S: 4	H: 0 LOB: 0 BB: 1 P: 8	R: 0 E: 0 K: 0 S: 3	H: 0 LOB: 0 BB: 0 P: 3	R: 0 E: 0 K: 0 S: 4	H: 2 LOB: 1 BB: 0 P: 4	R: 1 E: 0 K: 0 S: 4	H: 1 LOB: 0 BB: 0 P: 4	R: 0 E: 0 K: 0 S: 3	H: 0 LOB: 0 BB: 0 P: 3	R: 2 E: 1 K: 1 S: 7	H: 2 LOB: 1 BB: 1 P: 11	R: 0 E: 0 K: 0 S: 3	H: 0 LOB: 2 BB: 0 P: 4	R: 0 E: 0 K: 1 S: 6	H: 1 LOB: 1 BB: 0 P: 6	1B: 5 2B: 0 3B: 0 HR: 1	SF: 0 SAC: 1 DP: 2 HBP: 1	WP: 0 PB: 0 SB: 0 CS: 1	PA: 35
<b>PITCHER</b>	IP WLS BF H R ER SO BB IBB HBP BLK WP HR S P ERA WHIP																					
Claude Osteen, L ERA: 3.14 (1, 1)	6.0 L 23 4 3 2 2 2 2 0 0 0 0 0 1 25 33 3.00 1.000																					
Jim Brewer, L ERA: 2.24 (7, 1)	1.0 3 1 0 0 1 0 0 0 0 0 0 0 0 5 5 0.00 1.000																					
Jack Billingham, R ERA: 1.76 (8, 1)	2.0 8 1 0 0 1 0 0 0 1 0 0 0 0 9 10 0.00 0.500																					

AB	30
R	3
H	6
RBI	3
BB	2
SO	4
LOB	14



Batter	1	2	3	4	5	6	7	8	9	AB	R	H	RBI	BB	SO	LOB
Zoilo Versalles, R OBP: 0.239, SLG: 0.266 (1, 6)	0-0 6-3 ①		0-3 K ①		0-0 F7 ①		0-0 FC6-4 1B ①			4	0	1	0	0	1	0
Wes Parker, S OBP: 0.309, SLG: 0.321 (1, 7)	0-0 6-3 ②		0-0 6-3 ②		0-0 5-3 ②		0-0 FC6-4 1-2f ③			4	0	0	0	0	0	1
Willie Davis, L OBP: 0.273, SLG: 0.350 (1, 8)	4-0 HR BB ②		0-0 2B ③		0-3 K ③		0-3 K ③			3	1	1	0	1	2	0
Ken Boyer, R OBP: 0.314, SLG: 0.340 (1, 3)	0-0 HR ③		0-0 6-3 ③		0-0 5-3 ①		0-0 5-3 ②			4	1	1	2	0	0	1
Bob Bailey, R OBP: 0.328, SLG: 0.354 (1, 5)	0-0 FC1-6 1B ③			0-0 CS 1B ①		4-0 BB ②		0-3 K ③		3	0	2	0	1	1	0
Ron Fairly, L OBP: 0.283, SLG: 0.287 Willie Crawford, L OBP: 0.278, SLG: 0.281 (1, 9) (9, PR)	0-0 FC1-6 1-2f ③			0-0 2B 1B ①		0-3 K ②		0-0 G3 1B ①		4	0	2	0	0	1	2
Paul Popovich, S OBP: 0.290, SLG: 0.277 (1, 4)		0-0 P4-3 ①		0-0 2B ①		0-0 P5 ③		0-3 K ①		4	0	1	0	0	1	2
Jeff Torborg, R OBP: 0.235, SLG: 0.177 Len Gabrielson, L OBP: 0.317, SLG: 0.425 (1, 2) (9, PH)		0-0 G3 ②		4-0 IBB ③		0-0 F9 ①		0-0 G3 1-2 ②		2	0	0	0	1	0	0
Claude Osteen, L OBP: 0.164, SLG: 0.213 Jim Brewer, L OBP: 0.200, SLG: 0.200 Ted Savage, R OBP: 0.239, SLG: 0.302 Jack Billingham, R Tom Haller, L OBP: 0.345, SLG: 0.386 (1, 1) (7, 1) (7, PH) (8, 1) (9, PH)		0-3 K ③		0-0 G6-4-3 1-2f ③		0-0 F8 ②		0-0 4-3 ③		2	0	0	0	0	1	3

Inning Stats	R: 2	H: 2	E: 0	K: 5	S: 5	LOB: 1	BB: 1	P: 9	R: 0	H: 0	E: 0	K: 1	S: 5	LOB: 0	BB: 0	P: 5	R: 0	H: 1	E: 0	K: 1	S: 6	LOB: 1	BB: 0	P: 6	R: 0	H: 0	E: 0	K: 1	S: 5	LOB: 0	BB: 0	P: 5	R: 0	H: 0	E: 0	K: 1	S: 5	LOB: 1	BB: 1	P: 9	R: 0	H: 1	E: 0	K: 0	S: 4	LOB: 1	BB: 0	P: 4	R: 0	H: 1	E: 0	K: 0	S: 4	LOB: 1	BB: 0	P: 4	R: 0	H: 0	E: 0	K: 2	S: 7	LOB: 0	BB: 0	P: 7	R: 0	H: 1	E: 0	K: 1	S: 6	LOB: 2	BB: 0	P: 6	1B: 5	2B: 2	3B: 0	HR: 1	SF: 0	SAC: 0	DP: 1	HBP: 0	WP: 0	PB: 0	SB: 0	CS: 1	PA: 36
--------------	------	------	------	------	------	--------	-------	------	------	------	------	------	------	--------	-------	------	------	------	------	------	------	--------	-------	------	------	------	------	------	------	--------	-------	------	------	------	------	------	------	--------	-------	------	------	------	------	------	------	--------	-------	------	------	------	------	------	------	--------	-------	------	------	------	------	------	------	--------	-------	------	------	------	------	------	------	--------	-------	------	-------	-------	-------	-------	-------	--------	-------	--------	-------	-------	-------	-------	--------


PITCHER	IP	WLS	BF	H	R	ER	SO	BB	IBB	HBP	BLK	WP	HR	S	P	ERA	WHIP
Chris Short, L ERA: 2.81 (1, 1)	7.0	W	29	7	2	2	4	2	1	0	0	0	1	34	46	2.57	1.286
Gary Wagner, R ERA: 2.68 (8, 1)	2.0	S	7	1	0	0	3	0	0	0	0	0	0	13	13	0.00	0.500

**BOTTOM**

Philadelphia Phillies @ Los Angeles Dodgers  
Dodger Stadium, Los Angeles, CA

Fri Aug 09 1968, 7:05 PM PDT  
Att. 15,150 - Unknown

<b>AB</b>	<b>33</b>
<b>R</b>	<b>2</b>
<b>H</b>	<b>8</b>
<b>RBI</b>	<b>2</b>
<b>BB</b>	<b>3</b>
<b>SO</b>	<b>7</b>
<b>LOB</b>	<b>12</b>



Batter	1	2	3	4	5	6	7	8	9	10	11	12	13	14	AB R H RBI BB SO LOB	TOP														
Tony Taylor, R OBP: 0.324, SLG: 0.321 (1, 5)	P4-3	1-3			1B	P4-3			P4-3		L7			BB	6 1 2 0 1 0 5	Philadelphia Phillies @ Los Angeles Dodgers Dodger Stadium, Los Angeles, CA Sat Aug 10 1968, 7:05 PM PDT Att. 15,559 - Unknown														
Cookie Rojas, R OBP: 0.281, SLG: 0.323 (1, 4)	P4-3		P4		F5		F5		P4-3		F9		P4	7 0 0 0 0 0 4																
Roberto Pena, R OBP: 0.324, SLG: 0.324 (1, 6)	3B		F7		1B		K		F8		F9		G3	7 1 2 0 0 1 3																
Dick Allen, R OBP: 0.349, SLG: 0.528 (1, 7)	1H		K		1B		FC5-4		K		K		K	6 0 3 2 0 3 0																
Don Lock, R OBP: 0.292, SLG: 0.360 (1, 9)	K			K	F5		FC5-4		K		K		F3	6 0 0 0 0 3 4																
Rick Joseph, R OBP: 0.311, SLG: 0.337 (1, 3)		HBP		P6		5-3		SH3-4	BB		K		K	4 0 0 0 1 2 0																
Tony Gonzalez, L OBP: 0.338, SLG: 0.345 (1, 8)			P4-3		1B		SH3-4		SH3-4		P4-3		P4-3	4 0 1 0 1 0 1																
Mike Ryan, R OBP: 0.185, SLG: 0.187 Clay Dalrymple, L OBP: 0.263, SLG: 0.276 (11, PH)			1-2		1B		BB		1-2					3 0 1 0 1 0 2																
Woodie Fryman, R OBP: 0.121, SLG: 0.095 Bill White, L OBP: 0.312, SLG: 0.354 Gary Wagner, R (11, 1) Grant Jackson, S OBP: 0.250, SLG: 0.250 (13, 1)			BB		5-3		SH1-4		5-3-5		BB			1 0 0 0 1 0 0																
			B2		K		SH1-4		2-3f		K		K	3 0 0 0 0 2 2																
														1 0 0 0 0 1 1																
														0 0 0 0 0 0 0																
														1 0 1 0 0 0 0																
														3 0 0 0 0 2 2																
														1 0 0 0 0 1 1																
														0 0 0 0 0 0 0																
														1 0 1 0 0 0 0																
Inning Stats	R: 1 E: 0 K: 1 S: 7	H: 2 LOB: 1 BB: 0 P: 7	R: 0 E: 0 K: 0 S: 3	H: 0 LOB: 2 BB: 1 P: 8	R: 0 E: 0 K: 1 S: 5	H: 0 LOB: 0 BB: 0 P: 5	R: 0 E: 0 K: 1 S: 6	H: 1 LOB: 1 BB: 0 P: 6	R: 0 E: 0 K: 1 S: 4	H: 1 LOB: 2 BB: 0 P: 8	R: 0 E: 0 K: 0 S: 2	H: 0 LOB: 0 BB: 1 P: 6	R: 0 E: 0 K: 1 S: 6	H: 1 LOB: 1 BB: 0 P: 6	R: 0 E: 0 K: 3 S: 9	H: 0 LOB: 0 BB: 0 P: 9	R: 0 E: 0 K: 1 S: 5	H: 0 LOB: 0 BB: 0 P: 5	R: 0 E: 0 K: 1 S: 5	H: 0 LOB: 0 BB: 0 P: 5	R: 0 E: 0 K: 0 S: 4	H: 0 LOB: 2 BB: 1 P: 8	R: 0 E: 0 K: 0 S: 4	H: 1 LOB: 1 BB: 1 P: 8	R: 0 E: 0 K: 0 S: 4	H: 0 LOB: 2 BB: 1 P: 8	1B: 9 2B: 1 3B: 1 HR: 0	SF: 0 SAC: 2 DP: 1 HBP: 1	WP: 0 PB: 0 SB: 0 CS: 0	PA: 57
PITCHER	IP	WLS	BF	H	R	ER	SO	BB	IBB	HBP	BLK	WP	HR	S	P	ERA	WHIP													
Mike Kekich, L ERA: 2.95 (1, 1)	7.0		32	8	2	2	5	2	0	1	0	0	0	39	48	2.57	1.429													
Jim Brewer, L ERA: 2.11 (8, 1)	3.0		10	1	0	0	4	1	0	0	0	0	0	17	21	0.00	0.667													
Jack Billingham, R ERA: 1.7 (11, 1)	2.0		7	0	0	0	2	1	0	0	0	0	0	10	14	0.00	0.500													
Hank Aguirre, L ERA: 0.62 (13, 1)	2.0	W	8	1	0	0	1	1	0	0	0	0	0	9	13	0.00	1.000													

AB	49
R	2
H	10
RBI	2
BB	5
SO	12
LOB	22





Batter	1	2	3	4	5	6	7	8	9	10	11	12	13	14	AB	R	H	RBI	BB	SO	LOB
Zoilo Versalles, R OBP: 0.240, SLG: 0.265 (1, 6)	L8		K			FC4 1B		F9		5-3		FC6-4 1B		1B BB	6	0	1	0	1	1	1
Wes Parker, S OBP: 0.307, SLG: 0.319 Hank Aguirre, R (13, 1) Mudcat Grant, R OBP: 0.167, SLG: 0.333 (14, PH)	K		K			FC4 HR		K		K		1B		K	6	1	1	0	0	4	1
Willie Davis, L OBP: 0.274, SLG: 0.356 (1, 8)	K			F8		HR		FC5-4 1B			6-3	G3		P6	7	1	2	2	0	1	4
Ken Boyer, R OBP: 0.324, SLG: 0.350 (1, 3)		BB 1B		5-3		K		FC5-4 1B			BB 1B		FC3-6 1B	1B	7	0	4	1	0	1	1
Bob Bailey, R OBP: 0.328, SLG: 0.349 (1, 5)		BB		5-3		5-3		4-3			K		FC3-6 FC1-6	1B	4	0	0	0	2	1	2
Len Gabrielson, L OBP: 0.317, SLG: 0.424 Willie Crawford, L OBP: 0.282, SLG: 0.265 (7, PR) (8, 9) (13, 7)	F9			BB				F8			BB		FC1-6 1B	1B	3	0	1	0	0	1	3
Paul Popovich, S OBP: 0.292, SLG: 0.279 (1, 4)	F3			K				SH3-4 1B			P3		FC1-6 1B	1B	2	0	0	0	1	0	1
Jeff Torborg, R OBP: 0.222, SLG: 0.167 Tom Haller, L OBP: 0.343, SLG: 0.384 (12, PH) (13, 2)	6-3			L6				SH3-4 1B			1B		P3	1B	5	0	2	0	0	0	4
Mike Kekich, R OBP: 0.128, SLG: 0.100 Ted Savage, R OBP: 0.257, SLG: 0.299 Jim Brewer, L OBP: 0.210, SLG: 0.200 Bart Shirley, R OBP: 0.230, SLG: 0.292 Jack Billingham, R OBP: 0.284, SLG: 0.288 (11, 11) (7, PH) (8, 11) (10, PH) (11, 11) (12, PH) (13, 9)	6-3			P3				L6			5-3		F7	K	4	0	0	0	0	0	5
				K				5-3			1-3		E4 FC6-4	1B	2	0	0	0	0	1	0
														WP 1B	1	0	2	0	0	0	0

Inning Stats	R: 0	H: 0	E: 0	K: 2	S: 7	R: 0	H: 1	E: 0	K: 0	S: 4	R: 0	H: 0	E: 0	K: 2	S: 7	R: 0	H: 0	E: 0	K: 1	S: 5	R: 0	H: 0	E: 0	K: 1	S: 5	R: 2	H: 2	E: 0	K: 1	S: 7	R: 0	H: 1	E: 0	K: 0	S: 4	R: 0	H: 1	E: 0	K: 1	S: 6	R: 0	H: 1	E: 0	K: 1	S: 4	R: 0	H: 0	E: 0	K: 1	S: 5	R: 0	H: 1	E: 0	K: 1	S: 6	R: 0	H: 1	E: 0	K: 1	S: 5	R: 0	H: 1	E: 0	K: 0	S: 5	R: 0	H: 1	E: 1	K: 0	S: 5	R: 0	H: 1	E: 0	K: 1	S: 7	R: 1	H: 2	E: 0	K: 1	S: 6	1B: 11	2B: 0	3B: 0	HR: 1	SF: 0	SAC: 1	DP: 0	HBP: 0	WP: 1	PA: 58
PITCHER	IP	WLS	BF	H	R	ER	SO	BB	IBB	HBP	BLK	WP	HR	S	P	ERA	WHIP													PITCHER												IP	WLS	BF	H	R	ER	SO	BB	IBB	HBP	BLK	WP	HR	S	P	ERA	WHIP																																
Woodie Fryman, L ERA: 2.26 (1, 1)	10.0		38	6	2	2	9						1	54	62	1.80	0.800																																																																									
Gary Wagner, R ERA: 2.51 (11, 1)	2.2		14	4	0	0	1	1	0	0	0	0	0	15	19	0.00	1.875																																																																									
Grant Jackson, L ERA: 2.01 (13, 1)	1.0	L	6	2	1	1	2	1	0	0	0	1	0	9	13	9.00	3.000																																																																									

**Philadelphia Phillies @ Los Angeles Dodgers**  
**Dodger Stadium, Los Angeles, CA**  
 Sat Aug 10 1968, 7:05 PM PDT  
 Att. 15,559 - Unknown

livebaseballscorecards.com

**AB 53**  
**R 3**  
**H 12**  
**RBI 3**  
**BB 4**  
**SO 12**  
**LOB 28**



Batter	1	2	3	4	5	6	7	8	9	AB R H RBI BB SO LOB	TOP
Tony Taylor, R OBP: 0.321, SLG: 0.318 (1, 5) X	0-0 6-3 ①			X 0-0 P5 ①			X 0-0 P4-3 ①		0-3 K ②	4 0 0 0 0 1 0	Philadelphia Phillies @ Los Angeles Dodgers Dodger Stadium, Los Angeles, CA Sun Aug 11 1968, 3:33 AM PDT Att. 13,365 - Unknown <a href="http://livebaseballscorecards.com">livebaseballscorecards.com</a>
Roberto Pena, R OBP: 0.321, SLG: 0.320 (1, 6) X	0-0 6-3 ②			X 0-0 P4 ②			X 0-0 P3 ②		0-0 F7 ③	4 0 0 0 0 0 0	
Johnny Callison, L OBP: 0.307, SLG: 0.409 (1, 9) S S S Don Lock, R OBP: 0.292, SLG: 0.360 (7, PR) (7, 9)	0-3 K ③			S S S 0-3 K ③			X 0-0 1B			3 0 1 0 0 2 0 0 0 0 0 0 0 0	
Dick Allen, R OBP: 0.346, SLG: 0.523 (1, 7)		S S S 0-3 K ①			X 0-0 5-3 ①		X 0-0 F8 ③			3 0 0 0 0 1 1	
Bill White, L OBP: 0.309, SLG: 0.350 (1, 3)		X 0-0 F2 ②			X 0-0 F7 ②		X 0-0 P4-3 ①			3 0 0 0 0 0 0	
Tony Gonzalez, L OBP: 0.338, SLG: 0.345 (1, 8)		X 0-0 1-3 ③			S S S 0-3 K ③		X 0-0 1B			3 0 1 0 0 1 0	
Cookie Rojas, R OBP: 0.263, SLG: 0.325 (1, 4)			X 0-0 CS 1B		X 0-0 1B		X 0-0 F9 ②			3 0 2 0 0 0 1	
Clay Dalrymple, L OBP: 0.260, SLG: 0.271 (1, 2)			S S S 0-3 K ①		X 0-0 P4-3 ②		S S S 0-3 K ③			3 0 0 0 0 2 2	
Larry Jackson, R OBP: 0.130, SLG: 0.119 (1, 1) Doug Clemens, L (9, PH)			S S S 0-3 K ② ③		X 0-0 F9 ③		X 0-0 G3 ①			2 0 0 0 0 1 1 1 0 0 0 0 0 0	
<b>Inning Stats</b>	R: 0 H: 0 E: 0 LOB: 0 K: 1 BB: 0 S: 5 P: 5	R: 0 H: 0 E: 0 LOB: 0 K: 1 BB: 0 S: 5 P: 5	R: 0 H: 1 E: 0 LOB: 1 K: 2 BB: 0 S: 7 P: 7	R: 0 H: 0 E: 0 LOB: 0 K: 1 BB: 0 S: 5 P: 5	R: 0 H: 0 E: 0 LOB: 0 K: 1 BB: 0 S: 5 P: 5	R: 0 H: 1 E: 0 LOB: 0 K: 0 BB: 0 S: 3 P: 3	R: 0 H: 1 E: 0 LOB: 1 K: 0 BB: 0 S: 4 P: 4	R: 0 H: 1 E: 0 LOB: 1 K: 1 BB: 0 S: 6 P: 6	R: 0 H: 0 E: 0 LOB: 0 K: 1 BB: 0 S: 5 P: 5	1B: 4 SF: 0 2B: 1 SAC: 0 3B: 0 DP: 1 HR: 0 HBP: 0	
<b>PITCHER</b> Don Drysdale, R (1, 1) ERA: 1.79	IP WLS BF H R ER SO BB IBB HBP BLK WP HR S P ERA WHIP										
	9.0 W 29 4 0 0 8 0 0 0 0 0 0 0 45 45 0.00 0.444										

AB	29
R	0
H	4
RBI	0
BB	0
SO	8
LOB	5



Batter	1	2	3	4	5	6	7	8	9	AB	R	H	RBI	BB	SO	LOB
Willie Crawford, L (1, 7) OBP: 0.302, SLG: 0.289	0-0 G1		0-0 4-3 1B	0-0 4-3			0-0 FC4-6 1B			4	0	2	0	0	0	2
Jim Fairey, L (1, 9) OBP: 0.227, SLG: 0.278	0-0 P6		0-0 F2		0-0 4-3		0-0 P6			4	0	0	0	0	0	2
Willie Davis, L (1, 8) OBP: 0.273, SLG: 0.355	0-0 2B 1B		0-0 4-3 1-2		0-0 4-3		0-0 FC4-6 1-2f			4	0	1	0	0	0	2
Tom Haller, L (1, 2) OBP: 0.342, SLG: 0.385	0-0 1-3 2B		0-0 3-1		0-0 F3			0-0 F8		4	0	1	0	0	0	1
Ron Fairly, L (1, 3) OBP: 0.284, SLG: 0.266	4-0 IBB			0-0 4-3		0-0 4-3		0-0 L8		3	0	0	0	1	0	0
Bob Bailey, R (1, 5) OBP: 0.330, SLG: 0.349	0-0 1-3			4-0 FC4-6 1B BB		0-0 5-3		0-0 1B		3	1	1	0	1	0	3
Paul Popovich, S (1, 4) OBP: 0.295, SLG: 0.283		0-0 P4-3		0-0 FC4-6 1B		0-0 1B		0-0 P8		4	0	2	0	0	0	1
Bart Shirley, R (1, 6) OBP: 0.222, SLG: 0.259		0-0 F9		0-0 FC4-6 1B 1-2f 2-3		0-0 4-3				3	0	0	0	0	0	3
Don Drysdale, R (1, 1) OBP: 0.153, SLG: 0.167		0-0 6-3		0-0 1B 1-3 3-H			0-0 5-3			3	0	1	1	0	0	0

Inning Stats	R: 0	H: 2	E: 0	LOB: 3	K: 0	P: 9	R: 0	H: 0	E: 0	LOB: 0	K: 0	P: 3	R: 0	H: 1	E: 0	LOB: 1	K: 0	P: 4	R: 1	H: 2	E: 0	LOB: 2	K: 0	P: 9	R: 0	H: 0	E: 0	LOB: 0	K: 0	P: 3	R: 0	H: 1	E: 0	LOB: 1	K: 0	P: 4	R: 0	H: 1	E: 0	LOB: 1	K: 0	P: 4	R: 0	H: 1	E: 0	LOB: 1	K: 0	P: 4		
	1B: 7	SF: 0	2B: 1	SAC: 0	3B: 0	DP: 0	HR: 0	HBP: 0	WP: 0	PA: 34																																								

PITCHER	IP	WLS	BF	H	R	ER	SO	BB	IBB	HBP	BLK	WP	HR	S	P	ERA	WHIP	PITCHER	IP	WLS	BF	H	R	ER	SO	BB	IBB	HBP	BLK	WP	HR	S	P	ERA	WHIP														
Larry Jackson, R (1, 1) ERA: 2.8	8.0	L	34	8	1	1	0	1	1	0	0	0	0	32	40	1.12	1.125																																

**BOTTOM**

Philadelphia Phillies @ Los Angeles Dodgers  
 Dodger Stadium, Los Angeles, CA  
 Sun Aug 11 1968, 3:33 AM PDT  
 Att. 13,365 - Unknown

[livebaseballscores.com](http://livebaseballscores.com)

<b>AB</b>	<b>32</b>
<b>R</b>	<b>1</b>
<b>H</b>	<b>8</b>
<b>RBI</b>	<b>1</b>
<b>BB</b>	<b>2</b>
<b>SO</b>	<b>0</b>
<b>LOB</b>	<b>14</b>



Batter	1	2	3	4	5	6	7	8	9	AB R H RBI BB SO LOB	TOP											
Willie Crawford, L (1, 7) OBP: 0.298, SLG: 0.286 Jim Brewer, L (8, 1) OBP: 0.200, SLG: 0.200	0-0 CS 1B			0-0 G3		0-0 6-3		0-0 F7		4 0 1 0 0 0 0 0 0 0 0 0 0 0												
Len Gabrielson, L (1, 9) OBP: 0.316, SLG: 0.420	0-3 K 1-2			0-0 5-3		0-0 L5			0-0 FC1-5 1B	4 0 1 0 0 1 1												
Willie Davis, L (1, 8) OBP: 0.277, SLG: 0.356	0-0 F8			4-0 BB			4-0 FC6-5 E BB		0-0 S FC1-5 1B	2 0 1 0 2 0 0												
Tom Haller, L (1, 2) OBP: 0.341, SLG: 0.384		0-0 G6-3 1B		0-3 K		0-0 E3 FC6-5		0-0 FC1-5	0-0 FC1-5 S	4 0 1 0 0 1 4												
Ron Fairly, L (1, 3) OBP: 0.281, SLG: 0.283 Ken Boyer, R (9, PH) OBP: 0.322, SLG: 0.348			0-0 F9		0-0 3-1		0-0 FC6-5		0-3 K	3 0 0 0 0 0 3 1 0 0 0 0 1 2												
Bob Bailey, R (1, 5) OBP: 0.329, SLG: 0.347			0-0 G6-3		0-0 FC4-6 1B		0-3 K		0-0 4-3	4 0 1 0 0 1 5												
Paul Popovich, S (1, 4) OBP: 0.292, SLG: 0.279				0-0 L8		0-0 FC4-6		0-0 L8		3 0 0 0 0 0 3												
Zoilo Versalles, R (1, 6) OBP: 0.238, SLG: 0.262				0-0 4-3		0-0 F8				3 0 0 0 0 0 1												
Don Sutton, R (1, 1) OBP: 0.205, SLG: 0.194 Jim Fairey, L (8, PH) OBP: 0.225, SLG: 0.276 (8, 7)			0-3 K		0-0 5-3			0-0 F7		2 0 0 0 0 1 0 1 0 0 0 0 0 0												
<b>Inning Stats</b>	R: 0 E: 0 K: 1 S: 5	H: 1 LOB: 0 BB: 0 P: 5	R: 0 E: 0 K: 0 S: 3	H: 1 LOB: 0 BB: 0 P: 3	R: 0 E: 0 K: 1 S: 5	H: 0 LOB: 0 BB: 0 P: 5	R: 0 E: 0 K: 1 S: 5	H: 0 LOB: 1 BB: 1 P: 9	R: 0 E: 0 K: 0 S: 4	H: 1 LOB: 1 BB: 0 P: 4	R: 0 E: 0 K: 0 S: 3	H: 0 LOB: 0 BB: 0 P: 3	R: 0 E: 1 K: 1 S: 6	H: 0 LOB: 2 BB: 1 P: 10	R: 0 E: 0 K: 0 S: 3	H: 0 LOB: 0 BB: 0 P: 3	R: 0 E: 0 K: 1 S: 7	H: 2 LOB: 2 BB: 0 P: 7	1B: 5 2B: 1 3B: 0 HR: 0	SF: 0 SAC: 0 DP: 2 HBP: 0	WP: 0 PB: 0 SB: 2 CS: 1	PA: 33
<b>PITCHER</b>	IP WLS BF H R ER SO BB IBB HBP BLK WP HR S P ERA WHIP																					
Don Cardwell, R (1, 1) ERA: 2.8	8.0 W 30 5 0 0 4 2 0 0 0 0 0 0 36 44 0.00 0.875																					
Bill Short, L (9, 1) ERA: 5.56	0.1 1 0 0 0 0 0 0 0 0 0 0 0 1 1 0.00 0.000																					
Cal Koonce, R (9, 1) ERA: 1.52	0.2 S 2 0 0 0 1 0 0 0 0 0 0 0 4 4 0.00 0.000																					

**Los Angeles Dodgers @ New York Mets**  
 Shea Stadium, Flushing, NY  
 Tue Aug 13 1968, 7:05 PM EDT  
 Att: 25,047 - Unknown

AB	31
R	0
H	5
RBI	0
BB	2
SO	5
LOB	19



WP: 0	PA: 33
-------	--------

Batter	1	2	3	4	5	6	7	8	9
<b>Bud Harrelson, S</b> OBP: 0.271, SLG: 0.257 (1, 6)	0-3 K			0-3 K		0-0 E 2B		0-0 1B 1B	
<b>Tommie Agee, R</b> OBP: 0.225, SLG: 0.279 (1, 8)	0-0 P4-3			0-0 6-3		0-0 E4 1B 2-H		0-0 1B 1B	
<b>Larry Stahl, L</b> OBP: 0.309, SLG: 0.330 (1, 9)	0-0 F5			0-0 2B		0-0 1B 2-3		0-0 1B 1-3 2-H	
<b>Cleon Jones, R</b> OBP: 0.321, SLG: 0.444 (1, 7)		0-0 FC3-6 1B		4-0 BB		0-0 F3		0-3 K	
<b>Ed Kranepool, L</b> OBP: 0.291, SLG: 0.325 (1, 3)		0-0 FC3-6 CS 1-2f		0-0 G3			0-0 F9	0-3 K	
<b>Kevin Collins, L</b> OBP: 0.237, SLG: 0.299 (1, 5)		0-3 K 1-2			0-0 F7		0-0 G3		
<b>Jerry Grote, R</b> OBP: 0.357, SLG: 0.331 (1, 2)			0-0 5-3		0-3 K		4-0 BB		
<b>Phil Linz, R</b> OBP: 0.260, SLG: 0.249 (1, 4)			0-0 L7		0-0 1-3		0-0 F7		
<b>Don Cardwell, R</b> OBP: 0.043, SLG: 0.109 (9, 1) <b>Bill Short, L</b> (9, 1) <b>Cal Koonce, R</b> (9, 1)			0-3 K			0-3 K		0-3 K	

AB	R	H	RBI	BB	SO	LOB
4	2	2	0	0	2	0
4	0	2	0	0	0	0
4	0	3	1	0	0	0
3	0	1	0	1	1	3
4	0	0	0	0	1	5
3	0	0	0	0	1	1
2	0	0	0	1	1	0
3	0	0	0	0	0	1
3	0	0	0	0	3	0
0	0	0	0	0	0	0
0	0	0	0	0	0	0

**BOTTOM**

**Los Angeles Dodgers @ New York Mets**  
Shea Stadium, Flushing, NY  
Tue Aug 13 1968, 7:05 PM EDT  
Att. 25,047 - Unknown

[livebaseballscorecards.com](http://livebaseballscorecards.com)


<b>AB</b>	<b>30</b>
<b>R</b>	<b>2</b>
<b>H</b>	<b>8</b>
<b>RBI</b>	<b>1</b>
<b>BB</b>	<b>2</b>
<b>SO</b>	<b>9</b>
<b>LOB</b>	<b>10</b>



1B: 6	SF: 0	WP: 0	PA: 32
2B: 3	SAC: 0	PB: 0	
3B: 0	DP: 1	SB: 0	
HR: 0	HBP: 0	CS: 1	

Inning Stats	R: 0	H: 0	E: 0	K: 1	S: 5	R: 0	H: 1	E: 0	K: 1	S: 5	R: 0	H: 0	E: 0	K: 1	S: 5	R: 0	H: 1	E: 0	K: 1	S: 6	R: 0	H: 0	E: 0	K: 1	S: 5	R: 1	H: 3	E: 1	K: 1	S: 7	R: 0	H: 0	E: 0	K: 0	S: 3	R: 1	H: 3	E: 0	K: 3	S: 12	
<b>IP</b>	7.0	7.0	7.0	7.0	7.0	7.0	7.0	7.0	7.0	7.0	7.0	7.0	7.0	7.0	7.0	7.0	7.0	7.0	7.0	7.0	7.0	7.0	7.0	7.0	7.0	7.0	7.0	7.0	7.0	7.0	7.0	7.0	7.0	7.0	7.0	7.0	7.0	7.0	7.0	7.0	
<b>WLS</b>	L	L	L	L	L	L	L	L	L	L	L	L	L	L	L	L	L	L	L	L	L	L	L	L	L	L	L	L	L	L	L	L	L	L	L	L	L	L	L	L	
<b>BF</b>	26	26	26	26	26	26	26	26	26	26	26	26	26	26	26	26	26	26	26	26	26	26	26	26	26	26	26	26	26	26	26	26	26	26	26	26	26	26	26	26	26
<b>H</b>	5	5	5	5	5	5	5	5	5	5	5	5	5	5	5	5	5	5	5	5	5	5	5	5	5	5	5	5	5	5	5	5	5	5	5	5	5	5	5	5	
<b>R</b>	1	1	1	1	1	1	1	1	1	1	1	1	1	1	1	1	1	1	1	1	1	1	1	1	1	1	1	1	1	1	1	1	1	1	1	1	1	1	1	1	
<b>ER</b>	1	1	1	1	1	1	1	1	1	1	1	1	1	1	1	1	1	1	1	1	1	1	1	1	1	1	1	1	1	1	1	1	1	1	1	1	1	1	1	1	
<b>SO</b>	6	6	6	6	6	6	6	6	6	6	6	6	6	6	6	6	6	6	6	6	6	6	6	6	6	6	6	6	6	6	6	6	6	6	6	6	6	6	6	6	
<b>BB</b>	2	2	2	2	2	2	2	2	2	2	2	2	2	2	2	2	2	2	2	2	2	2	2	2	2	2	2	2	2	2	2	2	2	2	2	2	2	2	2	2	
<b>IBB</b>	0	0	0	0	0	0	0	0	0	0	0	0	0	0	0	0	0	0	0	0	0	0	0	0	0	0	0	0	0	0	0	0	0	0	0	0	0	0	0	0	
<b>HBP</b>	0	0	0	0	0	0	0	0	0	0	0	0	0	0	0	0	0	0	0	0	0	0	0	0	0	0	0	0	0	0	0	0	0	0	0	0	0	0	0	0	
<b>BLK</b>	0	0	0	0	0	0	0	0	0	0	0	0	0	0	0	0	0	0	0	0	0	0	0	0	0	0	0	0	0	0	0	0	0	0	0	0	0	0	0	0	
<b>WP</b>	0	0	0	0	0	0	0	0	0	0	0	0	0	0	0	0	0	0	0	0	0	0	0	0	0	0	0	0	0	0	0	0	0	0	0	0	0	0	0	0	
<b>HR</b>	0	0	0	0	0	0	0	0	0	0	0	0	0	0	0	0	0	0	0	0	0	0	0	0	0	0	0	0	0	0	0	0	0	0	0	0	0	0	0	0	
<b>S</b>	36	36	36	36	36	36	36	36	36	36	36	36	36	36	36	36	36	36	36	36	36	36	36	36	36	36	36	36	36	36	36	36	36	36	36	36	36	36	36	36	
<b>P</b>	44	44	44	44	44	44	44	44	44	44	44	44	44	44	44	44	44	44	44	44	44	44	44	44	44	44	44	44	44	44	44	44	44	44	44	44	44	44	44	44	
<b>ERA</b>	1.29	1.29	1.29	1.29	1.29	1.29	1.29	1.29	1.29	1.29	1.29	1.29	1.29	1.29	1.29	1.29	1.29	1.29	1.29	1.29	1.29	1.29	1.29	1.29	1.29	1.29	1.29	1.29	1.29	1.29	1.29	1.29	1.29	1.29	1.29	1.29	1.29	1.29	1.29		
<b>WHIP</b>	1.000	1.000	1.000	1.000	1.000	1.000	1.000	1.000	1.000	1.000	1.000	1.000	1.000	1.000	1.000	1.000	1.000	1.000	1.000	1.000	1.000	1.000	1.000	1.000	1.000	1.000	1.000	1.000	1.000	1.000	1.000	1.000	1.000	1.000	1.000	1.000	1.000	1.000	1.000		


PITCHER	IP	WLS	BF	H	R	ER	SO	BB	IBB	HBP	BLK	WP	HR	S	P	ERA	WHIP
<b>Don Sutton, R</b> ERA: 2.93 (1, 1)	7.0	L	26	5	1	1	6	2	0	0	0	0	0	36	44	1.29	1.000
<b>Jim Brewer, L</b> ERA: 2.24 (8, 1)	1.0		6	3	1	1	3	0	0	0	0	0	0	12	12	9.00	3.000

Batter	1	2	3	4	5	6	7	8	9	AB R H RBI BB SO LOB	TOP											
Zoilo Versalles, R (1, 6) OBP: 0.238, SLG: 0.262	0-0 L8		0-0 6-3		0-0 1-2 1B		0-0 6-3			4 0 1 0 0 0 2												
Willie Davis, L (1, 8) OBP: 0.277, SLG: 0.355	0-0 CS 1B			0-0 G3	0-3 K			0-0 L7		4 0 1 0 0 1 2												
Bob Bailey, R (1, 5) OBP: 0.328, SLG: 0.346	0-3 K			0-0 1B 1B	0-0 F9			0-0 F8		4 0 1 0 0 1 3												
Ken Boyer, R (1, 3) OBP: 0.316, SLG: 0.339		0-3 K		0-0 P3		0-0 L8		0-0 F7		4 0 0 0 0 1 1												
Ted Savage, R (1, 7) OBP: 0.237, SLG: 0.297		0-0 F3		0-0 1-2 1B		0-0 6-3		0-0 6-3		4 0 1 0 0 0 0												
Ron Fairly, L (1, 9) OBP: 0.278, SLG: 0.280		0-0 4-3		0-3 K		0-0 F8		0-0 F9		4 0 0 0 0 1 2												
Paul Popovich, S (1, 4) OBP: 0.294, SLG: 0.293			0-3 K		0-0 HR		0-0 1-3 1B		0-0 P3	4 1 2 1 0 1 0	AB 33 R 1 H 7 RBI 1 BB 1 SO 5 LOB 12											
Jeff Torborg, R (1, 2) OBP: 0.213, SLG: 0.159			0-0 F8		0-0 L3		0-0 1-3			3 0 0 0 0 0 1												
Bill Singer, R (1, 1) OBP: 0.194, SLG: 0.237			0-0 2B		4-0 1B BB		0-0 F8			1 0 1 0 1 0 0												
Claude Osteen, L (6, 1) OBP: 0.164, SLG: 0.213									0 0 0 0 0 0 0													
Mudcat Grant, R (7, PH) OBP: 0.158, SLG: 0.316									1 0 0 0 0 0 1													
Jack Billingham, R (7, 1)									0 0 0 0 0 0 0													
<b>Inning Stats</b>	R: 0 E: 0 K: 1 S: 5	H: 1 LOB: 0 BB: 0 P: 5	R: 0 E: 0 K: 1 S: 5	H: 0 LOB: 0 BB: 0 P: 5	R: 0 E: 0 K: 1 S: 6	H: 1 LOB: 1 BB: 0 P: 6	R: 0 E: 0 K: 1 S: 7	H: 2 LOB: 2 BB: 0 P: 7	R: 1 E: 0 K: 1 S: 7	H: 2 LOB: 2 BB: 1 P: 11	R: 0 E: 0 K: 0 S: 3	H: 0 LOB: 0 BB: 0 P: 3	R: 0 E: 0 K: 0 S: 4	H: 1 LOB: 1 BB: 0 P: 4	R: 0 E: 0 K: 0 S: 3	H: 0 LOB: 0 BB: 0 P: 3	R: 0 E: 0 K: 0 S: 3	H: 0 LOB: 0 BB: 0 P: 3	1B: 5 2B: 1 3B: 0 HR: 1	SF: 0 SAC: 0 DP: 0 HBP: 0	WP: 0 PB: 0 SB: 0 CS: 1	PA: 34
<b>PITCHER</b> Jerry Koosman, L (1, 1) ERA: 1.87	IP 9.0 WLS W BF 34 H 7 R 1 ER 1 SO 5 BB 1 IBB 0 HBP 0 BLK 0 WP 0 HR 1 S 43 P 47 ERA 1.00 WHIP 0.889											<b>PITCHER</b>	IP WLS BF H R ER SO BB IBB HBP BLK WP HR S P ERA WHIP									

**Los Angeles Dodgers @ New York Mets**  
 Shea Stadium, Flushing, NY  
 Wed Aug 14 1968, 7:05 PM EDT  
 Att: 23,730 - Unknown


livebaseballscorecards.com



Batter	1	2	3	4	5	6	7	8	9	AB R H RBI BB SO LOB	TOP							
Willie Crawford, L (1, 7) OBP: 0.298, SLG: 0.286											0 0 0 0 0 0 0 0	<b>Los Angeles Dodgers @ Pittsburgh Pirates</b> Forbes Field, Pittsburgh, PA Fri Aug 16 1968, 7:05 PM EDT Att. 8,221 - Unknown  <a href="http://livebaseballscorecards.com">livebaseballscorecards.com</a>						
Len Gabrielson, L (1, 9) OBP: 0.316, SLG: 0.420											0 0 0 0 0 0 0 0							
Willie Davis, L (1, 8) OBP: 0.277, SLG: 0.355											0 0 0 0 0 0 0 0							
Tom Haller, L (1, 2) OBP: 0.341, SLG: 0.384											0 0 0 0 0 0 0 0							
Ron Fairly, L (1, 3) OBP: 0.278, SLG: 0.280											0 0 0 0 0 0 0 0							
Bob Bailey, R (1, 5) OBP: 0.328, SLG: 0.346											0 0 0 0 0 0 0 0							
Paul Popovich, S (1, 4) OBP: 0.294, SLG: 0.293											0 0 0 0 0 0 0 0							
Zoilo Versalles, R (1, 6) OBP: 0.238, SLG: 0.262											0 0 0 0 0 0 0 0							
Don Drysdale, R (1, 1) OBP: 0.153, SLG: 0.167	0 0 0 0 0 0 0 0	<b>AB</b> 0 <b>R</b> 0 <b>H</b> 0 <b>RBI</b> 0 <b>BB</b> 0 <b>SO</b> 0 <b>LOB</b> 0  																
<b>Inning Stats</b>											1B: 0 SF: 0 2B: 0 SAC: 0 3B: 0 DP: 0 HR: 0 HBP: 0 WP: 0 PA: 0 PB: 0 SB: 0 CS: 0							
<b>PITCHER</b> Al McBean, R (1, 1) ERA: 3.11	IP	WLS	BF	H	R	ER	SO	BB	IBB	HBP	BLK	WP	HR	S	P	ERA	WHIP	<b>PITCHER</b> IP WLS BF H R ER SO BB IBB HBP BLK WP HR S P ERA WHIP





Batter	1	2	3	4	5	6	7	8	9	AB	R	H	RBI	BB	SO	LOB	TOP																
Willie Crawford, L (1, 7) OBP: 0.346, SLG: 0.333																	0	0	0	0	0	0	0	0	0	0	0	0	<b>Los Angeles Dodgers @ Pittsburgh Pirates</b> Forbes Field, Pittsburgh, PA Sat Aug 17 1968, 3:33 AM EDT Att. 8,181 - Unknown  <a href="http://livebaseballscorecards.com">livebaseballscorecards.com</a>				
Len Gabrielson, L (1, 9) OBP: 0.317, SLG: 0.420																	0	0	0	0	0	0	0	0	0	0	0	0		0	0	0	0
Willie Davis, L (1, 8) OBP: 0.277, SLG: 0.354																	0	0	0	0	0	0	0	0	0	0	0	0		0	0	0	0
Tom Haller, L (1, 2) OBP: 0.347, SLG: 0.392																	0	0	0	0	0	0	0	0	0	0	0	0		0	0	0	0
Ron Fairly, L (1, 3) OBP: 0.278, SLG: 0.278																	0	0	0	0	0	0	0	0	0	0	0	0		0	0	0	0
Bob Bailey, R (1, 5) OBP: 0.326, SLG: 0.343																	0	0	0	0	0	0	0	0	0	0	0	0		0	0	0	0
Paul Popovich, S (1, 4) OBP: 0.289, SLG: 0.288																	0	0	0	0	0	0	0	0	0	0	0	0		0	0	0	0
Bart Shirley, R (1, 6) OBP: 0.207, SLG: 0.241																	0	0	0	0	0	0	0	0	0	0	0	0		0	0	0	0
Mike Kekich, R (1, 1) OBP: 0.129, SLG: 0.100	0	0	0	0	0	0	0	0	0	0	0	0	0	0	0	0																	
<b>Inning Stats</b>																	1B: 0    SF: 0 2B: 0    SAC: 0 3B: 0    DP: 0 HR: 0    HBP: 0	WP: 0    PA: 0 PB: 0 SB: 0 CS: 0															
<b>PITCHER</b> Bob Moose, R (1, 1) ERA: 2.41	IP	WLS	BF	H	R	ER	SO	BB	IBB	HBP	BLK	WP	HR	S	P	ERA	WHIP	<b>PITCHER</b> IP    WLS    BF    H    R    ER    SO    BB    IBB    HBP    BLK    WP    HR    S    P    ERA    WHIP															
	0.0	W	0	0	0	0	0	0	0	0	0	0	0	0	0	∞	∞																



Batter	1	2	3	4	5	6	7	8	9	AB R H RBI BB SO LOB	TOP	
Willie Crawford, L (1, 7) OBP: 0.350, SLG: 0.346	0-0 FC 1B		0-3 K			0-0 G		0-3 K		4 0 1 0 0 2 2	<b>Los Angeles Dodgers @ Pittsburgh Pirates</b> Forbes Field, Pittsburgh, PA Sun Aug 18 1968, 7:05 PM EDT Att: 17,423 - Unknown <a href="http://livebaseballscorecards.com">livebaseballscorecards.com</a>	
Bart Shirley, R (1, 6) OBP: 0.222, SLG: 0.229	0-0 FC 1-2f G		0-0 G4-6-3			0-0 G			0-0 FC 1B	4 0 1 0 0 0 2		
Willie Davis, L (1, 8) OBP: 0.275, SLG: 0.350	0-0 G 1-2				0-0 G				0-0 FC 1-2f	4 0 0 0 0 0 2		
Ken Boyer, R (1, 3) OBP: 0.309, SLG: 0.331	0-0 P				0-0 G				0-0 F	4 0 0 0 0 0 2		
Bob Bailey, R (1, 5) OBP: 0.322, SLG: 0.338					0-0 G				0-0 G	4 0 0 0 0 0 1		
Ted Savage, R (1, 9) OBP: 0.240, SLG: 0.290									0-0 G	2 0 0 0 1 0 0		
Paul Popovich, S (1, 4) OBP: 0.284, SLG: 0.282									0-3 K	3 0 0 0 0 1 1		
Jeff Torborg, R (1, 2) OBP: 0.208, SLG: 0.155 Zoiilo Versalles, R (8, PH) OBP: 0.243, SLG: 0.270 Tom Haller, L (8, 2) OBP: 0.343, SLG: 0.387									0-0 FC 1-2f	2 0 0 0 0 0 1 1 1 1 0 0 0 0 0 0 0 0 0 0 0		
Don Sutton, R (1, 1) OBP: 0.220, SLG: 0.189 Jim Lefebvre, S (8, PH) OBP: 0.268, SLG: 0.286 Jim Brewer, L (8, 1) OBP: 0.167, SLG: 0.167 Jack Billingham, R (8, 1)									0-0 P 2-H 1B	1 0 0 0 1 0 0 1 0 1 1 0 0 0 0 0 0 0 0 0 0 0 0 0 0 0 0 0		
<b>Inning Stats</b>	R: 0 H: 1 E: 0 LOB: 1 K: 0 BB: 0 S: 4 P: 4	R: 0 H: 0 E: 0 LOB: 1 K: 0 BB: 1 S: 3 P: 7	R: 0 H: 0 E: 0 LOB: 0 K: 1 BB: 1 S: 4 P: 8	R: 0 H: 0 E: 0 LOB: 0 K: 0 BB: 0 S: 3 P: 3	R: 0 H: 0 E: 0 LOB: 0 K: 0 BB: 0 S: 3 P: 3	R: 0 H: 0 E: 0 LOB: 0 K: 0 BB: 0 S: 3 P: 3	R: 0 H: 0 E: 0 LOB: 0 K: 0 BB: 0 S: 3 P: 3	R: 1 H: 2 E: 0 LOB: 1 K: 2 BB: 0 S: 9 P: 9	R: 0 H: 1 E: 0 LOB: 1 K: 0 BB: 0 S: 4 P: 4	1B: 3 SF: 0 2B: 1 SAC: 0 3B: 0 DP: 1 HR: 0 HBP: 0		WP: 0 PA: 32 PB: 0 SB: 0 CS: 0
<b>PITCHER</b> Bob Veale, L (1, 1) ERA: 2.04	IP WLS BF H R ER SO BB IBB HBP BLK WP HR S P ERA WHIP	9.0 W 32 4 1 1 3 2 0 0 0 0 0 0 36 44 1.00 0.667										

AB	30
R	1
H	4
RBI	1
BB	2
SO	3
LOB	11



Batter	1	2	3	4	5	6	7	8	9	AB R H RBI BB SO LOB
Maury Wills, S OBP: 0.331, SLG: 0.322 (1, 5) X	0-0 F ①		0-0 G ③			0-0 1B CS	0-0 E5 S			4 0 1 0 0 0 1
Gary Kolb, L OBP: 0.275, SLG: 0.327 (1, 9) X	0-0 G ②			0-3 K ①		0-0 P ①	0-3 K ③			4 0 0 0 0 2 3
Matty Alou, L OBP: 0.368, SLG: 0.390 (1, 8) X	0-0 1B			0-0 G ②		0-0 F ③		0-0 G ①		4 0 1 0 0 0 0
Willie Stargell, L OBP: 0.319, SLG: 0.462 (1, 7) X	0-0 P ③			0-0 F ③			0-0 1B SH	0-0 F ②		4 1 1 0 0 0 1
Donn Clendenon, R OBP: 0.328, SLG: 0.404 (1, 3) X		0-0 P ①			0-0 G ①		0-0 SH ①	0-0 1B BB		3 1 1 0 0 0 0
Freddie Patek, R OBP: 0.309, SLG: 0.382 (1, 6) X		0-3 K ②			0-0 S 1B		0-0 2B E 1B	4-0 1B S BB		3 2 2 1 1 1 0
Bill Mazaroski, R OBP: 0.291, SLG: 0.289 (1, 4) X		0-0 G ③			0-3 K ②		0-0 E 2B	0-0 S 1B		4 1 2 1 0 1 1
Chris Cannizzaro, R OBP: 0.294, SLG: 0.400 (1, 2) X			0-0 G ①		4-0 IBB		4-0 E IBB	0-0 F ③		2 0 0 0 2 0 1
Bob Veale, S OBP: 0.091, SLG: 0.078 (1, 1) X			0-3 K ②		0-0 G ③		0-3 K ②			3 0 0 0 0 2 5

Inning Stats	R: 0 E: 0 K: 0 S: 4	H: 1 LOB: 1 BB: 0 P: 4	R: 0 E: 0 K: 1 S: 5	H: 0 LOB: 0 BB: 0 P: 5	R: 0 E: 0 K: 1 S: 5	H: 0 LOB: 0 BB: 0 P: 5	R: 0 E: 0 K: 1 S: 6	H: 1 LOB: 2 BB: 1 P: 10	R: 0 E: 0 K: 0 S: 3	H: 1 LOB: 0 BB: 0 P: 3	R: 3 E: 1 K: 2 S: 11	H: 3 LOB: 2 BB: 1 P: 15	R: 2 E: 0 K: 0 S: 5	H: 2 LOB: 1 BB: 1 P: 9	1B: 7 2B: 1 3B: 0 HR: 0	SF: 0 SAC: 1 DP: 0 HBP: 0
--------------	------------------------------	---------------------------------	------------------------------	---------------------------------	------------------------------	---------------------------------	------------------------------	----------------------------------	------------------------------	---------------------------------	-------------------------------	----------------------------------	------------------------------	---------------------------------	----------------------------------	------------------------------------

PITCHER	IP	WLS	BF	H	R	ER	SO	BB	IBB	HBP	BLK	WP	HR	S	P	ERA	WHIP
Don Sutton, R ERA: 2.85 (1, 1)	7.0	L	29	6	3	1	6	0	2	0	0	0	0	39	47	1.29	0.857
Jim Brewer, L ERA: 2.64 (8, 1)	0.2		5	2	2	2	0	1	0	0	0	0	0	4	8	27.00	4.500
Jack Billingham, R ERA: 1.6 (8, 1)	0.1		1	0	0	0	0	0	0	0	0	0	0	1	1	0.00	0.000

**Los Angeles Dodgers @ Pittsburgh Pirates**  
 Forbes Field, Pittsburgh, PA  
 Sun Aug 18 1968, 7:05 PM EDT  
 Att. 17,423 - Unknown

<b>AB</b>	<b>31</b>
<b>R</b>	<b>5</b>
<b>H</b>	<b>8</b>
<b>RBI</b>	<b>2</b>
<b>BB</b>	<b>3</b>
<b>SO</b>	<b>6</b>
<b>LOB</b>	<b>12</b>

P

WP: 0	PA: 35
PB: 0	
SB: 4	
CS: 1	

Batter	1	2	3	4	5	6	7	8	9	AB R H RBI BB SO LOB	TOP
Willie Crawford, L (1, 7) OBP: 0.354, SLG: 0.357	0-0 F7		0-3 K		4-0 1B 2B BB		0-0 F5		0-0 2B 1-H	4 1 1 1 1 1 0	<p>Los Angeles Dodgers @ Houston Astros</p> <p>Astrodome, Houston, TX</p> <p>Mon Aug 19 1968, 8:05 PM EDT</p> <p>Att. 20,347 - Dome</p> <p>livebaseballscorecards.com</p>
Len Gabrielson, L (1, 9) OBP: 0.315, SLG: 0.423 Jim Lefebvre, S (9, PH) OBP: 0.267, SLG: 0.284	0-0 2B		0-0 2B		0-0 F3		0-3 K		0-0 F8	4 0 2 0 0 1 2 1 0 0 0 0 0 1	
Willie Davis, L (1, 8) OBP: 0.274, SLG: 0.349	0-3 K		0-3 K		0-0 1B 2B 1-H 2-H		0-0 F2		0-0 F9	4 1 1 1 0 2 2	
Tom Haller, L (1, 2) OBP: 0.342, SLG: 0.389	0-0 4-3		0-0 4-3		0-0 2B 1-H 2-H		0-0 F9		0-0 F2	4 0 1 2 0 0 2	
Ron Fairly, L (1, 3) OBP: 0.277, SLG: 0.277		0-0 1B 3B		0-0 1-3	0-0 4-3		0-0 1B		0-0 1B	4 1 2 0 0 0 1	
Bob Bailey, R (1, 5) OBP: 0.321, SLG: 0.344		0-0 3B 1-H		0-0 F7		0-0 4-3		0-0 F4		4 0 1 1 0 0 1	
Paul Popovich, S (1, 4) OBP: 0.280, SLG: 0.278		0-0 P3		0-3 K		0-0 P9		0-0 P4-3		4 0 0 0 0 1 1	
Zoilo Versalles, R (1, 6) OBP: 0.243, SLG: 0.268		0-3 K		0-0 1-3	0-0 6-3		0-0 2B BB		4-0 2B BB	3 1 0 0 1 1 1	
Bill Singer, R (1, 1) OBP: 0.190, SLG: 0.233 Claude Osteen, L (4, 1) OBP: 0.175, SLG: 0.210 Ted Savage, R (7, PH) OBP: 0.238, SLG: 0.287 John Purdin, R (7, 1) OBP: 0.500, SLG: 0.500 Ken Boyer, R (9, PH) OBP: 0.307, SLG: 0.329	0-0 F8		0-0 F8		4-0 1B BB		0-3 K		0-3 K	1 0 0 0 0 0 1 0 1 0 0 1 0 0 1 0 0 0 0 1 0 0 0 0 0 0 0 0 1 0 0 0 0 1 1	
<b>Inning Stats</b>	R: 0 E: 0 K: 1 S: 6 H: 1 LOB: 1 BB: 0 P: 6	R: 1 E: 0 K: 1 S: 7 H: 2 LOB: 1 BB: 0 P: 7	R: 0 E: 0 K: 2 S: 8 H: 1 LOB: 1 BB: 0 P: 8	R: 0 E: 0 K: 1 S: 5 H: 0 LOB: 0 BB: 0 P: 5	R: 3 E: 0 K: 0 S: 5 H: 2 LOB: 1 BB: 2 P: 13	R: 0 E: 0 K: 0 S: 3 H: 0 LOB: 0 BB: 0 P: 3	R: 0 E: 0 K: 2 S: 7 H: 0 LOB: 0 BB: 0 P: 7	R: 0 E: 0 K: 0 S: 4 H: 1 LOB: 1 BB: 0 P: 4	R: 1 E: 0 K: 1 S: 6 H: 1 LOB: 1 BB: 1 P: 10	1B: 3 2B: 4 3B: 1 HR: 0 SF: 0 SAC: 0 DP: 0 HBP: 0	WP: 0 PB: 0 SB: 0 CS: 0 PA: 38
<b>PITCHER</b>	IP WLS BF H R ER SO BB IBB HBP BLK WP HR S P ERA WHIP	IP WLS BF H R ER SO BB IBB HBP BLK WP HR S P ERA WHIP	IP WLS BF H R ER SO BB IBB HBP BLK WP HR S P ERA WHIP	IP WLS BF H R ER SO BB IBB HBP BLK WP HR S P ERA WHIP	IP WLS BF H R ER SO BB IBB HBP BLK WP HR S P ERA WHIP	IP WLS BF H R ER SO BB IBB HBP BLK WP HR S P ERA WHIP	IP WLS BF H R ER SO BB IBB HBP BLK WP HR S P ERA WHIP	IP WLS BF H R ER SO BB IBB HBP BLK WP HR S P ERA WHIP	IP WLS BF H R ER SO BB IBB HBP BLK WP HR S P ERA WHIP	IP WLS BF H R ER SO BB IBB HBP BLK WP HR S P ERA WHIP	IP WLS BF H R ER SO BB IBB HBP BLK WP HR S P ERA WHIP
Dave Giusti, R (1, 1) ERA: 3.15 Danny Coombs, L (5, 1) ERA: 3.75	4.2 W 22 6 4 4 5 2 0 0 0 0 0 30 38 7.71 1.714	4.1 W 16 2 1 1 3 1 0 0 0 0 0 21 25 2.08 0.692									



Batter	1	2	3	4	5	6	7	8	9
Jose Herrera, R (1, 9) Norm Miller, L (8, 9) OBP: 0.279, SLG: 0.330	0-3 K		0-0 6-3	0-0 FC5-4 E 1B 1-2f 3-H		0-0 F3			
Hector Torres, R (1, 6) OBP: 0.261, SLG: 0.267	0-3 K		0-0 P4-3	0-0 E 1B 1-2		0-0 5-3			
Jimmy Wynn, R (1, 8) OBP: 0.365, SLG: 0.450	4-0 1B BB			0-0 E5 1B		0-3 K			
Rusty Staub, L (1, 3) OBP: 0.379, SLG: 0.394	0-0 1-3 1B			0-0 FC5-4 BB 2B BB		0-0 F9			
Doug Rader, R (1, 5) OBP: 0.319, SLG: 0.389	0-0 F6			0-0 FC6-4 BB 1B		0-0 F8			
Denis Menke, R (1, 4) OBP: 0.334, SLG: 0.345		0-0 F8		0-0 FC6-4 2B 1B 1-2f 2-3 3-H	0-0 SH2-3 1B	0-0 F7			
Bob Aspromonte, R (1, 7) OBP: 0.311, SLG: 0.289		0-3 K		0-0 1B 2B 1-3 3-H	0-0 SH2-3	0-3 K			
John Bateman, R (1, 2) OBP: 0.290, SLG: 0.336		0-3 K		4-0 1B FC5-4 IBB	0-0 1B 2-H	0-3 K			
Dave Giusti, R (1, 1) OBP: 0.221, SLG: 0.224 Danny Coombs, R (5, 1) OBP: 0.444, SLG: 0.444			0-0 6-3	0-0 FC5-4 1B 1-3 2-H 3-H	0-3 K	0-3 K			

Inning Stats	R: 0 E: 0 K: 2 S: 8	H: 1 LOB: 2 BB: 1 P: 12	R: 0 E: 0 K: 2 S: 7	H: 0 LOB: 0 BB: 0 P: 7	R: 0 E: 0 K: 0 S: 3	H: 0 LOB: 0 BB: 0 P: 3	R: 7 E: 1 K: 0 S: 9	H: 5 LOB: 2 BB: 3 P: 21	R: 1 E: 0 K: 1 S: 6	H: 2 LOB: 0 BB: 0 P: 6	R: 0 E: 0 K: 1 S: 5	H: 0 LOB: 0 BB: 0 P: 5	R: 0 E: 0 K: 0 S: 3	H: 0 LOB: 0 BB: 0 P: 3	R: 0 E: 0 K: 3 S: 9	H: 0 LOB: 0 BB: 0 P: 9
--------------	------------------------------	----------------------------------	------------------------------	---------------------------------	------------------------------	---------------------------------	------------------------------	----------------------------------	------------------------------	---------------------------------	------------------------------	---------------------------------	------------------------------	---------------------------------	------------------------------	---------------------------------

PITCHER	IP	WLS	BF	H	R	ER	SO	BB	IBB	HBP	BLK	WP	HR	S	P	ERA	WHIP
Bill Singer, R (1, 1) ERA: 2.78	3.1	L	18	4	6	5	4	3	1	0	0	0	0	22	38	13.50	2.100
Claude Osteen, L (4, 1) ERA: 3.12	2.2		12	4	2	1	2	0	0	0	0	0	0	16	16	3.38	1.500
John Purdin, R (7, 1) ERA: 1.91	2.0		6	0	0	0	3	0	0	0	0	0	0	12	12	0.00	0.000

**BOTTOM**

AB	R	H	RBI	BB	SO	LOB
4	1	0	1	0	1	1
0	0	0	0	0	0	0
4	1	1	0	0	1	0
3	1	1	0	1	1	2
3	1	2	2	1	0	0
3	0	0	0	1	0	4
4	2	1	1	0	0	2
3	1	1	1	0	2	0
3	1	1	1	1	2	0
2	0	1	2	0	0	0
2	0	0	0	0	2	0

**Los Angeles Dodgers @ Houston Astros**  
Astrodome, Houston, TX  
Mon Aug 19 1968, 8:05 PM EDT  
Att. 20,347 - Dome

AB	31
R	8
H	8
RBI	8
BB	4
SO	9
LOB	9



WP: 0	PA: 36
PB: 0	SB: 0
CS: 0	

WP	PA	ERA	WHIP
0	36		

Batter	1	2	3	4	5	6	7	8	9	AB R H RBI BB SO LOB	TOP
--------	---	---	---	---	---	---	---	---	---	----------------------	-----

**Willie Crawford, L** (1, 7)  
OBP: 0.354, SLG: 0.357

0 0 0 0 0 0 0 0

**Len Gabrielson, L** (1, 9)  
OBP: 0.315, SLG: 0.423

0 0 0 0 0 0 0 0

**Willie Davis, L** (1, 8)  
OBP: 0.274, SLG: 0.349

0 0 0 0 0 0 0 0

**Tom Haller, L** (1, 2)  
OBP: 0.342, SLG: 0.389

0 0 0 0 0 0 0 0

**Ron Fairly, L** (1, 3)  
OBP: 0.277, SLG: 0.277

0 0 0 0 0 0 0 0

**Bob Bailey, R** (1, 5)  
OBP: 0.321, SLG: 0.344

0 0 0 0 0 0 0 0

**Paul Popovich, S** (1, 4)  
OBP: 0.280, SLG: 0.278

0 0 0 0 0 0 0 0

**Zoilo Versalles, R** (1, 6)  
OBP: 0.243, SLG: 0.268

0 0 0 0 0 0 0 0

**Don Drysdale, R** (1, 1)  
OBP: 0.184, SLG: 0.187

0 0 0 0 0 0 0 0

**Inning Stats**

1B: 0 SF: 0  
2B: 0 SAC: 0  
3B: 0 DP: 0  
HR: 0 HBP: 0

**Los Angeles Dodgers @ Houston Astros**  
Astrodome, Houston, TX  
Tue Aug 20 1968, 8:05 PM EDT  
Att. 19,534 - Unknown

**AB** 0  
**R** 0  
**H** 0  
**RBI** 0  
**BB** 0  
**SO** 0  
**LOB** 0




WP: 0 PA: 0  
PB: 0  
SB: 0  
CS: 0

PITCHER	IP	WLS	BF	H	R	ER	SO	BB	IBB	HBP	BLK	WP	HR	S	P	ERA	WHIP
Larry Dierker, R (1, 1) ERA: 3.11	0.0	W	0	0	0	0	0	0	0	0	0	0	0	0	0	∞	∞

PITCHER	IP	WLS	BF	H	R	ER	SO	BB	IBB	HBP	BLK	WP	HR	S	P	ERA	WHIP
---------	----	-----	----	---	---	----	----	----	-----	-----	-----	----	----	---	---	-----	------





Batter	1	2	3	4	5	6	7	8	9	AB R H RBI BB SO LOB	TOP									
Willie Crawford, L (1, 7) OBP: 0.347, SLG: 0.328	0-3 K		4-0 1B BB		0-3 K		0-3 K		0-0 F6	4 0 0 0 1 3 2	<b>Los Angeles Dodgers @ Houston Astros</b> Astrodome, Houston, TX Wed Aug 21 1968, 8:05 PM EDT Att: 16,780 - Unknown <a href="http://livebaseballscorecards.com">livebaseballscorecards.com</a>									
Len Gabrielson, L (1, 9) OBP: 0.320, SLG: 0.430	0-0 F9		0-0 1B		0-0 1B		0-0 F9			4 0 2 0 0 0 0										
Willie Davis, L (1, 8) OBP: 0.277, SLG: 0.355	0-0 4-3		0-3 K		0-0 L9			0-0 1B		4 0 1 0 0 1 4										
Tom Haller, L (1, 2) OBP: 0.340, SLG: 0.385		0-3 K		0-0 4-3		0-0 G3		0-0 F7		4 0 0 0 0 1 1										
Ron Fairly, L (1, 3) OBP: 0.278, SLG: 0.279		0-0 F3		0-0 G3		0-0 1B 1B		0-3 K		4 0 1 0 0 1 1										
Ken Boyer, R (1, 5) OBP: 0.305, SLG: 0.326		0-0 F3		0-0 1B		0-0 F3		0-0 F2		4 0 1 0 0 0 2										
Jim Lefebvre, S (1, 4) OBP: 0.270, SLG: 0.303			0-0 HR		0-0 F8		0-0 1B		0-0 F8	4 1 2 1 0 0 1										
Paul Popovich, S (1, 6) OBP: 0.278, SLG: 0.274			0-0 P3		0-0 P4		0-3 K		4-0 BB	2 0 0 0 0 0 0										
Jim Fairey, L (6, PH) OBP: 0.228, SLG: 0.277										1 0 0 0 0 1 2										
Bart Shirley, R (6, 6) OBP: 0.243, SLG: 0.229										0 0 0 0 1 0 0										
Mike Kekich, R (1, 1) OBP: 0.118, SLG: 0.091			0-0 F3		0-0 B1			0-0 L6		2 0 0 0 0 0 1										
Claude Osteen, L (5, 1) OBP: 0.172, SLG: 0.206										1 0 0 0 0 0 0										
Bob Bailey, R (9, PH) OBP: 0.319, SLG: 0.341										1 0 0 0 0 0 1										
<b>Inning Stats</b>	R: 0 E: 0 K: 1 S: 5	H: 0 LOB: 0 BB: 0 P: 5	R: 0 E: 0 K: 1 S: 5	H: 0 LOB: 0 BB: 0 P: 5	R: 1 E: 0 K: 1 S: 7	H: 2 LOB: 2 BB: 1 P: 11	R: 0 E: 0 K: 0 S: 4	H: 1 LOB: 1 BB: 0 P: 4	R: 0 E: 1 K: 1 S: 7	H: 1 LOB: 2 BB: 0 P: 7	R: 0 E: 0 K: 1 S: 5	H: 0 LOB: 0 BB: 0 P: 5	R: 0 E: 0 K: 1 S: 6	H: 1 LOB: 1 BB: 0 P: 6	R: 0 E: 0 K: 0 S: 3	H: 0 LOB: 1 BB: 1 P: 7	1B: 6 2B: 0 3B: 0 HR: 1	SF: 0 SAC: 0 DP: 0 HBP: 0	WP: 0 PB: 0 SB: 0 CS: 0	PA: 37
<b>PITCHER</b> Don Wilson, R (1, 1) ERA: 3.02	IP: 9.0 WLS: W BF: 37 H: 7 R: 1 ER: 1 SO: 7 BB: 2 IBB: 0 HBP: 0 BLK: 0 WP: 0 HR: 1 S: 49 P: 57 ERA: 1.00 WHIP: 1.000																			

Batter	1	2	3	4	5	6	7	8	9
Jose Herrera, R OBP: 0.200, SLG: 0.211 (1, 9)	4-0 CS BB		0-0 1B 2B	0-0 F4		0-0 2-3 3-H 1B		0-0 F8	
Hector Torres, R OBP: 0.262, SLG: 0.266 (1, 6)	0-0 F9 1-2		0-0 BB 1B 1B		4-0 PB BB 1B BB	0-0 9-2 3-H		0-0 6-3	
Jimmy Wynn, R OBP: 0.368, SLG: 0.447 (1, 8)	0-3 K		4-0 1B 1-2 BB		4-0 1-2 1B BB		0-0 5-3		
Rusty Staub, L OBP: 0.381, SLG: 0.399 (1, 3)		0-0 F5	0-0 1-3 2-H 1B		0-0 1-H 2-H P1-6-3 1B		0-0 E7 1B 1B		
Denis Menke, R OBP: 0.335, SLG: 0.344 (1, 4)		0-3 K	0-0 P2		0-0 L3		0-0 L6		
Bob Aspromonte, R OBP: 0.312, SLG: 0.292 (1, 5)		0-0 FC6-4 1B		0-0 F8	0-0 P1-6-3		0-0 2-H 1B		
John Bateman, R OBP: 0.293, SLG: 0.340 (1, 2)		0-0 FC6-4 1-2		0-0 E 2B		0-0 E6 SH5-4 WP 1B		0-0	
Dick Simpson, R OBP: 0.300, SLG: 0.324 (1, 7)			0-0 L7	0-0 1-3		4-0 1B SH5-4 1-2 9-2 BB		0-3 K	
Don Wilson, R OBP: 0.237, SLG: 0.246 (1, 1)			0-0 L4	0-0 E5		0-0 SH5-4 1-2 2-3		0-0 1B	

Inning Stats	R: 0	H: 0	E: 0	K: 1	S: 4	LOB: 0	BB: 1	P: 8
	R: 0	H: 1	E: 0	K: 1	S: 6 <td>LOB: 1</td> <td>BB: 0</td> <td>P: 6 </td>	LOB: 1	BB: 0	P: 6
	R: 2	H: 3	E: 0	K: 0	S: 6 <td>LOB: 2</td> <td>BB: 1</td> <td>P: 10 </td>	LOB: 2	BB: 1	P: 10
	R: 0	H: 1	E: 1	K: 0	S: 5 <td>LOB: 2</td> <td>BB: 0</td> <td>P: 5 </td>	LOB: 2	BB: 0	P: 5
	R: 2	H: 1	E: 0	K: 0	S: 3 <td>LOB: 0</td> <td>BB: 2</td> <td>P: 11 </td>	LOB: 0	BB: 2	P: 11
	R: 1	H: 1	E: 1	K: 0	S: 4 <td>LOB: 1</td> <td>BB: 1</td> <td>P: 8 </td>	LOB: 1	BB: 1	P: 8
	R: 1	H: 2	E: 1	K: 0	S: 5 <td>LOB: 1</td> <td>BB: 0</td> <td>P: 5 </td>	LOB: 1	BB: 0	P: 5
	R: 0	H: 1	E: 0	K: 1	S: 6 <td>LOB: 1</td> <td>BB: 0</td> <td>P: 6 </td>	LOB: 1	BB: 0	P: 6

PITCHER	IP	WLS	BF	H	R	ER	SO	BB	IBB	HBP	BLK	WP	HR	S	P	ERA	WHIP
Mike Kekich, L ERA: 3.23 (1, 1)	4.0	L	21	5	4	3	2	4	0	0	0	0	0	21	37	6.75	2.250
Claude Osteen, L ERA: 3.06 (5, 1)	4.0		17	5	2	0	1	1	0	0	0	1	0	18	22	0.00	1.500

**AB R H RBI BB SO LOB**

**4 1 2 1 1 0 3**

**4 2 1 1 1 0 4**

**2 1 0 0 2 1 0**

**4 1 3 3 0 0 0**

**4 0 0 0 0 1 4**

**4 0 2 1 0 0 1**

**4 1 1 0 0 0 2**

**3 0 0 0 1 1 1**

**3 0 1 0 0 0 1**

**AB 32**

**R 6**

**H 10**

**RBI 6**

**BB 5**

**SO 3**

**LOB 16**

**WP: 1 PA: 38**

**PB: 1**

**SB: 0**

**CS: 1**

**1B: 8 SF: 0**

**2B: 3 SAC: 1**

**3B: 0 DP: 2**

**HR: 0 HBP: 0**

**livebaseballscorecards.com**

**Los Angeles Dodgers @ Houston Astros**

**Astrodome, Houston, TX**

**Wed Aug 21 1968, 8:05 PM EDT**

**Att. 16,780 - Unknown**



Batter	1	2	3	4	5	6	7	8	9	AB R H RBI BB SO LOB	TOP											
<b>Bobby Bonds, R</b> (1, 9) OBP: 0.341, SLG: 0.381	0-3 K			0-0 6-3		0-0 5-3			4-0 FC SH1-4 1B BB	3 1 0 0 1 1 0	<b>San Francisco Giants @ Los Angeles Dodgers</b> <b>Dodger Stadium, Los Angeles, CA</b> Thu Aug 22 1968, 7:05 PM PDT Att: 19,210 - Unknown											
<b>Ron Hunt, R</b> (1, 4) OBP: 0.372, SLG: 0.290	0-0 P4-3		0-3 K	0-3 K		0-0 6-3		0-0 SH1-4	0-0 SH1-4	3 0 0 0 0 1 0												
<b>Willie Mays, R</b> (1, 8) OBP: 0.354, SLG: 0.449	0-0 F7		0-3 K	0-3 K		0-0 G3		0-0 FC BB 1B	0-0 FC BB 1B	4 1 0 0 0 1 1												
<b>Willie McCovey, L</b> (1, 3) OBP: 0.382, SLG: 0.573		0-0 P4-3		0-0 P4-3		0-3 K		4-0 1B 1B 1-2 BB	4-0 1B 1B 1-2 BB	3 0 0 0 1 1 0												
<b>Jim Ray Hart, R</b> (1, 5) OBP: 0.333, SLG: 0.467		0-3 K		4-0 1B BB		0-0 P4-3		0-3 K	0-3 K	3 1 0 0 1 2 3												
<b>Jim Davenport, R</b> (9, 5) OBP: 0.274, SLG: 0.237		0-0 F2		0-0 FC5 1B 1-2 1B		0-0 F7		0-0 1B	0-0 1B	0 0 0 0 0 0 0												
<b>Dick Dietz, R</b> (1, 2) OBP: 0.390, SLG: 0.460		0-0 F2		0-0 FC5 1B 1-2 1B		0-0 F7		0-0 1B	0-0 1B	4 0 2 2 0 0 0												
<b>Jesus Alou, R</b> (1, 7) OBP: 0.275, SLG: 0.317		0-0 F3		0-0 1B		0-0 F7		0-0 1B	0-0 1B	4 0 2 1 0 0 0												
<b>Hal Lanier, R</b> (1, 6) OBP: 0.205, SLG: 0.213		0-0 6-3		0-3 K		0-3 K		0-3 K	0-3 K	3 0 0 0 0 2 2												
<b>Gaylord Perry, R</b> (1, 1) OBP: 0.145, SLG: 0.122		0-0 5-3		0-0 FC5		0-3 K		0-3 K	0-3 K	3 0 0 0 0 1 2												
<b>Inning Stats</b>	R: 0 E: 0 K: 1 S: 5	H: 0 LOB: 0 BB: 0 P: 5	R: 0 E: 0 K: 1 S: 5	H: 0 LOB: 0 BB: 0 P: 5	R: 0 E: 0 K: 0 S: 3	H: 0 LOB: 0 BB: 0 P: 3	R: 0 E: 0 K: 2 S: 7	H: 0 LOB: 0 BB: 0 P: 7	R: 1 E: 0 K: 1 S: 7	H: 2 LOB: 2 BB: 1 P: 11	R: 0 E: 0 K: 0 S: 3	H: 0 LOB: 0 BB: 0 P: 3	R: 0 E: 0 K: 1 S: 5	H: 0 LOB: 0 BB: 0 P: 5	R: 0 E: 0 K: 2 S: 7	H: 0 LOB: 0 BB: 0 P: 7	R: 2 E: 0 K: 1 S: 7	H: 2 LOB: 2 BB: 2 P: 15	1B: 4 2B: 0 3B: 0 HR: 0	SF: 0 SAC: 1 DP: 0 HBP: 0	WP: 0 PB: 0 SB: 0 CS: 0	PA: 34
<b>PITCHER</b> <b>Don Sutton, R</b> (1, 1) ERA: 2.86	IP: 9.0 WLS: L BF: 34 H: 4 R: 3 ER: 3 SO: 9 BB: 3 IBB: 0 HBP: 0 BLK: 0 WP: 0 HR: 0 S: 49 P: 61 ERA: 3.00 WHIP: 0.778											<b>PITCHER</b> IP: WLS: BF: H: R: ER: SO: BB: IBB: HBP: BLK: WP: HR: S: P: ERA: WHIP:										

livebaseballscorecards.com

<b>AB</b>	30
<b>R</b>	3
<b>H</b>	4
<b>RBI</b>	3
<b>BB</b>	3
<b>SO</b>	9
<b>LOB</b>	8



Batter	1	2	3	4	5	6	7	8	9
Willie Crawford, L (1, 7) OBP: 0.342, SLG: 0.324	0-0 3-1		0-3 K			0-0 FC4 1B		0-3 K	
Willie Davis, L (1, 8) OBP: 0.277, SLG: 0.354	0-0 F6		0-0 F9			0-0 FC4 1B		0-0 1B	
Len Gabrielson, L (1, 9) OBP: 0.323, SLG: 0.435	0-0 1B 1B			0-0 4-3 FC4-5 2B		0-0 4-3 1-2		0-0 F7	
Tom Haller, L (1, 2) OBP: 0.341, SLG: 0.386	0-0 1-3 1B			0-0 4-3 2-3		0-0 2-H 1B		0-0 6-3	
Jim Lefebvre, S (1, 5) OBP: 0.265, SLG: 0.296	0-3 K			0-0 FC4-5 3-H		0-0 CS 1-2	0-0 5-3	0-0 1-3	
Ron Fairly, L (1, 3) OBP: 0.280, SLG: 0.281		0-0 6-3		0-3 K			0-0 E4 1B	0-0 1B 1B	
Paul Popovich, S (1, 4) OBP: 0.278, SLG: 0.273		0-0 P3-1			0-3 K		0-0 P8	0-0 1-2 1B	
Zoilo Versalles, R (1, 6) Jim Fairey, L (9, PH) OBP: 0.242, SLG: 0.265 OBP: 0.226, SLG: 0.275		0-0 F9			0-0 F9		4-0 IBB	0-0 F7	
Don Sutton, R (1, 1) Ken Boyer, R (9, PH) OBP: 0.205, SLG: 0.175 OBP: 0.303, SLG: 0.324			0-0 5-3		0-3 K		0-3 K	0-0 5-3	

Inning Stats	R: 0	H: 2	E: 0	K: 1	S: 7	R: 0	H: 0	E: 0	K: 0	S: 3	R: 0	H: 0	E: 0	K: 1	S: 5	R: 0	H: 1	E: 0	K: 1	S: 6	R: 0	H: 0	E: 0	K: 2	S: 7	R: 1	H: 2	E: 0	K: 0	S: 4	R: 0	H: 1	E: 1	K: 1	S: 6	R: 0	H: 1	E: 0	K: 1	S: 6	R: 0	H: 2	E: 0	K: 0	S: 5	1B: 8	SF: 0	2B: 1	SAC: 0	3B: 0	DP: 0	HR: 0	HBP: 0	WP: 0	PA: 37
--------------	------	------	------	------	------	------	------	------	------	------	------	------	------	------	------	------	------	------	------	------	------	------	------	------	------	------	------	------	------	------	------	------	------	------	------	------	------	------	------	------	------	------	------	------	------	-------	-------	-------	--------	-------	-------	-------	--------	-------	--------

PITCHER	IP	WLS	BF	H	R	ER	SO	BB	IBB	HBP	BLK	WP	HR	S	P	ERA	WHIP	PITCHER	IP	WLS	BF	H	R	ER	SO	BB	IBB	HBP	BLK	WP	HR	S	P	ERA	WHIP																
Gaylord Perry, R (1, 1) ERA: 2.43	9.0	W	36	9	1	1	7	0	1	0	0	0	0	49	53	1.00	1.000																																		

**BOTTOM**

San Francisco Giants @ Los Angeles Dodgers  
 Dodger Stadium, Los Angeles, CA

Thu Aug 22 1968, 7:05 PM PDT  
 Att. 19,210 - Unknown

livebaseballscores.com

**AB 35**  
**R 1**  
**H 9**  
**RBI 1**  
**BB 1**  
**SO 7**  
**LOB 16**



Batter	1	2	3	4	5	6	7	8	9	AB R H RBI BB SO LOB	TOP		
<b>Bobby Bonds, R</b> (1, 8) OBP: 0.343, SLG: 0.377	0-3 K	0-0 P4-3			4-0 1B BB		0-0 1B 1B	0-0 F7		4 2 1 0 1 1 1	<b>San Francisco Giants @ Los Angeles Dodgers</b> <b>Dodger Stadium, Los Angeles, CA</b> Fri Aug 23 1968, 7:05 PM PDT Att: 22,700 - Unknown		
<b>Ron Hunt, R</b> (1, 4) OBP: 0.372, SLG: 0.288	4-0 E 1B BB		0-0 P4		4-0 1B 1B BB		0-3 K	0-3 K		3 2 0 0 2 2 1			
<b>Ty Cline, L</b> (1, 9) OBP: 0.242, SLG: 0.248	0-0 L7		0-0 L1-3		0-0 1B 1B		0-0 1B PB 1B		0-0 L8	5 1 2 2 0 0 1			
<b>Willie McCovey, L</b> (1, 3) OBP: 0.386, SLG: 0.576	0-0 E8 1B 1-3		0-0 G3		0-0 FC5-4 1B		0-0 PB E 1B		0-0 BB 1B	5 1 4 2 0 0 0			
<b>Jim Ray Hart, R</b> (1, 5) OBP: 0.334, SLG: 0.466 <b>Jim Davenport, R</b> (7, 5) OBP: 0.276, SLG: 0.237	0-0 2-3 3-H 1B			0-3 K	0-0 F6		4-0 PB E IBB		4-0 BB	3 1 1 1 1 1 2 0 0 0 0 1 0 0			
<b>Dick Dietz, R</b> (1, 2) OBP: 0.382, SLG: 0.450	0-3 K			0-0 6-3	0-0 FC5-4		0-0 E6 FC5-4		0-0 F8	5 0 0 1 0 1 6			
<b>Jesus Alou, R</b> (1, 7) OBP: 0.271, SLG: 0.312		0-0 5-3		0-0 3-1		0-0 F2	0-0 FC5-4		0-0 6-3	5 0 0 0 0 0 3			
<b>Hal Lanier, R</b> (1, 6) OBP: 0.203, SLG: 0.210		0-0 5-3			0-0 F8	0-3 K	0-3 K			4 0 0 0 0 2 1			
<b>Bobby Bolin, R</b> (1, 1) OBP: 0.139, SLG: 0.061 <b>Mike McCormick, L</b> (1, 1) OBP: 0.200, SLG: 0.196		4-0 BB			4-0 BB 1B BB	0-0 3-1		0-3 K		0 0 0 0 0 0 0 2 1 0 0 2 1 0			
<b>Inning Stats</b>	R: 1 H: 2 E: 1 LOB: 2 K: 2 BB: 1 S: 9 P: 13	R: 0 H: 0 E: 0 LOB: 1 K: 0 BB: 1 S: 3 P: 7	R: 0 H: 0 E: 0 LOB: 0 K: 0 BB: 0 S: 3 P: 3	R: 0 H: 0 E: 0 LOB: 0 K: 1 BB: 0 S: 5 P: 5	R: 3 H: 2 E: 0 LOB: 2 K: 0 BB: 3 S: 5 P: 17	R: 0 H: 0 E: 0 LOB: 0 K: 1 BB: 0 S: 5 P: 5	R: 4 H: 3 E: 1 LOB: 1 K: 2 BB: 1 S: 11 P: 15	R: 0 H: 0 E: 0 LOB: 0 K: 2 BB: 0 S: 7 P: 7	R: 0 H: 1 E: 0 LOB: 2 K: 0 BB: 1 S: 4 P: 8	1B: 8 SF: 0 2B: 0 SAC: 0 3B: 0 DP: 0 HR: 0 HBP: 0	WP: 0 PA: 43 PB: 1 SB: 0 CS: 0		
<b>PITCHER</b>	IP WLS BF H R ER SO BB IBB HBP BLK WP HR S P ERA WHIP											<b>PITCHER</b>	IP WLS BF H R ER SO BB IBB HBP BLK WP HR S P ERA WHIP
<b>Bill Singer, R</b> (1, 1) ERA: 2.9	4.1 L 22 4 4 4 3 5 0 0 0 0 0 0 23 43 8.31 2.077												
<b>John Purdin, R</b> (5, 1) ERA: 2.18	2.2 13 3 4 2 3 0 1 0 0 0 0 0 18 22 6.75 1.125												
<b>Hank Aguirre, L</b> (8, 1) ERA: 0.52	2.0 8 1 0 0 2 1 0 0 0 0 0 0 11 15 0.00 1.000												

livebaseballscores.com

<b>AB</b>	36
<b>R</b>	8
<b>H</b>	8
<b>RBI</b>	6
<b>BB</b>	7
<b>SO</b>	8
<b>LOB</b>	15



Batter	1	2	3	4	5	6	7	8	9	AB	R	H	RBI	BB	SO	LOB
Willie Crawford, L (1, 7) OBP: 0.325, SLG: 0.306	0-0 F5	0-3 K			0-3 K		0-0 L9			4	0	0	0	0	2	0
Willie Davis, L (1, 8) OBP: 0.279, SLG: 0.354	4-0 FC7-5 BB	0-0 F8			0-3 K			0-0 1B		3	0	1	0	1	1	0
Tom Haller, L (1, 2) OBP: 0.343, SLG: 0.386	4-0 BB FC7-5 1B BB		0-3 K		0-0 1B			0-3 K		3	1	1	0	1	2	1
Len Gabrielson, L (1, 9) OBP: 0.318, SLG: 0.428	0-0 FC7-5 BB 1B		0-3 K		0-0 F2			0-3 K		4	1	0	0	0	2	4
Ron Fairly, L (1, 3) OBP: 0.280, SLG: 0.279	4-0 1B 1B BB		0-0 4-3		0-0 F8			0-0 L9		3	1	0	0	1	0	1
Ken Boyer, R (1, 5) OBP: 0.302, SLG: 0.322	0-0 1B 1B			0-0 F7		0-3 K		0-0 F7		4	0	1	2	0	1	0
Paul Popovich, S (1, 4) OBP: 0.277, SLG: 0.273	0-0 1B			0-3 K		0-0 P6-3		0-0 P4-3		4	0	1	1	0	1	0
Zoilo Versalles, R (1, 6) OBP: 0.240, SLG: 0.262	0-0 F5			0-0 F7			0-0 F8		0-0 L9	4	0	0	0	0	0	3
Bill Singer, R (1, 1) OBP: 0.185, SLG: 0.226		0-0 F5			0-0 F8			0-0 F4		2	0	0	0	0	0	1
John Purdin, R (5, 1) OBP: 0.500, SLG: 0.500										0	0	0	0	0	0	0
Bob Bailey, R (7, PH) OBP: 0.318, SLG: 0.340										1	0	0	0	0	0	0
Hank Aguirre, R (8, 1)										0	0	0	0	0	0	0

Inning Stats	R: 3	H: 2	E: 0	K: 0	S: 5	H: 2	LOB: 2	BB: 3	P: 17	R: 0	H: 0	E: 0	K: 1	S: 5	H: 0	LOB: 0	BB: 0	P: 5	R: 0	H: 0	E: 0	K: 2	S: 7	H: 0	LOB: 1	BB: 0	P: 6	R: 0	H: 1	E: 0	K: 2	S: 8	H: 0	LOB: 0	BB: 0	P: 8	R: 0	H: 0	E: 0	K: 1	S: 5	H: 0	LOB: 0	BB: 0	P: 5	R: 0	H: 1	E: 0	K: 2	S: 8	H: 1	LOB: 1	BB: 0	P: 8	R: 0	H: 0	E: 0	K: 0	S: 3	H: 0	LOB: 0	BB: 0	P: 3	R: 0	H: 0	E: 0	K: 0	S: 3	H: 0	LOB: 0	BB: 0	P: 3	R: 0	H: 0	E: 0	K: 0	S: 3	H: 0	LOB: 0	BB: 0	P: 3
1B: 4	SF: 0	2B: 0	SAC: 0	3B: 0	DP: 0	HR: 0	HBP: 0	WP: 0	PA: 35																																																																								

PITCHER	IP	WLS	BF	H	R	ER	SO	BB	IBB	HBP	BLK	WP	HR	S	P	ERA	WHIP
Bobby Bolin, R (1, 1) ERA: 1.75	0.2		7	2	3	3	0	3	0	0	0	0	0	4	16	40.50	7.500
Mike McCormick, L (1, 1) ERA: 3.58	8.1	W	28	2	0	0	9	0	0	0	0	0	0	46	46	0.00	0.240

BOTTOM

San Francisco Giants @ Los Angeles Dodgers  
 Dodger Stadium, Los Angeles, CA  
 Fri Aug 23 1968, 7:05 PM PDT  
 Att. 22,700 - Unknown

livebaseballscorecards.com

AB	32
R	3
H	4
RBI	3
BB	3
SO	9
LOB	10



Batter	1	2	3	4	5	6	7	8	9	AB R H RBI BB SO LOB	TOP											
<b>Bobby Bonds, R</b> (1, 8) OBP: 0.349, SLG: 0.380	0-0 6-3		0-0 CS 1B		4-0 1B HR BB		0-0 1B 1B	0-0 5-3		4 2 2 0 1 0 0	<b>San Francisco Giants @ Los Angeles Dodgers</b> <b>Dodger Stadium, Los Angeles, CA</b> Sat Aug 24 1968, 7:05 PM PDT Att: 23,430 - Unknown											
<b>Ron Hunt, R</b> (1, 4) OBP: 0.378, SLG: 0.293	4-0 L3 BB		0-0 1B 1B		0-0 1B HR 1B		0-0 1B 1B	1-0 HBP		3 3 3 0 1 0 0												
<b>Ty Cline, L</b> (1, 9) OBP: 0.250, SLG: 0.269	0-0 L3		0-0 1B 1B		0-0 1B HR		0-0 1B 1B	0-3 K		5 2 3 4 0 1 2												
<b>Willie McCovey, L</b> (1, 3) OBP: 0.386, SLG: 0.574	0-0 P4-3		0-0 1B		0-0 P4-3		0-0 1B BB 1B	0-0 P4 CS		5 1 2 2 0 0 1												
<b>Jim Ray Hart, R</b> (1, 5) OBP: 0.334, SLG: 0.464		0-0 6-3		0-0 FC6-4 SF8 1B		0-0 P4-3	4-0 P5-4-3 1B BB	4-0 FC5-4 BB		3 1 1 0 0 0 0 0 0 0 0 2 0 0												
<b>Jim Davenport, R</b> (5, 5) OBP: 0.282, SLG: 0.237																						
<b>Dick Dietz, R</b> (1, 2) OBP: 0.382, SLG: 0.449		0-0 F9		0-0 FC6-4 1B		0-3 K	0-0 P5-4-3 1B	0-0 F7		5 0 2 2 0 1 1												
<b>Jesus Alou, R</b> (1, 7) OBP: 0.270, SLG: 0.310		0-0 1B		0-0 FC6-4 1-2f 2-3		0-0 6-3	0-0 P5-4-3 1-2f 2-3	0-0 FC5-4 1-2f		5 0 1 0 0 0 5												
<b>Hal Lanier, R</b> (1, 6) OBP: 0.201, SLG: 0.209		0-3 K		0-0 SF8 3-H		0-0 5-3	0-0 6-3			3 0 0 1 0 1 2												
<b>Ray Sadecki, L</b> (1, 1) OBP: 0.145, SLG: 0.113			0-0 6-3	0-0 P4-3		0-3 K		0-0 F7		4 0 0 0 0 1 1												
<b>Inning Stats</b>	R: 0 E: 0 K: 0 S: 3	H: 0 LOB: 1 BB: 1 P: 7	R: 0 E: 0 K: 1 S: 6	H: 1 LOB: 1 BB: 0 P: 6	R: 1 E: 0 K: 0 S: 5	H: 4 LOB: 2 BB: 0 P: 5	R: 1 E: 0 K: 0 S: 5	H: 2 LOB: 1 BB: 0 P: 5	R: 3 E: 0 K: 1 S: 7	H: 2 LOB: 0 BB: 1 P: 11	R: 0 E: 0 K: 1 S: 5	H: 0 LOB: 0 BB: 0 P: 5	R: 4 E: 0 K: 0 S: 7	H: 5 LOB: 1 BB: 1 P: 11	R: 0 E: 0 K: 1 S: 5	H: 0 LOB: 1 BB: 0 P: 6	R: 0 E: 1 K: 0 S: 3	H: 0 LOB: 1 BB: 1 P: 7	1B: 13 2B: 0 3B: 0 HR: 1	SF: 1 SAC: 0 DP: 1 HBP: 1	WP: 0 PB: 0 SB: 0 CS: 2	PA: 43
<b>PITCHER</b>	IP WLS BF H R ER SO BB IBB HBP BLK WP HR S P ERA WHIP																				<b>PITCHER</b>	IP WLS BF H R ER SO BB IBB HBP BLK WP HR S P ERA WHIP
<b>Don Drysdale, R</b> (1, 1) ERA: 2.15	6.0 L 27 9 5 5 3 2 0 0 0 0 1 31 39 7.50 1.833																					
<b>Jack Billingham, R</b> (7, 1) ERA: 2.24	0.0 5 4 4 4 0 1 0 0 0 0 0 0 4 8 ∞ ∞																					
<b>Mudcat Grant, R</b> (7, 1) ERA: 2.95	2.0 7 1 0 0 1 0 0 0 1 0 0 0 8 9 0.00 0.500																					
<b>Mike Kekich, L</b> (9, 1) ERA: 3.2	1.0 4 0 0 0 0 0 1 0 0 0 0 0 3 7 0.00 1.000																					

livebaseballscores.com

<b>AB</b>	37
<b>R</b>	9
<b>H</b>	14
<b>RBI</b>	9
<b>BB</b>	4
<b>SO</b>	4
<b>LOB</b>	12







Batter	1	2	3	4	5	6	7	8	9	AB R H RBI BB SO LOB	TOP	
<b>Bobby Bonds, R</b> OBP: 0.340, SLG: 0.369 (1, 9) X	0-0 5-3		0-0 F9		0-3 K		0-0 FC		0-0 1-3	5 0 0 0 0 1 2		
<b>Ron Hunt, R</b> OBP: 0.378, SLG: 0.295 (1, 4) S S S	0-3 K		0-0 1B BB 1B		0-0 P4		0-0 FC5-4 1B		0-0 F7	5 0 2 1 0 1 0		
<b>Willie Mays, R</b> OBP: 0.353, SLG: 0.445 (1, 8) B B B	4-0 2B E BB		0-0 F8		0-0 F9		0-0 FC5-4 S			3 1 0 1 1 0 3		
<b>Willie McCovey, L</b> OBP: 0.390, SLG: 0.576 (1, 3) X	0-0 E5 1B 2B		4-0 1B BB		0-0 F9		4-0 BB BB			2 1 1 0 2 0 0		
<b>Jim Ray Hart, R</b> OBP: 0.336, SLG: 0.465 (1, 5) X	0-0 1B		0-0 1B BB		0-0 5-3		0-0 F7			4 0 2 1 0 0 3		
<b>Dick Dietz, R</b> OBP: 0.376, SLG: 0.441 (1, 2) X	0-0 1-3		0-3 K		0-3 K		0-3 K			4 0 0 0 0 3 4		
<b>Jesus Alou, R</b> OBP: 0.267, SLG: 0.307 (1, 7) X		0-0 F9		0-0 F8		0-0 F7		0-3 K		4 0 0 0 0 1 0		
<b>Hal Lanier, R</b> OBP: 0.204, SLG: 0.214 (1, 6) X		0-0 F8		0-0 CS 1B		0-0 1B 1B 2B		0-3 K		4 1 2 0 0 1 0		
<b>Juan Marichal, R</b> OBP: 0.193, SLG: 0.200 (1, 1) X		0-0 F9		0-3 K		0-0 1B FC FC5-4 1B		0-0 6-3		4 1 1 0 0 1 1		
<b>Inning Stats</b>	R: 2 H: 2 E: 1 LOB: 1 K: 1 BB: 1 S: 7 P: 11	R: 0 H: 0 E: 0 LOB: 0 K: 0 BB: 0 S: 3 P: 3	R: 0 H: 2 E: 0 LOB: 3 K: 1 BB: 1 S: 7 P: 11	R: 0 H: 1 E: 0 LOB: 1 K: 1 BB: 0 S: 5 P: 5	R: 0 H: 0 E: 0 LOB: 0 K: 1 BB: 0 S: 5 P: 5	R: 0 H: 0 E: 0 LOB: 0 K: 1 BB: 0 S: 5 P: 5	R: 2 H: 3 E: 0 LOB: 3 K: 0 BB: 1 S: 7 P: 11	R: 0 H: 0 E: 0 LOB: 0 K: 3 BB: 0 S: 9 P: 9	R: 0 H: 0 E: 0 LOB: 0 K: 0 BB: 0 S: 3 P: 3	1B: 6 SF: 0 2B: 3 SAC: 0 3B: 0 DP: 1 HR: 0 HBP: 0	WP: 0 PA: 38 PB: 0 SB: 1 CS: 1	
<b>PITCHER</b> <b>Claude Osteen, L</b> ERA: 3.05 (1, 1)	IP WLS BF H R ER SO BB IBB HBP BLK WP HR S P ERA WHIP	6.1 29 8 4 2 5 2 0 0 0 0 0 0 37 45 2.84 1.579										
<b>Jim Brewer, L</b> ERA: 2.48 (7, 1)	IP WLS BF H R ER SO BB IBB HBP BLK WP HR S P ERA WHIP	2.2 9 0 0 0 3 1 0 0 0 0 0 0 14 18 0.00 0.375										

San Francisco Giants @ Los Angeles Dodgers  
 Dodger Stadium, Los Angeles, CA  
 Sun Aug 25 1968, 3:33 AM PDT  
 Att: 21,968 - Unknown

livebaseballscorecards.com

AB 35  
 R 4  
 H 8  
 RBI 3  
 BB 3  
 SO 8  
 LOB 13



Batter	1	2	3	4	5	6	7	8	9	AB R H RBI BB SO LOB
Willie Crawford, L (1, 7) OBP: 0.344, SLG: 0.354	0-0 F8		0-0 G3		0-0 PB 1B	0-0 1-H 2-H 2B		0-0 1B		5 0 3 2 0 0 0
Willie Davis, L (1, 8) OBP: 0.275, SLG: 0.349	0-0 E6 BB		0-0 G3		0-0 F9	0-0 1-3		0-0 G3		5 0 0 0 0 0 3
Tom Haller, L (1, 2) OBP: 0.346, SLG: 0.387	0-0 F8		0-0 1B 1B		4-0 1-2 BB		0-0 F4		0-0 E FC5-2 1B	4 1 2 0 1 0 1
Ron Fairly, L (1, 3) OBP: 0.290, SLG: 0.282	4-0 1-2 BB		0-0 1B 1B		0-0 F2		0-0 FC3-6 1B		0-0 E1 FC5-2 SF8	4 1 2 0 1 0 3
Len Gabrielson, L (1, 9) OBP: 0.319, SLG: 0.425	0-0 F9		0-0 1-3 2-H 1B		0-3 K		0-0 FC3-6 1B 1-2f		4-0 FC5-2 IBB	4 0 1 1 1 1 5
Ken Boyer, R (1, 5) OBP: 0.307, SLG: 0.358		0-0 HR	0-0 1-3		0-0 6-3		0-0 1-2 1B		0-0 FC5-2 1-2 2-3 3-Hf	5 1 2 1 0 0 5
Paul Popovich, S (1, 4) OBP: 0.272, SLG: 0.268		0-0 P6-3		0-0 P4-3		0-0 1B 2B 1B		0-0 P6-3	0-0 SF8 3-H	4 1 1 1 0 0 2
Zoilo Versalles, R (1, 6) OBP: 0.243, SLG: 0.265		0-0 L1		0-0 6-3		0-0 2B 1B		0-0 6-3		3 1 1 0 0 0 0
Bart Shirley, R (8, 6) OBP: 0.237, SLG: 0.222										1 0 0 0 0 0 0
Claude Osteen, L (1, 1) OBP: 0.164, SLG: 0.197		0-0 4-3		0-3 K		0-3 K		0-0 G3		3 0 0 0 0 2 2
Jim Brewer, L (7, 1) OBP: 0.143, SLG: 0.143										1 0 0 0 0 0 0

<b>Inning Stats</b>	R: 0 H: 0 E: 1 K: 0 S: 4	H: 0 LOB: 2 BB: 1 P: 8	R: 1 H: 1 E: 0 K: 0 S: 4	H: 1 LOB: 0 BB: 0 P: 4	R: 1 H: 3 E: 0 K: 0 S: 6	H: 3 LOB: 2 BB: 0 P: 6	R: 0 H: 0 E: 0 K: 1 S: 5	H: 0 LOB: 0 BB: 0 P: 5	R: 0 H: 1 E: 0 K: 1 S: 6	H: 1 LOB: 2 BB: 1 P: 10	R: 2 H: 3 E: 0 K: 1 S: 8	H: 3 LOB: 1 BB: 0 P: 8	R: 0 H: 2 E: 0 K: 0 S: 5	H: 2 LOB: 2 BB: 0 P: 5	R: 0 H: 1 E: 0 K: 0 S: 4	H: 1 LOB: 1 BB: 0 P: 4	R: 1 H: 1 E: 1 K: 0 S: 4	H: 1 LOB: 2 BB: 1 P: 8	1B: 10 SF: 1 2B: 1 SAC: 0 3B: 0 DP: 0 HR: 1 HBP: 0
<b>PITCHER</b> Juan Marichal, R (1, 1) ERA: 2.2	IP 8.2 WLS L BF 43 H 12 R 5 ER 4 SO 3 BB 2 IBB 1 HBP 0 BLK 0 WP 0 HR 1 S 46 P 58 ERA 4.15 WHIP 1.615																		

**BOTTOM**

San Francisco Giants @ Los Angeles Dodgers  
 Dodger Stadium, Los Angeles, CA  
 Sun Aug 25 1968, 3:33 AM PDT  
 Att. 21,968 - Unknown

livebaseballscores.com

<b>AB</b>	<b>39</b>
<b>R</b>	<b>5</b>
<b>H</b>	<b>12</b>
<b>RBI</b>	<b>5</b>
<b>BB</b>	<b>3</b>
<b>SO</b>	<b>3</b>
<b>LOB</b>	<b>21</b>



WP: 0	PA: 43
PB: 1	SB: 0
CS: 0	

Batter	1	2	3	4	5	6	7	8	9	AB R H RBI BB SO LOB	TOP											
Norm Miller, L (1, 9) OBP: 0.279, SLG: 0.342	0-0 P4-3		0-3 K		0-3 K		0-3 K		0-0 2B	5 0 1 0 0 3 2												
Hector Torres, R (1, 6) OBP: 0.252, SLG: 0.256	0-0 F7			0-0 F3		0-3 K		0-0 F6	0-0 P3	4 0 0 0 0 1 0 1 0 0 0 0 0 3												
Jose Herrera, R (9, PH) OBP: 0.179, SLG: 0.185																						
Jimmy Wynn, R (1, 8) OBP: 0.376, SLG: 0.451	0-0 1-3			4-0 1B 1B BB		4-0 WP BB		0-3 K		2 1 0 0 2 1 0												
Rusty Staub, L (1, 3) OBP: 0.382, SLG: 0.399		4-0 1B BB		0-0 1B		0-0 F5		0-0 5-3		3 0 1 0 1 0 1												
Denis Menke, R (1, 4) OBP: 0.336, SLG: 0.342		0-0 P6-4-3 1B		0-3 K		0-0 F3			0-0 3B 1B	4 1 2 0 0 1 3												
Bob Aspromonte, R (1, 5) OBP: 0.307, SLG: 0.291		0-0 F9		0-0 1B		0-0 E8 1B			0-0 1B 3B	4 1 2 2 0 0 2												
John Bateman, R (1, 2) OBP: 0.294, SLG: 0.341		0-0 P6-4-3		0-0 P4		0-0 F5			0-3 K	4 0 0 0 0 1 6												
Dick Simpson, R (1, 7) OBP: 0.285, SLG: 0.326			0-3 K		0-0 F7		0-3 K		0-3 K	4 0 0 0 0 3 2												
Don Wilson, R (1, 1) OBP: 0.233, SLG: 0.241			0-0 F2		0-3 K		0-0 2B 1B		0-0 2B 1B	1 0 0 0 0 0 0 1 0 0 0 0 0 1 0 0 0 0 0 0 0 0 0 1 0 1 0 0 0 0 0 0 0 0 0 0 0 0 0 1 0 1 1 0 0 0 0 0 0 0 0 0 0 0 0												
Danny Coombs, R (4, 1) OBP: 0.400, SLG: 0.400																						
Tom Dukes, R (6, 1)																						
Lee Thomas, L (7, PH) OBP: 0.232, SLG: 0.220																						
Pat House, L (7, 1)																						
Julio Gotay, R (9, PH) OBP: 0.267, SLG: 0.287																						
Jim Ray, R (9, PR) OBP: 0.077, SLG: 0.077																						
<b>Inning Stats</b>	R: 0 E: 0 K: 0 S: 3	H: 0 LOB: 0 BB: 0 P: 3	R: 0 E: 0 K: 0 S: 3	H: 1 LOB: 1 BB: 1 P: 7	R: 0 E: 0 K: 2 S: 7	H: 0 LOB: 0 BB: 0 P: 7	R: 1 E: 0 K: 1 S: 7	H: 2 LOB: 2 BB: 1 P: 11	R: 0 E: 0 K: 2 S: 7	H: 0 LOB: 0 BB: 0 P: 7	R: 0 E: 0 K: 1 S: 5	H: 0 LOB: 1 BB: 1 P: 9	R: 0 E: 1 K: 2 S: 9	H: 1 LOB: 2 BB: 0 P: 9	R: 0 E: 0 K: 1 S: 5	H: 0 LOB: 0 BB: 0 P: 5	R: 2 E: 0 K: 2 S: 11	H: 4 LOB: 3 BB: 0 P: 11	1B: 6 2B: 1 3B: 1 HR: 0	SF: 0 SAC: 0 DP: 1 HBP: 0	WP: 1 PB: 0 SB: 0 CS: 0	PA: 38
<b>PITCHER</b>	IP WLS BF H R ER SO BB IBB HBP BLK WP HR S P ERA WHIP																					
Don Sutton, R (1, 1) ERA: 2.87	8.2 W 37 8 3 3 11 3 0 0 0 1 0 56 68 3.12 1.269																					
Jack Billingham, R (9, 1) ERA: 2.22	0.1 S 1 0 0 0 0 0 0 0 0 0 0 0 1 1 0.00 0.000																					

Houston Astros @ Los Angeles Dodgers  
Dodger Stadium, Los Angeles, CA  
Mon Aug 26 1968, 7:05 PM PDT  
Att: 10,787 - Unknown

livebaseballscores.com

AB 35  
R 3  
H 8  
RBI 3  
BB 3  
SO 11  
LOB 19



Batter	1	2	3	4	5	6	7	8	9	AB	R	H	RBI	BB	SO	LOB
Willie Crawford, L (1, 7) OBP: 0.340, SLG: 0.341	0-0 G3		4-0 E 1B BB	0-3 K		0-0 E6 SH5-3 3B	0-0 SH2-4			3	2	0	0	1	1	1
Willie Davis, L (1, 8) OBP: 0.279, SLG: 0.352	0-0 4-3 1B		0-0 G3 S 1B 1-H	0-0 1B		0-0 SH5-3	0-0 G3			4	0	3	1	0	0	2
Tom Haller, L (1, 2) OBP: 0.344, SLG: 0.390	0-0 4-3 1-2		0-0 F7 1-2	0-3 K		0-0 3B	0-0 F8			5	0	1	1	0	1	6
Ron Fairly, L (1, 3) OBP: 0.291, SLG: 0.284	0-0 F5		0-0 G3			0-0 E P1-2-3 1B	0-0 BB 1B		0-0 4-3	5	0	2	0	0	0	2
Len Gabrielson, L (1, 9) OBP: 0.328, SLG: 0.423		4-0 1B SH3 BB	4-0 BB			4-0 P1-2-3 E BB	4-0 1-2 BB		0-0 F4	1	1	0	0	4	0	0
Ken Boyer, R (1, 5) OBP: 0.309, SLG: 0.355		0-3 K	0-0 6-3			4-0 P1-2-3 IBB	0-3 K		0-0 1B	4	0	1	0	1	2	6
Paul Popovich, S (1, 4) OBP: 0.274, SLG: 0.270		0-0 SH3 1-3 1B				0-0 P1-2-3 1B	0-0 P8		0-0 P5-3	5	1	2	0	0	0	7
Bart Shirley, R (1, 6) OBP: 0.250, SLG: 0.216		0-0 SH3 1-2 3-H				0-0 SH1 1-2 IBB			0-0 E9 SH2-4 1B	1	0	0	1	1	0	0
Don Sutton, R (1, 1) OBP: 0.229, SLG: 0.205		0-0 F8				0-0 1B 2-H 1B			0-0 SH2-4 1B	4	0	2	1	0	0	4
Jack Billingham, R (9, 1)										0	0	0	0	0	0	0

Inning Stats	R: 0	H: 1	E: 0	LOB: 1	K: 0	BB: 0	S: 4	R: 1	H: 1	E: 0	LOB: 1	K: 1	BB: 1	S: 6	R: 1	H: 1	E: 1	LOB: 2	K: 0	BB: 2	S: 4	R: 1	H: 3	E: 0	LOB: 2	K: 2	BB: 0	S: 10	R: 0	H: 1	E: 1	LOB: 3	K: 0	BB: 3	S: 3	R: 1	H: 2	E: 1	LOB: 3	K: 1	BB: 1	S: 8	R: 0	H: 1	E: 1	LOB: 2	K: 0	BB: 0	S: 5	R: 0	H: 1	E: 0	LOB: 1	K: 0	BB: 0	S: 4
--------------	------	------	------	--------	------	-------	------	------	------	------	--------	------	-------	------	------	------	------	--------	------	-------	------	------	------	------	--------	------	-------	-------	------	------	------	--------	------	-------	------	------	------	------	--------	------	-------	------	------	------	------	--------	------	-------	------	------	------	------	--------	------	-------	------

PITCHER	IP	WLS	BF	H	R	ER	SO	BB	IBB	HBP	BLK	WP	HR	S	P	ERA	WHIP
Don Wilson, R (1, 1) ERA: 3.11	3.2	L	20	6	3	3	2	3	3	0	0	0	0	21	33	7.36	2.455
Danny Coombs, L (4, 1) ERA: 3.52	1.2		12	3	1	0	1	2	2	0	0	0	0	10	26	0.00	3.000
Tom Dukes, R (6, 1) ERA: 5.26	0.2		2	0	0	0	1	0	0	0	0	0	0	4	4	0.00	0.000
Pat House, L (7, 1) ERA: 6.92	2.0		9	2	0	0	0	0	0	0	0	0	0	9	9	0.00	1.000

**BOTTOM**

**Houston Astros @ Los Angeles Dodgers**  
 Dodger Stadium, Los Angeles, CA

Mon Aug 26 1968, 7:05 PM PDT  
 Att. 10,787 - Unknown

AB	32
R	4
H	11
RBI	4
BB	7
SO	4
LOB	28

WP	HR	S	P	ERA	WHIP
0	0	4	0	0	0
0	0	1	0	0	0
0	0	0	0	0	0
0	0	0	0	0	0
0	0	0	0	0	0
0	0	0	0	0	0

Batter	1	2	3	4	5	6	7	8	9	AB R H RBI BB SO LOB	TOP	
Jose Herrera, R (1, 7) OBP: 0.219, SLG: 0.226	0-0 P4		0-0 SH1-4	0-0 1B			0-0 1-3		0-0 1B	4 0 2 0 0 0 0		
Hector Torres, R (1, 6) OBP: 0.256, SLG: 0.260	0-0 FC6-4 1B		0-0 1B 1B	0-3 K			0-0 5-3		0-0 1B	5 1 3 0 0 1 2		
Jimmy Wynn, R (1, 8) OBP: 0.376, SLG: 0.450	0-0 F8		0-0 1B SF8 1B				0-0 F8		0-0 F8	5 1 2 1 0 0 3		
Rusty Staub, L (1, 3) OBP: 0.381, SLG: 0.398	0-0 FC6-4 1-2f		0-0 1-3 2-H 1B				0-0 F7		0-0 L8	4 0 1 1 0 0 2		
Denis Menke, R (1, 4) OBP: 0.333, SLG: 0.339		0-0 F8	0-0 SF8				0-0 F8		0-0 L8	3 0 0 1 0 0 0		
Bob Aspromonte, R (1, 5) OBP: 0.306, SLG: 0.290		0-0 P4-3	0-0 5-3				0-0 P4-6-3 1B		0-0 5-3	4 0 1 0 0 0 1		
John Bateman, R (1, 2) OBP: 0.281, SLG: 0.337		0-0 P4-3		0-0 F7			0-0 P4-6-3 1-2f		0-0 F6	4 0 0 0 0 0 1		
Norm Miller, L (1, 9) OBP: 0.282, SLG: 0.363			0-0 HR BB	4-0 CS BB			0-0 1B		4-0 P1-4 BB	2 1 2 1 2 0 0		
Denny Lemaster, R (1, 1) OBP: 0.097, SLG: 0.018			4-0 1B SH1-4 BB	4-0 1-2 BB			0-0 P4		0-0 P1-4 1-2f	2 1 0 0 2 0 2		
<b>Inning Stats</b>	R: 0 H: 1 E: 0 LOB: 1 K: 0 BB: 0 S: 4 P: 4	R: 0 H: 0 E: 0 LOB: 0 K: 0 BB: 0 S: 3 P: 3	R: 4 H: 4 E: 0 LOB: 1 K: 0 BB: 1 S: 7 P: 11	R: 0 H: 1 E: 0 LOB: 2 K: 1 BB: 2 S: 5 P: 13	R: 0 H: 0 E: 0 LOB: 0 K: 0 BB: 0 S: 3 P: 3	R: 0 H: 2 E: 0 LOB: 1 K: 0 BB: 0 S: 4 P: 4	R: 0 H: 1 E: 0 LOB: 1 K: 0 BB: 0 S: 4 P: 4	R: 0 H: 0 E: 0 LOB: 0 K: 0 BB: 0 S: 3 P: 3	R: 0 H: 2 E: 0 LOB: 2 K: 0 BB: 1 S: 4 P: 8	1B: 10 SF: 1 2B: 1 SAC: 1 3B: 0 DP: 2 HR: 1 HBP: 0	WP: 0 PA: 39 PB: 0 SB: 0 CS: 1	
<b>PITCHER</b>	IP WLS BF H R ER SO BB IBB HBP BLK WP HR S P ERA WHIP											
Mike Kekich, L (1, 1) ERA: 3.47	2.1 L 13 5 4 4 0 1 0 0 0 0 1 12 16 15.43 2.571											
Mudcat Grant, R (3, 1) ERA: 2.7	5.2 21 4 0 0 1 2 0 0 0 0 0 21 29 0.00 1.059											
Jack Billingham, R (9, 1) ERA: 2.18	1.0 5 2 0 0 0 1 0 0 0 0 0 4 8 0.00 3.000											

Houston Astros @ Los Angeles Dodgers  
Dodger Stadium, Los Angeles, CA

Tue Aug 27 1968, 7:05 PM PDT  
Att. 8,928 - Unknown

livebaseballscorecards.com

AB	33
R	4
H	11
RBI	4
BB	4
SO	1
LOB	11



Batter	1	2	3	4	5	6	7	8	9	AB	R	H	RBI	BB	SO	LOB
Willie Crawford, L (1, 9) OBP: 0.327, SLG: 0.326	0-3 K ①		0-3 K ③		0-0 6-3 ②			0-3 K ②		4	0	0	0	0	3	0
Willie Davis, L (1, 8) OBP: 0.281, SLG: 0.357	0-0 F8 ②			0-0 FC6-4 1B	0-0 F7 ③			0-0 3B		4	0	2	0	0	0	0
Bob Bailey, R (1, 5) OBP: 0.313, SLG: 0.334	0-3 K ③			0-0 FC6-4 1B 1-2f		0-0 F6 ①		0-0 6-3 ③		4	1	0	0	0	1	2
Jim Lefebvre, S (1, 7) OBP: 0.268, SLG: 0.299		0-0 L6 ①		0-0 1B 1-2		0-0 6-3 ②			0-0 FC6-4 HBP 1B	4	1	2	0	0	0	0
Jim Fairey, L (9, PR) OBP: 0.226, SLG: 0.275				0-0 1B 1-2						0	0	0	0	0	0	0
Ron Fairly, L (1, 3) OBP: 0.291, SLG: 0.281		0-0 F9 ②		0-0 F4 ②		0-0 F3 ③			1-0 FC6-4 HBP	3	0	0	0	0	0	2
Paul Popovich, S (1, 4) OBP: 0.277, SLG: 0.271		4-0 BB		0-0 1B 1-2 2-H			0-0 P5-3 ①		0-3 K ①	3	0	1	1	1	1	2
Zoilo Versalles, R (1, 6) OBP: 0.243, SLG: 0.265		0-0 F9 ③		0-0 1B 1-2 2-H			0-0 6-3 ②		0-0 FC6-4 ②	3	0	1	1	0	0	1
Ken Boyer, R (9, PH) OBP: 0.307, SLG: 0.354				0-0 1B 1-2 2-H					1-2f 2-3	1	0	0	0	0	0	2
Jeff Torborg, R (1, 2) OBP: 0.224, SLG: 0.190			0-0 F8 ①	0-0 F9 ③			0-0 F2 ③		0-0 F9 ③	4	0	0	0	0	0	4
Mike Kekich, R (1, 1) OBP: 0.118, SLG: 0.091			0-3 K ②		0-3 K ①			0-0 F5 ①		0	0	0	0	0	0	0
Mudcat Grant, R (3, 1) OBP: 0.143, SLG: 0.286										2	0	0	0	0	2	0
Ted Savage, R (8, PH) OBP: 0.233, SLG: 0.281										1	0	0	0	0	0	0
Jack Billingham, R (9, 1)										0	0	0	0	0	0	0

Inning Stats	R: 0	H: 0	E: 0	K: 2	S: 7	R: 0	H: 0	E: 0	K: 0	S: 3	R: 0	H: 0	E: 0	K: 2	S: 7	R: 2	H: 4	E: 0	K: 0	S: 7	R: 0	H: 0	E: 0	K: 1	S: 5	R: 0	H: 0	E: 0	K: 0	S: 3	R: 0	H: 1	E: 0	K: 1	S: 6	R: 0	H: 1	E: 0	K: 1	S: 6	1B: 5	2B: 0	3B: 1	SF: 0	SAC: 0	DP: 0	HBP: 1	WP: 0	PB: 0	SB: 0	CS: 0	PA: 35
--------------	------	------	------	------	------	------	------	------	------	------	------	------	------	------	------	------	------	------	------	------	------	------	------	------	------	------	------	------	------	------	------	------	------	------	------	------	------	------	------	------	-------	-------	-------	-------	--------	-------	--------	-------	-------	-------	-------	--------

PITCHER	IP	WLS	BF	H	R	ER	SO	BB	IBB	HBP	BLK	WP	HR	S	P	ERA	WHIP
Denny Lemaster, L (1, 1) ERA: 2.93	9.0	W	35	6	2	2	7	1	0	1	0	0	0	47	52	2.00	0.778


**BOTTOM**

**Houston Astros @ Los Angeles Dodgers**  
**Dodger Stadium, Los Angeles, CA**

Tue Aug 27 1968, 7:05 PM PDT  
 Att. 8,928 - Unknown

livebaseballscorecards.com

**AB 33**  
**R 2**  
**H 6**  
**RBI 2**  
**BB 1**  
**SO 7**  
**LOB 13**



Batter	1	2	3	4	5	6	7	8	9	AB R H RBI BB SO LOB	TOP												
Don Kessinger, S OBP: 0.292, SLG: 0.298 (1, 6)										5 1 3 2 0 0 3													
Glenn Beckert, R OBP: 0.309, SLG: 0.354 (1, 4)										4 1 0 0 1 1 5													
Billy Williams, L OBP: 0.334, SLG: 0.478 (1, 9) (7, 7)										5 1 1 0 0 1 5													
Ron Santo, R OBP: 0.357, SLG: 0.413 (1, 5)										4 0 0 0 1 2 3													
14 Ernie Banks, R OBP: 0.291, SLG: 0.476 Dick Nen, L OBP: 0.202, SLG: 0.282 (1, 3) (9, PR) (9, 3)										5 1 1 2 0 2 3 0 0 0 0 0 0 0													
Willie Smith, L OBP: 0.289, SLG: 0.381 Phil Regan, R OBP: 0.200, SLG: 0.211 (1, 7) (7, 1)										2 1 0 0 2 1 2 0 0 0 0 0 0 0													
Randy Hundley, R OBP: 0.292, SLG: 0.330 (1, 2)										5 1 2 0 0 0 4													
Adolfo Phillips, R OBP: 0.333, SLG: 0.387 (1, 8)										3 1 2 1 1 1 0													
Rich Nye, L OBP: 0.179, SLG: 0.184 Jim Hickman, R OBP: 0.293, SLG: 0.386 (1, 1) (7, 9)										2 0 1 1 0 1 2 1 0 1 0 0 0 0													
<b>Inning Stats</b>	R: 6 E: 1 K: 2 S: 13	H: 4 LOB: 2 BB: 2 P: 21	R: 0 E: 1 K: 0 S: 4	H: 1 LOB: 2 BB: 1 P: 8	R: 0 E: 0 K: 1 S: 5	H: 1 LOB: 0 BB: 0 P: 5	R: 0 E: 0 K: 1 S: 5	H: 0 LOB: 2 BB: 2 P: 13	R: 0 E: 0 K: 1 S: 6	H: 2 LOB: 1 BB: 0 P: 6	R: 0 E: 0 K: 0 S: 3	H: 0 LOB: 0 BB: 0 P: 3	R: 0 E: 0 K: 1 S: 5	H: 0 LOB: 0 BB: 0 P: 5	R: 1 E: 0 K: 1 S: 7	H: 3 LOB: 2 BB: 0 P: 7	R: 0 E: 0 K: 2 S: 8	H: 0 LOB: 2 BB: 0 P: 8	1B: 10 2B: 2 3B: 0 HR: 0	SF: 1 SAC: 1 DP: 3 HBP: 0	WP: 2 PB: 0 SB: 0 CS: 1	PA: 43	
<b>PITCHER</b> Bill Singer, R ERA: 2.93 Hank Aguirre, L ERA: 0.74	IP 7.0 2.0	WLS L	BF 34 9	H 8 3	R 6 1	ER 3 1	SO 6 3	BB 5 0	IBB 0 0	HBP 0 0	BLK 0 0	WP 1 1	HR 0 0	S 41 15	P 61 15	ERA 3.86 4.50	WHIP 1.857 1.500						<b>PITCHER</b> IP WLS BF H R ER SO BB IBB HBP BLK WP HR S P ERA WHIP

Chicago Cubs @ Los Angeles Dodgers  
Dodger Stadium, Los Angeles, CA  
Wed Aug 28 1968, 7:05 PM PDT  
Unknown - 80 F

livebaseballscorecards.com

AB	36
R	7
H	11
RBI	6
BB	5
SO	9
LOB	27





Batter	1	2	3	4	5	6	7	8	9	AB	R	H	RBI	BB	SO	LOB
Ted Savage, R OBP: 0.245, SLG: 0.323 Len Gabrielson, L OBP: 0.331, SLG: 0.426 (8, 9)	0-0 B1-3 1B	0-0 F7			0-0 HR		0-0 1-3 1B			3	2	2	1	0	0	1
Willie Davis, L OBP: 0.280, SLG: 0.356 (1, 8)	0-0 B1-3		0-0 F9		0-0 1B		0-3 K			4	0	1	0	0	1	3
Jim Lefebvre, S OBP: 0.268, SLG: 0.298 (1, 7)	0-0 1-3 E 1B		0-0 F9		0-0 4-3		0-3 K			4	1	1	1	0	1	3
Ken Boyer, R OBP: 0.302, SLG: 0.347 (1, 3)	0-0 1-3		0-0 6-3		0-0 L6			0-3 K		4	0	0	0	0	1	1
Bob Bailey, R OBP: 0.315, SLG: 0.347 (1, 5)	0-0 E6 1B		0-0 6-3		0-0 HR			0-0 6-3		4	1	2	1	0	0	0
Paul Popovich, S OBP: 0.274, SLG: 0.268 (1, 4)	0-0 P6-3		0-0 P5-3		0-0 L6			0-0 F5		4	0	0	0	0	0	1
Zoilo Versalles, R OBP: 0.243, SLG: 0.265 Bart Shirley, R OBP: 0.250, SLG: 0.200 (1, 6)		4-0 BB	0-0 F7		0-0 F9				0-0 L9	0	0	0	0	0	0	0
Jeff Torborg, R OBP: 0.218, SLG: 0.185 Tom Haller, L OBP: 0.343, SLG: 0.388 (8, 2)		0-0 L5			0-0 P6		0-0 P6		0-0 4-3	2	0	0	0	0	0	1
Bill Singer, R OBP: 0.179, SLG: 0.219 Willie Crawford, L OBP: 0.333, SLG: 0.326 Hank Aguirre, R (8, 1) Jim Fairey, L OBP: 0.224, SLG: 0.273 (9, PH)		0-0 L4			0-0 6-3		4-0 1B BB		0-0 F9	2	0	0	0	0	0	1

Inning Stats	R: 2	H: 3	E: 1	LOB: 1	K: 0	BB: 0	S: 6	R: 0	H: 0	E: 0	LOB: 1	K: 0	BB: 1	S: 3	R: 0	H: 0	E: 0	LOB: 0	K: 0	BB: 0	S: 3	R: 1	H: 2	E: 0	LOB: 1	K: 0	BB: 0	S: 5	R: 1	H: 1	E: 0	LOB: 0	K: 0	BB: 0	S: 4	R: 0	H: 1	E: 0	LOB: 2	K: 2	BB: 1	S: 8	R: 0	H: 0	E: 0	LOB: 0	K: 1	BB: 0	S: 5	R: 0	H: 0	E: 0	LOB: 0	K: 0	BB: 0	S: 3	R: 0	H: 0	E: 0	LOB: 0	K: 0	BB: 0	S: 3	1B: 5	SF: 0	2B: 0	SAC: 0	3B: 0	DP: 0	HR: 2	HBP: 0	WP: 0	PA: 36	PB: 0	SB: 0	CS: 0
--------------	------	------	------	--------	------	-------	------	------	------	------	--------	------	-------	------	------	------	------	--------	------	-------	------	------	------	------	--------	------	-------	------	------	------	------	--------	------	-------	------	------	------	------	--------	------	-------	------	------	------	------	--------	------	-------	------	------	------	------	--------	------	-------	------	------	------	------	--------	------	-------	------	-------	-------	-------	--------	-------	-------	-------	--------	-------	--------	-------	-------	-------

PITCHER	IP	WLS	BF	H	R	ER	SO	BB	IBB	HBP	BLK	WP	HR	S	P	ERA	WHIP
Rich Nye, L ERA: 4.22 (1, 1)	6.0	W	25	6	4	3	0	1	0	0	0	0	2	24	28	4.50	1.167
Phil Regan, R ERA: 1.97 (7, 1)	3.0	S	11	1	0	0	3	1	0	0	0	0	0	16	20	0.00	0.667

PITCHER	IP	WLS	BF	H	R	ER	SO	BB	IBB	HBP	BLK	WP	HR	S	P	ERA	WHIP
---------	----	-----	----	---	---	----	----	----	-----	-----	-----	----	----	---	---	-----	------

**Chicago Cubs @ Los Angeles Dodgers**  
**Dodger Stadium, Los Angeles, CA**  
 Wed Aug 28 1968, 7:05 PM PDT  
 Unknown - 80 F

<b>AB</b>	<b>34</b>
<b>R</b>	<b>4</b>
<b>H</b>	<b>7</b>
<b>RBI</b>	<b>3</b>
<b>BB</b>	<b>2</b>
<b>SO</b>	<b>3</b>
<b>LOB</b>	<b>11</b>



livebaseballscorecards.com



Batter	1	2	3	4	5	6	7	8	9
<b>Ted Savage, R</b> (1, 7) OBP: 0.234, SLG: 0.308	0-0 4-3		0-0 P4		0-0 5-3			K	
<b>Willie Davis, L</b> (1, 8) OBP: 0.280, SLG: 0.356	0-3 K		0-0 F9		0-0 F8			F8	
<b>Jim Lefebvre, S</b> (1, 3) <b>Paul Popovich, S</b> (9, 4) OBP: 0.274, SLG: 0.268	0-3 K			4-0 BB 1B BB	0-0 F8			0-0 1B 2B 1B	
<b>Bob Bailey, R</b> (1, 5) OBP: 0.317, SLG: 0.350		0-0 F8		4-0 BB 1B BB		0-0 6-3		0-0 1-3 2B 2B	
<b>Len Gabrielson, L</b> (1, 9) OBP: 0.333, SLG: 0.437		0-0 HR		0-3 K		0-0 L8		0-0 3-H 4-0 2B IBB	
<b>Zoilo Versalles, R</b> (1, 6) <b>Ken Boyer, R</b> (8, PH) <b>Ron Fairly, L</b> (9, 3) OBP: 0.291, SLG: 0.281		0-0 5-3		0-0 BB 1B		0-0 4-3		0-0 1-H 2-H 3-H 1B 2B	
<b>Bart Shirley, R</b> (1, 4) OBP: 0.250, SLG: 0.186		0-0 6-3		4-0 1-2 2-3 BB			0-0 L5	0-0 4-3	
<b>Jeff Torborg, R</b> (1, 2) <b>Tom Haller, L</b> (4, PH) OBP: 0.343, SLG: 0.386			0-0 1B	0-3 K		0-0 L8		4-0 1B BB	
<b>John Purdin, R</b> (1, 1) <b>Jim Fairey, L</b> (4, PH) <b>Jack Billingham, R</b> (5, 1) <b>Willie Crawford, L</b> (7, PH) <b>Jim Brewer, L</b> (8, 1) OBP: 0.250, SLG: 0.250			0-3 K	0-0 F7		0-0 F7		0-0 1-H 3-H E8 1B	

Inning Stats	R: 0 E: 0 K: 2 S: 7	H: 0 LOB: 0 BB: 0 P: 7	R: 1 E: 0 K: 0 S: 4	H: 1 LOB: 0 BB: 0 P: 4	R: 0 E: 0 K: 1 S: 6	H: 1 LOB: 1 BB: 0 P: 6	R: 1 E: 0 K: 2 S: 8	H: 1 LOB: 3 BB: 3 P: 20	R: 0 E: 0 K: 0 S: 3	H: 0 LOB: 0 BB: 0 P: 3	R: 0 E: 0 K: 0 S: 3	H: 0 LOB: 0 BB: 0 P: 3	R: 0 E: 0 K: 0 S: 3	H: 0 LOB: 0 BB: 0 P: 3	R: 6 E: 1 K: 1 S: 10	H: 5 LOB: 1 BB: 2 P: 18
--------------	------------------------------	---------------------------------	------------------------------	---------------------------------	------------------------------	---------------------------------	------------------------------	----------------------------------	------------------------------	---------------------------------	------------------------------	---------------------------------	------------------------------	---------------------------------	-------------------------------	----------------------------------

PITCHER	IP	WLS	BF	H	R	ER	SO	BB	IBB	HBP	BLK	WP	HR	S	P	ERA	WHIP
<b>Darcy Fast, L</b> (1, 1) ERA: 5.4	3.1		16	3	2	2	4	3	0	0	0	0	1	21	33	5.40	1.800
<b>Bill Hands, R</b> (4, 1) ERA: 2.98	4.0		14	2	2	2	2	0	0	0	0	0	0	18	18	4.50	0.500
<b>Phil Regan, R</b> (8, 1) ERA: 2.19	0.2	L	7	3	4	3	0	1	1	0	0	0	0	5	13	40.50	6.000

**BOTTOM**

**Chicago Cubs @ Los Angeles Dodgers**  
**Dodger Stadium, Los Angeles, CA**  
 Wed Aug 28 1968, 7:05 PM PDT  
 Att. 16,472 - Unknown

AB	R	H	RBI	BB	SO	LOB
5	0	0	0	0	1	2
4	1	1	0	0	1	1
3	2	1	0	1	1	0
0	0	0	0	0	0	0
3	1	1	1	1	0	0
3	2	1	1	1	1	2
3	0	1	1	0	0	0
1	1	1	3	0	0	0
0	0	0	0	0	0	0
3	0	0	0	1	0	1
1	0	1	0	0	0	0
2	1	0	0	1	1	3
0	0	0	0	0	0	0
1	0	0	0	0	0	0
1	0	1	1	0	0	0

AB	32
R	8
H	8
RBI	7
BB	5
SO	6
LOB	13

livebaseballscorecards.com



WP	PA
37	37

Batter	1	2	3	4	5	6	7	8	9	AB R H RBI BB SO LOB	TOP											
Willie Crawford, L (1, 7) OBP: 0.324, SLG: 0.316	0-3 K		0-0 1-3			0-0 1B	0-0 6-3		0-0 E4	5 2 1 0 0 1 2	<p>Los Angeles Dodgers @ San Francisco Giants</p> <p>Candlestick Park, San Francisco, CA</p> <p>Fri Aug 30 1968, 10:05 PM EDT</p> <p>Att: 10,465 - Unknown</p> <p>livebaseballscorecards.com</p>											
Willie Davis, L (1, 8) OBP: 0.285, SLG: 0.360	0-0 E9			0-0 G3		0-0 1B		0-0 1B	0-0 E	5 2 4 1 0 0 0												
Tom Haller, L (1, 2) OBP: 0.343, SLG: 0.384	0-0 3-1			0-0 E4		4-0 1B		0-3 K	0-0 E3	4 0 1 0 1 1 2												
Len Gabrielson, L (1, 9) OBP: 0.327, SLG: 0.428	0-3 K			0-0 F7		0-0 F4		0-0 4-3	0-0 F8	5 0 0 0 0 1 8												
Jim Lefebvre, S (1, 3) OBP: 0.276, SLG: 0.299		0-0 4-3		0-3 K		0-0 E9		4-0 1B		3 0 1 2 1 1 1												
Ron Fairly, L (8, 3) OBP: 0.291, SLG: 0.281						1-3 2-H 3-H 1B				0 0 0 0 0 0 0												
Bob Bailey, R (1, 5) OBP: 0.314, SLG: 0.346		0-0 F7			0-3 K			0-0 1B		3 0 0 0 0 2 2												
Ken Boyer, R (8, PH) OBP: 0.308, SLG: 0.358								1-3 2-H 1B		1 0 1 1 0 0 0												
Paul Popovich, S (1, 4) OBP: 0.270, SLG: 0.264		0-0 P4-3			0-0 P6-3		0-0 P4-3		0-0 P1-3	4 0 0 0 0 0 0												
Zoilo Versalles, R (1, 6) OBP: 0.246, SLG: 0.268			0-0 4-3		0-0 6-3		0-0 4-3		0-0 E	4 1 2 0 0 0 0												
Claude Osteen, L (1, 1) OBP: 0.157, SLG: 0.188			0-3 K			0-0 6-3		0-0 4-3	0-0 SH5-3	3 0 0 0 0 1 1												
Jim Brewer, L (9, 1) OBP: 0.250, SLG: 0.250							1-3		1-2	0 0 0 0 0 0 0												
<b>Inning Stats</b>	R: 0 E: 1 K: 2 S: 8	H: 1 LOB: 1 BB: 0 P: 8	R: 0 E: 0 K: 0 S: 3	H: 0 LOB: 0 BB: 0 P: 3	R: 0 E: 0 K: 1 S: 5	H: 0 LOB: 0 BB: 0 P: 5	R: 0 E: 1 K: 1 S: 6	H: 0 LOB: 1 BB: 0 P: 6	R: 0 E: 0 K: 1 S: 5	H: 0 LOB: 0 BB: 0 P: 5	R: 2 E: 1 K: 1 S: 8	H: 3 LOB: 2 BB: 1 P: 12	R: 0 E: 0 K: 0 S: 4	H: 1 LOB: 1 BB: 0 P: 4	R: 1 E: 0 K: 1 S: 6	H: 2 LOB: 2 BB: 1 P: 10	R: 2 E: 2 K: 0 S: 7	H: 3 LOB: 2 BB: 0 P: 7	1B: 10 2B: 0 3B: 0 HR: 0	SF: 0 SAC: 1 DP: 0 HBP: 0	WP: 0 PB: 0 SB: 1 CS: 0	PA: 40
<b>PITCHER</b> Gaylord Perry, R (1, 1) ERA: 2.36	IP: 9.0 WLS: L BF: 40 H: 10 R: 5 ER: 3 SO: 7 BB: 0 IBB: 2 HBP: 0 BLK: 0 WP: 0 HR: 0 S: 52 P: 60 ERA: 3.00 WHIP: 1.111											<b>PITCHER</b>	IP: WLS: BF: H: R: ER: SO: BB: IBB: HBP: BLK: WP: HR: S: P: ERA: WHIP:									



Batter	1	2	3	4	5	6	7	8	9	AB R H RBI BB SO LOB
<b>Bobby Bonds, R</b> OBP: 0.346, SLG: 0.398 (1, 9) X	0-0 F9 ①		0-3 K ①		4-0 P4-3 BB		0-0 6-3 ②		0-0 SF8 ②	3 0 0 1 1 1 0
<b>Ron Hunt, R</b> OBP: 0.371, SLG: 0.289 (1, 4) X	0-0 2B 1B		0-0 F8 ②		0-0 P4-3 ②		0-0 P4-3 ③		0-0 E5 ②	5 1 1 0 0 0 2
<b>Willie Mays, R</b> OBP: 0.354, SLG: 0.457 (1, 8) X	0-0 3-1 1-H 2B		0-3 K ③		0-3 K ③			0-0 F9 ①	0-3 K ③	5 0 1 1 0 3 3
<b>Willie McCovey, L</b> OBP: 0.386, SLG: 0.567 (1, 3) X	0-0 3-1 ②			1-0 1B HBP		0-0 5-3 1B 1-3 1B		0-0 F8 ②		3 1 1 0 0 0 1
<b>Jim Ray Hart, R</b> OBP: 0.332, SLG: 0.451 (1, 5) X	0-0 6-3 ③			0-3 K ①		0-0 1-3 ①		0-0 F8 ③		4 0 0 0 0 1 3
<b>Dick Dietz, R</b> OBP: 0.369, SLG: 0.420 (1, 2)		0-0 6-3 ①		0-3 K ②		0-0 5-3 ②			0-0 6-3 ①	4 0 0 0 0 1 2
<b>Jesus Alou, R</b> OBP: 0.267, SLG: 0.305 (1, 7)		0-0 6-3 ②		0-0 1-2 1B		0-0 1B ③			0-0 1B 1B	4 1 3 1 0 0 0
<b>Hal Lanier, R</b> OBP: 0.203, SLG: 0.214 <b>Jim Davenport, R</b> OBP: 0.286, SLG: 0.242 (9, PH)		0-0 E6		0-0 P4-3 ③		0-0 F8 ③			0-0 1B SF8 1B	3 0 0 0 0 0 3 1 1 1 0 0 0 0
<b>Gaylord Perry, R</b> OBP: 0.146, SLG: 0.125 <b>Jack Hiatt, R</b> OBP: 0.333, SLG: 0.337 <b>Nate Oliver, R</b> OBP: 0.197, SLG: 0.214 (9, PR)		0-0 6-3 ③			0-3 K ①		0-0 5-3 ①		0-0 1-3 2-H 1B	3 0 0 0 0 0 1 1 1 0 1 1 0 0 0 0 0 0 0 0 0 0

Inning Stats	R: 1 E: 0 K: 0 S: 5	H: 2 LOB: 1 BB: 0 P: 5	R: 0 E: 1 K: 0 S: 4	H: 0 LOB: 1 BB: 0 P: 4	R: 0 E: 0 K: 2 S: 7	H: 0 LOB: 0 BB: 0 P: 7	R: 0 E: 0 K: 2 S: 8	H: 1 LOB: 2 BB: 0 P: 9	R: 0 E: 0 K: 2 S: 7	H: 0 LOB: 1 BB: 1 P: 11	R: 1 E: 0 K: 0 S: 5	H: 2 LOB: 1 BB: 0 P: 5	R: 0 E: 0 K: 0 S: 3	H: 0 LOB: 0 BB: 0 P: 3	R: 0 E: 0 K: 0 S: 3	H: 0 LOB: 0 BB: 0 P: 3	R: 2 E: 1 K: 1 S: 9	H: 3 LOB: 2 BB: 0 P: 9	1B: 7 2B: 1 3B: 0 HR: 0	SF: 1 SAC: 0 DP: 0 HBP: 1	WP: 0 PB: 0 SB: 0 CS: 0	PA: 39
--------------	------------------------------	---------------------------------	------------------------------	---------------------------------	------------------------------	---------------------------------	------------------------------	---------------------------------	------------------------------	----------------------------------	------------------------------	---------------------------------	------------------------------	---------------------------------	------------------------------	---------------------------------	------------------------------	---------------------------------	----------------------------------	------------------------------------	----------------------------------	--------

PITCHER	IP	WLS	BF	H	R	ER	SO	BB	IBB	HBP	BLK	WP	HR	S	P	ERA	WHIP
<b>Claude Osteen, L</b> ERA: 3.1 (1, 1)	8.1	W	36	8	4	4	6	1	0	1	0	0	0	46	51	4.32	1.080
<b>Jim Brewer, L</b> ERA: 2.38 (9, 1)	0.2	S	3	0	0	0	1	0	0	0	0	0	0	5	5	0.00	0.000

**BOTTOM**

Los Angeles Dodgers @ San Francisco Giants  
Candlestick Park, San Francisco, CA  
Fri Aug 30 1968, 10:05 PM EDT  
Att. 10,465 - Unknown

<b>AB</b>	<b>36</b>
<b>R</b>	<b>4</b>
<b>H</b>	<b>8</b>
<b>RBI</b>	<b>4</b>
<b>BB</b>	<b>1</b>
<b>SO</b>	<b>7</b>
<b>LOB</b>	<b>15</b>



Batter	1	2	3	4	5	6	7	8	9	AB R H RBI BB SO LOB	TOP											
Willie Crawford, L (1, 7) OBP: 0.321, SLG: 0.306	4-0 1B BB		0-3 K		0-3 K		0-3 K			3 0 0 0 1 3 2	<b>Los Angeles Dodgers @ San Francisco Giants</b> <b>Candlestick Park, San Francisco, CA</b> Sat Aug 31 1968, 6:33 AM EDT Att: 13,215 - Unknown <a href="http://livebaseballscorecards.com">livebaseballscorecards.com</a>											
Willie Davis, L (1, 8) OBP: 0.284, SLG: 0.359	0-0 P6		0-0 1B		0-0 FC4-6 E			0-0 6-3		4 0 1 0 0 0 3												
Ted Savage, R (1, 9) OBP: 0.243, SLG: 0.315	0-0 F9		0-0 1B		0-0 E6			0-0 FC6-4 1B		4 0 2 0 0 0 2												
Jim Fairey, L (8, 9) OBP: 0.223, SLG: 0.271			1-3 1B		1-3 3-H K			0-0 FC6-4 1B		0 0 0 0 0 0 0												
Jim Lefebvre, S (1, 3) OBP: 0.275, SLG: 0.298	0-0 1-2 1B		0-0 F2		0-3 K			0-0 FC6-4 1-2f		4 0 1 0 0 1 5												
Bob Bailey, R (1, 5) OBP: 0.311, SLG: 0.342	0-0 6-3			0-0 F9		0-3 K		0-0 5-3		4 0 0 0 0 1 3												
Paul Popovich, S (1, 4) OBP: 0.267, SLG: 0.261		0-0 P9		0-0 P6-3		0-0 L9		0-0 P6-3		4 0 0 0 0 0 0												
Zoilo Versalles, R (1, 6) OBP: 0.244, SLG: 0.266		0-3 K		0-0 P5		0-0 6-3		0-0 F9		4 0 0 0 0 1 0												
Jeff Torborg, R (1, 2) OBP: 0.228, SLG: 0.198		0-0 6-3			0-0 FC4-6 E 1B		0-0 6-3		0-0 5-3	4 1 1 0 0 0 0												
Don Sutton, R (1, 1) OBP: 0.224, SLG: 0.200			0-0 L7		0-0 FC4-6 1B		0-0 F5			1 0 0 0 0 0 0												
Mudcat Grant, R (4, 1) OBP: 0.174, SLG: 0.304										2 0 1 0 0 0 0												
<b>Inning Stats</b>	R: 0 E: 0 K: 0 S: 4	H: 1 LOB: 2 BB: 1 P: 8	R: 0 E: 0 K: 1 S: 5	H: 0 LOB: 0 BB: 0 P: 5	R: 0 E: 0 K: 1 S: 7	H: 2 LOB: 2 BB: 0 P: 7	R: 0 E: 0 K: 0 S: 3	H: 0 LOB: 0 BB: 0 P: 3	R: 1 E: 1 K: 2 S: 10	H: 2 LOB: 2 BB: 0 P: 10	R: 0 E: 0 K: 1 S: 5	H: 0 LOB: 0 BB: 0 P: 5	R: 0 E: 0 K: 1 S: 5	H: 0 LOB: 0 BB: 0 P: 5	R: 0 E: 0 K: 0 S: 4	H: 1 LOB: 1 BB: 0 P: 4	R: 0 E: 0 K: 0 S: 3	H: 0 LOB: 0 BB: 0 P: 3	1B: 6 2B: 0 3B: 0 HR: 0	SF: 0 SAC: 0 DP: 0 HBP: 0	WP: 0 PB: 0 SB: 0 CS: 0	PA: 35
<b>PITCHER</b> Mike McCormick, L (1, 1) ERA: 3.39	IP: 9.0 WLS: W BF: 35 H: 6 R: 1 ER: 0 SO: 6 BB: 1 IBB: 0 HBP: 0 BLK: 0 WP: 0 HR: 0 S: 46 P: 50 ERA: 0.00 WHIP: 0.778											<b>PITCHER</b>	IP: 9.0 WLS: W BF: 35 H: 6 R: 1 ER: 0 SO: 6 BB: 1 IBB: 0 HBP: 0 BLK: 0 WP: 0 HR: 0 S: 46 P: 50 ERA: 0.00 WHIP: 0.778									



Batter	1	2	3	4	5	6	7	8	9
<b>Bobby Bonds, R</b> OBP: 0.352, SLG: 0.400 (1, 8) (8, 9)	0-0 P4-3 2B 1B	0-0 FC9-6 1B		4-0 SF9 E BB		0-0 F9		0-0 6-3	
<b>Ron Hunt, R</b> OBP: 0.371, SLG: 0.289 (1, 4)	0-0 P4-3 1-2	0-0 FC9-6 1B		0-0 E6 S 1-2 2-3		0-0 F8			
<b>Ty Cline, L</b> OBP: 0.253, SLG: 0.267 (1, 7)	0-0 FC6-4 1B 2-H	0-0 FC9-6 1-2f 2-H		0-0 SF9 2-3 3-H		0-0 L1-3			
<b>Willie McCovey, L</b> OBP: 0.387, SLG: 0.564 (1, 3)	4-0 FC6-4 IBB	0-0 F9		4-0 1-2 IBB		0-3 K			
<b>Jim Ray Hart, R</b> OBP: 0.329, SLG: 0.446 (1, 5)	0-0 FC6-4 1B 1-2f 2-3		0-0 5-3	0-0 L5		0-0 5-3			
<b>Jesus Alou, R</b> OBP: 0.269, SLG: 0.308 <b>Willie Mays, R</b> OBP: 0.354, SLG: 0.457 (1, 9) (8, 8)	0-0 1-2 3-H 1B		0-0 CS 1B		0-0 1-3		0-0 6-3		
<b>Jack Hiatt, R</b> OBP: 0.332, SLG: 0.341 (1, 2)	0-0 F9		0-0 F9 1-2		0-0 2B		0-0 1-3		
<b>Hal Lanier, R</b> OBP: 0.208, SLG: 0.219 (1, 6)		0-0 SH1-4 1B		0-0 E SH1-4 SF9 1B		0-3 K		0-0 SH3-4 1B	
<b>Mike McCormick, L</b> OBP: 0.197, SLG: 0.192 (1, 1)		0-0 SH1-4		0-0 SH1-4		0-0 1-3		0-0 SH3-4	

Inning Stats	R: 2 E: 0 K: 0 S: 6	H: 3 LOB: 2 BB: 1 P: 10	R: 2 E: 0 K: 0 S: 6	H: 3 LOB: 1 BB: 0 P: 6	R: 0 E: 0 K: 0 S: 3	H: 1 LOB: 0 BB: 0 P: 3	R: 1 E: 1 K: 0 S: 5	H: 1 LOB: 3 BB: 2 P: 13	R: 0 E: 0 K: 1 S: 6	H: 1 LOB: 1 BB: 0 P: 6	R: 0 E: 0 K: 0 S: 3	H: 0 LOB: 0 BB: 0 P: 3	R: 0 E: 0 K: 1 S: 5	H: 0 LOB: 0 BB: 0 P: 5	R: 0 E: 0 K: 0 S: 4	H: 1 LOB: 1 BB: 0 P: 4
1B: 8 2B: 2 3B: 0 HR: 0	SF: 1 SAC: 3 DP: 0 HBP: 0	WP: 0 PA: 37	1B: 8 2B: 2 3B: 0 HR: 0	SF: 1 SAC: 3 DP: 0 HBP: 0	WP: 0 PA: 37	1B: 8 2B: 2 3B: 0 HR: 0	SF: 1 SAC: 3 DP: 0 HBP: 0	WP: 0 PA: 37	1B: 8 2B: 2 3B: 0 HR: 0	SF: 1 SAC: 3 DP: 0 HBP: 0	WP: 0 PA: 37	1B: 8 2B: 2 3B: 0 HR: 0	SF: 1 SAC: 3 DP: 0 HBP: 0	WP: 0 PA: 37	1B: 8 2B: 2 3B: 0 HR: 0	SF: 1 SAC: 3 DP: 0 HBP: 0

PITCHER	IP	WLS	BF	H	R	ER	SO	BB	IBB	HBP	BLK	WP	HR	S	P	ERA	WHIP
<b>Don Sutton, R</b> ERA: 3.04 (1, 1)	3.0	L	17	8	5	4	0	0	0	0	0	0	0	16	20	12.00	2.667
<b>Mudcat Grant, R</b> ERA: 2.51 (4, 1)	5.0		20	2	0	0	2	1	1	0	0	0	0	22	30	0.00	0.600

**BOTTOM**

**Los Angeles Dodgers @ San Francisco Giants**  
Candlestick Park, San Francisco, CA

livebaseballscores.com

<b>AB</b>	<b>30</b>
<b>R</b>	<b>5</b>
<b>H</b>	<b>10</b>
<b>RBI</b>	<b>5</b>
<b>BB</b>	<b>3</b>
<b>SO</b>	<b>2</b>
<b>LOB</b>	<b>16</b>



WP: 0	PA: 37
PB: 0	SB: 1
CS: 1	

WP	HR	S	P	ERA	WHIP
0	0	2	2	0.00	0.600

Sat Aug 31 1968, 6:33 AM EDT  
Att. 13,215 - Unknown

Batter	1	2	3	4	5	6	7	8	9	AB R H RBI BB SO LOB	TOP	
Wes Parker, S OBP: 0.304, SLG: 0.316 (1, 9) X	0-0 5-3 ①		0-0 6-3 ③		0-0 1-3 ③			0-0 F3 ①		4 0 0 0 0 0 0	<b>Los Angeles Dodgers @ San Francisco Giants</b> <b>Candlestick Park, San Francisco, CA</b> Sun Sep 01 1968, 6:33 AM EDT Att: 17,027 - Unknown <a href="http://livebaseballscorecards.com">livebaseballscorecards.com</a>	
Bart Shirley, R OBP: 0.286, SLG: 0.200 (1, 6) X	0-0 5-3 ②			4-0 2B E BB		0-0 FC6-4 1B		4-0 3B BB	2 2 1 0 2 0 0			
Willie Davis, L OBP: 0.286, SLG: 0.362 (1, 8) X	0-0 1B			0-0 E 1-3 SF9 2B		0-3 K ①		0-0 F6 ②	4 1 2 0 0 1 2			
Ken Boyer, R OBP: 0.307, SLG: 0.365 Jim Fairey, L OBP: 0.223, SLG: 0.271 (1, 3) X (8, PR) (8, 7)	0-0 F2 ③			0-0 F2 ①		0-0 FC6-4 BB 1-2f		0-0 3B 1-H	4 0 1 1 0 0 4 0 0 0 0 0 0 0			
Jim Lefebvre, S OBP: 0.279, SLG: 0.299 Ron Fairly, L OBP: 0.291, SLG: 0.281 (1, 7) X (8, 3)		0-0 F8 ①		0-0 E1 1B 2-3 3-H		4-0 FC4 1-2 BB		0-3 K ③	3 0 1 0 1 1 1 0 0 0 0 0 0 0			
Bob Bailey, R OBP: 0.307, SLG: 0.339 (1, 5) X		0-0 F8 ②		0-0 SF9 ②		0-0 FC4 1-2f		0-0 F8 ①	3 0 0 1 0 0 2			
Paul Popovich, S OBP: 0.264, SLG: 0.258 (1, 4) X		0-0 P8 ③		0-0 L7 ③			0-0 P9 ①	0-0 P1-3 ②	4 0 0 0 0 0 1			
Jeff Torborg, R OBP: 0.219, SLG: 0.189 (1, 2) X			0-0 5-3 ①		0-3 K ①		0-0 F8 ②	0-0 4-3 ③	4 0 0 0 0 1 0			
Bill Singer, R OBP: 0.171, SLG: 0.209 (1, 1) X			0-0 F9 ②		0-0 5-3 ②		0-0 F9 ③		3 0 0 0 0 0 0			
<b>Inning Stats</b>	R: 0 E: 0 K: 0 S: 4 H: 1 LOB: 1 BB: 0 P: 4	R: 0 E: 0 K: 0 S: 3 H: 0 LOB: 0 BB: 0 P: 3	R: 0 E: 0 K: 0 S: 3 H: 0 LOB: 0 BB: 0 P: 3	R: 2 E: 1 K: 0 S: 5 H: 2 LOB: 1 BB: 1 P: 9	R: 0 E: 0 K: 1 S: 5 H: 0 LOB: 0 BB: 0 P: 5	R: 0 E: 0 K: 1 S: 6 H: 1 LOB: 2 BB: 1 P: 10	R: 0 E: 0 K: 0 S: 3 H: 0 LOB: 0 BB: 0 P: 3	R: 1 E: 0 K: 1 S: 6 H: 1 LOB: 1 BB: 1 P: 10	R: 0 E: 0 K: 0 S: 3 H: 0 LOB: 0 BB: 0 P: 3	1B: 3 2B: 1 3B: 1 HR: 0 SF: 1 SAC: 0 DP: 0 HBP: 0		WP: 0 PB: 0 SB: 0 CS: 0 PA: 35
<b>PITCHER</b> Ray Sadecki, L ERA: 3.01 Frank Linzy, R ERA: 2.69	IP 8.0 WLS L BF 32 H 5 R 3 ER 2 SO 3 BB 3 IBB 0 HBP 0 BLK 0 WP 0 HR 0 S 35 P 47 ERA 2.25 WHIP 1.000	IP 1.0 WLS L BF 3 H 0 R 0 ER 0 SO 0 BB 0 IBB 0 HBP 0 BLK 0 WP 0 HR 0 S 3 P 3 ERA 0.00 WHIP 0.000	<b>PITCHER</b> IP WLS BF H R ER SO BB IBB HBP BLK WP HR S P ERA WHIP									






Batter	1	2	3	4	5	6	7	8	9	AB	R	H	RBI	BB	SO	LOB
<b>Bobby Bonds, R</b> (1, 8) OBP: 0.345, SLG: 0.392	0-0 F9		0-0 1-3		0-0 5-3			0-0 F8		4	0	0	0	0	0	0
<b>Ron Hunt, R</b> (1, 4) OBP: 0.368, SLG: 0.286	0-0 P4-3		0-0 L1		0-0 F7			0-0 P4-3		4	0	0	0	0	0	0
<b>Ty Cline, L</b> (1, 7) OBP: 0.261, SLG: 0.275	0-0 1B		0-0 BB 1B		0-0 L5-3			0-0 1B SF8 1B		4	1	3	0	0	0	0
<b>Willie McCovey, L</b> (1, 3) OBP: 0.388, SLG: 0.562	0-0 P4-3		4-0 BB 1-2 BB		0-0 1-3			0-0 1-3 1B		3	0	1	0	1	0	1
<b>Jim Ray Hart, R</b> (1, 5) OBP: 0.328, SLG: 0.453		0-0 HR	0-0 F8		0-3 K			0-0 SF8		3	1	1	2	0	1	2
<b>Jesus Alou, R</b> (1, 9) OBP: 0.266, SLG: 0.304		0-3 K		0-0 P4			0-0 1-3	0-0 3-H F8		4	0	0	0	0	1	1
<b>Jack Hiatt, R</b> (1, 2) OBP: 0.332, SLG: 0.337		4-0 BB FC5-4 BB		0-3 K			0-0 5-3	0-0 F2		2	0	0	0	1	1	0
<b>Willie Mays, R</b> (9, PH) OBP: 0.353, SLG: 0.456				0-0 K						1	0	0	0	0	0	1
<b>Hal Lanier, R</b> (1, 6) OBP: 0.207, SLG: 0.218		0-0 F8		0-0 6-3			0-0 F8			3	0	0	0	0	0	1
<b>Ray Sadecki, L</b> (1, 1) OBP: 0.152, SLG: 0.122		0-0 FC5-4			0-0 P4-3			0-0 P4		2	0	0	0	0	0	1
<b>Jim Davenport, R</b> (8, PH) OBP: 0.285, SLG: 0.241										1	0	0	0	0	0	0
<b>Frank Linzy, R</b> (9, 1)		1-2f								0	0	0	0	0	0	0

Inning Stats	R: 0	H: 1	E: 0	LOB: 1	K: 0	BB: 0	S: 4	P: 4	R: 1	H: 1	E: 0	LOB: 1	K: 1	BB: 1	S: 6	P: 10	R: 0	H: 1	E: 0	LOB: 2	K: 0	BB: 1	S: 4	P: 8	R: 0	H: 0	E: 0	LOB: 0	K: 1	BB: 0	S: 5	P: 5	R: 0	H: 0	E: 0	LOB: 0	K: 0	BB: 0	S: 3	P: 3	R: 0	H: 0	E: 0	LOB: 0	K: 0	BB: 0	S: 5	P: 5	R: 0	H: 0	E: 0	LOB: 0	K: 0	BB: 0	S: 3	P: 3	R: 0	H: 0	E: 0	LOB: 0	K: 0	BB: 0	S: 3	P: 3	R: 1	H: 2	E: 0	LOB: 1	K: 0	BB: 0	S: 5	P: 5	1B: 4	SF: 1	2B: 0	SAC: 0	3B: 0	DP: 0	HR: 1	HBP: 0	WP: 0	PA: 34
<b>PITCHER</b> <b>Bill Singer, R</b> (1, 1) ERA: 2.89	IP	WLS	BF	H	R	ER	SO	BB	IBB	HBP	BLK	WP	HR	S	P	ERA	WHIP	IP	WLS	BF	H	R	ER	SO	BB	IBB	HBP	BLK	WP	HR	S	P	ERA	WHIP																																																

**Los Angeles Dodgers @ San Francisco Giants**  
**Candlestick Park, San Francisco, CA**  
 Sun Sep 01 1968, 6:33 AM EDT  
 Att. 17,027 - Unknown

**AB 31**  
**R 2**  
**H 5**  
**RBI 2**  
**BB 2**  
**SO 3**  
**LOB 7**



Batter	1	2	3	4	5	6	7	8	9	AB R H RBI BB SO LOB	TOP														
Willie Crawford, L (1, 7) OBP: 0.325, SLG: 0.314	0-3 K	4-0 G6-3 BB		0-0 G3		0-3 K			0-0 2B	4 0 1 0 1 2 2															
Willie Davis, L (1, 8) OBP: 0.285, SLG: 0.359	4-0 S 1B BB	0-0 G6-3 1-2f			0-0 L9		0-0 4-3		0-0 P6	4 1 0 0 1 0 2															
Tom Haller, L (1, 2) OBP: 0.345, SLG: 0.388	0-0 E 1B BB 1B		0-0 F8		0-0 2B 2B		0-0 6-3			4 2 2 1 0 0 0															
Len Gabrielson, L (1, 9) OBP: 0.330, SLG: 0.429	0-0 E8 BB SF8 1B		0-0 F9		0-0 F9		0-3 K			4 1 2 0 0 1 1															
Ron Fairly, L (1, 3) OBP: 0.292, SLG: 0.284	4-0 BB BB		0-0 F8		0-0 2B		0-0 3-1			3 0 1 1 1 0 1															
Jim Lefebvre, S (1, 5) OBP: 0.279, SLG: 0.295	4-0 1-2 2-3 3-H BB		0-0 P6		0-0 L3		0-0 6-3			3 0 0 1 1 0 2															
Paul Popovich, S (1, 4) OBP: 0.262, SLG: 0.256	0-0 SF8		0-0 P8		0-3 K		0-0 P3-1			3 0 0 1 0 1 0															
Bart Shirley, R (1, 6) OBP: 0.291, SLG: 0.208	0-3 K		0-0 1B		0-0 6-3			0-0 B3	3 0 1 0 0 1 2		AB 33														
Jim Fairey, L (9, PH) OBP: 0.221, SLG: 0.270									1 0 0 0 0 0 0		R 4														
Joe Moeller, R (1, 1)		0-3 K		0-3 K		0-0 1B		0-0 L4	2 0 0 0 0 2 1		H 8														
John Purdin, R (4, 1) OBP: 0.500, SLG: 0.500									1 0 1 0 0 0 0		RBI 4														
Hank Aguirre, R (8, 1)									0 0 0 0 0 0 0		BB 4														
Ken Boyer, R (9, PH) OBP: 0.306, SLG: 0.364									1 0 0 0 0 0 0		SO 7														
												LOB 11													
<b>Inning Stats</b>	R: 3 E: 1 K: 2 S: 9	H: 2 LOB: 2 BB: 3 P: 21	R: 0 E: 0 K: 1 S: 4	H: 0 LOB: 0 BB: 1 P: 8	R: 0 E: 0 K: 0 S: 4	H: 1 LOB: 1 BB: 0 P: 4	R: 0 E: 0 K: 1 S: 6	H: 1 LOB: 1 BB: 0 P: 6	R: 1 E: 0 K: 0 S: 5	H: 2 LOB: 1 BB: 0 P: 5	R: 0 E: 0 K: 2 S: 8	H: 1 LOB: 1 BB: 0 P: 8	R: 0 E: 0 K: 1 S: 5	H: 0 LOB: 0 BB: 0 P: 5	R: 0 E: 0 K: 0 S: 3	H: 0 LOB: 0 BB: 0 P: 3	R: 0 E: 0 K: 0 S: 4	H: 1 LOB: 1 BB: 0 P: 4	1B: 5 2B: 3 3B: 0 HR: 0	SF: 1 SAC: 0 DP: 1 HBP: 0	WP: 0 PB: 0 SB: 1 CS: 0	PA: 38			
<b>PITCHER</b>	IP WLS BF H R ER SO BB IBB HBP BLK WP HR S P ERA WHIP																								
Jeff James, R (1, 1) ERA: 4.55	0.1		6	2	3	3	1	3	0	0	0	0	0	5	17	81.00	15.000								
John Boozer, R (1, 1) ERA: 3.79	5.2	W	22	5	1	1	5	1	0	0	0	0	0	31	35	1.59	1.059								
Gary Wagner, R (7, 1) ERA: 2.87	3.0	S	10	1	0	0	1	0	0	0	0	0	0	12	12	0.00	0.333								

Los Angeles Dodgers @ Philadelphia Phillies  
 Connie Mack Stadium, Philadelphia, PA  
 Mon Sep 02 1968, 7:05 PM EDT  
 Unknown

livebaseballscorecards.com



Batter	1	2	3	4	5	6	7	8	9
Tony Taylor, R OBP: 0.304, SLG: 0.309 (1, 5)	0-0 1B		0-0 FC6-4 1B	0-0 SF8		0-0 F8			
Roberto Pena, R OBP: 0.320, SLG: 0.318 (1, 6)	0-3 K		0-0 FC6-4 1-2f 1B	0-3 K			0-0 6-3		
John Briggs, L OBP: 0.344, SLG: 0.335 (1, 8)	0-0 F9		0-0 G3		0-3 K		0-3 K		
Dick Allen, R OBP: 0.361, SLG: 0.520 (1, 7)	0-3 K			4-0 E 1B 1B BB	0-0 1-3		0-0 F8		
Bill White, L OBP: 0.306, SLG: 0.357 (1, 3)		0-3 K 1-3 1B		0-0 E8 1B SF9 1B	0-0 L9		4-0 SH1-4 BB		
Gary Sutherland, R OBP: 0.270, SLG: 0.265 (1, 4)		0-0 1-3		0-0 SH 1B SF8 1B		0-0 P5	0-0 SH1-4		
Doug Clemens, L OBP: 0.276, SLG: 0.360 (1, 9)		0-0 P4-6-3 2-H 1B		0-0 SF9		0-0 1B 2B	0-0 F2		
Clay Dalrymple, L OBP: 0.257, SLG: 0.264 (1, 2)		0-0 P4-6-3		0-0 SH 1-2 1B		0-3 K	4-0 IBB		
Jeff James, R OBP: 0.103, SLG: 0.103 (1, 1)			0-0 P4-3	0-0 SH		0-0 1B	0-3 K		
John Boozer, R OBP: 0.167, SLG: 0.167 (1, 1)				1-2 2-3					
Don Lock, R OBP: 0.296, SLG: 0.353 (6, PH)									
Gary Wagner, R (7, 1)									

AB	R	H	RBI	BB	SO	LOB
3	0	2	1	0	0	1
4	0	0	0	0	2	4
4	0	0	0	0	2	2
3	1	0	0	1	1	1
3	2	1	0	1	1	0
3	1	1	1	0	0	1
3	1	2	2	0	0	1
3	0	1	0	1	1	2
0	0	0	0	0	0	0
1	0	0	0	0	0	0
1	0	1	1	0	0	0
1	0	0	0	0	1	2

**BOTTOM**

Los Angeles Dodgers @ Philadelphia Phillies  
 Connie Mack Stadium, Philadelphia, PA  
 Mon Sep 02 1968, 7:05 PM EDT  
 Unknown

livebaseballscorecards.com

AB	29
R	5
H	8
RBI	5
BB	3
SO	8
LOB	14



1B: 7	SF: 2
2B: 1	SAC: 2
3B: 0	DP: 1
HR: 0	HBP: 0

WP: 0	PA: 36
PB: 1	
SB: 0	
CS: 0	

Inning Stats	R: 0	H: 1	E: 0	K: 2	S: 8	LOB: 1	BB: 0	P: 8									
Joe Moeller, R ERA: 8.1 (1, 1)	IP: 3.1	WLS: 0	BF: 17	H: 6	R: 4	ER: 3	SO: 3	BB: 1	IBB: 0	HBP: 0	BLK: 0	WP: 0	HR: 0	S: 22	P: 26	ERA: 8.10	WHIP: 2.100
John Purdin, R ERA: 2.7 (4, 1)	IP: 4.0	WLS: 0	BF: 16	H: 2	R: 1	ER: 1	SO: 4	BB: 1	IBB: 0	HBP: 0	BLK: 0	WP: 0	HR: 0	S: 23	P: 27	ERA: 2.25	WHIP: 0.750
Hank Aguirre, L ERA: 0.73 (8, 1)	IP: 0.2	WLS: 0	BF: 3	H: 0	R: 0	ER: 0	SO: 1	BB: 0	IBB: 1	HBP: 0	BLK: 0	WP: 0	HR: 0	S: 4	P: 8	ERA: 0.00	WHIP: 0.000

Batter	1	2	3	4	5	6	7	8	9	AB R H RBI BB SO LOB	TOP
Wes Parker, S OBP: 0.303, SLG: 0.314 (1, 8)	0-0 F8		0-0 6-3			0-0 FC3-6 1B	0-0 F3		0-3 K	5 0 1 0 0 1 2	<b>Los Angeles Dodgers @ Philadelphia Phillies</b> <b>Connie Mack Stadium, Philadelphia, PA</b> Mon Sep 02 1968, 7:05 PM EDT Att. 5,240 - Unknown  <a href="http://livebaseballscorecards.com">livebaseballscorecards.com</a>
Tom Haller, L OBP: 0.344, SLG: 0.385 (1, 2)	4-0 4-3 BB		0-3 K			0-0 FC3-6 1B 1-2f	0-0 F8			3 1 0 0 1 1 1	
Ted Savage, R OBP: 0.244, SLG: 0.313 (1, 9)	0-0 4-3 1-2		0-0 5-3			0-0 BB 1B 1-3		0-0 5-3		4 1 1 0 0 0 1	
Ken Boyer, R OBP: 0.305, SLG: 0.362 (1, 3) (6, 5)	0-0 1-3			0-0 6-3		0-0 BB 1B 1-2 3-H		0-0 1-3		4 1 1 1 0 0 1	
Jim Lefebvre, S OBP: 0.282, SLG: 0.292 (1, 7) (6, 4)		0-0 F8		4-0 G6-4-3 BB		4-0 1B FC6-4 BB		0-3 K		2 1 0 0 2 1 0	
Bob Bailey, R OBP: 0.309, SLG: 0.350 (1, 5) (6, 6)		0-0 HR		0-0 G6-4-3 1-2f		0-0 FC6-4 1B 1-3 2-H 3-H		0-0 F7		4 1 2 3 0 0 1	
Paul Popovich, S OBP: 0.283, SLG: 0.257 Ron Fairly, L OBP: 0.291, SLG: 0.283 (1, 4) (6, PH) (6, 3)		0-0 5-3 1B			0-0 P8	0-0 FC6-4 1-2f 3-H		0-0 P6		2 0 1 0 0 0 0 2 0 0 1 0 0 1	
Bart Shirley, R OBP: 0.281, SLG: 0.200 Len Gabrielson, L OBP: 0.331, SLG: 0.427 (1, 6) (6, PH) (6, 7)		0-0 5-3 1-2			0-0 6-3	0-0 K		4-0 1B BB		2 0 0 0 0 0 1 1 0 0 0 1 1 1	
Mike Kekich, R OBP: 0.114, SLG: 0.088 Jack Billingham, R (3, 1) Jim Fairey, L OBP: 0.220, SLG: 0.268 Hank Aguirre, R (7, 1) Willie Davis, L OBP: 0.286, SLG: 0.360 (9, PH)		0-0 1-6-3			0-3 K		0-3 K	0-0 1-2 1B		1 0 0 0 0 0 1 1 0 0 0 0 1 0 1 0 0 0 0 1 0 0 0 0 0 0 0 0 1 0 1 0 0 0 0	
<b>Inning Stats</b>	R: 0 H: 0 E: 0 LOB: 1 K: 0 BB: 1 S: 3 P: 7	R: 1 H: 2 E: 0 LOB: 1 K: 0 BB: 0 S: 5 P: 5	R: 0 H: 0 E: 0 LOB: 0 K: 1 BB: 0 S: 5 P: 5	R: 0 H: 0 E: 0 LOB: 0 K: 0 BB: 1 S: 2 P: 6	R: 0 H: 0 E: 0 LOB: 0 K: 1 BB: 0 S: 5 P: 5	R: 4 H: 4 E: 0 LOB: 1 K: 1 BB: 1 S: 9 P: 13	R: 0 H: 0 E: 0 LOB: 0 K: 1 BB: 0 S: 5 P: 5	R: 0 H: 0 E: 0 LOB: 0 K: 1 BB: 0 S: 5 P: 5	R: 0 H: 1 E: 0 LOB: 2 K: 1 BB: 1 S: 6 P: 10	1B: 6 SF: 0 2B: 0 SAC: 0 3B: 0 DP: 1 HR: 1 HBP: 0	
<b>PITCHER</b> Woody Fryman, L ERA: 2.54 Turk Farrell, R ERA: 3.58 (1, 1) (6, 1)	IP WLS BF H R ER SO BB IBB HBP BLK WP HR S P ERA WHIP	5.1 W 24 6 5 5 2 3 0 0 0 0 1 25 37 8.44 1.688	3.2 S 13 1 0 0 4 1 0 0 0 0 0 20 24 0.00 0.545	<b>PITCHER</b> IP WLS BF H R ER SO BB IBB HBP BLK WP HR S P ERA WHIP							



Batter	1	2	3	4	5	6	7	8	9	AB	R	H	RBI	BB	SO	LOB
Tony Taylor, R OBP: 0.308, SLG: 0.313 (1, 5)	4-0 S 1B BB		0-0 1B 2B	0-0 WP 1B		0-3 K				3	2	2	0	1	1	0
Gary Sutherland, R OBP: 0.269, SLG: 0.256 (1, 4)	0-0 F7 1-2		4-0 1B BB	0-0 L8 1-2			0-0 E6 L4-3			3	1	0	0	1	0	2
Roberto Pena, R OBP: 0.319, SLG: 0.318 (1, 6)	0-3 K		0-0 BB BB G5-3 1B	0-0 F9			0-0 L4-3 1-2			4	1	1	1	0	1	3
Dick Allen, R OBP: 0.363, SLG: 0.518 (1, 7)	0-0 FC4 1B 2-H		4-0 G5-3 BB 1-2	0-3 K			0-0 G3			3	0	1	1	1	1	1
Don Lock, R OBP: 0.295, SLG: 0.349 (1, 8)	0-0 FC4 1-2f		4-0 E G5-3 1B BB 1-2 2-3 3-H		0-0 F7		0-3 K			3	1	0	1	1	1	1
Rick Joseph, R OBP: 0.290, SLG: 0.315 (1, 3)		0-0 L8	0-0 G5-3 1-2 2-3f 3-H		0-3 K		0-0 5-3			4	0	0	0	0	1	2
John Briggs, L OBP: 0.346, SLG: 0.337 (1, 9)		0-0 P4-3	0-0 E 1B 2-H		0-0 F8		0-0 1B			4	1	2	1	0	0	0
Mike Ryan, R OBP: 0.211, SLG: 0.220 (1, 2)		0-0 HR	0-0 E6 1-H 2B			0-0 F8		0-0 4-3		4	1	2	2	0	0	1
Woodie Fryman, R OBP: 0.125, SLG: 0.101 Turk Farrell, R OBP: 0.200, SLG: 0.200 (6, 1)		0-3 K	0-0 6-3			0-0 4-3				2	0	0	0	0	1	1
										1	0	0	0	0	0	0

Inning Stats	R: 1	H: 1	R: 1	H: 1	R: 5	H: 4	R: 0	H: 1	R: 0	H: 0	R: 0	H: 0	R: 0	H: 1	R: 0	H: 1
	E: 0	LOB: 1	E: 0	LOB: 0	E: 2	LOB: 1	E: 0	LOB: 1	E: 0	LOB: 0	E: 1	LOB: 0	E: 0	LOB: 1	E: 0	LOB: 1
	K: 1	BB: 1	K: 1	BB: 0	K: 0	BB: 3	K: 1	BB: 0	K: 1	BB: 0	K: 0	BB: 0	K: 1	BB: 0	K: 1	BB: 0
	S: 6	P: 10	S: 6	P: 6	S: 6	P: 18	S: 6	P: 6	S: 5	P: 5	S: 3	P: 3	S: 6	P: 6	S: 6	P: 6

PITCHER	IP	WLS	BF	H	R	ER	SO	BB	IBB	HBP	BLK	WP	HR	S	P	ERA	WHIP
Mike Kekich, L ERA: 3.9 (1, 1)	2.0	L	13	4	6	6	2	3	0	0	0	0	1	14	26	27.00	3.500
Jack Billingham, R ERA: 2.09 (3, 1)	4.0		15	3	1	1	3	1	0	0	0	1	0	20	24	2.25	1.000
Hank Aguirre, L ERA: 0.69 (7, 1)	2.0		7	1	0	0	1	0	0	0	0	0	0	9	9	0.00	0.500

**BOTTOM**

Los Angeles Dodgers @ Philadelphia Phillies  
 Connie Mack Stadium, Philadelphia, PA

Mon Sep 02 1968, 7:05 PM EDT  
 Att. 5,240 - Unknown

livebaseballscores.com

AB	31
R	7
H	8
RBI	6
BB	4
SO	6
LOB	11



WP	PA	3B	SF	SAC	DP	HBP	CS
1	35	0	0	0	2	0	0

Batter	1	2	3	4	5	6	7	8	9	AB R H RBI BB SO LOB	TOP																	
<b>Willie Crawford, L</b> (1, 7) OBP: 0.336, SLG: 0.358	0-3 K		4-0 S BB		0-3 K			0-0 HR	0-0 2B	4 2 2 1 1 2 0	<b>Los Angeles Dodgers @ Philadelphia Phillies</b> <b>Connie Mack Stadium, Philadelphia, PA</b> Tue Sep 03 1968, 7:05 PM EDT Att. 2,812 - Unknown																	
<b>Wes Parker, S</b> (1, 8) OBP: 0.303, SLG: 0.314 <b>Willie Davis, L</b> (8, PH) OBP: 0.287, SLG: 0.363 (8, 8)	0-0 6-3		0-0 F9			0-0 HR 1B		0-0 P4	0-0 E 2B	3 1 1 0 0 0 1 2 1 1 1 0 0 0																		
<b>Bill Sudakis, S</b> (1, 5) OBP: 0.400, SLG: 1.000	4-0 FC5-4 BB		0-3 K 1-2			0-0 L5		0-0 HR	0-3 K	4 1 1 1 1 2 3																		
<b>Ken Boyer, R</b> (1, 3) OBP: 0.311, SLG: 0.394	0-0 FC5-4 1-2f			0-0 1B		0-0 HR 1-H		0-0 HR	0-0 P5	5 2 3 3 0 0 2																		
<b>Jim Lefebvre, S</b> (1, 4) OBP: 0.281, SLG: 0.287		0-0 6-3		0-0 F8		0-0 F8		0-3 K	4-0 E IBB	4 1 0 0 1 1 1																		
<b>Ted Savage, R</b> (1, 9) OBP: 0.246, SLG: 0.313 <b>Len Gabrielson, L</b> (8, PH) OBP: 0.336, SLG: 0.434 (8, 9)		0-0 G5-3 E 1B		0-0 L9		0-0 F5		4-0 2B 2B BB	0-0 E8 1-H 2-H 2B	3 0 1 0 0 0 1 1 1 1 2 1 0 0																		
<b>Tom Haller, L</b> (1, 2) OBP: 0.344, SLG: 0.386		0-0 E4 1-2		0-0 6-3			0-3 K	0-0 2B 2B 1-3	4-0 IBB	4 1 1 0 1 1 2																		
<b>Bart Shirley, R</b> (1, 6) OBP: 0.267, SLG: 0.189 <b>Ron Fairly, L</b> (8, PH) OBP: 0.293, SLG: 0.287 <b>Paul Popovich, S</b> (8, 6) OBP: 0.262, SLG: 0.257		0-0 G5-3 2-3f			0-0 5-3		0-0 6-3	0-0 2B 2B 2-H 3-H	0-0 F5	3 0 0 0 0 0 2 1 0 1 2 0 0 0 1 0 0 0 0 0 2																		
<b>Claude Osteen, L</b> (1, 1) OBP: 0.153, SLG: 0.183 <b>Mudcat Grant, R</b> (6, 1) OBP: 0.167, SLG: 0.292 <b>Jim Fairey, L</b> (8, PH) OBP: 0.219, SLG: 0.266 <b>Jim Brewer, L</b> (8, 1) OBP: 0.250, SLG: 0.250			0-3 K		0-3 K		0-0 4-3	0-3 K2-3		2 0 0 0 0 2 0 1 0 0 0 0 0 0 1 0 0 0 0 1 1 0 0 0 0 0 0 0																		
<b>Inning Stats</b>	R: 0 E: 0 K: 1 S: 5	H: 0 LOB: 1 BB: 1 P: 9	R: 0 E: 1 K: 0 S: 4	H: 1 LOB: 1 BB: 0 P: 4	R: 0 E: 0 K: 2 S: 7	H: 0 LOB: 1 BB: 1 P: 11	R: 0 E: 0 K: 0 S: 4	H: 1 LOB: 1 BB: 0 P: 4	R: 0 E: 0 K: 2 S: 7	H: 0 LOB: 0 BB: 0 P: 7	R: 2 E: 0 K: 0 S: 5	H: 2 LOB: 0 BB: 0 P: 5	R: 0 E: 0 K: 1 S: 5	H: 0 LOB: 0 BB: 0 P: 5	R: 5 E: 0 K: 2 S: 12	H: 5 LOB: 1 BB: 1 P: 16	R: 3 E: 1 K: 1 S: 8	H: 3 LOB: 2 BB: 2 P: 16	1B: 3 2B: 5 3B: 0 HR: 4	SF: 0 SAC: 0 DP: 1 HBP: 0	WP: 0 PB: 0 SB: 1 CS: 0	PA: 44						
<b>PITCHER</b>	IP WLS BF H R ER SO BB IBB HBP BLK WP HR S P ERA WHIP																											
<b>Grant Jackson, L</b> (1, 1) ERA: 2.33	7.0		27	4	2	2	6	2	0	0	0	0	0	1	37	45	2.57	0.857										
<b>Dick Hall, R</b> (8, 1) ERA: 5.05	0.2		6	3	4	4	1	1	0	0	0	0	0	3	7	11	54.00	6.000										
<b>Gary Wagner, R</b> (8, 1) ERA: 3.0	0.1		3	2	1	1	1	0	0	0	0	0	0	0	5	5	27.00	6.000										
<b>John Boozer, R</b> (9, 1) ERA: 4.19	1.0	L	8	3	3	3	1	0	2	0	0	0	0	0	8	16	27.00	3.000										

livebaseballscorecards.com



BOTTOM

Los Angeles Dodgers @ Philadelphia Phillies  
Connie Mack Stadium, Philadelphia, PA

Tue Sep 03 1968, 7:05 PM EDT  
Att. 2,812 - Unknown

livebaseballscorecards.com

AB	37
R	9
H	13
RBI	8
BB	4
SO	9
LOB	13



WP:	0	PA:	43
PB:	0		
SB:	0		
CS:	0		


AB R H RBI BB SO LOB

4	1	2	2	1	1	0
4	0	2	2	1	1	1
5	0	1	0	0	0	4
5	0	0	0	0	3	2
4	3	2	1	1	2	0
5	2	3	0	0	1	1
5	1	1	1	0	1	3
2	1	1	1	1	0	0
2	1	1	1	0	0	0
0	0	0	0	0	0	0
0	0	0	0	0	0	0
1	0	0	0	0	0	2
0	0	0	0	0	0	0

Batter	1	2	3	4	5	6	7	8	9
Tony Taylor, R OBP: 0.310, SLG: 0.317 (1, 5)	0-0 1-3 K		0-3 K		0-0 1B 2B	0-0 E8 FC5-4 1B		4-0 BB IBB	
Gary Sutherland, R OBP: 0.286, SLG: 0.267 (1, 4)	0-3 K			0-0 G5-4-3 1B	0-0 1B	0-0 FC5-4 1-2f		4-0 FC5-4 BB	
Roberto Pena, R OBP: 0.318, SLG: 0.316 (1, 6)	0-0 6-3 K			0-0 G5-4-3 1-2f	0-0 FC5-4 1B		0-0 1-3	0-0 FC5-4 1-2f	
Dick Allen, R OBP: 0.359, SLG: 0.512 (1, 7)		0-0 4-3 K		0-3 K	0-0 FC5-4 1-2f		0-3 K		0-3 K
Don Lock, R OBP: 0.301, SLG: 0.369 (1, 8)		0-3 K			4-0 1B BB	0-0 1B 2B			0-0 HR
Rick Joseph, R OBP: 0.301, SLG: 0.326 (1, 3)		0-0 1B			0-0 1B SF7	0-3 K		0-0 3-1 BB 1B	0-0 5-3
John Briggs, L OBP: 0.344, SLG: 0.335 (1, 9)		0-0 4-3 K			0-0 2B SH5-4 1B	0-0 F2		0-3 K	0-0 F8
Mike Ryan, R OBP: 0.216, SLG: 0.223 (1, 2)			0-0 F8		0-0 SF7	4-0 1B IBB		0-0 BB 3-1 1B	
Grant Jackson, S OBP: 0.300, SLG: 0.300 (1, 1)			0-0 4-3 K		0-0 SH5-4	0-0 E 1B		0-0 3-1	
Dick Hall, R OBP: 0.333, SLG: 0.333 (8, 1)									
Gary Wagner, R (8, 1)									
Cookie Rojas, R OBP: 0.260, SLG: 0.321 (8, PH)									
John Boozer, R OBP: 0.167, SLG: 0.167 (9, 1)									

Inning Stats	R: 0 E: 0 K: 1 S: 5	H: 0 LOB: 0 BB: 0 P: 5	R: 0 E: 0 K: 1 S: 6	H: 1 LOB: 1 BB: 0 P: 6	R: 0 E: 0 K: 1 S: 5	H: 0 LOB: 0 BB: 0 P: 5	R: 0 E: 0 K: 1 S: 5	H: 1 LOB: 0 BB: 0 P: 5	R: 4 E: 0 K: 0 S: 8	H: 5 LOB: 2 BB: 1 P: 12	R: 3 E: 1 K: 1 S: 8	H: 3 LOB: 1 BB: 1 P: 12	R: 0 E: 0 K: 2 S: 7	H: 0 LOB: 0 BB: 0 P: 7	R: 1 E: 0 K: 1 S: 7	H: 2 LOB: 3 BB: 2 P: 15	R: 1 E: 0 K: 1 S: 6	H: 1 LOB: 0 BB: 0 P: 6	1B: 10 2B: 2 3B: 0 HR: 1	SF: 1 SAC: 1 DP: 1 HBP: 0	WP: 0 PB: 0 SB: 0 CS: 0	PA: 43
--------------	------------------------------	---------------------------------	------------------------------	---------------------------------	------------------------------	---------------------------------	------------------------------	---------------------------------	------------------------------	----------------------------------	------------------------------	----------------------------------	------------------------------	---------------------------------	------------------------------	----------------------------------	------------------------------	---------------------------------	-----------------------------------	------------------------------------	----------------------------------	--------

PITCHER	IP	WLS	BF	H	R	ER	SO	BB	IBB	HBP	BLK	WP	HR	S	P	ERA	WHIP
Claude Osteen, L ERA: 3.27 (1, 1)	5.2		27	9	7	6	5	1	1	0	0	0	0	35	43	9.53	1.765
Mudcat Grant, R ERA: 2.47 (6, 1)	1.1		5	1	0	0	2	0	0	0	0	0	0	9	9	0.00	0.750
Jim Brewer, L ERA: 2.58 (8, 1)	2.0	W	11	3	2	2	2	1	1	0	0	0	1	13	21	9.00	2.000

Batter	1	2	3	4	5	6	7	8	9	AB R H RBI BB SO LOB	TOP	
Willie Crawford, L (1, 7) OBP: 0.339, SLG: 0.360	0-3 K		0-0 P5		0-0 FC4-6 1B		0-0 4-3		0-0 CS 1B	5 0 2 1 0 1 2		
Willie Davis, L (1, 8) OBP: 0.289, SLG: 0.367	0-0 F9			0-0 1B 1B	0-0 FC4-6			0-0 1B 3B	0-0 CS	4 2 2 0 0 0 1		
Tom Haller, L (1, 2) OBP: 0.346, SLG: 0.387	0-0 4-3			0-0 BB 1B 1-2	0-0 1-4-3			0-0 FC3-6 1B		4 0 2 1 0 0 1		
Len Gabrielson, L (1, 9) OBP: 0.331, SLG: 0.427		0-3 K		0-0 P4		0-0 3-1		0-0 FC3-6 BB 1-2f		4 0 0 0 0 1 3		
Ron Fairly, L (1, 3) OBP: 0.295, SLG: 0.287		0-0 4-3		0-0 BB 1B 1-2 2-H		0-0 L7		4-0 G4-6-3 BB 1-2		3 0 1 1 1 0 0		
Jim Lefebvre, S (1, 4) OBP: 0.276, SLG: 0.282		0-3 K		0-0 F3		0-0 3-1		0-0 G4-6-3 1-2f		4 0 0 0 0 1 4		
Bill Sudakis, S (1, 5) OBP: 0.556, SLG: 1.143			0-0 SH1-4 1B	4-0 BB 1-2 2-3 BB		0-3 K			0-0 1B 3B	3 1 2 0 1 1 0	AB 34 R 3 H 10 RBI 3 BB 2 SO 7 LOB 17	
Paul Popovich, S (1, 6) OBP: 0.259, SLG: 0.254			0-3 K	0-0 P8		0-0 P4-3			0-0 P4-3	4 0 0 0 0 1 5		
Don Sutton, R (1, 1) OBP: 0.231, SLG: 0.208			0-0 SH1-4 1-2		0-3 K		0-0 1B		0-3 K	3 0 1 0 0 2 1		
<b>Inning Stats</b>	R: 0 E: 0 K: 1 S: 5 H: 0 LOB: 0 BB: 0 P: 5	R: 0 E: 0 K: 2 S: 7 H: 0 LOB: 0 BB: 0 P: 7	R: 0 E: 0 K: 1 S: 6 H: 1 LOB: 1 BB: 0 P: 6	R: 1 E: 0 K: 0 S: 6 H: 3 LOB: 3 BB: 1 P: 10	R: 0 E: 0 K: 1 S: 6 H: 1 LOB: 1 BB: 0 P: 6	R: 0 E: 0 K: 0 S: 3 H: 0 LOB: 0 BB: 0 P: 3	R: 0 E: 0 K: 1 S: 6 H: 1 LOB: 1 BB: 0 P: 6	R: 1 E: 0 K: 0 S: 4 H: 2 LOB: 1 BB: 1 P: 8	R: 1 E: 0 K: 1 S: 6 H: 2 LOB: 0 BB: 0 P: 6	1B: 8 2B: 0 3B: 2 HR: 0 SF: 0 SAC: 1 DP: 1 HBP: 0	WP: 0 PB: 0 SB: 0 CS: 1 PA: 38	
<b>PITCHER</b>	IP WLS BF H R ER SO BB IBB HBP BLK WP HR S P ERA WHIP											
Larry Jackson, R (1, 1) ERA: 2.79	7.0 L 28 6 1 1 6 1 0 0 0 0 0 0 39 43 1.29 1.000											
Turk Farrell, R (8, 1) ERA: 3.73	2.0 9 4 2 2 1 1 0 0 0 0 0 0 10 14 9.00 2.500											

Los Angeles Dodgers @ Philadelphia Phillies  
 Connie Mack Stadium, Philadelphia, PA  
 Wed Sep 04 1968, 7:05 PM EDT  
 Att. 3,282 - Unknown

livebaseballscorecards.com



Batter	1	2	3	4	5	6	7	8	9	AB	R	H	RBI	BB	SO	LOB
--------	---	---	---	---	---	---	---	---	---	----	---	---	-----	----	----	-----

Tony Taylor, R OBP: 0.308, SLG: 0.314 (1, 5)	0-3 K		0-3 K			0-0 P6-3		0-0 P6-3		4	0	0	0	0	2	0
Roberto Pena, R OBP: 0.317, SLG: 0.315 (1, 6)	0-0 1B			0-0 F9		0-0 4-3		0-0 F9		4	0	1	0	0	0	0
John Briggs, L OBP: 0.349, SLG: 0.336 (1, 8)	0-0 F7			4-0 FC6-4 BB		0-0 1B		4-0 BB		2	0	1	0	2	0	1
Dick Allen, R OBP: 0.356, SLG: 0.508 (1, 7)	0-3 K			0-0 FC6-4 FC5 BB 1-2f		0-0 5-3		0-3 K		4	0	0	0	0	2	4
Bill White, L OBP: 0.305, SLG: 0.354 (1, 3)		0-3 K		4-0 1-2 BB		0-0 4-3		0-3 K		3	0	0	0	1	2	0
Gary Sutherland, R OBP: 0.284, SLG: 0.266 (1, 4)		0-0 5-3		0-0 FC5 2-3f		0-0 BB 1B		0-3 K		4	0	1	0	0	1	2
Doug Clemens, L OBP: 0.273, SLG: 0.321 (1, 9)		0-3 K		0-0 4-3		4-0 1-2 BB		0-0 F7		3	0	0	0	1	1	0
Mike Ryan, R OBP: 0.213, SLG: 0.220 (1, 2)			0-3 K		0-0 P6-3		0-3 K			3	0	0	0	0	2	2
Larry Jackson, R OBP: 0.148, SLG: 0.139 (1, 1)			0-0 B2		0-3 K		0-3 K			2	0	0	0	0	1	0
Cookie Rojas, R OBP: 0.260, SLG: 0.320 (7, PH)										1	0	0	0	0	1	2
Turk Farrell, R OBP: 0.200, SLG: 0.200 (8, 1)										0	0	0	0	0	0	0

Inning Stats	R: 0	H: 1	R: 0	H: 0	R: 0	H: 0	R: 0	H: 0	R: 0	H: 1	R: 0	H: 0	R: 0	H: 0	R: 0	H: 0	1B: 3	SF: 0	WP: 0	PA: 34
E: 0	LOB: 1	E: 0	LOB: 0	E: 0	LOB: 2	E: 0	LOB: 0	E: 0	LOB: 1	E: 0	LOB: 2	E: 0	LOB: 1	E: 0	LOB: 0	E: 0	LOB: 0	2B: 0	SAC: 0	PB: 0
K: 2	BB: 0	K: 2	BB: 0	K: 0	BB: 2	K: 1	BB: 0	K: 2	BB: 1	K: 1	BB: 0	K: 2	BB: 1	K: 2	BB: 0	K: 1	BB: 1	3B: 0	DP: 0	SB: 0
S: 8	P: 8	S: 7	P: 7	S: 7	P: 11	S: 5	P: 5	S: 8	P: 12	S: 5	P: 9	S: 7	P: 7	S: 7	P: 7	S: 7	P: 7	HR: 0	HBP: 0	CS: 0

PITCHER	IP	WLS	BF	H	R	ER	SO	BB	IBB	HBP	BLK	WP	HR	S	P	ERA	WHIP	IP	WLS	BF	H	R	ER	SO	BB	IBB	HBP	BLK	WP	HR	S	P	ERA	WHIP	
Don Sutton, R ERA: 2.88 (1, 1)	9.0	W	34	3	0	0	12	4	0	0	0	0	0	54	70	0.00	0.778																		

**BOTTOM**

Los Angeles Dodgers @ Philadelphia Phillies  
 Connie Mack Stadium, Philadelphia, PA  
 Wed Sep 04 1968, 7:05 PM EDT  
 Att. 3,282 - Unknown

AB	30
R	0
H	3
RBI	0
BB	4
SO	12
LOB	11



WP: 0	PA: 34
PB: 0	SB: 0
CS: 0	

**Los Angeles Dodgers @ Cincinnati Reds**  
 Crosley Field, Cincinnati, OH

Fri Sep 06 1968, 3:33 AM EDT  
 Unknown

AB	35
R	6
H	9
RBI	6
BB	3
SO	5
LOB	9



Batter	1	2	3	4	5	6	7	8	9	AB R H RBI BB SO LOB
<b>Wes Parker, S</b> (1, 7) OBP: 0.302, SLG: 0.313	0-0 F7		0-0 1B		0-0 5-3		0-3 K		0-3 K	5 0 1 0 0 2 2
<b>Willie Davis, L</b> (1, 8) OBP: 0.290, SLG: 0.370	0-0 P4		0-0 F9			4-0 1B BB	0-0 2B 3B		0-0 E8	4 2 1 0 1 0 1
<b>Ted Savage, R</b> (1, 9) OBP: 0.256, SLG: 0.316 <b>Ron Fairly, L</b> (7, PH) OBP: 0.295, SLG: 0.291	4-0 BB			0-3 K		0-0 1B HR 1B	0-0 E 2-1 2B		0-0 F7	2 1 1 0 1 1 0 2 0 1 1 0 0 1
<b>Ken Boyer, R</b> (1, 3) OBP: 0.310, SLG: 0.392 <b>Willie Crawford, L</b> (7, PR) OBP: 0.339, SLG: 0.360	0-0 F8			0-0 6-3		0-0 1B HR	0-0 E6			4 1 1 1 0 0 2 0 0 0 0 0 0 0
<b>Jim Lefebvre, S</b> (1, 4) OBP: 0.280, SLG: 0.298		0-0 5-3		0-3 K		0-0 HR	0-0 2-1	0-0 2B 1B		4 2 2 3 0 1 0
<b>Bill Sudakis, S</b> (1, 5) OBP: 0.462, SLG: 0.800		0-0 5-3			4-0 SH2-4 1B BB	0-0 F9		0-3 K		3 0 0 0 1 1 1
<b>Bart Shirley, R</b> (1, 6) OBP: 0.270, SLG: 0.196 <b>Len Gabrielson, L</b> (8, PH) OBP: 0.333, SLG: 0.433 <b>Paul Popovich, S</b> (8, 6) OBP: 0.259, SLG: 0.254		0-0 F9			0-0 SH2-4 1B	0-0 1-3		0-0 2B		3 0 1 0 0 0 0 1 0 1 1 0 0 0 0 0 0 0 0 0 0
<b>Jeff Torborg, R</b> (1, 2) OBP: 0.212, SLG: 0.183			0-0 F7		0-0 SH2-4	0-0 P4		0-0 5-3		3 0 0 0 0 0 0
<b>Bill Singer, R</b> (1, 1) OBP: 0.167, SLG: 0.203 <b>Mudcat Grant, R</b> (5, 1) OBP: 0.154, SLG: 0.269			0-0 6-3		0-0 1-3		0-0 5-3		0-0 G3	2 0 0 0 0 0 2 2 0 0 0 0 0 0

Inning Stats	R: 0 E: 0 K: 0 S: 3	H: 0 LOB: 1 BB: 1 P: 7	R: 0 E: 0 K: 0 S: 3	H: 0 LOB: 0 BB: 0 P: 3	R: 0 E: 0 K: 0 S: 4	H: 1 LOB: 1 BB: 0 P: 4	R: 0 E: 0 K: 2 S: 7	H: 0 LOB: 0 BB: 0 P: 7	R: 0 E: 0 K: 0 S: 4	H: 1 LOB: 2 BB: 1 P: 8	R: 4 E: 0 K: 0 S: 6	H: 3 LOB: 0 BB: 1 P: 10	R: 1 E: 1 K: 1 S: 7	H: 2 LOB: 2 BB: 0 P: 7	R: 1 E: 0 K: 1 S: 6	H: 2 LOB: 0 BB: 0 P: 6	R: 0 E: 1 K: 1 S: 6	H: 0 LOB: 1 BB: 0 P: 6	1B: 5 2B: 2 3B: 1 HR: 1	SF: 0 SAC: 1 DP: 0 HBP: 0	WP: 0 PB: 0 SB: 0 CS: 0	PA: 39
--------------	------------------------------	---------------------------------	------------------------------	---------------------------------	------------------------------	---------------------------------	------------------------------	---------------------------------	------------------------------	---------------------------------	------------------------------	----------------------------------	------------------------------	---------------------------------	------------------------------	---------------------------------	------------------------------	---------------------------------	----------------------------------	------------------------------------	----------------------------------	--------

PITCHER	IP	WLS	BF	H	R	ER	SO	BB	IBB	HBP	BLK	WP	HR	S	P	ERA	WHIP
<b>Gerry Arrigo, L</b> (1, 1) ERA: 3.19	6.0		26	5	4	4	2	3	0	0	0	0	1	27	39	6.00	1.333
<b>Ted Abernathy, R</b> (7, 1) ERA: 2.21	2.0	L	10	4	2	2	2	0	0	0	0	0	0	13	13	9.00	2.000
<b>Clay Carroll, R</b> (9, 1) ERA: 2.57	1.0		4	0	0	0	1	0	0	0	0	0	0	6	6	0.00	0.000

PITCHER	IP	WLS	BF	H	R	ER	SO	BB	IBB	HBP	BLK	WP	HR	S	P	ERA	WHIP
---------	----	-----	----	---	---	----	----	----	-----	-----	-----	----	----	---	---	-----	------

Batter	1	2	3	4	5	6	7	8	9	AB	R	H	RBI	BB	SO	LOB
Pete Rose, S OBP: 0.402, SLG: 0.495 (1, 9)	F7		4-3		E	F8				5	1	2	0	0	0	2
Vada Pinson, L OBP: 0.313, SLG: 0.392 (1, 8)	F7		3-1		E	1-3				5	1	1	0	0	0	3
Mack Jones, L OBP: 0.335, SLG: 0.404 (1, 7)	1B		P6		SF9					4	0	1	1	0	1	0
Tony Perez, R OBP: 0.336, SLG: 0.432 (1, 5)	K			6-3	5-3					5	0	1	1	0	2	1
Johnny Bench, R OBP: 0.313, SLG: 0.443 (1, 2)		S			5-3					5	0	3	0	0	0	1
Lee May, R OBP: 0.337, SLG: 0.472 (1, 3)		1B			E9	P5				4	1	1	0	0	1	4
Tommy Helms, R OBP: 0.305, SLG: 0.357 (1, 4)		K			1B					4	0	2	1	0	1	4
Leo Cardenas, R OBP: 0.291, SLG: 0.306 (1, 6)		K			4-3					3	0	0	0	0	2	4
Alex Johnson, R OBP: 0.351, SLG: 0.406 (8, PH)		K								1	0	0	0	0	0	0
Woody Woodward, R OBP: 0.277, SLG: 0.250 (9, 6)		K								0	0	0	0	0	0	0
Gerry Arrigo, L OBP: 0.115, SLG: 0.121 (1, 1)		K								3	1	1	0	0	1	3
Ted Abernathy, R (7, 1)										0	0	0	0	0	0	0
Fred Whitfield, L OBP: 0.306, SLG: 0.414 (8, PH)										1	0	0	0	0	0	0
Clay Carroll, R OBP: 0.217, SLG: 0.182 (9, 1)										0	0	0	0	0	0	0

Inning Stats	R: 0	H: 1	E: 0	K: 1	S: 6	R: 0	H: 2	E: 0	K: 3	S: 11	R: 0	H: 0	E: 0	K: 0	S: 3	R: 1	H: 2	E: 1	K: 0	S: 5	R: 3	H: 4	E: 1	K: 0	S: 7	R: 0	H: 1	E: 1	K: 1	S: 7	R: 0	H: 1	E: 1	K: 2	S: 9	R: 0	H: 1	E: 0	K: 0	S: 4	R: 0	H: 0	E: 0	K: 1	S: 5
	LOB: 1	BB: 0	P: 6	LOB: 2	BB: 0	P: 11	LOB: 0	BB: 0	P: 3	LOB: 1	BB: 0	P: 5	LOB: 1	BB: 0	P: 7	LOB: 2	BB: 0	P: 7	LOB: 2	BB: 0	P: 9	LOB: 1	BB: 0	P: 4	LOB: 0	BB: 0	P: 5	LOB: 0	BB: 0	P: 5	LOB: 0	BB: 0	P: 5	LOB: 0	BB: 0	P: 5	LOB: 0	BB: 0	P: 5	LOB: 0	BB: 0	P: 5			

PITCHER	IP	WLS	BF	H	R	ER	SO	BB	IBB	HBP	BLK	WP	HR	S	P	ERA	WHIP
Bill Singer, R ERA: 2.92 (1, 1)	4.1		22	9	4	2	4	0	0	0	0	0	0	30	30	4.15	2.077
Mudcat Grant, R ERA: 2.32 (5, 1)	4.2	W	19	3	0	0	4	0	0	0	0	0	0	27	27	0.00	0.643

**Los Angeles Dodgers @ Cincinnati Reds**  
 Crosley Field, Cincinnati, OH  
 Fri Sep 06 1968, 3:33 AM EDT  
 Unknown

AB	40
R	4
H	12
RBI	3
BB	0
SO	8
LOB	22



WP: 0	PA: 41
PB: 0	
SB: 1	
CS: 1	

Batter	1	2	3	4	5	6	7	8	9	AB	R	H	RBI	BB	SO	LOB	TOP					
<b>Willie Crawford, L</b> (1, 7) <small>OBP: 0.338, SLG: 0.354</small> <b>Ted Savage, R</b> (6, PH) <small>OBP: 0.256, SLG: 0.316</small> <b>Wes Parker, S</b> (6, PH) <small>OBP: 0.302, SLG: 0.313</small>	0-3 K	0-0 F8			4-0 1B BB	0-0 L4-3		0-0 FC1-6 1B 1B	0-3 K	2	0	0	0	1	1	2						
<b>Willie Davis, L</b> (1, 8) <small>OBP: 0.292, SLG: 0.370</small>	4-0 S 1B BB		0-3 K		0-0 1-2 1B		0-0 4-3	0-0 FC1-6 1B	0-0 L1	5	1	2	0	1	1	1						
<b>Tom Haller, L</b> (1, 2) <small>OBP: 0.348, SLG: 0.388</small>	0-0 CS 1-2 1B		4-0 BB		0-3 K		1-0 E HBP	0-0 SF7		2	0	1	2	1	1	1						
<b>Len Gabrielson, L</b> (1, 9) <small>OBP: 0.331, SLG: 0.426</small> <b>Jim Brewer, L</b> (8, 1) <small>OBP: 0.250, SLG: 0.250</small>	4-0 2-3 BB		0-0 F7		0-0 F8		0-0 E7 1-2	0-0 FC1-6 1B E		4	1	0	0	1	0	5						
<b>Ron Fairly, L</b> (1, 3) <small>OBP: 0.294, SLG: 0.290</small>	0-0 P4		0-0 F8			0-0 F7	0-0 F2	0-0 E8 WP 1-2 3-H 1B		5	0	1	1	0	0	4						
<b>Jim Lefebvre, S</b> (1, 4) <small>OBP: 0.282, SLG: 0.305</small> <b>Bart Shirley, R</b> (8, 4) <small>OBP: 0.270, SLG: 0.196</small>		0-0 P6		0-0 G5-4-3 1B		0-0 1B BB 2B	0-3 K	0-0 4-3		5	1	2	0	0	1	3						
<b>Bill Sudakis, S</b> (1, 5) <small>OBP: 0.556, SLG: 0.929</small>		0-0 FC6-4 2B		0-0 G5-4-3 1-2		0-0 BB 2-3 1B		4-0 1B 1B BB	0-0 SH5-4 1B 2B	4	2	3	0	1	0	1						
<b>Paul Popovich, S</b> (1, 6) <small>OBP: 0.265, SLG: 0.255</small>		4-0 FC6-4 BB		0-0 P5		4-0 BB IBB		0-0 1B 1B	0-0 SH5-4	2	1	1	0	2	0	0						
<b>Mike Kekich, R</b> (1, 1) <small>OBP: 0.108, SLG: 0.083</small> <b>Ken Boyer, R</b> (8, PH) <small>OBP: 0.313, SLG: 0.392</small> <b>John Purdin, R</b> (6, 1) <small>OBP: 0.500, SLG: 0.500</small> <b>Jack Billingham, R</b> (6, 1) <small>OBP: 0.229, SLG: 0.276</small> <b>Jim Fairley, L</b> (8, PH) <small>OBP: 0.229, SLG: 0.276</small>		0-0 FC6-4 1-2 2-3		0-0 1-3		4-0 L4-3 BB		0-0 1B 1B SF7 1B	0-0 1B	2	0	0	0	0	0	3						
<b>Inning Stats</b>	R: 1 E: 0 K: 1 S: 5	H: 1 LOB: 1 BB: 2 P: 13	R: 0 E: 0 K: 0 S: 4	H: 1 LOB: 2 BB: 1 P: 8	R: 0 E: 0 K: 1 S: 5	H: 0 LOB: 1 BB: 1 P: 9	R: 0 E: 1 K: 0 S: 4	H: 1 LOB: 1 BB: 0 P: 4	R: 0 E: 0 K: 1 S: 5	H: 1 LOB: 1 BB: 1 P: 9	R: 1 E: 0 K: 0 S: 4	H: 2 LOB: 2 BB: 2 P: 12	R: 0 E: 1 K: 1 S: 6	H: 0 LOB: 2 BB: 0 P: 7	R: 5 E: 1 K: 0 S: 8	H: 5 LOB: 1 BB: 1 P: 12	R: 1 E: 0 K: 1 S: 7	H: 2 LOB: 1 BB: 0 P: 7	1B: 10 2B: 4 3B: 0 HR: 0	SF: 1 SAC: 1 DP: 2 HBP: 1	WP: 1 PB: 0 SB: 1 CS: 1	PA: 47
<b>PITCHER</b>	IP	WLS	BF	H	R	ER	SO	BB	IBB	HBP	BLK	WP	HR	S	P	ERA	WHIP					
<b>Tony Cloninger, R</b> (1, 1) ERA: 4.08	1.2		9	2	1	1	1	3	0	0	0	0	0	8	20	5.40	3.000					
<b>Dan McGinn, L</b> (2, 1) ERA: 7.36	3.2		18	4	1	1	2	3	1	0	0	0	0	18	34	2.46	1.909					
<b>Clay Carroll, R</b> (6, 1) ERA: 2.82	2.1	L	14	5	5	4	1	1	0	1	0	0	0	14	19	15.43	2.571					
<b>Jay Ritchie, R</b> (8, 1) ERA: 4.61	0.2		4	2	1	1	0	0	0	0	0	1	0	4	4	13.50	3.000					
<b>Ted Abernathy, R</b> (9, 1) ERA: 2.2	0.2		2	0	0	0	1	0	0	0	0	0	0	4	4	0.00	0.000					

**Los Angeles Dodgers @ Cincinnati Reds**  
 Crosley Field, Cincinnati, OH  
 Fri Sep 06 1968, 7:05 PM EDT  
 Att. 7,986 - Unknown

<b>AB</b>	36
<b>R</b>	8
<b>H</b>	13
<b>RBI</b>	7
<b>BB</b>	8
<b>SO</b>	5
<b>LOB</b>	24



BOTTOM

Los Angeles Dodgers @ Cincinnati Reds  
Crosley Field, Cincinnati, OH

livebaseballscorecards.com

AB	37
R	6
H	11
RBI	5
BB	2
SO	6
LOB	13



WP	2	PA	39
PB	0		
SB	0		
CS	1		

Fri Sep 06 1968, 7:05 PM EDT  
Att. 7,986 - Unknown

AB R H RBI BB SO LOB

5	1	1	0	0	2	2
2	0	0	0	0	1	0
3	0	1	1	0	0	1
5	1	1	0	0	0	2
4	1	1	0	0	2	1
4	2	2	1	0	0	0
3	1	1	1	0	1	1
1	0	1	1	0	0	0
2	0	0	0	0	0	0
1	0	0	0	1	0	1
3	0	2	1	1	0	1
0	0	0	0	0	0	0
2	0	0	0	0	0	2
1	0	0	0	0	0	2
0	0	0	0	0	0	0
0	0	0	0	0	0	0
1	0	1	0	0	0	0
0	0	0	0	0	0	0

1B	8	SF	0
2B	2	SAC	0
3B	0	DP	0
HR	1	HBP	0

WP	HR	S	P	ERA	WHIP
2	1	1	1	1.80	0.800
0	0	0	0	81.00	9.000
0	0	0	0	0.00	1.200
0	0	0	0	4.50	1.500

Batter	1	2	3	4	5	6	7	8	9
Pete Rose, S OBP: 0.401, SLG: 0.492 (1, 9)	0-3 K ①		0-3 K ③			0-0 WP 2B 1B	0-0 G3 ①		0-0 F8 ①
Jim Beauchamp, R OBP: 0.304, SLG: 0.465 (1, 8)	0-3 K ②			0-0 P6-3 ①		0-0 FC6-5 1-H 2B	0-0 F8 ②		0-0 F2 ②
Vada Pinson, L OBP: 0.313, SLG: 0.394 (6, PH)									
Alex Johnson, R OBP: 0.350, SLG: 0.404 (1, 7)	0-0 L4 ③			0-0 CS 1B		0-0 FC6-5-4 1B 2-3	0-0 F8 ③		0-0 F7 ③
Tony Perez, R OBP: 0.335, SLG: 0.430 (1, 5)		0-0 4-3 ①		0-3 K 1-2 ② ③		0-0 1B E 1B 2-3		0-3 K ①	
Lee May, R OBP: 0.338, SLG: 0.474 (1, 3)		0-0 P6-3 ②			0-0 F3 ①	0-0 E8 1B 1B 1-H 3-H		0-0 1B 2B	
Tommy Helms, R OBP: 0.305, SLG: 0.363 (1, 4)		0-0 L8 ③			0-0 HR	0-3 K ②		0-0 1B 2-H	
Giraldo Ruiz, S OBP: 0.296, SLG: 0.257 (8, 4)								0-0 1B	
Pat Corrales, R OBP: 0.345, SLG: 0.347 (1, 2)			0-0 F5 ①		0-0 P6 ②	4-0 1B IBB		0-0 F9 ②	
Johnny Bench, R OBP: 0.314, SLG: 0.442 (6, PH)									
Woody Woodward, R OBP: 0.290, SLG: 0.259 (1, 6)			0-0 FC1-6 1B		4-0 BB	0-0 1B 1-2 3-H		0-0 5-3 ③	
Tony Cloninger, R OBP: 0.382, SLG: 0.411 (1, 1)			0-0 FC1-6 ②		0-0 F8 ③	0-0 1-3 ③			0-0 1B
Dan McGinn, L (2, 1)									
Clay Carroll, R OBP: 0.208, SLG: 0.174 (6, 1)									
Jay Ritchie, R (8, 1)									
Ted Abernathy, R (9, 1)									
Don Pavletich, R OBP: 0.382, SLG: 0.411 (9, PH)									
Mel Queen, L (9, PR)									

Inning Stats	R: 0	H: 0	E: 0	K: 2	S: 7	R: 0	H: 0	E: 0	K: 0	S: 3	R: 0	H: 1	E: 0	K: 1	S: 6	R: 0	H: 1	E: 0	K: 1	S: 5	R: 1	H: 1	E: 0	K: 0	S: 4	R: 4	H: 5	E: 1	K: 10	S: 10	R: 0	H: 0	E: 0	K: 0	S: 3	R: 1	H: 2	E: 0	K: 1	S: 7	R: 0	H: 1	E: 0	K: 0	S: 4
--------------	------	------	------	------	------	------	------	------	------	------	------	------	------	------	------	------	------	------	------	------	------	------	------	------	------	------	------	------	-------	-------	------	------	------	------	------	------	------	------	------	------	------	------	------	------	------

PITCHER	IP	WLS	BF	H	R	ER	SO	BB	IBB	HBP	BLK	WP	HR	S	P	ERA	WHIP
Mike Kekich, L ERA: 3.81 (1, 1)	5.0		18	3	1	1	4	1	0	0	0	0	1	25	29	1.80	0.800
John Purdin, R ERA: 3.19 (6, 1)	0.1		4	3	3	3	0	0	0	0	0	1	0	4	4	81.00	9.000
Jack Billingham, R ERA: 2.04 (6, 1)	1.2	W	8	2	1	0	1	0	1	0	0	0	0	9	13	0.00	1.200
Jim Brewer, L ERA: 2.63 (8, 1)	2.0	S	9	3	1	1	1	0	0	0	0	0	0	11	11	4.50	1.500

Batter	1	2	3	4	5	6	7	8	9	AB R H RBI BB SO LOB	TOP											
Willie Crawford, L (1, 7) OBP: 0.336, SLG: 0.345	0-3 K		0-3 K		0-3 K			4-0 L3 BB		3 0 0 0 1 3 3	<b>Los Angeles Dodgers @ Cincinnati Reds</b> Crosley Field, Cincinnati, OH Sat Sep 07 1968, 7:05 PM EDT Att. 8,150 - Unknown											
Willie Davis, L (1, 8) OBP: 0.290, SLG: 0.368	0-0 F8		0-0 P6			0-0 F7		0-0 F3		4 0 0 0 0 0 2												
Tom Haller, L (1, 2) OBP: 0.345, SLG: 0.384	0-3 K			0-0 F5		0-0 4-3		0-0 L3		4 0 0 0 0 1 1												
Len Gabrielson, L (1, 9) OBP: 0.327, SLG: 0.420		0-3 K		0-3 K		0-0 F9		0-0 F7		4 0 0 0 0 2 0												
Ron Fairly, L (1, 3) OBP: 0.296, SLG: 0.297		0-0 6-3		0-0 F5			0-0 1B SF7 1B	0-0 SF8 3B		4 2 2 0 0 0 0												
Jim Lefebvre, S (1, 4) OBP: 0.285, SLG: 0.306		4-0 BB			0-0 1B 1B		0-3 K	0-0 SF8		2 0 1 1 1 1 1												
Bill Sudakis, S (1, 5) OBP: 0.545, SLG: 0.889		0-0 F3			0-0 P5		0-0 1-3 1B	0-0 2B		4 0 2 0 0 0 2												
Paul Popovich, S (1, 6) OBP: 0.265, SLG: 0.256 Ken Boyer, R (9, PH) OBP: 0.311, SLG: 0.390			0-0 P6		0-0 1-2 1B		0-0 SF7	0-3 K		2 0 1 1 0 0 0 1 0 0 0 0 1 1												
Claude Osteen, L (1, 1) OBP: 0.162, SLG: 0.192 Jim Fairey, L (7, PH) OBP: 0.227, SLG: 0.274 John Purdin, R (7, 1) OBP: 0.500, SLG: 0.500			0-0 1B		0-0 P5		0-3 K			2 0 1 0 0 0 2 1 0 0 0 0 1 1 0 0 0 0 0 0 0												
<b>Inning Stats</b>	R: 0 E: 0 K: 2 S: 7	H: 0 LOB: 0 BB: 0 P: 7	R: 0 E: 0 K: 1 S: 5	H: 0 LOB: 1 BB: 1 P: 9	R: 0 E: 0 K: 1 S: 6	H: 1 LOB: 1 BB: 0 P: 6	R: 0 E: 0 K: 1 S: 5	H: 0 LOB: 0 BB: 0 P: 5	R: 0 E: 0 K: 1 S: 7	H: 2 LOB: 2 BB: 0 P: 7	R: 0 E: 0 K: 0 S: 3	H: 0 LOB: 0 BB: 0 P: 3	R: 1 E: 0 K: 2 S: 9	H: 2 LOB: 1 BB: 0 P: 9	R: 0 E: 0 K: 0 S: 2	H: 0 LOB: 0 BB: 1 P: 6	R: 1 E: 0 K: 1 S: 7	H: 2 LOB: 1 BB: 0 P: 7	1B: 5 2B: 2 3B: 1 HR: 0	SF: 2 SAC: 0 DP: 1 HBP: 0	WP: 0 PB: 0 SB: 0 CS: 0	PA: 35
<b>PITCHER</b> Gary Nolan, R (1, 1) ERA: 2.06	IP: 9.0 WLS: W BF: 35 H: 7 R: 2 ER: 2 SO: 9 BB: 2 IBB: 0 HBP: 0 BLK: 0 WP: 0 HR: 0 S: 51 P: 59 ERA: 2.00 WHIP: 1.000											<b>PITCHER</b>	IP: 9.0 WLS: W BF: 35 H: 7 R: 2 ER: 2 SO: 9 BB: 2 IBB: 0 HBP: 0 BLK: 0 WP: 0 HR: 0 S: 51 P: 59 ERA: 2.00 WHIP: 1.000									

livebaseballscorecards.com

<b>AB</b>	31
<b>R</b>	2
<b>H</b>	7
<b>RBI</b>	2
<b>BB</b>	2
<b>SO</b>	9
<b>LOB</b>	13



Batter	1	2	3	4	5	6	7	8	9	AB	R	H	RBI	BB	SO	LOB
Pete Rose, S OBP: 0.398, SLG: 0.489 (1, 9)	0-0 P6-3		0-0 P6-3		0-0 5-3		0-0 4-3			4	0	0	0	0	0	0
Alex Johnson, R OBP: 0.351, SLG: 0.405 (1, 7)	0-0 3-1		0-0 5-3		0-0 WP 1B			0-0 1B		4	1	2	0	0	0	0
Lee May, R OBP: 0.341, SLG: 0.483 (1, 3)	0-0 2B 1B		0-0 HR		0-0 1B			0-0 F3		4	2	3	2	0	0	1
Johnny Bench, R OBP: 0.315, SLG: 0.444 (1, 2)	0-0 1B 2B		0-0 5-3		0-0 F8			0-0 1B		4	1	2	0	0	0	1
Tony Perez, R OBP: 0.336, SLG: 0.433 (1, 5)	0-0 2-H 3-H 1B			0-0 4-3 2B			0-0 4-3	0-0 P6		4	0	2	2	0	0	2
Jim Beauchamp, R OBP: 0.286, SLG: 0.435 (1, 8)	0-0 F9		0-0 K		0-3 K		0-3 K	0-0 F2		3	0	0	0	0	2	2
Vada Pinson, L OBP: 0.312, SLG: 0.393 (8, PH) (9, 8)										1	0	0	0	0	0	2
Hal McRae, R OBP: 0.286, SLG: 0.250 (1, 4)		0-0 F7		0-0 4-3		0-0 P6-3				3	0	0	0	0	0	1
Woody Woodward, R OBP: 0.284, SLG: 0.254 (1, 6)		0-0 4-3		0-0 F9			0-3 K			3	0	0	0	0	1	1
Gary Nolan, R OBP: 0.262, SLG: 0.250 (1, 1)		0-3 K			0-3 K			0-3 K		3	0	0	0	0	3	0

Inning Stats	R: 2	H: 3	E: 0	LOB: 1	K: 0	S: 6	P: 6	R: 0	H: 0	E: 0	LOB: 0	K: 1	S: 5	P: 5	R: 1	H: 1	E: 0	LOB: 0	K: 0	S: 4	P: 4	R: 0	H: 1	E: 0	LOB: 1	K: 1	S: 6	P: 6	R: 1	H: 2	E: 0	LOB: 1	K: 1	S: 7	P: 7	R: 0	H: 0	E: 0	LOB: 0	K: 1	S: 5	P: 5	R: 0	H: 0	E: 0	LOB: 0	K: 2	S: 7	P: 7	R: 0	H: 2	E: 0	LOB: 2	K: 0	S: 5	P: 5
--------------	------	------	------	--------	------	------	------	------	------	------	--------	------	------	------	------	------	------	--------	------	------	------	------	------	------	--------	------	------	------	------	------	------	--------	------	------	------	------	------	------	--------	------	------	------	------	------	------	--------	------	------	------	------	------	------	--------	------	------	------

PITCHER	IP	WLS	BF	H	R	ER	SO	BB	IBB	HBP	BLK	WP	HR	S	P	ERA	WHIP
Claude Osteen, L ERA: 3.34 (1, 1)	6.0	L	25	7	4	4	4	0	0	0	0	1	1	33	33	6.00	1.167
John Purdin, R ERA: 3.07 (7, 1)	2.0		8	2	0	0	2	0	0	0	0	0	0	12	12	0.00	1.000

**BOTTOM**

**Los Angeles Dodgers @ Cincinnati Reds**  
 Crosley Field, Cincinnati, OH  
 Sat Sep 07 1968, 7:05 PM EDT  
 Att. 8,150 - Unknown

AB	33
R	4
H	9
RBI	4
BB	0
SO	6
LOB	10



1B: 6	SF: 0	WP: 1	PA: 33
2B: 2	SAC: 0	PB: 0	
3B: 0	DP: 0	SB: 0	
HR: 1	HBP: 0	CS: 0	

Batter	1	2	3	4	5	6	7	8	9	AB R H RBI BB SO LOB	TOP	
Willie Crawford, L (1, 7) OBP: 0.338, SLG: 0.355	0-0 F9		0-0 2B		0-0 FC6-4		0-0 1B		0-3 K	5 0 2 0 0 1 1		
Willie Davis, L (1, 8) OBP: 0.291, SLG: 0.369	0-0 PB SF8 1B		0-0 1-3		0-3 K		0-0 1-2 1B			4 1 2 0 0 1 1		
Tom Haller, L (1, 2) OBP: 0.345, SLG: 0.384	0-0 SF8			0-0 3-1		0-0 1B E 1B		0-3 K		3 0 1 1 0 1 2		
Len Gabrielson, L (1, 9) OBP: 0.327, SLG: 0.419 Wes Parker, S (8, PH) OBP: 0.302, SLG: 0.313 (8, 3)	0-0 F8			0-0 2B 1B		0-3 K		0-0 P4		3 1 1 0 0 1 1 1 0 0 0 0 0 0		
Ron Fairly, L (1, 3) OBP: 0.294, SLG: 0.294 (8, 9)		0-0 1-3		0-3 K		0-3 K		0-0 4-3		4 0 0 0 0 2 2		
Jim Lefebvre, S (1, 4) OBP: 0.296, SLG: 0.333		0-0 1B		0-0 1-H 2B		0-0 2-3 1B		0-0 HR		4 1 4 2 0 0 0		
Bill Sudakis, S (1, 5) OBP: 0.462, SLG: 0.727		0-0 F7		0-0 4-3		0-0 P4		0-0 L7		4 0 0 0 0 0 4		
Paul Popovich, S (1, 6) OBP: 0.265, SLG: 0.256		0-0 P3			0-0 FC5-4 1B		0-0 P9		0-0 P4-3	4 0 1 0 0 0 1		
Joe Moeller, R (1, 1) Jim Brewer, L (9, 1) OBP: 0.250, SLG: 0.250			0-0 6-3		0-0 FC5-4 FC6-4		0-3 K		0-3 K	4 0 0 0 0 2 1 0 0 0 0 0 0 0		
<b>Inning Stats</b>	R: 1 E: 1 K: 0 S: 4 H: 1 LOB: 0 P: 4	R: 0 E: 0 K: 0 S: 4 H: 1 LOB: 1 P: 4	R: 0 E: 0 K: 0 S: 3 H: 1 LOB: 0 P: 3	R: 1 E: 0 K: 1 S: 7 H: 2 LOB: 1 BB: 0 P: 7	R: 0 E: 0 K: 1 S: 6 H: 1 LOB: 1 BB: 0 P: 6	R: 0 E: 1 K: 2 S: 9 H: 2 LOB: 2 BB: 0 P: 9	R: 0 E: 0 K: 2 S: 9 H: 2 LOB: 2 BB: 0 P: 9	R: 1 E: 0 K: 0 S: 4 H: 1 LOB: 0 BB: 0 P: 4	R: 0 E: 0 K: 2 S: 7 H: 0 LOB: 0 BB: 0 P: 7	1B: 8 2B: 2 3B: 0 HR: 1 SF: 1 SAC: 0 DP: 0 HBP: 0	WP: 0 PB: 1 SB: 0 CS: 0 PA: 37	
<b>PITCHER</b>	IP WLS BF H R ER SO BB IBB HBP BLK WP HR S P ERA WHIP											
George Culver, R (1, 1) ERA: 3.21	5.0 L 20 6 2 1 2 0 0 0 0 0 0 0 24 24 1.80 1.200											
Dan McGinn, L (6, 1) ERA: 5.4	3.0 14 5 1 1 4 0 0 0 0 0 0 1 22 22 3.00 1.667											
Ted Abernathy, R (9, 1) ERA: 2.18	1.0 3 0 0 0 2 0 0 0 0 0 0 0 7 7 0.00 0.000											

Los Angeles Dodgers @ Cincinnati Reds  
Crosley Field, Cincinnati, OH  
Sun Sep 08 1968, 3:33 AM EDT  
Att. 8,453 - Unknown

livebaseballscorecards.com

AB	36
R	3
H	11
RBI	3
BB	0
SO	8
LOB	13






Batter	1	2	3	4	5	6	7	8	9	AB R H RBI BB SO LOB
Pete Rose, S (1, 9) OBP: 0.397, SLG: 0.487	0-0 CS 1B			0-0 E4 WP		0-0 F7		0-0 4-3		4 0 1 0 0 0 0
Alex Johnson, R (1, 7) OBP: 0.349, SLG: 0.402	0-0 F9 1-2			0-0 L7 1-2		0-0 P6-3			0-0 P6-3	4 0 0 0 0 0 2
Lee May, R (1, 3) OBP: 0.342, SLG: 0.482	0-3 K			0-0 F7		1-0 HBP			0-0 HR 1B	3 1 1 0 0 1 1
Johnny Bench, R (1, 2) OBP: 0.315, SLG: 0.449			0-0 F5	0-0 F7		0-3 K			0-0 HR 1-H	4 1 1 2 0 1 2
Vada Pinson, L (1, 8) OBP: 0.312, SLG: 0.392		0-3 K			0-0 S 5-3 1B		0-0 F9		0-0 F7	4 0 1 0 0 1 0
Tony Perez, R (1, 5) OBP: 0.336, SLG: 0.431		0-3 K			0-0 5-3 1-2		0-0 5-3		0-0 1B	4 0 1 0 0 1 1
Hal McRae, R (1, 4) OBP: 0.280, SLG: 0.217			0-0 F8		4-0 S BB		0-3 K		0-3 K	3 0 0 0 1 2 1
Woody Woodward, R (1, 6) OBP: 0.282, SLG: 0.252			0-0 P6		0-3 K			0-0 F8		1 0 0 0 0 0 0
Fred Whitfield, L (5, PH) OBP: 0.305, SLG: 0.411					1-2 2-3					1 0 0 0 0 1 2
Dan McGinn, L (6, 1)										0 0 0 0 0 0 0
Giraldo Ruiz, S (8, PH) OBP: 0.294, SLG: 0.255										1 0 0 0 0 0 0
Ted Abernathy, R (9, 1)										0 0 0 0 0 0 0
George Culver, R (1, 1) OBP: 0.133, SLG: 0.136			0-0 1-3		0-0 F2			0-0 F8		1 0 0 0 0 0 0
Leo Cardenas, R (5, PH) OBP: 0.289, SLG: 0.304										2 0 0 0 0 0 2

Inning Stats	R: 0	H: 1	E: 0	K: 5	LOB: 0	BB: 0	P: 5	R: 0	H: 0	E: 0	K: 2	LOB: 0	BB: 0	P: 7	R: 0	H: 0	E: 0	K: 0	LOB: 0	BB: 0	P: 3	R: 0	H: 0	E: 1	K: 0	LOB: 1	BB: 0	P: 4	R: 0	H: 1	E: 0	K: 1	LOB: 2	BB: 1	P: 10	R: 0	H: 0	E: 0	K: 1	LOB: 1	BB: 0	P: 6	R: 0	H: 0	E: 0	K: 1	LOB: 0	BB: 0	P: 5	R: 0	H: 0	E: 0	K: 0	LOB: 0	BB: 0	P: 3	R: 2	H: 3	E: 0	K: 1	LOB: 1	BB: 0	P: 8	1B: 4	SF: 0	2B: 0	SAC: 0	3B: 0	DP: 0	HR: 1	HBP: 1
Joe Moeller, R (1, 1) ERA: 3.86	8.1	WLS	W	BF	H	R	ER	SO	BB	IBB	HBP	BLK	WP	HR	S	P	ERA	WHIP																																																					
Jim Brewer, L (9, 1) ERA: 2.61	0.2	S	3	1	0	0	1	0	0	0	0	0	0	0	5	5	0.00	1.500																																																					

**Los Angeles Dodgers @ Cincinnati Reds**  
 Crosley Field, Cincinnati, OH  
 Sun Sep 08 1968, 3:33 AM EDT  
 Att. 8,453 - Unknown

AB	32
R	2
H	5
RBI	2
BB	1
SO	7
LOB	11



WP: 1 PA: 34  
 PB: 0  
 SB: 2  
 CS: 1

livebaseballscorecards.com

Batter	1	2	3	4	5	6	7	8	9	AB	R	H	RBI	BB	SO	LOB	TOP	
<b>Wes Parker, S</b> (1, 7) <small>OBP: 0.303, SLG: 0.316</small> (2, 3)	0-0 <b>F2</b>	0-0 <b>HR</b> 2B <small>1-3 2-H 3-H</small>	0-0 <b>F7</b>			0-0 <b>1B</b>		0-0 <b>3-1</b>		5	1	2	2	0	0	1	<b>Los Angeles Dodgers @ St. Louis Cardinals</b> Busch Stadium, St. Louis, MO Mon Sep 09 1968, 7:05 PM CDT Att: 13,508 - Unknown	
<b>Willie Davis, L</b> (1, 8) <small>OBP: 0.291, SLG: 0.367</small> <b>Jim Fairey, L</b> (6, 8) <small>OBP: 0.226, SLG: 0.272</small>	0-0 <b>G3</b>	4-0 <b>HR</b> IBB		0-0 <b>F9</b>		0-3 <b>K</b>		0-3 <b>K</b>		3	1	0	0	1	1	1		
<b>Bill Sudakis, S</b> (1, 5) <small>OBP: 0.419, SLG: 0.741</small>	0-3 <b>K</b>	0-0 <b>HR</b> <small>1-H 2-H 3-H</small>		0-0 <b>F7</b>			0-0 <b>4-3</b>		0-0 <b>6-3</b>		5	1	1	4	0	1		0
<b>Ken Boyer, R</b> (1, 3) <small>OBP: 0.313, SLG: 0.396</small> <b>Ron Fairly, L</b> (2, 9) <small>OBP: 0.294, SLG: 0.294</small>		1B <b>2B</b> <b>P6</b>		0-3 <b>K</b>			0-0 <b>2B</b> <b>1B</b>		0-0 <b>3-1</b>		2	1	1	0	0	0		0
<b>Jim Lefebvre, S</b> (1, 4) <small>OBP: 0.301, SLG: 0.343</small> <b>Bart Shirley, R</b> (9, 4) <small>OBP: 0.270, SLG: 0.196</small>		HBP <b>1B</b> <b>1B</b> <b>FC6-4</b> <b>1B</b>			0-0 <b>P4</b>		0-0 <b>2B</b>		0-0 <b>F2</b>		5	1	3	1	0	0		0
<b>Ted Savage, R</b> (1, 9) <small>OBP: 0.252, SLG: 0.311</small> <b>Willie Crawford, L</b> (2, 7) <small>OBP: 0.333, SLG: 0.350</small>		P6 <b>FC6-4</b>			0-0 <b>P6</b>		0-3 <b>K</b>				2	0	0	0	0	0		3
<b>Tom Haller, L</b> (1, 2) <small>OBP: 0.346, SLG: 0.391</small>		H 1-0 <b>1B</b> <b>1B</b> <b>2B</b> <b>HBP</b>	0-0 <b>HR</b>		0-0 <b>6-3</b>		0-0 <b>F8</b>				3	2	1	1	0	0		1
<b>Paul Popovich, S</b> (1, 6) <small>OBP: 0.267, SLG: 0.259</small>		0-0 <b>1B</b> <b>2B</b> <b>1B</b> <small>1-2 2-H 3-H</small>	0-0 <b>F3</b>			0-0 <b>P5-3</b>		0-0 <b>SH2-4</b> <b>1B</b>		4	1	2	2	0	0	0		
<b>Don Sutton, R</b> (1, 1) <small>OBP: 0.236, SLG: 0.216</small>		0-0 <b>2B</b> <b>HR</b> <b>1B</b> <small>1-2 2-3</small>	0-0 <b>F9</b>			0-0 <b>F8</b>		0-0 <b>SH2-4</b>		3	1	1	0	0	0	0		
<b>Inning Stats</b>	R: 0 E: 0 K: 1 S: 5 H: 0 LOB: 0 BB: 0 P: 5	R: 8 E: 0 K: 0 S: 10 H: 7 LOB: 1 BB: 1 P: 15	R: 1 E: 0 K: 0 S: 4 H: 1 LOB: 0 BB: 0 P: 4	R: 0 E: 0 K: 1 S: 5 H: 0 LOB: 0 BB: 0 P: 5	R: 0 E: 0 K: 0 S: 3 H: 0 LOB: 0 BB: 0 P: 3	R: 0 E: 0 K: 1 S: 6 H: 1 LOB: 1 BB: 0 P: 6	R: 1 E: 0 K: 1 S: 7 H: 2 LOB: 1 BB: 0 P: 7	R: 0 E: 0 K: 1 S: 6 H: 1 LOB: 1 BB: 0 P: 6	R: 0 E: 0 K: 0 S: 3 H: 0 LOB: 0 BB: 0 P: 3	1B: 7 2B: 3 3B: 0 HR: 2 SF: 0 SAC: 1 DP: 0 HBP: 1	WP: 0 PA: 41 PB: 0 SB: 0 CS: 0							
<b>PITCHER</b> <b>Larry Jaster, L</b> (1, 1) <small>ERA: 3.55</small> <b>Dick Hughes, R</b> (2, 1) <small>ERA: 3.41</small> <b>Mel Nelson, L</b> (6, 1) <small>ERA: 2.77</small>	IP 1.1 WLS L BF 10 H 5 R 6 ER 6 SO 1 BB 0 IBB 0 HBP 1 BLK 0 WP 0 HR 0 S 11 P 12 ERA 40.50 WHIP 3.750	IP 3.2 WLS L BF 15 H 3 R 3 ER 3 SO 1 BB 0 IBB 1 HBP 0 BLK 0 WP 0 HR 2 S 16 P 20 ERA 7.36 WHIP 0.818	IP 4.0 WLS L BF 16 H 4 R 1 ER 1 SO 3 BB 0 IBB 0 HBP 0 BLK 0 WP 0 HR 0 S 22 P 22 ERA 2.25 WHIP 1.000	<b>PITCHER</b> IP WLS BF H R ER SO BB IBB HBP BLK WP HR S P ERA WHIP														

<b>AB</b>	<b>38</b>
<b>R</b>	<b>10</b>
<b>H</b>	<b>12</b>
<b>RBI</b>	<b>10</b>
<b>BB</b>	<b>1</b>
<b>SO</b>	<b>5</b>
<b>LOB</b>	<b>8</b>





Batter	1	2	3	4	5	6	7	8	9	AB R H RBI BB SO LOB	TOP	
<b>Wes Parker, S</b> (1, 7) OBP: 0.299, SLG: 0.312 (6, 3)	0-3 		0-0 4-3 	0-0 F9 			0-0 F8 		0-0 F7 	5 0 0 0 0 1 4	<b>Los Angeles Dodgers @ St. Louis Cardinals</b> Busch Stadium, St. Louis, MO Tue Sep 10 1968, 7:05 PM CDT Att: 14,860 - Unknown  <b>livebaseballscores.com</b>	
<b>Willie Davis, L</b> (1, 8) OBP: 0.292, SLG: 0.367	0-0 F7 		0-0 E 1B SF8 1B 	0-0 P5 			0-0 F8 	0-0 	5 1 2 1 0 0 2			
<b>Bill Sudakis, S</b> (1, 5) OBP: 0.444, SLG: 0.710	0-0 FC6-4 1B 		0-0 E9 BB 1B 		4-0 BB BB B 5-3 WP SF8 BB 		0-0 P4 	0-3 S S S K 	4 1 2 0 1 1 2			
<b>Ken Boyer, R</b> (1, 3) OBP: 0.309, SLG: 0.392 <b>Willie Crawford, L</b> (6, 7) OBP: 0.331, SLG: 0.347	0-0 FC6-4 1-2f 		0-0 SF8 		0-0 5-3 			0-0 6-3 	2 0 0 1 0 0 2 1 0 0 0 0 0 0			
<b>Jim Lefebvre, S</b> (1, 4) OBP: 0.304, SLG: 0.348		0-0 3-1 2B 	4-0 BB BB B 		0-0 SF8 			0-3 S S S K 	2 0 1 1 1 1 0			
<b>Ted Savage, R</b> (1, 9) OBP: 0.246, SLG: 0.303 <b>Ron Fairly, L</b> (6, 9) OBP: 0.293, SLG: 0.293		0-0 1-3 	0-0 4-3 		3-H 0-0 F2 			0-0 E4 	3 0 0 0 0 0 3 1 0 0 0 0 0 0			
<b>Tom Haller, L</b> (1, 2) OBP: 0.345, SLG: 0.389		0-0 3-1 2-3 		0-0 2B 1B 		0-0 4-3 		0-0 F7 	4 0 1 0 0 0 2			
<b>Paul Popovich, S</b> (1, 6) OBP: 0.265, SLG: 0.256		0-0 P4 		0-0 P8 		0-0 P8 		0-0 P3 	4 0 0 0 0 0 2			
<b>Bill Singer, R</b> (1, 1) OBP: 0.197, SLG: 0.236			0-0 4-3 E 1B 	0-0 1-3 2B 		0-0 6-3 		H 1-0 	3 1 2 0 0 0 0			
<b>Inning Stats</b>	R: 0 H: 1 E: 0 LOB: 1 K: 1 BB: 0 S: 6 P: 6	R: 0 H: 1 E: 0 LOB: 1 K: 0 BB: 0 S: 4 P: 4	R: 2 H: 3 E: 2 LOB: 2 K: 0 BB: 1 S: 6 P: 10	R: 0 H: 2 E: 0 LOB: 2 K: 0 BB: 0 S: 5 P: 5	R: 1 H: 0 E: 0 LOB: 0 K: 0 BB: 1 S: 3 P: 7	R: 0 H: 0 E: 0 LOB: 0 K: 0 BB: 0 S: 3 P: 3	R: 0 H: 0 E: 0 LOB: 0 K: 0 BB: 0 S: 3 P: 3	R: 0 H: 0 E: 1 LOB: 1 K: 1 BB: 0 S: 6 P: 6	R: 0 H: 1 E: 0 LOB: 2 K: 1 BB: 0 S: 6 P: 7	1B: 6 SF: 2 2B: 2 SAC: 0 3B: 0 DP: 0 HR: 0 HBP: 1		WP: 1 PA: 39 PB: 0 SB: 0 CS: 0
<b>PITCHER</b> <b>Steve Carlton, L</b> (1, 1) ERA: 2.87 <b>Wayne Granger, R</b> (8, 1) ERA: 2.13	IP WLS BF H R ER SO BB IBB HBP BLK WP HR S P ERA WHIP 7.0 L 30 7 3 2 1 2 0 0 0 1 0 30 38 2.57 1.286											<b>PITCHER</b> IP WLS BF H R ER SO BB IBB HBP BLK WP HR S P ERA WHIP



Batter	1	2	3	4	5	6	7	8	9	AB	R	H	RBI	BB	SO	LOB
Lou Brock, L (1, 7) OBP: 0.320, SLG: 0.409	0-0 4-3		0-0 5-3		0-0 F7		0-0 4-3		0-0 F7	5	0	0	0	0	0	2
Curt Flood, R (1, 8) OBP: 0.332, SLG: 0.359	0-0 5-3		0-0 1B		0-3 K		0-0 5-3		0-0 P6-3	5	0	1	0	0	1	2
Roger Maris, L (1, 9) OBP: 0.319, SLG: 0.387	0-0 1B		0-3 K		0-0 F7			0-0 F8		4	0	1	0	0	1	1
Orlando Cepeda, R (1, 3) OBP: 0.304, SLG: 0.372	0-0 F8		0-0 F7			0-0 P6-3		0-3 K		4	0	0	0	0	1	2
Tim McCarver, L (1, 2) OBP: 0.299, SLG: 0.347		0-0 1B		0-0 1B		0-0 1B		0-0 2B		4	0	4	0	0	0	0
Mike Shannon, R (1, 5) OBP: 0.316, SLG: 0.411		0-0 F9		0-3 K		0-3 K		0-3 K		4	0	0	0	0	3	4
Julian Javier, R (1, 4) OBP: 0.289, SLG: 0.341		0-0 F8		0-0 FC6-4 BB		0-0 1B			0-0 1B	4	0	2	0	0	0	2
Dal Maxvill, R (1, 6) OBP: 0.323, SLG: 0.297		4-0 BB		4-0 BB		0-0 4-3			0-0 1B	2	0	1	0	2	0	2
Steve Carlton, L (1, 1) OBP: 0.164, SLG: 0.284		0-0 P6		0-0 P6			0-0 F9		0-3 K	2	0	0	0	0	0	4
Bobby Tolan, L (7, PH) OBP: 0.281, SLG: 0.349										1	0	0	0	0	0	0
Wayne Granger, R (8, 1) OBP: 0.200, SLG: 0.200										0	0	0	0	0	0	0
Johnny Edwards, L (9, PH) OBP: 0.291, SLG: 0.336										1	0	0	0	0	1	2


Inning Stats	R: 0	H: 1	E: 0	LOB: 1	K: 0	BB: 0	S: 4	P: 4	R: 0	H: 1	E: 0	LOB: 2	K: 0	BB: 1	S: 4	P: 8	R: 0	H: 1	E: 0	LOB: 1	K: 1	BB: 0	S: 6	P: 6	R: 0	H: 0	E: 0	LOB: 0	K: 1	BB: 0	S: 5	P: 5	R: 0	H: 2	E: 0	LOB: 2	K: 1	BB: 0	S: 7	P: 7	R: 0	H: 0	E: 0	LOB: 0	K: 0	BB: 0	S: 3	P: 3	R: 0	H: 1	E: 0	LOB: 1	K: 2	BB: 0	S: 8	P: 8	R: 0	H: 2	E: 0	LOB: 2	K: 1	BB: 0	S: 7	P: 7	1B: 8	SF: 0	2B: 1	SAC: 0	3B: 0	DP: 0	HR: 0	HBP: 0	WP: 0	PA: 38
PITCHER Bill Singer, R (1, 1) ERA: 2.81	IP	WLS	BF	H	R	ER	SO	BB	IBB	HBP	BLK	WP	HR	S	P	ERA	WHIP	IP	WLS	BF	H	R	ER	SO	BB	IBB	HBP	BLK	WP	HR	S	P	ERA	WHIP	IP	WLS	BF	H	R	ER	SO	BB	IBB	HBP	BLK	WP	HR	S	P	ERA	WHIP																							

**BOTTOM**

**Los Angeles Dodgers @ St. Louis Cardinals**  
 Busch Stadium, St. Louis, MO  
 Tue Sep 10 1968, 7:05 PM CDT  
 Att. 14,860 - Unknown

livebaseballscorecards.com

**AB 36**  
**R 0**  
**H 9**  
**RBI 0**  
**BB 2**  
**SO 7**  
**LOB 21**



Batter	1	2	3	4	5	6	7	8	9	AB R H RBI BB SO LOB	TOP											
Willie Crawford, L (1, 7) OBP: 0.333, SLG: 0.367	0-0 HR		0-0 P5		1-0 1B HBP		0-0 4-3		0-0 F8	4 2 1 1 0 0 0	<b>Los Angeles Dodgers @ St. Louis Cardinals</b> Busch Stadium, St. Louis, MO Wed Sep 11 1968, 7:05 PM CDT Att: 18,835 - Unknown <a href="http://livebaseballscorecards.com">livebaseballscorecards.com</a>											
Willie Davis, L (1, 8) OBP: 0.294, SLG: 0.369	0-0 F8		0-0 1B		0-0 1B PB 1B		0-0 F8		0-0 1B 1B	5 2 3 0 0 0 0												
Tom Haller, L (1, 2) OBP: 0.346, SLG: 0.389	0-0 F7		0-0 F7		0-0 3-1 PB 1B		0-3 K		0-0 1B 1B	5 0 2 1 0 1 1												
Ron Fairly, L (1, 3) OBP: 0.296, SLG: 0.299	0-0 2B		0-0 1B		0-0 P5		0-3 K		0-0 1B	5 0 3 1 0 1 1												
Len Gabrielson, L (1, 9) OBP: 0.325, SLG: 0.419	0-0 P4		0-3 K		0-0 3-1		0-0 2B		0-0 F8	5 0 1 0 0 1 6												
Jim Lefebvre, S (1, 4) OBP: 0.307, SLG: 0.347		0-0 F3		0-0 1B		0-3 K		4-0 BB		3 0 1 0 1 1 1												
Bill Sudakis, S (1, 5) OBP: 0.425, SLG: 0.647		4-0 FC3-6 BB		0-0 F7		0-0 3-1		0-0 F5		3 0 0 0 1 0 3												
Paul Popovich, S (1, 6) OBP: 0.262, SLG: 0.253		0-0 FC3-6		0-0 P8		0-0 P4-3		0-0 F6		4 0 0 0 0 0 4												
Mike Kekich, R (1, 1) OBP: 0.105, SLG: 0.081		0-3 K		0-0 4-3		0-3 K		0-0 P6		1 0 0 0 0 1 1												
Mudcat Grant, R (2, 1) OBP: 0.143, SLG: 0.250										2 0 0 0 0 1 1												
Wes Parker, S (9, PH) OBP: 0.299, SLG: 0.311										1 0 0 0 0 0 0												
<b>Inning Stats</b>	R: 1 E: 0 K: 0 S: 5	H: 2 LOB: 1 BB: 0 P: 5	R: 0 E: 0 K: 1 S: 5	H: 0 LOB: 1 BB: 1 P: 9	R: 0 E: 0 K: 1 S: 7	H: 2 LOB: 2 BB: 0 P: 7	R: 0 E: 0 K: 0 S: 4	H: 1 LOB: 1 BB: 0 P: 4	R: 2 E: 0 K: 1 S: 7	H: 2 LOB: 1 BB: 0 P: 8	R: 0 E: 0 K: 1 S: 5	H: 0 LOB: 0 BB: 0 P: 5	R: 0 E: 0 K: 1 S: 5	H: 0 LOB: 0 BB: 0 P: 5	R: 0 E: 0 K: 1 S: 6	H: 1 LOB: 2 BB: 1 P: 10	R: 1 E: 0 K: 0 S: 6	H: 3 LOB: 2 BB: 0 P: 6	1B: 8 2B: 2 3B: 0 HR: 1	SF: 0 SAC: 0 DP: 0 HBP: 1	WP: 0 PB: 1 SB: 0 CS: 0	PA: 41
<b>PITCHER</b> Bob Gibson, R (1, 1) ERA: 1.13	IP: 9.0 WLS: W BF: 41 H: 11 R: 4 ER: 4 SO: 6 BB: 2 IBB: 0 HBP: 1 BLK: 0 WP: 0 HR: 1 S: 50 P: 59 ERA: 4.00 WHIP: 1.444											<b>PITCHER</b>	IP: WLS: BF: H: R: ER: SO: BB: IBB: HBP: BLK: WP: HR: S: P: ERA: WHIP:									



Batter	1	2	3	4	5	6	7	8	9	AB	R	H	RBI	BB	SO	LOB
Lou Brock, L OBP: 0.322, SLG: 0.413 (1, 7)	0-3 K	0-0 2B		0-0 4-3			0-0 SH3 2B			4	0	2	2	0	1	0
Julian Javier, R OBP: 0.290, SLG: 0.341 (1, 4)	0-0 1B	0-0 5-3		0-3 K			0-0 SH3			3	1	1	0	0	1	1
Curt Flood, R OBP: 0.333, SLG: 0.359 (1, 8)	4-0 1B			0-0 2B			0-0 1-3			3	1	1	0	1	0	1
Orlando Cepeda, R OBP: 0.305, SLG: 0.375 (1, 3)	0-0 1B			0-0 2B			0-0 P5			4	1	2	1	0	0	1
Mike Shannon, R OBP: 0.313, SLG: 0.409 (1, 5)	0-0 8-4			0-0 SF8			0-0 4-3			3	0	0	1	0	0	2
Tim McCarver, L OBP: 0.299, SLG: 0.348 (1, 2)				0-0 P6-3			0-0 P6-3			4	0	1	1	0	0	0
Ron Davis, R OBP: 0.256, SLG: 0.289 (1, 9)				0-0 F8 2B			0-0 5-3			4	1	1	0	0	1	1
Dal Maxvill, R OBP: 0.325, SLG: 0.298 (1, 6)				0-0 2B			0-0 K			2	1	1	0	1	1	1
Bob Gibson, R OBP: 0.235, SLG: 0.225 (1, 1)				0-0 F8			0-3 K			3	0	0	0	0	1	3

Inning Stats	R: 1	H: 2	E: 0	LOB: 1	K: 1	P: 10	R: 2	H: 2	E: 0	LOB: 1	K: 0	P: 9	R: 2	H: 3	E: 0	LOB: 1	K: 1	P: 8	R: 0	H: 0	E: 0	LOB: 0	K: 2	P: 7	R: 0	H: 0	E: 0	LOB: 0	K: 0	P: 3	R: 0	H: 1	E: 0	LOB: 1	K: 0	P: 4	R: 0	H: 1	E: 0	LOB: 1	K: 1	P: 5	R: 0	H: 0	E: 0	LOB: 0	K: 1	P: 5
	1	2	0	1	1	10	2	2	0	1	0	9	2	3	0	1	1	0	8	0	0	0	0	7	0	0	0	0	0	0	0	0	1	1	0	4	0	1	0	1	0	5	0	0	0	0	5	

PITCHER	IP	WLS	BF	H	R	ER	SO	BB	IBB	HBP	BLK	WP	HR	S	P	ERA	WHIP
Mike Kekich, L ERA: 3.99 (1, 1)	1.2	L	10	4	3	3	1	2	0	0	0	0	0	10	18	16.20	3.600
Mudcat Grant, R ERA: 2.36 (2, 1)	6.1		24	5	2	2	4	0	0	0	0	0	0	32	32	2.84	0.789

**BOTTOM**

**Los Angeles Dodgers @ St. Louis Cardinals**  
 Busch Stadium, St. Louis, MO  
 Wed Sep 11 1968, 7:05 PM CDT  
 Att. 18,835 - Unknown

AB	30
R	5
H	9
RBI	5
BB	2
SO	5
LOB	10



WP	PA	ERA	WHIP
0	34		

Batter	1	2	3	4	5	6	7	8	9	AB R H RBI BB SO LOB	TOP	
<b>Felipe Alou, R</b> OBP: 0.362, SLG: 0.429 (1, 8) X	0-0 F7		0-0 F3		0-0 2B			0-0 FC1-5-6-1 SH5-3 1B		4 0 2 0 0 0 1	<b>Atlanta Braves @ Los Angeles Dodgers</b> <b>Dodger Stadium, Los Angeles, CA</b> Fri Sep 13 1968, 7:05 PM PDT Att. 13,944 - Unknown <a href="http://livebaseballscorecards.com">livebaseballscorecards.com</a>	
<b>Felix Millan, R</b> OBP: 0.327, SLG: 0.350 (1, 4) X	0-0 1B		0-0 FC5-4 1-2		0-0 4-3			0-0 SH5-3 1-2		3 0 1 0 0 0 2		
<b>Hank Aaron, R</b> OBP: 0.351, SLG: 0.500 (1, 9) X	0-0 F9		0-0 F8					0-0 FC1-5-6-1 2-3		4 0 0 0 0 0 3		
<b>Joe Torre, R</b> OBP: 0.333, SLG: 0.371 (1, 3) X	0-0 F7							0-3 K S S S		4 0 1 0 0 1 2		
<b>Tommie Aaron, R</b> OBP: 0.295, SLG: 0.300 (1, 7) X		0-0 P6-3		0-0 1B 2B				0-0 F9		4 0 1 0 0 0 1		
<b>Bob Johnson, R</b> OBP: 0.308, SLG: 0.306 (1, 5) X		0-0 1B		0-0 1B 2-3				0-3 K S S S		4 0 2 0 0 1 1		
<b>Bob Tillman, R</b> OBP: 0.270, SLG: 0.299 (1, 2) <b>Ralph Garr, L</b> (9, PR)		0-3 K S S S		0-3 K S S S				0-0 P6-3		4 0 1 0 0 2 2 0 0 0 0 0 0 0		
<b>Gil Garrido, R</b> OBP: 0.190, SLG: 0.195 (1, 6) <b>Deron Johnson, R</b> (9, PH) <b>Sonny Jackson, L</b> (9, PR)		0-0 1-3						0-0 P6-3		3 0 0 0 0 0 1 1 0 1 0 0 0 0 0 0 0 0 0 0 0		
<b>Phil Niekro, R</b> OBP: 0.118, SLG: 0.221 (1, 1) <b>Marty Martinez, S</b> (9, PH)			0-0 FC5-4 1B					0-0 F8		3 0 1 0 0 0 0 1 0 0 0 0 1 2		
<b>Inning Stats</b>	R: 0 E: 0 K: 0 S: 4 H: 1 LOB: 1 BB: 0 P: 4	R: 0 E: 0 K: 1 S: 6 H: 1 LOB: 1 BB: 0 P: 6	R: 0 E: 0 K: 0 S: 4 H: 1 LOB: 1 BB: 0 P: 4	R: 0 E: 0 K: 1 S: 6 H: 2 LOB: 1 BB: 0 P: 6	R: 0 E: 0 K: 0 S: 4 H: 1 LOB: 1 BB: 0 P: 4	R: 0 E: 0 K: 1 S: 6 H: 1 LOB: 1 BB: 0 P: 6	R: 0 E: 0 K: 0 S: 3 H: 0 LOB: 0 BB: 0 P: 3	R: 0 E: 0 K: 1 S: 6 H: 1 LOB: 1 BB: 0 P: 6	R: 0 E: 0 K: 1 S: 7 H: 2 LOB: 2 BB: 0 P: 7	1B: 8 2B: 2 3B: 0 HR: 0 SF: 0 SAC: 1 DP: 0 HBP: 0	WP: 0 PB: 0 SB: 0 CS: 0 PA: 36	
<b>PITCHER</b> <b>Claude Osteen, L</b> (1, 1) ERA: 3.22	IP: 9.0 WLS: W BF: 36 H: 10 R: 0 ER: 0 SO: 5 BB: 0 IBB: 0 HBP: 0 BLK: 0 WP: 0 HR: 0 S: 46 P: 46 ERA: 0.00 WHIP: 1.111											<b>PITCHER</b> IP: WLS: BF: H: R: ER: SO: BB: IBB: HBP: BLK: WP: HR: S: P: ERA: WHIP:





Batter	1	2	3	4	5	6	7	8	9
Willie Crawford, L (1, 7) OBP: 0.344, SLG: 0.386	0-0 E4 4-3 SF7 1B		0-0 1-3			0-0 4-3 2-H 2B		0-0 1-2 1B	
Willie Davis, L (1, 8) OBP: 0.292, SLG: 0.366	0-0 4-3 2-3			0-0 F8		0-0 4-3 2-3		0-0 4-3	
Tom Haller, L (1, 2) OBP: 0.346, SLG: 0.390	0-0 SF7 3-H			0-0 G6-4-3 1B		0-0 4-3			
Ron Fairly, L (1, 3) OBP: 0.297, SLG: 0.300 (8, 9)	0-0 6-3			0-0 G6-4-3 1-2f			0-0 B1-6-4 1B		
Len Gabrielson, L (1, 9) OBP: 0.325, SLG: 0.418 Wes Parker, S (8, 3) OBP: 0.299, SLG: 0.311		0-0 L4-6 WP 1B			0-0 4-3		0-0 B1-6-4 1-2f		
Jim Lefebvre, S (1, 4) OBP: 0.303, SLG: 0.344		0-0 F8 1-2		0-3 K		0-0 6-3			
Bill Sudakis, S (1, 5) OBP: 0.395, SLG: 0.595		0-0 L4-6 2-3		0-3 K				0-0 L8	
Paul Popovich, S (1, 6) OBP: 0.265, SLG: 0.257			0-0 P5-3			0-0 SH2-4 2B 1B		0-0 1B 1B	
Claude Osteen, L (1, 1) OBP: 0.158, SLG: 0.187			0-3 K			0-0 SH2-4 1-2		0-0 P5	

Inning Stats	R: 1	H: 1	E: 1	LOB: 0	K: 0	BB: 0	S: 4	P: 4
	0	0	0	0	0	0	3	3
	0	1	0	0	0	0	5	5
	0	1	0	0	0	0	3	3
	0	0	0	0	0	0	7	7
	1	2	0	1	0	0	5	5
	0	1	0	0	0	0	3	3
	0	2	0	2	0	0	5	5
	0	0	0	0	0	0	1	1

PITCHER	IP	WLS	BF	H	R	ER	SO	BB	IBB	HBP	BLK	WP	HR	S	P	ERA	WHIP
Phil Niekro, R (1, 1) ERA: 2.7	8.0	L	29	8	2	1	3	0	0	0	0	1	0	35	35	1.12	1.000

**BOTTOM**

4 1 3 1 0 0 0

4 0 0 0 0 0 4

2 0 1 1 0 0 1

3 0 1 0 0 0 1

3 0 1 0 0 0 1

0 0 0 0 0 0 0

3 0 0 0 0 1 1

3 0 0 0 0 1 1

3 1 2 0 0 0 0

2 0 0 0 0 1 1

**AB 27**  
**R 2**  
**H 8**  
**RBI 2**  
**BB 0**  
**SO 3**  
**LOB 10**



WP: 1 PA: 29  
PB: 0  
SB: 0  
CS: 0

**Atlanta Braves @ Los Angeles Dodgers**  
Dodger Stadium, Los Angeles, CA

Fri Sep 13 1968, 7:05 PM PDT  
Att. 13,944 - Unknown

[livebaseballscorecards.com](http://livebaseballscorecards.com)

Batter	1	2	3	4	5	6	7	8	9	AB R H RBI BB SO LOB	TOP													
<b>Felipe Alou, R</b> (1, 8) <small>OBP: 0.364, SLG: 0.433</small> <b>Dusty Baker Jr., R</b> (8, PR) <small>(8, 8)</small>	0-0 2B		0-0 FC6-4 1-2f		0-0 1B			0-0 1B		4 0 3 0 0 0 1 0 0 0 0 0 0 0														
<b>Felix Millan, R</b> (1, 4) <small>OBP: 0.325, SLG: 0.347</small>	0-3 K		0-0 P6		0-0 1-3			0-0 L6		4 0 0 0 0 1 4														
<b>Sonny Jackson, L</b> (1, 6) <small>OBP: 0.294, SLG: 0.283</small>	0-0 F9		0-3 K					0-3 K		4 0 0 0 0 2 3														
<b>Hank Aaron, R</b> (1, 3) <small>OBP: 0.352, SLG: 0.499</small>	4-0 IBB				0-0 1B			0-0 F7		3 0 1 0 1 0 1														
<b>Tito Francona, L</b> (1, 7) <small>OBP: 0.397, SLG: 0.370</small>	0-3 K				0-0 F7			0-0 F7		4 0 0 0 0 1 3														
<b>Mike Lum, L</b> (1, 9) <small>OBP: 0.277, SLG: 0.332</small>		0-0 F7			0-0 F8			0-0 P6		4 0 0 0 0 0 1														
<b>Walt Hrinjak, L</b> (1, 2) <small>OBP: 0.182, SLG: 0.182</small>		0-0 F9			0-0 F8			0-3 K		4 0 0 0 0 1 1														
<b>Marty Martinez, S</b> (1, 5) <small>OBP: 0.301, SLG: 0.270</small>		0-0 P6-3						0-0 1B		3 0 1 0 0 0 0														
<b>Milt Pappas, R</b> (1, 1) <small>OBP: 0.204, SLG: 0.200</small> <b>Dick Kelley, R</b> (3, 1) <small>OBP: 0.154, SLG: 0.043</small> <b>Joe Torre, R</b> (7, PH) <small>OBP: 0.333, SLG: 0.370</small> <b>Ken Johnson, R</b> (7, 1) <small>OBP: 0.171, SLG: 0.175</small>			0-0 FC6-4 1B		0-3 K			0-0 F2		1 0 1 0 0 0 0 1 0 0 0 0 1 0 1 0 0 0 0 0 1 0 0 0 0 0 0 0														
<b>Inning Stats</b>	R: 0 E: 0 K: 2 S: 8	H: 1 LOB: 2 BB: 1 P: 12	R: 0 E: 0 K: 0 S: 3	H: 0 LOB: 0 BB: 0 P: 3	R: 0 E: 0 K: 1 S: 6	H: 1 LOB: 1 BB: 0 P: 6	R: 0 E: 0 K: 0 S: 4	H: 1 LOB: 1 BB: 0 P: 4	R: 0 E: 0 K: 1 S: 6	H: 1 LOB: 1 BB: 0 P: 6	R: 0 E: 0 K: 0 S: 3	H: 0 LOB: 0 BB: 0 P: 3	R: 0 E: 0 K: 1 S: 6	H: 1 LOB: 1 BB: 0 P: 6	R: 0 E: 0 K: 1 S: 6	H: 1 LOB: 1 BB: 0 P: 6	R: 0 E: 0 K: 0 S: 3	H: 0 LOB: 0 BB: 0 P: 3	1B: 5 2B: 1 3B: 0 HR: 0	SF: 0 SAC: 0 DP: 0 HBP: 0	WP: 0 PB: 0 SB: 0 CS: 0	PA: 34		
<b>PITCHER</b> <b>Don Sutton, R</b> (1, 1) <small>ERA: 2.65</small>	IP: 9.0 WLS: W BF: 34 H: 6 R: 0 ER: 0 SO: 6 BB: 0 IBB: 1 HBP: 0 BLK: 0 WP: 0 HR: 0 S: 45 P: 49 ERA: 0.00 WHIP: 0.667																							

**Atlanta Braves @ Los Angeles Dodgers**  
**Dodger Stadium, Los Angeles, CA**  
 Sat Sep 14 1968, 3:33 AM PDT  
 Att. 9,148 - Unknown

[livebaseballscorecards.com](http://livebaseballscorecards.com)

<b>AB</b>	33
<b>R</b>	0
<b>H</b>	6
<b>RBI</b>	0
<b>BB</b>	1
<b>SO</b>	6
<b>LOB</b>	15



Batter	1	2	3	4	5	6	7	8	9	AB	R	H	RBI	BB	SO	LOB
Willie Crawford, L (1, 7) OBP: 0.335, SLG: 0.375	0-0 F6	0-3 K		0-3 K			0-3 K			4	0	0	0	0	3	0
Willie Davis, L (1, 8) OBP: 0.294, SLG: 0.367	0-0 S 2B 1B		0-0 S 2B 1B		0-3 K		0-0 F6			4	2	2	0	0	1	0
Tom Haller, L (1, 2) OBP: 0.347, SLG: 0.395	0-0 BB SF7 2B		0-0 4-3 2B		0-0 F9		0-0 3-1			4	1	2	2	0	0	0
Ron Fairly, L (1, 3) OBP: 0.300, SLG: 0.300	4-0 BB BB		0-0 4-3 2-3		4-0 1B BB			0-0 SH2-3 1B		2	0	1	0	2	0	1
Len Gabrielson, L (1, 9) OBP: 0.331, SLG: 0.420	4-0 BB		4-0 BB		0-0 BB			0-0 SH2-3		1	0	1	0	2	0	0
Wes Parker, S (9, 3) OBP: 0.299, SLG: 0.311	1-2 2-3 BB		BB		1-2 1B			1-2 BB		0	0	0	0	0	0	0
Jim Lefebvre, S (1, 4) OBP: 0.303, SLG: 0.341	0-0 SF7		0-0 P4		0-3 K			4-0 BB		2	0	0	1	1	1	4
Bill Sudakis, S (1, 5) OBP: 0.362, SLG: 0.537	0-3 K		0-3 K			0-0 F3		0-3 K		4	0	0	0	0	3	6
Paul Popovich, S (1, 6) OBP: 0.262, SLG: 0.254		0-0 F3		0-0 P4-3		0-0 P8		0-0 P7		4	0	0	0	0	0	2
Don Sutton, R (1, 1) OBP: 0.224, SLG: 0.204		0-0 F9		0-3 K		0-0 1-3				3	0	0	0	0	1	0

Inning Stats	R: 2	H: 2	E: 0	K: 1	S: 7	R: 0	H: 0	E: 0	K: 1	S: 5	R: 1	H: 2	E: 0	K: 1	S: 7	R: 0	H: 0	E: 0	K: 2	S: 7	R: 0	H: 1	E: 0	K: 2	S: 8	R: 0	H: 0	E: 0	K: 1	S: 5	R: 0	H: 1	E: 0	K: 1	S: 6	R: 0	H: 0	E: 0	K: 1	S: 6	1B: 4	2B: 2	3B: 0	HR: 0	SF: 1	SAC: 1	DP: 0	HBP: 0	WP: 0	PB: 0	SB: 2	CS: 0	PA: 35
--------------	------	------	------	------	------	------	------	------	------	------	------	------	------	------	------	------	------	------	------	------	------	------	------	------	------	------	------	------	------	------	------	------	------	------	------	------	------	------	------	------	-------	-------	-------	-------	-------	--------	-------	--------	-------	-------	-------	-------	--------

PITCHER	IP	WLS	BF	H	R	ER	SO	BB	IBB	HBP	BLK	WP	HR	S	P	ERA	WHIP
Milt Pappas, R (1, 1) ERA: 3.55	2.0	L	12	4	3	3	2	2	0	0	0	0	0	14	22	13.50	3.000
Dick Kelley, L (3, 1) ERA: 2.73	4.0		15	1	0	0	5	2	0	0	0	0	0	23	31	0.00	0.750
Ken Johnson, R (7, 1) ERA: 3.55	2.0		8	1	0	0	2	1	0	0	0	0	0	11	15	0.00	1.000

BOTTOM

Atlanta Braves @ Los Angeles Dodgers  
 Dodger Stadium, Los Angeles, CA  
 Sat Sep 14 1968, 3:33 AM PDT  
 Att. 9,148 - Unknown

livebaseballscores.com

AB	28
R	3
H	6
RBI	3
BB	5
SO	9
LOB	13





Batter	1	2	3	4	5	6	7	8	9	AB R H RBI BB SO LOB
Wes Parker, S (1, 7) OBP: 0.298, SLG: 0.310	0-0 5-3 1B		0-0 1B		0-0 F9 1B		0-0 5-3		0-3 K	5 0 1 0 0 1 0
Willie Davis, L (1, 8) OBP: 0.293, SLG: 0.366	0-0 P5		0-0 F9 1B		0-0 3B 1B		0-0 G3		0-3 K	5 1 1 0 0 1 1
Bill Sudakis, S (1, 5) OBP: 0.392, SLG: 0.591	4-0 BB		0-0 P4 1B		0-0 1-H 3B			0-0 1B 1B		3 1 2 1 1 0 1
Ken Boyer, R (1, 3) OBP: 0.304, SLG: 0.385	0-3 K		0-0 F8 1B		0-3 K			0-0 P6		4 0 0 0 0 2 4
Jim Lefebvre, S (1, 4) OBP: 0.305, SLG: 0.347		0-0 4-3 1B		0-0 2B		0-0 F8		0-0 1B 1B		4 0 2 0 0 0 0
Ted Savage, R (1, 9) OBP: 0.248, SLG: 0.304		0-0 1B		0-0 L4		0-0 F9		0-0 F5		3 0 1 0 0 0 1
Ron Fairly, L (8, PH) OBP: 0.300, SLG: 0.300		0-0 1B		0-0		0-0		0-0		1 0 0 0 0 0 2
Paul Popovich, S (1, 6) OBP: 0.265, SLG: 0.257		0-0 1B		0-0 P6-3		0-0		0-0		3 0 2 0 0 0 1
Len Gabrielson, L (8, PH) OBP: 0.333, SLG: 0.422		1-2 1B		0-0		0-0		1-3 2-H 1B		1 0 1 1 0 0 0
Bart Shirley, R (9, 6) OBP: 0.270, SLG: 0.196		0-0 1B		0-0 P5		0-0 P5		0-0 F7		0 0 0 0 0 0 0
Jim Campanis, R (1, 2) OBP: 0.346, SLG: 0.395		0-0 P6		0-0		0-0		0-0		3 0 0 0 0 0 4
Tom Haller, L (8, PH) OBP: 0.346, SLG: 0.395		0-0		0-0		0-0		0-0		1 0 0 0 0 0 2
Joe Moeller, R (1, 1) OBP: 0.138, SLG: 0.241		0-3 K		0-3 K		0-0 F7		0-3 K		1 0 0 0 0 0 1 2
Mudcat Grant, R (5, 1) OBP: 0.309, SLG: 0.349										1 0 0 0 0 0 1 0
Bob Bailey, R (7, PH) OBP: 0.309, SLG: 0.349										1 0 0 0 0 0 0 0
Jack Billingham, R (8, 1) OBP: 0.333, SLG: 0.372										0 0 0 0 0 0 0 0
Willie Crawford, L (9, PH) OBP: 0.333, SLG: 0.372										1 0 0 0 0 0 1 0

Inning Stats	R: 0	H: 0	E: 0	K: 1	S: 5	R: 0	H: 2	E: 0	K: 1	S: 7	R: 0	H: 1	E: 0	K: 0	S: 4	R: 0	H: 1	E: 0	K: 0	S: 4	R: 1	H: 2	E: 0	K: 2	S: 9	R: 0	H: 1	E: 0	K: 0	S: 4	R: 0	H: 0	E: 0	K: 0	S: 3	R: 1	H: 3	E: 0	K: 0	S: 6	R: 0	H: 0	E: 0	K: 3	S: 9	1B: 8	SF: 0	2B: 1	3B: 1	HR: 0
	LOB: 1	BB: 1	P: 9	LOB: 2	BB: 0	P: 7	LOB: 1	BB: 0	P: 4	LOB: 1	BB: 0	P: 4	LOB: 1	BB: 0	P: 9	LOB: 1	BB: 0	P: 9	LOB: 0	BB: 0	P: 3	LOB: 2	BB: 0	P: 6	LOB: 0	BB: 0	P: 9	LOB: 0	BB: 0	P: 9	LOB: 0	BB: 0	P: 9	LOB: 0	BB: 0	P: 6	LOB: 0	BB: 0	P: 9	LOB: 0	BB: 0	P: 9	1B: 0	SF: 0	2B: 0	3B: 0	HR: 0			

PITCHER	IP	WLS	BF	H	R	ER	SO	BB	IBB	HBP	BLK	WP	HR	S	P	ERA	WHIP
George Stone, L (1, 1) ERA: 2.75	7.1	W	32	9	2	2	4	1	0	0	0	0	0	39	43	2.46	1.364
Cecil Upshaw, R (8, 1) ERA: 2.35	1.2	S	6	1	0	0	3	0	0	0	0	0	0	12	12	0.00	0.600


**BOTTOM**

**Atlanta Braves @ Los Angeles Dodgers**  
**Dodger Stadium, Los Angeles, CA**

Sun Sep 15 1968, 3:33 AM PDT  
 Att. 11,908 - Unknown

<b>AB</b>	<b>37</b>
<b>R</b>	<b>2</b>
<b>H</b>	<b>10</b>
<b>RBI</b>	<b>2</b>
<b>BB</b>	<b>1</b>
<b>SO</b>	<b>7</b>
<b>LOB</b>	<b>18</b>

livebaseballscorecards.com



<b>WP:</b> 0	<b>PA:</b> 38
<b>PB:</b> 0	
<b>SB:</b> 0	
<b>CS:</b> 0	

Batter	1	2	3	4	5	6	7	8	9	AB R H RBI BB SO LOB	TOP																			
Felipe Alou, R OBP: 0.364, SLG: 0.431 (1, 8) X	0-0 P6-3 ①		X 0-0 WP 1B		X 0-0 P6-4-3 1B		X 0-0 F2 ③			4 0 2 0 0 0 1	<b>Atlanta Braves @ Los Angeles Dodgers</b> <b>Dodger Stadium, Los Angeles, CA</b> Mon Sep 16 1968, 7:05 PM PDT Att. 9,253 - Unknown  <b>livebaseballscorecards.com</b>																			
Felix Millan, R OBP: 0.323, SLG: 0.345 (1, 4) X	0-0 P6-3 ②		X 0-0 P4 1B		X 0-0 P6-4-3 ② ③		X 0-0 P6-3 ①			4 0 0 0 0 0 3																				
Hank Aaron, R OBP: 0.352, SLG: 0.498 (1, 3) X	0-0 F3 ③		X 0-0 F8 ③		X 0-0 FC3-2 1B		X 0-0 F8 ②			4 0 1 0 0 0 1																				
Joe Torre, R OBP: 0.333, SLG: 0.373 Rick Kester, R (8, 1)		X 0-0 SH5-3 G3-2-3 1B		X 0-0 5-3 ①		X 0-0 4-3 ①		X 0-0 F9 ③		4 0 1 0 0 0 1 0 0 0 0 0 0 0																				
Tito Francona, L OBP: 0.391, SLG: 0.364 (1, 7)		X 0-0 SH5-3 1B		S S 0-3 K ②		X 0-0 FC3-2 ②		X 0-0 P6-3 ①		4 0 1 0 0 1 1																				
Mike Lum, L OBP: 0.286, SLG: 0.337 (1, 9)		X 0-0 SH5-3 ①		X 0-0 K ③		S S 0-3 K ③		X 0-0 L7 ②		3 0 1 0 0 1 1																				
Sonny Jackson, L OBP: 0.293, SLG: 0.280 (1, 6)		4-0 IBB		S S 0-3 K ③		X 0-0 P6-3 ①		X 0-0 PB 1B ③		3 0 1 0 1 1 1																				
Marty Martinez, S OBP: 0.300, SLG: 0.270 (1, 5)		X 0-0 G3-2-3 ② ③		X 0-0 FC1-6 1B		X 0-0 4-3 ②		X 0-0 L9 ③		4 0 1 0 0 0 4																				
Ron Reed, R OBP: 0.197, SLG: 0.220 Ralph Garr, L OBP: 0.667, SLG: 0.500 Dick Kelley, R OBP: 0.154, SLG: 0.043 Bob Tillman, R OBP: 0.270, SLG: 0.299 (8, 2)			X 0-0 P6-3 ①		X 0-0 FC1-6 1B ①		X 0-0 1B ①			2 0 0 0 0 0 1 1 0 1 0 0 0 0 0 0 0 0 0 0 0 0 0 0 0 0 0 0																				
<b>Inning Stats</b>	R: 0 E: 0 K: 0 S: 3	H: 0 LOB: 0 BB: 0 P: 3	R: 0 E: 0 K: 0 S: 4	H: 2 LOB: 2 BB: 1 P: 8	R: 0 E: 0 K: 0 S: 4	H: 1 LOB: 1 BB: 0 P: 4	R: 0 E: 0 K: 2 S: 8	H: 1 LOB: 1 BB: 0 P: 8	R: 0 E: 0 K: 1 S: 6	H: 1 LOB: 1 BB: 0 P: 6		R: 0 E: 0 K: 0 S: 4	H: 1 LOB: 1 BB: 0 P: 4	R: 0 E: 0 K: 0 S: 3	H: 0 LOB: 0 BB: 0 P: 3	R: 0 E: 0 K: 0 S: 4	H: 1 LOB: 1 BB: 0 P: 4	1B: 9 2B: 0 3B: 0 HR: 0	SF: 0 SAC: 1 DP: 2 HBP: 0	WP: 1 PB: 1 SB: 1 CS: 0	PA: 35									
<b>PITCHER</b> Bill Singer, R ERA: 2.7 (1, 1)	IP 9.0	WLS W	BF 35	H 9	R 0	ER 0	SO 3	BB 0	IBB 1	HBP 0	BLK 0	WP 1	HR 0	S 40	P 44	ERA 0.00	WHIP 1.000													
											<b>PITCHER</b>	IP	WLS	BF	H	R	ER	SO	BB	IBB	HBP	BLK	WP	HR	S	P	ERA	WHIP		



Batter	1	2	3	4	5	6	7	8	9
Willie Crawford, L (1, 7) OBP: 0.329, SLG: 0.366	0-0 4-3		0-0 4-3			0-0 1-3		0-3 K	
Willie Davis, L (1, 8) OBP: 0.294, SLG: 0.367	0-0 G6-4-3 1B			0-0 6-3		0-0 1-3	0-0 FC5-6 SH E 1B		
Tom Haller, L (1, 2) OBP: 0.348, SLG: 0.394	0-0 G6-4-3 1-2f			4-0 1B BB		4-0 1B 2B IBB	0-0 SH FC5-6		
Jim Lefebvre, S (1, 4) OBP: 0.309, SLG: 0.351		0-0 4-3		0-0 FC4-6 1B		0-0 2B E 1B	0-0 FC5-6 E		
Bart Shirley, R (6, PR) OBP: 0.266, SLG: 0.193 (7, 4)				1-3 1B		1-3 2-H E 1B	1-2f 2-3		
Len Gabrielson, L (1, 9) OBP: 0.335, SLG: 0.425		4-0 G3 WP BB		0-3 K		0-0 E FC1-2 2B	0-0 E1 G6-4-3		
Bill Sudakis, S (1, 5) OBP: 0.382, SLG: 0.553		0-0 G3		0-0 FC4-6 1-2f		4-0 FC1-2 E 2B IBB	0-0 G6-4-3 1-2f		
Wes Parker, S (1, 3) OBP: 0.297, SLG: 0.310		0-0 G3			0-0 1-3	0-0 E4 FC1-2 2B	0-0 1B		
Paul Popovich, S (1, 6) OBP: 0.265, SLG: 0.257			0-0 P4-3		0-0 CS 1B	0-0 FC1-2 2B	0-0 L4		
Bill Singer, R (1, 1) OBP: 0.200, SLG: 0.250			0-3 K		0-0 F9	0-0 2B	0-3 K		

Inning Stats	R: 0 E: 0 K: 0 S: 3	H: 1 LOB: 0 BB: 0 P: 3	R: 0 E: 0 K: 0 S: 3	H: 0 LOB: 1 BB: 1 P: 7	R: 0 E: 0 K: 1 S: 5	H: 0 LOB: 0 BB: 0 P: 5	R: 0 E: 0 K: 1 S: 6	H: 1 LOB: 2 BB: 1 P: 10	R: 0 E: 0 K: 0 S: 3	H: 1 LOB: 0 BB: 0 P: 3	R: 5 E: 1 K: 0 S: 8	H: 4 LOB: 3 BB: 2 P: 16	R: 1 E: 2 K: 0 S: 5	H: 1 LOB: 1 BB: 0 P: 5	R: 0 E: 0 K: 2 S: 8	H: 1 LOB: 1 BB: 0 P: 8
1B: 7 2B: 2 3B: 0 HR: 0	SF: 0 SAC: 1 DP: 2 HBP: 0	WP: 1 PB: 0 SB: 0 CS: 1	PA: 37													

PITCHER	IP	WLS	BF	H	R	ER	SO	BB	IBB	HBP	BLK	WP	HR	S	P	ERA	WHIP
Ron Reed, R (1, 1) ERA: 3.48	6.0	L	28	7	5	3	2	2	2	0	0	1	0	28	44	4.50	1.500
Dick Kelley, L (7, 1) ERA: 2.7	1.0		5	1	1	0	0	0	0	0	0	0	0	5	5	0.00	1.000
Rick Kester, R (8, 1) ERA: 8.31	1.0		4	1	0	0	2	0	0	0	0	0	0	8	8	0.00	1.000

BOTTOM

Atlanta Braves @ Los Angeles Dodgers  
 Dodger Stadium, Los Angeles, CA  
 Mon Sep 16 1968, 7:05 PM PDT  
 Att. 9,253 - Unknown

livebaseballscorecards.com

AB	32
R	6
H	9
RBI	6
BB	4
SO	4
LOB	25



Batter	1	2	3	4	5	6	7	8	9	AB R H RBI BB SO LOB	TOP												
<b>Pete Rose, S</b> (1, 9) OBP: 0.394, SLG: 0.478	0-0 P6-3		0-0 1B			0-0 5-3		0-0 FC4-8 1B	0-3 K	5 0 2 0 0 1 0	<b>Cincinnati Reds @ Los Angeles Dodgers</b> Dodger Stadium, Los Angeles, CA Tue Sep 17 1968, 7:05 PM PDT Att: 10,106 - Unknown												
<b>Vada Pinson, L</b> (1, 8) OBP: 0.308, SLG: 0.392	0-0 P6		0-0 F8			0-0 2B		0-0 FC4-6 1B 1-2f	0-3 K	5 1 1 0 0 1 2													
<b>Alex Johnson, R</b> (1, 7) OBP: 0.345, SLG: 0.396	0-0 S 1B		0-0 P4			0-3 K		0-0 2B 1-2 1B		4 1 2 0 0 1 1													
<b>Johnny Bench, R</b> (1, 2) OBP: 0.315, SLG: 0.449	4-0 1-2 BB				0-3 K		0-0 E5 1B	0-0 1B E 2B		3 1 1 1 1 1 0													
<b>Tony Perez, R</b> (1, 5) OBP: 0.345, SLG: 0.442	0-0 F9				0-0 1B		0-3 K	0-0 E WP 1B		4 1 2 1 0 1 3													
<b>Lee May, R</b> (1, 3) OBP: 0.340, SLG: 0.470		0-0 CS 1B			0-0 P6-3		0-0 FC4 1B	0-0 E5 WP 1B		4 0 2 0 0 0 1													
<b>Hal McRae, R</b> (1, 4) OBP: 0.259, SLG: 0.220							0-0 F9	0-3 K		3 0 1 0 0 0 3													
<b>Bill Kelso, R</b> (7, 1)										0 0 0 0 0 0 0													
<b>Jim Beauchamp, R</b> (8, PH) OBP: 0.305, SLG: 0.418										1 0 0 0 0 1 1													
<b>Ted Abernathy, R</b> (8, 1)										0 0 0 0 0 0 0													
<b>Leo Cardenas, R</b> (1, 6) OBP: 0.289, SLG: 0.315										4 1 1 1 0 1 3													
<b>Jim Maloney, L</b> (1, 1) OBP: 0.292, SLG: 0.429										1 0 0 0 0 0 0													
<b>Dan McGinn, L</b> (4, 1)										0 0 0 0 0 0 0													
<b>Don Pavletich, R</b> (5, PH) OBP: 0.358, SLG: 0.406										1 0 0 0 0 0 1													
<b>Billy McCool, R</b> (5, 1) OBP: 0.125, SLG: 0.125										0 0 0 0 0 0 0													
<b>Giraldo Ruiz, S</b> (7, 4) OBP: 0.286, SLG: 0.250										2 0 0 0 0 2 0													
<b>Inning Stats</b>	R: 0 E: 0 K: 0 S: 4	H: 1 LOB: 2 BB: 1 P: 8	R: 0 E: 0 K: 1 S: 5	H: 1 LOB: 0 BB: 0 P: 5	R: 0 E: 0 K: 1 S: 5	H: 1 LOB: 0 BB: 0 P: 5	R: 0 E: 0 K: 0 S: 3	H: 1 LOB: 0 BB: 0 P: 3	R: 0 E: 0 K: 1 S: 5	H: 1 LOB: 2 BB: 0 P: 7	R: 4 E: 1 K: 2 S: 12	H: 4 LOB: 1 BB: 0 P: 12	R: 1 E: 0 K: 3 S: 10	H: 1 LOB: 0 BB: 0 P: 10	1B: 9 2B: 2 3B: 0 HR: 1	SF: 0 SAC: 0 DP: 1 HBP: 0	WP: 1 PB: 0 SB: 1 CS: 1	PA: 38					
<b>PITCHER</b> <b>Claude Osteen, L</b> (1, 1) ERA: 3.19	IP: 7.2 WLS: W BF: 33 H: 11 R: 4 ER: 2 SO: 5 BB: 1 IBB: 0 HBP: 0 BLK: 0 WP: 0 HR: 0 S: 42 P: 46 ERA: 2.35 WHIP: 1.565											<b>PITCHER</b> <b>Jim Brewer, L</b> (8, 1) ERA: 2.69	IP: 1.1 WLS: S BF: 5 H: 1 R: 1 ER: 1 SO: 4 BB: 0 IBB: 0 HBP: 0 BLK: 0 WP: 1 HR: 1 S: 13 P: 13 ERA: 6.75 WHIP: 0.750										

livebaseballscorecards.com

<b>AB</b>	37
<b>R</b>	5
<b>H</b>	12
<b>RBI</b>	3
<b>BB</b>	1
<b>SO</b>	9
<b>LOB</b>	15





Batter	1	2	3	4	5	6	7	8	9
Willie Crawford, L (1, 7) OBP: 0.331, SLG: 0.367	0-3 K		0-0 WP 1B	0-0 E 1B		0-3 K	0-3 K		
Willie Davis, L (1, 8) OBP: 0.294, SLG: 0.365	0-0 G3		0-3 K	0-0 FC6-4 1B		0-0 FC3-6 BB	0-0 F8		
Tom Haller, L (1, 2) OBP: 0.349, SLG: 0.391	0-0 3-1		4-0 BB 1B	0-3 K		4-0 BB		0-0 F7	
Len Gabrielson, L (1, 9) OBP: 0.336, SLG: 0.423		4-0 FC4-6 BB	0-3 K	0-0 FC6-4		0-3 K		0-0 4-3	
Ken Boyer, R (4, PH) OBP: 0.303, SLG: 0.384				1-2 2-H 3-H					
Jim Fairey, L (4, PR) OBP: 0.223, SLG: 0.268									
Bill Sudakis, S (1, 5) OBP: 0.383, SLG: 0.529		0-0 FC4-6 1B	0-0 BB 1B	0-3 K				4-0 FC1-6 BB	
Wes Parker, S (1, 3) OBP: 0.301, SLG: 0.311		0-0 BB 1B	4-0 BB		4-0 P6-4-3 BB		0-0 FC1-6 BB 1B		
Paul Popovich, S (1, 6) OBP: 0.267, SLG: 0.258		0-0 P7	0-0 BB 1B		0-0 P6-4-3		4-0 BB 1B BB		
Bart Shirley, R (1, 4) OBP: 0.265, SLG: 0.183		0-0 F9	0-0 P3		0-0 P3		4-0 BB 1B BB		
Claude Osteen, L (1, 1) OBP: 0.200, SLG: 0.218			0-0 WP 1B	0-0 BB 1B		4-0 FC3-6 BB		0-0 BB 1B	
Jim Brewer, L (8, 1) OBP: 0.250, SLG: 0.250				0-0 FC6-4 1B				1-2 2-3 3-H	

Inning Stats	R: 0	H: 0	E: 0	K: 1	S: 5	LOB: 0	BB: 0	P: 5	R: 0	H: 1	E: 0	K: 0	S: 4	LOB: 2	BB: 1	P: 8	R: 4	H: 4	E: 0	K: 2	S: 11	LOB: 2	BB: 2	P: 19	R: 2	H: 3	E: 1	K: 2	S: 10	LOB: 1	BB: 1	P: 10	R: 0	H: 0	E: 0	K: 0	S: 2	LOB: 0	BB: 1	P: 6	R: 0	H: 0	E: 0	K: 2	S: 7	LOB: 2	BB: 2	P: 15	R: 1	H: 1	E: 0	K: 1	S: 6	LOB: 3	BB: 3	P: 18	R: 0	H: 0	E: 0	K: 0	S: 3	LOB: 0	BB: 0	P: 3
--------------	------	------	------	------	------	--------	-------	------	------	------	------	------	------	--------	-------	------	------	------	------	------	-------	--------	-------	-------	------	------	------	------	-------	--------	-------	-------	------	------	------	------	------	--------	-------	------	------	------	------	------	------	--------	-------	-------	------	------	------	------	------	--------	-------	-------	------	------	------	------	------	--------	-------	------

PITCHER		IP	WLS	BF	H	R	ER	SO	BB	IBB	HBP	BLK	WP	HR	S	P	ERA	WHIP
Jim Maloney, R (1, 1) ERA: 4.15		3.0	L	20	8	6	5	3	2	1	0	0	1	0	23	35	15.00	3.333
Dan McGinn, L (4, 1) ERA: 4.15		1.0		3	0	0	0	2	0	0	0	0	0	0	7	7	0.00	0.000
Billy McCool, L (5, 1) ERA: 4.97		2.1		12	0	1	1	2	6	0	0	0	0	0	10	34	3.86	2.571
Bill Kelso, R (7, 1) ERA: 3.88		0.2		3	1	0	0	1	0	0	0	0	0	0	5	5	0.00	1.500
Ted Abernathy, R (8, 1) ERA: 2.28		1.0		3	0	0	0	0	0	0	0	0	0	0	3	3	0.00	0.000

AB R H RBI BB SO LOB

5	2	2	0	0	3	4
5	0	1	0	0	1	6
3	1	0	0	2	1	3
1	0	0	0	1	1	3
1	0	0	1	0	0	1
2	0	0	0	0	1	2
4	1	1	2	1	1	2
2	1	1	0	2	0	1
3	0	1	2	1	0	3
3	0	0	0	1	0	4
3	2	3	1	1	0	0
0	0	0	0	0	0	0

AB	R	H	RBI	BB	SO	LOB
32	7	9	6	9	8	29



**Cincinnati Reds @ Los Angeles Dodgers**  
 Dodger Stadium, Los Angeles, CA  
 Tue Sep 17 1968, 7:05 PM PDT  
 Att. 10,106 - Unknown

livebaseballscorecards.com

WP	HR	S	P	ERA	WHIP
1	1	1	41		

Batter	1	2	3	4	5	6	7	8	9	AB R H RBI BB SO LOB	TOP																								
<b>Pete Rose, S</b> (1, 9) OBP: 0.393, SLG: 0.476	0-0 G3		0-0 4-3		0-0 4-3		0-0 1B		0-0 FC4-6 FC1-2-5-1-2 1-2f 2-3	5 0 1 0 0 0 2	<b>Cincinnati Reds @ Los Angeles Dodgers</b> <b>Dodger Stadium, Los Angeles, CA</b> Wed Sep 18 1968, 7:05 PM PDT Att: 11,325 - Unknown <a href="http://livebaseballscorecards.com">livebaseballscorecards.com</a>																								
<b>Vada Pinson, L</b> (1, 8) OBP: 0.307, SLG: 0.390	0-0 P5		0-0 P5		0-0 CS 1B		0-0 F8		0-0 FC1-2-5-1-2 1-3 3-H	5 0 1 0 0 0 3																									
<b>Alex Johnson, R</b> (1, 7) OBP: 0.345, SLG: 0.396	0-0 1-3			0-0 2B 1B	0-0 CS 1-2	0-0 2B 1B	0-0 F9		0-0 5-3	5 1 2 0 0 0 3																									
<b>Johnny Bench, R</b> (1, 2) OBP: 0.315, SLG: 0.449		0-0 F8		0-0 1B 2B		0-0 F9	0-0 F3			4 0 1 0 0 0 2																									
<b>Tony Perez, R</b> (1, 5) OBP: 0.346, SLG: 0.444		0-0 1B 1B		0-0 P6		0-0 1B 2B 1-H		0-0 5-3		4 1 2 1 0 0 2																									
<b>Lee May, R</b> (1, 3) OBP: 0.339, SLG: 0.468		0-0 FC6-4 1B		0-3 K		0-3 K 2B		0-3 K		4 0 1 0 0 3 3																									
<b>Giraldo Ruiz, S</b> (1, 4) OBP: 0.296, SLG: 0.252		0-0 F5		4-0 BB		0-0 WP 1B 2-H		0-0 F8		3 0 1 1 1 0 2																									
<b>Leo Cardenas, R</b> (1, 6) OBP: 0.290, SLG: 0.316		0-0 FC6-4 1-2f		0-0 5-3		4-0 WP IBB		0-0 FC4-6 FC1-2-5-1-2 1B		3 0 1 0 1 0 5																									
<b>Gerry Arrigo, L</b> (1, 1) OBP: 0.118, SLG: 0.123 <b>Ted Abernathy, R</b> (9, 1)			0-3 K		0-3 K	0-3 K 1-2 2-3		0-0 FC4-6 1B		4 0 1 0 0 3 2 0 0 0 0 0 0 0																									
<b>Inning Stats</b>	R: 0 E: 0 K: 0 S: 3	H: 0 LOB: 0 BB: 0 P: 3	R: 0 E: 0 K: 0 S: 5	H: 2 LOB: 2 BB: 0 P: 5	R: 0 E: 0 K: 1 S: 5	H: 0 LOB: 0 BB: 0 P: 5	R: 0 E: 0 K: 1 S: 7	H: 2 LOB: 3 BB: 1 P: 11	R: 0 E: 0 K: 1 S: 5	H: 1 LOB: 0 BB: 0 P: 5	R: 2 E: 0 K: 2 S: 10	H: 3 LOB: 2 BB: 1 P: 14	R: 0 E: 0 K: 0 S: 4	H: 1 LOB: 1 BB: 0 P: 4	R: 0 E: 0 K: 1 S: 5	H: 0 LOB: 0 BB: 0 P: 5	R: 0 E: 0 K: 0 S: 5	H: 2 LOB: 2 BB: 0 P: 5	1B: 9 2B: 2 3B: 0 HR: 0	SF: 0 SAC: 0 DP: 0 HBP: 0	WP: 1 PB: 0 SB: 0 CS: 1	PA: 40													
<b>PITCHER</b> <b>Don Sutton, R</b> (1, 1) ERA: 2.63 <b>Mudcat Grant, R</b> (9, 1) ERA: 2.26	IP 8.0	WLS L	BF 34	H 9	R 2	ER 2	SO 6	BB 1	IBB 1	HBP 0	BLK 0	WP 1	HR 0	S 44	P 52	ERA 2.25	WHIP 1.250																		
											IP 1.0	WLS 5	BF 2	H 0	R 0	ER 0	SO 0	BB 0	IBB 0	HBP 0	BLK 0	WP 0	HR 0	S 5	P 5	ERA 0.00	WHIP 2.000								



Batter	1	2	3	4	5	6	7	8	9	AB	R	H	RBI	BB	SO	LOB									
Wes Parker, S OBP: 0.303, SLG: 0.311 (1, 7)	0-0 L5-3 1B		0-0 F3			4-0 G6-4-3 BB		0-0 4-3		3	0	1	0	1	0	0									
Willie Davis, L OBP: 0.292, SLG: 0.363 (1, 8)	0-0 L5-3 1-2			0-0 4-3		0-0 F9			0-0 F9	4	0	0	0	0	0	2									
Bill Sudakis, S OBP: 0.391, SLG: 0.519 (1, 5)	0-0 5-3			0-0 1B		0-0 G6-4-3 1-2f			4-0 1B BB	3	0	1	0	1	0	1									
Ken Boyer, R OBP: 0.306, SLG: 0.383 (1, 3)		4-0 BB BB		0-0 P4			0-0 L7		0-0 1B G4-6-3	3	0	1	0	1	0	1									
Willie Crawford, L OBP: 0.331, SLG: 0.367 (9, PR)									1-2 1B	0	0	0	0	0	0	0									
Ted Savage, R OBP: 0.250, SLG: 0.299 (1, 9)		4-0 BB BB		0-0 F7			0-0 6-3		0-0 1B G4-6-3	2	0	0	0	1	0	1									
Len Gabrielson, L OBP: 0.335, SLG: 0.422 (9, PH)		0-3 BB BB							1-2f 1B	1	0	0	0	0	0	2									
Paul Popovich, S OBP: 0.268, SLG: 0.258 (1, 6)		0-3 K				0-0 L9		0-0 1B		3	0	1	0	0	1	2									
Jim Campanis, R (1, 2)		0-0 G5-4-3 1-2f				4-0 BB BB		0-0 F7		2	0	0	0	1	0	3									
Bart Shirley, R OBP: 0.257, SLG: 0.177 (1, 4)			0-3 K			0-0 FC5-4			0-0 5-3	2	0	0	0	0	1	1									
Jim Lefebvre, S OBP: 0.308, SLG: 0.349 (8, PH)						1-2f FC6-4				1	0	0	0	0	0	0									
Luis Alcaraz, R OBP: 0.217, SLG: 0.217 (9, 4)										0	0	0	0	0	0	0									
Don Sutton, R OBP: 0.217, SLG: 0.196 (1, 1)			0-3 K			0-0 FC6-4			0-0 6-3	2	0	0	0	0	1	1									
Bob Bailey, R OBP: 0.308, SLG: 0.348 (8, PH)						1-2f				1	0	0	0	0	0	0									
Mudcat Grant, R OBP: 0.138, SLG: 0.241 (9, 1)										0	0	0	0	0	0	0									
<b>Inning Stats</b>	R: 0 E: 0 K: 0 S: 3	H: 1 LOB: 0 BB: 0 P: 3	R: 0 E: 0 K: 1 S: 4	H: 0 LOB: 1 BB: 2 P: 12	R: 0 E: 0 K: 2 S: 7	H: 0 LOB: 0 BB: 0 P: 7	R: 0 E: 0 K: 0 S: 4	H: 1 LOB: 1 BB: 0 P: 4	R: 0 E: 0 K: 0 S: 3	H: 0 LOB: 1 BB: 1 P: 7	R: 0 E: 0 K: 0 S: 2	H: 0 LOB: 0 BB: 1 P: 6	R: 0 E: 0 K: 0 S: 4	H: 1 LOB: 1 BB: 0 P: 4	R: 0 E: 0 K: 0 S: 3	H: 0 LOB: 0 BB: 0 P: 3	R: 0 E: 0 K: 0 S: 3	H: 1 LOB: 2 BB: 1 P: 7	1B: 4 2B: 1 3B: 0 HR: 0	SF: 0 SAC: 0 DP: 4 HBP: 0	WP: 0 PB: 0 SB: 0 CS: 0	PA: 32			
<b>PITCHER</b>	IP WLS BF H R ER SO BB IBB HBP BLK WP HR S P ERA WHIP	IP WLS BF H R ER SO BB IBB HBP BLK WP HR S P ERA WHIP	IP WLS BF H R ER SO BB IBB HBP BLK WP HR S P ERA WHIP	IP WLS BF H R ER SO BB IBB HBP BLK WP HR S P ERA WHIP	IP WLS BF H R ER SO BB IBB HBP BLK WP HR S P ERA WHIP	IP WLS BF H R ER SO BB IBB HBP BLK WP HR S P ERA WHIP	IP WLS BF H R ER SO BB IBB HBP BLK WP HR S P ERA WHIP	IP WLS BF H R ER SO BB IBB HBP BLK WP HR S P ERA WHIP	IP WLS BF H R ER SO BB IBB HBP BLK WP HR S P ERA WHIP	IP WLS BF H R ER SO BB IBB HBP BLK WP HR S P ERA WHIP	IP WLS BF H R ER SO BB IBB HBP BLK WP HR S P ERA WHIP	IP WLS BF H R ER SO BB IBB HBP BLK WP HR S P ERA WHIP	IP WLS BF H R ER SO BB IBB HBP BLK WP HR S P ERA WHIP	IP WLS BF H R ER SO BB IBB HBP BLK WP HR S P ERA WHIP	IP WLS BF H R ER SO BB IBB HBP BLK WP HR S P ERA WHIP	IP WLS BF H R ER SO BB IBB HBP BLK WP HR S P ERA WHIP	IP WLS BF H R ER SO BB IBB HBP BLK WP HR S P ERA WHIP	IP WLS BF H R ER SO BB IBB HBP BLK WP HR S P ERA WHIP	IP WLS BF H R ER SO BB IBB HBP BLK WP HR S P ERA WHIP	IP WLS BF H R ER SO BB IBB HBP BLK WP HR S P ERA WHIP	IP WLS BF H R ER SO BB IBB HBP BLK WP HR S P ERA WHIP	IP WLS BF H R ER SO BB IBB HBP BLK WP HR S P ERA WHIP	IP WLS BF H R ER SO BB IBB HBP BLK WP HR S P ERA WHIP	IP WLS BF H R ER SO BB IBB HBP BLK WP HR S P ERA WHIP	IP WLS BF H R ER SO BB IBB HBP BLK WP HR S P ERA WHIP

**BOTTOM**

**Cincinnati Reds @ Los Angeles Dodgers**  
 Dodger Stadium, Los Angeles, CA  
 Wed Sep 18 1968, 7:05 PM PDT  
 Att. 11,325 - Unknown

<b>AB</b>	27
<b>R</b>	0
<b>H</b>	4
<b>RBI</b>	0
<b>BB</b>	5
<b>SO</b>	3
<b>LOB</b>	14



Batter	1	2	3	4	5	6	7	8	9	AB R H RBI BB SO LOB	TOP											
<b>Pete Rose, S</b> (1, 9) OBP: 0.390, SLG: 0.473	0-0 L7		0-0 G3			0-0 F9			0-0 L9	4 0 0 0 0 0 0	<b>Cincinnati Reds @ Los Angeles Dodgers</b> <b>Dodger Stadium, Los Angeles, CA</b> Thu Sep 19 1968, 7:05 PM PDT Att. 9,341 - Unknown <a href="http://livebaseballscorecards.com">livebaseballscorecards.com</a>											
<b>Vada Pinson, L</b> (1, 8) OBP: 0.309, SLG: 0.391	0-0 F9		0-0 4-3			0-0 G4-3 1B			0-0 WP 1B	4 0 2 0 0 0 0												
<b>Alex Johnson, R</b> (1, 7) OBP: 0.345, SLG: 0.395	0-0 F9				0-0 P4	0-0 G4-3 1-2f			0-0 WP 1B	4 0 1 0 0 0 1												
<b>Johnny Bench, R</b> (1, 2) OBP: 0.316, SLG: 0.450		0-0 E5 F9 1B			0-0 G5-4-3 1B		0-0 F7		0-0 F8 1-2 2-3	4 1 2 0 0 0 2												
<b>Tony Perez, R</b> (1, 5) OBP: 0.344, SLG: 0.441		0-0 F9 2-3			0-0 G5-4-3 1-2f		0-0 5-3		0-0 F5	4 0 0 0 0 0 4												
<b>Lee May, R</b> (1, 3) OBP: 0.339, SLG: 0.466		0-3 K					0-0 F8			2 0 0 0 1 1 1												
<b>Giraldo Ruiz, S</b> (1, 4) OBP: 0.299, SLG: 0.257		0-0 K								2 0 1 1 0 0 1												
<b>Mack Jones, L</b> (8, PH) OBP: 0.341, SLG: 0.403		0-0 K								1 0 0 0 0 0 0												
<b>Clay Carroll, R</b> (8, 1) OBP: 0.208, SLG: 0.174		0-0 K								0 0 0 0 0 0 0												
<b>Leo Cardenas, R</b> (1, 6) OBP: 0.289, SLG: 0.313		0-3 K								3 0 0 0 0 1 2												
<b>George Culver, R</b> (1, 1) OBP: 0.138, SLG: 0.141		0-3 K								2 0 0 0 0 2 1												
<b>Dan McGinn, L</b> (7, 1)										0 0 0 0 0 0 0												
<b>Fred Whitfield, L</b> (8, PH) OBP: 0.298, SLG: 0.401										1 0 0 0 0 0 0												
<b>Woody Woodward, R</b> (8, 4) OBP: 0.283, SLG: 0.254										0 0 0 0 0 0 0												
<b>Inning Stats</b>	R: 0 E: 0 K: 0 S: 3	H: 0 LOB: 0 BB: 0 P: 3	R: 1 E: 1 K: 2 S: 9	H: 2 LOB: 1 BB: 0 P: 9	R: 0 E: 0 K: 1 S: 5	H: 0 LOB: 0 BB: 0 P: 5	R: 0 E: 0 K: 1 S: 5	H: 1 LOB: 0 BB: 0 P: 3	R: 0 E: 0 K: 0 S: 3	H: 0 LOB: 1 BB: 1 P: 9	R: 0 E: 0 K: 0 S: 3	H: 1 LOB: 0 BB: 0 P: 3	R: 0 E: 0 K: 0 S: 3	H: 0 LOB: 0 BB: 0 P: 3	R: 0 E: 0 K: 0 S: 5	H: 0 LOB: 0 BB: 0 P: 3	R: 0 E: 0 K: 0 S: 5	H: 2 LOB: 2 BB: 0 P: 5	1B: 6 2B: 0 3B: 0 HR: 0	SF: 0 SAC: 0 DP: 2 HBP: 0	WP: 1 PB: 0 SB: 1 CS: 0	PA: 32
<b>PITCHER</b>	IP WLS BF H R ER SO BB IBB HBP BLK WP HR S P ERA WHIP																					
<b>Alan Foster, R</b> (1, 1) ERA: 2.18	6.0 W 21 4 1 0 4 1 0 0 0 0 0 0 28 32 0.00 0.833																					
<b>Mudcat Grant, R</b> (7, 1) ERA: 2.18	3.0 S 11 2 0 0 0 0 0 0 0 0 1 0 11 11 0.00 0.667																					



Batter	1	2	3	4	5	6	7	8	9	AB	R	H	RBI	BB	SO	LOB
Willie Crawford, L (1, 7) OBP: 0.329, SLG: 0.364	0-0 3-1 SUS	0-3 K			0-0 6-3		0-0 1B			4	0	1	0	0	1	2
Willie Davis, L (1, 8) OBP: 0.290, SLG: 0.361	0-0 4-3	0-0 G3			0-3 K		0-3 K			4	0	0	0	0	2	3
Tom Haller, L (1, 2) OBP: 0.350, SLG: 0.392	0-0 1B		0-0 5-3		0-0 1B		0-0 F9			4	0	2	0	0	0	1
Len Gabrielson, L (1, 9) OBP: 0.334, SLG: 0.423	0-0 4-3		0-0 1-3		0-0 P6			0-0 4-3 1B 2B		4	0	1	0	0	0	2
Jim Fairey, L (8, PR) OBP: 0.223, SLG: 0.268 (9, 9)										0	1	0	0	0	0	0
Bill Sudakis, S (1, 5) OBP: 0.368, SLG: 0.483		0-0 1-3	0-0 1-3			0-0 4-3		0-0 4-3		4	0	0	0	0	0	1
Wes Parker, S (1, 3) OBP: 0.304, SLG: 0.309		1-0 BB 2B HBP		0-0 F7		0-0 E6 P3		4-0 BB BB BB FC5-4 1B BB		2	1	0	0	1	0	0
Paul Popovich, S (1, 6) OBP: 0.270, SLG: 0.259		4-0 BB BB BB 2B 1B BB		0-0 P7		0-0 P3		0-0 FC5-4 1B		3	1	1	1	1	0	1
Bart Shirley, R (1, 4) OBP: 0.270, SLG: 0.200		0-0 1B 2B		4-0 BB BB BB BB BB BB BB		0-3 K		0-0 FC5-4		3	0	1	1	1	1	3
Alan Foster, R (1, 1) OBP: 0.500, SLG: 0.500		0-0 2B 1B		0-3 K			0-0 5-3	0-0 4-3		2	0	1	1	0	1	1
Mudcat Grant, R (7, 1) OBP: 0.129, SLG: 0.226		2-3 3-H								2	0	0	0	0	0	3

Inning Stats	R: 0	H: 1	E: 0	LOB: 1	K: 0	BB: 0	S: 4	R: 2	H: 2	E: 0	LOB: 2	K: 1	BB: 1	S: 7	R: 0	H: 0	E: 0	LOB: 0	K: 0	BB: 0	S: 3	R: 0	H: 0	E: 0	LOB: 1	K: 1	BB: 1	S: 5	R: 0	H: 1	E: 1	LOB: 1	K: 1	BB: 0	S: 6	R: 0	H: 0	E: 0	LOB: 0	K: 1	BB: 0	S: 6	R: 1	H: 2	E: 0	LOB: 3	K: 0	BB: 1	S: 5	R: 1	H: 2	E: 0	LOB: 0	K: 0	BB: 0	S: 5
--------------	------	------	------	--------	------	-------	------	------	------	------	--------	------	-------	------	------	------	------	--------	------	-------	------	------	------	------	--------	------	-------	------	------	------	------	--------	------	-------	------	------	------	------	--------	------	-------	------	------	------	------	--------	------	-------	------	------	------	------	--------	------	-------	------

PITCHER	IP	WLS	BF	H	R	ER	SO	BB	IBB	HBP	BLK	WP	HR	S	P	ERA	WHIP
George Culver, R (1, 1) ERA: 3.14	6.1	L	28	5	2	2	4	2	0	1	0	0	0	33	42	2.84	1.105
Dan McGinn, L (7, 1) ERA: 3.86	0.2		2	0	0	0	1	0	0	0	0	0	0	4	4	0.00	0.000
Clay Carroll, R (8, 1) ERA: 3.02	1.0		6	2	1	1	0	1	0	0	0	0	0	5	9	9.00	3.000

**BOTTOM**

**Cincinnati Reds @ Los Angeles Dodgers**  
 Dodger Stadium, Los Angeles, CA

Thu Sep 19 1968, 7:05 PM PDT  
 Att. 9,341 - Unknown

AB	32
R	3
H	7
RBI	3
BB	3
SO	5
LOB	17



WP	HR	S	P	ERA	WHIP
36	0	0	0	0	0

Batter	1	2	3	4	5	6	7	8	9	AB R H RBI BB SO LOB	TOP											
Lou Brock, L (1, 7) OBP: 0.330, SLG: 0.423	0-0 S 1B		0-0 E8 1B 1B		0-0 HR		0-3 K		0-0 F8	5 2 3 1 0 1 1												
Ron Davis, R (1, 8) OBP: 0.254, SLG: 0.286	0-3 K		0-3 K		0-3 K		0-0 K		0-0 1-2 1B	3 0 0 0 0 3 3												
Roger Maris, L (7, PH) OBP: 0.309, SLG: 0.381										1 0 1 0 0 0 0												
Bobby Tolan, L (1, 9) OBP: 0.277, SLG: 0.341	0-0 CS 1B		0-0 1-2 1B		0-0 F7		0-0 K		0-3 K	3 0 2 2 0 0 0												
Curt Flood, R (7, PH) OBP: 0.340, SLG: 0.367	1-H		1-2 3-H 1B							1 0 0 0 0 1 2												
Joe Hague, L (1, 3) OBP: 0.400, SLG: 1.000	0-0 P5 1-2		0-0 4-3		0-0 HR		0-0 F9			4 1 1 1 0 0 5												
Ed Spiezio, R (1, 5) OBP: 0.228, SLG: 0.157		0-0 F8		0-0 P6-3		0-0 4-3 S 1B		0-0 P6 CS		4 0 1 0 0 0 0												
Phil Gagliano, R (1, 4) OBP: 0.284, SLG: 0.312		0-0 4-3		0-0 P6		0-3 K 1-2		0-0 5-3 1-2		4 0 0 0 0 1 2												
Dick Schofield, S (1, 6) OBP: 0.307, SLG: 0.320		0-0 F7		4-0 BB		0-0 4-3 2-3		0-3 K		3 0 0 0 1 1 1												
Dave Ricketts, S (1, 2) OBP: 0.136, SLG: 0.136			0-0 E 1B 1B		0-3 K2-3		0-0 P6-3		0-0 P6-3	3 1 1 0 0 1 2												
Mel Nelson, R (6, 1) OBP: 0.231, SLG: 0.167										0 0 0 0 0 0 0												
Orlando Cepeda, R (9, PH) OBP: 0.308, SLG: 0.384										1 0 0 0 0 0 0												
Steve Carlton, L (1, 1) OBP: 0.169, SLG: 0.282			0-3 K		0-0 4-3		0-0 1B 1B		0-0 P4	0 0 0 0 0 0 0												
Ron Willis, R (2, 1) OBP: 0.290, SLG: 0.330										2 0 0 0 0 1 1												
Johnny Edwards, L (6, 2)										2 0 1 0 0 0 0												
Inning Stats	R: 1 E: 0 K: 1 S: 6	H: 2 LOB: 0 BB: 0 P: 6	R: 0 E: 0 K: 0 S: 3	H: 0 LOB: 0 BB: 0 P: 3	R: 1 E: 1 K: 2 S: 10	H: 3 LOB: 2 BB: 0 P: 10	R: 0 E: 0 K: 1 S: 5	H: 0 LOB: 1 BB: 1 P: 9	R: 1 E: 0 K: 1 S: 6	H: 1 LOB: 0 BB: 0 P: 6	R: 1 E: 0 K: 1 S: 7	H: 2 LOB: 1 BB: 0 P: 7	R: 0 E: 0 K: 2 S: 9	H: 2 LOB: 2 BB: 0 P: 9	R: 0 E: 1 K: 1 S: 5	H: 0 LOB: 0 BB: 0 P: 5	R: 0 E: 0 K: 0 S: 3	H: 0 LOB: 0 BB: 0 P: 3	1B: 8 2B: 0 3B: 0 HR: 2	SF: 0 SAC: 0 DP: 0 HBP: 0	WP: 0 PB: 0 SB: 2 CS: 2	PA: 37
PITCHER	IP WLS BF H R ER SO BB IBB HBP BLK WP HR S P ERA WHIP																					
Bill Singer, R (1, 1) ERA: 2.78	6.1 W 29 10 4 4 7 1 0 0 0 0 2 42 46 5.68 1.737																					
Jim Brewer, L (7, 1) ERA: 2.59	2.2 S 8 0 0 0 2 0 0 0 0 0 0 0 12 12 0.00 0.000																					

St. Louis Cardinals @ Los Angeles Dodgers  
Dodger Stadium, Los Angeles, CA  
Fri Sep 20 1968, 7:05 PM PDT  
Att. 17,888 - Unknown

AB	36
R	4
H	10
RBI	4
BB	1
SO	9
LOB	17



Batter	1	2	3	4	5	6	7	8	9	AB	R	H	RBI	BB	SO	LOB
Wes Parker, S OBP: 0.308, SLG: 0.314 (1, 7)	0-0 F9	0-0 WP 2B		4-0 PB BB		0-0 SF9 1B				3	1	2	1	1	0	0
Willie Davis, L OBP: 0.290, SLG: 0.361 (1, 8)	0-0 F3 1B	0-3 K		0-0 3-1		0-0 SF9				3	1	1	1	0	1	2
Bill Sudakis, S OBP: 0.375, SLG: 0.492 (1, 5)	0-0 F3	0-0 2B			4-0 FC6-4 BB	0-0 5-3				3	0	1	1	1	0	2
Ken Boyer, R OBP: 0.305, SLG: 0.381 (1, 3)	0-0 1B	0-0 F8			0-0 FC6-4 BB		0-0 6-3			4	0	1	1	0	0	2
Ted Savage, R OBP: 0.257, SLG: 0.300 (1, 9)	0-0 1B		0-3 K		4-0 FC6-4 BB		0-3 K			3	0	1	0	1	2	0
Paul Popovich, S OBP: 0.268, SLG: 0.256 (1, 6)	0-0 P8		0-0 P4-3		0-0 FC6-4		0-0 P1-3			4	0	0	0	0	0	4
Jim Campanis, R OBP: 0.250, SLG: 0.143 (1, 2)		0-0 FC1-5 1B	0-3 K		0-3 K			0-0 P4		2	0	1	0	0	1	0
Tom Haller, L OBP: 0.349, SLG: 0.390 (5, PH)									0-0 P4	2	0	0	0	0	1	2
Bart Shirley, R OBP: 0.269, SLG: 0.203 (1, 4)		0-0 FC1-5 2B 1B		0-0 4-3		0-0 4-3		0-0 5-3		4	1	1	0	0	0	0
Bill Singer, R OBP: 0.205, SLG: 0.244 (1, 1)		0-0 FC1-5	0-3 K		0-3 K			0-0 5-3		2	2	0	0	1	1	2
Jim Brewer, L OBP: 0.222, SLG: 0.222 (7, 1)		1-2 2-3f 2B WP				4-0 1B SF9 BB			0-0 5-3	1	0	0	0	0	0	0

Inning Stats	R: 1	H: 3	E: 0	K: 0	S: 6	H: 3	LOB: 2	BB: 0	P: 6	R: 3	H: 4	E: 0	K: 1	S: 9	H: 4	LOB: 1	BB: 0	P: 9	R: 0	H: 0	E: 0	K: 2	S: 7	H: 0	LOB: 0	BB: 0	P: 7	R: 0	H: 0	E: 0	K: 1	S: 5	H: 0	LOB: 1	BB: 1	P: 9	R: 0	H: 0	E: 0	K: 1	S: 5	H: 1	LOB: 1	BB: 1	P: 8	R: 0	H: 0	E: 0	K: 1	S: 5	H: 0	LOB: 0	BB: 0	P: 5	R: 0	H: 0	E: 0	K: 0	S: 3	H: 0	LOB: 0	BB: 0	P: 3
--------------	------	------	------	------	------	------	--------	-------	------	------	------	------	------	------	------	--------	-------	------	------	------	------	------	------	------	--------	-------	------	------	------	------	------	------	------	--------	-------	------	------	------	------	------	------	------	--------	-------	------	------	------	------	------	------	------	--------	-------	------	------	------	------	------	------	------	--------	-------	------

PITCHER	IP	WLS	BF	H	R	ER	SO	BB	IBB	HBP	BLK	WP	HR	S	P	ERA	WHIP
Steve Carlton, L ERA: 3.05 (1, 1)	1.2		12	7	4	4	1	0	0	0	0	1	0	14	14	21.60	4.200
Ron Willis, R ERA: 3.45 (2, 1)	3.2	L	16	1	1	1	4	4	0	0	0	0	0	20	36	2.46	1.364
Mel Nelson, L ERA: 2.63 (6, 1)	2.2		8	0	0	0	1	0	0	0	0	0	0	10	10	0.00	0.000

**BOTTOM**

**St. Louis Cardinals @ Los Angeles Dodgers**  
**Dodger Stadium, Los Angeles, CA**

Fri Sep 20 1968, 7:05 PM PDT  
 Att. 17,888 - Unknown

AB	31
R	5
H	8
RBI	4
BB	4
SO	6
LOB	14



WP	PA	3B	HR	S	P	ERA	WHIP
1	36	0	0	0	0		

Batter	1	2	3	4	5	6	7	8	9	AB R H RBI BB SO LOB	TOP		
Lou Brock, L (1, 7) OBP: 0.329, SLG: 0.421	0-3 K		4-0 E S BB			0-0 4-3		0-0 4-3		3 0 0 0 1 1 1			
Phil Gagliano, R (1, 4) OBP: 0.283, SLG: 0.309	0-0 1B		0-0 5-3 1-3			0-0 5-3		0-0 P6		4 0 1 0 0 0 1			
Joe Hague, L (1, 9) OBP: 0.444, SLG: 0.714	4-0 BB			0-0 P6-4-3 1B		0-0 G3		0-0 P4		3 0 1 0 1 0 0			
Orlando Cepeda, R (1, 3) OBP: 0.306, SLG: 0.381	0-0 4-3			0-0 P6-4-3 1-2f			0-3 K	0-0 L5		4 0 0 0 0 1 2			
Mike Shannon, R (1, 5) OBP: 0.309, SLG: 0.402		0-3 K		0-3 K			0-0 4-3			3 0 0 0 0 2 0			
Ron Davis, R (1, 8) OBP: 0.252, SLG: 0.283		0-0 P6-3			0-0 P5		0-0 P6-3			3 0 0 0 0 0 0			
Ted Simmons, S (1, 2) OBP: 0.667, SLG: 0.500		0-3 K			0-0 1B			4-0 FC5-4 1B BB		2 0 1 0 1 1 0	AB 28 R 0 H 4 RBI 0 BB 3 SO 5 LOB 8		
Dal Maxvill, R (1, 6) OBP: 0.320, SLG: 0.290			0-0 L9		0-0 F9			0-0 FC5-4 1-2 1B		3 0 1 0 0 0 1			
Larry Jaster, L (1, 1) OBP: 0.159, SLG: 0.209			0-0 4-3		0-0 G3			0-0 FC5-4 1-2 2-3		2 0 0 0 0 0 1			
Curt Flood, R (8, PH) OBP: 0.340, SLG: 0.366										1 0 0 0 0 0 2			
Wayne Granger, R (8, 1) OBP: 0.200, SLG: 0.200										0 0 0 0 0 0 0			
<b>Inning Stats</b>	R: 0 H: 1 E: 0 LOB: 1 K: 1 BB: 1 S: 5 P: 9	R: 0 H: 0 E: 0 LOB: 0 K: 2 BB: 0 S: 7 P: 7	R: 0 H: 0 E: 0 LOB: 1 K: 0 BB: 1 S: 3 P: 7	R: 0 H: 1 E: 0 LOB: 0 K: 1 BB: 0 S: 5 P: 5	R: 0 H: 1 E: 0 LOB: 1 K: 0 BB: 0 S: 4 P: 4	R: 0 H: 0 E: 0 LOB: 0 K: 0 BB: 0 S: 3 P: 3	R: 0 H: 0 E: 0 LOB: 0 K: 1 BB: 0 S: 5 P: 5	R: 0 H: 1 E: 0 LOB: 1 K: 0 BB: 1 S: 3 P: 7	R: 0 H: 0 E: 0 LOB: 0 K: 0 BB: 0 S: 3 P: 3	1B: 4 SF: 0 2B: 0 SAC: 0 3B: 0 DP: 2 HR: 0 HBP: 0	WP: 0 PA: 31 PB: 0 SB: 1 CS: 0		
<b>PITCHER</b>	IP WLS BF H R ER SO BB IBB HBP BLK WP HR S P ERA WHIP											<b>PITCHER</b>	IP WLS BF H R ER SO BB IBB HBP BLK WP HR S P ERA WHIP
Claude Osteen, L (1, 1) ERA: 3.1	7.0 W 26 4 0 0 5 3 0 0 0 0 0 0 33 45 0.00 1.000												
Mudcat Grant, R (8, 1) ERA: 2.14	2.0 S 5 0 0 0 0 0 0 0 0 0 0 0 5 5 0.00 0.000												

St. Louis Cardinals @ Los Angeles Dodgers  
Dodger Stadium, Los Angeles, CA  
Sat Sep 21 1968, 3:33 AM PDT  
Att: 13,842 - Unknown

[livebaseballscorecards.com](http://livebaseballscorecards.com)





Batter	1	2	3	4	5	6	7	8	9	AB	R	H	RBI	BB	SO	LOB
Wes Parker, S OBP: 0.309, SLG: 0.316 (1, 7) (8, 3)	0-0 1B 1B	0-0 5-3		0-0 FC4-6 1-2f			0-0 F9 1B			4	1	2	0	0	0	2
Willie Davis, L OBP: 0.289, SLG: 0.360 (1, 8)	0-0 FC6-4 1-3 1B 1B		0-0 P6		0-0 4-3		0-0 F9 1-2			4	1	1	0	0	0	1
Bill Sudakis, S OBP: 0.408, SLG: 0.556 (1, 5)	0-0 FC6-4 1-2 3-H 1B		4-0 1B BB		0-0 HR		4-0 BB			2	1	2	2	2	0	0
Ken Boyer, R OBP: 0.305, SLG: 0.379 Willie Crawford, L OBP: 0.329, SLG: 0.364 (1, 3) (8, 7)	0-0 FC6-4 1-2f 2-3 2B		0-0 1-2 1B		0-0 4-3		0-0 P4			4	0	1	0	0	0	4
Ted Savage, R OBP: 0.264, SLG: 0.313 (1, 9)	0-0 1-H 3-H 2B		0-0 F3		0-3 K		0-0 SH1-4 1B			4	0	2	1	0	1	2
Paul Popovich, S OBP: 0.268, SLG: 0.257 (1, 6)	0-0 P4		0-0 P6-3		0-0 1B		0-0 SH1-4 1-2			3	0	1	0	0	0	3
Jim Campanis, R OBP: 0.167, SLG: 0.091 (1, 2)		0-3 K2-3		0-0 5-3		0-0 5-3		0-0 E5 G4-3		4	0	0	0	0	1	1
Bart Shirley, R OBP: 0.266, SLG: 0.219 (1, 4)		0-0 2B		0-0 3-1		0-0 5-3		0-0 G4-3 1-2f		4	0	1	0	0	0	2
Claude Osteen, L OBP: 0.205, SLG: 0.222 Mudcat Grant, R OBP: 0.129, SLG: 0.226 (1, 1) (8, 1)		0-3 K		0-0 FC4-6 1B			0-0 F7			3	0	1	0	0	1	1
										0	0	0	0	0	0	0

Inning Stats	R: 2	H: 4	E: 0	LOB: 1	K: 0	BB: 0	S: 6	P: 6	R: 0	H: 1	E: 0	LOB: 1	K: 2	BB: 0	S: 8	P: 8	R: 0	H: 1	E: 0	LOB: 2	K: 0	BB: 1	S: 4	P: 8	R: 0	H: 1	E: 0	LOB: 1	K: 0	BB: 0	S: 4	P: 4	R: 1	H: 1	E: 0	LOB: 0	K: 1	BB: 0	S: 6	P: 6	R: 0	H: 1	E: 0	LOB: 0	K: 0	BB: 0	S: 3	P: 3	R: 0	H: 1	E: 0	LOB: 2	K: 0	BB: 1	S: 4	P: 8	R: 0	H: 1	E: 1	LOB: 1	K: 0	BB: 0	S: 4	P: 4
--------------	------	------	------	--------	------	-------	------	------	------	------	------	--------	------	-------	------	------	------	------	------	--------	------	-------	------	------	------	------	------	--------	------	-------	------	------	------	------	------	--------	------	-------	------	------	------	------	------	--------	------	-------	------	------	------	------	------	--------	------	-------	------	------	------	------	------	--------	------	-------	------	------

PITCHER	IP	WLS	BF	H	R	ER	SO	BB	IBB	HBP	BLK	WP	HR	S	P	ERA	WHIP
Larry Jaster, L ERA: 3.56 (1, 1)	7.0	L	31	10	3	3	3	2	0	0	0	0	1	35	43	3.86	1.714
Wayne Granger, R ERA: 2.08 (8, 1)	1.0		4	1	0	0	0	0	0	0	0	0	0	4	4	0.00	1.000

**BOTTOM**

**St. Louis Cardinals @ Los Angeles Dodgers**  
Dodger Stadium, Los Angeles, CA

Sat Sep 21 1968, 3:33 AM PDT  
Att. 13,842 - Unknown

AB	32
R	3
H	11
RBI	3
BB	2
SO	3
LOB	16

livebaseballscorecards.com



WP: 0	PA: 35
PB: 0	CS: 0
SB: 0	
1B: 8	SF: 0
2B: 2	SAC: 1
3B: 0	DP: 1
HR: 1	HBP: 0

Batter	1	2	3	4	5	6	7	8	9	AB R H RBI BB SO LOB	TOP											
Lou Brock, L (1, 7) OBP: 0.329, SLG: 0.420	0-3 K		0-0 P6-3			0-0 P6-3		0-0 BLK 1B		4 0 1 1 0 1 2	<b>St. Louis Cardinals @ Los Angeles Dodgers</b> <b>Dodger Stadium, Los Angeles, CA</b> Sun Sep 22 1968, 3:33 AM PDT Att: 18,529 - Unknown <a href="http://livebaseballscorecards.com">livebaseballscorecards.com</a>											
Bobby Tolan, L (1, 8) OBP: 0.276, SLG: 0.337	0-0 4-3			0-0 P6-3		0-0 4-3		4-0 1-2 3-H BB		3 0 0 0 1 0 1												
Joe Hague, L (1, 9) OBP: 0.308, SLG: 0.455	0-3 K			0-0 F8			0-0 4-3	0-3 K		4 0 0 0 0 2 2												
Orlando Cepeda, R (1, 3) OBP: 0.306, SLG: 0.380		0-0 F8		0-0 F8			0-3 K		0-0 FC5-4 1B	4 0 1 0 0 1 0												
Tim McCarver, L (1, 2) OBP: 0.293, SLG: 0.346		0-0 F8			0-0 F8		0-0 F7		0-0 F8	4 0 0 0 0 0 1												
Mike Shannon, R (1, 5) OBP: 0.307, SLG: 0.399		0-3 K			0-0 F7			0-0 G3	0-0 FC5-4 1-2	4 0 0 0 0 1 1												
Phil Gagliano, R (1, 4) OBP: 0.273, SLG: 0.297			0-3 K		0-0 L5			0-0 F3	0-0 F7	4 0 0 0 0 1 1												
Dal Maxvill, R (1, 6) OBP: 0.324, SLG: 0.293			0-0 SH3-4 1B			4-0 SH3-4 BB		0-0 1B 1B		2 1 2 0 1 0 0												
Bob Gibson, R (1, 1) OBP: 0.238, SLG: 0.228			0-0 SH3-4			0-0 SH3-4		0-0 1B BLK 1B		1 1 1 0 0 0 0												
<b>Inning Stats</b>	R: 0 E: 0 K: 2 S: 7	H: 0 LOB: 0 BB: 0 P: 7	R: 0 E: 0 K: 1 S: 5	H: 0 LOB: 0 BB: 0 P: 5	R: 0 E: 0 K: 1 S: 6	H: 1 LOB: 1 BB: 0 P: 6	R: 0 E: 0 K: 0 S: 3	H: 0 LOB: 0 BB: 0 P: 3	R: 0 E: 0 K: 0 S: 3	H: 0 LOB: 0 BB: 0 P: 3		R: 0 E: 0 K: 1 S: 5	H: 0 LOB: 1 BB: 1 P: 7	R: 0 E: 0 K: 1 S: 5	H: 0 LOB: 0 BB: 0 P: 5	R: 2 E: 0 K: 1 S: 8	H: 3 LOB: 2 BB: 1 P: 12	R: 0 E: 0 K: 0 S: 4	H: 1 LOB: 1 BB: 0 P: 4	1B: 5 2B: 0 3B: 0 HR: 0	SF: 0 SAC: 2 DP: 0 HBP: 0	WP: 0 PB: 0 SB: 0 CS: 0
<b>PITCHER</b>	IP WLS BF H R ER SO BB IBB HBP BLK WP HR S P ERA WHIP																					
Don Sutton, R (1, 1) ERA: 2.61	8.0 W 31 5 2 2 6 2 0 0 0 0 0 0 0 41 49 2.25 0.875																					
Jim Brewer, L (9, 1) ERA: 2.55	1.0 S 3 0 0 0 0 0 0 0 0 0 0 0 0 3 3 0.00 0.000																					



Batter	1	2	3	4	5	6	7	8	9	AB R H RBI BB SO LOB
Willie Crawford, L (1, 7) OBP: 0.339, SLG: 0.390	4-0 1B BB		0-3 K		0-0 1B		0-0 HR			3 1 2 1 1 1 0
Willie Davis, L (1, 8) OBP: 0.288, SLG: 0.357	0-0 P6		0-0 F2		0-0 G3		0-3 K			4 0 0 0 0 1 2
Tom Haller, L (1, 2) OBP: 0.352, SLG: 0.392	0-3 K		4-0 BB			0-0 1B SH3 P3	0-0 1B			3 1 2 0 1 1 1
Len Gabrielson, L (1, 9) OBP: 0.334, SLG: 0.422	0-0 1B		0-0 F7			0-0 SH3	0-0 P4			3 0 1 0 0 0 2
Bill Sudakis, S (1, 5) OBP: 0.413, SLG: 0.545		0-0 L5		0-3 K		0-0 P3 1B		4-0 SH3 E BB		3 1 1 0 1 1 0
Wes Parker, S (1, 3) OBP: 0.310, SLG: 0.314		0-3 K		0-3 K		4-0 P3 IBB		0-0 SH3		2 0 0 0 1 2 0
Paul Popovich, S (1, 6) OBP: 0.268, SLG: 0.255		4-0 1B BB		0-0 P6-3		0-0 P3		0-0 P9		3 0 0 1 1 0 2
Bart Shirley, R (1, 4) OBP: 0.267, SLG: 0.221		0-0 1B			0-0 F9	0-3 K		0-3 K		4 0 1 0 0 2 2
Don Sutton, R (1, 1) OBP: 0.206, SLG: 0.186		0-3 K			0-3 K		0-3 K			3 0 0 0 0 3 2
Jim Brewer, L (9, 1) OBP: 0.222, SLG: 0.222										0 0 0 0 0 0 0

Inning Stats	R: 0 E: 0 K: 1 S: 5	H: 1 LOB: 2 BB: 1 P: 9	R: 0 E: 0 K: 2 S: 8	H: 1 LOB: 2 BB: 1 P: 12	R: 0 E: 0 K: 1 S: 5	H: 0 LOB: 1 BB: 1 P: 9	R: 0 E: 0 K: 2 S: 7	H: 0 LOB: 0 BB: 0 P: 7	R: 0 E: 0 K: 1 S: 6	H: 1 LOB: 1 BB: 0 P: 6	R: 1 E: 0 K: 1 S: 7	H: 2 LOB: 2 BB: 1 P: 11	R: 1 E: 0 K: 2 S: 9	H: 2 LOB: 1 BB: 0 P: 9	R: 1 E: 1 K: 1 S: 5	H: 0 LOB: 0 BB: 1 P: 9
1B: 6 2B: 0 3B: 0 HR: 1	SF: 0 SAC: 2 DP: 0 HBP: 0	WP: 0 PA: 35 PB: 0 SB: 0 CS: 0														

PITCHER	IP	WLS	BF	H	R	ER	SO	BB	IBB	HBP	BLK	WP	HR	S	P	ERA	WHIP
Bob Gibson, R (1, 1) ERA: 1.16	8.0	L	35	7	3	2	11	4	1	0	0	0	1	52	72	2.25	1.375


**BOTTOM**

**St. Louis Cardinals @ Los Angeles Dodgers**  
**Dodger Stadium, Los Angeles, CA**

Sun Sep 22 1968, 3:33 AM PDT  
 Att. 18,529 - Unknown

livebaseballscorecards.com

**AB 28**  
**R 3**  
**H 7**  
**RBI 2**  
**BB 5**  
**SO 11**  
**LOB 11**



Batter	1	2	3	4	5	6	7	8	9	AB R H RBI BB SO LOB	TOP							
Willie Crawford, L (1, 7) OBP: 0.330, SLG: 0.377	0-0 4-3		0-0 P4		0-3 K		0-0 4-3		0-0 G3	5 0 0 0 0 1 3	<b>Los Angeles Dodgers @ Chicago Cubs</b> Wrigley Field, Chicago, IL Tue Sep 24 1968, 3:33 AM CDT Att. 1,770 - Cloudy							
Willie Davis, L (1, 8) OBP: 0.287, SLG: 0.357	0-0 1B		0-0 F9		0-0 F9		0-0 F9			4 0 1 0 0 0 2								
Tom Haller, L (1, 2) OBP: 0.349, SLG: 0.389	0-0 F8			0-0 F7		0-3 K		0-0 4-3		4 0 0 0 0 1 1								
Len Gabrielson, L (1, 9) OBP: 0.339, SLG: 0.434	0-0 F8			0-0 4-3 1B		4-0 1B SF7 BB		0-0 HR		3 2 2 1 1 0 1								
Bill Sudakis, S (1, 5) OBP: 0.405, SLG: 0.529		0-0 F9		0-0 4-3		0-0 SF7 BB 1B		0-0 P4		4 0 1 0 0 0 1								
Ron Fairly, L (1, 3) OBP: 0.299, SLG: 0.298		0-0 3-1		0-0 4-1		4-0 SF7 BB		0-3 K		3 0 0 0 1 1 1								
Paul Popovich, S (1, 6) OBP: 0.272, SLG: 0.263		0-0 FC6-4 1B			0-0 1B 2B	0-0 SF7		0-0 1B		3 0 3 1 0 0 0								
Bart Shirley, R (1, 4) OBP: 0.270, SLG: 0.225		0-0 FC6-4			0-0 SH1-4 1B	0-3 K		0-3 K		3 0 1 0 0 1 3								
Mudcat Grant, R (6, 1) OBP: 0.129, SLG: 0.226					0-0 SH1-4 1B					0 0 0 0 0 0 0								
Wes Parker, S (9, PH) OBP: 0.309, SLG: 0.313										1 0 0 0 0 1 1								
Alan Foster, R (1, 1) OBP: 0.333, SLG: 0.333			0-3 K		0-0 SH1-4			0-0 F9		1 0 0 0 0 1 0								
Jim Lefebvre, S (6, 4) OBP: 0.306, SLG: 0.347					1-2				0-0 F7	2 0 0 0 0 0 1								
<b>Inning Stats</b>	R: 0 E: 0 K: 0 S: 4	H: 1 LOB: 1 BB: 0 P: 4	R: 0 E: 0 K: 0 S: 4	H: 1 LOB: 1 BB: 0 P: 4	R: 0 E: 0 K: 1 S: 5	H: 0 LOB: 0 BB: 0 P: 5	R: 0 E: 0 K: 1 S: 7	H: 1 LOB: 1 BB: 0 P: 7	R: 0 E: 0 K: 0 S: 3	H: 0 LOB: 0 BB: 0 P: 3	R: 1 E: 0 K: 1 S: 6	H: 1 LOB: 0 BB: 0 P: 6	R: 0 E: 0 K: 1 S: 6	H: 1 LOB: 1 BB: 0 P: 6	1B: 6 2B: 1 3B: 0 HR: 1	SF: 1 SAC: 1 DP: 0 HBP: 0	WP: 0 PB: 0 SB: 0 CS: 0	PA: 37
<b>PITCHER</b> Fergie Jenkins, R (1, 1) ERA: 2.62	IP: 9.0 WLS: W BF: 37 H: 8 R: 2 ER: 2 SO: 6 BB: 2 IBB: 0 HBP: 0 BLK: 0 WP: 0 HR: 1 S: 47 P: 55 ERA: 2.00 WHIP: 1.111											<b>PITCHER</b>	IP: 0.0 WLS: 0 BF: 0 H: 0 R: 0 ER: 0 SO: 0 BB: 0 IBB: 0 HBP: 0 BLK: 0 WP: 0 HR: 0 S: 0 P: 0 ERA: 0.00 WHIP: 0.000					

livebaseballscorecards.com

<b>AB</b>	33
<b>R</b>	2
<b>H</b>	8
<b>RBI</b>	2
<b>BB</b>	2
<b>SO</b>	6
<b>LOB</b>	14





Batter	1	2	3	4	5	6	7	8	9	AB R H RBI BB SO LOB	TOP	
Willie Crawford, L (1, 7) OBP: 0.333, SLG: 0.399	0-0 1B 1B		0-0 F7		0-0 HR		0-3 K			4 1 2 1 0 1 2		
Willie Davis, L (1, 8) OBP: 0.286, SLG: 0.355	0-0 F9		0-0 P5		0-0 1-3			0-3 K		4 0 0 0 0 1 1		
Tom Haller, L (1, 2) OBP: 0.346, SLG: 0.385	0-0 F7		0-0 G1			0-0 3-1		0-0 F8		4 0 0 0 0 0 1		
Len Gabrielson, L (1, 9) OBP: 0.338, SLG: 0.432	0-0 FC4-6 1-3 1B			0-0 4-3		0-0 P4		0-0 L6		4 0 1 0 0 0 0		
Bill Sudakis, S (1, 5) OBP: 0.398, SLG: 0.514	0-0 FC4-6 1-2f			0-0 S 1B		0-0 G3			0-0 G3	4 0 1 0 0 0 2		
Wes Parker, S (1, 3) OBP: 0.308, SLG: 0.313		0-0 1B 1B		0-3 K 1-2			0-0 3-1		0-0 4-3	4 0 1 0 0 1 1		
Paul Popovich, S (1, 6) OBP: 0.277, SLG: 0.266		0-0 FC1-6 1-3 1B		0-0 P8			1-0 BB HBP		0-0 1B	3 0 2 0 0 0 1		
Bart Shirley, R (1, 4) OBP: 0.269, SLG: 0.217		0-0 FC1-5-6 2-3			0-0 P4		4-0 BB BB		0-3 K	3 0 0 0 1 1 2		
Bill Singer, R (1, 1) OBP: 0.198, SLG: 0.235			0-3 K		0-3 K		0-3 K			3 0 0 0 0 3 3		
<b>Inning Stats</b>	R: 0 H: 2 E: 0 LOB: 2 K: 0 BB: 0 S: 5 P: 5	R: 0 H: 2 E: 0 LOB: 1 K: 1 BB: 0 S: 6 P: 6	R: 0 H: 0 E: 0 LOB: 0 K: 0 BB: 0 S: 3 P: 3	R: 0 H: 1 E: 0 LOB: 1 K: 1 BB: 0 S: 6 P: 6	R: 1 H: 1 E: 0 LOB: 0 K: 1 BB: 0 S: 6 P: 6	R: 0 H: 0 E: 0 LOB: 0 K: 0 BB: 0 S: 3 P: 3	R: 0 H: 0 E: 0 LOB: 2 K: 2 BB: 1 S: 7 P: 12	R: 0 H: 0 E: 0 LOB: 0 K: 1 BB: 0 S: 5 P: 5	R: 0 H: 1 E: 0 LOB: 1 K: 1 BB: 0 S: 6 P: 6	1B: 6 SF: 0 2B: 0 SAC: 0 3B: 0 DP: 0 HR: 1 HBP: 1	WP: 0 PA: 35 PB: 0 SB: 1 CS: 0	
<b>PITCHER</b>	IP WLS BF H R ER SO BB IBB HBP BLK WP HR S P ERA WHIP											
Bill Hands, R (1, 1) ERA: 2.85	8.0 31 6 1 1 6 1 0 1 0 0 1 41 46 1.12 0.875											
Phil Regan, R (9, 1) ERA: 2.29	1.0 4 1 0 0 1 0 0 0 0 0 0 6 6 0.00 1.000											

**Los Angeles Dodgers @ Chicago Cubs**  
 Wrigley Field, Chicago, IL  
 Wed Sep 25 1968, 3:33 AM CDT  
 Att. 2,657 - Sunny - 63 F

[livebaseballscorecards.com](http://livebaseballscorecards.com)

**AB** 33  
**R** 1  
**H** 7  
**RBI** 1  
**BB** 1  
**SO** 7  
**LOB** 13



Batter	1	2	3	4	5	6	7	8	9	AB	R	H	RBI	BB	SO	LOB
Don Kessinger, S (1, 6) OBP: 0.288, SLG: 0.292	0-0 4-3		0-0 5-3			0-3 K		0-3 K2-3		4	0	0	0	0	2	1
Willie Smith, L (1, 7) OBP: 0.305, SLG: 0.382	0-3 K			0-3 K		0-0 5-3			4-0 2B HR BB	3	1	0	0	1	2	0
Billy Williams, L (1, 9) OBP: 0.333, SLG: 0.499	0-3 K			0-0 1B			0-0 F8		0-0 1-3 HR 2B	4	1	2	0	0	1	0
14 Ernie Banks, R (1, 3) OBP: 0.289, SLG: 0.476 John Upham, L (7, PR) OBP: 0.200, SLG: 0.200 Dick Nen, L (8, 3) OBP: 0.228, SLG: 0.280		4-0 L4 BB BB		0-0 F7		0-3 K		0-3 K	4-0 HR IBB	2	0	0	0	1	1	1
Ron Santo, R (1, 5) OBP: 0.354, SLG: 0.412		4-0 1-2 BB		0-0 F8		0-3 K		0-3 K	0-0 1-H 2-H 3-H HR	3	1	1	4	1	1	2
Randy Hundley, R (1, 2) OBP: 0.280, SLG: 0.314		0-0 L4 2-3		0-3 K		0-0 F7		0-0 F7		3	0	0	0	0	1	3
Adolfo Phillips, R (1, 8) OBP: 0.320, SLG: 0.394		0-0 F3		0-3 K		0-3 K		0-0 P5		3	0	0	0	0	1	1
Jose Arcia, R (1, 4) OBP: 0.218, SLG: 0.274 Al Spangler, L (8, PH) OBP: 0.340, SLG: 0.381 Victor LaRose, R (9, 4)			0-0 1-3		0-3 K			0-0 F7		2	0	0	0	0	1	0
Bill Hands, R (1, 1) OBP: 0.096, SLG: 0.063 Clarence Jones, L (8, PH) Phil Regan, R (9, 1) OBP: 0.190, SLG: 0.200			0-0 F7			0-0 F9		4-0 BB		1	0	0	0	0	0	0

Inning Stats	R: 0	H: 0	R: 0	H: 0	R: 0	H: 1	R: 0	H: 0	R: 0	H: 0	R: 0	H: 0	R: 0	H: 2	R: 4	H: 2	1B: 1	SF: 0	WP: 1	PA: 32
	E: 0	LOB: 0	E: 0	LOB: 1	E: 0	LOB: 1	E: 0	LOB: 0	E: 0	LOB: 0	E: 0	LOB: 1	E: 0	LOB: 1	E: 0	LOB: 0	2B: 2	SAC: 0	PB: 0	
	K: 2	BB: 0	K: 0	BB: 2	K: 0	BB: 0	K: 3	BB: 0	K: 2	BB: 0	K: 1	BB: 1	K: 1	BB: 1	K: 0	BB: 2	3B: 0	DP: 1	SB: 0	
	S: 7	P: 7	S: 2	P: 10	S: 3	P: 3	S: 9	P: 9	S: 5	P: 5	S: 8	P: 8	S: 5	P: 9	S: 2	P: 10	HR: 1	HBP: 0	CS: 0	

PITCHER	IP	WLS	BF	H	R	ER	SO	BB	IBB	HBP	BLK	WP	HR	S	P	ERA	WHIP	PITCHER	IP	WLS	BF	H	R	ER	SO	BB	IBB	HBP	BLK	WP	HR	S	P	ERA	WHIP	
Bill Singer, R (1, 1) ERA: 2.83	8.0	L	32	3	4	4	10	4	1	0	0	1	1	47	67	4.50	0.875																			

**Los Angeles Dodgers @ Chicago Cubs**  
Wrigley Field, Chicago, IL  
Wed Sep 25 1968, 3:33 AM CDT  
Att. 2,657 - Sunny - 63 F

<b>AB</b>	<b>27</b>
<b>R</b>	<b>4</b>
<b>H</b>	<b>3</b>
<b>RBI</b>	<b>4</b>
<b>BB</b>	<b>5</b>
<b>SO</b>	<b>10</b>
<b>LOB</b>	<b>8</b>



livebaseballscorecards.com

Batter	1	2	3	4	5	6	7	8	9	AB R H RBI BB SO LOB	TOP																									
Willie Crawford, L (1, 7) OBP: 0.335, SLG: 0.401	0-0 F8 SF7 2B		H 1-0 FC6-4 HBP		X 0-0 E4 FC4		X 0-0 4-3		X 0-0 F6	4 1 1 0 0 0 1	<b>Los Angeles Dodgers @ Atlanta Braves</b> Atlanta Stadium, Atlanta, GA Fri Sep 27 1968, 7:05 PM EDT Att. 3,609 - Unknown																									
Willie Davis, L (1, 8) OBP: 0.285, SLG: 0.353	0-0 F8 2-3		X 0-0 FC6-4 2B		X 0-0 FC4		X 0-0 3-1		X 0-0 3B 1B	5 2 1 0 0 0 3																										
Tom Haller, L (1, 2) OBP: 0.349, SLG: 0.394	0-0 SF7 3-H		X 0-0 FC6-5-6 2B		4-0 1-2 IBB		0-3 K		X 0-0 1B 3B	3 1 2 4 1 1 0																										
Len Gabrielson, L (1, 9) OBP: 0.338, SLG: 0.429	4-0 BB		X 0-0 FC6-5-6 1B		X 0-0 F4			4-0 BB	X 0-0 BB 1B	2 0 0 0 1 0 3																										
Ted Savage, R (6, 9) OBP: 0.269, SLG: 0.313			2-3							0 0 0 0 1 0 0																										
Ron Fairly, L (9, PH) OBP: 0.301, SLG: 0.299										1 0 1 1 0 0 0																										
Luis Alcaraz, R (9, 4) OBP: 0.217, SLG: 0.217										0 0 0 0 0 0 0																										
Bill Sudakis, S (1, 5) OBP: 0.398, SLG: 0.500	0-3 K		X 0-0 1-2 1B		X 0-0 4-3			X 0-0 G5-4-3 BB	X 0-0 FC4-6 BB	4 0 1 0 1 1 4																										
Jim Lefebvre, S (1, 4) OBP: 0.305, SLG: 0.345		X 0-0 L6	X 0-0 F8		X 0-0 F7			X 0-0 BB 1B	X 0-3 K	4 0 1 0 0 0 2																										
Bart Shirley, R (8, PR) OBP: 0.269, SLG: 0.217										0 0 0 0 0 0 0																										
Ken Boyer, R (9, PH) OBP: 0.303, SLG: 0.377										1 0 0 0 0 1 2																										
Jack Billingham, R (9, 1)										0 0 0 0 0 0 0																										
Wes Parker, S (1, 3) OBP: 0.309, SLG: 0.312		X 0-0 E3		X 0-0 G3		X 0-0 1B		B 4-0 BB 1B	X 0-0 FC4-6	4 0 1 0 1 0 2																										
Paul Popovich, S (1, 6) OBP: 0.276, SLG: 0.266		X 0-0 P6		X 0-0 P2-3		X 0-0 F2		X 0-0 1-2 2-H 1B		4 0 1 0 0 0 2																										
Claude Osteen, L (1, 1) OBP: 0.198, SLG: 0.214										3 0 0 0 0 0 2																										
Jim Brewer, L (8, 1) OBP: 0.222, SLG: 0.222										0 0 0 0 0 0 0																										
Jim Fairey, L (9, PH) OBP: 0.228, SLG: 0.273									X 0-0 1B 3B 1B	1 1 1 0 0 0 0																										
<b>Inning Stats</b>	R: 1 E: 0 K: 1 S: 6	H: 1 LOB: 1 BB: 1 P: 10	R: 0 E: 1 K: 0 S: 4	H: 0 LOB: 1 BB: 0 P: 4	R: 1 E: 0 K: 0 S: 5	H: 2 LOB: 2 BB: 0 P: 6	R: 0 E: 0 K: 0 S: 3	H: 0 LOB: 0 BB: 0 P: 3	R: 0 E: 1 K: 0 S: 4	H: 0 LOB: 2 BB: 1 P: 8	R: 0 E: 0 K: 1 S: 5	H: 0 LOB: 0 BB: 0 P: 5	R: 0 E: 0 K: 0 S: 3	H: 2 LOB: 2 BB: 2 P: 11	R: 3 E: 0 K: 1 S: 9	H: 4 LOB: 2 BB: 1 P: 13	1B: 7 2B: 2 3B: 1 HR: 0	SF: 1 SAC: 0 DP: 1 HBP: 1	WP: 0 PB: 0 SB: 1 CS: 0	PA: 43																
<b>PITCHER</b>	IP WLS BF H R ER SO BB IBB HBP BLK WP HR S P ERA WHIP																																			
Ron Reed, R (1, 1) ERA: 3.35	6.0		27	4	2	2	1	1	1	1	0	0	0	26	35	3.00	0.833																			
Dick Kelley, L (7, 1) ERA: 2.75	1.2		7	1	0	0	1	2	0	0	0	0	0	7	15	0.00	1.800																			
Cecil Upshaw, R (8, 1) ERA: 2.47	1.1	L	9	5	3	3	1	1	0	0	0	0	0	10	14	20.25	4.500																			

livebaseballscorecards.com

AB	36
R	5
H	10
RBI	5
BB	5
SO	3
LOB	21





Batter	1	2	3	4	5	6	7	8	9	AB	R	H	RBI	BB	SO	LOB
Felipe Alou, R OBP: 0.365, SLG: 0.437 (1, 8)	0-0 F8			0-0 1B		0-0 1B 2B		4-0 G1-2-3 IBB		3	1	2	1	1	0	0
Felix Millan, R OBP: 0.322, SLG: 0.340 (1, 4)	0-0 P6-3			0-0 F2		0-0 1B		0-0 G1-2-3		4	0	1	1	0	0	4
Hank Aaron, R OBP: 0.352, SLG: 0.496 (1, 9)	0-0 F4			0-0 F7		4-0 P6-4-3 IBB		4-0 IBB		2	0	0	0	2	0	1
Deron Johnson, R OBP: 0.285, SLG: 0.317 (1, 3)		0-0 P6-3		0-0 P6-3		0-0 P6-4-3		0-3 K		4	0	0	0	0	1	6
Tommie Aaron, R OBP: 0.296, SLG: 0.312 (1, 7)		0-0 5-3			0-0 5-3		0-0 4-3		0-3 K	4	0	0	0	0	1	0
Bob Tillman, R OBP: 0.278, SLG: 0.300 (1, 2)		0-0 F2			0-0 8-3 1B		0-3 K		0-3 K	3	0	1	0	0	1	0
Cecil Upshaw, R OBP: 0.208, SLG: 0.174 (8, 1)										0	0	0	0	0	0	0
Tito Francona, L OBP: 0.379, SLG: 0.351 (9, PH)										1	0	0	0	0	1	0
Marty Martinez, S OBP: 0.291, SLG: 0.261 (1, 5)			0-0 P6-3		0-0 8-3		0-0 P6-3		0-0 F9	4	0	0	0	0	0	1
Gil Garrido, R OBP: 0.228, SLG: 0.208 (1, 6)			0-0 5-3			0-0 FC4-6 1B		4-0 E G1-2-3 1B BB		2	0	1	0	1	0	0
Ron Reed, R OBP: 0.188, SLG: 0.210 (1, 1)			0-0 G3			0-0 FC4-6 2B		0-0 E7 G1-2-3 1B		1	0	0	0	0	0	0
Bob Johnson, R OBP: 0.300, SLG: 0.299 (6, PH)										1	1	0	0	0	0	1
Dick Kelley, R OBP: 0.154, SLG: 0.043 (7, 1)										0	0	0	0	0	0	0
Walt Hriniaik, L OBP: 0.348, SLG: 0.348 (8, 2)										1	0	1	0	0	0	0

Inning Stats	R: 0	H: 0	E: 0	LOB: 0	K: 0	S: 3	R: 0	H: 0	E: 0	LOB: 0	K: 0	S: 3	R: 0	H: 1	E: 0	LOB: 1	K: 0	S: 4	R: 0	H: 1	E: 0	LOB: 0	K: 0	S: 3	R: 2	H: 3	E: 0	LOB: 1	K: 1	S: 5	R: 0	H: 0	E: 0	LOB: 0	K: 1	S: 5	R: 0	H: 1	E: 1	LOB: 3	K: 1	S: 5	R: 0	H: 0	E: 0	LOB: 0	K: 2	S: 7	1B: 5	SF: 0	2B: 2	SAC: 0	3B: 0	DP: 3	HR: 0	HBP: 0	WP: 0	PA: 34
--------------	------	------	------	--------	------	------	------	------	------	--------	------	------	------	------	------	--------	------	------	------	------	------	--------	------	------	------	------	------	--------	------	------	------	------	------	--------	------	------	------	------	------	--------	------	------	------	------	------	--------	------	------	-------	-------	-------	--------	-------	-------	-------	--------	-------	--------

PITCHER	IP	WLS	BF	H	R	ER	SO	BB	IBB	HBP	BLK	WP	HR	S	P	ERA	WHIP
Claude Osteen, L ERA: 3.08 (1, 1)	7.0		27	6	2	2	1	1	1	0	0	0	0	27	35	2.57	1.000
Jim Brewer, L ERA: 2.52 (8, 1)	1.0	W	4	0	0	0	1	0	2	0	0	0	0	4	12	0.00	0.000
Jack Billingham, R ERA: 2.08 (9, 1)	1.0	S	3	0	0	0	2	0	0	0	0	0	0	7	7	0.00	0.000

BOTTOM

Los Angeles Dodgers @ Atlanta Braves  
Atlanta Stadium, Atlanta, GA  
Fri Sep 27 1968, 7:05 PM EDT  
Att. 3,609 - Unknown

livebaseballscorecards.com

AB	30
R	2
H	6
RBI	2
BB	4
SO	4
LOB	13





BOTTOM

Los Angeles Dodgers @ Atlanta Braves  
Atlanta Stadium, Atlanta, GA

livebaseballscorecards.com

AB	34
R	2
H	8
RBI	2
BB	2
SO	6
LOB	13



WP	0	PA	36
PB	0		
SB	2		
CS	0		

Sat Sep 28 1968, 7:05 PM EDT  
Att. 6,095 - Unknown

AB R H RBI BB SO LOB

4	1	2	0	0	0	0
4	0	1	1	0	0	1
3	0	0	0	1	1	1
3	1	1	0	1	0	2
4	0	1	0	0	0	1
3	0	1	0	0	0	0
1	0	0	0	0	0	2
3	0	1	0	0	0	1
1	0	0	0	0	1	2
4	0	1	1	0	1	1
3	0	0	0	0	2	0
0	0	0	0	0	0	0
1	0	0	0	0	1	2

Batter	1	2	3	4	5	6	7	8	9
<b>Felipe Alou, R</b> (1, 8) OBP: 0.366, SLG: 0.439	0-0 5-3		0-0 2B		0-0 F7			0-0 1B	
<b>Felix Millan, R</b> (1, 4) OBP: 0.322, SLG: 0.341	0-0 F9		0-0 2B			0-0 5-3		0-0 5-3	
<b>Hank Aaron, R</b> (1, 3) OBP: 0.351, SLG: 0.493	0-3 K		4-0 FC6-4 BB			0-0 5-3		0-0 F8	
<b>Tito Francona, L</b> (1, 7) OBP: 0.380, SLG: 0.351		4-0 P3-6 BB	0-0 FC6-4			0-0 4-3		0-0 1B 1B	
<b>Mike Lum, L</b> (1, 9) OBP: 0.276, SLG: 0.319		0-0 P3-6		0-0 F9			0-0 F2	0-0 1B 1B	
<b>Walt Hriniak, L</b> (1, 2) OBP: 0.346, SLG: 0.346		0-0 BLK		0-0 G3			0-0 1-3	0-0 F9	
<b>Tommie Aaron, R</b> (9, PH) OBP: 0.285, SLG: 0.311		1B							
<b>Sonny Jackson, L</b> (1, 6) OBP: 0.284, SLG: 0.270		0-0 P6-3		0-0 F7			0-0 E S 1B	0-3 K	
<b>Bob Johnson, R</b> (9, PH) OBP: 0.299, SLG: 0.297		1-2							
<b>Marty Martinez, S</b> (1, 5) OBP: 0.291, SLG: 0.261			0-0 G3		0-3 K		0-0 P6-3	0-0 1B	
<b>Pat Jarvis, R</b> (1, 1) OBP: 0.180, SLG: 0.165			0-3 K		0-3 K			0-0 F8	0-3 K
<b>George Stone, L</b> (9, 1) OBP: 0.357, SLG: 0.333									
<b>Deron Johnson, R</b> (9, PH) OBP: 0.285, SLG: 0.316									

Inning Stats	R: 0	H: 0	E: 0	K: 1	S: 5	R: 0	H: 1	E: 0	K: 0	S: 3	R: 1	H: 2	E: 0	K: 1	S: 7	R: 0	H: 0	E: 0	K: 0	S: 3	R: 0	H: 0	E: 0	K: 2	S: 7	R: 0	H: 0	E: 0	K: 0	S: 3	R: 0	H: 1	E: 0	K: 0	S: 4	R: 0	H: 1	E: 0	K: 0	S: 4	R: 1	H: 3	E: 0	K: 2	S: 10	1B: 6	SF: 0	2B: 2	SAC: 0	3B: 0	DP: 1	HR: 0	HBP: 0	WP: 0	PA: 36
--------------	------	------	------	------	------	------	------	------	------	------	------	------	------	------	------	------	------	------	------	------	------	------	------	------	------	------	------	------	------	------	------	------	------	------	------	------	------	------	------	------	------	------	------	------	-------	-------	-------	-------	--------	-------	-------	-------	--------	-------	--------

PITCHER	IP	WLS	BF	H	R	ER	SO	BB	IBB	HBP	BLK	WP	HR	S	P	ERA	WHIP
<b>Don Sutton, R</b> (1, 1) ERA: 2.6	8.0	W	32	7	2	2	4	2	0	0	1	0	0	38	46	2.25	1.125
<b>Jim Brewer, L</b> (9, 1) ERA: 2.49	1.0	S	4	1	0	0	2	0	0	0	0	0	0	8	8	0.00	1.000

Batter	1	2	3	4	5	6	7	8	9	AB R H RBI BB SO LOB	TOP									
Willie Crawford, L (1, 7) OBP: 0.335, SLG: 0.400	0-0 4-3		0-0			0-0 WP PB 1B		0-3 K		4 1 1 0 0 1 0	<b>Los Angeles Dodgers @ Atlanta Braves</b> Atlanta Stadium, Atlanta, GA Sun Sep 29 1968, 3:33 AM EDT Att: 12,210 - Unknown <a href="http://livebaseballscorecards.com">livebaseballscorecards.com</a>									
Willie Davis, L (1, 8) OBP: 0.284, SLG: 0.351	0-0 G3			0-0 FC4-6 1B		0-0 1-H		0-0		4 0 1 0 0 0 0										
Bill Sudakis, S (1, 5) OBP: 0.382, SLG: 0.471	0-0 F8			0-0 F8		0-0		0-0		4 0 0 0 0 0 1										
Tom Haller, L (1, 2) OBP: 0.345, SLG: 0.388		0-0 3-1		0-0 FC4-6 CS 1-2f		0-3 K		0-0		4 0 0 0 0 1 1										
Jim Lefebvre, S (1, 4) OBP: 0.304, SLG: 0.343 Bart Shirley, R (9, PR) OBP: 0.269, SLG: 0.217		0-0 4-3		0-0 CS 1-2	0-0 L5		0-3 K	0-0 FC 1B		4 0 1 0 0 1 0 0 0 0 0 0 0 0										
Wes Parker, S (1, 3) OBP: 0.312, SLG: 0.314		0-0 FC4-6 1B			0-0 FC4-6 1B		0-0	0-0 FC		4 0 2 0 0 0 1										
Paul Popovich, S (1, 6) OBP: 0.280, SLG: 0.270		0-0 FC4-6 1-2f			0-0 FC4-6 1B 1-2		0-0 BB 1B	0-3 K		4 0 2 0 0 1 3										
Jim Fairey, L (1, 9) OBP: 0.241, SLG: 0.276			0-3 K		0-0 FC4-6 1-2f 2-3		4-0 BB 1B	0-0		3 0 0 0 1 1 4										
Alan Foster, R (1, 1) OBP: 0.250, SLG: 0.250 Len Gabrielson, L (5, PH) OBP: 0.337, SLG: 0.428 Bill Singer, R (5, 1) OBP: 0.198, SLG: 0.235 Ken Boyer, R (7, PH) OBP: 0.302, SLG: 0.376 Jack Billingham, R (7, 1)			0-0 6-3		0-3 K		0-0			1 0 0 0 0 0 0 1 0 0 0 0 1 2 0 0 0 0 0 0 0 1 0 0 0 0 0 2 0 0 0 0 0 0 0										
<b>Inning Stats</b>	R: 0 E: 0 K: 0 S: 3	H: 0 LOB: 0 BB: 0 P: 3	R: 0 E: 0 K: 0 S: 4	H: 1 LOB: 1 BB: 0 P: 4	R: 0 E: 0 K: 1 S: 5	H: 0 LOB: 0 BB: 0 P: 5	R: 0 E: 0 K: 1 S: 7	H: 2 LOB: 2 BB: 0 P: 7	R: 1 E: 0 K: 1 S: 6	H: 1 LOB: 0 BB: 0 P: 6		R: 0 E: 0 K: 1 S: 6	H: 1 LOB: 2 BB: 1 P: 10	R: 0 E: 0 K: 1 S: 5	H: 0 LOB: 0 BB: 0 P: 5	R: 0 E: 0 K: 1 S: 7	H: 1 LOB: 2 BB: 0 P: 7	1B: 7 2B: 0 3B: 0 HR: 0	SF: 0 SAC: 0 DP: 0 HBP: 0	WP: 2 PB: 1 SB: 0 CS: 1
<b>PITCHER</b> Phil Niekro, R (1, 1) ERA: 2.59	IP 9.0 WLS W BF 35 H 7 R 1 ER 1 SO 6 BB 1 IBB 0 HBP 0 BLK 0 WP 1 HR 0 S 46 P 50 ERA 1.00 WHIP 0.889											<b>PITCHER</b>	IP WLS BF H R ER SO BB IBB HBP BLK WP HR S P ERA WHIP							



Batter	1	2	3	4	5	6	7	8	9
<b>Felipe Alou, R</b> OBP: 0.365, SLG: 0.438 (1, 8) X	0-0 5-3 ①		0-0 ②			0-0 ①		0-0 BB 1B	
<b>Felix Millan, R</b> OBP: 0.321, SLG: 0.340 (1, 4) X	0-0 P6-3 ②		0-0 ③			0-0 HR 1B		0-0 ②	
<b>Hank Aaron, R</b> OBP: 0.354, SLG: 0.498 (1, 3) (9, 9) B B B B	4-0 BB			0-0 P6-3 ①		0-0 HR 1-H		4-0 BB 1-2	
<b>Tito Francona, L</b> OBP: 0.376, SLG: 0.347 (1, 7) X <b>Deron Johnson, R</b> OBP: 0.265, SLG: 0.316 (9, 3)	0-0 L8 ③			0-0 P6-3 ②		0-3 K ②		0-0 ③	
<b>Mike Lum, L</b> OBP: 0.277, SLG: 0.319 (1, 9) (9, 7) X		0-0 ①		0-3 K ③		0-0 CS 1B			
<b>Sonny Jackson, L</b> OBP: 0.282, SLG: 0.268 (1, 6) X		0-0 F7 ②			0-0 F8 ①	0-0 1-2 ③ X	0-0 ①		
<b>Bob Tillman, R</b> OBP: 0.278, SLG: 0.301 (1, 2) X		0-0 1B			0-0 P6-3 ②		0-3 K ②		
<b>Marty Martinez, S</b> OBP: 0.291, SLG: 0.261 (1, 5) S S S S		0-3 K ③			0-0 1B		0-0 ③		
<b>Phil Niekro, R</b> OBP: 0.104, SLG: 0.195 (1, 1) S S S S			0-3 K ①		0-0 F3 ③			0-0 ①	

AB	R	H	RBI	BB	SO	LOB
4	0	1	0	0	0	0
4	1	1	0	0	0	1
2	1	1	2	2	0	0
4	0	0	0	0	1	3
0	0	0	0	0	0	0
3	0	1	0	0	1	0
4	0	0	0	0	0	1
3	0	1	0	0	1	0
3	0	1	0	0	1	1
3	0	0	0	0	1	1

**Los Angeles Dodgers @ Atlanta Braves**  
Atlanta Stadium, Atlanta, GA  
Sun Sep 29 1968, 3:33 AM EDT  
Att. 12,210 - Unknown

livebaseballscorecards.com

<b>AB</b>	<b>30</b>
<b>R</b>	<b>2</b>
<b>H</b>	<b>6</b>
<b>RBI</b>	<b>2</b>
<b>BB</b>	<b>2</b>
<b>SO</b>	<b>5</b>
<b>LOB</b>	<b>7</b>

**Braves**

WP: 0	PA: 32
PB: 0	
SB: 0	
CS: 1	

Inning Stats	R: 0	H: 0	E: 0	K: 3	S: 3	LOB: 1	BB: 1	P: 7									
<b>Alan Foster, R</b> ERA: 1.72 (1, 1)	IP: 4.0	WLS: 0	BF: 14	H: 1	R: 0	ER: 0	SO: 3	BB: 1	IBB: 0	HBP: 0	BLK: 0	WP: 0	HR: 0	S: 19	P: 23	ERA: 0.00	WHIP: 0.500
<b>Bill Singer, R</b> ERA: 2.88 (5, 1)	2.0	L	10	4	2	2	1	0	0	0	0	0	1	11	11	9.00	2.000
<b>Jack Billingham, R</b> ERA: 2.02 (7, 1)	2.0		8	1	0	0	1	1	0	0	0	0	0	9	13	0.00	1.000

PITCHER	IP	WLS	BF	H	R	ER	SO	BB	IBB	HBP	BLK	WP	HR	S	P	ERA	WHIP
<b>Alan Foster, R</b>	4.0	0	14	1	0	0	3	1	0	0	0	0	0	19	23	0.00	0.500
<b>Bill Singer, R</b>	2.0	L	10	4	2	2	1	0	0	0	0	0	1	11	11	9.00	2.000
<b>Jack Billingham, R</b>	2.0		8	1	0	0	1	1	0	0	0	0	0	9	13	0.00	1.000