

Los Angeles Dodgers - 1968

Batter	1	2	3	4	5	6	7	8	9	AB	R	H	RBI	BB	SO	LOB	TOP					
Tony Taylor, R (1.5)										3	0	0	0	1	0	0	Philadelphia Phillies @ Los Angeles Dodgers Dodger Stadium, Los Angeles, CA Wed Apr 10 1968, 6:05 PM PST Att: 28,138 - Unknown					
Cookie Rojas, R (1.4) OBP: 0.250, SLG: 0.250										4	0	1	0	0	0	0						
Johnny Callison, L (1.9) OBP: 0.250, SLG: 0.250										4	0	1	0	0	0	1						
Dick Allen, R (1.7) OBP: 0.250, SLG: 0.500										4	0	1	0	0	0	0						
Bill White, L (1.3) OBP: 0.250, SLG: 0.250										4	1	1	0	0	1	2						
Larry Hisle, R (1.8) OBP: 0.667, SLG: 0.667										3	1	2	0	0	0	0						
Don Money, R (1.6) OBP: 0.333, SLG: 0.667										3	0	1	2	0	0	1						
Mike Ryan, R (1.2)										3	0	0	0	0	0	1						
Chris Short, R (1.1)										3	0	0	0	0	0	1						
Inning Stats	R: 0 E: 0 S: 3	H: 1 LOB: 0 BB: 0 P: 3	R: 1 E: 0 S: 8	H: 2 LOB: 0 BB: 0 P: 12	R: 0 E: 0 S: 3	H: 0 LOB: 0 BB: 0 P: 3	R: 0 E: 0 S: 3	H: 0 LOB: 0 BB: 0 P: 3	R: 0 E: 0 S: 6	H: 0 LOB: 0 BB: 1 P: 7	R: 0 E: 0 S: 3	H: 0 LOB: 0 BB: 0 P: 3	R: 0 E: 0 S: 3	H: 0 LOB: 0 BB: 0 P: 3	R: 1 E: 0 S: 5	H: 2 LOB: 1 BB: 0 P: 5	R: 0 E: 0 S: 11	H: 2 LOB: 2 BB: 0 P: 13	1B: 5 2B: 2 3B: 0 HR: 0	SF: 0 SAC: 0 DP: 1 HBP: 0	WP: 0 PB: 0 SB: 0 CS: 2	PA: 34
PITCHER	IP WLS BF H R ER SO BB IBB HBP BLK WP HR S P ERA WHIP																					
Claude Osteen, L (1.1) ERA: 2.25	8.0 L 27 5 2 2 0 1 0 0 0 0 0 0 33 42 2.25 0.750																					
Jim Brewer, L (9.1) ERA:	1.0 5 2 0 0 1 0 0 0 0 0 0 0 11 13 0.00 2.000																					

Batter	1	2	3	4	5	6	7	8	9	AB	R	H	RBI	BB	SO	LOB	BOTTOM					
Willie Davis, L (1.8)										4	0	0	0	0	1	0	Philadelphia Phillies @ Los Angeles Dodgers Dodger Stadium, Los Angeles, CA Wed Apr 10 1968, 6:05 PM PST Att: 28,138 - Unknown					
Zoilo Versalles, R (1.6)										4	0	0	0	0	1	0						
Wes Parker, S (1.3) OBP: 0.500, SLG: 0.750										4	0	2	0	0	1	0						
Al Ferrara, R (1.7) OBP: 0.250, SLG: 0.250										4	0	1	0	0	1	2						
Bob Bailey, R (1.5)										3	0	0	0	0	1	1						
Ron Fairly, L (1.9)										3	0	0	0	0	3	0						
Paul Popovich, S (1.4)										3	0	0	0	0	0	0						
Tom Haller, L (1.2) OBP: 0.333, SLG: 0.333										3	0	1	0	0	1	0						
Claude Osteen, L (1.1) Rocky Colavito, R (8, PH) Jim Brewer, L (9.1)										2 1 0	0 0 0	0 0 0	0 0 0	0 0 0	1 0 0	1 0 0						
Inning Stats	R: 0 E: 1 S: 6	H: 1 LOB: 1 BB: 0 P: 6	R: 0 E: 0 S: 5	H: 0 LOB: 0 BB: 0 P: 5	R: 0 E: 0 S: 5	H: 0 LOB: 0 BB: 0 P: 5	R: 0 E: 0 S: 6	H: 1 LOB: 1 BB: 0 P: 6	R: 0 E: 0 S: 8	H: 1 LOB: 1 BB: 0 P: 8	R: 0 E: 0 S: 6	H: 1 LOB: 0 BB: 0 P: 6	R: 0 E: 0 S: 5	H: 0 LOB: 0 BB: 0 P: 5	R: 0 E: 0 S: 6	H: 0 LOB: 0 BB: 0 P: 6	R: 0 E: 0 S: 5	H: 0 LOB: 0 BB: 0 P: 5	1B: 3 2B: 1 3B: 0 HR: 0	SF: 0 SAC: 0 DP: 0 HBP: 0	WP: 0 PB: 0 SB: 0 CS: 0	PA: 31
PITCHER	IP WLS BF H R ER SO BB IBB HBP BLK WP HR S P ERA WHIP																					
Chris Short, L (1.1) ERA:	9.0 W 31 4 0 0 10 0 0 0 0 0 0 52 52 0.00 0.444																					


Batter	1	2	3	4	5	6	7	8	9	AB	R	H	RBI	BB	SO	LOB	TOP		
Bud Harrelson, S OBP: 0.111, SLG: 0.111 (1, 6)										5	0	1	0	0	2	5	New York Mets @ Los Angeles Dodgers Dodger Stadium, Los Angeles, CA Thu Apr 11 1968, 6:05 PM PST Att: 16,372 - Unknown		
Ken Boswell, L OBP: 0.444, SLG: 0.750 (1, 4)										4	1	2	1	0	0	0			
Tommie Agee, R OBP: 0.222, SLG: 0.222 (1, 8)										5	1	0	0	0	2	3			
Ron Swoboda, R OBP: 0.500, SLG: 0.857 (1, 9)										3	1	1	1	1	1	1			
Ed Kranepool, L OBP: 0.286, SLG: 0.167 (1, 3)										2	0	1	0	1	0	0			
Art Shamsky, L OBP: 0.500, SLG: 0.500 (8, PH) Cleon Jones, R (8, 7)										3	0	1	2	0	0	1			
Ed Charles, R (1, 5)										4	0	0	0	0	1	4			
Jerry Grote, R OBP: 0.500, SLG: 0.333 (1, 2)										3	1	1	0	1	0	2			
Jerry Koosman, R (1, 1)										3	0	0	0	1	1	1			
Inning Stats	R: 0 E: 0 K: 2 S: 8	H: 1 LOB: 1 BB: 0 P: 8	R: 0 E: 0 K: 0 S: 3	H: 0 LOB: 0 BB: 0 P: 3	R: 0 E: 0 K: 0 S: 3	H: 1 LOB: 0 BB: 0 P: 3	R: 0 E: 0 K: 1 S: 6	H: 0 LOB: 0 BB: 2 P: 3	R: 0 E: 0 K: 1 S: 7	H: 2 LOB: 3 BB: 2 P: 15	R: 0 E: 0 K: 2 S: 7	H: 0 LOB: 0 BB: 0 P: 7	R: 1 E: 1 K: 1 S: 7	H: 1 LOB: 1 BB: 0 P: 7	R: 1 E: 1 K: 0 S: 5	H: 1 LOB: 1 BB: 0 P: 5		1B: 6 2B: 0 3B: 1 HR: 0	SF: 1 SAC: 1 DP: 0 HBP: 0
PITCHER	IP WLS BF H R ER SO BB IBB HBP BLK WP HR S P ERA WHIP																		
Bill Singer, R ERA: 2.57 (1, 1)	7.0 L 31 6 3 2 6 3 1 0 0 0 0 0 1 1 2.57 1.286																		
Hank Aguirre, L ERA: (8, 1)	0.1 1 0 0 0 0 0 0 0 0 0 0 0 1 0.00 0.000																		
Jack Billingham, R ERA: (8, 1)	0.2 2 0 0 0 1 0 0 0 0 0 0 0 4 0.00 0.000																		
Vicente Romo, R ERA: (9, 1)	1.0 5 1 1 0 0 0 0 0 0 0 0 0 5 0.00 1.000																		

Batter	1	2	3	4	5	6	7	8	9	AB	R	H	RBI	BB	SO	LOB	BOTTOM		
Willie Davis, L OBP: 0.125, SLG: 0.125 (1, 8)										4	0	1	0	0	0	1	New York Mets @ Los Angeles Dodgers Dodger Stadium, Los Angeles, CA Thu Apr 11 1968, 6:05 PM PST Att: 16,372 - Unknown		
Zoilo Versalles, R (1, 6)										4	0	0	0	0	3				
Wes Parker, S OBP: 0.375, SLG: 0.625 (1, 3)										4	0	1	0	0	2				
Al Ferrara, R OBP: 0.143, SLG: 0.143 (1, 7) Len Gabrielson, L (8, 7) Mudcat Grant, R OBP: 1.000, SLG: 1.000 (9, PH)										3	0	0	0	0	1				
Rocky Colavito, R (1, 9)										4	0	0	0	0	1				
Bob Bailey, R (1, 5)										2	0	0	0	2	0				
Paul Popovich, S (1, 4)										3	0	0	0	0	2				
Tom Haller, L OBP: 0.500, SLG: 0.400 (1, 2)										2	0	1	0	1	0				
Bill Singer, R (1, 1) Hank Aguirre, R (8, 1) Jack Billingham, R (8, 1) Luis Alcaraz, R (8, PH) Vicente Romo, R (9, 1)										1	0	0	0	0	1				
Inning Stats	R: 0 E: 0 K: 0 S: 3	H: 0 LOB: 0 BB: 1 P: 9	R: 0 E: 0 K: 1 S: 5	H: 0 LOB: 1 BB: 1 P: 7	R: 0 E: 0 K: 1 S: 5	H: 0 LOB: 0 BB: 0 P: 5	R: 0 E: 0 K: 1 S: 6	H: 1 LOB: 1 BB: 0 P: 6	R: 0 E: 0 K: 0 S: 4	H: 1 LOB: 1 BB: 0 P: 4	R: 0 E: 0 K: 0 S: 3	H: 0 LOB: 1 BB: 1 P: 7	R: 0 E: 0 K: 0 S: 3	H: 1 LOB: 1 BB: 0 P: 3	R: 0 E: 0 K: 0 S: 3	H: 1 LOB: 0 BB: 0 P: 3		1B: 3 2B: 2 3B: 0 HR: 0	SF: 0 SAC: 1 DP: 2 HBP: 0
PITCHER	IP WLS BF H R ER SO BB IBB HBP BLK WP HR S P ERA WHIP																		
Jerry Koosman, L ERA: (1, 1)	9.0 W 33 4 0 0 3 4 0 0 0 0 0 0 35 0.00 0.889																		


Batter	1	2	3	4	5	6	7	8	9	AB	R	H	RBI	BB	SO	LOB	TOP				
Bud Harrelson, S OBP: 0.077, SLG: 0.077 (1, 6)	0-0 4-3		0-0 F5			0-0 6-3		0-0 4-3		4	0	0	0	0	0	0	New York Mets @ Los Angeles Dodgers Dodger Stadium, Los Angeles, CA Sat Apr 13 1968, 3:33 AM PST Att: 14,904 - Unknown				
Ken Boswell, L OBP: 0.385, SLG: 0.583 (1, 4)	0-0 G3		0-0 1B			0-0 6-3		0-3 K		4	0	1	0	0	1	0					
Tommie Agee, R OBP: 0.231, SLG: 0.231 (1, 8)	0-0 1B		0-0 P4			0-3 K			0-0 1-3	4	0	1	0	0	1	1					
Ron Swoboda, R OBP: 0.500, SLG: 0.700 (1, 9)	0-0 6-3			4-0 G6-3 BB				0-0 5-3 1B	0-0 L5	3	0	1	0	1	0	1					
Ed Kranepool, L OBP: 0.182, SLG: 0.100 (1, 3)		0-0 L6		0-0 G6-3		0-0 5-3			0-0 P4-3	4	0	0	0	0	0	2					
Art Shamsky, L OBP: 0.444, SLG: 0.375 (1, 7)		0-0 F9		0-0 4-3		1-0 HBP				2	0	0	0	0	0	0					
Ed Charles, R (1, 5)		0-0 E5			0-0 F8		0-3 K			3	0	0	0	0	1	2					
Jerry Grote, R OBP: 0.429, SLG: 0.333 (1, 2)		0-3 K			0-0 P3-4 1B		0-3 K			3	0	1	0	0	2	3					
Don Cardwell, R (1, 1)			0-3 K			0-0 P3-4		0-3 K		2	0	0	0	0	1	1					
Bill Short, L (7, 1)						1-2 P3-4				0	0	0	0	0	0	0					
Cleon Jones, R (8, PH)										1	0	0	0	0	1	0					
Al Jackson, L (8, 1)										0	0	0	0	0	0	0					
Inning Stats	R: 0 E: 0 K: 0 S: 4	H: 1 LOB: 1 BB: 0 P: 4	R: 0 E: 1 K: 1 S: 6	H: 0 LOB: 1 BB: 0 P: 6	R: 0 E: 0 K: 0 S: 2	H: 0 LOB: 0 BB: 1 P: 6	R: 0 E: 0 K: 0 S: 3	H: 1 LOB: 0 BB: 0 P: 3	R: 0 E: 0 K: 2 S: 5	H: 0 LOB: 0 BB: 0 P: 5	R: 0 E: 0 K: 1 S: 8	H: 1 LOB: 2 BB: 0 P: 9	R: 0 E: 0 K: 2 S: 7	H: 0 LOB: 0 BB: 0 P: 7	R: 0 E: 0 K: 0 S: 3	H: 0 LOB: 0 BB: 0 P: 3	1B: 4 2B: 1 3B: 0 HR: 0	SF: 0 SAC: 0 DP: 2 HBP: 1	WP: 0 PB: 0 SB: 1 CS: 0	PA: 32	
PITCHER Don Drysdale, R ERA:	IP: 9.0	WLS: W	BF: 32	H: 4	R: 0	ER: 0	SO: 7	BB: 1	IBB: 0	HBP: 1	BLK: 0	WP: 0	HR: 0	S: 44	P: 49	ERA: 0.00	WHIP: 0.556				

Batter	1	2	3	4	5	6	7	8	9	AB	R	H	RBI	BB	SO	LOB	BOTTOM				
Wes Parker, S OBP: 0.333, SLG: 0.583 (1, 3)	0-0 F9		0-0 4-3		0-0 F5		0-0 2B			4	0	1	0	0	0	1	New York Mets @ Los Angeles Dodgers Dodger Stadium, Los Angeles, CA Sat Apr 13 1968, 3:33 AM PST Att: 14,904 - Unknown				
Zoilo Versalles, R OBP: 0.197, SLG: 0.091 (1, 6)	0-0 F7		0-0 1-3		0-0 1B		4-0 1B			3	0	1	0	1	0	0					
Willie Davis, L OBP: 0.167, SLG: 0.167 (1, 8)	0-0 6-3		0-3 K		0-0 1B		0-0 4-3			4	0	1	0	0	1	2					
Ron Fairly, L OBP: 0.286, SLG: 0.667 (1, 9)		0-0 HR		4-0 BB	0-3 K			0-0 G3		3	1	1	1	1	1	3					
Jim Lefebvre, S OBP: 0.250, SLG: 0.250 Paul Popovich, S (9, 4)		0-0 F9		0-0 F2		0-0 G3-6-1 1B		0-0 L6		4	0	1	0	0	0	1					
Rocky Colavito, R (1, 7)		4-0 BB		0-0 F9		0-0 F7		4-0 BB		2	0	0	0	2	0	2					
Tom Haller, L OBP: 0.400, SLG: 0.333 (1, 2)		0-0 E9		0-0 4-3		0-0 G3-6-1		0-0 4-3		4	0	1	0	0	0	3					
Bob Bailey, R (1, 5)		4-0 G5-4-3 IBB			4-0 1B		0-0 6-3			1	0	0	0	2	0	0					
Don Drysdale, R (1, 1)		0-0 G5-4-3		0-3 K		0-3 K				3	0	0	0	0	2	4					
Inning Stats	R: 0 E: 0 K: 0 S: 3	H: 0 LOB: 0 BB: 0 P: 3	R: 1 E: 1 K: 0 S: 4	H: 2 LOB: 2 BB: 2 P: 12	R: 0 E: 0 K: 0 S: 3	H: 0 LOB: 1 BB: 1 P: 7	R: 0 E: 0 K: 2 S: 9	H: 2 LOB: 3 BB: 1 P: 13	R: 0 E: 0 K: 0 S: 3	H: 1 LOB: 0 BB: 0 P: 3	R: 0 E: 0 K: 1 S: 6	H: 1 LOB: 2 BB: 1 P: 10	R: 0 E: 0 K: 0 S: 3	H: 0 LOB: 1 BB: 1 P: 7	R: 0 E: 0 K: 0 S: 0	H: 0 LOB: 0 BB: 0 P: 0		1B: 4 2B: 1 3B: 0 HR: 1	SF: 0 SAC: 0 DP: 2 HBP: 0	WP: 0 PB: 0 SB: 0 CS: 0	PA: 34
PITCHER Don Cardwell, R ERA: 1.35	IP: 6.2	WLS: L	BF: 29	H: 6	R: 1	ER: 1	SO: 4	BB: 4	IBB: 1	HBP: 0	BLK: 0	WP: 0	HR: 1	S: 32	P: 52	ERA: 1.35	WHIP: 1.500				
Bill Short, L ERA:	IP: 0.1	WLS: 1	BF: 1	H: 0	R: 0	ER: 0	SO: 0	BB: 0	IBB: 0	HBP: 0	BLK: 0	WP: 0	HR: 0	S: 1	P: 1	ERA: 0.00	WHIP: 0.000				
Al Jackson, L ERA:	IP: 1.0	WLS: 4	BF: 0	H: 0	R: 0	ER: 0	SO: 0	BB: 1	IBB: 0	HBP: 0	BLK: 0	WP: 0	HR: 0	S: 3	P: 7	ERA: 0.00	WHIP: 1.000				

AB 30
R 0
H 4
RBI 0
BB 1
SO 7
LOB 10



AB 28
R 1
H 6
RBI 1
BB 6
SO 4
LOB 16



Batter	1	2	3	4	5	6	7	8	9	AB	R	H	RBI	BB	SO	LOB	TOP				
Maury Wills, S OBP: 0.200, SLG: 0.200 (1, 5)	L9		1-3		1-3		4-3			4	0	0	0	0	0	0	Pittsburgh Pirates @ Los Angeles Dodgers Dodger Stadium, Los Angeles, CA Sun Apr 14 1968, 3:33 AM PST Att: 27,136 - Unknown livebaseballscorecards.com				
Gene Alley, R OBP: 0.200, SLG: 0.400 (1, 6)	P4		HR		2B		5-3			4	1	2	1	0	0	0					
Roberto Clemente, R OBP: 0.276, SLG: 0.412 (1, 9)	1B 2B BB		1B		1B			L9		3	1	2	0	1	0	1					
Willie Stargell, L OBP: 0.222, SLG: 0.125 (1, 7)	1-2 2B 1B		L7					CS 1B		4	1	1	0	0	0	3					
Donn Clendenon, R OBP: 0.222, SLG: 0.444 (1, 3)	1-H 2-H 2B		1-2 1B				6-3	F9		4	0	2	2	0	1	0					
Bill Mazerowski, R OBP: 0.176, SLG: 0.176 (1, 4)	F8		5-3				G1			4	0	0	0	0	3						
Manny Mota, R OBP: 0.333, SLG: 0.333 (1, 8)		1-3		3-1			S 1B	F9		4	0	2	0	0	0	0					
Jerry May, R OBP: 0.235, SLG: 0.133 (1, 2)		K		4-3			S			5	0	0	0	0	1	2					
Jim Bunning, R (1, 1)		G3		6-3			6-3	F9		3	0	0	0	0	0	0					
Inning Stats	R: 2 H: 2 E: 0 K: 0 S: 5	H: 2 LOB: 1 BB: 1 P: 9	R: 0 H: 0 E: 0 K: 1 S: 5	H: 0 LOB: 0 BB: 0 P: 5	R: 1 H: 3 E: 0 K: 0 S: 6	H: 3 LOB: 2 BB: 0 P: 6	R: 0 H: 0 E: 0 K: 0 S: 3	H: 0 LOB: 0 BB: 0 P: 3	R: 0 H: 1 E: 0 K: 0 S: 4	H: 1 LOB: 1 BB: 0 P: 4	R: 0 H: 0 E: 0 K: 0 S: 3	H: 0 LOB: 0 BB: 0 P: 3	R: 0 H: 1 E: 0 K: 1 S: 6	H: 1 LOB: 1 BB: 0 P: 6	R: 0 H: 1 E: 0 K: 1 S: 6	H: 1 LOB: 1 BB: 0 P: 6		1B: 6 2B: 2 3B: 0 HR: 1	SF: 0 SAC: 0 DP: 0 HBP: 0	WP: 0 PB: 0 SB: 1 CS: 1	PA: 36
PITCHER	IP	WLS	BF	H	R	ER	SO	BB	IBB	HBP	BLK	WP	HR	S	P	ERA	WHIP				
Claude Osteen, L ERA: 2.81 (1, 1)	8.0	L	32	8	3	3	1	1	0	0	0	0	1	32	36	3.38	1.125				
Phil Regan, R ERA: (9, 1)	1.0		4	1	0	0	1	0	0	0	0	0	0	6	6	0.00	1.000				

Batter	1	2	3	4	5	6	7	8	9	AB	R	H	RBI	BB	SO	LOB	BOTTOM					
Wes Parker, S OBP: 0.375, SLG: 0.563 (1, 3)	1B		P9			FC3-6 1B		4-3		4	0	2	0	0	0	0	Pittsburgh Pirates @ Los Angeles Dodgers Dodger Stadium, Los Angeles, CA Sun Apr 14 1968, 3:33 AM PST Att: 27,136 - Unknown livebaseballscorecards.com					
Zoilo Versalles, R OBP: 0.125, SLG: 0.067 (1, 6)	K		K			K		K		4	0	0	0	0	4	2						
Willie Davis, L OBP: 0.125, SLG: 0.125 (1, 8)	K			4-3		FC3-6 1B		F8		4	0	0	0	0	1	2						
Ron Fairly, L OBP: 0.273, SLG: 0.500 (1, 9)	F9			3-1		1-2 1B		3-1		4	0	1	0	0	0	1						
Jim Lefebvre, S OBP: 0.250, SLG: 0.375 (1, 4)		G3		F4		K				4	0	1	0	0	1	2						
Jim Fairry, L (1, 7)		6-3			K		F7		F9	4	0	0	0	0	1	1						
Tom Haller, L OBP: 0.462, SLG: 0.364 (1, 2)		FC5-4 BB			1B		F9			2	0	1	0	1	0	0						
Bob Bailey, R (1, 5)		FC5-4			L9		F9			3	0	0	0	0	0	2						
Claude Osteen, L (1, 1)					F8			F5		2	0	0	0	0	1	1						
Paul Popovich, S (8, PH)										1	0	0	0	0	0	0						
Phil Regan, R (9, 1)										0	0	0	0	0	0	0						
Inning Stats	R: 0 H: 1 E: 0 K: 2 S: 8	H: 0 LOB: 1 BB: 1 P: 8	R: 0 H: 0 E: 0 K: 0 S: 3	H: 0 LOB: 0 BB: 1 P: 7	R: 0 H: 0 E: 0 K: 2 S: 7	H: 0 LOB: 0 BB: 0 P: 7	R: 0 H: 0 E: 0 K: 0 S: 3	H: 0 LOB: 0 BB: 0 P: 3	R: 0 H: 1 E: 0 K: 1 S: 6	H: 1 LOB: 1 BB: 0 P: 6	R: 0 H: 2 E: 0 K: 2 S: 9	H: 2 LOB: 2 BB: 0 P: 9	R: 0 H: 0 E: 0 K: 0 S: 3	H: 0 LOB: 0 BB: 0 P: 3	R: 0 H: 0 E: 0 K: 1 S: 5	H: 0 LOB: 0 BB: 0 P: 5	R: 0 H: 1 E: 0 K: 0 S: 4	H: 1 LOB: 1 BB: 0 P: 4	1B: 4 2B: 1 3B: 0 HR: 0	SF: 0 SAC: 0 DP: 0 HBP: 0	WP: 0 PB: 0 SB: 0 CS: 0	PA: 33
PITCHER	IP	WLS	BF	H	R	ER	SO	BB	IBB	HBP	BLK	WP	HR	S	P	ERA	WHIP					
Jim Bunning, R ERA: 2.12 (1, 1)	9.0	W	33	5	0	0	8	1	0	0	0	0	0	48	52	0.00	0.667					

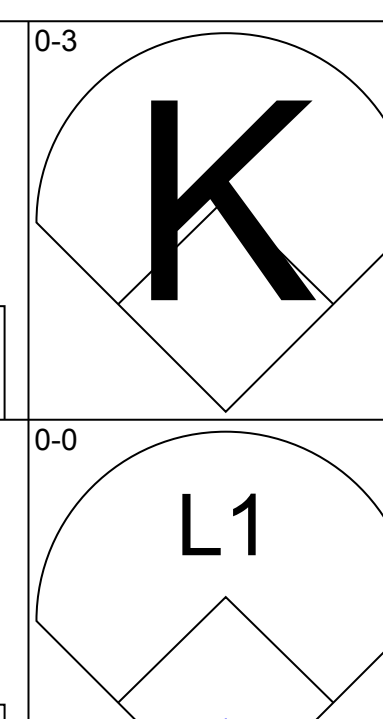
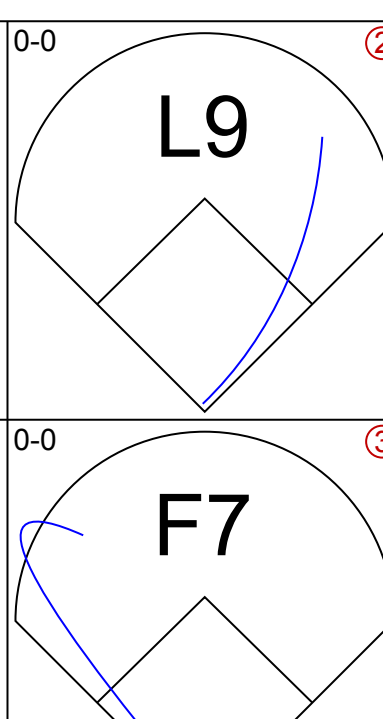
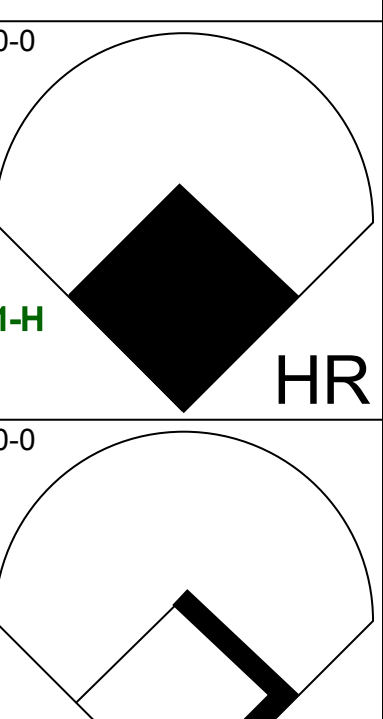
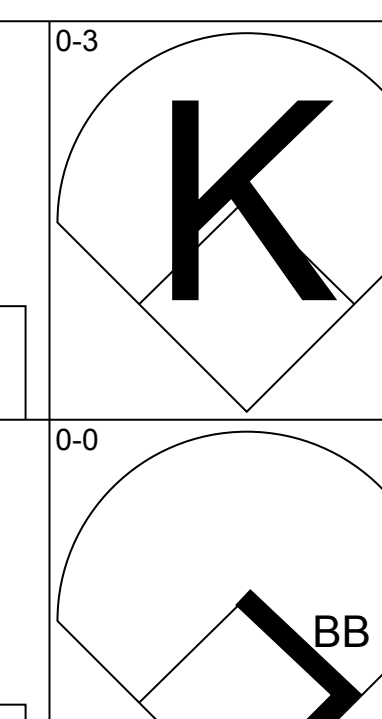
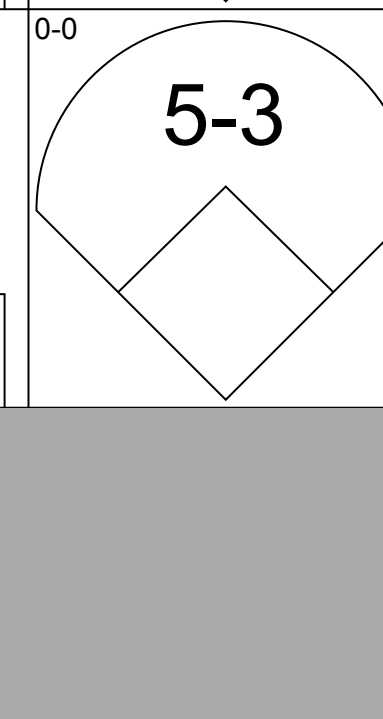


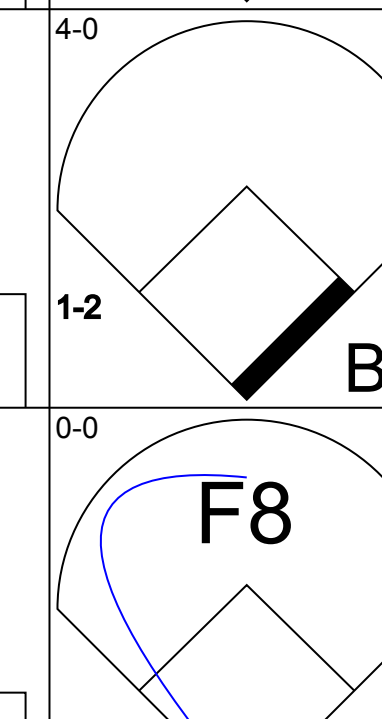

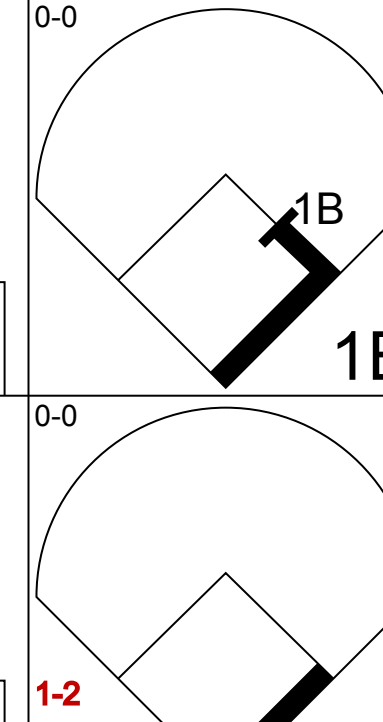


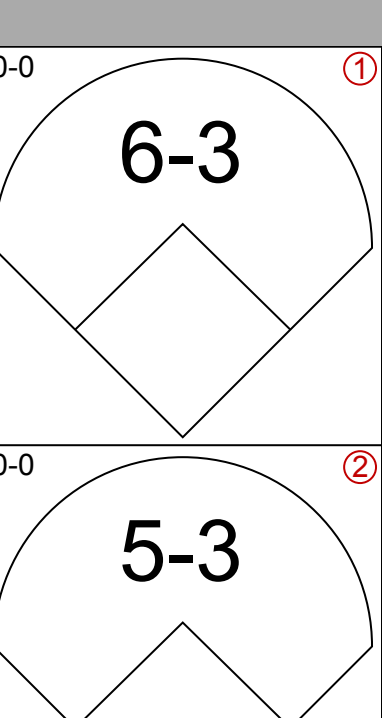
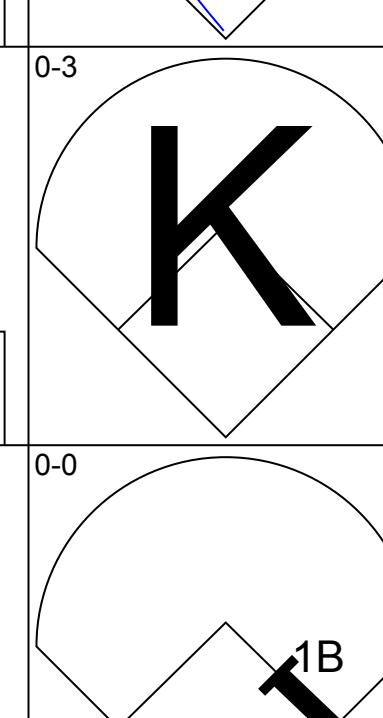
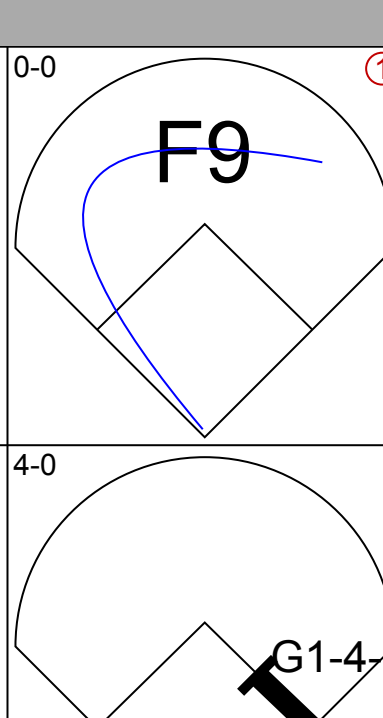
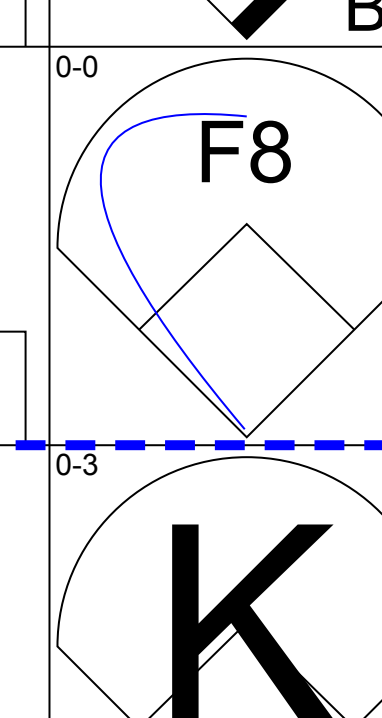
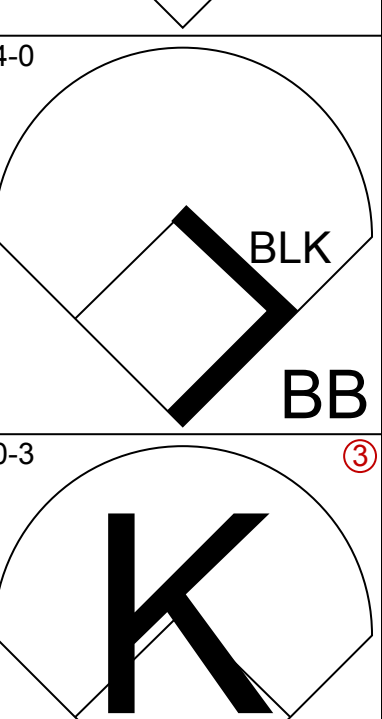
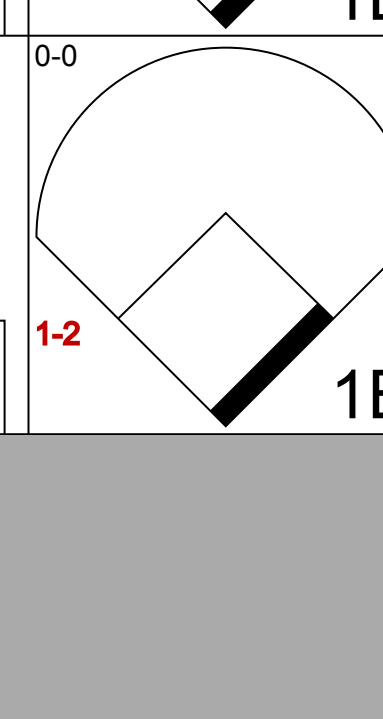
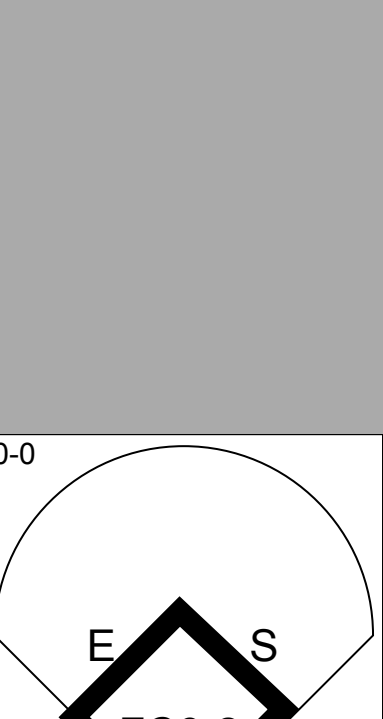
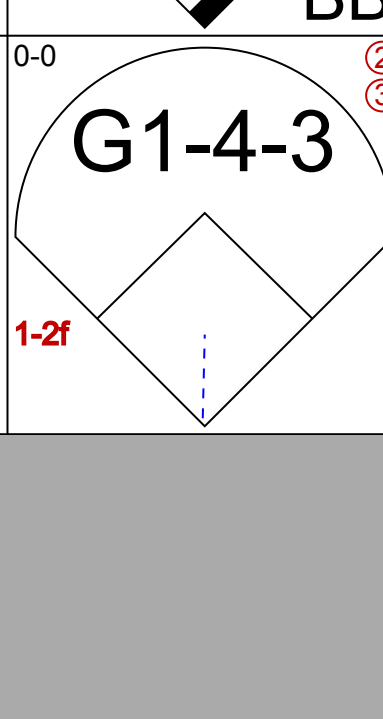




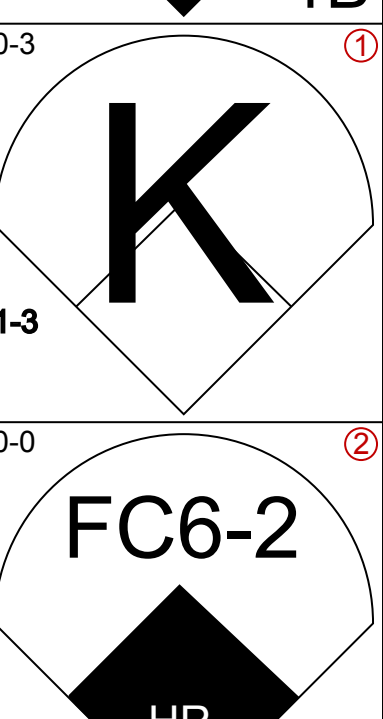

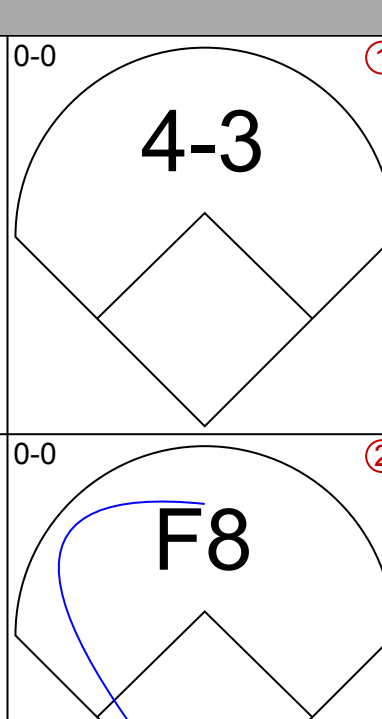
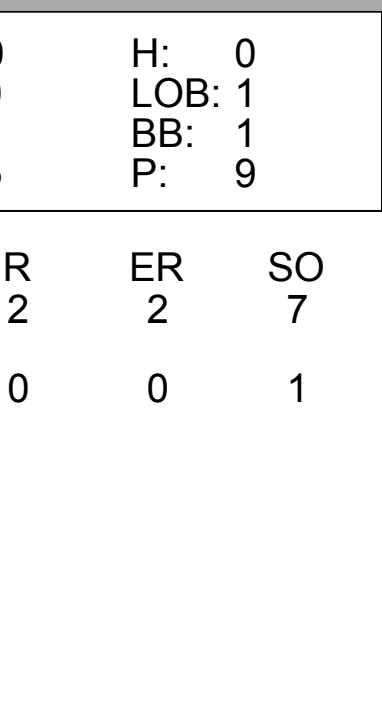
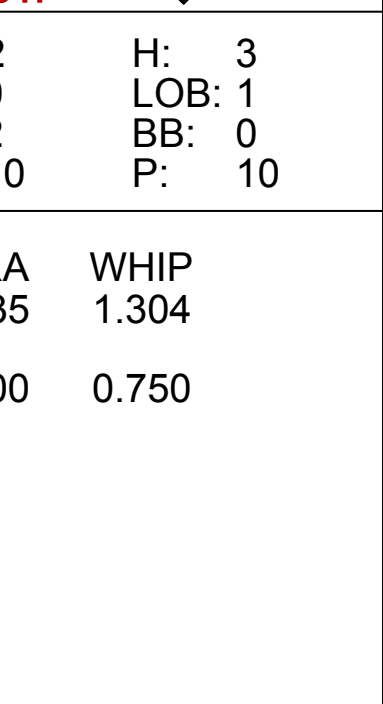
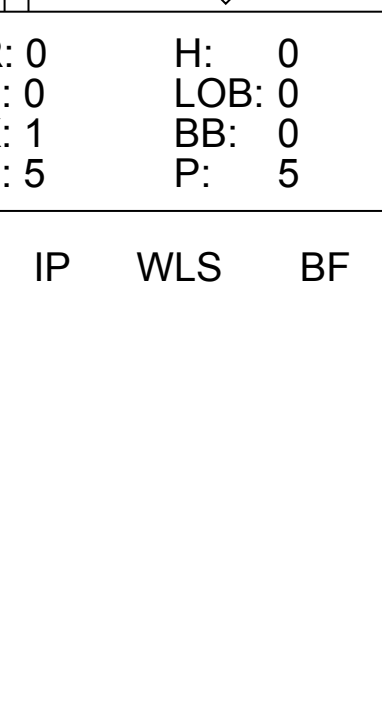
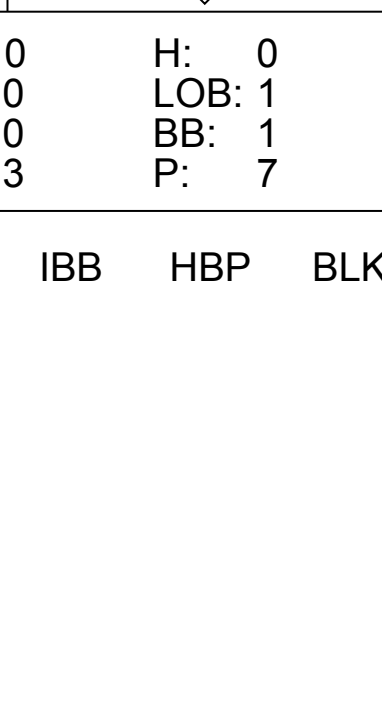
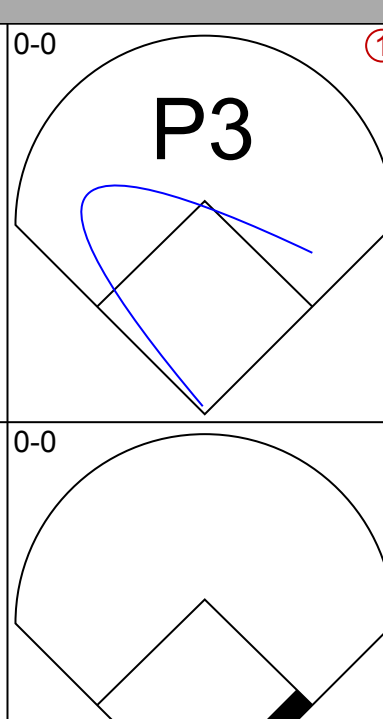
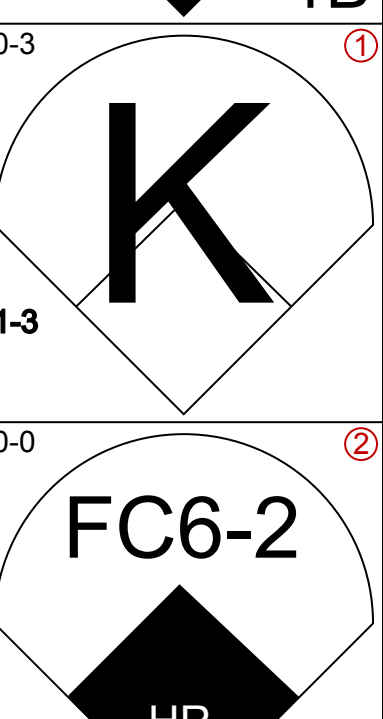
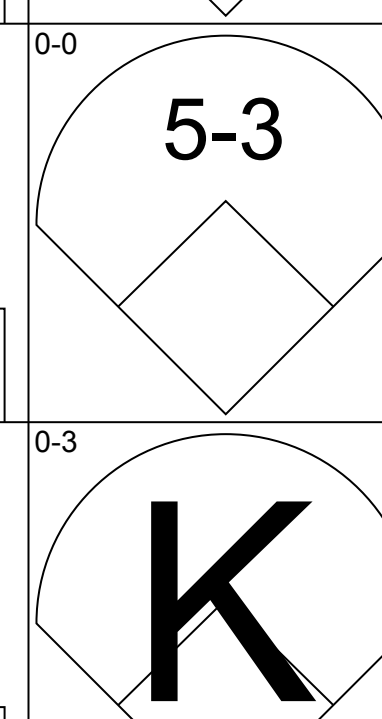
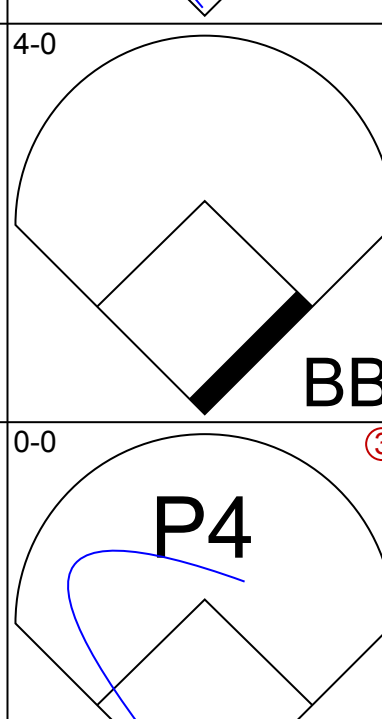
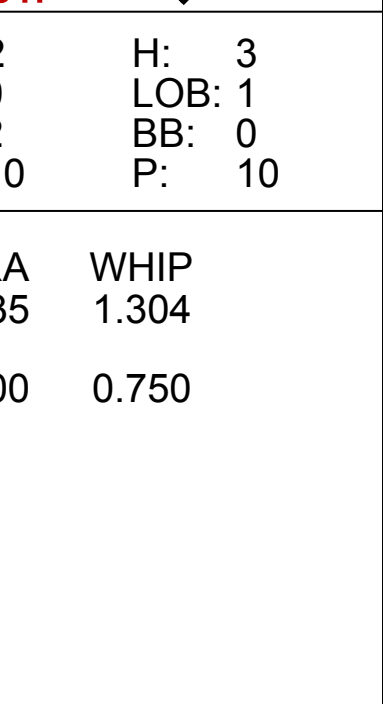
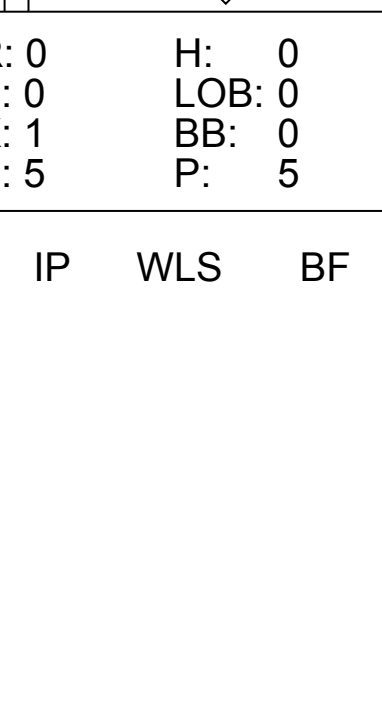
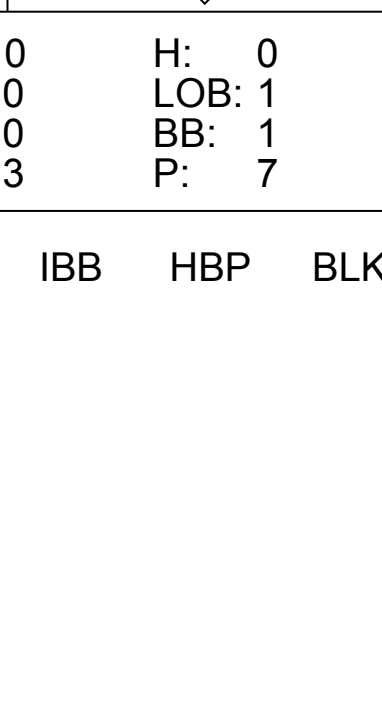


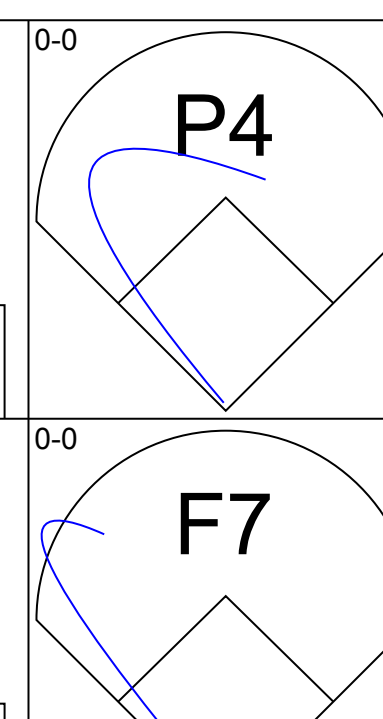
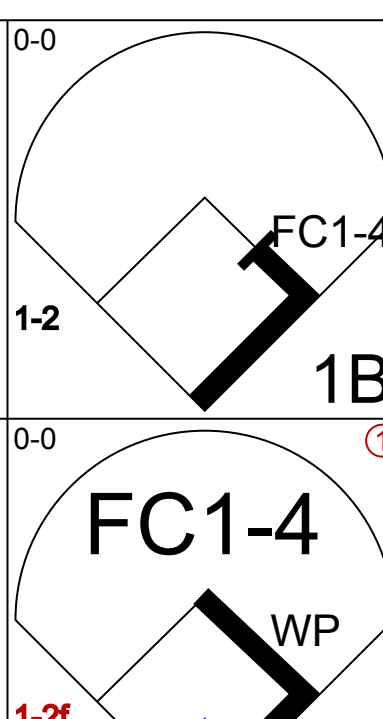
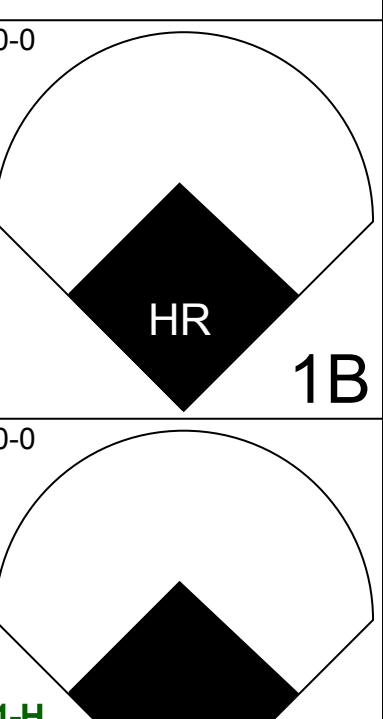
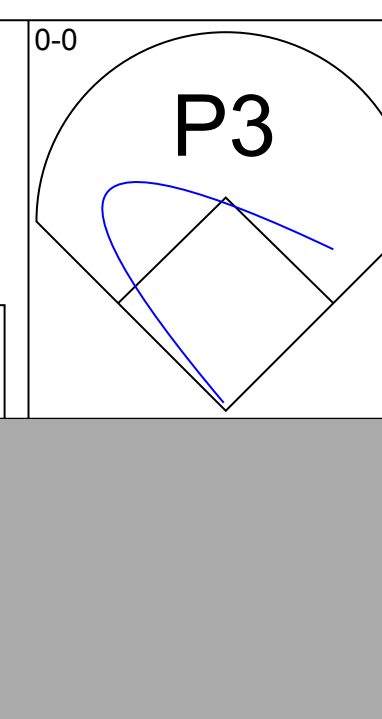
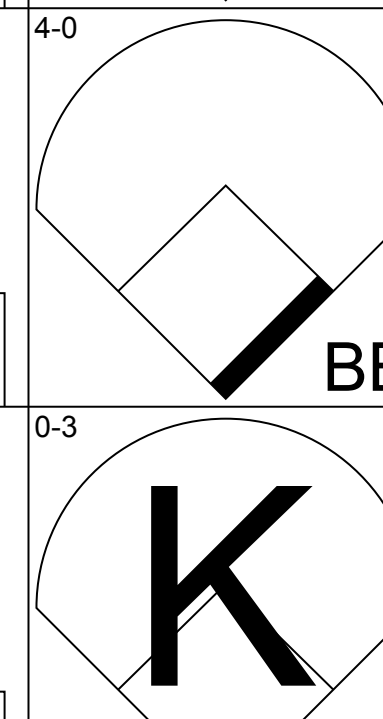
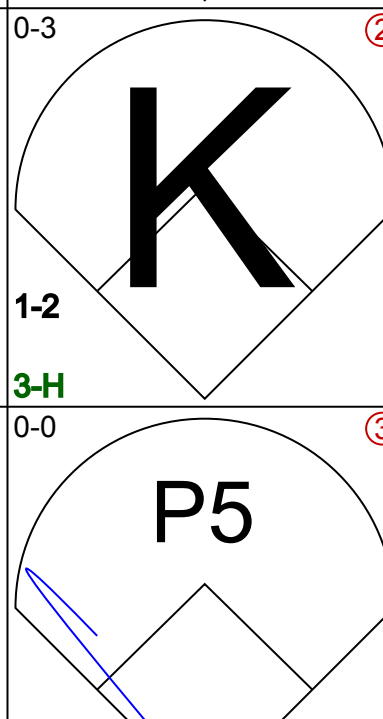
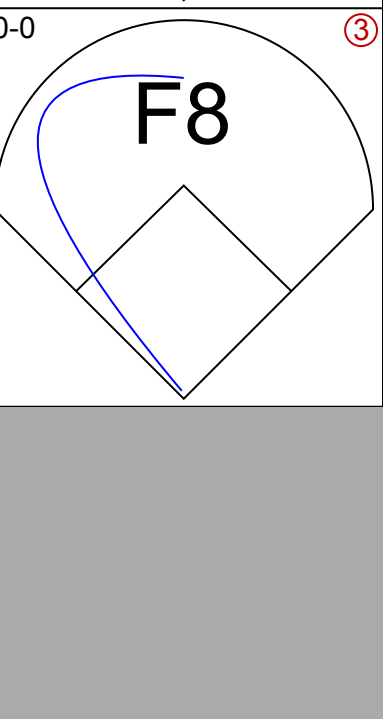
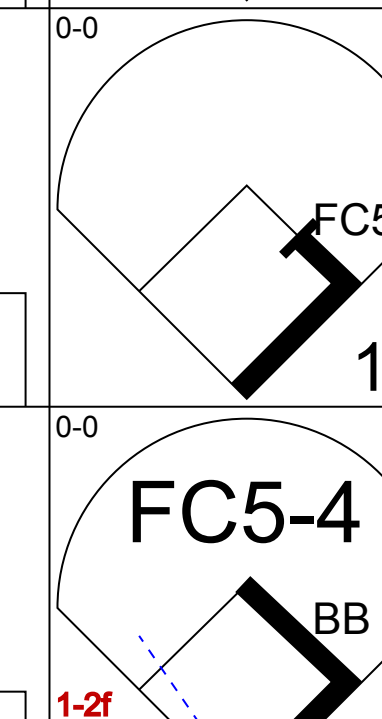



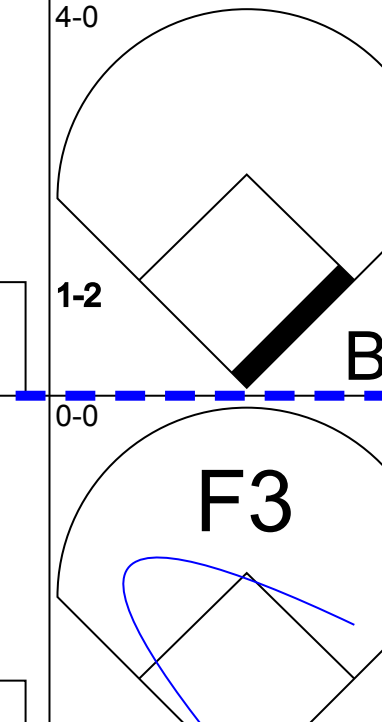




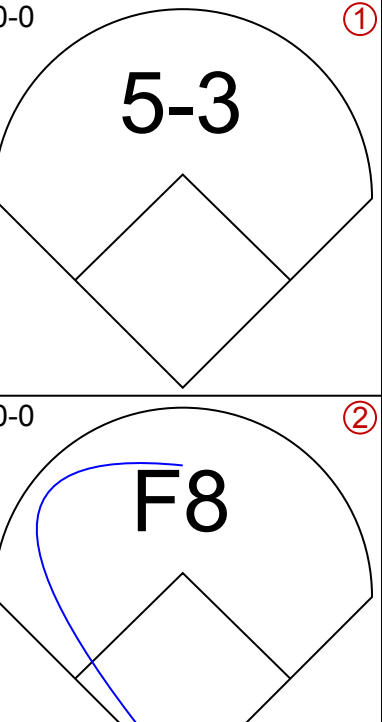
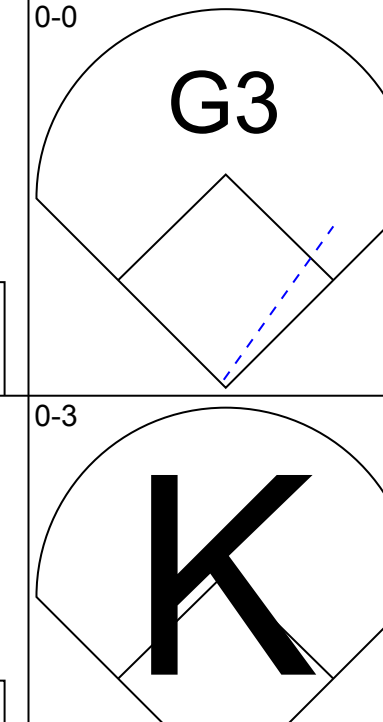
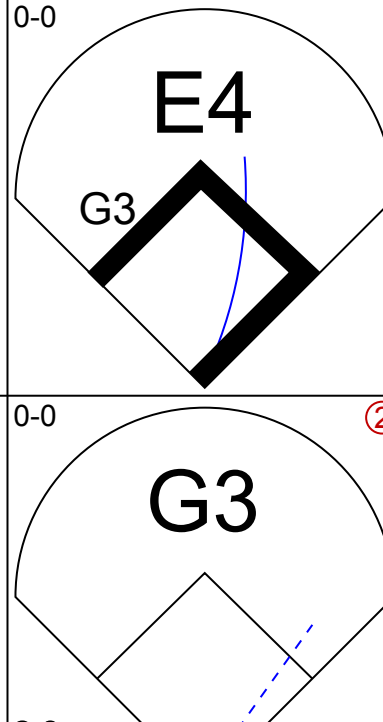
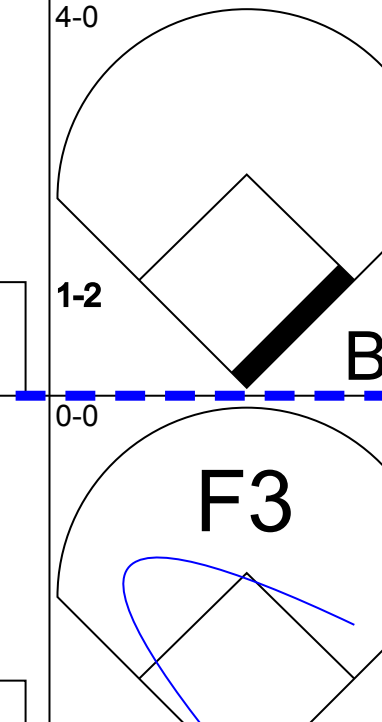
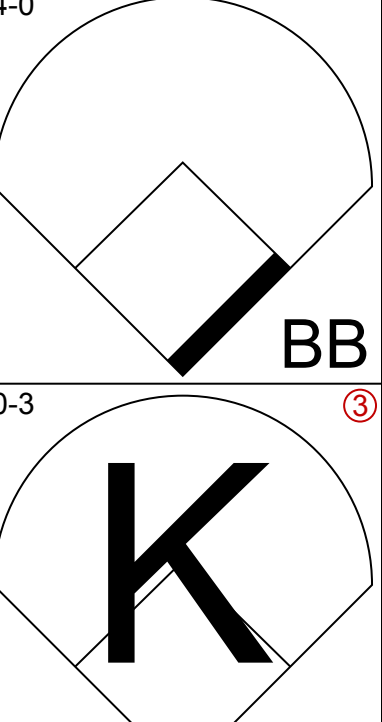
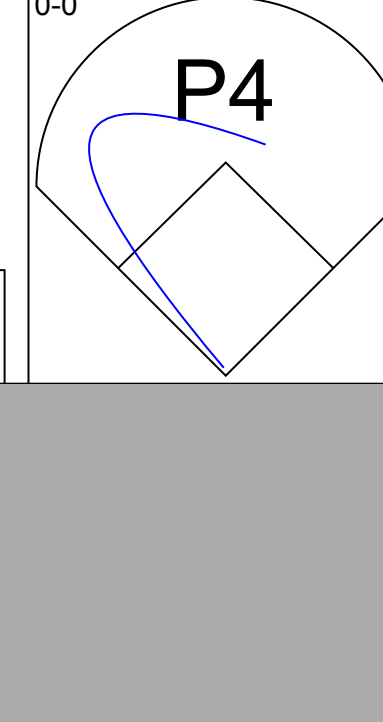


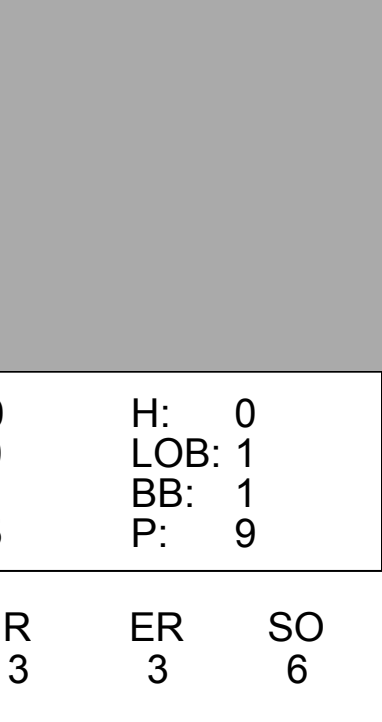

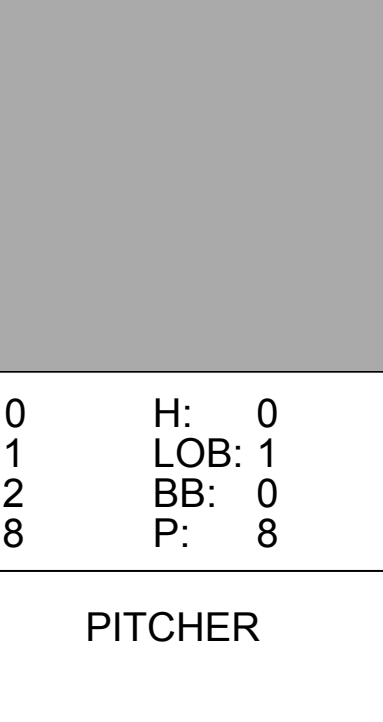






Batter	1	2	3	4	5	6	7	8	9	AB	R	H	RBI	BB	SO	LOB	TOP			
Maury Wills, S OBP: 0.208, SLG: 0.208 (1, 5)										4	1	1	0	0	0	3	Pittsburgh Pirates @ Los Angeles Dodgers Dodger Stadium, Los Angeles, CA Mon Apr 15 1968, 6:05 PM PST Att: 16,214 - Unknown			
Gene Alley, R OBP: 0.208, SLG: 0.348 (1, 6)										3	0	0	0	1	0	0				
Roberto Clemente, R OBP: 0.273, SLG: 0.350 (1, 9)										3	0	0	0	1	0	2				
Willie Stargell, L OBP: 0.182, SLG: 0.100 (1, 7)										4	0	0	0	0	1	5				
Donn Clendenon, R OBP: 0.227, SLG: 0.409 (1, 3)										4	1	1	1	0	1	3				
Bill Mazerowski, R OBP: 0.190, SLG: 0.190 (1, 4)										4	0	1	0	0	0	3				
Matty Alou, L OBP: 0.583, SLG: 0.286 (1, 8)										3	0	0	0	1	1	1				
Jerry May, R OBP: 0.286, SLG: 0.211 (1, 2)										4	0	2	1	0	1	0				
Bob Veale, S OBP: 0.125, SLG: 0.125 (1, 1)										4	0	1	0	0	2	1				
Inning Stats	R: 1 E: 1 K: 0 S: 5	H: 1 LOB: 2 BB: 1 P: 9	R: 0 E: 0 K: 2 S: 7	H: 0 LOB: 0 BB: 0 P: 7	R: 0 E: 0 K: 1 S: 3	H: 0 LOB: 0 BB: 0 P: 3	R: 0 E: 0 K: 1 S: 5	H: 0 LOB: 0 BB: 0 P: 5	R: 0 E: 0 K: 1 S: 3	H: 0 LOB: 0 BB: 0 P: 3	R: 1 E: 0 K: 1 S: 8	H: 3 LOB: 3 BB: 1 P: 12	R: 0 E: 1 K: 0 S: 3	H: 0 LOB: 1 BB: 1 P: 7	R: 0 E: 0 K: 1 S: 6	H: 2 LOB: 1 BB: 0 P: 6	1B: 6 2B: 0 3B: 0 HR: 0	SF: 0 SAC: 0 DP: 1 HBP: 0	WP: 0 PB: 1 SB: 1 CS: 1	PA: 36
PITCHER Bill Singer, R ERA: 1.69 (1, 1)	IP: 9.0 WLS: W BF: 36	H: 6 R: 2 ER: 1 SO: 6	BB: 2 IBB: 1 HBP: 0 BLK: 0	WP: 0 HR: 0 S: 45 P: 57	ERA: 1.00 WHIP: 0.889															


Batter	1	2	3	4	5	6	7	8	9	AB	R	H	RBI	BB	SO	LOB	BOTTOM			
Willie Davis, L OBP: 0.150, SLG: 0.150 (1, 8)										4	1	1	0	0	2	1	Pittsburgh Pirates @ Los Angeles Dodgers Dodger Stadium, Los Angeles, CA Mon Apr 15 1968, 6:05 PM PST Att: 16,214 - Unknown			
Zoilo Versalles, R OBP: 0.100, SLG: 0.053 (1, 6)										4	0	0	1	0	0	1				
Wes Parker, S OBP: 0.300, SLG: 0.450 (1, 3)										4	0	0	0	0	1	1				
Jim Lefebvre, S OBP: 0.250, SLG: 0.583 (1, 4)										4	1	1	2	0	1	0				
Rocky Colavito, R OBP: 0.250, SLG: 0.100 (1, 7)										3	0	1	0	0	0	0				
Ron Fairly, L OBP: 0.214, SLG: 0.385 (1, 9)										3	0	0	0	0	1	1				
Luis Alcaraz, R (1, 5)										3	0	0	0	0	0	1				
Tom Haller, L OBP: 0.467, SLG: 0.333 (1, 2) Cleo James, R (8, PH) Jeff Torborg, R (9, 2)										1	0	0	0	1	1	1				
Bill Singer, R (1, 1) Bob Bailey, R (9, PH)										1	1	1	0	0	0	0				
Inning Stats	R: 0 E: 0 K: 0 S: 3	H: 0 LOB: 0 BB: 0 P: 3	R: 0 E: 0 K: 1 S: 5	H: 0 LOB: 1 BB: 1 P: 9	R: 0 E: 0 K: 0 S: 3	H: 0 LOB: 0 BB: 0 P: 3	R: 0 E: 0 K: 1 S: 6	H: 1 LOB: 1 BB: 0 P: 6	R: 0 E: 0 K: 2 S: 7	H: 0 LOB: 0 BB: 0 P: 7	R: 0 E: 0 K: 1 S: 5	H: 0 LOB: 0 BB: 0 P: 5	R: 0 E: 0 K: 2 S: 7	H: 0 LOB: 0 BB: 0 P: 7	R: 3 E: 0 K: 1 S: 7	H: 3 LOB: 0 BB: 0 P: 7	1B: 2 2B: 1 3B: 0 HR: 1	SF: 0 SAC: 1 DP: 0 HBP: 0	WP: 1 PB: 0 SB: 0 CS: 0	PA: 31
PITCHER Bob Veale, L ERA: 1.74 (1, 1)	IP: 8.2 WLS: L BF: 31	H: 4 R: 3 ER: 3 SO: 8	BB: 1 IBB: 0 HBP: 0 BLK: 0	WP: 1 HR: 1 S: 46 P: 50	ERA: 3.12 WHIP: 0.577															


Batter	1	2	3	4	5	6	7	8	9	AB	R	H	RBI	BB	SO	LOB	TOP								
Tony Taylor, R OBP: 0.345, SLG: 0.296 (1, 5)	4-3		F9			FC6-4 1B		BB 1B		5	1	3	0	0	0	0	Philadelphia Phillies @ Los Angeles Dodgers Dodger Stadium, Los Angeles, CA Tue Apr 16 1968, 6:05 PM PST Att: 16,571 - Unknown								
Cookie Rojas, R OBP: 0.333, SLG: 0.367 (1, 4)	E5		1-3			FC6-4 FC4-6 1-2		K	P6	5	0	0	0	0	1	5									
Johnny Callison, L OBP: 0.269, SLG: 0.217 (1, 9)	F7					FC4-6 1-2		BB 1B		3	1	1	0	1	0	2									
Dick Allen, R OBP: 0.276, SLG: 0.296 (1, 7)	F9					K		BB		4	0	2	2	0	1	2									
Don Lock, R OBP: 0.182, SLG: 0.100 Tony Gonzalez, L OBP: 0.231, SLG: 0.182 (8, PH) (8, 8)		4-3 SH1-4 1B				9-2		F9	SF7	3	0	1	0	0	0	2									
Bill White, L OBP: 0.136, SLG: 0.273 Grant Jackson, S (8, 1)		SH1-4				3-H F7		3-H K		3	0	1	0	0	1	2									
Bobby Wine, R OBP: 0.200, SLG: 0.300 (1, 6)		4-3				6-3		F9	F8	4	0	0	0	0	0	2									
Mike Ryan, R OBP: 0.063, SLG: 0.063 Larry Hisle, R OBP: 0.417, SLG: 0.455 (9, PH)		F8				K		F8	L8	3	0	0	0	0	1	2									
Larry Jackson, R Gary Sutherland, R OBP: 0.600, SLG: 0.600 (8, PH) (8, 5)						5-3		BB 1B	1B	2	0	0	0	0	1	0									
								BB 1B	1B	2	1	2	0	0	0	0									
Inning Stats	R: 0 E: 1 K: 0 S: 4	H: 0 LOB: 1 BB: 0 P: 4	R: 0 E: 0 K: 0 S: 4	H: 1 LOB: 1 BB: 0 P: 4	R: 0 E: 0 K: 1 S: 5	H: 0 LOB: 0 BB: 0 P: 5	R: 0 E: 0 K: 0 S: 4	H: 2 LOB: 1 BB: 0 P: 4	R: 0 E: 0 K: 1 S: 5	H: 0 LOB: 0 BB: 0 P: 5	R: 0 E: 0 K: 1 S: 6	H: 1 LOB: 1 BB: 0 P: 6	R: 0 E: 0 K: 0 S: 4	H: 1 LOB: 1 BB: 0 P: 4	R: 3 E: 0 K: 2 S: 10	H: 3 LOB: 1 BB: 1 P: 14	R: 0 E: 0 K: 0 S: 5	H: 2 LOB: 2 BB: 0 P: 5	1B: 9 2B: 2 3B: 0 HR: 0	SF: 1 SAC: 1 DP: 1 HBP: 0	WP: 0 PB: 0 SB: 0 CS: 0	PA: 38			
PITCHER	IP	WLS	BF	H	R	ER	SO	BB	IBB	HBP	BLK	WP	HR	S	P	ERA	WHIP								
Mike Kekich, L ERA: 2.57 (1, 1)	7.0	W	28	7	2	2	3	0	0	0	0	0	0	34	34	2.57	1.000								
Phil Regan, R ERA: 8.75 (8, 1)	0.1		3	1	0	0	1	1	0	0	0	0	0	4	8	0.00	6.000								
Hank Aguirre, L ERA: (8, 1)	1.2	S	7	2	1	1	1	0	0	0	0	0	0	9	9	5.40	1.200								

Batter	1	2	3	4	5	6	7	8	9	AB	R	H	RBI	BB	SO	LOB	BOTTOM								
Wes Parker, S OBP: 0.375, SLG: 0.522 (1, 3)	6-3									3	2	2	1	1	0	0	Philadelphia Phillies @ Los Angeles Dodgers Dodger Stadium, Los Angeles, CA Tue Apr 16 1968, 6:05 PM PST Att: 16,571 - Unknown								
Zoilo Versalles, R OBP: 0.125, SLG: 0.130 (1, 6)	P6									4	1	1	2	0	1	1									
Willie Davis, L OBP: 0.167, SLG: 0.208 (1, 8)	3-1									4	1	1	1	0	0	0									
Ron Fairly, L OBP: 0.167, SLG: 0.294 (1, 9)										4	0	0	0	0	0	1									
Jim Lefebvre, S OBP: 0.250, SLG: 0.500 (1, 4)										4	0	1	0	0	0	1									
Tom Haller, L OBP: 0.444, SLG: 0.333 (1, 2)										3	0	1	1	0	0	1									
Rocky Colavito, R OBP: 0.200, SLG: 0.077 (1, 7)										3	0	0	0	0	0	2									
Luis Alcaraz, R OBP: 0.429, SLG: 0.333 Paul Popovich, S (8, 5)										3	1	2	0	0	0	0									
Mike Kekich, R Phil Regan, R Hank Aguirre, R (1, 1) (8, 1) (8, 1)										2	0	0	0	0	1	1									
										0	0	0	0	0	0	0									
										0	0	0	0	0	0	0									
Inning Stats	R: 0 E: 0 K: 0 S: 3	H: 0 LOB: 0 BB: 0 P: 3	R: 0 E: 0 K: 0 S: 3	H: 0 LOB: 0 BB: 0 P: 3	R: 0 E: 0 K: 0 S: 3	H: 0 LOB: 0 BB: 0 P: 3	R: 3 E: 0 K: 0 S: 7	H: 4 LOB: 1 BB: 0 P: 7	R: 2 E: 0 K: 0 S: 5	H: 2 LOB: 0 BB: 0 P: 5	R: 0 E: 0 K: 0 S: 4	H: 1 LOB: 1 BB: 0 P: 4	R: 0 E: 0 K: 2 S: 7	H: 1 LOB: 1 BB: 1 P: 11	R: 0 E: 0 K: 0 S: 3	H: 0 LOB: 0 BB: 0 P: 3	1B: 5 2B: 3 3B: 0 HR: 0	SF: 0 SAC: 1 DP: 0 HBP: 0	WP: 0 PB: 0 SB: 0 CS: 1	PA: 32					
PITCHER	IP	WLS	BF	H	R	ER	SO	BB	IBB	HBP	BLK	WP	HR	S	P	ERA	WHIP								
Larry Jackson, R ERA: 7.2 (1, 1)	7.0	L	29	8	5	4	2	1	0	0	0	0	0	3	3	5.14	1.286								
Grant Jackson, L ERA: 3.18 (8, 1)	1.0		3	0	0	0	0	0	0	0	0	0	0	3	3	0.00	0.000								

Batter	1	2	3	4	5	6	7	8	9	AB	R	H	RBI	BB	SO	LOB	TOP					
Willie Davis, L (1, 8) OBP: 0.179, SLG: 0.321										4	1	1	2	0	2	1	Los Angeles Dodgers @ Philadelphia Phillies Connie Mack Stadium, Philadelphia, PA Wed Apr 17 1968, 6:05 PM EST Att: 15,817 - Unknown					
Zoilo Versalles, R (1, 6) OBP: 0.179, SLG: 0.222										4	0	2	0	0	0	1						
Wes Parker, S (1, 3) OBP: 0.357, SLG: 0.462										3	0	0	0	1	1	1						
Jim Lefebvre, S (1, 4) OBP: 0.200, SLG: 0.400										4	0	0	0	0	1	2						
Rocky Colavito, R (1, 7) OBP: 0.278, SLG: 0.133 Len Gabrielson, L (8, PH) (8, 7)										2	0	1	0	1	0	0						
Ron Fairly, L (1, 9) OBP: 0.227, SLG: 0.300										3	0	1	0	1	0	1						
Luis Alcaraz, R (1, 5) OBP: 0.304, SLG: 0.300										4	0	1	0	0	1	1						
Jeff Torborg, R (1, 2) Tom Haller, L (9, PH) (9, PH)										3	0	0	0	0	1	1						
Don Drysdale, R (1, 1) OBP: 0.167, SLG: 0.167 Jim Brewer, L (8, 1) Jim Fairley, L (9, PH)										3	1	1	0	0	1	1						
Inning Stats	R: 0 E: 0 K: 1 S: 5	H: 0 LOB: 0 BB: 0 P: 5	R: 0 E: 0 K: 1 S: 5	H: 0 LOB: 1 BB: 1 P: 9	R: 0 E: 0 K: 0 S: 4	H: 1 LOB: 1 BB: 0 P: 4	R: 0 E: 0 K: 1 S: 6	H: 2 LOB: 1 BB: 0 P: 6	R: 2 E: 0 K: 2 S: 10	H: 3 LOB: 1 BB: 0 P: 10	R: 0 E: 0 K: 0 S: 2	H: 0 LOB: 0 BB: 1 P: 6	R: 0 E: 0 K: 1 S: 5	H: 0 LOB: 0 BB: 0 P: 5	R: 0 E: 0 K: 2 S: 8	H: 1 LOB: 2 BB: 1 P: 12		R: 0 E: 0 K: 0 S: 3	H: 0 LOB: 1 BB: 1 P: 7	1B: 5 2B: 1 3B: 0 HR: 1	SF: 0 SAC: 0 DP: 1 HBP: 0	WP: 0 PB: 0 SB: 1 CS: 0
PITCHER	IP WLS BF H R ER SO BB IBB HBP BLK WP HR S P ERA WHIP																					
Woodie Fryman, L (1, 1) ERA: 4.38 Turk Farrell, R (8, 1) ERA: 1.99	7.2 W 31 7 2 2 7 3 0 0 0 0 0 1 42 54 2.35 1.304																					

Batter	1	2	3	4	5	6	7	8	9	AB	R	H	RBI	BB	SO	LOB	BOTTOM					
Tony Taylor, R (1, 5) OBP: 0.364, SLG: 0.323										4	1	2	0	0	0	0	Los Angeles Dodgers @ Philadelphia Phillies Connie Mack Stadium, Philadelphia, PA Wed Apr 17 1968, 6:05 PM EST Att: 15,817 - Unknown					
Cookie Rojas, R (1, 4) OBP: 0.324, SLG: 0.441										4	1	1	2	0	0	2						
Johnny Callison, L (1, 9) OBP: 0.300, SLG: 0.231										3	0	1	0	1	1	1						
Dick Allen, R (1, 7) OBP: 0.242, SLG: 0.258 Larry Hise, R (9, 8) OBP: 0.417, SLG: 0.455										4	0	0	0	0	2	3						
Tony Gonzalez, L (1, 8) OBP: 0.235, SLG: 0.143										3	0	0	0	1	0	0						
Bill White, L (1, 3) OBP: 0.115, SLG: 0.231										4	0	0	0	0	1	3						
Clay Dalrymple, L (1, 2) OBP: 0.250, SLG: 0.143										2	0	0	0	1	1	1						
Bobby Wine, R (1, 6) OBP: 0.154, SLG: 0.231										3	0	0	0	0	1	1						
Woodie Fryman, R (1, 1) OBP: 0.200, SLG: 0.200 Turk Farrell, R (8, 1)										3	1	1	0	0	0	0						
Inning Stats	R: 0 E: 0 K: 1 S: 5	H: 0 LOB: 1 BB: 1 P: 9	R: 0 E: 0 K: 1 S: 5	H: 0 LOB: 1 BB: 1 P: 9	R: 1 E: 0 K: 1 S: 7	H: 2 LOB: 1 BB: 0 P: 7	R: 0 E: 0 K: 1 S: 5	H: 0 LOB: 0 BB: 0 P: 5	R: 2 E: 0 K: 0 S: 5	H: 2 LOB: 0 BB: 0 P: 5	R: 0 E: 0 K: 2 S: 8	H: 0 LOB: 1 BB: 0 P: 8	R: 0 E: 0 K: 0 S: 3	H: 0 LOB: 0 BB: 0 P: 3	R: 0 E: 0 K: 0 S: 4	H: 1 LOB: 2 BB: 1 P: 8		R: 0 E: 0 K: 0 S: 4	H: 0 LOB: 2 BB: 1 P: 8	1B: 4 2B: 0 3B: 0 HR: 1	SF: 0 SAC: 0 DP: 0 HBP: 0	WP: 1 PB: 0 SB: 0 CS: 0
PITCHER	IP WLS BF H R ER SO BB IBB HBP BLK WP HR S P ERA WHIP																					
Don Drysdale, R (1, 1) ERA: 1.62 Jim Brewer, L (8, 1)	7.2 L 32 5 3 3 6 3 0 0 0 0 0 0 41 53 3.52 1.043																					

Batter	1	2	3	4	5	6	7	8	9	AB	R	H	RBI	BB	SO	LOB	TOP			
Wes Parker, S (1,3) OBP: 0.364, SLG: 0.452	K		K						K	5	0	2	0	0	3	0	Los Angeles Dodgers @ New York Mets Shea Stadium, Flushing, NY Fri Apr 19 1968, 3:33 AM EST Att: 16,724 - Unknown livebaseballscores.com AB 33 R 3 H 8 RBI 3 BB 5 SO 12 LOB 13 			
Zoilo Versalles, R (1,6) OBP: 0.192, SLG: 0.188	K		K						F2	5	0	0	0	0	2	0				
Willie Davis, L (1,8) OBP: 0.219, SLG: 0.344	K									4	1	2	0	0	1	0				
Ron Fairly, L (1,9) OBP: 0.231, SLG: 0.261		K								3	0	0	0	1	1	2				
Jim Lefebvre, S (1,4) OBP: 0.292, SLG: 0.455										2	1	1	1	2	1	1				
Tom Haller, L (1,2) OBP: 0.478, SLG: 0.500										3	1	1	1	1	0	3				
Rocky Colavito, R (1,7) OBP: 0.318, SLG: 0.167										3	0	1	1	1	1	2				
Luis Alcaraz, R (1,5) OBP: 0.333, SLG: 0.286 Paul Popovich, S (8,5)										4	0	1	0	0	0	4				
										0	0	0	0	0	0	0				
Claude Osteen, L (1,1)			K							4	0	0	0	0	3	1				
Inning Stats	R: 0 E: 0 K: 3 S: 9	H: 0 LOB: 0 BB: 0 P: 9	R: 0 E: 0 K: 1 S: 5	H: 0 LOB: 2 BB: 2 P: 13	R: 0 E: 0 K: 3 S: 9	H: 0 LOB: 0 BB: 0 P: 9	R: 0 E: 0 K: 1 S: 6	H: 1 LOB: 2 BB: 1 P: 10	R: 0 E: 0 K: 1 S: 5	H: 0 LOB: 1 BB: 0 P: 9	R: 1 E: 0 K: 1 S: 7	H: 3 LOB: 2 BB: 0 P: 7	R: 2 E: 0 K: 0 S: 6	H: 3 LOB: 2 BB: 1 P: 10	R: 0 E: 0 K: 1 S: 5	H: 0 LOB: 0 BB: 0 P: 5	1B: 6 2B: 1 3B: 0 HR: 1	SF: 0 SAC: 0 DP: 0 HBP: 0	WP: 1 PB: 1 SB: 2 CS: 1	PA: 39
PITCHER	IP WLS BF H R ER SO BB IBB HBP BLK WP HR S P ERA WHIP																			
Nolan Ryan, R (1,1) ERA: 1.29	7.1 L 31 6 2 2 11 4 0 0 0 0 0 1 48 64 2.46 1.364																			
Bill Short, L (8,1) ERA: 5.4	0.1 3 1 0 0 0 1 0 0 0 0 1 0 2 6 0.00 6.000																			
Cal Koonce, R (8,1) ERA:	0.1 2 1 1 0 0 0 0 0 0 0 0 0 2 2 27.00 3.000																			
Ron Taylor, R (9,1) ERA:	1.0 3 0 0 0 1 0 0 0 0 0 0 0 5 5 0.00 0.000																			

Batter	1	2	3	4	5	6	7	8	9	AB	R	H	RBI	BB	SO	LOB	BOTTOM			
Al Weis, S (1,6) OBP: 0.273, SLG: 0.286			K							4	0	1	0	0	1	0	Los Angeles Dodgers @ New York Mets Shea Stadium, Flushing, NY Fri Apr 19 1968, 3:33 AM EST Att: 16,724 - Unknown livebaseballscores.com AB 31 R 2 H 6 RBI 2 BB 1 SO 8 LOB 10 			
Ken Boswell, L (1,4) OBP: 0.275, SLG: 0.316										3	0	1	0	0	0	1				
Tommie Agee, R (1,8) OBP: 0.154, SLG: 0.132										4	0	0	0	0	1	2				
Ron Swoboda, R (1,9) OBP: 0.289, SLG: 0.382										4	1	1	1	0	2	0				
Cleon Jones, R (1,7) OBP: 0.318, SLG: 0.524										4	1	2	0	0	1	0				
Ed Charles, R (1,5) OBP: 0.167, SLG: 0.179										3	0	0	0	1	0	1				
Art Shamsky, L (1,3) OBP: 0.357, SLG: 0.385										3	0	0	1	0	1	2				
Jerry Grote, R (1,2) OBP: 0.379, SLG: 0.346										3	0	1	0	0	0	3				
Nolan Ryan, R (1,1) Bill Short, L (8,1) Cal Koonce, R (8,1) Phil Linz, R (8,PH) Ron Taylor, R (9,1)										2	0	0	0	0	1	1				
										0	0	0	0	0	0	0				
										0	0	0	0	0	0	0				
										1	0	0	0	0	1	0				
										0	0	0	0	0	0	0				
Inning Stats	R: 0 E: 0 K: 0 S: 3	H: 1 LOB: 0 BB: 0 P: 3	R: 1 E: 1 K: 0 S: 5	H: 1 LOB: 1 BB: 0 P: 5	R: 0 E: 0 K: 1 S: 5	H: 0 LOB: 1 BB: 0 P: 6	R: 0 E: 0 K: 2 S: 7	H: 0 LOB: 0 BB: 0 P: 7	R: 0 E: 0 K: 1 S: 5	H: 1 LOB: 0 BB: 0 P: 5	R: 0 E: 0 K: 1 S: 5	H: 0 LOB: 0 BB: 0 P: 5	R: 0 E: 0 K: 1 S: 6	H: 1 LOB: 1 BB: 0 P: 6	R: 1 E: 0 K: 1 S: 6	H: 1 LOB: 0 BB: 0 P: 6	1B: 3 2B: 2 3B: 0 HR: 1	SF: 1 SAC: 0 DP: 1 HBP: 1	WP: 0 PB: 0 SB: 0 CS: 0	PA: 34
PITCHER	IP WLS BF H R ER SO BB IBB HBP BLK WP HR S P ERA WHIP																			
Claude Osteen, L (1,1) ERA: 2.16	9.0 W 34 6 2 1 8 0 0 1 1 0 0 1 48 53 1.00 0.667																			

Batter	1	2	3	4	5	6	7	8	9	AB	R	H	RBI	BB	SO	LOB	TOP					
Wes Parker, S (1, 3) OBP: 0.378, SLG: 0.441										3	0	1	0	1	0	0	Los Angeles Dodgers @ New York Mets Shea Stadium, Flushing, NY Sat Apr 20 1968, 3:33 AM EST Att: 19,938 - Unknown AB 34 R 2 H 9 RBI 2 BB 1 SO 8 LOB 9 					
Zoilo Versalles, R (1, 6) OBP: 0.182, SLG: 0.194										4	0	1	2	0	2	1						
Willie Davis, L (1, 8) OBP: 0.222, SLG: 0.333										4	0	1	0	0	1	2						
Ron Fairly, L (1, 9) OBP: 0.233, SLG: 0.259										4	0	1	0	0	1	2						
Jim Lefebvre, S (1, 4) OBP: 0.286, SLG: 0.462										4	0	1	0	0	0	0						
Tom Haller, L (1, 2) OBP: 0.444, SLG: 0.455 Cleo James, R (9, PR)										4	0	1	0	0	1	0						
Rocky Colavito, R (1, 7) OBP: 0.346, SLG: 0.273										4	1	2	0	0	1	0						
Luis Alcaraz, R (1, 5) OBP: 0.294, SLG: 0.250 Len Gabrielson, L (8, PH) Paul Popovich, S (8, 5)										2	0	0	0	0	0	0						
Bill Singer, R (1, 1) Jim Fairey, L (8, PH) Phil Regan, R (8, 1)										2	0	0	0	0	2	0						
Inning Stats	R: 0 E: 0 K: 2 S: 8	H: 2 LOB: 1 BB: 0 P: 8	R: 0 E: 0 K: 1 S: 5	H: 0 LOB: 0 BB: 0 P: 5	R: 0 E: 0 K: 1 S: 5	H: 0 LOB: 0 BB: 0 P: 5	R: 0 E: 0 K: 2 S: 8	H: 2 LOB: 2 BB: 0 P: 8	R: 0 E: 0 K: 0 S: 3	H: 0 LOB: 0 BB: 0 P: 3	R: 0 E: 0 K: 1 S: 5	H: 0 LOB: 0 BB: 0 P: 5	R: 0 E: 0 K: 0 S: 3	H: 0 LOB: 0 BB: 0 P: 3	R: 2 E: 0 K: 1 S: 8	H: 3 LOB: 2 BB: 1 P: 12		R: 0 E: 0 K: 0 S: 5	H: 2 LOB: 3 BB: 0 P: 5	1B: 6 2B: 3 3B: 0 HR: 0	SF: 0 SAC: 0 DP: 0 HBP: 0	WP: 0 PB: 0 SB: 0 CS: 1
PITCHER	IP WLS BF H R ER SO BB IBB HBP BLK WP HR S P ERA WHIP																					
Tom Seaver, R (1, 1) ERA: 1.67	8.2 W 34 9 2 2 8 1 0 0 0 0 0 0 49 53 2.08 1.154																					
Danny Frisella, R (9, 1) ERA: 1.0	0.1 S 1 0 0 0 0 0 0 0 0 0 0 0 0 1 1 0.00 0.000																					

Batter	1	2	3	4	5	6	7	8	9	AB	R	H	RBI	BB	SO	LOB	BOTTOM					
Bud Harrelson, S (1, 6) OBP: 0.130, SLG: 0.091										4	1	1	0	0	1	0	Los Angeles Dodgers @ New York Mets Shea Stadium, Flushing, NY Sat Apr 20 1968, 3:33 AM EST Att: 19,938 - Unknown AB 25 R 3 H 2 RBI 3 BB 4 SO 12 LOB 8 					
Al Weis, S (1, 4) OBP: 0.240, SLG: 0.250										3	0	0	0	0	0	0						
Cleon Jones, R (1, 7) OBP: 0.269, SLG: 0.440										4	0	0	0	0	3	1						
Art Shamsky, L (1, 3) OBP: 0.387, SLG: 0.370										1	1	0	0	2	0	0						
Ron Swoboda, R (1, 9) OBP: 0.317, SLG: 0.472										2	1	1	3	1	0	1						
Tommie Agee, R (1, 8) OBP: 0.143, SLG: 0.122										3	0	0	0	0	3	2						
Ed Charles, R (1, 5) OBP: 0.152, SLG: 0.161										3	0	0	0	0	1	2						
Jerry Grote, R (1, 2) OBP: 0.375, SLG: 0.321										2	0	0	0	1	1	0						
Tom Seaver, R (1, 1) OBP: 0.182, SLG: 0.100 Danny Frisella, L (9, 1) ERA: 3.86										3	0	0	0	0	3	2						
Inning Stats	R: 0 E: 0 K: 1 S: 5	H: 0 LOB: 0 BB: 0 P: 5	R: 0 E: 0 K: 1 S: 5	H: 0 LOB: 1 BB: 1 P: 9	R: 0 E: 0 K: 2 S: 7	H: 0 LOB: 0 BB: 0 P: 7	R: 0 E: 0 K: 1 S: 5	H: 0 LOB: 0 BB: 0 P: 5	R: 0 E: 0 K: 2 S: 7	H: 0 LOB: 2 BB: 2 P: 15	R: 3 E: 0 K: 2 S: 9	H: 2 LOB: 1 BB: 1 P: 13	R: 0 E: 0 K: 3 S: 9	H: 0 LOB: 0 BB: 0 P: 9	R: 0 E: 0 K: 0 S: 3	H: 0 LOB: 0 BB: 0 P: 3		R: 0 E: 0 K: 0 S: 3	H: 0 LOB: 0 BB: 0 P: 3	1B: 1 2B: 0 3B: 0 HR: 1	SF: 0 SAC: 1 DP: 0 HBP: 0	WP: 0 PB: 0 SB: 0 CS: 0
PITCHER	IP WLS BF H R ER SO BB IBB HBP BLK WP HR S P ERA WHIP																					
Bill Singer, R (1, 1) ERA: 2.35	7.0 L 27 2 3 3 12 3 0 0 0 0 0 0 47 63 3.86 0.714																					
Phil Regan, R (8, 1) ERA: 3.86	1.0 3 0 0 0 0 0 0 0 0 0 0 0 3 3 0.00 0.000																					

Batter	1	2	3	4	5	6	7	8	9	AB	R	H	RBI	BB	SO	LOB	TOP								
Willie Davis, L (1, 8) OBP: 0.293, SLG: 0.375	E8 1B				4-3			3B 1B	2B BB	4	3	3	0	1	0	1	Los Angeles Dodgers @ New York Mets Shea Stadium, Flushing, NY Sun Apr 21 1968, 3:33 AM EST Unknown								
Zoilo Versalles, R (1, 6) OBP: 0.190, SLG: 0.293	5-3		K			F7		E 3B	2B	5	1	2	4	0	1	2									
Wes Parker, S (1, 3) OBP: 0.333, SLG: 0.385	1-3		6-3			F7		E5 SF8	F7	5	1	0	0	0	0	4									
Jim Lefebvre, S (1, 4) OBP: 0.313, SLG: 0.467				F2				K		4	0	2	1	0	1	1									
Rocky Colavito, R (1, 7) OBP: 0.300, SLG: 0.240	L8			K		F7		SF8		3	0	0	1	0	1	2									
Ron Fairly, L (1, 9) OBP: 0.206, SLG: 0.226		4-3		G3			F7	3-1		4	0	0	0	0	0	0									
Bob Bailey, R (1, 5) Paul Popovich, S (9, 5)		5-3			4-3		F8		F9	4	0	0	0	0	0	0									
Tom Haller, L (1, 2) Luis Alcaraz, R (9, PH) Jim Fairley, L (9, PH) Jeff Torborg, R (9, 2)		K			3-1		F7		BB 2B 1B	3	0	0	0	0	1	0									
Don Drysdale, R (1, 1) John Purdin, R (4, 1) Cleo Jones, R (6, PH) Phil Regan, R (8, 1) Mudcat Grant, R (9, PH) Jack Billingham, R (9, 1)			6-3					1B 3B 1B	F3	1	0	0	0	0	0	0									
Inning Stats	R: 1 E: 1 K: 0 S: 5	H: 2 LOB: 1 BB: 0 P: 5	R: 0 E: 0 K: 1 S: 5	H: 0 LOB: 0 BB: 0 P: 5	R: 0 E: 0 K: 1 S: 6	H: 1 LOB: 1 BB: 0 P: 6	R: 0 E: 0 K: 1 S: 5	H: 0 LOB: 0 BB: 0 P: 5	R: 0 E: 0 K: 0 S: 4	H: 1 LOB: 1 BB: 0 P: 4	R: 0 E: 0 K: 0 S: 3	H: 0 LOB: 0 BB: 0 P: 3	R: 0 E: 0 K: 0 S: 9	H: 0 LOB: 0 BB: 0 P: 9	R: 4 E: 1 K: 1 S: 9	H: 3 LOB: 0 BB: 0 P: 9		R: 2 E: 0 K: 0 S: 5	H: 2 LOB: 2 BB: 1 P: 9	1B: 8 2B: 1 3B: 1 HR: 0	SF: 1 SAC: 0 DP: 0 HBP: 0	WP: 0 PB: 0 SB: 1 CS: 0	PA: 39		
PITCHER	IP	WLS	BF	H	R	ER	SO	BB	IBB	HBP	BLK	WP	HR	S	P	ERA	WHIP								
Al Jackson, L (1, 1) ERA: 1.64	7.0		30	8	5	2	3	0	0	0	0	0	0	36	36	2.57	1.143								
Cal Koonce, R (8, 1) ERA:	1.1		4	0	0	0	1	0	0	0	0	0	0	6	6	0.00	0.000								
Bill Short, L (9, 1) ERA: 13.5	0.1	L	3	1	0	0	0	1	0	0	0	0	0	2	6	0.00	6.000								
Dick Selma, R (9, 1) ERA:	0.1		2	1	2	2	0	0	0	0	0	0	0	2	2	54.00	3.000								

Batter	1	2	3	4	5	6	7	8	9	AB	R	H	RBI	BB	SO	LOB	BOTTOM								
Bud Harrelson, S (1, 6) OBP: 0.179, SLG: 0.148	K		F7	WP 1B				L8		5	0	2	1	0	1	2	Los Angeles Dodgers @ New York Mets Shea Stadium, Flushing, NY Sun Apr 21 1968, 3:33 AM EST Unknown								
Al Weis, S (1, 4) OBP: 0.233, SLG: 0.214	F9		G3	1B		K			4-3	4	0	0	0	1	1	2									
Cleon Jones, R (1, 8) OBP: 0.323, SLG: 0.483				CS 1B		L8			BB	4	1	2	0	1	1	3									
Art Shamsky, L (1, 7) OBP: 0.343, SLG: 0.323 Tommie Agee, R (8, 8) OBP: 0.140, SLG: 0.119	CS	P5		F9 1B		G3			K	4	0	0	0	0	0	4									
Ron Swoboda, R (1, 9) OBP: 0.304, SLG: 0.512		K		HR 1B		K			K	5	1	1	2	0	3	1									
Ed Kranepool, L (1, 3) OBP: 0.241, SLG: 0.185				HR 1B		P5		F9		4	1	2	0	0	0	0									
Ed Charles, R (1, 5) OBP: 0.189, SLG: 0.314		FC6-4 1B		HR 1B		6-3			1B 2B	4	2	2	2	0	0	1									
Jerry Grote, R (1, 2) OBP: 0.389, SLG: 0.344			K	1B 1B				5-3		4	1	2	1	0	1	0									
Al Jackson, L (1, 1) OBP: 0.667, SLG: 0.667 Cal Koonce, R (8, 1) Bill Short, L (9, 1) Dick Selma, R (9, 1)				WP 1B		K			K	3	0	2	0	0	1	0									
Inning Stats	R: 0 E: 0 K: 1 S: 5	H: 1 LOB: 0 BB: 0 P: 5	R: 0 E: 0 K: 1 S: 6	H: 1 LOB: 1 BB: 0 P: 6	R: 0 E: 0 K: 1 S: 6	H: 1 LOB: 3 BB: 1 P: 6	R: 0 E: 0 K: 1 S: 5	H: 0 LOB: 0 BB: 0 P: 5	R: 0 E: 0 K: 2 S: 8	H: 1 LOB: 1 BB: 0 P: 8	R: 0 E: 0 K: 0 S: 3	H: 0 LOB: 0 BB: 0 P: 3	R: 1 E: 0 K: 1 S: 7	H: 2 LOB: 1 BB: 0 P: 7	R: 0 E: 0 K: 2 S: 7	H: 0 LOB: 1 BB: 1 P: 11		1B: 9 2B: 2 3B: 0 HR: 2	SF: 0 SAC: 0 DP: 0 HBP: 0	WP: 1 PB: 0 SB: 0 CS: 1	PA: 42				
PITCHER	IP	WLS	BF	H	R	ER	SO	BB	IBB	HBP	BLK	WP	HR	S	P	ERA	WHIP								
Don Drysdale, R (1, 1) ERA: 3.6	3.1		18	9	5	5	3	0	0	0	0	0	0	24	24	13.50	2.700								
John Purdin, R (4, 1) ERA:	3.2		14	2	0	0	4	1	0	0	0	1	0	21	25	0.00	0.818								
Phil Regan, R (8, 1) ERA: 5.4	1.0	W	5	2	1	1	1	0	0	0	0	0	0	7	7	9.00	2.000								
Jack Billingham, R (9, 1) ERA:	1.0	S	4	0	0	0	2	1	0	0	0	0	0	7	11	0.00	1.000								

Batter	1	2	3	4	5	6	7	8	9	AB	R	H	RBI	BB	SO	LOB	TOP				
Willie Davis, L (1, 8) OBP: 0.304, SLG: 0.378	0-3 K	0-0 E S 1B		0-0 F2		0-0 L1			0-0 S 1B	5	0	2	0	0	1	1	Los Angeles Dodgers @ New York Mets Shea Stadium, Flushing, NY Sun Apr 21 1968, 3:38 AM EST Att: 45,442 - Unknown				
Zoilo Versalles, R (1, 6) OBP: 0.213, SLG: 0.289	4-0 BB S 1B	0-3 K		0-0 F9			0-0 SH1-3 1B		0-0 F8	4	1	1	0	1	1	3					
Wes Parker, S (1, 3) OBP: 0.370, SLG: 0.405	4-0 1B BB 1-2 BB		0-0 1B S G6-4-3	0-0 S 1B			0-0 SH1-3		0-3 K	3	1	2	1	1	1	1					
Jim Lefebvre, S (1, 4) OBP: 0.333, SLG: 0.455	0-0 F7		0-0 S 1B	0-0 S 1B			4-0 S 1B		0-3 K	3	0	1	0	1	0	3					
Rocky Colavito, R (1, 7) OBP: 0.294, SLG: 0.214	4-0 1B 1-2 2-3 BB		0-0 G6-4-3	0-0 S 1B		0-0 6-3		0-0 G6-4-3	0-0 IBB	3	0	0	0	1	0	3					
Ron Fairly, L (1, 9) OBP: 0.237, SLG: 0.257	0-0 1B		0-0 S 1B	0-0 S 1B		0-0 P5		0-0 4-3		4	0	2	1	0	0	0					
Bob Bailey, R (1, 5) Paul Popovich, S (8, 5)	0-0 P6		0-0 S 1B	0-0 S 1B		0-3 K		0-0 P3		4	0	1	0	0	1	3					
Jeff Torborg, R (1, 2) Jack Billingham, R (8, 1)		0-3 K		0-0 F9		0-0 F3		0-3 K		4	0	0	0	0	2	2					
Mike Kekich, R (1, 1) Phil Regan, R (4, 1) Tom Haller, L (8, 2) OBP: 0.387, SLG: 0.385		0-0 G3		0-0 PB 1B		0-0 4-3		0-3 K		2	1	1	0	0	0	0					
Inning Stats	R: 1 E: 0 K: 1 S: 6	H: 1 LOB: 3 BB: 3 P: 18	R: 0 E: 0 K: 2 S: 8	H: 1 LOB: 1 BB: 0 P: 8	R: 1 E: 0 K: 0 S: 6	H: 4 LOB: 2 BB: 0 P: 6	R: 1 E: 0 K: 0 S: 5	H: 2 LOB: 1 BB: 0 P: 5	R: 0 E: 0 K: 1 S: 5	H: 0 LOB: 0 BB: 0 P: 3	R: 0 E: 0 K: 0 S: 3	H: 1 LOB: 1 BB: 1 P: 7	R: 0 E: 0 K: 1 S: 5	H: 0 LOB: 0 BB: 0 P: 5	R: 0 E: 0 K: 2 S: 8	H: 1 LOB: 1 BB: 0 P: 8		1B: 10 2B: 0 3B: 0 HR: 0	SF: 0 SAC: 1 DP: 2 HBP: 0	WP: 0 PB: 1 SB: 4 CS: 0	PA: 39
PITCHER	IP WLS BF H R ER SO BB IBB HBP BLK WP HR S P ERA WHIP	IP WLS BF H R ER SO BB IBB HBP BLK WP HR S P ERA WHIP	IP WLS BF H R ER SO BB IBB HBP BLK WP HR S P ERA WHIP	IP WLS BF H R ER SO BB IBB HBP BLK WP HR S P ERA WHIP	IP WLS BF H R ER SO BB IBB HBP BLK WP HR S P ERA WHIP	IP WLS BF H R ER SO BB IBB HBP BLK WP HR S P ERA WHIP	IP WLS BF H R ER SO BB IBB HBP BLK WP HR S P ERA WHIP	IP WLS BF H R ER SO BB IBB HBP BLK WP HR S P ERA WHIP	IP WLS BF H R ER SO BB IBB HBP BLK WP HR S P ERA WHIP	IP WLS BF H R ER SO BB IBB HBP BLK WP HR S P ERA WHIP	IP WLS BF H R ER SO BB IBB HBP BLK WP HR S P ERA WHIP	IP WLS BF H R ER SO BB IBB HBP BLK WP HR S P ERA WHIP	IP WLS BF H R ER SO BB IBB HBP BLK WP HR S P ERA WHIP	IP WLS BF H R ER SO BB IBB HBP BLK WP HR S P ERA WHIP	IP WLS BF H R ER SO BB IBB HBP BLK WP HR S P ERA WHIP	IP WLS BF H R ER SO BB IBB HBP BLK WP HR S P ERA WHIP	IP WLS BF H R ER SO BB IBB HBP BLK WP HR S P ERA WHIP	IP WLS BF H R ER SO BB IBB HBP BLK WP HR S P ERA WHIP	IP WLS BF H R ER SO BB IBB HBP BLK WP HR S P ERA WHIP	IP WLS BF H R ER SO BB IBB HBP BLK WP HR S P ERA WHIP	IP WLS BF H R ER SO BB IBB HBP BLK WP HR S P ERA WHIP

AB	34
R	3
H	10
RBI	2
BB	4
SO	7
LOB	16



Batter	1	2	3	4	5	6	7	8	9	AB	R	H	RBI	BB	SO	LOB	BOTTOM				
Bud Harrelson, S (1, 6) OBP: 0.182, SLG: 0.156	0-3 K		0-0 FC3-6 F7-3		0-0 P4			0-0 SH2-4 1B	0-0 L8	5	0	1	0	0	1	3	Los Angeles Dodgers @ New York Mets Shea Stadium, Flushing, NY Sun Apr 21 1968, 3:38 AM EST Att: 45,442 - Unknown				
Phil Linz, R (1, 4)	0-0 6-3		0-0 F7-3		0-0 6-3		0-0 SH2-4			3	0	0	0	0	0	1					
Cleon Jones, R (1, 7) OBP: 0.343, SLG: 0.576	0-0 HR			0-3 K		0-3 K		0-0 1B		4	1	2	1	0	2	0					
Ron Swoboda, R (1, 9) OBP: 0.320, SLG: 0.568	4-0 BB			0-0 HR		0-0 E6 1B		0-0 P4		3	1	1	1	1	0	2					
Ed Charles, R (1, 5) OBP: 0.195, SLG: 0.308	0-0 F8			0-0 P6		0-0 FC6-4 1B		0-0 F7		4	0	1	0	0	0	3					
Greg Goossen, R (1, 2) Tommie Agee, R (8, FR) OBP: 0.500, SLG: 0.500 OBP: 0.140, SLG: 0.119		0-0 L8		0-0 1B		0-0 FC6-4		0-0 CS SH3-4 1B		4	0	2	0	0	0	2					
Ed Kranepool, L (1, 3) OBP: 0.250, SLG: 0.200		0-0 F7		0-0 1B		0-0 F8		0-0 SH3-4		3	0	1	0	0	0	0					
Don Bosch, S (1, 8)		0-0 F3		0-0 PO		0-3 K		4-0 BB		3	0	0	0	1	2	0					
Les Rohr, L (1, 1) Dick Selma, R (4, 1) Art Shamsky, L (7, PH) Danny Frisella, L (8, 1) Jerry Grote, R (8, PH) OBP: 0.405, SLG: 0.344			4-0 BB		0-0 5-3		0-0 P6		4-0 BB	0	0	0	0	1	0	0					
Inning Stats	R: 1 E: 0 K: 1 S: 6	H: 1 LOB: 1 BB: 1 P: 10	R: 0 E: 0 K: 0 S: 3	H: 0 LOB: 0 BB: 0 P: 3	R: 0 E: 0 K: 0 S: 2	H: 0 LOB: 0 BB: 1 P: 6	R: 1 E: 0 K: 1 S: 7	H: 3 LOB: 1 BB: 0 P: 7	R: 0 E: 0 K: 1 S: 5	H: 0 LOB: 0 BB: 0 P: 5	R: 0 E: 1 K: 1 S: 7	H: 1 LOB: 2 BB: 0 P: 7	R: 0 E: 0 K: 0 S: 5	H: 0 LOB: 2 BB: 0 P: 5	R: 0 E: 0 K: 0 S: 5	R: 0 E: 0 K: 2 S: 8		H: 1 LOB: 2 BB: 2 P: 11	1B: 6 2B: 1 3B: 0 HR: 2	SF: 0 SAC: 2 DP: 1 HBP: 0	WP: 0 PB: 0 SB: 0 CS: 1
PITCHER	IP WLS BF H R ER SO BB IBB HBP BLK WP HR S P ERA WHIP	IP WLS BF H R ER SO BB IBB HBP BLK WP HR S P ERA WHIP	IP WLS BF H R ER SO BB IBB HBP BLK WP HR S P ERA WHIP	IP WLS BF H R ER SO BB IBB HBP BLK WP HR S P ERA WHIP	IP WLS BF H R ER SO BB IBB HBP BLK WP HR S P ERA WHIP	IP WLS BF H R ER SO BB IBB HBP BLK WP HR S P ERA WHIP	IP WLS BF H R ER SO BB IBB HBP BLK WP HR S P ERA WHIP	IP WLS BF H R ER SO BB IBB HBP BLK WP HR S P ERA WHIP	IP WLS BF H R ER SO BB IBB HBP BLK WP HR S P ERA WHIP	IP WLS BF H R ER SO BB IBB HBP BLK WP HR S P ERA WHIP	IP WLS BF H R ER SO BB IBB HBP BLK WP HR S P ERA WHIP	IP WLS BF H R ER SO BB IBB HBP BLK WP HR S P ERA WHIP	IP WLS BF H R ER SO BB IBB HBP BLK WP HR S P ERA WHIP	IP WLS BF H R ER SO BB IBB HBP BLK WP HR S P ERA WHIP	IP WLS BF H R ER SO BB IBB HBP BLK WP HR S P ERA WHIP	IP WLS BF H R ER SO BB IBB HBP BLK WP HR S P ERA WHIP	IP WLS BF H R ER SO BB IBB HBP BLK WP HR S P ERA WHIP	IP WLS BF H R ER SO BB IBB HBP BLK WP HR S P ERA WHIP	IP WLS BF H R ER SO BB IBB HBP BLK WP HR S P ERA WHIP	IP WLS BF H R ER SO BB IBB HBP BLK WP HR S P ERA WHIP	IP WLS BF H R ER SO BB IBB HBP BLK WP HR S P ERA WHIP



Batter	1	2	3	4	5	6	7	8	9	AB	R	H	RBI	BB	SO	LOB	TOP						
Wes Parker, S OBP: 0.380, SLG: 0.422	4-0 FC4-6 1B BB	0-0 4-3			0-0 F9		0-0 SH		0-0 3B 2B	3	2	1	1	1	0	1	Los Angeles Dodgers @ Pittsburgh Pirates Forbes Field, Pittsburgh, PA Mon Apr 22 1968, 6:05 PM EST Att: 7,963 - Unknown						
Zoilo Versalles, R OBP: 0.251, SLG: 0.327	0-0 F5		0-0 F9		4-0 1B BB		0-0 FC6-4-3-2		0-0 3B	4	1	1	2	1	0	3							
Willie Davis, L OBP: 0.314, SLG: 0.380	0-0 FC4-6 1B		0-0 F9		0-0 1B			0-3 K	0-0 G3	5	0	2	0	0	1	2							
Ron Fairly, L OBP: 0.262, SLG: 0.282	0-0 FC4-6 1B		0-0 1B		0-0 1B			0-0 3-1		4	0	2	1	0	0	2							
Jim Lefebvre, S OBP: 0.350, SLG: 0.459	0-0 1-2 3H 1B		0-0 1B		0-3 K			0-0 1-3		4	0	2	1	0	1	0							
Tom Haller, L OBP: 0.371, SLG: 0.367 Paul Popovich, S (9, PR)	0-0 F7		0-0 4-3		0-0 3-1			0-0 1B 2B 1B		4	0	1	0	0	0	4							
Jim Fairey, L OBP: 0.300, SLG: 0.444		0-0 2B		0-0 F3		4-0 CS BB		0-0 F6		3	0	1	0	1	0	1							
Luis Alcaraz, R OBP: 0.286, SLG: 0.250 Len Gabrielson, L OBP: 0.333, SLG: 0.333 John Purdin, R OBP: 1.000, SLG: 1.000 Jeff Torborg, R (9, PR)		0-3 K		0-0 F6		0-0 CS	0-0 5-3	0-0 2B 3B 1B		3	0	0	0	0	1	1							
Mudcat Grant, R OBP: 0.400, SLG: 0.400 Cleo James, R OBP: 0.500, SLG: 0.500 Jim Brewer, L (7, PR)		0-3 K2-3		0-0 4-3			0-0 SH 1B	0-0 K		0	0	0	0	0	0	0							
Rocky Colavito, R OBP: 0.286, SLG: 0.207 Jack Billingham, R (9, PR)										0	0	0	0	0	0	0							
Inning Stats	R: 1 E: 0 K: 0 S: 5	H: 2 LOB: 2 BB: 1 P: 9	R: 0 E: 0 K: 2 S: 8	H: 1 LOB: 1 BB: 0 P: 8	R: 0 E: 0 K: 0 S: 5	H: 2 LOB: 2 BB: 0 P: 5	R: 0 E: 0 K: 0 S: 3	H: 0 LOB: 0 BB: 0 P: 3	R: 1 E: 0 K: 1 S: 4	H: 2 LOB: 1 BB: 1 P: 7	R: 0 E: 0 K: 1 S: 4	H: 0 LOB: 0 BB: 0 P: 8	R: 0 E: 1 K: 0 S: 4	H: 1 LOB: 1 BB: 0 P: 4	R: 0 E: 0 K: 1 S: 5	H: 0 LOB: 0 BB: 0 P: 5		R: 3 E: 0 K: 1 S: 9	H: 4 LOB: 2 BB: 0 P: 9	1B: 9 2B: 3 3B: 1 HR: 0	SF: 0 SAC: 1 DP: 1 HBP: 0	WP: 0 PB: 0 SB: 0 CS: 1	PA: 40
PITCHER	IP WLS BF H R ER SO BB IBB HBP BLK WP HR S P ERA WHIP																						
Tommie Sisk, R ERA: 2.84	(1, 1) 6.1 28 8 2 2 3 3 0 0 0 0 0 0 31 43 2.84 1.737																						
Bob Moose, R ERA: 5.79	(7, 1) 2.1 L 10 4 3 3 2 0 0 0 0 0 0 0 14 14 11.57 1.714																						
Juan Pizarro, L ERA: 9.0	(9, 1) 0.1 1 0 0 0 0 0 0 0 0 0 0 0 1 1 0.00 0.000																						

Batter	1	2	3	4	5	6	7	8	9	AB	R	H	RBI	BB	SO	LOB	BOTTOM						
Maury Wills, S OBP: 0.261, SLG: 0.244	0-0 1-3		0-0 4-3		0-0 G3		0-3 K			4	0	0	0	0	1	0	Los Angeles Dodgers @ Pittsburgh Pirates Forbes Field, Pittsburgh, PA Mon Apr 22 1968, 6:05 PM EST Att: 7,963 - Unknown						
Gene Alley, R OBP: 0.283, SLG: 0.364	0-0 F4		0-0 4-1		0-0 E8 SH5-3 FC6-4		0-3 K			4	1	0	0	0	1	0							
Roberto Clemente, R OBP: 0.302, SLG: 0.487	0-0 F7		0-0 E5		4-0 FC6-4 SH5-3 1B BB		0-3 K			3	1	0	0	1	1	0							
Willie Stargell, L OBP: 0.256, SLG: 0.237		4-0 5-3 1B BB	0-0 4-3		0-0 SH5-3		0-3 K			2	1	0	0	1	1	1							
Donn Clendenon, R OBP: 0.302, SLG: 0.425		0-0 5-3 1-2		0-0 F8		4-0 FC6-4 IBB		0-3 K		3	0	0	0	1	1	1							
Bill Mazerowski, R OBP: 0.256, SLG: 0.225		0-0 IBB 1B		0-0 L9		0-0 FC6-4 1B		0-0 F9		4	0	1	2	0	0	2							
Matty Alou, L OBP: 0.524, SLG: 0.333		0-0 F6		0-0 CS 1B		0-0 BB 1B		0-0 F9		4	0	2	1	0	0	1							
Jerry May, R OBP: 0.368, SLG: 0.324 Chuck Hillier, L (9, PH)		4-0 1-2 IBB		0-0 CS	0-3 K	0-0 K	0-0 BB	0-0 6-3		1	0	0	0	2	1	0							
Tommie Sisk, R Bob Moose, R Juan Pizarro, L Manny Jimenez, L (9, PH)		0-3 K		0-0 F6		0-0 F8		0-0 F7		3	0	0	0	0	1	5							
Inning Stats	R: 0 E: 0 K: 0 S: 3	H: 0 LOB: 0 BB: 0 P: 3	R: 1 E: 0 K: 1 S: 6	H: 1 LOB: 2 BB: 2 P: 14	R: 0 E: 1 K: 0 S: 4	H: 0 LOB: 1 BB: 0 P: 4	R: 0 E: 0 K: 0 S: 3	H: 1 LOB: 0 BB: 0 P: 3	R: 0 E: 0 K: 1 S: 5	H: 0 LOB: 0 BB: 0 P: 5	R: 2 E: 1 K: 0 S: 5	H: 1 LOB: 3 BB: 3 P: 17	R: 0 E: 0 K: 3 S: 9	H: 0 LOB: 0 BB: 0 P: 9	R: 0 E: 0 K: 2 S: 7	H: 0 LOB: 0 BB: 0 P: 7		R: 0 E: 0 K: 0 S: 3	H: 0 LOB: 0 BB: 0 P: 3	1B: 3 2B: 0 3B: 0 HR: 0	SF: 0 SAC: 1 DP: 0 HBP: 0	WP: 0 PB: 0 SB: 0 CS: 1	PA: 37
PITCHER	IP WLS BF H R ER SO BB IBB HBP BLK WP HR S P ERA WHIP																						
Mudcat Grant, R ERA: 1.5	(1, 1) 6.0 27 3 3 1 2 3 0 0 0 0 0 0 26 46 1.50 1.000																						
Jim Brewer, L ERA:	(7, 1) 2.0 W 6 0 0 0 5 0 0 0 0 0 0 0 16 16 0.00 0.000																						
Jack Billingham, R ERA:	(9, 1) 1.0 S 3 0 0 0 0 0 0 0 0 0 0 0 3 3 0.00 0.000																						

Batter	1	2	3	4	5	6	7	8	9	AB	R	H	RBI	BB	SO	LOB	TOP																		
Wes Parker, S OBP: 0.364, SLG: 0.400										5	1	1	0	0	0	2	Los Angeles Dodgers @ Pittsburgh Pirates Forbes Field, Pittsburgh, PA Wed Apr 24 1968, 6:05 PM EST Att: 4,938 - Unknown livebaseballscorecards.com																		
Zoilo Versalles, R OBP: 0.250, SLG: 0.358										4	0	2	0	0	2	2																			
Willie Davis, L OBP: 0.309, SLG: 0.370										4	1	1	0	0	1	4																			
Ron Fairly, L OBP: 0.283, SLG: 0.268										2	0	0	0	2	0	2																			
Jim Lefebvre, S OBP: 0.341, SLG: 0.512										4	1	1	3	0	1	3																			
Tom Haller, L OBP: 0.368, SLG: 0.364 Jeff Torborg, R										3	0	1	0	0	0	0																			
Jim Fairey, L OBP: 0.286, SLG: 0.385										4	0	1	0	0	1	2																			
Luis Alcaraz, R OBP: 0.250, SLG: 0.217 Len Gabrielson, L OBP: 0.250, SLG: 0.250										3	0	0	0	0	0	2																			
Claude Osteen, L OBP: 0.100, SLG: 0.200 John Purdin, R OBP: 1.000, SLG: 1.000 Paul Popovich, S Jim Brewer, L Ted Savage, R OBP: 0.222, SLG: 0.222										2	0	1	0	0	1	0																			
Inning Stats	R: 3 E: 0 K: 1 S: 8	H: 3 LOB: 0 BB: 0 P: 8	R: 0 E: 0 K: 2 S: 7	H: 0 LOB: 0 BB: 0 P: 7	R: 0 E: 1 K: 0 S: 4	H: 1 LOB: 2 BB: 1 P: 8	R: 0 E: 0 K: 0 S: 3	H: 0 LOB: 0 BB: 0 P: 3	R: 0 E: 0 K: 2 S: 8	H: 1 LOB: 1 BB: 0 P: 8	R: 0 E: 0 K: 1 S: 6	H: 1 LOB: 2 BB: 1 P: 10	R: 0 E: 0 K: 0 S: 4	H: 1 LOB: 0 BB: 0 P: 4	R: 0 E: 0 K: 0 S: 3	H: 0 LOB: 0 BB: 0 P: 3		R: 0 E: 0 K: 2 S: 8	H: 1 LOB: 1 BB: 0 P: 8	1B: 5 2B: 2 3B: 0 HR: 1	SF: 0 SAC: 0 DP: 1 HBP: 0	WP: 0 PB: 0 SB: 0 CS: 0	PA: 37												
PITCHER	IP WLS BF H R ER SO BB IBB HBP BLK WP HR S P ERA WHIP																																		
Jim Bunning, R ERA: 3.31 Roy Face, R ERA:	(1, 1) (9, 1)	8.0 1.0	W S	33 4	7 1	3 0	3 0	6 2	0 0	0 0	0 0	0 0	0 0	0 0	1 8	43 8	51 8	3.38 0.00	1.125 1.000																

Batter	1	2	3	4	5	6	7	8	9	AB	R	H	RBI	BB	SO	LOB	BOTTOM														
Maury Wills, S OBP: 0.280, SLG: 0.250										3	0	1	0	1	0	0	Los Angeles Dodgers @ Pittsburgh Pirates Forbes Field, Pittsburgh, PA Wed Apr 24 1968, 6:05 PM EST Att: 4,938 - Unknown livebaseballscorecards.com														
Gene Alley, R OBP: 0.280, SLG: 0.396										4	2	1	0	0	1	2															
Roberto Clemente, R OBP: 0.319, SLG: 0.476										3	0	1	1	1	1	0															
Willie Stargell, L OBP: 0.234, SLG: 0.214										4	1	0	0	0	1	4															
Donn Clendenon, R OBP: 0.340, SLG: 0.415										1	1	0	0	3	0	0															
Bill Mazerowski, R OBP: 0.281, SLG: 0.225										0	0	0	2	1	0	0															
Manny Mota, R OBP: 0.400, SLG: 0.348										2	0	1	1	2	0	1															
Jerry May, R OBP: 0.357, SLG: 0.297										3	0	0	0	1	2	5															
Jim Bunning, R Jose Pagan, R Roy Face, R	(1, 1) (8, PH) (9, 1)									3	0	0	0	0	1	1															
Inning Stats	R: 0 E: 0 K: 1 S: 4	H: 0 LOB: 1 BB: 1 P: 8	R: 0 E: 0 K: 0 S: 3	H: 0 LOB: 1 BB: 1 P: 7	R: 0 E: 0 K: 0 S: 2	H: 0 LOB: 0 BB: 1 P: 6	R: 3 E: 1 K: 0 S: 5	H: 2 LOB: 0 BB: 1 P: 9	R: 0 E: 0 K: 1 S: 5	H: 0 LOB: 0 BB: 0 P: 5	R: 1 E: 1 K: 0 S: 5	H: 1 LOB: 3 BB: 2 P: 13	R: 0 E: 0 K: 3 S: 10	H: 1 LOB: 2 BB: 1 P: 14	R: 0 E: 0 K: 1 S: 5	H: 0 LOB: 2 BB: 2 P: 13		1B: 3 2B: 0 3B: 1 HR: 0	SF: 2 SAC: 1 DP: 2 HBP: 0	WP: 0 PB: 0 SB: 1 CS: 1	PA: 37										
PITCHER	IP WLS BF H R ER SO BB IBB HBP BLK WP HR S P ERA WHIP																														
Claude Osteen, L ERA: 2.05 John Purdin, R ERA: Jim Brewer, L ERA:	(1, 1) (6, 1) (7, 1)	5.2 0.1 2.0	L 1 10	25 0 1	H R ER SO	3 4 1 2	0 0 0 4	0 0 0 4	0 0 1 2	0 0 0 4	0 0 1 2	0 0 15 27	0 0 15 27	0.00 0.00 0.00	1.59 0.000 1.412																

Batter	1	2	3	4	5	6	7	8	9	AB	R	H	RBI	BB	SO	LOB	TOP			
Willie Davis, L (1, 8) OBP: 0.288, SLG: 0.345	F2		K		K			F3		4	0	0	0	0	2	3	Los Angeles Dodgers @ San Francisco Giants Candlestick Park, San Francisco, CA Fri Apr 26 1968, 9:05 PM EST Att: 17,482 - Unknown			
Zoilo Versalles, R (1, 6) OBP: 0.250, SLG: 0.351	K			1-3 1B		F8		E3 SH3-4 1B	4	1	1	0	0	1	0					
Wes Parker, S (1, 3) OBP: 0.345, SLG: 0.377	6-3			1-3 1-2		K		SH3-4	3	0	0	0	0	1	1					
Jim Lefebvre, S (1, 4) OBP: 0.333, SLG: 0.489		F8		K		6-3		HR 1B	4	1	1	1	0	1	1					
Rocky Colavito, R (1, 7) OBP: 0.282, SLG: 0.188	F7		K			K		HR 1B	3	1	0	0	1	2	1					
Ron Fairly, L (1, 9) OBP: 0.285, SLG: 0.250 Ted Savage, R (9, PH) OBP: 0.200, SLG: 0.200	K				K	4-3		F6	3	0	0	0	0	2	0					
Luis Alcaraz, R (1, 5) OBP: 0.286, SLG: 0.346 Paul Popovich, S (9, 5)			SH2-4 BB		F6			HR 1B	3	1	1	3	1	0	0					
Jeff Torborg, R (1, 2) Cleo James, R (8, PH) OBP: 0.333, SLG: 0.333 Tom Haller, L (8, 2) OBP: 0.359, SLG: 0.353	F7				PB BB			F9	1	0	0	0	1	0	1					
Bill Singer, R (1, 1) Bob Bailey, R (8, PH) OBP: 0.261, SLG: 0.158 Mudcat Grant, R (8, 1) OBP: 0.400, SLG: 0.400	SH2-4				K			K	1	0	0	0	0	1	0					
Inning Stats	R: 0 E: 0 K: 1 S: 5	H: 0 LOB: 0 BB: 0 P: 5	R: 0 E: 0 K: 1 S: 5	H: 0 LOB: 0 BB: 0 P: 5	R: 0 E: 0 K: 1 S: 5	H: 0 LOB: 1 BB: 1 P: 9	R: 0 E: 0 K: 2 S: 8	H: 1 LOB: 1 BB: 0 P: 8	R: 0 E: 0 K: 3 S: 10	H: 0 LOB: 2 BB: 1 P: 14	R: 0 E: 0 K: 1 S: 5	H: 0 LOB: 0 BB: 0 P: 5	R: 0 E: 0 K: 1 S: 5	H: 0 LOB: 0 BB: 0 P: 5	R: 4 E: 1 K: 0 S: 6	H: 2 LOB: 0 BB: 1 P: 10		1B: 2 2B: 0 3B: 0 HR: 1	SF: 0 SAC: 2 DP: 0 HBP: 0	WP: 0 PB: 1 SB: 0 CS: 0
PITCHER Ray Sadecki, L (1, 1) ERA: 0.33	IP: 9.0 WLS: L BF: 35 H: 3 R: 4 ER: 0 SO: 11 BB: 2 IBB: 1 HBP: 0 BLK: 0 WP: 0 HR: 1 S: 54 P: 66 ERA: 0.00 WHIP: 0.556											PITCHER	IP: 9.0 WLS: L BF: 35 H: 3 R: 4 ER: 0 SO: 11 BB: 2 IBB: 1 HBP: 0 BLK: 0 WP: 0 HR: 1 S: 54 P: 66 ERA: 0.00 WHIP: 0.556							

Batter	1	2	3	4	5	6	7	8	9	AB	R	H	RBI	BB	SO	LOB	BOTTOM					
Jesus Alou, R (1, 9) OBP: 0.264, SLG: 0.340	1B 1-3 1B	F2			1-3		4-3		1B	5	1	2	0	0	0	2	Los Angeles Dodgers @ San Francisco Giants Candlestick Park, San Francisco, CA Fri Apr 26 1968, 9:05 PM EST Att: 17,482 - Unknown					
Ron Hunt, R (1, 4) OBP: 0.360, SLG: 0.286	1-3 1B		F3		1B HBP		WP 1B		P5-3	4	0	2	0	0	1							
Willie Mays, R (1, 8) OBP: 0.388, SLG: 0.533	F2		E6 4-1 1B		F5		F7			4	0	1	0	0	4							
Willie McCovey, L (1, 3) OBP: 0.321, SLG: 0.392	1-3		4-1				K			4	0	1	1	0	1							
Jim Ray Hart, R (1, 7) OBP: 0.407, SLG: 0.667	F2		E6 2-3					G6-4-3 1B	3	0	1	0	1	0	2							
Jim Davenport, R (1, 5) OBP: 0.245, SLG: 0.260		F8		K	K			G6-4-3 1-2	4	0	0	0	0	2	4							
Bob Barton, R (1, 2) OBP: 0.182, SLG: 0.182		K		K		F4		F3	4	0	0	0	0	2	0							
Hal Lanier, R (1, 6) OBP: 0.188, SLG: 0.188 Ty Cline, L (9, PH)						6-3		L3	3	0	2	0	0	0	0							
Ray Sadecki, L (1, 1) OBP: 0.100, SLG: 0.100 Dave Marshall, L (9, PH) OBP: 0.143, SLG: 0.143					F7		K		6-3	3	0	1	0	0	1							
Inning Stats	R: 1 E: 0 K: 0 S: 5	H: 2 LOB: 1 BB: 0 P: 5	R: 0 E: 0 K: 1 S: 7	H: 2 LOB: 2 BB: 0 P: 7	R: 0 E: 1 K: 0 S: 4	H: 1 LOB: 2 BB: 0 P: 4	R: 0 E: 0 K: 2 S: 8	H: 1 LOB: 1 BB: 0 P: 8	R: 0 E: 0 K: 1 S: 6	H: 1 LOB: 3 BB: 1 P: 11	R: 0 E: 0 K: 1 S: 5	H: 0 LOB: 0 BB: 0 P: 5	R: 0 E: 0 K: 1 S: 6	H: 1 LOB: 1 BB: 0 P: 6	R: 0 E: 0 K: 0 S: 3	H: 1 LOB: 0 BB: 0 P: 3		R: 0 E: 0 K: 0 S: 4	H: 1 LOB: 1 BB: 0 P: 4	1B: 10 2B: 0 3B: 0 HR: 0	SF: 0 SAC: 0 DP: 1 HBP: 1	WP: 1 PB: 0 SB: 0 CS: 0
PITCHER Bill Singer, R (1, 1) ERA: 2.1 Mudcat Grant, R (8, 1) ERA: 1.13	IP: 7.0 WLS: W BF: 31 H: 8 R: 1 ER: 0 SO: 6 BB: 0 IBB: 0 HBP: 0 BLK: 0 WP: 1 HR: 0 S: 41 P: 46 ERA: 1.29 WHIP: 1.143											PITCHER	IP: 7.0 WLS: W BF: 31 H: 8 R: 1 ER: 0 SO: 6 BB: 0 IBB: 0 HBP: 0 BLK: 0 WP: 1 HR: 0 S: 41 P: 46 ERA: 1.29 WHIP: 1.143									



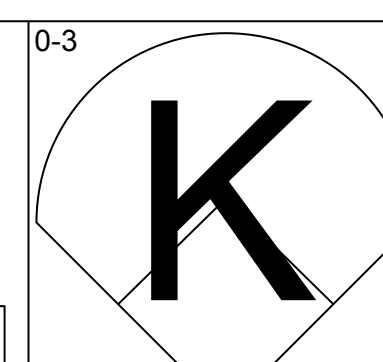
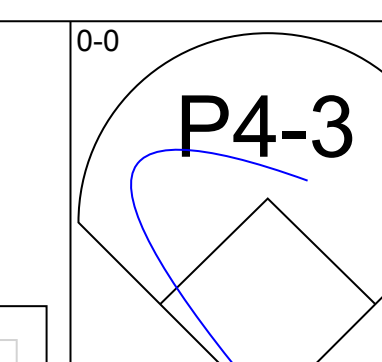
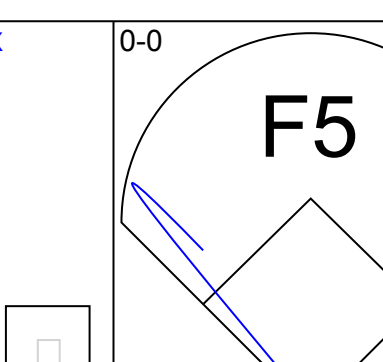
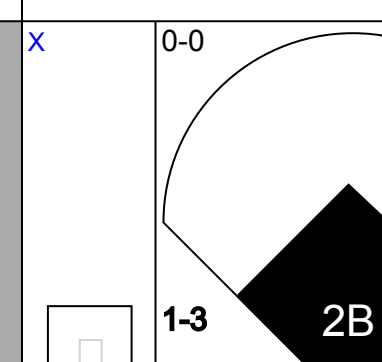
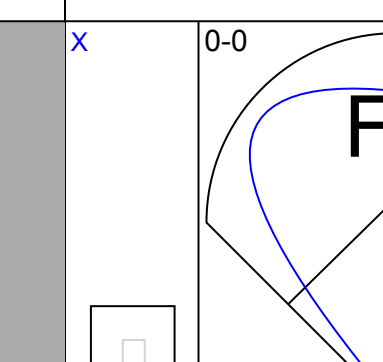
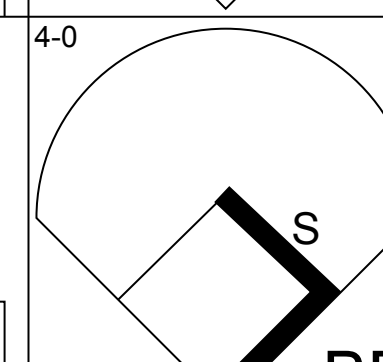
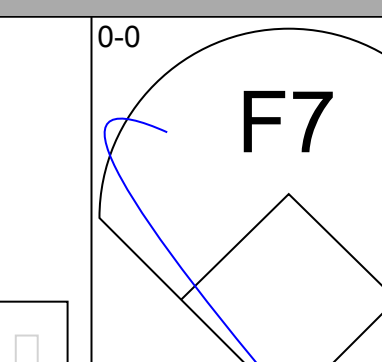
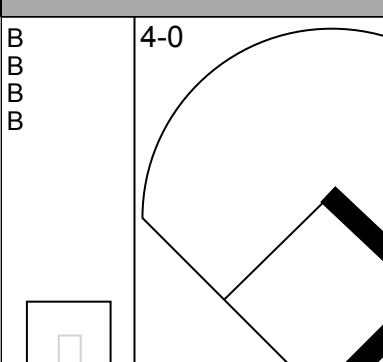
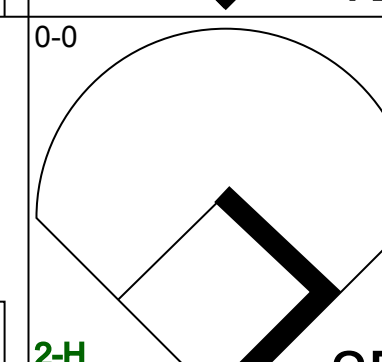
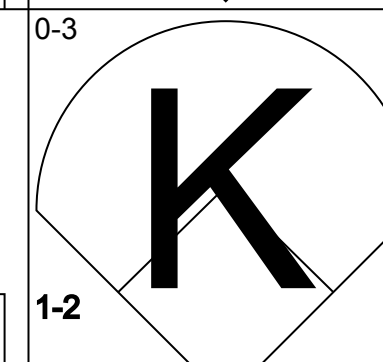
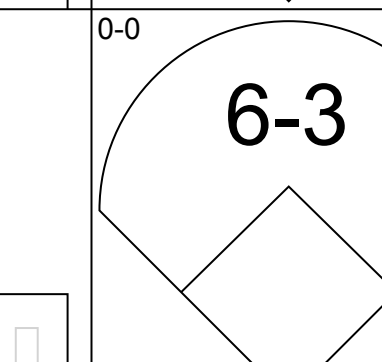
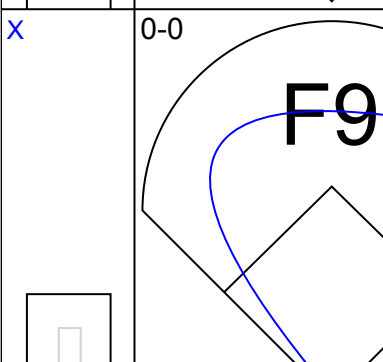
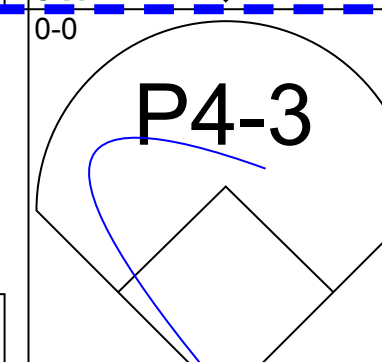
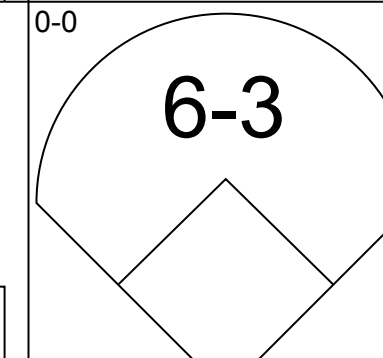
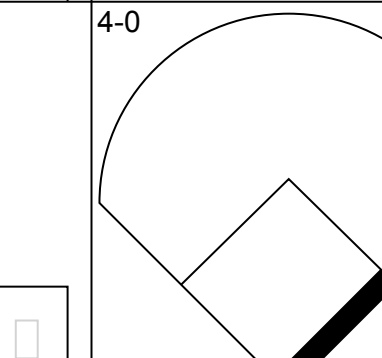
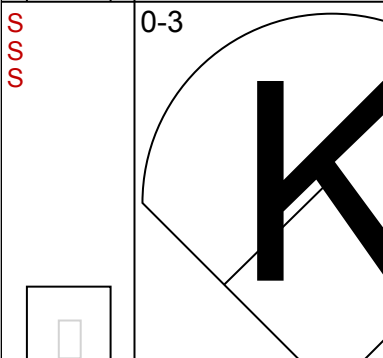
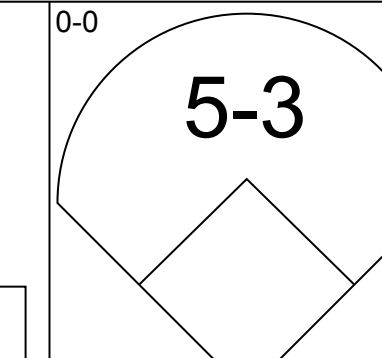
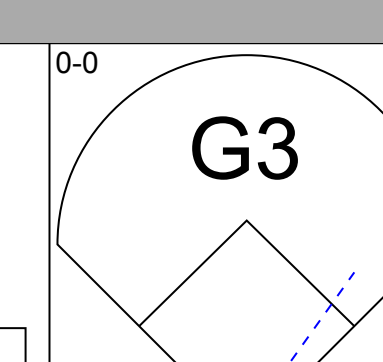
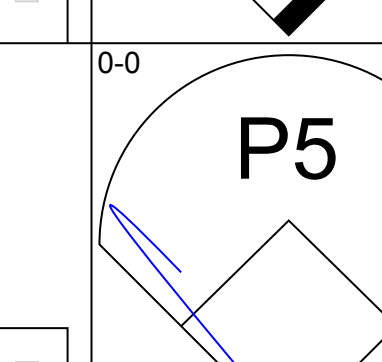
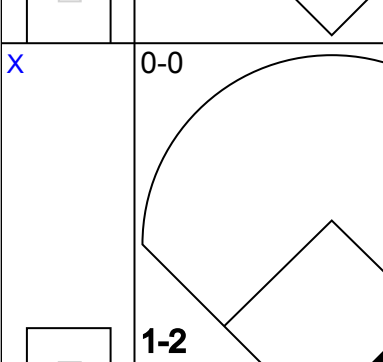
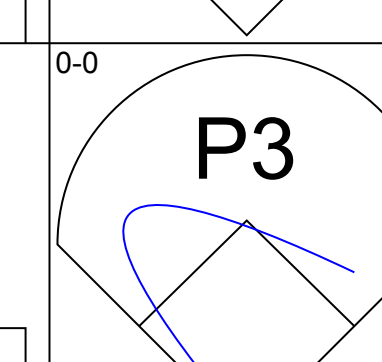
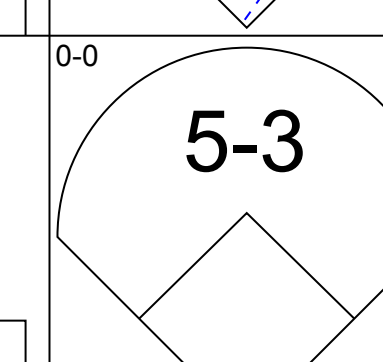
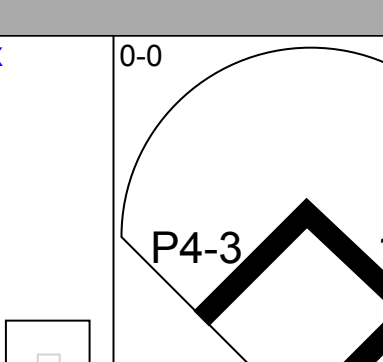
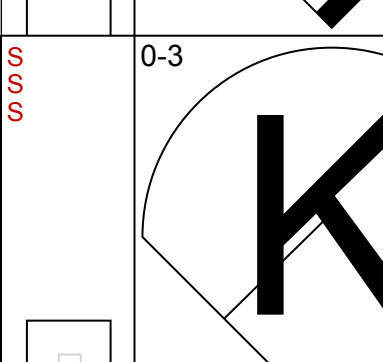
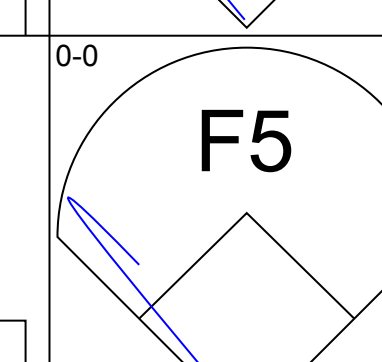
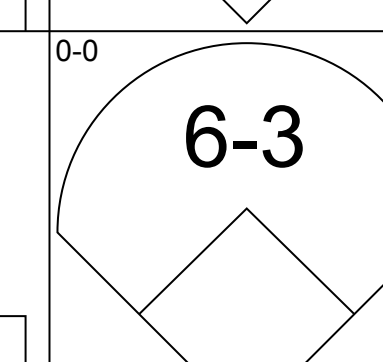
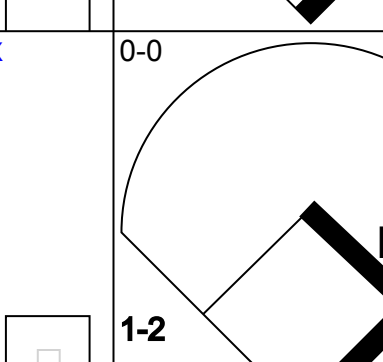
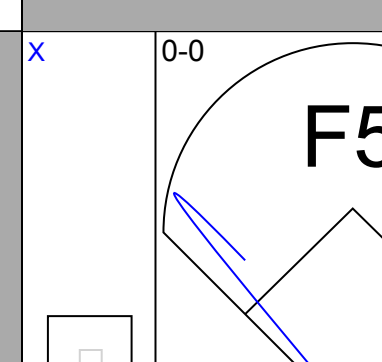
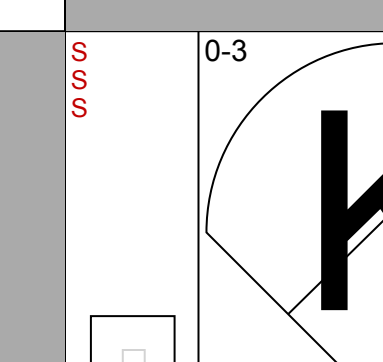
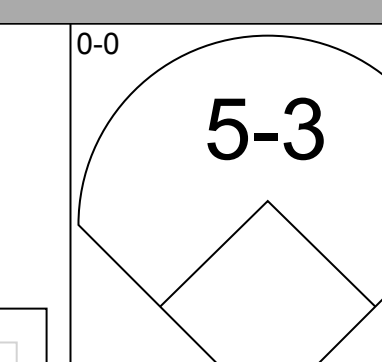
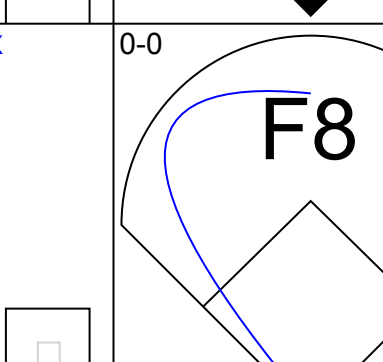
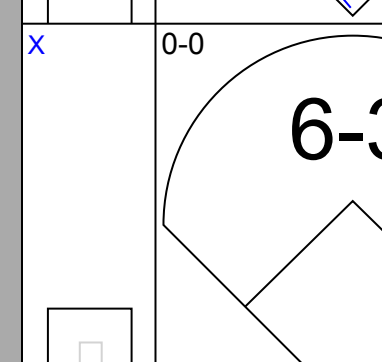
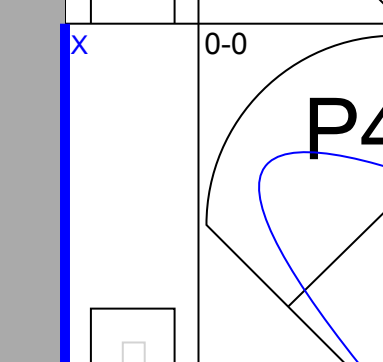
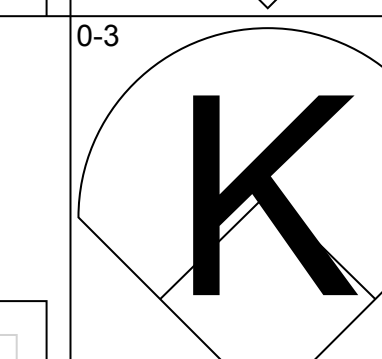
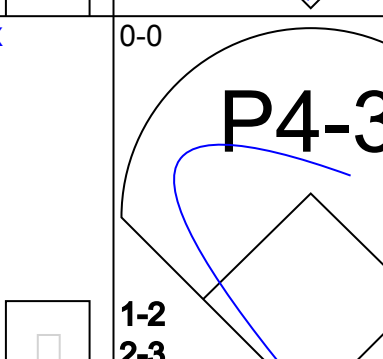
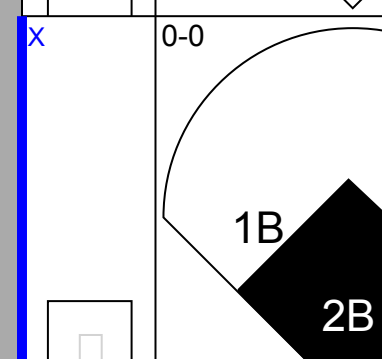
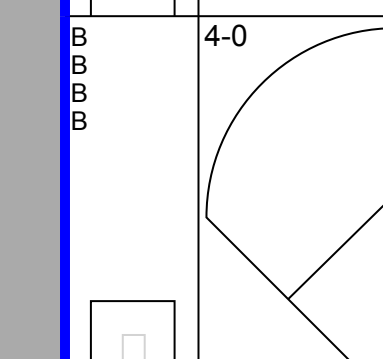
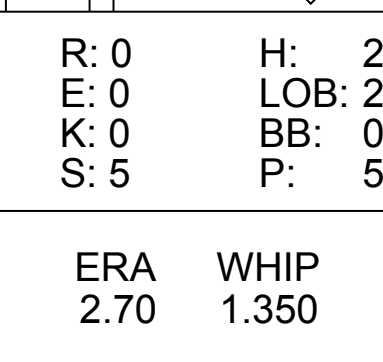
Batter	1	2	3	4	5	6	7	8	9	AB	R	H	RBI	BB	SO	LOB	TOP			
Willie Davis, L (1, 8) OBP: 0.286, SLG: 0.339	F3			G3		1-3 1B		F5		4	0	1	0	0	0	1	Los Angeles Dodgers @ San Francisco Giants Candlestick Park, San Francisco, CA Sat Apr 27 1968, 6:33 AM EST Att: 16,629 - Unknown			
Zoilo Versalles, R (1, 6) OBP: 0.234, SLG: 0.328	6-3			F2		1-3 1-2			F6	4	0	0	0	0	0	1				
Wes Parker, S (1, 3) OBP: 0.339, SLG: 0.368	6-3			F9				4-3 F8 1B	5-3	4	0	1	0	0	0	0				
Jim Lefebvre, S (1, 4) OBP: 0.308, SLG: 0.449		F7			F9			F8 1-2	K	4	0	0	0	0	1	1				
Rocky Colavito, R (1, 7) OBP: 0.262, SLG: 0.171		5-3			F7			4-3		3	0	0	0	0	0	1				
Ron Fairly, L (1, 9) OBP: 0.269, SLG: 0.255		4-3				1B		4-3		3	0	1	0	0	0	1				
Luis Alcaraz, R (1, 5) OBP: 0.323, SLG: 0.379			F9			1-2 1B				3	0	2	0	0	0	0				
Tom Haller, L (1, 2) OBP: 0.333, SLG: 0.324			K			F7			K	3	0	0	0	0	2	3				
Don Drysdale, R (1, 1) OBP: 0.111, SLG: 0.111			1-3							2	0	0	0	0	1	0				
Bob Bailey, R (8, PH) OBP: 0.250, SLG: 0.150										1	0	0	0	0	1	1				
Jim Brewer, L (8, 1)										0	0	0	0	0	0	0				
Inning Stats	R: 0 E: 0 K: 0 S: 3	H: 0 LOB: 0 BB: 0 P: 3	R: 0 E: 0 K: 0 S: 3	H: 0 LOB: 0 BB: 0 P: 3	R: 0 E: 0 K: 1 S: 5	H: 0 LOB: 0 BB: 0 P: 5	R: 0 E: 0 K: 0 S: 3	H: 0 LOB: 0 BB: 0 P: 3	R: 0 E: 0 K: 1 S: 5	H: 2 LOB: 2 BB: 0 P: 5	R: 0 E: 0 K: 0 S: 4	H: 1 LOB: 1 BB: 0 P: 4	R: 0 E: 0 K: 2 S: 8	H: 1 LOB: 1 BB: 0 P: 8	R: 0 E: 0 K: 1 S: 5	H: 0 LOB: 0 BB: 0 P: 5	1B: 5 2B: 0 3B: 0 HR: 0	SF: 0 SAC: 0 DP: 0 HBP: 0	WP: 0 PB: 0 SB: 0 CS: 0	PA: 31
PITCHER Mike McCormick, L (1, 1) ERA: 2.59	IP: 9.0 WLS: W BF: 31 H: 5 R: 0 ER: 0 SO: 5 BB: 0 IBB: 0 HBP: 0 BLK: 0 WP: 0 HR: 0 S: 41 P: 41 ERA: 0.00 WHIP: 0.556															PITCHER				

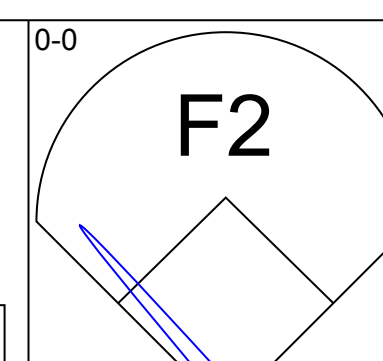
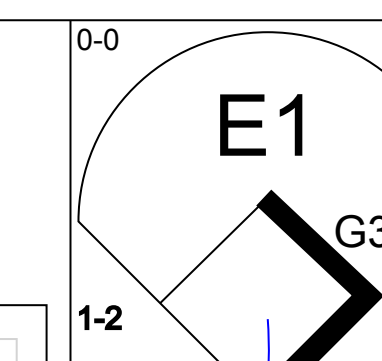
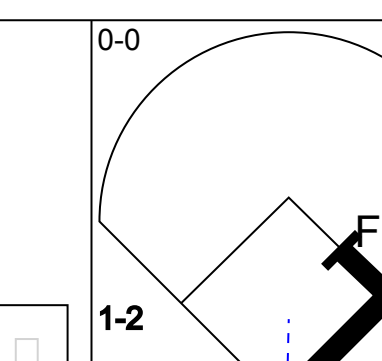
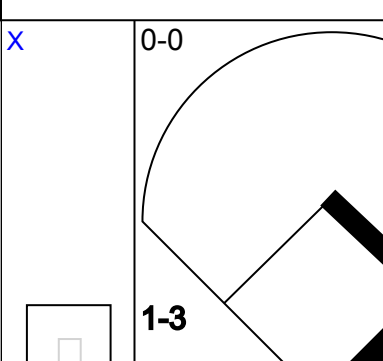
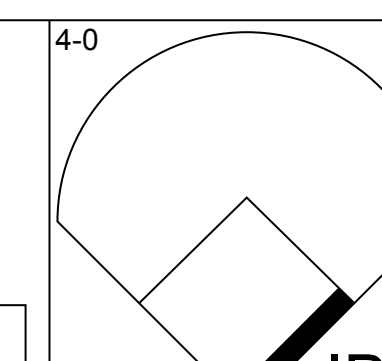
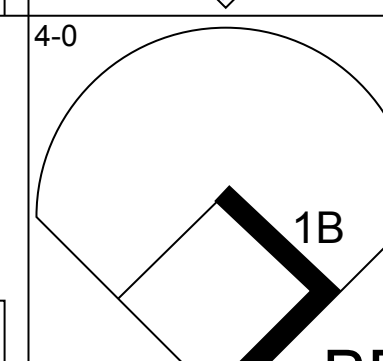
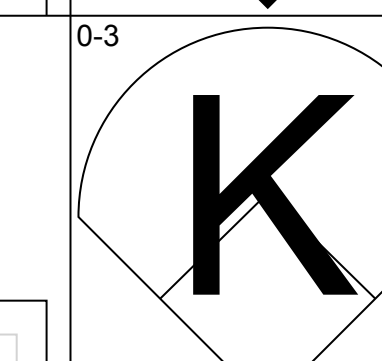
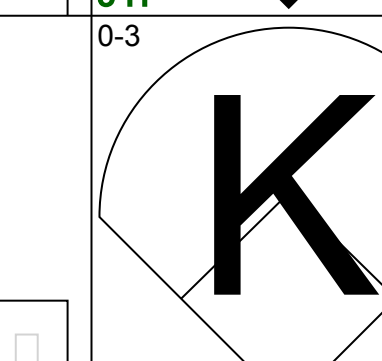
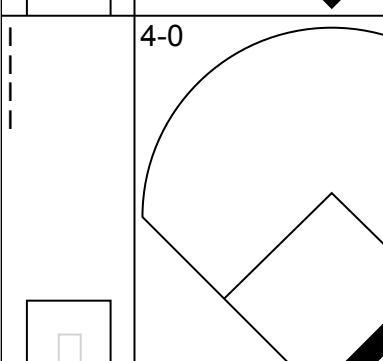
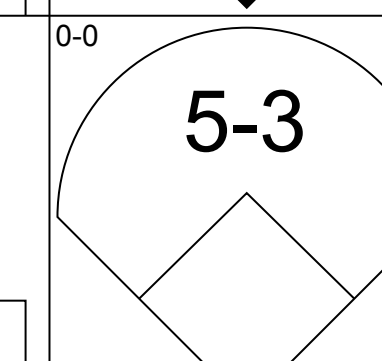
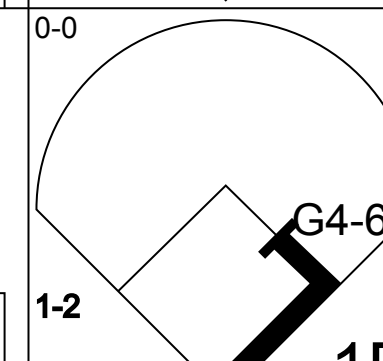
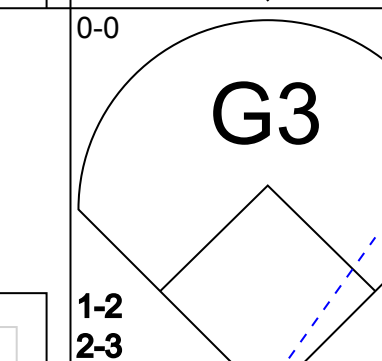
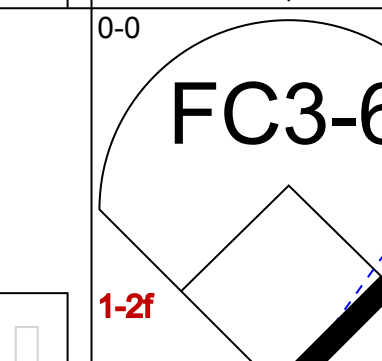
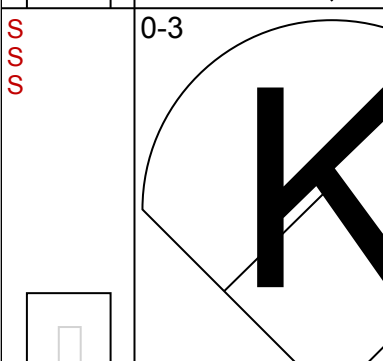
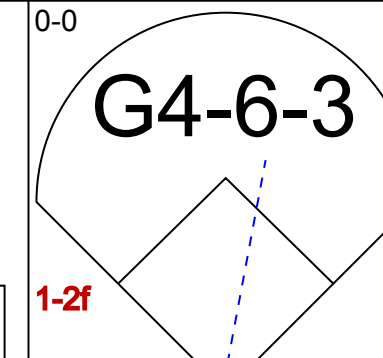
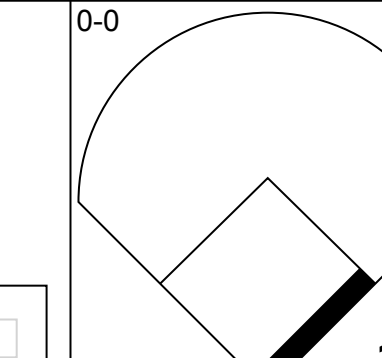
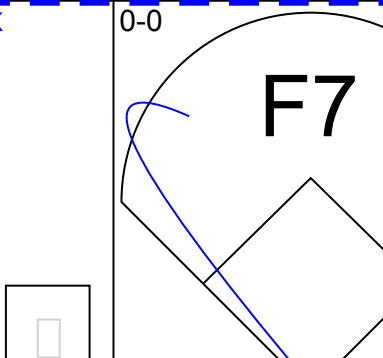
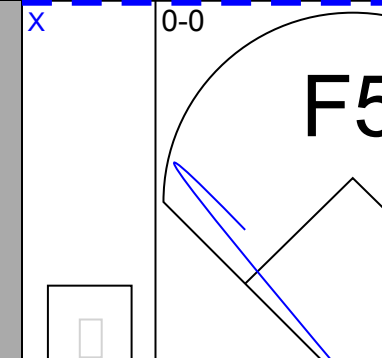
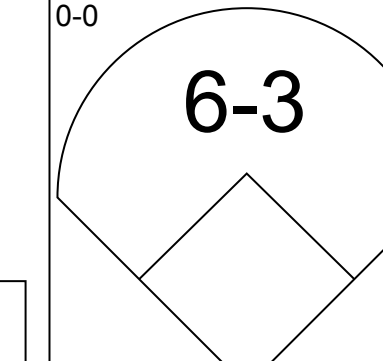
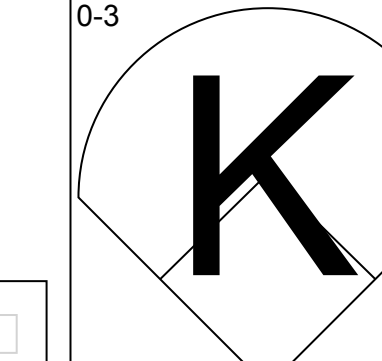
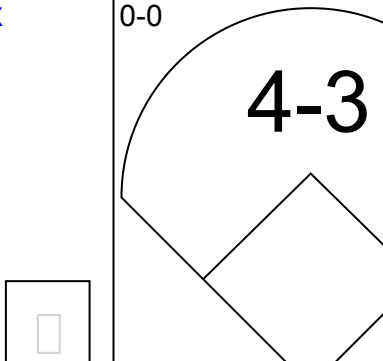
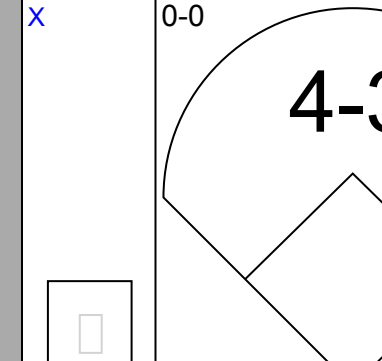

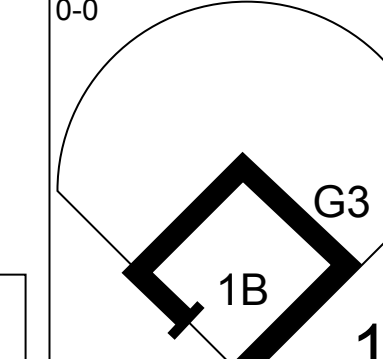
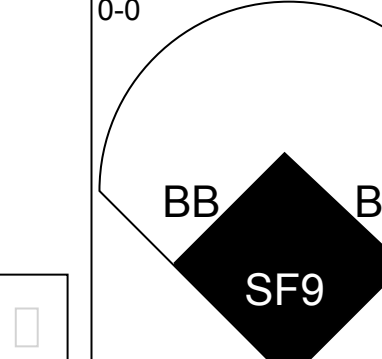
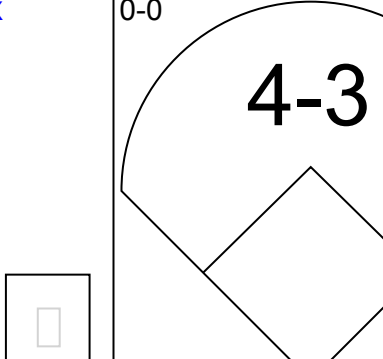
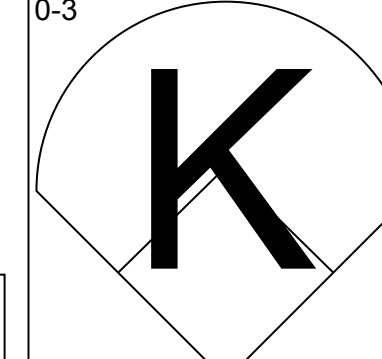
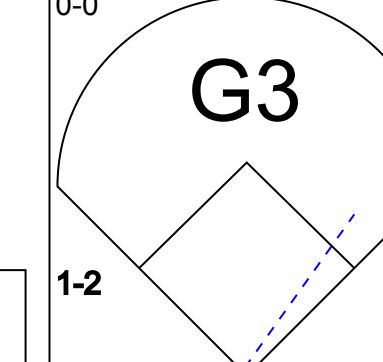
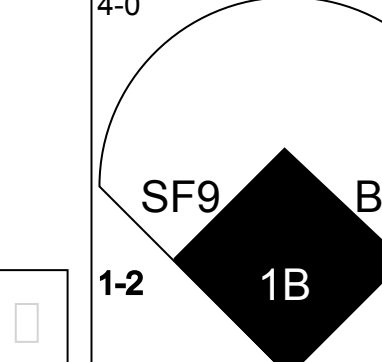
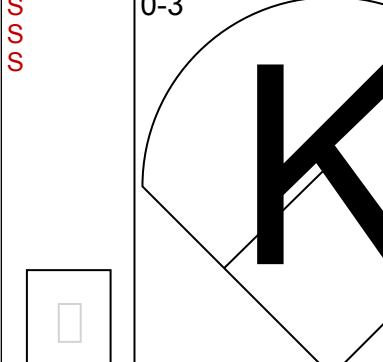
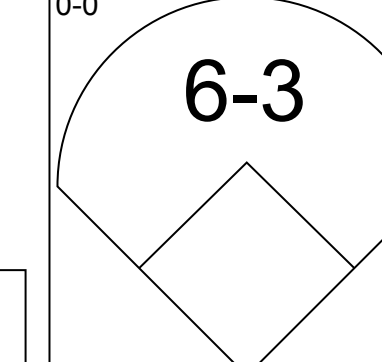
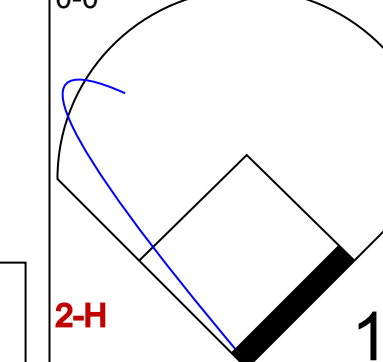
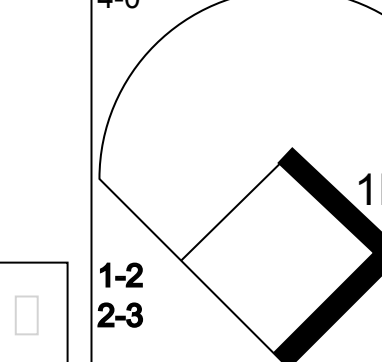
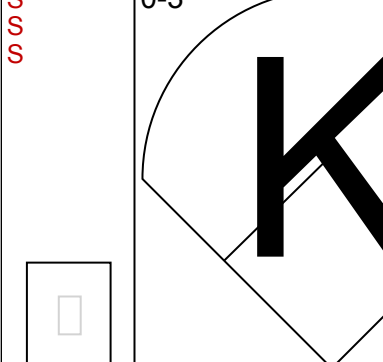
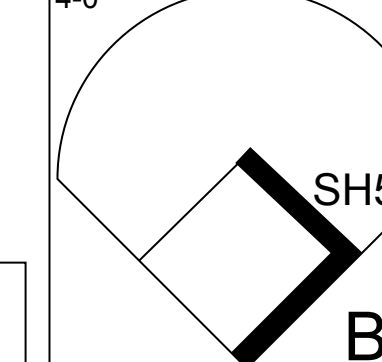
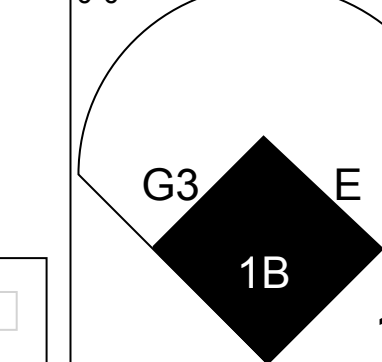
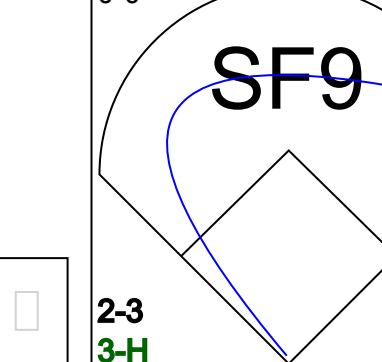
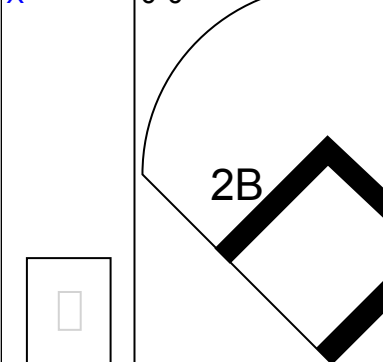
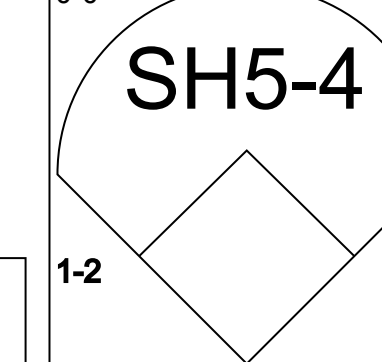
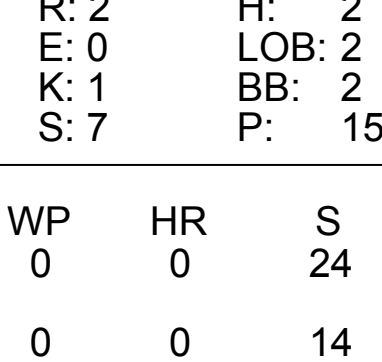
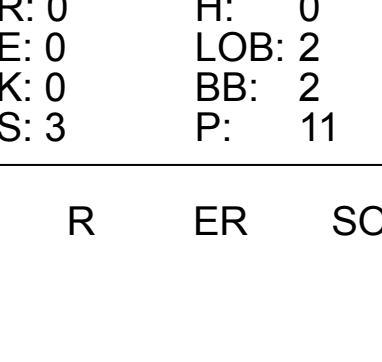
Batter	1	2	3	4	5	6	7	8	9	AB	R	H	RBI	BB	SO	LOB	BOTTOM			
Jesus Alou, R (1, 9) OBP: 0.263, SLG: 0.333	F8	1-3			6-3					4	0	1	0	0	0	3	Los Angeles Dodgers @ San Francisco Giants Candlestick Park, San Francisco, CA Sat Apr 27 1968, 6:33 AM EST Att: 16,629 - Unknown			
Ron Hunt, R (1, 4) OBP: 0.370, SLG: 0.304	5-3			G5-4-3 1B	5-3					4	0	2	0	0	0	0				
Willie Mays, R (1, 8) OBP: 0.377, SLG: 0.571	HR			G5-4-3 1-2	F2					4	1	1	1	0	1	3				
Willie McCovey, L (1, 3) OBP: 0.350, SLG: 0.385	3-1			CS BB		5-3 HBP				1	1	0	0	2	0	0				
Jim Ray Hart, R (1, 7) OBP: 0.414, SLG: 0.647		FC5-4 BB 1B		CS		K		FC5		3	0	1	0	1	1	4				
Jim Davenport, R (1, 5) OBP: 0.263, SLG: 0.250		FC5-4 BB								2	0	0	0	2	1	1				
Jack Hiatt, R (1, 2) OBP: 0.433, SLG: 0.520		K								4	1	2	2	0	2	4				
Hal Lanier, R (1, 6) OBP: 0.167, SLG: 0.167		FC5-4 HBP			F6					4	0	0	0	0	0	5				
Mike McCormick, L (1, 1) OBP: 0.300, SLG: 0.125					F9					3	0	0	0	0	1	2				
Inning Stats	R: 1 E: 0 K: 0 S: 4	H: 1 LOB: 3 BB: 1 P: 4	R: 0 E: 0 K: 1 S: 6	H: 1 LOB: 1 BB: 1 P: 11	R: 0 E: 0 K: 1 S: 2	H: 1 LOB: 0 BB: 1 P: 6	R: 0 E: 0 K: 1 S: 5	H: 0 LOB: 2 BB: 2 P: 13	R: 0 E: 0 K: 1 S: 6	H: 1 LOB: 1 BB: 0 P: 7	R: 0 E: 0 K: 2 S: 9	H: 2 LOB: 3 BB: 1 P: 13	R: 1 E: 0 K: 1 S: 6	H: 1 LOB: 0 BB: 0 P: 6	R: 0 E: 0 K: 1 S: 6	H: 0 LOB: 0 BB: 0 P: 6	1B: 4 2B: 0 3B: 1 HR: 2	SF: 0 SAC: 0 DP: 1 HBP: 2	WP: 0 PB: 0 SB: 1 CS: 1	PA: 37
PITCHER Don Drysdale, R (1, 1) ERA: 3.33	IP: 7.0 WLS: L BF: 32 H: 6 R: 2 ER: 2 SO: 5 BB: 4 IBB: 2 HBP: 2 BLK: 0 WP: 1 HR: 1 S: 35 P: 57 ERA: 2.57 WHIP: 1.429															PITCHER				
Jim Brewer, L (8, 1) ERA: 1.42	IP: 1.0 WLS: 4 BF: 1 H: 1 R: 1 ER: 1 SO: 1 BB: 0 IBB: 0 HBP: 0 BLK: 0 WP: 0 HR: 0 S: 6 P: 6 ERA: 9.00 WHIP: 1.000															PITCHER				

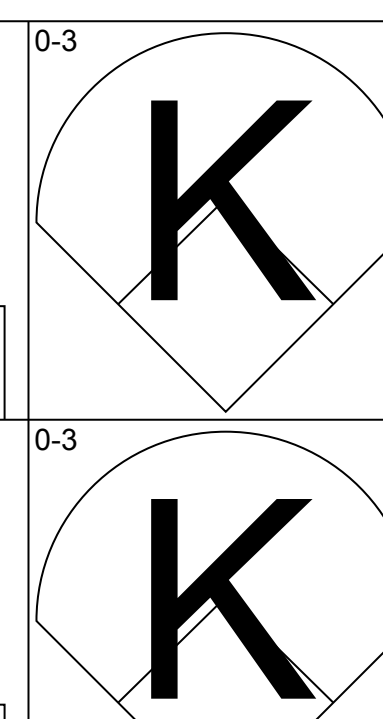
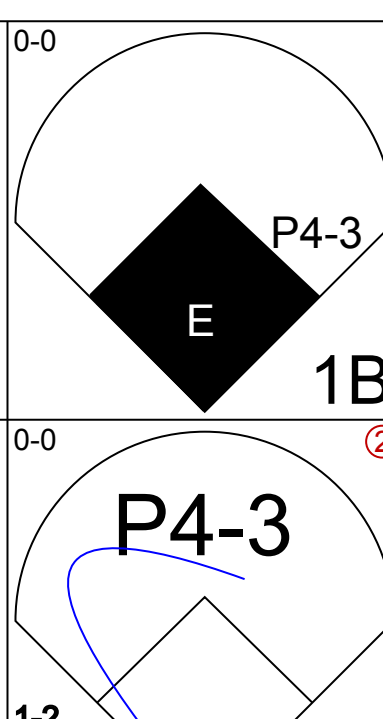
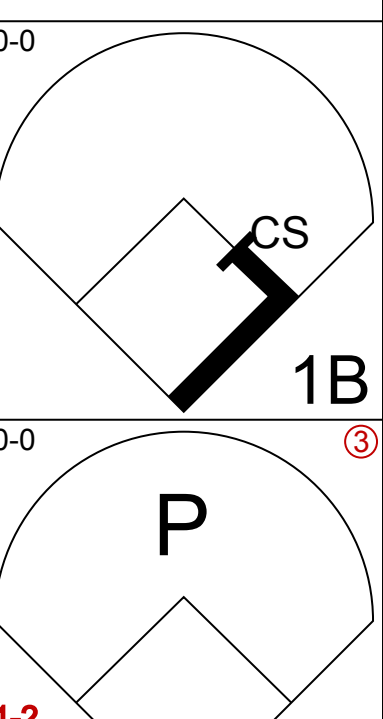
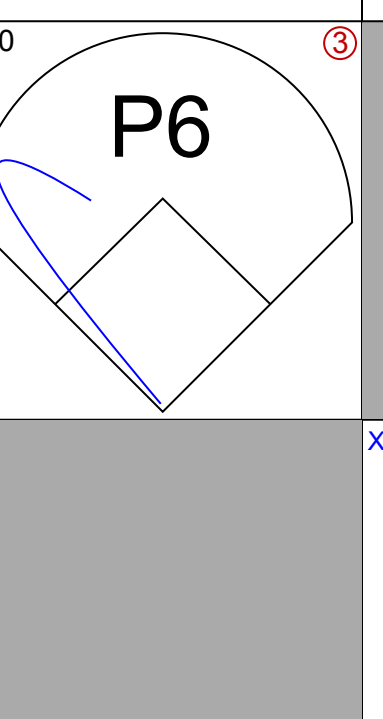
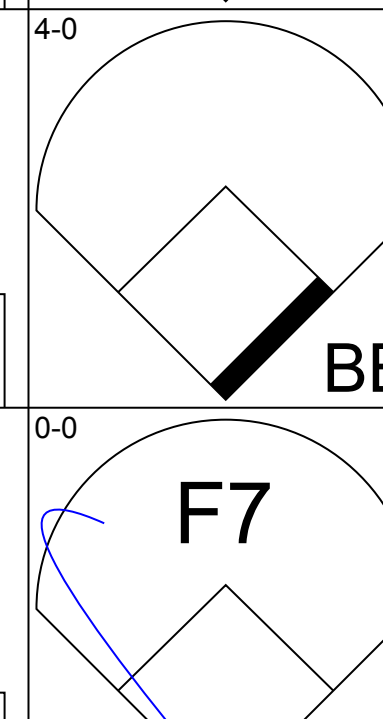
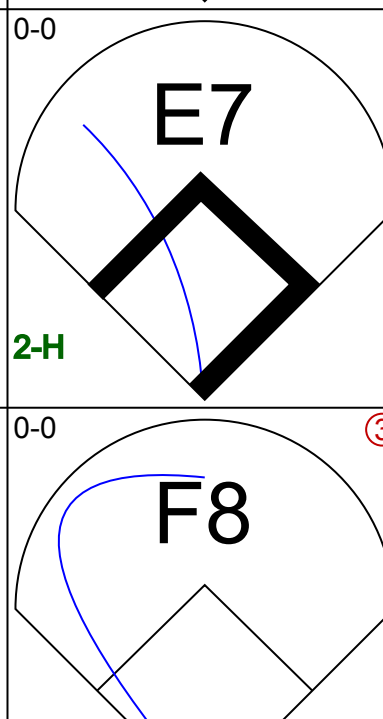

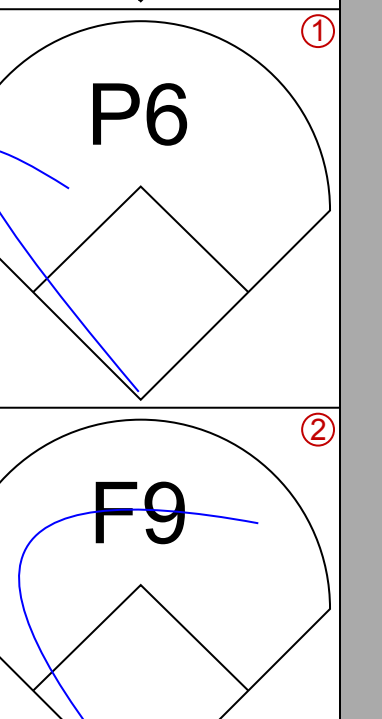
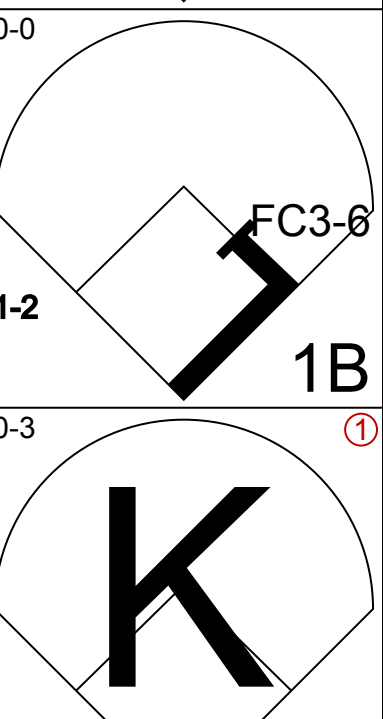


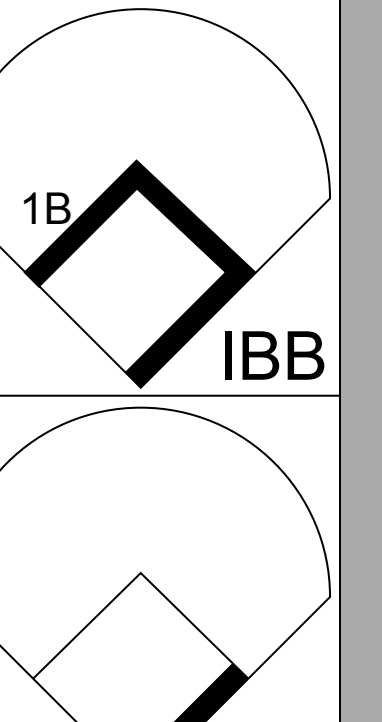
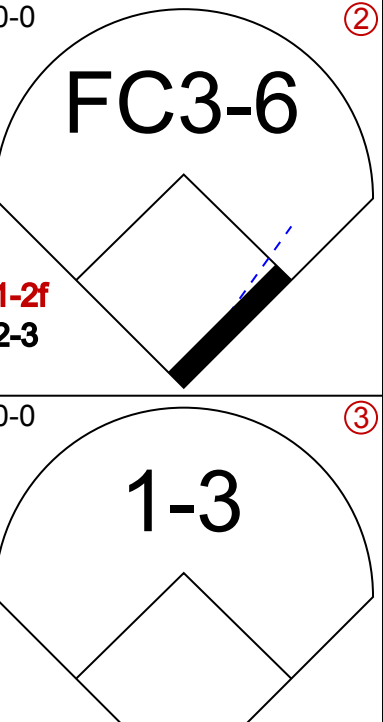


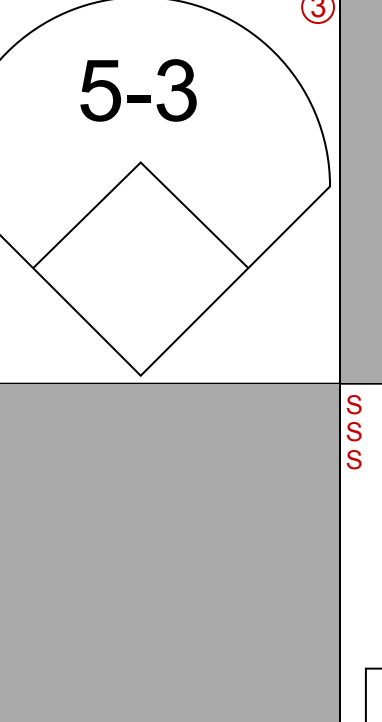

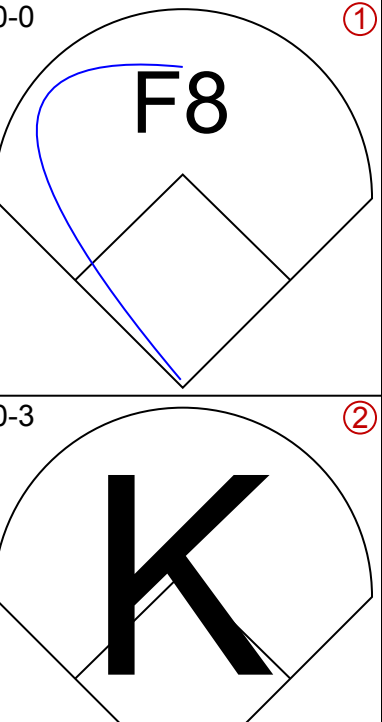
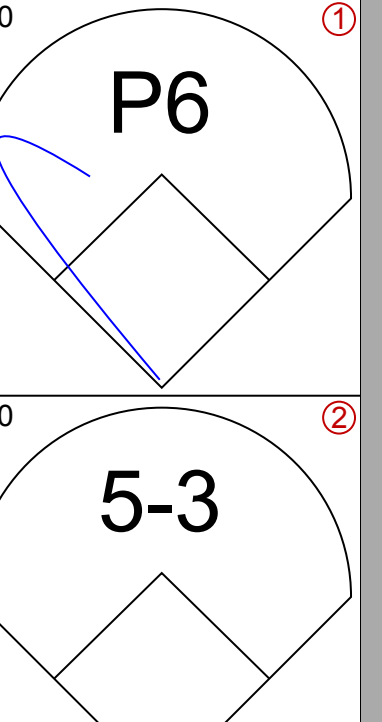
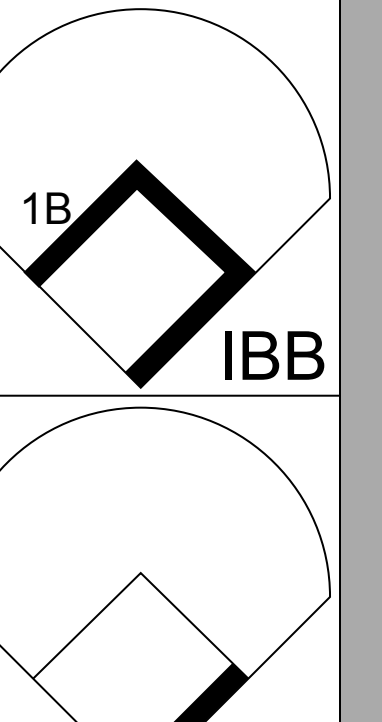
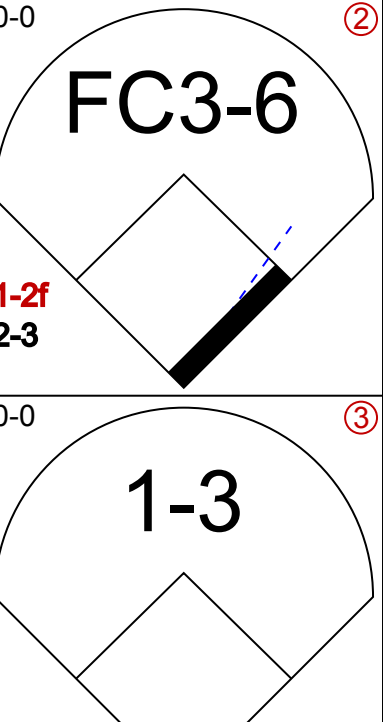
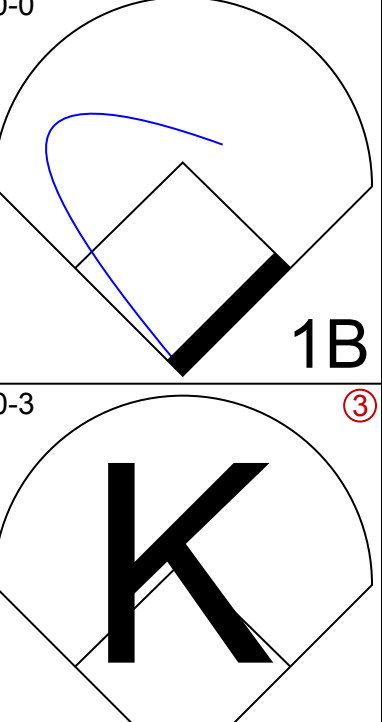
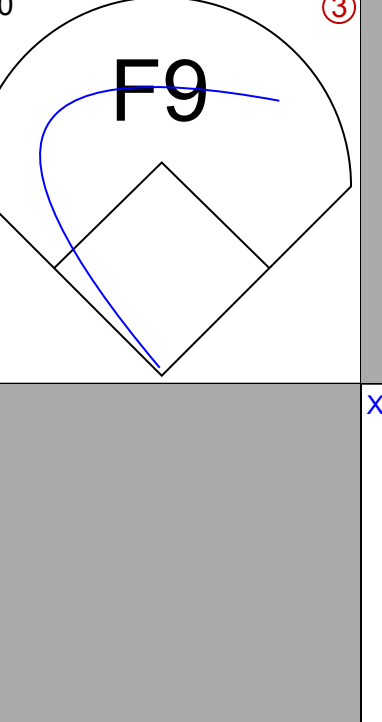
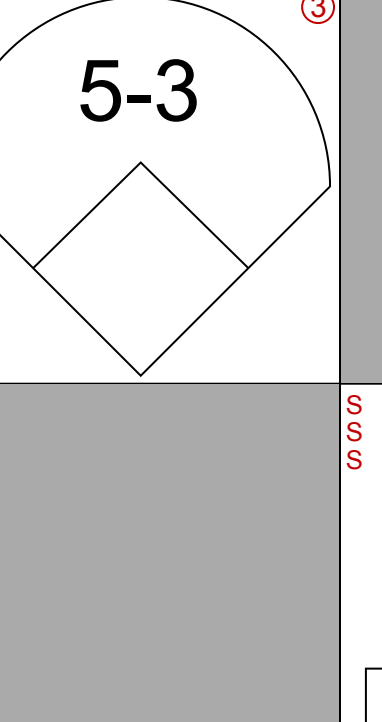


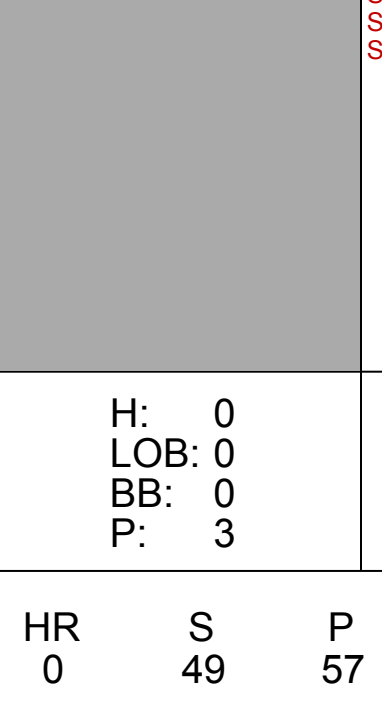
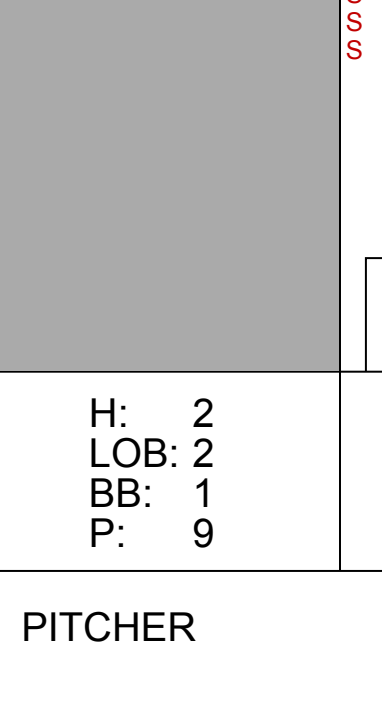
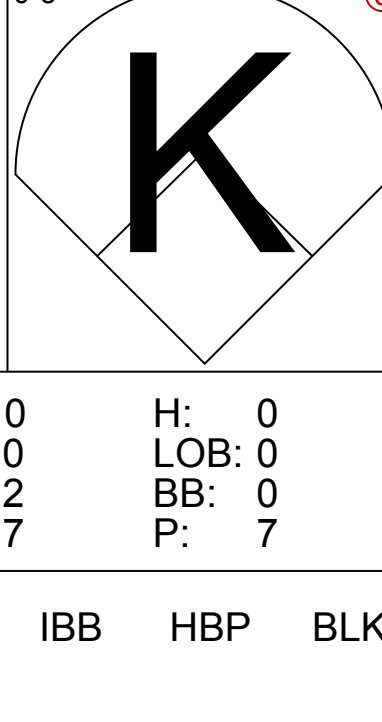
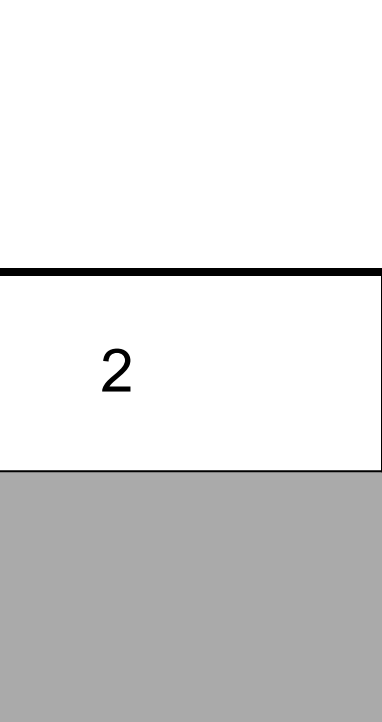
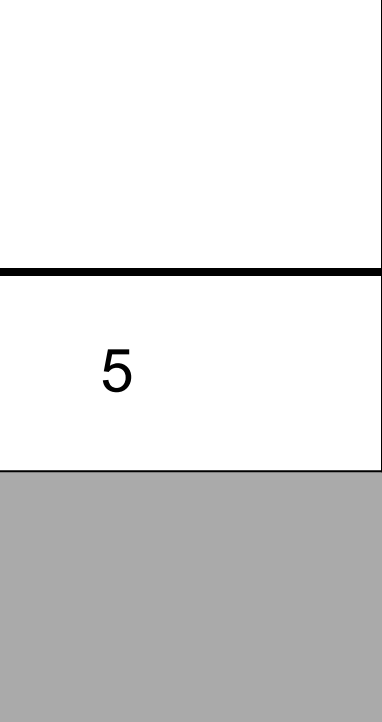
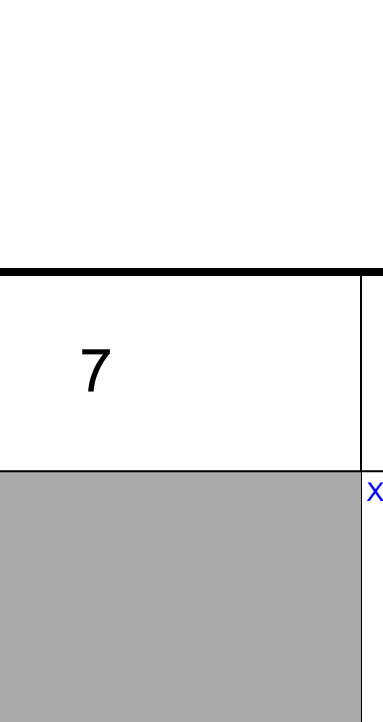
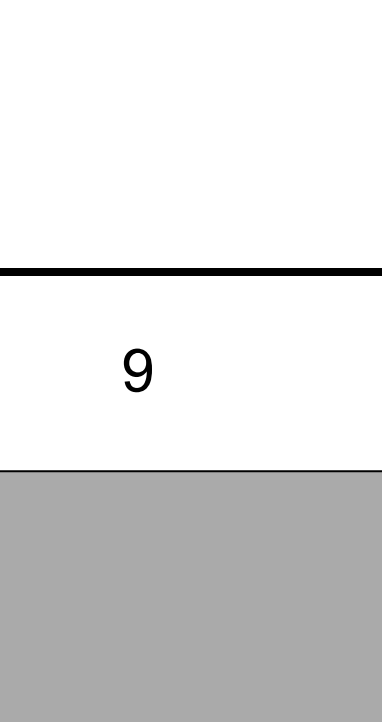


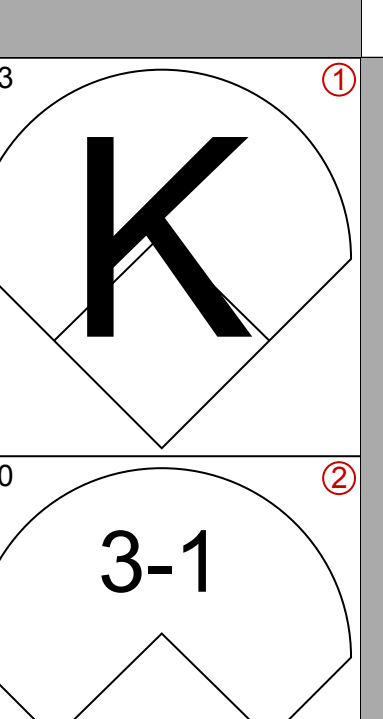
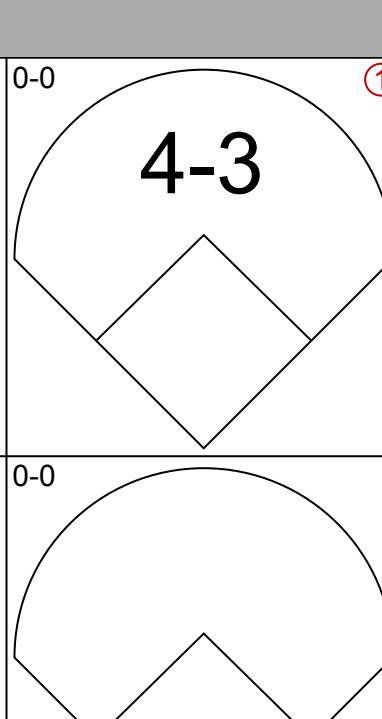


Batter	1	2	3	4	5	6	7	8	9	AB	R	H	RBI	BB	SO	LOB	TOP		
Zoilo Versalles, R OBP: 0.221, SLG: 0.308 (1, 6)	F3			F8		K			F9	4	0	0	0	0	1	0	Los Angeles Dodgers @ San Francisco Giants Candlestick Park, San Francisco, CA Sun Apr 28 1968, 6:33 AM EDT Att: 25,925 - Unknown AB 31 R 1 H 5 RBI 1 BB 0 SO 8 LOB 8		
Luis Alcaraz, R OBP: 0.286, SLG: 0.333 (1, 5)	F7			5-3			K		6-3	4	0	0	0	0	1				
Willie Davis, L OBP: 0.299, SLG: 0.394 (1, 8)	3-1			K			HR		1B	4	1	2	1	0	1				
Ron Fairly, L OBP: 0.268, SLG: 0.255 (1, 9)		F9			FC4-6	1B		4-3	F7	4	0	1	0	0	0	1			
Wes Parker, S OBP: 0.338, SLG: 0.367 (1, 3)		K			FC4-6	1B		F6		3	0	1	0	0	1	0			
Tom Haller, L OBP: 0.333, SLG: 0.350 (1, 2)					FC4-6	G1-6-3			4-3	3	0	1	0	0	1	2			
Jim Fairey, L OBP: 0.235, SLG: 0.313 (1, 7)			4-3		G1-6-3			4-3		3	0	0	0	0	0	3			
Paul Popovich, S (1, 4)			P4-3			P4-3		P6		3	0	0	0	0	0	1			
Claude Osteen, L John Purdin, R Cleo Jamieson, R Hank Aguirre, L Len Gabrielson, L Jack Billingham, R (1, 1) (2, 1) (6, PH) (6, 1) (8, PH) (8, 1)			K			K		K		0	0	0	0	0	0	0			
Inning Stats	R: 0 E: 0 K: 0 S: 3	H: 0 LOB: 0 BB: 0 P: 3	R: 0 E: 0 K: 2 S: 7	H: 0 LOB: 0 BB: 0 P: 7	R: 0 E: 0 K: 1 S: 5	H: 0 LOB: 0 BB: 0 P: 5	R: 0 E: 0 K: 1 S: 5	H: 2 LOB: 1 BB: 0 P: 4	R: 0 E: 0 K: 2 S: 7	H: 0 LOB: 0 BB: 0 P: 7	R: 1 E: 0 K: 1 S: 6	H: 1 LOB: 0 BB: 0 P: 6	R: 0 E: 0 K: 1 S: 6	H: 1 LOB: 1 BB: 0 P: 6	R: 0 E: 0 K: 0 S: 4	H: 1 LOB: 1 BB: 0 P: 4	1B: 3 2B: 1 3B: 0 HR: 1	SF: 0 SAC: 0 DP: 1 HBP: 0	WP: 0 PA: 31 PB: 0 SB: 0 CS: 0
PITCHER Gaylord Perry, R ERA: 1.72 (1, 1)	IP: 9.0 WLS: W BF: 31 H: 5 R: 1 ER: 1 SO: 8 BB: 0 IBB: 0 HBP: 0 BLK: 0 WP: 0 HR: 1 S: 47 P: 47 ERA: 1.00 WHIP: 0.556																		

Batter	1	2	3	4	5	6	7	8	9	AB	R	H	RBI	BB	SO	LOB	BOTTOM		
Jesus Alou, R OBP: 0.279, SLG: 0.361 (1, 9)	P4-3	6-3		CS			BB			4	0	2	0	0	0	1	Los Angeles Dodgers @ San Francisco Giants Candlestick Park, San Francisco, CA Sun Apr 28 1968, 6:33 AM EDT Att: 25,925 - Unknown AB 31 R 6 H 12 RBI 6 BB 2 SO 5 LOB 11		
Ron Hunt, R OBP: 0.397, SLG: 0.313 (1, 4)	HR	1B		CS	5-3		BB			2	2	1	1	1	0	0			
Willie McCovey, L OBP: 0.359, SLG: 0.446 (1, 3)	HR	1B			F3		F6			4	1	2	3	0	0	2			
Willie Mays, R OBP: 0.368, SLG: 0.538 (1, 8)	F9	F7			F9		BB			3	0	0	0	1	0	1			
Jim Ray Hart, R OBP: 0.403, SLG: 0.618 (1, 7)	K		K			P4-6-3	P6-4-3			4	0	1	0	0	2	3			
Jim Davenport, R OBP: 0.279, SLG: 0.268 (1, 5)		2B	1B	F5		P4-6-3		CS		4	1	2	0	0	0	1			
Jack Hiatt, R OBP: 0.441, SLG: 0.552 (1, 2)		1B		F8		FC5	1B	K		4	1	2	0	0	1	1			
Hal Lanier, R OBP: 0.200, SLG: 0.200 (1, 6)		6-3	SH1-4	5-3				K		4	1	2	2	0	1	0			
Gaylord Perry, R OBP: 0.111, SLG: 0.111 (1, 1)		SH1-4		K		FC5				2	0	0	0	0	1	2			
Inning Stats	R: 2 E: 0 K: 1 S: 6	H: 1 LOB: 1 BB: 1 P: 10	R: 4 E: 0 K: 0 S: 8	H: 5 LOB: 1 BB: 0 P: 8	R: 0 E: 0 K: 1 S: 5	H: 0 LOB: 0 BB: 0 P: 5	R: 0 E: 0 K: 1 S: 5	H: 1 LOB: 0 BB: 0 P: 5	R: 0 E: 0 K: 0 S: 3	H: 3 LOB: 2 BB: 0 P: 5	R: 0 E: 0 K: 0 S: 3	H: 1 LOB: 2 BB: 1 P: 8	R: 0 E: 0 K: 2 S: 7	H: 1 LOB: 0 BB: 0 P: 7	R: 0 E: 0 K: 0 S: 4	H: 1 LOB: 1 BB: 0 P: 4	1B: 9 2B: 2 3B: 0 HR: 1	SF: 0 SAC: 1 DP: 2 HBP: 1	WP: 0 PA: 36 PB: 0 SB: 0 CS: 2
PITCHER Claude Osteen, L ERA: 3.62 John Purdin, R Hank Aguirre, L Jack Billingham, R (1, 1) (2, 1) (6, 1) (8, 1)	IP: 1.2 WLS: L BF: 12 H: 6 R: 6 ER: 12 SO: 6 BB: 1 IBB: 0 HBP: 0 BLK: 0 WP: 0 HR: 1 S: 13 P: 17 ERA: 32.40 WHIP: 4.200																		

Batter	1	2	3	4	5	6	7	8	9	AB	R	H	RBI	BB	SO	LOB	TOP					
Lou Brock, L OBP: 0.289, SLG: 0.436 (1, 7)										5	1	1	0	0	1	3	St. Louis Cardinals @ Los Angeles Dodgers Dodger Stadium, Los Angeles, CA Mon Apr 29 1968, 7:05 PM PDT Att: 21,562 - Unknown livebaseballscorecards.com					
Curt Flood, R OBP: 0.456, SLG: 0.535 (1, 8)										2	0	1	2	2	0	0						
Roger Maris, L OBP: 0.326, SLG: 0.500 (1, 9)										4	0	0	0	0	1	4						
Orlando Cepeda, R OBP: 0.419, SLG: 0.625 (1, 3)										3	0	0	0	1	1	2						
Tim McCarver, L OBP: 0.348, SLG: 0.400 (1, 2)										4	0	1	0	0	0	1						
Mike Shannon, R OBP: 0.324, SLG: 0.484 (1, 5)										4	0	1	0	0	1	2						
Julian Javier, R OBP: 0.254, SLG: 0.288 (1, 4)										4	0	1	0	0	1	0						
Dal Maxvill, R OBP: 0.269, SLG: 0.279 (9, PH)										3	0	0	0	0	0	2						
Mike Torrez, R OBP: 0.250, SLG: 0.250 (5, PH)										1	0	0	0	0	1	0						
Bobby Tisdall, L OBP: 0.167, SLG: 0.222 (5, 1)										1	0	0	0	0	0	2						
Larry Jaster, L OBP: 0.267, SLG: 0.667 (7, PH)										0	0	0	0	0	0	0						
Dave Ricketts, S OBP: 0.267, SLG: 0.667 (7, PH)										0	0	0	0	0	0	0						
Steve Carlton, L OBP: 0.389, SLG: 0.714 (7, 1)										0	0	0	0	0	0	0						
Hal Gilson, R OBP: 0.389, SLG: 0.714 (7, 1)										0	0	0	0	0	0	0						
Dick Simpson, R OBP: 0.389, SLG: 0.714 (9, PH)										0	0	0	0	0	0	0						
Inning Stats	R: 0 E: 0 K: 2 S: 7	H: 0 LOB: 1 BB: 1 P: 11	R: 0 E: 0 K: 0 S: 3	H: 0 LOB: 0 BB: 0 P: 3	R: 0 E: 0 K: 1 S: 5	H: 0 LOB: 0 BB: 0 P: 5	R: 0 E: 0 K: 0 S: 3	H: 0 LOB: 1 BB: 1 P: 7	R: 0 E: 0 K: 0 S: 5	H: 2 LOB: 2 BB: 0 P: 5	R: 0 E: 0 K: 2 S: 8	H: 1 LOB: 2 BB: 1 P: 12	R: 2 E: 0 K: 0 S: 6	H: 3 LOB: 2 BB: 0 P: 6	R: 0 E: 0 K: 0 S: 3	H: 0 LOB: 0 BB: 0 P: 3	R: 0 E: 0 K: 1 S: 5	H: 0 LOB: 1 BB: 1 P: 9	1B: 5 2B: 1 3B: 0 HR: 0	SF: 0 SAC: 0 DP: 0 HBP: 0	WP: 0 PB: 0 SB: 1 CS: 0	PA: 37
PITCHER	IP WLS BF H R ER SO BB IBB HBP BLK WP HR S P ERA WHIP	IP WLS BF H R ER SO BB IBB HBP BLK WP HR S P ERA WHIP																				
Don Sutton, R ERA: 2.7 (1, 1)	6.2 W 29 6 2 2 5 3 0 0 0 0 0 0 36 48 2.70 1.350																					
Jim Brewer, L ERA: 1.04 (7, 1)	2.1 S 8 0 0 0 1 1 0 0 0 0 0 0 9 13 0.00 0.429																					

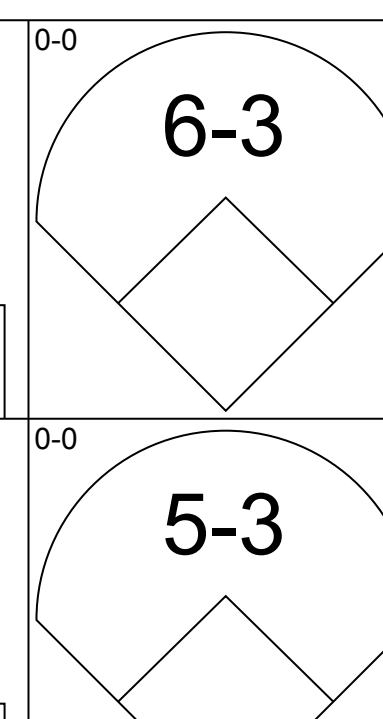

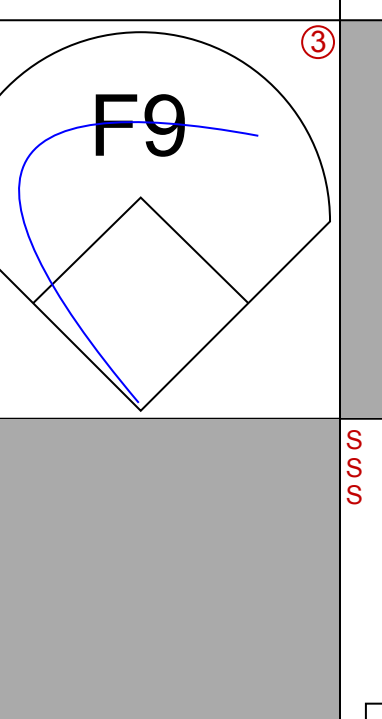
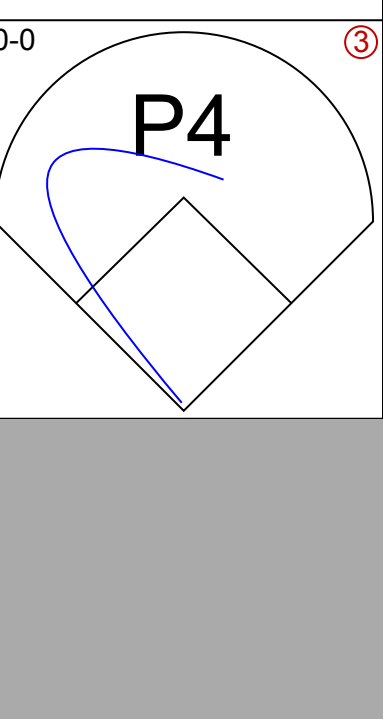
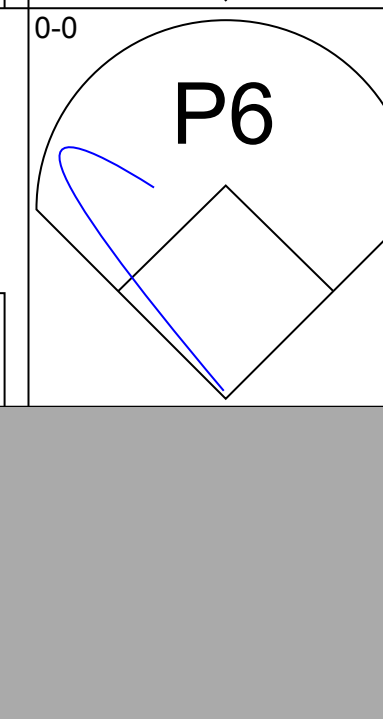
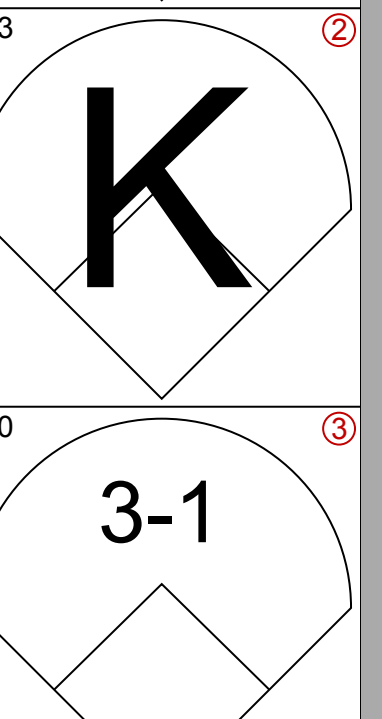
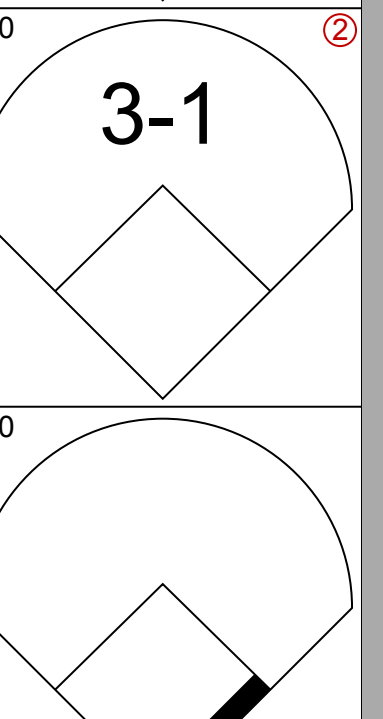
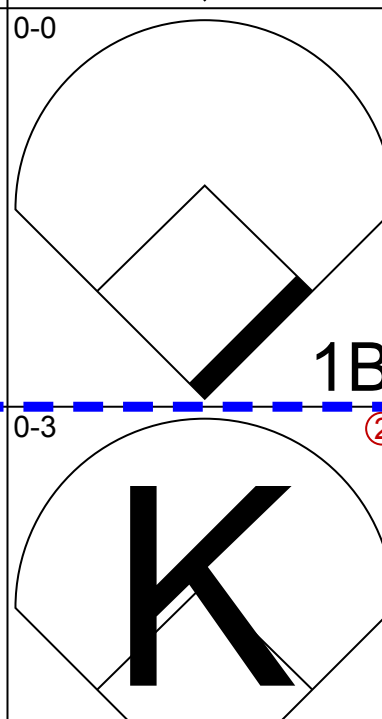


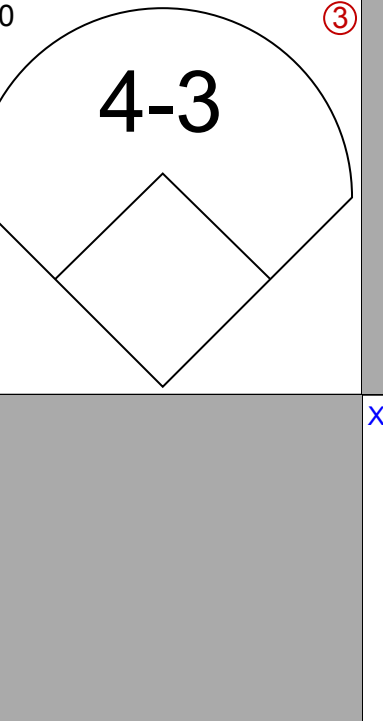
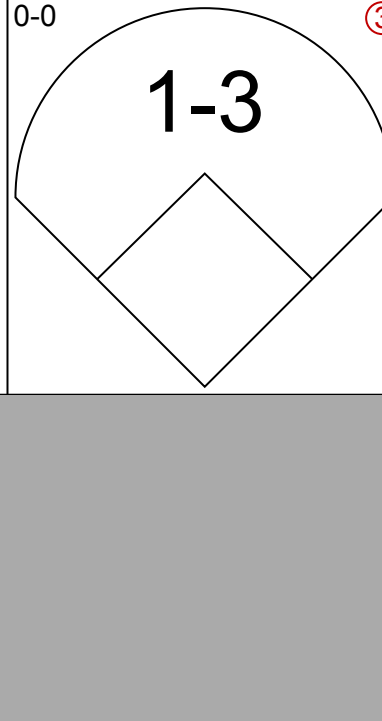
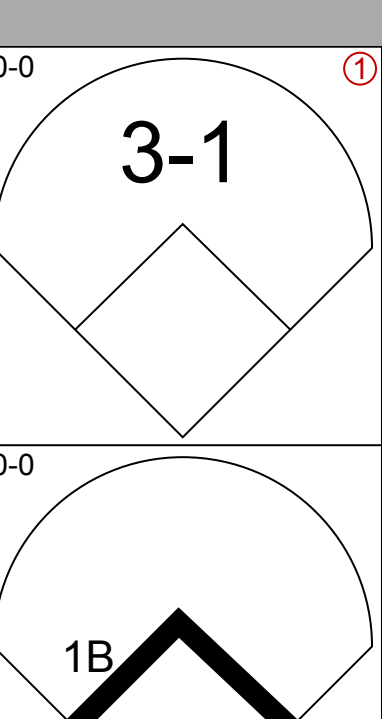
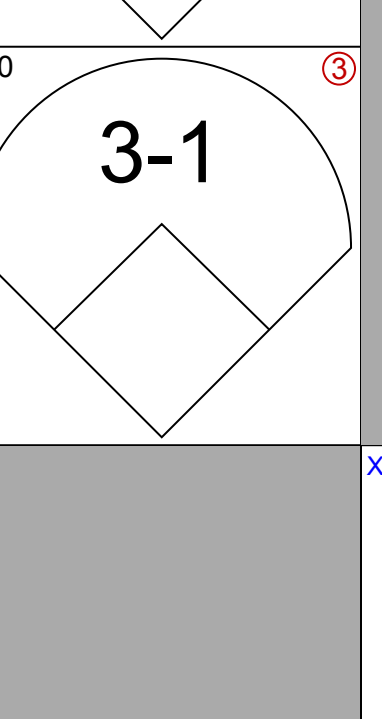
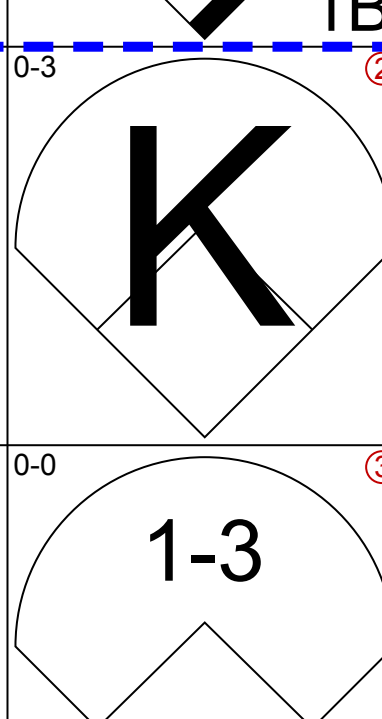
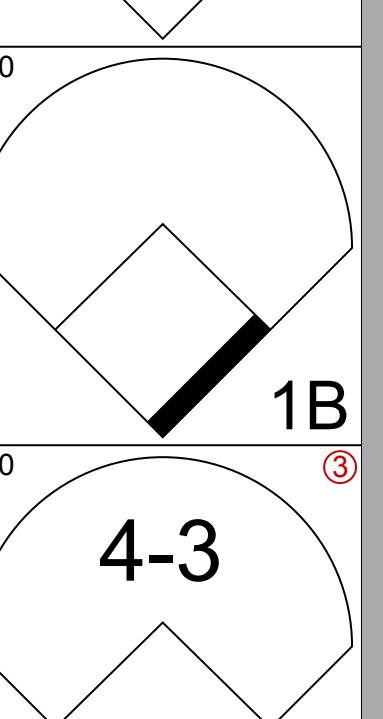
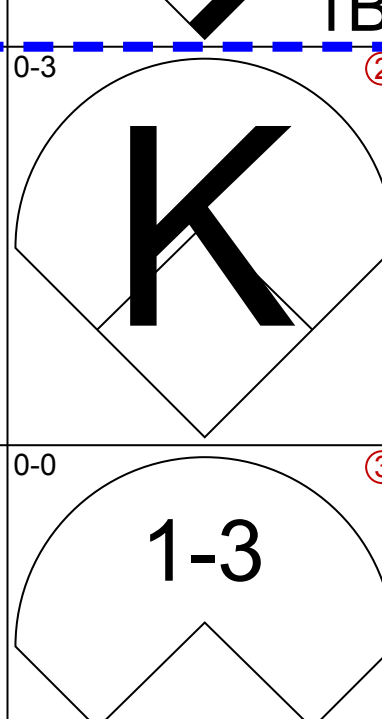
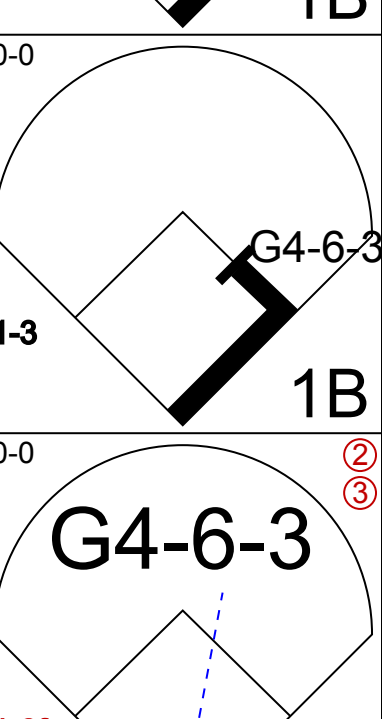
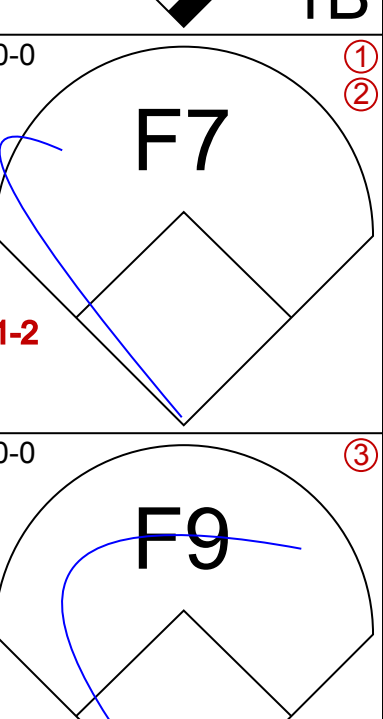



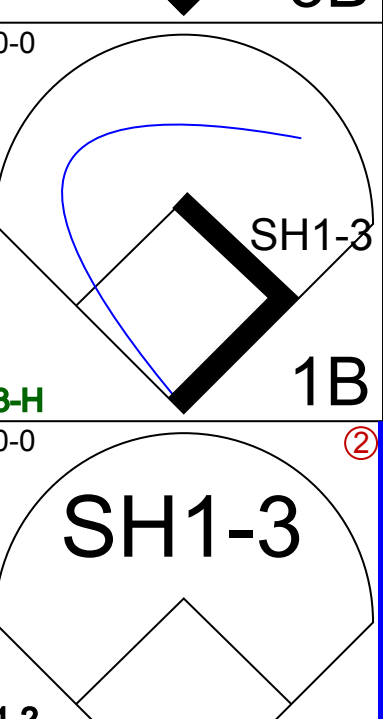
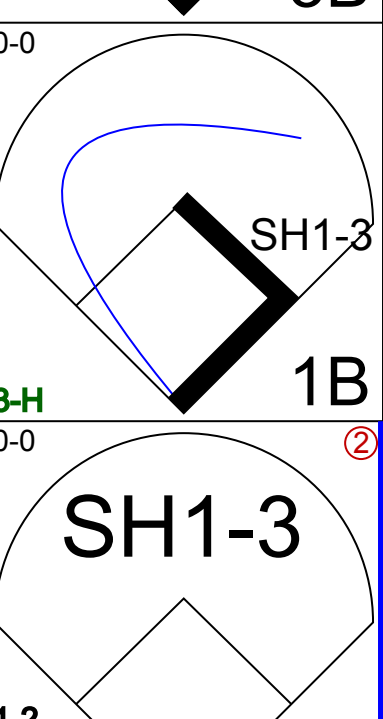
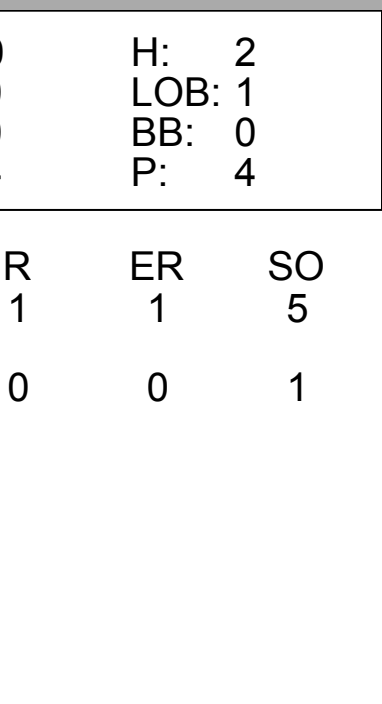
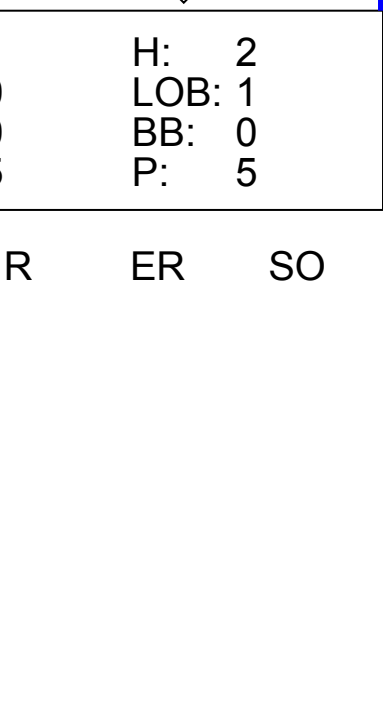
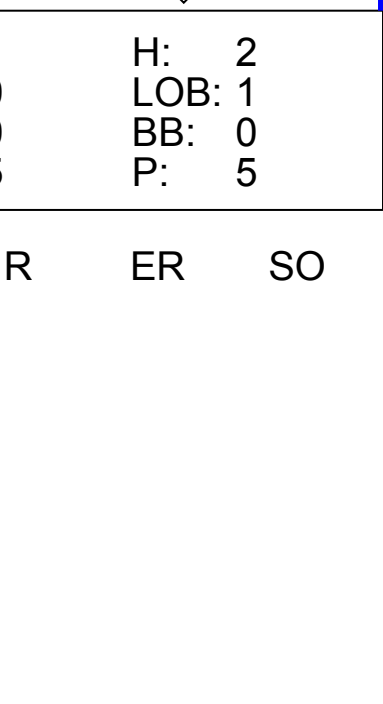
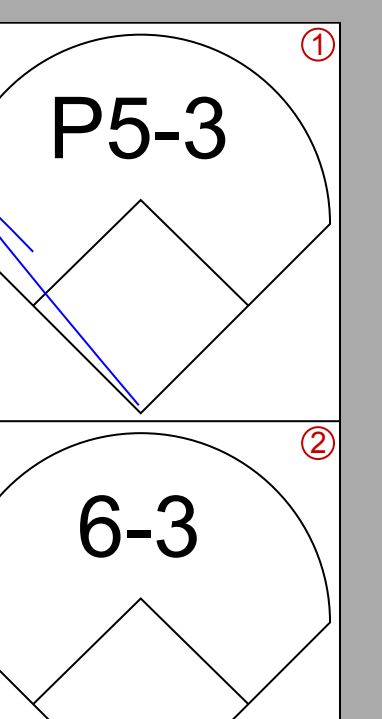
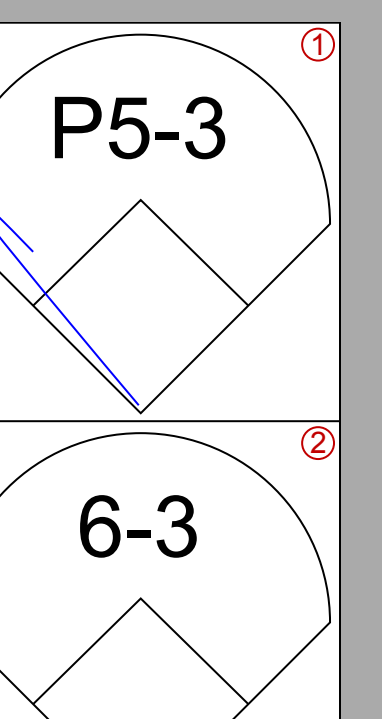
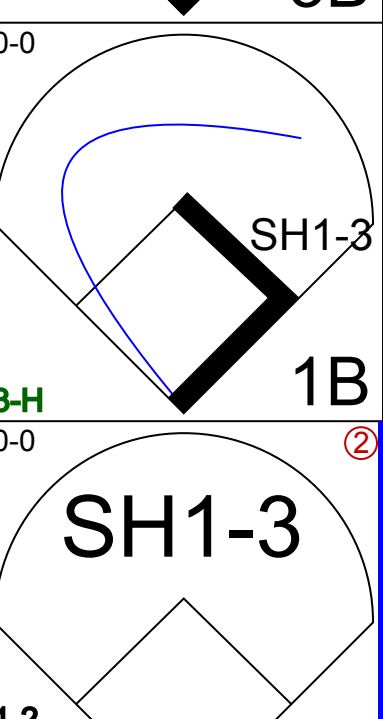
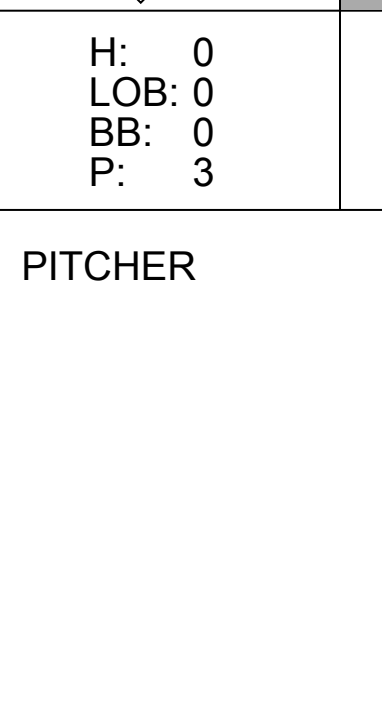
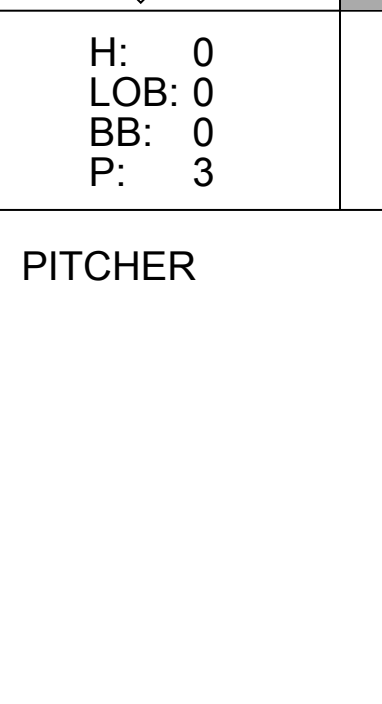
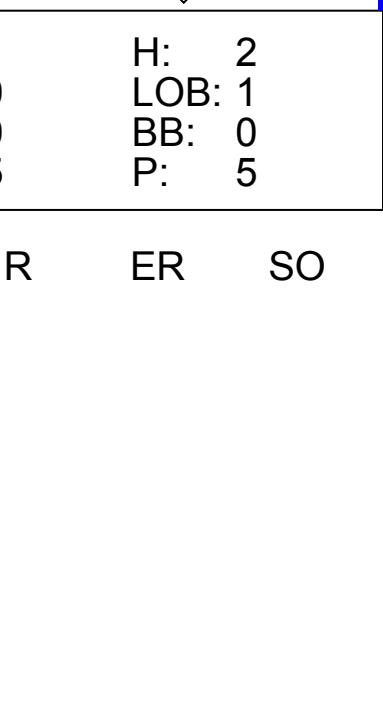
Batter	1	2	3	4	5	6	7	8	9	AB	R	H	RBI	BB	SO	LOB	BOTTOM			
Zoilo Versalles, R OBP: 0.247, SLG: 0.333 (1, 6)										4	0	2	1	1	0	1	St. Louis Cardinals @ Los Angeles Dodgers Dodger Stadium, Los Angeles, CA Mon Apr 29 1968, 7:05 PM PDT Att: 21,562 - Unknown livebaseballscorecards.com			
Luis Alcaraz, R OBP: 0.300, SLG: 0.306 (1, 5)										3	0	0	0	2	2	6				
Willie Davis, L OBP: 0.296, SLG: 0.386 (1, 8)										4	0	1	0	0	1	7				
Ron Fairly, L OBP: 0.267, SLG: 0.255 (1, 9)										4	0	1	1	0	0	2				
Wes Parker, S OBP: 0.319, SLG: 0.344 (1, 3)										4	0	0	0	0	1	2				
Tom Haller, L OBP: 0.347, SLG: 0.364 (1, 2)										4	1	2	0	0	1	0				
Jim Fairey, L OBP: 0.238, SLG: 0.263 (1, 7)										3	1	0	0	1	1	1				
Paul Popovich, S OBP: 0.188, SLG: 0.071 (1, 4)										2	0	1	0	2	1	0				
Don Sutton, R OBP: 0.667, SLG: 1.000 (1, 1)										2	1	2	1	0	0	0				
Jim Brewer, L ERA: (7, 1)										0	0	0	0	0	0	0				
Inning Stats	R: 0 E: 0 K: 0 S: 3	H: 1 LOB: 1 BB: 1 P: 7	R: 0 E: 0 K: 0 S: 4	H: 2 LOB: 2 BB: 0 P: 4	R: 1 E: 1 K: 2 S: 10	H: 2 LOB: 2 BB: 0 P: 10	R: 2 E: 0 K: 1 S: 7	H: 2 LOB: 2 BB: 2 P: 15	R: 0 E: 0 K: 3 S: 11	H: 2 LOB: 3 BB: 1 P: 15	R: 0 E: 0 K: 1 S: 5	H: 0 LOB: 0 BB: 0 P: 5	R: 0 E: 0 K: 0 S: 3	H: 0 LOB: 2 BB: 2 P: 11	R: 0 E: 0 K: 0 S: 3	H: 0 LOB: 0 BB: 0 P: 3	1B: 8 2B: 1 3B: 0 HR: 0	SF: 1 SAC: 1 DP: 1 HBP: 0	WP: 0 PB: 0 SB: 0 CS: 0	PA: 38
PITCHER	IP WLS BF H R ER SO BB IBB HBP BLK WP HR S P ERA WHIP	IP WLS BF H R ER SO BB IBB HBP BLK WP HR S P ERA WHIP																		
Mike Torrez, R ERA: 2.84 (5, 1)	4.0 L 21 7 3 2 3 3 0 1 0 0 0 0 14 18 0.00 1.000																			
Larry Jaster, L ERA: 2.7 (7, 1)	2.0 9 2 0 0 3 0 1 0 0 0 0 0 8 16 0.00 0.500																			
Hal Gilson, L ERA: (7, 1)	2.0 8 0 0 0 1 1 1 0 0 0 0 0 8 16 0.00 0.500																			

Batter	1	2	3	4	5	6	7	8	9	AB	R	H	RBI	BB	SO	LOB	TOP		
Lou Brock, L OBP: 0.299, SLG: 0.439 (1, 7)										4	1	2	0	0	1	0			
Curt Flood, R OBP: 0.346, SLG: 0.533 (1, 8)										5	1	2	0	0	1	2			
Roger Maris, L OBP: 0.340, SLG: 0.489 (1, 9)										3	0	1	0	1	0	1			
Orlando Cepeda, R OBP: 0.397, SLG: 0.588 (1, 3)										4	0	0	0	0	1	5			
Tim McCarver, L OBP: 0.343, SLG: 0.381 (1, 2)										3	0	0	0	1	0	2			
Mike Shannon, R OBP: 0.318, SLG: 0.471 (1, 5)										4	0	1	1	0	1	2			
Julian Javier, R OBP: 0.254, SLG: 0.286 (1, 4)										4	0	1	0	0	0	2			
Dal Maxvill, R OBP: 0.254, SLG: 0.262 (1, 6)										4	0	0	0	0	3	1			
Ray Washburn, R Joe Hoerner, R (9, 1)										4	0	0	0	0	4	0			
Inning Stats	R: 0 H: 0 E: 0 K: 2 S: 7	H: 0 LOB: 1 BB: 1 P: 11	R: 0 H: 1 E: 0 K: 2 S: 8	H: 1 LOB: 1 BB: 0 P: 8	R: 1 H: 1 E: 1 K: 1 S: 7	H: 1 LOB: 1 BB: 0 P: 7	R: 0 H: 0 E: 0 K: 0 S: 3	H: 0 LOB: 0 BB: 0 P: 3	R: 0 H: 1 E: 0 K: 1 S: 5	H: 2 LOB: 2 BB: 1 P: 9	R: 0 H: 0 E: 0 K: 2 S: 7	H: 0 LOB: 0 BB: 0 P: 7	R: 0 H: 2 E: 0 K: 1 S: 7	H: 2 LOB: 2 BB: 0 P: 7	R: 0 H: 0 E: 0 K: 2 S: 7	H: 0 LOB: 0 BB: 0 P: 7	1B: 7 2B: 0 3B: 0 HR: 0	SF: 0 SAC: 0 DP: 0 HBP: 0	WP: 1 PA: 37 PB: 0 SB: 0 CS: 1
PITCHER	IP	WLS	BF	H	R	ER	SO	BB	IBB	HBP	BLK	WP	HR	S	P	ERA	WHIP		
Bill Singer, R ERA: 1.89 (1, 1)	8.0	L	34	7	2	1	9	1	1	0	0	1	0	49	57	1.12	1.000		
Jack Billingham, R ERA: (9, 1)	1.0	S	3	0	0	0	2	0	0	0	0	0	0	7	7	0.00	0.000		

St. Louis Cardinals @ Los Angeles Dodgers
 Dodger Stadium, Los Angeles, CA
 Tue Apr 30 1968, 7:05 PM PDT
 Att: 20,901 - Unknown

AB 35
 R 2
 H 7
 RBI 1
 BB 2
 SO 11
 LOB 15



Batter	1	2	3	4	5	6	7	8	9	AB	R	H	RBI	BB	SO	LOB	BOTTOM		
Zoilo Versalles, R OBP: 0.234, SLG: 0.315 (1, 6)										4	0	0	0	0	1	1			
Luis Alcaraz, R OBP: 0.273, SLG: 0.275 (1, 5)										4	0	0	0	0	1	0			
Willie Davis, L OBP: 0.293, SLG: 0.378 (1, 8)										4	0	1	0	0	1	0			
Ron Fairly, L OBP: 0.270, SLG: 0.259 (1, 9)										3	0	1	0	0	0	0			
Rocky Colavito, R OBP: 0.256, SLG: 0.167 (9, PH)										1	0	0	0	0	1	1			
Wes Parker, S OBP: 0.329, SLG: 0.353 (1, 3)										4	0	2	0	0	0	2			
Tom Haller, L OBP: 0.346, SLG: 0.362 (1, 2)										3	0	1	0	0	0	1			
Jim Fairey, L OBP: 0.250, SLG: 0.364 (1, 7)										3	1	1	0	0	0	2			
Paul Popovich, S OBP: 0.211, SLG: 0.118 (1, 4)										3	0	1	1	0	1	0			
Bill Singer, R Len Gabrielson, L (8, PH) Jack Billingham, R (9, 1)										2	0	0	0	0	1	0			
Inning Stats	R: 0 H: 0 E: 0 K: 0 S: 3	H: 2 LOB: 1 BB: 0 P: 4	R: 0 H: 0 E: 0 K: 3 S: 9	H: 0 LOB: 0 BB: 0 P: 9	R: 0 H: 0 E: 0 K: 1 S: 5	H: 0 LOB: 0 BB: 0 P: 5	R: 0 H: 1 E: 0 K: 0 S: 3	H: 1 LOB: 1 BB: 0 P: 3	R: 0 H: 2 E: 0 K: 0 S: 5	H: 2 LOB: 1 BB: 0 P: 5	R: 0 H: 0 E: 0 K: 1 S: 6	H: 1 LOB: 1 BB: 0 P: 6	R: 1 H: 2 E: 0 K: 0 S: 5	H: 2 LOB: 1 BB: 0 P: 5	R: 0 H: 1 E: 0 K: 1 S: 6	H: 1 LOB: 1 BB: 0 P: 6	1B: 6 2B: 0 3B: 1 HR: 0	SF: 0 SAC: 1 DP: 1 HBP: 0	WP: 0 PA: 32 PB: 0 SB: 0 CS: 1
PITCHER	IP	WLS	BF	H	R	ER	SO	BB	IBB	HBP	BLK	WP	HR	S	P	ERA	WHIP		
Ray Washburn, R ERA: 0.99 (1, 1)	8.1	W	30	7	1	1	5	0	0	0	0	0	0	40	40	1.08	0.840		
Joe Hoerner, L ERA: (9, 1)	0.2	S	2	0	0	0	1	0	0	0	0	0	0	4	4	0.00	0.000		

St. Louis Cardinals @ Los Angeles Dodgers
 Dodger Stadium, Los Angeles, CA
 Tue Apr 30 1968, 7:05 PM PDT
 Att: 20,901 - Unknown

AB 31
 R 1
 H 7
 RBI 1
 BB 0
 SO 6
 LOB 7



Batter	1	2	3	4	5	6	7	8	9	AB	R	H	RBI	BB	SO	LOB	TOP										
Felipe Alou, R OBP: 0.378, SLG: 0.558 (1, 8)	0-0 WP 1B 1B		0-0 F9			0-0 P4-3 1B	4-0 IBB		0-0 FC6-4 1B	4	1	3	0	1	0	0	Atlanta Braves @ Los Angeles Dodgers Dodger Stadium, Los Angeles, CA Wed May 01 1968, 7:05 PM PDT Att: 14,815 - Unknown										
Sonny Jackson, L OBP: 0.224, SLG: 0.232 (1, 6)	0-0 BB 1B 1B		0-0 1-3			0-0 F5	0-0 F8		0-0 FC6-4 1B E	5	2	1	0	0	0	6											
Hank Aaron, R OBP: 0.444, SLG: 0.690 (1, 9)	4-0 1B 7-2 BB		0-3 K			0-0 P4-3 1B		0-3 K	4-0 E FC6-2 IBB	3	0	1	0	2	2	0											
Tito Francona, L OBP: 0.533, SLG: 0.714 Deron Johnson, R OBP: 0.170, SLG: 0.167 (9, 3)	0-0 1B			4-0 FC4-6 BB		0-0 P4-3		0-0 1B 1B	0-0 E4 FC6-2 2B 1B	4	2	3	3	1	0	2											
Sandy Valdespino, L OBP: 0.411, SLG: 0.396 Tommye Aaron, R OBP: 0.364, SLG: 0.459 (8, PH)	0-0 7-2			0-0 FC4-6 P4-6-3		0-0 6-3		0-0 1B 1B	0-0 FC6-2 2B	3	0	0	0	0	0	5											
Claude Raymond, R (9, 1)				1-2 P4-6-3				1-3 CS 1B	0-0 2B	0	0	0	0	0	0	0											
Clete Boyer, R OBP: 0.197, SLG: 0.292 (1, 5)	0-0 1-3			0-0 P4-6-3				0-0 1B	0-0 1B	5	0	2	3	0	0	2											
Felix Millan, R OBP: 0.329, SLG: 0.300 (1, 4)			0-0 6-3			0-0 P4-3		0-0 SH1-4 1B	0-0 FC6-4 1B	5	0	2	0	0	0	1											
Marty Martinez, S OBP: 0.250, SLG: 0.250 (1, 2)			0-0 5-3			0-3 K		0-0 SH1-4 1B	0-0 FC6-4	4	0	1	0	0	1	2											
Pat Jarvis, R OBP: 0.231, SLG: 0.167 Mike Lum, L OBP: 0.389, SLG: 0.500 (9, PH)	0-0 1-3			0-0 6-3		0-0 SH1-4		1-2 SH1-4 1B	0-0 1B	2	0	0	0	0	0	0											
Inning Stats	R: 2 E: 0 K: 0 S: 5	H: 3 LOB: 1 BB: 1 P: 9	R: 0 E: 0 K: 0 S: 3	H: 0 LOB: 0 BB: 0 P: 3	R: 0 E: 0 K: 1 S: 5	H: 0 LOB: 0 BB: 0 P: 5	R: 0 E: 0 K: 0 S: 2	H: 0 LOB: 0 BB: 1 P: 6	R: 0 E: 0 K: 1 S: 5	H: 0 LOB: 0 BB: 0 P: 5	R: 0 E: 0 K: 0 S: 5	H: 2 LOB: 2 BB: 0 P: 5	R: 0 E: 0 K: 0 S: 5	H: 2 LOB: 3 BB: 1 P: 9	R: 1 E: 0 K: 1 S: 8	H: 4 LOB: 2 BB: 0 P: 8	R: 4 E: 1 K: 0 S: 7	H: 4 LOB: 1 BB: 1 P: 11	1B: 14 2B: 2 3B: 0 HR: 0	SF: 0 SAC: 1 DP: 2 HBP: 0	WP: 1 PB: 0 SB: 0 CS: 1	PA: 43					
PITCHER	IP	WLS	BF	H	R	ER	SO	BB	IBB	HBP	BLK	WP	HR	S	P	ERA	WHIP										
Don Drysdale, R ERA: 3.18 Jim Brewer, L ERA: 1.93 Mudcat Grant, R ERA: 3.24 Jack Billingham, R ERA: 2.45	(1, 1)	7.0	29	7	2	2	2	2	1	0	0	1	0	30	42	2.57	1.286										

Batter	1	2	3	4	5	6	7	8	9	AB	R	H	RBI	BB	SO	LOB	BOTTOM										
Jim Fairley, L OBP: 0.250, SLG: 0.346 (1, 7)	0-0 1B 1B		0-0 L8		0-3 K			0-0 F9		4	0	1	0	0	1	0	Atlanta Braves @ Los Angeles Dodgers Dodger Stadium, Los Angeles, CA Wed May 01 1968, 7:05 PM PDT Att: 14,815 - Unknown										
Zoilo Versalles, R OBP: 0.235, SLG: 0.312 (1, 6)	0-3 K		0-0 6-3		0-0 L5			0-0 3B 1B		4	1	1	0	0	1	1											
Willie Davis, L OBP: 0.316, SLG: 0.462 (1, 8)	0-0 1-3 1B		0-0 HR			0-0 F9		0-0 1H SF9 3B		4	2	3	2	0	0	0											
Ron Fairly, L OBP: 0.254, SLG: 0.246 (1, 9)	0-3 K		0-0 F3			0-0 F4		0-0 SF9		3	0	0	1	0	1	2											
Wes Parker, S OBP: 0.312, SLG: 0.333 (1, 3)	0-3 K			0-0 F7		0-3 K		0-0 6-3		4	0	0	0	0	2	2											
Tom Haller, L OBP: 0.357, SLG: 0.373 (1, 2)		0-0 FC4-6 1B		0-0 1B			0-0 F9		0-0 F7	4	0	2	0	0	0	0											
Luis Alcaraz, R OBP: 0.292, SLG: 0.295 (1, 5)		0-0 FC4-6 WP		0-0 F8			0-0 1B		0-0 1B	4	0	2	0	0	0	2											
Paul Popovich, S OBP: 0.174, SLG: 0.095 (1, 4)		0-3 K		0-0 P7			0-0 P8		0-0 P9	4	0	0	0	0	1	4											
Don Drysdale, R OBP: 0.285, SLG: 0.289 Len Cshodson, L OBP: 0.167, SLG: 0.167 Jim Brewer, L OBP: 0.364, SLG: 0.459 Mudcat Grant, R OBP: 0.364, SLG: 0.459 Jack Billingham, R OBP: 0.389, SLG: 0.500 Cleo James, R OBP: 0.200, SLG: 0.200 (8, PH)	(1, 1)	8.0	32	8	3	3	6	0	0	0	0	0	0	0	0	0		1									
Inning Stats	R: 0 E: 0 K: 3 S: 11	H: 2 LOB: 2 BB: 0 P: 11	R: 0 E: 0 K: 1 S: 6	H: 1 LOB: 0 BB: 0 P: 6	R: 1 E: 0 K: 0 S: 4	H: 1 LOB: 0 BB: 0 P: 4	R: 0 E: 0 K: 0 S: 4	H: 1 LOB: 1 BB: 0 P: 4	R: 0 E: 0 K: 1 S: 5	H: 0 LOB: 0 BB: 0 P: 5	R: 0 E: 0 K: 0 S: 4	H: 1 LOB: 1 BB: 0 P: 4	R: 2 E: 0 K: 0 S: 5	H: 2 LOB: 0 BB: 0 P: 5	R: 0 E: 0 K: 0 S: 4	H: 1 LOB: 1 BB: 0 P: 4		1B: 7 2B: 0 3B: 1 HR: 1	SF: 1 SAC: 0 DP: 0 HBP: 0	WP: 1 PB: 0 SB: 0 CS: 0	PA: 36						
PITCHER	IP	WLS	BF	H	R	ER	SO	BB	IBB	HBP	BLK	WP	HR	S	P	ERA	WHIP										
Pat Jarvis, R ERA: 2.18 Claude Raymond, R ERA: 1.42	(1, 1)	1.0	4	1	0	0	0	0	0	0	0	0	0	4	4	0.00	1.000										



Batter	1	2	3	4	5	6	7	8	9	AB	R	H	RBI	BB	SO	LOB	TOP								
Pete Rose, S OBP: 0.452, SLG: 0.578 (1, 9)	F7		1B			F9	6-3			4	0	1	0	0	0	1									
Alex Johnson, R OBP: 0.333, SLG: 0.361 (1, 7)	F8		1-3			4-3		9-2-5		4	1	2	0	0	0	1									
Vada Pinson, L OBP: 0.303, SLG: 0.420 (1, 8)	F3			HR		4-3		9-2-5		3	1	1	1	1	0	1									
Tony Perez, R OBP: 0.333, SLG: 0.469 (1, 5)		SF8		F3		E7		K		4	1	1	0	0	1	2									
Fred Whitfield, L OBP: 0.250, SLG: 0.250 (1, 3)				F7		4-3				3	0	0	1	0	1	3									
Lee May, R OBP: 0.363, SLG: 0.425 (9, PH)										1	0	0	0	0	1	0									
Johnny Bench, R OBP: 0.203, SLG: 0.317 (1, 2)		SF8		5-3						3	0	0	1	0	2	2									
Tommy Helms, R OBP: 0.309, SLG: 0.372 (1, 4)						F2		6-3		4	0	1	0	0	0	0									
Leo Cardenas, R OBP: 0.250, SLG: 0.253 (1, 6)		CS	P4		5-3					3	0	1	0	0	0	0									
Jim Maloney, L OBP: 0.286, SLG: 0.125 (7, PH)										2	0	0	0	0	0	0									
Mack Jones, L OBP: 0.286, SLG: 0.125 (7, PH)										1	0	0	0	0	0	1									
Ted Davidson, R OBP: 0.302, SLG: 0.304 (7, 1)										0	0	0	0	0	0	0									
Inning Stats	R: 0 E: 0 K: 0 S: 3	H: 0 LOB: 0 BB: 0 P: 3	R: 1 E: 1 K: 1 S: 6	H: 2 LOB: 0 BB: 0 P: 6	R: 0 E: 0 K: 0 S: 4	H: 1 LOB: 1 BB: 0 P: 4	R: 1 E: 0 K: 0 S: 4	H: 1 LOB: 0 BB: 0 P: 4	R: 0 E: 0 K: 0 S: 3	H: 0 LOB: 0 BB: 0 P: 3	R: 1 E: 1 K: 1 S: 7	H: 1 LOB: 2 BB: 1 P: 11	R: 0 E: 1 K: 0 S: 4	H: 1 LOB: 1 BB: 0 P: 4	R: 0 E: 1 K: 1 S: 5	H: 1 LOB: 0 BB: 0 P: 5	R: 0 E: 0 K: 2 S: 7	H: 0 LOB: 0 BB: 0 P: 7	1B: 4 2B: 3 3B: 0 HR: 1	SF: 1 SAC: 0 DP: 1 HBP: 0	WP: 0 PB: 0 SB: 0 CS: 1	PA: 35			
PITCHER	IP	WLS	BF	H	R	ER	SO	BB	IBB	HBP	BLK	WP	HR	S	P	ERA	WHIP								
Don Sutton, R ERA: 2.77 (1, 1)	6.1	W	26	6	3	2	2	1	0	0	0	0	1	29	33	2.84	1.105								
Jim Brewer, L ERA: 1.5 (7, 1)	2.2	S	8	1	0	0	3	0	0	0	0	0	0	14	14	0.00	0.375								

Cincinnati Reds @ Los Angeles Dodgers
Dodger Stadium, Los Angeles, CA
 Fri May 03 1968, 7:05 PM PDT
 Att: 50,506 - Unknown

AB	32
R	3
H	7
RBI	3
BB	1
SO	5
LOB	11

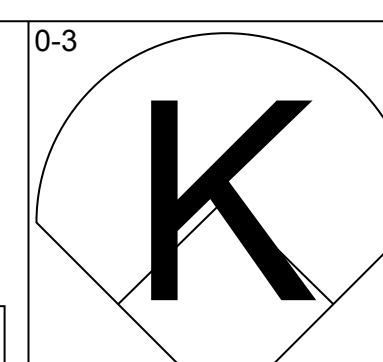
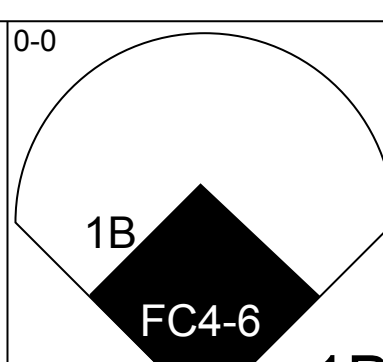
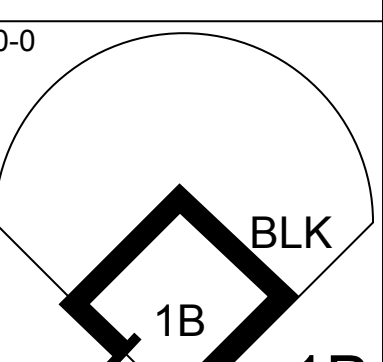
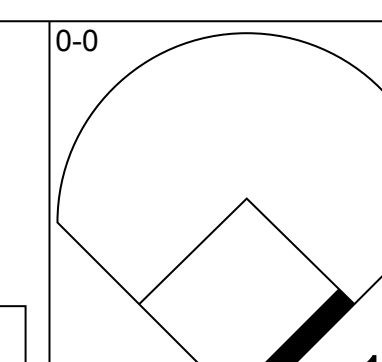
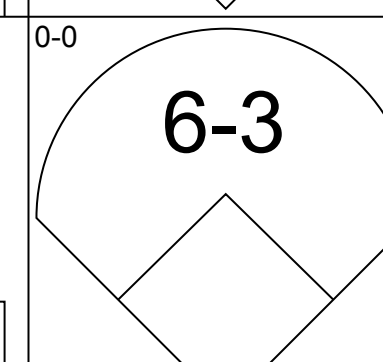
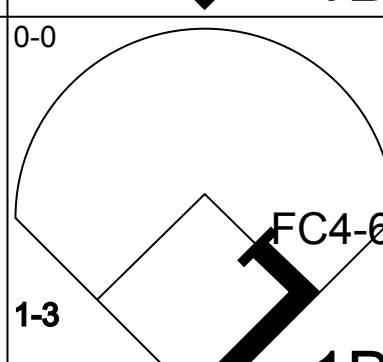
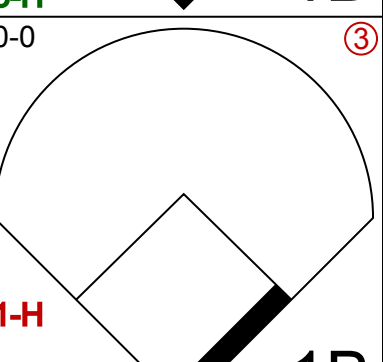
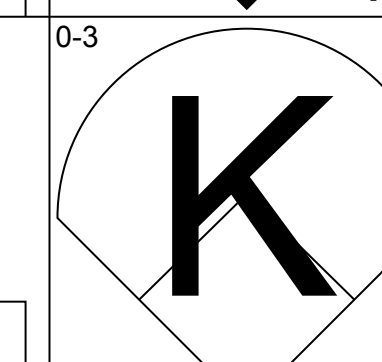
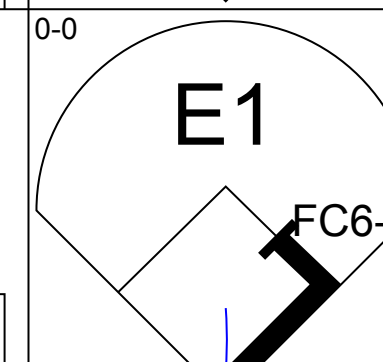
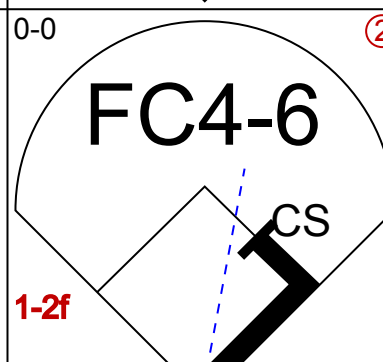
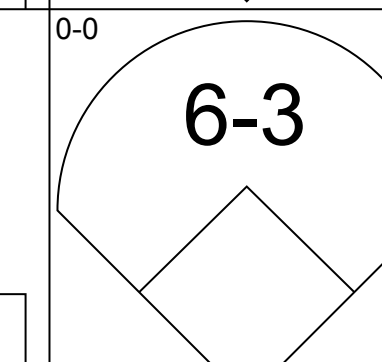
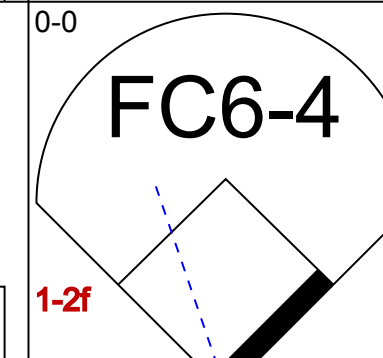
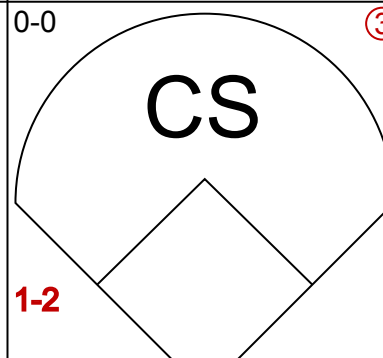
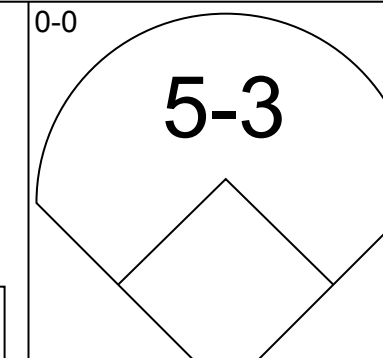
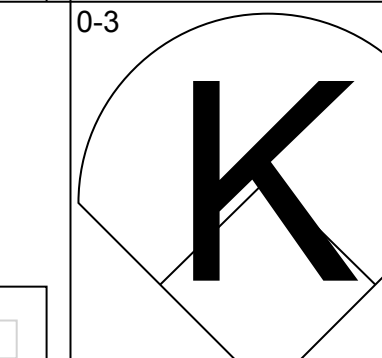
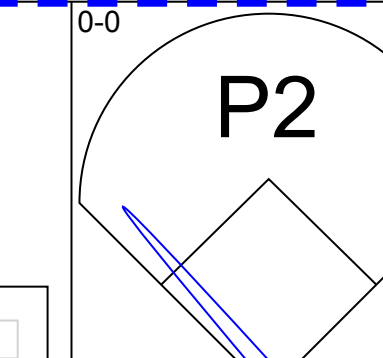
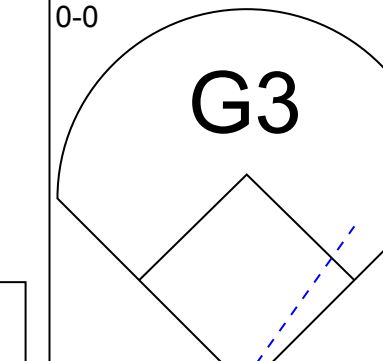
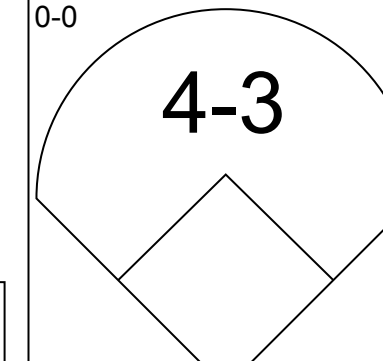
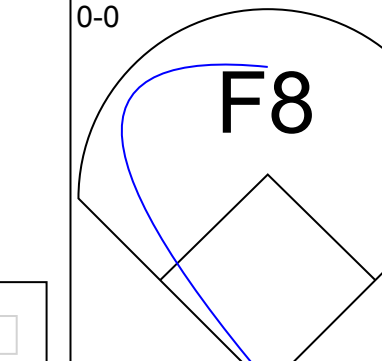
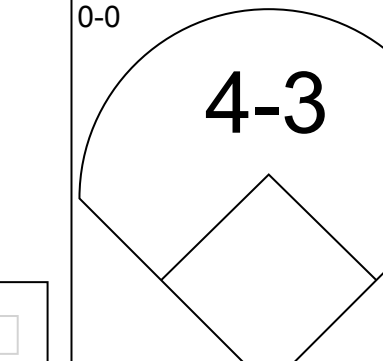
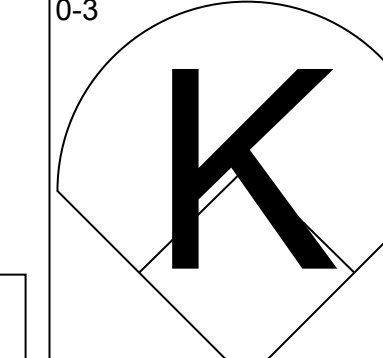
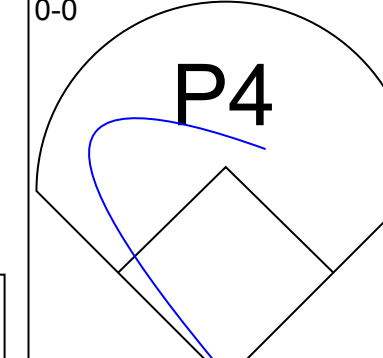

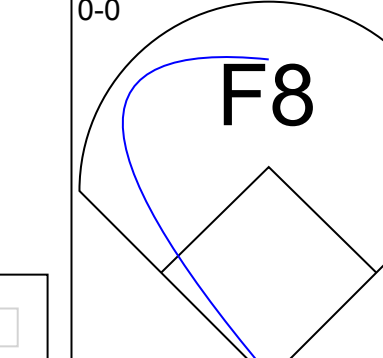
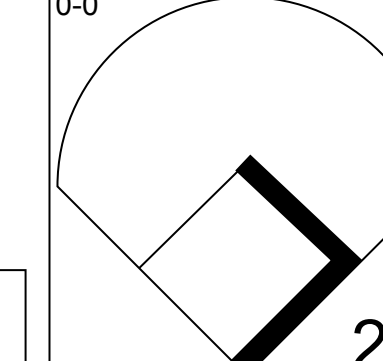
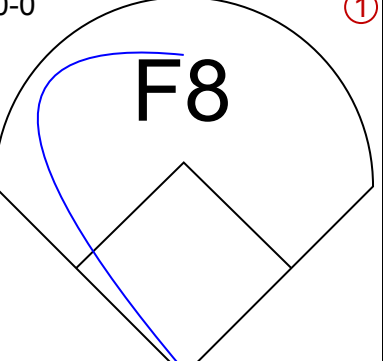
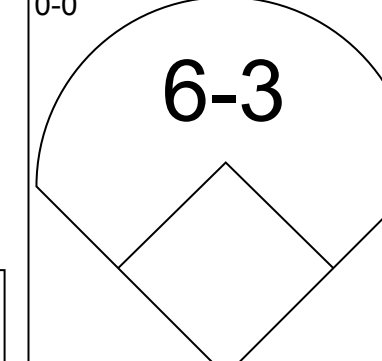
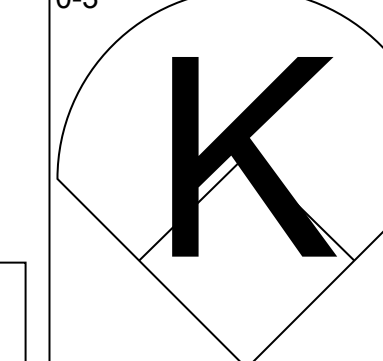
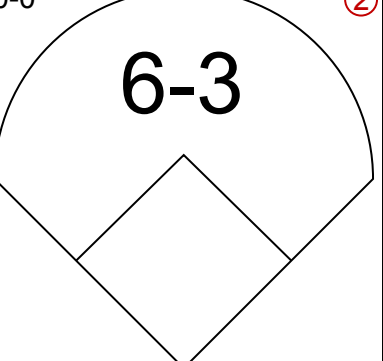
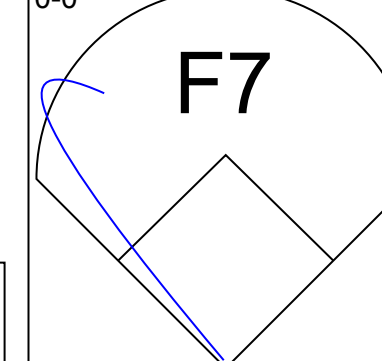
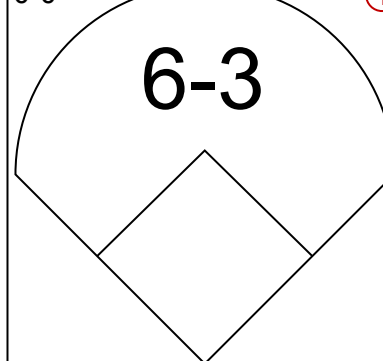
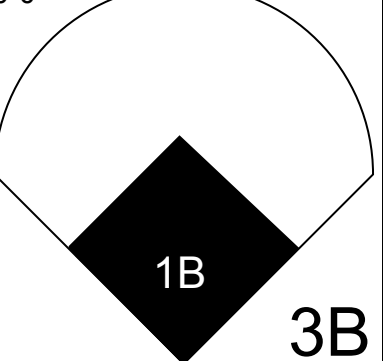
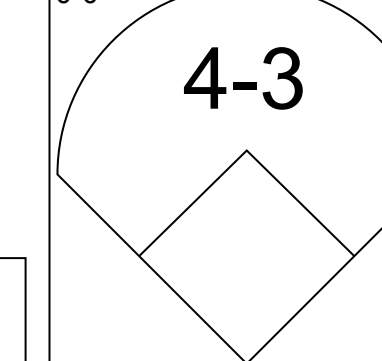


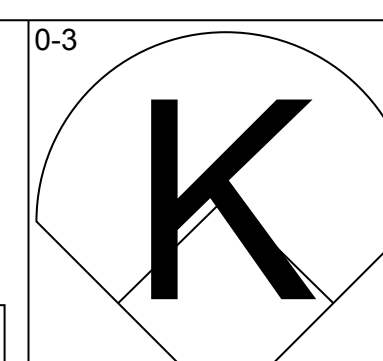
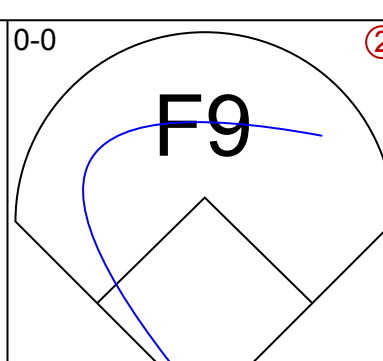
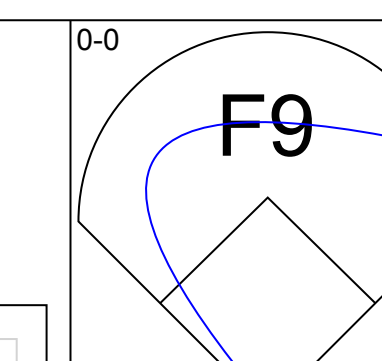
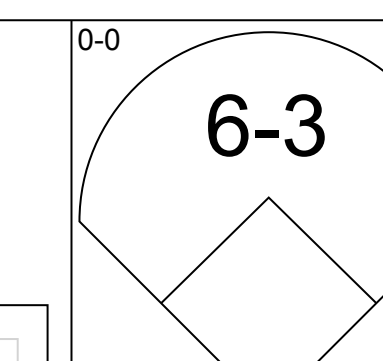
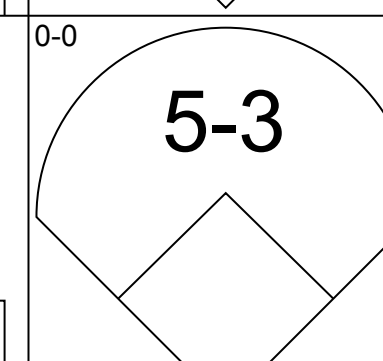
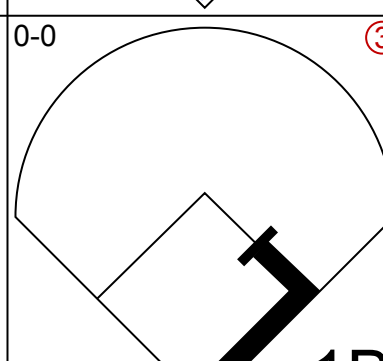
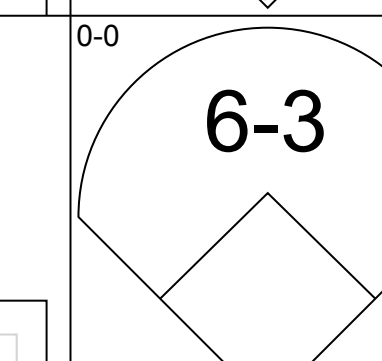
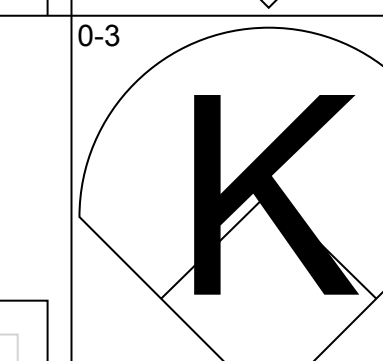
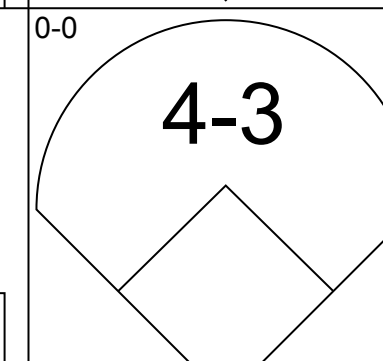
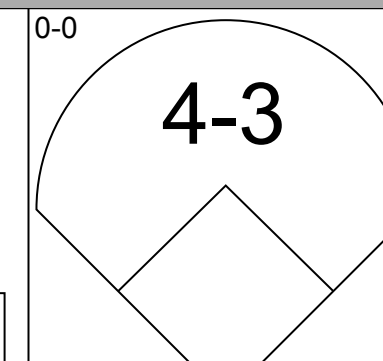
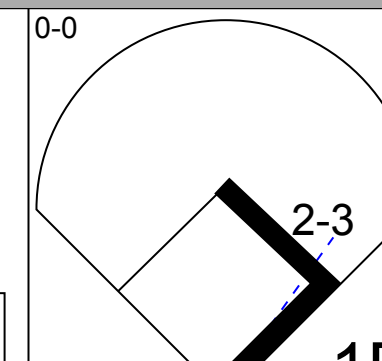
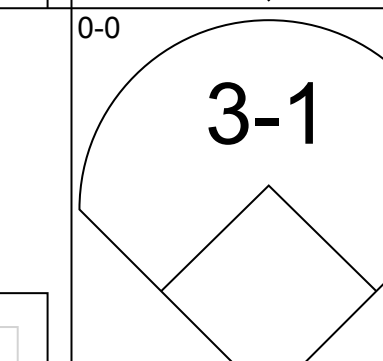
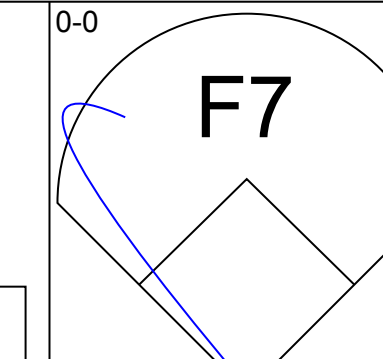
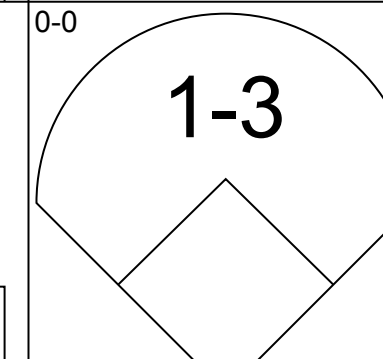
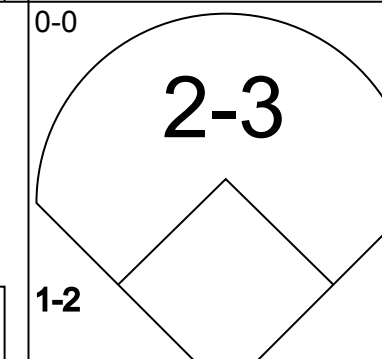
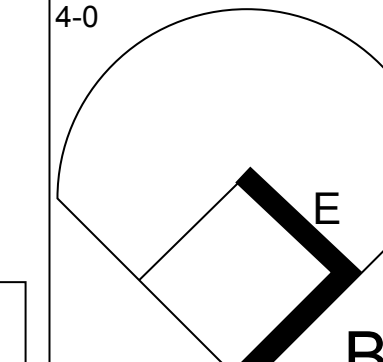
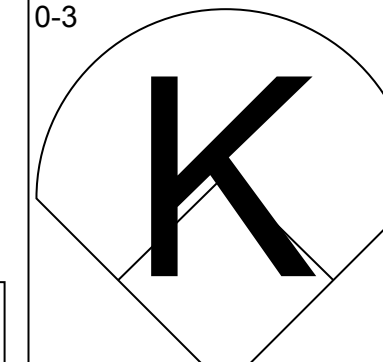
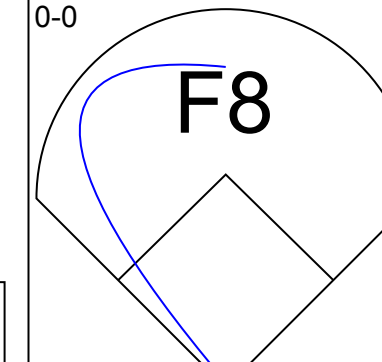
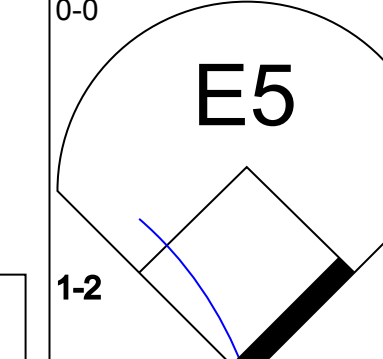
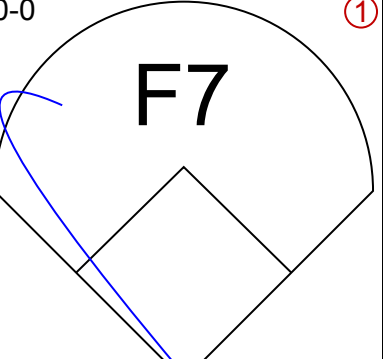
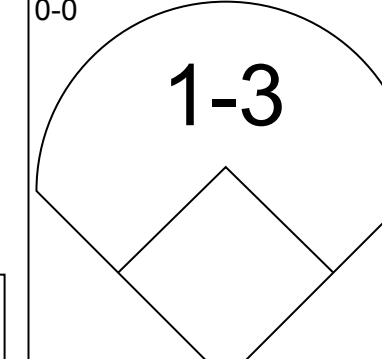
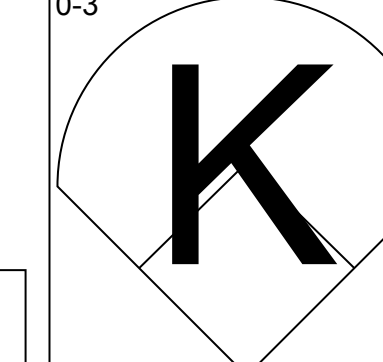
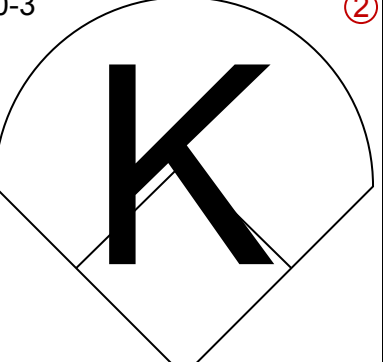
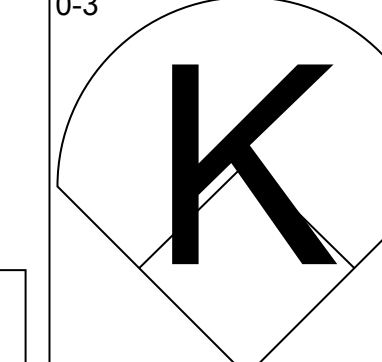
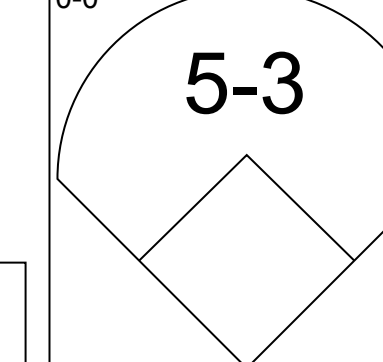
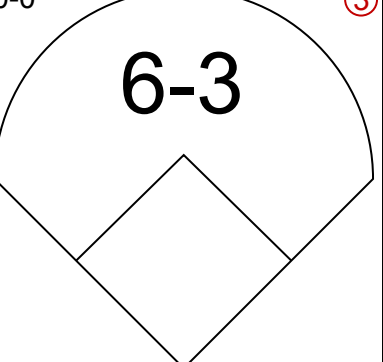
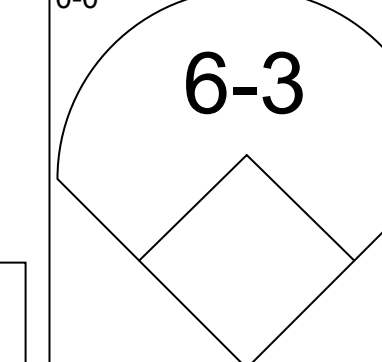
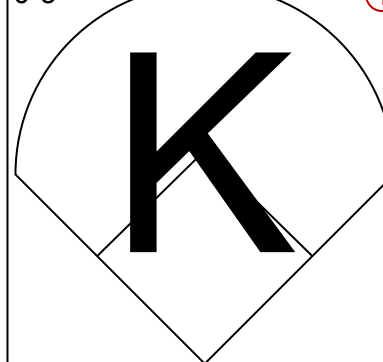
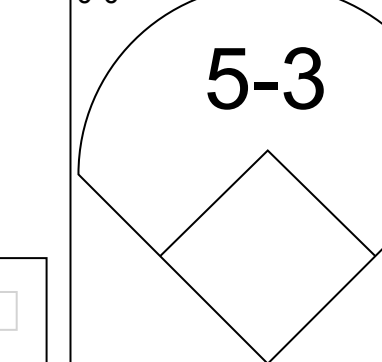
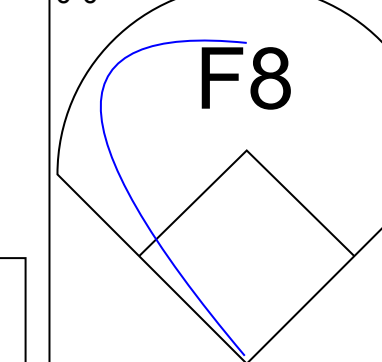
Batter	1	2	3	4	5	6	7	8	9	AB	R	H	RBI	BB	SO	LOB	BOTTOM								
Jim Fairley, L OBP: 0.242, SLG: 0.323 (1, 7)	B2		1-3			E4	F5			4	1	1	0	0	0	0									
Zoilo Versalles, R OBP: 0.239, SLG: 0.291 (1, 6)	F8		K			FC3-6	5-3			4	0	1	0	0	1	0									
Willie Davis, L OBP: 0.281, SLG: 0.409 (1, 8)	G3		P4			FC3-6		6-3		4	1	0	1	0	0	1									
Ron Fairly, L OBP: 0.267, SLG: 0.250 (1, 9)		SH1-3		5-3		BB		2-3		4	2	2	0	0	0	0									
Tom Haller, L OBP: 0.365, SLG: 0.368 (1, 2)		SH1-3		4-3		BB		G3		4	0	2	1	0	0	0									
Wes Parker, S OBP: 0.302, SLG: 0.304 (1, 3)		SH1-3		1-3		P4				2	0	0	0	0	0	2									
Bob Bailey, R OBP: 0.265, SLG: 0.179 (1, 5)		SF7				K				1	0	0	1	1	1	0									
Luis Alcaraz, R OBP: 0.296, SLG: 0.286 (1, 4)						K				2	0	1	1	1	1	0									
Don Sutton, R OBP: 0.400, SLG: 0.500 (1, 1)						K				2	0	0	0	0	1	2									
Jim Brewer, L ERA: 6.3 (7, 1)						K				1	0	0	0	0	1	0									
Inning Stats	R: 0 E: 0 K: 0 S: 3	H: 0 LOB: 0 BB: 0 P: 3	R: 1 E: 0 K: 0 S: 5	H: 2 LOB: 2 BB: 1 P: 9	R: 0 E: 0 K: 1 S: 5	H: 0 LOB: 0 BB: 0 P: 5	R: 0 E: 0 K: 0 S: 3	H: 0 LOB: 0 BB: 0 P: 3	R: 0 E: 0 K: 3 S: 9	H: 0 LOB: 0 BB: 0 P: 9	R: 3 E: 1 K: 0 S: 7	H: 5 LOB: 2 BB: 1 P: 11	R: 0 E: 0 K: 1 S: 5	H: 0 LOB: 0 BB: 0 P: 5	R: 0 E: 0 K: 0 S: 3	H: 0 LOB: 0 BB: 0 P: 3	1B: 7 2B: 0 3B: 0 HR: 0	SF: 1 SAC: 1 DP: 0 HBP: 0	WP: 0 PB: 0 SB: 0 CS: 0	PA: 32					
PITCHER	IP	WLS	BF	H	R	ER	SO	BB	IBB	HBP	BLK	WP	HR	S	P	ERA	WHIP								
Jim Maloney, R ERA: 3.46 (1, 1)	6.0	L	26	7	4	4	4	1	1	0	0	0	0	32	40	6.00	1.333								
Ted Davidson, L ERA: 6.3 (7, 1)	2.0		6	0	0	0	1	0	0	0	0	0	0	8	8	0.00	0.000								

Cincinnati Reds @ Los Angeles Dodgers
Dodger Stadium, Los Angeles, CA
 Fri May 03 1968, 7:05 PM PDT
 Att: 50,506 - Unknown

AB	28
R	4
H	7
RBI	4
BB	2
SO	5
LOB	5



Batter	1	2	3	4	5	6	7	8	9	AB	R	H	RBI	BB	SO	LOB	TOP					
Pete Rose, S OBP: 0.464, SLG: 0.586 (1.9)										4	1	3	1	0	1	0	Cincinnati Reds @ Los Angeles Dodgers Dodger Stadium, Los Angeles, CA Sat May 04 1968, 7:05 PM PDT Att: 25,792 - Unknown					
Alex Johnson, R OBP: 0.341, SLG: 0.368 (1.7)										4	0	2	0	0	1	1						
Vada Pinson, L OBP: 0.290, SLG: 0.400 (1.8)										4	0	0	1	0	0	2						
Tony Perez, R OBP: 0.319, SLG: 0.447 (1.5)										4	0	0	0	0	1	1						
Fred Whitfield, L OBP: 0.200, SLG: 0.200 (1.3)										4	0	0	0	0	0	0						
Johnny Bench, R OBP: 0.191, SLG: 0.297 (1.2)										4	0	0	0	0	1	0						
Tommy Helms, R OBP: 0.310, SLG: 0.383 (1.4)										3	0	1	0	0	0	0						
Leo Cardenas, R OBP: 0.241, SLG: 0.244 (1.6)										3	0	0	0	0	1	1						
Gerry Arrigo, L OBP: 0.200, SLG: 0.333 (1.1)										3	1	1	0	0	0	0						
Inning Stats	R: 0 E: 1 K: 1 S: 6	H: 0 LOB: 1 BB: 0 P: 6	R: 0 E: 0 K: 2 S: 8	H: 1 LOB: 1 BB: 0 P: 8	R: 1 E: 0 K: 0 S: 4	H: 2 LOB: 0 BB: 0 P: 4	R: 0 E: 0 K: 0 S: 3	H: 0 LOB: 0 BB: 0 P: 3	R: 1 E: 0 K: 0 S: 5	H: 3 LOB: 2 BB: 0 P: 5	R: 0 E: 0 K: 0 S: 5	H: 0 LOB: 0 BB: 0 P: 5	R: 0 E: 0 K: 0 S: 3	H: 0 LOB: 0 BB: 0 P: 3	R: 0 E: 0 K: 1 S: 6	H: 1 LOB: 1 BB: 0 P: 6	R: 0 E: 0 K: 0 S: 3	H: 0 LOB: 0 BB: 0 P: 3	1B: 5 2B: 1 3B: 1 HR: 0	SF: 0 SAC: 0 DP: 0 HBP: 0	WP: 0 PB: 0 SB: 0 CS: 1	PA: 34
PITCHER	IP	WLS	BF	H	R	ER	SO	BB	IBB	HBP	BLK	WP	HR	S	P	ERA	WHIP					
Bill Singer, R ERA: 1.96 (1.1)	8.0	L	30	7	2	2	5	0	0	0	1	0	0	40	40	2.25	0.875					
Jack Billingham, R ERA: 1.59 (9.1)	1.0		3	0	0	0	0	0	0	0	0	0	0	3	3	0.00	0.000					

Batter	1	2	3	4	5	6	7	8	9	AB	R	H	RBI	BB	SO	LOB	BOTTOM				
Wes Parker, S OBP: 0.289, SLG: 0.289 (1.3)										4	0	0	0	0	1	0	Cincinnati Reds @ Los Angeles Dodgers Dodger Stadium, Los Angeles, CA Sat May 04 1968, 7:05 PM PDT Att: 25,792 - Unknown				
Zoilo Versalles, R OBP: 0.240, SLG: 0.289 (1.6)										4	0	1	0	0	1	0					
Willie Davis, L OBP: 0.280, SLG: 0.402 (1.8)										4	0	1	0	0	0	0					
Rocky Colavito, R OBP: 0.250, SLG: 0.171 (1.9)										3	0	0	0	0	0	1					
Bob Bailey, R OBP: 0.270, SLG: 0.167 (1.5)										2	0	0	0	1	1	1					
Luis Alcaraz, R OBP: 0.281, SLG: 0.269 (1.4)										3	0	0	0	0	0	2					
Cleo James, R OBP: 0.222, SLG: 0.333 (1.7)										3	0	0	0	0	3	2					
Jeff Torborg, R OBP: 0.188, SLG: 0.133 (1.2)										3	0	0	0	0	0	2					
Bill Singer, R Ted Savage, R (8, PH) Jack Billingham, R (9.1)										2	0	0	0	0	1	0					
Inning Stats	R: 0 E: 0 K: 1 S: 5	H: 0 LOB: 0 BB: 0 P: 5	R: 0 E: 1 K: 1 S: 6	H: 0 LOB: 2 BB: 1 P: 10	R: 0 E: 0 K: 1 S: 5	H: 1 LOB: 1 BB: 0 P: 5	R: 0 E: 0 K: 1 S: 5	H: 0 LOB: 0 BB: 0 P: 5	R: 0 E: 0 K: 0 S: 3	H: 0 LOB: 0 BB: 0 P: 3	R: 0 E: 0 K: 0 S: 4	H: 1 LOB: 1 BB: 0 P: 4	R: 0 E: 0 K: 1 S: 5	H: 0 LOB: 0 BB: 0 P: 5	R: 0 E: 0 K: 1 S: 5	H: 0 LOB: 0 BB: 0 P: 5	1B: 2 2B: 0 3B: 0 HR: 0	SF: 0 SAC: 0 DP: 0 HBP: 0	WP: 0 PB: 0 SB: 0 CS: 0	PA: 30	
PITCHER	IP	WLS	BF	H	R	ER	SO	BB	IBB	HBP	BLK	WP	HR	S	P	ERA	WHIP				
Gerry Arrigo, L ERA: 1.35 (1.1)	9.0	W	30	2	0	0	7	1	0	0	0	0	0	43	47	0.00	0.333				

Batter	1	2	3	4	5	6	7	8	9	10	11	12	13	14	15	16	AB	R	H	RBI	BB	SO	LOB	TOP			
Pete Rose, S OBP: 0.482, SLG: 0.564 (1.9)	1-3			K		CS 1B		2B 1B			1-3		3-1		F8		7	2	2	0	0	1	1				
Alex Johnson, R OBP: 0.137, SLG: 0.373 (1.7)	1-3			FC6-4 1B		2-3		2B			6-3		K		F7		7	0	2	1	0	1	2				
Vada Pinson, L OBP: 0.290, SLG: 0.391 (1.8)	E6 CS			FC6-4 1-2 1B		1B		F9			F9				P4		7	0	2	1	0	0	2				
Tony Perez, R OBP: 0.327, SLG: 0.433 (1.5)	CS	L6		5-3		F9					F9				F9		5	0	1	0	2	0	2				
Fred Whitfield, L OBP: 0.167, SLG: 0.167 (1.3)		P6									F9					FC5-4 1B		4	0	0	0	0	0				
Lee May, R OBP: 0.049, SLG: 0.406 (9.3)																2B		3	1	0	0	0	4				
Johnny Bench, R OBP: 0.200, SLG: 0.300 (1.2)		K																6	0	1	1	1	2	0			
Tommy Helms, R OBP: 0.303, SLG: 0.372 (1.4)				F9							F8							5	0	1	0	0	0				
Bob Lee, R OBP: 0.333, SLG: 0.250 (14. PH)								1-3										0	0	0	0	0	0				
Bill Kello, R OBP: 0.333, SLG: 0.250 (14. PH)																		1	0	0	0	0	2				
Billy McCool, R OBP: 0.333, SLG: 0.250 (16.1)						1B												1	0	0	0	0	1				
Leo Cardenas, R OBP: 0.225, SLG: 0.226 (1.6)				F9							5-3							6	0	0	0	0	1				
Mit Pappas, R OBP: 0.091, SLG: 0.091 (8. PH)																		2	0	0	0	0	1				
Mack Jones, L OBP: 0.316, SLG: 0.176 (8. PH)				K														1	0	1	0	0	0				
Ted Davidson, R OBP: 0.316, SLG: 0.176 (8. PH)																		1	0	0	0	0	1				
Geraldo Ruiz, S OBP: 0.500, SLG: 0.400 (12.4)														L4				2	0	0	0	0	1				
Inning Stats	R: 0 E: 1 K: 0 S: 3	H: 0 LOB: 0 BB: 0 P: 3	R: 0 E: 0 K: 1 S: 5	H: 0 LOB: 0 BB: 0 P: 5	R: 0 E: 0 K: 1 S: 6	H: 1 LOB: 1 BB: 0 P: 6	R: 0 E: 0 K: 0 S: 5	H: 1 LOB: 1 BB: 0 P: 6	R: 1 E: 0 K: 0 S: 5	H: 3 LOB: 1 BB: 0 P: 5	R: 0 E: 0 K: 0 S: 3	H: 0 LOB: 0 BB: 0 P: 3	R: 0 E: 0 K: 0 S: 3	H: 0 LOB: 0 BB: 0 P: 3	R: 0 E: 0 K: 1 S: 5	H: 0 LOB: 2 BB: 0 P: 11	R: 0 E: 0 K: 0 S: 5	H: 2 LOB: 1 BB: 0 P: 4	R: 1 E: 0 K: 0 S: 5	H: 2 LOB: 1 BB: 0 P: 5	1B: 9 2B: 2 3B: 0 HR: 0	SF: 0 SAC: 0 DP: 0 HBP: 0	WP: 0 PB: 1 SB: 1 CS: 2	PA: 62			
PITCHER	IP	WLS	BF	H	R	ER	SO	BB	IBB	HBP	BLK	WP	HR	S	P	ERA	WHIP										
Don Drysdale, R ERA: 2.66 (1.1)	10.0	7	36	10	2	1	6	0	0	0	0	0	0	0	7	0.00	1.000										
Jack Billingham, R ERA: 1.38 (11.1)	2.0	8	1	0	0	0	0	1	0	0	0	0	0	7	11	0.00	1.000										
John Purdin, R ERA: 0.63 (13.1)	4.0	L	17	3	1	1	1	1	1	0	0	0	0	17	25	2.25	1.000										

Cincinnati Reds @ Los Angeles Dodgers
 Dodger Stadium, Los Angeles, CA
 Sun May 05 1968, 3:33 AM PDT
 Att: 21,040 - Unknown

AB 58
 R 11
 H 33
 RBI 3
 BB 3
 SO 7
 LOB 15



Batter	1	2	3	4	5	6	7	8	9	10	11	12	13	14	15	16	AB	R	H	RBI	BB	SO	LOB	BOTTOM			
Jim Fairry, L OBP: 0.216, SLG: 0.286 (1.7)	P6																4	0	0	0	0	0	1				
Ted Savage, R OBP: 0.197, SLG: 0.118 (10. PH)																	1	0	0	0	0	0	0				
Len Gabrielson, L OBP: 0.222, SLG: 0.222 (12. PH)																	2	0	1	0	0	0	2				
Zolo Versalles, R OBP: 0.233, SLG: 0.271 (1.8)	P3																6	0	0	0	1	0	3				
Willie Davis, L OBP: 0.280, SLG: 0.404 (1.8)	P4																7	2	2	0	0	0	3				
Ron Fairly, L OBP: 0.268, SLG: 0.253 (1.9)																	7	0	2	0	0	1	2				
Tom Haller, L OBP: 0.357, SLG: 0.349 (1.2)																	6	0	1	0	1	0	3				
Wes Parker, S OBP: 0.289, SLG: 0.281 (1.3)																	6	0	1	1	1	1	3				
Bob Bailey, R OBP: 0.273, SLG: 0.189 (1.5)																	7	0	2	0	0	1	4				
Luis Alcaraz, R OBP: 0.250, SLG: 0.237 (1.4)																	7	0	0	0	0	1	2				
Don Drysdale, R ERA: 4.34 (11.1)	7.0	28	5	2	1	3	0	0	0	0	0	0	0	19	19	0.00	0.923										
Ted Davidson, L ERA: 4.34 (8.1)	4.1	17	4	0	0	1	0	0	0	0	0	0	0	5	9	0.00	0.600										
Bob Lee, R ERA: 2.08 (12.1)	1.2	6	0	0	0	0	0	0	0	0	0	0	0	9	9	0.00	0.600										
Bill Kello, R ERA: 4.5 (14.1)	2.1	W	10	3	0	0	2	1	0	0	0	0	0	13	17	0.00	1.714										
Billy McCool, L ERA: 4.5 (16.1)	0.2	S	2	0	0	0	2	0	0	0	0	0	0	6	6	0.00	0.000										
PITCHER	IP	WLS	BF	H	R	ER	SO	BB	IBB	HBP	BLK	WP	HR	S	P	ERA	WHIP										
Mit Pappas, R ERA: 4.34 (11.1)	7.0	28	5	2	1	3	0	0	0	0	0	0	0	19	19	0.00	0.923										
Ted Davidson, L ERA: 4.34 (8.1)	4.1	17	4	0	0	1	0	0	0	0	0	0	0	5	9	0.00	0.600										
Bob Lee, R ERA: 2.08 (12.1)	1.2	6	0	0	0	0	0	0	0	0	0	0	0	9	9	0.00	0.600										
Bill Kello, R ERA: 4.5 (14.1)	2.1	W	10	3	0	0	2	1	0	0	0	0	0	13	17	0.00	1.714										
Billy McCool, L ERA: 4.5 (16.1)	0.2	S	2	0	0	0	2	0	0	0	0	0	0	6	6	0.00	0.000										

Cincinnati Reds @ Los Angeles Dodgers
 Dodger Stadium, Los Angeles, CA
 Sun May 05 1968, 3:33 AM PDT
 Att: 21,040 - Unknown

AB 60
 R 12
 H 22
 RBI 1
 BB 3
 SO 8
 LOB 23



Batter	1	2	3	4	5	6	7	8	9	AB	R	H	RBI	BB	SO	LOB	TOP							
Willie Davis, L OBP: 0.267, SLG: 0.385 (1, 8)	0-3 K	0-0 3-1		0-0 F9			0-0 F8		0-0 4-3	5	0	0	0	0	1	2								
Zoilo Versalles, R OBP: 0.250, SLG: 0.280 (1, 6)	0-0 BB 1B		0-0 FC3-6 SF7 1B		4-0 SH1-4 1B BB		0-3 K		0-3 K	4	2	2	0	1	2	1								
Wes Parker, S OBP: 0.300, SLG: 0.286 (1, 3)	0-0 BB 1B		4-0 FC3-6 BB		0-0 SH1-4			0-0 G3		2	0	1	0	1	0	0								
Rocky Colavito, R OBP: 0.283, SLG: 0.200 Jim Fatrej, L OBP: 0.216, SLG: 0.286 (1, 7) (8, 7)	4-0 BB 1B		0-0 FC3-6 BB		0-0 1-3 1B			0-0 6-3		3	0	1	1	1	0	2								
Bob Bailey, R OBP: 0.292, SLG: 0.179 (1, 5)	0-0 P5		4-0 FC4 BB		0-0 1-3			4-0 1B BB		2	0	0	0	2	0	4								
Ron Fairly, L OBP: 0.267, SLG: 0.256 (1, 9)	0-0 4-3		0-0 SF7			0-3 K		0-0 1B		3	0	1	1	0	1	3								
Luis Alcaraz, R OBP: 0.239, SLG: 0.226 Len Gabrielson, L OBP: 0.200, SLG: 0.200 Paul Popovich, S OBP: 0.185, SLG: 0.120 (1, 4) (6, PH) (8, 4)		0-3 K	0-0 FC4			0-0 6-3		0-0 G3		3	0	0	0	0	1	2								
Tom Haller, L OBP: 0.365, SLG: 0.358 (1, 2)		0-0 SH1-3 1B		0-0 F8		0-0 F2		0-0 4-3 SH3-4 1B		4	0	2	0	0	0	0								
Claude Osteen, L OBP: 0.083, SLG: 0.167 Jack Billingham, R (7, 1)	0-0 SH1-3		0-0 4-3			0-0 6-3		0-0 SH3-4		2	0	0	0	0	0	0								
Inning Stats	R: 0 E: 0 K: 1 S: 7	H: 2 LOB: 3 BB: 1 P: 11	R: 0 E: 0 K: 1 S: 6	H: 1 LOB: 1 BB: 0 P: 6	R: 1 E: 0 K: 0 S: 4	H: 1 LOB: 2 BB: 2 P: 12	R: 0 E: 0 K: 0 S: 3	H: 0 LOB: 0 BB: 0 P: 3	R: 1 E: 0 K: 0 S: 3	H: 1 LOB: 0 BB: 1 P: 7	R: 0 E: 0 K: 1 S: 5	H: 0 LOB: 0 BB: 0 P: 5	R: 0 E: 0 K: 1 S: 5	H: 0 LOB: 0 BB: 0 P: 5	R: 0 E: 0 K: 0 S: 4	H: 1 LOB: 2 BB: 1 P: 8	R: 0 E: 0 K: 1 S: 6	H: 1 LOB: 1 BB: 0 P: 6	1B: 7 2B: 0 3B: 0 HR: 0	SF: 1 SAC: 3 DP: 0 HBP: 0	WP: 0 PB: 0 SB: 1 CS: 0	PA: 38		
PITCHER	IP WLS BF H R ER SO BB IBB HBP BLK WP HR S P ERA WHIP	7.0 L 29 5 2 2 4 4 0 0 0 0 0 0 33 49 2.57 1.286	2.0 S 9 2 0 0 1 1 0 0 0 0 0 0 10 14 0.00 1.500																					

Los Angeles Dodgers @ Chicago Cubs
Wrigley Field, Chicago, IL
Tue May 07 1968, 3:33 AM CDT
Att: 4,722 - Unknown

AB 29
R 2
H 7
RBI 2
BB 5
SO 5
LOB 16





Batter	1	2	3	4	5	6	7	8	9	AB	R	H	RBI	BB	SO	LOB	BOTTOM						
Don Kessinger, S OBP: 0.414, SLG: 0.432 (1, 6)	0-0 4-3		0-0 F9		0-0 FC4-6 2B		0-0 SH5-3			3	1	0	0	0	0	1							
Glenn Beckert, R OBP: 0.330, SLG: 0.405 (1, 4)	0-0 14 WP 1B		0-0 1B		0-0 1B 2B		0-0 P6			4	0	3	1	0	0	1							
Billy Williams, L OBP: 0.343, SLG: 0.526 (1, 7)	0-0 F2		0-0 1B		0-0 G3			0-0 G3		4	0	1	0	0	0	2							
Ron Santo, R OBP: 0.340, SLG: 0.425 (1, 5)	0-0 14 WP 1B		0-3 K			0-0 2B		0-0 F9		4	0	2	0	0	1	2							
14 Ernie Banks, R OBP: 0.299, SLG: 0.489 (1, 3)	0-3 K		0-0 F9		0-3 K		0-3 K		0-3 K	4	0	0	0	0	3	3							
Lou Johnson, R OBP: 0.318, SLG: 0.476 (1, 9)		0-0 4-3		0-0 6-3		0-0 F9		0-0 F3		4	0	0	0	0	0	1							
Randy Hundley, R OBP: 0.239, SLG: 0.293 (1, 2)		0-0 6-3		0-0 5-3		0-0 F8		0-0 P6		4	0	0	0	0	0	1							
Adolfo Phillips, R OBP: 0.287, SLG: 0.425 (1, 8)		0-3 K		0-0 F8		4-0 FC1-6 BB		0-0 6-3		3	0	0	0	1	1	0							
Rich Nye, L OBP: 0.222, SLG: 0.222 Jose Arcia, R OBP: 0.222, SLG: 0.333 Phil Regan, R (8, 1)			0-3 K		0-0 FC4-6 1B		0-0 FC1-6 SH5-3			2	0	1	0	0	1	0							
Inning Stats	R: 0 E: 0 K: 1 S: 7	H: 2 LOB: 2 BB: 0 P: 7	R: 0 E: 0 K: 1 S: 5	H: 0 LOB: 0 BB: 0 P: 5	R: 0 E: 0 K: 2 S: 9	H: 2 LOB: 0 BB: 0 P: 9	R: 0 E: 0 K: 0 S: 3	H: 0 LOB: 0 BB: 0 P: 3	R: 1 E: 0 K: 0 S: 5	H: 2 LOB: 1 BB: 0 P: 5	R: 0 E: 0 K: 1 S: 6	H: 1 LOB: 1 BB: 0 P: 6	R: 0 E: 0 K: 0 S: 3	H: 0 LOB: 1 BB: 1 P: 7	R: 0 E: 0 K: 1 S: 5	H: 0 LOB: 0 BB: 0 P: 5	R: 0 E: 0 K: 0 S: 3	H: 0 LOB: 0 BB: 0 P: 3	1B: 5 2B: 2 3B: 0 HR: 0	SF: 0 SAC: 1 DP: 0 HBP: 0	WP: 1 PB: 0 SB: 0 CS: 0	PA: 35	
PITCHER	IP WLS BF H R ER SO BB IBB HBP BLK WP HR S P ERA WHIP	6.2 W 28 7 1 1 5 1 0 0 0 0 0 0 37 41 1.35 1.200	2.1 S 7 0 0 0 1 0 0 0 0 0 0 0 9 9 0.00 0.000																				

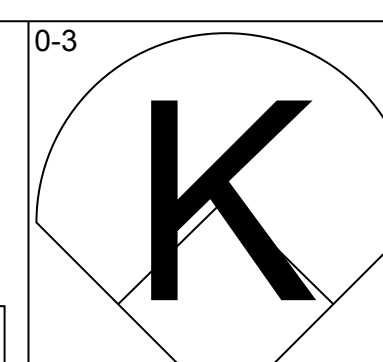
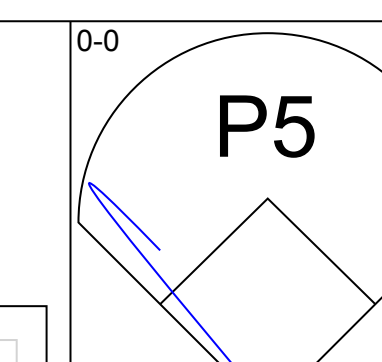
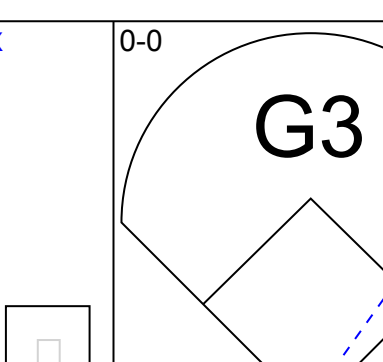
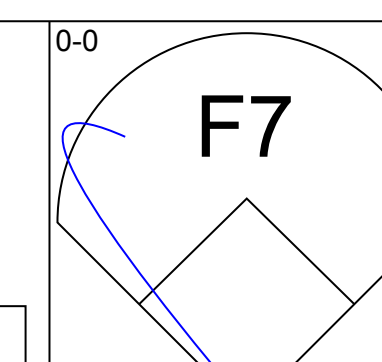
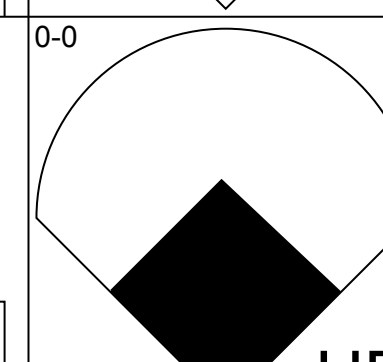
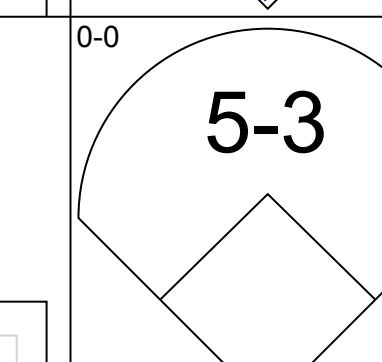
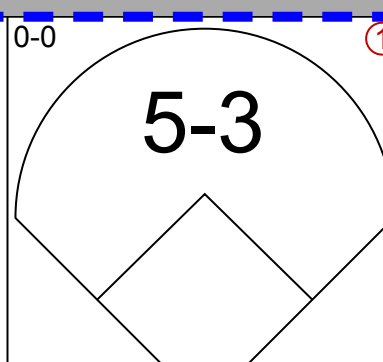
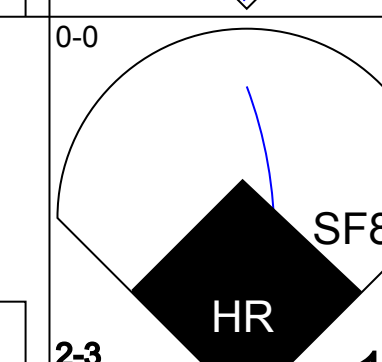
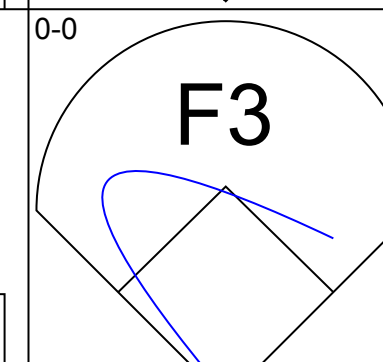
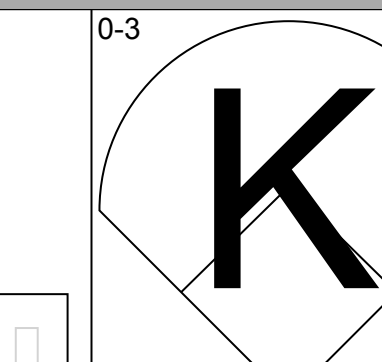
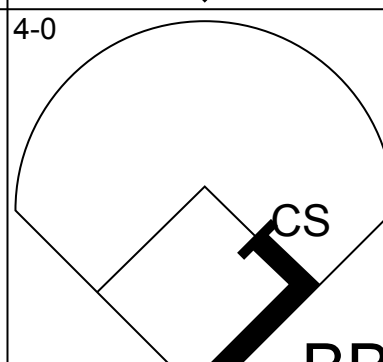
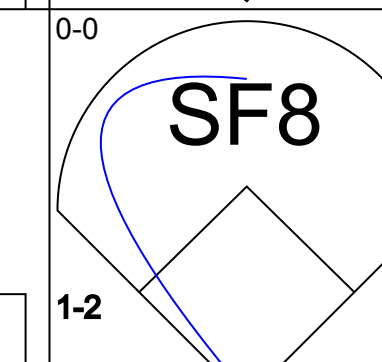
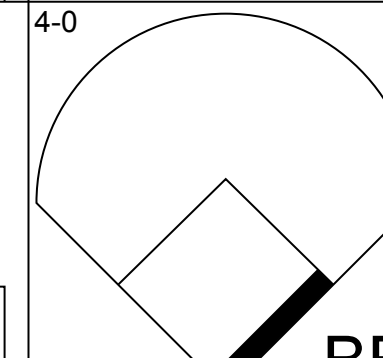
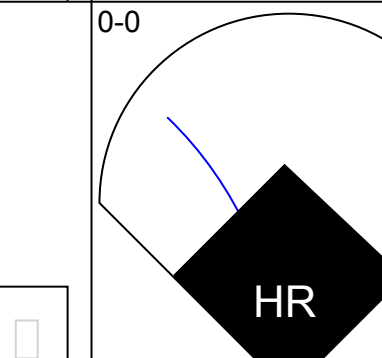
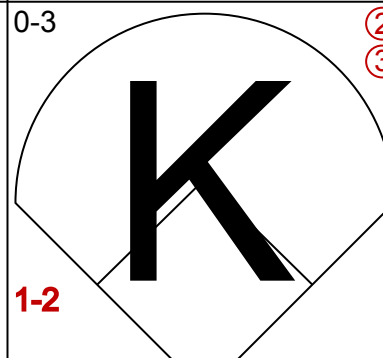
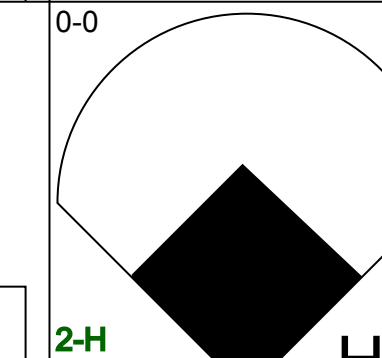
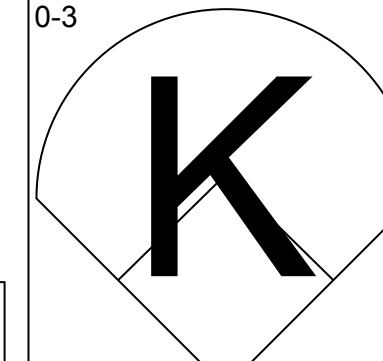
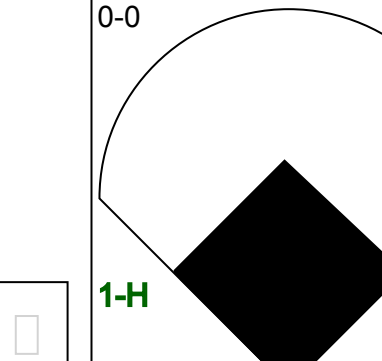

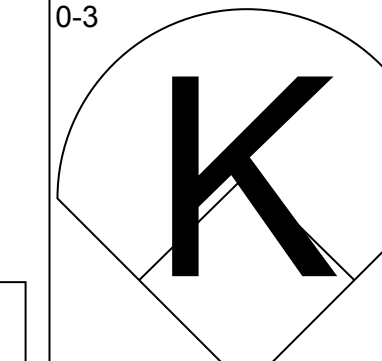

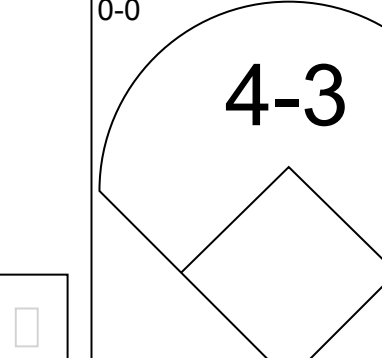
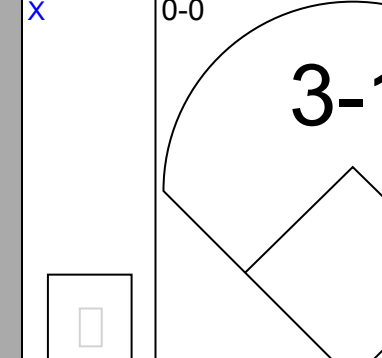

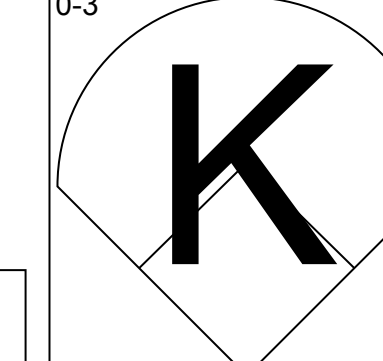
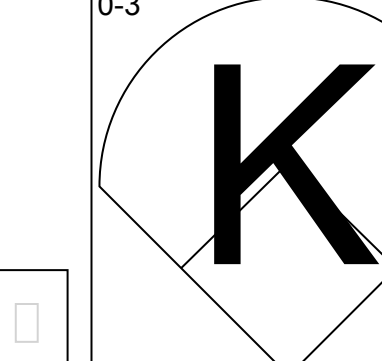
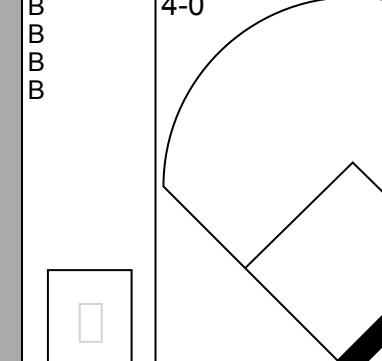
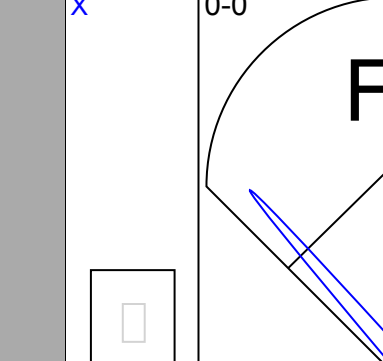
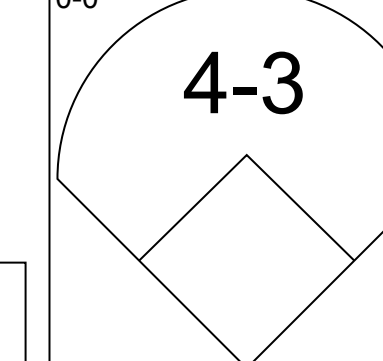

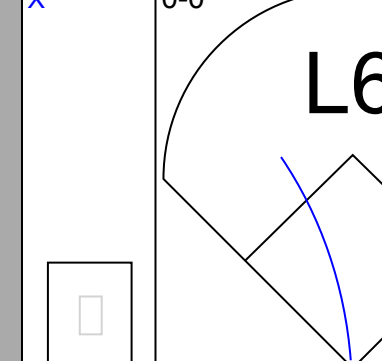
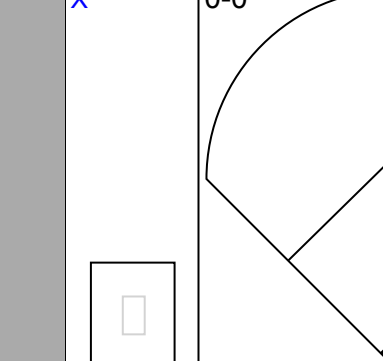

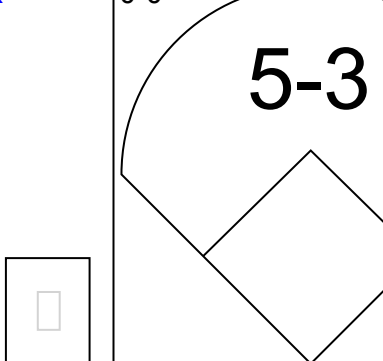

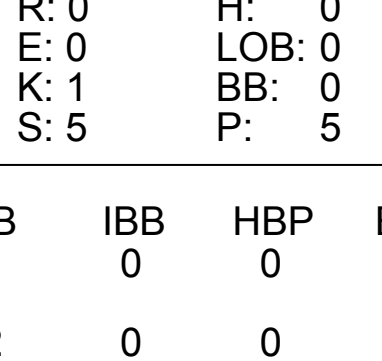
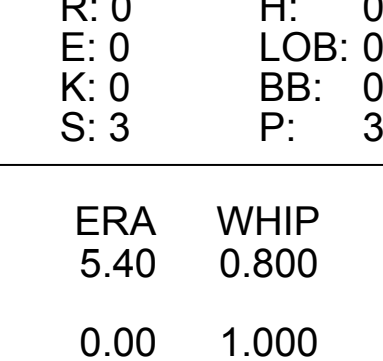
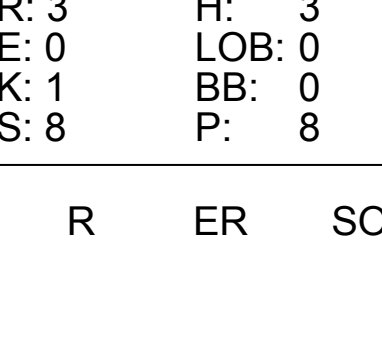
Los Angeles Dodgers @ Chicago Cubs
Wrigley Field, Chicago, IL
Tue May 07 1968, 3:33 AM CDT
Att: 4,722 - Unknown

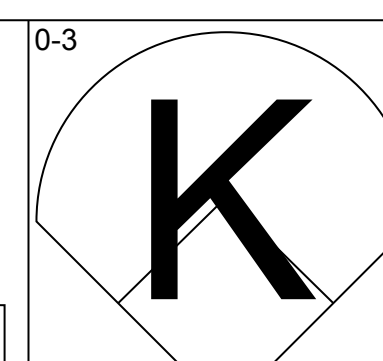
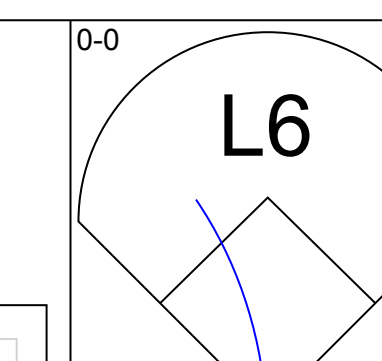
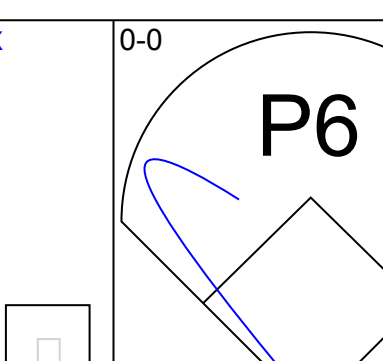
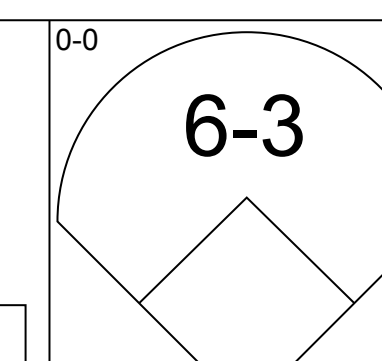
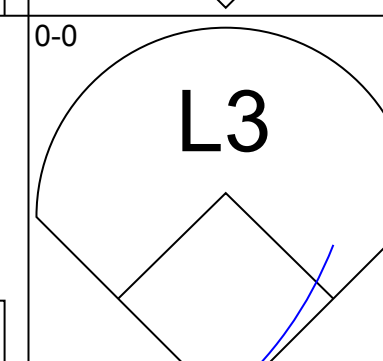
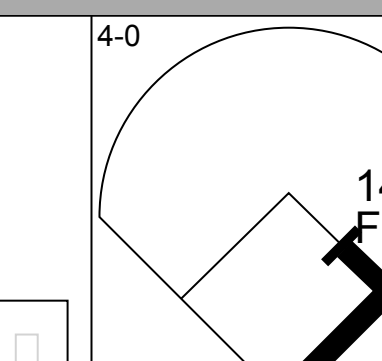
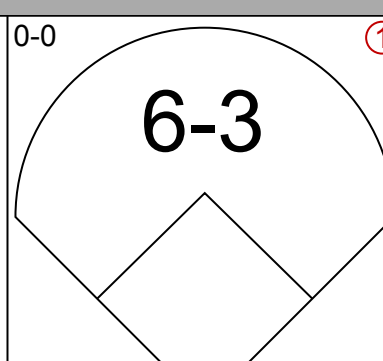
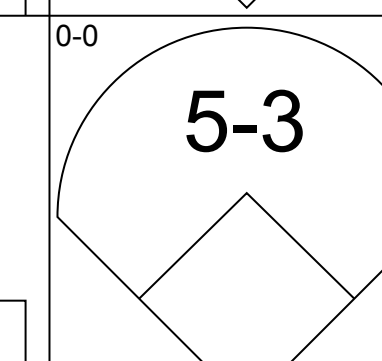
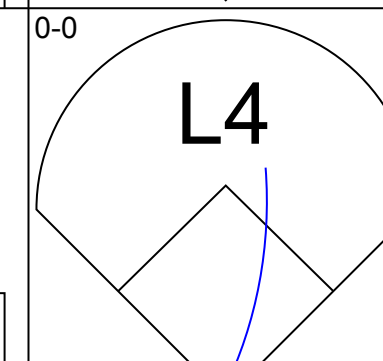
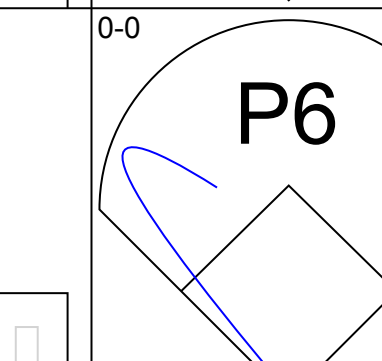
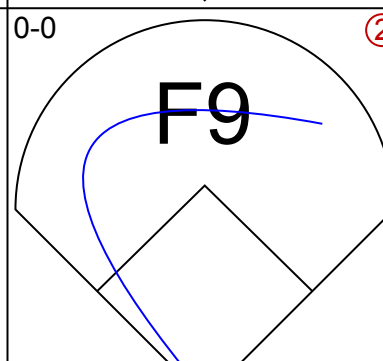
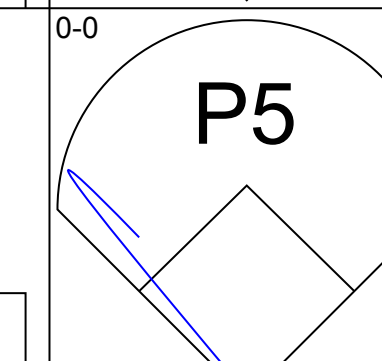
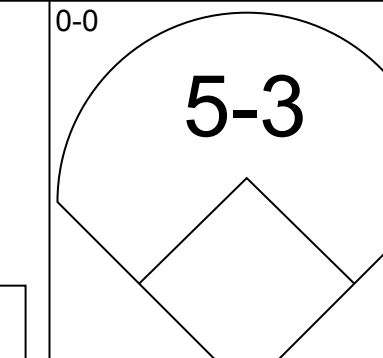
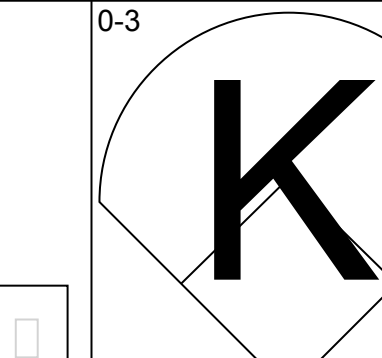
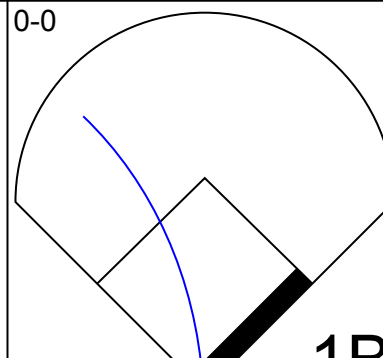


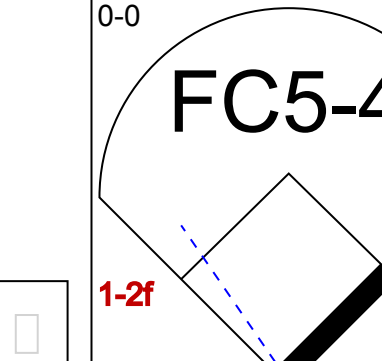
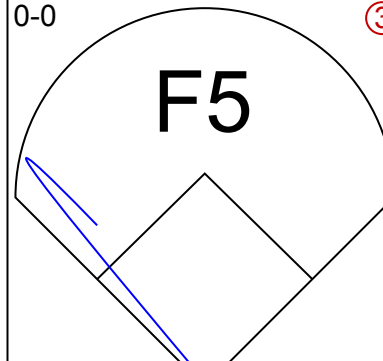


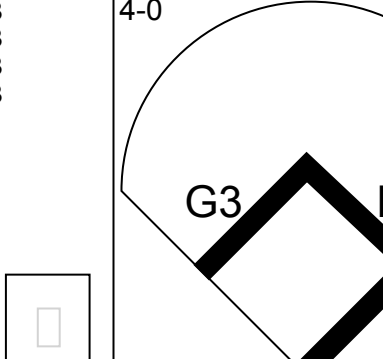
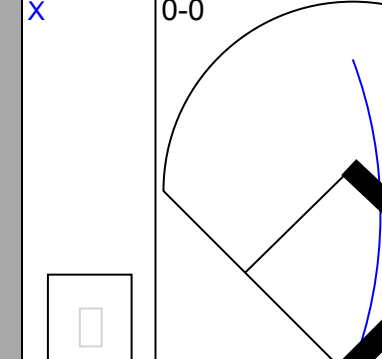
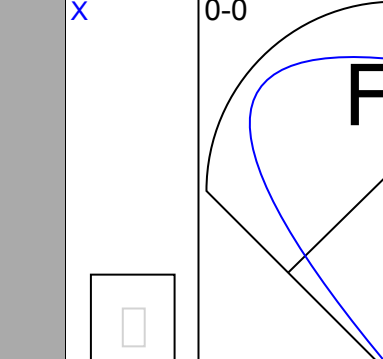
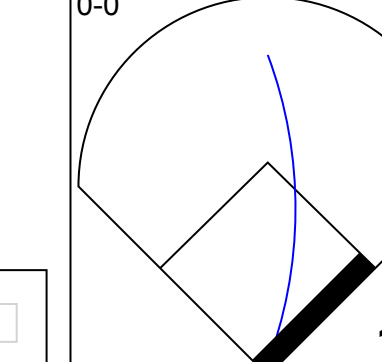
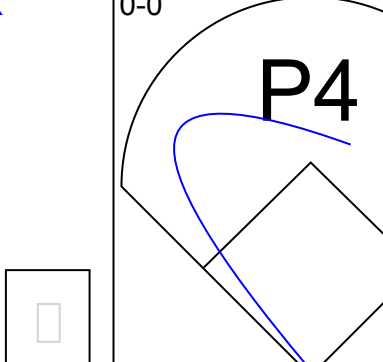
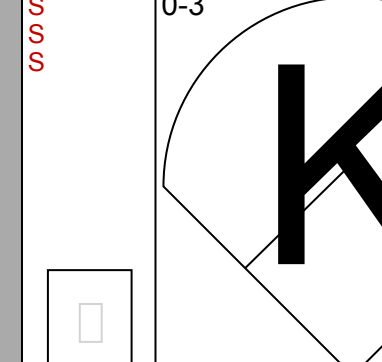
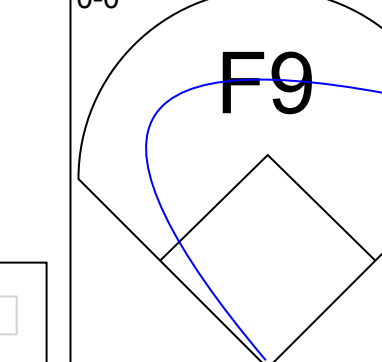
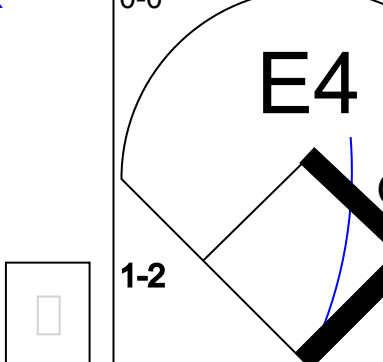
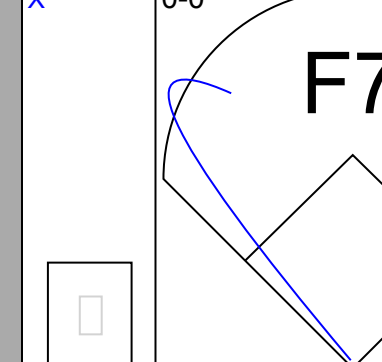
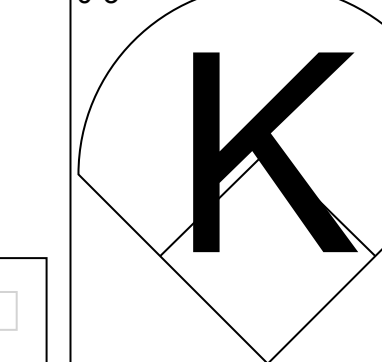
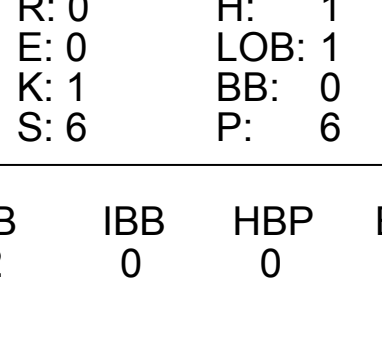
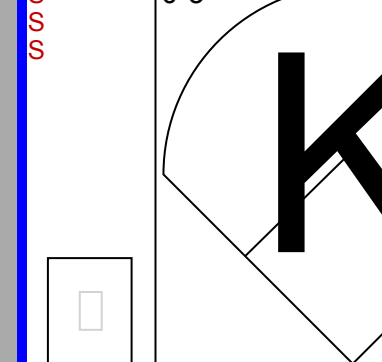
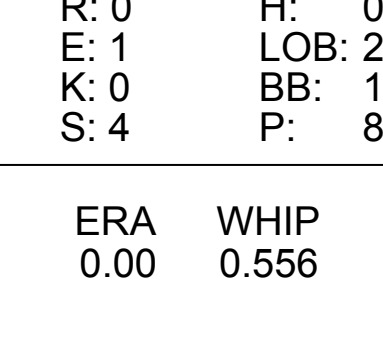
AB 33
R 1
H 7
RBI 1
BB 1
SO 6
LOB 12



Batter	1	2	3	4	5	6	7	8	9	AB	R	H	RBI	BB	SO	LOB	TOP			
Zoilo Versalles, R OBP: 0.239, SLG: 0.267 (1, 6)	F9		8-4		F8			6-3	F3	5	0	0	0	0	0	3	Los Angeles Dodgers @ Chicago Cubs Wrigley Field, Chicago, IL Wed May 08 1968, 3:33 AM CDT Att: 5,463 - Sunny - 70 F			
Wes Parker, S OBP: 0.286, SLG: 0.274 (1, 3)	4-3		E4		1-3			FC1-5-6		4	0	0	0	0	0	1				
Willie Davis, L OBP: 0.257, SLG: 0.370 (1, 8)	G3		F9		4-3			L6		4	0	0	0	0	2					
Ron Fairly, L OBP: 0.289, SLG: 0.263 (1, 9)		HR		4-3					1B	2	2	1	0	2	0					
Tom Haller, L OBP: 0.359, SLG: 0.352 (1, 2)	K		K		F8				HR	4	1	1	0	0	2					
Rocky Colavito, R OBP: 0.286, SLG: 0.347 (1, 7)		HR		6-3				F9		4	2	2	5	0	0					
Bob Bailey, R OBP: 0.268, SLG: 0.209 (1, 5)	F9			5-3				P3		4	0	1	0	0	0					
Luis Alcaraz, R OBP: 0.239, SLG: 0.273 (1, 4)	K			HR				6-3	K	4	1	1	1	0	2					
Don Sutton, R Mike Kekich, L John Purdin, R Jim Fairly, L Mudcat Grant, R Len Gabrielson, L (1, 1) (3, 1) (6, 1) (8, PH) (9, 1) (9, PH)			3-4		4-3			FC1-5	WP	1	0	1	0	0	0	0				
										1	0	0	0	0	0	0				
Inning Stats	R: 0 E: 0 K: 0 S: 3	H: 0 LOB: 0 BB: 0 P: 3	R: 2 E: 0 K: 2 S: 8	H: 1 LOB: 0 BB: 1 P: 12	R: 0 E: 1 K: 0 S: 4	H: 1 LOB: 1 BB: 0 P: 4	R: 0 E: 0 K: 1 S: 5	H: 0 LOB: 0 BB: 0 P: 5	R: 1 E: 0 K: 0 S: 4	H: 1 LOB: 0 BB: 0 P: 4	R: 0 E: 0 K: 0 S: 3	H: 0 LOB: 0 BB: 0 P: 3	R: 0 E: 0 K: 0 S: 3	H: 0 LOB: 1 BB: 1 P: 7	R: 3 E: 0 K: 1 S: 8	H: 3 LOB: 1 BB: 1 P: 12	1B: 3 2B: 2 3B: 0 HR: 3	SF: 0 SAC: 0 DP: 1 HBP: 0	WP: 1 PB: 0 SB: 0 CS: 0	PA: 37
PITCHER	IP WLS BF H R ER SO BB IBB HBP BLK WP HR S P ERA WHIP	IP WLS BF H R ER SO BB IBB HBP BLK WP HR S P ERA WHIP																		
Joe Niekro, R ERA: 3.91 (1, 1)	8.0 W 31 4 4 4 3 3 0 0 0 0 1 2 34 46 4.50 0.875																			
Ramon Hernandez, L ERA: 10.8 (9, 1)	0.0 1 1 0 0 0 0 0 0 0 0 0 0 1 1 ∞ ∞																			
Phil Regan, R ERA: 4.15 (9, 1)	1.0 S 5 2 2 2 1 0 0 0 0 0 0 1 7 7 18.00 2.000																			

Batter	1	2	3	4	5	6	7	8	9	AB	R	H	RBI	BB	SO	LOB	BOTTOM			
Don Kessinger, S OBP: 0.404, SLG: 0.419 (1, 6)	G3	K		FC3-6		1B	4-3			5	1	1	0	0	1	4	Los Angeles Dodgers @ Chicago Cubs Wrigley Field, Chicago, IL Wed May 08 1968, 3:33 AM CDT Att: 5,463 - Sunny - 70 F			
Glenn Beckert, R OBP: 0.333, SLG: 0.404 (1, 4)	HR	3-1		P4		BB	F8			5	1	2	0	0	0	2				
Billy Williams, L OBP: 0.355, SLG: 0.564 (1, 7)	HR		P3	P5		BB		2B		4	1	2	2	1	0	1				
Ron Santo, R OBP: 0.343, SLG: 0.456 (1, 5)	HR		BB	SF9	F3	SF8	5-3			3	2	1	2	1	0	1				
14 Ernie Banks, R OBP: 0.307, SLG: 0.490 Dick Nen, L (1, 3) (8, 3)	K		SF9	BB	FC5-4	5-3	3-1			4	1	2	0	0	1	2				
Lou Johnson, R OBP: 0.337, SLG: 0.506 (1, 9)			BB	BB	FC5-4	1B	F7			3	0	2	0	1	0	0				
Randy Hundley, R OBP: 0.239, SLG: 0.306 (1, 2)	6-3		SF9	BB	FC5-4	2B	FC1-5			3	1	1	1	0	0	3				
Adolfo Phillips, R OBP: 0.308, SLG: 0.446 (1, 8)			SH1-4	P4	1B	2B	FC1-5	IBB		3	0	2	2	1	0	2				
Joe Niekro, R OBP: 0.198, SLG: 0.111 Ramon Hernandez, S Phil Regan, R (1, 1) (9, 1) (9, 1)	SH1-4			FC3-6			4-3	FC1-5		2	0	0	0	1	0	2				
										0	0	0	0	0	0	0				
Inning Stats	R: 3 E: 0 K: 1 S: 9	H: 4 LOB: 1 BB: 0 P: 9	R: 0 E: 0 K: 1 S: 6	H: 1 LOB: 0 BB: 0 P: 6	R: 1 E: 0 K: 0 S: 4	H: 1 LOB: 2 BB: 2 P: 12	R: 0 E: 0 K: 0 S: 3	H: 0 LOB: 1 BB: 1 P: 7	R: 2 E: 0 K: 0 S: 5	H: 3 LOB: 1 BB: 0 P: 5	R: 1 E: 0 K: 0 S: 5	H: 2 LOB: 2 BB: 1 P: 9	R: 0 E: 0 K: 0 S: 4	H: 1 LOB: 2 BB: 1 P: 8	R: 0 E: 0 K: 0 S: 4	H: 1 LOB: 1 BB: 0 P: 4	1B: 7 2B: 3 3B: 1 HR: 2	SF: 2 SAC: 1 DP: 0 HBP: 0	WP: 0 PB: 0 SB: 0 CS: 0	PA: 41
PITCHER	IP WLS BF H R ER SO BB IBB HBP BLK WP HR S P ERA WHIP	IP WLS BF H R ER SO BB IBB HBP BLK WP HR S P ERA WHIP																		
Don Sutton, R ERA: 4.7 (1, 1)	2.1 L 15 6 4 4 2 2 0 0 0 0 0 0 2 17 25 9.00 3.429																			
Mike Kekich, L ERA: 4.15 (3, 1)	3.0 14 5 3 3 0 1 0 0 0 0 0 0 13 17 9.00 2.000																			
John Purdin, R ERA: 0.56 (6, 1)	1.2 8 1 0 0 0 1 1 0 0 0 0 0 6 14 0.00 1.200																			
Mudcat Grant, R ERA: 2.61 (8, 1)	1.0 4 1 0 0 0 0 0 0 0 0 0 0 4 4 0.00 1.000																			

Batter	1	2	3	4	5	6	7	8	9	AB	R	H	RBI	BB	SO	LOB	TOP					
Willie Davis, L (1, 8) OBP: 0.248, SLG: 0.357										4	0	0	0	0	1	1	Los Angeles Dodgers @ Chicago Cubs Wrigley Field, Chicago, IL Thu May 09 1968, 3:33 AM CDT Att: 4,176 - Cloudy - 55 F					
Zoilo Versalles, R (1, 6) OBP: 0.248, SLG: 0.303										4	2	2	1	0	0	0						
Wes Parker, S (1, 3) OBP: 0.287, SLG: 0.268										2	0	0	1	1	1	0						
Rocky Colavito, R (1, 7) OBP: 0.328, SLG: 0.423										3	2	2	2	1	1	1						
Jim Fatrej, L (8, 7) OBP: 0.237, SLG: 0.286										0	0	0	0	0	0	0						
Bob Bailey, R (1, 5) OBP: 0.266, SLG: 0.277										4	1	1	2	0	2	1						
Ron Fairly, L (1, 9) OBP: 0.277, SLG: 0.250										4	0	0	0	0	0	0						
Luis Alcaraz, R (1, 4) OBP: 0.240, SLG: 0.261										3	0	0	0	1	2	0						
Tom Haller, L (1, 2) OBP: 0.354, SLG: 0.360										4	0	1	0	0	0	1						
Bill Singer, R (1, 1) OBP: 0.077, SLG: 0.154										4	1	1	0	0	1	1						
Inning Stats	R: 1 E: 0 K: 2 S: 8	H: 1 LOB: 1 BB: 1 P: 12	R: 0 E: 0 K: 1 S: 5	H: 0 LOB: 0 BB: 0 P: 5	R: 0 E: 0 K: 1 S: 5	H: 0 LOB: 0 BB: 0 P: 5	R: 2 E: 0 K: 2 S: 9	H: 2 LOB: 1 BB: 0 P: 9	R: 0 E: 0 K: 0 S: 3	H: 0 LOB: 0 BB: 0 P: 3	R: 0 E: 0 K: 1 S: 4	H: 0 LOB: 1 BB: 1 P: 8	R: 0 E: 0 K: 0 S: 3	H: 0 LOB: 1 BB: 1 P: 7	R: 3 E: 0 K: 1 S: 8	H: 3 LOB: 0 BB: 0 P: 8	R: 0 E: 0 K: 0 S: 4	H: 1 LOB: 1 BB: 0 P: 4	1B: 2 2B: 3 3B: 0 HR: 3	SF: 1 SAC: 0 DP: 1 HBP: 0	WP: 0 PB: 0 SB: 0 CS: 1	PA: 36
PITCHER	IP WLS BF H R ER SO BB IBB HBP BLK WP HR S P ERA WHIP																					
Ken Holtzman, L (1, 1) ERA: 5.12	5.0 L 19 3 3 3 6 1 0 0 0 0 2 30 34 5.40 0.800																					
Bill Stoneman, R (6, 1) ERA: 7.2	2.0 7 0 0 0 1 2 0 0 0 0 0 7 15 0.00 1.000																					
Jack Lamabe, R (8, 1) ERA: 9.0	2.0 10 4 3 3 1 0 0 0 0 0 0 1 12 13.50 2.000																					

Batter	1	2	3	4	5	6	7	8	9	AB	R	H	RBI	BB	SO	LOB	BOTTOM					
Don Kessinger, S (1, 6) OBP: 0.389, SLG: 0.402										4	0	0	0	0	1	3	Los Angeles Dodgers @ Chicago Cubs Wrigley Field, Chicago, IL Thu May 09 1968, 3:33 AM CDT Att: 4,176 - Cloudy - 55 F					
Glenn Beckert, R (1, 4) OBP: 0.330, SLG: 0.391										3	0	0	0	1	0	0						
Billy Williams, L (1, 7) OBP: 0.342, SLG: 0.543										4	0	0	0	0	0	1						
Ron Santo, R (1, 5) OBP: 0.339, SLG: 0.447										4	0	1	0	0	1	1						
14 Ernie Banks, R (1, 3) OBP: 0.295, SLG: 0.470										4	0	0	0	0	0	2						
Lou Johnson, R (1, 9) OBP: 0.344, SLG: 0.511										3	0	1	0	1	0	0						
Randy Hundley, R (1, 2) OBP: 0.242, SLG: 0.307										3	0	1	0	0	1	2						
Adolfo Phillips, R (1, 8) OBP: 0.298, SLG: 0.430										3	0	0	0	0	0	3						
Ken Holtzman, R (1, 1) OBP: 0.143, SLG: 0.143										1	0	0	0	0	1	1						
Ai Spangler, L (5, PH) OBP: 0.294, SLG: 0.267										1	0	0	0	0	2							
Bill Stoneman, R (6, 1)										0	0	0	0	0	0	0						
Dick Nen, L (7, PH)										1	0	0	0	0	1	1						
Jack Lamabe, R (8, 1)										0	0	0	0	0	0	0						
Inning Stats	R: 0 E: 0 K: 1 S: 5	H: 0 LOB: 0 BB: 0 P: 5	R: 0 E: 0 K: 0 S: 3	H: 0 LOB: 0 BB: 0 P: 3	R: 0 E: 0 K: 1 S: 6	H: 1 LOB: 1 BB: 0 P: 6	R: 0 E: 0 K: 1 S: 5	H: 0 LOB: 1 BB: 1 P: 9	R: 0 E: 1 K: 0 S: 4	H: 0 LOB: 2 BB: 1 P: 8	R: 0 E: 0 K: 0 S: 4	H: 1 LOB: 1 BB: 0 P: 4	R: 0 E: 0 K: 2 S: 8	H: 1 LOB: 1 BB: 0 P: 8	R: 0 E: 0 K: 0 S: 3	H: 0 LOB: 0 BB: 0 P: 3	R: 0 E: 0 K: 0 S: 3	H: 0 LOB: 0 BB: 0 P: 3	1B: 2 2B: 1 3B: 0 HR: 0	SF: 0 SAC: 0 DP: 0 HBP: 0	WP: 0 PB: 0 SB: 0 CS: 0	PA: 33
PITCHER	IP WLS BF H R ER SO BB IBB HBP BLK WP HR S P ERA WHIP																					
Bill Singer, R (1, 1) ERA: 1.64	9.0 W 33 3 0 0 5 2 0 0 0 0 0 41 49 0.00 0.556																					



Batter	1	2	3	4	5	6	7	8	9	AB	R	H	RBI	BB	SO	LOB	TOP					
Wes Parker, S (1, 3) OBP: 0.295, SLG: 0.287										4	0	2	0	0	0	1	Los Angeles Dodgers @ Atlanta Braves Atlanta Stadium, Atlanta, GA Fri May 10 1968, 7:05 PM EDT Att: 13,210 - Unknown					
Zoilo Versalles, R (1, 6) OBP: 0.242, SLG: 0.295										3	0	0	0	0	1	2						
Willie Davis, L (1, 8) OBP: 0.239, SLG: 0.348										3	0	0	1	0	1	1						
Ron Fairly, L (1, 9) OBP: 0.276, SLG: 0.250										4	0	1	0	0	1	2						
Tom Haller, L (1, 2) OBP: 0.360, SLG: 0.367										4	0	2	0	0	0	1						
Rocky Colavito, R (1, 7) OBP: 0.323, SLG: 0.411										4	0	1	0	0	1	1						
Bob Bailey, R (1, 5) OBP: 0.271, SLG: 0.260										3	0	0	0	0	1	2						
Luis Alcaraz, R (1, 4) OBP: 0.231, SLG: 0.250										3	0	0	0	0	1	2						
Don Drysdale, R (1, 1) OBP: 0.250, SLG: 0.313										2	1	2	0	0	0	0						
Jack Billingham, R (7, 1)										0	0	0	0	0	0	0						
Len Gabrielson, L (8, PH) OBP: 0.167, SLG: 0.167										1	0	0	0	0	0	0						
Jim Brewer, L (8, 1)										0	0	0	0	0	0	0						
Inning Stats	R: 0 E: 0 K: 1 S: 6	H: 1 LOB: 1 BB: 0 P: 6	R: 0 E: 0 K: 0 S: 3	H: 0 LOB: 0 BB: 0 P: 3	R: 0 E: 1 K: 0 S: 4	H: 1 LOB: 1 BB: 0 P: 4	R: 0 E: 0 K: 1 S: 5	H: 1 LOB: 0 BB: 0 P: 5	R: 0 E: 0 K: 2 S: 7	H: 0 LOB: 0 BB: 0 P: 7	R: 1 E: 0 K: 0 S: 5	H: 2 LOB: 1 BB: 0 P: 5	R: 0 E: 0 K: 1 S: 6	H: 2 LOB: 1 BB: 0 P: 6	R: 0 E: 0 K: 0 S: 3	H: 0 LOB: 0 BB: 0 P: 3	R: 0 E: 0 K: 1 S: 6	H: 1 LOB: 1 BB: 0 P: 6	1B: 7 2B: 2 3B: 0 HR: 0	SF: 1 SAC: 1 DP: 2 HBP: 0	WP: 1 PB: 0 SB: 0 CS: 0	PA: 33
PITCHER Ken Johnson, R (1, 1) ERA: 1.99	IP: 9.0 WLS: W BF: 33 H: 8 R: 1 ER: 1 SO: 6 BB: 0 IBB: 0 HBP: 0 BLK: 0 WP: 1 HR: 0 S: 45 P: 45 ERA: 1.00 WHIP: 0.889															PITCHER						

Batter	1	2	3	4	5	6	7	8	9	AB	R	H	RBI	BB	SO	LOB	BOTTOM			
Felipe Alou, R (1, 8) OBP: 0.378, SLG: 0.521										3	0	1	0	1	0	0	Los Angeles Dodgers @ Atlanta Braves Atlanta Stadium, Atlanta, GA Fri May 10 1968, 7:05 PM EDT Att: 13,210 - Unknown			
Felix Milten, R (1, 4) OBP: 0.316, SLG: 0.315										4	1	2	0	0	0	4				
Hank Aaron, R (1, 9) OBP: 0.363, SLG: 0.500										4	0	1	0	0	1	4				
Tito Francona, L (1, 7) OBP: 0.431, SLG: 0.533										3	0	1	1	1	0	1				
Deron Johnson, R (9, 3) OBP: 0.196, SLG: 0.185										0	0	0	0	0	0	0				
Tommye Aaron, R (1, 3) OBP: 0.407, SLG: 0.429										4	0	0	0	0	0	3				
Clete Boyer, R (1, 5) OBP: 0.246, SLG: 0.284										3	0	1	0	1	0	2				
Sonny Jackson, L (1, 6) OBP: 0.244, SLG: 0.250										4	1	1	0	0	1	3				
Bob Tillman, R (1, 2) OBP: 0.219, SLG: 0.279										2	0	1	0	0	0	0				
Mike Lum, L (7, PH) OBP: 0.276, SLG: 0.379										1	0	0	0	0	0	2				
Marty Martinez, S (8, 2) OBP: 0.143, SLG: 0.143										1	0	0	0	0	0	2				
Ken Johnson, R (1, 1) OBP: 0.143, SLG: 0.143										2	0	0	0	0	1	1				
Inning Stats	R: 0 E: 0 K: 1 S: 5	H: 1 LOB: 0 BB: 0 P: 5	R: 0 E: 0 K: 1 S: 6	H: 1 LOB: 0 BB: 0 P: 6	R: 0 E: 0 K: 1 S: 5	H: 0 LOB: 0 BB: 0 P: 5	R: 1 E: 0 K: 0 S: 5	H: 2 LOB: 1 BB: 0 P: 5	R: 0 E: 0 K: 0 S: 3	H: 0 LOB: 0 BB: 0 P: 3	R: 1 E: 1 K: 0 S: 6	H: 2 LOB: 3 BB: 1 P: 10	R: 0 E: 0 K: 0 S: 3	H: 0 LOB: 2 BB: 2 P: 11	R: 0 E: 0 K: 0 S: 3	H: 0 LOB: 2 BB: 2 P: 11	1B: 7 2B: 1 3B: 0 HR: 0	SF: 0 SAC: 1 DP: 0 HBP: 0	WP: 0 PB: 0 SB: 0 CS: 0	PA: 35
PITCHER Don Drysdale, R (1, 1) ERA: 2.52	IP: 6.0 WLS: L BF: 25 H: 8 R: 2 ER: 1 SO: 3 BB: 0 IBB: 0 HBP: 0 BLK: 0 WP: 0 HR: 0 S: 31 P: 31 ERA: 1.50 WHIP: 1.333															PITCHER				
Jack Billingham, R (7, 1) ERA: 1.09	IP: 1.0 WLS: 5 BF: 5 H: 0 R: 0 ER: 0 SO: 0 BB: 0 IBB: 1 HBP: 0 BLK: 0 WP: 0 HR: 4 S: 8 P: 8 ERA: 0.00 WHIP: 0.000															PITCHER				
Jim Brewer, L (8, 1) ERA: 1.38	IP: 1.0 WLS: 5 BF: 5 H: 0 R: 0 ER: 0 SO: 0 BB: 1 IBB: 1 HBP: 0 BLK: 0 WP: 0 HR: 3 S: 11 P: 11 ERA: 0.00 WHIP: 1.000															PITCHER				



AB	31
R	1
H	8
RBI	1
BB	0
SO	6
LOB	12

AB	31
R	2
H	8
RBI	1
BB	3
SO	3
LOB	22

livebaseballscores.com

livebaseballscores.com

Batter	1	2	3	4	5	6	7	8	9	AB	R	H	RBI	BB	SO	LOB	TOP			
Wes Parker S (1,3) OBP: 0.302, SLG: 0.305										4	0	2	0	0	0	1	Los Angeles Dodgers @ Atlanta Braves Atlanta Stadium, Atlanta, GA Sat May 11 1968, 7:05 PM EDT Att: 13,910 - Unknown			
Zoilo Versalles R (1,6) OBP: 0.242, SLG: 0.293										4	0	1	0	0	0	1				
Willie Davis L (1,8) OBP: 0.231, SLG: 0.336										4	0	0	0	0	2	3				
Ron Fairly L (1,9) OBP: 0.275, SLG: 0.250										4	0	1	0	0	0	2				
Tom Haller L (1,2) OBP: 0.356, SLG: 0.354										3	0	0	0	1	1	4				
Rocky Colavito R (1,7) OBP: 0.319, SLG: 0.400										4	1	1	0	0	1	1				
Bob Bailey R (1,5) OBP: 0.270, SLG: 0.278										4	0	1	0	0	0	0				
Luis Alcaraz R (1,4) OBP: 0.222, SLG: 0.240										3	0	0	0	0	1	2				
Claude Osteen L (1,1) OBP: 0.077, SLG: 0.154										1	0	0	0	0	1	0				
Jim Fahey L (5, PH) OBP: 0.231, SLG: 0.278										1	0	0	0	0	1	0				
Mudcat Grant R (5, PH) OBP: 0.333, SLG: 0.333										0	0	0	0	0	0	0				
Len Gabrielson L (7, PH) OBP: 0.154, SLG: 0.154										1	0	0	1	0	0	1				
Hank Aguirre R (7,1)										0	0	0	0	0	0	0				
Inning Stats	R: 0 E: 0 K: 2 S: 9	H: 2 LOB: 2 BB: 0 P: 9	R: 0 E: 0 K: 1 S: 5	H: 0 LOB: 0 BB: 0 P: 5	R: 0 E: 0 K: 1 S: 5	H: 0 LOB: 0 BB: 0 P: 5	R: 0 E: 0 K: 0 S: 3	H: 0 LOB: 1 BB: 1 P: 7	R: 0 E: 0 K: 2 S: 7	H: 2 LOB: 2 BB: 0 P: 7	R: 0 E: 0 K: 1 S: 5	H: 2 LOB: 1 BB: 0 P: 5	R: 0 E: 0 K: 0 S: 3	H: 0 LOB: 0 BB: 0 P: 3	R: 0 E: 0 K: 0 S: 3	H: 0 LOB: 0 BB: 0 P: 3	1B: 4 2B: 2 3B: 0 HR: 0	SF: 0 SAC: 0 DP: 0 HBP: 0	WP: 0 PB: 0 SB: 1 CS: 0	PA: 34
PITCHER Pat Jarvis, R (1,1) ERA: 1.97	IP: 9.0 WLS: W BF: 34 H: 6 R: 1 ER: 1 SO: 7 BB: 1 IBB: 0 HBP: 0 BLK: 0 WP: 0 HR: 0 S: 47 P: 51 ERA: 1.00 WHIP: 0.778															PITCHER				

Batter	1	2	3	4	5	6	7	8	9	AB	R	H	RBI	BB	SO	LOB	BOTTOM			
Felipe Alou R (1,8) OBP: 0.374, SLG: 0.512										4	0	1	0	0	0	1	Los Angeles Dodgers @ Atlanta Braves Atlanta Stadium, Atlanta, GA Sat May 11 1968, 7:05 PM EDT Att: 13,910 - Unknown			
Felix Milten R (1,4) OBP: 0.331, SLG: 0.330										4	1	3	0	0	0	1				
Hank Aaron R (1,9) OBP: 0.375, SLG: 0.558										3	2	2	4	1	0	2				
Deron Johnson R (1,3) OBP: 0.175, SLG: 0.172										4	0	0	0	0	2	4				
Tommye Aaron R (1,7) OBP: 0.379, SLG: 0.396										4	0	0	0	0	1	2				
Mike Lum L (9,7) OBP: 0.276, SLG: 0.379										0	0	0	0	0	0	0				
Clete Boyer R (1,5) OBP: 0.256, SLG: 0.292										4	0	2	0	0	0	0				
Bob Tillman R (1,2) OBP: 0.221, SLG: 0.319										4	1	1	1	0	2	2				
Sonny Jackson L (1,6) OBP: 0.252, SLG: 0.258										4	0	2	0	0	1	0				
Pat Jarvis R (1,1) OBP: 0.200, SLG: 0.158										4	1	1	0	0	2	3				
Inning Stats	R: 1 E: 0 K: 1 S: 6	H: 2 LOB: 0 BB: 0 P: 6	R: 0 E: 0 K: 2 S: 7	H: 0 LOB: 0 BB: 0 P: 7	R: 3 E: 0 K: 1 S: 8	H: 3 LOB: 0 BB: 0 P: 8	R: 1 E: 0 K: 0 S: 5	H: 2 LOB: 1 BB: 0 P: 5	R: 0 E: 0 K: 1 S: 7	H: 1 LOB: 2 BB: 0 P: 7	R: 0 E: 0 K: 0 S: 3	H: 1 LOB: 0 BB: 1 P: 3	R: 0 E: 0 K: 1 S: 6	H: 1 LOB: 2 BB: 1 P: 10	R: 0 E: 0 K: 2 S: 9	H: 2 LOB: 2 BB: 0 P: 9	1B: 9 2B: 0 3B: 0 HR: 3	SF: 0 SAC: 0 DP: 2 HBP: 0	WP: 0 PB: 0 SB: 0 CS: 0	PA: 36
PITCHER Claude Osteen, L (1,1) ERA: 3.4	IP: 4.0 WLS: L BF: 18 H: 7 R: 5 ER: 5 SO: 4 BB: 0 IBB: 0 HBP: 0 BLK: 0 WP: 0 HR: 3 S: 26 P: 26 ERA: 11.25 WHIP: 1.750															PITCHER				
Mudcat Grant R (5,1) ERA: 2.19	IP: 2.0 WLS: L BF: 8 H: 2 R: 0 ER: 0 SO: 1 BB: 0 IBB: 0 HBP: 0 BLK: 0 WP: 0 HR: 0 S: 10 P: 10 ERA: 0.00 WHIP: 1.000															PITCHER				
Hank Aguirre, L (7,1) ERA:	IP: 2.0 WLS: L BF: 10 H: 3 R: 0 ER: 0 SO: 3 BB: 1 IBB: 0 HBP: 0 BLK: 0 WP: 0 HR: 0 S: 15 P: 19 ERA: 0.00 WHIP: 2.000															PITCHER				



AB 33
R 1
H 6
RBI 1
BB 1
SO 7
LOB 15

AB 35
R 5
H 12
RBI 5
BB 1
SO 8
LOB 15

Batter	1	2	3	4	5	6	7	8	9	AB	R	H	RBI	BB	SO	LOB	TOP										
Don Kessinger, S OBP: 0.357, SLG: 0.364 (1, 6)	F8			E 1B		K		4-3									4 1 1 0 0 1 0										
Glenn Beckert, R OBP: 0.322, SLG: 0.398 (1, 4)	F7			F SF8 1B		E 1B		F8									4 2 2 0 0 0 0										
Billy Williams, L OBP: 0.351, SLG: 0.512 (1, 7)	G3			E8 1-3 2-H 1B		F9 1-2		G3									4 0 1 1 0 0 1										
Ron Santo, R OBP: 0.341, SLG: 0.464 (1, 5)		F7		SF8		14 HR 2-H 1B		L8									3 1 1 2 0 0 0										
14 Ernie Banks, R OBP: 0.277, SLG: 0.456 (1, 3)		1-3		K		1-H HR		L7									4 1 1 2 0 1 1										
Lou Johnson, R OBP: 0.313, SLG: 0.439 (1, 9)		P5		K		4-3		F5									4 0 0 0 0 1 1										
Randy Hundley, R OBP: 0.250, SLG: 0.310 (1, 2)			1-3		K		5-3										3 0 0 0 0 1 0										
Adolfo Phillips, R OBP: 0.270, SLG: 0.382 (1, 8)			K		K		F7										3 0 0 0 0 2 0										
Ken Holtzman, R OBP: 0.100, SLG: 0.100 Phil Regan, R (8, 1)			K		K		P4										3 0 0 0 0 2 0 0 0 0 0 0 0 0										
Inning Stats	R: 0 E: 0 K: 0 S: 3	H: 0 LOB: 0 BB: 0 P: 3	R: 0 E: 0 K: 0 S: 3	H: 0 LOB: 0 BB: 0 P: 3	R: 0 E: 0 K: 2 S: 7	H: 0 LOB: 0 BB: 0 P: 7	R: 2 E: 1 K: 2 S: 10	H: 3 LOB: 1 BB: 0 P: 10	R: 0 E: 0 K: 3 S: 9	H: 0 LOB: 0 BB: 0 P: 9	R: 3 E: 1 K: 1 S: 8	H: 3 LOB: 0 BB: 0 P: 8	R: 0 E: 0 K: 0 S: 3	H: 0 LOB: 0 BB: 0 P: 3	R: 0 E: 0 K: 0 S: 3	H: 0 LOB: 0 BB: 0 P: 3	R: 0 E: 0 K: 0 S: 3	H: 0 LOB: 0 BB: 0 P: 3	1B: 5 2B: 0 3B: 0 HR: 1	SF: 1 SAC: 0 DP: 0 HBP: 0	WP: 0 PB: 0 SB: 0 CS: 0	PA: 33					
PITCHER	IP	WLS	BF	H	R	ER	SO	BB	IBB	HBP	BLK	WP	HR	S	P	ERA	WHIP										
Bill Singer, R ERA: 2.18 John Purdin, R ERA: 0.45	(1, 1) (8, 1)	7.0 2.0	L 6	27 0	6 0	5 0	8 0	0 0	0 0	0 0	0 0	0 0	1 0	43 6	43 6	6.43 0.00	0.857 0.000										

Chicago Cubs @ Los Angeles Dodgers
Dodger Stadium, Los Angeles, CA
Mon May 13 1968, 7:05 PM PDT
Att: 13,680 - Unknown - 51 F

livebaseballscores.com

AB 32
R 5
H 6
RBI 5
BB 0
SO 8
LOB 3




Batter	1	2	3	4	5	6	7	8	9	AB	R	H	RBI	BB	SO	LOB	BOTTOM										
Willie Davis, L OBP: 0.229, SLG: 0.336 (1, 8)	L3				K		F8										4 0 0 0 0 2 3										
Zoilo Versalles, R OBP: 0.246, SLG: 0.288 (1, 6)	F8		K		P3			F7									4 0 0 0 0 1 1										
Wes Parker, S OBP: 0.320, SLG: 0.319 (1, 7) (9, 3)	1B		4-3			G5-4-3 1B		1B									4 1 3 0 0 0 0										
Rocky Colavito, R OBP: 0.304, SLG: 0.371 (1, 9) (9, 7)	1B		5-3			G5-4-3 1-2		1B									4 0 2 0 0 0 1										
Ken Boyer, R OBP: 0.207, SLG: 0.179 (1, 3) (9, 5)	FC4 1-2 3-H 1B			K		1B		F3									4 0 2 1 0 1 2										
Bob Bailey, R OBP: 0.266, SLG: 0.262 Ron Fairly, L OBP: 0.278, SLG: 0.240 (1, 5) (8, PH) (9, 9)	FC4 1-2			6-3		6-3		1-3									3 0 0 0 0 0 3 1 0 0 0 0 0 2										
Luis Alcaraz, R OBP: 0.233, SLG: 0.253 (1, 4)				K		FC5-4 BB		4-3									3 0 1 0 1 1 0										
Jeff Torborg, R OBP: 0.211, SLG: 0.167 Tom Haller, L OBP: 0.333, SLG: 0.330 (1, 2) (9, PH)	F3					FC5-4 1-2 5-3 1B		4-3									3 0 1 0 0 0 2 1 0 0 0 0 0 0										
Bill Singer, R OBP: 0.067, SLG: 0.133 Ted Savage, R OBP: 0.159, SLG: 0.111 John Purdin, R OBP: 0.667, SLG: 0.667 Len Gabrielson, L OBP: 0.133, SLG: 0.133 (1, 1) (7, PH) (8, 1) (9, PH)	F2				K		5-3	K									2 0 0 0 0 1 2 1 0 0 0 0 0 1 0 0 0 0 0 0 0 1 0 0 0 0 1 0										
Inning Stats	R: 1 E: 0 K: 0 S: 6	H: 3 LOB: 2 BB: 0 P: 6	R: 0 E: 0 K: 1 S: 6	H: 1 LOB: 1 BB: 0 P: 6	R: 0 E: 0 K: 1 S: 5	H: 0 LOB: 0 BB: 0 P: 5	R: 0 E: 0 K: 2 S: 7	H: 0 LOB: 0 BB: 0 P: 7	R: 0 E: 0 K: 2 S: 8	H: 1 LOB: 1 BB: 0 P: 8	R: 0 E: 0 K: 0 S: 4	H: 2 LOB: 1 BB: 0 P: 4	R: 0 E: 0 K: 0 S: 3	H: 0 LOB: 1 BB: 1 P: 7	R: 0 E: 0 K: 0 S: 5	H: 2 LOB: 2 BB: 0 P: 5	R: 0 E: 0 K: 1 S: 5	H: 0 LOB: 0 BB: 0 P: 5	1B: 8 2B: 1 3B: 0 HR: 0	SF: 0 SAC: 0 DP: 1 HBP: 0	WP: 0 PB: 0 SB: 0 CS: 0	PA: 36					
PITCHER	IP	WLS	BF	H	R	ER	SO	BB	IBB	HBP	BLK	WP	HR	S	P	ERA	WHIP										
Ken Holtzman, L ERA: 4.05 Phil Regan, R ERA: 3.92	(1, 1) (8, 1)	7.1 1.2	S 5	31 0	9 0	1 0	6 1	0 0	0 0	0 0	0 0	0 0	0 0	42 7	46 7	1.23 0.00	1.364 0.000										


Chicago Cubs @ Los Angeles Dodgers
Dodger Stadium, Los Angeles, CA
Mon May 13 1968, 7:05 PM PDT
Att: 13,680 - Unknown - 51 F

livebaseballscores.com

AB 35
R 1
H 9
RBI 1
BB 1
SO 7
LOB 17



Batter	1	2	3	4	5	6	7	8	9	AB	R	H	RBI	BB	SO	LOB	TOP					
Don Kessinger, S OBP: 0.353, SLG: 0.361 (1, 6)	4-3			4-3 E 1B	K			P4-3		4	0	1	0	0	1	2	Chicago Cubs @ Los Angeles Dodgers Dodger Stadium, Los Angeles, CA Tue May 14 1968, 7:05 PM PDT Att: 14,671 - Unknown - 57 F					
Glenn Beckert, R OBP: 0.311, SLG: 0.385 (1, 4)	4-3			4-3		6-3		F7		4	0	0	0	0	0	1						
Billy Williams, L OBP: 0.341, SLG: 0.496 (1, 7)	P1			K		1-3			5-3	4	0	0	0	0	1	1						
Ron Santo, R OBP: 0.338, SLG: 0.452 (1, 5)		1-3		14 S BB		K			F9	3	0	0	0	1	1	0						
14 Ernie Banks, R OBP: 0.268, SLG: 0.441 (1, 3)	F7			K			5-3		6-3	4	0	0	0	0	1	2						
Lou Johnson, R OBP: 0.304, SLG: 0.427 (1, 9)					6-3		6-3			3	0	0	0	0	1	0						
Randy Hundley, R OBP: 0.252, SLG: 0.304 (1, 2)				K		P6		FC6-4 BB		2	0	0	0	1	1	0						
Adolfo Phillips, R OBP: 0.272, SLG: 0.375 (1, 8)			E5 CS		1B BB		FC6-4			2	0	0	0	1	0	1						
Fergie Jenkins, R OBP: 0.150, SLG: 0.263 (8, PH) Al Spangler, L OBP: 0.300, SLG: 0.389 Phil Regan, R (8, 1)	K			K				P4-3		2	0	1	0	0	1	1						
										1	0	0	0	0	0	0						
Inning Stats	R: 0 E: 0 K: 0 S: 3	H: 0 LOB: 0 BB: 0 P: 3	R: 0 E: 0 K: 1 S: 5	H: 0 LOB: 0 BB: 0 P: 5	R: 0 E: 1 K: 2 S: 7	H: 0 LOB: 1 BB: 0 P: 7	R: 0 E: 1 K: 2 S: 8	H: 1 LOB: 2 BB: 1 P: 12	R: 0 E: 0 K: 1 S: 6	H: 1 LOB: 2 BB: 1 P: 10	R: 0 E: 0 K: 1 S: 5	H: 0 LOB: 0 BB: 0 P: 5	R: 0 E: 0 K: 0 S: 3	H: 0 LOB: 1 BB: 1 P: 7	R: 0 E: 0 K: 0 S: 3	H: 0 LOB: 0 BB: 0 P: 3	R: 0 E: 0 K: 0 S: 3	H: 0 LOB: 0 BB: 0 P: 3	1B: 2 2B: 1 3B: 0 HR: 0	SF: 0 SAC: 0 DP: 1 HBP: 0	WP: 0 PB: 0 SB: 1 CS: 1	PA: 32
PITCHER Don Drysdale, R ERA: 2.14 (1, 1)	IP: 9.0 WLS: W BF: 32 H: 2 R: 0 ER: 0 SO: 7 BB: 3 IBB: 0 HBP: 0 BLK: 0 WP: 0 HR: 0 S: 43 P: 55 ERA: 0.00 WHIP: 0.556															PITCHER						

Batter	1	2	3	4	5	6	7	8	9	AB	R	H	RBI	BB	SO	LOB	BOTTOM			
Wes Parker, S OBP: 0.333, SLG: 0.328 (1, 3)	6-3		4-0 BB			1B FC4-6 1B				3	1	2	0	1	0	0	Chicago Cubs @ Los Angeles Dodgers Dodger Stadium, Los Angeles, CA Tue May 14 1968, 7:05 PM PDT Att: 14,671 - Unknown - 57 F			
Willie Davis, L OBP: 0.230, SLG: 0.333 (1, 8)	F8		F9			FC4-6 1B		P6		4	0	1	0	0	0	2				
Ron Fairly, L OBP: 0.288, SLG: 0.230 (1, 9)	K				G3	FC4-6 1B 1-2 3-H		6-3		4	0	0	1	0	1	2				
Tom Haller, L OBP: 0.333, SLG: 0.330 (1, 2)		F7			P5		1-2 1B			3	0	1	0	0	0	0				
Rocky Colavito, R OBP: 0.305, SLG: 0.384 Jim Fairey, L OBP: 0.225, SLG: 0.270 (7, 7)		CS 2B			K		6-3			3	0	1	0	0	1	2				
Ken Boyer, R OBP: 0.219, SLG: 0.194 (1, 5)								6-3		0	0	0	0	0	0	0				
Zolo Versalles, R OBP: 0.241, SLG: 0.281 (1, 6)										3	0	0	0	0	2	2				
Luis Alcaraz, R OBP: 0.226, SLG: 0.244 Paul Popovich, S OBP: 0.165, SLG: 0.120 (8, 4)					K			P3		3	0	0	0	0	2	0				
Don Drysdale, R OBP: 0.211, SLG: 0.263 (1, 1)					K				G3	0	0	0	0	0	1	0				
										3	0	0	0	0	1	0				
Inning Stats	R: 0 E: 0 K: 1 S: 5	H: 2 LOB: 2 BB: 0 P: 6	R: 0 E: 0 K: 1 S: 6	H: 0 LOB: 1 BB: 0 P: 6	R: 0 E: 0 K: 2 S: 7	H: 0 LOB: 1 BB: 1 P: 11	R: 0 E: 0 K: 1 S: 5	H: 0 LOB: 0 BB: 0 P: 5	R: 0 E: 0 K: 0 S: 6	H: 3 LOB: 2 BB: 0 P: 6	R: 0 E: 0 K: 1 S: 5	H: 0 LOB: 0 BB: 0 P: 5	R: 0 E: 0 K: 0 S: 4	H: 1 LOB: 1 BB: 0 P: 4	R: 0 E: 0 K: 0 S: 4	H: 0 LOB: 0 BB: 0 P: 4	1B: 5 2B: 2 3B: 0 HR: 0	SF: 0 SAC: 0 DP: 1 HBP: 0	WP: 0 PB: 0 SB: 0 CS: 1	PA: 30
PITCHER Fergie Jenkins, R ERA: 3.02 Phil Regan, R ERA: 3.74 (8, 1)	IP: 7.0 WLS: L BF: 26 H: 5 R: 1 ER: 1 SO: 7 BB: 1 IBB: 0 HBP: 0 BLK: 0 WP: 0 HR: 0 S: 39 P: 43 ERA: 1.29 WHIP: 0.857															PITCHER				

Batter	1	2	3	4	5	6	7	8	9	AB	R	H	RBI	BB	SO	LOB	TOP								
Don Kessinger, S (1, 6) OBP: 0.348, SLG: 0.354										5	0	1	0	0	0	2	Chicago Cubs @ Los Angeles Dodgers Dodger Stadium, Los Angeles, CA Wed May 15 1968, 7:05 PM PDT Att: 14,804 - Unknown - 60 F								
Glenn Beckert, R (1, 4) OBP: 0.310, SLG: 0.380										4	0	1	0	0	0	1									
Billy Williams, L (1, 7) OBP: 0.345, SLG: 0.496										4	2	2	0	0	0	1									
Ron Santo, R (1, 5) OBP: 0.336, SLG: 0.445										4	1	1	0	0	0	2									
14 Ernie Banks, R (1, 3) OBP: 0.276, SLG: 0.451 Jose Arcia, R (9, PR) OBP: 0.222, SLG: 0.333 Phil Regan, R (9, 1)										4	0	2	2	0	0	0									
Lou Johnson, R (1, 9) OBP: 0.294, SLG: 0.412										4	0	0	0	0	0	3									
Randy Hundley, R (1, 2) OBP: 0.252, SLG: 0.302										4	1	1	1	0	0	1									
Adolfo Phillips, R (1, 8) OBP: 0.271, SLG: 0.364										3	0	0	0	1	0	0									
Bill Hands, R (1, 1) OBP: 0.111, SLG: 0.059 Al Spangler, L (8, PH) OBP: 0.256, SLG: 0.368 Chuck Hartenstein, R (8, 1) Dick Nen, L (9, PH) OBP: 0.083, SLG: 0.083										2	0	0	0	0	1	0									
Inning Stats	R: 0 E: 0 K: 0 S: 4	H: 1 LOB: 1 BB: 0 P: 4	R: 0 E: 0 K: 0 S: 3	H: 0 LOB: 0 BB: 0 P: 3	R: 0 E: 0 K: 1 S: 5	H: 0 LOB: 0 BB: 0 P: 5	R: 2 E: 0 K: 0 S: 6	H: 3 LOB: 1 BB: 0 P: 6	R: 0 E: 0 K: 0 S: 3	H: 0 LOB: 0 BB: 0 P: 3	R: 0 E: 0 K: 0 S: 3	H: 0 LOB: 0 BB: 0 P: 3	R: 0 E: 0 K: 0 S: 4	H: 1 LOB: 1 BB: 0 P: 4	R: 3 E: 0 K: 0 S: 7	H: 4 LOB: 2 BB: 1 P: 11		1B: 8 2B: 1 3B: 0 HR: 0	SF: 0 SAC: 0 DP: 0 HBP: 0	WP: 0 PB: 0 SB: 0 CS: 0	PA: 37				
PITCHER	IP	WLS	BF	H	R	ER	SO	BB	IBB	HBP	BLK	WP	HR	S	P	ERA	WHIP								
Mudcat Grant, R (1, 1) ERA: 3.0	8.1	L	32	7	4	4	1	0	0	0	0	0	0	34	34	4.32	0.840								
Jack Billingham, R (9, 1) ERA: 1.4	0.2	S	5	2	1	1	0	0	1	0	0	0	0	4	8	13.50	3.000								



Batter	1	2	3	4	5	6	7	8	9	AB	R	H	RBI	BB	SO	LOB	BOTTOM								
Wes Parker, S (1, 3) OBP: 0.331, SLG: 0.328										3	0	1	1	0	1	0	Chicago Cubs @ Los Angeles Dodgers Dodger Stadium, Los Angeles, CA Wed May 15 1968, 7:05 PM PDT Att: 14,804 - Unknown - 60 F								
Willie Davis, L (1, 8) OBP: 0.230, SLG: 0.338										4	0	1	0	0	1	0									
Ron Fairly, L (1, 9) OBP: 0.267, SLG: 0.231										4	0	1	0	0	1	2									
Tom Haller, L (1, 2) OBP: 0.340, SLG: 0.337										4	0	2	0	0	1	1									
Rocky Colavito, R (1, 7) OBP: 0.291, SLG: 0.364 Jim Fairey, L (9, 7) OBP: 0.225, SLG: 0.270										4	0	0	0	0	0	2									
Ken Boyer, R (1, 5) OBP: 0.194, SLG: 0.171										4	0	0	0	0	1	2									
Zolo Versalles, R (1, 6) OBP: 0.234, SLG: 0.273										4	0	0	0	0	2	2									
Paul Popovich, S (1, 4) OBP: 0.233, SLG: 0.179 Len Gabrelson, L (9, PH) OBP: 0.125, SLG: 0.125										3	2	2	0	0	0	0									
Mudcat Grant, R (1, 1) OBP: 0.333, SLG: 0.667 Jack Billingham, R (9, 1) Bob Bailey, R (9, PH) OBP: 0.264, SLG: 0.258										3	1	1	2	0	0	1									
Inning Stats	R: 0 E: 0 K: 2 S: 8	H: 1 LOB: 1 BB: 0 P: 8	R: 0 E: 0 K: 1 S: 5	H: 0 LOB: 0 BB: 0 P: 5	R: 2 E: 0 K: 1 S: 7	H: 2 LOB: 0 BB: 0 P: 7	R: 0 E: 0 K: 0 S: 4	H: 1 LOB: 1 BB: 0 P: 4	R: 0 E: 0 K: 0 S: 6	H: 0 LOB: 2 BB: 0 P: 6	R: 1 E: 1 K: 0 S: 4	H: 1 LOB: 0 BB: 0 P: 4	R: 0 E: 0 K: 1 S: 6	H: 1 LOB: 1 BB: 0 P: 6	R: 0 E: 0 K: 1 S: 5	H: 0 LOB: 0 BB: 0 P: 5		1B: 6 2B: 1 3B: 0 HR: 1	SF: 1 SAC: 0 DP: 0 HBP: 0	WP: 0 PB: 0 SB: 0 CS: 0	PA: 36				
PITCHER	IP	WLS	BF	H	R	ER	SO	BB	IBB	HBP	BLK	WP	HR	S	P	ERA	WHIP								
Bill Hands, R (1, 1) ERA: 2.4	7.0		29	7	3	2	5	0	1	0	0	0	0	39	39	2.57	1.000								
Chuck Hartenstein, R (8, 1) ERA: 4.63	1.0	W	4	1	0	0	1	0	0	0	0	0	0	6	6	0.00	1.000								
Phil Regan, R (9, 1) ERA: 9.57	1.0	S	3	0	0	0	1	0	0	0	0	0	0	5	5	0.00	0.000								



Batter	1	2	3	4	5	6	7	8	9	AB	R	H	RBI	BB	SO	LOB	TOP										
Don Kessinger, S OBP: 0.336, SLG: 0.341 (1, 6)										5	0	0	0	0	2	2	Chicago Cubs @ Los Angeles Dodgers Dodger Stadium, Los Angeles, CA Thu May 16 1968, 7:05 PM PDT Att: 14,857 - Unknown - 65 F										
Glenn Beckert, R OBP: 0.305, SLG: 0.373 (1, 4)										5	1	1	0	0	0	1											
Billy Williams, L OBP: 0.343, SLG: 0.496 (1, 7)										4	0	1	0	0	0	1											
Ron Santo, R OBP: 0.333, SLG: 0.439 (1, 5)										4	0	1	1	0	2	1											
14 Ernie Banks, R OBP: 0.275, SLG: 0.444 (1, 3)										4	0	1	0	0	1	0											
Al Spangler, L OBP: 0.320, SLG: 0.391 (1, 9)										4	0	2	0	0	0	2											
Randy Hundley, R OBP: 0.252, SLG: 0.300 (1, 2)										4	0	1	0	0	0	1											
Adolfo Phillips, R OBP: 0.279, SLG: 0.358 (1, 8)										2	0	0	0	2	0	2											
Rich Nye, L OBP: 0.250, SLG: 0.250 (1, 1)										3	0	1	0	0	1	4											
Inning Stats	R: 1 E: 0 K: 1 S: 8	H: 3 LOB: 2 BB: 0 P: 8	R: 0 E: 0 K: 0 S: 4	H: 1 LOB: 1 BB: 0 P: 4	R: 0 E: 0 K: 1 S: 5	H: 0 LOB: 0 BB: 1 P: 5	R: 0 E: 1 K: 1 S: 6	H: 0 LOB: 2 BB: 1 P: 10	R: 0 E: 0 K: 1 S: 6	H: 2 LOB: 2 BB: 0 P: 5	R: 0 E: 0 K: 0 S: 3	H: 0 LOB: 0 BB: 0 P: 3	R: 0 E: 0 K: 1 S: 6	H: 1 LOB: 1 BB: 0 P: 6	R: 0 E: 0 K: 1 S: 5	H: 0 LOB: 1 BB: 1 P: 9	1B: 7 2B: 1 3B: 0 HR: 0	SF: 0 SAC: 1 DP: 0 HBP: 0	WP: 0 PB: 0 SB: 0 CS: 0	PA: 38							
PITCHER	IP	WLS	BF	H	R	ER	SO	BB	IBB	HBP	BLK	WP	HR	S	P	ERA	WHIP										
Don Sutton, R ERA: 2.59 (1, 1)	7.0	L	30	7	1	1	4	0	1	0	0	0	0	37	41	1.29	1.000										
Jack Billingham, R ERA: 1.27 (8, 1)	2.0		8	1	0	0	2	1	0	0	0	0	0	11	15	0.00	1.000										

AB	35
R	1
H	8
RBI	1
BB	2
SO	6
LOB	14



Batter	1	2	3	4	5	6	7	8	9	AB	R	H	RBI	BB	SO	LOB	BOTTOM										
Willie Davis, L OBP: 0.231, SLG: 0.343 (1, 8)										4	0	1	0	0	0	0	Chicago Cubs @ Los Angeles Dodgers Dodger Stadium, Los Angeles, CA Thu May 16 1968, 7:05 PM PDT Att: 14,857 - Unknown - 65 F										
Zoilo Versalles, R OBP: 0.228, SLG: 0.265 (1, 6)										4	0	0	0	0	2	1											
Wes Parker, S OBP: 0.328, SLG: 0.325 (1, 7)										4	0	1	0	0	0	0											
Rocky Colavito, R OBP: 0.289, SLG: 0.350 (1, 9)										3	0	0	0	1	1	1											
Ken Boyer, R OBP: 0.250, SLG: 0.211 (1, 3)										3	0	2	0	1	0	0											
Bob Bailey, R OBP: 0.276, SLG: 0.273 (1, 5)										4	0	2	0	0	1	4											
Paul Popovich, S OBP: 0.212, SLG: 0.161 (1, 4)										3	0	0	0	0	1	4											
Ron Fairly, L OBP: 0.265, SLG: 0.229 (9, PH)										1	0	0	0	0	0	1											
Jeff Torborg, R OBP: 0.190, SLG: 0.150 (1, 2)										2	0	0	0	0	0	2											
Ted Savage, R OBP: 0.150, SLG: 0.105 (7, PH)										1	0	0	0	0	0	0											
Tom Haller, L OBP: 0.340, SLG: 0.337 (8, 2)										0	0	0	0	0	0	0											
Don Sutton, R OBP: 0.400, SLG: 0.375 (1, 1)										2	0	0	0	0	1	0											
Mudcat Grant, R OBP: 0.300, SLG: 0.600 (7, PH)										1	0	0	0	0	1	0											
Jack Billingham, R (8, 1)										0	0	0	0	0	0	0											
Inning Stats	R: 0 E: 0 K: 1 S: 5	H: 0 LOB: 0 BB: 0 P: 5	R: 0 E: 0 K: 2 S: 8	H: 1 LOB: 2 BB: 1 P: 12	R: 0 E: 0 K: 2 S: 7	H: 0 LOB: 0 BB: 0 P: 7	R: 0 E: 0 K: 0 S: 4	H: 1 LOB: 2 BB: 1 P: 8	R: 0 E: 0 K: 0 S: 4	H: 1 LOB: 1 BB: 0 P: 4	R: 0 E: 0 K: 1 S: 6	H: 2 LOB: 1 BB: 0 P: 6	R: 0 E: 0 K: 1 S: 5	H: 0 LOB: 0 BB: 0 P: 5	R: 0 E: 0 K: 0 S: 3	H: 0 LOB: 0 BB: 0 P: 3	R: 0 E: 0 K: 0 S: 4	H: 1 LOB: 1 BB: 0 P: 4	1B: 5 2B: 1 3B: 0 HR: 0	SF: 0 SAC: 0 DP: 1 HBP: 0	WP: 0 PB: 0 SB: 0 CS: 0	PA: 34					
PITCHER	IP	WLS	BF	H	R	ER	SO	BB	IBB	HBP	BLK	WP	HR	S	P	ERA	WHIP										
Rich Nye, L ERA: 4.04 (1, 1)	9.0	W	34	6	0	0	7	2	0	0	0	0	0	46	54	0.00	0.889										

AB	32
R	0
H	6
RBI	0
BB	2
SO	7
LOB	13



Batter	1	2	3	4	5	6	7	8	9	AB	R	H	RBI	BB	SO	LOB	TOP					
Ron Davis, R OBP: 0.246, SLG: 0.238 (1.8)	5-3		F6			F7			F8	4	0	0	0	0	0	1						
Denis Menke, R OBP: 0.343, SLG: 0.351 (1.6)	F6			F7		F6			K	4	0	0	0	0	1	1						
Jimmy Wynn, R OBP: 0.361, SLG: 0.378 (1.7)				F8			K		F5	3	0	0	0	1	1	1						
Rusty Staub, L OBP: 0.391, SLG: 0.460 (1.3)	F7			1-3			K			3	0	0	0	0	1	1						
Norm Miller, L OBP: 0.250, SLG: 0.278 (1.9)		6-3				F8			K	3	0	0	0	0	1	0						
Doug Rader, R OBP: 0.250, SLG: 0.400 (1.5)		K					1B		L3	3	0	1	0	0	1	0						
Julio Gotay, R OBP: 0.232, SLG: 0.250 (1.4)		6-3				F3			3-1	3	0	0	0	0	0	1						
Dave Adlesh, R OBP: 0.273, SLG: 0.273 (1.2)			K			F2			6-3	3	0	0	0	0	1	1						
Larry Dierker, R (1.1)			K							2	0	0	0	0	2	0						
Danny Coombs, R (8.1)										0	0	0	0	0	0	0						
Bob Aspromonte, R (9. PH) OBP: 0.314, SLG: 0.333										1	0	1	0	0	0	0						
Inning Stats	R: 0 E: 0 K: 0 S: 3	H: 0 LOB: 1 BB: 1 P: 7	R: 0 E: 0 K: 1 S: 5	H: 0 LOB: 0 BB: 0 P: 5	R: 0 E: 0 K: 2 S: 7	H: 0 LOB: 0 BB: 0 P: 7	R: 0 E: 0 K: 0 S: 3	H: 0 LOB: 0 BB: 0 P: 3	R: 0 E: 0 K: 0 S: 4	H: 1 LOB: 1 BB: 0 P: 4	R: 0 E: 0 K: 1 S: 5	H: 0 LOB: 0 BB: 0 P: 5	R: 0 E: 0 K: 3 S: 9	H: 0 LOB: 0 BB: 0 P: 9	R: 0 E: 0 K: 0 S: 3	H: 0 LOB: 0 BB: 0 P: 3	R: 0 E: 0 K: 1 S: 6	H: 1 LOB: 1 BB: 0 P: 6	1B: 2 2B: 0 3B: 0 HR: 0	SF: 0 SAC: 0 DP: 0 HBP: 0	WP: 0 PB: 0 SB: 0 CS: 0	PA: 30
PITCHER Bill Singer, R ERA: 1.9 (1.1)	IP: 9.0 WLS: W BF: 30 H: 2 R: 0 ER: 0 SO: 8 BB: 1 IBB: 0 HBP: 0 BLK: 0 WP: 0 HR: 0 S: 45 P: 49 ERA: 0.00 WHIP: 0.333															PITCHER						

Houston Astros @ Los Angeles Dodgers
Dodger Stadium, Los Angeles, CA
Fri May 17 1968, 7:05 PM PDT
Att: 17,374 - Unknown

AB	29
R	0
H	2
RBI	0
BB	1
SO	8
LOB	6



Batter	1	2	3	4	5	6	7	8	9	AB	R	H	RBI	BB	SO	LOB	BOTTOM			
Wes Parker, S OBP: 0.338, SLG: 0.320 (1.3)	4-3 SH1-3 BB	4-0 1-3 3-H BB		2-3		K				2	0	0	0	3	1	1				
Willie Davis, L OBP: 0.231, SLG: 0.340 (1.8)	SH1-3	G3		F8			K			4	0	1	2	0	1	3				
Ron Fairly, L OBP: 0.254, SLG: 0.218 (1.9)	4-3		F9		3-1		F7		4-3	5	0	0	0	0	0	3				
Ken Boyer, R OBP: 0.273, SLG: 0.238 (1.5)	4-3		6-3		1B					4	0	2	0	0	0	1				
Tom Haller, L OBP: 0.355, SLG: 0.364 (1.2)		FC1-5 1B		2B			L7			4	0	3	0	0	0	1				
Rocky Colavito, R OBP: 0.277, SLG: 0.333 (1.7)					1B					4	0	0	0	0	0	4				
Jim Fairley, L OBP: 0.225, SLG: 0.270 (9.7)	5-3		F9		G6-4-3				6-3	0	0	0	0	0	0	0				
Zolio Versalles, R OBP: 0.242, SLG: 0.281 (1.6)		FC1-5 1B BB		S SH3-4 2B 1B					5-3	3	3	2	0	1	0	0				
Paul Popovich, S OBP: 0.250, SLG: 0.206 (1.4)		FC1-5 1B WP		SH3-4			E3		BB 1B 1B	3	2	2	0	0	2					
Bill Singer, R OBP: 0.211, SLG: 0.278 (1.1)	WP 1B			2-3 2H 2B			F1		BB 1B BB	3	1	2	2	1	0	0				
Inning Stats	R: 0 E: 0 K: 0 S: 3	H: 2 LOB: 2 BB: 2 P: 13	R: 0 E: 0 K: 0 S: 4	H: 1 LOB: 1 BB: 0 P: 4	R: 1 E: 0 K: 0 S: 5	H: 2 LOB: 1 BB: 0 P: 5	R: 0 E: 0 K: 0 S: 4	H: 2 LOB: 1 BB: 0 P: 4	R: 1 E: 1 K: 1 S: 6	H: 2 LOB: 0 BB: 0 P: 6	R: 0 E: 0 K: 1 S: 6	H: 1 LOB: 1 BB: 0 P: 6	R: 2 E: 0 K: 0 S: 5	H: 2 LOB: 2 BB: 2 P: 13	R: 2 E: 0 K: 0 S: 5	H: 2 LOB: 2 BB: 2 P: 13	1B: 9 2B: 3 3B: 0 HR: 0	SF: 0 SAC: 2 DP: 1 HBP: 0	WP: 2 PB: 0 SB: 1 CS: 0	PA: 39
PITCHER Larry Dierker, R ERA: 3.23 (1.1)	IP: 7.2 WLS: L BF: 37 H: 11 R: 6 ER: 5 SO: 2 BB: 5 IBB: 0 HBP: 0 BLK: 0 WP: 0 HR: 0 S: 36 P: 56 ERA: 5.87 WHIP: 2.087															PITCHER				
Danny Coombs, L ERA: 3.6 (8.1)	0.1 L 2 1 0 0 0 0 0 0 0 0 2 2 0.00 3.000															PITCHER				

Houston Astros @ Los Angeles Dodgers
Dodger Stadium, Los Angeles, CA
Fri May 17 1968, 7:05 PM PDT
Att: 17,374 - Unknown

AB	32
R	6
H	12
RBI	4
BB	5
SO	2
LOB	15



Batter	1	2	3	4	5	6	7	8	9	AB	R	H	RBI	BB	SO	LOB	TOP			
Ron Brand, R (1.2)	6-3		F6			F9		F2		4	0	0	0	0	0	0				
Denis Menke, R (1.4) OBP: 0.339, SLG: 0.347	K			5-3					K	4	0	1	0	0	2	0				
Rusty Staub, L (1.3)	6-3			G3					FC4-6 1B	4	0	1	0	0	0	1				
Lee Thomas, L (1.9) OBP: 0.208, SLG: 0.182 Ivan Murrell, R (9, PR) OBP: 0.059, SLG: 0.059		BB		P4-3				FC6-4 1B	FC4-6 2B 1-2	3	0	1	0	1	0	1				
Jimmy Wynn, R (1.8) OBP: 0.365, SLG: 0.391	K				P4-3 1B			FC6-4 G3 1-2		4	0	2	0	0	1	2				
Bob Aspromonte, R (1.5) OBP: 0.311, SLG: 0.323	K				P4-3 1-2			G3		3	0	0	0	1	1	3				
Bob Watson, R (1.7)	K				5-3				IBB	4	0	0	0	0	1	6				
Hector Torres, R (1.6) OBP: 0.276, SLG: 0.288			6-3			6-3		F7		3	0	0	0	0	0	1				
Dave Giusti, R (1.1) OBP: 0.087, SLG: 0.130	K					6-3		6-3		3	0	0	0	0	1	0				
Inning Stats	R: 0 E: 0 K: 1 S: 5	H: 0 LOB: 0 BB: 0 P: 5	R: 0 E: 0 K: 3 S: 9	H: 0 LOB: 1 BB: 1 P: 13	R: 0 E: 0 K: 1 S: 5	H: 0 LOB: 0 BB: 0 P: 5	R: 0 E: 0 K: 0 S: 3	H: 0 LOB: 0 BB: 0 P: 3	R: 0 E: 0 K: 0 S: 4	H: 1 LOB: 1 BB: 0 P: 4	R: 0 E: 0 K: 0 S: 4	H: 1 LOB: 1 BB: 0 P: 4	R: 0 E: 0 K: 0 S: 4	H: 0 LOB: 0 BB: 0 P: 3	R: 0 E: 0 K: 1 S: 7	H: 2 LOB: 3 BB: 1 P: 11	1B: 4 2B: 1 3B: 0 HR: 0	SF: 0 SAC: 0 DP: 0 HBP: 0	WP: 0 PB: 0 SB: 0 CS: 0	PA: 34
PITCHER Don Drysdale, R (1.1) ERA: 1.85	IP: 9.0 WLS: W BF: 34 H: 5 R: 0 ER: 0 SO: 6 BB: 1 IBB: 1 HBP: 0 BLK: 0 WP: 0 HR: 0 S: 44 P: 52 ERA: 0.00 WHIP: 0.667																			

Houston Astros @ Los Angeles Dodgers
 Dodger Stadium, Los Angeles, CA
 Sat May 18 1968, 3:33 AM PDT
 Att: 19,630 - Unknown

AB	32
R	0
H	5
RBI	0
BB	2
SO	6
LOB	14



Batter	1	2	3	4	5	6	7	8	9	AB	R	H	RBI	BB	SO	LOB	BOTTOM
Wes Parker, S (1.3) OBP: 0.345, SLG: 0.328	3-1					SH1-4 E 1B		SH3-4		3	1	2	0	0	0	0	
Willie Davis, L (1.8) OBP: 0.227, SLG: 0.333	4-3		F9			SH1-4 1-2		L4		3	0	0	0	0	0	2	
Ron Fairly, L (1.9) OBP: 0.254, SLG: 0.219	K			5-3		3-1				4	0	1	0	0	1	1	
Ken Boyer, R (1.5) OBP: 0.255, SLG: 0.222		K		F9		E6 S				3	0	0	0	0	1	0	
Tom Haller, L (1.2) OBP: 0.345, SLG: 0.353		4-3		1-3		F9 1-2				3	0	0	0	0	0	1	
Rocky Colavito, R (1.7) OBP: 0.276, SLG: 0.326 Jim Fairley, L (8.7) OBP: 0.225, SLG: 0.270						F8		F7		2	0	0	0	1	0	0	
Zolio Versalles, R (1.6) OBP: 0.237, SLG: 0.275						K		L9		3	0	0	0	0	1	1	
Paul Popovich, S (1.4) OBP: 0.256, SLG: 0.216					P1-3			P4-3		3	0	1	0	0	0	0	
Don Drysdale, R (1.1) OBP: 0.227, SLG: 0.273					5-3			SH3-4 1B 1B		3	0	1	0	0	1	1	
Inning Stats	R: 0 E: 0 K: 1 S: 5	H: 0 LOB: 0 BB: 0 P: 5	R: 0 E: 0 K: 1 S: 5	H: 0 LOB: 1 BB: 1 P: 9	R: 0 E: 0 K: 0 S: 4	H: 1 LOB: 1 BB: 0 P: 4	R: 0 E: 0 K: 0 S: 3	H: 0 LOB: 0 BB: 0 P: 3	R: 0 E: 0 K: 0 S: 4	H: 2 LOB: 2 BB: 0 P: 4	1B: 5 2B: 0 3B: 0 HR: 0	SF: 0 SAC: 2 DP: 0 HBP: 0	WP: 0 PB: 0 SB: 1 CS: 0	PA: 30			
PITCHER Dave Giusti, R (1.1) ERA: 1.77	IP: 8.0 WLS: L BF: 30 H: 5 R: 1 ER: 0 SO: 4 BB: 1 IBB: 0 HBP: 0 BLK: 0 WP: 0 HR: 0 S: 37 P: 41 ERA: 0.00 WHIP: 0.750																

Houston Astros @ Los Angeles Dodgers
 Dodger Stadium, Los Angeles, CA
 Sat May 18 1968, 3:33 AM PDT
 Att: 19,630 - Unknown

AB	27
R	1
H	5
RBI	0
BB	1
SO	4
LOB	6



Batter	1	2	3	4	5	6	7	8	9	AB	R	H	RBI	BB	SO	LOB	TOP										
Byron Browne, R OBP: 0.400, SLG: 0.250 (1, 9)										4	0	1	0	1	1	0	Houston Astros @ Los Angeles Dodgers Dodger Stadium, Los Angeles, CA Sun May 19 1968, 3:33 AM PDT Unknown livebaseballscores.com										
Denis Menke, R OBP: 0.336, SLG: 0.337 (1, 4)										3	0	0	0	1	0	2											
Jimmy Wynn, R OBP: 0.373, SLG: 0.425 (1, 8)										5	1	3	1	0	0	1											
Rusty Staub, L OBP: 0.390, SLG: 0.450 (1, 3)										3	0	1	0	0	1	1											
Bob Aspromonte, R OBP: 0.318, SLG: 0.330 (1, 5)										4	1	2	0	0	0	3											
Bob Watson, R OBP: 0.250, SLG: 0.143 (1, 7)										3	0	1	0	1	1	2											
Ron Brand, R OBP: 0.333, SLG: 0.375 (1, 2)										3	0	2	1	0	0	0											
Hector Torres, R OBP: 0.266, SLG: 0.276 (1, 6)										3	0	0	0	0	0	3											
Denny Lemaster, R (1, 1)										4	0	0	0	0	1	3											
Inning Stats	R: 0 E: 0 K: 0 S: 5	H: 2 LOB: 2 BB: 0 P: 5	R: 0 E: 1 K: 2 S: 8	H: 0 LOB: 1 BB: 0 P: 8	R: 1 E: 0 K: 0 S: 5	H: 3 LOB: 2 BB: 0 P: 6	R: 0 E: 0 K: 0 S: 4	H: 1 LOB: 2 BB: 1 P: 8	R: 1 E: 0 K: 0 S: 5	H: 2 LOB: 2 BB: 1 P: 9	R: 0 E: 0 K: 1 S: 5	H: 0 LOB: 0 BB: 0 P: 5	R: 0 E: 0 K: 0 S: 5	H: 1 LOB: 1 BB: 0 P: 5	R: 0 E: 0 K: 0 S: 4	H: 1 LOB: 1 BB: 0 P: 4	R: 0 E: 0 K: 0 S: 2	H: 0 LOB: 0 BB: 1 P: 6	1B: 8 2B: 1 3B: 0 HR: 1	SF: 0 SAC: 3 DP: 1 HBP: 1	WP: 0 PB: 0 SB: 0 CS: 1	PA: 39					
PITCHER	IP	WLS	BF	H	R	ER	SO	BB	IBB	HBP	BLK	WP	HR	S	P	ERA	WHIP										
Claude Osteen, L ERA: 3.43 (1, 1)	4.2	L	25	8	2	2	2	2	0	0	0	0	1	26	35	3.86	2.143										
John Purdin, R ERA: 0.45 (5, 1)	1.1		4	0	0	0	1	0	0	0	0	0	0	6	6	0.00	0.000										
Jim Brewer, L ERA: 1.13 (7, 1)	3.0		10	2	0	0	1	1	0	0	0	0	0	11	15	0.00	1.000										

Batter	1	2	3	4	5	6	7	8	9	AB	R	H	RBI	BB	SO	LOB	BOTTOM										
Willie Davis, L OBP: 0.226, SLG: 0.329 (1, 8)										5	0	1	0	0	2	0	Houston Astros @ Los Angeles Dodgers Dodger Stadium, Los Angeles, CA Sun May 19 1968, 3:33 AM PDT Unknown livebaseballscores.com										
Wes Parker, S OBP: 0.340, SLG: 0.323 (1, 7)										5	0	1	0	0	0	1											
Ken Boyer, R OBP: 0.275, SLG: 0.213 (1, 3)										2	0	0	0	1	1	1											
Rocky Colavito, R OBP: 0.287, SLG: 0.326 (1, 9)										3	0	1	0	1	0	2											
Bob Bailey, R OBP: 0.275, SLG: 0.271 (1, 5)										4	0	1	0	0	0	4											
Luis Alcaraz, R OBP: 0.227, SLG: 0.236 (1, 4)										3	1	0	0	1	0	2											
Paul Popovich, S OBP: 0.256, SLG: 0.220 (1, 6)										4	0	1	0	0	1	2											
Jeff Torborg, R OBP: 0.240, SLG: 0.208 (1, 2)										4	0	2	1	0	1	2											
Claude Osteen, L OBP: 0.071, SLG: 0.143 (1, 1)										1	0	0	0	0	1	1											
John Purdin, R OBP: 0.500, SLG: 0.500 (6, PH)										1	0	0	0	0	0	0											
Ted Savage, R OBP: 0.143, SLG: 0.100 (7, 1)										1	0	0	0	0	0	0											
Jim Brewer, L (7, 1)										0	0	0	0	0	0	0											
Mudcat Grant, R OBP: 0.273, SLG: 0.545 (9, PH)										1	0	0	0	0	1	0											
Inning Stats	R: 0 E: 0 K: 0 S: 4	H: 1 LOB: 2 BB: 0 P: 5	R: 0 E: 0 K: 1 S: 6	H: 1 LOB: 1 BB: 0 P: 6	R: 0 E: 0 K: 2 S: 7	H: 0 LOB: 0 BB: 0 P: 7	R: 0 E: 0 K: 2 S: 8	H: 1 LOB: 2 BB: 1 P: 12	R: 0 E: 0 K: 0 S: 4	H: 1 LOB: 1 BB: 0 P: 4	R: 1 E: 0 K: 0 S: 5	H: 2 LOB: 2 BB: 1 P: 9	R: 0 E: 0 K: 0 S: 4	H: 1 LOB: 2 BB: 1 P: 8	R: 0 E: 0 K: 0 S: 3	H: 0 LOB: 0 BB: 0 P: 3	R: 0 E: 0 K: 2 S: 7	H: 0 LOB: 0 BB: 0 P: 7	1B: 7 2B: 0 3B: 0 HR: 0	SF: 0 SAC: 0 DP: 0 HBP: 1	WP: 0 PB: 0 SB: 0 CS: 0	PA: 38					
PITCHER	IP	WLS	BF	H	R	ER	SO	BB	IBB	HBP	BLK	WP	HR	S	P	ERA	WHIP										
Denny Lemaster, L ERA: 2.53 (1, 1)	9.0	W	38	7	1	1	7	3	0	1	0	0	0	48	61	1.00	1.111										

Batter	1	2	3	4	5	6	7	8	9	AB	R	H	RBI	BB	SO	LOB	TOP			
Willie Davis, L OBP: 0.227, SLG: 0.316 (1, 8)	4-0 SH5-3 PB 6-3 BB		0-0 P5		0-0 1-3			0-0 P6		3	1	0	0	1	0	1	Los Angeles Dodgers @ St. Louis Cardinals Busch Stadium, St. Louis, MO Mon May 20 1968, 7:05 PM CDT Att: 12,764 - Unknown livebaseballscorecards.com			
Zoilo Versalles, R OBP: 0.232, SLG: 0.269 (1, 6)	0-0 SH5-3 1-3		0-0 P6		0-0 6-3			0-0 F8		3	0	0	0	0	0	1				
Ken Boyer, R OBP: 0.250, SLG: 0.192 (1, 5)	0-0 6-3		0-0 F8			0-3 K		0-0 F9		4	0	0	1	0	1	0				
Rocky Colavito, R OBP: 0.294, SLG: 0.316 (1, 9)	4-0 BB		0-0 5-3		0-0 1-3			0-3 K		3	0	0	0	1	1	0				
Wes Parker, S OBP: 0.348, SLG: 0.324 (1, 3)	0-0 1-3		4-0 BB		0-0 6-3			0-0 1B		3	0	1	0	1	0	1				
Ted Savage, R OBP: 0.207, SLG: 0.154 (1, 7)		4-0 BB	0-0 F8		0-0 F8			0-0 P3		3	0	0	0	1	0	2				
Tom Haller, L OBP: 0.333, SLG: 0.343 (1, 2)		0-0 F7	0-0 6-3		0-0 1-3					3	0	0	0	0	0	2				
Paul Popovich, S OBP: 0.260, SLG: 0.229 (1, 4)		0-0 P9			0-0 P8					3	0	1	0	0	0	1				
Don Sutton, R OBP: 0.333, SLG: 0.300 Jim Brewer, L (8, 1)		0-0 5-3			0-0 SH3-4 1B			0-0 6-3		2	0	0	0	0	0	1				
Inning Stats	R: 1 E: 0 K: 0 S: 3	H: 0 LOB: 1 BB: 2 P: 11	R: 0 E: 0 K: 0 S: 3	H: 0 LOB: 1 BB: 1 P: 7	R: 0 E: 0 K: 0 S: 3	H: 0 LOB: 1 BB: 0 P: 3	R: 0 E: 0 K: 0 S: 3	H: 0 LOB: 1 BB: 1 P: 7	R: 0 E: 0 K: 1 S: 4	H: 0 LOB: 0 BB: 0 P: 5	R: 0 E: 0 K: 0 S: 3	H: 0 LOB: 0 BB: 0 P: 3	R: 0 E: 0 K: 1 S: 6	H: 0 LOB: 1 BB: 0 P: 6	R: 0 E: 0 K: 1 S: 6	H: 1 LOB: 1 BB: 0 P: 6	1B: 2 2B: 0 3B: 0 HR: 0	SF: 0 SAC: 2 DP: 0 HBP: 0	WP: 0 PB: 1 CS: 0	PA: 33
PITCHER Larry Jaster, L ERA: 1.25 (1, 1)	IP: 9.0 WLS: W BF: 33 H: 2 R: 1 ER: 0 SO: 2 BB: 4 IBB: 0 HBP: 0 BLK: 0 WP: 0 HR: 0 S: 33 P: 49 ERA: 0.00 WHIP: 0.667																			

Batter	1	2	3	4	5	6	7	8	9	AB	R	H	RBI	BB	SO	LOB	BOTTOM			
Lou Brock, L OBP: 0.273, SLG: 0.382 (1, 7)	0-0 2-3		0-0 5-3 WP 1B			0-0 1B 1B		0-0 1B 2B		4	1	3	0	0	0	0	Los Angeles Dodgers @ St. Louis Cardinals Busch Stadium, St. Louis, MO Mon May 20 1968, 7:05 PM CDT Att: 12,764 - Unknown livebaseballscorecards.com			
Curt Flood, R OBP: 0.416, SLG: 0.489 (1, 8)	0-0 F7		0-0 5-3 1-3			0-0 1B		0-3 K		4	0	1	0	0	1	2				
Bobby Tolan, L OBP: 0.226, SLG: 0.258 (1, 9)	0-0 2B 1B		0-0 6-3			0-0 P5		0-0 S 1B		4	1	2	1	0	0	3				
Orlando Cepeda, R OBP: 0.306, SLG: 0.402 (1, 3)	0-0 1H 2B		0-0 P4-3			0-0 P5		4-0 2H 1B		3	0	1	1	1	0	2				
Tim McCarver, L OBP: 0.283, SLG: 0.310 (1, 2)	0-0 P4-3		0-0 P6			0-0 P4-1		0-0 P4-3		4	0	0	0	0	0	5				
Mike Shannon, R OBP: 0.293, SLG: 0.424 (1, 5)		0-0 P4-6-3 1B	0-0 P4			0-0 F8				3	0	1	0	0	0	0				
Julian Javier, R OBP: 0.301, SLG: 0.364 (1, 4)		0-0 P4-6-3 1-2			0-3 K			0-3 K		3	0	0	0	0	2	1				
Dal Maxvill, R OBP: 0.283, SLG: 0.286 (1, 6)		0-0 F9			0-0 F8			0-0 F7		3	0	0	0	0	0	0				
Larry Jaster, L (1, 1)			0-0 5-3			0-0 P4		0-0 F9		3	0	0	0	0	0	0				
Inning Stats	R: 1 E: 0 K: 0 S: 5	H: 2 LOB: 1 BB: 0 P: 5	R: 0 E: 0 K: 0 S: 3	H: 1 LOB: 0 BB: 0 P: 3	R: 0 E: 0 K: 0 S: 3	H: 0 LOB: 0 BB: 0 P: 3	R: 0 E: 0 K: 1 S: 5	H: 0 LOB: 0 BB: 0 P: 5	R: 0 E: 0 K: 0 S: 7	H: 2 LOB: 2 BB: 1 P: 11	R: 1 E: 0 K: 1 S: 7	H: 2 LOB: 2 BB: 1 P: 11	R: 0 E: 0 K: 1 S: 5	H: 0 LOB: 0 BB: 0 P: 5	R: 0 E: 0 K: 1 S: 5	H: 0 LOB: 0 BB: 0 P: 5	1B: 6 2B: 2 3B: 0 HR: 0	SF: 0 SAC: 0 DP: 1 HBP: 0	WP: 1 PB: 0 SB: 1 CS: 0	PA: 32
PITCHER Don Sutton, R ERA: 2.54 Jim Brewer, L ERA: 1.1 (8, 1)	IP: 7.2 WLS: L BF: 30 H: 8 R: 2 ER: 2 SO: 3 BB: 0 IBB: 0 HBP: 0 BLK: 0 WP: 1 HR: 0 S: 36 P: 36 ERA: 2.35 WHIP: 1.043																			

Batter	1	2	3	4	5	6	7	8	9	AB	R	H	RBI	BB	SO	LOB	TOP										
Wes Parker, S OBP: 0.341, SLG: 0.324 (1, 3)	0-0 4-3		0-0 1-H 2B			0-3 K			0-3 K	4	0	1	1	0	2	0	Los Angeles Dodgers @ St. Louis Cardinals Busch Stadium, St. Louis, MO Wed May 22 1968, 7:05 PM CDT Att: 9,560 - Unknown livebaseballscorecards.com										
Wille Davis, L OBP: 0.238, SLG: 0.323 (1, 8)	0-3 K		0-0 F3			0-0 F7			0-0 S CS 1B	4	1	1	0	0	1	1											
Len Gabrielson, L OBP: 0.250, SLG: 0.261 Ken Boyer, R OBP: 0.246, SLG: 0.189 Jim Fairey, L OBP: 0.220, SLG: 0.263 (1, 7)	0-0 F8			4-0 FC1-6 BB		0-0 6-3			0-3 K	2	0	0	0	1	0	0											
Ron Fairly, L OBP: 0.244, SLG: 0.211 (1, 9)		0-0 P4		0-0 FC1-6 FC6-4 1-2					0-0 4-3	4	0	1	1	0	0	1											
Tom Haller, L OBP: 0.325, SLG: 0.345 (1, 2)		0-0 6-3		0-0 F5					0-3 3-H 1B	4	0	0	0	0	1	2											
Bob Bailey, R OBP: 0.283, SLG: 0.309 (1, 5)		0-0 L6		0-0 FC6-4 1-2					0-0 6-3	3	0	0	0	0	0	1											
Zolio Versailles, R OBP: 0.228, SLG: 0.270 (1, 6)			0-0 6-3			0-3 K			0-3 K	3	0	0	0	0	2	0											
Paul Popovich, S OBP: 0.263, SLG: 0.222 (1, 4)			4-0 2B BB			0-0 P8			0-3 K	2	1	0	0	1	1	0											
Don Drysdale, R OBP: 0.200, SLG: 0.240 (1, 1)			0-3 K			0-0 F7			0-0 P3	3	0	0	0	0	1	1											
Inning Stats	R: 0 E: 0 K: 1 S: 5	H: 0 LOB: 0 BB: 0 P: 5	R: 0 E: 0 K: 0 S: 3	H: 0 LOB: 0 BB: 0 P: 3	R: 1 E: 0 K: 1 S: 6	H: 1 LOB: 1 BB: 1 P: 10	R: 0 E: 0 K: 0 S: 3	H: 0 LOB: 0 BB: 0 P: 7	R: 0 E: 0 K: 1 S: 5	H: 0 LOB: 0 BB: 0 P: 5	R: 0 E: 0 K: 0 S: 3	H: 0 LOB: 0 BB: 0 P: 3	R: 0 E: 0 K: 2 S: 7	H: 0 LOB: 0 BB: 0 P: 7	R: 1 E: 0 K: 3 S: 11	H: 2 LOB: 1 BB: 0 P: 11	1B: 2 2B: 1 3B: 0 HR: 0	SF: 0 SAC: 0 DP: 0 HBP: 0	WP: 0 PB: 0 SB: 1 CS: 1	PA: 32							
PITCHER	IP	WLS	BF	H	R	ER	SO	BB	IBB	HBP	BLK	WP	HR	S	P	ERA	WHIP										
Bob Gibson, R ERA: 1.34 Joe Hoerner, L ERA: 2.79	(1, 1)	8.0	L	27	1	1	6	2	0	0	0	0	0	37	45	1.12	0.375										
(9, 1)	1.0	5	2	1	0	3	0	0	0	0	0	0	0	11	11	0.00	2.000										

Batter	1	2	3	4	5	6	7	8	9	AB	R	H	RBI	BB	SO	LOB	BOTTOM										
Lou Brock, L OBP: 0.271, SLG: 0.379 (1, 7)	0-0 P4-6-3 1B			0-0 F8		0-0 5-3			0-0 P4-3 2B	4	0	2	0	0	0	0	Los Angeles Dodgers @ St. Louis Cardinals Busch Stadium, St. Louis, MO Wed May 22 1968, 7:05 PM CDT Att: 9,560 - Unknown livebaseballscorecards.com										
Curt Flood, R OBP: 0.398, SLG: 0.463 (1, 8)	0-0 P4-6-3 1-2			0-0 F8					0-0 5-3	4	0	0	0	0	2												
Bobby Tolan, L OBP: 0.231, SLG: 0.289 (1, 9)	0-3 K			0-0 F7					0-0 2-3	4	0	0	0	0	1	1											
Orlando Cepeda, R OBP: 0.316, SLG: 0.403 (1, 3)		0-0 F8				0-0 1B			0-0 E 1B 1B	4	0	2	0	0	0	1											
Johnny Edwards, L OBP: 0.344, SLG: 0.387 (1, 2)		0-0 F9				0-0 F9			0-0 E7 1B	3	0	1	0	0	0	1											
Mike Shannon, R OBP: 0.286, SLG: 0.406 (1, 5)		0-3 K				0-3 K			0-3 K	3	0	0	0	0	3	3											
Julian Javier, R OBP: 0.294, SLG: 0.353 (1, 4)			0-0 5-3			0-3 K			0-0 1-3	3	0	0	0	0	1	1											
Dal Maxvill, R OBP: 0.274, SLG: 0.275 Dick Schofield, S OBP: 0.357, SLG: 0.481 (1, 6)			0-0 F9			0-3 K			0-3 K	2	0	0	0	0	1	0											
Bob Gibson, R OBP: 0.160, SLG: 0.125 Tim McCarver, L OBP: 0.279, SLG: 0.305 Joe Hoerner, R (1, 1)			0-3 K			0-0 F8			0-0 F3	2	0	0	0	0	1	0											
(9, 1)			0-3 K			0-0 F8			0-0 F3	1	0	0	0	0	0	0											
Inning Stats	R: 0 E: 0 K: 1 S: 5	H: 1 LOB: 0 BB: 0 P: 5	R: 0 E: 0 K: 1 S: 5	H: 0 LOB: 0 BB: 0 P: 5	R: 0 E: 0 K: 1 S: 5	H: 0 LOB: 0 BB: 0 P: 5	R: 0 E: 0 K: 0 S: 3	H: 0 LOB: 0 BB: 0 P: 3	R: 0 E: 0 K: 2 S: 8	H: 1 LOB: 1 BB: 0 P: 8	R: 0 E: 0 K: 1 S: 5	H: 0 LOB: 0 BB: 0 P: 5	R: 0 E: 1 K: 1 S: 7	H: 2 LOB: 2 BB: 0 P: 7	R: 0 E: 0 K: 1 S: 5	H: 0 LOB: 0 BB: 0 P: 5	R: 0 E: 0 K: 0 S: 4	H: 1 LOB: 1 BB: 0 P: 4	1B: 4 2B: 1 3B: 0 HR: 0	SF: 0 SAC: 0 DP: 1 HBP: 0	WP: 0 PB: 0 SB: 0 CS: 0	PA: 31					
PITCHER	IP	WLS	BF	H	R	ER	SO	BB	IBB	HBP	BLK	WP	HR	S	P	ERA	WHIP										
Don Drysdale, R ERA: 1.64	(1, 1)	9.0	W	31	5	0	8	0	0	0	0	0	0	47	47	0.00	0.556										

Batter	1	2	3	4	5	6	7	8	9	10	AB	R	H	RBI	BB	SO	LOB	TOP					
Willie Davis, L OBP: 0.245, SLG: 0.326 (1, 8)											6	1	2	0	1	1	3						
Zolo Versailles, R OBP: 0.243, SLG: 0.290 (1, 6)											5	0	3	1	1	1	0						
Wes Parker, S OBP: 0.331, SLG: 0.306 (1, 7) (7, 3)											4	1	0	0	2	1	6						
Ken Boyer, R OBP: 0.246, SLG: 0.182 (1, 3) Jim Fairey, L OBP: 0.227, SLG: 0.250 (7, 7)											2	0	0	1	1	0	1						
Bob Bailey, R OBP: 0.311, SLG: 0.363 (1, 5)											6	2	4	3	0	1	5						
Ron Fairly, L OBP: 0.253, SLG: 0.206 (1, 9)											4	1	1	0	2	0	6						
Paul Popovich, S OBP: 0.284, SLG: 0.270 (1, 4)											6	1	4	1	0	0	3						
Tom Haller, L OBP: 0.336, SLG: 0.360 (1, 2)											5	1	2	1	1	0	4						
Don Sutton, R OBP: 0.400, SLG: 0.417 Jack Billingham, R (6, 1) Jim Brewer, L OBP: 0.500, SLG: 0.500 John Purdin, R OBP: 0.500, SLG: 0.500 (10, 1)											2	1	2	1	0	0	0						
Inning Stats	R: 0 E: 0 K: 0 S: 5	H: 2 LOB: 3 BB: 1 P: 9	R: 1 E: 0 K: 0 S: 4	H: 2 LOB: 0 BB: 0 P: 4	R: 0 E: 0 K: 0 S: 3	H: 0 LOB: 0 BB: 0 P: 3	R: 0 E: 0 K: 1 S: 8	H: 2 LOB: 1 BB: 0 P: 4	R: 2 E: 0 K: 1 S: 8	H: 3 LOB: 3 BB: 2 P: 16	R: 0 E: 0 K: 0 S: 3	H: 1 LOB: 2 BB: 1 P: 3	R: 0 E: 0 K: 1 S: 6	H: 1 LOB: 3 BB: 2 P: 14	R: 1 E: 0 K: 0 S: 6	H: 3 LOB: 2 BB: 0 P: 6	R: 5 E: 0 K: 2 S: 11	H: 4 LOB: 3 BB: 3 P: 23	1B: 16 2B: 3 3B: 0 HR: 1	SF: 2 SAC: 1 DP: 1 HBP: 0	WP: 0 PB: 0 SB: 1 CS: 1	PA: 56	
PITCHER	IP 4.0	WLS 19	BF 8	H 3	R 3	ER 3	SO 0	BB 1	IBB 0	HBP 0	BLK 0	WP 0	HR 0	S 18	P 22	ERA 6.75	WHIP 2.250						
Denny Lemaster, L ERA: 2.78 Jim Ray, R ERA: 4.12 Wade Blasingame, L ERA: 5.78 John Buzhardt, R ERA: 4.22 Danny Coombs, L ERA: 3.38	(1, 1) (5, 1) (7, 1) (8, 1) (9, 1)																						
PITCHER	IP 1.0	WLS L	BF 10	H 4	R 5	ER 5	SO 2	BB 3	IBB 0	HBP 0	BLK 0	WP 0	HR 1	S 11	P 23	ERA 45.00	WHIP 7.000						
Don Wilson, R ERA: 4.23	(10, 1)																						

Los Angeles Dodgers @ Houston Astros
Astrodome, Houston, TX
Fri May 24 1968, 8:05 PM EDT
Att: 20,282 - Dome

AB 43
R 9
H 19
RBI 9
BB 9
SO 4
LOB 30



Batter	1	2	3	4	5	6	7	8	9	10	AB	R	H	RBI	BB	SO	LOB	BOTTOM				
Ron Davis, R OBP: 0.263, SLG: 0.266 (1, 8)											5	1	1	0	0	1	0					
Denis Menke, R OBP: 0.338, SLG: 0.331 (1, 4) (10, 6)											5	0	1	0	0	1	1					
Rusty Staub, L OBP: 0.391, SLG: 0.457 (1, 3)											5	2	2	2	0	1	1					
Lee Thomas, L OBP: 0.293, SLG: 0.342 (1, 9)											4	1	1	0	1	0	1					
Jimmy Wynn, R OBP: 0.372, SLG: 0.420 (1, 7)											4	1	1	1	1	0	0					
Bob Aspromonte, R OBP: 0.321, SLG: 0.336 (1, 5)											5	1	3	2	0	1	2					
Dave Adlesh, R OBP: 0.318, SLG: 0.333 Ivan Marshall, R OBP: 0.298, SLG: 0.299 John Suppan, R OBP: 0.328, SLG: 0.330 Danny Coombs, R OBP: 0.328, SLG: 0.330 Doug Rader, R OBP: 0.328, SLG: 0.330 Don Wilson, R OBP: 0.328, SLG: 0.330 Byron Browne, R OBP: 0.328, SLG: 0.330	(1, 2) (2, PH) (8, 1) (9, 1) (9, PH) (10, 1) (10, PH)										3	0	0	0	0	1	1					
Hector Torres, R OBP: 0.255, SLG: 0.263 Julio Golay, R OBP: 0.243, SLG: 0.261 (9, PH) (10, 4)											3	0	0	0	0	1	2					
Denny Lemaster, R Jim Ray, R Bob Watson, R Wade Blasingame, L Ron Brand, R	(1, 1) (5, 1) (8, PH) (7, 1) (7, PH) (8, 2)										1	0	0	0	0	0	0					
Inning Stats	R: 0 E: 0 K: 0 S: 4	H: 1 LOB: 1 BB: 0 P: 4	R: 0 E: 0 K: 2 S: 7	H: 0 LOB: 0 BB: 0 P: 7	R: 0 E: 0 K: 0 S: 3	H: 0 LOB: 0 BB: 0 P: 3	R: 0 E: 0 K: 1 S: 5	H: 0 LOB: 1 BB: 2 P: 5	R: 0 E: 1 K: 0 S: 3	H: 0 LOB: 1 BB: 0 P: 3	R: 0 E: 0 K: 1 S: 5	H: 0 LOB: 0 BB: 0 P: 5	R: 2 E: 0 K: 0 S: 6	H: 3 LOB: 1 BB: 0 P: 6	R: 3 E: 0 K: 2 S: 11	H: 4 LOB: 1 BB: 0 P: 11	1B: 8 2B: 2 3B: 0 HR: 1	SF: 0 SAC: 0 DP: 0 HBP: 0	WP: 1 PB: 0 SB: 0 CS: 1	PA: 43		
PITCHER	IP 5.2	WLS 23	BF 12	H 3	R 2	ER 2	SO 5	BB 2	IBB 0	HBP 0	BLK 0	WP 0	HR 1	S 31	P 39	ERA 3.18	WHIP 1.059					
Don Sutton, R ERA: 2.62 Jack Billingham, R ERA: 2.1 Jim Brewer, L ERA: 2.33 John Purdin, R ERA: 0.38	(1, 1) (6, 1) (9, 1) (10, 1)																					
PITCHER	IP 3.0	WLS 12	BF 3	H 2	R 2	ER 2	SO 1	BB 0	IBB 0	HBP 0	BLK 0	WP 0	HR 0	S 14	P 14	ERA 6.00	WHIP 1.000					
Don Sutton, R ERA: 2.62 Jack Billingham, R ERA: 2.1 Jim Brewer, L ERA: 2.33 John Purdin, R ERA: 0.38	(1, 1) (6, 1) (9, 1) (10, 1)																					

Los Angeles Dodgers @ Houston Astros
Astrodome, Houston, TX
Fri May 24 1968, 8:05 PM EDT
Att: 20,282 - Dome

AB 41
R 7
H 11
RBI 7
BB 2
SO 8
LOB 11



Batter	1	2	3	4	5	6	7	8	9	AB	R	H	RBI	BB	SO	LOB	TOP					
Willie Davis, L OBP: 0.239, SLG: 0.319	3-1		F8		G3		L7			4	0	0	0	0	0	2	Los Angeles Dodgers @ Houston Astros Astrodome, Houston, TX Sat May 25 1968, 8:05 PM EDT Att: 25,298 - Unknown					
Zoilo Versalles, R OBP: 0.237, SLG: 0.283	6-3		4-3		K			K		4	0	0	0	0	2	0						
Wes Parker, S OBP: 0.330, SLG: 0.300	1B BB		F8			F8		5-3		3	1	0	0	1	0	0						
Ken Boyer, R OBP: 0.277, SLG: 0.237	1B			1B E		5-3		2B		4	1	3	0	0	0	0						
Bob Bailey, R OBP: 0.327, SLG: 0.372	1B			E1 1B		5-3		IBB		3	0	2	1	1	0	0						
Ron Fairly, L OBP: 0.247, SLG: 0.200	K			K			G3	6-3		4	0	0	0	0	2	5						
Paul Popovich, S OBP: 0.282, SLG: 0.258		F2		P5-3			1B BB		P8	3	0	0	0	1	0	1						
Tom Haller, L OBP: 0.333, SLG: 0.357		6-3		K			1-2 1B		4-3	4	0	1	0	0	1	1						
Mike Kekich, R OBP: 0.143, SLG: 0.143					6-3				6-3	2	0	0	0	0	0	0						
Ted Savage, R OBP: 0.200, SLG: 0.148		4-3							6-3	1	0	0	0	0	1	2						
John Purdin, R OBP: 0.500, SLG: 0.500										0	0	0	0	0	0	0						
Luis Alcaraz, R OBP: 0.235, SLG: 0.237										1	0	0	0	0	0	0						
Inning Stats	R: 1 E: 0 K: 1 S: 7	H: 2 LOB: 2 BB: 1 P: 11	R: 0 E: 0 K: 0 S: 3	H: 0 LOB: 0 BB: 0 P: 3	R: 0 E: 0 K: 0 S: 3	H: 0 LOB: 0 BB: 0 P: 3	R: 1 E: 1 K: 2 S: 9	H: 2 LOB: 1 BB: 0 P: 9	R: 0 E: 0 K: 1 S: 5	H: 0 LOB: 0 BB: 0 P: 5	R: 0 E: 0 K: 0 S: 3	H: 0 LOB: 0 BB: 0 P: 3	R: 0 E: 0 K: 1 S: 6	H: 1 LOB: 2 BB: 1 P: 10	R: 0 E: 0 K: 0 S: 6	H: 1 LOB: 2 BB: 1 P: 10	R: 0 E: 0 K: 0 S: 3	H: 0 LOB: 0 BB: 0 P: 3	1B: 5 2B: 1 3B: 0 HR: 0	SF: 0 SAC: 0 DP: 0 HBP: 0	WP: 0 PB: 0 SB: 0 CS: 0	PA: 36
PITCHER Mike Cuellar, L ERA: 1.54	IP: 9.0 WLS: W BF: 36 H: 6 R: 2 ER: 1 SO: 6 BB: 2 IBB: 1 HBP: 0 BLK: 0 WP: 0 HR: 0 S: 45 P: 57 ERA: 1.00 WHIP: 0.889															PITCHER						

Batter	1	2	3	4	5	6	7	8	9	AB	R	H	RBI	BB	SO	LOB	BOTTOM			
Ron Davis, R OBP: 0.275, SLG: 0.281	BLK SH3 1B		BLK 2B BB		K		6-3 2B			3	1	2	1	1	1	0	Los Angeles Dodgers @ Houston Astros Astrodome, Houston, TX Sat May 25 1968, 8:05 PM EDT Att: 25,298 - Unknown			
Denis Menke, R OBP: 0.345, SLG: 0.347	SH3		BB 2B				6-3			3	0	2	1	0	0	1				
Jimmy Wynn, R OBP: 0.375, SLG: 0.414	P4-6-3 BB		BB BB		K		K			2	0	0	0	2	2	2				
Rusty Staub, L OBP: 0.393, SLG: 0.461	P4-6-3		FC6-4 BB			F3		2B		3	0	1	0	1	0	2				
Bob Aspromonte, R OBP: 0.333, SLG: 0.344		P4-6-3 1B	FC6-4					2B IBB		3	1	2	0	1	0	3				
Bob Watson, R OBP: 0.286, SLG: 0.222		L8		6-3		K		2B IBB		4	0	1	1	0	1	2				
Ron Brand, R OBP: 0.261, SLG: 0.200		P4-6-3		F8			5-3		P4-3	4	0	0	0	0	0	3				
Hector Torres, R OBP: 0.265, SLG: 0.276			F9		K			SH1-4 2B IBB		3	1	1	0	1	1	0				
Mike Cuellar, L OBP: 0.125, SLG: 0.125			F7		K			SH1-4 2B IBB	P5	3	0	0	0	0	1	2				
Inning Stats	R: 0 E: 0 K: 0 S: 3	H: 1 LOB: 1 BB: 1 P: 7	R: 0 E: 0 K: 0 S: 3	H: 1 LOB: 0 BB: 0 P: 3	R: 1 E: 0 K: 0 S: 4	H: 1 LOB: 3 BB: 3 P: 16	R: 0 E: 0 K: 1 S: 5	H: 0 LOB: 0 BB: 0 P: 5	R: 0 E: 0 K: 3 S: 10	H: 1 LOB: 1 BB: 0 P: 10	R: 0 E: 0 K: 1 S: 6	H: 1 LOB: 1 BB: 0 P: 6	R: 1 E: 0 K: 1 S: 7	H: 2 LOB: 1 BB: 0 P: 7	R: 1 E: 0 K: 0 S: 4	H: 2 LOB: 2 BB: 2 P: 12		1B: 4 2B: 5 3B: 0 HR: 0	SF: 0 SAC: 2 DP: 2 HBP: 0	WP: 1 PB: 0 SB: 0 CS: 0
PITCHER Mike Kekich, L ERA: 3.22	IP: 6.0 WLS: L BF: 25 H: 5 R: 1 ER: 1 SO: 5 BB: 4 IBB: 0 HBP: 0 BLK: 0 WP: 0 HR: 0 S: 31 P: 47 ERA: 1.50 WHIP: 1.500															PITCHER				
PITCHER John Purdin, R ERA: 1.05	IP: 2.0 WLS: L BF: 11 H: 4 R: 2 ER: 2 SO: 1 BB: 0 IBB: 2 HBP: 0 BLK: 0 WP: 1 HR: 0 S: 11 P: 19 ERA: 9.00 WHIP: 2.000															PITCHER				



Batter	1	2	3	4	5	6	7	8	9	AB	R	H	RBI	BB	SO	LOB	TOP			
Wes Parker, S OBP: 0.328, SLG: 0.294 (1, 3)										3	0	0	0	1	2	4	Los Angeles Dodgers @ Houston Astros Astrodome, Houston, TX Sun May 26 1968, 4:33 AM EDT Att: 21,493 - Unknown			
Willie Davis, L OBP: 0.249, SLG: 0.326 (1, 8)										5	0	3	1	0	0	0				
Len Gabrielson, L OBP: 0.250, SLG: 0.355 (6, PR)										4	0	1	0	0	1	2				
Jim Fairley, L OBP: 0.244, SLG: 0.268 (8, 7)										1	1	1	1	0	0	0				
Ron Fairly, L OBP: 0.252, SLG: 0.209 (1, 9)										4	0	1	1	1	0	4				
Tom Haller, L OBP: 0.338, SLG: 0.364 (1, 2)										3	1	1	0	1	0	1				
Bob Bailey, R OBP: 0.324, SLG: 0.361 (1, 5)										3	0	0	0	1	1	4				
Zolito Versailles, R OBP: 0.238, SLG: 0.282 (1, 6)										4	0	1	0	0	0	2				
Paul Popovich, S OBP: 0.307, SLG: 0.265 (1, 4)										2	2	1	0	2	1	0				
Don Drysdale, R OBP: 0.241, SLG: 0.276 (1, 1)										4	1	2	1	0	0	3				
Inning Stats	R: 0 E: 0 K: 2 S: 7	H: 1 LOB: 0 BB: 0 P: 7	R: 0 E: 0 K: 0 S: 2	H: 0 LOB: 0 BB: 1 P: 6	R: 1 E: 0 K: 0 S: 3	H: 1 LOB: 0 BB: 1 P: 7	R: 0 E: 0 K: 0 S: 3	H: 0 LOB: 0 BB: 0 P: 3	R: 1 E: 0 K: 1 S: 6	H: 1 LOB: 2 BB: 1 P: 8	R: 0 E: 0 K: 1 S: 6	H: 1 LOB: 3 BB: 2 P: 14	R: 1 E: 0 K: 1 S: 7	H: 2 LOB: 2 BB: 1 P: 11	R: 2 E: 0 K: 0 S: 6	H: 4 LOB: 1 BB: 0 P: 6	1B: 9 2B: 2 3B: 0 HR: 0	SF: 0 SAC: 1 DP: 3 HBP: 0	WP: 1 PB: 0 SB: 1 CS: 0	PA: 40
PITCHER	IP WLS BF H R ER SO BB IBB HBP BLK WP HR S P ERA WHIP																			
Larry Dierker, R ERA: 3.07 (1, 1)	6.1 L 26 5 2 2 3 5 0 0 0 0 1 0 27 47 2.84 1.579																			
Jim Ray, R ERA: 4.22 (7, 1)	1.2 8 2 1 1 2 0 1 0 0 0 0 0 11 15 5.40 1.200																			
John Buzhardt, R ERA: 5.73 (9, 1)	0.1 3 2 2 2 0 0 0 0 0 0 0 0 3 3 54.00 6.000																			
Wade Blasingame, L ERA: 5.52 (9, 1)	0.2 3 2 0 0 0 0 0 0 0 0 0 0 3 3 0.00 3.000																			

Batter	1	2	3	4	5	6	7	8	9	AB	R	H	RBI	BB	SO	LOB	BOTTOM			
Ron Davis, R OBP: 0.274, SLG: 0.280 (1, 8)										4	0	1	0	0	1	0	Los Angeles Dodgers @ Houston Astros Astrodome, Houston, TX Sun May 26 1968, 4:33 AM EDT Att: 21,493 - Unknown			
Denis Menke, R OBP: 0.350, SLG: 0.352 (1, 4)										4	0	2	0	0	1	1				
Rusty Staub, L OBP: 0.395, SLG: 0.462 (1, 3)										4	0	2	0	0	1	1				
Lee Thomas, L OBP: 0.267, SLG: 0.310 (1, 9)										4	0	0	0	0	1	5				
Jimmy Wynn, R OBP: 0.384, SLG: 0.415 (1, 7)										2	0	1	0	2	0	0				
Bob Aspromonte, R OBP: 0.331, SLG: 0.336 (1, 5)										3	0	0	0	0	1	2				
Dave Adlesh, R OBP: 0.269, SLG: 0.280 (1, 2)										4	0	0	0	0	1	4				
Hector Torres, R OBP: 0.257, SLG: 0.267 (1, 6)										3	0	0	0	0	0	1				
Larry Dierker, R OBP: 0.080, SLG: 0.042 (7, 1)										2	0	0	0	0	0	0				
Bob Watson, R OBP: 0.273, SLG: 0.211 (6, PH)										1	0	0	0	0	0	0				
John Buzhardt, R (9, 1)										0	0	0	0	0	0	0				
Wade Blasingame, L (9, 1)										0	0	0	0	0	0	0				
Inning Stats	R: 0 E: 0 K: 1 S: 6	H: 2 LOB: 1 BB: 0 P: 6	R: 0 E: 0 K: 1 S: 6	H: 1 LOB: 0 BB: 0 P: 6	R: 0 E: 0 K: 1 S: 5	H: 0 LOB: 0 BB: 0 P: 5	R: 0 E: 0 K: 2 S: 7	H: 0 LOB: 1 BB: 1 P: 11	R: 0 E: 0 K: 0 S: 3	H: 0 LOB: 0 BB: 0 P: 3	R: 0 E: 0 K: 0 S: 3	H: 0 LOB: 0 BB: 0 P: 3	R: 0 E: 0 K: 0 S: 3	H: 0 LOB: 3 BB: 1 P: 9	R: 0 E: 0 K: 0 S: 4	H: 2 LOB: 3 BB: 1 P: 9	1B: 6 2B: 0 3B: 0 HR: 0	SF: 0 SAC: 0 DP: 2 HBP: 1	WP: 1 PB: 0 SB: 1 CS: 0	PA: 34
PITCHER	IP WLS BF H R ER SO BB IBB HBP BLK WP HR S P ERA WHIP																			
Don Drysdale, R ERA: 1.47 (1, 1)	9.0 W 34 6 0 0 6 2 0 0 1 0 1 0 43 52 0.00 0.889																			



Batter	1	2	3	4	5	6	7	8	9	AB	R	H	RBI	BB	SO	LOB	TOP					
Wes Parker, S OBP: 0.321, SLG: 0.287 (1, 3)	0-0 3-1		0-0 F6		0-3 K		0-0 P4			4	0	0	0	0	1	0	Los Angeles Dodgers @ Houston Astros Astrodome, Houston, TX Mon May 27 1968, 8:05 PM EDT Att: 12,737 - Unknown					
Willie Davis, L OBP: 0.249, SLG: 0.325 (1, 8)	0-0 4-3		0-0 G3		0-0 E8 WP 1B		0-0 F5			4	1	1	0	0	0	0						
Len Gabrielson, L OBP: 0.278, SLG: 0.371 (1, 7)	0-0 1B		0-0 F8		0-0 FC6 2H 1B		0-0 G3			4	0	2	1	0	0	0						
Ron Fairly, L OBP: 0.264, SLG: 0.225 (1, 9)	0-0 1B			4-0 2B BB	0-0 FC6 1-2		0-0 2B			3	0	2	0	1	0	1						
Tom Haller, L OBP: 0.331, SLG: 0.356 Jeff Torborg, R OBP: 0.231, SLG: 0.200 (1, 2) (7, 2)	0-0 F4			0-0 P6		0-0 G3		0-0 4-3		3	0	0	0	0	0	3						
Bob Bailey, R OBP: 0.330, SLG: 0.386 (1, 5)		0-0 2B		0-0 2B		0-3 K		0-0 F5		4	0	2	0	0	1	0						
Zolo Versailles, R OBP: 0.234, SLG: 0.277 John Purdin, R OBP: 0.500, SLG: 0.500 Jack Billingham, R (8, 1) Jim Fairey, L OBP: 0.239, SLG: 0.262 (9, PH)		0-0 6-3		0-3 K		0-0 6-3		0-0 F7		3	0	0	0	0	1	3						
Paul Popovich, S OBP: 0.304, SLG: 0.264 (6, 6)		0-0 P5		0-0 F3		0-0 P3		0-0 1B		4	0	1	0	0	0	3						
Claude Osteen, L OBP: 0.167, SLG: 0.278 Hank Aguirre, R Luis Alcaraz, R OBP: 0.231, SLG: 0.232 (1, 1) (2, 1) (6, 4)		0-0 F8			0-3 K		0-0 F2		0-0 F7	1	0	0	0	0	0	1						
Inning Stats	R: 0 E: 0 K: 0 S: 5	H: 2 LOB: 2 BB: 0 P: 5	R: 0 E: 0 K: 0 S: 4	H: 1 LOB: 1 BB: 0 P: 4	R: 0 E: 0 K: 1 S: 3	H: 0 LOB: 0 BB: 0 P: 3	R: 0 E: 0 K: 1 S: 6	H: 1 LOB: 1 BB: 1 P: 10	R: 1 E: 1 K: 2 S: 9	H: 2 LOB: 1 BB: 0 P: 9	R: 0 E: 0 K: 1 S: 5	H: 0 LOB: 0 BB: 0 P: 5	R: 0 E: 0 K: 0 S: 3	H: 0 LOB: 0 BB: 0 P: 3	R: 0 E: 0 K: 0 S: 4	H: 1 LOB: 1 BB: 0 P: 4		R: 0 E: 0 K: 0 S: 4	H: 1 LOB: 1 BB: 0 P: 4	1B: 5 2B: 3 3B: 0 HR: 0	SF: 0 SAC: 0 DP: 0 HBP: 0	WP: 1 PB: 0 SB: 0 CS: 0
PITCHER Don Wilson, R ERA: 3.82 (1, 1)	IP: 9.0 WLS: W BF: 36 H: 8 R: 1 ER: 1 SO: 4 BB: 1 IBB: 0 HBP: 0 BLK: 0 WP: 1 HR: 0 S: 43 P: 47 ERA: 1.00 WHIP: 1.000																					

AB	35
R	1
H	8
RBI	1
BB	1
SO	4
LOB	13



Batter	1	2	3	4	5	6	7	8	9	AB	R	H	RBI	BB	SO	LOB	BOTTOM			
Ron Davis, R OBP: 0.284, SLG: 0.303 (1, 8)	0-0 1B 2B	0-0 1B 2B		0-3 K	0-0 E BB 1B	0-0 F2				5	3	3	1	0	1	1	Los Angeles Dodgers @ Houston Astros Astrodome, Houston, TX Mon May 27 1968, 8:05 PM EDT Att: 12,737 - Unknown			
Denis Menke, R OBP: 0.367, SLG: 0.357 Julio Gotay, R OBP: 0.239, SLG: 0.257 (1, 4) (7, PH) (8, 4)	4-0 FC6-4 1B BB	4-0 1B IBB		0-0 PB 1B	4-0 E 1B BB		0-0 F9			1	3	1	0	3	0	0				
Jimmy Wynn, R OBP: 0.390, SLG: 0.422 (1, 9)	0-0 FC6-4 1-2 2H 1B	0-0 1B 1-2 2H 3H 1B		0-0 PB 1B	0-0 E5 1-3 2H 1B		0-0 F3			5	1	3	3	0	0	1				
Rusty Staub, L OBP: 0.401, SLG: 0.466 (1, 3)	0-0 FC6-4 1-2 2-3 1B	0-0 1B		0-0 FC1-2-5-4 BB	0-0 1B		0-0 1B			5	0	3	3	0	0	4				
Bob Aspromonte, R OBP: 0.333, SLG: 0.333 (1, 5)	0-0 1-2 3H 1B	0-0 6-3		0-0 1B	0-0 F9		0-0 L9			4	0	1	1	1	0	3				
Bob Watson, R OBP: 0.296, SLG: 0.292 (1, 7)	0-0 F9		0-0 S 1B	0-0 P6		0-0 F8 P6-3 2B		0-0 P2		5	1	2	0	0	0	5				
John Bateman, R OBP: 0.282, SLG: 0.329 (1, 2)	0-0 F3		0-0 F8 1-2		0-0 WP SH1-3 1B 1B	0-0 F8 2-3		0-0 5-3		5	1	1	0	0	0	4				
Hector Torres, R OBP: 0.257, SLG: 0.267 (1, 6)		0-0 2B 1B 1B		0-0 F7	0-0 SH1-3 1-2	0-0 P6-3		0-0 1-3		4	1	1	1	0	0	1				
Don Wilson, R OBP: 0.280, SLG: 0.333 (1, 1)	0-0 P3		0-0 K		0-0 F7 2-3	0-0 1B				4	0	1	0	0	1	3				
Inning Stats	R: 2 E: 0 K: 0 S: 6	H: 3 LOB: 2 BB: 1 P: 10	R: 3 E: 0 K: 0 S: 6	H: 4 LOB: 1 BB: 1 P: 10	R: 0 E: 0 K: 1 S: 6	H: 1 LOB: 0 BB: 0 P: 6	R: 0 E: 0 K: 1 S: 7	H: 2 LOB: 3 BB: 1 P: 11	R: 4 E: 1 K: 0 S: 7	H: 3 LOB: 1 BB: 1 P: 11	R: 1 E: 0 K: 0 S: 5	H: 2 LOB: 1 BB: 0 P: 5	R: 0 E: 0 K: 0 S: 4	H: 1 LOB: 1 BB: 0 P: 4	R: 0 E: 0 K: 0 S: 3	H: 0 LOB: 0 BB: 0 P: 3		1B: 13 2B: 3 3B: 0 HR: 0	SF: 0 SAC: 1 DP: 0 HBP: 0	WP: 1 PB: 1 SB: 1 CS: 0
PITCHER Claude Osteen, L ERA: 3.99 Hank Aguirre, L ERA: 0.77 John Purdin, R ERA: 1.3 Jack Billingham, R ERA: 2.03 (1, 1) (2, 1) (6, 1) (8, 1)	IP: 1.1 WLS: L BF: 12 H: 6 R: 5 ER: 5 SO: 0 BB: 1 IBB: 0 HBP: 0 BLK: 0 WP: 1 HR: 0 S: 22 P: 30 ERA: 2.46 WHIP: 2.455																			



Batter	1	2	3	4	5	6	7	8	9	AB	R	H	RBI	BB	SO	LOB	TOP			
Wes Parker, S OBP: 0.325, SLG: 0.284 (1, 3)										2	0	0	0	2	2	0	Los Angeles Dodgers @ Cincinnati Reds Crosley Field, Cincinnati, OH Tue May 28 1968, 7:05 PM EDT Att: 4,475 - Unknown livebaseballscorecards.com AB 27 R 0 H 1 RBI 0 BB 4 SO 10 LOB 9 			
Willie Davis, L OBP: 0.244, SLG: 0.318 (1, 8)										4	0	0	0	0	0	2				
Len Gabrielson, L OBP: 0.250, SLG: 0.333 (1, 7)										4	0	0	0	0	0	2				
Ron Fairly, L OBP: 0.264, SLG: 0.221 (1, 9)										3	0	0	0	1	1	1				
Tom Haller, L OBP: 0.325, SLG: 0.348 (1, 2)										3	0	0	0	0	2	1				
Bob Bailey, R OBP: 0.331, SLG: 0.379 (1, 5)										2	0	0	0	1	0	1				
Zolio Versailles, R OBP: 0.235, SLG: 0.278 (1, 6)										3	0	1	0	0	1	0				
Paul Popovich, S OBP: 0.293, SLG: 0.253 (1, 4)										3	0	0	0	0	1	2				
Don Sutton, R OBP: 0.353, SLG: 0.357 (1, 1)										2	0	0	0	0	2	0				
Jim Fahey, L OBP: 0.234, SLG: 0.256 (8, PH)										1	0	0	0	0	1	0				
Jim Brewer, L OBP: 0.500, SLG: 0.500 (8, 1)										0	0	0	0	0	0	0				
Inning Stats	R: 0 E: 0 K: 1 S: 5	H: 0 LOB: 0 BB: 0 P: 5	R: 0 E: 0 K: 2 S: 7	H: 0 LOB: 0 BB: 0 P: 7	R: 0 E: 0 K: 1 S: 5	H: 0 LOB: 0 BB: 0 P: 5	R: 0 E: 0 K: 0 S: 2	H: 0 LOB: 0 BB: 1 P: 6	R: 0 E: 0 K: 2 S: 8	H: 1 LOB: 2 BB: 1 P: 12	R: 0 E: 0 K: 0 S: 3	H: 0 LOB: 1 BB: 1 P: 7	R: 0 E: 0 K: 2 S: 7	H: 0 LOB: 0 BB: 0 P: 7	R: 0 E: 0 K: 0 S: 3	H: 0 LOB: 1 BB: 1 P: 7	1B: 1 2B: 0 3B: 0 HR: 0	SF: 0 SAC: 0 DP: 1 HBP: 0	WP: 1 PB: 0 SB: 0 CS: 0	PA: 31
PITCHER Jim Maloney, R ERA: 3.53 (1, 1)	IP: 9.0 WLS: W BF: 31 H: 1 R: 0 ER: 0 SO: 10 BB: 4 IBB: 0 HBP: 0 BLK: 0 WP: 1 HR: 0 S: 47 P: 63 ERA: 0.00 WHIP: 0.556															PITCHER IP: WLS: BF: H: R: ER: SO: BB: IBB: HBP: BLK: WP: HR: S: P: ERA: WHIP:				

Batter	1	2	3	4	5	6	7	8	9	AB	R	H	RBI	BB	SO	LOB	BOTTOM			
Pete Rose, S OBP: 0.423, SLG: 0.526 (1, 9)										4	4	4	0	1	0	0	Los Angeles Dodgers @ Cincinnati Reds Crosley Field, Cincinnati, OH Tue May 28 1968, 7:05 PM EDT Att: 4,475 - Unknown livebaseballscorecards.com AB 36 R 7 H 13 RBI 7 BB 2 SO 6 LOB 12 			
Tommy Helms, R OBP: 0.324, SLG: 0.404 (1, 4)										5	2	3	2	0	0	2				
Vada Pinson, L OBP: 0.333, SLG: 0.412 (1, 8)										4	1	2	1	0	1	2				
Alex Johnson, R OBP: 0.358, SLG: 0.391 (1, 7)										4	0	3	4	0	0	2				
Fred Whitfield, L OBP: 0.186, SLG: 0.167 (1, 3)										4	0	0	0	0	2	2				
Lee May, R OBP: 0.310, SLG: 0.393 (8, 3)										0	0	0	0	0	0	0				
Tony Perez, R OBP: 0.312, SLG: 0.377 (1, 5)										3	0	0	0	1	0	0				
Johnny Bench, R OBP: 0.279, SLG: 0.407 (1, 2)										4	0	1	0	0	0	0				
Leo Cardenas, R OBP: 0.230, SLG: 0.212 (1, 6)										4	0	0	0	0	2	3				
Jim Maloney, L OBP: 0.222, SLG: 0.176 (1, 1)										4	0	0	0	0	1	1				
Inning Stats	R: 1 E: 0 K: 1 S: 7	H: 2 LOB: 1 BB: 0 P: 7	R: 0 E: 0 K: 1 S: 5	H: 0 LOB: 0 BB: 0 P: 5	R: 2 E: 0 K: 1 S: 8	H: 3 LOB: 1 BB: 0 P: 8	R: 0 E: 1 K: 1 S: 6	H: 0 LOB: 0 BB: 0 P: 6	R: 3 E: 0 K: 1 S: 9	H: 5 LOB: 2 BB: 1 P: 13	R: 0 E: 0 K: 0 S: 4	H: 1 LOB: 1 BB: 1 P: 8	R: 0 E: 0 K: 1 S: 5	H: 0 LOB: 0 BB: 0 P: 5	R: 1 E: 0 K: 0 S: 5	H: 2 LOB: 1 BB: 0 P: 5	1B: 9 2B: 3 3B: 1 HR: 0	SF: 1 SAC: 0 DP: 0 HBP: 0	WP: 0 PB: 0 SB: 1 CS: 0	PA: 39
PITCHER Don Sutton, R ERA: 3.31 Jim Brewer, L ERA: 2.66 (8, 1)	IP: 7.0 WLS: L BF: 34 H: 11 R: 6 ER: 6 SO: 6 BB: 2 IBB: 0 HBP: 0 BLK: 0 WP: 0 HR: 0 S: 44 P: 52 ERA: 7.71 WHIP: 1.857															PITCHER IP: WLS: BF: H: R: ER: SO: BB: IBB: HBP: BLK: WP: HR: S: P: ERA: WHIP:				

Batter	1	2	3	4	5	6	7	8	9	AB	R	H	RBI	BB	SO	LOB	TOP																			
Wes Parker, S OBP: 0.332, SLG: 0.299 (1, 3)										5	1	3	0	0	1	3	Los Angeles Dodgers @ Cincinnati Reds Crosley Field, Cincinnati, OH Wed May 29 1968, 7:05 PM EDT Att: 6,975 - Unknown AB 34 R 5 H 10 RBI 4 BB 6 SO 5 LOB 21 																			
Wille Davis, L OBP: 0.248, SLG: 0.317 (1, 8)										4	1	1	1	1	0	4																				
Len Gabrielson, L OBP: 0.250, SLG: 0.395 Jack Billingham, R (7, 1)										4	1	1	3	0	1	3																				
Rocky Colavito, R OBP: 0.291, SLG: 0.313 Jim Brewer, L OBP: 0.500, SLG: 0.500 (9, 1)										0	0	0	0	0	0	0																				
Ron Fairly, L OBP: 0.262, SLG: 0.227 (1, 9)										5	0	1	0	0	2	3																				
Tom Haller, L OBP: 0.329, SLG: 0.343 (1, 2)										2	0	0	0	2	0	0																				
Bob Bailey, R OBP: 0.320, SLG: 0.364 (1, 5)										4	0	0	0	0	1	2																				
Zolo Versailles, R OBP: 0.241, SLG: 0.285 (1, 6)										3	1	1	0	1	0	1																				
Paul Popovich, S OBP: 0.302, SLG: 0.266 (1, 4)										4	0	2	0	0	0	1																				
Mike Kekich, R OBP: 0.222, SLG: 0.125 John Purdin, R OBP: 0.500, SLG: 0.500 Ken Boyer, R OBP: 0.288, SLG: 0.237 Jim Fairry, L OBP: 0.250, SLG: 0.273 (7, 7)										1	1	0	0	1	0	1																				
Inning Stats	R: 0 E: 0 K: 0 S: 3	H: 1 LOB: 0 BB: 0 P: 3	R: 0 E: 0 K: 1 S: 5	H: 0 LOB: 0 BB: 0 P: 5	R: 5 E: 0 K: 1 S: 9	H: 4 LOB: 0 BB: 1 P: 13	R: 0 E: 0 K: 0 S: 4	H: 1 LOB: 1 BB: 0 P: 4	R: 0 E: 0 K: 0 S: 2	H: 1 LOB: 3 BB: 1 P: 6	R: 0 E: 0 K: 2 S: 8	H: 1 LOB: 3 BB: 2 P: 16	R: 0 E: 0 K: 1 S: 5	H: 0 LOB: 1 BB: 1 P: 9	R: 0 E: 0 K: 0 S: 5	H: 2 LOB: 3 BB: 1 P: 9		1B: 6 2B: 3 3B: 0 HR: 1	SF: 0 SAC: 0 DP: 0 HBP: 0	WP: 3 PB: 0 SB: 0 CS: 1	PA: 40															
PITCHER	IP	WLS	BF	H	R	ER	SO	BB	IBB	HBP	BLK	WP	HR	S	P	ERA		WHIP	PITCHER	IP	WLS	BF	H	R	ER	SO	BB	IBB	HBP	BLK	WP	HR	S	P	ERA	WHIP
Milt Pappas, R ERA: 5.67 Bob Lee, R ERA: 3.74 Bill Kelso, R ERA: 3.06 Ted Davidson, L ERA: 5.75 Billy McCool, L ERA: 3.1	2.1	12	5	5	5	5	1	1	0	0	0	1	1	13	17	19.29		2.571	George Culver, R ERA: 2.3	3.0	W	13	2	0	0	3	1	1	0	0	0	0	17	25	0.00	1.000
Batter	1	2	3	4	5	6	7	8	9	AB	R	H	RBI	BB	SO	LOB		BOTTOM																		
Pete Rose, S OBP: 0.427, SLG: 0.539 (1, 9)										5	0	3	2	0	0	0		Los Angeles Dodgers @ Cincinnati Reds Crosley Field, Cincinnati, OH Wed May 29 1968, 7:05 PM EDT Att: 6,975 - Unknown AB 38 R 6 H 12 RBI 5 BB 5 SO 9 LOB 21 																		
Tommy Helms, R OBP: 0.328, SLG: 0.412 (1, 4)										4	0	2	1	0	0	2																				
Vada Pinson, L OBP: 0.324, SLG: 0.400 (1, 8)										5	0	0	0	0	1	4																				
Alex Johnson, R OBP: 0.370, SLG: 0.399 (1, 7)										4	2	3	0	1	0	0																				
Tony Perez, R OBP: 0.311, SLG: 0.374 (1, 5)										4	1	1	0	0	2	4																				
Johnny Bench, R OBP: 0.289, SLG: 0.412 (1, 2)										3	1	1	1	2	0	1																				
Lee May, R OBP: 0.319, SLG: 0.396 (1, 3)										4	2	2	1	1	1	2																				
Leo Cardenas, R OBP: 0.223, SLG: 0.205 (1, 6)										5	0	0	0	0	2	6																				
Inning Stats	R: 0 E: 0 K: 2 S: 8	H: 1 LOB: 2 BB: 1 P: 12	R: 0 E: 0 K: 0 S: 3	H: 0 LOB: 0 BB: 0 P: 3	R: 0 E: 0 K: 1 S: 5	H: 0 LOB: 0 BB: 0 P: 5	R: 0 E: 0 K: 0 S: 4	H: 1 LOB: 1 BB: 0 P: 4	R: 1 E: 0 K: 2 S: 10	H: 3 LOB: 2 BB: 0 P: 10	R: 3 E: 0 K: 1 S: 8	H: 3 LOB: 2 BB: 2 P: 16	R: 1 E: 0 K: 1 S: 7	H: 2 LOB: 2 BB: 1 P: 11	R: 0 E: 0 K: 1 S: 6	H: 1 LOB: 1 BB: 0 P: 6	R: 1 E: 1 K: 1 S: 6		H: 1 LOB: 2 BB: 1 P: 10	1B: 8 2B: 4 3B: 0 HR: 0	SF: 0 SAC: 1 DP: 0 HBP: 0	WP: 0 PB: 0 SB: 1 CS: 0	PA: 44													
PITCHER	IP	WLS	BF	H	R	ER	SO	BB	IBB	HBP	BLK	WP	HR	S	P	ERA	WHIP		PITCHER	IP	WLS	BF	H	R	ER	SO	BB	IBB	HBP	BLK	WP	HR	S	P	ERA	WHIP
Mike Kekich, L ERA: 3.9 John Purdin, R ERA: 1.27 Jack Billingham, R ERA: 2.2 Jim Brewer, L ERA: 2.57	5.1	4	1	0	0	1	1	0	0	0	0	0	0	5	9	0.00	3.000		George Culver, R ERA: 2.3	3.0	W	13	2	0	0	3	1	1	0	0	0	17	25	0.00	1.000	

Batter	1	2	3	4	5	6	7	8	9	AB	R	H	RBI	BB	SO	LOB	TOP				
Willie Davis, L OBP: 0.255, SLG: 0.319 (1, 8)										5	0	2	0	1	0	1	Los Angeles Dodgers @ Cincinnati Reds Crosley Field, Cincinnati, OH Thu May 30 1968, 3:33 AM EDT Att: 8,895 - Unknown				
Zoilo Versalles, R OBP: 0.249, SLG: 0.288 (1, 6)										5	0	2	0	1	0	3					
Wes Parker, S OBP: 0.340, SLG: 0.307 (1, 7) (8, 3)										2	2	2	1	1	0	0					
Ken Boyer, R OBP: 0.310, SLG: 0.270 (1, 3) (8, 5)										4	2	2	0	1	0	3					
Rocky Colavito, R OBP: 0.296, SLG: 0.303 Jim Fairey, L OBP: 0.250, SLG: 0.273 (8, PR) (8, 7)										3	0	0	0	2	0	5					
Bob Bailey, R OBP: 0.331, SLG: 0.364 Ron Fairly, L OBP: 0.262, SLG: 0.227 (8, 9)										3	0	1	2	2	1	3					
Paul Popovich, S OBP: 0.297, SLG: 0.262 (1, 4)										5	0	1	2	0	1	3					
Jeff Torborg, R OBP: 0.280, SLG: 0.214 (1, 2)										3	0	1	0	2	0	1					
Claude Osteen, L OBP: 0.227, SLG: 0.318 Jack Billingham, R (9, 1)										4	1	2	0	0	0	3					
Inning Stats	R: 0 E: 0 K: 0 S: 4	H: 1 LOB: 1 BB: 0 P: 4	R: 0 E: 0 K: 1 S: 5	H: 0 LOB: 1 BB: 1 P: 9	R: 1 E: 0 K: 1 S: 7	H: 2 LOB: 3 BB: 2 P: 15	R: 0 E: 0 K: 0 S: 5	H: 2 LOB: 2 BB: 0 P: 5	R: 2 E: 0 K: 0 S: 4	H: 2 LOB: 2 BB: 3 P: 16	R: 0 E: 0 K: 0 S: 4	H: 1 LOB: 1 BB: 0 P: 4	R: 2 E: 0 K: 0 S: 5	H: 3 LOB: 2 BB: 2 P: 13	R: 0 E: 0 K: 0 S: 3	H: 0 LOB: 1 BB: 1 P: 7		1B: 12 2B: 1 3B: 0 HR: 0	SF: 1 SAC: 2 DP: 1 HBP: 0	WP: 2 PB: 0 SB: 0 CS: 3	PA: 47
PITCHER	IP WLS BF H R ER SO BB IBB HBP BLK WP HR S P ERA WHIP	IP WLS BF H R ER SO BB IBB HBP BLK WP HR S P ERA WHIP	IP WLS BF H R ER SO BB IBB HBP BLK WP HR S P ERA WHIP	IP WLS BF H R ER SO BB IBB HBP BLK WP HR S P ERA WHIP	IP WLS BF H R ER SO BB IBB HBP BLK WP HR S P ERA WHIP	IP WLS BF H R ER SO BB IBB HBP BLK WP HR S P ERA WHIP	IP WLS BF H R ER SO BB IBB HBP BLK WP HR S P ERA WHIP	IP WLS BF H R ER SO BB IBB HBP BLK WP HR S P ERA WHIP	IP WLS BF H R ER SO BB IBB HBP BLK WP HR S P ERA WHIP	IP WLS BF H R ER SO BB IBB HBP BLK WP HR S P ERA WHIP	IP WLS BF H R ER SO BB IBB HBP BLK WP HR S P ERA WHIP	IP WLS BF H R ER SO BB IBB HBP BLK WP HR S P ERA WHIP	IP WLS BF H R ER SO BB IBB HBP BLK WP HR S P ERA WHIP	IP WLS BF H R ER SO BB IBB HBP BLK WP HR S P ERA WHIP	IP WLS BF H R ER SO BB IBB HBP BLK WP HR S P ERA WHIP	IP WLS BF H R ER SO BB IBB HBP BLK WP HR S P ERA WHIP	IP WLS BF H R ER SO BB IBB HBP BLK WP HR S P ERA WHIP	IP WLS BF H R ER SO BB IBB HBP BLK WP HR S P ERA WHIP	IP WLS BF H R ER SO BB IBB HBP BLK WP HR S P ERA WHIP	IP WLS BF H R ER SO BB IBB HBP BLK WP HR S P ERA WHIP	IP WLS BF H R ER SO BB IBB HBP BLK WP HR S P ERA WHIP

AB	34
R	5
H	13
RBI	5
BB	10
SO	2
LOB	22



Batter	1	2	3	4	5	6	7	8	9	AB	R	H	RBI	BB	SO	LOB	BOTTOM				
Pete Rose, S OBP: 0.422, SLG: 0.530 (1, 9)										5	0	1	0	0	0	4	Los Angeles Dodgers @ Cincinnati Reds Crosley Field, Cincinnati, OH Thu May 30 1968, 3:33 AM EDT Att: 8,895 - Unknown				
Tommy Helms, R OBP: 0.326, SLG: 0.408 Ted Davidson, R (9, 1)										4	1	1	0	0	0	2					
Vada Pinson, L OBP: 0.333, SLG: 0.422 (1, 8)										3	1	2	1	1	0	0					
Alex Johnson, R OBP: 0.362, SLG: 0.390 (1, 7)										4	0	0	0	0	0	3					
Tony Perez, R OBP: 0.309, SLG: 0.379 (1, 5)										3	1	1	1	0	0	0					
Johnny Bench, R OBP: 0.288, SLG: 0.408 (1, 2)										4	0	1	0	0	1	1					
Lee May, R OBP: 0.317, SLG: 0.392 (1, 3)										4	0	1	1	0	0	2					
Leo Cardenas, R OBP: 0.219, SLG: 0.201 Don Pavletich, R OBP: 0.150, SLG: 0.150 Jim Maloney, L OBP: 0.222, SLG: 0.176 (9, PH) (9, PR)										3	0	0	0	0	1	0					
Gerry Arrigo, L OBP: 0.136, SLG: 0.150 Bob Lisle, R OBP: 0.333, SLG: 0.333 Billy McCool, R OBP: 0.455, SLG: 0.333 Giraldo Ruiz, S OBP: 0.340, SLG: 0.172 (1, 1) (5, 1) (6, PH) (7, 1) (8, PH) (9, 4) (9, PH)										1	0	0	0	0	0	0					
Inning Stats	R: 0 E: 1 K: 0 S: 3	H: 0 LOB: 1 BB: 1 P: 7	R: 0 E: 0 K: 1 S: 5	H: 0 LOB: 0 BB: 0 P: 5	R: 0 E: 0 K: 1 S: 5	H: 0 LOB: 0 BB: 0 P: 5	R: 0 E: 0 K: 0 S: 3	H: 0 LOB: 0 BB: 0 P: 3	R: 0 E: 0 K: 0 S: 3	H: 1 LOB: 0 BB: 0 P: 3	R: 1 E: 1 K: 0 S: 6	H: 3 LOB: 2 BB: 0 P: 6	R: 0 E: 0 K: 0 S: 4	H: 1 LOB: 1 BB: 0 P: 4	R: 2 E: 0 K: 0 S: 7	H: 4 LOB: 3 BB: 0 P: 8		1B: 7 2B: 2 3B: 0 HR: 1	SF: 1 SAC: 0 DP: 2 HBP: 1	WP: 0 PB: 0 SB: 0 CS: 0	PA: 37
PITCHER	IP WLS BF H R ER SO BB IBB HBP BLK WP HR S P ERA WHIP	IP WLS BF H R ER SO BB IBB HBP BLK WP HR S P ERA WHIP	IP WLS BF H R ER SO BB IBB HBP BLK WP HR S P ERA WHIP	IP WLS BF H R ER SO BB IBB HBP BLK WP HR S P ERA WHIP	IP WLS BF H R ER SO BB IBB HBP BLK WP HR S P ERA WHIP	IP WLS BF H R ER SO BB IBB HBP BLK WP HR S P ERA WHIP	IP WLS BF H R ER SO BB IBB HBP BLK WP HR S P ERA WHIP	IP WLS BF H R ER SO BB IBB HBP BLK WP HR S P ERA WHIP	IP WLS BF H R ER SO BB IBB HBP BLK WP HR S P ERA WHIP	IP WLS BF H R ER SO BB IBB HBP BLK WP HR S P ERA WHIP	IP WLS BF H R ER SO BB IBB HBP BLK WP HR S P ERA WHIP	IP WLS BF H R ER SO BB IBB HBP BLK WP HR S P ERA WHIP	IP WLS BF H R ER SO BB IBB HBP BLK WP HR S P ERA WHIP	IP WLS BF H R ER SO BB IBB HBP BLK WP HR S P ERA WHIP	IP WLS BF H R ER SO BB IBB HBP BLK WP HR S P ERA WHIP	IP WLS BF H R ER SO BB IBB HBP BLK WP HR S P ERA WHIP	IP WLS BF H R ER SO BB IBB HBP BLK WP HR S P ERA WHIP	IP WLS BF H R ER SO BB IBB HBP BLK WP HR S P ERA WHIP	IP WLS BF H R ER SO BB IBB HBP BLK WP HR S P ERA WHIP	IP WLS BF H R ER SO BB IBB HBP BLK WP HR S P ERA WHIP	IP WLS BF H R ER SO BB IBB HBP BLK WP HR S P ERA WHIP



Batter	1	2	3	4	5	6	7	8	9	AB	R	H	RBI	BB	SO	LOB	TOP			
Ron Hunt, R OBP: 0.326, SLG: 0.280 (1, 4)	F9		P4		G3			F6		4	0	0	0	0	0	1	San Francisco Giants @ Los Angeles Dodgers Dodger Stadium, Los Angeles, CA Fri May 31 1968, 7:05 PM PDT Att: 46,067 - Unknown			
Jim Davenport, R OBP: 0.273, SLG: 0.241 (1, 5)	1B		E5		F6			F8		4	0	1	0	0	0	1				
Willie Mays, R OBP: 0.337, SLG: 0.500 (1, 8)	K		F6		FC3-6 1B			F3		4	0	1	0	0	1	2				
Willie McCovey, L OBP: 0.403, SLG: 0.563 (1, 3)	6-3				K			FC3-6 1B		3	0	0	0	1	1	2				
Nate Oliver, R OBP: 0.200, SLG: 0.229 (9, PR)					FC3-6 1-2			BB FC3-2 BB		0	0	0	0	0	0	0				
Jim Ray Hart, R OBP: 0.340, SLG: 0.489 (1, 7)		K			K			F9		4	0	1	0	0	2	1				
Dave Marshall, L OBP: 0.281, SLG: 0.288 (1, 9)		K			1B			G3		3	0	1	0	1	1	1				
Dick Dietz, R OBP: 0.315, SLG: 0.388 (1, 2)		1B			K			F7		4	0	1	0	0	1	4				
Hal Lanier, R OBP: 0.225, SLG: 0.263 (1, 6)								FC3-2		3	0	1	0	0	1	1				
Ty Cline, L OBP: 0.254, SLG: 0.258 (9, PH)	2-3				FC2-6 1B			K		1	0	0	0	0	0	3				
Mike McCormick, L OBP: 0.154, SLG: 0.087 (1, 1)								FC3-2 1-2 2-3 3-H		3	0	0	0	0	0	1				
Jack Hiatt, R OBP: 0.352, SLG: 0.348 (9, PH)			3-1		FC2-6 E G3 1-2			F6		1	0	0	0	0	0	3				
Inning Stats	R: 0 E: 0 K: 1 S: 6	H: 1 LOB: 1 BB: 0 P: 6	R: 0 E: 0 K: 2 S: 8	H: 1 LOB: 1 BB: 0 P: 8	R: 0 E: 1 K: 0 S: 4	H: 0 LOB: 1 BB: 0 P: 4	R: 0 E: 0 K: 3 S: 10	H: 1 LOB: 1 BB: 0 P: 10	R: 0 E: 1 K: 0 S: 4	H: 1 LOB: 1 BB: 0 P: 4	R: 0 E: 0 K: 1 S: 5	H: 0 LOB: 0 BB: 0 P: 5	R: 0 E: 0 K: 0 S: 3	H: 0 LOB: 0 BB: 2 P: 3	R: 0 E: 0 K: 0 S: 4	H: 1 LOB: 3 BB: 2 P: 12	1B: 6 2B: 0 3B: 0 HR: 0	SF: 0 SAC: 0 DP: 0 HBP: 0	WP: 0 PB: 0 SB: 0 CS: 0	PA: 36
PITCHER Don Drysdale, R ERA: 1.33 (1, 1)	IP: 9.0 WLS: W BF: 36 H: 6 R: 0 ER: 0 SO: 7 BB: 2 IBB: 0 HBP: 0 BLK: 0 WP: 0 HR: 0 S: 48 P: 56 ERA: 0.00 WHIP: 0.889															PITCHER				

Batter	1	2	3	4	5	6	7	8	9	AB	R	H	RBI	BB	SO	LOB	BOTTOM			
Willie Davis, L OBP: 0.255, SLG: 0.317 (1, 8)	S 1B		E9 2B		6-3			3-1		4	1	1	0	0	0	1	San Francisco Giants @ Los Angeles Dodgers Dodger Stadium, Los Angeles, CA Fri May 31 1968, 7:05 PM PDT Att: 46,067 - Unknown			
Zoilo Versalles, R OBP: 0.244, SLG: 0.282 (1, 6)	K		K		K			F7		4	0	0	0	0	3	3				
Wes Parker, S OBP: 0.343, SLG: 0.322 (1, 7)	K		S 2B		F8			WP SF8 2B		4	1	2	1	0	1	1				
Ken Boyer, R OBP: 0.293, SLG: 0.258 (1, 3)	K		K		F7			SF8		3	0	0	1	0	2	2				
Rocky Colavito, R OBP: 0.297, SLG: 0.314 (1, 9)								G3		3	1	1	0	0	0	1				
Ron Fairly, L OBP: 0.260, SLG: 0.225 (7, 9)	1B 2B		F3		5-3			F6		1	0	0	0	0	0	0				
Bob Bailey, R OBP: 0.346, SLG: 0.369 (1, 5)					1B FC9-2 BB					1	0	1	1	2	0	0				
Jim Fairley, L OBP: 0.245, SLG: 0.267 (7, 7)	2H 1B				FC9-2 1B					1	0	0	0	0	0	0				
Paul Popovich, S OBP: 0.298, SLG: 0.264 (1, 4)	K				P7					3	0	1	0	0	1	2				
Jeff Torborg, R OBP: 0.284, SLG: 0.226 (1, 2)	F3				FC9-2			3-1 SH1 1B		3	0	1	0	0	0	3				
Don Drysdale, R OBP: 0.226, SLG: 0.258 (1, 1)	K				F2			SH1		2	0	0	0	0	1	2				
Inning Stats	R: 0 E: 0 K: 3 S: 10	H: 1 LOB: 1 BB: 0 P: 10	R: 1 E: 0 K: 2 S: 9	H: 2 LOB: 1 BB: 0 P: 9	R: 1 E: 1 K: 2 S: 9	H: 1 LOB: 1 BB: 0 P: 9	R: 0 E: 0 K: 0 S: 3	H: 1 LOB: 1 BB: 1 P: 7	R: 0 E: 0 K: 1 S: 5	H: 0 LOB: 0 BB: 0 P: 5	R: 0 E: 0 K: 0 S: 3	H: 0 LOB: 1 BB: 1 P: 7	R: 0 E: 0 K: 0 S: 4	H: 1 LOB: 1 BB: 0 P: 4	R: 1 E: 0 K: 0 S: 4	H: 1 LOB: 0 BB: 0 P: 4	1B: 4 2B: 4 3B: 0 HR: 0	SF: 1 SAC: 1 DP: 1 HBP: 0	WP: 1 PB: 0 SB: 2 CS: 0	PA: 33
PITCHER Mike McCormick, L ERA: 3.46 (1, 1)	IP: 8.0 WLS: L BF: 33 H: 7 R: 3 ER: 2 SO: 8 BB: 2 IBB: 0 HBP: 0 BLK: 0 WP: 1 HR: 0 S: 47 P: 55 ERA: 2.25 WHIP: 1.125															PITCHER				

AB	34
R	0
H	6
RBI	0
BB	2
SO	7
LOB	20



Batter	1	2	3	4	5	6	7	8	9	AB	R	H	RBI	BB	SO	LOB	TOP							
Ron Hunt, R OBP: 0.338, SLG: 0.291 (1, 4)	F3		1B			FC1-6 1B		E 1B		4	1	3	0	1	0	0	San Francisco Giants @ Los Angeles Dodgers Dodger Stadium, Los Angeles, CA Sat Jun 01 1968, 7:05 PM PDT Att: 39,854 - Unknown							
Ty Cline, L OBP: 0.237, SLG: 0.239 (1, 3)	L6-3		L4			FC1-6 E		L5 1B BB	L6	5	2	0	0	0	0	4								
Willie Mays, R OBP: 0.333, SLG: 0.491 (1, 8)	F3			K		E7 CS 1B		F7	5-3	5	0	1	1	0	1	3								
Jim Ray Hart, R OBP: 0.338, SLG: 0.482 (1, 7)		6-3		K		K				4	0	1	1	0	2	1								
Jim Davenport, R OBP: 0.279, SLG: 0.243 (1, 5)		1B FC9-2 1B		K						3	0	1	0	1	2	0								
Dave Marshall, L OBP: 0.313, SLG: 0.300 Jack Hiatt, R OBP: 0.358, SLG: 0.348 (8, PH)					WP BB					1	0	1	0	2	0	0								
Ollie Brown, R OBP: 0.226, SLG: 0.200 (8, PR)										0	0	0	1	1	0	0								
Dick Dietz, R OBP: 0.299, SLG: 0.366 (1, 2)		FC9-2				F8				4	0	0	0	0	1	7								
Hal Lanier, R OBP: 0.226, SLG: 0.262 (1, 6)			F2			F8				4	0	1	0	0	0	4								
Gaylord Perry, R OBP: 0.133, SLG: 0.133 Willie McCovey, L OBP: 0.400, SLG: 0.558 (7, PH)			6-3			K				2	0	0	0	0	1	1								
Joe Gibbon, R OBP: 0.226, SLG: 0.200 (8, PR)										1	0	0	0	0	0	2								
Frank Linzy, R OBP: 0.226, SLG: 0.200 (8, 1)										1	0	0	0	0	0	0								
Inning Stats	R: 0 E: 0 K: 0 S: 3	H: 0 LOB: 0 BB: 0 P: 3	R: 0 E: 0 K: 0 S: 4	H: 2 LOB: 1 BB: 0 P: 4	R: 0 E: 0 K: 0 S: 4	H: 1 LOB: 0 BB: 0 P: 4	R: 0 E: 0 K: 3 S: 9	H: 0 LOB: 0 BB: 0 P: 9	R: 0 E: 0 K: 1 S: 5	H: 0 LOB: 1 BB: 1 P: 9	R: 1 E: 2 K: 1 S: 6	H: 2 LOB: 0 BB: 0 P: 6	R: 0 E: 0 K: 2 S: 8	H: 1 LOB: 2 BB: 1 P: 12	R: 2 E: 1 K: 0 S: 6	H: 2 LOB: 3 BB: 2 P: 14	R: 0 E: 0 K: 0 S: 3	H: 0 LOB: 1 BB: 1 P: 7	1B: 8 2B: 1 3B: 0 HR: 0	SF: 0 SAC: 0 DP: 1 HBP: 0	WP: 1 PB: 0 SB: 0 CS: 1	PA: 39		
PITCHER	IP WLS BF H R ER SO BB IBB HBP BLK WP HR S P ERA WHIP	IP WLS BF H R ER SO BB IBB HBP BLK WP HR S P ERA WHIP	IP WLS BF H R ER SO BB IBB HBP BLK WP HR S P ERA WHIP	IP WLS BF H R ER SO BB IBB HBP BLK WP HR S P ERA WHIP	IP WLS BF H R ER SO BB IBB HBP BLK WP HR S P ERA WHIP	IP WLS BF H R ER SO BB IBB HBP BLK WP HR S P ERA WHIP	IP WLS BF H R ER SO BB IBB HBP BLK WP HR S P ERA WHIP	IP WLS BF H R ER SO BB IBB HBP BLK WP HR S P ERA WHIP	IP WLS BF H R ER SO BB IBB HBP BLK WP HR S P ERA WHIP	IP WLS BF H R ER SO BB IBB HBP BLK WP HR S P ERA WHIP	IP WLS BF H R ER SO BB IBB HBP BLK WP HR S P ERA WHIP	IP WLS BF H R ER SO BB IBB HBP BLK WP HR S P ERA WHIP	IP WLS BF H R ER SO BB IBB HBP BLK WP HR S P ERA WHIP	IP WLS BF H R ER SO BB IBB HBP BLK WP HR S P ERA WHIP	IP WLS BF H R ER SO BB IBB HBP BLK WP HR S P ERA WHIP	IP WLS BF H R ER SO BB IBB HBP BLK WP HR S P ERA WHIP	IP WLS BF H R ER SO BB IBB HBP BLK WP HR S P ERA WHIP	IP WLS BF H R ER SO BB IBB HBP BLK WP HR S P ERA WHIP	IP WLS BF H R ER SO BB IBB HBP BLK WP HR S P ERA WHIP	IP WLS BF H R ER SO BB IBB HBP BLK WP HR S P ERA WHIP	IP WLS BF H R ER SO BB IBB HBP BLK WP HR S P ERA WHIP	IP WLS BF H R ER SO BB IBB HBP BLK WP HR S P ERA WHIP	IP WLS BF H R ER SO BB IBB HBP BLK WP HR S P ERA WHIP	IP WLS BF H R ER SO BB IBB HBP BLK WP HR S P ERA WHIP

AB	34
R	3
H	8
RBI	3
BB	5
SO	7
LOB	22



Batter	1	2	3	4	5	6	7	8	9	AB	R	H	RBI	BB	SO	LOB	BOTTOM							
Wes Parker, S OBP: 0.340, SLG: 0.319 (1, 3)	L6-3		K		L5-3		B2-6-3 1B		K	5	0	1	0	0	2	0	San Francisco Giants @ Los Angeles Dodgers Dodger Stadium, Los Angeles, CA Sat Jun 01 1968, 7:05 PM PDT Att: 39,854 - Unknown							
Willie Davis, L OBP: 0.258, SLG: 0.321 (1, 8)	L4-3		L3		2B FC3-6 BB		B2-6-3 1-2		3B 2B	4	2	1	0	1	0	1								
Len Gabrielson, L OBP: 0.292, SLG: 0.422 Jim Fairley, L OBP: 0.260, SLG: 0.326 (7, PR)	L4-3		1B BB		FC3-6 1-3 2B		PB BB		1B 3B	2	0	1	0	2	0	0								
Tom Haller, L OBP: 0.350, SLG: 0.352 (1, 2)		BB 1B	1B		FC3-6 IBB		BB		1B IBB	2	1	2	0	3	0	0								
Ron Fairly, L OBP: 0.264, SLG: 0.221 (1, 9)		F7			FC3-6 1-2 3-H		K		1B IBB	3	0	0	1	2	1	5								
Bob Bailey, R OBP: 0.348, SLG: 0.365 (1, 5)		1B BB	K		K				E6 SH1-4	4	0	1	1	1	2	5								
Paul Popovich, S OBP: 0.299, SLG: 0.267 (1, 4)		1-2 2-H 1B		L6-3		P6		SH1-4		3	0	1	1	0	0	0								
Zoilo Versalles, R OBP: 0.239, SLG: 0.276 (1, 6)		L3		K		L4-3		F9		4	0	0	0	0	1	3								
Bill Singer, R OBP: 0.192, SLG: 0.240 Jack Billingham, R OBP: 0.500, SLG: 0.500 (8, 1)		K		L4-3		K		L6-3		3	0	0	0	0	2	2								
Ken Boyer, R OBP: 0.289, SLG: 0.254 John Purdin, R OBP: 0.500, SLG: 0.500 (9, 1)										0	0	0	0	0	0	0								
Inning Stats	R: 0 E: 0 K: 0 S: 3	H: 0 LOB: 0 BB: 0 P: 3	R: 1 E: 0 K: 1 S: 7	H: 2 LOB: 2 BB: 1 P: 11	R: 0 E: 0 K: 2 S: 8	H: 1 LOB: 3 BB: 2 P: 16	R: 0 E: 0 K: 1 S: 5	H: 0 LOB: 0 BB: 0 P: 5	R: 1 E: 0 K: 1 S: 6	H: 1 LOB: 2 BB: 2 P: 14	R: 0 E: 0 K: 1 S: 5	H: 0 LOB: 0 BB: 0 P: 5	R: 0 E: 0 K: 1 S: 5	H: 1 LOB: 2 BB: 2 P: 13	R: 0 E: 1 K: 0 S: 4	H: 0 LOB: 1 BB: 0 P: 4	R: 2 E: 0 K: 1 S: 6	H: 3 LOB: 3 BB: 2 P: 14	1B: 5 2B: 2 3B: 1 HR: 0	SF: 0 SAC: 1 DP: 1 HBP: 0	WP: 0 PB: 1 SB: 0 CS: 0	PA: 42		
PITCHER	IP WLS BF H R ER SO BB IBB HBP BLK WP HR S P ERA WHIP	IP WLS BF H R ER SO BB IBB HBP BLK WP HR S P ERA WHIP	IP WLS BF H R ER SO BB IBB HBP BLK WP HR S P ERA WHIP	IP WLS BF H R ER SO BB IBB HBP BLK WP HR S P ERA WHIP	IP WLS BF H R ER SO BB IBB HBP BLK WP HR S P ERA WHIP	IP WLS BF H R ER SO BB IBB HBP BLK WP HR S P ERA WHIP	IP WLS BF H R ER SO BB IBB HBP BLK WP HR S P ERA WHIP	IP WLS BF H R ER SO BB IBB HBP BLK WP HR S P ERA WHIP	IP WLS BF H R ER SO BB IBB HBP BLK WP HR S P ERA WHIP	IP WLS BF H R ER SO BB IBB HBP BLK WP HR S P ERA WHIP	IP WLS BF H R ER SO BB IBB HBP BLK WP HR S P ERA WHIP	IP WLS BF H R ER SO BB IBB HBP BLK WP HR S P ERA WHIP	IP WLS BF H R ER SO BB IBB HBP BLK WP HR S P ERA WHIP	IP WLS BF H R ER SO BB IBB HBP BLK WP HR S P ERA WHIP	IP WLS BF H R ER SO BB IBB HBP BLK WP HR S P ERA WHIP	IP WLS BF H R ER SO BB IBB HBP BLK WP HR S P ERA WHIP	IP WLS BF H R ER SO BB IBB HBP BLK WP HR S P ERA WHIP	IP WLS BF H R ER SO BB IBB HBP BLK WP HR S P ERA WHIP	IP WLS BF H R ER SO BB IBB HBP BLK WP HR S P ERA WHIP	IP WLS BF H R ER SO BB IBB HBP BLK WP HR S P ERA WHIP	IP WLS BF H R ER SO BB IBB HBP BLK WP HR S P ERA WHIP	IP WLS BF H R ER SO BB IBB HBP BLK WP HR S P ERA WHIP	IP WLS BF H R ER SO BB IBB HBP BLK WP HR S P ERA WHIP	IP WLS BF H R ER SO BB IBB HBP BLK WP HR S P ERA WHIP



Batter	1	2	3	4	5	6	7	8	9	AB R H RBI BB SO LOB	TOP												
Ron Hunt, R OBP: 0.335, SLG: 0.288 (1, 4)	3-1			F8	1-3		SH1-4 1B		F7	5 1 1 0 0 0 0	San Francisco Giants @ Los Angeles Dodgers Dodger Stadium, Los Angeles, CA Sun Jun 02 1968, 3:33 AM PDT Att: 38,514 - Unknown												
Ty Cline, L OBP: 0.250, SLG: 0.253 (1, 3)	L1-3			L3-1	BB 1B		SH1-4		1B	4 1 2 0 0 0 0													
Willie Mays, R OBP: 0.340, SLG: 0.497 (1, 8)	F8			1B	1B		CS 1B		F8	4 1 2 1 1 0 1													
Jim Ray Hart, R OBP: 0.342, SLG: 0.482 (1, 7)				1B	1B		K			4 1 2 2 0 1 1													
Dave Marshall, L OBP: 0.310, SLG: 0.297 (1, 9)	K			1B	1B					4 1 1 0 0 1 2													
Frank Johnson, R OBP: 0.313, SLG: 0.333 (1, 5)	6-3			1B	1B					3 0 1 0 1 0 0													
Dick Dietz, R OBP: 0.321, SLG: 0.387 (1, 2)				1B	1B		K			4 0 3 2 0 1 0													
Hal Lanier, R OBP: 0.227, SLG: 0.262 (1, 6)				P4-6-3 1B	F7				FC9-2	4 0 1 0 0 0 5													
Juan Marichal, R OBP: 0.136, SLG: 0.159 (1, 1)				6-3			6-3		K	4 0 0 0 0 1 1													
Inning Stats	R: 0 E: 0 K: 0 S: 3	H: 0 LOB: 0 BB: 0 P: 3	R: 0 E: 0 K: 1 S: 5	H: 0 LOB: 0 BB: 0 P: 5	R: 0 E: 0 K: 0 S: 3	H: 1 LOB: 0 BB: 0 P: 3	R: 3 E: 0 K: 0 S: 8	H: 5 LOB: 2 BB: 0 P: 8	R: 1 E: 0 K: 1 S: 5	H: 2 LOB: 2 BB: 1 P: 9	R: 0 E: 0 K: 1 S: 6	H: 1 LOB: 1 BB: 0 P: 6	R: 1 E: 0 K: 0 S: 6	H: 2 LOB: 1 BB: 0 P: 6	R: 0 E: 0 K: 0 S: 3	H: 1 LOB: 1 BB: 1 P: 7	R: 0 E: 0 K: 1 S: 6	H: 1 LOB: 1 BB: 0 P: 6	1B: 12 2B: 3 3B: 0 HR: 0	SF: 0 SAC: 1 DP: 3 HBP: 0	WP: 0 PB: 0 SB: 0 CS: 1	PA: 39	
PITCHER	IP WLS BF H R ER SO BB IBB HBP BLK WP HR S P ERA WHIP											PITCHER	IP WLS BF H R ER SO BB IBB HBP BLK WP HR S P ERA WHIP										
Don Sutton, R ERA: 3.58 (1, 1)	3.2 L 16 6 3 3 1 0 0 0 0 0 0 0 0 18 18 7.36 1.636																						
John Purdin, R ERA: 1.42 (4, 1)	2.1 11 3 1 1 1 1 0 0 0 0 0 0 12 16 3.86 1.714																						
Mike Kekich, L ERA: 3.94 (7, 1)	2.0 8 3 1 1 1 0 0 0 0 0 0 0 9 13 4.50 2.000																						
Hank Aguirre, L ERA: 0.71 (9, 1)	1.0 4 1 0 0 1 0 0 0 0 0 0 0 6 6 0.00 1.000																						

Batter	1	2	3	4	5	6	7	8	9	AB R H RBI BB SO LOB	BOTTOM												
Wes Parker, S OBP: 0.338, SLG: 0.333 (1, 3)	F6			L4-3			L1-3		HR	4 1 1 1 0 0 0	San Francisco Giants @ Los Angeles Dodgers Dodger Stadium, Los Angeles, CA Sun Jun 02 1968, 3:33 AM PDT Att: 38,514 - Unknown												
Willie Davis, L OBP: 0.253, SLG: 0.315 (1, 8)	F2			F4			L3		K	4 0 0 0 0 1 0													
Len Gabrielson, L OBP: 0.288, SLG: 0.408 (1, 7)	L4-3			K			FC4-6 1B		F9	4 0 1 0 0 1 0													
Tom Haller, L OBP: 0.341, SLG: 0.342 (1, 2)				L4-3			FC4-6 PB		F6	4 0 0 0 0 0 1													
Ron Fairly, L OBP: 0.266, SLG: 0.229 (1, 9)				K			K			3 0 1 0 0 2 1													
Bob Bailey, R OBP: 0.348, SLG: 0.359 (1, 5)							K			2 0 0 0 1 1 1													
Paul Popovich, S OBP: 0.290, SLG: 0.258 (1, 4)										3 0 0 0 0 1 2													
Zoilo Versalles, R OBP: 0.236, SLG: 0.272 (1, 6)										3 0 0 0 0 1 3													
Don Sutton, R OBP: 0.333, SLG: 0.333 (1, 1)										1 0 0 0 0 0 0	San Francisco Giants @ Los Angeles Dodgers Dodger Stadium, Los Angeles, CA Sun Jun 02 1968, 3:33 AM PDT Att: 38,514 - Unknown												
John Purdin, R OBP: 0.200, SLG: 0.200 (4, 1)										0 0 0 0 0 0 0													
Ted Savage, R OBP: 0.144, SLG: 0.143 (5, PH)										1 0 0 0 0 0 0													
Mike Kekich, L OBP: 0.222, SLG: 0.125 (7, 1)										0 0 0 0 0 0 0													
Jim Fairry, L OBP: 0.222, SLG: 0.319 (8, PH)										1 0 0 0 0 0 0													
Hank Aguirre, R (9, 1)										0 0 0 0 0 0 0													
Inning Stats	R: 0 E: 0 K: 0 S: 3	H: 0 LOB: 0 BB: 0 P: 3	R: 0 E: 1 K: 0 S: 4	H: 1 LOB: 2 BB: 1 P: 8	R: 0 E: 0 K: 0 S: 3	H: 0 LOB: 0 BB: 0 P: 3	R: 0 E: 0 K: 2 S: 7	H: 0 LOB: 0 BB: 0 P: 7	R: 0 E: 0 K: 0 S: 3	H: 0 LOB: 0 BB: 0 P: 3		R: 0 E: 0 K: 2 S: 8	H: 1 LOB: 1 BB: 0 P: 8	R: 0 E: 0 K: 2 S: 7	H: 0 LOB: 0 BB: 0 P: 7	R: 1 E: 0 K: 1 S: 6	H: 1 LOB: 0 BB: 0 P: 6	1B: 1 2B: 2 3B: 0 HR: 1	SF: 0 SAC: 0 DP: 1 HBP: 0	WP: 0 PB: 1 SB: 0 CS: 0	PA: 31		
PITCHER	IP WLS BF H R ER SO BB IBB HBP BLK WP HR S P ERA WHIP											PITCHER	IP WLS BF H R ER SO BB IBB HBP BLK WP HR S P ERA WHIP										
Juan Marichal, R ERA: 2.93 (1, 1)	9.0 W 31 3 1 1 7 1 0 0 0 0 0 1 44 48 1.00 0.444																						

Batter	1	2	3	4	5	6	7	8	9	AB	R	H	RBI	BB	SO	LOB	TOP			
Freddie Patek, R (1.6)										4	0	0	0	0	0	1				
Maury Wills, S (1.5) OBP: 0.289, SLG: 0.265										4	0	2	0	0	0	1				
Willie Stargell, L (1.7) OBP: 0.333, SLG: 0.532										4	0	0	0	0	2	2				
Roberto Clemente, R (1.9) OBP: 0.276, SLG: 0.423										3	0	1	0	1	1	0				
Donn Clendenon, R (1.3) OBP: 0.324, SLG: 0.365										3	0	1	0	1	1	1				
Al McBean, R (9, PR) OBP: 0.321, SLG: 0.296										0	0	0	0	0	0	0				
Manny Mota, R (1.8) OBP: 0.303, SLG: 0.324										4	0	1	0	0	0	4				
Bill Mazerolski, R (1.4) OBP: 0.282, SLG: 0.255										3	0	0	0	0	0	4				
Carl Taylor, R (1.2) OBP: 0.292, SLG: 0.261										3	0	2	0	0	0	0				
Bob Veale, S (1.1) OBP: 0.071, SLG: 0.071										2	0	0	0	0	2	1				
Jerry May, R (8, PH) OBP: 0.302, SLG: 0.270										1	0	0	0	0	0	1				
Dave Wickersham, R (8.1) OBP: 0.333, SLG: 0.333										0	0	0	0	0	0	0				
Inning Stats	R: 0 E: 0 K: 0 S: 3	H: 1 LOB: 0 BB: 0 P: 3	R: 0 E: 0 K: 0 S: 2	H: 0 LOB: 1 BB: 2 P: 10	R: 0 E: 0 K: 1 S: 5	H: 0 LOB: 0 BB: 0 P: 5	R: 0 E: 0 K: 1 S: 5	H: 0 LOB: 0 BB: 0 P: 5	R: 0 E: 0 K: 1 S: 6	H: 1 LOB: 1 BB: 0 P: 6	R: 0 E: 0 K: 2 S: 9	H: 2 LOB: 2 BB: 0 P: 9	R: 0 E: 0 K: 0 S: 3	H: 1 LOB: 0 BB: 0 P: 3	R: 0 E: 1 K: 0 S: 5	H: 2 LOB: 2 BB: 0 P: 5	1B: 7 2B: 0 3B: 0 HR: 0	SF: 0 SAC: 0 DP: 4 HBP: 0	WP: 0 PB: 0 SB: 0 CS: 0	PA: 33
PITCHER Claude Osteen, L (1.1) ERA: 3.47	IP: 9.0 WLS: W BF: 33 H: 7 R: 0 ER: 0 SO: 6 BB: 2 IBB: 0 HBP: 0 BLK: 0 WP: 0 HR: 0 S: 43 P: 51 ERA: 0.00 WHIP: 1.000															PITCHER				

Pittsburgh Pirates @ Los Angeles Dodgers
Dodger Stadium, Los Angeles, CA
Mon Jun 03 1968, 7:05 PM PDT
Att: 14,568 - Unknown

AB	31
R	0
H	7
RBI	0
BB	2
SO	6
LOB	15

Batter	1	2	3	4	5	6	7	8	9	AB	R	H	RBI	BB	SO	LOB	BOTTOM			
Willie Davis, L (1.8) OBP: 0.258, SLG: 0.320										3	1	1	0	1	0	1				
Wes Parker, S (1.7) OBP: 0.341, SLG: 0.333										3	0	1	0	1	1	2				
Bob Bailey, R (1.5) OBP: 0.345, SLG: 0.350										3	1	0	0	1	0	3				
Jim Fairey, L (8.7) OBP: 0.255, SLG: 0.319										0	0	0	0	0	0	0				
Ken Boyer, R (1.3) OBP: 0.313, SLG: 0.286										3	0	2	1	1	0	0				
Rocky Colavito, R (1.9) OBP: 0.298, SLG: 0.314										3	0	1	1	0	0	1				
Ron Fairly, L (8.9) OBP: 0.270, SLG: 0.229										0	0	0	0	1	0	0				
Paul Popovich, S (1.4) OBP: 0.279, SLG: 0.247										4	0	0	0	0	0	5				
Zolo Versailles, R (1.6) OBP: 0.236, SLG: 0.268										3	0	0	0	1	0	3				
Jeff Torborg, R (1.2) OBP: 0.270, SLG: 0.206										3	0	0	0	0	1	3				
Tom Haller, L (8, PH) OBP: 0.339, SLG: 0.340										1	0	0	0	0	0	2				
Claude Osteen, L (1.1) OBP: 0.240, SLG: 0.320										3	0	1	0	0	1	0				
Inning Stats	R: 2 E: 0 K: 1 S: 8	H: 3 LOB: 3 BB: 2 P: 16	R: 0 E: 0 K: 1 S: 4	H: 0 LOB: 1 BB: 2 P: 12	R: 0 E: 0 K: 0 S: 4	H: 1 LOB: 1 BB: 0 P: 4	R: 0 E: 0 K: 1 S: 6	H: 1 LOB: 1 BB: 0 P: 6	R: 0 E: 0 K: 0 S: 3	H: 0 LOB: 0 BB: 0 P: 3	R: 0 E: 0 K: 0 S: 4	H: 1 LOB: 1 BB: 0 P: 4	R: 0 E: 0 K: 0 S: 3	H: 0 LOB: 2 BB: 2 P: 11	R: 0 E: 0 K: 0 S: 3	H: 0 LOB: 2 BB: 2 P: 11	1B: 4 2B: 3 3B: 0 HR: 0	SF: 0 SAC: 0 DP: 1 HBP: 0	WP: 0 PB: 1 SB: 2 CS: 0	PA: 35
PITCHER Bob Veale, L (1.1) ERA: 2.13	IP: 7.0 WLS: L BF: 30 H: 6 R: 2 ER: 2 SO: 3 BB: 3 IBB: 1 HBP: 0 BLK: 0 WP: 0 HR: 0 S: 32 P: 48 ERA: 2.57 WHIP: 1.286															PITCHER				
Dave Wickersham, R (8.1) ERA: 3.35	IP: 1.0 WLS: 5 BF: 5 H: 0 R: 0 ER: 0 SO: 0 BB: 2 IBB: 0 HBP: 0 BLK: 0 WP: 0 HR: 0 S: 3 P: 11 ERA: 0.00 WHIP: 2.000															PITCHER				


Pittsburgh Pirates @ Los Angeles Dodgers
Dodger Stadium, Los Angeles, CA
Mon Jun 03 1968, 7:05 PM PDT
Att: 14,568 - Unknown

AB	29
R	2
H	6
RBI	2
BB	6
SO	3
LOB	20

Batter	1	2	3	4	5	6	7	8	9	10	AB	R	H	RBI	BB	SO	LOB	TOP							
Maury Wills, S OBP: 0.291, SLG: 0.265 (1, 5)	K		K		L7			SH3-4 BB		1B	4	0	1	0	1	2	1								
Freddie Patek, R (1, 6)	K		K		FC6-4 1-2f			SH3-4		P4	3	0	0	0	0	2	1								
Manny Jimenez, L OBP: 0.429, SLG: 0.294 (10, PH)	K		K					SH3-4		P4	1	0	0	0	0	0	1								
Bill Mazerokj, R OBP: 0.278, SLG: 0.250 (10, 4)	K		K					SH3-4		P4-3	0	0	0	0	0	0	0								
Willie Stargell, L OBP: 0.316, SLG: 0.503 (1, 7)	K		K					F7		P4-3	5	0	0	0	0	2	2								
Roberto Clemente, R OBP: 0.297, SLG: 0.438 (1, 9)		1B 3B			E1 1B			FC6 IBB			3	1	3	0	1	0	0								
Matty Alou, L OBP: 0.396, SLG: 0.391 (1, 8)		G3			1-3			F5		FC6 1-2f	4	0	0	0	0	0	5								
Donn Clendenon, R OBP: 0.324, SLG: 0.364 (1, 3)		BB 1B			K			K			4	0	1	1	0	2	2								
Jerry May, R OBP: 0.295, SLG: 0.259 (1, 2)		3-H 4-0 BB			K			L7			3	0	0	0	1	2	1								
Gene Alley, R OBP: 0.286, SLG: 0.289 (10, 6)		P4			K			F9		F9	4	0	0	0	0	1	2								
Al McBean, R OBP: 0.313, SLG: 0.290 (1, 1)		G1			FC6-4 1B			K		G3	4	0	1	0	0	1	2								
Inning Stats	R: 0 E: 0 K: 3 S: 9	H: 0 LOB: 0 BB: 0 P: 9	R: 1 E: 0 K: 0 S: 5	H: 2 LOB: 2 BB: 1 P: 9	R: 0 E: 0 K: 3 S: 9	H: 0 LOB: 0 BB: 0 P: 9	R: 0 E: 1 K: 2 S: 8	H: 1 LOB: 1 BB: 0 P: 8	R: 0 E: 0 K: 1 S: 6	H: 1 LOB: 1 BB: 0 P: 6	R: 0 E: 0 K: 1 S: 5	H: 0 LOB: 0 BB: 0 P: 5	R: 0 E: 0 K: 0 S: 3	H: 0 LOB: 2 BB: 2 P: 11	R: 0 E: 0 K: 1 S: 5	H: 0 LOB: 0 BB: 0 P: 5	R: 0 E: 0 K: 0 S: 4	H: 1 LOB: 1 BB: 0 P: 4	1B: 5 2B: 0 3B: 1 HR: 0	SF: 0 SAC: 1 DP: 0 HBP: 0	WP: 0 PA: 39 PB: 0 SB: 0 CS: 0				
PITCHER Bill Singer, R ERA: 1.76 (1, 1)	IP 10.0	WLS W 39	BF H 6	R ER 1	SO 12	BB 2	IBB 0	HBP 0	BLK 0	WP 0	HR 0	S 60	P 72	ERA 0.90	WHIP 0.800										

Pittsburgh Pirates @ Los Angeles Dodgers
 Dodger Stadium, Los Angeles, CA
 Wed Jun 05 1968, 7:05 PM PDT
 Att: 14,660 - Unknown


AB 35
 R 1
 H 6
 RBI 1
 BB 3
 SO 12
 LOB 17



Batter	1	2	3	4	5	6	7	8	9	10	AB	R	H	RBI	BB	SO	LOB	BOTTOM							
Wes Parker, S OBP: 0.345, SLG: 0.350 (1, 3)	F6		6-3		4-3			4-3		E5 1B	5	0	1	0	0	0	2								
Willie Davis, L OBP: 0.262, SLG: 0.319 (1, 8)	3-1			1B SF8 BB				4-3 SH1-4 1B			3	1	1	0	1	0	0								
Len Gabrielson, L OBP: 0.253, SLG: 0.400 (1, 7)	4-3			G3 1B				SH1-4			3	0	1	0	0	0	0								
Tom Haller, L OBP: 0.335, SLG: 0.351 (1, 2)		5-3		SF8				4-3		4-3	3	0	0	1	0	0	1								
Ken Boyer, R OBP: 0.330, SLG: 0.289 (1, 5)		K		G3				1-3			4	0	1	0	0	1	2								
Ron Fairly, L OBP: 0.258, SLG: 0.218 (1, 9)		F8		L7				F9		K	4	0	0	0	0	1	2								
Paul Popovich, S OBP: 0.277, SLG: 0.240 (1, 4)				P4-3				P9			4	0	1	0	0	0	0								
Zoilo Versalles, R OBP: 0.241, SLG: 0.270 (1, 6)								6-3		FC1-6 1B	3	1	1	0	1	0	1								
Bill Singer, R OBP: 0.172, SLG: 0.214 (1, 1)				2B						FC1-6 E	1	0	0	0	0	0	1								
Jim Fairly, L OBP: 0.294, SLG: 0.313 (10, PH)				K				G3		F6	3	0	0	0	0	2	2								
Inning Stats	R: 0 E: 0 K: 0 S: 3	H: 0 LOB: 0 BB: 0 P: 3	R: 0 E: 0 K: 1 S: 5	H: 0 LOB: 0 BB: 0 P: 5	R: 0 E: 0 K: 1 S: 6	H: 1 LOB: 1 BB: 1 P: 6	R: 0 E: 0 K: 0 S: 4	H: 1 LOB: 1 BB: 0 P: 4	R: 0 E: 0 K: 0 S: 3	H: 0 LOB: 0 BB: 0 P: 3	R: 0 E: 0 K: 0 S: 3	H: 0 LOB: 0 BB: 0 P: 3	R: 0 E: 0 K: 1 S: 6	H: 1 LOB: 1 BB: 0 P: 6	R: 1 E: 1 K: 0 S: 4	H: 2 LOB: 1 BB: 0 P: 4	1B: 5 2B: 1 3B: 0 HR: 0	SF: 1 SAC: 1 DP: 0 HBP: 0	WP: 0 PA: 37 PB: 0 SB: 0 CS: 0						
PITCHER Al McBean, R ERA: 2.55 (1, 1)	IP 9.2	WLS L 37	BF H 6	R ER 2	SO 4	BB 2	IBB 0	HBP 0	BLK 0	WP 0	HR 0	S 43	P 51	ERA 0.93	WHIP 0.828										

Pittsburgh Pirates @ Los Angeles Dodgers
 Dodger Stadium, Los Angeles, CA
 Wed Jun 05 1968, 7:05 PM PDT
 Att: 14,660 - Unknown

AB 33
 R 2
 H 6
 RBI 1
 BB 2
 SO 4
 LOB 11



Batter	1	2	3	4	5	6	7	8	9	AB	R	H	RBI	BB	SO	LOB	TOP			
Matty Alou, L OBP: 0.372, SLG: 0.376 (1, 8)	F7		6-3	FC6			P4-3		1-3	5	0	0	0	0	0	3				
Jose Pagan, R OBP: 0.140, SLG: 0.171 (1, 5)	K		F8		5-3		L5			4	0	0	0	0	1	0				
Roberto Clemente, R OBP: 0.297, SLG: 0.445 (1, 9)	1B		1B		G3					4	1	3	0	0	0	0				
Manny Jimenez, L OBP: 0.480, SLG: 0.350 (1, 7)							F7			3	0	2	1	1	0	1				
Donn Clendenon, R OBP: 0.323, SLG: 0.358 (1, 3)	K									3	0	0	0	1	3	2				
Bill Mazerowski, R OBP: 0.272, SLG: 0.244 (1, 4)			F8		F8		F6			4	0	0	0	0	0	1				
Gene Alley, R OBP: 0.291, SLG: 0.310 (1, 6)										3	1	1	1	1	1	1				
Jerry May, R OBP: 0.294, SLG: 0.253 (1, 2)			G3							3	0	0	0	1	1	1				
Tommy Sisk, R OBP: 0.200, SLG: 0.111 (1, 1)										1	0	0	0	0	1	1				
Ron Kline, R (2, 1)										0	0	0	0	1	0	0				
Juan Pizarro, L (6, PH)										1	0	0	0	0	1	0				
Luke Walker, L (6, 1)										0	0	0	0	0	0	0				
Gary Kolb, L (9, PH)										1	0	0	0	0	0	0				
Inning Stats	R: 1 E: 0 K: 2 S: 9	H: 2 LOB: 1 BB: 0 P: 9	R: 0 E: 0 K: 1 S: 5	H: 0 LOB: 1 BB: 1 P: 9	R: 0 E: 0 K: 1 S: 4	H: 2 LOB: 2 BB: 0 P: 4	R: 0 E: 0 K: 1 S: 5	H: 0 LOB: 3 BB: 1 P: 17	R: 0 E: 0 K: 1 S: 5	H: 1 LOB: 0 BB: 0 P: 8	R: 0 E: 0 K: 0 S: 4	H: 1 LOB: 1 BB: 0 P: 4	R: 0 E: 0 K: 1 S: 5	H: 0 LOB: 0 BB: 0 P: 5	R: 0 E: 0 K: 0 S: 3	H: 0 LOB: 0 BB: 0 P: 3	1B: 5 2B: 0 3B: 0 HR: 1	SF: 0 SAC: 0 DP: 0 HBP: 0	WP: 0 PB: 0 SB: 1 CS: 0	PA: 37
PITCHER Don Sutton, R ERA: 3.36 (1, 1)	IP: 9.0 WLS: W BF: 37 H: 6 R: 2 ER: 2 SO: 8 BB: 4 IBB: 1 HBP: 0 BLK: 0 WP: 0 HR: 1 S: 48 P: 68 ERA: 2.00 WHIP: 1.111															PITCHER				

Pittsburgh Pirates @ Los Angeles Dodgers
Dodger Stadium, Los Angeles, CA
Thu Jun 06 1968, 7:05 PM PDT
Att: 14,112 - Unknown

AB 32
R 2
H 6
RBI 2
BB 5
SO 8
LOB 10

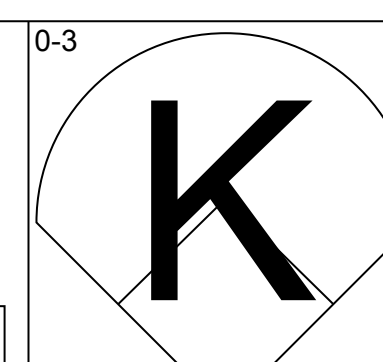
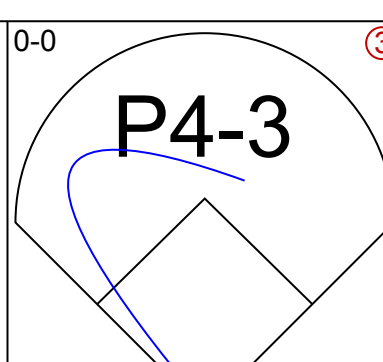
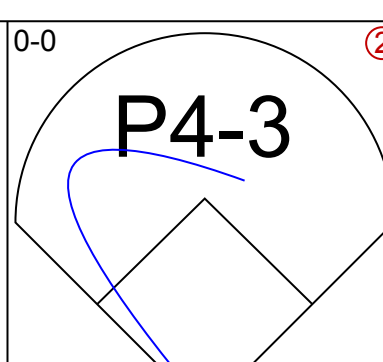
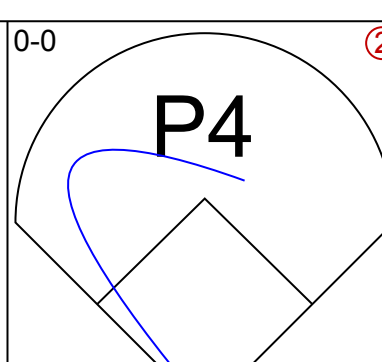
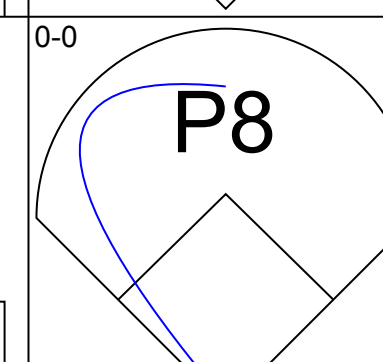
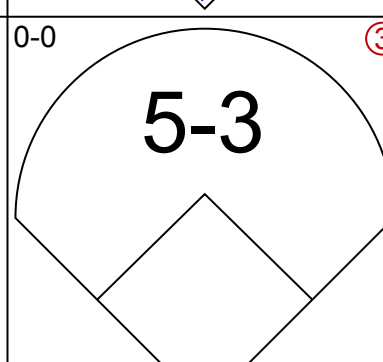
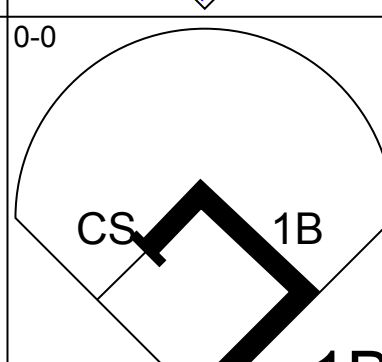
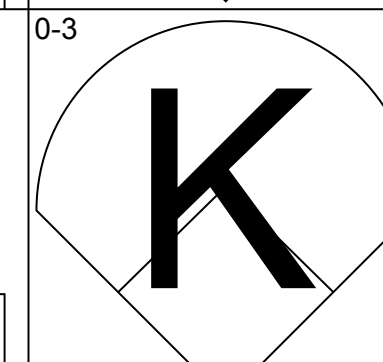
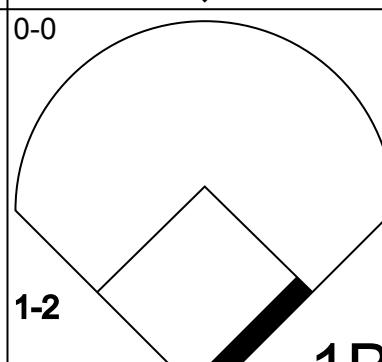
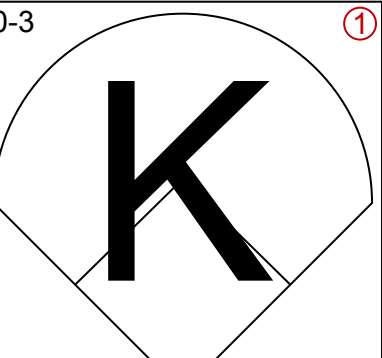
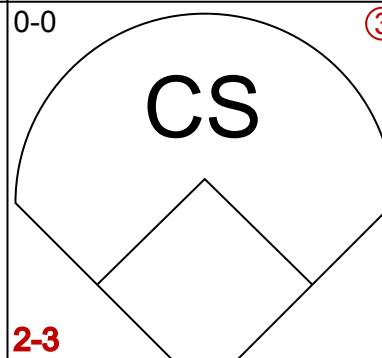
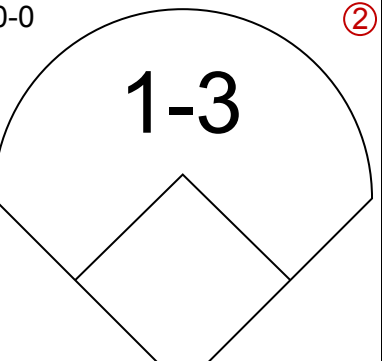

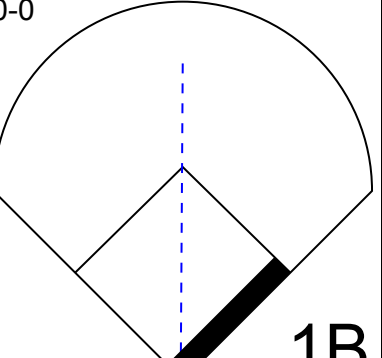
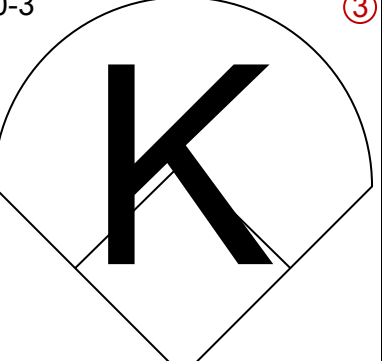


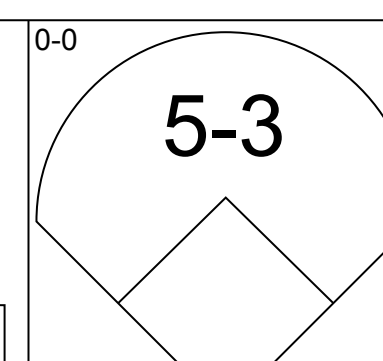
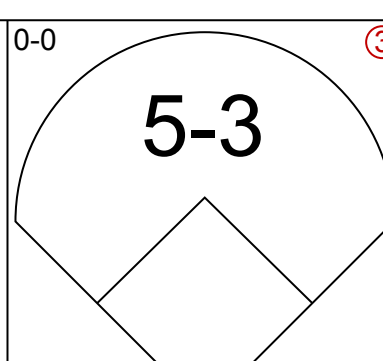
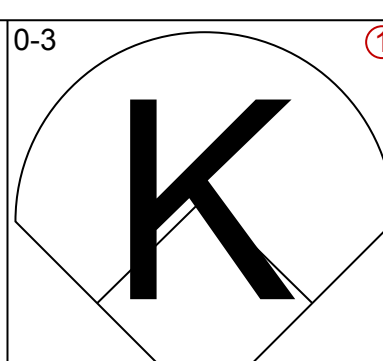

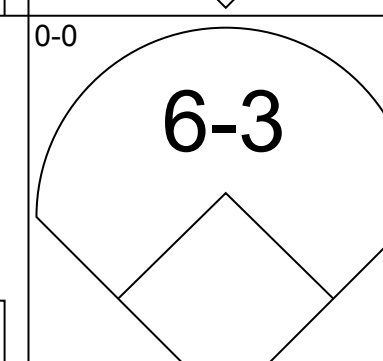
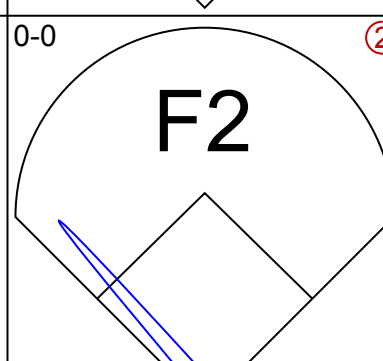

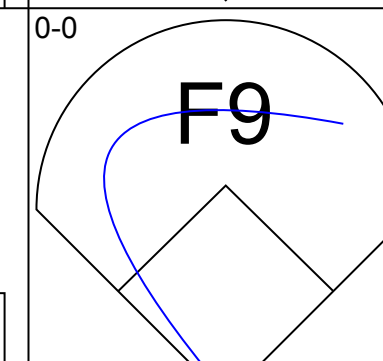
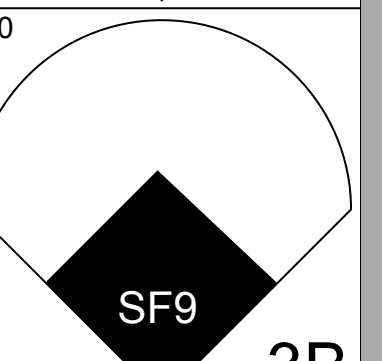

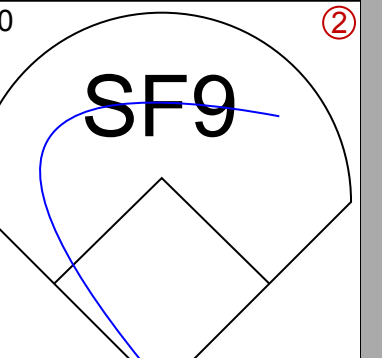

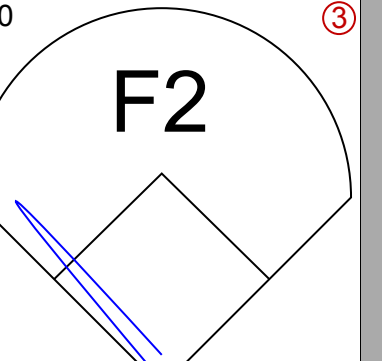
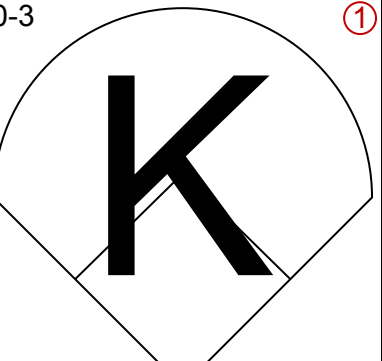

Batter	1	2	3	4	5	6	7	8	9	AB	R	H	RBI	BB	SO	LOB	BOTTOM			
Wes Parker, S OBP: 0.350, SLG: 0.353 (1, 3)										4	0	2	0	1	1	0				
Willie Davis, L OBP: 0.269, SLG: 0.323 (1, 8)										3	1	1	0	2	0	3				
Len Gabrielson, L OBP: 0.295, SLG: 0.397 (1, 7)										3	1	1	0	0	0	2				
Rocky Colavito, R OBP: 0.295, SLG: 0.311 (6, PH)										1	0	0	0	0	0	2				
Jim Fairey, L OBP: 0.259, SLG: 0.306 (7, 7)										1	0	0	0	0	1	2				
Tom Haller, L OBP: 0.339, SLG: 0.361 (1, 2)										4	1	2	1	0	1	1				
Ron Fairly, L OBP: 0.258, SLG: 0.219 (1, 9)										4	1	1	0	0	0	2				
Bob Bailey, R OBP: 0.346, SLG: 0.350 (1, 5)										3	0	1	1	1	1	2				
Ken Boyer, R OBP: 0.330, SLG: 0.289 (8, 5)										0	0	0	0	0	0	0				
Paul Popovich, S OBP: 0.284, SLG: 0.269 (1, 4)										4	0	2	2	0	0	3				
Zoilo Versalles, R OBP: 0.241, SLG: 0.266 (1, 6)										3	0	0	0	1	1	1				
Don Sutton, R OBP: 0.318, SLG: 0.316 (1, 1)										4	0	1	0	0	1	4				
Inning Stats	R: 0 E: 0 K: 0 S: 3	H: 1 LOB: 0 BB: 0 P: 3	R: 2 E: 0 K: 2 S: 10	H: 3 LOB: 1 BB: 0 P: 10	R: 0 E: 0 K: 1 S: 6	H: 1 LOB: 1 BB: 0 P: 6	R: 0 E: 1 K: 0 S: 4	H: 1 LOB: 2 BB: 1 P: 8	R: 2 E: 0 K: 0 S: 6	H: 3 LOB: 2 BB: 1 P: 10	R: 0 E: 0 K: 0 S: 3	H: 0 LOB: 2 BB: 2 P: 11	R: 0 E: 0 K: 1 S: 5	H: 0 LOB: 1 BB: 1 P: 9	R: 0 E: 0 K: 2 S: 9	H: 2 LOB: 2 BB: 0 P: 9	1B: 7 2B: 4 3B: 0 HR: 0	SF: 0 SAC: 0 DP: 2 HBP: 0	WP: 0 PB: 0 SB: 0 CS: 0	PA: 39
PITCHER Tommy Sisk, R ERA: 3.71 (1, 1)	IP: 1.0 WLS: L BF: 5 H: 3 R: 2 ER: 2 SO: 2 BB: 0 IBB: 0 HBP: 0 BLK: 0 WP: 0 HR: 0 S: 5 P: 5 ERA: 18.00 WHIP: 3.000															PITCHER				
Ron Kline, R ERA: 0.98 (2, 1)	4.0 WLS: L BF: 20 H: 6 R: 2 ER: 2 SO: 3 BB: 1 IBB: 1 HBP: 0 BLK: 0 WP: 0 HR: 0 S: 24 P: 32 ERA: 4.50 WHIP: 1.750															PITCHER				
Luke Walker, L ERA: 1.62 (6, 1)	3.0 WLS: L BF: 14 H: 2 R: 0 ER: 0 SO: 3 BB: 3 IBB: 0 HBP: 0 BLK: 0 WP: 0 HR: 0 S: 17 P: 29 ERA: 0.00 WHIP: 1.667															PITCHER				

Pittsburgh Pirates @ Los Angeles Dodgers
Dodger Stadium, Los Angeles, CA
Thu Jun 06 1968, 7:05 PM PDT
Att: 14,112 - Unknown

AB 34
R 4
H 11
RBI 4
BB 5
SO 6
LOB 22



Batter	1	2	3	4	5	6	7	8	9	AB	R	H	RBI	BB	SO	LOB	TOP
Tony Gonzalez, L (1, 7) OBP: 0.342, SLG: 0.356										4	0	0	0	0	1	0	Philadelphia Phillies @ Los Angeles Dodgers Dodger Stadium, Los Angeles, CA Fri Jun 07 1968, 7:05 PM PDT Att: 18,249 - Unknown
Cookie Rojas, R (1, 4) OBP: 0.288, SLG: 0.384										4	0	1	0	0	0	0	
Johnny Callison, L (1, 9) OBP: 0.345, SLG: 0.448										4	0	1	0	0	1	0	
Don Lock, R (1, 8) OBP: 0.260, SLG: 0.231										3	0	0	0	0	1	0	
Bill White, L (1, 3) OBP: 0.329, SLG: 0.372										3	0	0	0	0	0	0	
Tony Taylor, R (1, 5) OBP: 0.309, SLG: 0.305										3	0	1	0	0	0	0	
Roberto Pena, R (1, 6) OBP: 0.333, SLG: 0.238										3	0	1	0	0	1	1	
Mike Ryan, R (1, 2) OBP: 0.124, SLG: 0.148										3	0	0	0	0	0	1	
Chris Short, R (1, 1) OBP: 0.138, SLG: 0.107										2	0	0	0	0	0	0	
Gary Wagner, R (8, 1) Rick Joseph, R (9, PH) OBP: 0.333, SLG: 0.269										0	0	0	0	0	0	0	
Inning Stats	R: 0 E: 0 K: 2 S: 7	H: 0 LOB: 0 BB: 0 P: 7	R: 0 E: 0 K: 2 S: 8	H: 1 LOB: 1 BB: 0 P: 8	R: 0 E: 0 K: 0 S: 3	H: 0 LOB: 0 BB: 0 P: 3	R: 0 E: 0 K: 0 S: 3	H: 0 LOB: 0 BB: 0 P: 3	R: 0 E: 0 K: 0 S: 3	H: 0 LOB: 0 BB: 0 P: 3	R: 0 E: 0 K: 0 S: 3	H: 0 LOB: 0 BB: 0 P: 3	R: 0 E: 0 K: 0 S: 4	H: 2 LOB: 1 BB: 0 P: 4	1B: 4 2B: 0 3B: 0 HR: 0	SF: 0 SAC: 0 DP: 0 HBP: 0	WP: 0 PA: 31 PB: 0 SB: 0 CS: 1
PITCHER Claude Osteen, L (1, 1) ERA: 3.13	IP: 9.0 WLS: W BF: 30 H: 4 R: 0 ER: 0 SO: 4 BB: 0 IBB: 0 HBP: 0 BLK: 0 WP: 0 HR: 0 S: 38 P: 38 ERA: 0.00 WHIP: 0.444																

Batter	1	2	3	4	5	6	7	8	9	AB	R	H	RBI	BB	SO	LOB	BOTTOM		
Wes Parker, S (1, 8) OBP: 0.349, SLG: 0.351										4	0	1	0	0	1	0	Philadelphia Phillies @ Los Angeles Dodgers Dodger Stadium, Los Angeles, CA Fri Jun 07 1968, 7:05 PM PDT Att: 18,249 - Unknown		
Zoilo Versalles, R (1, 6) OBP: 0.238, SLG: 0.262										3	0	0	0	0	1	0			
Bob Bailey, R (1, 5) OBP: 0.347, SLG: 0.362										4	1	1	0	0	2	1			
Ken Boyer, R (1, 3) OBP: 0.326, SLG: 0.304										3	0	1	1	0	2	1			
Rocky Colavito, R (1, 9) OBP: 0.288, SLG: 0.303										3	0	0	0	0	1	1			
Ron Fairly, L (8, 9) OBP: 0.258, SLG: 0.219										0	0	0	0	0	0	0			
Paul Popovich, S (1, 4) OBP: 0.294, SLG: 0.273										2	1	1	0	1	0	0			
Ted Savage, R (1, 7) OBP: 0.235, SLG: 0.258										3	0	2	1	0	0	2			
Jeff Torborg, R (1, 2) OBP: 0.275, SLG: 0.194										2	0	0	0	1	0	1			
Claude Osteen, L (1, 1) OBP: 0.214, SLG: 0.286										3	0	0	0	0	1	3			
Inning Stats	R: 0 E: 0 K: 0 S: 3	H: 0 LOB: 0 BB: 0 P: 3	R: 0 E: 0 K: 1 S: 5	H: 1 LOB: 1 BB: 1 P: 9	R: 0 E: 0 K: 0 S: 3	H: 0 LOB: 0 BB: 0 P: 3	R: 1 E: 0 K: 1 S: 6	H: 1 LOB: 0 BB: 0 P: 6	R: 0 E: 0 K: 0 S: 4	H: 1 LOB: 1 BB: 0 P: 4	R: 0 E: 0 K: 2 S: 7	H: 0 LOB: 0 BB: 0 P: 7	R: 1 E: 0 K: 2 S: 9	H: 2 LOB: 2 BB: 1 P: 13	R: 0 E: 0 K: 2 S: 8	H: 1 LOB: 1 BB: 0 P: 8	1B: 2 2B: 3 3B: 1 HR: 0	SF: 1 SAC: 1 DP: 1 HBP: 0	WP: 0 PA: 31 PB: 0 SB: 0 CS: 0
PITCHER Chris Short, L (1, 1) ERA: 2.42 Gary Wagner, R (8, 1) ERA: 3.0	IP: 7.1 WLS: L BF: 29 H: 6 R: 2 ER: 2 SO: 6 BB: 1 IBB: 1 HBP: 0 BLK: 0 WP: 0 HR: 0 S: 39 P: 47 ERA: 2.46 WHIP: 0.955																		

AB	30
R	0
H	4
RBI	0
BB	0
SO	4
LOB	2



AB	27
R	2
H	6
RBI	2
BB	2
SO	8
LOB	9



Batter	1	2	3	4	5	6	7	8	9	AB	R	H	RBI	BB	SO	LOB	TOP										
Cookie Rojas, R OBP: 0.291, SLG: 0.385 (1, 4)	L8		K				E9		L8	5	0	2	1	0	1	1	Philadelphia Phillies @ Los Angeles Dodgers Dodger Stadium, Los Angeles, CA Sat Jun 08 1968, 7:05 PM PDT Att: 50,060 - Unknown										
John Briggs, L OBP: 0.286, SLG: 0.312 Gary Sutherland, R OBP: 0.258, SLG: 0.300 Turk Farrell, R (7, 1)	FC6-4 BB		K				P6			2	0	0	0	1	1	3											
Tony Gonzalez, L OBP: 0.331, SLG: 0.343 (1, 7)	FC6-4						F5			4	0	0	0	0	0	3											
Johnny Callison, L OBP: 0.343, SLG: 0.440 (1, 9)	L8									3	0	0	0	1	1	1											
Bill White, L OBP: 0.328, SLG: 0.388 (1, 3)										4	1	1	1	0	1	1											
Tony Taylor, R OBP: 0.308, SLG: 0.304 (1, 5)	P4-3									4	1	1	0	0	0	1											
Clay Dainryple, L OBP: 0.292, SLG: 0.235 Dick Allen, R OBP: 0.374, SLG: 0.492 Mike Ryan, R OBP: 0.124, SLG: 0.148 (8, 2)	K									2	1	1	0	1	1	0											
Roberto Pena, R OBP: 0.316, SLG: 0.224 (1, 6)										4	0	0	0	0	1	3											
Larry Jackson, R OBP: 0.147, SLG: 0.147 Howie Bedell, L (5, PH) Grant Jackson, S (5, 1) Don Lock, R OBP: 0.253, SLG: 0.224 (7, PH) (7, 8)										1	0	1	0	0	0	0											
										0	0	0	1	0	0	0											
										2	0	0	0	0	1	2											
Inning Stats	R: 0 E: 0 K: 0 S: 3	H: 0 LOB: 1 BB: 1 P: 7	R: 0 E: 0 K: 1 S: 5	H: 0 LOB: 0 BB: 0 P: 5	R: 0 E: 0 K: 2 S: 8	H: 1 LOB: 1 BB: 0 P: 8	R: 0 E: 0 K: 0 S: 3	H: 0 LOB: 0 BB: 0 P: 3	R: 1 E: 0 K: 1 S: 6	H: 1 LOB: 0 BB: 0 P: 6	R: 1 E: 2 K: 0 S: 5	H: 1 LOB: 2 BB: 1 P: 9	R: 0 E: 0 K: 1 S: 5	H: 0 LOB: 1 BB: 0 P: 9	R: 0 E: 0 K: 1 S: 5	H: 0 LOB: 0 BB: 0 P: 5		1B: 5 2B: 0 3B: 0 HR: 1	SF: 1 SAC: 0 DP: 0 HBP: 0	WP: 0 PB: 0 SB: 0 CS: 0	PA: 37						
PITCHER	IP	WLS	BF	H	R	ER	SO	BB	IBB	HBP	BLK	WP	HR	S	P	ERA	WHIP										
Don Drysdale, R ERA: 1.31 Hank Aguirre, L ERA: 0.99	6.1	W	28	6	3	2	5	2	0	0	0	0	1	36	44	2.84	1.263										
	2.2	S	9	0	0	0	2	1	0	0	0	0	0	12	16	0.00	0.375										

Batter	1	2	3	4	5	6	7	8	9	AB	R	H	RBI	BB	SO	LOB	BOTTOM										
Wes Parker, S OBP: 0.351, SLG: 0.368 (1, 3)	FC4-6 1B		4-3	3-1						4	1	2	1	0	0	1	Philadelphia Phillies @ Los Angeles Dodgers Dodger Stadium, Los Angeles, CA Sat Jun 08 1968, 7:05 PM PDT Att: 50,060 - Unknown										
Willie Davis, L OBP: 0.284, SLG: 0.318 (1, 8)	FC4-6 1B		F9							4	1	0	0	0	1	1											
Len Gabrielson, L OBP: 0.292, SLG: 0.387 Jim Fairey, L OBP: 0.259, SLG: 0.306 (7, PR) (8, 7)	K		F7							4	0	1	0	0	2	1											
Tom Haller, L OBP: 0.354, SLG: 0.379 (1, 2)	1B IBB									3	1	3	0	1	0	0											
Ken Boyer, R OBP: 0.333, SLG: 0.313 (1, 5)										4	1	2	1	0	0	3											
Ron Fairly, L OBP: 0.258, SLG: 0.220 (1, 9)	F7									4	1	1	1	0	0	3											
Paul Popovich, S OBP: 0.293, SLG: 0.272 (1, 4)										4	0	1	0	0	0	2											
Zoilo Versalles, R OBP: 0.234, SLG: 0.258 (1, 6)	G5-4-3 1B									3	0	0	1	0	1	2											
Don Drysdale, R OBP: 0.222, SLG: 0.250 Hank Aguirre, R (7, 1)	5-3									2	0	0	0	0	0	1											
										1	0	0	0	0	0	0											
Inning Stats	R: 1 E: 0 K: 1 S: 7	H: 2 LOB: 2 BB: 1 P: 11	R: 0 E: 0 K: 0 S: 3	H: 1 LOB: 0 BB: 0 P: 3	R: 0 E: 0 K: 0 S: 3	H: 0 LOB: 0 BB: 0 P: 3	R: 3 E: 1 K: 0 S: 7	H: 2 LOB: 1 BB: 0 P: 7	R: 0 E: 0 K: 1 S: 6	H: 1 LOB: 1 BB: 0 P: 6	R: 0 E: 0 K: 1 S: 5	H: 0 LOB: 0 BB: 0 P: 5	R: 1 E: 0 K: 1 S: 8	H: 3 LOB: 2 BB: 0 P: 8	R: 0 E: 0 K: 0 S: 3	H: 1 LOB: 0 BB: 0 P: 3		1B: 8 2B: 1 3B: 0 HR: 1	SF: 1 SAC: 0 DP: 1 HBP: 0	WP: 0 PB: 0 SB: 1 CS: 1	PA: 35						
PITCHER	IP	WLS	BF	H	R	ER	SO	BB	IBB	HBP	BLK	WP	HR	S	P	ERA		WHIP									
Larry Jackson, R ERA: 2.63 Grant Jackson, L ERA: 1.29 Turk Farrell, R ERA: 1.04	4.0	L	19	5	4	3	1	0	0	0	0	0	0	20	24	6.75	1.250										
	2.0		7	1	0	0	2	0	0	0	0	0	0	11	11	0.00	0.500										
	2.0		9	4	1	1	1	0	0	0	0	0	1	11	11	4.50	2.000										

Batter	1	2	3	4	5	6	7	8	9	AB	R	H	RBI	BB	SO	LOB	TOP		
Cookie Rojas, R OBP: 0.295, SLG: 0.384 (1, 4)										3	1	1	2	1	0	0	Philadelphia Phillies @ Los Angeles Dodgers Dodger Stadium, Los Angeles, CA Sun Jun 09 1968, 3:33 AM PDT Att: 18,781 - Unknown		
John Briggs, L OBP: 0.354, SLG: 0.300 Don Lock, R OBP: 0.250, SLG: 0.221 (8, PH) (8, 8)										3	0	0	0	0	1	2			
Tony Gonzalez, L OBP: 0.336, SLG: 0.348 (1, 7)										4	0	2	1	0	0	0			
Johnny Callison, L OBP: 0.342, SLG: 0.433 (1, 9)										3	0	0	0	1	0	1			
Bill White, L OBP: 0.326, SLG: 0.381 (1, 3)										3	0	0	0	1	2	2			
Tony Taylor, R OBP: 0.307, SLG: 0.299 (1, 5)										3	1	0	0	1	0	1			
Clay Dalrymple, L OBP: 0.253, SLG: 0.224 (1, 2)										4	0	0	0	0	0	2			
Roberto Pena, R OBP: 0.329, SLG: 0.232 (1, 6)										2	1	1	0	1	0	0			
Woodie Fryman, R OBP: 0.162, SLG: 0.114 Grant Jackson, S (9, 1)										2	0	0	0	0	2	1			
Inning Stats	R: 1 E: 0 K: 1 S: 5	H: 1 LOB: 1 BB: 2 P: 13	R: 2 E: 0 K: 0 S: 5	H: 2 LOB: 1 BB: 1 P: 9	R: 0 E: 0 K: 1 S: 5	H: 0 LOB: 0 BB: 0 P: 5	R: 0 E: 0 K: 0 S: 3	H: 0 LOB: 0 BB: 0 P: 3	R: 0 E: 0 K: 1 S: 5	H: 1 LOB: 1 BB: 0 P: 5	R: 0 E: 0 K: 1 S: 5	H: 0 LOB: 1 BB: 1 P: 9	R: 0 E: 0 K: 0 S: 3	H: 0 LOB: 1 BB: 1 P: 7	1B: 4 2B: 0 3B: 0 HR: 0	SF: 0 SAC: 1 DP: 1 HBP: 0	WP: 0 PB: 1 SB: 0 CS: 0	PA: 34	
PITCHER	IP WLS BF H R ER SO BB IBB HBP BLK WP HR S P ERA WHIP																		
Bill Singer, R ERA: 1.85 Mike Kekich, L ERA: 3.69 Jim Brewer, L ERA: 2.28	(1, 1) (6, 1) (8, 1)	5.0 2.0 2.0	WLS 7 W	BF 20 7 7	H 3 1 0	R 3 0 0	ER 2 0 0	SO 3 2 0	BB 3 1 1	IBB 0 0 0	HBP 0 0 0	BLK 0 0 0	WP 0 0 0	HR 0 10 8	S 23 14 12	P 35 14 12	ERA 3.60 0.00 0.00	WHIP 1.200 1.000 0.500	

Batter	1	2	3	4	5	6	7	8	9	AB	R	H	RBI	BB	SO	LOB	BOTTOM			
Willie Davis, L OBP: 0.267, SLG: 0.322 (1, 8)										3	0	1	1	1	0	0	Philadelphia Phillies @ Los Angeles Dodgers Dodger Stadium, Los Angeles, CA Sun Jun 09 1968, 3:33 AM PDT Att: 18,781 - Unknown			
Wes Parker, S OBP: 0.350, SLG: 0.366 (1, 7)										4	0	1	0	0	1	1				
Bob Bailey, R OBP: 0.344, SLG: 0.359 (1, 5)										4	1	1	0	0	0	2				
Ken Boyer, R OBP: 0.330, SLG: 0.310 (1, 3)										4	1	1	1	0	1	3				
Ted Savage, R OBP: 0.237, SLG: 0.314 (1, 9)										4	0	1	1	0	1	1				
Paul Popovich, S OBP: 0.299, SLG: 0.305 (1, 4)										4	1	2	1	0	1	1				
Zolo Versalles, R OBP: 0.230, SLG: 0.253 (1, 6)										4	0	0	0	0	2	2				
Jeff Torborg, R OBP: 0.273, SLG: 0.179 Jim Faltrey, L OBP: 0.259, SLG: 0.306 (9, PR)										3	0	0	0	1	0	0				
Bill Singer, R ERA: 1.85 Mike Kekich, L ERA: 3.69 Rocky Colaninno, R ERA: 3.00 Jim Brewer, L ERA: 2.28 Len Gabrielson, S ERA: 2.27	(1, 1) (5, PH) (6, 1) (7, PH) (8, 1) (9, PH)	8.1 0.0	WLS L	BF 36 1	H 8 0	R 4 0	ER 2 0	SO 8 0	BB 2 0	IBB 0 0	HBP 0 0	BLK 0 0	WP 0 0	HR 1 0	S 50 1	P 58 1	ERA 2.16 -	WHIP 1.200 -		
Inning Stats	R: 0 E: 0 K: 0 S: 4	H: 2 LOB: 1 BB: 0 P: 4	R: 0 E: 0 K: 1 S: 5	H: 0 LOB: 0 BB: 0 P: 5	R: 0 E: 0 K: 1 S: 6	H: 1 LOB: 2 BB: 1 P: 10	R: 0 E: 0 K: 2 S: 8	H: 1 LOB: 1 BB: 0 P: 8	R: 0 E: 0 K: 2 S: 10	H: 2 LOB: 1 BB: 0 P: 10	R: 0 E: 0 K: 1 S: 5	H: 0 LOB: 0 BB: 0 P: 5	R: 0 E: 1 K: 1 S: 6	H: 0 LOB: 1 BB: 0 P: 6	R: 2 E: 1 K: 0 S: 4	H: 2 LOB: 2 BB: 1 P: 8	1B: 5 2B: 1 3B: 1 HR: 1	SF: 1 SAC: 0 DP: 1 HBP: 0	WP: 0 PB: 0 SB: 0 CS: 0	PA: 37
PITCHER	IP WLS BF H R ER SO BB IBB HBP BLK WP HR S P ERA WHIP																			
Woodie Fryman, L ERA: 1.72 Grant Jackson, L ERA: 1.29	(1, 1) (9, 1)	8.1 0.0	WLS L	BF 36 1	H 8 0	R 4 0	ER 2 0	SO 8 0	BB 2 0	IBB 0 0	HBP 0 0	BLK 0 0	WP 0 0	HR 1 0	S 50 1	P 58 1	ERA 2.16 -	WHIP 1.200 -		

Batter	1	2	3	4	5	6	7	8	9	10	AB	R	H	RBI	BB	SO	LOB	TOP					
Don Bosch, S OBP: 0.175, SLG: 0.111 (1, 8)	F7		5-3			1B		F8		FC3-6	5	0	1	0	0	0	4						
Ken Boswell, L OBP: 0.263, SLG: 0.347 (1, 4)	P4-3			K		L7				F5	5	0	0	0	0	2	3						
Art Shamsky, L OBP: 0.253, SLG: 0.397 (1, 7)	F9			K		3-1					4	0	0	0	0	2	1						
J.C. Martin, L OBP: 0.451, SLG: 0.436 (1, 3)		F8			P4-3						4	0	1	0	0	0	0						
Jerry Grote, R OBP: 0.374, SLG: 0.376 (1, 2)				K		FC1-6 BB				1B	3	0	0	0	1	1	1						
Ron Swoboda, R OBP: 0.318, SLG: 0.409 (1, 9)					P4	FC1-6					3	1	0	0	1	1	1						
Kevin Collins, L OBP: 0.258, SLG: 0.179 (1, 5)				K						1B BB	4	0	2	0	0	2	1						
Al Weis, S OBP: 0.230, SLG: 0.200 (1, 6)				SH5-4 BB						FC5-6 1B	3	0	1	1	1	2	2						
Tom Seaver, R OBP: 0.128, SLG: 0.105 (1, 1)				SH5-4						FC3-6 FC5-6	2	0	0	0	0	0	2						
Inning Stats	R: 0 E: 0 K: 0 S: 3	H: 0 LOB: 0 BB: 0 P: 3	R: 0 E: 0 K: 1 S: 5	H: 0 LOB: 0 BB: 0 P: 5	R: 0 E: 0 K: 1 S: 5	H: 0 LOB: 1 BB: 1 P: 9	R: 0 E: 0 K: 2 S: 7	H: 0 LOB: 0 BB: 0 P: 7	R: 0 E: 0 K: 2 S: 7	H: 0 LOB: 1 BB: 1 P: 11	R: 0 E: 0 K: 1 S: 4	H: 1 LOB: 0 BB: 0 P: 4	R: 0 E: 0 K: 1 S: 5	H: 0 LOB: 0 BB: 0 P: 5	R: 0 E: 0 K: 1 S: 6	H: 1 LOB: 1 BB: 0 P: 6	R: 0 E: 0 K: 2 S: 8	H: 1 LOB: 1 BB: 0 P: 8	R: 1 E: 0 K: 0 S: 5	H: 2 LOB: 2 BB: 1 P: 9	1B: 5 2B: 0 3B: 0 HR: 0	SF: 0 SAC: 2 DP: 0 HBP: 0	WP: 0 PA: 38
PITCHER Don Sutton, R ERA: 3.03 (1, 1)	IP: 10.0 WLS: L BF: 38 H: 5 R: 1 ER: 1 SO: 10 BB: 3 IBB: 0 HBP: 0 BLK: 0 WP: 0 HR: 0 S: 55 P: 67 ERA: 0.90 WHIP: 0.800																						

New York Mets @ Los Angeles Dodgers
Dodger Stadium, Los Angeles, CA
Mon Jun 10 1968, 7:05 PM PDT
Att: 14,904 - Unknown


AB	33
R	1
H	5
RBI	1
BB	3
SO	10
LOB	15



Batter	1	2	3	4	5	6	7	8	9	10	AB	R	H	RBI	BB	SO	LOB	BOTTOM			
Wes Parker, S OBP: 0.344, SLG: 0.359 (1, 3)	4-3		F5			4-3		L9			4	0	0	0	0	0	1				
Willie Davis, L OBP: 0.267, SLG: 0.321 (1, 8)	4-3					P4				F9	4	0	1	0	0	0	0				
Len Gabrielson, L OBP: 0.286, SLG: 0.373 (1, 7)	6-3					FC1-6 1B				P5	4	0	0	0	0	0	1				
Tom Haller, L OBP: 0.346, SLG: 0.370 (1, 2)						K				L4	4	0	0	0	0	1	1				
Ron Fairly, L OBP: 0.283, SLG: 0.222 (1, 9)											3	0	1	0	1	0	1				
Ted Savage, R OBP: 0.237, SLG: 0.314 (10, PR)						F8				P6-3 SH1-4 BB	0	0	0	0	0	0	0				
Bob Bailey, R OBP: 0.344, SLG: 0.358 (1, 5)										SH1-4	3	0	1	0	0	1	1				
Paul Popovich, S OBP: 0.298, SLG: 0.303 (1, 4)										P6-3	4	0	1	0	0	0	3				
Zoilo Versalles, R OBP: 0.228, SLG: 0.251 (1, 6)										4-3	2	0	0	0	0	0	0				
Ken Boyer, R OBP: 0.327, SLG: 0.307 (10, PH)											1	0	0	0	0	0	2				
Don Sutton, R OBP: 0.280, SLG: 0.273 (1, 1)										F7	3	0	0	0	0	0	2				
Inning Stats	R: 0 E: 0 K: 0 S: 3	H: 0 LOB: 0 BB: 0 P: 3	R: 0 E: 0 K: 0 S: 4	H: 1 LOB: 1 BB: 0 P: 4	R: 0 E: 0 K: 0 S: 3	H: 0 LOB: 0 BB: 0 P: 3	R: 0 E: 0 K: 1 S: 6	H: 1 LOB: 1 BB: 0 P: 6	R: 0 E: 0 K: 0 S: 3	H: 0 LOB: 0 BB: 0 P: 3	R: 0 E: 0 K: 1 S: 6	H: 1 LOB: 1 BB: 0 P: 6	R: 0 E: 0 K: 0 S: 4	H: 1 LOB: 1 BB: 0 P: 4	R: 0 E: 0 K: 0 S: 3	H: 0 LOB: 0 BB: 0 P: 3	R: 0 E: 0 K: 0 S: 3	H: 0 LOB: 2 BB: 1 P: 7	1B: 4 2B: 0 3B: 0 HR: 0	SF: 0 SAC: 2 DP: 0 HBP: 0	WP: 0 PA: 35
PITCHER Tom Seaver, R ERA: 1.78 (1, 1)	IP: 10.0 WLS: W BF: 35 H: 4 R: 0 ER: 0 SO: 2 BB: 1 IBB: 0 HBP: 0 BLK: 0 WP: 0 HR: 0 S: 38 P: 42 ERA: 0.00 WHIP: 0.500																				

New York Mets @ Los Angeles Dodgers
Dodger Stadium, Los Angeles, CA
Mon Jun 10 1968, 7:05 PM PDT
Att: 14,904 - Unknown

AB	32
R	0
H	4
RBI	0
BB	1
SO	2
LOB	12



Batter	1	2	3	4	5	6	7	8	9	AB	R	H	RBI	BB	SO	LOB	TOP										
Don Bosch, S OBP: 0.163, SLG: 0.103 (1, 8)	F3		SH2-4			L8	P5-4-3			3	0	0	0	0	0	1											
Phil Linz, R OBP: 0.190, SLG: 0.145 (1, 4)	P4-3		P4-3			FC 1B E 1B		5-3		4	1	1	0	0	0	1											
Jerry Grote, R OBP: 0.376, SLG: 0.381 (1, 2)	F9		F3			E 1B FC 1B		1B 1B		4	1	2	0	0	0	1											
Ed Charles, R OBP: 0.301, SLG: 0.489 (1, 5)		E5 1B 1B		6-3		FC 1B E 1B		1B 1B		4	1	1	0	0	0	2											
Ron Swoboda, R OBP: 0.322, SLG: 0.411 (1, 9)		1B 1B		P4-6-3 1B		E5 1B		L5		4	0	2	1	0	0	4											
Jerry Buchek, R OBP: 0.270, SLG: 0.220 (8, PH)																											
Art Shamsky, L OBP: 0.291, SLG: 0.394 (8, 7)	K			P4-6-3 1B				P3		3	0	1	1	0	1	3											
Greg Goossen, R OBP: 0.323, SLG: 0.305 (8, 3)										3	0	1	1	0	1	2											
Ed Kranepool, L OBP: 0.257, SLG: 0.232 (8, 3)										1	0	1	0	0	0	0											
Al Weis, S OBP: 0.231, SLG: 0.202 (1, 6)										4	0	1	0	0	0	3											
Dick Selma, R OBP: 0.273, SLG: 0.318 (1, 1)										4	0	1	0	0	1	2											
Inning Stats	R: 0 E: 0 K: 0 S: 3	H: 0 LOB: 0 BB: 0 P: 3	R: 1 E: 1 K: 1 S: 7	H: 2 LOB: 1 BB: 0 P: 7	R: 0 E: 0 K: 0 S: 4	H: 1 LOB: 1 BB: 0 P: 4	R: 0 E: 0 K: 0 S: 3	H: 1 LOB: 0 BB: 0 P: 3	R: 0 E: 0 K: 1 S: 5	H: 0 LOB: 0 BB: 0 P: 5	R: 2 E: 1 K: 1 S: 9	H: 3 LOB: 2 BB: 0 P: 9	R: 0 E: 0 K: 0 S: 3	H: 1 LOB: 0 BB: 0 P: 3	R: 0 E: 0 K: 0 S: 5	H: 2 LOB: 2 BB: 0 P: 5	R: 0 E: 0 K: 0 S: 3	H: 1 LOB: 0 BB: 0 P: 3	1B: 11 2B: 0 3B: 0 HR: 0	SF: 0 SAC: 1 DP: 4 HBP: 0	WP: 0 PA: 36 PB: 0 SB: 0 CS: 0						
PITCHER	IP	WLS	BF	H	R	ER	SO	BB	IBB	HBP	BLK	WP	HR	S	P	ERA	WHIP										
Claude Osteen, L ERA: 2.99 (1, 1)	7.1	L	30	9	3	1	3	0	0	0	0	0	0	36	36	1.23	1.227										
John Purdin, R ERA: 1.39 (8, 1)	0.2		3	1	0	0	0	0	0	0	0	0	0	3	3	0.00	1.500										
Mudcat Grant, R ERA: 3.04 (9, 1)	1.0		3	1	0	0	0	0	0	0	0	0	0	3	3	0.00	1.000										

New York Mets @ Los Angeles Dodgers
Dodger Stadium, Los Angeles, CA
 Tue Jun 11 1968, 7:05 PM PDT
 Att: 15,686 - Unknown

AB 35
R 3
H 11
RBI 3
BB 0
SO 3
LOB 21



Batter	1	2	3	4	5	6	7	8	9	AB	R	H	RBI	BB	SO	LOB	BOTTOM										
Wes Parker, S OBP: 0.339, SLG: 0.353 (1, 3)	F8		F8			1-3		4-3		4	0	0	0	0	0	1											
Willie Davis, L OBP: 0.283, SLG: 0.316 (1, 8)	F8		3-1			P5		K		4	0	0	0	0	1	1											
Len Gabrielson, L OBP: 0.270, SLG: 0.352 (1, 7)	4-3					F7		F8		4	0	0	0	0	0	0											
Tom Haller, L OBP: 0.354, SLG: 0.379 (1, 2)						4-3				4	0	3	0	0	0	0											
Ron Fairly, L OBP: 0.262, SLG: 0.228 (1, 9)										4	0	1	0	0	1	3											
Ken Boyer, R OBP: 0.327, SLG: 0.300 (1, 5)										2	0	0	0	1	0	2											
Paul Popovich, S OBP: 0.291, SLG: 0.296 (1, 4)										3	0	0	0	0	0	3											
Zoilo Versalles, R OBP: 0.229, SLG: 0.252 (1, 6)										3	0	1	0	0	1	2											
Claude Osteen, L OBP: 0.200, SLG: 0.267 (8, 1)										2	0	0	0	0	1	1											
John Purdin, R OBP: 0.500, SLG: 0.500 (8, PH)										0	0	0	0	0	0	0											
Jim Fairley, L OBP: 0.255, SLG: 0.300 (8, PH)										1	0	0	0	0	0	0											
Mudcat Grant, R OBP: 0.273, SLG: 0.545 (9, 1)										0	0	0	0	0	0	0											
Inning Stats	R: 0 E: 0 K: 0 S: 3	H: 0 LOB: 0 BB: 0 P: 3	R: 0 E: 0 K: 0 S: 4	H: 1 LOB: 1 BB: 0 P: 4	R: 0 E: 0 K: 0 S: 4	H: 1 LOB: 1 BB: 0 P: 4	R: 0 E: 0 K: 0 S: 3	H: 0 LOB: 0 BB: 0 P: 3	R: 0 E: 0 K: 2 S: 8	H: 1 LOB: 2 BB: 1 P: 12	R: 0 E: 0 K: 1 S: 5	H: 0 LOB: 0 BB: 0 P: 5	R: 0 E: 0 K: 0 S: 3	H: 1 LOB: 0 BB: 0 P: 3	R: 0 E: 0 K: 0 S: 3	H: 1 LOB: 0 BB: 0 P: 3	1B: 4 2B: 1 3B: 0 HR: 0	SF: 0 SAC: 0 DP: 1 HBP: 0	WP: 0 PA: 32 PB: 0 SB: 0 CS: 0								
PITCHER	IP	WLS	BF	H	R	ER	SO	BB	IBB	HBP	BLK	WP	HR	S	P	ERA	WHIP										
Dick Selma, R ERA: 1.78 (1, 1)	9.0	W	32	5	0	0	4	1	0	0	0	0	0	39	43	0.00	0.667										

New York Mets @ Los Angeles Dodgers
Dodger Stadium, Los Angeles, CA
 Tue Jun 11 1968, 7:05 PM PDT
 Att: 15,686 - Unknown

AB 31
R 0
H 5
RBI 0
BB 1
SO 4
LOB 13



Batter	1	2	3	4	5	6	7	8	9	AB	R	H	RBI	BB	SO	LOB	TOP										
Don Bosch, S (1, 8) OBP: 0.170, SLG: 0.095										3	0	0	0	1	0	2											
Ken Boswell, L (1, 4) OBP: 0.256, SLG: 0.338										4	0	0	0	0	1	1											
Art Shamsky, L (1, 7) OBP: 0.297, SLG: 0.397										4	0	2	0	0	0	0											
Dick Selma, R (9, PR) OBP: 0.273, SLG: 0.318										4	1	2	1	0	0	1											
Cleon Jones, R (9, 7) OBP: 0.283, SLG: 0.404										4	0	1	1	0	0	2											
J.C. Martin, L (1, 3) OBP: 0.455, SLG: 0.465										4	1	2	1	0	0	1											
Jerry Grote, R (1, 2) OBP: 0.374, SLG: 0.378										4	0	1	1	0	0	2											
Ron Swoboda, R (1, 9) OBP: 0.333, SLG: 0.420										3	0	3	0	1	0	0											
Tom Seaver, R (9, PR) OBP: 0.128, SLG: 0.105										0	0	0	0	0	0	0											
Tommy Agee, R (9, 9) OBP: 0.223, SLG: 0.289										0	0	0	0	0	0	0											
Kevin Collins, L (1, 5) OBP: 0.235, SLG: 0.161										3	0	0	0	0	0	3											
Jerry Buchek, R (9, PH) OBP: 0.266, SLG: 0.217										1	0	0	0	0	1	2											
Al Weis, S (1, 6) OBP: 0.227, SLG: 0.198										2	0	0	0	0	0	0											
Ed Charles, R (8, PH) OBP: 0.356, SLG: 0.492										1	0	1	0	0	0	0											
Bud Harrelson, S (8, 6) OBP: 0.227, SLG: 0.228										1	0	0	0	0	0	2											
Nolan Ryan, R (1, 1) OBP: 0.179, SLG: 0.115										2	0	0	0	0	0	0											
Ed Kranepool, L (8, PH) OBP: 0.255, SLG: 0.230										1	0	0	0	0	1	2											
Al Jackson, L (8, 1) OBP: 0.273, SLG: 0.273										0	0	0	0	0	0	0											
Ron Taylor, R (9, 1) OBP: 0.273, SLG: 0.273										0	0	0	0	0	0	0											
Inning Stats	R: 0 E: 0 K: 0 S: 2	H: 0 LOB: 0 BB: 1 P: 6	R: 0 E: 0 K: 0 S: 3	H: 0 LOB: 1 BB: 1 P: 7	R: 0 E: 0 K: 1 S: 3	H: 0 LOB: 0 BB: 0 P: 3	R: 0 E: 0 K: 1 S: 6	H: 1 LOB: 1 BB: 0 P: 6	R: 0 E: 0 K: 0 S: 3	H: 0 LOB: 0 BB: 0 P: 3	R: 0 E: 0 K: 0 S: 3	H: 1 LOB: 0 BB: 0 P: 3	R: 0 E: 0 K: 1 S: 7	H: 2 LOB: 2 BB: 0 P: 7	R: 2 E: 0 K: 1 S: 9	H: 4 LOB: 2 BB: 0 P: 9	1B: 8 2B: 1 3B: 0 HR: 0	SF: 0 SAC: 0 DP: 2 HBP: 0	WP: 0 PB: 0 SB: 0 CS: 0	PA: 35							
PITCHER	IP	WLS	BF	H	R	ER	SO	BB	IBB	HBP	BLK	WP	HR	S	P	ERA	WHIP										
Don Drysdale, R (1, 1) ERA: 1.37	8.1	L	31	7	2	2	2	2	0	0	0	0	0	33	41	2.16	1.080										
Jack Billingham, R (9, 1) ERA: 2.17	0.0		2	2	0	0	0	0	0	0	0	0	0	2	2	∞	∞										
Jim Brewer, L (9, 1) ERA: 2.22	0.2		2	0	0	0	1	0	0	0	0	0	0	4	4	0.00	0.000										

New York Mets @ Los Angeles Dodgers
Dodger Stadium, Los Angeles, CA
Wed Jun 12 1968, 7:05 PM PDT
Att: 19,204 - Unknown

AB	33
R	2
H	9
RBI	2
BB	2
SO	3
LOB	15



Batter	1	2	3	4	5	6	7	8	9	AB	R	H	RBI	BB	SO	LOB	BOTTOM										
Wes Parker, S (1, 3) OBP: 0.341, SLG: 0.355										4	0	2	0	0	1	1											
Willie Davis, L (1, 8) OBP: 0.259, SLG: 0.310										4	0	0	0	0	0	2											
Len Gabrielson, L (1, 7) OBP: 0.273, SLG: 0.351										3	1	1	0	0	0	1											
Jim Fairley, L (9, 7) OBP: 0.255, SLG: 0.300										4	0	1	0	0	0	1											
Ted Savage, R (9, PH) OBP: 0.231, SLG: 0.306										4	0	1	0	0	0	1											
Ron Fairly, L (1, 9) OBP: 0.259, SLG: 0.224										3	0	0	0	0	0	0											
Ken Boyer, R (9, PH) OBP: 0.324, SLG: 0.297										1	0	0	0	0	0	0											
Bob Bailey, R (1, 5) OBP: 0.344, SLG: 0.358										3	0	1	0	0	0	0											
Paul Popovich, S (1, 4) OBP: 0.292, SLG: 0.291										2	0	0	0	1	0	1											
Zoilo Versalles, R (1, 6) OBP: 0.230, SLG: 0.253										3	0	1	0	0	1	1											
Don Drysdale, R (1, 1) OBP: 0.211, SLG: 0.237										2	0	0	0	0	1	0											
Jack Billingham, R (9, 1) ERA: 1.98										0	0	0	0	0	0	0											
Jim Brewer, L (9, 1) OBP: 0.500, SLG: 0.500										0	0	0	0	0	0	0											
Inning Stats	R: 0 E: 0 K: 0 S: 4	H: 1 LOB: 1 BB: 0 P: 4	R: 0 E: 0 K: 1 S: 5	H: 0 LOB: 1 BB: 1 P: 9	R: 0 E: 0 K: 1 S: 5	H: 1 LOB: 0 BB: 0 P: 5	R: 1 E: 0 K: 0 S: 5	H: 3 LOB: 1 BB: 0 P: 5	R: 0 E: 0 K: 1 S: 6	H: 1 LOB: 1 BB: 0 P: 6	R: 0 E: 0 K: 0 S: 3	H: 0 LOB: 0 BB: 0 P: 3	R: 0 E: 0 K: 0 S: 3	H: 0 LOB: 0 BB: 0 P: 3	R: 0 E: 0 K: 0 S: 3	H: 0 LOB: 0 BB: 0 P: 3	1B: 6 2B: 0 3B: 0 HR: 0	SF: 0 SAC: 1 DP: 0 HBP: 0	WP: 1 PB: 0 SB: 0 CS: 0	PA: 32							
PITCHER	IP	WLS	BF	H	R	ER	SO	BB	IBB	HBP	BLK	WP	HR	S	P	ERA	WHIP										
Nolan Ryan, R (1, 1) ERA: 1.98	7.0		26	6	1	1	3	1	0	0	0	0	0	31	35	1.29	1.000										
Al Jackson, L (8, 1) ERA: 2.56	1.2	W	5	0	0	0	0	0	0	0	0	0	0	5	5	0.00	0.000										
Ron Taylor, R (9, 1) ERA: 1.83	0.1	S	1	0	0	0	0	0	0	0	0	0	0	1	1	0.00	0.000										

New York Mets @ Los Angeles Dodgers
Dodger Stadium, Los Angeles, CA
Wed Jun 12 1968, 7:05 PM PDT
Att: 19,204 - Unknown

AB	30
R	1
H	6
RBI	0
BB	1
SO	3
LOB	7

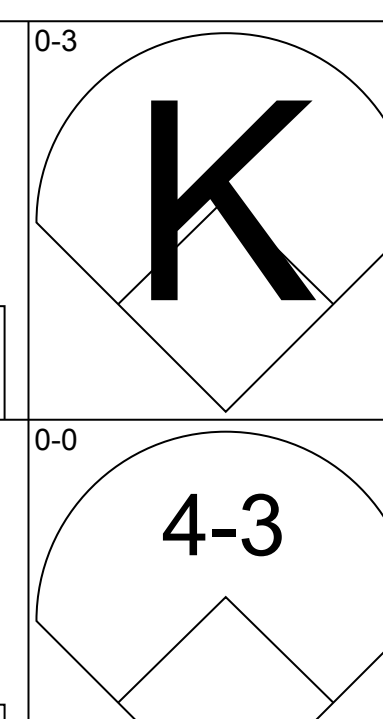
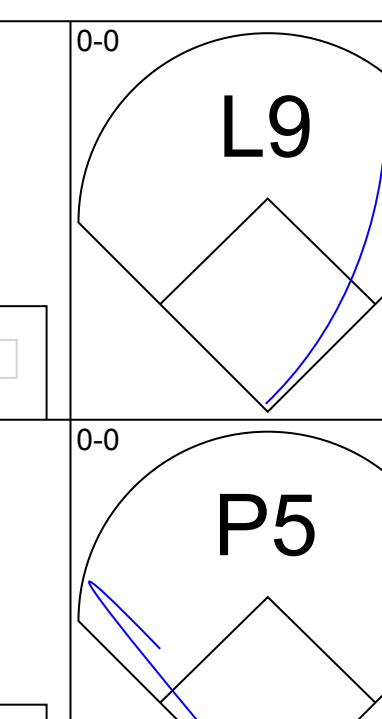
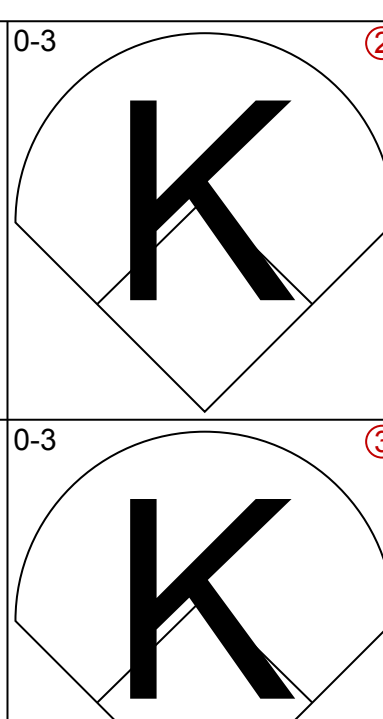
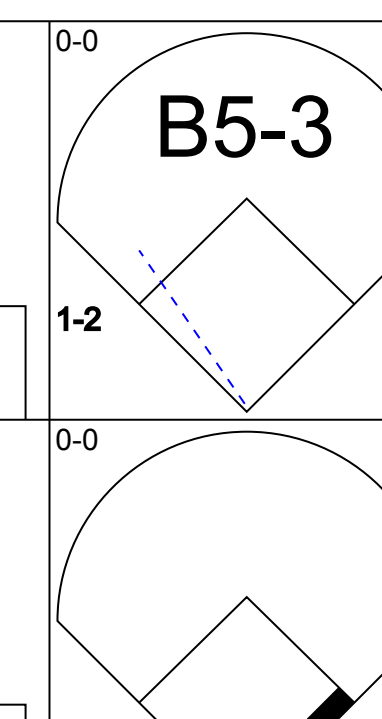
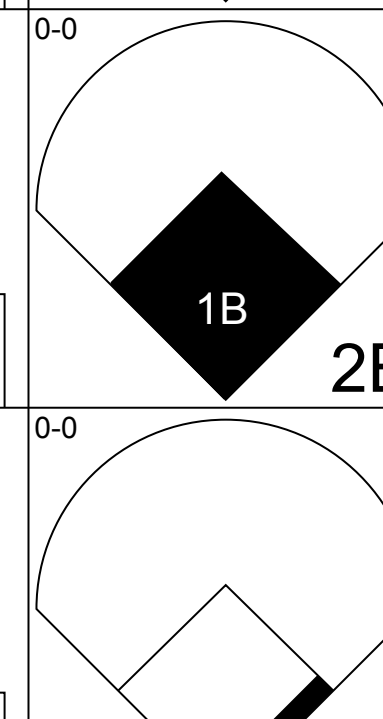


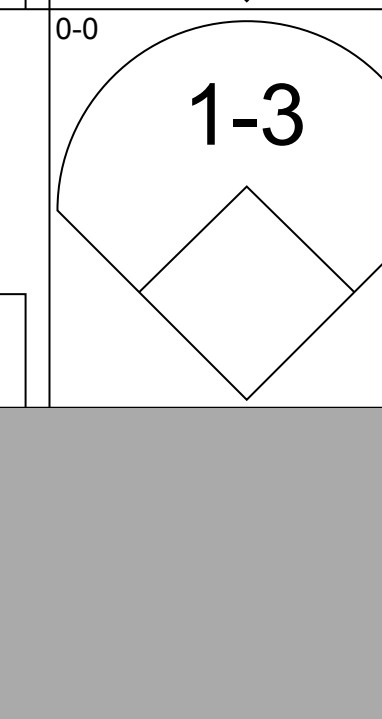
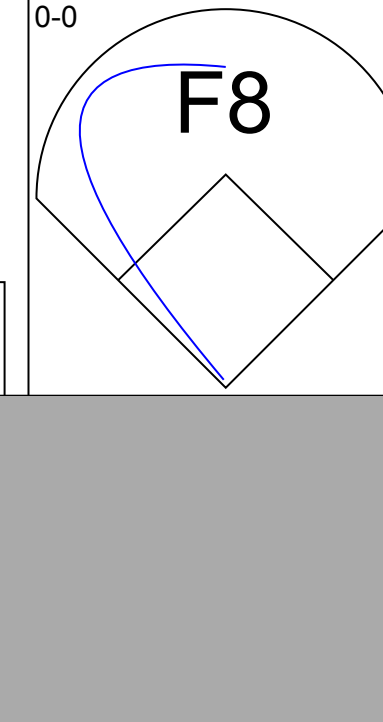
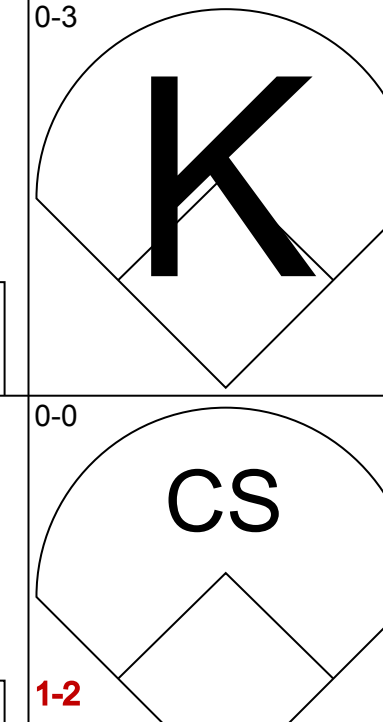
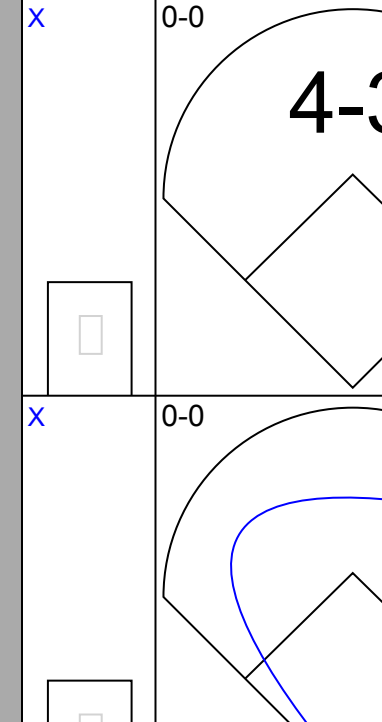



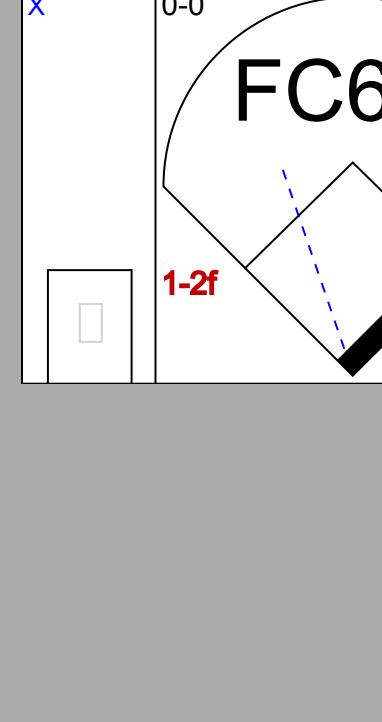
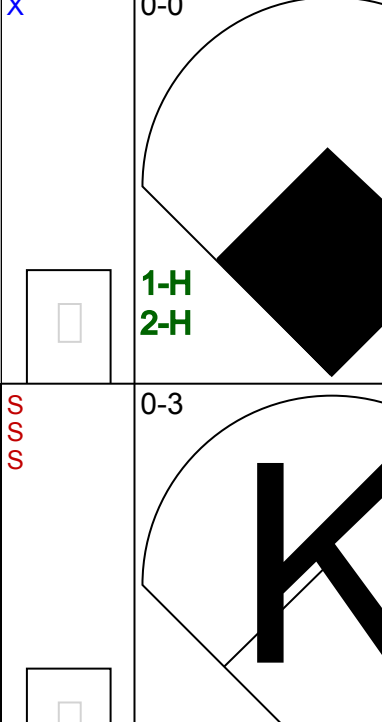
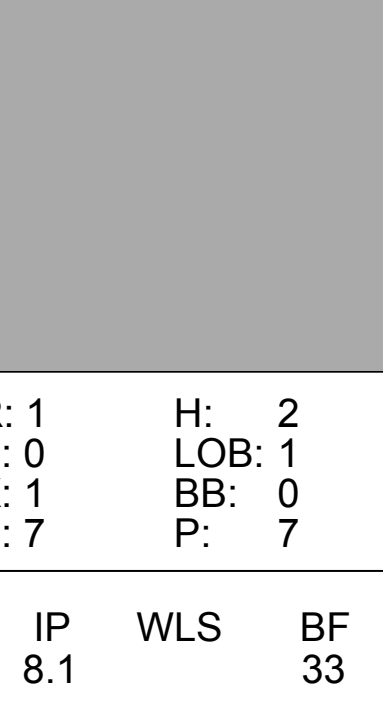

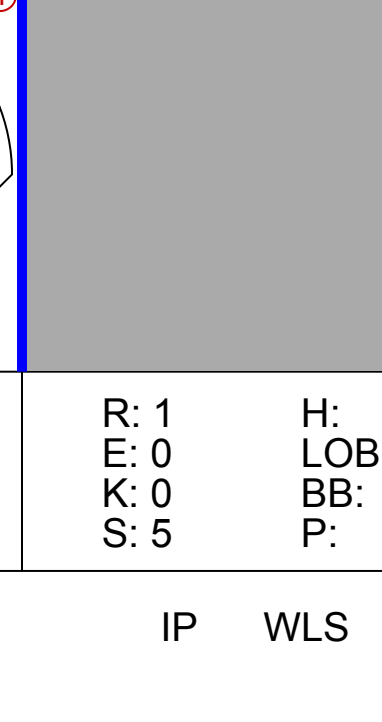
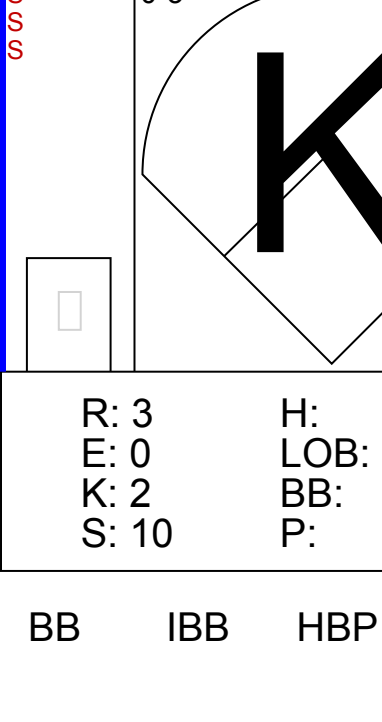
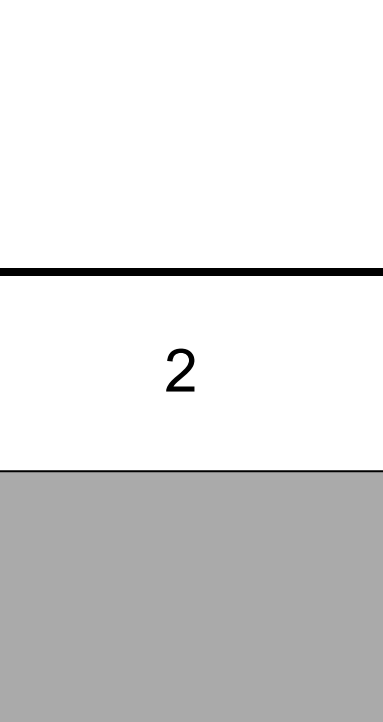
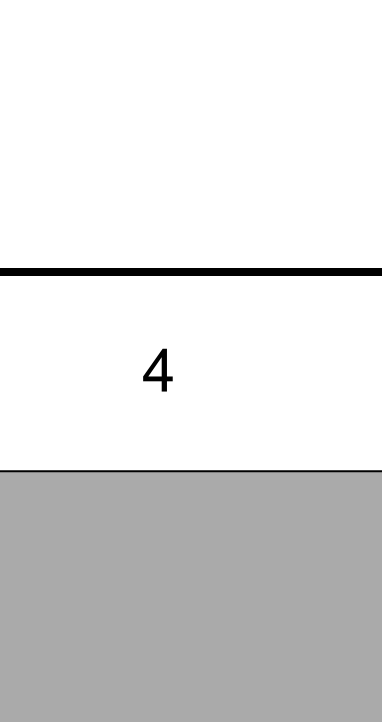
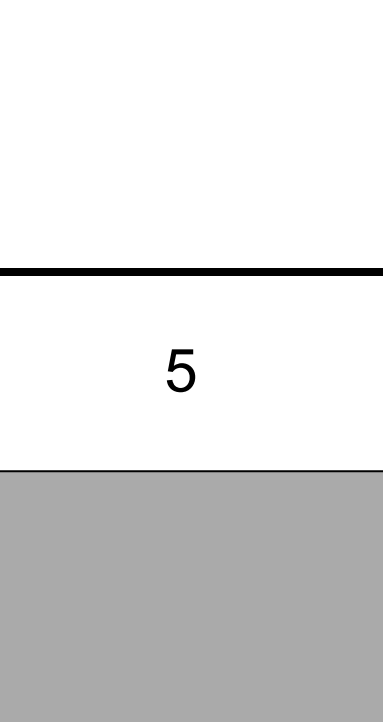
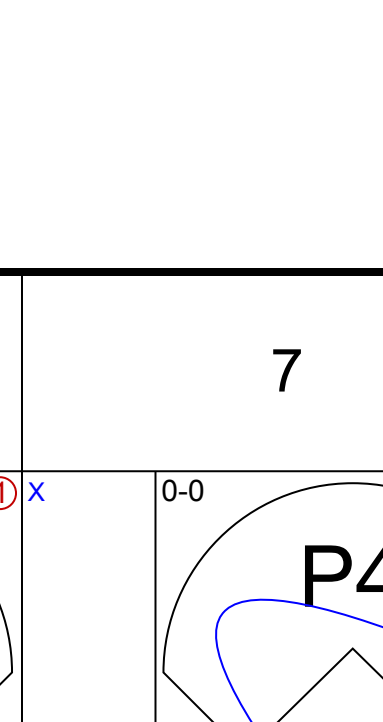
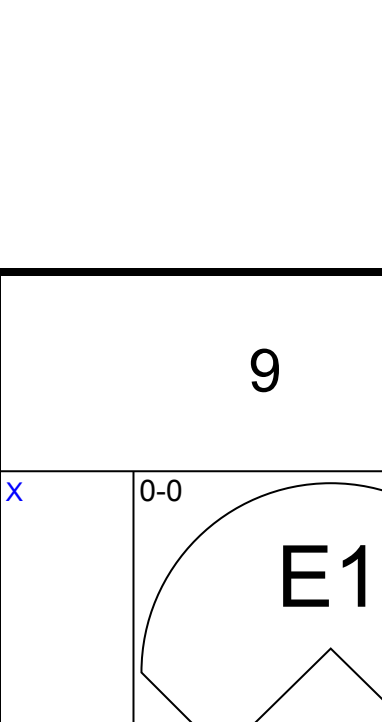


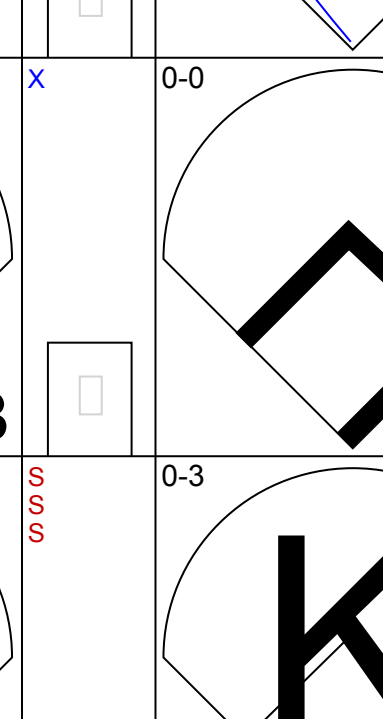

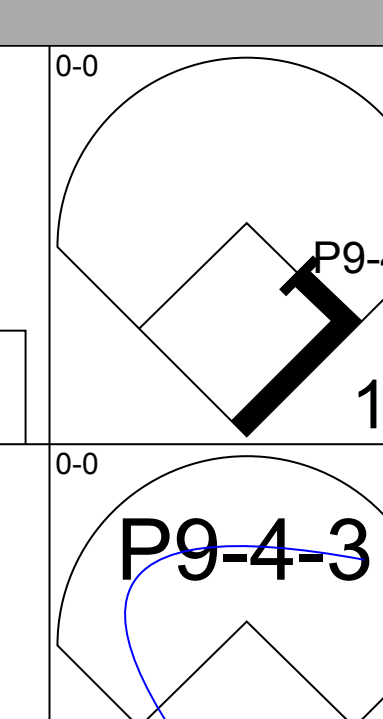

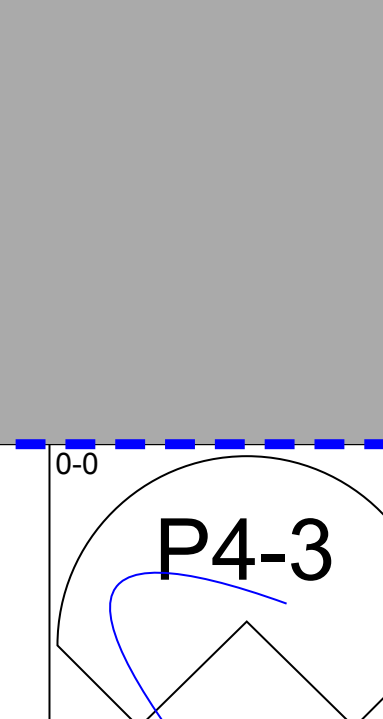


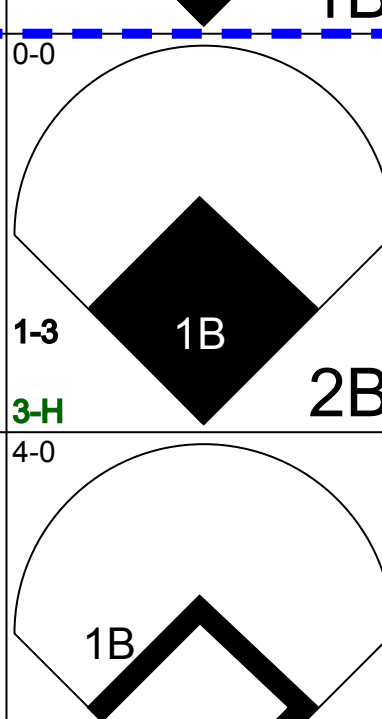
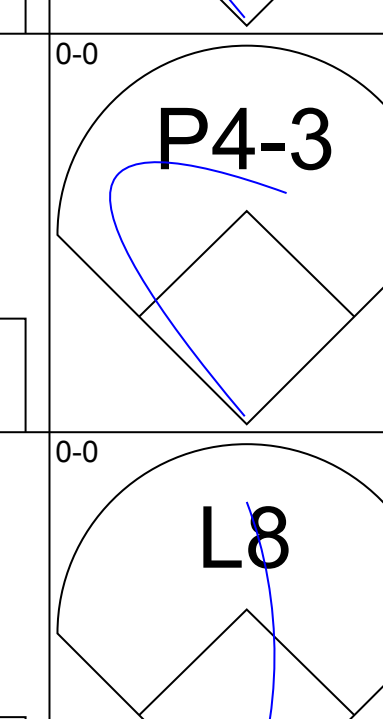



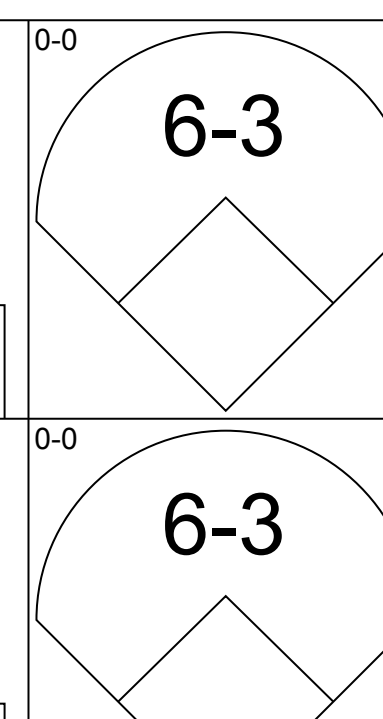
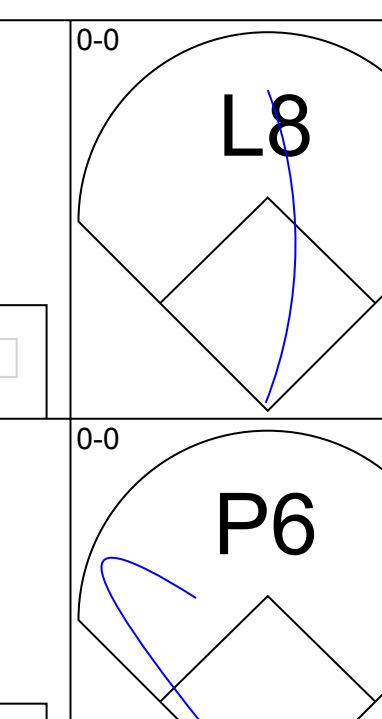
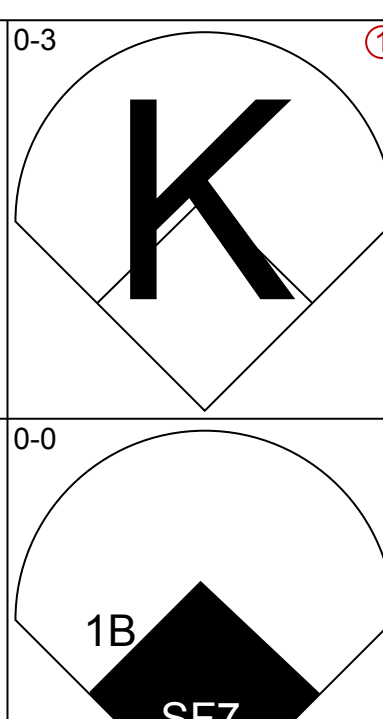
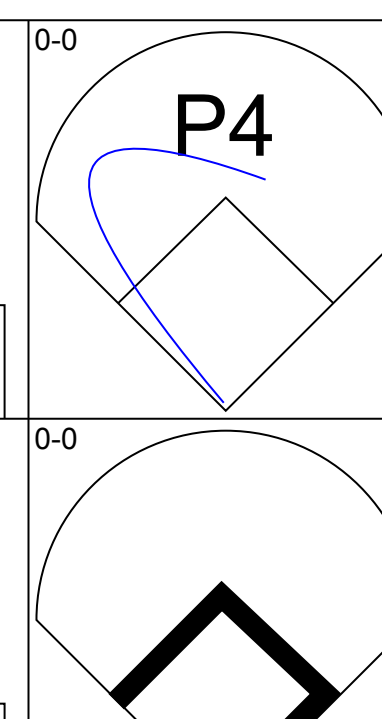
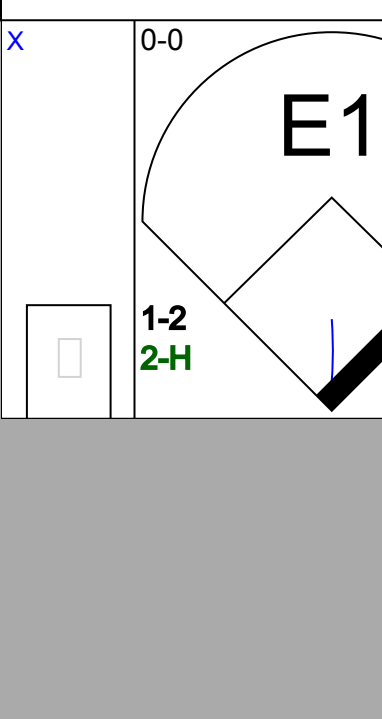
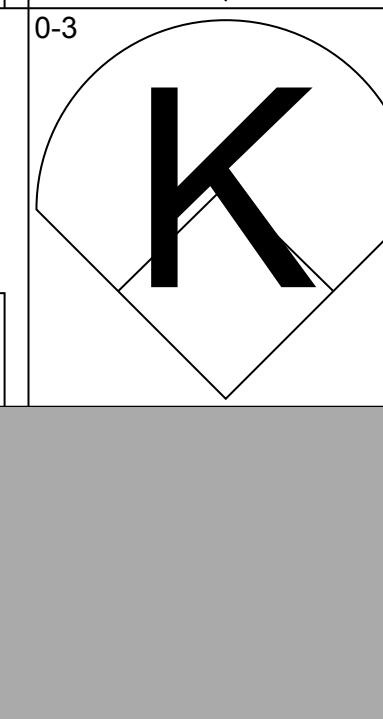
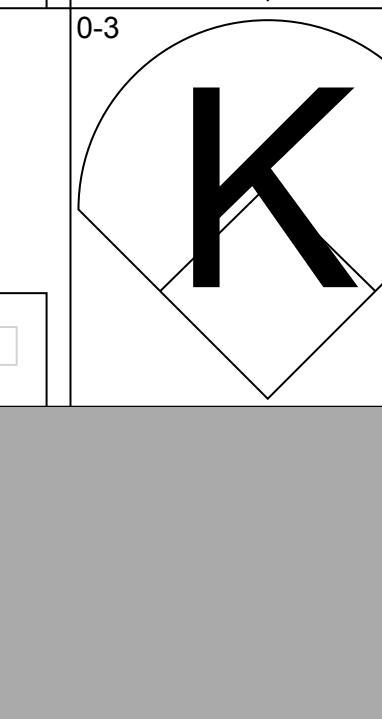
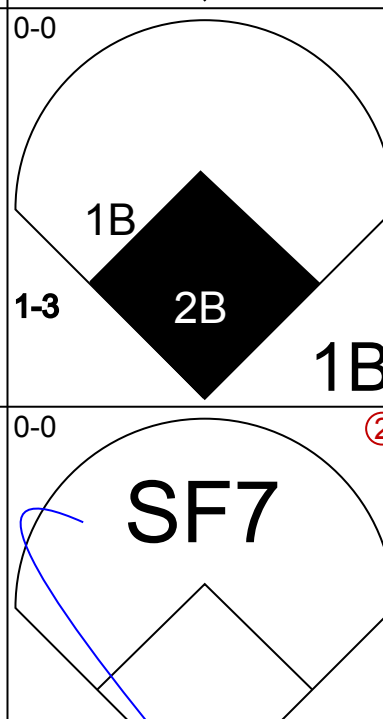
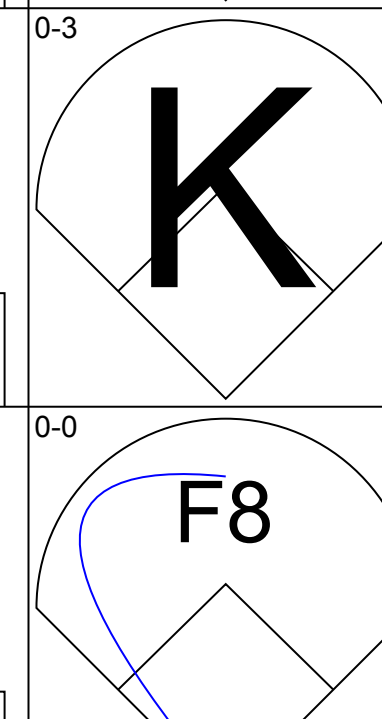


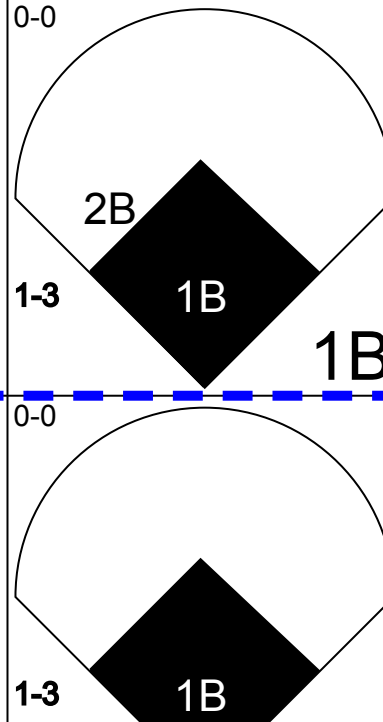

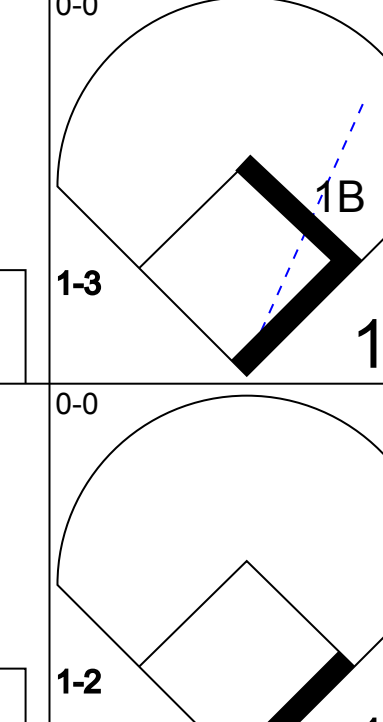

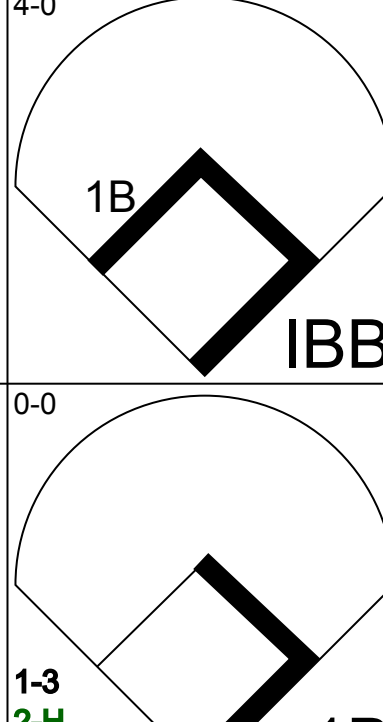

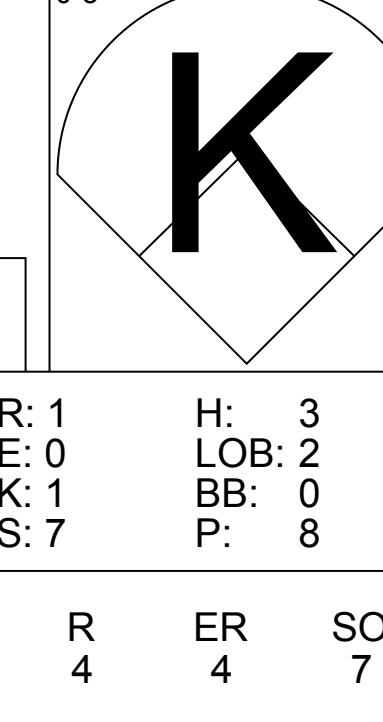

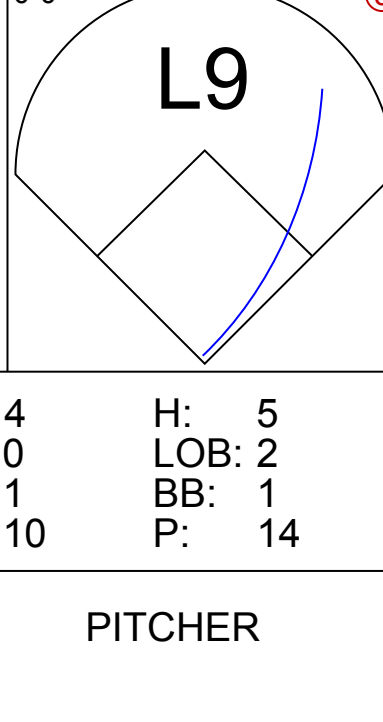





Batter	1	2	3	4	5	6	7	8	9	AB	R	H	RBI	BB	SO	LOB	TOP				
Wes Parker, S OBP: 0.344, SLG: 0.358 (1, 3)	F8		2B 1B		K			SH1-3 2B 1B		4	2	2	0	0	1	0	Los Angeles Dodgers @ Philadelphia Phillies Connie Mack Stadium, Philadelphia, PA Fri Jun 14 1968, 7:05 PM EDT Unknown livebaseballscores.com				
Willie Davis, L OBP: 0.256, SLG: 0.308 (1, 8)	4-3		SF9		F8			SH1-3		2	0	0	1	0	0	0					
Len Gabrielson, L OBP: 0.284, SLG: 0.385 (1, 7)	F8		3-H 1-3 1B		P4			2B		4	1	2	1	0	0	0					
Tom Haller, L OBP: 0.355, SLG: 0.379 (1, 2)		K 1B 1B	2-H 3-H 1B		F9			F8		4	0	2	2	0	0	1					
Ron Fairly, L OBP: 0.258, SLG: 0.225 (1, 9)		1-2 E 1B	L8		P3			F8		4	1	1	0	0	0	2					
Bob Bailey, R OBP: 0.335, SLG: 0.348 (1, 5)		2-3 K	5-3		P3				L7	4	0	0	0	0	1	3					
Paul Popovich, S OBP: 0.291, SLG: 0.305 (1, 4)		1-H E6 3B		K			P3		P7	4	1	1	1	0	1	0					
Zolio Versalles, R OBP: 0.227, SLG: 0.249 (1, 6)		P4		K			F8		6-3	4	0	0	0	0	1	0					
Bill Singer, R OBP: 0.182, SLG: 0.250 (1, 1)			1B SF9 2B		6-3		K			3	1	1	0	0	1	0					
Inning Stats	R: 0 E: 0 K: 0 S: 3	H: 0 LOB: 0 BB: 0 P: 3	R: 2 E: 1 K: 1 S: 7	H: 3 LOB: 0 BB: 0 P: 7	R: 3 E: 0 K: 0 S: 7	H: 4 LOB: 1 BB: 0 P: 7	R: 0 E: 0 K: 2 S: 7	H: 0 LOB: 0 BB: 0 P: 7	R: 0 E: 0 K: 1 S: 5	H: 0 LOB: 0 BB: 0 P: 5	R: 0 E: 0 K: 0 S: 5	H: 0 LOB: 0 BB: 0 P: 5	R: 1 E: 0 K: 0 S: 5	H: 2 LOB: 1 BB: 0 P: 5	R: 0 E: 0 K: 0 S: 3	H: 0 LOB: 0 BB: 0 P: 3	1B: 5 2B: 3 3B: 1 HR: 0	SF: 1 SAC: 1 DP: 0 HBP: 0	WP: 0 PB: 0 SB: 0 CS: 0	PA: 35	
PITCHER	IP	WLS	BF	H	R	ER	SO	BB	IBB	HBP	BLK	WP	HR	S	P	ERA	WHIP				
Jeff James, R ERA: 5.32 (1, 1)	2.1	L	12	6	5	4	1	0	0	0	0	0	0	14	14	15.43	2.571				
Grant Jackson, L ERA: 1.15 (3, 1)	1.2		6	1	0	0	2	0	0	0	0	0	0	10	10	0.00	0.600				
John Boozar, R ERA: 7.36 (5, 1)	3.0		9	0	0	0	2	0	0	0	0	0	0	13	13	0.00	0.000				
Dick Hall, R ERA: 4.88 (8, 1)	2.0		8	2	1	1	0	0	0	0	0	0	0	8	8	4.50	1.000				

Batter	1	2	3	4	5	6	7	8	9	AB	R	H	RBI	BB	SO	LOB	BOTTOM					
Cookie Rojas, R OBP: 0.279, SLG: 0.362 (1, 4)	F7		5-3			P6		P4		4	0	0	0	0	0	1	Los Angeles Dodgers @ Philadelphia Phillies Connie Mack Stadium, Philadelphia, PA Fri Jun 14 1968, 7:05 PM EDT Unknown livebaseballscores.com					
Johnny Callison, L OBP: 0.333, SLG: 0.425 (1, 9)	F8			G3		2B		P4		4	0	1	0	0	0	0						
Dick Allen, R OBP: 0.358, SLG: 0.493 (1, 7) (3, 5)	F9			F9		6-3		5-3		4	0	0	0	0	0	1						
Tony Gonzalez, L OBP: 0.336, SLG: 0.341 (1, 8)		F8		1B 1B		P6		F8		4	0	1	0	0	0	1						
Bill White, L OBP: 0.326, SLG: 0.377 (1, 3)		P6		1-2 1B		1B 1B		1B		4	0	3	0	0	0	0						
Gary Sutherland, R OBP: 0.250, SLG: 0.250 (3, 1) (4, 99)										1	0	0	0	0	0	1						
Howie Bedell, L OBP: 0.250, SLG: 0.333 (3, 1) (4, 99)										1	0	0	0	0	0	2						
John Gooden, R OBP: 0.250, SLG: 0.333 (3, 1) (4, 99)										1	0	0	0	0	0	0						
Rick Joseph, R OBP: 0.250, SLG: 0.250 (3, 1) (4, 99)										1	0	0	0	0	0	1						
Dick Hall, R OBP: 0.333, SLG: 0.333 (3, 1) (4, 99)										1	0	0	0	0	0	0						
Tony Taylor, R OBP: 0.300, SLG: 0.288 (3, 1) (4, 99)										1	0	0	0	0	0	1						
Clay Dalrymple, L OBP: 0.292, SLG: 0.305 (1, 2)			3-1		P4-3 9-2 1B		1-3 1B		G3	4	0	2	0	0	0	1						
Roberto Pena, R OBP: 0.308, SLG: 0.218 (1, 6)			K		P4-3		1-3			3	0	0	0	0	1	3						
Jeff James, R (1, 1)										0	0	0	0	0	0	0						
Don Lock, R OBP: 0.263, SLG: 0.239 (3, 7)			BB		9-2		K			2	0	0	0	1	1	3						
Inning Stats	R: 0 E: 0 K: 0 S: 3	H: 0 LOB: 0 BB: 0 P: 3	R: 0 E: 0 K: 1 S: 5	H: 0 LOB: 0 BB: 0 P: 5	R: 0 E: 0 K: 1 S: 5	H: 0 LOB: 1 BB: 1 P: 9	R: 0 E: 0 K: 0 S: 5	H: 2 LOB: 2 BB: 0 P: 5	R: 0 E: 0 K: 0 S: 3	H: 1 LOB: 0 BB: 0 P: 3	R: 0 E: 0 K: 0 S: 4	H: 1 LOB: 1 BB: 0 P: 4	R: 0 E: 0 K: 1 S: 7	H: 2 LOB: 2 BB: 0 P: 7	R: 0 E: 0 K: 0 S: 3	H: 0 LOB: 0 BB: 0 P: 3	R: 0 E: 0 K: 0 S: 4	H: 1 LOB: 1 BB: 0 P: 4	1B: 6 2B: 2 3B: 0 HR: 0	SF: 0 SAC: 0 DP: 1 HBP: 0	WP: 1 PB: 0 SB: 0 CS: 0	PA: 34
PITCHER	IP	WLS	BF	H	R	ER	SO	BB	IBB	HBP	BLK	WP	HR	S	P	ERA	WHIP					
Bill Singer, R ERA: 1.7 (1, 1)	9.0	W	34	7	0	0	3	1	0	0	0	1	0	39	43	0.00	0.889					

Batter	1	2	3	4	5	6	7	8	9	AB	R	H	RBI	BB	SO	LOB	TOP					
Willie Davis, L OBP: 0.252, SLG: 0.303 (1, 8)										4	0	0	0	0	1	0	Los Angeles Dodgers @ Philadelphia Phillies Connie Mack Stadium, Philadelphia, PA Fri Jun 14 1968, 7:05 PM EDT Att: 19,716 - Unknown					
Wes Parker, S OBP: 0.342, SLG: 0.356 (1, 7)										4	1	1	0	0	1	0						
Bob Bailey, R OBP: 0.339, SLG: 0.347 (1, 5)										3	0	1	0	1	0	0						
Ken Boyer, R OBP: 0.330, SLG: 0.305 (1, 3)										4	0	2	1	0	0	1						
Paul Popovich, S OBP: 0.297, SLG: 0.311 (1, 4)										4	0	2	0	0	0	3						
Ted Savage, R OBP: 0.233, SLG: 0.300 (1, 9)										4	0	1	0	0	0	2						
Jeff Torborg, R OBP: 0.255, SLG: 0.167 (1, 2)										3	0	0	0	0	1	2	AB 32					
Zolio Versalles, R OBP: 0.224, SLG: 0.246 (1, 6)										3	0	0	0	0	1	2	R 1					
Mike Kekich, R OBP: 0.167, SLG: 0.091 Jim Brewer, L OBP: 0.500, SLG: 0.500 (8, 1)										3	0	0	0	0	1	2	H 7					
										0	0	0	0	0	0	0	RBI 1					
																	BB 1					
																	SO 5					
																	LOB 12					
Inning Stats	R: 0 E: 0 K: 1 S: 5	H: 0 LOB: 1 BB: 1 P: 9	R: 0 E: 0 K: 3 S: 11	H: 2 LOB: 2 BB: 0 P: 11	R: 0 E: 0 K: 0 S: 3	H: 0 LOB: 0 BB: 0 P: 3	R: 0 E: 0 K: 0 S: 3	H: 1 LOB: 0 BB: 0 P: 3	R: 0 E: 0 K: 0 S: 3	H: 0 LOB: 0 BB: 0 P: 3	R: 1 E: 0 K: 0 S: 5	H: 3 LOB: 1 BB: 0 P: 5	R: 0 E: 0 K: 0 S: 3	H: 0 LOB: 0 BB: 0 P: 3	R: 0 E: 0 K: 1 S: 5	H: 0 LOB: 0 BB: 0 P: 5	R: 0 E: 0 K: 0 S: 4	H: 1 LOB: 1 BB: 0 P: 4	1B: 7 2B: 0 3B: 0 HR: 0	SF: 0 SAC: 0 DP: 2 HBP: 0	WP: 0 PB: 0 SB: 0 CS: 0	PA: 33
PITCHER Woodie Fryman, L ERA: 1.66 (1, 1)	IP: 9.0 WLS: W BF: 33 H: 7 R: 1 ER: 1 SO: 5 BB: 1 IBB: 0 HBP: 0 BLK: 0 WP: 0 HR: 0 S: 42 P: 46 ERA: 1.00 WHIP: 0.889															PITCHER	IP: 9.0 WLS: W BF: 33 H: 7 R: 1 ER: 1 SO: 5 BB: 1 IBB: 0 HBP: 0 BLK: 0 WP: 0 HR: 0 S: 42 P: 46 ERA: 1.00 WHIP: 0.889					

Batter	1	2	3	4	5	6	7	8	9	AB	R	H	RBI	BB	SO	LOB	BOTTOM					
Cookie Rojas, R OBP: 0.274, SLG: 0.355 (1, 4)										4	0	0	0	0	0	2	Los Angeles Dodgers @ Philadelphia Phillies Connie Mack Stadium, Philadelphia, PA Fri Jun 14 1968, 7:05 PM EDT Att: 19,716 - Unknown					
Gary Sutherland, R OBP: 0.250, SLG: 0.265 (1, 5)										3	1	0	0	1	1	0						
Dick Allen, R OBP: 0.362, SLG: 0.507 (1, 7)										4	1	2	0	0	1	0						
Don Lock, R OBP: 0.253, SLG: 0.233 (1, 8)										2	0	0	1	0	0	1						
Rick Joseph, R OBP: 0.343, SLG: 0.241 (1, 3)											2	0	0	0	2	2		0				
Tony Gonzalez, L OBP: 0.340, SLG: 0.341 (1, 9)										3	0	1	1	1	1	1						
Roberto Pena, R OBP: 0.309, SLG: 0.222 (1, 6)										3	0	1	0	0	1	1	AB 27					
Mike Ryan, R OBP: 0.120, SLG: 0.143 (1, 2)										3	0	0	0	0	2	2	R 2					
Woodie Fryman, R OBP: 0.150, SLG: 0.105 (1, 1)										3	0	0	0	0	1	2	H 4					
																	RBI 2					
																	BB 4					
																	SO 9					
																	LOB 9					
Inning Stats	R: 0 E: 0 K: 1 S: 5	H: 0 LOB: 0 BB: 0 P: 5	R: 0 E: 0 K: 1 S: 5	H: 0 LOB: 1 BB: 1 P: 9	R: 0 E: 0 K: 0 S: 3	H: 0 LOB: 0 BB: 0 P: 3	R: 0 E: 1 K: 1 S: 5	H: 0 LOB: 0 BB: 0 P: 5	R: 0 E: 0 K: 2 S: 7	H: 0 LOB: 0 BB: 0 P: 7	R: 0 E: 0 K: 1 S: 5	H: 0 LOB: 0 BB: 0 P: 5	R: 1 E: 0 K: 1 S: 6	H: 1 LOB: 0 BB: 0 P: 6	R: 0 E: 0 K: 2 S: 8	H: 1 LOB: 2 BB: 1 P: 12	R: 1 E: 0 K: 0 S: 3	H: 2 LOB: 3 BB: 2 P: 11	1B: 3 2B: 0 3B: 1 HR: 0	SF: 1 SAC: 1 DP: 1 HBP: 0	WP: 0 PB: 0 SB: 0 CS: 0	PA: 33
PITCHER Mike Kekich, L ERA: 3.26 Jim Brewer, L ERA: 2.45 (8, 1)	IP: 7.0 WLS: L BF: 25 H: 2 R: 1 ER: 1 SO: 2 BB: 1 IBB: 1 HBP: 0 BLK: 0 WP: 0 HR: 0 S: 37 P: 45 ERA: 1.29 WHIP: 0.571															PITCHER	IP: 7.0 WLS: L BF: 25 H: 2 R: 1 ER: 1 SO: 2 BB: 1 IBB: 1 HBP: 0 BLK: 0 WP: 0 HR: 0 S: 37 P: 45 ERA: 1.29 WHIP: 0.571					

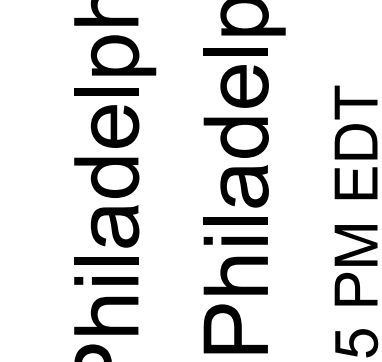
Batter	1	2	3	4	5	6	7	8	9	AB	R	H	RBI	BB	SO	LOB	TOP			
Wes Parker, S (1,3) OBP: 0.337, SLG: 0.350										4	0	0	0	0	2	1	Los Angeles Dodgers @ Philadelphia Phillies Connie Mack Stadium, Philadelphia, PA Sat Jun 15 1968, 7:05 PM EDT Att: 11,868 - Unknown			
Willie Davis, L (1,8) OBP: 0.252, SLG: 0.302										4	0	1	0	0	1	0				
Len Gabrielson, L (1,7) OBP: 0.294, SLG: 0.439										4	2	2	1	0	0	2				
Tom Haller, L (1,2) OBP: 0.358, SLG: 0.381										4	0	2	1	0	0	0				
Ron Fairly, L (1,9) OBP: 0.258, SLG: 0.225										4	1	1	0	0	1	2				
Paul Popovich, S (1,4) OBP: 0.302, SLG: 0.317										4	1	2	0	0	0	0				
Bob Bailey, R (1,5) OBP: 0.337, SLG: 0.365										4	1	1	3	0	1	1				
Zoilo Versalles, R (1,6) OBP: 0.220, SLG: 0.242										4	0	0	0	0	2	0				
Don Sutton, R (1,1) OBP: 0.259, SLG: 0.250										2	0	0	0	0	1	0				
Jack Billingham, R (6,1) Jim Fairey, L (8, PH) Hank Aguirre, R (8,1)										0	0	0	0	0	0	0				
										1	0	0	0	0	1	0				
										1	0	0	0	0	1	0				
Inning Stats	R: 1 E: 0 K: 1 S: 7	H: 2 LOB: 1 BB: 7	R: 0 E: 0 K: 0 S: 3	H: 0 LOB: 0 BB: 3	R: 0 E: 0 K: 1 S: 5	H: 1 LOB: 0 BB: 0 P: 5	R: 0 E: 0 K: 2 S: 7	H: 0 LOB: 0 BB: 0 P: 7	R: 0 E: 0 K: 3 S: 9	H: 0 LOB: 1 BB: 0 P: 9	R: 1 E: 0 K: 0 S: 5	H: 2 LOB: 1 BB: 0 P: 5	R: 0 E: 0 K: 0 S: 5	H: 2 LOB: 2 BB: 0 P: 5	R: 3 E: 0 K: 2 S: 10	H: 3 LOB: 0 BB: 10	1B: 7 2B: 1 3B: 0 HR: 2	SF: 0 SAC: 0 DP: 0 HBP: 0	WP: 0 PB: 0 SB: 0 CS: 1	PA: 37
PITCHER	IP WLS BF H R ER SO BB IBB HBP BLK WP HR S P ERA WHIP																			
Larry Jackson, R (1,1) ERA: 2.77	8.1	33	9	4	4	7	0	0	0	0	0	0	0	1	47	47	4.32	1.080		
Turk Farrell, R (9,1) ERA: 1.19	0.2	W 3	1	1	1	2	0	0	0	0	0	0	1	7	7	13.50	1.500			

Batter	1	2	3	4	5	6	7	8	9	AB	R	H	RBI	BB	SO	LOB	BOTTOM			
Cookie Rojas, R (1,4) OBP: 0.268, SLG: 0.346										5	0	0	0	0	1	1	Los Angeles Dodgers @ Philadelphia Phillies Connie Mack Stadium, Philadelphia, PA Sat Jun 15 1968, 7:05 PM EDT Att: 11,868 - Unknown			
Johnny Callison, L (1,9) OBP: 0.336, SLG: 0.437										4	1	2	0	0	0	0				
Dick Allen, R (1,7) OBP: 0.359, SLG: 0.500										4	1	1	0	0	3	1				
Tony Gonzalez, L (1,8) OBP: 0.338, SLG: 0.341										3	0	1	1	0	0	1				
Bill White, L (1,3) OBP: 0.325, SLG: 0.374										4	1	1	0	0	1	1				
Tony Taylor, R (1,5) OBP: 0.308, SLG: 0.303										3	2	1	1	0	0	0				
Clay Dalrymple, L (1,2) OBP: 0.300, SLG: 0.306										3	0	1	0	1	1	0				
Roberto Pena, R (1,6) OBP: 0.327, SLG: 0.247										4	1	3	3	0	0	0				
Larry Jackson, R (1,1) ERA: 3.26										3	0	0	0	0	2	4				
Turk Farrell, R (9,1) Gary Sutherland, R (9, PH) ERA: 2.37										0	0	0	0	0	0	0				
										1	0	0	0	0	0	1				
Inning Stats	R: 0 E: 0 K: 1 S: 5	H: 3 LOB: 2 BB: 0 P: 8	R: 0 E: 0 K: 1 S: 5	H: 0 LOB: 0 BB: 0 P: 5	R: 0 E: 0 K: 1 S: 5	H: 0 LOB: 0 BB: 0 P: 5	R: 0 E: 0 K: 2 S: 7	H: 0 LOB: 0 BB: 0 P: 7	R: 4 E: 0 K: 1 S: 10	H: 5 LOB: 2 BB: 1 P: 14	R: 0 E: 0 K: 1 S: 6	H: 1 LOB: 1 BB: 0 P: 6	R: 0 E: 0 K: 0 S: 3	H: 0 LOB: 0 BB: 0 P: 3	R: 1 E: 2 K: 0 S: 3	H: 1 LOB: 2 BB: 0 P: 3	1B: 8 2B: 2 3B: 1 HR: 0	SF: 1 SAC: 0 DP: 1 HBP: 1	WP: 0 PB: 0 SB: 0 CS: 0	PA: 37
PITCHER	IP WLS BF H R ER SO BB IBB HBP BLK WP HR S P ERA WHIP																			
Don Sutton, R (1,1) ERA: 3.26	5.2	23	6	4	4	7	0	0	1	0	0	0	0	9	13	6.75	2.250			
Jack Billingham, R (6,1) ERA: 2.37	1.1	8	3	1	1	1	0	1	0	0	0	0	0	6	6	0.00	1.000			
Hank Aguirre, L (8,1) ERA: 0.55	1.0	L 6	1	1	1	0	0	0	0	0	0	0	0	6	6	0.00	1.000			

AB 36
R 5
H 10
RBI 5
BB 0
SO 9
LOB 6



AB 34
R 6
H 10
RBI 5
BB 1
SO 8
LOB 9




Batter	1	2	3	4	5	6	7	8	9	AB	R	H	RBI	BB	SO	LOB	TOP			
Willie Davis, L (1, 8) OBP: 0.251, SLG: 0.300 Rocky Colavito, R (1, 9) OBP: 0.295, SLG: 0.310 Jim Fairley, L (8, PR) OBP: 0.288, SLG: 0.314 (8, 7)	0-0 B1-3		0-0 FC6-4 1B			0-3 K		0-0 1B		1	0	0	0	0	0	0	Los Angeles Dodgers @ Pittsburgh Pirates Forbes Field, Pittsburgh, PA Wed Jun 19 1968, 7:05 PM EDT Att: 10,799 - Unknown livebaseballscorecards.com			
Paul Popovich, S (1, 4) OBP: 0.299, SLG: 0.308	4-0 1-3 1B BB		0-0 FC6-4 G6-4-3 1-2			0-0 P6-3		0-3 K		3	1	0	0	1	1	2				
Bob Bailey, R (1, 5) OBP: 0.326, SLG: 0.346	0-0 1-3 1-2		0-0 G6-4-3 1-2			0-3 K			0-0 6-3	4	0	0	0	0	1	2				
Ken Boyer, R (1, 3) OBP: 0.342, SLG: 0.313	0-0 2H 1B			4-0 FC3-6 BB			0-0 6-3		0-0 G6-4-3 1B	3	0	2	1	1	0	0				
Wes Parker, S (1, 7) OBP: 0.331, SLG: 0.348 (1, 8)	0-3 K			0-0 FC3-6 CS 1-2			0-3 K		0-0 G6-4-3 1-2	4	0	0	0	0	2	3				
Ted Savage, R (1, 9) OBP: 0.261, SLG: 0.349 (1, 7) (8, 9)		0-0 G5-4-3 1B			0-3 K 1-2			0-0 WP 2B		3	0	2	0	0	1	1				
Jeff Torborg, R (1, 2) OBP: 0.240, SLG: 0.156		0-0 G5-4-3 1-2			0-3 K		0-0 F3 2-3			3	0	0	0	0	1	2				
Zolio Versalles, R (1, 6) OBP: 0.227, SLG: 0.249		4-0 BB			0-0 F9			0-0 F9		2	0	0	0	1	0	0				
Bill Singer, R (1, 1) OBP: 0.171, SLG: 0.235 Luis Alcaraz, R (8, PH) OBP: 0.227, SLG: 0.228 Jim Brewer, L (8, 1) OBP: 0.333, SLG: 0.333	0-0 5-3				0-0 5-3			0-3 K		2	0	0	0	0	0	1				
Inning Stats	R: 1 E: 0 K: 1 S: 6	H: 1 LOB: 1 BB: 1 P: 10	R: 0 E: 0 K: 0 S: 3	H: 1 LOB: 1 BB: 1 P: 7	R: 0 E: 0 K: 0 S: 3	H: 1 LOB: 0 BB: 0 P: 3	R: 0 E: 0 K: 1 S: 4	H: 0 LOB: 0 BB: 1 P: 8	R: 0 E: 0 K: 1 S: 5	H: 0 LOB: 0 BB: 0 P: 5	R: 0 E: 0 K: 2 S: 7	H: 0 LOB: 0 BB: 0 P: 7	R: 0 E: 0 K: 1 S: 6	H: 1 LOB: 1 BB: 0 P: 6	R: 0 E: 0 K: 1 S: 8	H: 1 LOB: 0 BB: 0 P: 8		1B: 5 2B: 1 3B: 0 HR: 0	SF: 0 SAC: 0 DP: 3 HBP: 0	WP: 1 PB: 0 SB: 0 CS: 1
PITCHER Bob Veale, L (1, 1) ERA: 2.01	IP: 9.0 WLS: W BF: 32 H: 6 R: 1 ER: 1 SO: 8 BB: 3 IBB: 0 HBP: 0 BLK: 0 WP: 1 HR: 0 S: 45 P: 57 ERA: 1.00 WHIP: 1.000															PITCHER	IP: 9.0 WLS: W BF: 32 H: 6 R: 1 ER: 1 SO: 8 BB: 3 IBB: 0 HBP: 0 BLK: 0 WP: 1 HR: 0 S: 45 P: 57 ERA: 1.00 WHIP: 1.000			

Batter	1	2	3	4	5	6	7	8	9	AB	R	H	RBI	BB	SO	LOB	BOTTOM			
Maury Wills, S (1, 5) OBP: 0.331, SLG: 0.320	0-0 F7		0-0 S 1B			0-0 PB SH1-4 SF7 1B	0-0 P4-6-3 1-2			4	1	2	0	0	0	1	Los Angeles Dodgers @ Pittsburgh Pirates Forbes Field, Pittsburgh, PA Wed Jun 19 1968, 7:05 PM EDT Att: 10,799 - Unknown livebaseballscorecards.com			
Gary Kolb, L (1, 9) OBP: 0.316, SLG: 0.444 Manny Mota, R (8, PH) OBP: 0.303, SLG: 0.306 (9, 9)	0-3 K		0-0 F7 1-2			0-0 SH1-4 1-2		0-0 P4-3 1B		2	0	0	0	0	1	1				
Willie Stargell, L (1, 7) OBP: 0.330, SLG: 0.516	0-0 2B			0-3 K		0-0 SF7 2H		0-3 K		3	0	1	1	0	2	1				
Matty Alou, L (1, 8) OBP: 0.404, SLG: 0.443	0-0 F9			0-0 1B		0-0 1B 1B		0-0 P4-3 1-2		4	0	2	0	0	0	2				
Donn Clendenon, R (1, 3) OBP: 0.319, SLG: 0.358		0-3 K		0-3 K		0-0 1-3 1B		4-0 FC6-4 BB		3	0	1	0	1	2	1				
Bill Mazeroski, R (1, 4) OBP: 0.293, SLG: 0.259		0-0 F8		0-3 K		0-0 F9		0-0 FC6-4 1-2		4	0	0	0	0	1	5				
Gene Alley, R (1, 6) OBP: 0.300, SLG: 0.328		0-0 F8			0-3 K			4-0 E S 1B BB		2	1	0	0	1	1	0				
Jerry May, R (1, 2) OBP: 0.311, SLG: 0.284			0-3 K		0-0 F8		0-0 P4-6-3 1H 1B			3	0	1	1	0	1	0				
Bob Veale, S (1, 1) OBP: 0.081, SLG: 0.108			0-3 K		0-3 K		0-3 K			3	0	0	0	0	3	1				
Inning Stats	R: 0 E: 0 K: 1 S: 6	H: 1 LOB: 0 BB: 0 P: 6	R: 0 E: 0 K: 1 S: 5	H: 0 LOB: 0 BB: 0 P: 5	R: 0 E: 0 K: 2 S: 8	H: 1 LOB: 1 BB: 0 P: 8	R: 0 E: 0 K: 3 S: 10	H: 1 LOB: 0 BB: 0 P: 10	R: 0 E: 0 K: 2 S: 7	H: 0 LOB: 0 BB: 0 P: 7	R: 1 E: 0 K: 0 S: 6	H: 3 LOB: 2 BB: 0 P: 6	R: 1 E: 1 K: 1 S: 5	H: 1 LOB: 0 BB: 1 P: 9	R: 0 E: 0 K: 1 S: 6	H: 1 LOB: 2 BB: 1 P: 10		1B: 7 2B: 1 3B: 0 HR: 0	SF: 1 SAC: 1 DP: 1 HBP: 0	WP: 0 PB: 1 SB: 2 CS: 0
PITCHER Bill Singer, R (1, 1) ERA: 1.75 Jim Brewer, L (8, 1) ERA: 2.35	IP: 7.0 WLS: L BF: 28 H: 7 R: 2 ER: 2 SO: 10 BB: 1 IBB: 0 HBP: 0 BLK: 0 WP: 0 HR: 0 S: 47 P: 51 ERA: 2.57 WHIP: 1.143															PITCHER	IP: 7.0 WLS: L BF: 28 H: 7 R: 2 ER: 2 SO: 10 BB: 1 IBB: 0 HBP: 0 BLK: 0 WP: 0 HR: 0 S: 47 P: 51 ERA: 2.57 WHIP: 1.143			

Batter	1	2	3	4	5	6	7	8	9	AB	R	H	RBI	BB	SO	LOB	TOP			
Wes Parker, S OBP: 0.326, SLG: 0.342 (1, 3)	F5			4-3		1-3		F7		4	0	0	0	0	0	1				
Willie Davis, L OBP: 0.247, SLG: 0.295 (1, 8)	F7			L4			1-3	F8		4	0	0	0	0	0	0				
Len Gabrielson, L OBP: 0.299, SLG: 0.451 (1, 7)	G3			K			F5	HR		4	1	1	1	0	1	0				
Tom Haller, L OBP: 0.352, SLG: 0.383 (1, 2)		F5			4-3			K		4	1	1	0	0	1	0				
Ron Fairly, L OBP: 0.267, SLG: 0.233 (1, 9)		K			F7			1B		4	1	2	1	0	1	0				
Jim Lefebvre, S OBP: 0.304, SLG: 0.453 (1, 4)					F6			1B		4	0	1	1	0	0	1				
Paul Popovich, S OBP: 0.300, SLG: 0.304 (1, 6)				P4-3				P9		2	0	0	0	1	0	1				
Bob Bailey, R OBP: 0.321, SLG: 0.340 (1, 5)				5-3				K	6-3	3	0	0	0	0	1	1				
Don Sutton, R OBP: 0.250, SLG: 0.240 Mudcat Grant, R OBP: 0.250, SLG: 0.500 Jim Fairley, L OBP: 0.263, SLG: 0.308 Hank Aguirre, R OBP: 0.263, SLG: 0.308 (1, 1) (4, 1) (6, PH) (8, 1)				6-3				FC3-6	F7	1	0	0	0	0	0	0				
Inning Stats	R: 0 E: 0 K: 0 S: 3	H: 0 LOB: 0 BB: 0 P: 3	R: 0 E: 0 K: 1 S: 5	H: 0 LOB: 0 BB: 0 P: 5	R: 0 E: 0 K: 0 S: 3	H: 0 LOB: 0 BB: 0 P: 3	R: 0 E: 0 K: 1 S: 5	H: 0 LOB: 0 BB: 0 P: 5	R: 0 E: 1 K: 1 S: 5	H: 0 LOB: 1 BB: 1 P: 9	R: 2 E: 0 K: 0 S: 6	H: 3 LOB: 1 BB: 0 P: 6	R: 0 E: 0 K: 0 S: 3	H: 0 LOB: 0 BB: 0 P: 3	R: 1 E: 0 K: 1 S: 7	H: 2 LOB: 1 BB: 0 P: 7	1B: 2 2B: 2 3B: 0 HR: 1	SF: 0 SAC: 0 DP: 0 HBP: 0	WP: 0 PB: 0 SB: 0 CS: 0	PA: 33
PITCHER Steve Blass, R ERA: 2.66 (1, 1)	IP: 9.0 WLS: W BF: 33 H: 5 R: 3 ER: 3 SO: 4 BB: 1 IBB: 0 HBP: 0 BLK: 0 WP: 0 HR: 1 S: 40 P: 44 ERA: 3.00 WHIP: 0.667																			

Los Angeles Dodgers @ Pittsburgh Pirates
Forbes Field, Pittsburgh, PA
Thu Jun 20 1968, 7:05 PM EDT
Unknown


AB 32
R 3
H 5
RBI 3
BB 1
SO 4
LOB 5



Batter	1	2	3	4	5	6	7	8	9	AB	R	H	RBI	BB	SO	LOB	BOTTOM			
Maury Wills, S OBP: 0.328, SLG: 0.317 (1, 5)	P6-3			P6		P6-4-3		4-3		5	0	1	1	0	0	4				
Gary Kolb, L OBP: 0.333, SLG: 0.436 (1, 9)	1B			F8		4-3				3	1	1	1	1	0	1				
Willie Stargell, L OBP: 0.333, SLG: 0.522 (1, 7)	L6-4			F8				1B		4	0	2	0	0	0	2				
Matty Alou, L OBP: 0.406, SLG: 0.444 (1, 8)				F7				1B		4	1	2	1	0	0	1				
Donn Clendenon, R OBP: 0.321, SLG: 0.357 (1, 3)	L6-4							1B		3	2	1	0	1	0	3				
Bill Mazerowski, R OBP: 0.296, SLG: 0.263 (1, 4)				5-3				1B		4	1	2	2	0	0	1				
Gene Alley, R OBP: 0.300, SLG: 0.327 (1, 6)				P6-3				P4-6-3		4	1	1	0	0	0	1				
Jerry May, R OBP: 0.319, SLG: 0.286 (1, 2)								1B		2	0	1	1	2	1	0				
Steve Blass, R OBP: 0.115, SLG: 0.125 (1, 1)				1-3				SH2-4		3	1	2	1	0	0	1				
Inning Stats	R: 1 E: 0 K: 0 S: 4	H: 2 LOB: 1 BB: 1 P: 8	R: 0 E: 0 K: 0 S: 4	H: 1 LOB: 1 BB: 0 P: 4	R: 0 E: 0 K: 0 S: 4	H: 1 LOB: 1 BB: 0 P: 4	R: 0 E: 1 K: 0 S: 6	H: 4 LOB: 1 BB: 2 P: 14	R: 2 E: 1 K: 1 S: 7	H: 2 LOB: 0 BB: 0 P: 7	R: 0 E: 0 K: 0 S: 3	H: 1 LOB: 0 BB: 0 P: 3	R: 0 E: 0 K: 0 S: 4	H: 2 LOB: 1 BB: 0 P: 4	R: 0 E: 0 K: 0 S: 3	H: 0 LOB: 1 BB: 1 P: 7	1B: 12 2B: 2 3B: 0 HR: 0	SF: 0 SAC: 1 DP: 3 HBP: 0	WP: 0 PB: 0 SB: 1 CS: 0	PA: 37
PITCHER Don Sutton, R ERA: 3.58 Mudcat Grant, R ERA: 2.93 Hank Aguirre, L ERA: 1.02 (1, 1) (4, 1) (8, 1)	IP: 3.0 WLS: L BF: 17 H: 6 R: 5 ER: 5 SO: 0 BB: 3 IBB: 0 HBP: 0 BLK: 0 WP: 0 HR: 0 S: 14 P: 26 ERA: 15.00 WHIP: 3.000																			

Los Angeles Dodgers @ Pittsburgh Pirates
Forbes Field, Pittsburgh, PA
Thu Jun 20 1968, 7:05 PM EDT
Unknown

AB 32
R 7
H 13
RBI 7
BB 4
SO 1
LOB 14



Batter	1	2	3	4	5	6	7	8	9	10	AB	R	H	RBI	BB	SO	LOB	TOP								
Willie Davis, L OBP: 0.253, SLG: 0.305 (1, 8)	G3									F6	4	0	2	0	1	0	1									
Paul Popovich, S OBP: 0.301, SLG: 0.305 (1, 6) (10, 4)	P6-3										3	0	1	1	0	0	1									
Len Gabrielson, L OBP: 0.303, SLG: 0.446 Ted Savage, R OBP: 0.250, SLG: 0.333 (5, PH) (5, 7)	BB										1	0	0	0	1	0	1									
Tom Haller, L OBP: 0.355, SLG: 0.383 (1, 2)	BB										3	0	1	0	1	0	0									
Ron Fairly, L OBP: 0.282, SLG: 0.228 (1, 9)	K										4	0	0	0	0	2	3									
Jim Lefebvre, S OBP: 0.283, SLG: 0.421 Bob Bailey, R OBP: 0.321, SLG: 0.340 (1, 4) (10, 5)		4-3									4	0	0	0	0	2	1									
Ken Boyer, R OBP: 0.347, SLG: 0.340 Zolo Versailles, R OBP: 0.227, SLG: 0.249 (10, PR) (10, 6)		5-3									4	1	2	0	0	0	0									
Wes Parker, S OBP: 0.322, SLG: 0.337 (1, 3)	G3										4	0	0	0	0	0	2									
Mike Kekich, R OBP: 0.200, SLG: 0.143 Jack Billingham, R (9, 1) Jim Fairey, L OBP: 0.276, SLG: 0.377 John Purdin, R OBP: 0.500, SLG: 0.500 (10, PH) (10, 1)			1-3								3	1	1	1	0	0	0									
Inning Stats	R: 0 E: 0 K: 1 S: 6	H: 1 LOB: 2 BB: 1 P: 10	R: 0 E: 0 K: 0 S: 3	H: 0 LOB: 0 BB: 0 P: 3	R: 0 E: 0 K: 1 S: 4	H: 1 LOB: 1 BB: 0 P: 4	R: 0 E: 0 K: 0 S: 2	H: 0 LOB: 0 BB: 1 P: 6	R: 2 E: 0 K: 0 S: 6	H: 4 LOB: 1 BB: 0 P: 6	R: 0 E: 0 K: 1 S: 5	H: 0 LOB: 0 BB: 0 P: 5	R: 0 E: 0 K: 0 S: 3	H: 0 LOB: 0 BB: 1 P: 6	R: 0 E: 0 K: 2 S: 7	H: 0 LOB: 0 BB: 0 P: 7	R: 1 E: 0 K: 0 S: 4	H: 2 LOB: 1 BB: 0 P: 4	1B: 5 2B: 1 3B: 2 HR: 1	SF: 0 SAC: 1 DP: 4 HBP: 0	WP: 0 PB: 0 SB: 0 CS: 0	PA: 37				
PITCHER	IP	WLS	BF	H	R	ER	SO	BB	IBB	HBP	BLK	WP	HR	S	P	ERA	WHIP									
Tommie Sisk, R ERA: 3.79 Luke Walker, L ERA: 1.27 Ron Kline, R ERA: 1.33 Roy Face, R ERA: 3.86	4.1		20	6	2	2	1	2	0	0	0	0	0	20	28	4.15	1.846									

Los Angeles Dodgers @ Pittsburgh Pirates
 Forbes Field, Pittsburgh, PA
 Thu Jun 20 1968, 7:05 PM EDT
 Att: 19,838 - Unknown

AB	33
R	3
H	8
RBI	3
BB	3
SO	4
LOB	12



Batter	1	2	3	4	5	6	7	8	9	10	AB	R	H	RBI	BB	SO	LOB	BOTTOM							
Maury Wills, S OBP: 0.333, SLG: 0.323 (1, 5)	L4										5	2	3	0	0	0	0								
Gene Alley, R OBP: 0.302, SLG: 0.343 (1, 6)	K										5	0	2	2	0	1	1								
Willie Stargell, L OBP: 0.332, SLG: 0.513 (1, 7)	K										3	0	0	0	1	1	2								
Manny Mota, R OBP: 0.316, SLG: 0.310 (1, 9)											2	0	1	0	2	0	1								
Matty Alou, L OBP: 0.408, SLG: 0.445 (1, 8)											4	0	2	0	0	0	1								
Donn Clendenon, R OBP: 0.316, SLG: 0.351 (1, 3)											4	0	0	0	0	1	4								
Bill Mazeroski, R OBP: 0.291, SLG: 0.258 (1, 4)											4	0	0	0	0	0	4								
Jerry May, R OBP: 0.315, SLG: 0.282 Gary Kolb, L OBP: 0.326, SLG: 0.425 (1, 2) (10, PH)											4	0	0	0	0	0	2								
Tommie Sisk, R ERA: 3.33, SLG: 0.071 Luke Walker, L ERA: 1.27 Jose Pagan, R ERA: 2.25, SLG: 0.246 Ron Kline, R ERA: 1.33 Carl Taylor, R OBP: 0.250, SLG: 0.250 Roy Face, R ERA: 3.86 (10, PH) (10, 1)											1	0	0	0	0	0	0								
Inning Stats	R: 0 E: 0 K: 2 S: 7	H: 0 LOB: 0 BB: 0 P: 7	R: 0 E: 0 K: 0 S: 2	H: 0 LOB: 0 BB: 1 P: 6	R: 0 E: 0 K: 1 S: 5	H: 0 LOB: 0 BB: 0 P: 5	R: 0 E: 0 K: 0 S: 3	H: 0 LOB: 1 BB: 1 P: 7	R: 0 E: 0 K: 1 S: 5	H: 2 LOB: 1 BB: 0 P: 5	R: 1 E: 0 K: 0 S: 4	H: 2 LOB: 1 BB: 0 P: 4	R: 0 E: 0 K: 0 S: 3	H: 1 LOB: 1 BB: 0 P: 7	R: 0 E: 0 K: 0 S: 3	H: 1 LOB: 1 BB: 0 P: 7	R: 0 E: 0 K: 0 S: 4	H: 1 LOB: 1 BB: 0 P: 4	1B: 6 2B: 1 3B: 1 HR: 0	SF: 0 SAC: 0 DP: 2 HBP: 0	WP: 0 PB: 0 SB: 0 CS: 0	PA: 39			
PITCHER	IP	WLS	BF	H	R	ER	SO	BB	IBB	HBP	BLK	WP	HR	S	P	ERA	WHIP								
Mike Kekich, L ERA: 3.09 Jack Billingham, R ERA: 2.25 John Purdin, R ERA: 1.35	8.0		33	7	2	2	5	3	0	0	0	0	0	39	51	2.25	1.250								


Los Angeles Dodgers @ Pittsburgh Pirates
 Forbes Field, Pittsburgh, PA
 Thu Jun 20 1968, 7:05 PM EDT
 Att: 19,838 - Unknown


AB	36
R	2
H	8
RBI	2
BB	3
SO	5
LOB	15



Batter	1	2	3	4	5	6	7	8	9	AB	R	H	RBI	BB	SO	LOB	TOP			
Willie Davis, L (1, 8) OBP: 0.253, SLG: 0.305	0-0 4-3		0-0 1B			0-0 L9		0-0 G3		4	0	1	0	0	0	1	Los Angeles Dodgers @ New York Mets Shea Stadium, Flushing, NY Fri Jun 21 1968, 7:05 PM EDT Att. 46,868 - Cloudy			
Paul Popovich, S (1, 6) OBP: 0.305, SLG: 0.305	0-0 P6		0-0 F8			0-0 1B		4-0 BB		3	0	1	0	1	0	2				
Len Gabrielson, L (1, 7) OBP: 0.294, SLG: 0.432 Ted Savage, R (8, PH) OBP: 0.245, SLG: 0.326	0-3 K			0-0 L9		0-0 F9		0-3 K		3	0	0	0	0	1	2				
Tom Haller, L (1, 2) OBP: 0.348, SLG: 0.375		0-0 F8		0-0 G3		0-0 P6		0-0 F8		4	0	0	0	0	0	3				
Ron Fairly, L (1, 9) OBP: 0.263, SLG: 0.244 Ken Boyer, R (9, PH) OBP: 0.345, SLG: 0.337		0-3 K		0-0 P6			0-0 HR		0-3 K	3	1	1	1	0	1	0				
Jim Lefebvre, S (1, 4) OBP: 0.297, SLG: 0.426		0-3 K			0-0 L7		0-0 1B		0-0 1B	4	0	2	0	0	1	0				
Wes Parker, S (1, 3) OBP: 0.318, SLG: 0.332			0-0 F7		0-0 F8		0-0 1-3		0-3 K	4	0	0	0	0	1	1				
Bob Bailey, R (1, 5) OBP: 0.325, SLG: 0.339			4-0 1B BB		0-0 6-3		0-0 1B		0-3 K	3	0	1	0	1	1	1				
Claude Osteen, L (1, 1) OBP: 0.194, SLG: 0.250 John Purdin, R (8, 1) OBP: 0.500, SLG: 0.500 Jim Brewer, L (8, 1) OBP: 0.333, SLG: 0.333			0-3 K			0-0 F9 1B		0-0 6-3		3	0	1	0	0	1	2				
Inning Stats	R: 0 E: 0 K: 1 S: 5	H: 0 LOB: 0 BB: 0 P: 5	R: 0 E: 0 K: 2 S: 7	H: 0 LOB: 0 BB: 0 P: 7	R: 0 E: 0 K: 1 S: 6	H: 1 LOB: 2 BB: 1 P: 10	R: 0 E: 0 K: 0 S: 3	H: 0 LOB: 0 BB: 0 P: 3	R: 0 E: 0 K: 0 S: 5	H: 2 LOB: 2 BB: 0 P: 5	R: 1 E: 0 K: 0 S: 5	H: 3 LOB: 1 BB: 0 P: 5	R: 0 E: 0 K: 1 S: 5	H: 0 LOB: 1 BB: 1 P: 9	R: 0 E: 0 K: 3 S: 10	H: 1 LOB: 1 BB: 0 P: 10		1B: 6 2B: 0 3B: 0 HR: 1	SF: 0 SAC: 0 DP: 0 HBP: 0	WP: 0 PB: 0 SB: 0 CS: 0
PITCHER	IP WLS BF H R ER SO BB IBB HBP BLK WP HR S P ERA WHIP																			
Dick Selma, R (1, 1) ERA: 1.77	7.1 W 29 6 1 1 4 2 0 0 0 0 1 35 43 1.23 1.091																			
Al Jackson, L (8, 1) ERA: 2.44	1.2 S 6 1 0 0 4 0 0 0 0 0 0 14 14 0.00 0.600																			

Batter	1	2	3	4	5	6	7	8	9	AB	R	H	RBI	BB	SO	LOB	BOTTOM		
Bud Harrelson, S (1, 6) OBP: 0.248, SLG: 0.240	0-3 K		0-0 FC6-4 1B 2B		0-0 5-3			0-0 CS 1B		4	1	2	0	0	1	0	Los Angeles Dodgers @ New York Mets Shea Stadium, Flushing, NY Fri Jun 21 1968, 7:05 PM EDT Att. 46,868 - Cloudy		
Phil Lintz, R (1, 4) OBP: 0.233, SLG: 0.192	0-0 F9 1B		0-0 FC6-4 1B		0-0 1-3		0-0 E 1B	0-0 1B		4	1	3	0	0	0	0			
Cleon Jones, R (1, 9) OBP: 0.297, SLG: 0.464	0-0 FC5-4 1B		0-0 FC6-4 2B		0-0 P5		0-0 E5 BB 1B	0-0 1B		4	2	1	0	0	0	3			
Ed Charles, R (1, 5) OBP: 0.349, SLG: 0.510	0-0 F9		0-0 1-2 2-3 2B		0-0 F9		0-0 BB 1B	0-0 1B		4	1	2	3	0	0	2			
Jerry Grote, R (1, 2) OBP: 0.377, SLG: 0.368	0-0 FC5-4		0-0 F3		0-0 5-3		0-0 BB 1B	0-0 BB		3	0	0	0	1	0	3			
Art Shamsky, L (1, 3) OBP: 0.297, SLG: 0.416 Ron Swoboda, R (8, PH) OBP: 0.335, SLG: 0.420 Ed Kranepool, L (9, 3) OBP: 0.254, SLG: 0.226		0-0 4-3		0-0 P4		0-0 F9		0-0 1B		3	0	0	0	0	0	0			
Jerry Buchek, R (1, 7) OBP: 0.241, SLG: 0.230		0-0 5-3		0-0 L9		0-0 F8				3	0	0	0	0	0	0			
Tommie Agee, R (1, 8) OBP: 0.221, SLG: 0.263		0-0 4-3		0-0 F9		0-0 P4				3	0	0	0	0	0	0			
Dick Selma, R (1, 1) OBP: 0.231, SLG: 0.269 Al Jackson, L (8, 1) OBP: 0.231, SLG: 0.231			0-0 F3		0-0 4-3		0-0 F7			2	0	0	0	0	0	0			
Inning Stats	R: 0 E: 0 K: 1 S: 7	H: 2 LOB: 2 BB: 0 P: 7	R: 0 E: 0 K: 0 S: 3	H: 0 LOB: 0 BB: 0 P: 3	R: 2 E: 0 K: 0 S: 6	H: 3 LOB: 1 BB: 0 P: 6	R: 0 E: 0 K: 0 S: 3	H: 0 LOB: 0 BB: 0 P: 3	R: 0 E: 0 K: 0 S: 3	H: 0 LOB: 0 BB: 0 P: 3	R: 0 E: 0 K: 0 S: 3	H: 0 LOB: 0 BB: 0 P: 3	R: 3 E: 1 K: 0 S: 6	H: 4 LOB: 2 BB: 1 P: 10	R: 0 E: 0 K: 0 S: 1	H: 8 2B: 1 3B: 0 HR: 0		SF: 0 SAC: 0 DP: 0 HBP: 0	WP: 0 PB: 0 SB: 0 CS: 1
PITCHER	IP WLS BF H R ER SO BB IBB HBP BLK WP HR S P ERA WHIP																		
Claude Osteen, L (1, 1) ERA: 2.86	7.2 L 30 7 4 2 1 0 0 0 0 0 0 32 32 2.35 0.913																		
John Purdin, R (8, 1) ERA: 1.35	0.0 2 1 0 0 0 1 0 0 0 0 0 1 5 * *																		
Jim Brewer, L (8, 1) ERA: 2.32	0.1 1 1 1 0 0 0 0 0 0 0 0 1 1 0.00 3.000																		

Batter	1	2	3	4	5	6	7	8	9	AB	R	H	RBI	BB	SO	LOB	TOP			
Willie Davis, L (1.8) OBP: 0.255, SLG: 0.317	4-3		K			F9		E5		4	0	1	0	0	1	1	<p>Los Angeles Dodgers @ San Francisco Giants Candlestick Park, San Francisco, CA</p> <p>Tue Jun 25 1968, 10:05 PM EDT Att: 17,075 - Unknown</p> <p>livebaseballscorecards.com</p> <p>AB 30 R 0 H 2 RBI 0 BB 2 SO 10 LOB 12</p> 			
Paul Popovich, S (1.6) OBP: 0.313, SLG: 0.305	P6-3			P4			BB	P6		3	0	0	0	1	0	1				
Ted Savage, R (1.7) OBP: 0.241, SLG: 0.373	6-3			F3			F9	K		4	0	0	0	0	1	3				
Ken Boyer, R (1.5) OBP: 0.336, SLG: 0.336		K		6-3			F3	F9		4	0	0	0	0	1	3				
Jim Lefebvre, S (1.4) OBP: 0.250, SLG: 0.356		K			6-3			F6		4	0	0	0	0	2	3				
Ron Fairly, L (1.9) OBP: 0.267, SLG: 0.264		K			3-1			K		3	0	0	0	0	2	0				
Tom Haller, L (1.2) OBP: 0.338, SLG: 0.362			K		K			G3		3	0	0	0	0	2	0				
Wes Parker, S (1.3) OBP: 0.314, SLG: 0.325			F9			4-3		BB		2	0	0	0	1	0	0				
Claude Osteen, L (1.1) OBP: 0.211, SLG: 0.289						K		1-3		2	0	1	0	0	1	0				
John Purdin, R (6.1) OBP: 0.350, SLG: 0.500										0	0	0	0	0	0	0				
Bob Bailey, R (6. PH) OBP: 0.323, SLG: 0.337										1	0	0	0	0	0	1				
Mudcat Grant, R (8.1) OBP: 0.250, SLG: 0.500										0	0	0	0	0	0	0				
Inning Stats	R: 0 E: 0 K: 0 S: 3	H: 0 LOB: 0 BB: 0 P: 3	R: 0 E: 0 K: 3 S: 9	H: 0 LOB: 0 BB: 0 P: 9	R: 0 E: 0 K: 2 S: 8	H: 1 LOB: 1 BB: 0 P: 8	R: 0 E: 0 K: 0 S: 3	H: 0 LOB: 0 BB: 0 P: 3	R: 0 E: 0 K: 1 S: 5	H: 0 LOB: 0 BB: 0 P: 5	R: 0 E: 0 K: 1 S: 5	H: 0 LOB: 1 BB: 1 P: 9	R: 0 E: 0 K: 1 S: 5	H: 0 LOB: 1 BB: 1 P: 9	R: 0 E: 2 K: 1 S: 7	H: 1 LOB: 2 BB: 0 P: 7	1B: 1 2B: 1 3B: 0 HR: 0	SF: 0 SAC: 0 DP: 0 HBP: 0	WP: 0 PB: 0 SB: 0 CS: 0	PA: 32
PITCHER Ray Sadecki, L (1.1) ERA: 2.37	IP: 9.0 WLS: W BF: 32	H: 2 R: 0 ER: 0 SO: 10	BB: 2 IBB: 0 HBP: 0 BLK: 0	WP: 0 HR: 0 S: 50 P: 58	ERA: 0.00 WHIP: 0.444	PITCHER											ERA: 0.00 WHIP: 0.444			

Batter	1	2	3	4	5	6	7	8	9	AB	R	H	RBI	BB	SO	LOB	BOTTOM			
Ron Hunt, R (1.4) OBP: 0.361, SLG: 0.293	F9			P6-3		2B	FC5-4			3	2	0	1	0	0	0	<p>Los Angeles Dodgers @ San Francisco Giants Candlestick Park, San Francisco, CA</p> <p>Tue Jun 25 1968, 10:05 PM EDT Att: 17,075 - Unknown</p> <p>livebaseballscorecards.com</p> <p>AB 30 R 9 H 9 RBI 8 BB 5 SO 6 LOB 14</p> 			
Jesus Alou, R (1.7) OBP: 0.281, SLG: 0.320				P6-3		BB	FC5-4			4	1	3	0	0	0	1				
Willie McCovey, L (1.3) OBP: 0.397, SLG: 0.608				PB		BB	HR			2	1	0	0	2	1	3				
Willie Mays, R (1.8) OBP: 0.359, SLG: 0.510				4-3		HR	BB			3	2	0	1	1	0	3				
Ty Cline, R (8.7) OBP: 0.256, SLG: 0.254				4-3		HR	BB			0	0	0	0	0	0	0				
Jim Ray Hart, R (1.5) OBP: 0.369, SLG: 0.516				P6-3		1B	HR			3	2	2	3	1	0	0				
Jack Hiatt, R (1.2) OBP: 0.356, SLG: 0.353				P6-3		P4-6-3	HR			4	0	1	0	0	2	4				
Bobby Bonds, R (1.9) OBP: 0.500, SLG: 1.333				P6-3		P4-6-3	HR			3	1	1	4	0	1	0				
Hal Lanier, R (1.6) OBP: 0.211, SLG: 0.234				F8		P4-6-3	K			4	0	0	0	0	1	2				
Ray Sadecki, L (1.1) OBP: 0.143, SLG: 0.130				K		G3	4-3			4	0	0	0	0	1	1				
Inning Stats	R: 0 E: 0 K: 0 S: 3	H: 1 LOB: 0 BB: 0 P: 3	R: 0 E: 0 K: 0 S: 3	H: 0 LOB: 0 BB: 0 P: 3	R: 0 E: 0 K: 1 S: 5	H: 0 LOB: 0 BB: 0 P: 5	R: 0 E: 0 K: 0 S: 3	H: 1 LOB: 1 BB: 1 P: 7	R: 1 E: 0 K: 0 S: 4	H: 2 LOB: 1 BB: 0 P: 5	R: 6 E: 0 K: 2 S: 10	H: 3 LOB: 0 BB: 3 P: 22	R: 2 E: 0 K: 2 S: 9	H: 2 LOB: 1 BB: 1 P: 13	R: 0 E: 0 K: 1 S: 5	H: 0 LOB: 0 BB: 0 P: 5	1B: 6 2B: 2 3B: 0 HR: 1	SF: 0 SAC: 0 DP: 3 HBP: 1	WP: 0 PB: 1 SB: 0 CS: 0	PA: 36
PITCHER Claude Osteen, L (1.1) ERA: 3.12	IP: 5.0 WLS: L BF: 22	H: 6 R: 5 ER: 5 SO: 1	BB: 2 IBB: 1 HBP: 1 BLK: 0	WP: 0 HR: 0 S: 20 P: 33	ERA: 9.00 WHIP: 1.600	PITCHER											ERA: 9.00 WHIP: 1.600			
John Purdin, R (6.1) ERA: 2.29	IP: 2.0 WLS: L BF: 11	H: 3 R: 4 ER: 4 SO: 4	BB: 2 IBB: 0 HBP: 0 BLK: 0	WP: 0 HR: 1 S: 17 P: 25	ERA: 18.00 WHIP: 2.500	PITCHER											ERA: 18.00 WHIP: 2.500			
Mudcat Grant, R (8.1) ERA: 2.83	IP: 1.0 WLS: L BF: 3	H: 0 R: 0 ER: 0 SO: 1	BB: 0 IBB: 0 HBP: 0 BLK: 0	WP: 0 HR: 0 S: 5 P: 5	ERA: 0.00 WHIP: 0.000	PITCHER											ERA: 0.00 WHIP: 0.000			

Batter	1	2	3	4	5	6	7	8	9	AB	R	H	RBI	BB	SO	LOB	TOP											
Willie Davis, L OBP: 0.255, SLG: 0.314	0-0 4-3		0-0 4-3			4-0 SH1-4 BB	0-0 G3			3	0	0	0	1	0	3	Los Angeles Dodgers @ San Francisco Giants Candlestick Park, San Francisco, CA Wed Jun 26 1968, 6:33 AM EDT Att: 11,453 - Unknown											
Paul Popovich, S OBP: 0.306, SLG: 0.299	0-0 P9			0-0 P5-3		0-0 SH1-4	0-0 P4-3			3	0	0	0	0	2													
Ted Savage, R OBP: 0.241, SLG: 0.364	0-3 K			0-0 F8 1B		0-0 F9		0-0 6-3		4	0	1	0	0	1													
Ken Boyer, R OBP: 0.333, SLG: 0.333		0-0 F5		0-0 1B		0-3 K		0-0 2-3		4	0	1	0	0	1													
Jim Lefebvre, S OBP: 0.253, SLG: 0.355 Zolio Versalles, R OBP: 0.224, SLG: 0.245		0-0 6-3		0-0 F8			0-0 1B 2B	0-0 F3		3	1	1	0	0	2													
Ron Fairly, L OBP: 0.263, SLG: 0.259	0-0 5-3			0-0 F8			0-0 F8		0-0 1-3	4	0	0	0	0	3													
Tom Haller, L OBP: 0.340, SLG: 0.364			0-0 FC1-6 1B		0-3 K		0-0 2B E 1B	0-3 K		4	1	2	0	0	2													
Wes Parker, S OBP: 0.313, SLG: 0.327			0-0 FC1-6 CS		0-0 F9		0-0 G3 2B	0-0 6-3		4	0	1	1	0	0	1												
Don Drysdale, R OBP: 0.191, SLG: 0.213			0-0 1B		0-3 K		0-0 E5 G3			3	0	1	0	0	1													
Inning Stats	R: 0 E: 0 K: 1 S: 5	H: 0 LOB: 0 BB: 0 P: 5	R: 0 E: 0 K: 0 S: 3	H: 0 LOB: 0 BB: 0 P: 3	R: 0 E: 0 K: 0 S: 4	H: 2 LOB: 1 BB: 0 P: 4	R: 0 E: 0 K: 0 S: 5	H: 2 LOB: 2 BB: 0 P: 5	R: 0 E: 0 K: 2 S: 7	H: 0 LOB: 0 BB: 0 P: 7	R: 0 E: 0 K: 1 S: 5	H: 0 LOB: 1 BB: 1 P: 9	R: 2 E: 1 K: 0 S: 7	H: 3 LOB: 2 BB: 0 P: 7	R: 0 E: 0 K: 0 S: 3	H: 0 LOB: 0 BB: 0 P: 3		R: 0 E: 0 K: 1 S: 5	H: 0 LOB: 0 BB: 0 P: 5	1B: 6 2B: 1 3B: 0 HR: 0	SF: 0 SAC: 1 DP: 0 HBP: 0	WP: 0 PB: 0 SB: 0 CS: 1	PA: 35					
PITCHER	IP	WLS	BF	H	R	ER	SO	BB	IBB	HBP	BLK	WP	HR	S	P	ERA	WHIP											
Mike McCormick, L ERA: 3.8	(1, 1)	6.1	L	26	7	2	1	4	1	0	0	0	0	0	33	37	1.42	1.263										
Frank Linzy, R ERA: 2.5	(7, 1)	1.2		6	0	0	0	0	0	0	0	0	0	6	6	0.00	0.000											
Joe Gibbon, L ERA: 1.04	(9, 1)	1.0		3	0	0	0	1	0	0	0	0	0	5	5	0.00	0.000											

Batter	1	2	3	4	5	6	7	8	9	AB	R	H	RBI	BB	SO	LOB	BOTTOM										
Ron Hunt, R OBP: 0.397, SLG: 0.289 Dave Marshall, L OBP: 0.340, SLG: 0.322 Joe Gibbon, R	0-0 P6-3		0-0 FC3-6			0-0 5-3		0-0 1B		3	0	0	0	0	0	1	Los Angeles Dodgers @ San Francisco Giants Candlestick Park, San Francisco, CA Wed Jun 26 1968, 6:33 AM EDT Att: 11,453 - Unknown										
Jesus Alou, R OBP: 0.275, SLG: 0.314	0-0 P1		0-0 F9			0-3 K		0-0 F5		4	0	0	0	0	1												
Willie Mays, R OBP: 0.354, SLG: 0.502	0-0 F4			0-0 F2			0-0 F7		0-0 F5	4	0	0	0	0	0												
Willie McCovey, L OBP: 0.390, SLG: 0.596		0-0 4-3		0-3 K			0-0 3-1		0-3 K	4	0	0	0	0	2												
Jim Ray Hart, R OBP: 0.367, SLG: 0.511		0-0 5-3		0-3 K			0-0 1-3		0-0 1B	4	0	1	0	0	1												
Jack Hiatt, R OBP: 0.361, SLG: 0.350 Jim Davenport, R OBP: 0.265, SLG: 0.222		4-0 BB			0-0 1-3			4-0 E 1B BB	0-3 K	1	0	0	0	2	0												
Bobby Bonds, R OBP: 0.286, SLG: 0.667		0-0 L6			0-0 P6			0-0 E1 1B		3	0	0	0	0	2												
Hal Lanier, R OBP: 0.208, SLG: 0.231			0-0 F7		0-0 F9			0-0 P5		3	0	0	0	0	2												
Mike McCormick, L OBP: 0.167, SLG: 0.139 Frank Linzy, R			4-0 BB			0-0 4-3		0-3 K		1	0	0	0	1	0												
Ty Cline, L OBP: 0.254, SLG: 0.252 Bob Barton, R OBP: 0.319, SLG: 0.279			0-0 FC3-6 BB					0-0 K		1	0	0	0	0	0												
Inning Stats	R: 0 E: 0 K: 0 S: 3	H: 0 LOB: 0 BB: 0 P: 3	R: 0 E: 0 K: 0 S: 3	H: 0 LOB: 1 BB: 1 P: 7	R: 0 E: 0 K: 2 S: 7	H: 0 LOB: 0 BB: 0 P: 7	R: 0 E: 0 K: 0 S: 3	H: 0 LOB: 0 BB: 0 P: 3	R: 1 E: 1 K: 1 S: 7	H: 1 LOB: 2 BB: 1 P: 11	R: 0 E: 0 K: 2 S: 8	H: 1 LOB: 1 BB: 0 P: 8	1B: 2 2B: 0 3B: 0 HR: 0	SF: 0 SAC: 0 DP: 0 HBP: 0	WP: 0 PB: 0 SB: 0 CS: 0	PA: 33											
PITCHER	IP	WLS	BF	H	R	ER	SO	BB	IBB	HBP	BLK	WP	HR	S	P	ERA	WHIP										
Don Drysdale, R ERA: 1.21	(1, 1)	9.0	W	33	2	1	0	6	3	0	0	0	0	42	54	0.00	0.556										

Batter	1	2	3	4	5	6	7	8	9	10	11	AB	R	H	RBI	BB	SO	LOB	TOP								
Willie Davis, L OBP: 0.256, SLG: 0.318 (1, 8)	E9 SH1-3 1B		4-3		HR 2B	G3			F9		3-1	6	1	2	0	0	0	1									
Paul Popovich, S OBP: 0.305, SLG: 0.297 (1, 4)	SH1-3		1B SF9 1B		K			P1-3	P3		P3-1	5	1	1	0	0	1	1									
Len Gabrielson, L OBP: 0.322, SLG: 0.495 (1, 7)	F9		1B		HR			K				4	1	2	2	1	1	1									
Tom Haller, L OBP: 0.338, SLG: 0.362 (1, 2)	4-3		SF9 1B		G1-6-3 1B			F8			K	4	0	1	1	0	1	2									
Ron Fairly, L OBP: 0.258, SLG: 0.253 (1, 9)			F3		F8			G3			6-3	5	0	0	0	0	0	2									
Jim Lefebvre, S OBP: 0.250, SLG: 0.358 (1, 5)			1B FC6-4 2B		E3			G3			4-3	5	1	1	0	0	0	0									
Wes Parker, S OBP: 0.314, SLG: 0.329 (1, 3)			FC6-4 1B		K			6-3			G3	5	0	2	0	0	1	1									
Zolio Versailles, R OBP: 0.231, SLG: 0.264 (1, 6)			FC6-4 1-2 1B		K			S 1B				5	2	3	2	0	1	2									
Bill Singer, R Jack Billingham, R Jim Fairley, L Mudcat Grant, R Ken Brewer, L Jim Brewer, L Bob Bailey, R Don Sutton, R (1, 1) (3, 1) (8, PH) (4, 1) (8, PH) (8, 1) (8, PH) (8, 1)	F7				K			1B			4-3	1	0	0	0	0	0	1									
Inning Stats	R: 0 E: 1 K: 0 S: 4	H: 1 LOB: 1 BB: 0 P: 4	R: 1 E: 0 K: 0 S: 5	H: 2 LOB: 1 BB: 0 P: 5	R: 1 E: 0 K: 0 S: 5	H: 2 LOB: 1 BB: 0 P: 5	R: 0 E: 1 K: 3 S: 10	H: 0 LOB: 1 BB: 0 P: 10	R: 2 E: 0 K: 1 S: 7	H: 3 LOB: 0 BB: 0 P: 7	R: 1 E: 0 K: 0 S: 5	H: 2 LOB: 1 BB: 0 P: 5	R: 0 E: 0 K: 1 S: 5	H: 0 LOB: 0 BB: 0 P: 5	R: 0 E: 0 K: 0 S: 5	H: 2 LOB: 2 BB: 0 P: 5	R: 0 E: 0 K: 1 S: 5	H: 0 LOB: 1 BB: 1 P: 9	R: 0 E: 0 K: 0 S: 3	H: 0 LOB: 0 BB: 0 P: 3	R: 1 E: 0 K: 0 S: 4	H: 2 LOB: 0 BB: 0 P: 4	1B: 10 2B: 2 3B: 0 HR: 2	SF: 1 SAC: 1 DP: 1 HBP: 0	WP: 0 PB: 0 SB: 1 CS: 0	PA: 47	
PITCHER Juan Marichal, R ERA: 2.65 (1, 1)	IP 11.0	WLS L	BF 47	H 14	R 6	ER 6	SO 6	BB 1	IBB 0	HBP 0	BLK 0	WP 0	HR 2	S 58	P 62	ERA 4.91	WHIP 1.364										

Los Angeles Dodgers @ San Francisco Giants
Candlestick Park, San Francisco, CA
Thu Jun 27 1968, 6:33 AM EDT
Att: 13,566 - Unknown

AB 44
R 6
H 14
RBI 6
BB 1
SO 6
LOB 14



Batter	1	2	3	4	5	6	7	8	9	10	11	AB	R	H	RBI	BB	SO	LOB	BOTTOM									
Ron Hunt, R OBP: 0.356, SLG: 0.290 (1, 4)	K		1B HR 1B		F7				5-3		F8	6	1	2	0	0	1	2										
Dave Marshall, L OBP: 0.347, SLG: 0.322 (1, 7)			1B		L8				K		SH5-4 1B	0	0	0	0	1	0	0										
Ty Cline, L OBP: 0.255, SLG: 0.254 (3, 7)	F3 BB		1B HR 1B								SH5-4	3	1	1	1	0	1	0										
Willie Mays, R OBP: 0.551, SLG: 0.496 (1, 8)	F3		F2		F9				CS F8 1B		6-3	5	0	1	0	0	0	4										
Willie McCovey, L OBP: 0.398, SLG: 0.626 (1, 3)			HR		HR				F8			3	2	2	4	2	0	1										
Jim Ray Hart, R OBP: 0.368, SLG: 0.504 (1, 5)			5-3		FC5-4 1B				FC5-4 1B		F3	3	0	0	0	2	0	3										
Jack Hiatt, R OBP: 0.357, SLG: 0.345 (1, 2)			BB						IBB			5	0	1	0	0	3	4										
Frank Johnson, R OBP: 0.261, SLG: 0.229 (11, PH)	F8		K						K			0	0	0	0	0	0	0										
Bobby Bonds, R OBP: 0.333, SLG: 0.500 (1, 9)			K		F7				K			4	0	1	0	1	2	0										
Hal Lanier, R OBP: 0.208, SLG: 0.230 (1, 6)			1B 1B		F9				FC5-4 1B		5-3	5	1	1	0	0	0	4										
Juan Marichal, R OBP: 0.200, SLG: 0.194 (1, 1)			F5		6-3				F9			4	0	0	0	0	1	1										
Jim Davenport, R OBP: 0.263, SLG: 0.221 (11, PH)									K			1	0	0	0	0	1	2										
Inning Stats	R: 0 E: 0 K: 1 S: 4	H: 0 LOB: 0 BB: 1 P: 8	R: 1 E: 0 K: 1 S: 6	H: 1 LOB: 0 BB: 0 P: 6	R: 4 E: 0 K: 1 S: 9	H: 4 LOB: 1 BB: 1 P: 13	R: 0 E: 0 K: 0 S: 3	H: 0 LOB: 0 BB: 0 P: 3	R: 0 E: 0 K: 0 S: 3	H: 1 LOB: 2 BB: 0 P: 10	R: 0 E: 0 K: 1 S: 6	H: 0 LOB: 0 BB: 0 P: 5	R: 0 E: 0 K: 1 S: 5	H: 0 LOB: 0 BB: 0 P: 7	R: 0 E: 0 K: 0 S: 4	H: 1 LOB: 2 BB: 1 P: 8	R: 0 E: 0 K: 1 S: 6	H: 1 LOB: 2 BB: 1 P: 10	1B: 7 2B: 1 3B: 0 HR: 2	SF: 0 SAC: 1 DP: 1 HBP: 0	WP: 0 PB: 0 SB: 0 CS: 1	PA: 46						
PITCHER Bill Singer, R ERA: 2.37 (1, 1)	IP 2.2	WLS 0.1	BF 14	H 5	R 0	ER 0	SO 2	BB 2	IBB 0	HBP 0	BLK 0	WP 0	HR 2	S 16	P 24	ERA 16.88	WHIP 2.625											
Jack Billingham, R ERA: 2.16 (3, 1)	0.1	1	0	0	0	1	0	0	0	0	0	0	0	0	3	3	0.00	0.000										
Mudcat Grant, R ERA: 2.84 (4, 1)	2.0	6	0	0	0	0	0	0	0	0	0	0	0	6	6	0.00	0.000											
Jim Brewer, L ERA: 2.18 (6, 1)	2.0	8	1	0	0	2	1	0	0	0	0	0	0	11	15	0.00	1.000											
Don Sutton, R ERA: 3.32 (8, 1)	4.0	W	17	3	0	0	4	1	2	0	0	0	0	22	34	0.00	1.000											

Los Angeles Dodgers @ San Francisco Giants
Candlestick Park, San Francisco, CA
Thu Jun 27 1968, 6:33 AM EDT
Att: 13,566 - Unknown

AB 39
R 5
H 9
RBI 5
BB 6
SO 9
LOB 21



Batter	1	2	3	4	5	6	7	8	9	AB	R	H	RBI	BB	SO	LOB	TOP			
Felipe Alou, R OBP: 0.345, SLG: 0.428 (1, 8)	0-0 6-3	0-0 FC6-4 1B			0-0 P6-3		0-0 FC5-4 1-2			4	0	1	0	0	0	1	Atlanta Braves @ Los Angeles Dodgers Dodger Stadium, Los Angeles, CA Sat Jun 29 1968, 7:05 PM PDT Att: 21,923 - Unknown			
Clete Boyer, R OBP: 0.270, SLG: 0.300 (1, 5)	0-0 1B	0-0 FC6-4 1-2			0-3 K			0-0 4-3		4	1	1	0	0	1	1				
Hank Aaron, R OBP: 0.315, SLG: 0.473 (1, 9)	0-0 F8				0-0 F8			0-0 F8		4	0	1	0	0	0	1				
Joe Torre, R OBP: 0.337, SLG: 0.436 (1, 2)	0-0 1B	1-3 1B			0-0 5-3			0-0 1-3		4	0	1	0	0	0	1				
Deron Johnson, R OBP: 0.294, SLG: 0.314 (1, 3)	0-0 FC4 1-2 3-H 1B				0-0 F9			0-0 F9	4-0 FC5-4 BB	3	0	1	1	1	0	1				
Tommie Aaron, R OBP: 0.316, SLG: 0.305 (1, 7)	0-0 FC4 1-2				0-0 L9			0-0 F9	0-0 F8	4	0	0	0	0	0	4				
Marty Martinez, S OBP: 0.294, SLG: 0.269 (1, 4)		0-0 SH1-3 SF9 1B			0-0 P6-3			0-0 5-3	0-0 FC5-4 2B 1-2	4	1	1	0	0	0	1				
Sonny Jackson, L OBP: 0.289, SLG: 0.278 (1, 6)		0-0 SH1-3 2-3			0-0 CS 1B			0-0 4-3	0-0 1-3 2B	3	0	2	0	0	0	0				
Ken Johnson, R OBP: 0.103, SLG: 0.107 (2, 1) Dick Kelley, R OBP: 0.200, SLG: 0.059 (7, PH) Bob Williams, R OBP: 0.228, SLG: 0.278 (7, PH) Felix Millener, S OBP: 0.301, SLG: 0.365 (7, 1) Ted Davidson, R OBP: 0.321, SLG: 0.296 (9, PH)		0-0 SF9			0-3 K			0-0 E5 FC5-4	0-3 K	0	0	0	1	0	0	0				
Inning Stats	R: 1 E: 0 K: 0 S: 6	H: 3 LOB: 2 BB: 0 P: 6	R: 1 E: 1 K: 0 S: 5	H: 2 LOB: 1 BB: 0 P: 5	R: 0 E: 0 K: 0 S: 4	H: 1 LOB: 1 BB: 0 P: 4	R: 0 E: 0 K: 1 S: 5	H: 1 LOB: 0 BB: 0 P: 5	R: 0 E: 0 K: 0 S: 3	H: 0 LOB: 0 BB: 0 P: 3	R: 0 E: 1 K: 0 S: 4	H: 0 LOB: 1 BB: 0 P: 4	R: 0 E: 0 K: 0 S: 3	H: 0 LOB: 0 BB: 0 P: 3	R: 0 E: 0 K: 1 S: 6	H: 1 LOB: 2 BB: 1 P: 10	1B: 6 2B: 3 3B: 0 HR: 0	SF: 1 SAC: 1 DP: 1 HBP: 0	WP: 0 PB: 0 SB: 0 CS: 1	PA: 36
PITCHER	IP WLS BF H R ER SO BB IBB HBP BLK WP HR S P ERA WHIP	IP WLS BF H R ER SO BB IBB HBP BLK WP HR S P ERA WHIP																		
Claude Osteen, L ERA: 3.05 Jim Brewer, L ERA: 2.16	(1, 1) 8.2 W 35 8 2 2 2 1 0 0 0 0 0 38 42 2.08 1.038	(9, 1) 0.1 S 1 0 0 0 1 0 0 0 0 0 0 3 3 0.00 0.000																		

Batter	1	2	3	4	5	6	7	8	9	AB	R	H	RBI	BB	SO	LOB	BOTTOM	
Willie Davis, L OBP: 0.258, SLG: 0.318 (1, 8)	0-0 BB 1B	0-0 4-3		0-3 K		0-3 K		0-0 1B		5	2	2	0	0	2	1	Atlanta Braves @ Los Angeles Dodgers Dodger Stadium, Los Angeles, CA Sat Jun 29 1968, 7:05 PM PDT Att: 21,923 - Unknown	
Paul Popovich, S OBP: 0.311, SLG: 0.300 (1, 4) (3, 6)	4-0 1B	0-0 BB 1B		0-0 P6-4-3 1-2			0-0 P9	0-0 1B		4	2	2	0	1	0	1		
Len Gabrielson, L OBP: 0.323, SLG: 0.474 (1, 7) (3, 6)	4-0 SH1-3 1-2 2-3 1B	4-0 1B			0-0 F3			0-0 4-3	0-0 1-3 2-H 1B	3	1	1	1	2	0	0		
Tom Haller, L OBP: 0.345, SLG: 0.367 (1, 2)	0-0 1B	0-0 SH1-3 1-2 2-H 3-H 1B			0-0 2B			4-0 FC6-4 BB	0-0 F9	4	0	3	3	1	0	2		
Jim Lefebvre, S OBP: 0.233, SLG: 0.333 (1, 5) (3, 4)	0-0 SH1-3 1-2 2-3	0-0 6-3			0-0 F8			0-0 FC6-4 1-2		3	0	0	0	0	0	4		
Ron Fairly, L OBP: 0.255, SLG: 0.255 (1, 9)	4-0 G5-3 1B			0-0 4-3				0-0 F5		3	0	1	0	1	0	0		
Wes Parker, S OBP: 0.314, SLG: 0.325 (1, 3)	0-0 1B			0-0 P4				4-0 BB		3	1	1	1	1	0	2		
Zolio Versalles, R OBP: 0.231, SLG: 0.267 (1, 6) Ken Boyer, R OBP: 0.336, SLG: 0.364 (3, 5)	0-0 G5-3 2-3			0-0 F7				0-0 HR	0-0 1-H HR	1	0	0	0	0	0	3		
Claude Osteen, L OBP: 0.214, SLG: 0.286 Jim Brewer, L OBP: 0.333, SLG: 0.333 (9, 1)		0-3 K			0-0 P6-4-3 1B			0-0 G3	0-0 5-3	4	0	1	0	0	1	0		
Inning Stats	R: 3 E: 0 K: 0 S: 5	H: 3 LOB: 2 BB: 3 P: 17	R: 1 E: 0 K: 1 S: 7	H: 2 LOB: 2 BB: 1 P: 11	R: 0 E: 0 K: 0 S: 3	H: 0 LOB: 0 BB: 0 P: 3	R: 0 E: 0 K: 1 S: 5	H: 1 LOB: 0 BB: 0 P: 5	R: 0 E: 0 K: 0 S: 5	H: 0 LOB: 0 BB: 0 P: 5	R: 0 E: 0 K: 0 S: 3	H: 0 LOB: 1 BB: 1 P: 7	R: 3 E: 0 K: 0 S: 7	H: 4 LOB: 2 BB: 1 P: 11	1B: 10 2B: 1 3B: 0 HR: 1	SF: 0 SAC: 1 DP: 2 HBP: 0	WP: 0 PB: 0 SB: 0 CS: 0	PA: 40
PITCHER	IP WLS BF H R ER SO BB IBB HBP BLK WP HR S P ERA WHIP	IP WLS BF H R ER SO BB IBB HBP BLK WP HR S P ERA WHIP																
Ken Johnson, R ERA: 2.81 Dick Kelley, L ERA: 3.1 Ted Davidson, L ERA: 6.75	(1, 1) 1.2 L 13 5 4 4 4 2 0 0 0 0 0 19 19 0.00 0.692	(2, 1) 4.1 15 3 0 0 2 0 0 0 0 0 0 1 10 18 13.50 3.000																



Batter	1	2	3	4	5	6	7	8	9	AB	R	H	RBI	BB	SO	LOB	TOP					
Felipe Alou, R OBP: 0.347, SLG: 0.427 (1, 8)										3	0	1	2	1	0	1	Atlanta Braves @ Los Angeles Dodgers Dodger Stadium, Los Angeles, CA Sun Jun 30 1968, 3:33 AM PDT Att: 19,136 - Unknown					
Clete Boyer, R OBP: 0.270, SLG: 0.299 (1, 5)										4	0	1	0	0	0	2						
Hank Aaron, R OBP: 0.311, SLG: 0.466 (1, 9)										4	0	0	0	0	0	3						
Joe Torre, R OBP: 0.335, SLG: 0.431 (9, PR)										4	0	1	0	0	0	1						
Felix Milian, R OBP: 0.337, SLG: 0.365 (9, PR)										0	0	0	0	0	0	0						
Tito Francona, L OBP: 0.418, SLG: 0.409 (9, PR)										3	0	0	0	1	0	2						
Tommie Aaron, R OBP: 0.316, SLG: 0.305 (9, PR)										0	0	0	0	0	0	0						
Mike Lum, L OBP: 0.259, SLG: 0.304 (1, 7)										4	0	0	0	0	0	2						
Sonny Jackson, L OBP: 0.290, SLG: 0.276 (9, PH)										2	1	0	0	0	1	0						
Deron Johnson, R OBP: 0.293, SLG: 0.312 (9, PH)										1	0	0	0	0	0	1						
Marty Martinez, S OBP: 0.311, SLG: 0.282 (1, 4)										2	1	2	0	1	0	0						
Ron Reed, R OBP: 0.189, SLG: 0.143 (8, PH)										2	0	0	0	0	1	2						
Mike Page, L OBP: 0.222, SLG: 0.222 (8, 1)										1	0	0	0	0	1	0						
Jim Britton, R OBP: 0.222, SLG: 0.222 (8, 1)										0	0	0	0	0	0	0						
Inning Stats	R: 0 E: 0 K: 0 S: 3	H: 0 LOB: 0 BB: 0 P: 3	R: 0 E: 0 K: 0 S: 3	H: 0 LOB: 0 BB: 0 P: 3	R: 2 E: 0 K: 0 S: 5	H: 2 LOB: 1 BB: 0 P: 6	R: 0 E: 0 K: 0 S: 2	H: 0 LOB: 0 BB: 1 P: 6	R: 0 E: 0 K: 2 S: 7	H: 0 LOB: 1 BB: 1 P: 11	R: 0 E: 0 K: 0 S: 4	H: 1 LOB: 1 BB: 0 P: 4	R: 0 E: 1 K: 1 S: 3	H: 1 LOB: 1 BB: 0 P: 3	R: 0 E: 1 K: 1 S: 5	H: 0 LOB: 1 BB: 1 P: 9	R: 0 E: 0 K: 0 S: 4	H: 1 LOB: 1 BB: 0 P: 4	1B: 5 2B: 0 3B: 0 HR: 0	SF: 0 SAC: 1 DP: 1 HBP: 1	WP: 0 PB: 0 SB: 0 CS: 1	PA: 35
PITCHER Mudcat Grant, R ERA: 2.5 (1, 1)	IP: 9.0 WLS: W BF: 35 H: 5 R: 2 ER: 2 SO: 3 BB: 3 IBB: 0 HBP: 1 BLK: 0 WP: 0 HR: 0 S: 36 P: 49 ERA: 2.00 WHIP: 0.889															PITCHER						

Batter	1	2	3	4	5	6	7	8	9	AB	R	H	RBI	BB	SO	LOB	BOTTOM			
Willie Davis, L OBP: 0.258, SLG: 0.317 (1, 8)										4	0	1	1	0	0	0	Atlanta Braves @ Los Angeles Dodgers Dodger Stadium, Los Angeles, CA Sun Jun 30 1968, 3:33 AM PDT Att: 19,136 - Unknown			
Paul Popovich, S OBP: 0.315, SLG: 0.304 (1, 6)										4	1	2	0	0	0	1				
Len Gabrielson, L OBP: 0.328, SLG: 0.492 (1, 7)										4	1	2	0	0	1	1				
Tom Haller, L OBP: 0.348, SLG: 0.367 (1, 2)										3	0	1	0	1	0	1				
Ken Boyer, R OBP: 0.329, SLG: 0.355 (1, 5)										3	0	0	2	0	0	2				
Ron Fairly, L OBP: 0.259, SLG: 0.255 (1, 9)										4	0	1	0	0	1	3				
Jim Lefebvre, S OBP: 0.234, SLG: 0.322 (1, 4)										3	0	0	0	1	0	2				
Wes Parker, S OBP: 0.314, SLG: 0.329 (1, 3)										3	1	1	0	0	1	1				
Mudcat Grant, R OBP: 0.200, SLG: 0.400 (1, 1)										3	0	0	0	0	0	2				
Inning Stats	R: 1 E: 0 K: 0 S: 5	H: 2 LOB: 1 BB: 0 P: 5	R: 1 E: 0 K: 0 S: 5	H: 2 LOB: 1 BB: 0 P: 5	R: 0 E: 0 K: 1 S: 5	H: 0 LOB: 0 BB: 0 P: 5	R: 0 E: 0 K: 1 S: 6	H: 1 LOB: 1 BB: 0 P: 6	R: 0 E: 0 K: 0 S: 3	H: 0 LOB: 1 BB: 1 P: 7	R: 0 E: 0 K: 0 S: 3	H: 0 LOB: 0 BB: 0 P: 3	R: 0 E: 0 K: 0 S: 4	H: 1 LOB: 1 BB: 0 P: 4	R: 0 E: 0 K: 0 S: 4	H: 1 LOB: 1 BB: 0 P: 4		1B: 5 2B: 3 3B: 0 HR: 0	SF: 1 SAC: 0 DP: 0 HBP: 0	WP: 0 PB: 0 SB: 2 CS: 0
PITCHER Ron Reed, R ERA: 2.91 (1, 1)	IP: 7.0 WLS: L BF: 30 H: 7 R: 3 ER: 3 SO: 3 BB: 1 IBB: 1 HBP: 0 BLK: 0 WP: 0 HR: 0 S: 34 P: 42 ERA: 3.86 WHIP: 1.143															PITCHER				
Jim Britton, R ERA: 2.57 (8, 1)	IP: 1.0 WLS: L BF: 4 H: 1 R: 0 ER: 0 SO: 0 BB: 0 IBB: 0 HBP: 0 BLK: 0 WP: 0 HR: 0 S: 4 P: 4 ERA: 0.00 WHIP: 1.000															PITCHER				



Batter	1	2	3	4	5	6	7	8	9	AB	R	H	RBI	BB	SO	LOB	TOP					
Lou Brock, L OBP: 0.302, SLG: 0.415 (1, 7)										5	1	2	1	0	0	3						
Curt Flood, R OBP: 0.361, SLG: 0.406 (1, 8)										5	1	2	1	0	0	2						
Johnny Edwards, L OBP: 0.284, SLG: 0.365 (1, 2)										4	0	1	0	0	1	1						
Orlando Cepeda, R OBP: 0.332, SLG: 0.427 (1, 3)										3	0	0	1	0	0	1						
Bobby Tolan, L OBP: 0.294, SLG: 0.394 (1, 9)										4	1	1	0	0	0	1						
Mike Shannon, R OBP: 0.321, SLG: 0.420 (1, 5)										4	0	1	0	0	1	1						
Julian Javier, R OBP: 0.273, SLG: 0.336 (1, 4)										3	1	2	1	0	1	0						
Dal Maxvill, R OBP: 0.296, SLG: 0.278 (1, 6)										4	1	1	0	0	1	2						
Bob Gibson, R OBP: 0.224, SLG: 0.159 (1, 1)										2	0	0	1	2	1	1						
Inning Stats	R: 0 E: 0 K: 1 S: 5	H: 1 LOB: 0 BB: 0 P: 5	R: 1 E: 0 K: 0 S: 5	H: 2 LOB: 1 BB: 0 P: 5	R: 0 E: 0 K: 1 S: 5	H: 0 LOB: 0 BB: 0 P: 5	R: 0 E: 0 K: 0 S: 3	H: 0 LOB: 0 BB: 0 P: 3	R: 0 E: 0 K: 1 S: 6	H: 1 LOB: 2 BB: 1 P: 10	R: 1 E: 0 K: 1 S: 7	H: 2 LOB: 1 BB: 0 P: 7	R: 3 E: 0 K: 0 S: 7	H: 4 LOB: 1 BB: 0 P: 7	R: 0 E: 0 K: 1 S: 5	H: 0 LOB: 0 BB: 0 P: 5	R: 0 E: 0 K: 0 S: 3	H: 0 LOB: 1 BB: 1 P: 7	1B: 10 2B: 0 3B: 0 HR: 0	SF: 2 SAC: 0 DP: 0 HBP: 0	WP: 0 PB: 1 SB: 1 CS: 0	PA: 38
PITCHER	IP	WLS	BF	H	R	ER	SO	BB	IBB	HBP	BLK	WP	HR	S	P	ERA	WHIP					
Don Drysdale, R ERA: 1.46 (1, 1)	6.1	L	29	10	5	5	4	1	0	0	0	0	0	36	40	7.11	1.737					
Jim Brewer, L ERA: 2.06 (7, 1)	1.2		5	0	0	0	1	0	0	0	0	0	0	7	7	0.00	0.000					
John Purdin, R ERA: 2.23 (9, 1)	1.0		4	0	0	0	0	1	0	0	0	0	0	3	7	0.00	1.000					

St. Louis Cardinals @ Los Angeles Dodgers
Dodger Stadium, Los Angeles, CA
 Mon Jul 01 1968, 7:05 PM PDT
 Att: 42,603 - Unknown

AB 34
 R 5
 H 10
 RBI 5
 BB 2
 SO 5
 LOB 12

Batter	1	2	3	4	5	6	7	8	9	AB	R	H	RBI	BB	SO	LOB	BOTTOM					
Willie Davis, L OBP: 0.256, SLG: 0.314 (1, 8)										3	0	0	0	1	0	1						
Paul Popovich, S OBP: 0.333, SLG: 0.310 (1, 6)										3	0	2	0	0	0	0						
Len Gabrielson, L OBP: 0.326, SLG: 0.484 (1, 7)										4	1	1	0	0	0	4						
Tom Haller, L OBP: 0.346, SLG: 0.365 (1, 2)										4	0	1	0	0	0	3						
Ron Fairly, L OBP: 0.262, SLG: 0.259 (1, 9)										4	0	2	0	0	0	1						
Ken Boyer, R OBP: 0.326, SLG: 0.346 (1, 5)										3	0	0	0	1	0	2						
Jim Lefebvre, S OBP: 0.235, SLG: 0.319 (1, 4)										4	0	1	0	0	0	1						
Wes Parker, S OBP: 0.313, SLG: 0.331 (1, 3)										4	0	1	0	0	1	3						
Don Drysdale, R OBP: 0.184, SLG: 0.204 (1, 1)										2	0	0	0	0	2	1						
Jim Brewer, L OBP: 0.333, SLG: 0.333 (7, 1)										0	0	0	0	0	0	0						
Jim Fairley, L OBP: 0.286, SLG: 0.368 (9, PH)										1	0	1	0	0	0	0						
John Purdin, R OBP: 0.500, SLG: 0.500 (9, 1)										0	0	0	0	0	0	0						
Bob Bailey, R OBP: 0.320, SLG: 0.333 (9, PH)										1	0	0	0	0	1	2						
Inning Stats	R: 1 E: 0 K: 0 S: 5	H: 2 LOB: 1 BB: 0 P: 5	R: 0 E: 0 K: 1 S: 6	H: 1 LOB: 1 BB: 0 P: 6	R: 0 E: 0 K: 0 S: 3	H: 1 LOB: 0 BB: 0 P: 3	R: 0 E: 0 K: 0 S: 3	H: 1 LOB: 0 BB: 0 P: 3	R: 0 E: 0 K: 2 S: 7	H: 0 LOB: 0 BB: 0 P: 7	R: 0 E: 0 K: 0 S: 3	H: 0 LOB: 1 BB: 1 P: 7	R: 0 E: 0 K: 0 S: 4	H: 1 LOB: 1 BB: 0 P: 4	R: 0 E: 0 K: 0 S: 5	H: 2 LOB: 2 BB: 0 P: 5	R: 0 E: 0 K: 1 S: 6	H: 1 LOB: 2 BB: 1 P: 10	1B: 8 2B: 1 3B: 0 HR: 0	SF: 0 SAC: 1 DP: 1 HBP: 0	WP: 2 PB: 0 SB: 0 CS: 1	PA: 37
PITCHER	IP	WLS	BF	H	R	ER	SO	BB	IBB	HBP	BLK	WP	HR	S	P	ERA	WHIP					
Bob Gibson, R ERA: 1.13 (1, 1)	9.0	W	36	9	1	1	4	2	0	0	0	1	0	42	50	1.00	1.222					

St. Louis Cardinals @ Los Angeles Dodgers
Dodger Stadium, Los Angeles, CA
 Mon Jul 01 1968, 7:05 PM PDT
 Att: 42,603 - Unknown

AB 33
 R 1
 H 9
 RBI 0
 BB 2
 SO 4
 LOB 18

Batter	1	2	3	4	5	6	7	8	9	AB	R	H	RBI	BB	SO	LOB	TOP										
Lou Brock, L OBP: 0.302, SLG: 0.417 (1, 7)	0-3 K		0-0 F7		0-3 K		0-0 FC3-6 1B	0-0 F7		5	0	1	0	0	2	5											
Julian Javier, R OBP: 0.272, SLG: 0.336 (1, 4)	0-3 K		0-3 K		0-0 2B		0-0 FC3-6 1-2 2-3	0-0 F2		5	0	1	1	0	2	3											
Curt Flood, R OBP: 0.357, SLG: 0.400 (1, 8)	0-0 FC6-4 1B			0-0 P6-3	0-0 P6		0-0 F8		0-0 BB 1B	5	0	2	0	0	0	3											
Orlando Cepeda, R OBP: 0.332, SLG: 0.422 (1, 3)	0-0 FC6-4 1-2			0-0 1B 1B		0-0 P6-3 1B		4-0 2B SF8 BB	0-3 K	4	1	2	0	1	1	2											
Mike Shannon, R OBP: 0.329, SLG: 0.431 (1, 5)		0-0 P5-3-6 2B		0-0 1B		0-0 P6-3 1-2		0-0 HBP 1-3 2B	4-0 BB	4	0	3	0	1	0	1											
Johnny Edwards, L OBP: 0.296, SLG: 0.352 (1, 2)		0-0 P5-3-6 2-3f		0-0 F8		4-0 BB		0-0 SF8	0-0 F8	3	0	0	1	1	0	5											
Bobby Tolan, L OBP: 0.291, SLG: 0.384 (1, 9)		0-0 4-1		0-0 P6-3		0-0 G3		0-3 K		4	0	0	0	0	1	4											
Dick Schofield, S OBP: 0.317, SLG: 0.411 (1, 6)			0-0 F2		0-0 F9		0-0 F7	4-0 HBP IBB		3	0	0	0	1	0	0											
Nelson Briles, R OBP: 0.178, SLG: 0.122 (1, 1)			4-0 BB		0-0 2B 2B		4-0 FC3-6 1B BB	1-0 HBP		1	1	1	0	2	0	0											
Inning Stats	R: 0 E: 0 K: 2 S: 8	H: 1 LOB: 1 BB: 0 P: 8	R: 0 E: 0 K: 0 S: 3	H: 1 LOB: 0 BB: 3	R: 0 E: 0 K: 1 S: 5	H: 0 LOB: 1 BB: 1 P: 9	R: 0 E: 0 K: 0 S: 5	H: 2 LOB: 2 BB: 0 P: 5	R: 1 E: 0 K: 1 S: 7	H: 2 LOB: 1 BB: 0 P: 7	R: 0 E: 0 K: 0 S: 3	H: 1 LOB: 1 BB: 1 P: 7	R: 0 E: 0 K: 0 S: 4	H: 1 LOB: 2 BB: 1 P: 8	R: 1 E: 0 K: 1 S: 6	H: 1 LOB: 3 BB: 2 P: 15	R: 0 E: 0 K: 1 S: 6	H: 1 LOB: 2 BB: 1 P: 10	1B: 6 2B: 5 3B: 0 HR: 0	SF: 1 SAC: 0 DP: 2 HBP: 1	WP: 0 PB: 0 SB: 0 CS: 0	PA: 42					
PITCHER	IP	WLS	BF	H	R	ER	SO	BB	IBB	HBP	BLK	WP	HR	S	P	ERA	WHIP										
Mike Kekich, L ERA: 2.79 (1, 1)	7.0	L	32	9	2	2	4	4	0	0	0	0	0	36	52	2.57	1.857										
Hank Aguirre, L ERA: 0.94 (8, 1)	1.0		5	0	0	0	1	0	1	1	0	0	0	5	10	0.00	0.000										
Don Sutton, R ERA: 3.29 (9, 1)	1.0		5	1	0	0	1	1	0	0	0	0	0	6	10	0.00	2.000										

St. Louis Cardinals @ Los Angeles Dodgers
 Dodger Stadium, Los Angeles, CA
 Wed Jul 03 1968, 7:05 PM PDT
 Att: 24,178 - Unknown

AB	34
R	2
H	10
RBI	2
BB	6
SO	6
LOB	23



Batter	1	2	3	4	5	6	7	8	9	AB	R	H	RBI	BB	SO	LOB	BOTTOM										
Willie Davis, L OBP: 0.254, SLG: 0.309 (1, 8)	0-0 4-1		0-3 K		0-0 1B			0-0 P6		4	0	1	0	0	1	0											
Paul Popovich, S OBP: 0.307, SLG: 0.296 (1, 6)	0-0 P3-1		0-0 P6		0-0 P4-3			0-0 P3-1		4	0	0	0	0	0	1											
Len Gabrielson, L OBP: 0.343, SLG: 0.492 (1, 7)	4-0 2B BB		0-0 6-3			0-0 1B		0-0 1B		3	1	2	0	1	0	0											
Tom Haller, L OBP: 0.347, SLG: 0.373 (1, 2)	0-0 1-H 2B			0-0 6-3 2B		0-0 F9		0-0 4-3		4	0	2	1	0	0	2											
Ken Boyer, R OBP: 0.322, SLG: 0.336 (1, 5)	0-0 6-3			0-0 6-3 2-3		0-3 K			0-0 F7	4	0	0	0	0	1	3											
Ron Fairly, L OBP: 0.261, SLG: 0.255 (1, 9)		0-0 6-3		0-0 P4		0-0 F3			0-0 4-3	4	0	0	0	0	0	2											
Jim Lefebvre, S OBP: 0.236, SLG: 0.333 (1, 4)		0-0 F7		0-0 6-3			0-3 K		0-0 1B	4	0	1	0	0	1	1											
Zoilo Versalles, R OBP: 0.230, SLG: 0.266 (9, PR)										0	0	0	0	0	0	0											
Wes Parker, S OBP: 0.315, SLG: 0.336 (1, 3)		0-0 2B			0-0 G3		0-0 4-3		0-0 F8	4	0	1	0	0	0	1											
Mike Kekich, R OBP: 0.150, SLG: 0.105 (1, 1)		0-3 K			0-0 5-3		0-3 K			3	0	0	0	0	2	1											
Hank Aguirre, R (8, 1)										0	0	0	0	0	0	0											
Don Sutton, R OBP: 0.267, SLG: 0.259 (9, 1)										0	0	0	0	0	0	0											
Inning Stats	R: 1 E: 0 K: 0 S: 4	H: 1 LOB: 1 BB: 1 P: 8	R: 0 E: 0 K: 1 S: 6	H: 1 LOB: 0 BB: 0 P: 6	R: 0 E: 0 K: 1 S: 5	H: 0 LOB: 0 BB: 0 P: 5	R: 0 E: 0 K: 0 S: 4	H: 1 LOB: 1 BB: 0 P: 4	R: 0 E: 0 K: 0 S: 6	H: 1 LOB: 1 BB: 0 P: 6	R: 0 E: 0 K: 2 S: 7	H: 0 LOB: 0 BB: 0 P: 7	R: 0 E: 0 K: 0 S: 4	H: 1 LOB: 1 BB: 0 P: 4	R: 0 E: 0 K: 0 S: 4	H: 1 LOB: 1 BB: 0 P: 4	1B: 4 2B: 3 3B: 0 HR: 0	SF: 0 SAC: 0 DP: 0 HBP: 0	WP: 0 PB: 0 SB: 0 CS: 0	PA: 35							
PITCHER	IP	WLS	BF	H	R	ER	SO	BB	IBB	HBP	BLK	WP	HR	S	P	ERA	WHIP										
Nelson Briles, R ERA: 2.88 (1, 1)	9.0	W	35	7	1	1	5	1	0	0	0	0	0	44	48	1.00	0.889										

St. Louis Cardinals @ Los Angeles Dodgers
 Dodger Stadium, Los Angeles, CA
 Wed Jul 03 1968, 7:05 PM PDT
 Att: 24,178 - Unknown

AB	34
R	1
H	7
RBI	1
BB	1
SO	5
LOB	11



Batter	1	2	3	4	5	6	7	8	9	AB	R	H	RBI	BB	SO	LOB	TOP								
Lou Brock, L OBP: 0.303, SLG: 0.417 (1,7)										5	0	2	0	0	2	2	St. Louis Cardinals @ Los Angeles Dodgers Dodger Stadium, Los Angeles, CA Thu Jul 04 1968, 3:33 AM PDT Att: 21,681 - Unknown livebaseballscorecards.com								
Julian Javier, R OBP: 0.274, SLG: 0.340 (1,4)										5	1	2	1	0	1	4									
Curt Flood, R OBP: 0.353, SLG: 0.395 (1,8)										4	0	0	0	0	1	2									
Orlando Cepeda, R OBP: 0.334, SLG: 0.423 (1,3)										4	0	2	0	0	0	1									
Mike Shannon, R OBP: 0.328, SLG: 0.439 (1,5)										4	1	1	2	0	1	2									
Tim McCarver, L OBP: 0.293, SLG: 0.353 (1,2)										3	0	0	0	1	1	2									
Bobby Tolan, L OBP: 0.289, SLG: 0.379 (1,9)										4	0	1	0	0	0	2									
Dick Schofield, S OBP: 0.328, SLG: 0.433 (1,6)										4	1	2	0	0	1	1									
Ray Washburn, R OBP: 0.299, SLG: 0.377 (1,1)										1	0	0	0	0	0	1									
Joe Hoerner, R OBP: 0.287, SLG: 0.259 (8,1)										1	0	0	0	0	1	1									
Dick Hughes, R OBP: 0.260, SLG: 0.254 (9,1)										0	0	0	0	0	0	0									
Inning Stats	R: 0 E: 0 K: 0 S: 3	H: 0 LOB: 0 BB: 0 P: 3	R: 0 E: 0 K: 1 S: 5	H: 0 LOB: 1 BB: 1 P: 9	R: 1 E: 0 K: 2 S: 9	H: 2 LOB: 1 BB: 0 P: 9	R: 0 E: 0 K: 1 S: 6	H: 1 LOB: 1 BB: 0 P: 6	R: 0 E: 0 K: 1 S: 6	H: 1 LOB: 2 BB: 0 P: 6	R: 0 E: 0 K: 0 S: 4	H: 1 LOB: 1 BB: 0 P: 4	R: 0 E: 0 K: 1 S: 6	H: 1 LOB: 0 BB: 0 P: 6	R: 2 E: 0 K: 0 S: 5	H: 2 LOB: 0 BB: 0 P: 5	R: 0 E: 0 K: 2 S: 9	H: 2 LOB: 2 BB: 0 P: 9	1B: 7 2B: 3 3B: 0 HR: 1	SF: 0 SAC: 2 DP: 1 HBP: 0	WP: 1 PB: 0 SB: 0 CS: 1	PA: 38			
PITCHER	IP	WLS	BF	H	R	ER	SO	BB	IBB	HBP	BLK	WP	HR	S	P	ERA	WHIP								
Claude Osteen, L ERA: 3.05 (1,1)	8.2	L	37	10	3	3	8	1	0	0	0	0	1	52	56	3.12	1.269								
Don Sutton, R ERA: 3.28 (9,1)	0.1		1	0	0	0	0	0	0	0	0	1	0	1	1	0.00	0.000								

Batter	1	2	3	4	5	6	7	8	9	AB	R	H	RBI	BB	SO	LOB	BOTTOM								
Willie Davis, L OBP: 0.254, SLG: 0.308 (1,8)										4	0	1	0	0	2	2	St. Louis Cardinals @ Los Angeles Dodgers Dodger Stadium, Los Angeles, CA Thu Jul 04 1968, 3:33 AM PDT Att: 21,681 - Unknown livebaseballscorecards.com								
Paul Popovich, S OBP: 0.306, SLG: 0.295 (1,4)										4	1	1	0	0	0	2									
Len Gabrielson, L OBP: 0.348, SLG: 0.515 (1,7)										4	1	2	1	0	1	0									
Tom Haller, L OBP: 0.349, SLG: 0.380 (1,2)										4	0	2	1	0	0	0									
Jim Lefebvre, S OBP: 0.236, SLG: 0.324 (1,5)										3	0	0	0	1	0	3									
Wes Parker, S OBP: 0.311, SLG: 0.331 (1,3)										4	0	0	0	0	0	3									
Jim Fahey, L OBP: 0.299, SLG: 0.377 (1,9)										3	0	2	0	0	0	1									
Ted Savage, R OBP: 0.258, SLG: 0.362 (9, PH)										1	0	1	0	0	0	0									
Zoilo Versalles, R OBP: 0.231, SLG: 0.267 (1,6)										3	0	1	0	0	0	2									
Claude Osteen, L OBP: 0.205, SLG: 0.273 (1,1)										2	0	0	0	0	0	2									
Don Sutton, R ERA: 1.73 (9,1)	7.0	W	30	9	2	2	3	1	0	0	0	0	0	35	39	2.57	1.429								
Joe Hoerner, L ERA: 1.73 (8,1)	1.0		4	1	0	0	0	0	0	0	0	0	0	4	4	0.00	1.000								
Dick Hughes, R ERA: 6.04 (9,1)	1.0	S	2	0	0	0	0	0	0	0	0	0	0	2	2	0.00	0.000								
Inning Stats	R: 1 E: 0 K: 1 S: 8	H: 3 LOB: 2 BB: 0 P: 8	R: 0 E: 0 K: 1 S: 6	H: 1 LOB: 1 BB: 0 P: 6	R: 0 E: 0 K: 1 S: 6	H: 1 LOB: 1 BB: 0 P: 6	R: 0 E: 0 K: 0 S: 4	H: 1 LOB: 0 BB: 0 P: 4	R: 0 E: 0 K: 0 S: 3	H: 0 LOB: 1 BB: 1 P: 7	R: 0 E: 0 K: 0 S: 4	H: 1 LOB: 1 BB: 0 P: 4	R: 1 E: 0 K: 0 S: 4	H: 1 LOB: 0 BB: 0 P: 4	R: 0 E: 0 K: 0 S: 3	H: 1 LOB: 0 BB: 0 P: 3	1B: 8 2B: 1 3B: 0 HR: 1	SF: 0 SAC: 2 DP: 1 HBP: 0	WP: 0 PB: 0 SB: 0 CS: 1	PA: 36					
PITCHER	IP	WLS	BF	H	R	ER	SO	BB	IBB	HBP	BLK	WP	HR	S	P	ERA	WHIP								

Batter	1	2	3	4	5	6	7	8	9	10	11	12	AB	R	H	RBI	BB	SO	LOB	TOP									
Pete Rose, S OBP: 0.394, SLG: 0.453 (1.9)	6-3		5-3			G3			L7		G3		5	0	0	0	0	0	1										
Alex Johnson, R OBP: 0.336, SLG: 0.374 (1.7)	1-3			P4		5-3			1B		K		5	0	1	0	0	1	0										
Mack Jones, L OBP: 0.307, SLG: 0.239 (1.8)	P4-3			3-1			3-1		1B			F7	4	0	0	0	1	0	0										
Tony Perez, R OBP: 0.320, SLG: 0.389 (1.5)		6-3		6-3			F3		L8			1B	5	1	1	0	0	0	2										
Johanny Bench, R OBP: 0.289, SLG: 0.414 (1.2)		F9				P4			F8			1B	4	1	0	0	1	0	2										
Lee May, R OBP: 0.337, SLG: 0.431 (1.3)		6-3				1B			5-3			F9	5	0	2	2	0	0	0										
Tommy Helms, R OBP: 0.320, SLG: 0.390 (1.4)						F8			F2			F8	5	0	2	0	0	0	1										
Woody Woodward, R OBP: 0.279, SLG: 0.242 (1.6)						1B																							
Fred Whitfield, L OBP: 0.256, SLG: 0.247 (10, PH)						K																							
Leo Cardenas, R OBP: 0.255, SLG: 0.227 (10, 0)						K																							
George Culver, R OBP: 0.097, SLG: 0.086 (1.1)																													
Giraldo Ruiz, S OBP: 0.352, SLG: 0.306 (11, PH)																													
Ted Abernathy, R OBP: 0.255, SLG: 0.227 (11, 1)																													
Inning Stats	R: 0 E: 0 K: 0 S: 3	H: 0 LOB: 0 BB: 0 P: 3	R: 0 E: 0 K: 0 S: 3	H: 0 LOB: 0 BB: 0 P: 3	R: 0 E: 0 K: 2 S: 8	H: 1 LOB: 1 BB: 0 P: 8	R: 0 E: 0 K: 0 S: 3	H: 0 LOB: 0 BB: 0 P: 3	R: 0 E: 0 K: 0 S: 3	H: 1 LOB: 1 BB: 0 P: 6	R: 0 E: 0 K: 0 S: 3	H: 1 LOB: 0 BB: 0 P: 3	R: 0 E: 0 K: 0 S: 4	H: 2 LOB: 0 BB: 1 P: 8	R: 0 E: 0 K: 0 S: 4	H: 1 LOB: 0 BB: 1 P: 5	R: 2 E: 0 K: 0 S: 4	H: 2 LOB: 0 BB: 1 P: 8	1B: 5 2B: 2 3B: 0 HR: 0	SF: 0 SAC: 0 DP: 1 HBP: 0	WP: 0 PB: 0 SB: 0 CS: 4	PA: 43							
PITCHER	Don Drysdale, R ERA: 1.37												PITCHER																
Don Drysdale, R ERA: 1.37 (1.1)	IP	WLS	BF	H	R	ER	SO	BB	IBB	HBP	BLK	WP	HR	S	P	ERA	WHIP												
Don Sutton, R ERA: 3.4 (11, 1)	2.0	L	8	2	2	2	1	0	1	0	0	0	0	9	13	9.00	1.000												

Cincinnati Reds @ Los Angeles Dodgers
 Dodger Stadium, Los Angeles, CA
 Fri Jul 05 1968, 7:05 PM PDT
 Att. 19,190 - Unknown


AB 41
 R 2
 H 7
 RBI 2
 BB 2
 SO 4
 LOB 11



Batter	1	2	3	4	5	6	7	8	9	10	11	12	AB	R	H	RBI	BB	SO	LOB	BOTTOM									
Jim Fairey, L OBP: 0.292, SLG: 0.364 (1.8)	B3					6-3			5-3		G3		5	0	1	0	0	0	1										
Paul Popovich, S OBP: 0.308, SLG: 0.302 (1.4, 11, 6)	P1-3					P7			P2-3		2B		5	0	2	0	0	0	0										
Len Gabrielson, L OBP: 0.342, SLG: 0.500 (1.7)	4-3					G3			4-3		1B		4	0	0	0	1	0	2										
Tom Haller, L OBP: 0.347, SLG: 0.373 (1.2)		6-3					4-3		L6		L7		4	0	0	0	1	0	0										
Jim Lefebvre, S OBP: 0.254, SLG: 0.333 (1.5)									4-3				3	0	2	0	1	0	0										
Ted Savage, R OBP: 0.256, SLG: 0.362 (10, PR)									4-3				0	0	0	0	0	0	0										
Luis Alcaraz, R OBP: 0.225, SLG: 0.225 (11, 4)													1	0	0	0	0	0	3										
Ron Fairly, L OBP: 0.255, SLG: 0.249 (1.9)									3-1		1-3		5	0	0	0	0	0	3										
Wes Parker, S OBP: 0.312, SLG: 0.330 (1.3)													4	0	1	0	1	1	1										
Zoilo Versalles, R OBP: 0.232, SLG: 0.288 (1.6)													3	0	1	0	0	0	0										
Willie Davis, L OBP: 0.254, SLG: 0.307 (10, PH)													1	0	0	0	0	0	2										
Don Sutton, R OBP: 0.287, SLG: 0.259 (11, 1)													0	0	0	0	0	0	1										
Bob Bailey, R OBP: 0.323, SLG: 0.333 (12, PH)													1	0	0	0	0	0	1										
Don Drysdale, R OBP: 0.173, SLG: 0.192 (1.1)													3	0	0	0	0	0	1										
Ken Boyer, R OBP: 0.318, SLG: 0.331 (11, 5)													2	0	0	0	0	1	3										
Inning Stats	R: 0 E: 0 K: 0 S: 3	H: 0 LOB: 0 BB: 0 P: 3	R: 0 E: 0 K: 0 S: 4	H: 1 LOB: 1 BB: 0 P: 4	R: 0 E: 0 K: 0 S: 5	H: 2 LOB: 2 BB: 0 P: 5	R: 0 E: 0 K: 0 S: 3	H: 1 LOB: 0 BB: 0 P: 3	R: 0 E: 0 K: 0 S: 3	H: 0 LOB: 0 BB: 0 P: 3	R: 0 E: 0 K: 0 S: 4	H: 1 LOB: 1 BB: 0 P: 4	R: 0 E: 0 K: 0 S: 3	H: 0 LOB: 0 BB: 0 P: 3	R: 0 E: 0 K: 0 S: 5	H: 0 LOB: 2 BB: 2 P: 13	R: 0 E: 0 K: 0 S: 3	H: 1 LOB: 2 BB: 0 P: 11	R: 0 E: 0 K: 0 S: 4	H: 1 LOB: 1 BB: 0 P: 4	1B: 6 2B: 1 3B: 0 HR: 0	SF: 0 SAC: 0 DP: 2 HBP: 0	WP: 0 PB: 0 SB: 0 CS: 0	PA: 45					
PITCHER	George Culver, R ERA: 2.98												PITCHER																
George Culver, R ERA: 2.98 (1.1)	IP	WLS	BF	H	R	ER	SO	BB	IBB	HBP	BLK	WP	HR	S	P	ERA	WHIP												
Ted Abernathy, R ERA: 0.64 (11, 1)	2.0	W	9	2	0	0	0	1	1	0	0	0	0	7	15	0.00	1.500												

Cincinnati Reds @ Los Angeles Dodgers
 Dodger Stadium, Los Angeles, CA
 Fri Jul 05 1968, 7:05 PM PDT
 Att. 19,190 - Unknown

AB 41
 R 0
 H 7
 RBI 0
 BB 4
 SO 2
 LOB 17



Batter	1	2	3	4	5	6	7	8	9	AB	R	H	RBI	BB	SO	LOB	TOP										
Alex Johnson, R OBP: 0.334, SLG: 0.372 (1, 7)										5	0	1	1	1	0	0	2										
Fred Whitfield, L OBP: 0.256, SLG: 0.247 Pete Rose, S OBP: 0.394, SLG: 0.453 Leo Cardenas, R OBP: 0.254, SLG: 0.226 (1, 3) (8, FR) (8, 6)										4	0	1	0	0	0	0	3										
Mack Jones, L OBP: 0.326, SLG: 0.293 (1, 8)										4	0	3	0	0	1	0											
Tony Perez, R OBP: 0.319, SLG: 0.386 (1, 5)										3	0	0	0	1	3	4											
Johnny Bench, R OBP: 0.296, SLG: 0.409 (1, 2)										4	0	0	0	0	1	4											
Lee May, R OBP: 0.339, SLG: 0.432 (1, 9)										4	2	2	0	0	0	0											
Tommy Helms, R OBP: 0.319, SLG: 0.392 (1, 4)										4	1	1	0	0	0	1											
Woody Woodward, R OBP: 0.292, SLG: 0.246 (8, 3) Ted Abernathy, R (9, 1)										3	0	1	0	0	0	2											
Jim Maloney, L OBP: 0.308, SLG: 0.395 Vada Pinson, L OBP: 0.314, SLG: 0.385 Clay Carroll, R (7, PH) Giraldo Ruiz, S OBP: 0.364, SLG: 0.320 (9, 3)										2	0	1	0	0	0	2											
Inning Stats	R: 0 E: 0 K: 1 S: 6	H: 1 LOB: 1 BB: 0 P: 6	R: 0 E: 0 K: 1 S: 5	H: 0 LOB: 0 BB: 0 P: 5	R: 0 E: 0 K: 0 S: 4	H: 1 LOB: 1 BB: 0 P: 4	R: 0 E: 0 K: 0 S: 2	H: 1 LOB: 0 BB: 1 P: 6	R: 1 E: 0 K: 0 S: 5	H: 2 LOB: 2 BB: 0 P: 6	R: 0 E: 0 K: 2 S: 7	H: 0 LOB: 0 BB: 0 P: 7	R: 0 E: 0 K: 1 S: 6	H: 1 LOB: 1 BB: 0 P: 6	R: 0 E: 0 K: 1 S: 7	H: 2 LOB: 3 BB: 0 P: 7	R: 2 E: 0 K: 0 S: 6	H: 3 LOB: 1 BB: 0 P: 6	1B: 8 2B: 3 3B: 0 HR: 0	SF: 0 SAC: 0 DP: 0 HBP: 1	WP: 0 PB: 0 SB: 0 CS: 1	PA: 38					
PITCHER	IP	WLS	BF	H	R	ER	SO	BB	IBB	HBP	BLK	WP	HR	S	P	ERA	WHIP										
Bill Singer, R ERA: 2.43 Mudcat Grant, R ERA: 2.45 (1, 1) (9, 1)	8.1	L	36	11	3	3	6	1	0	1	0	0	0	46	51	3.24	1.440										

Cincinnati Reds @ Los Angeles Dodgers
 Dodger Stadium, Los Angeles, CA
 Sat Jul 06 1968, 7:05 PM PDT
 Att: 19,684 - Unknown

AB	36
R	3
H	11
RBI	3
BB	1
SO	6
LOB	20



Batter	1	2	3	4	5	6	7	8	9	AB	R	H	RBI	BB	SO	LOB	BOTTOM										
Willie Davis, L OBP: 0.259, SLG: 0.313 (1, 8)										4	0	3	0	0	0	0											
Paul Popovich, S OBP: 0.305, SLG: 0.297 (1, 4)										4	1	0	0	1	1	4											
Len Gabrielson, L OBP: 0.351, SLG: 0.496 (1, 7)										3	1	1	0	2	0	2											
Tom Haller, L OBP: 0.349, SLG: 0.375 (1, 2)										4	0	2	1	0	0	1											
Jim Lefebvre, S OBP: 0.271, SLG: 0.342 (1, 5)										3	0	2	0	1	1	2											
Jim Fairey, L OBP: 0.276, SLG: 0.343 (1, 9)										4	0	0	0	0	1	5											
Wes Parker, S OBP: 0.317, SLG: 0.331 (1, 3)										2	0	1	0	2	0	0											
Zoilo Versalles, R OBP: 0.229, SLG: 0.264 (1, 6)										4	0	0	0	0	0	7											
Bill Singer, R OBP: 0.140, SLG: 0.190 Mudcat Grant, R OBP: 0.200, SLG: 0.400 Ron Fairly, L OBP: 0.258, SLG: 0.252 Ted Savage, R OBP: 0.258, SLG: 0.362 (1, 1) (9, 1) (9, PH) (9, FR)										3	0	0	0	0	2	0											
Inning Stats	R: 0 E: 0 K: 0 S: 3	H: 0 LOB: 0 BB: 0 P: 3	R: 0 E: 0 K: 1 S: 7	H: 2 LOB: 2 BB: 0 P: 7	R: 0 E: 0 K: 2 S: 7	H: 1 LOB: 1 BB: 0 P: 7	R: 1 E: 0 K: 0 S: 4	H: 2 LOB: 2 BB: 2 P: 12	R: 1 E: 0 K: 2 S: 8	H: 2 LOB: 2 BB: 2 P: 16	R: 0 E: 0 K: 0 S: 3	H: 0 LOB: 0 BB: 0 P: 3	R: 0 E: 0 K: 0 S: 3	H: 1 LOB: 3 BB: 2 P: 3	R: 0 E: 0 K: 0 S: 4	H: 1 LOB: 2 BB: 2 P: 12	R: 0 E: 0 K: 0 S: 4	H: 1 LOB: 2 BB: 0 P: 4	1B: 10 2B: 2 3B: 0 HR: 0	SF: 0 SAC: 1 DP: 3 HBP: 0	WP: 2 PB: 0 SB: 0 CS: 2	PA: 39					
PITCHER	IP	WLS	BF	H	R	ER	SO	BB	IBB	HBP	BLK	WP	HR	S	P	ERA	WHIP										
Jim Maloney, R ERA: 3.13 Clay Carroll, R ERA: 3.21 Ted Abernathy, R ERA: 0.63 (1, 1) (7, 1) (9, 1)	6.0	W	9	2	0	0	0	1	1	0	0	0	0	7	15	0.00	1.500										

Cincinnati Reds @ Los Angeles Dodgers
 Dodger Stadium, Los Angeles, CA
 Sat Jul 06 1968, 7:05 PM PDT
 Att: 19,684 - Unknown

AB	32
R	2
H	10
RBI	1
BB	6
SO	5
LOB	21



Batter	1	2	3	4	5	6	7	8	9	AB	R	H	RBI	BB	SO	LOB	TOP			
Alex Johnson, R OBP: 0.332, SLG: 0.369 (1, 7)	6-3	HBP 1B		F9		L1		F8		5	1	1	0	0	0	0	Cincinnati Reds @ Los Angeles Dodgers Dodger Stadium, Los Angeles, CA Sun Jul 07 1968, 3:33 AM PDT Att: 20,484 - Unknown			
Mack Jones, L OBP: 0.340, SLG: 0.354 (1, 8)		HR				P5		K		4	2	2	1	0	1	0				
Lee May, R OBP: 0.337, SLG: 0.428 (1, 9)	E6 2B			K				4-3		5	1	1	1	0	1	1				
Tony Perez, R OBP: 0.323, SLG: 0.385 (1, 5)	2B 1B							P3		3	1	1	1	2	0	2				
Johnny Bench, R OBP: 0.300, SLG: 0.413 (1, 2)	1B 2B			P4		F7				4	0	2	1	1	0	1				
Tommy Helms, R OBP: 0.320, SLG: 0.390 (1, 4)				P4-3		6-3				4	0	1	1	1	0	1				
Don Pavletich, R OBP: 0.186, SLG: 0.250 Ted Abernathy, R (7, 1)	P6-4-3 1B					P4-3		K		4	0	1	0	0	1	5				
Woody Woodward, R OBP: 0.289, SLG: 0.246 (1, 6)						K		FC5		4	0	1	0	0	2	3				
Gerry Arrigo, L OBP: 0.156, SLG: 0.138 Jay Ritchie, R (3, 1)								F8		2	0	0	0	0	1	2				
Jim Maloney, L OBP: 0.300, SLG: 0.385 Clay Carroll, R (6, 1)	G3			K				5-3		0	0	0	0	0	0	0				
Giraldo Ruiz, S OBP: 0.357, SLG: 0.314 (7, 3)										1	0	0	0	0	0	0				
Inning Stats	R: 3 E: 1 K: 0 S: 6	H: 3 LOB: 1 BB: 1 P: 10	R: 1 E: 0 K: 1 S: 7	H: 2 LOB: 2 BB: 0 P: 8	R: 0 E: 0 K: 1 S: 7	H: 2 LOB: 2 BB: 0 P: 7	R: 1 E: 0 K: 1 S: 7	H: 2 LOB: 1 BB: 0 P: 7	R: 0 E: 0 K: 1 S: 5	H: 0 LOB: 0 BB: 0 P: 5	R: 0 E: 0 K: 1 S: 6	H: 1 LOB: 3 BB: 2 P: 14	R: 0 E: 0 K: 1 S: 5	H: 0 LOB: 0 BB: 1 P: 5	R: 0 E: 0 K: 0 S: 3	H: 0 LOB: 1 BB: 1 P: 7	1B: 7 2B: 2 3B: 0 HR: 1	SF: 0 SAC: 0 DP: 1 HBP: 1	WP: 1 PB: 0 SB: 0 CS: 0	PA: 42
PITCHER	IP WLS BF H R ER SO BB IBB HBP BLK WP HR S P ERA WHIP	IP WLS BF H R ER SO BB IBB HBP BLK WP HR S P ERA WHIP	IP WLS BF H R ER SO BB IBB HBP BLK WP HR S P ERA WHIP	IP WLS BF H R ER SO BB IBB HBP BLK WP HR S P ERA WHIP	IP WLS BF H R ER SO BB IBB HBP BLK WP HR S P ERA WHIP	IP WLS BF H R ER SO BB IBB HBP BLK WP HR S P ERA WHIP	IP WLS BF H R ER SO BB IBB HBP BLK WP HR S P ERA WHIP	IP WLS BF H R ER SO BB IBB HBP BLK WP HR S P ERA WHIP	IP WLS BF H R ER SO BB IBB HBP BLK WP HR S P ERA WHIP	IP WLS BF H R ER SO BB IBB HBP BLK WP HR S P ERA WHIP	IP WLS BF H R ER SO BB IBB HBP BLK WP HR S P ERA WHIP	IP WLS BF H R ER SO BB IBB HBP BLK WP HR S P ERA WHIP	IP WLS BF H R ER SO BB IBB HBP BLK WP HR S P ERA WHIP	IP WLS BF H R ER SO BB IBB HBP BLK WP HR S P ERA WHIP	IP WLS BF H R ER SO BB IBB HBP BLK WP HR S P ERA WHIP	IP WLS BF H R ER SO BB IBB HBP BLK WP HR S P ERA WHIP	ERA WHIP	ERA WHIP		
Mike Kekich, L ERA: 3.06 Mudcat Grant, R ERA: 2.54 Jim Brewer, L ERA: 2.11	0.1 5.2 3.0	W L S	6 23 13	3 2 0	2 2 0	0 4 2	1 0 0	0 1 0	0 0 2	1 0 2	0 0 0	0 0 0	0 1 0	0 0 0	0 0 0	0 0 0	54.00 3.18 0.00	12.000 1.059 1.000		


AB	37
R	5
H	10
RBI	5
BB	4
SO	6
LOB	15




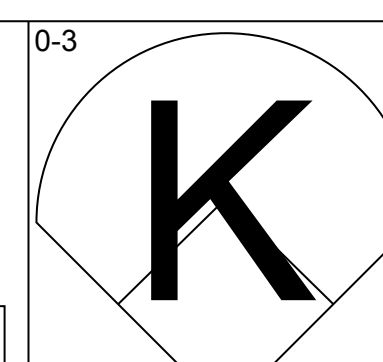
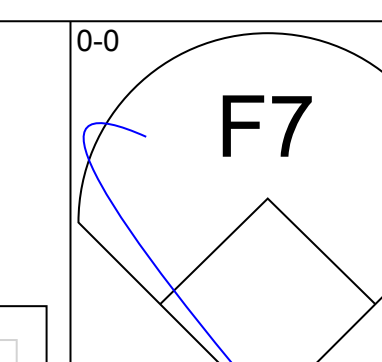
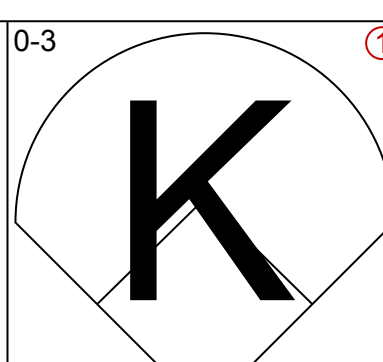
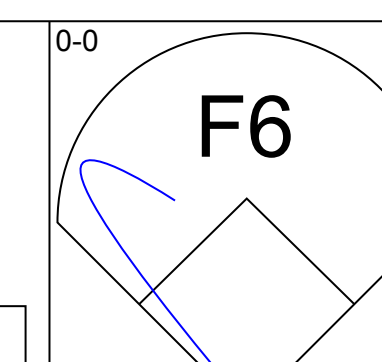
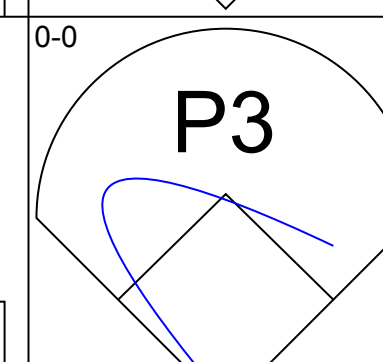
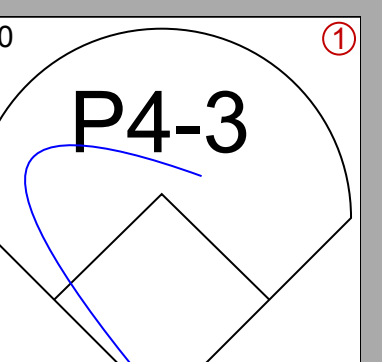
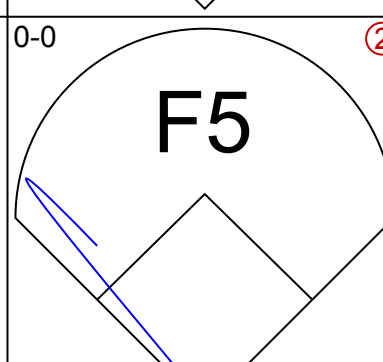
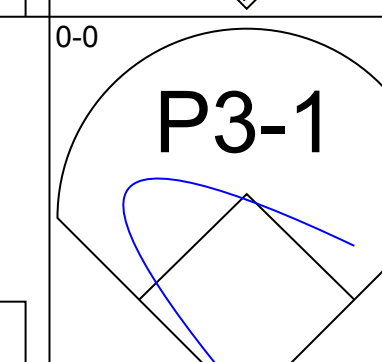
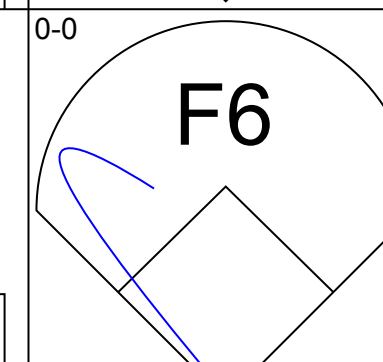
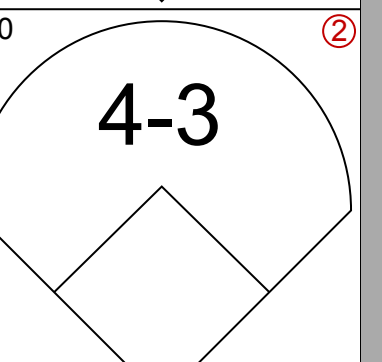
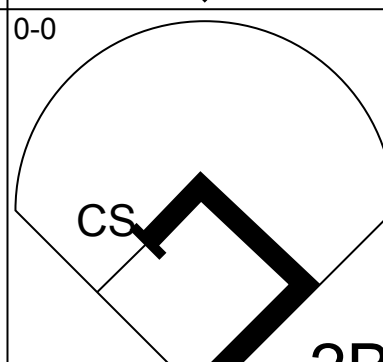
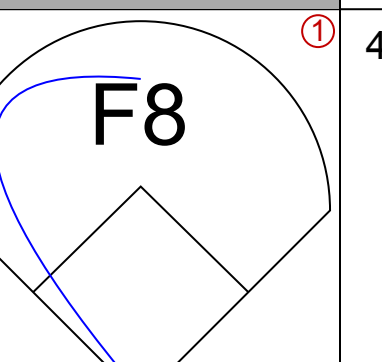
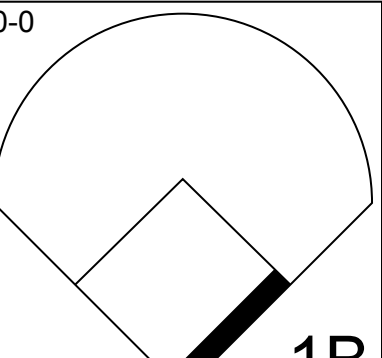
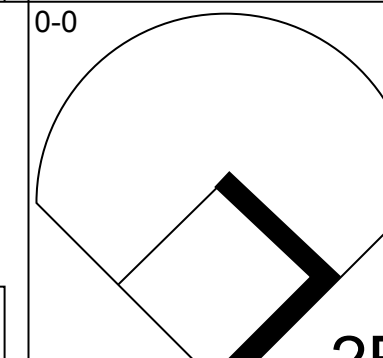
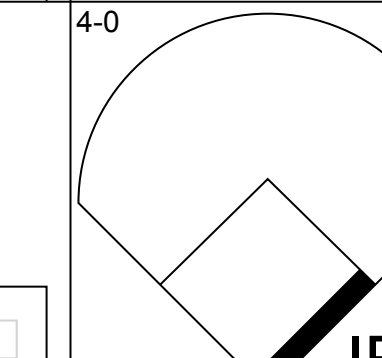
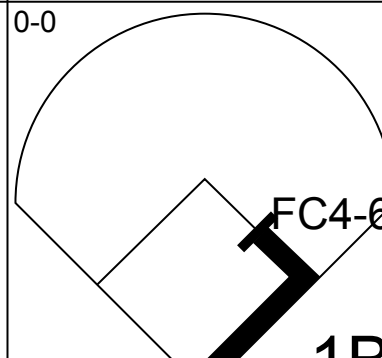
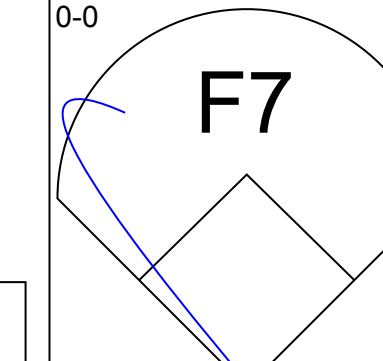
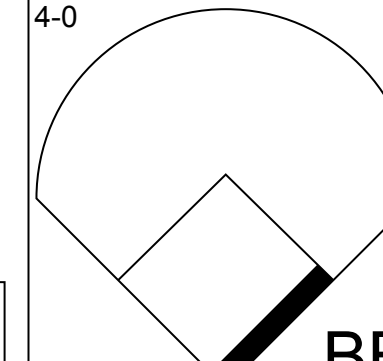
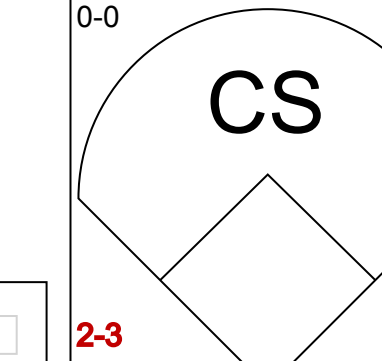
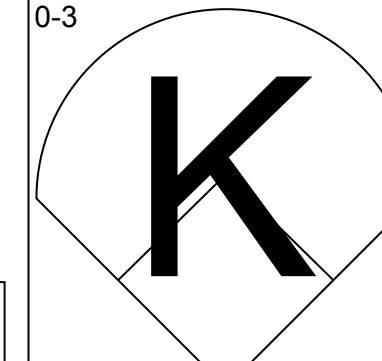
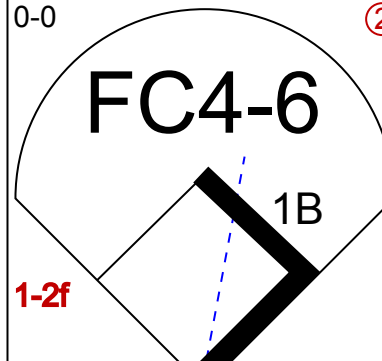
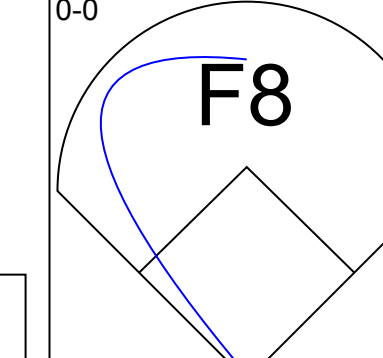
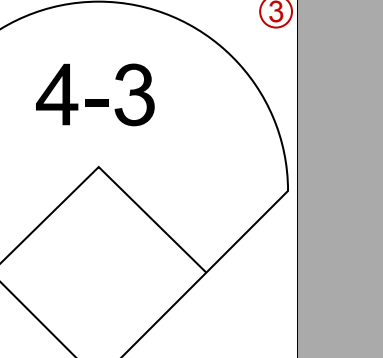
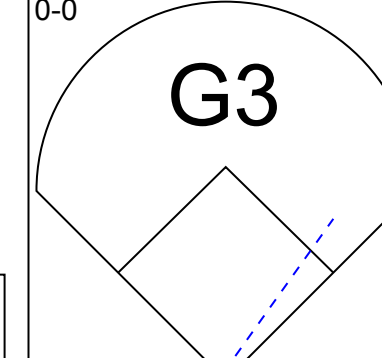
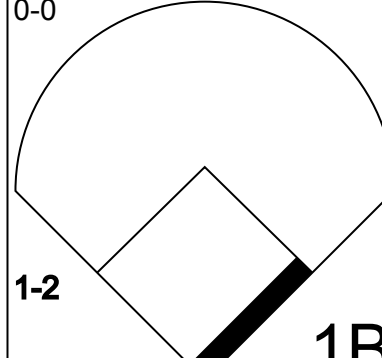
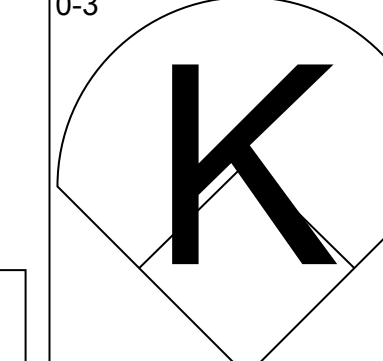

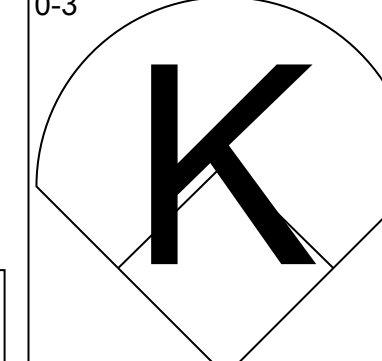
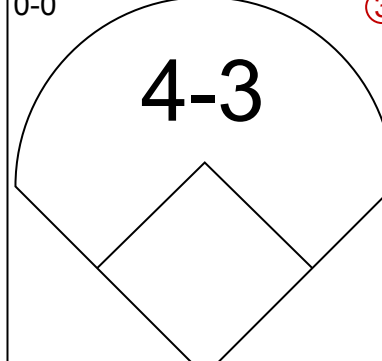
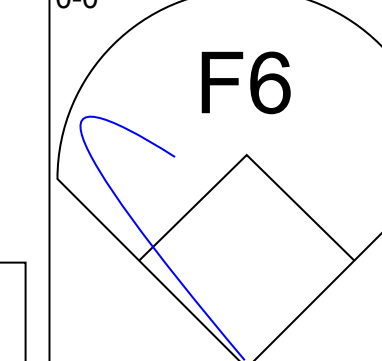
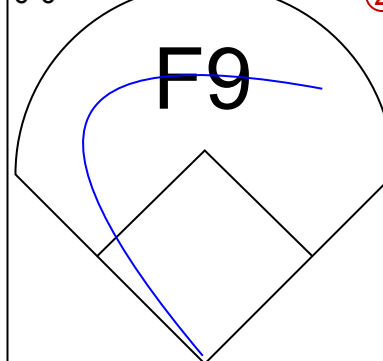
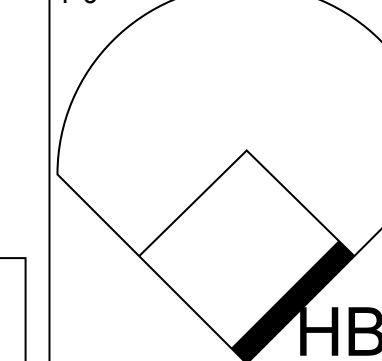
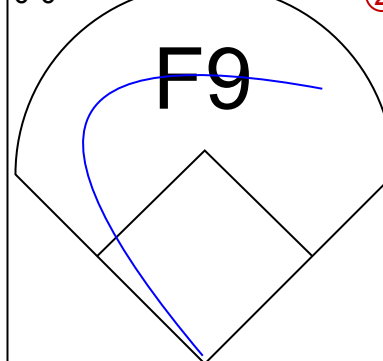
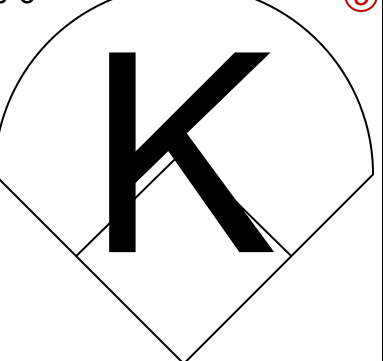

Batter	1	2	3	4	5	6	7	8	9	AB	R	H	RBI	BB	SO	LOB	BOTTOM			
Willie Davis, L OBP: 0.262, SLG: 0.316 (1, 8)		1-3		6-3						3	1	1	0	1	0	0	Cincinnati Reds @ Los Angeles Dodgers Dodger Stadium, Los Angeles, CA Sun Jul 07 1968, 3:33 AM PDT Att: 20,484 - Unknown			
Paul Popovich, S OBP: 0.300, SLG: 0.291 (1, 4)										4	0	0	0	0	0	3				
Ted Savage, R OBP: 0.262, SLG: 0.377 Jim Brewer, L OBP: 0.250, SLG: 0.250 (1, 9)				F9		6-3				3	1	1	1	0	0	0				
Ken Boyer, R OBP: 0.323, SLG: 0.336 (1, 3)										4	2	2	0	0	0	0				
Jim Lefebvre, S OBP: 0.270, SLG: 0.339 (1, 5)										4	0	1	0	0	1	3				
Tom Haller, L OBP: 0.351, SLG: 0.377 (1, 2)										4	1	2	1	0	0	1				
Wes Parker, S OBP: 0.322, SLG: 0.346 (1, 7)										4	1	3	2	0	0	0				
Zoilo Versalles, R OBP: 0.231, SLG: 0.263 Len Gabrelson, L OBP: 0.353, SLG: 0.496 (6, PH)										1	0	0	0	1	0	2				
Mike Kekich, R OBP: 0.150, SLG: 0.105 Mudcat Grant, R OBP: 0.176, SLG: 0.353 Ron Fairly, L OBP: 0.257, SLG: 0.251 (6, PH)										2	0	0	0	0	1	2				
Ted Abernathy, R ERA: 0.62 (7, 1)										1	0	0	0	0	0	0				
Inning Stats	R: 3 E: 0 K: 1 S: 10	H: 5 LOB: 2 BB: 0 P: 10	R: 0 E: 0 K: 0 S: 3	H: 0 LOB: 0 BB: 0 P: 3	R: 2 E: 1 K: 1 S: 8	H: 3 LOB: 2 BB: 1 P: 12	R: 0 E: 0 K: 0 S: 3	H: 0 LOB: 0 BB: 0 P: 3	R: 0 E: 0 K: 0 S: 4	H: 2 LOB: 1 BB: 1 P: 8	R: 0 E: 0 K: 0 S: 4	H: 1 LOB: 1 BB: 0 P: 4	R: 0 E: 0 K: 0 S: 3	H: 0 LOB: 0 BB: 0 P: 3	R: 0 E: 0 K: 0 S: 3	H: 0 LOB: 0 BB: 0 P: 3	1B: 7 2B: 3 3B: 1 HR: 0	SF: 0 SAC: 1 DP: 1 HBP: 0	WP: 0 PB: 0 SB: 0 CS: 0	PA: 36
PITCHER	IP WLS BF H R ER SO BB IBB HBP BLK WP HR S P ERA WHIP	IP WLS BF H R ER SO BB IBB HBP BLK WP HR S P ERA WHIP	IP WLS BF H R ER SO BB IBB HBP BLK WP HR S P ERA WHIP	IP WLS BF H R ER SO BB IBB HBP BLK WP HR S P ERA WHIP	IP WLS BF H R ER SO BB IBB HBP BLK WP HR S P ERA WHIP	IP WLS BF H R ER SO BB IBB HBP BLK WP HR S P ERA WHIP	IP WLS BF H R ER SO BB IBB HBP BLK WP HR S P ERA WHIP	IP WLS BF H R ER SO BB IBB HBP BLK WP HR S P ERA WHIP	IP WLS BF H R ER SO BB IBB HBP BLK WP HR S P ERA WHIP	IP WLS BF H R ER SO BB IBB HBP BLK WP HR S P ERA WHIP	IP WLS BF H R ER SO BB IBB HBP BLK WP HR S P ERA WHIP	IP WLS BF H R ER SO BB IBB HBP BLK WP HR S P ERA WHIP	IP WLS BF H R ER SO BB IBB HBP BLK WP HR S P ERA WHIP	IP WLS BF H R ER SO BB IBB HBP BLK WP HR S P ERA WHIP	IP WLS BF H R ER SO BB IBB HBP BLK WP HR S P ERA WHIP	IP WLS BF H R ER SO BB IBB HBP BLK WP HR S P ERA WHIP	ERA WHIP	ERA WHIP		
Gerry Arrigo, L ERA: 2.77 Jay Ritchie, R ERA: 0.66 Clay Carroll, R ERA: 3.3 Ted Abernathy, R ERA: 0.62	2.2 2.1 1.2 1.1	W L L L	16 8 8 4	5 0 3 0	5 0 1 0	1 0 1 0	0 0 0 0	0 0 0 0	0 0 0 0	0 0 0 0	0 0 0 0	0 0 0 0	0 0 0 0	0 0 0 0	0 0 0 0	0 0 0 0	0.00 0.00 5.40 0.00	3.000 0.000 1.800 0.000		

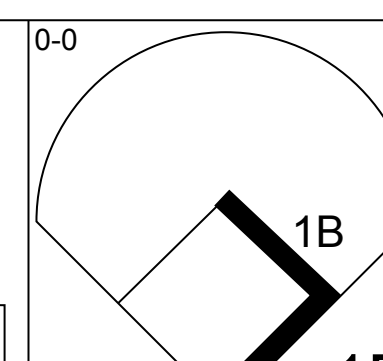
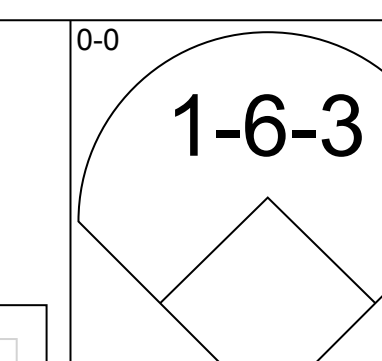
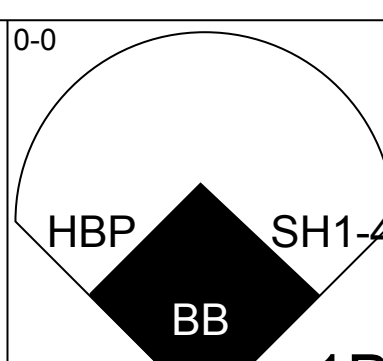
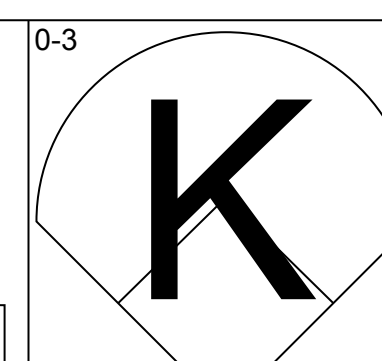
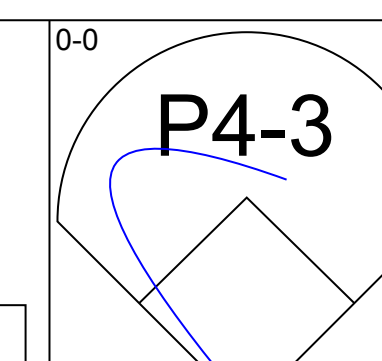
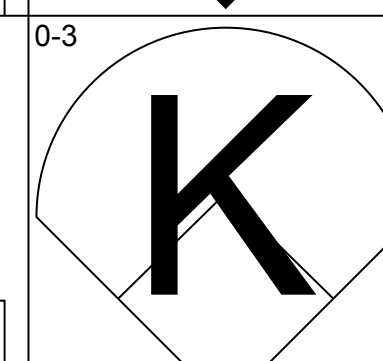
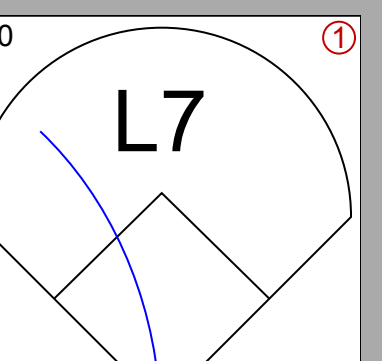
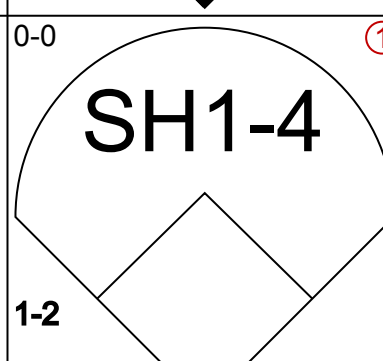
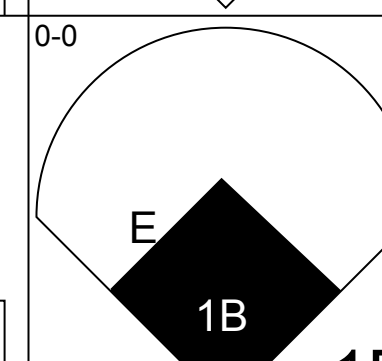
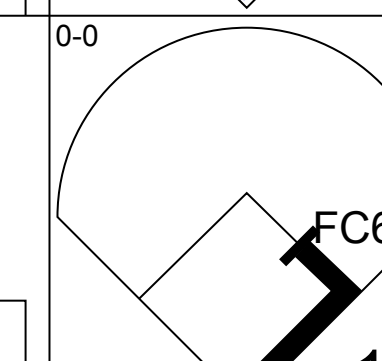
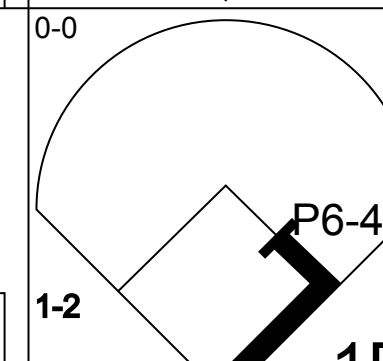
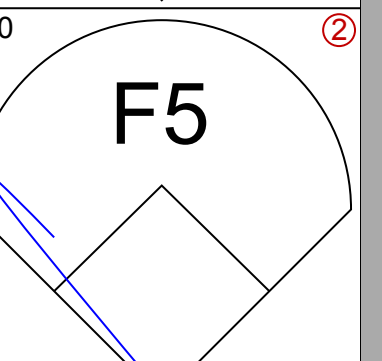
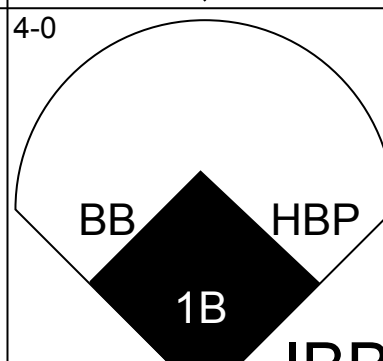
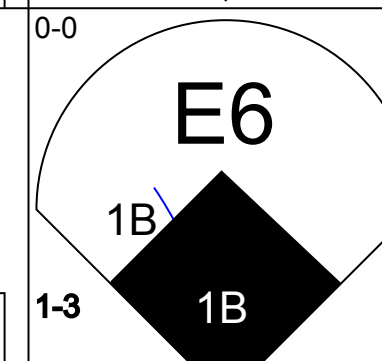
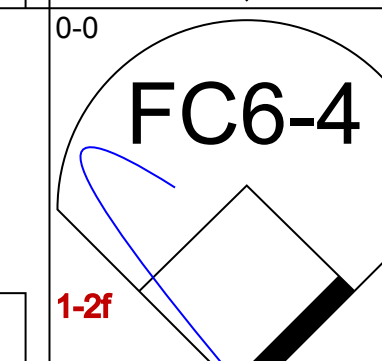
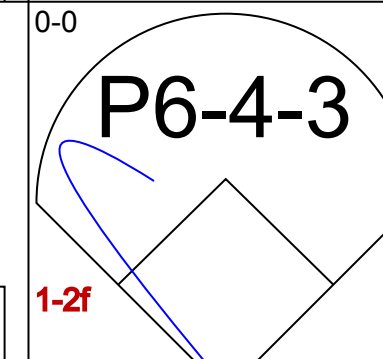
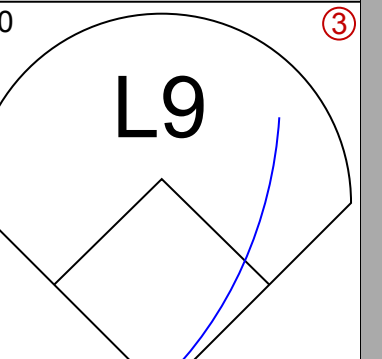
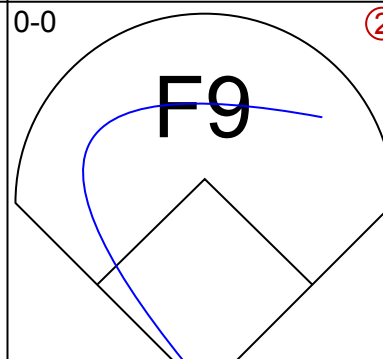
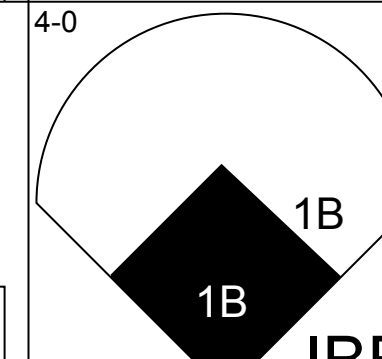
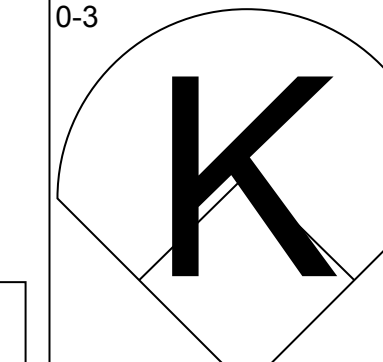
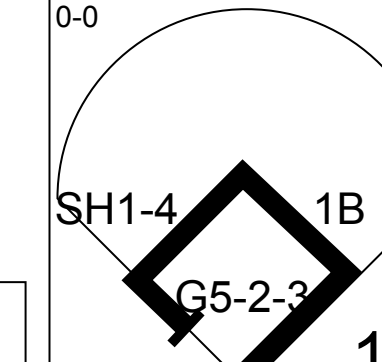
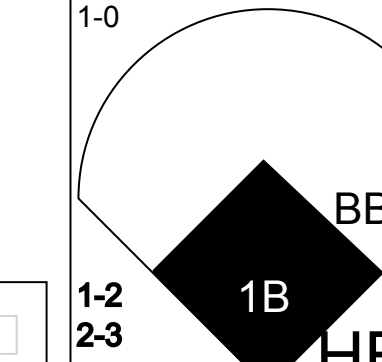
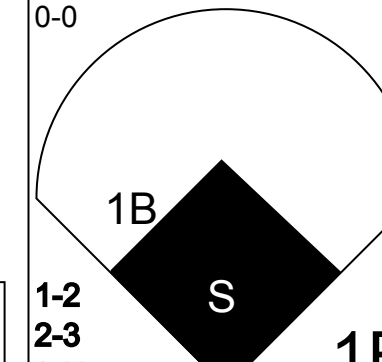
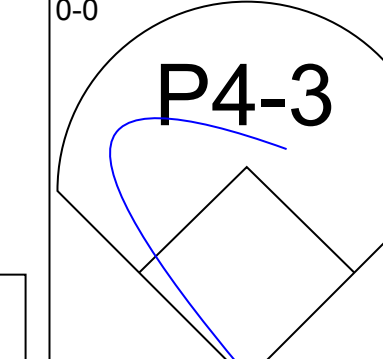
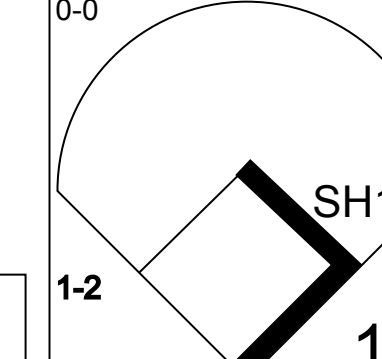
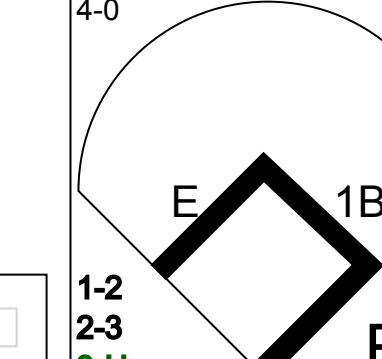
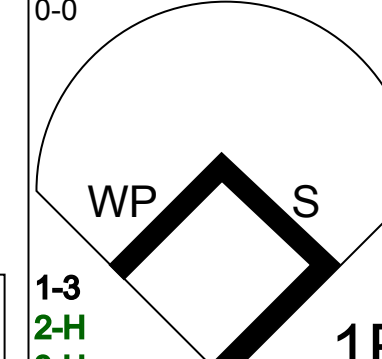
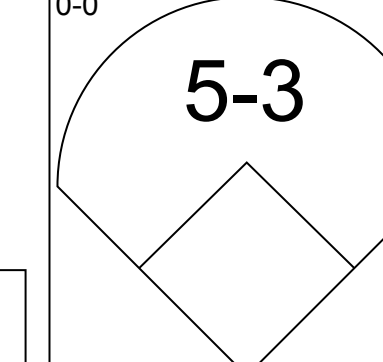
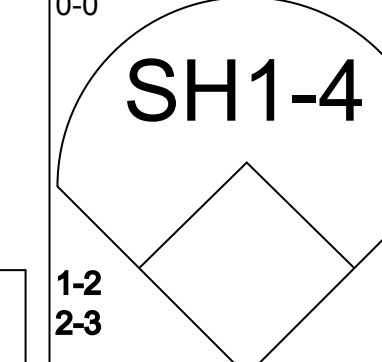
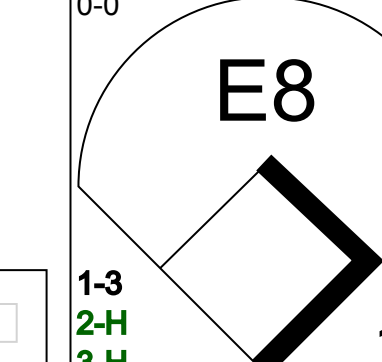
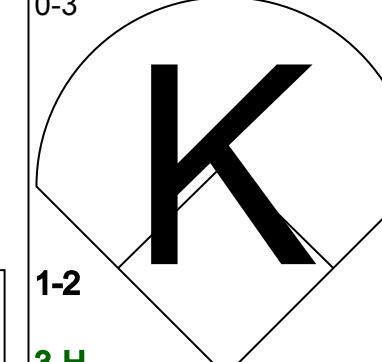
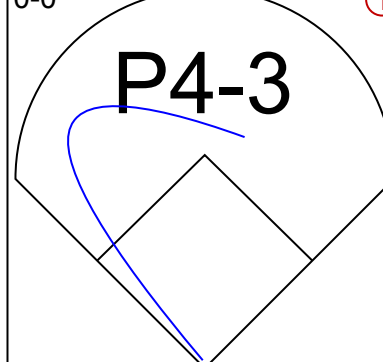
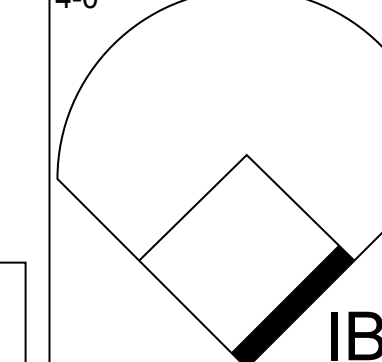
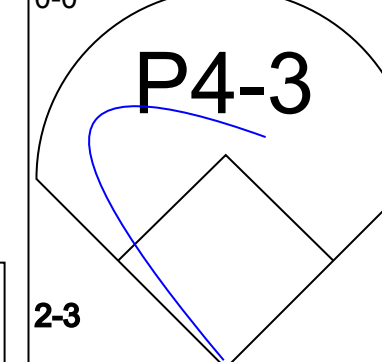
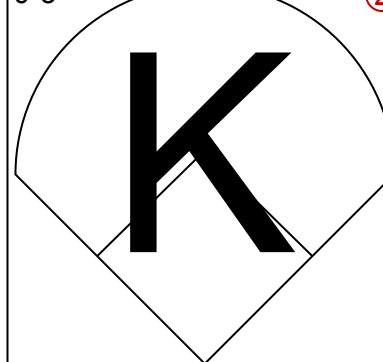
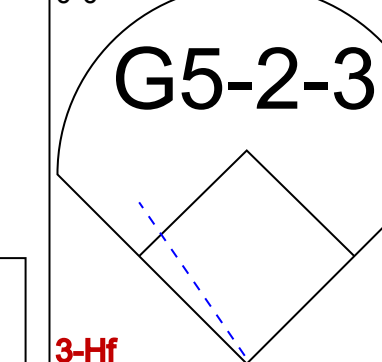
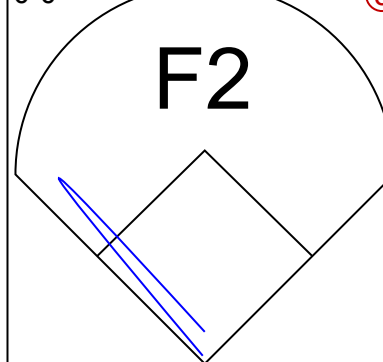
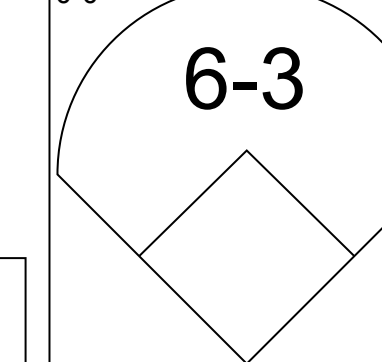
AB	33
R	6
H	11
RBI	5
BB	2
SO	2
LOB	11





Batter	1	2	3	4	5	6	7	8	9	AB	R	H	RBI	BB	SO	LOB	TOP			
Jim Fairey, L (1,7) OBP: 0.263, SLG: 0.324	0-0 4-3			0-0 1-3		0-0 F8			0-3 K	4	0	0	0	0	1	0	Los Angeles Dodgers @ Atlanta Braves Atlanta Stadium, Atlanta, GA Thu Jul 11 1968, 7:05 PM EDT Att: 13,813 - Unknown AB 31 R 0 H 4 RBI 0 BB 0 SO 6 LOB 5 			
Paul Popovich, S (1,4) OBP: 0.295, SLG: 0.295 (8,6)	0-0 P9			0-0 P4-3		0-0 2B			0-0 P4-3	4	0	1	0	0	0	0				
Willie Davis, L (1,8) OBP: 0.262, SLG: 0.315	0-0 F2			0-3 K		0-0 5-3			0-0 1B	4	0	1	0	0	1	1				
Tom Haller, L (1,2) OBP: 0.346, SLG: 0.372		0-3 K			0-0 3-1				0-0 4-3	4	0	0	0	0	1	1				
Jim Lefebvre, S (1,5) OBP: 0.272, SLG: 0.339 (8,4)		0-0 F8			0-0 1B 1B				0-0 F9	3	0	1	0	0	0	0				
Ron Fairly, L (1,9) OBP: 0.254, SLG: 0.248		0-3 K			0-0 F6				0-0 4-1	3	0	0	0	0	1	1				
Wes Parker, S (1,3) OBP: 0.322, SLG: 0.346				0-0 F8		0-0 1-2 1B			0-0 F9	3	0	1	0	0	0	0				
Zoilo Versalles, R (1,6) OBP: 0.229, SLG: 0.261 Bob Bailey, R (8,PH) OBP: 0.322, SLG: 0.331 (8,5)				0-3 K		0-0 F6			0-0 4-3	2	0	0	0	0	1	2				
Claude Osteen, L (1,1) OBP: 0.196, SLG: 0.261 Ted Savage, R (8,PH) OBP: 0.259, SLG: 0.371 Mudcat Grant, R (8,1) OBP: 0.176, SLG: 0.353				0-0 G1		0-0 4-3			0-3 K	2	0	0	0	0	0	0				
Inning Stats	R: 0 E: 0 K: 0 S: 3	H: 0 LOB: 0 BB: 0 P: 3	R: 0 E: 0 K: 2 S: 7	H: 0 LOB: 0 BB: 0 P: 7	R: 0 E: 0 K: 1 S: 5	H: 0 LOB: 0 BB: 0 P: 5	R: 0 E: 0 K: 1 S: 5	H: 2 LOB: 2 BB: 0 P: 5	R: 0 E: 0 K: 0 S: 4	H: 1 LOB: 1 BB: 0 P: 4	R: 0 E: 0 K: 0 S: 3	H: 0 LOB: 0 BB: 0 P: 3	R: 0 E: 0 K: 1 S: 5	H: 0 LOB: 0 BB: 0 P: 5	R: 0 E: 0 K: 1 S: 6	H: 1 LOB: 1 BB: 0 P: 6		1B: 3 2B: 1 3B: 0 HR: 0	SF: 0 SAC: 0 DP: 0 HBP: 0	WP: 0 PB: 0 SB: 0 CS: 0
PITCHER Phil Niekro, R (1,1) ERA: 3.15	IP: 9.0 WLS: W BF: 31 H: 4 R: 0 ER: 0 SO: 6 BB: 0 IBB: 0 HBP: 0 BLK: 0 WP: 0 HR: 0 S: 43 P: 43 ERA: 0.00 WHIP: 0.444															PITCHER				

Batter	1	2	3	4	5	6	7	8	9	AB	R	H	RBI	BB	SO	LOB	BOTTOM			
Felipe Alou, R (1,8) OBP: 0.351, SLG: 0.426	0-0 L7		0-0 6-3		0-3 K			0-0 F7		4	0	0	0	0	1	2	Los Angeles Dodgers @ Atlanta Braves Atlanta Stadium, Atlanta, GA Thu Jul 11 1968, 7:05 PM EDT Att: 13,813 - Unknown AB 28 R 1 H 6 RBI 1 BB 0 SO 3 LOB 11 			
Felix Milan, R (1,4) OBP: 0.332, SLG: 0.365	0-0 1B 1B		0-0 L8		0-0 P5-4-3 1-2			0-0 P6-3		4	1	1	0	0	0	2				
Hank Aaron, R (1,9) OBP: 0.318, SLG: 0.486	0-0 1-2 1B 1B			0-0 F7		0-0 F9				3	0	1	0	0	0	0				
Joe Torre, R (1,2) OBP: 0.346, SLG: 0.417	0-0 P6-4-3 1-2 2H 1B			0-0 E5 1B		0-0 G6-3 1B				3	0	2	1	0	0	0				
Clete Boyer, R (1,5) OBP: 0.271, SLG: 0.310	0-0 P6-4-3 1-2			0-0 1-2 1B		0-0 G6-3 1-2				3	0	1	0	0	0	3				
Deron Johnson, R (1,3) OBP: 0.285, SLG: 0.290		0-3 K		0-0 F5		0-3 K				3	0	0	0	0	2	2				
Tommie Aaron, R (1,7) OBP: 0.327, SLG: 0.318		0-0 F7		0-0 F9		0-0 6-3				3	0	0	0	0	0	2				
Sonny Jackson, L (1,6) OBP: 0.293, SLG: 0.276		0-0 P4-3			0-0 SH 1B		0-0 1-3			3	0	1	0	0	0	0				
Phil Niekro, R (1,1) OBP: 0.114, SLG: 0.229			0-0 1-3		0-0 SH P5-4-3 1-2			0-0 P1-6-3		2	0	0	0	0	0	0				
Inning Stats	R: 1 E: 0 K: 0 S: 5	H: 3 LOB: 1 BB: 0 P: 5	R: 0 E: 0 K: 1 S: 5	H: 0 LOB: 0 BB: 0 P: 5	R: 0 E: 0 K: 0 S: 3	H: 0 LOB: 0 BB: 0 P: 3	R: 0 E: 1 K: 0 S: 5	H: 1 LOB: 2 BB: 0 P: 5	R: 0 E: 0 K: 1 S: 6	H: 1 LOB: 1 BB: 0 P: 6	R: 0 E: 0 K: 0 S: 3	H: 0 LOB: 0 BB: 0 P: 3	R: 0 E: 0 K: 0 S: 3	H: 0 LOB: 0 BB: 0 P: 3	R: 0 E: 0 K: 0 S: 3	H: 0 LOB: 0 BB: 0 P: 3		1B: 6 2B: 0 3B: 0 HR: 0	SF: 0 SAC: 1 DP: 3 HBP: 0	WP: 0 PB: 0 SB: 0 CS: 0
PITCHER Claude Osteen, L (1,1) ERA: 2.96 Mudcat Grant, R (8,1) ERA: 2.49	IP: 7.0 WLS: L BF: 26 H: 6 R: 1 ER: 1 SO: 3 BB: 0 IBB: 0 HBP: 0 BLK: 0 WP: 0 HR: 0 S: 32 P: 32 ERA: 1.29 WHIP: 0.857															PITCHER				

Batter	1	2	3	4	5	6	7	8	9	AB	R	H	RBI	BB	SO	LOB	TOP					
Jim Fairley, L OBP: 0.250, SLG: 0.308 (1, 7)										4	0	0	0	0	2	1	Los Angeles Dodgers @ Atlanta Braves Atlanta Stadium, Atlanta, GA Fri Jul 12, 1968, 7:05 PM EDT Att: 21,615 - Unknown					
Paul Popovich, S OBP: 0.294, SLG: 0.290 (1, 4)										4	0	0	0	0	0	1						
Willie Davis, L OBP: 0.262, SLG: 0.317 (1, 8)										4	0	1	0	0	0	0						
Tom Haller, L OBP: 0.355, SLG: 0.383 (1, 2)										3	0	3	0	1	0	0						
Jim Lefebvre, S OBP: 0.271, SLG: 0.331 (1, 5)										3	0	0	0	1	1	2						
Willie Crawford, L OBP: 0.250, SLG: 0.250 (1, 9)										4	0	1	0	0	0	3						
Wes Parker, S OBP: 0.319, SLG: 0.342 (1, 3)										4	0	0	0	0	3	3						
Zoilo Versalles, R OBP: 0.227, SLG: 0.258 (1, 6)										3	0	0	0	0	0	0						
Don Drysdale, R OBP: 0.167, SLG: 0.185 Jack Billingham, R (7, 1)										2	0	0	0	0	1	0						
Ron Fairly, L OBP: 0.257, SLG: 0.248 John Purdin, R OBP: 0.500, SLG: 0.500 (8, PH) (8, 1)										0	0	0	0	0	0	0						
Inning Stats	R: 0 E: 0 K: 1 S: 5	H: 0 LOB: 0 BB: 0 P: 5	R: 0 E: 0 K: 1 S: 6	H: 1 LOB: 1 BB: 0 P: 6	R: 0 E: 0 K: 0 S: 3	H: 0 LOB: 0 BB: 0 P: 3	R: 0 E: 0 K: 0 S: 4	H: 1 LOB: 2 BB: 1 P: 8	R: 0 E: 0 K: 0 S: 7	H: 0 LOB: 0 BB: 0 P: 7	R: 0 E: 0 K: 1 S: 5	H: 1 LOB: 1 BB: 1 P: 9	R: 0 E: 0 K: 2 S: 7	H: 0 LOB: 0 BB: 0 P: 7	R: 0 E: 0 K: 0 S: 3	H: 1 LOB: 1 BB: 0 P: 4	R: 0 E: 0 K: 0 S: 5	H: 2 LOB: 2 BB: 0 P: 5	1B: 3 2B: 2 3B: 0 HR: 0	SF: 0 SAC: 0 DP: 0 HBP: 1	WP: 0 PB: 0 SB: 0 CS: 1	PA: 35
PITCHER Jim Britton, R ERA: 1.91 (1, 1)	IP: 9.0 WLS: W BF: 34 H: 5 R: 0 ER: 0 SO: 7 BB: 1 IBB: 1 HBP: 1 BLK: 0 WP: 0 HR: 0 S: 45 P: 54 ERA: 0.00 WHIP: 0.667															PITCHER IP: 9.0 WLS: W BF: 34 H: 5 R: 0 ER: 0 SO: 7 BB: 1 IBB: 1 HBP: 1 BLK: 0 WP: 0 HR: 0 S: 45 P: 54 ERA: 0.00 WHIP: 0.667						

Batter	1	2	3	4	5	6	7	8	9	AB	R	H	RBI	BB	SO	LOB	BOTTOM	
Felipe Alou, R OBP: 0.352, SLG: 0.426 (1, 8)										5	1	2	0	0	1	0	Los Angeles Dodgers @ Atlanta Braves Atlanta Stadium, Atlanta, GA Fri Jul 12, 1968, 7:05 PM EDT Att: 21,615 - Unknown	
Felix Milan, R OBP: 0.334, SLG: 0.367 (1, 4)										4	1	2	0	0	1	1		
Hank Aaron, R OBP: 0.320, SLG: 0.483 (1, 9)										4	2	1	0	1	0	2		
Joe Torre, R OBP: 0.344, SLG: 0.411 (1, 2)										3	1	0	0	1	0	4		
Clete Boyer, R OBP: 0.275, SLG: 0.311 Marty Martinez, S OBP: 0.301, SLG: 0.258 (6, PR) (7, 5)										2	0	1	0	0	1	0		
Tito Francona, L OBP: 0.427, SLG: 0.403 Mike Lum, L OBP: 0.256, SLG: 0.298 (7, PR) (8, 7)										3	0	2	3	1	0	0		
Tommye Aaron, R OBP: 0.327, SLG: 0.319 (1, 3)										3	0	1	2	0	1	1		
Sonny Jackson, L OBP: 0.295, SLG: 0.274 (1, 6)										2	0	0	0	2	0	2		
Jim Britton, R OBP: 0.200, SLG: 0.200 (1, 1)										4	0	0	0	0	1	6		
Inning Stats	R: 0 E: 0 K: 1 S: 6	H: 2 LOB: 1 BB: 0 P: 6	R: 0 E: 0 K: 1 S: 5	H: 0 LOB: 0 BB: 0 P: 5	R: 0 E: 0 K: 0 S: 3	H: 0 LOB: 0 BB: 0 P: 3	R: 0 E: 0 K: 0 S: 4	H: 2 LOB: 2 BB: 1 P: 8	R: 3 E: 1 K: 0 S: 5	H: 2 LOB: 3 BB: 3 P: 18	R: 4 E: 1 K: 2 S: 11	H: 3 LOB: 2 BB: 1 P: 15	R: 0 E: 0 K: 0 S: 4	H: 1 LOB: 1 BB: 0 P: 4	1B: 10 2B: 0 3B: 0 HR: 0	SF: 0 SAC: 2 DP: 2 HBP: 1		WP: 1 PB: 0 SB: 2 CS: 0
PITCHER Don Drysdale, R ERA: 1.59 Jack Billingham, R ERA: 2.43 John Purdin, R ERA: 2.17 (1, 1) (7, 1) (8, 1)	IP: 6.1 WLS: L BF: 32 H: 8 R: 7 ER: 5 SO: 4 BB: 1 IBB: 4 HBP: 1 BLK: 0 WP: 0 HR: 0 S: 34 P: 55 ERA: 7.11 WHIP: 1.421															PITCHER IP: 6.1 WLS: L BF: 32 H: 8 R: 7 ER: 5 SO: 4 BB: 1 IBB: 4 HBP: 1 BLK: 0 WP: 0 HR: 0 S: 34 P: 55 ERA: 7.11 WHIP: 1.421		

Batter	1	2	3	4	5	6	7	8	9	AB	R	H	RBI	BB	SO	LOB	TOP				
Jim Fairey, L (1, 7) OBP: 0.250, SLG: 0.296 Hank Aguirre, R (7, 1) Bob Bailey, R (9, PH) OBP: 0.325, SLG: 0.335	0-0 4-3	0-0 FC3-6			0-0 1-3		4-0 BB		0-0 BB	3	0	0	0	1	0	2	Los Angeles Dodgers @ Atlanta Braves Atlanta Stadium, Atlanta, GA Sat Jul 13 1968, 3:33 AM EDT Att: 30,244 - Unknown AB 34 R 1 H 7 RBI 1 BB 5 SO 9 LOB 17 				
Paul Popovich, S (1, 4) OBP: 0.296, SLG: 0.286	0-0 P9		0-0 P3		4-0 BB		0-0 P3		4-0 BB	3	0	0	0	2	0	2					
Willie Davis, L (1, 8) OBP: 0.263, SLG: 0.321	0-0 2B		0-0 1B		0-0 F8		0-3 K		0-0 4-3	5	0	2	0	0	1	6					
Tom Haller, L (1, 2) OBP: 0.350, SLG: 0.377	0-0 G1		0-3 K		0-0 L9		0-3 K			4	0	0	0	0	2	2					
Jim Lefebvre, S (1, 5) OBP: 0.271, SLG: 0.323		0-3 K	0-0 4-3		4-0 BB		0-0 F9			3	0	0	0	1	1	1					
Willie Crawford, L (1, 9) OBP: 0.286, SLG: 0.571 Ted Savage, R (8, PH) OBP: 0.264, SLG: 0.365		0-0 1B 3B		0-0 F8		0-3 K		0-3 K		3	1	1	0	0	1	1					
Wes Parker, S (1, 3) OBP: 0.315, SLG: 0.337		0-3 K		0-0 G3		0-0 F9			0-0 6-3	4	0	0	0	0	1	2					
Zolio Versalles, R (1, 6) OBP: 0.231, SLG: 0.265		0-0 BB 1B		0-0 F9					0-3 K	4	0	2	1	0	1	0					
Bill Singer, R (1, 1) OBP: 0.156, SLG: 0.186 Mudcat Grant, R (6, 1) OBP: 0.176, SLG: 0.353 Ron Fairly, L (7, PH) OBP: 0.256, SLG: 0.247 Ken Boyer, R (9, PH) OBP: 0.327, SLG: 0.340		3-H 4-0 FC3-6 1-2 BB		0-0 F3		0-3 K			0-0 1B 1B	1	0	0	0	1	0	0					
Inning Stats	R: 0 E: 0 K: 0 S: 4	H: 1 LOB: 2 BB: 1 P: 4	R: 1 E: 0 K: 2 S: 9	H: 2 LOB: 2 BB: 1 P: 13	R: 0 E: 0 K: 1 S: 6	H: 1 LOB: 0 BB: 0 P: 6	R: 0 E: 0 K: 0 S: 3	H: 0 LOB: 0 BB: 0 P: 3	R: 0 E: 0 K: 0 S: 3	H: 0 LOB: 1 BB: 1 P: 7	R: 0 E: 0 K: 1 S: 5	H: 0 LOB: 2 BB: 1 P: 12	R: 0 E: 0 K: 2 S: 7	H: 0 LOB: 0 BB: 0 P: 7	R: 0 E: 0 K: 1 S: 7	H: 2 LOB: 3 BB: 1 P: 11		1B: 4 2B: 2 3B: 1 HR: 0	SF: 0 SAC: 0 DP: 0 HBP: 0	WP: 0 PB: 0 SB: 0 CS: 0	PA: 39
PITCHER	IP WLS BF H R ER SO BB IBB HBP BLK WP HR S P ERA WHIP	6.1 W 28 5 1 1 5 4 0 0 0 0 0 0 34 50 1.42 1.421	0.1 S 1 0 0 0 0 0 0 0 0 0 0 0 1 1 0.00 0.000	2.1 S 10 2 0 0 4 1 0 0 0 0 0 0 17 21 0.00 1.286	PITCHER										IP WLS BF H R ER SO BB IBB HBP BLK WP HR S P ERA WHIP						

Batter	1	2	3	4	5	6	7	8	9	AB	R	H	RBI	BB	SO	LOB	BOTTOM				
Felipe Alou, R (1, 8) OBP: 0.350, SLG: 0.421	1-0 E S HBP		0-3 K		0-0 6-3	0-0 P4		0-0 F3		4	0	0	0	0	1	2	Los Angeles Dodgers @ Atlanta Braves Atlanta Stadium, Atlanta, GA Sat Jul 13 1968, 3:33 AM EDT Att: 30,244 - Unknown AB 32 R 5 H 10 RBI 5 BB 1 SO 4 LOB 16 				
Felix Milten, R (1, 4) OBP: 0.333, SLG: 0.365	0-0 F3		0-0 1B		0-0 G3		0-0 F6			4	0	1	0	0	0	1					
Hank Aaron, R (1, 9) OBP: 0.480 Mike Lum, L (8, 9) OBP: 0.256, SLG: 0.298	0-3 K		0-0 F7		0-0 1B 2B	0-0 1B	0-0 F7			4	1	1	0	0	1	2					
Joe Torre, R (1, 2) OBP: 0.352, SLG: 0.423	0-0 F9			0-0 FC1-5 2B	0-0 2B SF7	0-0 1B	0-0 1B			4	1	3	0	0	0	1					
Tito Francona, L (1, 7) OBP: 0.429, SLG: 0.408 Deron Johnson, R (8, 3) OBP: 0.285, SLG: 0.290		0-0 F7		4-0 FC4-6 FC1-5 BB	0-0 1B 2B	0-0 F8				3	1	1	1	1	0	1					
Tommye Aaron, R (1, 3) OBP: 0.325, SLG: 0.319		0-0 F8		0-0 FC1-5 FC4-6	0-0 SF7		0-0 E SF9 1B			3	1	1	1	0	0	2					
Sonny Jackson, L (1, 6) OBP: 0.298, SLG: 0.277		0-0 1B		0-0 FC4-6	0-0 1B 1B		0-0 E1 SH1-4			4	1	2	1	0	0	3					
Marty Martinez, S (1, 5) OBP: 0.293, SLG: 0.252		0-0 L7		0-3 K	0-0 F6		0-0 SF9			3	0	0	1	0	1	4					
Pat Jarvis, R (1, 1) OBP: 0.170, SLG: 0.157 Claude Raymond, R (7, 1) OBP: 0.167, SLG: 0.167 Dick Kelley, R (7, 1) OBP: 0.180, SLG: 0.056			0-3 K		0-0 F9		0-0 SH1-4			3	0	1	1	0	1	0					
Inning Stats	R: 0 E: 0 K: 1 S: 5	H: 0 LOB: 1 BB: 0 P: 6	R: 0 E: 0 K: 0 S: 4	H: 1 LOB: 1 BB: 0 P: 4	R: 0 E: 0 K: 2 S: 8	H: 1 LOB: 1 BB: 0 P: 8	R: 0 E: 0 K: 1 S: 6	H: 1 LOB: 2 BB: 1 P: 10	R: 0 E: 0 K: 0 S: 3	H: 0 LOB: 0 BB: 0 P: 3	R: 4 E: 0 K: 0 S: 8	H: 5 LOB: 1 BB: 0 P: 8	R: 0 E: 0 K: 0 S: 4	H: 1 LOB: 1 BB: 0 P: 4	R: 1 E: 1 K: 0 S: 5	H: 1 LOB: 1 BB: 0 P: 5		1B: 8 2B: 2 3B: 0 HR: 0	SF: 2 SAC: 1 DP: 0 HBP: 1	WP: 0 PB: 0 SB: 1 CS: 0	PA: 37
PITCHER	IP WLS BF H R ER SO BB IBB HBP BLK WP HR S P ERA WHIP	5.1 L 25 7 4 4 4 1 0 1 0 0 0 0 31 36 6.75 1.500	0.2 S 3 1 0 0 0 0 0 0 0 0 0 0 3 3 0.00 1.500	2.0 S 9 2 1 0 0 0 0 0 0 0 0 0 9 9 0.00 1.000	PITCHER										IP WLS BF H R ER SO BB IBB HBP BLK WP HR S P ERA WHIP						

Batter	1	2	3	4	5	6	7	8	9	AB	R	H	RBI	BB	SO	LOB	TOP		
Wes Parker, S OBP: 0.314, SLG: 0.336 (1, 8)										4	1	1	0	0	0	0			
Paul Popovich, S OBP: 0.296, SLG: 0.285 (1, 4)										4	0	1	0	0	0	0			
Ted Savage, R OBP: 0.239, SLG: 0.343 (1, 9)										4	0	0	0	0	0	2			
Ken Boyer, R OBP: 0.319, SLG: 0.331 (1, 3)										4	0	0	0	0	0	2			
Bob Bailey, R OBP: 0.333, SLG: 0.341 (1, 5)										3	0	2	0	1	0	0			
Jim Lefebvre, S OBP: 0.277, SLG: 0.331 (1, 7)										3	0	1	1	1	0	1			
Jeff Torborg, R OBP: 0.226, SLG: 0.146 (6, PH)										3	0	0	0	0	1	3			
Tom Haller, L OBP: 0.349, SLG: 0.375 (8, PH)										1	0	0	0	0	0	3			
Zolio Versalles, R OBP: 0.228, SLG: 0.262 (1, 6)										3	0	0	0	0	0	2			
Mike Kekich, R OBP: 0.143, SLG: 0.100 (6, PH)										1	0	0	0	0	0	0			
Willie Crawford, L OBP: 0.250, SLG: 0.500 (6, PH)										1	0	0	0	0	0	0			
Don Sutton, R OBP: 0.267, SLG: 0.259 (6, PH)										0	0	0	0	0	0	0			
Luis Alcaraz, R OBP: 0.223, SLG: 0.223 (8, PH)										1	0	0	0	0	1	2			
Jack Billingham, R (8, 1)										0	0	0	0	0	0	0			
Inning Stats	R: 0 E: 0 K: 0 S: 3	H: 0 LOB: 0 BB: 0 P: 3	R: 0 E: 0 K: 0 S: 4	H: 1 LOB: 1 BB: 0 P: 4	R: 0 E: 0 K: 0 S: 3	H: 0 LOB: 0 BB: 0 P: 3	R: 0 E: 0 K: 0 S: 3	H: 0 LOB: 0 BB: 0 P: 3	R: 0 E: 0 K: 0 S: 3	H: 0 LOB: 0 BB: 0 P: 3	R: 0 E: 0 K: 0 S: 3	H: 0 LOB: 0 BB: 0 P: 3	R: 0 E: 0 K: 2 S: 9	H: 2 LOB: 2 BB: 0 P: 9	R: 1 E: 0 K: 0 S: 5	H: 2 LOB: 2 BB: 2 P: 13	1B: 4 2B: 1 3B: 0 HR: 0	SF: 0 SAC: 0 DP: 0 HBP: 0	WP: 0 PA: 34 PB: 0 SB: 0 CS: 0
PITCHER	IP WLS BF H R ER SO BB IBB HBP BLK WP HR S P ERA WHIP																		
Larry Jaster, L ERA: 1.79	8.2 W 32 5 1 1 2 1 0 0 0 0 0 0 35 39 1.04 0.692																		
Wayne Granger, R ERA: 1.59	0.0 1 0 0 0 0 1 0 0 0 0 0 0 0 4 ∞ ∞																		
Joe Hoerner, L ERA: 1.67	0.1 S 1 0 0 0 0 0 0 0 0 0 0 0 1 1 0.00 0.000																		

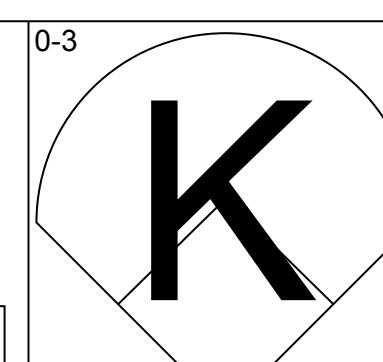
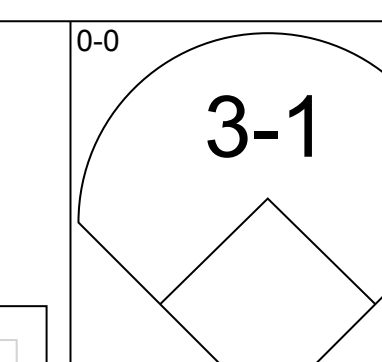
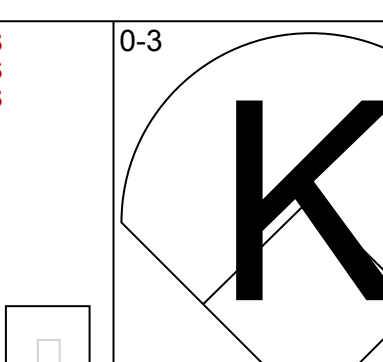
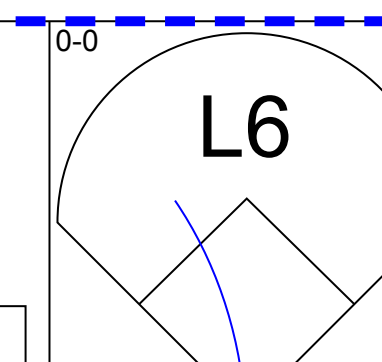
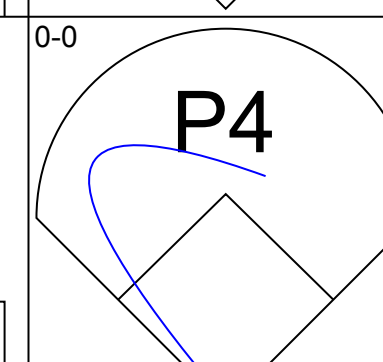
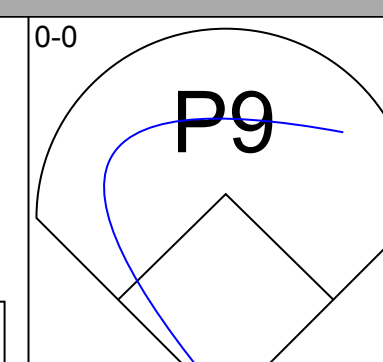
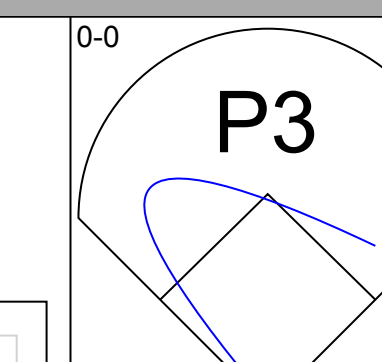
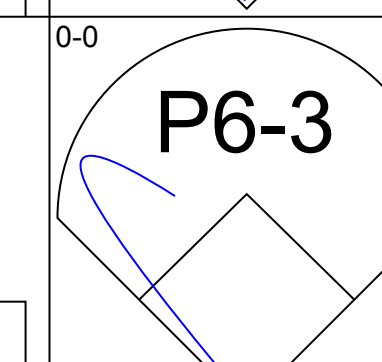
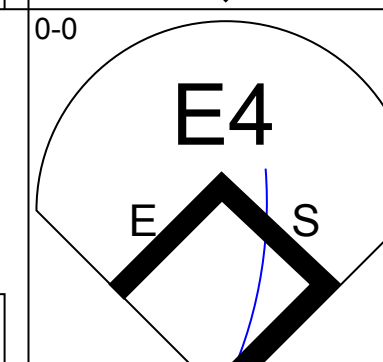
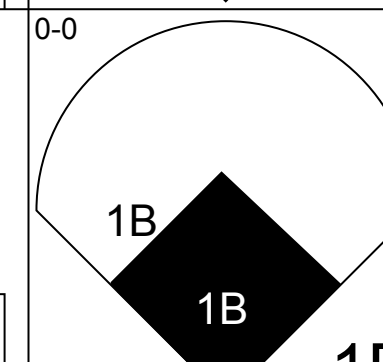
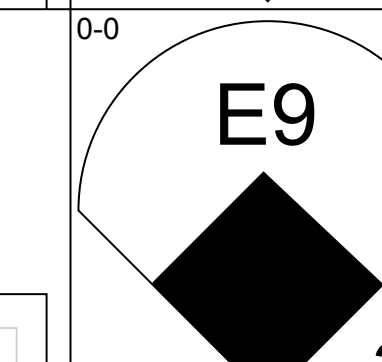
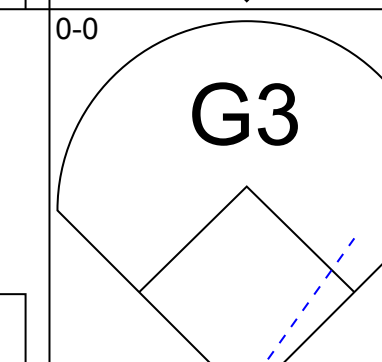
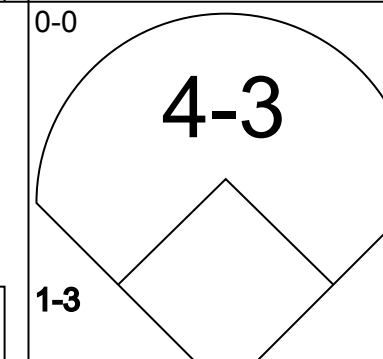
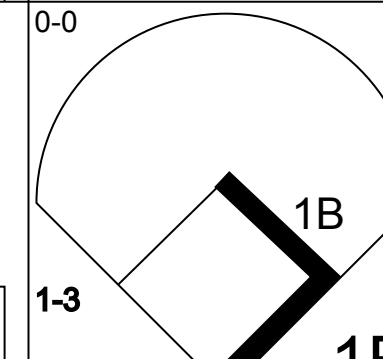
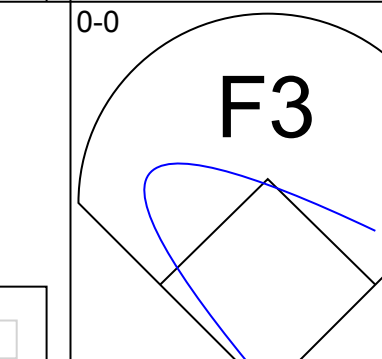
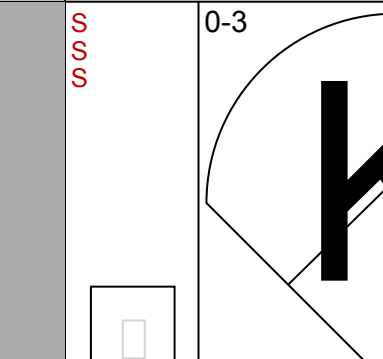
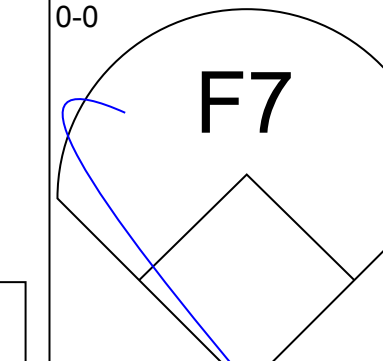
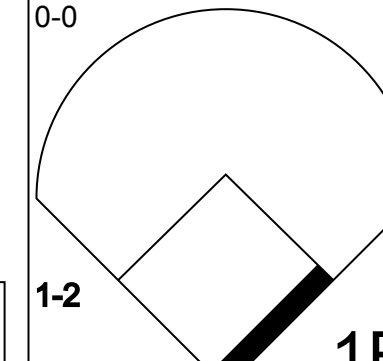
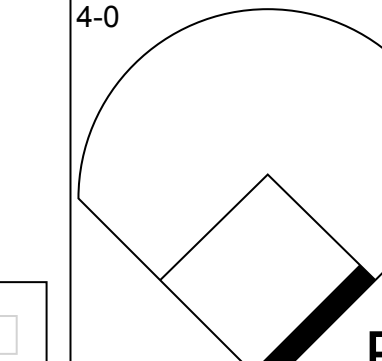
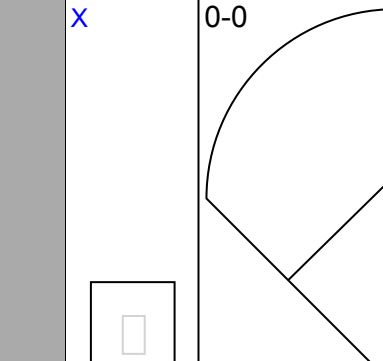
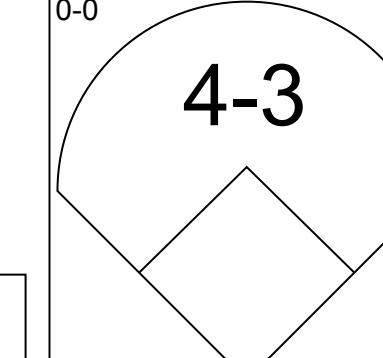
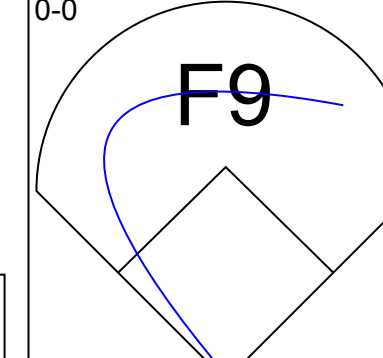
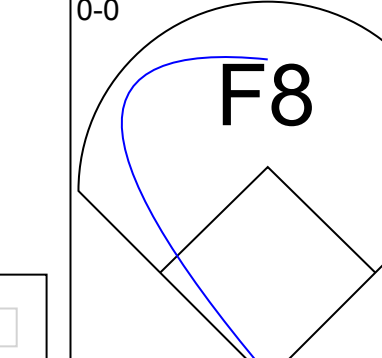
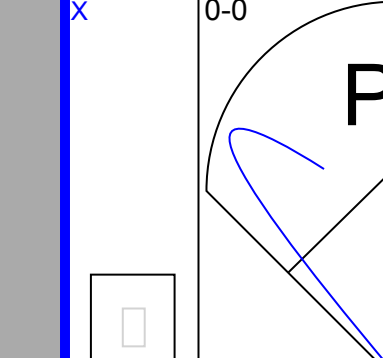
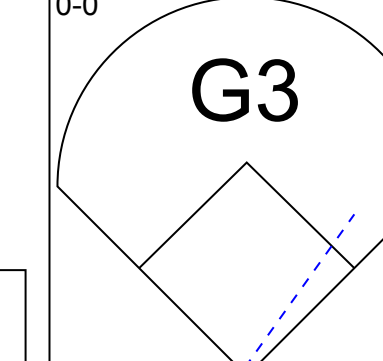
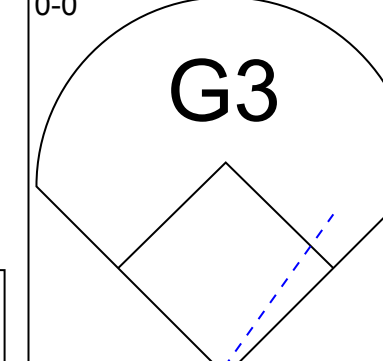
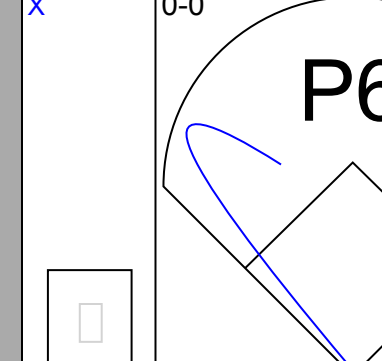
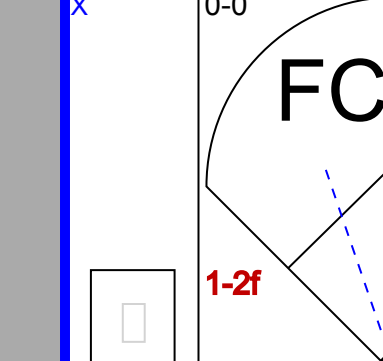
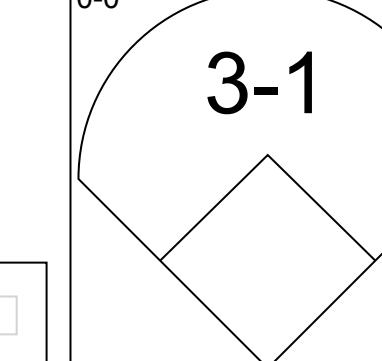
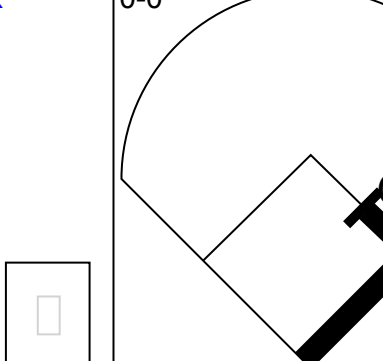
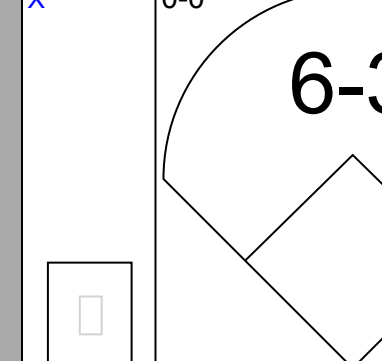


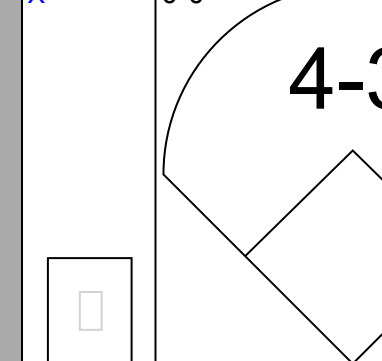
Los Angeles Dodgers @ St. Louis Cardinals
 Busch Stadium, St. Louis, MO
 Sun Jul 14 1968, 3:33 AM CDT
 Att: 34,761 - Unknown

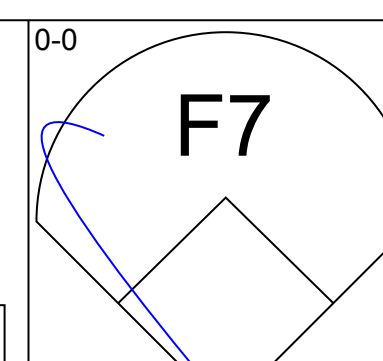
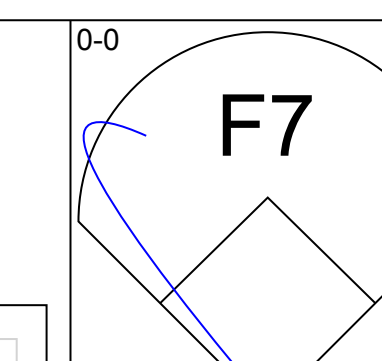
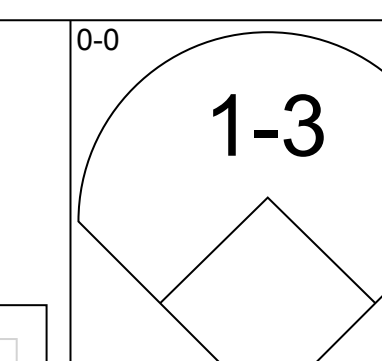
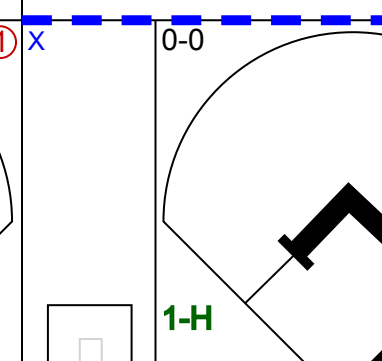
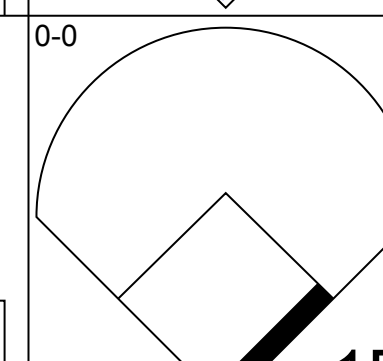
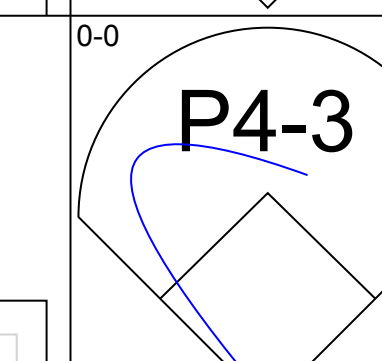
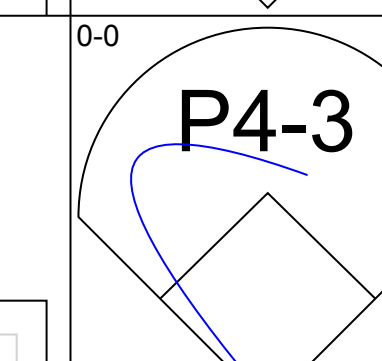
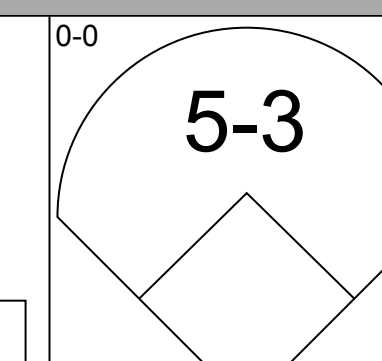
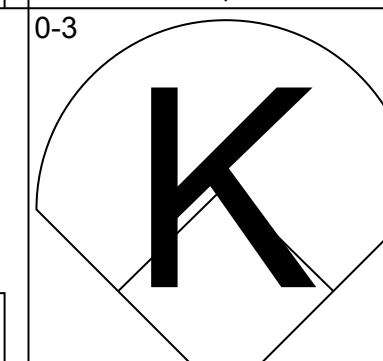
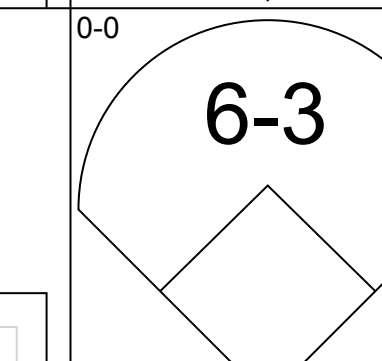
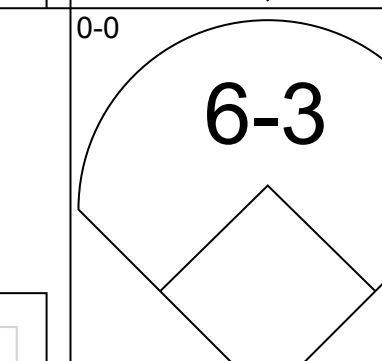
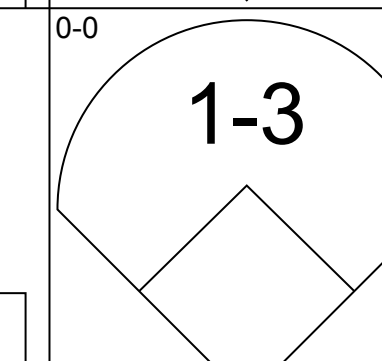
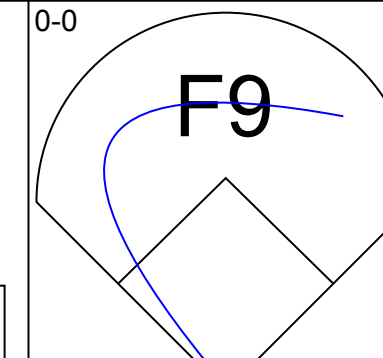
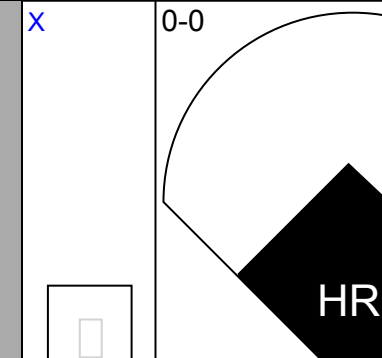
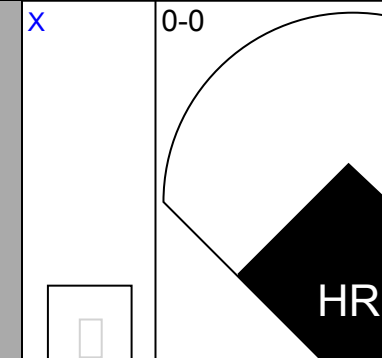
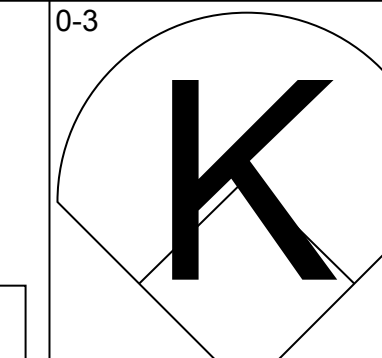
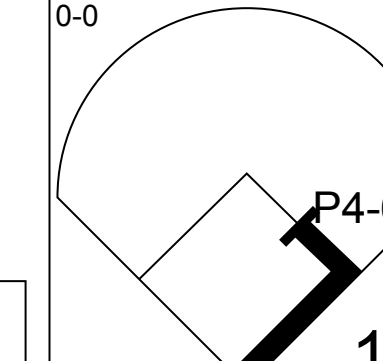
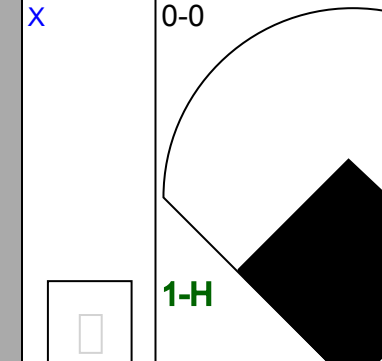
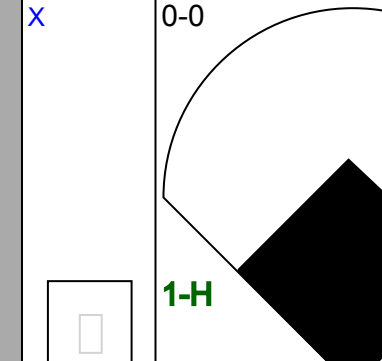

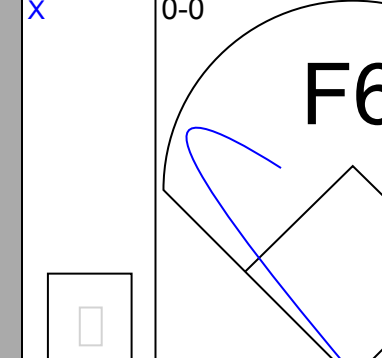
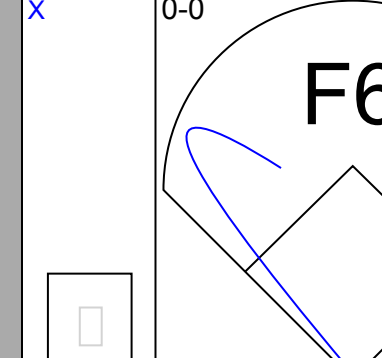
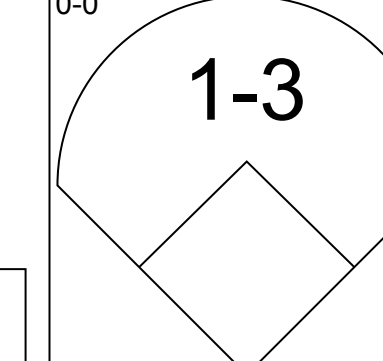
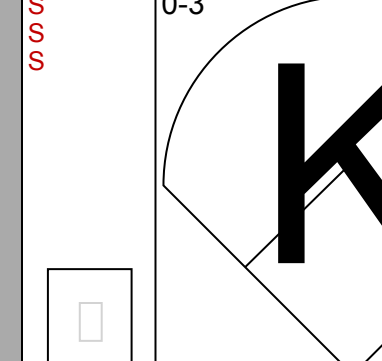
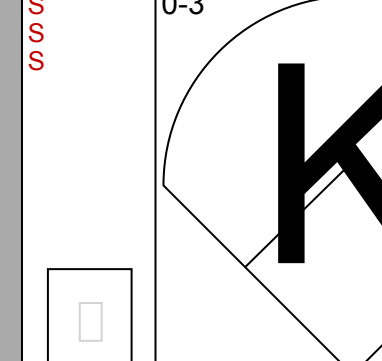
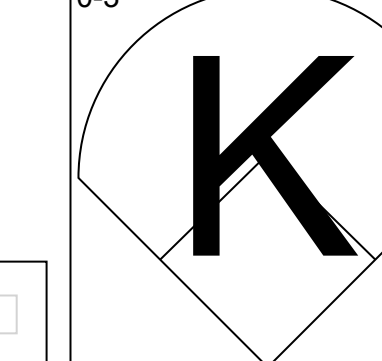
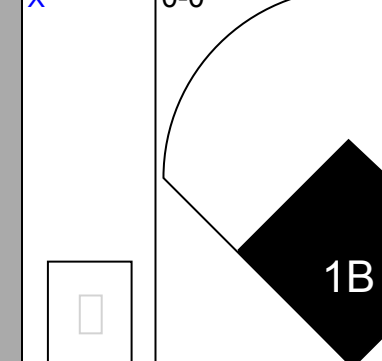
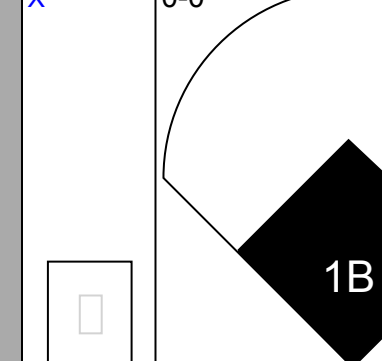
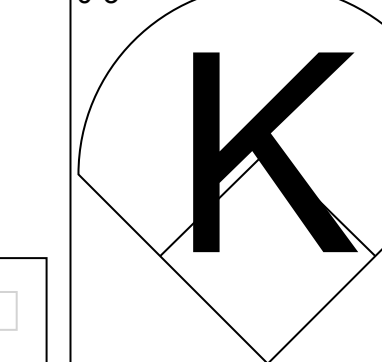
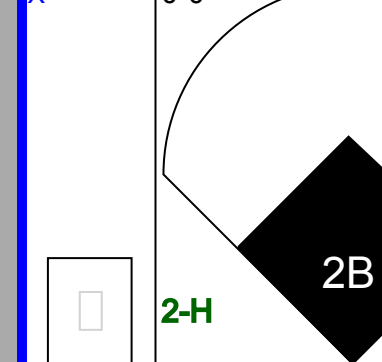
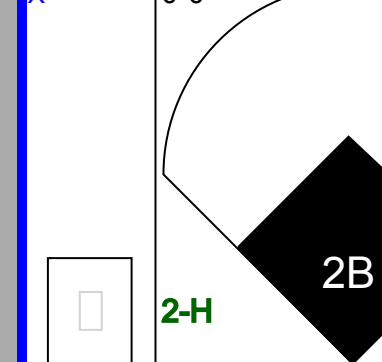
AB 32
 R 1
 H 5
 RBI 1
 BB 2
 SO 2
 LOB 15

Batter	1	2	3	4	5	6	7	8	9	AB	R	H	RBI	BB	SO	LOB	BOTTOM	
Lou Brock, L OBP: 0.319, SLG: 0.430 (1, 7)										4	1	1	0	0	1	0		
Julian Javier, R OBP: 0.279, SLG: 0.343 (1, 4)										4	1	2	1	0	1	0		
Curt Flood, R OBP: 0.362, SLG: 0.410 (1, 8)										4	1	1	1	0	1	1		
Orlando Cepeda, R OBP: 0.340, SLG: 0.420 (1, 3)										3	0	1	0	0	0	0		
Mike Shannon, R OBP: 0.332, SLG: 0.444 (1, 5)										2	1	1	2	0	0	0		
Tim McCarver, L OBP: 0.288, SLG: 0.354 (1, 2)										3	1	1	0	0	0	1		
Bobby Tolan, L OBP: 0.294, SLG: 0.368 (1, 9)										2	0	0	0	0	2	1		
Dal Maxvill, R OBP: 0.296, SLG: 0.274 (1, 6)										2	0	0	1	0	1	0		
Larry Jaster, L OBP: 0.103, SLG: 0.071 ERA: 3.51										3	0	0	0	0	1	0		
Wayne Granger, R OBP: 0.200, SLG: 0.200 (9, 1)										0	0	0	0	0	0	0		
Joe Hoerner, R (9, 1)										0	0	0	0	0	0	0		
Inning Stats	R: 3 E: 0 K: 1 S: 9	H: 4 LOB: 1 BB: 0 P: 9	R: 0 E: 0 K: 1 S: 5	H: 0 LOB: 0 BB: 0 P: 5	R: 0 E: 0 K: 1 S: 5	H: 0 LOB: 0 BB: 0 P: 5	R: 2 E: 0 K: 1 S: 7	H: 2 LOB: 0 BB: 0 P: 7	R: 0 E: 0 K: 0 S: 3	H: 0 LOB: 0 BB: 0 P: 3	R: 0 E: 0 K: 2 S: 7	H: 0 LOB: 0 BB: 0 P: 7	R: 0 E: 0 K: 1 S: 5	H: 0 LOB: 0 BB: 0 P: 5	1B: 3 2B: 3 3B: 0 HR: 1	SF: 2 SAC: 1 DP: 1 HBP: 0	WP: 0 PA: 30 PB: 0 SB: 1 CS: 0	
PITCHER	IP WLS BF H R ER SO BB IBB HBP BLK WP HR S P ERA WHIP																	
Mike Kekich, L ERA: 3.51	5.0 L 21 7 5 5 4 0 0 0 0 1 0 0 29 29 9.00 1.400																	
Don Sutton, R ERA: 3.33	2.0 6 0 0 0 0 2 0 0 0 0 0 0 10 10 0.00 0.000																	
Jack Billingham, R ERA: 2.37	1.0 3 0 0 0 0 1 0 0 0 0 0 0 5 5 0.00 0.000																	

Los Angeles Dodgers @ St. Louis Cardinals
 Busch Stadium, St. Louis, MO
 Sun Jul 14 1968, 3:33 AM CDT
 Att: 34,761 - Unknown

AB 27
 R 5
 H 7
 RBI 5
 BB 0
 SO 7
 LOB 3

Batter	1	2	3	4	5	6	7	8	9	AB	R	H	RBI	BB	SO	LOB	TOP			
Willie Crawford, L (1, 7) OBP: 0.182, SLG: 0.364 Ted Savage, R (8, PH) OBP: 0.236, SLG: 0.338 (8, 7)										3	0	0	0	0	2	0	Los Angeles Dodgers @ St. Louis Cardinals Busch Stadium, St. Louis, MO Mon Jul 15 1968, 7:05 PM CDT Att: 24,081 - Unknown livebaseballscorecards.com			
Paul Popovich, S (1, 4) OBP: 0.291, SLG: 0.280										4	0	0	0	0	0	0				
Willie Davis, L (1, 8) OBP: 0.266, SLG: 0.329										4	2	2	0	0	0	0				
Tom Haller, L (1, 2) OBP: 0.348, SLG: 0.374										4	0	1	0	0	1	1				
Jim Lefebvre, S (1, 5) OBP: 0.291, SLG: 0.338										3	0	2	1	1	0	0				
Ron Fairly, L (1, 9) OBP: 0.253, SLG: 0.244 Ken Boyer, R (9, PH) OBP: 0.317, SLG: 0.329										3	0	0	0	0	0	3				
Wes Parker, S (1, 3) OBP: 0.312, SLG: 0.333 Bob Bailey, R (9, PH) OBP: 0.332, SLG: 0.339										3	0	0	0	0	0	2				
Zoilo Versalles, R (1, 6) OBP: 0.230, SLG: 0.263										3	0	1	0	0	0	0				
Claude Osteen, L (1, 1) OBP: 0.184, SLG: 0.245 Jim Brewer, L (7, 1) OBP: 0.250, SLG: 0.250										3	0	0	0	0	0	1				
Inning Stats	R: 0 E: 1 K: 1 S: 6	H: 0 LOB: 1 BB: 0 P: 6	R: 0 E: 0 K: 0 S: 3	H: 0 LOB: 0 BB: 0 P: 3	R: 0 E: 0 K: 0 S: 3	H: 0 LOB: 0 BB: 0 P: 3	R: 1 E: 0 K: 0 S: 6	H: 3 LOB: 2 BB: 0 P: 6	R: 0 E: 0 K: 1 S: 5	H: 1 LOB: 0 BB: 0 P: 5	R: 1 E: 1 K: 0 S: 4	H: 1 LOB: 1 BB: 1 P: 8	R: 0 E: 0 K: 0 S: 3	H: 0 LOB: 0 BB: 0 P: 3	R: 0 E: 0 K: 1 S: 6	H: 1 LOB: 1 BB: 0 P: 6		1B: 5 2B: 0 3B: 1 HR: 0	SF: 0 SAC: 0 DP: 1 HBP: 0	WP: 0 PB: 0 SB: 1 CS: 0
PITCHER	IP WLS BF H R ER SO BB IBB HBP BLK WP HR S P ERA WHIP																			
Ray Washburn, R (1, 1) ERA: 3.41	7.0 W 27 5 2 1 2 1 0 0 0 0 0 30 34 1.29 0.857																			
Mel Nelson, L (8, 1) ERA: 2.93	2.0 S 7 1 0 0 1 0 0 0 0 0 0 9 9 0.00 0.500																			

Batter	1	2	3	4	5	6	7	8	9	AB	R	H	RBI	BB	SO	LOB	BOTTOM			
Lou Brock, L (1, 7) OBP: 0.318, SLG: 0.431										4	0	1	1	0	0	0	Los Angeles Dodgers @ St. Louis Cardinals Busch Stadium, St. Louis, MO Mon Jul 15 1968, 7:05 PM CDT Att: 24,081 - Unknown livebaseballscorecards.com			
Julian Javier, R (1, 4) OBP: 0.279, SLG: 0.341										4	0	1	0	0	0	0				
Curt Flood, R (1, 8) OBP: 0.358, SLG: 0.405										4	0	0	0	0	1	1				
Orlando Cepeda, R (1, 3) OBP: 0.341, SLG: 0.421										4	1	2	0	0	1	1				
Mike Shannon, R (1, 5) OBP: 0.335, SLG: 0.456										3	1	2	2	0	0	1				
Johnny Edwards, L (1, 2) OBP: 0.286, SLG: 0.351										3	0	0	0	0	0	1				
Bobby Tolan, L (1, 9) OBP: 0.295, SLG: 0.374										3	0	1	0	0	1	0				
Daf Maxvill, R (1, 6) OBP: 0.296, SLG: 0.279										3	1	1	0	0	1	1				
Ray Washburn, R (1, 1) Phi Gagliano, R (7, PH) OBP: 0.281, SLG: 0.250 Mel Nelson, R (8, 1) OBP: 0.400, SLG: 0.250										2	0	0	0	0	1	1				
Inning Stats	R: 0 E: 0 K: 1 S: 6	H: 1 LOB: 1 BB: 0 P: 6	R: 0 E: 0 K: 0 S: 3	H: 1 LOB: 0 BB: 0 P: 3	R: 0 E: 0 K: 2 S: 7	H: 0 LOB: 0 BB: 0 P: 7	R: 0 E: 0 K: 0 S: 4	H: 1 LOB: 1 BB: 0 P: 4	R: 0 E: 0 K: 0 S: 4	H: 1 LOB: 1 BB: 0 P: 4	R: 0 E: 0 K: 0 S: 3	H: 0 LOB: 0 BB: 0 P: 3	R: 4 E: 0 K: 1 S: 9	H: 5 LOB: 1 BB: 0 P: 9	R: 0 E: 0 K: 1 S: 5	H: 0 LOB: 0 BB: 0 P: 5		1B: 5 2B: 3 3B: 0 HR: 1	SF: 0 SAC: 0 DP: 1 HBP: 0	WP: 0 PB: 0 SB: 0 CS: 0
PITCHER	IP WLS BF H R ER SO BB IBB HBP BLK WP HR S P ERA WHIP																			
Claude Osteen, L (1, 1) ERA: 3.07	6.2 L 27 8 4 4 4 4 0 0 0 0 0 35 35 5.40 1.200																			
Jim Brewer, L (7, 1) ERA: 2.04	1.1 4 1 0 0 1 0 0 0 0 0 0 6 6 0.00 0.750																			


Batter	1	2	3	4	5	6	7	8	9	AB	R	H	RBI	BB	SO	LOB	TOP										
Willie Davis, L OBP: 0.267, SLG: 0.329	4-3		F7		4-3				K	4	0	0	0	1	1	1	Los Angeles Dodgers @ Cincinnati Reds Crosley Field, Cincinnati, OH Wed Jul 17 1968, 7:05 PM EDT Att: 8,562 - Unknown										
Paul Popovich, S OBP: 0.297, SLG: 0.278	F5			P7		K	P4-3		K	5	0	0	0	0	2	2											
Tom Haller, L OBP: 0.357, SLG: 0.399	K			1B G3	2B	F9		E SF9	BB	3	2	1	0	1	1	0											
Jim Lefebvre, S OBP: 0.287, SLG: 0.326		F8		G3	1B	4-3		E1 SF9 FC5-2	BB	4	0	1	0	0	0	1											
Ron Fairly, L OBP: 0.253, SLG: 0.255	K			G3	1B			SF9	BB	2	1	0	2	1	1	1											
Wes Parker, S OBP: 0.316, SLG: 0.346				F2				FC5-2	IBB	3	1	2	0	1	0	1											
Willie Crawford, L OBP: 0.235, SLG: 0.235 Len Gabrielson, L OBP: 0.351, SLG: 0.493 Ted Savage, R OBP: 0.236, SLG: 0.338	K					G5-4-3 BB	K	FC5-2	BB	2	0	0	0	1	2	3											
Zolio Versalles, R OBP: 0.232, SLG: 0.262 Ken Boyer, R OBP: 0.319, SLG: 0.331			K			G5-4-3 BB		5-3	BB	2	0	0	0	0	1	1											
Bill Singer, R OBP: 0.170, SLG: 0.222 Jim Fairey, L OBP: 0.256, SLG: 0.317 Mudcat Grant, R OBP: 0.176, SLG: 0.353 Hank Aguirre, R OBP: 0.330, SLG: 0.337			5-3				SF7	6-3	BB	2	0	1	0	0	0	0											
Bob Bailey, R OBP: 0.330, SLG: 0.337					2B					1	0	0	0	0	0	0											
Inning Stats	R: 0 E: 1 K: 1 S: 5	H: 0 LOB: 0 BB: 0 P: 5	R: 0 E: 0 K: 2 S: 8	H: 1 LOB: 1 BB: 0 P: 8	R: 0 E: 0 K: 1 S: 5	H: 0 LOB: 0 BB: 0 P: 5	R: 1 E: 0 K: 0 S: 5	H: 2 LOB: 1 BB: 0 P: 5	R: 0 E: 0 K: 1 S: 3	H: 0 LOB: 0 BB: 0 P: 5	R: 0 E: 0 K: 1 S: 5	H: 0 LOB: 0 BB: 0 P: 5	R: 2 E: 0 K: 1 S: 7	H: 2 LOB: 2 BB: 2 P: 15	R: 1 E: 1 K: 0 S: 4	H: 0 LOB: 2 BB: 2 P: 12	R: 0 E: 0 K: 2 S: 7	H: 0 LOB: 0 BB: 0 P: 7	1B: 2 2B: 4 3B: 0 HR: 0	SF: 2 SAC: 0 DP: 1 HBP: 0	WP: 0 PB: 0 SB: 0 CS: 0	PA: 38					
PITCHER	IP	WLS	BF	H	R	ER	SO	BB	IBB	HBP	BLK	WP	HR	S	P	ERA	WHIP										
Gary Nolan, R ERA: 2.27	(1, 1)	6.1	26	6	3	3	6	2	0	0	0	0	0	36	44	4.26	1.263										
Ted Abernathy, R ERA: 0.79	(7, 1)	1.2	W	9	0	1	0	0	2	1	0	0	0	6	18	0.00	1.200										
Clay Carroll, R ERA: 3.66	(9, 1)	1.0	S	3	0	0	0	2	0	0	0	0	0	7	7	0.00	0.000										


Batter	1	2	3	4	5	6	7	8	9	AB	R	H	RBI	BB	SO	LOB	BOTTOM										
Giraldo Ruiz, S OBP: 0.324, SLG: 0.277	S E 1B	P4-3			1B 2B	K		E BB	BB	4	2	2	0	1	1	1	Los Angeles Dodgers @ Cincinnati Reds Crosley Field, Cincinnati, OH Wed Jul 17 1968, 7:05 PM EDT Att: 8,562 - Unknown										
Alex Johnson, R OBP: 0.343, SLG: 0.384	K		K		2B SF8	1B	P6-3	BB	BB	4	1	1	0	1	2	1											
Vada Pinson, L OBP: 0.320, SLG: 0.394	E7		L9		2B		S	SF8	BB	4	0	2	2	0	0	0											
Lee May, R OBP: 0.328, SLG: 0.419	K		K		6-3		F7	P4	BB	5	0	0	0	0	2	7											
Johnny Bench, R OBP: 0.295, SLG: 0.406				K	SF8		K			2	0	0	1	1	2	1											
Tony Perez, R OBP: 0.316, SLG: 0.368	F9			6-3	F8			F7		4	0	0	0	0	0	3											
Don Pavletich, R OBP: 0.255, SLG: 0.327					1B BB		F3	HBP 2B BB	BB	2	1	1	0	2	0	0											
Leo Cardenas, R OBP: 0.263, SLG: 0.240		F2			1B			2B HBP	BB	3	2	2	1	0	0	1											
Gary Nolan, R OBP: 0.281, SLG: 0.300 Ted Abernathy, R OBP: 0.256, SLG: 0.317 Mack Jones, L OBP: 0.283, SLG: 0.276 George Culver, R OBP: 0.254, SLG: 0.254 Woody Woodward, R OBP: 0.254, SLG: 0.254 Clay Carroll, R OBP: 0.254, SLG: 0.254		SH2-4			1B		K	BB 2B HBP	BB	2	0	0	0	0	2	2											
Inning Stats	R: 1 E: 1 K: 2 S: 9	H: 1 LOB: 2 BB: 1 P: 13	R: 0 E: 0 K: 0 S: 4	H: 1 LOB: 1 BB: 0 P: 4	R: 0 E: 0 K: 2 S: 7	H: 1 LOB: 2 BB: 1 P: 7	R: 0 E: 0 K: 2 S: 8	H: 1 LOB: 1 BB: 1 P: 12	R: 2 E: 0 K: 0 S: 6	H: 3 LOB: 1 BB: 0 P: 6	R: 1 E: 0 K: 2 S: 8	H: 1 LOB: 0 BB: 0 P: 8	R: 0 E: 0 K: 1 S: 6	H: 1 LOB: 1 BB: 0 P: 6	R: 3 E: 1 K: 0 S: 4	H: 1 LOB: 3 BB: 3 P: 17		R: 0 E: 0 K: 0 S: 4	H: 0 LOB: 0 BB: 0 P: 7	1B: 5 2B: 3 3B: 0 HR: 1	SF: 2 SAC: 1 DP: 0 HBP: 1	WP: 0 PB: 0 SB: 2 CS: 0	PA: 40				
PITCHER	IP	WLS	BF	H	R	ER	SO	BB	IBB	HBP	BLK	WP	HR	S	P	ERA	WHIP										
Bill Singer, R ERA: 2.66	(1, 1)	6.0	28	7	4	3	8	2	0	0	0	0	0	42	50	4.50	1.500										
Mudcat Grant, R ERA: 2.94	(7, 1)	1.1	L	10	2	3	3	1	3	0	1	0	0	8	21	20.25	3.750										
Hank Aguirre, L ERA: 0.75	(8, 1)	0.2		0	0	0	0	0	0	0	0	0	0	2	2	0.00	0.000										

Batter	1	2	3	4	5	6	7	8	9	AB	R	H	RBI	BB	SO	LOB	TOP					
Don Kessinger, S OBP: 0.283, SLG: 0.280 (1, 6)	5-3		F9		SH3-4	F8		5-3		4	0	0	0	0	0	0	Chicago Cubs @ Los Angeles Dodgers Dodger Stadium, Los Angeles, CA Fri Jul 19 1968, 7:05 PM PDT Att: 18,767 - Unknown					
Glenn Beckert, R OBP: 0.315, SLG: 0.359 (1, 4)	P4-3		5-3		1B		P4-3		F3	5	1	1	0	0	0	0						
Billy Williams, L OBP: 0.325, SLG: 0.432 (1, 7)	P4-3				14 1B FC5-4	1B	P5			4	1	2	1	0	0	0						
Ron Santo, R OBP: 0.351, SLG: 0.425 (1, 5)		F8		F8			6-3			4	0	1	1	0	0	1						
14 Ernie Banks, R OBP: 0.290, SLG: 0.442 Dick Nen, L OBP: 0.236, SLG: 0.396 (7, 3)								F8		3	1	2	0	0	1	2						
Randy Hundley, R OBP: 0.295, SLG: 0.313 (1, 2)										1	0	0	0	3	0	1						
Jim Hickman, R OBP: 0.267, SLG: 0.350 (1, 9)										4	1	1	1	0	1	5						
Jose Arcia, R OBP: 0.238, SLG: 0.328 (1, 8)										4	1	1	0	0	1	2						
Fergie Jenkins, R OBP: 0.258, SLG: 0.250 (1, 1)										3	1	0	1	1	2	0						
Inning Stats	R: 0 E: 0 K: 0 S: 3	H: 0 LOB: 0 BB: 0 P: 3	R: 0 E: 0 K: 0 S: 3	H: 1 LOB: 0 BB: 0 P: 3	R: 2 E: 1 K: 0 S: 5	H: 2 LOB: 0 BB: 0 P: 5	R: 2 E: 1 K: 1 S: 7	H: 2 LOB: 1 BB: 1 P: 11	R: 2 E: 0 K: 1 S: 8	H: 3 LOB: 3 BB: 2 P: 16	R: 0 E: 0 K: 1 S: 5	H: 0 LOB: 0 BB: 0 P: 5	R: 0 E: 0 K: 0 S: 3	H: 0 LOB: 0 BB: 0 P: 3	R: 0 E: 0 K: 1 S: 5	H: 0 LOB: 1 BB: 1 P: 9		R: 0 E: 0 K: 1 S: 5	H: 0 LOB: 0 BB: 0 P: 5	1B: 8 2B: 0 3B: 0 HR: 0	SF: 0 SAC: 1 DP: 1 HBP: 0	WP: 0 PB: 0 SB: 0 CS: 0
PITCHER	IP	WLS	BF	H	R	ER	SO	BB	IBB	HBP	BLK	WP	HR	S	P	ERA	WHIP					
Claude Osteen, L ERA: 3.16 (1, 1)	4.1	L	21	7	6	3	1	1	1	0	0	0	0	21	29	6.23	1.846					
Jack Billingham, R ERA: 2.27 (5, 1)	1.2		7	1	0	0	2	1	0	0	0	0	0	10	14	0.00	1.200					
John Purdin, R ERA: 2.11 (7, 1)	1.0		3	0	0	0	2	0	0	0	0	0	0	3	3	0.00	0.000					
Hank Aguirre, L ERA: 0.69 (8, 1)	2.0		7	0	0	0	2	1	0	0	0	0	0	10	14	0.00	0.500					

Batter	1	2	3	4	5	6	7	8	9	AB	R	H	RBI	BB	SO	LOB	BOTTOM				
Willie Davis, L OBP: 0.266, SLG: 0.335 (1, 8)			L4			F8	4-3		L3	5	1	1	1	0	0	3	Chicago Cubs @ Los Angeles Dodgers Dodger Stadium, Los Angeles, CA Fri Jul 19 1968, 7:05 PM PDT Att: 18,767 - Unknown				
Paul Popovich, S OBP: 0.291, SLG: 0.279 (1, 4) (8, 6)			K							3	0	1	0	1	1	0					
Len Gabrielson, L OBP: 0.342, SLG: 0.479 (1, 7)										4	0	0	0	0	1	2					
Tom Haller, L OBP: 0.356, SLG: 0.396 (1, 2)										4	0	1	0	0	1	0					
Jim Lefebvre, S OBP: 0.286, SLG: 0.324 (1, 5) (8, 4)										4	1	1	0	0	2	2					
Ron Fairly, L OBP: 0.257, SLG: 0.256 (1, 9)										3	0	1	0	1	0	0					
Wes Parker, S OBP: 0.319, SLG: 0.344 (1, 3)										2	0	0	0	2	2	3					
Zolio Versalles, R OBP: 0.230, SLG: 0.260 Ken Boyer, R OBP: 0.321, SLG: 0.329 (7, PH) (8, 5)										2	0	0	0	0	1	1					
Claude Osteen, L OBP: 0.186, SLG: 0.240 Jack Billingham, R OBP: 0.196, SLG: 0.222 John Purdin, R OBP: 0.192, SLG: 0.300 Jim Fairly, L OBP: 0.192, SLG: 0.313 Hank Aguirre, R OBP: 0.233, SLG: 0.333 (8, PH)										1	0	0	0	0	1	0					
Inning Stats	R: 1 E: 0 K: 0 S: 4	H: 1 LOB: 0 BB: 0 P: 4	R: 0 E: 0 K: 0 S: 3	H: 0 LOB: 1 BB: 1 P: 7	R: 0 E: 0 K: 2 S: 7	H: 0 LOB: 0 BB: 0 P: 7	R: 0 E: 0 K: 1 S: 5	H: 0 LOB: 0 BB: 0 P: 5	R: 0 E: 0 K: 2 S: 7	H: 0 LOB: 1 BB: 1 P: 11	R: 1 E: 0 K: 2 S: 9	H: 2 LOB: 3 BB: 2 P: 17	R: 0 E: 0 K: 2 S: 9	H: 2 LOB: 3 BB: 1 P: 13	R: 0 E: 0 K: 1 S: 5	H: 0 LOB: 0 BB: 0 P: 5		1B: 4 2B: 0 3B: 0 HR: 1	SF: 0 SAC: 0 DP: 0 HBP: 0	WP: 0 PB: 0 SB: 0 CS: 0	PA: 37
PITCHER	IP	WLS	BF	H	R	ER	SO	BB	IBB	HBP	BLK	WP	HR	S	P	ERA	WHIP				
Fergie Jenkins, R ERA: 2.37 (1, 1)	9.0	W	37	5	2	2	12	5	0	0	0	0	1	56	76	2.00	1.111				



Batter	1	2	3	4	5	6	7	8	9	AB	R	H	RBI	BB	SO	LOB	TOP					
Don Kessinger, S (1, 6) OBP: 0.283, SLG: 0.280	K		1B			4-3	FC6-4			4	0	1	0	0	1	1	<p>Chicago Cubs @ Los Angeles Dodgers Dodger Stadium, Los Angeles, CA Sat Jul 20 1968, 7:05 PM PDT Att: 32,328 - Unknown</p> <p>livebaseballscores.com</p> <p>AB 32 R 2 H 9 RBI 2 BB 2 SO 8 LOB 16</p> 					
Glenn Beckert, R (1, 4) OBP: 0.314, SLG: 0.358	1-3		G4-3-6-4			1B		L4		4	1	1	0	0	0	1						
Billy Williams, L (1, 9) OBP: 0.329, SLG: 0.435	1B			3-1		1B		1B		4	0	3	0	0	0	0						
Ron Santo, R (1, 5) OBP: 0.350, SLG: 0.421	F2			BB		K		G6-4-3		3	0	0	0	1	1	4						
14 Ernie Banks, R (1, 3) OBP: 0.296, SLG: 0.446	WP			K		1B		1B		4	1	3	1	0	1	1						
Willie Smith, L (1, 7) OBP: 0.307, SLG: 0.348	K			F6		1B		1B		4	0	1	0	0	1	4						
Randy Hundley, R (1, 2) OBP: 0.295, SLG: 0.311	K					K		SF9		2	0	0	1	1	2	1						
Jose Arcia, R (1, 8) OBP: 0.231, SLG: 0.317	F8					P4		L1-3		2	0	0	0	0	0	1						
Al Spangler, L (7, PH) OBP: 0.344, SLG: 0.366						1-3				1	0	0	0	0	1	1						
Adolfo Phillips, R (7, 8) OBP: 0.328, SLG: 0.373						K				1	0	0	0	0	0	1						
Ken Holtzman, R (1, 1) OBP: 0.130, SLG: 0.152				F7		1-3				2	0	0	0	0	0	0						
Dick Nen, L (7, PH) OBP: 0.232, SLG: 0.389										1	0	0	0	0	1	1						
Gary Ross, R (7, 1) OBP: 0.125, SLG: 0.125						K				0	0	0	0	0	0	0						
Inning Stats	R: 0 E: 0 K: 1 S: 6	H: 1 LOB: 1 BB: 0 P: 6	R: 0 E: 0 K: 2 S: 8	H: 1 LOB: 1 BB: 0 P: 8	R: 0 E: 0 K: 0 S: 3	H: 1 LOB: 0 BB: 0 P: 3	R: 0 E: 0 K: 1 S: 5	H: 0 LOB: 1 BB: 1 P: 9	R: 0 E: 0 K: 1 S: 5	H: 0 LOB: 0 BB: 0 P: 5	R: 1 E: 0 K: 1 S: 8	H: 3 LOB: 2 BB: 0 P: 8	R: 0 E: 0 K: 2 S: 7	H: 0 LOB: 1 BB: 1 P: 11	R: 0 E: 0 K: 0 S: 3	H: 1 LOB: 0 BB: 0 P: 3	R: 1 E: 0 K: 0 S: 4	H: 2 LOB: 0 BB: 0 P: 4	1B: 9 2B: 1 3B: 0 HR: 0	SF: 1 SAC: 0 DP: 3 HBP: 0	WP: 1 PB: 0 SB: 0 CS: 0	PA: 35
PITCHER Don Drysdale, R (1, 1) ERA: 1.66	IP: 9.0 WLS: W BF: 35	H: 9 R: 2 ER: 2 SO: 8	BB: 2 IBB: 0 HBP: 0 BLK: 0	WP: 1 HR: 0 S: 49 P: 57	ERA: 2.00 WHIP: 1.222	PITCHER																

Batter	1	2	3	4	5	6	7	8	9	AB	R	H	RBI	BB	SO	LOB	BOTTOM				
Willie Davis, L (1, 8) OBP: 0.266, SLG: 0.334	4-3		F6		E4		1-3			4	0	1	0	0	0	0	<p>Chicago Cubs @ Los Angeles Dodgers Dodger Stadium, Los Angeles, CA Sat Jul 20 1968, 7:05 PM PDT Att: 32,328 - Unknown</p> <p>livebaseballscores.com</p> <p>AB 32 R 5 H 7 RBI 5 BB 4 SO 5 LOB 12</p> 				
Wes Parker, S (1, 3) OBP: 0.316, SLG: 0.340	E6		6-3		4-3		3-1			4	1	0	0	0	0	1					
Ted Savage, R (1, 7) OBP: 0.221, SLG: 0.315	1-3		P3		F9			L9		4	0	0	0	0	0	2					
Jim Lefebvre, S (1, 4) OBP: 0.291, SLG: 0.324	1B			5-3		K		BB		3	1	1	1	1	1	0					
Bob Bailey, R (1, 5) OBP: 0.329, SLG: 0.331	5-3			P4		6-3		BB		3	1	0	0	1	0	1					
Tom Haller, L (1, 2) OBP: 0.361, SLG: 0.413			F2		1B			2B		3	2	2	1	1	0	0					
Ron Fairly, L (1, 9) OBP: 0.266, SLG: 0.267			FC6-4					FC1		3	0	3	3	1	0	0					
Zoilo Versalles, R (1, 6) OBP: 0.227, SLG: 0.257	K				P4			FC1		4	0	0	0	0	2	5					
Don Drysdale, R (1, 1) OBP: 0.150, SLG: 0.167	FC6-4				K			K		4	0	0	0	0	2	3					
Inning Stats	R: 1 E: 1 K: 0 S: 5	H: 1 LOB: 1 BB: 0 P: 5	R: 0 E: 0 K: 1 S: 6	H: 1 LOB: 0 BB: 0 P: 6	R: 0 E: 0 K: 0 S: 3	H: 0 LOB: 0 BB: 0 P: 3	R: 1 E: 0 K: 0 S: 5	H: 2 LOB: 1 BB: 0 P: 5	R: 0 E: 1 K: 1 S: 6	H: 1 LOB: 1 BB: 0 P: 6	R: 1 E: 0 K: 2 S: 8	H: 1 LOB: 1 BB: 1 P: 12	R: 0 E: 0 K: 0 S: 3	H: 0 LOB: 0 BB: 0 P: 3	R: 2 E: 0 K: 1 S: 6	H: 1 LOB: 2 BB: 3 P: 18		1B: 4 2B: 2 3B: 0 HR: 1	SF: 0 SAC: 0 DP: 0 HBP: 0	WP: 0 PB: 0 SB: 0 CS: 0	PA: 36
PITCHER Ken Holtzman, L (1, 1) ERA: 3.91	IP: 6.0 WLS: L BF: 26	H: 6 R: 3 ER: 2 SO: 4	BB: 1 IBB: 0 HBP: 0 BLK: 0	WP: 0 HR: 1 S: 33 P: 37	ERA: 3.00 WHIP: 1.167	PITCHER															
PITCHER Gary Ross, R (7, 1) ERA: 3.62	IP: 2.0 WLS: L BF: 10	H: 1 R: 2 ER: 2 SO: 1	BB: 3 IBB: 0 HBP: 0 BLK: 0	WP: 0 HR: 0 S: 9 P: 21	ERA: 9.00 WHIP: 2.000	PITCHER															

Batter	1	2	3	4	5	6	7	8	9	AB	R	H	RBI	BB	SO	LOB	TOP					
Don Kessinger, S OBP: 0.283, SLG: 0.279 (1, 6)	5-3		3B 1B		4-3		K		SH3-4	4	1	1	0	0	1	0	Chicago Cubs @ Los Angeles Dodgers Dodger Stadium, Los Angeles, CA Sun Jul 21 1968, 3:33 AM PDT Att: 19,101 - Sunny - 90 F					
Glenn Beckert, R OBP: 0.320, SLG: 0.369 (1, 4)	F3		SF8 3B		HR		3-1 1B		HR	5	3	4	2	0	0	0						
Billy Williams, L OBP: 0.333, SLG: 0.453 (1, 7)	14 WP 1B BB		SF8		HR		3-1		HR	3	2	2	5	1	0	1						
Ron Santo, R OBP: 0.351, SLG: 0.419 (1, 5)	14 WP 1B		3-H 4-0 BB		6-3		K		K	4	0	1	0	1	2	1						
14 Ernie Banks, R OBP: 0.295, SLG: 0.442 Dick Nen, L OBP: 0.228, SLG: 0.382 (8, PR) (8, 3)	K		K		K				3-1	3	0	0	0	0	3	3						
Al Spangler, L OBP: 0.340, SLG: 0.360 (1, 9)	1-2 2-3		1-2		K				FC1-6 HBP	4	0	1	0	0	0	1						
Randy Hundley, R OBP: 0.292, SLG: 0.308 (1, 2)			FC5-4 1B		SH1-4		F8		FC1-6 1-2	3	0	0	0	0	1	2						
Adolfo Phillips, R OBP: 0.326, SLG: 0.371 (1, 8)			K		SH1-4		P6		F8	4	0	1	0	0	2	3						
Bill Hands, R OBP: 0.085, SLG: 0.044 Phil Regan, R OBP: 0.231, SLG: 0.308 (8, 1)	FC5-4 1-2		FC5-4 1-2		K		1B		K	3	0	0	0	0	1	3						
Inning Stats	R: 0 E: 0 K: 1 S: 6	H: 1 LOB: 2 BB: 1 P: 10	R: 0 E: 0 K: 1 S: 6	H: 1 LOB: 1 BB: 0 P: 6	R: 2 E: 0 K: 1 S: 6	H: 2 LOB: 1 BB: 1 P: 10	R: 0 E: 1 K: 2 S: 8	H: 0 LOB: 1 BB: 0 P: 8	R: 2 E: 0 K: 1 S: 7	H: 2 LOB: 0 BB: 0 P: 7	R: 0 E: 0 K: 0 S: 4	H: 1 LOB: 1 BB: 0 P: 4	R: 0 E: 0 K: 2 S: 5	H: 1 LOB: 1 BB: 0 P: 8	R: 0 E: 0 K: 1 S: 5	H: 0 LOB: 0 BB: 0 P: 6	R: 3 E: 0 K: 1 S: 8	H: 3 LOB: 0 BB: 0 P: 8	1B: 8 2B: 1 3B: 1 HR: 2	SF: 1 SAC: 2 DP: 1 HBP: 1	WP: 1 PB: 1 SB: 0 CS: 0	PA: 41
PITCHER	IP	WLS	BF	H	R	ER	SO	BB	IBB	HBP	BLK	WP	HR	S	P	ERA	WHIP					
Bill Singer, R ERA: 2.81 Don Sutton, R ERA: 3.23 Jim Brewer, L ERA: 2.49	(1, 1)	5.0	L	23	6	4	4	6	2	0	0	0	1	1	33	41	7.20	1.600				
	(6, 1)	3.0		12	2	0	0	3	0	0	1	0	0	0	17	18	0.00	0.667				
	(9, 1)	1.0		6	3	3	3	1	0	0	0	0	0	1	8	8	27.00	3.000				

AB	35
R	7
H	11
RBI	7
BB	2
SO	10
LOB	14



Batter	1	2	3	4	5	6	7	8	9	AB	R	H	RBI	BB	SO	LOB	BOTTOM					
Willie Davis, L OBP: 0.266, SLG: 0.347 (1, 8)	HR		F9			F7		4-3 2H 2B		4	1	2	2	0	0	1	Chicago Cubs @ Los Angeles Dodgers Dodger Stadium, Los Angeles, CA Sun Jul 21 1968, 3:33 AM PDT Att: 19,101 - Sunny - 90 F					
Len Gabrielson, L OBP: 0.333, SLG: 0.466 Jim Brewer, L OBP: 0.200, SLG: 0.200 (9, 1)	F8		F8			F8		4-3 2-3		4	0	0	0	0	0	2						
Tom Haller, L OBP: 0.359, SLG: 0.411 (1, 2)	4-3				G3		1B		1-3	4	0	1	0	0	0	1						
Jim Lefebvre, S OBP: 0.284, SLG: 0.315 (1, 4)	6-3				F7		P5		G3	4	0	0	0	0	0	1						
Ron Fairly, L OBP: 0.269, SLG: 0.271 (1, 9)			6-3			4-3			BB 1B FC5-2 1B	4	0	2	0	0	0	0						
Bob Bailey, R OBP: 0.327, SLG: 0.330 (1, 5)			F9		P4		K		FC5-2 BB 1B	4	0	1	0	0	1	1						
Wes Parker, S OBP: 0.316, SLG: 0.337 (1, 3)			K			F7			FC5-2 BB 1-2 2-3	3	0	0	0	1	2	0						
Zoilo Versalles, R OBP: 0.227, SLG: 0.260 (1, 6)			K			5-3			FC5-2 2B 2B 1-2 2-3 3-H	4	1	1	0	0	1	3						
Bill Singer, R OBP: 0.188, SLG: 0.239 Willie Crawford, L OBP: 0.150, SLG: 0.211 Don Sutton, R OBP: 0.267, SLG: 0.259 Jim Fairly, L OBP: 0.247, SLG: 0.306 (9, 7)					K		K		F7 G3	1	0	1	0	0	0	0						
Inning Stats	R: 1 E: 0 K: 0 S: 4	H: 1 LOB: 0 BB: 0 P: 4	R: 0 E: 0 K: 1 S: 5	H: 0 LOB: 0 BB: 0 P: 5	R: 0 E: 0 K: 1 S: 6	H: 1 LOB: 1 BB: 0 P: 6	R: 0 E: 0 K: 0 S: 4	H: 1 LOB: 1 BB: 0 P: 4	R: 0 E: 0 K: 2 S: 7	H: 0 LOB: 0 BB: 0 P: 7	R: 0 E: 0 K: 0 S: 4	H: 1 LOB: 1 BB: 0 P: 4	R: 0 E: 0 K: 1 S: 5	H: 0 LOB: 0 BB: 0 P: 5	R: 1 E: 0 K: 0 S: 5	H: 2 LOB: 1 BB: 0 P: 5	R: 0 E: 0 K: 0 S: 5	H: 2 LOB: 3 BB: 1 P: 9	1B: 5 2B: 2 3B: 0 HR: 1	SF: 0 SAC: 0 DP: 0 HBP: 0	WP: 0 PB: 0 SB: 0 CS: 0	PA: 36
PITCHER	IP	WLS	BF	H	R	ER	SO	BB	IBB	HBP	BLK	WP	HR	S	P	ERA	WHIP					
Bill Hands, R ERA: 2.63 Phil Regan, R ERA: 2.15	(1, 1)	7.1	W	28	6	2	2	5	0	0	0	0	0	1	38	38	2.46	0.818				
	(8, 1)	1.2	S	8	2	0	0	0	1	0	0	0	0	7	11	0.00	1.800					



Batter	1	2	3	4	5	6	7	8	9	AB	R	H	RBI	BB	SO	LOB	TOP					
Dick Simpson, R OBP: 0.298, SLG: 0.310	F8		K			1B S		6-3		5	1	2	1	0	1	1						
Hector Torres, R OBP: 0.263, SLG: 0.261	L9		F8			1B		F4		5	0	1	0	0	0	2						
Rusty Staub, L OBP: 0.393, SLG: 0.417	1B		F4			K		1B S		5	1	3	0	0	1	3						
Jimmy Wynn, R OBP: 0.371, SLG: 0.443	K				K			F5		4	0	1	1	0	2	2						
Denis Menke, R OBP: 0.334, SLG: 0.347								SH5-3		3	0	2	1	2	0	2						
Doug Rader, R OBP: 0.300, SLG: 0.318	5-3				FC4-6			1B		4	1	0	0	1	0	5						
Bob Watson, R OBP: 0.311	F8							G4-6-3		4	0	2	0	0	1	2						
Ron Brand, R OBP: 0.292, SLG: 0.214	6-3							1B		4	1	1	0	0	0	5						
Dave Giusti, R OBP: 0.167, SLG: 0.185								1B		4	0	1	0	0	1	1						
Inning Stats	R: 0 E: 0 K: 1 S: 6	H: 1 LOB: 1 BB: 0 P: 6	R: 0 E: 0 K: 0 S: 4	H: 1 LOB: 1 BB: 0 P: 4	R: 0 E: 0 K: 1 S: 6	H: 1 LOB: 1 BB: 0 P: 6	R: 0 E: 0 K: 1 S: 6	H: 1 LOB: 2 BB: 1 P: 10	R: 1 E: 0 K: 2 S: 9	H: 3 LOB: 2 BB: 0 P: 8	R: 2 E: 0 K: 2 S: 9	H: 2 LOB: 1 BB: 1 P: 13	R: 1 E: 0 K: 0 S: 6	H: 3 LOB: 2 BB: 0 P: 6	R: 0 E: 0 K: 0 S: 3	H: 0 LOB: 0 BB: 0 P: 3	R: 0 E: 0 K: 0 S: 3	H: 1 LOB: 1 BB: 1 P: 7	1B: 11 2B: 2 3B: 0 HR: 0	SF: 0 SAC: 1 DP: 1 HBP: 0	WP: 0 PB: 0 SB: 4 CS: 0	PA: 42
PITCHER	IP	WLS	BF	H	R	ER	SO	BB	IBB	HBP	BLK	WP	HR	S	P	ERA	WHIP					
Mike Kekich, L ERA: 3.52	(1, 1)	5.0	L	24	7	2	2	4	2	0	0	0	0	30	38	3.60	1.800					
Mudcat Grant, R ERA: 3.12	(6, 1)	3.0		14	5	2	2	2	0	0	0	0	0	18	18	6.00	1.667					
Jack Billingham, R ERA: 2.21	(9, 1)	1.0		4	1	0	0	0	1	0	0	0	0	3	7	0.00	2.000					

Houston Astros @ Los Angeles Dodgers
Dodger Stadium, Los Angeles, CA
Mon Jul 22 1968, 7:05 PM PDT
Att: 13,244 - Unknown

AB	38
R	4
H	13
RBI	3
BB	3
SO	6
LOB	23



Batter	1	2	3	4	5	6	7	8	9	AB	R	H	RBI	BB	SO	LOB	BOTTOM					
Willie Davis, L OBP: 0.266, SLG: 0.343	F6		4-3			4-3		F8		4	0	0	0	0	0	0						
Len Gabrielson, L OBP: 0.325, SLG: 0.454	K					K		F7		4	0	0	0	0	3	0						
Tom Haller, L OBP: 0.364, SLG: 0.416	5-3					1B		1B		4	0	3	0	0	0	0						
Jim Lefebvre, S OBP: 0.295, SLG: 0.329								1B		3	0	2	0	1	1	1						
Ron Fairly, L OBP: 0.266, SLG: 0.267								K		4	0	0	0	0	1	6						
Bob Bailey, R OBP: 0.321, SLG: 0.323								F8		4	0	0	0	0	0	2						
Jim Fairey, L OBP: 0.280, SLG: 0.318								F5		3	0	2	0	0	1	1						
Zoilo Versalles, R OBP: 0.225, SLG: 0.257								1B		3	0	0	0	0	1	2						
Mike Kekich, R OBP: 0.130, SLG: 0.091								1B		2	0	0	0	0	0	1						
Mudcat Grant, R OBP: 0.176, SLG: 0.353								1B		0	0	0	0	0	0	0						
Willie Crawford, L OBP: 0.143, SLG: 0.200								K		1	0	0	0	0	1	0						
Jack Billingham, R ERA: 2.92								K		0	0	0	0	0	0	0						
Inning Stats	R: 0 E: 0 K: 1 S: 5	H: 0 LOB: 0 BB: 0 P: 5	R: 0 E: 0 K: 1 S: 6	H: 1 LOB: 1 BB: 0 P: 6	R: 0 E: 0 K: 0 S: 3	H: 0 LOB: 0 BB: 0 P: 3	R: 0 E: 0 K: 1 S: 6	H: 2 LOB: 1 BB: 0 P: 6	R: 0 E: 0 K: 1 S: 6	H: 1 LOB: 1 BB: 0 P: 6	R: 0 E: 0 K: 2 S: 8	H: 1 LOB: 2 BB: 1 P: 12	R: 0 E: 0 K: 0 S: 3	H: 1 LOB: 0 BB: 0 P: 3	R: 0 E: 0 K: 1 S: 5	H: 0 LOB: 0 BB: 0 P: 5	R: 0 E: 0 K: 1 S: 6	H: 1 LOB: 1 BB: 0 P: 6	1B: 6 2B: 3 3B: 0 HR: 0	SF: 0 SAC: 0 DP: 2 HBP: 0	WP: 0 PB: 0 SB: 0 CS: 0	PA: 33
PITCHER	IP	WLS	BF	H	R	ER	SO	BB	IBB	HBP	BLK	WP	HR	S	P	ERA	WHIP					
Dave Giusti, R ERA: 2.92	(1, 1)	9.0	W	33	7	0	0	8	1	0	0	0	0	48	52	0.00	0.889					

Houston Astros @ Los Angeles Dodgers
Dodger Stadium, Los Angeles, CA
Mon Jul 22 1968, 7:05 PM PDT
Att: 13,244 - Unknown

AB	32
R	0
H	7
RBI	0
BB	1
SO	8
LOB	13



Batter	1	2	3	4	5	6	7	8	9	AB	R	H	RBI	BB	SO	LOB	TOP					
Dick Simpson, R OBP: 0.291, SLG: 0.302 (1, 9)	K		F8		F4			K		4	0	0	0	0	2	0	Houston Astros @ Los Angeles Dodgers Dodger Stadium, Los Angeles, CA Tue Jul 23 1968, 7:05 PM PDT Att: 17,621 - Unknown					
Hector Torres, R OBP: 0.266, SLG: 0.264 (1, 6)	4-3			6-3		BB 1B		6-3 1B		4	0	2	0	0	0	0						
Rusty Staub, L OBP: 0.390, SLG: 0.413 (1, 3)	6-3			G3		F7		6-3		4	0	0	0	0	2							
Jimmy Wynn, R OBP: 0.370, SLG: 0.444 (1, 8)		F8		1B 1B 2B		K		K		4	1	1	0	0	2							
Denis Menke, R OBP: 0.336, SLG: 0.347 (1, 4)	K			1B 1B		BB		5-3		3	0	1	0	1	1							
Bob Aspromonte, R OBP: 0.309, SLG: 0.282 (1, 5)	2B 1B			2-3 1B FC6-4		BB		1-3		4	0	2	1	0	2							
Bob Watson, R OBP: 0.296, SLG: 0.320 (1, 7)	1B 2B			1-3 3-H FC6-4				5-3		3	0	1	0	1	0							
Ron Brand, R OBP: 0.275, SLG: 0.200 (1, 2)			G1		1-3		L7		6-3	4	0	0	0	0	1							
Mike Cuellar, L OBP: 0.176, SLG: 0.294 Pat House, L (7, 1)			F7		6-3		F7			3	0	0	0	0	0							
										0	0	0	0	0	0							
Inning Stats	R: 0 E: 0 K: 1 S: 5	H: 0 LOB: 0 BB: 0 P: 5	R: 0 E: 0 K: 1 S: 6	H: 2 LOB: 2 BB: 0 P: 6	R: 0 E: 0 K: 0 S: 3	H: 0 LOB: 0 BB: 0 P: 3	R: 1 E: 0 K: 0 S: 6	H: 3 LOB: 2 BB: 0 P: 6	R: 0 E: 0 K: 0 S: 3	H: 0 LOB: 0 BB: 0 P: 3	R: 0 E: 0 K: 1 S: 6	H: 1 LOB: 2 BB: 1 P: 10	R: 0 E: 0 K: 0 S: 3	H: 0 LOB: 0 BB: 0 P: 3	R: 0 E: 0 K: 2 S: 8	H: 1 LOB: 1 BB: 0 P: 8	R: 0 E: 0 K: 0 S: 3	H: 0 LOB: 1 BB: 1 P: 7	1B: 5 2B: 2 3B: 0 HR: 0	SF: 0 SAC: 0 DP: 0 HBP: 0	WP: 0 PB: 0 SB: 0 CS: 0	PA: 35
PITCHER Claude Osteen, L ERA: 3.04 (1, 1)	IP: 9.0 WLS: W BF: 35 H: 7 R: 1 ER: 1 SO: 5 BB: 2 IBB: 0 HBP: 0 BLK: 0 WP: 0 HR: 0 S: 43 P: 51 ERA: 1.00 WHIP: 1.000															PITCHER						

AB	33
R	1
H	7
RBI	1
BB	2
SO	5
LOB	9



Batter	1	2	3	4	5	6	7	8	9	AB	R	H	RBI	BB	SO	LOB	BOTTOM			
Willie Davis, L OBP: 0.265, SLG: 0.340 (1, 8)	K			4-3		3-1				3	0	0	0	1	1	1	Houston Astros @ Los Angeles Dodgers Dodger Stadium, Los Angeles, CA Tue Jul 23 1968, 7:05 PM PDT Att: 17,621 - Unknown			
Wes Parker, S OBP: 0.315, SLG: 0.334 (1, 3)	F2			6-3		BB 1B		K		3	0	0	0	1	1	3				
Ted Savage, R OBP: 0.235, SLG: 0.316 (1, 7)	CS BB			1-3		BB 1B		4-3		3	0	1	1	1	0	0				
Tom Haller, L OBP: 0.363, SLG: 0.417 (1, 2)	CS	K			K	K				4	0	1	0	0	3	2				
Jim Lefebvre, S OBP: 0.294, SLG: 0.323 (1, 4)		K			6-3		F9	G4-6-3 IBB		3	0	0	0	1	1	0				
Ron Fairly, L OBP: 0.263, SLG: 0.263 (1, 9)		5-3			3-1		E3 HBP 1B	G4-6-3		4	1	0	0	0	2					
Bob Bailey, R OBP: 0.326, SLG: 0.340 (1, 5)			K			HR	BB HBP			2	1	1	1	0	1	0				
Zoilo Versalles, R OBP: 0.226, SLG: 0.256 (1, 6)			B3			3-1 1B BB	L7			2	1	0	0	1	0	2				
Claude Osteen, L OBP: 0.189, SLG: 0.245 (1, 1)			K			5-3	BB 1B			3	0	1	1	0	1	1				
Inning Stats	R: 0 E: 0 K: 1 S: 4	H: 0 LOB: 1 BB: 1 P: 8	R: 0 E: 0 K: 2 S: 7	H: 0 LOB: 0 BB: 0 P: 7	R: 0 E: 0 K: 2 S: 7	H: 0 LOB: 0 BB: 0 P: 7	R: 0 E: 0 K: 0 S: 3	H: 0 LOB: 0 BB: 0 P: 3	R: 0 E: 0 K: 1 S: 5	H: 0 LOB: 0 BB: 0 P: 5	R: 2 E: 0 K: 1 S: 7	H: 2 LOB: 2 BB: 2 P: 15	R: 1 E: 1 K: 1 S: 7	H: 1 LOB: 3 BB: 1 P: 12	R: 0 E: 0 K: 0 S: 3	H: 1 LOB: 1 BB: 1 P: 7		1B: 2 2B: 1 3B: 0 HR: 1	SF: 0 SAC: 0 DP: 1 HBP: 1	WP: 0 PB: 0 SB: 0 CS: 1
PITCHER Mike Cuellar, L ERA: 2.14 Pat House, L ERA: 8.99 (7, 1)	IP: 6.2 WLS: L BF: 27 H: 3 R: 3 ER: 2 SO: 7 BB: 3 IBB: 0 HBP: 1 BLK: 0 WP: 0 HR: 1 S: 37 P: 50 ERA: 2.70 WHIP: 0.900															PITCHER				

AB	27
R	3
H	4
RBI	3
BB	5
SO	8
LOB	11



Batter	1	2	3	4	5	6	7	8	9	AB	R	H	RBI	BB	SO	LOB	TOP								
Bob Watson, R OBP: 0.288, SLG: 0.310 (1, 7)	5-3		K		F6			F7		4	0	0	0	0	1	3	Houston Astros @ Los Angeles Dodgers Dodger Stadium, Los Angeles, CA Wed Jul 24 1968, 7:05 PM PDT Att: 17,199 - Unknown								
Hector Torres, R OBP: 0.263, SLG: 0.261 (1, 6)	2-3			4-3	FC3-2-5			F9		4	0	0	0	0	0	3									
Rusty Staub, L OBP: 0.393, SLG: 0.417 (1, 3)				F7						3	0	2	0	0	0	0									
Jimmy Wynn, R OBP: 0.369, SLG: 0.440 (1, 8)	1-3							F8		3	0	0	0	1	0	3									
Norm Miller, L OBP: 0.288, SLG: 0.352 (1, 9)		5-3		F7						4	0	1	0	0	0	2									
Denis Menke, R OBP: 0.335, SLG: 0.346 (1, 4)		1-3						F6		4	1	1	0	0	1	1									
Bob Aspromonte, R OBP: 0.315, SLG: 0.284 (1, 5)										2	0	1	0	2	0	0									
Ron Brand, R OBP: 0.274, SLG: 0.190 (1, 2)				F8						3	0	0	0	0	0	3									
Don Wilson, R OBP: 0.267, SLG: 0.279 (1, 1)			K					K		3	0	0	1	0	3	3									
Inning Stats	R: 0 E: 0 K: 0 S: 4	H: 1 LOB: 1 BB: 0 P: 4	R: 0 E: 0 K: 0 S: 3	H: 0 LOB: 0 BB: 0 P: 3	R: 0 E: 0 K: 2 S: 7	H: 0 LOB: 0 BB: 0 P: 7	R: 0 E: 0 K: 0 S: 3	H: 0 LOB: 1 BB: 1 P: 7	R: 1 E: 0 K: 0 S: 4	H: 2 LOB: 1 BB: 0 P: 6	R: 0 E: 0 K: 0 S: 3	H: 1 LOB: 0 BB: 0 P: 3	R: 0 E: 0 K: 1 S: 5	H: 0 LOB: 1 BB: 1 P: 9	R: 0 E: 0 K: 0 S: 3	H: 0 LOB: 1 BB: 0 P: 4	R: 0 E: 0 K: 2 S: 8	H: 1 LOB: 2 BB: 1 P: 12	1B: 4 2B: 2 3B: 0 HR: 0	SF: 0 SAC: 0 DP: 2 HBP: 3	WP: 0 PB: 0 SB: 1 CS: 0	PA: 36			
PITCHER	IP	WLS	BF	H	R	ER	SO	BB	IBB	HBP	BLK	WP	HR	S	P	ERA	WHIP								
Don Drysdale, R ERA: 1.63 (1, 1)	8.0	L	31	4	1	1	3	2	0	3	0	0	0	32	43	1.12	0.750								
Don Sutton, R ERA: 3.19 (9, 1)	1.0		5	1	0	0	2	0	1	0	0	0	0	8	12	0.00	1.000								

Batter	1	2	3	4	5	6	7	8	9	AB	R	H	RBI	BB	SO	LOB	BOTTOM								
Willie Davis, L OBP: 0.263, SLG: 0.337 (1, 8)	L9		F6		P6			3-1		4	0	0	0	0	0	1	Houston Astros @ Los Angeles Dodgers Dodger Stadium, Los Angeles, CA Wed Jul 24 1968, 7:05 PM PDT Att: 17,199 - Unknown								
Len Gabrielson, L OBP: 0.324, SLG: 0.449 (1, 7)			K					K		4	0	1	0	0	2	1									
Tom Haller, L OBP: 0.358, SLG: 0.411 (1, 2)			4-3					K		4	0	0	0	0	1	2									
Jim Lefebvre, S OBP: 0.293, SLG: 0.316 (1, 4)				4-3				K		3	0	0	0	0	1	0									
Ron Fairly, L OBP: 0.260, SLG: 0.260 (1, 3)								K		3	0	0	0	0	0	2									
Bob Bailey, R OBP: 0.326, SLG: 0.340 (1, 5)										3	0	1	0	0	0	0									
Jim Fairey, L OBP: 0.253, SLG: 0.308 (1, 9)			K							3	0	0	0	0	1	1									
Zoilo Versalles, R OBP: 0.224, SLG: 0.253 (1, 6)										3	0	0	0	0	0	0									
Don Drysdale, R OBP: 0.161, SLG: 0.177 (1, 1)										2	0	1	0	0	1	0									
Wes Parker, S OBP: 0.314, SLG: 0.333 (8, PH)										1	0	0	0	0	0	0									
Don Sutton, R OBP: 0.267, SLG: 0.259 (9, 1)										0	0	0	0	0	0	0									
Inning Stats	R: 0 E: 0 K: 0 S: 4	H: 1 LOB: 2 BB: 0 P: 5	R: 0 E: 0 K: 1 S: 5	H: 0 LOB: 0 BB: 0 P: 5	R: 0 E: 0 K: 1 S: 6	H: 1 LOB: 1 BB: 0 P: 6	R: 0 E: 0 K: 0 S: 4	H: 1 LOB: 1 BB: 0 P: 4	R: 0 E: 0 K: 1 S: 5	H: 0 LOB: 0 BB: 0 P: 5	R: 0 E: 0 K: 0 S: 3	H: 0 LOB: 0 BB: 0 P: 3	R: 0 E: 0 K: 0 S: 3	H: 0 LOB: 0 BB: 0 P: 3	R: 0 E: 0 K: 0 S: 3	H: 0 LOB: 0 BB: 0 P: 3	R: 0 E: 0 K: 3 S: 9	H: 0 LOB: 0 BB: 0 P: 9	1B: 3 2B: 0 3B: 0 HR: 0	SF: 0 SAC: 0 DP: 0 HBP: 1	WP: 0 PB: 0 SB: 1 CS: 0	PA: 31			
PITCHER	IP	WLS	BF	H	R	ER	SO	BB	IBB	HBP	BLK	WP	HR	S	P	ERA	WHIP								
Don Wilson, R ERA: 3.62 (1, 1)	9.0	W	31	3	0	0	6	0	0	1	1	0	0	42	43	0.00	0.333								

AB	30
R	1
H	5
RBI	1
BB	3
SO	5
LOB	18



AB	30
R	0
H	3
RBI	0
BB	0
SO	6
LOB	7



Batter	1	2	3	4	5	6	7	8	9	AB	R	H	RBI	BB	SO	LOB	TOP			
Willie Davis, L (1, 8) OBP: 0.260, SLG: 0.333	4-3	P6			F8			3-1		4	0	0	0	0	0	1	Los Angeles Dodgers @ Chicago Cubs Wrigley Field, Chicago, IL Fri Jul 26 1968, 3:33 AM CDT Att: 21,743 - Unknown - 84 F			
Len Gabrielson, L (1, 7) OBP: 0.318, SLG: 0.440 Wes Parker, S (8, PH) OBP: 0.316, SLG: 0.333	F8		F8			K		FC4-6 BB		3	0	0	0	0	1	0				
Tom Haller, L (1, 2) OBP: 0.354, SLG: 0.406	6-3		1-3			4-3		FC4-6 FC5-4 1-2f		4	0	0	0	0	0	1				
Jim Lefebvre, S (1, 4) OBP: 0.287, SLG: 0.309		G3	P4			F8		FC5-4 1-2f		4	0	0	0	0	0	1				
Ron Fairly, L (1, 3) OBP: 0.266, SLG: 0.267		1B 3B 1B			G5-4-3 1B			K		4	1	3	0	0	1	0				
Bob Bailey, R (1, 5) OBP: 0.329, SLG: 0.343		1B 3B 1B			G5-4-3 1-2f 1B		F8	G5-3 1B		4	1	2	0	0	0	2				
Jim Fairey, L (1, 9) OBP: 0.255, SLG: 0.330 Ted Savage, R (9, PH) OBP: 0.244, SLG: 0.325		1B 3B			F3		F7	1B		3	1	1	2	0	0	1				
Zoilo Versalles, R (1, 6) OBP: 0.228, SLG: 0.260		PB 2B						G5-3 2-3f		4	0	2	1	0	0	2				
Bill Singer, R (1, 1) OBP: 0.176, SLG: 0.224 Jim Brewer, L (7, 1) OBP: 0.200, SLG: 0.200		P6					K	K2-3		3	0	0	0	0	2	3				
										0	0	0	0	0	0	0				
Inning Stats	R: 0 E: 0 K: 0 S: 3	H: 0 LOB: 0 BB: 0 P: 3	R: 3 E: 0 K: 0 S: 7	H: 4 LOB: 1 BB: 0 P: 7	R: 0 E: 0 K: 0 S: 3	H: 0 LOB: 0 BB: 0 P: 3	R: 0 E: 0 K: 0 S: 3	H: 1 LOB: 0 BB: 0 P: 3	R: 0 E: 0 K: 1 S: 5	H: 0 LOB: 0 BB: 0 P: 5	R: 0 E: 0 K: 1 S: 7	H: 2 LOB: 2 BB: 0 P: 7	R: 0 E: 0 K: 0 S: 3	H: 0 LOB: 1 BB: 0 P: 7	R: 0 E: 0 K: 1 S: 6	H: 2 LOB: 1 BB: 0 P: 6	1B: 7 2B: 1 3B: 1 HR: 0	SF: 0 SAC: 0 DP: 2 HBP: 0	WP: 0 PB: 1 SB: 0 CS: 0	PA: 35
PITCHER	IP WLS BF H R ER SO BB IBB HBP BLK WP HR S P ERA WHIP																			
Bill Hands, R (1, 1) ERA: 2.68 Rich Nye, L (8, 1) ERA: 4.12	7.0 L 27 7 3 3 3 0 0 0 0 0 0 0 33 33 3.86 1.000																			

Batter	1	2	3	4	5	6	7	8	9	AB	R	H	RBI	BB	SO	LOB	BOTTOM					
Don Kessinger, S (1, 6) OBP: 0.285, SLG: 0.284	CS 1B		FC3-6 1B				K			4	0	2	0	1	2	1	Los Angeles Dodgers @ Chicago Cubs Wrigley Field, Chicago, IL Fri Jul 26 1968, 3:33 AM CDT Att: 21,743 - Unknown - 84 F					
Glenn Beckert, R (1, 4) OBP: 0.316, SLG: 0.363	6-3 1-2		FC3-6 WP				6-3		F7	5	0	1	1	0	0	2						
Billy Williams, L (1, 7) OBP: 0.325, SLG: 0.437	F9		P6 1-2				L8		K	5	0	0	0	0	1	3						
Ron Santo, R (1, 5) OBP: 0.357, SLG: 0.425		FC3-6 14 BB SF8 BB							14 BB 1B	2	1	2	0	2	0	0						
14 Ernie Banks, R (1, 3) OBP: 0.299, SLG: 0.438		FC3-6 1-2 BB	P4				L9			3	0	1	0	1	0	3						
Al Spangler, L (1, 9) OBP: 0.339, SLG: 0.360 Adolfo Phillips, R (8, PH) OBP: 0.326, SLG: 0.370		FC3-6 SF8 BB 1-2f 2-3					4-3		F7	3	0	0	0	0	0	3						
Randy Hundley, R (1, 2) OBP: 0.299, SLG: 0.308		FC3-6 1-2 BB					K		FC6-4 1B	3	1	2	0	1	1	0						
Jim Hickman, R (1, 8) OBP: 0.250, SLG: 0.329 Willie Smith, L (7, PH) OBP: 0.308, SLG: 0.358 Rich Nye, L (8, 1) OBP: 0.176, SLG: 0.176 John Felske, R (9, PH)		SF8					F9		FC6-4 1-2f	1	0	0	1	0	0	0						
Bill Hands, R (1, 1) OBP: 0.082, SLG: 0.043 Lee Elia, R (7, PH) OBP: 0.071, SLG: 0.071 Jose Arcia, R (8, 8) OBP: 0.227, SLG: 0.313		K					K		K	2	0	0	0	0	2	2						
										1	0	0	0	0	1	1						
										1	0	0	0	0	1	1						
Inning Stats	R: 0 E: 0 K: 0 S: 3	H: 1 LOB: 0 BB: 0 P: 3	R: 1 E: 0 K: 1 S: 5	H: 0 LOB: 2 BB: 3 P: 17	R: 0 E: 0 K: 0 S: 4	H: 1 LOB: 2 BB: 1 P: 8	R: 0 E: 0 K: 1 S: 5	H: 0 LOB: 0 BB: 0 P: 5	R: 0 E: 0 K: 2 S: 7	H: 0 LOB: 0 BB: 0 P: 7	R: 0 E: 0 K: 0 S: 4	H: 1 LOB: 1 BB: 0 P: 4	R: 0 E: 0 K: 2 S: 8	H: 1 LOB: 1 BB: 0 P: 8	R: 0 E: 0 K: 2 S: 9	H: 2 LOB: 2 BB: 0 P: 9	R: 1 E: 1 K: 2 S: 9	H: 2 LOB: 2 BB: 1 P: 13	1B: 8 2B: 0 3B: 0 HR: 0	SF: 1 SAC: 0 DP: 0 HBP: 0	WP: 1 PB: 0 SB: 0 CS: 1	PA: 39
PITCHER	IP WLS BF H R ER SO BB IBB HBP BLK WP HR S P ERA WHIP																					
Bill Singer, R (1, 1) ERA: 2.76 Jim Brewer, L (7, 1) ERA: 2.53	6.0 W 25 4 1 1 4 4 1 0 0 0 0 0 29 45 1.50 1.333																					



Batter	1	2	3	4	5	6	7	8	9	AB	R	H	RBI	BB	SO	LOB	TOP			
Willie Davis, L OBP: 0.269, SLG: 0.342 (1, 8)	0-0 4-3		0-0 6-3			0-0 2B		0-0 SH1-4 1B	4 0 2 0 0 0 1								Los Angeles Dodgers @ Chicago Cubs Wrigley Field, Chicago, IL Sun Jul 28 1968, 3:38 AM CDT Att: 42,261 - Unknown			
Wes Parker, S OBP: 0.314, SLG: 0.330 (1, 3)	0-3 K			0-3 K		4-0 BB G6-4-3		0-0 SH1-4 1-2	2 0 0 0 1 2 0											
Ted Savage, R OBP: 0.244, SLG: 0.321 (1, 7)	0-0 6-3			0-0 E S 1B		0-0 G6-4-3 1-2		0-0 1-3 2-3	4 0 1 1 0 0 0 3											
Bob Bailey, R OBP: 0.317, SLG: 0.333 (1, 5)		0-3 K		0-0 F9 1-3				0-0 F9	4 0 0 0 0 1 2											
Ron Fairly, L OBP: 0.266, SLG: 0.271 (1, 9)	0-0 3-1			0-3 K				0-3 K	3 0 0 0 0 2 1											
Luis Alcaraz, R OBP: 0.217, SLG: 0.217 (1, 4)		0-3 K			0-3 K			0-0 F9	3 0 0 0 0 2 0											
Jeff Torborg, R OBP: 0.232, SLG: 0.157 (1, 2)			0-0 SH1-4 1B		0-0 F8			0-0 6-3	3 0 1 0 0 0 0											
Zolio Versailles, R OBP: 0.230, SLG: 0.259 (1, 6)			0-0 F7		0-3 K			0-3 K	3 0 0 0 0 2 1											
Don Sutton, R OBP: 0.258, SLG: 0.250 (8, PH)			0-0 SH1-4 1-2			0-3 K		0-0 F9	1 0 0 0 0 1 0											
Ken Boyer, R OBP: 0.320, SLG: 0.327 (8, PH)									1 0 0 0 0 0 0											
Jim Brewer, L OBP: 0.200, SLG: 0.200 (8, 1)									0 0 0 0 0 0 0											
Inning Stats	R: 0 E: 0 K: 1 S: 5	H: 0 LOB: 0 BB: 0 P: 5	R: 0 E: 0 K: 2 S: 7	H: 0 LOB: 0 BB: 0 P: 7	R: 0 E: 0 K: 0 S: 4	H: 1 LOB: 1 BB: 0 P: 4	R: 0 E: 0 K: 2 S: 8	H: 1 LOB: 0 BB: 0 P: 8	R: 0 E: 0 K: 1 S: 7	H: 0 LOB: 0 BB: 0 P: 7	R: 0 E: 0 K: 1 S: 5	H: 0 LOB: 0 BB: 0 P: 5	R: 0 E: 0 K: 1 S: 5	H: 0 LOB: 0 BB: 0 P: 5	R: 0 E: 0 K: 0 S: 4	H: 1 LOB: 1 BB: 0 P: 4	1B: 3 2B: 1 3B: 0 HR: 0	SF: 0 SAC: 2 DP: 1 HBP: 0	WP: 0 PB: 0 SB: 2 CS: 0	PA: 31
PITCHER Ken Holtzman, L ERA: 3.38 (1, 1)	IP: 9.0 WLS: W BF: 31 H: 4 R: 0 ER: 0 SO: 10 BB: 1 IBB: 0 HBP: 0 BLK: 0 WP: 0 HR: 0 S: 50 P: 54 ERA: 0.00 WHIP: 0.556															PITCHER				


Batter	1	2	3	4	5	6	7	8	9	AB	R	H	RBI	BB	SO	LOB	BOTTOM			
Don Kessinger, S OBP: 0.292, SLG: 0.288 (1, 6)	0-3 K			0-0 1-3 1B		0-0 G3		0-0 F7	4 0 1 0 0 1 0								Los Angeles Dodgers @ Chicago Cubs Wrigley Field, Chicago, IL Sun Jul 28 1968, 3:38 AM CDT Att: 42,261 - Unknown			
Glenn Beckert, R OBP: 0.317, SLG: 0.362 (1, 4)	0-0 G4-6-3 1B			0-0 1-3 1-2		0-0 1B 1B		0-0 5-3	4 0 2 0 0 0 1											
Billy Williams, L OBP: 0.324, SLG: 0.441 (1, 7)	0-0 G4-6-3 1-2			0-0 P5		0-0 L9			3 0 0 0 0 0 3											
Ron Santo, R OBP: 0.360, SLG: 0.425 (1, 5)		0-3 K		0-0 F7		0-0 S 1B		1-3 1B	3 0 1 0 0 1 1											
Dick Nen, L OBP: 0.212, SLG: 0.344 (1, 3)		0-0 4-3			0-3 K		0-0 4-3 1-2		3 0 0 0 0 1 2											
Al Spangler, L OBP: 0.345, SLG: 0.368 (1, 9)		0-3 K			0-0 2B 1B		0-0 F7		3 1 1 0 0 1 0											
Randy Hundley, R OBP: 0.295, SLG: 0.308 (1, 2)				0-0 F7		0-0 1-H 2B		0-0 5-3	3 0 1 1 0 0 0											
Jim Hickman, R OBP: 0.235, SLG: 0.301 (1, 8)				0-0 1-3		0-3 K		0-3 K	3 0 0 0 0 2 1											
Ken Holtzman, R OBP: 0.115, SLG: 0.135 (1, 1)				0-3 K		0-0 4-3		0-3 K	3 0 0 0 0 2 1											
Inning Stats	R: 0 E: 0 K: 1 S: 5	H: 1 LOB: 0 BB: 0 P: 5	R: 0 E: 0 K: 2 S: 7	H: 0 LOB: 0 BB: 0 P: 7	R: 0 E: 0 K: 1 S: 5	H: 0 LOB: 0 BB: 0 P: 5	R: 0 E: 0 K: 0 S: 4	H: 1 LOB: 1 BB: 0 P: 4	R: 1 E: 0 K: 2 S: 9	H: 2 LOB: 1 BB: 0 P: 9	R: 0 E: 0 K: 0 S: 5	H: 2 LOB: 2 BB: 0 P: 5	R: 0 E: 0 K: 1 S: 5	H: 0 LOB: 0 BB: 0 P: 5	R: 0 E: 0 K: 1 S: 5	H: 0 LOB: 0 BB: 0 P: 5		1B: 5 2B: 1 3B: 0 HR: 0	SF: 0 SAC: 0 DP: 1 HBP: 0	WP: 0 PB: 0 SB: 1 CS: 0
PITCHER Don Sutton, R ERA: 3.07 Jim Brewer, L ERA: 2.47 (8, 1)	IP: 7.0 WLS: L BF: 26 H: 6 R: 1 ER: 1 SO: 7 BB: 0 IBB: 0 HBP: 0 BLK: 0 WP: 0 HR: 0 S: 40 P: 40 ERA: 1.29 WHIP: 0.857															PITCHER				



Batter	1	2	3	4	5	6	7	8	9	AB	R	H	RBI	BB	SO	LOB	TOP			
Willie Davis, L (1, 8) OBP: 0.266, SLG: 0.338	F3			3-1		FC3-6 G4-3			3-1	4	0	0	0	0	0	1	Los Angeles Dodgers @ Houston Astros Astrodome, Houston, TX Mon Jul 29 1968, 8:05 PM EDT Att: 16,757 - Dome			
Ted Savage, R (1, 9) OBP: 0.233, SLG: 0.306	K			5-3		G4-3			4-3	4	0	0	0	0	1	1				
Bob Bailey, R (1, 5) OBP: 0.320, SLG: 0.338	K			BB					4-3	3	0	1	0	1	1	0				
Ken Boyer, R (1, 3) OBP: 0.316, SLG: 0.322				5-3						2	0	0	0	0	0	1				
Ron Fairly, L (4, 9) OBP: 0.298, SLG: 0.270				1-3					G3	1	0	0	0	1	0	1				
Jim Lefebvre, S (1, 4) OBP: 0.275, SLG: 0.295	F7									3	0	0	0	0	1	1				
Wes Parker, S (1, 7) OBP: 0.312, SLG: 0.327	1-3									3	0	0	0	0	0	0				
Jeff Torborg, R (1, 2) OBP: 0.237, SLG: 0.185				F4					F8	3	0	1	0	0	0	0				
Zolio Versalles, R (1, 6) OBP: 0.231, SLG: 0.260				6-3						3	0	1	0	0	0	1				
Mike Kekich, R (1, 1) OBP: 0.160, SLG: 0.125										2	0	1	0	0	1	0				
Tom Haller, L (8, PH) OBP: 0.348, SLG: 0.397										1	0	0	0	0	0	1				
Mudcat Grant, R (8, 1) OBP: 0.176, SLG: 0.353				K					G3	0	0	0	0	0	0	0				
Inning Stats	R: 0 E: 0 K: 2 S: 7	H: 0 LOB: 0 BB: 0 P: 7	R: 0 E: 0 K: 0 S: 3	H: 0 LOB: 0 BB: 0 P: 3	R: 0 E: 0 K: 1 S: 5	H: 0 LOB: 0 BB: 0 P: 5	R: 0 E: 0 K: 0 S: 3	H: 1 LOB: 1 BB: 1 P: 7	R: 0 E: 0 K: 1 S: 6	H: 1 LOB: 0 BB: 0 P: 6	R: 0 E: 0 K: 0 S: 2	H: 0 LOB: 0 BB: 1 P: 6	R: 0 E: 0 K: 0 S: 4	H: 1 LOB: 1 BB: 0 P: 4	R: 0 E: 0 K: 0 S: 4	H: 1 LOB: 1 BB: 0 P: 4	1B: 2 2B: 2 3B: 0 HR: 0	SF: 0 SAC: 0 DP: 2 HBP: 0	WP: 0 PB: 0 SB: 0 CS: 0	PA: 31
PITCHER Mike Cuellar, L (1, 1) ERA: 1.95	IP: 9.0 WLS: W BF: 31 H: 4 R: 0 ER: 0 SO: 4 BB: 2 IBB: 0 HBP: 0 BLK: 0 WP: 0 HR: 0 S: 37 P: 45 ERA: 0.00 WHIP: 0.667															PITCHER				

Batter	1	2	3	4	5	6	7	8	9	AB	R	H	RBI	BB	SO	LOB	BOTTOM			
Dick Simpson, R (1, 9) OBP: 0.284, SLG: 0.305	K	F7			F8			5-3		4	0	0	0	0	1	2	Los Angeles Dodgers @ Houston Astros Astrodome, Houston, TX Mon Jul 29 1968, 8:05 PM EDT Att: 16,757 - Dome			
Hector Torres, R (1, 6) OBP: 0.258, SLG: 0.254	4-3		K		6-3			F2		4	0	0	0	0	1	0				
Rusty Staub, L (1, 3) OBP: 0.390, SLG: 0.410			K							3	0	1	0	0	1	0				
Jimmy Wynn, R (1, 8) OBP: 0.362, SLG: 0.434	K		K							3	0	0	0	0	2	1				
Denis Menke, R (1, 4) OBP: 0.325, SLG: 0.334		6-3			E					3	1	1	0	0	0	0				
Bob Aspromonte, R (1, 5) OBP: 0.317, SLG: 0.292		1B BB FC5-4			F9			4-3 FC5-2-3		3	1	2	0	0	0	1				
Bob Watson, R (1, 7) OBP: 0.287, SLG: 0.296		4-0 FC5-4 1B BB			E5			4-3		2	0	0	0	1	0	1				
John Bateman, R (1, 2) OBP: 0.286, SLG: 0.329					G6-4-3			FC5-2-5-3		3	0	1	0	0	0	2				
Mike Cuellar, L (1, 1) OBP: 0.162, SLG: 0.270		FC5-4								3	0	0	1	0	2	2				
Inning Stats	R: 0 E: 0 K: 2 S: 8	H: 1 LOB: 1 BB: 0 P: 8	R: 0 E: 0 K: 0 S: 5	H: 2 LOB: 2 BB: 1 P: 9	R: 0 E: 0 K: 3 S: 9	H: 0 LOB: 0 BB: 0 P: 9	R: 1 E: 2 K: 0 S: 4	H: 1 LOB: 0 BB: 0 P: 4	R: 0 E: 0 K: 1 S: 5	H: 0 LOB: 0 BB: 0 P: 5	R: 0 E: 0 K: 0 S: 3	H: 0 LOB: 0 BB: 0 P: 3	R: 0 E: 0 K: 1 S: 5	H: 0 LOB: 0 BB: 0 P: 5	R: 0 E: 0 K: 1 S: 5	H: 0 LOB: 0 BB: 0 P: 5		1B: 4 2B: 2 3B: 0 HR: 0	SF: 0 SAC: 0 DP: 2 HBP: 0	WP: 0 PB: 0 SB: 0 CS: 0
PITCHER Mike Kekich, L (1, 1) ERA: 3.32	IP: 7.0 WLS: L BF: 26 H: 5 R: 2 ER: 1 SO: 6 BB: 1 IBB: 0 HBP: 0 BLK: 0 WP: 0 HR: 0 S: 37 P: 41 ERA: 1.29 WHIP: 0.857															PITCHER				
Mudcat Grant, R (8, 1) ERA: 3.06	IP: 1.0 WLS: 3 BF: 0 H: 0 R: 0 ER: 0 SO: 1 BB: 0 IBB: 0 HBP: 0 BLK: 0 WP: 0 HR: 0 S: 5 P: 5 ERA: 0.00 WHIP: 0.000															PITCHER				



Batter	1	2	3	4	5	6	7	8	9	AB	R	H	RBI	BB	SO	LOB	TOP										
Willie Davis, L (1, 8) OBP: 0.266, SLG: 0.342	L9			F2		F8		FC		4	1	1	0	0	0	0	Los Angeles Dodgers @ Houston Astros Astrodome, Houston, TX Tue Jul 30 1968, 8:05 PM EDT Att: 16,702 - Dome										
Len Gabrielson, L (1, 7) OBP: 0.323, SLG: 0.442	L3			F9				FC		4	0	1	1	0	0	0											
Jim Fairey, L (8, PR) OBP: 0.236, SLG: 0.304										0	0	0	0	0	0	0											
Jim Lefebvre, S (1, 4) OBP: 0.269, SLG: 0.288	F2			G3		G3		F7		4	0	0	0	0	0	2											
Tom Haller, L (1, 2) OBP: 0.347, SLG: 0.396										4	1	1	0	0	0	1											
Ron Fairly, L (1, 9) OBP: 0.271, SLG: 0.270										3	1	1	0	1	0	1											
Bob Bailey, R (1, 5) OBP: 0.323, SLG: 0.346										4	0	2	2	0	1	1											
Wes Parker, S (1, 3) OBP: 0.309, SLG: 0.323										4	0	0	0	0	1	2											
Zolio Versailles, R (1, 6) OBP: 0.229, SLG: 0.258										3	0	0	0	0	1	2											
Bill Singer, R (1, 1) OBP: 0.167, SLG: 0.212										3	0	0	0	0	2	0											
Jim Brewer, L (9, 1) OBP: 0.200, SLG: 0.200										0	0	0	0	0	0	0											
Inning Stats	R: 0 E: 0 K: 0 S: 3	H: 0 LOB: 0 BB: 0 P: 3	R: 0 E: 0 K: 0 S: 3	H: 1 LOB: 0 BB: 0 P: 3	R: 0 E: 0 K: 1 S: 5	H: 0 LOB: 0 BB: 0 P: 5	R: 0 E: 0 K: 0 S: 3	H: 0 LOB: 0 BB: 0 P: 3	R: 1 E: 1 K: 1 S: 6	H: 1 LOB: 1 BB: 1 P: 10	R: 0 E: 0 K: 0 S: 6	H: 1 LOB: 1 BB: 0 P: 6	R: 1 E: 1 K: 1 S: 7	H: 2 LOB: 1 BB: 0 P: 7	R: 1 E: 0 K: 0 S: 5	H: 1 LOB: 1 BB: 0 P: 5	R: 0 E: 0 K: 1 S: 5	H: 0 LOB: 0 BB: 0 P: 5	1B: 3 2B: 2 3B: 1 HR: 0	SF: 0 SAC: 0 DP: 1 HBP: 0	WP: 0 PB: 0 SB: 0 CS: 0	PA: 34					
PITCHER	IP	WLS	BF	H	R	ER	SO	BB	IBB	HBP	BLK	WP	HR	S	P	ERA	WHIP										
Don Wilson, R (1, 1) ERA: 3.54	8.0	L	31	6	3	2	4	1	0	0	0	0	0	38	42	2.25	0.875										
Pat House, L (9, 1) ERA: 7.56	1.0	S	3	0	0	0	1	0	0	0	0	0	0	5	5	0.00	0.000										

Batter	1	2	3	4	5	6	7	8	9	AB	R	H	RBI	BB	SO	LOB	BOTTOM										
Bob Watson, R (1, 7) OBP: 0.292, SLG: 0.309										4	1	2	0	0	1	1	Los Angeles Dodgers @ Houston Astros Astrodome, Houston, TX Tue Jul 30 1968, 8:05 PM EDT Att: 16,702 - Dome										
Hector Torres, R (1, 6) OBP: 0.261, SLG: 0.257										4	1	2	1	0	1	1											
Rusty Staub, L (1, 3) OBP: 0.389, SLG: 0.408										4	0	1	0	0	1	1											
Ron Brand, R (9, PR) OBP: 0.273, SLG: 0.182										0	0	0	0	0	0	0											
Norm Miller, L (1, 8) OBP: 0.291, SLG: 0.353										2	0	0	0	1	0	0											
Jimmy Wynn, R (9, PH) OBP: 0.361, SLG: 0.432										1	0	0	0	0	1	2											
Bob Aspromonte, R (1, 5) OBP: 0.313, SLG: 0.287										4	0	0	1	0	2	3											
Denis Menke, R (1, 4) OBP: 0.327, SLG: 0.334										3	0	1	0	1	2	1											
Lee Thomas, L (1, 9) OBP: 0.231, SLG: 0.239										3	0	0	0	0	0	3											
Doug Rader, R (9, PH) OBP: 0.297, SLG: 0.314										1	0	0	0	0	0	2											
John Bateman, R (1, 2) OBP: 0.286, SLG: 0.329										3	0	1	0	0	0	0											
Dick Simpson, R (8, PR) OBP: 0.294, SLG: 0.305										0	0	0	0	0	0	0											
Pat House, L (9, 1) OBP: 0.297, SLG: 0.314										0	0	0	0	0	0	0											
Don Wilson, R (1, 1) OBP: 0.255, SLG: 0.267										2	0	0	0	0	0	0											
Julio Golay, R (8, PH) OBP: 0.258, SLG: 0.273										1	0	0	0	0	0	1											
Dave Adlesh, R (9, 2) OBP: 0.233, SLG: 0.259										0	0	0	0	0	0	0											
Inning Stats	R: 0 E: 0 K: 1 S: 5	H: 1 LOB: 0 BB: 0 P: 5	R: 0 E: 0 K: 2 S: 7	H: 0 LOB: 0 BB: 0 P: 7	R: 0 E: 0 K: 0 S: 3	H: 0 LOB: 0 BB: 0 P: 3	R: 0 E: 0 K: 2 S: 7	H: 0 LOB: 0 BB: 0 P: 7	R: 0 E: 0 K: 1 S: 6	H: 0 LOB: 1 BB: 0 P: 6	R: 1 E: 0 K: 0 S: 5	H: 2 LOB: 1 BB: 0 P: 5	R: 0 E: 0 K: 1 S: 5	H: 1 LOB: 1 BB: 1 P: 9	R: 0 E: 0 K: 0 S: 3	H: 1 LOB: 2 BB: 0 P: 3	R: 1 E: 0 K: 1 S: 7	H: 2 LOB: 2 BB: 1 P: 11	1B: 6 2B: 1 3B: 0 HR: 0	SF: 0 SAC: 0 DP: 3 HBP: 0	WP: 0 PB: 0 SB: 1 CS: 0	PA: 34					
PITCHER	IP	WLS	BF	H	R	ER	SO	BB	IBB	HBP	BLK	WP	HR	S	P	ERA	WHIP										
Bill Singer, R (1, 1) ERA: 2.74	8.0	W	30	7	2	2	7	1	0	0	0	0	0	43	47	2.25	1.000										
Jim Brewer, L (9, 1) ERA: 2.42	1.0	S	4	0	0	0	1	1	0	0	0	0	0	5	9	0.00	1.000										

Batter	1	2	3	4	5	6	7	8	9	AB	R	H	RBI	BB	SO	LOB	TOP																		
Bobby Bonds, R (1,9) OBP: 0.321, SLG: 0.365 Bob Schroder, L (9, PH) OBP: 0.412, SLG: 0.385	K			1B SF8 BB		K		F4	BB	3	1	0	0	1	2	0	San Francisco Giants @ Los Angeles Dodgers Dodger Stadium, Los Angeles, CA Wed Jul 31 1968, 7:05 PM PDT Att: 25,651 - Unknown																		
Ron Hunt, R (1,4) OBP: 0.361, SLG: 0.282	L5			1B		6-3		FC4-6 BB	BB	4	0	1	0	1	1	3																			
Willie McCovey, L (1,3) OBP: 0.370, SLG: 0.565	F7			F6		BB 1B BB		FC4-6 BB 1-2 1B	G3	4	2	0	0	1	0	6																			
Willie Mays, R (1,8) OBP: 0.350, SLG: 0.445		5-3		SF8		1B BB		1B BB		1	0	0	1	2	0	0																			
Dick Dietz, R (1,2) OBP: 0.382, SLG: 0.476	F9			3-H 1B		BB		BB		4	0	3	2	0	0	0																			
Jesus Alou, R (1,7) OBP: 0.282, SLG: 0.340	G3			1B		1-2 2-H 1B		1-2 2-H 1B		4	0	0	0	0	0	6																			
Jim Davenport, R (1,5) OBP: 0.275, SLG: 0.240			F8		6-3				FC6-4 1B	4	0	1	0	0	0	0																			
Hal Lanier, R (1,6) OBP: 0.214, SLG: 0.231 Ty Cline, L (9, PH) OBP: 0.257, SLG: 0.251			4-3		F9		1-3		FC6-4 2B 1-2	3	0	0	0	0	0	0																			
Bobby Bolin, R (1,1) OBP: 0.120, SLG: 0.043 Joe Gibbon, R (8,1) Frank Linzy, R (8,1) Dave Marshall, L (9, PH) OBP: 0.346, SLG: 0.350			K		1-3		K		1-3 2B	0	0	0	0	0	0	0																			
Inning Stats	R: 0 E: 0 K: 1 S: 5	H: 0 LOB: 0 BB: 0 P: 5	R: 0 E: 0 K: 0 S: 3	H: 0 LOB: 0 BB: 0 P: 3	R: 0 E: 0 K: 1 S: 5	H: 0 LOB: 0 BB: 0 P: 5	R: 1 E: 0 K: 0 S: 5	H: 2 LOB: 2 BB: 1 P: 9	R: 0 E: 0 K: 0 S: 3	H: 0 LOB: 0 BB: 0 P: 3	R: 1 E: 0 K: 1 S: 6	H: 1 LOB: 2 BB: 2 P: 14	R: 0 E: 0 K: 0 S: 5	H: 0 LOB: 0 BB: 0 P: 5	R: 1 E: 0 K: 0 S: 4	H: 1 LOB: 2 BB: 2 P: 12		R: 0 E: 0 K: 1 S: 7	H: 2 LOB: 3 BB: 1 P: 11	1B: 5 2B: 1 3B: 0 HR: 0	SF: 1 2B: 1 3B: 0 HBP: 0	WP: 0 PA: 39 PB: 0 SB: 0 CS: 0													
PITCHER	IP WLS BF H R ER SO BB IBB HBP BLK WP HR S P ERA WHIP																																		
Claude Osteen, L (1,1) ERA: 3.05	7.2		32	4	3	3	4	5	0	0	0	0	0	0	0	35	55	3.52	1.174																
Mudcat Grant, R (8,1) ERA: 3.04	0.1	W	1	0	0	0	0	0	0	0	0	0	0	0	0	1	1	0.00	0.000																
Jack Billingham, R (9,1) ERA: 2.2	0.1		4	2	0	0	0	1	0	0	0	0	0	0	3	7	0.00	9.000																	
John Purdin, R (9,1) ERA: 2.04	0.1	S	1	0	0	0	1	0	0	0	0	0	0	0	3	3	0.00	0.000																	
Hank Aguirre, L (9,1) ERA: 0.69	0.1		1	0	0	0	0	0	0	0	0	0	0	0	1	1	0.00	0.000																	

Batter	1	2	3	4	5	6	7	8	9	AB	R	H	RBI	BB	SO	LOB	BOTTOM																	
Willie Davis, L (1,8) OBP: 0.266, SLG: 0.347	K		F9			4-3 3B		BB		3	2	1	0	1	1	0	San Francisco Giants @ Los Angeles Dodgers Dodger Stadium, Los Angeles, CA Wed Jul 31 1968, 7:05 PM PDT Att: 25,651 - Unknown																	
Len Gabrielson, L (1,7) OBP: 0.317, SLG: 0.434 Tom Seaver, R (8, PH) OBP: 0.242, SLG: 0.306 Don Sutton, R (8, PH) OBP: 0.236, SLG: 0.250 Jack Billingham, R (9,1) John Purdin, R (9,1) Hank Aguirre, L (9,1)	F8			5-3		4-3		FC2-5 WP BB		3	0	0	1	0	0	0																		
Jim Lefebvre, S (1,4) OBP: 0.269, SLG: 0.287				G3		K		FC2-5 1B BB		4	1	1	0	0	1	1																		
Tom Haller, L (1,2) OBP: 0.346, SLG: 0.392	F5			4-3		F8		BB 1B FC		3	1	0	0	1	0	1																		
Ron Fairly, L (1,9) OBP: 0.273, SLG: 0.273	F6				F6			FC BB		4	1	2	0	0	0	0																		
Bob Bailey, R (1,5) OBP: 0.325, SLG: 0.342	K			1B BB		4-3		SH1-3 FC		2	0	0	1	2	1	0																		
Wes Parker, S (1,3) OBP: 0.311, SLG: 0.328	K			1B				FC SH1-3		4	0	2	1	0	1	2																		
Zolio Versalles, R (1,6) OBP: 0.228, SLG: 0.256 Jim Farley, L (7, PH) OBP: 0.234, SLG: 0.301 Bart Shirley, R (8,6)				1-3		F8		SH1-3		2	0	0	0	0	0	2																		
Claude Osteen, L (1,1) OBP: 0.179, SLG: 0.232 Mudcat Grant, R (8,1) OBP: 0.176, SLG: 0.353 Willie Crawford, L (8, PH) OBP: 0.167, SLG: 0.217				K		L1		BB BB 1B		0	0	0	0	0	0	0																		
Inning Stats	R: 0 E: 0 K: 1 S: 6	H: 1 LOB: 1 BB: 0 P: 6	R: 0 E: 0 K: 2 S: 7	H: 0 LOB: 0 BB: 0 P: 7	R: 0 E: 0 K: 1 S: 5	H: 0 LOB: 0 BB: 0 P: 5	R: 0 E: 0 K: 0 S: 3	H: 0 LOB: 0 BB: 0 P: 3	R: 0 E: 0 K: 0 S: 4	H: 1 LOB: 2 BB: 1 P: 8	R: 1 E: 0 K: 1 S: 6	H: 1 LOB: 0 BB: 0 P: 6	R: 0 E: 0 K: 0 S: 4	H: 2 LOB: 1 BB: 0 P: 4	R: 5 E: 0 K: 0 S: 6	H: 2 LOB: 3 BB: 4 P: 22		1B: 5 2B: 1 3B: 1 HR: 0	SF: 0 2B: 1 3B: 1 HBP: 0	WP: 2 PA: 36 PB: 1 SB: 0 CS: 0														
PITCHER	IP WLS BF H R ER SO BB IBB HBP BLK WP HR S P ERA WHIP																																	
Bobby Bolin, R (1,1) ERA: 2.04	7.0		28	6	3	3	5	2	0	0	0	0	0	0	36	44	3.86	1.143																
Joe Gibbon, L (8,1) ERA: 1.67	0.1	L	3	0	0	0	0	2	0	0	0	1	0	1	9	0.00	6.000																	
Frank Linzy, R (8,1) ERA: 3.15	0.2		5	1	3	3	0	1	0	0	0	0	0	4	8	40.50	3.000																	



Batter	1	2	3	4	5	6	7	8	9	AB	R	H	RBI	BB	SO	LOB	TOP					
Ron Hunt, R OBP: 0.360, SLG: 0.282 (1,4)										4	0	1	0	0	0	2	San Francisco Giants @ Los Angeles Dodgers Dodger Stadium, Los Angeles, CA Thu Aug 01 1968, 7:05 PM PDT Att: 30,099 - Unknown					
Ty Cline, L OBP: 0.258, SLG: 0.253 (1,7)										3	0	1	0	0	1	1						
Willie Mays, R OBP: 0.349, SLG: 0.443 (1,8)										4	0	1	0	0	0	1						
Willie McCovey, L OBP: 0.366, SLG: 0.558 (1,3)										4	0	0	0	0	1	1						
Dick Dietz, R OBP: 0.385, SLG: 0.497 (1,2)										4	2	2	1	0	0	0						
Dave Marshall, L OBP: 0.350, SLG: 0.355 (1,9)										4	0	2	0	0	0	0						
Jim Davenport, R OBP: 0.274, SLG: 0.240 (1,5)										4	0	1	1	0	0	1						
Hal Lanier, R OBP: 0.214, SLG: 0.232 (1,6)										4	0	1	0	0	0	3						
Juan Marichal, R OBP: 0.185, SLG: 0.180 (1,1)										3	0	1	0	0	0	1						
Inning Stats	R: 0 E: 0 K: 0 S: 4	H: 2 LOB: 1 BB: 0 P: 4	R: 0 E: 0 K: 0 S: 3	H: 0 LOB: 0 BB: 0 P: 3	R: 0 E: 1 K: 1 S: 6	H: 1 LOB: 1 BB: 0 P: 6	R: 1 E: 0 K: 1 S: 8	H: 3 LOB: 2 BB: 0 P: 8	R: 0 E: 0 K: 0 S: 4	H: 1 LOB: 1 BB: 0 P: 4	R: 1 E: 0 K: 0 S: 5	H: 2 LOB: 1 BB: 0 P: 5	R: 0 E: 0 K: 0 S: 3	H: 1 LOB: 0 BB: 0 P: 3	R: 0 E: 0 K: 0 S: 3	H: 0 LOB: 0 BB: 0 P: 3		R: 0 E: 0 K: 0 S: 3	H: 0 LOB: 0 BB: 0 P: 3	1B: 9 2B: 0 3B: 0 HR: 1	SF: 0 SAC: 1 DP: 0 HBP: 0	WP: 0 PB: 0 SB: 0 CS: 0
PITCHER	IP WLS BF H R ER SO BB IBB HBP BLK WP HR S P ERA WHIP																					
Don Drysdale, R ERA: 1.95 (1,1)	8.0 L 32 10 2 2 2 2 0 0 0 0 0 1 36 36 2.25 1.250																					
Mudcat Grant, R ERA: 2.98 (9,1)	1.0 3 0 0 0 0 0 0 0 0 0 0 0 0 3 3 0.00 0.000																					

livebaseballscores.com

AB	34
R	2
H	10
RBI	2
BB	0
SO	2
LOB	10



Batter	1	2	3	4	5	6	7	8	9	AB	R	H	RBI	BB	SO	LOB	BOTTOM					
Willie Davis, L OBP: 0.266, SLG: 0.344 (1,8)										4	0	0	0	0	0	0	San Francisco Giants @ Los Angeles Dodgers Dodger Stadium, Los Angeles, CA Thu Aug 01 1968, 7:05 PM PDT Att: 30,099 - Unknown					
Len Gabrielson, L OBP: 0.311, SLG: 0.425 (1,7)										4	0	0	0	0	0	0						
Jim Lefebvre, S OBP: 0.264, SLG: 0.281 (1,4)										4	0	0	0	0	1	0						
Tom Haller, L OBP: 0.343, SLG: 0.388 (1,2)										3	0	0	0	0	0	0						
Ron Fairly, L OBP: 0.274, SLG: 0.274 (1,9)										3	0	1	0	0	1	0						
Bob Bailey, R OBP: 0.325, SLG: 0.342 (1,5)										3	0	1	0	0	1	0						
Wes Parker, S OBP: 0.309, SLG: 0.325 (1,3)										3	0	0	0	0	0	2						
Zoilo Versalles, R OBP: 0.229, SLG: 0.258 (1,6)										2	0	1	0	0	0	2						
Jim Faley, L OBP: 0.232, SLG: 0.298 (8, PH)										1	0	0	0	0	1	0						
Bart Shirley, R (9,6)										0	0	0	0	0	0	0						
Don Drysdale, R OBP: 0.149, SLG: 0.164 (1,1)										2	0	0	0	0	1	1						
Willie Crawford, L OBP: 0.160, SLG: 0.208 (8, PH)										1	0	0	0	0	0	0						
Mudcat Grant, R OBP: 0.176, SLG: 0.353 (9,1)										0	0	0	0	0	0	0						
Inning Stats	R: 0 E: 0 K: 0 S: 3	H: 0 LOB: 0 BB: 0 P: 3	R: 0 E: 0 K: 0 S: 5	H: 2 LOB: 2 BB: 0 P: 5	R: 0 E: 0 K: 0 S: 3	H: 0 LOB: 0 BB: 0 P: 3	R: 0 E: 0 K: 1 S: 5	H: 0 LOB: 0 BB: 0 P: 5	R: 0 E: 0 K: 1 S: 5	H: 1 LOB: 1 BB: 0 P: 6	R: 0 E: 0 K: 0 S: 3	H: 0 LOB: 0 BB: 0 P: 3	R: 0 E: 0 K: 1 S: 5	H: 0 LOB: 0 BB: 0 P: 5	R: 0 E: 0 K: 1 S: 5	H: 0 LOB: 0 BB: 0 P: 5	R: 0 E: 0 K: 1 S: 5	H: 0 LOB: 0 BB: 0 P: 5	1B: 3 2B: 0 3B: 0 HR: 0	SF: 0 SAC: 0 DP: 0 HBP: 0	WP: 0 PB: 0 SB: 0 CS: 0	PA: 30
PITCHER	IP WLS BF H R ER SO BB IBB HBP BLK WP HR S P ERA WHIP																					
Juan Marichal, R ERA: 2.13 (1,1)	9.0 W 30 3 0 0 5 0 0 0 0 0 0 0 40 40 0.00 0.333																					

livebaseballscores.com

AB	30
R	0
H	3
RBI	0
BB	0
SO	5
LOB	5



Batter	1	2	3	4	5	6	7	8	9	AB	R	H	RBI	BB	SO	LOB	TOP								
Bud Harrison, S (1, 6) OBP: 0.259, SLG: 0.250	0-0 1-3		0-0 1B		0-0 F5			0-0 1B 1B	0-0 G4-6-3	5	1	2	0	0	0	3									
Larry Stahl, L (1, 8) OBP: 0.333, SLG: 0.339	0-3 K		0-3 K			0-0 6-3 1B 2B		0-0 F3		4	1	1	0	0	2	2									
Cleon Jones, R (1, 7) OBP: 0.319, SLG: 0.452	0-0 F3			0-0 4-3		0-0 6-3		0-0 1B 1B		4	1	1	0	0	0	1									
Ed Kranepool, L (1, 3) OBP: 0.248, SLG: 0.339 Ed Charles, R (8, PH) OBP: 0.354, SLG: 0.478		0-3 K		0-0 F9		0-0 FC6-4 1B		0-0 F8		3	0	1	1	0	1	0									
Ron Swoboda, R (1, 9) OBP: 0.333, SLG: 0.393		0-0 6-3		0-0 P3		0-3 K		0-0 1B 1B		4	0	1	1	0	1	1									
Jerry Grote, R (1, 2) OBP: 0.357, SLG: 0.340		4-0 FC4-6 BB		0-0 4-3		0-0 FC6-4		0-0 FC6-4 1B		3	0	1	1	1	0	1									
Kevin Collins, L (1, 5) OBP: 0.256, SLG: 0.292 Phil Linz, R (8, PH) OBP: 0.256, SLG: 0.237 Tommie Agee, R (8, 8) OBP: 0.215, SLG: 0.238		0-0 FC4-6		0-0 1B 1B		0-0 K		0-0 FC6-4		3	0	1	0	0	1	1									
Al Weis, S (1, 4) OBP: 0.240, SLG: 0.215			0-0 P4		0-3 K		0-0 F9		0-0 6-3	4	0	0	0	0	1	1									
Tom Seaver, R (1, 1) OBP: 0.147, SLG: 0.136			0-3 K		0-0 1B		0-0 G3		4-0 G4-6-3 BB	3	0	1	0	1	1	0									
Inning Stats	R: 0 E: 0 K: 1 S: 5	H: 0 LOB: 0 BB: 0 P: 5	R: 0 E: 0 K: 1 S: 5	H: 0 LOB: 1 BB: 1 P: 9	R: 0 E: 0 K: 2 S: 8	H: 1 LOB: 1 BB: 0 P: 8	R: 0 E: 0 K: 0 S: 3	H: 0 LOB: 0 BB: 0 P: 3	R: 0 E: 0 K: 1 S: 7	H: 2 LOB: 2 BB: 0 P: 7	R: 1 E: 0 K: 1 S: 7	H: 2 LOB: 1 BB: 0 P: 7	R: 0 E: 0 K: 1 S: 5	H: 0 LOB: 0 BB: 0 P: 5	R: 2 E: 0 K: 0 S: 7	H: 4 LOB: 2 BB: 0 P: 7	R: 0 E: 0 K: 0 S: 2	H: 0 LOB: 0 BB: 1 P: 6	1B: 8 2B: 1 3B: 0 HR: 0	SF: 0 SAC: 0 DP: 1 HBP: 0	WP: 0 PB: 0 SB: 0 CS: 0	PA: 37			
PITCHER	IP	WLS	BF	H	R	ER	SO	BB	IBB	HBP	BLK	WP	HR	S	P	ERA	WHIP								
Don Sutton, R (1, 1) ERA: 3.11	7.1	L	30	7	3	3	7	1	0	0	0	0	0	43	47	3.68	1.091								
Hank Aguirre, L (8, 1) ERA: 0.97	0.2		4	2	0	0	0	0	0	0	0	0	0	4	4	0.00	3.000								
Jim Brewer, L (9, 1) ERA: 2.37	1.0		3	0	0	0	0	1	0	0	0	0	0	2	6	0.00	1.000								

New York Mets @ Los Angeles Dodgers
Dodger Stadium, Los Angeles, CA
Fri Aug 02 1968, 7:05 PM PDT
Att: 14,348 - Unknown

AB 35
R 3
H 9
RBI 3
BB 2
SO 7
LOB 14



Batter	1	2	3	4	5	6	7	8	9	AB	R	H	RBI	BB	SO	LOB	BOTTOM								
Wes Parker, S (1, 3) OBP: 0.306, SLG: 0.322	0-0 G3			0-0 6-3		0-0 F9		0-3 K		4	0	0	0	0	1	0									
Len Gabrielson, L (1, 7) OBP: 0.320, SLG: 0.448	0-0 CS 1B			0-0 2B SF8 1B		0-3 K		0-0 HR		4	2	3	1	0	1	0									
Willie Davis, L (1, 8) OBP: 0.266, SLG: 0.345 Jim Brewer, L (9, 1) OBP: 0.200, SLG: 0.200	0-3 K			0-0 SF8 2B		0-0 F9		0-0 G3		4	0	1	0	0	1	1									
Tom Haller, L (1, 2) OBP: 0.342, SLG: 0.385		0-3 K		4-0 IBB		0-3 K		0-0 F8		3	0	0	0	1	2	0									
Ron Fairly, L (1, 9) OBP: 0.271, SLG: 0.271		0-0 F7		0-0 SF8		0-0 4-3		0-0 F9		3	0	0	1	0	0	0									
Bob Bailey, R (1, 5) OBP: 0.324, SLG: 0.341		0-0 F5		2-3 3-H K		0-0 1B 1B		0-0 6-3		4	0	1	0	0	1	2									
Jim Lefebvre, S (1, 4) OBP: 0.265, SLG: 0.282			0-3 K		0-3 K		0-0 1B 1B			3	0	1	0	0	2	0									
Zolio Versalles, R (1, 6) OBP: 0.231, SLG: 0.259 Jim Faley, L (7, PH) OBP: 0.230, SLG: 0.295 Bart Shirley, R (8, 6)			0-0 CS 1B		0-0 F9		0-0 F9			2	0	1	0	0	0	0									
Don Sutton, R (1, 1) OBP: 0.242, SLG: 0.233 Hank Aguirre, R (8, 1) Willie Crawford, L (8, PH) OBP: 0.154, SLG: 0.200			0-3 K		0-0 F9		0-0 F9		0-0 P5	2	0	0	0	0	1	1									
Inning Stats	R: 0 E: 0 K: 1 S: 5	H: 1 LOB: 1 BB: 0 P: 5	R: 0 E: 0 K: 1 S: 5	H: 0 LOB: 0 BB: 0 P: 5	R: 0 E: 0 K: 2 S: 7	H: 1 LOB: 0 BB: 0 P: 7	R: 1 E: 0 K: 1 S: 7	H: 2 LOB: 2 BB: 1 P: 11	R: 0 E: 0 K: 1 S: 5	H: 0 LOB: 0 BB: 0 P: 5	R: 0 E: 0 K: 1 S: 5	H: 0 LOB: 0 BB: 0 P: 5	R: 0 E: 0 K: 1 S: 7	H: 2 LOB: 2 BB: 0 P: 7	R: 1 E: 0 K: 1 S: 6	H: 1 LOB: 0 BB: 0 P: 6	R: 0 E: 0 K: 0 S: 3	H: 0 LOB: 0 BB: 0 P: 3	1B: 5 2B: 2 3B: 0 HR: 1	SF: 1 SAC: 0 DP: 1 HBP: 0	WP: 0 PB: 0 SB: 0 CS: 2	PA: 33			
PITCHER	IP	WLS	BF	H	R	ER	SO	BB	IBB	HBP	BLK	WP	HR	S	P	ERA	WHIP								
Tom Seaver, R (1, 1) ERA: 1.98	9.0	W	33	7	2	2	9	0	1	0	0	0	1	50	54	2.00	0.778								

New York Mets @ Los Angeles Dodgers
Dodger Stadium, Los Angeles, CA
Fri Aug 02 1968, 7:05 PM PDT
Att: 14,348 - Unknown

AB 31
R 2
H 7
RBI 2
BB 1
SO 9
LOB 6



Batter	1	2	3	4	5	6	7	8	9	AB	R	H	RBI	BB	SO	LOB	TOP	
Tommie Agee, R OBP: 0.216, SLG: 0.239 (1, 8)	SH1-3 1B		6-3		1-3		K			4	0	1	0	0	1	0	New York Mets @ Los Angeles Dodgers Dodger Stadium, Los Angeles, CA Sat Aug 03 1968, 7:05 PM PDT Att: 14,065 - Unknown	
Bud Harrelson, S OBP: 0.255, SLG: 0.247 (1, 6)	SH1-3 BB		K		4-3		K			3	0	0	0	1	2	0		
Cleon Jones, R OBP: 0.319, SLG: 0.451 (1, 7)	SH1-3				K2-3		K			3	0	1	0	0	2	0		
Ed Kranepool, L OBP: 0.295, SLG: 0.335 (1, 3)	P3		1-3							3	0	0	0	1	0	3		
Ron Swoboda, R OBP: 0.332, SLG: 0.389 (1, 9)	K									3	0	0	0	1	3	3		
J.C. Martin, L OBP: 0.304, SLG: 0.275 (1, 2)		E5 1-4-3		P5		L6				4	0	0	0	0	0	2		
Kevin Collins, L OBP: 0.248, SLG: 0.291 (1, 5)		1-4-3								4	0	1	0	0	1	2		
Al Weis, S OBP: 0.241, SLG: 0.213 (1, 4)		F7								2	0	0	0	1	0	1		
Al Jackson, L OBP: 0.240, SLG: 0.292 (7, PH)										2	0	0	0	0	1	3		
Don Bosch, S OBP: 0.231, SLG: 0.262 (7, 1)										1	0	0	0	0	0	0		
Bill Connors, R (7, 1)										0	0	0	0	0	0	0		
Ron Taylor, R (7, 1)										0	0	0	0	0	0	0		
Bill Short, L (8, 1)										0	0	0	0	0	0	0		
Inning Stats	R: 0 E: 0 K: 1 S: 6	H: 1 LOB: 2 BB: 1 P: 10	R: 0 E: 1 K: 1 S: 6	H: 0 LOB: 1 BB: 0 P: 6	R: 0 E: 0 K: 1 S: 6	H: 1 LOB: 2 BB: 1 P: 10	R: 0 E: 0 K: 2 S: 7	H: 0 LOB: 0 BB: 1 P: 11	R: 0 E: 0 K: 1 S: 5	H: 0 LOB: 0 BB: 0 P: 5	R: 0 E: 0 K: 2 S: 7	H: 0 LOB: 0 BB: 1 P: 7	R: 0 E: 0 K: 0 S: 2	H: 0 LOB: 0 BB: 1 P: 6	1B: 3 2B: 0 3B: 0 HR: 0	SF: 0 SAC: 1 DP: 1 HBP: 0	WP: 0 PB: 0 SB: 2 CS: 0	PA: 34
PITCHER Bill Singer, R ERA: 2.6 (1, 1)	IP: 9.0 WLS: W BF: 34 H: 3 R: 0 ER: 0 SO: 10 BB: 4 IBB: 0 HBP: 0 BLK: 0 WP: 0 HR: 0 S: 50 P: 66 ERA: 0.00 WHIP: 0.778																	


Batter	1	2	3	4	5	6	7	8	9	AB	R	H	RBI	BB	SO	LOB	BOTTOM	
Zoilo Versalles, R OBP: 0.228, SLG: 0.256 (1, 6)	5-3		L7		6-3		L1-3			4	0	0	0	0	0	3	New York Mets @ Los Angeles Dodgers Dodger Stadium, Los Angeles, CA Sat Aug 03 1968, 7:05 PM PDT Att: 14,065 - Unknown	
Bart Shirley, R (1, 4)	K		G4-6-3				5-3			4	0	0	0	0	1	1		
Willie Davis, L OBP: 0.265, SLG: 0.347 (1, 8)	4-3				P4		3-1			4	1	1	0	0	0	0		
Bob Bailey, R OBP: 0.331, SLG: 0.358 (1, 5)					1B 1B					3	3	2	2	1	1	0		
Ron Fairly, L OBP: 0.276, SLG: 0.280 (1, 9)		G3			1B SF9-3-6					4	3	3	0	0	0	0		
Wes Parker, S OBP: 0.310, SLG: 0.323 (1, 3)		F8			1B SF9-3-6					2	1	1	1	2	0	0		
Len Gabrielson, L OBP: 0.325, SLG: 0.451 (7, PR)					1B SF9-3-6					1	0	1	1	1	0	0		
Jim Fairley, L OBP: 0.237, SLG: 0.302 (8, 7)					1B FC5-4					1	0	1	2	0	0	0		
Jeff Torborg, R OBP: 0.230, SLG: 0.179 (7, PH)					1B FC5-4					2	0	0	0	0	0	1		
Tom Haller, L OBP: 0.345, SLG: 0.387 (8, 2)					6-3					1	0	1	2	1	0	0		
Bill Singer, R OBP: 0.172, SLG: 0.214 (1, 1)					5-3					4	0	1	0	0	0	4		
Inning Stats	R: 0 E: 0 K: 1 S: 5	H: 0 LOB: 0 BB: 0 P: 5	R: 1 E: 0 K: 0 S: 5	H: 2 LOB: 1 BB: 0 P: 5	R: 0 E: 0 K: 0 S: 3	H: 1 LOB: 0 BB: 0 P: 3	R: 2 E: 0 K: 0 S: 4	H: 2 LOB: 0 BB: 1 P: 8	R: 0 E: 0 K: 1 S: 5	H: 0 LOB: 0 BB: 0 P: 5	R: 2 E: 0 K: 0 S: 4	H: 2 LOB: 1 BB: 2 P: 12	R: 3 E: 0 K: 0 S: 6	H: 4 LOB: 2 BB: 2 P: 14	1B: 8 2B: 4 3B: 0 HR: 1	SF: 1 SAC: 0 DP: 3 HBP: 0	WP: 0 PB: 1 SB: 1 CS: 0	PA: 36
PITCHER Al Jackson, L ERA: 3.07 Bill Connors, R ERA: 9.53 Ron Taylor, R ERA: 3.38 Bill Short, L ERA: 6.1 (1, 1)	IP: 6.0 WLS: L BF: 22 H: 5 R: 3 ER: 3 SO: 3 BB: 1 IBB: 0 HBP: 0 BLK: 0 WP: 0 HR: 1 S: 25 P: 29 ERA: 4.50 WHIP: 1.000																	


Batter	1	2	3	4	5	6	7	8	9	AB	R	H	RBI	BB	SO	LOB	TOP					
Tommie Agee, R OBP: 0.219, SLG: 0.260 (1, 8)										5	2	2	1	0	0	2	New York Mets @ Los Angeles Dodgers Dodger Stadium, Los Angeles, CA Sun Aug 04 1968, 3:33 AM PDT Unknown					
Bud Harrelson, S OBP: 0.288, SLG: 0.257 (1, 6)										5	2	4	1	0	0	1						
Cleon Jones, R OBP: 0.321, SLG: 0.459 (1, 7)										5	1	2	2	0	0	3						
Ed Charles, R OBP: 0.348, SLG: 0.469 (1, 5)										5	1	0	0	0	0	4						
Kevin Collins, L OBP: 0.246, SLG: 0.291 (9, 5)										0	0	0	0	0	0	0						
Ron Swoboda, R OBP: 0.336, SLG: 0.393 (1, 9)										5	0	3	2	0	0	0						
Jerry Grote, R OBP: 0.356, SLG: 0.337 (1, 2)										3	0	0	1	1	1	1						
Phil Linz, R OBP: 0.239, SLG: 0.239 (1, 4)										3	0	1	0	0	0	1						
Cal Koonce, R OBP: 0.216, SLG: 0.216 (6, 4)										2	0	0	0	0	0	3						
Ed Kranepool, L OBP: 0.298, SLG: 0.335 (1, 3)										3	1	1	0	0	0	1						
Dick Selma, R OBP: 0.217, SLG: 0.239 (1, 1)										2	0	0	0	0	0	1						
Al Weis, S OBP: 0.243, SLG: 0.216 (6, 4)										2	1	1	1	0	0	2						
Inning Stats	R: 2 E: 0 K: 0 S: 5	H: 2 LOB: 0 BB: 0 P: 5	R: 0 E: 0 K: 1 S: 5	H: 0 LOB: 0 BB: 0 P: 5	R: 0 E: 0 K: 0 S: 4	H: 1 LOB: 1 BB: 0 P: 4	R: 0 E: 0 K: 0 S: 3	H: 0 LOB: 0 BB: 0 P: 3	R: 0 E: 0 K: 0 S: 4	H: 1 LOB: 1 BB: 0 P: 4	R: 2 E: 2 K: 0 S: 6	H: 3 LOB: 1 BB: 0 P: 6	R: 2 E: 2 K: 0 S: 6	H: 3 LOB: 1 BB: 0 P: 6	R: 0 E: 0 K: 0 S: 4	H: 1 LOB: 2 BB: 0 P: 5	R: 2 E: 0 K: 0 S: 6	H: 3 LOB: 2 BB: 1 P: 10	1B: 11 2B: 1 3B: 0 HR: 2	SF: 0 SAC: 1 DP: 0 HBP: 1	WP: 0 PB: 1 SB: 0 CS: 0	PA: 43
PITCHER	IP WLS BF H R ER SO BB IBB HBP BLK WP HR S P ERA WHIP																					
Claude Osteen, L ERA: 3.14 (1, 1)	6.0 L 27 9 6 4 1 0 0 0 0 0 0 1 29 29 6.00 1.500																					
Mudcat Grant, R ERA: 3.14 (7, 1)	3.0 16 5 2 2 0 1 0 1 0 0 0 1 14 19 6.00 2.000																					

Batter	1	2	3	4	5	6	7	8	9	AB	R	H	RBI	BB	SO	LOB	BOTTOM					
Paul Popovich, S OBP: 0.293, SLG: 0.281 (1, 4)										5	0	2	0	0	0	1	New York Mets @ Los Angeles Dodgers Dodger Stadium, Los Angeles, CA Sun Aug 04 1968, 3:33 AM PDT Unknown					
Len Gabrielson, L OBP: 0.324, SLG: 0.444 (1, 7)										3	1	0	0	1	0	2						
Willie Davis, L OBP: 0.265, SLG: 0.346 (1, 8)										4	1	1	0	0	0	1						
Tom Haller, L OBP: 0.350, SLG: 0.397 (1, 2)										4	1	3	2	0	0	0						
Ron Fairly, L OBP: 0.276, SLG: 0.283 (1, 9)										4	1	1	1	0	1	3						
Bob Bailey, R OBP: 0.330, SLG: 0.356 (1, 5)										4	0	1	0	0	2	1						
Wes Parker, S OBP: 0.312, SLG: 0.325 (1, 3)										4	0	2	1	0	0	1						
Zolio Versalles, R OBP: 0.229, SLG: 0.254 (1, 6)										2	0	0	0	1	1	2						
Willie Crawford, L OBP: 0.148, SLG: 0.192 (9, PH)										1	0	0	0	0	0	0						
Claude Osteen, L OBP: 0.169, SLG: 0.220 (1, 1)										3	0	0	0	0	0	3						
Mudcat Grant, R OBP: 0.176, SLG: 0.353 (7, PH)										0	0	0	0	0	0	0						
Jim Fairley, L OBP: 0.243, SLG: 0.308 (9, PH)										1	0	1	0	0	0	0						
Inning Stats	R: 0 E: 0 K: 1 S: 7	H: 2 LOB: 2 BB: 0 P: 7	R: 0 E: 0 K: 2 S: 8	H: 1 LOB: 1 BB: 0 P: 8	R: 4 E: 0 K: 0 S: 7	H: 4 LOB: 1 BB: 1 P: 11	R: 0 E: 0 K: 0 S: 3	H: 1 LOB: 0 BB: 0 P: 3	R: 0 E: 0 K: 0 S: 3	H: 0 LOB: 0 BB: 0 P: 3	R: 0 E: 0 K: 0 S: 3	H: 1 LOB: 1 BB: 1 P: 7	R: 0 E: 0 K: 0 S: 3	H: 0 LOB: 0 BB: 0 P: 3	R: 0 E: 0 K: 1 S: 5	H: 1 LOB: 0 BB: 0 P: 5	R: 0 E: 0 K: 0 S: 4	H: 1 LOB: 1 BB: 0 P: 4	1B: 8 2B: 4 3B: 0 HR: 0	SF: 0 SAC: 0 DP: 3 HBP: 0	WP: 0 PB: 0 SB: 0 CS: 0	PA: 37
PITCHER	IP WLS BF H R ER SO BB IBB HBP BLK WP HR S P ERA WHIP																					
Dick Selma, R ERA: 2.37 (1, 1)	5.1 26 9 4 4 3 2 0 0 0 0 0 0 30 38 6.75 2.062																					
Cal Koonce, R ERA: 1.41 (6, 1)	3.2 W 11 2 0 0 1 0 0 0 0 0 0 0 13 13 0.00 0.545																					

AB 40
R 8
H 14
RBI 8
BB 1
SO 1
LOB 19

AB 35
R 4
H 11
RBI 4
BB 2
SO 4
LOB 14


Batter	1	2	3	4	5	6	7	8	9	AB	R	H	RBI	BB	SO	LOB	TOP
Tommie Agee, R OBP: 0.216, SLG: 0.256 (1, 8)	0-3 K			0-0 F8		0-0 F3			0-0 F9	4	0	0	0	0	1	1	New York Mets @ Los Angeles Dodgers Dodger Stadium, Los Angeles, CA Sun Aug 04 1968, 7:05 PM PDT Att: 17,101 - Unknown 
Phil Lutz, R OBP: 0.251, SLG: 0.233 (1, 4)	0-0 G3			0-3 K		0-0 6-3			0-3 K	4	0	0	0	0	2	1	
Cleon Jones, R OBP: 0.319, SLG: 0.456 Jerry Buchek, R OBP: 0.250, SLG: 0.242 (1, 7) (4, 7)	0-0 F3			0-3 K					0-3 K	2	0	0	0	0	1	0	
Ed Charles, R OBP: 0.344, SLG: 0.463 (1, 5)		0-0 F7			0-0 F7				0-3 6-3	3	0	0	0	0	0	0	
Ron Swoboda, R OBP: 0.336, SLG: 0.392 (1, 9)		0-3 K			0-0 F3					3	0	1	0	0	1	0	
Jerry Grote, R OBP: 0.356, SLG: 0.334 (1, 2)		0-0 1-3			4-0 BB				0-0 F2	2	0	0	0	1	0	1	
Al Weis, S OBP: 0.240, SLG: 0.213 (1, 6)			0-0 P4		0-3 K				0-0 5-3	3	0	0	0	0	1	1	
Ed Kranepool, L OBP: 0.298, SLG: 0.332 (1, 3)			0-3 K			4-0 SH1-3 BB			0-0 4-3	2	0	0	0	1	1	0	
Jim McAndrew, R (1, 1)			0-3 K			0-0 SH1-3			0-3 K	1	0	0	0	0	1	0	
Bill Connors, R (5, 1)						1-2				0	0	0	0	0	0	0	
Don Bosch, S OBP: 0.229, SLG: 0.259 (8, PH)										1	0	0	0	0	1	0	
Ron Taylor, R (8, 1)										0	0	0	0	0	0	0	
Inning Stats	R: 0 E: 0 K: 1 S: 5	H: 0 LOB: 0 BB: 0 P: 5	R: 0 E: 0 K: 1 S: 5	H: 0 LOB: 0 BB: 0 P: 5	R: 0 E: 0 K: 2 S: 7	H: 0 LOB: 0 BB: 0 P: 7	R: 0 E: 0 K: 2 S: 7	H: 0 LOB: 1 BB: 1 P: 7	R: 0 E: 0 K: 1 S: 6	H: 1 LOB: 1 BB: 0 P: 6	R: 0 E: 0 K: 1 S: 5	H: 0 LOB: 0 BB: 0 P: 5	R: 0 E: 0 K: 2 S: 7	H: 0 LOB: 0 BB: 0 P: 7	1B: 1 2B: 0 3B: 0 HR: 0	SF: 0 SAC: 1 DP: 0 HBP: 0	WP: 0 PA: 30 PB: 0 SB: 0 CS: 0
PITCHER Mike Kekich, L ERA: 2.98 (1, 1)	IP: 9.0 WLS: W BF: 30 H: 1 R: 0 ER: 0 SO: 11 BB: 2 IBB: 0 HBP: 0 BLK: 0 WP: 0 HR: 0 S: 50 P: 58 ERA: 0.00 WHIP: 0.333																

Batter	1	2	3	4	5	6	7	8	9	AB	R	H	RBI	BB	SO	LOB	BOTTOM		
Jim Fairley, L OBP: 0.242, SLG: 0.304 (1, 9) (9, 7)	0-0 F7	0-0 4-3		0-0 1B		0-0 1-3		0-0 6-3		5	0	1	0	0	0	2	New York Mets @ Los Angeles Dodgers Dodger Stadium, Los Angeles, CA Sun Aug 04 1968, 7:05 PM PDT Att: 17,101 - Unknown 		
Len Gabrielson, L OBP: 0.327, SLG: 0.442 Wes Parker, S OBP: 0.312, SLG: 0.325 (1, 7) (9, 3)	0-0 2B		0-3 K	0-0 F8		4-0 BB				3	0	1	0	1	1	1			
Willie Davis, L OBP: 0.270, SLG: 0.350 (1, 8)	0-0 1B		0-0 S 2B		4-0 WP S 1B BB	0-0 4-3				3	2	2	0	1	0	1			
Ron Fairly, L OBP: 0.278, SLG: 0.287 (1, 3) (9, 9)	4-0 G5-4-3 IBB		0-0 1B 2B		0-0 F8		0-0 G3			3	0	1	1	1	0	1			
Bob Bailey, R OBP: 0.328, SLG: 0.354 (1, 5)	0-0 G5-4-3		0-0 5-3		0-3 K		0-0 E 1B			4	0	1	0	0	1	5			
Bart Shirley, R OBP: 0.250, SLG: 0.250 (1, 4)		0-3 K		0-0 1B		0-0 E 1B		0-0 E4 G5-4-3		4	0	2	1	0	1	1			
Jeff Torborg, R OBP: 0.231, SLG: 0.183 (1, 2)		0-0 1B		0-0 5-3		0-0 E6		0-0 G5-4-3		4	0	1	0	0	0	5			
Zoilo Versalles, R OBP: 0.230, SLG: 0.254 (1, 6)		0-0 1B		0-0 6-3		0-0 F9		0-3 K		4	0	1	0	0	1	2			
Mike Kekich, R OBP: 0.138, SLG: 0.107 (1, 1)		0-3 K		0-0 4-3		0-3 K		0-0 4-3		4	0	0	0	0	2	2			
Inning Stats	R: 0 E: 0 K: 0 S: 4	H: 2 LOB: 2 BB: 1 P: 8	R: 0 E: 0 K: 2 S: 9	H: 2 LOB: 2 BB: 0 P: 9	R: 1 E: 0 K: 1 S: 8	H: 3 LOB: 2 BB: 0 P: 8	R: 0 E: 0 K: 0 S: 4	H: 1 LOB: 1 BB: 0 P: 4	R: 1 E: 1 K: 1 S: 7	H: 1 LOB: 2 BB: 1 P: 11	R: 0 E: 0 K: 1 S: 5	H: 0 LOB: 1 BB: 1 P: 9	R: 0 E: 1 K: 0 S: 4	H: 1 LOB: 1 BB: 0 P: 4	R: 0 E: 0 K: 1 S: 5	H: 0 LOB: 0 BB: 0 P: 5		1B: 8 2B: 2 3B: 0 HR: 0	SF: 0 SAC: 0 DP: 2 HBP: 0
PITCHER Jim McAndrew, R ERA: 2.53 Bill Connors, R ERA: 6.75 Ron Taylor, R ERA: 3.3 (1, 1) (5, 1) (8, 1)	IP: 4.2 WLS: L BF: 24 H: 9 R: 2 ER: 2 SO: 4 BB: 1 IBB: 0 HBP: 0 BLK: 0 WP: 1 HR: 0 S: 30 P: 38 ERA: 3.86 WHIP: 2.143																		

Batter	1	2	3	4	5	6	7	8	9	10	AB	R	H	RBI	BB	SO	LOB	TOP				
Maury Wills, S OBP: 0.334, SLG: 0.327 (1,5)	0-0 1-3		0-0 1B		4-0 CS BB			0-0 4-3		0-3 K	4	0	1	0	1	1	0					
Matty Alou, L OBP: 0.365, SLG: 0.389 (1,8)	0-0 F7		0-0 F9		0-0 CS	0-0 3-1		0-0 5-3			4	0	0	0	0	0	1					
Willie Stargell, L OBP: 0.327, SLG: 0.492 (1,7)	0-0 FC6-4 1B			0-3 K		0-0 E4 FC6		0-3 K			4	0	1	0	0	2	0					
Roberto Clemente, R OBP: 0.331, SLG: 0.458 (1,9)	0-0 FC6-4			0-0 1B		0-0 FC6 1B			0-0 FC2-6 1B		4	0	2	0	0	0	2					
Donn Clendenon, R OBP: 0.330, SLG: 0.392 (1,3)		0-3 K		0-0 F9		0-0 1B			0-0 FC2-6 FC6-4		4	0	1	0	0	1	2					
Gene Alley, R OBP: 0.267, SLG: 0.301 (1,6)		0-0 5-3		4-0 1-2 BB			0-3 K		0-0 FC6-4 FC5-4		3	0	0	0	1	1	1					
Bill Mazerowski, R OBP: 0.289, SLG: 0.288 (1,4)		0-3 K		0-0 F9			0-0 5-3		0-0 FC5-4		4	0	0	0	0	1	3					
Jerry May, R OBP: 0.308, SLG: 0.279 (1,2)			0-3 K		0-0 F7		0-0 2B			0-0 G2	4	0	1	0	0	1	0					
Steve Blass, R OBP: 0.118, SLG: 0.125 (1,1)			0-0 4-3		0-3 K		0-0 L4			0-0 4-3	4	0	0	0	0	1	1					
Inning Stats	R: 0 E: 0 K: 0 S: 4	H: 1 LOB: 1 BB: 0 P: 4	R: 0 E: 0 K: 2 S: 7	H: 0 LOB: 0 BB: 0 P: 7	R: 0 E: 0 K: 1 S: 6	H: 1 LOB: 1 BB: 0 P: 6	R: 0 E: 0 K: 1 S: 4	H: 0 LOB: 0 BB: 1 P: 8	R: 0 E: 1 K: 0 S: 4	H: 1 LOB: 2 BB: 0 P: 4	R: 0 E: 0 K: 1 S: 6	H: 1 LOB: 1 BB: 0 P: 6	R: 0 E: 0 K: 0 S: 4	H: 1 LOB: 1 BB: 0 P: 4	R: 0 E: 0 K: 1 S: 5	H: 0 LOB: 0 BB: 0 P: 5	R: 0 E: 0 K: 1 S: 5	H: 0 LOB: 0 BB: 0 P: 5	1B: 5 2B: 1 3B: 0 HR: 0	SF: 0 SAC: 0 DP: 0 HBP: 0	WP: 0 PB: 0 SB: 0 CS: 1	PA: 38
PITCHER	IP	WLS	BF	H	R	ER	SO	BB	IBB	HBP	BLK	WP	HR	S	P	ERA	WHIP					
Jack Billingham, R ERA: 1.84 (1,1)	8.0		30	5	0	0	7	2	0	0	0	0	0	42	50	0.00	0.875					
Jim Brewer, L ERA: 2.28 (9,1)	2.0	W	7	1	0	0	1	0	0	0	0	0	0	9	9	0.00	0.500					

Pittsburgh Pirates @ Los Angeles Dodgers
Dodger Stadium, Los Angeles, CA
Mon Aug 05 1968, 7:05 PM PDT
Att. 17,851 - Unknown


AB 35
R 0
H 6
RBI 0
BB 2
SO 8
LOB 10



Batter	1	2	3	4	5	6	7	8	9	10	AB	R	H	RBI	BB	SO	LOB	BOTTOM				
Jim Fahey, L OBP: 0.250, SLG: 0.310 (1,9)	0-0 G6-4-3 1B		0-3 K			0-0 1-3 1B			0-0 L9		4	0	2	0	0	1	0					
Len Gabrielson, L OBP: 0.321, SLG: 0.433 (1,7)	0-0 G6-4-3			0-0 6-3		0-3 K			0-0 F8		4	0	0	0	0	1	2					
Willie Davis, L OBP: 0.272, SLG: 0.350 (1,8)	4-0 S BB			0-0 F7			0-0 4-3		0-0 1B		3	0	1	0	1	0	0					
Tom Haller, L OBP: 0.346, SLG: 0.392 (1,2)	0-3 K			0-0 6-3			0-0 L5		0-3 K		4	0	0	0	0	2	2					
Ron Fairly, L OBP: 0.275, SLG: 0.283 (1,3)		0-0 L7			0-0 1-3		0-0 3-1			0-0 F3	4	0	0	0	0	0	0					
Bob Bailey, R OBP: 0.331, SLG: 0.354 (1,5)		0-3 K		4-0 L3 BB			0-0 F7			0-0 6-3 1B	3	1	1	0	1	1	0					
Bart Shirley, R OBP: 0.167, SLG: 0.167 (1,4)		0-0 4-3			0-0 L3			0-0 L8		0-0 6-3	4	0	0	0	0	0	2					
Zoilo Versalles, R OBP: 0.238, SLG: 0.266 (1,6)					0-0 G4-6-3 1B			0-0 CS 1B		0-0 2B	4	0	4	1	0	0	0					
Jack Billingham, R (1,1)					0-0 G4-6-3			4-0 1B BB		0-0 F3	1	0	0	0	1	0	1					
Paul Popovich, S OBP: 0.292, SLG: 0.280 (8,PH)											1	0	0	0	0	0	1					
Jim Brewer, L OBP: 0.200, SLG: 0.200 (9,1)					1-2						0	0	0	0	0	0	0					
Inning Stats	R: 0 E: 0 K: 1 S: 5	H: 1 LOB: 1 BB: 1 P: 9	R: 0 E: 0 K: 1 S: 5	H: 0 LOB: 0 BB: 0 P: 5	R: 0 E: 0 K: 1 S: 5	H: 1 LOB: 0 BB: 0 P: 5	R: 0 E: 0 K: 0 S: 3	H: 0 LOB: 0 BB: 0 P: 3	R: 0 E: 0 K: 0 S: 3	H: 2 LOB: 1 BB: 1 P: 9	R: 0 E: 0 K: 2 S: 3	H: 0 LOB: 0 BB: 0 P: 3	R: 0 E: 0 K: 0 S: 4	H: 1 LOB: 1 BB: 0 P: 4	R: 0 E: 0 K: 1 S: 6	H: 1 LOB: 1 BB: 0 P: 6	R: 1 E: 0 K: 0 S: 4	H: 2 LOB: 1 BB: 0 P: 4	1B: 7 2B: 2 3B: 0 HR: 0	SF: 0 SAC: 0 DP: 3 HBP: 0	WP: 0 PB: 0 SB: 1 CS: 1	PA: 35
PITCHER	IP	WLS	BF	H	R	ER	SO	BB	IBB	HBP	BLK	WP	HR	S	P	ERA	WHIP					
Steve Blass, R ERA: 2.55 (1,1)	9.2	L	35	8	1	1	5	3	0	0	0	0	0	42	54	0.93	1.138					

Pittsburgh Pirates @ Los Angeles Dodgers
Dodger Stadium, Los Angeles, CA
Mon Aug 05 1968, 7:05 PM PDT
Att. 17,851 - Unknown

AB 32
R 1
H 8
RBI 1
BB 3
SO 5
LOB 8



Batter	1	2	3	4	5	6	7	8	9	AB	R	H	RBI	BB	SO	LOB	TOP			
Maury Wills, S OBP: 0.331, SLG: 0.324 (1, 5)	L5		K		L8		FC1-6		E1	5	1	0	0	0	1	3	Pittsburgh Pirates @ Los Angeles Dodgers Dodger Stadium, Los Angeles, CA Tue Aug 06 1968, 7:05 PM PDT Att: 15,732 - Unknown			
Matty Alou, L OBP: 0.363, SLG: 0.387 (1, 8)	E9		6-3		6-3		P4		FC3-2	5	1	1	0	0	0	4				
Willie Stargell, L OBP: 0.330, SLG: 0.493 (1, 7)	F8		1B		1B				P4-3	5	0	3	2	0	0	1				
Roberto Clemente, R OBP: 0.335, SLG: 0.462 (1, 9)	1B		1B		1B				K	4	0	3	1	0	1	0				
Donn Clendenon, R OBP: 0.329, SLG: 0.390 (1, 3)	F8		K		1B				K	4	0	1	0	0	2	3				
Gene Alley, R OBP: 0.284, SLG: 0.298 (1, 6)		F8		G3		F8			P4-3	4	0	0	0	0	0	0				
Bill Mazerowski, R OBP: 0.291, SLG: 0.288 (1, 4)		5-3		PB		F8			E	3	1	1	0	1	0	0				
Jerry May, R OBP: 0.310, SLG: 0.280 (1, 2)				L6		K			E	3	0	1	0	1	1	1				
Bob Moose, R OBP: 0.132, SLG: 0.108 (1, 1)				5-3		4-3			E1	3	0	1	0	0	0	2				
Manny Jimenez, L OBP: 0.464, SLG: 0.404 (9, PH)									FC3-2	1	0	0	0	0	0	2				
Gary Kolb, L OBP: 0.270, SLG: 0.340 (9, PR)									E	0	1	0	0	0	0	0				
Ron Kline, R (9, 1)									1B	0	0	0	0	0	0	0				
Inning Stats	R: 1 E: 1 K: 0 S: 5	H: 2 LOB: 1 BB: 0 P: 5	R: 0 E: 0 K: 0 S: 3	H: 0 LOB: 1 BB: 1 P: 7	R: 0 E: 0 K: 2 S: 9	H: 2 LOB: 2 BB: 0 P: 9	R: 0 E: 0 K: 0 S: 3	H: 0 LOB: 1 BB: 1 P: 7	R: 0 E: 0 K: 0 S: 5	H: 3 LOB: 2 BB: 0 P: 5	R: 0 E: 0 K: 1 S: 5	H: 0 LOB: 0 BB: 0 P: 3	R: 0 E: 0 K: 2 S: 7	H: 0 LOB: 0 BB: 0 P: 7	R: 3 E: 2 K: 0 S: 7	H: 3 LOB: 2 BB: 0 P: 7	1B: 11 2B: 0 3B: 0 HR: 0	SF: 0 SAC: 0 DP: 0 HBP: 0	WP: 0 PB: 1 SB: 1 CS: 0	PA: 39
PITCHER Don Drysdale, R ERA: 1.86 (1, 1)	IP: 9.0 WLS: L BF: 39 H: 11 R: 4 ER: 0 SO: 5 BB: 2 IBB: 0 HBP: 0 BLK: 0 WP: 0 HR: 0 S: 47 P: 55 ERA: 0.00 WHIP: 1.444																			

Batter	1	2	3	4	5	6	7	8	9	AB	R	H	RBI	BB	SO	LOB	BOTTOM			
Jim Fairley, L OBP: 0.240, SLG: 0.298 (1, 9)	4-3		G3		F8		E6		L1-3	5	0	0	0	0	0	2	Pittsburgh Pirates @ Los Angeles Dodgers Dodger Stadium, Los Angeles, CA Tue Aug 06 1968, 7:05 PM PDT Att: 15,732 - Unknown			
Len Gabrielson, L OBP: 0.319, SLG: 0.429 (1, 7)	K		L8				F7			4	0	1	0	0	1	2				
Willie Davis, L OBP: 0.274, SLG: 0.351 (1, 8)	S				F6				K	4	0	2	0	0	1	0				
Tom Haller, L OBP: 0.346, SLG: 0.390 (1, 2)					4-3		SH		F2	2	0	0	0	1	0	0				
Ron Fairly, L OBP: 0.278, SLG: 0.284 (1, 3)					L6		G3-2-3			3	0	1	0	1	0	5				
Bob Bailey, R OBP: 0.326, SLG: 0.348 (1, 5)			K		F9		K		6-3	4	0	0	0	0	2	4				
Bart Shirley, R OBP: 0.250, SLG: 0.313 (8, 6)			4-3				F3			4	1	2	0	0	0	0				
Zoilo Versalles, R OBP: 0.239, SLG: 0.266 (1, 6)									L1-6-3	3	0	1	0	0	1	1				
Paul Popovich, S OBP: 0.230, SLG: 0.279 (8, 4)			K		6-3		E		L1-6-3	1	0	0	0	0	0	1				
Don Drysdale, R OBP: 0.145, SLG: 0.159 (1, 1)					4-3		SH1-4			2	0	0	0	0	0	0				
Willie Crawford, L OBP: 0.179, SLG: 0.222 (9, PH)									1B	1	0	1	0	0	0	0				
Inning Stats	R: 0 E: 0 K: 1 S: 6	H: 1 LOB: 2 BB: 1 P: 10	R: 0 E: 0 K: 2 S: 7	H: 0 LOB: 0 BB: 0 P: 7	R: 0 E: 0 K: 0 S: 3	H: 0 LOB: 1 BB: 1 P: 7	R: 0 E: 0 K: 0 S: 4	H: 1 LOB: 0 BB: 0 P: 4	R: 0 E: 0 K: 1 S: 7	H: 2 LOB: 2 BB: 0 P: 7	R: 0 E: 1 K: 0 S: 5	H: 1 LOB: 2 BB: 0 P: 5	R: 0 E: 0 K: 1 S: 6	H: 1 LOB: 1 BB: 0 P: 6	R: 0 E: 0 K: 0 S: 4	H: 2 LOB: 1 BB: 0 P: 4	1B: 7 2B: 1 3B: 0 HR: 0	SF: 0 SAC: 2 DP: 2 HBP: 0	WP: 1 PB: 0 SB: 1 CS: 0	PA: 37
PITCHER Bob Moose, R ERA: 2.41 (9, 1)	IP: 8.0 WLS: W BF: 33 H: 6 R: 1 ER: 1 SO: 5 BB: 2 IBB: 0 HBP: 0 BLK: 0 WP: 1 HR: 0 S: 41 P: 49 ERA: 1.12 WHIP: 1.000																			
Ron Kline, R ERA: 1.47 (9, 1)	IP: 1.0 WLS: S BF: 4 H: 2 R: 0 ER: 0 SO: 0 BB: 0 IBB: 0 HBP: 0 BLK: 0 WP: 0 HR: 0 S: 4 P: 4 ERA: 0.00 WHIP: 2.000																			



Batter	1	2	3	4	5	6	7	8	9	AB	R	H	RBI	BB	SO	LOB	TOP					
Maury Wills, S OBP: 0.330, SLG: 0.322										3	0	0	0	1	1	3	Pittsburgh Pirates @ Los Angeles Dodgers Dodger Stadium, Los Angeles, CA Wed Aug 07 1968, 7:05 PM PDT Att: 13,848 - Unknown					
Gene Alley, R OBP: 0.281, SLG: 0.294										4	0	0	0	0	0	1						
Matty Alou, L OBP: 0.367, SLG: 0.389										3	1	2	0	1	0	0						
Willie Stargell, L OBP: 0.330, SLG: 0.490										4	0	1	0	0	0	3						
Donn Clendenon, R OBP: 0.328, SLG: 0.397										4	1	1	1	0	0	2						
Manny Mota, R OBP: 0.328, SLG: 0.331										4	0	1	0	0	0	0						
Bill Mazerolski, R OBP: 0.291, SLG: 0.288										4	0	1	0	0	0	2						
Jerry May, R OBP: 0.308, SLG: 0.277										3	0	0	0	0	1	2						
Luke Walker, L (8, 1)										0	0	0	0	0	0	0						
Al McBean, R OBP: 0.217, SLG: 0.254										1	0	1	0	0	0	0						
Bill Henry, L (4, 1)										0	0	0	0	0	0	0						
Manny Jimenez, L OBP: 0.249, SLG: 0.247										1	0	1	0	0	0	0						
Tommie Sisk, R OBP: 0.197, SLG: 0.099										0	0	0	0	0	0	0						
Gary Kott, L OBP: 0.267, SLG: 0.337										1	0	0	0	0	0	0						
Inning Stats	R: 0 E: 0 K: 0 S: 2	H: 0 LOB: 1 BB: 2 P: 10	R: 0 E: 1 K: 0 S: 4	H: 0 LOB: 1 BB: 0 P: 4	R: 0 E: 0 K: 0 S: 3	H: 1 LOB: 0 BB: 0 P: 3	R: 1 E: 0 K: 0 S: 4	H: 1 LOB: 0 BB: 0 P: 4	R: 0 E: 0 K: 1 S: 6	H: 2 LOB: 1 BB: 0 P: 6	R: 0 E: 0 K: 0 S: 4	H: 1 LOB: 0 BB: 0 P: 4	R: 0 E: 0 K: 1 S: 3	H: 0 LOB: 0 BB: 0 P: 3	R: 0 E: 0 K: 1 S: 5	H: 0 LOB: 0 BB: 0 P: 5	R: 1 E: 0 K: 0 S: 5	H: 3 LOB: 1 BB: 0 P: 5	1B: 7 2B: 1 3B: 0 HR: 1	SF: 0 SAC: 0 DP: 4 HBP: 0	WP: 0 PB: 0 SB: 1 CS: 0	PA: 34
PITCHER Don Sutton, R ERA: 3.02	IP: 9.0 WLS: W BF: 34 H: 8 R: 2 ER: 2 SO: 2 BB: 2 IBB: 0 HBP: 0 BLK: 0 WP: 0 HR: 1 S: 36 P: 44 ERA: 2.00 WHIP: 1.111																					

Batter	1	2	3	4	5	6	7	8	9	AB	R	H	RBI	BB	SO	LOB	BOTTOM					
Willie Crawford, L OBP: 0.250, SLG: 0.300										3	1	2	1	1	0	0	Pittsburgh Pirates @ Los Angeles Dodgers Dodger Stadium, Los Angeles, CA Wed Aug 07 1968, 7:05 PM PDT Att: 13,848 - Unknown					
Jim Fairley, L OBP: 0.241, SLG: 0.296										4	1	1	0	0	1	2						
Willie Davis, L OBP: 0.273, SLG: 0.351										4	2	1	1	0	0	2						
Tom Haller, L OBP: 0.348, SLG: 0.391										2	0	1	0	1	0	1						
Ron Fairly, L OBP: 0.283, SLG: 0.287										3	1	2	2	1	0	1						
Bob Bailey, R OBP: 0.325, SLG: 0.355										4	0	1	2	0	1	4						
Paul Popovich, S OBP: 0.293, SLG: 0.277										2	1	0	0	2	0	0						
Bart Shirley, R OBP: 0.250, SLG: 0.300										4	0	1	0	0	1	3						
Don Sutton, R OBP: 0.216, SLG: 0.206										4	0	0	0	0	1	2						
Inning Stats	R: 2 E: 0 K: 0 S: 6	H: 3 LOB: 1 BB: 0 P: 6	R: 0 E: 0 K: 0 S: 3	H: 0 LOB: 0 BB: 0 P: 3	R: 1 E: 1 K: 0 S: 4	H: 1 LOB: 2 BB: 2 P: 12	R: 1 E: 0 K: 2 S: 8	H: 1 LOB: 1 BB: 1 P: 12	R: 2 E: 0 K: 0 S: 4	H: 2 LOB: 1 BB: 2 P: 12	R: 0 E: 0 K: 0 S: 3	H: 0 LOB: 0 BB: 0 P: 3	R: 0 E: 0 K: 1 S: 6	H: 1 LOB: 1 BB: 0 P: 6	R: 0 E: 0 K: 1 S: 5	H: 1 LOB: 1 BB: 0 P: 5		R: 0 E: 0 K: 1 S: 5	H: 1 LOB: 1 BB: 0 P: 5	1B: 7 2B: 2 3B: 1 HR: 0	SF: 0 SAC: 1 DP: 2 HBP: 0	WP: 0 PB: 0 SB: 2 CS: 1
PITCHER Al McBean, R ERA: 3.02	IP: 3.2 WLS: L BF: 19 H: 5 R: 4 ER: 3 SO: 3 BB: 3 IBB: 0 HBP: 0 BLK: 0 WP: 0 HR: 0 S: 18 P: 30 ERA: 7.36 WHIP: 2.182																					
Bill Henry, L ERA: 4.42	0.1	1	0	0	0	1	0	0	0	0	0	3	3	0.00	0.000							
Tommie Sisk, R ERA: 3.27	3.0	13	3	2	2	1	0	2	0	0	0	13	21	6.00	1.000							
Luke Walker, L ERA: 1.85	1.0	3	1	0	0	1	0	0	0	0	0	5	5	0.00	1.000							

AB 32
R 2
H 8
RBI 1
BB 2
SO 2
LOB 13

AB 30
R 6
H 9
RBI 6
BB 5
SO 4
LOB 15

Batter	1	2	3	4	5	6	7	8	9	AB	R	H	RBI	BB	SO	LOB	TOP			
Tony Taylor, R (1,5) OBP: 0.324, SLG: 0.324	G3		P4-3		E6			G3-6-3 1B		4	0	1	0	0	0	0	Philadelphia Phillies @ Los Angeles Dodgers Dodger Stadium, Los Angeles, CA Thu Aug 08 1968, 7:05 PM PDT Att: 14,198 - Unknown			
Roberto Pena, R (1,6) OBP: 0.323, SLG: 0.322	K		6-3		F9			G3-6-3 1-2		4	0	0	0	0	1	2				
Tony Gonzalez, L (1,8) OBP: 0.341, SLG: 0.350	1-3		1-3		1-3			F8		4	0	0	0	0	0	0				
Dick Allen, R (1,7) OBP: 0.347, SLG: 0.527		1-3		P4		5-3		HR		4	1	1	1	0	0	0				
Bill White, L (1,3) OBP: 0.313, SLG: 0.355		WP 1B				P4-3		P6-4-3 BB		2	0	1	0	2	0	0				
Don Lock, R (1,9) OBP: 0.297, SLG: 0.374		F3		F2			K	K		4	0	0	0	0	2	3				
Cookie Rojas, R (1,4) OBP: 0.285, SLG: 0.329		WP 1B		F9				P6-4-3 1-2		4	0	2	0	0	0	2				
Clay Dalrymple, L (1,2) OBP: 0.261, SLG: 0.277					5-3			K		2	0	0	0	1	1	1				
Rick Wise, R (1,1) OBP: 0.267, SLG: 0.500		L9			K			K		3	0	0	0	0	2	4				
Inning Stats	R: 0 E: 0 K: 1 S: 5	H: 0 LOB: 0 BB: 0 P: 5	R: 0 E: 0 K: 0 S: 5	H: 2 LOB: 3 BB: 1 P: 9	R: 0 E: 0 K: 0 S: 3	H: 0 LOB: 0 BB: 0 P: 3	R: 0 E: 0 K: 0 S: 3	H: 0 LOB: 1 BB: 0 P: 7	R: 0 E: 1 K: 1 S: 6	H: 0 LOB: 1 BB: 0 P: 6	R: 0 E: 0 K: 3 S: 10	H: 1 LOB: 1 BB: 0 P: 10	R: 0 E: 0 K: 0 S: 3	H: 1 LOB: 0 BB: 0 P: 3	R: 1 E: 0 K: 1 S: 5	H: 1 LOB: 0 BB: 1 P: 9	1B: 4 2B: 0 3B: 0 HR: 1	SF: 0 SAC: 0 DP: 2 HBP: 0	WP: 1 PB: 0 SB: 1 CS: 0	PA: 34
PITCHER Bill Singer, R (1,1) ERA: 2.52	IP: 9.0 WLS: L BF: 34	H: 5 R: 1 ER: 1 SO: 6	BB: 2 IBB: 1 HBP: 0 BLK: 0	WP: 1 HR: 1 S: 43 P: 55	ERA: 1.00 WHIP: 0.778	PITCHER														

Batter	1	2	3	4	5	6	7	8	9	AB	R	H	RBI	BB	SO	LOB	BOTTOM			
Willie Crawford, L (1,7) OBP: 0.278, SLG: 0.281	1-3		4-0 BB			4-0 CS BB			K	2	0	0	0	2	1	0	Philadelphia Phillies @ Los Angeles Dodgers Dodger Stadium, Los Angeles, CA Thu Aug 08 1968, 7:05 PM PDT Att: 14,198 - Unknown			
Jim Fairley, L (1,9) OBP: 0.234, SLG: 0.287	4-3		5-3			1-3		F7		4	0	0	0	0	3	3				
Willie Davis, L (1,8) OBP: 0.272, SLG: 0.348	4-3				F8			F8		3	0	0	0	0	0	0				
Tom Haller, L (1,2) OBP: 0.346, SLG: 0.387		K		K		P6				3	0	0	0	2	0	0				
Ron Fairly, L (1,3) OBP: 0.280, SLG: 0.284	F7			1-3		4-3				3	0	0	0	0	0	0				
Bob Bailey, R (1,5) OBP: 0.322, SLG: 0.351	5-3				L1			6-3		3	0	0	0	0	0	0				
Paul Popovich, S (1,4) OBP: 0.290, SLG: 0.273			P8		P4-3			P7		3	0	0	0	0	0	0				
Bart Shirley, R (1,6) OBP: 0.261, SLG: 0.304			BB 1B		6-3			K		3	0	1	0	0	1	0				
Bill Singer, R (1,1) OBP: 0.167, SLG: 0.207 Len Gabrielson, L (9,PH) OBP: 0.318, SLG: 0.427			K		4-3			P4		2	0	0	0	0	1	1				
Inning Stats	R: 0 E: 0 K: 0 S: 3	H: 0 LOB: 0 BB: 0 P: 3	R: 0 E: 0 K: 1 S: 6	H: 0 LOB: 0 BB: 1 P: 10	R: 0 E: 0 K: 1 S: 5	H: 0 LOB: 0 BB: 0 P: 5	R: 0 E: 0 K: 0 S: 2	H: 0 LOB: 0 BB: 1 P: 6	R: 0 E: 0 K: 0 S: 3	H: 0 LOB: 0 BB: 0 P: 3	R: 0 E: 0 K: 1 S: 5	H: 0 LOB: 0 BB: 0 P: 5	R: 0 E: 0 K: 1 S: 5	H: 0 LOB: 0 BB: 0 P: 5	R: 0 E: 0 K: 1 S: 5	H: 0 LOB: 0 BB: 0 P: 5	1B: 1 2B: 0 3B: 0 HR: 0	SF: 0 SAC: 0 DP: 0 HBP: 0	WP: 0 PB: 0 SB: 0 CS: 1	PA: 29
PITCHER Rick Wise, R (1,1) ERA: 3.85	IP: 9.0 WLS: W BF: 29	H: 1 R: 0 ER: 0 SO: 5	BB: 2 IBB: 0 HBP: 0 BLK: 0	WP: 0 HR: 0 S: 37 P: 45	ERA: 0.00 WHIP: 0.333	PITCHER														

livebaseballscores.com

AB 31
R 1
H 5
RBI 1
BB 3
SO 6
LOB 12



AB 27
R 0
H 1
RBI 0
BB 2
SO 5
LOB 4

Batter	1	2	3	4	5	6	7	8	9	10	11	12	13	14	AB	R	H	RBI	BB	SO	LOB	TOP					
Tony Taylor, R OBP: 0.324, SLG: 0.321 (1, 5)															6	1	2	0	1	0	5						
Cookie Rojas, R OBP: 0.261, SLG: 0.323 (1, 4)															7	0	0	0	0	0	4						
Roberto Pena, R OBP: 0.324, SLG: 0.324 (1, 6)															7	1	2	0	0	1	3						
Dick Allen, R OBP: 0.349, SLG: 0.528 (1, 7)															6	0	3	2	0	3	0						
Don Lock, R OBP: 0.292, SLG: 0.360 (1, 9)															6	0	0	0	0	3	4						
Rick Joseph, R OBP: 0.311, SLG: 0.337 (1, 3)															4	0	0	0	1	2	0						
Tony Gonzalez, L OBP: 0.338, SLG: 0.345 (1, 8)															4	0	1	0	1	0	1						
Mike Ryan, R OBP: 0.165, SLG: 0.187 (11, PH)															3	0	1	0	1	0	2						
Clay Dalrymple, L OBP: 0.263, SLG: 0.276 (11, 2)															1	0	0	0	1	0	0						
Woodie Fryman, R OBP: 0.121, SLG: 0.095 (11, PH)															3	0	0	0	0	2	2						
Bill White, L OBP: 0.312, SLG: 0.354 (11, 1)															1	0	0	0	0	1	1						
Gary Wagner, R OBP: 0.290, SLG: 0.250 (13, 1)															0	0	0	0	0	0	0						
Grant Jackson, S OBP: 0.290, SLG: 0.250 (13, 1)															1	0	1	0	0	0	0						
Inning Stats	R: 1 E: 0 K: 1 S: 7	H: 2 LOB: 1 BB: 0 P: 7	R: 0 E: 0 K: 0 S: 3	H: 0 LOB: 2 BB: 1 P: 8	R: 0 E: 0 K: 1 S: 5	H: 0 LOB: 0 BB: 0 P: 5	R: 0 E: 0 K: 1 S: 6	H: 1 LOB: 1 BB: 0 P: 6	R: 0 E: 0 K: 0 S: 4	H: 0 LOB: 0 BB: 1 P: 6	R: 0 E: 0 K: 1 S: 6	H: 1 LOB: 1 BB: 1 P: 6	R: 0 E: 0 K: 3 S: 9	H: 0 LOB: 0 BB: 0 P: 9	R: 0 E: 0 K: 1 S: 5	H: 0 LOB: 0 BB: 1 P: 9	R: 0 E: 0 K: 1 S: 5	H: 0 LOB: 0 BB: 0 P: 5	R: 0 E: 0 K: 1 S: 4	H: 1 LOB: 2 BB: 1 P: 8	1B: 9 2B: 1 3B: 1 HR: 0	SF: 0 SAC: 2 DP: 1 HBP: 1	WP: 0 PB: 0 SB: 0 CS: 0	PA: 57			
PITCHER	IP	WLS	BF	H	R	ER	SO	BB	IBB	HBP	BLK	WP	HR	S	P	ERA	WHIP										
Mike Kekich, L ERA: 2.95 (8, 1)	7.0		32	8	2	5	5	2	0	0	0	0	0	39	48	0.00	0.667										
Jim Brewer, L ERA: 2.11 (8, 1)	3.0		10	1	0	0	4	1	0	0	0	0	0	17	21	0.00	0.500										
Jack Billingham, R ERA: 1.7 (13, 1)	2.0		7	0	0	0	2	1	0	0	0	0	0	10	14	0.00	1.000										
Hank Aguirre, L ERA: 0.62 (13, 1)	2.0	W	8	1	0	0	1	1	0	0	0	0	0	9	13	0.00	1.000										

Philadelphia Phillies @ Los Angeles Dodgers
Dodger Stadium, Los Angeles, CA
Sat Aug 10 1968, 7:05 PM PDT
Att: 15,559 - Unknown

AB 49
R 10
H 12
RBI 2
BB 5
SO 12
LOB 22

Batter	1	2	3	4	5	6	7	8	9	10	11	12	13	14	AB	R	H	RBI	BB	SO	LOB	BOTTOM					
Zoilo Versalles, R OBP: 0.240, SLG: 0.265 (1, 6)															6	0	1	0	1	1	1						
Wes Parker, S OBP: 0.307, SLG: 0.319 (1, 7)															6	1	1	0	0	4	1						
Hank Aguirre, R OBP: 0.167, SLG: 0.333 (14, PH)															0	0	0	0	0	0	0						
Mudcat Grant, R OBP: 0.167, SLG: 0.333 (14, PH)															1	0	0	0	0	1	2						
Willie Davis, L OBP: 0.274, SLG: 0.356 (1, 8)															7	1	2	2	0	1	4						
Ken Boyer, R OBP: 0.324, SLG: 0.350 (1, 3)															7	0	4	1	0	1	1						
Bob Bailey, R OBP: 0.328, SLG: 0.349 (1, 5)															4	0	0	0	2	1	2						
Len Gabrielson, L OBP: 0.317, SLG: 0.424 (7, 9)															3	0	1	0	0	1	3						
Willie Crawford, L OBP: 0.282, SLG: 0.265 (8, 9)															2	0	0	0	1	0	1						
Paul Popovich, S OBP: 0.292, SLG: 0.279 (1, 4)															5	0	2	0	0	0	4						
Jeff Torborg, R OBP: 0.222, SLG: 0.167 (1, 2)															4	0	0	0	0	0	5						
Tom Haller, L OBP: 0.343, SLG: 0.384 (12, PH)															2	0	0	0	0	1	2						
Mike Kekich, R ERA: 2.95 (13, 1)	10.0		38	6	2	9	9	2	0	0	0	0	0	54	62	1.80	0.800										
Wesley Young, R ERA: 2.26 (11, 1)	2.2		14	4	0	0	1	1	0	0	0	0	0	15	19	0.00	1.875										
Grant Jackson, L ERA: 2.01 (13, 1)	1.0	L	6	2	1	1	2	1	0	0	0	1	0	9	13	9.00	3.000										
Inning Stats	R: 0 E: 0 K: 2 S: 7	H: 0 LOB: 0 BB: 0 P: 7	R: 0 E: 0 K: 0 S: 4	H: 1 LOB: 2 BB: 1 P: 8	R: 0 E: 0 K: 1 S: 5	H: 0 LOB: 0 BB: 0 P: 5	R: 0 E: 0 K: 1 S: 5	H: 0 LOB: 1 BB: 1 P: 9	R: 0 E: 0 K: 1 S: 6	H: 1 LOB: 2 BB: 0 P: 4	R: 0 E: 0 K: 0 S: 4	H: 1 LOB: 1 BB: 1 P: 6	R: 0 E: 0 K: 1 S: 6	H: 1 LOB: 2 BB: 1 P: 10	R: 0 E: 1 K: 0 S: 5	H: 2 LOB: 2 BB: 0 P: 7	R: 0 E: 0 K: 1 S: 6	H: 2 LOB: 2 BB: 1 P: 10	1B: 11 2B: 0 3B: 0 HR: 1	SF: 0 SAC: 1 DP: 0 HBP: 0	WP: 1 PB: 0 SB: 0 CS: 0	PA: 58					
PITCHER	IP	WLS	BF	H	R	ER	SO	BB	IBB	HBP	BLK	WP	HR	S	P	ERA	WHIP										
Woodie Fryman, L ERA: 2.26 (11, 1)	10.0		38	6	2	9	9	2	0	0	0	0	0	54	62	1.80	0.800										
Gary Wagner, R ERA: 2.51 (11, 1)	2.2		14	4	0	0	1	1	0	0	0	0	0	15	19	0.00	1.875										
Grant Jackson, L ERA: 2.01 (13, 1)	1.0	L	6	2	1	1	2	1	0	0	0	1	0	9	13	9.00	3.000										

Philadelphia Phillies @ Los Angeles Dodgers
Dodger Stadium, Los Angeles, CA
Sat Aug 10 1968, 7:05 PM PDT
Att: 15,559 - Unknown

AB 53
R 3
H 12
RBI 3
BB 4
SO 12
LOB 28


Batter	1	2	3	4	5	6	7	8	9	AB	R	H	RBI	BB	SO	LOB	TOP			
Tony Taylor, R OBP: 0.321, SLG: 0.318 (1, 5)	0-0 6-3			0-0 P5			0-0 P4-3		0-3 K	4	0	0	0	0	1	0	Philadelphia Phillies @ Los Angeles Dodgers Dodger Stadium, Los Angeles, CA Sun Aug 11 1968, 3:33 AM PDT Att: 13,365 - Unknown			
Roberto Pena, R OBP: 0.321, SLG: 0.320 (1, 6)	0-0 6-3			0-0 P4			0-0 P3		0-0 F7	4	0	0	0	0	0	0				
Johnny Callison, L OBP: 0.307, SLG: 0.409 Don Lock, R OBP: 0.292, SLG: 0.360 (7, PR) (7, 9)	0-3 K			0-3 K			0-0 1B			3	0	1	0	0	2	0				
Dick Allen, R OBP: 0.346, SLG: 0.523 (1, 7)		0-3 K			0-0 5-3				0-0 F8	3	0	0	0	0	1	1				
Bill White, L OBP: 0.309, SLG: 0.350 (1, 3)		0-0 F2			0-0 F7				0-0 P4-3	3	0	0	0	0	0	0				
Tony Gonzalez, L OBP: 0.338, SLG: 0.345 (1, 8)		0-0 1-3			0-3 K				0-0 1B	3	0	1	0	0	1	0				
Cookie Rojas, R OBP: 0.283, SLG: 0.325 (1, 4)				0-0 CS 1B					0-0 F9	3	0	2	0	0	0	1				
Clay Dalrymple, L OBP: 0.260, SLG: 0.271 (1, 2)				0-3 K			0-0 P4-3		0-3 K	3	0	0	0	0	2	2				
Larry Jackson, R OBP: 0.130, SLG: 0.119 Doug Clemens, L (9, PH) (1, 1)				0-3 K			0-0 F9		0-0 G3	2	0	0	0	0	1	1				
				1-2 K						1	0	0	0	0	0	0				
Inning Stats	R: 0 E: 0 K: 1 S: 5	H: 0 LOB: 0 BB: 0 P: 5	R: 0 E: 0 K: 1 S: 5	H: 0 LOB: 0 BB: 0 P: 5	R: 0 E: 0 K: 2 S: 7	H: 1 LOB: 1 BB: 0 P: 7	R: 0 E: 0 K: 1 S: 5	H: 0 LOB: 0 BB: 0 P: 5	R: 0 E: 0 K: 1 S: 3	H: 1 LOB: 0 BB: 0 P: 3	R: 0 E: 0 K: 0 S: 4	H: 1 LOB: 1 BB: 0 P: 4	R: 0 E: 0 K: 1 S: 6	H: 1 LOB: 1 BB: 0 P: 6	R: 0 E: 0 K: 1 S: 5	H: 0 LOB: 0 BB: 0 P: 5	1B: 4 2B: 1 3B: 0 HR: 0	SF: 0 SAC: 0 DP: 1 HBP: 0	WP: 0 PB: 0 SB: 0 CS: 1	PA: 29
PITCHER Don Drysdale, R ERA: 1.79 (1, 1)	IP: 9.0 WLS: W BF: 29 H: 4 R: 0 ER: 0 SO: 8 BB: 0 IBB: 0 HBP: 0 BLK: 0 WP: 0 HR: 0 S: 45 P: 45 ERA: 0.00 WHIP: 0.444															PITCHER				

Batter	1	2	3	4	5	6	7	8	9	AB	R	H	RBI	BB	SO	LOB	BOTTOM			
Willie Crawford, L OBP: 0.302, SLG: 0.289 (1, 7)	0-0 G1			0-0 4-3 1B			0-0 FC4-6 1B			4	0	2	0	0	0	2	Philadelphia Phillies @ Los Angeles Dodgers Dodger Stadium, Los Angeles, CA Sun Aug 11 1968, 3:33 AM PDT Att: 13,365 - Unknown			
Jim Fairley, L OBP: 0.227, SLG: 0.278 (1, 9)	0-0 P6			0-0 F2			0-0 P6			4	0	0	0	0	0	2				
Willie Davis, L OBP: 0.273, SLG: 0.355 (1, 8)	0-0 2B 1B			0-0 4-3 1-2			0-0 FC4-6 1-2			4	0	1	0	0	0	2				
Tom Haller, L OBP: 0.342, SLG: 0.385 (1, 2)	0-0 1-3 2B			0-0 3-1			0-0 F3		0-0 F8	4	0	1	0	0	0	1				
Ron Fairly, L OBP: 0.284, SLG: 0.286 (1, 3)	4-0 IBB			0-0 4-3			0-0 4-3		0-0 L8	3	0	0	0	1	0	0				
Bob Bailey, R OBP: 0.330, SLG: 0.349 (1, 5)	0-0 1-3			4-0 FC4-6 1B BB			0-0 5-3		0-0 1B	3	1	1	0	1	0	3				
Paul Popovich, S OBP: 0.295, SLG: 0.283 (1, 4)		0-0 P4-3		0-0 FC4-6 1-2 1B			0-0 1B		0-0 P8	4	0	2	0	0	0	1				
Bart Shirley, R OBP: 0.222, SLG: 0.259 (1, 6)		0-0 F9		0-0 FC4-6 1B 1-2 2-3			0-0 4-3			3	0	0	0	0	0	3				
Don Drysdale, R OBP: 0.153, SLG: 0.167 (1, 1)		0-0 6-3		0-0 1-3 3H 1B			0-0 5-3			3	0	1	1	0	0	0				
Inning Stats	R: 0 E: 0 K: 0 S: 5	H: 2 LOB: 3 BB: 1 P: 9	R: 0 E: 0 K: 0 S: 3	H: 0 LOB: 0 BB: 0 P: 3	R: 0 E: 0 K: 0 S: 4	H: 1 LOB: 2 BB: 1 P: 4	R: 0 E: 0 K: 0 S: 5	H: 2 LOB: 2 BB: 1 P: 9	R: 0 E: 0 K: 0 S: 3	H: 0 LOB: 0 BB: 0 P: 3	R: 0 E: 0 K: 0 S: 4	H: 1 LOB: 1 BB: 0 P: 4	R: 0 E: 0 K: 0 S: 4	H: 1 LOB: 1 BB: 0 P: 4	R: 0 E: 0 K: 0 S: 4	H: 1 LOB: 1 BB: 0 P: 4	1B: 7 2B: 1 3B: 0 HR: 0	SF: 0 SAC: 0 DP: 0 HBP: 0	WP: 0 PB: 0 SB: 0 CS: 0	PA: 34
PITCHER Larry Jackson, R ERA: 2.8 (1, 1)	IP: 8.0 WLS: L BF: 34 H: 8 R: 1 ER: 1 SO: 0 BB: 1 IBB: 1 HBP: 0 BLK: 0 WP: 0 HR: 0 S: 32 P: 40 ERA: 1.12 WHIP: 1.125															PITCHER				

Batter	1	2	3	4	5	6	7	8	9	AB	R	H	RBI	BB	SO	LOB	TOP										
Willie Crawford, L (1, 7) OBP: 0.298, SLG: 0.286 Jim Brewer, L (8, 1) OBP: 0.200, SLG: 0.200	0-0 CS 1B			0-0 G3		0-0 6-3		0-0 F7		4	0	1	0	0	0	0											
Len Gabrielson, L (1, 9) OBP: 0.316, SLG: 0.420	0-3 K			0-0 5-3		0-0 L5			0-0 FC1-5 1B	4	0	1	0	0	1	1											
Willie Davis, L (1, 8) OBP: 0.277, SLG: 0.356	0-0 F8			4-0 BB			4-0 FC6-5 E BB		0-0 S FC1-5 1B	2	0	1	0	2	0	0											
Tom Haller, L (1, 2) OBP: 0.341, SLG: 0.384		0-0 G6-3 1B		0-3 K			0-0 E3 FC6-5		0-0 FC1-5 S 1-2 2-3	4	0	1	0	0	1	4											
Ron Fairly, L (1, 3) OBP: 0.281, SLG: 0.283 Ken Boyer, R (9, PH) OBP: 0.322, SLG: 0.348	0-0 F9				0-0 3-1		0-0 FC6-5		0-3 K	3	0	0	0	0	0	3											
Bob Bailey, R (1, 5) OBP: 0.329, SLG: 0.347	0-0 G6-3				0-0 FC4-6 1B		0-3 K		0-0 4-3	4	0	1	0	0	1	5											
Paul Popovich, S (1, 4) OBP: 0.292, SLG: 0.279				0-0 L8		0-0 FC4-6		0-0 L8		3	0	0	0	0	0	3											
Zoilo Versalles, R (1, 6) OBP: 0.238, SLG: 0.262				0-0 4-3		0-0 F8			0-0 F9	3	0	0	0	0	0	1											
Don Sutton, R (1, 1) OBP: 0.205, SLG: 0.194 Jim Fairey, L (8, PH) OBP: 0.225, SLG: 0.276				0-3 K			0-0 5-3		0-0 F7	2	0	0	0	0	1	0											
Inning Stats	R: 0 E: 0 K: 1 S: 5	H: 1 LOB: 0 BB: 0 P: 5	R: 0 E: 0 K: 0 S: 3	H: 1 LOB: 0 BB: 0 P: 3	R: 0 E: 0 K: 1 S: 5	H: 0 LOB: 0 BB: 0 P: 5	R: 0 E: 0 K: 1 S: 5	H: 0 LOB: 1 BB: 1 P: 9	R: 0 E: 0 K: 0 S: 4	H: 0 LOB: 1 BB: 0 P: 4	R: 0 E: 1 K: 1 S: 6	H: 0 LOB: 2 BB: 1 P: 10	R: 0 E: 0 K: 0 S: 3	H: 0 LOB: 0 BB: 0 P: 3	R: 0 E: 0 K: 1 S: 7	H: 2 LOB: 2 BB: 0 P: 7	1B: 5 2B: 1 3B: 0 HR: 0	SF: 0 SAC: 0 DP: 2 HBP: 0	WP: 0 PB: 0 SB: 2 CS: 1	PA: 33							
PITCHER	IP	WLS	BF	H	R	ER	SO	BB	IBB	HBP	BLK	WP	HR	S	P	ERA	WHIP										
Don Cardwell, R (1, 1) ERA: 2.8	8.0	W	30	5	0	0	4	2	0	0	0	0	0	36	44	0.00	0.875										
Bill Short, L (9, 1) ERA: 5.56	0.1		1	0	0	0	0	0	0	0	0	0	0	1	1	0.00	0.000										
Cal Koonce, R (9, 1) ERA: 1.52	0.2	S	2	0	0	0	1	0	0	0	0	0	0	4	4	0.00	0.000										

Los Angeles Dodgers @ New York Mets
Shea Stadium, Flushing, NY
Tue Aug 13 1968, 7:05 PM EDT
Att: 25,047 - Unknown


AB	31
R	0
H	5
RBI	0
BB	2
SO	5
LOB	19



Batter	1	2	3	4	5	6	7	8	9	AB	R	H	RBI	BB	SO	LOB	BOTTOM										
Bud Harrelson, S (1, 6) OBP: 0.271, SLG: 0.257	0-3 K			0-3 K		0-0 E 2B		0-0 1B 1B		4	2	2	0	0	2	0											
Tommie Agee, R (1, 8) OBP: 0.225, SLG: 0.279	0-0 P4-3			0-0 6-3		0-0 E4 1B 2H		0-0 1B 1B		4	0	2	0	0	0	0											
Larry Stahl, L (1, 9) OBP: 0.309, SLG: 0.330	0-0 F5			0-0 2B		0-0 2-3 1B		0-0 1-3 2H 1B		4	0	3	1	0	0	0											
Cleon Jones, R (1, 7) OBP: 0.321, SLG: 0.444		0-0 FC3-6 1B		4-0 BB		0-0 F3		0-3 K		3	0	1	0	1	1	3											
Ed Kranepool, L (1, 3) OBP: 0.291, SLG: 0.325		0-0 FC3-6 CS		0-0 G3			0-0 F9	0-3 K		4	0	0	0	0	1	5											
Kevin Collins, L (1, 5) OBP: 0.237, SLG: 0.299	0-3 K				0-0 F7		0-0 G3			3	0	0	0	0	1	1											
Jerry Grote, R (1, 2) OBP: 0.357, SLG: 0.331				0-0 5-3		0-3 K		4-0 BB		2	0	0	0	1	1	0											
Phil Linz, R (1, 4) OBP: 0.260, SLG: 0.249				0-0 L7		0-0 1-3		0-0 F7		3	0	0	0	0	0	1											
Don Cardwell, R (1, 1) OBP: 0.043, SLG: 0.109 Bill Short, L (9, 1) Cal Koonce, R (9, 1)				0-3 K		0-3 K		0-3 K		3	0	0	0	0	3	0											
Inning Stats	R: 0 E: 0 K: 1 S: 5	H: 0 LOB: 0 BB: 0 P: 5	R: 0 E: 0 K: 1 S: 5	H: 1 LOB: 0 BB: 0 P: 5	R: 0 E: 0 K: 1 S: 6	H: 1 LOB: 2 BB: 1 P: 10	R: 0 E: 1 K: 1 S: 7	H: 3 LOB: 1 BB: 0 P: 7	R: 0 E: 0 K: 3 S: 12	H: 3 LOB: 2 BB: 0 P: 12	R: 1 E: 0 K: 3 S: 12	H: 3 LOB: 2 BB: 0 P: 12	R: 0 E: 0 K: 0 S: 3	H: 0 LOB: 0 BB: 0 P: 7	R: 1 E: 0 K: 3 S: 12	H: 3 LOB: 2 BB: 0 P: 12	1B: 6 2B: 3 3B: 0 HR: 0	SF: 0 SAC: 0 DP: 1 HBP: 0	WP: 0 PB: 0 SB: 0 CS: 1	PA: 32							
PITCHER	IP	WLS	BF	H	R	ER	SO	BB	IBB	HBP	BLK	WP	HR	S	P	ERA	WHIP										
Don Sutton, R (1, 1) ERA: 2.93	7.0	L	26	5	1	1	3	2	0	0	0	0	0	36	44	1.29	1.000										
Jim Brewer, L (8, 1) ERA: 2.24	1.0		6	3	1	1	3	0	0	0	0	0	0	12	12	9.00	3.000										

Los Angeles Dodgers @ New York Mets
Shea Stadium, Flushing, NY
Tue Aug 13 1968, 7:05 PM EDT
Att: 25,047 - Unknown

AB	30
R	2
H	8
RBI	1
BB	2
SO	9
LOB	10



Batter	1	2	3	4	5	6	7	8	9	AB	R	H	RBI	BB	SO	LOB	TOP					
Zoilo Versalles, R OBP: 0.238, SLG: 0.262	L8		6-3		1-2 1B		6-3			4	0	1	0	0	0	2						
Willie Davis, L OBP: 0.277, SLG: 0.355	CS 1B			G3	K			L7		4	0	1	0	0	1	2						
Bob Bailey, R OBP: 0.328, SLG: 0.346	K			1B	1B	F9		F8		4	0	1	0	0	1	3						
Ken Boyer, R OBP: 0.316, SLG: 0.339		K		P3		L8		F7		4	0	0	0	0	1	1						
Ted Savage, R OBP: 0.237, SLG: 0.297		F3		1-2 1B		6-3			6-3	4	0	1	0	0	0	0						
Ron Fairly, L OBP: 0.278, SLG: 0.280		4-3		K		F8			F9	4	0	0	0	0	1	2						
Paul Popovich, S OBP: 0.294, SLG: 0.293			K		HR				P3	4	1	2	1	0	1	0						
Jeff Torborg, R OBP: 0.213, SLG: 0.159			F8		L3				1-3	3	0	0	0	0	0	1						
Bill Singer, R OBP: 0.194, SLG: 0.237									F8	1	0	1	0	1	0	0						
Claude Osteen, L OBP: 0.164, SLG: 0.213										0	0	0	0	0	0	0						
Mudcat Grant, R OBP: 0.158, SLG: 0.316					1B					1	0	0	0	0	0	1						
Jack Billingham, R OBP: 0.158, SLG: 0.316				2B						0	0	0	0	0	0	0						
Inning Stats	R: 0 E: 0 K: 1 S: 5	H: 1 LOB: 0 BB: 0 P: 5	R: 0 E: 0 K: 1 S: 5	H: 0 LOB: 0 BB: 0 P: 5	R: 0 E: 0 K: 1 S: 6	H: 1 LOB: 0 BB: 0 P: 6	R: 0 E: 0 K: 1 S: 7	H: 2 LOB: 2 BB: 0 P: 7	R: 1 E: 0 K: 0 S: 3	H: 2 LOB: 2 BB: 1 P: 11	R: 0 E: 0 K: 0 S: 3	H: 0 LOB: 0 BB: 0 P: 3	R: 0 E: 0 K: 0 S: 4	H: 1 LOB: 1 BB: 0 P: 4	R: 0 E: 0 K: 0 S: 3	H: 0 LOB: 0 BB: 0 P: 3	R: 0 E: 0 K: 0 S: 3	H: 0 LOB: 0 BB: 0 P: 3	1B: 5 2B: 1 3B: 0 HR: 1	SF: 0 SAC: 0 DP: 0 HBP: 0	WP: 0 PB: 0 SB: 0 CS: 1	PA: 34
PITCHER Jerry Koosman, L ERA: 1.87	IP: 9.0 WLS: W BF: 34 H: 7 R: 1 ER: 1 SO: 5 BB: 1 IBB: 0 HBP: 0 BLK: 0 WP: 0 HR: 1 S: 43 P: 47 ERA: 1.00 WHIP: 0.889																					

Los Angeles Dodgers @ New York Mets
Shea Stadium, Flushing, NY
Wed Aug 14 1968, 7:05 PM EDT
Att: 23,730 - Unknown

AB	33
R	1
H	7
RBI	1
BB	1
SO	5
LOB	12



Batter	1	2	3	4	5	6	7	8	9	AB	R	H	RBI	BB	SO	LOB	BOTTOM					
Bud Harrelson, S OBP: 0.274, SLG: 0.258	K		1B BB		1-3 2H 1B		F7			3	0	1	1	1	1	1						
Tommie Agee, R OBP: 0.225, SLG: 0.279	P3		1-3 1B		K		K			4	0	1	0	0	2	3						
Larry Stahl, L OBP: 0.307, SLG: 0.359	P4-3			K		HR		6-3		4	1	1	1	0	1	1						
Cleon Jones, R OBP: 0.325, SLG: 0.446		1B P4-6-3 BB		CS 1B		SH FC6-2 1B		P4		3	1	2	0	1	0	0						
Ed Kranepool, L OBP: 0.295, SLG: 0.328		P4-6-3 1B		1-2 1B		SH FC6-2 FC		F7		3	1	2	0	0	0	1						
J.C. Martin, L OBP: 0.306, SLG: 0.270		P4-6-3 1-2 3H			F5	FC6-2 FC		P4		4	0	0	0	0	0	4						
Kevin Collins, L OBP: 0.237, SLG: 0.298		K			1B 1B	FC P6-4-3		G3		4	1	1	1	0	1	2						
Phil Linz, R OBP: 0.261, SLG: 0.250			1-3		1B 1B	P6-4-3				3	0	1	0	0	0	2						
Jerry Koosman, R OBP: 0.097, SLG: 0.086			K		K			WP 1B		3	0	1	0	0	2	2						
Inning Stats	R: 0 E: 0 K: 1 S: 5	H: 0 LOB: 0 BB: 0 P: 5	R: 1 E: 0 K: 1 S: 5	H: 1 LOB: 1 BB: 1 P: 9	R: 0 E: 0 K: 1 S: 5	H: 1 LOB: 2 BB: 1 P: 9	R: 0 E: 0 K: 1 S: 5	H: 2 LOB: 1 BB: 0 P: 5	R: 1 E: 0 K: 2 S: 10	H: 3 LOB: 2 BB: 0 P: 10	R: 2 E: 1 K: 0 S: 6	H: 2 LOB: 1 BB: 0 P: 6	R: 0 E: 0 K: 1 S: 6	H: 1 LOB: 1 BB: 0 P: 6	R: 0 E: 1 K: 0 S: 4	H: 0 LOB: 1 BB: 0 P: 4	R: 0 E: 1 K: 0 S: 4	H: 0 LOB: 1 BB: 0 P: 4	1B: 9 2B: 0 3B: 0 HR: 1	SF: 0 SAC: 1 DP: 2 HBP: 0	WP: 1 PB: 0 SB: 0 CS: 1	PA: 34
PITCHER Bill Singer, R ERA: 2.6	IP: 5.0 WLS: L BF: 22 H: 9 R: 4 ER: 2 SO: 6 BB: 2 IBB: 0 HBP: 0 BLK: 0 WP: 0 HR: 1 S: 32 P: 40 ERA: 5.40 WHIP: 2.200																					
Claude Osteen, L ERA: 3.12	IP: 1.0 WLS: 0 BF: 4 H: 0 R: 0 ER: 0 SO: 0 BB: 0 IBB: 0 HBP: 0 BLK: 0 WP: 0 HR: 0 S: 4 P: 4 ERA: 0.00 WHIP: 0.000																					
Jack Billingham, R ERA: 1.64	IP: 2.0 WLS: 0 BF: 8 H: 1 R: 0 ER: 0 SO: 1 BB: 0 IBB: 0 HBP: 0 BLK: 0 WP: 1 HR: 0 S: 10 P: 10 ERA: 0.00 WHIP: 0.500																					

Los Angeles Dodgers @ New York Mets
Shea Stadium, Flushing, NY
Wed Aug 14 1968, 7:05 PM EDT
Att: 23,730 - Unknown

AB	31
R	4
H	10
RBI	3
BB	2
SO	7
LOB	16




Batter	1	2	3	4	5	6	7	8	9	AB	R	H	RBI	BB	SO	LOB	TOP			
Willie Crawford, L (1,7) OBP: 0.350, SLG: 0.346										4	0	1	0	0	2	2	Los Angeles Dodgers @ Pittsburgh Pirates Forbes Field, Pittsburgh, PA Sun Aug 18 1968, 7:05 PM EDT Att: 17,423 - Unknown livebaseballscorecards.com			
Bart Shirley, R (1,6) OBP: 0.222, SLG: 0.229										4	0	1	0	0	0	2				
Willie Davis, L (1,8) OBP: 0.275, SLG: 0.350										4	0	0	0	0	0	2				
Ken Boyer, R (1,3) OBP: 0.309, SLG: 0.331										4	0	0	0	0	0	2				
Bob Bailey, R (1,5) OBP: 0.322, SLG: 0.338										4	0	0	0	0	0	1				
Ted Savage, R (1,9) OBP: 0.243, SLG: 0.290										2	0	0	0	1	0	0				
Paul Popovich, S (1,4) OBP: 0.284, SLG: 0.282										3	0	0	0	0	1	1				
Jeff Torborg, R (1,2) OBP: 0.208, SLG: 0.155 (8, PH)										2	0	0	0	0	0	1				
Zoilo Versalles, R (8, PH) OBP: 0.243, SLG: 0.270										1	1	1	0	0	0	0				
Tom Haller, L (8,2) OBP: 0.343, SLG: 0.387										0	0	0	0	0	0	0				
Don Sutton, R (1,1) OBP: 0.220, SLG: 0.189										1	0	0	0	1	0	0				
Jim Lefebvre, S (8, PH) OBP: 0.268, SLG: 0.286										1	0	1	1	0	0	0				
Jim Brewer, L (8,1) OBP: 0.167, SLG: 0.167										0	0	0	0	0	0	0				
Jack Billingham, R (8,1) OBP: 0.167, SLG: 0.167										0	0	0	0	0	0	0				
Inning Stats	R: 0 E: 0 K: 0 S: 4	H: 1 LOB: 1 BB: 0 P: 4	R: 0 E: 0 K: 0 S: 3	H: 0 LOB: 1 BB: 1 P: 7	R: 0 E: 0 K: 1 S: 4	H: 0 LOB: 0 BB: 1 P: 8	R: 0 E: 0 K: 0 S: 3	H: 0 LOB: 0 BB: 0 P: 3	R: 0 E: 0 K: 0 S: 3	H: 0 LOB: 0 BB: 0 P: 3	R: 0 E: 0 K: 0 S: 3	H: 0 LOB: 0 BB: 0 P: 3	R: 1 E: 0 K: 2 S: 9	H: 2 LOB: 1 BB: 0 P: 9	R: 0 E: 0 K: 0 S: 4	H: 1 LOB: 1 BB: 0 P: 4	1B: 3 2B: 1 3B: 0 HR: 0	SF: 0 SAC: 0 DP: 1 HBP: 0	WP: 0 PB: 0 SB: 0 CS: 0	PA: 32
PITCHER	IP WLS BF H R ER SO BB IBB HBP BLK WP HR S P ERA WHIP																			
Bob Veale, L (1,1) ERA: 2.04	9.0 W 32 4 1 1 3 2 0 0 0 0 0 36 44 1.00 0.667																			


Batter	1	2	3	4	5	6	7	8	9	AB	R	H	RBI	BB	SO	LOB	BOTTOM			
Maury Wills, S (1,5) OBP: 0.331, SLG: 0.322										4	0	1	0	0	0	1	Los Angeles Dodgers @ Pittsburgh Pirates Forbes Field, Pittsburgh, PA Sun Aug 18 1968, 7:05 PM EDT Att: 17,423 - Unknown livebaseballscorecards.com			
Gary Kolb, L (1,9) OBP: 0.275, SLG: 0.327										4	0	0	0	0	2	3				
Matty Alou, L (1,8) OBP: 0.368, SLG: 0.390										4	0	1	0	0	0	0				
Willie Stargell, L (1,7) OBP: 0.319, SLG: 0.462										4	1	1	0	0	0	1				
Don Clendenon, R (1,3) OBP: 0.328, SLG: 0.404										3	1	1	0	0	0	0				
Freddie Patek, R (1,6) OBP: 0.309, SLG: 0.382										3	2	2	1	1	1	0				
Bill Mazerowski, R (1,4) OBP: 0.291, SLG: 0.289										4	1	2	1	0	1	1				
Chris Cannizzaro, R (1,2) OBP: 0.294, SLG: 0.400										2	0	0	0	2	0	1				
Bob Veale, S (1,1) OBP: 0.091, SLG: 0.078										3	0	0	0	0	2	5				
Inning Stats	R: 0 E: 0 K: 0 S: 4	H: 1 LOB: 1 BB: 0 P: 4	R: 0 E: 0 K: 1 S: 5	H: 0 LOB: 0 BB: 0 P: 5	R: 0 E: 0 K: 1 S: 5	H: 0 LOB: 0 BB: 0 P: 5	R: 0 E: 0 K: 1 S: 6	H: 1 LOB: 2 BB: 1 P: 10	R: 0 E: 0 K: 0 S: 3	H: 1 LOB: 0 BB: 0 P: 3	R: 3 E: 1 K: 2 S: 11	H: 3 LOB: 2 BB: 1 P: 15	R: 2 E: 0 K: 0 S: 5	H: 2 LOB: 1 BB: 1 P: 9	R: 0 E: 0 K: 0 S: 4	H: 1 LOB: 1 BB: 0 P: 4		1B: 7 2B: 1 3B: 0 HR: 0	SF: 0 SAC: 1 DP: 0 HBP: 0	WP: 0 PB: 0 SB: 4 CS: 1
PITCHER	IP WLS BF H R ER SO BB IBB HBP BLK WP HR S P ERA WHIP																			
Don Sutton, R (1,1) ERA: 2.85	7.0 L 29 6 3 1 6 0 0 0 0 0 0 0 39 47 1.29 0.857																			
Jim Brewer, L (8,1)	0.2 5 2 2 2 0 1 0 0 0 0 0 0 4 8 27.00 4.500																			
Jack Billingham, R (8,1) ERA: 1.6	0.1 1 0 0 0 0 0 0 0 0 0 0 0 1 1 0.00 0.000																			

Batter	1	2	3	4	5	6	7	8	9	AB	R	H	RBI	BB	SO	LOB	TOP					
Willie Crawford, L (1, 7) OBP: 0.354, SLG: 0.357	F7		K				F5			4	1	1	1	1	1	0	Los Angeles Dodgers @ Houston Astros Astrodome, Houston, TX Mon Aug 19 1968, 8:05 PM EDT Att. 20,347 - Dome					
Len Gabrielson, L (1, 9) OBP: 0.315, SLG: 0.423 Jim Lefebvre, S (9, PH) OBP: 0.267, SLG: 0.284	2B		2B				F3		F8	4	0	2	0	0	1	2						
Willie Davis, L (1, 8) OBP: 0.274, SLG: 0.349	K		K					F2		4	1	1	1	0	2							
Tom Haller, L (1, 2) OBP: 0.342, SLG: 0.389	4-3		4-3					F9		4	0	1	2	0	0	2						
Ron Fairly, L (1, 3) OBP: 0.277, SLG: 0.277										4	1	2	0	0	0	1						
Bob Bailey, R (1, 5) OBP: 0.321, SLG: 0.344										4	0	1	1	0	0	1						
Paul Popovich, S (1, 4) OBP: 0.280, SLG: 0.278										4	0	0	0	0	1	1						
Zolio Versailles, R (1, 6) OBP: 0.243, SLG: 0.268										3	1	0	0	1	1	1						
Bill Singer, R (1, 1) OBP: 0.190, SLG: 0.233 Claude Osteen, L (4, 1) OBP: 0.175, SLG: 0.210 Ted Savage, R (7, PH) OBP: 0.238, SLG: 0.287 John Purdin, R (7, 1) OBP: 0.500, SLG: 0.500 Ken Boyer, R (9, PH) OBP: 0.307, SLG: 0.329	F8									1	0	0	0	0	0	1						
Inning Stats	R: 0 E: 0 K: 1 S: 6	H: 1 LOB: 1 P: 6	R: 1 E: 0 K: 1 S: 7	H: 2 LOB: 1 BB: 0 P: 7	R: 0 E: 0 K: 2 S: 8	H: 1 LOB: 1 BB: 0 P: 8	R: 0 E: 0 K: 1 S: 5	H: 0 LOB: 0 BB: 0 P: 5	R: 3 E: 0 K: 0 S: 5	H: 2 LOB: 1 BB: 2 P: 13	R: 0 E: 0 K: 0 S: 3	H: 0 LOB: 0 BB: 0 P: 3	R: 0 E: 0 K: 2 S: 7	H: 0 LOB: 0 BB: 0 P: 7	R: 0 E: 0 K: 0 S: 4	H: 1 LOB: 1 BB: 0 P: 4		R: 1 E: 0 K: 1 S: 6	H: 1 LOB: 1 BB: 1 P: 10	1B: 3 2B: 4 3B: 1 HR: 0	SF: 0 SAC: 0 DP: 0 HBP: 0	WP: 0 PB: 0 SB: 0 CS: 0
PITCHER	IP WLS BF H R ER SO BB IBB HBP BLK WP HR S P ERA WHIP																					
Dave Giusti, R (1, 1) ERA: 3.15	4.2		22	6	4	4	5	2	0	0	0	0	0	0	30	38	7.71	1.714				
Danny Coombs, L (5, 1) ERA: 3.75	4.1	W	16	2	1	1	3	1	0	0	0	0	0	0	21	25	2.08	0.692				

Batter	1	2	3	4	5	6	7	8	9	AB	R	H	RBI	BB	SO	LOB	BOTTOM			
Jose Herrera, R (1, 9) OBP: 0.279, SLG: 0.330	K		6-3	FC5-4						4	1	0	1	0	1	1	Los Angeles Dodgers @ Houston Astros Astrodome, Houston, TX Mon Aug 19 1968, 8:05 PM EDT Att. 20,347 - Dome			
Norm Miller, L (8, 9)										0	0	0	0	0	0	0				
Hector Torres, R (1, 6) OBP: 0.281, SLG: 0.267	K		P4-3							4	1	1	0	0	1	0				
Jimmy Wynn, R (1, 8) OBP: 0.365, SLG: 0.450	1B									3	1	1	0	1	1	2				
Rusty Staub, L (1, 3) OBP: 0.379, SLG: 0.394										3	1	2	2	1	0	0				
Doug Rader, R (1, 5) OBP: 0.319, SLG: 0.389	F6									3	0	0	0	1	0	4				
Denis Menke, R (1, 4) OBP: 0.334, SLG: 0.345										4	2	1	1	0	0	2				
Bob Aspromonte, R (1, 7) OBP: 0.311, SLG: 0.289										3	1	1	1	0	2	0				
John Bateman, R (1, 2) OBP: 0.290, SLG: 0.336										3	1	1	1	1	2	0				
Dave Giusti, R (1, 1) OBP: 0.221, SLG: 0.224 Danny Coombs, R (5, 1) OBP: 0.444, SLG: 0.444										2	0	1	2	0	0	0				
Inning Stats	R: 0 E: 0 K: 2 S: 8	H: 1 LOB: 2 BB: 1 P: 12	R: 0 E: 0 K: 2 S: 7	H: 0 LOB: 0 BB: 0 P: 7	R: 0 E: 0 K: 0 S: 3	H: 0 LOB: 0 BB: 0 P: 3	R: 7 E: 1 K: 0 S: 9	H: 5 LOB: 2 BB: 3 P: 21	R: 1 E: 0 K: 1 S: 6	H: 2 LOB: 0 BB: 0 P: 6	R: 0 E: 0 K: 1 S: 5	H: 0 LOB: 0 BB: 0 P: 5	R: 0 E: 0 K: 0 S: 3	H: 0 LOB: 0 BB: 0 P: 3	R: 0 E: 0 K: 3 S: 9	H: 0 LOB: 0 BB: 0 P: 9	1B: 7 2B: 1 3B: 0 HR: 0	SF: 0 SAC: 1 DP: 0 HBP: 0	WP: 0 PB: 0 SB: 0 CS: 0	PA: 36
PITCHER	IP WLS BF H R ER SO BB IBB HBP BLK WP HR S P ERA WHIP																			
Bill Singer, R (1, 1) ERA: 2.78	3.1	L	18	4	6	5	4	3	1	0	0	0	0	0	22	38	13.50	2.100		
Claude Osteen, L (4, 1) ERA: 3.12	2.2		12	4	2	1	2	0	0	0	0	0	0	0	16	16	3.38	1.500		
John Purdin, R (7, 1) ERA: 1.91	2.0		6	0	0	0	3	0	0	0	0	0	0	0	12	12	0.00	0.000		



Batter	1	2	3	4	5	6	7	8	9	AB	R	H	RBI	BB	SO	LOB	TOP																		
Willie Crawford, L (1, 7) OBP: 0.354, SLG: 0.357											0	0	0	0	0	0	0	Los Angeles Dodgers @ Houston Astros Astrodome, Houston, TX Tue Aug 20 1968, 8:05 PM EDT Att: 19,534 - Unknown livebaseballscorecards.com																	
Len Gabrielson, L (1, 9) OBP: 0.315, SLG: 0.423											0	0	0	0	0	0	0																		
Willie Davis, L (1, 8) OBP: 0.274, SLG: 0.349											0	0	0	0	0	0	0																		
Tom Haller, L (1, 2) OBP: 0.342, SLG: 0.389											0	0	0	0	0	0	0																		
Ron Fairly, L (1, 3) OBP: 0.277, SLG: 0.277											0	0	0	0	0	0	0																		
Bob Bailey, R (1, 5) OBP: 0.321, SLG: 0.344											0	0	0	0	0	0	0																		
Paul Popovich, S (1, 4) OBP: 0.280, SLG: 0.278											0	0	0	0	0	0	0																		
Zoilo Versalles, R (1, 6) OBP: 0.243, SLG: 0.268											0	0	0	0	0	0	0																		
Don Drysdale, R (1, 1) OBP: 0.184, SLG: 0.187											0	0	0	0	0	0	0																		
Inning Stats											1B: 0	SF: 0	WP: 0	PA: 0	2B: 0	SAC: 0	FB: 0		3B: 0	DP: 0	SB: 0	CS: 0	HR: 0	HBP: 0											
PITCHER Larry Dierker, R (1, 1) ERA: 3.11	IP	WLS	BF	H	R	ER	SO	BB	IBB	HBP	BLK	WP	HR	S	P	ERA	WHIP	PITCHER	IP	WLS	BF	H	R	ER	SO	BB	IBB	HBP	BLK	WP	HR	S	P	ERA	WHIP

Batter	1	2	3	4	5	6	7	8	9	AB	R	H	RBI	BB	SO	LOB	BOTTOM																		
Jose Herrera, R (1, 9)											0	0	0	0	0	0	0	Los Angeles Dodgers @ Houston Astros Astrodome, Houston, TX Tue Aug 20 1968, 8:05 PM EDT Att: 19,534 - Unknown livebaseballscorecards.com																	
Hector Torres, R (1, 6) OBP: 0.281, SLG: 0.267											0	0	0	0	0	0	0																		
Jimmy Wynn, R (1, 8) OBP: 0.365, SLG: 0.450											0	0	0	0	0	0	0																		
Rusty Staub, L (1, 3) OBP: 0.379, SLG: 0.394											0	0	0	0	0	0	0																		
Doug Rader, R (1, 5) OBP: 0.319, SLG: 0.389											0	0	0	0	0	0	0																		
Denis Menke, R (1, 4) OBP: 0.334, SLG: 0.345											0	0	0	0	0	0	0																		
Bob Aspromonte, R (1, 7) OBP: 0.311, SLG: 0.289											0	0	0	0	0	0	0																		
John Bateman, R (1, 2) OBP: 0.290, SLG: 0.336											0	0	0	0	0	0	0																		
Larry Dierker, R (1, 1) OBP: 0.102, SLG: 0.103											0	0	0	0	0	0	0																		
Inning Stats											1B: 0	SF: 0	WP: 0	PA: 0	2B: 0	SAC: 0	FB: 0		3B: 0	DP: 0	SB: 0	CS: 0	HR: 0	HBP: 0											
PITCHER Don Drysdale, R (1, 1) ERA: 1.85	IP	WLS	BF	H	R	ER	SO	BB	IBB	HBP	BLK	WP	HR	S	P	ERA	WHIP	PITCHER	IP	WLS	BF	H	R	ER	SO	BB	IBB	HBP	BLK	WP	HR	S	P	ERA	WHIP

Batter	1	2	3	4	5	6	7	8	9	AB	R	H	RBI	BB	SO	LOB	TOP			
Willie Crawford, L (1, 7) OBP: 0.347, SLG: 0.328	0-3 K		4-0 1B BB		0-3 K		0-3 K		0-0 F6	4	0	0	0	1	3	2				
Len Gabrielson, L (1, 9) OBP: 0.320, SLG: 0.430	0-0 F9		0-0 1B		0-0 1B		0-0 F9			4	0	2	0	0	0	0				
Willie Davis, L (1, 8) OBP: 0.277, SLG: 0.355	0-0 4-3		0-3 K		0-0 L9				0-0 1B	4	0	1	0	0	1	4				
Tom Haller, L (1, 2) OBP: 0.340, SLG: 0.385		0-3 K		0-0 4-3		0-0 G3		0-0 F7		4	0	0	0	0	1	1				
Ron Fairly, L (1, 3) OBP: 0.278, SLG: 0.279	0-0 F3		0-0 G3		0-0 1B 1B		0-0 K			4	0	1	0	0	1	1				
Ken Boyer, R (1, 5) OBP: 0.305, SLG: 0.326	0-0 F3		0-0 1B		0-0 F3		0-0 F2			4	0	1	0	0	0	2				
Jim Lefebvre, S (1, 4) OBP: 0.270, SLG: 0.303			0-0 HR		0-0 F8		0-0 1B		0-0 F8	4	1	2	1	0	0	1				
Paul Popovich, S (1, 6) OBP: 0.278, SLG: 0.274			0-0 P3		0-0 P4		0-3 K		4-0 BB	2	0	0	0	0	0	0				
Jim Faltrey, L (6, PH) OBP: 0.172, SLG: 0.277			0-0 F3		0-0 B1				0-0 F9	1	0	0	0	0	1	2				
Bart Shirley, R (6, 6) OBP: 0.243, SLG: 0.229										0	0	0	0	1	0	0				
Mike Kekich, R (1, 1) OBP: 0.118, SLG: 0.091										2	0	0	0	0	0	1				
Claude Osteen, L (5, 1) OBP: 0.172, SLG: 0.206										1	0	0	0	0	0	0				
Bob Bailey, R (9, PH) OBP: 0.319, SLG: 0.341										1	0	0	0	0	0	1				
Inning Stats	R: 0 E: 0 K: 1 S: 5	H: 0 LOB: 0 BB: 0 P: 5	R: 0 E: 0 K: 1 S: 5	H: 0 LOB: 0 BB: 0 P: 5	R: 1 E: 0 K: 1 S: 7	H: 2 LOB: 2 BB: 1 P: 11	R: 0 E: 0 K: 0 S: 4	H: 1 LOB: 1 BB: 0 P: 4	R: 0 E: 0 K: 1 S: 7	H: 2 LOB: 2 BB: 0 P: 7	R: 0 E: 0 K: 1 S: 5	H: 0 LOB: 0 BB: 0 P: 5	R: 0 E: 0 K: 1 S: 6	H: 1 LOB: 1 BB: 0 P: 6	R: 0 E: 0 K: 0 S: 3	H: 0 LOB: 1 BB: 1 P: 7	1B: 6 2B: 0 3B: 0 HR: 1	SF: 0 SAC: 0 DP: 0 HBP: 0	WP: 0 PB: 0 SB: 0 CS: 0	PA: 37
PITCHER Don Wilson, R (1, 1) ERA: 3.02	IP: 9.0 WLS: W BF: 37 H: 7 R: 1 ER: 1 SO: 7 BB: 2 IBB: 0 HBP: 0 BLK: 0 WP: 0 HR: 1 S: 49 P: 57 ERA: 1.00 WHIP: 1.000															PITCHER	IP: 9.0 WLS: W BF: 37 H: 7 R: 1 ER: 1 SO: 7 BB: 2 IBB: 0 HBP: 0 BLK: 0 WP: 0 HR: 1 S: 49 P: 57 ERA: 1.00 WHIP: 1.000			

Los Angeles Dodgers @ Houston Astros
Astrodome, Houston, TX
Wed Aug 21 1968, 8:05 PM EDT
Att: 16,780 - Unknown

AB 35
R 1
H 7
RBI 1
BB 2
SO 7
LOB 15



Batter	1	2	3	4	5	6	7	8	9	AB	R	H	RBI	BB	SO	LOB	BOTTOM			
Jose Herrera, R (1, 9) OBP: 0.200, SLG: 0.211	4-0 CS BB		0-0 1B 2B		0-0 F4		0-0 1B		0-0 F8	4	1	2	1	1	0	3				
Hector Torres, R (1, 6) OBP: 0.282, SLG: 0.266	0-0 F9		0-0 1B		4-0 PB BB		0-0 9-2		0-0 6-3	4	2	1	1	1	0	4				
Jimmy Wynn, R (1, 8) OBP: 0.368, SLG: 0.447	0-3 K		4-0 1B BB		4-0 PB BB		0-0 5-3			2	1	0	0	2	1	0				
Rusty Staub, L (1, 3) OBP: 0.381, SLG: 0.399		0-0 F5		0-0 1B		0-0 P1-6-3 1B		0-0 E7 1B		4	1	3	3	0	0	0				
Denis Menke, R (1, 4) OBP: 0.335, SLG: 0.344	0-3 K		0-0 P2		0-0 L3		0-0 L6			4	0	0	0	0	1	4				
Bob Aspromonte, R (1, 5) OBP: 0.312, SLG: 0.292		0-0 FC6-4 1B		0-0 F8		0-0 P1-6-3		0-0 1B		4	0	2	1	0	0	1				
John Bateman, R (1, 2) OBP: 0.293, SLG: 0.340	0-0 FC6-4		0-0 E		0-0 E6 SH5-4 WP 1B					4	1	1	0	0	0	2				
Dick Simpson, R (1, 7) OBP: 0.300, SLG: 0.324			0-0 L7		0-0 1-3		4-0 1B SH5-4 9-2 BB		0-3 K	3	0	0	0	1	1	1				
Don Wilson, R (1, 1) OBP: 0.237, SLG: 0.246			0-0 L4		0-0 E5		0-0 SH5-4		0-0 1B	3	0	1	0	0	0	1				
Inning Stats	R: 0 E: 0 K: 1 S: 4	H: 0 LOB: 1 BB: 1 P: 8	R: 0 E: 0 K: 1 S: 6	H: 1 LOB: 0 BB: 0 P: 6	R: 2 E: 0 K: 0 S: 6	H: 3 LOB: 2 BB: 1 P: 10	R: 0 E: 1 K: 0 S: 5	H: 1 LOB: 2 BB: 0 P: 5	R: 2 E: 0 K: 0 S: 3	H: 1 LOB: 0 BB: 2 P: 11	R: 1 E: 1 K: 0 S: 4	H: 1 LOB: 1 BB: 1 P: 8	R: 1 E: 1 K: 0 S: 5	H: 2 LOB: 1 BB: 0 P: 5	R: 0 E: 0 K: 1 S: 6	H: 1 LOB: 1 BB: 0 P: 6	1B: 8 2B: 3 3B: 0 HR: 0	SF: 0 SAC: 1 DP: 2 HBP: 0	WP: 1 PB: 1 SB: 0 CS: 1	PA: 38
PITCHER Mike Kekich, L (1, 1) ERA: 3.23	IP: 4.0 WLS: L BF: 21 H: 5 R: 4 ER: 3 SO: 2 BB: 4 IBB: 0 HBP: 0 BLK: 0 WP: 0 HR: 0 S: 21 P: 37 ERA: 6.75 WHIP: 2.250															PITCHER Claude Osteen, L (5, 1) ERA: 3.06	IP: 4.0 WLS: L BF: 17 H: 5 R: 2 ER: 0 SO: 1 BB: 1 IBB: 0 HBP: 0 BLK: 0 WP: 1 HR: 0 S: 18 P: 22 ERA: 0.00 WHIP: 1.500			

Los Angeles Dodgers @ Houston Astros
Astrodome, Houston, TX
Wed Aug 21 1968, 8:05 PM EDT
Att: 16,780 - Unknown

AB 32
R 6
H 10
RBI 6
BB 5
SO 3
LOB 16



Batter	1	2	3	4	5	6	7	8	9	AB	R	H	RBI	BB	SO	LOB	TOP			
Bobby Bonds, R OBP: 0.341, SLG: 0.381 (1, 9)	0-3 K			0-0 6-3		0-0 5-3			4-0 FC SH1-4 1B BB	3	1	0	0	1	1	0	San Francisco Giants @ Los Angeles Dodgers Dodger Stadium, Los Angeles, CA Thu Aug 22 1968, 7:05 PM PDT Att: 19,210 - Unknown			
Ron Hunt, R OBP: 0.372, SLG: 0.290 (1, 4)	0-0 P4-3			0-3 K		0-0 6-3			0-0 SH1-4	3	0	0	0	0	1	0				
Willie Mays, R OBP: 0.354, SLG: 0.449 (1, 8)	0-0 F7			0-3 K		0-0 G3			0-0 FC 1B BB	4	1	0	0	0	1	1				
Willie McCovey, L OBP: 0.382, SLG: 0.573 (1, 3)		0-0 P4-3			0-0 P4-3				4-0 1B 1B BB	3	0	0	0	1	1	0				
Jim Ray Hart, R OBP: 0.333, SLG: 0.467 Jim Davenport, R OBP: 0.274, SLG: 0.237 (9, 5)		0-3 K			4-0 1B 1B BB		0-0 P4-3		0-3 K	3	1	0	0	1	2	3				
Dick Dietz, R OBP: 0.390, SLG: 0.460 (1, 2)		0-0 F2			0-0 FC5 1B 1B		0-0 F7		0-0 1B	4	0	2	2	0	0	0				
Jesus Alou, R OBP: 0.275, SLG: 0.317 (1, 7)			0-0 F3		0-0 1B 2-H				0-0 F7	4	0	2	1	0	0	0				
Hal Lanier, R OBP: 0.205, SLG: 0.213 (1, 6)			0-0 6-3		0-3 K				0-3 K	3	0	0	0	0	2	2				
Gaylord Perry, R OBP: 0.145, SLG: 0.122 (1, 1)			0-0 5-3		0-0 FC5 2-3H				0-3 K	3	0	0	0	0	1	2				
Inning Stats	R: 0 E: 0 K: 1 S: 5	H: 0 LOB: 0 BB: 0 P: 5	R: 0 E: 0 K: 1 S: 5	H: 0 LOB: 0 BB: 0 P: 5	R: 0 E: 0 K: 0 S: 3	H: 0 LOB: 0 BB: 0 P: 3	R: 0 E: 0 K: 2 S: 7	H: 0 LOB: 0 BB: 0 P: 7	R: 1 E: 0 K: 1 S: 7	H: 2 LOB: 2 BB: 1 P: 11	R: 0 E: 0 K: 0 S: 3	H: 0 LOB: 0 BB: 0 P: 3	R: 0 E: 0 K: 1 S: 5	H: 0 LOB: 0 BB: 0 P: 5	R: 0 E: 0 K: 2 S: 7	H: 0 LOB: 2 BB: 2 P: 15		1B: 4 2B: 0 3B: 0 HR: 0	SF: 0 SAC: 1 DP: 0 HBP: 0	WP: 0 PB: 0 SB: 0 CS: 0
PITCHER Don Sutton, R ERA: 2.86 (1, 1)	IP: 9.0 WLS: L BF: 34 H: 4 R: 3 ER: 3 SO: 9 BB: 3 IBB: 0 HBP: 0 BLK: 0 WP: 0 HR: 0 S: 49 P: 61 ERA: 3.00 WHIP: 0.778															PITCHER				

Batter	1	2	3	4	5	6	7	8	9	AB	R	H	RBI	BB	SO	LOB	BOTTOM			
Willie Crawford, L OBP: 0.342, SLG: 0.324 (1, 7)	0-0 3-1		0-3 K			0-0 FC4 1B			0-3 K	4	0	1	0	0	2	0	San Francisco Giants @ Los Angeles Dodgers Dodger Stadium, Los Angeles, CA Thu Aug 22 1968, 7:05 PM PDT Att: 19,210 - Unknown			
Willie Davis, L OBP: 0.277, SLG: 0.354 (1, 8)	0-0 F6		0-0 F9			0-0 FC4 1B 4-3			0-0 1B	4	1	1	0	0	0	1				
Len Gabrielson, L OBP: 0.323, SLG: 0.435 (1, 9)				0-0 1B 1B		0-0 4-3 FC4-5 2B			0-0 F7	4	0	2	0	0	0	2				
Tom Haller, L OBP: 0.341, SLG: 0.386 (1, 2)				0-0 4-3 1B		0-0 4-3 CS 1B			0-0 6-3	4	0	2	1	0	0	2				
Jim Lefebvre, S OBP: 0.265, SLG: 0.296 (1, 5)			0-3 K		0-0 FC4-5 3-H		0-0 CS 1-2		0-0 1-3	4	0	0	0	0	1	3				
Ron Fairly, L OBP: 0.280, SLG: 0.281 (1, 3)		0-0 6-3		0-3 K					0-0 1B 1B	4	0	2	0	0	1	1				
Paul Popovich, S OBP: 0.276, SLG: 0.273 (1, 4)		0-0 P3-1			0-3 K				0-0 P8 1B	4	0	1	0	0	1	1				
Zolio Versalles, R OBP: 0.242, SLG: 0.265 Jim Faltrey, L OBP: 0.226, SLG: 0.275 (9, PH)		0-0 F9			0-0 F9				0-0 F7 1B	2	0	0	0	1	0	0				
Don Sutton, R OBP: 0.205, SLG: 0.175 Ken Boyer, R OBP: 0.303, SLG: 0.324 (9, PH)			0-0 5-3		0-3 K				0-0 5-3	3	0	0	0	0	2	2				
Inning Stats	R: 0 E: 0 K: 1 S: 7	H: 2 LOB: 2 BB: 0 P: 7	R: 0 E: 0 K: 0 S: 3	H: 0 LOB: 0 BB: 0 P: 3	R: 0 E: 0 K: 1 S: 6	H: 1 LOB: 1 BB: 0 P: 6	R: 0 E: 0 K: 2 S: 7	H: 0 LOB: 0 BB: 0 P: 7	R: 0 E: 0 K: 0 S: 4	H: 2 LOB: 2 BB: 0 P: 4	R: 0 E: 0 K: 1 S: 6	H: 1 LOB: 2 BB: 1 P: 10	R: 0 E: 0 K: 1 S: 6	H: 1 LOB: 1 BB: 0 P: 6	R: 0 E: 0 K: 0 S: 5	H: 2 LOB: 2 BB: 0 P: 5		1B: 8 2B: 1 3B: 0 HR: 0	SF: 0 SAC: 0 DP: 0 HBP: 0	WP: 0 PB: 0 SB: 0 CS: 1
PITCHER Gaylord Perry, R ERA: 2.43 (1, 1)	IP: 9.0 WLS: W BF: 36 H: 9 R: 1 ER: 1 SO: 7 BB: 0 IBB: 1 HBP: 0 BLK: 0 WP: 0 HR: 0 S: 49 P: 53 ERA: 1.00 WHIP: 1.000															PITCHER				

Batter	1	2	3	4	5	6	7	8	9	AB	R	H	RBI	BB	SO	LOB	TOP					
Bobby Bonds, R OBP: 0.343, SLG: 0.377 (1, 8)										4	2	1	0	1	1	1	San Francisco Giants @ Los Angeles Dodgers Dodger Stadium, Los Angeles, CA Fri Aug 23 1968, 7:05 PM PDT Att: 22,700 - Unknown					
Ron Hunt, R OBP: 0.372, SLG: 0.288 (1, 4)										3	2	0	0	2	2	1						
Ty Cline, L OBP: 0.242, SLG: 0.248 (1, 9)										5	1	2	2	0	0	1						
Willie McCovey, L OBP: 0.386, SLG: 0.576 (1, 3)										5	1	4	2	0	0	0						
Jim Ray Hart, R OBP: 0.334, SLG: 0.466 Jim Davenport, R OBP: 0.276, SLG: 0.237 (1, 5) (7, 5)										3	1	1	1	1	1	2						
Dick Dietz, R OBP: 0.382, SLG: 0.450 (1, 2)										5	0	0	1	0	1	6						
Jesus Alou, R OBP: 0.271, SLG: 0.312 (1, 7)										5	0	0	0	0	0	3						
Hal Lanier, R OBP: 0.203, SLG: 0.210 (1, 6)										4	0	0	0	0	2	1						
Bobby Bolin, R OBP: 0.139, SLG: 0.061 Mike McCormick, L OBP: 0.200, SLG: 0.196 (1, 1) (1, 1)										0	0	0	0	0	0	0						
Inning Stats	R: 1 E: 1 K: 2 S: 9	H: 2 LOB: 2 BB: 1 P: 13	R: 0 E: 0 K: 0 S: 3	H: 0 LOB: 1 BB: 1 P: 7	R: 0 E: 0 K: 0 S: 3	H: 0 LOB: 0 BB: 0 P: 3	R: 0 E: 0 K: 1 S: 5	H: 0 LOB: 0 BB: 0 P: 5	R: 3 E: 0 K: 0 S: 5	H: 2 LOB: 2 BB: 3 P: 17	R: 0 E: 0 K: 1 S: 5	H: 0 LOB: 0 BB: 0 P: 5	R: 4 E: 1 K: 2 S: 11	H: 3 LOB: 1 BB: 1 P: 15	R: 0 E: 0 K: 2 S: 7	H: 0 LOB: 0 BB: 0 P: 7		R: 0 E: 0 K: 0 S: 4	H: 1 LOB: 2 BB: 1 P: 8	1B: 8 2B: 0 3B: 0 HR: 0	SF: 0 SAC: 0 DP: 0 HBP: 0	WP: 0 PB: 1 SB: 0 CS: 0
PITCHER	IP	WLS	BF	H	R	ER	SO	BB	IBB	HBP	BLK	WP	HR	S	P	ERA	WHIP					
Bill Singer, R ERA: 2.9 (1, 1)	4.1	L	22	4	4	4	3	5	0	0	0	0	0	23	43	8.31	2.077					
John Purdin, R ERA: 2.18 (5, 1)	2.2		13	3	4	2	3	0	1	0	0	0	0	18	22	6.75	1.125					
Hank Aguirre, L ERA: 0.52 (8, 1)	2.0		8	1	0	0	2	1	0	0	0	0	0	11	15	0.00	1.000					

AB 36
R 8
H 8
RBI 6
BB 7
SO 8
LOB 15



Batter	1	2	3	4	5	6	7	8	9	AB	R	H	RBI	BB	SO	LOB	BOTTOM					
Willie Crawford, L OBP: 0.325, SLG: 0.306 (1, 7)										4	0	0	0	0	2	0	San Francisco Giants @ Los Angeles Dodgers Dodger Stadium, Los Angeles, CA Fri Aug 23 1968, 7:05 PM PDT Att: 22,700 - Unknown					
Willie Davis, L OBP: 0.279, SLG: 0.354 (1, 8)										3	0	1	0	1	1	0						
Tom Haller, L OBP: 0.343, SLG: 0.386 (1, 2)										3	1	1	0	1	2	1						
Len Gabrielson, L OBP: 0.318, SLG: 0.428 (1, 9)										4	1	0	0	0	2	4						
Ron Fairly, L OBP: 0.280, SLG: 0.279 (1, 3)										3	1	0	0	1	0	1						
Ken Boyer, R OBP: 0.302, SLG: 0.322 (1, 5)										4	0	1	2	0	1	0						
Paul Popovich, S OBP: 0.277, SLG: 0.273 (1, 4)										4	0	1	1	0	1	0						
Zoilo Versalles, R OBP: 0.240, SLG: 0.262 (1, 6)										4	0	0	0	0	0	3						
Bill Singer, R OBP: 0.185, SLG: 0.226 John Purdin, R OBP: 0.500, SLG: 0.500 Bob Bailey, R OBP: 0.318, SLG: 0.340 Hank Aguirre, R (1, 1) (5, 1) (7, PH) (8, 1)										2	0	0	0	0	0	1						
Inning Stats	R: 3 E: 0 K: 0 S: 5	H: 2 LOB: 3 BB: 3 P: 17	R: 0 E: 0 K: 1 S: 5	H: 0 LOB: 0 BB: 0 P: 5	R: 0 E: 0 K: 2 S: 7	H: 0 LOB: 0 BB: 0 P: 7	R: 0 E: 0 K: 1 S: 6	H: 0 LOB: 1 BB: 0 P: 6	R: 0 E: 0 K: 2 S: 8	H: 1 LOB: 1 BB: 0 P: 8	R: 0 E: 0 K: 1 S: 5	H: 0 LOB: 0 BB: 0 P: 5	R: 0 E: 0 K: 0 S: 3	H: 0 LOB: 0 BB: 0 P: 3	R: 0 E: 0 K: 2 S: 8	H: 1 LOB: 1 BB: 0 P: 8		R: 0 E: 0 K: 0 S: 3	H: 0 LOB: 0 BB: 0 P: 3	1B: 4 2B: 0 3B: 0 HR: 0	SF: 0 SAC: 0 DP: 0 HBP: 0	WP: 0 PB: 1 SB: 1 CS: 0
PITCHER	IP	WLS	BF	H	R	ER	SO	BB	IBB	HBP	BLK	WP	HR	S	P	ERA	WHIP					
Bobby Bolin, R ERA: 1.75 (1, 1)	0.2		7	2	3	3	0	3	0	0	0	0	0	4	7	40.50	7.500					
Mike McCormick, L ERA: 3.58 (1, 1)	8.1	W	28	2	0	0	9	0	0	0	0	0	0	46	46	0.00	0.240					



Batter	1	2	3	4	5	6	7	8	9	AB	R	H	RBI	BB	SO	LOB	TOP								
Bobby Bonds, R OBP: 0.349, SLG: 0.380 (1, 8)	0-0 6-3		0-0 CS 1B		4-0 1B HR BB		0-0 1B 1B	0-0 5-3		4	2	2	0	1	0	0	San Francisco Giants @ Los Angeles Dodgers Dodger Stadium, Los Angeles, CA Sat Aug 24 1968, 7:05 PM PDT Att: 23,430 - Unknown								
Ron Hunt, R OBP: 0.378, SLG: 0.293 (1, 4)	4-0 L3 BB		0-0 1B 1-2 1B		0-0 HR 1B		0-0 1B 1B	1-0 HBP		3	3	3	0	1	0	0									
Ty Cline, L OBP: 0.250, SLG: 0.269 (1, 9)	0-0 L3		0-0 1B 1-3 1B		0-0 HR		0-0 1B 1-2 2-H	0-3 K		5	2	3	4	0	1	2									
Willie McCovey, L OBP: 0.386, SLG: 0.574 (1, 3)	0-0 P4-3		0-0 1B 1-3 3-H		0-0 P4-3		0-0 BB 1B 1-3 2-H	0-0 P4 CS		5	1	2	2	0	0	1									
Jim Ray Hart, R OBP: 0.334, SLG: 0.464 Jim Davenport, R OBP: 0.282, SLG: 0.237 (1, 5) (5, 5)		0-0 6-3		0-0 FC6-4 1B SF8 1B	0-0 P4-3		4-0 P5-4-3 1B 1-2 BB	4-0 FC5-4 BB		3	1	1	0	0	0	0									
Dick Dietz, R OBP: 0.382, SLG: 0.449 (1, 2)	0-0 F9		0-0 FC6-4 1B		0-3 K		0-0 P5-4-3 1B 1-2 2-H 3-H	0-0 F7		5	0	2	2	0	1	1									
Jesus Alou, R OBP: 0.270, SLG: 0.310 (1, 7)		0-0 1B		0-0 FC6-4 1-2 2-3		0-0 6-3	0-0 P5-4-3 1-2 2-3	0-0 FC5-4		5	0	1	0	0	0	5									
Hal Lanier, R OBP: 0.201, SLG: 0.209 (1, 6)	0-3 K		0-0 SF8		0-0 5-3		0-0 6-3			3	0	0	1	0	1	2									
Ray Sadecki, L OBP: 0.145, SLG: 0.113 (1, 1)			0-0 6-3		0-0 P4-3		0-3 K	0-0 F7		4	0	0	0	0	1	1									
Inning Stats	R: 0 E: 0 K: 0 S: 3	H: 0 LOB: 1 BB: 1 P: 7	R: 0 E: 0 K: 1 S: 6	H: 1 LOB: 1 BB: 0 P: 6	R: 1 E: 0 K: 0 S: 5	H: 4 LOB: 2 BB: 0 P: 5	R: 1 E: 0 K: 0 S: 5	H: 2 LOB: 1 BB: 0 P: 5	R: 3 E: 0 K: 1 S: 7	H: 2 LOB: 0 BB: 1 P: 11	R: 0 E: 0 K: 1 S: 5	H: 0 LOB: 0 BB: 0 P: 5	R: 4 E: 0 K: 0 S: 7	H: 5 LOB: 1 BB: 1 P: 11	R: 0 E: 0 K: 1 S: 5	H: 0 LOB: 1 BB: 0 P: 6		R: 0 E: 1 K: 0 S: 3	H: 0 LOB: 1 BB: 1 P: 7	1B: 13 2B: 0 3B: 0 HR: 1	SF: 1 SAC: 0 DP: 1 HBP: 1	WP: 0 PB: 0 SB: 0 CS: 2	PA: 43		
PITCHER	IP	WLS	BF	H	R	ER	SO	BB	IBB	HBP	BLK	WP	HR	S	P	ERA	WHIP								
Don Drysdale, R ERA: 2.15 (1, 1)	6.0	L	27	9	5	5	3	2	0	0	0	0	1	31	39	7.50	1.833								
Jack Billingham, R ERA: 2.24 (7, 1)	0.0		5	4	4	4	0	1	0	0	0	0	0	4	8	∞	∞								
Mudcat Grant, R ERA: 2.95 (7, 1)	2.0		7	1	0	0	1	0	0	1	0	0	0	8	9	0.00	0.500								
Mike Kekich, L ERA: 3.2 (9, 1)	1.0		4	0	0	0	0	1	0	0	0	0	0	3	7	0.00	1.000								

Batter	1	2	3	4	5	6	7	8	9	AB	R	H	RBI	BB	SO	LOB	BOTTOM								
Willie Crawford, L OBP: 0.330, SLG: 0.325 (1, 7)	0-3 K		0-0 E1 SF8		0-3 K		0-0 2B	0-0 2-H 3-H 1B		5	1	2	2	0	2	0	San Francisco Giants @ Los Angeles Dodgers Dodger Stadium, Los Angeles, CA Sat Aug 24 1968, 7:05 PM PDT Att: 23,430 - Unknown								
Willie Davis, L OBP: 0.278, SLG: 0.352 (1, 8)	0-0 F7		0-0 4-3		0-0 F2		0-0 WP 1B	0-3 K		5	0	1	0	0	1	2									
Bob Bailey, R OBP: 0.316, SLG: 0.339 (1, 5)	0-3 K		0-0 SF8		0-0 BB 1B		0-3 K	0-0 4-3		4	0	1	1	0	2	1									
Ken Boyer, R OBP: 0.304, SLG: 0.340 (1, 3)		0-0 6-3		0-0 F5		0-0 BB 1B	0-0 L9	0-0 HR		5	1	2	1	0	0	1									
Ron Fairly, L OBP: 0.286, SLG: 0.280 (1, 9)		1-0 1B HBP		4-0 FC6-4 BB	4-0 1-2 2-3 BB		0-0 FC4-6 1B	0-3 K		2	1	1	0	2	1	0									
Paul Popovich, S OBP: 0.273, SLG: 0.269 (1, 4)		0-0 P6		0-0 FC6-4 1-2 1B	0-3 K		0-0 FC4-6 1B 1-2	0-3 K		5	2	0	0	0	2	6									
Zoilo Versalles, R OBP: 0.242, SLG: 0.264 (1, 6)	0-0 1B		0-0 F6		0-0 1-3		0-0 2B 1B			4	1	2	0	0	0	1									
Jeff Torborg, R OBP: 0.235, SLG: 0.200 (1, 2)	0-0 1B		0-0 1B		0-3 K		0-0 1B 2B			4	1	3	3	0	1	0									
Don Drysdale, R OBP: 0.188, SLG: 0.190 Ted Savage, R OBP: 0.239, SLG: 0.294 Jack Billingham, R OBP: 0.318, SLG: 0.318 Mudcat Grant, R OBP: 0.284, SLG: 0.295 Jim Leibold, S OBP: 0.118, SLG: 0.091 (1, 1) (5, PH) (7, 1) (7, 1) (8, PH) (9, 1)		0-0 L9		0-3 K		0-0 6-3		0-3 K		2	0	0	0	0	1	3									
Inning Stats	R: 0 E: 0 K: 2 S: 7	H: 0 LOB: 0 BB: 0 P: 7	R: 1 E: 0 K: 0 S: 5	H: 2 LOB: 2 BB: 0 P: 6	R: 1 E: 1 K: 0 S: 4	H: 0 LOB: 0 BB: 0 P: 4	R: 1 E: 1 K: 1 S: 6	H: 1 LOB: 1 BB: 1 P: 10	R: 0 E: 0 K: 2 S: 9	H: 2 LOB: 3 BB: 1 P: 13	R: 0 E: 0 K: 1 S: 5	H: 0 LOB: 0 BB: 0 P: 5	R: 0 E: 0 K: 1 S: 6	H: 2 LOB: 1 BB: 0 P: 6	R: 3 E: 0 K: 2 S: 11	H: 4 LOB: 1 BB: 0 P: 11		R: 1 E: 0 K: 2 S: 8	H: 1 LOB: 0 BB: 0 P: 8	1B: 9 2B: 2 3B: 0 HR: 1	SF: 1 SAC: 0 DP: 0 HBP: 1	WP: 1 PB: 0 SB: 0 CS: 0	PA: 42		
PITCHER	IP	WLS	BF	H	R	ER	SO	BB	IBB	HBP	BLK	WP	HR	S	P	ERA	WHIP								
Ray Sadecki, L ERA: 2.99 (1, 1)	9.0	W	42	12	7	5	11	2	0	1	0	1	1	61	70	5.00	1.556								

AB	37
R	9
H	14
RBI	9
BB	4
SO	4
LOB	12



Batter	1	2	3	4	5	6	7	8	9	AB	R	H	RBI	BB	SO	LOB	TOP										
Bobby Bonds, R OBP: 0.340, SLG: 0.369 (1,9)	0-0 5-3		0-0 F9		0-3 K		0-0 FC		0-0 1-3	5	0	0	0	0	1	2	San Francisco Giants @ Los Angeles Dodgers Dodger Stadium, Los Angeles, CA Sun Aug 25 1968, 3:33 AM PDT Att: 21,968 - Unknown livebaseballscorecards.com										
Ron Hunt, R OBP: 0.378, SLG: 0.295 (1,4)	0-3 K		0-0 1B BB		0-0 P4		0-0 FC5-4		0-0 F7	5	0	2	1	0	1	0											
Willie Mays, R OBP: 0.353, SLG: 0.445 (1,8)	4-0 2B E BB		0-0 F8		0-0 F9		0-0 FC5-4			3	1	0	1	1	0	3											
Willie McCovey, L OBP: 0.390, SLG: 0.576 (1,3)	0-0 E5 1B 2B		4-0 1B BB		0-0 F9		0-0 BB			2	1	1	0	2	0	0											
Jim Ray Hart, R OBP: 0.336, SLG: 0.465 (1,5)	0-0 1B		0-0 1B		0-0 5-3		0-0 F7			4	0	2	1	0	0	3											
Dick Dietz, R OBP: 0.376, SLG: 0.441 (1,2)	0-0 1-3		0-0 K		0-3 K					4	0	0	0	0	3	4											
Jesus Alou, R OBP: 0.267, SLG: 0.307 (1,7)		0-0 F9		0-0 F8			0-0 F7		0-3 K	4	0	0	0	0	1	0											
Hal Lanier, R OBP: 0.204, SLG: 0.214 (1,6)		0-0 F8		0-0 CS 1B			0-0 1B 2B		0-3 K	4	1	2	0	0	1	0											
Juan Marichal, R OBP: 0.193, SLG: 0.200 (1,1)		0-0 F9		0-3 K			0-0 1B FC 1B		0-0 6-3	4	1	1	0	0	1	1											
Inning Stats	R: 2 E: 1 K: 1 S: 7	H: 2 LOB: 1 BB: 1 P: 11	R: 0 E: 0 K: 0 S: 3	H: 0 LOB: 0 BB: 0 P: 3	R: 0 E: 0 K: 1 S: 7	H: 2 LOB: 3 BB: 1 P: 11	R: 0 E: 0 K: 1 S: 5	H: 1 LOB: 1 BB: 0 P: 5	R: 0 E: 0 K: 1 S: 5	H: 0 LOB: 0 BB: 0 P: 5	R: 0 E: 0 K: 1 S: 5	H: 3 LOB: 3 BB: 1 P: 11	R: 0 E: 0 K: 3 S: 9	H: 0 LOB: 0 BB: 0 P: 9	R: 0 E: 0 K: 0 S: 3	H: 0 LOB: 0 BB: 0 P: 3	1B: 6 2B: 3 3B: 0 HR: 0	SF: 0 SAC: 0 DP: 1 HBP: 0	WP: 0 PB: 0 SB: 1 CS: 1	PA: 38							
PITCHER	IP	WLS	BF	H	R	ER	SO	BB	IBB	HBP	BLK	WP	HR	S	P	ERA	WHIP										
Claude Osteen, L ERA: 3.05 (1,1)	6.1		29	8	4	2	5	2	0	0	0	0	0	37	45	2.84	1.579										
Jim Brewer, L ERA: 2.48 (7,1)	2.2	W	9	0	0	0	3	1	0	0	0	0	0	14	18	0.00	0.375										

Batter	1	2	3	4	5	6	7	8	9	AB	R	H	RBI	BB	SO	LOB	BOTTOM										
Willie Crawford, L OBP: 0.344, SLG: 0.354 (1,7)	0-0 F8		0-0 G3		0-0 PB 1B		0-0 1-2 2H		0-0 1B	5	0	3	2	0	0	0	San Francisco Giants @ Los Angeles Dodgers Dodger Stadium, Los Angeles, CA Sun Aug 25 1968, 3:33 AM PDT Att: 21,968 - Unknown livebaseballscorecards.com										
Willie Davis, L OBP: 0.275, SLG: 0.349 (1,8)	0-0 E6 BB		0-0 G3		0-0 F9		0-0 1-3		0-0 G3	5	0	0	0	0	0	3											
Tom Haller, L OBP: 0.346, SLG: 0.387 (1,2)	0-0 F8		0-0 1B 1B		4-0 1-2 BB		0-0 F4		0-0 E FC5-2 1B	4	1	2	0	1	0	1											
Ron Fairly, L OBP: 0.290, SLG: 0.282 (1,3)	4-0 1-2 BB		0-0 1B 1B		0-0 F2		0-0 FC3-6 1B		0-0 E1 FC5-2 SF8	4	1	2	0	1	0	3											
Len Gabrielson, L OBP: 0.319, SLG: 0.425 (1,9)	0-0 F9		0-0 1-3 2H 1B		0-3 K		0-0 FC3-6 1B		4-0 FC5-2 IBB	4	0	1	1	1	1	5											
Ken Boyer, R OBP: 0.307, SLG: 0.358 (1,5)		0-0 HR	0-0 1-3		0-0 6-3		0-0 1-2 1B		0-0 FC5-2	5	1	2	1	0	0	5											
Paul Popovich, S OBP: 0.272, SLG: 0.268 (1,4)		0-0 P6-3		0-0 P4-3		0-0 1B 1B		0-0 P6-3		4	1	1	1	0	0	2											
Zoilo Versalles, R OBP: 0.243, SLG: 0.265 (1,6)		0-0 L1		0-0 6-3		0-0 2B 1B		0-0 6-3		3	1	1	0	0	0	0											
Bart Shirley, R OBP: 0.237, SLG: 0.222 (8,6)		0-0 4-3		0-3 K		0-0 K		0-0 G3		1	0	0	0	0	0	0											
Inning Stats	R: 0 E: 1 K: 0 S: 4	H: 0 LOB: 2 BB: 1 P: 8	R: 1 E: 0 K: 0 S: 4	H: 1 LOB: 0 BB: 0 P: 4	R: 1 E: 0 K: 0 S: 6	H: 3 LOB: 2 BB: 0 P: 6	R: 0 E: 0 K: 1 S: 5	H: 0 LOB: 0 BB: 0 P: 5	R: 0 E: 0 K: 1 S: 6	H: 1 LOB: 2 BB: 1 P: 10	R: 2 E: 0 K: 1 S: 8	H: 3 LOB: 1 BB: 0 P: 8	R: 0 E: 0 K: 0 S: 5	H: 2 LOB: 2 BB: 0 P: 5	R: 0 E: 0 K: 0 S: 4	H: 1 LOB: 1 BB: 0 P: 4	R: 1 E: 1 K: 0 S: 4	H: 1 LOB: 2 BB: 1 P: 8	1B: 10 2B: 1 3B: 0 HR: 1	SF: 1 SAC: 0 DP: 0 HBP: 0	WP: 0 PB: 1 SB: 0 CS: 0	PA: 43					
PITCHER	IP	WLS	BF	H	R	ER	SO	BB	IBB	HBP	BLK	WP	HR	S	P	ERA	WHIP										
Juan Marichal, R ERA: 2.2 (1,1)	8.2	L	43	12	5	4	3	2	1	0	0	0	1	46	58	4.15	1.615										

Batter	1	2	3	4	5	6	7	8	9	AB	R	H	RBI	BB	SO	LOB	TOP								
Jose Herrera, R (1, 7) OBP: 0.219, SLG: 0.226										4	0	2	0	0	0	0									
Hector Torres, R (1, 6) OBP: 0.256, SLG: 0.260										5	1	3	0	0	1	2									
Jimmy Wynn, R (1, 8) OBP: 0.376, SLG: 0.450										5	1	2	1	0	0	3									
Rusty Staub, L (1, 3) OBP: 0.381, SLG: 0.398										4	0	1	1	0	0	2									
Denis Menke, R (1, 4) OBP: 0.333, SLG: 0.339										3	0	0	1	0	0	0									
Bob Aspromonte, R (1, 5) OBP: 0.306, SLG: 0.290										4	0	1	0	0	0	1									
John Bateman, R (1, 2) OBP: 0.291, SLG: 0.337										4	0	0	0	0	0	1									
Norm Miller, L (1, 9) OBP: 0.292, SLG: 0.363										2	1	2	1	2	0	0									
Denny Lemaster, R (1, 1) OBP: 0.097, SLG: 0.018										2	1	0	0	2	0	2									
Inning Stats	R: 0 E: 0 K: 0 S: 4	H: 1 LOB: 1 BB: 0 P: 4	R: 0 E: 0 K: 0 S: 3	H: 0 LOB: 0 BB: 0 P: 3	R: 4 E: 0 K: 0 S: 7	H: 4 LOB: 1 BB: 1 P: 11	R: 0 E: 0 K: 1 S: 5	H: 1 LOB: 2 BB: 2 P: 13	R: 0 E: 0 K: 0 S: 3	H: 0 LOB: 0 BB: 0 P: 3	R: 0 E: 0 K: 0 S: 4	H: 2 LOB: 1 BB: 0 P: 4	R: 0 E: 0 K: 0 S: 4	H: 1 LOB: 1 BB: 0 P: 4	R: 0 E: 0 K: 0 S: 3	H: 0 LOB: 0 BB: 0 P: 3	R: 0 E: 0 K: 0 S: 4	H: 2 LOB: 2 BB: 1 P: 8	1B: 10 2B: 1 3B: 0 HR: 1	SF: 1 SAC: 1 DP: 2 HBP: 0	WP: 0 PB: 0 SB: 0 CS: 1	PA: 39			
PITCHER	IP	WLS	BF	H	R	ER	SO	BB	IBB	HBP	BLK	WP	HR	S	P	ERA	WHIP								
Mike Kekich, L (1, 1) ERA: 3.47	2.1	L	13	5	4	4	0	1	0	0	0	0	1	12	16	15.43	2.571								
Mudcat Grant, R (3, 1) ERA: 2.7	5.2		21	4	0	0	1	2	0	0	0	0	0	21	29	0.00	1.059								
Jack Billingham, R (9, 1) ERA: 2.18	1.0		5	2	0	0	0	1	0	0	0	0	0	4	8	0.00	3.000								

Houston Astros @ Los Angeles Dodgers
 Dodger Stadium, Los Angeles, CA
 Tue Aug 27 1968, 7:05 PM PDT
 Att: 8,928 - Unknown

AB	33
R	4
H	11
RBI	4
BB	4
SO	1
LOB	11



Batter	1	2	3	4	5	6	7	8	9	AB	R	H	RBI	BB	SO	LOB	BOTTOM								
Willie Crawford, L (1, 9) OBP: 0.327, SLG: 0.326										4	0	0	0	0	3	0									
Willie Davis, L (1, 8) OBP: 0.281, SLG: 0.357										4	0	2	0	0	0	0									
Bob Bailey, R (1, 5) OBP: 0.313, SLG: 0.334										4	1	0	0	0	1	2									
Jim Lefebvre, S (1, 7) OBP: 0.268, SLG: 0.299										4	1	2	0	0	0	0									
Jim Faltrey, L (9, PR) OBP: 0.226, SLG: 0.275										0	0	0	0	0	0	0									
Ron Fairly, L (1, 3) OBP: 0.291, SLG: 0.281										3	0	0	0	0	0	2									
Paul Popovich, S (1, 4) OBP: 0.277, SLG: 0.271										3	0	1	1	1	1	2									
Zolo Versailles, R (1, 6) OBP: 0.243, SLG: 0.265										3	0	1	1	0	0	1									
Ken Boyer, R (9, PH) OBP: 0.307, SLG: 0.354										1	0	0	0	0	0	2									
Jeff Torborg, R (1, 2) OBP: 0.224, SLG: 0.190										4	0	0	0	0	0	4									
Mike Kekich, R (1, 1) OBP: 0.118, SLG: 0.091										0	0	0	0	0	0	0									
Mudcat Grant, R (3, 1) OBP: 0.143, SLG: 0.286										2	0	0	0	0	2	0									
Ted Savage, R (9, PH) OBP: 0.233, SLG: 0.281										1	0	0	0	0	0	0									
Jack Billingham, R (9, 1)										0	0	0	0	0	0	0									
Inning Stats	R: 0 E: 0 K: 2 S: 7	H: 0 LOB: 0 BB: 0 P: 7	R: 0 E: 0 K: 0 S: 3	H: 0 LOB: 1 BB: 1 P: 7	R: 0 E: 0 K: 2 S: 7	H: 0 LOB: 0 BB: 0 P: 7	R: 2 E: 0 K: 0 S: 7	H: 4 LOB: 2 BB: 0 P: 7	R: 0 E: 0 K: 1 S: 5	H: 0 LOB: 0 BB: 0 P: 5	R: 0 E: 0 K: 0 S: 3	H: 0 LOB: 0 BB: 0 P: 3	R: 0 E: 0 K: 1 S: 6	H: 1 LOB: 1 BB: 0 P: 6	R: 0 E: 0 K: 1 S: 6	H: 1 LOB: 2 BB: 0 P: 7	1B: 5 2B: 0 3B: 1 HR: 0	SF: 0 SAC: 0 DP: 0 HBP: 1	WP: 0 PB: 0 SB: 0 CS: 0	PA: 35					
PITCHER	IP	WLS	BF	H	R	ER	SO	BB	IBB	HBP	BLK	WP	HR	S	P	ERA	WHIP								
Denny Lemaster, L (1, 1) ERA: 2.93	9.0	W	35	6	2	2	7	1	0	1	0	0	0	47	52	2.00	0.778								

Houston Astros @ Los Angeles Dodgers
 Dodger Stadium, Los Angeles, CA
 Tue Aug 27 1968, 7:05 PM PDT
 Att: 8,928 - Unknown


AB	33
R	2
H	6
RBI	2
BB	1
SO	7
LOB	13




Batter	1	2	3	4	5	6	7	8	9	AB	R	H	RBI	BB	SO	LOB	TOP					
Don Kessinger, S (1, 6) OBP: 0.292, SLG: 0.298										5	1	3	2	0	0	3	Chicago Cubs @ Los Angeles Dodgers Dodger Stadium, Los Angeles, CA Wed Aug 28 1968, 7:05 PM PDT Unknown - 80 F					
Glenn Beckert, R (1, 4) OBP: 0.305, SLG: 0.354										4	1	0	0	1	1	5						
Billy Williams, L (1, 9) (7, 7) OBP: 0.334, SLG: 0.478										5	1	1	0	0	1	5						
Ron Santo, R (1, 5) OBP: 0.357, SLG: 0.413										4	0	0	0	1	2	3						
14 Ernie Banks, R (1, 3) OBP: 0.291, SLG: 0.476										5	1	1	2	0	2	3						
Dick Nen, L (9, PR) OBP: 0.202, SLG: 0.282										2	1	0	0	2	1	2						
Willie Smith, L (1, 7) OBP: 0.285, SLG: 0.381										0	0	0	0	0	0	0						
Phil Regan, R (7, 1) OBP: 0.200, SLG: 0.211										5	1	2	0	0	0	4						
Randy Hundley, R (1, 2) OBP: 0.292, SLG: 0.330																						
Adolfo Phillips, R (1, 8) OBP: 0.333, SLG: 0.387										3	1	2	1	1	1	0						
Rich Nye, L (1, 1) OBP: 0.179, SLG: 0.184										2	0	1	1	0	1	2						
Jim Hickman, R (7, 9) OBP: 0.293, SLG: 0.386										1	0	1	0	0	0	0						
Inning Stats	R: 6 E: 1 K: 2 S: 13	H: 4 LOB: 2 BB: 2 P: 21	R: 0 E: 1 K: 0 S: 4	H: 1 LOB: 2 BB: 1 P: 8	R: 0 E: 0 K: 1 S: 5	H: 1 LOB: 0 BB: 0 P: 5	R: 0 E: 0 K: 1 S: 5	H: 0 LOB: 2 BB: 2 P: 13	R: 0 E: 0 K: 1 S: 6	H: 2 LOB: 1 BB: 0 P: 6	R: 0 E: 0 K: 0 S: 3	H: 0 LOB: 0 BB: 0 P: 3	R: 0 E: 0 K: 1 S: 5	H: 0 LOB: 0 BB: 0 P: 5	R: 1 E: 0 K: 1 S: 7	H: 3 LOB: 2 BB: 0 P: 7	R: 0 E: 0 K: 2 S: 8	H: 0 LOB: 0 BB: 0 P: 8	1B: 10 2B: 2 3B: 0 HR: 0	SF: 1 SAC: 1 DP: 3 HBP: 0	WP: 2 PB: 0 SB: 0 CS: 1	PA: 43
PITCHER	IP	WLS	BF	H	R	ER	SO	BB	IBB	HBP	BLK	WP	HR	S	P	ERA	WHIP					
Bill Singer, R (1, 1) ERA: 2.93	7.0	L	34	8	6	3	6	5	0	0	0	1	0	41	61	3.86	1.857					
Hank Aguirre, L (8, 1) ERA: 0.74	2.0	S	9	3	1	1	3	0	0	0	0	1	0	15	15	4.50	1.500					

Batter	1	2	3	4	5	6	7	8	9	AB	R	H	RBI	BB	SO	LOB	BOTTOM					
Ted Savage, R (1, 9) OBP: 0.245, SLG: 0.323										3	2	2	1	0	0	1	Chicago Cubs @ Los Angeles Dodgers Dodger Stadium, Los Angeles, CA Wed Aug 28 1968, 7:05 PM PDT Unknown - 80 F					
Len Gabrielson, L (7, PH) OBP: 0.331, SLG: 0.426										1	0	1	0	0	0	0						
Willie Davis, L (1, 8) OBP: 0.280, SLG: 0.356										4	0	1	0	0	1	3						
Jim Lefebvre, S (1, 7) OBP: 0.268, SLG: 0.298										4	1	1	1	0	1	3						
Ken Boyer, R (1, 3) OBP: 0.302, SLG: 0.347										4	0	0	0	0	1	1						
Bob Bailey, R (1, 5) OBP: 0.315, SLG: 0.347										4	1	2	1	0	0	0						
Paul Popovich, S (1, 4) OBP: 0.274, SLG: 0.268										4	0	0	0	0	0	1						
Zolo Versailles, R (1, 6) OBP: 0.243, SLG: 0.265										0	0	0	0	0	0	0						
Bart Shirley, R (1, 6) OBP: 0.250, SLG: 0.200										3	0	0	0	1	0	0						
Jeff Torborg, R (1, 2) OBP: 0.218, SLG: 0.185										2	0	0	0	0	0	1						
Tom Haller, L (7, PH) OBP: 0.343, SLG: 0.388										2	0	0	0	0	0	0						
Bill Singer, R (1, 1) OBP: 0.179, SLG: 0.219										2	0	0	0	0	0	1						
Willie Crawford, L (7, PH) OBP: 0.333, SLG: 0.326										0	0	0	0	1	0	0						
Hank Aguirre, R (8, 1) OBP: 0.224, SLG: 0.273										0	0	0	0	0	0	0						
Jim Fairey, L (9, PH) OBP: 0.224, SLG: 0.273										1	0	0	0	0	0	0						
Inning Stats	R: 2 E: 1 K: 0 S: 6	H: 3 LOB: 1 BB: 0 P: 6	R: 0 E: 0 K: 0 S: 3	H: 0 LOB: 1 BB: 1 P: 7	R: 0 E: 0 K: 0 S: 3	H: 0 LOB: 0 BB: 0 P: 3	R: 0 E: 0 K: 0 S: 3	H: 0 LOB: 0 BB: 0 P: 3	R: 1 E: 0 K: 0 S: 5	H: 2 LOB: 1 BB: 0 P: 5	R: 1 E: 0 K: 0 S: 4	H: 1 LOB: 2 BB: 1 P: 4	R: 0 E: 0 K: 2 S: 8	H: 1 LOB: 2 BB: 1 P: 12	R: 0 E: 0 K: 1 S: 5	H: 0 LOB: 0 BB: 0 P: 5	R: 0 E: 0 K: 0 S: 3	H: 0 LOB: 0 BB: 0 P: 3	1B: 5 2B: 0 3B: 0 HR: 2	SF: 0 SAC: 0 DP: 0 HBP: 0	WP: 0 PB: 0 SB: 0 CS: 0	PA: 36
PITCHER	IP	WLS	BF	H	R	ER	SO	BB	IBB	HBP	BLK	WP	HR	S	P	ERA	WHIP					
Rich Nye, L (1, 1) ERA: 4.22	6.0	W	25	6	4	3	0	1	0	0	0	0	0	24	28	4.50	1.167					
Phil Regan, R (7, 1) ERA: 1.97	3.0	S	11	1	0	0	3	1	0	0	0	0	0	16	20	0.00	0.667					



Batter	1	2	3	4	5	6	7	8	9	AB	R	H	RBI	BB	SO	LOB	TOP					
Willie Crawford, L (1, 7) OBP: 0.324, SLG: 0.316	0-3 K		0-0 1-3			0-0 1B	0-0 6-3		0-0 E4	5	2	1	0	0	1	2	Los Angeles Dodgers @ San Francisco Giants Candlestick Park, San Francisco, CA Fri Aug 30 1968, 10:05 PM EDT Att: 10,465 - Unknown AB 37 R 5 H 10 RBI 4 BB 2 SO 7 LOB 16 					
Willie Davis, L (1, 8) OBP: 0.285, SLG: 0.360	0-0 E9			0-0 G3		0-0 1B		0-0 4-3	0-0 E	5	2	4	1	0	0	0						
Tom Haller, L (1, 2) OBP: 0.343, SLG: 0.384	0-0 3-1			0-0 E4		4-0 E		0-3 K	0-0 E3	4	0	1	0	1	1	2						
Len Gabrielson, L (1, 9) OBP: 0.327, SLG: 0.428	0-3 K			0-0 F7		0-0 F4		0-0 4-3	0-0 F8	5	0	0	0	0	1	8						
Jim Lefebvre, S (1, 3) OBP: 0.276, SLG: 0.299		0-0 4-3				0-0 E9		4-0 1B		3	0	1	2	1	1	1						
Ron Fairly, L (8, 3) OBP: 0.291, SLG: 0.281				0-0 K		1-3 2-H 3-H		0-0 1B		0	0	0	0	0	0	0						
Bob Bailey, R (1, 5) OBP: 0.314, SLG: 0.346		0-0 F7			0-3 K			0-0 1B		3	0	0	0	0	2	2						
Ken Boyer, R (8, 5) OBP: 0.308, SLG: 0.358					0-3 K			0-0 1B		1	0	1	1	0	0	0						
Paul Popovich, S (1, 4) OBP: 0.270, SLG: 0.264		0-0 P4-3			0-0 P6-3		0-0 P4-3		0-0 P1-3	4	0	0	0	0	0	0						
Zolio Versalles, R (1, 6) OBP: 0.246, SLG: 0.268			0-0 4-3		0-0 6-3		0-0 4-3		0-0 E	4	1	2	0	0	0	0						
Claude Osteen, L (1, 1) OBP: 0.197, SLG: 0.188			0-3 K			0-0 6-3		0-0 4-3		3	0	0	0	0	1	1						
Jim Brewer, L (9, 1) OBP: 0.250, SLG: 0.250						0-0 6-3		0-0 4-3		0	0	0	0	0	0	0						
Inning Stats	R: 0 E: 1 K: 2 S: 8	H: 1 LOB: 1 BB: 0 P: 8	R: 0 E: 0 K: 0 S: 3	H: 0 LOB: 0 BB: 0 P: 3	R: 0 E: 0 K: 1 S: 5	H: 0 LOB: 1 BB: 0 P: 5	R: 0 E: 1 K: 1 S: 6	H: 0 LOB: 1 BB: 0 P: 6	R: 0 E: 0 K: 1 S: 5	H: 0 LOB: 0 BB: 0 P: 5	R: 2 E: 1 K: 1 S: 8	H: 3 LOB: 2 BB: 1 P: 12	R: 0 E: 0 K: 0 S: 4	H: 1 LOB: 1 BB: 0 P: 4	R: 1 E: 0 K: 1 S: 6	H: 2 LOB: 2 BB: 1 P: 10	R: 2 E: 2 K: 0 S: 7	H: 3 LOB: 2 BB: 0 P: 7	1B: 10 2B: 0 3B: 0 HR: 0	SF: 0 SAC: 1 DP: 0 HBP: 0	WP: 0 PB: 0 SB: 1 CS: 0	PA: 40
PITCHER Gaylord Perry, R (1, 1) ERA: 2.36	IP: 9.0 WLS: L BF: 40 H: 10 R: 5 ER: 3 SO: 7 BB: 0 IBB: 2 HBP: 0 BLK: 0 WP: 0 HR: 0 S: 52 P: 60 ERA: 3.00 WHIP: 1.111															PITCHER	IP: 9.0 WLS: L BF: 40 H: 10 R: 5 ER: 3 SO: 7 BB: 0 IBB: 2 HBP: 0 BLK: 0 WP: 0 HR: 0 S: 52 P: 60 ERA: 3.00 WHIP: 1.111					


Batter	1	2	3	4	5	6	7	8	9	AB	R	H	RBI	BB	SO	LOB	BOTTOM			
Bobby Bonds, R (1, 9) OBP: 0.346, SLG: 0.398	0-0 F9		0-3 K		4-0 P4-3		0-0 6-3		0-0 SF8	3	0	0	1	1	1	0	Los Angeles Dodgers @ San Francisco Giants Candlestick Park, San Francisco, CA Fri Aug 30 1968, 10:05 PM EDT Att: 10,465 - Unknown AB 36 R 4 H 8 RBI 4 BB 1 SO 7 LOB 15 			
Ron Hunt, R (1, 4) OBP: 0.371, SLG: 0.289	0-0 2B		0-0 F8		0-0 P4-3		0-0 P4-3		0-0 E5	5	1	1	0	0	0	2				
Willie Mays, R (1, 8) OBP: 0.354, SLG: 0.457	0-0 3-1		0-3 K		0-3 K			0-0 F9	0-3 K	5	0	1	1	0	3	3				
Willie McCovey, L (1, 3) OBP: 0.386, SLG: 0.567	0-0 3-1			1-0 1B		0-0 5-3		0-0 F8		3	1	1	0	0	0	1				
Jim Ray Hart, R (1, 5) OBP: 0.332, SLG: 0.451	0-0 6-3			0-3 K		0-0 1-3		0-0 F8		4	0	0	0	0	1	3				
Dick Dietz, R (1, 2) OBP: 0.369, SLG: 0.420		0-0 6-3		0-3 K		0-0 5-3		0-0 6-3		4	0	0	0	0	1	2				
Jesus Alou, R (1, 7) OBP: 0.267, SLG: 0.305		0-0 6-3		0-0 1-2		0-0 1B		0-0 1B		4	1	3	1	0	0	0				
Hal Lanier, R (1, 6) OBP: 0.203, SLG: 0.214		0-0 E6		0-0 P4-3		3-H F8		0-0 1B		3	0	0	0	0	0	3				
Jim Davenport, R (9, PH) OBP: 0.333, SLG: 0.337								0-0 1B		1	1	1	0	0	0	0				
Gaylord Perry, R (1, 1) OBP: 0.146, SLG: 0.125		0-0 6-3			0-3 K		0-0 5-3		0-0 E	3	0	0	0	0	1	1				
Jack Hitt, R (9, PH) OBP: 0.333, SLG: 0.337								0-0 1B		1	0	1	1	0	0	0				
Nate Oliver, R (9, PR) OBP: 0.197, SLG: 0.214								1-3 2-H		0	0	0	0	0	0	0				
Inning Stats	R: 1 E: 0 K: 0 S: 5	H: 2 LOB: 1 BB: 0 P: 5	R: 0 E: 1 K: 0 S: 4	H: 0 LOB: 1 BB: 0 P: 4	R: 0 E: 0 K: 2 S: 7	H: 0 LOB: 0 BB: 0 P: 7	R: 0 E: 0 K: 2 S: 8	H: 1 LOB: 2 BB: 0 P: 9	R: 0 E: 0 K: 2 S: 7	H: 0 LOB: 1 BB: 1 P: 11	R: 1 E: 0 K: 0 S: 5	H: 2 LOB: 1 BB: 0 P: 5	R: 0 E: 0 K: 0 S: 3	H: 0 LOB: 0 BB: 0 P: 3	R: 0 E: 1 K: 1 S: 9	H: 3 LOB: 2 BB: 0 P: 9	1B: 7 2B: 1 3B: 0 HR: 0	SF: 1 SAC: 0 DP: 0 HBP: 1	WP: 0 PB: 0 SB: 0 CS: 0	PA: 39
PITCHER Claude Osteen, L (1, 1) ERA: 3.1	IP: 0.2 WLS: S BF: 3 H: 0 R: 0 ER: 0 SO: 1 BB: 0 IBB: 0 HBP: 0 BLK: 0 WP: 0 HR: 0 S: 5 P: 5 ERA: 0.00 WHIP: 0.000															PITCHER	IP: 0.2 WLS: S BF: 3 H: 0 R: 0 ER: 0 SO: 1 BB: 0 IBB: 0 HBP: 0 BLK: 0 WP: 0 HR: 0 S: 5 P: 5 ERA: 0.00 WHIP: 0.000			


Batter	1	2	3	4	5	6	7	8	9	AB	R	H	RBI	BB	SO	LOB	TOP								
Willie Crawford, L (1,7) OBP: 0.321, SLG: 0.306	4-0 1B BB		0-3 K		0-3 K		0-3 K			3	0	0	0	1	3	2	Los Angeles Dodgers @ San Francisco Giants Candlestick Park, San Francisco, CA Sat Aug 31 1968, 6:33 AM EDT Att: 13,215 - Unknown								
Willie Davis, L (1,8) OBP: 0.284, SLG: 0.359	0-0 P6		0-0 1B		0-0 FC4-6			0-0 6-3		4	0	1	0	0	0	3									
Ted Savage, R (1,9) OBP: 0.243, SLG: 0.315	0-0 F9		0-0 1B		0-0 E6			0-0 FC6-4		4	0	2	0	0	0	2									
Jim Fairey, L (8,9) OBP: 0.223, SLG: 0.271			1-3 1B		1-3 E6			1B		0	0	0	0	0	0	0									
Jim Lefebvre, S (1,3) OBP: 0.275, SLG: 0.298	0-0 1B		0-0 F2		0-3 K			0-0 FC6-4		4	0	1	0	0	1	5									
Bob Bailey, R (1,5) OBP: 0.311, SLG: 0.342	0-0 6-3			0-0 F9		0-3 K		0-0 5-3		4	0	0	0	0	1	3									
Paul Popovich, S (1,4) OBP: 0.287, SLG: 0.261		0-0 P9		0-0 P6-3		0-0 L9			0-0 P6-3	4	0	0	0	0	0	0									
Zolo Versalles, R (1,6) OBP: 0.244, SLG: 0.266		0-3 K		0-0 P5		0-0 6-3			0-0 F9	4	0	0	0	0	1	0									
Jeff Torborg, R (1,2) OBP: 0.228, SLG: 0.198		0-0 6-3			0-0 FC4-6		0-0 6-3		0-0 5-3	4	1	1	0	0	0	0									
Don Sutton, R (1,1) OBP: 0.224, SLG: 0.200			0-0 L7		0-0 FC4-6		0-0 F5			1	0	0	0	0	0	0									
Mudcat Grant, R (4,1) OBP: 0.174, SLG: 0.304					1-2 1B					2	0	1	0	0	0	0									
Inning Stats	R: 0 E: 0 K: 0 S: 4	H: 1 LOB: 2 BB: 1 P: 8	R: 0 E: 0 K: 1 S: 5	H: 0 LOB: 0 BB: 0 P: 5	R: 0 E: 0 K: 1 S: 7	H: 2 LOB: 2 BB: 0 P: 7	R: 0 E: 0 K: 0 S: 3	H: 0 LOB: 0 BB: 0 P: 3	R: 1 E: 1 K: 2 S: 10	H: 2 LOB: 2 BB: 0 P: 10	R: 0 E: 0 K: 1 S: 5	H: 0 LOB: 0 BB: 0 P: 5	R: 0 E: 0 K: 1 S: 5	H: 0 LOB: 0 BB: 0 P: 5	R: 0 E: 0 K: 0 S: 4	H: 1 LOB: 1 BB: 0 P: 4	R: 0 E: 0 K: 0 S: 3	H: 0 LOB: 0 BB: 0 P: 3	1B: 6 2B: 0 3B: 0 HR: 0	SF: 0 SAC: 0 DP: 0 HBP: 0	WP: 0 PB: 0 SB: 0 CS: 0	PA: 35			
PITCHER Mike McCormick, L (1,1) ERA: 3.39	IP: 9.0 W: 0 L: 1	WLS: 35	BF: 6	H: 6 R: 1 ER: 0	SO: 6	BB: 1	IBB: 0	HBP: 0	BLK: 0	WP: 0	HR: 0	S: 46	P: 50	ERA: 0.00	WHIP: 0.778										

Batter	1	2	3	4	5	6	7	8	9	AB	R	H	RBI	BB	SO	LOB	BOTTOM								
Bobby Bonds, R (1,8) OBP: 0.352, SLG: 0.400	0-0 P4-3 2B	0-0 1B FC9-6		4-0 SF9 E BB		0-0 F9		0-0 6-3		4	2	2	1	1	0	1	Los Angeles Dodgers @ San Francisco Giants Candlestick Park, San Francisco, CA Sat Aug 31 1968, 6:33 AM EDT Att: 13,215 - Unknown								
Ron Hunt, R (1,4) OBP: 0.371, SLG: 0.289	0-0 P4-3	0-0 FC9-6 1B		0-0 E6		0-0 F8				4	0	1	0	0	0	3									
Ty Cline, L (1,7) OBP: 0.253, SLG: 0.267	0-0 FC6-4 1B	0-0 FC9-6		0-0 SF9		0-0 L1-3				3	1	1	3	0	0	1									
Willie McCovey, L (1,3) OBP: 0.387, SLG: 0.564	4-0 FC6-4 IBB	0-0 F9		0-0 IBB		0-3 K				2	0	0	0	2	1	1									
Jim Ray Hart, R (1,5) OBP: 0.329, SLG: 0.446	0-0 FC6-4 1B		0-0 5-3	0-0 L5		0-0 5-3		0-0 6-3		4	0	0	0	0	0	5									
Jesus Alou, R (1,9) OBP: 0.269, SLG: 0.308	0-0		0-0		0-0 1-3		0-0 6-3			4	0	2	1	0	0	0									
Willie Mays, R (8,8) OBP: 0.354, SLG: 0.457	0-0		0-0	CS	0-0 1-3		0-0 6-3			0	0	0	0	0	0	0									
Jack Hiatt, R (1,2) OBP: 0.332, SLG: 0.341	0-0 F9		0-0 F9		0-0			0-0 1-3		4	0	1	0	0	0	3									
Hal Lanier, R (1,6) OBP: 0.208, SLG: 0.219		0-0 SH1-4 1B		0-0 E SH1-4 SF9 1B		0-3 K		0-0 SH3-4 1B		4	2	3	0	0	1	1									
Mike McCormick, L (1,1) OBP: 0.197, SLG: 0.192		0-0 SH1-4		0-0 SH1-4		0-0 1-3		0-0 SH3-4		1	0	0	0	0	0	1									
Inning Stats	R: 2 E: 0 K: 0 S: 6	H: 3 LOB: 2 BB: 1 P: 10	R: 2 E: 0 K: 0 S: 6	H: 3 LOB: 1 BB: 0 P: 6	R: 0 E: 0 K: 0 S: 3	H: 1 LOB: 0 BB: 0 P: 3	R: 1 E: 1 K: 0 S: 5	H: 1 LOB: 3 BB: 2 P: 13	R: 0 E: 0 K: 1 S: 6	H: 1 LOB: 1 BB: 0 P: 6	R: 0 E: 0 K: 0 S: 3	H: 0 LOB: 0 BB: 0 P: 3	R: 0 E: 0 K: 1 S: 5	H: 0 LOB: 0 BB: 0 P: 5	R: 0 E: 0 K: 0 S: 4	H: 1 LOB: 1 BB: 0 P: 4	R: 0 E: 0 K: 0 S: 4	H: 1 LOB: 1 BB: 0 P: 4	1B: 8 2B: 2 3B: 0 HR: 0	SF: 1 SAC: 3 DP: 0 HBP: 0	WP: 0 PB: 0 SB: 1 CS: 1	PA: 37			
PITCHER Don Sutton, R (1,1) ERA: 3.04	IP: 3.0 W: 0 L: 1	WLS: 17	BF: 17	H: 8 R: 5 ER: 4	SO: 4	BB: 0	IBB: 1	HBP: 0	BLK: 0	WP: 0	HR: 0	S: 16	P: 20	ERA: 12.00	WHIP: 2.667										
PITCHER Mudcat Grant, R (4,1) ERA: 2.51	IP: 5.0	WLS: 20	BF: 2	H: 2 R: 0 ER: 0	SO: 2	BB: 1	IBB: 1	HBP: 0	BLK: 0	WP: 0	HR: 0	S: 22	P: 30	ERA: 0.00	WHIP: 0.600										

Batter	1	2	3	4	5	6	7	8	9	AB	R	H	RBI	BB	SO	LOB	TOP				
Wes Parker, S OBP: 0.304, SLG: 0.316 (1, 9)	5-3		6-3		1-3			F3		4	0	0	0	0	0	0	Los Angeles Dodgers @ San Francisco Giants Candlestick Park, San Francisco, CA Sun Sep 01 1968, 6:33 AM EDT Att: 17,027 - Unknown				
Bart Shirley, R OBP: 0.286, SLG: 0.200 (1, 6)	5-3			2B E BB		FC6-4 1B		3B BB		2	2	1	0	2	0						
Willie Davis, L OBP: 0.286, SLG: 0.362 (1, 8)				E SF9 2B		K		F6		4	1	2	0	0	1	2					
Ken Boyer, R OBP: 0.307, SLG: 0.365 Jim Fatrej, L OBP: 0.223, SLG: 0.271 (8, PR) (8, 7)	F2			F2		FC6-4 BB 1-2		3B 1-H		4	0	1	1	0	0	4					
Jim Lefebvre, S OBP: 0.279, SLG: 0.299 Ron Fairly, L OBP: 0.291, SLG: 0.281 (8, 3)		F8		E1 1B		FC4 BB 1-2		K		3	0	1	0	1	1						
Bob Bailey, R OBP: 0.307, SLG: 0.339 (1, 5)	F8			SF9 1B		FC4 BB 1-2				3	0	0	1	0	2						
Paul Popovich, S OBP: 0.264, SLG: 0.258 (1, 4)		F8								4	0	0	0	0	1						
Jeff Torborg, R OBP: 0.219, SLG: 0.189 (1, 2)			5-3		K			F8		4	0	0	0	0	1	0					
Bill Singer, R OBP: 0.171, SLG: 0.209 (1, 1)			F9		5-3			F9		3	0	0	0	0	0						
Inning Stats	R: 0 E: 0 K: 0 S: 4	H: 1 LOB: 1 BB: 0 P: 4	R: 0 E: 0 K: 0 S: 3	H: 0 LOB: 0 BB: 0 P: 3	R: 0 E: 0 K: 0 S: 3	H: 0 LOB: 0 BB: 0 P: 3	R: 2 E: 1 K: 0 S: 5	H: 2 LOB: 1 BB: 1 P: 9	R: 0 E: 0 K: 1 S: 6	H: 1 LOB: 2 BB: 1 P: 10	R: 0 E: 0 K: 0 S: 3	H: 0 LOB: 0 BB: 0 P: 3	R: 1 E: 0 K: 1 S: 6	H: 1 LOB: 1 BB: 1 P: 10	R: 0 E: 0 K: 0 S: 3	H: 0 LOB: 0 BB: 0 P: 3		1B: 3 2B: 1 3B: 1 HR: 0	SF: 1 SAC: 0 DP: 0 HBP: 0	WP: 0 PB: 0 SB: 0 CS: 0	PA: 35
PITCHER	IP	WLS	BF	H	R	ER	SO	BB	IBB	HBP	BLK	WP	HR	S	P	ERA	WHIP				
Ray Sadecki, L ERA: 3.01 Frank Linzy, R ERA: 2.69	(1, 1)	8.0	L	32	5	3	2	3	3	0	0	0	0	0	35	47	2.25	1.000			
(9, 1)	1.0	3	0	0	0	0	0	0	0	0	0	0	0	3	3	0.00	0.000				

Batter	1	2	3	4	5	6	7	8	9	AB	R	H	RBI	BB	SO	LOB	BOTTOM				
Bobby Bonds, R OBP: 0.345, SLG: 0.392 (1, 8)	F9		1-3		5-3			F8		4	0	0	0	0	0	0	Los Angeles Dodgers @ San Francisco Giants Candlestick Park, San Francisco, CA Sun Sep 01 1968, 6:33 AM EDT Att: 17,027 - Unknown				
Ron Hunt, R OBP: 0.368, SLG: 0.286 (1, 4)	P4-3		L1		F7			P4-3		4	0	0	0	0	0	0					
Ty Cline, L OBP: 0.261, SLG: 0.275 (1, 7)				BB 1B		L5-3				4	1	3	0	0	0	0					
Willie McCovey, L OBP: 0.388, SLG: 0.562 (1, 3)	P4-3			BB 1B		1-3				3	0	1	0	1	0	1					
Jim Ray Hart, R OBP: 0.328, SLG: 0.453 (1, 5)					F8		K			3	1	1	2	0	1	2					
Jesus Alou, R OBP: 0.266, SLG: 0.304 (1, 9)				HR		P4				4	0	0	0	0	1	1					
Jack Hiatt, R OBP: 0.332, SLG: 0.337 Willie Mays, R OBP: 0.353, SLG: 0.456 (9, PH)										2	0	0	0	1	1	0					
Hal Lanier, R OBP: 0.207, SLG: 0.218 (1, 6)										1	0	0	0	0	0	1					
Ray Sadecki, L OBP: 0.152, SLG: 0.122 Jim Davenport, R OBP: 0.285, SLG: 0.241 Frank Linzy, R (9, 1)										2	0	0	0	0	0	1					
Inning Stats	R: 0 E: 0 K: 0 S: 4	H: 1 LOB: 1 BB: 0 P: 4	R: 1 E: 0 K: 1 S: 6	H: 1 LOB: 1 BB: 1 P: 10	R: 0 E: 0 K: 0 S: 4	H: 1 LOB: 2 BB: 1 P: 8	R: 0 E: 0 K: 1 S: 5	H: 0 LOB: 0 BB: 0 P: 5	R: 0 E: 0 K: 0 S: 3	H: 0 LOB: 0 BB: 0 P: 3	R: 0 E: 0 K: 0 S: 3	H: 0 LOB: 0 BB: 0 P: 3	R: 1 E: 0 K: 0 S: 5	H: 2 LOB: 1 BB: 0 P: 5	R: 0 E: 0 K: 0 S: 3	H: 0 LOB: 0 BB: 0 P: 3		1B: 4 2B: 0 3B: 0 HR: 1	SF: 1 SAC: 0 DP: 0 HBP: 0	WP: 0 PB: 0 SB: 0 CS: 0	PA: 34
PITCHER	IP	WLS	BF	H	R	ER	SO	BB	IBB	HBP	BLK	WP	HR	S	P	ERA	WHIP				
Bill Singer, R ERA: 2.89	(1, 1)	9.0	W	34	5	2	2	3	2	0	0	0	0	1	38	46	2.00	0.778			

Batter	1	2	3	4	5	6	7	8	9	AB	R	H	RBI	BB	SO	LOB	TOP																			
Willie Crawford, L (1, 7) OBP: 0.325, SLG: 0.314	0-3 K	4-0 BB	X	0-0 G3	X	0-3 K	X	0-0 2B	4 0 1 0 1 2 2								Los Angeles Dodgers @ Philadelphia Phillies Connie Mack Stadium, Philadelphia, PA Mon Sep 02 1968, 7:05 PM EDT Unknown AB 33 R 4 H 8 RBI 4 BB 4 SO 7 LOB 11 																			
Willie Davis, L (1, 8) OBP: 0.285, SLG: 0.359	4-0 1B	0-0 BB	X	0-0 L9	X	0-0 4-3	X	0-0 P6	4 1 0 0 1 0 2																											
Tom Haller, L (1, 2) OBP: 0.345, SLG: 0.388	0-0 1B	X	0-0 F8	X	0-0 2B	X	0-0 6-3	X	4 2 2 1 0 0 0																											
Len Gabrielson, L (1, 9) OBP: 0.330, SLG: 0.429	0-0 1B	X	0-0 F9	X	0-0 2B	X	0-3 K	X	4 1 2 0 0 1 1																											
Ron Fairly, L (1, 3) OBP: 0.292, SLG: 0.284	4-0 BB	X	0-0 F8	X	0-0 2B	X	0-0 3-1	X	3 0 1 1 1 0 1																											
Jim Lefebvre, S (1, 5) OBP: 0.275, SLG: 0.295	4-0 BB	X	0-0 L3	X	0-0 L3	X	0-0 6-3	X	3 0 0 1 1 0 2																											
Paul Popovich, S (1, 4) OBP: 0.262, SLG: 0.256	0-0 SF8	X	0-0 P8	X	0-3 K	X	0-0 P3-1	X	3 0 0 1 0 1 0																											
Bart Shirley, R (1, 6) OBP: 0.291, SLG: 0.208	0-3 K	X	0-0 1B	X	0-0 6-3	X	0-0 B3	X	3 0 1 0 0 1 2																											
Jim Faltrey, L (9, PH) OBP: 0.221, SLG: 0.270	0-0 K	X	0-0 1B	X	0-0 1B	X	0-0 L4	X	1 0 0 0 0 0 0																											
Joe Moeller, R (1, 1)	X	0-3 K	X	0-3 K	X	0-0 1B	X	0-0 1B	2 0 0 0 0 2 1																											
John Purdin, R (4, 1) OBP: 0.500, SLG: 0.500	X	X	X	X	X	X	X	X	1 0 1 0 0 0 0																											
Hank Aguirre, R (8, 1) OBP: 0.306, SLG: 0.364	X	X	X	X	X	X	X	X	0 0 0 0 0 0 0																											
Ken Boyer, R (9, PH) OBP: 0.306, SLG: 0.364	X	X	X	X	X	X	X	X	1 0 0 0 0 0 0																											
Inning Stats	R: 3 E: 1 K: 2 S: 9	H: 2 LOB: 2 BB: 3 P: 21	R: 0 E: 0 K: 1 S: 4	H: 0 LOB: 0 BB: 1 P: 8	R: 0 E: 0 K: 0 S: 4	H: 1 LOB: 1 BB: 0 P: 4	R: 0 E: 0 K: 1 S: 6	H: 1 LOB: 0 BB: 0 P: 6	R: 1 E: 0 K: 0 S: 5	H: 2 LOB: 1 BB: 0 P: 5	R: 0 E: 0 K: 2 S: 8	H: 1 LOB: 1 BB: 0 P: 8	R: 0 E: 0 K: 1 S: 5	H: 0 LOB: 0 BB: 0 P: 5	R: 0 E: 0 K: 0 S: 3	H: 0 LOB: 0 BB: 0 P: 3	R: 0 E: 0 K: 0 S: 4	H: 1 LOB: 1 BB: 0 P: 4	1B: 5 2B: 3 3B: 0 HR: 0	SF: 1 SAC: 0 DP: 1 HBP: 0	WP: 0 PB: 0 SB: 1 CS: 0	PA: 38														
PITCHER	IP WLS BF H R ER SO BB IBB HBP BLK WP HR S P ERA WHIP																																			
Jeff James, R (1, 1) ERA: 4.55	0.1	6	2	3	3	1	3	0	0	0	0	0	0	5	17	81.00	15.000																			
John Boozer, R (1, 1) ERA: 3.79	5.2	W	22	5	1	1	5	1	0	0	0	0	0	31	35	1.59	1.059																			
Gary Wagner, R (7, 1) ERA: 2.87	3.0	S	10	1	0	0	1	0	0	0	0	0	0	12	12	0.00	0.333																			

Batter	1	2	3	4	5	6	7	8	9	AB	R	H	RBI	BB	SO	LOB	BOTTOM																			
Tony Taylor, R (1, 5) OBP: 0.304, SLG: 0.309	0-0 1B	X	0-0 FC6-4	X	0-0 SF8	X	0-0 F8	X	3 0 2 1 0 0 1								Los Angeles Dodgers @ Philadelphia Phillies Connie Mack Stadium, Philadelphia, PA Mon Sep 02 1968, 7:05 PM EDT Unknown AB 29 R 5 H 8 RBI 5 BB 3 SO 8 LOB 14 																			
Roberto Pena, R (1, 6) OBP: 0.320, SLG: 0.318	0-3 K	X	0-0 FC6-4	X	0-3 K	X	0-0 6-3	X	4 0 0 0 0 2 4																											
John Briggs, L (1, 8) OBP: 0.344, SLG: 0.335	0-0 F9	X	0-0 G3	X	0-3 K	X	0-3 K	X	4 0 0 0 0 2 2																											
Dick Allen, R (1, 7) OBP: 0.361, SLG: 0.520	0-3 K	X	4-0 1B	X	0-0 1-3	X	0-0 F8	X	3 1 0 0 1 1 1																											
Bill White, L (1, 3) OBP: 0.306, SLG: 0.357	0-3 K	X	0-0 E8	X	0-0 L9	X	4-0 SH1-4	X	3 2 1 0 1 1 0																											
Gary Sutherland, R (1, 4) OBP: 0.270, SLG: 0.265	0-0 1-3	X	0-0 SH	X	0-0 P5	X	0-0 SH1-4	X	3 1 1 1 0 0 1																											
Doug Clemens, L (1, 9) OBP: 0.276, SLG: 0.360	0-0 1B	X	0-0 SF9	X	0-0 1B	X	0-0 F2	X	3 1 2 2 0 0 1																											
Clay Dalrymple, L (1, 2) OBP: 0.257, SLG: 0.264	0-0 P4-6-3	X	0-0 SH	X	0-0 K	X	4-0 IBB	X	3 0 1 0 1 1 2																											
Jeff James, R (1, 1) OBP: 0.103, SLG: 0.103	X	X	0-0 P4-3	X	0-0 SH	X	0-0 K	X	0 0 0 0 0 0 0																											
John Boozer, R (1, 1) OBP: 0.167, SLG: 0.167	X	X	X	X	X	X	X	X	1 0 0 0 0 0 0																											
Don Lock, R (6, PH) OBP: 0.296, SLG: 0.353	X	X	X	X	X	X	X	X	1 0 1 1 0 0 0																											
Gary Wagner, R (7, 1) ERA: 0.73	X	X	X	X	X	X	X	X	1 0 0 0 0 1 2																											
Inning Stats	R: 0 E: 0 K: 2 S: 8	H: 1 LOB: 1 BB: 0 P: 8	R: 1 E: 0 K: 1 S: 6	H: 1 LOB: 0 BB: 0 P: 6	R: 0 E: 0 K: 0 S: 4	H: 1 LOB: 1 BB: 0 P: 4	R: 3 E: 1 K: 1 S: 9	H: 3 LOB: 2 BB: 1 P: 13	R: 0 E: 0 K: 1 S: 5	H: 0 LOB: 0 BB: 0 P: 5	R: 1 E: 0 K: 1 S: 7	H: 2 LOB: 1 BB: 0 P: 7	R: 0 E: 0 K: 1 S: 5	H: 0 LOB: 0 BB: 0 P: 5	R: 0 E: 0 K: 1 S: 5	H: 0 LOB: 2 BB: 2 P: 13	R: 0 E: 0 K: 1 S: 5	H: 0 LOB: 2 BB: 2 P: 13	1B: 7 2B: 1 3B: 0 HR: 0	SF: 2 SAC: 2 DP: 1 HBP: 0	WP: 0 PB: 1 SB: 0 CS: 0	PA: 36														
PITCHER	IP WLS BF H R ER SO BB IBB HBP BLK WP HR S P ERA WHIP																																			
Joe Moeller, R (1, 1) ERA: 8.1	3.1	L	16	2	1	1	4	1	0	0	0	0	0	23	27	2.25	0.750																			
John Purdin, R (4, 1) ERA: 2.7	4.0	L	16	2	1	1	4	1	0	0	0	0	0	23	27	2.25	0.750																			
Hank Aguirre, L (8, 1) ERA: 0.73	0.2	3	0	0	0	0	1	0	1	0	0	0	0	4	8	0.00	0.000																			

Batter	1	2	3	4	5	6	7	8	9	AB	R	H	RBI	BB	SO	LOB	TOP			
Wes Parker, S OBP: 0.303, SLG: 0.314	F8		6-3			FC3-6 1B	F3		K	5	0	1	0	0	1	2				
Tom Haller, L OBP: 0.344, SLG: 0.385	4-3 BB		K			FC3-6 1B	F8			3	1	0	0	1	1					
Ted Savage, R OBP: 0.244, SLG: 0.313	4-3		5-3			BB 1B		5-3		4	1	1	0	0	0	1				
Ken Boyer, R OBP: 0.305, SLG: 0.362	1-3			6-3		BB 1B		1-3		4	1	1	1	0	0	1				
Jim Lefebvre, S OBP: 0.282, SLG: 0.292		F8		G6-4-3 BB		BB 1B		K		2	1	0	0	2	1	0				
Bob Bailey, R OBP: 0.309, SLG: 0.350		HR		G6-4-3		FC6-4 1B		F7		4	1	2	3	0	0	1				
Paul Popovich, S OBP: 0.263, SLG: 0.257					P8	FC6-4		P6		2	0	1	0	0	0	0				
Ron Fairly, L OBP: 0.291, SLG: 0.283						1-2 3-H				2	0	0	1	0	0	1				
Bart Shirley, R OBP: 0.281, SLG: 0.200					6-3					2	0	0	0	0	0	1				
Len Gabrelson, L OBP: 0.331, SLG: 0.427						K				1	0	0	0	1	1					
Mike Kekich, R OBP: 0.114, SLG: 0.088										1	0	0	0	0	0	1				
Jack Billingham, R										1	0	0	0	0	1	0				
Jim Fairey, L OBP: 0.220, SLG: 0.268										1	0	0	0	0	1	0				
Hank Aguirre, R										0	0	0	0	0	0	0				
Willie Davis, L OBP: 0.286, SLG: 0.360										1	0	1	0	0	0	0				
Inning Stats	R: 0 E: 0 K: 0 S: 3	H: 0 LOB: 1 BB: 1 P: 7	R: 1 E: 0 K: 0 S: 5	H: 2 LOB: 1 BB: 0 P: 5	R: 0 E: 0 K: 1 S: 5	H: 0 LOB: 0 BB: 0 P: 5	R: 0 E: 0 K: 0 S: 2	H: 0 LOB: 0 BB: 1 P: 6	R: 0 E: 0 K: 1 S: 5	H: 0 LOB: 0 BB: 0 P: 5	R: 4 E: 0 K: 1 S: 9	H: 4 LOB: 1 BB: 1 P: 13	R: 0 E: 0 K: 1 S: 5	H: 0 LOB: 0 BB: 0 P: 5	R: 0 E: 0 K: 1 S: 6	H: 1 LOB: 2 BB: 1 P: 10	1B: 6 2B: 0 3B: 0 HR: 1	SF: 0 SAC: 0 DP: 1 HBP: 0	WP: 0 PB: 0 SB: 0 CS: 0	PA: 37
PITCHER	IP WLS BF H R ER SO BB IBB HBP BLK WP HR S P ERA WHIP																			
Woodie Fryman, L ERA: 2.54	(1, 1) 5.1 W 24 6 5 5 2 3 0 0 0 0 1 25 37 8.44 1.688																			
Turk Farrell, R ERA: 3.58	(6, 1) 3.2 S 13 1 0 0 4 1 0 0 0 0 0 20 24 0.00 0.545																			

Los Angeles Dodgers @ Philadelphia Phillies
 Connie Mack Stadium, Philadelphia, PA
 Mon Sep 02 1968, 7:05 PM EDT
 Att: 5,240 - Unknown

AB 33
 R 5
 H 7
 RBI 5
 BB 4
 SO 6
 LOB 10



Batter	1	2	3	4	5	6	7	8	9	AB	R	H	RBI	BB	SO	LOB	BOTTOM	
Tony Taylor, R OBP: 0.308, SLG: 0.313	S 1B BB		1B	WP 1B		K				3	2	0	1	1	0			
Gary Sutherland, R OBP: 0.285, SLG: 0.256	F7		1B BB	L8			E6 L4-3			3	1	0	0	1	0	2		
Roberto Pena, R OBP: 0.319, SLG: 0.318	K		BB BB 1B	F9		L4-3				4	1	1	1	0	1	3		
Dick Allen, R OBP: 0.363, SLG: 0.518	FC4 1B		G5-3 BB	K		G3				3	0	1	1	1	1			
Don Lock, R OBP: 0.295, SLG: 0.349	FC4		E G5-3 1B BB		F7			K		3	1	0	1	1	1			
Rick Joseph, R OBP: 0.290, SLG: 0.315		L8	G5-3					5-3		4	0	0	0	0	1	2		
John Briggs, L OBP: 0.346, SLG: 0.337		P4-3	E 1B		F8					4	1	2	1	0	0			
Mike Ryan, R OBP: 0.211, SLG: 0.220		HR	E6			F8		4-3		4	1	2	2	0	0	1		
Woodie Fryman, R OBP: 0.125, SLG: 0.101										2	0	0	0	0	1	1		
Turk Farrell, R OBP: 0.200, SLG: 0.200						4-3				1	0	0	0	0	0	0		
Inning Stats	R: 1 E: 0 K: 1 S: 6	H: 1 LOB: 1 BB: 1 P: 10	R: 1 E: 0 K: 1 S: 6	H: 1 LOB: 0 BB: 0 P: 6	R: 5 E: 2 K: 0 S: 6	H: 4 LOB: 1 BB: 3 P: 18	R: 0 E: 0 K: 1 S: 6	H: 1 LOB: 1 BB: 0 P: 6	R: 0 E: 0 K: 1 S: 5	H: 0 LOB: 0 BB: 0 P: 5	R: 0 E: 1 K: 0 S: 3	H: 0 LOB: 0 BB: 0 P: 3	R: 0 E: 0 K: 1 S: 6	H: 1 LOB: 1 BB: 0 P: 6	1B: 5 2B: 3 3B: 0 HR: 1	SF: 0 SAC: 0 DP: 2 HBP: 0	WP: 1 PB: 0 SB: 1 CS: 0	PA: 35
PITCHER	IP WLS BF H R ER SO BB IBB HBP BLK WP HR S P ERA WHIP																	
Mike Kekich, L ERA: 3.9	(1, 1) 2.0 L 13 4 6 6 2 3 0 0 0 0 1 0 20 24 2.25 1.000																	
Jack Billingham, R ERA: 2.09	(3, 1) 4.0 15 3 1 1 3 1 0 0 0 0 1 0 20 24 2.25 1.000																	
Hank Aguirre, L ERA: 0.69	(7, 1) 2.0 7 1 0 0 0 1 0 0 0 0 0 0 9 9 0.00 0.500																	


Los Angeles Dodgers @ Philadelphia Phillies
 Connie Mack Stadium, Philadelphia, PA
 Mon Sep 02 1968, 7:05 PM EDT
 Att: 5,240 - Unknown

AB 31
 R 7
 H 8
 RBI 6
 BB 4
 SO 6
 LOB 11




Batter	1	2	3	4	5	6	7	8	9	AB	R	H	RBI	BB	SO	LOB	TOP								
Willie Crawford, L (1, 7) OBP: 0.336, SLG: 0.358	0-3 K		4-0 S BB		0-3 K			0-0 HR	0-0 2B	4	2	1	1	2	0		Los Angeles Dodgers @ Philadelphia Phillies Connie Mack Stadium, Philadelphia, PA Tue Sep 03 1968, 7:05 PM EDT Att: 2,812 - Unknown								
Wes Parker, S (1, 8) OBP: 0.303, SLG: 0.314 Willie Davis, L (8, PH) OBP: 0.287, SLG: 0.363	0-0 6-3		0-0 F9			0-0 HR		0-0 P4	0-0 E 2B	3	1	1	0	0	1										
Bill Sudakis, S (1, 5) OBP: 0.400, SLG: 1.000	4-0 FC5-4 BB		0-3 K			0-0 L5		0-0 HR	0-3 K	4	1	1	1	1	2	3									
Ken Boyer, R (1, 3) OBP: 0.311, SLG: 0.394	0-0 FC5-4				0-0 1B			0-0 HR	0-0 P5	5	2	3	3	0	0	2									
Jim Lefebvre, S (1, 4) OBP: 0.281, SLG: 0.287		0-0 6-3			0-0 F8			0-3 K	4-0 E IBB	4	1	0	0	1	1	1									
Ted Savage, R (1, 9) OBP: 0.246, SLG: 0.313 Len Gabrielson, L (8, PH) OBP: 0.336, SLG: 0.434		0-0 G5-3 E 1B			0-0 L9			4-0 2B BB	0-0 E8 1B 2B	3	0	1	0	0	0	1									
Tom Haller, L (1, 2) OBP: 0.344, SLG: 0.386		0-0 E4			0-0 6-3			0-3 K	0-0 2B IBB	4	1	1	0	1	1	2									
Bart Shirley, R (1, 6) OBP: 0.267, SLG: 0.189 Ron Fairly, L (8, PH) OBP: 0.167, SLG: 0.287 Paul Popovich, S (8, 6) OBP: 0.262, SLG: 0.257		0-0 G5-3			0-0 5-3			0-0 6-3	0-0 F5	3	0	0	0	0	0	2									
Claude Osteen, L (1, 1) OBP: 0.153, SLG: 0.183 Mudcat Grant, R (6, 1) OBP: 0.167, SLG: 0.292 Jim Fairley, L (8, PH) OBP: 0.219, SLG: 0.266 Jim Brewer, L (8, 1) OBP: 0.250, SLG: 0.250			0-3 K		0-3 K			0-0 4-3	0-3 K2-3	2	0	0	0	0	2	0									
Inning Stats	R: 0 E: 0 K: 1 S: 5	H: 0 LOB: 1 BB: 1 P: 9	R: 0 E: 1 K: 0 S: 4	H: 1 LOB: 1 BB: 0 P: 4	R: 0 E: 0 K: 2 S: 7	H: 0 LOB: 1 BB: 1 P: 11	R: 0 E: 0 K: 0 S: 4	H: 1 LOB: 0 BB: 0 P: 4	R: 0 E: 0 K: 2 S: 7	H: 0 LOB: 0 BB: 0 P: 7	R: 2 E: 0 K: 0 S: 5	H: 2 LOB: 0 BB: 0 P: 5	R: 0 E: 0 K: 1 S: 5	H: 0 LOB: 0 BB: 0 P: 5	R: 5 E: 0 K: 2 S: 12	H: 5 LOB: 1 BB: 1 P: 16		R: 3 E: 1 K: 1 S: 8	H: 3 LOB: 2 BB: 2 P: 16	1B: 3 2B: 5 3B: 0 HR: 4	SF: 0 SAC: 0 DP: 1 HBP: 0	WP: 0 PB: 0 SB: 1 CS: 0	PA: 44		
PITCHER	IP WLS BF H R ER SO BB IBB HBP BLK WP HR S P ERA WHIP	7.0 27 4 2 2 6 2 0 0 0 0 1 37 45 2.57 0.857	0.2 6 3 4 4 1 1 0 0 0 0 3 7 11 54.00 6.000	0.1 3 2 1 1 1 0 0 0 0 0 5 5 27.00 6.000	1.0 L 8 3 3 3 1 0 2 0 0 0 0 8 16 27.00 3.000																				

AB 39
R 10
H 12
RBI 10
BB 5
SO 9
LOB 15



Batter	1	2	3	4	5	6	7	8	9	AB	R	H	RBI	BB	SO	LOB	BOTTOM							
Tony Taylor, R (1, 5) OBP: 0.310, SLG: 0.317	0-0 1-3		0-3 K		0-0 1B 2B	0-0 E8 FC5-4 1B		4-0 BB IBB		4	1	2	2	1	1	0	Los Angeles Dodgers @ Philadelphia Phillies Connie Mack Stadium, Philadelphia, PA Tue Sep 03 1968, 7:05 PM EDT Att: 2,812 - Unknown							
Gary Sutherland, R (1, 4) OBP: 0.286, SLG: 0.287	0-3 K			0-0 G5-4-3 1B	0-0 1B 2B	0-0 FC5-4 1-2		4-0 FC5-4 BB		4	0	2	2	1	1	1								
Roberto Pena, R (1, 6) OBP: 0.318, SLG: 0.316	0-0 6-3			0-0 G5-4-3 1-2	0-0 FC5-4 1B		0-0 1-3	0-0 FC5-4 1-2		5	0	1	0	0	0	4								
Dick Allen, R (1, 7) OBP: 0.359, SLG: 0.512		0-0 4-3		0-3 K	0-0 FC5-4 1-2		0-3 K		0-3 K	5	0	0	0	0	3	2								
Don Lock, R (1, 8) OBP: 0.301, SLG: 0.369		0-3 K			4-0 1B BB	0-0 1B 2B		0-3 K	0-0 HR	4	3	2	1	1	2	0								
Rick Joseph, R (1, 3) OBP: 0.301, SLG: 0.326		0-0 1B			0-0 1B SF7	0-3 K		0-0 3-1 1B BB	0-0 5-3	5	2	3	0	0	1	1								
John Briggs, L (1, 9) OBP: 0.344, SLG: 0.335		0-0 4-3			0-0 2B 1B	0-0 F2		0-3 K	0-0 F8	5	1	1	1	0	1	3								
Mike Ryan, R (1, 2) OBP: 0.216, SLG: 0.223			0-0 F8		0-0 SF7	4-0 1B IBB		0-0 BB 3-1 1B		2	1	1	1	1	0	0								
Grant Jackson, S (1, 1) OBP: 0.300, SLG: 0.300 Dick Hall, R (8, 1) OBP: 0.333, SLG: 0.333 Gary Wagner, R (8, 1) OBP: 0.301, SLG: 0.326 Cookie Rojas, R (8, PH) OBP: 0.260, SLG: 0.321 John Boozar, R (8, 1) OBP: 0.167, SLG: 0.167			0-0 4-3		0-0 SH5-4	0-0 1B E		0-0 3-1		2	1	1	1	0	0	0								
Inning Stats	R: 0 E: 0 K: 1 S: 5	H: 0 LOB: 0 BB: 0 P: 5	R: 0 E: 0 K: 1 S: 6	H: 1 LOB: 0 BB: 0 P: 6	R: 0 E: 0 K: 1 S: 5	H: 0 LOB: 0 BB: 0 P: 5	R: 0 E: 0 K: 1 S: 5	H: 1 LOB: 0 BB: 0 P: 5	R: 4 E: 0 K: 0 S: 8	H: 5 LOB: 2 BB: 1 P: 12	R: 3 E: 1 K: 1 S: 8	H: 3 LOB: 1 BB: 1 P: 12	R: 0 E: 0 K: 2 S: 7	H: 0 LOB: 0 BB: 0 P: 7	R: 1 E: 0 K: 1 S: 7	H: 2 LOB: 3 BB: 2 P: 15		R: 1 E: 0 K: 1 S: 6	H: 1 LOB: 0 BB: 0 P: 6	1B: 10 2B: 2 3B: 0 HR: 1	SF: 1 SAC: 1 DP: 1 HBP: 0	WP: 0 PB: 0 SB: 0 CS: 0	PA: 43	
PITCHER	IP WLS BF H R ER SO BB IBB HBP BLK WP HR S P ERA WHIP	5.2 27 9 7 6 5 1 0 0 0 0 0 0 9 9 0.00 0.750	1.1 5 1 0 0 2 0 0 0 0 0 0 0 9 9 0.00 0.750	2.0 W 11 3 2 2 2 1 1 0 0 0 1 13 21 9.00 2.000																				

AB 37
R 9
H 13
RBI 8
BB 4
SO 9
LOB 13




Batter	1	2	3	4	5	6	7	8	9	AB	R	H	RBI	BB	SO	LOB	TOP								
Willie Crawford, L (1.7) OBP: 0.339, SLG: 0.360	0-3 K		0-0 P5		0-0 FC4-6 1B		0-0 4-3		0-0 CS 1B	5	0	2	1	0	1	2	Los Angeles Dodgers @ Philadelphia Phillies Connie Mack Stadium, Philadelphia, PA Wed Sep 04 1968, 7:05 PM EDT Att: 3,282 - Unknown livebaseballscores.com								
Willie Davis, L (1.8) OBP: 0.289, SLG: 0.367	0-0 F9			0-0 1B 1B	0-0 FC4-6 1-2			0-0 3B 1B	4	2	2	0	0	0	1										
Tom Haller, L (1.2) OBP: 0.346, SLG: 0.387	0-0 4-3			0-0 BB 1B 1-2	0-0 1-4-3			0-0 FC3-6 1B	4	0	2	1	0	0	1										
Len Gabrielson, L (1.9) OBP: 0.331, SLG: 0.427		0-3 K		0-0 P4		0-0 3-1		0-0 FC3-6 BB 1-2	4	0	0	0	0	1	3										
Ron Fairly, L (1.3) OBP: 0.295, SLG: 0.287		0-0 4-3		0-0 BB 1B 1-2 2-H		0-0 L7		0-0 G4-6-3 BB 1-2	3	0	1	1	1	0	0										
Jim Lefebvre, S (1.4) OBP: 0.276, SLG: 0.282		0-3 K		0-0 F3		0-0 3-1		0-0 G4-6-3 1-2	4	0	0	0	0	1	4										
Bill Sudakis, S (1.5) OBP: 0.556, SLG: 1.143			0-0 SH1-4 1B	0-0 1-2 2-3 BB		0-3 K		0-0 1B 3B	3	1	2	0	1	1	0										
Paul Popovich, S (1.6) OBP: 0.259, SLG: 0.254			0-3 K	0-0 P8		0-0 P4-3		0-0 P4-3	4	0	0	0	0	1	5										
Don Sutton, R (1.1) OBP: 0.231, SLG: 0.208			0-0 SH1-4 1-2		0-3 K		0-0 1B	0-3 K	3	0	1	0	0	2	1										
Inning Stats	R: 0 E: 0 K: 1 S: 5	H: 0 LOB: 0 BB: 0 P: 5	R: 0 E: 0 K: 2 S: 7	H: 0 LOB: 0 BB: 0 P: 7	R: 0 E: 0 K: 1 S: 6	H: 1 LOB: 1 BB: 0 P: 6	R: 1 E: 0 K: 0 S: 6	H: 3 LOB: 3 BB: 1 P: 10	R: 0 E: 0 K: 1 S: 6	H: 1 LOB: 1 BB: 0 P: 6	R: 0 E: 0 K: 0 S: 3	H: 0 LOB: 0 BB: 0 P: 3	R: 0 E: 0 K: 1 S: 6	H: 1 LOB: 1 BB: 0 P: 6	R: 1 E: 0 K: 0 S: 4	H: 2 LOB: 1 BB: 1 P: 8	R: 1 E: 0 K: 1 S: 6	H: 2 LOB: 0 BB: 0 P: 6	1B: 8 2B: 0 3B: 2 HR: 0	SF: 0 SAC: 1 DP: 1 HBP: 0	WP: 0 PB: 0 SB: 0 CS: 1	PA: 38			
PITCHER	IP	WLS	BF	H	R	ER	SO	BB	IBB	HBP	BLK	WP	HR	S	P	ERA	WHIP								
Larry Jackson, R (1.1) ERA: 2.79	7.0	L	28	6	1	1	6	1	0	0	0	0	0	39	43	1.29	1.000								
Turk Farrell, R (8.1) ERA: 3.73	2.0		9	4	2	2	1	1	0	0	0	0	0	10	14	9.00	2.500								


Batter	1	2	3	4	5	6	7	8	9	AB	R	H	RBI	BB	SO	LOB	BOTTOM								
Tony Taylor, R (1.5) OBP: 0.308, SLG: 0.314	0-3 K		0-3 K			0-0 P6-3		0-0 P6-3		4	0	0	0	0	2	0	Los Angeles Dodgers @ Philadelphia Phillies Connie Mack Stadium, Philadelphia, PA Wed Sep 04 1968, 7:05 PM EDT Att: 3,282 - Unknown livebaseballscores.com								
Roberto Pena, R (1.6) OBP: 0.317, SLG: 0.315	0-0 1B			0-0 F9		0-0 4-3		0-0 F9		4	0	1	0	0	0	0									
John Briggs, L (1.8) OBP: 0.349, SLG: 0.336	0-0 F7			0-0 FC6-4 BB		0-0 1B		0-0 BB		2	0	1	0	2	0	1									
Dick Allen, R (1.7) OBP: 0.356, SLG: 0.508	0-3 K			0-0 FC6-4 FC5 BB 1-2		0-0 5-3		0-3 K		4	0	0	0	0	2	4									
Bill White, L (1.3) OBP: 0.305, SLG: 0.354		0-3 K		0-0 1-2 BB		0-0 4-3		0-3 K		3	0	0	0	1	2	0									
Gary Sutherland, R (1.4) OBP: 0.284, SLG: 0.266		0-0 5-3		0-0 FC5 2-3		0-0 BB 1B		0-3 K		4	0	1	0	0	1	2									
Doug Clemens, L (1.9) OBP: 0.273, SLG: 0.321		0-3 K			0-0 4-3		0-0 BB		0-0 F7	3	0	0	0	1	1	0									
Mike Ryan, R (1.2) OBP: 0.213, SLG: 0.220			0-3 K		0-0 P6-3		0-3 K			3	0	0	0	0	2	2									
Larry Jackson, R (1.1) OBP: 0.148, SLG: 0.139			0-0 B2		0-3 K		0-3 K			2	0	0	0	0	1	0									
Cookie Rojas, R (7, PH) OBP: 0.269, SLG: 0.320										1	0	0	0	0	1	2									
Turk Farrell, R (8.1) OBP: 0.200, SLG: 0.200										0	0	0	0	0	0	0									
Inning Stats	R: 0 E: 0 K: 2 S: 8	H: 1 LOB: 1 BB: 0 P: 8	R: 0 E: 0 K: 2 S: 7	H: 0 LOB: 0 BB: 0 P: 7	R: 0 E: 0 K: 2 S: 7	H: 0 LOB: 0 BB: 0 P: 7	R: 0 E: 0 K: 0 S: 3	H: 0 LOB: 2 BB: 2 P: 11	R: 0 E: 0 K: 1 S: 5	H: 0 LOB: 0 BB: 0 P: 5	R: 0 E: 0 K: 0 S: 4	H: 1 LOB: 1 BB: 0 P: 4	R: 0 E: 0 K: 2 S: 8	H: 1 LOB: 2 BB: 1 P: 12	R: 0 E: 0 K: 1 S: 5	H: 0 LOB: 1 BB: 1 P: 9	R: 0 E: 0 K: 2 S: 7	H: 0 LOB: 0 BB: 0 P: 7	1B: 3 2B: 0 3B: 0 HR: 0	SF: 0 SAC: 0 DP: 0 HBP: 0	WP: 0 PB: 0 SB: 0 CS: 0	PA: 34			
PITCHER	IP	WLS	BF	H	R	ER	SO	BB	IBB	HBP	BLK	WP	HR	S	P	ERA	WHIP								
Don Sutton, R (1.1) ERA: 2.88	9.0	W	34	3	0	0	12	4	0	0	0	0	0	54	70	0.00	0.778								

Batter	1	2	3	4	5	6	7	8	9	AB	R	H	RBI	BB	SO	LOB	TOP																					
Wes Parker, S OBP: 0.302, SLG: 0.313 (1, 7)	F7		1B		5-3		K		K	5	0	1	0	0	2	2	Los Angeles Dodgers @ Cincinnati Reds Crosley Field, Cincinnati, OH Fri Sep 06 1968, 3:33 AM EDT Unknown livebaseballscorecards.com																					
Willie Davis, L OBP: 0.290, SLG: 0.370 (1, 8)	P4		F9			1B BB			E8	4	2	1	0	1	0	1																						
Ted Savage, R OBP: 0.259, SLG: 0.316 Ron Fairly, L OBP: 0.295, SLG: 0.291 (7, 9)	BB			K		1B HR			F7	2	1	1	0	1	1	0																						
Ken Boyer, R OBP: 0.310, SLG: 0.392 Willie Crawford, L OBP: 0.339, SLG: 0.360 (7, 7)	F8			6-3		1B HR			E6	4	1	1	1	0	0	2																						
Jim Lefebvre, S OBP: 0.280, SLG: 0.298 (1, 4)		5-3		K		1B HR			2-1	4	2	2	3	0	1	0																						
Bill Sudakis, S OBP: 0.462, SLG: 0.800 (1, 5)	5-3					SH2-4 1B BB			K	3	0	0	0	1	1	1																						
Bart Shirley, R OBP: 0.196 Len Gabrielson, L OBP: 0.333, SLG: 0.433 Paul Popovich, S OBP: 0.259, SLG: 0.254 (8, 6)	F9					1-2 1B			1-3	3	0	1	0	0	0	0																						
Jeff Torborg, R OBP: 0.212, SLG: 0.183 (1, 2)			F7			SH2-4 1-2 2-3 1B			P4	3	0	0	0	0	0	0																						
Bill Singer, R OBP: 0.167, SLG: 0.203 Mudcat Grant, R OBP: 0.154, SLG: 0.269 (5, 1)			6-3		1-3				5-3	2	0	0	0	0	0	2																						
Inning Stats	R: 0 E: 0 K: 0 S: 3	H: 0 LOB: 1 BB: 1 P: 7	R: 0 E: 0 K: 0 S: 3	H: 0 LOB: 0 BB: 0 P: 3	R: 0 E: 0 K: 0 S: 4	H: 1 LOB: 1 BB: 0 P: 4	R: 0 E: 0 K: 2 S: 7	H: 0 LOB: 0 BB: 0 P: 7	R: 0 E: 0 K: 0 S: 4	H: 1 LOB: 2 BB: 1 P: 8	R: 4 E: 0 K: 0 S: 6	H: 3 LOB: 0 BB: 1 P: 10	R: 1 E: 1 K: 1 S: 7	H: 2 LOB: 2 BB: 0 P: 7	R: 1 E: 0 K: 1 S: 6	H: 2 LOB: 0 BB: 0 P: 6		R: 0 E: 1 K: 1 S: 6	H: 0 LOB: 1 BB: 0 P: 6	1B: 5 2B: 2 3B: 1 HR: 1	SF: 0 SAC: 1 DP: 0 HBP: 0	WP: 0 PA: 39 PB: 0 SB: 0 CS: 0																
PITCHER	IP	WLS	BF	H	R	ER	SO	BB	IBB	HBP	BLK	WP	HR	S	P	ERA	WHIP	PITCHER				IP	WLS	BF	H	R	ER	SO	BB	IBB	HBP	BLK	WP	HR	S	P	ERA	WHIP
Gerry Arrigo, L ERA: 3.19 (1, 1)	6.0		26	5	4	4	2	3	0	0	0	0	1	27	39	6.00	1.333																					
Ted Abernathy, R ERA: 2.21 (7, 1)	2.0	L	10	4	2	2	2	0	0	0	0	0	0	13	13	9.00	2.000																					
Clay Carroll, R ERA: 2.57 (9, 1)	1.0		4	0	0	0	1	0	0	0	0	0	0	6	6	0.00	0.000																					

Batter	1	2	3	4	5	6	7	8	9	AB	R	H	RBI	BB	SO	LOB	BOTTOM																					
Pete Rose, S OBP: 0.402, SLG: 0.495 (1, 9)	F7		4-3			1B E				5	1	2	0	0	0	2	Los Angeles Dodgers @ Cincinnati Reds Crosley Field, Cincinnati, OH Fri Sep 06 1968, 3:33 AM EDT Unknown livebaseballscorecards.com																					
Vada Pinson, L OBP: 0.313, SLG: 0.392 (1, 8)	F7		3-1			1B E			1-3	5	1	1	0	0	0	3																						
Mack Jones, L OBP: 0.335, SLG: 0.404 (1, 7)	1B		P6			SF9			K	4	0	1	1	0	1	0																						
Tony Perez, R OBP: 0.336, SLG: 0.432 (1, 5)	K			6-3		1B 5-3			E6	5	0	1	1	0	2	1																						
Johnny Bench, R OBP: 0.313, SLG: 0.443 (1, 2)			S 1B			CS 1B			5-3	5	0	3	0	0	0	1																						
Lee May, R OBP: 0.337, SLG: 0.472 (1, 3)			1B			1-2 1B			1-3	4	1	1	0	0	1	4																						
Tommy Helms, R OBP: 0.305, SLG: 0.357 (1, 4)			K			E9			P5	4	1	1	0	0	1	4																						
Leo Cardenas, R OBP: 0.291, SLG: 0.306 Alex Johnson, R OBP: 0.351, SLG: 0.406 Woody Woodward, R OBP: 0.277, SLG: 0.250 (9, 6)			K			1B			FC5	4	0	2	1	0	1	4																						
Leo Cardenas, R OBP: 0.291, SLG: 0.306 Alex Johnson, R OBP: 0.351, SLG: 0.406 Woody Woodward, R OBP: 0.277, SLG: 0.250 (9, 6)			K			4-3			K	3	0	0	0	0	2	4																						
Gerry Arrigo, L OBP: 0.115, SLG: 0.121 Ted Abernathy, R (7, 1)			K			1B			E2	1	0	0	0	0	0	0																						
Fred Whitfield, L OBP: 0.306, SLG: 0.414 Clay Carroll, R OBP: 0.217, SLG: 0.182 (9, 1)			K			1B SF9			F9	1	0	0	0	0	0	0																						
Inning Stats	R: 0 E: 0 K: 1 S: 6	H: 1 LOB: 1 BB: 0 P: 6	R: 0 E: 0 K: 3 S: 11	H: 2 LOB: 2 BB: 0 P: 11	R: 0 E: 0 K: 0 S: 3	H: 0 LOB: 0 BB: 0 P: 3	R: 1 E: 1 K: 0 S: 5	H: 2 LOB: 1 BB: 0 P: 5	R: 3 E: 1 K: 0 S: 7	H: 4 LOB: 1 BB: 0 P: 7	R: 0 E: 1 K: 1 S: 7	H: 1 LOB: 2 BB: 0 P: 7	R: 0 E: 1 K: 2 S: 9	H: 1 LOB: 2 BB: 0 P: 9	R: 0 E: 0 K: 0 S: 4	H: 1 LOB: 1 BB: 0 P: 4	R: 0 E: 0 K: 1 S: 5	H: 0 LOB: 0 BB: 0 P: 5	1B: 12 2B: 0 3B: 0 HR: 0	SF: 1 SAC: 0 DP: 0 HBP: 0	WP: 0 PA: 41 PB: 0 SB: 1 CS: 1																	
PITCHER	IP	WLS	BF	H	R	ER	SO	BB	IBB	HBP	BLK	WP	HR	S	P	ERA	WHIP	PITCHER				IP	WLS	BF	H	R	ER	SO	BB	IBB	HBP	BLK	WP	HR	S	P	ERA	WHIP
Bill Singer, R ERA: 2.92 (1, 1)	4.1		22	9	4	2	4	0	0	0	0	0	0	30	30	4.15	2.077																					
Mudcat Grant, R ERA: 2.32 (5, 1)	4.2	W	19	3	0	0	4	0	0	0	0	0	0	27	27	0.00	0.643																					



Batter	1	2	3	4	5	6	7	8	9	AB	R	H	RBI	BB	SO	LOB	TOP					
Willie Crawford, L (1, 7) OBP: 0.336, SLG: 0.345	0-3 K		0-3 K		0-3 K			4-0 BB		3	0	0	0	1	3	3	Los Angeles Dodgers @ Cincinnati Reds Crosley Field, Cincinnati, OH Sat Sep 07 1968, 7:05 PM EDT Att: 8,150 - Unknown livebaseballscores.com AB 31 R 2 H 7 RBI 2 BB 2 SO 9 LOB 13 					
Willie Davis, L (1, 8) OBP: 0.290, SLG: 0.368	0-0 F8		0-0 P6			0-0 F7		0-0 F3		4	0	0	0	0	2							
Tom Haller, L (1, 2) OBP: 0.345, SLG: 0.384	0-3 K			0-0 F5		0-0 4-3		0-0 L3		4	0	0	0	0	1							
Len Gabrielson, L (1, 9) OBP: 0.327, SLG: 0.420		0-3 K		0-3 K		0-0 F9			0-0 F7	4	0	0	0	2	0							
Ron Fairly, L (1, 3) OBP: 0.296, SLG: 0.297		0-0 6-3		0-0 F5			0-0 1B SF7 1B		0-0 3B SF8	4	2	2	0	0	0							
Jim Lefebvre, S (1, 4) OBP: 0.285, SLG: 0.306	4-0 BB				0-0 1B		0-3 K 1B		0-0 SF8	2	0	1	1	1	1							
Bill Sudakis, S (1, 5) OBP: 0.345, SLG: 0.889	0-0 F3				0-0 P5		0-0 1-3 1B		0-0 2B	4	0	2	0	0	2							
Paul Popovich, S (1, 6) OBP: 0.265, SLG: 0.256			0-0 P6		0-0 1-2 1B		0-0 SF7		0-3 K	2	0	1	1	0	0							
Ken Boyer, R (9, PH) OBP: 0.311, SLG: 0.390					1-2 1B		3-H K			1	0	0	0	0	1							
Claude Osteen, L (1, 1) OBP: 0.162, SLG: 0.192					0-0 P5		0-3 K			2	0	1	0	0	2							
Jim Fairley, L (7, PH) OBP: 0.227, SLG: 0.274										1	0	0	0	0	1							
John Purdin, R (7, 1) OBP: 0.500, SLG: 0.500										0	0	0	0	0	0							
Inning Stats	R: 0 E: 0 K: 2 S: 7	H: 0 LOB: 0 BB: 0 P: 7	R: 0 E: 0 K: 1 S: 5	H: 0 LOB: 1 BB: 1 P: 9	R: 0 E: 0 K: 1 S: 6	H: 1 LOB: 1 BB: 0 P: 6	R: 0 E: 0 K: 1 S: 5	H: 0 LOB: 0 BB: 0 P: 5	R: 0 E: 0 K: 1 S: 7	H: 2 LOB: 2 BB: 0 P: 7	R: 0 E: 0 K: 0 S: 3	H: 0 LOB: 0 BB: 0 P: 3	R: 1 E: 0 K: 2 S: 9	H: 2 LOB: 1 BB: 0 P: 9	R: 0 E: 0 K: 0 S: 2	H: 0 LOB: 0 BB: 1 P: 6	R: 1 E: 0 K: 1 S: 7	H: 2 LOB: 1 BB: 0 P: 7	1B: 5 2B: 2 3B: 1 HR: 0	SF: 2 SAC: 0 DP: 1 HBP: 0	WP: 0 PB: 0 SB: 0 CS: 0	PA: 35
PITCHER Gary Nolan, R (1, 1) ERA: 2.06	IP: 9.0 WLS: W BF: 35 H: 7 R: 2 ER: 2 SO: 9 BB: 2 IBB: 0 HBP: 0 BLK: 0 WP: 0 HR: 0 S: 51 P: 59 ERA: 2.00 WHIP: 1.000															PITCHER	IP: WLS: BF: H: R: ER: SO: BB: IBB: HBP: BLK: WP: HR: S: P: ERA: WHIP:					

Batter	1	2	3	4	5	6	7	8	9	AB	R	H	RBI	BB	SO	LOB	BOTTOM					
Pete Rose, S (1, 9) OBP: 0.398, SLG: 0.489	0-0 P6-3		0-0 P6-3		0-0 5-3		0-0 4-3			4	0	0	0	0	0	0	Los Angeles Dodgers @ Cincinnati Reds Crosley Field, Cincinnati, OH Sat Sep 07 1968, 7:05 PM EDT Att: 8,150 - Unknown livebaseballscores.com AB 33 R 4 H 9 RBI 4 BB 0 SO 6 LOB 10 					
Alex Johnson, R (1, 7) OBP: 0.351, SLG: 0.405	0-0 3-1		0-0 5-3		0-0 WP 1B			0-0 1B		4	1	2	0	0	0							
Lee May, R (1, 3) OBP: 0.341, SLG: 0.483	0-0 2B 1B		0-0 HR		0-0 1B			0-0 F3		4	2	3	2	0	1							
Johnny Bench, R (1, 2) OBP: 0.315, SLG: 0.444	0-0 1B 2B		0-0 5-3		0-0 F8			0-0 1B		4	1	2	0	0	1							
Tony Perez, R (1, 5) OBP: 0.336, SLG: 0.433	0-0 2-H 3-H 1B			0-0 4-3 2B		0-0 4-3		0-0 P6		4	0	2	2	0	2							
Jim Beauchamp, R (1, 8) OBP: 0.286, SLG: 0.435	0-0 F9			0-3 K		0-3 K		0-0 F2		3	0	0	0	0	2							
Vada Pinson, L (8, PH) OBP: 0.312, SLG: 0.393										1	0	0	0	0	2							
Hal McRae, R (1, 4) OBP: 0.286, SLG: 0.250		0-0 F7		0-0 4-3		0-0 P6-3				3	0	0	0	0	1							
Woody Woodward, R (1, 6) OBP: 0.284, SLG: 0.254		0-0 4-3		0-0 F9		0-3 K		0-3 K		3	0	0	0	0	1							
Gary Nolan, R (1, 1) OBP: 0.262, SLG: 0.250		0-3 K			0-3 K		0-3 K			3	0	0	0	0	3							
Inning Stats	R: 2 E: 0 K: 0 S: 6	H: 3 LOB: 1 BB: 0 P: 6	R: 0 E: 0 K: 1 S: 5	H: 0 LOB: 0 BB: 0 P: 5	R: 1 E: 0 K: 0 S: 4	H: 1 LOB: 0 BB: 0 P: 4	R: 0 E: 0 K: 1 S: 6	H: 1 LOB: 1 BB: 0 P: 6	R: 1 E: 0 K: 1 S: 7	H: 2 LOB: 1 BB: 0 P: 7	R: 0 E: 0 K: 1 S: 5	H: 0 LOB: 0 BB: 0 P: 5	R: 0 E: 0 K: 2 S: 7	H: 0 LOB: 0 BB: 0 P: 7	R: 0 E: 0 K: 0 S: 5	H: 2 LOB: 2 BB: 0 P: 5	R: 0 E: 0 K: 0 S: 5	H: 0 LOB: 0 BB: 0 P: 5	1B: 6 2B: 2 3B: 0 HR: 1	SF: 0 SAC: 0 DP: 0 HBP: 0	WP: 1 PB: 0 SB: 0 CS: 0	PA: 33
PITCHER Claude Osteen, L (1, 1) ERA: 3.34	IP: 6.0 WLS: L BF: 25 H: 7 R: 4 ER: 4 SO: 4 BB: 0 IBB: 0 HBP: 0 BLK: 0 WP: 1 HR: 1 S: 33 P: 33 ERA: 6.00 WHIP: 1.167															PITCHER	IP: WLS: BF: H: R: ER: SO: BB: IBB: HBP: BLK: WP: HR: S: P: ERA: WHIP:					
John Purdin, R (7, 1) ERA: 3.07	2.0 8 2 0 0 2 0 0 0 0 0 0 12 12 0.00 1.000																IP: WLS: BF: H: R: ER: SO: BB: IBB: HBP: BLK: WP: HR: S: P: ERA: WHIP:					

Batter	1	2	3	4	5	6	7	8	9	AB	R	H	RBI	BB	SO	LOB	TOP										
Willie Crawford, L (1,7) OBP: 0.338, SLG: 0.355	F9		2B		FC6-4		1B		K	5	0	2	0	0	1	1	Los Angeles Dodgers @ Cincinnati Reds Crosley Field, Cincinnati, OH Sun Sep 08 1968, 3:33 AM EDT Att: 8,453 - Unknown										
Willie Davis, L (1,8) OBP: 0.291, SLG: 0.369	PB SF8 1B		1-3		K		1B			4	1	2	0	0	1	1											
Tom Haller, L (1,2) OBP: 0.345, SLG: 0.384	SF8			3-1		1B			K	3	0	1	1	0	1	2											
Len Gabrielson, L (1,9) OBP: 0.327, SLG: 0.419	F8					K			P4	3	1	1	0	0	1	1											
Wes Parker, S (8,PH) OBP: 0.302, SLG: 0.313				2B		1-2				1	0	0	0	0	0	0											
Ron Fairly, L (1,3) OBP: 0.294, SLG: 0.294		1-3		K		K			4-3	4	0	0	0	0	2	2											
Jim Lefebvre, S (1,4) OBP: 0.296, SLG: 0.333										4	1	4	2	0	0	0											
Bill Sudakis, S (1,5) OBP: 0.462, SLG: 0.727	F7			4-3		2-3	1B		HR	4	0	0	0	0	0	4											
Paul Popovich, S (1,6) OBP: 0.265, SLG: 0.256	P3								P4-3	4	0	1	0	0	0	1											
Joe Moeller, R (1,1)				6-3					K	4	0	0	0	0	2	1											
Jim Brewer, L (9,1) OBP: 0.250, SLG: 0.250					FC5-4	FC6-4			K	0	0	0	0	0	0	0											
Inning Stats	R: 1 E: 1 K: 0 S: 4	H: 1 LOB: 0 BB: 0 P: 4	R: 0 E: 0 K: 0 S: 4	H: 1 LOB: 1 BB: 0 P: 4	R: 0 E: 0 K: 0 S: 3	H: 1 LOB: 0 BB: 0 P: 3	R: 1 E: 0 K: 1 S: 7	H: 2 LOB: 1 BB: 0 P: 7	R: 0 E: 0 K: 1 S: 6	H: 1 LOB: 1 BB: 0 P: 6	R: 0 E: 0 K: 2 S: 9	H: 2 LOB: 2 BB: 0 P: 9	R: 0 E: 0 K: 2 S: 9	H: 2 LOB: 2 BB: 0 P: 9	R: 1 E: 0 K: 0 S: 4	H: 1 LOB: 0 BB: 0 P: 4	R: 0 E: 0 K: 2 S: 7	H: 0 LOB: 0 BB: 0 P: 7	1B: 8 2B: 2 3B: 0 HR: 1	SF: 1 SAC: 0 DP: 0 HBP: 0	WP: 0 PB: 1 SB: 0 CS: 0	PA: 37					
PITCHER	IP	WLS	BF	H	R	ER	SO	BB	IBB	HBP	BLK	WP	HR	S	P	ERA	WHIP	PITCHER									
George Culver, R (1,1) ERA: 3.21	5.0	L	20	6	2	1	2	0	0	0	0	0	0	24	24	1.80	1.200										
Dan McGinn, L (6,1) ERA: 5.4	3.0		14	5	1	1	4	0	0	0	0	0	1	22	22	3.00	1.667										
Ted Abernathy, R (9,1) ERA: 2.18	1.0		3	0	0	0	2	0	0	0	0	0	0	7	7	0.00	0.000										

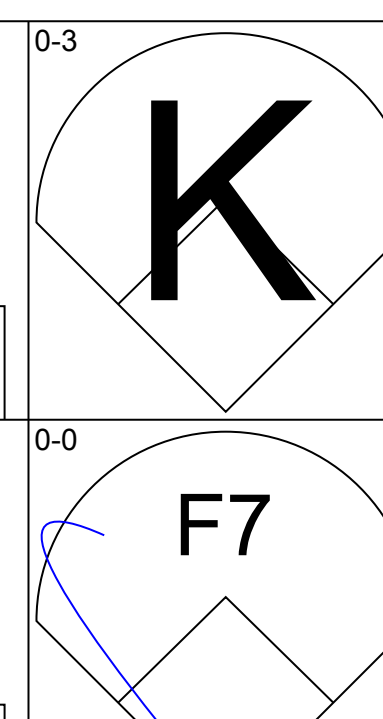
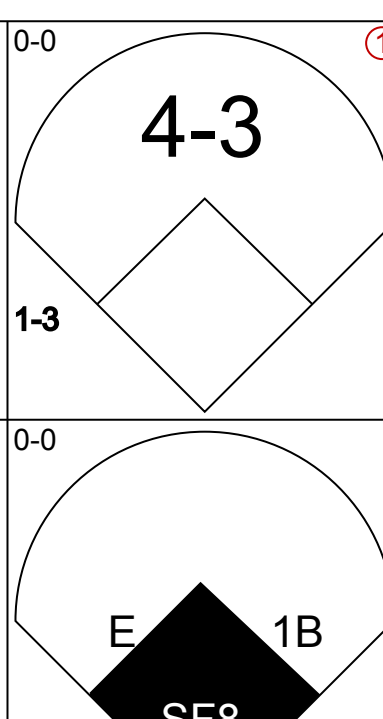
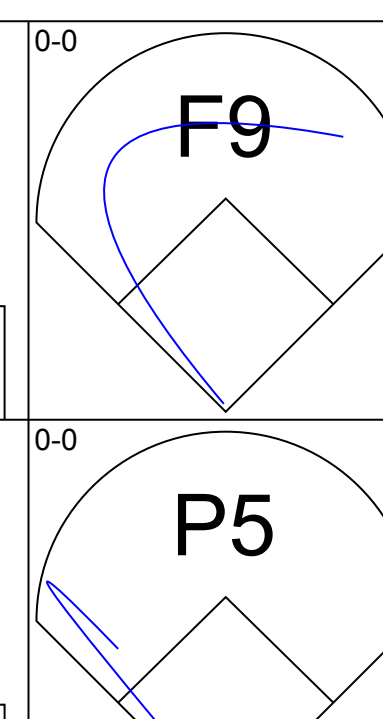
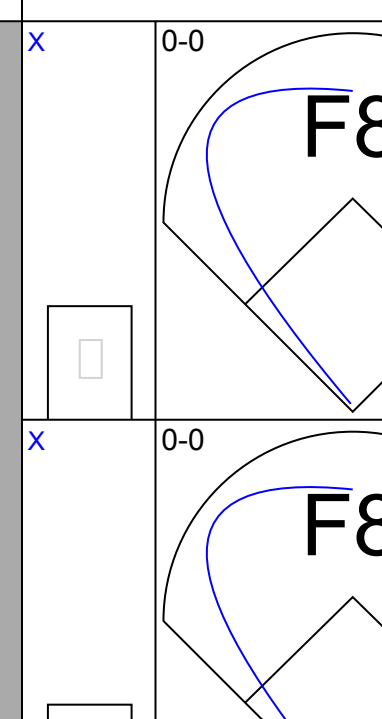
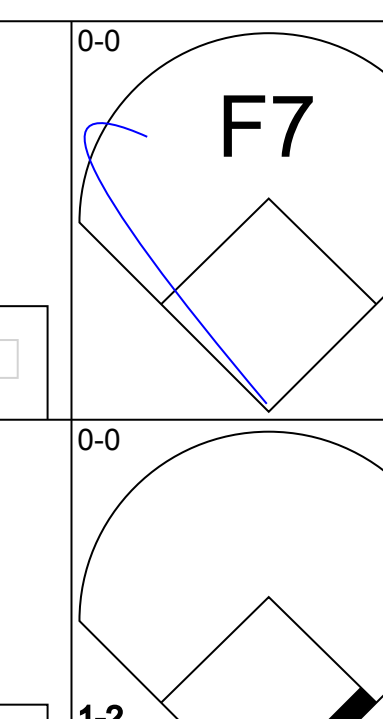
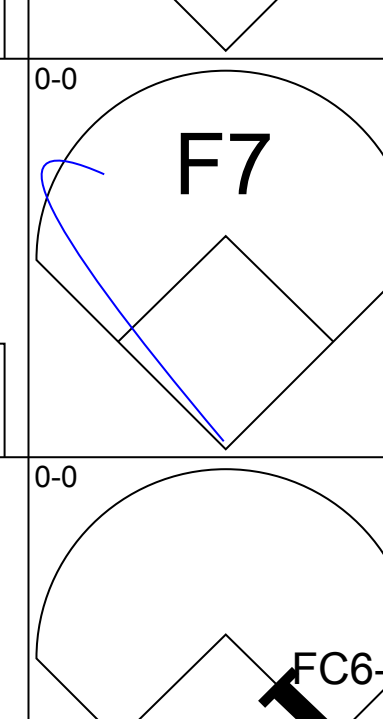
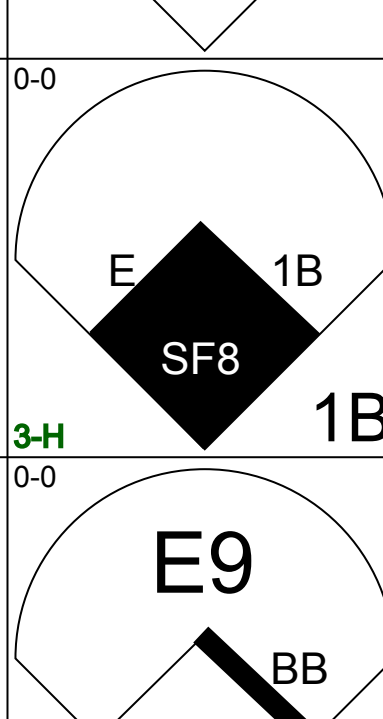
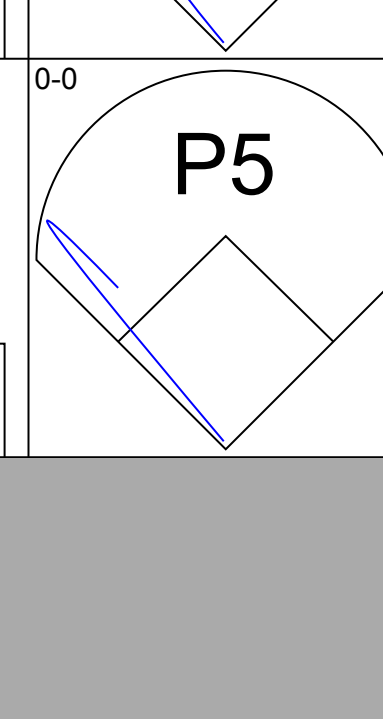
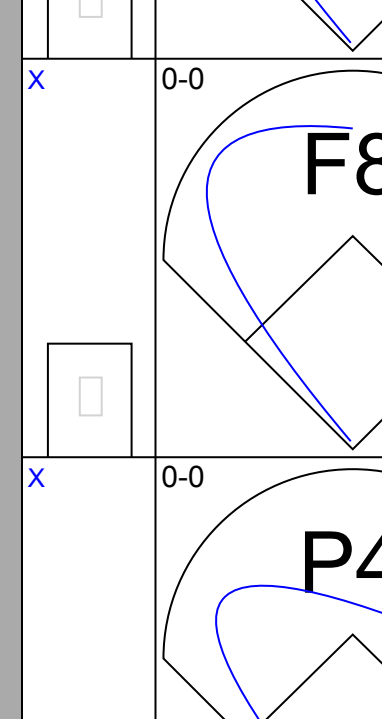
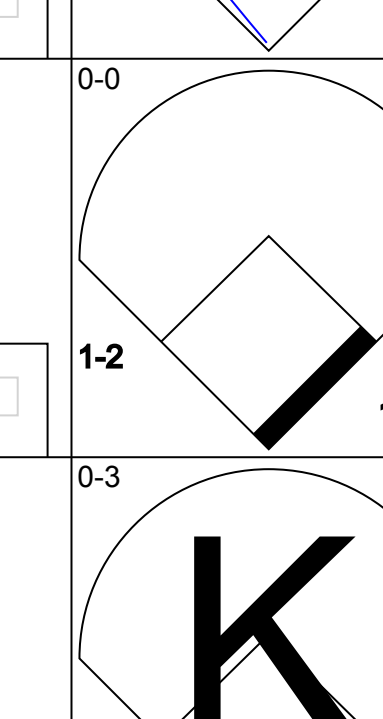
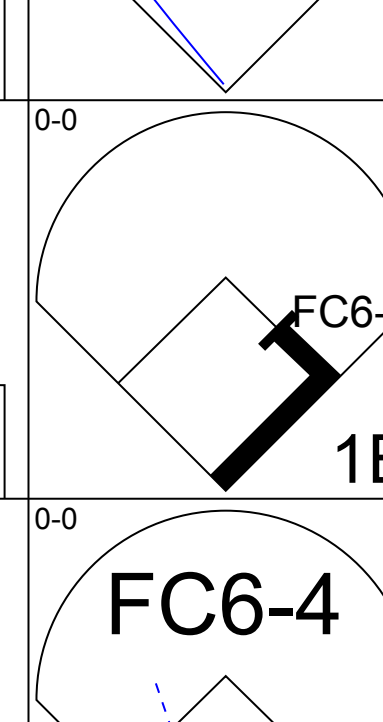
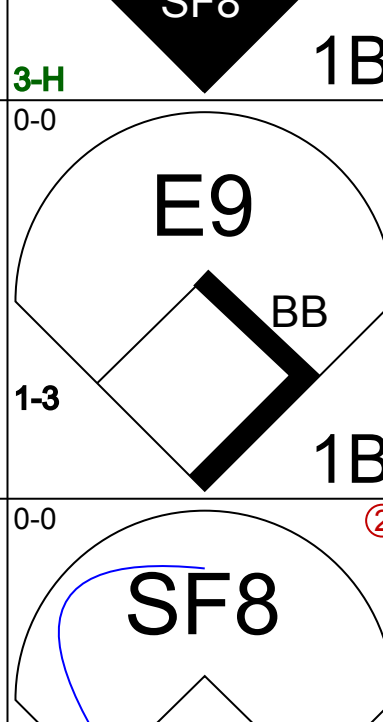

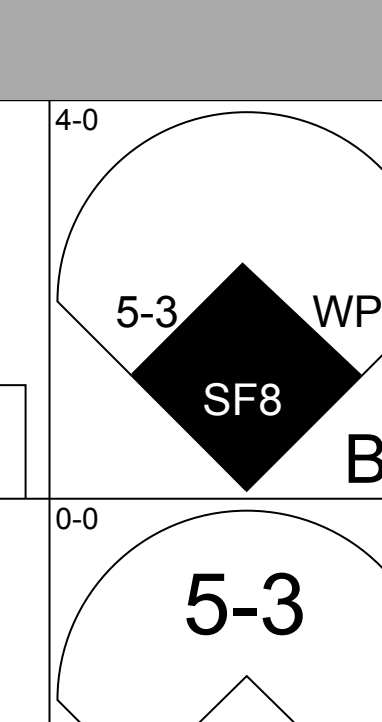
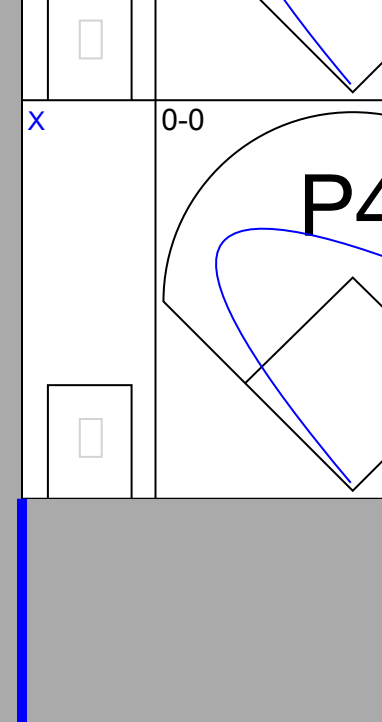
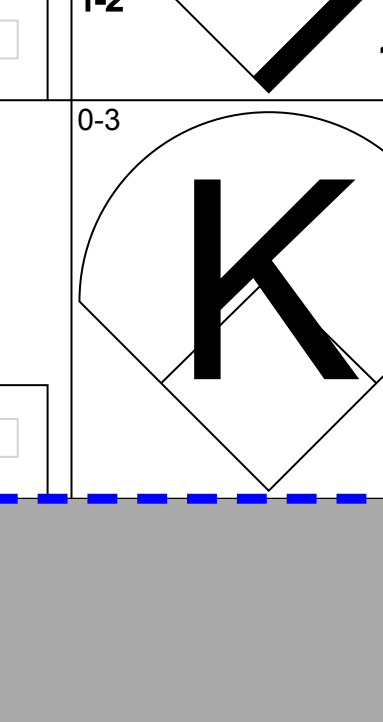
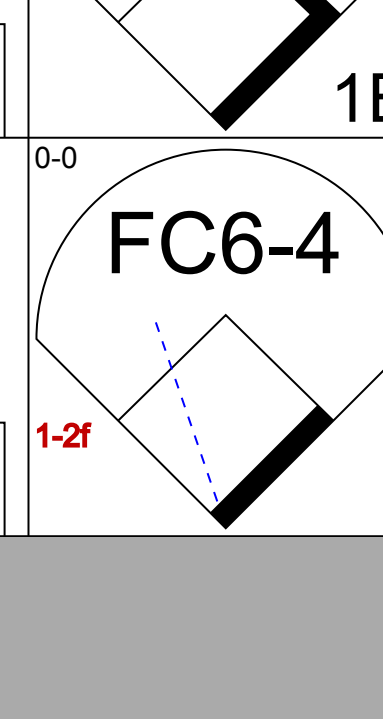
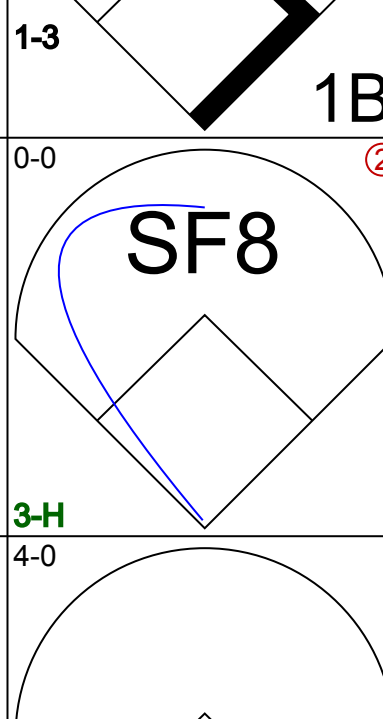

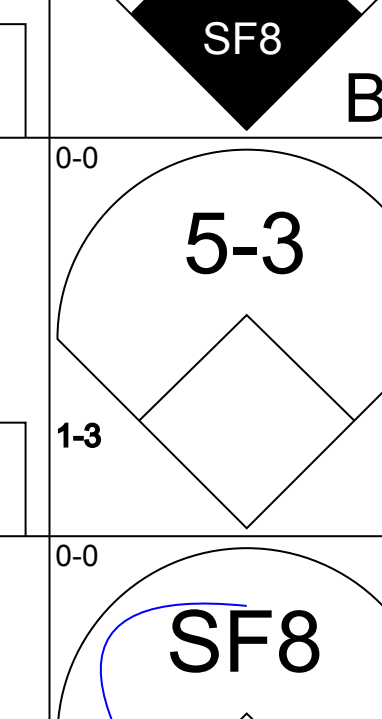
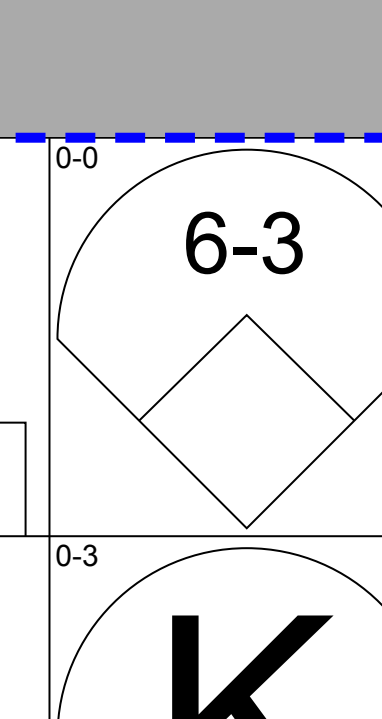
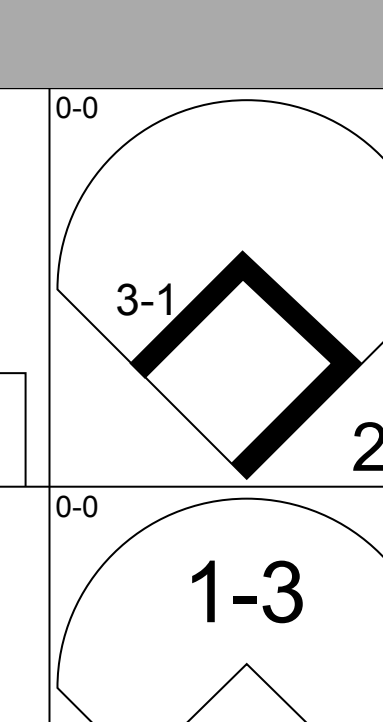
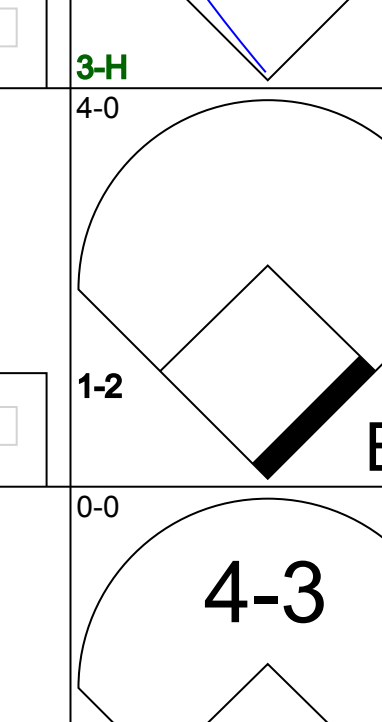

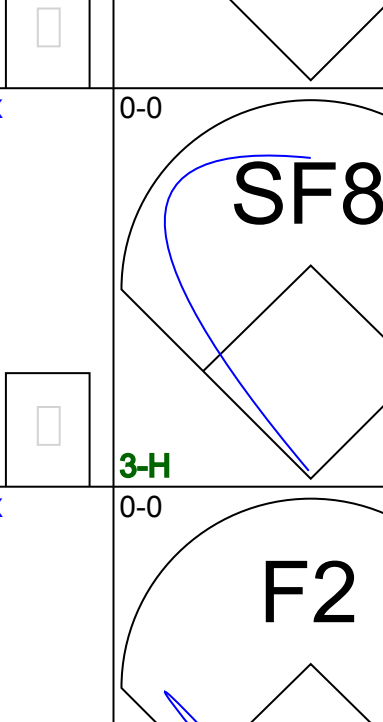
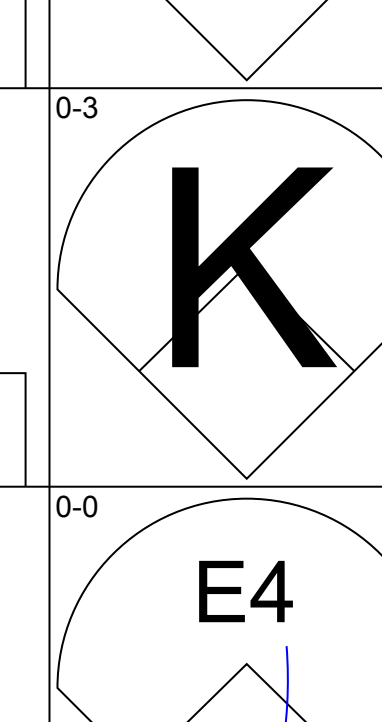
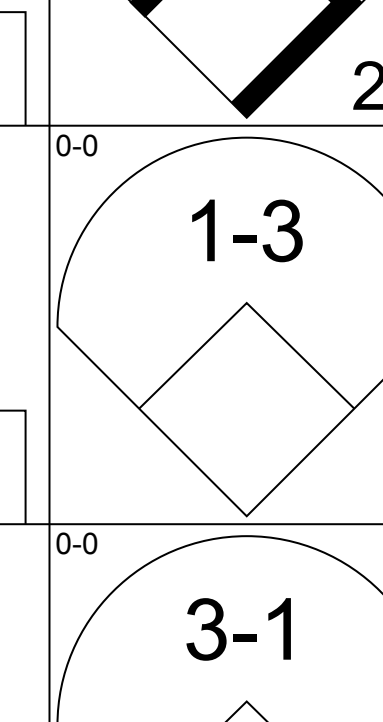
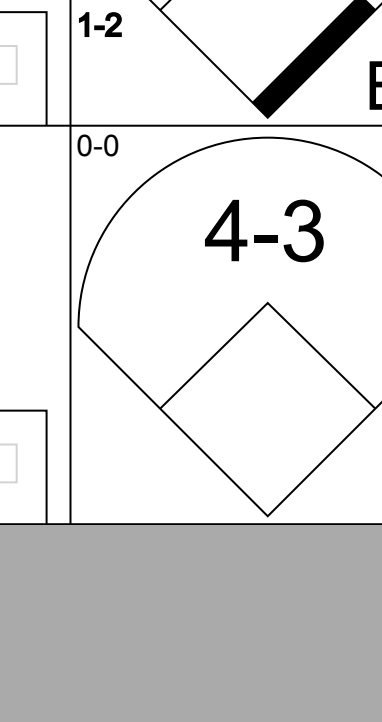
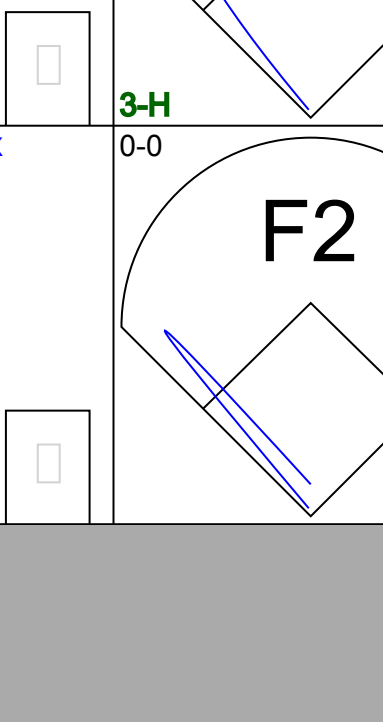
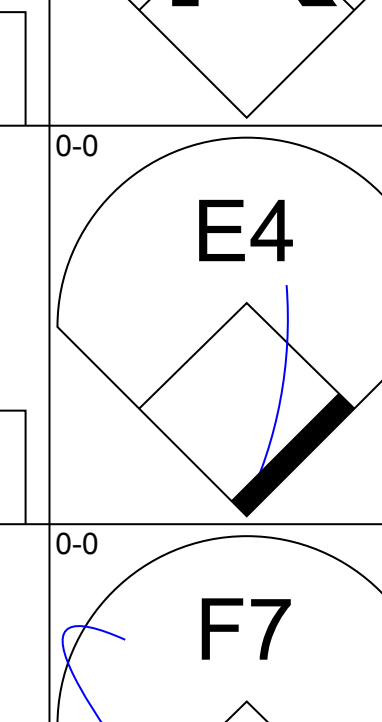
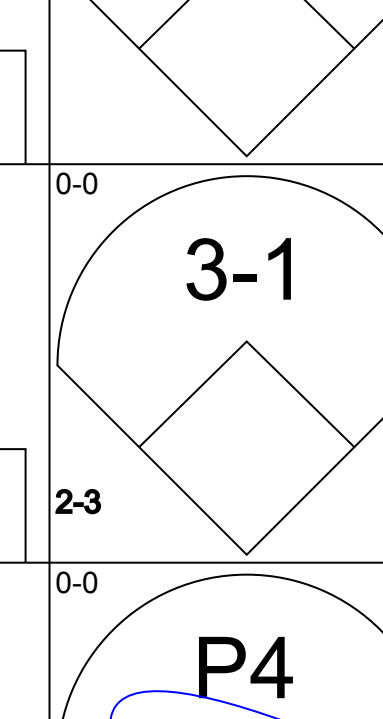
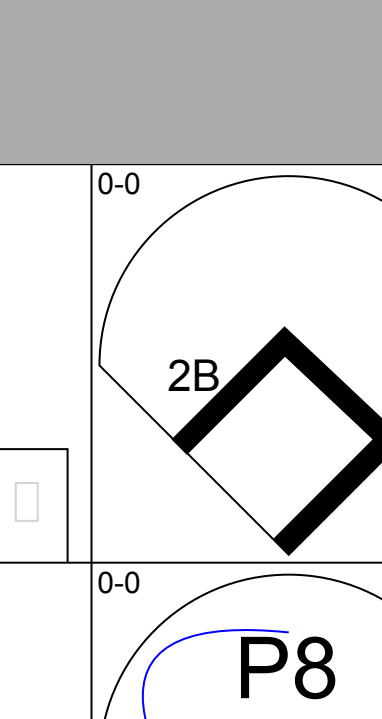

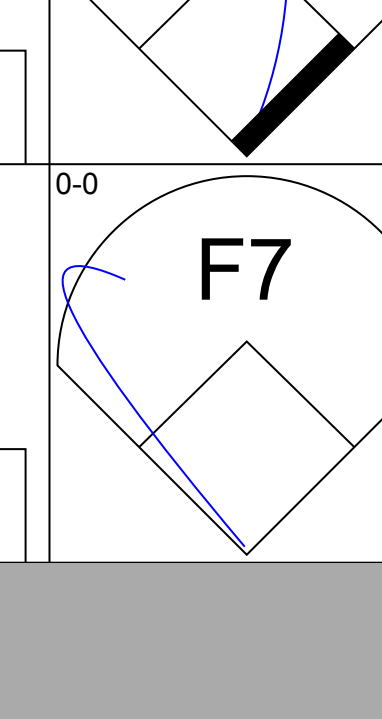
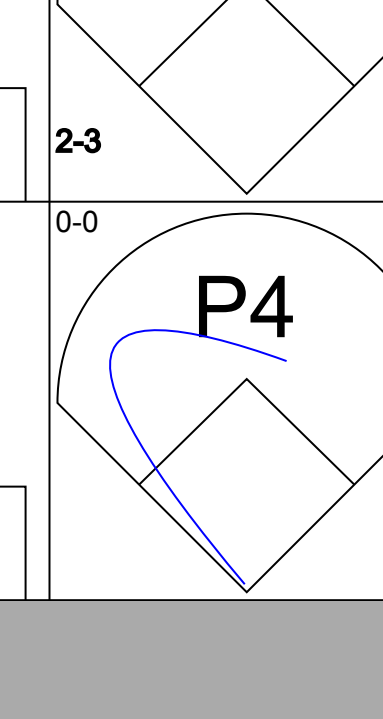
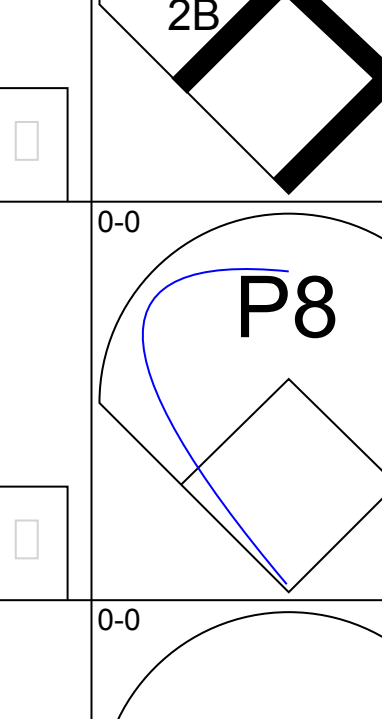

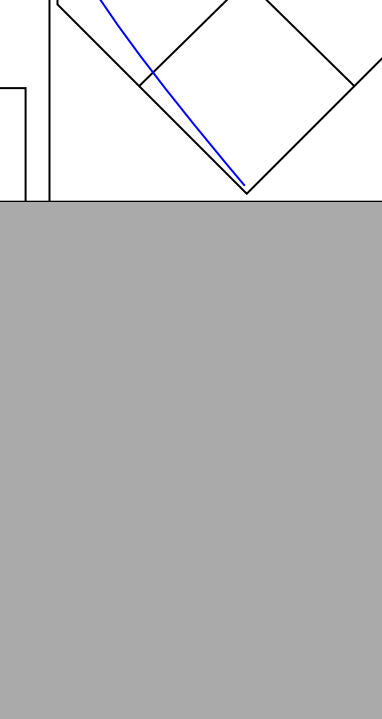
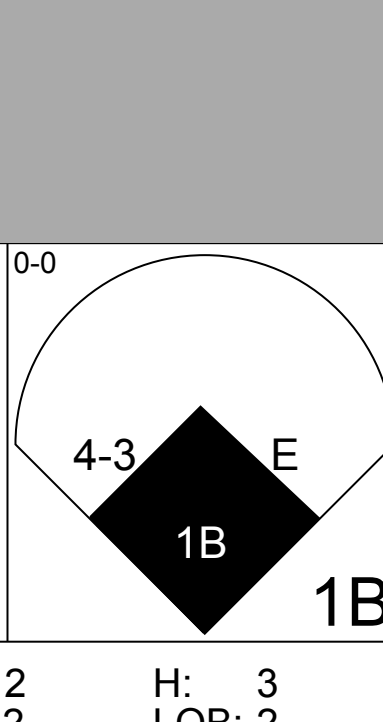
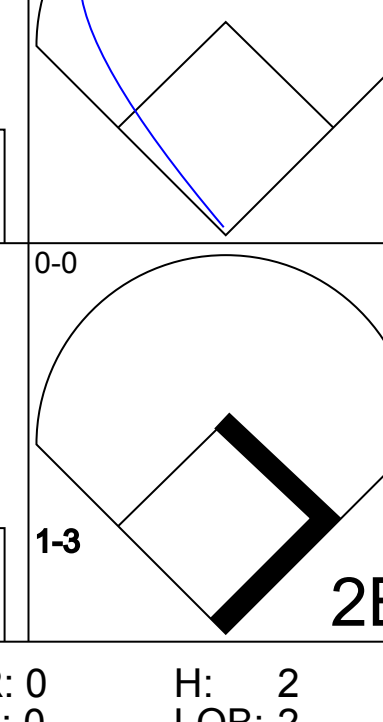

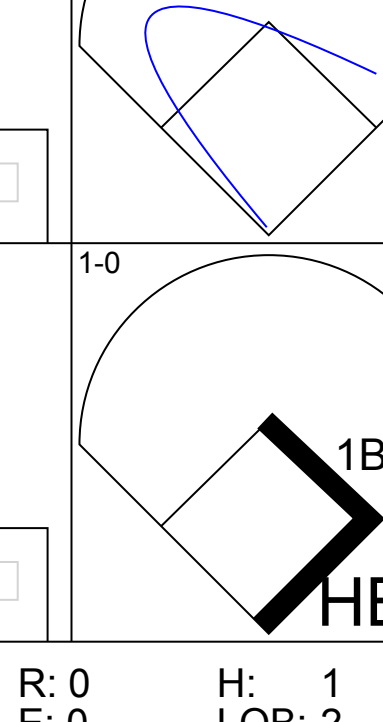
Batter	1	2	3	4	5	6	7	8	9	AB	R	H	RBI	BB	SO	LOB	BOTTOM										
Pete Rose, S (1,9) OBP: 0.397, SLG: 0.487	CS 1B			E4		F7		4-3		4	0	1	0	0	0	0	Los Angeles Dodgers @ Cincinnati Reds Crosley Field, Cincinnati, OH Sun Sep 08 1968, 3:33 AM EDT Att: 8,453 - Unknown										
Alex Johnson, R (1,7) OBP: 0.348, SLG: 0.402	F9			L7		P6-3			P6-3	4	0	0	0	0	2												
Lee May, R (1,3) OBP: 0.342, SLG: 0.482	K			F7			HBP		HR	3	1	1	0	0	1	1											
Johnny Bench, R (1,2) OBP: 0.315, SLG: 0.449		F5		F7		K			HR	4	1	1	2	0	1	2											
Vada Pinson, L (1,8) OBP: 0.312, SLG: 0.392		K			S	5-3		F9	F7	4	0	1	0	0	1	0											
Tony Perez, R (1,5) OBP: 0.336, SLG: 0.431		K			5-3					4	0	1	0	0	1	1											
Hal McRae, R (1,4) OBP: 0.280, SLG: 0.217			F8			S	BB		K	3	0	0	0	1	2	1											
Woody Woodward, R (1,6) OBP: 0.282, SLG: 0.252										1	0	0	0	0	0	0											
Fred Whitfield, L (5,PH) OBP: 0.305, SLG: 0.411			P6			K		F8		1	0	0	0	0	1	2											
Dan McGinn, L (6,1)										0	0	0	0	0	0	0											
Giraldo Ruiz, S (8,PH) OBP: 0.254, SLG: 0.255										1	0	0	0	0	0	0											
Ted Abernathy, R (9,1)										0	0	0	0	0	0	0											
George Culver, R (1,1) OBP: 0.133, SLG: 0.136										1	0	0	0	0	0	0											
Leo Cardenas, R (5,PH) OBP: 0.289, SLG: 0.304			1-3			F2		F8		2	0	0	0	0	0	2											
Inning Stats	R: 0 E: 0 K: 1 S: 5	H: 1 LOB: 0 BB: 0 P: 5	R: 0 E: 0 K: 2 S: 7	H: 0 LOB: 0 BB: 0 P: 7	R: 0 E: 0 K: 0 S: 3	H: 0 LOB: 0 BB: 0 P: 3	R: 0 E: 1 K: 0 S: 4	H: 0 LOB: 1 BB: 0 P: 4	R: 0 E: 0 K: 1 S: 6	H: 1 LOB: 2 BB: 1 P: 10	R: 0 E: 0 K: 1 S: 5	H: 0 LOB: 0 BB: 0 P: 6	R: 0 E: 0 K: 1 S: 5	H: 0 LOB: 0 BB: 0 P: 5	R: 0 E: 0 K: 0 S: 3	H: 0 LOB: 0 BB: 0 P: 3	R: 2 E: 0 K: 1 S: 8	H: 3 LOB: 1 BB: 0 P: 8	1B: 4 2B: 0 3B: 0 HR: 1	SF: 0 SAC: 0 DP: 0 HBP: 1	WP: 1 PB: 0 SB: 2 CS: 1	PA: 34					
PITCHER	IP	WLS	BF	H	R	ER	SO	BB	IBB	HBP	BLK	WP	HR	S	P	ERA	WHIP	PITCHER									
Joe Moeller, R (1,1) ERA: 3.86	8.1	W	31	4	2	2	6	1	0	0	0	0	0	41	46	2.16	0.600										
Jim Brewer, L (9,1) ERA: 2.61	0.2	S	3	1	0	0	1	0	0	0	0	0	0	5	5	0.00	1.500										

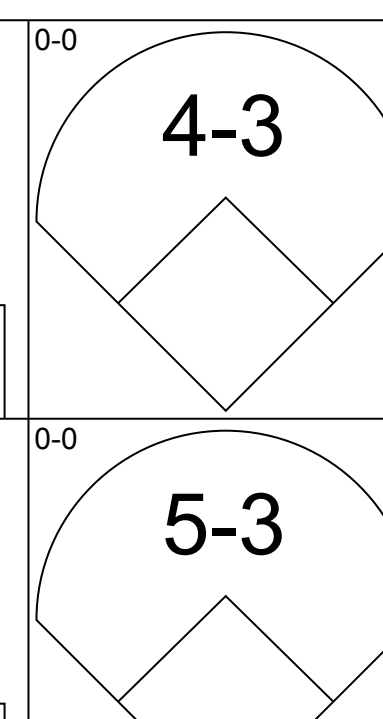
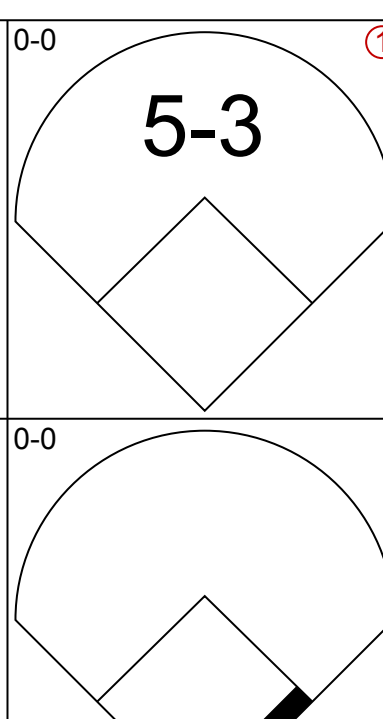
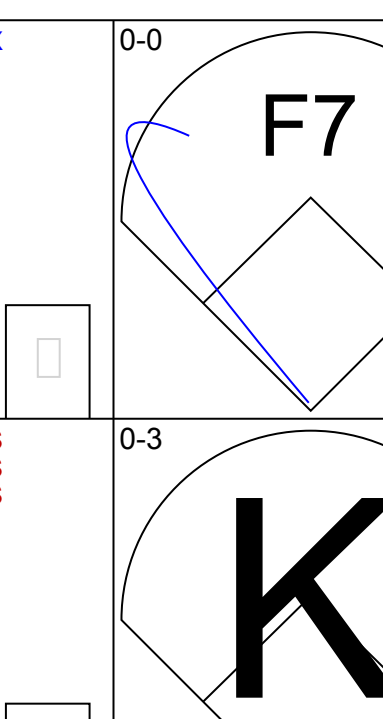
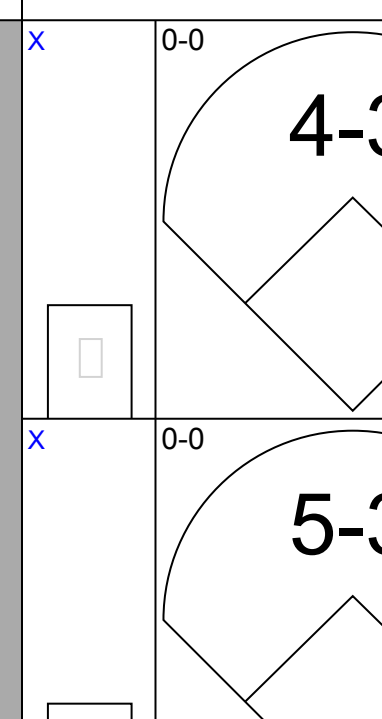
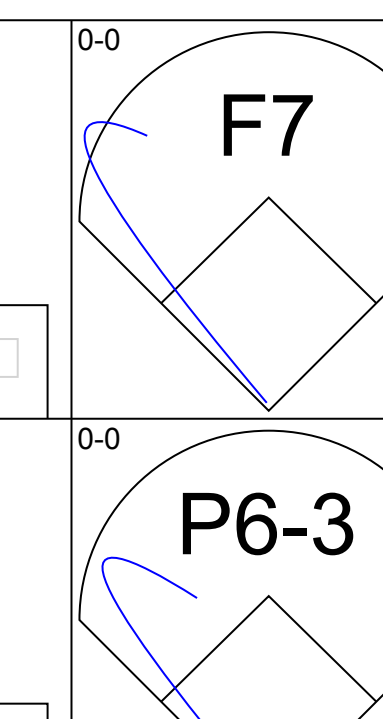
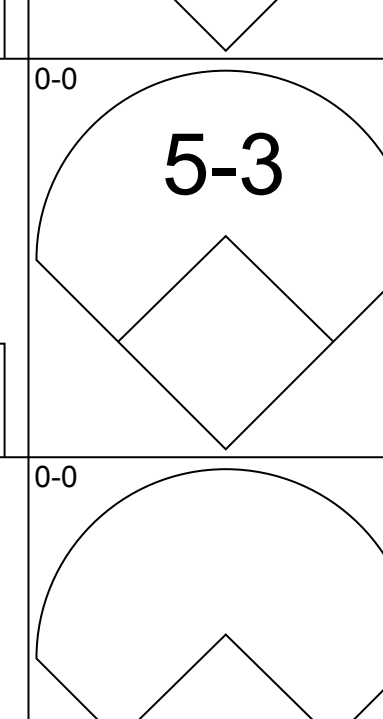
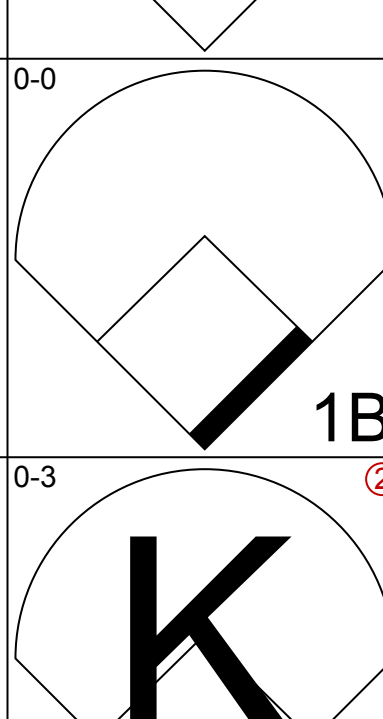
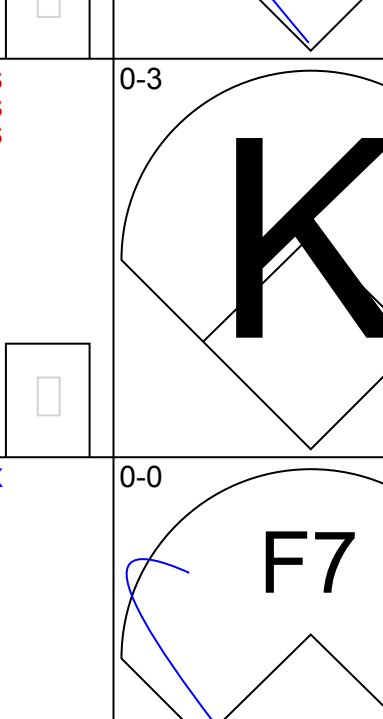
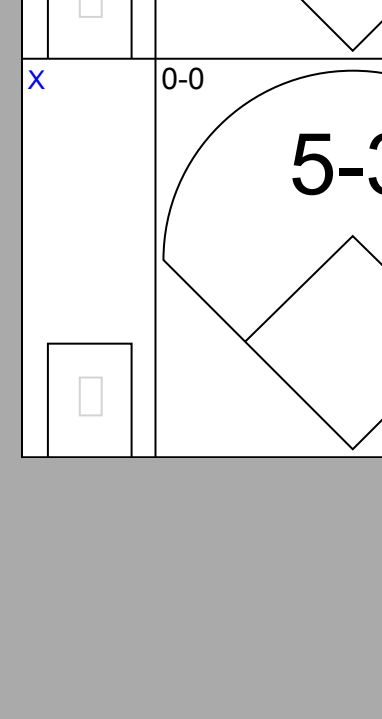
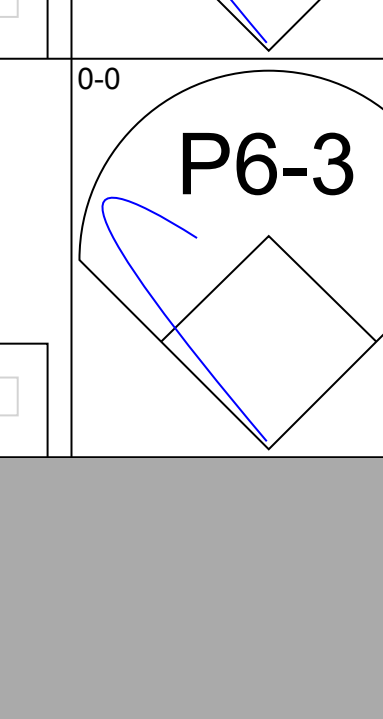
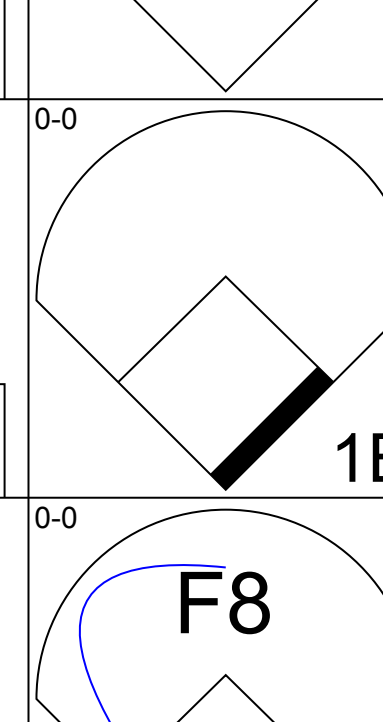
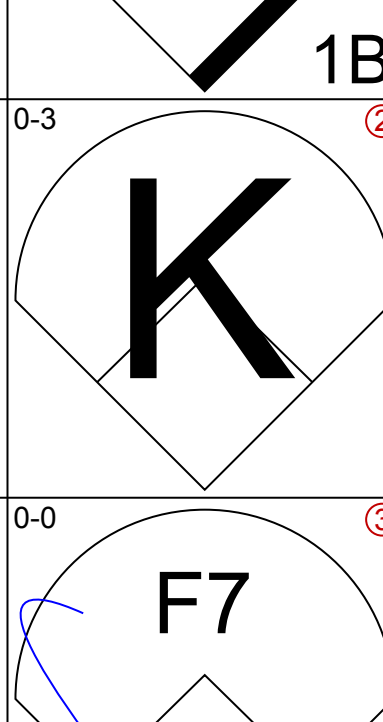
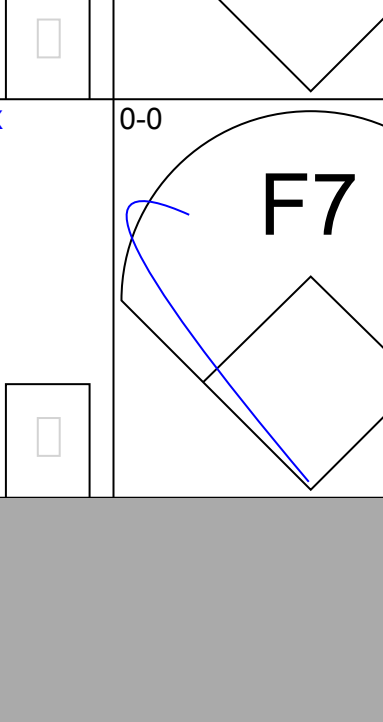
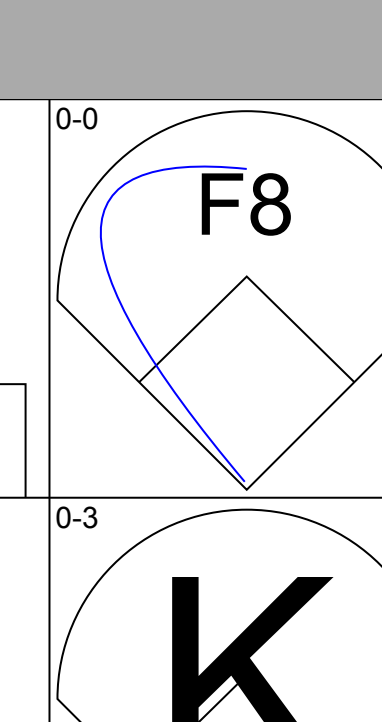
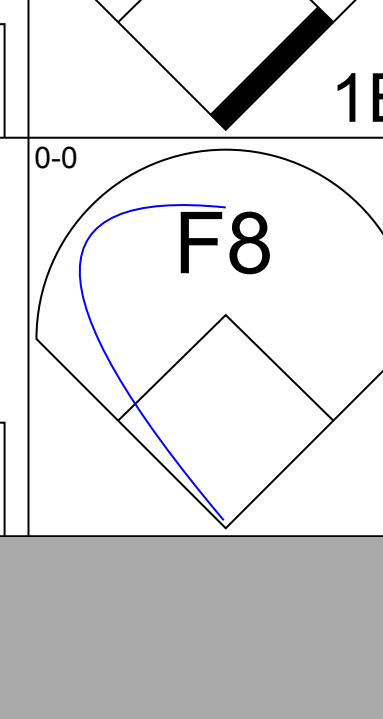
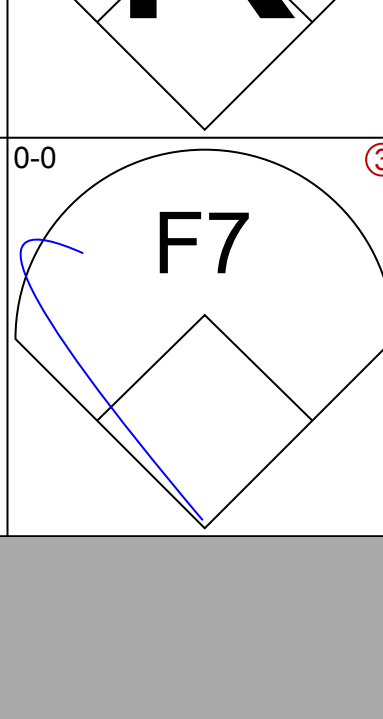

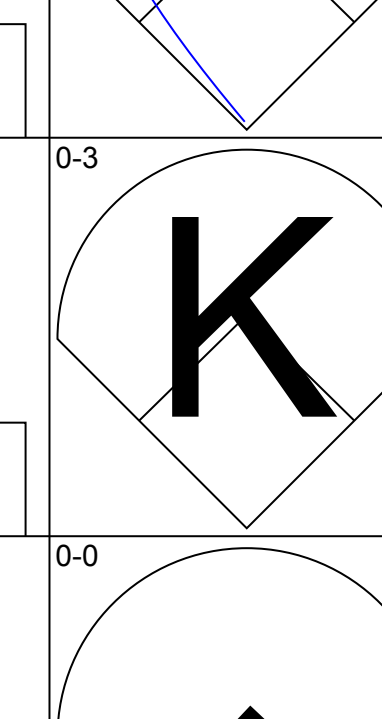
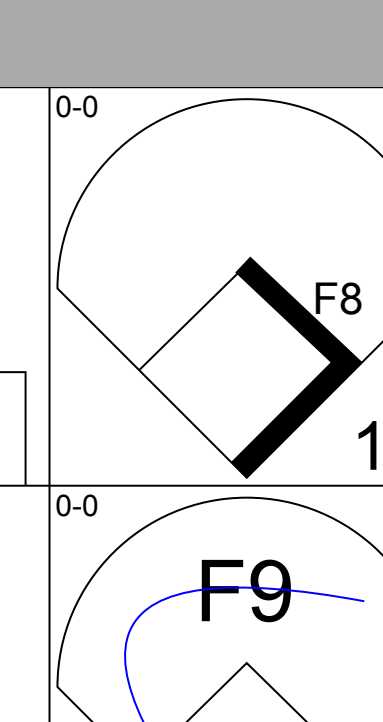
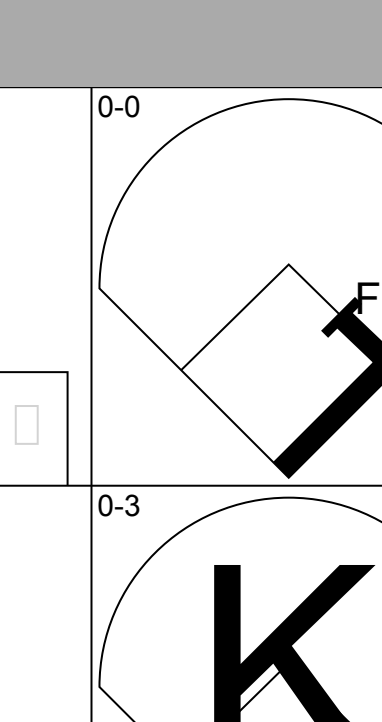

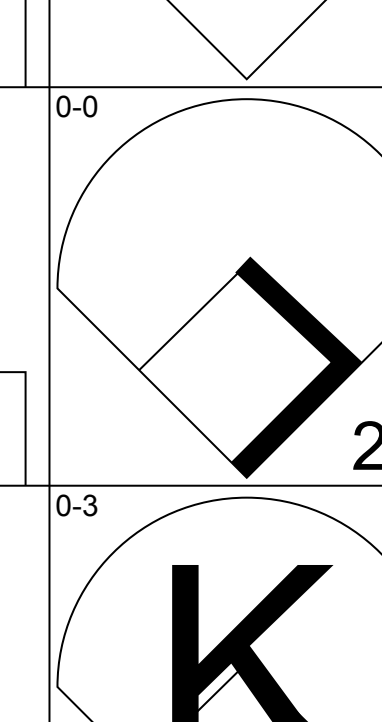
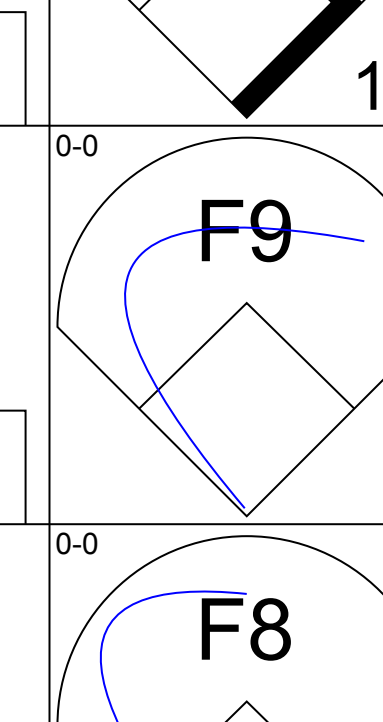
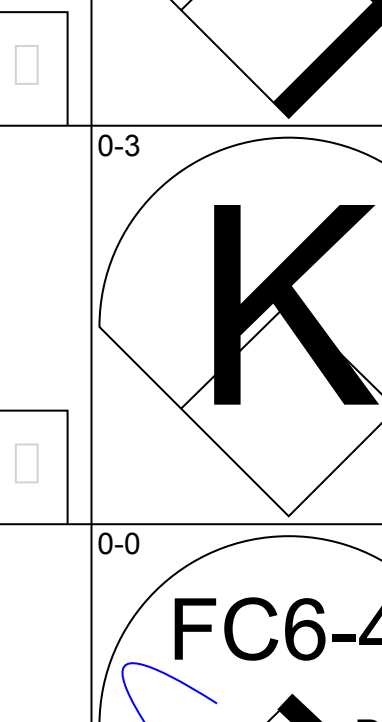



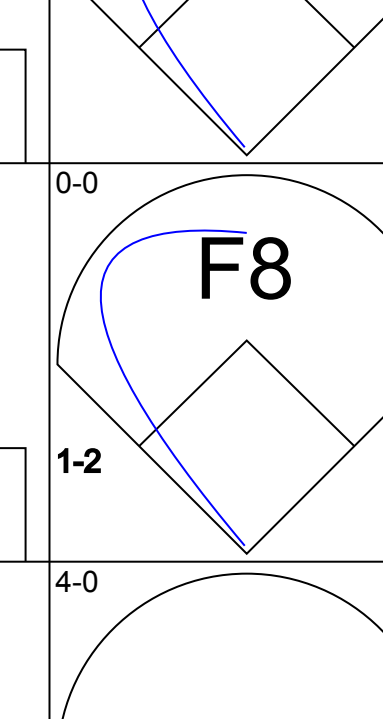
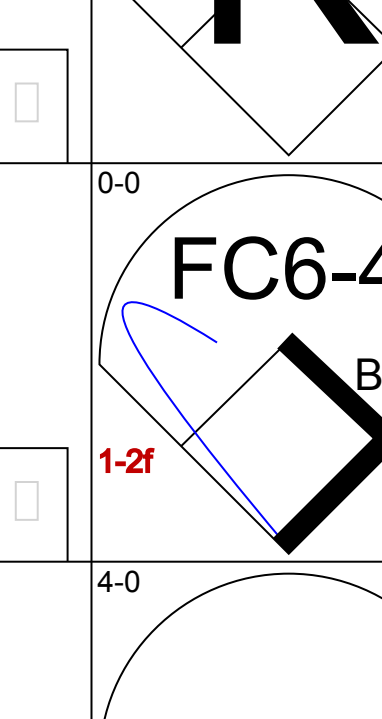


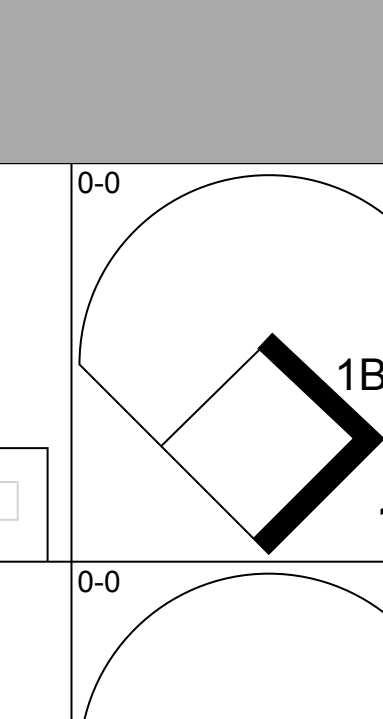
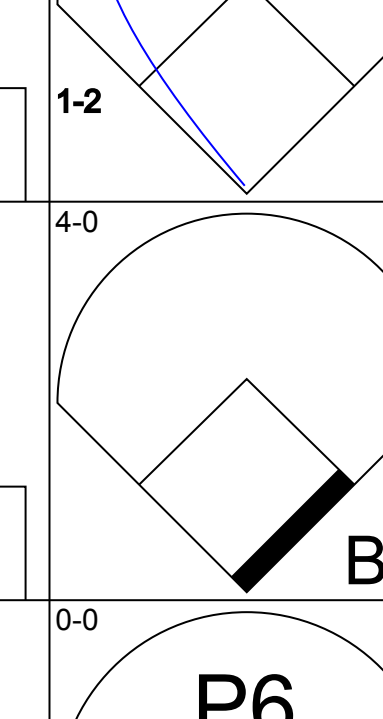
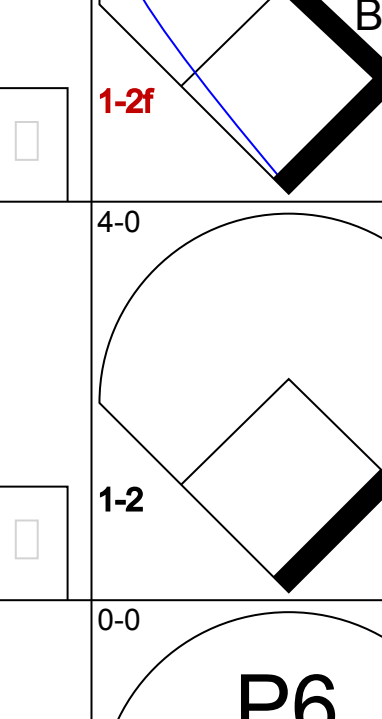

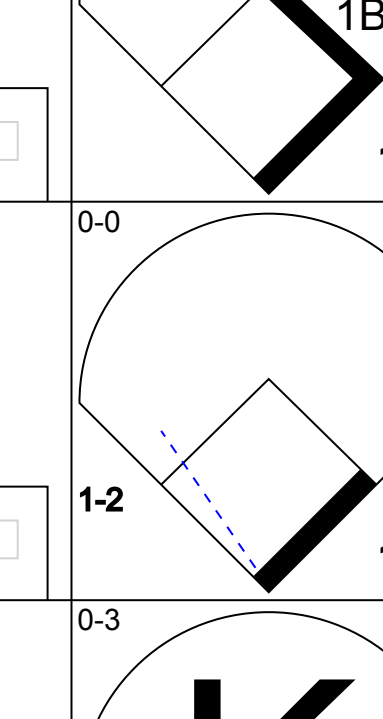
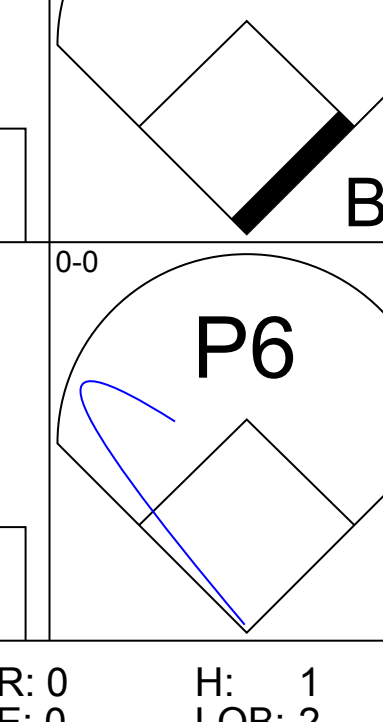
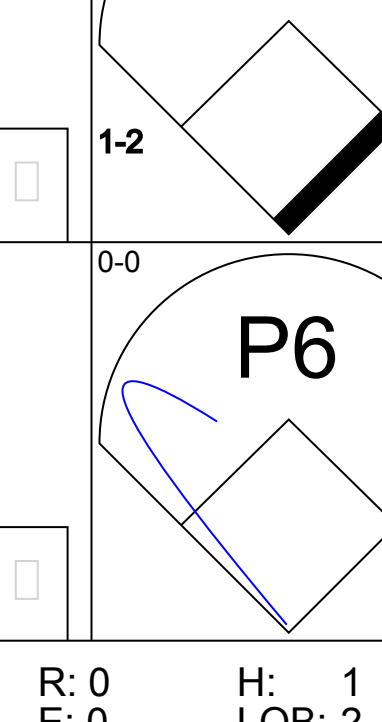

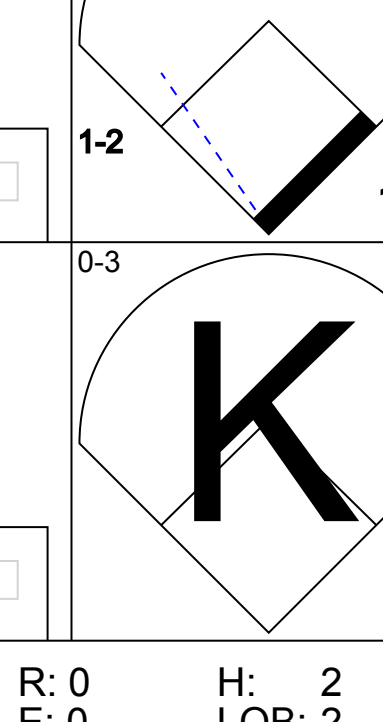
AB	36
R	3
H	11
RBI	3
BB	0
SO	8
LOB	13



AB	32
R	2
H	5
RBI	2
BB	1
SO	7
LOB	11



Batter	1	2	3	4	5	6	7	8	9	AB	R	H	RBI	BB	SO	LOB	TOP	
Wes Parker, S OBP: 0.299, SLG: 0.312 (1, 7)										5	0	0	0	0	1	4	Los Angeles Dodgers @ St. Louis Cardinals Busch Stadium, St. Louis, MO Tue Sep 10 1968, 7:05 PM CDT Att: 14,860 - Unknown livebaseballscorecards.com	
Willie Davis, L OBP: 0.292, SLG: 0.367 (1, 8)										5	1	2	1	0	0	2		
Bill Sudakis, S OBP: 0.444, SLG: 0.710 (1, 5)										4	1	2	0	1	1	2		
Ken Boyer, R OBP: 0.309, SLG: 0.392 Willie Crawford, L OBP: 0.331, SLG: 0.347 (1, 3) (6, 7)										2	0	0	1	0	0	2		
Jim Lefebvre, S OBP: 0.304, SLG: 0.348 (1, 4)										2	0	1	1	1	1	0		
Ted Savage, R OBP: 0.246, SLG: 0.303 Ron Fairly, L OBP: 0.293, SLG: 0.293 (1, 9) (6, 9)										3	0	0	0	0	0	3		
Tom Haller, L OBP: 0.345, SLG: 0.389 (1, 2)										4	0	1	0	0	0	2		
Paul Popovich, S OBP: 0.265, SLG: 0.256 (1, 6)										4	0	0	0	0	0	2		
Bill Singer, R OBP: 0.197, SLG: 0.236 (1, 1)										3	1	2	0	0	0	0		
Inning Stats	R: 0 E: 0 K: 1 S: 6	H: 1 LOB: 1 BB: 0 P: 6	R: 2 E: 0 K: 0 S: 6	H: 3 LOB: 2 BB: 1 P: 10	R: 0 E: 0 K: 0 S: 5	H: 2 LOB: 2 BB: 0 P: 5	R: 1 E: 0 K: 0 S: 3	H: 0 LOB: 0 BB: 1 P: 7	R: 0 E: 0 K: 0 S: 3	H: 0 LOB: 0 BB: 0 P: 3	R: 0 E: 1 K: 1 S: 6	H: 0 LOB: 1 BB: 0 P: 6	R: 0 E: 0 K: 1 S: 6	H: 1 LOB: 2 BB: 0 P: 7	1B: 6 2B: 2 3B: 0 HR: 0	SF: 2 SAC: 0 DP: 0 HBP: 1		WP: 1 PA: 39 PB: 0 SB: 0 CS: 0
PITCHER	IP	WLS	BF	H	R	ER	SO	BB	IBB	HBP	BLK	WP	HR	S	P	ERA	WHIP	
Steve Carlton, L ERA: 2.87 Wayne Granger, R ERA: 2.13	(1, 1) 7.0	L	30	7	3	2	1	2	0	0	0	1	0	30	38	2.57	1.286	

Batter	1	2	3	4	5	6	7	8	9	AB	R	H	RBI	BB	SO	LOB	BOTTOM	
Lou Brock, L OBP: 0.320, SLG: 0.409 (1, 7)										5	0	0	0	0	0	2	Los Angeles Dodgers @ St. Louis Cardinals Busch Stadium, St. Louis, MO Tue Sep 10 1968, 7:05 PM CDT Att: 14,860 - Unknown livebaseballscorecards.com	
Curt Flood, R OBP: 0.332, SLG: 0.359 (1, 8)										5	0	1	0	0	1	2		
Roger Maris, L OBP: 0.319, SLG: 0.387 (1, 9)										4	0	1	0	0	1	1		
Orlando Cepeda, R OBP: 0.304, SLG: 0.372 (1, 3)										4	0	0	0	0	1	2		
Tim McCarver, L OBP: 0.299, SLG: 0.347 (1, 2)										4	0	4	0	0	0	0		
Mike Shannon, R OBP: 0.316, SLG: 0.411 (1, 5)										4	0	0	0	0	3	4		
Julian Javier, R OBP: 0.289, SLG: 0.341 (1, 4)										4	0	2	0	0	0	2		
Dal Maxvill, R OBP: 0.323, SLG: 0.297 (1, 6)										2	0	1	0	2	0	2		
Steve Carlton, L OBP: 0.164, SLG: 0.284 Bobby Tolan, L OBP: 0.281, SLG: 0.349 Wayne Granger, R OBP: 0.200, SLG: 0.200 Johnny Edwards, L OBP: 0.291, SLG: 0.336 (1, 1) (7, PH) (8, 1) (8, PH)										2	0	0	0	0	0	4		
Inning Stats	R: 0 E: 0 K: 0 S: 4	H: 1 LOB: 2 BB: 1 P: 8	R: 0 E: 0 K: 1 S: 6	H: 1 LOB: 1 BB: 0 P: 6	R: 0 E: 0 K: 1 S: 6	H: 1 LOB: 2 BB: 1 P: 10	R: 0 E: 0 K: 1 S: 7	H: 2 LOB: 2 BB: 0 P: 7	R: 0 E: 0 K: 0 S: 3	H: 0 LOB: 0 BB: 0 P: 3	R: 0 E: 2 K: 2 S: 8	H: 1 LOB: 1 BB: 0 P: 8	R: 0 E: 0 K: 1 S: 7	H: 2 LOB: 2 BB: 0 P: 7	1B: 8 2B: 1 3B: 0 HR: 0	SF: 0 SAC: 0 DP: 0 HBP: 0		WP: 0 PA: 38 PB: 0 SB: 0 CS: 0
PITCHER	IP	WLS	BF	H	R	ER	SO	BB	IBB	HBP	BLK	WP	HR	S	P	ERA	WHIP	
Bill Singer, R ERA: 2.81	(1, 1) 9.0	W	38	9	0	0	7	2	0	0	0	0	0	50	58	0.00	1.222	

Batter	1	2	3	4	5	6	7	8	9	AB	R	H	RBI	BB	SO	LOB	TOP					
Willie Crawford, L (1,7) OBP: 0.333, SLG: 0.367										4	2	1	1	0	0	0	Los Angeles Dodgers @ St. Louis Cardinals Busch Stadium, St. Louis, MO Wed Sep 11 1968, 7:05 PM CDT Att: 18,835 - Unknown livebaseballscorecards.com					
Willie Davis, L (1,8) OBP: 0.294, SLG: 0.369										5	2	3	0	0	0	0						
Tom Haller, L (1,2) OBP: 0.346, SLG: 0.389										5	0	2	1	0	1	1						
Ron Fairly, L (1,3) OBP: 0.296, SLG: 0.299										5	0	3	1	0	1	1						
Len Gabrielson, L (1,9) OBP: 0.325, SLG: 0.419										5	0	1	0	0	1	6						
Jim Lefebvre, S (1,4) OBP: 0.307, SLG: 0.347										3	0	1	0	1	1	1						
Bill Sudakis, S (1,5) OBP: 0.425, SLG: 0.647										3	0	0	0	1	0	3						
Paul Popovich, S (1,6) OBP: 0.262, SLG: 0.253										4	0	0	0	0	0	4						
Mike Kekich, R (1,1) OBP: 0.105, SLG: 0.081										1	0	0	0	0	1	1						
Mudcat Grant, R (2,1) OBP: 0.143, SLG: 0.250										2	0	0	0	0	1	1						
Wes Parker, S (9, PH) OBP: 0.299, SLG: 0.311										1	0	0	0	0	0	0						
Inning Stats	R: 1 E: 0 K: 0 S: 5	H: 2 LOB: 1 BB: 0 P: 5	R: 0 E: 0 K: 1 S: 5	H: 0 LOB: 1 BB: 1 P: 9	R: 0 E: 0 K: 1 S: 7	H: 2 LOB: 2 BB: 0 P: 7	R: 0 E: 0 K: 0 S: 4	H: 1 LOB: 1 BB: 0 P: 4	R: 2 E: 0 K: 1 S: 7	H: 2 LOB: 1 BB: 0 P: 8	R: 0 E: 0 K: 1 S: 5	H: 0 LOB: 0 BB: 0 P: 5	R: 0 E: 0 K: 1 S: 5	H: 0 LOB: 0 BB: 0 P: 5	R: 0 E: 0 K: 1 S: 6	H: 1 LOB: 2 BB: 1 P: 10	R: 1 E: 0 K: 0 S: 6	H: 3 LOB: 2 BB: 0 P: 6	1B: 8 2B: 2 3B: 0 HR: 1	SF: 0 SAC: 0 DP: 0 HBP: 1	WP: 0 PB: 1 SB: 0 CS: 0	PA: 41
PITCHER Bob Gibson, R (1,1) ERA: 1.13	IP: 9.0 WLS: W BF: 41 H: 11 R: 4 ER: 4 SO: 6 BB: 2 IBB: 0 HBP: 1 BLK: 0 WP: 0 HR: 1 S: 50 P: 59 ERA: 4.00 WHIP: 1.444															PITCHER	IP: 9.0 WLS: W BF: 41 H: 11 R: 4 ER: 4 SO: 6 BB: 2 IBB: 0 HBP: 1 BLK: 0 WP: 0 HR: 1 S: 50 P: 59 ERA: 4.00 WHIP: 1.444					

Batter	1	2	3	4	5	6	7	8	9	AB	R	H	RBI	BB	SO	LOB	BOTTOM			
Lou Brock, L (1,7) OBP: 0.322, SLG: 0.413										4	0	2	2	0	1	0	Los Angeles Dodgers @ St. Louis Cardinals Busch Stadium, St. Louis, MO Wed Sep 11 1968, 7:05 PM CDT Att: 18,835 - Unknown livebaseballscorecards.com			
Julian Javier, R (1,4) OBP: 0.290, SLG: 0.341										3	1	1	0	0	1	1				
Curt Flood, R (1,8) OBP: 0.333, SLG: 0.359										3	1	1	0	1	0	1				
Orlando Cepeda, R (1,3) OBP: 0.305, SLG: 0.375										4	1	2	1	0	0	1				
Mike Shannon, R (1,5) OBP: 0.313, SLG: 0.409										3	0	0	1	0	0	2				
Tim McCarver, L (1,2) OBP: 0.299, SLG: 0.348										4	0	1	1	0	0	0				
Ron Davis, R (1,9) OBP: 0.256, SLG: 0.289										4	1	1	0	0	1	1				
Dal Maxvill, R (1,6) OBP: 0.325, SLG: 0.298										2	1	1	0	1	1	1				
Bob Gibson, R (1,1) OBP: 0.235, SLG: 0.225										3	0	0	0	0	1	3				
Inning Stats	R: 1 E: 0 K: 1 S: 6	H: 2 LOB: 1 BB: 1 P: 10	R: 2 E: 0 K: 0 S: 5	H: 2 LOB: 1 BB: 1 P: 9	R: 2 E: 0 K: 1 S: 8	H: 3 LOB: 1 BB: 0 P: 8	R: 0 E: 0 K: 2 S: 7	H: 0 LOB: 0 BB: 0 P: 7	R: 0 E: 0 K: 0 S: 3	H: 0 LOB: 0 BB: 0 P: 3	R: 0 E: 0 K: 0 S: 4	H: 1 LOB: 1 BB: 0 P: 4	R: 0 E: 0 K: 0 S: 4	H: 1 LOB: 1 BB: 0 P: 4	R: 0 E: 0 K: 1 S: 5	H: 0 LOB: 0 BB: 0 P: 5		1B: 4 2B: 6 3B: 0 HR: 0	SF: 1 SAC: 1 DP: 1 HBP: 0	WP: 0 PB: 0 SB: 0 CS: 0
PITCHER Mike Kekich, L (1,1) ERA: 3.99	IP: 1.2 WLS: L BF: 10 H: 4 R: 3 ER: 3 SO: 3 BB: 4 IBB: 3 HBP: 0 BLK: 0 WP: 0 HR: 0 S: 10 P: 18 ERA: 16.20 WHIP: 3.600															PITCHER Mudcat Grant, R (2,1) ERA: 2.36	IP: 6.1 WLS: 24 BF: 5 H: 2 R: 2 ER: 2 SO: 4 BB: 0 IBB: 0 HBP: 0 BLK: 0 WP: 0 HR: 0 S: 32 P: 32 ERA: 2.84 WHIP: 0.789			

Batter	1	2	3	4	5	6	7	8	9	AB	R	H	RBI	BB	SO	LOB	TOP
Felipe Alou, R OBP: 0.362, SLG: 0.429 (1, 8)										4	0	2	0	0	0	1	Atlanta Braves @ Los Angeles Dodgers Dodger Stadium, Los Angeles, CA Fri Sep 13 1968, 7:05 PM PDT Att: 13,944 - Unknown
Felix Milten, R OBP: 0.327, SLG: 0.350 (1, 4)										3	0	1	0	0	0	2	
Hank Aaron, R OBP: 0.351, SLG: 0.500 (1, 9)										4	0	0	0	0	0	3	
Joe Torre, R OBP: 0.333, SLG: 0.371 (1, 3)										4	0	1	0	0	1	2	
Tommie Aaron, R OBP: 0.295, SLG: 0.300 (1, 7)										4	0	1	0	0	0	1	
Bob Johnson, R OBP: 0.308, SLG: 0.306 (1, 5)										4	0	2	0	0	1	1	
Bob Tillman, R OBP: 0.270, SLG: 0.299 (9, PR) Ralph Garr, L										4	0	1	0	0	2	2	
Gil Garrido, R OBP: 0.190, SLG: 0.195 (9, PH) Deron Johnson, R OBP: 0.298, SLG: 0.316 (9, PR) Sonny Jackson, L OBP: 0.298, SLG: 0.287 (9, PR)										3	0	0	0	0	0	1	
Phil Niekro, R OBP: 0.118, SLG: 0.221 (9, PH) Marty Martinez, S OBP: 0.301, SLG: 0.269 (9, PH)										3	0	1	0	0	0	0	
Inning Stats	R: 0 E: 0 K: 0 S: 4	H: 1 LOB: 1 BB: 0 P: 4	R: 0 E: 0 K: 1 S: 6	H: 1 LOB: 1 BB: 0 P: 6	R: 0 E: 0 K: 1 S: 6	H: 2 LOB: 1 BB: 0 P: 6	R: 0 E: 0 K: 1 S: 6	H: 1 LOB: 1 BB: 0 P: 6	R: 0 E: 0 K: 0 S: 3	H: 0 LOB: 0 BB: 0 P: 3	R: 0 E: 0 K: 1 S: 6	H: 1 LOB: 1 BB: 0 P: 6	R: 0 E: 0 K: 1 S: 7	H: 2 LOB: 2 BB: 0 P: 7	1B: 8 2B: 2 3B: 0 HR: 0	SF: 0 SAC: 1 DP: 0 HBP: 0	
PITCHER Claude Osteen, L ERA: 3.22 (1, 1)	IP: 9.0 WLS: W BF: 36 H: 10 R: 0 ER: 0 SO: 5 BB: 0 IBB: 0 HBP: 0 BLK: 0 WP: 0 HR: 0 S: 46 P: 46 ERA: 0.00 WHIP: 1.111											PITCHER	IP: 9.0 WLS: W BF: 36 H: 10 R: 0 ER: 0 SO: 5 BB: 0 IBB: 0 HBP: 0 BLK: 0 WP: 0 HR: 0 S: 46 P: 46 ERA: 0.00 WHIP: 1.111				

Batter	1	2	3	4	5	6	7	8	9	AB	R	H	RBI	BB	SO	LOB	BOTTOM
Willie Crawford, L OBP: 0.344, SLG: 0.386 (1, 7)										4	1	3	1	0	0	0	Atlanta Braves @ Los Angeles Dodgers Dodger Stadium, Los Angeles, CA Fri Sep 13 1968, 7:05 PM PDT Att: 13,944 - Unknown
Willie Davis, L OBP: 0.292, SLG: 0.366 (1, 8)										4	0	0	0	0	0	4	
Tom Haller, L OBP: 0.346, SLG: 0.390 (1, 2)										2	0	1	1	0	0	1	
Ron Fairly, L OBP: 0.297, SLG: 0.300 (1, 3) (8, 9)										3	0	1	0	0	0	1	
Len Gabrielson, L OBP: 0.325, SLG: 0.418 (8, 3) Wes Parker, S OBP: 0.299, SLG: 0.311										3	0	1	0	0	0	1	
Jim Lefebvre, S OBP: 0.303, SLG: 0.344 (1, 4)										3	0	0	0	0	1	1	
Bill Sudakis, S OBP: 0.395, SLG: 0.595 (1, 5)										3	0	0	0	0	1	1	
Paul Popovich, S OBP: 0.265, SLG: 0.257 (1, 6)										3	1	2	0	0	0	0	
Claude Osteen, L OBP: 0.158, SLG: 0.187 (1, 1)										2	0	0	0	0	1	1	
Inning Stats	R: 1 E: 1 K: 0 S: 4	H: 1 LOB: 0 BB: 0 P: 4	R: 0 E: 0 K: 0 S: 3	H: 1 LOB: 0 BB: 0 P: 3	R: 0 E: 0 K: 1 S: 5	H: 0 LOB: 0 BB: 0 P: 5	R: 0 E: 0 K: 0 S: 3	H: 1 LOB: 0 BB: 0 P: 3	R: 0 E: 0 K: 0 S: 5	H: 2 LOB: 1 BB: 0 P: 5	R: 0 E: 0 K: 0 S: 3	H: 1 LOB: 0 BB: 0 P: 3	R: 0 E: 0 K: 0 S: 5	H: 2 LOB: 2 BB: 0 P: 5	1B: 7 2B: 2 3B: 0 HR: 0	SF: 1 SAC: 1 DP: 3 HBP: 0	
PITCHER Phil Niekro, R ERA: 2.7 (1, 1)	IP: 8.0 WLS: L BF: 29 H: 8 R: 2 ER: 1 SO: 3 BB: 0 IBB: 0 HBP: 0 BLK: 0 WP: 1 HR: 0 S: 35 P: 35 ERA: 1.12 WHIP: 1.000											PITCHER	IP: 8.0 WLS: L BF: 29 H: 8 R: 2 ER: 1 SO: 3 BB: 0 IBB: 0 HBP: 0 BLK: 0 WP: 1 HR: 0 S: 35 P: 35 ERA: 1.12 WHIP: 1.000				

Batter	1	2	3	4	5	6	7	8	9	AB	R	H	RBI	BB	SO	LOB	TOP			
Felipe Alou, R OBP: 0.364, SLG: 0.433 Dusty Baker Jr., R (8, FR) (8, 8)	0-0 2B		0-0 FC6-4 1-2		0-0 1B			0-0 1B		4	0	3	0	0	0	1				
Felix Milan, R OBP: 0.325, SLG: 0.347	0-3 K		0-0 P6		0-0 1-3			0-0 L6		4	0	0	0	0	1	4				
Sonny Jackson, L OBP: 0.294, SLG: 0.283	0-0 F9		0-3 K				0-0 F7		0-3 K	4	0	0	0	0	2	3				
Hank Aaron, R OBP: 0.352, SLG: 0.499	4-0 IBB			0-0 1B			0-0 F7		0-0 F7	3	0	1	0	1	0	1				
Tito Francona, L OBP: 0.397, SLG: 0.370	0-3 K			0-0 F7			0-0 F7		0-0 F8	4	0	0	0	0	1	3				
Mike Lum, L OBP: 0.277, SLG: 0.332		0-0 F7		0-0 F8				0-0 P6		0-0 5-3	4	0	0	0	0	1				
Walt Hriniaik, L OBP: 0.182, SLG: 0.182		0-0 F9		0-0 F8			0-3 K		0-0 F2	4	0	0	0	0	1	1				
Marty Martinez, S OBP: 0.301, SLG: 0.270		0-0 P6-3					0-0 F9			3	0	1	0	0	0	0				
Mitt Pappas, R OBP: 0.204, SLG: 0.200 Dick Kelley, R OBP: 0.154, SLG: 0.043 Joe Torre, R OBP: 0.333, SLG: 0.370 Ken Johnson, R OBP: 0.171, SLG: 0.175			0-0 FC6-4 1B		0-3 K			0-0 F2		1	0	1	0	0	0	0				
										1	0	0	0	0	1	0				
										1	0	0	0	0	1	0				
										0	0	0	0	0	0	0				
Inning Stats	R: 0 E: 0 K: 2 S: 8	H: 1 LOB: 2 BB: 1 P: 12	R: 0 E: 0 K: 0 S: 3	H: 0 LOB: 0 BB: 0 P: 3	R: 0 E: 0 K: 1 S: 6	H: 1 LOB: 1 BB: 0 P: 6	R: 0 E: 0 K: 0 S: 4	H: 1 LOB: 1 BB: 0 P: 4	R: 0 E: 0 K: 1 S: 6	H: 0 LOB: 0 BB: 0 P: 3	R: 0 E: 0 K: 1 S: 6	H: 1 LOB: 1 BB: 0 P: 6	R: 0 E: 0 K: 1 S: 6	H: 1 LOB: 1 BB: 0 P: 6	R: 0 E: 0 K: 0 S: 3	H: 0 LOB: 0 BB: 0 P: 3	1B: 5 2B: 1 3B: 0 HR: 0	SF: 0 SAC: 0 DP: 0 HBP: 0	WP: 0 PB: 0 SB: 0 CS: 0	PA: 34
PITCHER Don Sutton, R ERA: 2.65	IP: 9.0 WLS: W BF: 34 H: 6 R: 0 ER: 0 SO: 6 BB: 0 IBB: 1 HBP: 0 BLK: 0 WP: 0 HR: 0 S: 45 P: 49 ERA: 0.00 WHIP: 0.667															PITCHER	IP: 9.0 WLS: W BF: 34 H: 6 R: 0 ER: 0 SO: 6 BB: 0 IBB: 1 HBP: 0 BLK: 0 WP: 0 HR: 0 S: 45 P: 49 ERA: 0.00 WHIP: 0.667			

Atlanta Braves @ Los Angeles Dodgers
Dodger Stadium, Los Angeles, CA
Sat Sep 14 1968, 3:33 AM PDT
Att: 9,148 - Unknown

AB 33
R 0
H 6
RBI 0
BB 1
SO 6
LOB 15



Batter	1	2	3	4	5	6	7	8	9	AB	R	H	RBI	BB	SO	LOB	BOTTOM
Willie Crawford, L OBP: 0.335, SLG: 0.375	0-0 F6		0-3 K		0-3 K		0-3 K			4	0	0	0	0	3	0	
Willie Davis, L OBP: 0.294, SLG: 0.367	0-0 S 2B 1B		0-0 S 2B 1B		0-3 K		0-0 F6			4	2	2	0	0	1	0	
Tom Haller, L OBP: 0.347, SLG: 0.395	0-0 BB 1H SF7 2B		0-0 4-3 1H 2B		0-0 F9		0-0 3-1			4	1	2	2	0	0	0	
Ron Fairly, L OBP: 0.300, SLG: 0.300	4-0 BB BB		0-0 4-3 2-3		4-0 1B BB			0-0 SH2-3 1B		2	0	1	0	2	0	1	
Len Gabrielson, L OBP: 0.331, SLG: 0.420 Wes Parker, S OBP: 0.299, SLG: 0.311	4-0 1-2 2-3 BB		4-0 BB BB		0-0 1B BB			0-0 SH2-3		1	0	1	0	2	0	0	
										0	0	0	0	0	0	0	
Jim Lefebvre, S OBP: 0.303, SLG: 0.341	0-0 SF7		0-0 P4		0-3 K			4-0 BB		2	0	0	1	1	1	4	
Bill Sudakis, S OBP: 0.362, SLG: 0.537	0-3 K		0-3 K				0-0 F3		0-3 K	4	0	0	0	0	3	6	
Paul Popovich, S OBP: 0.262, SLG: 0.254		0-0 F3		0-0 P4-3			0-0 P8		0-0 P7	4	0	0	0	0	2		
Don Sutton, R OBP: 0.224, SLG: 0.204		0-0 F9		0-3 K			0-0 1-3			3	0	0	0	0	1	0	
										1B: 4 2B: 2 3B: 0 HR: 0	SF: 1 SAC: 1 DP: 0 HBP: 0	WP: 0 PB: 0 SB: 2 CS: 0	PA: 35				
PITCHER Mitt Pappas, R ERA: 3.55 Dick Kelley, L ERA: 2.73 Ken Johnson, R ERA: 3.55	IP: 2.0 WLS: L BF: 12 H: 4 R: 3 ER: 3 SO: 2 BB: 0 IBB: 0 HBP: 0 BLK: 0 WP: 0 HR: 0 S: 14 P: 22 ERA: 13.50 WHIP: 3.000															PITCHER	IP: 2.0 WLS: L BF: 12 H: 4 R: 3 ER: 3 SO: 2 BB: 0 IBB: 0 HBP: 0 BLK: 0 WP: 0 HR: 0 S: 14 P: 22 ERA: 13.50 WHIP: 3.000
	4.0 L 15 1 0 0 5 2 0 0 0 0 0 23 31 0.00 0.750																0.00 0.750
	2.0 8 1 0 0 2 1 0 0 0 0 0 11 15 0.00 1.000																0.00 1.000

Atlanta Braves @ Los Angeles Dodgers
Dodger Stadium, Los Angeles, CA
Sat Sep 14 1968, 3:33 AM PDT
Att: 9,148 - Unknown

AB 28
R 3
H 6
RBI 3
BB 5
SO 9
LOB 13



Batter	1	2	3	4	5	6	7	8	9	AB	R	H	RBI	BB	SO	LOB	TOP								
Felipe Alou, R OBP: 0.363, SLG: 0.431 (1, 8)	5-3	P6			1B WP SF8 1B		P6 1B		K	5	1	1	0	0	1	1	Atlanta Braves @ Los Angeles Dodgers Dodger Stadium, Los Angeles, CA Sun Sep 15 1968, 3:33 AM PDT Att: 11,908 - Unknown								
Felix Milten, R OBP: 0.325, SLG: 0.347 (1, 4)	5-3		P6-3		1B 1-3 2-H		1B		K	5	0	2	1	0	1	0									
Hank Aaron, R OBP: 0.353, SLG: 0.500 (1, 3) (8, 9)	2B S 1B		1B		SF8		P6			3	1	2	1	0	0	2									
Joe Torre, R OBP: 0.334, SLG: 0.374 (1, 2)	1-H 2B		K		P4				2-3 1B	4	1	2	1	0	1	1									
Tito Francona, L OBP: 0.392, SLG: 0.365 Deron Johnson, R OBP: 0.288, SLG: 0.316 (1, 7) (8, 3)	4-3			L8			4-3		2-3	4	0	0	0	0	0	2									
Mike Lum, L OBP: 0.286, SLG: 0.337 (1, 9) (8, 7)		FC2-6 1B		F8		G4-3 BB		1-3 2-H 1B		3	0	2	1	1	0	0									
Sonny Jackson, L OBP: 0.291, SLG: 0.280 (1, 6)	FC2-6 1-3 1B		F7		G4-3			1-3		4	1	0	0	0	0	3									
Marty Martinez, S OBP: 0.301, SLG: 0.270 (1, 5)	1-3				WP 1B 1B		L3		P5	4	1	1	0	0	0	2									
George Stone, L OBP: 0.370, SLG: 0.346 Cecil Upshaw, R OBP: 0.217, SLG: 0.182 (1, 1) (8, 1)	2-H 1B				K		F7		4-3	3	0	1	1	0	1	1									
Inning Stats	R: 1 E: 0 K: 0 S: 5	H: 2 LOB: 1 BB: 0 P: 5	R: 1 E: 0 K: 0 S: 5	H: 2 LOB: 1 BB: 0 P: 5	R: 0 E: 0 K: 1 S: 5	H: 1 LOB: 0 BB: 0 P: 5	R: 0 E: 0 K: 0 S: 3	H: 0 LOB: 0 BB: 0 P: 3	R: 2 E: 0 K: 1 S: 8	H: 3 LOB: 1 BB: 0 P: 8	R: 0 E: 0 K: 0 S: 2	H: 0 LOB: 0 BB: 1 P: 6	R: 0 E: 1 K: 0 S: 5	H: 1 LOB: 2 BB: 0 P: 5	R: 1 E: 0 K: 0 S: 5	H: 2 LOB: 1 BB: 0 P: 5	R: 0 E: 0 K: 2 S: 7	H: 0 LOB: 0 BB: 0 P: 7	1B: 10 2B: 1 3B: 0 HR: 0	SF: 1 SAC: 0 DP: 1 HBP: 0	WP: 1 PB: 0 SB: 1 CS: 0	PA: 38			
PITCHER	IP	WLS	BF	H	R	ER	SO	BB	IBB	HBP	BLK	WP	HR	S	P	ERA	WHIP								
Joe Moeller, R ERA: 5.06 (1, 1)	4.1	L	19	7	4	4	2	0	0	0	0	0	0	23	23	8.31	1.615								
Mudcat Grant, R ERA: 2.29 (5, 1)	2.2		11	2	0	0	0	1	0	0	0	1	0	10	14	0.00	1.125								
Jack Billingham, R ERA: 2.11 (8, 1)	2.0		8	2	1	1	2	0	0	0	0	0	0	12	12	4.50	1.000								

Batter	1	2	3	4	5	6	7	8	9	AB	R	H	RBI	BB	SO	LOB	BOTTOM								
Wes Parker, S OBP: 0.298, SLG: 0.310 (1, 7)	5-3		1B		F9		5-3		K	5	0	1	0	0	1	0	Atlanta Braves @ Los Angeles Dodgers Dodger Stadium, Los Angeles, CA Sun Sep 15 1968, 3:33 AM PDT Att: 11,908 - Unknown								
Willie Davis, L OBP: 0.293, SLG: 0.366 (1, 8)	P5		F9		3B 1B		G3		K	5	1	1	0	0	1	1									
Bill Sudakis, S OBP: 0.392, SLG: 0.591 (1, 5) BB BB	4-0 BB		P4		1-H 3B				1B 1B	3	1	2	1	1	0	1									
Ken Boyer, R OBP: 0.304, SLG: 0.385 (1, 3)	K		F8		K				P6	4	0	0	0	0	2	4									
Jim Lefebvre, S OBP: 0.305, SLG: 0.347 (1, 4)		4-3			2B		F8		1B 1B	4	0	2	0	0	0	0									
Ted Savage, R OBP: 0.248, SLG: 0.304 Ron Fairly, L OBP: 0.300, SLG: 0.300 (1, 9) (8, PH) (9, 9)	1B 1B		L4		F9				F5	3	0	1	0	0	0	1									
Paul Popovich, S OBP: 0.265, SLG: 0.257 Len Gabrielson, L OBP: 0.333, SLG: 0.422 Bart Shirley, R OBP: 0.270, SLG: 0.196 (1, 6) (8, PH) (9, 6)	1-2 1B		P6-3		P5		1B		1-3 2-H 1B	3	0	2	0	0	0	1									
Jim Campanis, R Tom Haller, L OBP: 0.346, SLG: 0.395 (1, 2) (8, PH) (9, 2)	P6		P5		P5				F7	3	0	0	0	0	0	4									
Joe Moeller, R Mudcat Grant, R OBP: 0.138, SLG: 0.241 Bob Bailey, R OBP: 0.309, SLG: 0.349 Jack Billingham, R (8, 1) Willie Crawford, L OBP: 0.233, SLG: 0.372 (8, PH)	K		K		K		F7		K	1	0	0	0	0	1	2									
Inning Stats	R: 0 E: 0 K: 1 S: 5	H: 0 LOB: 1 BB: 1 P: 9	R: 0 E: 0 K: 1 S: 7	H: 2 LOB: 2 BB: 0 P: 7	R: 0 E: 0 K: 0 S: 4	H: 1 LOB: 1 BB: 0 P: 4	R: 0 E: 0 K: 0 S: 4	H: 1 LOB: 1 BB: 0 P: 4	R: 1 E: 0 K: 2 S: 9	H: 2 LOB: 1 BB: 0 P: 9	R: 0 E: 0 K: 0 S: 4	H: 1 LOB: 1 BB: 0 P: 4	R: 0 E: 0 K: 0 S: 3	H: 0 LOB: 0 BB: 0 P: 3	R: 1 E: 0 K: 0 S: 6	H: 3 LOB: 2 BB: 0 P: 6	R: 0 E: 0 K: 3 S: 9	H: 0 LOB: 0 BB: 0 P: 9	1B: 8 2B: 1 3B: 1 HR: 0	SF: 0 SAC: 0 DP: 0 HBP: 0	WP: 0 PB: 0 SB: 0 CS: 0	PA: 38			
PITCHER	IP	WLS	BF	H	R	ER	SO	BB	IBB	HBP	BLK	WP	HR	S	P	ERA	WHIP								
George Stone, L ERA: 2.75 (1, 1)	7.1	W	32	9	2	2	4	1	0	0	0	0	0	39	43	2.46	1.364								
Cecil Upshaw, R ERA: 2.35 (8, 1)	1.2	S	6	1	0	0	3	0	0	0	0	0	0	12	12	0.00	0.600								



Batter	1	2	3	4	5	6	7	8	9	AB	R	H	RBI	BB	SO	LOB	TOP			
Felipe Alou, R OBP: 0.364, SLG: 0.431 (1, 8)										4	0	2	0	0	0	1	Atlanta Braves @ Los Angeles Dodgers Dodger Stadium, Los Angeles, CA Mon Sep 16 1968, 7:05 PM PDT Att: 9,253 - Unknown			
Felix Milten, R OBP: 0.323, SLG: 0.345 (1, 4)										4	0	0	0	0	0	3				
Hank Aaron, R OBP: 0.352, SLG: 0.498 (1, 3)										4	0	1	0	0	0	1				
Joe Torre, R OBP: 0.333, SLG: 0.373 Rick Kester, R (8, 1)										4	0	1	0	0	0	1				
Tito Francona, L OBP: 0.391, SLG: 0.364 (1, 7)										4	0	1	0	0	1	1				
Mike Lum, L OBP: 0.286, SLG: 0.337 (1, 9)										3	0	1	0	0	1	1				
Sonny Jackson, L OBP: 0.293, SLG: 0.280 (1, 6)										3	0	1	0	1	1	1				
Marty Martinez, S OBP: 0.300, SLG: 0.270 (1, 5)										4	0	1	0	0	0	4				
Ron Reed, R OBP: 0.197, SLG: 0.220 (7, PH)										2	0	0	0	0	0	1				
Ralph Garr, L OBP: 0.267, SLG: 0.500 Dick Kelley, R OBP: 0.154, SLG: 0.043 Bob Tillman, R OBP: 0.270, SLG: 0.299 (8, 2)										1	0	1	0	0	0	0				
Inning Stats	R: 0 E: 0 K: 0 S: 3	H: 0 LOB: 0 BB: 0 P: 3	R: 0 E: 0 K: 0 S: 4	H: 2 LOB: 2 BB: 1 P: 8	R: 0 E: 0 K: 0 S: 4	H: 1 LOB: 1 BB: 0 P: 4	R: 0 E: 0 K: 2 S: 8	H: 1 LOB: 1 BB: 0 P: 8	R: 0 E: 0 K: 1 S: 6	H: 2 LOB: 1 BB: 0 P: 4	R: 0 E: 0 K: 0 S: 4	H: 1 LOB: 0 BB: 0 P: 4	R: 0 E: 0 K: 0 S: 3	H: 0 LOB: 0 BB: 0 P: 3	R: 0 E: 0 K: 0 S: 4	H: 1 LOB: 1 BB: 0 P: 4	1B: 9 2B: 0 3B: 0 HR: 0	SF: 0 SAC: 1 DP: 2 HBP: 0	WP: 1 PB: 1 SB: 1 CS: 0	PA: 35
PITCHER Bill Singer, R ERA: 2.7 (1, 1)	IP: 9.0 WLS: W BF: 35 H: 9 R: 0 ER: 0 SO: 3 BB: 0 IBB: 1 HBP: 0 BLK: 0 WP: 1 HR: 0 S: 40 P: 44 ERA: 0.00 WHIP: 1.000																			

Batter	1	2	3	4	5	6	7	8	9	AB	R	H	RBI	BB	SO	LOB	BOTTOM			
Willie Crawford, L OBP: 0.329, SLG: 0.366 (1, 7)										5	1	1	0	0	1	4	Atlanta Braves @ Los Angeles Dodgers Dodger Stadium, Los Angeles, CA Mon Sep 16 1968, 7:05 PM PDT Att: 9,253 - Unknown			
Willie Davis, L OBP: 0.294, SLG: 0.367 (1, 8)										4	1	2	0	0	0	1				
Tom Haller, L OBP: 0.348, SLG: 0.394 (1, 2)										1	1	0	0	2	0	1				
Jim Lefebvre, S OBP: 0.309, SLG: 0.351 Bart Shirley, R OBP: 0.266, SLG: 0.193 (6, PR) (7, 4)										3	0	2	1	0	0	0				
Len Gabrielson, L OBP: 0.335, SLG: 0.425 (1, 9)										3	0	1	2	1	1	3				
Bill Sudakis, S OBP: 0.382, SLG: 0.553 (1, 5)										3	1	0	0	1	0	5				
Wes Parker, S OBP: 0.297, SLG: 0.310 (1, 3)										4	1	1	1	0	0	3				
Paul Popovich, S OBP: 0.265, SLG: 0.257 (1, 6)										4	0	1	0	0	0	4				
Bill Singer, R OBP: 0.200, SLG: 0.250 (1, 1)										4	0	1	2	0	2	2				
Inning Stats	R: 0 E: 0 K: 0 S: 3	H: 1 LOB: 0 BB: 0 P: 3	R: 0 E: 0 K: 0 S: 3	H: 0 LOB: 1 BB: 1 P: 7	R: 0 E: 0 K: 1 S: 5	H: 0 LOB: 0 BB: 0 P: 5	R: 0 E: 0 K: 1 S: 6	H: 1 LOB: 2 BB: 1 P: 10	R: 0 E: 0 K: 0 S: 3	H: 1 LOB: 0 BB: 0 P: 3	R: 5 E: 1 K: 0 S: 8	H: 4 LOB: 3 BB: 2 P: 16	R: 1 E: 2 K: 0 S: 5	H: 1 LOB: 1 BB: 0 P: 5	R: 0 E: 0 K: 2 S: 8	H: 1 LOB: 1 BB: 0 P: 8		1B: 7 2B: 2 3B: 0 HR: 0	SF: 0 SAC: 1 DP: 2 HBP: 0	WP: 1 PB: 0 SB: 0 CS: 1
PITCHER Ron Reed, R ERA: 3.48 Dick Kelley, L ERA: 2.7 Rick Kester, R ERA: 8.31 (1, 1) (7, 1) (8, 1)	IP: 6.0 WLS: L BF: 28 H: 7 R: 5 ER: 3 SO: 2 BB: 2 IBB: 2 HBP: 0 BLK: 0 WP: 1 HR: 0 S: 28 P: 44 ERA: 4.50 WHIP: 1.500																			



Batter	1	2	3	4	5	6	7	8	9	AB	R	H	RBI	BB	SO	LOB	TOP	
Pete Rose, S OBP: 0.394, SLG: 0.478 (1.9)										5	0	2	0	0	1	0	Cincinnati Reds @ Los Angeles Dodgers Dodger Stadium, Los Angeles, CA Tue Sep 17 1968, 7:05 PM PDT Att: 10,106 - Unknown	
Vada Pinson, L OBP: 0.308, SLG: 0.392 (1.8)										5	1	1	0	0	1	2		
Alex Johnson, R OBP: 0.345, SLG: 0.396 (1.7)										4	1	2	0	0	1	1		
Johnny Bench, R OBP: 0.315, SLG: 0.449 (1.2)										3	1	1	1	1	1	0		
Tony Perez, R OBP: 0.345, SLG: 0.442 (1.5)										4	1	2	1	0	1	3		
Lee May, R OBP: 0.340, SLG: 0.470 (1.3)										4	0	2	0	0	0	1		
Hal McRae, R OBP: 0.299, SLG: 0.220 (1.4)										3	0	1	0	0	0	3		
Bill Kelson, R OBP: 0.308, SLG: 0.418 (8.1)										0	0	0	0	0	0	0		
Jim Beauchamp, R OBP: 0.308, SLG: 0.418 (8.1)										1	0	0	0	0	0	1		
Ted Abernathy, R OBP: 0.289, SLG: 0.315 (1.6)										4	1	1	1	0	1	3		
Jim Maloney, L OBP: 0.292, SLG: 0.429 (1.1)										1	0	0	0	0	0	0		
Dan McGinn, L OBP: 0.358, SLG: 0.406 (4.1)										0	0	0	0	0	0	0		
Don Pavletich, R OBP: 0.125, SLG: 0.125 (5.1)										1	0	0	0	0	0	1		
Billy McCool, R OBP: 0.288, SLG: 0.250 (7.4)										2	0	0	0	0	2	0		
Inning Stats	R: 0 E: 0 K: 0 S: 4	H: 1 LOB: 2 BB: 1 P: 8	R: 0 E: 0 K: 1 S: 5	H: 1 LOB: 0 BB: 0 P: 5	R: 0 E: 0 K: 1 S: 4	H: 1 LOB: 0 BB: 0 P: 4	R: 0 E: 0 K: 1 S: 5	H: 1 LOB: 0 BB: 0 P: 5	R: 0 E: 0 K: 1 S: 3	H: 1 LOB: 2 BB: 0 P: 7	R: 4 E: 1 K: 2 S: 12	H: 4 LOB: 1 BB: 0 P: 12	R: 1 E: 0 K: 3 S: 10	H: 1 LOB: 0 BB: 0 P: 10	1B: 9 2B: 2 3B: 0 HR: 1	SF: 0 SAC: 0 DP: 1 HBP: 0	WP: 1 PB: 0 SB: 1 CS: 1	PA: 38
PITCHER	IP WLS BF H R ER SO BB IBB HBP BLK WP HR S P ERA WHIP																	
Claude Osteen, L ERA: 3.19 (1.1)	7.2 W 33 11 4 2 5 1 0 0 0 0 0 42 46 2.35 1.565																	
Jim Brewer, L ERA: 2.69 (8.1)	1.1 S 5 1 1 1 4 0 0 0 0 1 1 13 13 6.75 0.750																	



AB 37
R 5
H 12
RBI 3
BB 1
SO 9
LOB 15

Batter	1	2	3	4	5	6	7	8	9	AB	R	H	RBI	BB	SO	LOB	BOTTOM	
Willie Crawford, L OBP: 0.331, SLG: 0.367 (1.7)										5	2	2	0	0	3	4	Cincinnati Reds @ Los Angeles Dodgers Dodger Stadium, Los Angeles, CA Tue Sep 17 1968, 7:05 PM PDT Att: 10,106 - Unknown	
Willie Davis, L OBP: 0.294, SLG: 0.365 (1.8)										5	0	1	0	0	1	6		
Tom Haller, L OBP: 0.349, SLG: 0.391 (1.2)										3	1	0	0	2	1	3		
Len Gabrielson, L OBP: 0.336, SLG: 0.423 (4.1)										1	0	0	0	1	1	3		
Ken Boyer, R OBP: 0.303, SLG: 0.384 (4.1)										1	0	0	1	0	0	1		
Jim Fairley, L OBP: 0.223, SLG: 0.268 (5.9)										2	0	0	0	0	1	2		
Bill Sudakis, S OBP: 0.383, SLG: 0.529 (1.5)										4	1	1	2	1	1	2		
Wes Parker, S OBP: 0.301, SLG: 0.311 (1.3)										2	1	1	0	2	0	1		
Paul Popovich, S OBP: 0.267, SLG: 0.258 (1.6)										3	0	1	2	1	0	3		
Bart Shirley, R OBP: 0.265, SLG: 0.183 (1.4)										3	0	0	0	1	0	4		
Claude Osteen, L OBP: 0.200, SLG: 0.218 (1.1)										3	2	3	1	1	0	0		
Jim Brewer, L OBP: 0.250, SLG: 0.250 (8.1)										0	0	0	0	0	0	0		
Inning Stats	R: 0 E: 0 K: 1 S: 5	H: 0 LOB: 0 BB: 0 P: 5	R: 0 E: 0 K: 0 S: 4	H: 1 LOB: 1 BB: 1 P: 8	R: 4 E: 0 K: 2 S: 11	H: 4 LOB: 2 BB: 2 P: 19	R: 2 E: 1 K: 2 S: 10	H: 3 LOB: 1 BB: 0 P: 10	R: 0 E: 0 K: 0 S: 2	H: 0 LOB: 2 BB: 1 P: 6	R: 0 E: 0 K: 1 S: 6	H: 0 LOB: 3 BB: 2 P: 18	R: 0 E: 0 K: 0 S: 3	H: 0 LOB: 0 BB: 0 P: 3	1B: 9 2B: 0 3B: 0 HR: 0	SF: 0 SAC: 0 DP: 1 HBP: 0	WP: 1 PB: 0 SB: 0 CS: 0	PA: 41
PITCHER	IP WLS BF H R ER SO BB IBB HBP BLK WP HR S P ERA WHIP																	
Jim Maloney, R ERA: 4.15 (1.1)	3.0 L 20 8 6 0 0 2 0 0 0 0 0 0 7 7 15.00 3.333																	
Dan McGinn, L ERA: 4.15 (4.1)	1.0 3 0 0 0 2 0 0 0 0 0 0 7 7 0.00 0.000																	
Billy McCool, L ERA: 4.97 (5.1)	2.1 12 0 1 1 2 6 0 0 0 0 0 10 34 3.86 2.571																	
Bill Kelson, R ERA: 3.88 (7.1)	0.2 3 1 0 0 1 0 0 0 0 0 0 5 5 0.00 1.500																	
Ted Abernathy, R ERA: 2.29 (8.1)	1.0 3 0 0 0 0 0 0 0 0 0 0 3 3 0.00 0.000																	



AB 32
R 7
H 9
RBI 6
BB 9
SO 8
LOB 29

Batter	1	2	3	4	5	6	7	8	9	AB	R	H	RBI	BB	SO	LOB	TOP					
Pete Rose, S OBP: 0.393, SLG: 0.476 (1,9)	G3		4-3		4-3				FC4-6	5	0	1	0	0	0	2	Cincinnati Reds @ Los Angeles Dodgers Dodger Stadium, Los Angeles, CA Wed Sep 18 1968, 7:05 PM PDT Att: 11,325 - Unknown livebaseballscorecards.com					
Vada Pinson, L OBP: 0.307, SLG: 0.390 (1,8)	P5		P5				F8		FC1-2-5-1-2	5	0	1	0	0	0	3						
Alex Johnson, R OBP: 0.345, SLG: 0.396 (1,7)	1-3				CS				5-3	5	1	2	0	0	0	3						
Johnny Bench, R OBP: 0.315, SLG: 0.449 (1,2)										4	0	1	0	0	0	2						
Tony Perez, R OBP: 0.346, SLG: 0.444 (1,5)										4	1	2	1	0	0	2						
Lee May, R OBP: 0.339, SLG: 0.468 (1,3)										4	0	1	0	0	3	3						
Giraldo Ruiz, S OBP: 0.296, SLG: 0.252 (1,4)										3	0	1	1	1	0	2						
Leo Cardenas, R OBP: 0.290, SLG: 0.316 (1,6)										3	0	1	0	1	0	5						
Gerry Arrigo, L OBP: 0.118, SLG: 0.123 (1,1)										4	0	1	0	0	3	2						
Ted Abernathy, R (9,1)										0	0	0	0	0	0	0						
Inning Stats	R: 0 E: 0 K: 0 S: 3	H: 0 LOB: 0 BB: 0 P: 3	R: 0 E: 0 K: 0 S: 5	H: 2 LOB: 2 BB: 0 P: 5	R: 0 E: 0 K: 1 S: 5	H: 0 LOB: 0 BB: 1 P: 5	R: 0 E: 0 K: 1 S: 7	H: 2 LOB: 3 BB: 1 P: 11	R: 0 E: 0 K: 1 S: 5	H: 1 LOB: 0 BB: 0 P: 5	R: 2 E: 0 K: 2 S: 10	H: 3 LOB: 2 BB: 1 P: 14	R: 0 E: 0 K: 0 S: 4	H: 1 LOB: 1 BB: 0 P: 4	R: 0 E: 0 K: 1 S: 5	H: 0 LOB: 0 BB: 0 P: 5	R: 0 E: 0 K: 0 S: 5	H: 2 LOB: 2 BB: 0 P: 5	1B: 9 2B: 2 HR: 0	SF: 0 SAC: 0 DP: 0 HBP: 0	WP: 1 PB: 0 CS: 1	PA: 40
PITCHER	IP	WLS	BF	H	R	ER	SO	BB	IBB	HBP	BLK	WP	HR	S	P	ERA	WHIP					
Don Sutton, R ERA: 2.63 (1,1)	8.0	L	34	9	2	2	6	1	1	0	0	1	0	44	52	2.25	1.250					
Mudcat Grant, R ERA: 2.26 (9,1)	1.0	S	5	2	0	0	0	0	0	0	0	0	0	5	5	0.00	2.000					

Batter	1	2	3	4	5	6	7	8	9	AB	R	H	RBI	BB	SO	LOB	BOTTOM					
Wes Parker, S OBP: 0.303, SLG: 0.311 (1,7)	L5-3		F3						4-3	3	0	1	0	1	0	0	Cincinnati Reds @ Los Angeles Dodgers Dodger Stadium, Los Angeles, CA Wed Sep 18 1968, 7:05 PM PDT Att: 11,325 - Unknown livebaseballscorecards.com					
Willie Davis, L OBP: 0.292, SLG: 0.363 (1,8)	L5-3								F9	4	0	0	0	0	0	2						
Bill Sudakis, S OBP: 0.391, SLG: 0.519 (1,5)	5-3									3	0	1	0	1	0	1						
Ken Boyer, R OBP: 0.306, SLG: 0.383 (1,3)										3	0	1	0	1	0	1						
Willie Crawford, L OBP: 0.331, SLG: 0.367 (9, PR)										0	0	0	0	0	0	0						
Ted Savage, R OBP: 0.290, SLG: 0.299 (1,9)										2	0	0	0	1	0	1						
Len Gabrielson, L OBP: 0.335, SLG: 0.422 (9, PH)										1	0	0	0	0	0	2						
Paul Popovich, S OBP: 0.288, SLG: 0.258 (1,6)										3	0	1	0	0	1	2						
Jim Campanis, R (1,2)										2	0	0	0	1	0	3						
Bart Shirley, R OBP: 0.257, SLG: 0.177 (1,4)										2	0	0	0	0	1	1						
Jim Lefebvre, S OBP: 0.308, SLG: 0.349 (8, PH)										1	0	0	0	0	0	0						
Luis Alcaraz, R OBP: 0.217, SLG: 0.217 (9,4)										0	0	0	0	0	0	0						
Don Sutton, R OBP: 0.217, SLG: 0.196 (1,1)										2	0	0	0	0	1	1						
Bob Bailey, R OBP: 0.308, SLG: 0.348 (8, PH)										1	0	0	0	0	0	0						
Mudcat Grant, R OBP: 0.138, SLG: 0.241 (9,1)										0	0	0	0	0	0	0						
Inning Stats	R: 0 E: 0 K: 0 S: 3	H: 1 LOB: 0 BB: 0 P: 3	R: 0 E: 0 K: 1 S: 4	H: 0 LOB: 1 BB: 2 P: 12	R: 0 E: 0 K: 2 S: 7	H: 0 LOB: 0 BB: 0 P: 7	R: 0 E: 0 K: 0 S: 4	H: 1 LOB: 1 BB: 0 P: 4	R: 0 E: 0 K: 0 S: 3	H: 0 LOB: 1 BB: 1 P: 7	R: 0 E: 0 K: 0 S: 2	H: 0 LOB: 0 BB: 1 P: 6	R: 0 E: 0 K: 0 S: 4	H: 1 LOB: 1 BB: 0 P: 4	R: 0 E: 0 K: 0 S: 3	H: 0 LOB: 0 BB: 0 P: 3	R: 0 E: 0 K: 0 S: 3	H: 1 LOB: 2 BB: 1 P: 7	1B: 4 2B: 1 3B: 0 HR: 0	SF: 0 SAC: 0 DP: 4 HBP: 0	WP: 0 PB: 0 CS: 0	PA: 32
PITCHER	IP	WLS	BF	H	R	ER	SO	BB	IBB	HBP	BLK	WP	HR	S	P	ERA	WHIP					
Gerry Arrigo, L ERA: 3.23 (1,1)	8.1	W	31	4	0	0	3	5	0	0	0	0	0	1	1	0.00	1.080					
Ted Abernathy, R ERA: 2.27 (9,1)	0.2	S	1	0	0	0	0	0	0	0	0	0	0	1	1	0.00	0.000					



Batter	1	2	3	4	5	6	7	8	9	AB	R	H	RBI	BB	SO	LOB	TOP		
Pete Rose, S OBP: 0.390, SLG: 0.473 (1,9)	L7		G3			F9		L9		4	0	0	0	0	0	0	Cincinnati Reds @ Los Angeles Dodgers Dodger Stadium, Los Angeles, CA Thu Sep 19 1968, 7:05 PM PDT Att: 9,341 - Unknown livebaseballscorecards.com		
Vada Pinson, L OBP: 0.395, SLG: 0.391 (1,8)	F9		4-3			G4-3 1B		WP 1B		4	0	2	0	0	0	0			
Alex Johnson, R OBP: 0.345, SLG: 0.395 (1,7)	F9			P4		G4-3 1-2		WP 1B		4	0	1	0	0	0	1			
Johnny Bench, R OBP: 0.316, SLG: 0.450 (1,2)		E5 F9 1B		G5-4-3 1B			F7		F8	4	1	2	0	0	0	2			
Tony Perez, R OBP: 0.344, SLG: 0.441 (1,5)	F9		G5-4-3 1-2				5-3		F5	4	0	0	0	0	0	4			
Lee May, R OBP: 0.339, SLG: 0.466 (1,3)		K			BB		F8			2	0	0	0	1	1	1			
Giraldo Ruiz, S OBP: 0.299, SLG: 0.257 (8, PH)					P5			P5		2	0	1	1	0	0	1			
Mack Jones, L OBP: 0.341, SLG: 0.403 (8, PH)										1	0	0	0	0	0	0			
Clay Carroll, R OBP: 0.208, SLG: 0.174 (8, 1)										0	0	0	0	0	0	0			
Leo Cardenas, R OBP: 0.289, SLG: 0.313 (1,6)		K			P4			F7		3	0	0	0	0	1	2			
George Culver, R OBP: 0.138, SLG: 0.141 (1, 1)										2	0	0	0	0	2	1			
Dan McGinn, L OBP: 0.298, SLG: 0.401 (8, PH)										0	0	0	0	0	0	0			
Fred Whitfield, L OBP: 0.288, SLG: 0.254 (8, 4)										1	0	0	0	0	0	0			
Woody Woodward, R OBP: 0.283, SLG: 0.254 (8, 4)										0	0	0	0	0	0	0			
Inning Stats	R: 0 E: 0 K: 0 S: 3	H: 0 LOB: 0 BB: 0 P: 3	R: 1 E: 1 K: 2 S: 9	H: 2 LOB: 1 BB: 1 P: 9	R: 0 E: 0 K: 1 S: 5	H: 0 LOB: 0 BB: 0 P: 5	R: 0 E: 0 K: 0 S: 3	H: 1 LOB: 0 BB: 0 P: 3	R: 0 E: 0 K: 0 S: 3	H: 0 LOB: 0 BB: 0 P: 3	R: 0 E: 0 K: 0 S: 3	H: 0 LOB: 0 BB: 0 P: 3	R: 0 E: 0 K: 0 S: 5	H: 2 LOB: 2 BB: 0 P: 5	1B: 6 2B: 0 3B: 0 HR: 0	SF: 0 SAC: 0 DP: 2 HBP: 0	WP: 1 PA: 32 PB: 0 SB: 1 CS: 0		
PITCHER	IP	WLS	BF	H	R	ER	SO	BB	IBB	HBP	BLK	WP	HR	S	P	ERA	WHIP		
Alan Foster, R ERA: 2.18 (1, 1)	6.0	W	21	4	1	0	4	1	0	0	0	0	0	28	32	0.00	0.833		
Mudcat Grant, R ERA: 2.18 (7, 1)	3.0	S	11	2	0	0	0	0	0	0	0	1	0	11	11	0.00	0.667		

Batter	1	2	3	4	5	6	7	8	9	AB	R	H	RBI	BB	SO	LOB	BOTTOM		
Willie Crawford, L OBP: 0.329, SLG: 0.364 (1,7)	3-1	K			6-3					4	0	1	0	0	1	2	Cincinnati Reds @ Los Angeles Dodgers Dodger Stadium, Los Angeles, CA Thu Sep 19 1968, 7:05 PM PDT Att: 9,341 - Unknown livebaseballscorecards.com		
Willie Davis, L OBP: 0.290, SLG: 0.361 (1,8)	4-3	G3			K		K			4	0	0	0	0	2	3			
Tom Haller, L OBP: 0.350, SLG: 0.392 (1,2)					5-3		F9			4	0	2	0	0	0	1			
Len Gabrielson, L OBP: 0.334, SLG: 0.423 (1,9)										4	0	1	0	0	0	2			
Jim Fatrey, L OBP: 0.223, SLG: 0.268 (8, PR)	4-3				1-3		P6			0	1	0	0	0	0	0			
Bill Sudakis, S OBP: 0.368, SLG: 0.483 (1,5)										4	0	0	0	0	0	1			
Wes Parker, S OBP: 0.304, SLG: 0.309 (1,3)										2	1	0	0	1	0	0			
Paul Popovich, S OBP: 0.270, SLG: 0.259 (1,6)										3	1	1	1	1	0	1			
Bart Shirley, R OBP: 0.270, SLG: 0.200 (1,4)										3	0	1	1	1	1	3			
Alan Foster, R OBP: 0.500, SLG: 0.500 (1, 1)										2	0	1	1	0	1	1			
Mudcat Grant, R OBP: 0.129, SLG: 0.226 (7, 1)										2	0	0	0	0	0	3			
Inning Stats	R: 0 E: 0 K: 0 S: 4	H: 1 LOB: 1 BB: 0 P: 4	R: 2 E: 0 K: 1 S: 7	H: 2 LOB: 2 BB: 1 P: 12	R: 0 E: 0 K: 1 S: 5	H: 0 LOB: 0 BB: 0 P: 3	R: 0 E: 0 K: 1 S: 5	H: 0 LOB: 1 BB: 1 P: 9	R: 0 E: 0 K: 1 S: 6	H: 0 LOB: 1 BB: 0 P: 6	R: 0 E: 0 K: 1 S: 6	H: 1 LOB: 1 BB: 0 P: 6	R: 1 E: 0 K: 0 S: 5	H: 2 LOB: 3 BB: 1 P: 9	1B: 5 2B: 2 3B: 0 HR: 0	SF: 0 SAC: 0 DP: 0 HBP: 1	WP: 0 PA: 36 PB: 0 SB: 0 CS: 0		
PITCHER	IP	WLS	BF	H	R	ER	SO	BB	IBB	HBP	BLK	WP	HR	S	P	ERA	WHIP		
George Culver, R ERA: 3.14 (1, 1)	6.1	L	28	5	2	2	4	2	0	1	0	0	0	33	42	2.84	1.105		
Dan McGinn, L ERA: 3.99 (7, 1)	0.2		2	0	0	0	1	0	0	0	0	0	0	4	4	0.00	0.000		
Clay Carroll, R ERA: 3.02 (8, 1)	1.0		6	2	1	1	0	1	0	0	0	0	0	5	9	9.00	3.000		

Batter	1	2	3	4	5	6	7	8	9	AB	R	H	RBI	BB	SO	LOB	TOP						
Lou Brock, L OBP: 0.330, SLG: 0.423 (1, 7)										5	2	3	1	0	1	1	St. Louis Cardinals @ Los Angeles Dodgers Dodger Stadium, Los Angeles, CA Fri Sep 20 1968, 7:05 PM PDT Att: 17,888 - Unknown						
Ron Davis, R OBP: 0.284, SLG: 0.286 Roger Maris, L OBP: 0.309, SLG: 0.381 (7, PH) (7, 9)										3	0	0	0	0	3	3							
Bobby Tolan, L OBP: 0.277, SLG: 0.341 Curt Flood, R OBP: 0.340, SLG: 0.367 (7, PH) (7, 8)										3	0	2	2	0	0	0							
Joe Hague, L OBP: 0.400, SLG: 1.000 (1, 3)										4	1	1	1	0	0	5							
Ed Spiezio, R OBP: 0.228, SLG: 0.157 (1, 5)										4	0	1	0	0	0	0							
Phil Gagliano, R OBP: 0.284, SLG: 0.312 (1, 4)										4	0	0	0	0	1	2							
Dick Schofield, S OBP: 0.307, SLG: 0.320 (1, 6)										3	0	0	0	1	1	1							
Dave Ricketts, S OBP: 0.136, SLG: 0.136 Mel Nelson, R OBP: 0.231, SLG: 0.167 Orlando Cepeda, R OBP: 0.308, SLG: 0.384 (9, PH)										3	1	1	0	0	1	2							
Steve Carlton, L OBP: 0.169, SLG: 0.282 Ron Willis, R OBP: 0.290, SLG: 0.330 (6, 2)										0	0	0	0	0	0	0							
Inning Stats	R: 1 E: 0 K: 1 S: 6	H: 2 LOB: 0 BB: 0 P: 6	R: 0 E: 0 K: 0 S: 3	H: 0 LOB: 0 BB: 0 P: 3	R: 1 E: 1 K: 2 S: 10	H: 3 LOB: 2 BB: 0 P: 10	R: 0 E: 0 K: 1 S: 5	H: 0 LOB: 1 BB: 1 P: 9	R: 1 E: 0 K: 1 S: 6	H: 1 LOB: 0 BB: 0 P: 6	R: 1 E: 0 K: 1 S: 7	H: 2 LOB: 1 BB: 0 P: 7	R: 0 E: 0 K: 2 S: 9	H: 2 LOB: 2 BB: 0 P: 9	R: 0 E: 1 K: 1 S: 5	H: 0 LOB: 0 BB: 0 P: 5		R: 0 E: 0 K: 0 S: 3	H: 0 LOB: 0 BB: 0 P: 3	1B: 8 2B: 0 3B: 0 HR: 2	SF: 0 SAC: 0 DP: 0 HBP: 0	WP: 0 PB: 0 SB: 2 CS: 2	PA: 37
PITCHER	IP WLS BF H R ER SO BB IBB HBP BLK WP HR S P ERA WHIP	IP WLS BF H R ER SO BB IBB HBP BLK WP HR S P ERA WHIP																					
Bill Singer, R ERA: 2.78 Jim Brewer, L ERA: 2.99 (7, 1)	6.1 W 29 10 4 4 7 1 0 0 0 0 2 42 46 5.68 1.737	2.2 S 8 0 0 0 2 0 0 0 0 0 0 12 12 0.00 0.000																					

Batter	1	2	3	4	5	6	7	8	9	AB	R	H	RBI	BB	SO	LOB	BOTTOM		
Wes Parker, S OBP: 0.308, SLG: 0.314 (1, 7)										3	1	2	1	1	0	0	St. Louis Cardinals @ Los Angeles Dodgers Dodger Stadium, Los Angeles, CA Fri Sep 20 1968, 7:05 PM PDT Att: 17,888 - Unknown		
Willie Davis, L OBP: 0.290, SLG: 0.361 (1, 8)										3	1	1	1	0	1	2			
Bill Sudakis, S OBP: 0.375, SLG: 0.492 (1, 5)										3	0	1	1	1	0	2			
Ken Boyer, R OBP: 0.305, SLG: 0.381 (1, 3)										4	0	1	1	0	0	2			
Ted Savage, R OBP: 0.257, SLG: 0.300 (1, 9)										3	0	1	0	1	2	0			
Paul Popovich, S OBP: 0.288, SLG: 0.256 (1, 6)										4	0	0	0	0	0	4			
Jim Campanis, R OBP: 0.250, SLG: 0.143 Tom Haller, L OBP: 0.349, SLG: 0.390 (6, PH) (6, 2)										2	0	1	0	0	1	0			
Bart Shirley, R OBP: 0.269, SLG: 0.203 (1, 4)										4	1	1	0	0	0	0			
Bill Singer, R OBP: 0.205, SLG: 0.244 Jim Brewer, L OBP: 0.222, SLG: 0.222 (7, 1)										2	2	0	0	1	1	2			
Inning Stats	R: 1 E: 0 K: 0 S: 6	H: 3 LOB: 2 BB: 0 P: 6	R: 3 E: 0 K: 1 S: 9	H: 4 LOB: 1 BB: 0 P: 9	R: 0 E: 0 K: 2 S: 7	H: 0 LOB: 0 BB: 0 P: 7	R: 0 E: 0 K: 1 S: 5	H: 0 LOB: 2 BB: 2 P: 13	R: 1 E: 0 K: 0 S: 4	H: 1 LOB: 1 BB: 1 P: 8	R: 0 E: 0 K: 1 S: 5	H: 0 LOB: 0 BB: 0 P: 5	R: 0 E: 0 K: 0 S: 3	H: 0 LOB: 0 BB: 0 P: 3	1B: 6 2B: 2 3B: 0 HR: 0	SF: 1 SAC: 0 DP: 0 HBP: 0		WP: 0 PB: 1 SB: 1 CS: 0	PA: 36
PITCHER	IP WLS BF H R ER SO BB IBB HBP BLK WP HR S P ERA WHIP	IP WLS BF H R ER SO BB IBB HBP BLK WP HR S P ERA WHIP																	
Steve Carlton, L ERA: 3.05 Ron Willis, R ERA: 3.45 Mel Nelson, L ERA: 2.63 (6, 1)	1.2 L 16 1 1 1 4 4 0 0 0 0 0 20 36 2.46 1.364	2.2 8 0 0 0 1 0 0 0 0 0 0 0 10 10 0.00 0.000																	

Batter	1	2	3	4	5	6	7	8	9	AB	R	H	RBI	BB	SO	LOB	TOP										
Lou Brock, L OBP: 0.329, SLG: 0.421 (1, 7)										3	0	0	0	1	1	1	St. Louis Cardinals @ Los Angeles Dodgers Dodger Stadium, Los Angeles, CA Sat Sep 21 1968, 3:33 AM PDT Att: 13,842 - Unknown livebaseballscorecards.com										
Phil Gagliano, R OBP: 0.283, SLG: 0.309 (1, 4)										4	0	1	0	0	0	1											
Joe Hague, L OBP: 0.444, SLG: 0.714 (1, 9)										3	0	1	0	1	0	0											
Orlando Cepeda, R OBP: 0.306, SLG: 0.381 (1, 3)										4	0	0	0	0	1	2											
Mike Shannon, R OBP: 0.309, SLG: 0.402 (1, 5)										3	0	0	0	0	2	0											
Ron Davis, R OBP: 0.282, SLG: 0.283 (1, 8)										3	0	0	0	0	0	0											
Ted Simmons, S OBP: 0.667, SLG: 0.500 (1, 2)										2	0	1	0	1	1	0											
Dal Maxvill, R OBP: 0.320, SLG: 0.290 (1, 6)										3	0	1	0	0	0	1											
Larry Jaster, L OBP: 0.199, SLG: 0.209 (8, PH)										2	0	0	0	0	0	1											
Curt Flood, R OBP: 0.340, SLG: 0.366 (8, PH)										1	0	0	0	0	0	2											
Wayne Granger, R OBP: 0.200, SLG: 0.200 (8, 1)										0	0	0	0	0	0	0											
Inning Stats	R: 0 E: 0 K: 1 S: 5	H: 1 LOB: 1 BB: 1 P: 9	R: 0 E: 0 K: 2 S: 7	H: 0 LOB: 0 BB: 0 P: 7	R: 0 E: 0 K: 0 S: 3	H: 0 LOB: 1 BB: 1 P: 7	R: 0 E: 0 K: 1 S: 5	H: 1 LOB: 0 BB: 0 P: 5	R: 0 E: 0 K: 0 S: 4	H: 1 LOB: 1 BB: 0 P: 4	R: 0 E: 0 K: 0 S: 3	H: 0 LOB: 0 BB: 0 P: 3	R: 0 E: 0 K: 1 S: 5	H: 0 LOB: 0 BB: 0 P: 5	R: 0 E: 0 K: 0 S: 3	H: 1 LOB: 1 BB: 1 P: 7	R: 0 E: 0 K: 0 S: 3	H: 0 LOB: 0 BB: 0 P: 3	1B: 4 2B: 0 3B: 0 HR: 0	SF: 0 SAC: 0 DP: 2 HBP: 0	WP: 0 PB: 0 SB: 1 CS: 0	PA: 31					
PITCHER	IP	WLS	BF	H	R	ER	SO	BB	IBB	HBP	BLK	WP	HR	S	P	ERA	WHIP										
Claude Osteen, L ERA: 3.1 (1, 1)	7.0	W	26	4	0	0	5	3	0	0	0	0	0	33	45	0.00	1.000										
Mudcat Grant, R ERA: 2.14 (8, 1)	2.0	S	5	0	0	0	0	0	0	0	0	0	0	5	5	0.00	0.000										

Batter	1	2	3	4	5	6	7	8	9	AB	R	H	RBI	BB	SO	LOB	BOTTOM											
Wes Parker, S OBP: 0.309, SLG: 0.316 (1, 7)										4	1	2	0	0	0	2	St. Louis Cardinals @ Los Angeles Dodgers Dodger Stadium, Los Angeles, CA Sat Sep 21 1968, 3:33 AM PDT Att: 13,842 - Unknown livebaseballscorecards.com											
Willie Davis, L OBP: 0.289, SLG: 0.360 (1, 8)										4	1	1	0	0	0	1												
Bill Sudakis, S OBP: 0.408, SLG: 0.556 (1, 5)										2	1	2	2	2	0	0												
Ken Boyer, R OBP: 0.305, SLG: 0.379 (1, 3)										4	0	1	0	0	0	4												
Willie Crawford, L OBP: 0.329, SLG: 0.364 (8, 7)										0	0	0	0	0	0	0												
Ted Savage, R OBP: 0.264, SLG: 0.313 (1, 9)										4	0	2	1	0	1	2												
Paul Popovich, S OBP: 0.288, SLG: 0.257 (1, 6)										3	0	1	0	0	0	3												
Jim Campanis, R OBP: 0.167, SLG: 0.091 (1, 2)										4	0	0	0	0	1	1												
Bart Shirley, R OBP: 0.268, SLG: 0.219 (1, 4)										4	0	1	0	0	0	2												
Claude Osteen, L OBP: 0.205, SLG: 0.222 (1, 1)										3	0	1	0	0	1	1												
Mudcat Grant, R OBP: 0.129, SLG: 0.226 (8, 1)										0	0	0	0	0	0	0												
Inning Stats	R: 2 E: 0 K: 0 S: 6	H: 4 LOB: 1 BB: 0 P: 6	R: 0 E: 0 K: 2 S: 8	H: 1 LOB: 1 BB: 0 P: 8	R: 0 E: 0 K: 0 S: 4	H: 1 LOB: 2 BB: 1 P: 8	R: 0 E: 0 K: 0 S: 4	H: 1 LOB: 0 BB: 0 P: 4	R: 1 E: 0 K: 1 S: 6	H: 1 LOB: 0 BB: 0 P: 6	R: 0 E: 0 K: 0 S: 3	H: 1 LOB: 2 BB: 1 P: 3	R: 0 E: 0 K: 0 S: 4	H: 1 LOB: 2 BB: 1 P: 8	R: 0 E: 1 K: 0 S: 4	H: 1 LOB: 1 BB: 0 P: 4	R: 0 E: 0 K: 0 S: 4	H: 1 LOB: 1 BB: 0 P: 4	1B: 8 2B: 2 3B: 0 HR: 1	SF: 0 SAC: 1 DP: 1 HBP: 0	WP: 0 PB: 0 SB: 0 CS: 0	PA: 35						
PITCHER	IP	WLS	BF	H	R	ER	SO	BB	IBB	HBP	BLK	WP	HR	S	P	ERA	WHIP											
Larry Jaster, L ERA: 3.56 (1, 1)	7.0	L	31	10	3	3	3	2	0	0	0	0	0	1	35	43	3.86	1.714										
Wayne Granger, R ERA: 2.09 (8, 1)	1.0		4	1	0	0	0	0	0	0	0	0	0	4	4	0.00	1.000											

Batter	1	2	3	4	5	6	7	8	9	AB	R	H	RBI	BB	SO	LOB	TOP										
Lou Brock, L OBP: 0.329, SLG: 0.420 (1, 7)	0-3 K		0-0 P6-3			0-0 P6-3		0-0 BLK 1B		4	0	1	1	0	1	2	St. Louis Cardinals @ Los Angeles Dodgers Dodger Stadium, Los Angeles, CA Sun Sep 22 1968, 3:33 AM PDT Att: 18,529 - Unknown livebaseballscorecards.com										
Bobby Tolan, L OBP: 0.276, SLG: 0.337 (1, 8)	0-0 4-3			0-0 P6-3		0-0 4-3		1-3 2-H BB		3	0	0	0	1	0	1											
Joe Hague, L OBP: 0.308, SLG: 0.455 (1, 9)	0-3 K			0-0 F8			0-0 4-3	0-3 K		4	0	0	0	0	2	2											
Orlando Cepeda, R OBP: 0.306, SLG: 0.380 (1, 3)		0-0 F8		0-0 F8			0-3 K		0-0 FC5-4 1B	4	0	1	0	0	1	0											
Tim McCarver, L OBP: 0.293, SLG: 0.346 (1, 2)		0-0 F8			0-0 F8		0-0 F7		0-0 F8	4	0	0	0	0	0	1											
Mike Shannon, R OBP: 0.307, SLG: 0.399 (1, 5)		0-3 K			0-0 F7			0-0 G3	0-0 FC5-4	4	0	0	0	0	1	1											
Phil Gagliano, R OBP: 0.273, SLG: 0.297 (1, 4)			0-3 K		0-0 L5			0-0 F3	0-0 F7	4	0	0	0	0	1	1											
Dal Maxvill, R OBP: 0.324, SLG: 0.293 (1, 6)				0-0 SH3-4 1B		4-0 SH3-4 BB		0-0 1B 1B		2	1	2	0	1	0	0											
Bob Gibson, R OBP: 0.238, SLG: 0.228 (1, 1)				0-0 SH3-4		0-0 SH3-4		0-0 1B BLK 1B		1	1	1	0	0	0	0											
Inning Stats	R: 0 E: 0 K: 2 S: 7	H: 0 LOB: 0 BB: 0 P: 7	R: 0 E: 0 K: 1 S: 5	H: 0 LOB: 0 BB: 0 P: 5	R: 0 E: 0 K: 1 S: 6	H: 1 LOB: 1 BB: 0 P: 6	R: 0 E: 0 K: 0 S: 3	H: 0 LOB: 0 BB: 0 P: 3	R: 0 E: 0 K: 0 S: 3	H: 0 LOB: 1 BB: 1 P: 7	R: 0 E: 0 K: 1 S: 5	H: 0 LOB: 0 BB: 0 P: 5	R: 0 E: 0 K: 1 S: 8	H: 3 LOB: 2 BB: 1 P: 12	R: 0 E: 0 K: 0 S: 4	H: 1 LOB: 1 BB: 0 P: 4	1B: 5 2B: 0 3B: 0 HR: 0	SF: 0 SAC: 2 DP: 0 HBP: 0	WP: 0 PB: 0 SB: 0 CS: 0	PA: 34							
PITCHER	IP	WLS	BF	H	R	ER	SO	BB	IBB	HBP	BLK	WP	HR	S	P	ERA	WHIP										
Don Sutton, R ERA: 2.61 (1, 1)	8.0	W	31	5	2	2	6	2	0	0	1	0	0	41	49	2.25	0.875										
Jim Brewer, L ERA: 2.95 (9, 1)	1.0	S	3	0	0	0	0	0	0	0	0	0	0	3	3	0.00	0.000										

Batter	1	2	3	4	5	6	7	8	9	AB	R	H	RBI	BB	SO	LOB	BOTTOM										
Willie Crawford, L OBP: 0.339, SLG: 0.390 (1, 7)	4-0 1B 1B BB		0-3 K				0-0 1B			3	1	2	1	1	1	0	St. Louis Cardinals @ Los Angeles Dodgers Dodger Stadium, Los Angeles, CA Sun Sep 22 1968, 3:33 AM PDT Att: 18,529 - Unknown livebaseballscorecards.com										
Willie Davis, L OBP: 0.288, SLG: 0.357 (1, 8)	0-0 P6		0-0 F2		0-0 G3		0-3 K			4	0	0	0	0	1	2											
Tom Haller, L OBP: 0.352, SLG: 0.392 (1, 2)	0-3 K		4-0 BB			0-0 1B SH3 1B	0-0 1B			3	1	2	0	1	1	1											
Len Gabrielson, L OBP: 0.334, SLG: 0.422 (1, 9)	0-0 1-H 1B		0-0 F7			0-0 SH3	0-0 P4			3	0	1	0	0	0	2											
Bill Sudakis, S OBP: 0.413, SLG: 0.545 (1, 5)		0-0 L5		0-3 K		0-0 P3 1B		4-0 SH3 BB		3	1	1	0	1	1	0											
Wes Parker, S OBP: 0.310, SLG: 0.314 (1, 3)		0-3 K		0-3 K		4-0 P3 IBB		0-0 SH3		2	0	0	0	1	2	0											
Paul Popovich, S OBP: 0.268, SLG: 0.255 (1, 6)		4-0 1B BB		0-0 P6-3		0-0 P3		0-0 P9		3	0	0	1	1	0	2											
Bart Shirley, R OBP: 0.267, SLG: 0.221 (1, 4)		0-0 1-3 1B			0-0 F9		0-3 K		0-3 K	4	0	1	0	0	2	2											
Don Sutton, R OBP: 0.206, SLG: 0.186 (1, 1)		0-3 K			0-3 K					3	0	0	0	0	3	2											
Jim Brewer, L OBP: 0.222, SLG: 0.222 (9, 1)										0	0	0	0	0	0	0											
Inning Stats	R: 0 E: 0 K: 1 S: 5	H: 1 LOB: 2 BB: 1 P: 9	R: 0 E: 0 K: 2 S: 8	H: 1 LOB: 2 BB: 1 P: 12	R: 0 E: 0 K: 1 S: 5	H: 0 LOB: 1 BB: 1 P: 9	R: 0 E: 0 K: 2 S: 7	H: 0 LOB: 0 BB: 0 P: 7	R: 0 E: 0 K: 1 S: 6	H: 1 LOB: 1 BB: 0 P: 6	R: 1 E: 0 K: 1 S: 7	H: 2 LOB: 2 BB: 1 P: 11	R: 1 E: 0 K: 2 S: 9	H: 2 LOB: 1 BB: 0 P: 9	R: 1 E: 1 K: 1 S: 5	H: 0 LOB: 0 BB: 1 P: 9	1B: 6 2B: 0 3B: 0 HR: 1	SF: 0 SAC: 2 DP: 0 HBP: 0	WP: 0 PB: 0 SB: 0 CS: 0	PA: 35							
PITCHER	IP	WLS	BF	H	R	ER	SO	BB	IBB	HBP	BLK	WP	HR	S	P	ERA	WHIP										
Bob Gibson, R ERA: 1.16 (1, 1)	8.0	L	35	7	3	2	11	4	1	0	0	0	1	52	72	2.25	1.375										

Batter	1	2	3	4	5	6	7	8	9	AB	R	H	RBI	BB	SO	LOB	TOP					
Willie Crawford, L (1.7) OBP: 0.330, SLG: 0.377	0-0 4-3		0-0 P4		0-3 K		0-0 4-3		0-0 G3	5	0	0	0	0	1	3	Los Angeles Dodgers @ Chicago Cubs Wrigley Field, Chicago, IL Tue Sep 24 1968, 3:33 AM CDT Att: 1,770 - Cloudy					
Willie Davis, L (1.8) OBP: 0.297, SLG: 0.357	0-0 1B		0-0 F9		0-0 F9		0-0 F9			4	0	1	0	0	0	2						
Tom Haller, L (1.2) OBP: 0.349, SLG: 0.389	0-0 F8			0-0 F7		0-3 K		0-0 4-3		4	0	0	0	0	1	1						
Len Gabrielson, L (1.9) OBP: 0.339, SLG: 0.434	0-0 F8			4-3 1B		4-0 1B SF7 BB		0-0 HR		3	2	2	1	1	0	1						
Bill Sudakis, S (1.5) OBP: 0.405, SLG: 0.529		0-0 F9		4-3 1B		0-0 SF7 BB 1B		0-0 P4		4	0	1	0	0	0	1						
Ron Fairly, L (1.3) OBP: 0.299, SLG: 0.298		0-0 3-1		4-1		4-0 SF7 BB		0-3 K		3	0	0	0	1	1	1						
Paul Popovich, S (1.6) OBP: 0.272, SLG: 0.263		0-0 FC6-4 1B			0-0 1B 2B	0-0 SF7		0-0 1B		3	0	3	1	0	0	0						
Bart Shirley, R (1.4) OBP: 0.270, SLG: 0.225		0-0 FC6-4			0-0 SH1-4 1B	0-3 K		0-3 K		3	0	1	0	0	1	3						
Mudcat Grant, R (6.1) OBP: 0.129, SLG: 0.226					2-3 1B					0	0	0	0	0	0	0						
Wes Parker, S (9. PH) OBP: 0.309, SLG: 0.313										1	0	0	0	0	1	1						
Alan Foster, R (1.1) OBP: 0.333, SLG: 0.333			0-3 K							1	0	0	0	0	1	0						
Jim Lefebvre, S (6.4) OBP: 0.306, SLG: 0.347					0-0 SH1-4			0-0 F7		2	0	0	0	0	0	1						
Inning Stats	R: 0 E: 0 K: 0 S: 4	H: 1 LOB: 1 BB: 0 P: 4	R: 0 E: 0 K: 0 S: 4	H: 1 LOB: 1 BB: 0 P: 4	R: 0 E: 0 K: 1 S: 5	H: 0 LOB: 0 BB: 0 P: 5	R: 0 E: 0 K: 0 S: 4	H: 1 LOB: 1 BB: 0 P: 4	R: 0 E: 0 K: 1 S: 7	H: 2 LOB: 2 BB: 0 P: 7	R: 0 E: 0 K: 2 S: 8	H: 1 LOB: 2 BB: 2 P: 16	R: 0 E: 0 K: 0 S: 3	H: 0 LOB: 0 BB: 0 P: 3	R: 1 E: 0 K: 1 S: 6	H: 1 LOB: 0 BB: 0 P: 6	R: 0 E: 0 K: 1 S: 6	H: 1 LOB: 1 BB: 0 P: 6	1B: 6 2B: 1 3B: 0 HR: 1	SF: 1 SAC: 1 DP: 0 HBP: 0	WP: 0 PB: 0 SB: 0 CS: 0	PA: 37
PITCHER Fergie Jenkins, R (1.1) ERA: 2.62	IP: 9.0 WLS: W BF: 37 H: 8 R: 2 ER: 2 SO: 6 BB: 2 IBB: 0 HBP: 0 BLK: 0 WP: 0 HR: 1 S: 47 P: 55 ERA: 2.00 WHIP: 1.111															PITCHER	IP: 9.0 WLS: W BF: 37 H: 8 R: 2 ER: 2 SO: 6 BB: 2 IBB: 0 HBP: 0 BLK: 0 WP: 0 HR: 1 S: 47 P: 55 ERA: 2.00 WHIP: 1.111					

Batter	1	2	3	4	5	6	7	8	9	AB	R	H	RBI	BB	SO	LOB	BOTTOM			
Don Kessinger, S (1.6) OBP: 0.390, SLG: 0.294	0-3 K		0-0 F8			0-0 4-3		0-3 K		4	0	0	0	0	2	0	Los Angeles Dodgers @ Chicago Cubs Wrigley Field, Chicago, IL Tue Sep 24 1968, 3:33 AM CDT Att: 1,770 - Cloudy			
Willie Smith, L (1.7) OBP: 0.306, SLG: 0.389	0-0 G3			0-0 F8		0-0 1-3		0-0 F7		4	0	0	0	0	0	0				
Jim Hickman, R (9.9) OBP: 0.293, SLG: 0.370										0	0	0	0	0	0	0				
Billy Williams, L (1.9) OBP: 0.332, SLG: 0.498	0-0 F8			0-0 P5		0-0 14 2B				3	1	1	0	0	0	0				
14 Ernie Banks, R (1.3) OBP: 0.289, SLG: 0.478		0-0 F6		0-3 K		0-0 2B				3	0	1	1	0	1	0				
Dick Nen, L (9.3) OBP: 0.220, SLG: 0.280						2H 2B				0	0	0	0	0	0	0				
Ron Santo, R (1.5) OBP: 0.353, SLG: 0.407		0-0 5-3			0-3 K	0-0 E5		2-3 PO		3	0	0	0	0	1	1				
Randy Hundley, R (1.2) OBP: 0.281, SLG: 0.315		0-0 F3			0-0 4-3	0-0 PO		0-0 5-3		3	0	0	0	0	0	0				
Adolfo Phillips, R (1.8) OBP: 0.322, SLG: 0.397			0-0 1B 2B		0-0 HR			0-0 F3		3	2	2	1	0	0	0				
Jose Arcia, R (1.4) OBP: 0.224, SLG: 0.280			0-0 F2-3 1B		0-0 1B			0-3 K		3	0	2	1	0	1	0				
Fergie Jenkins, R (1.1) OBP: 0.214, SLG: 0.237			0-0 F2-3		0-0 P4			0-3 K		3	0	0	0	0	1	2				
Inning Stats	R: 0 E: 0 K: 1 S: 5	H: 0 LOB: 0 BB: 0 P: 5	R: 0 E: 0 K: 0 S: 3	H: 0 LOB: 0 BB: 0 P: 3	R: 1 E: 0 K: 0 S: 4	H: 2 LOB: 0 BB: 0 P: 4	R: 0 E: 0 K: 1 S: 5	H: 0 LOB: 0 BB: 0 P: 5	R: 1 E: 1 K: 0 S: 5	H: 2 LOB: 1 BB: 0 P: 5	R: 0 E: 0 K: 1 S: 5	H: 0 LOB: 0 BB: 0 P: 5	R: 0 E: 0 K: 2 S: 7	H: 0 LOB: 0 BB: 0 P: 7	R: 0 E: 0 K: 2 S: 7	H: 0 LOB: 0 BB: 0 P: 7	1B: 2 2B: 4 3B: 0 HR: 1	SF: 0 SAC: 0 DP: 1 HBP: 0	WP: 0 PB: 0 SB: 0 CS: 0	PA: 30
PITCHER Alan Foster, R (1.1) ERA: 2.31	IP: 5.2 WLS: L BF: 22 H: 6 R: 3 ER: 3 SO: 3 BB: 0 IBB: 0 HBP: 0 BLK: 0 WP: 0 HR: 1 S: 28 P: 28 ERA: 4.76 WHIP: 1.059															PITCHER Mudcat Grant, R (6.1) ERA: 2.09	IP: 6.1 WLS: L BF: 7 H: 0 R: 0 ER: 0 SO: 3 BB: 0 IBB: 0 HBP: 0 BLK: 0 WP: 0 HR: 0 S: 13 P: 13 ERA: 0.00 WHIP: 0.000			



Batter	1	2	3	4	5	6	7	8	9	AB	R	H	RBI	BB	SO	LOB	TOP							
Willie Crawford, L (1,7) OBP: 0.333, SLG: 0.399										4	1	2	1	0	1	2	Los Angeles Dodgers @ Chicago Cubs Wrigley Field, Chicago, IL Wed Sep 25 1968, 3:33 AM CDT Att: 2,657 - Sunny - 63 F							
Willie Davis, L (1,8) OBP: 0.286, SLG: 0.355										4	0	0	0	0	1	1								
Tom Haller, L (1,2) OBP: 0.346, SLG: 0.385										4	0	0	0	0	0	1								
Len Gabrielson, L (1,9) OBP: 0.338, SLG: 0.432										4	0	1	0	0	0	0								
Bill Sudakis, S (1,5) OBP: 0.398, SLG: 0.514										4	0	1	0	0	0	2								
Wes Parker, S (1,3) OBP: 0.308, SLG: 0.313										4	0	1	0	0	1	1								
Paul Popovich, S (1,6) OBP: 0.277, SLG: 0.266										3	0	2	0	0	0	1								
Bart Shirley, R (1,4) OBP: 0.269, SLG: 0.217										3	0	0	0	1	1	2								
Bill Singer, R (1,1) OBP: 0.198, SLG: 0.235										3	0	0	0	0	3	3								
Inning Stats	R: 0 E: 0 K: 0 S: 5	H: 2 LOB: 2 BB: 0 P: 5	R: 0 E: 0 K: 0 S: 6	H: 2 LOB: 1 BB: 0 P: 6	R: 0 E: 0 K: 0 S: 3	H: 0 LOB: 0 BB: 0 P: 3	R: 0 E: 0 K: 1 S: 6	H: 1 LOB: 1 BB: 0 P: 6	R: 1 E: 0 K: 1 S: 6	H: 1 LOB: 0 BB: 0 P: 6	R: 0 E: 0 K: 0 S: 3	H: 0 LOB: 2 BB: 1 P: 12	R: 0 E: 0 K: 1 S: 5	H: 0 LOB: 0 BB: 0 P: 5	R: 0 E: 0 K: 1 S: 6	H: 1 LOB: 1 BB: 0 P: 6	1B: 6 2B: 0 3B: 0 HR: 1	SF: 0 SAC: 0 DP: 0 HBP: 1	WP: 0 PB: 0 SB: 1 CS: 0	PA: 35				
PITCHER	IP WLS BF H R ER SO BB IBB HBP BLK WP HR S P ERA WHIP																							
Bill Hands, R (1,1) ERA: 2.85	8.0	31	6	1	1	6	1	0	1	0	0	0	0	0	1	41	46	1.12	0.875					
Phil Regan, R (9,1) ERA: 2.29	1.0	W 4	1	0	0	1	0	0	0	0	0	0	0	0	0	6	6	0.00	1.000					

AB	33
R	1
H	7
RBI	1
BB	1
SO	7
LOB	13



Batter	1	2	3	4	5	6	7	8	9	AB	R	H	RBI	BB	SO	LOB	BOTTOM					
Don Kessinger, S (1,6) OBP: 0.288, SLG: 0.292										4	0	0	0	0	2	1	Los Angeles Dodgers @ Chicago Cubs Wrigley Field, Chicago, IL Wed Sep 25 1968, 3:33 AM CDT Att: 2,657 - Sunny - 63 F					
Willie Smith, L (1,7) OBP: 0.305, SLG: 0.382										3	1	0	0	1	2	0						
Billy Williams, L (1,9) OBP: 0.333, SLG: 0.499										4	1	2	0	0	1	0						
14 Ernie Banks, R (1,3) OBP: 0.289, SLG: 0.476										2	0	0	0	1	1	1						
John Upham, L (7, PR) OBP: 0.200, SLG: 0.200										0	0	0	0	0	0	0						
Dick Nen, L (8,3) OBP: 0.228, SLG: 0.280										0	1	0	0	1	0	0						
Ron Santo, R (1,5) OBP: 0.354, SLG: 0.412										3	1	1	4	1	1	2						
Randy Hundley, R (1,2) OBP: 0.280, SLG: 0.314										3	0	0	0	0	1	3						
Adolfo Phillips, R (1,8) OBP: 0.320, SLG: 0.394										3	0	0	0	0	1	1						
Jose Arcia, R (1,4) OBP: 0.218, SLG: 0.274										2	0	0	0	0	1	0						
Al Spangler, L (8, PH) OBP: 0.340, SLG: 0.381										1	0	0	0	0	0	0						
Victor LaRose, R (9,4)										0	0	0	0	0	0	0						
Bill Hands, R (1,1) OBP: 0.096, SLG: 0.063										2	0	0	0	0	0	0						
Clarence Jones, L (8, PH)										0	0	0	0	1	0	0						
Phil Regan, R (9,1) OBP: 0.190, SLG: 0.200										0	0	0	0	0	0	0						
Inning Stats	R: 0 E: 0 K: 2 S: 7	H: 0 LOB: 0 BB: 0 P: 7	R: 0 E: 0 K: 0 S: 2	H: 0 LOB: 1 BB: 2 P: 10	R: 0 E: 0 K: 0 S: 3	H: 0 LOB: 0 BB: 0 P: 3	R: 0 E: 0 K: 1 S: 6	H: 1 LOB: 1 BB: 0 P: 6	R: 0 E: 0 K: 3 S: 9	H: 0 LOB: 0 BB: 0 P: 9	R: 0 E: 0 K: 1 S: 5	H: 0 LOB: 0 BB: 0 P: 5	R: 0 E: 0 K: 2 S: 8	H: 0 LOB: 1 BB: 0 P: 8	R: 0 E: 0 K: 1 S: 5	H: 0 LOB: 1 BB: 1 P: 9	R: 4 E: 0 K: 0 S: 2	H: 2 LOB: 0 BB: 2 P: 10	1B: 1 2B: 2 3B: 0 HR: 1	SF: 0 SAC: 0 DP: 1 HBP: 0	WP: 1 PB: 0 SB: 0 CS: 0	PA: 32
PITCHER	IP WLS BF H R ER SO BB IBB HBP BLK WP HR S P ERA WHIP																					
Bill Singer, R (1,1) ERA: 2.83	8.0	L 32	3	4	4	10	4	1	0	0	1	1	47	67	4.50	0.875						

AB	27
R	4
H	3
RBI	4
BB	5
SO	10
LOB	8



Batter	1	2	3	4	5	6	7	8	9	AB	R	H	RBI	BB	SO	LOB	TOP																
Willie Crawford, L (1,7) OBP: 0.335, SLG: 0.401										4	1	1	0	0	0	1	Los Angeles Dodgers @ Atlanta Braves Atlanta Stadium, Atlanta, GA Fri Sep 27 1968, 7:05 PM EDT Att: 3,609 - Unknown																
Willie Davis, L (1,8) OBP: 0.285, SLG: 0.353										5	2	1	0	0	0	3																	
Tom Haller, L (1,2) OBP: 0.349, SLG: 0.394										3	1	2	4	1	1	0																	
Len Gabrielson, L (1,9) OBP: 0.338, SLG: 0.429										2	0	0	0	1	0	3																	
Ted Savage, R (6,9) OBP: 0.269, SLG: 0.313										0	0	0	0	1	0	0																	
Ron Fairly, L (9,PH) OBP: 0.301, SLG: 0.299										1	0	1	1	0	0	0																	
Luis Alcaraz, R (9,4) OBP: 0.217, SLG: 0.217										0	0	0	0	0	0	0																	
Bill Sudakis, S (1,5) OBP: 0.398, SLG: 0.500										4	0	1	0	1	1	4																	
Jim Lefebvre, S (1,4) OBP: 0.305, SLG: 0.345										4	0	1	0	0	0	2																	
Bart Shirley, R (8,PR) OBP: 0.269, SLG: 0.217										0	0	0	0	0	0	0																	
Ken Boyer, R (9,PH) OBP: 0.303, SLG: 0.377										1	0	0	0	0	1	2																	
Jack Billingham, R (9,1)										0	0	0	0	0	0	0																	
Wes Parker, S (1,3) OBP: 0.309, SLG: 0.312										4	0	1	0	1	0	2																	
Paul Popovich, S (1,6) OBP: 0.276, SLG: 0.266										4	0	1	0	0	0	2																	
Claude Osteen, L (1,1) OBP: 0.198, SLG: 0.214										3	0	0	0	0	0	2																	
Jim Brewer, L (8,1) OBP: 0.222, SLG: 0.222										0	0	0	0	0	0	0																	
Jim Fairley, L (9,PH) OBP: 0.228, SLG: 0.273										1	1	1	0	0	0	0																	
Inning Stats	R: 1 E: 0 K: 1 S: 6	H: 1 LOB: 1 BB: 1 P: 10	R: 0 E: 1 K: 0 S: 4	H: 0 LOB: 1 BB: 0 P: 4	R: 1 E: 0 K: 0 S: 5	H: 2 LOB: 2 BB: 0 P: 6	R: 0 E: 0 K: 0 S: 3	H: 0 LOB: 0 BB: 0 P: 3	R: 0 E: 1 K: 0 S: 4	H: 1 LOB: 1 BB: 0 P: 8	R: 0 E: 0 K: 1 S: 5	H: 0 LOB: 0 BB: 0 P: 5	R: 0 E: 1 K: 0 S: 3	H: 2 LOB: 2 BB: 2 P: 11	R: 3 E: 0 K: 1 S: 9	H: 4 LOB: 2 BB: 1 P: 13	1B: 7 2B: 2 3B: 1 HR: 0	SF: 1 SAC: 0 DP: 1 HBP: 1	WP: 0 PB: 0 SB: 1 CS: 0	PA: 43													
PITCHER	IP WLS BF H R ER SO BB IBB HBP BLK WP HR S P ERA WHIP																																
Ron Reed, R (1,1) ERA: 3.35	6.0	27	4	2	2	1	1	1	1	0	0	0	0	26	35	3.00	0.833																
Dick Kelley, L (7,1) ERA: 2.75	1.2	7	1	0	0	1	2	0	0	0	0	0	0	7	15	0.00	1.800																
Cecil Upshaw, R (8,1) ERA: 2.47	1.1	L	9	5	3	3	1	1	0	0	0	0	0	10	14	20.25	4.500																

Batter	1	2	3	4	5	6	7	8	9	AB	R	H	RBI	BB	SO	LOB	BOTTOM																
Felipe Alou, R (1,8) OBP: 0.365, SLG: 0.437										3	1	2	1	1	0	0	Los Angeles Dodgers @ Atlanta Braves Atlanta Stadium, Atlanta, GA Fri Sep 27 1968, 7:05 PM EDT Att: 3,609 - Unknown																
Felix Milan, R (1,4) OBP: 0.322, SLG: 0.340										4	0	1	1	0	0	4																	
Hank Aaron, R (1,9) OBP: 0.352, SLG: 0.496										2	0	0	0	2	0	1																	
Deron Johnson, R (1,3) OBP: 0.285, SLG: 0.317										4	0	0	0	0	1	6																	
Tommye Aaron, R (1,7) OBP: 0.296, SLG: 0.312										4	0	0	0	0	1	0																	
Bob Tillman, R (1,2) OBP: 0.276, SLG: 0.300										3	0	1	0	0	1	0																	
Cecil Upshaw, R (8,1) OBP: 0.208, SLG: 0.174										0	0	0	0	0	0	0																	
Tito Francona, L (9,PH) OBP: 0.379, SLG: 0.351										1	0	0	0	0	1	0																	
Marty Martinez, S (1,5) OBP: 0.291, SLG: 0.261										4	0	0	0	0	0	1																	
Gil Garrido, R (1,6) OBP: 0.228, SLG: 0.208										2	0	1	0	1	0	0																	
Ron Reed, R (1,1) OBP: 0.188, SLG: 0.210										1	0	0	0	0	0	0																	
Bob Johnson, R (6,PH) OBP: 0.300, SLG: 0.299										1	1	0	0	0	0	1																	
Dick Kelley, R (7,1) OBP: 0.154, SLG: 0.043										0	0	0	0	0	0	0																	
Walt Hrinak, L (8,2) OBP: 0.348, SLG: 0.348										1	0	1	0	0	0	0																	
Inning Stats	R: 0 E: 0 K: 0 S: 3	H: 0 LOB: 0 BB: 0 P: 3	R: 0 E: 0 K: 0 S: 3	H: 0 LOB: 0 BB: 0 P: 3	R: 0 E: 0 K: 0 S: 3	H: 0 LOB: 0 BB: 0 P: 3	R: 0 E: 0 K: 0 S: 4	H: 1 LOB: 1 BB: 0 P: 4	R: 0 E: 0 K: 0 S: 3	H: 1 LOB: 1 BB: 0 P: 3	R: 2 E: 0 K: 0 S: 5	H: 3 LOB: 1 BB: 1 P: 9	R: 0 E: 0 K: 1 S: 5	H: 0 LOB: 0 BB: 0 P: 5	R: 0 E: 1 K: 1 S: 5	H: 1 LOB: 3 BB: 3 P: 17	R: 0 E: 0 K: 2 S: 7	H: 0 LOB: 0 BB: 0 P: 7	1B: 5 2B: 2 3B: 0 HR: 0	SF: 0 SAC: 0 DP: 3 HBP: 0	WP: 0 PB: 0 SB: 0 CS: 0	PA: 34											
PITCHER	IP WLS BF H R ER SO BB IBB HBP BLK WP HR S P ERA WHIP																																
Claude Osteen, L (1,1) ERA: 3.08	7.0	27	6	2	2	1	1	1	0	0	0	0	0	27	35	2.57	1.000																
Jim Brewer, L (8,1) ERA: 2.52	1.0	W	4	0	0	0	1	0	2	0	0	0	0	4	12	0.00	0.000																
Jack Billingham, R (9,1) ERA: 2.08	1.0	S	3	0	0	0	2	0	0	0	0	0	0	7	7	0.00	0.000																



Batter	1	2	3	4	5	6	7	8	9	AB	R	H	RBI	BB	SO	LOB	TOP					
Willie Crawford, L (1, 7) OBP: 0.335, SLG: 0.400	0-0 4-3		0-0			0-0 WP 1B		0-3 K		4	1	1	0	0	1	0	Los Angeles Dodgers @ Atlanta Braves Atlanta Stadium, Atlanta, GA Sun Sep 29 1968, 3:33 AM EDT Att: 12,210 - Unknown					
Willie Davis, L (1, 8) OBP: 0.284, SLG: 0.351	0-0 G3			0-0 FC4-6 1B		0-0 1-H		0-0		4	0	1	0	0	0	0						
Bill Sudakis, S (1, 5) OBP: 0.382, SLG: 0.471	0-0 F8			0-0 F8		0-0		0-0		4	0	0	0	0	0	1						
Tom Haller, L (1, 2) OBP: 0.345, SLG: 0.388		0-0 3-1		0-0 FC4-6 1-2 CS		0-3 K		0-0		4	0	0	0	0	1	1						
Jim Lefebvre, S (1, 4) OBP: 0.304, SLG: 0.343 Bart Shirley, R (9, PR) OBP: 0.269, SLG: 0.217	0-0 4-3			0-0 CS 1-2	0-0 L5		0-3 K		0-0 FC 1B	4	0	1	0	0	1	0						
Wes Parker, S (1, 3) OBP: 0.312, SLG: 0.314	0-0 FC4-6 1B			0-0 FC4-6 1B		0-0		0-0		4	0	2	0	0	0	1						
Paul Popovich, S (1, 6) OBP: 0.280, SLG: 0.270	0-0 FC4-6 1-2			0-0 FC4-6 1-2 1B		0-0 BB 1B		0-3 K		4	0	2	0	0	1	3						
Jim Fairey, L (1, 9) OBP: 0.241, SLG: 0.276			0-3 K		0-0 FC4-6 1-2 2-3		4-0 BB		0-0	3	0	0	0	1	1	4						
Alan Foster, R (1, 1) OBP: 0.250, SLG: 0.250 Len Gabrielson, L (5, PH) OBP: 0.337, SLG: 0.428 Bill Singer, R (5, PH) OBP: 0.198, SLG: 0.235 Ken Boyer, R (7, PH) OBP: 0.302, SLG: 0.376 Jack Billingham, R (7, 1)			0-0 6-3		0-3 K		0-0			1	0	0	0	0	0	0						
Inning Stats	R: 0 E: 0 K: 0 S: 3	H: 0 LOB: 0 BB: 0 P: 3	R: 0 E: 0 K: 0 S: 4	H: 1 LOB: 1 BB: 0 P: 4	R: 0 E: 0 K: 1 S: 5	H: 0 LOB: 0 BB: 0 P: 5	R: 0 E: 0 K: 0 S: 3	H: 1 LOB: 0 BB: 0 P: 3	R: 0 E: 0 K: 1 S: 7	H: 2 LOB: 2 BB: 0 P: 7	R: 1 E: 0 K: 1 S: 6	H: 1 LOB: 0 BB: 0 P: 6	R: 0 E: 0 K: 1 S: 6	H: 1 LOB: 2 BB: 1 P: 10	R: 0 E: 0 K: 1 S: 5	H: 0 LOB: 0 BB: 0 P: 5		R: 0 E: 0 K: 1 S: 7	H: 1 LOB: 2 BB: 0 P: 7	1B: 7 2B: 0 3B: 0 HR: 0	SF: 0 SAC: 0 DP: 0 HBP: 0	WP: 2 PB: 1 SB: 0 CS: 1
PITCHER Phil Niekro, R (1, 1) ERA: 2.59	IP: 9.0 WLS: W BF: 35 H: 7 R: 1 ER: 1 SO: 6 BB: 1 IBB: 0 HBP: 0 BLK: 0 WP: 1 HR: 0 S: 46 P: 50 ERA: 1.00 WHIP: 0.889															PITCHER						

AB	34
R	1
H	7
RBI	0
BB	1
SO	6
LOB	14



Batter	1	2	3	4	5	6	7	8	9	AB	R	H	RBI	BB	SO	LOB	BOTTOM			
Felipe Alou, R (1, 8) OBP: 0.365, SLG: 0.438	0-0 5-3		0-0			0-0		0-0 BB 1B		4	0	1	0	0	0	0	Los Angeles Dodgers @ Atlanta Braves Atlanta Stadium, Atlanta, GA Sun Sep 29 1968, 3:33 AM EDT Att: 12,210 - Unknown			
Felix Milan, R (1, 4) OBP: 0.321, SLG: 0.340	0-0 P6-3		0-0			0-0 HR 1B		0-0		4	1	1	0	0	0	1				
Hank Aaron, R (1, 3) OBP: 0.354, SLG: 0.498 (9, 9)	4-0 BB			0-0 P6-3		0-0 1-H HR		4-0 1-2 BB		2	1	1	2	2	0	0				
Tito Francona, L (1, 7) OBP: 0.376, SLG: 0.347 Deron Johnson, R (9, 3) OBP: 0.295, SLG: 0.316	0-0 L8			0-0 P6-3		0-3 K		0-0		4	0	0	0	0	1	3				
Mike Lum, L (1, 9) OBP: 0.277, SLG: 0.319 (9, 7)		0-0		0-3 K		0-0 CS 1B		0-0		3	0	1	0	0	1	0				
Sonny Jackson, L (1, 6) OBP: 0.282, SLG: 0.268	0-0 F7			0-0 F8		0-0 1-2		0-0		4	0	0	0	0	0	1				
Bob Tillman, R (1, 2) OBP: 0.278, SLG: 0.301	0-0 1B			0-0 P6-3		0-3 K		0-0		3	0	1	0	0	1	0				
Marty Martinez, S (1, 5) OBP: 0.291, SLG: 0.261	0-3 K			0-0 1B		0-0		0-0		3	0	1	0	0	1	1				
Phil Niekro, R (1, 1) OBP: 0.104, SLG: 0.195			0-3 K		0-0 F3			0-0		3	0	0	0	0	1	1				
Inning Stats	R: 0 E: 0 K: 0 S: 3	H: 0 LOB: 1 BB: 1 P: 7	R: 0 E: 0 K: 1 S: 6	H: 1 LOB: 0 BB: 0 P: 6	R: 0 E: 0 K: 1 S: 5	H: 0 LOB: 0 BB: 0 P: 5	R: 0 E: 0 K: 1 S: 5	H: 0 LOB: 0 BB: 0 P: 5	R: 0 E: 0 K: 1 S: 4	H: 1 LOB: 0 BB: 0 P: 4	R: 2 E: 0 K: 1 S: 7	H: 3 LOB: 0 BB: 0 P: 7	R: 0 E: 0 K: 1 S: 5	H: 0 LOB: 0 BB: 0 P: 5	R: 0 E: 0 K: 0 S: 4	H: 1 LOB: 2 BB: 1 P: 8		1B: 5 2B: 0 3B: 0 HR: 1	SF: 0 SAC: 0 DP: 0 HBP: 0	WP: 0 PB: 0 SB: 0 CS: 1
PITCHER Alan Foster, R (1, 1) ERA: 1.72 Bill Singer, R (5, 1) ERA: 2.59 Jack Billingham, R (7, 1) ERA: 2.02	IP: 4.0 WLS: L BF: 10 H: 4 R: 2 ER: 2 SO: 1 BB: 0 IBB: 0 HBP: 0 BLK: 0 WP: 0 HR: 1 S: 11 P: 11 ERA: 9.00 WHIP: 2.000															PITCHER				

AB	30
R	2
H	6
RBI	2
BB	2
SO	5
LOB	7

