

# Los Angeles Dodgers - 1969



Batter	1	2	3	4	5	6	7	8	9	AB R H RBI BB SO LOB	TOP
Willie Crawford, L OBP: 0.200, SLG: 0.200 (1, 8) (8, 7)	0-3 K		0-0 3B 1B	0-3 K		0-0 4-3			0-0 F9	5 1 1 0 0 2 4	
Len Gabrielson, L OBP: 0.250, SLG: 0.250 Bill Russell, R OBP: 1.000, SLG: 2.000 (1, 9) (8, 9)	0-0 P6		0-0 3B 1B	0-0 F8			0-3 K		0-0 2B	4 1 1 0 0 1 2 1 0 1 0 0 0 0	
Bill Sudakis, S (1, 5)	0-3 K		0-3 K		0-3 K		0-0 L9		0-3 K	5 0 0 0 0 4 3	
Ron Fairly, L OBP: 0.200, SLG: 0.600 (1, 3)		0-3 K	0-0 3B 1-H 2-H		0-3 K		0-0 4-3		0-0 F7	5 0 1 2 0 2 1	
Andy Kosco, R OBP: 0.250, SLG: 0.250 Wes Parker, S (1, 7) (8, PR) (8, 8)		0-3 K	0-0 P5		0-3 K			0-0 1B FC5-2 1B		4 0 1 0 0 2 1 0 0 0 0 0 0 0	
Tom Haller, L OBP: 0.500, SLG: 0.500 (1, 2)		0-0 2B 1B	0-0 P4			0-0 E4 F8 BB		0-0 FC5-2 1B 1-3		4 1 2 0 0 0 1	
Jim Lefebvre, S OBP: 0.750, SLG: 1.000 (1, 4)		0-0 2B		4-0 FC1-5 S BB		4-0 BB BB BB BB		0-3 K		2 0 1 1 2 1 2	
Ted Sizemore, R (1, 6)		4-0 BB		4-0 FC1-5 BB		0-0 F8 2-3		0-0 FC5-2 FC6-4 1-2		2 0 0 0 2 0 4	
Don Drysdale, R Bill Singer, R (1, 1) (7, 1)		0-3 K		0-0 FC1-5 1-2 2-3f		0-3 K		0-0 FC6-4 1-2f		3 0 0 0 0 2 6 1 0 0 0 0 0 2	
<b>Inning Stats</b>	R: 0 E: 0 K: 2 S: 7 H: 0 LOB: 0 BB: 0 P: 7	R: 1 E: 0 K: 3 S: 11 H: 2 LOB: 2 BB: 1 P: 15	R: 2 E: 0 K: 1 S: 8 H: 3 LOB: 1 BB: 0 P: 8	R: 0 E: 0 K: 1 S: 5 H: 0 LOB: 2 BB: 2 P: 13	R: 0 E: 0 K: 3 S: 9 H: 0 LOB: 0 BB: 0 P: 9	R: 0 E: 1 K: 1 S: 6 H: 0 LOB: 2 BB: 1 P: 10	R: 0 E: 0 K: 1 S: 5 H: 0 LOB: 0 BB: 0 P: 5	R: 0 E: 0 K: 1 S: 7 H: 2 LOB: 2 BB: 0 P: 7	R: 0 E: 0 K: 1 S: 6 H: 1 LOB: 1 BB: 0 P: 6	1B: 5 2B: 2 3B: 1 HR: 0 SF: 0 SAC: 0 DP: 0 HBP: 0	WP: 0 PB: 0 SB: 1 CS: 0 PA: 40
<b>PITCHER</b> Gary Nolan, R ERA: 3.86 Wayne Granger, R ERA: Jim Merritt, L ERA:	IP 7.0 WLS L BF 33 H 7 R 3 ER 3 SO 12 BB 4 IBB 0 HBP 0 BLK 0 WP 0 HR 0 S 53 P 69 ERA 3.86 WHIP 1.571	IP 1.0 WLS L BF 3 H 0 R 0 ER 0 SO 1 BB 0 IBB 0 HBP 0 BLK 0 WP 0 HR 0 S 5 P 5 ERA 0.00 WHIP 0.000	IP 1.0 WLS L BF 4 H 1 R 0 ER 0 SO 1 BB 0 IBB 0 HBP 0 BLK 0 WP 0 HR 0 S 6 P 6 ERA 0.00 WHIP 1.000	<b>PITCHER</b> IP WLS BF H R ER SO BB IBB HBP BLK WP HR S P ERA WHIP	<b>PITCHER</b> IP WLS BF H R ER SO BB IBB HBP BLK WP HR S P ERA WHIP	<b>PITCHER</b> IP WLS BF H R ER SO BB IBB HBP BLK WP HR S P ERA WHIP	<b>PITCHER</b> IP WLS BF H R ER SO BB IBB HBP BLK WP HR S P ERA WHIP	<b>PITCHER</b> IP WLS BF H R ER SO BB IBB HBP BLK WP HR S P ERA WHIP			

Los Angeles Dodgers @ Cincinnati Reds  
Crosley Field, Cincinnati, OH  
Mon Apr 07 1969, 3:33 AM EST  
Att. 30,111 - Unknown

AB	36
R	3
H	8
RBI	3
BB	4
SO	14
LOB	26



WP: 0	PA: 40
PB: 0	
SB: 1	
CS: 0	

BOTTOM

Los Angeles Dodgers @ Cincinnati Reds

Crosley Field, Cincinnati, OH

Mon Apr 07 1969, 3:33 AM EST  
Att. 30,111 - Unknown

livebaseballscorecards.com

AB	30
R	2
H	4
RBI	2
BB	3
SO	5
LOB	8



AB	R	H	RBI	BB	SO	LOB
3	1	2	1	1	0	0
3	1	1	1	1	1	1
4	0	0	0	0	0	3
3	0	1	0	1	0	0
4	0	0	0	0	1	2
4	0	0	0	0	0	1
3	0	0	0	0	0	1
3	0	0	0	0	0	0
2	0	0	0	0	2	0
0	0	0	0	0	0	0
1	0	0	0	0	1	0
0	0	0	0	0	0	0

WP:	0	PA:	33
PB:	0		
SB:	0		
CS:	0		

Batter	1	2	3	4	5	6	7	8	9
Pete Rose, S OBP: 0.750, SLG: 1.667 (1, 8) X	0-0 HR		0-0 E8 G5-3 1B		0-0 P6			4-0 FC3-8 BB	
Bobby Tolan, L OBP: 0.500, SLG: 1.333 (1, 9) X	0-0 HR		4-0 BB			0-3 K		0-0 FC3-6 1-2f	
Alex Johnson, R (1, 7) X	0-0 5-3		0-0 G5-3 2-3f			0-0 F8		0-0 4-3	
Tony Perez, R OBP: 0.500, SLG: 0.333 (1, 5) X	0-0 F8			0-0 1B		4-0 BB		0-0 F7	
Lee May, R (1, 3) X	0-0 5-3			0-3 K		0-0 F8		0-0 P4	
Johnny Bench, R (1, 2) X		0-0 P6		0-0 P6		0-0 F8		0-0 F8	
Tommy Helms, R (1, 4) X		0-0 L9		0-0 P6		0-0 F3			
Woody Woodward, R (1, 6) X		0-0 6-3			0-0 L8		0-0 F9		
Gary Nolan, R (1, 1) S			0-3 K		0-3 K			0-3 K	
Wayne Granger, R (8, 1) S									
Fred Whitfield, L (8, PH) S									
Jim Merritt, L (9, 1) S									

Inning Stats	R	H	E	K	S	R	H	E	K	S	R	H	E	K	S	R	H	E	K	S	R	H	E	K	S	R	H	E	K	S	R	H	E	K	S					
	2	2	0	0	5	0	0	0	0	3	0	0	0	0	3	0	0	0	0	5	0	0	0	0	0	0	0	0	0	0	0	0	0	0	0	0	0	0		
	0	0	0	0	0	0	0	0	0	0	0	0	0	0	0	0	0	0	0	0	0	0	0	0	0	0	0	0	0	0	0	0	0	0	0	0	0	0	0	
	0	0	0	0	0	0	0	0	0	0	0	0	0	0	0	0	0	0	0	0	0	0	0	0	0	0	0	0	0	0	0	0	0	0	0	0	0	0	0	0

PITCHER	IP	WLS	BF	H	R	ER	SO	BB	IBB	HBP	BLK	WP	HR	S	P	ERA	WHIP
Don Drysdale, R ERA: 3.0 (1, 1)	6.0	W	23	4	2	2	4	2	0	0	0	0	2	29	37	3.00	1.000
Bill Singer, R ERA: (7, 1)	3.0	S	10	0	0	0	1	1	0	0	0	0	0	11	15	0.00	0.333



**Los Angeles Dodgers @ Cincinnati Reds**  
 Crosley Field, Cincinnati, OH

Wed Apr 09 1969, 6:05 PM EST  
 Att. 8,835 - Unknown

AB	29
R	1
H	5
RBI	1
BB	3
SO	5
LOB	9



AB	R	H	RBI	BB	SO	LOB
4	1	2	0	0	0	1
2	0	0	0	2	0	2
0	0	0	0	0	0	0
4	0	1	1	0	0	1
4	0	0	0	0	1	3
4	0	0	0	0	2	0
2	0	1	0	1	0	0
3	0	0	0	0	0	2
3	0	0	0	0	1	0
2	0	0	0	0	1	0
1	0	1	0	0	0	0

Batter	1	2	3	4	5	6	7	8	9
Willie Crawford, L OBP: 0.333, SLG: 0.333 (1, 8)	0-0 F7		0-0 1B			0-0 1B		0-0 F7	
Len Gabrielson, L OBP: 0.375, SLG: 0.167 Jim Brewer, L (8, 1)	4-0 BB		0-0 L6			4-0 1B		0-0 4-3	
Bill Sudakis, S OBP: 0.111, SLG: 0.111 (1, 5)	0-0 F8			0-0 P5		0-0 1B		0-0 F8	
Ron Fairly, L OBP: 0.111, SLG: 0.333 (1, 3) (6, 7) (7, 3) (8, 9)	0-0 P3			0-0 F9		0-3 K		0-0 6-3	
Andy Kosco, R OBP: 0.125, SLG: 0.125 (1, 7) (6, 3) (7, 7)		0-0 F5		0-3 K		0-3 K		0-0 6-3	
Tom Haller, L OBP: 0.571, SLG: 0.500 (1, 2)		4-0 BB			0-0 G3		0-0 1B		
Jim Lefebvre, S OBP: 0.429, SLG: 0.400 (1, 4)		0-0 G6-4-3			0-0 G3		0-0 G4-6-3		
Ted Sizemore, R (1, 6)			0-3 K		0-0 F3			0-0 6-3	
Don Sutton, R (1, 1) Wes Parker, S OBP: 1.000, SLG: 1.000 (8, PH) (8, 3)			0-0 P4			0-3 K		0-0 1B	

Inning Stats	R: 0	H: 0	E: 0	K: 0	S: 3	P: 7	R: 0	H: 0	E: 0	K: 0	S: 2	P: 6	R: 0	H: 1	E: 0	K: 1	S: 6	P: 6	R: 0	H: 0	E: 0	K: 1	S: 5	P: 5	R: 0	H: 0	E: 0	K: 0	S: 3	P: 3	R: 1	H: 2	E: 0	K: 2	S: 8	P: 12	R: 0	H: 1	E: 0	K: 1	S: 5	P: 5	R: 0	H: 1	E: 0	K: 0	S: 4	P: 4	R: 0	H: 0	E: 0	K: 0	S: 3	P: 3	1B: 5	2B: 1	3B: 0	HR: 0	SF: 0	SAC: 0	DP: 3	HBP: 0	WP: 0	PA: 32
--------------	------	------	------	------	------	------	------	------	------	------	------	------	------	------	------	------	------	------	------	------	------	------	------	------	------	------	------	------	------	------	------	------	------	------	------	-------	------	------	------	------	------	------	------	------	------	------	------	------	------	------	------	------	------	------	-------	-------	-------	-------	-------	--------	-------	--------	-------	--------

PITCHER	IP	WLS	BF	H	R	ER	SO	BB	IBB	HBP	BLK	WP	HR	S	P	ERA	WHIP
Jim Maloney, R ERA: 1.5 (1, 1)	6.0		22	3	1	1	4	3	0	0	0	0	0	27	39	1.50	1.000
Wayne Granger, R ERA: (7, 1)	3.0	W	10	2	0	0	1	0	0	0	0	0	0	12	12	0.00	0.667





Batter	1	2	3	4	5	6	7	8	9	AB R H RBI BB SO LOB												
Willie Crawford, L (1, 8) OBP: 0.214, SLG: 0.214	0-3 K		0-0 F7	0-0 1-3		0-0 F7		0-0 FC1-5-4 1B		5 1 0 0 0 1 3												
Bill Russell, R (1, 9) OBP: 0.667, SLG: 1.667	0-0 1-3		0-0 3B		0-0 F9	0-0 HR		0-0 1B		5 1 3 2 0 0 0												
Wes Parker, S (1, 3) OBP: 0.500, SLG: 0.500	0-0 1B		0-0 4-3		0-0 1B	0-0 4-3		0-0 P4		5 1 2 0 0 0 2												
Andy Kosco, R (1, 7) OBP: 0.231, SLG: 0.231	0-0 1B		0-0 P6		0-0 BB	0-3 K			0-3 K	5 1 2 0 0 2 1												
Bill Sudakis, S (1, 5) OBP: 0.143, SLG: 0.077	0-3 K			0-0 5-3	0-3 K		0-0 G3		0-3 K	5 1 2 0 0 2 1												
Jim Lefebvre, S (1, 4) OBP: 0.500, SLG: 0.375		0-0 F8		4-0 2B	0-0 BB	0-0 BB	4-0 CS	4-0 FC5-4 BB	4-0 FC5-4 BB	4 0 0 0 1 2 4												
Tom Haller, L (1, 2) OBP: 0.583, SLG: 0.444		0-0 1B		0-3 K	4-0 BB	1-2 3B	0-0 BB	0-0 FC5-4 BB	0-0 FC5-4 BB	3 3 1 1 2 0 1												
Ted Sizemore, R (1, 6) OBP: 0.417, SLG: 0.600		0-0 L6		0-3 K	4-0 BB	1-2 3B	0-0 BB	4-0 1B	4-0 BB	3 1 1 0 2 1 2												
Claude Osteen, L (1, 1)		0-0 L6		0-0 BLK	0-0 2B	1-1 S	0-0 S	0-0 E6	0-0 E6	5 1 3 4 0 0 1												
		0-3 K		4-0 BB	0-0 F8			0-0 SH1-4	0-0 L1	3 0 0 0 1 1 3												
<b>Inning Stats</b>	R: 0 E: 0 K: 2 S: 9	H: 2 LOB: 2 BB: 0 P: 9	R: 0 E: 0 K: 1 S: 6	H: 1 LOB: 1 BB: 0 P: 6	R: 0 E: 0 K: 0 S: 4	H: 1 LOB: 1 BB: 0 P: 4	R: 1 E: 0 K: 1 S: 6	H: 1 LOB: 2 BB: 2 P: 14	R: 5 E: 0 K: 1 S: 9	H: 4 LOB: 0 BB: 1 P: 13	R: 1 E: 0 K: 1 S: 6	H: 1 LOB: 0 BB: 0 P: 6	R: 0 E: 0 K: 0 S: 2	H: 0 LOB: 0 BB: 1 P: 6	R: 1 E: 1 K: 0 S: 5	H: 1 LOB: 1 BB: 0 P: 5	R: 1 E: 0 K: 1 S: 6	H: 1 LOB: 2 BB: 2 P: 14	1B: 8 2B: 1 3B: 2 HR: 1	SF: 0 SAC: 1 DP: 0 HBP: 0	WP: 0 PB: 0 SB: 1 CS: 1	PA: 45
<b>PITCHER</b>	IP WLS BF H R ER SO BB IBB HBP BLK WP HR S P ERA WHIP																					
Denny Lemaster, L (1, 1) ERA: 9.0	5.0 L 27 9 6 5 5 3 0 0 0 0 0 0 34 46 9.00 2.400																					
Jim Ray, R (6, 1) ERA: 4.5	2.0 7 1 1 1 1 1 0 0 0 0 0 1 8 12 4.50 1.000																					
Dan Schneider, L (8, 1) ERA:	1.0 5 1 1 0 0 0 0 0 0 0 0 0 5 5 0.00 1.000																					
Skip Guinn, L (9, 1) ERA: 9.0	1.0 6 1 1 1 1 2 0 0 0 0 0 0 6 14 9.00 3.000																					

**Los Angeles Dodgers @ Houston Astros**  
 Astrodome, Houston, TX  
 Fri Apr 11 1969, 7:05 PM EST  
 Att: 17,010 - Dome - 72 F

AB	38
R	9
H	12
RBI	7
BB	6
SO	7
LOB	17



WP: 0	PA: 45
PB: 0	
SB: 1	
CS: 1	

PITCHER	IP	WLS	BF	H	R	ER	SO	BB	IBB	HBP	BLK	WP	HR	S	P	ERA	WHIP
Denny Lemaster, L	5.0	L	27	9	6	5	5	3	0	0	0	0	0	34	46	9.00	2.400
Jim Ray, R	2.0		7	1	1	1	1	1	0	0	0	0	1	8	12	4.50	1.000
Dan Schneider, L	1.0		5	1	1	0	0	0	0	0	0	0	0	5	5	0.00	1.000
Skip Guinn, L	1.0		6	1	1	1	1	2	0	0	0	0	0	6	14	9.00	3.000





Batter	1	2	3	4	5	6	7	8	9	AB R H RBI BB SO LOB	TOP											
Willie Crawford, L (1, 8) OBP: 0.278, SLG: 0.294	0-0 E4 1B		4-0 FC6-4 BB		0-3 K		0-0 2B			3 1 1 2 1 1 0												
Bill Russell, R (1, 9) OBP: 0.500, SLG: 1.100	0-0 1B		0-0 FC6-4 WP		0-3 K		0-3 K			4 1 1 0 0 2 1												
Wes Parker, S (1, 3) OBP: 0.400, SLG: 0.400	0-0 1B		0-3 K		0-0 F8			0-0 F7		4 0 1 2 0 1 1												
Andy Kosco, R (1, 7) OBP: 0.176, SLG: 0.176	0-0 F9		0-0 F8		0-0 P6			0-3 K		4 0 0 0 0 1 2												
Bill Sudakis, S (1, 5) OBP: 0.111, SLG: 0.059	0-0 G6-3			0-0 6-3		0-3 K		0-0 3-1		4 0 0 0 0 1 1												
Jim Lefebvre, S (1, 4) OBP: 0.438, SLG: 0.333		0-0 F7		0-0 WP 1B		0-0 6-3		0-0 1-3		4 1 1 0 0 0 0												
Tom Haller, L (1, 2) OBP: 0.500, SLG: 0.385		0-0 6-3 1B		0-3 K		0-0 L4		0-3 K		4 0 1 0 0 2 1												
Ted Sizemore, R (1, 6) OBP: 0.500, SLG: 0.615 Paul Popovich, S (9, PR)		0-0 6-3		0-0 1B		0-0 WP 2B 1B		1-0 HBP		3 1 2 1 0 0 1 0 0 0 0 0 0 0												
Bill Singer, R (1, 1) Jim Brewer, L (9, 1)		0-3 K		0-0 P6		0-0 E6 2B		0-3 K		4 1 0 0 0 2 4 0 0 0 0 0 0 0												
<b>Inning Stats</b>	R: 2 E: 2 K: 0 S: 5	H: 2 LOB: 0 BB: 0 P: 5	R: 0 E: 0 K: 1 S: 6	H: 1 LOB: 1 BB: 0 P: 6	R: 0 E: 0 K: 1 S: 5	H: 0 LOB: 1 BB: 1 P: 9	R: 1 E: 0 K: 1 S: 7	H: 2 LOB: 1 BB: 0 P: 7	R: 0 E: 0 K: 2 S: 7	H: 0 LOB: 0 BB: 0 P: 5	R: 2 E: 1 K: 1 S: 7	H: 2 LOB: 0 BB: 0 P: 7	R: 0 E: 0 K: 1 S: 5	H: 0 LOB: 0 BB: 0 P: 5	R: 0 E: 0 K: 2 S: 7	H: 0 LOB: 1 BB: 0 P: 8	1B: 6 2B: 1 3B: 0 HR: 0	SF: 0 SAC: 0 DP: 1 HBP: 1	WP: 3 PB: 0 SB: 0 CS: 0	PA: 36		
<b>PITCHER</b> Wade Blasingame, L (1, 1) ERA: 2.57 Dooley Womack, R (8, 1) ERA:	IP 7.0 2.0	WLS L 7	BF 29 7	H 7 0	R 5 0	ER 2 0	SO 7 3	BB 1 0	IBB 0 0	HBP 0 1	BLK 0 0	WP 3 0	HR 0 0	S 42 12	P 46 13	ERA 2.57 0.00	WHIP 1.143 0.000					

**Los Angeles Dodgers @ Houston Astros**  
 Astrodome, Houston, TX  
 Sat Apr 12 1969, 7:05 PM EST  
 Att. 12,585 - Dome - 72 F

livebaseballscorecards.com

AB	34
R	5
H	7
RBI	5
BB	1
SO	10
LOB	11



Batter	1	2	3	4	5	6	7	8	9	AB	R	H	RBI	BB	SO	LOB
Jesus Alou, R OBP: 0.238, SLG: 0.450 (1, 9)	0-0 5-3		0-0 6-3		0-3 K			0-0 P6		4	0	0	0	0	1	1
Joe Morgan, L OBP: 0.286, SLG: 0.167 (1, 4)	0-0 4-3		0-0 F9			4-0 1B BB		0-3 K		3	0	0	0	1	1	0
Jimmy Wynn, R OBP: 0.250, SLG: 0.267 (1, 8)	0-0 2B			0-0 P6		0-0 F7		0-0 1B		4	0	2	0	0	0	1
Doug Rader, R OBP: 0.200, SLG: 0.158 (1, 5)	0-3 K			0-0 6-3		0-0 1-2 1B		0-0 F9		4	0	1	0	0	1	2
Curt Blefary, L OBP: 0.316, SLG: 0.333 (1, 3)		0-3 K		0-0 1B		0-0 F7			0-0 WP 1B 1B	4	1	2	0	0	1	2
Norm Miller, L OBP: 0.308, SLG: 0.100 (1, 7)		4-0 BB		0-0 L6		0-0 4-3			0-0 1B WP 1B	3	0	1	0	1	0	3
Denis Menke, R OBP: 0.400, SLG: 0.200 (1, 6)		0-0 F9			0-0 6-3 WP 1B		0-0 4-3		0-0 G5-4-3 1B	4	0	2	1	0	0	1
Johnny Edwards, L (1, 2)		0-0 4-3			0-3 K		0-3 K		0-3 K	4	0	0	0	0	3	4
Wade Blasingame, L (1, 1)			0-0 P5		0-0 6-3		0-3 K		0-0 G5-4-3	2	0	0	0	0	0	1
Gary Geiger, L (7, PH)									1-3 2-H	1	0	0	0	0	1	0
Dooley Womack, L (8, 1)									0-3 K	0	0	0	0	0	0	0
Hector Torres, R (9, PH)									1-2f	1	0	0	0	0	0	2

Inning Stats	R: 0	H: 1	E: 0	K: 1	S: 6	LOB: 1	BB: 0	P: 6	R: 0	H: 0	E: 0	K: 1	S: 5	LOB: 1	BB: 1	P: 9	R: 0	H: 0	E: 0	K: 0	S: 3	LOB: 0	BB: 0	P: 3	R: 0	H: 1	E: 0	K: 0	S: 4	LOB: 1	BB: 0	P: 4	R: 0	H: 1	E: 0	K: 2	S: 8	LOB: 1	BB: 0	P: 8	R: 0	H: 1	E: 0	K: 0	S: 4	LOB: 2	BB: 1	P: 8	R: 0	H: 0	E: 0	K: 2	S: 7	LOB: 0	BB: 0	P: 7	R: 0	H: 1	E: 0	K: 1	S: 6	LOB: 1	BB: 0	P: 6	R: 1	H: 3	E: 0	K: 1	S: 7	LOB: 1	BB: 0	P: 7	1B: 7	SF: 0	2B: 1	SAC: 0	3B: 0	DP: 1	HR: 0	HBP: 0	WP: 2	PA: 36
PITCHER	IP	WLS	BF	H	R	ER	SO	BB	IBB	HBP	BLK	WP	HR	S	P	ERA	WHIP																																																																	
Bill Singer, R (1, 1)	8.0	W	34	8	1	1	7	2	0	0	0	2	0	46	54	1.12	1.250																																																																	
Jim Brewer, L (9, 1)	1.0	S	2	0	0	0	1	0	0	0	0	0	0	4	4	0.00	0.000																																																																	

BOTTOM

Los Angeles Dodgers @ Houston Astros  
Astrodome, Houston, TX  
Sat Apr 12 1969, 7:05 PM EST  
Att: 12,585 - Dome - 72 F

livebaseballscorecards.com

AB	34
R	1
H	8
RBI	1
BB	2
SO	8
LOB	17





Batter	1	2	3	4	5	6	7	8	9	AB R H RBI BB SO LOB	TOP	
Willie Crawford, L (1, 8) OBP: 0.364, SLG: 0.350	0-0 L6-3 1B		4-0 BB			0-0 2-3 BB 1B		0-3 K		3 0 2 0 1 1 2	<b>Los Angeles Dodgers @ Houston Astros</b> Astrodome, Houston, TX Sun Apr 13 1969, 4:33 AM EST Att. 9,352 - Dome	
Bill Russell, R (1, 9) OBP: 0.500, SLG: 0.917 John Purdin, R (8, 1)	0-0 L6-3 1-2		0-3 K			4-0 2-3 BB 1-2 BB		1-0 1B 1-2 2-3 HBP	2 0 0 0 1 1 2 0 0 0 0 0 0 0			
Len Gabrielson, L (1, 7) OBP: 0.333, SLG: 0.222	0-0 1B			0-3 K		0-0 2-3 1-2 2-3		0-0 SF8	3 0 1 1 0 1 2			
Ron Fairly, L (1, 3) OBP: 0.154, SLG: 0.308	0-0 F9			0-0 6-3		0-0 4-3		0-0 1-2 3-H 1B	4 0 1 1 0 0 3			
Jim Lefebvre, S (1, 4) OBP: 0.350, SLG: 0.250		0-0 F7		0-3 K		0-3 K		0-0 1-3	4 0 0 0 0 2 2			
Tom Haller, L (1, 2) OBP: 0.400, SLG: 0.294		0-3 K			0-0 5-3		0-0 F8	0-3 K	4 0 0 0 0 2 0			
Bill Sudakis, S (1, 5) OBP: 0.091, SLG: 0.048		0-3 K			0-3 K		0-0 F7	0-0 5-3	4 0 0 0 0 2 0			
Ted Sizemore, R (1, 6) OBP: 0.450, SLG: 0.500			0-0 F3		0-0 F8		0-0 E5 HBP 1B SF8	4-0 BB	3 1 0 0 1 0 0			
Don Drysdale, R (1, 1) Pete Mikkelsen, R (3, 1) John Miller, R (6, PH) Joe Moeller, R (6, 1) Wes Parker, S (8, PH) OBP: 0.417, SLG: 0.417			0-0 1-3			0-0 P6		0-0 SF8 HBP 1-2 1B 1B	0-3 K	1 0 0 0 0 0 0 0 0 0 0 0 0 0 1 0 0 0 0 0 0 0 0 0 0 0 0 0 2 1 1 0 0 1 1		
<b>Inning Stats</b>	R: 0 H: 2 E: 0 LOB: 1 K: 0 BB: 0 S: 4 P: 4	R: 0 H: 0 E: 0 LOB: 0 K: 2 BB: 0 S: 7 P: 7	R: 0 H: 0 E: 0 LOB: 1 K: 1 BB: 1 S: 5 P: 9	R: 0 H: 0 E: 0 LOB: 0 K: 2 BB: 0 S: 7 P: 7	R: 0 H: 0 E: 0 LOB: 0 K: 1 BB: 0 S: 5 P: 5	R: 0 H: 1 E: 0 LOB: 2 K: 0 BB: 1 S: 4 P: 8	R: 0 H: 0 E: 0 LOB: 0 K: 1 BB: 0 S: 5 P: 5	R: 2 H: 2 E: 1 LOB: 2 K: 1 BB: 0 S: 8 P: 9	R: 0 H: 0 E: 0 LOB: 1 K: 2 BB: 1 S: 7 P: 11	1B: 5 SF: 1 2B: 1 SAC: 0 3B: 0 DP: 1 HR: 0 HBP: 1	WP: 0 PA: 36 PB: 0 SB: 0 CS: 0	
<b>PITCHER</b> Don Wilson, R (1, 1) ERA: 1.2	IP WLS BF H R ER SO BB IBB HBP BLK WP HR S P ERA WHIP	9.0 W 36 5 2 0 10 3 0 1 0 0 0 0 52 65 0.00 0.889										

livebaseballscorecards.com

<b>AB</b>	31
<b>R</b>	2
<b>H</b>	5
<b>RBI</b>	2
<b>BB</b>	3
<b>SO</b>	10
<b>LOB</b>	12







Batter	1	2	3	4	5	6	7	8	9	AB R H RBI BB SO LOB	TOP											
Willie Crawford, L (1, 8) OBP: 0.407, SLG: 0.458	0-0 6-3		4-0 BB		0-0 F8			0-0 HR	0-0 4-3	4 2 2 2 1 0 1												
Wes Parker, S (1, 3) OBP: 0.412, SLG: 0.588	0-0 F9		0-0 3-1			0-0 WP 1B		0-0 HR	0-0 4-3	5 1 2 3 0 0 1												
Len Gabrielson, L (1, 7) OBP: 0.235, SLG: 0.143	0-0 E1			0-0 1-3		0-0 F7		0-0 F7	0-0 F8	5 0 0 0 0 0 1												
Ron Fairly, L (1, 9) OBP: 0.167, SLG: 0.278	0-0 CS	0-0 F8		0-0 F9		0-0 F8		0-0 1B	0-0 F9	5 0 1 0 0 0 1												
Jim Lefebvre, S (1, 4) OBP: 0.417, SLG: 0.278		0-0 2-3		4-0 BB		4-0 BB		0-0 1B		2 0 1 0 2 0 0												
Tom Haller, L (1, 2) OBP: 0.375, SLG: 0.250		4-0 BB		0-0 F7		0-0 F7		0-0 F7		3 0 0 0 1 0 5												
Bill Sudakis, S (1, 5) OBP: 0.077, SLG: 0.040			0-0 F8		0-3 K		0-0 G3	0-0 F9		4 0 0 0 0 1 3												
Ted Sizemore, R (1, 6) OBP: 0.500, SLG: 0.526			4-0 G1-6-3 BB		0-0 1B		0-0 F8		0-0 1B	3 1 2 0 1 0 0												
Don Sutton, R (1, 1) Joe Moeller, R (3, 1) John Miller, R (7, PH) Bobby Darwin, R (7, 1) Pete Mikkelsen, R (8, 1) Paul Popovich, S (9, PH)			0-0 G1-6-3		0-3 K		0-0 P4		0-0 1B	1 0 0 0 0 0 0 1 1 0 0 0 0 0 1 1 1 0 1 1 1 0 0 0 0 0												
<b>Inning Stats</b>	R: 0 E: 1 K: 0 S: 3	H: 0 LOB: 0 BB: 0 P: 3	R: 0 E: 0 K: 0 S: 3	H: 0 LOB: 1 BB: 1 P: 7	R: 0 E: 0 K: 0 S: 2	H: 0 LOB: 1 BB: 2 P: 10	R: 0 E: 0 K: 0 S: 3	H: 0 LOB: 1 BB: 1 P: 7	R: 0 E: 0 K: 2 S: 8	H: 1 LOB: 1 BB: 0 P: 8	R: 0 E: 0 K: 0 S: 4	H: 1 LOB: 2 BB: 1 P: 8	R: 0 E: 0 K: 0 S: 3	H: 0 LOB: 0 BB: 0 P: 3	R: 2 E: 0 K: 0 S: 7	H: 4 LOB: 2 BB: 0 P: 7	R: 3 E: 0 K: 0 S: 6	H: 3 LOB: 0 BB: 0 P: 6	1B: 7 2B: 0 3B: 1 HR: 1	SF: 0 SAC: 0 DP: 1 HBP: 0	WP: 1 PB: 0 SB: 0 CS: 1	PA: 41
<b>PITCHER</b>	IP WLS BF H R ER SO BB IBB HBP BLK WP HR S P ERA WHIP																					
Larry Dierker, R (1, 1) ERA: 4.5	8.0 W 37 9 5 5 2 5 0 0 0 1 1 36 56 5.62 1.750																					
Fred Gladding, R (9, 1) ERA:	1.0 S 3 0 0 0 0 0 0 0 0 0 0 0 3 3 0.00 0.000																					

**Los Angeles Dodgers @ Houston Astros**  
 Astrodome, Houston, TX  
 Mon Apr 14 1969, 7:05 PM EST  
 Att. 6,434 - Dome

[livebaseballscorecards.com](http://livebaseballscorecards.com)

AB	35
R	5
H	9
RBI	5
BB	5
SO	2
LOB	14



BOTTOM

Los Angeles Dodgers @ Houston Astros  
Astrodome, Houston, TX  
Mon Apr 14 1969, 7:05 PM EST  
Att. 6,434 - Dome

livebaseballscorecards.com

AB 35  
R 11  
H 12  
RBI 11  
BB 6  
SO 5  
LOB 15



WP: 1 PA: 43  
PB: 0  
SB: 2  
CS: 0

AB	R	H	RBI	BB	SO	LOB
4	1	0	0	1	0	2
4	2	1	0	1	1	2
5	2	3	3	0	0	0
5	1	2	3	0	0	1
3	1	2	1	1	1	1
4	1	2	2	1	0	1
4	1	0	0	1	2	6
3	1	1	2	1	0	1
3	1	1	0	0	1	1
0	0	0	0	0	0	0
1B: 10	SF: 0	WP: 1	PA: 43			
2B: 1	SAC: 1	PB: 0				
3B: 1	DP: 0	SB: 2				
HR: 0	HBP: 1	CS: 0				

Batter	1	2	3	4	5	6	7	8	9
Jesus Alou, R OBP: 0.200, SLG: 0.321 (1, 9)	0-0 F8		0-0 P5			0-0 6-3		4-0 WP 1B BB	
Joe Morgan, L OBP: 0.300, SLG: 0.192 (1, 4)	0-0 1B S 6-3 1B		4-0 1B 1-2 BB	0-0 4-3		0-3 K		0-0 F8	
Jimmy Wynn, R OBP: 0.400, SLG: 0.542 (1, 8)	0-0 6-3 S 1-3 1B		0-0 1B 1-3 2-H	0-0 5-3			0-0 5-3	0-0 BB 1B 1-H 2-H 1B	
Doug Rader, R OBP: 0.241, SLG: 0.321 (1, 5)	0-0 6-3		0-0 3B 1B 2-H 3-H	0-0 1-4-3			0-0 5-3	0-0 BB BB 1-2 1B	
Curt Blefary, L OBP: 0.393, SLG: 0.417 (1, 3)	0-3 K		0-0 1B 3B 1-H		0-0 1B		1-0 1B HBP	4-0 BB 1-2 2-3 BB	
Denis Menke, R OBP: 0.448, SLG: 0.435 (1, 6)		0-0 6-3	0-0 BB 2B 1B 3-H		0-0 F2		0-0 1-2 1B	4-0 1-2 2-3 3-H BB	
Gary Geiger, L (1, 7)		0-3 K	4-0 1-2 2B BB		0-3 K		0-0 F9	0-0 F3	
Johnny Edwards, L OBP: 0.167, SLG: 0.095 (1, 2)		0-0 5-3	0-0 1-H 2-H 2B		0-0 4-1			4-0 WP SH3 1B BB	
Larry Dierker, R OBP: 0.200, SLG: 0.200 Fred Gladding, L (9, 1)			0-0 BB 1B			0-3 K		0-0 SH3	

Inning	R	H	E	K	S	P	R	H	E	K	S	P	R	H	E	K	S	P	R	H	E	K	S	P	R	H	E	K	S	P	
1	1	2	0	7	0	7	0	0	0	0	0	0	0	0	0	0	0	0	0	0	0	0	0	0	0	0	0	0	0	0	0
2	0	0	0	0	0	0	0	0	0	0	0	0	0	0	0	0	0	0	0	0	0	0	0	0	0	0	0	0	0	0	0
3	7	6	0	9	1	17	0	0	0	0	0	0	0	0	0	0	0	0	0	0	0	0	0	0	0	0	0	0	0	0	0
4	0	0	0	0	0	0	0	0	0	0	0	0	0	0	0	0	0	0	0	0	0	0	0	0	0	0	0	0	0	0	0
5	0	1	0	0	1	6	0	0	0	0	0	0	0	0	0	0	0	0	0	0	0	0	0	0	0	0	0	0	0	0	0
6	0	0	0	0	0	0	0	0	0	0	0	0	0	0	0	0	0	0	0	0	0	0	0	0	0	0	0	0	0	0	0
7	0	1	0	0	1	5	0	0	0	0	0	0	0	0	0	0	0	0	0	0	0	0	0	0	0	0	0	0	0	0	0
8	3	2	0	5	3	21	0	0	0	0	0	0	0	0	0	0	0	0	0	0	0	0	0	0	0	0	0	0	0	0	0
9	0	0	0	0	0	0	0	0	0	0	0	0	0	0	0	0	0	0	0	0	0	0	0	0	0	0	0	0	0	0	0

PITCHER	IP	WLS	BF	H	R	ER	SO	BB	IBB	HBP	BLK	WP	HR	S	P	ERA	WHIP
Don Sutton, R ERA: 9.64 (1, 1)	2.1	L	15	7	7	7	2	1	0	0	0	0	0	18	22	27.00	3.429
Joe Moeller, R ERA: 1.59 (3, 1)	3.2		14	2	1	1	3	1	0	0	0	0	0	19	23	2.46	0.818
Bobby Darwin, R ERA: 16.2 (7, 1)	1.2		13	3	3	3	0	4	0	1	0	1	0	8	25	16.20	4.200
Pete Mikkelsen, R ERA: 3.38 (8, 1)	0.1		1	0	0	0	0	0	0	0	0	0	0	1	1	0.00	0.000



Batter	1	2	3	4	5	6	7	8	9	AB R H RBI BB SO LOB	TOP													
Jerry Davanon, R (1, 6) X	0-0 6-3 ①		0-0 5-3 ③			0-0 G3 ①		0-0 1-6-3 ③		4 0 0 0 0 0 1	<b>San Diego Padres @ Los Angeles Dodgers</b> Dodger Stadium, Los Angeles, CA Tue Apr 15 1969, 3:33 AM PST Att. 22,200 - Unknown <a href="http://livebaseballscorecards.com">livebaseballscorecards.com</a>													
Roberto Pena, R (1, 4) X OBP: 0.143, SLG: 0.040	0-0 6-3 ②			0-0 F8 ①		0-0 F7 ②		0-0 5-3 ①	4 0 0 0 0 0 0															
Tony Gonzalez, L (1, 7) X	0-0 F7 ③			0-0 6-3 ②		0-0 1B ③		0-0 1-3 ②	4 0 1 0 0 0 0															
Ollie Brown, R (1, 9) X OBP: 0.179, SLG: 0.296		0-3 K ①		0-0 P4 ③		0-0 F8 ③		0-0 1B ③	4 0 1 0 0 1 1															
Cito Gaston, R (1, 8) X OBP: 0.250, SLG: 0.267		0-0 4-3 ②			0-0 F9 ①		0-0 F7 ①	0-0 F8 ③	4 0 0 0 0 0 1															
Nate Colbert, R (1, 3) X OBP: 0.222, SLG: 0.125		0-3 K ③			0-0 FC6-4 BB 1B		0-0 F7 ②		3 0 1 0 0 1 0															
Ed Spiezio, R (1, 5) X OBP: 0.208, SLG: 0.238			0-0 6-3 ①		4-0 BB BB BB	0-0 FC6-4 BB 1-2	0-0 6-3 ③		2 0 0 0 1 0 0															
Chris Cannizzaro, R (1, 2) X OBP: 0.227, SLG: 0.200			4-0 SH1-4 BB		0-0 FC6-4 1-2 2-3		0-0 F9 ①		2 0 0 0 1 0 2															
Johnny Podres, L (1, 1) X OBP: 0.333, SLG: 0.500			0-0 SH1-4 ②		0-0 G3 ③		0-0 5-3 ②		1 0 0 0 0 0 2															
Frank Reberger, L (6, 1)									0 0 0 0 0 0 0															
Billy McCool, R (7, 1)									0 0 0 0 0 0 0															
Al Ferrara, R (8, PH)									1 0 0 0 0 0 0															
Jack Baldschun, R (8, 1)									0 0 0 0 0 0 0															
<b>Inning Stats</b>	R: 0 E: 0 K: 0 S: 3	H: 0 LOB: 0 BB: 0 P: 3	R: 0 E: 0 K: 2 S: 7	H: 0 LOB: 0 BB: 0 P: 7	R: 0 E: 0 K: 0 S: 3	H: 0 LOB: 1 BB: 1 P: 7	R: 0 E: 0 K: 0 S: 3	H: 0 LOB: 0 BB: 0 P: 3	R: 0 E: 0 K: 2 S: 7	H: 0 LOB: 0 BB: 0 P: 7	R: 0 E: 0 K: 0 S: 4	H: 1 LOB: 2 BB: 1 P: 8	R: 0 E: 0 K: 0 S: 4	H: 1 LOB: 1 BB: 0 P: 4	R: 0 E: 0 K: 0 S: 3	H: 0 LOB: 0 BB: 0 P: 3	R: 0 E: 0 K: 0 S: 3	H: 0 LOB: 0 BB: 0 P: 3	R: 0 E: 0 K: 0 S: 4	H: 1 LOB: 1 BB: 0 P: 4	1B: 3 2B: 0 3B: 0 HR: 0	SF: 0 SAC: 1 DP: 0 HBP: 0	WP: 0 PB: 0 SB: 0 CS: 0	PA: 32
<b>PITCHER</b> Claude Osteen, L (1, 1) ERA: 1.5	IP: 9.0 WLS: W BF: 32 H: 3 R: 0 ER: 0 SO: 2 BB: 2 IBB: 0 HBP: 0 BLK: 0 WP: 0 HR: 0 S: 34 P: 42 ERA: 0.00 WHIP: 0.556											<b>PITCHER</b>	IP: 9.0 WLS: W BF: 32 H: 3 R: 0 ER: 0 SO: 2 BB: 2 IBB: 0 HBP: 0 BLK: 0 WP: 0 HR: 0 S: 34 P: 42 ERA: 0.00 WHIP: 0.556											



Batter	1	2	3	4	5	6	7	8	9
Willie Crawford, L (1, 8) OBP: 0.375, SLG: 0.414	0-3 K		0-0 1-3		0-0 FC2 BB HR 1B	0-3 K		0-0 4-3	
Bill Russell, R (1, 9) OBP: 0.579, SLG: 0.867	0-0 5-3			0-0 FC6-4 1B	4-0 FC2 HR BB		4-0 BB 1B 1B BB	0-0 2B 1B	
Wes Parker, S (1, 3) OBP: 0.409, SLG: 0.524	0-0 F7			0-0 FC6-4 S 1-2f	0-0 FC2 HR		0-0 BB 1B 1B	4-0 2B BB	
Andy Kosco, R (1, 7) OBP: 0.227, SLG: 0.409		0-0 5-3		0-0 F9 1-2	0-0 HR		0-0 F9	0-0 PB 2B	
Jim Lefebvre, S (1, 4) OBP: 0.379, SLG: 0.227		0-0 5-3		0-0 F9	0-0 F8		4-0 1B HR BB	0-3 K2-3	
Bill Sudakis, S (1, 5) OBP: 0.161, SLG: 0.172					0-0 5-3	0-0 FC 3B	0-0 HR 1B	0-3 K	
Tom Haller, L (1, 2) OBP: 0.393, SLG: 0.391 Jeff Torborg, R (8, 2)		0-0 F8			4-0 1B 1B BB	0-0 4-3	0-0 HR		
Ted Sizemore, R (1, 6) OBP: 0.464, SLG: 0.478			0-0 5-3		0-0 1B 1B 1B	0-0 FC SH1-4	0-0 F7		
Claude Osteen, L (1, 1) OBP: 0.286, SLG: 0.167			0-0 G3		0-0 1B FC2 1B	0-0 SH1-4	0-0 F3		

Inning Stats	R: 0 E: 0 K: 1 S: 5	H: 0 LOB: 0 BB: 0 P: 5	R: 0 E: 0 K: 0 S: 3	H: 0 LOB: 1 BB: 1 P: 7	R: 0 E: 0 K: 0 S: 3	H: 0 LOB: 0 BB: 0 P: 3	R: 0 E: 0 K: 0 S: 4	H: 1 LOB: 1 BB: 0 P: 4	R: 6 E: 0 K: 0 S: 7	H: 4 LOB: 0 BB: 2 P: 15	R: 1 E: 0 K: 1 S: 7	H: 1 LOB: 1 BB: 0 P: 7	R: 5 E: 0 K: 0 S: 6	H: 3 LOB: 0 BB: 2 P: 14	R: 2 E: 0 K: 2 S: 9	H: 2 LOB: 1 BB: 1 P: 13
--------------	------------------------------	---------------------------------	------------------------------	---------------------------------	------------------------------	---------------------------------	------------------------------	---------------------------------	------------------------------	----------------------------------	------------------------------	---------------------------------	------------------------------	----------------------------------	------------------------------	----------------------------------

PITCHER														PITCHER																			
IP	WLS	BF	H	R	ER	SO	BB	IBB	HBP	BLK	WP	HR	S	P	ERA	WHIP	IP	WLS	BF	H	R	ER	SO	BB	IBB	HBP	BLK	WP	HR	S	P	ERA	WHIP
Johnny Podres, L (1, 1) ERA: 4.5	5.0	L	23	5	6	6	1	3	0	0	0	1	22	34	10.80	1.600																	
Frank Reberger, R (6, 1) ERA: 16.88	1.1		10	3	5	5	1	2	0	0	0	0	10	18	33.75	3.750																	
Billy McCool, L (7, 1) ERA: 3.0	0.2		3	1	1	1	0	0	0	0	0	1	3	3	13.50	1.500																	
Jack Baldschun, R (8, 1) ERA: 10.13	1.0		6	2	2	2	2	1	0	0	0	0	9	13	18.00	3.000																	

AB R H RBI BB SO LOB

5	1	1	1	0	2	1
3	3	2	0	2	0	0
4	3	1	0	1	0	4
5	1	2	6	0	0	3
4	1	0	0	1	1	2
4	2	2	2	1	1	1
3	2	1	3	1	0	2
0	0	0	0	0	0	0
4	1	1	1	0	0	0
3	0	1	1	0	0	0

AB	35
R	14
H	11
RBI	14
BB	6
SO	4
LOB	13



1B: 7	SF: 0	WP: 0	PA: 42
2B: 1	SAC: 1	PB: 1	
3B: 1	DP: 0	SB: 1	
HR: 2	HBP: 0	CS: 0	

**San Diego Padres @ Los Angeles Dodgers**  
 Dodger Stadium, Los Angeles, CA  
 Tue Apr 15 1969, 3:33 AM PST  
 Att. 22,200 - Unknown

livebaseballscorecards.com



Batter	1	2	3	4	5	6	7	8	9	AB R H RBI BB SO LOB	TOP											
Jerry Davanon, R (1, 6) 0.0 0.0	0-3 K	0-0 P3			0-3 K		0-0 F3			4 0 0 0 0 2 3	<b>San Diego Padres @ Los Angeles Dodgers</b> <b>Dodger Stadium, Los Angeles, CA</b> Wed Apr 16 1969, 6:05 PM PST Att. 12,180 - Unknown											
Roberto Pena, R (1, 4) OBP: 0.219, SLG: 0.074 B B B	4-0 BB		0-0 1B		1-0 HBP		0-0 1-3			2 0 1 0 1 0 1												
Tony Gonzalez, L (1, 7) OBP: 0.344, SLG: 0.387 X	0-0 F8		0-3 K		0-0 F5			0-0 G3-1		4 0 0 0 0 1 3												
Ollie Brown, R (1, 9) OBP: 0.188, SLG: 0.290 X	0-0 F8		0-0 F9		0-0 4-3 1B		0-0 F9			4 0 1 0 0 0 2												
Bill Davis, L (1, 3) OBP: 0.250, SLG: 0.222 S S S		0-3 K	0-0 P5		0-0 4-3 1-2		0-0 F9			4 0 0 0 0 1 2												
Cito Gaston, R (1, 8) OBP: 0.250, SLG: 0.263 X		0-0 E4 E		0-0 L9		0-0 6-3		0-0 1B		4 1 1 0 0 0 1												
Ed Spiezio, R (1, 5) OBP: 0.179, SLG: 0.200 S S S		0-3 K		0-0 P5		0-0 F8		0-0 F7		4 0 0 0 0 1 3												
Chris Cannizzaro, R (1, 2) OBP: 0.208, SLG: 0.182 Al Ferrara, R (7, PH) Chris Krug, R (7, 2)		0-0 E9 1B 2-H		0-0 5-3		1-0 HBP		0-0 P3		2 0 0 0 0 0 0 0 0 0 0 0 0 0 1 0 0 0 0 0 1												
Dick Kelley, R (1, 1) OBP: 0.200, SLG: 0.200 Jack Baldschun, R (6, 1) Larry Stahl, L (7, PH) Tommie Sisk, R (7, 1) Ivan Murrell, R (9, PH)		0-0 1B		0-3 K		0-0 L7		0-3 K		2 0 1 0 0 1 0 0 0 0 0 0 0 0 1 0 0 0 0 0 1 0 0 0 0 0 0 0 1 0 0 0 0 1 1												
<b>Inning Stats</b>	R: 0 E: 0 K: 1 S: 5	H: 0 LOB: 1 BB: 1 P: 9	R: 1 E: 2 K: 2 S: 10	H: 1 LOB: 2 BB: 0 P: 10	R: 0 E: 0 K: 1 S: 6	H: 1 LOB: 1 BB: 0 P: 6	R: 0 E: 0 K: 0 S: 3	H: 0 LOB: 0 BB: 0 P: 3	R: 0 E: 0 K: 2 S: 7	H: 0 LOB: 1 BB: 0 P: 8		R: 0 E: 0 K: 0 S: 4	H: 1 LOB: 1 BB: 0 P: 4	R: 0 E: 0 K: 0 S: 3	H: 0 LOB: 1 BB: 0 P: 4	R: 0 E: 0 K: 0 S: 3	H: 0 LOB: 0 BB: 0 P: 3	R: 0 E: 0 K: 1 S: 6	H: 1 LOB: 1 BB: 0 P: 6	1B: 4 2B: 0 3B: 0 HR: 0	SF: 0 SAC: 0 DP: 0 HBP: 2	WP: 0 PB: 0 SB: 0 CS: 0
<b>PITCHER</b> Bill Singer, R (1, 1) ERA: 0.45	IP: 9.0 WLS: W BF: 36 H: 4 R: 1 ER: 0 SO: 7 BB: 1 IBB: 0 HBP: 2 BLK: 0 WP: 0 HR: 0 S: 47 P: 53 ERA: 0.00 WHIP: 0.556																					

livebaseballscorecards.com

<b>AB</b>	<b>33</b>
<b>R</b>	<b>1</b>
<b>H</b>	<b>4</b>
<b>RBI</b>	<b>0</b>
<b>BB</b>	<b>1</b>
<b>SO</b>	<b>7</b>
<b>LOB</b>	<b>18</b>



Batter	1	2	3	4	5	6	7	8	9
Willie Crawford, L (1, 8) OBP: 0.361, SLG: 0.485	0-0 6-3		0-0 SH3	0-0 G6-4-3		0-0 F9		0-0 HR	
Bill Russell, R (1, 9) OBP: 0.542, SLG: 0.900	0-3 K		0-0 1B		0-0 HR		0-3 K	0-0 SF7	
Wes Parker, S (1, 3) OBP: 0.423, SLG: 0.667	0-3 K		0-0 HBP		0-0 SH1-4		0-0 HR	0-0 SF7	
Andy Kosco, R (1, 7) OBP: 0.296, SLG: 0.556		0-0 2B	0-0 F9		0-0 HR		0-0 E5	0-0 1B	
Bill Sudakis, S (1, 5) OBP: 0.222, SLG: 0.242		0-0 4-3	4-0 HBP		0-0 F9		0-0 P6-3	0-0 P6	
Jim Lefebvre, S (1, 4) OBP: 0.375, SLG: 0.208 Paul Popovich, S (7, 4) OBP: 0.500, SLG: 0.500		0-0 4-3	1-0 HBP		0-0 5-3		0-0 P6-3		
Tom Haller, L (1, 2) OBP: 0.406, SLG: 0.500 Jeff Torborg, R (8, 2)	0-3 K		0-0 F9			0-0 HR	4-0 IBB		
Ted Sizemore, R (1, 6) OBP: 0.438, SLG: 0.444	0-0 4-3			0-0 G6-4-3		0-0 6-3	0-0 G3		
Bill Singer, R (1, 1) OBP: 0.111, SLG: 0.111			0-0 SH3	0-0 P1		0-3 K		0-0 6-3	

AB	R	H	RBI	BB	SO	LOB
4	1	1	1	0	0	1
5	3	2	1	0	2	0
3	1	2	3	0	1	0
5	2	3	2	0	0	1
4	0	2	0	1	0	1
2	0	0	1	0	0	1
1	0	0	0	0	0	2
3	1	1	1	1	1	4
0	0	0	0	0	0	0
4	0	1	0	0	0	4
4	1	1	0	0	1	1

AB	R	H	RBI	BB	SO	LOB
35	9	13	9	2	5	15

Inning Stats	R: 0	H: 0	E: 0	K: 2	S: 7	LOB: 0	BB: 0	P: 7									
R: 1 E: 0 K: 1 S: 7	H: 2 LOB: 1 BB: 0 P: 7	R: 2 E: 0 K: 0 S: 6	H: 3 LOB: 3 BB: 1 P: 11	R: 0 E: 0 K: 0 S: 3	H: 1 LOB: 0 BB: 0 P: 3	R: 2 E: 1 K: 0 S: 5	H: 1 LOB: 0 BB: 0 P: 5	R: 1 E: 0 K: 1 S: 6	H: 1 LOB: 0 BB: 0 P: 6	R: 1 E: 1 K: 1 S: 8	H: 2 LOB: 3 BB: 1 P: 12	R: 2 E: 0 K: 0 S: 6	H: 3 LOB: 1 BB: 0 P: 6				
PITCHER	IP	WLS	BF	H	R	ER	SO	BB	IBB	HBP	BLK	WP	HR	S	P	ERA	WHIP
Dick Kelley, L (1, 1) ERA: 3.38	5.0	L	25	8	6	5	3	1	0	0	0	0	2	29	34	9.00	1.800
Jack Baldschun, R (6, 1) ERA: 7.36	1.0		3	0	0	0	1	0	0	0	0	0	0	5	5	0.00	0.000
Tommie Sisk, R (7, 1) ERA: 3.86	2.0		13	5	3	3	1	0	1	0	0	0	2	14	18	13.50	2.500

WP	PA	ERA	WHIP
41			

**San Diego Padres @ Los Angeles Dodgers**  
 Dodger Stadium, Los Angeles, CA  
 Wed Apr 16 1969, 6:05 PM PST  
 Att. 12,180 - Unknown



livebaseballscorecards.com





BOTTOM

Houston Astros @ Los Angeles Dodgers  
Dodger Stadium, Los Angeles, CA

livebaseballscorecards.com

AB	30
R	5
H	7
RBI	5
BB	7
SO	7
LOB	14



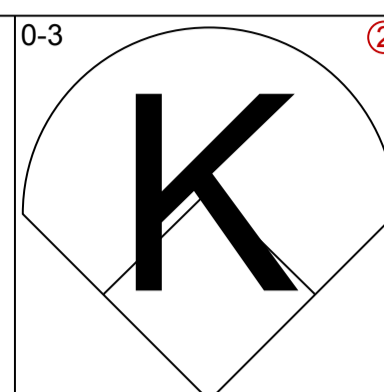
WP:	0	PA:	39
PB:	0		
SB:	0		
CS:	0		

Fri Apr 18 1969, 6:05 PM PST  
Att. 16,035 - Unknown

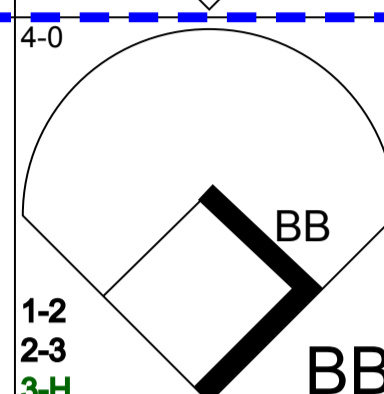
AB R H RBI BB SO LOB

5	0	1	0	0	1	4
3	0	0	1	2	2	0
3	0	0	1	1	0	0
4	0	1	0	0	0	1
2	2	1	0	2	0	1
4	2	2	1	0	1	3
2	0	0	1	1	1	2
4	1	1	0	0	1	2
2	0	1	1	0	1	0
0	0	0	0	0	0	0
1	0	0	0	0	0	1
0	0	0	0	0	0	0
0	0	0	0	1	0	0

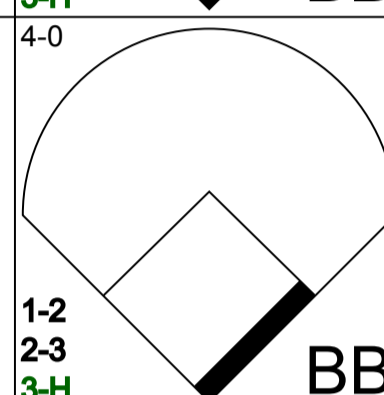
0-3




4-0



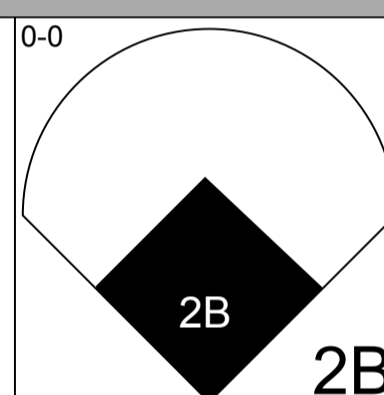
4-0



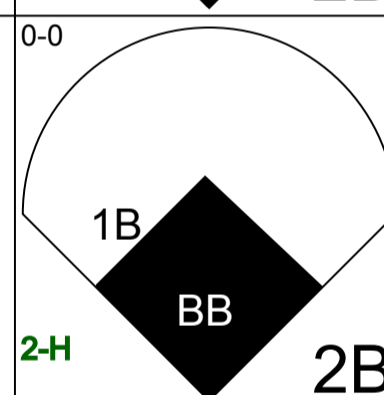
0-0



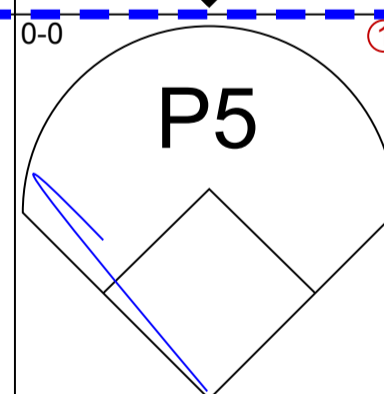
0-0



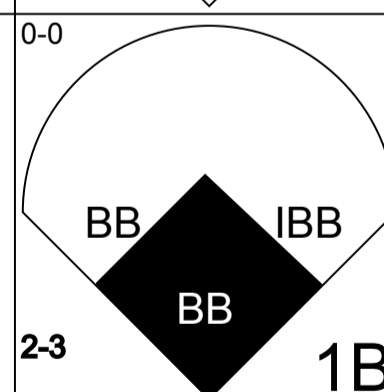
0-0



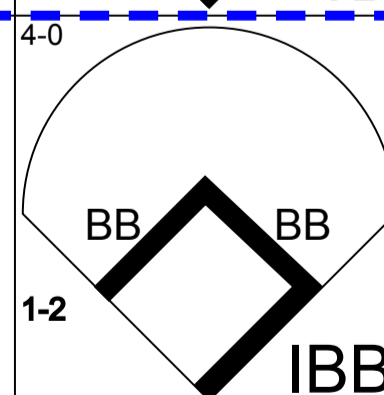
0-0



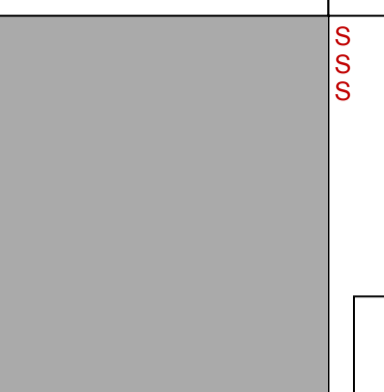
0-0



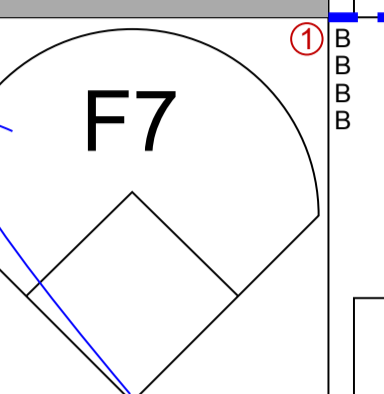
4-0



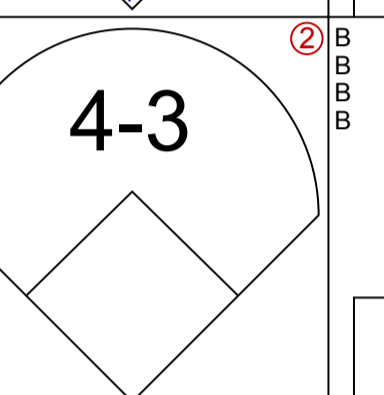
0-0



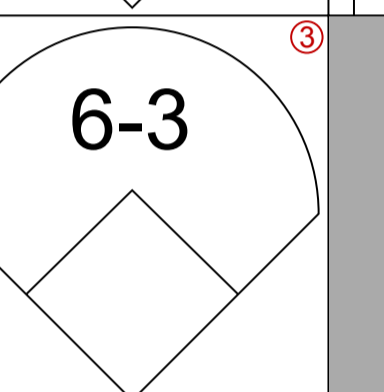
0-0



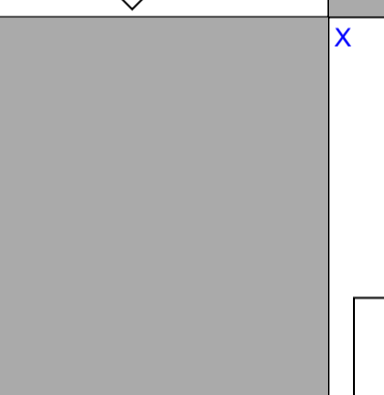
0-0



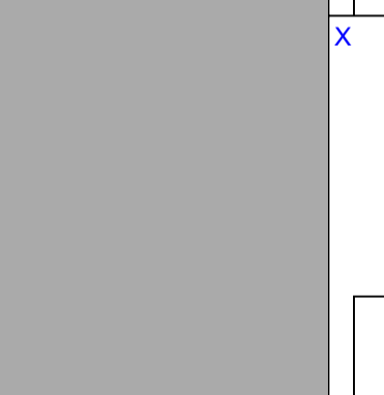
0-0



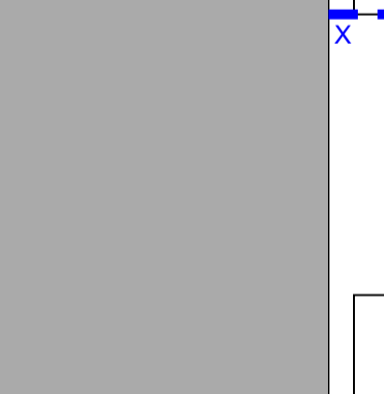
0-0



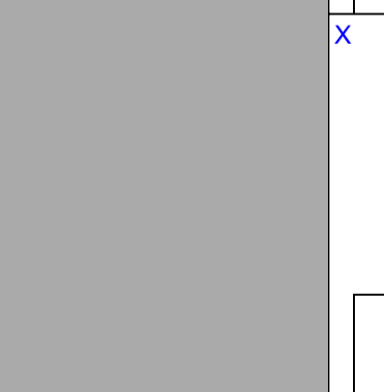
0-0



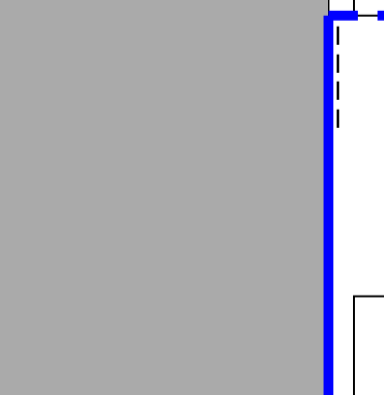
0-0



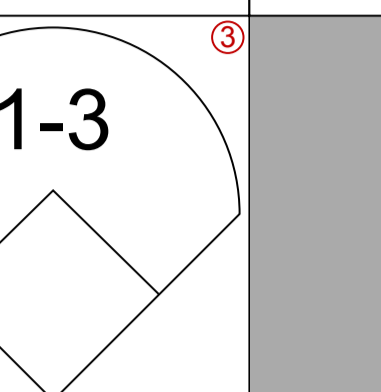
0-0



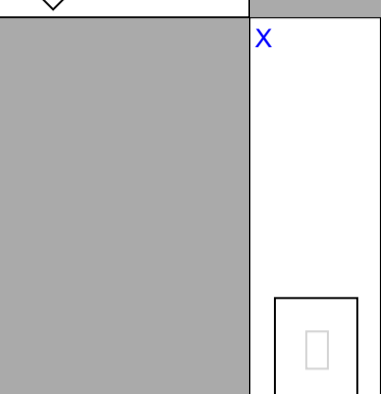
0-0



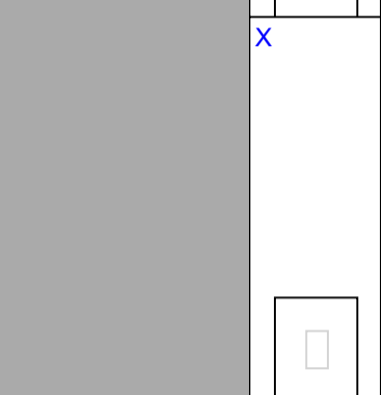
0-0



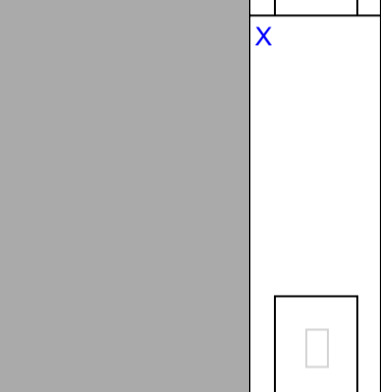
4-0



0-0




0-0



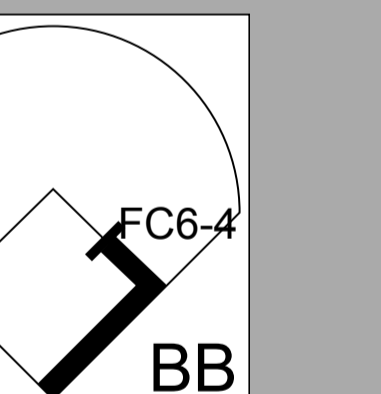
0-0



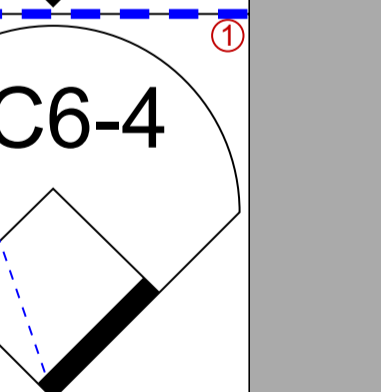
0-0



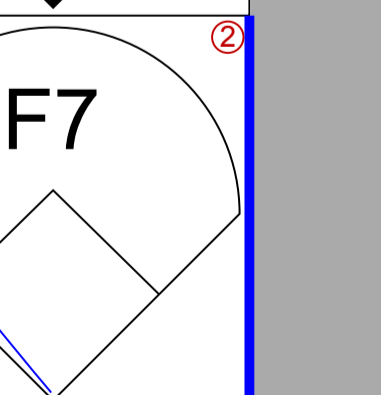
0-0



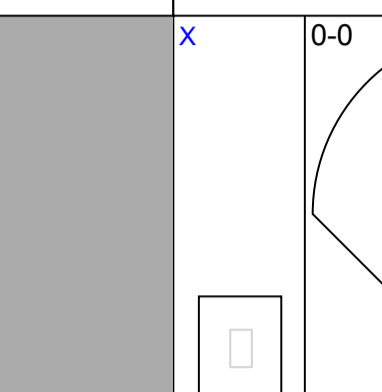
0-0



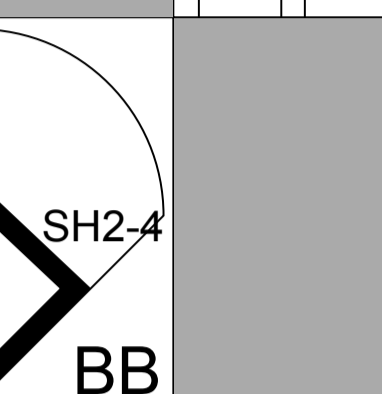
0-0



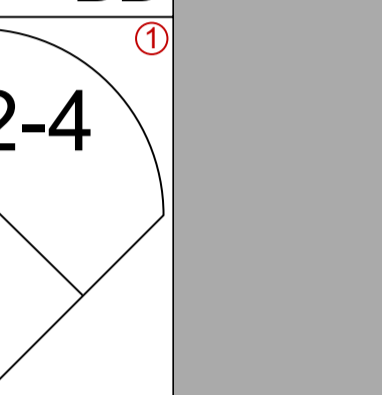
0-0



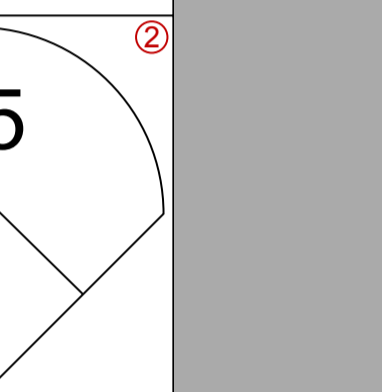
4-0



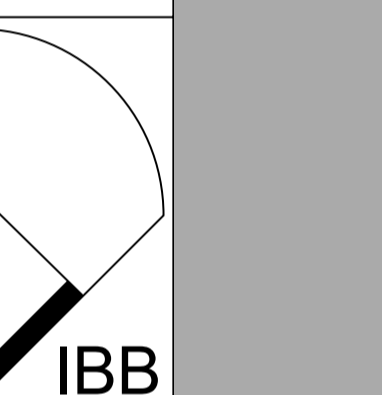
0-0



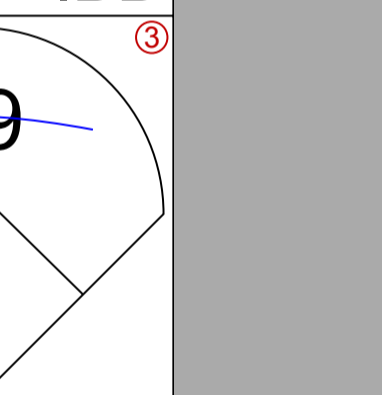
0-0



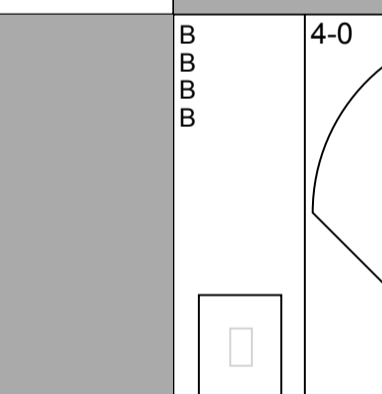
0-0



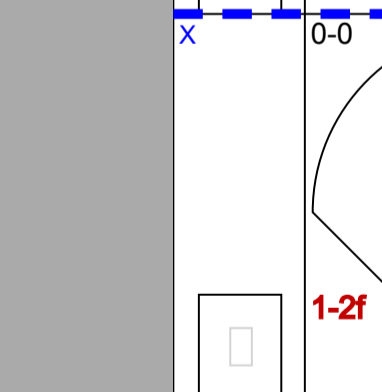
0-0



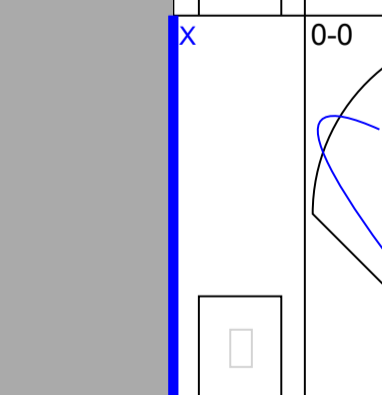
0-0



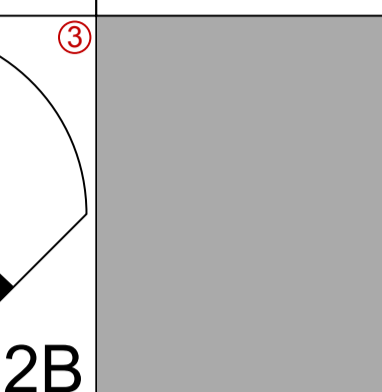
0-0



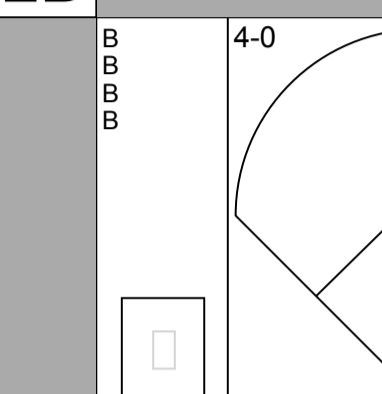
0-0



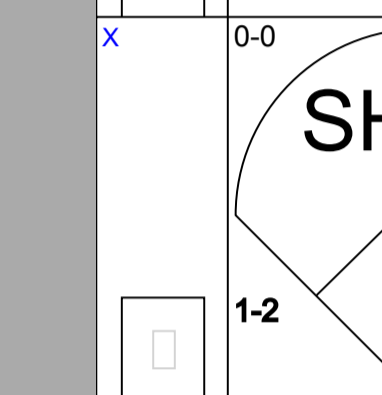
0-0



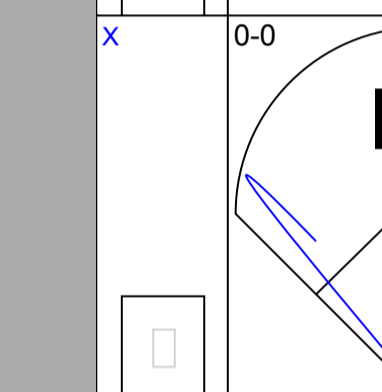
0-3



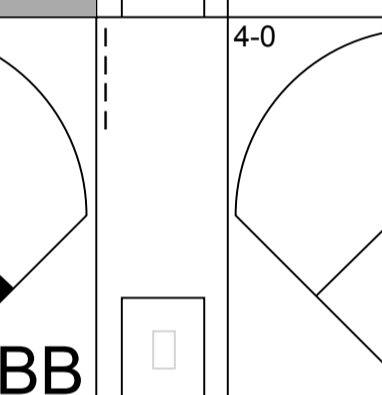
0-0



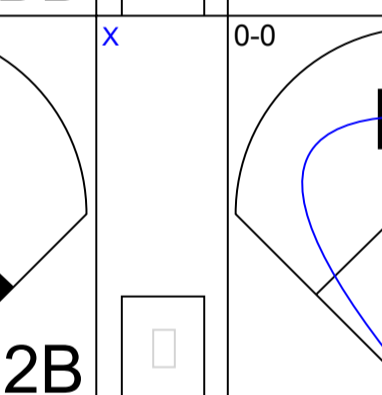
0-0



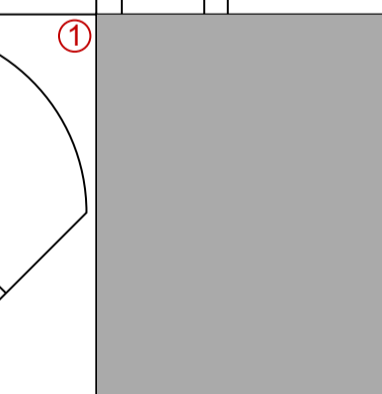
4-0



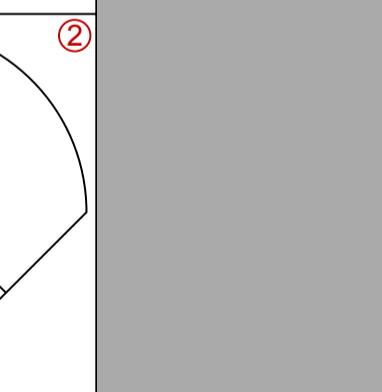
0-0



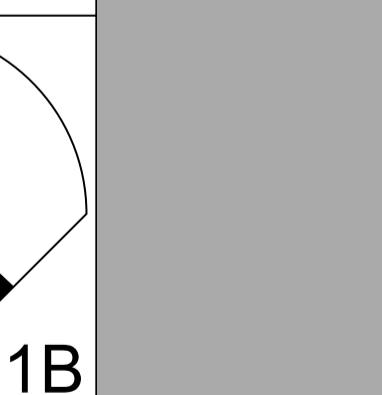
0-0



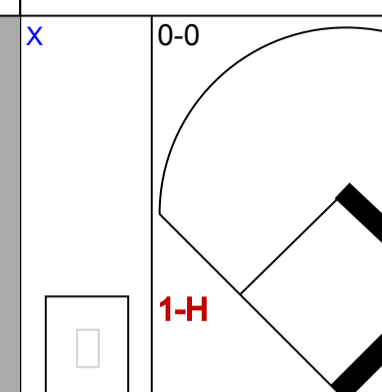
0-0



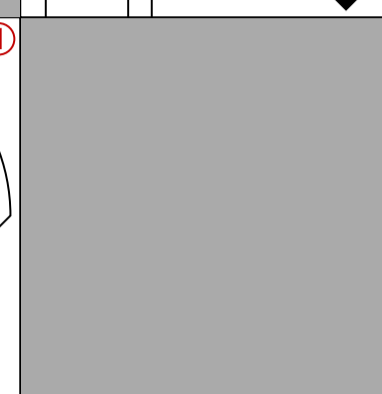
0-0




0-0




0-3



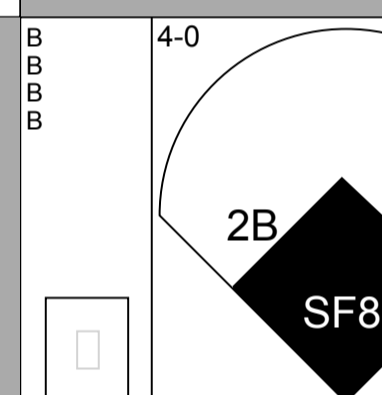
0-0



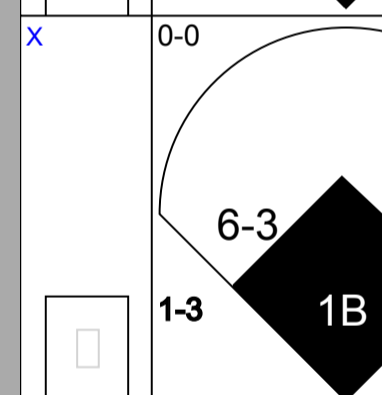
0-0



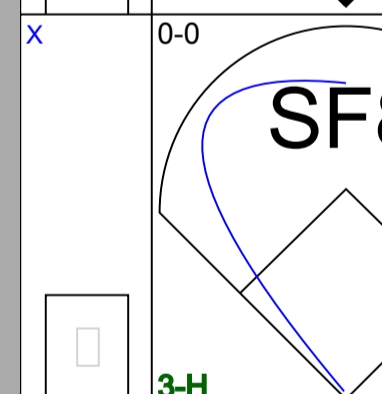
4-0



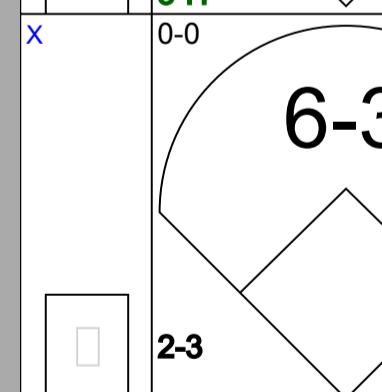
0-0



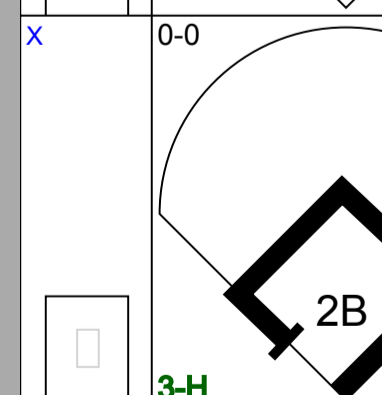
0-0




0-0



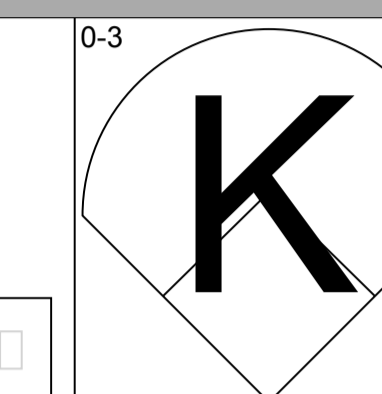
0-0



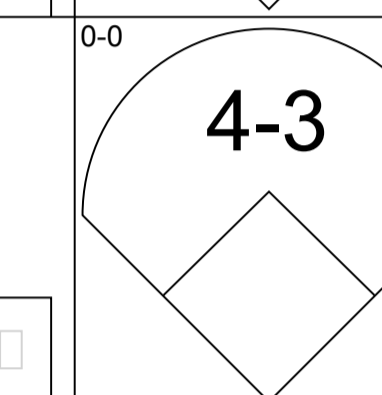
0-0



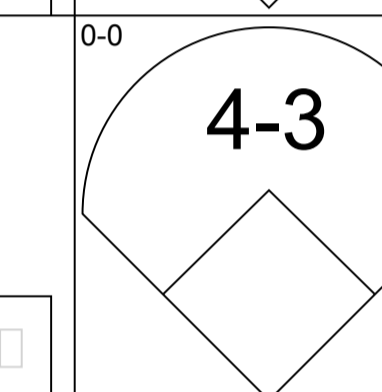
0-3




0-0



0-0



4-0



0-0



0-0



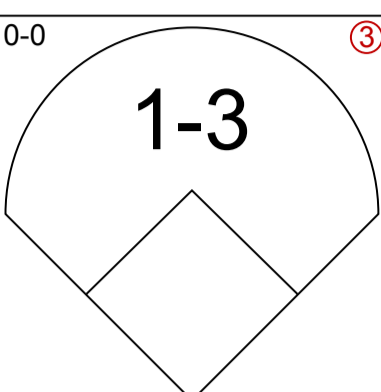
0-0




0-0



0-0



0-3



0-0



0-0



4-0



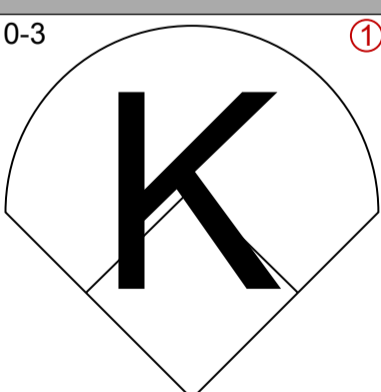
0-0



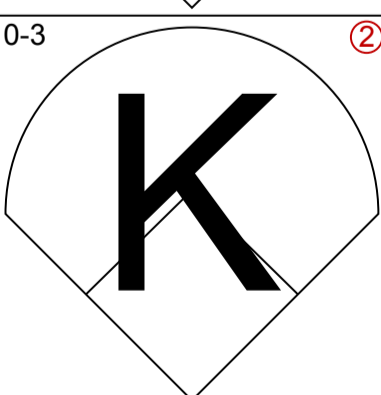
0-0




0-0




0-0



0-0



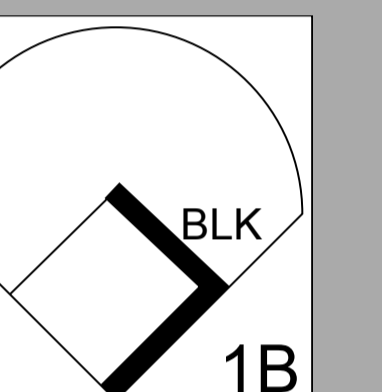
0-3



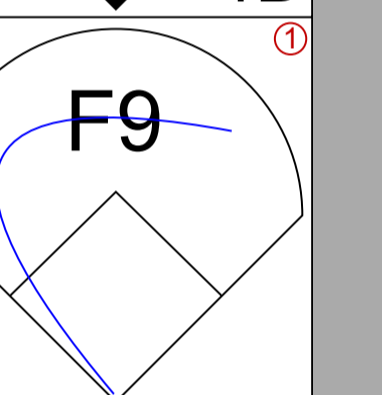
0-0



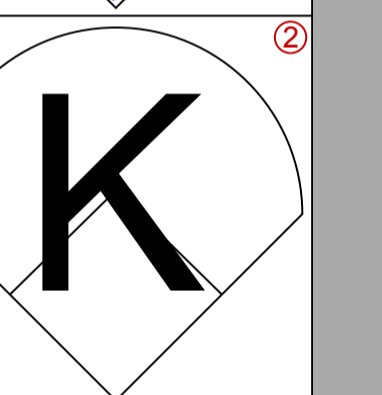
0-0



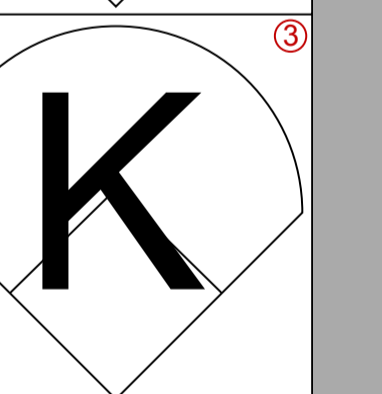
4-0




0-0



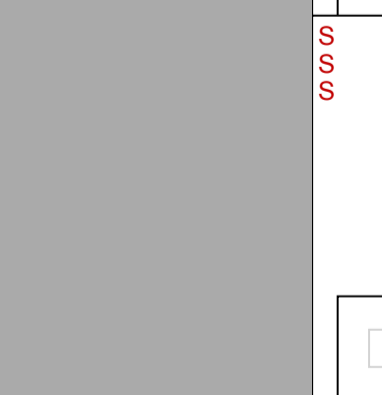
0-0



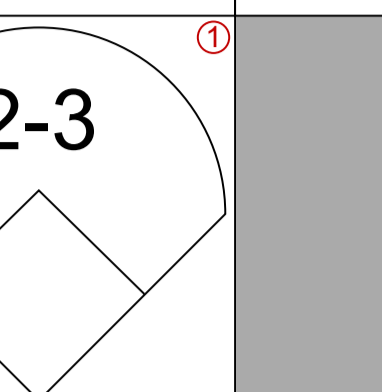
0-0



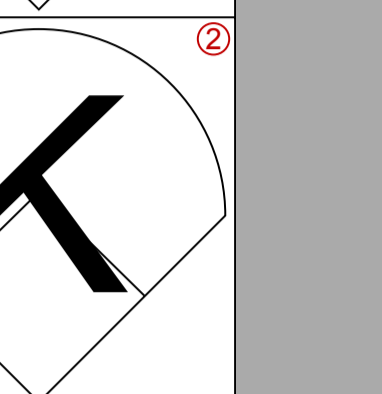
0-0



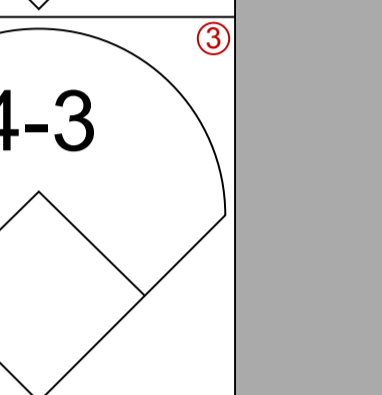
0-0



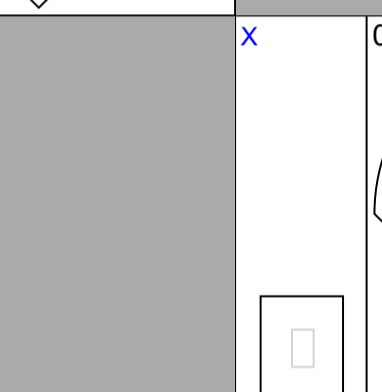
0-3



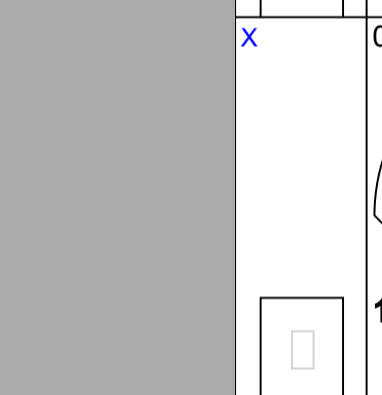
0-0



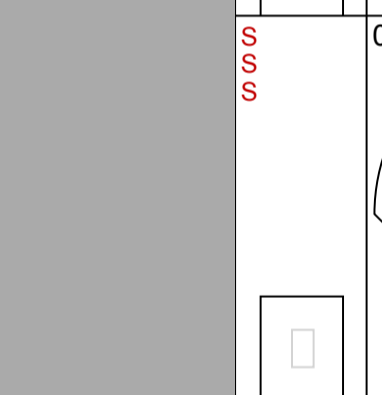
0-0



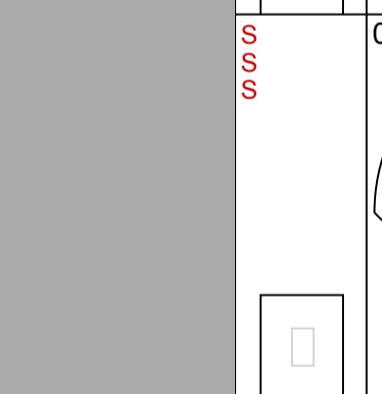
4-0




0-0



0-0



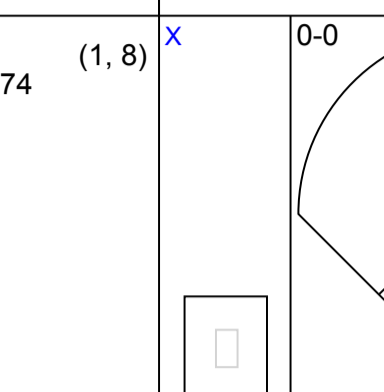
0-0



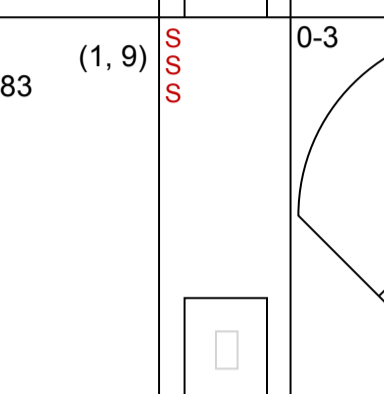
0-0



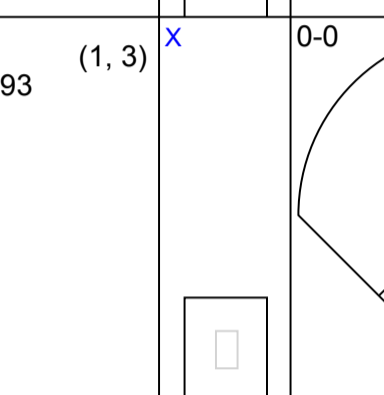
0-0




0-3




0-0




0-0




4-0




0-0




0-0



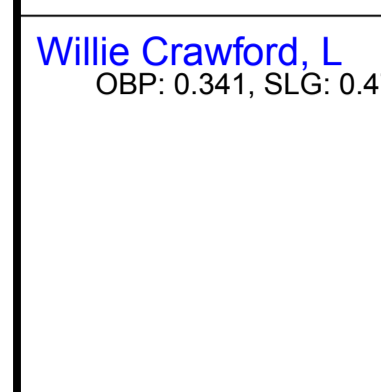
0-0



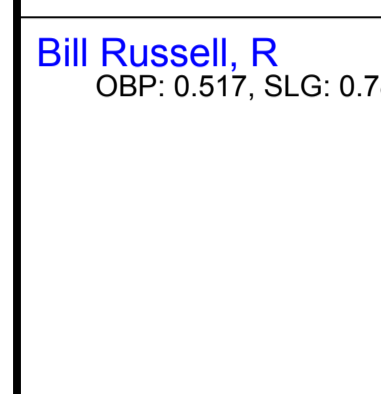
0-0



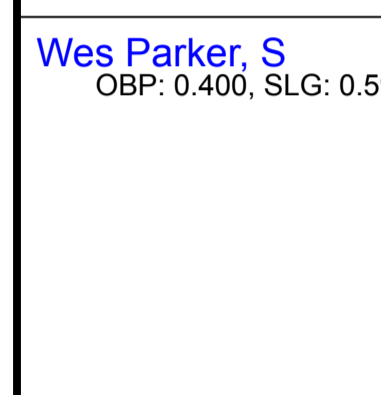
0-0



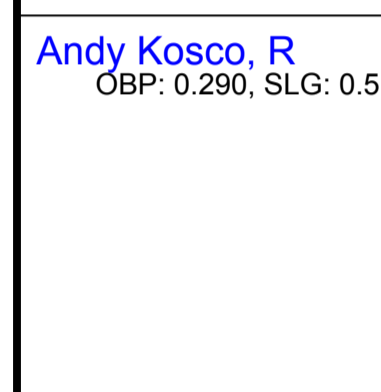
0-3



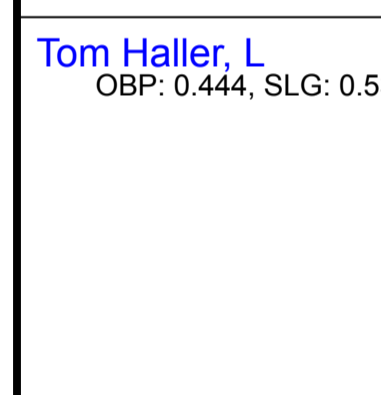
0-0



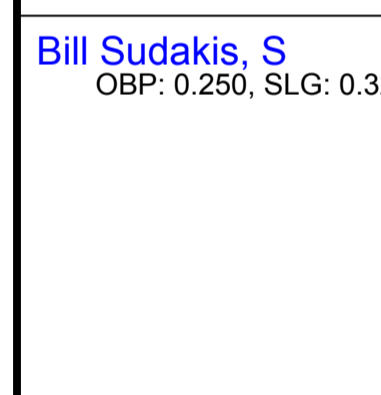
0-0



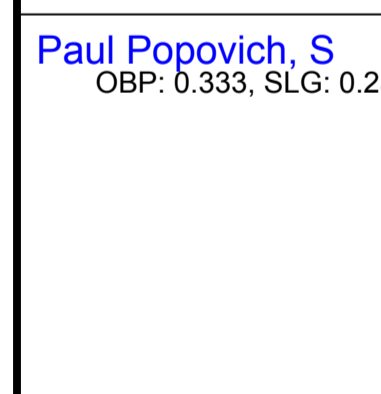
4-0



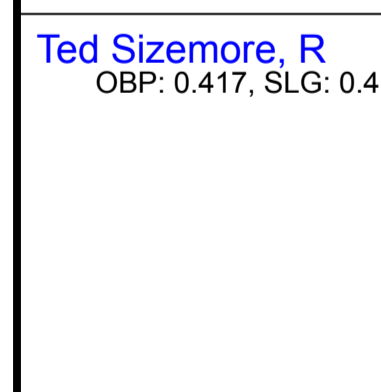
0-0



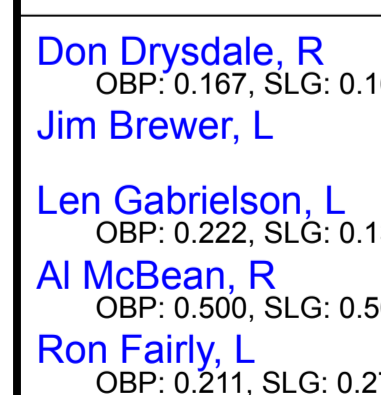
0-0



0-0



0-0



R:	0	H:	0	R:	0	H:	1	R:	0	H:	0	R:	2	H:	3	R:	0	H:	0	R:	0	H:	0	R:	3	H:	3	1B:	3	SF:	1	WP:	0	PA:	39
E:	0	LOB:	0	E:	0	LOB:	1	E:	0	LOB:	0	E:	0	LOB:	2	E:	0	LOB:	0	E:	0	LOB:	0	E:	0	LOB:	3	2B:	4	SAC:	1	PB:	0		
K:	1	BB:	0	K:	2	BB:	0	K:	1	BB:	0	K:	0	BB:	1	K:	0	BB:	0	K:	0	BB:	0	K:	0	BB:	3	3B:	0	DP:	0	SB:	0		
S:	5	P:	5	S:	8	P:	8	S:	7	P:	7	S:	5	P:	9	S:	3	P:	11	S:	3	P:	7	S:	3	P:	3	HR:	0	HBP:	0	CS:	0		

PITCHER		IP	WLS	BF	H	R	ER	SO	BB	IBB	HBP	BLK	WP	HR	S	P	ERA	WHIP										
Don Wilson, R	(1, 1)	6.0		25	4	2	2	6	3	1	0	1	0	0	33	49	3.00	1.167										
Fred Gladding, R	(7, 1)	2.0		8	2	2	2	0	0	0	0	0	0	0	8	8	9.00	1.000										
Jack Billingham, R	(9, 1)	0.1	L	2	1	0	0	0	0	0	0	0	0	0	2	2	0.00	3.000										
Skip Guinn, L	(9, 1)	0.1		2	0	0	0	1	0	1	0	0	0	0	3	7	0.00	0.000										
Dooley Womack, R	(9, 1)	0.0		2	0	1	1	0	2	0	0	0	0	0	0	8	∞	∞										



Batter	1	2	3	4	5	6	7	8	9	AB R H RBI BB SO LOB
Jesus Alou, R OBP: 0.185, SLG: 0.235 (1, 9) X	0-0 E5 FC5-4	0-3 K		0-0 5-3 1-2		0-0 5-3		0-0 1-3		5 0 0 0 0 1 2
Joe Morgan, L OBP: 0.389, SLG: 0.318 (1, 8) S S	0-3 K		0-0 1B S 1B	0-0 F8		4-0 1B BLK 1B BB		0-0 P4-3		4 2 1 0 1 1 2
Norm Miller, L OBP: 0.351, SLG: 0.375 (1, 7) X	0-0 FC5-4 1B 1-2f		0-0 BB 1B 1B	0-0 6-3		0-0 BB 1B 1B		0-0 F7		5 0 2 0 0 0 2
Doug Rader, R OBP: 0.319, SLG: 0.409 (1, 5) X	0-0 1-2 1B		0-3 K		4-0 P4-6-3 BB		0-0 BB 1B	4-0 BB 1B		3 1 2 1 2 1 2
Curt Blefary, L OBP: 0.347, SLG: 0.326 (1, 3) X	0-0 F8		0-0 BB 1B		0-0 P4-6-3 1-2f		4-0 1-2 2-3 BB	4-0 BB BB		3 0 1 1 2 0 3
Denis Menke, R OBP: 0.490, SLG: 0.475 (1, 4)			0-0 6-3		4-0 BB BB		0-0 L6-5	4-0 BB 1B		3 0 1 1 2 0 3
Johnny Edwards, L OBP: 0.182, SLG: 0.146 (1, 2)			0-0 2B 1B		0-0 P5		0-0 P5	0-0 L4		5 1 1 0 0 0 8
Leon McFadden, R OBP: 0.167, SLG: 0.182 (1, 6)			0-0 1-H 2B		0-0 F7		0-0 F8			4 0 1 1 0 1 3
Larry Dierker, R OBP: 0.222, SLG: 0.222 Skip Guinn, R (9, 1)			0-3 K		0-0 5-3 1B		0-0 5-3			4 0 1 0 0 1 1 0 0 0 0 0 0 0

TOP	
AB	36
R	4
H	10
RBI	4
BB	7
SO	5
LOB	26
WP: 0	PA: 43
PB: 0	
SB: 1	
CS: 0	

Houston Astros @ Los Angeles Dodgers  
Dodger Stadium, Los Angeles, CA  
Sat Apr 19 1969, 6:05 PM PST  
Att. 19,108 - Unknown - 72 F

livebaseballscorecards.com



Inning Stats	R: 0	H: 1	E: 1	K: 1	S: 7	P: 7	R: 1	H: 2	E: 0	K: 2	S: 9	P: 9	R: 1	H: 3	E: 0	K: 1	S: 8	P: 12	R: 0	H: 1	E: 0	K: 0	S: 4	P: 4	R: 0	H: 0	E: 0	K: 0	S: 2	P: 10	R: 0	H: 0	E: 0	K: 0	S: 3	P: 3	R: 1	H: 2	E: 0	K: 0	S: 4	P: 12	R: 0	H: 0	E: 0	K: 1	S: 5	P: 5	R: 1	H: 1	E: 0	K: 0	S: 4	P: 12	1B: 9	SF: 0	2B: 2	SAC: 0	3B: 0	DP: 2	HR: 0	HBP: 0
--------------	------	------	------	------	------	------	------	------	------	------	------	------	------	------	------	------	------	-------	------	------	------	------	------	------	------	------	------	------	------	-------	------	------	------	------	------	------	------	------	------	------	------	-------	------	------	------	------	------	------	------	------	------	------	------	-------	-------	-------	-------	--------	-------	-------	-------	--------

PITCHER	IP	WLS	BF	H	R	ER	SO	BB	IBB	HBP	BLK	WP	HR	S	P	ERA	WHIP
Don Sutton, R ERA: 7.04 (1, 1)	6.0		28	7	2	2	4	3	0	0	0	0	0	33	45	3.00	1.667
Jim Brewer, L ERA: 3.86 (7, 1)	0.0		4	2	1	1	0	2	0	0	1	0	0	2	10	∞	∞
Pete Mikkelsen, R ERA: 3.18 (7, 1)	3.0	W	11	1	1	1	1	2	0	0	0	0	0	11	19	3.00	1.000

PITCHER	IP	WLS	BF	H	R	ER	SO	BB	IBB	HBP	BLK	WP	HR	S	P	ERA	WHIP
---------	----	-----	----	---	---	----	----	----	-----	-----	-----	----	----	---	---	-----	------

Batter	1	2	3	4	5	6	7	8	9	AB R H RBI BB SO LOB
Willie Crawford, L (1, 8) OBP: 0.326, SLG: 0.429	0-0 6-3		4-0 FC6-4 1-2 BB		0-3 K	0-3 K			0-0 P3	4 0 0 0 1 2 4
Bill Russell, R (1, 9) OBP: 0.529, SLG: 0.741	0-0 FC1-6 1B		0-0 FC6-4 1-2f 2-3			0-0 3B 1B	0-0 P6		4-0 FC4-6 1-2 BB	4 1 2 0 1 0 2
Wes Parker, S (1, 3) OBP: 0.371, SLG: 0.594	0-0 FC1-6 1-2f		0-3 K			0-0 1B 3B	0-0 F7		0-0 FC4-6 1B E	5 2 1 1 0 1 5
Andy Kosco, R (1, 7) OBP: 0.306, SLG: 0.500	0-0 L1			0-0 PB 1B		0-0 1B SH1-4 1B	0-0 F2		0-0 E6 1B 1-2	5 1 2 1 0 0 2
Tom Haller, L (1, 2) OBP: 0.425, SLG: 0.500		0-3 K		0-3 K 1-2		0-0 SH1-4		0-0 F7	0-0 1B 1-3 2-H	4 0 1 1 0 2 1
Bill Sudakis, S (1, 5) OBP: 0.250, SLG: 0.366		0-0 4-3		0-0 F9		0-0 P4		0-0 3B		4 0 1 0 0 0 2
Paul Popovich, S (1, 4) OBP: 0.300, SLG: 0.250		0-0 P1-3		0-0 F5		0-0 BB IBB 1B 2-H		0-0 P7		4 0 1 1 0 0 2
Ted Sizemore, R (1, 6) OBP: 0.425, SLG: 0.394			4-0 FC6-4 BB BB		0-0 F9	4-0 BB 1-2 IBB		0-0 6-3		2 0 0 0 2 0 1
Don Sutton, R (1, 1) Ron Fairly, L (6, PH) Jim Brewer, L (7, 1) Pete Mikkelsen, R (7, 1) Len Gabrielson, L (9, PH) Bobby Darwin, R (9, PR)			0-3 K		0-0 6-3	4-0 BB 1-2 BB			0-0 FC4-6 BB E 1B	2 0 0 0 0 0 1 1 0 0 0 0 1 0 0 0 0 0 0 0 0 0 0 0 0 0 0 0 0 0 0 0 1 0 1 0 0 0 0 0 0 1 0 0 0 0 0 0

Inning Stats	R: 0 E: 0 K: 0 S: 4	H: 1 LOB: 1 BB: 0 P: 4	R: 0 E: 0 K: 1 S: 5	H: 0 LOB: 0 BB: 0 P: 5	R: 0 E: 0 K: 2 S: 7	H: 0 LOB: 2 BB: 2 P: 15	R: 0 E: 0 K: 1 S: 6	H: 1 LOB: 1 BB: 0 P: 6	R: 0 E: 0 K: 1 S: 5	H: 0 LOB: 0 BB: 0 P: 5	R: 3 E: 0 K: 1 S: 9	H: 4 LOB: 3 BB: 2 P: 17	R: 0 E: 0 K: 0 S: 3	H: 0 LOB: 0 BB: 0 P: 3	R: 0 E: 0 K: 0 S: 4	H: 1 LOB: 1 BB: 0 P: 4	R: 2 E: 1 K: 0 S: 5	H: 2 LOB: 2 BB: 1 P: 9	1B: 7 2B: 0 3B: 2 HR: 0	SF: 0 SAC: 1 DP: 0 HBP: 0	WP: 0 PB: 1 SB: 0 CS: 0	PA: 41	
PITCHER	IP	WLS	BF	H	R	ER	SO	BB	IBB	HBP	BLK	WP	HR	S	P	ERA	WHIP						
Larry Dierker, R (1, 1) ERA: 3.97	8.2	L	40	8	5	3	6	4	1	0	0	0	0	47	67	3.12	1.385						
Skip Guinn, L (9, 1) ERA: 3.38	0.0		1	1	0	0	0	0	0	0	0	0	0	1	1	∞	∞						

**BOTTOM**

**Houston Astros @ Los Angeles Dodgers**  
Dodger Stadium, Los Angeles, CA

Sat Apr 19 1969, 6:05 PM PST  
Att: 19,108 - Unknown - 72 F

livebaseballscorecards.com

AB	35
R	5
H	9
RBI	4
BB	5
SO	6
LOB	20





Batter	1	2	3	4	5	6	7	8	9	AB R H RBI BB SO LOB	TOP
Jesus Alou, R OBP: 0.190, SLG: 0.236 (1, 9) X	0-0 1B S 1B		0-3 K		0-0 1-3			0-0 6-3		4 0 1 0 0 1 1	
Joe Morgan, L OBP: 0.379, SLG: 0.313 (1, 4) X	0-0 1-3 1B		0-0 F3		0-0 F7			0-0 5-3		4 0 1 0 0 0 1	
Jimmy Wynn, R OBP: 0.424, SLG: 0.533 (1, 8) S S S	0-3 K			0-3 K		4-0 P5-4-3 BB			0-3 K	3 0 0 0 1 3 1	
Doug Rader, R OBP: 0.314, SLG: 0.383 (1, 5) S S S Leon McFadden, R OBP: 0.167, SLG: 0.182 (9, PR)	0-3 K			0-0 1-3		0-0 P5-4-3 1-2f			4-0 CS BB	3 0 0 0 1 1 2 0 0 0 0 0 0 0	
Curt Blefary, L OBP: 0.358, SLG: 0.340 (1, 3) X		0-0 P4-6-3 BB 1B		0-0 S 2B 1B		0-0 F8			0-3 K 1-2	4 1 2 0 0 1 1	
Denis Menke, R OBP: 0.500, SLG: 0.500 (1, 6) B B B B		4-0 P4-6-3 1-2 BB		0-0 1-H 2B		0-0 F7				2 0 1 1 1 0 0	
Norm Miller, L OBP: 0.350, SLG: 0.371 (1, 7) X		0-0 P4-6-3 1-2f 2-3		0-0 F3		0-0 CS 1B				3 0 1 0 0 0 3	
Johnny Edwards, L OBP: 0.170, SLG: 0.136 (1, 2) X		0-0 P6			0-3 K		0-0 F8 1-2			3 0 0 0 0 1 2	
Denny Lemaster, R OBP: 0.200, SLG: 0.400 (1, 1) X			0-0 6-3		0-0 1-3 2B			0-3 K		3 0 1 0 0 1 0	
<b>Inning Stats</b>	R: 0 H: 2 E: 0 LOB: 1 K: 2 BB: 0 S: 8 P: 8	R: 0 H: 1 E: 0 LOB: 1 K: 0 BB: 1 S: 3 P: 7	R: 0 H: 0 E: 0 LOB: 0 K: 1 BB: 0 S: 5 P: 5	R: 1 H: 2 E: 0 LOB: 1 K: 1 BB: 0 S: 7 P: 7	R: 0 H: 1 E: 0 LOB: 1 K: 1 BB: 0 S: 6 P: 6	R: 0 H: 0 E: 0 LOB: 0 K: 0 BB: 1 S: 2 P: 6	R: 0 H: 1 E: 0 LOB: 0 K: 0 BB: 0 S: 3 P: 3	R: 0 H: 0 E: 0 LOB: 0 K: 1 BB: 0 S: 5 P: 5	R: 0 H: 0 E: 0 LOB: 1 K: 2 BB: 1 S: 6 P: 10	1B: 5 SF: 0 2B: 3 SAC: 0 3B: 0 DP: 3 HR: 0 HBP: 0	WP: 0 PA: 32 PB: 0 SB: 2 CS: 2
<b>PITCHER</b> Claude Osteen, L ERA: 1.33 (1, 1)	IP WLS BF H R ER SO BB IBB HBP BLK WP HR S P ERA WHIP										
	9.0 W 32 7 1 1 8 3 0 0 0 0 0 0 45 57 1.00 1.111										
<b>PITCHER</b>	IP WLS BF H R ER SO BB IBB HBP BLK WP HR S P ERA WHIP										

Houston Astros @ Los Angeles Dodgers  
Dodger Stadium, Los Angeles, CA  
Sun Apr 20 1969, 3:33 AM PST  
Att. 16,540 - Unknown

livebaseballscorecards.com

AB 29  
R 1  
H 7  
RBI 1  
BB 3  
SO 8  
LOB 11







Batter	1	2	3	4	5	6	7	8	9	AB R H RBI BB SO LOB	TOP											
<b>Bobby Bonds, R</b> (1, 9) OBP: 0.309, SLG: 0.333	0-0 6-3		0-3 K		0-0 L5-3		0-3 K	0-0 E6		5 0 0 0 0 2 4												
<b>Cesar Gutierrez, R</b> (1, 5) OBP: 0.500, SLG: 0.375 <b>Dave Marshall, L</b> (8, PH) OBP: 0.294, SLG: 0.250 <b>Joe Gibbon, R</b> (8, 1)	0-0 F3		0-0 1B			0-0 6-3		BB HBP BB P4-3		3 1 1 0 1 0 0 1 0 0 0 0 0 3 0 0 0 0 0 0 0												
<b>Willie Mays, R</b> (1, 8) OBP: 0.423, SLG: 0.511	4-0 BB		0-0 F2			0-0 1B		HBP BB 1B 1B	0-0 F8	4 1 2 0 1 0 1												
<b>Willie McCovey, L</b> (1, 3) OBP: 0.434, SLG: 0.829	0-0 F8			0-0 F3		0-3 K		HBP BB 1B BB	0-0 F5	4 1 0 0 1 1 2												
<b>Jack Hiatt, R</b> (1, 2) OBP: 0.313, SLG: 0.154		0-3 K		0-0 5-3		0-3 K		0-3 K	0-0 F9	5 0 0 0 0 3 4												
<b>Jim Ray Hart, R</b> (1, 7) OBP: 0.279, SLG: 0.237		0-3 K		0-0 E6			0-0 WP 1B 2B	1-0 BB 1B E HBP		3 2 1 1 0 1 0												
<b>Don Mason, L</b> (1, 4) OBP: 0.429, SLG: 0.200 <b>Jim Davenport, R</b> (8, PH) OBP: 0.321, SLG: 0.462 (8, 5)		0-0 1B		0-0 F8			0-0 2-H 1B	0-0 E BB 1B		3 0 2 1 0 0 1 1 0 1 2 0 0 0												
<b>Hal Lanier, R</b> (1, 6) OBP: 0.277, SLG: 0.227		0-0 F5			0-0 P4-3		0-3 K	0-3 K		4 0 0 0 0 2 4												
<b>Juan Marichal, R</b> (1, 1) OBP: 0.273, SLG: 0.455 <b>Ron Herbel, R</b> (6, 1) <b>Bobby Etheridge, R</b> (7, PH) OBP: 0.333, SLG: 0.375 <b>Rich Robertson, R</b> (7, 1) <b>Ron Hunt, R</b> (8, PH) OBP: 0.283, SLG: 0.179 (8, 4)			0-0 5-3		0-0 1B		0-3 K	4-0 E BB		2 0 1 0 0 0 0 0 0 0 0 0 0 0 1 0 0 0 0 1 1 0 0 0 0 0 0 0 0 0 0 0 1 0 0												
<b>Inning Stats</b>	R: 0 E: 0 K: 0 S: 3	H: 0 LOB: 1 BB: 1 P: 7	R: 0 E: 0 K: 2 S: 8	H: 1 LOB: 1 BB: 0 P: 8	R: 0 E: 0 K: 1 S: 6	H: 1 LOB: 1 BB: 0 P: 6	R: 0 E: 1 K: 0 S: 4	H: 0 LOB: 1 BB: 0 P: 4	R: 0 E: 0 K: 0 S: 3	H: 1 LOB: 0 BB: 0 P: 3	R: 0 E: 0 K: 2 S: 8	H: 1 LOB: 1 BB: 0 P: 8	R: 1 E: 0 K: 3 S: 11	H: 2 LOB: 1 BB: 0 P: 11	R: 4 E: 1 K: 2 S: 10	H: 2 LOB: 3 BB: 3 P: 23	R: 0 E: 0 K: 0 S: 3	H: 0 LOB: 0 BB: 0 P: 3	1B: 7 2B: 2 3B: 0 HR: 0	SF: 0 SAC: 0 DP: 1 HBP: 1	WP: 1 PB: 0 SB: 0 CS: 0	PA: 41
<b>PITCHER</b>	IP WLS BF H R ER SO BB IBB HBP BLK WP HR S P ERA WHIP																					
<b>Bill Singer, R</b> (1, 1) ERA: 1.67	7.0 W 31 7 4 4 8 3 0 0 0 1 0 44 56 5.14 1.429																					
<b>Jim Brewer, L</b> (8, 1) ERA: 3.0	0.2 5 1 0 0 2 1 0 1 0 0 0 7 12 0.00 3.000																					
<b>Al McBean, R</b> (8, 1) ERA: 3.48	1.1 S 5 0 1 0 0 0 0 0 0 0 0 5 5 0.00 0.000																					

San Francisco Giants @ Los Angeles Dodgers  
 Dodger Stadium, Los Angeles, CA  
 Mon Apr 21 1969, 6:05 PM PST  
 Att. 21,201 - Unknown

livebaseballscorecards.com

<b>AB</b>	36
<b>R</b>	5
<b>H</b>	8
<b>RBI</b>	4
<b>BB</b>	4
<b>SO</b>	10
<b>LOB</b>	20



Batter	1	2	3	4	5	6	7	8	9
Willie Crawford, L (1, 8) OBP: 0.315, SLG: 0.460	0-0 1-3			0-0 HR		E4 1B SH			
Bill Russell, R (1, 9) OBP: 0.476, SLG: 0.618	0-3 K			0-0 6-3		0-0 SH 1B 1B	0-0 5-3		
Wes Parker, S (1, 3) OBP: 0.361, SLG: 0.641	0-0 1-3			0-0 6-3		0-0 SH 1B 1B	0-0 E1		
Andy Kosco, R (1, 7) OBP: 0.295, SLG: 0.455		0-0 6-3		0-0 F5		0-0 SH1-3 1B 1B	0-3 K		
Tom Haller, L (1, 2) OBP: 0.419, SLG: 0.514		0-0 F7			0-0 G3 1B 2B	0-0 SH1-3 1B 1B	0-0 4-3		
Bill Sudakis, S (1, 5) OBP: 0.269, SLG: 0.354		0-3 K			0-0 G3 1B 2B	4-0 1B 1B IBB		0-0 F8	
Paul Popovich, S (1, 4) OBP: 0.294, SLG: 0.267			0-0 P1-3		0-0 3-H 1B	0-0 P4		0-0 P6-3	
Ted Sizemore, R (1, 6) OBP: 0.417, SLG: 0.390			0-0 1-3		0-0 F8	0-0 1B 1B		0-0 1B	
Bill Singer, R (1, 1) OBP: 0.167, SLG: 0.167			0-3 K		0-3 K	0-0 2-3 3-H 1B		0-0 1-3	
Jim Brewer, L (8, 1)									
Al McBean, R (8, 1) OBP: 0.333, SLG: 0.333									

AB	R	H	RBI	BB	SO	LOB
4	2	1	1	0	1	2
4	1	1	0	0	1	0
3	1	0	0	0	0	0
4	1	1	1	0	1	1
3	1	1	0	0	0	1
3	1	0	0	1	1	1
4	0	1	1	0	0	3
4	0	2	2	0	0	1
3	0	1	1	0	2	1
0	0	0	0	0	0	0
1	0	0	0	0	0	1

AB	R	H	RBI	BB	SO	LOB
33	7	8	6	1	6	11

Inning Stats	R	H	E	K	S	H	LOB	BB	P
1	0	0	0	1	5	0	0	0	5
2	0	0	0	1	5	0	0	0	5
3	0	0	0	1	5	0	0	0	5
4	1	1	0	0	4	1	0	0	4
5	1	2	0	1	7	1	0	0	7
6	5	4	2	11	15	4	2	1	15
7	0	0	1	1	6	0	0	0	6
8	0	1	0	0	4	0	1	0	4
9	0	0	0	0	0	0	0	0	0

PITCHER	IP	WLS	BF	H	R	ER	SO	BB	IBB	HBP	BLK	WP	HR	S	P	ERA	WHIP
Juan Marichal, R (1, 1) ERA: 2.51	5.2	L	27	7	7	2	4	0	0	0	0	0	1	34	38	3.18	1.235
Ron Herbel, R (6, 1) ERA:	0.1		1	0	0	0	1	0	0	0	0	0	0	3	3	0.00	0.000
Rich Robertson, R (7, 1) ERA: 9.0	1.0		4	0	0	0	1	0	0	0	0	0	0	6	6	0.00	0.000
Joe Gibbon, L (8, 1) ERA:	1.0		4	1	0	0	0	0	0	0	0	0	0	4	4	0.00	1.000

**San Francisco Giants @ Los Angeles Dodgers**  
**Dodger Stadium, Los Angeles, CA**  
 Mon Apr 21 1969, 6:05 PM PST  
 Att. 21,201 - Unknown

[livebaseballscorecards.com](http://livebaseballscorecards.com)

**AB 33**  
**R 7**  
**H 8**  
**RBI 6**  
**BB 1**  
**SO 6**  
**LOB 11**





Batter	1	2	3	4	5	6	7	8	9	AB R H RBI BB SO LOB	TOP		
<b>Bobby Bonds, R</b> (1, 9) OBP: 0.300, SLG: 0.375	0-3 K		0-3 K		0-0 2-H HR		0-3 K		0-0 F8	5 1 1 2 0 3 1			
<b>Cesar Gutierrez, R</b> (1, 5) OBP: 0.375, SLG: 0.250	0-0 F8			0-0 1B SF9	0-0 F2		0-0 5-3			4 1 0 0 0 0 0			
<b>Willie Mays, R</b> (1, 8) OBP: 0.429, SLG: 0.510	0-0 1B			0-3 K	0-0 1B			0-3 K		4 0 2 0 0 2 1			
<b>Willie McCovey, L</b> (1, 3) OBP: 0.421, SLG: 0.778	0-0 F5			0-0 1-3 2B 1B	0-3 K			0-3 K		4 1 1 0 0 2 2			
<b>Jack Hiatt, R</b> (1, 2) OBP: 0.300, SLG: 0.188		0-0 6-3		0-0 SF9		0-0 1B		0-3 K		3 0 1 1 0 1 0			
<b>Jim Ray Hart, R</b> (1, 7) OBP: 0.273, SLG: 0.231		0-0 F7		0-0 3-H		0-0 F6		0-0 1B SF7 1B		1 0 0 0 0 0 0			
<b>Dave Marshall, L</b> (2, 7) OBP: 0.350, SLG: 0.368				0-0 1-H 2B						3 1 2 1 0 0 1			
<b>Don Mason, L</b> (1, 4) OBP: 0.444, SLG: 0.429		0-0 F7			0-0 1B 3B		0-3 K		0-0 SH1-4 1B	4 1 2 0 0 1 1			
<b>Hal Lanier, R</b> (1, 6) OBP: 0.275, SLG: 0.234			0-0 1-3		0-0 SH3-4 HR 1B		0-0 F4		0-0 SF7	3 1 1 2 0 0 1			
<b>Ray Sadecki, L</b> (1, 1)			0-0 F4		0-0 3-H SH3-4 1B			0-0 G3	0-0 SH1-4	2 0 0 0 0 0 0			
<b>Inning Stats</b>	R: 0 E: 0 K: 1 S: 6 H: 1 LOB: 1 BB: 0 P: 6	R: 0 E: 0 K: 0 S: 3 H: 0 LOB: 0 BB: 0 P: 3	R: 0 E: 0 K: 1 S: 5 H: 0 LOB: 0 BB: 0 P: 5	R: 2 E: 1 K: 1 S: 7 H: 2 LOB: 1 BB: 0 P: 7	R: 3 E: 0 K: 1 S: 9 H: 4 LOB: 1 BB: 0 P: 9	R: 0 E: 0 K: 1 S: 6 H: 1 LOB: 1 BB: 0 P: 6	R: 0 E: 0 K: 1 S: 5 H: 0 LOB: 0 BB: 0 P: 5	R: 0 E: 0 K: 3 S: 9 H: 0 LOB: 0 BB: 0 P: 9	R: 1 E: 0 K: 0 S: 5 H: 2 LOB: 1 BB: 0 P: 5	1B: 7 2B: 1 3B: 1 HR: 1 SF: 2 SAC: 2 DP: 0 HBP: 0	WP: 0 PB: 0 SB: 0 CS: 0 PA: 37		
<b>PITCHER</b>	IP WLS BF H R ER SO BB IBB HBP BLK WP HR S P ERA WHIP											<b>PITCHER</b>	IP WLS BF H R ER SO BB IBB HBP BLK WP HR S P ERA WHIP
<b>Don Drysdale, R</b> (1, 1) ERA: 5.85	4.2 L 21 7 5 3 3 0 0 0 0 0 0 1 27 27 5.79 1.500												
<b>Pete Mikkelsen, R</b> (5, 1) ERA: 2.0	3.1 11 1 0 0 6 0 0 0 0 0 0 0 23 23 0.00 0.300												
<b>Alan Foster, R</b> (9, 1) ERA: 9.0	1.0 5 2 1 1 0 0 0 0 0 0 0 0 5 5 9.00 2.000												

San Francisco Giants @ Los Angeles Dodgers  
 Dodger Stadium, Los Angeles, CA  
 Tue Apr 22 1969, 6:05 PM PST  
 Att: 19,253 - Unknown

livebaseballscorecards.com

**AB** 33  
**R** 6  
**H** 10  
**RBI** 6  
**BB** 0  
**SO** 9  
**LOB** 7







Batter	1	2	3	4	5	6	7	8	9	AB R H RBI BB SO LOB	TOP	
<b>Pete Rose, S</b> (1, 8) OBP: 0.446, SLG: 0.571	0-0 1B 3-1 2B 1B	0-0 4-3		0-0 L4			0-3 K			4 1 1 0 0 1 3		
<b>Bobby Tolan, L</b> (1, 9) OBP: 0.351, SLG: 0.556	0-0 3-1	0-0 CS 2-H 1B				0-3 K	0-0 4-3			4 0 1 1 0 1 1		
<b>Alex Johnson, R</b> (1, 7) OBP: 0.385, SLG: 0.620	0-0 2B 2-3 1B	0-0 CS 1-2	0-3 K			0-3 K		0-0 PB 1B		4 1 2 0 0 2 0		
<b>Tony Perez, R</b> (1, 5) OBP: 0.423, SLG: 0.563	0-0 WP 1-H 3-H 2B		0-3 K			4-0 BB		0-0 F3 1-2		3 0 1 2 1 1 1		
<b>Lee May, R</b> (1, 3) OBP: 0.264, SLG: 0.362	4-0 F7 2-3 BB		0-0 F9			0-0 F7		0-0 5-3		3 0 0 0 1 0 2		
<b>Johnny Bench, R</b> (1, 2) OBP: 0.280, SLG: 0.458	0-0 F7 1-2			0-0 P4			0-0 F7		0-0 P5	4 0 0 0 0 0 3		
<b>Tommy Helms, R</b> (1, 4) OBP: 0.388, SLG: 0.381	0-0 1-3			0-0 SH3 BB 1B			0-0 F7		0-0 F8	4 0 1 0 0 0 2		
<b>Darrel Chaney, S</b> (1, 6) OBP: 0.400, SLG: 0.333 <b>Fred Whitfield, L</b> (9, PH) OBP: 0.250, SLG: 0.250		4-0 1B BB		4-0 SH3 BB 1B			0-3 K		0-3 K	1 1 0 0 2 1 0 1 0 0 0 0 1 0		
<b>Gary Nolan, R</b> (1, 1) <b>Jack Fisher, R</b> (4, 1) <b>Jimmy Stewart, S</b> (7, PH) <b>George Culver, R</b> (7, 1) <b>Jim Merritt, L</b> (8, 1) <b>Wayne Granger, R</b> (8, 1) <b>Jim Beauchamp, R</b> (9, PH)		0-3 K		0-0 SH3 1-2 2-3			0-0 4-3		0-3 K	1 0 0 0 0 0 1 1 0 0 0 0 0 0 0 0 1 0 1 0 0 0 0 0 1 0		
<b>Inning Stats</b>	R: 2 H: 3 E: 0 LOB: 2 K: 0 BB: 1 S: 6 P: 10	R: 1 H: 1 E: 0 LOB: 0 K: 1 BB: 1 S: 5 P: 9	R: 0 H: 0 E: 0 LOB: 0 K: 2 BB: 0 S: 7 P: 7	R: 0 H: 1 E: 0 LOB: 2 K: 0 BB: 1 S: 4 P: 8	R: 0 H: 0 E: 0 LOB: 1 K: 2 BB: 1 S: 7 P: 11	R: 0 H: 0 E: 0 LOB: 0 K: 1 BB: 0 S: 5 P: 5	R: 0 H: 0 E: 0 LOB: 0 K: 1 BB: 0 S: 5 P: 5	R: 0 H: 1 E: 0 LOB: 1 K: 0 BB: 0 S: 4 P: 4	R: 0 H: 0 E: 0 LOB: 0 K: 2 BB: 0 S: 7 P: 7	1B: 5 SF: 0 2B: 1 SAC: 1 3B: 0 DP: 0 HR: 0 HBP: 0	WP: 1 PA: 37 PB: 1 SB: 0 CS: 1	
<b>PITCHER</b> <b>Don Sutton, R</b> (1, 1) ERA: 5.55	IP WLS BF H R ER SO BB IBB HBP BLK WP HR S P ERA WHIP	9.0 W 36 6 3 3 9 4 0 0 0 1 0 50 66 3.00 1.111										

Cincinnati Reds @ Los Angeles Dodgers  
 Dodger Stadium, Los Angeles, CA  
 Wed Apr 23 1969, 6:05 PM PST  
 Att: 11,672 - Unknown

AB	31
R	3
H	6
RBI	3
BB	4
SO	9
LOB	13



Batter	1	2	3	4	5	6	7	8	9
Willie Crawford, L (1, 8) OBP: 0.290, SLG: 0.404	4-0 BB G6-4-3		0-0 6-3	0-0 F7			0-0 1-3	0-0 FC5-2	
Bill Russell, R (1, 9) OBP: 0.451, SLG: 0.537	0-0 G6-4-3		0-0 F3	4-0 BB			4-0 CS BB	0-3 K	
Wes Parker, S (1, 3) OBP: 0.380, SLG: 0.578	0-0 F8			1B BB			0-0 F7		
Andy Kosco, R (1, 7) OBP: 0.308, SLG: 0.442		0-3 K		0-0 1B E 1B	0-0 F3			0-0 1B 1B	
Tom Haller, L (1, 2) OBP: 0.431, SLG: 0.500		4-0 WP 1B BB		0-0 SH5-4 E 1B	0-0 4-3			0-0 1B 1B	
Bill Sudakis, S (1, 5) OBP: 0.267, SLG: 0.339		0-0 P5		0-0 E9 1B SH5-4 E 1B	0-0 G3			0-0 1B FC1-2 1B	
Ted Sizemore, R (1, 4) OBP: 0.426, SLG: 0.404		0-0 WP 1B		0-0 SH5-4		0-0 2-3		0-0 FC1-2 1B FC5-2 1B	
Billy Grabarkewitz, R (1, 6) OBP: 0.250, SLG: 0.143		0-0 L6		4-0 WP E IBB		0-0 F9		0-0 FC5-2 FC1-2 1B	
Don Sutton, R (1, 1) OBP: 0.111, SLG: 0.111			0-0 F9	0-0 E2 WP 1B		0-3 K		0-0 FC1-2 FC5-2	

Inning Stats	R: 0 E: 0 K: 0 S: 2	H: 0 LOB: 0 BB: 1 P: 6	R: 0 E: 0 K: 1 S: 6	H: 1 LOB: 2 BB: 1 P: 10	R: 0 E: 0 K: 0 S: 3	H: 0 LOB: 0 BB: 0 P: 3	R: 4 E: 2 K: 0 S: 7	H: 4 LOB: 3 BB: 3 P: 19	R: 0 E: 0 K: 0 S: 3	H: 0 LOB: 0 BB: 0 P: 3	R: 0 E: 0 K: 1 S: 5	H: 0 LOB: 0 BB: 0 P: 5	R: 0 E: 0 K: 0 S: 2	H: 0 LOB: 0 BB: 1 P: 6	R: 2 E: 0 K: 1 S: 10	H: 5 LOB: 3 BB: 0 P: 10
--------------	------------------------------	---------------------------------	------------------------------	----------------------------------	------------------------------	---------------------------------	------------------------------	----------------------------------	------------------------------	---------------------------------	------------------------------	---------------------------------	------------------------------	---------------------------------	-------------------------------	----------------------------------

PITCHER	IP	WLS	BF	H	R	ER	SO	BB	IBB	HBP	BLK	WP	HR	S	P	ERA	WHIP
Gary Nolan, R (1, 1) ERA: 4.6	3.1	L	18	5	4	3	1	3	1	0	0	1	0	16	32	8.10	2.400
Jack Fisher, R (4, 1) ERA:	2.2		9	0	0	0	1	1	0	0	0	1	0	10	14	0.00	0.375
George Culver, R (7, 1) ERA: 3.38	1.0		6	3	2	2	0	1	0	0	0	0	0	5	9	18.00	4.000
Jim Merritt, L (8, 1) ERA: 4.61	0.0		1	1	0	0	0	0	0	0	0	0	0	1	1	∞	∞
Wayne Granger, R (8, 1) ERA: 2.25	1.0		4	1	0	0	1	0	0	0	0	0	0	6	6	0.00	1.000

**BOTTOM**

**Cincinnati Reds @ Los Angeles Dodgers**  
**Dodger Stadium, Los Angeles, CA**  
 Wed Apr 23 1969, 6:05 PM PST  
 Att. 11,672 - Unknown

AB	R	H	RBI	BB	SO	LOB
4	0	0	0	1	0	5
3	0	0	0	2	1	4
3	1	0	0	1	0	4
4	2	2	0	0	1	0
3	2	2	0	1	0	0
4	1	2	1	0	0	1
3	0	2	2	0	0	0
3	0	1	0	1	0	2
4	0	1	1	0	1	3

AB	31
R	6
H	10
RBI	4
BB	6
SO	3
LOB	19

WP: 2 PA: 38  
 PB: 0  
 SB: 0  
 CS: 1



1B	2B	3B	HR	SF	SAC	DP	HBP
10	0	0	0	0	1	1	0



Batter	1	2	3	4	5	6	7	8	9	AB R H RBI BB SO LOB	TOP			
<b>Pete Rose, S</b> OBP: 0.443, SLG: 0.574 (1, 8) X	0-0 4-3		0-0 1B	0-3 K		0-0 6-3			0-0 5-3 2B	5 1 2 0 0 1 0				
<b>Bobby Tolan, L</b> OBP: 0.371, SLG: 0.627 (1, 9) X	0-0 1B 2B		0-0 1B	0-0 HR		0-0 1-3			0-0 5-3 2-3	5 3 3 1 0 0 1				
<b>Alex Johnson, R</b> OBP: 0.368, SLG: 0.582 (1, 7) X	0-0 6-3 2-H 1B		0-0 5-3	0-0 6-3					0-0 L6	5 0 1 1 0 0 3				
<b>Tony Perez, R</b> OBP: 0.429, SLG: 0.549 (1, 5) X	0-0 1-2 6-3 1B		4-0 1B 3B IBB	0-0 6-3					0-0 4-3	3 1 1 0 1 0 0				
<b>Johnny Bench, R</b> OBP: 0.296, SLG: 0.462 (1, 2) X	0-0 6-3 1-2 2-3		0-0 1-2 2-H 3-H 3B 1B		0-0 1-3				0-0 CS 1B	4 1 2 2 0 0 2				
<b>Lee May, R</b> OBP: 0.281, SLG: 0.471 (1, 3) X	0-0 5-3		0-0 1-H 2-H 1B 3B		0-0 HR				0-0 CS 1-2 K	4 2 2 3 0 1 2				
<b>Tommy Helms, R</b> OBP: 0.377, SLG: 0.370 (1, 4) X		0-0 6-3	0-0 3-H 1B	0-0 6-3					0-0 P4-3	4 0 1 1 0 0 0				
<b>Darrel Chaney, S</b> OBP: 0.333, SLG: 0.263 (1, 6) X		0-3 K	0-0 F7	0-0 G3					0-3 K	4 0 0 0 0 2 1				
<b>Tony Cloninger, R</b> (1, 1) <b>Clay Carroll, R</b> OBP: 0.600, SLG: 0.500 (3, 1) <b>Wayne Granger, R</b> (7, 1)		0-0 1-3	0-0 F9	0-0 4-3					0-3 K	2 0 0 0 0 0 1 1 0 0 0 0 0 0 1 0 0 0 0 1 0				
<b>Inning Stats</b>	R: 1 E: 0 K: 0 S: 6 H: 3 LOB: 2 BB: 0 P: 6	R: 0 E: 0 K: 1 S: 5 H: 0 LOB: 0 BB: 0 P: 5	R: 5 E: 0 K: 0 S: 8 H: 5 LOB: 1 BB: 1 P: 12	R: 1 E: 0 K: 1 S: 6 H: 1 LOB: 0 BB: 0 P: 6	R: 1 E: 0 K: 0 S: 4 H: 1 LOB: 0 BB: 0 P: 4	R: 0 E: 0 K: 0 S: 3 H: 0 LOB: 0 BB: 0 P: 3	R: 0 E: 0 K: 0 S: 3 H: 1 LOB: 0 BB: 0 P: 3	R: 0 E: 0 K: 2 S: 7 H: 0 LOB: 0 BB: 0 P: 7	R: 0 E: 0 K: 1 S: 6 H: 1 LOB: 1 BB: 0 P: 6	1B: 7 2B: 2 3B: 1 HR: 2 SF: 0 SAC: 0 DP: 0 HBP: 0	WP: 0 PB: 0 SB: 0 CS: 1 PA: 40			
<b>PITCHER</b>	IP WLS BF H R ER SO BB IBB HBP BLK WP HR S P ERA WHIP												<b>PITCHER</b>	IP WLS BF H R ER SO BB IBB HBP BLK WP HR S P ERA WHIP
<b>Claude Osteen, L</b> ERA: 3.07 (1, 1)	2.1 L 16 8 6 6 1 0 0 0 0 0 0 0 17 21 23.14 3.429													
<b>Joe Moeller, R</b> ERA: 2.45 (3, 1)	1.2 6 1 1 1 1 0 0 0 0 0 0 1 8 8 5.40 0.600													
<b>Pete Mikkelsen, R</b> ERA: 2.45 (5, 1)	2.0 7 1 1 1 0 0 0 0 0 0 0 1 7 7 4.50 0.500													
<b>Bobby Darwin, R</b> ERA: 10.13 (7, 1)	1.0 3 1 0 0 0 0 0 0 0 0 0 0 3 3 0.00 1.000													
<b>Jim Brewer, L</b> ERA: 1.8 (8, 1)	2.0 7 1 0 0 3 0 0 0 0 0 0 0 13 13 0.00 0.500													

Cincinnati Reds @ Los Angeles Dodgers  
 Dodger Stadium, Los Angeles, CA  
 Thu Apr 24 1969, 6:05 PM PST  
 Att: 11,815 - Unknown

AB	38
R	8
H	12
RBI	8
BB	1
SO	5
LOB	10



WP	0	PA	40
PB	0		
SB	0		
CS	1		

Batter	1	2	3	4	5	6	7	8	9	AB	R	H	RBI	BB	SO	LOB
Willie Crawford, L (1, 8) OBP: 0.299, SLG: 0.393	0-0 1-3		4-0 WP BB 1B BB	0-3 K			0-3 K	0-0 FC2-8 1B		4	1	1	0	1	2	1
Bill Russell, R (1, 9) OBP: 0.464, SLG: 0.533	0-0 L3 1B		4-0 WP 1B BB		0-0 F8		0-0 1B SF9 1B	0-0 FC2-6 1B 1-2f		4	2	2	0	1	0	1
Wes Parker, S (1, 3) OBP: 0.418, SLG: 0.600	0-0 L3 1-2		0-0 FC1-4 1B 1-H 2-H		0-0 1B 1B		0-0 1B 1B	0-0 G6-4-3 1B		5	1	4	2	0	0	1
Andy Kosco, R (1, 7) OBP: 0.298, SLG: 0.429		0-0 F9	0-0 FC1-4 FC6 1-2f		0-0 1B		0-0 SF9	0-0 G6-4-3 1-2f		4	0	1	1	0	0	3
Tom Haller, L (1, 2) OBP: 0.429, SLG: 0.489		0-0 HR 1B	0-3 K		0-0 L4		0-0 1B 1B		0-0 6-3	5	2	2	0	0	1	3
Bill Sudakis, S (1, 5) OBP: 0.292, SLG: 0.410		0-0 HR	0-0 FC6 1-2f		0-0 4-3		0-0 1B 1B 1B		0-0 5-3 1B	5	1	3	3	0	0	3
Ted Sizemore, R (1, 4) OBP: 0.441, SLG: 0.423 (8, 6)		0-0 FC4-6 1B		0-0 1-3 1B		0-0 1-3	0-0 1B 1B		0-0 5-3	5	0	3	1	0	0	1
Billy Grabarkewitz, R (1, 6) OBP: 0.182, SLG: 0.100		0-0 FC4-6		0-0 1-3		0-3 K	0-0 1B		0-0 F9	3	0	0	0	0	1	2
Ron Fairly, L (7, PH) OBP: 0.286, SLG: 0.316		0-0 FC4-6 1-2f		1-2 1-3		0-3 K	1-2 2-3 1B			1	0	1	0	0	0	0
Jim Brewer, L (8, 1)										0	0	0	0	0	0	0
Jeff Torborg, R (9, PH)										1	0	0	0	0	0	1
Claude Osteen, L (1, 1) OBP: 0.250, SLG: 0.111		0-0 4-3		0-3 K		0-3 K	0-0 P1-3			1	0	0	0	0	0	1
Joe Moeller, R (3, 1)										0	0	0	0	0	0	0
Len Gabrielson, L (4, PH) OBP: 0.250, SLG: 0.176										1	0	0	0	0	1	1
Pete Mikkelsen, R (5, 1)										0	0	0	0	0	0	0
John Miller, R (6, PH) OBP: 0.250, SLG: 0.250										1	0	0	0	0	1	0
Bobby Darwin, R (7, 1)										0	0	0	0	0	0	0
Paul Popovich, S (7, PH) OBP: 0.278, SLG: 0.250 (8, 4)										1	0	0	0	0	0	3

Inning Stats	R: 0	H: 1	R: 2	H: 3	R: 2	H: 1	R: 0	H: 1	R: 0	H: 2	R: 3	H: 6	R: 0	H: 2	R: 0	H: 1	1B: 16	SF: 1	WP: 1	PA: 44
	E: 0	LOB: 0	E: 0	LOB: 1	E: 0	LOB: 1	E: 0	LOB: 1	E: 0	LOB: 2	E: 0	LOB: 3	E: 0	LOB: 1	E: 0	LOB: 1	2B: 1	SAC: 0	PB: 0	
	K: 0	BB: 0	K: 0	BB: 0	K: 1	BB: 2	K: 2	BB: 0	K: 0	BB: 0	K: 1	BB: 0	K: 0	BB: 0	K: 0	BB: 0	3B: 0	DP: 2	SB: 0	
	S: 3	P: 3	S: 6	P: 6	S: 6	P: 14	S: 8	P: 8	S: 5	P: 5	S: 7	P: 7	S: 11	P: 4	S: 4	P: 4	HR: 1	HBP: 0	CS: 0	

PITCHER	IP	WLS	BF	H	R	ER	SO	BB	IBB	HBP	BLK	WP	HR	S	P	ERA	WHIP
Tony Cloninger, R (1, 1) ERA: 5.17	2.0		12	5	4	4	0	2	0	0	0	1	1	10	18	18.00	3.500
Clay Carroll, R (3, 1) ERA: 3.86	4.2	W	19	5	2	2	6	0	0	0	0	0	0	31	31	3.86	1.071
Wayne Granger, R (7, 1) ERA: 2.51	2.1	S	13	7	1	1	0	0	0	0	0	0	0	13	13	3.86	3.000

**BOTTOM**

**Cincinnati Reds @ Los Angeles Dodgers**  
Dodger Stadium, Los Angeles, CA

Thu Apr 24 1969, 6:05 PM PST  
Att. 11,815 - Unknown

<b>AB</b>	<b>41</b>
<b>R</b>	<b>7</b>
<b>H</b>	<b>17</b>
<b>RBI</b>	<b>7</b>
<b>BB</b>	<b>2</b>
<b>SO</b>	<b>6</b>
<b>LOB</b>	<b>21</b>



PITCHER	IP	WLS	BF	H	R	ER	SO	BB	IBB	HBP	BLK	WP	HR	S	P	ERA	WHIP
Tony Cloninger, R (1, 1) ERA: 5.17	2.0		12	5	4	4	0	2	0	0	0	1	1	10	18	18.00	3.500
Clay Carroll, R (3, 1) ERA: 3.86	4.2	W	19	5	2	2	6	0	0	0	0	0	0	31	31	3.86	1.071
Wayne Granger, R (7, 1) ERA: 2.51	2.1	S	13	7	1	1	0	0	0	0	0	0	0	13	13	3.86	3.000



Batter	1	2	3	4	5	6	7	8	9	AB R H RBI BB SO LOB	TOP
Felipe Alou, R OBP: 0.350, SLG: 0.436 (1, 8) X	0-0 2B SF7 1B		0-0 F3		0-3 K			0-0 6-3		4 1 1 0 0 1 0	
Felix Millan, R OBP: 0.353, SLG: 0.484 (1, 4) S S S	0-3 K		0-0 2B		0-0 E5			0-3 K		4 0 1 0 0 2 1	
Hank Aaron, R OBP: 0.507, SLG: 0.684 (1, 9) X	0-0 1-3 2B		4-0 IBB		0-3 K			0-0 F9		3 0 1 0 1 1 1	
Orlando Cepeda, R OBP: 0.275, SLG: 0.410 (1, 3) X	0-0 SF7 3-H		0-3 K		0-0 F9			0-0 F8		3 0 0 1 0 1 2	
Tito Francona, L OBP: 0.357, SLG: 0.308 (1, 7) B B B	4-0 BB		0-0 1-3		0-0 6-3			0-0 5-3		3 0 0 0 1 0 2	
Clete Boyer, R OBP: 0.328, SLG: 0.339 (1, 5) S S S	0-3 K			0-0 F9		0-3 K		0-0 1B		4 0 1 0 0 2 2	
Bob Didier, S OBP: 0.282, SLG: 0.278 Bob Aspromonte, R OBP: 0.276, SLG: 0.296 (9, PH)		0-0 5-3		0-0 F2		0-0 F2		0-0 F3		3 0 0 0 0 0 0 1 0 0 0 0 0 1	
Sonny Jackson, L OBP: 0.308, SLG: 0.419 (1, 6) S S S		0-3 K		0-0 6-3		0-0 6-3				3 0 0 0 0 1 0	
Phil Niekro, R OBP: 0.167, SLG: 0.167 (1, 1) X		0-0 F7		0-3 K		0-0 5-3				3 0 0 0 0 1 0	
<b>Inning Stats</b>	R: 1 H: 2 E: 0 LOB: 2 K: 2 BB: 1 S: 9 P: 13	R: 0 H: 0 E: 0 LOB: 0 K: 1 BB: 0 S: 5 P: 5	R: 0 H: 1 E: 0 LOB: 2 K: 1 BB: 1 S: 6 P: 10	R: 0 H: 0 E: 0 LOB: 0 K: 0 BB: 0 S: 3 P: 3	R: 0 H: 0 E: 1 LOB: 1 K: 3 BB: 0 S: 10 P: 10	R: 0 H: 0 E: 0 LOB: 0 K: 1 BB: 0 S: 5 P: 5	R: 0 H: 0 E: 0 LOB: 0 K: 0 BB: 0 S: 3 P: 3	R: 0 H: 0 E: 0 LOB: 0 K: 1 BB: 0 S: 5 P: 5	R: 0 H: 1 E: 0 LOB: 1 K: 0 BB: 0 S: 4 P: 4	1B: 2 SF: 1 2B: 2 SAC: 0 3B: 0 DP: 0 HR: 0 HBP: 0	WP: 0 PA: 34 PB: 0 SB: 0 CS: 0
<b>PITCHER</b> Bill Singer, R ERA: 1.5 (1, 1)	IP WLS BF H R ER SO BB IBB HBP BLK WP HR S P ERA WHIP										
	9.0 W 34 4 1 1 9 1 1 0 0 0 0 50 58 1.00 0.556										

Atlanta Braves @ Los Angeles Dodgers  
Dodger Stadium, Los Angeles, CA  
Fri Apr 25 1969, 6:05 PM PST  
Att: 40,751 - Unknown

AB	31
R	1
H	4
RBI	1
BB	2
SO	9
LOB	9



Batter	1	2	3	4	5	6	7	8	9	AB R H RBI BB SO LOB
Willie Crawford, L (1, 8) OBP: 0.310, SLG: 0.400	0-0 5-3 BB WP 1B		0-0 1-3 1B	0-3 K			0-0 S 1B			4 1 2 0 0 1 1
Bill Russell, R (1, 9) OBP: 0.467, SLG: 0.521	4-0 5-3 BB 1-2		0-0 WP 1B		0-0 2-3		0-3 K2-3 1-2			3 0 1 0 1 1 1
Wes Parker, S (1, 3) OBP: 0.407, SLG: 0.566	0-0 5-3 1-2 2-3		0-0 P6 1-3		0-0 4-3		1-0 SH1-4 1B FC5-2 HBP			3 0 0 0 0 0 3
Andy Kosco, R (1, 7) OBP: 0.295, SLG: 0.417	0-0 5-3 3-H		0-0 5-3		0-0 5-3		0-0 FC5-2 SH1-4 1-2 1B			4 0 1 0 0 0 2
Tom Haller, L (1, 2) OBP: 0.424, SLG: 0.469	0-0 F8			4-0 PB 2B BB		0-0 6-3	0-0 SH1-4 1-2 2-3			2 1 0 0 1 0 1
Bill Sudakis, S (1, 5) OBP: 0.319, SLG: 0.438		0-0 4-3 6-4-3 1B		0-0 5-3 1-H PB 2B		0-0 5-3	4-0 FC5-2 IBB			3 1 2 1 1 0 0
Ted Sizemore, R (1, 4) OBP: 0.429, SLG: 0.411 (9, 6)		0-0 4-3 3-6-4-3 1B		0-0 5-3 2-3		0-0 6-3	0-0 FC5-2 1-2 2-3 3-Hf			4 0 1 0 0 0 4
Billy Grabarkewitz, R (1, 6) OBP: 0.143, SLG: 0.077 Ron Fairly, L (8, PH) OBP: 0.273, SLG: 0.300 Paul Popovich, S (9, 4) OBP: 0.276, SLG: 0.250		0-0 G4-3-6-4-3 1-2f 2-3		0-3 K 4-3 3-H		0-0 1-3	0-3 K			3 0 0 0 0 1 2 1 0 0 0 0 1 3 0 0 0 0 0 0 0
Bill Singer, R (1, 1) OBP: 0.133, SLG: 0.133		0-0 6-3		0-0 4-3 1-2		0-0 P5				3 0 0 0 0 0 2

Inning Stats	R: 1 E: 0 K: 0 S: 4	H: 1 LOB: 1 BB: 1 P: 8	R: 0 E: 0 K: 0 S: 4	H: 2 LOB: 1 BB: 0 P: 4	R: 0 E: 0 K: 0 S: 4	H: 1 LOB: 1 BB: 0 P: 4	R: 2 E: 0 K: 2 S: 9	H: 1 LOB: 1 BB: 1 P: 13	R: 0 E: 0 K: 0 S: 3	H: 0 LOB: 0 BB: 0 P: 3	R: 0 E: 0 K: 0 S: 3	H: 0 LOB: 0 BB: 0 P: 3	R: 0 E: 0 K: 1 S: 6	H: 1 LOB: 1 BB: 0 P: 6	R: 0 E: 0 K: 1 S: 6	H: 1 LOB: 3 BB: 1 P: 11	1B: 6 2B: 1 3B: 0 HR: 0	SF: 0 SAC: 1 DP: 1 HBP: 1	WP: 3 PB: 2 SB: 1 CS: 0	PA: 35
PITCHER Phil Niekro, R (1, 1) ERA: 0.77	IP 8.0 WLS L BF 35 H 7 R 3 ER 1 SO 4 BB 2 IBB 1 HBP 1 BLK 0 WP 2 HR 0 S 39 P 52 ERA 1.12 WHIP 1.125																			

BOTTOM

Atlanta Braves @ Los Angeles Dodgers  
Dodger Stadium, Los Angeles, CA

Fri Apr 25 1969, 6:05 PM PST  
Att. 40,751 - Unknown

livebaseballscorecards.com

AB	30
R	3
H	7
RBI	1
BB	3
SO	4
LOB	19





Batter	1	2	3	4	5	6	7	8	9	AB R H RBI BB SO LOB	TOP											
Felipe Alou, R OBP: 0.385, SLG: 0.483 (1, 8) X	0-0 1B		0-0 2B		0-0 1B 1B		0-0 1B 1B	0-0 F7		5 2 4 1 0 0 1												
Felix Millan, R OBP: 0.342, SLG: 0.471 (1, 4) X	0-0 F9		0-0 F9		0-0 1B		0-0 SF9		0-0 5-3	4 0 1 2 0 0 2												
Hank Aaron, R OBP: 0.486, SLG: 0.645 (1, 9) X	0-0 P5			0-3 K	0-0 F7		0-0 SF9		0-0 1-3	5 1 1 0 0 1 2												
Orlando Cepeda, R OBP: 0.284, SLG: 0.455 (1, 3) X	0-0 F9			0-0 F7		0-0 F7	0-0 1B		0-0 HR	5 1 2 2 0 0 1												
Tito Francona, L OBP: 0.389, SLG: 0.375 Mike Lum, L OBP: 0.444, SLG: 0.333 (1, 7) X (7, 7)		0-0 4-3		0-0 1B		0-0 2-3	0-0 SF9		0-0 F3	3 0 2 1 0 0 0 1 0 0 0 0 0 0												
Clete Boyer, R OBP: 0.324, SLG: 0.333 (1, 5) X		0-0 6-3		0-0 1B		0-0 2-3	0-0 F9			4 0 1 0 0 0 2												
Bob Didier, S OBP: 0.279, SLG: 0.275 (1, 2) X		0-0 F9		0-0 G3		0-0 1-3		0-0 E		4 0 1 0 0 0 3												
Sonny Jackson, L OBP: 0.290, SLG: 0.394 (1, 6) X			0-0 F7		0-0 F3		0-0 E1	0-0 L6		4 1 0 0 0 0 1												
Ron Reed, R Cecil Upshaw, R OBP: 0.500, SLG: 0.500 (1, 1) X (9, 1)			0-0 F2		0-0 F8		0-0 SH	0-0 F2		3 1 0 0 0 0 1 0 0 0 0 0 0 0												
<b>Inning Stats</b>	R: 0 E: 0 K: 0 S: 4	H: 1 LOB: 1 BB: 0 P: 4	R: 0 E: 0 K: 0 S: 3	H: 0 LOB: 0 BB: 0 P: 3	R: 0 E: 0 K: 0 S: 4	H: 1 LOB: 1 BB: 0 P: 4	R: 0 E: 0 K: 1 S: 7	H: 2 LOB: 2 BB: 0 P: 7	R: 1 E: 0 K: 0 S: 5	H: 2 LOB: 1 BB: 0 P: 5	R: 0 E: 0 K: 0 S: 4	H: 1 LOB: 1 BB: 0 P: 4	R: 4 E: 1 K: 0 S: 8	H: 3 LOB: 1 BB: 0 P: 8	R: 0 E: 1 K: 0 S: 4	H: 1 LOB: 1 BB: 0 P: 4	R: 1 E: 0 K: 0 S: 4	H: 1 LOB: 0 BB: 0 P: 4	1B: 10 2B: 1 3B: 0 HR: 1	SF: 2 SAC: 1 DP: 0 HBP: 0	WP: 0 PB: 0 SB: 0 CS: 0	PA: 41
<b>PITCHER</b>	IP WLS BF H R ER SO BB IBB HBP BLK WP HR S P ERA WHIP																					
Alan Foster, R ERA: 2.57 (1, 1)	6.0 L 28 8 4 2 1 0 0 0 0 0 0 0 0 30 30 3.00 1.333																					
Al McBean, R ERA: 3.65 (7, 1)	2.0 9 3 1 0 0 0 0 0 0 0 0 0 0 9 9 0.00 1.500																					
Pete Mikkelsen, R ERA: 3.0 (9, 1)	1.0 4 1 1 1 0 0 0 0 0 0 0 0 1 4 4 9.00 1.000																					

Atlanta Braves @ Los Angeles Dodgers  
Dodger Stadium, Los Angeles, CA  
Sat Apr 26 1969, 7:05 PM PST  
Att. 24,057 - Unknown

livebaseballscorecards.com

AB	38
R	6
H	12
RBI	6
BB	0
SO	1
LOB	13









Batter	1	2	3	4	5	6	7	8	9	AB	R	H	RBI	BB	SO	LOB
Willie Crawford, L OBP: 0.325, SLG: 0.371 (1, 8)	4-0 FC6-4 BB	4-0 BB 2B BB		4-0 5-3 3B BB	0-0 F7			0-0 F7		2	2	0	0	3	0	1
Bill Russell, R OBP: 0.435, SLG: 0.455 (1, 9)	0-0 FC6-4 BB 1B 1-2f	4-0 BB 2B BB		0-0 5-3 1-2	0-0 P5			0-3 K		4	2	0	0	1	1	3
Wes Parker, S OBP: 0.409, SLG: 0.569 Ron Fairly, L OBP: 0.292, SLG: 0.318 (1, 3) (5, 3)	4-0 1B BB 1-2	0-0 P5		0-0 2-H 3B				0-0 1-6-3		2	1	1	1	1	0	2
Andy Kosco, R OBP: 0.333, SLG: 0.485 John Miller, R OBP: 0.250, SLG: 0.250 (1, 7) (8, 7)	0-0 1B BB 1-2 FC4-6 1B 1-2 2-H	0-0 2B		4-0 BB				0-0 F9		3	1	2	3	1	0	0
Tom Haller, L OBP: 0.424, SLG: 0.455 Jeff Torborg, R (6, 2)	0-0 FC4-6 1B 1-3 2-H	0-0 F7		0-0 F8				0-3 K		3	0	1	1	0	0	3
Bill Sudakis, S OBP: 0.312, SLG: 0.408 (1, 5)	0-0 FC4-6 CS 1-2f 3-H			0-0 G3				0-0 F9 1B 1B		4	1	1	1	0	0	1
Ted Sizemore, R OBP: 0.423, SLG: 0.422 (1, 4)	0-0 CS 1-2	0-0 3B 2B		0-0 4-3				0-0 6-3 1B 1-2 E		4	2	2	0	0	0	0
Billy Grabarkewitz, R OBP: 0.190, SLG: 0.300 (1, 6)		0-0 S 3B 2-H		0-0 6-3				0-0 E7 2B 1-H 2-H		4	1	2	3	0	0	0
Don Sutton, R OBP: 0.077, SLG: 0.077 (1, 1)		0-0 5-3 3-H		0-3 K				0-0 P2 P6		4	0	0	0	0	1	1

Inning Stats	R: 3	H: 2	E: 0	K: 0	S: 4	LOB: 0	BB: 2	P: 12	R: 4	H: 3	E: 0	K: 0	S: 6	LOB: 1	BB: 2	P: 14	R: 0	H: 0	E: 0	K: 0	S: 3	LOB: 0	BB: 0	P: 3	R: 1	H: 1	E: 0	K: 1	S: 6	LOB: 2	BB: 2	P: 14	R: 2	H: 3	E: 1	K: 0	S: 6	LOB: 1	BB: 0	P: 6	R: 0	H: 0	E: 0	K: 1	S: 5	LOB: 0	BB: 0	P: 5	R: 0	H: 0	E: 0	K: 0	S: 3	LOB: 0	BB: 0	P: 3	R: 0	H: 0	E: 0	K: 1	S: 5	LOB: 0	BB: 0	P: 5
--------------	------	------	------	------	------	--------	-------	-------	------	------	------	------	------	--------	-------	-------	------	------	------	------	------	--------	-------	------	------	------	------	------	------	--------	-------	-------	------	------	------	------	------	--------	-------	------	------	------	------	------	------	--------	-------	------	------	------	------	------	------	--------	-------	------	------	------	------	------	------	--------	-------	------

PITCHER	IP	WLS	BF	H	R	ER	SO	BB	IBB	HBP	BLK	WP	HR	S	P	ERA	WHIP
Pat Jarvis, R ERA: 6.75 (1, 1)	1.1	L	10	4	6	6	0	3	0	0	0	0	0	7	19	40.50	5.250
Jim Britton, R ERA: 10.38 (2, 1)	2.2		16	5	4	4	1	3	0	0	0	0	0	15	27	13.50	3.000
Gary Neibauer, R ERA: 7.5 (5, 1)	2.0		6	0	0	0	1	0	0	0	0	0	0	8	8	0.00	0.000
Claude Raymond, R ERA: 8.1 (7, 1)	2.0		6	0	0	0	1	0	0	0	0	0	0	8	8	0.00	0.000


**BOTTOM**

**Atlanta Braves @ Los Angeles Dodgers**  
**Dodger Stadium, Los Angeles, CA**

Sun Apr 27 1969, 3:33 AM PDT  
Att. 18,161 - Unknown

livebaseballscorecards.com

AB	32
R	10
H	9
RBI	9
BB	6
SO	3
LOB	11



WP: 0	PA: 39
PB: 0	
SB: 1	
CS: 1	



Batter	1	2	3	4	5	6	7	8	9	AB R H RBI BB SO LOB	TOP											
<b>Willie Crawford, L</b> (1, 7) <small>OBP: 0.310, SLG: 0.351</small> <b>Wes Parker, S</b> (9, PH) <small>OBP: 0.418, SLG: 0.610</small> (9, 3)	0-0 4-3	0-0 P5			0-0 F8		0-0 FC6		0-0 1B 3B	4 0 0 0 0 0 2 1 1 1 1 0 0 0												
<b>Willie Davis, L</b> (1, 8) <small>OBP: 0.600, SLG: 0.500</small>	0-0 BB 1B		0-0 G3-1		0-0 1B			4-0 BB G3-6-3	0-0 4-3	4 0 2 0 1 0 1												
<b>Ron Fairly, L</b> (1, 3) <small>OBP: 0.321, SLG: 0.292</small> <b>Ken Boyer, R</b> (9, PH) <small>OBP: 0.500, SLG: 0.500</small> <b>Bobby Darwin, R</b> (9, PR) <b>Jim Brewer, L</b> (9, 1)	4-0 1-2 BB		4-0 FC1-4 BB		0-0 1-3		0-0 G3-6-3	0-0 1-2 G3-6-3	0-0 2B 1B	2 0 0 0 2 0 2 1 0 1 1 0 0 0 0 0 0 0 0 0 0 0 0 0 0 0 0 0												
<b>Andy Kosco, R</b> (1, 9) <small>OBP: 0.338, SLG: 0.493</small> (9, 7)	0-0 F8		0-0 FC1-4		0-0 1-3		0-0 1-3	0-0 1B 1B	0-0 1-3 2B	5 1 2 0 0 0 3												
<b>Tom Haller, L</b> (1, 2) <small>OBP: 0.408, SLG: 0.433</small>	0-0 P4		0-0 6-3		0-0 P6		0-0 P6	0-0 1B 1-2 1B	0-0 F7	5 0 1 0 0 0 6												
<b>Bill Sudakis, S</b> (1, 5) <small>OBP: 0.333, SLG: 0.419</small>		0-0 FC1 E 1B		4-0 FC6-4 BB		0-0 F8		0-0 1-3 2-H 1B		3 1 2 1 1 0 0												
<b>Ted Sizemore, R</b> (1, 4) <small>OBP: 0.400, SLG: 0.397</small>		0-0 F7		0-0 FC6-4 G6-3		0-0 L5		0-0 F9		4 0 0 0 0 0 4												
<b>Billy Grabarkewitz, R</b> (1, 6) <small>OBP: 0.160, SLG: 0.250</small>		0-0 FC1 1-H		0-0 G6-3		0-0 6-3			0-3 K	4 0 0 0 0 1 1												
<b>Claude Osteen, L</b> (1, 1) <small>OBP: 0.154, SLG: 0.083</small> <b>Bill Russell, R</b> (9, PH) <small>OBP: 0.443, SLG: 0.464</small> (9, 9)		0-0 6-3		0-0 4-3		0-0 E4 FC6			0-0 3B 1B	3 0 0 0 0 0 1 1 1 1 0 0 0 0												
<b>Inning Stats</b>	R: 0 E: 0 K: 0 S: 4	H: 1 LOB: 2 BB: 1 P: 8	R: 1 E: 1 K: 0 S: 5	H: 1 LOB: 1 BB: 0 P: 5	R: 0 E: 0 K: 0 S: 3	H: 0 LOB: 1 BB: 1 P: 7	R: 0 E: 0 K: 0 S: 2	H: 0 LOB: 0 BB: 1 P: 6	R: 0 E: 0 K: 0 S: 4	H: 1 LOB: 1 BB: 0 P: 4	R: 0 E: 0 K: 0 S: 3	H: 0 LOB: 0 BB: 0 P: 3	R: 0 E: 1 K: 0 S: 4	H: 0 LOB: 1 BB: 0 P: 4	R: 1 E: 0 K: 0 S: 5	H: 3 LOB: 2 BB: 1 P: 9	R: 2 E: 0 K: 1 S: 9	H: 4 LOB: 3 BB: 0 P: 9	1B: 8 2B: 1 3B: 1 HR: 0	SF: 0 SAC: 0 DP: 2 HBP: 0	WP: 0 PB: 0 SB: 0 CS: 0	PA: 41
<b>PITCHER</b>	IP WLS BF H R ER SO BB IBB HBP BLK WP HR S P ERA WHIP																					
<b>Joe Niekro, R</b> (1, 1) <small>ERA: 2.79</small> <b>Dick Kelley, L</b> (8, 1) <small>ERA: 3.86</small>	7.2 L 8 4 2 2 1 0 0 0 0 0 0 0 0 29 45 1.17 1.304																					
<b>PITCHER</b>	IP WLS BF H R ER SO BB IBB HBP BLK WP HR S P ERA WHIP																					

**Los Angeles Dodgers @ San Diego Padres**  
 San Diego Stadium, San Diego, CA  
 Mon Apr 28 1969, 10:05 PM EDT  
 Att. 13,368 - Unknown

<b>AB</b>	37
<b>R</b>	4
<b>H</b>	10
<b>RBI</b>	3
<b>BB</b>	4
<b>SO</b>	1
<b>LOB</b>	20







Batter	1	2	3	4	5	6	7	8	9	AB R H RBI BB SO LOB	TOP											
Willie Crawford, L (1, 7) OBP: 0.318, SLG: 0.364	4-0 1B E BB	0-0 6-3			0-0 2B		0-0 F7			3 1 1 0 1 0 1	<b>Los Angeles Dodgers @ San Diego Padres</b> San Diego Stadium, San Diego, CA Tue Apr 29 1969, 10:05 PM EDT Att. 13,265 - Unknown <a href="http://livebaseballscorecards.com">livebaseballscorecards.com</a>											
Willie Davis, L (1, 8) OBP: 0.444, SLG: 0.375	0-0 E 1-3 1B		0-0 F7		0-0 1-3			0-0 4-3	4 1 1 0 0 0 1													
Ron Fairly, L (1, 3) OBP: 0.313, SLG: 0.286	0-0 P4		0-0 G5-4-3 1B			0-0 E4 4-3 PB		0-0 6-3	4 0 1 0 0 0 2													
Andy Kosco, R (1, 9) OBP: 0.321, SLG: 0.467	0-0 E5 1B 1-3 3-H		0-0 G5-4-3 1-2f		0-0 F9 1-2			0-0 5-3	4 0 0 1 0 0 3													
Tom Haller, L (1, 2) OBP: 0.387, SLG: 0.406	0-3 K			0-0 1-3		0-0 4-3 2-3		0-3 K	4 0 0 0 0 2 3													
Bill Sudakis, S (1, 5) OBP: 0.341, SLG: 0.436	0-0 1-3 3-H 1B			0-0 G3		0-0 F8		0-0 2B	4 0 2 1 0 0 1													
Ted Sizemore, R (1, 4) OBP: 0.380, SLG: 0.375	0-0 F8			0-0 F9			0-0 5-3	0-0 L5	4 0 0 0 0 0 2													
Billy Grabarkewitz, R (1, 6) OBP: 0.143, SLG: 0.222		0-0 6-3			0-0 P6		0-3 K		3 0 0 0 0 1 0													
Joe Moeller, R (1, 1) OBP: 0.250, SLG: 0.250		0-3 K			0-3 K		0-0 1B		3 0 1 0 0 2 0													
Pete Mikkelsen, R (7, 1)									0 0 0 0 0 0 0													
Jim Brewer, L (9, 1)									0 0 0 0 0 0 0													
<b>Inning Stats</b>	R: 2 E: 1 K: 1 S: 8	H: 2 LOB: 2 BB: 1 P: 12	R: 0 E: 0 K: 1 S: 5	H: 0 LOB: 0 BB: 0 P: 5	R: 0 E: 0 K: 0 S: 3	H: 1 LOB: 0 BB: 0 P: 3	R: 0 E: 0 K: 0 S: 3	H: 0 LOB: 0 BB: 0 P: 3	R: 0 E: 1 K: 0 S: 4	H: 0 LOB: 1 BB: 0 P: 4	R: 0 E: 0 K: 1 S: 6	H: 1 LOB: 1 BB: 0 P: 6	R: 0 E: 0 K: 1 S: 6	H: 1 LOB: 1 BB: 0 P: 6	R: 0 E: 0 K: 0 S: 3	H: 0 LOB: 0 BB: 0 P: 3	R: 0 E: 0 K: 1 S: 5	H: 1 LOB: 0 BB: 0 P: 5	1B: 4 2B: 2 3B: 0 HR: 0	SF: 0 SAC: 0 DP: 1 HBP: 0	WP: 0 PB: 1 SB: 0 CS: 0	PA: 34
<b>PITCHER</b>	IP WLS BF H R ER SO BB IBB HBP BLK WP HR S P ERA WHIP	IP WLS BF H R ER SO BB IBB HBP BLK WP HR S P ERA WHIP																				
Al Santorini, R (1, 1) ERA: 1.88	7.0 L 28 5 2 1 4 1 0 0 0 0 0 0 35 39 1.29 0.857	2.0 6 1 0 0 0 1 0 0 0 0 0 0 8 8 0.00 0.500																				



Batter	1	2	3	4	5	6	7	8	9	AB	R	H	RBI	BB	SO	LOB
Tommy Dean, R OBP: 0.244, SLG: 0.275 (1, 6)	F8		6-3		SH1-4			6-3		3	0	0	0	0	0	0
Roberto Pena, R OBP: 0.267, SLG: 0.205 (1, 4) (8, 5)	FC4-6 BB		1B		F7			K		3	0	1	0	1	1	1
Tony Gonzalez, L OBP: 0.344, SLG: 0.317 (1, 7)	FC4-6 1-2f		4-3		F8			G3		4	0	0	0	0	0	2
Ollie Brown, R OBP: 0.349, SLG: 0.556 (1, 9)	K			2B 1B	K			FC6-4 SH 1B		4	1	2	0	0	2	1
Nate Colbert, R OBP: 0.340, SLG: 0.674 (1, 3)		4-3 2B		4-3 1-H FC4-2 2B	F7			SH FC6-4 1-2		3	0	2	1	0	0	0
Larry Stahl, L OBP: 0.211, SLG: 0.167 (1, 8) Cito Gaston, R OBP: 0.227, SLG: 0.221 (9, PH)		4-3 2-3		4-3 2-3			4-3 SH3 1B	K		3	0	1	0	0	0	2
Chris Krug, R OBP: 0.143, SLG: 0.143 (1, 2) Ivan Murrell, R OBP: 0.143, SLG: 0.143 (9, PH)		0-3 K		0-3 FC4-2			SH3 1-2	FC6-4 BB 1-2f 2-3		2	0	0	0	0	1	2
Jose Arcia, R OBP: 0.222, SLG: 0.222 (1, 5) Bill Davis, L OBP: 0.289, SLG: 0.225 (7, PH) Jerry Davanon, R OBP: 0.125, SLG: 0.129 (8, 4)		0-3 K		0-3 K			4-3 2-3	4-0 BB BB BB BB		2	0	0	0	0	2	2
Al Santorini, R OBP: 0.471, SLG: 0.250 (7, PH) Frank Reberger, L OBP: 0.343, SLG: 0.323 (8, 1) Ed Spiezio, R OBP: 0.343, SLG: 0.323 (9, PH)		0-0 4-3		0-0 4-3		4-0 F7 SH1-4 BB	5-3	P4		1	0	0	0	1	0	0

Inning Stats	R: 0	H: 0	E: 0	K: 1	S: 5	R: 0	H: 1	E: 0	K: 2	S: 8	R: 0	H: 1	E: 0	K: 0	S: 4	R: 1	H: 2	E: 0	K: 1	S: 7	R: 0	H: 0	E: 0	K: 0	S: 2	R: 0	H: 0	E: 0	K: 1	S: 5	R: 0	H: 1	E: 0	K: 0	S: 4	R: 0	H: 0	E: 1	K: 1	S: 7	1B: 4	2B: 2	3B: 0	HR: 0	SF: 0	SAC: 3	DP: 0	HBP: 0	WP: 0	PB: 0	SB: 0	CS: 0	PA: 36
--------------	------	------	------	------	------	------	------	------	------	------	------	------	------	------	------	------	------	------	------	------	------	------	------	------	------	------	------	------	------	------	------	------	------	------	------	------	------	------	------	------	-------	-------	-------	-------	-------	--------	-------	--------	-------	-------	-------	-------	--------

PITCHER	IP	WLS	BF	H	R	ER	SO	BB	IBB	HBP	BLK	WP	HR	S	P	ERA	WHIP
Joe Moeller, R ERA: 1.93 (1, 1)	6.2	W	26	5	1	1	5	2	0	0	0	0	0	34	42	1.35	1.050
Pete Mikkelsen, R ERA: 2.7 (7, 1)	1.1		6	1	0	0	1	0	0	0	0	0	0	8	8	0.00	0.750
Jim Brewer, L ERA: 1.29 (9, 1)	1.0	S	4	0	0	0	1	1	0	0	0	0	0	5	9	0.00	1.000

BOTTOM

Los Angeles Dodgers @ San Diego Padres  
San Diego Stadium, San Diego, CA

livebaseballscorecards.com

AB	30
R	1
H	6
RBI	1
BB	3
SO	7
LOB	19



PITCHER	IP	WLS	BF	H	R	ER	SO	BB	IBB	HBP	BLK	WP	HR	S	P	ERA	WHIP
---------	----	-----	----	---	---	----	----	----	-----	-----	-----	----	----	---	---	-----	------

Tue Apr 29 1969, 10:05 PM EDT  
Att. 13,265 - Unknown









Batter	1	2	3	4	5	6	7	8	9	AB R H RBI BB SO LOB	TOP											
Willie Davis, L (1, 8) OBP: 0.389, SLG: 0.529	0-0 F8		0-0 1B		0-0 HR		0-0 F6		0-0 1B	5 1 3 1 0 0 1	<p>Los Angeles Dodgers @ San Francisco Giants</p> <p>Candlestick Park, San Francisco, CA</p> <p>Thu May 01 1969, 6:33 AM EDT</p> <p>Att. 8,193 - Unknown</p>											
Bill Russell, R (1, 9) OBP: 0.413, SLG: 0.426	0-3 K		0-3 K		0-0 E1 WP 1-3		0-0 G6-4-3 1-2f		0-0 F9	5 0 0 0 0 2 5												
Wes Parker, S (1, 3) OBP: 0.403, SLG: 0.578	0-0 F8			0-0 BB 1B 1B	0-0 1-3			0-0 F4		4 1 1 0 0 0 1												
Andy Kosco, R (1, 7) OBP: 0.306, SLG: 0.439		0-0 CS 1B		0-0 F8	0-0 5-3			0-0 4-3		4 0 1 0 0 0 2												
Bill Sudakis, S (1, 5) OBP: 0.337, SLG: 0.459		0-0 F6 1-2		0-0 BB 1B 1B		0-0 HR		0-0 F8		4 2 2 1 0 0 1												
Ted Sizemore, R (1, 4) OBP: 0.372, SLG: 0.359		0-0 6-3		4-0 BB 1B BB	0-0 6-3			0-0 1B 5-3 1B		3 1 1 0 1 0 0												
Tom Haller, L (1, 2) OBP: 0.402, SLG: 0.406			1-0 FC4-6 HBP	0-0 1-2 2-H 3-H 1B	0-0 G6-4-3 1B	0-0 F4		0-0 1-3 1B		3 0 2 2 0 0 0												
Billy Grabarkewitz, R (1, 6) OBP: 0.125, SLG: 0.194			0-0 FC4-6 1B SH3-4 1-2f	0-0 G6-4-3 1-2f	0-0 F2			0-0 5-3		4 0 0 1 0 0 3												
Don Sutton, R (1, 1) OBP: 0.188, SLG: 0.188			0-0 SH3-4 1-2		0-0 F8		0-0 G6-4-3 1B		0-0 1B 1B	3 0 2 0 0 0 0												
<b>Inning Stats</b>	R: 0 E: 0 K: 1 S: 5	H: 0 LOB: 0 BB: 0 P: 5	R: 0 E: 0 K: 0 S: 3	H: 1 LOB: 0 BB: 0 P: 3	R: 0 E: 0 K: 1 S: 6	H: 1 LOB: 2 BB: 0 P: 7	R: 2 E: 0 K: 0 S: 5	H: 3 LOB: 1 BB: 1 P: 9	R: 1 E: 1 K: 0 S: 5	H: 1 LOB: 1 BB: 0 P: 5	R: 1 E: 0 K: 0 S: 4	H: 1 LOB: 0 BB: 0 P: 4	R: 0 E: 0 K: 0 S: 3	H: 1 LOB: 0 BB: 0 P: 3	R: 0 E: 0 K: 0 S: 3	H: 0 LOB: 0 BB: 0 P: 3	R: 1 E: 0 K: 0 S: 6	H: 4 LOB: 2 BB: 0 P: 6	1B: 10 2B: 0 3B: 0 HR: 2	SF: 0 SAC: 1 DP: 2 HBP: 1	WP: 1 PB: 0 SB: 0 CS: 1	PA: 38
<b>PITCHER</b>	IP WLS BF H R ER SO BB IBB HBP BLK WP HR S P ERA WHIP																				<b>PITCHER</b>	IP WLS BF H R ER SO BB IBB HBP BLK WP HR S P ERA WHIP
Ray Sadecki, L (1, 1) ERA: 2.76	6.0 L 26 7 4 4 2 1 0 1 0 1 2 28 33 6.00 1.333																					
Ron Herbel, R (7, 1) ERA: 0.9	2.0 6 1 0 0 0 0 0 0 0 0 0 0 6 6 0.00 0.500																					
Mike McCormick, L (9, 1) ERA: 4.15	1.0 6 4 1 1 0 0 0 0 0 0 0 0 6 6 9.00 4.000																					

livebaseballscorecards.com

<b>AB</b>	35
<b>R</b>	5
<b>H</b>	12
<b>RBI</b>	5
<b>BB</b>	1
<b>SO</b>	2
<b>LOB</b>	13



Batter	1	2	3	4	5	6	7	8	9	AB R H RBI BB SO LOB
Frank Johnson, R (1, 8) OBP: 0.143, SLG: 0.143	0-0 1-3		0-0 F8			0-0 5-3			0-0 F9	4 0 0 0 0 0 0
Don Mason, L (1, 4) OBP: 0.324, SLG: 0.276	4-0 FC4-6 BB		0-0 3-1			0-3 K			0-0 F9	3 0 0 0 1 1 0
Dave Marshall, L (1, 7) OBP: 0.313, SLG: 0.302	0-0 FC4-6 BB 1-2f			0-0 F7			0-3 K		0-3 K	4 0 0 0 0 2 1
Willie McCovey, L (1, 3) OBP: 0.443, SLG: 0.707	4-0 1-2 BB			0-0 G3			0-0 E4 G6-4-3			2 0 0 0 1 0 0
Jack Hiatt, R (1, 2) OBP: 0.315, SLG: 0.500	0-0 F3			0-3 K			0-0 G6-4-3 1-2f			3 0 0 0 0 1 3
Bob Burda, L (1, 9) OBP: 0.182, SLG: 0.182		0-0 F4			0-3 K			0-3 K		3 0 0 0 0 2 0
Jim Davenport, R (1, 5) OBP: 0.316, SLG: 0.404		0-0 F9			0-0 F7			0-0 2B		3 0 1 0 0 0 0
Hal Lanier, R (1, 6) OBP: 0.220, SLG: 0.192		0-0 F6			0-0 F8			0-0 F4		3 0 0 0 0 0 1
Ray Sadecki, L (1, 1) Bobby Etheridge, R (6, PH) Ron Herbel, R (7, 1) Willie Mays, R (8, PH) Mike McCormick, L (9, 1) OBP: 0.273, SLG: 0.300 OBP: 0.402, SLG: 0.494 OBP: 0.500, SLG: 1.250			0-3 K			0-0 F4		0-3 K		1 0 0 0 0 1 0 1 0 0 0 0 0 0 0 0 0 0 0 0 0 1 0 0 0 0 1 1 0 0 0 0 0 0 0

Inning Stats	R: 0 E: 0 K: 0 S: 3	H: 0 LOB: 2 BB: 2 P: 11	R: 0 E: 0 K: 0 S: 3	H: 0 LOB: 0 BB: 0 P: 3	R: 0 E: 0 K: 1 S: 5	H: 0 LOB: 0 BB: 0 P: 5	R: 0 E: 0 K: 1 S: 5	H: 0 LOB: 0 BB: 0 P: 5	R: 0 E: 0 K: 1 S: 5	H: 0 LOB: 0 BB: 0 P: 5	R: 0 E: 0 K: 1 S: 5	H: 0 LOB: 0 BB: 0 P: 5	R: 0 E: 1 K: 1 S: 8	H: 0 LOB: 0 BB: 0 P: 5	R: 0 E: 0 K: 2 S: 8	H: 1 LOB: 1 BB: 0 P: 8	R: 0 E: 0 K: 1 S: 5	H: 0 LOB: 0 BB: 0 P: 5	1B: 0 2B: 1 3B: 0 HR: 0	SF: 0 SAC: 0 DP: 1 HBP: 0	WP: 0 PB: 0 SB: 0 CS: 0	PA: 30
--------------	------------------------------	----------------------------------	------------------------------	---------------------------------	------------------------------	---------------------------------	------------------------------	---------------------------------	------------------------------	---------------------------------	------------------------------	---------------------------------	------------------------------	---------------------------------	------------------------------	---------------------------------	------------------------------	---------------------------------	----------------------------------	------------------------------------	----------------------------------	--------

PITCHER	IP	WLS	BF	H	R	ER	SO	BB	IBB	HBP	BLK	WP	HR	S	P	ERA	WHIP	PITCHER	IP	WLS	BF	H	R	ER	SO	BB	IBB	HBP	BLK	WP	HR	S	P	ERA	WHIP		
Don Sutton, R (1, 1) ERA: 3.19	9.0	W	30	1	0	0	8	2	0	0	0	0	0	44	52	0.00	0.333																				

**BOTTOM**

Los Angeles Dodgers @ San Francisco Giants  
Candlestick Park, San Francisco, CA  
Thu May 01 1969, 6:33 AM EDT  
Att. 8,193 - Unknown

[livebaseballscorecards.com](http://livebaseballscorecards.com)

AB	28
R	0
H	1
RBI	0
BB	2
SO	8
LOB	6





Batter	1	2	3	4	5	6	7	8	9	AB R H RBI BB SO LOB	TOP																
Willie Crawford, L (1, 7) OBP: 0.320, SLG: 0.388	0-0 P5	0-0 HR		0-0 F7		0-0 P5			0-0 FC5-4 1B	5 1 2 2 0 0 0																	
Willie Davis, L (1, 8) OBP: 0.304, SLG: 0.409	0-0 4-3	0-0 4-3		0-0 F9		0-0 P6			0-0 FC5-4 BB	5 0 0 0 0 0 1																	
Wes Parker, S (1, 3) OBP: 0.416, SLG: 0.567	4-0 1B BB	0-0 1B		4-0 BB			0-3 K		0-3 K	3 0 1 0 2 2 1																	
Andy Kosco, R (1, 9) OBP: 0.311, SLG: 0.430	0-0 1B 1-2	0-0 5-3		0-0 F5			0-0 4-3		4-0 1-2 BB	4 0 1 0 1 0 2																	
Tom Haller, L (1, 2) OBP: 0.414, SLG: 0.459	0-0 1-2 2-3 1B		0-0 5-3		0-0 HR		0-0 1B		0-0 F9	5 1 3 1 0 0 2																	
Bill Sudakis, S (1, 5) OBP: 0.333, SLG: 0.443	0-3 K		4-0 1B BB		0-0 F8		0-0 6-3			3 0 0 0 1 1 4																	
Ted Sizemore, R (1, 4) OBP: 0.356, SLG: 0.341		0-0 SH1-3 1B	0-0 F3		0-0 5-3			0-3 K		4 1 0 0 0 1 1																	
Billy Grabarkewitz, R (1, 6) OBP: 0.147, SLG: 0.212		0-0 SH1-3	0-0	0-0	0-0 6-3			0-0 1-3		2 0 1 0 0 0 0																	
Len Gabrielson, L (8, PH) OBP: 0.227, SLG: 0.158		2-3	0-0 1B							1 0 0 0 0 0 0																	
Paul Popovich, S (8, 6) OBP: 0.286, SLG: 0.263			0-0							0 0 0 0 0 0 0																	
Claude Osteen, L (1, 1) OBP: 0.188, SLG: 0.133		0-0	0-0 F8			0-0 F9			0-0 F3	3 1 1 1 0 0 2																	
Pete Mikkelsen, R (6, 1)		0-0 HR 1B								0 0 0 0 0 0 0																	
Al McBean, R (7, 1) OBP: 0.333, SLG: 0.333										0 0 0 0 0 0 0																	
Ron Fairly, L (8, PH) OBP: 0.270, SLG: 0.242										1 0 0 0 0 0 0																	
Bobby Darwin, R (8, 1)										0 0 0 0 0 0 0																	
<b>Inning Stats</b>	R: 0 E: 0 K: 1 S: 7	H: 2 LOB: 3 BB: 1 P: 11	R: 3 E: 1 K: 0 S: 7	H: 3 LOB: 1 BB: 0 P: 7	R: 0 E: 0 K: 0 S: 4	H: 1 LOB: 2 BB: 1 P: 8	R: 0 E: 0 K: 0 S: 3	H: 0 LOB: 1 BB: 1 P: 7	R: 1 E: 0 K: 0 S: 4	H: 1 LOB: 0 BB: 0 P: 4	R: 0 E: 0 K: 0 S: 3	H: 0 LOB: 0 BB: 0 P: 3	R: 0 E: 0 K: 1 S: 6	H: 1 LOB: 1 BB: 0 P: 6	R: 0 E: 0 K: 1 S: 5	H: 0 LOB: 0 BB: 0 P: 5	R: 0 E: 0 K: 1 S: 6	H: 1 LOB: 2 BB: 1 P: 10	1B: 7 2B: 0 3B: 0 HR: 2	SF: 0 SAC: 1 DP: 0 HBP: 0	WP: 0 PB: 0 SB: 0 CS: 0	PA: 41					
<b>PITCHER</b>	IP WLS BF H R ER SO BB IBB HBP BLK WP HR S P ERA WHIP																										
Pat Jarvis, R (1, 1) ERA: 6.34	6.0		29	7	4	3	1	3	0	0	0	0	2	28	40	4.50	1.667										
Jim Britton, R (7, 1) ERA: 6.14	3.0	W	12	2	0	0	3	1	0	0	0	0	0	17	21	0.00	1.000										

Los Angeles Dodgers @ Atlanta Braves  
Atlanta Stadium, Atlanta, GA  
Fri May 02 1969, 7:05 PM EDT  
Att: 18,476 - Unknown

livebaseballscorecards.com

AB	36
R	4
H	9
RBI	4
BB	4
SO	4
LOB	13



Batter	1	2	3	4	5	6	7	8	9	AB	R	H	RBI	BB	SO	LOB
Felipe Alou, R OBP: 0.409, SLG: 0.482 (1, 8)	0-0 F8		0-0 2B 1B	0-0 F8		0-0 F8		1-0 WP E HBP		4	1	1	0	0	0	3
Felix Millan, R OBP: 0.367, SLG: 0.505 (1, 4)	0-0 BB 1B		0-0 1-H HR 2B		0-0 6-3		1-0 E 2B HBP	0-0 P6 WP 1-2 2-3		4	2	2	1	0	0	2
Hank Aaron, R OBP: 0.500, SLG: 0.671 (1, 9)	4-0 1-2 BB		0-0 2-H HR		0-3 K		0-0 E5 2B 1-2	0-0 5-3 1-2 2-3 3-H		4	2	1	2	1	1	3
Orlando Cepeda, R OBP: 0.286, SLG: 0.424 (1, 3)	0-0 P4		0-0 6-4-3		0-0 5-3		0-0 FC6-5-9-6 1-H 2-H 2B			4	0	1	2	0	0	2
Bob Aspromonte, R OBP: 0.244, SLG: 0.308 (1, 7)	0-0 F8		0-0 G5-4-3 1B		0-3 K		0-0 FC6-5-9-6 2-3			4	0	1	0	0	1	3
Mike Lum, L OBP: 0.435, SLG: 0.316 (9, 7)										0	0	0	0	0	0	0
Clete Boyer, R OBP: 0.305, SLG: 0.296 (1, 5)		0-0 P3	0-0 G5-4-3 1-2f		0-0 1B SF9 1B		0-0 F8			4	1	1	0	0	0	2
Bob Didier, S OBP: 0.281, SLG: 0.283 (1, 2)		4-0 1-3 BB		0-0 SH2-3 1B		0-0 1B 1B		0-0 L4		2	0	2	0	1	0	0
Tito Francona, L OBP: 0.406, SLG: 0.448 (7, PH)										1	0	0	0	0	0	1
Bob Tillman, R OBP: 0.150, SLG: 0.105 (8, 2)										0	0	0	0	0	0	0
Sonny Jackson, L OBP: 0.322, SLG: 0.366 (1, 6)		0-0 1-3		0-0 SH2-3		0-0 1B 1B		4-0 E SH5-4 WP BB		2	1	1	0	1	0	1
Pat Jarvis, R OBP: 0.182, SLG: 0.182 (1, 1)		0-0 5-3		0-0 1-3		0-0 SF9		0-0 SH5-4		2	0	0	0	0	0	2
Rico Carty, R (6, PH)										0	0	0	1	0	0	0
Jim Britton, R (7, 1)										0	0	0	0	0	0	0

Inning Stats	R: 0	H: 1	E: 0	LOB: 2	K: 0	BB: 1	S: 4	P: 8	R: 0	H: 0	E: 0	LOB: 1	K: 0	BB: 1	S: 3	P: 7	R: 3	H: 4	E: 0	LOB: 0	K: 0	BB: 0	S: 6	P: 6	R: 0	H: 1	E: 0	LOB: 1	K: 0	BB: 0	S: 4	P: 4	R: 0	H: 0	E: 0	LOB: 0	K: 1	BB: 0	S: 5	P: 5	R: 1	H: 3	E: 0	LOB: 2	K: 1	BB: 0	S: 8	P: 8	R: 2	H: 1	E: 1	LOB: 1	K: 0	BB: 0	S: 5	P: 6	R: 1	H: 0	E: 1	LOB: 1	K: 0	BB: 1	S: 3	P: 8
--------------	------	------	------	--------	------	-------	------	------	------	------	------	--------	------	-------	------	------	------	------	------	--------	------	-------	------	------	------	------	------	--------	------	-------	------	------	------	------	------	--------	------	-------	------	------	------	------	------	--------	------	-------	------	------	------	------	------	--------	------	-------	------	------	------	------	------	--------	------	-------	------	------

PITCHER	IP	WLS	BF	H	R	ER	SO	BB	IBB	HBP	BLK	WP	HR	S	P	ERA	WHIP
Claude Osteen, L ERA: 3.35 (1, 1)	5.2		27	9	4	4	2	2	0	0	0	0	1	29	37	6.35	1.941
Pete Mikkelsen, R ERA: 3.29 (6, 1)	0.1	L	4	1	2	1	0	0	0	1	0	0	0	3	4	27.00	3.000
Al McBean, R ERA: 3.14 (7, 1)	1.0		3	0	0	0	0	0	0	0	0	0	0	3	3	0.00	0.000
Bobby Darwin, R ERA: 9.82 (8, 1)	1.0		5	0	1	1	0	1	0	1	0	1	0	3	8	9.00	1.000

**Los Angeles Dodgers @ Atlanta Braves**  
Atlanta Stadium, Atlanta, GA  
Fri May 02 1969, 7:05 PM EDT  
Att. 18,476 - Unknown

<b>AB</b>	<b>31</b>
<b>R</b>	<b>7</b>
<b>H</b>	<b>10</b>
<b>RBI</b>	<b>6</b>
<b>BB</b>	<b>3</b>
<b>SO</b>	<b>2</b>
<b>LOB</b>	<b>19</b>

WP: 1 PA: 39  
PB: 0  
SB: 0  
CS: 0



PITCHER	IP	WLS	BF	H	R	ER	SO	BB	IBB	HBP	BLK	WP	HR	S	P	ERA	WHIP
---------	----	-----	----	---	---	----	----	----	-----	-----	-----	----	----	---	---	-----	------



Batter	1	2	3	4	5	6	7	8	9	AB R H RBI BB SO LOB	TOP																									
Willie Davis, L (1, 8) OBP: 0.357, SLG: 0.423	4-0 G5-4-3 BB	0-0 P4		0-0 F7			0-0 SH1-4 1B		0-0 6-3 S 1B	4 0 2 1 1 0 1																										
Bill Russell, R (1, 9) OBP: 0.405, SLG: 0.462	0-0 G5-4-3 1-2f		0-0 HR		0-3 K		0-0 SH1-4		0-3 K	4 1 1 1 0 2 2																										
Wes Parker, S (1, 3) OBP: 0.415, SLG: 0.543	4-0 BB		0-3 K		0-0 G3		4-0 IBB		0-0 6-3	3 0 0 0 2 1 1																										
Andy Kosco, R (1, 7) OBP: 0.309, SLG: 0.456 Jim Brewer, L (7, 1)	0-0 F7		0-0 HR		0-0 P6		0-0 P6		0-0 4-3	4 1 1 1 0 0 4 1 0 0 0 0 0 1																										
Bill Sudakis, S (1, 5) OBP: 0.320, SLG: 0.424		0-3 K	0-0 P4		0-3 K		0-0 G3			4 0 0 0 0 2 3																										
Ted Sizemore, R (1, 4) OBP: 0.362, SLG: 0.349		0-0 3B 1B	0-0 1B		0-0 5-3				0-0 6-3	4 1 2 0 0 0 0																										
Tom Haller, L (1, 2) OBP: 0.418, SLG: 0.487		0-0 1B 3B	0-0 F2		0-0 F7				0-0 FC1-8 1B	4 1 2 1 0 0 1																										
Billy Grabarkewitz, R (1, 6) OBP: 0.184, SLG: 0.222		0-0 SH3-4 1B		0-0 F7			4-0 1B 1B BB		0-0 FC1-6	3 1 1 1 1 0 1																										
Alan Foster, R (1, 1) Ron Fairly, L (7, PH) OBP: 0.282, SLG: 0.257		0-0 SH3-4		0-3 K			0-0 SH1-4 1B 1B		0-0 4-3	1 0 0 0 0 1 0 2 0 1 0 0 0 1																										
<b>Inning Stats</b>	R: 0 E: 0 K: 0 S: 2	H: 0 LOB: 1 BB: 2 P: 10	R: 2 E: 0 K: 1 S: 8	H: 3 LOB: 1 BB: 0 P: 8	R: 2 E: 0 K: 1 S: 8	H: 3 LOB: 1 BB: 0 P: 8	R: 0 E: 0 K: 1 S: 5	H: 0 LOB: 0 BB: 0 P: 5	R: 0 E: 0 K: 1 S: 5	H: 0 LOB: 0 BB: 0 P: 5	R: 1 E: 0 K: 0 S: 5	H: 2 LOB: 3 BB: 2 P: 13	R: 0 E: 0 K: 0 S: 4	H: 1 LOB: 1 BB: 0 P: 4	R: 0 E: 0 K: 1 S: 6	H: 1 LOB: 1 BB: 0 P: 6	1B: 7 2B: 0 3B: 1 HR: 2	SF: 0 SAC: 2 DP: 1 HBP: 0	WP: 0 PB: 0 SB: 1 CS: 0	PA: 40																
<b>PITCHER</b>	IP WLS BF H R ER SO BB IBB HBP BLK WP HR S P ERA WHIP																																			
George Stone, L (1, 1) ERA: 2.7	3.0		16	6	4	4	2	2	0	0	0	0	2	18	26	12.00	2.667																			
Gary Neibauer, R (4, 1) ERA: 6.0	3.0		11	1	1	1	3	1	0	0	0	0	0	16	20	3.00	0.667																			
Cecil Upshaw, R (7, 1) ERA: 1.72	3.0	W	13	3	0	0	1	0	1	0	0	0	0	14	18	0.00	1.000																			

**Los Angeles Dodgers @ Atlanta Braves**  
Atlanta Stadium, Atlanta, GA

AB	34
R	5
H	10
RBI	5
BB	4
SO	6
LOB	15



Sat May 03 1969, 3:33 AM EDT  
Att: 22,825 - Unknown

livebaseballscorecards.com

Batter	1	2	3	4	5	6	7	8	9	AB	R	H	RBI	BB	SO	LOB
Felipe Alou, R OBP: 0.392, SLG: 0.461 (1, 8)	0-0 6-3		0-0 FC4		0-0 6-3			0-3 K		4	0	0	0	0	1	1
Felix Millan, R OBP: 0.353, SLG: 0.484 (1, 4)	0-0 F3		0-0 F8			0-0 P4		0-0 F9		4	0	0	0	0	0	1
Hank Aaron, R OBP: 0.510, SLG: 0.699 (1, 9)	0-0 PB 2B			0-0 2B		0-0 HR 1B		0-3 K		4	2	3	0	0	1	0
Orlando Cepeda, R OBP: 0.294, SLG: 0.472 (1, 3)	0-0 F8 2-3			0-0 L9 SF8 2B		0-0 HR		0-0 E5 FC5-6		4	2	2	3	0	0	1
Tito Francona, L OBP: 0.361, SLG: 0.394 (1, 7)		0-0 F7		0-0 L9		0-0 F7		0-0 FC5-6 HR		4	0	0	0	0	0	2
Mike Lum, L OBP: 0.435, SLG: 0.316 (9, PR)			0-0 2-3							0	1	0	0	0	0	0
Clete Boyer, R OBP: 0.303, SLG: 0.333 (1, 5)		0-0 6-3		0-0 SF8		0-0 6-3			0-0 HR	3	1	1	3	0	0	0
Bob Didier, S OBP: 0.269, SLG: 0.270 (1, 2)		0-0 P5		0-0 F9						3	0	0	0	0	1	0
Sonny Jackson, L OBP: 0.323, SLG: 0.365 (1, 6)			0-0 FC4 1B		0-0 F5		0-0 6-3			3	0	1	0	0	0	0
George Stone, L (1, 1)			0-0 F7		0-0 5-3		0-3 K			0	0	0	0	0	0	0
Walt Hriniak, L (3, PH)										1	0	0	0	0	0	1
Gary Neibauer, R (4, 1)										1	0	0	0	0	0	0
Cecil Upshaw, R OBP: 0.333, SLG: 0.333 (7, 1)										1	0	0	0	0	1	0

Inning Stats	R: 0	H: 1	R: 0	H: 0	R: 0	H: 1	R: 2	H: 2	R: 0	H: 0	R: 2	H: 2	R: 0	H: 0	R: 0	H: 0	R: 0	H: 0	R: 2	H: 1	1B: 2	SF: 1	WP: 0	PA: 33
	E: 0	LOB: 1	E: 0	LOB: 0	E: 0	LOB: 1	E: 0	LOB: 0	E: 0	LOB: 0	E: 0	LOB: 0	E: 0	LOB: 0	E: 0	LOB: 0	E: 0	LOB: 0	E: 0	LOB: 0	E: 1	LOB: 1	PB: 1	
	K: 0	BB: 0	K: 0	BB: 0	K: 0	BB: 0	K: 0	BB: 0	K: 0	BB: 0	K: 0	BB: 0	K: 2	BB: 0	K: 2	BB: 0	K: 0	BB: 0	K: 0	BB: 0	K: 0	BB: 0	SB: 0	
	S: 4	P: 4	S: 3	P: 3	S: 4	P: 4	S: 5	P: 5	S: 3	P: 3	S: 5	P: 5	S: 7	P: 7	S: 7	P: 7	S: 3	P: 3	S: 5	P: 3	HR: 2	HBP: 0	CS: 0	

PITCHER	IP	WLS	BF	H	R	ER	SO	BB	IBB	HBP	BLK	WP	HR	S	P	ERA	WHIP
Alan Foster, R ERA: 4.15 (1, 1)	6.0		24	6	4	4	0	0	0	0	0	0	1	24	24	6.00	1.000
Jim Brewer, L ERA: 1.93 (7, 1)	2.1	L	9	1	2	1	4	0	0	0	0	0	1	17	17	3.86	0.429

**BOTTOM**

**Los Angeles Dodgers @ Atlanta Braves**  
Atlanta Stadium, Atlanta, GA

Sat May 03 1969, 3:33 AM EDT  
Att. 22,825 - Unknown

livebaseballscorecards.com

AB	32
R	6
H	7
RBI	6
BB	0
SO	4
LOB	6





Los Angeles Dodgers @ Atlanta Braves  
 Atlanta Stadium, Atlanta, GA  
 Sun May 04 1969, 3:33 AM EDT  
 Att: 30,933 - Unknown

livebaseballscorecards.com

AB	32
R	1
H	5
RBI	1
BB	1
SO	4
LOB	12



WP:	0	PA:	34
PB:	1		
SB:	0		
CS:	0		

Batter	1	2	3	4	5	6	7	8	9	AB	R	H	RBI	BB	SO	LOB
Willie Crawford, L (1, 7) OBP: 0.317, SLG: 0.382	0-0 4-3		0-0 F8		0-0 4-3			0-0 4-3 1B		4	0	1	0	0	0	1
Willie Davis, L (1, 8) OBP: 0.313, SLG: 0.367	0-0 G3		0-0 FC4-6			0-0 G3		0-0 4-3		4	0	0	0	0	0	3
Wes Parker, S (1, 3) Joe Moeller, R (8, 1) OBP: 0.395, SLG: 0.514 OBP: 0.250, SLG: 0.250	0-0 G3			0-0 4-3		0-3 K		0-0 P6		4	0	0	0	0	1	2
Andy Kosco, R (1, 9) OBP: 0.306, SLG: 0.447 (8, 3)		0-0 F3		0-0 1B		0-0 P4			0-0 F3	4	0	1	0	0	0	0
Tom Haller, L (1, 2) OBP: 0.421, SLG: 0.481		0-0 3-1		0-0 1B			4-0 G4-6-3 BB		0-0 5-3	3	0	1	0	1	0	0
Bill Sudakis, S (1, 5) OBP: 0.308, SLG: 0.406		0-0 P4		0-3 K		0-0 G4-6-3		0-3 K		4	0	0	0	0	2	3
Ted Sizemore, R (1, 4) OBP: 0.357, SLG: 0.378			0-0 HR	0-0 F9		0-0 6-3		0-0 FC6-4		4	1	1	1	0	0	3
Billy Grabarkewitz, R (1, 6) OBP: 0.171, SLG: 0.205			0-3 K		0-0 F8			0-0 4-3		3	0	0	0	0	1	0
Bill Singer, R (1, 1) Len Gabrielson, L (8, PH) (8, 9) OBP: 0.211, SLG: 0.167 OBP: 0.261, SLG: 0.200			1-0 FC4-6 HBP		0-0 P2			0-0 4-3 1B		1	0	0	0	0	0	0
										1	0	1	0	0	0	0

Inning Stats	R: 0	H: 0	E: 0	LOB: 0	K: 0	BB: 0	S: 3	P: 3	R: 0	H: 0	E: 0	LOB: 0	K: 0	BB: 0	S: 3	P: 3	R: 1	H: 1	E: 0	LOB: 1	K: 1	BB: 0	S: 6	P: 7	R: 0	H: 2	E: 0	LOB: 2	K: 1	BB: 0	S: 7	P: 7	R: 0	H: 0	E: 0	LOB: 0	K: 0	BB: 0	S: 3	P: 3	R: 0	H: 0	E: 0	LOB: 0	K: 1	BB: 0	S: 5	P: 5	R: 0	H: 0	E: 0	LOB: 0	K: 0	BB: 1	S: 2	P: 6	R: 0	H: 2	E: 0	LOB: 2	K: 0	BB: 0	S: 5	P: 5	R: 0	H: 0	E: 0	LOB: 1	K: 1	BB: 0	S: 6	P: 6	1B: 4	SF: 0	2B: 0	SAC: 0	3B: 0	DP: 1	HR: 1	HBP: 1	WP: 0	PA: 34
--------------	------	------	------	--------	------	-------	------	------	------	------	------	--------	------	-------	------	------	------	------	------	--------	------	-------	------	------	------	------	------	--------	------	-------	------	------	------	------	------	--------	------	-------	------	------	------	------	------	--------	------	-------	------	------	------	------	------	--------	------	-------	------	------	------	------	------	--------	------	-------	------	------	------	------	------	--------	------	-------	------	------	-------	-------	-------	--------	-------	-------	-------	--------	-------	--------

PITCHER	IP	WLS	BF	H	R	ER	SO	BB	IBB	HBP	BLK	WP	HR	S	P	ERA	WHIP
Milt Pappas, R (1, 1) ERA: 2.16	6.0	W	23	3	1	1	3	1	0	1	0	0	1	27	32	1.50	0.667
Claude Raymond, R (7, 1) ERA: 6.75	1.1		5	2	0	0	0	0	0	0	0	0	0	5	5	0.00	1.500
Phil Niekro, R (8, 1) ERA: 1.18	1.2	S	6	0	0	0	1	0	0	0	0	0	0	8	8	0.00	0.000

Batter	1	2	3	4	5	6	7	8	9
<b>Felipe Alou, R</b> OBP: 0.386, SLG: 0.462 (1, 8)	0-0 F7		0-0 P4		0-0 F9		0-0 2B		
<b>Felix Millan, R</b> OBP: 0.340, SLG: 0.465 (1, 4)	0-3 K		0-0 F7		0-0 6-3		0-0 F2		
<b>Hank Aaron, R</b> OBP: 0.600, SLG: 0.678 (1, 9)	0-0 1B		0-0 F2		0-0 5-3			0-0 P6	
<b>Orlando Cepeda, R</b> OBP: 0.302, SLG: 0.478 (1, 3)	0-3 K			0-0 F8		0-0 2B		4-0 WP BB	
<b>Tito Francona, L</b> OBP: 0.359, SLG: 0.389 (1, 7)		0-3 K		0-0 1B 1B		0-0 P6		0-0 F7	
<b>Mike Lum, L</b> OBP: 0.417, SLG: 0.300 (7, 7)								1-2	
<b>Clete Boyer, R</b> OBP: 0.311, SLG: 0.368 (1, 5)		0-0 HR		4-0 1B E BB		0-0 F7		0-0 F9	
<b>Bob Didier, S</b> OBP: 0.257, SLG: 0.258 (1, 2)		0-3 K		0-3 K		0-0 F8			
<b>Sonny Jackson, L</b> OBP: 0.323, SLG: 0.364 (1, 6)		0-0 5-3		0-0 E3 1B			0-0 4-3		
<b>Milt Pappas, R</b> OBP: 0.167, SLG: 0.091 (1, 1)			4-0 BB	0-3 K			0-3 K		
<b>Claude Raymond, R</b> (7, 1)									
<b>Phil Niekro, R</b> OBP: 0.250, SLG: 0.200 (8, 1)									

AB	R	H	RBI	BB	SO	LOB
4	0	1	0	0	0	1
4	0	0	0	0	1	2
4	0	1	0	0	0	1
3	0	1	0	1	1	1
3	1	1	0	0	1	1
1	0	0	0	0	0	1
3	2	1	1	1	0	2
3	0	0	0	0	2	3
3	1	1	1	0	0	0
1	0	0	0	1	1	0
1	0	0	0	0	1	0
0	0	0	0	0	0	0

AB	30
R	4
H	6
RBI	2
BB	3
SO	7
LOB	12

Inning Stats	R: 0	H: 1	E: 0	K: 2	S: 8	R: 1	H: 1	E: 0	K: 2	S: 8	R: 0	H: 0	E: 0	K: 0	S: 3	R: 3	H: 2	E: 1	K: 2	S: 9	R: 0	H: 0	E: 0	K: 0	S: 3	R: 0	H: 1	E: 0	K: 0	S: 4	R: 0	H: 1	E: 0	K: 1	S: 6	R: 0	H: 0	E: 0	K: 0	S: 3	
	0	1	0	2	8	1	1	0	2	8	0	0	0	0	3	3	2	2	1	2	9	0	0	0	0	3	0	1	0	0	4	0	1	0	0	6	0	0	0	0	3

PITCHER	IP	WLS	BF	H	R	ER	SO	BB	IBB	HBP	BLK	WP	HR	S	P	ERA	WHIP
<b>Bill Singer, R</b> ERA: 1.62 (1, 1)	7.0	L	29	6	4	2	7	2	0	0	0	0	1	41	49	2.57	1.143
<b>Joe Moeller, R</b> ERA: 1.8 (8, 1)	1.0		4	0	0	0	0	1	0	0	0	1	0	3	7	0.00	1.000

PITCHER	IP	WLS	BF	H	R	ER	SO	BB	IBB	HBP	BLK	WP	HR	S	P	ERA	WHIP

**Los Angeles Dodgers @ Atlanta Braves**  
 Atlanta Stadium, Atlanta, GA  
 Sun May 04 1969, 3:33 AM EDT  
 Att. 30,933 - Unknown

livebaseballscorecards.com



WP	PA
1	33



Batter	1	2	3	4	5	6	7	8	9	AB R H RBI BB SO LOB	TOP											
Willie Davis, L (1, 8) OBP: 0.333, SLG: 0.394	0-0 F7 2B		4-0 6-3 1B BB		0-0 F8			0-0 P5		3 1 1 0 1 0 0	<b>Los Angeles Dodgers @ Chicago Cubs</b> Wrigley Field, Chicago, IL Tue May 06 1969, 3:33 AM CDT Att: 7,253 - Cloudy - 80 F											
Ted Sizemore, R (1, 4) OBP: 0.353, SLG: 0.372	0-0 F7 2-3		0-0 6-3 1-3		0-3 K			0-0 FC5 1B		4 0 1 0 0 1 2												
Bill Russell, R (1, 9) OBP: 0.410, SLG: 0.464	0-0 P6		0-0 1B		0-0 6-3			0-0 1-2 1B		4 0 2 1 0 0 1												
Andy Kosco, R (1, 7) OBP: 0.294, SLG: 0.429	0-3 K		0-3 3-H 0-3 K		0-0 P6			0-0 L7		4 0 0 0 0 2 4												
Bill Sudakis, S (1, 5) OBP: 0.306, SLG: 0.400		0-0 F5		0-0 1B		0-0 E8		0-0 FC5 2-3f		4 0 1 0 0 0 2												
John Miller, R (1, 3) OBP: 0.250, SLG: 0.250		0-0 FC3-6 1B		0-3 K		0-0 5-3		0-0 F8		4 0 1 0 0 1 2												
Tom Haller, L (1, 2) OBP: 0.404, SLG: 0.459		0-0 FC3-6 1-2f		0-0 P5		0-0 G4-1		0-0 F5		4 0 0 0 0 0 2												
Billy Grabarkewitz, R (1, 6) OBP: 0.156, SLG: 0.186		0-0 G3		0-3 K		0-3 K		0-0 F7		4 0 0 0 0 2 2												
Don Sutton, R (1, 1) OBP: 0.167, SLG: 0.167			0-3 K		0-0 F8		0-0 4-3			2 0 0 0 0 1 0												
Pete Mikkelsen, R (6, 1)										0 0 0 0 0 0 0												
Ken Boyer, R (7, PH) OBP: 0.333, SLG: 0.333										1 0 0 0 0 0 0												
Al McBean, R (7, 1) OBP: 0.333, SLG: 0.333										0 0 0 0 0 0 0												
<b>Inning Stats</b>	R: 0 E: 0 K: 1 S: 6	H: 1 LOB: 1 BB: 0 P: 6	R: 0 E: 0 K: 0 S: 4	H: 1 LOB: 1 BB: 0 P: 4	R: 1 E: 0 K: 2 S: 8	H: 1 LOB: 1 BB: 1 P: 12	R: 0 E: 0 K: 2 S: 8	H: 1 LOB: 1 BB: 0 P: 8	R: 0 E: 1 K: 0 S: 4	H: 0 LOB: 1 BB: 0 P: 4	R: 0 E: 0 K: 1 S: 5	H: 0 LOB: 0 BB: 0 P: 5	R: 0 E: 0 K: 1 S: 5	H: 0 LOB: 0 BB: 0 P: 5	R: 0 E: 0 K: 0 S: 5	H: 2 LOB: 2 BB: 0 P: 5	R: 0 E: 0 K: 0 S: 3	H: 0 LOB: 0 BB: 0 P: 3	1B: 5 2B: 1 3B: 0 HR: 0	SF: 0 SAC: 0 DP: 0 HBP: 0	WP: 0 PB: 0 SB: 1 CS: 0	PA: 35
<b>PITCHER</b> Ken Holtzman, L (1, 1) ERA: 2.18	IP: 9.0 WLS: W BF: 35 H: 6 R: 1 ER: 1 SO: 7 BB: 1 IBB: 0 HBP: 0 BLK: 0 WP: 0 HR: 0 S: 48 P: 52 ERA: 1.00 WHIP: 0.778											<b>PITCHER</b>	IP: WLS: BF: H: R: ER: SO: BB: IBB: HBP: BLK: WP: HR: S: P: ERA: WHIP:									

livebaseballscorecards.com

<b>AB</b>	34
<b>R</b>	1
<b>H</b>	6
<b>RBI</b>	1
<b>BB</b>	1
<b>SO</b>	7
<b>LOB</b>	15







Batter	1	2	3	4	5	6	7	8	9	10	11	12	AB R H RBI BB SO LOB	TOP										
Willie Crawford, L (1, 7) OBP: 0.318, SLG: 0.372	0-0 6-3		0-3 K			0-0 1-3		0-0 G6-3		4-0 BB		0-0 HR	5 1 1 1 1 1 1											
Willie Davis, L (1, 8) OBP: 0.333, SLG: 0.538	0-0 F7			0-3 K		0-0 HR			0-0 4-3	0-0 4-3		0-0 HR	6 2 2 3 0 1 2											
Ron Fairly, L (1, 3) OBP: 0.244, SLG: 0.220	0-0 3-1			0-0 E4		0-0 6-3			0-0 P6		0-0 G3	0-0 6-3	6 0 0 0 0 0 0											
Andy Kosco, R (1, 9) OBP: 0.290, SLG: 0.417		0-3 K		0-0 5-3		0-0 F2			0-0 1B		0-0 P4		5 0 1 0 0 1 1											
Bill Russell, R (12, 9) OBP: 0.410, SLG: 0.464				1-2					1B				0 0 0 0 0 0 0											
Tom Haller, L (1, 2) OBP: 0.404, SLG: 0.456	0-0 L4			0-0 6-3		0-3 K			0-0 1B		0-0 1B		5 0 2 0 0 1 1											
Bill Sudakis, S (1, 5) OBP: 0.310, SLG: 0.394	0-0 1B				0-3 K			4-0 BB	0-0 P6		0-0 F8		4 0 1 0 1 1 3											
Ted Sizemore, R (1, 6) OBP: 0.364, SLG: 0.384	0-0 L7				0-0 FC4-6		0-0 G4-3	1-2			0-0 SH1-4	0-0 SH1-4	5 1 3 0 0 0 2											
Paul Popovich, S (1, 4) OBP: 0.250, SLG: 0.227			0-0 P3		0-0 FC4-6		0-0 P4-3			0-0 SH1-4		0-0 SH1-4	3 0 0 0 0 0 1											
Claude Osteen, L (1, 1) OBP: 0.211, SLG: 0.187			0-0 F5		0-0 6-3		0-0 G6-3			0-3 K		0-0 F8	3 0 1 0 0 0 1											
Len Gabrielson, L (10, PH) OBP: 0.229, SLG: 0.190													1 0 0 0 0 0 1											
Jim Brewer, L (10, 1)													0 0 0 0 0 0 0											
Jim Lefebvre, S (12, PH) OBP: 0.396, SLG: 0.200													1 0 0 0 0 0 1											
Pete Mikkelsen, R (12, 1)													0 0 0 0 0 0 0											
Al McBean, R (12, 1) OBP: 0.333, SLG: 0.333													0 0 0 0 0 0 0											
<b>Inning Stats</b>	R: 0 E: 0 K: 0 S: 3	H: 0 LOB: 0 BB: 0 P: 3	R: 0 E: 0 K: 1 S: 6	H: 1 LOB: 1 BB: 0 P: 6	R: 0 E: 0 K: 1 S: 5	H: 0 LOB: 0 BB: 0 P: 5	R: 0 E: 1 K: 1 S: 6	H: 0 LOB: 1 BB: 0 P: 6	R: 0 E: 0 K: 1 S: 6	H: 1 LOB: 0 BB: 1 P: 8	R: 1 E: 0 K: 0 S: 4	H: 1 LOB: 0 BB: 0 P: 4	R: 0 E: 0 K: 0 S: 5	H: 2 LOB: 2 BB: 0 P: 5	R: 0 E: 0 K: 1 S: 6	H: 1 LOB: 2 BB: 1 P: 10	R: 0 E: 0 K: 0 S: 4	H: 1 LOB: 1 BB: 0 P: 4	R: 3 E: 0 K: 0 S: 6	H: 3 LOB: 0 BB: 0 P: 6	1B: 9 2B: 0 3B: 0 HR: 2	SF: 0 SAC: 2 DP: 2 HBP: 0	WP: 0 PB: 0 SB: 0 CS: 0	PA: 48
<b>PITCHER</b> Fergie Jenkins, R (1, 1) ERA: 2.77	IP: 12.0 WLS: L BF: 48 H: 11 R: 4 ER: 4 SO: 6 BB: 2 IBB: 0 HBP: 0 BLK: 0 WP: 0 HR: 2 S: 58 P: 66 ERA: 3.00 WHIP: 1.083													<b>PITCHER</b> IP: WLS: BF: H: R: ER: SO: BB: IBB: HBP: BLK: WP: HR: S: P: ERA: WHIP										

Los Angeles Dodgers @ Chicago Cubs  
 Wrigley Field, Chicago, IL  
 Wed May 07 1969, 3:33 AM CDT  
 Att: 9,747 - Cloudy - 58 F

AB	44
R	4
H	11
RBI	4
BB	2
SO	6
LOB	14



livebaseballscores.com


Batter	1	2	3	4	5	6	7	8	9	10	11	12	AB	R	H	RBI	BB	SO	LOB
Don Kessinger, S OBP: 0.400, SLG: 0.467 (1, 6)	0-0 G6-3 1B			0-3 K		0-0 FC6-4 1B		0-0 FC3-6 1B		0-0 6-3		0-0 PO	5	0	2	0	0	1	1
Glenn Beckert, R OBP: 0.298, SLG: 0.279 (1, 4)	0-0 G6-3 1-2f			0-0 P4-3		0-0 FC6-4 FC3-4 1-2f		0-0 FC3-4 1B 1-2		0-0 P5			5	0	1	0	0	0	2
Billy Williams, L OBP: 0.316, SLG: 0.384 (1, 7)	0-0 5-3			0-0 1B 14 1B		0-0 FC3-4 1-2f		0-0 3-1		0-0 P4			5	1	1	0	0	0	3
Ron Santo, R OBP: 0.375, SLG: 0.440 (1, 5)		0-0 6-3		0-0 FC5 14 1B		0-0 6-3			4-0 BB		0-0 F9		4	0	1	0	1	0	1
14 Ernie Banks, R OBP: 0.311, SLG: 0.327 (1, 3)		0-0 F8		0-0 1B 1-2 3-H		0-0 6-3				0-0 F2		0-0 5-3	5	0	1	1	0	0	1
Randy Hundley, R OBP: 0.385, SLG: 0.442 (1, 2)		0-0 6-3		0-0 FC5 2-3f		0-0 F8				0-0 L6		0-0 1B 2B	5	1	1	0	0	0	3
Jim Hickman, R OBP: 0.174, SLG: 0.140 (1, 9)			0-0 P4-3		0-0 5-3		0-0 6-3			0-0 F7		0-0 F8	4	0	0	0	0	0	1
Al Spangler, L OBP: 0.418, SLG: 0.557 (12, PH)													1	0	0	0	0	0	1
Adolfo Phillips, R OBP: 0.429, SLG: 0.077 (1, 8)			0-0 F9		1-0 CS HBP					0-0 5-3		0-3 K	3	0	0	0	1	1	0
Fergie Jenkins, R OBP: 0.240, SLG: 0.318 (1, 1)			0-3 K		0-3 K					0-0 FC3-6 1B		0-3 K	4	0	1	0	0	3	1
Willie Smith, L OBP: 0.353, SLG: 0.625 (12, PH)												0-0 PO	1	0	1	1	0	0	0
Nate Oliver, R OBP: 0.418, SLG: 0.557 (12, PR)												1-3 2-H	0	0	0	0	0	0	0

Inning Stats	R: 0	H: 1	E: 0	LOB: 0	K: 0	P: 3	R: 0	H: 0	E: 0	LOB: 0	K: 0	P: 3	R: 0	H: 0	E: 0	LOB: 0	K: 1	P: 5	R: 1	H: 3	E: 0	LOB: 2	K: 1	P: 8	R: 0	H: 0	E: 0	LOB: 0	K: 1	P: 5	R: 0	H: 1	E: 0	LOB: 1	K: 0	P: 4	R: 0	H: 0	E: 0	LOB: 0	K: 0	P: 3	R: 0	H: 2	E: 0	LOB: 2	K: 0	P: 5	R: 0	H: 0	E: 0	LOB: 1	K: 0	P: 7	R: 0	H: 0	E: 0	LOB: 0	K: 2	P: 7	R: 0	H: 0	E: 0	LOB: 0	K: 0	P: 3	R: 1	H: 2	E: 0	LOB: 2	K: 0	P: 8	R: 0	H: 0	E: 0	LOB: 0	K: 0	P: 3	R: 0	H: 2	E: 0	LOB: 0	K: 0	P: 8	1B: 8	SF: 0	WP: 0	PA: 46
--------------	------	------	------	--------	------	------	------	------	------	--------	------	------	------	------	------	--------	------	------	------	------	------	--------	------	------	------	------	------	--------	------	------	------	------	------	--------	------	------	------	------	------	--------	------	------	------	------	------	--------	------	------	------	------	------	--------	------	------	------	------	------	--------	------	------	------	------	------	--------	------	------	------	------	------	--------	------	------	------	------	------	--------	------	------	------	------	------	--------	------	------	-------	-------	-------	--------

PITCHER	IP	WLS	BF	H	R	ER	SO	BB	IBB	HBP	BLK	WP	HR	S	P	ERA	WHIP
Claude Osteen, L ERA: 2.94 (1, 1)	9.0		34	7	1	1	3	1	0	1	0	0	0	38	43	1.00	0.889
Jim Brewer, L ERA: 1.59 (10, 1)	2.0	W	6	0	0	0	2	0	0	0	0	0	0	10	10	0.00	0.000
Pete Mikkelsen, R ERA: 3.68 (12, 1)	0.2		4	1	1	1	0	1	0	0	0	0	0	3	7	13.50	3.000
Al McBean, R ERA: 4.32 (12, 1)	0.1	S	1	1	0	0	0	0	0	0	0	0	0	1	1	0.00	3.000

**Los Angeles Dodgers @ Chicago Cubs**  
 Wrigley Field, Chicago, IL  
 Wed May 07 1969, 3:33 AM CDT  
 Att: 9,747 - Cloudy - 58 F

AB	42
R	2
H	9
RBI	2
BB	2
SO	5
LOB	14



WP	PB	SB	CS
0	0	0	1



**Los Angeles Dodgers @ Pittsburgh Pirates**  
 Forbes Field, Pittsburgh, PA  
 Fri May 09 1969, 7:05 PM EDT  
 Att. 6,837 - Unknown

livebaseballscorecards.com

AB	37
R	13
H	10
RBI	12
BB	5
SO	8
LOB	12



WP	2	PA	44
PB	0		
SB	0		
CS	0		

AB R H RBI BB SO LOB

3	2	0	0	2	0	2
0	0	0	0	0	0	0
5	1	1	3	0	2	2
4	2	1	1	1	0	0
5	3	3	5	0	0	0
2	1	0	0	1	0	0
1	0	1	0	0	0	0
5	1	1	1	0	4	2
1	1	1	2	1	0	0
3	0	0	0	0	0	1
5	2	1	0	0	0	3
2	0	0	0	0	2	2
1	0	1	0	0	0	0

Batter	1	2	3	4	5	6	7	8	9
Willie Crawford, L (1, 7) OBP: 0.321, SLG: 0.361 Joe Moeller, R (7, 1) OBP: 0.250, SLG: 0.250	0-0 6-3	4-0 3B IBB	0-0 F8			4-0 1B 1-2 HR BB	0-0 FC4-6		
Ted Sizemore, R (1, 6) OBP: 0.357, SLG: 0.394	0-3 K	0-0 WP 3B		0-0 F9		0-3 K		0-0 5-3	
Willie Davis, L (1, 8) OBP: 0.340, SLG: 0.512	0-0 F3	4-0 WP HR BB		0-0 3-1		0-0 1-3 2-H HR 1B		0-0 F9	
Andy Kosco, R (1, 9) OBP: 0.304, SLG: 0.481		WP 2B 1B		0-0 6-3		0-0 1-H 3-H HR		0-0 6-3	
Tom Haller, L (1, 2) OBP: 0.407, SLG: 0.446 Jeff Torborg, R (7, 2) OBP: 0.167, SLG: 0.167		2B BB		0-0 6-3		1-0 HBP		0-0 1B	
Bill Sudakis, S (1, 5) OBP: 0.305, SLG: 0.394		2B		0-3 K		0-3 K		0-3 K	
Ron Fairly, L (1, 3) OBP: 0.277, SLG: 0.262 Bill Russell, R (4, 9) OBP: 0.395, SLG: 0.444		0-0 E 3B 2B	4-0 BB	0-0 F8		0-0 F7		0-0 F9	
Paul Popovich, S (1, 4) OBP: 0.241, SLG: 0.222		FC6 SH1-4 3B	0-0 P9		0-0 F8	0-0 BB 1B	0-0 P6-3	0-0 P7	
Bill Singer, R (1, 1) OBP: 0.190, SLG: 0.150 Len Gabrielson, L (7, PH) OBP: 0.280, SLG: 0.227		0-0 SH1-4	0-3 K		0-0 F8	0-3 K	0-0 FC4-6 1B		

Inning Stats	R: 0	H: 0	E: 0	K: 1	S: 5	P: 5	R: 9	H: 5	E: 1	K: 1	S: 11	P: 23	R: 0	H: 0	E: 0	K: 1	S: 5	P: 9	R: 0	H: 0	E: 0	K: 0	S: 3	P: 3	R: 0	H: 0	E: 0	K: 1	S: 5	P: 5	R: 4	H: 3	E: 0	K: 3	S: 12	P: 17	R: 0	H: 1	E: 0	K: 0	S: 4	P: 4	R: 0	H: 0	E: 0	K: 0	S: 3	P: 3	R: 0	H: 1	E: 0	K: 1	S: 6	P: 6	R: 0	H: 0	E: 0	K: 1	S: 6	P: 6	1B: 5	2B: 2	3B: 1	HR: 2	SF: 0	SAC: 1	DP: 0	HBP: 1	WP: 2	PA: 44
--------------	------	------	------	------	------	------	------	------	------	------	-------	-------	------	------	------	------	------	------	------	------	------	------	------	------	------	------	------	------	------	------	------	------	------	------	-------	-------	------	------	------	------	------	------	------	------	------	------	------	------	------	------	------	------	------	------	------	------	------	------	------	------	-------	-------	-------	-------	-------	--------	-------	--------	-------	--------

PITCHER	IP	WLS	BF	H	R	ER	SO	BB	IBB	HBP	BLK	WP	HR	S	P	ERA	WHIP
Dock Ellis, R (1, 1) ERA: 6.75	1.1	L	11	4	7	6	1	1	1	0	0	1	0	11	19	40.50	3.750
Jim Shellenback, L (2, 1) ERA: 3.68	2.2		11	1	2	2	2	2	0	0	0	1	1	13	21	6.75	1.125
Bob Moose, R (5, 1) ERA: 3.86	2.0		11	3	4	4	4	1	0	1	0	0	1	17	22	18.00	2.000
Steve Blass, R (7, 1) ERA: 6.21	3.0		11	2	0	0	1	0	0	0	0	0	0	13	13	0.00	0.667

PITCHER	IP	WLS	BF	H	R	ER	SO	BB	IBB	HBP	BLK	WP	HR	S	P	ERA	WHIP
---------	----	-----	----	---	---	----	----	----	-----	-----	-----	----	----	---	---	-----	------

Batter	1	2	3	4	5	6	7	8	9	AB	R	H	RBI	BB	SO	LOB
Matty Alou, L OBP: 0.414, SLG: 0.479 (1, 8)	0-0 1-3 1B		0-0 E3 FC5-4	0-3 K			0-0 5-3		0-0 1B 2B	5	1	2	1	0	1	2
Gene Alley, R OBP: 0.222, SLG: 0.222 (1, 5)	0-0 1-3 1-2		0-0 FC5-4 BB 1-2f			0-0 F8	0-0 5-3		0-0 1B 2B	5	0	1	1	0	0	2
Willie Stargell, L OBP: 0.400, SLG: 0.570 (1, 7) (7, 3)	4-0 BB		4-0 1-2 BB			0-0 2B		0-0 F8	0-0 F9	3	0	1	0	2	0	1
Manny Sanguillen, R OBP: 0.372, SLG: 0.465 (1, 2)	0-0 P3		0-3 K			0-0 6-3		0-0 P6-4-3 1B		4	0	1	0	0	1	5
Al Oliver, L OBP: 0.301, SLG: 0.302 (1, 9)	0-3 K		0-0 F3			0-0 P4-3		0-0 P6-4-3 1-2f		4	0	0	0	0	1	6
Bill Mazerowski, R OBP: 0.263, SLG: 0.250 (1, 4)		0-0 1B		0-0 P6			0-0 F9		0-0 6-3	4	0	1	0	0	0	0
Bob Robertson, R OBP: 0.234, SLG: 0.229 Steve Blass, R OBP: 0.333, SLG: 0.500 Gary Kolb, L OBP: 0.286, SLG: 0.333 (9, PH)		0-0 F7		0-3 K			0-0 1-3		0-0 1B 2B	3	0	0	0	0	1	1
Freddie Patek, R OBP: 0.340, SLG: 0.290 (1, 6)		0-3 K		0-0 1B 1B			0-0 F9		0-0 2B 1B	4	1	2	1	0	1	1
Dock Ellis, S OBP: 0.222, SLG: 0.222 Jim Shellenback, L (2, 1) Jose Pagan, R OBP: 0.286, SLG: 0.325 Bob Moose, R OBP: 0.214, SLG: 0.083 Ron Davis, R OBP: 0.286, SLG: 0.280 (7, 7)		0-0 F7		0-0 1B			0-0 5-3		0-3 K	0	0	0	0	0	0	0

Inning Stats	R: 0	H: 1	E: 0	LOB: 2	K: 1	BB: 1	S: 6	P: 10
	R: 0	H: 1	E: 0	LOB: 1	K: 1	BB: 0	S: 6	P: 6
	R: 0	H: 0	E: 1	LOB: 2	K: 1	BB: 1	S: 6	P: 10
	R: 0	H: 2	E: 0	LOB: 2	K: 2	BB: 0	S: 9	P: 9
	R: 0	H: 1	E: 0	LOB: 1	K: 0	BB: 0	S: 4	P: 4
	R: 0	H: 0	E: 0	LOB: 0	K: 0	BB: 0	S: 3	P: 3
	R: 0	H: 0	E: 0	LOB: 0	K: 0	BB: 0	S: 3	P: 3
	R: 0	H: 1	E: 0	LOB: 0	K: 0	BB: 0	S: 3	P: 3
	R: 3	H: 4	E: 0	LOB: 1	K: 1	BB: 0	S: 9	P: 9
	1B: 7	SF: 0	2B: 3	SAC: 0	3B: 0	DP: 1	HR: 0	HBP: 0

PITCHER	IP	WLS	BF	H	R	ER	SO	BB	IBB	HBP	BLK	WP	HR	S	P	ERA	WHIP
Bill Singer, R ERA: 1.45 (1, 1)	6.0	W	26	5	0	0	5	2	0	0	0	0	0	34	42	0.00	1.167
Joe Moeller, R ERA: 3.0 (7, 1)	3.0	S	13	5	3	3	1	0	0	0	0	0	0	15	15	9.00	1.667

BOTTOM

Los Angeles Dodgers @ Pittsburgh Pirates  
Forbes Field, Pittsburgh, PA  
Fri May 09 1969, 7:05 PM EDT  
Att. 6,837 - Unknown

livebaseballscorecards.com

AB	37
R	3
H	10
RBI	3
BB	2
SO	6
LOB	20



WP	PA
0	39
0	
0	



Batter	1	2	3	4	5	6	7	8	9	AB R H RBI BB SO LOB	TOP	
Willie Crawford, L (1, 7) OBP: 0.316, SLG: 0.353	0-0 G3	0-0 FC7-4		0-0 5-3		0-0 E9 SF8 1B		0-3 K		5 1 1 1 0 1 2	<b>Los Angeles Dodgers @ Pittsburgh Pirates</b> <b>Forbes Field, Pittsburgh, PA</b> Sat May 10 1969, 3:33 AM EDT Att. 4,979 - Unknown <a href="http://livebaseballscorecards.com">livebaseballscorecards.com</a>	
Ted Sizemore, R (1, 6) OBP: 0.350, SLG: 0.385	0-0 1B	0-0 F8		0-0 6-3		0-0 6-3		0-0 F9	5 0 1 0 0 0 3			
Willie Davis, L (1, 8) OBP: 0.346, SLG: 0.511	0-0 1B		0-0 5-3	0-0 E3		0-0 SF8		0-0 L1-3 1B	4 0 2 1 0 0 0			
Andy Kosco, R (1, 9) OBP: 0.302, SLG: 0.491 Bill Russell, R (7, 9) OBP: 0.391, SLG: 0.438	0-0 P4		0-0 1B 3B	0-0 E5 FC6-4		0-0 5-3		0-0 L1-3	4 1 1 0 0 0 3 1 0 0 0 0 0 1			
Tom Haller, L (1, 2) OBP: 0.389, SLG: 0.423	0-0 G3		0-0 G3	0-0 FC6-4			0-0 G3	0-0 F8	5 0 0 0 0 0 6			
Bill Sudakis, S (1, 5) OBP: 0.311, SLG: 0.398		0-0 1-3	0-0 WP 1B		0-0 SH3 1B		0-0 1-3		4 1 2 1 0 0 0			
Ron Fairly, L (1, 3) OBP: 0.300, SLG: 0.295		0-0 1B FC7-4 2B	0-0 1B BB		0-0 SH3 1-2		0-3 K		2 1 1 0 1 1 0			
Paul Popovich, S (1, 4) OBP: 0.273, SLG: 0.258		0-0 FC7-4 HBP 1B	0-0 1-2 2-H 1B		0-0 P9		0-0 P9		4 0 2 1 0 0 1			
Don Sutton, R (1, 1) OBP: 0.182, SLG: 0.143 Jim Brewer, L (9, 1)		0-0 FC7-4 HBP	0-3 K		0-0 F3		0-3 K		3 0 0 0 0 2 3 0 0 0 0 0 0 0			
<b>Inning Stats</b>	R: 0 E: 0 K: 0 S: 5 H: 2 LOB: 2 P: 5	R: 1 E: 0 K: 0 S: 5 H: 2 LOB: 2 BB: 0 P: 6	R: 2 E: 0 K: 1 S: 8 H: 3 LOB: 2 BB: 1 P: 12	R: 0 E: 2 K: 0 S: 5 H: 0 LOB: 2 BB: 0 P: 5	R: 0 E: 0 K: 0 S: 4 H: 1 LOB: 1 BB: 0 P: 4	R: 1 E: 1 K: 0 S: 4 H: 1 LOB: 0 BB: 0 P: 4	R: 0 E: 0 K: 1 S: 5 H: 0 LOB: 0 BB: 0 P: 5	R: 0 E: 0 K: 2 S: 7 H: 0 LOB: 0 BB: 0 P: 7	R: 0 E: 0 K: 0 S: 4 H: 1 LOB: 1 BB: 0 P: 4	1B: 8 2B: 1 3B: 1 HR: 0 SF: 1 SAC: 1 DP: 0 HBP: 1	WP: 1 PA: 41 PB: 0 SB: 2 CS: 0	
<b>PITCHER</b>	IP WLS BF H R ER SO BB IBB HBP BLK WP HR S P ERA WHIP											
Jim Bunning, R (1, 1) ERA: 3.38	3.0 L 18 7 3 3 1 1 0 1 0 1 0 0 18 23 9.00 2.667											
Luke Walker, L (4, 1) ERA: 2.38	2.0 9 1 0 0 0 0 0 0 0 0 0 0 9 9 0.00 0.500											
Bruce Dal Canton, R (6, 1) ERA: 1.89	3.0 10 1 1 0 3 0 0 0 0 0 0 0 16 16 0.00 0.333											
Ron Kline, R (9, 1) ERA: 2.57	1.0 4 1 0 0 0 0 0 0 0 0 0 0 4 4 0.00 1.000											

AB	37
R	4
H	10
RBI	4
BB	1
SO	4
LOB	19



BOTTOM

Los Angeles Dodgers @ Pittsburgh Pirates  
Forbes Field, Pittsburgh, PA  
Sat May 10 1969, 3:33 AM EDT  
Att. 4,979 - Unknown

livebaseballscorecards.com

AB	33
R	1
H	7
RBI	0
BB	2
SO	2
LOB	12



WP:	0	PA:	35
PB:	0		
SB:	0		
CS:	0		

AB R H RBI BB SO LOB

4 0 0 0 0 0 0

4 0 0 0 0 0 0

4 1 1 0 0 1 0

4 0 0 0 0 0 1

4 0 4 0 0 0 0

3 0 1 0 1 0 2

3 0 1 0 1 0 2

3 0 0 0 0 0 5

1 0 0 0 0 0 2

0	0	0	0	0	0	0	0
1	0	0	0	0	0	1	0
0	0	0	0	0	0	0	0
1	0	0	0	0	0	0	0
0	0	0	0	0	0	0	0
1	0	0	0	0	0	0	0
0	0	0	0	0	0	0	0
0	0	0	0	0	0	0	0

1B:	6	SF:	0
2B:	0	SAC:	0
3B:	1	DP:	1
HR:	0	HBP:	0

Batter	1	2	3	4	5	6	7	8	9
Matty Alou, L OBP: 0.402, SLG: 0.463 (1, 8)	0-0 P6 ①		0-0 L6 ②			0-0 F7 ①		0-0 F7 ②	
Gene Alley, R OBP: 0.154, SLG: 0.154 (1, 5)	0-0 P4-3 ②		0-0 6-3 ③			0-0 P4-3 ②		0-0 6-3 ③	
Willie Stargell, L OBP: 0.394, SLG: 0.557 (1, 7)	0-0 F8 ③			0-0 F8 ①		0-3 K ③			0-0 1B E 1B
Jerry May, R OBP: 0.282, SLG: 0.403 (1, 2)		0-0 6-3 ①		0-0 5-3 ②			0-0 F8 ①		0-0 F7 ①
Al Oliver, L OBP: 0.338, SLG: 0.373 (1, 3)		0-0 E8 BB 1B		0-0 3B			0-0 1B 1B		0-0 FC6-4 1B
Ron Davis, R OBP: 0.313, SLG: 0.286 (1, 9)		4-0 BB BB		0-0 F8 ③			0-0 FC6-4 1B		0-0 FC6-4 1B 1-2f 2-H
Bill Mazaroski, R OBP: 0.272, SLG: 0.253 (1, 4)		4-0 BB BB			0-0 6-3 ①		0-0 F3 ②		0-0 2-3 1B
Freddie Patek, R OBP: 0.330, SLG: 0.281 Manny Sanguillen, R OBP: 0.364, SLG: 0.455 (9, PH)		0-0 P5-4-3 1-2 2-3 BB			0-0 P4 ②		0-0 FC6-4 ③		0-0 P6 ③
Jim Bunning, R OBP: 0.471, SLG: 0.462 Carl Taylor, R OBP: 0.259, SLG: 0.286 Bruce Dal Canton, R OBP: 0.279, SLG: 0.317 Ron Kline, R (9, 1)			0-3 K ①		0-0 P4 ③			0-0 F8 ①	

Inning Stats	R: 0	H: 0	E: 0	K: 0	S: 3	R: 0	H: 1	E: 1	K: 0	S: 3	R: 0	H: 0	E: 0	K: 1	S: 5	R: 0	H: 1	E: 0	K: 0	S: 4	R: 0	H: 0	E: 0	K: 0	S: 3	R: 0	H: 0	E: 0	K: 1	S: 5	R: 0	H: 2	E: 0	K: 0	S: 5	R: 0	H: 0	E: 0	K: 0	S: 3	R: 1	H: 3	E: 1	K: 0	S: 6
	LOB: 0	BB: 0	BB: 0	BB: 0	BB: 0	LOB: 2	BB: 2	LOB: 2	BB: 0	BB: 0	LOB: 1	LOB: 0	LOB: 0	BB: 0	BB: 0	LOB: 0	LOB: 0	LOB: 0	BB: 0	BB: 0	LOB: 2	LOB: 2	LOB: 0	LOB: 0	LOB: 0	LOB: 0	LOB: 0	LOB: 0	LOB: 0	LOB: 0	LOB: 0	LOB: 0	LOB: 0	LOB: 0	LOB: 0	LOB: 0	LOB: 0	LOB: 0	LOB: 0	LOB: 2	LOB: 2	LOB: 0	LOB: 0	LOB: 0	

PITCHER	IP	WLS	BF	H	R	ER	SO	BB	IBB	HBP	BLK	WP	HR	S	P	ERA	WHIP
Don Sutton, R ERA: 3.18 (1, 1)	8.2	W	34	7	1	1	2	2	0	0	0	0	0	36	44	1.04	1.038
Jim Brewer, L ERA: 1.54 (9, 1)	0.1	S	1	0	0	0	0	0	0	0	0	0	0	1	1	0.00	0.000



Batter	1	2	3	4	5	6	7	8	9	AB R H RBI BB SO LOB	TOP									
Willie Crawford, L (1, 7) OBP: 0.322, SLG: 0.358	0-0 1-3		0-0 1B		0-0 1B			0-0 G3		4 0 2 1 0 0 0	<b>Los Angeles Dodgers @ St. Louis Cardinals</b> Busch Stadium, St. Louis, MO Mon May 12 1969, 7:05 PM CDT Att. 15,767 - Unknown  <b>AB 33</b> <b>R 2</b> <b>H 7</b> <b>RBI 2</b> <b>BB 1</b> <b>SO 6</b> <b>LOB 9</b>									
Ted Sizemore, R (1, 6) OBP: 0.355, SLG: 0.389	0-0 1B		0-0 1B		0-0 F8			0-0 P6		4 0 2 0 0 0 1										
Willie Davis, L (1, 8) OBP: 0.357, SLG: 0.560	0-0 F7		0-0 F8			4-0 1B BB		0-0 HR		3 1 1 1 1 0 3										
Tom Haller, L (1, 2) OBP: 0.376, SLG: 0.406	0-0 F8			0-0 F8		0-0 F9		0-0 F7		4 0 0 0 0 0 2										
Bill Sudakis, S (1, 5) OBP: 0.310, SLG: 0.393		0-3 K		0-3 K		0-0 1B		0-0 3-1		4 0 1 0 0 2 0										
Ron Fairly, L (1, 3) OBP: 0.278, SLG: 0.271		0-0 P5		0-0 F3		0-0 3-1		0-0 6-3		4 0 0 0 0 0 1										
Len Gabrielson, L (1, 9) OBP: 0.276, SLG: 0.269		0-0 F3			0-0 P8 1B 2B		0-3 K		0-0 P4	4 1 1 0 0 1 0										
Paul Popovich, S (1, 4) OBP: 0.250, SLG: 0.235			0-0 P8		0-0 P8		0-3 K			3 0 0 0 0 1 1										
Claude Osteen, L (1, 1) OBP: 0.190, SLG: 0.150			0-3 K		0-0 F8		0-3 K			2 0 0 0 0 1 1										
John Miller, R (7, PH) OBP: 0.222, SLG: 0.222										1 0 0 0 0 1 0										
Alan Foster, R (7, 1)										0 0 0 0 0 0 0										
Pete Mikkelsen, R (7, 1)										0 0 0 0 0 0 0										
<b>Inning Stats</b>	R: 0 E: 0 K: 0 S: 4	H: 1 LOB: 1 BB: 0 P: 4	R: 0 E: 0 K: 1 S: 5	H: 0 LOB: 0 BB: 0 P: 5	R: 0 E: 0 K: 1 S: 5	H: 2 LOB: 2 BB: 0 P: 7	R: 0 E: 0 K: 1 S: 5	H: 0 LOB: 0 BB: 0 P: 5	R: 1 E: 0 K: 0 S: 3	H: 2 LOB: 1 BB: 0 P: 5	R: 0 E: 0 K: 3 S: 9	H: 0 LOB: 0 BB: 0 P: 9	R: 1 E: 0 K: 0 S: 4	H: 1 LOB: 0 BB: 0 P: 4	R: 0 E: 0 K: 0 S: 3	H: 0 LOB: 0 BB: 0 P: 3	1B: 5 2B: 1 3B: 0 HR: 1	SF: 0 SAC: 0 DP: 0 HBP: 0	WP: 0 PB: 0 SB: 0 CS: 0	PA: 34
<b>PITCHER</b> Bob Gibson, R (1, 1) ERA: 1.95	IP 9.0 WLS W BF 34 H 7 R 2 ER 2 SO 6 BB 1 IBB 0 HBP 0 BLK 0 WP 0 HR 1 S 45 P 49 ERA 2.00 WHIP 0.889											<b>PITCHER</b>	IP WLS BF H R ER SO BB IBB HBP BLK WP HR S P ERA WHIP							

livebaseballscorecards.com



Batter	1	2	3	4	5	6	7	8	9
Lou Brock, L OBP: 0.235, SLG: 0.321 (1, 7)	0-0 S 2B 1B		0-0 FC1-6 3-1 1-2f	0-0 P4-3			0-0 G3 1B 1B	0-3 K	
Curt Flood, R OBP: 0.328, SLG: 0.328 (1, 8)	0-0 F8 1-2		0-0 3-1 1-2		0-0 5-3		0-0 G3 1-2 2-3	0-0 FC5-4 1B	
Julian Javier, R OBP: 0.306, SLG: 0.388 (1, 4)	0-0 F9		0-0 P4-3		0-0 HR		0-0 BB BB 1B 2-H 3-H	0-0 FC5-4 1-2f	
Joe Torre, R OBP: 0.341, SLG: 0.471 (1, 2)	0-0 2B			0-0 E6 1B 1B	0-3 K		4-0 BB BB 1-2 BB		
Mike Shannon, R OBP: 0.264, SLG: 0.339 (1, 5)	0-0 F7			0-3 K	0-0 P4-3		0-3 K		
Jim Hicks, R OBP: 0.160, SLG: 0.261 (1, 9)		0-0 5-3		0-0 F9		0-0 F8	4-0 BB BB 1-2 2-3 BB		
Joe Hague, L OBP: 0.275, SLG: 0.229 (1, 3)		0-3 K		0-0 E 1B 1B	4-0 BB BB P4-6-3 BB	0-0 F5			
Steve Huntz, S OBP: 0.125, SLG: 0.067 (1, 6)		0-0 F3		4-0 1B 1B 1-2 2-3 IBB	0-0 P4-6-3 1-2f		0-0 F9		
Bob Gibson, R OBP: 0.348, SLG: 0.364 (1, 1)			0-0 FC1-6 1B	0-0 1B 1-2 2-H 3-H			0-0 G3 1B 1B	4-0 1B S BB	

Inning Stats	R: 1	H: 2	E: 0	K: 0	S: 5	LOB: 1	BB: 0	P: 5	R: 0	H: 0	E: 0	K: 1	S: 5	LOB: 0	BB: 0	P: 5	R: 0	H: 1	E: 0	K: 0	S: 4	LOB: 1	BB: 0	P: 4	R: 2	H: 2	E: 2	K: 1	S: 8	LOB: 2	BB: 1	P: 12	R: 1	H: 1	E: 0	K: 1	S: 6	LOB: 0	BB: 0	P: 6	R: 0	H: 0	E: 0	K: 0	S: 2	LOB: 0	BB: 1	P: 6	R: 2	H: 3	E: 0	K: 1	S: 8	LOB: 3	BB: 2	P: 16	R: 0	H: 1	E: 0	K: 1	S: 6	LOB: 2	BB: 1	P: 10
--------------	------	------	------	------	------	--------	-------	------	------	------	------	------	------	--------	-------	------	------	------	------	------	------	--------	-------	------	------	------	------	------	------	--------	-------	-------	------	------	------	------	------	--------	-------	------	------	------	------	------	------	--------	-------	------	------	------	------	------	------	--------	-------	-------	------	------	------	------	------	--------	-------	-------

AB	R	H	RBI	BB	SO	LOB
5	2	2	0	0	1	4
5	0	1	0	0	0	4
5	1	2	3	0	0	4
3	1	1	1	1	1	0
4	0	0	0	0	2	4
3	0	0	0	1	0	1
3	1	1	0	1	1	3
3	0	0	0	1	0	1
3	1	3	2	1	0	0

WP	HR	S	P	ERA	WHIP
0	0	0	0	3.00	1.167
0	0	0	0	54.00	12.000
0	0	0	0	0.00	1.800

**Los Angeles Dodgers @ St. Louis Cardinals**  
 Busch Stadium, St. Louis, MO  
 Mon May 12 1969, 7:05 PM CDT  
 Att. 15,767 - Unknown

AB	34
R	6
H	10
RBI	6
BB	5
SO	5
LOB	21



PITCHER	IP	WLS	BF	H	R	ER	SO	BB	IBB	HBP	BLK	WP	HR	S	P	ERA	WHIP
Claude Osteen, L ERA: 2.95 (1, 1)	6.0	L	26	6	4	2	3	1	1	0	0	0	0	30	38	3.00	1.167
Alan Foster, R ERA: 5.4 (7, 1)	0.1		5	3	2	2	0	1	0	0	0	0	0	4	8	54.00	12.000
Pete Mikkelsen, R ERA: 3.31 (7, 1)	1.2		8	1	0	0	2	2	0	0	0	0	0	10	18	0.00	1.800



Batter	1	2	3	4	5	6	7	8	9	AB R H RBI BB SO LOB	TOP
<b>Willie Crawford, L</b> (1, 7) <small>OBP: 0.323, SLG: 0.367</small> <b>John Miller, R</b> (8, PH) <small>OBP: 0.200, SLG: 0.200</small> (8, 7)	0-0 <b>4-3</b> 		0-0 <b>6-3</b> 			0-0 <b>2B</b>		0-0 <b>F9</b> 		3 0 1 1 0 0 0 1 0 0 0 0 0 0	<b>Los Angeles Dodgers @ St. Louis Cardinals</b> Busch Stadium, St. Louis, MO Wed May 14 1969, 7:05 PM CDT Att. 14,325 - Unknown  <b>livebaseballscorecards.com</b>
<b>Ted Sizemore, R</b> (1, 6) <small>OBP: 0.360, SLG: 0.393</small>	0-0 <b>1B</b>			0-0 <b>5-3</b> 		0-0 <b>5-3</b> 		0-0 <b>1B</b>		4 0 2 0 0 0 1	
<b>Willie Davis, L</b> (1, 8) <small>OBP: 0.333, SLG: 0.519</small>	0-0 <b>F8</b> 			0-0 <b>F7</b> 		0-0 <b>F5</b> 		0-3 <b>K</b> 		4 0 0 0 0 1 3	
<b>Tom Haller, L</b> (1, 2) <small>OBP: 0.372, SLG: 0.400</small>	0-0 <b>F5</b> 			0-0 <b>4-3</b> 			0-0 <b>1B</b>	0-0 <b>F7</b> 		4 0 1 0 0 0 2	
<b>Bill Sudakis, S</b> (1, 5) <small>OBP: 0.300, SLG: 0.380</small>		0-0 <b>F7</b> 			0-0 <b>F5</b> 		0-0 <b>P6</b> 	0-3 <b>K</b> 		4 0 0 0 0 1 1	
<b>Ron Fairly, L</b> (1, 3) <small>OBP: 0.281, SLG: 0.275</small> <b>Ken Boyer, R</b> (9, PH) <small>OBP: 0.250, SLG: 0.250</small>		0-0 <b>4-3</b> 			0-0 <b>6-3</b> 		0-0 <b>BB</b> <b>1B</b>	0-0 <b>F7</b> 		3 0 1 0 0 0 0 1 0 0 0 0 0 0	
<b>Len Gabrielson, L</b> (1, 9) <small>OBP: 0.258, SLG: 0.250</small> <b>Andy Kosco, R</b> (7, PH) <small>OBP: 0.308, SLG: 0.491</small> <b>Jim Brewer, L</b> (7, 1) <b>Jim Lefebvre, S</b> (9, PH) <small>OBP: 0.353, SLG: 0.192</small>		0-3 <b>K</b> 			0-0 <b>4-3</b> 		4-0 <b>BB</b>	0-0 <b>F8</b> 		2 0 0 0 0 1 0 0 0 0 0 1 0 0 0 0 0 0 0 0 0 1 0 0 0 0 0 0	
<b>Paul Popovich, S</b> (1, 4) <small>OBP: 0.231, SLG: 0.216</small>			0-0 <b>P5-3</b> 			0-0 <b>P6-3</b> 	0-0 <b>F3</b> 			3 0 0 0 0 0 3	
<b>Bill Singer, R</b> (1, 1) <small>OBP: 0.217, SLG: 0.143</small> <b>Bill Russell, R</b> (7, PH) <small>OBP: 0.386, SLG: 0.432</small> (7, 9)			0-0 <b>6-3</b> 			4-0 <b>WP</b> <b>2B</b> <b>BB</b>	0-0 <b>F5</b> 			1 1 0 0 1 0 0 1 0 0 0 0 0 3	
<b>Inning Stats</b>	R: 0 H: 1 E: 0 LOB: 1 K: 0 BB: 0 S: 4 P: 4	R: 0 H: 0 E: 0 LOB: 0 K: 1 BB: 0 S: 5 P: 5	R: 0 H: 0 E: 0 LOB: 0 K: 0 BB: 0 S: 3 P: 3	R: 0 H: 0 E: 0 LOB: 0 K: 0 BB: 0 S: 3 P: 3	R: 0 H: 0 E: 0 LOB: 0 K: 0 BB: 0 S: 3 P: 3	R: 1 H: 1 E: 0 LOB: 1 K: 0 BB: 1 S: 4 P: 8	R: 0 H: 2 E: 0 LOB: 3 K: 0 BB: 1 S: 5 P: 9	R: 0 H: 1 E: 0 LOB: 1 K: 1 BB: 0 S: 6 P: 6	R: 0 H: 0 E: 0 LOB: 0 K: 1 BB: 0 S: 5 P: 5	1B: 4 SF: 0 2B: 1 SAC: 0 3B: 0 DP: 0 HR: 0 HBP: 0	
<b>PITCHER</b> <b>Nelson Briles, R</b> (1, 1) <small>ERA: 5.45</small> <b>Joe Hoerner, L</b> (7, 1) <small>ERA: 1.17</small>	IP WLS BF H R ER SO BB IBB HBP BLK WP HR S P ERA WHIP 6.1 W 24 4 1 1 1 1 1 0 0 0 1 0 25 29 1.42 0.789						<b>PITCHER</b> IP WLS BF H R ER SO BB IBB HBP BLK WP HR S P ERA WHIP 2.2 S 10 1 0 0 2 1 0 0 0 0 0 0 13 17 0.00 0.750				




Batter	1	2	3	4	5	6	7	8	9
<b>Lou Brock, L</b> OBP: 0.229, SLG: 0.312 (1, 7)	0-3 <b>K</b>			0-0 <b>F7</b>		0-0 <b>F7</b>		0-0 <b>6-3</b>	
<b>Julian Javier, R</b> OBP: 0.306, SLG: 0.381 (1, 4)	0-0 <b>F8</b>			4-0 <b>1B</b> <b>1B</b> <b>BB</b>		0-0 <b>F8</b>			
<b>Curt Flood, R</b> OBP: 0.329, SLG: 0.328 (1, 8)	0-0 <b>P4-3</b>			0-0 <b>1B</b> <b>1-2</b> <b>SF7</b> <b>1B</b>		0-0 <b>6-3</b>			
<b>Joe Torre, R</b> OBP: 0.341, SLG: 0.467 (1, 2)		0-3 <b>K</b>		0-0 <b>1-3</b> <b>2-H</b> <b>1B</b>		0-3 <b>K</b>			
<b>Vada Pinson, L</b> OBP: 0.347, SLG: 0.465 (1, 9)		0-3 <b>K</b>		0-0 <b>SF7</b>		0-0 <b>F9</b>			
<b>Jim Hicks, R</b> OBP: 0.160, SLG: 0.261 (8, 9)				0-0 <b>3-H</b>					
<b>Phil Gagliano, R</b> OBP: 0.278, SLG: 0.133 (1, 5)		0-0 <b>F7</b>		0-0 <b>L5</b>		4-0 <b>BB</b>			
<b>Joe Hague, L</b> OBP: 0.256, SLG: 0.211 (1, 3)			0-3 <b>K2-3</b>		0-3 <b>K</b>		0-0 <b>F3</b>		
<b>Steve Huntz, S</b> OBP: 0.105, SLG: 0.056 (1, 6)			0-0 <b>P4-3</b>		0-0 <b>F7</b>		0-0 <b>5-3</b>		
<b>Nelson Briles, R</b> OBP: 0.143, SLG: 0.143 (1, 1)			0-3 <b>K</b>		0-0 <b>6-3</b>			0-3 <b>K</b>	
<b>Joe Hoerner, R</b> (7, 1)									

AB	R	H	RBI	BB	SO	LOB
4	0	0	0	0	1	0
2	1	0	0	1	0	0
3	1	1	0	0	0	0
3	0	1	1	0	2	0
2	0	0	1	0	1	0
0	0	0	0	0	0	0
2	0	0	0	1	0	1
3	0	0	0	0	2	1
3	0	0	0	0	0	0
2	0	0	0	0	1	0
1	0	0	0	0	1	0

**Los Angeles Dodgers @ St. Louis Cardinals**  
 Busch Stadium, St. Louis, MO  
 Wed May 14 1969, 7:05 PM CDT  
 Att. 14,325 - Unknown

<b>AB</b>	<b>25</b>
<b>R</b>	<b>2</b>
<b>H</b>	<b>2</b>
<b>RBI</b>	<b>2</b>
<b>BB</b>	<b>2</b>
<b>SO</b>	<b>8</b>
<b>LOB</b>	<b>2</b>



Inning Stats	R: 0	H: 0	E: 0	K: 1	S: 5	LOB: 0	BB: 0	P: 5
<b>Bill Singer, R</b> ERA: 1.6 (1, 1)	6.0	2	2	1	0	2	0	6
<b>Jim Brewer, L</b> ERA: 1.32 (7, 1)	2.0	0	0	1	0	0	0	2

WP	HR	S	P	ERA	WHIP
0	0	0	0	3.00	0.500
0	0	10	14	0.00	0.500





Batter	1	2	3	4	5	6	7	8	9	AB R H RBI BB SO LOB
Willie Crawford, L (1, 7) OBP: 0.326, SLG: 0.389	0-0 6-3	0-0 FC3-6			0-3 K		4-0 BB		0-0 HR	4 1 1 2 1 1 2
Ted Sizemore, R (1, 6) OBP: 0.349, SLG: 0.380	0-0 5-3	0-0 5-3			0-0 5-3		0-0 P3			4 0 0 0 0 0 4
Willie Davis, L (1, 8) OBP: 0.344, SLG: 0.534	0-0 1B		0-3 K			0-0 F5		0-0 1B		4 2 2 0 0 1 0
Andy Kosco, R (1, 9) OBP: 0.314, SLG: 0.491 Bill Russell, R (8, PR) OBP: 0.386, SLG: 0.432	0-0 1B		0-0 4-3			0-0 F3		0-0 1B		4 0 2 0 0 0 0 0 0 0 0 0 0 0
Tom Haller, L (1, 2) OBP: 0.376, SLG: 0.413	0-0 1B		0-3 K			0-0 2B		0-0 P6		4 0 2 1 0 1 2
Wes Parker, S (1, 3) OBP: 0.382, SLG: 0.494	0-0 F4			0-0 3-1		0-0 F8		0-0 SH3-4		3 0 0 1 0 0 3
Bill Sudakis, S (1, 5) OBP: 0.306, SLG: 0.392		0-0 FC6-5		0-0 F7		0-0 SH1-3		0-0 1-3		4 0 2 0 0 0 2
Jim Lefebvre, S (1, 4) OBP: 0.361, SLG: 0.185 Paul Popovich, S (9, 4) OBP: 0.231, SLG: 0.216 Ron Fairly, L (9, PH) OBP: 0.276, SLG: 0.269		4-0 FC3-6		0-0 F9		0-0 SH1-3		0-0 F8		1 0 0 0 1 0 0 0 0 0 0 0 0 0 1 0 0 0 0 0 0
Don Sutton, R (1, 1) OBP: 0.160, SLG: 0.125 Jim Brewer, L (9, 1) Len Gabrielson, L (9, PH) OBP: 0.281, SLG: 0.276 Billy Grabarkewitz, R (9, PR) OBP: 0.156, SLG: 0.186		0-0 FC6-5		0-3 K		0-0 3-1		0-0 HR		3 0 0 0 0 1 3 0 0 0 0 0 0 0 1 0 1 0 0 0 0 0 1 0 0 0 0 0

Inning Stats	R: 1	H: 3	E: 0	LOB: 2	K: 0	S: 6	R: 0	H: 1	E: 0	LOB: 2	K: 0	S: 4	R: 0	H: 0	E: 0	LOB: 0	K: 2	S: 7	R: 0	H: 0	E: 0	LOB: 0	K: 0	S: 3	R: 0	H: 0	E: 0	LOB: 0	K: 2	S: 7	R: 0	H: 1	E: 0	LOB: 1	K: 0	S: 4	R: 0	H: 1	E: 0	LOB: 2	K: 0	S: 4	R: 1	H: 2	E: 0	LOB: 2	K: 0	S: 5	R: 2	H: 2	E: 0	LOB: 1	K: 0	S: 3	1B: 6	SF: 0	2B: 3	SAC: 2	3B: 0	DP: 0	HR: 1	HBP: 0	WP: 0	PA: 37
--------------	------	------	------	--------	------	------	------	------	------	--------	------	------	------	------	------	--------	------	------	------	------	------	--------	------	------	------	------	------	--------	------	------	------	------	------	--------	------	------	------	------	------	--------	------	------	------	------	------	--------	------	------	------	------	------	--------	------	------	-------	-------	-------	--------	-------	-------	-------	--------	-------	--------

PITCHER	IP	WLS	BF	H	R	ER	SO	BB	IBB	HBP	BLK	WP	HR	S	P	ERA	WHIP
Steve Blass, R (1, 1) ERA: 5.4	6.2		28	6	1	1	4	2	0	0	0	0	0	34	42	1.35	1.200
Chuck Hartenstein, R (7, 1) ERA: 0.99	1.1		6	2	1	1	0	0	0	0	0	0	0	6	6	6.75	1.500
Ron Kline, R (9, 1) ERA: 3.33	0.1	L	3	2	2	2	0	0	0	0	0	0	1	3	3	54.00	6.000

**BOTTOM**

**Pittsburgh Pirates @ Los Angeles Dodgers**  
**Dodger Stadium, Los Angeles, CA**  
 Fri May 16 1969, 7:05 PM PDT  
 Att. 19,016 - Unknown

livebaseballscorecards.com

<b>AB</b>	<b>33</b>
<b>R</b>	<b>4</b>
<b>H</b>	<b>10</b>
<b>RBI</b>	<b>4</b>
<b>BB</b>	<b>2</b>
<b>SO</b>	<b>4</b>
<b>LOB</b>	<b>16</b>





Batter	1	2	3	4	5	6	7	8	9	AB R H RBI BB SO LOB	TOP											
Matty Alou, L (1, 8) OBP: 0.370, SLG: 0.417	0-0 6-3			x 0-0 1-3		x 0-0 P5		x 0-0 P4-6-3 1B	4 0 1 0 0 0 1													
Gene Alley, R (1, 5) OBP: 0.273, SLG: 0.313	0-0 G6-3 1B		x 0-0 5-3		x 0-0 6-3		x 0-0 1-3	x 0-0 P4-6-3 1-2f	4 0 1 0 0 0 1													
Roberto Clemente, R (1, 9) OBP: 0.313, SLG: 0.333	0-0 G6-3 1-2f		x 0-0 4-3		x 0-0 1-3		x 0-0 6-3		3 0 0 0 0 0 1													
Willie Stargell, L (1, 7) OBP: 0.380, SLG: 0.548		0-3 K		0-3 K		0-0 1-3		0-0 F7	3 0 0 0 0 2 0													
Al Oliver, L (1, 3) OBP: 0.340, SLG: 0.395		x 0-0 6-3 1B		x 0-0 5-3		x 0-0 F9			3 0 1 0 0 0 0													
Jerry May, R (1, 2) OBP: 0.264, SLG: 0.370		x 0-0 6-3 1-2		x 0-0 4-3		x 0-0 5-3		x 0-0 FC4-6 1B	3 0 0 0 0 0 1													
Bill Mazaroski, R (1, 4) OBP: 0.281, SLG: 0.265			x 0-0 4-3		x 0-0 5-3		x 0-0 F8	x 0-0 FC4-6 1-2f	3 0 1 0 0 0 0													
Freddie Patek, R (1, 6) OBP: 0.305, SLG: 0.257			0-3 K		x 0-0 F8		x 0-0 5-3		3 0 0 0 0 1 1													
Dock Ellis, S (1, 1) OBP: 0.200, SLG: 0.200 Bruce Dal Canton, R (4, 1) Jose Pagan, R (6, PH) Luke Walker, L (6, 1) Pedro Ramos, S (8, 1) Carl Taylor, R (9, PH) OBP: 0.450, SLG: 0.438			0-3 K		x 0-0 2B		x 0-0 5-3		1 0 0 0 0 0 1 0 0 0 0 0 0 0 0 0 1 0 1 0 1 0 0 0 0 0 0 0													
<b>Inning Stats</b>	R: 0 E: 0 K: 0 S: 3	H: 1 LOB: 0 BB: 0 P: 3	R: 0 E: 0 K: 1 S: 5	H: 1 LOB: 0 BB: 0 P: 5	R: 0 E: 0 K: 2 S: 7	H: 0 LOB: 0 BB: 0 P: 7	R: 0 E: 0 K: 0 S: 3	H: 0 LOB: 0 BB: 0 P: 3	R: 0 E: 0 K: 1 S: 5	H: 0 LOB: 0 BB: 0 P: 5	R: 0 E: 0 K: 0 S: 4	H: 1 LOB: 1 BB: 0 P: 4	R: 0 E: 0 K: 0 S: 3	H: 0 LOB: 0 BB: 0 P: 3	R: 0 E: 0 K: 0 S: 4	H: 1 LOB: 1 BB: 0 P: 4	R: 0 E: 0 K: 0 S: 3	H: 1 LOB: 0 BB: 0 P: 3	1B: 4 2B: 1 3B: 0 HR: 0	SF: 0 SAC: 0 DP: 2 HBP: 0	WP: 0 PB: 0 SB: 0 CS: 0	PA: 29
<b>PITCHER</b> Claude Osteen, L (1, 1) ERA: 2.55	IP 9.0 WLS W BF 29 H 5 R 0 ER 0 SO 4 BB 0 IBB 0 HBP 0 BLK 0 WP 0 HR 0 S 37 P 37 ERA 0.00 WHIP 0.556											<b>PITCHER</b>	IP WLS BF H R ER SO BB IBB HBP BLK WP HR S P ERA WHIP									

Pittsburgh Pirates @ Los Angeles Dodgers  
Dodger Stadium, Los Angeles, CA  
Sat May 17 1969, 7:05 PM PDT  
Att: 50,120 - Unknown

AB	29
R	0
H	5
RBI	0
BB	0
SO	4
LOB	5



Batter	1	2	3	4	5	6	7	8	9
Willie Crawford, L (1, 7) OBP: 0.318, SLG: 0.379 Bill Russell, R (7, PH) OBP: 0.378, SLG: 0.421 (8, 9)	0-0 1-3		0-0 1-3		0-3 K		0-3 K	0-3 K	
Ted Sizemore, R (1, 6) OBP: 0.346, SLG: 0.371	0-0 4-3			0-0 F8	4-0 BB		0-0 6-3		
Willie Davis, L (1, 8) OBP: 0.338, SLG: 0.508	4-0 CS BB			0-3 K	0-0 F9		0-0 F9		
Andy Kosco, R (1, 9) OBP: 0.312, SLG: 0.483 (8, 7)	0-0 CS	0-0 4-3		0-0 1B 1B	0-0 4-3			0-0 L6	
Tom Haller, L (1, 2) OBP: 0.388, SLG: 0.414		0-0 3-1		0-0 1B BLK 1B		4-0 L3 BB		4-0 1B BB	
Wes Parker, S (1, 3) OBP: 0.387, SLG: 0.494		0-0 P6		0-0 BLK 2B 1B		0-0 L3		0-0 2B 1B	
Bill Sudakis, S (1, 5) OBP: 0.304, SLG: 0.395			0-3 K	0-0 2B		0-0 5-3		0-0 F7	
Jim Lefebvre, S (1, 4) OBP: 0.425, SLG: 0.333 Paul Popovich, S (8, PR) OBP: 0.231, SLG: 0.216 (9, 4)			0-0 2B	0-0 IBB			0-0 6-3 1B 1B	0-0 1B 2B	
Claude Osteen, L (1, 1) OBP: 0.240, SLG: 0.208			0-0 1-5-3	0-0 4-3			0-0 6-3 1B	0-0 2B 1B	

Inning Stats	R: 0	H: 0	E: 0	K: 0	S: 2	LOB: 0	BB: 1	P: 6	R: 0	H: 0	E: 0	K: 0	S: 3	LOB: 0	BB: 0	P: 3	R: 0	H: 1	E: 0	K: 1	S: 6	LOB: 1	BB: 0	P: 6	R: 3	H: 4	E: 0	K: 1	S: 9	LOB: 2	BB: 1	P: 13	R: 0	H: 0	E: 0	K: 1	S: 5	LOB: 1	BB: 1	P: 9	R: 0	H: 0	E: 0	K: 0	S: 2	LOB: 0	BB: 1	P: 6	R: 0	H: 2	E: 0	K: 1	S: 7	LOB: 2	BB: 0	P: 7	R: 3	H: 3	E: 0	K: 1	S: 8	LOB: 2	BB: 1	P: 12
--------------	------	------	------	------	------	--------	-------	------	------	------	------	------	------	--------	-------	------	------	------	------	------	------	--------	-------	------	------	------	------	------	------	--------	-------	-------	------	------	------	------	------	--------	-------	------	------	------	------	------	------	--------	-------	------	------	------	------	------	------	--------	-------	------	------	------	------	------	------	--------	-------	-------

AB	R	H	RBI	BB	SO	LOB
3	0	0	0	0	1	1
2	0	0	0	0	2	4
3	0	0	0	1	0	2
3	0	0	0	1	1	3
4	1	1	0	0	0	1
2	2	1	0	2	0	0
4	2	2	1	0	0	1
4	0	1	1	0	1	2
3	0	3	2	1	0	0
0	1	0	0	0	0	0
4	0	2	1	0	0	3

**BOTTOM**

**Pittsburgh Pirates @ Los Angeles Dodgers**  
**Dodger Stadium, Los Angeles, CA**

Sat May 17 1969, 7:05 PM PDT  
 Att. 50,120 - Unknown

AB	32
R	6
H	10
RBI	5
BB	5
SO	5
LOB	17

WP: 0 PA: 38  
 PB: 0  
 SB: 0  
 CS: 1



PITCHER	IP	WLS	BF	H	R	ER	SO	BB	IBB	HBP	BLK	WP	HR	S	P	ERA	WHIP
Dock Ellis, R (1, 1) ERA: 6.69	3.2	L	16	5	3	3	2	1	1	0	1	0	0	19	23	7.36	1.636
Bruce Dal Canton, R (4, 1) ERA: 3.92	1.1		6	0	0	0	1	1	1	0	0	0	0	6	14	0.00	0.750
Luke Walker, L (6, 1) ERA: 3.86	2.2		14	5	3	3	1	2	0	0	0	0	0	14	22	10.12	2.625
Pedro Ramos, R (8, 1) ERA: 6.75	0.1		1	0	0	0	1	0	0	0	0	0	0	3	3	0.00	0.000





Batter	1	2	3	4	5	6	7	8	9	AB R H RBI BB SO LOB
Bill Russell, R (1, 9) OBP: 0.372, SLG: 0.413 Willie Crawford, L (9, PH) OBP: 0.323, SLG: 0.393	0-0 P4		0-3 K		0-0 1B	0-0 L5			0-0 4-3 1B 2B	4 0 1 0 0 1 0 1 1 1 0 0 0 0
Ted Sizemore, R (1, 6) OBP: 0.348, SLG: 0.372	0-0 P3		0-0 CS 1B		0-0 1B 3B		0-0 P6		0-0 4-3 2-3	5 1 2 0 0 0 1
Willie Davis, L (1, 8) OBP: 0.356, SLG: 0.538	0-0 1B		0-0 CS 1-2	0-0 P3	0-0 SF7 3B		0-0 F8		4-0 1B BB IBB	4 1 2 1 1 0 0
Andy Kosco, R (1, 7) OBP: 0.308, SLG: 0.472	0-0 P3			0-0 5-3	0-0 SF7		0-0 1-3		4-0 1B BB 1-2	3 0 0 1 1 0 1
Wes Parker, S (1, 3) OBP: 0.398, SLG: 0.494		0-0 F3		0-0 1B 1B	0-0 BB BB		0-0 G3		0-0 1-2 2-3 3-H 1B	4 1 2 1 1 0 0
Bill Sudakis, S (1, 5) OBP: 0.317, SLG: 0.402		0-0 1B		0-0 1B 1B	4-0 BB BB		0-0 G3			3 1 2 0 1 0 0
Jim Lefebvre, S (1, 4) OBP: 0.409, SLG: 0.324		0-0 F8		0-0 1B 1B	0-3 K		0-0 F7			4 0 1 1 0 1 3
Jeff Torborg, R (1, 2) OBP: 0.222, SLG: 0.222 Tom Haller, L (9, PH) OBP: 0.385, SLG: 0.411		0-0 4-3		0-0 1B	0-0 P3				0-0 F2	3 0 1 1 0 0 1 1 0 0 0 0 0 0
Bill Singer, R (1, 1) OBP: 0.192, SLG: 0.125 Jim Brewer, L (8, 1) Len Gabrielson, L (9, PH) OBP: 0.303, SLG: 0.400			0-3 K	0-3 K	0-3 5-3				0-0 HR	3 0 0 0 0 2 2 0 0 0 0 0 0 0 1 1 1 1 0 0 0

Inning Stats	R: 0 E: 0 K: 0 S: 4	H: 1 LOB: 1 BB: 0 P: 4	R: 0 E: 0 K: 0 S: 4	H: 1 LOB: 1 BB: 0 P: 4	R: 0 E: 0 K: 2 S: 7	H: 1 LOB: 0 BB: 0 P: 7	R: 2 E: 0 K: 1 S: 9	H: 4 LOB: 2 BB: 0 P: 9	R: 2 E: 0 K: 1 S: 7	H: 3 LOB: 2 BB: 2 P: 15	R: 0 E: 0 K: 0 S: 3	H: 0 LOB: 0 BB: 0 P: 3	R: 0 E: 0 K: 0 S: 3	H: 0 LOB: 0 BB: 0 P: 3	R: 0 E: 0 K: 0 S: 3	H: 0 LOB: 0 BB: 0 P: 3	R: 2 E: 0 K: 0 S: 5	H: 3 LOB: 3 BB: 2 P: 13	1B: 10 2B: 1 3B: 1 HR: 1	SF: 1 SAC: 0 DP: 0 HBP: 0	WP: 0 PB: 0 SB: 0 CS: 1	PA: 42
--------------	------------------------------	---------------------------------	------------------------------	---------------------------------	------------------------------	---------------------------------	------------------------------	---------------------------------	------------------------------	----------------------------------	------------------------------	---------------------------------	------------------------------	---------------------------------	------------------------------	---------------------------------	------------------------------	----------------------------------	-----------------------------------	------------------------------------	----------------------------------	--------

PITCHER	IP	WLS	BF	H	R	ER	SO	BB	IBB	HBP	BLK	WP	HR	S	P	ERA	WHIP
Bob Veale, L (1, 1) ERA: 4.26	4.1		21	10	4	4	3	0	0	0	0	0	0	27	27	8.31	2.308
Chuck Hartenstein, R (5, 1) ERA: 0.93	1.2		7	0	0	0	1	2	0	0	0	0	0	7	15	0.00	1.200
Pedro Ramos, R (7, 1) ERA: 7.36	2.1	L	9	2	2	2	0	0	0	0	0	0	1	9	9	7.71	0.857
Bob Moose, R (9, 1) ERA: 4.57	0.1		4	1	0	0	0	1	1	0	0	0	0	2	10	0.00	6.000

**BOTTOM**

**Pittsburgh Pirates @ Los Angeles Dodgers**  
**Dodger Stadium, Los Angeles, CA**  
 Sun May 18 1969, 3:33 AM PDT  
 Att. 21,086 - Unknown

<b>AB</b>	<b>36</b>
<b>R</b>	<b>6</b>
<b>H</b>	<b>13</b>
<b>RBI</b>	<b>6</b>
<b>BB</b>	<b>4</b>
<b>SO</b>	<b>4</b>
<b>LOB</b>	<b>8</b>



PITCHER	IP	WLS	BF	H	R	ER	SO	BB	IBB	HBP	BLK	WP	HR	S	P	ERA	WHIP
Bob Veale, L (1, 1) ERA: 4.26	4.1		21	10	4	4	3	0	0	0	0	0	0	27	27	8.31	2.308
Chuck Hartenstein, R (5, 1) ERA: 0.93	1.2		7	0	0	0	1	2	0	0	0	0	0	7	15	0.00	1.200
Pedro Ramos, R (7, 1) ERA: 7.36	2.1	L	9	2	2	2	0	0	0	0	0	0	1	9	9	7.71	0.857
Bob Moose, R (9, 1) ERA: 4.57	0.1		4	1	0	0	0	1	1	0	0	0	0	2	10	0.00	6.000



Batter	1	2	3	4	5	6	7	8	9	AB R H RBI BB SO LOB	TOP																
Don Kessinger, S (1, 6) OBP: 0.411, SLG: 0.449	0-0 4-3		0-0 S 1B		0-0 F7		0-0 1B 2B 1B	0-0 G3		5 1 2 0 0 0 2																	
Glenn Beckert, R (1, 4) OBP: 0.329, SLG: 0.333	0-0 1B 1B		0-0 F3 1-2			0-0 P3	0-0 1-3 2B 1B	0-0 P5	5 1 2 0 0 0 1																		
Billy Williams, L (1, 7) OBP: 0.328, SLG: 0.438	0-0 F2		0-3 K			0-0 3-1	0-0 1-H 3-H 2B	0-0 14 HR 1B	5 1 2 2 0 1 2																		
Ron Santo, R (1, 5) OBP: 0.402, SLG: 0.474	0-0 1-2 1B		0-3 K			0-0 14 2B E 1B	0-0 14 G4-6-3 BB	0-3 K	4 1 2 0 1 2 2																		
14 Ernie Banks, R (1, 3) OBP: 0.316, SLG: 0.424	0-3 K			0-0 5-3		0-0 E E 2B	0-0 G4-6-3	0-0 HR	5 2 2 2 0 1 4																		
Randy Hundley, R (1, 2) OBP: 0.413, SLG: 0.493		0-0 4-3 PB 1B		0-0 F9		0-0 E5 E 2-3 3-H		0-0 SH1-3 1B	0-0 HR	5 1 3 1 0 0 1																	
Al Spangler, L (1, 9) OBP: 0.352, SLG: 0.442		0-0 4-3		0-0 F2		0-0 E3		0-0 SH1-3	4-0 1B BB	3 0 0 0 0 0 2																	
Jim Hickman, R (8, 9) OBP: 0.200, SLG: 0.130		1-3				1-3 3-H		1-2	BB	0 0 0 0 1 0 0	AB 41 R 7 H 14 RBI 5 BB 3 SO 9 LOB 22																
Don Young, R (1, 8) OBP: 0.324, SLG: 0.348		0-3 K			0-3 K			4-0 BB	0-0 1B	2 0 0 0 0 2 1																	
Willie Smith, L (6, PH) OBP: 0.360, SLG: 0.667		0-3 K			0-3 K			0-0 BB	1-2 1B	1 0 0 0 0 1 2																	
Adolfo Phillips, R (6, 8) OBP: 0.432, SLG: 0.138		0-3 K			0-3 K			0-0 BB	0-0 1B	1 0 1 0 1 0 0																	
Ken Holtzman, R (1, 1) OBP: 0.114, SLG: 0.147		0-3 K			0-3 K		0-0 F9	0-0 F2	0-0 F3	5 0 0 0 0 2 5																	
Inning Stats	R: 0 E: 0 K: 1 S: 7	H: 2 LOB: 2 BB: 0 P: 7	R: 0 E: 0 K: 2 S: 8	H: 1 LOB: 1 BB: 0 P: 8	R: 0 E: 0 K: 2 S: 8	H: 1 LOB: 1 BB: 0 P: 8	R: 0 E: 0 K: 0 S: 3	H: 0 LOB: 0 BB: 0 P: 3	R: 0 E: 0 K: 2 S: 7	H: 0 LOB: 0 BB: 0 P: 7	R: 2 E: 2 K: 1 S: 9	H: 2 LOB: 2 BB: 0 P: 9	R: 2 E: 0 K: 0 S: 5	H: 3 LOB: 1 BB: 1 P: 9	R: 0 E: 0 K: 0 S: 4	H: 1 LOB: 2 BB: 1 P: 8	R: 3 E: 0 K: 1 S: 9	H: 4 LOB: 2 BB: 1 P: 13	1B: 10 2B: 2 3B: 0 HR: 2	SF: 0 SAC: 1 DP: 1 HBP: 0	WP: 0 PB: 1 SB: 1 CS: 0	PA: 45					
PITCHER	IP	WLS	BF	H	R	ER	SO	BB	IBB	HBP	BLK	WP	HR	S	P	ERA	WHIP										
Don Sutton, R (1, 1) ERA: 2.9	6.1	L	30	9	4	2	8	0	0	0	0	0	0	46	46	2.84	1.421										
Pete Mikkelsen, R (7, 1) ERA: 3.18	0.2		2	0	0	0	0	1	0	0	0	0	0	1	5	0.00	1.500										
John Purdin, R (8, 1) ERA: 9.0	2.0		13	5	3	3	1	2	0	0	0	0	2	13	21	13.50	3.500										

Chicago Cubs @ Los Angeles Dodgers  
Dodger Stadium, Los Angeles, CA  
Tue May 20 1969, 7:05 PM PDT  
Att. 21,266 - Unknown - 70 F

livebaseballscorecards.com



Batter	1	2	3	4	5	6	7	8	9	AB	R	H	RBI	BB	SO	LOB
Bill Russell, R (1, 9) OBP: 0.367, SLG: 0.398	0-0 1-4-3		4-0 BB		0-0 1-3		0-0 FC6-4			3	0	0	0	1	0	2
Ted Sizemore, R (1, 6) OBP: 0.345, SLG: 0.368	0-0 G3-6-3 1B		0-3 K		0-0 P6			0-0 F9		4	0	1	0	0	1	1
Willie Davis, L (1, 8) OBP: 0.364, SLG: 0.522	0-0 G3-6-3 1-2f		4-0 BB			4-0 G6-4-3 BB		0-0 F7		2	0	0	0	2	0	1
Andy Kosco, R (1, 7) OBP: 0.313, SLG: 0.480		0-0 2B FC1-2 1B	0-0 F9		0-0 G6-4-3 1-2f		0-0 2B			4	0	2	0	0	0	3
Wes Parker, S (1, 3) OBP: 0.392, SLG: 0.494		0-0 FC1-2 1-3 2B	0-0 F8		0-0 5-3		0-0 4-3			4	0	1	0	0	0	3
Bill Sudakis, S (1, 5) OBP: 0.308, SLG: 0.390		0-3 K		0-3 K			0-0 6-3		0-0 F9	4	0	0	0	0	2	2
Jim Lefebvre, S (1, 4) OBP: 0.396, SLG: 0.297		4-0 FC1-2 IBB		0-3 K			0-0 5-3		0-0 6-3	3	0	0	0	1	1	0
Jeff Torborg, R (1, 2) OBP: 0.231, SLG: 0.231		0-0 FC1-2 1-2 2-3 3-Hf		0-3 K			0-0 BB 1B		0-0 P6	4	0	1	0	0	1	3
Don Sutton, R (1, 1) OBP: 0.148, SLG: 0.115		0-3 K			0-3 K					2	0	0	0	0	2	3
Pete Mikkelsen, R (7, 1)										0	0	0	0	0	0	0
John Miller, R (7, PH) OBP: 0.273, SLG: 0.200										0	0	0	0	1	0	0
John Purdin, R (8, 1)							0-0 1-2 FC6-4 BB			0	0	0	0	0	0	0

Inning Stats	R: 0	H: 1	E: 0	LOB: 0	K: 0	S: 3	P: 3	R: 0	H: 2	E: 0	LOB: 3	K: 2	BB: 1	S: 9	P: 13	R: 0	H: 0	E: 0	LOB: 2	K: 1	BB: 2	S: 5	P: 13	R: 0	H: 0	E: 0	LOB: 0	K: 3	BB: 0	S: 9	P: 9	R: 0	H: 0	E: 0	LOB: 0	K: 1	BB: 0	S: 5	P: 5	R: 0	H: 0	E: 0	LOB: 0	K: 0	BB: 1	S: 2	P: 6	R: 0	H: 1	E: 0	LOB: 2	K: 0	BB: 1	S: 4	P: 8	R: 0	H: 1	E: 0	LOB: 1	K: 0	BB: 0	S: 4	P: 4	R: 0	H: 0	E: 0	LOB: 0	K: 0	BB: 0	S: 3	P: 3	1B: 3	SF: 0	2B: 2	SAC: 0	3B: 0	DP: 2	HR: 0	HBP: 0	WP: 0	PA: 35	PB: 0	SB: 1	CS: 0
PITCHER Ken Holtzman, L (1, 1) ERA: 1.45	IP	WLS	BF	H	R	ER	SO	BB	IBB	HBP	BLK	WP	HR	S	P	ERA	WHIP																																																																			
	9.0	W	35	5	0	0	7	4	1	0	0	0	0	44	64	0.00	1.000																																																																			
																		PITCHER	IP	WLS	BF	H	R	ER	SO	BB	IBB	HBP	BLK	WP	HR	S	P	ERA	WHIP																																																	

**BOTTOM**

**Chicago Cubs @ Los Angeles Dodgers**  
 Dodger Stadium, Los Angeles, CA

Tue May 20 1969, 7:05 PM PDT  
 Att: 21,266 - Unknown - 70 F

livebaseballscorecards.com

AB	30
R	0
H	5
RBI	0
BB	5
SO	7
LOB	18





Batter	1	2	3	4	5	6	7	8	9	AB R H RBI BB SO LOB	TOP
Don Kessinger, S (1, 6) OBP: 0.408, SLG: 0.441	0-0 6-3		0-0 F3			0-3 K		4-0 FC6 BB		3 0 0 0 1 1 1	
Glenn Beckert, R (1, 4) OBP: 0.321, SLG: 0.324	0-0 4-3			0-0 5-3		0-0 6-3		0-0 FC6 1-2f 2B		4 1 0 0 0 0 1	
Billy Williams, L (1, 7) OBP: 0.326, SLG: 0.440	0-0 4-3			0-0 1-3		0-0 4-3		0-0 2B 1-H		4 0 1 1 0 0 0	
Ron Santo, R (1, 5) OBP: 0.405, SLG: 0.474		0-3 K		0-0 1B			0-0 FC4-6 1B	0-0 F8		4 0 2 0 0 1 1	
14 Ernie Banks, R (1, 3) OBP: 0.309, SLG: 0.412		0-0 F3		0-3 K			0-3 K		0-0 6-3	4 0 0 0 0 2 2	
Randy Hundley, R (1, 2) OBP: 0.402, SLG: 0.479		0-0 6-3			0-0 F8		0-0 FC4-6 FC5 BB 1-2f		0-3 K	4 0 0 0 0 1 1	
Jim Hickman, R (1, 9) OBP: 0.219, SLG: 0.158			0-0 2B		0-0 F9		4-0 BB 1-2 BB		0-0 6-3	3 0 1 0 1 0 0	
Adolfo Phillips, R (1, 8) OBP: 0.426, SLG: 0.156			0-3 K		0-0 1B		0-0 FC5 2-3f			3 0 1 0 0 1 3	
Bill Hands, R (1, 1) Gene Oliver, R (8, PH) Phil Regan, R (8, 1)			0-3 K		0-3 K			0-0 P5		2 0 0 0 0 2 2 1 0 0 0 0 0 0 0 0 0 0 0 0 0	
<b>Inning Stats</b>	R: 0 E: 0 K: 0 S: 3 H: 0 LOB: 0 BB: 0 P: 3	R: 0 E: 0 K: 1 S: 5 H: 0 LOB: 0 BB: 0 P: 5	R: 0 E: 0 K: 2 S: 8 H: 1 LOB: 1 BB: 0 P: 8	R: 0 E: 0 K: 1 S: 6 H: 1 LOB: 1 BB: 0 P: 6	R: 0 E: 0 K: 1 S: 6 H: 1 LOB: 1 BB: 0 P: 6	R: 0 E: 0 K: 1 S: 5 H: 0 LOB: 0 BB: 0 P: 5	R: 0 E: 0 K: 1 S: 6 H: 1 LOB: 2 BB: 1 P: 10	R: 1 E: 0 K: 0 S: 4 H: 1 LOB: 1 BB: 1 P: 8	R: 0 E: 0 K: 1 S: 5 H: 0 LOB: 0 BB: 0 P: 5	1B: 3 2B: 2 3B: 0 HR: 0 SF: 0 SAC: 0 DP: 0 HBP: 0	WP: 0 PB: 0 SB: 0 CS: 0 PA: 34
<b>PITCHER</b> Claude Osteen, L (1, 1) ERA: 2.37	IP: 9.0 WLS: W BF: 34 H: 5 R: 1 ER: 1 SO: 8 BB: 2 IBB: 0 HBP: 0 BLK: 0 WP: 0 HR: 0 S: 48 P: 56 ERA: 1.00 WHIP: 0.778										

Chicago Cubs @ Los Angeles Dodgers  
Dodger Stadium, Los Angeles, CA  
Wed May 21 1969, 7:05 PM PDT  
Att. 16,688 - Unknown - 61 F

livebaseballscorecards.com

AB 32  
R 1  
H 5  
RBI 1  
BB 2  
SO 8  
LOB 11



Batter	1	2	3	4	5	6	7	8	9
Willie Crawford, L (1, 7) OBP: 0.331, SLG: 0.425	0-0 HR		0-3 K		0-0 1-3 3-H 1B			0-0 SH5-4	
Ted Sizemore, R (1, 6) OBP: 0.336, SLG: 0.358	0-0 6-3			0-3 K	0-0 F8			0-0 F9	
Willie Davis, L (1, 8) OBP: 0.358, SLG: 0.500	0-0 3-1			0-3 K		0-0 1-3		4-0 IBB	
Andy Kosco, R (1, 9) OBP: 0.312, SLG: 0.481 Bill Russell, R (9, 9) OBP: 0.367, SLG: 0.398	0-3 K			0-0 2B		0-0 P4		0-3 K	
Tom Haller, L (1, 2) OBP: 0.376, SLG: 0.400		0-0 4-3		0-0 P5		0-0 F7			
Wes Parker, S (1, 3) OBP: 0.381, SLG: 0.478		0-3 K			0-0 1-3		0-0 G3		
Jim Lefebvre, S (1, 4) OBP: 0.392, SLG: 0.300 Paul Popovich, S (8, 4) OBP: 0.231, SLG: 0.216		0-3 K			0-0 1B 1B 1B		0-3 K		
Bill Sudakis, S (1, 5) OBP: 0.309, SLG: 0.388			0-3 K		0-0 1B 1-3 1B		0-3 K		
Claude Osteen, L (1, 1) OBP: 0.286, SLG: 0.259			0-0 1-3		0-0 1B 1-3 3-H 1B		0-0 SH5-4 1B		

Inning Stats	R: 1	H: 1	E: 0	K: 1	S: 6	LOB: 0	BB: 0	P: 6	R: 0	H: 0	E: 0	K: 2	S: 7	LOB: 0	BB: 0	P: 7	R: 0	H: 0	E: 0	K: 2	S: 7	LOB: 0	BB: 0	P: 7	R: 0	H: 0	E: 0	K: 0	S: 6	LOB: 1	BB: 0	P: 6	R: 0	H: 0	E: 0	K: 0	S: 3	LOB: 0	BB: 0	P: 3	R: 0	H: 0	E: 0	K: 2	S: 7	LOB: 0	BB: 0	P: 7	R: 0	H: 1	E: 0	K: 1	S: 6	LOB: 2	BB: 1	P: 10
--------------	------	------	------	------	------	--------	-------	------	------	------	------	------	------	--------	-------	------	------	------	------	------	------	--------	-------	------	------	------	------	------	------	--------	-------	------	------	------	------	------	------	--------	-------	------	------	------	------	------	------	--------	-------	------	------	------	------	------	------	--------	-------	-------

PITCHER	IP	WLS	BF	H	R	ER	SO	BB	IBB	HBP	BLK	WP	HR	S	P	ERA	WHIP
Bill Hands, R (1, 1) ERA: 3.11	7.0	L	26	6	3	3	9	0	0	0	0	0	1	44	44	3.86	0.857
Phil Regan, R (8, 1) ERA: 2.42	1.0		5	1	0	0	1	0	1	0	0	0	0	6	10	0.00	1.000

**BOTTOM**

**Chicago Cubs @ Los Angeles Dodgers**  
**Dodger Stadium, Los Angeles, CA**  
 Wed May 21 1969, 7:05 PM PDT  
 Att: 16,688 - Unknown - 61 F

AB	R	H	RBI	BB	SO	LOB
3	1	2	2	0	1	0
4	0	0	0	0	1	2
3	0	0	0	1	1	0
4	0	1	0	0	2	2
0	0	0	0	0	0	0
3	0	0	0	0	0	1
3	0	0	0	0	1	0
3	1	1	0	0	2	0
0	0	0	0	0	0	0
3	1	1	0	0	2	0
3	0	2	1	0	0	0

AB	29
R	3
H	7
RBI	3
BB	1
SO	10
LOB	5



WP	PA
31	31

1B	SF	2B	SAC	3B	DP	HR	HBP
5	0	1	1	0	0	1	0

WP	HR	S	P	ERA	WHIP
0	0	0	0	0	0



Batter	1	2	3	4	5	6	7	8	9	AB R H RBI BB SO LOB	TOP											
Don Kessinger, S (1, 6) OBP: 0.407, SLG: 0.440	0-3 K		0-0 L5			0-0 6-3	0-0 1B		0-0 FC5-4 1B	5 0 2 2 0 1 2												
Glenn Beckert, R (1, 4) OBP: 0.323, SLG: 0.327	0-0 P6			0-0 P4		0-0 2B 1B		0-0 FC6-4 1B	0-0 FC5-4	5 0 2 1 0 0 2												
Billy Williams, L (1, 7) OBP: 0.328, SLG: 0.444	0-3 K			0-0 1B		0-0 2B		0-0 FC6-4 1B	0-3 K	5 0 2 0 0 2 3												
Ron Santo, R (1, 5) OBP: 0.401, SLG: 0.468		0-0 F8		0-0 4-3		0-3 K		0-0 1B		4 0 1 0 0 1 2												
14 Ernie Banks, R (1, 3) OBP: 0.307, SLG: 0.404		0-0 5-3			0-0 F8		4-0 2B 1B BB	0-3 K		3 1 0 0 1 1 2												
Randy Hundley, R (1, 2) OBP: 0.399, SLG: 0.469		0-3 K			0-0 F8		0-3 K	4-0 1B BB		3 0 0 0 1 2 1												
Al Spangler, L (1, 9) OBP: 0.349, SLG: 0.444			0-0 F8		0-0 4-3		0-0 1B 2B	0-0 F8		4 1 1 0 0 0 3												
Jim Hickman, R (8, 9) OBP: 0.219, SLG: 0.158										0 0 0 0 0 0 0												
Adolfo Phillips, R (1, 8) OBP: 0.428, SLG: 0.206			0-3 K			0-0 1B 2B			0-0 E5 FC1-6	2 1 1 0 0 1 0												
Bill Heath, L (7, PH)										0 0 0 0 1 0 0												
Don Young, R (7, PR)										1 0 0 0 0 0 0												
Fergie Jenkins, R (1, 1) OBP: 0.200, SLG: 0.226			4-0 BB			0-0 B3-4	0-3 K		0-0 FC1-6 1B	3 0 0 0 1 1 5												
<b>Inning Stats</b>	R: 0 E: 0 K: 2 S: 7	H: 0 LOB: 0 BB: 0 P: 7	R: 0 E: 0 K: 1 S: 5	H: 0 LOB: 0 BB: 0 P: 5	R: 0 E: 0 K: 1 S: 5	H: 0 LOB: 1 BB: 1 P: 9	R: 0 E: 0 K: 0 S: 3	H: 1 LOB: 0 BB: 0 P: 3	R: 0 E: 0 K: 0 S: 3	H: 0 LOB: 0 BB: 0 P: 3	R: 1 E: 0 K: 1 S: 8	H: 3 LOB: 2 BB: 0 P: 8	R: 2 E: 0 K: 2 S: 8	H: 2 LOB: 2 BB: 2 P: 16	R: 0 E: 0 K: 1 S: 7	H: 2 LOB: 3 BB: 1 P: 11	R: 0 E: 1 K: 1 S: 7	H: 1 LOB: 2 BB: 0 P: 7	1B: 6 2B: 3 3B: 0 HR: 0	SF: 0 SAC: 0 DP: 0 HBP: 0	WP: 0 PB: 0 SB: 0 CS: 0	PA: 39
<b>PITCHER</b> Bill Singer, R (1, 1) ERA: 2.06	IP: 9.0 WLS: L BF: 39 H: 9 R: 3 ER: 3 SO: 9 BB: 3 IBB: 1 HBP: 0 BLK: 0 WP: 0 HR: 0 S: 53 P: 69 ERA: 3.00 WHIP: 1.333											<b>PITCHER</b>	IP: 9.0 WLS: L BF: 39 H: 9 R: 3 ER: 3 SO: 9 BB: 3 IBB: 1 HBP: 0 BLK: 0 WP: 0 HR: 0 S: 53 P: 69 ERA: 3.00 WHIP: 1.333									

Chicago Cubs @ Los Angeles Dodgers  
Dodger Stadium, Los Angeles, CA  
Thu May 22 1969, 7:05 PM PDT  
Att. 17,974 - Unknown - 68 F


livebaseballscorecards.com

AB	35
R	3
H	9
RBI	3
BB	4
SO	9
LOB	20







Batter	1	2	3	4	5	6	7	8	9	AB R H RBI BB SO LOB	TOP									
Lou Brock, L (1, 7) OBP: 0.260, SLG: 0.349	0-0 6-3 1B	4-0 BB		0-0 F9			0-0 FC6-4			3 1 1 0 1 0 2										
Julian Javier, R (1, 4) OBP: 0.298, SLG: 0.381	0-0 6-3 1-3	0-0 P4			0-0 P4-3		0-0 F2			4 0 0 0 0 0 3										
Curt Flood, R (1, 8) OBP: 0.337, SLG: 0.346	0-0 1B		0-0 5-3		0-0 1-3			0-0 5-3		4 0 1 1 0 0 0										
Joe Torre, R (1, 3) OBP: 0.358, SLG: 0.450	0-0 3-H 1B		4-0 BB		0-0 6-3			0-3 K		3 0 1 0 1 1 0										
Tim McCarver, L (1, 2) OBP: 0.357, SLG: 0.398	4-0 1-2 BB		0-0 P4			0-0 F2		0-0 P4-3		3 0 0 0 1 0 1										
Mike Shannon, R (1, 5) OBP: 0.252, SLG: 0.322	0-3 K		0-0 F2			0-0 F5			0-0 6-3	4 0 0 0 0 1 4										
Jim Hicks, R (1, 9) OBP: 0.279, SLG: 0.385	0-3 K			0-3 K		0-0 F8			0-3 K	4 0 0 0 0 3 3	AB 31 R 1 H 4 RBI 1 BB 4 SO 6 LOB 14									
Dal Maxvill, R (1, 6) OBP: 0.301, SLG: 0.255		0-0 P3		4-0 SH1-4 BB			0-0 5-3		0-0 1B	3 0 1 0 1 0 0										
Steve Carlton, L (1, 1) OBP: 0.227, SLG: 0.273		0-3 K		0-0 SH1-4			0-0 E6 FC6-4		0-0 L6	3 0 0 0 0 1 1										
Inning Stats	R: 1 E: 0 K: 2 S: 10	H: 3 LOB: 3 BB: 1 P: 14	R: 0 E: 0 K: 1 S: 5	H: 0 LOB: 1 BB: 1 P: 9	R: 0 E: 0 K: 0 S: 3	H: 0 LOB: 1 BB: 1 P: 7	R: 0 E: 0 K: 1 S: 5	H: 0 LOB: 1 BB: 1 P: 9	R: 0 E: 0 K: 0 S: 3	H: 0 LOB: 0 BB: 0 P: 3	R: 0 E: 1 K: 0 S: 4	H: 0 LOB: 1 BB: 0 P: 4	R: 0 E: 0 K: 1 S: 5	H: 0 LOB: 0 BB: 0 P: 5	R: 0 E: 0 K: 1 S: 6	H: 1 LOB: 1 BB: 0 P: 6	1B: 4 2B: 0 3B: 0 HR: 0	SF: 0 SAC: 1 DP: 0 HBP: 0	WP: 0 PB: 0 SB: 2 CS: 0	PA: 36
PITCHER	IP WLS BF H R ER SO BB IBB HBP BLK WP HR S P ERA WHIP																			
Alan Foster, R (1, 1) ERA: 3.8	8.0 L 32 3 1 1 5 4 0 0 0 0 0 0 38 54 1.12 0.875																			
Jim Brewer, L (9, 1) ERA: 2.7	1.0 4 1 0 0 1 0 0 0 0 0 0 0 6 6 0.00 1.000																			

St. Louis Cardinals @ Los Angeles Dodgers  
Dodger Stadium, Los Angeles, CA  
Fri May 23 1969, 7:05 PM PDT  
Att: 26,563 - Unknown

livebaseballscores.com

Batter	1	2	3	4	5	6	7	8	9	AB R H RBI BB SO LOB
Bill Russell, R (1, 9) OBP: 0.353, SLG: 0.379	0-0 1-3 		0-0 5-3 			0-0 6-3 			0-3 K 	4 0 0 0 0 1 0
Ted Sizemore, R (1, 6) OBP: 0.320, SLG: 0.340 Ken Boyer, R (9, PH) OBP: 0.200, SLG: 0.200	0-3 K 		0-3 K 			0-0 F7 			0-0 6-3 	3 0 0 0 0 2 0 1 0 0 0 0 0 0
Willie Davis, L (1, 8) OBP: 0.360, SLG: 0.487	0-0 				0-3 K 				0-0 	4 0 2 0 0 1 0
Andy Kosco, R (1, 7) OBP: 0.303, SLG: 0.464	0-0 PO 	0-0 		0-0 4-3 				0-3 K 	0-0 FC6-4 	4 0 1 0 0 1 1
Wes Parker, S (1, 3) OBP: 0.360, SLG: 0.449				0-0 6-3 				0-0 P4 		3 0 0 0 0 0 1
Tom Haller, L (1, 2) OBP: 0.367, SLG: 0.388					0-0 F3 			0-0 6-3 		3 0 0 0 0 0 1
Paul Popovich, S (1, 4) OBP: 0.238, SLG: 0.225						0-3 K 			0-0 P6-3 	3 0 1 0 0 1 0
Billy Grabarkewitz, R (1, 5) OBP: 0.167, SLG: 0.196									0-0 F9 	3 0 1 0 0 0 2
Alan Foster, R (1, 1) Bill Sudakis, S (8, PH) OBP: 0.301, SLG: 0.378 Jim Brewer, L (9, 1)									0-0 5-3 	
									0-3 K 	
									0-3 K 	
									0-0 WP 	
									0-0 F8 	

Inning Stats	R: 0	H: 1	E: 0	K: 1	S: 5	LOB: 0	BB: 0	P: 5	R: 0	H: 2	E: 0	K: 0	S: 5	LOB: 2	BB: 0	P: 5	R: 0	H: 0	E: 0	K: 2	S: 7	LOB: 0	BB: 0	P: 7	R: 0	H: 0	E: 0	K: 1	S: 5	LOB: 0	BB: 0	P: 5	R: 0	H: 1	E: 0	K: 2	S: 8	LOB: 1	BB: 0	P: 8	R: 0	H: 0	E: 0	K: 0	S: 3	LOB: 0	BB: 0	P: 3	R: 0	H: 0	E: 0	K: 1	S: 5	LOB: 0	BB: 0	P: 5	R: 0	H: 0	E: 0	K: 0	S: 3	LOB: 0	BB: 0	P: 3	R: 0	H: 1	E: 0	K: 1	S: 6	LOB: 1	BB: 0	P: 6	1B: 5	2B: 0	3B: 0	HR: 0	SF: 0	SAC: 0	DP: 0	HBP: 0	WP: 1	PB: 0	SB: 0	CS: 0	PA: 32
PITCHER Steve Carlton, L (1, 1) ERA: 1.67	IP	WLS	BF	H	R	ER	SO	BB	IBB	HBP	BLK	WP	HR	S	P	ERA	WHIP	IP	WLS	BF	H	R	ER	SO	BB	IBB	HBP	BLK	WP	HR	S	P	ERA	WHIP																																																			

**BOTTOM**

**St. Louis Cardinals @ Los Angeles Dodgers**  
Dodger Stadium, Los Angeles, CA

Fri May 23 1969, 7:05 PM PDT  
Att. 26,563 - Unknown

livebaseballscorecards.com

AB	31
R	0
H	5
RBI	0
BB	0
SO	8
LOB	6



Batter	1	2	3	4	5	6	7	8	9	AB R H RBI BB SO LOB	TOP	
Lou Brock, L (1, 7) OBP: 0.264, SLG: 0.356	0-0 G3 2B		0-0 F7		0-3 K		0-0 S 1B		0-3 K	5 0 2 0 0 2 1	<b>St. Louis Cardinals @ Los Angeles Dodgers</b> <b>Dodger Stadium, Los Angeles, CA</b> Sat May 24 1969, 3:33 AM PDT Att. 18,436 - Unknown <a href="http://livebaseballscorecards.com">livebaseballscorecards.com</a>	
Julian Javier, R (1, 4) OBP: 0.305, SLG: 0.393	0-0 P3		0-0 S 1B		0-0 2B		0-3 K 1-2		4 0 2 0 0 1 2			
Curt Flood, R (1, 8) OBP: 0.329, SLG: 0.338	0-0 G3 2-3		0-0 6-3 1-2		0-0 F9		0-0 F9		4 0 0 0 0 0 4			
Joe Torre, R (1, 3) OBP: 0.361, SLG: 0.447	1-0 FC6 HBP			0-0 1B 1B		0-0 6-3		0-0 F9	3 0 1 0 0 0 0			
Tim McCarver, L (1, 2) OBP: 0.361, SLG: 0.409	0-0 FC6 1-2f			0-0 P4		0-0 2B		0-0 G5-4-3 1B	4 0 2 0 0 0 3			
Bob Johnson, R (1, 5)		0-0 F3		0-0 P3		0-0 F9		0-0 G5-4-3 1-2f	4 0 0 0 0 0 3			
Joe Hague, L (1, 9) OBP: 0.281, SLG: 0.255		0-0 L3		0-0 1-3 1B		4-0 BB		0-0 F8	3 0 1 0 1 0 0			
Dal Maxvill, R (1, 6) OBP: 0.294, SLG: 0.248 Dave Ricketts, S (9, PH) OBP: 0.625, SLG: 0.500		0-0 F8		0-0 P4		0-0 6-3		0-0 FC3-6 1B	3 0 0 0 0 0 4 1 0 1 0 0 0 0			
Mike Torrez, R (1, 1) Joe Hoerner, R (6, 1) Vada Pinson, L (7, PH) Mel Nelson, R (7, 1) Ron Willis, R (7, 1) Bill White, L (9, PH) OBP: 1.000, SLG: 1.000 OBP: 0.222, SLG: 0.125			0-0 5-3		0-0 F3		0-0 G3		0-0 FC3-6 1-2f	2 0 0 0 0 0 0 0 0 0 0 0 0 0 1 0 1 0 0 0 0 0 1		
<b>Inning Stats</b>	R: 0 H: 1 E: 0 LOB: 2 K: 0 BB: 0 S: 4 P: 5	R: 0 H: 0 E: 0 LOB: 0 K: 0 BB: 0 S: 3 P: 3	R: 0 H: 1 E: 0 LOB: 1 K: 0 BB: 0 S: 4 P: 4	R: 0 H: 2 E: 0 LOB: 2 K: 0 BB: 0 S: 5 P: 5	R: 0 H: 1 E: 0 LOB: 1 K: 1 BB: 0 S: 6 P: 6	R: 0 H: 1 E: 0 LOB: 2 K: 0 BB: 1 S: 4 P: 8	R: 0 H: 1 E: 0 LOB: 1 K: 1 BB: 0 S: 6 P: 6	R: 0 H: 1 E: 0 LOB: 0 K: 0 BB: 0 S: 3 P: 3	R: 0 H: 1 E: 0 LOB: 1 K: 1 BB: 0 S: 6 P: 6	1B: 6 SF: 0 2B: 3 SAC: 0 3B: 0 DP: 1 HR: 0 HBP: 1	WP: 0 PA: 37 PB: 0 SB: 2 CS: 0	
<b>PITCHER</b> Don Sutton, R (1, 1) ERA: 2.58	IP WLS BF H R ER SO BB IBB HBP BLK WP HR S P ERA WHIP											<b>PITCHER</b> IP WLS BF H R ER SO BB IBB HBP BLK WP HR S P ERA WHIP



Batter	1	2	3	4	5	6	7	8	9	AB	R	H	RBI	BB	SO	LOB
<b>Willie Crawford, L</b> (1, 7) <small>OBP: 0.329, SLG: 0.417</small> <b>Bill Russell, R</b> (7, PH) <small>OBP: 0.359, SLG: 0.386</small> (8, 9) (9, 7)	0-3 <b>K</b>		0-0 5-3		0-0 1B		0-0 1B SF9 1B			3	0	1	1	0	1	1
<b>Wes Parker, S</b> (1, 3) <small>OBP: 0.365, SLG: 0.446</small>	0-0 6-3		4-0 FC6-4 BB		0-0 F9		0-0 1B G4-6-3			3	0	1	2	1	0	1
<b>Willie Davis, L</b> (1, 8) <small>OBP: 0.344, SLG: 0.469</small>	0-0 F5		0-0 FC6-4				0-0 SF9			3	0	0	1	0	0	2
<b>Andy Kosco, R</b> (1, 9) <small>OBP: 0.302, SLG: 0.458</small> <b>Ron Fairly, L</b> (9, 9) <small>OBP: 0.276, SLG: 0.269</small>		0-0 1B		0-0 P4		0-0 5-3	0-0 G4-6-3			4	0	1	0	0	0	1
<b>Tom Haller, L</b> (1, 2) <small>OBP: 0.364, SLG: 0.379</small>		0-0 F7		0-0 F8		4-0 BB 1B BB		0-0 F9		3	0	0	0	1	0	1
<b>Jim Lefebvre, S</b> (1, 4) <small>OBP: 0.379, SLG: 0.283</small> <b>Paul Popovich, S</b> (9, 4) <small>OBP: 0.238, SLG: 0.225</small>		0-0 F8		0-0 F7		4-0 BB 1B BB		0-0 3-1		3	0	0	0	1	0	1
<b>Bill Sudakis, S</b> (1, 5) <small>OBP: 0.312, SLG: 0.404</small>		0-0 P3			4-0 FC6-4 BB	0-0 1B 1-2 2-H		0-0 HR		3	1	2	1	1	0	1
<b>Ted Sizemore, R</b> (1, 6) <small>OBP: 0.325, SLG: 0.340</small>			4-0 5-3 SH2-4 BB		0-0 FC6-4 1B		0-0 1B 1B 1B	0-3 K		3	2	1	0	1	1	1
<b>Don Sutton, R</b> (1, 1) <small>OBP: 0.172, SLG: 0.143</small>			0-0 SH2-4		0-0 P6		0-0 1B 1B			2	1	1	0	0	0	1

Inning Stats	R: 0	H: 0	E: 0	K: 1	S: 5	R: 0	H: 1	E: 0	K: 0	S: 4	R: 0	H: 0	E: 0	K: 0	S: 3	R: 1	H: 1	E: 0	K: 0	S: 4	R: 0	H: 1	E: 0	K: 0	S: 3	R: 3	H: 4	E: 0	K: 0	S: 6	R: 1	H: 1	E: 0	K: 1	S: 6	
	0	0	0	1	5	0	1	0	0	4	0	0	0	0	3	0	1	0	0	4	0	0	0	0	0	0	0	4	0	0	6	1	1	0	1	6

PITCHER	IP	WLS	BF	H	R	ER	SO	BB	IBB	HBP	BLK	WP	HR	S	P	ERA	WHIP
<b>Mike Torrez, R</b> (1, 1) <small>ERA: 2.6</small>	5.2	L	24	2	1	1	1	5	0	0	0	0	0	21	41	1.59	1.235
<b>Joe Hoerner, L</b> (6, 1) <small>ERA: 1.53</small>	0.1		1	1	0	0	0	0	0	0	0	0	0	1	1	0.00	3.000
<b>Mel Nelson, L</b> (7, 1) <small>ERA: 11.81</small>	0.0		4	4	3	3	0	0	0	0	0	0	0	4	4	∞	∞
<b>Ron Willis, R</b> (7, 1) <small>ERA: 3.92</small>	2.0		6	1	1	1	1	0	0	0	0	0	1	8	8	4.50	0.500

**BOTTOM**

**St. Louis Cardinals @ Los Angeles Dodgers**  
 Dodger Stadium, Los Angeles, CA

Sat May 24 1969, 3:33 AM PDT  
 Att. 18,436 - Unknown

<b>AB</b>	<b>28</b>
<b>R</b>	<b>5</b>
<b>H</b>	<b>8</b>
<b>RBI</b>	<b>5</b>
<b>BB</b>	<b>5</b>
<b>SO</b>	<b>2</b>
<b>LOB</b>	<b>10</b>



1B: 7	SF: 1	WP: 0	PA: 35
2B: 0	SAC: 1	PB: 0	
3B: 0	DP: 1	SB: 1	
HR: 1	HBP: 0	CS: 0	

PITCHER	IP	WLS	BF	H	R	ER	SO	BB	IBB	HBP	BLK	WP	HR	S	P	ERA	WHIP
<b>Mike Torrez, R</b> (1, 1) <small>ERA: 2.6</small>	5.2	L	24	2	1	1	1	5	0	0	0	0	0	21	41	1.59	1.235
<b>Joe Hoerner, L</b> (6, 1) <small>ERA: 1.53</small>	0.1		1	1	0	0	0	0	0	0	0	0	0	1	1	0.00	3.000
<b>Mel Nelson, L</b> (7, 1) <small>ERA: 11.81</small>	0.0		4	4	3	3	0	0	0	0	0	0	0	4	4	∞	∞
<b>Ron Willis, R</b> (7, 1) <small>ERA: 3.92</small>	2.0		6	1	1	1	1	0	0	0	0	0	1	8	8	4.50	0.500









Batter	1	2	3	4	5	6	7	8	9	AB R H RBI BB SO LOB	TOP
<b>Bill Russell, R</b> (1, 9) <small>OBP: 0.352, SLG: 0.374</small> <small>(9, 7)</small>	4-0 		0-0 		0-0 		0-3 		0-3 	3 0 0 1 1 2 0	
<b>Willie Davis, L</b> (1, 8) <small>OBP: 0.337, SLG: 0.437</small> <small>(1, 8)</small>	0-0 			0-0 	0-0 		0-0 			4 0 0 0 0 0 2	
<b>Wes Parker, S</b> (1, 3) <small>OBP: 0.390, SLG: 0.495</small> <small>(1, 3)</small>	0-0 			0-0 	0-0 		0-0 			4 1 3 1 0 0 1	
<b>Andy Kosco, R</b> (1, 7) <small>OBP: 0.301, SLG: 0.452</small> <b>Ron Fairly, L</b> (9, 9) <small>OBP: 0.274, SLG: 0.255</small> <small>(9, 9)</small>	0-0 			0-0 		0-3 	0-0 			4 0 1 0 0 1 1 0 0 0 0 0 0 0	
<b>Bill Sudakis, S</b> (1, 5) <small>OBP: 0.297, SLG: 0.383</small> <b>Paul Popovich, S</b> (9, 4) <small>OBP: 0.233, SLG: 0.220</small> <small>(9, 4)</small>		0-0 		0-0 		0-3 		0-3 		4 0 0 0 0 2 2 0 0 0 0 0 0 0	
<b>Jim Lefebvre, S</b> (1, 4) <small>OBP: 0.364, SLG: 0.264</small> <b>Billy Grabarkewitz, R</b> (9, 5) <small>OBP: 0.167, SLG: 0.196</small> <small>(9, 5)</small>		0-0 		0-0 		4-0 		0-3 		3 1 0 0 1 1 2 0 0 0 0 0 0 0	
<b>Tom Haller, L</b> (1, 2) <small>OBP: 0.364, SLG: 0.409</small> <small>(1, 2)</small>		0-0 			0-0 	0-0 		0-0 		4 2 2 2 0 0 0	
<b>Ted Sizemore, R</b> (1, 6) <small>OBP: 0.321, SLG: 0.331</small> <small>(1, 6)</small>			0-0 		0-0 	4-0 			0-0 	3 1 1 0 1 0 0	
<b>Bill Singer, R</b> (1, 1) <small>OBP: 0.161, SLG: 0.103</small> <small>(1, 1)</small>			0-0 		0-0 	0-3 		0-0 		3 0 0 0 0 1 1	
<b>Inning Stats</b>	R: 1 H: 1 E: 0 LOB: 0 K: 0 BB: 1 S: 3 P: 7	R: 0 H: 0 E: 0 LOB: 0 K: 0 BB: 0 S: 3 P: 3	R: 0 H: 0 E: 0 LOB: 0 K: 0 BB: 0 S: 3 P: 3	R: 0 H: 2 E: 0 LOB: 2 K: 0 BB: 0 S: 5 P: 5	R: 2 H: 2 E: 1 LOB: 1 K: 0 BB: 0 S: 6 P: 6	R: 2 H: 1 E: 0 LOB: 1 K: 3 BB: 2 S: 10 P: 18	R: 0 H: 1 E: 0 LOB: 1 K: 1 BB: 0 S: 6 P: 6	R: 0 H: 0 E: 0 LOB: 0 K: 2 BB: 0 S: 7 P: 7	R: 0 H: 0 E: 0 LOB: 0 K: 1 BB: 0 S: 5 P: 5	1B: 4 SF: 1 2B: 1 SAC: 1 3B: 0 DP: 1 HR: 2 HBP: 0	WP: 0 PA: 37 PB: 0 SB: 0 CS: 0
<b>PITCHER</b> <b>Larry Jaster, L</b> (1, 1) <small>ERA: 4.74</small> <b>Dan McGinn, L</b> (6, 1) <small>ERA: 3.67</small> <b>Don Shaw, L</b> (8, 1) <small>ERA: 5.79</small>	IP WLS BF H R ER SO BB IBB HBP BLK WP HR S P ERA WHIP 5.0 0 21 5 3 2 0 1 0 0 0 0 1 20 24 3.60 1.200 2.0 L 10 2 2 2 4 2 0 0 0 0 0 0 1 16 24 9.00 2.000 2.0 6 0 0 0 3 0 0 0 0 0 0 0 0 12 12 0.00 0.000	<b>PITCHER</b> IP WLS BF H R ER SO BB IBB HBP BLK WP HR S P ERA WHIP 0 0 0 0 0 0 0 0 0 0 0 0 0 0 0 0 0.00 0.000									

**Los Angeles Dodgers @ Montreal Expos**  
 Jarry Park, Montreal, QB  
 Tue May 27 1969, 7:05 PM EDT  
 Att. 21,412 - Unknown

<b>AB</b>	<b>32</b>
<b>R</b>	<b>5</b>
<b>H</b>	<b>7</b>
<b>RBI</b>	<b>4</b>
<b>BB</b>	<b>3</b>
<b>SO</b>	<b>7</b>
<b>LOB</b>	<b>9</b>







Batter	1	2	3	4	5	6	7	8	9	AB R H RBI BB SO LOB	TOP											
Willie Crawford, L (1, 7) OBP: 0.322, SLG: 0.404	0-0 F7	0-0 F7		0-3 K		0-0 4-3		0-0 S 1B		5 0 1 0 0 1 1												
Willie Davis, L (1, 8) OBP: 0.340, SLG: 0.451	0-0 1B	0-0 FC3-6 S		0-0 4-3		0-0 F7		4-0 7-6-3 BB		4 1 1 0 1 0 1												
Wes Parker, S (1, 3) OBP: 0.383, SLG: 0.482	0-0 F9	0-0 F9			0-0 P6		0-0 SH1-4 1B	0-0 7-6-3		5 1 1 0 0 0 4												
Andy Kosco, R (1, 9) OBP: 0.312, SLG: 0.477	0-0 3B		0-0 P5		0-0 HR		0-0 SH1-4	4-0 FC4-6 BB		3 2 2 2 1 0 0												
Tom Haller, L (1, 2) OBP: 0.365, SLG: 0.419	0-0 3B		0-0 F8		0-0 F8		4-0 1B IBB	0-0 FC4-6 1B SF8		4 1 1 1 1 0 1												
Jim Lefebvre, S (1, 4) OBP: 0.400, SLG: 0.291	4-0 BB		4-0 1B		0-0 E7 WP		0-0 1B	0-0 1B		2 1 2 1 2 0 0												
Paul Popovich, S (7, PR) OBP: 0.250, SLG: 0.238	BB		BB		1B		1-3 2-H 1B	2-3 1B		1 0 1 0 0 0 0												
Bill Sudakis, S (1, 5) OBP: 0.306, SLG: 0.385	4-0 FC5-4 BB		0-0 1B		4-0 WP BB		0-3 K	0-0 SF8		2 0 1 1 2 1 2												
Ted Sizemore, R (1, 6) OBP: 0.318, SLG: 0.327	0-0 FC5-4		0-0 1B		0-0 5-3		0-0 F3	0-3 K		5 0 1 1 0 1 8												
Don Sutton, R (1, 1) OBP: 0.182, SLG: 0.156		0-0 FC3-6 1B		0-3 K		0-0 5-3		0-3 K		4 0 1 0 0 2 0												
<b>Inning Stats</b>	R: 2 E: 0 K: 0 S: 6	H: 3 LOB: 3 BB: 2 P: 14	R: 0 E: 0 K: 0 S: 4	H: 1 LOB: 1 BB: 0 P: 4	R: 1 E: 0 K: 0 S: 4	H: 2 LOB: 2 BB: 1 P: 8	R: 0 E: 0 K: 2 S: 7	H: 0 LOB: 0 BB: 0 P: 7	R: 1 E: 1 K: 0 S: 5	H: 2 LOB: 2 BB: 1 P: 9	R: 0 E: 0 K: 0 S: 3	H: 0 LOB: 0 BB: 0 P: 3	R: 1 E: 0 K: 1 S: 7	H: 2 LOB: 2 BB: 1 P: 11	R: 0 E: 0 K: 1 S: 5	H: 1 LOB: 1 BB: 1 P: 9	R: 1 E: 1 K: 1 S: 6	H: 1 LOB: 1 BB: 1 P: 10	1B: 9 2B: 1 3B: 2 HR: 1	SF: 1 SAC: 1 DP: 1 HBP: 0	WP: 1 PB: 0 SB: 2 CS: 0	PA: 44
<b>PITCHER</b>	IP WLS BF H R ER SO BB IBB HBP BLK WP HR S P ERA WHIP																					
Jerry Robertson, R (1, 1) ERA: 3.22	3.0 L 17 6 3 3 0 3 0 0 0 0 0 0 14 26 9.00 3.000																					
Don Shaw, L (4, 1) ERA: 5.68	2.0 9 2 1 1 2 1 0 0 0 1 1 12 16 4.50 1.500																					
Carroll Sembera, R (6, 1) ERA: 2.66	3.0 13 3 1 1 2 1 1 0 0 0 0 0 15 23 3.00 1.333																					
Steve Shea, R (9, 1) ERA: 3.21	1.0 5 1 1 0 1 1 0 0 0 0 0 6 10 0.00 2.000																					

Los Angeles Dodgers @ Montreal Expos  
 Jarry Park, Montreal, QB  
 Wed May 28 1969, 7:05 PM EDT  
 Att. 11,042 - Unknown

AB	35
R	6
H	12
RBI	6
BB	7
SO	5
LOB	17



Batter	1	2	3	4	5	6	7	8	9	AB	R	H	RBI	BB	SO	LOB
Maury Wills, S (1, 6) OBP: 0.260, SLG: 0.199	0-3 K		0-0 4-3			0-0 1-3		0-0 F7		4	0	0	0	0	1	1
Gary Sutherland, R (1, 4) OBP: 0.259, SLG: 0.270	0-0 F9		0-0 1B			0-0 4-3			0-0 P4-3	4	0	1	0	0	0	0
Rusty Staub, L (1, 9) OBP: 0.429, SLG: 0.482	0-0 F8		0-0 G3			0-0 F9			0-0 FC6-4 1B	4	0	1	0	0	0	1
Mack Jones, L (1, 8) OBP: 0.404, SLG: 0.563		0-0 FC6-5 1B		0-0 1-3			0-0 P4-3		0-0 FC6-4 WP	4	0	1	0	0	0	1
Bob Bailey, R (1, 3) OBP: 0.328, SLG: 0.400		0-3 K		0-3 K			0-0 G1-6-3 1B		4-0 1-2 BB	3	0	1	0	1	2	1
Donn Clendenon, R (1, 7) OBP: 0.276, SLG: 0.357		0-0 FC6-5 1B		0-0 4-3			0-0 G1-6-3		0-0 F8	4	0	1	0	0	0	3
Coco Laboy, R (1, 5) OBP: 0.333, SLG: 0.459		0-0 FC6-5			0-3 K			0-0 P4-3		3	0	0	0	0	1	2
John Bateman, R (1, 2) OBP: 0.268, SLG: 0.357		0-0 F8			0-0 F8			0-0 E6		3	0	0	0	0	0	2
Jerry Robertson, S (1, 1) Don Bosch, S (3, PH) Don Shaw, L (4, 1) Floyd Wicker, L (5, PH) Carroll Sembera, R (6, 1) Ty Cline, L (8, PH) Steve Shea, R (9, 1)			0-0 F8		0-3 K			0-3 K		0	0	0	0	0	0	0

**BOTTOM**

**Los Angeles Dodgers @ Montreal Expos**  
**Jarry Park, Montreal, QB**  
 Wed May 28 1969, 7:05 PM EDT  
 Att. 11,042 - Unknown

livebaseballscorecards.com

<b>AB</b>	<b>32</b>
<b>R</b>	<b>0</b>
<b>H</b>	<b>5</b>
<b>RBI</b>	<b>0</b>
<b>BB</b>	<b>1</b>
<b>SO</b>	<b>6</b>
<b>LOB</b>	<b>12</b>



Inning Stats	R: 0	H: 0	E: 0	K: 1	S: 5	LOB: 0	BB: 0	P: 5
<b>R: 0</b>	<b>H: 2</b>	<b>E: 0</b>	<b>K: 1</b>	<b>S: 7</b>	<b>LOB: 2</b>	<b>BB: 0</b>	<b>P: 7</b>	
<b>R: 0</b>	<b>H: 1</b>	<b>E: 0</b>	<b>K: 0</b>	<b>S: 4</b>	<b>LOB: 1</b>	<b>BB: 0</b>	<b>P: 4</b>	
<b>R: 0</b>	<b>H: 0</b>	<b>E: 0</b>	<b>K: 1</b>	<b>S: 5</b>	<b>LOB: 0</b>	<b>BB: 0</b>	<b>P: 5</b>	
<b>R: 0</b>	<b>H: 0</b>	<b>E: 0</b>	<b>K: 2</b>	<b>S: 7</b>	<b>LOB: 0</b>	<b>BB: 0</b>	<b>P: 7</b>	
<b>R: 0</b>	<b>H: 0</b>	<b>E: 0</b>	<b>K: 0</b>	<b>S: 3</b>	<b>LOB: 0</b>	<b>BB: 0</b>	<b>P: 3</b>	
<b>R: 0</b>	<b>H: 1</b>	<b>E: 0</b>	<b>K: 0</b>	<b>S: 3</b>	<b>LOB: 0</b>	<b>BB: 0</b>	<b>P: 3</b>	
<b>R: 0</b>	<b>H: 0</b>	<b>E: 1</b>	<b>K: 1</b>	<b>S: 6</b>	<b>LOB: 1</b>	<b>BB: 0</b>	<b>P: 6</b>	
<b>R: 0</b>	<b>H: 1</b>	<b>E: 0</b>	<b>K: 0</b>	<b>S: 4</b>	<b>LOB: 2</b>	<b>BB: 1</b>	<b>P: 8</b>	
<b>1B: 5</b>	<b>SF: 0</b>	<b>2B: 0</b>	<b>SAC: 0</b>	<b>3B: 0</b>	<b>DP: 1</b>	<b>HR: 0</b>	<b>HBP: 0</b>	
<b>WP: 1</b>	<b>PA: 33</b>	<b>PB: 0</b>	<b>SB: 0</b>	<b>CS: 0</b>				

PITCHER	IP	WLS	BF	H	R	ER	SO	BB	IBB	HBP	BLK	WP	HR	S	P	ERA	WHIP
<b>Don Sutton, R</b> (1, 1) ERA: 2.32	9.0	W	33	5	0	0	6	1	0	0	0	1	0	44	48	0.00	0.667



Batter	1	2	3	4	5	6	7	8	9	AB R H RBI BB SO LOB	TOP									
Willie Crawford, L (1, 7) OBP: 0.340, SLG: 0.432	4-0 HR BB		X 0-0 WP 2B		X 0-0 E 1B			X 0-0 2B		3 3 3 0 1 0 0	<b>Los Angeles Dodgers @ Montreal Expos</b> Jarry Park, Montreal, QB Thu May 29 1969, 7:05 PM EDT Att. 12,414 - Unknown <a href="http://livebaseballscorecards.com">livebaseballscorecards.com</a>									
Willie Davis, L (1, 8) OBP: 0.336, SLG: 0.474	X 0-0 1-H HR		X 0-0 4-3 2-3		X 0-0 E6 CS 1-H			X 0-0 F8		4 1 1 2 0 0 2										
Wes Parker, S (1, 3) OBP: 0.371, SLG: 0.466	X 0-0 F2		S S S 0-3 K		X 0-0 CS 2-3	X 0-0 L4		S S S 0-3 K		4 0 0 0 0 2 1										
Andy Kosco, R (1, 9) OBP: 0.311, SLG: 0.471	X 0-0 E7 SF8 1B		X 0-0 3-H 6-3		X 0-0 P3			S S S 0-3 K		4 1 1 0 0 1 0										
Tom Haller, L (1, 2) OBP: 0.356, SLG: 0.410	X 0-0 SF8 3-H			X 0-0 F9		X 0-0 F8		X 0-0 E4 P6-4-3		3 0 0 1 0 0 0										
Jim Lefebvre, S (1, 4) OBP: 0.384, SLG: 0.276	X 0-0 F9			X 0-0 3-1			X 0-0 4-3	X 0-0 P6-4-3 1-2		3 0 0 0 0 0 0										
Paul Popovich, S (7, 4) OBP: 0.244, SLG: 0.233										1 0 0 0 0 0 1										
Bill Sudakis, S (1, 5) OBP: 0.301, SLG: 0.377		X 0-0 L4		X 0-0 F9		X 0-0 F7				3 0 0 0 0 0 0										
Ted Sizemore, R (1, 6) OBP: 0.312, SLG: 0.321		X 0-0 F8			X 0-0 4-3		X 0-0 1-3			3 0 0 0 0 0 0										
Claude Osteen, L (1, 1) OBP: 0.250, SLG: 0.226		X 0-0 4-3			S S S 0-3 K			X 0-0 F8		3 0 0 0 0 1 0										
<b>Inning Stats</b>	R: 3 E: 1 K: 0 S: 5	H: 2 LOB: 0 BB: 1 P: 9	R: 0 E: 0 K: 0 S: 3	H: 0 LOB: 0 BB: 0 P: 3	R: 1 E: 0 K: 1 S: 6	H: 1 LOB: 0 BB: 0 P: 6	R: 0 E: 0 K: 0 S: 3	H: 0 LOB: 0 BB: 0 P: 3	R: 1 E: 1 K: 1 S: 6	H: 1 LOB: 0 BB: 0 P: 6	R: 0 E: 0 K: 0 S: 3	H: 0 LOB: 0 BB: 0 P: 3	R: 0 E: 0 K: 1 S: 6	H: 1 LOB: 1 BB: 0 P: 6	R: 0 E: 1 K: 1 S: 5	H: 0 LOB: 0 BB: 0 P: 5	1B: 2 2B: 2 3B: 0 HR: 1	SF: 1 SAC: 0 DP: 1 HBP: 0	WP: 1 PB: 0 SB: 0 CS: 1	PA: 34
<b>PITCHER</b>	IP WLS BF H R ER SO BB IBB HBP BLK WP HR S P ERA WHIP																			
Bill Stoneman, R (1, 1) ERA: 4.18	5.0 L 20 4 5 3 2 1 0 0 0 0 1 1 23 27 5.40 1.000																			
Roy Face, R (6, 1) ERA: 4.43	3.0 10 1 0 0 1 0 0 0 0 0 0 0 12 12 0.00 0.333																			
Don Shaw, L (9, 1) ERA: 5.47	1.0 3 0 0 0 0 1 0 0 0 0 0 0 5 5 0.00 0.000																			

AB	31
R	5
H	5
RBI	3
BB	1
SO	4
LOB	4







Batter	1	2	3	4	5	6	7	8	9	AB R H RBI BB SO LOB	TOP													
<b>Bill Russell, R</b> (1, 9) <small>OBP: 0.360, SLG: 0.387</small> <b>Willie Crawford, L</b> (6, PH) <small>OBP: 0.335, SLG: 0.426</small>	0-0 1B 2B 2B		4-0 F8 FC6-4 BB		0-0 5-3	0-0 F7			0-0 4-3	2 2 1 0 1 0 0 2 0 0 0 0 0 1														
<b>Willie Davis, L</b> (1, 8) <small>OBP: 0.330, SLG: 0.455</small>	0-0 F8		4-0 FC6-4 1-2 BB		0-0 F5		0-0 P6		0-0 4-3	4 0 0 0 1 0 1														
<b>Wes Parker, S</b> (1, 3) <small>OBP: 0.375, SLG: 0.467</small>	0-0 2B 1B		0-0 F8 2-3		0-0 HR 1B		0-0 3-1			4 2 2 0 0 0 2														
<b>Andy Kosco, R</b> (1, 7) <small>OBP: 0.315, SLG: 0.497</small>	0-0 1-H 3-H 2B		0-0 FC6-4 1-2f 3-H		0-0 HR		0-0 F7			4 1 2 5 0 0 1														
<b>Jim Lefebvre, S</b> (1, 4) <small>OBP: 0.377, SLG: 0.262</small>	0-0 L4		0-3 K		0-3 K			4-0 FC1-4 BB		3 0 0 0 1 2 2														
<b>Bill Sudakis, S</b> (1, 5) <small>OBP: 0.305, SLG: 0.380</small>	0-0 6-3			0-0 G6-4-3 1B		0-0 1B 1B		0-0 F5		4 0 2 0 0 0 2														
<b>Ted Sizemore, R</b> (1, 6) <small>OBP: 0.311, SLG: 0.319</small>		0-0 L6		0-0 G6-4-3 1-2f		0-0 1B 1B		0-0 FC1-4 1-2f		4 1 1 0 0 0 2														
<b>Jeff Torborg, R</b> (1, 2) <small>OBP: 0.287, SLG: 0.267</small> <b>Tom Haller, L</b> (6, PH) <small>OBP: 0.352, SLG: 0.404</small>		0-0 P4		0-0 1B		0-0 F8		0-3 K		2 0 1 0 0 0 0 2 0 0 0 0 1 2														
<b>Alan Foster, R</b> (1, 1) <b>Joe Moeller, R</b> (1, 1) <small>OBP: 0.200, SLG: 0.200</small> <b>John Purdin, R</b> (2, 1) <b>Len Gabrielson, L</b> (6, PH) <small>OBP: 0.306, SLG: 0.394</small> <b>Pete Mikkelsen, R</b> (6, 1) <b>Ron Fairly, L</b> (9, PH) <small>OBP: 0.270, SLG: 0.250</small>		0-3 K		0-0 6-3		0-0 1B		0-0 F9		0 0 0 0 0 0 0 1 0 0 0 0 1 0 1 0 0 0 0 0 1 1 0 1 1 0 0 0 0 0 0 0 0 0 0 1 0 0 0 0 0 0														
<b>Inning Stats</b>	R: 2 E: 0 K: 0 S: 6	H: 3 LOB: 1 BB: 0 P: 6	R: 0 E: 0 K: 1 S: 5	H: 0 LOB: 0 BB: 0 P: 5	R: 1 E: 0 K: 1 S: 5	H: 0 LOB: 1 BB: 2 P: 13	R: 0 E: 0 K: 0 S: 4	H: 2 LOB: 1 BB: 0 P: 4	R: 2 E: 0 K: 1 S: 7	H: 2 LOB: 0 BB: 0 P: 7	R: 1 E: 0 K: 0 S: 5	H: 3 LOB: 1 BB: 0 P: 5	R: 0 E: 0 K: 0 S: 3	H: 0 LOB: 0 BB: 0 P: 3	R: 0 E: 0 K: 1 S: 5	H: 0 LOB: 1 BB: 1 P: 9	R: 0 E: 0 K: 0 S: 3	H: 0 LOB: 0 BB: 0 P: 3	1B: 7 2B: 2 3B: 0 HR: 1	SF: 0 SAC: 0 DP: 1 HBP: 0	WP: 0 PB: 0 SB: 0 CS: 0	PA: 38		
<b>WOODIE FRYMAN, L</b> (1, 1) <small>ERA: 3.24</small> <b>AI RAFFO, R</b> (6, 1) <small>ERA: 2.79</small>	IP WLS BF H R ER SO BB IBB HBP BLK WP HR S P ERA WHIP	5.1 W 25 9 6 6 3 2 0 0 0 0 1 29 37 10.12 2.062	3.2 S 13 1 0 0 1 1 0 0 0 0 0 0 14 18 0.00 0.545																					

Los Angeles Dodgers @ Philadelphia Phillies  
 Connie Mack Stadium, Philadelphia, PA

Fri May 30 1969, 7:05 PM EDT  
 Att. 10,737 - Unknown

livebaseballscorecards.com

AB	35
R	6
H	10
RBI	6
BB	3
SO	4
LOB	14



Batter	1	2	3	4	5	6	7	8	9	AB	R	H	RBI	BB	SO	LOB
Tony Taylor, R OBP: 0.301, SLG: 0.294 (1, 5)										4	2	1	0	0	1	3
Cookie Rojas, R OBP: 0.324, SLG: 0.301 (1, 4)										5	3	3	0	0	0	1
Dick Allen, R OBP: 0.404, SLG: 0.692 (1, 3)										4	2	1	3	1	1	2
Johnny Callison, L OBP: 0.352, SLG: 0.464 (1, 9)										4	1	1	0	1	1	4
Deron Johnson, R OBP: 0.359, SLG: 0.388 (1, 7)										5	1	2	4	0	1	2
Don Money, R OBP: 0.321, SLG: 0.386 (1, 6)										4	1	1	0	1	0	3
Mike Ryan, R OBP: 0.250, SLG: 0.338 (1, 2)										4	2	2	2	0	0	1
Larry Hisle, R OBP: 0.300, SLG: 0.341 (1, 8)										3	1	2	2	1	1	0
Woody Fryman, R OBP: 0.040, SLG: 0.040 (1, 1)										1	0	0	0	0	1	0
Al Raffo, R (6, 1)										1	0	0	0	0	1	0

Inning Stats	R: 6	H: 6	LOB: 1	K: 11	S: 11	R: 1	H: 2	LOB: 1	K: 1	S: 6	R: 2	H: 2	LOB: 0	K: 1	S: 7	R: 0	H: 0	LOB: 0	K: 1	S: 5	R: 0	H: 0	LOB: 2	K: 0	S: 3	R: 1	H: 1	LOB: 1	K: 0	S: 5	R: 0	H: 0	LOB: 0	K: 2	S: 7	R: 3	H: 2	LOB: 0	K: 1	S: 7
<b>PITCHER</b>	IP	WLS	BF	H	R	ER	SO	BB	IBB	HBP	BLK	WP	HR	S	P	ERA	WHIP																							
Alan Foster, R (1, 1) ERA: 5.82	0.1	L	6	4	5	5	0	0	0	0	0	0	1	5	6	135.00	12.000																							
Joe Moeller, R (1, 1) ERA: 3.05	0.2		4	2	1	1	1	0	0	0	0	1	0	6	6	13.50	3.000																							
John Purdin, R (2, 1) ERA: 7.71	4.0		18	4	3	3	3	2	1	0	0	1	2	21	33	6.75	1.500																							
Pete Mikkelsen, R (6, 1) ERA: 3.68	3.0		14	3	4	3	3	0	1	0	0	0	1	19	23	9.00	1.000																							

**BOTTOM**

Los Angeles Dodgers @ Philadelphia Phillies  
 Connie Mack Stadium, Philadelphia, PA  
 Fri May 30 1969, 7:05 PM EDT  
 Att. 10,737 - Unknown

livebaseballscorecards.com

AB	35
R	13
H	13
RBI	11
BB	4
SO	7
LOB	16

WP: 2	PA: 42
PB: 0	
SB: 1	
CS: 0	



Batter	1	2	3	4	5	6	7	8	9	AB R H RBI BB SO LOB	TOP											
<b>Bill Russell, R</b> (1, 9) <small>OBP: 0.365, SLG: 0.423</small> <b>Willie Crawford, L</b> (8, PH) <small>OBP: 0.333, SLG: 0.423</small> (8, 7)	0-3 K		0-0 2B 1B		0-0 HR	0-0 5-3		0-0 FC4-2 WP BB		4 2 2 1 0 1 1 1 0 0 0 0 0 2												
<b>Willie Davis, L</b> (1, 8) <small>OBP: 0.325, SLG: 0.442</small>	0-0 1-3		0-0 2B 1B		0-3 K	0-0 P4		0-0 F2		5 1 1 0 0 1 3												
<b>Wes Parker, S</b> (1, 3) <small>OBP: 0.397, SLG: 0.488</small>	0-0 BLK 1B		0-0 2B		4-0 1B BB		0-0 SH1-4 HR 1B	4-0 WP BB		3 2 3 2 2 0 0												
<b>Andy Kosco, R</b> (1, 7) <small>OBP: 0.308, SLG: 0.484</small> <b>Paul Popovich, S</b> (8, 4) <small>OBP: 0.244, SLG: 0.233</small>	0-3 K		0-0 L7		0-3 K		0-0 SH1-4	0-0 F3		4 0 0 0 0 2 5 0 0 0 0 0 0 0												
<b>Bill Sudakis, S</b> (1, 5) <small>OBP: 0.308, SLG: 0.399</small>		0-0 5-3	0-3 K		0-0 1B		0-0 HR		0-3 K2-3	5 1 2 2 0 2 1												
<b>Ted Sizemore, R</b> (1, 6) <small>OBP: 0.319, SLG: 0.324</small>		4-0 FC6-4 BB		0-0 L8	0-0 1B		0-0 P4		0-0 1B	4 0 2 1 1 0 0												
<b>Billy Grabarkewitz, R</b> (1, 4) <small>OBP: 0.154, SLG: 0.180</small> <b>Ron Fairly, L</b> (8, 9) <small>OBP: 0.281, SLG: 0.263</small>		0-0 F8	0-3 K	0-3 K			0-0 5-3		0-0 1B	4 0 0 0 0 2 3 1 0 1 0 0 0 0												
<b>Jeff Torborg, R</b> (1, 2) <small>OBP: 0.350, SLG: 0.400</small>		0-0 FC6-4		0-0 1B		0-0 SH5-4 1B		0-0 1B FC4-2 2B	0-0 L5	5 0 3 0 0 0 3												
<b>Bill Singer, R</b> (1, 1) <small>OBP: 0.176, SLG: 0.125</small> <b>Jim Brewer, L</b> (8, 1)			0-3 K	0-3 K		0-0 SH5-4		0-0 BB FC4-2 WP 1B	0-0 1-3	3 1 1 0 0 2 1 1 0 0 0 0 0 2												
<b>Inning Stats</b>	R: 0 E: 0 K: 2 S: 8	H: 1 LOB: 1 BB: 0 P: 8	R: 0 E: 0 K: 0 S: 3	H: 0 LOB: 1 BB: 1 P: 7	R: 2 E: 0 K: 2 S: 10	H: 3 LOB: 1 BB: 0 P: 10	R: 0 E: 0 K: 2 S: 8	H: 1 LOB: 1 BB: 0 P: 8	R: 2 E: 0 K: 3 S: 12	H: 3 LOB: 2 BB: 1 P: 16	R: 0 E: 0 K: 0 S: 4	H: 1 LOB: 1 BB: 0 P: 4	R: 2 E: 0 K: 0 S: 5	H: 2 LOB: 0 BB: 0 P: 5	R: 1 E: 0 K: 0 S: 5	H: 2 LOB: 2 BB: 1 P: 9	R: 0 E: 0 K: 1 S: 7	H: 2 LOB: 2 BB: 0 P: 7	1B: 11 2B: 2 3B: 0 HR: 2	SF: 0 SAC: 2 DP: 0 HBP: 0	WP: 1 PB: 0 SB: 0 CS: 0	PA: 45
<b>PITCHER</b>	IP WLS BF H R ER SO BB IBB HBP BLK WP HR S P ERA WHIP																					
<b>Grant Jackson, L</b> (1, 1) <small>ERA: 3.86</small> <b>Bill Wilson, R</b> (8, 1) <small>ERA: 5.94</small>	7.0 L 34 11 6 6 9 2 0 0 0 0 0 2 50 58 7.71 1.857																					
	2.0 11 4 1 1 1 1 0 0 0 1 0 12 16 4.50 2.500																					

Los Angeles Dodgers @ Philadelphia Phillies  
 Connie Mack Stadium, Philadelphia, PA  
 Sat May 31 1969, 7:05 PM EDT  
 Att: 11,345 - Unknown

livebaseballscorecards.com

AB	40
R	7
H	15
RBI	6
BB	3
SO	10
LOB	21



Batter	1	2	3	4	5	6	7	8	9	AB R H RBI BB SO LOB
Tony Taylor, R OBP: 0.304, SLG: 0.306 (1, 5)	0-3 K ①		0-0 F8 ①		4-0 BB ①		0-0 2B 3B ①		0-0 1-3 ②	4 1 1 0 1 1 0
Cookie Rojas, R OBP: 0.328, SLG: 0.311 (1, 4)	0-0 F8 ②		0-0 F3 ②		0-0 SF8 ②		0-0 2B ②		4-0 BB ②	3 0 1 2 1 0 0 0 0 0 0 0 0 0
Dick Allen, R OBP: 0.397, SLG: 0.696 (1, 3)	0-0 HR ③		0-0 6-3 ③		0-3 K ③		0-3 K ③		0-3 K ③	5 1 1 1 0 3 4
Johnny Callison, L OBP: 0.356, SLG: 0.481 (1, 9)	0-3 K ③			0-0 F7 ①		4-0 F9 WP BB ①		0-0 HR ①		3 1 1 1 1 1 0
Deron Johnson, R OBP: 0.363, SLG: 0.398 (1, 7)		0-0 HR 1B		0-3 K ②		0-0 F9 ②		0-0 BLK 2B ②		4 1 2 0 0 1 1 0 0 0 0 0 0 0
Ron Stone, L OBP: 0.220, SLG: 0.236 (8, PR)				0-0 4-3 ③		0-0 6-3 ②		0-0 P4 ①		4 0 0 0 0 0 3
Don Money, R OBP: 0.314, SLG: 0.376 (1, 6)										
Mike Ryan, R OBP: 0.256, SLG: 0.358 (1, 2)		0-0 HR ①			4-0 SH SF8 BB ①		0-0 6-3 ③		0-3 K ②	3 2 1 2 1 1 2
Larry Hisle, R OBP: 0.292, SLG: 0.331 (1, 8)		0-0 G3 ②			0-3 K ①		0-0 1-3 ①		0-3 K ③	4 0 0 0 0 2 2
Grant Jackson, S OBP: 0.276, SLG: 0.333 (1, 1)		0-3 K ③			0-0 SH SF8 BB ①		0-0 G3 ②		0-0 P4-3 ①	1 0 0 0 0 1 0 1 0 0 0 0 0 0 0 0 0 0 0 0 0 1 0 0 0 0 0 0
John Briggs, L OBP: 0.301, SLG: 0.218 (7, PH)										
Bill Wilson, R (8, 1)										
Rick Joseph, R OBP: 0.333, SLG: 0.375 (9, PH)										

**BOTTOM**

Los Angeles Dodgers @ Philadelphia Phillies  
 Connie Mack Stadium, Philadelphia, PA  
 Sat May 31 1969, 7:05 PM EDT  
 Att. 11,345 - Unknown

[livebaseballscorecards.com](http://livebaseballscorecards.com)

AB	33
R	6
H	7
RBI	6
BB	4
SO	10
LOB	12



Inning Stats	R: 1	H: 1	E: 0	K: 2	S: 8	H: 1	LOB: 0	BB: 0	P: 8	R: 2	H: 2	E: 0	K: 1	S: 7	H: 0	LOB: 0	BB: 0	P: 7	R: 0	H: 0	E: 0	K: 0	S: 3	R: 0	H: 0	E: 0	K: 1	S: 5	R: 1	H: 0	E: 1	K: 2	S: 8	R: 0	H: 0	E: 0	K: 0	S: 3	R: 1	H: 2	E: 0	K: 1	S: 7	R: 1	H: 2	E: 0	K: 2	S: 9	R: 0	H: 0	E: 0	K: 1	S: 5	1B: 1	SF: 1	2B: 2	SAC: 1	3B: 1	DP: 0	HR: 3	HBP: 0	WP: 1	PA: 39
--------------	------	------	------	------	------	------	--------	-------	------	------	------	------	------	------	------	--------	-------	------	------	------	------	------	------	------	------	------	------	------	------	------	------	------	------	------	------	------	------	------	------	------	------	------	------	------	------	------	------	------	------	------	------	------	------	-------	-------	-------	--------	-------	-------	-------	--------	-------	--------

PITCHER	IP	WLS	BF	H	R	ER	SO	BB	IBB	HBP	BLK	WP	HR	S	P	ERA	WHIP
Bill Singer, R ERA: 2.19 (1, 1)	7.0	W	32	7	6	5	7	3	0	0	0	1	3	43	55	6.43	1.429
Jim Brewer, L ERA: 2.41 (8, 1)	2.0	S	7	0	0	0	3	1	0	0	1	0	0	12	16	0.00	0.500





Batter	1	2	3	4	5	6	7	8	9	AB	R	H	RBI	BB	SO	LOB
Tony Taylor, R OBP: 0.313, SLG: 0.322 (1, 5)	0-0 1B 1B		0-0 HR 1B	0-0 5-3		0-0 F8		0-0 2B		5	1	3	0	0	0	3
Cookie Rojas, R OBP: 0.325, SLG: 0.309 (1, 4)	0-0 1B 1B		0-0 L6	0-0 6-3		0-0 F7		0-0 4-3		4	0	1	0	0	0	4
Terry Harmon, R OBP: 0.423, SLG: 0.211 (8, 4)	1-2 1B 1B		0-0 L6	0-0 6-3		0-0 F7		0-0 4-3		1	0	0	0	0	0	1
Dick Allen, R OBP: 0.410, SLG: 0.717 (1, 3)	0-0 1B 1B		0-0 HR 1B	0-0 6-3		4-0 1B SF7 BB		4-0 G4-6-3 BB		3	2	2	2	2	0	1
Johnny Callison, L OBP: 0.351, SLG: 0.472 (1, 9)	0-0 F3		0-0 L9		0-0 L9		0-0 1B	0-0 G4-6-3		5	0	1	0	0	0	3
Deron Johnson, R OBP: 0.364, SLG: 0.406 (1, 7)	0-0 F7		0-0 1B 1B 2B		0-0 4-3		0-3 K	0-0 1B 1B		5	1	2	0	0	1	4
Don Money, R OBP: 0.316, SLG: 0.379 (1, 6)		0-0 F8	0-0 1B 1B		0-0 6-3		0-0 SF7	0-0 1B 1B		4	0	2	1	0	0	0
Mike Ryan, R OBP: 0.264, SLG: 0.364 (1, 2)		0-0 P3	0-0 FC6-4 1B			0-0 1B 1B	0-0 F8	0-0 F7		3	0	2	1	0	0	0
Turk Farrell, R (7, 1)			1-2 3-H 1B			0-0 1B 1B				0	0	0	0	0	0	0
Gene Stone, L (7, PH)			0-0 FC6-4			0-0 1B 1B				1	0	0	0	0	0	1
Al Raffo, R (8, 1)			0-0 FC6-4			0-0 1B 1B				0	0	0	0	0	0	0
Rick Joseph, R (9, PH)			0-0 FC6-4			0-0 1B 1B				1	0	0	0	0	0	2
Larry Hisle, R (1, 8)		4-0 BB	0-0 G3			0-0 K	0-0 K	0-3 K		1	0	0	0	1	0	2
Rick Wise, R (1, 1)		0-0 G3				0-3 K				0	0	0	0	0	0	0
Luis Peraza, R (2, 1)										0	0	0	0	0	0	0
Ron Stone, L (2, PH)										1	0	0	0	0	0	1
Bill Wilson, R (3, 1)										0	0	0	0	0	0	0
John Boozer, R (4, 1)										0	0	0	0	0	0	0
John Briggs, L (4, 8)										3	0	1	0	0	2	2
Vic Roznovsky, L (6, PH)										2	0	1	0	0	1	0
										0	0	0	0	0	0	0

Inning Stats	R: 0	H: 3	E: 0	LOB: 2	K: 0	BB: 0	S: 5	P: 5	R: 0	H: 0	E: 0	LOB: 1	K: 0	BB: 1	S: 3	P: 7	R: 3	H: 5	E: 0	LOB: 2	K: 0	BB: 0	S: 8	P: 8	R: 0	H: 1	E: 0	LOB: 1	K: 0	BB: 0	S: 4	P: 4	R: 0	H: 0	E: 0	LOB: 0	K: 0	BB: 0	S: 3	P: 3	R: 0	H: 2	E: 0	LOB: 2	K: 1	BB: 0	S: 7	P: 7	R: 1	H: 1	E: 0	LOB: 1	K: 1	BB: 1	S: 6	P: 10	R: 0	H: 1	E: 0	LOB: 1	K: 2	BB: 0	S: 8	P: 8	R: 0	H: 2	E: 0	LOB: 2	K: 0	BB: 1	S: 4	P: 8	1B: 11	SF: 1	2B: 3	SAC: 0	3B: 0	DP: 1	HR: 1	HBP: 0	WP: 0	PA: 43
--------------	------	------	------	--------	------	-------	------	------	------	------	------	--------	------	-------	------	------	------	------	------	--------	------	-------	------	------	------	------	------	--------	------	-------	------	------	------	------	------	--------	------	-------	------	------	------	------	------	--------	------	-------	------	------	------	------	------	--------	------	-------	------	-------	------	------	------	--------	------	-------	------	------	------	------	------	--------	------	-------	------	------	--------	-------	-------	--------	-------	-------	-------	--------	-------	--------

PITCHER	IP	WLS	BF	H	R	ER	SO	BB	IBB	HBP	BLK	WP	HR	S	P	ERA	WHIP
Don Sutton, R (1, 1)	7.0	W	34	12	4	4	2	2	0	0	0	0	1	36	44	5.14	2.000
Al McBean, R (8, 1)	2.0	S	9	3	0	0	2	1	0	0	0	0	0	12	16	0.00	2.000

BOTTOM

Los Angeles Dodgers @ Philadelphia Phillies  
 Connie Mack Stadium, Philadelphia, PA  
 Sun Jun 01 1969, 3:33 AM EDT  
 Att. 11,713 - Unknown

AB	39
R	4
H	15
RBI	4
BB	3
SO	4
LOB	24



WP	PA	ERA	WHIP
0	43		



Batter	1	2	3	4	5	6	7	8	9	AB R H RBI BB SO LOB	TOP	
<b>Bill Russell, R</b> (1, 9) <small>OBP: 0.361, SLG: 0.446</small>	0-3 		0-3 		0-0 			0-0 		4 1 1 1 0 2 0	<b>Los Angeles Dodgers @ New York Mets</b> Shea Stadium, Flushing, NY Mon Jun 02 1969, 7:05 PM EDT Att. 22,600 - Unknown	
<b>Willie Davis, L</b> (1, 8) <small>OBP: 0.331, SLG: 0.434</small>	0-0 		4-0 			0-0 		0-0 		3 0 2 0 1 0 0		
<b>Wes Parker, S</b> (1, 3) <small>OBP: 0.413, SLG: 0.496</small>	4-0 		0-3 			0-0 			0-0 	3 0 1 0 1 1 2		
<b>Andy Kosco, R</b> (1, 7) <small>OBP: 0.303, SLG: 0.476</small>	0-3 			0-3 		0-0 			0-0 	4 0 0 0 0 2 4		
<b>Bill Sudakis, S</b> (1, 5) <small>OBP: 0.309, SLG: 0.412</small>	0-0 			0-0 			0-0 		0-0 	4 0 1 0 0 0 3		
<b>Jim Lefebvre, S</b> (1, 4) <small>OBP: 0.360, SLG: 0.261</small>		0-0 		0-0 			0-0 		0-0 	4 0 0 0 0 0 2		
<b>Ted Sizemore, R</b> (1, 6) <small>OBP: 0.326, SLG: 0.324</small>		0-0 		0-0 			0-0 			3 0 0 0 0 0 1		
<b>Jeff Torborg, R</b> (1, 2) <small>OBP: 0.304, SLG: 0.348</small>		0-0 			0-0 			0-3 		3 0 0 0 0 1 0		
<b>Claude Osteen, L</b> (1, 1) <small>OBP: 0.235, SLG: 0.212</small> <b>Ken Boyer, R</b> (8, PH) <small>OBP: 0.167, SLG: 0.167</small> <b>Pete Mikkelsen, R</b> (8, 1)			0-3 		0-3 			0-0 		2 0 0 0 0 2 0 1 0 0 0 0 0 0 0 0 0 0 0 0 0		
<b>Inning Stats</b>	R: 0 H: 1 E: 0 LOB: 2 K: 2 BB: 1 S: 8 P: 12	R: 0 H: 0 E: 0 LOB: 0 K: 0 BB: 0 S: 3 P: 3	R: 0 H: 0 E: 0 LOB: 1 K: 3 BB: 1 S: 9 P: 13	R: 0 H: 1 E: 0 LOB: 1 K: 1 BB: 0 S: 6 P: 6	R: 0 H: 0 E: 0 LOB: 0 K: 1 BB: 0 S: 5 P: 5	R: 0 H: 1 E: 0 LOB: 0 K: 0 BB: 0 S: 3 P: 3	R: 0 H: 0 E: 0 LOB: 0 K: 0 BB: 0 S: 3 P: 3	R: 1 H: 1 E: 0 LOB: 0 K: 1 BB: 0 S: 6 P: 6	R: 0 H: 1 E: 1 LOB: 1 K: 0 BB: 0 S: 4 P: 4	1B: 2 SF: 0 2B: 2 SAC: 0 3B: 0 DP: 1 HR: 1 HBP: 0		WP: 0 PA: 33 PB: 0 SB: 1 CS: 0
<b>PITCHER</b> <b>Jerry Koosman, L</b> (1, 1) <small>ERA: 2.22</small>	IP WLS BF H R ER SO BB IBB HBP BLK WP HR S P ERA WHIP 9.0 W 33 5 1 1 8 2 0 0 0 0 0 1 47 55 1.00 0.778											<b>PITCHER</b> IP WLS BF H R ER SO BB IBB HBP BLK WP HR S P ERA WHIP

livebaseballscorecards.com

AB	31
R	1
H	5
RBI	1
BB	2
SO	8
LOB	12







Batter	1	2	3	4	5	6	7	8	9	AB R H RBI BB SO LOB	TOP									
Willie Crawford, L (1, 7) OBP: 0.331, SLG: 0.420	0-0 E8		0-0 2-3			0-0 P6		4-0 BB		3 0 0 0 1 0 0										
Willie Davis, L (1, 8) OBP: 0.328, SLG: 0.427	0-0 1B				0-0 F8		0-0 1-3	0-0 4-3		4 0 1 0 0 0 2										
Wes Parker, S (1, 3) OBP: 0.409, SLG: 0.485	0-3 K				0-0 F9		4-0 HR BB		0-0 6-3	3 1 0 0 1 1 1										
Andy Kosco, R (1, 9) OBP: 0.302, SLG: 0.489	0-0 F8				0-3 K		0-0 1-H HR		0-0 1-4-3	4 1 1 2 0 1 1										
Tom Haller, L (1, 2) OBP: 0.345, SLG: 0.393		0-3 K			0-0 F9		0-3 K		0-0 P4	4 0 0 0 0 2 0										
Bill Sudakis, S (1, 5) OBP: 0.304, SLG: 0.406		0-3 K			0-0 P4		0-0 P6			3 0 0 0 0 1 0										
Jim Lefebvre, S (1, 4) OBP: 0.348, SLG: 0.250		0-0 3-1			0-3 K			0-3 K		3 0 0 0 0 2 0										
Ted Sizemore, R (1, 6) OBP: 0.321, SLG: 0.318			0-0 F9			0-0 F9		0-0 F7		3 0 0 0 0 0 0										
Alan Foster, R (1, 1) Len Gabrielson, L (8, PH) Billy Grabarkewitz, R (8, PR) Jim Brewer, L (8, 1)		0-3 K			0-3 K			0-0 2B		2 0 0 0 0 2 0 1 0 1 0 0 0 0 0 0 0 0 0 0 0 0 0 0 0 0 0 0										
<b>Inning Stats</b>	R: 0 E: 1 K: 1 S: 6	H: 1 LOB: 1 BB: 0 P: 6	R: 0 E: 0 K: 2 S: 7	H: 0 LOB: 0 BB: 0 P: 7	R: 0 E: 0 K: 1 S: 5	H: 0 LOB: 0 BB: 0 P: 5	R: 0 E: 0 K: 1 S: 5	H: 0 LOB: 0 BB: 0 P: 5	R: 0 E: 0 K: 1 S: 5	H: 0 LOB: 0 BB: 0 P: 5	R: 2 E: 0 K: 1 S: 6	H: 1 LOB: 0 BB: 1 P: 10	R: 0 E: 0 K: 1 S: 6	H: 1 LOB: 2 BB: 1 P: 10	R: 0 E: 0 K: 0 S: 3	H: 0 LOB: 0 BB: 0 P: 3	1B: 1 2B: 1 3B: 0 HR: 1	SF: 0 SAC: 0 DP: 0 HBP: 0	WP: 0 PB: 0 SB: 0 CS: 0	PA: 32
<b>PITCHER</b>	IP WLS BF H R ER SO BB IBB HBP BLK WP HR S P ERA WHIP																			
Tom Seaver, R (1, 1) ERA: 2.51	8.0 W 29 3 2 2 9 2 0 0 0 0 1 45 53 2.25 0.625																			
Tug McGraw, L (9, 1) ERA: 3.32	1.0 S 3 0 0 0 0 0 0 0 0 0 0 0 3 3 0.00 0.000																			

**Los Angeles Dodgers @ New York Mets**  
 Shea Stadium, Flushing, NY  
 Tue Jun 03 1969, 7:05 PM EDT  
 Att. 24,212 - Unknown

livebaseballscorecards.com

AB	30
R	2
H	3
RBI	2
BB	2
SO	9
LOB	4



Batter	1	2	3	4	5	6	7	8	9
<b>Bud Harrelson, S</b> OBP: 0.368, SLG: 0.333 (1, 6)	0-3 K			0-0 F7		0-0 F7		0-0 F2	
<b>Tommie Agee, R</b> OBP: 0.321, SLG: 0.492 (1, 8)	0-0 6-3			0-3 K		0-0 6-3		0-0 F7	
<b>Wayne Garrett, L</b> OBP: 0.406, SLG: 0.443 (1, 5)	0-0 F9			4-0 S BB		0-0 3B 1B		0-0 1B S 1B	
<b>Cleon Jones, R</b> OBP: 0.430, SLG: 0.566 (1, 7)		0-3 K		0-0 F8		0-0 HR 3B		0-0 BB 1B	
<b>Ed Kranepool, L</b> OBP: 0.340, SLG: 0.442 (1, 3)		0-0 F8			0-0 HR	0-0 HR		4-0 1-2 BB	
<b>Ron Swoboda, R</b> OBP: 0.288, SLG: 0.364 (1, 9)		0-3 K			0-3 K	0-3 K		0-3 K	
<b>Jerry Grote, R</b> OBP: 0.300, SLG: 0.345 (1, 2)			0-0 5-3		0-0 1B		0-0 6-3		
<b>Al Weis, S</b> OBP: 0.200, SLG: 0.161 (1, 4)			0-0 F7		0-3 K		0-3 K		
<b>Tom Seaver, R</b> OBP: 0.188, SLG: 0.071 <b>Tug McGraw, R</b> OBP: 0.200, SLG: 0.214 (9, 1)			0-0 F2		0-3 K		0-0 1-3		

Inning Stats		R: 0	H: 0	R: 0	H: 0	R: 0	H: 0	R: 1	H: 2	R: 0	H: 0	R: 1	H: 2	R: 0	H: 0	R: 1	H: 2
		E: 0	LOB: 0	E: 0	LOB: 0	E: 0	LOB: 1	E: 0	LOB: 1	E: 0	LOB: 0	E: 0	LOB: 2	E: 0	LOB: 0	E: 0	LOB: 2
		K: 1	BB: 0	K: 2	BB: 0	K: 1	BB: 1	K: 3	BB: 0	K: 1	BB: 0	K: 1	BB: 1	K: 1	BB: 0	K: 1	BB: 1
		S: 5	P: 5	S: 7	P: 7	S: 3	P: 9	S: 11	P: 11	S: 8	P: 8	S: 5	P: 5	S: 7	P: 11	S: 7	P: 11

**AB R H RBI BB SO LOB**

4 0 0 0 0 1 0

4 0 0 0 0 1 0

3 2 2 0 1 0 0

4 1 2 1 0 1 1

3 2 2 3 1 0 0

4 0 0 0 0 4 2

3 0 1 0 0 0 0

3 0 0 0 0 2 1

3 0 0 0 0 1 1

0 0 0 0 0 0 0

**AB 31**  
**R 5**  
**H 7**  
**RBI 4**  
**BB 2**  
**SO 10**  
**LOB 5**


**WP: 0 PA: 33**  
**PB: 0**  
**SB: 2**  
**CS: 0**

**1B: 4 SF: 0**  
**2B: 0 SAC: 0**  
**3B: 1 DP: 0**  
**HR: 2 HBP: 0**

**PITCHER**

IP	WLS	BF	H	R	ER	SO	BB	IBB	HBP	BLK	WP	HR	S	P	ERA	WHIP
7.0	L	27	5	4	4	9	1	0	0	0	0	2	44	48	5.14	0.857
1.0		6	2	1	1	1	1	0	0	0	0	0	7	11	9.00	3.000

**Los Angeles Dodgers @ New York Mets**  
Shea Stadium, Flushing, NY  
Tue Jun 03 1969, 7:05 PM EDT  
Att. 24,212 - Unknown





Batter	1	2	3	4	5	6	7	8	9	10	11	12	13	14	15	AB R H RBI BB SO LOB	TOP	
Bill Russell, R OBP: 0.365, SLG: 0.454 (1, 9)	0-0 3-1 2B	0-0 L7			0-0 P6			0-0 L8			0-0 FC1-5 WP 1B		0-0 G4-6-3 1B		0-0 FC6-4	7 0 3 0 0 0 4		
Willie Davis, L OBP: 0.319, SLG: 0.407 (1, 8)	0-0 3-1		0-0 E4		0-0 6-3			0-0 L4			4-0 FC1-5 BB		0-0 F7		0-0 FC1-4-2	6 0 0 0 1 0 5		
Wes Parker, S OBP: 0.391, SLG: 0.461 (1, 3)	0-0 L6		0-0 F9			0-0 5-3			0-0 F2		0-0 FC1-5		0-0 G4-6-3		0-0 F5	7 0 0 0 0 0 7		
Andy Kosco, R OBP: 0.303, SLG: 0.478 (1, 7)	4-0 BB		4-0 BB			0-0 5-3			0-0 6-3		0-0 F7				0-0 F9	4 0 0 0 2 0 2		
Bill Sudakis, S OBP: 0.296, SLG: 0.392 (1, 5)	0-3 K		0-3 K			0-0 6-3			0-0 F8		0-3 K				0-0 3-1	6 0 0 0 0 3 5		
Tom Haller, L OBP: 0.343, SLG: 0.390 Willie Crawford, L OBP: 0.331, SLG: 0.420 Jeff Torborg, R OBP: 0.320, SLG: 0.360 (1, 2)		0-0 3-1		0-0 6-3			0-0 3-1			0-0 FC3-6 1B			0-0 F8		0-0 1B	4 0 1 1 0 0 0 0 0 0 0 0 0 0 0 0 2 0 1 1 0 0 0 0		
Ted Sizemore, R OBP: 0.322, SLG: 0.324 (1, 6)		0-0 E 2B		0-0 P6			0-0 F7			0-0 FC3-6 1-2			0-0 5-3 WP 1B		0-0 P6	6 0 2 0 0 0 2		
Paul Popovich, S OBP: 0.229, SLG: 0.217 Jim Lefebvre, S OBP: 0.348, SLG: 0.267 (10, PF)		0-0 P6		0-0 P3			0-0 F7			0-3 K			0-0 5-3		0-0 FC6-4	3 0 0 0 0 0 0 1 3 0 1 1 0 0 1 2		
Billy Grabarkewitz, R OBP: 0.154, SLG: 0.180 (15, PR)		0-3 K			0-3 K					0-0 F8			0-0 F8		4-0 FC6-4 BB	0 1 0 0 0 0 0 0 0 0 0 0 0		
Bill Singer, R OBP: 0.162, SLG: 0.114 Ken Boyer, R OBP: 0.143, SLG: 0.143 Jim Brewer, L OBP: 0.143, SLG: 0.143 John Miller, R OBP: 0.231, SLG: 0.167 Al McSweeney, R OBP: 0.250, SLG: 0.250 Ron Fairly, L OBP: 0.267, SLG: 0.263 Pete Mikkelsen, R OBP: 0.267, SLG: 0.263 (15, 1)																3 0 0 0 0 0 3 2 1 0 0 0 0 0 0 1 0 1 0 0 0 0 0 0 0 0 0 0 0 0 1 0 0 0 0 0 0 0 0 0 0 0		
<b>Inning Stats</b>	R: 0 H: 1 E: 0 LOB: 2 K: 1 BB: 1 S: 6 P: 10	R: 0 H: 1 E: 1 LOB: 2 K: 1 BB: 0 S: 7 P: 7	R: 0 H: 0 E: 1 LOB: 1 K: 1 BB: 1 S: 5 P: 9	R: 0 H: 0 E: 0 LOB: 0 K: 0 BB: 0 S: 3 P: 3	R: 0 H: 0 E: 0 LOB: 0 K: 1 BB: 0 S: 5 P: 5	R: 0 H: 0 E: 0 LOB: 0 K: 0 BB: 0 S: 3 P: 3	R: 0 H: 0 E: 0 LOB: 0 K: 0 BB: 0 S: 3 P: 3	R: 0 H: 0 E: 0 LOB: 0 K: 1 BB: 0 S: 5 P: 5	R: 0 H: 0 E: 0 LOB: 0 K: 0 BB: 0 S: 3 P: 3	R: 0 H: 0 E: 0 LOB: 0 K: 0 BB: 0 S: 3 P: 3	R: 0 H: 1 E: 0 LOB: 1 K: 1 BB: 0 S: 6 P: 6	R: 0 H: 1 E: 0 LOB: 2 K: 1 BB: 1 S: 6 P: 10	R: 0 H: 1 E: 0 LOB: 0 K: 0 BB: 0 S: 3 P: 3	R: 0 H: 1 E: 0 LOB: 1 K: 0 BB: 0 S: 4 P: 4	R: 0 H: 1 E: 0 LOB: 1 K: 0 BB: 0 S: 4 P: 3	R: 0 H: 1 E: 0 LOB: 2 K: 0 BB: 1 S: 4 P: 8	1B: 5 SF: 0 2B: 3 SAC: 0 3B: 0 DP: 1 HR: 0 HBP: 0	WP: 2 PA: 57 PB: 0 SB: 0 CS: 1
<b>PITCHER</b>	IP WLS BF H R ER SO BB IBB HBP BLK WP HR S P ERA WHIP																	
Jack Dilauro, L ERA: 3.0	(1, 1) 9.0 0 32 2 0 0 5 2 0 0 0 0 0 0 40 48 0.00 0.444																	
Tug McGraw, L ERA: 3.0	(10, 1) 4.0 0 16 4 0 0 2 1 0 0 0 2 0 19 23 0.00 1.250																	
Ron Taylor, R ERA: 3.47	(14, 1) 2.0 W 9 2 0 0 0 1 0 0 0 0 0 0 8 12 0.00 1.500																	

Los Angeles Dodgers @ New York Mets  
 Shea Stadium, Flushing, NY  
 Wed Jun 04 1969, 7:05 PM EDT  
 Att. 31,331 - Unknown

livebaseballscorecards.com

AB	53
R	0
H	8
RBI	0
BB	4
SO	7
LOB	32



Batter	1	2	3	4	5	6	7	8	9	10	11	12	13	14	15	AB	R	H	RBI	BB	SO	LOB
Bud Harrelson, S (1,6) OBP: 0.366, SLG: 0.329	0-0 6-3			0-0 F7			0-0 FC1-6 SH1-4 PO 1B		0-0 FC6-4 1-2f			0-0 1-3			4-0 FC6-4 BB	5	0	1	0	1	0	1
Tommie Agee, R (1,8) OBP: 0.310, SLG: 0.474	0-0 G3			0-3 K			0-0 SH1-4 1-2		0-3 K			0-0 P4			0-0 FC6-4 1B E	5	1	0	0	0	2	2
Wayne Garrett, L (1,5) OBP: 0.402, SLG: 0.430	0-3 K			0-0 P4-3			1-0 FC1-6 HBP		0-0 F2			0-0 4-3			0-0 E8 1B	5	0	1	0	0	1	0
Cleon Jones, R (1,7) OBP: 0.420, SLG: 0.551		0-3 K			0-0 5-3		0-0 FC1-6 1-2f 2-3		0-3 K			0-0 F9				5	0	0	0	0	2	2
Ed Kranepool, L (1,3) OBP: 0.335, SLG: 0.434		0-0 3-1			0-0 F7		0-0 PO 3-H		0-0 F9			0-0 F7			G6-4-3 1B	5	0	1	0	0	0	0
Ron Swoboda, R (1,9) OBP: 0.276, SLG: 0.348 Ron Taylor, R (14,1)		0-3 K			0-0 1-3				0-0 G3			0-0 5-3			G6-4-3 1-2f	5	0	0	0	0	1	1
Jerry Grote, R (1,2) OBP: 0.296, SLG: 0.333				0-0 P3			0-0 5-3		0-3 K			4-0 BB			F8	4	0	0	0	1	1	0
Al Weis, S (1,4) OBP: 0.175, SLG: 0.139				0-3 K			0-3 K		0-0 F8			0-0 P5			P5	5	0	0	0	0	2	1
Jack Dilauro, S (1,1) Art Shamsky, L (9,PH) OBP: 0.303, SLG: 0.290 Amos Otis, R (9,PR) OBP: 0.203, SLG: 0.188 Tug McGraw, R (10,1) OBP: 0.188, SLG: 0.200 Rod Gaspar, S (14,9) OBP: 0.303, SLG: 0.286				0-3 K			0-3 K		0-0 FC6-4 1B			0-3 K			F8	2	0	0	0	0	2	0
<b>Inning Stats</b>	R:0 H:0 E:0 LOB:0 K:1 BB:0 S:5 P:5	R:0 H:0 E:0 LOB:0 K:2 BB:0 S:7 P:7	R:0 H:0 E:0 LOB:0 K:2 BB:0 S:7 P:7	R:0 H:0 E:0 LOB:0 K:1 BB:0 S:5 P:5	R:0 H:0 E:0 LOB:0 K:0 BB:0 S:3 P:3	R:0 H:0 E:0 LOB:0 K:2 BB:0 S:7 P:7	R:0 H:1 E:0 LOB:1 K:0 BB:0 S:3 P:4	R:0 H:0 E:0 LOB:0 K:1 BB:0 S:5 P:5	R:0 H:1 E:0 LOB:1 K:1 BB:0 S:6 P:6	R:0 H:0 E:0 LOB:0 K:1 BB:0 S:5 P:5	R:0 H:0 E:0 LOB:1 K:1 BB:1 S:5 P:9	R:0 H:0 E:0 LOB:0 K:0 BB:0 S:3 P:3	R:0 H:1 E:0 LOB:0 K:0 BB:0 S:3 P:3	R:0 H:0 E:1 LOB:1 K:0 BB:1 S:2 P:6	1B:4 SF:0 2B:0 SAC:1 3B:0 DP:1 HR:0 HBP:1							

**Los Angeles Dodgers @ New York Mets**  
 Shea Stadium, Flushing, NY  
 Wed Jun 04 1969, 7:05 PM EDT  
 Att. 31,331 - Unknown

<b>AB</b>	44
<b>R</b>	1
<b>H</b>	4
<b>RBI</b>	0
<b>BB</b>	2
<b>SO</b>	12
<b>LOB</b>	8



<b>WP</b>	0	<b>PA</b>	49
<b>PB</b>	0		
<b>SB</b>	0		
<b>CS</b>	0		

PITCHER	IP	WLS	BF	H	R	ER	SO	BB	IBB	HBP	BLK	WP	HR	S	P	ERA	WHIP
Bill Singer, R (1,1) ERA: 2.0	9.0		29	2	0	0	10	0	0	1	0	0	0	48	49	0.00	0.222
Jim Brewer, L (10,1) ERA: 2.49	2.0		7	0	0	0	2	1	0	0	0	0	0	10	14	0.00	0.500
Al McBean, R (12,1) ERA: 3.13	3.0		9	1	0	0	0	0	0	0	0	0	0	9	9	0.00	0.333
Pete Mikkelsen, R (15,1) ERA: 3.47	0.1	L	3	1	1	0	0	1	0	0	0	0	0	2	6	0.00	6.000



Batter	1	2	3	4	5	6	7	8	9	AB R H RBI BB SO LOB	TOP											
Manny Mota, R (1, 8) OBP: 0.356, SLG: 0.345	0-0 1-3	0-0 P4-3			0-0 SF8		0-0 6-3		0-0 F9	5 1 1 0 0 0 2	<b>Montreal Expos @ Los Angeles Dodgers</b> <b>Dodger Stadium, Los Angeles, CA</b> Fri Jun 06 1969, 7:05 PM PDT Att. 16,644 - Unknown <a href="http://livebaseballscorecards.com">livebaseballscorecards.com</a>											
Maury Wills, S (1, 6) OBP: 0.276, SLG: 0.215	0-0 P5		0-0 F2		0-0 PB 1B		0-0 BLK 1B	0-3 K	5 0 2 1 0 1 0													
Rusty Staub, L (1, 9) OBP: 0.418, SLG: 0.458	4-0 BB BB		0-0 F9		0-0 PB 1B		0-0 P6		3 0 1 0 1 0 1													
Mack Jones, L (1, 7) OBP: 0.383, SLG: 0.531	4-0 1-2 BB		0-3 K		0-0 SF8		0-3 K		2 0 0 1 1 2 1													
Coco Laboy, R (1, 5) OBP: 0.339, SLG: 0.485	0-3 K			0-0 F7	0-3 K			4-0 6-3 PB BB	3 0 0 0 1 2 4													
Bob Bailey, R (1, 3) OBP: 0.304, SLG: 0.345		4-0 2B BB		0-0 P4-3		0-0 F9		0-3 K	3 0 0 0 1 1 1													
Gary Sutherland, R (1, 4) OBP: 0.271, SLG: 0.285		0-0 1-3 2B		0-0 F8		0-0 2B		0-0 6-3	4 0 2 0 0 0 1													
Ron Brand, R (1, 2) OBP: 0.235, SLG: 0.188		0-0 F2			0-0 1B 1B		0-0 F8		4 1 1 0 0 0 4													
Dan McGinn, L (1, 1) OBP: 0.182, SLG: 0.455		0-3 K			0-3 K			0-3 K	3 0 0 0 0 3 4													
Gary Waslewski, R (7, 1)									0 0 0 0 0 0 0													
Don Shaw, L (7, 1)									0 0 0 0 0 0 0													
Donn Clendenon, R (9, PH) OBP: 0.254, SLG: 0.353									1 0 0 0 0 1 0													
<b>Inning Stats</b>	R: 0 E: 0 K: 1 S: 5	H: 0 LOB: 2 BB: 2 P: 13	R: 0 E: 0 K: 1 S: 6	H: 1 LOB: 2 BB: 1 P: 10	R: 0 E: 0 K: 1 S: 5	H: 0 LOB: 0 BB: 0 P: 5	R: 0 E: 0 K: 0 S: 3	H: 0 LOB: 0 BB: 0 P: 3	R: 2 E: 0 K: 2 S: 11	H: 4 LOB: 2 BB: 0 P: 11	R: 0 E: 0 K: 1 S: 6	H: 1 LOB: 1 BB: 0 P: 6	R: 0 E: 0 K: 1 S: 6	H: 1 LOB: 1 BB: 0 P: 6	R: 0 E: 0 K: 1 S: 5	H: 0 LOB: 1 BB: 1 P: 9	R: 0 E: 0 K: 2 S: 7	H: 0 LOB: 0 BB: 0 P: 7	1B: 5 2B: 2 3B: 0 HR: 0	SF: 1 SAC: 0 DP: 0 HBP: 0	WP: 0 PB: 2 SB: 0 CS: 0	PA: 38
<b>PITCHER</b>	IP WLS BF H R ER SO BB IBB HBP BLK WP HR S P ERA WHIP																					
Don Sutton, R (1, 1) ERA: 2.5	8.0 W 35 7 2 2 8 4 0 0 1 0 0 47 63 2.25 1.375																					
Jim Brewer, L (9, 1) ERA: 2.38	1.0 S 3 0 0 0 2 0 0 0 0 0 0 7 7 0.00 0.000																					

**Montreal Expos @ Los Angeles Dodgers**  
**Dodger Stadium, Los Angeles, CA**  
 Fri Jun 06 1969, 7:05 PM PDT  
 Att. 16,644 - Unknown

<b>AB</b>	<b>33</b>
<b>R</b>	<b>2</b>
<b>H</b>	<b>7</b>
<b>RBI</b>	<b>2</b>
<b>BB</b>	<b>4</b>
<b>SO</b>	<b>10</b>
<b>LOB</b>	<b>18</b>



Batter	1	2	3	4	5	6	7	8	9	AB	R	H	RBI	BB	SO	LOB
Bill Russell, R OBP: 0.362, SLG: 0.446 (1, 9) (2, 8)	0-0 6-3		0-3 K		0-0 2-3		0-0 WP E 1B			4	1	1	0	0	1	0
Willie Davis, L OBP: 0.324, SLG: 0.407 John Miller, R OBP: 0.333, SLG: 0.286 (1, 8) (1, PR) (2, 7) Ron Fairly, L OBP: 0.303, SLG: 0.263 (7, PH) (8, 9)	1-0 1B 1B HBP		0-0 WP 1B			0-0 HR 1B	4-0 1-2 BB			0	0	0	0	0	0	0
Wes Parker, S OBP: 0.394, SLG: 0.483 (1, 3)	0-0 1B 1-3 1B		0-3 K 1-2			0-0 1-H HR 1B	0-0 E4 BB 1-3 2-H			4	1	2	2	0	1	2
Andy Kosco, R OBP: 0.302, SLG: 0.470 (1, 7) (2, 9) (8, 7)	0-3 K		0-3 K			0-0 6-3	4-0 1-2 BB			3	0	0	0	1	2	3
Tom Haller, L OBP: 0.341, SLG: 0.386 (1, 2)	0-0 1-2 3-H 1B			0-0 1-3		0-0 L4	0-0 F8			4	0	1	1	0	0	3
Ted Sizemore, R OBP: 0.320, SLG: 0.319 (1, 6)	0-0 6-3			0-3 K		4-0 BB		0-0 5-3		3	0	0	0	1	1	2
Bill Sudakis, S OBP: 0.289, SLG: 0.384 (1, 5)		0-0 F5		0-0 5-3		0-0 G3		0-0 5-3		4	0	0	0	0	0	1
Paul Popovich, S OBP: 0.212, SLG: 0.200 (1, 4)		0-0 P6-3			0-0 P9		0-0 P3-1	0-0 P9		4	0	0	0	0	0	0
Don Sutton, R OBP: 0.175, SLG: 0.154 Jim Brewer, L (9, 1)		0-0 1-3			0-0 5-3		0-0 F7			3	0	0	0	0	0	0

Inning Stats	R: 1	H: 2	E: 0	LOB: 2	K: 1	P: 8	R: 0	H: 0	E: 0	LOB: 0	K: 0	P: 3	R: 0	H: 1	E: 0	LOB: 1	K: 3	P: 10	R: 0	H: 0	E: 0	LOB: 0	K: 1	P: 5	R: 0	H: 0	E: 0	LOB: 0	K: 0	P: 3	R: 2	H: 2	E: 0	LOB: 1	K: 0	P: 9	R: 1	H: 1	E: 1	LOB: 3	K: 0	P: 13	R: 0	H: 0	E: 0	LOB: 0	K: 0	P: 3
PITCHER	IP	WLS	BF	H	R	ER	SO	BB	IBB	HBP	BLK	WP	HR	S	P	ERA	WHIP																															
Dan McGinn, L ERA: 3.78	(1, 1)	6.0	L	25	5	3	3	5	1	0	0	1	1	33	38	4.50	1.000																															
Gary Waslewski, R ERA: 3.8	(7, 1)	0.2		6	1	0	0	2	0	0	0	1	0	4	12	0.00	4.500																															
Don Shaw, L ERA: 4.91	(7, 1)	1.1		4	0	0	0	0	0	0	0	0	0	4	4	0.00	0.000																															

**BOTTOM**

**Montreal Expos @ Los Angeles Dodgers**  
**Dodger Stadium, Los Angeles, CA**

Fri Jun 06 1969, 7:05 PM PDT  
 Att. 16,644 - Unknown


livebaseballscorecards.com

AB	31
R	4
H	6
RBI	3
BB	3
SO	5
LOB	11



WP: 2	PA: 35
PB: 0	SB: 0
CS: 0	



Batter	1	2	3	4	5	6	7	8	9	AB R H RBI BB SO LOB	TOP														
Manny Mota, R (1, 9) OBP: 0.358, SLG: 0.348	0-0 FC4-6 1B	0-0 1-3			0-0 2B 1B		0-0 6-3		0-0 G2	5 0 2 0 0 0 2	<p><b>Montreal Expos @ Los Angeles Dodgers</b>  <b>Dodger Stadium, Los Angeles, CA</b>  Sat Jun 07 1969, 7:05 PM PDT  Att: 18,243 - Unknown</p> <p>livebaseballscorecards.com</p> <table> <tr><td>AB</td><td>35</td></tr> <tr><td>R</td><td>5</td></tr> <tr><td>H</td><td>11</td></tr> <tr><td>RBI</td><td>4</td></tr> <tr><td>BB</td><td>1</td></tr> <tr><td>SO</td><td>6</td></tr> <tr><td>LOB</td><td>14</td></tr> </table> 	AB	35	R	5	H	11	RBI	4	BB	1	SO	6	LOB	14
AB	35																								
R	5																								
H	11																								
RBI	4																								
BB	1																								
SO	6																								
LOB	14																								
Maury Wills, S (1, 6) OBP: 0.285, SLG: 0.232	0-0 FC4-6 1-2f		0-0 FC3-6 1B		0-0 1-3 2B		0-0 PB S 6-3 1B		4 1 3 0 0 0 1																
Mack Jones, L (1, 8) OBP: 0.374, SLG: 0.518	0-0 G5-3-6-5 1-2f		0-0 FC3-6 CS 1-2f		0-3 K		0-3 K 1-3		4 0 0 0 0 2 5																
Coco Laboy, R (1, 5) OBP: 0.342, SLG: 0.486		0-0 E6 1B	0-3 K		0-0 1B		0-0 6-3		4 1 2 1 0 1 1																
Donn Clendenon, R (1, 7) OBP: 0.254, SLG: 0.350		0-0 E 1B		0-0 4-3		0-3 K	0-0 6-3		4 1 1 1 0 1 1																
Bob Bailey, R (1, 3) OBP: 0.302, SLG: 0.341		0-0 E5 4-3 1-H SF9 1B		0-3 K		0-3 K		0-0 6-3	4 1 1 0 0 2 1																
Gary Sutherland, R (1, 4) OBP: 0.270, SLG: 0.284		0-0 4-3		0-0 5-3		0-0 F7		0-0 2B 5-3 1B	4 1 1 0 0 0 2																
Ron Brand, R (1, 2) OBP: 0.238, SLG: 0.263		0-0 SF9		0-0 F7		0-0 L3		0-0 5-3 2B	3 0 1 1 0 0 0																
Bill Stoneman, R (1, 1) OBP: 0.143, SLG: 0.040 Leo Marentette, R (2, 1) OBP: 0.241, SLG: 0.280 Don Bosch, S (5, PH) Howie Reed, R (5, 1) Don Shaw, L (6, 1) Bobby Wine, R (7, PH) Larry Jaster, L (7, 1) John Boccabella, R (9, PH) OBP: 0.169, SLG: 0.250		4-0 BB		0-0 6-3		0-0 6-3		0-0 5-3	0 0 0 0 0 1 0 0 0 0 0 0 0 0 0 0 1 0 1 0 0 0 0 0 0 0 0 0 0 0 0 0 0 0 1 0 0 0 1 0 0 1																
<b>Inning Stats</b>	R: 0 H: 1 E: 0 LOB: 0 K: 0 BB: 0 S: 3 P: 3	R: 3 H: 3 E: 2 LOB: 1 K: 0 BB: 1 S: 6 P: 10	R: 0 H: 1 E: 0 LOB: 1 K: 1 BB: 0 S: 5 P: 5	R: 0 H: 0 E: 0 LOB: 0 K: 1 BB: 0 S: 5 P: 5	R: 0 H: 2 E: 0 LOB: 2 K: 1 BB: 0 S: 7 P: 7	R: 0 H: 1 E: 0 LOB: 1 K: 2 BB: 0 S: 8 P: 8	R: 0 H: 0 E: 0 LOB: 0 K: 0 BB: 0 S: 3 P: 3	R: 1 H: 1 E: 0 LOB: 0 K: 1 BB: 0 S: 6 P: 6	R: 1 H: 2 E: 0 LOB: 1 K: 0 BB: 0 S: 5 P: 5	1B: 9 SF: 1 2B: 3 SAC: 0 3B: 0 DP: 2 HR: 0 HBP: 0	WP: 0 PA: 37 PB: 1 SB: 1 CS: 1														
<b>PITCHER</b> Claude Osteen, L (1, 1) ERA: 2.75	IP WLS BF H R ER SO BB IBB HBP BLK WP HR S P ERA WHIP											<b>PITCHER</b> IP WLS BF H R ER SO BB IBB HBP BLK WP HR S P ERA WHIP													





Batter	1	2	3	4	5	6	7	8	9	AB R H RBI BB SO LOB	TOP
Don Bosch, S (1, 8) OBP: 0.231, SLG: 0.267	0-3 K		0-0 F8		0-0 5-3		0-0 5-3			4 0 0 0 0 1 0	
Maury Wills, S (1, 6) OBP: 0.289, SLG: 0.230	0-3 K			4-0 HR BB	4-0 S BB			0-3 K		2 1 0 0 2 2 0	
Rusty Staub, L (1, 9) OBP: 0.420, SLG: 0.478	0-3 K			0-0 HR	0-3 K			0-0 G4-3-6 1B		4 1 2 2 0 2 1	
Mack Jones, L (1, 7) OBP: 0.377, SLG: 0.536		0-0 4-3		0-0 1B SH1-3 1B		0-0 HR		0-0 G4-3-6 1-2f		4 2 2 1 0 0 1	
Ty Cline, L (1, 3) OBP: 0.301, SLG: 0.183		0-0 1B		0-3 K		0-0 L4-3		4-0 WP S CS BB		3 0 1 0 1 1 1	
Coco Laboy, R (1, 5) OBP: 0.340, SLG: 0.480		0-3 K		0-0 PO SH1-3 1-3 1B		0-0 5-3		0-3 K		4 0 1 0 0 2 2	
Gary Sutherland, R (1, 4) OBP: 0.271, SLG: 0.281		0-3 K		0-0 SH1-3		0-0 P4		4-0 WP CS IBB		2 0 0 1 1 1 1	
Ron Brand, R (1, 2) OBP: 0.280, SLG: 0.238			0-0 P5	4-0 IBB			0-0 3-1		4-0 1-3 3-H IBB	2 0 0 0 2 0 0	
Jerry Robertson, S (1, 1) Roy Face, R (9, 1) OBP: 0.500, SLG: 0.500			0-0 F9	0-0 PO	0-3 K		0-3 K		0-0 3-1	4 0 0 0 0 2 2 0 0 0 0 0 0 0	
<b>Inning Stats</b>	R: 0 H: 0 E: 0 LOB: 0 K: 3 BB: 0 S: 9 P: 9	R: 0 H: 1 E: 0 LOB: 1 K: 2 BB: 0 S: 8 P: 8	R: 0 H: 0 E: 0 LOB: 0 K: 0 BB: 0 S: 3 P: 3	R: 3 H: 3 E: 0 LOB: 1 K: 1 BB: 2 S: 7 P: 15	R: 0 H: 0 E: 0 LOB: 1 K: 2 BB: 1 S: 7 P: 11	R: 1 H: 1 E: 0 LOB: 0 K: 0 BB: 0 S: 4 P: 4	R: 0 H: 0 E: 0 LOB: 0 K: 1 BB: 0 S: 5 P: 5	R: 0 H: 1 E: 0 LOB: 0 K: 1 BB: 0 S: 5 P: 5	R: 0 H: 0 E: 0 LOB: 2 K: 1 BB: 3 S: 4 P: 16	1B: 4 SF: 0 2B: 0 SAC: 1 3B: 0 DP: 1 HR: 2 HBP: 0	WP: 2 PA: 37 PB: 0 SB: 2 CS: 2
<b>PITCHER</b>	IP WLS BF H R ER SO BB IBB HBP BLK WP HR S P ERA WHIP										
Bill Singer, R (1, 1) ERA: 2.2	7.0 L 28 5 4 4 9 2 1 0 0 0 2 43 55 5.14 1.000										
Alan Foster, R (8, 1) ERA: 5.28	2.0 8 1 0 0 2 1 2 0 0 2 0 9 21 0.00 1.000										

**Montreal Expos @ Los Angeles Dodgers**  
**Dodger Stadium, Los Angeles, CA**  
 Sun Jun 08 1969, 3:33 AM PDT  
 Att. 15,628 - Unknown

AB	29
R	4
H	6
RBI	4
BB	6
SO	11
LOB	8



Batter	1	2	3	4	5	6	7	8	9	AB	R	H	RBI	BB	SO	LOB
Willie Crawford, L OBP: 0.318, SLG: 0.396 (1, 8)	4-0 BB S BB		0-0 F7		0-0 F5			0-0 L4-3	0-0 F9	4	0	0	0	1	0	5
Ted Sizemore, R OBP: 0.316, SLG: 0.320 (1, 6)	0-0 P6 1-2		0-0 F7		0-0 P6			0-3 K		4	0	0	0	0	1	3
Wes Parker, S OBP: 0.397, SLG: 0.470 (1, 3)	4-0 BB BB			0-3 K		0-0 L4-3		0-0 L4		3	0	0	0	1	1	0
Andy Kosco, R OBP: 0.303, SLG: 0.479 (1, 7)	0-0 L3			0-0 L3-1		0-0 F8			0-0 L3 1B 1B	4	1	1	0	0	0	2
Tom Haller, L OBP: 0.340, SLG: 0.386 (1, 2)	0-0 L3			0-0 F8		0-0 F9			0-0 1B 1B BLK 1B	4	1	1	0	0	0	2
Jim Lefebvre, S OBP: 0.356, SLG: 0.284 (1, 4)		0-0 F8			4-0 2B E BB		0-0 F9		0-0 L3	3	1	0	0	1	0	2
Ron Fairly, L OBP: 0.315, SLG: 0.328 Billy Grabarkewitz, R OBP: 0.154, SLG: 0.180 (1, 9) (9, PR)		0-3 K			0-0 1-3 2B		0-0 L3-1		0-0 2-3 3-H 1B	4	0	2	1	0	1	0
Bill Sudakis, S OBP: 0.300, SLG: 0.391 (1, 5)		0-3 K			0-0 L3 SH1-4		0-0 2-3 3-H 2B		4-0 BLK BB	3	0	1	1	1	1	1
Bill Singer, R OBP: 0.158, SLG: 0.111 Len Gabrielson, L OBP: 0.316, SLG: 0.429 Alan Foster, R Ken Boyer, R OBP: 0.125, SLG: 0.125 (1, 1) (7, PH) (8, 1) (9, PH)			0-3 K		0-0 SH1-4		0-3 K		0-0 F5	1	0	0	0	0	1	0
					1-2				1-2 2-3 3-H	1	0	0	0	0	1	1
										0	0	0	0	0	0	0
										1	0	0	0	0	0	2

Inning Stats	R: 0	H: 0	E: 0	K: 3	S: 3	R: 0	H: 0	E: 0	K: 2	S: 7	R: 0	H: 0	E: 0	K: 1	S: 5	R: 0	H: 0	E: 0	K: 1	S: 5	R: 1	H: 1	E: 1	K: 0	S: 5	R: 0	H: 0	E: 0	K: 0	S: 3	R: 0	H: 1	E: 0	K: 1	S: 6	R: 0	H: 0	E: 0	K: 1	S: 5	R: 2	H: 3	E: 0	K: 0	S: 6	R: 0	H: 0	E: 0	K: 1	S: 5
	LOB: 2	BB: 2	LOB: 0	BB: 0	P: 11	LOB: 0	BB: 0	LOB: 0	BB: 0	P: 7	LOB: 0	BB: 0	LOB: 0	BB: 0	P: 7	LOB: 2	BB: 1	P: 9	LOB: 0	BB: 0	P: 3	LOB: 1	BB: 0	P: 6	LOB: 0	BB: 0	P: 3	LOB: 0	BB: 0	P: 5	LOB: 0	BB: 0	P: 5	LOB: 3	BB: 1	P: 10	LOB: 3	BB: 1	P: 10	LOB: 0	BB: 0	P: 5	LOB: 0	BB: 0	P: 5					
	1B: 3	2B: 2	3B: 0	HR: 0	SF: 0	SAC: 1	DP: 0	HBP: 0	WP: 0	PA: 37	1B: 3	2B: 2	3B: 0	HR: 0	SF: 0	SAC: 1	DP: 0	HBP: 0	WP: 0	PA: 37	1B: 3	2B: 2	3B: 0	HR: 0	SF: 0	SAC: 1	DP: 0	HBP: 0	WP: 0	PA: 37	1B: 3	2B: 2	3B: 0	HR: 0	SF: 0	SAC: 1	DP: 0	HBP: 0	WP: 0	PA: 37	1B: 3	2B: 2	3B: 0	HR: 0	SF: 0	SAC: 1	DP: 0	HBP: 0	WP: 0	PA: 37
PITCHER	IP	WLS	BF	H	R	ER	SO	BB	IBB	HBP	BLK	WP	HR	S	P	ERA	WHIP																																	
Jerry Robertson, R ERA: 3.53 Roy Face, R ERA: 4.56	(1, 1)	8.0	W	32	4	3	3	6	3	0	0	0	0	41	53	3.38	0.875																																	
	(9, 1)	1.0	S	5	1	0	0	0	1	0	0	1	0	4	8	0.00	2.000																																	

**BOTTOM**

**Montreal Expos @ Los Angeles Dodgers**  
**Dodger Stadium, Los Angeles, CA**  
 Sun Jun 08 1969, 3:33 AM PDT  
 Att. 15,628 - Unknown

livebaseballscorecards.com

AB	32
R	3
H	5
RBI	2
BB	4
SO	6
LOB	18





Batter	1	2	3	4	5	6	7	8	9	AB R H RBI BB SO LOB	TOP
Tony Taylor, R OBP: 0.313, SLG: 0.333 (1, 5) X	0-0 F8 ①		0-0 2-3 1B		0-0 CS 1B			0-0 6-3 ③		4 0 2 0 0 0 0	Philadelphia Phillies @ Los Angeles Dodgers Dodger Stadium, Los Angeles, CA Tue Jun 10 1969, 7:05 PM PDT Att. 13,166 - Unknown
Cookie Rojas, R OBP: 0.316, SLG: 0.300 (1, 4) X	0-0 CS 1B		0-0 5-3 ③		0-0 CS ③	0-0 P4 ①		0-0 L8 ①	4 0 1 0 0 0 2		
Dick Allen, R OBP: 0.400, SLG: 0.692 (1, 3) S S S	0-3 K ② ③ 1-2			0-0 1B SF9 1B		0-3 K ②		0-3 K ②	4 1 1 0 0 3 1		
Johnny Callison, L OBP: 0.353, SLG: 0.460 (1, 9) X		0-0 L1-3 1B		0-0 F8 ①		0-0 F5 ③		0-0 3-1 ③	4 0 1 0 0 0 1		
Deron Johnson, R OBP: 0.344, SLG: 0.385 (1, 7) X		0-0 L1-3 ① ② 1-2		0-0 1-3 1B		0-0 6-3 ①			3 0 1 0 0 0 1		
John Briggs, L OBP: 0.299, SLG: 0.253 (7, 7) X				0-0 1-3 1B ②					0 0 0 0 0 0 0		
Don Money, R OBP: 0.297, SLG: 0.353 (1, 6) X		0-0 E6 CS		0-0 SF9 ②		0-3 K ②			2 0 0 1 0 1 0		
Mike Ryan, R OBP: 0.261, SLG: 0.352 (1, 2) X		0-0 CS ③ 1-2	0-0 F3 ①	0-0 3-H P4 ③		0-0 5-3 ③			3 0 0 0 0 0 1		
Larry Hisle, R OBP: 0.287, SLG: 0.333 (1, 8) X			0-0 1B SH3-4 1B		0-3 K ①		0-3 K ①		3 0 1 0 0 2 0		
Woodie Fryman, R OBP: 0.071, SLG: 0.037 (1, 1) X			0-0 SH3-4 ② 1-2		0-0 4-3 ②		0-3 K ②		2 0 0 0 0 1 0		
<b>Inning Stats</b>	R: 0 H: 1 E: 0 LOB: 1 K: 1 BB: 0 S: 5 P: 5	R: 0 H: 1 E: 1 LOB: 0 K: 0 BB: 0 S: 3 P: 3	R: 0 H: 2 E: 0 LOB: 2 K: 0 BB: 0 S: 5 P: 5	R: 1 H: 2 E: 0 LOB: 1 K: 0 BB: 0 S: 5 P: 5	R: 0 H: 1 E: 0 LOB: 0 K: 1 BB: 0 S: 5 P: 5	R: 0 H: 0 E: 0 LOB: 0 K: 1 BB: 0 S: 5 P: 5	R: 0 H: 0 E: 0 LOB: 0 K: 1 BB: 0 S: 5 P: 5	R: 0 H: 0 E: 0 LOB: 0 K: 2 BB: 0 S: 7 P: 7	R: 0 H: 0 E: 0 LOB: 0 K: 1 BB: 0 S: 5 P: 5	1B: 7 SF: 1 2B: 2 SAC: 1 3B: 0 DP: 2 HR: 0 HBP: 0	WP: 0 PA: 33 PB: 0 SB: 0 CS: 3
<b>PITCHER</b> Don Sutton, R (1, 1) ERA: 2.38	IP WLS BF H R ER SO BB IBB HBP BLK WP HR S P ERA WHIP										
	9.0 W 31 7 1 1 7 0 0 0 0 0 0 0 45 45 1.00 0.778										

livebaseballscorecards.com

AB	29
R	1
H	7
RBI	1
BB	0
SO	7
LOB	6



Batter	1	2	3	4	5	6	7	8	9	AB R H RBI BB SO LOB
Bill Russell, R (1, 8) OBP: 0.372, SLG: 0.458	0-0 5-3 2B		0-0 FC5-4 1-2f		4-0 BB		0-0 1-2 3-H 1B		0-0 FC6-2 1B 1-2 2-3 3-Hf	4 0 2 1 1 0 4
Ted Sizemore, R (1, 6) OBP: 0.313, SLG: 0.317	0-0 5-3		0-0 4-3		0-0 F3		0-0 FC5 2-3f		0-0 1B 1-2 2-3 3-H	5 0 1 1 0 0 6
Wes Parker, S (1, 3) OBP: 0.368, SLG: 0.458	0-0 5-3 2-3			0-0 F9		0-0 6-3		0-0 F9		4 0 0 0 0 0 1
Andy Kosco, R (1, 9) OBP: 0.298, SLG: 0.469	0-3 K			0-3 K2-3		0-0 P5		0-3 K		4 0 0 0 0 3 1
Bill Sudakis, S (1, 5) OBP: 0.300, SLG: 0.388		0-0 G5-4-3 1B		0-0 E5		0-0 1-3		0-0 6-3		4 0 1 0 0 0 0
Jim Lefebvre, S (1, 4) OBP: 0.343, SLG: 0.271		0-0 G5-4-3 1-2f		0-0 5-3			0-0 F8		0-0 F8	4 0 0 0 0 0 2
John Miller, R (1, 7) OBP: 0.368, SLG: 0.389		0-0 F9			0-0 FC4-6 1B		0-3 K		0-0 BB FC6-2 2B	4 0 2 0 0 1 0 0 0 0 0 0 0 0
Willie Crawford, L (9, PR) OBP: 0.318, SLG: 0.396										
Jeff Torborg, R (1, 2) OBP: 0.379, SLG: 0.393			0-0 FC5-4 1B		0-0 FC4-6 SH3-4 1-2f		0-0 1B 1B		4-0 FC6-2 1B IBB	3 2 2 0 1 0 1
Don Sutton, R (1, 1) OBP: 0.190, SLG: 0.171			0-3 K		0-0 SH3-4		0-0 FC5 1B 1-2		4-0 1B FC6-2 BB 1-2 2-3	2 0 1 0 0 1 1 0 0 0 0 1 0 0 0 0 0 0 0 0 0
Ken Boyer, R (9, PH) OBP: 0.222, SLG: 0.125										
Billy Grabarkewitz, R (9, PR) OBP: 0.154, SLG: 0.180										

Inning Stats	R: 0	H: 1	E: 0	LOB: 1	K: 1	BB: 0	S: 6	P: 6	R: 0	H: 1	E: 0	LOB: 0	K: 0	BB: 0	S: 3	P: 3	R: 0	H: 0	E: 1	LOB: 1	K: 1	BB: 0	S: 6	P: 6	R: 0	H: 1	E: 0	LOB: 2	K: 0	BB: 1	S: 4	P: 8	R: 0	H: 0	E: 0	LOB: 0	K: 0	BB: 0	S: 3	P: 3	R: 1	H: 3	E: 0	LOB: 2	K: 1	BB: 0	S: 8	P: 8	R: 0	H: 0	E: 0	LOB: 0	K: 1	BB: 0	S: 5	P: 5	R: 1	H: 2	E: 0	LOB: 3	K: 0	BB: 2	S: 4	P: 12	1B: 7	SF: 0	2B: 2	SAC: 1	3B: 0	DP: 1	HR: 0	HBP: 0	WP: 0	PA: 38
PITCHER Woodie Fryman, L (1, 1) ERA: 3.49	IP	WLS	BF	H	R	ER	SO	BB	IBB	HBP	BLK	WP	HR	S	P	ERA	WHIP	IP	WLS	BF	H	R	ER	SO	BB	IBB	HBP	BLK	WP	HR	S	P	ERA	WHIP	IP	WLS	BF	H	R	ER	SO	BB	IBB	HBP	BLK	WP	HR	S	P	ERA	WHIP																							

BOTTOM

Philadelphia Phillies @ Los Angeles Dodgers  
Dodger Stadium, Los Angeles, CA

Tue Jun 10 1969, 7:05 PM PDT  
Att. 13,166 - Unknown

livebaseballscorecards.com

AB	34
R	2
H	9
RBI	2
BB	3
SO	5
LOB	16





Batter	1	2	3	4	5	6	7	8	9	AB R H RBI BB SO LOB	TOP		
John Briggs, L (1, 7) OBP: 0.297, SLG: 0.245	4-0 1B 2B BB	0-0 3-1			0-0 F2			0-0 3-1		3 1 0 0 1 0 0	Philadelphia Phillies @ Los Angeles Dodgers Dodger Stadium, Los Angeles, CA Wed Jun 11 1969, 7:05 PM PDT Att. 13,249 - Unknown <a href="http://livebaseballscorecards.com">livebaseballscorecards.com</a>		
Tony Taylor, R (1, 4) OBP: 0.312, SLG: 0.332	0-0 2B 1-2 1B		0-3 K			0-0 1-3		0-0 6-3		4 1 1 0 0 1 0			
Johnny Callison, L (1, 9) OBP: 0.356, SLG: 0.466	0-0 1B 1-3 2-H 2B		0-0 1-3			0-0 2B 1B		0-0 1-3		4 1 2 1 0 0 0			
Dick Allen, R (1, 3) OBP: 0.391, SLG: 0.675	0-0 5-3		0-3 K			0-3 K		0-3 K		4 0 0 0 0 3 3			
Deron Johnson, R (1, 5) OBP: 0.347, SLG: 0.390	4-0 1B IBB			0-3 K		0-0 1-H 2B		0-0 6-3		3 0 1 1 1 1 0			
Don Money, R (1, 6) OBP: 0.296, SLG: 0.351	0-0 G5-4-3 1-2 2-3 3-H 1B		0-0 L6			0-0 6-3		0-0 F8		4 0 1 1 0 0 1			
Mike Ryan, R (1, 2) OBP: 0.257, SLG: 0.346	0-0 G5-4-3 1-2r		0-0 6-3			0-0 6-3				3 0 0 0 0 0 3			
Larry Hisle, R (1, 8) OBP: 0.282, SLG: 0.327		0-3 K			0-0 6-3		0-0 1-3			3 0 0 0 0 1 0			
Bill Champion, R (1, 1)		0-0 G3			0-3 K		0-0 G3			3 0 0 0 0 1 0			
<b>Inning Stats</b>	R: 2 H: 3 E: 0 LOB: 2 K: 0 BB: 2 S: 5 P: 13	R: 0 H: 0 E: 0 LOB: 0 K: 1 BB: 0 S: 5 P: 5	R: 0 H: 0 E: 0 LOB: 0 K: 2 BB: 0 S: 7 P: 7	R: 0 H: 0 E: 0 LOB: 0 K: 1 BB: 0 S: 5 P: 5	R: 0 H: 0 E: 0 LOB: 0 K: 1 BB: 0 S: 5 P: 5	R: 1 H: 2 E: 0 LOB: 1 K: 1 BB: 0 S: 7 P: 7	R: 0 H: 0 E: 0 LOB: 0 K: 0 BB: 0 S: 3 P: 3	R: 0 H: 0 E: 0 LOB: 0 K: 0 BB: 0 S: 3 P: 3	R: 0 H: 0 E: 0 LOB: 0 K: 1 BB: 0 S: 5 P: 5	1B: 3 SF: 0 2B: 2 SAC: 0 3B: 0 DP: 1 HR: 0 HBP: 0	WP: 0 PA: 33 PB: 0 SB: 0 CS: 0		
<b>PITCHER</b>	IP WLS BF H R ER SO BB IBB HBP BLK WP HR S P ERA WHIP											<b>PITCHER</b>	IP WLS BF H R ER SO BB IBB HBP BLK WP HR S P ERA WHIP
Claude Osteen, L (1, 1) ERA: 2.8	8.0 L 30 5 3 3 6 1 1 0 0 0 0 40 48 3.38 0.750												
Al McBean, R (9, 1) ERA: 3.0	1.0 3 0 0 0 1 0 0 0 0 0 0 5 5 0.00 0.000												

Batter	1	2	3	4	5	6	7	8	9	AB	R	H	RBI	BB	SO	LOB
Maury Wills, S OBP: 0.294, SLG: 0.238 (1, 6)	0-0 1B		0-0 4-3			0-0 5-3		0-0 F7		4	0	1	0	0	0	0
Ted Sizemore, R OBP: 0.312, SLG: 0.320 (1, 4)	0-0 F9			0-0 L4		0-0 2B		0-0 1-3		4	0	1	0	0	0	1
Wes Parker, S OBP: 0.365, SLG: 0.449 (1, 3)	4-0 BB			0-0 L7		0-0 L7			0-0 6-3	3	0	0	0	1	0	1
Andy Kosco, R OBP: 0.292, SLG: 0.460 (1, 9)	0-0 G6-4-3			0-0 E6			0-0 P6		0-0 2-3	4	0	0	0	0	0	2
Tom Haller, L OBP: 0.339, SLG: 0.382 (1, 2)		0-0 F7		0-0 F5			0-0 F8		0-0 1B	4	0	1	0	0	0	1
Bill Sudakis, S OBP: 0.303, SLG: 0.387 (1, 5)		0-0 6-3			0-0 F9		4-0 BB		0-0 1B	3	0	1	0	1	0	0
Willie Crawford, L OBP: 0.317, SLG: 0.399 (1, 7)		0-0 4-3			0-0 1-3		0-0 2B		0-3 K	4	0	1	0	0	1	2
Bill Russell, R OBP: 0.364, SLG: 0.446 (1, 8)			0-0 6-3		0-0 F4		0-3 K			3	0	0	0	0	1	2
Claude Osteen, L OBP: 0.263, SLG: 0.243 (1, 1)			0-3 K			0-0 L7		0-0 F9		2	0	0	0	0	1	0
Manny Mota, R OBP: 0.354, SLG: 0.344 (8, PH)										1	0	0	0	0	0	0
Al McBean, R OBP: 0.250, SLG: 0.250 (9, 1)										0	0	0	0	0	0	0

Inning Stats	R: 0	H: 1	R: 0	H: 0	R: 0	H: 0	R: 0	H: 0	R: 0	H: 1	R: 0	H: 1	R: 0	H: 0	R: 0	H: 2
	E: 0	LOB: 1	E: 0	LOB: 0	E: 0	LOB: 0	E: 0	LOB: 0	E: 0	LOB: 1	E: 0	LOB: 2	E: 0	LOB: 0	E: 0	LOB: 2
	K: 0	BB: 1	K: 0	BB: 0	K: 0	BB: 0	K: 0	BB: 0	K: 0	BB: 0	K: 1	BB: 1	K: 0	BB: 0	K: 1	BB: 0
	S: 3	P: 7	S: 3	P: 3	S: 5	P: 5	S: 4	P: 4	S: 3	P: 3	S: 6	P: 10	S: 3	P: 3	S: 7	P: 7

PITCHER	IP	WLS	BF	H	R	ER	SO	BB	IBB	HBP	BLK	WP	HR	S	P	ERA	WHIP
Bill Champion, R ERA: 0.53 (1, 1)	9.0	W	34	5	0	0	3	2	0	0	0	0	0	38	46	0.00	0.778

**BOTTOM**

Philadelphia Phillies @ Los Angeles Dodgers  
 Dodger Stadium, Los Angeles, CA

Wed Jun 11 1969, 7:05 PM PDT  
 Att. 13,249 - Unknown

AB	32
R	0
H	5
RBI	0
BB	2
SO	3
LOB	9



WP	PA	ERA	WHIP
34			



Batter	1	2	3	4	5	6	7	8	9	AB R H RBI BB SO LOB	TOP
John Briggs, L (1, 7) OBP: 0.296, SLG: 0.276	0-0 HR		0-3 K			0-0 4-3		0-3 K		4 1 1 1 0 2 1	Philadelphia Phillies @ Los Angeles Dodgers Dodger Stadium, Los Angeles, CA Thu Jun 12 1969, 7:05 PM PDT Att: 13,846 - Unknown
Cookie Rojas, R (1, 4) OBP: 0.308, SLG: 0.292	0-3 K		0-0 P6			0-3 K		0-0 F2		4 0 0 0 0 2 1	
Dick Allen, R (1, 3) OBP: 0.399, SLG: 0.687	4-0 BB			0-0 L7-2 3B		0-0 BB 1B		0-3 K		3 0 2 0 1 1 1	
Johnny Callison, L (1, 9) OBP: 0.354, SLG: 0.459	0-0 L9			0-0 L7-2		4-0 BB		0-0 3-1		3 0 0 0 1 0 2	
Deron Johnson, R (1, 5) OBP: 0.340, SLG: 0.381	0-0 L8			0-0 E5		0-0 P4		0-3 K		4 0 0 0 0 1 3	
Don Money, R (1, 6) OBP: 0.290, SLG: 0.343		0-0 F8		0-3 K		0-0 P4		0-0 5-3		4 0 0 0 0 1 1	
Mike Ryan, R (1, 2) OBP: 0.253, SLG: 0.341		0-3 K			0-3 K		0-0 L7			3 0 0 0 0 2 0	
Larry Hisle, R (1, 8) OBP: 0.277, SLG: 0.322		0-0 4-3			0-0 L4		0-3 K			3 0 0 0 0 1 0	
Grant Jackson, S (1, 1) OBP: 0.265, SLG: 0.313			0-3 K		0-3 K			0-0 1B		3 0 1 0 0 2 0	
<b>Inning Stats</b>	R: 1 H: 1 E: 0 LOB: 1 K: 1 BB: 1 S: 6 P: 10	R: 0 H: 0 E: 0 LOB: 0 K: 1 BB: 0 S: 5 P: 5	R: 0 H: 0 E: 0 LOB: 0 K: 2 BB: 0 S: 7 P: 7	R: 0 H: 1 E: 1 LOB: 1 K: 1 BB: 0 S: 6 P: 6	R: 0 H: 0 E: 0 LOB: 0 K: 2 BB: 0 S: 7 P: 7	R: 0 H: 1 E: 0 LOB: 2 K: 1 BB: 1 S: 6 P: 10	R: 0 H: 0 E: 0 LOB: 0 K: 1 BB: 0 S: 5 P: 5	R: 0 H: 1 E: 0 LOB: 1 K: 2 BB: 0 S: 8 P: 8	R: 0 H: 0 E: 0 LOB: 0 K: 1 BB: 0 S: 5 P: 5	1B: 2 SF: 0 2B: 1 SAC: 0 3B: 1 DP: 1 HR: 1 HBP: 0	WP: 0 PA: 33 PB: 0 SB: 0 CS: 0
<b>PITCHER</b> Bill Singer, R (1, 1) ERA: 2.11	IP WLS BF H R ER SO BB IBB HBP BLK WP HR S P ERA WHIP										

livebaseballscorecards.com

AB	31
R	1
H	4
RBI	1
BB	2
SO	12
LOB	9



Batter	1	2	3	4	5	6	7	8	9
Maury Wills, S OBP: 0.289, SLG: 0.234 (1, 6)	0-3 K		0-3 K		0-0 FC4-6			0-3 K	
Ted Sizemore, R OBP: 0.313, SLG: 0.321 (1, 4) Jim Lefebvre, S OBP: 0.340, SLG: 0.267 (7, 4)	0-0 6-3		0-0 1B			0-0 4-3		0-0 F9	
Wes Parker, S OBP: 0.382, SLG: 0.441 (1, 3)	0-0 F8		0-0 F9			4-0 1B BB		0-3 K	
Andy Kosco, R OBP: 0.300, SLG: 0.463 (1, 9) Willie Crawford, L OBP: 0.317, SLG: 0.399 (9, PR)		0-0 1B 1B		0-3 K		0-0 1-3 1B		4-0 G6-3 BB	
Manny Mota, R OBP: 0.360, SLG: 0.351 (1, 7)		0-0 1B 1B		0-0 CS 1B		0-3 K		0-0 G6-3	
Bill Sudakis, S OBP: 0.298, SLG: 0.380 (1, 5)		0-0 F7		0-3 K		0-3 K		0-0 5-3	
Jeff Torborg, R OBP: 0.375, SLG: 0.387 (1, 2)		0-0 P6			0-0 FC1-6 1B		0-0 F2		
Bill Russell, R OBP: 0.364, SLG: 0.444 (1, 8)		0-0 1B		0-3 K		0-3 K		0-3 K	
Bill Singer, R OBP: 0.146, SLG: 0.103 (1, 1)		0-0 F8			0-0 FC1-6 FC4-6		0-3 K		


Inning Stats	R: 0	H: 0	E: 0	K: 1	S: 5	R: 0	H: 3	E: 0	K: 0	S: 5	R: 0	H: 1	E: 0	K: 1	S: 6	R: 0	H: 1	E: 0	K: 2	S: 7	R: 0	H: 1	E: 0	K: 1	S: 6	R: 0	H: 1	E: 0	K: 2	S: 8	R: 0	H: 0	E: 0	K: 2	S: 7	R: 0	H: 0	E: 0	K: 2	S: 7	R: 0	H: 0	E: 0	K: 0	S: 2	1B: 7	SF: 0	2B: 1	SAC: 0	3B: 0	DP: 2	HR: 0	HBP: 0	WP: 0	PA: 33
PITCHER Grant Jackson, L ERA: 3.32 (1, 1)	IP	WLS	BF	H	R	ER	SO	BB	IBB	HBP	BLK	WP	HR	S	P	ERA	WHIP													PITCHER	IP	WLS	BF	H	R	ER	SO	BB	IBB	HBP	BLK	WP	HR	S	P	ERA	WHIP								

**BOTTOM**

Philadelphia Phillies @ Los Angeles Dodgers  
 Dodger Stadium, Los Angeles, CA

Thu Jun 12 1969, 7:05 PM PDT  
 Att. 13,846 - Unknown

AB 31  
 R 0  
 H 7  
 RBI 0  
 BB 2  
 SO 11  
 LOB 15



livebaseballscorecards.com





Batter	1	2	3	4	5	6	7	8	9
Maury Wills, S OBP: 0.284, SLG: 0.229 (1, 6)	0-0 4-3		0-0 4-3		0-0 FC6			0-0 L4	
Bill Russell, R OBP: 0.354, SLG: 0.430 (1, 8)	0-3 K		0-0 5-3			0-3 K		0-0 5-3	
Wes Parker, S OBP: 0.379, SLG: 0.436 (1, 3)	0-0 P3			0-0 5-3		0-0 FC6-4 1B		0-3 K	
Andy Kosco, R OBP: 0.296, SLG: 0.456 (1, 9)		0-0 F7		0-0 F8		0-0 FC6-4 1B			
Manny Mota, R OBP: 0.369, SLG: 0.361 (1, 7)		0-0 E9 1B		0-0 6-3		0-0 1-2 1B			
Ted Sizemore, R OBP: 0.308, SLG: 0.316 (1, 4)		0-0 F2			0-0 F9	0-0 1-3			
Jim Lefebvre, S OBP: 0.349, SLG: 0.281 (1, 5)		0-0 2-H 1B			0-0 1B 1B		0-0 5-3		
Jeff Torborg, R OBP: 0.343, SLG: 0.353 (1, 2)		0-0 F7			0-3 K		0-0 F7		
Alan Foster, R OBP: 0.100, SLG: 0.100 (1, 1)			0-0 3-1		0-0 1-2 FC6 1B		0-3 K		

Inning Stats	R: 0	H: 0	R: 1	H: 2	R: 0	H: 0	R: 0	H: 2	R: 0	H: 0	R: 0	H: 0	R: 0	H: 0	R: 0	H: 0
	E: 0	LOB: 0	E: 1	LOB: 1	E: 0	LOB: 0	E: 0	LOB: 2	E: 0	LOB: 2	E: 0	LOB: 0	E: 0	LOB: 0	E: 0	LOB: 0
	K: 1	BB: 0	K: 0	BB: 0	K: 0	BB: 0	K: 1	BB: 0	K: 1	BB: 0	K: 1	BB: 0	K: 1	BB: 0	K: 1	BB: 0
	S: 5	P: 5	S: 5	P: 5	S: 3	P: 3	S: 7	P: 7	S: 7	P: 7	S: 5	P: 5	S: 5	P: 5	S: 5	P: 5

PITCHER	IP	WLS	BF	H	R	ER	SO	BB	IBB	HBP	BLK	WP	HR	S	P	ERA	WHIP
Jerry Koosman, L ERA: 1.81 (1, 1)	7.0	L	27	6	1	0	4	0	0	0	0	0	0	35	35	0.00	0.857
Ron Taylor, R ERA: 2.86 (8, 1)	1.0		3	0	0	0	1	0	0	0	0	0	0	5	5	0.00	0.000

**BOTTOM**

**New York Mets @ Los Angeles Dodgers**  
**Dodger Stadium, Los Angeles, CA**  
 Fri Jun 13 1969, 7:05 PM PDT  
 Att. 20,042 - Unknown

AB	R	H	RBI	BB	SO	LOB
4	0	0	0	0	0	2
4	0	0	0	0	2	0
4	0	1	0	0	1	0
3	0	0	0	0	0	1
3	1	2	0	0	0	0
3	0	0	0	0	0	3
3	0	2	1	0	0	0
3	0	0	0	0	1	2
3	0	1	0	0	1	0

<b>AB</b>	<b>30</b>
<b>R</b>	<b>1</b>
<b>H</b>	<b>6</b>
<b>RBI</b>	<b>1</b>
<b>BB</b>	<b>0</b>
<b>SO</b>	<b>5</b>
<b>LOB</b>	<b>8</b>



1B: 6	SF: 0	WP: 0	PA: 30
2B: 0	SAC: 0	PB: 0	
3B: 0	DP: 0	SB: 0	
HR: 0	HBP: 0	CS: 0	

livebaseballscores.com



Batter	1	2	3	4	5	6	7	8	9	AB R H RBI BB SO LOB	TOP									
<b>Bud Harrelson, S</b> (1, 6) OBP: 0.344, SLG: 0.293	0-3 K		0-0 6-3		0-0 4-3			4-0 BB BB BB K		3 0 0 0 1 1 0	<b>New York Mets @ Los Angeles Dodgers</b> <b>Dodger Stadium, Los Angeles, CA</b> Sat Jun 14 1969, 7:05 PM PDT Att. 26,727 - Unknown									
<b>Tommie Agee, R</b> (1, 8) OBP: 0.320, SLG: 0.512	0-0 F3		0-3 K		0-0 F9			0-3 1-2 K		4 0 0 0 0 2 1										
<b>Wayne Garrett, L</b> (1, 4) OBP: 0.375, SLG: 0.389	0-0 4-3		0-0 4-3		0-0 F8			0-0 G3		4 0 0 0 0 0 0										
<b>Cleon Jones, R</b> (1, 7) OBP: 0.416, SLG: 0.540		0-3 K		0-0 F8		0-0 L7			0-3 K	1 0 0 0 0 1 0										
<b>Ron Swoboda, R</b> (2, 7) OBP: 0.288, SLG: 0.352										3 0 0 0 0 1 0										
<b>Art Shamsky, L</b> (1, 9) OBP: 0.347, SLG: 0.400		0-0 HR		0-0 1B S 1B 1B		0-0 4-3			0-0 P3	3 2 2 1 0 0 0										
<b>Amos Otis, R</b> (9, PH) OBP: 0.197, SLG: 0.182										1 0 0 0 0 0 0										
<b>Ed Kranepool, L</b> (1, 3) OBP: 0.322, SLG: 0.429		0-3 K		0-3 K 1-2		0-0 G3			0-0 6-3	4 0 0 0 0 2 1										
<b>Ed Charles, R</b> (1, 5) OBP: 0.275, SLG: 0.281							0-0 6-3			3 1 2 0 0 0 0										
<b>Jerry Grote, R</b> (1, 2) OBP: 0.291, SLG: 0.321		4-0 BB 1B		4-0 BB 1B 1B			0-3 K			1 0 0 0 2 1 0										
<b>Tom Seaver, R</b> (1, 1) OBP: 0.189, SLG: 0.091		0-3 K		0-0 BB 1B			0-0 P6			3 0 1 2 0 1 2										
<b>Tug McGraw, R</b> (9, 1) OBP: 0.188, SLG: 0.200				1-3 2-H 3-H 1B						0 0 0 0 0 0 0										
<b>Inning Stats</b>	R: 0 E: 0 K: 1 S: 5	H: 0 LOB: 0 BB: 0 P: 5	R: 1 E: 0 K: 3 S: 11	H: 2 LOB: 2 BB: 1 P: 15	R: 0 E: 0 K: 1 S: 5	H: 0 LOB: 0 BB: 0 P: 5	R: 2 E: 0 K: 1 S: 7	H: 3 LOB: 2 BB: 1 P: 11	R: 0 E: 0 K: 0 S: 3	H: 0 LOB: 0 BB: 0 P: 3	R: 0 E: 0 K: 1 S: 5	H: 0 LOB: 0 BB: 0 P: 5	R: 0 E: 0 K: 1 S: 4	H: 0 LOB: 0 BB: 1 P: 8	R: 0 E: 0 K: 1 S: 5	H: 0 LOB: 0 BB: 0 P: 5	1B: 4 2B: 0 3B: 0 HR: 1	SF: 0 SAC: 0 DP: 0 HBP: 0	WP: 0 PB: 0 SB: 1 CS: 1	PA: 33
<b>PITCHER</b>	IP WLS BF H R ER SO BB IBB HBP BLK WP HR S P ERA WHIP																			
<b>Don Sutton, R</b> (1, 1) ERA: 2.45	8.0 L 30 5 3 3 8 3 0 0 0 0 0 1 43 55 3.38 1.000																			
<b>Jim Brewer, L</b> (9, 1) ERA: 2.28	1.0 3 0 0 0 1 0 0 0 0 0 0 0 5 5 0.00 0.000																			

livebaseballscorecards.com

<b>AB</b>	<b>30</b>
<b>R</b>	<b>3</b>
<b>H</b>	<b>5</b>
<b>RBI</b>	<b>3</b>
<b>BB</b>	<b>3</b>
<b>SO</b>	<b>9</b>
<b>LOB</b>	<b>4</b>



Batter	1	2	3	4	5	6	7	8	9	AB	R	H	RBI	BB	SO	LOB
Maury Wills, S OBP: 0.288, SLG: 0.239 (1, 6)	0-0 6-3		0-0 1B		0-0 L6			0-0 2B		4	0	2	0	0	0	0
Willie Crawford, L OBP: 0.316, SLG: 0.407 (1, 7)	0-0 1B		0-0 F7		0-0 F8			0-0 6-3		4	1	1	0	0	0	2
Wes Parker, S OBP: 0.376, SLG: 0.432 (1, 3)	0-0 1B		0-0 F5					0-0 4-3		4	0	1	1	0	0	2
Andy Kosco, R OBP: 0.295, SLG: 0.452 (1, 9)	0-0 F2			0-0 5-3				0-0 6-3		4	0	1	0	0	0	1
Tom Haller, L OBP: 0.338, SLG: 0.382 (1, 2) Ken Boyer, R OBP: 0.200, SLG: 0.111 (9, PH)	0-0 F7			0-0 BB				0-0 F5		3	0	1	0	0	0	1
Manny Mota, R OBP: 0.374, SLG: 0.360 (1, 8)		BB BB BB	4-0 G6-4-3		0-0 BB			0-3 K		3	0	1	0	1	1	1
Jim Lefebvre, S OBP: 0.345, SLG: 0.272 (1, 5)		0-0 F8		4-0 BB				0-0 G3		3	0	0	0	1	0	3
Ted Sizemore, R OBP: 0.304, SLG: 0.312 (1, 4)		0-0 G6-4-3		0-0 BB				0-0 F8		3	0	0	0	0	0	4
Don Sutton, R OBP: 0.182, SLG: 0.163 (1, 1) Bill Sudakis, S OBP: 0.296, SLG: 0.378 (8, PH) Jim Brewer, L (9, 1)			0-3 K		0-0 F8			0-3 K		2	0	0	0	0	1	0

**BOTTOM**

**New York Mets @ Los Angeles Dodgers**  
**Dodger Stadium, Los Angeles, CA**  
 Sat Jun 14 1969, 7:05 PM PDT  
 Att. 26,727 - Unknown

[livebaseballscorecards.com](http://livebaseballscorecards.com)

<b>AB</b>	<b>32</b>
<b>R</b>	<b>1</b>
<b>H</b>	<b>7</b>
<b>RBI</b>	<b>1</b>
<b>BB</b>	<b>2</b>
<b>SO</b>	<b>3</b>
<b>LOB</b>	<b>15</b>



Inning Stats	R: 1	H: 2	R: 0	H: 0	R: 0	H: 1	R: 0	H: 0	R: 0	H: 0	R: 0	H: 1	R: 0	H: 1	R: 0	H: 1	1B: 5	SF: 0	WP: 0	PA: 34
	E: 0	LOB: 1	E: 0	LOB: 0	E: 0	LOB: 1	E: 0	LOB: 0	E: 0	LOB: 0	E: 0	LOB: 1	E: 1	LOB: 1	E: 0	LOB: 1	2B: 1	SAC: 0	PB: 0	
	K: 0	BB: 0	K: 0	BB: 1	K: 1	BB: 0	K: 0	BB: 0	K: 1	BB: 0	K: 1	BB: 0	K: 0	BB: 0	K: 0	BB: 0	3B: 1	DP: 3	SB: 1	
	S: 5	P: 5	S: 2	P: 6	S: 6	P: 6	S: 4	P: 8	S: 3	P: 3	S: 5	P: 5	S: 6	P: 4	S: 4	P: 4	HR: 0	HBP: 0	CS: 0	

PITCHER	IP	WLS	BF	H	R	ER	SO	BB	IBB	HBP	BLK	WP	HR	S	P	ERA	WHIP
Tom Seaver, R ERA: 2.41 (1, 1)	8.0	W	30	6	1	1	3	2	0	0	0	0	0	34	42	1.12	1.000
Tug McGraw, L ERA: 3.43 (9, 1)	1.0	S	4	1	0	0	0	0	0	0	0	0	0	4	4	0.00	1.000



Batter	1	2	3	4	5	6	7	8	9	AB R H RBI BB SO LOB	TOP											
<b>Bud Harrelson, S</b> (1, 6) OBP: 0.342, SLG: 0.292	0-0 F8		0-0 1B SF7 1B		0-0 F5		0-0 F9			4 1 1 0 0 0 1												
<b>Tommie Agee, R</b> (1, 8) OBP: 0.330, SLG: 0.518 (8, 9)	0-0 6-3		0-0 1B SF7 1B		0-0 CS 1B			0-0 FC1-6 1B		4 1 3 0 0 0 0												
<b>Wayne Garrett, L</b> (1, 4) OBP: 0.371, SLG: 0.388	0-0 FC4-6 1B		0-0 SF7 1-2 3-H		0-0 CS 1-2	0-0 F8		0-0 FC1-6 1-2f		3 0 1 1 0 0 1												
<b>Cleon Jones, R</b> (1, 7) OBP: 0.414, SLG: 0.534	0-0 FC4-6 1-2f		0-0 2-H 1B		0-0 6-3			0-3 K		4 0 1 1 0 1 2												
<b>Art Shamsky, L</b> (1, 9) OBP: 0.346, SLG: 0.396 <b>Duffy Dyer, R</b> (8, PH) OBP: 0.429, SLG: 0.833 <b>Ron Taylor, R</b> (8, 1)		0-0 G3	0-3 K		0-0 1B			0-3 K		3 0 1 0 0 1 1 1 0 0 0 0 1 1 0 0 0 0 0 0 0												
<b>Ed Kranepool, L</b> (1, 3) OBP: 0.317, SLG: 0.421 <b>Rod Gaspar, S</b> (9, PH) OBP: 0.310, SLG: 0.313		0-0 F7		0-0 F8		0-3 K		0-0 4-3		3 0 0 0 0 1 1 1 0 0 0 0 0 0												
<b>Ed Charles, R</b> (1, 5) OBP: 0.274, SLG: 0.280		0-0 1B		0-0 6-3			0-0 F8		0-3 K	4 0 1 0 0 1 0												
<b>Jerry Grote, R</b> (1, 2) OBP: 0.283, SLG: 0.312		0-0 4-3		0-3 K			0-0 5-3		0-0 F7	4 0 0 0 0 1 1												
<b>Jack Dilauro, S</b> (1, 1) <b>Ron Swoboda, R</b> (7, PH) OBP: 0.293, SLG: 0.352 <b>Cal Koonce, R</b> (7, 1) OBP: 0.667, SLG: 0.667 <b>Amos Otis, R</b> (8, 8) OBP: 0.197, SLG: 0.182			0-0 F8		0-3 K		4-0 BB			2 0 0 0 0 1 0 0 0 0 0 1 0 0 0 0 0 0 0 0 0 0 0 0 0 0 0 0												
<b>Inning Stats</b>	R: 0 E: 0 K: 0 S: 4	H: 1 LOB: 1 BB: 0 P: 4	R: 0 E: 0 K: 0 S: 4	H: 1 LOB: 1 BB: 0 P: 4	R: 2 E: 0 K: 1 S: 8	H: 3 LOB: 1 BB: 0 P: 8	R: 0 E: 0 K: 1 S: 5	H: 0 LOB: 0 BB: 0 P: 5	R: 0 E: 0 K: 1 S: 6	H: 1 LOB: 1 BB: 0 P: 6	R: 0 E: 0 K: 0 S: 3	H: 0 LOB: 1 BB: 1 P: 7	R: 0 E: 0 K: 2 S: 8	H: 1 LOB: 1 BB: 0 P: 8	R: 0 E: 0 K: 1 S: 5	H: 0 LOB: 0 BB: 0 P: 5	1B: 8 2B: 0 3B: 0 HR: 0	SF: 1 SAC: 0 DP: 0 HBP: 0	WP: 0 PB: 0 SB: 0 CS: 1	PA: 36		
<b>PITCHER</b> <b>Don Drysdale, R</b> (1, 1) ERA: 5.26 <b>Jim Brewer, L</b> (6, 1) ERA: 2.0	IP: 5.2 WLS: W BF: 23 H: 7 R: 2 ER: 2 SO: 3 BB: 0	IP: 3.1 WLS: S BF: 12 H: 1 R: 0 ER: 0 SO: 4 BB: 1	IP: 2.0 WLS: S BF: 8 H: 3 R: 2 ER: 1 SO: 8 BB: 0	IP: 2.0 WLS: S BF: 5 H: 0 R: 0 ER: 0 SO: 5 BB: 0	IP: 3.0 WLS: S BF: 5 H: 1 R: 0 ER: 0 SO: 5 BB: 0	IP: 6.0 WLS: S BF: 6 H: 1 R: 0 ER: 0 SO: 6 BB: 0	IP: 7.0 WLS: S BF: 7 H: 0 R: 0 ER: 0 SO: 7 BB: 1	IP: 8.0 WLS: S BF: 8 H: 1 R: 0 ER: 0 SO: 8 BB: 0	IP: 5.0 WLS: S BF: 5 H: 0 R: 0 ER: 0 SO: 5 BB: 0	IP: 5.2 WLS: S BF: 23 H: 7 R: 2 ER: 2 SO: 3 BB: 0	IP: 6.1 WLS: S BF: 12 H: 1 R: 0 ER: 0 SO: 4 BB: 1	IP: 2.0 WLS: S BF: 8 H: 3 R: 2 ER: 1 SO: 8 BB: 0	IP: 3.0 WLS: S BF: 5 H: 1 R: 0 ER: 0 SO: 5 BB: 0	IP: 6.0 WLS: S BF: 6 H: 1 R: 0 ER: 0 SO: 6 BB: 0	IP: 7.0 WLS: S BF: 7 H: 0 R: 0 ER: 0 SO: 7 BB: 1	IP: 8.0 WLS: S BF: 8 H: 1 R: 0 ER: 0 SO: 8 BB: 0	IP: 5.0 WLS: S BF: 5 H: 0 R: 0 ER: 0 SO: 5 BB: 0	1B: 8 2B: 0 3B: 0 HR: 0	SF: 1 SAC: 0 DP: 0 HBP: 0	WP: 0 PB: 0 SB: 0 CS: 1	ERA: 3.18 WHIP: 1.235	ERA: 0.00 WHIP: 0.600

**New York Mets @ Los Angeles Dodgers**  
 Dodger Stadium, Los Angeles, CA

Sun Jun 15 1969, 3:33 AM PDT  
 Att: 28,086 - Unknown

livebaseballscorecards.com

<b>AB</b>	33
<b>R</b>	2
<b>H</b>	8
<b>RBI</b>	2
<b>BB</b>	1
<b>SO</b>	7
<b>LOB</b>	8







Batter	1	2	3	4	5	6	7	8	9	10	11	12	13	AB R H RBI BB SO LOB	TOP	
<b>Jose Arcia, R</b> <small>(1, 4) X OBP: 0.255, SLG: 0.209 (9, 7) (13, 4)</small>														5 1 0 0 1 1 1	<b>San Diego Padres @ Los Angeles Dodgers</b> <b>Dodger Stadium, Los Angeles, CA</b> Mon Jun 16 1969, 7:05 PM PDT Att. 11,588 - Unknown	
<b>Roberto Pena, R</b> <small>(1, 3) X OBP: 0.294, SLG: 0.278</small>														5 0 2 0 1 1 1		
<b>Ollie Brown, R</b> <small>(1, 9) X OBP: 0.326, SLG: 0.443</small>														6 1 2 1 0 1 3		
<b>Al Ferrara, R</b> <small>(1, 7) X OBP: 0.370, SLG: 0.500 <b>Van Kelly, L</b>  <small>(9, 4) OBP: 0.250, SLG: 0.500 <b>Tommie Sisk, R</b>  <small>(13, 1) OBP: 0.125, SLG: 0.250</small> </small></small>														4 0 1 0 0 1 2 2 0 1 1 0 1 0 0 0 0 0 0 0 0		
<b>Ed Spiezio, R</b> <small>(1, 5) X OBP: 0.330, SLG: 0.443</small>														5 1 2 1 0 1 1		
<b>Chris Cannizzaro, R</b> <small>(1, 2) X OBP: 0.350, SLG: 0.355</small>														5 0 0 0 0 1 1		
<b>Cito Gaston, R</b> <small>(1, 8) X OBP: 0.262, SLG: 0.291</small>														5 0 0 0 0 1 1		
<b>Tommy Dean, R</b> <small>(1, 6) X OBP: 0.227, SLG: 0.229</small>														5 0 0 0 0 3 1		
<b>Dick Kelley, R</b> <small>(1, 1) X OBP: 0.164, SLG: 0.192 <b>Frank Reberger, L</b>  <small>(8, 1) OBP: 0.209, SLG: 0.150 <b>Billy McCool, R</b>  <small>(9, 1) OBP: 0.250, SLG: 0.250 <b>Larry Stahl, L</b>  <small>(10, 9) OBP: 0.250, SLG: 0.250 <b>Jack Baldschun, R</b>  <small>(10, 1) OBP: 0.250, SLG: 0.250 <b>Ivan Murrell, R</b>  <small>(13, 9) OBP: 0.262, SLG: 0.237 (13, 7)</small> </small></small></small></small></small>													3 0 0 0 0 1 0 0 0 0 0 0 0 0 0 0 0 0 0 0 0 1 0 0 0 0 0 0 0 0 0 0 0 0 0 0 0 0 0 1 0 0			
<b>Inning Stats</b>	R: 1 H: 1 E: 0 LOB: 0 K: 0 BB: 0 S: 4 P: 4	R: 0 H: 1 E: 0 LOB: 1 K: 2 BB: 0 S: 8 P: 8	R: 0 H: 2 E: 0 LOB: 2 K: 0 BB: 0 S: 5 P: 5	R: 0 H: 0 E: 0 LOB: 0 K: 0 BB: 0 S: 3 P: 3	R: 0 H: 0 E: 0 LOB: 0 K: 1 BB: 0 S: 5 P: 5	R: 0 H: 1 E: 0 LOB: 1 K: 1 BB: 0 S: 6 P: 6	R: 0 H: 0 E: 0 LOB: 0 K: 0 BB: 0 S: 3 P: 3	R: 0 H: 0 E: 0 LOB: 1 K: 2 BB: 1 S: 7 P: 11	R: 1 H: 1 E: 0 LOB: 0 K: 1 BB: 0 S: 6 P: 6	R: 0 H: 0 E: 0 LOB: 1 K: 2 BB: 1 S: 7 P: 11	R: 0 H: 0 E: 0 LOB: 0 K: 1 BB: 0 S: 5 P: 5	R: 0 H: 0 E: 0 LOB: 0 K: 2 BB: 0 S: 7 P: 7	R: 1 H: 2 E: 0 LOB: 2 K: 0 BB: 1 S: 4 P: 8	1B: 5 SF: 0 2B: 1 3B: 0 3B: 0 DP: 0 HR: 2 HBP: 0		WP: 0 PA: 49 PB: 0 SB: 1 CS: 0
<b>PITCHER</b> <b>Claude Osteen, L</b> <small>(1, 1) ERA: 2.74 <b>Al McBean, R</b>  <small>(10, 1) ERA: 2.89</small> </small>	IP WLS BF H R ER SO BB IBB HBP BLK WP HR S P ERA WHIP 9.0 0 34 6 2 2 7 1 0 0 0 0 0 23 31 2.25 1.000															

livebaseballscorecards.com

AB	46
R	3
H	8
RBI	3
BB	3
SO	12
LOB	11



Batter	1	2	3	4	5	6	7	8	9	10	11	12	13	AB R H RBI BB SO LOB
Maury Wills, S OBP: 0.305, SLG: 0.250 (1, 6)	0-3 K		0-0 FC6 1-2f		4-0 PO BB			0-0 SH1-4 1B		0-0 SH3-4 1B		4-0 S 4-3 BB		4 0 2 0 2 1 1
Manny Mota, R OBP: 0.374, SLG: 0.355 (1, 7) (10, 8)	0-0 G5-4-3 1B			0-0 4-3	0-0 PO	1-0 5-3 HBP		0-0 SH1-4		0-0 SH3-4		0-0 4-3		3 0 1 0 0 0 1
Wes Parker, S OBP: 0.382, SLG: 0.423 (1, 3)	0-0 G5-4-3 1-2f			0-0 BB E 1B		0-0 F8		4-0 G5-4-3 IBB		4-0 IBB		4-0 2-3 IBB		3 1 1 0 3 0 2
Andy Kosco, R OBP: 0.287, SLG: 0.450 (1, 9)		0-3 K		0-0 F9		0-0 5-3		0-0 G5-4-3 1-2f		0-0 F5		0-0 5-3		6 0 0 0 0 1 8
Jim Lefebvre, S OBP: 0.367, SLG: 0.309 (1, 5)		0-0 5-3		4-0 E BB		4-0 FC5-4 IBB		0-0 SH3-4 1B		0-0 G3-1				2 0 1 0 2 0 0 0 1 0 0 0 0 0 2 0 0 0 0 0 2
Willie Davis, L OBP: 0.324, SLG: 0.407 (9, PR)				1-2 E BB		0-0 IBB								0 1 0 0 0 0 0
Tom Haller, L OBP: 0.335, SLG: 0.377 (10, 2)				1-2 E BB		0-0 IBB								2 0 0 0 0 0 2
Ted Sizemore, R OBP: 0.294, SLG: 0.302 (1, 4)		0-3 K		0-0 E4		0-0 FC5-4		0-0 SH3-4		0-0 4-3				5 0 0 0 0 1 3
Jeff Torborg, R OBP: 0.293, SLG: 0.300 (1, 2)			0-0 5-3		0-3 K		0-0 1-3		0-0 F7		0-3 K			3 0 0 0 0 1 2 3 0 1 0 0 1 2
Bill Sudakis, S OBP: 0.297, SLG: 0.377 (9, PH) (10, 5)				0-0 K		0-0 K		0-0 F3		0-0 5-3		0-0 K		3 0 0 0 0 1 2 3 0 1 0 0 1 2
Bill Russell, R OBP: 0.351, SLG: 0.418 (1, 8)			4-0 FC2-6 BB		0-0 F3		0-0 5-3		0-0 FC2-6 BB		0-3 K		0-0 FC4-6	2 0 0 0 1 0 0 0 0 0 0 0 0 0 1 0 1 1 0 0 0 1 0 0 0 0 1 0 1 0 0 0 0 0 1
Len Gabrielson, L OBP: 0.316, SLG: 0.429 (9, PH)				4-0 FC2-6 BB		0-0 F3		0-0 5-3		0-0 FC2-6 BB		0-3 K		0 0 0 0 0 0 0 1 0 1 1 0 0 0 1 0 0 0 0 1 0 1 0 0 0 0 0 1
Ken Boyer, R OBP: 0.273, SLG: 0.200 (9, PH)				4-0 FC2-6 BB		0-0 F3		0-0 5-3		0-0 FC2-6 BB		0-3 K		0 0 0 0 0 0 0 1 0 1 1 0 0 0 1 0 0 0 0 1 0 1 0 0 0 0 0 1
Al McBean, R OBP: 0.200, SLG: 0.200 (10, 1)				4-0 FC2-6 BB		0-0 F3		0-0 5-3		0-0 FC2-6 BB		0-3 K		0 0 0 0 0 0 0 1 0 1 1 0 0 0 1 0 0 0 0 1 0 1 0 0 0 0 0 1
Willie Crawford, L OBP: 0.314, SLG: 0.405 (13, PH)				4-0 FC2-6 BB		0-0 F3		0-0 5-3		0-0 FC2-6 BB		0-3 K		0 0 0 0 0 0 0 1 0 1 1 0 0 0 1 0 0 0 0 1 0 1 0 0 0 0 0 1
Claude Osteen, L OBP: 0.244, SLG: 0.225 (1, 1)			0-0 FC2-6 FC6 1-2f		0-3 K		0-0 F7		0-0 P3			0-0 1-3		3 0 0 0 0 1 1 2 0 0 0 0 0 1
John Miller, R OBP: 0.333, SLG: 0.350 (9, PH) (10, 7)				0-0 FC2-6 FC6 1-2f		0-3 K		0-0 F7		0-0 P3		0-0 1-3		3 0 0 0 0 1 1 2 0 0 0 0 0 1

Inning Stats	R: 0	H: 1	E: 0	LOB: 0	K: 1	P: 5	R: 0	H: 0	E: 0	LOB: 0	K: 2	P: 7	R: 0	H: 0	E: 0	LOB: 1	K: 0	P: 3	R: 1	H: 1	E: 1	LOB: 2	K: 1	P: 11	R: 0	H: 0	E: 0	LOB: 0	K: 1	P: 8	R: 0	H: 0	E: 0	LOB: 2	K: 0	P: 3	R: 0	H: 1	E: 0	LOB: 1	K: 0	P: 7	R: 1	H: 2	E: 0	LOB: 1	K: 0	P: 5	R: 0	H: 1	E: 0	LOB: 2	K: 0	P: 8	R: 0	H: 0	E: 0	LOB: 0	K: 2	P: 7	R: 0	H: 0	E: 0	LOB: 0	K: 2	P: 7	R: 0	H: 0	E: 0	LOB: 2	K: 0	P: 11	R: 0	H: 1	E: 0	LOB: 1	K: 0	P: 4
--------------	------	------	------	--------	------	------	------	------	------	--------	------	------	------	------	------	--------	------	------	------	------	------	--------	------	-------	------	------	------	--------	------	------	------	------	------	--------	------	------	------	------	------	--------	------	------	------	------	------	--------	------	------	------	------	------	--------	------	------	------	------	------	--------	------	------	------	------	------	--------	------	------	------	------	------	--------	------	-------	------	------	------	--------	------	------

PITCHER	IP	WLS	BF	H	R	ER	SO	BB	IBB	HBP	BLK	WP	HR	S	P	ERA	WHIP
Dick Kelley, L ERA: 4.05 (1, 1)	7.1		30	3	1	0	5	3	2	1	0	0	0	34	55	0.00	0.818
Frank Reberger, R ERA: 5.13 (8, 1)	1.1		4	1	1	1	0	0	0	0	0	0	0	4	4	6.75	0.750
Billy McCool, L ERA: 4.24 (9, 1)	0.1		2	1	0	0	0	0	0	0	0	0	0	2	2	0.00	3.000
Jack Baldschun, R ERA: 3.0 (10, 1)	3.0	W	13	1	0	0	2	1	2	0	0	0	0	14	26	0.00	0.667
Tommie Sisk, R ERA: 4.18 (13, 1)	1.0	S	4	1	0	0	0	0	0	0	0	0	0	4	4	0.00	1.000

**BOTTOM**

**San Diego Padres @ Los Angeles Dodgers**  
 Dodger Stadium, Los Angeles, CA

Mon Jun 16 1969, 7:05 PM PDT  
 Att: 11,588 - Unknown

AB	R	H	RBI	BB	SO	LOB
4	0	2	0	2	1	1
3	0	1	0	0	0	1
3	1	1	0	3	0	2
6	0	0	0	0	1	8
2	0	1	0	2	0	0
0	1	0	0	0	0	0
2	0	0	0	0	0	2
5	0	0	0	0	1	3
3	0	0	0	0	1	2
3	0	1	0	0	1	2
2	0	0	0	1	0	0
0	0	0	0	0	0	0
1	0	1	1	0	0	0
1	0	0	0	0	0	1
3	0	0	0	0	1	1
2	0	0	0	0	0	1

livebaseballscorecards.com

AB	R	H	RBI	BB	SO	LOB
41	2	7	1	8	7	24

**Dodgers**

WP	PA
0	54



Batter	1	2	3	4	5	6	7	8	9	AB R H RBI BB SO LOB	TOP																				
<b>Jose Arcia, R</b> (1, 6) <small>OBP: 0.255, SLG: 0.213</small> <b>John Sipin, R</b> (9, PH) <small>OBP: 0.222, SLG: 0.306</small>	0-0 P4		0-0 F9		0-0 4-3		0-0 S 1B		0-3 K	4 0 1 0 0 0 1 1 0 0 0 0 1 2	<b>San Diego Padres @ Los Angeles Dodgers</b> <b>Dodger Stadium, Los Angeles, CA</b> Tue Jun 17 1969, 7:05 PM PDT Unknown																				
<b>Roberto Pena, R</b> (1, 3) <small>OBP: 0.289, SLG: 0.273</small>	0-0 F9		0-0 5-3		0-0 F3		0-0 F3			4 0 0 0 0 0 2																					
<b>Ollie Brown, R</b> (1, 9) <small>OBP: 0.327, SLG: 0.452</small>	0-0 6-3			0-0 HR		0-0 1-3		0-0 F8		4 1 1 1 0 0 0																					
<b>Al Ferrara, R</b> (1, 7) <small>OBP: 0.374, SLG: 0.495</small>		0-0 FC1-5 BB 1B		0-0 F3		4-0 1B BB		0-0 6-3		3 0 1 0 1 0 0																					
<b>Ed Spiezio, R</b> (1, 5) <small>OBP: 0.333, SLG: 0.441</small>		4-0 FC1-5 BB		0-3 K		0-0 S 1B		0-3 K		3 0 1 0 1 2 0																					
<b>Chris Cannizzaro, R</b> (1, 2) <small>OBP: 0.349, SLG: 0.353</small>		0-0 FC1-5 G4-6-3		0-3 K		0-0 P4		0-0 1B 1B		4 0 1 0 0 1 4																					
<b>Cito Gaston, R</b> (1, 8) <small>OBP: 0.266, SLG: 0.296</small>		0-0 G4-6-3		0-0 HR 1B		0-3 K		0-0 1B 1B		4 1 2 0 0 1 4																					
<b>Van Kelly, L</b> (1, 4) <small>OBP: 0.375, SLG: 0.875</small>			0-0 E SH3-4 1B		0-0 1-H HR		0-0 G3-1		0-3 K	4 1 2 2 0 1 2																					
<b>Gary Ross, R</b> (1, 1) <b>Tommie Sisk, R</b> (7, 1) <small>OBP: 0.125, SLG: 0.250</small> <b>Frank Reberger, L</b> (7, 1) <b>Ivan Murrell, R</b> (9, PH) <small>OBP: 0.256, SLG: 0.231</small>			0-0 SH3-4		0-3 K		0-3 K		0-3 K	2 0 0 0 0 2 0 0 0 0 0 0 0 0 0 0 0 0 0 0 0 1 0 0 0 0 1 2																					
<b>Inning Stats</b>	R: 0 E: 0 K: 0 S: 3	H: 0 LOB: 0 BB: 0 P: 3	R: 0 E: 0 K: 0 S: 3	H: 1 LOB: 1 BB: 1 P: 7	R: 0 E: 1 K: 0 S: 4	H: 1 LOB: 1 BB: 0 P: 4	R: 1 E: 0 K: 2 S: 8	H: 1 LOB: 0 BB: 0 P: 8	R: 2 E: 0 K: 1 S: 7	H: 2 LOB: 0 BB: 0 P: 7		R: 0 E: 0 K: 1 S: 6	H: 1 LOB: 2 BB: 1 P: 10	R: 0 E: 0 K: 1 S: 6	H: 1 LOB: 1 BB: 0 P: 6	R: 0 E: 0 K: 1 S: 5	H: 0 LOB: 0 BB: 0 P: 5	R: 0 E: 0 K: 3 S: 11	H: 2 LOB: 2 BB: 0 P: 11	1B: 7 2B: 0 3B: 0 HR: 2	SF: 0 SAC: 1 DP: 1 HBP: 0	WP: 0 PB: 0 SB: 2 CS: 0	PA: 37								
<b>PITCHER</b>	IP WLS BF H R ER SO BB IBB HBP BLK WP HR S P ERA WHIP																														
<b>Bill Singer, R</b> (1, 1) <small>ERA: 2.24</small> <b>Pete Mikkelsen, R</b> (6, 1) <small>ERA: 3.2</small> <b>Jim Brewer, L</b> (8, 1) <small>ERA: 1.86</small>	5.0	20	5	3	3	3	1	0	0	0	0	2	25	29	5.40	1.200															

livebaseballscorecards.com

<b>AB</b>	<b>34</b>
<b>R</b>	<b>3</b>
<b>H</b>	<b>9</b>
<b>RBI</b>	<b>3</b>
<b>BB</b>	<b>2</b>
<b>SO</b>	<b>9</b>
<b>LOB</b>	<b>17</b>



Batter	1	2	3	4	5	6	7	8	9
<b>Maury Wills, S</b> OBP: 0.304, SLG: 0.250 (1, 6)	0-3 <b>K</b>		0-0 4-3			0-3 <b>K</b>	0-0 1B SF8 1B		
<b>Manny Mota, R</b> OBP: 0.378, SLG: 0.360 (1, 7)	0-0 6-3		0-0 F8			0-0 FC6-4 1B	0-0 1-3 2-H 3-H HR 1B		
<b>Wes Parker, S</b> OBP: 0.375, SLG: 0.416 (1, 3)	0-0 2-3			0-0 P5		0-0 F9	0-0 SF8		
<b>Andy Kosco, R</b> OBP: 0.296, SLG: 0.459 (1, 9)		0-3 <b>K</b>		0-0 6-3		0-0 FC6-4	0-0 3-H 1-H HR		
<b>Jim Brewer, L</b> OBP: 0.333, SLG: 0.667 (8, 1)									
<b>Tom Haller, L</b> OBP: 0.328, SLG: 0.369 (1, 2)		0-3 <b>K</b>		0-0 F8			<b>K</b>		
<b>Jim Lefebvre, S</b> OBP: 0.371, SLG: 0.317 (1, 5)		0-0 4-3			0-0 4-3 5-3 1B		0-0 1B 1B	0-0 F9	
<b>Willie Crawford, L</b> OBP: 0.318, SLG: 0.404 (1, 8)			4-0 1B FC5-2 BB		0-0 5-3		0-0 1B BB 1B	0-0 4-3	
<b>Ted Sizemore, R</b> OBP: 0.298, SLG: 0.302 (1, 4)			0-0 4-3 FC5-2 1B		0-0 4-3		4-0 1B 1B BB	0-0 4-3	
<b>Bill Singer, R</b> OBP: 0.143, SLG: 0.100 (1, 1)			0-0 FC5-2		0-3 <b>K</b>		0-0 1B 1B		
<b>Bill Sudakis, S</b> OBP: 0.296, SLG: 0.376 (5, PH)									
<b>Pete Wilkerson, R</b> OBP: 0.333, SLG: 0.444 (6, 1)									
<b>Len Gabrielson, L</b> OBP: 0.333, SLG: 0.444 (7, PH)									
<b>Willie Davis, L</b> OBP: 0.324, SLG: 0.407 (7, PR)									
<b>Bill Russell, R</b> OBP: 0.351, SLG: 0.418 (8, 8)			1-2 3-H				1-2 2-3 3-H		

AB	R	H	RBI	BB	SO	LOB
4	1	1	1	0	2	2
4	1	2	2	0	0	2
3	0	0	1	0	0	1
4	1	1	2	0	1	1
0	0	0	0	0	0	0
4	0	0	0	0	3	1
4	1	2	0	0	0	0
3	1	1	0	1	0	1
3	1	1	0	1	0	1
1	0	0	0	0	0	2
1	0	0	0	0	1	1
0	0	0	0	0	0	0
1	0	1	1	0	0	0
0	1	0	0	0	0	0
0	0	0	0	0	0	0

WP	HR	S	P	ERA	WHIP
WP: 0	HR: 1	S: 3	P: 3	ERA: 5.14	WHIP: 0.600

AB	R	H	RBI	BB	SO	LOB
32	7	9	7	2	7	12



WP: 0 PA: 35  
PB: 0 SB: 0  
CS: 0

1B: 8 SF: 1  
2B: 0 SAC: 0  
3B: 0 DP: 0  
HR: 1 HBP: 0

PITCHER IP WLS BF H R ER SO BB IBB HBP BLK WP HR S P ERA WHIP

**Gary Ross, R** (1, 1) 6.1 WLS L BF 27 H 6 R 4 ER 4 SO 6 BB 2 IBB 0 HBP 0 BLK 0 WP 0 HR 0 S 37 P 45 ERA 5.68 WHIP 1.263

**Tommie Sisk, R** (7, 1) 0.0 2 2 0 0 0 0 0 0 0 0 0 2 2 ∞ ∞

**Frank Reberger, R** (7, 1) 1.2 6 1 3 3 1 0 0 0 0 0 1 8 8 16.20 0.600

San Diego Padres @ Los Angeles Dodgers  
Dodger Stadium, Los Angeles, CA  
Tue Jun 17 1969, 7:05 PM PDT  
Unknown

livebaseballscores.com



Batter	1	2	3	4	5	6	7	8	9	AB R H RBI BB SO LOB	TOP
Jose Arcia, R (1, 6) OBP: 0.273, SLG: 0.235	0-0 4-3		0-0 1-2 1B		0-0 F9			0-0 1B 1B		4 0 2 0 0 0 0	<b>San Diego Padres @ Los Angeles Dodgers</b> Dodger Stadium, Los Angeles, CA Tue Jun 17 1969, 7:05 PM PDT Att: 19,282 - Unknown <a href="http://livebaseballscorecards.com">livebaseballscorecards.com</a>
Roberto Pena, R (1, 3) OBP: 0.288, SLG: 0.272	0-0 F9		0-0 P4			0-3 K		0-0 1-2 1B		4 0 1 0 0 1 2	
Ollie Brown, R (1, 9) OBP: 0.323, SLG: 0.446 Larry Stahl, L (7, 9) OBP: 0.205, SLG: 0.146	0-0 6-3		0-0 FC5			0-0 1-3		0-0 P4		3 0 0 0 0 0 2 1 0 0 0 0 0 2	
Al Ferrara, R (1, 7) OBP: 0.368, SLG: 0.486 Ivan Murrell, R (5, 7) OBP: 0.267, SLG: 0.244		0-0 P4		0-0 5-3		0-0 1B		0-0 F9		2 0 0 0 0 0 0 2 0 1 0 0 0 2	
Ed Spiezio, R (1, 5) OBP: 0.336, SLG: 0.442		0-3 K		0-0 1-3 1B		0-0 P6		0-0 1B		4 0 2 0 0 1 1	
Van Kelly, L (1, 4) OBP: 0.333, SLG: 0.667		0-0 1B		0-0 1-3		0-3 K		0-3 K		4 0 1 0 0 2 2	
Cito Gaston, R (1, 8) OBP: 0.261, SLG: 0.290		0-0 F9		0-3 K		0-0 1-3		0-0 F9		4 0 0 0 0 1 3	
Sonny Ruberto, R (1, 2) OBP: 0.100, SLG: 0.100			0-0 1-3		0-0 P6		0-3 K		0-0 F3	4 0 0 0 0 1 1	
Joe Niekro, R (1, 1) OBP: 0.364, SLG: 0.235 Steve Arlin, R (4, 1)			4-0 FC5 1B BB		0-3 K			0-0 2-3		0 0 0 0 1 0 0 2 0 0 0 0 1 0	
<b>Inning Stats</b>	R: 0 E: 0 K: 0 S: 3 H: 0 LOB: 0 BB: 0 P: 3	R: 0 E: 0 K: 1 S: 6 H: 1 LOB: 1 BB: 0 P: 6	R: 0 E: 0 K: 0 S: 4 H: 1 LOB: 2 BB: 1 P: 8	R: 0 E: 0 K: 1 S: 6 H: 1 LOB: 1 BB: 0 P: 6	R: 0 E: 0 K: 1 S: 5 H: 0 LOB: 0 BB: 0 P: 5	R: 0 E: 0 K: 1 S: 6 H: 1 LOB: 1 BB: 0 P: 6	R: 0 E: 0 K: 2 S: 7 H: 0 LOB: 0 BB: 0 P: 7	R: 0 E: 0 K: 0 S: 5 H: 2 LOB: 2 BB: 0 P: 5	R: 0 E: 0 K: 1 S: 6 H: 1 LOB: 1 BB: 0 P: 6	1B: 7 2B: 0 3B: 0 HR: 0 SF: 0 SAC: 0 DP: 0 HBP: 0	
<b>PITCHER</b> Alan Foster, R (1, 1) ERA: 3.33	IP 9.0 WLS W BF 35 H 7 R 0 ER 0 SO 7 BB 1 IBB 0 HBP 0 BLK 0 WP 0 HR 0 S 48 P 52 ERA 0.00 WHIP 0.889										

AB	34
R	0
H	7
RBI	0
BB	1
SO	7
LOB	15













Batter	1	2	3	4	5	6	7	8	9	AB R H RBI BB SO LOB	TOP
Maury Wills, S (1, 6) OBP: 0.319, SLG: 0.260	0-0 G6-3		0-0 G3		0-0 1B		0-0 G4-3		4-0 1B BB	4 1 1 1 1 0 0	<b>Los Angeles Dodgers @ Cincinnati Reds</b> Crosley Field, Cincinnati, OH Fri Jun 20 1969, 7:05 PM EDT Att. 16,247 - Unknown <a href="http://livebaseballscorecards.com">livebaseballscorecards.com</a>
Manny Mota, R (1, 7) OBP: 0.398, SLG: 0.395	0-0 G6-3		0-0 1B		0-3 K		0-0 2B	0-0 1B 1-3	5 0 3 0 0 1 1		
Willie Davis, L (1, 8) OBP: 0.327, SLG: 0.402	0-0 G1-3		0-0 G3			0-0 F8	4-0 1B	0-0 1B G5-4-3 1-3	4 0 1 1 1 0 1		
Andy Kosco, R (1, 9) OBP: 0.297, SLG: 0.468 Bill Russell, R (9, 9) OBP: 0.356, SLG: 0.417		0-0 F7		0-0 F9		0-0 BB SF7 2B	0-3 K	0-0 G5-4-3 1-2f	5 1 1 0 0 1 4 0 0 0 0 0 0 0		
Wes Parker, S (1, 3) OBP: 0.387, SLG: 0.450		0-0 B3		0-0 P6		4-0 BB BB 2B		0-0 SH3-4 2B	3 0 1 0 1 0 0		
Tom Haller, L (1, 2) OBP: 0.335, SLG: 0.376		0-0 1B 2B		0-0 F8		4-0 1-2 2-3 BB		0-0 SH3-4 2-3	2 1 1 0 1 0 0		
Jim Lefebvre, S (1, 5) OBP: 0.384, SLG: 0.318		0-0 1B			0-0 G4-3 1B 1B	0-0 SF7		4-0 G4-6-3 1B	2 1 2 2 1 0 0		
Ted Sizemore, R (1, 4) OBP: 0.297, SLG: 0.298		0-0 F8			0-0 G4-3 1-3	0-0 FC5-4 1-2f		0-0 G4-6-3 1-2f	4 0 0 0 0 0 6		
Don Drysdale, R (1, 1) OBP: 0.091, SLG: 0.091 Willie Crawford, L (7, PH) OBP: 0.318, SLG: 0.415 Al McBean, R (7, 1) OBP: 0.200, SLG: 0.200 Jim Brewer, L (8, 1) OBP: 0.250, SLG: 0.500			0-3 K		0-0 G1-3		0-0 G6-3	0-0 G4-3	2 0 0 0 0 1 1 1 0 0 0 0 0 0 0 0 0 0 0 0 0 1 0 0 0 0 0 0		
<b>Inning Stats</b>	R: 0 E: 0 K: 0 S: 3 H: 0 LOB: 0 BB: 0 P: 3	R: 1 E: 0 K: 0 S: 5 H: 2 LOB: 1 BB: 0 P: 5	R: 0 E: 0 K: 1 S: 6 H: 1 LOB: 1 BB: 0 P: 6	R: 0 E: 0 K: 0 S: 3 H: 0 LOB: 0 BB: 0 P: 3	R: 1 E: 0 K: 1 S: 7 H: 2 LOB: 1 BB: 0 P: 7	R: 1 E: 0 K: 0 S: 4 H: 1 LOB: 2 BB: 2 P: 12	R: 0 E: 0 K: 1 S: 6 H: 1 LOB: 2 BB: 1 P: 10	R: 0 E: 0 K: 0 S: 3 H: 1 LOB: 1 BB: 1 P: 7	R: 1 E: 0 K: 0 S: 4 H: 2 LOB: 1 BB: 1 P: 8 1B: 6 2B: 4 3B: 0 HR: 0 SF: 1 SAC: 1 DP: 2 HBP: 0	WP: 0 PB: 0 SB: 1 CS: 0 PA: 40	
<b>PITCHER</b>	IP WLS BF H R ER SO BB IBB HBP BLK WP HR S P ERA WHIP										
Jack Fisher, R (1, 1) ERA: 4.32	6.0 L 26 6 3 3 2 2 0 0 0 0 0 0 28 36 4.50 1.333										
Pedro Ramos, R (7, 1) ERA: 3.86	1.1 8 2 0 0 1 0 2 0 0 0 0 0 8 16 0.00 1.500										
Wayne Granger, R (8, 1) ERA: 3.44	0.2 1 0 0 0 0 0 0 0 0 0 0 0 1 1 0.00 0.000										
Clay Carroll, R (9, 1) ERA: 2.94	1.0 5 2 1 1 0 1 0 0 0 0 0 0 4 8 9.00 3.000										




Batter	1	2	3	4	5	6	7	8	9	AB	R	H	RBI	BB	SO	LOB
Pete Rose, S OBP: 0.402, SLG: 0.423 (1, 8)	0-0 G3		0-0 FC6			0-0 FC4-6		4-0 BB		3	0	0	0	1	0	2
Bobby Tolan, L OBP: 0.367, SLG: 0.581 Jimmy Stewart, S OBP: 0.283, SLG: 0.313 Ted Savage, R OBP: 0.321, SLG: 0.320 (8, PH) (9, 9)	0-0 G1-3			0-0 E5 1B		0-0 F8		0-0 F8		2	0	1	0	0	0	0
Alex Johnson, R OBP: 0.376, SLG: 0.518 (1, 7)	0-0 G5-3			0-0 E5 G5-4-3			0-0 3B 1B	4-0 1-2 BB		3	1	1	0	1	0	1
Tony Perez, R OBP: 0.382, SLG: 0.538 (1, 5)		0-0 G4-3		0-0 G5-4-3			0-0 L8	0-3 K		4	0	0	0	0	1	4
Lee May, R OBP: 0.340, SLG: 0.579 (1, 3)		0-0 P4			0-0 F7		0-3 K		0-0 P6	4	0	0	0	0	1	1
Johnny Bench, R OBP: 0.414, SLG: 0.559 (1, 2)		0-0 P9			0-0 G4-3		0-0 1B 3B		0-0 G5-4-3 1B	4	1	2	1	0	0	0
Tommy Helms, R OBP: 0.291, SLG: 0.292 (1, 4)			0-0 G6-3		0-0 G6-3		0-0 1B		0-0 G5-4-3	4	0	1	1	0	0	1
Darrel Chaney, S OBP: 0.319, SLG: 0.282 (1, 6)			0-3 K			0-3 K	0-0 G1-3			3	0	0	0	0	2	1
Jack Fisher, R OBP: 0.133, SLG: 0.133 Giraldo Ruiz, S OBP: 0.233, SLG: 0.214 Pedro Ramos, S Wayne Granger, R OBP: 0.222, SLG: 0.125 Fred Whitfield, L OBP: 0.299, SLG: 0.233 Clay Carroll, R OBP: 0.500, SLG: 0.700 (6, PH) (7, 1) (8, 1) (8, PH) (9, 1)			0-0 FC6 1B			0-0 FC4-6 1B		0-0 G4-3		1	0	1	0	0	0	0

Inning Stats	R: 0	H: 0	E: 0	K: 0	S: 3	LOB: 0	BB: 0	P: 3	R: 0	H: 0	E: 0	K: 1	S: 6	LOB: 1	BB: 0	P: 6	R: 0	H: 1	E: 1	K: 0	S: 3	LOB: 0	BB: 0	P: 3	R: 0	H: 0	E: 0	K: 0	S: 3	LOB: 0	BB: 0	P: 3	R: 2	H: 3	E: 0	K: 1	S: 8	LOB: 1	BB: 0	P: 8	R: 0	H: 0	E: 0	K: 1	S: 5	LOB: 2	BB: 2	P: 13	R: 0	H: 1	E: 0	K: 0	S: 3	LOB: 0	BB: 0	P: 3	1B: 6	SF: 0	2B: 0	SAC: 0	3B: 1	DP: 2	HR: 0	HBP: 0	WP: 0	PA: 34
--------------	------	------	------	------	------	--------	-------	------	------	------	------	------	------	--------	-------	------	------	------	------	------	------	--------	-------	------	------	------	------	------	------	--------	-------	------	------	------	------	------	------	--------	-------	------	------	------	------	------	------	--------	-------	-------	------	------	------	------	------	--------	-------	------	-------	-------	-------	--------	-------	-------	-------	--------	-------	--------

PITCHER	IP	WLS	BF	H	R	ER	SO	BB	IBB	HBP	BLK	WP	HR	S	P	ERA	WHIP
Don Drysdale, R ERA: 4.26 (1, 1)	6.0	W	20	3	0	0	2	0	0	0	0	0	0	24	24	0.00	0.500
Al McBean, R ERA: 3.38 (7, 1)	1.1		8	3	2	2	1	1	0	0	0	0	0	9	13	13.50	3.000
Jim Brewer, L ERA: 1.76 (8, 1)	1.2	S	6	1	0	0	1	1	0	0	0	0	0	7	11	0.00	1.200

**Los Angeles Dodgers @ Cincinnati Reds**  
 Crosley Field, Cincinnati, OH  
 Fri Jun 20 1969, 7:05 PM EDT  
 Att. 16,247 - Unknown

AB	32
R	2
H	7
RBI	2
BB	2
SO	4
LOB	12





Batter	1	2	3	4	5	6	7	8	9	AB R H RBI BB SO LOB	TOP
Maury Wills, S OBP: 0.320, SLG: 0.263 (1, 6)	0-0 SH1-3 1B	0-0 FC6-4		0-0 1B			0-0 G5-3		0-0 G4-3	5 0 2 0 0 0 1	
Manny Mota, R OBP: 0.401, SLG: 0.398 (1, 7) (9, 9)	0-0 SH1-3 1-2		0-0 F9	0-0 F9			0-0 HR 1B		0-0 E7 1B	4 1 2 0 0 0 1	
Willie Davis, L OBP: 0.318, SLG: 0.389 Bill Russell, R OBP: 0.354, SLG: 0.414 (1, 8) (9, PH) (9, 8)	0-0 L6		0-0 B1-3	0-0 L8			0-0 F3		0-0 P4	4 0 0 0 0 0 3 1 0 0 0 0 0 1	
Andy Kosco, R OBP: 0.299, SLG: 0.477 Willie Crawford, L OBP: 0.318, SLG: 0.415 (1, 9) (9, PR) (9, 7)	0-0 G5-3		0-0 P3		0-0 G5-3		0-0 HR 1-H		1-0 HBP	4 1 1 2 0 0 1 0 0 0 0 0 0 0	
Wes Parker, S OBP: 0.392, SLG: 0.466 (1, 3)		0-0 1B G4-1 1B		4-0 2B 1B BB	0-3 K		0-0 HR		0-0 F8	4 3 2 1 1 1 2	
Tom Haller, L OBP: 0.338, SLG: 0.384 (1, 2)		0-0 1B G4-1 1B		0-0 1B 2B	0-0 F9		0-0 G2-3			4 2 2 0 0 0 0	
Jim Lefebvre, S OBP: 0.380, SLG: 0.310 (1, 5)		0-0 G4-1		4-0 1B E BB	0-3 K			0-0 G3		3 1 0 1 1 1 1	
Ted Sizemore, R OBP: 0.296, SLG: 0.298 (1, 4)		0-0 G5-3		0-0 E9 G4-3 1B	0-0 P3			0-0 P4		4 1 1 2 0 0 1	
Claude Osteen, L OBP: 0.244, SLG: 0.227 (1, 1)		0-0 FC6-4 1B		0-0 G4-3	0-0 F9			0-0 F7		4 0 1 2 0 0 0	
<b>Inning Stats</b>	R: 0 E: 0 K: 0 S: 4 H: 1 LOB: 1 BB: 0 P: 4	R: 2 E: 0 K: 0 S: 6 H: 3 LOB: 1 BB: 0 P: 6	R: 0 E: 0 K: 0 S: 3 H: 0 LOB: 0 BB: 0 P: 3	R: 4 E: 1 K: 0 S: 6 H: 3 LOB: 1 BB: 2 P: 14	R: 0 E: 0 K: 1 S: 5 H: 0 LOB: 0 BB: 0 P: 5	R: 0 E: 0 K: 1 S: 5 H: 0 LOB: 0 BB: 0 P: 5	R: 3 E: 0 K: 0 S: 6 H: 3 LOB: 0 BB: 0 P: 6	R: 0 E: 0 K: 0 S: 3 H: 0 LOB: 0 BB: 0 P: 3	R: 0 E: 1 K: 0 S: 4 H: 1 LOB: 2 BB: 0 P: 5	1B: 8 2B: 1 3B: 0 HR: 2 SF: 0 SAC: 1 DP: 0 HBP: 1	WP: 0 PB: 0 SB: 0 CS: 0 PA: 41
<b>PITCHER</b> George Culver, R ERA: 4.39 Pedro Ramos, R ERA: 4.41 Al Jackson, L ERA: 9.98	IP WLS BF H R ER SO BB IBB HBP BLK WP HR S P ERA WHIP	IP WLS BF H R ER SO BB IBB HBP BLK WP HR S P ERA WHIP	IP WLS BF H R ER SO BB IBB HBP BLK WP HR S P ERA WHIP	IP WLS BF H R ER SO BB IBB HBP BLK WP HR S P ERA WHIP	IP WLS BF H R ER SO BB IBB HBP BLK WP HR S P ERA WHIP	IP WLS BF H R ER SO BB IBB HBP BLK WP HR S P ERA WHIP	IP WLS BF H R ER SO BB IBB HBP BLK WP HR S P ERA WHIP	IP WLS BF H R ER SO BB IBB HBP BLK WP HR S P ERA WHIP	IP WLS BF H R ER SO BB IBB HBP BLK WP HR S P ERA WHIP	ERA WHIP	ERA WHIP

**Los Angeles Dodgers @ Cincinnati Reds**  
Crosley Field, Cincinnati, OH  
Sat Jun 21 1969, 3:33 AM EDT  
Att. 14,432 - Unknown

AB	37
R	9
H	11
RBI	8
BB	2
SO	2
LOB	11



WP: 0	PA: 41
PB: 0	
SB: 0	
CS: 0	





Batter	1	2	3	4	5	6	7	8	9	AB R H RBI BB SO LOB	TOP	
Maury Wills, S (1, 6) OBP: 0.326, SLG: 0.280	0-0 SF8 3B		4-0 2B BB	0-0 F6		0-0 SH1-3 2B		0-3 K		4 2 2 0 1 1 0		
Manny Mota, R (1, 7) OBP: 0.397, SLG: 0.389	0-0 G1-3		4-0 2B HBP BB	0-0 P6		0-0 SH1-3		0-0 G5-3		3 1 0 0 1 0 1		
Willie Davis, L (1, 8) OBP: 0.314, SLG: 0.393	0-0 SF8		0-0 HBP 1B 2B	0-0 F9		0-0 G4-3		0-0 G3		4 1 1 2 0 0 1		
Andy Kosco, R (1, 9) OBP: 0.301, SLG: 0.471 Bill Russell, R (9, 9) OBP: 0.354, SLG: 0.414	0-0 F8		4-0 1B HBP BB		0-0 F2	4-0 BB		0-0 F3		3 0 0 0 2 0 0 0 0 0 0 0 0 0		
Wes Parker, S (1, 3) OBP: 0.397, SLG: 0.487		0-0 F9	1-0 1B HBP		0-0 2B	0-0 G4-3		0-0 HR		4 1 2 2 0 0 2		
Tom Haller, L (1, 2) OBP: 0.349, SLG: 0.400		0-0 1B	1-2 2-3 3-H 1B		0-0 2B		0-0 1B	0-0 G4-3		5 0 4 1 0 0 0		
Jim Lefebvre, S (1, 5) OBP: 0.374, SLG: 0.299		0-0 F7	0-0 F7		4-0 IBB		0-0 F2	0-0 F8		4 0 0 0 1 0 5		
Ted Sizemore, R (1, 4) OBP: 0.295, SLG: 0.297		0-0 1B	0-3 K		0-3 K		0-0 F8		4 0 1 0 0 2 7			
Bill Singer, R (1, 1) OBP: 0.130, SLG: 0.091		0-3 K	0-3 K		0-0 G4-3		0-0 G5-3		4 0 0 0 0 2 9			
<b>Inning Stats</b>	R: 1 E: 0 K: 0 S: 4 H: 1 LOB: 0 BB: 0 P: 4	R: 0 E: 0 K: 1 S: 7 H: 2 LOB: 2 BB: 0 P: 7	R: 3 E: 0 K: 2 S: 9 H: 2 LOB: 3 BB: 3 P: 22	R: 0 E: 0 K: 0 S: 3 H: 0 LOB: 0 BB: 0 P: 3	R: 0 E: 0 K: 1 S: 7 H: 2 LOB: 3 BB: 1 P: 11	R: 0 E: 0 K: 0 S: 4 H: 1 LOB: 2 BB: 1 P: 8	R: 0 E: 0 K: 0 S: 4 H: 1 LOB: 1 BB: 0 P: 4	R: 0 E: 0 K: 1 S: 5 H: 0 LOB: 0 BB: 0 P: 5	R: 1 E: 0 K: 0 S: 4 H: 1 LOB: 0 BB: 0 P: 4	1B: 4 2B: 4 3B: 1 HR: 1 SF: 1 SAC: 1 DP: 0 HBP: 1	WP: 0 PB: 0 SB: 0 CS: 0 PA: 43	
<b>PITCHER</b>	IP WLS BF H R ER SO BB IBB HBP BLK WP HR S P ERA WHIP											
Tony Cloninger, R (1, 1) ERA: 5.44	2.0 L 14 4 4 4 1 3 0 1 0 0 0 12 25 18.00 3.500											
Wayne Granger, R (3, 1) ERA: 3.38	1.0 4 1 0 0 2 0 0 0 0 0 0 8 8 0.00 1.000											
Jim Maloney, R (4, 1) ERA: 2.15	4.0 18 4 0 0 1 1 1 0 0 0 0 18 26 0.00 1.250											
Al Jackson, L (8, 1) ERA: 9.35	2.0 7 1 1 1 1 0 0 0 0 0 0 9 9 4.50 0.500											

Los Angeles Dodgers @ Cincinnati Reds  
 Crosley Field, Cincinnati, OH  
 Sun Jun 22 1969, 3:33 AM EDT  
 Att. 22,686 - Unknown

AB	35
R	5
H	10
RBI	5
BB	5
SO	5
LOB	25



WP: 0	PA: 43
PB: 0	
SB: 0	
CS: 0	







BOTTOM

Los Angeles Dodgers @ Atlanta Braves  
Atlanta Stadium, Atlanta, GA

AB	31
R	2
H	5
RBI	2
BB	3
SO	3
LOB	9



WP	0	PA	34
PB	0		
SB	0		
CS	0		

Mon Jun 23 1969, 7:05 PM EDT  
Att. 15,111 - Unknown

livebaseballscorecards.com

AB R H RBI BB SO LOB

4	0	0	0	0	0	0
3	0	0	0	0	0	0
1	0	1	0	0	0	0
4	1	1	0	0	0	1
4	1	1	1	0	0	2
3	0	0	0	1	0	0
3	0	0	1	1	0	0
4	0	1	0	0	1	3
2	0	1	0	1	1	0
2	0	0	0	0	0	3
1	0	0	0	0	1	0
0	0	0	0	0	0	0

Batter	1	2	3	4	5	6	7	8	9
Mike Lum, L OBP: 0.339, SLG: 0.327 (1, 8)	0-0 P4	0-0 F7			0-0 F5		0-0 6-3		
Sonny Jackson, L OBP: 0.335, SLG: 0.344 Gil Garrido, R OBP: 0.313, SLG: 0.375 (1, 6) (7, 6)	0-0 6-3		0-0 4-3		0-0 3-1			0-0 G6-3 1B	
Hank Aaron, R OBP: 0.432, SLG: 0.647 (1, 9)	0-0 BB 1B		0-0 F7		0-0 6-3			0-0 F7	
Rico Carty, R OBP: 0.468, SLG: 0.631 (1, 7)	0-0 E6 BB 1-3		0-0 F7		0-0 HR			0-0 G6-3 1-2f	
Orlando Cepeda, R OBP: 0.326, SLG: 0.453 (1, 3)	4-0 BB 1-2 BB			0-0 F7		0-0 F8		0-0 F1	
Bob Aspromonte, R OBP: 0.336, SLG: 0.378 (1, 5)	4-0 BB 1-2 2-3 3-H BB			0-0 6-3		0-0 6-3		0-0 F3	
Felix Millan, R OBP: 0.317, SLG: 0.372 (1, 4)	0-0 5-3			0-0 2B		0-0 6-3		0-3 K	
Bob Tillman, R OBP: 0.284, SLG: 0.357 (1, 2)		0-0 G4-3 1B		4-0 BB		0-3 K			
George Stone, L OBP: 0.105, SLG: 0.105 Tommy Aaron, R OBP: 0.353, SLG: 0.356 Claude Raymond, R (8, 1)		0-0 G4-3 1-2f		0-0 4-3		0-3 K			

<b>Inning Stats</b>	R: 1 E: 1 K: 0 S: 5	H: 1 LOB: 3 BB: 2 P: 13	R: 0 E: 0 K: 0 S: 3	H: 1 LOB: 0 BB: 0 P: 3	R: 0 E: 0 K: 0 S: 3	H: 1 LOB: 2 BB: 1 P: 8	R: 0 E: 0 K: 0 S: 3	H: 0 LOB: 0 BB: 0 P: 3	R: 1 E: 0 K: 0 S: 4	H: 1 LOB: 0 BB: 0 P: 4	R: 0 E: 0 K: 2 S: 7	H: 0 LOB: 0 BB: 0 P: 7	R: 0 E: 0 K: 0 S: 3	H: 1 LOB: 0 BB: 0 P: 3	R: 0 E: 0 K: 1 S: 5	H: 0 LOB: 0 BB: 0 P: 5	1B: 3 2B: 1 3B: 0 HR: 1	SF: 0 SAC: 0 DP: 2 HBP: 0
---------------------	------------------------------	----------------------------------	------------------------------	---------------------------------	------------------------------	---------------------------------	------------------------------	---------------------------------	------------------------------	---------------------------------	------------------------------	---------------------------------	------------------------------	---------------------------------	------------------------------	---------------------------------	----------------------------------	------------------------------------

PITCHER	IP	WLS	BF	H	R	ER	SO	BB	IBB	HBP	BLK	WP	HR	S	P	ERA	WHIP
Don Sutton, R ERA: 2.31 (1, 1)	6.0	W	25	4	2	1	0	3	3	0	0	0	1	22	34	1.50	1.167
Jim Brewer, L ERA: 1.6 (7, 1)	3.0	S	9	1	0	0	3	0	0	0	0	0	0	15	15	0.00	0.333



Batter	1	2	3	4	5	6	7	8	9	AB R H RBI BB SO LOB	TOP											
<b>Maury Wills, S</b> (1, 6) <small>OBP: 0.327, SLG: 0.288</small> <b>John Purdin, R</b> (7, 1) <b>Len Gabrielson, L</b> (9, PH) <small>OBP: 0.325, SLG: 0.432</small>	0-0 1-3		0-0 E5 1B 1-2		0-0 F8		0-0 F8		0-3 K	4 0 0 0 0 0 2 0 0 0 0 0 0 0 1 0 0 0 0 0 1 0												
<b>Manny Mota, R</b> (1, 7) <small>OBP: 0.413, SLG: 0.432</small> <b>Bill Russell, R</b> (8, PR) <small>OBP: 0.361, SLG: 0.417</small> (8, 7)	0-0 F9		0-0 1B 1-3 2-H		0-0 2B			0-0 1B SF9	0-0 F9	4 0 3 1 0 0 0 1 1 0 0 0 0 0												
<b>Willie Davis, L</b> (1, 8) <small>OBP: 0.317, SLG: 0.393</small>	0-0 F9		0-0 4-3		0-0 F7			0-0 1B E 2B	0-0 FC6-4 1B	5 1 2 0 0 0 3												
<b>Andy Kosco, R</b> (1, 9) <small>OBP: 0.294, SLG: 0.470</small>		0-0 6-3		0-0 HR		0-0 5-3		0-0 1B SF9	0-0 FC6-4	4 1 1 2 0 0 1												
<b>Wes Parker, S</b> (1, 3) <small>OBP: 0.394, SLG: 0.481</small>	0-3 K		0-0 FC4-6 1B		0-0 1B G4-6-3			0-0 2B E5		4 1 2 0 0 1 1												
<b>Tom Haller, L</b> (1, 2) <small>OBP: 0.345, SLG: 0.392</small>	0-0 F7		0-0 FC4-6 FC4-6 1-2f		0-0 G4-6-3 1-2f			0-0 F5		4 0 0 0 0 0 4												
<b>Jim Lefebvre, S</b> (1, 5) <small>OBP: 0.374, SLG: 0.312</small> (7, 4)		0-0 5-3	0-0 FC4-6 1-2f		0-0 FC4-6 1-2f		0-0 G3	0-0 2B 1H 2-H		4 0 1 2 0 0 1												
<b>Ted Sizemore, R</b> (1, 4) <small>OBP: 0.301, SLG: 0.300</small> (7, 6)		0-0 E 1B	0-0 F9		0-0 FC5-4 1B		0-0 BB BB BB	4-0 BB		3 1 2 0 1 0 1												
<b>Don Drysdale, R</b> (1, 1) <small>OBP: 0.083, SLG: 0.083</small> <b>Pete Mikkelsen, R</b> (3, 1) <b>Willie Crawford, L</b> (5, PH) <small>OBP: 0.317, SLG: 0.412</small> <b>Joe Moeller, R</b> (5, 1) <small>OBP: 0.290, SLG: 0.200</small> <b>Bill Sudakis, S</b> (7, PH) <small>OBP: 0.293, SLG: 0.372</small> (7, 5)	0-3 K		0-3 K		0-3 K		0-0 FC5-4 1-2f	0-0 4-3		1 0 0 0 0 0 1 1 0 0 0 0 0 0 0 0 1 0 0 0 0 0 1 0 0 0 0 0 0 0 0 0 2 0 0 0 0 0 0 3												
<b>Inning Stats</b>	R: 0 E: 0 K: 0 S: 3	H: 0 LOB: 0 BB: 0 P: 3	R: 0 E: 0 K: 1 S: 5	H: 0 LOB: 0 BB: 0 P: 5	R: 1 E: 1 K: 1 S: 8	H: 2 LOB: 2 BB: 0 P: 8	R: 1 E: 0 K: 0 S: 5	H: 2 LOB: 1 BB: 0 P: 5	R: 0 E: 0 K: 1 S: 6	H: 1 LOB: 1 BB: 0 P: 6	R: 0 E: 0 K: 0 S: 3	H: 1 LOB: 0 BB: 0 P: 3	R: 0 E: 0 K: 0 S: 4	H: 1 LOB: 1 BB: 0 P: 4	R: 3 E: 1 K: 0 S: 7	H: 3 LOB: 2 BB: 1 P: 11	R: 0 E: 0 K: 1 S: 6	H: 1 LOB: 1 BB: 0 P: 6	1B: 8 2B: 2 3B: 0 HR: 1	SF: 1 SAC: 0 DP: 1 HBP: 0	WP: 0 PB: 0 SB: 0 CS: 0	PA: 40
<b>PITCHER</b>	IP WLS BF H R ER SO BB IBB HBP BLK WP HR S P ERA WHIP																					
<b>Ron Reed, R</b> (1, 1) <small>ERA: 3.75</small> <b>Jim Britton, R</b> (8, 1) <small>ERA: 3.45</small>	7.2 W 34 10 5 2 3 0 0 0 0 0 0 1 40 40 2.35 1.304																					
	1.1 S 6 1 0 0 1 1 0 0 0 0 0 0 7 11 0.00 1.500																					

**Los Angeles Dodgers @ Atlanta Braves**  
 Atlanta Stadium, Atlanta, GA  
 Tue Jun 24 1969, 7:05 PM EDT  
 Att: 20,442 - Unknown

livebaseballscorecards.com

<b>AB</b>	38
<b>R</b>	5
<b>H</b>	11
<b>RBI</b>	5
<b>BB</b>	1
<b>SO</b>	4
<b>LOB</b>	17



Batter	1	2	3	4	5	6	7	8	9
<b>Felipe Alou, R</b> OBP: 0.342, SLG: 0.405 (1, 9) (8, 8)	0-0 6-3	0-0 FC4-6		0-0 F7		0-0 4-3		0-0 F7	
<b>Tony Gonzalez, L</b> OBP: 0.321, SLG: 0.321 (1, 8) (8, 7)	0-0 P5		4-0 1B BB	4-0 FC5-4 BB		0-0 2B		4-0 WP BLK BB	
<b>Hank Aaron, R</b> OBP: 0.431, SLG: 0.639 (1, 3) (8, 9)	0-0 P4		4-0 1B BB	0-0 FC5-4		0-0 5-3		4-0 WP BB	
<b>Rico Carty, R</b> OBP: 0.481, SLG: 0.725 <b>Tommie Aaron, R</b> OBP: 0.346, SLG: 0.348 (1, 7) (8, 3)		0-0 HR	0-0 FC5-2-5-1 1B HR	0-0 4-3		0-0 HR		0-0 F7	
<b>Bob Aspromonte, R</b> OBP: 0.331, SLG: 0.371 (1, 5)		0-0 FC1-6 1B	0-0 FC5-2-5-1 1B HR		0-0 5-3		0-0 F7	0-0 5-3	
<b>Felix Millan, R</b> OBP: 0.316, SLG: 0.368 (1, 4)		0-0 FC1-6 FC6-4 1B BB	4-0 1-2 HR IBB		0-0 F5		0-0 5-3		
<b>Bob Tillman, R</b> OBP: 0.301, SLG: 0.406 (1, 2)		4-0 FC6-4 BB	0-0 1-2 HR		0-3 K		0-0 2B		
<b>Gil Garrido, R</b> OBP: 0.250, SLG: 0.300 (1, 6)		0-0 FC6-4 1B	0-0 5-3		0-3 K		0-0 E5		
<b>Ron Reed, R</b> OBP: 0.162, SLG: 0.167 <b>Jim Britton, R</b> (1, 1) (8, 1)		0-0 FC4-6 1B	0-0 F8		0-0 2B		0-3 K		

Inning Stats	R: 0	H: 0	E: 0	K: 0	S: 3	R: 2	H: 3	E: 0	K: 0	S: 6	R: 5	H: 2	E: 0	K: 0	S: 5	R: 0	H: 0	E: 0	K: 1	S: 5	R: 1	H: 2	E: 0	K: 1	S: 7	R: 1	H: 2	E: 1	K: 1	S: 8	R: 0	H: 0	E: 0	K: 0	S: 3
	LOB: 0	BB: 3	LOB: 2	BB: 1	P: 3	LOB: 0	BB: 1	LOB: 0	BB: 3	P: 10	LOB: 1	BB: 1	LOB: 0	BB: 0	P: 7	LOB: 0	BB: 0	LOB: 0	BB: 0	P: 5	LOB: 1	BB: 0	LOB: 2	BB: 0	P: 7	LOB: 2	BB: 0	LOB: 2	BB: 2	P: 11	LOB: 0	BB: 0	LOB: 0	BB: 0	P: 0

PITCHER	IP	WLS	BF	H	R	ER	SO	BB	IBB	HBP	BLK	WP	HR	S	P	ERA	WHIP
<b>Don Drysdale, R</b> ERA: 5.35 (1, 1)	2.0	L	13	4	5	5	0	3	0	0	0	0	1	10	22	22.50	3.500
<b>Pete Mikkelsen, R</b> ERA: 3.62 (3, 1)	2.0		9	1	2	2	0	1	1	0	0	0	1	7	15	9.00	1.000
<b>Joe Moeller, R</b> ERA: 3.18 (5, 1)	2.0		8	2	1	1	2	0	0	0	0	0	0	12	12	4.50	1.000
<b>John Purdin, R</b> ERA: 7.0 (7, 1)	2.0		11	2	1	1	1	2	0	0	1	1	1	11	19	4.50	2.000

AB	R	H	RBI	BB	SO	LOB
5	0	0	0	0	0	3
2	1	1	1	3	0	0
3	0	0	0	2	0	2
4	3	3	3	0	0	1
1	0	0	0	0	0	2
5	1	1	0	0	0	4
3	2	0	0	1	0	1
3	1	2	4	1	1	0
4	0	0	0	0	1	3
4	1	2	1	0	1	2
0	0	0	0	0	0	0

AB	34
R	9
H	9
RBI	9
BB	7
SO	3
LOB	18



**Los Angeles Dodgers @ Atlanta Braves**  
Atlanta Stadium, Atlanta, GA  
Tue Jun 24 1969, 7:05 PM EDT  
Att. 20,442 - Unknown

livebaseballscorecards.com

WP	HR	S	P	ERA	WHIP
1	1	0	41		



Batter	1	2	3	4	5	6	7	8	9	AB R H RBI BB SO LOB	TOP	
Maury Wills, S OBP: 0.326, SLG: 0.287 (1, 6) X	0-0 F5			X 0-0 1B	X 0-0 G3		X 0-0 G3			4 1 1 1 0 0 2		
Manny Mota, R OBP: 0.409, SLG: 0.427 (1, 7) S (8, 9)	0-3 K		X 0-0 PB 1B	X 0-3 K		X 0-0 6-3				4 0 1 0 0 2 1		
Willie Davis, L OBP: 0.327, SLG: 0.424 (1, 8) X	0-0 L3		X 0-0 PB 1B	X 0-0 HR		X 0-0 1B				4 1 3 2 0 0 0		
Andy Kosco, R OBP: 0.290, SLG: 0.465 Willie Crawford, L OBP: 0.320, SLG: 0.416 (1, 9) S (8, PH) S (8, 7)	0-3 K		X 0-3 K	X 0-0 P4		X 0-0 G4-6-3 1B				3 0 0 0 0 2 2 1 0 1 0 0 0 0		
Wes Parker, S OBP: 0.388, SLG: 0.471 (1, 3) S	0-3 K		X 0-3 K	X 0-0 F8		X 0-0 G4-6-3 1-2f				4 0 0 0 0 2 4		
Tom Haller, L OBP: 0.344, SLG: 0.389 (1, 2) X	0-0 F7		X 0-0 4-3	X 0-0 PO 1B		X 0-0 4-3				4 0 1 0 0 0 2		
Jim Lefebvre, S OBP: 0.365, SLG: 0.302 (1, 5) X	0-0 4-3		X 0-0 4-3	X 0-0 PO 1-2		X 0-3 K		X 0-0 F7		4 0 0 0 0 1 0		
Ted Sizemore, R OBP: 0.304, SLG: 0.304 (1, 4) X	0-0 5-3		X 0-0 1B G3 1B	X 0-0 6-3 1B		X 0-0 6-3		X 0-0 6-3		4 1 2 0 0 0 0		
Claude Osteen, L OBP: 0.250, SLG: 0.234 Al McBean, R OBP: 0.200, SLG: 0.200 (1, 1) S (8, 1) S	0-3 K		X 0-0 K 1-3 1B	X 0-0 6-3		X 0-0 6-3				3 0 1 0 0 1 1 0 0 0 0 0 0 0		
<b>Inning Stats</b>	R: 0 H: 0 E: 0 LOB: 0 K: 1 BB: 0 S: 5 P: 5	R: 0 H: 0 E: 0 LOB: 0 K: 2 BB: 0 S: 7 P: 7	R: 0 H: 0 E: 0 LOB: 0 K: 1 BB: 0 S: 5 P: 5	R: 1 H: 3 E: 0 LOB: 2 K: 2 BB: 0 S: 10 P: 10	R: 1 H: 2 E: 0 LOB: 1 K: 1 BB: 0 S: 7 P: 7	R: 1 H: 2 E: 0 LOB: 0 K: 0 BB: 0 S: 4 P: 4	R: 0 H: 1 E: 0 LOB: 1 K: 1 BB: 0 S: 6 P: 6	R: 0 H: 2 E: 0 LOB: 1 K: 0 BB: 0 S: 4 P: 4	R: 0 H: 0 E: 0 LOB: 0 K: 0 BB: 0 S: 3 P: 3	1B: 9 SF: 0 2B: 0 SAC: 0 3B: 0 DP: 1 HR: 1 HBP: 0	WP: 0 PA: 36 PB: 1 SB: 0 CS: 0	
<b>PITCHER</b> Phil Niekro, R ERA: 2.11 (1, 1)	IP WLS BF H R ER SO BB IBB HBP BLK WP HR S P ERA WHIP	9.0 W 35 10 3 3 8 0 0 0 0 0 1 51 51 3.00 1.111										

Los Angeles Dodgers @ Atlanta Braves  
Atlanta Stadium, Atlanta, GA  
Wed Jun 25 1969, 7:05 PM EDT  
Att. 21,255 - Unknown

livebaseballscorecards.com

AB 35  
R 3  
H 10  
RBI 3  
BB 0  
SO 8  
LOB 12



Batter	1	2	3	4	5	6	7	8	9	AB	R	H	RBI	BB	SO	LOB
<b>Felipe Alou, R</b> OBP: 0.335, SLG: 0.397 (1, 8) X	0-0 6-3 ① X	0-0 4-3 ②			X 0-0 5-3 ①		X 0-0 6-3 ②			4	0	0	0	0	0	1
<b>Felix Millan, R</b> OBP: 0.315, SLG: 0.366 (1, 4) X	0-0 FC6-4 1B	0-0 4-3 ③			S 0-3 K ②		X 0-0 F9 ③			4	0	1	0	0	1	1
<b>Hank Aaron, R</b> OBP: 0.429, SLG: 0.645 (1, 9) X	0-0 FC6-4 1B HR 1-2f		X 0-0 5-3 ①		X 0-0 5-3 ③			X 0-0 HR		4	2	1	1	0	0	1
<b>Rico Carty, R</b> OBP: 0.482, SLG: 0.712 (1, 7) X	0-0 HR 1B 1-2		X 0-0 4-3 ②		X 0-0 6-3 ①			X 0-0 G6-4-3 1B		4	1	2	0	0	0	0
<b>Sonny Jackson, L</b> OBP: 0.335, SLG: 0.344 (9, 6)										0	0	0	0	0	0	0
<b>Orlando Cepeda, R</b> OBP: 0.328, SLG: 0.470 (1, 3) X	0-0 HR 1-2f		X 0-0 F3 ③		X 0-0 FC5 2B			X 0-0 G6-4-3 ① ②		4	1	2	3	0	0	1
<b>Bob Aspromonte, R</b> OBP: 0.336, SLG: 0.370 (1, 5) B B B	4-0 FC6 BB			X 0-0 4-3 ①		X 0-0 5-3 ②		X 0-0 1B 1B		3	1	1	0	1	0	1
<b>Bob Didier, S</b> OBP: 0.265, SLG: 0.280 (1, 2) X	0-0 FC6 1-2f			X 0-0 FC1-4 1B		X 4-0 BB BB		X 0-0 WP 1B 1-2 1B		3	0	2	0	1	0	1
<b>Gil Garrido, R</b> OBP: 0.261, SLG: 0.304 (1, 6) X				X 0-0 FC1-4 ②		X 0-0 FC5 ③		X 0-0 WP 1B 1-2 2-H 1B		3	0	1	0	0	0	3
<b>Tony Gonzalez, L</b> OBP: 0.324, SLG: 0.324 (8, PH) (9, 7)		0-0 SH2-4 1B		X 1-2f		X 2-3f				1	0	1	1	0	0	0
<b>Phil Niekro, R</b> OBP: 0.116, SLG: 0.119 (1, 1) X		0-0 SH2-4 ①		X 0-0 5-3 ③		X 0-0 4-3 ① S S		X 0-3 K ③		3	0	0	0	0	1	3

Inning Stats	R: 3	H: 3	E: 0	LOB: 1	K: 0	S: 6	P: 10	R: 0	H: 1	E: 0	LOB: 1	K: 0	BB: 0	S: 4	R: 0	H: 0	E: 0	LOB: 0	K: 0	BB: 0	S: 3	R: 0	H: 1	E: 0	LOB: 1	K: 0	BB: 0	S: 4	R: 0	H: 0	E: 0	LOB: 0	K: 1	BB: 0	S: 5	R: 0	H: 1	E: 0	LOB: 2	K: 0	BB: 1	S: 4	R: 0	H: 0	E: 0	LOB: 0	K: 0	BB: 0	S: 3	R: 2	H: 5	E: 0	LOB: 2	K: 1	BB: 0	S: 9	P: 9
<b>PITCHER</b>	IP	WLS	BF	H	R	ER	SO	BB	IBB	HBP	BLK	WP	HR	S	P	ERA	WHIP																																								
<b>Claude Osteen, L</b> ERA: 2.73 (1, 1)	7.2	L	34	10	5	5	1	2	0	0	0	0	2	34	42	5.87	1.565																																								
<b>Al McBean, R</b> ERA: 3.34 (8, 1)	0.1		2	1	0	0	1	0	0	0	0	1	0	4	4	0.00	3.000																																								


**Los Angeles Dodgers @ Atlanta Braves**  
Atlanta Stadium, Atlanta, GA

Wed Jun 25 1969, 7:05 PM EDT  
Att. 21,255 - Unknown

<b>AB</b>	<b>33</b>
<b>R</b>	<b>5</b>
<b>H</b>	<b>11</b>
<b>RBI</b>	<b>5</b>
<b>BB</b>	<b>2</b>
<b>SO</b>	<b>2</b>
<b>LOB</b>	<b>12</b>

[livebaseballscorecards.com](http://livebaseballscorecards.com)

<b>WP: 1</b>	<b>PA: 36</b>
<b>PB: 0</b>	
<b>SB: 0</b>	
<b>CS: 0</b>	





Batter	1	2	3	4	5	6	7	8	9	AB R H RBI BB SO LOB	TOP		
Maury Wills, S OBP: 0.325, SLG: 0.287 (1, 6) X	0-0 P1		0-0 E		0-0 5-3		0-0 L1			4 1 1 0 0 0 2			
Manny Mota, R OBP: 0.405, SLG: 0.422 (1, 7) X	0-0 4-3		0-0 FC4-6		0-0 5-3			0-0 6-3		4 0 1 0 0 0 1			
Willie Davis, L OBP: 0.337, SLG: 0.445 (1, 8) B B B	4-0 BB		0-0 FC4-6		0-0 HR			4-0 4-3		2 1 1 2 2 0 1			
Andy Kosco, R OBP: 0.286, SLG: 0.458 (1, 9) X	0-0 F7		0-0 1-3		0-0 P4			0-0 4-3		4 0 0 0 0 0 3			
Bill Russell, R OBP: 0.361, SLG: 0.417 (9, 9)								1-2		0 0 0 0 0 0 0			
Wes Parker, S OBP: 0.382, SLG: 0.463 (1, 3) X		0-0 F8		0-0 6-3		0-0 6-3		0-0 F8		4 0 0 0 0 0 1			
Tom Haller, L OBP: 0.338, SLG: 0.382 (1, 2) X		0-0 L4		0-0 G3		0-0 F8		0-0 F7		4 0 0 0 0 0 0			
Jim Lefebvre, S OBP: 0.362, SLG: 0.301 (1, 5) X		0-0 6-3		0-0 4-3			0-0 FC4-6		0-0 F9	4 0 1 0 0 0 0			
Ted Sizemore, R OBP: 0.307, SLG: 0.307 (1, 4) X			0-0 F8		0-0 SH1-4		0-0 F8		0-0 F8	4 0 2 0 0 0 1			
Bill Singer, R OBP: 0.143, SLG: 0.106 (1, 1) X			0-0 FC4-6		0-0 SH1-4		0-0 FC4-6		0-0 F8	3 1 1 0 0 0 2			
Jim Brewer, L OBP: 0.200, SLG: 0.400 (9, 1) X			1B		1-2		1-2			0 0 0 0 0 0 0			
<b>Inning Stats</b>	R: 0 H: 0 E: 0 LOB: 1 K: 0 BB: 1 S: 3 P: 7	R: 0 H: 0 E: 0 LOB: 0 K: 0 BB: 0 S: 3 P: 3	R: 2 H: 3 E: 1 LOB: 1 K: 0 BB: 0 S: 6 P: 6	R: 0 H: 0 E: 0 LOB: 0 K: 0 BB: 0 S: 3 P: 3	R: 0 H: 1 E: 0 LOB: 1 K: 0 BB: 0 S: 4 P: 4	R: 1 H: 1 E: 0 LOB: 0 K: 0 BB: 0 S: 4 P: 4	R: 0 H: 1 E: 0 LOB: 1 K: 0 BB: 0 S: 4 P: 4	R: 0 H: 0 E: 0 LOB: 1 K: 0 BB: 1 S: 3 P: 7	R: 0 H: 1 E: 0 LOB: 1 K: 0 BB: 0 S: 4 P: 4	1B: 6 SF: 0 2B: 0 SAC: 1 3B: 0 DP: 0 HR: 1 HBP: 0	WP: 0 PA: 36 PB: 0 SB: 0 CS: 0		
<b>PITCHER</b>	IP WLS BF H R ER SO BB IBB HBP BLK WP HR S P ERA WHIP											<b>PITCHER</b>	IP WLS BF H R ER SO BB IBB HBP BLK WP HR S P ERA WHIP
Pat Jarvis, R ERA: 5.36 (1, 1)	8.0 L 32 6 3 2 0 2 0 0 0 0 0 1 30 38 2.25 1.000												
Cecil Upshaw, R ERA: 3.0 (9, 1)	1.0 4 1 0 0 0 0 0 0 0 0 0 0 4 4 0.00 1.000												

Los Angeles Dodgers @ Atlanta Braves  
Atlanta Stadium, Atlanta, GA  
Thu Jun 26 1969, 7:05 PM EDT  
Att. 21,000 - Unknown

livebaseballscorecards.com

AB 33  
R 3  
H 7  
RBI 2  
BB 2  
SO 0  
LOB 11



Batter	1	2	3	4	5	6	7	8	9	AB R H RBI BB SO LOB
Felix Millan, R (1, 4) OBP: 0.315, SLG: 0.364	0-0 5-3		0-0 1-2 1B			0-0 1-3			0-0 5-3	4 0 1 0 0 0 0
Tony Gonzalez, L (1, 8) OBP: 0.319, SLG: 0.318	0-0 F9		0-0 F8			0-0 6-3			0-0 4-3	4 0 0 0 0 0 2
Hank Aaron, R (1, 9) OBP: 0.426, SLG: 0.643	0-0 4-3			0-0 P5			0-0 2B		0-0 5-3	4 0 1 0 0 0 0
Rico Carty, R (1, 7) OBP: 0.477, SLG: 0.697		0-0 CS 1B		0-0 F8			0-0 F8			3 0 1 0 0 0 1
Orlando Cepeda, R (1, 3) OBP: 0.325, SLG: 0.464		0-3 K 1-2		0-0 5-3			0-0 F7			3 0 0 0 0 1 2
Bob Aspromonte, R (1, 5) OBP: 0.329, SLG: 0.362		0-3 K			0-0 4-3		0-0 F9			3 0 0 0 0 1 1
Bob Tillman, R (1, 2) OBP: 0.296, SLG: 0.398			0-3 K		0-0 P6			0-0 3-1		2 0 0 0 0 1 0
Mike Lum, L (8, PH) OBP: 0.336, SLG: 0.324										1 0 0 0 0 0 0
Bob Didier, S (9, 2) OBP: 0.265, SLG: 0.280										0 0 0 0 0 0 0
Sonny Jackson, L (1, 6) OBP: 0.331, SLG: 0.339			0-0 F7		0-0 F7			0-0 1-3		3 0 0 0 0 0 0
Pat Jarvis, R (1, 1) OBP: 0.147, SLG: 0.152			0-0 1B			0-0 4-3		0-0 5-3		2 0 1 0 0 0 0
Tito Francona, L (8, PH) OBP: 0.391, SLG: 0.407										1 0 0 0 0 0 0
Cecil Upshaw, R (9, 1) OBP: 0.286, SLG: 0.714										0 0 0 0 0 0 0

Inning Stats	R: 0	H: 0	E: 0	K: 0	S: 3	R: 0	H: 1	E: 0	K: 2	S: 7	R: 0	H: 2	E: 0	K: 1	S: 7	R: 0	H: 0	E: 0	K: 0	S: 3	R: 0	H: 0	E: 0	K: 0	S: 3	R: 0	H: 1	E: 0	K: 0	S: 4	R: 0	H: 0	E: 0	K: 0	S: 3	R: 0	H: 0	E: 0	K: 0	S: 3	1B: 3	2B: 2	3B: 0	HR: 0	SF: 0	SAC: 0	DP: 1	HBP: 0	WP: 0	PB: 0	SB: 0	CS: 1	PA: 30
--------------	------	------	------	------	------	------	------	------	------	------	------	------	------	------	------	------	------	------	------	------	------	------	------	------	------	------	------	------	------	------	------	------	------	------	------	------	------	------	------	------	-------	-------	-------	-------	-------	--------	-------	--------	-------	-------	-------	-------	--------

PITCHER	IP	WLS	BF	H	R	ER	SO	BB	IBB	HBP	BLK	WP	HR	S	P	ERA	WHIP
Bill Singer, R (1, 1) ERA: 1.96	8.1	W	28	4	0	0	3	0	0	0	0	0	0	34	34	0.00	0.480
Jim Brewer, L (9, 1) ERA: 1.57	0.2	S	2	0	0	0	0	0	0	0	0	0	0	2	2	0.00	0.000

**BOTTOM**

**Los Angeles Dodgers @ Atlanta Braves**  
**Atlanta Stadium, Atlanta, GA**  
 Thu Jun 26 1969, 7:05 PM EDT  
 Att. 21,000 - Unknown

[livebaseballscorecards.com](http://livebaseballscorecards.com)

<b>AB</b>	<b>30</b>
<b>R</b>	<b>0</b>
<b>H</b>	<b>4</b>
<b>RBI</b>	<b>0</b>
<b>BB</b>	<b>0</b>
<b>SO</b>	<b>3</b>
<b>LOB</b>	<b>6</b>





Batter	1	2	3	4	5	6	7	8	9	AB R H RBI BB SO LOB	TOP																					
Maury Wills, S (1, 6) OBP: 0.327, SLG: 0.290	0-0 F9		0-0 FC4-6 1B		0-0 1B			0-0 FC3-6 G4-6-3		4 0 2 0 0 0 1																						
Manny Mota, R (1, 7) OBP: 0.395, SLG: 0.411	0-0 6-3		0-0 FC4-6		0-0 6-3			0-0 G4-6-3		4 0 0 0 0 0 4																						
Joe Moeller, R (8, 1) OBP: 0.200, SLG: 0.200			1-2					1-2f		0 0 0 0 0 0 0																						
Willie Davis, L (1, 8) OBP: 0.329, SLG: 0.433	0-0 4-3			0-0 4-3					0-3 K2-3	4 0 0 0 0 1 0																						
Andy Kosco, R (1, 9) OBP: 0.282, SLG: 0.451		0-0 5-3		0-0 4-3					0-0 F3	4 0 0 0 0 0 0																						
Wes Parker, S (1, 3) OBP: 0.379, SLG: 0.456		0-0 L9		4-0 1B BB					0-0 F8	3 0 0 0 1 0 0																						
Tom Haller, L (1, 2) OBP: 0.342, SLG: 0.386		0-0 1B		0-0 1B						3 0 2 0 0 0 0																						
Jim Lefebvre, S (1, 5) OBP: 0.355, SLG: 0.294			0-0 L3	0-0 F8						3 0 0 0 0 0 2																						
Ted Sizemore, R (1, 4) OBP: 0.304, SLG: 0.303			0-0 F8		0-0 F9					3 0 0 0 0 0 0																						
Don Sutton, R (1, 1) OBP: 0.212, SLG: 0.196			0-0 1B		0-0 L4					2 0 1 0 0 0 0																						
Pete Mikkelsen, R (6, 1)										0 0 0 0 0 0 0																						
Willie Crawford, L (8, PH) OBP: 0.323, SLG: 0.419								0-0 FC3-6 1B		1 0 1 0 0 0 0																						
<b>Inning Stats</b>	R: 0 E: 0 K: 0 S: 3	H: 0 LOB: 0 BB: 0 P: 3	R: 0 E: 0 K: 0 S: 3	H: 1 LOB: 1 BB: 0 P: 3	R: 0 E: 0 K: 0 S: 5	H: 2 LOB: 2 BB: 0 P: 5	R: 0 E: 0 K: 0 S: 4	H: 1 LOB: 2 BB: 1 P: 8	R: 0 E: 0 K: 0 S: 4	H: 1 LOB: 1 BB: 0 P: 4	R: 0 E: 0 K: 0 S: 3	H: 0 LOB: 0 BB: 0 P: 3	R: 0 E: 0 K: 0 S: 3	H: 0 LOB: 0 BB: 0 P: 3	R: 0 E: 0 K: 1 S: 5	H: 0 LOB: 0 BB: 0 P: 5	1B: 6 2B: 0 3B: 0 HR: 0	SF: 0 SAC: 0 DP: 1 HBP: 0	WP: 0 PB: 0 SB: 0 CS: 0	PA: 32												
<b>PITCHER</b> Joe Niekro, R (1, 1) ERA: 2.69	IP 9.0	WLS W	BF 32	H 6	R 0	ER 0	SO 1	BB 1	IBB 0	HBP 0	BLK 0	WP 0	HR 0	S 33	P 37	ERA 0.00	WHIP 0.778															
											<b>PITCHER</b>	IP	WLS	BF	H	R	ER	SO	BB	IBB	HBP	BLK	WP	HR	S	P	ERA	WHIP				

Los Angeles Dodgers @ San Diego Padres  
San Diego Stadium, San Diego, CA

Fri Jun 27 1969, 10:05 PM EDT  
Att: 11,218 - Unknown

AB	31
R	0
H	6
RBI	0
BB	1
SO	1
LOB	7



WP: 0	PA: 32
PB: 0	
SB: 0	
CS: 0	

AB	R	H	RBI	BB	SO	LOB
31	0	6	0	1	1	7

WP	HR	S	P	ERA	WHIP
0	0	33	37	0.00	0.778

Batter	1	2	3	4	5	6	7	8	9	AB	R	H	RBI	BB	SO	LOB
John Sipin, R OBP: 0.231, SLG: 0.342 (1, 4)	0-0 F8	0-0 6-3				0-0 HR				3	1	1	1	1	0	1
Walt Hrinik, L OBP: 0.308, SLG: 0.100 (1, 2)	4-0 1B HR BB		0-0 F9			0-0 6-3				3	1	0	0	1	0	3
Ollie Brown, R OBP: 0.317, SLG: 0.419 (1, 9)	0-0 1-2 HR 1B		0-0 5-3			4-0 2B BB				3	2	1	0	1	1	0
Al Ferrara, R OBP: 0.383, SLG: 0.462 (1, 7)	0-0 1-H 2-H HR		4-0 BB			4-0 2B BB				2	1	1	3	2	0	0
Ivan Murrell, R OBP: 0.222, SLG: 0.200 (8, 7)						1-2 2B BB				0	0	0	0	0	0	0
Ed Spiezio, R OBP: 0.315, SLG: 0.399 (1, 5)	0-0 5-3		0-3 K			0-0 2B				4	0	1	1	0	1	1
Larry Stahl, L OBP: 0.233, SLG: 0.185 (1, 3)	0-0 F5			0-3 K						4	0	0	0	0	1	0
Cito Gaston, R OBP: 0.272, SLG: 0.297 (1, 8)		0-0 S 1B			0-3 K					4	0	3	0	0	1	0
Tommy Dean, R OBP: 0.215, SLG: 0.216 (1, 6)			0-3 K		0-3 K					4	0	0	0	0	3	3
Joe Niekro, R OBP: 0.321, SLG: 0.182 (1, 1)		0-0 F9				0-0 F3				3	0	0	0	1	0	2

Inning Stats	R: 3	H: 2	E: 0	K: 0	S: 5	LOB: 0	BB: 1	P: 9	R: 0	H: 1	E: 0	K: 1	S: 6	LOB: 1	BB: 0	P: 6	R: 0	H: 0	E: 0	K: 1	S: 5	LOB: 1	BB: 1	P: 9	R: 0	H: 0	E: 0	K: 3	S: 9	LOB: 0	BB: 0	P: 9	R: 2	H: 2	E: 0	K: 0	S: 4	LOB: 2	BB: 2	P: 12	R: 0	H: 1	E: 0	K: 1	S: 6	LOB: 3	BB: 2	P: 14	R: 0	H: 0	E: 0	K: 1	S: 5	LOB: 0	BB: 0	P: 5	R: 0	H: 1	E: 0	K: 0	S: 4	LOB: 1	BB: 0	P: 4
--------------	------	------	------	------	------	--------	-------	------	------	------	------	------	------	--------	-------	------	------	------	------	------	------	--------	-------	------	------	------	------	------	------	--------	-------	------	------	------	------	------	------	--------	-------	-------	------	------	------	------	------	--------	-------	-------	------	------	------	------	------	--------	-------	------	------	------	------	------	------	--------	-------	------

PITCHER	IP	WLS	BF	H	R	ER	SO	BB	IBB	HBP	BLK	WP	HR	S	P	ERA	WHIP
Don Sutton, R ERA: 2.54 (1, 1)	5.2	L	27	6	5	5	6	5	0	0	0	0	2	34	54	7.94	1.941
Pete Mikkelsen, R ERA: 3.45 (6, 1)	1.1		5	0	0	0	1	1	0	0	0	0	0	6	10	0.00	0.750
Joe Moeller, R ERA: 3.04 (8, 1)	1.0		4	1	0	0	0	0	0	0	0	0	0	4	4	0.00	1.000

**BOTTOM**

**Los Angeles Dodgers @ San Diego Padres**  
 San Diego Stadium, San Diego, CA

Fri Jun 27 1969, 10:05 PM EDT  
 Att. 11,218 - Unknown


livebaseballscorecards.com

AB	30
R	5
H	7
RBI	5
BB	6
SO	7
LOB	10



WP: 0	PA: 36
PB: 0	SB: 1
CS: 0	



Batter	1	2	3	4	5	6	7	8	9	AB R H RBI BB SO LOB	TOP		
Maury Wills, S (1, 6) OBP: 0.329, SLG: 0.290 Jeff Torborg, R (5, 2) OBP: 0.280, SLG: 0.292	0-0 WP 1-3 1B	0-0 F9	4-0 1B 1B BB	0-0 4-3	0-0 F3		0-0 F8		4-0 BB	4 1 1 2 1 0 3 1 0 0 0 1 0 1			
Willie Crawford, L (1, 7) OBP: 0.327, SLG: 0.416	0-0 1-3 1-2		1-2 1B BB	0-0 5-3		0-0 E1 FC5-4	0-0 2-3 1B		0-3 K	6 2 2 1 1 1 2			
Willie Davis, L (1, 8) OBP: 0.339, SLG: 0.442 Bill Russell, R (5, 8) OBP: 0.357, SLG: 0.411	0-0 P4 2-3		1-2 1B WP 1B			0-0 1B BB 1B	0-3 K			4 3 3 2 0 0 1 2 1 0 0 0 1 3			
Len Gabrielson, L (1, 9) OBP: 0.370, SLG: 0.439	0-0 F8		1-2 1B WP 1B			4-0 1B BB	0-0 F8			4 4 2 2 2 0 3			
Wes Parker, S (1, 3) OBP: 0.385, SLG: 0.473 John Miller, R (6, PH) OBP: 0.292, SLG: 0.304		0-0 HR	0-0 P3			0-0 1B E 1B		0-0 FC6 G3-1	0-0 6-3	3 2 2 2 1 0 2 2 0 0 0 0 0 2			
Tom Haller, L (1, 2) OBP: 0.349, SLG: 0.387 Bill Sudakis, S (5, 5) OBP: 0.291, SLG: 0.369		4-0 K	0-0 K			0-0 1B E 1B		0-0 G3-1	0-0 F8	2 1 1 2 2 1 2 2 0 0 2 0 0 1			
Jim Lefebvre, S (1, 5) OBP: 0.355, SLG: 0.286		0-0 FC5-4 1B	0-0 1B WP 1B			4-0 1B L1-3 BB		0-0 4-3	0-0 G3-1	4 1 0 0 2 0 4	AB 44 R 19 H 17 RBI 16 BB 12 SO 4 LOB 30		
Ted Sizemore, R (1, 4) OBP: 0.315, SLG: 0.320		0-0 1B	0-0 1B BB 1B	4-0 4-3 PB BB	0-0 L1-3		0-0 2B 3B		0-0 G6-4-3 1B	5 3 4 1 1 0 2			
Don Drysdale, R (1, 1) OBP: 0.222, SLG: 0.235		0-3 K	4-0 1B BB	0-0 4-3	0-0 2-H 1B		0-0 1B 2B		0-0 G6-4-3 1-2	5 1 2 2 1 1 4			
Inning Stats	R: 0 H: 1 E: 0 K: 0 S: 4 LOB: 1 BB: 0 P: 4	R: 1 H: 2 E: 0 K: 1 S: 7 LOB: 2 BB: 1 P: 11	R: 10 H: 6 E: 0 K: 1 S: 11 LOB: 2 BB: 6 P: 35	R: 1 H: 0 E: 0 K: 0 S: 3 LOB: 0 BB: 1 P: 7	R: 4 H: 4 E: 1 K: 0 S: 6 LOB: 1 BB: 2 P: 14	R: 2 H: 0 E: 2 K: 0 S: 5 LOB: 1 BB: 1 P: 9	R: 1 H: 3 E: 0 K: 1 S: 8 LOB: 2 BB: 0 P: 8	R: 0 H: 0 E: 0 K: 0 S: 3 LOB: 0 BB: 0 P: 3	R: 0 H: 1 E: 0 K: 1 S: 5 LOB: 1 BB: 1 P: 9	1B: 14 SF: 0 2B: 2 SAC: 0 3B: 1 DP: 2 HR: 1 HBP: 0	WP: 7 PA: 56 PB: 1 SB: 0 CS: 0		
PITCHER	IP WLS BF H R ER SO BB IBB HBP BLK WP HR S P ERA WHIP											PITCHER	IP WLS BF H R ER SO BB IBB HBP BLK WP HR S P ERA WHIP
Steve Arlin, R (1, 1) ERA: 9.28	2.2 L 17 6 6 6 2 2 1 0 0 3 1 18 30 20.25 3.000												
Tommie Sisk, R (3, 1) ERA: 5.6	0.0 6 3 3 3 0 3 0 0 0 0 0 3 15 ∞ ∞												
Gary Ross, R (3, 1) ERA: 5.14	2.0 13 4 7 5 0 4 0 0 0 1 0 9 25 22.50 4.000												
Jack Baldschun, R (5, 1) ERA: 3.74	3.1 16 3 3 1 1 1 0 0 0 0 0 17 21 2.70 1.200												
Billy McCool, L (9, 1) ERA: 4.65	1.0 4 1 0 0 1 1 0 0 0 0 0 5 9 0.00 2.000												

Los Angeles Dodgers @ San Diego Padres  
San Diego Stadium, San Diego, CA  
Sat Jun 28 1969, 10:05 PM EDT  
Att. 13,432 - Unknown

livebaseballscorecards.com

Batter	1	2	3	4	5	6	7	8	9	AB	R	H	RBI	BB	SO	LOB
John Sipin, R (1, 4) OBP: 0.223, SLG: 0.330	0-0 5-3		0-0 1-3			0-0 P6		0-0 5-3		4	0	0	0	0	0	1
Walt Hrinjak, L (1, 2) OBP: 0.294, SLG: 0.143	0-0 F8			0-0 G6-4-3 1B		0-0 F8			0-0 1-3	4	0	1	0	0	0	1
Ollie Brown, R (1, 9) OBP: 0.314, SLG: 0.415 Ivan Murrell, R (9, 9) OBP: 0.236, SLG: 0.200	0-0 4-3			0-0 G6-4-3 1-2f		0-0 F9			4-0 BB BB BB	3	0	0	0	0	0	2
Al Ferrara, R (1, 7) OBP: 0.366, SLG: 0.470		0-0 F9		0-0 2B		0-0 6-3			0-0 1-2 1B	4	0	2	0	0	0	0
Ed Spiezio, R (1, 5) OBP: 0.314, SLG: 0.397		0-0 6-3		0-3 K		0-0 1B			0-0 F9	4	0	1	0	0	1	3
Larry Stahl, L (1, 3) OBP: 0.234, SLG: 0.190		0-0 1B			0-0 4-3		0-0 1B		0-0 4-3	4	0	1	0	0	0	3
Cito Gaston, R (1, 8) OBP: 0.269, SLG: 0.293		0-0 1-2f FC6-4			0-0 5-3		0-3 K		0-0 4-3	3	0	0	0	0	1	2
Tommy Dean, R (1, 6) OBP: 0.212, SLG: 0.213			0-0 6-3		0-3 K			0-0 4-3		3	0	0	0	0	1	0
Steve Arlin, R (1, 1) Tommie Sisk, R (3, 1) Gary Kross, R (3, 1) Jack Baldschun, R (5, 1) Van Kelly, L (8, PH) Billy McCool, R (9, 1)			0-0 1-3			4-0 BB BB BB		0-0 G3		0	0	0	0	0	0	0

Inning Stats	R: 0	H: 0	E: 0	K: 0	S: 3	R: 0	H: 1	E: 0	K: 0	S: 4	R: 0	H: 0	E: 0	K: 0	S: 3	R: 0	H: 2	E: 0	K: 1	S: 6	R: 0	H: 0	E: 0	K: 1	S: 5	R: 0	H: 0	E: 0	K: 0	S: 3	R: 0	H: 1	E: 0	K: 1	S: 6	R: 0	H: 0	E: 0	K: 0	S: 3	R: 0	H: 1	E: 0	K: 0	S: 4	R: 0	H: 1	E: 0	K: 0	S: 3
	LOB: 0	BB: 0	P: 3	LOB: 1	BB: 0	P: 4	LOB: 0	BB: 0	P: 3	LOB: 1	BB: 0	LOB: 0	BB: 0	P: 5	LOB: 1	BB: 1	LOB: 1	BB: 0	P: 7	LOB: 1	BB: 0	LOB: 1	BB: 0	P: 6	LOB: 0	BB: 0	P: 3	LOB: 2	BB: 1	LOB: 2	BB: 1	P: 8	LOB: 0	BB: 0	LOB: 0	BB: 0	P: 3	LOB: 0	BB: 0	LOB: 0	BB: 0	P: 3	LOB: 0	BB: 0	LOB: 0	BB: 0	P: 3			

PITCHER	IP	WLS	BF	H	R	ER	SO	BB	IBB	HBP	BLK	WP	HR	S	P	ERA	WHIP
Don Drysdale, R (1, 1) ERA: 4.22	9.0	W	33	5	0	0	3	2	0	0	0	0	0	37	45	0.00	0.778

**BOTTOM**

**Los Angeles Dodgers @ San Diego Padres**  
**San Diego Stadium, San Diego, CA**  
 Sat Jun 28 1969, 10:05 PM EDT  
 Att. 13,432 - Unknown

AB	31
R	0
H	5
RBI	0
BB	2
SO	3
LOB	12



WP: 0	PA: 33
PB: 0	
SB: 0	
CS: 0	

livebaseballscorecards.com



Batter	1	2	3	4	5	6	7	8	9	AB R H RBI BB SO LOB	TOP		
Maury Wills, S (1, 6) OBP: 0.323, SLG: 0.284	0-0 6-3		0-0 1-3	0-0 4-3			0-0 P6	0-0 FC6-4		5 0 0 0 0 0 6	<b>Los Angeles Dodgers @ San Diego Padres</b> San Diego Stadium, San Diego, CA Sun Jun 29 1969, 6:33 AM EDT Att. 7,677 - Unknown <a href="http://livebaseballscorecards.com">livebaseballscorecards.com</a>		
Willie Crawford, L (1, 7) OBP: 0.335, SLG: 0.431 Bill Russell, R (9, PH) OBP: 0.355, SLG: 0.408 (9, 9)	4-0 G6-3 BB		0-0 1B 1B		0-0 4-3		0-0 1B 3B		0-0 G3	3 1 2 1 1 0 0 1 0 0 0 0 0 0			
Willie Davis, L (1, 8) OBP: 0.346, SLG: 0.459	0-0 G6-3 1-2f		0-3 K		0-0 FC3-2 3B		0-0 4-3 S 1B		0-0 L4-3 1B	5 0 3 1 0 1 3 4 0 1 1 0 0 2 1 0 0 0 0 0 1 0 0 0 0 0 0 0			
Len Gabrielson, L (1, 9) OBP: 0.360, SLG: 0.422 Andy Kosco, R (9, PH) OBP: 0.281, SLG: 0.449 Manny Mota, R (9, 7) OBP: 0.395, SLG: 0.411		0-0 F7	0-0 1B		0-0 FC3-2 BB		0-0 4-3		0-0 L4-3	3 0 0 0 1 0 3 3 0 2 0 1 0 2			
Wes Parker, S (1, 3) OBP: 0.383, SLG: 0.466		0-0 6-3	0-0 F5		4-0 BB BB BB	1-2 BB	0-0 1-3			3 0 0 0 0 1 0 3			
Tom Haller, L (1, 2) OBP: 0.355, SLG: 0.391		4-0 BB		0-0 SH5-4 BB 1B		0-0 P4		0-0 SH1-4 1B		3 0 2 0 1 0 2			
Jim Lefebvre, S (1, 5) OBP: 0.349, SLG: 0.280		0-0 4-3		0-0 F9		0-0 4-3		0-0 SH1-4		3 0 0 0 0 0 2			
Ted Sizemore, R (1, 4) OBP: 0.321, SLG: 0.321			0-0 1B 1B	4-0 SH5-4 BB		0-0 6-3		4-0 FC6-4 IBB		2 1 1 0 2 0 0			
Alan Foster, R (1, 1) OBP: 0.118, SLG: 0.063 Bill Sudakis, S (8, PH) OBP: 0.289, SLG: 0.367 Jim Brewer, L (8, 1) OBP: 0.200, SLG: 0.400			4-0 1B 1B BB	0-0 SH5-4		0-0 4-3		0-3 K		1 1 0 0 1 0 0 1 0 0 0 0 1 2 0 0 0 0 0 0 0			
<b>Inning Stats</b>	R: 0 H: 0 E: 0 LOB: 0 K: 0 BB: 1 S: 2 P: 6	R: 0 H: 0 E: 0 LOB: 1 K: 0 BB: 1 S: 3 P: 7	R: 2 H: 3 E: 0 LOB: 2 K: 1 BB: 1 S: 8 P: 12	R: 0 H: 1 E: 0 LOB: 2 K: 0 BB: 1 S: 4 P: 8	R: 0 H: 1 E: 0 LOB: 2 K: 0 BB: 1 S: 4 P: 8	R: 0 H: 0 E: 0 LOB: 0 K: 0 BB: 0 S: 3 P: 3	R: 1 H: 2 E: 0 LOB: 1 K: 0 BB: 0 S: 5 P: 5	R: 0 H: 1 E: 0 LOB: 2 K: 1 BB: 1 S: 6 P: 10	R: 0 H: 1 E: 0 LOB: 0 K: 0 BB: 0 S: 3 P: 3	1B: 7 SF: 0 2B: 1 SAC: 2 3B: 2 DP: 2 HR: 0 HBP: 0		WP: 0 PA: 40 PB: 0 SB: 1 CS: 0	
<b>PITCHER</b>	IP WLS BF H R ER SO BB IBB HBP BLK WP HR S P ERA WHIP											<b>PITCHER</b>	IP WLS BF H R ER SO BB IBB HBP BLK WP HR S P ERA WHIP
Al Santorini, R (1, 1) ERA: 3.02	8.0 L 37 8 3 3 2 5 1 0 0 0 0 0 35 59 3.38 1.625												
Billy McCool, L (9, 1) ERA: 4.5	1.0 3 1 0 0 0 0 0 0 0 0 0 0 3 3 0.00 1.000												

AB	32
R	3
H	9
RBI	3
BB	6
SO	2
LOB	21



Batter	1	2	3	4	5	6	7	8	9	AB R H RBI BB SO LOB
John Sipin, R OBP: 0.224, SLG: 0.328 (1, 4)	0-0 4-3 S 2B 1B		0-0 5-3		0-0 L9			0-3 K		4 1 1 0 0 1 1
Roberto Pena, R OBP: 0.285, SLG: 0.272 (1, 3)	0-0 4-3		0-0			0-0 F2		0-0 1B		4 0 2 0 0 0 1
Billy McCool, R (9, 1)	1-3		1B							0 0 0 0 0 0 0
Ivan Murrell, R OBP: 0.237, SLG: 0.222 (1, 9)	0-0 G3 2B		0-0 F8			0-3 K		0-3 K		4 0 1 1 0 2 2
Al Ferrara, R OBP: 0.358, SLG: 0.458 (1, 7)	0-0 G3			0-0 F9		0-0 5-3			0-0 F8	4 0 0 0 0 0 1
Ed Spiezio, R OBP: 0.309, SLG: 0.390 (1, 5)	0-0 F8			0-0 6-3			0-0 F8		0-0 4-3	4 0 0 0 0 0 1
Chris Cannizzaro, R OBP: 0.331, SLG: 0.333 Sonny Ruberto, R OBP: 0.200, SLG: 0.143 (1, 2) (7, PR) (8, 2)		0-0 P3		0-0 6-3			0-0 1B		0-0 6-3	3 0 1 0 0 0 0 1 0 0 0 0 0 0
Cito Gaston, R OBP: 0.266, SLG: 0.290 (1, 8)		0-0 F3			0-0 5-3		0-0 F9			3 0 0 0 0 0 1
Tommy Dean, R OBP: 0.209, SLG: 0.210 Larry Stahl, L OBP: 0.231, SLG: 0.186 (1, 6) (7, PH) (8, 3)		0-0 F8			0-0 P4		0-0 F8			2 0 0 0 0 0 0 1 0 0 0 0 0 1
Al Santorini, R OBP: 0.200, SLG: 0.172 Jose Arcia, R OBP: 0.271, SLG: 0.250 (1, 1) (8, PH) (9, 6)			0-3 K		0-0 1B			0-0 F2		2 0 1 0 0 1 0 1 0 0 0 0 0 0

Inning Stats	R: 1	H: 2	E: 0	K: 0	S: 5	LOB: 1	BB: 0	P: 5	R: 0	H: 0	E: 0	K: 0	S: 3	LOB: 0	BB: 0	P: 3	R: 0	H: 1	E: 0	K: 1	S: 6	LOB: 1	BB: 0	P: 6	R: 0	H: 0	E: 0	K: 0	S: 3	LOB: 0	BB: 0	P: 3	R: 0	H: 1	E: 0	K: 0	S: 4	LOB: 1	BB: 0	P: 4	R: 0	H: 0	E: 0	K: 1	S: 5	LOB: 0	BB: 0	P: 5	R: 0	H: 1	E: 0	K: 0	S: 4	LOB: 1	BB: 0	P: 4	R: 0	H: 1	E: 0	K: 2	S: 8	LOB: 1	BB: 0	P: 8	R: 0	H: 0	E: 0	K: 0	S: 3	LOB: 0	BB: 0	P: 3	1B: 5	SF: 0	2B: 1	SAC: 0	3B: 0	DP: 0	HR: 0	HBP: 0	WP: 0	PA: 33
PITCHER	IP	WLS	BF	H	R	ER	SO	BB	IBB	HBP	BLK	WP	HR	S	P	ERA	WHIP																																																																	
Alan Foster, R ERA: 3.07 Jim Brewer, L ERA: 1.49	(1, 1) (8, 1)	7.0 S	26 7	5 1	1 0	1 0	2 2	0 0	0 0	0 0	0 0	0 0	0 0	30 11	30 11	1.29 0.00	0.714 0.500																																																																	


**BOTTOM**

**Los Angeles Dodgers @ San Diego Padres**  
San Diego Stadium, San Diego, CA

Sun Jun 29 1969, 6:33 AM EDT  
Att. 7,677 - Unknown

livebaseballscorecards.com

AB	33
R	1
H	6
RBI	1
BB	0
SO	4
LOB	8





Batter	1	2	3	4	5	6	7	8	9	AB R H RBI BB SO LOB	TOP									
Leon McFadden, R (1, 7) OBP: 0.234, SLG: 0.261	0-0 1-3			0-0 4-3		0-3 K		0-0 F8		4 0 0 0 0 1 2										
Julio Gotay, R (1, 4) OBP: 0.271, SLG: 0.244	0-0 5-3			0-3 K		0-0 6-3		0-0 4-6		4 0 0 0 0 1 3										
Jimmy Wynn, R (1, 8) OBP: 0.414, SLG: 0.524	0-0 6-3			0-0 5-3		4-0 1B BB		0-0 3-1		3 1 0 0 1 0 0										
Doug Rader, R (1, 5) OBP: 0.309, SLG: 0.325		0-0 G3		0-0 5-3		0-0 1B 1-2 1B		0-3 K		4 0 1 0 0 1 0										
Marty Martinez, S (1, 6) OBP: 0.337, SLG: 0.386		0-0 6-3		0-3 K		0-0 1-3 2-H 1B		0-0 P4		4 0 1 1 0 1 0										
Norm Miller, L (1, 9) OBP: 0.382, SLG: 0.409		0-3 K		1-0 HBP		0-0 F8				2 0 0 0 0 1 2										
Don Bryant, R (1, 2) OBP: 0.271, SLG: 0.311			0-0 4-3		0-3 K		0-0 4-3			3 0 0 0 0 1 3										
Curt Blefary, L (1, 3) OBP: 0.361, SLG: 0.357			0-0 G3		0-0 G3		0-0 WP 1B 1B			3 0 1 0 0 0 0										
Tom Griffin, R (1, 1) OBP: 0.324, SLG: 0.429			0-0 F6		0-3 K		0-0 4-6 WP 1B			0 0 0 0 0 0 0										
Wade Blasingame, L (2, 1)										1 0 0 0 0 0 0										
Sandy Valdespino, L (6, PH)										1 0 0 0 0 1 0										
Skip Guinn, R (6, 1)										0 0 0 0 0 0 0										
Joe Morgan, L (8, PH)										1 0 1 0 0 0 0										
Cesar Ceronimo, L (8, PR)										0 0 0 0 0 0 0										
Dooley Wornack, L (8, 1)										0 0 0 0 0 0 0										
<b>Inning Stats</b>	R: 0 E: 0 K: 0 S: 3	H: 0 LOB: 0 BB: 0 P: 3	R: 0 E: 0 K: 1 S: 5	H: 0 LOB: 0 BB: 0 P: 5	R: 0 E: 0 K: 0 S: 3	H: 0 LOB: 0 BB: 0 P: 3	R: 0 E: 0 K: 1 S: 5	H: 0 LOB: 0 BB: 0 P: 5	R: 0 E: 0 K: 1 S: 5	H: 0 LOB: 0 BB: 0 P: 5	R: 1 E: 0 K: 0 S: 5	H: 2 LOB: 2 BB: 1 P: 9	R: 0 E: 0 K: 1 S: 4	H: 2 LOB: 2 BB: 0 P: 4	R: 0 E: 0 K: 1 S: 5	H: 0 LOB: 0 BB: 0 P: 5	1B: 4 2B: 1 3B: 0 HR: 0	SF: 0 SAC: 0 DP: 1 HBP: 1	WP: 1 PB: 0 SB: 0 CS: 0	PA: 32
<b>PITCHER</b> Claude Osteen, L (1, 1) ERA: 2.63	IP: 9.0 WLS: W BF: 32 H: 4 R: 1 ER: 1 SO: 7 BB: 1 IBB: 0 HBP: 1 BLK: 0 WP: 1 HR: 0 S: 44 P: 49 ERA: 1.00 WHIP: 0.556																			

Houston Astros @ Los Angeles Dodgers  
Dodger Stadium, Los Angeles, CA  
Mon Jun 30 1969, 7:05 PM PDT  
Att. 17,569 - Unknown

livebaseballscorecards.com

AB	30
R	1
H	4
RBI	1
BB	1
SO	7
LOB	10







Batter	1	2	3	4	5	6	7	8	9	AB R H RBI BB SO LOB	TOP											
<b>Curt Blefary, L</b> (1, 3) OBP: 0.357, SLG: 0.352	0-0 F8			0-0 4-3	0-0 F7		0-0 4-3			4 0 0 0 0 0 0												
<b>Joe Morgan, L</b> (1, 4) OBP: 0.399, SLG: 0.397	0-0 F8			0-0 HR		0-0 1B 2B		0-0 1-3		4 1 2 1 0 0 0												
<b>Jimmy Wynn, R</b> (1, 8) OBP: 0.415, SLG: 0.520	0-3 K			4-0 6-3 1B BB		4-0 1B BB		0-0 F8		2 0 0 0 2 1 0												
<b>Norm Miller, L</b> (1, 9) OBP: 0.389, SLG: 0.416		0-0 G5-4-3 1B		0-0 6-3 1B		0-3 K		0-0 1B		4 0 3 0 0 1 2												
<b>Johnny Edwards, L</b> (1, 2) OBP: 0.262, SLG: 0.281		0-0 G5-4-3 1-2f		0-0 6-3 1-2 2-3		0-0 F8		0-0 P6		4 0 0 0 0 0 6												
<b>Gary Geiger, L</b> (1, 7) OBP: 0.358, SLG: 0.315		0-3 K		4-0 BB		0-0 1-2 2-3 1B		0-0 G3		3 0 1 0 1 1 0												
<b>Marty Martinez, S</b> (1, 6) OBP: 0.323, SLG: 0.368			0-3 K	0-0 G3		0-0 F8		0-0 6-3		4 0 0 0 0 1 6												
<b>Doug Rader, R</b> (1, 5) OBP: 0.309, SLG: 0.324			0-0 CS 1B		0-3 K		0-0 6-3		0-0 F9	4 0 1 0 0 1 0												
<b>Denny Lemaster, R</b> (1, 1) OBP: 0.250, SLG: 0.317			0-3 K		0-0 6-3		0-3 K			3 0 0 0 0 2 1												
<b>Inning Stats</b>	R: 0 E: 0 K: 1 S: 5	H: 0 LOB: 0 BB: 0 P: 5	R: 0 E: 0 K: 1 S: 5	H: 1 LOB: 0 BB: 0 P: 5	R: 0 E: 0 K: 2 S: 7	H: 1 LOB: 0 BB: 0 P: 7	R: 1 E: 0 K: 0 S: 5	H: 2 LOB: 3 BB: 2 P: 13	R: 0 E: 0 K: 1 S: 5	H: 0 LOB: 0 BB: 0 P: 5	R: 0 E: 0 K: 1 S: 7	H: 2 LOB: 3 BB: 1 P: 11	R: 0 E: 0 K: 1 S: 5	H: 0 LOB: 0 BB: 0 P: 5	R: 0 E: 0 K: 0 S: 4	H: 1 LOB: 1 BB: 0 P: 4	R: 0 E: 0 K: 0 S: 3	H: 0 LOB: 0 BB: 0 P: 3	1B: 5 2B: 1 3B: 0 HR: 1	SF: 0 SAC: 0 DP: 1 HBP: 0	WP: 0 PB: 0 SB: 0 CS: 1	PA: 35
<b>PITCHER</b> <b>Bill Singer, R</b> (1, 1) ERA: 1.91	IP: 9.0 WLS: W BF: 35 H: 7 R: 1 ER: 1 SO: 7 BB: 3 IBB: 0 HBP: 0 BLK: 0 WP: 0 HR: 1 S: 46 P: 58 ERA: 1.00 WHIP: 1.111											<b>PITCHER</b> IP: WLS: BF: H: R: ER: SO: BB: IBB: HBP: BLK: WP: HR: S: P: ERA: WHIP:										

Houston Astros @ Los Angeles Dodgers  
Dodger Stadium, Los Angeles, CA

Tue Jul 01 1969, 7:05 PM PDT  
Att: 16,434 - Unknown

livebaseballscorecards.com

AB	32
R	1
H	7
RBI	1
BB	3
SO	7
LOB	15



Batter	1	2	3	4	5	6	7	8	9	AB	R	H	RBI	BB	SO	LOB
Maury Wills, S OBP: 0.327, SLG: 0.287 (1, 6)	0-0 4-3 4-3 1B		0-0 F9		0-0 6-3		4-0 1-2 IHR BB			3	1	1	0	1	0	0
Manny Mota, R OBP: 0.393, SLG: 0.423 (1, 7)	0-0 4-3 1-2		0-0 F9		0-0 E4 CS		0-0 1-H 2-H IHR			4	1	1	3	0	0	1
Bill Russell, R OBP: 0.343, SLG: 0.392 (1, 8) (9, 9)	0-0 4-3 2-3			0-0 F9	0-0 F7 1-2		0-0 F9			4	0	0	0	0	0	2
Andy Kosco, R OBP: 0.281, SLG: 0.446 (1, 9) Willie Davis, L OBP: 0.337, SLG: 0.445 (9, 8)	0-3 K			0-0 2B 1B		0-0 P5		0-0 5-3		4	1	1	0	0	1	1
Wes Parker, S OBP: 0.385, SLG: 0.472 (1, 3)		0-0 F2		0-0 2B 1-H 2B		0-0 G3		0-0 F9		4	0	1	1	0	0	0
Tom Haller, L OBP: 0.363, SLG: 0.396 (1, 2)		0-0 L4		0-0 2B 2B		0-0 F9		4-0 BB BB BB BB		3	0	1	0	1	0	0
Jim Lefebvre, S OBP: 0.348, SLG: 0.270 (1, 5)		0-0 E5 FC6-4		4-0 IBB		0-0 6-3	0-3 K			3	0	0	0	1	1	1
Ted Sizemore, R OBP: 0.320, SLG: 0.318 (1, 4)		0-0 FC6-4 1-2f		0-0 P3		0-0 6-3				3	0	0	0	0	0	4
Bill Singer, R OBP: 0.135, SLG: 0.100 (1, 1)		0-3 K	0-3 K				0-0 E6 BB IHR			3	1	0	0	0	2	3

Inning Stats	R: 0	H: 1	E: 0	K: 1	S: 6	LOB: 1	BB: 0	P: 6
	R: 0	H: 0	E: 1	K: 0	S: 4	LOB: 1	BB: 0	P: 4
	R: 0	H: 0	E: 0	K: 1	S: 5	LOB: 0	BB: 0	P: 5
	R: 1	H: 3	E: 0	K: 1	S: 8	LOB: 3	BB: 1	P: 12
	R: 0	H: 0	E: 1	K: 0	S: 3	LOB: 0	BB: 0	P: 3
	R: 0	H: 0	E: 0	K: 0	S: 3	LOB: 0	BB: 0	P: 3
	R: 3	H: 1	E: 1	K: 0	S: 5	LOB: 0	BB: 1	P: 9
	R: 0	H: 0	E: 0	K: 1	S: 5	LOB: 1	BB: 1	P: 9

PITCHER	IP	WLS	BF	H	R	ER	SO	BB	IBB	HBP	BLK	WP	HR	S	P	ERA	WHIP
Denny Lemaster, L ERA: 3.27 (1, 1)	8.0	L	34	5	4	1	4	2	1	0	0	0	0	39	51	1.12	0.875

**BOTTOM**

**Houston Astros @ Los Angeles Dodgers**  
Dodger Stadium, Los Angeles, CA

Tue Jul 01 1969, 7:05 PM PDT  
Att. 16,434 - Unknown

AB	31
R	4
H	5
RBI	4
BB	3
SO	4
LOB	12

livebaseballscorecards.com



WP: 0	PA: 34
PB: 0	
SB: 0	
CS: 1	



Batter	1	2	3	4	5	6	7	8	9	AB R H RBI BB SO LOB	TOP											
<b>Curt Blefary, L</b> (1, 3) OBP: 0.359, SLG: 0.363	0-0 4-3	0-0 F8			0-0 HR		4-0 E S 1B BB	0-0 SH3-4		3 2 1 1 1 0 1												
<b>Joe Morgan, L</b> (1, 4) OBP: 0.402, SLG: 0.396	0-0 G3 S 1B		0-0 4-3		4-0 G5-4-3 BB		4-0 1B BB FC BB	0-0 F7		3 1 1 0 2 0 1												
<b>Jimmy Wynn, R</b> (1, 8) OBP: 0.415, SLG: 0.514	4-0 G3 1-2 BB		0-3 K		0-0 G5-4-3 1-2		4-0 FC 1B 1-2 BB	0-0 5-3		3 0 0 0 2 1 2												
<b>Norm Miller, L</b> (1, 9) OBP: 0.384, SLG: 0.410 <b>Julio Gotay, R</b> (7, PH) OBP: 0.265, SLG: 0.239 <b>Leon McFadden, R</b> (7, 9) OBP: 0.229, SLG: 0.255	0-0 G3 1-2 2-3		0-0 F8		0-0 4-3		0-0 F9		0-3 K	3 0 0 0 0 0 2 1 0 0 0 0 0 3 1 0 0 0 0 1 0												
<b>Johnny Edwards, L</b> (1, 2) OBP: 0.272, SLG: 0.296	0-0 G1			0-0 SH1-3 BB 1B		0-0 1B 2B	0-0 FC 1-2 2-3 3-H 2B 1B		0-0 PB BB 2B 1B	5 3 4 1 0 0 2												
<b>Gary Geiger, L</b> (1, 7) OBP: 0.373, SLG: 0.319		0-0 1-3		4-0 SH1-3 1-2 BB		0-0 3-1 5-3 2-H 1B	0-0 FC 1-2 2-3 3-H 2B		4-0 PB BB 1-2 2B	3 1 1 2 2 0 2												
<b>Doug Rader, R</b> (1, 5) OBP: 0.313, SLG: 0.339		0-0 1B 5-3 2B		0-0 P6		0-0 5-3 1-2	0-0 2B		0-0 4-3 1-H 2-H 2B	5 1 3 3 0 0 3												
<b>Marty Martinez, S</b> (1, 6) OBP: 0.320, SLG: 0.363		0-0 5-3 1B		0-0 SH1-3 1-2 2-3		0-0 3-1 2-3	0-3 K		0-0 4-3 2-3	4 0 1 0 0 1 4												
<b>Don Wilson, R</b> (1, 1) OBP: 0.191, SLG: 0.122 <b>Fred Gladding, L</b> (9, 1)		0-0 5-3 1-2 3-H		0-3 K		0-0 6-3		0-0 SH3-4 1B	0-0 5-3	5 0 1 1 0 1 5 0 0 0 0 0 0 0												
<b>Inning Stats</b>	R: 0 E: 0 K: 0 S: 4	H: 1 LOB: 2 BB: 1 P: 8	R: 1 E: 0 K: 0 S: 5	H: 2 LOB: 1 BB: 0 P: 5	R: 0 E: 0 K: 1 S: 5	H: 0 LOB: 0 BB: 0 P: 5	R: 0 E: 0 K: 1 S: 6	H: 1 LOB: 2 BB: 1 P: 10	R: 1 E: 0 K: 0 S: 3	H: 1 LOB: 0 BB: 1 P: 7	R: 1 E: 0 K: 0 S: 5	H: 2 LOB: 1 BB: 0 P: 5	R: 3 E: 0 K: 1 S: 7	H: 2 LOB: 2 BB: 3 P: 19	R: 0 E: 0 K: 0 S: 4	H: 1 LOB: 1 BB: 0 P: 4	R: 2 E: 0 K: 1 S: 7	H: 2 LOB: 1 BB: 1 P: 11	1B: 7 2B: 4 3B: 0 HR: 1	SF: 0 SAC: 3 DP: 1 HBP: 0	WP: 0 PB: 1 SB: 2 CS: 0	PA: 45
<b>PITCHER</b>	IP WLS BF H R ER SO BB IBB HBP BLK WP HR S P ERA WHIP																					
<b>Don Sutton, R</b> (1, 1) ERA: 2.74	6.0 L 29 7 5 5 2 5 0 0 0 0 0 1 28 48 7.50 2.000																					
<b>Jim Brewer, L</b> (7, 1) ERA: 1.69	1.0 6 2 1 1 1 1 0 0 0 0 0 0 7 11 9.00 3.000																					
<b>Pete Mikkelsen, R</b> (8, 1) ERA: 3.82	2.0 10 3 2 2 1 1 0 0 0 0 0 0 11 15 9.00 2.000																					

Houston Astros @ Los Angeles Dodgers  
Dodger Stadium, Los Angeles, CA  
Wed Jul 02 1969, 7:05 PM PDT  
Att: 15,972 - Unknown

AB	36
R	8
H	12
RBI	8
BB	7
SO	4
LOB	25



Batter	1	2	3	4	5	6	7	8	9	AB	R	H	RBI	BB	SO	LOB
Maury Wills, S OBP: 0.325, SLG: 0.283 (1, 6)	0-0 1-3		0-0 FC6-4		0-0 G4-3		0-0 4-3		4-0 BB BB BB BB	4	0	0	1	1	0	3
Manny Mota, R OBP: 0.393, SLG: 0.419 (1, 7)	0-0 PO BB 1B		0-0 5-3			4-0 1B BB		0-0 F9	0-0 F8	4	1	1	0	1	0	4
Willie Davis, L OBP: 0.330, SLG: 0.435 (1, 8)	0-0 F5			0-0 F7		0-3 K		0-3 K		4	0	0	0	0	2	2
Len Gabrielson, L OBP: 0.368, SLG: 0.412 (1, 9)	4-0 1-2 BB			0-0 P5		0-0 P4		0-0 F9		3	0	0	0	1	0	1
Wes Parker, S OBP: 0.387, SLG: 0.472 (1, 3)	0-0 PO	0-0 4-3		0-0 FC4-6 1B		0-0 1B 1B			0-0 3-1	4	0	2	0	0	0	0
Tom Haller, L OBP: 0.365, SLG: 0.398 (1, 2)		0-0 P4		0-0 FC4-6		0-0 1B		0-0 1B	0-0 BB BB 1B	4	1	2	1	0	0	1
Jim Lefebvre, S OBP: 0.346, SLG: 0.270 (1, 5)		0-3 K			0-0 BB 1B	0-0 F8			0-3 K	4	0	1	0	0	2	3
Ted Sizemore, R OBP: 0.326, SLG: 0.319 (1, 4)			0-0 FC6-4 1B		4-0 G4-3 BB		0-0 6-3		4-0 BB BB BB BB	2	0	1	0	2	0	0
Don Sutton, R OBP: 0.204, SLG: 0.189 (1, 1)			0-3 K		0-0 P5		0-0 P6		4-0 BB BB BB BB	2	0	0	0	0	1	3
Jim Brewer, L OBP: 0.200, SLG: 0.400 (7, 1)									1-2 2-3 3-H BB	0	0	0	0	0	0	0
Willie Crawford, L OBP: 0.338, SLG: 0.426 (7, PH)										1	0	0	0	0	0	0
Pete Mikkelsen, R (8, 1)										0	0	0	0	0	0	0
Bill Sudakis, S OBP: 0.292, SLG: 0.367 (9, PH)									1-2 2-3 BB	0	0	0	0	1	0	0


Inning Stats		R: 0	H: 1	R: 0	H: 0	R: 0	H: 1	R: 0	H: 1	R: 0	H: 1	R: 1	H: 2	R: 0	H: 0	R: 0	H: 0	R: 1	H: 1	1B: 7	SF: 0	WP: 0	PA: 39
		E: 0	LOB: 1	E: 0	LOB: 0	E: 0	LOB: 1	E: 0	LOB: 1	E: 0	LOB: 1	E: 0	LOB: 2	E: 0	LOB: 0	E: 0	LOB: 0	E: 1	LOB: 3	2B: 0	SAC: 0	PB: 0	
		K: 0	BB: 1	K: 1	BB: 0	K: 0	BB: 0	K: 0	BB: 1	K: 0	BB: 0	K: 1	BB: 1	K: 0	BB: 0	K: 1	BB: 0	K: 1	BB: 3	3B: 0	DP: 1	SB: 1	
		S: 3	P: 7	S: 5	P: 5	S: 6	P: 6	S: 4	P: 4	S: 3	P: 7	S: 7	P: 11	S: 3	P: 3	S: 5	P: 5	S: 6	P: 18	HR: 0	HBP: 0	CS: 0	
PITCHER	IP	WLS	BF	H	R	ER	SO	BB	IBB	HBP	BLK	WP	HR	S	P	ERA	WHIP						
Don Wilson, R ERA: 3.98 (1, 1)	8.2	W	36	7	2	2	5	5	0	0	0	0	0	41	61	2.08	1.385						
Fred Gladding, R ERA: 2.2 (9, 1)	0.1	S	2	0	0	0	0	1	0	0	0	0	0	1	5	0.00	3.000						

**BOTTOM**

**Houston Astros @ Los Angeles Dodgers**  
Dodger Stadium, Los Angeles, CA

Wed Jul 02 1969, 7:05 PM PDT  
Att. 15,972 - Unknown

AB	32
R	2
H	7
RBI	2
BB	6
SO	5
LOB	17

















Batter	1	2	3	4	5	6	7	8	9	AB R H RBI BB SO LOB	TOP																						
<b>Pete Rose, S</b> (1, 9) OBP: 0.412, SLG: 0.451	0-0 L7		0-0 G3		0-0 FC3-6 1B	0-0 SF7			0-0 HR	4 1 2 2 0 0 0																							
<b>Jimmy Stewart, S</b> (1, 7) OBP: 0.310, SLG: 0.329	4-0		0-0		0-0 FC3-6 1B	0-0 F8			0-0 F9	3 1 1 0 1 0 3																							
<b>Wayne Granger, R</b> (6, 1) OBP: 0.250, SLG: 0.100	1B				1-2					0 0 0 0 0 0 0																							
<b>Ted Savage, R</b> (9, PH) OBP: 0.294, SLG: 0.290	SF7									1 0 0 0 0 0 0																							
<b>Pedro Ramos, S</b> (9, 1)	BB									0 0 0 0 0 0 0																							
<b>Bobby Tolan, L</b> (1, 8) OBP: 0.357, SLG: 0.542	0-0		0-3 K		0-3 K				0-0 F7	5 0 1 0 0 2 2																							
	1-3 1B																																
<b>Tony Perez, R</b> (1, 5) OBP: 0.383, SLG: 0.571	0-0 SF7			4-0 G4-3 E BB	0-0 1B				0-0 HR	3 2 2 2 1 0 0																							
	3-H				1-3																												
<b>Lee May, R</b> (1, 3) OBP: 0.351, SLG: 0.603	0-3 K			0-3 K	0-0 G5-3				0-0 G6-3	4 0 0 0 0 2 4																							
<b>Pat Corrales, R</b> (1, 2) OBP: 0.429, SLG: 0.467		0-0 G5-3		0-0 G4-3		0-0 P5			0-3 K	2 0 0 0 0 0 1																							
<b>Johnny Bench, R</b> (6, PH) OBP: 0.383, SLG: 0.490				1-2						2 0 0 0 0 1 0																							
<b>Tommy Helms, R</b> (1, 4) OBP: 0.276, SLG: 0.278		0-0 F9		0-0 E9 1B		0-0 1B BB SF7 1B			0-0 P6	4 1 1 0 0 0 0																							
				2-H																													
<b>Giraldo Ruiz, S</b> (1, 6) OBP: 0.316, SLG: 0.302		0-0 G4-3		0-0		4-0 1B BB BB			0-3 K2-3	2 0 1 0 1 0 0																							
<b>Fred Whitfield, L</b> (8, PH) OBP: 0.391, SLG: 0.222				1-2 1B		1-2 BB				1 0 0 0 0 1 0																							
<b>Darrel Chaney, S</b> (8, 6) OBP: 0.297, SLG: 0.255										0 0 0 0 0 0 0																							
<b>Jim Merritt, L</b> (1, 1) OBP: 0.171, SLG: 0.108		0-3 K		0-3 K		0-0 1B			0-0 G6-3	2 0 0 0 0 2 2																							
<b>Alex Johnson, R</b> (6, PH) OBP: 0.382, SLG: 0.512						1-2 2-3 1B				2 0 1 0 0 0 0																							
<b>Inning Stats</b>	R: 1 E: 0 K: 1 S: 6	H: 1 LOB: 1 BB: 1 P: 10	R: 0 E: 0 K: 0 S: 3	H: 0 LOB: 0 BB: 0 P: 3	R: 0 E: 0 K: 2 S: 8	H: 1 LOB: 1 BB: 0 P: 8	R: 1 E: 1 K: 2 S: 9	H: 1 LOB: 2 BB: 1 P: 13	R: 0 E: 0 K: 1 S: 7	H: 2 LOB: 2 BB: 0 P: 7	R: 1 E: 0 K: 0 S: 5	H: 2 LOB: 2 BB: 1 P: 9	R: 1 E: 0 K: 1 S: 6	H: 1 LOB: 0 BB: 0 P: 6	R: 0 E: 0 K: 1 S: 5	H: 0 LOB: 0 BB: 0 P: 5	R: 1 E: 0 K: 0 S: 4	H: 1 LOB: 0 BB: 0 P: 4	1B: 7 2B: 0 3B: 0 HR: 2	SF: 2 SAC: 0 DP: 0 HBP: 0	WP: 0 PB: 0 SB: 0 CS: 0	PA: 40											
<b>PITCHER</b> <b>Bill Singer, R</b> (1, 1) ERA: 2.03	IP 9.0	WLS W	BF 40	H 9	R 5	ER 4	SO 8	BB 3	IBB 0	HBP 0	BLK 0	WP 0	HR 2	S 53	P 65	ERA 4.00	WHIP 1.333																
											<b>PITCHER</b>	IP	WLS	BF	H	R	ER	SO	BB	IBB	HBP	BLK	WP	HR	S	P	ERA	WHIP					

Cincinnati Reds @ Los Angeles Dodgers  
Dodger Stadium, Los Angeles, CA  
Sat Jul 05 1969, 7:05 PM PDT  
Att: 47,231 - Unknown

AB	35
R	5
H	9
RBI	4
BB	3
SO	8
LOB	12



livebaseballscorecards.com

Batter	1	2	3	4	5	6	7	8	9	AB R H RBI BB SO LOB
Maury Wills, S OBP: 0.337, SLG: 0.289 (1, 6)	0-0 CS 1B		0-0 SH1-3 1B		0-0 1B SF7 1B		4-0 1B BB		4-0 1B IBB	3 2 3 0 2 0 0
Manny Mota, R OBP: 0.401, SLG: 0.419 (1, 7)	4-0 1-2 HR BB		0-0 SH1-3		0-0 1-3 1B		0-0 1-2 1B		0-0 1-2 1B	3 1 3 1 1 0 0
Wes Parker, S OBP: 0.380, SLG: 0.472 (1, 3)	0-0 1-H HR		0-0 G5-3		0-3 K		0-0 P5			4 1 1 2 0 1 5
Andy Kosco, R OBP: 0.283, SLG: 0.458 (1, 9)	0-0 HR		0-0 1B		0-0 SF7		0-0 F9			2 1 2 3 0 0 0
Willie Davis, L OBP: 0.333, SLG: 0.429 (7, PH)			2-H		3-H					1 0 0 0 0 0 2
Bill Sudakis, S OBP: 0.297, SLG: 0.374 (1, 5)	0-0 F7		0-0 G4-3		0-0 G1-3			0-0 F7		4 0 0 0 0 0 2
Bill Russell, R OBP: 0.335, SLG: 0.382 (1, 8)	0-0 L7			0-0 F9		0-0 G6-3		0-0 F7		4 0 0 0 0 0 0
Ted Sizemore, R OBP: 0.319, SLG: 0.312 (1, 4)		0-0 F8		0-0 1B		0-0 F7		0-0 P4		4 0 1 0 0 0 0
Jeff Torborg, R OBP: 0.264, SLG: 0.275 (1, 2)		0-0 F3		0-0 P6		0-0 P4			0-0 SH1-4 1B 2B	3 0 0 0 0 0 1
Willie Crawford, L OBP: 0.341, SLG: 0.433 (9, PH)										1 1 1 0 0 0 0
Bill Singer, R OBP: 0.127, SLG: 0.094 (1, 1)		0-3 K		0-0 P4			0-3 K		0-0 SH1-4	3 0 0 0 0 2 1
Tom Haller, L OBP: 0.360, SLG: 0.386 (9, PH)									2-3	0 0 0 0 0 0 0

Inning Stats	R: 3	H: 3	E: 0	K: 0	S: 5	LOB: 0	BB: 1	P: 9	R: 0	H: 0	E: 0	K: 1	S: 5	LOB: 0	BB: 0	P: 5	R: 1	H: 2	E: 0	K: 0	S: 5	LOB: 1	BB: 0	P: 5	R: 0	H: 1	E: 0	K: 0	S: 4	LOB: 1	BB: 0	P: 4	R: 1	H: 2	E: 0	K: 1	S: 7	LOB: 1	BB: 0	P: 7	R: 0	H: 0	E: 0	K: 0	S: 3	LOB: 0	BB: 0	P: 3	R: 0	H: 1	E: 0	K: 1	S: 6	LOB: 2	BB: 1	P: 10	R: 0	H: 0	E: 0	K: 0	S: 3	LOB: 0	BB: 0	P: 3	R: 1	H: 2	E: 0	K: 0	S: 3	LOB: 2	BB: 1	P: 7	1B: 8	SF: 1	3B: 0	HR: 2	2B: 1	SAC: 2	DP: 0	HBP: 0	WP: 0	PA: 38
PITCHER	IP	WLS	BF	H	R	ER	SO	BB	IBB	HBP	BLK	WP	HR	S	P	ERA	WHIP																																																																	
Jim Merritt, L ERA: 4.18 (1, 1)	5.0		23	8	5	5	2	1	0	0	0	0	0	26	30	9.00	1.800																																																																	
Wayne Granger, R ERA: 3.03 (6, 1)	3.0		11	1	0	0	1	1	0	0	0	0	0	12	16	0.00	0.667																																																																	
Pedro Ramos, R ERA: 3.45 (9, 1)	0.1	L	4	2	1	1	0	0	1	0	0	0	0	3	7	27.00	6.000																																																																	

BOTTOM

Cincinnati Reds @ Los Angeles Dodgers

Dodger Stadium, Los Angeles, CA

Sat Jul 05 1969, 7:05 PM PDT

Att. 47,231 - Unknown

livebaseballscorecards.com

AB	32
R	6
H	11
RBI	6
BB	3
SO	3
LOB	11





Batter	1	2	3	4	5	6	7	8	9	AB R H RBI BB SO LOB	TOP											
<b>Pete Rose, S</b> (1, 9) OBP: 0.411, SLG: 0.461	0-3 K		0-0 SH1-4 E 1B	0-0 HR	0-3 K		0-0 G4-3			5 2 2 1 0 2 2												
<b>Jimmy Stewart, S</b> (1, 7) OBP: 0.308, SLG: 0.337	0-0 2B		0-0 SH1-4	0-0 L6		0-0 G4-3		0-0 G4-3		4 0 1 0 0 0 0												
<b>Bobby Tolan, L</b> (1, 8) OBP: 0.358, SLG: 0.548	0-3 K		4-0 E SF8 IBB	0-0 G1-3		0-0 G3		0-0 HR		4 2 1 1 1 1 1												
<b>Tony Perez, R</b> (1, 5) OBP: 0.384, SLG: 0.567	0-0 G6-3		0-0 E7 1B 1B	4-0 1B BB		0-0 E5 BB		0-0 F8		4 1 1 2 1 0 1												
<b>Lee May, R</b> (1, 3) OBP: 0.355, SLG: 0.601		0-0 G5-3	4-0 1B 1B BB	0-0 1B		4-0 1B BB		0-3 K		3 1 1 0 2 1 0												
<b>Johnny Bench, R</b> (1, 2) OBP: 0.380, SLG: 0.498		0-0 HR	0-0 SF8	0-0 F8		0-3 K		0-0 F8		4 1 1 2 0 1 4												
<b>Tommy Helms, R</b> (1, 4) OBP: 0.279, SLG: 0.284		0-0 G6-3	0-0 1B 1B		0-0 F8		0-0 G3 2B		0-0 G6-3	5 0 2 1 0 0 0	<b>AB 37</b>											
<b>Giraldo Ruiz, S</b> (1, 6) OBP: 0.323, SLG: 0.310		0-0 G4-3	0-0 1B		0-0 1B		0-0 G3		0-0 L9	5 0 2 1 0 0 1	<b>R 8</b>											
<b>Darrel Chaney, S</b> (9, 6) OBP: 0.297, SLG: 0.255			1-2 2-H 1B		0-0 1B		2-3 G3			0 0 0 0 0 0 0	<b>H 11</b>											
<b>Clay Carroll, R</b> (1, 1) OBP: 0.412, SLG: 0.500			SH1-4 E BB		0-0 B1		0-3 K			3 1 0 0 1 1 4	<b>RBI 8</b>											
<b>Al Jackson, L</b> (8, 1)										0 0 0 0 0 0 0	<b>BB 5</b>											
<b>Inning Stats</b>	R: 0 E: 0 K: 2 S: 8	H: 1 LOB: 1 BB: 0 P: 8	R: 1 E: 0 K: 0 S: 4	H: 1 LOB: 0 BB: 0 P: 4	R: 5 E: 1 K: 0 S: 7	H: 4 LOB: 2 BB: 3 P: 19	R: 1 E: 0 K: 0 S: 5	H: 2 LOB: 2 BB: 1 P: 9	R: 0 E: 0 K: 1 S: 6	H: 1 LOB: 1 BB: 0 P: 6	R: 0 E: 1 K: 1 S: 6	H: 0 LOB: 2 BB: 1 P: 10	R: 0 E: 0 K: 1 S: 6	H: 1 LOB: 1 BB: 0 P: 6	R: 1 E: 0 K: 1 S: 6	H: 1 LOB: 0 BB: 0 P: 6	R: 0 E: 0 K: 0 S: 3	H: 0 LOB: 0 BB: 0 P: 3	1B: 6 2B: 2 3B: 0 HR: 3	SF: 1 SAC: 1 DP: 0 HBP: 0	WP: 0 PB: 0 SB: 0 CS: 0	PA: 44
<b>PITCHER</b>	IP WLS BF H R ER SO BB IBB HBP BLK WP HR S P ERA WHIP																					
<b>Don Sutton, R</b> (1, 1) ERA: 3.05	2.2 L 17 6 6 6 2 2 1 0 0 0 0 1 18 30 20.25 3.000																					
<b>John Purdin, R</b> (3, 1) ERA: 6.35	2.1 11 3 1 1 1 1 0 0 0 0 0 1 12 16 3.86 1.714																					
<b>Pete Mikkelsen, R</b> (6, 1) ERA: 3.58	2.0 9 1 0 0 2 1 0 0 0 0 0 0 12 16 0.00 1.000																					
<b>Al McBean, R</b> (8, 1) ERA: 3.86	2.0 7 1 1 1 1 0 0 0 0 0 0 1 9 9 4.50 0.500																					

**Cincinnati Reds @ Los Angeles Dodgers**  
**Dodger Stadium, Los Angeles, CA**  
 Sun Jul 06 1969, 3:33 AM PDT  
 Att: 19,381 - Unknown

<b>AB</b>	37
<b>R</b>	8
<b>H</b>	11
<b>RBI</b>	8
<b>BB</b>	5
<b>SO</b>	6
<b>LOB</b>	13



Batter	1	2	3	4	5	6	7	8	9	AB R H RBI BB SO LOB
Maury Wills, S (1, 6) OBP: 0.335, SLG: 0.288	0-0 CS 1B			0-0 G1-3	0-0 G1-3			0-0 G4-3	0-3 K	5 0 1 0 0 1 4
Manny Mota, R (1, 9) OBP: 0.401, SLG: 0.418	0-0 F8 1-2			0-0 FC3-6 1B		0-0 G6-3		0-0 BB 1B	0-0 F8	5 0 2 0 0 0 3
Willie Davis, L (1, 8) OBP: 0.330, SLG: 0.425 Bill Russell, R (6, PH) OBP: 0.337, SLG: 0.384 (7, 8)	0-0 F8			0-0 FC3-6 FC6-4 1-2f		0-3 K		0-0 BB 1B		2 0 0 0 0 0 1 2 0 1 0 0 1 0
Len Gabrielson, L (1, 3) OBP: 0.348, SLG: 0.397		0-0 G4-6-3 1B		0-0 FC6-4 1-2f		0-0 1B		0-0 F5		4 0 2 0 0 0 3
Bill Sudakis, S (1, 5) OBP: 0.296, SLG: 0.369		0-0 G4-6-3 1-2f			0-0 P6	0-0 G4-3		4-0 FC6-4 BB		3 0 0 0 1 0 2
Tom Haller, L (1, 2) OBP: 0.356, SLG: 0.381 Wes Parker, S (8, PH) OBP: 0.378, SLG: 0.470 Jeff Torborg, R (9, 2) OBP: 0.284, SLG: 0.275		0-0 G6-3			0-3 K		0-3 K	0-0 FC6-4 1-2f		3 0 0 0 0 2 0 1 0 0 0 0 0 3 0 0 0 0 0 0 0
Willie Crawford, L (1, 7) OBP: 0.339, SLG: 0.444			0-3 K		0-0 HR		0-0 E3 HBP		0-0 G3-4-1	4 1 1 1 0 1 0
Ted Sizemore, R (1, 4) OBP: 0.322, SLG: 0.311 John Miller, R (7, PR) OBP: 0.320, SLG: 0.304 (8, 4)			0-3 K		4-0 1B BB		1-0 G4-3 HBP		4-0 BB BB	1 0 0 0 1 1 0 0 0 0 0 1 0 0
Don Sutton, R (1, 1) OBP: 0.284, SLG: 0.189 John Purdin, R (3, 1) Jim Lefebvre, S (5, PH) OBP: 0.349, SLG: 0.275 Pete Mikkelsen, R (8, 1) Andy Kosco, R (7, PH) OBP: 0.282, SLG: 0.456 Al McBean, R (8, 1) OBP: 0.200, SLG: 0.200 Ken Boyer, R (9, PH) OBP: 0.357, SLG: 0.333			0-3 K		0-0 1B		0-0 G4-3		4-0 BB	0 0 0 0 0 0 0 1 0 0 0 0 0 1 0 1 0 1 0 0 0 0 0 0 0 0 0 0 0 0 0 1 0 0 0 0 0 0 2 0 0 0 0 0 0 0 0 0 0 0 0 0 1 0 0

Inning Stats	R: 0 E: 0 K: 0 S: 3	H: 1 LOB: 0 BB: 0 P: 3	R: 0 E: 0 K: 0 S: 3	H: 1 LOB: 0 BB: 0 P: 3	R: 0 E: 0 K: 3 S: 9	H: 0 LOB: 0 BB: 0 P: 9	R: 0 E: 0 K: 0 S: 4	H: 1 LOB: 1 BB: 0 P: 4	R: 1 E: 0 K: 1 S: 7	H: 2 LOB: 2 BB: 1 P: 11	R: 0 E: 0 K: 1 S: 6	H: 1 LOB: 1 BB: 0 P: 6	R: 0 E: 1 K: 1 S: 5	H: 0 LOB: 2 BB: 0 P: 6	R: 0 E: 0 K: 0 S: 5	H: 2 LOB: 3 BB: 1 P: 9	R: 0 E: 0 K: 1 S: 5	H: 0 LOB: 2 BB: 2 P: 13	1B: 7 2B: 0 3B: 0 HR: 1	SF: 0 SAC: 0 DP: 2 HBP: 1
--------------	------------------------------	---------------------------------	------------------------------	---------------------------------	------------------------------	---------------------------------	------------------------------	---------------------------------	------------------------------	----------------------------------	------------------------------	---------------------------------	------------------------------	---------------------------------	------------------------------	---------------------------------	------------------------------	----------------------------------	----------------------------------	------------------------------------

PITCHER	IP	WLS	BF	H	R	ER	SO	BB	IBB	HBP	BLK	WP	HR	S	P	ERA	WHIP
Clay Carroll, R (1, 1) ERA: 2.62	7.2	W	32	8	1	1	6	2	0	1	0	0	1	41	50	1.17	1.304
Al Jackson, L (8, 1) ERA: 9.0	1.1	S	6	0	0	0	1	2	0	0	0	0	0	6	14	0.00	1.500

BOTTOM

Cincinnati Reds @ Los Angeles Dodgers  
 Dodger Stadium, Los Angeles, CA  
 Sun Jul 06 1969, 3:33 AM PDT  
 Att. 19,381 - Unknown

AB	33
R	1
H	8
RBI	1
BB	4
SO	7
LOB	18



WP: 0	PA: 38
PB: 0	
SB: 0	
CS: 1	



Batter	1	2	3	4	5	6	7	8	9	AB R H RBI BB SO LOB	TOP		
<b>Felipe Alou, R</b> OBP: 0.343, SLG: 0.384 (1, 8) X	0-0 1-3		0-0 F8	0-0 5-3		0-0 5-3			0-0 P5	5 0 0 0 0 0 1			
<b>Tony Gonzalez, L</b> OBP: 0.327, SLG: 0.333 (1, 7) X	0-0 G5-4-3 1B		4-0 HR BB		0-0 P5	0-0 4-3			0-0 F8	4 1 1 0 1 0 0			
<b>Hank Aaron, R</b> OBP: 0.434, SLG: 0.655 (1, 9) X	0-0 G5-4-3 1-2f		0-0 HR		0-0 1B 1B 1B			0-0 9-3 1B	0-0 F9	5 2 3 2 0 0 1			
<b>Orlando Cepeda, R</b> OBP: 0.332, SLG: 0.456 (1, 3) X		0-0 2B 1B	0-0 5-3		0-0 1B 1B			0-0 F7		4 1 2 0 0 0 1			
<b>Clete Boyer, R</b> OBP: 0.333, SLG: 0.372 (1, 5) X		0-0 1B 2B	0-0 1B		0-0 FC3-6 1B 1B			0-0 9-3 1-2f		4 0 3 0 0 0 1			
<b>Felix Millan, R</b> OBP: 0.337, SLG: 0.378 (1, 4) X		0-0 S BB 1B	0-0 6-3		0-0 FC3-6 1B			0-0 4-3 2B		4 1 3 2 0 0 1			
<b>Bob Didier, S</b> OBP: 0.284, SLG: 0.283 (1, 2) X		4-0 FC5 1B BB		4-0 FC2-6 BB		0-0 FC3-6 1B		0-0 4-3		2 0 0 0 2 0 3			
<b>Gil Garrido, R</b> OBP: 0.275, SLG: 0.308 (1, 6) X		0-0 1B		0-0 F9		0-0 5-3		0-0 4-3		4 0 1 1 0 0 4			
<b>George Stone, L</b> OBP: 0.167, SLG: 0.167 (1, 1) X		0-0 FC5		0-0 FC2-6		0-3 K		0-0 F8		4 0 0 0 0 1 4			
<b>Inning Stats</b>	R: 0 E: 0 K: 0 S: 3 H: 1 LOB: 0 BB: 0 P: 3	R: 1 E: 0 K: 0 S: 5 H: 4 LOB: 2 BB: 1 P: 9	R: 2 E: 0 K: 0 S: 5 H: 2 LOB: 1 BB: 1 P: 9	R: 0 E: 0 K: 0 S: 3 H: 0 LOB: 1 BB: 1 P: 7	R: 2 E: 0 K: 0 S: 7 H: 4 LOB: 2 BB: 0 P: 7	R: 0 E: 0 K: 1 S: 5 H: 0 LOB: 0 BB: 0 P: 5	R: 0 E: 0 K: 0 S: 3 H: 1 LOB: 0 BB: 0 P: 3	R: 0 E: 0 K: 0 S: 4 H: 1 LOB: 1 BB: 0 P: 4	R: 0 E: 0 K: 0 S: 3 H: 0 LOB: 0 BB: 0 P: 3	1B: 10 2B: 3 3B: 0 HR: 1 SF: 0 SAC: 0 DP: 2 HBP: 0	WP: 0 PB: 0 SB: 1 CS: 0 PA: 39		
<b>PITCHER</b>	IP WLS BF H R ER SO BB IBB HBP BLK WP HR S P ERA WHIP											<b>PITCHER</b>	IP WLS BF H R ER SO BB IBB HBP BLK WP HR S P ERA WHIP
<b>Alan Foster, R</b> ERA: 3.58 (1, 1)	4.1 L 23 10 5 5 0 3 0 0 0 0 0 1 20 32 10.38 3.000												
<b>Pete Mikkelsen, R</b> ERA: 3.22 (5, 1)	3.2 13 3 0 0 1 0 0 0 0 0 0 0 15 15 0.00 0.818												
<b>John Purdin, R</b> ERA: 5.84 (9, 1)	1.0 3 0 0 0 0 0 0 0 0 0 0 0 3 3 0.00 0.000												

Atlanta Braves @ Los Angeles Dodgers  
Dodger Stadium, Los Angeles, CA

AB	36
R	5
H	13
RBI	5
BB	3
SO	1
LOB	16



Mon Jul 07 1969, 7:05 PM PDT  
Att: 18,615 - Unknown

livebaseballscores.com











Batter	1	2	3	4	5	6	7	8	9	AB R H RBI BB SO LOB	TOP											
<b>Felipe Alou, R</b> (1, 8) OBP: 0.343, SLG: 0.380	0-0 G5-4-3 1B		0-0 F9		0-0 1-3			0-0 F7		4 0 1 0 0 0 2	<b>Atlanta Braves @ Los Angeles Dodgers</b> <b>Dodger Stadium, Los Angeles, CA</b> Tue Jul 08 1969, 7:05 PM PDT Att. 42,354 - Unknown <a href="http://livebaseballscorecards.com">livebaseballscorecards.com</a>											
<b>Tony Gonzalez, L</b> (1, 7) OBP: 0.326, SLG: 0.336	0-0 F7		0-0 2B			0-0 4-3		0-0 4-3		4 0 1 1 0 0 1												
<b>Hank Aaron, R</b> (1, 9) OBP: 0.433, SLG: 0.660	0-0 G5-4-3 1-2f		0-0 6-3			0-0 6-3		0-0 2B		4 0 1 0 0 0 2												
<b>Tito Francona, L</b> (1, 3) OBP: 0.412, SLG: 0.437 <b>Tommie Aaron, R</b> (8, 3) OBP: 0.345, SLG: 0.347		0-0 HR		4-0 G1-6-3 BB		4-0 BB BB		0-0 F3		2 1 1 1 2 0 1 0 0 0 0 0 0 0												
<b>Clete Boyer, R</b> (1, 5) OBP: 0.342, SLG: 0.380		0-0 F2		0-0 G1-6-3 1-2f		4-0 1-2 BB		4-0 SH5-4 2B BB		2 1 0 0 2 0 1												
<b>Felix Millan, R</b> (1, 4) OBP: 0.332, SLG: 0.370		0-0 6-3		0-0 1-3		0-0 L6		0-0 SH5-4 1-2		3 0 0 0 0 0 2												
<b>Bob Didier, S</b> (1, 2) OBP: 0.283, SLG: 0.282		0-0 F7			0-0 6-3		0-0 WP CS SH3-4 1B		0-0 6-3	4 0 1 0 0 0 1												
<b>Gil Garrido, R</b> (1, 6) OBP: 0.273, SLG: 0.302 <b>Rico Carty, R</b> (9, PH) OBP: 0.475, SLG: 0.674 <b>Bob Aspromonte, R</b> (9, 6) OBP: 0.315, SLG: 0.344			0-0 SH2-4 2B 1B		0-0 E4 WP		0-0 SH3-4 1-2		0-0 2B	2 1 1 0 0 0 0 1 0 1 1 0 0 0 0 0 0 0 0 0 0												
<b>Ron Reed, R</b> (1, 1) OBP: 0.136, SLG: 0.140 <b>Cecil Upshaw, R</b> (8, 1) OBP: 0.333, SLG: 0.667		0-0 SH2-4		0-0 F9		0-0 F8		0-0 L4		2 0 0 0 0 0 2 1 0 0 0 0 0 1												
<b>Inning Stats</b>	R: 0 E: 0 K: 0 S: 3	H: 1 LOB: 0 BB: 0 P: 3	R: 1 E: 0 K: 0 S: 4	H: 1 LOB: 0 BB: 0 P: 4	R: 1 E: 0 K: 0 S: 5	H: 2 LOB: 1 BB: 0 P: 5	R: 0 E: 0 K: 0 S: 2	H: 0 LOB: 0 BB: 1 P: 6	R: 0 E: 1 K: 0 S: 4	H: 0 LOB: 1 BB: 0 P: 4	R: 0 E: 0 K: 0 S: 3	H: 0 LOB: 2 BB: 2 P: 11	R: 0 E: 0 K: 0 S: 3	H: 1 LOB: 0 BB: 0 P: 3	R: 0 E: 0 K: 0 S: 4	H: 1 LOB: 1 BB: 0 P: 4	R: 1 E: 0 K: 0 S: 4	H: 1 LOB: 1 BB: 1 P: 8	1B: 3 2B: 3 3B: 0 HR: 1	SF: 0 SAC: 3 DP: 2 HBP: 0	WP: 2 PB: 0 SB: 0 CS: 1	PA: 36
<b>PITCHER</b>	IP WLS BF H R ER SO BB IBB HBP BLK WP HR S P ERA WHIP																					
<b>Joe Moeller, R</b> (1, 1) ERA: 2.84 <b>Al McBean, R</b> (9, 1) ERA: 4.01	8.0 31 6 2 2 0 3 0 0 0 2 1 28 40 2.25 1.125																					
	1.0 5 1 1 1 0 1 0 0 0 0 0 4 8 9.00 2.000																					







Batter	1	2	3	4	5	6	7	8	9	AB R H RBI BB SO LOB	TOP	
<b>Felipe Alou, R</b> OBP: 0.345, SLG: 0.379 (1, 8) BB	4-0 2B 1B BB		x 0-0 FC1-8 1B		x 0-0 F3			x 0-0 F9		3 1 1 0 1 0 1		
<b>Tony Gonzalez, L</b> OBP: 0.325, SLG: 0.338 (1, 7) x	0-0 1B 1-3 FC5-2 2B		x 0-0 FC1-6 1-2f		x 0-0 1-3			x 0-0 F8		4 0 1 0 0 0 2		
<b>Hank Aaron, R</b> OBP: 0.434, SLG: 0.657 (1, 9) x	0-0 FC5-2 2-3 3-H 1B		x 0-0 F7				x 0-0 F7		x 0-0 G6-4-3 1B	4 0 2 1 0 0 1		
<b>Tito Francona, L</b> OBP: 0.393, SLG: 0.413 (1, 3) x	0-0 6-3 1-2		x 0-0 F5				x 0-0 F7		x 0-0 G6-4-3 1-2f	4 0 0 0 0 0 4		
<b>Clete Boyer, R</b> OBP: 0.337, SLG: 0.373 (1, 5) x	0-0 FC5-2 2-3 3-H			x 0-0 5-3			x 0-0 P6		x 0-0 F2	4 0 0 0 0 0 2		
<b>Felix Millan, R</b> OBP: 0.330, SLG: 0.367 (1, 4) x	0-0 P3			x 0-0 5-3			x 0-0 5-3			3 0 0 0 0 0 2		
<b>Sonny Jackson, L</b> OBP: 0.330, SLG: 0.327 (1, 6) x		x 0-0 6-3		x 0-0 F8			x 0-0 L6			3 0 0 0 0 0 0		
<b>Bob Didier, S</b> OBP: 0.278, SLG: 0.277 (1, 2) x		x 0-0 P3			x 0-0 G3		x 0-0 G3			3 0 0 0 0 0 0		
<b>Phil Niekro, R</b> OBP: 0.132, SLG: 0.154 (1, 1) x		x 0-0 P2			x 0-0 E6			x 0-3 K		3 0 0 0 0 1 0		
<b>Inning Stats</b>	R: 1 H: 2 E: 0 LOB: 2 K: 0 BB: 1 S: 5 P: 9	R: 0 H: 0 E: 0 LOB: 0 K: 0 BB: 0 S: 3 P: 3	R: 0 H: 1 E: 0 LOB: 1 K: 0 BB: 0 S: 4 P: 4	R: 0 H: 0 E: 0 LOB: 0 K: 0 BB: 0 S: 3 P: 3	R: 0 H: 0 E: 1 LOB: 1 K: 0 BB: 0 S: 4 P: 4	R: 0 H: 0 E: 0 LOB: 0 K: 0 BB: 0 S: 3 P: 3	R: 0 H: 0 E: 0 LOB: 0 K: 0 BB: 0 S: 3 P: 3	R: 0 H: 0 E: 0 LOB: 0 K: 1 BB: 0 S: 5 P: 5	R: 0 H: 1 E: 0 LOB: 0 K: 0 BB: 0 S: 3 P: 3	1B: 3 SF: 0 2B: 1 SAC: 0 3B: 0 DP: 1 HR: 0 HBP: 0	WP: 0 PA: 32 PB: 0 SB: 0 CS: 0	
<b>PITCHER</b> <b>Bill Singer, R</b> ERA: 1.97 (1, 1)	IP WLS BF H R ER SO BB IBB HBP BLK WP HR S P ERA WHIP	9.0 W 32 4 1 1 1 1 1 0 0 0 0 0 0 33 37 1.00 0.556										

Atlanta Braves @ Los Angeles Dodgers  
Dodger Stadium, Los Angeles, CA  
Wed Jul 09 1969, 7:05 PM PDT  
Att: 25,375 - Unknown

livebaseballscorecards.com

AB 31  
R 1  
H 4  
RBI 1  
BB 1  
SO 1  
LOB 12



Batter	1	2	3	4	5	6	7	8	9	AB	R	H	RBI	BB	SO	LOB
Maury Wills, S OBP: 0.332, SLG: 0.289 (1, 6)	0-0 4-3			0-0 4-3		0-0 6-3		0-0 1B		4	1	1	1	0	0	0
Manny Mota, R OBP: 0.419, SLG: 0.441 (1, 9) (9, 7)	0-0 G1-6-3 1B			0-0 1B		0-0 6-3		0-0 1B		4	0	3	1	0	0	0
Willie Davis, L OBP: 0.330, SLG: 0.429 (1, 8)	0-0 G1-6-3 1-2f			0-0 F7		0-0 4-3		0-0 6-3 1-3		4	0	0	0	0	0	3
Wes Parker, S OBP: 0.368, SLG: 0.454 (1, 3)		0-0 F7		0-0 L6			0-0 4-3			3	0	0	0	0	0	1
Tom Haller, L OBP: 0.356, SLG: 0.394 (1, 2)		0-3 K2-3			0-0 F5		0-0 3-1			3	0	0	0	0	1	0
Bill Sudakis, S OBP: 0.296, SLG: 0.362 (1, 5)		0-3 K			0-0 1-3		0-0 6-3			3	0	0	0	0	1	0
Willie Crawford, L OBP: 0.345, SLG: 0.453 (1, 7) Bill Russell, R OBP: 0.337, SLG: 0.400 (9, 9)			0-0 G3		0-0 E 2B			0-0 SH1-3 1B		3	2	2	0	0	0	0
Ted Sizemore, R OBP: 0.320, SLG: 0.308 (1, 4)			0-0 F8		0-0 E6			0-0 SH1-3 1-2		2	0	0	0	0	0	0
Bill Singer, R OBP: 0.121, SLG: 0.089 (1, 1)			0-3 K		0-0 F7			0-3 K		3	0	0	0	0	2	2

Inning Stats	R: 0	H: 1	R: 0	H: 0	R: 0	H: 0	R: 0	H: 1	R: 1	H: 1	R: 0	H: 0	R: 0	H: 0	R: 2	H: 3	R: 0	H: 0
	E: 0	LOB: 0	E: 0	LOB: 0	E: 0	LOB: 0	E: 0	LOB: 1	E: 1	LOB: 1	E: 0	LOB: 0	E: 0	LOB: 0	E: 1	LOB: 1	E: 0	LOB: 0
	K: 0	BB: 0	K: 2	BB: 0	K: 0	BB: 0	K: 0	BB: 0	K: 0	BB: 0	K: 0	BB: 0	K: 0	BB: 0	K: 1	BB: 0	K: 1	BB: 0
	S: 3	P: 3	S: 7	P: 7	S: 5	P: 5	S: 4	P: 4	S: 5	P: 5	S: 3	P: 3	S: 3	P: 3	S: 8	P: 8	S: 8	P: 8

PITCHER	IP	WLS	BF	H	R	ER	SO	BB	IBB	HBP	BLK	WP	HR	S	P	ERA	WHIP	PITCHER	IP	WLS	BF	H	R	ER	SO	BB	IBB	HBP	BLK	WP	HR	S	P	ERA	WHIP
Phil Niekro, R ERA: 2.16 (1, 1)	8.0	L	30	6	3	2	4	0	0	0	0	1	0	38	38	2.25	0.750																		

**BOTTOM**

**Atlanta Braves @ Los Angeles Dodgers**  
**Dodger Stadium, Los Angeles, CA**

Wed Jul 09 1969, 7:05 PM PDT  
 Att. 25,375 - Unknown

livebaseballscorecards.com

<b>AB</b>	<b>29</b>
<b>R</b>	<b>3</b>
<b>H</b>	<b>6</b>
<b>RBI</b>	<b>2</b>
<b>BB</b>	<b>0</b>
<b>SO</b>	<b>4</b>
<b>LOB</b>	<b>6</b>



1B: 5	SF: 0	WP: 2	PA: 30
2B: 1	SAC: 1	PB: 0	
3B: 0	DP: 1	SB: 0	
HR: 0	HBP: 0	CS: 0	



Batter	1	2	3	4	5	6	7	8	9	AB R H RBI BB SO LOB	TOP		
<b>Bobby Bonds, R</b> (1, 9) OBP: 0.361, SLG: 0.486	0-0 6-3		0-0 FC6-4 1B		0-3 K	0-0 F2			0-3 K	5 0 1 0 0 2 1			
<b>Ron Hunt, R</b> (1, 4) OBP: 0.355, SLG: 0.319	0-0 F9		0-0 FC6-4 1B E 1-2f		0-0 F7		0-0 F8	4-0 G6-4-3 BB	4 1 0 0 1 0 1				
<b>Willie Mays, R</b> (1, 8) OBP: 0.367, SLG: 0.444	0-3 K		0-0 E 1B 1-3		4-0 BB WP BB		0-0 F9	0-0 G6-4-3 1-2f	4 2 1 0 1 1 1				
<b>Willie McCovey, L</b> (1, 3) OBP: 0.460, SLG: 0.729		0-0 F6	0-0 E6 2B 1-H 3-H		4-0 WP BB 1-2		0-0 2B		3 0 2 2 1 0 0				
<b>Bob Burda, L</b> (7, 3) OBP: 0.323, SLG: 0.455									0 0 0 0 0 0 0				
<b>Jim Davenport, R</b> (1, 5) OBP: 0.330, SLG: 0.351		0-0 1B 1B 1B	0-0 5-3		4-0 PB BB 1-3 2-H		0-0 5-3		3 0 1 0 1 0 2				
<b>Ken Henderson, S</b> (1, 7) OBP: 0.272, SLG: 0.353		0-3 K	0-0 F5		0-0 3-1			0-3 K	4 0 0 0 0 2 4				
<b>Tito Fuentes, S</b> (1, 6) OBP: 0.300, SLG: 0.364		0-0 1B 1B 1-2		0-3 K		0-0 1-3		0-0 1B	4 0 2 0 0 1 0				
<b>Bob Barton, R</b> (1, 2) OBP: 0.200, SLG: 0.163		0-0 FC6-4 1B 1-2 2-3		0-3 K		0-0 FC3-6 1B		0-0 F3	4 0 2 0 0 1 1				
<b>Juan Marichal, R</b> (1, 1) OBP: 0.169, SLG: 0.179		0-0 FC6-4		0-0 4-3		0-0 FC3-6		0-0 1-3	4 0 0 0 0 0 5				
<b>Inning Stats</b>	R: 0 E: 0 K: 1 S: 5 H: 0 LOB: 0 BB: 0 P: 5	R: 0 E: 0 K: 1 S: 8 H: 3 LOB: 3 BB: 0 P: 8	R: 2 E: 1 K: 0 S: 6 H: 3 LOB: 1 BB: 0 P: 6	R: 0 E: 0 K: 2 S: 7 H: 0 LOB: 0 BB: 0 P: 7	R: 1 E: 0 K: 1 S: 5 H: 0 LOB: 2 BB: 3 P: 17	R: 0 E: 0 K: 0 S: 4 H: 1 LOB: 1 BB: 0 P: 4	R: 0 E: 0 K: 0 S: 4 H: 1 LOB: 1 BB: 0 P: 4	R: 0 E: 0 K: 1 S: 6 H: 1 LOB: 1 BB: 0 P: 6	R: 0 E: 0 K: 1 S: 4 H: 0 LOB: 0 BB: 1 P: 8	1B: 7 2B: 2 3B: 0 HR: 0 SF: 0 SAC: 0 DP: 1 HBP: 0	WP: 3 PB: 1 SB: 0 CS: 0 PA: 39		
<b>PITCHER</b>	IP WLS BF H R ER SO BB IBB HBP BLK WP HR S P ERA WHIP											<b>PITCHER</b>	IP WLS BF H R ER SO BB IBB HBP BLK WP HR S P ERA WHIP
<b>Don Sutton, R</b> (1, 1) ERA: 3.06	8.0 L 36 9 3 3 6 3 0 0 0 0 1 0 45 57 3.38 1.500												
<b>Pete Mikkelsen, R</b> (9, 1) ERA: 3.13	1.0 3 0 0 0 1 1 0 0 0 0 0 0 4 8 0.00 1.000												

San Francisco Giants @ Los Angeles Dodgers  
Dodger Stadium, Los Angeles, CA  
Thu Jul 10 1969, 7:05 PM PDT  
Att. 34,816 - Unknown

livebaseballscorecards.com

AB	35
R	3
H	9
RBI	2
BB	4
SO	7
LOB	15













Batter	1	2	3	4	5	6	7	8	9	10	11	12	13	14	AB R H RBI BB SO LOB	TOP													
<b>Bobby Bonds, R</b> OBP: 0.360, SLG: 0.487 (1, 9)	0-0 2B FC5-2-6 1B	0-3 K			0-0 3-1		0-3 K		0-3 K		0-0 SH5-4		0-3 K		6 0 1 0 0 4 2	<p>San Francisco Giants @ Los Angeles Dodgers Dodger Stadium, Los Angeles, CA</p> <p>Sat Jul 12 1969, 7:05 PM PDT Att. 45,593 - Unknown</p> <p>livebaseballscorecards.com</p>													
<b>Ron Hunt, R</b> OBP: 0.356, SLG: 0.326 (1, 4)	0-0 FC4-6 1-3 2B		0-0 5-3		0-0 F9		0-0 6-3		0-0 4-3		0-0 5-3		0-0 FC4-6 1-2f		4 0 1 0 0 0 0 3 0 0 0 0 0 2														
<b>Willie Mays, R</b> OBP: 0.355, SLG: 0.433 (1, 8)	0-0 FC5-2-6 FC4-6		0-3 K		0-3 K		0-0 F4			0-0 F9		0-3 K		0-0 1-3	7 0 0 0 0 3 4														
<b>Willie McCovey, L</b> OBP: 0.455, SLG: 0.709 (1, 3)	0-0 FC4-6 1-2f 2-3		0-3 K			0-0 F2		0-0 3-1		0-0 E 1B 1B		0-0 SH3-4 1B		0-0 G3	7 0 2 0 0 1 2														
<b>Jim Davenport, R</b> OBP: 0.323, SLG: 0.342 (1, 5)	0-3 K			0-0 5-3		0-0 5-3		0-0 E3 1B		0-0 1-2 1B		0-0 SH3-4		0-0 6-3	6 0 1 0 0 1 2														
<b>Ken Henderson, S</b> OBP: 0.285, SLG: 0.356 (1, 7)		0-0 3B 1B		0-0 1-6-3 1B		0-0 1B 2B 1B		0-3 K		0-0 F7		4-0 FC4-6 1BB		0-0 4-3	6 2 3 0 1 1 3														
<b>Tito Fuentes, S</b> OBP: 0.373, SLG: 0.451 (1, 6)		0-0 1-H 3B		0-0 1-6-3 1-2		0-0 2B 1-2 1B		0-0 1-2 1B		4-0 BB BB BB BB		0-0 FC4-6 1-2f			5 0 3 1 1 0 3														
<b>Bob Barton, R</b> OBP: 0.200, SLG: 0.149 (1, 2)		0-0 1-3		4-0 IBB		0-0 1-3 2-H 2B		0-3 K		0-0 F7		0-0 F7			1 0 0 0 1 0 1 1 0 1 1 0 0 0 3 0 0 0 0 1 7														
<b>Jim Ray Hart, R</b> OBP: 0.363, SLG: 0.321 (6, PH)		0-0 1-3																											
<b>John Stephenson, L</b> OBP: 0.167, SLG: 0.167 (6, PR)		0-0 1-3																											
<b>Ron Herbel, R</b> (1, 1)		0-0 4-3																											
<b>Frank Linzy, R</b> OBP: 0.318, SLG: 0.167 (8, 1)				0-0 F3		0-0 4-3			0-3 K		0-0 SH5-4 1B		4-0 FC4-6 BB		3 0 0 0 0 0 5 2 0 1 0 1 1 0														
<b>Inning Stats</b>	R: 0 E: 0 K: 1 S: 7	H: 2 LOB: 2 BB: 0 P: 7	R: 1 E: 0 K: 1 S: 7	H: 2 LOB: 1 BB: 0 P: 7	R: 0 E: 0 K: 2 S: 7	H: 0 LOB: 0 BB: 0 P: 7	R: 0 E: 0 K: 0 S: 4	H: 1 LOB: 2 BB: 1 P: 8	R: 0 E: 0 K: 0 S: 4	H: 0 LOB: 0 BB: 0 P: 5	R: 0 E: 0 K: 1 S: 5	H: 3 LOB: 2 BB: 0 P: 6	R: 0 E: 0 K: 2 S: 7	H: 0 LOB: 0 BB: 0 P: 7	R: 0 E: 1 K: 0 S: 5		H: 2 LOB: 3 BB: 1 P: 9	R: 0 E: 0 K: 1 S: 6	H: 1 LOB: 1 BB: 0 P: 6	R: 0 E: 0 K: 0 S: 4	H: 1 LOB: 2 BB: 1 P: 8	R: 0 E: 0 K: 1 S: 5	H: 0 LOB: 1 BB: 1 P: 9	R: 0 E: 0 K: 0 S: 3	H: 0 LOB: 0 BB: 0 P: 3	1B: 10 2B: 2 3B: 1 HR: 0	SF: 0 SAC: 2 DP: 0 HBP: 0	WP: 0 PB: 0 SB: 0 CS: 0	PA: 60
<b>PITCHER</b>	IP WLS BF H R ER SO BB IBB HBP BLK WP HR S P ERA WHIP																												
<b>Claude Osteen, L</b> ERA: 2.73 (1, 1)	9.0 38 9 2 2 10 0 1 0 0 0 0 0 57 61 2.00 1.000																												
<b>Al McBean, R</b> ERA: 3.66 (10, 1)	3.0 15 4 0 0 1 1 1 0 0 0 0 0 15 23 0.00 1.667																												
<b>Pete Mikkelsen, R</b> ERA: 2.95 (13, 1)	2.0 7 0 0 0 1 1 0 0 0 0 0 0 8 12 0.00 0.500																												







Batter	1	2	3	4	5	6	7	8	9	AB R H RBI BB SO LOB	TOP											
Tito Fuentes, S OBP: 0.359, SLG: 0.429 (1, 6) X	0-0 G3 1B		0-0 F8		0-3 K		0-0 4-3		0-0 F7	5 1 1 0 0 1 0												
Ron Hunt, R OBP: 0.360, SLG: 0.323 (1, 4) X	0-0 G3 1-2		1-0 FC4-6 HBP		4-0 E BB		0-0 F4		1-0 HBP	2 1 0 0 1 0 1												
Bobby Bonds, R OBP: 0.361, SLG: 0.494 (1, 8) X	0-0 4-3 2-H 1B		0-3 K		0-0 E8 1-H			0-0 HR	0-3 K	5 1 2 2 0 2 2												
Willie McCovey, L OBP: 0.453, SLG: 0.706 (1, 3) X	0-0 4-3 2-3		0-0 FC4-6 1-2f		0-0 F9			0-0 2B		4 0 1 0 0 0 3												
Ken Henderson, S OBP: 0.284, SLG: 0.354 (1, 9) X	0-0 F7			0-0 3B 1B		0-0 F3		0-3 K		4 0 1 0 0 1 2												
Dave Marshall, L OBP: 0.366, SLG: 0.296 (1, 7)		0-3 K		0-0 1-2 3B		0-0 F9		4-0 BB		3 0 1 0 1 1 0												
Bobby Etheridge, R OBP: 0.409, SLG: 0.430 (1, 5)		0-0 F7		0-3 K		4-0 BB		0-0 F9		3 0 0 0 1 1 3												
Jim Davenport, R OBP: 0.323, SLG: 0.342 (8, 5)										0 0 0 0 0 0 0	AB 34 R 3 H 7 RBI 2 BB 3 SO 10 LOB 16											
Bob Barton, R OBP: 0.204, SLG: 0.157 (1, 2) X		0-0 1B		0-0 6-3		0-3 K		0-3 K		4 0 1 0 0 2 4												
Mike McCormick, L OBP: 0.216, SLG: 0.286 (1, 1)		0-3 K			0-0 4-3		0-0 4-3		0-3 K	4 0 0 0 0 2 1	GIANTS											
<b>Inning Stats</b>	R: 1 E: 0 K: 0 S: 5	H: 2 LOB: 1 BB: 0 P: 5	R: 0 E: 0 K: 2 S: 8	H: 1 LOB: 1 BB: 0 P: 8	R: 0 E: 0 K: 1 S: 5	H: 0 LOB: 1 BB: 0 P: 6	R: 0 E: 0 K: 1 S: 6	H: 2 LOB: 1 BB: 0 P: 6	R: 1 E: 1 K: 1 S: 6	H: 0 LOB: 1 BB: 1 P: 10	R: 0 E: 0 K: 1 S: 5	H: 0 LOB: 1 BB: 1 P: 9	R: 0 E: 0 K: 0 S: 3	H: 0 LOB: 0 BB: 0 P: 3	R: 1 E: 0 K: 2 S: 9	H: 2 LOB: 2 BB: 1 P: 13	R: 0 E: 0 K: 2 S: 7	H: 0 LOB: 1 BB: 0 P: 8	1B: 4 2B: 1 3B: 1 HR: 1	SF: 0 SAC: 0 DP: 0 HBP: 2	WP: 0 PB: 0 SB: 0 CS: 0	PA: 39
<b>PITCHER</b> Bill Singer, R ERA: 1.97 (1, 1)	IP 9.0 WLS L BF 39 H 7 R 3 ER 2 SO 10 BB 3 IBB 0 HBP 2 BLK 0 WP 0 HR 1 S 54 P 68 ERA 2.00 WHIP 1.111											<b>PITCHER</b>	IP WLS BF H R ER SO BB IBB HBP BLK WP HR S P ERA WHIP									

San Francisco Giants @ Los Angeles Dodgers  
 Dodger Stadium, Los Angeles, CA  
 Sun Jul 13 1969, 3:33 AM PDT  
 Att: 36,455 - Unknown

livebaseballscorecards.com





Batter	1	2	3	4	5	6	7	8	9	AB R H RBI BB SO LOB	TOP
Maury Wills, S OBP: 0.337, SLG: 0.310 (1, 6) X	0-0 2B SH3-4 SF8 1B		0-0 3B		0-3 K			0-0 F8	0-3 K	5 1 2 0 0 2 3	
Manny Mota, R OBP: 0.403, SLG: 0.433 (1, 7) X	0-0 SH3-4 1-2		0-0 F9		0-0 G3			0-0 6-3		3 0 0 0 0 0 2	
Willie Davis, L OBP: 0.332, SLG: 0.441 (1, 8) X	0-0 2-3 2B		0-0 F2				0-0 6-3	0-0 L3		4 0 1 0 0 0 1	
Wes Parker, S OBP: 0.370, SLG: 0.457 (1, 3) X	0-0 SF8 3-H			0-0 HR			0-0 5-3		0-0 1B FC4 2B	3 2 2 2 0 0 0	
Bill Sudakis, S OBP: 0.280, SLG: 0.340 (1, 5) X	0-0 L6			0-3 K			0-0 F7		0-0 FC4 2-3 1B	4 0 1 0 0 1 1	
Bill Russell, R OBP: 0.325, SLG: 0.383 (1, 9) X		0-0 5-3		0-0 6-3			0-0 P4		0-0 FC4 1-2 1B 3-H	4 1 0 1 0 0 1	
Ted Sizemore, R OBP: 0.313, SLG: 0.302 (1, 4) X		0-0 F9		0-0 F7			0-0 F9		0-0 1B 1-2 1B	4 0 1 0 0 0 0	
Jeff Torborg, R OBP: 0.270, SLG: 0.295 (1, 2) X		0-0 5-3			0-0 SH6-4 2B				0-0 1-3 2-H 1B	4 0 3 1 0 0 0	
Don Sutton, R OBP: 0.190, SLG: 0.175 (1, 1) X			0-3 K						0-3 K	2 0 0 0 0 1 1	
Jim Brewer, L OBP: 0.250, SLG: 0.286 (7, 1) X					0-0 SH6-4 2-3					1 0 0 0 0 1 2	
<b>Inning Stats</b>	R: 1 E: 0 K: 0 S: 5 H: 2 LOB: 1 BB: 0 P: 5	R: 0 E: 0 K: 0 S: 3 H: 0 LOB: 0 BB: 0 P: 3	R: 0 E: 0 K: 1 S: 6 H: 1 LOB: 1 BB: 0 P: 6	R: 1 E: 0 K: 1 S: 6 H: 1 LOB: 0 BB: 0 P: 6	R: 0 E: 0 K: 1 S: 6 H: 1 LOB: 1 BB: 0 P: 6	R: 0 E: 0 K: 0 S: 3 H: 0 LOB: 0 BB: 0 P: 3	R: 0 E: 0 K: 0 S: 4 H: 1 LOB: 1 BB: 0 P: 4	R: 0 E: 0 K: 0 S: 11 H: 0 LOB: 0 BB: 0 P: 3	R: 2 E: 0 K: 2 S: 11 H: 4 LOB: 2 BB: 0 P: 11	1B: 5 2B: 3 3B: 1 HR: 1 SF: 1 SAC: 2 DP: 0 HBP: 0	WP: 0 PB: 0 SB: 0 CS: 0 PA: 37
<b>PITCHER</b> Denny Lemaster, L ERA: 3.51 (1, 1)	IP: 8.1 WLS: L BF: 35 H: 10 R: 4 ER: 4 SO: 3 BB: 0 IBB: 0 HBP: 0 BLK: 0 WP: 0 HR: 1 S: 41 P: 41 ERA: 4.32 WHIP: 1.200										
<b>PITCHER</b> Jack Billingham, R ERA: 4.13 (9, 1)	IP: 0.2 WLS: L BF: 2 H: 0 R: 0 ER: 0 SO: 2 BB: 0 IBB: 0 HBP: 0 BLK: 0 WP: 0 HR: 0 S: 6 P: 6 ERA: 0.00 WHIP: 0.000										

**Los Angeles Dodgers @ Houston Astros**  
 Astrodome, Houston, TX  
 Mon Jul 14 1969, 8:05 PM EDT  
 Att. 19,381 - Dome

AB	34
R	4
H	10
RBI	4
BB	0
SO	5
LOB	11









BOTTOM

Los Angeles Dodgers @ Houston Astros  
Astrodome, Houston, TX  
Tue Jul 15 1969, 8:05 PM EDT  
Att. 19,966 - Dome

livebaseballscorecards.com

AB	37
R	10
H	12
RBI	9
BB	5
SO	5
LOB	19



WP:	0	PA:	42
PB:	0	SB:	3
CS:	0		

AB	5	R	1	H	1	RBI	0	BB	0	SO	1	LOB	2
	0	0	0	0	0	0	0	0	0				

3	1	1	1	2	0	2
---	---	---	---	---	---	---

3	2	0	0	2	1	2
---	---	---	---	---	---	---

5	0	2	3	0	1	2
---	---	---	---	---	---	---

4	2	2	1	1	1	3
---	---	---	---	---	---	---

5	0	1	1	0	0	4
---	---	---	---	---	---	---

4	2	1	1	0	0	1
---	---	---	---	---	---	---

4	1	3	2	0	0	1
---	---	---	---	---	---	---

1	0	0	0	0	1	1
0	0	0	0	0	0	0
0	0	0	0	0	0	0
1	1	1	0	0	0	0
2	0	0	0	0	0	1
0	0	0	0	0	0	0

1B:	9	SF:	0
2B:	2	SAC:	0
3B:	0	DP:	0
HR:	1	HBP:	0

Batter	1	2	3	4	5	6	7	8	9
Sandy Valdespino, L (1, 7) Gary Geiger, L (8, 7) OBP: 0.357, SLG: 0.317 OBP: 0.353, SLG: 0.277	0-0 F2	0-0 F9		0-0 G3 1B 1B	0-3 K		0-0 5-3		
Joe Morgan, L (1, 4) OBP: 0.406, SLG: 0.405	4-0 S BB		4-0 FC6-4 BB	0-0 G3		0-0 S 1B	0-0 4-3		
Jimmy Wynn, R (1, 8) OBP: 0.431, SLG: 0.538	0-3 K		0-0 FC6-4 1B S	4-0 1B E BB		4-0 1B 1B BB	0-0 F7		
Norm Miller, L (1, 9) OBP: 0.375, SLG: 0.383	0-3 K		0-0 F8	0-0 E1 1B		0-0 FC6-4 1B	0-0 4-3		
Curt Blefary, L (1, 3) OBP: 0.365, SLG: 0.394		0-0 HR	0-0 1B	0-3 K		0-0 FC6-4 E 1B 4-3	4-0 BB		
Denis Menke, R (1, 6) OBP: 0.395, SLG: 0.428	0-0 4-3	0-0 F7	0-0 F8	0-0 F8		0-0 E4 4-3 1B	0-0 F9		
Johnny Edwards, L (1, 2) OBP: 0.279, SLG: 0.313	0-0 E5 1B		0-0 1B 2B	0-0 1B 2B	0-0 F8	0-0 4-3			
Doug Rader, R (1, 5) OBP: 0.337, SLG: 0.372	0-0 1B		0-0 1B 1B G3 1B	0-0 1B 1B 2B	0-0 5-3				
Don Wilson, R (1, 1) Jim Ray, R (3, 1) Wade Blasingame, L (3, 1) Marty Martinez, S (4, PH) Skip Guinn, R (5, 1) Fred Gladding, L (9, 1)	0-3 K		0-0 1B 1B	0-0 5-3		0-0 4-3			

Inning Stats	R: 0	H: 0	E: 0	K: 2	S: 7	LOB: 1	BB: 1	P: 11
	R: 2	H: 2	E: 1	K: 1	S: 8	LOB: 1	BB: 0	P: 8
	R: 0	H: 1	E: 0	K: 0	S: 4	LOB: 2	BB: 1	P: 8
	R: 5	H: 5	E: 1	K: 1	S: 10	LOB: 1	BB: 1	P: 14
	R: 0	H: 1	E: 0	K: 1	S: 6	LOB: 1	BB: 0	P: 6
	R: 3	H: 3	E: 1	K: 0	S: 6	LOB: 1	BB: 1	P: 10
	R: 0	H: 0	E: 0	K: 0	S: 3	LOB: 0	BB: 0	P: 3
	R: 0	H: 0	E: 0	K: 0	S: 3	LOB: 1	BB: 1	P: 7

PITCHER	IP	WLS	BF	H	R	ER	SO	BB	IBB	HBP	BLK	WP	HR	S	P	ERA	WHIP
Alan Foster, R (1, 1) ERA: 3.97	3.0		19	7	6	5	3	2	0	0	0	0	1	23	31	15.00	3.000
Pete Mikkelsen, R (4, 1) ERA: 3.24	2.0	L	12	4	4	2	2	2	0	0	0	0	0	14	22	9.00	3.000
Al McBean, R (6, 1) ERA: 3.49	2.0		7	1	0	0	0	0	0	0	0	0	0	7	7	0.00	0.500
John Purdin, R (8, 1) ERA: 5.4	1.0		4	0	0	0	0	1	0	0	0	0	0	3	7	0.00	1.000



Batter	1	2	3	4	5	6	7	8	9	AB R H RBI BB SO LOB	TOP
Maury Wills, S OBP: 0.342, SLG: 0.315 (1, 6) X	0-0 G3-6 1B		0-0 1B		0-0 E S E 1B		0-0 4-3			4 1 3 0 0 0 0	
Willie Crawford, L OBP: 0.347, SLG: 0.471 (1, 7) X	0-0 G3-6 1-2f		0-3 K		0-0 E8 3B		0-0 F5			4 1 0 0 0 1 2	
Willie Davis, L OBP: 0.340, SLG: 0.468 (1, 8) B B B	4-0 S BB			0-0 IHR	0-0 3B			0-0 F7		3 1 2 2 1 0 0	
Len Gabrielson, L OBP: 0.329, SLG: 0.367 Bill Russell, R OBP: 0.323, SLG: 0.381 (1, 9) S S (8, 9)	0-3 K 1-2			0-0 P6	0-3 K			0-0 F8		4 0 0 0 0 2 2 0 0 0 0 0 0 0	
Wes Parker, S OBP: 0.375, SLG: 0.462 (1, 3)		0-3 K		0-0 4-3 1B		0-0 4-3		0-0 4-3		4 0 1 0 0 1 0	
Tom Haller, L OBP: 0.346, SLG: 0.382 (1, 2)		0-3 K		0-0 4-3 1-2		0-0 E6		0-0 F9		4 0 0 0 0 1 1	
Bill Sudakis, S OBP: 0.276, SLG: 0.337 (1, 5)			0-0 F8		0-3 K		0-3 K		0-0 F2	4 0 0 0 0 2 2	
Ted Sizemore, R OBP: 0.311, SLG: 0.298 (1, 4)			0-0 5-3		0-0 F8	0-0 F9			0-0 4-3	4 0 0 0 0 0 1	
Claude Osteen, L OBP: 0.281, SLG: 0.279 (1, 1)			0-0 F8		0-3 K		0-0 4-3			3 0 0 0 0 1 0	
<b>Inning Stats</b>	R: 0 H: 1 E: 0 LOB: 1 K: 1 BB: 1 S: 5 P: 9	R: 0 H: 0 E: 0 LOB: 0 K: 2 BB: 0 S: 7 P: 7	R: 0 H: 1 E: 0 LOB: 1 K: 1 BB: 0 S: 6 P: 6	R: 1 H: 2 E: 0 LOB: 1 K: 1 BB: 0 S: 7 P: 7	R: 2 H: 2 E: 1 LOB: 1 K: 2 BB: 0 S: 10 P: 10	R: 0 H: 0 E: 1 LOB: 1 K: 1 BB: 0 S: 6 P: 6	R: 0 H: 0 E: 0 LOB: 0 K: 0 BB: 0 S: 3 P: 3	R: 0 H: 0 E: 0 LOB: 0 K: 0 BB: 0 S: 3 P: 3	R: 0 H: 0 E: 0 LOB: 0 K: 0 BB: 0 S: 3 P: 3	1B: 4 SF: 0 2B: 0 SAC: 0 3B: 1 DP: 1 HR: 1 HBP: 0	WP: 0 PA: 35 PB: 0 SB: 2 CS: 0
<b>PITCHER</b> Larry Dierker, R ERA: 2.54 (1, 1)	IP WLS BF H R ER SO BB IBB HBP BLK WP HR S P ERA WHIP										

Los Angeles Dodgers @ Houston Astros  
Astrodome, Houston, TX  
Wed Jul 16 1969, 8:05 PM EDT  
Att. 22,080 - Unknown

livebaseballscorecards.com

AB 34  
R 3  
H 6  
RBI 2  
BB 1  
SO 8  
LOB 8







Batter	1	2	3	4	5	6	7	8	9	AB R H RBI BB SO LOB	TOP																									
Maury Wills, S OBP: 0.345, SLG: 0.338 (1, 6)	0-0 HR	0-0 1-H 2-H 3B		0-0 F9		0-3 K	0-0 E 3B		0-0 6-3	6 2 3 4 0 1 1																										
Willie Crawford, L OBP: 0.343, SLG: 0.464 Manny Mota, R OBP: 0.394, SLG: 0.423 (6, 7)	0-0 E3	0-0 3-1			0-3 K	0-0 6-3	0-0 E4		0-0 1-3	3 0 0 0 0 1 1 3 0 0 0 0 0 1																										
Willie Davis, L OBP: 0.332, SLG: 0.455 (1, 8)	0-0 F8		0-0 4-3		0-3 K		0-0 F4		0-0 F6	6 0 0 0 0 2 2																										
Len Gabrielson, L OBP: 0.341, SLG: 0.378 Andy Kosco, R OBP: 0.275, SLG: 0.439 Jim Brewer, L OBP: 0.250, SLG: 0.286 (7, 1)	0-0 L3		0-0 1B 1B		0-0 FC4-6 1B		0-0 HR 1B			3 0 2 0 0 0 1 2 1 1 0 0 1 1 0 0 0 0 0 0 0																										
Wes Parker, S OBP: 0.378, SLG: 0.474 (1, 3)		0-0 F9 1B 1B	0-0 F9		0-0 FC4-6		0-0 HR	0-0 HBP 1B		5 2 3 2 0 0 2																										
Tom Haller, L OBP: 0.343, SLG: 0.379 (1, 2)		0-3 K	0-0 1-2 1B			0-0 F8	0-0 E4 2B	0-3 K		5 1 1 0 0 2 2																										
Bill Sudakis, S OBP: 0.281, SLG: 0.343 (1, 5)		4-0 1B 3B BB	0-0 F9			0-0 1B 2B 1B	0-0 WP 1B 2B	0-0 F7		4 3 2 1 1 0 3																										
Ted Sizemore, R OBP: 0.315, SLG: 0.298 (1, 4)		0-0 F9		0-0 5-3		0-0 2B 1B	4-0 WP 1B BB	1-0 HBP		3 2 1 0 1 0 2																										
Joe Moeller, R OBP: 0.222, SLG: 0.222 Al McBean, R OBP: 0.200, SLG: 0.200 Ken Boyer, R OBP: 0.353, SLG: 0.400 John Purdin, R (6, 1) Jim Lefebvre, S OBP: 0.348, SLG: 0.289 Bill Russell, R OBP: 0.322, SLG: 0.379 (7, 9)		0-0 1-2 3-H 3B 1B	0-0 1-3			0-0 1-H 2-H 2B	0-0 1-H 2-H 3B 1B	0-3 K		2 1 1 1 0 0 0 0 0 0 0 0 0 0 1 0 1 2 0 0 0 0 0 0 0 0 0 0 1 1 1 2 0 0 0 1 0 0 0 0 1 2																										
<b>Inning Stats</b>	R: 1 E: 1 K: 0 S: 4	H: 1 LOB: 0 BB: 0 P: 4	R: 3 E: 0 K: 1 S: 8	H: 3 LOB: 1 BB: 1 P: 12	R: 0 E: 0 K: 0 S: 5	H: 2 LOB: 2 BB: 0 P: 5	R: 0 E: 0 K: 0 S: 3	H: 0 LOB: 0 BB: 0 P: 3	R: 0 E: 0 K: 1 S: 8	H: 1 LOB: 1 BB: 0 P: 8	R: 2 E: 0 K: 1 S: 8	H: 3 LOB: 1 BB: 0 P: 8	R: 7 E: 2 K: 2 S: 14	H: 5 LOB: 1 BB: 1 P: 18	R: 0 E: 0 K: 2 S: 8	H: 1 LOB: 2 BB: 0 P: 9	R: 0 E: 0 K: 0 S: 3	H: 0 LOB: 0 BB: 0 P: 3	1B: 10 2B: 3 3B: 2 HR: 2	SF: 0 SAC: 0 DP: 1 HBP: 1	WP: 1 PB: 0 SB: 0 CS: 0	PA: 48														
<b>PITCHER</b>	IP WLS BF H R ER SO BB IBB HBP BLK WP HR S P ERA WHIP																				<b>PITCHER</b>	IP WLS BF H R ER SO BB IBB HBP BLK WP HR S P ERA WHIP														
Ron Herbel, R ERA: 4.24 (1, 1)	2.2	15	6	4	4	1	1	0	0	0	0	1	16	20	13.50	2.625																				
Ray Sadecki, L ERA: 4.72 (3, 1)	3.2	19	7	6	5	3	0	0	0	0	0	1	25	25	12.27	1.909																				
Frank Linzy, R ERA: 3.84 (7, 1)	0.0	4	2	3	2	0	1	0	0	0	1	0	3	7	∞	∞																				
Ron Bryant, L ERA: 3.68 (7, 1)	2.2	W	10	1	0	0	4	0	0	1	0	0	17	18	0.00	0.375																				

Los Angeles Dodgers @ San Francisco Giants  
 Candlestick Park, San Francisco, CA  
 Thu Jul 17 1969, 6:33 AM EDT  
 Att: 13,398 - Unknown

livebaseballscorecards.com

AB	45
R	13
H	16
RBI	12
BB	2
SO	8
LOB	18









Batter	1	2	3	4	5	6	7	8	9	AB	R	H	RBI	BB	SO	LOB
<b>Dave Marshall, L</b> (1, 7) OBP: 0.366, SLG: 0.299 <b>Dick Dietz, R</b> (9, PH) OBP: 0.368, SLG: 0.381	0-3 K		4-0 FC6-4 BB		0-0 F7		0-0 3-1		1-0 HBP	3	0	0	0	1	1	2
<b>Ron Hunt, R</b> (1, 4) OBP: 0.360, SLG: 0.333	0-3 K		0-0 FC6-4 1-2f		0-0 F5		0-0 F4		0-0 F7	5	0	0	0	0	1	5
<b>Bobby Bonds, R</b> (1, 8) OBP: 0.363, SLG: 0.515	0-3 K			0-0 1B		0-3 K		0-0 F4		4	0	1	0	0	2	0
<b>Willie McCovey, L</b> (1, 3) OBP: 0.443, SLG: 0.693		0-3 K		0-0 F5		0-0 2B		0-0 F8		4	0	1	0	0	1	1
<b>Jim Davenport, R</b> (1, 5) OBP: 0.325, SLG: 0.341		0-0 1B		0-0 F7		0-0 F7		0-0 1B		4	0	2	0	0	0	2
<b>Ken Henderson, S</b> (1, 9) OBP: 0.280, SLG: 0.333		0-0 F8		0-0 F7		0-0 4-3		0-0 F9		4	0	0	0	0	0	4
<b>Hal Lanier, R</b> (1, 6) OBP: 0.266, SLG: 0.270 <b>Bob Burda, L</b> (9, PH) OBP: 0.333, SLG: 0.489 <b>Tito Fuentes, S</b> (9, PR) OBP: 0.342, SLG: 0.391		0-0 4-3		0-0 F8		0-0 HR 1B		4-0 BB 4-3		3	1	1	0	0	0	1
<b>Bob Barton, R</b> (1, 2) OBP: 0.284, SLG: 0.186 <b>John Stephenson, L</b> (7, PH) OBP: 0.111, SLG: 0.111 (8, 2)			0-0 5-3		0-0 BB 1B		0-3 K		0-0 4-3	2	0	1	0	0	0	0
<b>Mike McCormick, L</b> (1, 1) OBP: 0.211, SLG: 0.278 <b>Don Mason, L</b> (5, PH) OBP: 0.315, SLG: 0.236 <b>Bobby Eskin, R</b> (6, 1) OBP: 0.250, SLG: 0.290 <b>Jim Ray Hart, R</b> (7, PH) OBP: 0.387, SLG: 0.345 <b>Frank Linzy, R</b> (8, 1) OBP: 0.176, SLG: 0.167 <b>Willie Mays, R</b> (9, PH) OBP: 0.356, SLG: 0.428			0-3 K		4-0 BB 1-2		0-0 HR		0-0 F7	1	0	0	0	0	1	0

Inning Stats	R: 0	H: 0	E: 0	K: 3	S: 9	R: 0	H: 1	E: 0	K: 1	S: 6	R: 0	H: 0	E: 0	K: 1	S: 5	R: 0	H: 1	E: 0	K: 0	S: 4	R: 0	H: 1	E: 0	K: 1	S: 6	R: 2	H: 2	E: 0	K: 1	S: 7	R: 0	H: 1	E: 0	K: 0	S: 4	R: 0	H: 0	E: 0	K: 0	S: 3	1B: 5	2B: 1	3B: 0	HR: 1	SF: 0	SAC: 0	DP: 0	HBP: 1	WP: 0	PB: 0	SB: 0	CS: 0	PA: 38
--------------	------	------	------	------	------	------	------	------	------	------	------	------	------	------	------	------	------	------	------	------	------	------	------	------	------	------	------	------	------	------	------	------	------	------	------	------	------	------	------	------	-------	-------	-------	-------	-------	--------	-------	--------	-------	-------	-------	-------	--------

PITCHER	IP	WLS	BF	H	R	ER	SO	BB	IBB	HBP	BLK	WP	HR	S	P	ERA	WHIP
<b>Bill Singer, R</b> (1, 1) ERA: 1.98	8.2	W	36	7	2	2	7	3	0	0	0	0	1	47	59	2.08	1.154
<b>Jim Brewer, L</b> (9, 1) ERA: 2.32	0.1	S	2	0	0	0	0	0	0	1	0	0	0	1	2	0.00	0.000

**Los Angeles Dodgers @ San Francisco Giants**  
Candlestick Park, San Francisco, CA

Fri Jul 18 1969, 10:05 PM EDT  
Att. 26,912 - Unknown

<b>AB</b>	<b>34</b>
<b>R</b>	<b>2</b>
<b>H</b>	<b>7</b>
<b>RBI</b>	<b>2</b>
<b>BB</b>	<b>3</b>
<b>SO</b>	<b>7</b>
<b>LOB</b>	<b>19</b>



livebaseballscorecards.com



Batter	1	2	3	4	5	6	7	8	9	AB R H RBI BB SO LOB	TOP
Maury Wills, S (1, 6) OBP: 0.347, SLG: 0.341	0-0 F7		0-0 SF9 1B	0-0 FC6-4			0-0 SF9 BB 1B	0-0 4-3		5 1 2 1 0 0 3	<p>Los Angeles Dodgers @ San Francisco Giants Candlestick Park, San Francisco, CA</p> <p>Sat Jul 19 1969, 6:33 AM EDT Att. 26,216 - Unknown</p>
Willie Crawford, L (1, 7) OBP: 0.344, SLG: 0.461	0-0 F5		0-0 SF9 HBP 1B		0-0 F6		4-0 BB BB	0-3 K	4 0 1 1 1 1 0		
Willie Davis, L (1, 8) Manny Mota, R (3, PR) OBP: 0.328, SLG: 0.445 OBP: 0.395, SLG: 0.425	0-3 K		1-0 HBP 1B		0-0 6-3		0-0 SF9	0-0 1-3	1 0 0 0 0 1 0 2 0 0 1 0 0 0		
Wes Parker, S (1, 3) OBP: 0.377, SLG: 0.477		0-0 F7	0-0 SF9		0-0 4-3		4-0 BB BB	0-3 K	3 0 0 1 1 1 0		
Len Gabrielson, L (1, 9) Al McBean, R (7, 1) OBP: 0.323, SLG: 0.356 OBP: 0.200, SLG: 0.200	0-0 F5		0-3 K		0-0 F8		0-3 K		4 0 0 0 0 2 5 0 0 0 0 0 0 0		
Tom Haller, L (1, 2) OBP: 0.342, SLG: 0.377	0-3 K			0-0 1-3		0-0 1B	0-0 1-3		4 0 1 0 0 1 3		
Bill Sudakis, S (1, 5) OBP: 0.280, SLG: 0.338			4-0 SH1-4 1B BB	0-0 FC7-4 1B		0-0 F6		0-3 K	3 1 1 0 1 1 1		
Ted Sizemore, R (1, 4) OBP: 0.317, SLG: 0.300			0-0 1B SH1-4 1B	0-0 FC7-4 1B		0-0 F7		0-0 S 1B	4 1 2 0 0 0 2		
Don Sutton, R (1, 1) Andy Kosco, R (7, PH) OBP: 0.203, SLG: 0.190 OBP: 0.273, SLG: 0.435			0-0 SH1-4	0-0 FC6-4 1B		0-0 BB 1B SF9 1B		0-0 F7	1 0 1 0 0 0 0 2 1 1 0 0 0 1		
<b>Inning Stats</b>	R: 0 H: 0 E: 0 LOB: 0 K: 1 BB: 0 S: 5 P: 5	R: 0 H: 0 E: 0 LOB: 0 K: 1 BB: 0 S: 5 P: 5	R: 3 H: 3 E: 0 LOB: 2 K: 1 BB: 1 S: 8 P: 13	R: 0 H: 2 E: 0 LOB: 2 K: 0 BB: 0 S: 5 P: 5	R: 0 H: 0 E: 0 LOB: 0 K: 0 BB: 0 S: 3 P: 3	R: 0 H: 1 E: 0 LOB: 1 K: 0 BB: 0 S: 4 P: 4	R: 1 H: 2 E: 0 LOB: 3 K: 1 BB: 2 S: 7 P: 15	R: 0 H: 1 E: 0 LOB: 1 K: 1 BB: 0 S: 6 P: 6	R: 0 H: 0 E: 0 LOB: 0 K: 2 BB: 0 S: 7 P: 7	1B: 9 SF: 2 2B: 0 SAC: 1 3B: 0 DP: 0 HR: 0 HBP: 1	
<b>PITCHER</b> Juan Marichal, R (1, 1) ERA: 2.12	IP WLS BF H R ER SO BB IBB HBP BLK WP HR S P ERA WHIP										

<b>AB</b>	33
<b>R</b>	4
<b>H</b>	9
<b>RBI</b>	4
<b>BB</b>	3
<b>SO</b>	7
<b>LOB</b>	15



Batter	1	2	3	4	5	6	7	8	9
<b>Dave Marshall, L</b> OBP: 0.374, SLG: 0.325 (1, 7) X	0-0 CS 1B		0-3 K			4-0 SH3-4 1B BB		0-0 HR	
<b>Ron Hunt, R</b> OBP: 0.357, SLG: 0.330 (1, 4) X	0-0 F9 1-2			0-0 6-3		0-0 SH3-4 1-2		0-0 F9	
<b>Bobby Bonds, R</b> OBP: 0.362, SLG: 0.511 (1, 8) X	0-0 1-3			0-0 F7		0-0 5-3		4-0 1B BB	
<b>Willie McCovey, L</b> OBP: 0.447, SLG: 0.704 (1, 3) X		0-0 HR		0-0 F8		4-0 1B IBB		0-0 1-3 1B	
<b>Jim Davenport, R</b> OBP: 0.328, SLG: 0.344 (1, 5) X		0-0 F6			0-0 HR 1B	0-0 1-3 2-H 1B		0-0 F4	
<b>Ken Henderson, S</b> OBP: 0.280, SLG: 0.347 (1, 9) X		0-0 G3			0-0 1-H HR	0-3 K		0-0 G3	
<b>Hal Lanier, R</b> OBP: 0.264, SLG: 0.268 (1, 6) X		0-0 5-3			0-3 K		0-0 F7		
<b>Bob Barton, R</b> OBP: 0.271, SLG: 0.177 (1, 2) X			0-0 5-3		0-0 F3		0-3 K		
<b>Juan Marichal, R</b> OBP: 0.172, SLG: 0.180 (1, 1) X			0-0 F6		0-0 F8		0-3 K		

AB	R	H	RBI	BB	SO	LOB
3	2	2	1	1	1	0
3	0	0	0	0	0	1
3	0	0	0	1	0	1
3	1	2	1	1	0	0
4	1	2	1	0	0	2
4	1	1	2	0	1	4
3	0	0	0	0	1	0
3	0	0	0	0	1	0
3	0	0	0	0	1	0

**BOTTOM**

**Los Angeles Dodgers @ San Francisco Giants**  
Candlestick Park, San Francisco, CA

[livebaseballscorecards.com](http://livebaseballscorecards.com)

<b>AB</b>	<b>29</b>
<b>R</b>	<b>5</b>
<b>H</b>	<b>7</b>
<b>RBI</b>	<b>5</b>
<b>BB</b>	<b>3</b>
<b>SO</b>	<b>5</b>
<b>LOB</b>	<b>8</b>



WP: 0	PA: 33
PB: 0	
SB: 0	
CS: 1	

Inning Stats		R: 0	H: 1	R: 1	H: 1	R: 0	H: 0	R: 0	H: 0	R: 2	H: 2	R: 1	H: 1	R: 0	H: 0	R: 1	H: 2
		E: 0	LOB: 0	E: 0	LOB: 0	E: 0	LOB: 0	E: 0	LOB: 0	E: 0	LOB: 0	E: 0	LOB: 2	E: 0	LOB: 0	E: 0	LOB: 2
		K: 0	BB: 0	K: 0	BB: 0	K: 1	BB: 0	K: 0	BB: 0	K: 1	BB: 0	K: 2	BB: 0	K: 0	BB: 0	K: 0	BB: 1
		S: 3	P: 3	S: 4	P: 4	S: 5	P: 5	S: 3	P: 3	S: 7	P: 7	S: 6	P: 14	S: 7	P: 7	S: 5	P: 9

PITCHER		IP	WLS	BF	H	R	ER	SO	BB	IBB	HBP	BLK	WP	HR	S	P	ERA	WHIP
<b>Don Sutton, R</b> ERA: 3.11 (1, 1)		6.0		24	5	4	4	3	1	1	0	0	0	2	28	36	6.00	1.000
<b>Al McBean, R</b> ERA: 3.43 (7, 1)		2.0	L	9	2	1	1	2	1	0	0	0	0	1	12	16	4.50	1.500

Sat Jul 19 1969, 6:33 AM EDT  
Att. 26,216 - Unknown



Batter	1	2	3	4	5	6	7	8	9	AB R H RBI BB SO LOB	TOP									
Maury Wills, S OBP: 0.348, SLG: 0.343 (1, 6) X	0-0 3B 1B	0-0 1-3 1B		0-0 G3			0-0 G1-6-3 1-2f			4 1 2 0 0 0 1										
Manny Mota, R OBP: 0.393, SLG: 0.431 (1, 8) X	0-0 1B 3B	0-0 1-3 1-2			0-0 6-3		0-0 6-3			4 1 1 1 0 0 1										
Willie Crawford, L OBP: 0.338, SLG: 0.453 (1, 7) X	0-0 5-3	0-3 K			0-0 4-3			0-3 K		4 0 0 0 0 2 2										
Wes Parker, S OBP: 0.378, SLG: 0.475 (1, 3) B B B	4-0 1B 1B BB	0-0 6-3			0-3 K			0-0 G6-4-3 1B		3 1 1 0 1 1 1										
Len Gabrielson, L OBP: 0.330, SLG: 0.363 (1, 9) X	0-0 BB 1B 1-2 3-H 1B		0-0 4-3			0-0 G3 4-3 1B		0-0 G6-4-3 1-2f		4 0 2 1 0 0 1										
Tom Haller, L OBP: 0.341, SLG: 0.375 (1, 2) X	0-0 BB 1-2 2-H 1B		0-0 4-3			0-0 4-3 1-2		0-3 K		4 0 1 1 0 1 1										
Bill Sudakis, S OBP: 0.280, SLG: 0.334 (1, 5) B B B	4-0 1-2 2-3 BB		0-3 K			0-0 G3 2-3		0-0 F3		3 0 0 0 1 1 1										
Ted Sizemore, R OBP: 0.313, SLG: 0.297 (1, 4) X	0-0 F9			0-3 K		0-0 F3		0-0 4-3		4 0 0 0 0 1 4										
Claude Osteen, L OBP: 0.269, SLG: 0.266 (1, 1) X	0-0 F8			0-0 3-1			0-0 E6 G1-6-3			3 0 0 0 0 0 3										
Jim Brewer, L OBP: 0.250, SLG: 0.286 (7, 1)										0 0 0 0 0 0 0										
<b>Inning Stats</b>	R: 3 E: 0 K: 0 S: 7	H: 4 LOB: 3 BB: 2 P: 15	R: 0 E: 0 K: 1 S: 6	H: 1 LOB: 1 BB: 0 P: 6	R: 0 E: 0 K: 1 S: 5	H: 0 LOB: 0 BB: 0 P: 5	R: 0 E: 0 K: 1 S: 5	H: 0 LOB: 0 BB: 0 P: 5	R: 0 E: 0 K: 0 S: 4	H: 1 LOB: 1 BB: 0 P: 4	R: 0 E: 1 K: 0 S: 3	H: 0 LOB: 0 BB: 0 P: 3	R: 0 E: 0 K: 1 S: 5	H: 1 LOB: 0 BB: 0 P: 5	R: 0 E: 0 K: 1 S: 5	H: 0 LOB: 0 BB: 0 P: 5	1B: 6 2B: 0 3B: 1 HR: 0	SF: 0 SAC: 0 DP: 2 HBP: 0	WP: 0 PB: 0 SB: 0 CS: 0	PA: 35
<b>PITCHER</b> Gaylord Perry, R ERA: 2.68 (1, 1)	IP: 9.0 WLS: W BF: 35 H: 7 R: 3 ER: 3 SO: 6 BB: 2 IBB: 0 HBP: 0 BLK: 0 WP: 0 HR: 0 S: 45 P: 53 ERA: 3.00 WHIP: 1.000																			

Los Angeles Dodgers @ San Francisco Giants  
 Candlestick Park, San Francisco, CA  
 Sun Jul 20 1969, 6:33 AM EDT  
 Att: 32,560 - Unknown

livebaseballscorecards.com

AB	33
R	3
H	7
RBI	3
BB	2
SO	6
LOB	15



Batter	1	2	3	4	5	6	7	8	9
<b>Bobby Bonds, R</b> OBP: 0.363, SLG: 0.507 (1, 9)	0-3 K		4-0 S E BB		0-3 K		0-0 F7	1-0 E S HBP	
<b>Ron Hunt, R</b> OBP: 0.357, SLG: 0.332 (1, 4)	0-0 F9		0-0 F7 1-H		0-0 6-3		0-0 2B	4-0 1-3 3-H BB	
<b>Willie Mays, R</b> OBP: 0.360, SLG: 0.433 (1, 8)	0-0 F4			4-0 HR BB	0-0 1B		0-0 2B	0-0 FC6-4 1-2f	
<b>Willie McCovey, L</b> OBP: 0.448, SLG: 0.710 (1, 3)		0-0 F6		0-0 HR	0-3 K		4-0 IBB		
<b>Jim Davenport, R</b> OBP: 0.326, SLG: 0.340 (1, 5)		4-0 G6-3 BB		0-0 5-3		0-0 5-3	0-0 F8		
<b>Ken Henderson, S</b> OBP: 0.279, SLG: 0.345 (1, 7)		0-0 G6-3 1-2f		0-3 K		0-0 1B		0-3 K	
<b>Hal Lanier, R</b> OBP: 0.267, SLG: 0.271 (1, 6)			0-0 F4	0-0 1B 1B		0-0 F3		0-0 E 1B	
<b>Bob Barton, R</b> OBP: 0.284, SLG: 0.212 (1, 2)			0-0 5-3	0-0 1-2 1B		0-0 F8		0-0 E4 E 2B	
<b>Gaylord Perry, R</b> OBP: 0.162, SLG: 0.156 (1, 1)				0-0 HR	1-3		0-3 K	0-3 K	

Inning Stats	R: 0	H: 0	E: 0	K: 1	S: 5	LOB: 0	BB: 0	P: 5
	R: 0	H: 0	E: 0	K: 0	S: 2	LOB: 0	BB: 1	P: 6
	R: 2	H: 1	E: 1	K: 0	S: 4	LOB: 0	BB: 1	P: 8
	R: 2	H: 3	E: 0	K: 1	S: 8	LOB: 2	BB: 1	P: 12
	R: 0	H: 1	E: 0	K: 2	S: 8	LOB: 1	BB: 0	P: 8
	R: 0	H: 1	E: 0	K: 0	S: 4	LOB: 1	BB: 0	P: 4
	R: 1	H: 2	E: 0	K: 1	S: 7	LOB: 2	BB: 1	P: 11
	R: 2	H: 2	E: 1	K: 2	S: 9	LOB: 2	BB: 1	P: 14

AB R H RBI BB SO LOB										BOTTOM									
3 1 0 0 1 2 0																			
4 1 1 0 1 0 0																			
4 1 2 1 1 0 2																			
3 1 1 2 1 1 1																			
3 0 0 0 1 0 2																			
4 0 1 0 0 2 1																			
4 1 2 0 0 0 1																			
4 1 2 1 0 0 1																			
4 1 1 1 0 2 3																			
1B: 5 SF: 0										WP: 0 PA: 39									
2B: 3 SAC: 0										PB: 0									
3B: 0 DP: 1										SB: 2									
HR: 2 HBP: 1										CS: 0									
PITCHER	IP	WLS	BF	H	R	ER	SO	BB	IBB	HBP	BLK	WP	HR	S	P	ERA	WHIP		
<b>Claude Osteen, L</b> ERA: 2.79 (1, 1)	6.2	L	30	8	5	4	5	3	0	0	0	0	2	37	49	5.40	1.650		
<b>Jim Brewer, L</b> ERA: 2.44 (7, 1)	1.1		9	2	2	1	2	1	1	1	0	0	0	10	19	6.75	2.250		

Los Angeles Dodgers @ San Francisco Giants  
 Candlestick Park, San Francisco, CA  
 Sun Jul 20 1969, 6:33 AM EDT  
 Att. 32,560 - Unknown

AB	33
R	7
H	10
RBI	5
BB	5
SO	7
LOB	11



1B: 5	SF: 0	WP: 0	PA: 39
2B: 3	SAC: 0	PB: 0	
3B: 0	DP: 1	SB: 2	
HR: 2	HBP: 1	CS: 0	



Batter	1	2	3	4	5	6	7	8	9	AB R H RBI BB SO LOB	TOP	
Willie Davis, L (1, 8) OBP: 0.326, SLG: 0.444	0-3 K		0-0 4-3		0-0 F7		0-0 2B		0-0 5-3	5 0 1 0 0 1 0	<b>Los Angeles Dodgers @ Chicago Cubs</b> Wrigley Field, Chicago, IL Thu Jul 24 1969, 3:33 AM CDT Att. 26,476 - Sunny - 78 F	
Maury Wills, S (1, 6) OBP: 0.344, SLG: 0.338	0-0 6-3		0-0 5-3			0-0 6-3	0-0 6-3	0-0 F5	5 0 0 1 0 0 1			
Manny Mota, R (1, 7) OBP: 0.401, SLG: 0.437	0-0 1B		0-3 K			0-0 1B	0-0 BB	0-0 1B	4 0 3 0 1 1 0			
Andy Kosco, R (1, 9) OBP: 0.274, SLG: 0.434 Len Gabrielson, L (7, PH) OBP: 0.323, SLG: 0.355 (7, 9)	0-3 K			0-0 F7		0-0 1B	0-0 3-1	0-0 4-3	3 0 1 0 0 1 1 2 0 0 0 0 0 3			
Ken Boyer, R (1, 3) OBP: 0.333, SLG: 0.368		0-3 K		0-0 E5		0-0 P4		0-0 FC4-6 1B	4 0 1 0 0 1 2			
Bill Sudakis, S (1, 5) OBP: 0.276, SLG: 0.330		0-0 6-3		0-0 F8		0-0 5-3		0-0 FC4-6 FC1-3 1-2f	4 0 0 0 0 0 4			
Ted Sizemore, R (1, 4) OBP: 0.313, SLG: 0.302		0-0 E5 2B		0-0 F8			0-0 1B 3B	0-0 FC1-3 BB 1-2	4 2 1 0 0 0 2			
Jeff Torborg, R (1, 2) OBP: 0.271, SLG: 0.309 Tom Haller, L (8, PH) OBP: 0.343, SLG: 0.375 (8, 2)		0-0 2B			0-0 B5-3		0-0 2B 6-3 1B	0-0 BB 1-2	3 1 2 2 0 0 0 0 0 0 0 1 0 0			
Don Sutton, R (1, 1) OBP: 0.197, SLG: 0.183 Bill Russell, R (7, PH) OBP: 0.320, SLG: 0.376 Pete Mikkelsen, R (7, 1) Willie Crawford, L (8, PH) OBP: 0.337, SLG: 0.451 Joe Moeller, R (8, 1) OBP: 0.222, SLG: 0.222		0-0 F8			0-0 6-3		0-0 P4	0-0 1-3	2 0 0 0 0 0 1 1 0 0 0 0 0 1 0 0 0 0 0 0 0 1 0 0 0 0 0 2 0 0 0 0 0 0 0			
<b>Inning Stats</b>	R: 0 H: 1 E: 0 LOB: 1 K: 2 BB: 0 S: 8 P: 8	R: 1 H: 1 E: 1 LOB: 1 K: 1 BB: 0 S: 7 P: 7	R: 0 H: 0 E: 0 LOB: 0 K: 1 BB: 0 S: 5 P: 5	R: 0 H: 0 E: 1 LOB: 1 K: 0 BB: 0 S: 4 P: 4	R: 0 H: 0 E: 0 LOB: 0 K: 0 BB: 0 S: 3 P: 3	R: 0 H: 2 E: 0 LOB: 2 K: 0 BB: 0 S: 5 P: 5	R: 2 H: 3 E: 0 LOB: 2 K: 0 BB: 1 S: 6 P: 10	R: 0 H: 1 E: 0 LOB: 2 K: 0 BB: 1 S: 4 P: 8	R: 0 H: 1 E: 0 LOB: 1 K: 0 BB: 0 S: 4 P: 4	1B: 6 SF: 0 2B: 2 SAC: 0 3B: 1 DP: 0 HR: 0 HBP: 0		WP: 0 PA: 40 PB: 0 SB: 1 CS: 0
<b>PITCHER</b> Ken Holtzman, L (1, 1) ERA: 3.45 Phil Regan, R (7, 1) ERA: 2.99	IP WLS BF H R ER SO BB IBB HBP BLK WP HR S P ERA WHIP	6.2 W 30 7 3 2 4 1 0 0 0 0 0 0 37 41 2.70 1.200	2.1 S 10 2 0 0 0 1 0 0 0 0 0 0 9 13 0.00 1.286	<b>PITCHER</b>							IP WLS BF H R ER SO BB IBB HBP BLK WP HR S P ERA WHIP	

livebaseballscorecards.com

AB	38
R	3
H	9
RBI	3
BB	2
SO	4
LOB	17



Batter	1	2	3	4	5	6	7	8	9
Don Kessinger, S (1, 6) OBP: 0.361, SLG: 0.406	0-0 4-3			0-0 2B 1B		0-0 4-3	0-0 E E 1B	0-0 F7	
Glenn Beckert, R (1, 4) OBP: 0.340, SLG: 0.339	0-0 P6			0-0 F5		0-0 6-3	0-0 1-3		
Billy Williams, L (1, 7) OBP: 0.379, SLG: 0.490	0-0 F9			0-0 1-H 2B		4-0 14 WP 2B BB	4-0 E IBB		
Ron Santo, R (1, 5) OBP: 0.397, SLG: 0.518		0-0 P4		0-3 K		0-0 14 WP 2B 1B	0-3 K		
14 Ernie Banks, R (1, 3) OBP: 0.326, SLG: 0.429 Willie Smith, L (7, 3) OBP: 0.357, SLG: 0.511		0-3 K		0-0 5-3		4-0 2B 1B BB	0-0 E6		
Al Spangler, L (1, 9) OBP: 0.318, SLG: 0.367 Jim Hickman, R (8, 9) OBP: 0.297, SLG: 0.379		0-0 P6			0-0 F7	0-0 1B 2B	0-0 5-3		
Randy Hundley, R (1, 2) OBP: 0.353, SLG: 0.433			0-0 F8		0-0 3-1	0-0 2-H 3-H 1B 1B		0-0 L5	
Jim Qualls, S (1, 8) OBP: 0.298, SLG: 0.375			0-0 F3		0-0 1B	0-0 1-2 1B		0-0 F9	
Ken Holtzman, R (1, 1) OBP: 0.134, SLG: 0.167 Phil Regan, R (7, 1) OBP: 0.200, SLG: 0.154			0-0 4-3		0-0 P6	0-0 G3		0-0 2B	

Inning Stats	R: 0 E: 0 K: 0 S: 3	H: 0 LOB: 0 BB: 0 P: 3	R: 0 E: 0 K: 1 S: 5	H: 0 LOB: 0 BB: 0 P: 5	R: 0 E: 0 K: 0 S: 3	H: 0 LOB: 0 BB: 0 P: 3	R: 1 E: 0 K: 1 S: 7	H: 2 LOB: 1 BB: 0 P: 7	R: 0 E: 0 K: 0 S: 4	H: 1 LOB: 1 BB: 0 P: 4	R: 4 E: 0 K: 0 S: 7	H: 4 LOB: 2 BB: 2 P: 15	R: 0 E: 2 K: 1 S: 7	H: 1 LOB: 3 BB: 1 P: 11	R: 0 E: 0 K: 0 S: 4	H: 1 LOB: 1 BB: 0 P: 4
1B: 6 2B: 3 3B: 0 HR: 0	SF: 0 SAC: 0 DP: 0 HBP: 0	WP: 1 PA: 37														

PITCHER	IP	WLS	BF	H	R	ER	SO	BB	IBB	HBP	BLK	WP	HR	S	P	ERA	WHIP
Don Sutton, R (1, 1) ERA: 3.25	6.0	L	27	7	5	5	2	2	0	0	0	1	0	29	37	7.50	1.500
Pete Mikkelsen, R (7, 1) ERA: 3.16	1.0		6	1	0	0	1	0	1	0	0	0	0	7	11	0.00	1.000
Joe Moeller, R (8, 1) ERA: 3.72	1.0		4	1	0	0	0	0	0	0	0	0	0	4	4	0.00	1.000

BOTTOM

Los Angeles Dodgers @ Chicago Cubs  
 Wrigley Field, Chicago, IL  
 Thu Jul 24 1969, 3:33 AM CDT  
 Att. 26,476 - Sunny - 78 F

livebaseballscores.com

AB	34
R	5
H	9
RBI	5
BB	3
SO	3
LOB	15





Batter	1	2	3	4	5	6	7	8	9	AB R H RBI BB SO LOB	TOP							
Maury Wills, S OBP: 0.342, SLG: 0.336 (1, 6) X	0-0 F7		0-0 FC6 1B 2B 1B	0-0 E5		0-0 F8		0-0 FC1-5 1B		5 1 1 0 0 0 4								
Willie Crawford, L OBP: 0.338, SLG: 0.450 (1, 7) X	0-0 F8		0-0 FC6 1B	0-0 F7		0-0		0-0 F7		5 0 2 0 0 0 4								
Willie Davis, L OBP: 0.327, SLG: 0.448 (1, 8) X	0-0 G3		0-0 FC6 2B		0-0 4-3 1B 2B			0-0		5 2 2 0 0 0 4								
Len Gabrielson, L OBP: 0.320, SLG: 0.351 (1, 9) X		0-0 6-3	0-0		0-3 K		0-0 1-3	0-3 K		1 0 0 0 0 0 0								
Andy Kosco, R OBP: 0.274, SLG: 0.435 (3, PH) (3, 9)			1-H 3-H 2B							4 0 1 2 0 2 4								
Bill Russell, R OBP: 0.320, SLG: 0.376 (8, 9)										0 0 0 0 0 0 0								
Tom Haller, L OBP: 0.338, SLG: 0.368 (1, 2) X		0-0 5-3	0-0 6-3		0-0 4-3		0-0 F8		0-0 G3	5 0 0 0 0 0 2								
Bill Sudakis, S OBP: 0.288, SLG: 0.347 (1, 5) X		4-0 BB BB		0-0 HR	0-0 3-H 1B		0-0 1B		1-0 6-3 HBP	3 1 3 2 1 0 0								
Tom Hutton, L OBP: 0.400, SLG: 0.250 (1, 3) X		4-0 BB BB		0-0 E 1B	0-0 P6		0-0 4-3		0-0 6-3	4 0 1 0 1 0 3								
Ted Sizemore, R OBP: 0.316, SLG: 0.304 (1, 4) X	0-0 F9			0-3 K		0-0 1B SH3-4 1B		0-0 FC1-5 1B	4-0	4 0 2 0 1 1 3								
Claude Osteen, L OBP: 0.271, SLG: 0.258 (1, 1) X			0-3 K	0-0 P6		0-0 SH3-4		4-0 1B FC1-5	0-0 4-3	2 0 0 0 1 1 1								
Jim Brewer, L OBP: 0.222, SLG: 0.250 (8, 1) X								1-2 BB		1 0 0 0 0 0 2								
<b>Inning Stats</b>	R: 0 H: 0 E: 0 K: 0 S: 3	H: 0 LOB: 0 BB: 2 P: 11	R: 2 H: 3 E: 0 K: 1 S: 8	H: 3 LOB: 1 BB: 0 P: 8	R: 1 H: 2 E: 1 K: 1 S: 8	H: 2 LOB: 2 BB: 0 P: 8	R: 1 H: 2 E: 0 K: 1 S: 7	H: 2 LOB: 1 BB: 0 P: 7	R: 0 H: 2 E: 0 K: 0 S: 5	H: 2 LOB: 2 BB: 0 P: 5	R: 0 H: 1 E: 0 K: 0 S: 4	H: 1 LOB: 1 BB: 0 P: 4	R: 0 H: 2 E: 0 K: 1 S: 7	H: 2 LOB: 3 BB: 1 P: 11	R: 0 H: 0 E: 0 K: 0 S: 3	H: 0 LOB: 2 BB: 1 P: 8	1B: 9 SF: 0 2B: 2 SAC: 1 3B: 0 DP: 0 HR: 1 HBP: 1	WP: 0 PA: 45 PB: 0 SB: 0 CS: 0
<b>PITCHER</b>	IP WLS BF H R ER SO BB IBB HBP BLK WP HR S P ERA WHIP																	
Fergie Jenkins, R ERA: 2.75 (1, 1)	2.1 L 11 2 2 2 1 2 0 0 0 0 0 0 11 19 7.71 1.714																	
Hank Aguirre, L ERA: 2.25 (3, 1)	2.2 14 5 2 2 2 0 0 0 0 0 0 1 18 18 6.75 1.875																	
Don Nottebart, R ERA: 6.75 (6, 1)	2.0 9 3 0 0 0 0 0 0 0 0 0 0 9 9 0.00 1.500																	
Ted Abernathy, R ERA: 2.9 (8, 1)	1.0 6 2 0 0 1 1 0 0 0 0 0 0 7 11 0.00 3.000																	
Phil Regan, R ERA: 2.95 (9, 1)	1.0 5 0 0 0 0 0 0 1 1 0 0 0 3 8 0.00 0.000																	

Los Angeles Dodgers @ Chicago Cubs  
Wrigley Field, Chicago, IL  
Fri Jul 25 1969, 3:33 AM CDT  
Att. 20,844 - Cloudy - 80 F

livebaseballscorecards.com

AB	39
R	4
H	12
RBI	4
BB	4
SO	4
LOB	27



BOTTOM

Los Angeles Dodgers @ Chicago Cubs

Wrigley Field, Chicago, IL

Fri Jul 25 1969, 3:33 AM CDT

Att: 20,844 - Cloudy - 80 F

livebaseballscorecards.com

AB	38
R	2
H	13
RBI	2
BB	1
SO	3
LOB	19



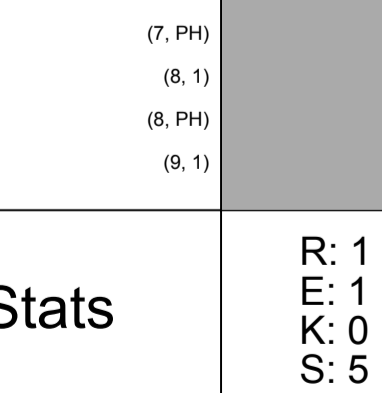


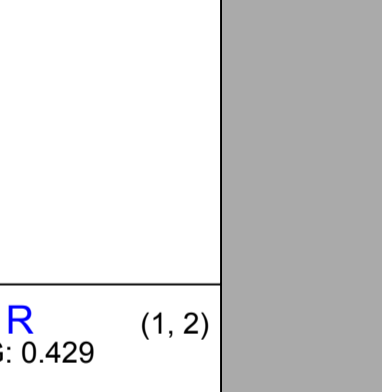
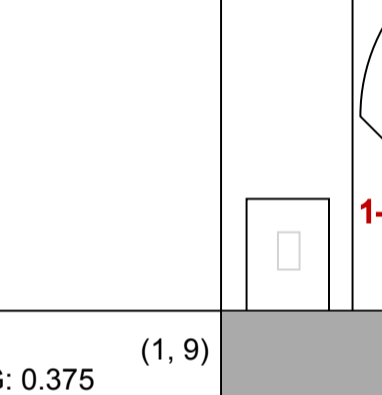
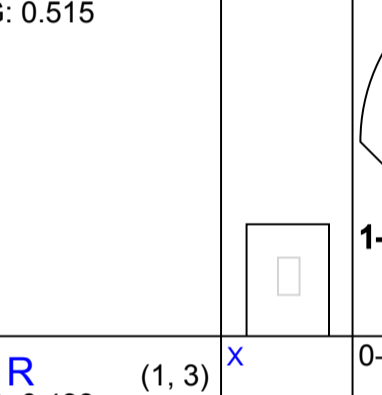
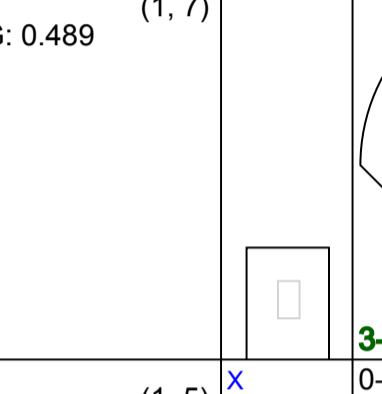
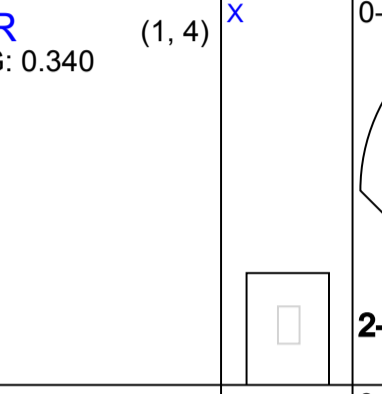
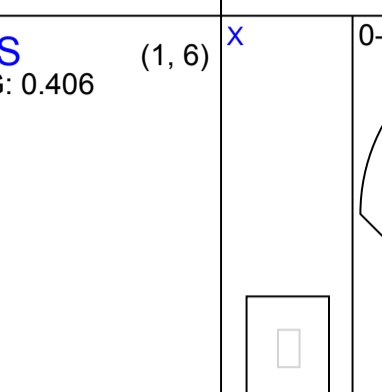
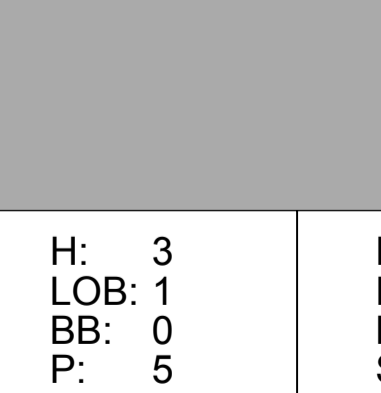

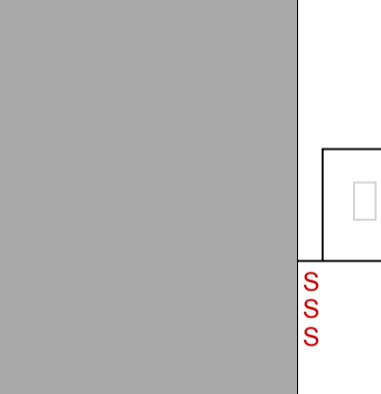
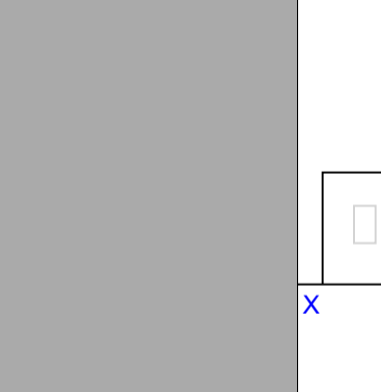
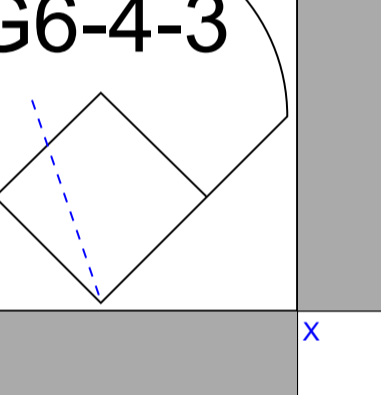
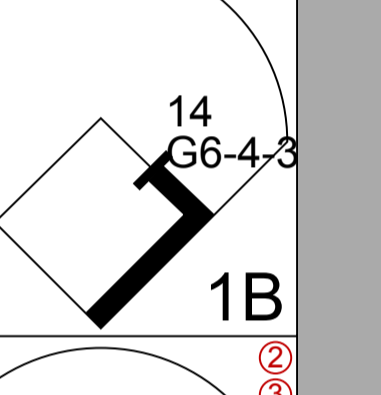
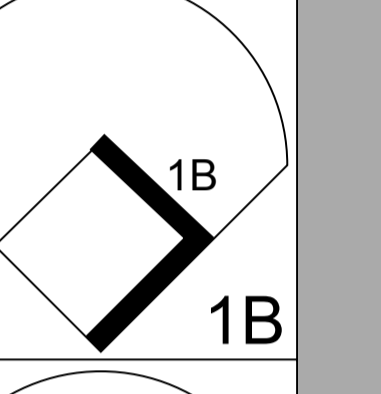
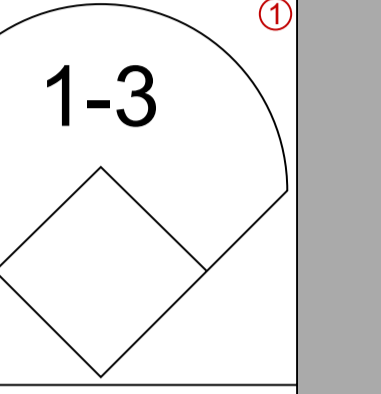
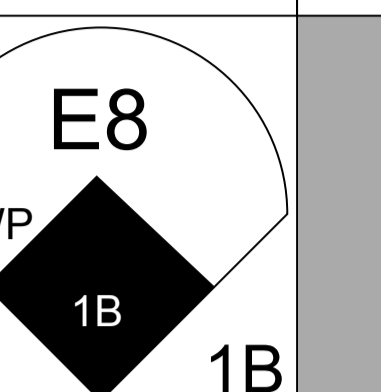
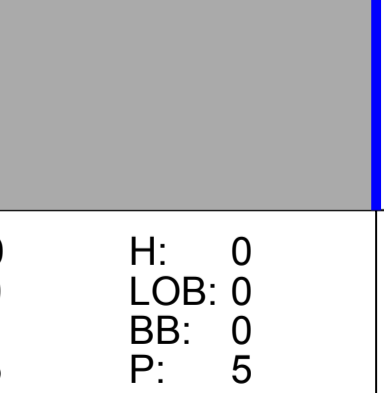

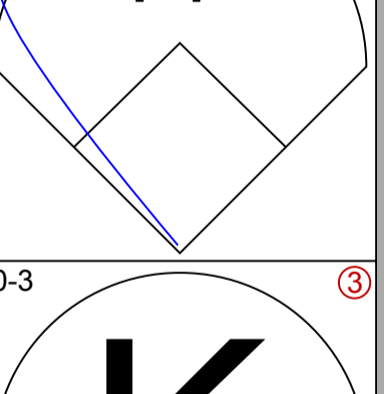
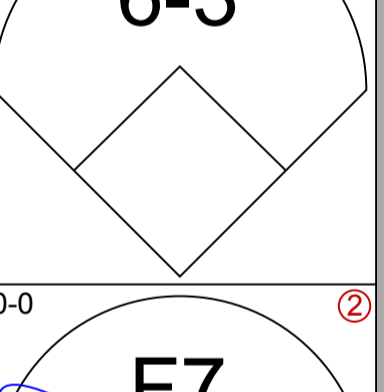


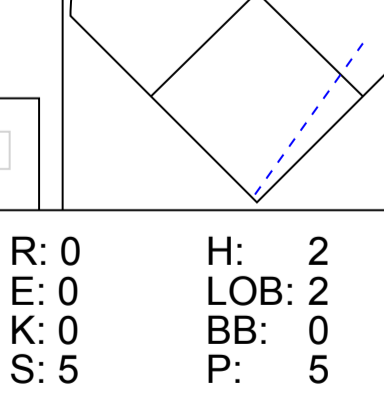
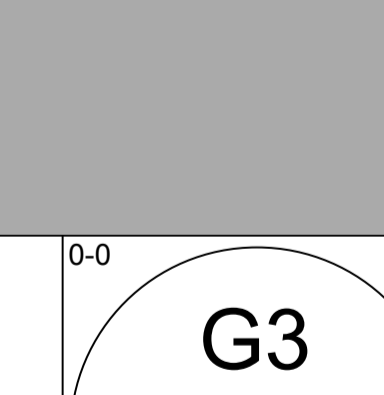
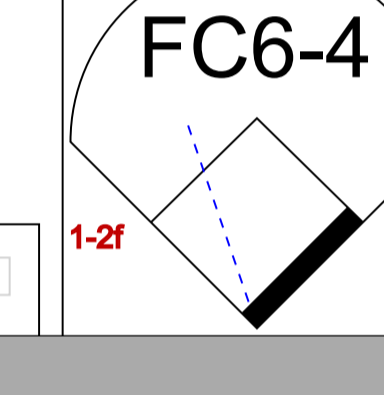
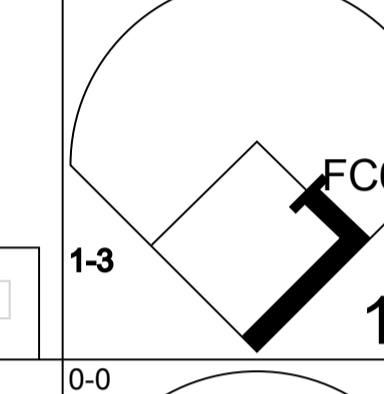
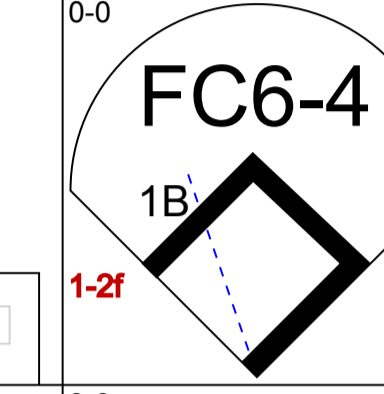
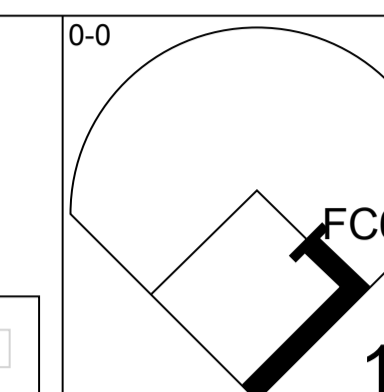
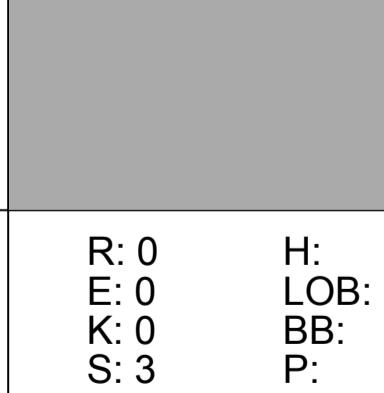
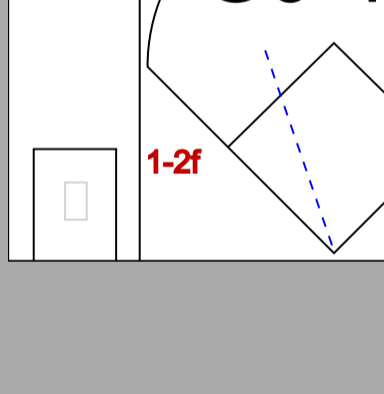
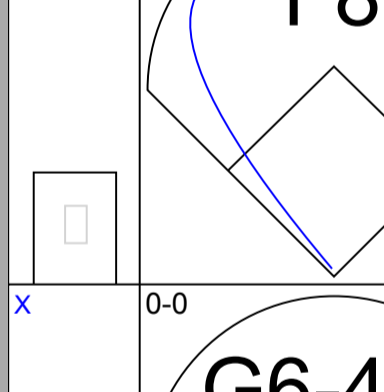
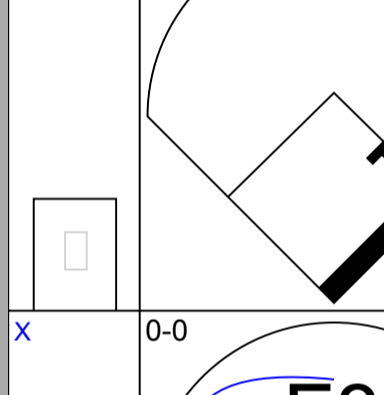
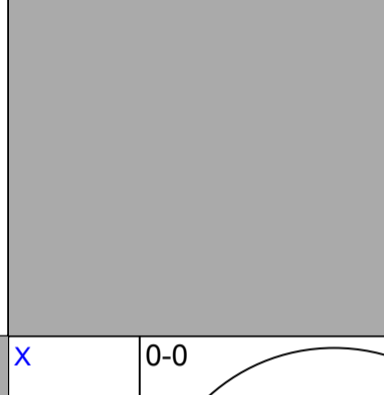


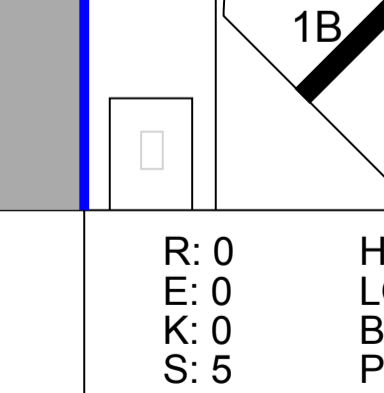
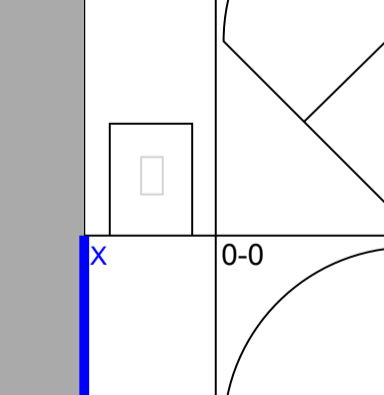
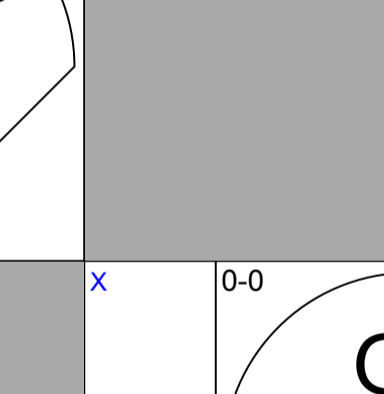
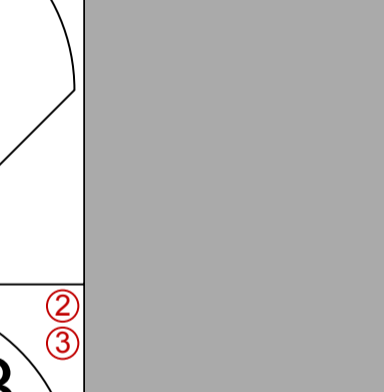
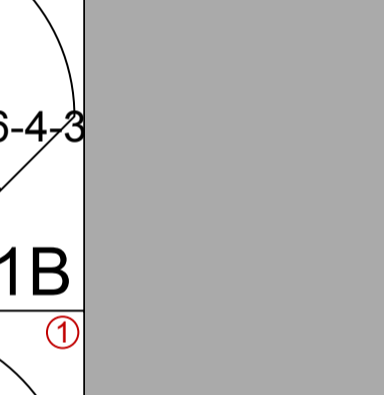
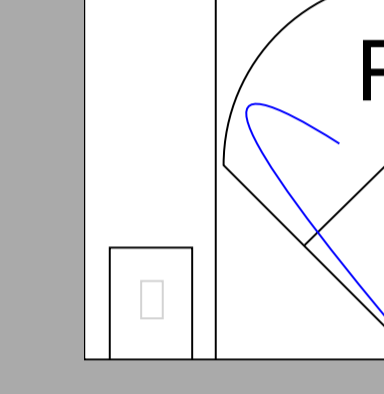
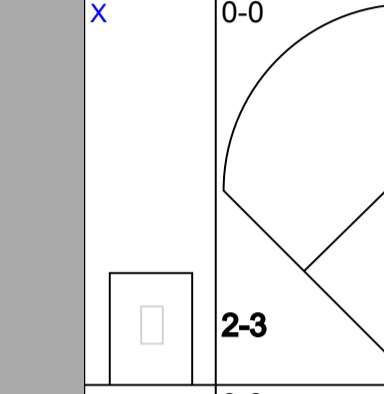
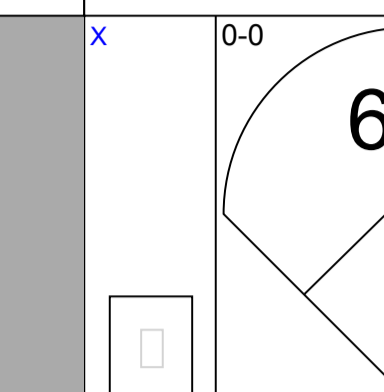
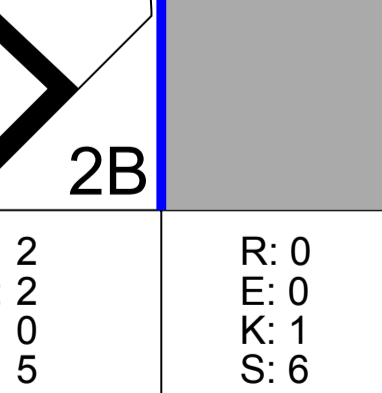
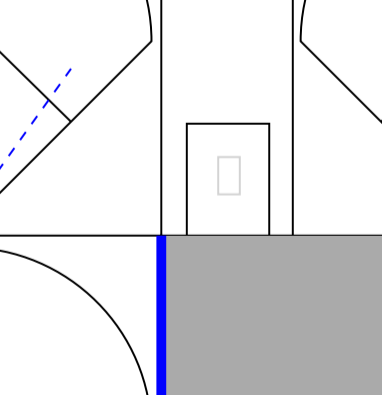
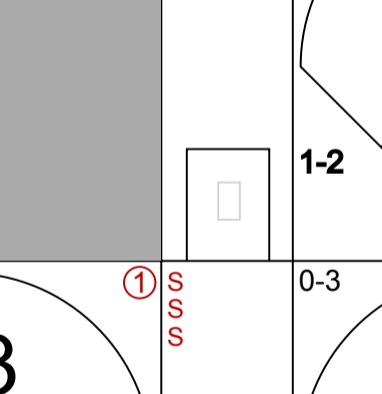
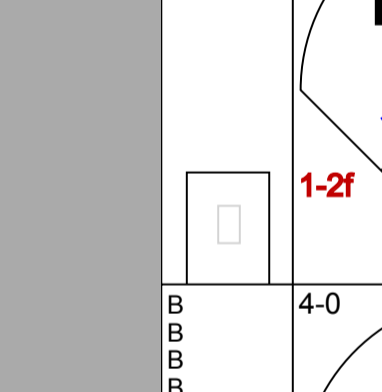
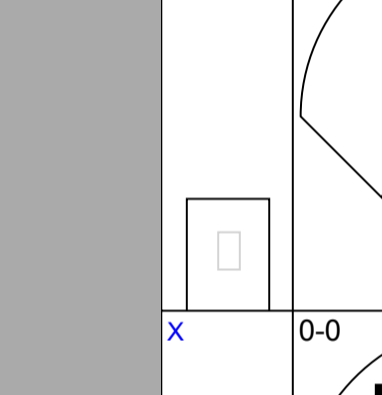
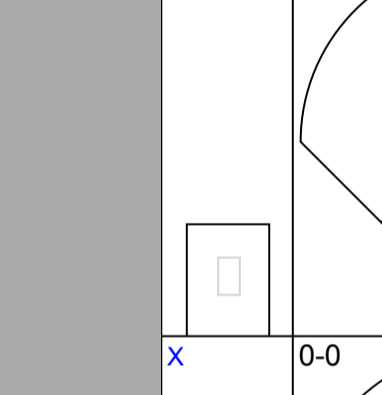
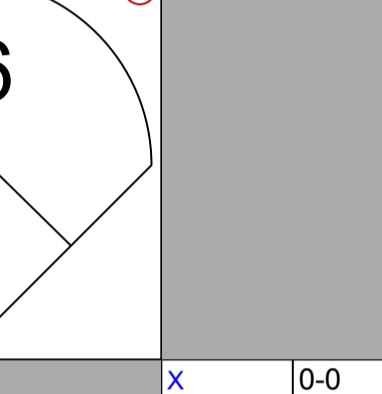
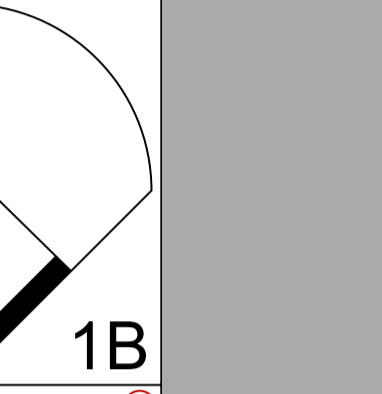
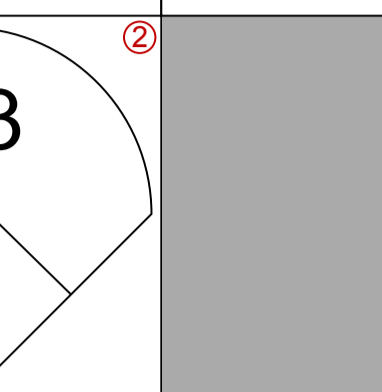
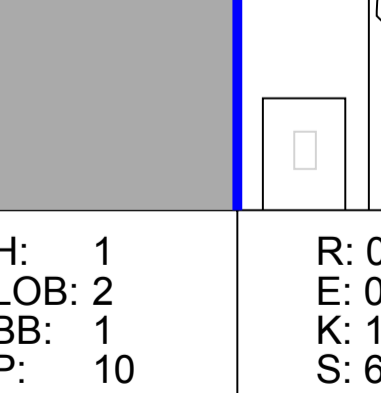
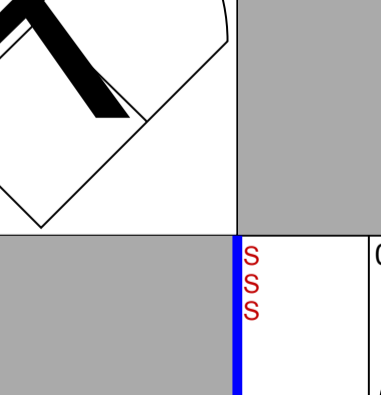
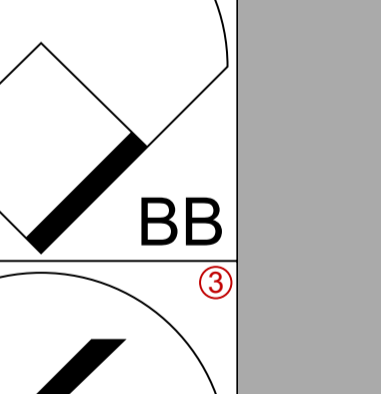
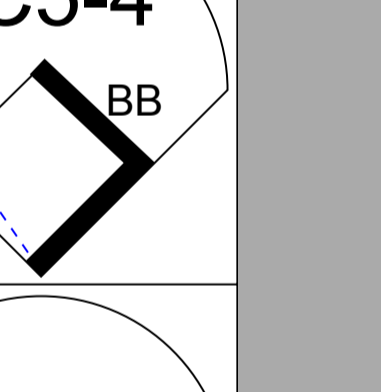
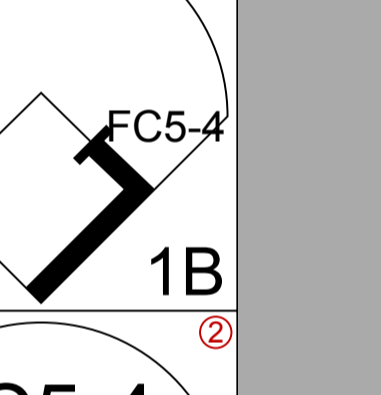
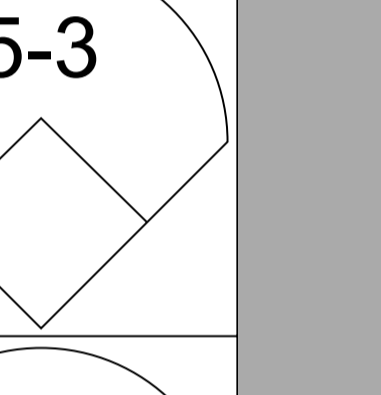
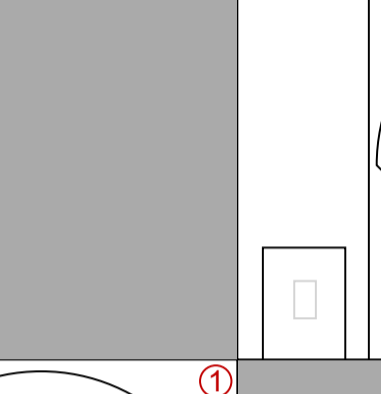
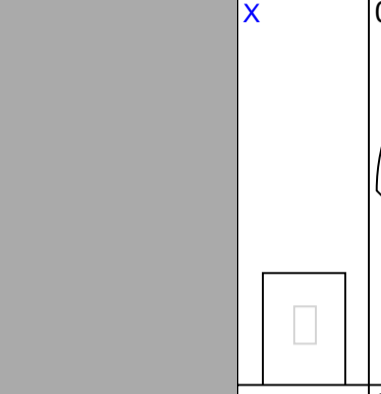
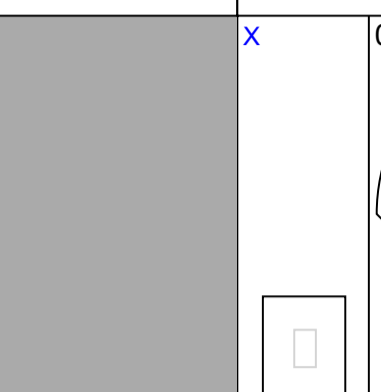
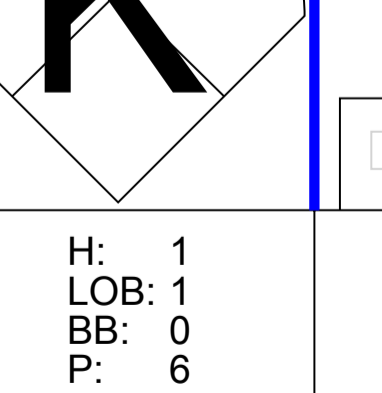
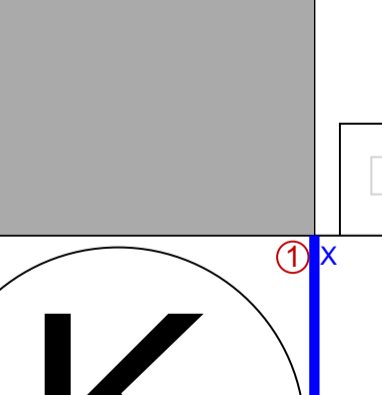
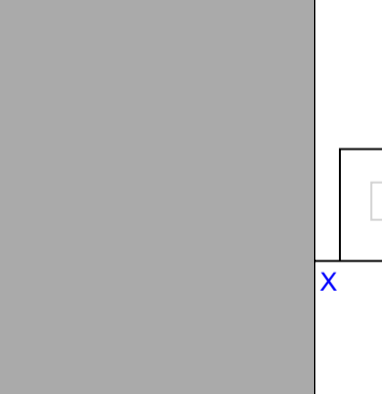
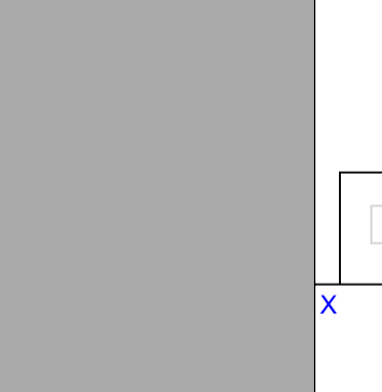
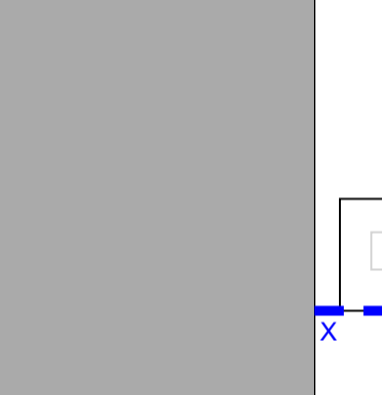
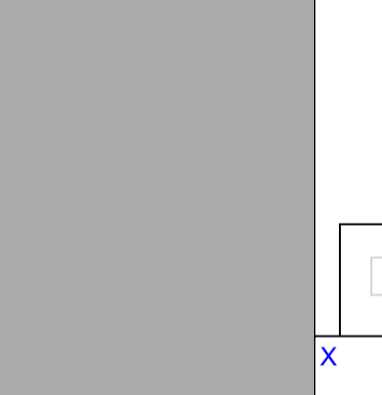
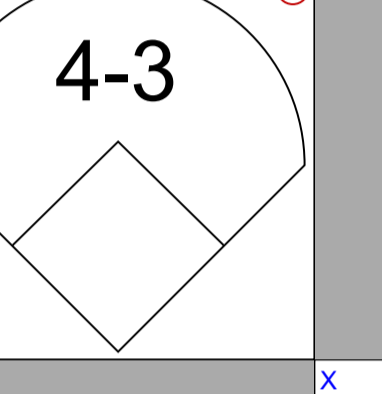
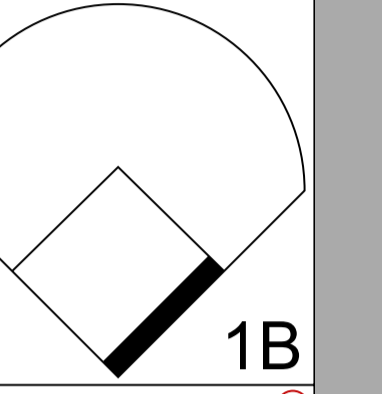
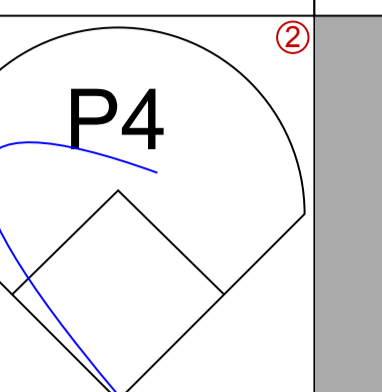
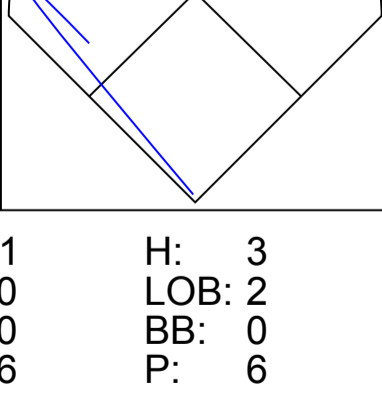
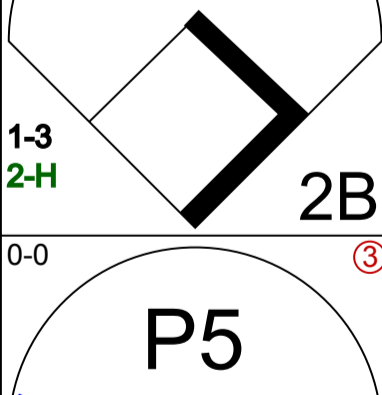
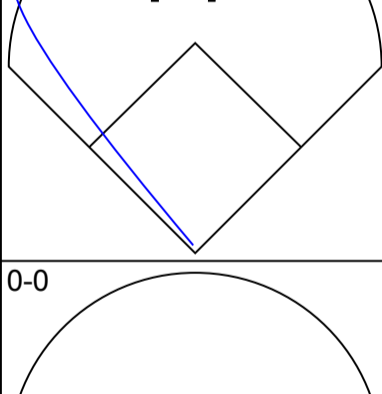
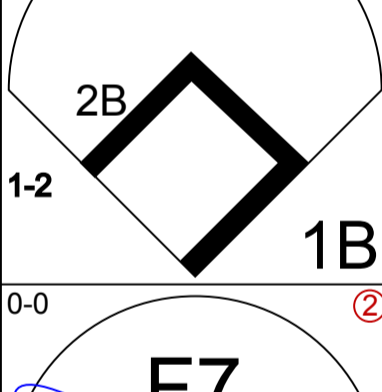
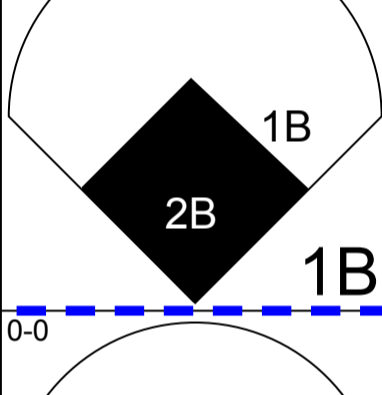
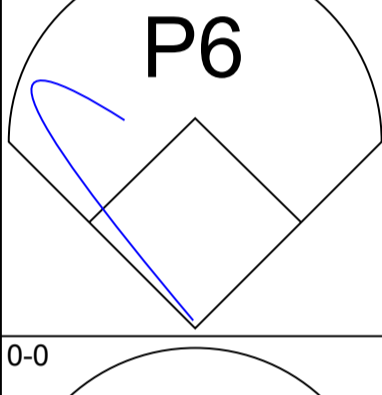


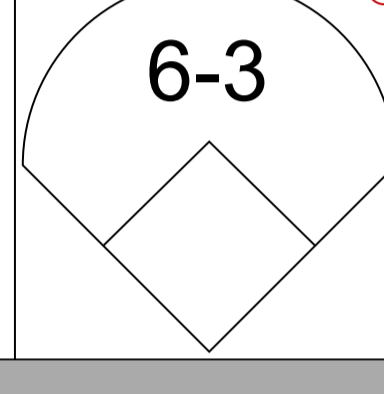
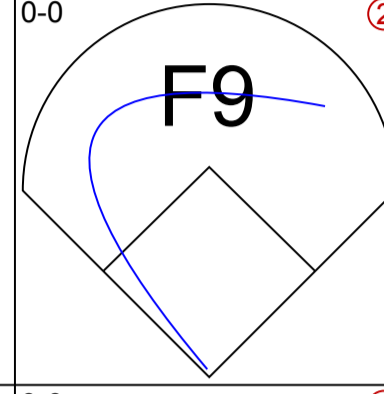
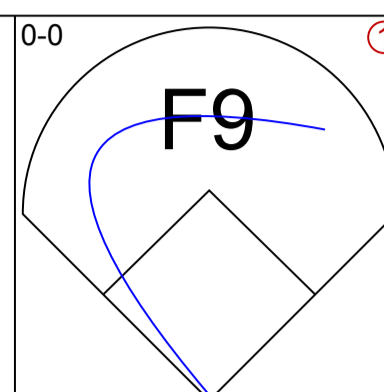
WP:	1	PA:	39
PB:	0		
SB:	0		
CS:	0		

1B:	11	SF:	0
2B:	2	SAC:	0
3B:	0	DP:	2
HR:	0	HBP:	0

0	0	0	0	0	0	0	0	0	0
1	0	0	0	0	0	0	0	0	0
1	0	1	0	0	0	0	0	0	0
0	0	0	0	0	0	0	0	0	0
1	0	0	0	0	0	0	1	0	0
0	0	0	0	0	0	0	0	0	0
1	0	0	0	0	0	0	0	2	0
0	0	0	0	0	0	0	0	0	0

5	1	2	0	0	0	1
5	0	2	0	0	0	2
5	0	2	1	0	0	3
4	0	1	0	0	0	2
4	1	3	0	0	0	2
4	0	1	0	0	0	2
3	0	0	0	1	0	3
4	0	1	1	0	2	2

AB R H RBI BB SO LOB



(1, 6)

(1, 4)

(1, 7)

(1, 5)

(1, 3)

(1, 9)

(1, 2)

(1, 8)

(1, 1)

(3, 1)

(5, PH)

(6, 1)

(7, PH)

(8, 1)

(8, PH)

(9, 1)

(8, 1)

(8, 1)

(8, 1)

R:	1	H:	3
E:	1	LOB:	1
K:	0	BB:	0
S:	5	P:	5

R:	0	H:	0
E:	0	LOB:	0
K:	1	BB:	0
S:	5	P:	5

R:	0	H:	2
E:	0	LOB:	2
K:	0	BB:	0
S:	5	P:	5

R:	0	H:	1
E:	0	LOB:	0
K:	0	BB:	0
S:	3	P:	3

R:	0	H:	2
E:	0	LOB:	2
K:	0	BB:	0
S:	5	P:	5

R:	0	H:	1
E:	0	LOB:	2
K:	1	BB:	1
S:	6	P:	10

R:	0	H:	1
E:	0	LOB:	1
K:	1	BB:	0
S:	6	P:	6

R:	1	H:	3
E:	0	LOB:	2
K:	0	BB:	0
S:	6	P:	6

R: 1 H: 3 E: 1 LOB: 1 K: 0 BB: 0 S: 5 P: 5

R: 0 H: 0 E: 0 LOB: 0 K: 1 BB: 0 S: 5 P: 5

R: 0 H: 2 E: 0 LOB: 2 K: 0 BB: 0 S: 5 P: 5

R: 0 H: 1 E: 0 LOB: 0 K: 0 BB: 0 S: 3 P: 3

R: 0 H: 2 E: 0 LOB: 2 K: 0 BB: 0 S: 5 P: 5

R: 0 H: 1 E: 0 LOB: 2 K: 1 BB: 1 S: 6 P: 10

R: 0 H: 1 E: 0 LOB: 1 K: 1 BB: 0 S: 6 P: 6

R: 1 H: 3 E: 0 LOB: 2 K: 0 BB: 0 S: 6 P: 6

Don Kessinger, S OBP: 0.362, SLG: 0.406

Glenn Beckert, R OBP: 0.341, SLG: 0.340

Billy Williams, L OBP: 0.380, SLG: 0.489

Ron Santo, R OBP: 0.396, SLG: 0.515

14 Ernie Banks, R OBP: 0.330, SLG: 0.433

Jim Hickman, R OBP: 0.296, SLG: 0.375

Randy Hundley, R OBP: 0.352, SLG: 0.429

Don Young, R OBP: 0.338, SLG: 0.361

Fergie Jenkins, R OBP: 0.180, SLG: 0.141

Hank Agyre, R OBP: 0.400, SLG: 0.400

Gene Oliver, R OBP: 0.267, SLG: 0.400

Don Nottebart, R OBP: 0.209, SLG: 0.317

Nate Oliver, R OBP: 0.286, SLG: 0.429

Ted Abernathy, R OBP: 0.355, SLG: 0.343

Claude Osteen, L ERA: 2.77

Jim Brewer, L ERA: 2.36

IP: 7.1 WLS: W BF: 32 H: 11 R: 2 ER: 2 SO: 3 BB: 1 IBB: 0 HBP: 0 BLK: 0 WP: 1 HR: 0 S: 37 P: 41 ERA: 2.46 WHIP: 1.636

IP: 1.2 WLS: S BF: 7 H: 2 R: 0 ER: 0 SO: 0 BB: 0 IBB: 0 HBP: 0 BLK: 0 WP: 0 HR: 0 S: 7 P: 7 ERA: 0.00 WHIP: 1.200

PITCHER

PITCHER

IP WLS BF H R ER SO BB IBB HBP BLK WP HR S P ERA WHIP

IP WLS BF H R ER SO BB IBB HBP BLK WP HR S P ERA WHIP



Batter	1	2	3	4	5	6	7	8	9	10	11	AB R H RBI BB SO LOB	TOP														
Maury Wills, S OBP: 0.343, SLG: 0.340 (1, 6)	0-3 K		x 0-0 6-3		4-0 BB		x 0-0 FC6-4			x 0-0 3B		4 0 1 0 1 1 1															
Willie Crawford, L OBP: 0.335, SLG: 0.444 Manny Mota, R OBP: 0.398, SLG: 0.433 (8, PH) (8, 7)	0-3 K			x 0-0 5-3	0-3 K			x 0-0 F8		x 0-0 L3		3 0 0 0 0 2 2 2 0 0 0 0 0 1															
Willie Davis, L OBP: 0.325, SLG: 0.440 (1, 8)	0-0 6-3			4-0 1B BB		x 0-0 1-3		x 0-0 6-3			x 0-0 F7	4 0 0 0 1 0 0															
Len Gabrielson, L OBP: 0.330, SLG: 0.371 Andy Kosco, R OBP: 0.272, SLG: 0.432 (8, PH) (8, 9)		0-3 K		x 0-0 1B G4-6-3		x 0-0 E7 2B		x 0-3 K			x 0-0 F9	3 1 2 0 0 1 0 2 0 0 0 0 1 0															
Tom Haller, L OBP: 0.335, SLG: 0.366 (1, 2)		0-0 1B		x 0-0 G4-6-3		x 0-0 4-3			x 0-0 4-3		x 0-0 3-1	5 0 1 0 0 0 2															
Bill Sudakis, S OBP: 0.284, SLG: 0.342 (1, 5)		0-3 K			x 0-0 F8	x 0-0 F9			0-3 K			4 0 0 0 0 2 1															
Tom Hutton, L OBP: 0.222, SLG: 0.125 (1, 3)		0-3 K			x 0-0 F9		x 0-0 P6		0-3 K			4 0 0 0 0 2 1															
Ted Sizemore, R OBP: 0.316, SLG: 0.304 (1, 4)			x 0-0 L5		x 0-0 2B 1B		0-3 K			x 0-0 B1-3		4 1 1 0 0 1 0															
Bill Singer, R OBP: 0.136, SLG: 0.125 Ken Boyer, R OBP: 0.318, SLG: 0.350 Jim Brewer, L OBP: 0.222, SLG: 0.250 (10, PH) (10, 1)		0-3 K			x 0-0 1B FC6-4		x 0-0 1B			x 0-0 F9		3 0 2 1 0 1 0 1 0 0 0 0 0 0 0 0 0 0 0 0 0															
<b>Inning Stats</b>	R: 0 E: 0 K: 2 S: 7	H: 0 LOB: 0 BB: 0 P: 7	R: 0 E: 0 K: 3 S: 10	H: 1 LOB: 1 BB: 0 P: 10	R: 0 E: 0 K: 1 S: 5	H: 0 LOB: 0 BB: 0 P: 5	R: 0 E: 0 K: 0 S: 3	H: 1 LOB: 1 BB: 1 P: 7	R: 1 E: 0 K: 1 S: 7	H: 2 LOB: 2 BB: 1 P: 11	R: 1 E: 1 K: 0 S: 4	H: 1 LOB: 0 BB: 0 P: 4	R: 0 E: 0 K: 1 S: 6	H: 1 LOB: 1 BB: 0 P: 6	R: 0 E: 0 K: 1 S: 5	H: 0 LOB: 0 BB: 0 P: 5	R: 0 E: 0 K: 2 S: 7	H: 0 LOB: 0 BB: 0 P: 7	R: 0 E: 0 K: 0 S: 4	H: 1 LOB: 1 BB: 0 P: 4	R: 0 E: 0 K: 0 S: 3	H: 0 LOB: 0 BB: 0 P: 3	1B: 4 2B: 2 3B: 1 HR: 0	SF: 0 SAC: 0 DP: 1 HBP: 0	WP: 0 PB: 0 SB: 0 CS: 0	PA: 41	
<b>PITCHER</b>	IP	WLS	BF	H	R	ER	SO	BB	IBB	HBP	BLK	WP	HR	S	P	ERA	WHIP										
Dick Selma, R ERA: 3.3 (1, 1)	7.0		28	6	2	1	8	2	0	0	0	0	0	42	50	1.29	1.143										
Rich Nye, L ERA: 4.5 (8, 1)	2.2		9	1	0	0	3	0	0	0	0	0	0	15	15	0.00	0.375										
Ted Abernathy, R ERA: 2.89 (10, 1)	0.1	W	1	0	0	0	0	0	0	0	0	0	0	1	1	0.00	0.000										
Phil Regan, R ERA: 2.91 (11, 1)	1.0		3	0	0	0	0	0	0	0	0	0	0	3	3	0.00	0.000										

Los Angeles Dodgers @ Chicago Cubs  
Wrigley Field, Chicago, IL  
Sat Jul 26 1969, 3:33 AM CDT  
Att: 29,172 - Cloudy - 85 F

livebaseballscores.com

AB	39
R	2
H	7
RBI	1
BB	2
SO	11
LOB	8



Batter	1	2	3	4	5	6	7	8	9	10	11	AB R H RBI BB SO LOB	BOTTOM				
Don Kessinger, S (1, 6) OBP: 0.360, SLG: 0.406	0-3 K ①		0-0 G3 2B		0-0 FC1-6 6-3 S 1-2f		0-0 F7			0-0 6-3		5 0 1 0 0 1 1	<b>Los Angeles Dodgers @ Chicago Cubs</b> Wrigley Field, Chicago, IL Sat Jul 26 1969, 3:33 AM CDT Att: 29,172 - Cloudy - 85 F				
Glenn Beckert, R (1, 4) OBP: 0.335, SLG: 0.334	0-0 4-3 ②		0-0 G3 2-3		0-0 6-3 1-3		0-0 P3			0-0 6-3 ③		5 0 0 0 0 0 2					
Billy Williams, L (1, 7) OBP: 0.378, SLG: 0.488	0-3 K ③		0-0 F9		0-0 F7						0-0 S 1B 2B	5 1 1 0 0 1 2					
Ron Santo, R (1, 5) OBP: 0.400, SLG: 0.519		0-0 FC5-4 14 BB 1B	4-0 S 14 BB			0-0 14 6-3 1B 2B				0-0 F9 ②	4-0 1B IBB IBB	3 2 2 0 2 0 0					
14 Ernie Banks, R (1, 3) OBP: 0.328, SLG: 0.428		4-0 FC5-4 1-2 BB	0-3 K 1-2			0-0 6-3 2-3				0-0 F7 ③	0-3 K ①	4 0 0 0 1 2 5					
Al Spangler, L (1, 9) OBP: 0.312, SLG: 0.359 Gene Oliver, R (11, PH) OBP: 0.313, SLG: 0.400		0-0 FC5-4 1B FC3-6 1-2f 2-3		0-0 F7 ①		0-0 P4				0-0 F9 ①	4-0 1B IBB 1-2 2-3	4 0 0 0 0 0 3 0 0 0 0 1 0 0					
Randy Hundley, R (1, 2) OBP: 0.355, SLG: 0.432		0-0 FC3-6 1-2 3-H 1B		0-3 K ②		0-0 1B 3-H				0-3 K ②	0-0 1B 1-2 2-3 3-H	5 0 3 3 0 2 0					
Jim Qualls, S (1, 8) OBP: 0.284, SLG: 0.357		0-0 FC3-6 1-2f 2-3		0-0 4-3 ③		0-0 F8 3-H				0-0 6-3 ③		4 0 0 0 0 0 3					
Dick Selma, R (1, 1) OBP: 0.190, SLG: 0.239 Willie Smith, L (7, PH) OBP: 0.354, SLG: 0.507 Rich Nye, L (8, 1) OBP: 0.077, SLG: 0.077 Ted Abernathy, R (10, 1) OBP: 0.286, SLG: 0.429 Jim Hickman, R (10, PH) OBP: 0.294, SLG: 0.372 Phil Regan, R (11, 1) OBP: 0.250, SLG: 0.154		0-3 K ③			0-0 FC1-6 1B		0-0 F7 ①			0-3 K ①		2 0 1 0 0 1 2 1 0 1 0 0 0 0 1 0 0 0 0 0 0 0 0					
<b>Inning Stats</b>	R: 0 H: 0 E: 0 LOB: 0 K: 2 BB: 0 S: 7 P: 7	R: 1 H: 2 E: 0 LOB: 2 K: 1 BB: 1 S: 7 P: 11	R: 0 H: 1 E: 0 LOB: 2 K: 1 BB: 1 S: 6 P: 10	R: 0 H: 0 E: 0 LOB: 0 K: 1 BB: 0 S: 5 P: 5	R: 0 H: 1 E: 0 LOB: 1 K: 0 BB: 0 S: 4 P: 4	R: 1 H: 2 E: 0 LOB: 1 K: 0 BB: 0 S: 5 P: 5	R: 0 H: 0 E: 0 LOB: 0 K: 0 BB: 0 S: 3 P: 3	R: 0 H: 0 E: 0 LOB: 0 K: 0 BB: 0 S: 3 P: 3	R: 0 H: 0 E: 0 LOB: 0 K: 1 BB: 0 S: 5 P: 5	R: 0 H: 0 E: 0 LOB: 0 K: 1 BB: 0 S: 5 P: 5	R: 1 H: 2 E: 0 LOB: 3 K: 1 BB: 2 S: 5 P: 13	1B: 5 SF: 0 2B: 3 SAC: 0 3B: 0 DP: 0 HR: 0 HBP: 0		WP: 0 PA: 43 PB: 0 SB: 3 CS: 0			
<b>PITCHER</b>	IP WLS BF H R ER SO BB IBB HBP BLK WP HR S P ERA WHIP																
Bill Singer, R (1, 1) ERA: 1.98	9.0	35	6	2	2	6	2	0	0	0	0	0	0	45	53	2.00	0.889
Jim Brewer, L (10, 1) ERA: 2.47	1.1	L	8	2	1	1	2	0	2	0	0	0	0	10	18	6.75	1.500

AB	39
R	3
H	8
RBI	3
BB	4
SO	8
LOB	18





Batter	1	2	3	4	5	6	7	8	9	AB R H RBI BB SO LOB	TOP											
Maury Wills, S OBP: 0.341, SLG: 0.339 (1, 6)	0-0 E4 L4-3	0-0 G3		0-0 FC4 1B	0-0 4-3			0-0 2-3		5 0 1 0 0 0 4												
Willie Crawford, L OBP: 0.328, SLG: 0.435 (1, 7)	0-0 L4-3		0-3 K	0-0 FC4		0-0 G3		0-0 4-3		5 0 0 1 0 1 3												
Willie Davis, L OBP: 0.330, SLG: 0.445 (1, 8)	4-0 BB BB		0-0 G3 1B	0-0 4-3		0-0 S 1B		0-0 6-3		4 1 2 0 1 0 2												
Len Gabrielson, L OBP: 0.343, SLG: 0.396 (1, 9)	4-0 1-2 BB		0-0 G3		0-0 1B 1B	0-0 F7		0-0 SF8 3B		4 2 2 0 1 0 2												
Tom Haller, L OBP: 0.333, SLG: 0.363 (1, 2)	0-3 K		0-0 CS 1B		0-3 K	0-0 G3		0-0 P4		5 0 1 1 0 2 5												
Bill Sudakis, S OBP: 0.289, SLG: 0.355 (1, 5)		4-0 SH1-3 1B BB	0-0 CS	0-0 HR	0-0 1B FC6-4 1B	0-0 F7		0-0 SF8		3 2 2 2 1 0 0												
Tom Hutton, L OBP: 0.357, SLG: 0.308 (1, 3)		0-3 K		0-0 1B FC4 1B	0-0 1B FC6-4 1B	0-0 1B		0-0 F9		5 1 3 1 0 1 1												
Ted Sizemore, R OBP: 0.318, SLG: 0.306 (1, 4)		0-0 SH1-3 1B		0-0 FC4 1B	0-0 FC6-4 BB	0-0 F5				4 0 2 1 0 0 2												
Don Drysdale, R OBP: 0.227, SLG: 0.200 (1, 1)		0-0 SH1-3		0-3 K	4-0 BB					1 0 0 0 1 1 2												
Pete Mikkelsen, R (6, 1)		1-2 2-3			1-2 BB					1 0 0 0 0 1 1												
<b>Inning Stats</b>	R: 0 E: 1 K: 1 S: 5	H: 0 LOB: 2 BB: 2 P: 13	R: 0 E: 0 K: 1 S: 6	H: 1 LOB: 2 BB: 1 P: 10	R: 1 E: 0 K: 1 S: 6	H: 2 LOB: 0 BB: 0 P: 6	R: 2 E: 0 K: 1 S: 9	H: 4 LOB: 2 BB: 0 P: 9	R: 2 E: 0 K: 1 S: 8	H: 3 LOB: 2 BB: 1 P: 12	R: 0 E: 0 K: 0 S: 4	H: 1 LOB: 1 BB: 0 P: 4	R: 0 E: 0 K: 1 S: 6	H: 1 LOB: 1 BB: 0 P: 6	R: 0 E: 0 K: 0 S: 3	H: 0 LOB: 0 BB: 0 P: 3	R: 1 E: 0 K: 0 S: 4	H: 1 LOB: 0 BB: 0 P: 4	1B: 10 2B: 2 3B: 1 HR: 1	SF: 1 SAC: 1 DP: 1 HBP: 0	WP: 0 PB: 0 SB: 2 CS: 1	PA: 44
<b>PITCHER</b>	IP WLS BF H R ER SO BB IBB HBP BLK WP HR S P ERA WHIP																					
Fergie Jenkins, R ERA: 2.92 (1, 1)	4.1 L 25 10 5 5 5 3 0 0 0 0 0 1 32 44 10.38 3.000																					
Ted Abernathy, R ERA: 2.86 (5, 1)	0.2 3 0 0 0 0 1 0 0 0 0 0 0 2 6 0.00 1.500																					
Hank Aguirre, L ERA: 2.12 (6, 1)	2.0 8 2 0 0 1 0 0 0 0 0 0 0 10 10 0.00 1.000																					
Phil Regan, R ERA: 2.95 (8, 1)	2.0 7 1 1 1 0 0 0 0 0 0 0 0 7 7 4.50 0.500																					

Los Angeles Dodgers @ Chicago Cubs  
Wrigley Field, Chicago, IL  
Sun Jul 27 1969, 3:33 AM CDT  
Att. 30,291 - Sunny - 80 F

livebaseballscorecards.com

AB	37
R	6
H	13
RBI	6
BB	4
SO	6
LOB	22







TOP

Los Angeles Dodgers @ Pittsburgh Pirates  
Forbes Field, Pittsburgh, PA  
Tue Jul 29 1969, 7:05 PM EDT  
Unknown

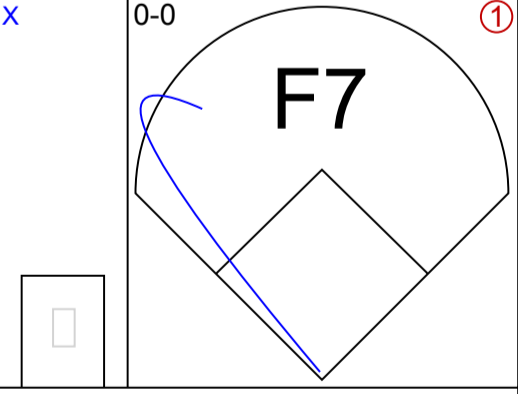
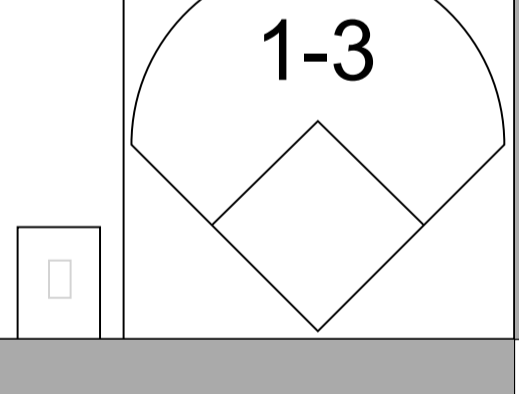
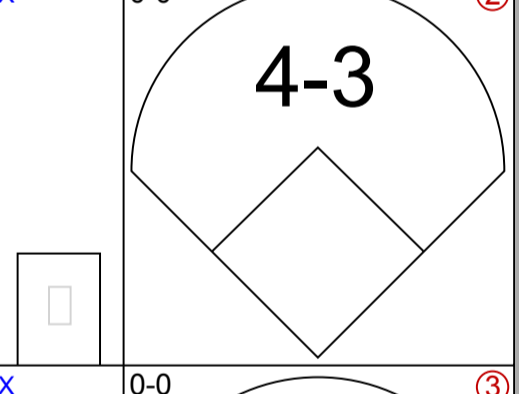
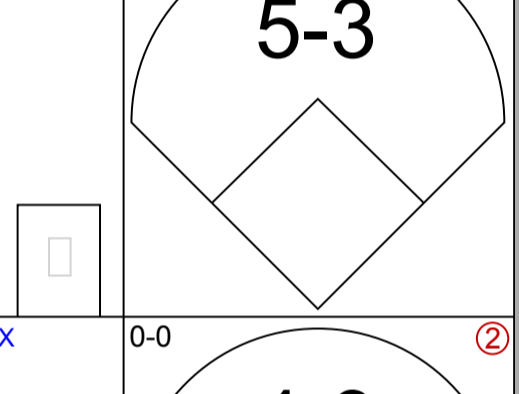
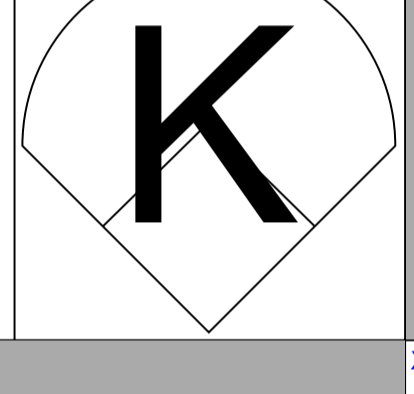
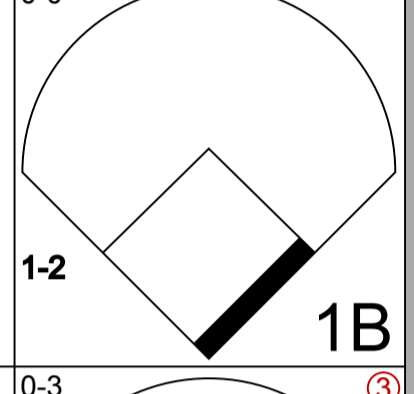
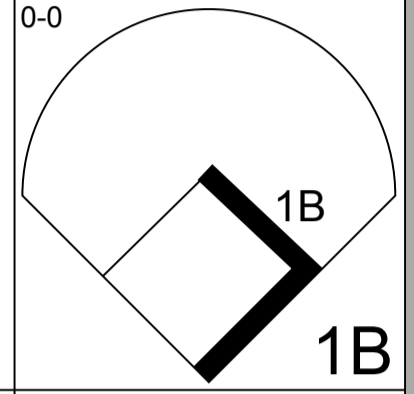
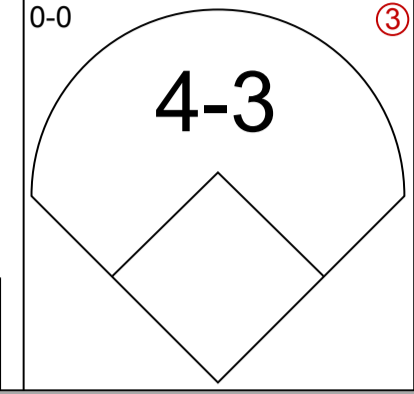
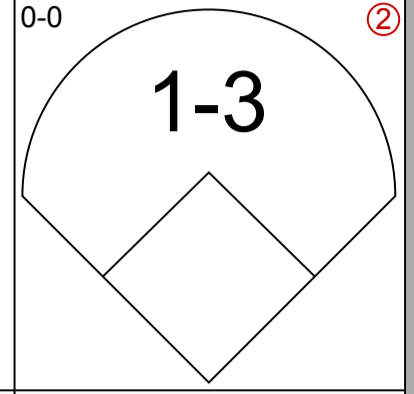
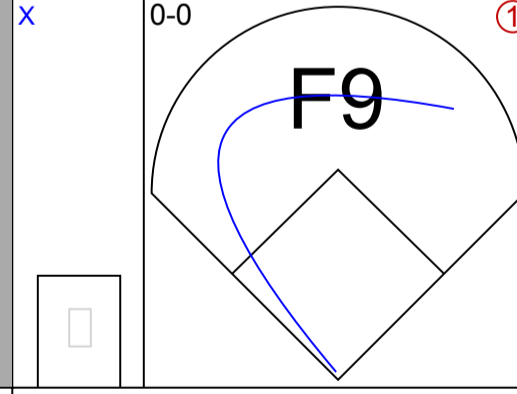
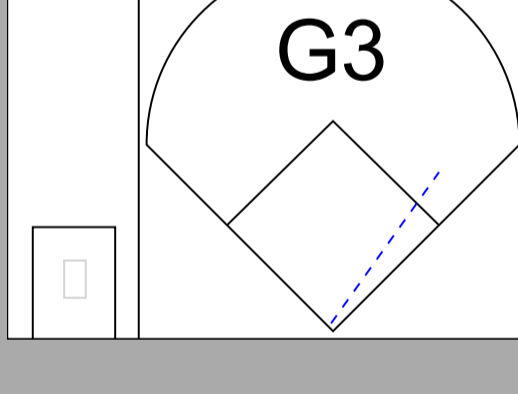
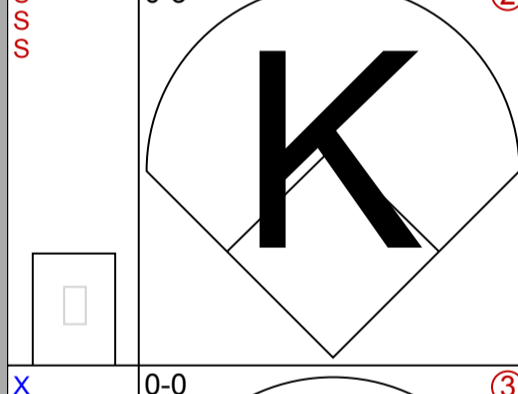
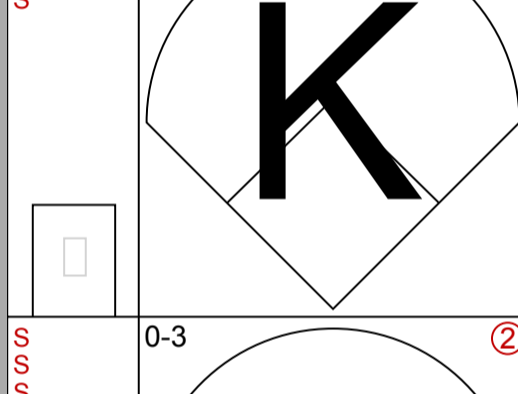
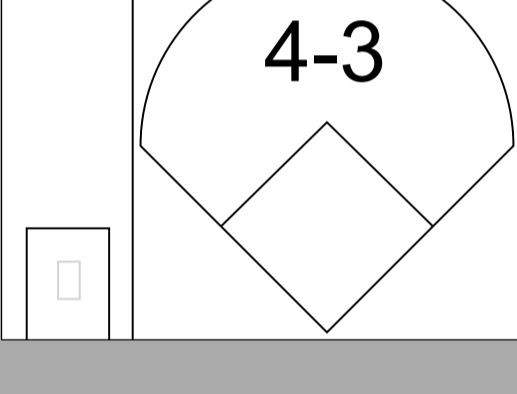
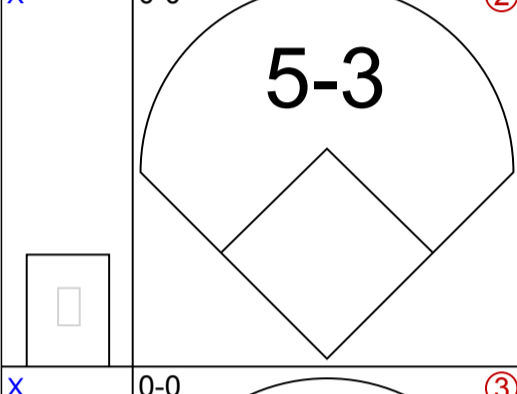
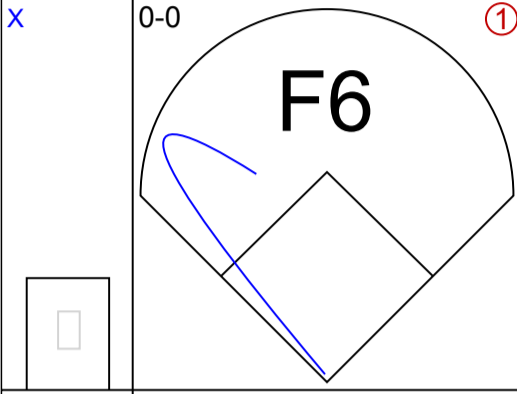
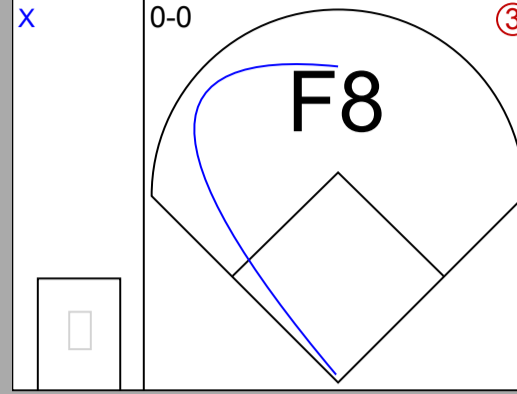
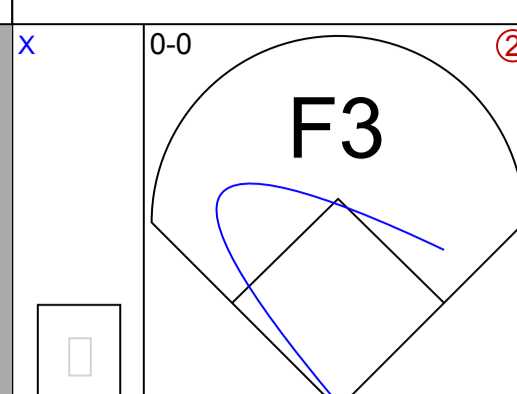
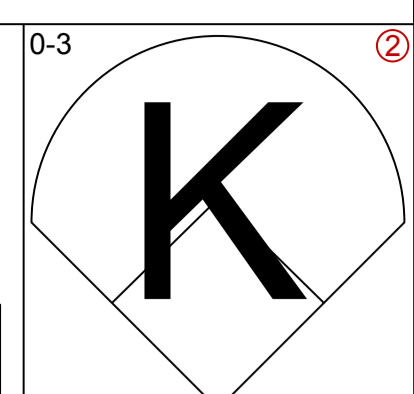
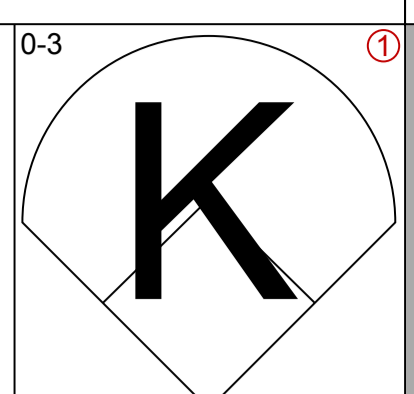
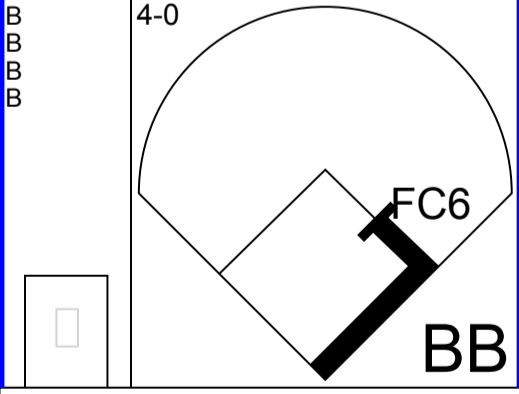
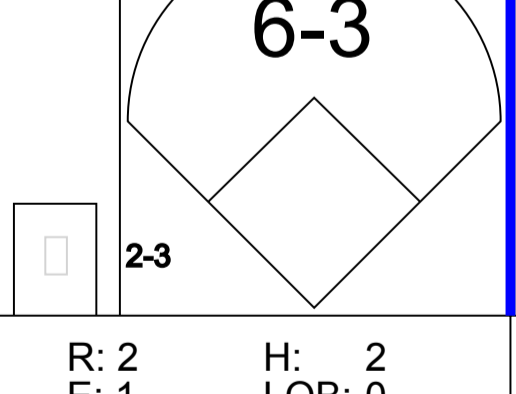
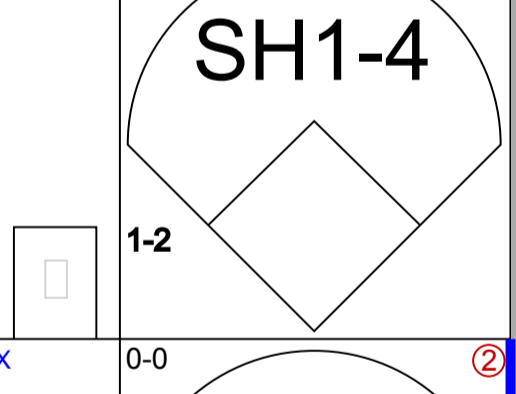
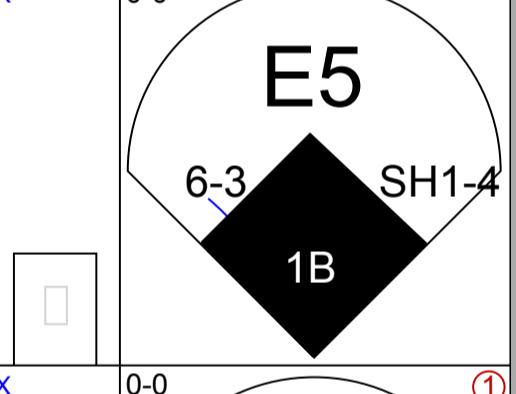
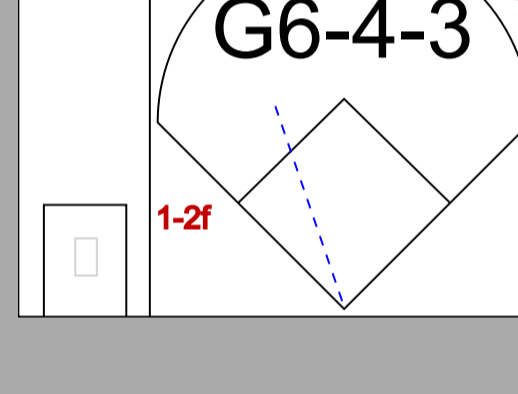
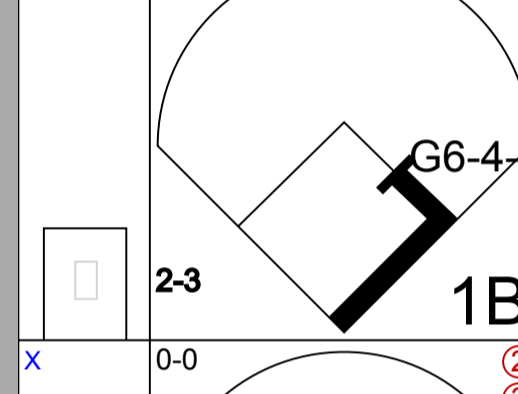
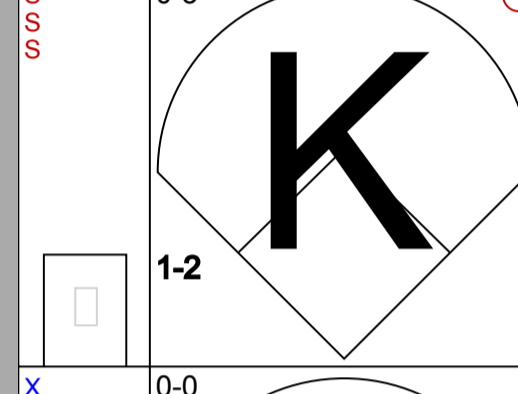
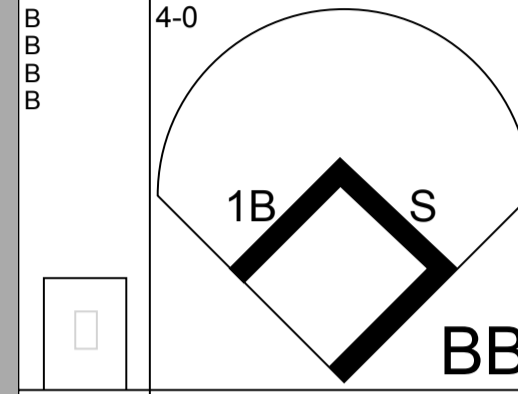
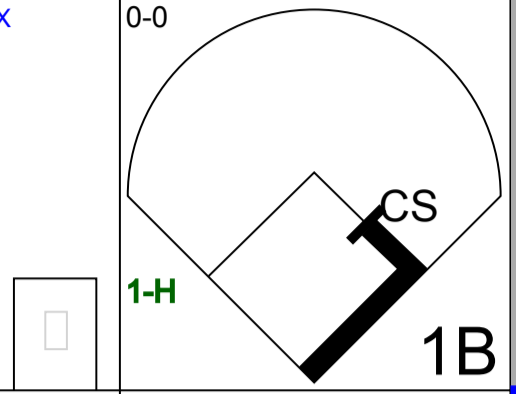
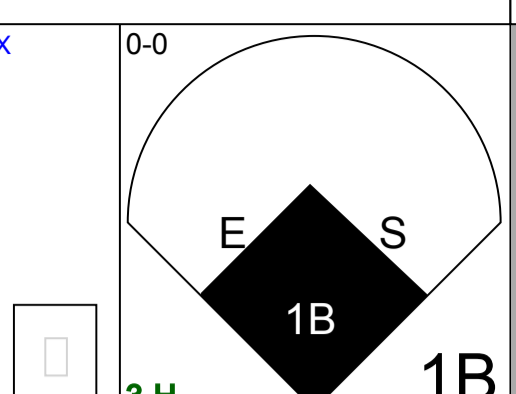
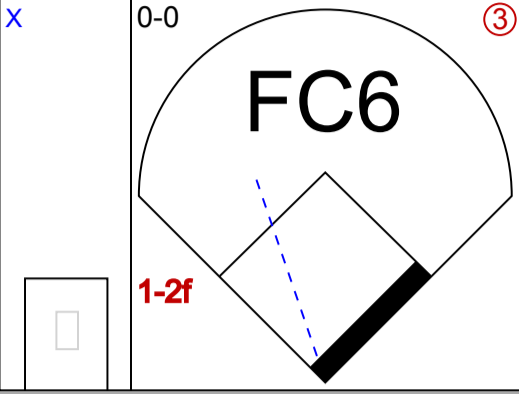
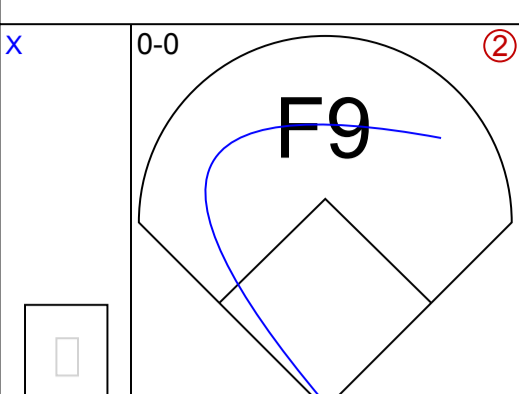
livebaseballscorecards.com

AB	34
R	2
H	6
RBI	2
BB	2
SO	6
LOB	13



AB R H RBI BB SO LOB

5	1	1	1	0	2	2
5	0	1	1	0	0	2
3	0	2	0	1	0	0
4	0	1	0	0	1	2
3	0	1	0	0	1	2
0	0	0	0	0	0	0
1	0	0	0	0	0	1
4	0	0	0	0	1	3
4	1	0	0	0	1	0
2	0	0	0	0	0	0
2	0	0	0	0	0	0
0	0	0	0	1	0	0
0	0	0	0	0	0	0



Batter

Bill Russell, R (1, 8)  
OBP: 0.317, SLG: 0.372

Maury Wills, S (1, 6)  
OBP: 0.340, SLG: 0.337

Manny Mota, R (1, 7)  
OBP: 0.403, SLG: 0.436

Andy Kosco, R (1, 9)  
OBP: 0.272, SLG: 0.430

Ken Boyer, R (1, 3)  
OBP: 0.320, SLG: 0.348  
Tom Hutton, L (8, 3)  
OBP: 0.357, SLG: 0.308  
John Miller, R (9, PH)  
OBP: 0.235, SLG: 0.219

Bill Sudakis, S (1, 5)  
OBP: 0.285, SLG: 0.351

Ted Sizemore, R (1, 4)  
OBP: 0.314, SLG: 0.303

Jeff Torborg, R (1, 2)  
OBP: 0.264, SLG: 0.300

Don Sutton, R (1, 1)  
OBP: 0.188, SLG: 0.175  
Jim Brewer, L (8, 1)  
OBP: 0.222, SLG: 0.250  
Billy Grabarkewitz, R (10, PH)  
OBP: 0.170, SLG: 0.180  
Al McBean, R (10, 1)  
OBP: 0.200, SLG: 0.200

Inning Stats

PITCHER  
Bob Veale, L (1, 1)  
ERA: 3.86  
Joe Gibbon, L (9, 1)  
ERA: 2.51

1	2	3	4	5	6	7	8	9	10	1B	BB	SF	SAC	DP	HBP		
R: 0 E: 0 K: 2 S: 9	H: 2 LOB: 2 BB: 0 P: 9	R: 0 E: 0 K: 0 S: 3	H: 0 LOB: 0 BB: 0 P: 3	R: 0 E: 0 K: 1 S: 5	H: 0 LOB: 0 BB: 0 P: 5	R: 0 E: 0 K: 2 S: 3	H: 0 LOB: 0 BB: 0 P: 3	R: 0 E: 0 K: 1 S: 5	H: 1 LOB: 1 BB: 1 P: 9	R: 2 E: 1 K: 0 S: 5	H: 2 LOB: 0 BB: 0 P: 5	R: 0 E: 0 K: 0 S: 4	H: 1 LOB: 1 BB: 0 P: 4	R: 0 E: 1 K: 0 S: 4	H: 0 LOB: 2 BB: 1 P: 8	1B: 6 2B: 0 3B: 0 HR: 0	SF: 0 SAC: 2 DP: 1 HBP: 0
IP: 8.0 WLS: 2 BF: 29 H: 5 R: 2 ER: 0 SO: 6 BB: 1 IBB: 0 HBP: 0 BLK: 0 WP: 0 HR: 0 S: 40 P: 44 ERA: 0.00 WHIP: 0.750	IP: 2.0 WLS: 1 BF: 9 H: 1 R: 0 ER: 0 SO: 0 BB: 1 IBB: 0 HBP: 0 BLK: 0 WP: 1 HR: 0 S: 8 P: 12 ERA: 0.00 WHIP: 1.000															WP: 1 PB: 0 SB: 2 CS: 1	PA: 39

**Los Angeles Dodgers @ Pittsburgh Pirates**  
 Forbes Field, Pittsburgh, PA  
 Tue Jul 29 1969, 7:05 PM EDT  
 Unknown

[livebaseballscorecards.com](http://livebaseballscorecards.com)

<b>AB</b>	<b>37</b>
<b>R</b>	<b>4</b>
<b>H</b>	<b>11</b>
<b>RBI</b>	<b>4</b>
<b>BB</b>	<b>2</b>
<b>SO</b>	<b>5</b>
<b>LOB</b>	<b>15</b>



<b>WP</b>	<b>1</b>	<b>PA</b>	<b>39</b>
<b>PB</b>	<b>0</b>		
<b>SB</b>	<b>0</b>		
<b>CS</b>	<b>0</b>		

AB R H RBI BB SO LOB

5 0 1 0 0 1 2

4 1 0 0 1 1 3

5 1 3 3 0 0 0

4 0 0 0 0 1 3

4 0 1 0 0 0 1

3 0 1 0 1 0 2

4 1 2 1 0 1 2

4 1 2 0 0 0 1

2 0 0 0 0 0 1  
 1 0 1 0 0 0 0  
 0 0 0 0 0 0 0  
 1 0 0 0 0 1 0

1B: 8 SF: 0  
 2B: 3 SAC: 0  
 3B: 0 DP: 2  
 HR: 2 HBP: 0

Batter	1	2	3	4	5	6	7	8	9	10
Matty Alou, L OBP: 0.387, SLG: 0.448 (1, 8)	0-0 4-3		0-0 F9			0-0 1B		0-3 K		0-0 4-3
Carl Taylor, R OBP: 0.442, SLG: 0.504 (1, 3)	0-0 F8			0-0 5-3		0-3 K		0-0 F9		4-0 HR BB
Willie Stargell, L OBP: 0.406, SLG: 0.579 (1, 7)	0-0 4-3			0-0 4-3			0-0 1B	0-0 1B		0-0 HR
Roberto Clemente, R OBP: 0.405, SLG: 0.554 (1, 9)		0-0 6-3		0-0 6-3			0-0 F9	0-3 K		
Richie Hebner, L OBP: 0.372, SLG: 0.456 (1, 5)		0-0 L9			0-0 8-4-3 1B		0-0 F8		0-0 3-1	
Manny Sanguillen, R OBP: 0.358, SLG: 0.417 (1, 2)		4-0 WP 1B BB			0-0 F8		0-0 F7		0-0 1B	
Freddie Patek, R OBP: 0.311, SLG: 0.315 (1, 6)		0-0 1B			0-0 8-4-3 1-2f			0-0 HR	0-3 K	
Jose Martinez, R OBP: 0.299, SLG: 0.300 (1, 4)			0-0 F3			0-0 L6-4 2B		0-0 1B 1B	0-0 F7	
Bob Veale, S OBP: 0.068, SLG: 0.024 (1, 1)			0-0 F7			0-0 L6-4 2-3		0-0 1B 1-2 1B		0-3 K
Jose Pagan, R OBP: 0.337, SLG: 0.416 (8, PH)										
Ron Davis, R OBP: 0.339, SLG: 0.308 (8, PR)										
Joe Gibbon, R (9, 1)										

Inning Stats	R: 0	H: 0	E: 0	K: 0	S: 3	P: 3	R: 0	H: 1	E: 0	K: 0	S: 3	P: 7	R: 0	H: 0	E: 0	K: 0	S: 3	P: 3	R: 0	H: 1	E: 0	K: 0	S: 3	P: 3	R: 0	H: 2	E: 0	K: 1	S: 6	R: 0	H: 1	E: 0	K: 0	S: 4	P: 4	R: 2	H: 4	E: 0	K: 2	S: 11	R: 0	H: 1	E: 0	K: 1	S: 6	P: 6	R: 2	H: 1	E: 0	K: 1	S: 5	P: 9	1B: 8	SF: 0	2B: 3	SAC: 0	3B: 0	DP: 2	HR: 2	HBP: 0	WP: 1	PA: 39
--------------	------	------	------	------	------	------	------	------	------	------	------	------	------	------	------	------	------	------	------	------	------	------	------	------	------	------	------	------	------	------	------	------	------	------	------	------	------	------	------	-------	------	------	------	------	------	------	------	------	------	------	------	------	-------	-------	-------	--------	-------	-------	-------	--------	-------	--------

PITCHER	IP	WLS	BF	H	R	ER	SO	BB	IBB	HBP	BLK	WP	HR	S	P	ERA	WHIP
Don Sutton, R ERA: 3.23 (1, 1)	7.0		27	8	2	2	1	1	0	0	0	1	1	28	32	2.57	1.286
Jim Brewer, L ERA: 2.38 (8, 1)	2.0		8	2	0	0	3	0	0	0	0	0	0	14	14	0.00	1.000
Al McBean, R ERA: 3.8 (10, 1)	0.2	L	4	1	2	2	1	1	0	0	0	0	1	5	9	27.00	3.000

PITCHER	IP	WLS	BF	H	R	ER	SO	BB	IBB	HBP	BLK	WP	HR	S	P	ERA	WHIP
---------	----	-----	----	---	---	----	----	----	-----	-----	-----	----	----	---	---	-----	------



Batter	1	2	3	4	5	6	7	8	9	AB R H RBI BB SO LOB	TOP
Maury Wills, S OBP: 0.340, SLG: 0.334 (1, 6) X	0-0 G3		0-0 6-3		4-0 S BB	4-0 1B 1-2 BB		0-3 K		3 0 0 0 2 1 0	
Willie Crawford, L OBP: 0.331, SLG: 0.440 Pete Mikkelsen, R (6, 1) S S S	0-3 K		0-0 2B 2B		0-0 F7	0-0 1B 1-3 2-H		0-3 K		4 1 2 1 0 1 1 1 0 0 0 0 1 0	
Willie Davis, L OBP: 0.331, SLG: 0.448 (1, 8) X	0-0 1B		0-0 6-3		0-0 4-3	0-3 K			0-0 CS 2B	5 0 2 0 0 1 4	
Len Gabrielson, L OBP: 0.351, SLG: 0.413 Bill Russell, R OBP: 0.314, SLG: 0.368 (1, 9) S S S (7, PH) (7, 9)	0-3 K		0-0 2B 2-H		0-0 1B 1B 1B	0-0 F6			0-3 K 2-3	3 1 2 1 0 1 1 2 0 0 0 0 1 1	
Tom Haller, L OBP: 0.334, SLG: 0.367 (1, 2) X		0-0 4-3 PB 2B	0-0 F9		0-0 1B 1B	0-3 K			0-0 G3	5 2 2 0 0 1 1	
Bill Sudakis, S OBP: 0.288, SLG: 0.353 (1, 5) X		0-0 4-3		0-0 4-3		0-0 1B 1B				4 1 2 0 0 0 1	
Tom Hutton, L OBP: 0.444, SLG: 0.375 (1, 3) B B B B		4-0 PB BB		0-0 F7		0-0 1B 1B				3 0 2 2 1 0 0	
Ted Sizemore, R OBP: 0.314, SLG: 0.302 (1, 4) S S S		0-3 K		0-0 F9		0-0 1B 1B				4 0 1 1 0 1 3	
Alan Foster, R OBP: 0.167, SLG: 0.048 Joe Moeller, R OBP: 0.222, SLG: 0.222 Manny Mota, R OBP: 0.404, SLG: 0.436 (1, 1) (5, 1) (6, PH) (6, 7) X		0-0 6-3		0-3 K		0-0 1B 1B			0-0 4-3	2 0 0 0 0 1 1 0 0 0 0 0 0 0 2 1 1 0 0 0 0	
<b>Inning Stats</b>	R: 0 E: 0 K: 2 S: 8 H: 1 LOB: 1 BB: 0 P: 8	R: 1 E: 0 K: 1 S: 6 H: 1 LOB: 1 BB: 1 P: 10	R: 1 E: 0 K: 0 S: 5 H: 2 LOB: 1 BB: 0 P: 5	R: 0 E: 0 K: 0 S: 3 H: 0 LOB: 0 BB: 0 P: 3	R: 0 E: 0 K: 1 S: 5 H: 0 LOB: 1 BB: 1 P: 9	R: 4 E: 0 K: 1 S: 10 H: 7 LOB: 2 BB: 1 P: 14	R: 0 E: 0 K: 1 S: 7 H: 2 LOB: 2 BB: 0 P: 7	R: 0 E: 0 K: 2 S: 7 H: 0 LOB: 0 BB: 0 P: 7	R: 0 E: 0 K: 1 S: 5 H: 1 LOB: 0 BB: 0 P: 5	1B: 10 2B: 4 3B: 0 HR: 0 SF: 0 SAC: 0 DP: 0 HBP: 0	WP: 0 PB: 1 SB: 1 CS: 1 PA: 41
<b>PITCHER</b>	IP WLS BF H R ER SO BB IBB HBP BLK WP HR S P ERA WHIP	IP WLS BF H R ER SO BB IBB HBP BLK WP HR S P ERA WHIP	IP WLS BF H R ER SO BB IBB HBP BLK WP HR S P ERA WHIP	IP WLS BF H R ER SO BB IBB HBP BLK WP HR S P ERA WHIP	IP WLS BF H R ER SO BB IBB HBP BLK WP HR S P ERA WHIP	IP WLS BF H R ER SO BB IBB HBP BLK WP HR S P ERA WHIP	IP WLS BF H R ER SO BB IBB HBP BLK WP HR S P ERA WHIP	IP WLS BF H R ER SO BB IBB HBP BLK WP HR S P ERA WHIP	IP WLS BF H R ER SO BB IBB HBP BLK WP HR S P ERA WHIP	IP WLS BF H R ER SO BB IBB HBP BLK WP HR S P ERA WHIP	IP WLS BF H R ER SO BB IBB HBP BLK WP HR S P ERA WHIP
Dock Ellis, R ERA: 4.16 (1, 1)	5.0 L 25 8 6 5 4 2 0 0 0 0 0 31 39 9.00 2.000										
Bruce Dal Canton, R ERA: 3.63 (6, 1)	0.2 4 3 0 0 0 0 1 0 0 0 0 0 3 7 0.00 6.000										
Lou Marone, L ERA: 3.77 (6, 1)	2.1 9 2 0 0 4 0 0 0 0 0 0 0 17 17 0.00 0.857										
Bob Moose, R ERA: 4.15 (9, 1)	1.0 3 1 0 0 0 1 0 0 0 0 0 0 5 5 0.00 1.000										

**Los Angeles Dodgers @ Pittsburgh Pirates**  
**Forbes Field, Pittsburgh, PA**  
 Tue Jul 29 1969, 7:05 PM EDT  
 Att. 18,436 - Unknown

AB	38
R	6
H	14
RBI	5
BB	3
SO	9
LOB	13



WP: 0	PA: 41
PB: 1	
SB: 1	
CS: 1	


Batter	1	2	3	4	5	6	7	8	9	AB	R	H	RBI	BB	SO	LOB
Matty Alou, L OBP: 0.383, SLG: 0.443 (1, 8)	0-0 4-3		0-0 F6	0-3 K		0-0 6-3		0-0 4-3		5	0	0	0	0	1	2
Carl Taylor, R OBP: 0.434, SLG: 0.493 (1, 9) Bob Moose, R OBP: 0.214, SLG: 0.083 (9, 1)	0-3 K		0-3 K		0-0 2B 3-1 1B	0-0 6-3		0-0 6-3		5	1	1	0	0	2	0
Willie Stargell, L OBP: 0.405, SLG: 0.578 (1, 7)	0-3 K		0-0 2B		0-0 F8	4-0 BB		0-3 K2-3		4	0	1	0	1	2	1
Manny Sanguillen, R OBP: 0.355, SLG: 0.417 (1, 2)		0-0 6-3	0-0 L4		0-0 1-3 HR 2B	0-0 F6		0-0 L1		5	1	1	0	0	0	2
Richie Hebner, L OBP: 0.369, SLG: 0.452 (1, 5)		0-0 F6		0-0 S 1B 1B	0-0 3-1		0-0 G3	0-0 3-1		5	1	1	1	0	0	1
Al Oliver, L OBP: 0.303, SLG: 0.383 (1, 3)		1-0 BB HBP		0-0 F5	0-0 2-H HR		0-0 HR			3	2	2	3	0	0	1
Freddie Patek, R OBP: 0.314, SLG: 0.313 (1, 6)		4-0 BB BB		0-0 F5	4-0 1B BB		0-3 K			2	0	0	0	2	1	1
Jose Martinez, R OBP: 0.312, SLG: 0.308 (1, 4)		4-0 FC6-4 BB		0-0 1B 1B	0-0 1-3 1B		0-0 F7			3	0	2	0	1	0	0
Dock Ellis, S OBP: 0.140, SLG: 0.119 (1, 1) Bruce Dal Canton, R OBP: 0.444, SLG: 0.625 (6, 1) Lou Marone, R (6, 1) Roberto Clemente, R OBP: 0.404, SLG: 0.552 (8, PH) (9, 9)		0-0 FC6-4		0-0 1-2 2-H 1B	0-3 K			0-0 4-3		3	0	1	1	0	1	5
										0	0	0	0	0	0	0
										0	0	0	0	0	0	0
										1	0	0	0	0	0	0

Inning Stats	R: 0	H: 0	E: 0	K: 2	S: 7	H: 0	LOB: 0	BB: 0	P: 7	R: 0	H: 0	E: 0	K: 0	S: 3	R: 0	H: 1	E: 0	K: 1	S: 6	R: 1	H: 3	E: 0	K: 1	S: 8	R: 3	H: 4	E: 0	K: 1	S: 9	R: 0	H: 0	E: 0	K: 0	S: 3	R: 1	H: 1	E: 0	K: 1	S: 6	R: 0	H: 0	E: 0	K: 0	S: 3	R: 0	H: 0	E: 0	K: 1	S: 5	1B: 5	SF: 0	2B: 2	SAC: 0	3B: 0	DP: 0	HR: 2	HBP: 1	WP: 0	PA: 41
PITCHER	IP	WLS	BF	H	R	ER	SO	BB	IBB	HBP	BLK	WP	HR	S	P	ERA	WHIP																																										
Alan Foster, R (1, 1) ERA: 4.1	4.1		22	6	3	3	4	2	0	1	0	0	0	27	36	6.23	1.846																																										
Joe Moeller, R (5, 1) ERA: 3.89	0.2		5	2	1	1	1	1	0	0	0	0	1	6	10	13.50	4.500																																										
Pete Mikkelsen, R (6, 1) ERA: 2.84	4.0	W	14	1	1	1	2	1	0	0	0	0	1	17	21	2.25	0.500																																										

**BOTTOM**

**Los Angeles Dodgers @ Pittsburgh Pirates**  
 Forbes Field, Pittsburgh, PA  
 Tue Jul 29 1969, 7:05 PM EDT  
 Att. 18,436 - Unknown

AB	36
R	5
H	9
RBI	5
BB	4
SO	7
LOB	13





Batter	1	2	3	4	5	6	7	8	9	AB R H RBI BB SO LOB	TOP																								
Maury Wills, S OBP: 0.341, SLG: 0.338 (1, 6) X	0-0 1B	0-0 4-3			0-0 4-3 2B		0-0 G3		0-0 6-3	5 0 2 0 0 0 2																									
Willie Crawford, L OBP: 0.325, SLG: 0.431 (1, 7) X	0-0 F8		0-0 3-1		0-0 4-3 2-3		0-3 K		0-3 K	5 0 0 0 0 2 2																									
Willie Davis, L OBP: 0.330, SLG: 0.445 (1, 8) S S S	0-3 K		0-0 6-3		0-0 F9		0-0 1B			4 0 1 0 0 1 2																									
Len Gabrielson, L OBP: 0.348, SLG: 0.402 (1, 9) X (8, 3)	0-0 F8		4-0 BB		0-0 F6		0-3 K			3 0 0 0 1 1 2																									
Tom Haller, L OBP: 0.336, SLG: 0.372 (1, 2)		0-0 SH5-4 1B BB	0-0 F4		0-0 G3		0-0 4-3 2B			4 1 2 0 0 0 1																									
Bill Sudakis, S OBP: 0.290, SLG: 0.350 (1, 5)		4-0 1B SH5-4 1-2 BB		0-3 K	0-0 4-0 1B E BB		0-0 4-3			2 1 0 0 2 1 1																									
Tom Hutton, L OBP: 0.429, SLG: 0.368 Jim Brewer, L OBP: 0.222, SLG: 0.250 (1, 3) X (8, 1)		0-0 SH5-4	0-3 K		0-0 E8 BLK 1-H 1B		0-3 K			3 0 1 0 0 2 1 0 0 0 0 0 0 0																									
Ted Sizemore, R OBP: 0.316, SLG: 0.302 (1, 4) X		0-0 SH5-4 2-3 1B	0-0 F8		0-0 F8		0-0 F6			3 0 1 1 1 0 1																									
Claude Osteen, L OBP: 0.264, SLG: 0.250 Manny Mota, R OBP: 0.402, SLG: 0.435 (1, 1) X (8, 9)		0-0 SH5-4	0-3 K		0-0 F7		0-3 K			2 0 0 0 0 1 2 1 0 0 0 0 1 0																									
Inning Stats	R: 0 E: 0 K: 1 S: 6 H: 1 LOB: 1 BB: 0 P: 6	R: 1 E: 0 K: 0 S: 5 H: 2 LOB: 2 BB: 1 P: 9	R: 0 E: 0 K: 0 S: 3 H: 0 LOB: 1 BB: 1 P: 7	R: 0 E: 0 K: 2 S: 7 H: 0 LOB: 0 BB: 0 P: 7	R: 0 E: 0 K: 1 S: 6 H: 1 LOB: 1 BB: 0 P: 6	R: 1 E: 1 K: 0 S: 4 H: 1 LOB: 2 BB: 2 P: 12	R: 0 E: 0 K: 2 S: 8 H: 1 LOB: 1 BB: 0 P: 8	R: 0 E: 0 K: 1 S: 6 H: 1 LOB: 1 BB: 0 P: 6	R: 0 E: 0 K: 2 S: 7 H: 0 LOB: 0 BB: 0 P: 7	1B: 5 2B: 2 3B: 0 HR: 0 SF: 0 SAC: 2 DP: 0 HBP: 0	WP: 0 PB: 0 SB: 0 CS: 0 PA: 38																								
PITCHER Steve Blass, R ERA: 4.6 (1, 1)	IP 9.0	WLS W	BF 38	H 7	R 2	ER 2	SO 9	BB 4	IBB 0	HBP 0	BLK 1	WP 0	HR 0	S 52	P 68	ERA 2.00	WHIP 1.222	PITCHER	IP	WLS	BF	H	R	ER	SO	BB	IBB	HBP	BLK	WP	HR	S	P	ERA	WHIP

Los Angeles Dodgers @ Pittsburgh Pirates  
 Forbes Field, Pittsburgh, PA  
 Wed Jul 30 1969, 7:05 PM EDT  
 Att. 8,833 - Unknown

AB	32
R	2
H	7
RBI	1
BB	4
SO	9
LOB	14



Batter	1	2	3	4	5	6	7	8	9	AB	R	H	RBI	BB	SO	LOB
Matty Alou, L OBP: 0.386, SLG: 0.446 (1, 8)	0-0 1-3		0-0 1B		0-0 1B		0-0 1B			4	0	3	2	0	0	0
Jose Pagan, R OBP: 0.335, SLG: 0.424 (1, 5)	0-0 3B		0-0 F9		0-0 5-6		0-0 L1			4	0	1	0	0	0	5
Willie Stargell, L OBP: 0.404, SLG: 0.576 Carl Taylor, R OBP: 0.435, SLG: 0.493 Ron Davis, R OBP: 0.350, SLG: 0.321 (1, 7) (2, 7) (6, PR) (7, 7)	0-3 K		0-3 K		0-0 CS		0-0 1B		0-0 1B	1	0	0	0	0	1	1
Roberto Clemente, R OBP: 0.402, SLG: 0.548 (1, 9)	0-0 4-3			0-0 6-3		0-0 FC4-6		0-0 1B		4	0	1	0	0	0	2
Manny Sanguillen, R OBP: 0.353, SLG: 0.414 (1, 2)		0-0 G3		0-0 3-1		0-0 FC5-4		0-0 1B		4	1	1	1	0	0	1
Al Oliver, L OBP: 0.306, SLG: 0.385 (1, 3)		0-0 1B		0-0 4-3		0-0 G3		0-0 1B		4	0	2	0	0	0	1
Freddie Patek, R OBP: 0.316, SLG: 0.316 (1, 6)		0-0 1B			0-0 1B			0-0 1B		4	1	2	0	0	0	2
Jose Martinez, R OBP: 0.310, SLG: 0.307 (1, 4)		0-0 1B			0-0 1B			0-0 1B		4	1	1	0	0	1	3
Steve Blass, R OBP: 0.241, SLG: 0.264 (1, 1)			0-0 G3		0-0 1B			0-0 1B		3	0	1	0	0	0	1

Inning Stats	R: 0	H: 1	E: 0	LOB: 1	K: 1	BB: 0	S: 6	P: 6	R: 0	H: 1	E: 0	LOB: 1	K: 0	BB: 0	S: 4	P: 4	R: 0	H: 1	E: 0	LOB: 1	K: 1	BB: 0	S: 6	P: 6	R: 0	H: 0	E: 0	LOB: 0	K: 0	BB: 0	S: 3	P: 3	R: 2	H: 4	E: 0	LOB: 0	K: 0	BB: 0	S: 5	P: 5	R: 0	H: 1	E: 0	LOB: 1	K: 0	BB: 0	S: 4	P: 4	R: 0	H: 2	E: 0	LOB: 2	K: 0	BB: 0	S: 5	P: 5	R: 2	H: 4	E: 0	LOB: 1	K: 1	BB: 0	S: 8	P: 8
--------------	------	------	------	--------	------	-------	------	------	------	------	------	--------	------	-------	------	------	------	------	------	--------	------	-------	------	------	------	------	------	--------	------	-------	------	------	------	------	------	--------	------	-------	------	------	------	------	------	--------	------	-------	------	------	------	------	------	--------	------	-------	------	------	------	------	------	--------	------	-------	------	------

PITCHER	IP	WLS	BF	H	R	ER	SO	BB	IBB	HBP	BLK	WP	HR	S	P	ERA	WHIP
Claude Osteen, L ERA: 2.81 (1, 1)	7.1	L	33	14	4	3	2	0	0	0	0	0	0	37	37	3.68	1.909
Jim Brewer, L ERA: 2.35 (8, 1)	0.2		2	0	0	0	1	0	0	0	0	0	0	4	4	0.00	0.000

**BOTTOM**

**Los Angeles Dodgers @ Pittsburgh Pirates**  
**Forbes Field, Pittsburgh, PA**  
 Wed Jul 30 1969, 7:05 PM EDT  
 Att. 8,833 - Unknown

AB	35
R	4
H	14
RBI	3
BB	0
SO	3
LOB	17



1B	2B	3B	HR	SF	SAC	DP	HBP	WP	HR	S	P	ERA	WHIP
13	1	1	0	0	1	1	0	0	0	0	0	3.68	1.909



Batter	1	2	3	4	5	6	7	8	9	10	11	12	13	14	15	AB R H RBI BB SO LOB	TOP															
Maury Wills, S OBP: 0.341, SLG: 0.336 (1, 6)	0-3 K		4-0 1B BB			0-3 K		0-0 E4			0-3 K		0-0 FC4-6 1B			5 0 1 0 1 3 1	<b>Los Angeles Dodgers @ Pittsburgh Pirates</b> Forbes Field, Pittsburgh, PA Thu Jul 31 1969, 7:05 PM EDT Att. 8,605 - Unknown <a href="http://livebaseballscorecards.com">livebaseballscorecards.com</a>															
Manny Mota, R OBP: 0.397, SLG: 0.428 (1, 7) (10, 9)	0-0 E6		0-0 1B			0-0 1-3		0-0 4-3			0-0 4-3		0-0 FC4-6			6 0 1 0 0 0 4																
Willie Davis, L OBP: 0.323, SLG: 0.435 (1, 8)	0-0 F6		0-0 4-3			0-0 G3			0-0 4-3		0-3 K2-3		0-0 F8			6 0 0 0 0 1 5																
Andy Kosco, R OBP: 0.260, SLG: 0.424 Willie Crawford, L OBP: 0.323, SLG: 0.428 (1, 9) (10, 7)	0-0 5-3			0-0 4-3			0-0 6-3		0-0 5-3			0-3 K		0-3 K		4 0 0 0 0 0 1 2 0 0 0 0 2 0																
Ken Boyer, R OBP: 0.276, SLG: 0.296 Tom Hutton, L OBP: 0.478, SLG: 0.400 (1, 3) (9, 3)		0-0 5-3		0-0 F8			0-0 6-3		0-0 F8			4-0 BB		0-0 1B		4 0 0 0 0 0 0 1 0 1 0 1 0 0																
Bill Sudakis, S OBP: 0.286, SLG: 0.356 (1, 5)		0-3 K		0-3 K			0-0 4-3			0-0 HR		0-0 F9		0-0 F8		6 1 1 1 0 2 1																
Ted Sizemore, R OBP: 0.313, SLG: 0.300 (1, 4)		0-0 F8			0-0 5-3			0-3 K		0-0 L8-3 1B		0-0 F9			0-0 6-3	6 0 1 0 0 1 1																
Jeff Torborg, R OBP: 0.263, SLG: 0.297 Tom Haller, L OBP: 0.334, SLG: 0.369 (1, 2) (13, PH) (13, 2)			0-0 6-3		0-0 F8			0-0 S 1B		0-0 L8-3			0-0 F7		0-0 G1	4 0 1 0 0 0 1 2 0 0 0 0 0 0																
Bill Singer, R OBP: 0.130, SLG: 0.119 Jim Brewer, L OBP: 0.250, SLG: 0.222 Len Crotchen, L OBP: 0.353, SLG: 0.402 Pete Mikkelsen, R OBP: 0.280, SLG: 0.246 Claude Osteen, L OBP: 0.280, SLG: 0.246 Al Miskewitz, R OBP: 0.200, SLG: 0.200 (1, 1) (9, 1) (13, PH) (13, 1) (15, PH) (15, 1)			0-3 K		0-3 K			0-3 K		0-3 K			4-0 FC4-6 1B BB		0-0 4-3	3 0 0 0 0 0 3 1 1 0 0 0 0 0 1 0 0 0 0 0 0 1 0 0 0 0 0 0 0 0 0 0 1 0 0 0 0 0 0 0 0 0 0 0 0 0 0 0																
<b>Inning Stats</b>	R: 0 E: 1 K: 1 S: 6	H: 0 LOB: 1 BB: 0 P: 6	R: 0 E: 0 K: 1 S: 5	H: 0 LOB: 0 BB: 0 P: 5	R: 0 E: 0 K: 1 S: 6	H: 1 LOB: 2 BB: 1 P: 10	R: 0 E: 0 K: 1 S: 5	H: 0 LOB: 0 BB: 0 P: 5	R: 0 E: 0 K: 1 S: 5	H: 0 LOB: 0 BB: 0 P: 3	R: 0 E: 1 K: 2 S: 9	H: 1 LOB: 2 BB: 0 P: 9	R: 0 E: 0 K: 2 S: 7	H: 0 LOB: 1 BB: 1 P: 9	R: 0 E: 0 K: 1 S: 4	H: 1 LOB: 2 BB: 1 P: 8		R: 0 E: 0 K: 1 S: 5	H: 1 LOB: 0 BB: 0 P: 5	R: 0 E: 0 K: 0 S: 3	H: 0 LOB: 0 BB: 0 P: 3	1B: 5 2B: 1 3B: 0 HR: 1	SF: 0 SAC: 0 DP: 1 HBP: 0	WP: 0 PB: 0 SB: 1 CS: 0	PA: 54							
<b>PITCHER</b>	IP WLS BF H R ER SO BB IBB HBP BLK WP HR S P ERA WHIP	IP WLS BF H R ER SO BB IBB HBP BLK WP HR S P ERA WHIP																IP WLS BF H R ER SO BB IBB HBP BLK WP HR S P ERA WHIP														
Luke Walker, L ERA: 3.09 (1, 1)	8.0	29	2	0	0	8	1	0	0	0	0	0	0	0	0	0.00		0.375														
Joe Gibbon, L ERA: 2.59 (9, 1)	2.0	7	2	1	1	1	0	0	0	0	0	0	0	0	0	4.50		1.000														
Bob Moose, R ERA: 4.03 (11, 1)	2.2	11	1	0	0	3	2	0	0	0	0	0	0	0	0	0.00		1.125														
Lou Marone, L ERA: 3.45 (13, 1)	1.1	4	1	0	0	1	0	0	0	0	0	0	0	0	0	0.00		0.750														
Chuck Hartenstein, R ERA: 3.57 (15, 1)	1.0	W 3	0	0	0	0	0	0	0	0	0	0	0	0	0	0.00	0.000															









BOTTOM

Los Angeles Dodgers @ St. Louis Cardinals  
Busch Stadium, St. Louis, MO

AB	31
R	7
H	13
RBI	7
BB	6
SO	2
LOB	16



WP	1	PA	38
PB	1		
SB	0		
CS	0		

ERA	WHIP
-----	------

AB R H RBI BB SO LOB

5	1	3	2	0	0	1
4	1	0	0	1	1	3
3	1	1	1	1	0	0
4	0	2	2	0	1	1
2	1	1	0	2	0	0
4	1	1	0	0	0	6
3	1	3	1	1	0	0
4	0	1	1	0	0	3
2	1	1	0	1	0	2

1B: 10 SF: 0  
2B: 5 SAC: 1  
3B: 0 DP: 4  
HR: 0 HBP: 0

WP	HR	S	P	ERA	WHIP
----	----	---	---	-----	------

Batter	1	2	3	4	5	6	7	8	9
Lou Brock, L OBP: 0.345, SLG: 0.450 (1, 7)	0-0 F3		0-0 BB 1B	0-0 2-H 1B		0-0 P4		0-0 FC6-4 1B	
Curt Flood, R OBP: 0.345, SLG: 0.351 (1, 8)	0-3 K		4-0 PB 1B 2B BB	0-0 1-3			0-0 F7	0-0 FC6-4	
Vada Pinson, L OBP: 0.334, SLG: 0.424 (1, 9)	0-0 L5		0-0 PB 2B 1B		0-0 6-3		4-0 WP BB		
Joe Torre, R OBP: 0.337, SLG: 0.478 (1, 3)		0-0 E 1B 3-2-5	0-0 G6-4-3 1-H 2-H 2-1 2B		0-3 K		0-0 F7		
Tim McCarver, L OBP: 0.335, SLG: 0.361 (1, 2)		0-0 E4 1B 3-2-5	4-0 G6-4-3 BB		0-0 P5		4-0 BB		
Mike Shannon, R OBP: 0.309, SLG: 0.375 (1, 5)		0-0 3-2-5	0-0 G6-4-3			0-0 2B 1B		0-0 F9	
Julian Javier, R OBP: 0.342, SLG: 0.430 (1, 4)		0-0 2-H 1B	0-0 2-1 3-H 1B	0-0 SH1-3 1B		0-0 1B 2B		4-0 G4-6-3 BB	
Dal Maxvill, R OBP: 0.271, SLG: 0.257 (1, 6)		0-0 F7		0-0 F9		0-0 L4-3 1B		0-0 G4-6-3	
Steve Carlton, L OBP: 0.263, SLG: 0.296 (1, 1)			0-0 1B 2B	0-0 SH1-3		0-0 L4-3		4-0 1B BB	

Inning Stats	R: 0 H: 0 E: 0 K: 1 S: 5	R: 1 H: 3 E: 1 K: 0 S: 5	R: 4 H: 4 E: 0 K: 0 S: 5	R: 1 H: 2 E: 0 K: 0 S: 5	R: 0 H: 0 E: 0 K: 1 S: 5	R: 1 H: 3 E: 0 K: 0 S: 5	R: 0 H: 0 E: 0 K: 0 S: 3	R: 0 H: 1 E: 0 K: 0 S: 3
--------------	--------------------------	--------------------------	--------------------------	--------------------------	--------------------------	--------------------------	--------------------------	--------------------------

PITCHER	IP	WLS	BF	H	R	ER	SO	BB	IBB	HBP	BLK	WP	HR	S	P	ERA	WHIP
Don Drysdale, R ERA: 4.61 (1, 1)	2.0	L	12	6	5	5	1	1	0	0	0	0	0	13	17	22.50	3.500
Ray Lamb, R ERA: 3.0 (3, 1)	3.0		12	3	1	1	1	1	0	0	0	0	0	12	16	3.00	1.333
John Purdin, R ERA: 6.06 (6, 1)	2.0		10	3	1	1	0	2	0	0	0	1	0	8	16	4.50	2.500
Al McBean, R ERA: 3.89 (8, 1)	1.0		5	1	0	0	0	2	0	0	0	0	0	3	11	0.00	3.000

Fri Aug 01 1969, 7:05 PM CDT  
Att. 29,919 - Unknown

livebaseballscorecards.com



Batter	1	2	3	4	5	6	7	8	9	AB R H RBI BB SO LOB	TOP											
Maury Wills, S OBP: 0.339, SLG: 0.334 (1, 6) X	0-0 E6 1B		0-0 5-3		0-0 G6-3 1-2f		0-0 4-1		0-0 2-3	5 1 0 1 0 0 2	<b>Los Angeles Dodgers @ St. Louis Cardinals</b> Busch Stadium, St. Louis, MO Sat Aug 02 1969, 7:05 PM CDT Att: 39,740 - Unknown <a href="http://livebaseballscorecards.com">livebaseballscorecards.com</a>											
Manny Mota, R OBP: 0.399, SLG: 0.426 (1, 7) X	0-0 1B 1-2 5-2, 6-5, 4-6		0-0 1B			0-0 5-3	4-0 2B BB	0-0 1B	4 1 3 0 1 0 0													
Willie Davis, L OBP: 0.327, SLG: 0.441 (1, 8) X	0-0 S 1-3 2-H 1B		0-3 K			4-0 G6-3 BB	0-0 1-H 2-H 2B	0-0 P5	4 0 2 3 1 1 2													
Len Gabrielson, L OBP: 0.345, SLG: 0.391 (1, 9) X	0-0 FC5-2, 6-5, 4-6, 5-6		0-0 G1			0-0 G6-3 1-2f	0-0 F5		3 0 0 0 0 0 4													
Ken Boyer, R OBP: 0.265, SLG: 0.281 (7, PH)	FC5-2, 6-5, 4-6, 5-6								1 0 0 0 0 0 1													
Pete Mikkelsen, R (7, 1)	1-3 3-H								0 0 0 0 0 0 0													
Tom Haller, L OBP: 0.333, SLG: 0.368 (1, 2) X	0-0 L3			0-0 4-3			0-0 FC4-6 1B	0-0 F9	4 0 1 0 0 0 1													
Bill Sudakis, S OBP: 0.287, SLG: 0.354 (1, 5) X		0-0 F9		0-0 F8			0-0 FC4-6 BB 1-2f 1B	0-0 1B	4 1 1 0 0 0 1													
Tom Hutton, L OBP: 0.500, SLG: 0.409 (1, 3) X		0-0 1B		0-0 4-3			4-0 BB 1-2 1B BB	0-0 P4	2 1 1 0 1 0 0													
John Miller, R OBP: 0.250, SLG: 0.235 (8, 3) X									1 0 0 0 0 0 1													
Ted Sizemore, R OBP: 0.315, SLG: 0.298 (1, 4) X		0-0 F2			4-0 FC3-6 BB		4-0 BB 1-2 2-3 1B 4-1 BB	0-0 F7	2 1 0 0 2 0 2													
Don Sutton, R OBP: 0.182, SLG: 0.169 (1, 1) X			0-0 G3						2 0 0 0 0 0 2													
Andy Kosco, R OBP: 0.269, SLG: 0.423 (7, PH) X					0-0 FC3-6 G6-3 1-2f			0-0 1-3 2-H 3-H 2B 1B	0-0 1-6-3	2 1 1 2 0 0 0												
<b>Inning Stats</b>	R: 1 E: 1 K: 0 S: 5	H: 2 LOB: 1 BB: 0 P: 5	R: 0 E: 0 K: 0 S: 4	H: 1 LOB: 1 BB: 0 P: 4	R: 0 E: 0 K: 1 S: 6	H: 1 LOB: 1 BB: 0 P: 6	R: 0 E: 0 K: 0 S: 3	H: 0 LOB: 0 BB: 0 P: 3	R: 0 E: 0 K: 0 S: 2	H: 0 LOB: 0 BB: 1 P: 6	R: 0 E: 0 K: 0 S: 2	H: 0 LOB: 0 BB: 1 P: 6	R: 5 E: 0 K: 0 S: 6	H: 3 LOB: 1 BB: 3 P: 18	R: 0 E: 0 K: 0 S: 4	H: 1 LOB: 1 BB: 0 P: 4	R: 0 E: 0 K: 0 S: 4	H: 1 LOB: 1 BB: 0 P: 4	1B: 8 2B: 2 3B: 0 HR: 0	SF: 0 SAC: 0 DP: 3 HBP: 0	WP: 0 PB: 0 SB: 1 CS: 0	PA: 39
<b>PITCHER</b>	IP WLS BF H R ER SO BB IBB HBP BLK WP HR S P ERA WHIP																					
Mike Torrez, R ERA: 4.28 (1, 1)	6.1 W 26 5 4 3 1 4 0 0 0 0 0 0 24 40 4.26 1.421																					
Dave Giusti, R ERA: 3.94 (7, 1)	0.1 3 1 0 0 0 1 0 0 0 0 0 0 2 6 0.00 6.000																					
Joe Hoerner, L ERA: 2.2 (7, 1)	2.1 S 10 3 2 2 0 0 0 0 0 0 0 0 10 10 7.71 1.286																					







Batter	1	2	3	4	5	6	7	8	9	AB R H RBI BB SO LOB	TOP											
Maury Wills, S OBP: 0.338, SLG: 0.333 (1, 6) X	0-0 P6		0-0 6-3		0-0 SH1-4		0-0 5-3		0-0 1B	4 0 1 0 0 0 1												
Manny Mota, R OBP: 0.395, SLG: 0.424 (1, 7) X	0-0 1B		0-0 F9		0-0 SF9		0-0 6-3		0-0 5-3	4 0 1 1 0 0 2												
Willie Davis, L OBP: 0.329, SLG: 0.445 (1, 8) X	0-0 2B			0-0 1B	0-0 6-3		0-0 F5			4 1 2 0 0 0 1												
Len Gabrielson, L OBP: 0.333, SLG: 0.377 (1, 9) X	0-0 6-3			0-0 F8		0-0 F7		0-0 G3		4 0 0 0 0 0 2												
Tom Haller, L OBP: 0.338, SLG: 0.379 (1, 2) X		0-0 F8		0-0 1B		0-0 2B		0-0 SF9		4 2 3 0 0 0 0												
Bill Sudakis, S OBP: 0.292, SLG: 0.361 (1, 5) X		4-0 BB		0-0 1B		0-0 2B		0-0 SF9		2 1 2 3 1 0 0												
Tom Hutton, L OBP: 0.467, SLG: 0.385 (1, 3) X		0-0 G3-6-3		0-0 F7		0-0 F2		0-0 1B		4 0 1 0 0 0 3												
Ted Sizemore, R OBP: 0.321, SLG: 0.309 (1, 4) X			0-0 2B		1-0 SH1-4		0-0 2B		0-0 G4-3	3 1 3 1 0 0 0												
Claude Osteen, L OBP: 0.260, SLG: 0.247 (1, 1) X			0-0 P5		0-0 SF9		0-0 P6		0-0 G4-3	4 0 1 0 0 0 3												
<b>Inning Stats</b>	R: 0 E: 0 K: 0 S: 4	H: 2 LOB: 1 BB: 0 P: 4	R: 0 E: 0 K: 0 S: 2	H: 0 LOB: 0 BB: 1 P: 6	R: 0 E: 0 K: 0 S: 4	H: 1 LOB: 1 BB: 0 P: 4	R: 1 E: 0 K: 0 S: 5	H: 3 LOB: 1 BB: 0 P: 5	R: 1 E: 0 K: 0 S: 4	H: 1 LOB: 1 BB: 0 P: 5	R: 2 E: 0 K: 0 S: 6	H: 3 LOB: 1 BB: 0 P: 6	R: 0 E: 0 K: 0 S: 3	H: 0 LOB: 0 BB: 0 P: 3	R: 1 E: 0 K: 0 S: 4	H: 2 LOB: 1 BB: 0 P: 4	R: 0 E: 0 K: 0 S: 4	H: 2 LOB: 1 BB: 0 P: 4	1B: 9 2B: 4 3B: 1 HR: 0	SF: 2 SAC: 1 DP: 2 HBP: 1	WP: 0 PB: 0 SB: 0 CS: 1	PA: 38
<b>PITCHER</b>	IP WLS BF H R ER SO BB IBB HBP BLK WP HR S P ERA WHIP																					
Chuck Taylor, R ERA: 1.82 (1, 1)	6.0 L 27 10 4 4 0 1 0 1 0 0 0 0 25 30 6.00 1.833																					
Ray Washburn, R ERA: 2.97 (7, 1)	2.0 7 2 1 1 0 0 0 0 0 0 0 0 7 7 4.50 1.000																					
Dave Ciusti, R ERA: 3.89 (9, 1)	1.0 4 2 0 0 0 0 0 0 0 0 0 0 4 4 0.00 2.000																					

Los Angeles Dodgers @ St. Louis Cardinals  
 Busch Stadium, St. Louis, MO  
 Sun Aug 03 1969, 3:33 AM CDT  
 Att: 32,262 - Unknown

AB	33
R	5
H	14
RBI	5
BB	1
SO	0
LOB	12







Batter	1	2	3	4	5	6	7	8	9	AB R H RBI BB SO LOB	TOP									
Maury Wills, S (1, 6) OBP: 0.340, SLG: 0.340	0-3 K		0-0 FC4-6 3B		0-0 G3			0-0 1B 1B		4 1 2 0 0 1 0	<b>Los Angeles Dodgers @ St. Louis Cardinals</b> Busch Stadium, St. Louis, MO Mon Aug 04 1969, 7:05 PM CDT Att: 34,135 - Unknown <a href="http://livebaseballscorecards.com">livebaseballscorecards.com</a>									
Manny Mota, R (1, 7) OBP: 0.396, SLG: 0.422 Billy Grabarkewitz, R (8, PR) OBP: 0.182, SLG: 0.176	0-0 F8		4-0 FC4-6 BB			0-0 5-3		0-0 1B		3 0 1 0 1 0 0 0 0 0 0 0 0 0										
Willie Davis, L (1, 8) OBP: 0.331, SLG: 0.444	0-0 1B 1B		0-0 FC4-6 E S 1-2f			0-0 F9		4-0 1B IBB		3 0 1 1 1 0 1										
Len Gabrielson, L (1, 9) OBP: 0.331, SLG: 0.373	0-0 1-3 1B		0-0 F8 1-3			0-0 F8		0-0 P6		4 0 1 0 0 0 3										
Tom Haller, L (1, 2) OBP: 0.337, SLG: 0.377	0-0 F9			0-0 F8			0-0 F7		0-0 4-3 1B	4 0 1 0 0 0 2										
Bill Sudakis, S (1, 5) OBP: 0.292, SLG: 0.360		0-3 K		0-0 F9			0-0 S 1B		0-0 P5	4 0 1 0 0 1 1										
Tom Hutton, L (1, 3) OBP: 0.412, SLG: 0.333		0-0 F8		0-0 4-3			0-0 F7 1-2		0-0 4-3 1-2	4 0 0 0 0 0 2										
Ted Sizemore, R (1, 4) OBP: 0.318, SLG: 0.305		0-0 5-3			0-0 6-3		0-0 F8		0-0 6-3	4 0 0 0 0 0 2										
Bill Singer, R (1, 1) OBP: 0.127, SLG: 0.116 Willie Crawford, L (8, PH) OBP: 0.322, SLG: 0.426 Jim Brewer, L (8, 1) OBP: 0.200, SLG: 0.222			0-0 4-3		0-0 4-3			0-3 K		2 0 0 0 0 0 0 1 0 0 0 0 1 0 0 0 0 0 0 0 0										
<b>Inning Stats</b>	R: 0 E: 0 K: 1 S: 7	H: 2 LOB: 2 BB: 0 P: 7	R: 0 E: 0 K: 1 S: 5	H: 0 LOB: 0 BB: 0 P: 5	R: 1 E: 0 K: 0 S: 4	H: 1 LOB: 1 BB: 1 P: 8	R: 0 E: 0 K: 0 S: 3	H: 0 LOB: 0 BB: 0 P: 3	R: 0 E: 0 K: 0 S: 3	H: 0 LOB: 0 BB: 0 P: 3	R: 0 E: 0 K: 0 S: 4	H: 1 LOB: 1 BB: 0 P: 4	R: 0 E: 0 K: 1 S: 6	H: 2 LOB: 2 BB: 1 P: 10	R: 0 E: 0 K: 0 S: 4	H: 1 LOB: 1 BB: 0 P: 4	1B: 6 2B: 0 3B: 1 HR: 0	SF: 0 SAC: 0 DP: 0 HBP: 0	WP: 0 PB: 0 SB: 3 CS: 0	PA: 35
<b>PITCHER</b> Nelson Bries, R (1, 1) ERA: 3.8	IP: 9.0 WLS: W BF: 35 H: 7 R: 1 ER: 1 SO: 3 BB: 1 IBB: 1 HBP: 0 BLK: 0 WP: 0 HR: 0 S: 39 P: 47 ERA: 1.00 WHIP: 0.889																			







Batter	1	2	3	4	5	6	7	8	9	AB R H RBI BB SO LOB	TOP															
Matty Alou, L (1, 8) OBP: 0.387, SLG: 0.442	0-0 F7		0-0 G3 SH1-4 1B		0-0 SH1-4 1B	0-0 6-3			0-0 E 1B	5 2 3 0 0 0 1	<b>Pittsburgh Pirates @ Los Angeles Dodgers</b> <b>Dodger Stadium, Los Angeles, CA</b> Tue Aug 05 1969, 7:05 PM PDT Att: 22,604 - Unknown															
Richie Hebner, L (1, 5) OBP: 0.361, SLG: 0.437	0-0 F8		0-0 SH1-4 1-2		0-0 SH1-4 1-2		0-3 K	0-0 E3 E	3 1 0 0 0 1 0																	
Willie Stargell, L (1, 7) OBP: 0.399, SLG: 0.576	0-0 4-3		0-0 G3 2-3		0-3 K		0-0 HR	0-3 K	5 1 1 1 0 2 3																	
Roberto Clemente, R (1, 9) OBP: 0.411, SLG: 0.557 Ron Davis, R (9, 9) OBP: 0.326, SLG: 0.298		0-0 E6 1B PB 1B	0-0 1B 3-H 1B		4-0 BB		0-3 K	0-0 E7 2B 1B	4 2 2 1 1 1 0 0 0 0 0 0 0 0																	
Al Oliver, L (1, 3) OBP: 0.313, SLG: 0.387		1-0 1B 1B 7-1-5 HBP	0-0 1-3 1B		0-0 P6		0-0 1-3	0-0 1B 2B	4 1 2 1 0 0 2																	
Manny Sanguillen, R (1, 2) OBP: 0.356, SLG: 0.432		0-0 1B 1-2 2-3 1B	0-0 P4			0-0 HR		0-0 L5 HR 1B	5 2 3 2 0 0 2																	
Gene Alley, R (1, 6) OBP: 0.258, SLG: 0.258		0-0 1-2 2-3 3-H 1B		0-0 6-3		0-0 F8		0-0 F9	0-0 5-3	5 0 1 1 0 0 1																
Bill Mazaroski, R (1, 4) OBP: 0.293, SLG: 0.302		0-3 K		0-0 5-3		0-0 P6		0-0 P5 HR	5 1 1 2 0 1 3																	
Steve Blass, R (1, 1) OBP: 0.254, SLG: 0.276		0-0 7-1-5 3-H		0-0 6-3		0-0 1B		0-0 E 1B 6-3	5 1 2 0 0 0 3																	
<b>Inning Stats</b>	R: 0 E: 0 K: 0 S: 3 H: 0 LOB: 0 BB: 0 P: 3	R: 1 E: 1 K: 1 S: 7 H: 2 LOB: 2 BB: 0 P: 8	R: 1 E: 0 K: 0 S: 6 H: 3 LOB: 2 BB: 0 P: 6	R: 0 E: 0 K: 0 S: 3 H: 0 LOB: 0 BB: 0 P: 3	R: 0 E: 0 K: 1 S: 6 H: 1 LOB: 2 BB: 1 P: 10	R: 1 E: 0 K: 2 S: 5 H: 2 LOB: 1 BB: 0 P: 5	R: 1 E: 0 K: 2 S: 8 H: 1 LOB: 0 BB: 0 P: 8	R: 0 E: 0 K: 0 S: 3 H: 0 LOB: 0 BB: 0 P: 3	R: 7 E: 2 K: 1 S: 12 H: 6 LOB: 0 BB: 0 P: 12	1B: 11 2B: 2 3B: 0 HR: 3 SF: 0 SAC: 2 DP: 1 HBP: 1	WP: 0 PB: 1 SB: 0 CS: 0 PA: 45															
<b>PITCHER</b>	IP WLS BF H R ER SO BB IBB HBP BLK WP HR S P ERA WHIP											<b>PITCHER</b>	IP WLS BF H R ER SO BB IBB HBP BLK WP HR S P ERA WHIP													
Don Drysdale, R (1, 1) ERA: 4.45	6.0	28	8	3	2	2	1	0	1	0	0	1	30	35	3.00	1.500										
Alan Foster, R (7, 1) ERA: 4.11	2.0	L	7	1	1	1	2	0	0	0	0	1	11	11	4.50	0.500										
Pete Mikkelsen, R (9, 1) ERA: 3.23	1.0		10	6	7	4	1	0	0	0	0	1	12	12	36.00	6.000										

AB	41
R	11
H	15
RBI	8
BB	1
SO	5
LOB	15



livebaseballscorecards.com

Batter	1	2	3	4	5	6	7	8	9	AB	R	H	RBI	BB	SO	LOB
Maury Wills, S OBP: 0.341, SLG: 0.340 (1, 6)	4-0 G4-6-3 BB		0-0 P6			0-0 FC4-6 HR 1B		0-0 G3		3	1	1	0	1	0	1
Willie Davis, L OBP: 0.337, SLG: 0.448 (1, 8)	0-0 G4-6-3 1-2f			0-0 1B		0-0 FC4-6 1B		0-0 1B		4	0	3	0	0	0	1
Len Gabrielson, L OBP: 0.321, SLG: 0.361 (1, 9)	0-0 3-1			0-0 F7		0-0 FC4-6 HR 1-2f 2-3		0-0 F8		4	1	0	0	0	0	4
Andy Kosco, R OBP: 0.269, SLG: 0.430 (1, 7)		0-0 6-3		0-0 L8		0-0 HR 1-H 3-H		0-3 K		4	1	1	3	0	1	1
Tom Haller, L OBP: 0.333, SLG: 0.373 (1, 2)		0-3 K		0-0 F5		0-0 1-4-3		0-0 P6		4	0	0	0	0	1	1
Bill Sudakis, S OBP: 0.292, SLG: 0.358 (1, 5)		0-3 K			0-0 4-3			0-0 L9		4	0	1	0	0	1	0
Tom Hutton, L OBP: 0.395, SLG: 0.324 (1, 3)			0-0 5-3 1B		0-0 F7			0-0 4-3		4	0	1	0	0	0	1
Ted Sizemore, R OBP: 0.316, SLG: 0.303 (1, 4)			0-0 5-3		0-0 1-3			0-0 6-3		3	0	0	0	0	0	1
Don Drysdale, R OBP: 0.208, SLG: 0.182 (1, 1)			0-3 K			0-0 1-3		0-3 K		1	0	0	0	0	1	1
Willie Crawford, L OBP: 0.321, SLG: 0.425 (6, PH)										1	0	0	0	0	0	0
Alan Foster, R OBP: 0.167, SLG: 0.048 (7, 1)										0	0	0	0	0	0	0
Billy Grabarkewitz, R OBP: 0.179, SLG: 0.173 (8, PH)										1	0	0	0	0	1	0
Pete Mikkelsen, R (9, 1)										0	0	0	0	0	0	0

Inning Stats	R: 0	H: 0	E: 0	K: 0	S: 2	LOB: 0	BB: 1	P: 6	R: 0	H: 0	E: 0	K: 2	S: 7	LOB: 0	BB: 0	P: 7	R: 0	H: 1	E: 0	K: 1	S: 6	LOB: 1	BB: 0	P: 6	R: 0	H: 0	E: 0	K: 0	S: 3	LOB: 0	BB: 0	P: 3	R: 3	H: 3	E: 0	K: 0	S: 6	LOB: 0	BB: 0	P: 6	R: 0	H: 0	E: 0	K: 0	S: 3	LOB: 0	BB: 0	P: 3	R: 0	H: 1	E: 0	K: 1	S: 6	LOB: 1	BB: 0	P: 6	R: 0	H: 1	E: 0	K: 1	S: 6	LOB: 1	BB: 0	P: 6	1B: 6	SF: 0	2B: 0	3B: 0	HR: 1	SAC: 0	DP: 1	HBP: 0	WP: 0	PA: 34	PB: 0	SB: 0	CS: 0	ERA: 4.5	WHIP: 0.889	ERA: 3.00	WHIP: 0.889	ERA: 4.5	WHIP: 0.889
PITCHER Steve Blass, R ERA: 4.5 (1, 1)	IP	WLS	BF	H	R	ER	SO	BB	IBB	HBP	BLK	WP	HR	S	P	ERA	WHIP	IP	WLS	BF	H	R	ER	SO	BB	IBB	HBP	BLK	WP	HR	S	P	ERA	WHIP	IP	WLS	BF	H	R	ER	SO	BB	IBB	HBP	BLK	WP	HR	S	P	ERA	WHIP																																

**BOTTOM**

**Pittsburgh Pirates @ Los Angeles Dodgers**  
**Dodger Stadium, Los Angeles, CA**

Tue Aug 05 1969, 7:05 PM PDT  
 Att. 22,604 - Unknown

livebaseballscorecards.com

<b>AB</b>	<b>33</b>
<b>R</b>	<b>3</b>
<b>H</b>	<b>7</b>
<b>RBI</b>	<b>3</b>
<b>BB</b>	<b>1</b>
<b>SO</b>	<b>5</b>
<b>LOB</b>	<b>11</b>





Batter	1	2	3	4	5	6	7	8	9	AB R H RBI BB SO LOB	TOP
Matty Alou, L (1, 8) OBP: 0.385, SLG: 0.439	0-0 4-3	0-0 1-3			0-0 1B SF9 1B		0-0 F2		0-0 4-3	5 1 1 0 0 0 1	<b>Pittsburgh Pirates @ Los Angeles Dodgers</b> <b>Dodger Stadium, Los Angeles, CA</b> Wed Aug 06 1969, 7:05 PM PDT Att: 18,347 - Unknown
Richie Hebner, L (1, 5) OBP: 0.366, SLG: 0.442	0-0 HR 1B		0-0 CS 1B		0-0 1-3 WP 1B		0-0 1B		0-0 F6	5 1 4 0 0 0 0	
Willie Stargell, L (1, 7) OBP: 0.398, SLG: 0.583	0-0 1-H HR		0-3 1-2 K		0-0 3-H SF9		0-0 F7			3 1 1 3 0 1 2	
Roberto Clemente, R (1, 9) OBP: 0.410, SLG: 0.552	0-0 F9		4-0 BB		0-3 1-2 K			0-0 4-3		3 0 0 0 1 1 1	
Al Oliver, L (1, 3) OBP: 0.315, SLG: 0.399	0-0 FC5-4 1B		0-0 F8		0-0 3-1			0-0 HR		4 1 2 1 0 0 2	
Manny Sanguillen, R (1, 2) OBP: 0.355, SLG: 0.429	0-0 FC5-4 1-2f		0-3 K		0-3 K			0-0 G6-4-3 1B		4 0 1 0 0 2 1	
Gene Alley, R (1, 6) OBP: 0.258, SLG: 0.258		0-0 FC5-4 1B		0-3 K		0-0 6-3		0-0 G6-4-3 1-2f		4 0 1 0 0 1 1	
Bill Mazaroski, R (1, 4) OBP: 0.292, SLG: 0.298		0-0 FC5-4 1-2f		4-0 BB		0-0 4-3			0-0 5-3	3 0 0 0 1 0 1	
Luke Walker, L (1, 1) Chuck Hartenstein, R (4, 1) Bruce Dal Canton, R (6, 1) Lou Marone, R (6, 1) Gary Kolb, L (7, PH) Bo Belinsky, L (7, 1) Jose Pagan, R (9, PH)		0-3 K		0-3 K		0-3 K		0-0 HR		2 0 0 0 0 2 2 0 1 0 0 0 0 1 0 0 0 0 0 0 0 0 1 1 1 1 0 0 0	
<b>Inning Stats</b>	R: 2 H: 3 E: 0 LOB: 1 K: 0 BB: 0 S: 6 P: 6	R: 0 H: 1 E: 0 LOB: 1 K: 1 BB: 0 S: 6 P: 6	R: 0 H: 1 E: 0 LOB: 1 K: 1 BB: 1 S: 5 P: 9	R: 0 H: 0 E: 0 LOB: 1 K: 3 BB: 1 S: 9 P: 13	R: 1 H: 2 E: 0 LOB: 1 K: 1 BB: 0 S: 7 P: 7	R: 0 H: 0 E: 0 LOB: 0 K: 1 BB: 0 S: 5 P: 5	R: 0 H: 1 E: 0 LOB: 1 K: 1 BB: 0 S: 6 P: 6	R: 1 H: 2 E: 0 LOB: 0 K: 0 BB: 0 S: 4 P: 4	R: 1 H: 1 E: 0 LOB: 0 K: 0 BB: 0 S: 4 P: 4	1B: 8 SF: 1 2B: 0 SAC: 0 3B: 0 DP: 1 HR: 3 HBP: 0	WP: 1 PA: 38 PB: 0 SB: 0 CS: 1
<b>PITCHER</b>	IP WLS BF H R ER SO BB IBB HBP BLK WP HR S P ERA WHIP										
Don Sutton, R (1, 1) ERA: 3.49	8.1 W 36 11 5 5 8 2 0 0 0 1 3 50 58 5.40 1.560										
Jim Brewer, L (9, 1) ERA: 2.27	0.2 S 2 0 0 0 0 0 0 0 0 0 0 0 2 2 0.00 0.000										

AB	35
R	5
H	11
RBI	5
BB	2
SO	8
LOB	11



Batter	1	2	3	4	5	6	7	8	9
Maury Wills, S OBP: 0.344, SLG: 0.341 (1, 6)	0-0 1-3 1B	0-0 1-2 3-H 1B		4-0 1-2 SH5-4 1B BB	0-0 1-2f FC6-4			0-0 SH1-3 BLK 1B	
Ted Sizemore, R OBP: 0.314, SLG: 0.301 (1, 4)	0-3 K	0-0 5-3		0-0 SH5-4		0-0 L3		0-0 SH1-3	
Willie Davis, L OBP: 0.344, SLG: 0.453 (1, 8)	4-0 BB		0-0 1B S 1B	0-0 CS 1B		0-0 1B		0-0 F5	
Andy Kosco, R OBP: 0.274, SLG: 0.440 (1, 9)	0-3 K		0-3 K	0-0 2-3 3-H HR		0-0 1-3 1B		4-0 FC6-4 IBB	
Bill Sudakis, S OBP: 0.298, SLG: 0.370 (1, 5)		4-0 1B BB	0-0 1B	0-0 2-3 1B HR		4-0 1-2 G6-4-3 IBB		0-0 FC6-4	
John Miller, R OBP: 0.231, SLG: 0.216 (1, 7)		0-3 K	0-3 K	0-0 6-3		0-0 G6-4-3			
Willie Crawford, L OBP: 0.321, SLG: 0.425 (6, PH)									
Ken Boyer, R OBP: 0.257, SLG: 0.273 (6, PH)									
Len Gabrielson, L OBP: 0.321, SLG: 0.361 (7, 7)									
Jeff Torborg, R OBP: 0.285, SLG: 0.296 (1, 2)		0-0 1B 1B	0-0 1-2 1B		0-3 K		0-0 4-3		
Tom Hutton, L OBP: 0.405, SLG: 0.342 (1, 3)		0-0 1B 1B	0-0 F7		0-0 FC5-4 1B		0-3 K		
Don Sutton, R OBP: 0.186, SLG: 0.174 (1, 1)		0-3 K		0-0 SH5-4 BB 1B 1B		0-0 FC5-4 FC6-4		0-3 K	
Jim Brewer, L OBP: 0.200, SLG: 0.222 (9, 1)									

Inning Stats	R: 0	H: 0	E: 0	K: 2	S: 7	LOB: 1	BB: 1	P: 11
	R: 2	H: 3	E: 0	K: 2	S: 10	LOB: 2	BB: 1	P: 14
	R: 1	H: 3	E: 0	K: 2	S: 10	LOB: 2	BB: 0	P: 10
	R: 4	H: 4	E: 0	K: 0	S: 6	LOB: 0	BB: 1	P: 10
	R: 0	H: 1	E: 0	K: 1	S: 6	LOB: 1	BB: 0	P: 6
	R: 0	H: 2	E: 0	K: 0	S: 4	LOB: 2	BB: 1	P: 8
	R: 0	H: 0	E: 0	K: 2	S: 7	LOB: 0	BB: 0	P: 7
	R: 0	H: 1	E: 0	K: 0	S: 4	LOB: 2	BB: 1	P: 8
	R: 4	H: 2	E: 0	K: 1	S: 7	LOB: 0	BB: 1	P: 8
	R: 0	H: 0	E: 0	K: 0	S: 4	LOB: 0	BB: 0	P: 7

AB	R	H	RBI	BB	SO	LOB
4	1	2	1	1	0	1
3	0	0	0	0	1	2
4	1	3	2	1	0	1
4	1	2	1	1	2	2
3	2	2	1	2	0	2
3	0	0	0	0	2	3
0	0	0	0	0	0	0
1	0	0	0	0	0	3
0	0	0	0	0	0	0
4	1	2	1	0	1	0
4	0	2	1	0	1	2
4	1	1	0	0	2	3
0	0	0	0	0	0	0

WP	HR	S	P	ERA	WHIP
0	0	0	41	16.20	3.300
0	2	12	12	4.50	2.500
0	0	4	4	∞	∞
0	0	1	1	0.00	0.000
0	0	11	15	0.00	0.500

1B	2B	3B	HR	SF	SAC	DP	HBP
12	0	0	2	0	1	0	0
0	0	0	0	0	0	0	0
0	0	0	0	0	0	0	0
0	0	0	0	0	0	0	0

**Pittsburgh Pirates @ Los Angeles Dodgers**  
**Dodger Stadium, Los Angeles, CA**  
 Wed Aug 06 1969, 7:05 PM PDT  
 Att. 18,347 - Unknown

AB	34
R	7
H	14
RBI	7
BB	5
SO	9
LOB	19





Batter	1	2	3	4	5	6	7	8	9	AB R H RBI BB SO LOB	TOP											
Matty Alou, L (1, 8) OBP: 0.382, SLG: 0.436	0-0 1-3		0-0 4-3			0-0 F7		0-0 1-3		4 0 0 0 0 0 1	<b>Pittsburgh Pirates @ Los Angeles Dodgers</b> Dodger Stadium, Los Angeles, CA Thu Aug 07 1969, 7:05 PM PDT Att: 20,475 - Unknown <a href="http://livebaseballscorecards.com">livebaseballscorecards.com</a>											
Jose Pagan, R (1, 5) OBP: 0.337, SLG: 0.438	0-0 6-3			0-0 1B		0-3 K		0-0 F2	4 0 1 0 0 1 0													
Willie Stargell, L (1, 7) OBP: 0.394, SLG: 0.576	0-0 F3			0-0 6-3			0-0 4-3	0-0 F3	4 0 0 0 0 0 0													
Roberto Clemente, R (1, 9) OBP: 0.411, SLG: 0.550		0-0 5-3		0-0 FC6-4 1B		0-3 K		4-0 BB	3 0 1 0 1 1 0													
Manny Sanguillen, R (1, 2) OBP: 0.357, SLG: 0.434		0-0 2B		0-0 FC6-4 1-2f		0-0 1B		0-3 K	4 0 2 0 0 1 2													
Al Oliver, L (1, 3) OBP: 0.316, SLG: 0.399		0-0 4-3			0-0 G4-6-3 1B		0-0 4-3		3 0 1 0 0 0 2													
Gene Alley, R (1, 4) OBP: 0.253, SLG: 0.253		0-3 K			0-0 G4-6-3 1-2f		0-0 F8		3 0 0 0 0 1 2													
Freddie Patek, R (1, 6) OBP: 0.309, SLG: 0.307			0-3 K		0-3 K		0-3 K		3 0 0 0 0 3 0													
Jim Bunning, R (1, 1) OBP: 0.087, SLG: 0.023			0-3 K			0-0 6-3		4-0 BB	2 0 0 0 0 1 0													
Lou Marone, R (6, 1)									0 0 0 0 0 0 0													
Carl Taylor, R (8, PH) OBP: 0.438, SLG: 0.476									0 0 0 0 1 0 0													
Bob Moose, R (8, 1) OBP: 0.214, SLG: 0.083									0 0 0 0 0 0 0													
<b>Inning Stats</b>	R: 0 E: 0 K: 0 S: 3	H: 0 LOB: 0 BB: 0 P: 3	R: 0 E: 0 K: 1 S: 6	H: 1 LOB: 1 BB: 0 P: 6	R: 0 E: 0 K: 2 S: 7	H: 0 LOB: 0 BB: 0 P: 7	R: 0 E: 0 K: 0 S: 4	H: 2 LOB: 1 BB: 0 P: 4	R: 0 E: 0 K: 1 S: 5	H: 1 LOB: 0 BB: 0 P: 5	R: 0 E: 0 K: 1 S: 5	H: 0 LOB: 0 BB: 0 P: 5	R: 0 E: 0 K: 1 S: 6	H: 1 LOB: 1 BB: 0 P: 6	R: 0 E: 0 K: 1 S: 5	H: 0 LOB: 1 BB: 1 P: 9	R: 0 E: 0 K: 1 S: 5	H: 0 LOB: 1 BB: 1 P: 9	1B: 4 2B: 1 3B: 0 HR: 0	SF: 0 SAC: 0 DP: 1 HBP: 0	WP: 0 PB: 0 SB: 0 CS: 0	PA: 32
<b>PITCHER</b> Claude Osteen, L (1, 1) ERA: 2.58	IP 9.0 WLS W BF 32 H 5 R 0 ER 0 SO 8 BB 2 IBB 0 HBP 0 BLK 0 WP 0 HR 0 S 46 P 54 ERA 0.00 WHIP 0.778																					

AB	30
R	0
H	5
RBI	0
BB	2
SO	8
LOB	7



Batter	1	2	3	4	5	6	7	8	9
Maury Wills, S OBP: 0.341, SLG: 0.338 (1, 6) X	0-0 F8 ①		0-3 K ③		0-3 K ③ X	0-0 FC6-4 ③ 1-2f			
Willie Crawford, L OBP: 0.320, SLG: 0.426 (1, 7) S S S	0-3 K ②			0-0 2B 2B X		0-0 4-1 ① S S S	0-3 K ①		
Willie Davis, L OBP: 0.343, SLG: 0.450 (1, 8) X	0-0 4-3 ③			0-0 F7 ① X		0-0 1B 1B S X	0-0 F7 ②		
Andy Kosco, R OBP: 0.280, SLG: 0.447 (1, 9) S S S		0-3 K ①		0-0 2B 2B X		0-0 3B 1B 1-H X	0-0 1B 1B X		
Tom Haller, L OBP: 0.335, SLG: 0.375 (1, 2) X		0-0 2B 2B X		0-0 F7 ② X		4-0 3B 1B BB B B B X	0-0 F7 ③		
Bill Sudakis, S OBP: 0.298, SLG: 0.374 (1, 5) X		0-0 F6 ②		0-0 F2 ③ X		0-0 1B 3B 1-H 2-H X		0-3 K2-3 ①	
Tom Hutton, L OBP: 0.370, SLG: 0.310 (1, 3) X		0-0 4-3 ③			0-0 F7 ① X	0-0 F9 ②		0-0 6-3 ②	
Ted Sizemore, R OBP: 0.313, SLG: 0.298 (1, 4) X			0-0 F8 ①		0-0 5-3 ②	4-0 1B 1B IBB		0-0 E5 ③	
Claude Osteen, L OBP: 0.272, SLG: 0.299 (1, 1) S S S			0-3 K ②		0-0 HR ③ X	0-0 1B 1B FC6-4 1-3 3-H X		0-3 K ③	

Inning Stats	R: 0	H: 0	E: 0	K: 1	S: 5	LOB: 0	BB: 0	P: 5
	R: 0	H: 1	E: 0	K: 1	S: 6	LOB: 1	BB: 0	P: 6
	R: 0	H: 0	E: 0	K: 2	S: 7	LOB: 0	BB: 0	P: 7
	R: 1	H: 2	E: 0	K: 0	S: 5	LOB: 1	BB: 0	P: 5
	R: 1	H: 1	E: 0	K: 1	S: 6	LOB: 0	BB: 0	P: 6
	R: 4	H: 4	E: 0	K: 0	S: 7	LOB: 2	BB: 2	P: 15
	R: 0	H: 1	E: 0	K: 1	S: 6	LOB: 1	BB: 0	P: 6
	R: 0	H: 0	E: 1	K: 2	S: 8	LOB: 1	BB: 0	P: 8

PITCHER	IP	WLS	BF	H	R	ER	SO	BB	IBB	HBP	BLK	WP	HR	S	P	ERA	WHIP
Jim Bunning, R ERA: 3.88 (1, 1)	5.1	L	24	7	6	6	5	1	0	0	0	0	1	33	37	10.12	1.500
Lou Marone, L ERA: 3.0 (6, 1)	1.2		8	2	0	0	1	0	1	0	0	0	0	9	13	0.00	1.200
Bob Moose, R ERA: 3.9 (8, 1)	1.0		4	0	0	0	2	0	0	0	0	0	0	8	8	0.00	0.000

**BOTTOM**

**Pittsburgh Pirates @ Los Angeles Dodgers**  
**Dodger Stadium, Los Angeles, CA**

Thu Aug 07 1969, 7:05 PM PDT  
 Att. 20,475 - Unknown

livebaseballscorecards.com

<b>AB</b>	<b>34</b>
<b>R</b>	<b>6</b>
<b>H</b>	<b>9</b>
<b>RBI</b>	<b>6</b>
<b>BB</b>	<b>2</b>
<b>SO</b>	<b>8</b>
<b>LOB</b>	<b>10</b>



1B:	4	SF:	0	WP:	0	PA:	36
2B:	3	SAC:	0	PB:	0		
3B:	1	DP:	0	SB:	1		
HR:	1	HBP:	0	CS:	0		



Batter	1	2	3	4	5	6	7	8	9	AB R H RBI BB SO LOB	TOP											
Don Kessinger, S (1, 6) OBP: 0.353, SLG: 0.394	0-0 3-1		0-3 K			0-0 FC6-4 1B			0-0 5-3	4 0 1 0 0 1 0	<b>Chicago Cubs @ Los Angeles Dodgers</b> <b>Dodger Stadium, Los Angeles, CA</b> Fri Aug 08 1969, 7:05 PM PDT Att. 35,173 - Unknown - 80 F											
Glenn Beckert, R (1, 4) OBP: 0.332, SLG: 0.345	0-0 1-3			0-0 4-3		0-0 FC6-4 1-2f		0-0 F9	4 0 0 0 0 0 1													
Billy Williams, L (1, 7) OBP: 0.377, SLG: 0.489	0-0 F9			0-0 F7			0-0 F8	0-0 F8	4 0 0 0 0 0 0													
Ron Santo, R (1, 5) OBP: 0.407, SLG: 0.539		0-0 E5		0-0 F8			0-0 F7		3 0 0 0 0 0 0													
14 Ernie Banks, R (1, 3) OBP: 0.319, SLG: 0.416		0-3 K			0-0 5-3		0-0 F9		3 0 0 0 0 1 1													
Randy Hundley, R (1, 2) OBP: 0.359, SLG: 0.433		0-3 K			0-3 K		0-0 F8		3 0 0 0 0 2 1													
Jim Hickman, R (1, 9) OBP: 0.291, SLG: 0.379		0-0 5-3			0-3 K		0-0 F7		3 0 0 0 0 1 1													
Jim Qualls, S (1, 8) OBP: 0.286, SLG: 0.370			0-0 4-3			0-0 1-3		0-0 1B	3 0 1 0 0 0 0													
Fergie Jenkins, R (1, 1) OBP: 0.171, SLG: 0.160			0-3 K			0-0 F6		0-3 K	1 0 0 0 0 1 0													
Al Spangler, L (6, PH) OBP: 0.302, SLG: 0.342									1 0 0 0 0 0 0													
Hank Aguirre, R (6, 1) OBP: 0.400, SLG: 0.400									0 0 0 0 0 0 0													
Willie Smith, L (8, PH) OBP: 0.358, SLG: 0.481									1 0 0 0 0 1 1													
Don Nottebart, R (8, 1)									0 0 0 0 0 0 0													
<b>Inning Stats</b>	R: 0 E: 0 K: 0 S: 3	H: 0 LOB: 0 BB: 0 P: 3	R: 0 E: 1 K: 2 S: 8	H: 0 LOB: 1 BB: 0 P: 8	R: 0 E: 0 K: 2 S: 7	H: 0 LOB: 0 BB: 0 P: 7	R: 0 E: 0 K: 0 S: 3	H: 0 LOB: 0 BB: 0 P: 3	R: 0 E: 0 K: 2 S: 7	H: 0 LOB: 0 BB: 0 P: 7	R: 0 E: 0 K: 0 S: 4	H: 1 LOB: 1 BB: 0 P: 4	R: 0 E: 0 K: 0 S: 3	H: 0 LOB: 0 BB: 0 P: 3	R: 0 E: 0 K: 1 S: 6	H: 1 LOB: 1 BB: 0 P: 6	R: 0 E: 0 K: 0 S: 3	H: 0 LOB: 0 BB: 0 P: 3	1B: 2 2B: 0 3B: 0 HR: 0	SF: 0 SAC: 0 DP: 0 HBP: 0	WP: 0 PB: 0 SB: 0 CS: 0	PA: 30
<b>PITCHER</b> Bill Singer, R (1, 1) ERA: 1.8	IP: 9.0 WLS: W BF: 30 H: 2 R: 0 ER: 0 SO: 7 BB: 0 IBB: 0 HBP: 0 BLK: 0 WP: 0 HR: 0 S: 44 P: 44 ERA: 0.00 WHIP: 0.222											<b>PITCHER</b>	IP: WLS: BF: H: R: ER: SO: BB: IBB: HBP: BLK: WP: HR: S: P: ERA: WHIP:									

livebaseballscorecards.com

<b>AB</b>	30
<b>R</b>	0
<b>H</b>	2
<b>RBI</b>	0
<b>BB</b>	0
<b>SO</b>	7
<b>LOB</b>	5



Batter	1	2	3	4	5	6	7	8	9
Maury Wills, S OBP: 0.340, SLG: 0.335 (1, 6)	0-0 F7	0-0 5-3		0-3 K		0-3 K		4-0 CS BB	
Willie Crawford, L OBP: 0.321, SLG: 0.423 (1, 7)	0-3 K		0-0 E 1B	0-0 4-3		4-0 BB 1B		0-0 F9	
Willie Davis, L OBP: 0.350, SLG: 0.454 (1, 8)	0-0 CS 1B		0-0 E4 1B		0-0 SH5-4 SH 1B	4-0 1B BB		0-0 6-3	
Len Gabrielson, L OBP: 0.328, SLG: 0.368 (1, 9)	0-0 CS	0-0 BB 1B	0-3 K		0-0 SH SH5-4 1B	0-0 1B			
Tom Haller, L OBP: 0.338, SLG: 0.376 (1, 2)		4-0 SH3-4 1B WP BB	0-0 CS 1B		0-0 SH5-4 1B	0-0 G3			
Bill Sudakis, S OBP: 0.303, SLG: 0.377 (1, 5)		0-0 WP SH3-4 1B	0-0 4-3		4-0 IBB		0-0 SH1-4 1B		
Tom Hutton, L OBP: 0.375, SLG: 0.302 (1, 3)		0-0 SH3-4 1B	4-0 BB		0-3 K		0-0 SH1-4 1B		
Ted Sizemore, R OBP: 0.313, SLG: 0.296 (1, 4)		4-0 WP IBB	0-0 F8		0-0 F7		0-0 6-3		
Bill Singer, R OBP: 0.120, SLG: 0.110 (1, 1)		0-3 K		0-0 4-3		0-0 F9		0-0 4-3	

Inning Stats	R: 0	H: 1	E: 0	K: 1	S: 5	L: 0	LOB: 0	BB: 0	P: 5
	R: 2	H: 2	E: 0	K: 1	S: 7	L: 0	LOB: 2	BB: 2	P: 15
	R: 2	H: 3	E: 1	K: 1	S: 8	L: 0	LOB: 2	BB: 1	P: 12
	R: 0	H: 0	E: 0	K: 1	S: 5	L: 0	LOB: 0	BB: 0	P: 5
	R: 0	H: 1	E: 1	K: 1	S: 7	L: 0	LOB: 3	BB: 1	P: 11
	R: 1	H: 1	E: 0	K: 1	S: 6	L: 0	LOB: 2	BB: 2	P: 14
	R: 0	H: 1	E: 0	K: 0	S: 4	L: 0	LOB: 1	BB: 0	P: 4
	R: 0	H: 0	E: 0	K: 0	S: 2	L: 0	LOB: 0	BB: 1	P: 6

PITCHER										PITCHER																								
IP	WLS	BF	H	R	ER	SO	BB	IBB	HBP	BLK	WP	HR	S	P	ERA	WHIP	IP	WLS	BF	H	R	ER	SO	BB	IBB	HBP	BLK	WP	HR	S	P	ERA	WHIP	
Fergie Jenkins, R (1, 1)	5.0	L	26	7	4	3	5	2	2	0	1	0	32	48	5.40	1.800																		
Hank Aguirre, L (6, 1)	2.0		10	2	1	1	1	2	0	0	0	0	10	18	4.50	2.000																		
Don Nottebart, R (8, 1)	1.0		3	0	0	0	0	1	0	0	0	0	2	6	0.00	1.000																		

AB R H RBI BB SO LOB

4	0	0	0	1	2	2
4	2	1	0	1	1	1
4	1	3	0	1	0	0
3	1	2	1	0	1	1
2	1	1	1	1	0	2
3	0	2	1	1	0	1
1	0	0	0	1	1	3
3	0	0	0	1	0	6
4	0	0	0	0	1	3

1B: 9	SF: 0	WP: 1	PA: 40
2B: 0	SAC: 4	PB: 0	
3B: 0	DP: 0	SB: 0	
HR: 0	HBP: 0	CS: 3	

**Chicago Cubs @ Los Angeles Dodgers**  
 Dodger Stadium, Los Angeles, CA  
 Fri Aug 08 1969, 7:05 PM PDT  
 Att: 35,173 - Unknown - 80 F

AB	28
R	5
H	9
RBI	3
BB	7
SO	6
LOB	19



livebaseballscorecards.com
----------------------------



Batter	1	2	3	4	5	6	7	8	9	AB R H RBI BB SO LOB	TOP											
Don Kessinger, S (1, 6) OBP: 0.354, SLG: 0.392	1-0 BB HBP	0-0 P4		0-0 FC3-6 BB 1B 1-2f		4-0 BB		0-0 F7		3 0 0 0 1 0 3												
Glenn Beckert, R (1, 4) OBP: 0.330, SLG: 0.343	0-0 F8		0-0 F8	0-0 BB 1B		0-0 4-3		0-3 K		5 0 1 0 0 1 3												
Billy Williams, L (1, 7) OBP: 0.377, SLG: 0.486	4-0 BB		0-0 F9	4-0 FC6-4 BB			0-0 F7		0-0 G3	3 0 0 0 2 0 0												
Ron Santo, R (1, 5) OBP: 0.405, SLG: 0.535	0-0 F2		0-0 1B	0-0 FC6-4 BB 1-2f			0-0 F3		0-3 K	5 0 1 0 0 1 5												
14 Ernie Banks, R (1, 3) OBP: 0.320, SLG: 0.414	0-0 F7		0-3 K		0-0 P4		0-0 1B		4-0 BB	4 0 1 0 1 1 3												
Randy Hundley, R (1, 2) OBP: 0.360, SLG: 0.440		0-0 2B 1B		0-0 HR	0-3 K		0-3 K		0-0 5-3	5 2 2 1 0 2 2												
Jim Hickman, R (1, 9) OBP: 0.300, SLG: 0.427		0-0 8-3-4 2B		0-0 HR	0-0 P6			0-0 HR		4 2 3 2 0 0 0												
Jim Qualls, S (1, 8) OBP: 0.276, SLG: 0.357		0-0 8-3-4		0-0 P6		0-0 1-4-3		0-3 K2-3		4 0 0 0 0 1 2												
Bill Hands, R (1, 1) OBP: 0.106, SLG: 0.048		0-0 3-H 1B		4-0 FC3-6 BB		0-3 K		0-1 CI		2 0 1 1 1 1 0												
<b>Inning Stats</b>	R: 0 E: 0 K: 0 S: 3	H: 0 LOB: 2 BB: 1 P: 8	R: 1 E: 0 K: 0 S: 5	H: 3 LOB: 1 BB: 0 P: 5	R: 0 E: 0 K: 1 S: 6	H: 1 LOB: 1 BB: 0 P: 6	R: 2 E: 0 K: 0 S: 6	H: 3 LOB: 3 BB: 2 P: 14	R: 0 E: 0 K: 1 S: 5	H: 0 LOB: 0 BB: 0 P: 5	R: 0 E: 0 K: 1 S: 5	H: 0 LOB: 1 BB: 1 P: 9	R: 0 E: 0 K: 1 S: 6	H: 1 LOB: 1 BB: 0 P: 6	R: 1 E: 1 K: 2 S: 9	H: 1 LOB: 1 BB: 0 P: 9	R: 0 E: 0 K: 1 S: 5	H: 0 LOB: 1 BB: 1 P: 9	1B: 5 2B: 2 3B: 0 HR: 3	SF: 0 SAC: 0 DP: 1 HBP: 1	WP: 0 PB: 0 SB: 0 CS: 0	PA: 42
<b>PITCHER</b>	IP WLS BF H R ER SO BB IBB HBP BLK WP HR S P ERA WHIP																					
Alan Foster, R (1, 1) ERA: 4.26	3.2 L 20 7 3 3 1 2 0 1 0 0 0 2 19 28 7.36 2.455																					
Ray Lamb, R (4, 1) ERA: 1.42	3.1 13 1 0 0 3 2 0 0 0 0 0 0 17 25 0.00 0.900																					
Pete Mikkelsen, R (8, 1) ERA: 3.28	2.0 9 1 1 1 3 1 0 0 0 0 0 1 14 18 4.50 1.000																					

Chicago Cubs @ Los Angeles Dodgers  
Dodger Stadium, Los Angeles, CA  
Sat Aug 09 1969, 7:05 PM PDT  
Att. 48,748 - Unknown - 80 F

AB	35
R	4
H	9
RBI	4
BB	5
SO	7
LOB	18



livebaseballscorecards.com

Batter	1	2	3	4	5	6	7	8	9	AB R H RBI BB SO LOB
--------	---	---	---	---	---	---	---	---	---	----------------------

Maury Wills, S OBP: 0.338, SLG: 0.333 (1, 6)	0-0 4-3		0-0 FC4-6 1B		0-0 F8		0-0 4-3		0-0 4-3	5 0 1 0 0 0 1
Willie Crawford, L OBP: 0.327, SLG: 0.426 (1, 7)	0-0 1-3		0-0 FC4-6 1-2 1B		0-0 BB 1-2 1B		4-0 BB 1B			3 0 2 0 1 0 0
Willie Davis, L OBP: 0.352, SLG: 0.453 (1, 8)	1-0 1B HBP		0-0 FC4-6 1-2f 2-3		0-0 F7		0-0 1-2 1B			3 0 1 0 0 0 4
Len Gabrielson, L OBP: 0.333, SLG: 0.367 (1, 9)	0-0 1-3 1B		0-0 F7		4-0 1-2 2-3 BB		0-0 P6			3 0 1 0 1 0 4
Tom Haller, L OBP: 0.334, SLG: 0.372 (1, 2)	0-0 5-3			0-0 F7	0-3 K			0-0 1-3		4 0 0 0 0 1 5
Bill Sudakis, S OBP: 0.302, SLG: 0.375 (1, 5)		0-3 K		0-0 FC4-6 1B		0-0 F8		0-0 F8		4 0 1 0 0 1 0
Tom Hutton, L OBP: 0.346, SLG: 0.277 (1, 3)		0-0 6-3		0-0 FC4-6 FC6-4 1-2f		0-0 4-3		0-0 4-3		4 0 0 0 0 0 1
Ted Sizemore, R OBP: 0.310, SLG: 0.293 (1, 4)		0-0 6-3		0-0 FC6-4 1-2f		0-0 P4			0-0 F8	4 0 0 0 0 0 1
Alan Foster, R OBP: 0.160, SLG: 0.045 (1, 1)			0-0 F9		0-0 E6 BB 1B		0-3 K		0-0 6-3	1 0 0 0 0 0 0
Ray Lamb, R (4, 1)										1 0 0 0 0 0 0
Jim Lefebvre, S (7, PH)										1 0 0 0 0 1 0
Pete Mikkelsen, R (8, 1)										0 0 0 0 0 0 0
Ken Boyer, R (9, PH)										1 0 0 0 0 0 0

Inning Stats	R: 0 E: 0 K: 0 S: 4	H: 1 LOB: 2 BB: 0 P: 5	R: 0 E: 0 K: 1 S: 5	H: 0 LOB: 0 BB: 0 P: 5	R: 0 E: 0 K: 0 S: 5	H: 2 LOB: 2 BB: 0 P: 5	R: 0 E: 0 K: 0 S: 4	H: 1 LOB: 1 BB: 0 P: 4	R: 0 E: 1 K: 1 S: 7	H: 1 LOB: 3 BB: 1 P: 11	R: 0 E: 0 K: 0 S: 3	H: 0 LOB: 0 BB: 0 P: 3	R: 0 E: 0 K: 1 S: 6	H: 1 LOB: 2 BB: 1 P: 10	R: 0 E: 0 K: 0 S: 3	H: 0 LOB: 0 BB: 0 P: 3	R: 0 E: 0 K: 0 S: 3	H: 0 LOB: 0 BB: 0 P: 3	1B: 6 2B: 0 3B: 0 HR: 0	SF: 0 SAC: 0 DP: 0 HBP: 1	WP: 0 PB: 0 SB: 0 CS: 0	PA: 37
--------------	------------------------------	---------------------------------	------------------------------	---------------------------------	------------------------------	---------------------------------	------------------------------	---------------------------------	------------------------------	----------------------------------	------------------------------	---------------------------------	------------------------------	----------------------------------	------------------------------	---------------------------------	------------------------------	---------------------------------	----------------------------------	------------------------------------	----------------------------------	--------

PITCHER	IP	WLS	BF	H	R	ER	SO	BB	IBB	HBP	BLK	WP	HR	S	P	ERA	WHIP	PITCHER	IP	WLS	BF	H	R	ER	SO	BB	IBB	HBP	BLK	WP	HR	S	P	ERA	WHIP	
Bill Hands, R ERA: 2.49 (1, 1)	9.0	W	37	6	0	0	3	2	0	1	0	0	0	40	49	0.00	0.889																			

**BOTTOM**

**Chicago Cubs @ Los Angeles Dodgers**  
**Dodger Stadium, Los Angeles, CA**  
 Sat Aug 09 1969, 7:05 PM PDT  
 Att: 48,748 - Unknown - 80 F

[livebaseballscorecards.com](http://livebaseballscorecards.com)

<b>AB</b>	<b>34</b>
<b>R</b>	<b>0</b>
<b>H</b>	<b>6</b>
<b>RBI</b>	<b>0</b>
<b>BB</b>	<b>2</b>
<b>SO</b>	<b>3</b>
<b>LOB</b>	<b>16</b>





Batter	1	2	3	4	5	6	7	8	9	AB R H RBI BB SO LOB	TOP									
<b>Don Kessinger, S</b> (1, 6) OBP: 0.353, SLG: 0.391	0-0 4-3		0-3 K2-3			0-0 4-3		0-0 1-2 2-H 1B		4 0 1 1 0 1 0										
<b>Glenn Beckert, R</b> (1, 4) OBP: 0.329, SLG: 0.344	0-0 2B		0-0 L1			0-0 F7		0-0 1-3		4 0 1 0 0 0 2										
<b>Billy Williams, L</b> (1, 7) OBP: 0.374, SLG: 0.481	0-0 6-3			0-0 6-3			0-3 K		0-0 P6	4 0 0 0 0 1 1										
<b>Ron Santo, R</b> (1, 5) OBP: 0.404, SLG: 0.531	0-0 F9			0-0 5-3			0-0 P4		4-0 14 1B 2B BB	3 1 0 0 1 0 1										
<b>Willie Smith, L</b> (1, 3) OBP: 0.352, SLG: 0.472 <b>14 Ernie Banks, R</b> (9, PH) OBP: 0.321, SLG: 0.416		0-3 K		0-0 F9			0-3 K		0-0 2B 1-2 FC1-2 1B	3 0 0 0 0 2 0 1 0 1 0 0 0 0										
<b>Randy Hundley, R</b> (1, 2) OBP: 0.361, SLG: 0.443		0-0 5-3			0-0 F2			0-0 1B BB	0-0 FC1-2 1-3 2-H 2B	4 1 2 1 0 0 0										
<b>Jim Hickman, R</b> (1, 9) OBP: 0.309, SLG: 0.428		0-0 1B			0-3 K			4-0 1B 1-2 BB	4-0 FC1-2 BB	2 0 1 0 2 1 0										
<b>Jim Qualls, S</b> (1, 8) OBP: 0.269, SLG: 0.348 <b>Gene Oliver, R</b> (9, PH) OBP: 0.353, SLG: 0.400 <b>Paul Popovich, S</b> (9, PH) OBP: 0.349, SLG: 0.344		0-0 F8			0-0 6-3			0-0 F5	0-0 FC1-2 1-2 2-3 3-Hf	3 0 0 0 0 0 3 0 0 0 0 0 0 0 1 0 0 0 0 0 3										
<b>Ken Holtzman, R</b> (1, 1) OBP: 0.137, SLG: 0.155 <b>Al Spangler, L</b> (8, PH) OBP: 0.301, SLG: 0.340 <b>Phil Regan, R</b> (8, 1) OBP: 0.235, SLG: 0.143 <b>Bill Heath, L</b> (9, PH) OBP: 0.407, SLG: 0.316			0-0 F7			0-0 F7		0-0 F8	0-0 3-1	2 0 0 0 0 0 0 1 0 0 0 0 0 2 0 0 0 0 0 0 0 1 0 0 0 0 0 3										
<b>Inning Stats</b>	R: 0 E: 0 K: 0 S: 4	H: 1 LOB: 1 BB: 0 P: 4	R: 0 E: 0 K: 1 S: 6	H: 1 LOB: 1 BB: 0 P: 6	R: 0 E: 0 K: 1 S: 5	H: 0 LOB: 0 BB: 0 P: 5	R: 0 E: 0 K: 0 S: 3	H: 0 LOB: 0 BB: 0 P: 3	R: 0 E: 0 K: 1 S: 5	H: 0 LOB: 0 BB: 0 P: 5	R: 0 E: 0 K: 2 S: 7	H: 0 LOB: 0 BB: 0 P: 7	R: 1 E: 0 K: 0 S: 5	H: 2 LOB: 2 BB: 1 P: 9	R: 1 E: 0 K: 0 S: 5	H: 2 LOB: 3 BB: 2 P: 13	1B: 4 2B: 2 3B: 0 HR: 0	SF: 0 SAC: 0 DP: 0 HBP: 0	WP: 0 PB: 0 SB: 0 CS: 0	PA: 36
<b>PITCHER</b>	IP WLS BF H R ER SO BB IBB HBP BLK WP HR S P ERA WHIP																			
<b>Don Sutton, R</b> (1, 1) ERA: 3.4	8.0 W 29 4 1 1 5 1 0 0 0 0 0 0 38 42 1.12 0.625																			
<b>Jim Brewer, L</b> (9, 1) ERA: 2.4	0.1 5 2 1 1 0 2 0 0 0 0 0 0 3 11 27.00 12.000																			
<b>Pete Mikkelsen, R</b> (9, 1) ERA: 3.24	0.2 S 2 0 0 0 0 0 0 0 0 0 0 0 2 2 0.00 0.000																			

Chicago Cubs @ Los Angeles Dodgers  
Dodger Stadium, Los Angeles, CA  
Sun Aug 10 1969, 3:33 AM PDT  
Att. 27,595 - Cloudy - 85 F

livebaseballscorecards.com

AB	33
R	2
H	6
RBI	2
BB	3
SO	5
LOB	15



Batter	1	2	3	4	5	6	7	8	9
Ted Sizemore, R OBP: 0.314, SLG: 0.298 (1, 4)	0-0 CS 1B			0-0 2B 6-3 1B	0-0 G5-4-3 1-2f			0-0 1B 1B	
Manny Mota, R OBP: 0.394, SLG: 0.424 (1, 7) (9, 9)	0-3 K			0-0 F8 1-3 1B 2B		0-0 5-3		0-0 F3	
Willie Davis, L OBP: 0.350, SLG: 0.450 (1, 8)	0-3 K 1-2			0-0 6-3		0-0 B1-3		0-0 1B 1-2 1B 1B	
Andy Kosco, R OBP: 0.279, SLG: 0.444 (1, 9) Claude Osteen, L OBP: 0.272, SLG: 0.299 (8, PR) Jim Brewer, L OBP: 0.200, SLG: 0.222 (9, 1) Pete Mikkelsen, R (9, 1)		0-0 6-3		0-0 F8 2-3		0-0 5-3		0-0 1B 1-3 2-H 1B	
Bill Sudakis, S OBP: 0.307, SLG: 0.378 (1, 5)		0-0 P6		4-0 1B BB		0-0 FC3-6 1B		0-0 1-3 3-H 1B	
Jim Lefebvre, S OBP: 0.346, SLG: 0.288 (1, 3) Tom Hutton, L OBP: 0.340, SLG: 0.271 (8, 3)		0-0 F9		0-0 1-2 3-H 1B		0-3 K		0-0 6-3	
Jeff Torborg, R OBP: 0.287, SLG: 0.289 (1, 2)		4-0 G6-3 BB		0-0 P4		0-0 FC3-6 1-2f			
Billy Grabarkewitz, R OBP: 0.169, SLG: 0.164 (1, 6)		0-3 K		0-0 F7		0-3 K			
Don Sutton, R OBP: 0.194, SLG: 0.183 (1, 1) Willie Crawford, L OBP: 0.326, SLG: 0.424 (8, PH) (9, 7)		0-0 G6-3 1-2f		0-0 G5-4-3 1B				0-0 P5	

AB	R	H	RBI	BB	SO	LOB
4	2	3	0	0	0	1
4	1	1	0	0	1	2
4	1	1	1	0	1	2
4	0	1	1	0	0	1
0	0	0	0	0	0	0
0	0	0	0	0	0	0
0	0	0	0	0	0	0
3	0	2	1	1	0	0
3	0	1	1	0	1	1
1	0	0	0	0	0	2
2	0	0	0	1	0	3
3	0	0	0	0	2	2
2	0	1	0	0	0	1
1	0	0	0	0	0	0


**BOTTOM**

**Chicago Cubs @ Los Angeles Dodgers**  
**Dodger Stadium, Los Angeles, CA**

Sun Aug 10 1969, 3:33 AM PDT  
 Att. 27,595 - Cloudy - 85 F

AB	31
R	4
H	10
RBI	4
BB	2
SO	5
LOB	15

livebaseballscorecards.com



WP:	0	PA:	33
PB:	0		
SB:	0		
CS:	1		

Inning Stats		R	H	E	K	S	BB	SO	P
1	0	1	0	0	2	7	0	0	0
2	0	0	0	0	3	0	0	0	0
3	0	0	0	1	4	0	0	0	0
4	2	3	0	0	6	0	0	0	0
5	0	1	0	0	3	0	0	0	0
6	0	0	0	0	3	0	0	0	0
7	0	1	0	2	8	0	0	0	0
8	2	4	0	0	7	0	0	0	0
9	0	0	0	0	0	0	0	0	0

PITCHER		IP	WLS	BF	H	R	ER	SO	BB	IBB	HBP	BLK	WP	HR	S	P	ERA	WHIP
Ken Holtzman, L	(1, 1)	7.0	L	26	6	2	2	5	2	0	0	0	0	0	34	42	2.57	1.143
Phil Regan, R	(8, 1)	1.0		7	4	2	2	0	0	0	0	0	0	0	7	7	18.00	4.000









Batter	1	2	3	4	5	6	7	8	9	AB R H RBI BB SO LOB	TOP											
Lou Brock, L (1, 7) OBP: 0.346, SLG: 0.458	0-0 5-3		0-0 FC6-4 1B		0-0 4-3 S 1B			0-0 FC6-4 1B		4 0 3 0 0 0 0	<b>St. Louis Cardinals @ Los Angeles Dodgers</b> Dodger Stadium, Los Angeles, CA Tue Aug 12 1969, 7:05 PM PDT Att: 26,650 - Unknown											
Curt Flood, R (1, 8) OBP: 0.347, SLG: 0.361	0-0 3-1		0-0 FC6-4 4-3 1B		0-0 4-3			0-0 FC6-4 WP		4 1 0 0 0 0 3												
Vada Pinson, L (1, 9) OBP: 0.316, SLG: 0.393	4-0 BB		0-0 4-3		0-0 F8			0-0 F7		3 0 0 0 1 0 3												
Joe Torre, R (1, 3) OBP: 0.351, SLG: 0.460	0-3 K		0-0 1B					0-0 6-3		4 0 1 1 0 2 2												
Tim McCarver, L (1, 2) OBP: 0.329, SLG: 0.369		0-0 1-3	0-0 L4					0-0 4-3		4 0 0 0 0 0 1												
Mike Shannon, R (1, 5) OBP: 0.311, SLG: 0.376		0-0 1B 4-3 1B		0-0 F3				0-0 6-3		4 1 1 0 0 0 0												
Phil Gagliano, R (1, 4) OBP: 0.330, SLG: 0.300		0-0 4-3 1B		0-0 1-3				0-0 5-3		4 0 2 0 0 0 0												
Dal Maxvill, R (1, 6) OBP: 0.260, SLG: 0.241		0-0 4-3		0-3 K				0-0 6-3		3 0 0 1 0 1 1												
Vic Davalillo, L (9, PH) OBP: 0.261, SLG: 0.268		1-2 3-H						0-0 F8		1 0 0 0 0 0 1												
Ray Washburn, R (1, 1) OBP: 0.086, SLG: 0.059		0-3 K			0-3 K			0-3 K		3 0 0 0 0 3 1												
Joe Hoerner, R (8, 1)										0 0 0 0 0 0 0												
<b>Inning Stats</b>	R: 0 E: 0 K: 1 S: 5	H: 0 LOB: 1 BB: 1 P: 9	R: 1 E: 0 K: 1 S: 7	H: 2 LOB: 1 BB: 0 P: 7	R: 1 E: 0 K: 0 S: 5	H: 2 LOB: 1 BB: 0 P: 5	R: 0 E: 0 K: 1 S: 5	H: 0 LOB: 0 BB: 0 P: 5	R: 0 E: 0 K: 1 S: 6	H: 1 LOB: 1 BB: 0 P: 6	R: 0 E: 0 K: 1 S: 5	H: 0 LOB: 0 BB: 0 P: 5	R: 0 E: 0 K: 1 S: 5	H: 0 LOB: 0 BB: 0 P: 5	R: 0 E: 0 K: 0 S: 4	H: 1 LOB: 1 BB: 0 P: 4	R: 0 E: 0 K: 0 S: 4	H: 1 LOB: 1 BB: 0 P: 4	1B: 7 2B: 0 3B: 0 HR: 0	SF: 0 SAC: 0 DP: 0 HBP: 0	WP: 1 PB: 0 SB: 1 CS: 0	PA: 35
<b>PITCHER</b> Bill Singer, R (1, 1) ERA: 1.81	IP: 9.0 WLS: W BF: 35 H: 7 R: 2 ER: 2 SO: 6 BB: 1 IBB: 0 HBP: 0 BLK: 0 WP: 1 HR: 0 S: 46 P: 50 ERA: 2.00 WHIP: 0.889											<b>PITCHER</b>	IP: 9.0 WLS: W BF: 35 H: 7 R: 2 ER: 2 SO: 6 BB: 1 IBB: 0 HBP: 0 BLK: 0 WP: 1 HR: 0 S: 46 P: 50 ERA: 2.00 WHIP: 0.889									

<b>AB</b>	34
<b>R</b>	2
<b>H</b>	7
<b>RBI</b>	2
<b>BB</b>	1
<b>SO</b>	6
<b>LOB</b>	12



Batter	1	2	3	4	5	6	7	8	9	AB	R	H	RBI	BB	SO	LOB
Maury Wills, S (1, 6) OBP: 0.337, SLG: 0.332	0-0 4-3		0-0 F7		0-0 P4		0-0 4-3			4	0	0	0	0	0	2
Willie Crawford, L (1, 7) OBP: 0.328, SLG: 0.425	0-0 4-3		0-0 1-2 1B		0-0 1-3			0-0 SH1-4 1B SF8 1B		4	1	2	0	0	0	0
Willie Davis, L (1, 8) OBP: 0.351, SLG: 0.448	0-0 5-3		0-0 G3			0-0 G6-3 1B		0-0 SF8 SH1-4 1B HR		4	1	2	0	0	0	2
Andy Kosco, R (1, 9) OBP: 0.277, SLG: 0.437		0-0 5-3		4-0 2B BB		0-0 G6-3 1-2f		0-0 SH1-4 1-2 2-3		2	0	0	0	1	0	1
Jeff Torborg, R (9, 2) OBP: 0.256, SLG: 0.276										0	0	0	0	0	0	0
Bill Sudakis, S (1, 5) OBP: 0.313, SLG: 0.387		4-0 S BB		0-0 L4		0-0 HR		4-0 HR IBB		2	2	1	1	2	0	1
Tom Haller, L (1, 2) OBP: 0.334, SLG: 0.374			0-0 F9 1-2		0-0 1-3 2B		0-0 4-3		0-0 SF8 2-3 3-H	3	0	1	0	0	0	1
Manny Mota, R (8, PH) OBP: 0.394, SLG: 0.432										0	0	0	1	0	0	0
Jim Lefebvre, S (1, 3) OBP: 0.343, SLG: 0.309		0-3 K		0-0 F7				0-0 F7 1-H 3-H HR		4	1	1	3	0	1	3
Ted Sizemore, R (1, 4) OBP: 0.319, SLG: 0.301			4-0 1B BB	0-3 K				0-0 SH5-4 1B		2	0	1	0	2	1	2
Bill Singer, R (1, 1) OBP: 0.115, SLG: 0.105			0-3 K		0-0 1-3			0-0 SH5-4 1-2		3	0	0	0	0	2	2

Inning Stats	R: 0	H: 0	E: 0	K: 0	S: 3	R: 0	H: 0	E: 0	K: 1	S: 5	R: 0	H: 1	E: 0	K: 1	S: 6	R: 0	H: 1	E: 0	K: 1	S: 6	R: 0	H: 0	E: 0	K: 0	S: 3	R: 1	H: 2	E: 0	K: 0	S: 4	R: 0	H: 1	E: 0	K: 0	S: 4	R: 4	H: 3	E: 0	K: 1	S: 8
	LOB: 0	BB: 0	P: 3	LOB: 1	BB: 1	P: 9	LOB: 2	BB: 1	P: 10	LOB: 2	BB: 1	P: 10	LOB: 0	BB: 0	P: 3	LOB: 0	BB: 0	P: 4	LOB: 1	BB: 0	P: 4	LOB: 1	BB: 2	P: 16	LOB: 0	BB: 0	LOB: 1	BB: 2	P: 16	LOB: 0	BB: 0	LOB: 1	BB: 2	P: 16	LOB: 1	BB: 1	P: 2	LOB: 1	BB: 2	P: 16

PITCHER	IP	WLS	BF	H	R	ER	SO	BB	IBB	HBP	BLK	WP	HR	S	P	ERA	WHIP
Ray Washburn, R (1, 1) ERA: 2.87	7.0		28	5	1	1	3	3	0	0	0	0	1	31	43	1.29	1.143
Joe Hoerner, L (8, 1) ERA: 2.93	1.0	L	8	3	4	4	1	1	1	0	0	0	1	8	16	36.00	4.000

**BOTTOM**

**St. Louis Cardinals @ Los Angeles Dodgers**  
**Dodger Stadium, Los Angeles, CA**

Tue Aug 12 1969, 7:05 PM PDT  
 Att. 26,650 - Unknown

<b>AB</b>	<b>28</b>
<b>R</b>	<b>5</b>
<b>H</b>	<b>8</b>
<b>RBI</b>	<b>5</b>
<b>BB</b>	<b>5</b>
<b>SO</b>	<b>4</b>
<b>LOB</b>	<b>14</b>



WP	HR	S	P	ERA	WHIP
3	0	0	0	0	2









Batter	1	2	3	4	5	6	7	8	9	AB R H RBI BB SO LOB	TOP		
Maury Wills, S OBP: 0.335, SLG: 0.330 (1, 6) X	0-0 S 1B		0-0 4-3	0-0 S 1B		0-0 1-3		0-0 F5		5 2 2 1 0 0 1			
Willie Crawford, L OBP: 0.329, SLG: 0.425 (1, 7) X	0-0 4-3 1B		0-0 3-1	0-0 2-3 3-H 1B		0-3 K		0-3 K		5 0 2 3 0 2 1			
Willie Davis, L OBP: 0.356, SLG: 0.461 (1, 8) X	0-0 4-3 1-2 1B		0-0 1B		0-0 S 1B		0-0 F7		0-0 HR	5 2 3 1 0 0 1			
Andy Kosco, R OBP: 0.275, SLG: 0.438 (1, 9) X	0-0 F7		0-3 K		0-0 F6 1-2		0-0 HR		4-0 BB	4 1 1 1 1 1 3			
Wes Parker, S OBP: 0.381, SLG: 0.479 (1, 3) B B B	4-0 BB			0-0 G3 1B 2B	0-0 4-3 WP 1B 2-H		0-0 F8		0-0 F7	4 1 2 1 1 0 1			
Bill Sudakis, S OBP: 0.312, SLG: 0.395 (1, 5) X	0-0 G3		0-0 G3	0-0 G3 2-3	0-0 4-3		0-0 HR		0-0 L8	5 1 1 1 0 0 5			
Tom Haller, L OBP: 0.335, SLG: 0.372 (1, 2) X		0-0 G5-4-3 1B		0-0 SH3-4 1B 1B 3-H	4-0 FC6-4 IBB		0-0 F7		0-0 1-3	4 1 2 1 1 0 1			
Ted Sizemore, R OBP: 0.323, SLG: 0.304 (1, 4) X		0-3 K		0-0 1B 1B 1-2	0-0 FC6-4 1-2f					4 1 2 0 0 1 3			
Don Sutton, R OBP: 0.187, SLG: 0.176 (1, 1) X		0-0 G5-4-3 1-2f		0-0 SH3-4		0-0 5-3		0-3 K		3 0 0 0 0 1 2			
<b>Inning Stats</b>	R: 1 E: 0 K: 0 S: 5 H: 2 LOB: 2 BB: 1 P: 9	R: 0 E: 0 K: 1 S: 5 H: 1 LOB: 0 BB: 0 P: 5	R: 0 E: 0 K: 1 S: 6 H: 1 LOB: 1 BB: 0 P: 6	R: 4 E: 0 K: 0 S: 7 H: 5 LOB: 1 BB: 0 P: 7	R: 1 E: 0 K: 0 S: 5 H: 2 LOB: 2 BB: 1 P: 9	R: 0 E: 0 K: 1 S: 5 H: 0 LOB: 0 BB: 0 P: 5	R: 2 E: 0 K: 0 S: 5 H: 2 LOB: 0 BB: 0 P: 5	R: 0 E: 0 K: 2 S: 8 H: 1 LOB: 1 BB: 0 P: 8	R: 1 E: 0 K: 0 S: 4 H: 1 LOB: 1 BB: 1 P: 8	1B: 11 2B: 1 3B: 0 HR: 3 SF: 0 SAC: 1 DP: 1 HBP: 0	WP: 1 PA: 43 PB: 0 SB: 3 CS: 0		
<b>PITCHER</b>	IP WLS BF H R ER SO BB IBB HBP BLK WP HR S P ERA WHIP											<b>PITCHER</b>	IP WLS BF H R ER SO BB IBB HBP BLK WP HR S P ERA WHIP
Gary Waslewski, R ERA: 3.33 (1, 1)	3.2 L 19 8 5 5 2 1 0 0 0 0 0 0 22 26 12.27 2.455												
Dan McGinn, L ERA: 4.09 (4, 1)	0.1 1 1 0 0 0 0 0 0 0 0 0 0 1 1 0.00 3.000												
Mike Wegener, R ERA: 4.51 (5, 1)	1.0 6 2 1 1 0 0 0 1 0 0 1 0 5 9 9.00 2.000												
Roy Face, R ERA: 3.94 (6, 1)	2.0 8 2 2 2 1 0 0 0 0 0 0 2 10 10 9.00 1.000												
Dick Radatz, R ERA: 4.89 (8, 1)	2.0 9 2 1 1 2 1 0 0 0 0 0 1 12 16 4.50 1.500												

Los Angeles Dodgers @ Montreal Expos  
 Jarry Park, Montreal, QB  
 Fri Aug 15 1969, 7:05 PM EDT  
 Att. 24,336 - Unknown


AB	39
R	9
H	15
RBI	9
BB	3
SO	5
LOB	18



livebaseballscorecards.com





Batter	1	2	3	4	5	6	7	8	9	AB R H RBI BB SO LOB	TOP		
Maury Wills, S OBP: 0.333, SLG: 0.335 (1, 6) X	0-0 F8 1-H 2-H 3-H	0-3 K 2		0-0 6-3 X	0-0 HR 1-H 2-H 3-H			0-0 F7 1		5 1 1 4 0 1 0			
Manny Mota, R OBP: 0.396, SLG: 0.440 (1, 7) X	0-0 SF7 3B	0-0 1B		0-0 4-3 X	0-0 1B			0-0 G3 2		5 1 3 0 0 0 0			
Willie Davis, L OBP: 0.357, SLG: 0.459 (1, 8) X	0-0 SF7 3-H	0-0 L8 3		0-0 E9 S 1B	0-0 1-3 3			4-0 BB 1B BB		3 1 1 1 1 0 2			
Andy Kosco, R OBP: 0.277, SLG: 0.439 Willie Crawford, L OBP: 0.329, SLG: 0.425 (1, 9) X (8, PR) (8, 9)	0-0 HR 2B		0-0 4-3 1 S S	0-3 K 2-3 3		0-3 K 1 S S		4-0 BB 1B 1-2 BB		4 1 1 0 1 2 1 0 0 0 0 0 0 0			
Wes Parker, S OBP: 0.384, SLG: 0.479 (1, 3) B B B	4-0 HR BB		0-0 F8 2		0-0 BB HR S 1B		0-0 F6 2	0-0 1-3 2-H 1B		4 2 2 1 1 0 0			
Bill Sudakis, S OBP: 0.313, SLG: 0.401 (1, 5) X	0-0 HR 1-H 2-H		4-0 1B BB		0-3 K 1-2 1 X		0-0 F7 3	0-0 L6 3		4 1 1 3 1 1 3			
Ted Sizemore, R OBP: 0.324, SLG: 0.305 (1, 4) X	0-0 1B		0-0 IBB 1B 1-3		0-0 F7 2		0-0 4-3 1		0-0 4-3 1	5 0 2 0 0 0 1	AB 37 R 9 H 11 RBI 9 BB 7 SO 5 LOB 11		
Jeff Torborg, R OBP: 0.283, SLG: 0.267 (1, 2) X	0-0 F9 3		4-0 IBB 1-2 IBB		4-0 BB HR IBB		0-0 F8 2		0-3 K 2 S S	3 1 0 0 2 1 1			
Claude Osteen, L OBP: 0.258, SLG: 0.274 (1, 1) X		0-0 F8 1 X	0-0 3-1 3		4-0 1-2 2-3 HR BB		0-0 F8 3		0-0 F8 3 X	4 1 0 0 1 0 3			
Inning Stats	R: 4 E: 0 K: 0 S: 7 H: 4 LOB: 1 BB: 1 P: 11	R: 0 E: 0 K: 1 S: 6 H: 1 LOB: 1 BB: 0 P: 6	R: 0 E: 0 K: 0 S: 4 H: 1 LOB: 3 BB: 2 P: 12	R: 0 E: 1 K: 1 S: 6 H: 1 LOB: 1 BB: 0 P: 6	R: 4 E: 0 K: 1 S: 8 H: 3 LOB: 1 BB: 2 P: 16	R: 0 E: 0 K: 1 S: 5 H: 0 LOB: 0 BB: 0 P: 5	R: 0 E: 0 K: 0 S: 3 H: 0 LOB: 0 BB: 0 P: 3	R: 1 E: 0 K: 0 S: 4 H: 1 LOB: 2 BB: 2 P: 12	R: 0 E: 0 K: 1 S: 5 H: 0 LOB: 0 BB: 0 P: 5	1B: 7 2B: 1 3B: 1 HR: 2 SF: 1 SAC: 0 DP: 0 HBP: 0	WP: 0 PB: 0 SB: 2 CS: 0 PA: 45		
PITCHER	IP WLS BF H R ER SO BB IBB HBP BLK WP HR S P ERA WHIP											PITCHER	IP WLS BF H R ER SO BB IBB HBP BLK WP HR S P ERA WHIP
Larry Jaster, L ERA: 4.92 (1, 1)	4.2 L 28 9 8 8 3 3 2 0 0 0 0 2 29 49 15.43 2.571												
Howie Reed, R ERA: 3.82 (5, 1)	0.1 2 1 0 0 0 0 0 0 0 0 0 0 2 2 0.00 3.000												
Mike Wegener, R ERA: 4.44 (6, 1)	4.0 15 1 1 1 2 2 0 0 0 0 0 0 17 25 2.25 0.750												

Los Angeles Dodgers @ Montreal Expos  
 Jarry Park, Montreal, QB  
 Sat Aug 16 1969, 7:05 PM EDT  
 Att: 24,949 - Unknown

livebaseballscorecards.com


Batter	1	2	3	4	5	6	7	8	9	AB R H RBI BB SO LOB
<b>Adolfo Phillips, R</b> OBP: 0.323, SLG: 0.340 (1, 8) X	0-0 4-3 ①		0-0 1-3 ① X	0-0 1-3 1B			0-0 F2 ①		0-0 FC4-6 1B ①	5 0 2 0 0 0 0
<b>Jose Herrera, R</b> OBP: 0.367, SLG: 0.494 (1, 7) X	0-0 1-3 ②		0-0 F4 ② X	0-0 6-3 ③			0-0 1B ②		0-0 FC4-6 ② 1-2f 2-3	5 0 1 0 0 0 4
<b>Bob Bailey, R</b> OBP: 0.332, SLG: 0.427 (1, 3) B B B B	4-0 BB		4-0 2B BB		0-0 1-3 ①		0-0 F8 ②		0-0 FC6-4 ③ 1-2f	3 1 0 0 2 0 3
<b>Coco Laboy, R</b> OBP: 0.324, SLG: 0.448 (1, 5) X	0-0 6-3 ③		0-0 1B 2B ③		0-0 G4-3 1B ②		0-0 F8 ③			4 1 2 1 0 0 2
<b>Rusty Staub, L</b> OBP: 0.395, SLG: 0.496 (1, 9) X		0-0 G3 ①	0-0 FC6-4 1B ①		0-0 G4-3 ② ③			0-0 3-1 ①		4 0 1 1 0 0 1
<b>Gary Sutherland, R</b> OBP: 0.287, SLG: 0.316 (1, 4) X		0-0 1B 2B	0-0 FC6-4 ③			0-0 G6-4-3 1B ① ②		0-0 F7 ②		4 1 2 0 0 0 1
<b>John Bateman, R</b> OBP: 0.259, SLG: 0.329 (1, 2) X		0-0 5-3 ②		0-3 K ①		0-0 G6-4-3 ① ②		0-0 F7 ③		4 0 0 0 0 1 2
<b>Bobby Wine, R</b> OBP: 0.250, SLG: 0.261 (1, 6) X		0-0 FC6-4 1B ②		0-0 F8 ②		4-0 BB		0-0 FC4-6 1B ①		3 0 2 1 1 0 0
<b>Larry Jaster, L</b> OBP: 0.450, SLG: 0.474 (1, 1) X		0-0 FC6-4 ③		0-0 1B ①		0-0 5-3 ③		0-0 L9 ①		2 0 1 0 0 0 1
<b>Howie Reed, R</b> OBP: 0.259, SLG: 0.333 (5, 1) X										0 0 0 0 0 0 0
<b>Mike Wegener, R</b> OBP: 0.293, SLG: 0.300 (6, 1) X										1 0 0 0 0 0 1
<b>Ron Brand, R</b> OBP: 0.329, SLG: 0.308 (9, PH) X										1 0 0 0 0 0 1

Inning Stats	R: 0	H: 0	E: 0	K: 0	S: 3	R: 1	H: 2	E: 0	K: 0	S: 5	R: 2	H: 2	E: 0	K: 0	S: 5	R: 0	H: 2	E: 0	K: 1	S: 7	R: 0	H: 1	E: 0	K: 0	S: 3	R: 0	H: 1	E: 0	K: 0	S: 4	R: 0	H: 0	E: 0	K: 0	S: 3	R: 0	H: 2	E: 0	K: 0	S: 5	1B: 9	SF: 0	2B: 2	SAC: 0	3B: 0	DP: 2	HR: 0	HBP: 0	WP: 0	PA: 39
	0	0	0	0	3	1	2	0	0	5	2	2	0	0	5	0	1	0	0	7	0	1	0	0	0	3	0	0	0	0	4	0	0	0	3	0	2	0	5	9	0	2	0	0	0	0	0	0	39	

PITCHER	IP	WLS	BF	H	R	ER	SO	BB	IBB	HBP	BLK	WP	HR	S	P	ERA	WHIP
<b>Claude Osteen, L</b> ERA: 2.62 (1, 1)	9.0	W	39	11	3	3	1	3	0	0	0	0	0	38	50	3.00	1.556

**Los Angeles Dodgers @ Montreal Expos**  
**Jarry Park, Montreal, QB**  
 Sat Aug 16 1969, 7:05 PM EDT  
 Att. 24,949 - Unknown

<b>AB</b>	<b>36</b>
<b>R</b>	<b>3</b>
<b>H</b>	<b>11</b>
<b>RBI</b>	<b>3</b>
<b>BB</b>	<b>3</b>
<b>SO</b>	<b>1</b>
<b>LOB</b>	<b>16</b>











Batter	1	2	3	4	5	6	7	8	9	AB R H RBI BB SO LOB	TOP
Maury Wills, S (1, 6) OBP: 0.335, SLG: 0.333	0-0 CS 1B		4-0 WP 1B BB		0-0 F8		0-0 FC6-4 1-2f			3 1 1 0 1 0 1	<b>Los Angeles Dodgers @ Philadelphia Phillies</b> <b>Connie Mack Stadium, Philadelphia, PA</b> Tue Aug 19 1969, 7:05 PM EDT Att. 7,850 - Unknown <a href="http://livebaseballscorecards.com">livebaseballscorecards.com</a>
Manny Mota, R (1, 7) OBP: 0.394, SLG: 0.437	0-0 F9		0-0 1B WP 1B		0-0 L8			0-0 G4-3-6 1B	4 0 2 0 0 0 1		
Willie Davis, L (1, 8) OBP: 0.353, SLG: 0.453	0-0 L8 1-2		0-0 S 1B		0-0 4-3			0-0 G4-3-6 1-2f	4 0 1 1 0 0 2		
Andy Kosco, R (1, 9) OBP: 0.277, SLG: 0.437 Bill Russell, R (9, 9) OBP: 0.314, SLG: 0.368		0-0 FC6-4-5 2-3 1B	0-3 K 1-2		0-0 6-3			0-0 F9	4 0 1 0 0 1 2 0 0 0 0 0 0 0		
Wes Parker, S (1, 3) OBP: 0.378, SLG: 0.472		0-0 2-3 1-2	0-0 4-3		0-0 1-3			0-0 6-3	4 0 0 0 0 0 3		
Bill Sudakis, S (1, 5) OBP: 0.313, SLG: 0.415		0-0 FC6-4-5-4 2-3 1B		0-0 HR		0-0 1-3		0-0 4-3	4 1 1 1 0 0 1		
Ted Sizemore, R (1, 4) OBP: 0.325, SLG: 0.304		0-0 FC4 1-2 1B		0-0 6-3		0-0 F9		0-0 6-3	4 0 1 0 0 0 0		
Jeff Torborg, R (1, 2) OBP: 0.285, SLG: 0.269		0-0 FC4 1-2f		0-0 6-3		0-0 FC6-4 1B			3 0 1 0 0 0 2		
Jim Bunning, R (1, 1) OBP: 0.094, SLG: 0.040 Jim Brewer, L (7, 1) OBP: 0.182, SLG: 0.200			0-3 K		0-0 1-3		0-3 K		3 0 0 0 0 2 1 0 0 0 0 0 0 0		
<b>Inning Stats</b>	R: 0 H: 1 E: 0 LOB: 0 K: 0 BB: 0 S: 3 P: 3	R: 0 H: 2 E: 0 LOB: 2 K: 0 BB: 0 S: 5 P: 5	R: 1 H: 2 E: 0 LOB: 2 K: 2 BB: 1 S: 9 P: 13	R: 1 H: 1 E: 0 LOB: 0 K: 0 BB: 0 S: 4 P: 4	R: 0 H: 0 E: 0 LOB: 0 K: 0 BB: 0 S: 3 P: 3	R: 0 H: 0 E: 0 LOB: 0 K: 0 BB: 0 S: 3 P: 3	R: 0 H: 1 E: 0 LOB: 1 K: 1 BB: 0 S: 6 P: 6	R: 0 H: 1 E: 0 LOB: 0 K: 0 BB: 0 S: 3 P: 3	R: 0 H: 0 E: 0 LOB: 0 K: 0 BB: 0 S: 3 P: 3	1B: 7 SF: 0 2B: 0 SAC: 0 3B: 0 DP: 1 HR: 1 HBP: 0	
<b>PITCHER</b> Woodie Fryman, L (1, 1) ERA: 4.47 Bill Wilson, R (8, 1) ERA: 3.43	IP WLS BF H R ER SO BB IBB HBP BLK WP HR S P ERA WHIP										
	7.0 L 28 7 2 2 3 1 0 0 0 1 1 33 37 2.57 1.143										
	2.0 6 1 0 0 0 0 0 0 0 0 0 6 6 0.00 0.500										



Batter	1	2	3	4	5	6	7	8	9	AB	R	H	RBI	BB	SO	LOB
Tony Taylor, R OBP: 0.316, SLG: 0.343 (1, 5)	0-0 1-3		0-0 1-3		0-0 FC6-4		0-0 G3			4	0	0	0	0	0	3
Cookie Rojas, R OBP: 0.276, SLG: 0.304 (1, 4)	0-3 K		0-0 2-3			0-0 1B		0-0 4-3		4	0	1	0	0	1	0
Dick Allen, R OBP: 0.389, SLG: 0.661 (1, 3)	0-0 2B			0-3 K		0-3 K		0-3 K		4	0	1	0	0	3	1
Johnny Callison, L OBP: 0.328, SLG: 0.437 (1, 9)	0-0 P4			0-0 1B		0-0 F2		0-3 K		4	0	1	0	0	1	2
Deron Johnson, R OBP: 0.342, SLG: 0.448 (1, 7)		0-0 2B 1B		0-3 K		0-3 K			4-0 FC5 1B BB	3	0	1	0	1	2	2
Larry Hisle, R OBP: 0.336, SLG: 0.476 (1, 8)		0-0 F2		0-3 K			0-0 E 2B		0-0 FC5 1B	4	0	2	0	0	1	2
Mike Ryan, R OBP: 0.270, SLG: 0.347 (1, 2)		0-0 F9			0-0 G6-4-3 1B		0-0 E6 SH1-3		0-3 K	2	0	1	0	0	0	1
John Briggs, L OBP: 0.331, SLG: 0.373 (7, PH)							2-3			1	0	0	0	0	0	1
Dave Watkins, R OBP: 0.260, SLG: 0.239 (8, 2)										1	0	0	0	0	1	2
Don Money, R OBP: 0.293, SLG: 0.329 (1, 6)		0-0 1-H 2B			0-0 G6-4-3		0-0 SH1-3		0-0 FC5	3	0	1	0	0	0	3
Woody Fryman, R OBP: 0.123, SLG: 0.161 (1, 1)			0-0 F8				0-3 K		0-3 K	2	0	1	0	0	0	0
Ron Stone, L OBP: 0.340, SLG: 0.309 (7, PH)										0	0	0	0	0	0	0
Rick Joseph, R OBP: 0.346, SLG: 0.440 (7, PH)										1	0	0	0	0	1	2
Bill Wilson, R (8, 1)										0	0	0	0	0	0	0
Rich Barry, R OBP: 0.316, SLG: 0.219 (9, PH)										1	0	0	0	0	1	2

Inning Stats	R: 0	H: 1	E: 0	K: 1	S: 6	H: 2	LOB: 1	BB: 0	P: 6	R: 0	H: 2	E: 0	K: 0	S: 4	H: 0	LOB: 0	BB: 0	P: 4	R: 0	H: 1	E: 0	K: 3	S: 10	H: 2	LOB: 1	BB: 0	P: 4	R: 0	H: 1	E: 0	K: 2	S: 8	H: 1	LOB: 2	BB: 0	P: 7	R: 0	H: 0	E: 0	K: 2	S: 7	H: 0	LOB: 0	BB: 0	P: 7	R: 0	H: 1	E: 0	K: 2	S: 8	H: 1	LOB: 2	BB: 1	P: 12	1B: 6	SF: 0	2B: 3	SAC: 1	3B: 0	DP: 1	HR: 0	HBP: 0	WP: 0	PA: 36
--------------	------	------	------	------	------	------	--------	-------	------	------	------	------	------	------	------	--------	-------	------	------	------	------	------	-------	------	--------	-------	------	------	------	------	------	------	------	--------	-------	------	------	------	------	------	------	------	--------	-------	------	------	------	------	------	------	------	--------	-------	-------	-------	-------	-------	--------	-------	-------	-------	--------	-------	--------

PITCHER	IP	WLS	BF	H	R	ER	SO	BB	IBB	HBP	BLK	WP	HR	S	P	ERA	WHIP
Jim Bunning, R ERA: 3.66 (1, 1)	6.1	W	26	8	0	0	6	0	0	0	0	0	0	38	38	0.00	1.263
Jim Brewer, L ERA: 2.21 (7, 1)	2.2	S	10	1	0	0	5	1	0	0	0	0	0	19	23	0.00	0.750

**BOTTOM**

Los Angeles Dodgers @ Philadelphia Phillies  
 Connie Mack Stadium, Philadelphia, PA  
 Tue Aug 19 1969, 7:05 PM EDT  
 Att. 7,850 - Unknown

livebaseballscores.com

AB	34
R	0
H	9
RBI	0
BB	1
SO	11
LOB	21





Batter	1	2	3	4	5	6	7	8	9	AB R H RBI BB SO LOB	TOP									
<b>Maury Wills, S</b> (1, 6) OBP: 0.338, SLG: 0.336	0-3 K	0-0 1B			4-0 BB		0-0 1B 2B	0-3 K		4 1 2 0 1 2 2										
<b>Manny Mota, R</b> (1, 7) OBP: 0.394, SLG: 0.434	0-0 F9	0-0 F9			0-0 FC1-4-6		0-0 1B 2B	4-0 BB		4 1 1 2 1 0 3										
<b>Willie Davis, L</b> (1, 8) OBP: 0.354, SLG: 0.452	0-0 1B			0-0 F6	0-0 FC4-6		0-0 2B 1B	0-0 FC6-2		5 1 2 0 0 0 4										
<b>Wes Parker, S</b> (1, 3) OBP: 0.375, SLG: 0.471	0-0 L8			0-0 F3	0-0 5-3		0-0 2B	0-0 FC6-4		5 0 1 2 0 0 5										
<b>Bill Sudakis, S</b> (1, 5) OBP: 0.312, SLG: 0.411		4-0 2B BB		0-3 K			0-0 F5	0-0 6-3	0-3 K	4 1 0 0 1 2 0										
<b>Andy Kosco, R</b> (1, 9) <b>Willie Crawford, L</b> (8, PH) (8, 9) OBP: 0.277, SLG: 0.434 OBP: 0.334, SLG: 0.427		0-3 K			4-0 E BB		0-0 P4	0-0 1B 1B	0-3 K	2 0 0 0 1 1 1 2 1 1 0 0 1 0										
<b>Ted Sizemore, R</b> (1, 4) OBP: 0.326, SLG: 0.308				0-0 E4	0-0 E6		0-0 4-3	0-0 1B FC4	0-0 F7	5 2 2 1 0 0 1										
<b>Jeff Torborg, R</b> (1, 2) <b>Tom Haller, L</b> (8, PH) (8, 2) OBP: 0.287, SLG: 0.263 OBP: 0.341, SLG: 0.375		0-0 1B SH2-4		0-0 L8	0-0 L8			4-0 2B 1B BB	0-0 BB FC4	2 1 0 0 1 0 2 1 0 1 1 0 0 0										
<b>Don Sutton, R</b> (1, 1) <b>Pete Mikkelsen, R</b> (5, 1) <b>Bill Russell, R</b> (7, PH) <b>Ray Lamb, R</b> (7, 1) <b>Len Gabrielson, L</b> (8, PH) <b>Al McSemin, R</b> (8, 1) OBP: 0.184, SLG: 0.173 OBP: 0.313, SLG: 0.366 OBP: 0.340, SLG: 0.374 OBP: 0.200, SLG: 0.200		0-0 SH2-4		0-0 B1-6-4	0-0 B1-6-4		0-0 F9	0-0 FC4		1 0 0 0 0 0 2 0 0 0 0 0 0 0 1 0 0 0 0 0 1 0 0 0 0 0 0 0 1 0 0 1 0 0 1 0 0 0 0 0 0 0										
<b>Inning Stats</b>	R: 0 E: 0 K: 1 S: 6	H: 1 LOB: 1 BB: 0 P: 6	R: 2 E: 2 K: 1 S: 8	H: 2 LOB: 2 BB: 1 P: 12	R: 0 E: 0 K: 1 S: 5	H: 0 LOB: 0 BB: 0 P: 5	R: 0 E: 1 K: 0 S: 3	H: 0 LOB: 1 BB: 1 P: 7	R: 0 E: 0 K: 0 S: 3	H: 0 LOB: 0 BB: 0 P: 3	R: 4 E: 0 K: 0 S: 6	H: 4 LOB: 0 BB: 1 P: 10	R: 2 E: 1 K: 1 S: 9	H: 3 LOB: 3 BB: 1 P: 13	R: 0 E: 0 K: 2 S: 7	H: 0 LOB: 0 BB: 0 P: 7	1B: 7 2B: 3 3B: 0 HR: 0	SF: 0 SAC: 1 DP: 1 HBP: 0	WP: 0 PB: 0 SB: 0 CS: 0	PA: 43
<b>PITCHER</b>	IP WLS BF H R ER SO BB IBB HBP BLK WP HR S P ERA WHIP																			
<b>Grant Jackson, L</b> (1, 1) ERA: 3.56	6.1 L 30 6 6 5 3 4 0 0 0 0 0 0 32 48 7.11 1.579																			
<b>John Boozer, R</b> (7, 1) ERA: 4.27	0.2 4 3 2 2 0 0 0 0 0 0 0 0 4 4 27.00 4.500																			
<b>Bill Wilson, R</b> (8, 1) ERA: 3.32	2.0 9 1 0 0 3 1 0 0 0 0 0 0 14 18 0.00 1.000																			

Los Angeles Dodgers @ Philadelphia Phillies  
 Connie Mack Stadium, Philadelphia, PA  
 Wed Aug 20 1969, 7:05 PM EDT  
 Att. 8,232 - Unknown

livebaseballscorecards.com

AB	37
R	8
H	10
RBI	7
BB	5
SO	6
LOB	22



Batter	1	2	3	4	5	6	7	8	9	AB	R	H	RBI	BB	SO	LOB
Tony Taylor, R OBP: 0.314, SLG: 0.341 (1, 5)	0-3 K	0-0 2-H 1B		0-0 6-3		0-0 L6			0-0 F9	5	0	1	1	0	1	0
Cookie Rojas, R OBP: 0.276, SLG: 0.301 Rick Joseph, R OBP: 0.349, SLG: 0.443 (1, 4) (9, PH)	0-0 F8	0-0 F8			0-0 5-3		4-0 G6-4-3 BB		0-0 1B	3	0	0	0	1	0	1
Dick Allen, R OBP: 0.389, SLG: 0.656 (1, 3)	0-0 4-3		0-0 1B 1B		4-0 1B 1B BB		0-0 G6-4-3 1-2f		0-3 K	4	1	1	0	1	1	2
Johnny Callison, L OBP: 0.335, SLG: 0.444 (1, 9)		0-0 HR 1B	0-0 B1-3 1B		0-0 1B 1-3		0-0 1B		0-0 1B	4	1	4	0	0	0	0
Deron Johnson, R OBP: 0.343, SLG: 0.458 John Briggs, L OBP: 0.331, SLG: 0.373 (1, 7) (8, 7)		0-0 HR	0-3 K		0-0 FC6-4 1B		0-0 P4			4	1	2	3	0	1	3
Larry Hisle, R OBP: 0.335, SLG: 0.473 (1, 8)		4-0 6-3 1B BB	0-0 B1-3		0-0 F3		0-0 6-3			3	1	0	0	1	0	4
Mike Ryan, R OBP: 0.268, SLG: 0.345 Terry Harmon, R OBP: 0.316, SLG: 0.283 Dave Watkins, R OBP: 0.260, SLG: 0.239 (1, 2) (8, PH) (9, 2)		0-0 6-3	0-3 K		0-0 FC6-4 1-2f		0-0 6-3			3	0	0	0	0	1	5
Don Money, R OBP: 0.293, SLG: 0.328 (1, 6)		0-0 SH5-4 1B		0-3 K		0-3 K		0-0 4-3		4	1	1	1	0	2	0
Grant Jackson, S OBP: 0.155, SLG: 0.188 John Boozer, R OBP: 0.143, SLG: 0.143 Bill Wilson, R Ron Stone, L OBP: 0.339, SLG: 0.307 (1, 1) (7, 1) (8, 1) (9, PH)		0-0 SH5-4	0-0 F5		0-0 F5		0-0 L7			2	0	0	0	0	0	0

Inning Stats	R: 0	H: 0	E: 0	K: 1	S: 5	H: 0	LOB: 0	BB: 0	P: 5	R: 4	H: 4	E: 0	K: 0	S: 7	R: 0	H: 2	E: 0	K: 2	S: 9	R: 0	H: 0	E: 0	K: 1	S: 5	R: 1	H: 2	E: 0	K: 0	S: 5	R: 0	H: 0	E: 0	K: 1	S: 5	R: 0	H: 1	E: 0	K: 0	S: 3	R: 0	H: 0	E: 0	K: 0	S: 3	R: 0	H: 1	E: 0	K: 1	S: 6	1B: 9	2B: 0	3B: 0	HR: 1	SF: 0	SAC: 1	DP: 1	HBP: 0	WP: 0	PB: 0	SB: 1	CS: 0	PA: 39
--------------	------	------	------	------	------	------	--------	-------	------	------	------	------	------	------	------	------	------	------	------	------	------	------	------	------	------	------	------	------	------	------	------	------	------	------	------	------	------	------	------	------	------	------	------	------	------	------	------	------	------	-------	-------	-------	-------	-------	--------	-------	--------	-------	-------	-------	-------	--------

PITCHER	IP	WLS	BF	H	R	ER	SO	BB	IBB	HBP	BLK	WP	HR	S	P	ERA	WHIP
Don Sutton, R ERA: 3.48 (1, 1)	4.1		23	8	5	5	4	2	0	0	0	0	1	29	37	10.38	2.308
Pete Mikkelsen, R ERA: 3.15 (5, 1)	1.2	W	5	0	0	0	1	0	0	0	0	0	0	7	7	0.00	0.000
Ray Lamb, R ERA: 1.08 (7, 1)	1.0		4	1	0	0	0	1	0	0	0	0	0	3	7	0.00	2.000
Al McBean, R ERA: 3.75 (8, 1)	2.0	S	7	1	0	0	1	0	0	0	0	0	0	9	9	0.00	0.500

**BOTTOM**

Los Angeles Dodgers @ Philadelphia Phillies  
 Connie Mack Stadium, Philadelphia, PA  
 Wed Aug 20 1969, 7:05 PM EDT  
 Att. 8,232 - Unknown

livebaseballscorecards.com

<b>AB</b>	<b>35</b>
<b>R</b>	<b>5</b>
<b>H</b>	<b>10</b>
<b>RBI</b>	<b>5</b>
<b>BB</b>	<b>3</b>
<b>SO</b>	<b>6</b>
<b>LOB</b>	<b>15</b>





Batter	1	2	3	4	5	6	7	8	9	AB R H RBI BB SO LOB	TOP							
Maury Wills, S (1, 6) OBP: 0.339, SLG: 0.336	0-0 F7			0-0 6-3		0-0 FC6-4 1B		4-0 1B S BB		3 0 1 1 1 0 0	<p>Los Angeles Dodgers @ Philadelphia Phillies</p> <p>Connie Mack Stadium, Philadelphia, PA</p> <p>Thu Aug 21 1969, 7:05 PM EDT</p> <p>Att. 8,357 - Unknown</p>							
Manny Mota, R (1, 7) OBP: 0.396, SLG: 0.435	0-0 5-3			0-0 FC4-6 1B		0-0 FC6-4 1B 1-2f		0-0 1B S 1B		4 0 2 0 0 0 1								
Willie Davis, L (1, 8) OBP: 0.356, SLG: 0.453	0-0 4-3			0-0 L6		0-0 1B		0-0 BB 1B		4 0 2 0 0 0 1								
Wes Parker, S (1, 3) OBP: 0.374, SLG: 0.466		0-0 F7		0-0 FC4-6 1-2f		0-0 L6		4-0 BB		3 0 0 0 1 0 3								
Bill Sudakis, S (1, 5) OBP: 0.309, SLG: 0.407		0-0 L4			0-0 5-3		0-0 F9	0-0 F8		4 0 0 0 0 0 3								
Jim Brewer, L (8, 1) OBP: 0.182, SLG: 0.200										0 0 0 0 0 0 0								
Willie Crawford, L (1, 9) OBP: 0.330, SLG: 0.421		0-0 4-3			0-0 F8		0-3 K		0-0 1-3	4 0 0 0 0 1 0								
Tom Haller, L (1, 2) OBP: 0.343, SLG: 0.376			0-0 G6-3 1B		0-0 L4		0-0 1B		0-0 4-3	4 0 2 0 0 0 0								
Ted Sizemore, R (1, 4) OBP: 0.325, SLG: 0.307			0-0 G6-3 1-2f			0-0 4-3 1B			0-0 6-3	4 1 1 0 0 0 2								
Claude Osteen, L (1, 1) OBP: 0.253, SLG: 0.267			0-0 F8			0-0 4-3		0-3 K		2 0 0 0 0 0 1								
Len Gabrielson, L (8, PH) OBP: 0.338, SLG: 0.371										1 0 0 0 0 1 0								
Jim Lefebvre, S (8, 5) OBP: 0.338, SLG: 0.304										0 0 0 0 0 0 0								
<b>Inning Stats</b>	R: 0 E: 0 K: 0 S: 3	H: 0 LOB: 0 BB: 0 P: 3	R: 0 E: 0 K: 0 S: 3	H: 0 LOB: 0 BB: 0 P: 3	R: 0 E: 0 K: 0 S: 3	H: 1 LOB: 0 BB: 0 P: 3	R: 0 E: 0 K: 0 S: 4	H: 1 LOB: 1 BB: 0 P: 4	R: 0 E: 0 K: 1 S: 3	H: 1 LOB: 1 BB: 0 P: 6	R: 0 E: 0 K: 1 S: 6	H: 2 LOB: 3 BB: 2 P: 14	R: 0 E: 0 K: 0 S: 3	H: 0 LOB: 0 BB: 0 P: 3	1B: 8 2B: 0 3B: 0 HR: 0	SF: 0 SAC: 0 DP: 1 HBP: 0	WP: 0 PB: 0 SB: 2 CS: 0	PA: 35
<b>PITCHER</b> Jerry Johnson, R (1, 1) ERA: 4.33	IP: 9.0 WLS: W BF: 35 H: 8 R: 1 ER: 1 SO: 2 BB: 2 IBB: 0 HBP: 0 BLK: 0 WP: 0 HR: 0 S: 37 P: 45 ERA: 1.00 WHIP: 1.111											<b>PITCHER</b>	IP: WLS: BF: H: R: ER: SO: BB: IBB: HBP: BLK: WP: HR: S: P: ERA: WHIP:					

livebaseballscorecards.com

<b>AB</b>	33
<b>R</b>	1
<b>H</b>	8
<b>RBI</b>	1
<b>BB</b>	2
<b>SO</b>	2
<b>LOB</b>	11













Los Angeles Dodgers @ New York Mets  
 Shea Stadium, Flushing, NY  
 Sat Aug 23 1969, 3:33 AM EDT  
 Att: 40,974 - Unknown

livebaseballscorecards.com

AB	32
R	2
H	5
RBI	1
BB	2
SO	3
LOB	6



AB R H RBI BB SO LOB

4	0	0	0	0	0	0
3	1	1	0	1	0	0
3	1	3	1	1	0	0
4	0	0	0	0	0	4
4	0	0	0	0	1	1
4	0	0	0	0	1	0
4	0	1	0	0	0	0
3	0	0	0	0	1	1
2	0	0	0	0	0	0
1	0	0	0	0	0	0
0	0	0	0	0	0	0

Batter 1 2 3 4 5 6 7 8 9

Maury Wills, S (1, 6) OBP: 0.337, SLG: 0.334 0-0 6-3 			0-0 G3 		0-0 1-3 		0-0 6-3 	
Manny Mota, R (1, 7) OBP: 0.392, SLG: 0.428 0-0 F8 			4-0 1B BB 		0-0 5-3 		0-0 E 1B 	
Willie Davis, L (1, 8) OBP: 0.364, SLG: 0.464 4-0 S BB 			0-0 1-3 1B 		0-0 1B 		0-0 E7 3B 	
Wes Parker, S (1, 3) OBP: 0.374, SLG: 0.464 0-0 4-3 			0-0 F7 		0-0 F7 		0-0 4-3 	
Tom Haller, L (1, 2) OBP: 0.339, SLG: 0.372 0-3 K 			0-0 F8 		0-0 F7 		0-0 F8 	
Jim Lefebvre, S (1, 5) OBP: 0.330, SLG: 0.296 0-3 K 			0-0 4-3 		0-0 F7 		0-0 6-3 	
Willie Crawford, L (1, 9) OBP: 0.329, SLG: 0.418 0-0 1B 			0-0 F8 		0-0 P6 		0-0 4-3 	
Ted Sizemore, R (1, 4) OBP: 0.324, SLG: 0.307 0-0 4-3 			0-0 1-3 		0-3 K 			
Jim Bunning, R (1, 1) OBP: 0.091, SLG: 0.038 Len Gabrielson, L (8, PH) OBP: 0.336, SLG: 0.368 Jim Brewer, L (8, 1) OBP: 0.182, SLG: 0.200 0-0 P6 			0-0 4-3 		0-0 4-3 			

Inning Stats	R: 0	H: 0	R: 0	H: 1	R: 0	H: 1	R: 0	H: 0	R: 0	H: 0	R: 0	H: 1	R: 0	H: 0	R: 2	H: 2	R: 0	H: 0
	E: 0	LOB: 1	E: 0	LOB: 1	E: 0	LOB: 2	E: 0	LOB: 0	E: 0	LOB: 0	E: 1	LOB: 0	E: 0	LOB: 0	E: 0	LOB: 0	E: 0	LOB: 0
	K: 0	BB: 1	K: 2	BB: 0	K: 0	BB: 1	K: 0	BB: 0	K: 0	BB: 0	K: 1	BB: 0	K: 0	BB: 0	K: 0	BB: 0	K: 0	BB: 0
	S: 3	P: 7	S: 8	P: 8	S: 4	P: 8	S: 3	P: 3	S: 3	P: 3	S: 5	P: 5	S: 5	P: 5	S: 3	P: 3	S: 3	P: 3

PITCHER	IP	WLS	BF	H	R	ER	SO	BB	IBB	HBP	BLK	WP	HR	S	P	ERA	WHIP
	7.2		30	5	2	1	3	2	0	0	0	0	0	34	42	1.17	0.913
	1.1	W	4	0	0	0	0	0	0	0	0	0	0	4	4	0.00	0.000

WP: 0	PA: 34	PB: 0	SB: 1	CS: 0
-------	--------	-------	-------	-------

Batter	1	2	3	4	5	6	7	8	9	AB	R	H	RBI	BB	SO	LOB
<b>Tommie Agee, R</b> (1, 8) OBP: 0.335, SLG: 0.499	0-0 F7		0-3 K		0-3 K			0-0 FC5 1B		4	0	1	0	0	2	0
<b>Bobby Pfeil, R</b> (1, 5) OBP: 0.258, SLG: 0.289	0-0 F9		0-0 FC5-4 1B		0-3 K			0-0 FC5 G6-3		4	0	1	0	0	1	2
<b>Cleon Jones, R</b> (1, 7) OBP: 0.433, SLG: 0.511	0-0 6-3		0-0 FC5-4					0-0 G6-3		4	0	0	0	0	0	3
<b>Art Shamsky, L</b> (1, 3) OBP: 0.394, SLG: 0.514		0-0 G3		0-0 HR		0-3 K		0-0 F9		4	1	1	1	0	1	0
<b>Ken Boswell, L</b> (1, 4) OBP: 0.294, SLG: 0.326		4-0 1B BB		0-0 G5-4-3 1B		0-0 F8		4-0 2B BB		2	1	1	0	1	0	0
<b>Donn Clendenon, R</b> (9, PH) OBP: 0.290, SLG: 0.392										0	1	0	0	1	0	0
<b>Ron Swoboda, R</b> (1, 9) OBP: 0.318, SLG: 0.348		0-3 K		0-0 G5-4-3		0-3 K		0-0 F3		3	0	0	0	0	2	2
<b>Rod Gaspar, S</b> (8, 9) OBP: 0.295, SLG: 0.268		1-2 K		1-2f G5-4-3				1 0 0 0 0 0 1		1	0	0	0	0	0	1
<b>Jerry Grote, R</b> (1, 2) OBP: 0.297, SLG: 0.337		0-0 1B		0-0 FC6-4 1B		0-0 5-3		0-0 2B		4	0	3	2	0	0	0
<b>Bud Harrelson, S</b> (1, 6) OBP: 0.327, SLG: 0.292		0-0 4-3		0-0 FC6-4		0-0 4-3				3	0	0	0	0	0	2
<b>Don Cardwell, R</b> (1, 1) OBP: 0.184, SLG: 0.250			0-3 K		0-0 6-3			0-0 FC5 1B		2	0	0	0	0	1	0
<b>Ron Taylor, R</b> (8, 1) OBP: 0.250, SLG: 0.250								1B		1	0	1	0	0	0	0

Inning Stats	R: 0	H: 0	E: 0	K: 0	S: 3	R: 1	H: 1	E: 0	K: 1	S: 6	R: 0	H: 1	E: 0	K: 2	S: 8	R: 1	H: 3	E: 0	K: 0	S: 5	R: 0	H: 0	E: 0	K: 2	S: 7	R: 0	H: 0	E: 0	K: 1	S: 5	R: 0	H: 2	E: 0	K: 0	S: 4	R: 1	H: 1	E: 0	K: 0	S: 3	1B: 6	SF: 0	2B: 1	SAC: 0	3B: 0	DP: 2	HR: 1	HBP: 0	WP: 0	PA: 34
<b>PITCHER</b>	IP	WLS	BF	H	R	ER	SO	BB	IBB	HBP	BLK	WP	HR	S	P	ERA	WHIP																																	
<b>Jim Bunning, R</b> (1, 1) ERA: 3.61	7.0		26	5	2	2	7	1	0	0	0	0	0	1	39	43	2.57	0.857																																
<b>Jim Brewer, L</b> (8, 1) ERA: 2.25	1.2	L	8	3	1	1	0	1	0	0	0	0	0	0	7	11	5.40	2.400																																

**Los Angeles Dodgers @ New York Mets**  
 Shea Stadium, Flushing, NY  
 Sat Aug 23 1969, 3:33 AM EDT  
 Att. 40,974 - Unknown

livebaseballscorecards.com

**AB 32**  
**R 3**  
**H 8**  
**RBI 3**  
**BB 2**  
**SO 7**  
**LOB 10**





Los Angeles Dodgers @ New York Mets  
 Shea Stadium, Flushing, NY  
 Sun Aug 24 1969, 3:33 AM EDT  
 Att: 48,435 - Unknown

livebaseballscorecards.com

AB	35
R	4
H	10
RBI	4
BB	2
SO	4
LOB	11



WP	1	PA	37
PB	0		
SB	2		
CS	0		

Batter	1	2	3	4	5	6	7	8	9	AB R H RBI BB SO LOB	TOP																			
Maury Wills, S OBP: 0.336, SLG: 0.333 (1, 6)	0-0 4-3 S 1B		0-0 G3		0-0 4-3		0-3 K		0-0 6-3	5 0 1 0 0 1 1																				
Manny Mota, R OBP: 0.390, SLG: 0.426 (1, 7)	0-3 K 1-2		0-0 6-3		0-0 F9		0-0 G4-6-3 1B			4 0 1 0 0 1 2																				
Willie Davis, L OBP: 0.365, SLG: 0.464 (1, 8)	0-0 4-3 2-3		0-0 HR 1B		0-0 BB 1B		0-0 G4-6-3 1-2f			4 1 2 1 0 0 2																				
Wes Parker, S OBP: 0.375, SLG: 0.472 (1, 3)	0-0 G3		0-0 HR		4-0 1-2 BB			0-0 4-3		3 1 1 2 1 0 1																				
Tom Haller, L OBP: 0.336, SLG: 0.368 (1, 2)		0-0 G3	0-0 P4		0-0 F8			0-0 F8		4 0 0 0 0 0 2																				
Jim Lefebvre, S OBP: 0.329, SLG: 0.300 (1, 5)		0-0 F8		0-0 F1		0-0 5-3		0-0 2B		4 0 1 0 0 0 0																				
Willie Crawford, L OBP: 0.331, SLG: 0.418 (1, 9)		0-0 S 2B 1B		0-3 K		4-0 1B BB		0-0 F9		3 1 1 0 1 1 1																				
Ted Sizemore, R OBP: 0.326, SLG: 0.311 (1, 4)		0-0 1-H 2B		0-0 5-3		0-0 1-3 1B			0-3 K	4 0 2 1 0 1 0																				
Don Sutton, R OBP: 0.190, SLG: 0.179 (1, 1)		0-0 P6			0-0 4-3 WP 1B		0-0 F7		0-0 3-1	3 1 1 0 0 0 2																				
Jim Brewer, L OBP: 0.182, SLG: 0.200 (7, 1)										0 0 0 0 0 0 0																				
Pete Mikkelsen, R (7, 1)										0 0 0 0 0 0 0																				
Len Gabrielson, L OBP: 0.333, SLG: 0.366 (9, PH)										1 0 0 0 0 0 0																				
<b>Inning Stats</b>	R: 0 E: 0 K: 1 S: 6	H: 1 LOB: 1 BB: 0 P: 6	R: 1 E: 0 K: 0 S: 5	H: 2 LOB: 1 BB: 0 P: 5	R: 2 E: 0 K: 0 S: 5	H: 2 LOB: 0 BB: 0 P: 5	R: 0 E: 0 K: 1 S: 5	H: 0 LOB: 0 BB: 0 P: 5	R: 1 E: 0 K: 0 S: 5	H: 2 LOB: 2 BB: 1 P: 9	R: 0 E: 0 K: 0 S: 3	H: 1 LOB: 1 BB: 1 P: 7	R: 0 E: 0 K: 1 S: 5	H: 1 LOB: 0 BB: 0 P: 5	R: 0 E: 0 K: 0 S: 4	H: 1 LOB: 1 BB: 0 P: 4	R: 0 E: 0 K: 1 S: 5	H: 0 LOB: 0 BB: 0 P: 5	1B: 7 2B: 2 3B: 0 HR: 1	SF: 0 SAC: 0 DP: 1 HBP: 0	WP: 1 PA: 37									
<b>PITCHER</b>	IP WLS BF H R ER SO BB IBB HBP BLK WP HR S P ERA WHIP																													
Gary Gentry, R ERA: 3.7 (1, 1)	4.2		22	7	4	4	2	1	0	0	0	1	1	25	29	7.71	1.714													
Jack Dilauro, L ERA: 2.52 (5, 1)	1.1		5	1	0	0	0	1	0	0	0	0	0	4	8	0.00	1.500													
Cal Koonce, R ERA: 4.84 (7, 1)	3.0	W	10	2	0	0	2	0	0	0	0	0	0	14	14	0.00	0.667													

BOTTOM

Los Angeles Dodgers @ New York Mets  
Shea Stadium, Flushing, NY  
Sun Aug 24 1969, 3:33 AM EDT  
Att. 48,435 - Unknown

livebaseballscores.com

AB 37  
R 7  
H 13  
RBI 6  
BB 2  
SO 8  
LOB 21



WP: 0 PA: 40  
PB: 0  
SB: 0  
CS: 0

AB R H RBI BB SO LOB

5 0 1 1 0 2 3

4 1 1 0 0 1 3

1 0 0 0 0 1 0

5 1 3 0 0 0 0

5 1 2 0 0 0 3

0 0 0 0 0 0 0

3 1 1 0 1 1 2

3 1 2 4 1 0 1

4 2 3 1 0 0 3

4 0 0 0 0 0 4

1 0 0 0 0 1 0

0 0 0 0 0 0 0

1 0 0 0 0 1 1

1 0 0 0 0 1 1

1B: 9 SF: 0  
2B: 4 SAC: 1  
3B: 0 DP: 0  
HR: 0 HBP: 0

Batter	1	2	3	4	5	6	7	8	9
<b>Tommie Agee, R</b> OBP: 0.334, SLG: 0.498 (1, 8) X	0-0 5-3 1B	0-3 K		0-3 K		0-0 2B	0-0 F8		
<b>Bobby Pfeil, R</b> OBP: 0.258, SLG: 0.288 (1, 5) X	0-0 1B BB 1B		0-3 K	0-0 1-3		0-0 5-3		0-3 K	
<b>Cal Koonce, R</b> OBP: 0.267, SLG: 0.267 (7, 1)									
<b>Cleon Jones, R</b> OBP: 0.435, SLG: 0.514 (1, 7) X	0-0 BB BB 1B		0-0 2B		0-0 5-3		0-0 1B 1B 2B 1B	0-0 6-3	
<b>Art Shamsky, L</b> OBP: 0.394, SLG: 0.516 (1, 3) X	0-0 F7		0-0 P4		0-0 2B		0-0 1B 2B 1B	0-0 4-3	
<b>Ed Kranepool, L</b> OBP: 0.309, SLG: 0.377 (9, 3)									
<b>Ken Boswell, L</b> OBP: 0.297, SLG: 0.326 (1, 4) B B B B	4-0 1-2 BB		0-0 F8		0-3 K		0-0 1-2 2B 1B		
<b>Ron Swoboda, R</b> OBP: 0.325, SLG: 0.357 (1, 9) B B B B	4-0 1-2 2-3 3-H BB			0-0 FC1-5 1B 1B	0-0 6-3		0-0 1-H 2-H 3-H 1B 2B		
<b>Jerry Grote, R</b> OBP: 0.303, SLG: 0.343 (1, 2) X	0-0 P4			0-0 1-2 SH FC1-5 1B		0-0 E7 2B 1B	0-0 2-H 1B		
<b>Bud Harrelson, S</b> OBP: 0.323, SLG: 0.288 (1, 6)		0-0 6-3		0-0 1-2 2-3f SH FC1-5		0-0 F2	0-0 F2		
<b>Gary Gentry, R</b> OBP: 0.143, SLG: 0.130 (1, 1)									
<b>Jack Dilauro, S</b> (5, 1)									
<b>J.C. Martin, L</b> OBP: 0.270, SLG: 0.342 (6, PH)									
<b>Wayne Garrett, L</b> OBP: 0.302, SLG: 0.283 (7, 5)				0-0 1-3 2-H SH		0-3 K	0-3 K		

Inning Stats	R: 1	H: 2	E: 0	K: 0	S: 5	LOB: 3	BB: 2	P: 13
	R: 0	H: 0	E: 0	K: 2	S: 7	LOB: 0	BB: 0	P: 7
	R: 0	H: 1	E: 0	K: 1	S: 6	LOB: 1	BB: 0	P: 6
	R: 1	H: 2	E: 1	K: 1	S: 8	LOB: 2	BB: 0	P: 8
	R: 0	H: 1	E: 0	K: 1	S: 6	LOB: 1	BB: 0	P: 6
	R: 1	H: 2	E: 1	K: 1	S: 7	LOB: 1	BB: 0	P: 7
	R: 4	H: 5	E: 0	K: 1	S: 10	LOB: 1	BB: 0	P: 10
	R: 0	H: 0	E: 0	K: 1	S: 5	LOB: 0	BB: 0	P: 5

PITCHER	IP	WLS	BF	H	R	ER	SO	BB	IBB	HBP	BLK	WP	HR	S	P	ERA	WHIP
<b>Don Sutton, R</b> ERA: 3.51 (1, 1)	6.0	L	31	10	5	3	6	2	0	0	0	0	0	41	49	4.50	2.000
<b>Jim Brewer, L</b> ERA: 2.5 (7, 1)	0.0		3	3	2	2	0	0	0	0	0	0	0	3	3	∞	∞
<b>Pete Mikkelsen, R</b> ERA: 3.09 (7, 1)	2.0		6	0	0	0	2	0	0	0	0	0	0	10	10	0.00	0.000



Batter	1	2	3	4	5	6	7	8	9	AB R H RBI BB SO LOB	TOP											
Gary Sutherland, R (1, 4) OBP: 0.289, SLG: 0.315	0-0 FC6-4 1B		0-0 5-3		0-0 6-3			0-0 WP 2B		4 0 2 0 0 0 2												
Rusty Staub, L (1, 9) OBP: 0.395, SLG: 0.487	0-0 FC6-4 1-2f CS			4-0 BB		0-0 F9		0-0 L3 2-3		3 0 0 0 1 0 2												
Bob Bailey, R (1, 7) OBP: 0.329, SLG: 0.414	0-3 K 1-2			0-3 K		4-0 G6-4-3 BB		0-0 6-3		3 0 0 0 1 2 3												
Coco Laboy, R (1, 5) OBP: 0.321, SLG: 0.433		0-0 4-3 1B 1B		0-0 F9		0-0 G6-4-3 1-2f		0-0 L5		4 0 1 0 0 0 2												
Jose Herrera, R (1, 8) OBP: 0.341, SLG: 0.449		0-0 1-2 1B		0-0 L4		0-0 G3		0-0 BB 1B		4 0 2 0 0 0 1												
Ron Fairly, L (1, 3) OBP: 0.377, SLG: 0.525		0-0 P5			4-0 BB		4-0 BB	4-0 1-2 BB		0 0 0 0 0 0 0												
Ron Brand, R (1, 2) OBP: 0.324, SLG: 0.297		0-0 4-3 2-3			0-0 G3 1-2 1B		0-0 E6 G6-4-3 1-3 1B	0-0 G4-6-3 1-2f		4 0 2 0 0 0 4												
Bobby Wine, R (1, 6) OBP: 0.243, SLG: 0.254			0-3 K		0-0 G3 1-2 2-3		0-0 G6-4-3 1-2f			3 0 0 0 0 1 4												
Jerry Robertson, S (1, 1) OBP: 0.089, SLG: 0.068			0-3 K		0-0 G3			0-3 K		2 0 0 0 0 1 2												
John Bateman, R (8, PH) OBP: 0.256, SLG: 0.323										1 0 0 0 0 1 0												
Dan McGinn, L (8, 1) OBP: 0.208, SLG: 0.333										0 0 0 0 0 0 0												
Gary Waslewski, R (8, 1) OBP: 0.080, SLG: 0.083										0 0 0 0 0 0 0												
<b>Inning Stats</b>	R: 0 E: 0 K: 1 S: 5	H: 1 LOB: 0 BB: 0 P: 5	R: 0 E: 0 K: 0 S: 4	H: 2 LOB: 1 BB: 0 P: 4	R: 0 E: 0 K: 2 S: 7	H: 0 LOB: 0 BB: 0 P: 7	R: 0 E: 0 K: 1 S: 5	H: 0 LOB: 1 BB: 1 P: 9	R: 0 E: 0 K: 0 S: 4	H: 1 LOB: 2 BB: 1 P: 8	R: 0 E: 0 K: 0 S: 2	H: 0 LOB: 0 BB: 1 P: 6	R: 0 E: 1 K: 0 S: 3	H: 1 LOB: 1 BB: 1 P: 7	R: 0 E: 0 K: 1 S: 6	H: 1 LOB: 1 BB: 0 P: 6	R: 0 E: 0 K: 0 S: 3	H: 1 LOB: 1 BB: 1 P: 7	1B: 6 2B: 1 3B: 0 HR: 0	SF: 0 SAC: 0 DP: 3 HBP: 0	WP: 1 PB: 0 SB: 0 CS: 1	PA: 34
<b>PITCHER</b> Claude Osteen, L (1, 1) ERA: 2.53	IP: 9.0 WLS: W BF: 34 H: 7 R: 0 ER: 0 SO: 5 BB: 5 IBB: 0 HBP: 0 BLK: 0 WP: 1 HR: 0 S: 39 P: 59 ERA: 0.00 WHIP: 1.333											<b>PITCHER</b>	IP: 9.0 WLS: W BF: 34 H: 7 R: 0 ER: 0 SO: 5 BB: 5 IBB: 0 HBP: 0 BLK: 0 WP: 1 HR: 0 S: 39 P: 59 ERA: 0.00 WHIP: 1.333									

**Montreal Expos @ Los Angeles Dodgers**  
**Dodger Stadium, Los Angeles, CA**  
 Tue Aug 26 1969, 3:33 AM PDT  
 Att: 21,639 - Unknown

AB	28
R	0
H	7
RBI	0
BB	2
SO	5
LOB	20



Batter	1	2	3	4	5	6	7	8	9	AB	R	H	RBI	BB	SO	LOB	BOTTOM														
Maury Wills, S OBP: 0.336, SLG: 0.333 (1, 6)	0-0 S E 1B	0-0 6-3			0-0 4-3		0-3 K	0-0 E2 S 1B		5	1	2	0	0	1	0	<b>Montreal Expos @ Los Angeles Dodgers</b> Dodger Stadium, Los Angeles, CA Tue Aug 26 1969, 3:33 AM PDT Att. 21,639 - Unknown														
Manny Mota, R OBP: 0.384, SLG: 0.419 (1, 7)	0-0 FC6 1-H 2B	0-0 6-3			0-0 4-3		0-0 F9	0-0 F9 1-2		5	1	0	0	0	0	2															
Willie Davis, L OBP: 0.364, SLG: 0.462 (1, 8)	0-0 F2				0-0 4-3		0-3 K			4	0	1	0	0	1	1															
Wes Parker, S OBP: 0.379, SLG: 0.479 (1, 3)	0-0 2B 2B				0-0 P5		4-0 1-2 IBB			3	2	2	1	1	0	0															
Willie Crawford, L OBP: 0.331, SLG: 0.417 (1, 9)	0-0 F8				0-0 CS 1B		0-0 G3			3	0	1	0	0	0	3															
Bill Russell, R OBP: 0.319, SLG: 0.372 (8, PH) (9, 9)										1	1	1	0	0	0	0															
Jim Lefebvre, S OBP: 0.332, SLG: 0.301 (1, 5)	4-0 2B IBB				0-0 CS		0-0 4-3			3	0	1	1	1	0	1															
Tom Haller, L OBP: 0.337, SLG: 0.372 (1, 2)	0-0 2B				0-0 4-3		0-0 SH3-4 1B			2	0	1	1	0	0	0															
Andy Kosco, R OBP: 0.279, SLG: 0.432 (8, PH)	1-3 2-H 2B						0-0 SH3-4 1-2			0	1	0	0	1	0	0															
Jeff Torborg, R OBP: 0.267, SLG: 0.263 (9, 2)										0	0	0	0	0	0	0															
Ted Sizemore, R OBP: 0.325, SLG: 0.310 (1, 4)	0-3 K				0-0 1B		0-0 P3			4	0	1	0	0	1	5															
Claude Osteen, L OBP: 0.253, SLG: 0.267 (1, 1)					0-0 4-3		0-0 F8			4	0	1	1	0	1	2															
<b>Inning Stats</b>	R: 3 E: 1 K: 1 S: 9	H: 3 LOB: 2 BB: 1 P: 13	R: 0 E: 0 K: 1 S: 5	H: 0 LOB: 0 BB: 0 P: 5	R: 0 E: 0 K: 0 S: 3	H: 1 LOB: 0 BB: 0 P: 3	R: 0 E: 0 K: 0 S: 4	H: 1 LOB: 1 BB: 0 P: 4	R: 0 E: 0 K: 0 S: 4	H: 1 LOB: 2 BB: 1 P: 8	R: 0 E: 0 K: 2 S: 7	H: 0 LOB: 0 BB: 0 P: 7	R: 3 E: 1 K: 0 S: 7	H: 4 LOB: 2 BB: 1 P: 11	1B: 8 2B: 3 3B: 0 HR: 0	SF: 0 SAC: 1 DP: 0 HBP: 0	WP: 0 PB: 0 SB: 3 CS: 1	PA: 39													
<b>PITCHER</b>	IP WLS L	WLS BF	H R	ER SO	BB IBB	HBP BLK	WP HR	S P	ERA WHIP	<b>PITCHER</b>									IP WLS BF	H R	ER SO	BB IBB	HBP BLK	WP HR	S P	ERA WHIP					
Jerry Robertson, R ERA: 3.79 (1, 1)	7.0	30	7	3	1	4	0	0	1.29										36	44	27.00	6.000									
Dan McGinn, L ERA: 4.51 (8, 1)	0.2	7	4	3	2	0	0	0	27.00										6	10											
Gary Waslewski, R ERA: 3.36 (8, 1)	0.1	1	0	0	0	0	0	0	0.00										1	1	0.00	0.000									

livebaseballscorecards.com

<b>AB</b>	<b>34</b>
<b>R</b>	<b>6</b>
<b>H</b>	<b>11</b>
<b>RBI</b>	<b>4</b>
<b>BB</b>	<b>3</b>
<b>SO</b>	<b>4</b>
<b>LOB</b>	<b>14</b>





Batter	1	2	3	4	5	6	7	8	9	AB R H RBI BB SO LOB	TOP											
Ty Cline, L OBP: 0.367, SLG: 0.342 (1, 8) X	0-0 L6-3		0-0 S 1B		0-0 L8		0-0 L9		0-0 L8	5 1 1 0 0 0 3	<b>Montreal Expos @ Los Angeles Dodgers</b> Dodger Stadium, Los Angeles, CA Wed Aug 27 1969, 7:05 PM PDT Att: 17,309 - Unknown <a href="http://livebaseballscorecards.com">livebaseballscorecards.com</a>											
Gary Sutherland, R OBP: 0.288, SLG: 0.313 (1, 4) B B B (7, 6)	4-0 CS BB		0-0 F7 1-2		0-0 F9		0-0 P6		0-0 FC5 2-3f	4 0 0 0 1 0 4												
Rusty Staub, L OBP: 0.396, SLG: 0.493 (1, 9) X	0-0 F3 1-2		0-0 1B 1B 2-H		0-0 4-3			0-0 HR		4 1 2 2 0 0 1												
Ron Fairly, L OBP: 0.375, SLG: 0.519 (1, 3)		0-0 P4	0-0 1-2 1B		0-0 E4			0-0 4-3		0 0 0 0 0 0 0												
Mack Jones, L OBP: 0.384, SLG: 0.487 (1, 7)		4-0 1B E BB	0-0 F7		0-0 FC5-4 1-2f 1B			0-3 K		3 1 0 0 1 1 3												
Coco Laboy, R OBP: 0.322, SLG: 0.433 (1, 5)		0-0 E4 1-H 1B		0-0 P5		0-0 FC6-4 1-2 1B		0-0 P2		4 0 2 0 0 0 0												
Ron Brand, R OBP: 0.323, SLG: 0.293 (1, 2)		0-0 F9		0-0 F9		0-0 FC6-4 1-2f			4-0 FC5 3-1 BB	3 0 0 0 1 0 3												
Bobby Wine, R OBP: 0.241, SLG: 0.251 Steve Renko, R OBP: 0.300, SLG: 0.450 Jose Herrera, R OBP: 0.337, SLG: 0.444 (1, 6) (7, 1) (9, PH)		0-0 F9		0-0 4-3		0-3 K		0-0 3-1		3 0 0 0 0 1 1 0 0 0 0 0 0 0 1 0 0 0 0 0 1												
Howie Reed, R OBP: 0.233, SLG: 0.296 Don Shaw, L Kevin Collins, L OBP: 0.269, SLG: 0.380 (1, 1) (3, 1) (7, PH) (7, 4)			0-0 5-3		0-0 4-3		0-0 1B		4-0 BB	1 0 0 0 0 0 0 1 0 0 0 0 0 0 1 0 1 0 1 0 0												
<b>Inning Stats</b>	R: 0 E: 0 K: 0 S: 2	H: 0 LOB: 0 BB: 1 P: 6	R: 1 E: 1 K: 0 S: 4	H: 1 LOB: 1 BB: 1 P: 8	R: 1 E: 0 K: 0 S: 6	H: 3 LOB: 2 BB: 0 P: 6	R: 0 E: 0 K: 0 S: 3	H: 0 LOB: 0 BB: 0 P: 3	R: 0 E: 0 K: 1 S: 5	H: 1 LOB: 2 BB: 0 P: 5		R: 0 E: 0 K: 1 S: 6	H: 1 LOB: 1 BB: 0 P: 6	R: 1 E: 0 K: 1 S: 6	H: 1 LOB: 0 BB: 0 P: 6	R: 0 E: 0 K: 0 S: 3	H: 0 LOB: 2 BB: 2 P: 11	1B: 6 2B: 0 3B: 0 HR: 1	SF: 0 SAC: 0 DP: 0 HBP: 0	WP: 0 PB: 0 SB: 1 CS: 1	PA: 38	
<b>PITCHER</b> Bill Singer, R ERA: 1.98 (1, 1)	IP 9.0	WLS W	BF 38	H 7	R 3	ER 2	SO 2	BB 4	IBB 0	HBP 0	BLK 0	WP 0	HR 1	S 38	P 54	ERA 2.00	WHIP 1.222					<b>PITCHER</b> IP WLS BF H R ER SO BB IBB HBP BLK WP HR S P ERA WHIP

AB	30
R	3
H	6
RBI	2
BB	4
SO	2
LOB	16



Batter	1	2	3	4	5	6	7	8	9
Maury Wills, S OBP: 0.339, SLG: 0.336 (1, 6)	0-0 2B 1B 1B		0-0 BB 2B 1B	0-0 S 1B 1B		0-0 1-3 K		0-3 K	
Willie Crawford, L OBP: 0.336, SLG: 0.422 (1, 9)	0-0 1B 2B		4-0 2B E BB	0-0 1B 1B		0-3 K			
Willie Davis, L OBP: 0.368, SLG: 0.468 (1, 8)	0-0 S 1B		0-0 E 2B	0-0 G5-3 E 1B			0-0 P6		
Wes Parker, S OBP: 0.380, SLG: 0.478 (1, 3)	4-0 G4-6-3 1B BB		0-0 E5 1B	0-0 E6			0-0 FC3-6 1B		
Andy Kosco, R OBP: 0.276, SLG: 0.427 (1, 7)	0-0 F9		0-0 5-3	0-0 G5-3			0-0 FC3-6		
Bill Russell, R OBP: 0.319, SLG: 0.372 (7, PR)									
Tom Haller, L OBP: 0.338, SLG: 0.371 (1, 2)	0-0 G4-6-3 1-2f		0-0 BB 1B		0-0 4-3		4-0 1-2 IBB		
Jim Lefebvre, S OBP: 0.331, SLG: 0.296 (1, 5)		0-0 4-3	4-0 G6-4-3 1B BB		0-0 F9		0-0 3-1		
Ted Sizemore, R OBP: 0.323, SLG: 0.308 (1, 4)		0-0 1-3	0-0 G6-4-3		0-0 5-3		0-0 4-3		
Bill Singer, R OBP: 0.105, SLG: 0.095 (1, 1)		0-0 5-3		0-3 K		0-0 6-3		0-3 K	

AB	R	H	RBI	BB	SO	LOB
5	3	3	0	0	1	0
3	2	2	1	1	1	0
4	1	3	3	0	0	0
3	1	1	0	1	0	2
4	0	0	0	0	0	7
0	0	0	0	0	0	0
3	0	1	1	1	0	2
3	0	0	0	1	0	2
4	0	0	0	0	0	2
4	0	0	0	0	2	0

AB	R	H	RBI	BB	SO	LOB
33	7	10	5	4	4	15

Inning Stats		R	H	E	K	S	R	H	E	K	S	R	H	E	K	S	R	H	E	K	S	R	H	E	K	S
R: 2 H: 3 E: 0 K: 5 S: 5		0	0	0	0	3	0	0	0	0	3	0	0	0	0	3	0	0	0	0	0	0	0	0	0	0
R: 0 H: 0 E: 0 K: 3 S: 3		4	3	1	0	14	1	3	1	2	8	0	0	0	0	0	0	0	0	0	0	0	0	0	0	0
R: 1 H: 3 E: 1 K: 8 S: 8		0	0	0	0	3	0	0	0	0	3	0	0	0	0	0	0	0	0	0	0	0	0	0	0	0
R: 0 H: 0 E: 0 K: 3 S: 3		0	0	0	0	3	0	0	0	0	3	0	0	0	0	0	0	0	0	0	0	0	0	0	0	0
R: 0 H: 0 E: 0 K: 5 S: 5		0	0	0	0	5	0	0	0	0	5	0	0	0	0	0	0	0	0	0	0	0	0	0	0	0
R: 0 H: 1 E: 0 K: 4 S: 4		0	1	0	0	8	0	2	1	8	0	0	0	0	0	0	0	0	0	0	0	0	0	0	0	0
R: 0 H: 0 E: 0 K: 7 S: 7		0	0	0	0	7	0	0	0	0	7	0	0	0	0	0	0	0	0	0	0	0	0	0	0	0


PITCHER	IP	WLS	BF	H	R	ER	SO	BB	IBB	HBP	BLK	WP	HR	S	P	ERA	WHIP
Howie Reed, R ERA: 4.92 (1, 1)	2.0	L	12	5	5	5	0	2	0	0	0	0	0	10	18	22.50	3.500
Don Shaw, L ERA: 4.82 (3, 1)	4.0		17	4	2	1	2	1	0	0	0	0	0	20	24	2.25	1.250
Steve Renko, R ERA: 5.37 (7, 1)	2.0		8	1	0	0	2	0	1	0	0	0	0	11	15	0.00	0.500

PITCHER	IP	WLS	BF	H	R	ER	SO	BB	IBB	HBP	BLK	WP	HR	S	P	ERA	WHIP

**Montreal Expos @ Los Angeles Dodgers**  
**Dodger Stadium, Los Angeles, CA**  
 Wed Aug 27 1969, 7:05 PM PDT  
 Att. 17,309 - Unknown

livebaseballscorecards.com

**AB 33**  
**R 7**  
**H 10**  
**RBI 5**  
**BB 4**  
**SO 4**  
**LOB 15**





Batter	1	2	3	4	5	6	7	8	9	AB R H RBI BB SO LOB	TOP													
Ty Cline, L (1, 8) OBP: 0.362, SLG: 0.358	0-0 HR		0-0 L4-3	0-3 K			0-0 L7	0-0 L7		5 1 1 1 0 1 0	<b>Montreal Expos @ Los Angeles Dodgers</b> Dodger Stadium, Los Angeles, CA Thu Aug 28 1969, 7:05 PM PDT Att: 16,557 - Unknown													
Gary Sutherland, R (1, 4) OBP: 0.291, SLG: 0.313	0-0 6-3		0-0 S 1B	0-3 K			4-0 BB 1B 2B BB	4-0 HR BB	3 3 1 0 2 1 0															
Rusty Staub, L (1, 9) OBP: 0.396, SLG: 0.491	0-0 G3		0-3 K			4-0 6-4 BB	0-0 BB 2B 1B	0-0 F7	4 1 1 0 0 1 1 2															
Ron Fairly, L (1, 3) OBP: 0.380, SLG: 0.531	4-0 BB		4-0 BB			0-0 F5	0-3 K	0-0 1-H HR	0 2 0 0 0 0 0															
Mack Jones, L (1, 7) OBP: 0.384, SLG: 0.484	0-0 P6		0-0 1B 1-3 2-H			0-0 6-4 1-2f	4-0 2B 1B BB	0-3 K	4 1 1 1 1 1 2															
Kevin Collins, L (1, 5) OBP: 0.270, SLG: 0.379		0-0 P5	0-0 BB 1B			0-0 4-3	0-0 1B 2B	0-0 FC5-6 1B	3 0 1 1 0 0 0 2 1 2 2 0 0 0															
Coco Laboy, R (7, PH) OBP: 0.325, SLG: 0.438 (7, 5)			1-3 3-H				1-3 2-H 3-H																	
John Boccabella, R (1, 2) OBP: 0.182, SLG: 0.175		0-0 P5	4-0 1-2 BB			4-0 BB BB	4-0 1B BB	0-0 FC5-6 S 1-2f	2 0 0 0 3 0 1															
Bobby Wine, R (1, 6) OBP: 0.247, SLG: 0.254		0-0 1B	0-0 F8			4-0 1-2 BB G4-6-3	0-0 1-2 2-H 3-H 1B	0-3 K	4 0 2 2 1 1 4															
Bill Stoneman, R (1, 1) OBP: 0.106, SLG: 0.081		0-3 K		0-0 1-3		0-0 G4-6-3	0-3 K	0-0 1-3	2 0 0 0 0 1 1 0 0 0 0 0 0 0 1 0 0 0 0 0 2 2 0 0 0 0 1 3															
Dan McGinn, L (4, 1) OBP: 0.208, SLG: 0.333																								
Jose Herrera, R (6, PH) OBP: 0.333, SLG: 0.440																								
Claude Raymond, R (6, 1) OBP: 0.222, SLG: 0.222																								
<b>Inning Stats</b>	R: 1 E: 0 K: 0 S: 4	H: 1 LOB: 1 BB: 1 P: 8	R: 0 E: 0 K: 1 S: 6	H: 1 LOB: 1 BB: 0 P: 6	R: 2 E: 0 K: 1 S: 8	H: 3 LOB: 3 BB: 2 P: 16	R: 0 E: 0 K: 2 S: 7	H: 0 LOB: 0 BB: 0 P: 7	R: 0 E: 0 K: 0 S: 2	H: 0 LOB: 0 BB: 1 P: 6	R: 0 E: 0 K: 0 S: 2	H: 0 LOB: 1 BB: 2 P: 10	R: 4 E: 0 K: 2 S: 10	H: 3 LOB: 2 BB: 3 P: 22	R: 2 E: 0 K: 1 S: 6	H: 1 LOB: 0 BB: 1 P: 10	R: 0 E: 0 K: 1 S: 6	H: 1 LOB: 1 BB: 0 P: 6	1B: 7 2B: 2 3B: 0 HR: 2	SF: 0 SAC: 0 DP: 2 HBP: 0	WP: 0 PB: 0 SB: 2 CS: 0	PA: 45		
<b>PITCHER</b>	IP WLS BF H R ER SO BB IBB HBP BLK WP HR S P ERA WHIP																							
Jim Bunning, R (1, 1) ERA: 3.69	4.0		5 3 3 4 3 0 0 0		0 0 0 0 0 0 1 25 37 6.75 2.000																			
Al McBean, R (5, 1) ERA: 4.09	2.2 L	12	1 3 3 1 5 0 0 0		0 0 9 29 10.12 2.250																			
Jim Brewer, L (7, 1) ERA: 2.84	1.0	8	3 3 3 1 2 0 0 0		0 1 8 16 27.00 5.000																			
Pete Mikkelsen, R (8, 1) ERA: 3.08	0.1	1	0 0 0 1 0 0 0 0		0 0 3 3 0.00 0.000																			
Joe Moeller, R (9, 1) ERA: 3.54	1.0	4	1 0 0 1 0 0 0 0		0 0 6 6 0.00 1.000																			

livebaseballscorecards.com

AB	32
R	9
H	9
RBI	7
BB	8
SO	7
LOB	15



BOTTOM

Montreal Expos @ Los Angeles Dodgers  
Dodger Stadium, Los Angeles, CA

AB	35
R	5
H	11
RBI	4
BB	4
SO	5
LOB	19



WP	2	PA	41
PB	0		
SB	2		
CS	1		

Thu Aug 28 1969, 7:05 PM PDT  
Att. 16,557 - Unknown

livebaseballscorecards.com

AB R H RBI BB SO LOB

5 0 1 2 0 1 4

5 1 1 0 0 0 2

5 1 2 0 0 0 0

4 0 1 1 1 0 1

2 0 0 0 0 1 3

1 0 0 0 1 0 0

4 1 3 1 0 1 2

3 1 1 0 1 1 2

4 1 2 0 0 0 1

0 0 0 0 0 0 0

1 0 0 0 0 1 2

0 0 0 0 1 0 0

0 0 0 0 0 0 0

0 0 0 0 0 0 0

1 0 0 0 0 0 2

0 0 0 0 0 0 0

0 0 0 0 0 0 0

1B: 9 SF: 0

2B: 2 SAC: 1

3B: 0 DP: 0

HR: 0 HBP: 0





Batter	1	2	3	4	5	6	7	8	9	AB	R	H	RBI	BB	SO	LOB
Maury Wills, S OBP: 0.336, SLG: 0.332 (1, 6)	4-0 S S BB		0-0 5-3		0-0 1-3		0-0 6-3	0-0 FC6-4 1-2f		4	0	0	0	1	0	2
Manny Mota, R OBP: 0.379, SLG: 0.412 (1, 7)	0-0 L3 1-2		0-0 F8		0-0 F3		0-3 K			4	0	0	0	0	1	1
Willie Davis, L OBP: 0.372, SLG: 0.468 (1, 8)	0-0 G4-6-3 2-3 1B		0-0 1B		0-3 K			4-0 WP 4-3 2B BB		3	1	2	0	1	1	0
Wes Parker, S OBP: 0.379, SLG: 0.473 (1, 3)	0-0 G4-6-3 1-2f		0-0 4-3		0-0 FC6-4 1B			0-0 4-3 1-2		4	0	1	0	0	0	4
Andy Kosco, R OBP: 0.275, SLG: 0.423 (1, 9)		0-0 F3		0-0 5-3		0-0 FC6-4 1-3 1B 1-2f		4-0 2B 1B BB 2-3		3	1	0	0	1	0	1
Billy Grabarkewitz, R OBP: 0.161, SLG: 0.155 (8, PR)										0	1	0	0	0	0	0
Jim Lefebvre, S OBP: 0.344, SLG: 0.312 (1, 5)		4-0 1B BB		4-0 G3 E BB		0-0 1-3 1-2		0-0 1B 1B 2B 1-3		2	1	1	1	2	0	1
Willie Crawford, L OBP: 0.334, SLG: 0.419 (8, PR)										0	1	0	0	0	0	0
Ted Sizemore, R OBP: 0.327, SLG: 0.315 (1, 4)		0-0 1-2 1B		0-0 G3 1-2		0-0 FC6-4 1B 2-H		0-0 1B SF8 1B 2-3 3-H		4	1	3	2	0	0	1
Jeff Torborg, R OBP: 0.259, SLG: 0.255 (1, 2)		0-0 F9		0-0 E3 2-H		0-0 FC6-4 1-2f		0-0 FC6-4 1B 1-3 3-H		3	0	0	0	0	0	3
Tom Haller, L OBP: 0.342, SLG: 0.375 (8, PH)										1	0	1	1	0	0	0
Don Sutton, R OBP: 0.185, SLG: 0.175 (1, 1)		0-3 K		0-3 K				0-0 F8		2	0	0	0	0	2	3
Bill Russell, R OBP: 0.319, SLG: 0.368 (7, PH)										1	0	0	0	0	0	0
Pete Mikkelsen, R (8, 1)										0	0	0	0	0	0	0
Len Gabrielson, L OBP: 0.327, SLG: 0.360 (8, PH)										0	0	0	1	0	0	0
Ray Lamb, R (9, 1)										0	0	0	0	0	0	0

Inning Stats	R: 0	H: 1	E: 0	LOB: 1	K: 0	BB: 1	S: 3	R: 0	H: 1	E: 0	LOB: 2	K: 1	BB: 1	S: 6	R: 0	H: 1	E: 0	LOB: 1	K: 0	BB: 0	S: 4	R: 1	H: 0	E: 1	LOB: 1	K: 1	BB: 1	S: 6	R: 0	H: 0	E: 0	LOB: 0	K: 1	BB: 0	S: 5	R: 1	H: 2	E: 0	LOB: 1	K: 0	BB: 0	S: 5	R: 0	H: 0	E: 0	LOB: 0	K: 1	BB: 0	S: 5	R: 0	H: 0	E: 0	LOB: 0	K: 1	BB: 0	S: 5	R: 4	H: 3	E: 0	LOB: 2	K: 0	BB: 2	S: 6	P: 14
--------------	------	------	------	--------	------	-------	------	------	------	------	--------	------	-------	------	------	------	------	--------	------	-------	------	------	------	------	--------	------	-------	------	------	------	------	--------	------	-------	------	------	------	------	--------	------	-------	------	------	------	------	--------	------	-------	------	------	------	------	--------	------	-------	------	------	------	------	--------	------	-------	------	-------

PITCHER	IP	WLS	BF	H	R	ER	SO	BB	IBB	HBP	BLK	WP	HR	S	P	ERA	WHIP
Woodie Fryman, L ERA: 4.47 (1, 1)	7.1	L	33	6	6	5	4	5	0	0	0	1	0	36	56	6.14	1.500
Turk Farrell, R ERA: 3.9 (8, 1)	0.0		2	2	0	0	0	0	0	0	0	0	0	2	2	∞	∞
Lowell Palmer, R ERA: 5.85 (8, 1)	0.2		2	0	0	0	0	0	0	0	0	0	0	2	2	0.00	0.000

**BOTTOM**

Philadelphia Phillies @ Los Angeles Dodgers  
 Dodger Stadium, Los Angeles, CA  
 Fri Aug 29 1969, 7:05 PM PDT  
 Att. 19,512 - Unknown

AB	R	H	RBI	BB	SO	LOB
4	0	0	0	1	0	2
4	0	0	0	0	1	1
3	1	2	0	1	1	0
4	0	1	0	0	0	4
3	1	0	0	1	0	1
0	1	0	0	0	0	0
2	1	1	1	2	0	1
0	1	0	0	0	0	0
4	1	3	2	0	0	1
3	0	0	0	0	0	3
1	0	1	1	0	0	0
2	0	0	0	0	2	3
1	0	0	0	0	0	0
0	0	0	0	0	0	0
0	0	0	1	0	0	0
0	0	0	0	0	0	0

AB	31
R	6
H	8
RBI	5
BB	5
SO	4
LOB	16

livebaseballscorecards.com



WP	PA
1	37
PB	0
SB	2
CS	0









Batter	1	2	3	4	5	6	7	8	9	AB R H RBI BB SO LOB	TOP												
Terry Harmon, R OBP: 0.321, SLG: 0.277 (1, 6) X	0-0 6-3			X 0-0 6-3		X 0-0 F8		X 0-0 5-3	4 0 0 0 0 0 1														
John Briggs, L OBP: 0.331, SLG: 0.367 (1, 8) X	0-0 P5		X 0-0 L9		X 0-0 F7		X 0-0 2B	4 0 1 0 0 0 1															
Dick Allen, R OBP: 0.384, SLG: 0.636 (1, 3) S S S	0-3 K		S S S 0-3 K		X 0-0 L8		X 0-0 6-3	4 0 0 0 0 2 1															
Johnny Callison, L OBP: 0.333, SLG: 0.450 (1, 9) X		0-0 L8		X 0-0 G3		X 0-0 3B		X 0-0 F8	4 1 1 0 0 0 1														
Deron Johnson, R OBP: 0.337, SLG: 0.450 (1, 5) X		0-0 G6-4-3 1B		S S S 0-3 K		X 0-0 3-1			3 0 1 1 0 1 0														
Ron Stone, L OBP: 0.342, SLG: 0.304 (1, 7) X		0-0 G6-4-3 1-2f		X 0-0 1B		X 3-H 0-0 6-3			3 0 1 0 0 0 1														
Dave Watkins, R OBP: 0.277, SLG: 0.315 Larry Hisle, R OBP: 0.337, SLG: 0.467 Al Raffo, R OBP: 0.286, SLG: 0.167 (8, 1) S S S			S S S 0-3 K		X 0-0 F2		X 0-3 K	2 0 0 0 0 1 1															
Cookie Rojas, R OBP: 0.270, SLG: 0.294 (1, 4) X			X 0-0 F8		X 0-0 P4		X 0-0 CS 1B	3 0 1 0 0 0 0															
Rick Wise, R OBP: 0.317, SLG: 0.421 Rick Joseph, R OBP: 0.336, SLG: 0.418 Mike Ryan, R OBP: 0.267, SLG: 0.345 (8, 2) S S S			S S S 0-3 K		X 0-0 1B		X 0-3 K	2 0 1 0 0 1 0															
<b>Inning Stats</b>	R: 0 E: 0 K: 1 S: 5	H: 0 LOB: 0 BB: 0 P: 5	R: 0 E: 0 K: 0 S: 3	H: 1 LOB: 0 BB: 0 P: 3	R: 0 E: 0 K: 2 S: 7	H: 0 LOB: 0 BB: 0 P: 7	R: 0 E: 0 K: 1 S: 5	H: 0 LOB: 0 BB: 0 P: 5	R: 0 E: 0 K: 1 S: 6	H: 1 LOB: 1 BB: 0 P: 6	R: 0 E: 0 K: 0 S: 4	H: 1 LOB: 1 BB: 0 P: 4	R: 1 E: 0 K: 0 S: 4	H: 1 LOB: 0 BB: 0 P: 4	R: 0 E: 0 K: 2 S: 7	H: 1 LOB: 1 BB: 0 P: 7	R: 0 E: 0 K: 0 S: 4	H: 1 LOB: 1 BB: 0 P: 4	1B: 4 2B: 2 3B: 1 HR: 0	SF: 0 SAC: 0 DP: 2 HBP: 0	WP: 0 PB: 0 SB: 0 CS: 1	PA: 31	
<b>PITCHER</b> Bill Singer, R ERA: 1.95 (1, 1)	IP 9.0	WLS W	BF 31	H 6	R 1	ER 1	SO 7	BB 0	IBB 0	HBP 0	BLK 0	WP 0	HR 0	S 45	P 45	ERA 1.00	WHIP 0.667						<b>PITCHER</b> IP WLS BF H R ER SO BB IBB HBP BLK WP HR S P ERA WHIP

Philadelphia Phillies @ Los Angeles Dodgers  
Dodger Stadium, Los Angeles, CA  
Sun Aug 31 1969, 3:33 AM PDT  
Att: 19,357 - Unknown

livebaseballscorecards.com

AB	31
R	1
H	6
RBI	1
BB	0
SO	7
LOB	7



Batter	1	2	3	4	5	6	7	8	9
Maury Wills, S OBP: 0.337, SLG: 0.333 (1, 6)	0-3 K		0-0 CS 1B			0-0 SH1-3 SF8 1B		0-0 S 1B	
Manny Mota, R OBP: 0.374, SLG: 0.406 (1, 7)	0-0 1-3		0-0 6-3			0-0 SH1-3		0-0 1B	
Willie Davis, L OBP: 0.371, SLG: 0.466 (1, 8)	0-0 6-3					0-0 SF8			
Wes Parker, S OBP: 0.376, SLG: 0.468 (1, 3)						0-0 1-3			
Willie Crawford, L OBP: 0.331, SLG: 0.424 (1, 9)									
Bill Sudakis, S OBP: 0.304, SLG: 0.399 (1, 5)									
Tom Haller, L OBP: 0.337, SLG: 0.369 (1, 2)									
Ted Sizemore, R OBP: 0.331, SLG: 0.319 (1, 4)									
Bill Singer, R OBP: 0.101, SLG: 0.092 (1, 1)									

Inning Stats	R: 0	H: 0	R: 1	H: 1	R: 1	H: 2	R: 0	H: 1	R: 0	H: 0	R: 1	H: 1	R: 0	H: 0	R: 1	H: 2
	E: 0	LOB: 0	E: 0	LOB: 0	E: 0	LOB: 0	E: 0	LOB: 0	E: 0	LOB: 1	E: 0	LOB: 0	E: 0	LOB: 0	E: 0	LOB: 1
	K: 1	BB: 0	K: 0	BB: 0	K: 1	BB: 0	K: 1	BB: 0	K: 2	BB: 1	K: 0	BB: 0	K: 0	BB: 0	K: 0	BB: 1
	S: 5	P: 5	S: 4	P: 4	S: 4	P: 4	S: 5	P: 5	S: 7	P: 11	S: 4	P: 4	S: 3	P: 3	S: 3	P: 7

PITCHER	IP	WLS	BF	H	R	ER	SO	BB	IBB	HBP	BLK	WP	HR	S	P	ERA	WHIP
Rick Wise, R ERA: 3.16 (1, 1)	7.0	L	25	5	3	2	4	1	0	0	1	0	1	32	36	2.57	0.857
Al Raffo, R ERA: 4.34 (8, 1)	1.0		4	2	1	1	0	1	0	0	0	0	0	3	7	9.00	3.000

**BOTTOM**

Philadelphia Phillies @ Los Angeles Dodgers  
 Dodger Stadium, Los Angeles, CA

Sun Aug 31 1969, 3:33 AM PDT  
 Att. 19,357 - Unknown

AB	R	H	RBI	BB	SO	LOB
4	2	3	1	0	1	0
3	0	1	1	0	0	1
2	0	1	1	0	0	0
3	0	0	0	0	1	1
3	1	1	1	0	0	0
3	0	0	0	0	1	0
3	0	0	0	0	0	0
1	1	1	0	2	0	0
3	0	0	0	0	1	3

<b>AB</b>	<b>25</b>
<b>R</b>	<b>4</b>
<b>H</b>	<b>7</b>
<b>RBI</b>	<b>4</b>
<b>BB</b>	<b>2</b>
<b>SO</b>	<b>4</b>
<b>LOB</b>	<b>5</b>



WP	PA	1B	SF	2B	SAC	3B	DP	HR	HBP
0	29	5	1	1	1	0	1	1	0





Batter	1	2	3	4	5	6	7	8	9	AB	R	H	RBI	BB	SO	LOB
Maury Wills, S OBP: 0.337, SLG: 0.333 (1, 6)			F8		F7					5	1	2	0	0	0	3
Manny Mota, R OBP: 0.377, SLG: 0.414 (1, 7)			4-3		F8					4	2	2	1	1	0	1
Willie Davis, L OBP: 0.371, SLG: 0.468 (1, 8)										5	2	2	2	0	0	3
Wes Parker, S OBP: 0.376, SLG: 0.472 (1, 3)			4-3		F8					5	1	2	1	0	0	2
Andy Kosco, R OBP: 0.282, SLG: 0.437 (1, 9)										4	2	4	3	0	0	0
Bill Russell, R OBP: 0.318, SLG: 0.366 (6, PR)										1	0	0	0	0	0	0
Bill Sudakis, S OBP: 0.303, SLG: 0.397 (7, 9)										5	0	1	1	0	2	4
Bill Sudakis, S OBP: 0.303, SLG: 0.397 (1, 5)			FC4-6							5	0	1	1	0	2	4
Bill Sudakis, S OBP: 0.303, SLG: 0.397 (1, 5)			K							5	0	1	1	0	2	4
Ted Sizemore, R OBP: 0.333, SLG: 0.323 (1, 4)			5-3		F8					4	2	2	1	0	0	2
Ted Sizemore, R OBP: 0.333, SLG: 0.323 (1, 4)										4	2	2	1	0	0	2
Jeff Torborg, R OBP: 0.259, SLG: 0.248 (1, 2)										3	0	0	0	1	0	2
Jeff Torborg, R OBP: 0.259, SLG: 0.248 (1, 2)			E6		5-3					3	0	0	0	1	0	2
Jeff Torborg, R OBP: 0.259, SLG: 0.248 (1, 2)			SH1-3							3	0	0	0	1	0	2
Jim Bunning, R OBP: 0.105, SLG: 0.056 (1, 1)										2	0	1	1	0	0	0
Ray Lamb, R (7, 1)										0	0	0	0	0	0	0
Steve Garvey, R (7, PH)										1	0	0	0	0	1	1
Pete Mikkelsen, R (8, 1)										0	0	0	0	0	0	0

Inning Stats	R: 5	H: 5	R: 2	H: 3	R: 0	H: 0	R: 2	H: 3	R: 0	H: 0	R: 0	H: 2	R: 1	H: 3	R: 0	H: 0	
E: 0	LOB: 2	E: 0	LOB: 1	E: 1	LOB: 1	E: 0	LOB: 1	E: 0	LOB: 0	E: 0	LOB: 0	E: 0	LOB: 2	E: 0	LOB: 2	E: 0	LOB: 0
K: 1	BB: 2	K: 0	BB: 0	K: 0	BB: 0	K: 0	BB: 0	K: 0	BB: 0	K: 0	BB: 0	K: 0	BB: 0	K: 1	BB: 0	K: 1	BB: 0
S: 10	P: 18	S: 6	P: 6	S: 4	P: 4	S: 6	P: 6	S: 3	P: 3	S: 4	P: 4	S: 4	P: 4	S: 8	P: 8	S: 5	P: 5

PITCHER	IP	WLS	BF	H	R	ER	SO	BB	IBB	HBP	BLK	WP	HR	S	P	ERA	WHIP
Jerry Koosman, L (1, 1)	0.1	L	5	3	4	4	0	1	0	0	0	0	0	4	8	108.00	12.000
Cal Koonce, R (1, 1)	5.2		28	10	5	5	1	0	1	0	0	0	0	29	33	7.94	1.765
Jack Dilauro, L (7, 1)	2.0		9	3	1	1	2	0	0	0	0	0	0	13	13	4.50	1.500

**BOTTOM**

**New York Mets @ Los Angeles Dodgers**  
**Dodger Stadium, Los Angeles, CA**

Mon Sep 01 1969, 3:33 AM PDT  
 Att. 28,079 - Unknown

<b>AB</b>	<b>39</b>
<b>R</b>	<b>10</b>
<b>H</b>	<b>16</b>
<b>RBI</b>	<b>10</b>
<b>BB</b>	<b>2</b>
<b>SO</b>	<b>3</b>
<b>LOB</b>	<b>18</b>

WP	PA	42
PB: 0	CS: 0	
SB: 4		
CS: 0		



Batter	1	2	3	4	5	6	7	8	9	AB R H RBI BB SO LOB	TOP		
<b>Tommie Agee, R</b> (1, 8) OBP: 0.339, SLG: 0.487	0-0 F9		0-0 1-6-3		0-3 K		0-3 K		0-0 5-3	5 0 0 0 0 2 1	<b>New York Mets @ Los Angeles Dodgers</b> <b>Dodger Stadium, Los Angeles, CA</b> Tue Sep 02 1969, 7:05 PM PDT Att. 25,676 - Unknown <a href="http://livebaseballscorecards.com">livebaseballscorecards.com</a>		
<b>Wayne Garrett, L</b> (1, 5) OBP: 0.298, SLG: 0.279	0-3 K			0-0 P4		0-0 1B 1-3 2B 1B		0-0 L4	4 1 1 0 0 1 0				
<b>Donn Clendenon, R</b> (1, 3) OBP: 0.302, SLG: 0.441	0-0 HR			0-0 HR		0-0 1-3 1-2		0-0 1B S 1B	4 3 3 2 0 0 1				
<b>Art Shamsky, L</b> (1, 7) <b>Rod Gaspar, S</b> (8, 7) OBP: 0.299, SLG: 0.273	0-0 P6			4-0 BB BB		4-0 1B 2B IBB		0-0 1-3 1-2	2 1 0 0 2 0 1 0 0 0 0 0 0 0				
<b>Ken Boswell, L</b> (1, 4) <b>Al Weis, S</b> (8, 4) OBP: 0.268, SLG: 0.303		0-0 G6-4-3 1B		0-3 K		0-0 1-2 2-3 2B 1B		0-0 2-H 1B	4 0 3 1 0 1 1 0 0 0 0 0 0 0				
<b>Ron Swoboda, R</b> (1, 9) OBP: 0.318, SLG: 0.373		0-3 K		4-0 1-2 BB		0-0 1-H 2-H 3-H 2B		0-3 K	3 0 1 2 1 2 2				
<b>Jerry Grote, R</b> (1, 2) OBP: 0.307, SLG: 0.338		0-0 G6-4-3 1-2f		0-0 F2		0-0 F7		0-0 6-3	4 0 0 0 0 0 4				
<b>Bud Harrelson, S</b> (1, 6) OBP: 0.321, SLG: 0.291			0-0 6-3		0-0 6-3		0-0 F7	4-0 BB BB BB BB	3 0 0 0 1 0 0				
<b>Gary Gentry, R</b> (1, 1) OBP: 0.131, SLG: 0.119 <b>Ron Taylor, R</b> (9, 1) OBP: 0.250, SLG: 0.250 <b>Tug McGraw, R</b> (9, 1) OBP: 0.182, SLG: 0.190			0-3 K		0-3 K		0-0 5-3	0-3 K	4 0 0 0 0 3 1 0 0 0 0 0 0 0 0 0 0 0 0 0 0				
<b>Inning Stats</b>	R: 1 E: 0 K: 1 S: 6 H: 1 LOB: 0 BB: 0 P: 6	R: 0 E: 0 K: 1 S: 5 H: 1 LOB: 0 BB: 0 P: 5	R: 0 E: 0 K: 1 S: 5 H: 0 LOB: 0 BB: 0 P: 5	R: 1 E: 0 K: 1 S: 6 H: 1 LOB: 2 BB: 2 P: 14	R: 0 E: 0 K: 2 S: 7 H: 0 LOB: 0 BB: 0 P: 7	R: 2 E: 0 K: 0 S: 5 H: 3 LOB: 1 BB: 1 P: 9	R: 0 E: 0 K: 1 S: 5 H: 0 LOB: 0 BB: 0 P: 5	R: 1 E: 0 K: 1 S: 7 H: 2 LOB: 1 BB: 0 P: 7	R: 0 E: 0 K: 1 S: 5 H: 0 LOB: 1 BB: 1 P: 9	1B: 5 2B: 1 3B: 0 HR: 2 SF: 0 SAC: 0 DP: 1 HBP: 0		WP: 0 PB: 0 SB: 1 CS: 0 PA: 37	
<b>PITCHER</b>	IP WLS BF H R ER SO BB IBB HBP BLK WP HR S P ERA WHIP											<b>PITCHER</b>	IP WLS BF H R ER SO BB IBB HBP BLK WP HR S P ERA WHIP
<b>Don Sutton, R</b> (1, 1) ERA: 3.49	7.0 L 28 6 4 4 7 2 1 0 0 0 2 39 51 5.14 1.143												
<b>Joe Moeller, R</b> (8, 1) ERA: 3.59	2.0 9 2 1 1 2 1 0 0 0 0 0 0 12 16 4.50 1.500												



BOTTOM

New York Mets @ Los Angeles Dodgers  
Dodger Stadium, Los Angeles, CA  
Tue Sep 02 1969, 7:05 PM PDT  
Att. 25,676 - Unknown

livebaseballscorecards.com

AB 37  
R 4  
H 11  
RBI 4  
BB 2  
SO 5  
LOB 17



WP: 0 PA: 39  
PB: 0  
SB: 0  
CS: 1

AB R H RBI BB SO LOB

5 0 1 0 0 1 1  
4 0 1 0 0 0 0  
1 0 1 2 0 0 0  
0 0 0 0 0 0 0

5 1 1 0 0 2 3

4 0 2 1 0 0 0

3 1 1 0 1 1 2

4 0 1 0 0 0 3

4 0 2 0 0 1 1  
0 0 0 0 0 0 0

3 1 0 0 1 0 4

2 0 0 0 0 0 2  
1 0 0 0 0 0 1  
0 0 0 0 0 0 0  
1 0 1 1 0 0 0  
0 1 0 0 0 0 0

1B: 10 SF: 0  
2B: 1 SAC: 0  
3B: 0 DP: 0  
HR: 0 HBP: 0

Batter	1	2	3	4	5	6	7	8	9
Maury Wills, S (1, 6) OBP: 0.336, SLG: 0.332	0-3 K			0-0 1-3		0-0 6-3	0-0 5-3		0-0 1B
Manny Mota, R (1, 7) OBP: 0.376, SLG: 0.412 Andy Kosco, R (9, PH) OBP: 0.284, SLG: 0.439 Bill Russell, R (9, PR) OBP: 0.318, SLG: 0.366	0-0 4-3			0-0 1B		0-0 F7		0-0 F8	0-0 1B
Willie Davis, L (1, 8) OBP: 0.369, SLG: 0.467	0-0 6-3			0-3 K		0-0 1B		0-0 F2	0-3 K
Wes Parker, S (1, 3) OBP: 0.378, SLG: 0.473		0-0 F7		0-0 1B		0-0 1B		0-0 4-3	
Willie Crawford, L (1, 9) OBP: 0.333, SLG: 0.423		0-0 1-3		0-3 K		0-0 1B			4-0 FC4-6 1B
Bill Sudakis, S (1, 5) OBP: 0.302, SLG: 0.396		0-0 5-3				0-0 4-3			0-0 F5
Tom Haller, L (1, 2) OBP: 0.338, SLG: 0.371 Von Joshua, L (9, PR)			0-0 F8		0-3 K		0-0 3-1 1B		0-0 FC4-6 1B
Ted Sizemore, R (1, 4) OBP: 0.332, SLG: 0.321			4-0 CS		0-0 P6		0-0 F8		0-0 FC4-6 1B
Don Sutton, R (1, 1) OBP: 0.181, SLG: 0.171 Len Gabrielson, L (7, PH) OBP: 0.324, SLG: 0.358 Joe Moeller, R (8, 1) OBP: 0.222, SLG: 0.222 Jim Lefebvre, S (9, PH) OBP: 0.347, SLG: 0.312 Bobby Valentine, R (9, PR)			0-0 P6		0-0 4-3		0-0 3-1		0-0 1B

Inning Stats	R: 0	H: 0	E: 0	K: 1	S: 5	R: 0	H: 0	E: 0	K: 0	S: 3	R: 0	H: 0	E: 0	K: 0	S: 2	R: 0	H: 2	E: 0	K: 2	S: 9	R: 0	H: 1	E: 0	K: 1	S: 6	R: 1	H: 3	E: 0	K: 0	S: 6	R: 0	H: 1	E: 0	K: 0	S: 4	R: 0	H: 0	E: 0	K: 0	S: 3	R: 3	H: 4	E: 0	K: 1	S: 9	1B: 10	SF: 0	2B: 1	SAC: 0	3B: 0	DP: 0	HR: 0	HBP: 0	WP: 0	PA: 39
--------------	------	------	------	------	------	------	------	------	------	------	------	------	------	------	------	------	------	------	------	------	------	------	------	------	------	------	------	------	------	------	------	------	------	------	------	------	------	------	------	------	------	------	------	------	------	--------	-------	-------	--------	-------	-------	-------	--------	-------	--------

PITCHER	IP	WLS	BF	H	R	ER	SO	BB	IBB	HBP	BLK	WP	HR	S	P	ERA	WHIP
Gary Gentry, R (1, 1) ERA: 3.77	8.1	W	34	8	3	3	4	2	0	0	0	0	0	40	48	3.24	1.200
Ron Taylor, R (9, 1) ERA: 2.93	0.1		4	3	1	1	0	0	0	0	0	0	0	4	4	27.00	9.000
Tug McGraw, L (9, 1) ERA: 2.59	0.1	S	1	0	0	0	1	0	0	0	0	0	0	3	3	0.00	0.000



Batter	1	2	3	4	5	6	7	8	9	AB R H RBI BB SO LOB	TOP																								
<b>Tommie Agee, R</b> (1, 8) OBP: 0.340, SLG: 0.494	0-0 6-3		0-0 6-3			0-0 FC6-4 1B		0-0 1-H HR		4 1 2 2 0 0 0	<b>New York Mets @ Los Angeles Dodgers</b> <b>Dodger Stadium, Los Angeles, CA</b> Wed Sep 03 1969, 7:05 PM PDT Att: 26,625 - Unknown																								
<b>Bud Harrelson, S</b> (1, 6) OBP: 0.321, SLG: 0.290	0-0 L8			0-0 L6		0-0 F3		0-0 FC4 1B		4 0 1 0 0 0 1																									
<b>Cleon Jones, R</b> (1, 7) OBP: 0.426, SLG: 0.503	0-0 6-3			0-0 4-3		0-0 FC6-4 1-2f		0-0 FC4 1-2f HR		4 1 0 0 0 0 2																									
<b>Donn Clendenon, R</b> (1, 3) OBP: 0.305, SLG: 0.453		0-0 1-3 1B		0-3 K		0-0 1-3		0-0 1-H HR		4 1 2 2 0 1 1																									
<b>Ron Swoboda, R</b> (1, 9) OBP: 0.317, SLG: 0.368		0-0 1-3 1-2			4-0 FC5-6-3 1B BB		0-0 6-3	0-0 1-3		3 0 0 0 1 0 1																									
<b>Ed Charles, R</b> (1, 5) OBP: 0.273, SLG: 0.299		0-0 1-3			0-0 F8		0-0 E5 G6-4-3	0-0 6-3		3 0 0 0 0 0 2																									
<b>Ken Boswell, L</b> (9, PH) OBP: 0.323, SLG: 0.348		0-0 1-3								1 0 0 0 0 0 0																									
<b>Duffy Dyer, R</b> (1, 2) OBP: 0.302, SLG: 0.449		0-0 F9			0-0 FC5-6-3 1-2 1B		0-0 G6-4-3 1-2f		0-0 SH1-3 1B	4 0 2 0 0 0 2																									
<b>Al Weis, S</b> (1, 4) OBP: 0.264, SLG: 0.298			0-0 4-3		0-0 FC5-6-3 1-2f 2-3 1B			0-0 5-3	0-0 SH1-3 1-2	3 0 0 0 0 0 2																									
<b>Jerry Koosman, R</b> (1, 1) OBP: 0.046, SLG: 0.046			0-3 K		0-0 FC6-4 1-2f			0-0 HR 1B	0-0 F8	2 0 0 0 0 0 1 2																									
<b>Cal Koosman, R</b> (7, 1) OBP: 0.235, SLG: 0.235										0 0 0 0 0 0 0 0																									
<b>Bobby Pfiel, R</b> (8, PH) OBP: 0.234, SLG: 0.278										1 1 1 0 0 0 0 0																									
<b>Nolan Ryan, R</b> (8, 1) OBP: 0.045, SLG: 0.045										0 0 0 0 0 0 0 0																									
<b>Art Shamsky, L</b> (9, PH) OBP: 0.376, SLG: 0.490										1 0 0 0 0 0 0 1																									
<b>Jack Lilisuro, S</b> (9, 1)										0 0 0 0 0 0 0 0																									
<b>Inning Stats</b>	R: 0 E: 0 K: 0 S: 3	H: 0 LOB: 0 BB: 0 P: 3	R: 0 E: 0 K: 0 S: 4	H: 1 LOB: 1 BB: 0 P: 4	R: 0 E: 0 K: 1 S: 5	H: 0 LOB: 0 BB: 0 P: 5	R: 0 E: 0 K: 1 S: 5	H: 0 LOB: 0 BB: 0 P: 5	R: 0 E: 0 K: 0 S: 4	H: 1 LOB: 2 BB: 1 P: 8	R: 0 E: 1 K: 0 S: 3	H: 0 LOB: 0 BB: 0 P: 3	R: 4 E: 0 K: 0 S: 7	H: 4 LOB: 0 BB: 0 P: 7	R: 0 E: 0 K: 0 S: 4	H: 1 LOB: 1 BB: 0 P: 4	1B: 6 2B: 0 3B: 0 HR: 2	SF: 0 SAC: 1 DP: 1 HBP: 0	WP: 0 PB: 0 SB: 0 CS: 0	PA: 36															
<b>PITCHER</b>	IP WLS BF H R ER SO BB IBB HBP BLK WP HR S P ERA WHIP																																		
<b>Claude Osteen, L</b> (1, 1) ERA: 2.51	8.0	32	7	4	4	2	1	0	0	0	0	2	35	39	4.50	1.000																			
<b>Pete Mikkelsen, R</b> (9, 1) ERA: 2.84	1.0	W	4	1	0	0	0	0	0	0	0	0	4	4	0.00	1.000																			

livebaseballscorecards.com

<b>AB</b>	34
<b>R</b>	4
<b>H</b>	8
<b>RBI</b>	4
<b>BB</b>	1
<b>SO</b>	2
<b>LOB</b>	14



Batter	1	2	3	4	5	6	7	8	9	AB R H RBI BB SO LOB
Maury Wills, S OBP: 0.337, SLG: 0.333 (1, 6)	0-0 6-3		0-0 4-3 S WP 1B		0-0 6-3	0-0 5-3			0-0 SH1-4 2B 1B	5 2 2 0 0 0 2
Manny Mota, R OBP: 0.374, SLG: 0.410 (1, 7)	0-0 4-3		0-0 4-3		0-0 FC4-6 1B			0-0 5-3	0-0 SH1-4 1-2	4 0 1 0 0 0 1
Willie Davis, L OBP: 0.367, SLG: 0.466 (1, 8)	0-0 G3		0-3 K		0-0 FC4-6 1-2f			0-0 1-3	0-0 2B 2-H	5 0 1 1 0 1 1
Wes Parker, S OBP: 0.379, SLG: 0.476 (1, 3)		0-3 K		0-0 1B 2B 1B	0-0 F9			0-0 2B		4 1 2 0 0 1 1
Andy Kosco, R OBP: 0.284, SLG: 0.437 (1, 9)		0-0 E5 FC6-4 WP 1B		0-0 2B 1-2 1B		0-0 F7		0-3 K2-3		4 1 1 0 0 1 0
Bill Sudakis, S OBP: 0.306, SLG: 0.398 (1, 5)		0-0 FC6-4 1-2 1B		0-0 F7		0-0 1B SF8 1B		4-0 S BB		3 1 2 0 1 0 2
Ted Sizemore, R OBP: 0.333, SLG: 0.324 (1, 4)		0-0 FC6-4 WP 1-2f 2-3		0-0 2B 1-3 2-H		0-0 SF8 1B 1-2 1B		0-3 K		4 0 2 1 0 1 3
Jeff Torborg, R OBP: 0.270, SLG: 0.252 (1, 2)		0-3 K		4-0 IBB		0-0 1B 1-2 2-3		4-0 IBB		2 0 1 0 1 1 1
Tom Haller, L OBP: 0.340, SLG: 0.371 (8, PH) (9, 2)		0-3 K		4-0 G4-6-3 IBB		0-0 1B 1-2 2-3 3-H		4-0 IBB		0 0 0 0 1 0 0
Claude Osteen, L OBP: 0.257, SLG: 0.274 (1, 1)		0-3 K		0-0 G4-6-3		0-0 SF8		0-0 5-3		2 0 0 1 0 1 3
Willie Crawford, L OBP: 0.332, SLG: 0.421 (8, PH)										1 0 0 0 0 0 2
Pete Mikkelsen, R (9, 1)										0 0 0 0 0 0 0

Inning Stats	R: 0 E: 0 K: 0 S: 3	H: 0 LOB: 0 BB: 0 P: 3	R: 1 E: 1 K: 2 S: 9	H: 1 LOB: 1 BB: 0 P: 9	R: 1 E: 0 K: 2 S: 8	H: 1 LOB: 0 BB: 0 P: 8	R: 1 E: 0 K: 0 S: 5	H: 3 LOB: 2 BB: 1 P: 9	R: 0 E: 0 K: 0 S: 4	H: 1 LOB: 1 BB: 0 P: 4	R: 1 E: 0 K: 0 S: 6	H: 3 LOB: 2 BB: 0 P: 6	R: 0 E: 0 K: 0 S: 3	H: 1 LOB: 1 BB: 0 P: 3	R: 0 E: 0 K: 2 S: 7	H: 0 LOB: 2 BB: 2 P: 15	R: 1 E: 0 K: 0 S: 3	H: 2 LOB: 1 BB: 0 P: 3	1B: 9 2B: 3 3B: 0 HR: 0	SF: 1 SAC: 1 DP: 1 HBP: 0	WP: 2 PB: 0 SB: 2 CS: 0	PA: 39
--------------	------------------------------	---------------------------------	------------------------------	---------------------------------	------------------------------	---------------------------------	------------------------------	---------------------------------	------------------------------	---------------------------------	------------------------------	---------------------------------	------------------------------	---------------------------------	------------------------------	----------------------------------	------------------------------	---------------------------------	----------------------------------	------------------------------------	----------------------------------	--------

PITCHER	IP	WLS	BF	H	R	ER	SO	BB	IBB	HBP	BLK	WP	HR	S	P	ERA	WHIP
Jerry Koosman, L ERA: 2.5 (1, 1)	6.0		28	9	4	3	4	0	0	0	0	2	0	35	39	4.50	1.500
Cal Koonce, R ERA: 5.0 (7, 1)	1.0		3	1	0	0	0	0	0	0	0	0	0	3	3	0.00	1.000
Nolan Ryan, R ERA: 3.36 (8, 1)	1.0		5	0	0	0	2	1	1	0	0	0	0	7	15	0.00	1.000
Jack Dilauro, L ERA: 2.64 (9, 1)	0.1	L	3	2	1	1	0	0	0	0	0	0	0	3	3	27.00	6.000

**BOTTOM**

**New York Mets @ Los Angeles Dodgers**  
Dodger Stadium, Los Angeles, CA

Wed Sep 03 1969, 7:05 PM PDT  
Att. 26,625 - Unknown

<b>AB</b>	<b>34</b>
<b>R</b>	<b>5</b>
<b>H</b>	<b>12</b>
<b>RBI</b>	<b>3</b>
<b>BB</b>	<b>3</b>
<b>SO</b>	<b>6</b>
<b>LOB</b>	<b>16</b>

[livebaseballscorecards.com](http://livebaseballscorecards.com)



Batter	1	2	3	4	5	6	7	8	9	AB R H RBI BB SO LOB	TOP					
Maury Wills, S (1, 6) OBP: 0.338, SLG: 0.334	0-0 4-3 S 1B		0-0 PB 1B		0-0 1-3 1-2			0-3 K 1		4 0 2 0 0 1 1	<b>Los Angeles Dodgers @ San Diego Padres</b> San Diego Stadium, San Diego, CA Thu Sep 04 1969, 10:05 PM EDT Att. 6,917 - Unknown					
Manny Mota, R (1, 7) OBP: 0.378, SLG: 0.408	0-0 5-3 1-2		4-0 BB 1-2		4-0 BB			4-0 BB		1 0 0 0 3 0 1						
Willie Davis, L (1, 8) OBP: 0.364, SLG: 0.462	0-0 4-3 2-3		0-0 4-3		0-0 G3-1			0-3 K 2		4 0 0 0 0 1 6						
Wes Parker, S (1, 3) OBP: 0.378, SLG: 0.472	0-0 4-3			4-0 BB 4-3				0-0 1-3 3		3 0 0 0 1 0 2						
Andy Kosco, R (1, 9) OBP: 0.283, SLG: 0.435 Bobby Valentine, R (9, PR)		0-3 K S		0-0 4-3 1-2				0-0 1-3 2		4 0 1 0 0 1 1 0 0 0 0 0 0 0						
Bill Sudakis, S (1, 5) OBP: 0.306, SLG: 0.395		0-0 F9		0-0 F8				0-0 L9 3		3 0 0 0 1 0 1						
Ted Sizemore, R (1, 4) OBP: 0.331, SLG: 0.322		0-0 5-3		0-0 L6				0-0 5-3 1		4 0 0 0 0 0 3						
Jeff Torborg, R (1, 2) OBP: 0.285, SLG: 0.248 Tom Haller, L (7, PH) OBP: 0.338, SLG: 0.369			0-0 F9		0-0 P5			0-0 5-3 2		2 0 0 0 0 0 0 2 0 0 0 0 0 2						
Bill Singer, R (1, 1) OBP: 0.110, SLG: 0.101 Willie Crawford, L (7, PH) OBP: 0.331, SLG: 0.420 Ray Lamb, R (7, 1)			0-0 1-3		0-0 1-3 1B			0-3 K 3		2 0 1 0 0 0 0 1 0 0 0 0 1 0 0 0 0 0 0 0 0						
<b>Inning Stats</b>	R: 0 H: 1 E: 0 LOB: 1 K: 0 BB: 0 S: 4 P: 4	R: 0 H: 0 E: 0 LOB: 0 K: 1 BB: 0 S: 5 P: 5	R: 0 H: 1 E: 0 LOB: 2 K: 0 BB: 1 S: 4 P: 8	R: 0 H: 0 E: 0 LOB: 1 K: 0 BB: 1 S: 3 P: 7	R: 0 H: 1 E: 0 LOB: 2 K: 0 BB: 1 S: 4 P: 8	R: 0 H: 0 E: 0 LOB: 0 K: 0 BB: 0 S: 3 P: 3	R: 0 H: 0 E: 0 LOB: 0 K: 1 BB: 0 S: 5 P: 5	R: 0 H: 0 E: 0 LOB: 1 K: 2 BB: 1 S: 7 P: 11	R: 0 H: 1 E: 0 LOB: 1 K: 0 BB: 1 S: 3 P: 7	1B: 4 SF: 0 2B: 1 SAC: 0 3B: 0 DP: 1 HR: 0 HBP: 0		WP: 0 PA: 35 PB: 1 SB: 1 CS: 0				
<b>PITCHER</b>	IP WLS BF H R ER SO BB IBB HBP BLK WP HR S P ERA WHIP															
Dick Kelley, L (1, 1) ERA: 3.51	2.2	10	2	0	0	1	0	0	0	0	0	0	12	12	0.00	0.750
Gary Ross, R (3, 1) ERA: 4.32	6.1	25	2	0	0	3	5	0	0	0	0	0	26	46	0.00	1.105

livebaseballscores.com

AB	30
R	0
H	4
RBI	0
BB	5
SO	4
LOB	17



Batter	1	2	3	4	5	6	7	8	9	AB	R	H	RBI	BB	SO	LOB
Jose Arcia, R (1, 4) OBP: 0.240, SLG: 0.240	1-0 F9 1B HBP		0-0 1-3		0-0 P5		0-0 L5			3	0	0	0	0	0	0
Roberto Pena, R (1, 6) OBP: 0.279, SLG: 0.295 Tommy Dean, R (9, 6) OBP: 0.237, SLG: 0.217	0-0 1-2 1B		0-0 1B 2B 1B		0-3 K			0-3 K		4	1	2	0	0	2	0
Ollie Brown, R (1, 9) OBP: 0.310, SLG: 0.402	0-3 K		0-0 1-3 2B 1B		0-3 K			0-0 5-3		4	1	1	0	0	2	2
Al Ferrara, R (1, 7) OBP: 0.370, SLG: 0.476 Larry Stahl, L (8, PR) OBP: 0.271, SLG: 0.320	0-0 F9		0-0 1-H 2B 3-H		0-0 HR			4-0 FC4-6 BB		3	1	2	3	1	0	2
Nate Colbert, R (1, 3) OBP: 0.311, SLG: 0.456	0-0 4-3		0-0 F7		0-0 F7			0-0 FC4-6 1-2f		4	0	0	0	0	0	4
Van Kelly, L (1, 5) OBP: 0.294, SLG: 0.368		0-0 4-3	0-0 P5		0-0 G6-4-3 1B					3	0	1	0	0	0	1
Cito Gaston, R (1, 8) OBP: 0.270, SLG: 0.303		0-0 S 1B		0-0 5-3		0-0 G6-4-3				3	0	1	0	0	0	1
Chris Cannizzaro, R (1, 2) OBP: 0.295, SLG: 0.296		0-3 K		0-3 K		0-3 K		0-3 K		3	0	0	0	0	3	1
Dick Kelley, R (1, 1) OBP: 0.106, SLG: 0.128 Gary Ross, R (3, 1)		0-0 1-3		0-3 K				0-0 1-3		1	0	0	0	0	0	1

Inning Stats	R: 0	H: 1	R: 0	H: 1	R: 2	H: 3	R: 0	H: 0	R: 1	H: 2	R: 0	H: 0	R: 0	H: 0	R: 0	H: 0
	E: 0	LOB: 2	E: 0	LOB: 1	E: 0	LOB: 0	E: 0	LOB: 0	E: 0	LOB: 0	E: 0	LOB: 0	E: 0	LOB: 1	E: 0	LOB: 1
	K: 1	BB: 0	K: 1	BB: 0	K: 2	BB: 0	K: 2	BB: 0	K: 0	BB: 0	K: 1	BB: 0	K: 1	BB: 1	K: 1	BB: 1
	S: 6	P: 7	S: 6	P: 6	S: 7	P: 7	S: 7	P: 7	S: 4	P: 4	S: 5	P: 5	S: 5	P: 9	S: 5	P: 9


**BOTTOM**

**Los Angeles Dodgers @ San Diego Padres**  
San Diego Stadium, San Diego, CA

Thu Sep 04 1969, 10:05 PM EDT  
Att. 6,917 - Unknown


livebaseballscorecards.com

AB	30
R	3
H	7
RBI	3
BB	1
SO	8
LOB	12



PITCHER	IP	WLS	BF	H	R	ER	SO	BB	IBB	HBP	BLK	WP	HR	S	P	ERA	WHIP
Bill Singer, R (1, 1) ERA: 2.0	6.0	L	25	7	3	3	6	0	0	1	0	0	1	36	37	4.50	1.167
Ray Lamb, R (7, 1) ERA: 1.54	2.0		7	0	0	0	2	1	0	0	0	0	0	10	14	0.00	0.500



Batter	1	2	3	4	5	6	7	8	9	AB R H RBI BB SO LOB	TOP																								
Maury Wills, S OBP: 0.337, SLG: 0.333 (1, 6) X	0-0 1-3	0-0 F7		0-0 1-2 2-3 1B		0-0 4-3			0-0 G3-1	5 0 1 0 0 0 3	<p>Los Angeles Dodgers @ San Diego Padres</p> <p>San Diego Stadium, San Diego, CA</p> <p>Fri Sep 05 1969, 10:05 PM EDT</p> <p>Att. 9,743 - Unknown</p> <p>livebaseballscorecards.com</p> 																								
Manny Mota, R OBP: 0.373, SLG: 0.402 (1, 7) X	0-0 G3-1		0-3 K	0-0 4-3		0-0 6-3			0-0 4-3	5 0 0 0 0 1 5																									
Willie Davis, L OBP: 0.369, SLG: 0.466 (1, 8) X	0-0 CS 1B		0-0 1B		0-0 FC4-6 1B				0-0 F8	5 0 4 0 0 0 0																									
Wes Parker, S OBP: 0.376, SLG: 0.468 (1, 3) B B B	4-0 FC4-6 1-2 BB		0-0 L6		0-0 FC4-6 1-2f 1B				0-0 G4-6-3 1-2f	3 1 0 0 1 0 3																									
Willie Crawford, L OBP: 0.328, SLG: 0.415 (1, 9) X	0-0 FC4-6 1-2f		0-0 6-3		0-0 G3-1 1-2				0-0 L7	4 0 0 0 0 0 4																									
Bill Sudakis, S OBP: 0.305, SLG: 0.393 (1, 5) X		0-0 L8		0-0 4-3		0-0 2-H 1B			0-0 E7	4 0 1 1 0 0 0																									
Tom Haller, L OBP: 0.340, SLG: 0.370 (1, 2) X		0-0 SH2-4 E 1B		0-0 1B 1B 1B		0-0 G3			0-0 F8	4 0 2 0 0 0 2																									
Ted Sizemore, R OBP: 0.332, SLG: 0.323 (1, 4) X		0-0 FC6 SH2-4 1-2		0-0 1B 1B		0-0 FC4-6 1B			0-0 F3	4 0 2 0 0 0 2																									
Jim Bunning, R OBP: 0.103, SLG: 0.055 (5, 1) X Al McBean, R OBP: 0.333, SLG: 0.200 (6, PH) Len Gabrielson, L OBP: 0.322, SLG: 0.355 (6, PR) Von Joshua, L (6, PR) Alan Foster, R OBP: 0.154, SLG: 0.043 (8, PH) Jim Lefebvre, S OBP: 0.345, SLG: 0.311 (8, PH) Joe Moeller, R OBP: 0.222, SLG: 0.222 (8, 1)		0-0 SH2-4 1-2 2-3		0-0 F2		0-0 FC4-6 1-2f 4-3			0-0 F5	1 0 0 0 0 0 2 0 0 0 0 0 0 0 1 0 0 0 0 0 1 0 0 0 0 0 0 0 0 0 0 0 0 0 0 1 0 0 0 0 0 1 0 0 0 0 0 0 0																									
<b>Inning Stats</b>	R: 0 E: 0 K: 0 S: 4	H: 1 LOB: 2 BB: 1 P: 8	R: 0 E: 1 K: 0 S: 5	H: 1 LOB: 2 BB: 0 P: 5	R: 0 E: 0 K: 1 S: 6	H: 1 LOB: 1 BB: 0 P: 6	R: 0 E: 0 K: 0 S: 6	H: 3 LOB: 3 BB: 0 P: 6	R: 1 E: 0 K: 0 S: 5	H: 2 LOB: 1 BB: 0 P: 5	R: 0 E: 0 K: 0 S: 4	H: 1 LOB: 2 BB: 0 P: 4	R: 0 E: 1 K: 0 S: 4	H: 0 LOB: 1 BB: 0 P: 4	R: 0 E: 0 K: 0 S: 3	H: 0 LOB: 0 BB: 0 P: 3	R: 0 E: 0 K: 0 S: 3	H: 0 LOB: 0 BB: 0 P: 3	1B: 10 2B: 0 3B: 0 HR: 0	SF: 0 SAC: 1 DP: 1 HBP: 0	WP: 0 PB: 0 SB: 0 CS: 1	PA: 39													
<b>PITCHER</b> Joe Niekro, R ERA: 2.94 (1, 1)	IP 9.0	WLS W	BF 39	H 10	R 1	ER 1	SO 1	BB 1	IBB 0	HBP 0	BLK 0	WP 0	HR 0	S 40	P 44	ERA 1.00	WHIP 1.222	<b>PITCHER</b>	IP 9.0	WLS W	BF 39	H 10	R 1	ER 1	SO 1	BB 1	IBB 0	HBP 0	BLK 0	WP 0	HR 0	S 40	P 44	ERA 1.00	WHIP 1.222

Batter	1	2	3	4	5	6	7	8	9
Jose Arcia, R OBP: 0.244, SLG: 0.250 (1, 4)	0-3 K		0-0 FC1-6		0-0 WP 2B		0-0 1B		
Roberto Pena, R OBP: 0.276, SLG: 0.292 (1, 6) Tommy Dean, R OBP: 0.237, SLG: 0.217 (8, 6)	0-0 F8		0-0 G3		0-0 4-3		0-0 4-3		
Ollie Brown, R OBP: 0.313, SLG: 0.405 (1, 9)	0-0 1B			0-0 HR 1B	0-0 1B			0-0 5-3	
Al Ferrara, R OBP: 0.369, SLG: 0.473 (1, 7) Jerry Morales, R (8, PR) (9, 7)	0-0 F3			0-0 F8	0-0 F9			0-0 G6-4-3 1B	
Nate Colbert, R OBP: 0.313, SLG: 0.464 (1, 3)		0-0 CS 1B		0-0 HR		0-3 K		0-0 G6-4-3	
Van Kelly, L OBP: 0.294, SLG: 0.374 (1, 5)		0-0 5-3		0-0 1B 2B		0-0 6-3			
Cito Gaston, R OBP: 0.270, SLG: 0.303 (1, 8)		0-0 F8		0-0 P4-3 1B		0-3 K			
Chris Cannizzaro, R OBP: 0.296, SLG: 0.296 (1, 2)			0-0 FC1-6 1B	0-0 P4-3			0-0 F9		
Joe Niekro, R OBP: 0.214, SLG: 0.163 (1, 1)			0-3 K		0-0 6-3		0-3 K		

Inning Stats	R: 0 E: 0 K: 1 S: 6	H: 1 LOB: 1 BB: 0 P: 6	R: 0 E: 0 K: 0 S: 3	H: 1 LOB: 0 BB: 0 P: 3	R: 0 E: 0 K: 1 S: 6	H: 1 LOB: 1 BB: 0 P: 6	R: 3 E: 0 K: 0 S: 6	H: 4 LOB: 0 BB: 0 P: 6	R: 1 E: 0 K: 0 S: 5	H: 2 LOB: 1 BB: 0 P: 5	R: 0 E: 0 K: 2 S: 7	H: 0 LOB: 0 BB: 0 P: 7	R: 0 E: 0 K: 1 S: 6	H: 1 LOB: 1 BB: 0 P: 6	R: 0 E: 0 K: 0 S: 3	H: 1 LOB: 1 BB: 0 P: 3
--------------	------------------------------	---------------------------------	------------------------------	---------------------------------	------------------------------	---------------------------------	------------------------------	---------------------------------	------------------------------	---------------------------------	------------------------------	---------------------------------	------------------------------	---------------------------------	------------------------------	---------------------------------

PITCHER															PITCHER																		
IP	WLS	BF	H	R	ER	SO	BB	IBB	HBP	BLK	WP	HR	S	P	ERA	WHIP	IP	WLS	BF	H	R	ER	SO	BB	IBB	HBP	BLK	WP	HR	S	P	ERA	WHIP
Jim Bunning, R (1, 1) ERA: 3.91	4.1	L	19	8	4	4	2	0	0	0	0	1	23	23	8.31	1.846																	
Al McBean, R (5, 1) ERA: 4.03	0.2		3	1	0	0	0	0	0	0	0	0	3	3	0.00	1.500																	
Alan Foster, R (6, 1) ERA: 4.36	2.0		7	1	0	3	0	0	0	0	0	0	13	13	0.00	0.500																	
Joe Moeller, R (8, 1) ERA: 3.5	1.0		3	1	0	0	0	0	0	0	0	0	3	3	0.00	1.000																	


**BOTTOM**

**Los Angeles Dodgers @ San Diego Padres**  
San Diego Stadium, San Diego, CA

Fri Sep 05 1969, 10:05 PM EDT  
Att. 9,743 - Unknown

AB	R	H	RBI	BB	SO	LOB
4	1	2	0	0	1	1
4	0	0	0	0	0	3
0	0	0	0	0	0	0
4	1	3	0	0	0	0
4	0	1	0	0	0	3
0	0	0	0	0	0	0
4	1	2	2	0	1	1
3	1	1	0	0	0	1
3	0	1	1	0	1	0
3	0	1	0	0	0	1
3	0	0	0	0	2	1

AB	32
R	4
H	11
RBI	3
BB	0
SO	5
LOB	11







Batter	1	2	3	4	5	6	7	8	9
Jose Arcia, R (1, 4) OBP: 0.244, SLG: 0.250	0-0 5-3		0-0 F7			0-0 1B SF8 1B	0-0 L6		
Roberto Pena, R (1, 6) Tommy Dean, R (8, PR) OBP: 0.278, SLG: 0.294 OBP: 0.237, SLG: 0.217	0-0 L3			0-0 6-3		0-0 1-3 2B 1B		0-0 FC4 1B	
Ollie Brown, R (1, 9) OBP: 0.311, SLG: 0.403	0-3 K			0-0 F8		0-0 SF8		0-3 K	
Al Ferrara, R (1, 7) Jerry Morales, R (8, PR) OBP: 0.367, SLG: 0.473 OBP: 0.237, SLG: 0.217		0-3 K		0-0 F8		0-0 1-H 2B		0-0 FC4 CS	
Nate Colbert, R (1, 3) OBP: 0.313, SLG: 0.466		0-3 K			0-0 4-3 2B	0-0 F8		0-0 CS	
Van Kelly, L (1, 5) OBP: 0.289, SLG: 0.367		0-0 4-3			0-0 4-3		0-0 L3		
Cito Gaston, R (1, 8) OBP: 0.273, SLG: 0.312			0-0 CS 1B		0-3 K		0-0 1B 3B		
Chris Cannizzaro, R (1, 2) OBP: 0.296, SLG: 0.296			0-0 F8		0-0 1-6-3		0-0 SH3-4 1B		
Clay Kirby, R (1, 1) Tommy Sisk, R (2, 1) Billy McCool, R (8, 1) OBP: 0.153, SLG: 0.038 OBP: 0.267, SLG: 0.231			0-0 1B			0-3 K	0-0 SH3-4		

Inning Stats	R: 0	H: 0	E: 0	K: 1	S: 5	R: 0	H: 0	E: 0	K: 2	S: 7	R: 0	H: 2	E: 0	K: 0	S: 4	R: 0	H: 0	E: 0	K: 0	S: 3	R: 0	H: 1	E: 0	K: 1	S: 6	R: 2	H: 3	E: 0	K: 1	S: 8	R: 1	H: 2	E: 0	K: 0	S: 5	R: 0	H: 1	E: 0	K: 1	S: 5
	LOB: 0	BB: 0	P: 5	LOB: 0	BB: 0	P: 7	LOB: 1	BB: 0	P: 4	LOB: 0	BB: 0	P: 3	LOB: 1	BB: 0	P: 6	LOB: 1	BB: 0	P: 8	LOB: 1	BB: 0	P: 5	LOB: 1	BB: 0	P: 5	LOB: 1	BB: 0	P: 5	LOB: 1	BB: 0	P: 5	LOB: 1	BB: 0	P: 5	LOB: 1	BB: 0	P: 5	LOB: 1	BB: 0	P: 5	


PITCHER	IP	WLS	BF	H	R	ER	SO	BB	IBB	HBP	BLK	WP	HR	S	P	ERA	WHIP
Don Sutton, R (1, 1) ERA: 3.5	7.0	L	28	8	3	3	5	0	0	0	0	0	0	38	38	3.86	1.143
Jim Brewer, L (8, 1) ERA: 2.8	1.0		3	1	0	0	1	0	0	0	0	0	0	5	5	0.00	1.000

**BOTTOM**

**Los Angeles Dodgers @ San Diego Padres**  
San Diego Stadium, San Diego, CA

Sat Sep 06 1969, 10:05 PM EDT  
Att. 10,022 - Unknown

AB	29
R	3
H	9
RBI	3
BB	0
SO	6
LOB	9



AB	R	H	RBI	BB	SO	LOB
4	1	1	0	0	0	2
4	1	2	0	0	0	0
0	0	0	0	0	0	0
3	0	0	1	0	2	1
4	0	1	1	0	1	1
0	0	0	0	0	0	0
3	0	1	0	0	1	1
3	0	0	0	0	0	1
3	1	2	0	0	1	1
3	0	1	1	0	0	2
0	0	0	0	0	0	0
2	0	1	0	0	1	0
0	0	0	0	0	0	0

WP	PA
0	32





Batter	1	2	3	4	5	6	7	8	9
Jose Arcia, R (1, 4) OBP: 0.243, SLG: 0.245	0-0 F9	0-0 F8		0-3 K			4-0 2B BB	0-0 F8	
Roberto Pena, R (1, 6) OBP: 0.278, SLG: 0.296 Tommy Dean, R (7, PR) OBP: 0.236, SLG: 0.216	0-0 3-1		0-0 1-3		0-3 K		0-0 1B 2B	0-0 5-3	
Ollie Brown, R (1, 9) OBP: 0.312, SLG: 0.402	0-0 1B		4-0 S BB BB		0-0 L8		0-0 P6		
Al Ferrara, R (1, 7) OBP: 0.369, SLG: 0.470 Jerry Morales, R (7, PR) OBP: 0.236, SLG: 0.216	0-0 6-3		4-0 S BB BB		0-0 P4		4-0 1B 1B IBB		
Nate Colbert, R (1, 3) OBP: 0.313, SLG: 0.464		0-0 FC6-4 1B 1B		0-3 K		0-3 K			
Ed Spiezio, R (1, 5) OBP: 0.318, SLG: 0.380		0-0 FC6-4 1B		0-0 P4		0-0 FC5-4 1B		0-0 1B 1B	
Cito Gaston, R (1, 8) OBP: 0.273, SLG: 0.311		0-0 FC6-4 SH2-4 1B		0-0 6-3		0-0 FC5-4 1B		0-0 1B	
Chris Cannizzaro, R (1, 2) OBP: 0.298, SLG: 0.298		0-0 SH2-4 1B		0-0 4-3		0-0 1B		0-0 F7	
Al Santorini, R (1, 1) OBP: 0.138, SLG: 0.175 Gary Ross, R (8, 1) Billy McCool, R (9, 1)		0-0 SH2-4		0-0 1B		0-3 K		0-0 4-3	

Inning Stats	R: 0	H: 1	E: 0	K: 0	S: 4	LOB: 1	BB: 0	P: 4
	R: 1	H: 3	E: 0	K: 0	S: 6	LOB: 2	BB: 0	P: 6
	R: 0	H: 0	E: 0	K: 1	S: 5	LOB: 2	BB: 2	P: 13
	R: 0	H: 1	E: 0	K: 1	S: 6	LOB: 1	BB: 0	P: 6
	R: 0	H: 0	E: 0	K: 1	S: 5	LOB: 0	BB: 0	P: 5
	R: 0	H: 2	E: 0	K: 2	S: 9	LOB: 2	BB: 0	P: 9
	R: 3	H: 3	E: 0	K: 1	S: 8	LOB: 2	BB: 2	P: 16
	R: 0	H: 0	E: 0	K: 0	S: 3	LOB: 0	BB: 0	P: 3

PITCHER															PITCHER																			
IP	WLS	BF	H	R	ER	SO	BB	IBB	HBP	BLK	WP	HR	S	P	ERA	WHIP	IP	WLS	BF	H	R	ER	SO	BB	IBB	HBP	BLK	WP	HR	S	P	ERA	WHIP	
Claude Osteen, L (1, 1) ERA: 2.58	6.2	L	34	10	4	4	6	3	1	0	0	0	42	58	5.40	1.950																		
Joe Moeller, R (7, 1) ERA: 3.4	1.1		4	0	0	0	0	0	0	0	0	0	4	4	0.00	0.000																		

AB R H RBI BB SO LOB

4	1	0	0	1	1	3
4	0	1	1	0	1	0
1	1	0	0	0	0	0
3	0	1	0	1	0	1
2	0	0	0	2	0	1
0	1	0	0	0	0	0
4	1	1	0	0	3	4
4	0	3	1	0	0	2
4	0	1	1	0	0	3
4	0	2	1	0	0	2
2	0	1	0	0	1	2
1	0	0	0	0	0	0
0	0	0	0	0	0	0

1B: 9	SF: 0	WP: 0	PA: 38
2B: 1	SAC: 1	PB: 0	
3B: 0	DP: 0	SB: 1	
HR: 0	HBP: 0	CS: 0	

**Los Angeles Dodgers @ San Diego Padres**  
 San Diego Stadium, San Diego, CA  
 Sun Sep 07 1969, 6:33 AM EDT  
 Att: 8,117 - Unknown

livebaseballscorecards.com

AB	33
R	4
H	10
RBI	4
BB	4
SO	6
LOB	18





Batter	1	2	3	4	5	6	7	8	9	AB R H RBI BB SO LOB	TOP
Maury Wills, S OBP: 0.339, SLG: 0.335 (1, 6) X	0-0 6-3		0-0 HR 1B		0-0 L5			0-0 FC6-4 SH3 1B		4 1 2 0 0 0 1	<b>Los Angeles Dodgers @ Atlanta Braves</b> Atlanta Stadium, Atlanta, GA Mon Sep 08 1969, 7:05 PM EDT Att: 10,814 - Unknown <a href="http://livebaseballscorecards.com">livebaseballscorecards.com</a>
Ted Sizemore, R OBP: 0.333, SLG: 0.331 (1, 4) X	0-0 5-3		0-0 1-H HR			0-0 5-3		0-0 SH3 1-2		3 1 1 2 0 0 0	
Willie Davis, L OBP: 0.372, SLG: 0.466 (1, 8) X	0-0 1B		0-0 F3			0-0 5-3		4-0 FC6-4 IBB		3 0 1 0 1 0 0	
Wes Parker, S OBP: 0.369, SLG: 0.456 (1, 3) X	0-0 G3			0-0 3-1		0-0 1B 1B		0-0 FC6-4 1-2f 2-3		4 0 1 0 0 0 3	
Andy Kosco, R OBP: 0.281, SLG: 0.427 Willie Crawford, L OBP: 0.326, SLG: 0.409 (1, 7) (7, 7)		0-0 G3		0-0 F8		0-0 1-2 1B		0-0 F5		3 0 1 0 0 0 0 1 0 0 0 0 0 2	
Bill Sudakis, S OBP: 0.302, SLG: 0.394 (1, 5)		0-3 K		0-0 F7		0-0 F6		0-0 F8		4 0 0 0 0 1 2	
Bill Russell, R OBP: 0.312, SLG: 0.359 (1, 9)		0-0 F9			0-0 5-3		0-3 K		0-0 F9	4 0 0 0 0 1 0	
Jeff Torborg, R OBP: 0.256, SLG: 0.239 (1, 2)			0-0 4-3		0-0 5-3		0-0 F3		0-0 4-3	4 0 0 0 0 0 0	
Bill Singer, R OBP: 0.117, SLG: 0.109 Jim Brewer, L OBP: 0.182, SLG: 0.200 (1, 1) (9, 1)		0-3 K		0-0 1B		0-3 K				3 0 1 0 0 2 0 0 0 0 0 0 0 0	
<b>Inning Stats</b>	R: 0 E: 0 K: 0 S: 4 H: 1 LOB: 1 BB: 0 P: 4	R: 0 E: 0 K: 1 S: 5 H: 0 LOB: 0 BB: 0 P: 5	R: 2 E: 0 K: 1 S: 7 H: 2 LOB: 0 BB: 0 P: 7	R: 0 E: 0 K: 0 S: 3 H: 0 LOB: 0 BB: 0 P: 3	R: 0 E: 0 K: 0 S: 4 H: 1 LOB: 1 BB: 0 P: 4	R: 0 E: 0 K: 0 S: 5 H: 2 LOB: 2 BB: 0 P: 5	R: 0 E: 0 K: 2 S: 7 H: 0 LOB: 0 BB: 0 P: 7	R: 0 E: 0 K: 0 S: 4 H: 1 LOB: 2 BB: 1 P: 8	R: 0 E: 0 K: 0 S: 3 H: 0 LOB: 0 BB: 0 P: 3	1B: 6 2B: 0 3B: 0 HR: 1 SF: 0 SAC: 1 DP: 0 HBP: 0	
<b>PITCHER</b> George Stone, L ERA: 3.74 (1, 1) Milt Pappas, R ERA: 3.47 (7, 1)	IP 6.0 WLS L BF 24 H 6 R 2 ER 2 SO 2 BB 0 IBB 0 HBP 0 BLK 0 WP 0 HR 1 S 28 P 28 ERA 3.00 WHIP 1.000										
<b>PITCHER</b>	IP 3.0 WLS L BF 11 H 1 R 0 ER 0 SO 2 BB 0 IBB 1 HBP 0 BLK 0 WP 0 HR 0 S 14 P 18 ERA 0.00 WHIP 0.333										



Batter	1	2	3	4	5	6	7	8	9	AB R H RBI BB SO LOB
Felipe Alou, R OBP: 0.320, SLG: 0.351 (1, 8)	0-0 6-3		0-0 FC6-4 1B		0-3 K		0-0 1B		0-0 6-3	5 0 2 0 0 1 3
Tony Gonzalez, L OBP: 0.327, SLG: 0.377 (1, 7)	0-0 5-3		0-0 FC6-4 1-2f		0-0 FC3-6 1-2f 2-3		0-0 F5		0-0 F3	5 0 0 0 0 0 5
Hank Aaron, R OBP: 0.407, SLG: 0.631 (1, 9)	4-0 2B BB		0-0 F8		0-0 L5		0-0 L8		0-3 K	4 0 0 0 1 1 5
Orlando Cepeda, R OBP: 0.328, SLG: 0.447 (1, 3)	0-0 1-3 2B		0-0 G3		0-0 5-3		0-0 F6			4 0 1 0 0 0 2
Clete Boyer, R OBP: 0.338, SLG: 0.379 (1, 5)	0-0 6-3			0-0 G6-4-3 1B		0-0 1B 1B		0-0 1B 1B		4 0 3 0 0 0 2
Felix Millan, R OBP: 0.316, SLG: 0.352 (1, 4)		0-0 PB SH1-3 1B		0-0 G6-4-3 1-2f		0-0 BB 1B		0-0 G4-6-3 1-2 1B		4 0 3 0 0 0 1
Sonny Jackson, L OBP: 0.312, SLG: 0.294 (1, 6)		0-0 SH1-3 1-2		0-0 L5		4-0 BB BB BB BB FC5-4 BB		0-0 F2		2 0 0 0 1 0 2
Bob Didier, S OBP: 0.317, SLG: 0.307 (1, 2)		0-3 K			0-0 FC3-6 2B		0-0 F6		0-0 G4-6-3 1-2f	3 0 1 0 0 1 4
Mike Lum, L (8, PH) OBP: 0.299, SLG: 0.284										1 0 0 0 0 0 2
Bob Tillman, R (9, 2) OBP: 0.260, SLG: 0.416										0 0 0 0 0 0 0
George Stone, L (1, 1) OBP: 0.204, SLG: 0.188		0-3 K			4-0 FC3-6 BB		0-0 FC5-4 1-2f		0-0 2B	1 0 0 0 1 1 1
Rico Carty, R (6, PH) OBP: 0.402, SLG: 0.520										1 0 0 0 0 0 3
Milt Pappas, R (7, 1) OBP: 0.229, SLG: 0.209										0 0 0 0 0 0 0
Ralph Garr, L (9, PH) OBP: 0.261, SLG: 0.273										1 0 1 0 0 0 0

Inning Stats	R: 0	H: 1	E: 0	LOB: 2	K: 0	BB: 1	S: 4	P: 8	R: 0	H: 1	E: 0	LOB: 1	K: 2	BB: 0	S: 8	P: 8	R: 0	H: 1	E: 0	LOB: 0	K: 0	BB: 0	S: 3	P: 3	R: 0	H: 1	E: 0	LOB: 2	K: 1	BB: 1	S: 6	P: 10	R: 0	H: 2	E: 0	LOB: 3	K: 0	BB: 1	S: 5	P: 9	R: 0	H: 1	E: 0	LOB: 1	K: 0	BB: 0	S: 4	P: 4	R: 0	H: 2	E: 0	LOB: 1	K: 0	BB: 0	S: 4	P: 4	R: 0	H: 1	E: 0	LOB: 1	K: 1	BB: 0	S: 6	P: 6
--------------	------	------	------	--------	------	-------	------	------	------	------	------	--------	------	-------	------	------	------	------	------	--------	------	-------	------	------	------	------	------	--------	------	-------	------	-------	------	------	------	--------	------	-------	------	------	------	------	------	--------	------	-------	------	------	------	------	------	--------	------	-------	------	------	------	------	------	--------	------	-------	------	------

PITCHER	IP	WLS	BF	H	R	ER	SO	BB	IBB	HBP	BLK	WP	HR	S	P	ERA	WHIP
Bill Singer, R ERA: 1.95 (1, 1)	8.0	W	36	11	0	0	3	3	0	0	0	0	0	39	51	0.00	1.750
Jim Brewer, L ERA: 2.76 (9, 1)	1.0	S	3	0	0	0	1	0	0	0	0	0	0	5	5	0.00	0.000

**BOTTOM**

**Los Angeles Dodgers @ Atlanta Braves**  
Atlanta Stadium, Atlanta, GA

Mon Sep 08 1969, 7:05 PM EDT  
Att. 10,814 - Unknown

livebaseballscores.com

AB	35
R	0
H	11
RBI	0
BB	3
SO	4
LOB	30

**Braves**

WP: 0	PA: 39
PB: 1	
SB: 0	
CS: 0	



Batter	1	2	3	4	5	6	7	8	9	10	AB R H RBI BB SO LOB	TOP												
Ted Sizemore, R OBP: 0.335, SLG: 0.339 (1, 6) X	0-0 F6			X 0-0 HR		X 0-0 4-3			X 0-0 SH3 1B		4 1 2 1 0 0 0	<b>Los Angeles Dodgers @ Atlanta Braves</b> Atlanta Stadium, Atlanta, GA Tue Sep 09 1969, 7:05 PM EDT Att. 14,679 - Unknown												
Manny Mota, R OBP: 0.374, SLG: 0.402 (1, 7) X	0-0 F9			X 0-0 G4-3-6 1B			X 0-0 1B		X 0-0 SH3 1-2		3 0 2 0 0 0 0													
Willie Davis, L OBP: 0.369, SLG: 0.461 (1, 8) X	0-0 L5			X 0-0 G4-3-6 1-2f			X 0-0 F9		X 0-0 F7		4 0 0 0 0 0 3													
Wes Parker, S OBP: 0.365, SLG: 0.452 (1, 3)		X 0-0 F3		X 0-0 5-3			X 0-0 F9		X 0-0 F4		4 0 0 0 0 0 2													
Willie Crawford, L OBP: 0.325, SLG: 0.407 (1, 9)		0-3 K		0-3 K			X 0-0 G3		X 0-0 4-3 SH1-4 1B		4 0 1 0 0 2 1													
Bill Sudakis, S OBP: 0.300, SLG: 0.391 (1, 5)		X 0-0 4-3		X 0-0 F8			S S 0-3 K		X 0-0 SH1-4 1-2		3 0 0 0 0 1 0													
Tom Haller, L OBP: 0.338, SLG: 0.366 (1, 2)			X 0-0 FC3-6 1B		X 0-0 F5		X 0-0 6-3		X 0-0 4-3 2-3		4 0 1 0 0 0 1													
Jim Lefebvre, S OBP: 0.348, SLG: 0.308 (1, 4)			X 0-0 FC3-6 G6-3 1-2f		X 0-0 1-3		B B B 4-0 BB		X 4-0 IBB		2 0 0 0 2 0 1													
Jim Bunning, R OBP: 0.098, SLG: 0.052 (1, 1)			X 0-0 G6-3		S S 0-3 K		X 0-0 F4		X 0-0 F8		3 0 0 0 0 1 2													
Jim Brewer, L OBP: 0.182, SLG: 0.200 (9, 1)			1-2f								0 0 0 0 0 0 0													
Len Gabrielson, L OBP: 0.325, SLG: 0.357 (10, PH)			1-2f								1 0 0 0 0 0 2													
Pete Mikkelsen, R (10, 1)											0 0 0 0 0 0 0													
<b>Inning Stats</b>	R: 0 E: 0 K: 0 S: 3	H: 0 LOB: 0 BB: 0 P: 3	R: 0 E: 0 K: 1 S: 5	H: 0 LOB: 0 BB: 0 P: 5	R: 0 E: 0 K: 0 S: 3	H: 1 LOB: 0 BB: 0 P: 3	R: 1 E: 0 K: 0 S: 4	H: 2 LOB: 0 BB: 0 P: 4	R: 0 E: 0 K: 1 S: 5	H: 0 LOB: 0 BB: 0 P: 5	R: 0 E: 0 K: 0 S: 4	H: 1 LOB: 1 BB: 0 P: 4	R: 0 E: 0 K: 1 S: 5	H: 0 LOB: 1 BB: 1 P: 9	R: 0 E: 0 K: 0 S: 4	H: 1 LOB: 1 BB: 0 P: 4	R: 0 E: 0 K: 0 S: 4	H: 1 LOB: 2 BB: 1 P: 8	R: 0 E: 0 K: 0 S: 4	H: 1 LOB: 2 BB: 1 P: 8	1B: 5 2B: 0 3B: 0 HR: 1	SF: 0 SAC: 2 DP: 2 HBP: 0	WP: 0 PB: 0 SB: 0 CS: 0	PA: 36
<b>PITCHER</b> Phil Niekro, R ERA: 2.57 (1, 1)	IP 10.0	WLS W	BF 36	H 6	R 1	ER 1	SO 4	BB 1	IBB 1	HBP 0	BLK 0	WP 0	HR 1	S 42	P 50	ERA 0.90	WHIP 0.700							

livebaseballscorecards.com

AB	32
R	1
H	6
RBI	1
BB	2
SO	4
LOB	12



**Los Angeles Dodgers @ Atlanta Braves**  
 Atlanta Stadium, Atlanta, GA

Tue Sep 09 1969, 7:05 PM EDT  
 Att: 14,679 - Unknown

[livebaseballscorecards.com](http://livebaseballscorecards.com)

AB	33
R	2
H	7
RBI	2
BB	1
SO	2
LOB	11



WP:	0	PA:	37
PB:	0		
SB:	0		
CS:	1		

Batter	1	2	3	4	5	6	7	8	9	10	AB	R	H	RBI	BB	SO	LOB
Felipe Alou, R (1, 8) OBP: 0.320, SLG: 0.350	0-0 6-3		0-0 CS 1B			0-0 E5		0-0 F9			4	0	1	0	0	0	1
Felix Millan, R (1, 4) OBP: 0.315, SLG: 0.351	0-0 F4		0-0 CS 1-2	0-0 G5-4-3 1B		0-3 K		0-0 FC6-4 1-2f			4	0	1	0	0	1	2
Hank Aaron, R (1, 9) OBP: 0.408, SLG: 0.629	0-0 4-3			0-0 G5-4-3 1-2f			0-0 2B 1B		4-0 BB		3	1	1	0	1	0	1
Rico Carty, R (1, 7) OBP: 0.399, SLG: 0.520		0-0 6-3		0-0 F9			0-0 1-H 2B		0-0 F9		4	0	1	1	0	0	1
Orlando Cepeda, R (1, 3) OBP: 0.325, SLG: 0.443		0-3 K			0-0 6-3		0-0 L7		0-0 F7		4	0	0	0	0	1	2
Bob Aspromonte, R (1, 5) OBP: 0.299, SLG: 0.337		0-0 FC6-4 1B			0-0 F3		0-0 5-3		0-0 F8		4	0	1	0	0	0	2
Sonny Jackson, L (1, 6) OBP: 0.311, SLG: 0.291		0-0 FC6-4 1-2f			0-0 F6		0-0 F5			1-0 SH3 1B HBP	3	1	0	0	0	0	2
Bob Didier, S (1, 2) OBP: 0.314, SLG: 0.304			0-0 L9			0-0 F3		0-0 F6		0-0 SH3 1-2	3	0	0	0	0	0	0
Phil Niekro, R (1, 1) OBP: 0.188, SLG: 0.217			0-0 5-3			0-0 6-3		0-0 FC6-4 1B		0-0 2-H 1B	3	0	1	0	0	0	0
Ralph Garr, L (10, PH) OBP: 0.292, SLG: 0.304											1	0	1	1	0	0	0

Inning Stats	R: 0	H: 0	E: 0	K: 0	S: 3	P: 3	R: 0	H: 1	E: 0	K: 1	S: 6	P: 6	R: 0	H: 1	E: 0	K: 0	S: 3	P: 3	R: 0	H: 0	E: 0	K: 0	S: 3	P: 3	R: 0	H: 0	E: 0	K: 0	S: 3	P: 3	R: 1	H: 2	E: 0	K: 0	S: 5	P: 5	R: 0	H: 1	E: 0	K: 0	S: 4	P: 4	R: 0	H: 0	E: 0	K: 0	S: 3	P: 7	R: 1	H: 1	E: 0	K: 0	S: 2	P: 3	1B: 6	SF: 0	2B: 1	SAC: 1	3B: 0	DP: 1	HR: 0	HBP: 1	WP: 0	PA: 37
--------------	------	------	------	------	------	------	------	------	------	------	------	------	------	------	------	------	------	------	------	------	------	------	------	------	------	------	------	------	------	------	------	------	------	------	------	------	------	------	------	------	------	------	------	------	------	------	------	------	------	------	------	------	------	------	-------	-------	-------	--------	-------	-------	-------	--------	-------	--------

PITCHER	IP	WLS	BF	H	R	ER	SO	BB	IBB	HBP	BLK	WP	HR	S	P	ERA	WHIP
Jim Bunning, R (1, 1) ERA: 3.79	8.0		29	6	1	1	2	0	0	0	0	0	0	33	33	1.12	0.750
Jim Brewer, L (9, 1) ERA: 2.72	1.0		4	0	0	0	0	1	0	0	0	0	0	3	7	0.00	1.000
Pete Mikkelsen, R (10, 1) ERA: 2.96	0.1	L	3	1	1	1	0	0	0	1	0	0	0	2	3	27.00	3.000



Batter	1	2	3	4	5	6	7	8	9	AB R H RBI BB SO LOB	TOP													
Maury Wills, S (1, 6) OBP: 0.341, SLG: 0.343	0-3 K			0-0 HR		0-0 1-3		0-0 1-3 2B		4 1 2 1 0 1 0	<b>Los Angeles Dodgers @ Houston Astros</b> Astrodome, Houston, TX Wed Sep 10 1969, 8:05 PM EDT Att. 18,486 - Dome													
Manny Mota, R (1, 7) OBP: 0.370, SLG: 0.398	0-0 6-3			0-0 F9		0-0 F9		0-0 F9		4 0 0 0 0 0 2														
Willie Davis, L (1, 8) OBP: 0.366, SLG: 0.457	0-0 F6			0-0 L4			0-0 F8		0-0 G3	4 0 0 0 0 0 0														
Wes Parker, S (1, 3) OBP: 0.364, SLG: 0.449		0-0 5-3		0-0 F8			0-0 F8		0-0 1B	4 0 1 0 0 0 0														
Andy Kosco, R (1, 9) OBP: 0.280, SLG: 0.426		0-0 F8			0-0 6-3		0-0 1B		0-3 K	4 0 1 0 0 1 1														
Bill Sudakis, S (1, 5) OBP: 0.300, SLG: 0.390	0-3 K				0-0 SH1-3 1B		0-3 K2-3		0-0 F8	4 0 1 0 0 2 2														
Ted Sizemore, R (1, 4) OBP: 0.333, SLG: 0.337			0-0 6-3		0-0 SH1-3 1-2			0-0 F6		2 0 0 0 0 0 0														
Jeff Torborg, R (1, 2) OBP: 0.250, SLG: 0.233			0-3 K		0-0 3-1			0-0 F7		3 0 0 0 0 1 1														
Don Sutton, R (1, 1) OBP: 0.174, SLG: 0.165 Al McBean, R (5, 1) OBP: 0.333, SLG: 0.200 Bill Russell, R (6, PH) OBP: 0.311, SLG: 0.357 Alan Foster, R (6, 1) OBP: 0.154, SLG: 0.043 Steve Garvey, R (8, PH) OBP: 0.500, SLG: 0.500 Joe Mauer, R (8, 1) OBP: 0.222, SLG: 0.222	0-0 6-3			0-0 6-3		0-0 6-3		0-0 2B 1B		1 0 0 0 0 0 0 0 0 0 0 0 0 0 0 0 1 0 0 0 0 0 0 0 0 0 0 0 0 0 0 0 1 0 1 0 0 0 0 0 0 0 0 0 0 0 0 0														
<b>Inning Stats</b>	R: 0 E: 0 K: 1 S: 5	H: 0 LOB: 0 BB: 0 P: 5	R: 0 E: 0 K: 1 S: 5	H: 0 LOB: 0 BB: 0 P: 5	R: 0 E: 0 K: 1 S: 5	H: 0 LOB: 0 BB: 0 P: 5	R: 1 E: 0 K: 0 S: 4	H: 1 LOB: 0 BB: 0 P: 4	R: 0 E: 0 K: 0 S: 4	H: 1 LOB: 1 BB: 0 P: 4	R: 0 E: 0 K: 0 S: 3	H: 0 LOB: 0 BB: 0 P: 3	R: 0 E: 0 K: 1 S: 6	H: 1 LOB: 1 BB: 0 P: 6	R: 0 E: 0 K: 1 S: 5	H: 2 LOB: 2 BB: 0 P: 5	R: 0 E: 0 K: 1 S: 6	H: 1 LOB: 1 BB: 0 P: 6	1B: 4 2B: 1 3B: 0 HR: 1	SF: 0 SAC: 1 DP: 0 HBP: 0	WP: 0 PB: 0 SB: 0 CS: 0	PA: 33		
<b>PITCHER</b> Denny Lemaster, L (1, 1) ERA: 3.07	IP 9.0	WLS W	BF 33	H 6	R 1	ER 1	SO 5	BB 0	IBB 0	HBP 0	BLK 0	WP 0	HR 1	S 43	P 43	ERA 1.00	WHIP 0.667						ERA 1.00	WHIP 0.667

livebaseballscorecards.com

AB	32
R	1
H	6
RBI	1
BB	0
SO	5
LOB	6



BOTTOM

Los Angeles Dodgers @ Houston Astros  
Astrodome, Houston, TX  
Wed Sep 10 1969, 8:05 PM EDT  
Att. 18,486 - Dome

AB 34  
R 8  
H 10  
RBI 8  
BB 5  
SO 7  
LOB 16



WP: 3 PA: 40  
PB: 0  
SB: 0  
CS: 0

AB R H RBI BB SO LOB

5 1 1 0 0 2 1

5 2 3 0 0 0 1

2 3 1 2 3 1 0

5 0 2 1 0 0 4

3 1 0 0 1 0 3

3 1 0 2 0 1 2

3 0 2 3 1 1 0

4 0 1 0 0 0 4

4 0 0 0 0 2 1

1B: 5 SF: 0  
2B: 4 SAC: 0  
3B: 0 DP: 0  
HR: 1 HBP: 1

Batter	1	2	3	4	5	6	7	8	9
Joe Morgan, L OBP: 0.379, SLG: 0.388 (1, 4)	0-3 K	0-3 K		0-0 3-1		0-0 WP HR 1B		0-0 F4	
Jesus Alou, R OBP: 0.279, SLG: 0.339 (1, 7)	0-0 BB HBP 1B	0-0 F8			0-0 1B 2B	0-0 F3 1-3		0-0 BB 1B	
Jimmy Wynn, R OBP: 0.434, SLG: 0.516 (1, 8)	4-0 HBP BB 1-2 2B BB		0-3 K		4-0 1B 4-3 BB	0-0 HR		4-0 BB 1-2	
Norm Miller, L OBP: 0.366, SLG: 0.377 (1, 9)	0-0 F6		0-0 L8 2B		0-0 WP 4-3 1B 1-3 2-H	0-0 G3		0-0 F7	
Curt Blefary, L OBP: 0.353, SLG: 0.402 (1, 3)	4-0 HBP BB 1-2 2-3 2B BB		0-0 L8		0-0 F4		0-0 F9		
Doug Rader, R OBP: 0.342, SLG: 0.383 (1, 5)	1-0 2B HBP		0-3 K		0-0 4-3		0-0 F7		
Denis Menke, R OBP: 0.390, SLG: 0.409 (1, 6)	0-0 2B		0-3 K		0-0 FC5-4 BB 2-3		0-0 1B		
Johnny Edwards, L OBP: 0.311, SLG: 0.348 (1, 2)	0-0 F8		0-0 2B		0-0 FC5-4 1-2f		0-0 F8		
Denny Lemaster, R OBP: 0.229, SLG: 0.234 (1, 1)		0-0 L9		0-3 K		0-0 6-3		0-3 K	

Inning Stats	R: 4	H: 2	E: 0	K: 1	S: 7	LOB: 1	BB: 2	P: 16	R: 0	H: 0	E: 0	K: 1	S: 5	LOB: 0	BB: 0	P: 5	R: 0	H: 1	E: 0	K: 2	S: 8	LOB: 1	BB: 0	P: 8	R: 2	H: 2	E: 0	K: 0	S: 5	LOB: 2	BB: 2	P: 13	R: 2	H: 2	E: 0	K: 0	S: 5	LOB: 0	BB: 0	P: 5	R: 0	H: 1	E: 0	K: 0	S: 4	LOB: 1	BB: 0	P: 4	R: 0	H: 1	E: 0	K: 1	S: 6	LOB: 2	BB: 1	P: 10
--------------	------	------	------	------	------	--------	-------	-------	------	------	------	------	------	--------	-------	------	------	------	------	------	------	--------	-------	------	------	------	------	------	------	--------	-------	-------	------	------	------	------	------	--------	-------	------	------	------	------	------	------	--------	-------	------	------	------	------	------	------	--------	-------	-------

PITCHER	IP	WLS	BF	H	R	ER	SO	BB	IBB	HBP	BLK	WP	HR	S	P	ERA	WHIP
Don Sutton, R ERA: 3.66 (1, 1)	4.0	L	22	6	6	6	6	3	0	1	0	0	0	30	43	13.50	2.250
Al McBean, R ERA: 3.96 (5, 1)	1.0		4	0	0	0	0	1	0	0	0	1	0	3	7	0.00	1.000
Alan Foster, R ERA: 4.47 (6, 1)	2.0		9	3	2	2	0	0	0	0	0	1	1	9	9	9.00	1.500
Joe Moeller, R ERA: 3.33 (8, 1)	1.0		5	1	0	0	1	1	0	0	0	0	0	6	10	0.00	2.000

ERA WHIP



Batter	1	2	3	4	5	6	7	8	9	AB R H RBI BB SO LOB	TOP											
Maury Wills, S OBP: 0.342, SLG: 0.346 (1, 6) X	0-0 E9 2B		0-0 FC5-4 WP BB 1-2f		0-0 G6-4-3 1B		0-0 6-3			4 1 2 0 0 0 2												
Manny Mota, R OBP: 0.371, SLG: 0.400 (1, 7) X	0-0 2B		4-0 BB		0-0 G6-4-3 1-2f		0-0 F8			3 0 1 1 1 0 2												
Willie Davis, L OBP: 0.365, SLG: 0.455 (1, 8) X	0-0 6-3		0-0 F9		0-0 E WP FC3-2 1B		0-0 L4			4 0 1 0 0 0 3												
Bill Russell, R OBP: 0.311, SLG: 0.357 (8, 8) X	0-0 2B		0-0 BB		0-0 FC3-2 E G4-2-3 BB		0-0 4-3			0 0 0 0 0 0 0												
Wes Parker, S OBP: 0.363, SLG: 0.446 (1, 3) S S S	0-3 K		0-0 3-1		4-0 FC1 FC3-2 1-2 2-3		0-0 K			3 0 0 0 1 1 3												
Willie Crawford, L OBP: 0.324, SLG: 0.404 (1, 9) S S S	0-3 K		0-0 BB		0-0 FC1-5-6-2 1-6-3 BB		0-3 K			3 0 0 0 1 2 3												
Bill Sudakis, S OBP: 0.299, SLG: 0.387 (1, 5) S S S		0-3 K		0-0 1-6-3		0-0 FC3-2		4-0 CS BB		3 0 0 0 1 1 4												
Tom Haller, L OBP: 0.335, SLG: 0.362 (1, 2) X		0-0 3-1		0-0 FC1-5-6-2		0-0 G4-2-3		0-0 F9		4 0 0 0 0 0 5												
Ted Sizemore, R OBP: 0.333, SLG: 0.335 (1, 4) X		0-0 F2		0-0 4-3		4-0 SH3-4 BB		0-0 6-3		3 0 0 0 1 0 1												
Claude Osteen, L OBP: 0.255, SLG: 0.270 (1, 1) X			0-0 FC5-4 1B		0-3 K		0-0 SH3-4			2 0 1 0 0 1 0												
<b>Inning Stats</b>	R: 1 E: 1 K: 2 S: 9	H: 2 LOB: 1 BB: 0 P: 9	R: 0 E: 0 K: 1 S: 5	H: 0 LOB: 0 BB: 0 P: 5	R: 0 E: 0 K: 0 S: 4	H: 1 LOB: 2 BB: 1 P: 8	R: 0 E: 0 K: 0 S: 3	H: 0 LOB: 1 BB: 1 P: 7	R: 0 E: 0 K: 1 S: 5	H: 1 LOB: 0 BB: 0 P: 5	R: 0 E: 1 K: 0 S: 4	H: 1 LOB: 2 BB: 1 P: 8	R: 0 E: 0 K: 0 S: 3	H: 0 LOB: 1 BB: 1 P: 7	R: 0 E: 0 K: 1 S: 5	H: 0 LOB: 0 BB: 0 P: 5	R: 0 E: 0 K: 0 S: 2	H: 0 LOB: 0 BB: 1 P: 6	1B: 3 2B: 2 3B: 0 HR: 0	SF: 0 SAC: 1 DP: 2 HBP: 0	WP: 2 PB: 0 SB: 0 CS: 1	PA: 35
PITCHER Don Wilson, R ERA: 3.9 (1, 1)	IP: 9.0 WLS: L BF: 35 H: 5 R: 1 ER: 1 SO: 5	BB: 5 IBB: 0 HBP: 0 BLK: 0	WP: 2 HR: 0 S: 40 P: 60	ERA: 1.00 WHIP: 1.111																		

**Los Angeles Dodgers @ Houston Astros**  
 Astrodome, Houston, TX  
 Thu Sep 11 1969, 8:05 PM EDT  
 Att. 19,822 - Unknown

livebaseballscorecards.com

AB	29
R	1
H	5
RBI	1
BB	5
SO	5
LOB	23



Batter	1	2	3	4	5	6	7	8	9	AB R H RBI BB SO LOB
Joe Morgan, L OBP: 0.379, SLG: 0.387 (1, 4)	0-0 F8			4-0 1B BB		0-0 CS 1B			0-0 FC1-6 1B	3 0 1 0 1 0 1
Jesus Alou, R OBP: 0.281, SLG: 0.340 (1, 9)	0-0 F3			0-0 CS 1B		0-0 CS 1-2	0-0 F8		0-0 1B	4 0 2 0 0 0 0
Jimmy Wynn, R OBP: 0.431, SLG: 0.511 (1, 8)	0-3 K			0-3 K 1-2			0-0 1-3		0-3 K	4 0 0 0 0 3 4
Tommy Davis, R OBP: 0.320, SLG: 0.376 (1, 7)		0-0 1-3		0-3 K			4-0 BB		0-3 K	3 0 0 0 1 2 3
Doug Rader, R OBP: 0.340, SLG: 0.381 (1, 5)		0-0 5-3			0-0 5-3		0-0 5-3			3 0 0 0 0 0 1
Denis Menke, R OBP: 0.388, SLG: 0.407 (1, 3)		0-0 6-3			0-0 4-3			0-0 6-3		3 0 0 0 0 0 0
Marty Martinez, S OBP: 0.335, SLG: 0.361 (1, 6)			0-0 L4		0-0 F9			0-0 F9		3 0 0 0 0 0 0
Johnny Edwards, L OBP: 0.310, SLG: 0.345 (1, 2)			0-3 K			0-0 1-3		0-0 1-3		3 0 0 0 0 1 0
Don Wilson, R OBP: 0.169, SLG: 0.125 (9, PH)			0-3 K			0-0 6-3			0-0 FC1-6 1B	2 0 0 0 0 1 0
Bob Watson, R OBP: 0.333, SLG: 0.269 (9, PR)										1 0 1 0 0 0 0
Leon McFadden, R OBP: 0.218, SLG: 0.203 (9, PR)										0 0 0 0 0 0 0

Inning Stats	R: 0	H: 0	E: 0	K: 1	S: 5	R: 0	H: 0	E: 0	K: 0	S: 3	R: 0	H: 0	E: 0	K: 2	S: 7	R: 0	H: 1	E: 0	K: 0	S: 3	R: 0	H: 0	E: 0	K: 0	S: 3	R: 0	H: 0	E: 0	K: 0	S: 3	R: 0	H: 2	E: 0	K: 2	S: 9	1B: 4	SF: 0	2B: 0	3B: 0	HR: 0	SAC: 0	DP: 0	HBP: 0	WP: 0	PB: 0	SB: 0	CS: 2	PA: 32
--------------	------	------	------	------	------	------	------	------	------	------	------	------	------	------	------	------	------	------	------	------	------	------	------	------	------	------	------	------	------	------	------	------	------	------	------	-------	-------	-------	-------	-------	--------	-------	--------	-------	-------	-------	-------	--------

PITCHER	IP	WLS	BF	H	R	ER	SO	BB	IBB	HBP	BLK	WP	HR	S	P	ERA	WHIP
Claude Osteen, L ERA: 2.5 (1, 1)	9.0	W	31	4	0	0	7	2	0	0	0	0	0	43	51	0.00	0.667

**Los Angeles Dodgers @ Houston Astros**  
Astrodome, Houston, TX  
Thu Sep 11 1969, 8:05 PM EDT  
Att. 19,822 - Unknown

<b>AB</b>	<b>29</b>
<b>R</b>	<b>0</b>
<b>H</b>	<b>4</b>
<b>RBI</b>	<b>0</b>
<b>BB</b>	<b>2</b>
<b>SO</b>	<b>7</b>
<b>LOB</b>	<b>9</b>





Batter	1	2	3	4	5	6	7	8	9	AB R H RBI BB SO LOB	TOP											
Jose Arcia, R (1, 4) OBP: 0.240, SLG: 0.242	0-0 4-3		0-0 5-3		0-3 K			0-0 FC4-8 1B		4 0 1 0 0 1 0	<b>San Diego Padres @ Los Angeles Dodgers</b> Dodger Stadium, Los Angeles, CA Fri Sep 12 1969, 7:05 PM PDT Att. 17,818 - Unknown											
Roberto Pena, R (1, 6) OBP: 0.279, SLG: 0.307 Tommy Dean, R (8, PR) OBP: 0.234, SLG: 0.214	0-0 F9		0-0 BB 1B		0-0 F5			0-0 FC4-6 FC6-4 1-2f		4 0 1 0 0 0 1 0 0 0 0 0 0 0												
Ollie Brown, R (1, 9) OBP: 0.315, SLG: 0.401	0-0 1B		4-0 1-2 BB		0-0 P3			0-3 K		3 0 1 0 1 1 1												
Al Ferrara, R (1, 7) OBP: 0.359, SLG: 0.453	0-3 K		0-0 F7		0-0 F8			0-0 FC6-4 1-2f		4 0 0 0 0 1 4												
Nate Colbert, R (1, 3) OBP: 0.316, SLG: 0.479		0-0 6-3	0-0 F9		0-0 HR			0-0 BB 1B		4 1 2 1 0 0 2												
Van Kelly, L (1, 5) OBP: 0.284, SLG: 0.351		4-0 E BB		0-0 P6		0-0 4-3		0-0 F8		3 1 0 0 1 0 1												
Jerry Morales, R (1, 8) OBP: 0.235, SLG: 0.471		0-0 E4 SH6-4 2B		0-0 F9			0-3 K	0-0 F8		4 1 1 1 0 1 1												
Chris Cannizzaro, R (1, 2) OBP: 0.298, SLG: 0.297 Larry Stahl, L (9, PH) OBP: 0.275, SLG: 0.318		0-0 SH6-4		0-3 K			0-0 F3	4-0 BB BB BB 1-2 BB		2 0 0 1 0 1 0 0 0 0 0 1 0 0												
Al Santorini, R (1, 1) OBP: 0.133, SLG: 0.169 Gary Ross, R (6, 1) Billy McCool, R (8, 1) Ed Spiezio, R (9, PH) OBP: 0.318, SLG: 0.379		0-3 K		0-0 L4			0-3 K	0-3 K		2 0 0 0 0 1 0 1 0 0 0 0 1 0 0 0 0 0 0 0 0 1 0 0 0 0 1 2												
<b>Inning Stats</b>	R: 0 E: 0 K: 1 S: 6	H: 1 LOB: 1 BB: 0 P: 6	R: 2 E: 1 K: 1 S: 6	H: 1 LOB: 0 BB: 1 P: 10	R: 0 E: 0 K: 0 S: 4	H: 0 LOB: 2 BB: 1 P: 8	R: 0 E: 0 K: 1 S: 5	H: 0 LOB: 0 BB: 0 P: 5	R: 0 E: 0 K: 1 S: 5	H: 0 LOB: 0 BB: 0 P: 5		R: 1 E: 0 K: 0 S: 4	H: 1 LOB: 0 BB: 0 P: 4	R: 0 E: 0 K: 2 S: 7	H: 0 LOB: 0 BB: 0 P: 7	R: 0 E: 0 K: 1 S: 6	H: 1 LOB: 1 BB: 0 P: 6	R: 0 E: 0 K: 1 S: 6	H: 1 LOB: 2 BB: 1 P: 10	1B: 4 2B: 1 3B: 0 HR: 1	SF: 0 SAC: 1 DP: 0 HBP: 0	WP: 0 PB: 0 SB: 0 CS: 0
<b>PITCHER</b>	IP WLS BF H R ER SO BB IBB HBP BLK WP HR S P ERA WHIP																					
Bill Singer, R (1, 1) ERA: 1.95	8.2 W 35 6 3 2 7 3 0 0 0 0 1 46 58 2.08 1.038																					
Jim Brewer, L (9, 1) ERA: 2.71	0.1 S 1 0 0 0 1 0 0 0 0 0 0 0 3 3 0.00 0.000																					

AB	32
R	3
H	6
RBI	3
BB	3
SO	8
LOB	12



Batter	1	2	3	4	5	6	7	8	9
Maury Wills, S OBP: 0.344, SLG: 0.348 (1, 6)	0-0 1-3 G3 1B		0-0 6-3		0-0 1-3 1B	0-0 FC6-4 1-2f		0-0 1-2 3-H 1B	
Manny Mota, R OBP: 0.369, SLG: 0.397 (1, 7)	0-0 G3 1-2		0-0 6-3		0-0 1-3 1-2		0-0 F9	0-0 1-3 2-H 1B	
Willie Davis, L OBP: 0.365, SLG: 0.454 (1, 8)	0-0 1-3 2-3			0-0 1B 1B	0-0 2-H 1B		0-0 F9	0-3 K	
Wes Parker, S OBP: 0.362, SLG: 0.444 (1, 3)	0-0 G3-1			0-0 1-3 1B	0-0 6-3		0-0 E5		
Willie Crawford, L OBP: 0.324, SLG: 0.402 (1, 9)		0-0 6-3		0-0 1-3 3-H 1B		0-0 P6	0-0 1-3		
Bill Sudakis, S OBP: 0.301, SLG: 0.393 (1, 5)		0-0 1-3 1B		0-0 F9		0-0 1B 3B		0-0 P6	
Tom Haller, L OBP: 0.336, SLG: 0.360 (1, 2)		0-0 1-3 1-2		4-0 BB BB BB 1-2 BB	4-0 G4-6-3 BB	4-0 FC3-5 1B BB		0-3 K	
Ted Sizemore, R OBP: 0.334, SLG: 0.337 (1, 4)		0-0 6-3		0-0 G4-6-3 1-2f		0-0 FC3-5 1-2 3-H 1B		0-0 1B 1B	
Bill Singer, R OBP: 0.122, SLG: 0.115 (1, 1)			0-0 F9		0-3 K	0-0 FC3-5 1-2 2-3f		0-0 1-3 1B 1B	
Jim Brewer, L OBP: 0.182, SLG: 0.200 (9, 1)									

AB	R	H	RBI	BB	SO	LOB
5	1	3	1	0	0	2
5	0	1	1	0	0	2
5	1	2	1	0	1	3
4	0	1	0	0	0	2
4	0	1	1	0	0	1
4	1	2	0	0	0	2
2	0	0	0	2	1	1
4	1	2	1	0	0	4
4	1	1	0	0	1	2
0	0	0	0	0	0	0

**BOTTOM**

**San Diego Padres @ Los Angeles Dodgers**  
**Dodger Stadium, Los Angeles, CA**  
 Fri Sep 12 1969, 7:05 PM PDT  
 Att. 17,818 - Unknown

livebaseballscorecards.com

<b>AB</b>	<b>37</b>
<b>R</b>	<b>5</b>
<b>H</b>	<b>13</b>
<b>RBI</b>	<b>5</b>
<b>BB</b>	<b>2</b>
<b>SO</b>	<b>3</b>
<b>LOB</b>	<b>19</b>



1B: 12	SF: 0	WP: 0	PA: 39
2B: 0	SAC: 0	PB: 0	
3B: 1	DP: 1	SB: 0	
HR: 0	HBP: 0	CS: 0	

Inning Stats		R: 0	H: 1	R: 0	H: 1	R: 0	H: 0	R: 1	H: 3	R: 1	H: 2	R: 1	H: 2	R: 0	H: 0	R: 2	H: 4	
Pitcher		IP	WLS	BF	H	R	ER	SO	BB	IBB	HBP	BLK	WP	HR	S	P	ERA	WHIP
Al Santorini, R ERA: 4.01 (1, 1)	5.1			24	8	3	3	1	1	0	0	0	0	0	25	29	5.06	1.688
Gary Ross, R ERA: 4.35 (6, 1)	2.1	L	14	5	2	2	1	1	0	0	0	0	0	0	15	19	7.71	2.571
Billy McCool, L ERA: 3.67 (8, 1)	0.1		1	0	0	0	0	1	0	0	0	0	0	0	3	3	0.00	0.000



Batter	1	2	3	4	5	6	7	8	9	AB R H RBI BB SO LOB	TOP
<b>Jose Arcia, R</b> (1, 4) <small>OBP: 0.237, SLG: 0.238</small> <b>Ivan Murrell, R</b> (7, PH) <small>OBP: 0.298, SLG: 0.383</small> <b>Billy McCool, R</b> (7, 1) <b>Dave Roberts, L</b> (8, 1) <small>OBP: 0.286, SLG: 0.286</small> <b>Tom Dukes, R</b> (8, 1)	0-0 <b>6-3</b> 		0-3 <b>K</b> 		0-3 <b>K</b> 		0-0 <b>FC6-4</b> 			3 0 0 0 0 2 0 1 0 0 0 0 0 1 0	<b>San Diego Padres @ Los Angeles Dodgers</b> Dodger Stadium, Los Angeles, CA Sat Sep 13 1969, 7:05 PM PDT Att: 17,712 - Unknown <a href="http://livebaseballscorecards.com">livebaseballscorecards.com</a>
<b>Roberto Pena, R</b> (1, 6) <small>OBP: 0.279, SLG: 0.306</small>	0-0 <b>F8</b> 		0-0 <b>F9</b> 		0-0 			0-0 <b>F3</b> 		4 0 1 0 0 0 0	
<b>Ollie Brown, R</b> (1, 9) <small>OBP: 0.316, SLG: 0.402</small>	0-0 		0-0 		0-0 <b>F2</b> 			0-0 <b>6-3</b> 		4 0 2 0 0 0 1	
<b>Al Ferrara, R</b> (1, 7) <small>OBP: 0.356, SLG: 0.448</small>	0-3 <b>K</b> 		0-3 <b>K</b> 					0-0 <b>P4</b> 		4 0 0 0 0 3 2	
<b>Nate Colbert, R</b> (1, 3) <small>OBP: 0.315, SLG: 0.479</small>		0-0 		0-0 <b>E5</b> 		0-0 <b>F2</b> 		0-0 <b>5-3</b> 		4 2 1 0 0 0 0	
<b>Van Kelly, L</b> (1, 5) <small>OBP: 0.283, SLG: 0.348</small> <b>Frankie Libran, R</b> (9, PR)		0-0 <b>G3</b> 		0-0 <b>F3</b> 		0-0 <b>5-3</b> 		0-0 		4 0 1 0 0 0 2 0 0 0 0 0 0 0	
<b>Jerry Morales, R</b> (1, 8) <small>OBP: 0.286, SLG: 0.476</small>		0-0 <b>E2</b> 		0-0 		0-0 		0-0 <b>G6-4-3</b> 		4 0 2 1 0 0 1	
<b>Chris Cannizzaro, R</b> (1, 2) <small>OBP: 0.300, SLG: 0.300</small> <b>Sonny Ruberto, R</b> (7, PR) <small>OBP: 0.182, SLG: 0.143</small>		0-0 		0-0 <b>G6-3</b> 			0-0 			3 0 2 0 0 0 1 0 0 0 0 0 0 0	
<b>Joe Niekro, R</b> (1, 1) <small>OBP: 0.203, SLG: 0.154</small> <b>Larry Stahl, L</b> (7, PH) <small>OBP: 0.273, SLG: 0.316</small> <b>Tommy Dean, R</b> (7, 4) <small>OBP: 0.234, SLG: 0.214</small>		0-0 <b>G4-6-3</b> 			0-0 <b>F7</b> 		0-0 <b>F8</b> 			2 0 0 0 0 0 2 1 0 0 0 0 0 1 0 0 0 0 0 0 0	
<b>Inning Stats</b>	R: 0 H: 1 E: 0 LOB: 1 K: 1 BB: 0 S: 6 P: 6	R: 1 H: 3 E: 1 LOB: 1 K: 0 BB: 0 S: 5 P: 5	R: 0 H: 1 E: 0 LOB: 1 K: 2 BB: 0 S: 8 P: 8	R: 1 H: 1 E: 1 LOB: 0 K: 0 BB: 0 S: 4 P: 4	R: 0 H: 1 E: 0 LOB: 1 K: 1 BB: 0 S: 6 P: 6	R: 0 H: 0 E: 0 LOB: 0 K: 1 BB: 0 S: 5 P: 5	R: 0 H: 1 E: 0 LOB: 1 K: 0 BB: 0 S: 4 P: 4	R: 0 H: 0 E: 0 LOB: 0 K: 0 BB: 0 S: 3 P: 3	R: 0 H: 1 E: 0 LOB: 1 K: 0 BB: 0 S: 3 P: 3	1B: 8 SF: 0 2B: 1 SAC: 0 3B: 0 DP: 3 HR: 0 HBP: 0	
<b>PITCHER</b> <b>Jim Bunning, R</b> (1, 1) <small>ERA: 3.67</small>	IP: 9.0 WLS: W BF: 34 H: 9 R: 2 ER: 1 SO: 5 BB: 0 IBB: 0 HBP: 0 BLK: 0 WP: 0 HR: 0 S: 44 P: 44 ERA: 1.00 WHIP: 1.000					<b>PITCHER</b> IP: WLS: BF: H: R: ER: SO: BB: IBB: HBP: BLK: WP: HR: S: P: ERA: WHIP					

AB	34
R	2
H	9
RBI	1
BB	0
SO	5
LOB	11







Batter	1	2	3	4	5	6	7	8	9	AB R H RBI BB SO LOB	TOP
<b>Jose Arcia, R</b> (1, 4) OBP: 0.234, SLG: 0.236 <b>Jim Williams, R</b> (9, PH) OBP: 0.250, SLG: 0.250	0-3 			0-0 		0-3 			0-3 	3 0 0 0 0 2 1 1 0 0 0 0 1 0	<b>San Diego Padres @ Los Angeles Dodgers</b> Dodger Stadium, Los Angeles, CA Sun Sep 14 1969, 3:33 AM PDT Att: 16,478 - Unknown <a href="http://livebaseballscorecards.com">livebaseballscorecards.com</a>
<b>Roberto Pena, R</b> (1, 6) OBP: 0.279, SLG: 0.304	0-0 			0-0 		4-0 			0-0 	3 0 0 0 1 0 0	
<b>Ollie Brown, R</b> (1, 9) OBP: 0.318, SLG: 0.409	0-0 			0-0 		0-0 			0-0 	4 1 2 1 0 0 0	
<b>Al Ferrara, R</b> (1, 7) OBP: 0.357, SLG: 0.450 <b>Ivan Murrell, R</b> (3, 7) OBP: 0.294, SLG: 0.378		0-0 			0-3 	0-3 			0-0 	1 0 1 0 0 0 0 3 0 0 0 0 2 2	
<b>Nate Colbert, R</b> (1, 3) OBP: 0.313, SLG: 0.475		0-3 			0-0 	0-3 				3 0 0 0 0 2 3	
<b>Van Kelly, L</b> (1, 5) OBP: 0.279, SLG: 0.343		0-0 			0-0 	0-0 				3 0 0 0 0 0 3	
<b>Jerry Morales, R</b> (1, 8) OBP: 0.292, SLG: 0.458			0-0 			0-0 			0-0 	3 0 1 0 0 0 0	
<b>Chris Cannizzaro, R</b> (1, 2) OBP: 0.298, SLG: 0.298			0-0 			0-0 			0-0 	3 0 0 0 0 0 1	
<b>Clay Kirby, R</b> (1, 1) OBP: 0.143, SLG: 0.036 <b>Larry Stahl, L</b> (6, PH) OBP: 0.272, SLG: 0.314 <b>Tom Dukes, R</b> (6, 1) <b>Ed Spiezio, R</b> (8, PH) OBP: 0.318, SLG: 0.378 <b>Billy McCool, R</b> (8, 1)			0-3 			0-3 			0-0 	1 0 0 0 0 1 0 1 0 0 0 0 1 1 0 0 0 0 0 0 0 1 0 0 0 0 0 0 0 0 0 0 0 0 0	
<b>Inning Stats</b>	R: 0 H: 0 E: 0 LOB: 0 K: 1 BB: 0 S: 5 P: 5	R: 0 H: 1 E: 0 LOB: 0 K: 1 BB: 0 S: 5 P: 5	R: 0 H: 0 E: 0 LOB: 0 K: 1 BB: 0 S: 5 P: 5	R: 0 H: 0 E: 0 LOB: 0 K: 0 BB: 0 S: 3 P: 3	R: 0 H: 0 E: 0 LOB: 0 K: 1 BB: 0 S: 5 P: 5	R: 0 H: 1 E: 0 LOB: 1 K: 2 BB: 0 S: 8 P: 8	R: 0 H: 1 E: 0 LOB: 2 K: 2 BB: 1 S: 8 P: 12	R: 0 H: 0 E: 0 LOB: 0 K: 0 BB: 0 S: 3 P: 3	R: 1 H: 1 E: 0 LOB: 0 K: 1 BB: 0 S: 6 P: 6	1B: 3 SF: 0 2B: 0 SAC: 0 3B: 0 DP: 1 HR: 1 HBP: 0	
<b>PITCHER</b> <b>Don Sutton, R</b> (1, 1) ERA: 3.57	IP WLS BF H R ER SO BB IBB HBP BLK WP HR S P ERA WHIP 9.0 W 31 4 1 1 9 1 0 0 0 0 1 48 52 1.00 0.556										

Batter	1	2	3	4	5	6	7	8	9
Maury Wills, S OBP: 0.344, SLG: 0.347 (1, 6)	0-0 P4		0-0 F7		0-0 1-3		0-0 6-3		
Ted Sizemore, R OBP: 0.336, SLG: 0.341 (1, 4)	0-0 L4		0-0 2B		0-0 4-3			4-0 L6-3 BB	
Willie Davis, L OBP: 0.367, SLG: 0.463 (1, 8)	0-0 6-3		0-0 F9		0-0 2B			0-0 L6-3 1-2	
Len Gabrielson, L OBP: 0.325, SLG: 0.356 Andy Kosco, R OBP: 0.283, SLG: 0.425 Von Joshua, L (8, PR) (9, 7)		0-0 4-3	0-0 4-3		0-0 F7			4-0 BB	
Wes Parker, S OBP: 0.365, SLG: 0.445 (1, 3)		0-0 BB 2B 1B		4-0 HR BB		0-0 FC1-6 1B		0-0 F2	
Willie Crawford, L OBP: 0.328, SLG: 0.409 (1, 9)		4-0 BB 2B 1-2 F8-2 BB		0-0 F7		0-0 FC1-6 1-2f G3-6			
Jim Lefebvre, S OBP: 0.354, SLG: 0.340 (1, 5)		0-0 1-3 2-H 2B		0-0 1-H HR		0-0 G3-6 1-2f			
Tom Haller, L OBP: 0.336, SLG: 0.357 (1, 2)		4-0 IBB		0-0 P6			0-3 K		
Don Sutton, R OBP: 0.169, SLG: 0.159 (1, 1)		0-0 F8-2 3-H		0-0 6-3			0-3 K		

Inning Stats	R: 0	H: 0	E: 0	K: 0	S: 3	LOB: 0	BB: 0	P: 3
	R: 1	H: 2	E: 0	K: 0	S: 4	LOB: 2	BB: 2	P: 12
	R: 0	H: 1	E: 0	K: 0	S: 4	LOB: 1	BB: 0	P: 4
	R: 2	H: 1	E: 0	K: 0	S: 4	LOB: 0	BB: 1	P: 8
	R: 0	H: 1	E: 0	K: 0	S: 4	LOB: 1	BB: 0	P: 4
	R: 0	H: 1	E: 0	K: 0	S: 3	LOB: 0	BB: 0	P: 3
	R: 0	H: 0	E: 0	K: 2	S: 7	LOB: 0	BB: 0	P: 7
	R: 0	H: 0	E: 0	K: 0	S: 2	LOB: 1	BB: 2	P: 10

PITCHER	IP	WLS	BF	H	R	ER	SO	BB	IBB	HBP	BLK	WP	HR	S	P	ERA	WHIP
Clay Kirby, R ERA: 3.99 (1, 1)	5.0	L	22	5	3	3	0	2	1	0	0	0	1	19	31	5.40	1.400
Tom Dukes, R ERA: 5.23 (6, 1)	2.0		6	1	0	0	2	0	0	0	0	0	0	10	10	0.00	0.500
Billy McCool, L ERA: 4.13 (8, 1)	1.0		4	0	0	0	0	2	0	0	0	0	0	2	10	0.00	2.000

**BOTTOM**


**San Diego Padres @ Los Angeles Dodgers**  
Dodger Stadium, Los Angeles, CA

Sun Sep 14 1969, 3:33 AM PDT  
Att. 16,478 - Unknown

AB	R	H	RBI	BB	SO	LOB
4	0	0	0	0	0	0
3	0	1	0	1	0	0
4	0	1	0	0	0	2
3	0	0	0	0	0	2
0	0	0	0	1	0	0
0	0	0	0	0	0	0
3	2	2	0	1	0	1
2	0	0	0	1	0	2
3	1	2	3	0	0	1
2	0	0	0	1	1	0
3	0	0	0	0	1	3

AB	27
R	3
H	6
RBI	3
BB	5
SO	2
LOB	11

WP: 0 PA: 32  
PB: 0 SB: 0  
CS: 0





Batter	1	2	3	4	5	6	7	8	9	AB R H RBI BB SO LOB	TOP														
<b>Pete Rose, S</b> (1, 9) OBP: 0.422, SLG: 0.506	0-0 G5-3		0-0 F9		0-0 G6-4-3			0-0 G5-3		4 0 0 0 0 0 2															
<b>Bobby Tolan, L</b> (1, 8) OBP: 0.351, SLG: 0.491	0-0 G3-1		1-0 2B 1B HBP		0-0 1B			0-0 F8		3 1 1 0 0 0 0															
<b>Alex Johnson, R</b> (1, 7) OBP: 0.359, SLG: 0.477	0-3 K		0-0 1B 2B		0-0 G4-3			0-0 1B		4 1 2 1 0 1 1															
<b>Jimmy Stewart, S</b> (8, 7) OBP: 0.322, SLG: 0.379			1-3 2-H					0-0 1B		0 0 0 0 0 0 0															
<b>Tony Perez, R</b> (1, 5) OBP: 0.366, SLG: 0.545		0-0 G5-3	0-0 1B		0-0 G6-4-3 1B			0-0 G3		4 0 2 2 0 0 1															
<b>Johnny Bench, R</b> (1, 2) OBP: 0.354, SLG: 0.490		0-0 F3	0-0 F8		0-0 G6-4-3			0-3 K		4 0 0 0 0 1 2															
<b>Jim Beauchamp, R</b> (1, 3) OBP: 0.304, SLG: 0.364		4-0 BB			0-0 G5-4-3 1B			0-0 1B 1B		3 0 2 0 1 1 0															
<b>Giraldo Ruiz, S</b> (9, PR) OBP: 0.297, SLG: 0.280							0-3 K			0 1 0 0 0 0 0															
<b>Tommy Helms, R</b> (1, 4) OBP: 0.269, SLG: 0.283		0-0 G4-3			0-0 G5-4-3			0-0 1B 1B		4 0 1 0 0 0 2															
<b>Woody Woodward, R</b> (1, 6) OBP: 0.336, SLG: 0.303			4-0 2B SH2-4 BB		0-0 P4			0-0 F7		3 1 1 1 1 0 0															
<b>Tony Cloninger, R</b> (1, 1) OBP: 0.200, SLG: 0.224			0-0 SH2-4		0-0 G6-4-3 1B			0-3 K		2 0 1 0 0 1 0															
<b>Wayne Granger, R</b> (8, 1) OBP: 0.227, SLG: 0.105			1-2					0-3 K		1 0 0 0 0 1 2															
<b>Inning Stats</b>	R: 0 E: 0 K: 1 S: 5	H: 0 LOB: 0 BB: 0 P: 5	R: 0 E: 0 K: 0 S: 3	H: 0 LOB: 1 BB: 1 P: 7	R: 3 E: 0 K: 0 S: 5	H: 2 LOB: 1 BB: 1 P: 10	R: 0 E: 0 K: 0 S: 3	H: 1 LOB: 0 BB: 0 P: 3	R: 0 E: 0 K: 1 S: 4	H: 2 LOB: 1 BB: 0 P: 4	R: 0 E: 0 K: 1 S: 5	H: 1 LOB: 0 BB: 0 P: 5	R: 0 E: 0 K: 1 S: 5	H: 0 LOB: 0 BB: 0 P: 5	R: 0 E: 0 K: 0 S: 4	H: 1 LOB: 1 BB: 0 P: 4	R: 1 E: 0 K: 2 S: 9	H: 3 LOB: 2 BB: 0 P: 9	1B: 9 2B: 2 3B: 0 HR: 0	SF: 0 SAC: 1 DP: 4 HBP: 1	WP: 0 PB: 0 SB: 0 CS: 1	PA: 36			
<b>PITCHER</b>	IP	WLS	BF	H	R	ER	SO	BB	IBB	HBP	BLK	WP	HR	S	P	ERA	WHIP								
<b>Claude Osteen, L</b> (1, 1) ERA: 2.55	8.1	L	35	10	4	4	4	2	0	1	0	0	0	40	49	4.32	1.440								
<b>Ray Lamb, R</b> (9, 1) ERA: 1.46	0.2		1	0	0	0	1	0	0	0	0	0	0	3	3	0.00	0.000								

Cincinnati Reds @ Los Angeles Dodgers  
Dodger Stadium, Los Angeles, CA  
Mon Sep 15 1969, 7:05 PM PDT  
Att: 18,068 - Unknown

AB	32
R	4
H	10
RBI	4
BB	2
SO	5
LOB	10



Batter	1	2	3	4	5	6	7	8	9	AB	R	H	RBI	BB	SO	LOB
Maury Wills, S OBP: 0.344, SLG: 0.347 (1, 6)	0-0 1B		0-0 G5-3	0-0 FC6-4			0-0 G4-3		0-0 1B	5	0	2	0	0	0	3
Ted Sizemore, R OBP: 0.336, SLG: 0.340 (1, 4)	0-0 F9		4-0 BB			0-3 K	0-0 G3-1		0-0 1B	4	0	1	0	1	1	1
Willie Davis, L OBP: 0.363, SLG: 0.458 (1, 8)	0-0 F9		0-0 P9			0-0 F2	0-0 G4-3		0-0 P6	5	0	0	0	0	0	4
Len Gabrielson, L OBP: 0.321, SLG: 0.351 (1, 7)	0-3 K		0-0 G3			0-0 1B		0-0 G4-3	0-0 G4-3	5	0	1	0	0	1	4
Wes Parker, S OBP: 0.364, SLG: 0.442 (1, 3)		0-3 K		4-0 1B G4-3 BB		0-0 L4		0-0 G4-3		3	0	0	0	1	1	1
Willie Crawford, L OBP: 0.332, SLG: 0.418 (1, 9)		4-0 1B BB		0-3 K		0-0 HR		4-0 1B BB		2	1	1	1	2	1	1
Jim Lefebvre, S OBP: 0.352, SLG: 0.338 (1, 5)		0-0 P6		0-0 G4-3		0-3 K		0-0 1B		4	0	1	0	0	1	2
Billy Grabarkewitz, R OBP: 0.161, SLG: 0.155 (8, PR)		0-0 P6		1-2 G4-3		0-0 K		1-2 1B		0	0	0	0	0	0	0
Tom Haller, L OBP: 0.338, SLG: 0.358 (1, 2)		0-0 1B		0-0 BB 1B		0-3 K		0-0 F7		4	0	2	0	0	1	2
Claude Osteen, L OBP: 0.257, SLG: 0.265 (1, 1)		0-0 P8		4-0 FC6-4 BB		0-3 K			0-0 G5-3	2	0	0	0	1	1	2
Ray Lamb, R OBP: 0.368, SLG: 0.396 (9, PH)										0	0	0	0	0	0	0
Manny Mota, R OBP: 0.368, SLG: 0.396 (9, PH)										1	0	0	0	0	0	0

Inning Stats	R: 0	H: 1	E: 0	K: 1	S: 6	H: 1	LOB: 1	BB: 0	P: 6	R: 0	H: 1	E: 0	K: 0	S: 3	H: 0	LOB: 1	BB: 1	P: 7	R: 0	H: 1	E: 0	K: 1	S: 6	H: 1	LOB: 3	BB: 2	P: 14	R: 0	H: 1	E: 0	K: 1	S: 6	H: 1	LOB: 0	BB: 0	P: 10	R: 0	H: 0	E: 0	K: 0	S: 3	H: 1	LOB: 2	BB: 1	P: 8	R: 0	H: 2	E: 0	K: 0	S: 5	H: 2	LOB: 2	BB: 0	P: 5	1B: 7	SF: 0	2B: 0	SAC: 0	3B: 0	DP: 0	HR: 1	HBP: 0	WP: 0	PA: 40
--------------	------	------	------	------	------	------	--------	-------	------	------	------	------	------	------	------	--------	-------	------	------	------	------	------	------	------	--------	-------	-------	------	------	------	------	------	------	--------	-------	-------	------	------	------	------	------	------	--------	-------	------	------	------	------	------	------	------	--------	-------	------	-------	-------	-------	--------	-------	-------	-------	--------	-------	--------

PITCHER	IP	WLS	BF	H	R	ER	SO	BB	IBB	HBP	BLK	WP	HR	S	P	ERA	WHIP
Tony Cloninger, R ERA: 5.05 (1, 1)	7.2	W	34	6	1	1	7	5	0	0	0	0	1	43	63	1.17	1.435
Wayne Granger, R ERA: 2.82 (8, 1)	1.1	S	6	2	0	0	0	0	0	0	0	0	0	6	6	0.00	1.500

BOTTOM

Cincinnati Reds @ Los Angeles Dodgers  
 Dodger Stadium, Los Angeles, CA  
 Mon Sep 15 1969, 7:05 PM PDT  
 Att. 18,068 - Unknown

livebaseballscorecards.com

AB	35
R	1
H	8
RBI	1
BB	5
SO	7
LOB	20





Batter	1	2	3	4	5	6	7	8	9	AB R H RBI BB SO LOB	TOP											
<b>Pete Rose, S</b> (1, 9) OBP: 0.422, SLG: 0.505	0-0 G4-3		0-0 FC4-6 1B		4-0 BB		0-0 E6		0-0 FC6-2-6 HBP	4 0 1 0 1 0 3												
<b>Bobby Tolan, L</b> (1, 8) OBP: 0.349, SLG: 0.488	0-3 K		0-0 FC4-6		0-3 K		0-3 K		1-0 HBP	4 0 0 0 0 3 5												
<b>Alex Johnson, R</b> (1, 7) OBP: 0.358, SLG: 0.475	0-0 G4-3		0-0 F9			0-0 F9		0-0 SH3-4 2B	0-3 K	4 1 1 0 0 0 1												
<b>Jimmy Stewart, S</b> (8, 7) OBP: 0.321, SLG: 0.378										1 0 0 0 0 1 2												
<b>Tony Perez, R</b> (1, 5) OBP: 0.366, SLG: 0.543		0-0 G4-3		4-0 FC6-4 BB		0-0 F9		0-0 SH3-4		2 0 0 0 1 0 0												
<b>Johnny Bench, R</b> (1, 2) OBP: 0.355, SLG: 0.491		1-0 HBP		0-3 K		0-0 G6-3		0-0 L6-4 2B		3 0 1 1 0 1 1												
<b>Jim Beauchamp, R</b> (1, 3) OBP: 0.320, SLG: 0.362		0-0 F8		0-0 F8			0-0 FC1-6 1B	4-0 IBB		3 0 1 0 1 0 2												
<b>Giraldo Ruiz, S</b> (8, 3) OBP: 0.297, SLG: 0.280										0 0 0 0 0 0 0												
<b>Tommy Helms, R</b> (1, 4) OBP: 0.269, SLG: 0.283		0-0 1B		0-0 FC6-4		0-0 FC1-6 FC4-6		0-0 L6-4		4 0 1 0 0 0 4												
<b>Woody Woodward, R</b> (1, 6) OBP: 0.335, SLG: 0.307		0-0 P4			0-0 F8		0-0 FC4-6 E 1B		0-0 SH1-4 FC6-2-6 2B	4 0 1 0 0 0 3												
<b>Gary Nolan, R</b> (1, 1) OBP: 0.276, SLG: 0.370			0-3 K		0-3 K		0-0 E 1B		0-0 SH1-4	3 0 1 0 0 2 0												
<b>Wayne Granger, R</b> (9, 1) OBP: 0.227, SLG: 0.105							1-2 E 1B		2-3 SH1-4	0 0 0 0 0 0 0												
<b>Inning Stats</b>	R: 0 E: 0 K: 1 S: 5	H: 0 LOB: 0 BB: 0 P: 5	R: 0 E: 0 K: 0 S: 4	H: 1 LOB: 2 BB: 0 P: 5	R: 0 E: 0 K: 1 S: 6	H: 1 LOB: 1 BB: 0 P: 6	R: 0 E: 0 K: 1 S: 5	H: 0 LOB: 1 BB: 1 P: 9	R: 0 E: 0 K: 2 S: 7	H: 0 LOB: 1 BB: 1 P: 11	R: 0 E: 0 K: 0 S: 3	H: 0 LOB: 0 BB: 0 P: 3	R: 0 E: 1 K: 1 S: 8	H: 2 LOB: 3 BB: 0 P: 8	R: 1 E: 0 K: 0 S: 4	H: 2 LOB: 1 BB: 1 P: 8	R: 0 E: 0 K: 1 S: 6	H: 1 LOB: 2 BB: 0 P: 7	1B: 5 2B: 3 3B: 0 HR: 0	SF: 0 SAC: 2 DP: 1 HBP: 2	WP: 0 PB: 0 SB: 0 CS: 0	PA: 39
<b>PITCHER</b>	IP WLS BF H R ER SO BB IBB HBP BLK WP HR S P ERA WHIP												<b>PITCHER</b>	IP WLS BF H R ER SO BB IBB HBP BLK WP HR S P ERA WHIP								
<b>Bill Singer, R</b> (1, 1) ERA: 1.93	8.0 34 6 1 1 6 2 1 1 0 0 0 42 55 1.12 1.000																					
<b>Jim Brewer, L</b> (9, 1) ERA: 2.68	1.0 5 1 0 0 1 0 0 1 0 0 0 6 7 0.00 1.000																					

Cincinnati Reds @ Los Angeles Dodgers  
 Dodger Stadium, Los Angeles, CA  
 Tue Sep 16 1969, 7:05 PM PDT  
 Unknown

livebaseballscorecards.com

AB	32
R	1
H	7
RBI	1
BB	3
SO	7
LOB	21







Batter	1	2	3	4	5	6	7	8	9	10	11	12	AB R H RBI BB SO LOB	TOP									
<b>Pete Rose, S</b> OBP: 0.421, SLG: 0.503 (1, 9)	0-0 1B 1B	0-0 L8			0-0 1-2 1B		0-0 G5-3		0-0 F7			0-0 G5-3	6 1 2 0 0 0 1	<b>Cincinnati Reds @ Los Angeles Dodgers</b> Dodger Stadium, Los Angeles, CA Tue Sep 16 1969, 7:05 PM PDT Att. 37,706 - Unknown									
<b>Bobby Tolan, L</b> OBP: 0.352, SLG: 0.490 (1, 8)	0-0 1-3 1B		0-0 G3-1		0-0 1-2 2-3 1B		0-0 G4-3 1B		0-3 K			0-0 1B	6 1 4 0 0 1 0										
<b>Alex Johnson, R</b> OBP: 0.356, SLG: 0.472 <b>Pedro Ramos, S</b> (12, 1)	0-0 1-H 3-H 1B		0-0 F8		0-3 K		0-0 G4-3		0-3 K			0-0 F2	6 0 1 2 0 2 5 0 0 0 0 0 0 0										
<b>Tony Perez, R</b> OBP: 0.363, SLG: 0.638 (1, 5)	0-0 1-2 F8		0-0 G1-3		0-3 K		0-0 F8		0-0 P4				5 0 0 0 0 1 5										
<b>Johnny Bench, R</b> OBP: 0.354, SLG: 0.488 (1, 2)	0-3 K			0-0 G5-3		0-3 K		0-0 FC6-4 1B		0-0 G5-3			5 0 1 0 0 2 1										
<b>Jim Beauchamp, R</b> OBP: 0.309, SLG: 0.333 (1, 3)	0-3 K			0-0 F8		4-0 WP G5-3 BB		0-3 K		0-0 G4-3			4 0 0 0 1 2 2										
<b>Tommy Helms, R</b> OBP: 0.268, SLG: 0.282 (1, 4)		0-0 1B		0-0 G4-3		0-0 G5-3		0-0 P6		0-0 P4			5 0 1 0 0 0 2										
<b>Woody Woodward, R</b> OBP: 0.336, SLG: 0.306 (1, 6)		0-0 1B			0-0 F9		4-0 WP IBB		0-0 FC6-4		0-3 K		4 0 1 0 1 1 1										
<b>Gerry Arrigo, L</b> OBP: 0.214, SLG: 0.185 <b>Clay Carroll, R</b> OBP: 0.281, SLG: 0.286 <b>Ted Savage, R</b> OBP: 0.346, SLG: 0.349 (12, PH) (12, 7)		0-0 F5			4-0 1B 1B BB		0-0 G6-3		0-0 G1-3			0-3 K	1 0 0 0 0 0 1 2 0 0 0 1 0 2 1 0 0 0 0 1 0										
<b>Inning Stats</b>	R: 2 E: 0 K: 2 S: 10	H: 3 LOB: 1 BB: 0 P: 10	R: 0 E: 0 K: 0 S: 4	H: 2 LOB: 1 BB: 0 P: 4	R: 0 E: 0 K: 0 S: 3	H: 0 LOB: 0 BB: 0 P: 3	R: 0 E: 0 K: 1 S: 5	H: 0 LOB: 2 BB: 2 P: 13	R: 0 E: 0 K: 1 S: 5	H: 1 LOB: 1 BB: 0 P: 4	R: 0 E: 0 K: 1 S: 6	H: 1 LOB: 1 BB: 0 P: 6	R: 0 E: 0 K: 1 S: 5		H: 0 LOB: 0 BB: 0 P: 5	R: 0 E: 0 K: 1 S: 5	H: 0 LOB: 0 BB: 0 P: 5	R: 0 E: 0 K: 1 S: 6	H: 1 LOB: 1 BB: 0 P: 6	1B: 10 2B: 0 3B: 0 HR: 0	SF: 0 SAC: 0 DP: 0 HBP: 0	WP: 1 PB: 0 SB: 2 CS: 0	PA: 48
<b>PITCHER</b>	IP WLS BF H R ER SO BB IBB HBP BLK WP HR S P ERA WHIP																						
<b>Joe Moeller, R</b> ERA: 3.4 (1, 1)	4.1																						
<b>Pete Mikkelsen, R</b> ERA: 2.81 (5, 1)	3.2																						
<b>Jim Brewer, L</b> ERA: 2.55 (9, 1)	4.0																						

AB	45
R	2
H	10
RBI	2
BB	3
SO	10
LOB	20



Batter	1	2	3	4	5	6	7	8	9	10	11	12	AB	R	H	RBI	BB	SO	LOB	
Maury Wills, S OBP: 0.344, SLG: 0.345 (1, 6)	4-0 BB SF8 1B BB		0-0 F8		4-0 G1-3 BB		0-0 G4-3		0-0 SH1-4 1-2		0-0 G6-3		3	1	0	0	2	0	0	
Ted Sizemore, R OBP: 0.337, SLG: 0.342 (1, 4)	0-0 SF8 BB 1-2 1B		0-0 E5		0-0 G1-3 1-2		0-0 G5-3		4-0 FC6-4 IBB		0-0 SH 1B 2B		5	1	2	0	1	0	1	
Manny Mota, R OBP: 0.371, SLG: 0.397 (1, 7)	4-0 1-2 2-3 BB		0-0 G1-6-3 1B		0-0 F5		0-0 BB 1B		0-0 FC6-4 1-2f 2-3		0-0 SH 1B IBB 2-3		4	0	2	0	1	0	3	
Andy Kosco, R OBP: 0.282, SLG: 0.424 Willie Crawford, L OBP: 0.338, SLG: 0.415 (1, 9) (3, PH) (4, 9)	0-0 L5		0-0 G1-6-3 1-2f		0-0 2B 1B		4-0 1-2 BB		0-0 FC6-4 1-2f		4-0 1B IBB 1-2		1	0	0	0	0	0	3	
Wes Parker, S OBP: 0.367, SLG: 0.448 (1, 3)	0-0 SF8 2-3 3-H			0-0 1B		0-0 L4-6 1-H 2B		0-0 G3		0-0 F7		0-0 1B		5	0	3	3	0	0	2
Jim Lefebvre, S OBP: 0.346, SLG: 0.330 Billy Grabarkewitz, R OBP: 0.159, SLG: 0.153 (1, 5) (8, PR) (9, 5)	0-0 L6			0-3 K		0-0 L4-6 2-3		0-0 G6-4-3 1B		0-3 K		0-0 1B		4	0	1	0	0	1	4
Bill Russell, R OBP: 0.304, SLG: 0.348 (1, 8)		0-0 G6-3		0-0 F8		0-0 E3 1B		0-0 B2		0-0 G5-3				5	0	0	0	0	0	2
Jeff Torborg, R OBP: 0.246, SLG: 0.229 Pete Mikkelsen, R OBP: 0.167, SLG: 0.167 Willie Davis, L OBP: 0.363, SLG: 0.457 Jim Brewer, L OBP: 0.167, SLG: 0.182 (1, 2) (5, 1) (8, PH) (9, 1)		0-0 G5-3		0-0 G4-3		0-0 FC6-4 1B 1-3		0-0 G6-4-3 1-2f			0-0 G4-3			2	0	0	0	0	0	1
Joe Moeller, R OBP: 0.200, SLG: 0.200 Tom Haller, L OBP: 0.335, SLG: 0.354 (1, 1) (5, 2)		0-0 G4-3			0-0 G6-3		0-0 FC6-4 1-2f		0-0 FC6-4 SH1-4 1B		0-3 K			1	0	0	0	0	0	0

Inning Stats	R: 1	H: 1	E: 0	LOB: 2	K: 0	P: 4	R: 0	H: 0	E: 0	LOB: 0	K: 0	P: 3	R: 0	H: 1	E: 1	LOB: 1	K: 1	P: 4	R: 0	H: 1	E: 0	LOB: 1	K: 0	P: 6	R: 0	H: 3	E: 0	LOB: 2	K: 0	P: 6	R: 0	H: 1	E: 0	LOB: 1	K: 0	P: 8	R: 0	H: 1	E: 0	LOB: 1	K: 0	P: 3	R: 0	H: 1	E: 0	LOB: 2	K: 0	P: 8	R: 0	H: 0	E: 0	LOB: 0	K: 1	P: 5	R: 0	H: 0	E: 0	LOB: 0	K: 1	P: 5	R: 1	H: 2	E: 0	LOB: 3	K: 0	P: 7	1B: 9	SF: 1	2B: 3	SAC: 2	3B: 0	DP: 3	HR: 0	HBP: 0	WP: 0	PA: 50
--------------	------	------	------	--------	------	------	------	------	------	--------	------	------	------	------	------	--------	------	------	------	------	------	--------	------	------	------	------	------	--------	------	------	------	------	------	--------	------	------	------	------	------	--------	------	------	------	------	------	--------	------	------	------	------	------	--------	------	------	------	------	------	--------	------	------	------	------	------	--------	------	------	-------	-------	-------	--------	-------	-------	-------	--------	-------	--------

PITCHER	IP	WLS	BF	H	R	ER	SO	BB	IBB	HBP	BLK	WP	HR	S	P	ERA	WHIP
Gerry Arrigo, L ERA: 4.54 (1, 1)	2.1		12	2	1	1	0	2	0	0	0	0	0	10	18	3.86	1.714
Clay Carroll, R ERA: 3.58 (3, 1)	8.2		34	7	1	1	3	2	1	0	0	0	0	37	49	1.04	1.038
Pedro Ramos, R ERA: 5.35 (12, 1)	0.0	L	4	2	1	1	0	0	1	0	0	0	0	3	7	∞	∞

**BOTTOM**

**Cincinnati Reds @ Los Angeles Dodgers**  
**Dodger Stadium, Los Angeles, CA**

Tue Sep 16 1969, 7:05 PM PDT  
Att: 37,706 - Unknown

livebaseballscorecards.com

AB	41
R	3
H	11
RBI	3
BB	6
SO	3
LOB	23





Batter	1	2	3	4	5	6	7	8	9	10	11	12	AB R H RBI BB SO LOB	TOP										
Felix Millan, R (1, 4) OBP: 0.307, SLG: 0.339	0-0 1B		0-0 4-3		0-0 1B	0-0 F7		0-0 F6			0-0 E6		6 2 2 0 0 0 2	<p>Atlanta Braves @ Los Angeles Dodgers Dodger Stadium, Los Angeles, CA</p> <p>Wed Sep 17 1969, 7:05 PM PDT Att. 20,574 - Unknown</p>										
Tony Gonzalez, L (1, 8) OBP: 0.323, SLG: 0.371	0-0 1B		0-0 F7		0-0 F7		0-0 4-3		0-0 F8		0-0 6-3		6 0 1 0 0 0 2											
Hank Aaron, R (1, 9) OBP: 0.403, SLG: 0.622	0-0 F4		0-0 FC6-4 1B		0-0 1B		0-3 K		0-0 F6			0-0 HR	6 2 3 1 0 1 2											
Rico Carty, R (1, 7) OBP: 0.399, SLG: 0.638	0-0 E		0-0 FC6-4		0-0 1B		0-0 6-3		0-0 4-3			0-3 K	5 0 2 2 0 0 1											
Cecil Upshaw, R (9, 1) OBP: 0.267, SLG: 0.467	1-3 1B		1-2f		1-2 1B		1-3 2B						1 0 0 0 0 1 0											
Orlando Cepeda, R (1, 3) OBP: 0.324, SLG: 0.430	0-0 FC			0-0 F5		0-0 2B		0-0 F6		0-0 F2		0-0 F8	6 0 1 1 0 0 2											
Clete Boyer, R (1, 5) OBP: 0.327, SLG: 0.365	0-0 G6-4-3			0-0 F5		0-0 6-3		0-3 K		0-0 F3		0-0 BB 1B	6 0 1 0 0 1 5											
Bob Didier, S (1, 2) OBP: 0.315, SLG: 0.304		0-0 6-3		0-0 1B		0-0 SH1-3 1B		0-0 2B 1B		0-0 CS 1B		4-0 FC5-4 BB	5 1 4 0 0 0 0											
Ralph Garr, L (10, PR) OBP: 0.280, SLG: 0.292													0 0 0 0 0 0 0											
Bob Tillman, R (10, 2) OBP: 0.268, SLG: 0.419													0 0 0 0 1 0 0											
Gil Garrido, R (1, 6) OBP: 0.277, SLG: 0.254		0-0 6-3		0-0 F8		1-2 SH1-3		0-0 1B 2B		0-0 CS	0-0 F8	0-0 FC5-4	5 1 1 1 0 0 3											
George Stone, L (1, 1) OBP: 0.214, SLG: 0.255		0-3 K			0-0 6-3	0-0 1-3		0-0 1B			0-0 6-3		4 0 1 1 0 1 1											
Hoyt Wilhelm, R (8, 1)								2-H 1B					0 0 0 0 0 0 0											
Felipe Alou, R (9, 7) OBP: 0.317, SLG: 0.340													1 0 0 0 0 0 0											
<b>Inning Stats</b>	R: 1 E: 1 K: 0 S: 6	H: 3 LOB: 2 BB: 0 P: 6	R: 0 E: 0 K: 1 S: 5	H: 0 LOB: 0 BB: 0 P: 5	R: 0 E: 0 K: 0 S: 4	H: 1 LOB: 1 BB: 0 P: 4	R: 0 E: 0 K: 0 S: 7	H: 1 LOB: 2 BB: 0 P: 7	R: 0 E: 0 K: 1 S: 5	H: 1 LOB: 1 BB: 0 P: 5	R: 2 E: 0 K: 1 S: 8	H: 3 LOB: 1 BB: 0 P: 8	R: 0 E: 0 K: 0 S: 3	H: 0 LOB: 0 BB: 0 P: 3	R: 0 E: 0 K: 0 S: 3	H: 1 LOB: 1 BB: 0 P: 3	R: 0 E: 1 K: 0 S: 4	H: 0 LOB: 1 BB: 0 P: 4	R: 1 E: 0 K: 1 S: 7	H: 2 LOB: 2 BB: 1 P: 11	1B: 13 2B: 2 3B: 0 HR: 1	SF: 0 SAC: 1 DP: 1 HBP: 0	WP: 0 PB: 0 SB: 0 CS: 1	PA: 54
<b>PITCHER</b>	IP WLS BF H R ER SO BB IBB HBP BLK WP HR S P ERA WHIP																							
Jim Bunning, R (1, 1) ERA: 3.71	5.0	24	9	3	3	1	0	0	0	0	0	0	0	0	0	5.40	1.800							
Alan Foster, R (6, 1) ERA: 4.37	6.0	23	5	2	2	2	0	0	0	0	0	0	0	0	0	3.00	0.833							
Ray Lamb, R (12, 1) ERA: 2.03	1.0	L 6	2	1	1	1	1	0	0	0	0	1	7	11	9.00	3.000								

AB	51
R	6
H	16
RBI	6
BB	1
SO	4
LOB	18



Batter	1	2	3	4	5	6	7	8	9	10	11	12	AB	R	H	RBI	BB	SO	LOB
Maury Wills, S OBP: 0.342, SLG: 0.344 (1, 6)	0-0 6-3	0-0 SF7			0-0 4-3		0-0 1B		0-0 G3		0-0 5-3		5	0	1	1	0	0	1
Ted Sizemore, R OBP: 0.336, SLG: 0.340 (1, 4)	0-0 5-3	0-0 F3			0-0 1B		0-0 F8		0-0 F5			0-0 F6	6	0	1	0	0	0	4
Manny Mota, R OBP: 0.370, SLG: 0.393 (1, 7)	4-0 2B 1B BB		0-0 F7		0-3 K			4-0 1B 3B BB		0-0 F8		0-0 F9	4	2	0	0	2	1	1
Wes Parker, S OBP: 0.367, SLG: 0.448 (1, 3)	0-0 1B 2B		0-0 6-3		0-0 4-3			0-0 F6		0-0 4-3		0-0 1B	6	1	2	0	0	0	1
Andy Kosco, R OBP: 0.284, SLG: 0.424 (1, 9)	0-0 FC6-4		0-3 K		0-0 F8			0-0 3B 1B		0-0 E6		0-0 L9	4	0	2	2	0	1	0
Von Joshua, L (8, PR)													1	1	0	0	0	0	0
Bill Sudakis, S OBP: 0.299, SLG: 0.392 (12, PH)	2-H 3-H 1B							1-3 3B 1B		1-3 3B 1B			1	0	0	0	0	0	1
Jim Lefebvre, S OBP: 0.347, SLG: 0.338 (1, 5)	0-0 FC6-4			0-0 6-3		0-0 F7		0-0 5-3 3B		4-0 1-2 IBB			4	0	1	2	1	0	1
Bill Russell, R OBP: 0.298, SLG: 0.341 (1, 8)		0-3 K		0-0 L6		0-0 F8		0-0 5-3		0-0 1-3			4	0	0	0	0	1	2
Willie Davis, L OBP: 0.362, SLG: 0.456 (10, PH)													1	0	0	0	0	0	2
Willie Crawford, L OBP: 0.338, SLG: 0.415 (11, 9)													0	0	0	0	0	0	0
Jeff Torborg, R OBP: 0.248, SLG: 0.225 (1, 2)		4-0 1B SF7 BB		0-0 F8		0-0 F2			0-0 G3 1B		0-0 4-3		2	1	0	0	1	0	0
Tom Haller, L OBP: 0.335, SLG: 0.355 (9, PH)													2	0	1	0	0	0	0
Jim Bunning, R OBP: 0.106, SLG: 0.063 (1, 1)					0-0 F4						0-0 4-3		1	0	1	0	0	0	0
Steve Garvey, R OBP: 0.333, SLG: 0.333 (5, PH)													1	0	0	0	0	0	0
Alan Foster, R OBP: 0.179, SLG: 0.080 (6, 1)													2	0	1	0	0	1	1
Len Gabrielson, L OBP: 0.317, SLG: 0.346 (11, PH)		1-3 1B											1	0	0	0	0	0	0
Ray Lamb, R (12, 1)													0	0	0	0	0	0	0

Inning Stats	R: 2	H: 2	E: 0	LOB: 1	K: 0	P: 5	R: 1	H: 1	E: 0	LOB: 1	K: 1	P: 6	R: 0	H: 0	E: 0	LOB: 0	K: 1	P: 5	R: 0	H: 0	E: 0	LOB: 1	K: 1	P: 6	R: 0	H: 2	E: 0	LOB: 2	K: 0	P: 3	R: 2	H: 2	E: 0	LOB: 1	K: 0	P: 8	R: 0	H: 1	E: 0	LOB: 1	K: 1	P: 6	R: 0	H: 0	E: 1	LOB: 2	K: 0	P: 8	R: 0	H: 0	E: 0	LOB: 0	K: 0	P: 3	R: 0	H: 1	E: 0	LOB: 1	K: 0	P: 4	1B: 8	SF: 1	2B: 1	SAC: 0	3B: 1	DP: 0	HR: 0	HBP: 0	WP: 0	PA: 50
--------------	------	------	------	--------	------	------	------	------	------	--------	------	------	------	------	------	--------	------	------	------	------	------	--------	------	------	------	------	------	--------	------	------	------	------	------	--------	------	------	------	------	------	--------	------	------	------	------	------	--------	------	------	------	------	------	--------	------	------	------	------	------	--------	------	------	-------	-------	-------	--------	-------	-------	-------	--------	-------	--------

PITCHER	IP	WLS	BF	H	R	ER	SO	BB	IBB	HBP	BLK	WP	HR	S	P	ERA	WHIP
George Stone, L ERA: 3.62 (1, 1)	7.0		30	6	4	4	3	3	0	0	0	0	0	33	45	5.14	1.286
Hoyt Wilhelm, R ERA: 2.38 (8, 1)	1.2		7	3	1	1	1	0	0	0	0	0	0	9	9	5.40	1.800
Cecil Upshaw, R ERA: 3.19 (9, 1)	3.1	W	13	1	0	0	0	0	1	0	0	0	0	12	16	0.00	0.300


**Atlanta Braves @ Los Angeles Dodgers**  
**Dodger Stadium, Los Angeles, CA**  
 Wed Sep 17 1969, 7:05 PM PDT  
 Att: 20,574 - Unknown

livebaseballscorecards.com

AB 45  
 R 5  
 H 10  
 RBI 5  
 BB 4  
 SO 4  
 LOB 14





Batter	1	2	3	4	5	6	7	8	9	AB R H RBI BB SO LOB	TOP														
Felix Millan, R (1, 4) OBP: 0.305, SLG: 0.337	0-0 3-1		0-0 5-3		0-0 6-3			0-0 FC6-4		4 0 0 0 0 0 2	<p><b>Atlanta Braves @ Los Angeles Dodgers</b>  <b>Dodger Stadium, Los Angeles, CA</b></p> <p>Thu Sep 18 1969, 7:05 PM PDT  Att: 21,621 - Unknown</p> <p>livebaseballscorecards.com</p> <table border="0"> <tr><td><b>AB</b></td><td><b>33</b></td></tr> <tr><td><b>R</b></td><td><b>2</b></td></tr> <tr><td><b>H</b></td><td><b>7</b></td></tr> <tr><td><b>RBI</b></td><td><b>2</b></td></tr> <tr><td><b>BB</b></td><td><b>0</b></td></tr> <tr><td><b>SO</b></td><td><b>3</b></td></tr> <tr><td><b>LOB</b></td><td><b>12</b></td></tr> </table> 	<b>AB</b>	<b>33</b>	<b>R</b>	<b>2</b>	<b>H</b>	<b>7</b>	<b>RBI</b>	<b>2</b>	<b>BB</b>	<b>0</b>	<b>SO</b>	<b>3</b>	<b>LOB</b>	<b>12</b>
<b>AB</b>	<b>33</b>																								
<b>R</b>	<b>2</b>																								
<b>H</b>	<b>7</b>																								
<b>RBI</b>	<b>2</b>																								
<b>BB</b>	<b>0</b>																								
<b>SO</b>	<b>3</b>																								
<b>LOB</b>	<b>12</b>																								
Tony Gonzalez, L (1, 8) OBP: 0.320, SLG: 0.368	0-0 4-3		0-0 F7			0-0 4-3		0-0 P6		4 0 0 0 0 0 1															
Hank Aaron, R (1, 9) OBP: 0.401, SLG: 0.617	0-0 F7		0-0 L5			0-0 6-3		0-0 F7		4 0 0 0 0 0 1															
Rico Carty, R (1, 7) OBP: 0.400, SLG: 0.538		0-0 HR 1B		0-0 G6-4-3 1B		0-0 5-3		0-3 K		4 1 2 0 0 1 0															
Orlando Cepeda, R (1, 3) OBP: 0.325, SLG: 0.436		0-0 HR		0-3 K		0-0 5-3		0-0 FC6-4 1B		4 1 2 2 0 1 1															
Clete Boyer, R (1, 5) OBP: 0.327, SLG: 0.364		0-3 K		0-0 G6-4-3		0-0 1B		0-0 FC6-4		4 0 1 0 0 1 2															
Bob Didier, S (1, 2) OBP: 0.314, SLG: 0.303		0-0 L6		0-0 SH2-4 1B		0-0 F9		0-0 F9		4 0 1 0 0 0 2															
Gil Garrido, R (1, 6) OBP: 0.274, SLG: 0.251		0-0 E8		0-0 SH2-4		0-0 F9				2 0 0 0 0 0 1															
Phil Niekro, R (1, 1) OBP: 0.180, SLG: 0.207		0-0 6-3		0-0 5-3				0-0 FC6-4 1B		2 0 0 0 0 0 2															
Mike Lum, L (8, PH) OBP: 0.309, SLG: 0.302										1 0 1 0 0 0 0															
Paul Doyle, L (8, 1)										0 0 0 0 0 0 0															
<b>Inning Stats</b>	R: 0 H: 0 E: 0 LOB: 0 K: 0 BB: 0 S: 3 P: 3	R: 2 H: 2 E: 1 LOB: 1 K: 1 BB: 0 S: 8 P: 8	R: 0 H: 0 E: 0 LOB: 0 K: 0 BB: 0 S: 3 P: 3	R: 0 H: 1 E: 0 LOB: 0 K: 1 BB: 0 S: 5 P: 5	R: 0 H: 1 E: 0 LOB: 1 K: 0 BB: 0 S: 4 P: 4	R: 0 H: 0 E: 0 LOB: 0 K: 0 BB: 0 S: 3 P: 3	R: 0 H: 1 E: 0 LOB: 1 K: 0 BB: 0 S: 4 P: 4	R: 0 H: 1 E: 0 LOB: 1 K: 0 BB: 0 S: 4 P: 4	R: 0 H: 1 E: 0 LOB: 1 K: 1 BB: 0 S: 6 P: 6	1B: 6 SF: 0 2B: 0 SAC: 1 3B: 0 DP: 1 HR: 1 HBP: 0	WP: 0 PA: 34 PB: 0 SB: 0 CS: 0														
<b>PITCHER</b> Don Sutton, R (1, 1) ERA: 3.52	IP WLS BF H R ER SO BB IBB HBP BLK WP HR S P ERA WHIP	9.0 W 34 7 2 2 3 0 0 0 0 0 0 1 40 40 2.00 0.778																							

Batter	1	2	3	4	5	6	7	8	9
Maury Wills, S OBP: 0.342, SLG: 0.343 (1, 6)	0-0 1-3		0-0 SH5-3 2-H 1B		0-0 5-3		0-0 1-3		
Manny Mota, R OBP: 0.368, SLG: 0.390 (1, 7)	0-0 4-3		0-0 SH5-3 1-2			0-0 5-3	0-0 6-3		
Willie Davis, L OBP: 0.363, SLG: 0.455 (1, 8) Bill Russell, R OBP: 0.298, SLG: 0.341 (7, PR) (8, 8)	0-0 E4		0-0 F5			0-0 1B 1B	1-0 HBP		
Wes Parker, S OBP: 0.364, SLG: 0.444 (1, 3)	0-0 G3			0-0 4-3		0-0 F8	0-3 K		
Willie Crawford, L OBP: 0.337, SLG: 0.413 (1, 9)		0-0 G3		0-3 K		0-0 1B 1-2 3B 1B		0-3 K	
Jim Lefebvre, S OBP: 0.345, SLG: 0.336 (1, 5)		0-0 P5		0-0 G1		0-0 1-3 2-H 3B 1B		0-0 F7	
Tom Haller, L OBP: 0.337, SLG: 0.355 (1, 2)		0-0 5-3			0-0 FC1-6 1B	4-0 1-2 3B BB		0-3 K	
Ted Sizemore, R OBP: 0.337, SLG: 0.346 (1, 4)			0-0 SH3-1 1B 1B		0-0 FC1-6 1-2F 6-3	0-0 1-H 2-H 3-H 3B			
Don Sutton, R OBP: 0.165, SLG: 0.156 (1, 1)			0-0 SH3-1 1-2		0-0 6-3	0-0 F7			

Inning Stats	R: 0	H: 0	E: 1	LOB: 1	K: 0	BB: 0	S: 4	P: 4
	R: 0	H: 0	E: 0	LOB: 0	K: 0	BB: 0	S: 3	P: 3
	R: 1	H: 2	E: 0	LOB: 1	K: 0	BB: 0	S: 5	P: 5
	R: 0	H: 0	E: 0	LOB: 0	K: 1	BB: 0	S: 5	P: 5
	R: 0	H: 1	E: 0	LOB: 1	K: 0	BB: 0	S: 4	P: 4
	R: 4	H: 4	E: 0	LOB: 1	K: 0	BB: 1	S: 7	P: 11
	R: 0	H: 0	E: 0	LOB: 1	K: 1	BB: 0	S: 5	P: 6
	R: 0	H: 0	E: 0	LOB: 0	K: 2	BB: 0	S: 7	P: 7

PITCHER	IP	WLS	BF	H	R	ER	SO	BB	IBB	HBP	BLK	WP	HR	S	P	ERA	WHIP
Phil Niekro, R ERA: 2.57 (1, 1)	7.0	L	31	7	5	5	2	1	0	1	0	0	0	33	38	6.43	1.143
Paul Doyle, L ERA: 2.08 (8, 1)	1.0		3	0	0	0	2	0	0	0	0	0	0	7	7	0.00	0.000

**BOTTOM**

**Atlanta Braves @ Los Angeles Dodgers**  
**Dodger Stadium, Los Angeles, CA**

Thu Sep 18 1969, 7:05 PM PDT  
Att. 21,621 - Unknown

AB	R	H	RBI	BB	SO	LOB
4	0	1	1	0	0	1
3	0	0	0	0	0	0
3	1	1	0	0	0	1
0	0	0	0	0	0	0
4	0	0	0	0	1	3
4	1	1	0	0	2	0
4	1	1	1	0	0	0
3	1	1	0	1	1	0
3	1	2	3	0	0	1
2	0	0	0	0	0	2

<b>AB</b>	<b>30</b>
<b>R</b>	<b>5</b>
<b>H</b>	<b>7</b>
<b>RBI</b>	<b>5</b>
<b>BB</b>	<b>1</b>
<b>SO</b>	<b>4</b>
<b>LOB</b>	<b>8</b>

WP: 0 PA: 34  
PB: 0  
SB: 0  
CS: 0



1B	2B	3B	SF	SAC	DP	HBP
6	0	1	0	2	0	1



Batter	1	2	3	4	5	6	7	8	9	AB R H RBI BB SO LOB	TOP											
Maury Wills, S OBP: 0.341, SLG: 0.342 (1, 6) X	0-0 4-3		0-0 6-3			0-0 5-3		0-0 1B 1-2 1B		4 0 1 0 0 0 1	<p>Los Angeles Dodgers @ San Francisco Giants Candlestick Park, San Francisco, CA</p> <p>Fri Sep 19 1969, 10:05 PM EDT Att. 21,831 - Unknown</p> <p>livebaseballscores.com</p>											
Manny Mota, R OBP: 0.366, SLG: 0.388 (1, 7) X	0-0 4-3			0-0 6-3		0-0 1-6-3		0-0 1B 1-2 2-H		4 0 1 1 0 0 0												
Willie Davis, L OBP: 0.363, SLG: 0.453 (1, 8) X	0-0 5-3			0-0 1-3			0-0 E 1B	0-0 1-3		4 0 1 0 0 0 2												
Wes Parker, S OBP: 0.361, SLG: 0.440 (1, 3)		0-3 K		0-0 5-3			0-0 F7		0-0 F9	4 0 0 0 0 1 1												
Andy Kosco, R OBP: 0.262, SLG: 0.420 (1, 9)		0-0 5-3			0-0 F9		0-0 E4 G5-4-3 1-2		0-0 F7	4 0 0 0 0 0 1												
Jim Lefebvre, S OBP: 0.344, SLG: 0.335 (1, 5) X		0-0 F8			0-0 1B		0-0 G5-4-3 1-2f		0-0 5-3	4 0 1 0 0 0 2												
Ted Sizemore, R OBP: 0.336, SLG: 0.344 (1, 4)			0-0 E5		0-0 F9			0-0 F8		3 0 0 0 0 0 1												
Tom Haller, L OBP: 0.335, SLG: 0.352 (1, 2) X			0-0 F5		0-0 G3			0-0 F5		3 0 0 0 0 0 2												
Claude Osteen, L OBP: 0.252, SLG: 0.260 (1, 1)			0-0 F2			0-0 4-3		0-0 1B 1B		2 0 0 0 0 0 1												
Bill Russell, R OBP: 0.301, SLG: 0.345 (8, PH)										1 1 1 0 0 0 0												
Al McBean, R OBP: 0.333, SLG: 0.200 (8, 1)										0 0 0 0 0 0 0												
<b>Inning Stats</b>	R: 0 E: 0 K: 0 S: 3	H: 0 LOB: 0 BB: 0 P: 3	R: 0 E: 0 K: 1 S: 5	H: 0 LOB: 0 BB: 0 P: 5	R: 0 E: 1 K: 0 S: 4	H: 0 LOB: 1 BB: 0 P: 4	R: 0 E: 0 K: 0 S: 3	H: 0 LOB: 0 BB: 0 P: 3	R: 0 E: 0 K: 0 S: 4	H: 1 LOB: 1 BB: 0 P: 4	R: 0 E: 0 K: 0 S: 3	H: 0 LOB: 0 BB: 0 P: 3	R: 0 E: 1 K: 0 S: 4	H: 1 LOB: 1 BB: 0 P: 4	R: 1 E: 0 K: 0 S: 6	H: 3 LOB: 2 BB: 0 P: 6	R: 0 E: 0 K: 0 S: 3	H: 0 LOB: 0 BB: 0 P: 3	1B: 5 2B: 0 3B: 0 HR: 0	SF: 0 SAC: 0 DP: 1 HBP: 0	WP: 0 PB: 0 SB: 0 CS: 0	PA: 33
<b>PITCHER</b> Mike McCormick, L ERA: 3.31 (1, 1)	IP: 9.0 WLS: W BF: 33 H: 5 R: 1 ER: 1 SO: 1 BB: 0 IBB: 0 HBP: 0 BLK: 0 WP: 0 HR: 0 S: 35 P: 35 ERA: 1.00 WHIP: 0.556																					







Batter	1	2	3	4	5	6	7	8	9	AB R H RBI BB SO LOB	TOP	
Maury Wills, S (1, 6) OBP: 0.340, SLG: 0.341	0-0 4-3 S 1B		0-0 6-3		0-0 F4		0-0 F9		0-0 G3	5 0 1 0 0 0 0	<p>Los Angeles Dodgers @ San Francisco Giants</p> <p>Candlestick Park, San Francisco, CA</p> <p>Sat Sep 20 1969, 6:33 AM EDT</p> <p>Att: 25,213 - Unknown</p> <p>livebaseballscorecards.com</p>	
Ted Sizemore, R (1, 4) OBP: 0.338, SLG: 0.347	0-0 F1		0-0 F7		0-0 HR 1B		4-0 BB		0-0 2B	4 1 2 0 1 0 1		
Willie Davis, L (1, 8) OBP: 0.361, SLG: 0.457	0-0 4-3 1-3		0-0 1-3		0-0 HR		0-0 6-3		0-0 4-3	5 1 1 2 0 0 3		
Wes Parker, S (1, 3) OBP: 0.360, SLG: 0.438	0-0 F5			0-0 FC5-6 1B	0-0 6-3			0-0 F7		4 0 1 0 0 0 1		
Willie Crawford, L (1, 9) OBP: 0.336, SLG: 0.411		0-0 5-3 1B 1B		0-0 FC5-6 1B 1-2f 1B	0-0 F8			0-0 F7		4 2 1 0 0 0 1		
Len Gabrielson, L (1, 7) OBP: 0.322, SLG: 0.346		0-0 5-3		0-0 1B 1-3 1B		0-0 F4		4-0 1B BB		3 0 1 0 1 0 1		
Von Joshua, L (8, PR) (8, 7)		1-2								0 0 0 0 0 0 0		
Jim Lefebvre, S (1, 5) OBP: 0.346, SLG: 0.338		0-3 K		0-0 1-3 3-H 1B	0-0 4-3		0-0 4-3		0-0 1-3 1B	4 0 2 1 0 1 1		
Tom Haller, L (1, 2) OBP: 0.334, SLG: 0.351		0-0 2-H 1B		0-0 F4	0-0 F5			0-0 F6		4 0 1 1 0 0 4		
Bill Singer, R (1, 1) OBP: 0.118, SLG: 0.110		0-0 6-3		0-0 F8			0-0 5-3		0-3 K	2 0 0 0 0 0 3		
Pete Mikkelsen, R (4, 1) OBP: 0.167, SLG: 0.167										0 0 0 0 0 0 0		
Andy Kosco, R (7, PH) OBP: 0.281, SLG: 0.419										1 0 0 0 0 0 0		
Jim Brewer, L (7, 1) OBP: 0.167, SLG: 0.182										0 0 0 0 0 0 0		
Bill Sudakis, S (9, PH) OBP: 0.299, SLG: 0.391										1 0 0 0 0 1 0		
<b>Inning Stats</b>	R: 0 H: 1 E: 0 LOB: 1 K: 0 BB: 0 S: 4 P: 4	R: 1 H: 2 E: 0 LOB: 1 K: 1 BB: 0 S: 7 P: 7	R: 0 H: 0 E: 0 LOB: 0 K: 0 BB: 0 S: 3 P: 3	R: 1 H: 3 E: 0 LOB: 2 K: 0 BB: 0 S: 6 P: 6	R: 2 H: 2 E: 0 LOB: 0 K: 0 BB: 0 S: 5 P: 5	R: 0 H: 0 E: 0 LOB: 2 K: 0 BB: 0 S: 3 P: 3	R: 0 H: 0 E: 0 LOB: 1 K: 0 BB: 1 S: 3 P: 7	R: 0 H: 1 E: 0 LOB: 2 K: 0 BB: 1 S: 4 P: 8	R: 0 H: 1 E: 0 LOB: 1 K: 1 BB: 0 S: 6 P: 6	1B: 8 SF: 0 2B: 1 SAC: 0 3B: 0 DP: 0 HR: 1 HBP: 0	WP: 0 PA: 39 PB: 0 SB: 1 CS: 0	
<b>PITCHER</b> Juan Marichal, R (1, 1) ERA: 2.18	IP WLS BF H R ER SO BB IBB HBP BLK WP HR S P ERA WHIP	9.0 W 39 10 4 4 2 2 0 0 0 0 0 1 41 49 4.00 1.333										



Batter	1	2	3	4	5	6	7	8	9
Tito Fuentes, S (1, 5) OBP: 0.335, SLG: 0.343 Jim Davenport, R (8, 5) OBP: 0.305, SLG: 0.305	0-0 F7		0-0 4-3	0-0 WP 1B 1B		0-3 K		0-0 6-3	
Ron Hunt, R (1, 4) OBP: 0.358, SLG: 0.334	0-0 1B		0-0 6-3	1-0 1B HBP		0-0 G4-3 1B		0-0 F4	
Jim Ray Hart, R (1, 7) OBP: 0.351, SLG: 0.335 Willie Mays, R (4, PH) OBP: 0.367, SLG: 0.443 (5, 8)	0-3 K		0-0 F7	0-0 1B		0-0 G4-3			
Willie McCovey, L (1, 3) OBP: 0.457, SLG: 0.675	0-0 F4			2B 1B			0-0 F7		
Bobby Bonds, R (1, 8) OBP: 0.351, SLG: 0.483 (5, 9)		0-3 K		0-0 1B 2B	4-0 FC3-6 BB		4-0 S BB		
Ken Henderson, S (1, 9) OBP: 0.301, SLG: 0.330 (5, 7)		0-0 FC6-5 2B		0-0 F5	0-0 FC3-6 4-3		0-3 K		
Jack Hiatt, R (1, 2) OBP: 0.350, SLG: 0.333		0-0 FC6-5 BB		4-0 FC5-4 1B BB	0-0 4-3		0-0 4-3		
Hal Lanier, R (1, 6) OBP: 0.263, SLG: 0.251		4-0 1-2 BB		0-0 FC5-4 1B	4-0 IBB		0-0 F2		
Juan Marichal, R (1, 1) OBP: 0.174, SLG: 0.173		0-0 6-3		0-0 FC5-4 1B WP	0-0 1-3		4-0 6-3 BB		

Inning Stats	R: 0 E: 0 K: 1 S: 6	H: 1 LOB: 1 BB: 0 P: 6	R: 0 E: 0 K: 1 S: 6	H: 1 LOB: 2 BB: 1 P: 10	R: 0 E: 0 K: 0 S: 3	H: 0 LOB: 0 BB: 0 P: 3	R: 5 E: 0 K: 0 S: 8	H: 5 LOB: 2 BB: 1 P: 13	R: 0 E: 0 K: 0 S: 3	H: 0 LOB: 2 BB: 2 P: 11	R: 0 E: 0 K: 1 S: 5	H: 1 LOB: 0 BB: 0 P: 5	R: 0 E: 0 K: 1 S: 5	H: 0 LOB: 1 BB: 1 P: 9	R: 0 E: 0 K: 0 S: 3	H: 0 LOB: 1 BB: 1 P: 7
1B: 6 2B: 2 3B: 0 HR: 0	SF: 0 SAC: 0 DP: 1 HBP: 1	WP: 2 PB: 0 SB: 1 CS: 0	PA: 38													

PITCHER	IP	WLS	BF	H	R	ER	SO	BB	IBB	HBP	BLK	WP	HR	S	P	ERA	WHIP
Bill Singer, R (1, 1) ERA: 2.06	3.2	L	20	6	5	5	2	2	0	1	0	1	0	21	30	12.27	2.182
Pete Mikkelsen, R (4, 1) ERA: 2.72	2.1		10	2	0	0	1	1	1	0	0	0	0	10	18	0.00	1.286
Jim Brewer, L (7, 1) ERA: 2.48	2.0		8	0	0	0	1	2	0	0	0	0	0	8	16	0.00	1.000

BOTTOM

Los Angeles Dodgers @ San Francisco Giants  
Candlestick Park, San Francisco, CA

livebaseballscores.com

AB	31
R	5
H	8
RBI	4
BB	6
SO	4
LOB	20



PITCHER	IP	WLS	BF	H	R	ER	SO	BB	IBB	HBP	BLK	WP	HR	S	P	ERA	WHIP
Bill Singer, R (1, 1) ERA: 2.06	3.2	L	20	6	5	5	2	2	0	1	0	1	0	21	30	12.27	2.182
Pete Mikkelsen, R (4, 1) ERA: 2.72	2.1		10	2	0	0	1	1	1	0	0	0	0	10	18	0.00	1.286
Jim Brewer, L (7, 1) ERA: 2.48	2.0		8	0	0	0	1	2	0	0	0	0	0	8	16	0.00	1.000

Sat Sep 20 1969, 6:33 AM EDT  
Att. 25,213 - Unknown



Batter	1	2	3	4	5	6	7	8	9	10	AB R H RBI BB SO LOB	TOP										
Maury Wills, S (1, 6) OBP: 0.339, SLG: 0.339	0-0 6-3		4-0 5-3 BB		0-0 FC6 1-2f		0-0 4-3		0-0 4-3		4 0 0 0 1 0 5	<p>Los Angeles Dodgers @ San Francisco Giants Candlestick Park, San Francisco, CA</p> <p>Sun Sep 21 1969, 6:33 AM EDT Att. 41,051 - Unknown</p> <p>livebaseballscorecards.com</p>										
Ted Sizemore, R (1, 4) OBP: 0.335, SLG: 0.344	0-0 F9		0-0 5-3				0-0 F9		0-0 F9	0-0 6-3	5 0 0 0 0 0 1											
Willie Davis, L (1, 8) OBP: 0.359, SLG: 0.461	0-0 6-3		0-0 4-3				0-0 4-3	0-0 HR		0-0 G3	5 1 1 1 0 0 1											
Wes Parker, S (1, 3) OBP: 0.360, SLG: 0.437		0-0 4-3 BB 4-3 1B		0-0 F6		0-3 K		0-0 6-3		4-0 BB BB BB BB	4 1 1 0 1 1 0											
Willie Crawford, L (1, 9) OBP: 0.337, SLG: 0.415		4-0 4-3 4-3 1-2 BB		0-0 F8			0-0 E6 3B	0-0 4-3		0-0 6-3	4 1 1 0 1 0 1											
Len Gabrielson, L (1, 7) OBP: 0.320, SLG: 0.344 Von Joshua, L (9, PR) (9, 7)		0-0 4-3		0-0 6-3			0-0 F7		0-0 SH3-4 1B		4 0 1 0 0 0 2 0 0 0 0 0 0 0											
Jim Lefebvre, S (1, 5) OBP: 0.343, SLG: 0.333		0-0 4-3		0-0 F7		0-0 F7	0-0 4-3		0-0 SH3-4		3 0 0 1 0 0 1											
Tom Haller, L (1, 2) OBP: 0.338, SLG: 0.354		0-0 F7		0-0 FC6-4 1B		0-0 FC6-4 1B	0-0 1B 1B		4-0 IBB		3 0 2 0 1 0 1											
Jim Bunning, R (1, 1) OBP: 0.103, SLG: 0.062 Bill Sudakis, S (7, PH) OBP: 0.300, SLG: 0.392 Jim Brewer, L (7, 1) OBP: 0.167, SLG: 0.182 Bill Buckner, L (9, PH) Pete Mikkelsen, R (9, 1) OBP: 0.167, SLG: 0.167			0-3 K		0-0 FC6-4 1B		0-0 1B 1B		0-0 F4		2 0 0 0 0 1 1 1 0 1 0 0 0 0 0 0 0 0 0 0 0 1 0 0 0 0 0 2 0 0 0 0 0 0 0											
<b>Inning Stats</b>	R: 0 E: 0 K: 0 S: 3	H: 0 LOB: 0 BB: 0 P: 3	R: 1 E: 0 K: 0 S: 4	H: 1 LOB: 1 BB: 1 P: 8	R: 0 E: 0 K: 1 S: 5	H: 0 LOB: 1 BB: 1 P: 9	R: 0 E: 0 K: 0 S: 3	H: 0 LOB: 0 BB: 0 P: 3	R: 0 E: 0 K: 1 S: 5	H: 0 LOB: 0 BB: 0 P: 5	R: 1 E: 1 K: 0 S: 6		H: 3 LOB: 2 BB: 0 P: 6	R: 1 E: 0 K: 0 S: 4	H: 1 LOB: 0 BB: 0 P: 4	R: 0 E: 0 K: 0 S: 4	H: 1 LOB: 2 BB: 1 P: 8	R: 0 E: 0 K: 0 S: 3	H: 0 LOB: 1 BB: 1 P: 7	1B: 5 2B: 0 3B: 1 HR: 1	SF: 0 SAC: 1 DP: 0 HBP: 0	WP: 0 PB: 0 SB: 0 CS: 0
<b>PITCHER</b>	IP WLS BF H R ER SO BB IBB HBP BLK WP HR S P ERA WHIP	IP WLS BF H R ER SO BB IBB HBP BLK WP HR S P ERA WHIP											IP WLS BF H R ER SO BB IBB HBP BLK WP HR S P ERA WHIP									
Gaylord Perry, R (1, 1) ERA: 2.61 Frank Linzy, R (10, 1) ERA: 3.74	9.0 W 4 0 0 0 0 1 0 0 0 0 0 3 7 3.00 1.000	1.0 W 4 0 0 0 0 1 0 0 0 0 0 3 7 0.00 1.000																				



**BOTTOM**

**Los Angeles Dodgers @ San Francisco Giants**  
**Candlestick Park, San Francisco, CA**  
 Sun Sep 21 1969, 6:33 AM EDT  
 Att: 41,051 - Unknown

[livebaseballscorecards.com](http://livebaseballscorecards.com)

<b>AB</b>	<b>39</b>
<b>R</b>	<b>4</b>
<b>H</b>	<b>10</b>
<b>RBI</b>	<b>2</b>
<b>BB</b>	<b>12</b>
<b>SO</b>	<b>5</b>
<b>LOB</b>	<b>35</b>



<b>WP</b>	<b>1</b>	<b>PA</b>	<b>52</b>
<b>PB</b>	<b>0</b>		
<b>SB</b>	<b>2</b>		
<b>CS</b>	<b>0</b>		

Batter	1	2	3	4	5	6	7	8	9	10	AB	R	H	RBI	BB	SO	LOB
Tito Fuentes, S OBP: 0.333, SLG: 0.340 Bob Barton, R OBP: 0.246, SLG: 0.192 Bob Burda, L OBP: 0.321, SLG: 0.388 Frank Linzy, R OBP: 0.375, SLG: 0.286	F9 1B 1B	F8		G3 1-2 2-3		4-3		5-3	F9		4	1	1	0	0	0	3
Ron Hunt, R OBP: 0.360, SLG: 0.333	S 1B 1-2 6-3 1B		6-3			5-3		S 1B BB		6-3	4	1	1	0	2	0	0
Willie Mays, R OBP: 0.365, SLG: 0.439	F9		F4		E9 F8 BB		1B WP 1B	K		6-3	6	1	1	0	0	1	3
Willie McCovey, L OBP: 0.462, SLG: 0.678	6-3 1-2 1B		BB 1B		BB 1-2 BB		WP BB FC3-2 1B	1-2 1B		BB BB E IBB	4	1	4	1	2	0	0
Bobby Bonds, R OBP: 0.351, SLG: 0.480	6-3 1-2 2-H		BB 1-2 BB		K		K	F7		E BB BB	4	0	0	1	2	2	7
Jim Ray Hart, R OBP: 0.347, SLG: 0.330 Ken Henderson, S OBP: 0.306, SLG: 0.332	5-3		F8		F8		FC3-2 WP BB	SH3-4 1B		E BB	3	0	0	0	0	0	5
Jack Hiatt, R OBP: 0.359, SLG: 0.337 Jim Davenport, R OBP: 0.306, SLG: 0.304		FC3-6 BB		G3 1B 1B		1-2 BB	1-2 2-3 3-H BB	FC3-2 BB	SH3-4 1B	E6	1	0	1	0	2	0	0
Hal Lanier, R OBP: 0.260, SLG: 0.248		K		F7		F8		FC3-2	6-3		5	0	0	0	0	1	9
Gaylord Perry, R OBP: 0.164, SLG: 0.162 Leon Wagner, L OBP: 0.571, SLG: 0.500 George Foster, R OBP: 0.321, SLG: 0.388 John Stephenson, L OBP: 0.261, SLG: 0.348		FC3-6		BB G3 1B		K		F9		IBB	4	0	1	0	0	1	4

Inning Stats	R: 2	H: 3	E: 0	K: 0	S: 6	P: 6	R: 0	H: 0	E: 0	K: 0	S: 4	R: 0	H: 1	E: 0	K: 0	S: 4	R: 0	H: 2	E: 0	K: 0	S: 4	R: 0	H: 0	E: 1	K: 1	S: 6	R: 0	H: 0	E: 0	K: 1	S: 5	R: 1	H: 2	E: 0	K: 1	S: 7	R: 0	H: 1	E: 0	K: 1	S: 6	R: 0	H: 1	E: 0	K: 0	S: 4	R: 1	H: 0	E: 1	K: 0	S: 3
--------------	------	------	------	------	------	------	------	------	------	------	------	------	------	------	------	------	------	------	------	------	------	------	------	------	------	------	------	------	------	------	------	------	------	------	------	------	------	------	------	------	------	------	------	------	------	------	------	------	------	------	------

PITCHER	IP	WLS	BF	H	R	ER	SO	BB	IBB	HBP	BLK	WP	HR	S	P	ERA	WHIP
Jim Bunning, R ERA: 3.69	(1, 1)	6.0	29	6	2	2	3	5	0	0	0	0	0	30	50	3.00	1.833
Jim Brewer, L ERA: 2.53	(7, 1)	2.0	12	3	1	1	2	3	0	0	0	1	0	13	25	4.50	3.000
Pete Mikkelsen, R ERA: 2.67	(9, 1)	1.2	L 11	1	1	0	0	2	2	0	0	0	0	7	23	0.00	1.800

<b>WP</b>	<b>1</b>
<b>PB</b>	<b>0</b>
<b>SB</b>	<b>2</b>
<b>CS</b>	<b>0</b>



Batter	1	2	3	4	5	6	7	8	9	AB R H RBI BB SO LOB	TOP		
Maury Wills, S (1, 6) OBP: 0.338, SLG: 0.337	4-0 FC9-6 BB		x 0-0 F8		x 0-0 G6-3		x 0-0 P4		x 0-0 G2-3	4 0 0 0 1 0 0			
Ted Sizemore, R (1, 4) OBP: 0.334, SLG: 0.341	x 0-0 FC9-6 1B 1-2f		x 0-0 F8		x 0-0 G5-3		B B B B 4-0 CS BB		x 0-0 F8	4 0 0 0 1 0 1			
Willie Davis, L (1, 8) OBP: 0.362, SLG: 0.463	x 0-0 1-3 1B			x 0-0 G3		x 0-0 G4-3 1B		x 0-0 CS 1-2 2B 1B		4 0 3 0 0 0 0			
Willie Crawford, L (1, 9) OBP: 0.333, SLG: 0.410	S S S 0-3 K			x 0-0 F8		x 0-0 G4-3 1-2f		x 0-0 F8		4 0 0 0 0 1 4			
Wes Parker, S (1, 3) OBP: 0.361, SLG: 0.439	x 0-0 G4-3			x 0-0 1B 1B		x 0-0 E3 BB BB E		x 0-0 1-3 2B		4 1 2 0 0 0 2			
Len Gabrielson, L (1, 7) OBP: 0.330, SLG: 0.345		x 0-0 G6-3		x 0-0 BB 1-3 1B		B B B B 4-0 E BB		4-0 IBB		2 0 1 0 2 0 0 0 0 0 0 0 0 0			
Bill Russell, R (8, PR) OBP: 0.301, SLG: 0.345													
Jim Lefebvre, S (1, 5) OBP: 0.345, SLG: 0.331		S S S 0-3 K		B B B B 4-0 1-2 BB		B B B B 4-0 1-2 2-3 BB		x 0-0 L9		2 0 0 0 2 1 3			
Tom Haller, L (1, 2) OBP: 0.335, SLG: 0.350		x 0-0 G3		S S S S 0-3 K		x 0-0 F8		x 0-0 L9		4 0 0 0 0 1 8			
Don Sutton, R (1, 1) OBP: 0.158, SLG: 0.149			x 0-0 G3-1		x 0-0 G6-3		x 0-0 G5-3		S S S S 0-3 K	4 0 0 0 0 1 0 0 0 0 0 0 0 0			
Jim Brewer, L (9, 1) OBP: 0.167, SLG: 0.182													
<b>Inning Stats</b>	R: 0 H: 1 E: 0 LOB: 2 K: 1 BB: 1 S: 6 P: 10	R: 0 H: 0 E: 0 LOB: 0 K: 1 BB: 0 S: 5 P: 5	R: 0 H: 0 E: 0 LOB: 0 K: 0 BB: 0 S: 3 P: 3	R: 0 H: 2 E: 0 LOB: 3 K: 1 BB: 1 S: 7 P: 11	R: 0 H: 0 E: 0 LOB: 0 K: 0 BB: 0 S: 3 P: 3	R: 1 H: 1 E: 2 LOB: 2 K: 0 BB: 2 S: 4 P: 12	R: 0 H: 0 E: 0 LOB: 0 K: 0 BB: 1 S: 2 P: 6	R: 0 H: 2 E: 0 LOB: 3 K: 0 BB: 1 S: 5 P: 9	R: 0 H: 0 E: 0 LOB: 0 K: 1 BB: 0 S: 5 P: 5	1B: 5 SF: 0 2B: 1 SAC: 0 3B: 0 DP: 1 HR: 0 HBP: 0	WP: 0 PA: 39 PB: 0 SB: 0 CS: 1		
<b>PITCHER</b>	IP WLS BF H R ER SO BB IBB HBP BLK WP HR S P ERA WHIP											<b>PITCHER</b>	IP WLS BF H R ER SO BB IBB HBP BLK WP HR S P ERA WHIP
Jim Maloney, R (1, 1) ERA: 2.86	7.0 29 4 1 0 3 5 0 0 0 0 0 0 30 50 0.00 1.286												
Wayne Granger, R (8, 1) ERA: 2.85	2.0 W 9 2 0 0 1 0 1 0 0 0 0 0 10 14 0.00 1.000												

**Los Angeles Dodgers @ Cincinnati Reds**  
 Crosley Field, Cincinnati, OH  
 Mon Sep 22 1969, 7:05 PM EDT  
 Att. 6,488 - Unknown

[livebaseballscorecards.com](http://livebaseballscorecards.com)

<b>AB</b>	<b>32</b>
<b>R</b>	<b>1</b>
<b>H</b>	<b>6</b>
<b>RBI</b>	<b>0</b>
<b>BB</b>	<b>6</b>
<b>SO</b>	<b>4</b>
<b>LOB</b>	<b>18</b>







Batter	1	2	3	4	5	6	7	8	9	AB R H RBI BB SO LOB	TOP
<b>Maury Wills, S</b> (1, 6) <small>OBP: 0.338, SLG: 0.337</small> <b>Al McBean, R</b> (6, 1) <small>OBP: 0.333, SLG: 0.200</small> <b>John Miller, R</b> (8, PH) <small>OBP: 0.250, SLG: 0.316</small> <b>Joe Moeller, R</b> (8, 1) <small>OBP: 0.200, SLG: 0.200</small>	0-3 K		0-0 G5-3			0-0 1B		0-0 HR		3 0 1 0 0 1 0 0 0 0 0 0 0 0 1 1 1 1 0 0 0 0 0 0 0 0 0 0	<b>Los Angeles Dodgers @ Cincinnati Reds</b> Crosley Field, Cincinnati, OH Tue Sep 23 1969, 7:05 PM EDT Unknown <a href="http://livebaseballscorecards.com">livebaseballscorecards.com</a>
<b>Manny Mota, R</b> (1, 7) <small>OBP: 0.368, SLG: 0.389</small>	0-3 K		0-0 G1-3			0-0 1B		0-0 1B		4 0 2 0 0 1 0	
<b>Willie Davis, L</b> (1, 8) <small>OBP: 0.361, SLG: 0.464</small>	0-0 1B				0-0 F7		0-0 L3		0-0 G3	4 1 1 0 0 0 3	
<b>Andy Kosco, R</b> (1, 9) <small>OBP: 0.281, SLG: 0.417</small>	0-0 1B				0-0 L7		0-0 G5-3		0-0 G6-3	4 0 1 1 0 0 0	
<b>Wes Parker, S</b> (1, 3) <small>OBP: 0.359, SLG: 0.436</small>	0-0 G3				0-0 F7		0-0 G4-3		0-0 F9	4 0 0 0 0 0 1	
<b>Jim Lefebvre, S</b> (1, 5) <small>OBP: 0.343, SLG: 0.341</small>			0-0 G2-3			0-0 F9		0-0 HR	0-0 G6-3	4 1 1 1 0 0 0	
<b>Ted Sizemore, R</b> (1, 4) <small>OBP: 0.332, SLG: 0.339</small>			0-3 K			0-0 P6		0-0 G6-3		3 0 0 0 0 1 0	
<b>Jeff Torborg, R</b> (1, 2) <small>OBP: 0.244, SLG: 0.221</small> <b>Bill Russell, R</b> (8, PH) <small>OBP: 0.300, SLG: 0.343</small> <b>Bob Stinson, S</b> (8, 2)			0-0 F9			0-0 F7		0-0 P4		2 0 0 0 0 0 0 1 0 0 0 0 0 0 0 0 0 0 0 0 0	
<b>Claude Osteen, L</b> (1, 1) <small>OBP: 0.250, SLG: 0.257</small> <b>Ray Lamb, R</b> (4, 1) <b>Billy Grabarkewitz, R</b> (6, PH) <small>OBP: 0.154, SLG: 0.148</small> (6, 6)			0-0 G1-3			0-0 F7		0-0 P4		1 0 0 0 0 0 0 0 0 0 0 0 0 0 2 0 0 0 0 0 0	
<b>Inning Stats</b>	R: 1 E: 0 K: 2 S: 9 H: 2 LOB: 1 BB: 0 P: 9	R: 0 E: 0 K: 1 S: 5 H: 0 LOB: 0 BB: 0 P: 5	R: 0 E: 0 K: 0 S: 3 H: 0 LOB: 0 BB: 0 P: 3	R: 0 E: 0 K: 0 S: 3 H: 0 LOB: 0 BB: 0 P: 3	R: 0 E: 0 K: 0 S: 3 H: 0 LOB: 0 BB: 0 P: 3	R: 0 E: 0 K: 0 S: 4 H: 2 LOB: 1 BB: 0 P: 4	R: 1 E: 0 K: 0 S: 4 H: 1 LOB: 0 BB: 0 P: 4	R: 1 E: 0 K: 0 S: 5 H: 2 LOB: 1 BB: 0 P: 5	R: 0 E: 0 K: 0 S: 3 H: 0 LOB: 0 BB: 0 P: 3	1B: 4 2B: 2 3B: 0 HR: 2 SF: 0 SAC: 0 DP: 1 HBP: 0	
<b>PITCHER</b> <b>Jim Merritt, L</b> (1, 1) <small>ERA: 4.32</small>	IP: 9.0 WLS: W BF: 33 H: 7 R: 3 ER: 3 SO: 3 BB: 0 IBB: 0 HBP: 0 BLK: 0 WP: 0 HR: 2 S: 39 P: 39 ERA: 3.00 WHIP: 0.778										



Batter	1	2	3	4	5	6	7	8	9
<b>Pete Rose, S</b> OBP: 0.424, SLG: 0.506 (1, 9) X	0-0 G6-3 1B	0-0 FC G6-4-3		0-0 2B 1B	0-0 G3-1			0-0 1B 1B	
<b>Tommy Helms, R</b> OBP: 0.273, SLG: 0.291 (1, 4) X	0-0 F9	0-0 G6-4-3		0-0 1B 2B		0-0 G6-3		0-0 1B 1B	
<b>Lee May, R</b> OBP: 0.334, SLG: 0.537 (1, 3) X	0-0 G6-3		0-0 2B SF9 1B	0-0 2B 1B		0-0 G6-3		0-3 K	
<b>Tony Perez, R</b> OBP: 0.361, SLG: 0.529 (1, 5) X	0-0 1B		0-0 SF9 2B	0-3 K		0-3 K		0-0 P4	
<b>Johnny Bench, R</b> OBP: 0.351, SLG: 0.477 (1, 2) X	0-0 G1-3		0-0 SF9	0-0 2B		0-0 G5-3			
<b>Alex Johnson, R</b> OBP: 0.352, SLG: 0.462 (1, 7)		0-0 G5-3	0-0 F3	0-0 F9		0-0 E 1B			
<b>Jimmy Stewart, S</b> OBP: 0.321, SLG: 0.373 (8, 7)									
<b>Ted Savage, R</b> OBP: 0.350, SLG: 0.351 (1, 8)		4-0 SH 1B FC BB	0-0 P4		0-0 FC6-4 1B		0-0 E1 G4-6-3		
<b>Woody Woodward, R</b> OBP: 0.338, SLG: 0.319 (1, 6)		0-0 FC SH 1B		0-0 G5-3	0-0 FC6-4 SH2-4		0-0 G4-6-3		
<b>Jim Merritt, L</b> OBP: 0.193, SLG: 0.197 (1, 1)		0-0 SH FC		0-0 1B 2B 1B	0-0 SH2-4		0-3 K		

Inning Stats	R: 1	H: 2	E: 0	K: 0	S: 5	LOB: 1	BB: 0	P: 5
	R: 1	H: 1	E: 0	K: 0	S: 5	LOB: 2	BB: 1	P: 9
	R: 1	H: 2	E: 0	K: 0	S: 5	LOB: 1	BB: 0	P: 5
	R: 3	H: 5	E: 0	K: 1	S: 10	LOB: 2	BB: 0	P: 10
	R: 0	H: 1	E: 0	K: 0	S: 4	LOB: 1	BB: 0	P: 4
	R: 0	H: 0	E: 0	K: 1	S: 5	LOB: 0	BB: 0	P: 5
	R: 0	H: 1	E: 1	K: 0	S: 4	LOB: 1	BB: 0	P: 4
	R: 0	H: 2	E: 0	K: 2	S: 9	LOB: 2	BB: 0	P: 9

PITCHER	IP	WLS	BF	H	R	ER	SO	BB	IBB	HBP	BLK	WP	HR	S	P	ERA	WHIP
<b>Claude Osteen, L</b> ERA: 2.73 (1, 1)	3.1	L	20	8	6	6	0	0	1	0	0	0	0	19	23	16.20	2.700
<b>Ray Lamb, R</b> ERA: 1.8 (4, 1)	1.2		8	3	0	0	1	0	0	0	0	0	0	10	10	0.00	1.800
<b>Al McBean, R</b> ERA: 4.07 (6, 1)	2.0		7	1	0	0	1	0	0	0	0	0	0	9	9	0.00	0.500
<b>Joe Moeller, R</b> ERA: 3.33 (8, 1)	1.0		5	2	0	0	2	0	0	0	0	0	0	9	9	0.00	2.000

AB R H RBI BB SO LOB

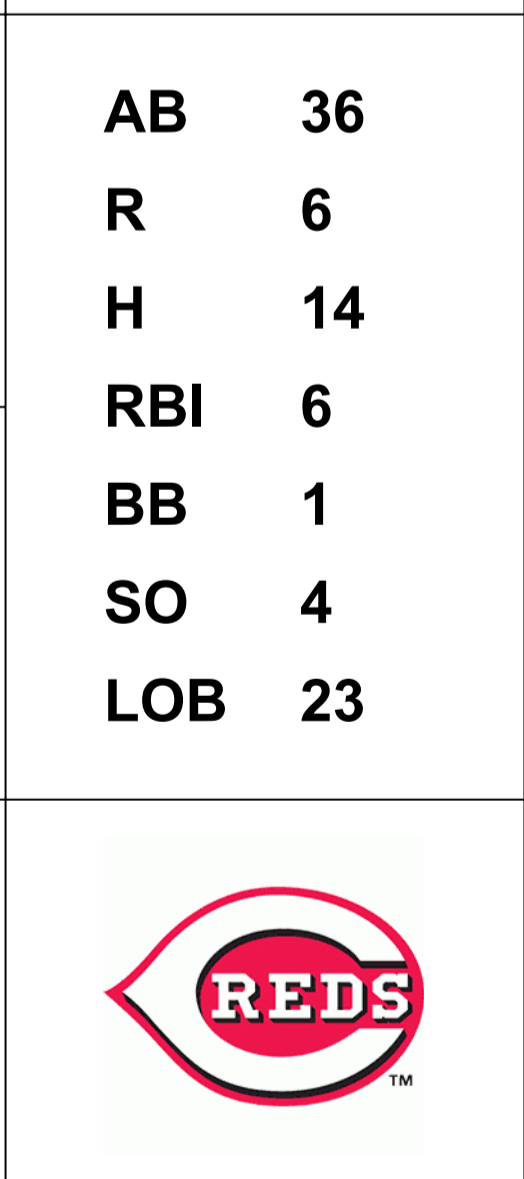
5	2	3	1	0	0	3
5	1	2	1	0	0	4
5	1	2	1	0	1	3
5	0	2	1	0	2	4
3	0	1	2	0	0	1
4	0	1	0	0	0	3
0	0	0	0	0	0	0
3	1	1	0	1	0	2
4	0	1	0	0	0	3
2	1	1	0	0	1	0

AB	36
R	6
H	14
RBI	6
BB	1
SO	4
LOB	23


WP	PA	ERA	WHIP
0	40		

**Los Angeles Dodgers @ Cincinnati Reds**  
Crosley Field, Cincinnati, OH  
Tue Sep 23 1969, 7:05 PM EDT  
Unknown

livebaseballscorecards.com






Batter	1	2	3	4	5	6	7	8	9	AB R H RBI BB SO LOB	TOP									
<b>Ted Sizemore, R</b> (1, 6) OBP: 0.331, SLG: 0.338	0-0 1B 1B	0-0 P6		0-0 G5-3			0-0 F7		0-0 G5-3	5 0 1 0 0 0 3	<b>Los Angeles Dodgers @ Cincinnati Reds</b> Crosley Field, Cincinnati, OH Tue Sep 23 1969, 7:05 PM EDT Att: 10,770 - Unknown  <b>AB 36</b> <b>R 2</b> <b>H 12</b> <b>RBI 2</b> <b>BB 3</b> <b>SO 4</b> <b>LOB 25</b>  									
<b>Manny Mota, R</b> (1, 7) OBP: 0.370, SLG: 0.389	0-0 F7		4-0 1B G3 BB		0-0 G5-3		4-0 1B BB		0-0 1B	3 1 1 0 2 0 1										
<b>Willie Davis, L</b> (1, 8) OBP: 0.360, SLG: 0.461	0-0 P5		0-0 G3 1-2		0-0 G6-3		0-0 1B 1B		0-0 L8	5 0 1 0 0 0 3										
<b>Andy Kosco, R</b> (1, 9) OBP: 0.284, SLG: 0.420	0-0 1-2 1B		0-0 P4		0-0 FC6-4 1B		0-0 G1-6-3 1B		0-3 K	5 0 3 1 0 1 2										
<b>Wes Parker, S</b> (1, 3) OBP: 0.358, SLG: 0.434	0-0 G3		0-0 1B 2-3		0-0 FC6-4 1-2f		0-0 G1-6-3 1-2f			4 0 1 0 0 0 5										
<b>Jim Lefebvre, S</b> (1, 4) OBP: 0.349, SLG: 0.353		0-0 1B 2B	0-0 P6			4-0 FC5-4 BB		0-0 1B 2B		3 1 2 0 1 0 2										
<b>Bill Sudakis, S</b> (1, 5) OBP: 0.300, SLG: 0.391		0-0 2-3 1B		0-0 F2		0-0 FC5-4 1-2f		0-0 F5		4 0 1 0 0 0 2										
<b>Tom Haller, L</b> (1, 2) OBP: 0.336, SLG: 0.352		0-3 K		0-0 SH3-4 1B		0-0 F3		0-0 G4-3 1B		4 0 2 1 0 1 3										
<b>Alan Foster, R</b> (1, 1) OBP: 0.167, SLG: 0.074		0-3 K		0-0 SH3-4		0-3 K		0-0 G4-3		2 0 0 0 0 2 3										
<b>Len Gabrielson, L</b> (8, PH) OBP: 0.328, SLG: 0.343										1 0 0 0 0 0 1										
<b>Pete Mikkelsen, R</b> (8, 1) OBP: 0.167, SLG: 0.167										0 0 0 0 0 0 0										
<b>Inning Stats</b>	R: 0 E: 0 K: 0 S: 5	H: 2 LOB: 2 BB: 0 P: 5	R: 0 E: 0 K: 2 S: 9	H: 2 LOB: 2 BB: 0 P: 9	R: 0 E: 0 K: 0 S: 4	H: 1 LOB: 2 BB: 1 P: 8	R: 0 E: 0 K: 0 S: 4	H: 1 LOB: 1 BB: 0 P: 4	R: 0 E: 0 K: 1 S: 5	H: 0 LOB: 1 BB: 1 P: 9	R: 1 E: 0 K: 0 S: 4	H: 2 LOB: 1 BB: 1 P: 8	R: 1 E: 0 K: 0 S: 4	H: 2 LOB: 0 BB: 0 P: 4	R: 0 E: 0 K: 1 S: 6	H: 1 LOB: 1 BB: 0 P: 6	1B: 10 2B: 2 3B: 0 HR: 0	SF: 0 SAC: 1 DP: 2 HBP: 0	WP: 0 PB: 0 SB: 0 CS: 0	PA: 40
<b>PITCHER</b>	IP WLS BF H R ER SO BB IBB HBP BLK WP HR S P ERA WHIP																			
<b>Gerry Arrigo, L</b> (1, 1) ERA: 4.31	6.1 W 31 9 1 1 3 3 0 0 0 0 0 0 34 46 1.42 1.895																			
<b>Wayne Granger, R</b> (7, 1) ERA: 2.86	2.2 S 9 3 1 1 1 0 0 0 0 0 0 0 11 11 3.38 1.125																			

Batter	1	2	3	4	5	6	7	8	9
<b>Pete Rose, S</b> OBP: 0.425, SLG: 0.512 (1, 9) X	0-0 1B 1B		0-0 P4 1B	0-0 1-H HR		0-0 FC6-4 1-2f 2B		0-0 2-H 1B 1B	
<b>Tommy Helms, R</b> OBP: 0.279, SLG: 0.299 (1, 4) X	0-0 1-3 1B		0-1 CI 1B 1B	0-0 1B		0-0 1-H 2B		0-0 1-2 1B	
<b>Bobby Tolan, L</b> OBP: 0.345, SLG: 0.480 (1, 8) S S S	0-3 K		0-0 1B S 1B	0-0 F9		0-3 K		0-0 P5	
<b>Tony Perez, R</b> OBP: 0.361, SLG: 0.527 (1, 5) S S S	0-3 K		4-0 1B BB	0-0 G5-3		0-0 P4			
<b>Johnny Bench, R</b> OBP: 0.351, SLG: 0.474 (1, 2) B B B B	4-0 BB		0-0 F2		0-0 G3-1		0-0 G5-3		
<b>Lee May, R</b> OBP: 0.334, SLG: 0.535 (1, 3) S S S	0-3 K		0-0 1-2 2-3 3-H 1B	0-0 F7		0-0 F5			
<b>Jimmy Stewart, S</b> OBP: 0.324, SLG: 0.376 (1, 7) S S S		0-0 1B	0-3 K		0-0 F7		0-0 SH3-4 1B 1B		
<b>Woody Woodward, R</b> OBP: 0.337, SLG: 0.320 (1, 6) S S S		0-0 F2		0-0 HR 1B		0-0 F7		0-0 SH3-4 1-2	
<b>Gerry Arrigo, L</b> OBP: 0.226, SLG: 0.172 (1, 1) S S S		0-3 K		0-0 B5		4-0 FC6-4 BB		0-3 K	
<b>Wayne Granger, R</b> OBP: 0.208, SLG: 0.095 (7, 1) S S S									

AB	R	H	RBI	BB	SO	LOB
5	2	3	3	0	0	1
4	1	4	1	0	0	0
5	0	1	0	0	2	6
3	0	0	0	1	1	3
3	0	0	0	1	0	3
4	0	1	1	0	1	3
4	1	2	0	0	1	3
3	1	1	0	0	0	0
2	0	0	0	1	1	1
1	0	0	0	0	1	1

**Los Angeles Dodgers @ Cincinnati Reds**  
 Crosley Field, Cincinnati, OH  
 Tue Sep 23 1969, 7:05 PM EDT  
 Att. 10,770 - Unknown

<b>AB</b>	<b>34</b>
<b>R</b>	<b>5</b>
<b>H</b>	<b>12</b>
<b>RBI</b>	<b>5</b>
<b>BB</b>	<b>3</b>
<b>SO</b>	<b>7</b>
<b>LOB</b>	<b>21</b>



Inning Stats		R	H	E	K	S	P											R	H	E	K	S	P	ERA	WHIP					
Alan Foster, R (1, 1) ERA: 4.34		7.0	WLS: 1	BF: 33	H: 9	R: 4	ER: 3	SO: 6	BB: 3	IBB: 0	HBP: 0	BLK: 0	WP: 0	HR: 1	S: 42	P: 54	3.86	1.714												
Pete Mikkelsen, R (8, 1) ERA: 2.75		1.0	WLS: 0	BF: 6	H: 3	R: 1	ER: 1	SO: 1	BB: 0	IBB: 0	HBP: 0	BLK: 0	WP: 0	HR: 0	S: 8	P: 8	9.00	3.000												

WP	PA	ERA	WHIP
0	39		



Batter	1	2	3	4	5	6	7	8	9	AB R H RBI BB SO LOB	TOP
Ted Sizemore, R (1, 6) OBP: 0.330, SLG: 0.337	0-0 P4		0-0 FC1-6 1B		0-0 F9		0-0 F7		0-0 F7	5 0 1 0 0 0 1	
Willie Davis, L (1, 8) OBP: 0.356, SLG: 0.456	0-0 G3-1		0-0 FC1-6 1B E		0-3 K		0-0 G4-3		0-0 F8	5 1 0 0 0 1 2	
Willie Crawford, L (1, 9) OBP: 0.337, SLG: 0.415	4-0 BB		0-0 E1 1B		0-0 2B		0-0 P6			3 0 2 0 1 0 0	
Len Gabrielson, L (1, 7) OBP: 0.321, SLG: 0.335	0-3 K		0-0 F7		0-3 K			0-0 G3		4 0 0 0 0 2 4	
Jim Lefebvre, S (1, 4) OBP: 0.351, SLG: 0.350		4-0 WP BB		4-0 FC4-6 BB		0-0 F7		0-0 P6		2 0 0 0 2 0 0	
Wes Parker, S (1, 3) OBP: 0.355, SLG: 0.430		0-0 F8		0-0 FC4-6		0-0 G4-3		0-0 E3		4 0 0 0 0 0 2	
Bill Sudakis, S (1, 5) OBP: 0.299, SLG: 0.390		0-0 F8		0-0 F9		0-0 FC5 1B		0-0 G3		4 0 1 0 0 0 3	
Tom Haller, L (1, 2) OBP: 0.337, SLG: 0.360		0-0 F9		0-0 L4		0-0 1B			0-0 HR	4 1 2 1 0 0 2	
Bill Singer, R (1, 1) OBP: 0.124, SLG: 0.117 Von Joshua, L (9, PH)			0-0 G1-3		0-0 2B 1B		0-0 FC5		0-0 F7	3 0 1 0 0 0 2 1 0 0 0 0 0 0	
<b>Inning Stats</b>	R: 0 E: 0 K: 1 S: 5 H: 0 LOB: 1 BB: 1 P: 9	R: 0 E: 0 K: 0 S: 3 H: 0 LOB: 1 BB: 1 P: 7	R: 1 E: 1 K: 0 S: 5 H: 2 LOB: 1 BB: 0 P: 5	R: 0 E: 0 K: 0 S: 3 H: 0 LOB: 1 BB: 1 P: 7	R: 0 E: 0 K: 2 S: 9 H: 2 LOB: 2 BB: 0 P: 9	R: 0 E: 0 K: 0 S: 5 H: 2 LOB: 2 BB: 0 P: 5	R: 0 E: 0 K: 0 S: 3 H: 0 LOB: 0 BB: 0 P: 3	R: 0 E: 1 K: 0 S: 4 H: 0 LOB: 1 BB: 0 P: 4	R: 1 E: 0 K: 0 S: 4 H: 1 LOB: 0 BB: 0 P: 4	1B: 5 2B: 1 3B: 0 HR: 1 SF: 0 SAC: 0 DP: 0 HBP: 0	WP: 1 PB: 0 SB: 0 CS: 0 PA: 38
<b>PITCHER</b> Tony Cloninger, R (1, 1) ERA: 4.98	IP 9.0 WLS W BF 38 H 7 R 2 ER 1 SO 3 BB 3 IBB 0 HBP 0 BLK 0 WP 1 HR 1 S 41 P 53 ERA 1.00 WHIP 1.111	<b>PITCHER</b> IP WLS BF H R ER SO BB IBB HBP BLK WP HR S P ERA WHIP									

**Los Angeles Dodgers @ Cincinnati Reds**  
 Crosley Field, Cincinnati, OH  
 Wed Sep 24 1969, 7:05 PM EDT  
 Att. 6,690 - Unknown

[livebaseballscorecards.com](http://livebaseballscorecards.com)

<b>AB</b>	<b>35</b>
<b>R</b>	<b>2</b>
<b>H</b>	<b>7</b>
<b>RBI</b>	<b>1</b>
<b>BB</b>	<b>3</b>
<b>SO</b>	<b>3</b>
<b>LOB</b>	<b>16</b>




Batter	1	2	3	4	5	6	7	8	9	AB	R	H	RBI	BB	SO	LOB
<b>Pete Rose, S</b> OBP: 0.424, SLG: 0.512 (1, 9) X	0-0 1B WP 2B	0-0 G4-3			0-0 F9		0-0 G4-3			4	1	1	0	0	0	0
<b>Tommy Helms, R</b> OBP: 0.281, SLG: 0.301 (1, 4) X	0-0 WP 2-3 HR 1B		0-0 FC6-4 1B		0-0 F8		0-0 G6-3			4	1	2	0	0	0	0
<b>Lee May, R</b> OBP: 0.332, SLG: 0.531 (1, 3) S S S	0-3 K 1-2 3-H		0-3 K			0-0 F2	0-0 F9			4	0	0	0	0	2	2
<b>Tony Perez, R</b> OBP: 0.360, SLG: 0.524 (1, 5) B B B B	4-0 HR BB		0-0 F9			0-3 K		0-0 F9		3	1	0	0	1	1	1
<b>Johnny Bench, R</b> OBP: 0.353, SLG: 0.484 (1, 2) X	0-0 1-H 2-H HR		0-0 FC6-4			0-0 1B 2B 1B		0-0 E 2B		4	3	3	3	0	0	1
<b>Jimmy Stewart, S</b> OBP: 0.323, SLG: 0.373 (1, 7) S S S S	0-3 K			0-0 F8		0-0 2B 1B		0-0 G3		4	1	1	0	0	1	0
<b>Ted Savage, R</b> OBP: 0.347, SLG: 0.356 (1, 8) S S S S	0-3 K			0-3 K		0-0 1-H 2-H 2B		0-0 G4-3		4	0	1	2	0	2	0
<b>Woody Woodward, R</b> OBP: 0.337, SLG: 0.317 (1, 6) S S S S		0-3 K		0-3 K		4-0 BB				2	0	0	0	1	2	0
<b>Tony Cloninger, R</b> OBP: 0.200, SLG: 0.222 (1, 1) S S S S		0-3 K			0-3 K		0-3 K			3	0	0	0	0	3	2

<b>Inning Stats</b>	R: 4 E: 0 K: 3 S: 12	H: 3 LOB: 0 BB: 1 P: 16	R: 0 E: 0 K: 2 S: 7	H: 0 LOB: 0 BB: 0 P: 7	R: 0 E: 0 K: 1 S: 6	H: 1 LOB: 1 BB: 0 P: 6	R: 0 E: 0 K: 2 S: 7	H: 0 LOB: 0 BB: 0 P: 7	R: 0 E: 0 K: 1 S: 5	H: 0 LOB: 0 BB: 0 P: 5	R: 2 E: 0 K: 2 S: 10	H: 3 LOB: 2 BB: 1 P: 14	R: 0 E: 0 K: 0 S: 3	H: 0 LOB: 0 BB: 0 P: 3	R: 1 E: 1 K: 0 S: 4	H: 1 LOB: 0 BB: 0 P: 4	1B: 4 2B: 3 3B: 0 HR: 1	SF: 0 SAC: 0 DP: 0 HBP: 0	WP: 1 PB: 0 SB: 0 CS: 0	PA: 34								
<b>PITCHER</b> <b>Bill Singer, R</b> ERA: 2.18 (1, 1)	IP 8.0	WLS L	BF 34	H 8	R 7	ER 6	SO 11	BB 2	IBB 0	HBP 0	BLK 0	WP 1	HR 1	S 54	P 62	ERA 6.75	WHIP 1.250											
											<b>PITCHER</b>	IP	WLS	BF	H	R	ER	SO	BB	IBB	HBP	BLK	WP	HR	S	P	ERA	WHIP

**Los Angeles Dodgers @ Cincinnati Reds**  
Crosley Field, Cincinnati, OH  
Wed Sep 24 1969, 7:05 PM EDT  
Att. 6,690 - Unknown

livebaseballscorecards.com

<b>AB</b>	<b>32</b>
<b>R</b>	<b>7</b>
<b>H</b>	<b>8</b>
<b>RBI</b>	<b>5</b>
<b>BB</b>	<b>2</b>
<b>SO</b>	<b>11</b>
<b>LOB</b>	<b>6</b>





Batter	1	2	3	4	5	6	7	8	9	AB R H RBI BB SO LOB	TOP	
<b>Tito Fuentes, S</b> OBP: 0.333, SLG: 0.331 (1, 5) X	0-0 F8	0-0 1B			0-3 K		0-0 1-3			4 0 1 0 0 1 1		
<b>Ron Hunt, R</b> OBP: 0.358, SLG: 0.332 (1, 4) B B B	4-0 BB 1B BB	0-3 K			0-0 F3			0-0 F2		3 1 0 0 1 1 2		
<b>Willie Mays, R</b> OBP: 0.364, SLG: 0.440 (1, 8) X	0-0 BB 1B	0-0 F9			0-3 K			0-0 6-3		2 1 1 0 0 0 2		
<b>Dave Marshall, L</b> OBP: 0.342, SLG: 0.286 (3, 7)	1-2 BB 1B									2 0 0 0 0 1 0		
<b>Willie McCovey, L</b> OBP: 0.458, SLG: 0.664 (1, 3) B B B	4-0 BB 1B BB				0-0 G3			0-0 4-3		3 0 0 0 1 0 0		
<b>Bobby Bonds, R</b> OBP: 0.350, SLG: 0.472 (1, 9) X (3, 8)	0-0 BB 1B				0-3 K				0-3 K	4 0 1 2 0 2 0		
<b>Bob Burda, L</b> OBP: 0.322, SLG: 0.401 (1, 7) S S S (3, 9)	0-3 K				0-0 4-3			0-0 F8		4 0 0 0 0 1 2		
<b>Jack Hiatt, R</b> OBP: 0.353, SLG: 0.330 (1, 2) S S S	0-3 K				0-0 F9				0-0 4-3	4 0 1 0 0 1 2		
<b>Hal Lanier, R</b> OBP: 0.267, SLG: 0.252 (1, 6) X		0-0 BB SH1-4 1B			0-0 BB B1-6-4 1B					3 0 2 0 0 1 1		
<b>Gaylord Perry, R</b> OBP: 0.161, SLG: 0.159 (1, 1) X		0-0 SH1-4 1B			0-0 BB B1-6-4					2 0 0 0 0 0 2		
<b>Inning Stats</b>	R: 2 H: 2 E: 0 LOB: 2 K: 2 BB: 2 S: 9 P: 17	R: 0 H: 2 E: 0 LOB: 2 K: 1 BB: 0 P: 7	R: 0 H: 0 E: 0 LOB: 0 K: 1 BB: 0 P: 5	R: 0 H: 1 E: 0 LOB: 0 K: 0 BB: 0 P: 3	R: 0 H: 0 E: 0 LOB: 0 K: 2 BB: 0 P: 7	R: 0 H: 0 E: 0 LOB: 0 K: 0 BB: 0 P: 3	R: 0 H: 1 E: 0 LOB: 1 K: 1 BB: 0 P: 6	R: 0 H: 0 E: 0 LOB: 0 K: 0 BB: 0 P: 3	R: 0 H: 0 E: 0 LOB: 0 K: 1 BB: 0 P: 5	R: 0 H: 0 E: 0 LOB: 0 K: 1 BB: 0 P: 5	1B: 5 SF: 0 2B: 1 SAC: 1 3B: 0 DP: 1 HR: 0 HBP: 0	WP: 0 PA: 34 PB: 0 SB: 0 CS: 0
<b>PITCHER</b> <b>Don Sutton, R</b> ERA: 3.43 (1, 1)	IP WLS BF H R ER SO BB IBB HBP BLK WP HR S P ERA WHIP											

San Francisco Giants @ Los Angeles Dodgers  
 Dodger Stadium, Los Angeles, CA  
 Fri Sep 26 1969, 7:05 PM PDT  
 Att: 37,078 - Unknown

livebaseballscorecards.com

AB	31
R	2
H	6
RBI	2
BB	2
SO	8
LOB	12







Batter	1	2	3	4	5	6	7	8	9	10	11	AB R H RBI BB SO LOB	TOP												
Tito Fuentes, S OBP: 0.330, SLG: 0.333 (1, 5) (7, 6)	L4-6 2B		6-3		6-3			K		F8		5 0 1 0 0 1 0	San Francisco Giants @ Los Angeles Dodgers Dodger Stadium, Los Angeles, CA Sat Sep 27 1969, 3:33 AM PDT Att. 32,997 - Unknown												
Ron Hunt, R OBP: 0.359, SLG: 0.338 (1, 4)	L4-6 2-3		5-3				F7	HR		G5-4-3 BB		4 1 1 1 1 0 1													
Willie Mays, R OBP: 0.364, SLG: 0.442 (1, 8)	1B		2B				6-3	5-3		G5-4-3 1-2f		5 0 2 0 0 0 1													
Willie McCovey, L OBP: 0.455, SLG: 0.658 (1, 3)	K		G3				K	WP BB				4 0 0 0 1 3 2													
Bobby Bonds, R OBP: 0.349, SLG: 0.471 (1, 9)												5 0 1 0 0 3 1													
Jim Davenport, R OBP: 0.304, SLG: 0.300 (1, 7) (7, 5)												4 0 0 0 1 0 1													
Jack Hiatt, R OBP: 0.357, SLG: 0.328 (1, 2)												1 0 0 0 2 0 0													
Don Mason, L OBP: 0.319, SLG: 0.261 (7, PR)												0 0 0 0 0 0 0													
Bob Barton, R OBP: 0.241, SLG: 0.189 (7, 2)												2 0 0 0 0 0 1													
Hal Lanier, R OBP: 0.266, SLG: 0.251 (1, 6)												2 0 0 0 0 0 2													
Jim Ray Hart, R OBP: 0.347, SLG: 0.335 (7, PH)												1 0 0 0 0 0 1													
George Foster, R OBP: 0.500, SLG: 0.500 (7, PR) (7, 7)												1 0 1 0 0 0 0													
Mike McCormick, L OBP: 0.186, SLG: 0.197 (1, 1)												2 0 0 0 0 0 2													
Bobby Etheridge, R OBP: 0.367, SLG: 0.362 (7, PH)												1 0 0 0 0 0 3													
Frank Linzy, R OBP: 0.353, SLG: 0.267 (7, 1)												1 0 0 0 0 0 1													
Ron Bryant, S OBP: 0.278, SLG: 0.188 (10, 1)												0 0 0 0 0 0 0													
Don McMahon, R OBP: 0.111, SLG: 0.111 (11, 1)												0 0 0 0 0 0 0													
<b>Inning Stats</b>	R: 0 E: 0 K: 1 S: 6	H: 2 LOB: 1 BB: 0 P: 6	R: 0 E: 0 K: 0 S: 4	H: 1 LOB: 2 BB: 1 P: 8	R: 0 E: 0 K: 0 S: 4	H: 1 LOB: 1 BB: 0 P: 4	R: 0 E: 0 K: 1 S: 5	H: 0 LOB: 0 BB: 0 P: 5	R: 0 E: 0 K: 0 S: 3	H: 0 LOB: 0 BB: 0 P: 3	R: 0 E: 1 K: 0 S: 4	H: 0 LOB: 3 BB: 1 P: 8	R: 1 E: 0 K: 2 S: 8	H: 1 LOB: 1 BB: 1 P: 12	R: 0 E: 0 K: 0 S: 4	H: 1 LOB: 1 BB: 0 P: 4	R: 0 E: 0 K: 0 S: 2	H: 0 LOB: 0 BB: 1 P: 6	R: 0 E: 0 K: 2 S: 7	H: 0 LOB: 1 BB: 1 P: 11	1B: 2 2B: 4 3B: 0 HR: 1	SF: 0 SAC: 0 DP: 2 HBP: 0	WP: 1 PB: 0 SB: 0 CS: 0	PA: 43	
<b>PITCHER</b>	IP WLS BF H R ER SO BB IBB HBP BLK WP HR S P ERA WHIP																								
Claude Osteen, L ERA: 2.68 (1, 1)	9.0	W	36	6	1	1	5	3	0	0	0	1	1	43	55	1.00	1.000								
Jim Brewer, L ERA: 2.47 (10, 1)	2.0	W	7	0	0	0	2	2	0	0	0	0	0	9	17	0.00	1.000								

livebaseballscores.com

AB	38
R	1
H	6
RBI	1
BB	5
SO	7
LOB	16



BOTTOM

San Francisco Giants @ Los Angeles Dodgers  
Dodger Stadium, Los Angeles, CA

AB 34  
R 2  
H 9  
RBI 2  
BB 4  
SO 2  
LOB 8



WP: 0 PA: 41  
PB: 0  
SB: 0  
CS: 2

Sat Sep 27 1969, 3:33 AM PDT  
Att. 32,997 - Unknown

livebaseballscores.com

AB R H RBI BB SO LOB

4	0	1	1	1	0	1
4	1	2	0	1	0	1
5	0	1	0	0	0	1
3	0	0	0	0	1	0
1	0	0	0	0	0	0
0	0	0	0	0	0	0
0	0	0	0	0	0	0
1	0	1	1	0	0	0
4	0	2	0	0	0	0
0	0	0	0	0	0	0
3	0	0	0	0	0	1
3	0	1	0	1	0	0
2	0	0	0	0	0	0
0	0	0	0	1	0	0
3	1	1	0	0	1	1
0	0	0	0	0	0	0
1	0	0	0	0	0	3
0	0	0	0	0	0	0

1B: 8 SF: 0  
2B: 1 SAC: 2  
3B: 0 DP: 1  
HR: 0 HBP: 0

11

0-0	F2	1
0-0	1B	1B
0-0	1B	1B
0-0	1B	1B
0-0	1B	1B
0-0	SH3-4	1B
0-0	SH3-4	1B
4-0	BB	IBB
4-0	G6-4-3	BB
0-0	G6-4-3	BB

10

0-0	4-3	1
0-0	4-3	2
0-0	1-3	3
0-0	1B	1B
0-0	SH3-4	1B
0-0	SH3-4	1B
4-0	BB	IBB
4-0	G6-4-3	BB
0-0	G6-4-3	BB

9

0-0	4-3	1
0-0	4-3	2
0-0	1-3	3
0-0	1B	1B
0-0	SH3-4	1B
0-0	SH3-4	1B
4-0	BB	IBB
4-0	G6-4-3	BB
0-0	G6-4-3	BB

8

0-0	5-3	3
0-0	4-3	1
0-0	4-3	2
0-0	1-3	3
0-0	1B	1B
0-0	SH3-4	1B
0-0	SH3-4	1B
4-3	SH3-4	1B
0-0	SH3-4	1B
0-0	SH3-4	1B
0-0	4-3	2
0-0	4-3	3

7

4-0	CS	BB
0-0	1B	1B
0-0	F8	1
0-3	K	2
0-0	1B	1B
0-0	1B	1B
0-0	1-3	3
0-0	6-3	2
0-0	F8	3
0-3	K	1
0-0	4-3	2
0-0	4-3	3

6

4-0	CS	BB
0-0	1B	1B
0-0	F8	1
0-3	K	2
0-0	1B	1B
0-0	1B	1B
0-0	1-3	3
0-0	6-3	2
0-0	F8	3
0-3	K	1
0-0	4-3	2
0-0	4-3	3

5

0-0	F8	1
0-0	F8	2
0-0	1-3	3
0-0	1B	1B
0-0	1B	1B
0-0	1-3	3
0-0	6-3	2
0-0	F8	3
0-0	F8	1
0-0	1-3	2
0-0	1B	1B
0-0	1B	1B

4

0-0	F8	1
0-0	F8	2
0-0	1-3	3
0-0	1B	1B
0-0	1B	1B
0-0	1-3	3
0-0	6-3	2
0-0	F8	3
0-0	F8	1
0-0	1-3	2
0-0	1B	1B
0-0	1B	1B

3

0-0	F8	1
0-0	F8	2
0-0	1-3	3
0-0	1B	1B
0-0	1B	1B
0-0	1-3	3
0-0	6-3	2
0-0	F8	3
0-0	F8	1
0-0	1-3	2
0-0	1B	1B
0-0	1B	1B

2

0-0	F8	1
0-0	F8	2
0-0	1-3	3
0-0	1B	1B
0-0	1B	1B
0-0	1-3	3
0-0	6-3	2
0-0	F8	3
0-0	F8	1
0-0	1-3	2
0-0	1B	1B
0-0	1B	1B

1

0-0	F8	1
0-0	F8	2
0-0	1-3	3
0-0	1B	1B
0-0	1B	1B
0-0	1-3	3
0-0	6-3	2
0-0	F8	3
0-0	F8	1
0-0	1-3	2
0-0	1B	1B
0-0	1B	1B

Batter

Maury Wills, S (1, 8)
Manny Mota, R (1, 7)
Willie Davis, L (1, 8)
Andy Kosco, R (1, 9)
Bill Russell, R (8, 9)
Jim Brewer, L (10, 1)
John Miller, R (11, PH)
Len Gabrielson, L (11, PH)
Jim Lefebvre, S (1, 5)
Billy Grabarkewitz, R (10, PR)
Ted Sizemore, R (1, 4)
Wes Parker, S (1, 3)
Jeff Torborg, R (1, 2)
Tom Haller, L (8, PH)
Claude Osteen, L (1, 1)
Willie Crawford, L (10, 9)
Bill Sudakis, S (10, PH)
Von Joshua, L (11, 9)


Inning Stats

R: 0	H: 0	R: 0	H: 0	R: 1	H: 2	R: 0	H: 0	R: 0	H: 0	R: 0	H: 1	R: 0	H: 1	R: 0	H: 0	R: 0	H: 1	R: 0	H: 1	R: 0	H: 0	R: 0	H: 1	R: 1	H: 3
E: 0	LOB: 0	E: 0	LOB: 0	E: 0	LOB: 1	E: 0	LOB: 0	E: 0	LOB: 0	E: 0	LOB: 1	E: 0	LOB: 1	E: 0	LOB: 0	E: 0	LOB: 1	E: 0	LOB: 1	E: 0	LOB: 1	E: 0	LOB: 3	E: 0	LOB: 2
K: 0	BB: 1	K: 0	BB: 0	K: 0	BB: 0	K: 0	BB: 0	K: 0	BB: 0	K: 0	BB: 0	K: 0	BB: 0	K: 0	BB: 0	K: 0	BB: 0	K: 0	BB: 0	K: 0	BB: 0	K: 0	BB: 2	K: 0	BB: 0
S: 2	P: 6	S: 3	P: 3	S: 5	P: 5	S: 3	P: 3	S: 3	P: 3	S: 4	P: 8	S: 6	P: 6	S: 4	P: 4	S: 3	P: 3	S: 3	P: 11	S: 4	P: 4	S: 3	P: 11	S: 4	P: 4

PITCHER	IP	WLS	BF	H	R	ER	SO	BB	IBB	HBP	BLK	WP	HR	S	P	ERA	WHIP
Mike McCormick, L (1, 1)	6.0		20	3	1	1	1	2	0	0	0	0	0	20	28	1.50	0.833
Frank Linzy, R (7, 1)	3.1		15	3	0	0	1	1	1	0	0	0	0	15	23	0.00	1.200
Ron Bryant, L (10, 1)	1.0	L	4	2	1	1	0	0	0	0	0	0	0	4	4	9.00	2.000
Don McMahon, R (11, 1)	0.0		1	1	0	0	0	0	0	0	0	0	0	1	1	∞	∞

PITCHER	IP	WLS	BF	H	R	ER	SO	BB	IBB	HBP	BLK	WP	HR	S	P	ERA	WHIP
Mike McCormick, L (1, 1)	6.0		20	3	1	1	1	2	0	0	0	0	0	20	28	1.50	0.833
Frank Linzy, R (7, 1)	3.1		15	3	0	0	1	1	1	0	0	0	0	15	23	0.00	1.200
Ron Bryant, L (10, 1)	1.0	L	4	2	1	1	0	0	0	0	0	0	0	4	4	9.00	2.000
Don McMahon, R (11, 1)	0.0		1	1	0	0	0	0	0	0	0	0	0	1	1	∞	∞



Batter	1	2	3	4	5	6	7	8	9	AB R H RBI BB SO LOB	TOP												
Tito Fuentes, S (1, 5) OBP: 0.337, SLG: 0.341	0-3 K		0-0 CS 1B			0-0 BB SH3-4 1B	0-0 4-3		0-0 WP 1B	5 1 3 1 0 1 0	<p>San Francisco Giants @ Los Angeles Dodgers Dodger Stadium, Los Angeles, CA</p> <p>Sun Sep 28 1969, 3:33 AM PDT Att: 32,798 - Unknown</p> <p>livebaseballscorecards.com</p> <p>AB 32 R 8 H 9 RBI 8 BB 4 SO 6 LOB 8</p> 												
Ron Hunt, R (1, 4) OBP: 0.358, SLG: 0.337	0-0 F8		0-0 FC6-4 1B			0-0 SH3-4	0-0 4-3		0-0 3-H F9	4 0 1 0 0 0 1													
Willie Mays, R (1, 8) OBP: 0.362, SLG: 0.438	0-3 K		0-0 FC6-4			4-0 1B 2B BB	0-0 F9		0-3 K	4 1 0 0 1 2 2													
Willie McCovey, L (1, 3) OBP: 0.457, SLG: 0.664 Bob Burda, L (8, 3) OBP: 0.322, SLG: 0.401		4-0 FC5-4 BB SF9 BB		0-0 3-1		4-0 1B 2B BB		0-0 HR		2 3 1 1 2 0 0 0 0 0 0 0 0 0													
Bobby Bonds, R (1, 9) OBP: 0.349, SLG: 0.471		4-0 FC5-4 BB		0-3 K		0-0 2B 1B		0-0 6-3		3 1 1 1 1 1 0													
Dave Marshall, L (1, 7) OBP: 0.341, SLG: 0.289		0-0 FC5-4		0-3 K		0-0 1B 2B		0-0 3-1		4 1 1 2 0 1 2													
Jack Hiatt, R (1, 2) OBP: 0.356, SLG: 0.328		0-0 SF9		0-3 K		0-0 E 1B		0-0 6-3		3 0 1 3 0 1 0													
Hal Lanier, R (1, 6) OBP: 0.265, SLG: 0.253		0-0 4-3		0-0 6-3		0-0 F7		0-0 SH1-3 1B 2B		4 1 1 0 0 0 2													
Juan Marichal, R (1, 1) OBP: 0.167, SLG: 0.165			0-0 G3		0-0 1-3	0-0 F5		0-0 SH1-3		3 0 0 0 0 0 1													
Inning Stats	R: 0 E: 0 K: 2 S: 7	H: 0 LOB: 0 BB: 0 P: 7	R: 1 E: 0 K: 0 S: 3	H: 0 LOB: 1 BB: 2 P: 11	R: 0 E: 0 K: 0 S: 4	H: 2 LOB: 1 BB: 0 P: 4	R: 0 E: 0 K: 2 S: 7	H: 0 LOB: 0 BB: 0 P: 7	R: 0 E: 0 K: 1 S: 5	H: 0 LOB: 0 BB: 0 P: 5	R: 5 E: 1 K: 0 S: 7	H: 4 LOB: 1 BB: 2 P: 15	R: 0 E: 0 K: 0 S: 3	H: 0 LOB: 0 BB: 0 P: 3	R: 1 E: 0 K: 0 S: 4	H: 1 LOB: 0 BB: 0 P: 4	R: 1 E: 0 K: 1 S: 7	H: 2 LOB: 1 BB: 0 P: 7	1B: 6 2B: 2 3B: 0 HR: 1	SF: 1 SAC: 2 DP: 0 HBP: 0	WP: 1 PB: 0 SB: 0 CS: 1	PA: 39	
PITCHER	IP WLS BF H R ER SO BB IBB HBP BLK WP HR S P ERA WHIP												PITCHER IP WLS BF H R ER SO BB IBB HBP BLK WP HR S P ERA WHIP										
Bill Singer, R (1, 1) ERA: 2.32	5.1 L 25 6 6 6 5 4 0 0 0 0 0 0 31 47 10.12 1.875																						
Pete Mikkelsen, R (6, 1) ERA: 2.77	2.2 9 1 1 1 0 0 0 0 0 0 0 1 9 9 3.38 0.375																						
Alan Foster, R (9, 1) ERA: 4.38	1.0 5 2 1 1 1 0 0 0 0 0 1 0 7 7 9.00 2.000																						





Batter	1	2	3	4	5	6	7	8	9	AB R H RBI BB SO LOB	TOP									
Joe Morgan, L (1, 4) OBP: 0.368, SLG: 0.375	0-0 F8		0-0 4-3 1B		0-0 E SF8 1B		0-3 K		0-0 3-1	5 2 2 0 0 1 0	<b>Houston Astros @ Los Angeles Dodgers</b> <b>Dodger Stadium, Los Angeles, CA</b> Tue Sep 30 1969, 7:05 PM PDT Att: 11,605 - Unknown <a href="http://livebaseballscorecards.com">livebaseballscorecards.com</a>									
Jesus Alou, R (1, 9) OBP: 0.273, SLG: 0.340	0-0 1B		0-0 4-3		0-0 6-3		0-0 6-3			4 0 1 0 0 0 2										
Curt Blefary, L (1, 3) OBP: 0.346, SLG: 0.395	0-0 1B		0-0 HR		0-0 SF8		0-0 F8			3 1 2 2 0 0 0										
Tommy Davis, R (1, 7) OBP: 0.319, SLG: 0.372	0-3 K		0-0 HR		0-0 F7		0-0 F9			4 1 1 2 0 1 2										
Norm Miller, L (1, 8) OBP: 0.348, SLG: 0.363	0-3 K		0-3 K		0-0 4-3		0-0 HR			4 1 1 1 0 2 2										
Denis Menke, R (1, 6) OBP: 0.368, SLG: 0.386		0-0 P3		0-3 K		0-0 1B 2B		0-0 5-3		4 1 1 0 0 1 0										
Doug Rader, R (1, 5) OBP: 0.324, SLG: 0.358		0-0 P6		0-0 F9		0-0 6-3		0-0 F9		4 0 0 0 0 0 1										
Johnny Edwards, L (1, 2) OBP: 0.305, SLG: 0.333		0-0 F9		0-0 FC6 1B		4-0 1B IBB		0-0 F8		3 0 1 0 1 0 0										
Denny Lemaster, R (1, 1) OBP: 0.223, SLG: 0.239		0-0 F9		0-0 FC6		0-0 1B		0-3 K		4 0 1 1 0 1 1										
<b>Inning Stats</b>	R: 0 E: 0 K: 2 S: 9	H: 2 LOB: 2 BB: 0 P: 9	R: 0 E: 0 K: 0 S: 3	H: 0 LOB: 0 BB: 0 P: 3	R: 3 E: 0 K: 1 S: 8	H: 3 LOB: 0 BB: 0 P: 8	R: 0 E: 0 K: 1 S: 6	H: 1 LOB: 1 BB: 0 P: 6	R: 1 E: 0 K: 0 S: 4	H: 2 LOB: 2 BB: 1 P: 8	R: 0 E: 0 K: 1 S: 5	H: 0 LOB: 0 BB: 0 P: 5	R: 1 E: 0 K: 0 S: 4	H: 1 LOB: 0 BB: 0 P: 4	R: 0 E: 0 K: 1 S: 5	H: 0 LOB: 0 BB: 0 P: 5	1B: 7 2B: 1 3B: 0 HR: 2	SF: 1 SAC: 0 DP: 0 HBP: 0	WP: 0 PB: 0 SB: 2 CS: 0	PA: 37
<b>PITCHER</b>	IP WLS BF H R ER SO BB IBB HBP BLK WP HR S P ERA WHIP																			
Don Sutton, R (1, 1) ERA: 3.47	7.0 L 30 9 5 4 5 0 0 0 0 0 0 1 39 43 5.14 1.286																			
Jim Brewer, L (8, 1) ERA: 2.55	1.0 4 1 1 1 0 0 0 0 0 0 0 1 4 4 9.00 1.000																			
Jack Jenkins, R (9, 1) ERA:	1.0 3 0 0 0 0 1 0 0 0 0 0 0 5 5 0.00 0.000																			

Houston Astros @ Los Angeles Dodgers  
 Dodger Stadium, Los Angeles, CA  
 Tue Sep 30 1969, 7:05 PM PDT  
 Att: 11,605 - Unknown

AB	35
R	6
H	10
RBI	6
BB	1
SO	6
LOB	8



Batter	1	2	3	4	5	6	7	8	9	AB R H RBI BB SO LOB
Billy Grabarkewitz, R (1, 6) OBP: 0.145, SLG: 0.138	0-0 F7		0-3 K		0-0 1-3			0-3 K		4 0 0 0 0 2 1
Ted Sizemore, R (1, 4) OBP: 0.327, SLG: 0.337	0-0 HR 2B		0-3 K			0-0 6-3		0-0 P4		4 1 1 0 0 1 0
Willie Crawford, L (1, 9) OBP: 0.330, SLG: 0.405	0-0 1-3		0-3 K			0-0 3-1		0-3 K		4 0 0 0 0 2 1
Andy Kosco, R (1, 7) OBP: 0.282, SLG: 0.422	0-0 HR			0-0 P3		0-0 F2		0-0 P4		4 1 1 2 0 0 0
Jim Lefebvre, S (1, 3) OBP: 0.347, SLG: 0.343	0-3 K2-3			0-0 5-3			0-0 P4		4-0 4-3 PB BB	3 0 0 0 1 1 0
Bill Sudakis, S (1, 5) OBP: 0.296, SLG: 0.386		0-0 F9		0-0 P4			0-3 K		4-0 4-3	4 0 0 0 0 1 1
Bill Russell, R (1, 8) OBP: 0.301, SLG: 0.344					4-0 FC3-6 BB		0-0 E9 1B		0-0 L4	3 1 1 0 1 0 1
Bob Stinson, S (1, 2) OBP: 0.333, SLG: 0.333			0-3 K		0-0 FC3-6 1-2f		0-0 1B			3 0 1 1 0 1 2
Don Sutton, R (1, 1) OBP: 0.162, SLG: 0.153			0-3 K		0-3 K		0-3 K			2 0 0 0 0 2 2
Manny Mota, R (7, PH) OBP: 0.372, SLG: 0.389										1 0 0 0 0 1 1
Jim Brewer, L (8, 1) OBP: 0.167, SLG: 0.182										0 0 0 0 0 0 0
Jack Jenkins, R (9, 1)										0 0 0 0 0 0 0

Inning Stats	R: 2	H: 2	E: 0	LOB: 0	K: 1	P: 7	R: 0	H: 1	E: 0	LOB: 1	K: 2	P: 8	R: 0	H: 0	E: 0	LOB: 0	K: 3	P: 9	R: 0	H: 0	E: 0	LOB: 0	K: 0	P: 3	R: 0	H: 0	E: 0	LOB: 0	K: 2	P: 9	R: 0	H: 0	E: 0	LOB: 0	K: 2	P: 7	R: 0	H: 0	E: 0	LOB: 1	K: 0	P: 7	1B: 1	SF: 0	2B: 2	SAC: 0	3B: 0	DP: 0	HR: 1	HBP: 0	WP: 0	PA: 34
--------------	------	------	------	--------	------	------	------	------	------	--------	------	------	------	------	------	--------	------	------	------	------	------	--------	------	------	------	------	------	--------	------	------	------	------	------	--------	------	------	------	------	------	--------	------	------	-------	-------	-------	--------	-------	-------	-------	--------	-------	--------

PITCHER	IP	WLS	BF	H	R	ER	SO	BB	IBB	HBP	BLK	WP	HR	S	P	ERA	WHIP	PITCHER	IP	WLS	BF	H	R	ER	SO	BB	IBB	HBP	BLK	WP	HR	S	P	ERA	WHIP													
Denny Lemaster, L (1, 1) ERA: 3.16	9.0	W	34	4	3	2	11	2	0	0	0	0	1	54	62	2.00	0.667																															

**BOTTOM**

**Houston Astros @ Los Angeles Dodgers**  
**Dodger Stadium, Los Angeles, CA**

Tue Sep 30 1969, 7:05 PM PDT  
Att. 11,605 - Unknown

livebaseballscores.com

AB	32
R	3
H	4
RBI	3
BB	2
SO	11
LOB	9





Batter	1	2	3	4	5	6	7	8	9	AB R H RBI BB SO LOB	TOP											
Joe Morgan, L (1, 4) OBP: 0.366, SLG: 0.372	0-0 1-3		0-0 F8		0-0 F9		0-0 3-1			4 0 0 0 0 0 1	<b>Houston Astros @ Los Angeles Dodgers</b> Dodger Stadium, Los Angeles, CA Wed Oct 01 1969, 7:05 PM PDT Att. 9,123 - Unknown <a href="http://livebaseballscorecards.com">livebaseballscorecards.com</a>											
Jesus Alou, R (1, 9) OBP: 0.275, SLG: 0.340	0-0 5-3		1-0 G4-3 HBP			0-0 1B FC4-6		0-0 6-3		3 1 1 0 0 0 0												
Tommy Davis, R (1, 8) OBP: 0.318, SLG: 0.371	0-3 K		0-0 G4-3			0-0 1B FC4-6		0-0 F7		4 0 1 0 0 1 1												
Doug Rader, R (1, 5) OBP: 0.325, SLG: 0.359		0-0 E7 2B		0-0 5-3 4-3 1B		0-0 FC4-6 1-2f 3-H		0-0 F9		4 1 2 1 0 0 1												
Bob Watson, R (1, 3) OBP: 0.396, SLG: 0.350		0-0 1B 2-H		0-0 4-3 1-2		0-0 F8		0-0 F8		4 0 1 1 0 0 2												
Marty Martinez, S (1, 2) OBP: 0.341, SLG: 0.376		0-0 2-3 1B		0-0 5-3 2-3		0-0 1-3		0-0 F9		4 0 1 0 0 0 2												
Curt Blefary, L (1, 7) OBP: 0.346, SLG: 0.392		0-0 F7		0-3 K		0-0 F4		0-3 K		4 0 0 0 0 2 3												
Hector Torres, R (1, 6) OBP: 0.183, SLG: 0.217		0-3 K		0-0 G5-4-3 1B		0-0 5-3				3 0 1 0 0 1 2												
Larry Dierker, R (1, 1) OBP: 0.158, SLG: 0.186		0-3 K		0-0 G5-4-3 1-2f		0-0 1B				3 0 1 0 0 1 3												
<b>Inning Stats</b>	R: 0 E: 0 K: 1 S: 5	H: 0 LOB: 0 BB: 0 P: 5	R: 1 E: 1 K: 2 S: 10	H: 3 LOB: 2 BB: 0 P: 10	R: 0 E: 0 K: 0 S: 2	H: 0 LOB: 0 BB: 0 P: 3	R: 0 E: 0 K: 1 S: 6	H: 1 LOB: 1 BB: 0 P: 6	R: 0 E: 0 K: 0 S: 3	H: 1 LOB: 0 BB: 0 P: 3	R: 1 E: 0 K: 0 S: 5	H: 2 LOB: 1 BB: 0 P: 5	R: 0 E: 0 K: 0 S: 4	H: 1 LOB: 1 BB: 0 P: 4	R: 0 E: 0 K: 0 S: 3	H: 0 LOB: 0 BB: 0 P: 3	R: 0 E: 0 K: 1 S: 5	H: 0 LOB: 0 BB: 0 P: 5	1B: 7 2B: 1 3B: 0 HR: 0	SF: 0 SAC: 0 DP: 2 HBP: 1	WP: 0 PB: 0 SB: 0 CS: 0	PA: 34
<b>PITCHER</b> Claude Osteen, L (1, 1) ERA: 2.66	IP 9.0 WLS W BF 34 H 8 R 2 ER 2 SO 5 BB 0 IBB 0 HBP 1 BLK 0 WP 0 HR 0 S 43 P 44 ERA 2.00 WHIP 0.889											<b>PITCHER</b>	IP WLS BF H R ER SO BB IBB HBP BLK WP HR S P ERA WHIP									







Batter	1	2	3	4	5	6	7	8	9	AB R H RBI BB SO LOB	TOP	
Joe Morgan, L (1, 4) OBP: 0.365, SLG: 0.372	0-0 P6	0-0 1-3 2-H 2B		0-0 5-3			0-0 F8		0-3 K	5 0 1 1 0 1 2		
Jesus Alou, R (1, 9) OBP: 0.276, SLG: 0.341	0-0 1-4-3 1B	0-0 4-3			0-0 G4-3 1B		0-0 6-3		0-0 L3	5 0 2 0 0 0 2		
Tommy Davis, R (1, 7) OBP: 0.318, SLG: 0.370	0-0 1-4-3		0-0 P2		0-0 G4-3 1B			0-0 L5		4 0 1 0 0 0 1		
Norm Miller, L (1, 8) OBP: 0.348, SLG: 0.364	0-3 K		0-0 F8		0-0 G4-3 1-2f 2-3			0-0 1B 2B		4 1 1 0 0 1 3		
Curt Blefary, L (1, 3) OBP: 0.347, SLG: 0.393		0-0 CS 1B	0-3 K		0-0 F5			0-0 2-H 1B		4 0 2 1 0 1 1		
Denis Menke, R (1, 6) OBP: 0.369, SLG: 0.387		0-0 1-2 BB 1B		0-0 1-3		0-0 1-3		0-0 E 1B		4 2 2 0 0 0 0		
Doug Rader, R (1, 5) OBP: 0.325, SLG: 0.359		0-3 K		0-0 WP 1B		0-0 F9		0-0 E8 1-H		4 0 1 0 0 1 1		
Johnny Edwards, L (1, 2) OBP: 0.306, SLG: 0.333		4-0 1B 2B BB		0-0 WP 1B		0-0 F9		0-0 1-3		3 1 1 0 1 0 1		
Jim Ray, R (1, 1) OBP: 0.148, SLG: 0.115		0-0 2B 1B		0-3 K			0-0 1-3		0-3 K	2 0 1 1 0 1 2		
Marty Martínez, S (7, PH) OBP: 0.340, SLG: 0.374										1 0 0 0 0 0 0		
Jim Bouton, R (7, 1)										0 0 0 0 0 0 0		
Keith Lampard, L (9, PH) OBP: 0.250, SLG: 0.500										1 0 0 0 0 1 0		
Fred Gladding, L (9, 1) OBP: 0.100, SLG: 0.100										0 0 0 0 0 0 0		
Jack Gillingham, R (9, 1) OBP: 0.255, SLG: 0.071										0 0 0 0 0 0 0		
<b>Inning Stats</b>	R: 0 H: 1 E: 0 LOB: 1 K: 1 BB: 0 S: 6 P: 6	R: 2 H: 4 E: 0 LOB: 2 K: 1 BB: 1 S: 8 P: 12	R: 0 H: 0 E: 0 LOB: 0 K: 1 BB: 0 S: 5 P: 5	R: 0 H: 2 E: 0 LOB: 2 K: 1 BB: 0 S: 7 P: 7	R: 0 H: 2 E: 0 LOB: 1 K: 0 BB: 0 S: 4 P: 4	R: 0 H: 0 E: 0 LOB: 0 K: 0 BB: 0 S: 3 P: 3	R: 0 H: 0 E: 0 LOB: 0 K: 0 BB: 0 S: 3 P: 3	R: 2 H: 3 E: 1 LOB: 1 K: 0 BB: 0 S: 6 P: 6	R: 0 H: 0 E: 0 LOB: 0 K: 2 BB: 0 S: 7 P: 7	1B: 10 SF: 0 2B: 2 SAC: 0 3B: 0 DP: 1 HR: 0 HBP: 0	WP: 1 PA: 38 PB: 0 SB: 0 CS: 1	
<b>PITCHER</b> Bill Singer, R (1, 1) ERA: 2.34	IP WLS BF H R ER SO BB IBB HBP BLK WP HR S P ERA WHIP	9.0 W 38 12 4 3 6 1 0 0 0 1 0 49 53 3.00 1.444										

Houston Astros @ Los Angeles Dodgers  
Dodger Stadium, Los Angeles, CA

Thu Oct 02 1969, 7:05 PM PDT  
Att. 9,966 - Unknown

livebaseballscorecards.com

AB 37  
R 4  
H 12  
RBI 3  
BB 1  
SO 6  
LOB 13



Batter	1	2	3	4	5	6	7	8	9	AB R H RBI BB SO LOB
Maury Wills, S (1, 6) OBP: 0.337, SLG: 0.335	0-0 6-3		0-0 CS 1B		0-0 4-3		0-3 K		0-0 2-3 1B	5 0 2 0 0 1 0
Ted Sizemore, R (1, 4) OBP: 0.328, SLG: 0.342	0-0 HR		0-0 F8 1-2		0-0 F7			0-0 WP FC3 1B	0-0 WP	5 2 2 1 0 0 2
Willie Davis, L (1, 8) OBP: 0.356, SLG: 0.456	4-0 CS BB			0-0 F8	0-0 1B			0-0 4-3 1-2		3 0 1 0 1 0 1
Willie Crawford, L (1, 9) OBP: 0.331, SLG: 0.401	0-3 K 1-2			0-0 1B 1B	0-0 4-3			4-0 1-3 FC3 2-3 BB		3 1 1 0 1 1 2
Jim Lefebvre, S (1, 5) OBP: 0.349, SLG: 0.349		0-3 K		0-0 1B 1B		0-3 K		0-0 FC3 1-3 1-2 3-H		4 1 1 1 0 2 1
Wes Parker, S (1, 3) OBP: 0.353, SLG: 0.427		0-0 2B		0-0 1B 1-2 3-H		0-0 F8		0-0 1-3 1-2 2-3		4 0 2 1 0 0 2
Von Joshua, L (1, 7) OBP: 0.250, SLG: 0.250		0-3 K		0-3 K		0-0 6-3		0-0 F8		3 0 0 0 0 2 3
Len Gabrielson, L (8, PH) OBP: 0.313, SLG: 0.326										1 0 0 0 0 0 2
Bill Russell, R (9, 7) OBP: 0.301, SLG: 0.344										0 0 0 0 0 0 0
Bob Stinson, S (1, 2) OBP: 0.375, SLG: 0.375		0-3 K2-3		0-0 1-3 2-H 1B		0-0 5-3			0-0 1B SH3-4 WP 1B	4 1 2 1 0 1 1
Bill Singer, R (1, 1) OBP: 0.118, SLG: 0.111			0-3 K	0-3 K		0-3 K			0-0 SH3-4 1-2	3 0 0 0 0 3 2

Inning Stats	R: 1 E: 0 K: 5	H: 1 LOB: 0 BB: 1 P: 9	R: 0 E: 0 K: 3 S: 10	H: 1 LOB: 1 BB: 0 P: 10	R: 0 E: 0 K: 1 S: 5	H: 1 LOB: 0 BB: 0 P: 5	R: 2 E: 0 K: 2 S: 11	H: 4 LOB: 2 BB: 0 P: 11	R: 0 E: 0 K: 0 S: 4	H: 1 LOB: 1 BB: 0 P: 4	R: 0 E: 0 K: 1 S: 5	H: 0 LOB: 0 BB: 0 P: 5	R: 0 E: 0 K: 2 S: 7	H: 0 LOB: 0 BB: 0 P: 7	R: 1 E: 0 K: 0 S: 5	H: 1 LOB: 2 BB: 1 P: 9	R: 1 E: 0 K: 0 S: 3	H: 2 LOB: 1 BB: 0 P: 3	1B: 9 2B: 1 3B: 0 HR: 1	SF: 0 SAC: 1 DP: 0 HBP: 0
--------------	----------------------	---------------------------------	-------------------------------	----------------------------------	------------------------------	---------------------------------	-------------------------------	----------------------------------	------------------------------	---------------------------------	------------------------------	---------------------------------	------------------------------	---------------------------------	------------------------------	---------------------------------	------------------------------	---------------------------------	----------------------------------	------------------------------------

**BOTTOM**

**Houston Astros @ Los Angeles Dodgers**  
Dodger Stadium, Los Angeles, CA

Thu Oct 02 1969, 7:05 PM PDT  
Att. 9,966 - Unknown

AB	35
R	5
H	11
RBI	4
BB	2
SO	10
LOB	16

livebaseballscorecards.com



PITCHER	IP	WLS	BF	H	R	ER	SO	BB	IBB	HBP	BLK	WP	HR	S	P	ERA	WHIP
Jim Ray, R (1, 1) ERA: 3.91	6.0		25	8	3	3	8	1	0	0	0	0	1	40	44	4.50	1.500
Jim Bouton, R (7, 1) ERA: 3.82	2.0		9	1	1	1	2	1	0	0	0	1	0	12	16	4.50	1.000
Fred Gladding, R (9, 1) ERA: 4.21	0.1	L	3	2	1	1	0	0	0	0	0	0	0	3	3	27.00	6.000
Jack Billingham, R (9, 1) ERA: 4.25	0.0		1	0	0	0	0	0	0	0	0	1	0	0	0	∞	∞