

**Los Angeles Dodgers - 1970**

Batter	1	2	3	4	5	6	7	8	9	AB R H RBI BB SO LOB	TOP
<b>Bobby Tolan, L</b> (1, 8) OBP: 0.200, SLG: 0.600	0-0 1-3		0-0 4-3	0-0 P5		0-0 3-1			0-0 4-3 2B	5 0 1 0 0 0 0	
<b>Tommy Helms, R</b> (1, 4) OBP: 0.300, SLG: 0.222	0-0 1B E 1B		0-0 1B BB 1B	0-0 6-3		0-0 6-3		0-0 6-3	0-0 4-3	5 2 2 0 0 0 1	
<b>Pete Rose, S</b> (1, 9) OBP: 0.778, SLG: 1.167	0-0 E 1-3 1B		4-0 1B 1-2 1B BB		0-0 L6		0-0 CS 1B		0-0 F7	4 1 2 0 1 0 1	
<b>Tony Perez, R</b> (1, 5) OBP: 0.375, SLG: 0.286	0-0 E6 FC6-4 1-2 3-H		0-0 1B 1-3 2-H 1B		0-0 1B		0-0 F8			4 1 2 2 0 0 2	
<b>Johnny Bench, R</b> (1, 2) OBP: 0.250, SLG: 0.375	0-0 L7		0-0 1B 1-2 1B		0-0 F9		0-0 CS 1-2	0-0 F2		4 0 1 1 0 0 3	
<b>Lee May, R</b> (1, 3) OBP: 0.250, SLG: 0.714	0-0 FC6-4 1-2f		0-3 K		0-0 1B		0-0 6-3		0-0 6-3	4 0 1 0 0 1 4	
<b>Hal McRae, R</b> (1, 7) OBP: 0.500, SLG: 0.500		0-0 F8	0-0 1-2 2-H 1B		0-0 F9		0-0 6-3	0-0 1B		4 0 2 1 0 0 2	
<b>Jimmy Stewart, S</b> (8, 7)										0 0 0 0 0 0 0	
<b>Dave Concepcion, R</b> (1, 6)		0-0 1-3	0-0 F9		0-0 F8		0-0 6-3		0-0 6-3	4 0 0 0 0 0 3	
<b>Gary Nolan, R</b> (1, 1)		0-3 K		0-0 G3		0-0 4-3		0-3 K		4 0 0 0 0 2 0	
<b>Inning Stats</b>	R: 1 E: 1 K: 0 S: 6 H: 2 LOB: 2 BB: 0 P: 6	R: 0 E: 0 K: 1 S: 5 H: 0 LOB: 0 BB: 0 P: 5	R: 3 E: 1 K: 1 S: 9 H: 4 LOB: 2 BB: 1 P: 13	R: 0 E: 0 K: 0 S: 3 H: 0 LOB: 0 BB: 0 P: 3	R: 0 E: 0 K: 0 S: 5 H: 2 LOB: 2 BB: 0 P: 5	R: 0 E: 0 K: 0 S: 3 H: 0 LOB: 0 BB: 0 P: 3	R: 0 E: 0 K: 0 S: 3 H: 1 LOB: 0 BB: 0 P: 3	R: 0 E: 0 K: 0 S: 4 H: 1 LOB: 1 BB: 0 P: 4	R: 0 E: 0 K: 1 S: 6 H: 1 LOB: 1 BB: 0 P: 6	1B: 10 2B: 1 3B: 0 HR: 0 SF: 0 SAC: 0 DP: 0 HBP: 0	WP: 0 PB: 0 SB: 0 CS: 1 PA: 40
<b>PITCHER</b>	IP WLS BF H R ER SO BB IBB HBP BLK WP HR S P ERA WHIP										
<b>Claude Osteen, L</b> (1, 1) ERA: 2.25	8.0 L 35 10 4 2 2 1 0 0 0 0 0 0 38 42 2.25 1.375										
<b>Ray Lamb, R</b> (9, 1) ERA:	1.0 4 1 0 0 1 0 0 0 0 0 0 0 6 6 0.00 1.000										

**Cincinnati Reds @ Los Angeles Dodgers**  
**Dodger Stadium, Los Angeles, CA**  
 Tue Apr 07 1970, 6:05 PM PST  
 Att: 30,457 - Unknown

<b>AB</b>	<b>38</b>
<b>R</b>	<b>4</b>
<b>H</b>	<b>11</b>
<b>RBI</b>	<b>4</b>
<b>BB</b>	<b>1</b>
<b>SO</b>	<b>3</b>
<b>LOB</b>	<b>16</b>



Batter	1	2	3	4	5	6	7	8	9	AB	R	H	RBI	BB	SO	LOB
Maury Wills, S (1, 6) X	0-0 F7 ①		0-0 5-3 ③			0-0 P5 ①		4-0 BB		3	0	0	0	1	0	0
Bill Buckner, L (1, 7) BBB	4-0 FC4-6 BB			0-0 G3 ①		0-0 G3 ②		0-0 P3 ③		3	0	0	0	1	0	1
Willie Davis, L (1, 8) X	0-0 FC4-6 ② 1-2f			0-0 P6 ②		0-0 6-3 ③			0-0 F9 ①	4	0	0	0	0	0	1
Willie Crawford, L (1, 9) X OBP: 0.500, SLG: 0.500	0-0 F5 ③			0-0 E 1B			0-0 3-1 ①		0-0 FC6-4 1B	4	0	2	0	0	0	1
Wes Parker, S (1, 3) X		0-0 P4 ①		0-0 E6 1-2			4-0 BB		0-3 K ②	3	0	0	0	1	1	2
Steve Garvey, R (1, 5) X		0-0 6-3 ②		0-0 P5 ③			0-3 K ②		0-0 FC6-4 ③ 1-2f	4	0	0	0	0	1	4
Tom Haller, L (1, 2) X		0-0 F7 ③			0-0 F9 ①		0-3 K ③			3	0	0	0	0	1	1
Ted Sizemore, R (1, 4) X			0-0 6-3 ①		0-0 5-3 ②			0-0 F9 ①		3	0	0	0	0	0	0
Claude Osteen, L (1, 1) X			0-0 G3 ②		0-3 K ③			0-0 P4 ②		2	0	0	0	0	1	0
Bill Sudakis, S (8, PH)										1	0	0	0	0	0	0
Ray Lamb, R (9, 1)										0	0	0	0	0	0	0

<b>Inning Stats</b>	R: 0 E: 0 K: 0 S: 3	H: 0 LOB: 1 BB: 1 P: 7	R: 0 E: 0 K: 0 S: 3	H: 0 LOB: 0 BB: 0 P: 3	R: 0 E: 0 K: 0 S: 3	H: 0 LOB: 0 BB: 0 P: 3	R: 0 E: 1 K: 0 S: 5	H: 1 LOB: 2 BB: 0 P: 5	R: 0 E: 0 K: 1 S: 5	H: 0 LOB: 0 BB: 0 P: 5	R: 0 E: 0 K: 0 S: 3	H: 0 LOB: 0 BB: 0 P: 3	R: 0 E: 0 K: 2 S: 7	H: 0 LOB: 1 BB: 1 P: 11	R: 0 E: 0 K: 0 S: 3	H: 0 LOB: 1 BB: 1 P: 7	R: 0 E: 0 K: 1 S: 6	H: 1 LOB: 1 BB: 0 P: 6	1B: 2 2B: 0 3B: 0 HR: 0	SF: 0 SAC: 0 DP: 0 HBP: 0	WP: 0 PB: 0 SB: 0 CS: 0	PA: 33
<b>PITCHER</b> Gary Nolan, R (1, 1) ERA:	IP 9.0	WLS W	BF 33	H 2	R 0	ER 0	SO 4	BB 3	IBB 0	HBP 0	BLK 0	WP 0	HR 0	S 38	P 50	ERA 0.00	WHIP 0.556					

**BOTTOM**

**Cincinnati Reds @ Los Angeles Dodgers**  
 Dodger Stadium, Los Angeles, CA

Tue Apr 07 1970, 6:05 PM PST  
 Att. 30,457 - Unknown

<b>AB</b>	<b>30</b>
<b>R</b>	<b>0</b>
<b>H</b>	<b>2</b>
<b>RBI</b>	<b>0</b>
<b>BB</b>	<b>3</b>
<b>SO</b>	<b>4</b>
<b>LOB</b>	<b>10</b>



<b>PITCHER</b>	IP	WLS	BF	H	R	ER	SO	BB	IBB	HBP	BLK	WP	HR	S	P	ERA	WHIP
----------------	----	-----	----	---	---	----	----	----	-----	-----	-----	----	----	---	---	-----	------

Batter	1	2	3	4	5	6	7	8	9	AB R H RBI BB SO LOB	TOP													
<b>Bobby Tolan, L</b> (1, 8) OBP: 0.286, SLG: 0.714	0-0 S 1B		0-0 5-3		0-0 1-H E 3B		0-0 FC WP			4 2 2 2 0 0 0														
<b>Tommy Helms, R</b> (1, 4) OBP: 0.214, SLG: 0.154	0-0 F8		0-0 F7		0-0 E6 CS		0-0 3-H F3			4 0 0 0 0 0 2														
<b>Pete Rose, S</b> (1, 9) OBP: 0.615, SLG: 0.800	0-0 FC5 S 2-H 1B			0-3 K	0-3 K		0-3 K			4 0 1 1 0 3 2														
<b>Tony Perez, R</b> (1, 5) OBP: 0.417, SLG: 0.300	0-3 K			0-0 5-3 1B		4-0 1B CS BB		0-3 K		3 1 1 0 1 2 1														
<b>Johnny Bench, R</b> (1, 3) OBP: 0.167, SLG: 0.250	0-0 FC5			0-0 5-3		0-0 P3		0-3 K		4 0 0 0 0 1 3														
<b>Bernie Carbo, L</b> (1, 7) OBP: 0.625, SLG: 1.000 <b>Clay Carroll, R</b> (8, 1)		0-3 K		0-0 2-H 1B		0-0 1-3 1B		0-0 L9		4 0 2 1 0 1 0 0 0 0 0 0 0 0														
<b>Pat Corrales, R</b> (1, 2)			0-0 5-3		0-0 L4		0-3 K		0-3 K	4 0 0 0 0 2 3														
<b>Dave Concepcion, R</b> (1, 6) OBP: 0.083, SLG: 0.167			0-0 5-3		0-0 F8		0-0 SH1-4 FC 2B		0-0 5-3	4 1 1 0 0 0 0														
<b>Jim McGlothlin, R</b> (1, 1) OBP: 0.500, SLG: 0.500 <b>Jimmy Stewart, S</b> (8, 7)			0-3 K		0-0 3B 1B		0-0 SH1-4		0-3 K	2 1 1 0 0 1 0 1 0 0 0 0 1 0														
<b>Inning Stats</b>	R: 1 E: 0 K: 1 S: 7	H: 2 LOB: 1 BB: 0 P: 7	R: 0 E: 0 K: 1 S: 5	H: 0 LOB: 0 BB: 0 P: 5	R: 0 E: 0 K: 1 S: 5	H: 0 LOB: 0 BB: 0 P: 5	R: 1 E: 0 K: 1 S: 7	H: 2 LOB: 1 BB: 0 P: 7	R: 2 E: 1 K: 1 S: 7	H: 2 LOB: 1 BB: 0 P: 7	R: 0 E: 0 K: 1 S: 5	H: 1 LOB: 2 BB: 1 P: 9	R: 1 E: 0 K: 1 S: 7	H: 1 LOB: 1 BB: 0 P: 7	R: 0 E: 0 K: 2 S: 7	H: 0 LOB: 0 BB: 0 P: 7	R: 0 E: 0 K: 2 S: 7	H: 0 LOB: 0 BB: 0 P: 7	R: 0 E: 0 K: 2 S: 7	H: 0 LOB: 0 BB: 0 P: 7	1B: 6 2B: 3 3B: 1 HR: 0	SF: 0 SAC: 1 DP: 2 HBP: 0	WP: 1 PB: 0 SB: 2 CS: 2	PA: 36
<b>PITCHER</b>	IP WLS BF H R ER SO BB IBB HBP BLK WP HR S P ERA WHIP																							
<b>Bill Singer, R</b> (1, 1) ERA: 4.5	6.0 L 25 7 4 3 6 1 0 0 0 0 0 0 36 40 4.50 1.333																							
<b>Fred Norman, L</b> (7, 1) ERA: 4.5	2.0 8 1 1 1 3 0 0 0 0 1 0 14 14 4.50 0.500																							
<b>Jim Brewer, L</b> (9, 1) ERA:	1.0 3 0 0 0 2 0 0 0 0 0 0 7 7 0.00 0.000																							

Cincinnati Reds @ Los Angeles Dodgers  
 Dodger Stadium, Los Angeles, CA  
 Wed Apr 08 1970, 6:05 PM PST  
 Att: 13,207 - Unknown

AB	34
R	5
H	8
RBI	4
BB	1
SO	11
LOB	11



Batter	1	2	3	4	5	6	7	8	9	AB	R	H	RBI	BB	SO	LOB
Maury Wills, S (1, 6) X	0-0 1-3 ①		0-3 K ③			0-0 4-3 ①		4-0 1B 4-3 BB		3	1	0	1	1	1	1
Bill Buckner, L (1, 7) X OBP: 0.250, SLG: 0.143	0-0 4-3 ②			0-0 4-3 ①		0-0 6-3 ②		0-0 1-3 4-3 1B		4	0	1	0	0	0	1
Willie Davis, L (1, 8) X	0-0 4-3 ③			0-0 4-3 ②		0-0 F9 ③		0-0 1-2 3-H 4-3 ②		4	0	0	1	0	0	2
Willie Crawford, L (1, 9) X OBP: 0.375, SLG: 0.286		0-3 K ①		0-3 K ③			4-0 1B BB	0-0 4-3 ③		3	0	0	0	1	2	1
Wes Parker, S (1, 3) X		0-3 K ②			0-0 G3 ①		0-3 K ①		0-0 4-3 ①	4	0	0	0	0	2	1
Steve Garvey, R (1, 5) X OBP: 0.250, SLG: 0.143		4-0 S BB			0-0 6-3 ②		0-3 K ②		0-0 FC5-4 1B 1B	3	0	1	0	1	1	1
Tom Haller, L (1, 2) X OBP: 0.286, SLG: 0.286		0-0 L1 ③			0-0 4-3 ③		0-0 FC5-4 1B		0-0 1-2 FC5-4 1B	4	0	2	0	0	0	1
Ted Sizemore, R (1, 4) X OBP: 0.167, SLG: 0.167 Andy Kosco, R (9, PH)			0-0 F9 ①			0-0 1B 4-3 1B		0-0 FC5-4 ③		3	1	1	0	0	0	2
Bill Singer, R (1, 1) X Jim Lefebvre, S (6, PH) Fred Norman, S (7, 1) Len Gabrielson, L (8, PH) Jim Brewer, L (9, 1) Bill Sudakis, S (9, PH)			0-0 1B ②			0-0 1-3 4-3 1B		0-3 K ①	0-0 1-2f 2-3 ③	1	0	1	0	0	0	0
										1	0	1	0	0	0	0
										1	0	1	0	0	0	0
										0	0	0	0	0	0	0
										1	0	0	0	0	1	0
										0	0	0	0	0	0	0
										1	0	0	0	0	0	2

Inning Stats	R: 0	H: 0	E: 0	LOB: 0	K: 0	S: 3	P: 3	R: 0	H: 0	E: 0	LOB: 1	K: 2	S: 7	P: 11	R: 0	H: 1	E: 0	LOB: 0	K: 1	S: 5	P: 5	R: 0	H: 0	E: 0	LOB: 0	K: 1	S: 5	P: 5	R: 0	H: 0	E: 0	LOB: 0	K: 0	S: 3	P: 3	R: 1	H: 2	E: 0	LOB: 1	K: 0	S: 5	P: 5	R: 0	H: 1	E: 0	LOB: 2	K: 2	S: 8	P: 12	R: 1	H: 1	E: 0	LOB: 1	K: 1	S: 6	P: 10	R: 0	H: 2	E: 0	LOB: 2	K: 0	S: 5	P: 5	1B: 7	2B: 0	3B: 0	HR: 0	SF: 0	SAC: 0	DP: 0	HBP: 0	WP: 0	PA: 36
PITCHER	IP	WLS	BF	H	R	ER	SO	BB	IBB	HBP	BLK	WP	HR	S	P	ERA	WHIP																																																								
Jim McGlothlin, R (1, 1) ERA: 2.45	7.1	W	29	5	2	2	7	3	0	0	0	0	0	40	52	2.46	1.091																																																								
Clay Carroll, R (8, 1) ERA:	1.2	S	7	2	0	0	0	0	0	0	0	0	0	7	7	0.00	1.200																																																								

BOTTOM

Cincinnati Reds @ Los Angeles Dodgers  
 Dodger Stadium, Los Angeles, CA  
 Wed Apr 08 1970, 6:05 PM PST  
 Att. 13,207 - Unknown

livebaseballscorecards.com


AB	33
R	2
H	7
RBI	2
BB	3
SO	7
LOB	14



Batter	1	2	3	4	5	6	7	8	9	AB R H RBI BB SO LOB	TOP									
<b>Bobby Tolan, L</b> (1, 8) OBP: 0.222, SLG: 0.556	0-3 K		0-3 K		0-0 G3-6			0-3 K		4 0 0 0 0 3 3	<b>Cincinnati Reds @ Los Angeles Dodgers</b> <b>Dodger Stadium, Los Angeles, CA</b> Thu Apr 09 1970, 6:05 PM PST Att. 12,862 - Unknown									
<b>Tommy Helms, R</b> (1, 4) OBP: 0.167, SLG: 0.118	0-0 4-3		0-0 P3			0-0 6-3		0-0 1-3		4 0 0 0 0 0 2										
<b>Pete Rose, S</b> (1, 9) OBP: 0.471, SLG: 0.571	0-0 G3			0-0 F8		0-3 K		0-3 K		4 0 0 0 0 2 0										
<b>Tony Perez, R</b> (1, 5) OBP: 0.438, SLG: 0.308		0-0 F9		4-0 6-3 BB		0-3 K		0-0 1B 2B		3 1 1 0 1 1 0										
<b>Johnny Bench, R</b> (1, 3) OBP: 0.313, SLG: 0.563		0-0 L3 1B		0-0 6-3 1-2		0-0 HR		0-0 1-2 2B 1B		4 2 3 1 0 0 1										
<b>Bernie Carbo, L</b> (1, 7) OBP: 0.583, SLG: 0.800		0-0 L3 1-2		4-0 BB		0-0 CS 1B		0-0 F5		3 0 1 0 1 0 3										
<b>Pat Corrales, R</b> (1, 2)			0-3 K FC1-5 1B	0-0 5-3		0-3 K 1-2		0-0 L8		4 0 0 0 0 2 5										
<b>Dave Concepcion, R</b> (1, 6) OBP: 0.250, SLG: 0.438			0-0 FC1-5 1B		0-0 F8		0-0 2B	0-0 1-H 2-H 2B		4 0 3 2 0 0 0										
<b>Wayne Simpson, R</b> (1, 1) OBP: 0.250, SLG: 0.250			0-0 FC1-5 1-2 2-3f 1B		0-0 G3-6 1B		0-0 3-1	0-3 K		4 0 1 0 0 1 4										
<b>Inning Stats</b>	R: 0 E: 0 K: 1 S: 5	H: 0 LOB: 0 BB: 0 P: 5	R: 0 E: 0 K: 0 S: 3	H: 1 LOB: 0 BB: 0 P: 3	R: 0 E: 0 K: 2 S: 9	H: 1 LOB: 2 BB: 0 P: 9	R: 0 E: 0 K: 0 S: 3	H: 0 LOB: 2 BB: 2 P: 11	R: 0 E: 0 K: 2 S: 7	H: 0 LOB: 0 BB: 0 P: 7	R: 1 E: 0 K: 1 S: 7	H: 3 LOB: 1 BB: 0 P: 7	R: 0 E: 0 K: 2 S: 7	H: 0 LOB: 0 BB: 0 P: 7	R: 2 E: 0 K: 1 S: 8	H: 3 LOB: 1 BB: 0 P: 8	1B: 6 2B: 4 3B: 0 HR: 1	SF: 0 SAC: 0 DP: 3 HBP: 0	WP: 1 PB: 0 SB: 0 CS: 1	PA: 36
<b>PITCHER</b>	IP WLS BF H R ER SO BB IBB HBP BLK WP HR S P ERA WHIP																			
<b>Don Sutton, R</b> (1, 1) ERA: 3.12	8.2 L 35 9 3 3 8 2 0 0 0 1 1 49 57 3.12 1.269																			
<b>Jim Brewer, L</b> (9, 1) ERA:	0.1 1 0 0 0 1 0 0 0 0 0 0 3 3 0.00 0.000																			

<b>AB</b>	34
<b>R</b>	3
<b>H</b>	9
<b>RBI</b>	3
<b>BB</b>	2
<b>SO</b>	9
<b>LOB</b>	18



Batter	1	2	3	4	5	6	7	8	9	AB	R	H	RBI	BB	SO	LOB	BOTTOM			
Maury Wills, S (1, 6)	0-0 1-3 ①			0-0 F7 ①		0-0 4-3 ③			0-0 F7 ②	4	0	0	0	0	0	1	<b>Cincinnati Reds @ Los Angeles Dodgers</b> Dodger Stadium, Los Angeles, CA Thu Apr 09 1970, 6:05 PM PST Att. 12,862 - Unknown <a href="http://livebaseballscorecards.com">livebaseballscorecards.com</a>	<b>AB</b> 28 <b>R</b> 0 <b>H</b> 2 <b>RBI</b> 0 <b>BB</b> 0 <b>SO</b> 2 <b>LOB</b> 2		
Bill Buckner, L OBP: 0.167, SLG: 0.091 (1, 7)	0-0 G3 ②			0-0 4-3 ②			0-0 G3 ①		0-0 5-3 ③	4	0	0	0	0	0	0				
Willie Davis, L (1, 8)	0-3 K ③			0-0 G3 ③			0-0 F3 ②			3	0	0	0	0	1	0				
Willie Crawford, L OBP: 0.364, SLG: 0.300 (1, 9)		0-0 P6 ①			0-0 F9 ①		0-0 1B ③			3	0	1	0	0	0	0				
Wes Parker, S (1, 3)		0-0 G3 ②			0-0 4-3 ②		0-0 4-3 ③			3	0	0	0	0	0	1				
Steve Garvey, R OBP: 0.182, SLG: 0.100 (1, 5)		0-0 4-3 ③			0-3 K ③			0-0 L3 ①		3	0	0	0	0	1	0				
Tom Haller, L OBP: 0.200, SLG: 0.200 (1, 2)			0-0 G3 ①			0-0 F7 ①		0-0 F9 ②		3	0	0	0	0	0	0				
Ted Sizemore, R OBP: 0.222, SLG: 0.222 (1, 4)			0-0 F9 ②			SH1-4 1B ②		0-0 6-3 ③		3	0	1	0	0	0	0				
Don Sutton, R (1, 1)			0-0 4-3 ③			SH1-4 1-2 ②			0-0 F8 ①	1	0	0	0	0	0	0				
Jim Brewer, L (9, 1)										0	0	0	0	0	0	0				
Len Gabrielson, L (9, PH)										1	0	0	0	0	0	0				
Inning Stats	R: 0 E: 0 K: 1 S: 5	H: 0 LOB: 0 BB: 0 P: 5	R: 0 E: 0 K: 0 S: 3	H: 0 LOB: 0 BB: 0 P: 3	R: 0 E: 0 K: 0 S: 3	H: 0 LOB: 0 BB: 0 P: 3	R: 0 E: 0 K: 1 S: 5	H: 0 LOB: 0 BB: 0 P: 5	R: 0 E: 0 K: 0 S: 4	H: 1 LOB: 1 BB: 0 P: 4	R: 0 E: 0 K: 0 S: 4	H: 0 LOB: 0 BB: 0 P: 3	R: 0 E: 0 K: 0 S: 3	H: 0 LOB: 0 BB: 0 P: 3	1B: 2 2B: 0 3B: 0 HR: 0	SF: 0 SAC: 1 DP: 0 HBP: 0	WP: 0 PB: 0 SB: 0 CS: 0	PA: 29		
PITCHER Wayne Simpson, R ERA:	(1, 1)	IP 9.0 WLS W BF 29 H 2 R 0 ER 0 SO 2	BB 0 IBB 0 HBP 0 BLK 0	WP 0 HR 0 S 33 P 33	ERA 0.00 WHIP 0.222	PITCHER	IP WLS BF H R ER SO BB IBB HBP BLK WP HR S P ERA WHIP													

Batter	1	2	3	4	5	6	7	8	9	AB R H RBI BB SO LOB	TOP											
Tommy Dean, R OBP: 0.412, SLG: 0.471 (1, 6)	0-0 2B 1B	0-0 E4 2B		0-0 F9			0-0 6-3		0-0 G5-4-3 1-2f	5 2 2 0 0 0 2	<b>San Diego Padres @ Los Angeles Dodgers</b> <b>Dodger Stadium, Los Angeles, CA</b> Fri Apr 10 1970, 6:05 PM PST Att. 14,365 - Unknown <a href="http://livebaseballscorecards.com">livebaseballscorecards.com</a>											
Van Kelly, L OBP: 0.176, SLG: 0.294 (1, 5)	0-0 PB WP 1-H 2B	0-0 G3		0-3 K			0-0 F8		0-0 F8	4 1 1 1 0 1 1												
Ollie Brown, R OBP: 0.188, SLG: 0.188 (1, 9)	0-0 5-3 2-H		0-0 F8				0-3 K		0-3 K	4 0 0 0 0 1 0												
Al Ferrara, R OBP: 0.429, SLG: 0.200 (1, 7)	0-0 HR 1B		0-0 F8				0-0 F8		0-0 6-3	4 1 1 0 0 0 0												
Jerry Morales, R OBP: 0.083, SLG: 0.083 (8, 7)									0-0 6-3	0 0 0 0 0 0 0												
Nate Colbert, R OBP: 0.250, SLG: 0.733 (1, 3)	0-0 1-H HR		0-0 6-3				0-0 3B		0-3 K	4 1 2 2 0 1 0												
Cito Gaston, R OBP: 0.438, SLG: 0.533 (1, 8)	0-0 3-1			0-0 S E 1B			0-0 5-3		0-0 1B	4 1 2 0 0 0 1												
Dave Campbell, R OBP: 0.400, SLG: 0.467 (1, 4)	0-0 F5			0-0 1-H E8 1B 1B			0-0 P4		0-0 F7	4 1 1 1 0 0 1												
Chris Cannizzaro, R OBP: 0.357, SLG: 0.308 (1, 2)				0-0 2-H F8 1B			0-0 6-3		0-0 G5-4-3 1B	4 0 2 1 0 0 0												
Mike Corkins, R (1, 1)				0-3 K			0-0 6-3		0-0 F8	1 0 0 0 0 1 0												
Dave Roberts, L (2, 1)				0-0 F9			0-0 6-3			3 0 0 0 0 0 2												
<b>Inning Stats</b>	R: 4 E: 0 K: 0 S: 7	H: 4 LOB: 0 BB: 0 P: 7	R: 1 E: 1 K: 1 S: 6	H: 1 LOB: 0 BB: 0 P: 6	R: 0 E: 0 K: 0 S: 3	H: 0 LOB: 0 BB: 0 P: 3	R: 2 E: 1 K: 1 S: 8	H: 3 LOB: 1 BB: 0 P: 8	R: 0 E: 0 K: 0 S: 4	H: 1 LOB: 1 BB: 0 P: 4	R: 0 E: 0 K: 0 S: 3	H: 0 LOB: 0 BB: 0 P: 3	R: 0 E: 0 K: 1 S: 5	H: 0 LOB: 0 BB: 0 P: 5	R: 0 E: 0 K: 1 S: 6	H: 1 LOB: 1 BB: 0 P: 6	R: 0 E: 0 K: 0 S: 3	H: 1 LOB: 0 BB: 0 P: 3	1B: 7 2B: 2 3B: 1 HR: 1	SF: 0 SAC: 0 DP: 1 HBP: 0	WP: 1 PB: 1 SB: 1 CS: 0	PA: 37
<b>PITCHER</b>	IP WLS BF H R ER SO BB IBB HBP BLK WP HR S P ERA WHIP																					
Alan Foster, R ERA: 10.8 (1, 1)	5.0 L 24 9 7 6 2 0 0 0 0 0 1 1 28 28 10.80 1.800																					
Jose Pena, R ERA: (6, 1)	3.0 10 1 0 0 2 0 0 0 0 0 0 0 14 14 0.00 0.333																					
Al McBean, R ERA: (9, 1)	1.0 3 1 0 0 0 0 0 0 0 0 0 0 3 3 0.00 1.000																					

AB	37
R	7
H	11
RBI	5
BB	0
SO	4
LOB	7





Batter	1	2	3	4	5	6	7	8	9	AB R H RBI BB SO LOB	BOTTOM
<b>Maury Wills, S</b> OBP: 0.313, SLG: 0.083 (1, 6) x	0-0 E 1B	4-0 G4-3 BB			0-0 2-3			4-0 1B BB		2 1 1 0 2 0 0	<b>San Diego Padres @ Los Angeles Dodgers</b> <b>Dodger Stadium, Los Angeles, CA</b> Fri Apr 10 1970, 6:05 PM PST Att. 14,365 - Unknown
<b>Willie Davis, L</b> OBP: 0.067, SLG: 0.067 (1, 8) x	0-0 E4 1B 1-H	0-0 G4-3 1-2f			0-0 4-3			0-0 1B G4-6-3 1-2		4 1 1 0 0 0 3	
<b>Willie Crawford, L</b> OBP: 0.267, SLG: 0.214 (1, 7) x	0-0 3-1 1-2		0-0 F7			0-0 P3		0-0 1B G4-6-3 1-2f		4 0 0 0 0 0 3	
<b>Andy Kosco, R</b> (1, 9) S S	0-3 K		0-0 F8			0-0 5-3		0-0 P6		4 0 0 0 0 1 1	
<b>Wes Parker, S</b> OBP: 0.133, SLG: 0.071 (1, 3) x	0-0 FC6-4 1B 2-H		0-0 P6			0-0 6-3		0-0 P6		4 0 1 1 0 0 0	
<b>Steve Garvey, R</b> OBP: 0.133, SLG: 0.071 (1, 5) x	0-0 FC6-4 1-2f			0-0 1-3			0-0 5-3	0-0 P4		4 0 0 0 0 0 1	
<b>Bill Sudakis, S</b> OBP: 0.200, SLG: 0.200 (1, 2) x		0-0 2B 1B		0-0 F8			0-0 F7			3 0 1 0 0 0 0	
<b>Ted Sizemore, R</b> OBP: 0.250, SLG: 0.333 (1, 4) x		0-0 1-3 2B		0-0 P4			0-0 F9			3 0 1 0 0 0 0	
<b>Alan Foster, R</b> (1, 1) <b>Billy Grabarkewitz, R</b> (5, PH) <b>Jose Pena, R</b> (6, 1) <b>Manny Mota, R</b> (8, PH) <b>Al McBean, R</b> (9, 1)		0-0 4-3			0-3 K			0-0 F8		1 0 0 0 0 0 2 1 0 0 0 0 1 0 0 0 0 0 0 0 0 1 0 0 0 0 0 0 0 0 0 0 0 0 0	
<b>Inning Stats</b>	R: 2 E: 2 K: 1 S: 8 H: 2 LOB: 1 BB: 0 P: 8	R: 0 E: 0 K: 0 S: 4 H: 2 LOB: 2 BB: 1 P: 8	R: 0 E: 0 K: 0 S: 3 H: 0 LOB: 0 BB: 0 P: 3	R: 0 E: 0 K: 0 S: 3 H: 0 LOB: 0 BB: 0 P: 3	R: 0 E: 0 K: 1 S: 5 H: 0 LOB: 0 BB: 0 P: 5	R: 0 E: 0 K: 0 S: 3 H: 0 LOB: 0 BB: 0 P: 3	R: 0 E: 0 K: 0 S: 3 H: 0 LOB: 0 BB: 0 P: 3	R: 0 E: 0 K: 0 S: 3 H: 1 LOB: 1 BB: 1 P: 7	R: 0 E: 0 K: 0 S: 3 H: 0 LOB: 0 BB: 0 P: 3	1B: 4 2B: 1 3B: 0 HR: 0 SF: 0 SAC: 0 DP: 2 HBP: 0	
<b>PITCHER</b> <b>Mike Corkins, R</b> ERA: <b>Dave Roberts, L</b> ERA:	(1, 1) 1.1 WLS BF 10 W	(2, 1) 7.2 WLS BF 23								IP 11 WLS BF 28 H 4 R 2 ER 0 SO 1 BB 1 IBB 0 HBP 0 BLK 0 WP 0 HR 0 S 11 P 15 ERA 0.00 WHIP 3.750	IP 22 WLS BF 28 H 1 R 0 ER 0 SO 1 BB 1 IBB 0 HBP 0 BLK 0 WP 0 HR 0 S 24 P 28 ERA 0.00 WHIP 0.261

AB	31
R	2
H	5
RBI	1
BB	2
SO	2
LOB	10



Batter	1	2	3	4	5	6	7	8	9	AB R H RBI BB SO LOB	TOP											
Tommy Dean, R (1, 6) OBP: 0.333, SLG: 0.381	0-3 K		0-0 6-3		0-0 6-3		0-0 PO	0-0 5-3		4 0 0 0 0 1 0	<b>San Diego Padres @ Los Angeles Dodgers</b> Dodger Stadium, Los Angeles, CA Sat Apr 11 1970, 6:05 PM PST Att. 18,104 - Unknown <a href="http://livebaseballscorecards.com">livebaseballscorecards.com</a>											
Dave Campbell, R (1, 4) OBP: 0.421, SLG: 0.474	0-0 1B		0-0 F7		0-0 F7			0-0 1B		4 0 2 0 0 0 0												
Ollie Brown, R (1, 9) OBP: 0.250, SLG: 0.250	0-0 1B		0-0 FC5-4 1B			0-0 1-3		0-0 G5-4-3 1B		4 0 2 0 0 0 1												
Al Ferrara, R (1, 7) Jerry Morales, R (9, PR) OBP: 0.364, SLG: 0.222 OBP: 0.083, SLG: 0.083	0-3 K		0-0 FC5-4		0-0 L7			0-0 1B		4 0 1 0 0 1 2 0 1 0 0 0 0 0												
Nate Colbert, R (1, 3) Ray Webster, L (8, 3) OBP: 0.263, SLG: 0.647 OBP: 0.333, SLG: 0.333		4-0 HR BB		0-0 F7		0-0 P5		0-0 1B		2 1 0 0 1 0 0 1 0 1 0 0 0 0												
Cito Gaston, R (1, 8) OBP: 0.350, SLG: 0.421		0-3 K		0-0 6-3			0-0 5-3	0-3 K		4 0 0 0 0 2 3												
Ed Spiezio, R (1, 5) OBP: 0.800, SLG: 1.667		0-0 HR		4-0 BB			4-0 1B BB	0-0 4-3-2-4		2 2 1 2 2 0 1												
Chris Cannizzaro, R (1, 2) OBP: 0.294, SLG: 0.250		0-0 5-3		0-3 K			0-0 5-3	0-0 1-2		3 0 0 0 0 1 2												
Danny Coombs, R (1, 1) Ivan Murrell, R (7, PH) Ron Herbel, R (7, 1)		0-0 1-3		0-3 K			0-0 PO 1B			2 0 0 0 0 1 0 1 0 1 1 0 0 0 0 0 0 0 0 0 0												
<b>Inning Stats</b>	R: 0 E: 0 K: 2 S: 8	H: 2 LOB: 1 BB: 0 P: 8	R: 2 E: 0 K: 1 S: 6	H: 1 LOB: 0 BB: 1 P: 10	R: 0 E: 0 K: 0 S: 4	H: 1 LOB: 1 BB: 1 P: 4	R: 0 E: 0 K: 1 S: 5	H: 0 LOB: 1 BB: 1 P: 9	R: 0 E: 0 K: 1 S: 5	H: 0 LOB: 0 BB: 0 P: 5		R: 0 E: 0 K: 0 S: 3	H: 0 LOB: 0 BB: 0 P: 3	R: 1 E: 0 K: 0 S: 3	H: 1 LOB: 0 BB: 1 P: 7	R: 0 E: 0 K: 0 S: 3	H: 1 LOB: 0 BB: 0 P: 3	R: 1 E: 0 K: 1 S: 6	H: 2 LOB: 1 BB: 0 P: 6	1B: 7 2B: 1 3B: 0 HR: 1	SF: 0 SAC: 0 DP: 2 HBP: 0	WP: 0 PB: 0 SB: 0 CS: 0
<b>PITCHER</b>	IP WLS BF H R ER SO BB IBB HBP BLK WP HR S P ERA WHIP																					
Claude Osteen, L (1, 1) ERA: 3.0	7.0 L 27 5 3 3 5 3 0 0 0 0 0 1 34 46 3.86 1.143																					
Ray Lamb, R (8, 1) ERA: 3.0	2.0 7 3 1 1 1 0 0 0 0 0 0 0 9 9 4.50 1.500																					



Batter	1	2	3	4	5	6	7	8	9	AB	R	H	RBI	BB	SO	LOB
--------	---	---	---	---	---	---	---	---	---	----	---	---	-----	----	----	-----

<b>Maury Wills, S</b> (1, 6) <small>OBP: 0.350, SLG: 0.133</small>	0-0 5-3			 4-0 L6-4 BB BB		 0-0 FC4-6 1B	 0-0 F7			3	0	1	0	1	0	2	
<b>Manny Mota, R</b> (1, 7) <small>OBP: 0.400, SLG: 0.250</small>	0-0 1-3			 4-0 1-2 BB		 0-3 K		 0-0 6-3-4 1B		3	0	1	0	1	1	1	
<b>Willie Davis, L</b> (1, 8) <small>OBP: 0.053, SLG: 0.053</small>	0-0 1-3			 0-0 L6-4 2-3		 0-0 FC4-6 1B 1-2f		 0-0 3-6-3-4 1-2f		4	0	0	0	0	0	4	
<b>Andy Kosco, R</b> (1, 9) <small>OBP: 0.111, SLG: 0.111</small>		 0-0 6-3		 0-0 F8		 0-0 1-2 1B		 0-0 5-3		4	0	1	0	0	0	1	
<b>Wes Parker, S</b> (1, 3) <small>OBP: 0.156, SLG: 0.111</small>		 0-0 G5-4-3 1B			 0-0 6-3	 0-0 5-3		 0-0 4-3		4	0	1	0	0	0	2	
<b>Bill Sudakis, S</b> (1, 2) <small>OBP: 0.222, SLG: 0.222</small>		 0-0 G5-4-3 1-2f			 0-0 1B 1B		 0-3 K		 0-0 F9		4	0	1	0	0	1	1
<b>Steve Garvey, R</b> (1, 5) <small>OBP: 0.105, SLG: 0.056</small>			 0-0 6-3		 0-0 F3		 0-0 3-1		 0-3 K		4	0	0	0	0	1	1
<b>Ted Sizemore, R</b> (1, 4) <small>OBP: 0.333, SLG: 0.400</small> <b>Billy Grabarkewitz, R</b> (7, PR) <small>(8, 4)</small>			 0-0 5-3		 0-0 1-3 1B		 0-0 E 1B			3	0	2	0	0	0	0	0
<b>Claude Osteen, L</b> (1, 1) <b>Willie Crawford, L</b> (7, PH) <small>OBP: 0.250, SLG: 0.200</small> <b>Ray Lamb, R</b> (8, 1)			 0-0 G3		 0-0 6-3		 0-0 E1 1-2			2	0	0	0	0	0	2	

Inning Stats	R: 0	H: 0	R: 0	H: 1	R: 0	H: 0	R: 0	H: 2	R: 0	H: 2	R: 0	H: 1	R: 0	H: 1	R: 0	H: 0	1B: 7	SF: 0	WP: 0	PA: 34
	E: 0	LOB: 0	E: 0	LOB: 0	E: 0	LOB: 0	E: 0	LOB: 2	E: 1	LOB: 2	E: 0	LOB: 2	E: 0	LOB: 0	E: 0	LOB: 0	2B: 2	SAC: 0	PB: 0	
	K: 0	BB: 0	K: 0	BB: 0	K: 0	BB: 2	K: 1	BB: 0	K: 1	BB: 0	K: 0	BB: 0	K: 1	BB: 0	K: 1	BB: 0	3B: 0	DP: 3	SB: 0	
	S: 3	P: 3	S: 3	P: 3	S: 3	P: 3	S: 5	P: 5	S: 7	P: 7	S: 3	P: 3	S: 5	P: 5	S: 3	P: 5	HR: 0	HBP: 0	CS: 0	

PITCHER		IP	WLS	BF	H	R	ER	SO	BB	IBB	HBP	BLK	WP	HR	S	P	ERA	WHIP
<b>Danny Coombs, L</b> (1, 1) <small>ERA: 2.25</small>	(1, 1)	6.0	W	23	5	0	0	1	2	0	0	0	0	0	23	31	0.00	1.167
<b>Ron Herbel, R</b> (7, 1) <small>ERA: 2.25</small>	(7, 1)	3.0	S	11	2	0	0	2	0	0	0	0	0	0	15	15	0.00	0.667

PITCHER		IP	WLS	BF	H	R	ER	SO	BB	IBB	HBP	BLK	WP	HR	S	P	ERA	WHIP

**BOTTOM**

**San Diego Padres @ Los Angeles Dodgers**  
 Dodger Stadium, Los Angeles, CA

Sat Apr 11 1970, 6:05 PM PST  
 Att. 18,104 - Unknown

AB	32
R	0
H	7
RBI	0
BB	2
SO	3
LOB	15



Batter	1	2	3	4	5	6	7	8	9	AB R H RBI BB SO LOB	TOP
Jose Arcia, R (1, 6) OBP: 0.333, SLG: 0.333 Ray Webster, L (8, PH) OBP: 0.250, SLG: 0.250 Ron Slocum, R (8, 6)	0-0 F8		0-0 6-3		0-0 FC6-4 1B			0-0 3-1		3 0 1 0 0 0 0 1 0 0 0 0 0 0 0 0 0 0 0 0 0	<b>San Diego Padres @ Los Angeles Dodgers</b> Dodger Stadium, Los Angeles, CA Sun Apr 12 1970, 3:33 AM PST Att: 15,939 - Unknown <a href="http://livebaseballscorecards.com">livebaseballscorecards.com</a>
Van Kelly, L (1, 5) OBP: 0.143, SLG: 0.238 Mike Corkins, R (8, 1)	0-0 P4		0-0 P5		0-0 FC6-4 1-2f			0-0 6-3		4 0 0 0 0 0 1 0 0 0 0 0 0 0	
Ollie Brown, R (1, 9) OBP: 0.208, SLG: 0.208	0-0 5-3			0-0 5-3			0-0 P4		0-3 K	4 0 0 0 0 1 0	
Al Ferrara, R (1, 7) OBP: 0.333, SLG: 0.308		0-3 K		0-0 L5			0-0 6-3		0-0 2B	4 0 1 0 0 1 0	
Nate Colbert, R (1, 3) OBP: 0.304, SLG: 0.600		0-0 FC4-6 1B		4-0 FC5 1B BB			0-3 K		0-0 5-3	3 0 1 0 1 1 1	
Cito Gaston, R (1, 8) OBP: 0.333, SLG: 0.391		0-0 FC4-6 BB 1-2f		0-0 1-2 1B			0-0 4-3		0-0 3-1	4 0 1 0 0 0 2	
Dave Campbell, R (1, 4) OBP: 0.409, SLG: 0.429		4-0 1-2 BB		0-0 FC5 2-3f			0-0 F7			2 0 0 0 1 0 2	
Chris Cannizzaro, R (1, 2) OBP: 0.250, SLG: 0.211		0-3 K			0-0 F7		0-3 K			3 0 0 0 0 2 2	
Pat Dobson, R (1, 1) Jerry Morales, R (5, PH) OBP: 0.077, SLG: 0.077 Gary Ross, R (5, 1) Ed Spiezio, R (8, PH) OBP: 0.667, SLG: 1.250 (8, 5)			0-3 K		0-0 4-3			0-0 F8		1 0 0 0 0 1 0 1 0 0 0 0 0 0 0 0 0 0 0 0 0 1 0 0 0 0 0 0	
<b>Inning Stats</b>	R: 0 H: 0 E: 0 LOB: 0 K: 0 BB: 0 S: 3 P: 3	R: 0 H: 1 E: 0 LOB: 2 K: 2 BB: 1 S: 8 P: 12	R: 0 H: 0 E: 0 LOB: 0 K: 1 BB: 0 S: 5 P: 5	R: 0 H: 1 E: 0 LOB: 2 K: 0 BB: 1 S: 4 P: 8	R: 0 H: 1 E: 0 LOB: 1 K: 0 BB: 0 S: 4 P: 4	R: 0 H: 0 E: 0 LOB: 0 K: 1 BB: 0 S: 5 P: 5	R: 0 H: 0 E: 0 LOB: 0 K: 1 BB: 0 S: 5 P: 5	R: 0 H: 0 E: 0 LOB: 0 K: 1 BB: 0 S: 3 P: 3	R: 0 H: 1 E: 0 LOB: 1 K: 1 BB: 0 S: 6 P: 6	1B: 3 SF: 0 2B: 1 SAC: 0 3B: 0 DP: 0 HR: 0 HBP: 0	WP: 0 PA: 33 PB: 0 SB: 0 CS: 0
PITCHER Bill Singer, R (1, 1) ERA: 1.8	IP WLS BF H R ER SO BB IBB HBP BLK WP HR S P ERA WHIP 9.0 W 33 4 0 0 6 2 0 0 0 0 0 0 43 51 0.00 0.667										

Batter	1	2	3	4	5	6	7	8	9	AB R H RBI BB SO LOB
Bill Buckner, L OBP: 0.250, SLG: 0.200 (1, 7)	0-0 SH1-4 1B 1B	0-0 F9			0-0 CS 1B		0-0 G3			4 1 2 0 0 0 0
Maury Wills, S OBP: 0.375, SLG: 0.167 (1, 6)	0-0 SH1-4 1B 1B	0-0 F8			0-0 F8 1-2		4-0 BB			3 1 1 0 1 0 1
Willie Davis, L OBP: 0.045, SLG: 0.045 (1, 8)	0-0 SH1-4 1-2 2-3		0-0 G3			0-0 F7	0-0 F9			3 0 0 0 0 0 1
Wes Parker, S OBP: 0.217, SLG: 0.182 (1, 3)	0-0 1B 1B 2-H 3-H		0-0 4-3			0-0 1B		0-0 P4		4 1 2 2 0 0 0
Willie Crawford, L OBP: 0.200, SLG: 0.158 (1, 9)	0-3 K		0-3 K			0-3 K		0-0 F2		4 0 0 0 0 3 2
Jim Lefebvre, S OBP: 0.600, SLG: 0.500 (1, 5)	0-0 1B 1B 2-H		0-0 G3			0-0 F9		4-0 BB		3 1 1 1 1 0 1
Tom Haller, L OBP: 0.286, SLG: 0.231 (1, 2)	0-0 S 1B 2-H		0-3 K			4-0 WP HR BB		0-0 P4		3 1 1 1 1 1 1
Billy Grabarkewitz, R OBP: 0.250, SLG: 1.000 (1, 4)	0-0 F9 1-2		0-0 5-3			0-0 1-H HR				3 1 1 2 0 0 1
Bill Singer, R OBP: 0.250, SLG: 0.250 (1, 1)		0-0 F8			0-0 F9		0-0 6-3			3 0 0 0 0 0 0

Inning Stats	R: 4 E: 0 K: 1 S: 10	H: 5 LOB: 1 BB: 0 P: 10	R: 0 E: 0 K: 0 S: 3	H: 0 LOB: 0 BB: 0 P: 3	R: 0 E: 0 K: 1 S: 5	H: 0 LOB: 0 BB: 0 P: 5	R: 0 E: 0 K: 1 S: 5	H: 0 LOB: 0 BB: 0 P: 5	R: 0 E: 0 K: 0 S: 3	H: 1 LOB: 0 BB: 0 P: 3	R: 0 E: 0 K: 1 S: 6	H: 1 LOB: 1 BB: 0 P: 6	R: 2 E: 0 K: 0 S: 4	H: 1 LOB: 1 BB: 2 P: 12	R: 0 E: 0 K: 0 S: 3	H: 0 LOB: 1 BB: 1 P: 7	1B: 7 2B: 0 3B: 0 HR: 1	SF: 0 SAC: 1 DP: 0 HBP: 0	WP: 1 PB: 0 SB: 1 CS: 1	PA: 34
--------------	-------------------------------	----------------------------------	------------------------------	---------------------------------	------------------------------	---------------------------------	------------------------------	---------------------------------	------------------------------	---------------------------------	------------------------------	---------------------------------	------------------------------	----------------------------------	------------------------------	---------------------------------	----------------------------------	------------------------------------	----------------------------------	--------

PITCHER	IP	WLS	BF	H	R	ER	SO	BB	IBB	HBP	BLK	WP	HR	S	P	ERA	WHIP	WP	HR	S	P	ERA	WHIP
Pat Dobson, R ERA: 4.5 (1, 1)	4.0	L	17	5	4	4	3	0	0	0	0	0	0	23	23	9.00	1.250						
Gary Ross, R ERA: 6.43 (5, 1)	3.0		13	3	2	2	1	2	0	0	0	1	1	13	21	6.00	1.667						
Mike Corkins, R ERA: (8, 1)	1.0		4	0	0	0	0	1	0	0	0	0	0	3	7	0.00	1.000						


**BOTTOM**

**San Diego Padres @ Los Angeles Dodgers**  
**Dodger Stadium, Los Angeles, CA**

Sun Apr 12 1970, 3:33 AM PST  
 Att. 15,939 - Unknown

livebaseballscorecards.com

**AB 30**  
**R 6**  
**H 8**  
**RBI 6**  
**BB 3**  
**SO 4**  
**LOB 7**



Batter	1	2	3	4	5	6	7	8	9	AB R H RBI BB SO LOB	TOP	
Maury Wills, S OBP: 0.379, SLG: 0.182 (1, 6) X	0-0 F8		4-0 CS BB		0-0 G5-4-3			0-0 FC6-4 BB 1B	0-0 F9	4 0 1 0 1 0 2		
Manny Mota, R OBP: 0.444, SLG: 0.167 (1, 7) X	0-0 6-3		4-0 FC5-4 BB			0-0 6-3		4-0 FC6-4 BB		2 0 0 0 2 0 0		
Willie Davis, L OBP: 0.077, SLG: 0.040 (1, 8) H	1-0		0-0 FC5-4			0-3 K		0-0 L5		3 0 0 0 0 1 3		
Andy Kosco, R OBP: 0.154, SLG: 0.385 (1, 9) X Willie Crawford, L OBP: 0.200, SLG: 0.158 (9, 9)	0-0 4-3		0-3 K			0-0 HR		0-0 FC6-4		4 1 1 1 0 1 4 0 0 0 0 0 0 0		
Wes Parker, S OBP: 0.185, SLG: 0.154 (1, 3) X		0-0 3-1		0-0 P3		0-0 F3		0-0 5-3		4 0 0 0 0 0 2		
Jim Lefebvre, S OBP: 0.444, SLG: 0.286 (1, 5) X		0-0 5-3		0-3 K			0-0 6-3		1-0 4-3 SH3-4 1B HBP	3 1 0 0 0 1 0		
Billy Grabarkewitz, R OBP: 0.286, SLG: 0.667 (1, 4) X		4-0 1B BB		0-0 F7			0-0 6-3		0-0 SH3-4	2 0 0 0 1 0 0		
Jeff Torborg, R OBP: 0.500, SLG: 0.750 (1, 2) X		0-0 1B		0-0 4-3			0-0 6-3		0-0 4-3	4 0 2 0 0 0 1		
Don Sutton, R OBP: 0.400, SLG: 0.400 (1, 1) X		0-0 F5		0-0 G5-4-3 1B			0-0 4-3		0-0 3-H 1B	4 0 2 1 0 0 3		
<b>Inning Stats</b>	R: 0 H: 0 E: 0 LOB: 1 K: 0 BB: 0 S: 3 P: 4	R: 0 H: 1 E: 0 LOB: 2 K: 0 BB: 1 S: 4 P: 8	R: 0 H: 0 E: 0 LOB: 1 K: 1 BB: 2 S: 4 P: 12	R: 0 H: 0 E: 0 LOB: 0 K: 1 BB: 0 S: 5 P: 5	R: 0 H: 1 E: 0 LOB: 0 K: 0 BB: 0 S: 3 P: 3	R: 1 H: 1 E: 0 LOB: 0 K: 1 BB: 0 S: 6 P: 6	R: 0 H: 1 E: 0 LOB: 1 K: 0 BB: 0 S: 4 P: 4	R: 0 H: 1 E: 0 LOB: 2 K: 0 BB: 1 S: 4 P: 8	R: 1 H: 1 E: 0 LOB: 1 K: 0 BB: 0 S: 4 P: 5	1B: 4 SF: 0 2B: 1 SAC: 1 3B: 0 DP: 1 HR: 1 HBP: 2	WP: 0 PA: 37 PB: 0 SB: 1 CS: 1	
<b>PITCHER</b> Denny Lemaster, L ERA: 1.8 (1, 1) Jack Billingham, R ERA: 16.88 (9, 1)	IP WLS BF H R ER SO BB IBB HBP BLK WP HR S P ERA WHIP	8.0 L 32 5 1 1 3 4 0 1 0 0 0 1 33 50 1.12 1.125	1.0 5 1 1 1 0 0 0 0 1 0 0 0 4 5 9.00 1.000	<b>PITCHER</b> IP WLS BF H R ER SO BB IBB HBP BLK WP HR S P ERA WHIP								ERA WHIP

**Los Angeles Dodgers @ Houston Astros**  
 Astrodome, Houston, TX  
 Mon Apr 13 1970, 7:05 PM EST  
 Att. 10,222 - Dome

[livebaseballscorecards.com](http://livebaseballscorecards.com)

**AB 30**  
**R 2**  
**H 6**  
**RBI 2**  
**BB 4**  
**SO 3**  
**LOB 15**



Batter	1	2	3	4	5	6	7	8	9	AB	R	H	RBI	BB	SO	LOB
Joe Morgan, L (1, 4) OBP: 0.387, SLG: 0.308	0-0 3-1	0-0 P5			0-0 FC6-4			0-3 K		4	0	0	0	0	1	4
Norm Miller, L (1, 9) OBP: 0.368, SLG: 0.588	0-0 4-3		0-0 F2		0-0 CS	0-0 1B		0-0 L4		4	0	1	0	0	0	0
Jimmy Wynn, R (1, 8) OBP: 0.333, SLG: 0.571	4-0 BB		0-0 F8			0-0 P4			0-0 5-3	3	0	0	0	1	0	1
Joe Pepitone, L (1, 3) OBP: 0.471, SLG: 1.067	0-0 L7		0-0 F9			0-0 P4			0-0 F9	4	0	0	0	0	0	2
Denis Menke, R (1, 6) OBP: 0.267, SLG: 0.357		0-0 BB 2B		0-3 K		0-0 P4			0-0 F7	4	0	1	0	0	1	1
Tommy Davis, R (1, 7) OBP: 0.276, SLG: 0.414		0-0 5-3		0-0 6-3			0-0 F2			3	0	0	0	0	0	1
Doug Rader, R (1, 5) OBP: 0.321, SLG: 0.680		4-0 BB BB		0-0 6-3			0-0 F5			2	0	0	0	1	0	0
Johnny Edwards, L (1, 2) OBP: 0.120, SLG: 0.043		4-0 1-2 2-3 BB			0-0 P3		0-0 4-3			2	0	0	0	1	0	0
Denny Lemaster, R (1, 1) John Mayberry, L (8, PH) Jack Billingham, R (9, 1)		0-3 K			4-0 FC6-4 BB			0-3 K		1	0	0	0	1	1	3
										1	0	0	0	0	1	0
										0	0	0	0	0	0	0

Inning Stats	R: 0	H: 0	E: 0	K: 0	S: 3	R: 0	H: 1	E: 0	K: 1	S: 6	R: 0	H: 0	E: 0	K: 0	S: 3	R: 0	H: 0	E: 0	K: 1	S: 5	R: 0	H: 0	E: 0	K: 0	S: 5	R: 0	H: 1	E: 0	K: 0	S: 4	R: 0	H: 0	E: 0	K: 0	S: 3	R: 0	H: 0	E: 0	K: 2	S: 7	R: 0	H: 0	E: 0	K: 0	S: 7	R: 0	H: 0	E: 0	K: 0	S: 3	1B: 1	SF: 0	2B: 1	SAC: 0	3B: 0	DP: 0	HR: 0	HBP: 0	WP: 0	PA: 33
PITCHER Don Sutton, R (1, 1) ERA: 1.53	IP: 9.0	WLS: W	BF: 32	H: 2	R: 0	ER: 0	SO: 4	BB: 4	IBB: 0	HBP: 0	BLK: 0	WP: 0	HR: 0	S: 36	P: 52	ERA: 0.00	WHIP: 0.667																																											
PITCHER	IP	WLS	BF	H	R	ER	SO	BB	IBB	HBP	BLK	WP	HR	S	P	ERA	WHIP																																											

**Los Angeles Dodgers @ Houston Astros**  
Astrodome, Houston, TX  
Mon Apr 13 1970, 7:05 PM EST  
Att. 10,222 - Dome

AB	28
R	0
H	2
RBI	0
BB	4
SO	4
LOB	12



Batter	1	2	3	4	5	6	7	8	9	AB R H RBI BB SO LOB	TOP											
Bill Buckner, L (1, 7) OBP: 0.200, SLG: 0.158	0-3 K		0-0 6-3			0-0 4-3		0-0 P5		4 0 0 0 0 1 0	<b>Los Angeles Dodgers @ Houston Astros</b> Astrodome, Houston, TX Tue Apr 14 1970, 7:05 PM EST Att. 8,897 - Dome <a href="http://livebaseballscorecards.com">livebaseballscorecards.com</a>											
Maury Wills, S (1, 6) OBP: 0.364, SLG: 0.192	0-0 6-3		0-0 CS 1B			0-0 F9		0-0 F8		4 0 1 0 0 0 0												
Willie Davis, L (1, 8) OBP: 0.100, SLG: 0.069	0-0 S 1B		0-0 CS 1-2		0-0 P6		0-0 F8		0-0 6-3	4 1 1 0 0 0 0												
Wes Parker, S (1, 3) OBP: 0.226, SLG: 0.172	0-0 1-H 1B				0-0 4-3		4-0 WP 1B BB		0-0 P3	3 1 1 1 1 0 0												
Willie Crawford, L (1, 9) OBP: 0.208, SLG: 0.304	0-3 K				0-0 HR		0-3 K 1-2		0-3 K	4 1 1 1 0 3 2												
Jim Lefebvre, S (1, 5) OBP: 0.333, SLG: 0.200			0-0 6-3		0-0 4-3		0-0 F8			3 0 0 0 0 0 1												
Billy Grabarkewitz, R (1, 4) OBP: 0.400, SLG: 0.667			0-0 9-3 1B		0-3 K		0-0 S 1B			3 0 2 1 0 1 0												
Jeff Torborg, R (1, 2) OBP: 0.286, SLG: 0.429			0-0 9-3 1-2f		0-0 F7		0-0 6-3 1-2			3 0 0 0 0 0 2												
Alan Foster, R (1, 1) Jim Brewer, L (7, 1)			0-3 K		0-0 4-3		0-0 4-3			2 0 0 0 0 1 0 1 0 0 0 0 0 0												
<b>Inning Stats</b>	R: 1 E: 0 K: 2 S: 9	H: 2 LOB: 1 BB: 0 P: 9	R: 0 E: 0 K: 0 S: 3	H: 1 LOB: 0 BB: 0 P: 3	R: 0 E: 0 K: 1 S: 5	H: 1 LOB: 0 BB: 0 P: 5	R: 1 E: 0 K: 0 S: 4	H: 1 LOB: 0 BB: 0 P: 4	R: 0 E: 0 K: 1 S: 5	H: 0 LOB: 0 BB: 0 P: 5	R: 0 E: 0 K: 0 S: 3	H: 0 LOB: 0 BB: 0 P: 3	R: 1 E: 0 K: 1 S: 6	H: 1 LOB: 1 BB: 1 P: 10	R: 0 E: 0 K: 0 S: 3	H: 0 LOB: 0 BB: 0 P: 3	R: 0 E: 0 K: 1 S: 5	H: 0 LOB: 0 BB: 0 P: 5	1B: 5 2B: 1 3B: 0 HR: 1	SF: 0 SAC: 0 DP: 1 HBP: 0	WP: 1 PB: 0 SB: 2 CS: 1	PA: 33
<b>PITCHER</b>	IP WLS BF H R ER SO BB IBB HBP BLK WP HR S P ERA WHIP																					
Jim Ray, R (1, 1) ERA: 3.55	6.2 L 25 6 3 3 5 1 0 0 0 1 1 34 38 4.05 1.050																					
Jack Billingham, R (7, 1) ERA: 15.0	0.1 1 0 0 0 0 0 0 0 0 0 0 0 1 1 0.00 0.000																					
Jack Dilauro, L (8, 1) ERA: 8.1	2.0 6 0 0 0 0 1 0 0 0 0 0 0 8 8 0.00 0.000																					

**Los Angeles Dodgers @ Houston Astros**  
Astrodome, Houston, TX  
Tue Apr 14 1970, 7:05 PM EST  
Att. 8,897 - Dome

AB	31
R	3
H	6
RBI	3
BB	1
SO	6
LOB	5





Batter	1	2	3	4	5	6	7	8	9
Joe Morgan, L (1, 4) OBP: 0.343, SLG: 0.267	0-0 6-3			0-3 K		0-0 F5		0-0 L3	
Norm Miller, L (1, 9) OBP: 0.391, SLG: 0.571	0-0 F8			0-0 FC5-4 1B		0-0 4-3 1B		0-3 K	
Jimmy Wynn, R (1, 8) OBP: 0.294, SLG: 0.500	0-3 K			0-0 FC5-4 1-2f		0-0 4-3 1-2		0-0 L6	
Joe Pepitone, L (1, 3) OBP: 0.381, SLG: 0.842		0-0 1-3		0-0 F9 1-2		0-0 F9		0-0 4-3	
Denis Menke, R (1, 6) OBP: 0.294, SLG: 0.387		0-0 F8			4-0 1B SF4 BB		0-0 L8 5-3 2B		0-0 F7
Tommy Davis, R (1, 7) OBP: 0.281, SLG: 0.406		0-3 K			0-0 4-3 1B		0-0 L8 2-3		
Doug Rader, R (1, 5) OBP: 0.323, SLG: 0.667			0-0 G3-6-3 1B		0-0 SF4 3-H		0-0 5-3 3-H		
Johnny Edwards, L (1, 2) OBP: 0.111, SLG: 0.040			0-0 F8		0-0 4-3		0-3 K		
Jim Beauchamp, R (7, PH) OBP: 0.333, SLG: 1.333					1-2				
Jack Dilauro, S (8, 1)									
Jim Ray, R (1, 1)			0-0 G3-6-3		0-0 F8			0-0 6-3	
Jack Billingham, R (7, 1)			1-2f						
Marty Martinez, S (8, 2)									

AB	R	H	RBI	BB	SO	LOB
4	0	0	0	0	1	0
4	0	2	0	0	1	0
4	0	0	0	0	1	2
4	0	0	0	0	0	2
3	2	1	0	1	0	0
3	0	1	0	0	1	1
2	0	1	2	0	0	0
2	0	0	0	0	0	2
1	0	0	0	0	1	0
0	0	0	0	0	0	0
2	0	0	0	0	0	2
0	0	0	0	0	0	0
1	0	0	0	0	0	0

**BOTTOM**

**Los Angeles Dodgers @ Houston Astros**  
Astrodome, Houston, TX  
Tue Apr 14 1970, 7:05 PM EST  
Att: 8,897 - Dome

[livebaseballscorecards.com](http://livebaseballscorecards.com)

<b>AB</b>	<b>30</b>
<b>R</b>	<b>2</b>
<b>H</b>	<b>5</b>
<b>RBI</b>	<b>2</b>
<b>BB</b>	<b>1</b>
<b>SO</b>	<b>5</b>
<b>LOB</b>	<b>9</b>



Inning	R	H	E	K	S	P	BB	IBB	HBP	BLK	WP	HR	S	P	ERA	WHIP
1	0	0	0	1	5	2	0	0	0	0	0	0	28	32	3.00	1.000
2	0	0	0	0	5	2	0	0	0	0	0	0	13	13	0.00	0.000

PITCHER	IP	WLS	BF	H	R	ER	SO	BB	IBB	HBP	BLK	WP	HR	S	P	ERA	WHIP
Alan Foster, R (1, 1) ERA: 6.55	6.0	W	23	5	2	2	3	1	0	0	0	0	0	28	32	3.00	1.000
Jim Brewer, L (7, 1) ERA:	3.0	S	9	0	0	0	2	0	0	0	0	0	0	13	13	0.00	0.000

WP	PA
0	32
0	0
0	1
0	0

Batter	1	2	3	4	5	6	7	8	9	AB R H RBI BB SO LOB	TOP									
Maury Wills, S OBP: 0.351, SLG: 0.200 (1, 6) X	0-0 5-3 ①		0-0 F7 ③			0-0 1-2 4-3-6-3 1B			0-0 4-3 ①	4 0 1 0 0 0 0	<b>Los Angeles Dodgers @ Cincinnati Reds</b> Crosley Field, Cincinnati, OH Wed Apr 15 1970, 6:05 PM EST Att. 6,701 - Unknown <a href="http://livebaseballscorecards.com">livebaseballscorecards.com</a>									
Manny Mota, R OBP: 0.462, SLG: 0.300 (1, 7) X	0-0 F9 ②			0-0 1B		0-0 4-3-6-3 ① ②			0-0 HR 1B	4 1 2 0 0 0 2										
Willie Davis, L OBP: 0.118, SLG: 0.091 (1, 8) X	0-0 FC6-4 1B			0-0 F8 ①		0-0 F7 ③			0-0 P6 ②	4 0 1 0 0 0 3										
Andy Kosco, R OBP: 0.176, SLG: 0.529 (1, 9) X	0-0 FC6-4 1-2f			0-0 F9 ②			0-0 F8 ①		0-0 HR 1-H	4 1 1 2 0 0 2										
Wes Parker, S OBP: 0.229, SLG: 0.212 (1, 3) X		0-0 F8 ①		0-0 6-3 ③			0-0 6-3 ②		0-0 BLK 2B	4 0 1 0 0 0 1										
Jim Lefebvre, S OBP: 0.250, SLG: 0.143 (1, 5) X		0-0 F8 ②			0-0 F9 ①			0-0 5-3 ③	0-0 L4 ③ 2-3	4 0 0 0 0 0 1										
Billy Grabarkewitz, R OBP: 0.308, SLG: 0.500 (1, 4) X		0-0 6-3 ③			0-3 K2-3 ②			0-3 K ①		3 0 0 0 0 2 0										
Jeff Torborg, R OBP: 0.200, SLG: 0.300 (1, 2) X			0-0 E6 P5		0-0 6-3 ③			0-0 P5 ②		3 0 0 0 0 0 0										
Claude Osteen, L OBP: 0.167, SLG: 0.167 (1, 1) X			0-0 P5 ① ②			0-0 4-3-6-3 1B 1B		0-0 L5 ③		2 0 1 0 0 0 1										
Steve Garvey, R OBP: 0.100, SLG: 0.053 (8, PH)			1-2							1 0 0 0 0 0 0										
Ray Lamb, R (8, 1)										0 0 0 0 0 0 0										
<b>Inning Stats</b>	R: 0 E: 0 K: 0 S: 4	H: 1 LOB: 1 BB: 0 P: 4	R: 0 E: 0 K: 0 S: 3	H: 0 LOB: 0 BB: 0 P: 3	R: 0 E: 1 K: 0 S: 3	H: 0 LOB: 0 BB: 0 P: 3	R: 0 E: 0 K: 1 S: 5	H: 1 LOB: 1 BB: 0 P: 4	R: 0 E: 0 K: 1 S: 5	H: 0 LOB: 0 BB: 0 P: 5	R: 0 E: 0 K: 0 S: 3	H: 0 LOB: 0 BB: 0 P: 3	R: 0 E: 0 K: 0 S: 5	H: 0 LOB: 0 BB: 0 P: 5	R: 2 E: 0 K: 0 S: 6	H: 3 LOB: 1 BB: 0 P: 6	1B: 5 2B: 2 3B: 0 HR: 1	SF: 0 SAC: 0 DP: 1 HBP: 0	WP: 0 PB: 0 SB: 0 CS: 0	PA: 33
<b>PITCHER</b>	IP WLS BF H R ER SO BB IBB HBP BLK WP HR S P ERA WHIP																			
Jim Merritt, L ERA: 1.73 (1, 1)	8.2 W 32 7 2 2 2 0 0 0 0 0 0 1 36 36 2.08 0.808																			
Clay Carroll, R ERA: (9, 1)	0.1 S 1 0 0 0 0 0 0 0 0 0 1 0 0 1 1 0.00 0.000																			

AB	33
R	2
H	7
RBI	2
BB	0
SO	2
LOB	10



Batter	1	2	3	4	5	6	7	8	9
<b>Pete Rose, S</b> OBP: 0.435, SLG: 0.371 (1, 9) X	0-0 FC6-4 1B		0-0 P2		0-0 5-3		0-0 F9		
<b>Tommy Helms, R</b> OBP: 0.188, SLG: 0.213 (1, 4) X	0-0 F7		0-0 1B 2B		0-0 1B		0-0 F9		
<b>Bobby Tolan, L</b> OBP: 0.229, SLG: 0.489 (1, 8) X	0-0 FC6-4 CS 1-2f		0-0 1B		0-3 K		0-0 P3		
<b>Tony Perez, R</b> OBP: 0.489, SLG: 0.632 (1, 5) X	0-0 CS 1-2	0-0 5-3	0-0 F7		0-0 P6		4-0 WP 5-3 BB		
<b>Johnny Bench, R</b> OBP: 0.244, SLG: 0.444 (1, 2) X		0-0 F8		0-3 K		0-0 F8	0-0 5-3		
<b>Lee May, R</b> OBP: 0.300, SLG: 0.500 (1, 3) X		0-0 L6		0-0 2B		0-0 F7	0-3 K		
<b>Hal McRae, R</b> OBP: 0.188, SLG: 0.188 <b>Jimmy Stewart, S</b> OBP: 0.300, SLG: 0.125 (1, 7) (7, 7)			0-0 E SH 2B 1B		0-0 F7		0-0 5-3		
<b>Dave Concepcion, R</b> OBP: 0.286, SLG: 0.333 (1, 6) X			0-3 K		4-0 BB		0-0 SH1-4 1B		
<b>Jim Merritt, L</b> OBP: 0.125, SLG: 0.125 <b>Clay Carroll, R</b> (9, 1)			0-0 SH 2B 1B		0-3 K		0-0 SH1-4		

Inning Stats	R: 0	H: 1	E: 0	LOB: 0	K: 0	BB: 0	S: 3	P: 3
	R: 0	H: 0	E: 0	LOB: 0	K: 0	BB: 0	S: 3	P: 3
	R: 3	H: 3	E: 1	LOB: 1	K: 1	BB: 0	S: 9	P: 9
	R: 0	H: 1	E: 0	LOB: 2	K: 2	BB: 1	S: 8	P: 12
	R: 0	H: 1	E: 0	LOB: 1	K: 1	BB: 0	S: 6	P: 6
	R: 0	H: 0	E: 0	LOB: 0	K: 0	BB: 0	S: 3	P: 3
	R: 0	H: 1	E: 0	LOB: 1	K: 0	BB: 0	S: 4	P: 4
	R: 0	H: 0	E: 0	LOB: 1	K: 1	BB: 1	S: 5	P: 9

PITCHER	IP	WLS	BF	H	R	ER	SO	BB	IBB	HBP	BLK	WP	HR	S	P	ERA	WHIP
<b>Claude Osteen, L</b> ERA: 3.27 (1, 1)	7.0	L	29	7	3	3	4	1	0	0	0	0	0	36	40	3.86	1.143
<b>Ray Lamb, R</b> ERA: 2.25 (8, 1)	1.0		4	0	0	0	1	1	0	0	0	1	0	5	9	0.00	1.000

AB R H RBI BB SO LOB

4	0	1	0	0	0	3
4	1	2	1	0	0	2
4	0	1	2	0	1	2
3	0	0	0	1	0	2
4	0	0	0	0	1	1
4	0	1	0	0	1	1
3	1	1	0	0	0	1
0	0	0	0	0	0	0
2	0	1	0	1	1	1
1	1	0	0	0	1	2
0	0	0	0	0	0	0

<b>AB</b>	<b>29</b>
<b>R</b>	<b>3</b>
<b>H</b>	<b>7</b>
<b>RBI</b>	<b>3</b>
<b>BB</b>	<b>2</b>
<b>SO</b>	<b>5</b>
<b>LOB</b>	<b>15</b>



WP	HR	S	P	ERA	WHIP
1	0	0	34		
PB: 0	SB: 0	CS: 1			

**Los Angeles Dodgers @ Cincinnati Reds**  
Crosley Field, Cincinnati, OH  
Wed Apr 15 1970, 6:05 PM EST  
Att. 6,701 - Unknown

livebaseballscorecards.com

**Los Angeles Dodgers @ Cincinnati Reds**  
 Crosley Field, Cincinnati, OH  
 Thu Apr 16 1970, 6:05 PM EST  
 Att. 6,114 - Unknown

AB	33
R	2
H	10
RBI	2
BB	4
SO	2
LOB	18



WP:	0	PA:	39
PB:	0		
SB:	0		
CS:	2		

Batter	1	2	3	4	5	6	7	8	9	AB R H RBI BB SO LOB											
Bill Buckner, L (1, 7) OBP: 0.160, SLG: 0.125	0-0 1-3		0-0 P3		0-0 P6		0-3 K		0-0 G3	5 0 0 0 0 1 3											
Maury Wills, S (1, 6) OBP: 0.350, SLG: 0.212	0-0 F8		0-0		0-0 3-1			0-0		3 1 1 0 0 0 0											
Camilo Pascual, R (7, 1)			1B					1B		0 0 0 0 0 0 0											
Ted Sizemore, R (8, PH) OBP: 0.375, SLG: 0.438			1B							1 0 1 0 0 0 0											
Claude Osteen, L (8, PR) OBP: 0.167, SLG: 0.167			1B							0 0 0 0 0 0 0											
Ray Lamb, R (8, 1)			1B							0 0 0 0 0 0 0											
Willie Davis, L (1, 8) OBP: 0.184, SLG: 0.162	0-0 CS		0-0		0-0			0-0 F7		4 0 3 1 0 0 1											
Wes Parker, S (1, 3) OBP: 0.231, SLG: 0.216	0-0 CS	0-0 F7	0-0		0-0 CS	0-0 5-3		0-0 F9		4 0 1 1 0 0 1											
Willie Crawford, L (1, 9) OBP: 0.222, SLG: 0.308			0-0		0-0	0-3 K		0-0 F9		3 0 1 0 0 1 2											
Andy Kosco, R (8, 9)			FC4-6							1 0 0 0 0 0 1											
Jim Lefebvre, S (1, 5) OBP: 0.300, SLG: 0.176		0-0 F9		0-0 F8		4-0 FC6-4		0-0 BB	0-0 2B	3 0 1 0 1 0 1											
Tom Haller, L (1, 2) OBP: 0.313, SLG: 0.267																					
Bill Sudakis, S (6, PH) OBP: 0.273, SLG: 0.364		0-0 4-3		0-0		0-0 FC6-4			0-0 G1-2-3	2 0 1 0 0 0 1											
Billy Grabarkewitz, R (1, 4) OBP: 0.412, SLG: 0.462			4-0	0-0 P4		4-0	4-0 G6-4-3	4-0	4-0 BB	2 0 1 0 0 0 1											
Bill Singer, R (1, 1) OBP: 0.167, SLG: 0.167			0-0	0-0					0-0 G1-2-3	1 0 0 0 3 0 1											
Fred Norman, S (5, 1)			FC1-6		0-0 6-3					2 1 0 0 0 0 2											
Jose Pena, R (6, 1)			1B							0 0 0 0 0 0 0											
Steve Garvey, R (7, PH) OBP: 0.091, SLG: 0.048			1B				0-0 G6-4-3	0-0 G1-2-3	0-0 G1-2-3	0 0 0 0 0 0 0											
Inning Stats	R: 0 E: 0 K: 0 S: 3	H: 1 LOB: 0 BB: 0 P: 3	R: 0 E: 0 K: 0 S: 4	H: 1 LOB: 1 BB: 0 P: 4	R: 2 E: 0 K: 0 S: 6	H: 3 LOB: 2 BB: 1 P: 10	R: 0 E: 0 K: 0 S: 4	H: 1 LOB: 1 BB: 0 P: 4	R: 0 E: 0 K: 1 S: 5	H: 0 LOB: 1 BB: 1 P: 9	R: 0 E: 0 K: 1 S: 4	H: 0 LOB: 0 BB: 1 P: 8	R: 0 E: 0 K: 0 S: 4	H: 1 LOB: 1 BB: 0 P: 4	R: 0 E: 0 K: 0 S: 4	H: 2 LOB: 2 BB: 1 P: 8	1B: 9 2B: 1 3B: 0 HR: 0	SF: 0 SAC: 0 DP: 2 HBP: 0	WP: 0 PB: 0 SB: 0 CS: 2	PA: 39	
PITCHER	IP	WLS	BF	H	R	ER	SO	BB	IBB	HBP	BLK	WP	HR	S	P	ERA	WHIP				
Jim Maloney, R (1, 1) ERA: 8.44	3.0		14	5	2	2	0	1	0	0	0	0	0	13	17	6.00	2.000				
Don Gullett, L (4, 1) ERA:	5.0	W	18	3	0	0	2	2	0	0	0	0	0	20	28	0.00	1.000				
Wayne Granger, R (9, 1) ERA: 1.42	1.0	S	5	2	0	0	0	1	0	0	0	0	0	4	8	0.00	3.000				

Batter	1	2	3	4	5	6	7	8	9
Pete Rose, S (1, 9) OBP: 0.451, SLG: 0.385 Jimmy Stewart, S (9, 5) OBP: 0.300, SLG: 0.125	0-0 1-3		0-0 1B		0-0 E5 1B HR 1B	4-0 E WP BB	0-0 1-3		
Tommy Helms, R (1, 4) OBP: 0.212, SLG: 0.235 Darrel Chaney, S (8, PH) OBP: 0.429, SLG: 0.571	0-0 4-3		0-0 1B		0-0 BB HR 1B	0-0 E1 WP BLK		0-3 K	
Bobby Tolan, L (1, 8) OBP: 0.245, SLG: 0.490 Wayne Granger, R (9, 1)	0-0 4-3		0-3 K2-3		1-2 HR BB	0-0 P5		0-0 HR 2B	
Tony Perez, R (1, 5) OBP: 0.500, SLG: 0.714 Hal McRae, R (9, 9) OBP: 0.188, SLG: 0.188		0-3 K		0-0 2B 2B	0-0 P5	4-0 BB		0-0 HR	
Johnny Bench, R (1, 2) OBP: 0.220, SLG: 0.400		0-0 F7		0-3 K	0-0 P3	0-0 6-3		0-0 F8	
Lee May, R (1, 3) OBP: 0.400, SLG: 0.739		0-0 BLK 1B		0-3 K	1-1 HR		0-0 2B 1B	0-0 2B	
Bernie Carbo, L (1, 7) OBP: 0.486, SLG: 0.733		0-0 3-1		0-0 2B	0-0 4-3		0-0 1-H 2B	0-0 6-3	
Dave Concepcion, R (1, 6) OBP: 0.256, SLG: 0.297 Angel Bravo, L (9, 8) OBP: 1.000, SLG: 1.000			0-0 6-3	0-0 6-3		0-3 K	0-0 5-3		
Jim Maloney, L (1, 1) Don Gullett, R (4, 1) Woody Woodward, R (9, 4) OBP: 0.250, SLG: 0.250			0-0 6-3		4-0 E S 1B BB	0-0 E 3B	0-0 6-3		

Inning Stats	R: 0 E: 0 K: 0 S: 3	H: 0 LOB: 0 BB: 0 P: 3	R: 0 E: 0 K: 1 S: 6	H: 1 LOB: 1 BB: 0 P: 6	R: 0 E: 0 K: 1 S: 7	H: 2 LOB: 2 BB: 0 P: 7	R: 1 E: 0 K: 2 S: 9	H: 2 LOB: 1 BB: 0 P: 9	R: 5 E: 1 K: 0 S: 6	H: 3 LOB: 0 BB: 2 P: 14	R: 3 E: 1 K: 1 S: 7	H: 1 LOB: 1 BB: 2 P: 15	R: 1 E: 0 K: 0 S: 5	H: 2 LOB: 1 BB: 0 P: 5	R: 2 E: 0 K: 1 S: 8	H: 3 LOB: 1 BB: 0 P: 8
--------------	------------------------------	---------------------------------	------------------------------	---------------------------------	------------------------------	---------------------------------	------------------------------	---------------------------------	------------------------------	----------------------------------	------------------------------	----------------------------------	------------------------------	---------------------------------	------------------------------	---------------------------------

PITCHER	IP	WLS	BF	H	R	ER	SO	BB	IBB	HBP	BLK	WP	HR	S	P	ERA	WHIP
Bill Singer, R (1, 1) ERA: 3.32	4.0	L	20	7	4	4	4	1	0	0	1	0	0	27	31	9.00	2.000
Fred Norman, L (5, 1) ERA: 9.82	1.2		10	2	5	3	1	2	0	0	0	1	1	10	18	16.20	2.400
Jose Pena, R (6, 1) ERA:	0.1		2	0	0	0	0	1	0	0	1	0	0	1	5	0.00	3.000
Camilo Pascual, R (7, 1) ERA: 9.0	1.0		5	2	1	1	0	0	0	0	0	0	0	5	5	9.00	2.000
Ray Lamb, R (8, 1) ERA: 5.4	1.0		6	3	2	2	1	0	0	0	0	0	1	8	8	18.00	3.000

**Los Angeles Dodgers @ Cincinnati Reds**  
 Crosley Field, Cincinnati, OH  
 Thu Apr 16 1970, 6:05 PM EST  
 Att: 6,114 - Unknown

AB	39
R	12
H	14
RBI	10
BB	4
SO	6
LOB	19



WP	HR	S	P	ERA	WHIP
2	1	8	8	9.00	2.000

Batter	1	2	3	4	5	6	7	8	9	AB R H RBI BB SO LOB	TOP														
<b>Maury Wills, S</b> (1, 6) OBP: 0.356, SLG: 0.270	4-0 BB	0-0 G3		0-0 FC4-6 1-2f			0-0 SF8 3B		0-0	4 1 1 0 1 0 3															
<b>Wes Parker, S</b> (1, 3) OBP: 0.227, SLG: 0.214	0-3 K		0-0 G6-3 1B	0-0 F7			0-0 4-3		0-0	5 0 1 0 0 1 3															
<b>Willie Davis, L</b> (1, 8) OBP: 0.163, SLG: 0.146	0-3 K		0-0 F8				0-0 SF8		0-0	4 0 0 1 0 1 2															
<b>Andy Kosco, R</b> (1, 9) OBP: 0.136, SLG: 0.409	0-0 4-3		0-0 G6-3 1-2f				0-0 F6		0-0	4 0 0 0 0 0 2															
<b>Willie Crawford, L</b> (1, 7) OBP: 0.258, SLG: 0.333		0-3 K		0-0 FC1-6 3B 1B			0-3 K		0-0 SH3-4 1B	4 1 2 0 0 2 0															
<b>Jim Lefebvre, S</b> (1, 5) OBP: 0.304, SLG: 0.200		0-0 1B 1B		0-0 FC1 FC1-6 1-2			0-0 F6		0-0 SH3-4 1-2	3 1 1 0 0 0 1															
<b>Tom Haller, L</b> (1, 2) OBP: 0.316, SLG: 0.278		0-0 1B 1B		0-0 FC1-6 3B 1-2f 2-3			0-0 F7		0-0	3 1 1 0 0 0 2															
<b>Ted Sizemore, R</b> (8, PH) OBP: 0.353, SLG: 0.412		1-3 1B 1B								1 0 0 0 0 0 1															
<b>Jeff Torborg, R</b> (8, 2) OBP: 0.200, SLG: 0.300		0-3 K		0-0 1B 3B 1-H 3-H			0-0 E3 FC6-4		4-0 IBB	0 0 0 0 0 0 0															
<b>Billy Grabarkewitz, R</b> (1, 4) OBP: 0.429, SLG: 0.563		0-0 K		0-0 FC4-6 1B 3-H			0-0 FC6-4		0-0	3 1 1 2 1 1 2															
<b>Don Sutton, R</b> (1, 1) OBP: 0.500, SLG: 0.500		0-0 1B							0-0	3 0 2 2 0 0 1															
<b>Jim Brewer, L</b> (7, 1)										1 0 0 0 0 0 2															
<b>Inning Stats</b>	R: 0 E: 0 K: 2 S: 7	H: 0 LOB: 1 BB: 1 P: 11	R: 1 E: 0 K: 2 S: 10	H: 3 LOB: 2 BB: 0 P: 10	R: 0 E: 0 K: 0 S: 3	H: 1 LOB: 0 BB: 0 P: 3	R: 3 E: 1 K: 0 S: 7	H: 3 LOB: 1 BB: 0 P: 7	R: 0 E: 0 K: 1 S: 5	H: 0 LOB: 0 BB: 0 P: 5	R: 0 E: 1 K: 0 S: 4	H: 0 LOB: 1 BB: 0 P: 4	R: 1 E: 0 K: 0 S: 4	H: 1 LOB: 0 BB: 0 P: 4	R: 0 E: 0 K: 0 S: 4	H: 1 LOB: 2 BB: 1 P: 8	R: 0 E: 0 K: 0 S: 3	H: 0 LOB: 0 BB: 0 P: 3	1B: 7 2B: 0 3B: 2 HR: 0	SF: 1 SAC: 1 DP: 1 HBP: 0	WP: 0 PB: 0 SB: 1 CS: 0	PA: 39			
<b>PITCHER</b>	IP	WLS	BF	H	R	ER	SO	BB	IBB	HBP	BLK	WP	HR	S	P	ERA	WHIP								
<b>Pat Jarvis, R</b> (1, 1) ERA: 3.0	7.0	L	31	8	5	4	5	1	0	0	0	0	0	40	44	5.14	1.286								
<b>Larry Jaster, L</b> (8, 1) ERA: 3.0	0.1		2	1	0	0	0	0	0	0	0	0	0	2	2	0.00	3.000								
<b>Hoyt Wilhelm, R</b> (8, 1) ERA: 4.91	1.2		6	0	0	0	0	0	1	0	0	0	0	5	9	0.00	0.000								

**Los Angeles Dodgers @ Atlanta Braves**  
 Atlanta Stadium, Atlanta, GA  
 Sat Apr 18 1970, 6:05 PM EST  
 Att. 21,815 - Unknown

AB	35
R	5
H	9
RBI	5
BB	2
SO	5
LOB	19



WP: 0	PA: 39
PB: 0	
SB: 1	
CS: 0	

BOTTOM

Los Angeles Dodgers @ Atlanta Braves  
Atlanta Stadium, Atlanta, GA  
Sat Apr 18 1970, 6:05 PM EST  
Att. 21,815 - Unknown

livebaseballscorecards.com

AB	32
R	4
H	8
RBI	4
BB	1
SO	3
LOB	10



WP:	1	PA:	35
PB:	0		
SB:	0		
CS:	0		

AB R H RBI BB SO LOB

4	0	1	0	0	0	1
4	1	1	0	0	0	1
4	1	2	2	0	0	0
4	0	1	0	0	0	1
3	0	1	0	0	0	0
4	0	0	0	0	1	3
2	0	0	0	0	0	2
1	0	0	0	0	0	0
4	1	2	2	0	1	2
1	0	0	0	0	0	0
1	0	0	0	0	1	0
0	0	0	0	0	0	0
0	0	0	0	0	0	0

Batter	1	2	3	4	5	6	7	8	9
Felix Millan, R (1, 4) OBP: 0.383, SLG: 0.409	0-0 6-3 ①		0-0 5-3 ③		0-0 F5 ②		0-0 G4-6-3 1B ②		
Tony Gonzalez, L (1, 8) OBP: 0.298, SLG: 0.444	0-0 F6 ②			0-0 HR 1B	0-0 6-3 ③		0-0 G4-6-3 1-2f ② ③		
Hank Aaron, R (1, 9) OBP: 0.467, SLG: 0.821	0-0 L7 ③			0-0 1-H HR		0-0 6-3 ①		0-0 G6-4-3 1B	
Rico Carty, R (1, 7) OBP: 0.458, SLG: 0.610		0-0 5-3 ①		0-0 E HBP FC6-2-5 1B		0-0 F8 ②		0-0 G6-4-3 1-2f ① ②	
Orlando Cepeda, R (1, 3) OBP: 0.468, SLG: 0.738		0-0 F8 ②		1-0 E HBP 1B		0-0 FC6-4 1B		0-0 ③	
Clete Boyer, R (1, 5) OBP: 0.222, SLG: 0.263		0-0 F9 ③		0-0 1-2 2-3 6-3 ①		0-0 FC6-4 1-2f ③		0-3 K ①	
Gil Garrido, R (1, 6) Ralph Garr, L (7, PH) Bob Aspromonte, R (8, 6)			0-0 L5 ①	0-0 FC6-2-5 ②		4-0 WP HR BB		0-0 F7 ②	
Bob Tillman, R (1, 2) OBP: 0.300, SLG: 0.517			0-0 SH5-4 1B	0-0 3-H F4 ③		0-0 1-H HR		0-3 K ③	
Pat Jarvis, R (1, 1) Hal King, L (7, PH) Larry Jaster, L (8, 1) Hoyt Wilhelm, R (8, 1)			0-0 SH5-4 ②		0-0 6-3 ①		0-3 K ①		

Inning Stats	R: 0	H: 0	E: 0	K: 0	S: 3	LOB: 0	BB: 0	P: 3	R: 0	H: 0	E: 0	K: 0	S: 4	LOB: 0	BB: 0	P: 3	R: 2	H: 3	E: 1	K: 0	S: 6	LOB: 2	BB: 0	P: 7	R: 0	H: 0	E: 0	K: 0	S: 3	LOB: 0	BB: 0	P: 3	R: 0	H: 1	E: 0	K: 1	S: 6	LOB: 0	BB: 1	P: 10	R: 0	H: 1	E: 0	K: 0	S: 3	LOB: 0	BB: 0	P: 3	R: 0	H: 0	E: 0	K: 2	S: 7	LOB: 0	BB: 0	P: 7	1B: 6	SF: 0	2B: 0	SAC: 1	3B: 0	DP: 2	HR: 2	HBP: 1	WP: 1	PA: 35
--------------	------	------	------	------	------	--------	-------	------	------	------	------	------	------	--------	-------	------	------	------	------	------	------	--------	-------	------	------	------	------	------	------	--------	-------	------	------	------	------	------	------	--------	-------	-------	------	------	------	------	------	--------	-------	------	------	------	------	------	------	--------	-------	------	-------	-------	-------	--------	-------	-------	-------	--------	-------	--------

PITCHER	IP	WLS	BF	H	R	ER	SO	BB	IBB	HBP	BLK	WP	HR	S	P	ERA	WHIP
Don Sutton, R (1, 1) ERA: 2.63	6.1	W	28	7	4	4	1	1	0	1	0	1	2	28	33	5.68	1.263
Jim Brewer, L (7, 1) ERA:	2.2	S	7	1	0	0	2	0	0	0	0	0	0	11	11	0.00	0.375

Batter	1	2	3	4	5	6	7	8	9	AB R H RBI BB SO LOB	TOP		
<b>Maury Wills, S</b> OBP: 0.392, SLG: 0.275 (1, 6) BB BB BB	4-0 1B S FC6-4 BB	4-0 1B BB		4-0 2B S BB	0-0 F6		0-0 G6-4-3 1B		0-0 FC5-4-2 1-2 3-H	3 2 1 1 3 0 3			
<b>Ted Sizemore, R</b> OBP: 0.391, SLG: 0.478 (1, 4) X	0-0 FC6-4 1B	0-0 1B BB		0-0 1B 2B	0-0 E6		0-0 G6-4-3 1-2f		0-0 F7	6 1 3 2 0 0 4			
<b>Willie Davis, L</b> OBP: 0.167, SLG: 0.152 (1, 8) <b>Bill Buckner, L</b> OBP: 0.160, SLG: 0.125 (8, 7) X	0-0 FC6-4 E S 1B 1-2f 3-H	0-0 5-3		0-0 E 1B 2-H	0-3 K				0-3 K	5 1 1 2 0 2 5 0 0 0 0 0 0 0			
<b>Andy Kosco, R</b> OBP: 0.185, SLG: 0.444 (1, 9) X	0-0 1B 1-H		0-0 HR 2B	0-3 K 1-2		0-3 K			0-0 5-3	5 1 2 1 0 2 1			
<b>Willie Crawford, L</b> OBP: 0.278, SLG: 0.303 (1, 7) S S S (8, 8)	0-3 K		0-0 F8	4-0 BB		0-3 K			4-0 FC4-6 BB	3 0 0 0 2 2 2			
<b>Wes Parker, S</b> OBP: 0.224, SLG: 0.277 (1, 3) S S S	0-3 K		0-0 HR 2-H	0-0 F8		0-0 G3			0-0 FC4-6 1-2f	5 1 1 2 0 1 4			
<b>Tom Haller, L</b> OBP: 0.318, SLG: 0.381 (1, 2) <b>Jeff Torborg, R</b> OBP: 0.333, SLG: 0.364 (7, PH) (7, 2)		0-0 F7	0-0 6-3		0-0 1B 3B		0-0 FC1-5 1B		4-0 1B BB	3 1 1 0 0 0 0 1 1 1 0 1 0 0	<b>AB 39</b>		
<b>Billy Grabarkewitz, R</b> OBP: 0.462, SLG: 0.571 (1, 5) X		0-0 5-3	0-3 K		0-0 E SH2-4 1B		0-0 FC1-5 1B		0-0 1B FC5-4-2	5 1 3 1 0 1 0	<b>RBI 10</b>		
<b>Alan Foster, R</b> OBP: 0.286, SLG: 0.167 (1, 1) BB BB BB		4-0 BB 1B		0-0 F9	0-0 SH2-4		0-0 FC1-5		0-0 FC5-4-2 1B	3 1 1 1 1 0 2	<b>SO 8</b>		
<b>Inning Stats</b>	R: 2 H: 2 E: 0 LOB: 1 K: 2 BB: 1 S: 9 P: 13	R: 1 H: 1 E: 0 LOB: 2 K: 0 BB: 2 S: 4 P: 12	R: 2 H: 2 E: 0 LOB: 0 K: 1 BB: 0 S: 7 P: 7	R: 2 H: 2 E: 1 LOB: 2 K: 1 BB: 2 S: 7 P: 15	R: 1 H: 2 E: 1 LOB: 2 K: 1 BB: 0 S: 8 P: 8	R: 0 H: 0 E: 0 LOB: 0 K: 2 BB: 0 S: 7 P: 7	R: 1 H: 3 E: 0 LOB: 1 K: 0 BB: 0 S: 5 P: 5	R: 0 H: 0 E: 0 LOB: 1 K: 1 BB: 1 S: 5 P: 9	R: 1 H: 2 E: 0 LOB: 1 K: 0 BB: 1 S: 4 P: 8	1B: 10 SF: 0 2B: 3 SAC: 1 3B: 1 DP: 2 HR: 1 HBP: 0	WP: 0 PA: 47 PB: 0 SB: 3 CS: 0		
<b>PITCHER</b>	IP WLS BF H R ER SO BB IBB HBP BLK WP HR S P ERA WHIP											<b>PITCHER</b>	IP WLS BF H R ER SO BB IBB HBP BLK WP HR S P ERA WHIP
<b>Jim Nash, R</b> ERA: 6.43 (1, 1)	2.1 L 15 5 5 4 2 3 0 0 0 0 0 1 16 28 15.43 3.429												
<b>Rick Kester, R</b> ERA: 11.37 (3, 1)	1.2 11 4 3 3 2 2 0 0 0 0 0 0 13 21 16.20 3.600												
<b>Gary Neibauer, R</b> ERA: 10.13 (5, 1)	2.0 7 0 0 0 3 0 0 0 0 0 0 0 13 13 0.00 0.000												
<b>Larry Jaster, L</b> ERA: 4.0 (7, 1)	3.0 14 5 2 2 1 2 0 0 0 0 0 0 14 22 6.00 2.333												

Los Angeles Dodgers @ Atlanta Braves  
Atlanta Stadium, Atlanta, GA

Sun Apr 19 1970, 3:33 AM EST  
Att: 18,835 - Unknown

<b>AB</b>	39
<b>R</b>	10
<b>H</b>	14
<b>RBI</b>	10
<b>BB</b>	7
<b>SO</b>	8
<b>LOB</b>	21



WP: 0	PA: 47
PB: 0	
SB: 3	
CS: 0	

ERA	WHIP

1B: 10	SF: 0
2B: 3	SAC: 1
3B: 1	DP: 2
HR: 1	HBP: 0



BOTTOM

Los Angeles Dodgers @ Atlanta Braves  
 Atlanta Stadium, Atlanta, GA  
 Sun Apr 19 1970, 3:33 AM EST  
 Att. 18,835 - Unknown

livebaseballscorecards.com

AB 33  
 R 1  
 H 6  
 RBI 1  
 BB 3  
 SO 4  
 LOB 19



WP: 0 PA: 36  
 PB: 0  
 SB: 0  
 CS: 0

AB R H RBI BB SO LOB

4	0	1	0	0	0	1
4	1	2	0	0	0	2
4	0	1	0	0	1	3
2	0	1	1	2	0	0
4	0	0	0	0	0	5
4	0	0	0	0	2	5
2	0	1	0	0	0	0
0	0	0	0	0	0	0
1	0	0	0	0	0	0
3	0	0	0	0	0	0
1	0	0	0	0	0	0
0	0	0	0	0	0	0
2	0	0	0	0	0	0
1	0	0	0	0	0	0
2	0	0	0	1	0	0
1	0	0	0	0	1	1

Batter 1 2 3 4 5 6 7 8 9

Felix Millan, R OBP: 0.373, SLG: 0.396 (1, 4)	0-0 F9	0-0 F7			0-0 1-2 1B		0-0 6-3		
Tony Gonzalez, L OBP: 0.314, SLG: 0.449 (1, 8)	0-0 1B		0-0 4-3		0-0 F4		0-0 FC5-4 1B		
Hank Aaron, R OBP: 0.449, SLG: 0.767 (1, 9)	0-0 1B		0-0 F7		0-3 K		0-0 FC5-4 BB		
Rico Carty, R OBP: 0.481, SLG: 0.605 (1, 7)	0-0 1B		0-0 5-3		4-0 BB		0-0 BB		
Orlando Cepeda, R OBP: 0.431, SLG: 0.674 (1, 3)	0-0 F7		0-0 F9		0-0 F8		0-0 F8		
Clete Boyer, R OBP: 0.204, SLG: 0.238 (1, 5)	0-3 K		0-0 F6		0-0 P4		0-3 K		
Bob Tillman, R OBP: 0.313, SLG: 0.516 (1, 2)		0-0 1B	0-0 5-3		0-3 K		0-0 F8		
Larry Jaster, L (7, 1)									
Bob Aspromonte, R (9, PH)									
Gil Garrido, R (1, 6)		0-0 F7			0-0 1-3		0-0 5-3		
Mike Lum, L (9, PH) OBP: 0.182, SLG: 0.100								0-0 F2	
Jim Nash, R (1, 1)		0-0 B1			4-0 BB		0-0 3-1		
Rick Kester, R (3, 1)								0-0 F7	
Gary Neibauer, R (5, 1)									
Hal King, L (5, 2) OBP: 0.400, SLG: 0.250									
Ralph Garr, L (6, PH)									

R: 1 H: 3 E: 0 LOB: 2 K: 1 BB: 0 S: 8 P: 8	R: 0 H: 1 E: 0 LOB: 1 K: 0 BB: 0 S: 4 P: 4	R: 0 H: 0 E: 0 LOB: 0 K: 0 BB: 0 S: 3 P: 3	R: 0 H: 0 E: 0 LOB: 0 K: 0 BB: 0 S: 3 P: 3	R: 0 H: 1 E: 0 LOB: 2 K: 1 BB: 1 S: 6 P: 10	R: 0 H: 0 E: 0 LOB: 1 K: 1 BB: 1 S: 5 P: 9	R: 0 H: 0 E: 0 LOB: 0 K: 0 BB: 0 S: 3 P: 3	R: 0 H: 1 E: 0 LOB: 2 K: 1 BB: 1 S: 6 P: 10	R: 0 H: 0 E: 0 LOB: 0 K: 0 BB: 0 S: 3 P: 3	R: 0 H: 1 E: 0 LOB: 2 K: 1 BB: 1 S: 6 P: 10
---	---	---	---	--	---	---	--	---	--

PITCHER Alan Foster, R (1, 1) ERA: 4.05	IP 9.0 WLS W BF 36 H 6 R 1 ER 1 SO 4 BB 3 IBB 0 HBP 0 BLK 0 WP 0 HR 0 S 41 P 53 ERA 1.00 WHIP 1.000	PITCHER	IP WLS BF H R ER SO BB IBB HBP BLK WP HR S P ERA WHIP
--	---	---------	---

Batter	1	2	3	4	5	6	7	8	9	AB R H RBI BB SO LOB	TOP											
Maury Wills, S OBP: 0.393, SLG: 0.311 (1, 6)	0-0 F7		0-0 L7		0-0 2B 1B	0-0 2B	0-0 6-3			5 1 2 1 0 0 2												
Ted Sizemore, R OBP: 0.321, SLG: 0.393 (1, 4)	0-3 K		0-0 F7		0-0 5-3	0-0 6-3		0-0 1-3		5 0 0 0 0 1 2												
Willie Davis, L OBP: 0.192, SLG: 0.184 (1, 8)	0-0 F9		0-3 K		0-0 S E 2B		4-0 S 2B BB	0-0 5-3		3 2 1 1 1 1 0 1 0 0 0 0 0 0												
Manny Mota, R OBP: 0.429, SLG: 0.273 (7, 7)																						
Andy Kosco, R OBP: 0.219, SLG: 0.469 (1, 9)		0-0 1B BB 1B		0-3 K	0-3 K		0-0 1B 2B	0-0		5 1 2 1 0 2 0												
Willie Crawford, L OBP: 0.317, SLG: 0.378 (1, 7) (7, 8)		0-3 K		4-0 2B BB	0-3 K		0-0 1B G3 1B	0-0 WP 3B		4 3 2 1 1 2 1												
Wes Parker, S OBP: 0.278, SLG: 0.333 (1, 3)		4-0 1B BB		0-0 G3 2B		0-0 3B 1B	0-0 1B G3 1B	0-0 6-3		4 1 3 1 1 0 0												
Tom Haller, L OBP: 0.308, SLG: 0.440 (1, 2)		0-0 F6		0-0 G3		0-0 2B 3B	0-0 G3	0-0 F8		4 1 1 2 0 0 4 1 0 0 0 0 0 0 0 0 0 0 0 0 0												
Steve Garvey, R OBP: 0.087, SLG: 0.045 (9, PH)				2-3		1-H	1-2	3-H														
Jeff Torborg, R OBP: 0.333, SLG: 0.364 (9, 2)																						
Billy Grabarkewitz, R OBP: 0.484, SLG: 0.560 (1, 5)		0-0 1B		4-0 FC6-4 IBB		0-0 5-3	0-0 K	0-0 1B		4 0 2 0 1 1 2												
Don Sutton, R OBP: 0.385, SLG: 0.385 (1, 1)		0-3 K		0-0 FC6-4		0-3 K	0-0	0-0 F4		5 0 1 0 0 2 7												
Inning Stats	R: 0 E: 0 K: 1 S: 5	H: 0 LOB: 0 BB: 0 P: 5	R: 0 E: 0 K: 2 S: 9	H: 2 LOB: 3 BB: 1 P: 13	R: 0 E: 0 K: 1 S: 5	H: 0 LOB: 0 BB: 0 P: 5	R: 1 E: 0 K: 1 S: 6	H: 1 LOB: 2 BB: 2 P: 14	R: 2 E: 0 K: 2 S: 9	H: 2 LOB: 0 BB: 0 P: 9	R: 2 E: 0 K: 1 S: 8	H: 3 LOB: 1 BB: 0 P: 8	R: 3 E: 0 K: 1 S: 9	H: 4 LOB: 2 BB: 1 P: 13	R: 0 E: 0 K: 0 S: 3	H: 0 LOB: 0 BB: 0 P: 3	R: 1 E: 0 K: 0 S: 5	H: 2 LOB: 1 BB: 0 P: 5	1B: 8 2B: 4 3B: 2 HR: 0	SF: 0 SAC: 0 DP: 0 HBP: 0	WP: 1 PB: 0 SB: 2 CS: 0	PA: 45
PITCHER	IP WLS BF H R ER SO BB IBB HBP BLK WP HR S P ERA WHIP																					
Bill Stoneman, R ERA: 4.44 (1, 1)	5.0 L 23 5 3 2 7 2 1 0 0 0 0 0 34 46 3.60 1.400																					
Howie Reed, R ERA: 7.71 (6, 1)	1.0 9 5 5 5 1 1 0 0 0 0 0 0 10 14 45.00 6.000																					
Claude Raymond, R ERA: 3.6 (7, 1)	1.0 5 2 0 0 1 0 0 0 0 0 0 0 7 7 0.00 2.000																					
Dan McGinn, L ERA: 2.08 (8, 1)	2.0 8 2 1 1 0 0 0 0 0 0 1 0 8 8 4.50 1.000																					

Los Angeles Dodgers @ Montreal Expos  
 Jarry Park, Montreal, QB  
 Wed Apr 22 1970, 6:05 PM EST  
 Att. 5,577 - Unknown

AB	41
R	9
H	14
RBI	7
BB	4
SO	9
LOB	18



WP: 1	PA: 45
-------	--------

Batter	1	2	3	4	5	6	7	8	9	AB	R	H	RBI	BB	SO	LOB
Mack Jones, L (1, 7) OBP: 0.189, SLG: 0.121	0-0 L3		0-0 4-3			H 1-0 BB HBP		X 0-0 E4 FC4-8	X 0-0 G2	4	0	0	0	0	0	1
Mary Staehle, L (1, 4) OBP: 0.306, SLG: 0.323	0-3 K			X 0-0 F7		X 0-0 L6		X 0-0 FC4-6 1B		4	0	0	0	0	1	2
Rusty Staub, L (1, 9) OBP: 0.477, SLG: 0.514	4-0 S BB			B 4-0 CS BB		X 0-0 F9		X 0-0 F8		2	0	0	0	2	0	2
Ron Fairly, L (1, 3) OBP: 0.386, SLG: 0.405	0-0 4-3		X 0-0 L6		B 4-0 BB	X 0-0 L6		X 0-0 1B		3	0	1	0	1	0	2
Coco Laboy, R (1, 5) OBP: 0.225, SLG: 0.167		0-3 K			S 0-3 K	S 0-3 K		X 0-0 F6		4	0	0	0	0	3	4
Jim Fairey, L (1, 8) OBP: 0.222, SLG: 0.444		X 0-0 L6		X 0-0 2B 3B		X 0-0 F2		X 0-0 E1 1B		4	2	1	0	0	0	0
Jack Hiatt, R (1, 2) OBP: 0.467, SLG: 0.462		X 0-0 4-3		X 0-0 2B		X 0-0 WP 1B		X 0-0 1B 1B		4	0	3	2	0	0	0
Bobby Wine, R (1, 6) OBP: 0.350, SLG: 0.286			S 0-3 K		S 0-3 K	X 0-0 F8		X 0-0 L1-3 1B		4	0	1	0	0	2	2
Bill Stoneman, R (1, 1) OBP: 0.143, SLG: 0.286			X 0-0 B3		X 0-0 6-3	X 0-0 F8		X 0-0 L1-3		1	0	0	0	0	0	0
Bob Bailey, R (5, PH) OBP: 0.250, SLG: 0.286										0	0	0	0	0	0	1
Howie Rice, R (6, 1)										0	0	0	0	0	0	0
Claude Raymond, R (7, 1)										0	0	0	0	0	0	0
Ron Brand, R (7, PH)										1	0	0	0	0	0	1
Dan McGinn, L (8, 1)										0	0	0	0	0	0	0
Gary Sutherland, R (9, PH) OBP: 0.154, SLG: 0.154										1	0	0	0	0	0	2

Inning Stats	R: 0	H: 0	E: 0	LOB: 1	K: 1	BB: 1	S: 5	P: 9	R: 0	H: 0	E: 0	LOB: 0	K: 1	BB: 0	S: 5	P: 5	R: 0	H: 0	E: 0	LOB: 0	K: 0	BB: 1	S: 2	P: 6	R: 1	H: 2	E: 0	LOB: 1	K: 2	BB: 0	S: 9	P: 9	R: 0	H: 0	E: 0	LOB: 2	K: 1	BB: 1	S: 5	P: 10	R: 0	H: 1	E: 0	LOB: 1	K: 0	BB: 0	S: 4	P: 4	R: 0	H: 1	E: 1	LOB: 2	K: 0	BB: 0	S: 5	P: 5	R: 1	H: 2	E: 1	LOB: 1	K: 0	BB: 0	S: 5	P: 5	1B: 4	SF: 0	2B: 2	SAC: 0	3B: 1	DP: 1	HR: 0	HBP: 1	WP: 1	PA: 37
PITCHER Don Sutton, R (1, 1) ERA: 2.18	IP	WLS	BF	H	R	ER	SO	BB	IBB	HBP	BLK	WP	HR	S	P	ERA	WHIP	IP	WLS	BF	H	R	ER	SO	BB	IBB	HBP	BLK	WP	HR	S	P	ERA	WHIP	IP	WLS	BF	H	R	ER	SO	BB	IBB	HBP	BLK	WP	HR	S	P	ERA	WHIP																							

**BOTTOM**

**Los Angeles Dodgers @ Montreal Expos**  
**Jarry Park, Montreal, QB**  
 Wed Apr 22 1970, 6:05 PM EST  
 Att. 5,577 - Unknown

livebaseballscorecards.com

AB	33
R	2
H	6
RBI	2
BB	3
SO	6
LOB	17



Batter	1	2	3	4	5	6	7	8	9	10	11	12	13	14	15	AB	R	H	RBI	BB	SO	LOB	TOP				
<b>Tommie Agee, R</b> OBP: 0.314, SLG: 0.295 (1, 8)	0-0 F7		4-0 BB		0-0 FC5			0-3 K		4-0 IBB			0-3 K		0-0 1B	5	0	1	0	2	2	2					
<b>Bud Harrelson, S</b> OBP: 0.431, SLG: 0.528 (1, 6)	0-0 F9		0-0 F7			4-0 BB		0-0 4-3		0-0 F9			0-0 F8		0-0 L6	6	0	0	0	1	0	5					
<b>Ken Boswell, L</b> OBP: 0.429, SLG: 0.467 (1, 4)	0-0 6-3			0-0 1B		0-3 K			0-0 F8		0-3 K		0-0 P4			4	0	1	0	0	1	1					
<b>Donn Clendenon, R</b> OBP: 0.348, SLG: 0.429 (10, PH)																1	0	0	0	0	1	2					
<b>Tug McGraw, R</b> OBP: 0.383, SLG: 0.297 (10, 1)																1	0	0	0	0	0	0					
<b>Ron Taylor, R</b> OBP: 0.333, SLG: 0.333 (15, 1)																0	0	0	0	0	0	0					
<b>Cleon Jones, R</b> OBP: 0.415, SLG: 0.429 (1, 7)		0-0 F9		0-0 G5-4-3		0-0 G6-4-3			0-0 1B		0-3 K			0-0 4-3		6	0	1	0	0	1	2					
<b>Art Shamsky, L</b> OBP: 0.383, SLG: 0.297 (1, 9)		0-0 F9			0-3 K				0-0 F9		0-0 6-3			0-3 K		4	0	0	0	0	2	1					
<b>Ron Swoboda, R</b> OBP: 0.281, SLG: 0.259 (9, 9)		0-0 F9														2	0	0	0	0	1	0					
<b>Joe Foy, R</b> OBP: 0.281, SLG: 0.259 (1, 5)		0-0 F7			0-0 6-3				0-0 F8		0-0 P4			1-0 WP		5	0	1	0	0	0	0					
<b>Ed Kranepool, L</b> OBP: 0.316, SLG: 0.235 (1, 3)			0-0 F5		0-0 6-3				0-0 1B		0-0 P4			0-3 HBP		4	0	2	0	0	0	2					
<b>Al Weis, S</b> OBP: 0.375, SLG: 0.429 (10, 4)										0-0 FC5				0-3 K		2	0	0	0	0	1	1					
<b>Duffy Dyer, R</b> OBP: 0.100, SLG: 0.100 (1, 2)										0-0 FC5-4						6	0	1	0	0	0	2					
<b>Jerry Koosman, R</b> OBP: 0.182, SLG: 0.100 (1, 1)																											
<b>Mike Jorgensen, L</b> OBP: 0.200, SLG: 0.111 (10, PH)																											
<b>Inning Stats</b>	R: 0 E: 0 K: 0 S: 3	H: 0 LOB: 0 BB: 0 P: 3	R: 0 E: 0 K: 0 S: 3	H: 0 LOB: 0 BB: 0 P: 3	R: 0 E: 0 K: 1 S: 5	H: 1 LOB: 0 BB: 2 P: 5	R: 0 E: 0 K: 1 S: 5	H: 1 LOB: 1 BB: 0 P: 6	R: 0 E: 0 K: 1 S: 5	H: 0 LOB: 0 BB: 0 P: 5	R: 0 E: 0 K: 1 S: 6	H: 2 LOB: 2 BB: 0 P: 5	R: 0 E: 0 K: 1 S: 6	H: 1 LOB: 1 BB: 1 P: 10	R: 0 E: 0 K: 1 S: 5	H: 0 LOB: 0 BB: 0 P: 5	R: 0 E: 0 K: 1 S: 5	H: 0 LOB: 1 BB: 0 P: 8	R: 0 E: 0 K: 2 S: 7	H: 0 LOB: 1 BB: 0 P: 8	R: 0 E: 0 K: 1 S: 6	H: 1 LOB: 1 BB: 0 P: 6	1B: 8 2B: 0 3B: 0 HR: 0	SF: 0 SAC: 1 DP: 2 HBP: 1	WP: 1 PB: 0 SB: 1 CS: 0	PA: 56	
<b>PITCHER</b>	IP	WLS	BF	H	R	ER	SO	BB	IBB	HBP	BLK	WP	HR	S	P	ERA	WHIP										
<b>Alan Foster, R</b> ERA: 2.79 (1, 1)	9.0		35	7	0	0	4	3	0	0	0	0	0	40	52	0.00	1.111										
<b>Jim Brewer, L</b> ERA: (10, 1)	4.0		13	0	0	0	3	0	1	0	0	0	0	18	22	0.00	0.000										
<b>Ray Lamb, R</b> ERA: 3.86 (14, 1)	2.0	W	8	1	0	0	3	0	0	1	0	1	0	13	14	0.00	0.500										

**New York Mets @ Los Angeles Dodgers**  
**Dodger Stadium, Los Angeles, CA**  
 Fri Apr 24 1970, 6:05 PM PST  
 Att: 22,551 - Unknown

livebaseballscorecards.com

AB	50
R	0
H	8
RBI	0
BB	4
SO	10
LOB	18



Batter	1	2	3	4	5	6	7	8	9	10	11	12	13	14	15	AB	R	H	RBI	BB	SO	LOB	
Maury Wills, S OBP: 0.403, SLG: 0.306	0-0 4-3		0-0 S BB 1B		0-0 6-3		0-0 4-3			4-0 FC3-2 IBB IBB		4-0 BB BB BB BB		0-0 SH1-4		4	0	1	0	2	0	0	
Ted Sizemore, R OBP: 0.371, SLG: 0.375	0-0 6-3		4-0 S 1-2 BB		0-0 6-3			0-0 FC6-4 1B		4-0 FC3-2 1-2 IBB		0-0 F5		4-0 IBB		4	0	1	0	3	0	1	
Willie Davis, L OBP: 0.166, SLG: 0.179	0-0 G3		0-0 5-3 1-2 2-3			0-0 F8		0-0 FC6-4 1-2 CS		0-0 FC3-2 1-2 2-3 3-HI			0-0 G3 SH1-4 1B	0-0 F8		7	0	1	0	0	0	8	
Andy Kosco, R OBP: 0.164, SLG: 0.395		0-0 F8		0-0 5-3		0-3 K		0-3 K 1-2		0-3 K			0-0 SH1-4 1-2	0-0 P6		6	0	0	0	0	3	6	
Wes Parker, S OBP: 0.311, SLG: 0.351		0-0 FC4-6 1B		0-0 6-3		0-0 FC5 1B			0-0 F2		0-0 P5		4-0 G3 IBB		0-0 6-3 1B	6	1	3	0	1	0	0	
Manny Mota, R OBP: 0.381, SLG: 0.278		0-0 FC4-6 1-2 1B		0-0 1B 1B		0-0 1B 1-2 1B		0-0 K	0-3 K		0-0 1-3		0-0 G3 1-2 2-3		0-0 6-3 1-2	7	0	2	0	0	1	4	
Billy Grabarkewitz, R OBP: 0.457, SLG: 0.517		0-3 K		0-0 1B		0-0 FC5 2-3		0-3 K	0-3 K		0-3 K		4-0 IBB		4-0 1B IBB	4	0	1	0	0	2	3	
Ray Lamb, R OBP: 0.192, SLG: 0.125				0-0 1B												0	0	0	0	0	0	0	
Bill Buckner, L OBP: 0.192, SLG: 0.125				1-3 1B												0	0	0	0	1	0	0	
Jeff Torborg, R OBP: 0.313, SLG: 0.400			0-0 F7		0-0 L4		0-0 4-3			0-0 SH5-4 FC3-2 2B		0-0 P6		0-0 P1		0-0 1-2 2-H 1B	4	0	1	0	0	0	2
Willie Crawford, L OBP: 0.317, SLG: 0.378																0	0	0	0	0	0	0	
Tom Haller, L OBP: 0.310, SLG: 0.429																3	0	1	1	0	0	3	
Alan Foster, R OBP: 0.200, SLG: 0.111			0-0 F8		0-3 K		0-0 4-3			0-0 SH5-4		0-0 F3		0-0 SH1-4 1B		3	0	0	0	0	1	0	
Jim Brewer, L OBP: 0.320, SLG: 0.227																1	0	0	0	0	1	0	
Jim Lefebvre, S OBP: 0.333, SLG: 0.364																2	0	1	0	0	0	0	
Bill Sudakis, S OBP: 0.333, SLG: 0.364																0	0	0	0	1	0	0	

Inning Stats	R:0	H:0	E:0	K:0	S:3	H:0	LOB:0	P:3	R:0	H:1	E:0	K:1	S:6	LOB:1	BB:0	R:0	H:1	E:0	K:0	S:4	LOB:2	BB:1	R:0	H:2	E:0	K:0	S:5	LOB:0	BB:0	R:0	H:0	E:0	K:1	S:5	LOB:0	BB:0	R:0	H:2	E:0	K:1	S:7	LOB:2	BB:0	R:0	H:0	E:0	K:0	S:3	LOB:0	BB:0	R:0	H:1	E:0	K:1	S:5	LOB:1	BB:0	R:0	H:0	E:0	K:2	S:7	LOB:0	BB:0	R:0	H:1	E:0	K:1	S:5	LOB:0	BB:0	R:0	H:0	E:0	K:1	S:6	LOB:3	BB:2	R:0	H:0	E:0	K:1	S:5	LOB:0	BB:0	R:0	H:0	E:0	K:0	S:3	LOB:1	BB:1	R:0	H:0	E:0	K:0	S:4	LOB:3	BB:2	R:0	H:1	E:0	K:0	S:4	LOB:2	BB:1	R:1	H:2	E:0	K:0	S:3	LOB:2	BB:1	R:0	H:1	E:0	K:0	S:4	LOB:2	BB:1
IP	9.0	WLS	BF	H	R	ER	SO	BB	IBB	HBP	BLK	WP	HR	S	P	ERA	WHIP																																																																																																							
Jerry Koosman, L ERA: 1.71	9.0		34	7	0	0	0	1	0	0	0	0	0	0	49	0.00	0.889																																																																																																							
Tug McGraw, L ERA:	5.0		24	3	0	0	2	1	5	0	0	0	0	22	46	0.00	0.800																																																																																																							
Ron Taylor, R ERA: 2.16	0.1	L	4	2	1	1	0	0	1	0	0	0	0	3	7	27.00	6.000																																																																																																							

PITCHER	IP	WLS	BF	H	R	ER	SO	BB	IBB	HBP	BLK	WP	HR	S	P	ERA	WHIP
Jerry Koosman, L	9.0		34	7	0	0	0	1	0	0	0	0	0	49	49	0.00	0.889
Tug McGraw, L	5.0		24	3	0	0	2	1	5	0	0	0	0	22	46	0.00	0.800
Ron Taylor, R	0.1	L	4	2	1	1	0	0	1	0	0	0	0	3	7	27.00	6.000

**BOTTOM**

New York Mets @ Los Angeles Dodgers  
Dodger Stadium, Los Angeles, CA

Fri Apr 24 1970, 6:05 PM PST  
Att: 22,551 - Unknown

AB	51
R	1
H	12
RBI	1
BB	8
SO	8
LOB	27

Batter	1	2	3	4	5	6	7	8	9	AB R H RBI BB SO LOB	TOP
<b>Tommie Agee, R</b> OBP: 0.311, SLG: 0.292 (1, 8) X	0-0 4-3		0-0 FC6-4 1B		0-0 F8			0-3 K		4 0 1 0 0 1 1	
<b>Bud Harrelson, S</b> OBP: 0.435, SLG: 0.561 (1, 6) X	0-0 2B		0-0 FC6-4 CS 1-2f			0-0 F2		0-0 FC5 2B 1-3		4 0 2 0 0 0 1	
<b>Joe Foy, R</b> OBP: 0.265, SLG: 0.241 (1, 5) X	0-0 6-3		0-0 6-3 1-2			0-0 6-3		0-0 FC5 2-3		4 0 0 0 0 0 4	
<b>Cleon Jones, R</b> OBP: 0.328, SLG: 0.316 (1, 7) X	0-0 1-3			0-0 F8		0-0 5-3		4-0 FC5-4 BB		3 0 0 0 1 0 1	
<b>Donn Clendenon, R</b> OBP: 0.296, SLG: 0.360 (1, 3) X		0-0 6-3		0-3 K			0-3 K	0-0 FC5-4 1B 1-2f		4 0 0 0 0 2 1	
<b>Ron Swoboda, R</b> OBP: 0.412, SLG: 0.325 (1, 9) X		4-0 5-3 BB		0-0 FC6-4 1B			0-3 K	0-0 G6-3 1B 1-3		3 0 2 0 1 1 0	
<b>Al Weis, S</b> OBP: 0.300, SLG: 0.333 (1, 4) X		0-0 5-3 1-2		0-0 FC6-4 1-2f			0-3 K	0-0 G6-3 1-2f		4 0 0 0 0 1 4	
<b>Duffy Dyer, R</b> OBP: 0.231, SLG: 0.167 (1, 2) X		4-0 IBB			0-0 6-3			0-0 FC1-6 1B		2 0 1 0 1 0 0	
<b>Nolan Ryan, R</b> OBP: 0.143, SLG: 0.143 (1, 1) X		0-0 F9			0-3 K			0-0 FC1-6 2B 1-2f		3 0 0 0 0 1 3	
<b>Inning Stats</b>	R: 0 E: 0 K: 0 S: 4 H: 1 LOB: 1 BB: 0 P: 4	R: 0 E: 0 K: 0 S: 3 H: 0 LOB: 2 BB: 2 P: 11	R: 0 E: 0 K: 0 S: 3 H: 1 LOB: 0 BB: 0 P: 3	R: 0 E: 0 K: 1 S: 6 H: 1 LOB: 1 BB: 0 P: 6	R: 0 E: 0 K: 1 S: 5 H: 0 LOB: 0 BB: 0 P: 5	R: 0 E: 0 K: 0 S: 3 H: 0 LOB: 0 BB: 0 P: 3	R: 0 E: 0 K: 3 S: 9 H: 0 LOB: 0 BB: 0 P: 9	R: 0 E: 0 K: 1 S: 7 H: 2 LOB: 2 BB: 0 P: 7	R: 0 E: 0 K: 0 S: 3 H: 1 LOB: 1 BB: 1 P: 7	1B: 4 2B: 2 3B: 0 HR: 0 SF: 0 SAC: 0 DP: 1 HBP: 0	WP: 0 PB: 0 SB: 0 CS: 1 PA: 34
<b>PITCHER</b> <b>Claude Osteen, L</b> ERA: 2.32 (1, 1)	IP: 9.0 WLS: W BF: 34 H: 6 R: 0 ER: 0 SO: 6 BB: 2 IBB: 1 HBP: 0 BLK: 0 WP: 0 HR: 0 S: 43 P: 55 ERA: 0.00 WHIP: 0.889										

**New York Mets @ Los Angeles Dodgers**  
**Dodger Stadium, Los Angeles, CA**  
 Sat Apr 25 1970, 7:05 PM PST  
 Att. 28,349 - Unknown

[livebaseballscorecards.com](http://livebaseballscorecards.com)

<b>AB</b>	<b>31</b>
<b>R</b>	<b>0</b>
<b>H</b>	<b>6</b>
<b>RBI</b>	<b>0</b>
<b>BB</b>	<b>3</b>
<b>SO</b>	<b>6</b>
<b>LOB</b>	<b>15</b>



Batter	1	2	3	4	5	6	7	8	9
Maury Wills, S OBP: 0.409, SLG: 0.308 (1, 6)	0-3 K		0-0 S 1B		0-0 1-2f G4-6-3			4-0 S BB	
Ted Sizemore, R OBP: 0.385, SLG: 0.371 (1, 4)	0-0 FC6-4 1B		0-0 1-2 6-3			4-0 S BB		0-0 1-2 F9	
Willie Davis, L OBP: 0.177, SLG: 0.169 (1, 8)	0-0 1-2f FC6-4 CS		0-0 F9			0-0 1-2f G4-6-3			
Willie Crawford, L OBP: 0.295, SLG: 0.350 (1, 9)	0-0 1-2 CS	0-0 4-3		0-0 3-1		0-3 S K			
Wes Parker, S OBP: 0.313, SLG: 0.339 (1, 3)		4-0 S BB		0-0 3-1			0-0 6-3		
Bill Buckner, L OBP: 0.172, SLG: 0.111 (1, 7)		0-3 K		0-0 1-3			0-0 P3		
Manny Mota, R OBP: 0.381, SLG: 0.278 (9, 7)		1-2 K							
Tom Haller, L OBP: 0.313, SLG: 0.400 (1, 2)		0-0 5-3			4-0 S BB		0-0 F7		
Billy Grabarkewitz, R OBP: 0.474, SLG: 0.500 (1, 5)			1-0 S HBP 1B		4-0 S BB			0-3 S K	
Claude Osteen, L OBP: 0.125, SLG: 0.125 (1, 1)			0-0 1-2 SH1-4		0-3 S K			0-0 P5	

Inning Stats	R: 0	H: 1	E: 0	LOB: 0	K: 1	S: 5	P: 5	R: 0	H: 0	E: 0	LOB: 1	K: 1	S: 5	P: 9	R: 1	H: 1	E: 0	LOB: 1	K: 0	S: 4	P: 5	R: 0	H: 0	E: 0	LOB: 0	K: 0	S: 3	P: 3	R: 0	H: 0	E: 0	LOB: 0	K: 1	S: 4	P: 8	R: 0	H: 0	E: 0	LOB: 0	K: 0	S: 3	P: 3	R: 0	H: 0	E: 0	LOB: 1	K: 1	S: 5	P: 9
--------------	------	------	------	--------	------	------	------	------	------	------	--------	------	------	------	------	------	------	--------	------	------	------	------	------	------	--------	------	------	------	------	------	------	--------	------	------	------	------	------	------	--------	------	------	------	------	------	------	--------	------	------	------

PITCHER	IP	WLS	BF	H	R	ER	SO	BB	IBB	HBP	BLK	WP	HR	S	P	ERA	WHIP
Nolan Ryan, R ERA: 0.53 (1, 1)	8.0	L	29	2	1	1	5	5	0	1	0	0	0	33	54	1.12	0.875


**BOTTOM**

**New York Mets @ Los Angeles Dodgers**  
**Dodger Stadium, Los Angeles, CA**  
 Sat Apr 25 1970, 7:05 PM PST  
 Att. 28,349 - Unknown

AB	R	H	RBI	BB	SO	LOB
3	0	1	1	1	1	2
3	0	1	0	1	0	2
3	0	0	0	0	0	3
3	0	0	0	0	1	0
2	0	0	0	1	0	0
3	0	0	0	0	1	1
0	0	0	0	0	0	0
2	0	0	0	1	0	1
1	1	0	0	1	1	0
2	0	0	0	0	1	2

AB	22
R	1
H	2
RBI	1
BB	5
SO	5
LOB	11

livebaseballscorecards.com



WP	PA
0	30

WP	PA	ERA	WHIP
0	30		

Batter	1	2	3	4	5	6	7	8	9	AB R H RBI BB SO LOB	TOP		
Mike Jorgensen, L (1, 8) OBP: 0.286, SLG: 0.417	4-0 FC3-6 BB		x 0-0 L3			x 0-0 HR		0-3 K		3 1 1 1 1 1 1			
Bud Harrelson, S (1, 6) OBP: 0.425, SLG: 0.541	0-0 FC3-6 1-2f		x 0-0 F5			x 0-0 4-3 S 1B		0-3 K		4 1 1 0 0 1 2			
Ken Boswell, L (1, 4) OBP: 0.385, SLG: 0.412	0-0 P5 1-2		x 0-0 5-3			x 0-0 F9 1-2		0-0 P3		4 0 0 0 0 0 3			
Art Shamsky, L (1, 9) OBP: 0.386, SLG: 0.395	0-0 1-3			x 0-0 4-3		x 0-0 4-3			4-0 3-1 S BB	3 0 0 0 0 0 2 0 0 0 0 1 0 0			
Ron Swoboda, R (8, 9) OBP: 0.423, SLG: 0.325													
Donn Clendenon, R (1, 3) OBP: 0.290, SLG: 0.448		x 0-0 HR		x 0-0 5-3		x 0-0 F3 3-H			x 0-0 F8 1-2	4 1 1 1 0 0 1			
Dave Marshall, L (1, 7) OBP: 0.125, SLG: 0.125		x 0-0 F7		x 0-0 F8			x 0-0 S 1B		x 0-0 3-1	4 0 1 0 0 0 1			
Wayne Garrett, L (1, 5) OBP: 0.125, SLG: 0.125		x 0-0 F8			x 0-0 6-3		x 0-0 P4 1-2		x 0-0 F9	4 0 0 0 0 0 2			
Duffy Dyer, R (1, 2) OBP: 0.188, SLG: 0.133		x 0-0 F9			x 0-0 F8		0-3 K			3 0 0 0 0 1 1			
Tom Seaver, R (1, 1) OBP: 0.250, SLG: 0.313			x 0-0 1B		x 0-0 L7		0-3 K			3 0 1 0 0 1 1			
<b>Inning Stats</b>	R: 0 H: 0 E: 0 LOB: 1 K: 0 BB: 1 S: 3 P: 7	R: 1 H: 1 E: 0 LOB: 0 K: 0 BB: 0 S: 4 P: 4	R: 0 H: 1 E: 0 LOB: 1 K: 0 BB: 0 S: 4 P: 4	R: 0 H: 0 E: 0 LOB: 0 K: 0 BB: 0 S: 3 P: 3	R: 0 H: 0 E: 0 LOB: 0 K: 0 BB: 0 S: 3 P: 3	R: 2 H: 2 E: 0 LOB: 0 K: 0 BB: 0 S: 5 P: 5	R: 0 H: 1 E: 0 LOB: 1 K: 2 BB: 0 S: 8 P: 8	R: 0 H: 0 E: 0 LOB: 0 K: 2 BB: 0 S: 7 P: 7	R: 0 H: 0 E: 0 LOB: 1 K: 0 BB: 1 S: 3 P: 7	1B: 3 SF: 0 2B: 0 SAC: 0 3B: 0 DP: 0 HR: 2 HBP: 0	WP: 0 PA: 34 PB: 0 SB: 5 CS: 0		
<b>PITCHER</b>	IP WLS BF H R ER SO BB IBB HBP BLK WP HR S P ERA WHIP											<b>PITCHER</b>	IP WLS BF H R ER SO BB IBB HBP BLK WP HR S P ERA WHIP
Sandy Vance, R (1, 1) ERA: 4.5	6.0 L 23 4 3 3 0 1 0 0 0 0 0 2 22 26 4.50 0.833												
Fred Norman, L (7, 1) ERA: 6.35	2.0 7 1 0 0 4 0 0 0 0 0 0 0 15 15 0.00 0.500												
Camilo Pascual, R (9, 1) ERA: 4.5	1.0 4 0 0 0 0 0 1 0 0 0 0 0 3 7 0.00 1.000												

**New York Mets @ Los Angeles Dodgers**  
**Dodger Stadium, Los Angeles, CA**  
 Sun Apr 26 1970, 3:33 AM PDT  
 Att: 26,708 - Unknown

livebaseballscorecards.com

**AB 32**  
**R 3**  
**H 5**  
**RBI 2**  
**BB 2**  
**SO 4**  
**LOB 14**





Batter	1	2	3	4	5	6	7	8	9	AB R H RBI BB SO LOB
Maury Wills, S (1, 6) OBP: 0.386, SLG: 0.286	0-0 6-3			0-0 5-3		0-0 L6			0-0 4-3	4 0 0 0 0 0 0
Ted Sizemore, R (1, 4) OBP: 0.349, SLG: 0.333	0-0 F8			0-0 F9		0-0 F8			0-0 1-3	4 0 0 0 0 0 0
Willie Davis, L (1, 8) OBP: 0.197, SLG: 0.222	0-0 5-3			0-0 2B			0-0 F9		0-0 2B	4 1 2 0 0 0 0
Andy Kosco, R (1, 9) OBP: 0.190, SLG: 0.405		0-0 F2		0-0 1B 2B			0-0 F8		0-3 K	4 0 1 1 0 1 1
Willie Crawford, L (1, 7) OBP: 0.298, SLG: 0.349		0-3 K		0-0 1B			0-0 F5			3 0 1 0 0 1 0
Wes Parker, S (1, 3) OBP: 0.328, SLG: 0.371		0-0 6-3			0-0 FC5-4 1B					3 0 2 0 0 0 0
Tom Haller, L (1, 2) OBP: 0.286, SLG: 0.364			0-3 K		0-0 FC5-4 1B					3 0 0 0 0 1 2
Billy Grabarkewitz, R (1, 5) OBP: 0.439, SLG: 0.455			0-0 F8		0-0 G5-4-3					3 0 0 0 0 1 2
Sandy Vance, R (1, 1) Bill Buckner, L (6, PH) Fred Norman, S (7, 1) Len Gabrielson, L (8, PH) Camilo Pascual, R (9, 1)			0-3 K			0-0 F5				1 0 0 0 0 1 0 1 0 0 0 0 0 0 0 0 0 0 0 0 0 1 0 0 0 0 1 1 0 0 0 0 0 0 0


Inning Stats	R: 0 E: 0 K: 0 S: 3	H: 0 LOB: 0 BB: 0 P: 3	R: 0 E: 0 K: 1 S: 5	H: 0 LOB: 0 BB: 0 P: 5	R: 0 E: 0 K: 2 S: 7	H: 0 LOB: 0 BB: 0 P: 7	R: 1 E: 0 K: 0 S: 5	H: 3 LOB: 2 BB: 0 P: 5	R: 0 E: 0 K: 0 S: 3	H: 1 LOB: 0 BB: 0 P: 3	R: 0 E: 0 K: 0 S: 3	H: 0 LOB: 0 BB: 0 P: 3	R: 0 E: 0 K: 2 S: 8	H: 1 LOB: 1 BB: 0 P: 8	R: 0 E: 0 K: 1 S: 6	H: 1 LOB: 1 BB: 0 P: 6	1B: 2 2B: 4 3B: 0 HR: 0	SF: 0 SAC: 0 DP: 1 HBP: 0
--------------	------------------------------	---------------------------------	------------------------------	---------------------------------	------------------------------	---------------------------------	------------------------------	---------------------------------	------------------------------	---------------------------------	------------------------------	---------------------------------	------------------------------	---------------------------------	------------------------------	---------------------------------	----------------------------------	------------------------------------

PITCHER	IP	WLS	BF	H	R	ER	SO	BB	IBB	HBP	BLK	WP	HR	S	P	ERA	WHIP
Tom Seaver, R (1, 1) ERA: 1.9	9.0	W	31	6	1	1	6	0	0	0	0	0	0	43	43	1.00	0.667

**BOTTOM**

**New York Mets @ Los Angeles Dodgers**  
**Dodger Stadium, Los Angeles, CA**  
 Sun Apr 26 1970, 3:33 AM PDT  
 Att. 26,708 - Unknown

AB	31
R	1
H	6
RBI	1
BB	0
SO	6
LOB	6



WP: 0	PA: 31
PB: 0	
SB: 0	
CS: 0	

Batter	1	2	3	4	5	6	7	8	9	AB R H RBI BB SO LOB	TOP
Denny Doyle, L (1, 4) OBP: 0.296, SLG: 0.379	0-0 F6		0-0 1B	0-0 P6			0-0 FC4-6 1B		0-3 K	5 1 1 0 0 1 2	
Don Money, R (1, 5) OBP: 0.466, SLG: 0.588 Tony Taylor, R (3, PR) OBP: 0.303, SLG: 0.258 (3, 5)	0-0 E5 FC6-4		0-0 1B		0-0 F8		0-3 K			2 0 1 1 0 0 0 2 0 0 0 0 1 1	
John Briggs, L (1, 7) OBP: 0.284, SLG: 0.254	0-0 FC6-4		0-0 1B		0-0 L3		0-0 1B			4 0 2 1 0 0 1	
Deron Johnson, R (1, 3) OBP: 0.284, SLG: 0.475	0-0 4-3		0-0 G6-4-3		4-0 BB		0-3 K			3 0 0 0 1 1 5	
Tim McCarver, L (1, 2) OBP: 0.302, SLG: 0.333		0-3 K		0-0 6-3		0-0 4-3		0-0 4-3		4 0 0 0 0 1 1	
Larry Hisle, R (1, 8) OBP: 0.324, SLG: 0.305		0-0 F9		0-0 2B SF5 1B		0-3 K		0-0 P5		4 1 1 0 0 1 0	
Byron Browne, R (1, 9) OBP: 0.361, SLG: 0.355		0-3 K		0-0 1B 2B		0-0 6-3		0-3 K		4 1 1 0 0 2 0	
Larry Bowa, S (1, 6) OBP: 0.250, SLG: 0.193			0-0 P6	0-0 SF5		0-0 6-3			0-0 F8	3 0 0 1 0 0 0	
Rick Wise, R (1, 1) OBP: 0.444, SLG: 0.375 Joe Hoerner, R (7, 1)			0-0 1B	0-0 1B			4-0 FC4-6 BB		0-0 G3	2 1 2 1 1 0 0 1 0 0 0 0 0 0	
<b>Inning Stats</b>	R: 0 H: 0 E: 1 LOB: 1 K: 0 BB: 0 S: 4 P: 4	R: 0 H: 0 E: 0 LOB: 0 K: 2 BB: 0 S: 7 P: 7	R: 2 H: 4 E: 0 LOB: 2 K: 0 BB: 0 S: 6 P: 6	R: 2 H: 3 E: 0 LOB: 1 K: 0 BB: 0 S: 6 P: 6	R: 0 H: 0 E: 0 LOB: 1 K: 0 BB: 1 S: 3 P: 7	R: 0 H: 0 E: 0 LOB: 0 K: 1 BB: 0 S: 5 P: 5	R: 0 H: 1 E: 0 LOB: 2 K: 2 BB: 1 S: 8 P: 12	R: 0 H: 0 E: 0 LOB: 0 K: 1 BB: 0 S: 5 P: 5	R: 0 H: 0 E: 0 LOB: 0 K: 1 BB: 0 S: 5 P: 5	1B: 7 SF: 1 2B: 1 SAC: 0 3B: 0 DP: 1 HR: 0 HBP: 0	WP: 0 PA: 37 PB: 0 SB: 0 CS: 0
<b>PITCHER</b> Don Sutton, R (1, 1) ERA: 2.7 Jim Brewer, L (8, 1) ERA:	IP WLS BF H R ER SO BB IBB HBP BLK WP HR S P ERA WHIP										
	7.0 L 31 8 4 4 5 2 0 0 0 0 0 0 39 47 5.14 1.429										
	2.0 6 0 0 0 2 0 0 0 0 0 0 0 10 10 0.00 0.000										

Philadelphia Phillies @ Los Angeles Dodgers  
Dodger Stadium, Los Angeles, CA  
Mon Apr 27 1970, 7:05 PM PDT  
Att. 9,447 - Unknown

livebaseballscorecards.com

AB	34
R	4
H	8
RBI	4
BB	2
SO	7
LOB	10



Batter	1	2	3	4	5	6	7	8	9	AB	R	H	RBI	BB	SO	LOB
Maury Wills, S OBP: 0.373, SLG: 0.279 (1, 6)	0-0 6-3		0-0 F7		0-0 4-3		0-0 FC4-6 1-2 1B		0-0 5-3	5	0	1	0	0	0	1
Ted Sizemore, R OBP: 0.319, SLG: 0.302 (1, 4)	0-0 1-5-3		0-0 5-3		0-0 6-3		0-0 FC4-6 1-2f 2-3			4	0	0	0	0	0	2
Willie Davis, L OBP: 0.203, SLG: 0.227 (1, 8) Manny Mota, R OBP: 0.364, SLG: 0.263 (7, PH) (8, 7)	0-0 6-3			0-0 2B 2B 1B		0-0 4-3	0-0 L4			3	1	1	0	0	0	0
Andy Kosco, R OBP: 0.196, SLG: 0.413 (1, 9)		0-0 F8		0-0 2B 2B		0-0 E3 2B E		0-0 F3		4	2	1	0	0	0	0
Willie Crawford, L OBP: 0.294, SLG: 0.362 (1, 7) (8, 8)		0-3 K		0-0 2B		0-0 F8		0-3 K		4	0	1	2	0	2	1
Wes Parker, S OBP: 0.338, SLG: 0.394 (1, 3)		0-0 1B 1B		0-0 F8		0-0 E8 1-H 2B		0-0 F9		4	0	2	0	0	0	1
Billy Grabarkewitz, R OBP: 0.422, SLG: 0.432 (1, 5)		0-0 1B		0-3 K		0-3 K				4	0	1	0	0	3	2
Jeff Torborg, R OBP: 0.263, SLG: 0.333 (1, 2) Bill Sudakis, S OBP: 0.308, SLG: 0.333 (9, PH)		0-0 F7		0-0 F9			0-0 P6		0-0 L7	3	0	0	0	0	0	3
Don Sutton, R OBP: 0.333, SLG: 0.333 (1, 1) Bill Buckner, L OBP: 0.194, SLG: 0.138 (7, PH) Jim Brewer, L (8, 1) Steve Garvey, R OBP: 0.125, SLG: 0.130 (9, PH)			0-0 G3		0-0 B3		0-0 FC4-6 1B 1B		0-0 2B	2	0	0	0	0	0	0


Inning Stats	R: 0	H: 0	E: 0	K: 0	S: 3	R: 0	H: 2	E: 0	K: 1	S: 7	R: 0	H: 0	E: 0	K: 0	S: 3	R: 2	H: 3	E: 0	K: 1	S: 8	R: 0	H: 0	E: 0	K: 0	S: 3	R: 1	H: 1	E: 2	K: 1	S: 7	R: 0	H: 2	E: 0	K: 0	S: 5	R: 0	H: 0	E: 0	K: 1	S: 5	R: 0	H: 1	E: 0	K: 1	S: 6	1B: 5	SF: 0	3B: 0	HR: 0	WP: 0	PA: 37										
PITCHER	IP	WLS	BF	H	R	ER	SO	BB	IBB	HBP	BLK	WP	HR	S	P	ERA	WHIP															IP	WLS	BF	H	R	ER	SO	BB	IBB	HBP	BLK	WP	HR	S	P	ERA	WHIP													
Rick Wise, R ERA: 3.38 (1, 1)	6.1	W	28	8	3	2	3	0	0	0	0	0	0	34	34	2.84	1.263																																												
Joe Hoerner, L ERA: 1.13 (7, 1)	2.2	S	9	1	0	0	2	0	0	0	0	0	0	13	13	0.00	0.375																																												

**BOTTOM**

**Philadelphia Phillies @ Los Angeles Dodgers**  
Dodger Stadium, Los Angeles, CA

Mon Apr 27 1970, 7:05 PM PDT  
Att. 9,447 - Unknown

<b>AB</b>	<b>37</b>
<b>R</b>	<b>3</b>
<b>H</b>	<b>9</b>
<b>RBI</b>	<b>2</b>
<b>BB</b>	<b>0</b>
<b>SO</b>	<b>5</b>
<b>LOB</b>	<b>12</b>



livebaseballscores.com

Batter	1	2	3	4	5	6	7	8	9	10	AB R H RBI BB SO LOB	TOP														
Denny Doyle, L (1, 4) OBP: 0.289, SLG: 0.357	0-0 F8		0-0 F7		0-3 K			4-0 E S BB		0-0 4-3	4 0 0 0 1 1 1	Philadelphia Phillies @ Los Angeles Dodgers Dodger Stadium, Los Angeles, CA Tue Apr 28 1970, 7:05 PM PDT Att. 22,772 - Unknown														
Tony Taylor, R (1, 5) Joe Hoerner, R (10, 1)	0-0 F9		0-3 K		0-0 G1-6-3			0-0 4-3		0-0 E6	5 0 0 0 0 1 2 0 0 0 0 0 0 0															
John Briggs, L (1, 7) OBP: 0.278, SLG: 0.250	0-0 2B 1B		0-0 P6					0-0 L9		0-3 K	5 1 1 0 0 1 2															
Deron Johnson, R (1, 3) OBP: 0.282, SLG: 0.476	0-0 PB 2B				0-0 F8					0-0 F8	4 0 1 1 0 0 0															
Tim McCarver, L (1, 2) OBP: 0.299, SLG: 0.328	0-0 F7				0-0 BB 1B					0-0 L7	4 0 1 0 0 0 1															
Larry Hisle, R (1, 8) OBP: 0.333, SLG: 0.355					0-0 F2					0-0 HR	3 1 1 1 1 1 1															
Byron Browne, R (1, 9) Ron Stone, L (9, 9) OBP: 0.350, SLG: 0.324 OBP: 0.176, SLG: 0.235					4-0 F8					0-3 K	3 0 0 0 1 1 1 0 0 0 0 0 0 0															
Larry Bowa, S (1, 6) Rick Joseph, R (10, PH) Terry Harmon, R (10, 6) OBP: 0.239, SLG: 0.183 OBP: 0.364, SLG: 1.091 OBP: 0.333, SLG: 0.200					4-0 F8					0-3 L8	3 0 0 0 1 1 1 0 0 0 0 0 0 0															
Woodie Fryman, R (1, 1) Dick Selma, R (9, 1) (10, 5)					0-0 F2					0-0 F5	3 0 0 0 0 0 3 1 1 1 1 0 0 0 0 0 0 0 0 0 0															
					0-0 4-3					0-0 HR	3 0 1 0 0 0 1 1 0 0 0 0 0 0															
					0-0 G1-6-3 1B					0-0 P4																
<b>Inning Stats</b>	R: 1 E: 0 K: 0 S: 5	H: 2 LOB: 1 BB: 0 P: 5	R: 0 E: 0 K: 0 S: 3	H: 0 LOB: 1 BB: 1 P: 7	R: 0 E: 0 K: 1 S: 5	H: 0 LOB: 0 BB: 0 P: 5	R: 0 E: 0 K: 0 S: 4	H: 1 LOB: 2 BB: 1 P: 8	R: 0 E: 0 K: 1 S: 5	H: 1 LOB: 0 BB: 0 P: 5	R: 0 E: 0 K: 0 S: 3	H: 0 LOB: 0 BB: 0 P: 3	R: 0 E: 0 K: 1 S: 5	H: 0 LOB: 0 BB: 0 P: 5	R: 0 E: 0 K: 0 S: 3	H: 0 LOB: 0 BB: 0 P: 5	R: 0 E: 0 K: 1 S: 5	H: 0 LOB: 1 BB: 1 P: 7	R: 1 E: 0 K: 1 S: 6	H: 1 LOB: 0 BB: 0 P: 6	R: 1 E: 1 K: 1 S: 7	H: 1 LOB: 1 BB: 0 P: 7	1B: 3 2B: 1 3B: 0 HR: 2	SF: 0 SAC: 0 DP: 1 HBP: 0	WP: 0 PB: 1 SB: 3 CS: 0	PA: 39
<b>PITCHER</b>	IP WLS BF H R ER SO BB IBB HBP BLK WP HR S P ERA WHIP												IP WLS BF H R ER SO BB IBB HBP BLK WP HR S P ERA WHIP													
Alan Foster, R (1, 1) ERA: 2.79	9.2			6	3	3	4	3	0	0	0	0	0	0	0	2.79	0.931									
Fred Norman, L (10, 1) ERA: 6.0	0.1		1	0	0	0	1	0	0	0	0	0	0	0	3	0.00	0.000									

livebaseballscorecards.com

AB	36
R	3
H	6
RBI	3
BB	3
SO	5
LOB	12



Batter	1	2	3	4	5	6	7	8	9	10	AB	R	H	RBI	BB	SO	LOB
Maury Wills, S OBP: 0.363, SLG: 0.273 (1, 6)	0-0 6-3		0-0 1B		0-0 5-3			0-0 1-3		0-3 K	5	1	1	0	0	1	1
Manny Mota, R OBP: 0.370, SLG: 0.261 (1, 7)	0-3 K		0-0 1B			0-0 4-3		0-3 K		4-0 BB	4	0	1	1	1	2	0
Willie Davis, L OBP: 0.230, SLG: 0.268 (1, 8)	0-0 1B		0-3 K			0-0 1B			0-0 2B	0-0 F2	5	0	3	0	0	1	3
Andy Kosco, R OBP: 0.180, SLG: 0.380 (1, 9)	0-0 5-3			0-3 K		0-0 G5-4-3			0-0 F8		4	0	0	0	0	1	3
Wes Parker, S OBP: 0.333, SLG: 0.377 (1, 3)		0-0 4-3		0-0 6-3			0-0 1-3		4-0 IBB		3	0	0	0	1	0	0
Ted Sizemore, R OBP: 0.314, SLG: 0.283 (1, 4)		0-0 6-3		4-0 BB			0-0 5-3		0-3 K		3	0	0	0	1	1	2
Bill Sudakis, S OBP: 0.250, SLG: 0.267 (1, 2)		0-0 5-3		0-0 F9			0-0 F5		0-3 K		3	0	0	0	0	0	1
Jeff Torborg, R OBP: 0.263, SLG: 0.333 (9, 2)											0	0	0	0	0	0	0
Jim Lefebvre, S OBP: 0.308, SLG: 0.217 (9, PH)											1	0	0	0	0	1	2
Tom Haller, L OBP: 0.266, SLG: 0.364 (10, 2)											0	0	0	0	0	0	0
Billy Grabarkewitz, R OBP: 0.429, SLG: 0.500 (1, 5)			0-0 5-3		0-0 6-3			0-0 HR		4-0 BB	3	1	1	1	1	0	0
Alan Foster, R OBP: 0.154, SLG: 0.083 (1, 1)			0-3 K		0-3 K2-3			0-3 K		0-3 K	3	0	0	0	0	3	0
Fred Norman, S OBP: 0.188, SLG: 0.133 (10, PH)											0	0	0	0	0	0	0
Bill Buckner, L OBP: 0.188, SLG: 0.133 (10, PH)											1	0	0	0	0	1	1

Inning Stats	R: 0	H: 1	E: 0	K: 1	S: 6	H: 1	LOB: 1	BB: 0	P: 6	R: 0	H: 0	E: 0	K: 0	S: 3	H: 0	LOB: 0	BB: 0	P: 3	R: 1	H: 2	E: 0	K: 2	S: 9	H: 1	LOB: 1	BB: 0	P: 9	R: 0	H: 0	E: 0	K: 1	S: 5	R: 0	H: 1	E: 0	K: 0	S: 3	R: 0	H: 0	E: 0	K: 0	S: 3	R: 1	H: 1	E: 0	K: 2	S: 8	R: 0	H: 1	E: 0	K: 2	S: 8	R: 0	H: 1	E: 0	K: 2	S: 8	R: 0	H: 0	E: 0	K: 2	S: 7	R: 0	H: 0	E: 0	K: 2	S: 7	1B: 4	SF: 0	2B: 1	SAC: 0	3B: 0	DP: 1	HR: 1	HBP: 0	WP: 0	PA: 39
--------------	------	------	------	------	------	------	--------	-------	------	------	------	------	------	------	------	--------	-------	------	------	------	------	------	------	------	--------	-------	------	------	------	------	------	------	------	------	------	------	------	------	------	------	------	------	------	------	------	------	------	------	------	------	------	------	------	------	------	------	------	------	------	------	------	------	------	------	------	------	------	-------	-------	-------	--------	-------	-------	-------	--------	-------	--------

PITCHER	IP	WLS	BF	H	R	ER	SO	BB	IBB	HBP	BLK	WP	HR	S	P	ERA	WHIP
Woodie Fryman, L ERA: 2.39 (1, 1)	8.0		30	6	2	2	7	1	0	0	0	0	1	43	47	2.25	0.875
Dick Selma, R ERA: 1.15 (9, 1)	1.2	W	8	0	0	0	4	2	1	0	0	0	0	13	25	0.00	1.200
Joe Hoerner, L ERA: 1.08 (10, 1)	0.1	S	1	0	0	0	0	0	0	0	0	0	0	1	1	0.00	0.000


**BOTTOM**

Philadelphia Phillies @ Los Angeles Dodgers  
 Dodger Stadium, Los Angeles, CA

Tue Apr 28 1970, 7:05 PM PDT  
 Att: 22,772 - Unknown

livebaseballscorecards.com

AB	35
R	2
H	6
RBI	2
BB	4
SO	11
LOB	13



Batter	1	2	3	4	5	6	7	8	9	AB R H RBI BB SO LOB	TOP																													
Denny Doyle, L (1, 4) OBP: 0.275, SLG: 0.338	0-0 F8		0-0 4-3		0-3 K			0-0 4-3		4 0 0 0 0 1 3	Philadelphia Phillies @ Los Angeles Dodgers Dodger Stadium, Los Angeles, CA Wed Apr 29 1970, 7:05 PM PDT Att: 10,777 - Unknown																													
Tony Taylor, R (1, 5) OBP: 0.262, SLG: 0.225	0-0 4-3			0-0 F9		0-0 G3-6-1 1B		0-0 F9		4 0 1 0 0 0 1																														
John Briggs, L (1, 7) OBP: 0.263, SLG: 0.235	0-0 F9			0-0 E4 G6-4-3		0-0 G3-6-1 1-2f		0-0 3-1		4 0 0 0 0 0 2																														
Deron Johnson, R (1, 3) OBP: 0.293, SLG: 0.470		0-0 BB 1B		0-0 G6-4-3 1-2f		4-0 PB BB		0-0 F8		3 0 1 0 1 0 1																														
Larry Hise, R (1, 8) OBP: 0.342, SLG: 0.344		4-0 BB BB BB BB G6-4-3 1-2 BB			1-0 1B HBP	0-0 P4 1-2		0-0 F8		2 1 0 0 1 0 1																														
Byron Browne, R (1, 9) OBP: 0.341, SLG: 0.316		0-3 K			0-0 FC5-4 1-2 1B		0-0 6-3		0-0 6-3	4 0 1 0 0 1 2																														
Mike Ryan, R (1, 2) OBP: 0.429, SLG: 0.333		0-0 G6-4-3 1-2f			0-0 FC5-4 1-2 2-H 1B		0-0 5-3			3 0 1 1 0 0 2																														
Larry Bowa, S (1, 6) OBP: 0.229, SLG: 0.175			0-0 F8		0-0 FC5-4 1-2f 2-3		0-0 F8			3 0 0 0 0 0 2																														
Grant Jackson, S (1, 1)			0-0 G3		0-3 K			0-0 F9 4-3 1B		2 0 0 0 0 1 2																														
Barry Lersch, S (5, 1)										0 0 0 0 0 0 0																														
Jim Hutto, R (8, PH) OBP: 0.200, SLG: 0.200										1 0 1 0 0 0 0																														
Lowell Palmer, R (8, 1)										0 0 0 0 0 0 0																														
<b>Inning Stats</b>	R: 0 E: 0 K: 0 S: 3	H: 0 LOB: 0 BB: 0 P: 3	R: 0 E: 0 K: 1 S: 5	H: 1 LOB: 1 BB: 1 P: 9	R: 0 E: 0 K: 0 S: 3	H: 0 LOB: 0 BB: 0 P: 3	R: 0 E: 1 K: 0 S: 3	H: 0 LOB: 0 BB: 0 P: 3	R: 1 E: 0 K: 2 S: 9	H: 2 LOB: 2 BB: 0 P: 10	R: 0 E: 0 K: 0 S: 3	H: 1 LOB: 1 BB: 1 P: 7	R: 0 E: 0 K: 0 S: 3	H: 0 LOB: 0 BB: 0 P: 3	R: 0 E: 0 K: 0 S: 4	H: 1 LOB: 1 BB: 0 P: 4	R: 0 E: 0 K: 0 S: 3	H: 0 LOB: 0 BB: 0 P: 3	1B: 5 2B: 0 3B: 0 HR: 0	SF: 0 SAC: 0 DP: 3 HBP: 1	WP: 0 PB: 1 SB: 0 CS: 0	PA: 33																		
PITCHER Claude Osteen, L (1, 1) ERA: 2.03	IP 9.0	WLS W	BF 33	H 5	R 1	ER 1	SO 3	BB 2	IBB 0	HBP 1	BLK 0	WP 0	HR 0	S 36	P 45	ERA 1.00	WHIP 0.778	PITCHER						IP 9.0	WLS W	BF 33	H 5	R 1	ER 1	SO 3	BB 2	IBB 0	HBP 1	BLK 0	WP 0	HR 0	S 36	P 45	ERA 1.00	WHIP 0.778

livebaseballscorecards.com

AB	30
R	1
H	5
RBI	1
BB	2
SO	3
LOB	16



Batter	1	2	3	4	5	6	7	8	9
Maury Wills, S OBP: 0.365, SLG: 0.282 (1, 6)	0-0 6-3		0-0 4-3 BB 1B		0-0 P5	0-0 SH1-4 1B	0-0 1-3		
Manny Mota, R OBP: 0.387, SLG: 0.269 (1, 7)	0-0 G3		4-0 4-3 BB		0-0 HR 1B	0-0 SH1-4		0-0 4-3	
Willie Davis, L OBP: 0.215, SLG: 0.250 (1, 8)	0-0 4-3		0-0 4-3		0-0 L9	0-0 P5		0-0 L9	
Andy Kosco, R OBP: 0.200, SLG: 0.436 Willie Crawford, L OBP: 0.294, SLG: 0.362 (1, 9) (8, PR) (9, 9)		0-0 F7	0-0 F8		0-0 HR	0-3 K		0-0 E4 1B	
Wes Parker, S OBP: 0.336, SLG: 0.384 (1, 3)		0-0 6-3		0-0 5-3	0-0 E 2B		0-0 4-3	4-0 BB BB	
Bill Sudakis, S OBP: 0.333, SLG: 0.278 (1, 2)		0-0 F9		0-0 F8	4-0 E BB		0-0 6-3 1B	4-0 1-2 2-3 BB	
Ted Sizemore, R OBP: 0.321, SLG: 0.294 (1, 4)			0-0 E 1B 1B	0-0 WP 1B	0-0 E5 BB		0-0 6-3	0-0 F7	
Billy Grabarkewitz, R OBP: 0.472, SLG: 0.524 (1, 5)			0-0 E8 1B 1B	4-0 1-2 BB	4-0 1-2 BB		0-0 1B 1B		
Claude Osteen, L OBP: 0.167, SLG: 0.167 (1, 1)			0-0 B1-4	0-0 3-1	0-3 K		0-0 1-3 1B		

AB	R	H	RBI	BB	SO	LOB
5	0	2	1	0	0	2
3	1	1	0	1	0	0
5	0	0	0	0	0	4
5	1	2	2	0	1	3
0	0	0	0	0	0	0
4	1	1	0	1	0	0
3	1	1	0	2	0	0
5	1	2	0	0	0	5
2	1	2	1	2	0	0
4	0	1	0	0	1	6

**BOTTOM**

Philadelphia Phillies @ Los Angeles Dodgers  
 Dodger Stadium, Los Angeles, CA  
 Wed Apr 29 1970, 7:05 PM PDT  
 Att. 10,777 - Unknown

AB	36
R	6
H	12
RBI	4
BB	6
SO	2
LOB	20



1B:	10	SF:	0
2B:	1	SAC:	1
3B:	0	DP:	0
HR:	1	HBP:	0

WP:	1	PA:	43
PB:	0		
SB:	0		
CS:	0		

Inning Stats	PITCHER										PITCHER											
	R	H	E	K	S	IP	WLS	BF	H	R	ER	SO	BB	IBB	HBP	BLK	WP	HR	S	P	ERA	WHIP
	0	0	0	0	3	4.2	L	23	7	5	4	0	2	0	0	0	1	1	21	29	7.71	1.929
	0	0	0	0	3	2.1		14	4	1	1	2	2	0	0	0	0	0	16	24	3.86	2.571
	0	0	0	0	3	1.0		6	1	0	0	0	2	0	0	0	0	0	4	12	0.00	3.000

Batter	1	2	3	4	5	6	7	8	9	AB R H RBI BB SO LOB	TOP									
Don Hahn, R (1, 8) OBP: 0.500, SLG: 0.375	0-3 K2-3		0-0 X		0-0 X			0-0 X		4 0 1 0 0 1 0	<b>Montreal Expos @ Los Angeles Dodgers</b> Dodger Stadium, Los Angeles, CA Thu Apr 30 1970, 7:05 PM PDT Att. 10,396 - Unknown <a href="http://livebaseballscorecards.com">livebaseballscorecards.com</a>									
Ron Brand, R (1, 5) OBP: 0.158, SLG: 0.167	0-0 F5		0-0 X		0-0 X			0-0 X		4 0 0 0 0 0 1										
Rusty Staub, L (1, 9) OBP: 0.468, SLG: 0.468	0-0 G3			0-0 X				0-0 X		3 0 1 0 1 0 0										
Ron Fairly, L (1, 3) OBP: 0.359, SLG: 0.415		0-0 X		0-0 X				0-0 X		4 0 1 0 0 1 1										
Mack Jones, L (1, 7) OBP: 0.318, SLG: 0.255		1-0 H		0-0 X				0-0 X		2 0 0 0 1 0 2										
Gary Sutherland, R (1, 4) OBP: 0.182, SLG: 0.219		0-0 X		0-0 X				0-0 X		4 0 0 0 0 0 4										
John Bateman, R (1, 2) OBP: 0.154, SLG: 0.231		0-0 X		0-0 X				0-0 X		3 0 0 0 0 0 3										
Bobby Wine, R (1, 6) OBP: 0.329, SLG: 0.391			0-0 X		0-0 X			0-0 X		3 1 1 1 0 0 0										
Bill Stoneman, R (1, 1) OBP: 0.100, SLG: 0.200 Jim Fairey, L (7, PH) OBP: 0.231, SLG: 0.250 Claude Raymond, R (7, 1)			0-0 X		0-0 X			0-3 X		2 0 0 0 0 0 0 1 0 0 0 0 1 0 0 0 0 0 0 0 0										
<b>Inning Stats</b>	R: 0 E: 0 K: 1 S: 5	H: 0 LOB: 0 BB: 0 P: 5	R: 0 E: 0 K: 0 S: 3	H: 0 LOB: 1 BB: 0 P: 4	R: 1 E: 0 K: 0 S: 4	H: 1 LOB: 0 BB: 0 P: 4	R: 0 E: 0 K: 0 S: 5	H: 2 LOB: 2 BB: 0 P: 5	R: 0 E: 0 K: 0 S: 4	H: 1 LOB: 1 BB: 0 P: 4	R: 0 E: 0 K: 1 S: 5	H: 0 LOB: 0 BB: 0 P: 5	R: 0 E: 0 K: 1 S: 3	H: 0 LOB: 0 BB: 0 P: 3	R: 0 E: 0 K: 1 S: 5	H: 0 LOB: 0 BB: 0 P: 5	1B: 3 2B: 0 3B: 0 HR: 1	SF: 0 SAC: 0 DP: 1 HBP: 1	WP: 0 PB: 0 SB: 0 CS: 0	PA: 33
<b>PITCHER</b> Sandy Vance, R (1, 1) ERA: 2.4	IP: 9.0 WLS: W BF: 33 H: 4 R: 1 ER: 1 SO: 3 BB: 2 IBB: 0 HBP: 1 BLK: 0 WP: 0 HR: 0 S: 36 P: 45 ERA: 1.00 WHIP: 0.667											<b>PITCHER</b>	IP: WLS: BF: H: R: ER: SO: BB: IBB: HBP: BLK: WP: HR: S: P: ERA: WHIP:							

**Montreal Expos @ Los Angeles Dodgers**  
 Dodger Stadium, Los Angeles, CA  
 Thu Apr 30 1970, 7:05 PM PDT  
 Att. 10,396 - Unknown

AB	30
R	1
H	4
RBI	1
BB	2
SO	3
LOB	11





Batter	1	2	3	4	5	6	7	8	9	AB R H RBI BB SO LOB
--------	---	---	---	---	---	---	---	---	---	----------------------

<b>Maury Wills, S</b> <small>(1, 6)</small> <small>OBP: 0.360, SLG: 0.280</small>	 <small>0-0</small>	 <small>0-0</small>			 <small>0-0</small>			 <small>0-0</small>		4 1 1 0 0 0 1
<b>Ted Sizemore, R</b> <small>(1, 4)</small> <small>OBP: 0.317, SLG: 0.291</small>	 <small>0-0</small>		 <small>0-0</small>		 <small>0-0</small>			 <small>0-0</small>		4 1 1 0 0 0 1
<b>Willie Davis, L</b> <small>(1, 8)</small> <small>OBP: 0.217, SLG: 0.241</small>	 <small>4-0</small>		 <small>0-0</small>			 <small>0-0</small>		 <small>0-0</small>		3 0 0 0 1 0 0
<b>Andy Kosco, R</b> <small>(1, 9)</small> <small>OBP: 0.196, SLG: 0.429</small> <b>Bill Buckner, L</b> <small>(3, 7)</small> <small>OBP: 0.176, SLG: 0.125</small>	 <small>0-3</small>		 <small>0-0</small>			 <small>0-0</small>				1 0 0 0 0 1 3 2 0 0 0 0 0 0
<b>Wes Parker, S</b> <small>(1, 3)</small> <small>OBP: 0.349, SLG: 0.387</small>	 <small>4-0</small>			 <small>0-0</small>		 <small>0-0</small>				2 0 1 1 1 0 0
<b>Willie Crawford, L</b> <small>(1, 7)</small> <small>(3, 9)</small> <small>OBP: 0.278, SLG: 0.340</small>	 <small>0-0</small>		 <small>0-3</small>			 <small>0-0</small>				3 0 0 1 0 1 3
<b>Bill Sudakis, S</b> <small>(1, 2)</small> <small>OBP: 0.292, SLG: 0.238</small> <b>Jeff Torborg, R</b> <small>(8, 2)</small> <small>OBP: 0.263, SLG: 0.333</small>	 <small>0-0</small>			 <small>0-0</small>			 <small>0-0</small>			3 0 0 0 0 0 2 0 0 0 0 0 0 0
<b>Billy Grabarkewitz, R</b> <small>(1, 5)</small> <small>OBP: 0.464, SLG: 0.533</small>		 <small>0-0</small>			 <small>0-0</small>		 <small>0-3</small>			3 0 1 0 0 1 0
<b>Sandy Vance, R</b> <small>(1, 1)</small>		 <small>0-0</small>			 <small>0-3</small>		 <small>0-0</small>			3 0 0 0 0 1 1

Inning Stats	R: 2	H: 2	E: 0	K: 1	S: 7	LOB: 2	BB: 2	P: 15	R: 0	H: 0	E: 0	K: 0	S: 3	LOB: 0	BB: 0	P: 3	R: 0	H: 0	E: 0	K: 0	S: 3	LOB: 0	BB: 0	P: 3	R: 0	H: 0	E: 0	K: 1	S: 5	LOB: 1	BB: 0	P: 6	R: 0	H: 1	E: 0	K: 1	S: 6	LOB: 1	BB: 0	P: 4	R: 0	H: 0	E: 0	K: 1	S: 5	LOB: 0	BB: 0	P: 5	R: 0	H: 0	E: 0	K: 0	S: 3	LOB: 0	BB: 0	P: 3	R: 0	H: 0	E: 0	K: 0	S: 3	LOB: 0	BB: 0	P: 3
--------------	------	------	------	------	------	--------	-------	-------	------	------	------	------	------	--------	-------	------	------	------	------	------	------	--------	-------	------	------	------	------	------	------	--------	-------	------	------	------	------	------	------	--------	-------	------	------	------	------	------	------	--------	-------	------	------	------	------	------	------	--------	-------	------	------	------	------	------	------	--------	-------	------

PITCHER	IP	WLS	BF	H	R	ER	SO	BB	IBB	HBP	BLK	WP	HR	S	P	ERA	WHIP
<b>Bill Stoneman, R</b> <small>ERA: 5.09</small>	(1, 1)	6.0	L	24	4	2	3	2	0	0	0	0	0	28	36	3.00	1.000
<b>Claude Raymond, R</b> <small>ERA: 2.45</small>	(7, 1)	2.0		6	0	0	1	0	0	0	0	0	0	8	8	0.00	0.000

**BOTTOM**

**Montreal Expos @ Los Angeles Dodgers**  
**Dodger Stadium, Los Angeles, CA**  
 Thu Apr 30 1970, 7:05 PM PDT  
 Att. 10,396 - Unknown

[livebaseballscorecards.com](http://livebaseballscorecards.com)

<b>AB</b>	<b>28</b>
<b>R</b>	<b>2</b>
<b>H</b>	<b>4</b>
<b>RBI</b>	<b>2</b>
<b>BB</b>	<b>2</b>
<b>SO</b>	<b>4</b>
<b>LOB</b>	<b>11</b>



1B: 3	SF: 0	WP: 0	PA: 30
2B: 1	SAC: 0	PB: 0	
3B: 0	DP: 0	SB: 0	
HR: 0	HBP: 0	CS: 0	

PITCHER	IP	WLS	BF	H	R	ER	SO	BB	IBB	HBP	BLK	WP	HR	S	P	ERA	WHIP
---------	----	-----	----	---	---	----	----	----	-----	-----	-----	----	----	---	---	-----	------

Batter	1	2	3	4	5	6	7	8	9	AB R H RBI BB SO LOB	TOP		
Don Hahn, R (1, 8) OBP: 0.467, SLG: 0.417	0-0 6-3	0-0 6-3		0-0 F8			0-0 5-3 2B		4-0 SH3-4 1B BB	4 1 1 0 1 0 1			
Ron Brand, R (1, 5) OBP: 0.217, SLG: 0.227	0-0 BB 2B E 1B		0-0 1B 1B		0-0 1-3		0-0 5-3		0-0 SH3-4 1-2	4 1 2 0 0 0 1			
Rusty Staub, L (1, 9) OBP: 0.464, SLG: 0.463	0-0 E6 BB 2B 1-2		0-0 1-2 1B		0-0 F7		0-3 K		0-0 WP 1B 2-H	5 1 2 1 0 1 2			
Ron Fairly, L (1, 3) OBP: 0.361, SLG: 0.397	0-0 P6		0-0 F8		4-0 S BB		4-0 FC6-4 IBB		0-3 K 1-2	3 0 0 0 2 1 5			
Jack Hiatt, R (1, 2) OBP: 0.538, SLG: 0.429	4-0 2B 1-2 2-3 BB		0-3 K		0-0 P4 1-2		0-0 FC6-4 1-2f		0-0 P4	4 0 0 0 1 1 6			
Mack Jones, L (1, 7) OBP: 0.329, SLG: 0.288	0-0 1-3 2-H 3-H 2B		0-3 K			0-0 F9		0-0 1B		4 0 2 2 0 1 2			
Gary Sutherland, R (1, 4) OBP: 0.216, SLG: 0.278	0-0 6-3			0-0 F9 FC6-2 2B		0-0 G3 1B		0-0 F8		4 0 2 0 0 0 3			
Bobby Wine, R (1, 6) OBP: 0.311, SLG: 0.368		0-3 K		0-0 F9 2-3		0-0 G3 1-2		0-3 K		4 0 0 0 0 2 3			
Carl Morton, R (1, 1) OBP: 0.286, SLG: 0.167		0-3 K		0-0 FC6-2 3-H		0-0 1-3		0-0 F3		4 0 0 0 0 1 3			
<b>Inning Stats</b>	R: 2 E: 1 K: 0 S: 6 H: 2 LOB: 2 BB: 1 P: 10	R: 0 E: 0 K: 2 S: 7 H: 0 LOB: 0 BB: 0 P: 7	R: 0 E: 0 K: 2 S: 9 H: 2 LOB: 2 BB: 0 P: 9	R: 0 E: 0 K: 0 S: 4 H: 1 LOB: 1 BB: 0 P: 4	R: 0 E: 0 K: 0 S: 3 H: 0 LOB: 1 BB: 1 P: 7	R: 0 E: 0 K: 0 S: 4 H: 1 LOB: 1 BB: 0 P: 4	R: 0 E: 0 K: 1 S: 6 H: 1 LOB: 2 BB: 1 P: 10	R: 0 E: 0 K: 1 S: 6 H: 1 LOB: 1 BB: 0 P: 6	R: 1 E: 0 K: 1 S: 6 H: 1 LOB: 1 BB: 1 P: 10	1B: 6 2B: 3 3B: 0 HR: 0 SF: 0 SAC: 1 DP: 0 HBP: 0	WP: 1 PB: 0 SB: 1 CS: 0 PA: 41		
<b>PITCHER</b>	IP WLS BF H R ER SO BB IBB HBP BLK WP HR S P ERA WHIP											<b>PITCHER</b>	IP WLS BF H R ER SO BB IBB HBP BLK WP HR S P ERA WHIP
Don Sutton, R (1, 1) ERA: 2.3	7.0 L 32 7 2 0 5 2 1 0 0 0 0 0 39 51 0.00 1.286												
Fred Norman, L (8, 1) ERA: 5.63	2.0 9 2 1 1 2 1 0 0 0 1 0 12 16 4.50 1.500												

**Montreal Expos @ Los Angeles Dodgers**  
**Dodger Stadium, Los Angeles, CA**  
 Fri May 01 1970, 7:05 PM PDT  
 Att. 32,929 - Unknown

livebaseballscorecards.com

<b>AB</b>	<b>36</b>
<b>R</b>	<b>3</b>
<b>H</b>	<b>9</b>
<b>RBI</b>	<b>3</b>
<b>BB</b>	<b>4</b>
<b>SO</b>	<b>7</b>
<b>LOB</b>	<b>26</b>



Batter	1	2	3	4	5	6	7	8	9	AB	R	H	RBI	BB	SO	LOB
Maury Wills, S (1, 6) OBP: 0.355, SLG: 0.269	0-0 4-3 		4-0 6-3 BB 		0-0 4-3 		0-0 4-3 			3	0	0	0	1	0	0
Ted Sizemore, R (1, 4) OBP: 0.313, SLG: 0.276	0-0 P2 		0-0 6-3 		4-0 6-3 BB 		0-0 4-3 			3	0	0	0	1	0	1
Willie Davis, L (1, 8) OBP: 0.207, SLG: 0.229	0-0 F7 		0-3 K 		0-0 F8 			0-0 5-3 		4	0	0	0	0	1	2
Andy Kosco, R (1, 9) OBP: 0.200, SLG: 0.433		0-0 F8 	0-0 6-3 			0-0 FC1-5 2B 		0-0 5-3 		4	0	1	0	0	0	1
Wes Parker, S (1, 3) OBP: 0.333, SLG: 0.367		0-0 6-3 		0-0 4-3 		0-0 FC1-5 E S 		0-0 F7 		4	0	0	0	0	0	1
Willie Crawford, L (1, 7) OBP: 0.276, SLG: 0.333		0-0 E6 PB 1B 		0-0 FC4-6 1B 		0-3 K 		0-0 L6 		4	1	1	0	0	1	1
Bill Sudakis, S (1, 2) OBP: 0.357, SLG: 0.261		0-0 BB 1B 		0-0 FC4-6 S 		4-0 IBB 		4-0 FC5-4 BB 		2	0	1	1	2	0	1
Billy Grabarkewitz, R (1, 5) OBP: 0.450, SLG: 0.500		4-0 1-2 BB 		0-0 1-3 		0-3 K 		0-0 FC5-4 		3	0	0	0	0	1	4
Don Sutton, R (1, 1) OBP: 0.294, SLG: 0.294		0-0 4-3 				0-0 F8 		0-0 1-3 		2	0	0	0	0	0	2
Bill Buckner, L (7, PH) OBP: 0.171, SLG: 0.121									0-0 F9 	1	0	0	0	0	0	0
Fred Norman, S (8, 1)										0	0	0	0	0	0	0
Len Gabrielson, L (9, PH)										1	0	0	0	0	0	1

Inning Stats	R: 0	H: 0	E: 0	K: 0	S: 3	R: 1	H: 1	E: 1	K: 0	S: 5	R: 0	H: 0	E: 0	K: 1	S: 5	R: 0	H: 1	E: 0	K: 0	S: 4	R: 0	H: 0	E: 0	K: 0	S: 3	R: 0	H: 1	E: 0	K: 2	S: 8	R: 0	H: 0	E: 0	K: 0	S: 3	R: 0	H: 0	E: 0	K: 0	S: 3	R: 0	H: 0	E: 0	K: 0	S: 3	1B: 2	2B: 1	3B: 0	HR: 0	SF: 0	SAC: 0	DP: 0	HBP: 0	WP: 0	PA: 36
PITCHER Carl Morton, R (1, 1) ERA: 1.64	IP	WLS	BF	H	R	ER	SO	BB	IBB	HBP	BLK	WP	HR	S	P	ERA	WHIP																																						

**Montreal Expos @ Los Angeles Dodgers**  
Dodger Stadium, Los Angeles, CA

Fri May 01 1970, 7:05 PM PDT  
Att. 32,929 - Unknown

AB	31
R	1
H	3
RBI	1
BB	5
SO	3
LOB	14

Batter	1	2	3	4	5	6	7	8	9	AB R H RBI BB SO LOB	TOP																
Don Hahn, R (1, 8) OBP: 0.400, SLG: 0.313	4-0 BB SH1-3 BB	0-0 F9			0-0 5-3	0-0 6-3			0-0 4-3	4 0 0 0 1 0 2	<p><b>Montreal Expos @ Los Angeles Dodgers</b>  <b>Dodger Stadium, Los Angeles, CA</b>  Sat May 02 1970, 7:05 PM PDT  Att. 16,552 - Unknown</p>																
Ron Brand, R (1, 5) OBP: 0.296, SLG: 0.250	0-0 SH1-3		0-0 F9		0-0 BB BB SF9 1B		4-0 G3 E BB	4-0 G3-6-1 BB	2 1 1 1 2 0 0																		
Rusty Staub, L (1, 9) OBP: 0.449, SLG: 0.437	0-0 F5		0-0 F8		4-0 BB 1B BB		0-0 F9	0-0 G3-6-1 1-2f	4 1 0 0 1 0 3																		
Ron Fairly, L (1, 3) OBP: 0.379, SLG: 0.400	4-0 BB BB		0-0 FC 1B		4-0 1B BB		0-0 E8 G3		2 0 1 0 2 0 1																		
Mack Jones, L (1, 7) OBP: 0.324, SLG: 0.279	4-0 1-2 2-3 BB		0-0 FC 1-2f		0-0 SF9		0-0 G3		2 0 0 1 1 0 3																		
Gary Sutherland, R (1, 4) OBP: 0.220, SLG: 0.275	0-0 P5			0-0 F9	0-0 1-2 2-H 1B		0-0		4 0 1 1 0 0 5																		
John Bateman, R (1, 2) OBP: 0.118, SLG: 0.176		0-0 5-3		0-0 F7	0-3 K		0-0 6-3		4 0 0 0 0 1 2																		
Bobby Wine, R (1, 6) OBP: 0.295, SLG: 0.347		0-0 4-3		0-0 1-3		0-0 6-3		0-0 F9	4 0 0 0 0 0 0																		
Gary Waslewski, R (1, 1) Jim Fahey, L (5, PH) Dan McGinn, L (5, 1) Howie Reed, R (5, 1) Marv Staehle, L (6, PH) John Stronmayer, R (6, 1) Bob Bailey, R (8, PH) Joe Sparma, R (8, 1)		4-0 BB			0-0 5-3 1B		0-0 F8	0-3 K	0 0 0 0 1 0 0 1 1 1 0 0 0 0 0 0 0 0 0 0 0 0 0 0 0 0 0 0 1 0 0 0 0 0 0 0 0 0 0 0 0 0 1 0 0 0 0 1 0 0 0 0 0 0 0 0																		
<b>Inning Stats</b>	R: 0 H: 0 E: 0 LOB: 3 K: 0 BB: 3 S: 3 P: 15	R: 0 H: 0 E: 0 LOB: 1 K: 0 BB: 1 S: 3 P: 7	R: 0 H: 1 E: 0 LOB: 1 K: 0 BB: 0 S: 4 P: 4	R: 0 H: 0 E: 0 LOB: 0 K: 0 BB: 0 S: 3 P: 3	R: 3 H: 3 E: 0 LOB: 2 K: 1 BB: 2 S: 8 P: 16	R: 0 H: 0 E: 0 LOB: 0 K: 0 BB: 0 S: 3 P: 3	R: 0 H: 0 E: 1 LOB: 2 K: 0 BB: 1 S: 4 P: 8	R: 0 H: 0 E: 0 LOB: 0 K: 1 BB: 0 S: 5 P: 5	R: 0 H: 0 E: 0 LOB: 0 K: 0 BB: 1 S: 2 P: 6	1B: 4 SF: 1 2B: 0 SAC: 1 3B: 0 DP: 1 HR: 0 HBP: 0		WP: 0 PA: 39 PB: 0 SB: 0 CS: 0															
<b>PITCHER</b>	IP WLS BF H R ER SO BB IBB HBP BLK WP HR S P ERA WHIP											<b>PITCHER</b>	IP WLS BF H R ER SO BB IBB HBP BLK WP HR S P ERA WHIP														
Alan Foster, R (1, 1) ERA: 3.12	4.2	W	24	4	3	3	0	6	0	0	0	0	0	18	42	5.79	2.143										
Joe Moeller, R (5, 1) ERA:	4.1	W	15	0	0	0	2	2	0	0	0	0	0	17	25	0.00	0.462										

AB	29
R	3
H	4
RBI	3
BB	8
SO	2
LOB	16



Batter	1	2	3	4	5	6	7	8	9	AB	R	H	RBI	BB	SO	LOB
Von Joshua, L OBP: 0.333, SLG: 0.333 Manny Mota, R OBP: 0.394, SLG: 0.286 (1, 8) (5, PH) (6, 7)	0-0 F7		0-0 F6	0-0 FC3-6 1B	0-0 1B		0-3 K			3	0	1	1	0	0	1
Maury Wills, S OBP: 0.337, SLG: 0.253 (1, 6)	0-0 F9		0-0 F7	0-0 FC3-6 1B	0-0 4-3			0-0 4-3		5	0	0	0	0	0	5
Bill Sudakis, S OBP: 0.364, SLG: 0.259 (1, 2)	0-0 3-1		4-0 WP 2B BB	0-0 F2			0-0 F7		0-0 1B	4	1	1	0	1	0	2
Andy Kosco, R OBP: 0.231, SLG: 0.438 Willie Davis, L OBP: 0.207, SLG: 0.229 (1, 9) (9, 8)		0-0 4-3	4-0 2B BB		0-0 1B 5-3 1B		0-0 WP 1B	0-3 K		4	2	2	0	1	1	1
Wes Parker, S OBP: 0.337, SLG: 0.381 (1, 3)		0-0 1B 1B	0-0 1H 2H 3H 2B		0-0 5-3 1B		0-0 F8		0-0 G3	5	0	2	3	0	0	3
Willie Crawford, L OBP: 0.274, SLG: 0.328 (1, 7) (6, 8) (9, 9)		0-0 F7	0-0 F9		0-0 BB 1B 1B		0-3 K			4	1	1	0	0	1	3
Billy Grabarkewitz, R OBP: 0.469, SLG: 0.510 (1, 5)		0-0 1B 1B		4-0 FC1-5 S BB	0-3 K		0-0 FC3-6 1B			3	0	2	0	1	1	2
Ted Sizemore, R OBP: 0.338, SLG: 0.295 (1, 4)		0-0 1B		4-0 FC1-5 1B BB	0-0 BB 1B		0-0 F7			3	2	2	1	1	0	1
Alan Foster, R OBP: 0.200, SLG: 0.143 Joe Moeller, R (5, 1)			0-0 WP BB 2B 1B	0-0 FC3-6 1B	4-0 1B BB		0-0 FC3-6			2	1	1	0	0	0	2
				1-2 2-3 1B	1-2 2-3 BB		1-2 2-3 1B		1-2 2-3 BB	1	0	0	0	1	0	1

Inning Stats	R: 0	H: 0	E: 0	K: 0	S: 3	LOB: 0	BB: 0	P: 3	R: 0	H: 3	E: 0	K: 0	S: 5	LOB: 2	BB: 0	P: 5	R: 3	H: 2	E: 0	K: 0	S: 5	LOB: 1	BB: 2	P: 13	R: 1	H: 1	E: 0	K: 0	S: 4	LOB: 2	BB: 2	P: 12	R: 3	H: 4	E: 0	K: 1	S: 9	LOB: 2	BB: 1	P: 13	R: 0	H: 1	E: 0	K: 1	S: 6	LOB: 1	BB: 0	P: 6	R: 0	H: 1	E: 0	K: 1	S: 6	LOB: 1	BB: 0	P: 6	R: 0	H: 1	E: 0	K: 1	S: 6	LOB: 1	BB: 0	P: 6
--------------	------	------	------	------	------	--------	-------	------	------	------	------	------	------	--------	-------	------	------	------	------	------	------	--------	-------	-------	------	------	------	------	------	--------	-------	-------	------	------	------	------	------	--------	-------	-------	------	------	------	------	------	--------	-------	------	------	------	------	------	------	--------	-------	------	------	------	------	------	------	--------	-------	------

PITCHER	IP	WLS	BF	H	R	ER	SO	BB	IBB	HBP	BLK	WP	HR	S	P	ERA	WHIP
Gary Waslewski, R ERA: 3.6 (1, 1)	4.0	L	21	6	4	4	0	4	0	0	0	1	0	17	33	9.00	2.500
Dan McGinn, L ERA: 11.17 (5, 1)	0.2		6	3	3	3	1	1	0	0	0	0	0	7	11	40.50	6.000
Howie Reed, R ERA: 6.17 (5, 1)	0.1		2	1	0	0	0	0	0	0	0	0	0	2	2	0.00	3.000
John Strohmayer, R ERA: 2.25 (6, 1)	2.0		8	2	0	0	2	0	0	0	0	1	0	12	12	0.00	1.000
Joe Sparna, R ERA: 6.12 (8, 1)	1.0		4	1	0	0	1	0	0	0	0	0	0	6	6	0.00	1.000

**BOTTOM**

**Montreal Expos @ Los Angeles Dodgers**  
 Dodger Stadium, Los Angeles, CA  
 Sat May 02 1970, 7:05 PM PDT  
 Att. 16,552 - Unknown

AB	36
R	7
H	13
RBI	7
BB	5
SO	4
LOB	22

livebaseballscorecards.com



WP: 2	PA: 41
PB: 0	
SB: 1	
CS: 0	

Batter	1	2	3	4	5	6	7	8	9	AB R H RBI BB SO LOB	TOP													
Don Hahn, R OBP: 0.375, SLG: 0.300 (1, 7) (5, 9)	0-0 1B 1B		0-0 6-3			0-0 P2		0-0 F7		4 0 1 0 0 0 1														
Ron Brand, R OBP: 0.323, SLG: 0.259 (1, 5) (7, 4)	0-0 F8		0-0 1B			0-0 F8		4-0 1B BB		3 0 1 0 1 0 1														
Rusty Staub, L OBP: 0.451, SLG: 0.438 Jack Hiatt, R OBP: 0.561, SLG: 0.467 (1, 9) (5, 3)	0-0 1-3 1B		0-0 L3			0-0 2B 1B		0-0 1-2 2-H 1B		2 0 1 0 0 0 1 2 0 2 1 0 0 0														
Adolfo Phillips, R OBP: 0.263, SLG: 0.229 (1, 8)		0-0 FC5-4 1B			0-0 5-3	0-0 1-3 2B		0-0 F9		4 0 2 0 0 0 2														
John Bateman, R OBP: 0.095, SLG: 0.143 (1, 2)		0-0 FC5-4 1B 1-2f			0-0 6-3	0-0 L9		0-0 F4		4 0 0 0 0 0 5														
Gary Sutherland, R OBP: 0.200, SLG: 0.250 (1, 4) (7, 6)		0-0 F9			0-0 5-3		0-0 1-3		0-0 4-3	4 0 0 0 0 0 1														
Ron Fairly, L OBP: 0.382, SLG: 0.403 John Strohmayr, R Coco Laboy, R OBP: 0.210, SLG: 0.127 (7, PH) (7, 5)		0-0 FC6 1B 1-3			0-3 K	0-3 K		0-0 F9		2 0 1 0 0 0 1 0 0 0 0 0 0 0 0 0 2 0 0 0 0 0 1 0														
Bobby Wine, R OBP: 0.284, SLG: 0.333 Joe Sparma, R Mary Staehle, L OBP: 0.321, SLG: 0.313 (1, 6) (7, 1) (9, PH)		0-0 FC6 1-2f			0-0 6-3	0-0 5-3		4-0 BB FC4-6 BB		3 0 0 0 0 0 0 2 0 0 0 0 0 0 0 0 0 0 0 0 1 0 0 0														
Steve Renko, R OBP: 0.300, SLG: 0.300 Dan McGinn, L Howie Reed, R Bob Bailey, R OBP: 0.250, SLG: 0.167 (1, 1) (3, 1) (4, 1) (5, PH) (5, 7)			0-0 6-3		0-0 5-3			0-0 BB 1B	0-0 FC4-6 1-2f	1 0 3 1 1 0 0 0 0 1														
<b>Inning Stats</b>	R: 0 E: 0 K: 0 S: 3	H: 2 LOB: 2 BB: 0 P: 3	R: 0 E: 0 K: 0 S: 5	H: 2 LOB: 2 BB: 0 P: 5	R: 0 E: 0 K: 0 S: 4	H: 1 LOB: 1 BB: 0 P: 4	R: 0 E: 0 K: 0 S: 3	H: 0 LOB: 0 BB: 0 P: 3	R: 0 E: 0 K: 1 S: 5	H: 0 LOB: 0 BB: 0 P: 5	R: 0 E: 0 K: 0 S: 5	H: 2 LOB: 2 BB: 0 P: 5	R: 0 E: 0 K: 1 S: 5	H: 0 LOB: 0 BB: 0 P: 5	R: 1 E: 0 K: 0 S: 5	H: 2 LOB: 2 BB: 1 P: 9	R: 0 E: 0 K: 0 S: 3	H: 0 LOB: 1 BB: 1 P: 7	1B: 8 2B: 1 3B: 0 HR: 0	SF: 0 SAC: 0 DP: 0 HBP: 0	WP: 0 PB: 0 SB: 0 CS: 0	PA: 36		
<b>PITCHER</b> Claude Osteen, L ERA: 1.88 Jose Pena, R ERA:	IP WLS BF H R ER SO BB IBB HBP BLK WP HR S P ERA WHIP	(1, 1) 8.0 W 32 9 1 1 2 1 0 0 0 0 0 0 35 39 1.12 1.250	(9, 1) 1.0 S 4 0 0 0 0 1 0 0 0 0 0 3 7 0.00 1.000											<b>PITCHER</b> IP WLS BF H R ER SO BB IBB HBP BLK WP HR S P ERA WHIP										

**Montreal Expos @ Los Angeles Dodgers**  
 Dodger Stadium, Los Angeles, CA  
 Sun May 03 1970, 3:33 AM PDT  
 Att. 16,111 - Unknown

livebaseballscorecards.com

<b>AB</b>	<b>34</b>
<b>R</b>	<b>1</b>
<b>H</b>	<b>9</b>
<b>RBI</b>	<b>1</b>
<b>BB</b>	<b>2</b>
<b>SO</b>	<b>2</b>
<b>LOB</b>	<b>14</b>



Batter	1	2	3	4	5	6	7	8	9
Von Joshua, L OBP: 0.556, SLG: 0.500 (1, 8) BB (7, 7)	4-0 E 2B BB		0-0 1B 1B	0-0 WP 1B G6-4-3		0-3 K		0-0 E8 1B	
Maury Wills, S OBP: 0.343, SLG: 0.264 Jim Lefebvre, S OBP: 0.286, SLG: 0.200 (1, 6) (6, PH) (7, 5)	0-0 P6 1-2		0-0 S 1B 1B	0-0 G6-4-3 WP 1B 1B	0-0 4-3	0-0 1-3		0-0 F8	
Bill Sudakis, S OBP: 0.359, SLG: 0.281 (1, 2)	0-0 2-H 2B		0-3 K 1-2	4-0 G6-4-3 BB	0-0 G3		0-3 K	0-0 F7	
Andy Kosco, R OBP: 0.232, SLG: 0.426 Willie Davis, L OBP: 0.216, SLG: 0.238 (1, 9) (7, 8)	0-0 F9		0-0 BB BB 1B	0-0 G6-4-3	0-0 P2		0-0 BB 2B 1B		
Wes Parker, S OBP: 0.347, SLG: 0.384 Gary Moore, R OBP: 0.500, SLG: 1.500 (1, 3) (6, PH) (7, 3)	0-0 F7		0-0 BB BB BB	0-0 WP BB 2B 1B		0-0 WP 3B	0-0 F8		
Willie Crawford, L OBP: 0.313, SLG: 0.322 (1, 7) (7, 9)		0-0 3-1	4-0 BB BB	4-0 WP 2B BB		4-0 1B BB	4-0 2B BB		
Billy Grabarkewitz, R OBP: 0.493, SLG: 0.564 (1, 5) (7, 6)		0-0 E6 CS	4-0 BB BB	0-0 HBP 2B		0-0 1B 4-3 1B	0-0 1-H 2-H 2B		
Ted Sizemore, R OBP: 0.356, SLG: 0.308 (1, 4)		0-0 F7	0-0 F6	4-0 HBP BB		0-0 4-3 1B	0-0 1B 1B		
Claude Osteen, L OBP: 0.250, SLG: 0.200 Len Gabrielson, L Jose Pena, R (1, 1) (8, PH) (9, 1)			0-0 1-3	0-0 WP 1B HBP		0-0 4-3	0-0 F8		

Inning Stats	R: 1	H: 1	E: 1	K: 0	S: 4	LOB: 1	BB: 1	P: 8	R: 0	H: 0	E: 1	K: 0	S: 3	LOB: 0	BB: 0	P: 3	R: 3	H: 3	E: 0	K: 1	S: 8	LOB: 3	BB: 3	P: 20	R: 5	H: 5	E: 0	K: 0	S: 7	LOB: 3	BB: 3	P: 20	R: 0	H: 0	E: 0	K: 0	S: 3	LOB: 0	BB: 0	P: 3	R: 3	H: 3	E: 0	K: 1	S: 8	LOB: 1	BB: 1	P: 12	R: 2	H: 2	E: 0	K: 1	S: 6	LOB: 1	BB: 1	P: 10	R: 1	H: 2	E: 1	K: 0	S: 5	LOB: 1	BB: 0	P: 5
--------------	------	------	------	------	------	--------	-------	------	------	------	------	------	------	--------	-------	------	------	------	------	------	------	--------	-------	-------	------	------	------	------	------	--------	-------	-------	------	------	------	------	------	--------	-------	------	------	------	------	------	------	--------	-------	-------	------	------	------	------	------	--------	-------	-------	------	------	------	------	------	--------	-------	------

PITCHER	IP	WLS	BF	H	R	ER	SO	BB	IBB	HBP	BLK	WP	HR	S	P	ERA	WHIP
Steve Renko, R ERA: 6.56 (1, 1)	2.2	L	14	4	4	4	1	2	0	0	0	0	0	14	22	13.50	2.250
Dan McGinn, L ERA: 13.5 (3, 1)	0.1		7	3	4	4	0	3	0	0	0	1	0	4	16	108.00	18.000
Howie Reed, R ERA: 7.11 (4, 1)	1.0		7	2	1	1	0	2	0	1	0	1	0	4	13	9.00	4.000
John Strohmayr, R ERA: 6.0 (5, 1)	2.0		10	3	3	3	1	1	0	0	0	1	0	11	15	13.50	2.000
Joe Sparma, R ERA: 6.33 (7, 1)	2.0		10	4	3	2	1	1	0	0	0	0	0	11	15	9.00	2.500

**AB R H RBI BB SO LOB**

5	3	3	0	1	1	4
4	2	2	0	0	0	1
2	0	0	0	0	0	2
5	0	1	1	1	2	3
4	1	1	2	0	0	3
1	1	1	0	0	0	0
2	1	1	1	1	0	1
2	1	1	0	0	0	1
1	3	0	0	4	0	0
4	1	3	5	1	0	0
4	1	2	1	1	0	4
3	1	1	1	0	0	1
1	0	0	0	0	0	1
0	0	0	0	0	0	0

**AB 38**  
**R 15**  
**H 16**  
**RBI 11**  
**BB 9**  
**SO 3**  
**LOB 21**



**WP: 3** **PA: 48**  
**PB: 0**  
**SB: 2**  
**CS: 1**

**1B: 12** **SF: 0**  
**2B: 3** **SAC: 0**  
**3B: 1** **DP: 1**  
**HR: 0** **HBP: 1**

**WP: 3** **PA: 48**  
**ERA** **WHIP**

**Montreal Expos @ Los Angeles Dodgers**  
Dodger Stadium, Los Angeles, CA  
Sun May 03 1970, 3:33 AM PDT  
Att. 16,111 - Unknown

[livebaseballscorecards.com](http://livebaseballscorecards.com)

Batter	1	2	3	4	5	6	7	8	9	AB R H RBI BB SO LOB	TOP											
Von Joshua, L (1, 8) OBP: 0.571, SLG: 0.500	0-3 K		0-0 S 1B		0-0 BB 1B		4-0 P6 1B 2B BB	0-0 6-3		4 1 2 0 1 1 1												
Maury Wills, S (1, 6) OBP: 0.355, SLG: 0.286	0-0 6-3 2B		0-0 P6		4-0 G6-3 BB		0-0 2B 1B		0-0 4-3	4 1 2 0 1 0 1												
Bill Sudakis, S (1, 2) OBP: 0.341, SLG: 0.250	0-0 6-3		4-0 BB		0-0 G6-3		0-0 P6		0-3 K	4 0 0 0 1 1 6 0 0 0 0 0 0 0												
Jeff Torborg, R (9, 2) OBP: 0.263, SLG: 0.333	2-3				1-2f		1-2 2-3		0-0 K													
Andy Kosco, R (1, 9) OBP: 0.233, SLG: 0.417	0-0 5-3		0-0 P4				0-0 FC5-4 1B		0-0 6-3	4 0 1 0 0 0 5 1 0 0 0 0 0 0												
Manny Mota, R (7, 7) OBP: 0.382, SLG: 0.276									0-0 F9													
Wes Parker, S (1, 3) OBP: 0.354, SLG: 0.393		4-0 BB		0-0 4-3		0-0 FC5-4 2B		0-0 2B		3 1 1 2 1 0 1												
Willie Crawford, L (1, 7) OBP: 0.324, SLG: 0.339	0-3 K		0-0 CS BB		4-0 BB		0-0 2B		0-0 F5	3 1 1 0 1 1 2												
Billy Grabarkewitz, R (1, 5) OBP: 0.479, SLG: 0.559	0-3 K		0-3 K		0-3 K		0-0 WP 2B		0-3 K	4 0 1 2 0 3 2												
Ted Sizemore, R (1, 4) OBP: 0.351, SLG: 0.304		0-0 P6					0-0 P3		0-0 SH5-4 1B	4 0 1 0 0 0 2												
Sandy Vance, R (1, 1)			0-3 K				0-0 E1 BB 1B		0-0 SH5-4	2 0 0 0 0 1 0 1 0 0 0 0 0 1 0 0 0 0 0 0 0												
Willie Davis, L (6, PH) OBP: 0.213, SLG: 0.235									1-2 F9													
Fred Norman, S (6, 1)																						
<b>Inning Stats</b>	R: 0 E: 0 K: 1 S: 6	H: 1 LOB: 1 BB: 0 P: 6	R: 0 E: 0 K: 2 S: 7	H: 0 LOB: 1 BB: 1 P: 11	R: 0 E: 0 K: 1 S: 6	H: 1 LOB: 2 BB: 1 P: 10	R: 0 E: 0 K: 1 S: 4	H: 0 LOB: 1 BB: 1 P: 8	R: 0 E: 1 K: 0 S: 4	H: 1 LOB: 2 BB: 1 P: 8	R: 2 E: 0 K: 0 S: 6	H: 3 LOB: 1 BB: 0 P: 6	R: 2 E: 0 K: 0 S: 5	H: 2 LOB: 1 BB: 1 P: 9	R: 0 E: 0 K: 1 S: 6	H: 1 LOB: 1 BB: 0 P: 6	R: 0 E: 0 K: 1 S: 5	H: 0 LOB: 0 BB: 0 P: 5	1B: 5 2B: 5 3B: 0 HR: 0	SF: 0 SAC: 1 DP: 2 HBP: 0	WP: 1 PB: 0 SB: 1 CS: 1	PA: 40
<b>PITCHER</b>	IP WLS BF H R ER SO BB IBB HBP BLK WP HR S P ERA WHIP																				<b>PITCHER</b>	IP WLS BF H R ER SO BB IBB HBP BLK WP HR S P ERA WHIP
Nolan Ryan, R (1, 1) ERA: 1.64	7.0 L 33 8 4 4 5 5 0 0 0 1 0 38 58 5.14 1.857																					
Ron Taylor, R (8, 1) ERA: 3.0	1.0 4 1 0 0 1 0 0 0 0 0 0 0 6 6 0.00 1.000																					
Don Cardwell, R (9, 1) ERA: 2.45	1.0 3 0 0 0 0 1 0 0 0 0 0 0 5 5 0.00 0.000																					

Los Angeles Dodgers @ New York Mets  
 Shea Stadium, Flushing, NY  
 Tue May 05 1970, 7:05 PM EDT  
 Att. 24,321 - Unknown

AB	34
R	4
H	9
RBI	4
BB	5
SO	7
LOB	21



WP: 1	PA: 40
PB: 0	
SB: 1	
CS: 1	

livebaseballscorecards.com



BOTTOM

Los Angeles Dodgers @ New York Mets  
Shea Stadium, Flushing, NY  
Tue May 05 1970, 7:05 PM EDT  
Att. 24,321 - Unknown

livebaseballscorecards.com

AB 32  
R 0  
H 6  
RBI 0  
BB 5  
SO 6  
LOB 22



WP: 0 PA: 37  
PB: 0  
SB: 0  
CS: 0

AB R H RBI BB SO LOB

5 0 2 0 0 1 3

4 0 0 0 0 0 3

3 0 0 0 1 0 3

4 0 2 0 0 1 1

4 0 0 0 0 0 3

3 0 0 0 1 1 1

3 0 1 0 1 0 1

3 0 1 0 1 1 2

2 0 0 0 0 1 4

1 0 0 0 0 1 1

0 0 0 0 0 0 0

0 0 0 0 0 0 0

0 0 0 0 1 0 0

1B: 5 SF: 0  
2B: 1 SAC: 0  
3B: 0 DP: 1  
HR: 0 HBP: 0

1B: 5 SF: 0  
2B: 1 SAC: 0  
3B: 0 DP: 1  
HR: 0 HBP: 0

1B: 5 SF: 0  
2B: 1 SAC: 0  
3B: 0 DP: 1  
HR: 0 HBP: 0

1B: 5 SF: 0  
2B: 1 SAC: 0  
3B: 0 DP: 1  
HR: 0 HBP: 0

1B: 5 SF: 0  
2B: 1 SAC: 0  
3B: 0 DP: 1  
HR: 0 HBP: 0

Batter	1	2	3	4	5	6	7	8	9
<b>Tommie Agee, R</b> OBP: 0.314, SLG: 0.376 (1, 8)	0-3 K		0-0 2B		0-0 1B		0-0 F8		0-0 P4
<b>Bud Harrelson, S</b> OBP: 0.404, SLG: 0.489 (1, 6)	0-0 F9		0-0 F8		0-0 P4			0-0 F8	
<b>Cleon Jones, R</b> OBP: 0.297, SLG: 0.256 (1, 7)	0-0 6-3		0-0 F9		0-0 F8			4-0 G5-3 1B BB	
<b>Art Shamsky, L</b> OBP: 0.380, SLG: 0.377 (1, 9)		0-0 FC5-4 1B	0-0 L7			0-3 K		0-0 1-2 1B	
<b>Donn Clendenon, R</b> OBP: 0.263, SLG: 0.418 (1, 3)		0-0 FC5-4 1B		0-0 F7		0-0 F2		0-0 G5-3	
<b>Ken Boswell, L</b> OBP: 0.365, SLG: 0.364 (1, 4)		0-0 F8		0-0 F8		0-3 K		4-0 6-3 BB	
<b>Joe Foy, R</b> OBP: 0.298, SLG: 0.305 (1, 5)		0-0 BB 1-3 1B		0-0 F9			4-0 BB	0-0 6-3	
<b>Duffy Dyer, R</b> OBP: 0.340, SLG: 0.244 (1, 2)		4-0 1-2 BB			0-0 FC3-6 1B		0-3 K	0-0 F7	
<b>Nolan Ryan, R</b> OBP: 0.077, SLG: 0.077 (1, 1)		0-3 K			0-0 FC3-6 1B		0-3 K	4-0 BB	
<b>Ron Swoboda, R</b> OBP: 0.414, SLG: 0.311 (7, PH)									
<b>Ron Taylor, R</b> (8, 1)									
<b>Don Cardwell, R</b> (9, 1)									
<b>Mike Jorgensen, L</b> OBP: 0.303, SLG: 0.429 (9, PH)									

Inning Stats	R: 0	H: 0	E: 0	K: 1	S: 5	H: 2	LOB: 0	BB: 0	P: 5	R: 0	H: 2	E: 0	K: 1	S: 7	H: 1	LOB: 1	BB: 1	P: 11	R: 0	H: 0	E: 0	K: 0	S: 4	H: 0	LOB: 0	BB: 0	P: 3	R: 0	H: 2	E: 0	K: 0	S: 5	H: 0	LOB: 0	BB: 0	P: 5	R: 0	H: 0	E: 0	K: 2	S: 7	H: 0	LOB: 1	BB: 1	P: 11	R: 0	H: 1	E: 0	K: 0	S: 3	H: 0	LOB: 2	BB: 2	P: 11	R: 0	H: 0	E: 0	K: 0	S: 3	H: 0	LOB: 0	BB: 0	P: 7	R: 0	H: 0	E: 0	K: 2	S: 7	H: 0	LOB: 1	BB: 1	P: 7	R: 0	H: 1	E: 0	K: 0	S: 3	H: 0	LOB: 2	BB: 2	P: 11
--------------	------	------	------	------	------	------	--------	-------	------	------	------	------	------	------	------	--------	-------	-------	------	------	------	------	------	------	--------	-------	------	------	------	------	------	------	------	--------	-------	------	------	------	------	------	------	------	--------	-------	-------	------	------	------	------	------	------	--------	-------	-------	------	------	------	------	------	------	--------	-------	------	------	------	------	------	------	------	--------	-------	------	------	------	------	------	------	------	--------	-------	-------

PITCHER	IP	WLS	BF	H	R	ER	SO	BB	IBB	HBP	BLK	WP	HR	S	P	ERA	WHIP
<b>Sandy Vance, R</b> ERA: 1.8 (1, 1)	5.0	W	21	5	0	0	2	1	0	0	0	0	0	24	28	0.00	1.200
<b>Fred Norman, L</b> ERA: 3.75 (6, 1)	4.0	S	16	1	0	0	4	4	0	0	0	0	0	20	36	0.00	1.250

PITCHER	IP	WLS	BF	H	R	ER	SO	BB	IBB	HBP	BLK	WP	HR	S	P	ERA	WHIP
---------	----	-----	----	---	---	----	----	----	-----	-----	-----	----	----	---	---	-----	------

Batter	1	2	3	4	5	6	7	8	9	AB R H RBI BB SO LOB	TOP									
Von Joshua, L (1, 7) OBP: 0.421, SLG: 0.353	0-0 4-3		0-3 K		0-0 L4			0-0 1-3	0-0 L4	5 0 0 0 0 1 3	<p>Los Angeles Dodgers @ New York Mets</p> <p>Shea Stadium, Flushing, NY</p> <p>Wed May 06 1970, 7:05 PM EDT</p> <p>Att: 18,027 - Unknown</p>									
Maury Wills, S (1, 6) OBP: 0.342, SLG: 0.274	0-0 6-3		0-0 1-3			0-0 4-3		0-0 1-3		4 0 0 0 0 0 0										
Willie Davis, L (1, 8) OBP: 0.226, SLG: 0.247	0-3 K			0-0 G4-6-3 1B		0-0 FC6-4 1B			0-3 K	4 0 2 0 0 2 0										
Wes Parker, S (1, 3) OBP: 0.359, SLG: 0.391		0-0 F7		0-0 G4-6-3 1B		0-0 FC6-4 1-2f			4-0 1B HR	3 1 1 0 1 0 1										
Bill Sudakis, S (1, 2) OBP: 0.333, SLG: 0.250		0-0 4-3		0-0 G4-6-3 1-2f 2-3		0-0 F8			0-0 1-2 HR 1B	4 1 1 0 0 0 3										
Willie Crawford, L (1, 9) OBP: 0.347, SLG: 0.409		0-0 1B		0-3 K			0-0 FC5-4 1B		0-0 1-H 2-H HR	4 1 3 3 0 1 1										
Billy Grabarkewitz, R (1, 5) OBP: 0.481, SLG: 0.556		0-3 K			0-0 FC6-4 1B		0-0 FC5-4 1-2f G4-6-3		0-0 4-3 1B 1B	4 0 2 0 0 1 2										
Ted Sizemore, R (1, 4) OBP: 0.358, SLG: 0.356			0-0 HR		0-0 FC6-4 1-2f		0-0 G4-6-3 1-2f		0-0 1-2 4-3 1B	4 1 2 1 0 0 2										
Don Sutton, R (1, 1) OBP: 0.278, SLG: 0.278			0-3 K		0-3 K			0-3 K	0-0 4-3	1 0 0 0 0 0 1 0										
Joe Moeller, R (4, 1)										0 0 0 0 0 0 0 0										
Len Gabrielson, L (5, PH)										1 0 0 0 0 0 1 1										
Camilo Pascual, R (5, 1)										0 0 0 0 0 0 0 0										
Jim Lefebvre, S (8, PH)										1 0 0 0 0 0 1 0										
Jose Ferra, R (8, 1)										0 0 0 0 0 0 0 0										
Andy Kosco, R (9, PH)										1 0 0 0 0 0 0 2										
<b>Inning Stats</b>	R: 0 E: 0 K: 1 S: 5	H: 0 LOB: 0 BB: 0 P: 5	R: 0 E: 0 K: 1 S: 6	H: 1 LOB: 1 BB: 0 P: 6	R: 1 E: 0 K: 2 S: 8	H: 1 LOB: 0 BB: 0 P: 8	R: 0 E: 0 K: 1 S: 6	H: 1 LOB: 1 BB: 0 P: 6	R: 0 E: 0 K: 0 S: 4	H: 1 LOB: 1 BB: 0 P: 4	R: 0 E: 0 K: 0 S: 3	H: 1 LOB: 0 BB: 0 P: 3	R: 0 E: 0 K: 1 S: 5	H: 0 LOB: 0 BB: 0 P: 5	R: 3 E: 0 K: 1 S: 9	H: 4 LOB: 2 BB: 1 P: 13	1B: 9 2B: 0 3B: 0 HR: 2	SF: 0 SAC: 0 DP: 2 HBP: 0	WP: 0 PB: 0 SB: 0 CS: 0	PA: 37
<b>PITCHER</b>	IP WLS BF H R ER SO BB IBB HBP BLK WP HR S P ERA WHIP																			
Tom Seaver, R (1, 1) ERA: 2.1	8.1 W 35 11 4 4 8 1 0 0 0 0 2 50 54 4.32 1.440																			
Ron Taylor, R (9, 1) ERA: 2.84	0.2 S 2 0 0 0 0 0 0 0 0 0 0 0 2 2 0.00 0.000																			

livebaseballscorecards.com

AB	36
R	4
H	11
RBI	4
BB	1
SO	8
LOB	15



Batter	1	2	3	4	5	6	7	8	9
<b>Tommie Agee, R</b> OBP: 0.327, SLG: 0.375 (1, 8) X	0-0 1B WP 1B	4-0 S 1B BB		4-0 1B WP BB		0-0 F9 ①		0-3 K ②	
<b>Bud Harrelson, S</b> OBP: 0.412, SLG: 0.495 (1, 6) X	0-0 F8 ① X	0-0 E S 1B 1-H		0-0 WP 4-3 1B		0-0 1-3 1B		0-0 4-3 ③	
<b>Cleon Jones, R</b> OBP: 0.305, SLG: 0.259 (1, 7) X	0-0 WP 1B 1-3	1-0 HBP		0-0 5-3 ① 2-3 3-H		0-0 P4 ②			
<b>Art Shamsky, L</b> OBP: 0.373, SLG: 0.359 (1, 9) B B B	4-0 1B 1-2 BB 3-H	0-0 P6 ③		0-0 4-3 ② 3-H		0-0 L4 ③			
<b>Ken Boswell, L</b> OBP: 0.375, SLG: 0.375 (1, 4) X	0-0 1-2 2-H 1B		0-0 S 1B	0-0 F8 ③			0-3 K ①		
<b>Mike Jorgensen, L</b> OBP: 0.297, SLG: 0.406 (1, 3) X	0-0 F8 ②		0-3 K 1-2		0-3 K ①		0-0 S 1B		
<b>Joe Foy, R</b> OBP: 0.286, SLG: 0.291 (1, 5) X	0-0 P4 ③		0-0 5-3 ②		0-0 5-3 ②		0-0 L4 ② 1-2		
<b>Duffy Dyer, R</b> OBP: 0.333, SLG: 0.227 (1, 2)		0-0 6-3 ①	4-0 IBB		0-0 6-3 ③		0-0 6-3 ③		
<b>Tom Seaver, R</b> OBP: 0.208, SLG: 0.250 <b>Ron Taylor, R</b> (9, 1)		0-0 F8 ② X	0-0 F9 ③			0-0 1B 1B		0-0 P4 ①	

Inning Stats	R: 2	H: 3	E: 0	K: 0	S: 6	LOB: 2	BB: 1	P: 10	R: 1	H: 1	E: 0	K: 0	S: 4	LOB: 2	BB: 1	P: 9	R: 0	H: 1	E: 0	K: 1	S: 6	LOB: 2	BB: 1	P: 10	R: 2	H: 1	E: 0	K: 0	S: 4	LOB: 0	BB: 1	P: 8	R: 0	H: 0	E: 0	K: 1	S: 5	LOB: 0	BB: 0	P: 5	R: 0	H: 2	E: 0	K: 0	S: 5	LOB: 2	BB: 0	P: 5	R: 0	H: 1	E: 0	K: 1	S: 6	LOB: 1	BB: 0	P: 6	R: 0	H: 0	E: 0	K: 1	S: 5	LOB: 0	BB: 0	P: 5
<b>Don Sutton, R</b> ERA: 3.06 (1, 1)	IP	WLS	BF	H	R	ER	SO	BB	IBB	HBP	BLK	WP	HR	S	P	ERA	WHIP																																															
<b>Joe Moeller, R</b> ERA: (4, 1)	1.0		3	0	0	0	0	0	0	0	0	1	0	3	3	0.00	0.000																																															
<b>Camilo Pascual, R</b> ERA: 1.8 (5, 1)	3.0		12	3	0	0	2	0	0	0	0	0	0	16	16	0.00	1.000																																															
<b>Jose Pena, R</b> ERA: (8, 1)	1.0		3	0	0	0	1	0	0	0	0	0	0	5	5	0.00	0.000																																															

**Los Angeles Dodgers @ New York Mets**  
 Shea Stadium, Flushing, NY  
 Wed May 06 1970, 7:05 PM EDT  
 Att. 18,027 - Unknown

AB	R	H	RBI	BB	SO	LOB
3	3	1	0	2	1	1
5	1	3	1	0	0	1
3	1	1	0	0	0	3
3	0	0	1	1	0	4
4	0	2	1	0	1	0
4	0	1	0	0	2	3
4	0	0	0	0	0	4
3	0	0	0	1	0	1
4	0	1	0	0	0	2
0	0	0	0	0	0	0

AB	33
R	5
H	9
RBI	3
BB	4
SO	4
LOB	19



WP	2	PA	38
PB	0	SB	4
CS	0		

Batter	1	2	3	4	5	6	7	8	9	10	AB R H RBI BB SO LOB	TOP															
Maury Wills, S OBP: 0.336, SLG: 0.270 (1, 6) X	0-0 F9		0-0 6-3		0-3 K		0-0 BLK 2B 1B		0-0 4-3		5 1 1 1 0 1 2	<b>Los Angeles Dodgers @ New York Mets</b> Shea Stadium, Flushing, NY Thu May 07 1970, 7:05 PM EDT Att. 16,552 - Unknown  <a href="http://livebaseballscorecards.com">livebaseballscorecards.com</a>															
Ted Sizemore, R OBP: 0.360, SLG: 0.342 (1, 4) B	4-0 FC3-6 BB		0-0 5-3			0-0 5-3	4-0 2B 1B		0-0 E6 3B 1B	3 1 0 0 2 0 0																	
Willie Davis, L OBP: 0.255, SLG: 0.280 (1, 8) X	0-0 FC3-6 1-2f			4-0 BB G6-4-3		0-0 8-4 1B	0-0 1-3 2-H 2B		0-0 3B 1B	4 1 3 1 1 0 1																	
Andy Kosco, R OBP: 0.218, SLG: 0.390 Von Joshua, L OBP: 0.400, SLG: 0.333 (1, 9) S (7, 9) S	0-3 K 1-2			0-0 G6-4-3 1-2f		0-0 8-4 1-2f	0-0 F2		0-3 K 2-3	4 0 0 0 0 1 5 1 0 0 0 0 1 2																	
Wes Parker, S OBP: 0.380, SLG: 0.474 (1, 3) X		0-0 F9 2B		0-0 4-3			0-0 HR	0-0 FC4-6 1B	0-0 1-H 3-H SF8 3B	5 2 4 3 0 0 0																	
Billy Grabarkewitz, R OBP: 0.476, SLG: 0.567 (1, 5) X		0-0 F9 2-3			0-0 SH1-4 1B		0-0 2B 2B	0-0 F8	0-0 SF8 3-H	4 1 2 1 0 0 2																	
Willie Crawford, L OBP: 0.338, SLG: 0.397 Manny Mota, R OBP: 0.378, SLG: 0.258 (1, 7) X (7, PH) X (7, 7) X		0-0 F5			0-0 F7		0-0 F9	0-0 FC4-6 CS	4-0 BB	2 0 0 0 0 0 2 2 0 0 0 1 0 2																	
Jeff Torborg, R OBP: 0.292, SLG: 0.391 (1, 2) X		0-0 5-3			0-0 SH1-4 1B		0-0 1B 2B	0-0 CS	0-0 F9	5 1 2 1 0 0 2																	
Alan Foster, R OBP: 0.176, SLG: 0.125 Jim Brewer, L (7, 1) S Len Gabrielson, L (9, PH) S Ray Lamb, R (9, 1) S			0-3 K		0-0 SH1-4		0-0 5-3		0-0 F7	2 0 0 0 0 1 1 0 0 0 0 0 0 0 1 0 0 0 0 0 0 0 0 0 0 0 0 0																	
<b>Inning Stats</b>	R: 0 E: 1 K: 1 S: 5	H: 0 LOB: 1 BB: 1 P: 9	R: 0 E: 0 K: 0 S: 4	H: 1 LOB: 1 BB: 0 P: 4	R: 0 E: 0 K: 1 S: 5	H: 0 LOB: 0 BB: 0 P: 5	R: 0 E: 0 K: 0 S: 2	H: 0 LOB: 0 BB: 1 P: 6	R: 0 E: 0 K: 1 S: 7	H: 2 LOB: 2 BB: 0 P: 7	R: 0 E: 0 K: 0 S: 3		H: 1 LOB: 0 BB: 0 P: 3	R: 4 E: 0 K: 0 S: 8	H: 5 LOB: 2 BB: 1 P: 12	R: 0 E: 0 K: 0 S: 3	H: 1 LOB: 0 BB: 0 P: 3	R: 0 E: 0 K: 0 S: 3	H: 0 LOB: 0 BB: 0 P: 3	R: 3 E: 1 K: 1 S: 8	H: 2 LOB: 1 BB: 1 P: 12	1B: 6 2B: 5 3B: 1 HR: 1	SF: 1 SAC: 1 DP: 2 HBP: 0	WP: 0 PB: 0 SB: 1 CS: 1	PA: 45		
<b>PITCHER</b>	IP WLS BF H R ER SO BB IBB HBP BLK WP HR S P ERA WHIP											IP WLS BF H R ER SO BB IBB HBP BLK WP HR S P ERA WHIP															
Ray Sadecki, L ERA: 4.0 (1, 1)	6.0	24	6	2	2	3	2	0	0	0	0	0	0	1	1	3.00	1.333										
Tug McGraw, L ERA: 2.13 (7, 1)	0.2	6	3	2	2	0	0	1	0	1	0	0	0	0	0	27.00	4.500										
Don Cardwell, R ERA: 2.35 (7, 1)	0.1	1	0	0	0	0	0	0	0	0	0	0	0	0	0.00	0.000											
Cal Koonce, R ERA: 3.18 (8, 1)	1.0	3	1	0	0	0	0	0	0	0	0	0	0	0	0.00	1.000											
Jim McAndrew, R ERA: 9.0 (9, 1)	2.0	L 10	2	3	1	1	1	0	0	0	0	0	0	0	11	4.50	1.500										

AB	38
R	7
H	12
RBI	7
BB	4
SO	4
LOB	19



BOTTOM

Los Angeles Dodgers @ New York Mets  
Shea Stadium, Flushing, NY  
Thu May 07 1970, 7:05 PM EDT  
Att: 16,552 - Unknown

livebaseballscorecards.com

AB 35  
R 4  
H 5  
RBI 2  
BB 8  
SO 8  
LOB 22



WP: 0 PA: 44  
PB: 0  
SB: 3  
CS: 1

Batter	1	2	3	4	5	6	7	8	9	10	AB	R	H	RBI	BB	SO	LOB
<b>Tommie Agee, R</b> OBP: 0.350, SLG: 0.370 (1, 8)	0-0 CS 1B	0-0 FC5-4 1-2f			0-0 6-3		0-3 K		1-0 F8 G1-2-3 HBP		4	0	1	0	0	1	3
<b>Bud Harrelson, S</b> OBP: 0.420, SLG: 0.490 (1, 6)	4-0 E S 1B BB				0-0 F8		0-0 F7		0-0 1B 1B	4-0 1B 1B	3	2	1	0	2	0	0
<b>Cleon Jones, R</b> OBP: 0.290, SLG: 0.244 (1, 7)	0-3 K 1-3				0-0 4-3		0-0 F3		0-0 L9	0-0 F8	5	0	0	0	0	1	4
<b>Art Shamsky, L</b> OBP: 0.388, SLG: 0.358 (1, 9) (9, 3)	4-0 1B BB				0-0 3-1		0-0 G3		0-0 BB 1B 1B	4-0 1-2 1B	3	1	1	0	2	0	0
<b>Ken Boswell, L</b> OBP: 0.377, SLG: 0.377 (1, 4)	0-0 1-2 3-H 1B				0-0 6-3		0-3 K		0-0 BB 1B	0-0 G1-2-3	5	1	2	2	0	1	3
<b>Mike Jorgensen, L</b> OBP: 0.275, SLG: 0.371 (1, 3) <b>Ron Swoboda, R</b> OBP: 0.417, SLG: 0.304 (8, PH) (9, 9)	0-0 1-3				0-0 3-1		0-0 F5		4-0 E 2-3 BB	0-3 K	3	0	0	0	0	0	2
<b>Joe Foy, R</b> OBP: 0.291, SLG: 0.281 (1, 5)					4-0 S BB		4-0 BB BB		0-3 K	0-0 6-3	3	0	0	0	2	2	3
<b>Duffy Dyer, R</b> OBP: 0.321, SLG: 0.208 (1, 2)					0-0 E5 FC5-4		0-0 5-3		4-0 1-2 BB	0-0 E9	4	0	0	0	1	1	2
<b>Ray Sadecki, L</b> (1, 1) <b>Tug McGraw, R</b> OBP: 0.500, SLG: 0.500 (7, 1) <b>Don Carrowell, R</b> (7, 1) <b>Dave Marshall, L</b> OBP: 0.200, SLG: 0.450 (7, PH) <b>Domin Ciendenon, R</b> OBP: 0.259, SLG: 0.411 (7, PH) <b>Cal Koonce, R</b> (8, 1) <b>Al Weis, S</b> OBP: 0.391, SLG: 0.286 (8, PH) <b>Jim McAndrew, R</b> OBP: 0.353, SLG: 0.667 (9, 1)					0-0 L9		0-0 4-3		0-0 F8	0-3 K	2	0	0	0	0	0	1

Inning Stats	R: 1	H: 2	E: 0	K: 1	S: 6	P: 14	R: 0	H: 0	E: 1	K: 1	S: 6	P: 6	R: 0	H: 0	E: 0	K: 0	S: 3	P: 3	R: 0	H: 0	E: 0	K: 0	S: 3	P: 7	R: 0	H: 0	E: 0	K: 1	S: 5	P: 5	R: 0	H: 0	E: 0	K: 1	S: 5	P: 13	R: 3	H: 3	E: 1	K: 2	S: 11	P: 15	R: 0	H: 0	E: 0	K: 0	S: 2	P: 11	R: 0	H: 0	E: 0	K: 2	S: 7	P: 7	1B: 5	SF: 0	2B: 0	3B: 0	HR: 0	SAC: 0	DP: 1	HBP: 1
--------------	------	------	------	------	------	-------	------	------	------	------	------	------	------	------	------	------	------	------	------	------	------	------	------	------	------	------	------	------	------	------	------	------	------	------	------	-------	------	------	------	------	-------	-------	------	------	------	------	------	-------	------	------	------	------	------	------	-------	-------	-------	-------	-------	--------	-------	--------

PITCHER	IP	WLS	BF	H	R	ER	SO	BB	IBB	HBP	BLK	WP	HR	S	P	ERA	WHIP
<b>Alan Foster, R</b> ERA: 2.9 (1, 1)	6.1		26	2	1	1	3	5	0	0	0	0	0	27	47	1.42	1.105
<b>Jim Brewer, L</b> ERA: 0.61 (7, 1)	1.2		10	3	3	1	3	1	0	0	0	0	0	15	19	5.40	2.400
<b>Ray Lamb, R</b> ERA: 3.0 (9, 1)	2.0	W	8	0	0	0	2	0	2	1	0	0	0	9	18	0.00	0.000

PITCHER	IP	WLS	BF	H	R	ER	SO	BB	IBB	HBP	BLK	WP	HR	S	P	ERA	WHIP
---------	----	-----	----	---	---	----	----	----	-----	-----	-----	----	----	---	---	-----	------

Batter	1	2	3	4	5	6	7	8	9	10	11	12	AB R H RBI BB SO LOB	TOP		
Von Joshua, L (1, 7) OBP: 0.346, SLG: 0.292	0-3 K		0-0 1B 3B 1B	0-0 G3			0-0 F2		0-3 K			0-0 4-3	6 1 1 0 0 2 1			
Maury Wills, S (1, 6) OBP: 0.344, SLG: 0.292	0-0 P4		0-0 3B 1B	0-0 F7			0-0 S 1B		0-0 F2			0-0 CS 2B	6 1 3 0 0 0 0			
Willie Davis, L (1, 8) OBP: 0.269, SLG: 0.327	0-0 BLK 1B		0-0 1-H 2-H 2B 3B		0-0 6-3		0-0 SF8		0-0 F7			0-0 2B 2B	5 2 3 3 0 0 0			
Wes Parker, S (1, 3) OBP: 0.377, SLG: 0.485	0-0 1-3 1-2		0-0 G3 2B		0-0 L6		0-0 F7 1-2		0-0 6-3			0-0 2-H HR 2B	6 1 2 2 0 0 2			
Willie Crawford, L (1, 9) OBP: 0.333, SLG: 0.380 Manny Mota, R (11, PH) OBP: 0.410, SLG: 0.344			0-0 F8	4-0 G3 IBB		0-0 P6		0-0 3-1				4-0 FC6-2-5-1 3B HR IBB	3 0 0 0 1 0 0 1 1 1 0 1 0 0			
Bill Sudakis, S (1, 5) OBP: 0.333, SLG: 0.326			0-0 FC6-4 1B	0-0 F8			0-3 K		0-3 K			0-0 P5 HR	6 1 2 3 0 2 3			
Tom Haller, L (1, 2) OBP: 0.282, SLG: 0.351 Andy Kosco, R (11, PH) OBP: 0.215, SLG: 0.385 Billy Grabarkewitz, R (11, PR) OBP: 0.476, SLG: 0.567 Jeff Torborg, R (11, 2) OBP: 0.320, SLG: 0.391			0-0 FC6-4 1B	0-0 G3			0-3 K		0-0 4-3			4-0 FC6-2-5-1 1B BB	4 0 1 0 0 1 2 1 0 0 0 0 0 1 0 0 0 0 0 0 0 0 0 0 0 1 0 0	AB 50 R 8 H 16 RBI 8 BB 3 SO 8 LOB 20		
Ted Sizemore, R (1, 4) OBP: 0.359, SLG: 0.341			0-0 FC6-4 1-2 2-3	0-0 5-3			0-0 5-3		0-3 K			0-0 2-3 1B	6 0 2 0 0 1 4			
Claude Osteen, L (1, 1) OBP: 0.263, SLG: 0.278 Jim Brewer, L (8, 1) Joe Moeller, R (10, 1) Jim Lefebvre, S (11, PH) OBP: 0.267, SLG: 0.185 Jose Pena, R (11, 1)			0-0 FC6-4		0-3 K		0-0 1B SF8 2B		0-3 K			0-0 F7	3 1 1 0 0 1 2 1 0 0 0 0 1 0 0 0 0 0 0 0 0 1 0 0 0 0 0 3 1 0 0 0 0 0 2			
<b>Inning Stats</b>	R: 0 H: 1 E: 0 LOB: 1 K: 1 BB: 0 S: 6 P: 6	R: 0 H: 2 E: 0 LOB: 2 K: 0 BB: 0 S: 5 P: 5	R: 3 H: 4 E: 0 LOB: 2 K: 0 BB: 1 S: 7 P: 11	R: 0 H: 0 E: 0 LOB: 0 K: 1 BB: 0 S: 5 P: 5	R: 0 H: 0 E: 0 LOB: 0 K: 0 BB: 0 S: 3 P: 3	R: 0 H: 0 E: 0 LOB: 0 K: 2 BB: 0 S: 7 P: 7	R: 1 H: 2 E: 0 LOB: 1 K: 0 BB: 0 S: 5 P: 5	R: 0 H: 0 E: 0 LOB: 0 K: 1 BB: 0 S: 5 P: 5	R: 0 H: 0 E: 0 LOB: 0 K: 3 BB: 0 S: 9 P: 9	R: 0 H: 0 E: 0 LOB: 0 K: 0 BB: 0 S: 3 P: 3	R: 0 H: 2 E: 0 LOB: 3 K: 0 BB: 0 S: 5 P: 5	R: 4 H: 5 E: 0 LOB: 2 K: 0 BB: 2 S: 7 P: 15	1B: 8 SF: 1 2B: 5 SAC: 0 3B: 2 DP: 0 HR: 1 HBP: 0	WP: 0 PA: 54 PB: 0 SB: 1 CS: 1		
<b>PITCHER</b>	IP WLS BF H R ER SO BB IBB HBP BLK WP HR S P ERA WHIP															
Rick Wise, R (1, 1) ERA: 3.79	8.0	34	9	4	4	5	0	0	0	0	0	0	0	0	4.50	1.125
Joe Hoerner, L (9, 1) ERA: 2.65	3.2	18	6	4	4	3	1	1	0	0	0	1	22	30	9.82	1.909
Dick Selma, R (12, 1) ERA: 3.54	0.1	2	1	0	0	0	0	0	0	0	0	0	2	2	0.00	3.000

Los Angeles Dodgers @ Philadelphia Phillies  
 Shibe Park, Philadelphia, PA  
 Fri May 08 1970, 7:05 PM EDT  
 Att: 5,170 - Unknown

livebaseballscorecards.com




Batter	1	2	3	4	5	6	7	8	9	10	11	12
Larry Bowa, S OBP: 0.258, SLG: 0.216 Terry Harmon, R OBP: 0.267, SLG: 0.154 (1, 6) X (8, PH) (9, 6)	0-0 6-3 ①		0-0 G1-6-3 1B			0-0 L8 ②		4-0 BB		0-0 6-3 ③		
Tony Taylor, R OBP: 0.297, SLG: 0.224 (1, 4) X	0-0 4-3 ②		0-0 G1-6-3 1-2f ③			0-0 6-3 ③		0-0 F9 ②			0-0 4-3 ①	
Larry Hisle, R OBP: 0.336, SLG: 0.362 (1, 8) X	0-0 6-3 ③			0-0 5-3 ①			0-3 K ①	0-0 PO 2-3	0-3 K ①		0-3 K ②	
Deron Johnson, R OBP: 0.287, SLG: 0.479 (1, 3) X		0-0 6-3 ①		0-0 F2 ②			0-0 5-3 ②		0-0 HR		0-0 G3 ③	
Don Money, R OBP: 0.448, SLG: 0.607 (1, 5) X		0-0 6-3 ②		0-3 K ③			0-3 K ③		0-0 HR			4-0 G6-3 BB
Byron Browne, R OBP: 0.288, SLG: 0.340 (1, 9) X		0-0 1B 2B			0-0 F9 ①			0-0 HR	0-3 K ②			0-0 G6-3 1-2f ① ②
Jim Hutto, R OBP: 0.353, SLG: 0.500 Del Bates, L OBP: 0.286, SLG: 0.167 (1, 7) X (11, 2)		0-0 FC6-4 1B 2-H			0-0 5-3 ②			0-0 5-3 ① ③	0-3 K ③			0-0 G3 ③
Mike Compton, R OBP: 0.333, SLG: 0.400 John Briggs, L OBP: 0.278, SLG: 0.316 (1, 2) X (10, PH) (11, 7)		0-0 FC6-4 1-2f			0-0 6-3 ③			4-0 2B BB		0-0 F8 ①		
Rick Wise, R OBP: 0.308, SLG: 0.250 Sam Parrilla, R OBP: 0.231, SLG: 0.250 Joe Hoerner, R Dick Selma, R (1, 1) X (8, PH) (9, 1) (12, 1)			0-3 K ①			0-0 5-3 ①		0-0 PO 1-3 2B		0-0 F8 ②		

AB	R	H	RBI	BB	SO	LOB
3	0	1	0	0	0	0
1	0	0	0	1	0	0
5	0	0	0	0	0	4
5	0	0	0	0	3	0
5	1	1	1	0	0	0
4	1	1	1	1	2	0
5	2	2	1	0	1	1
4	0	1	1	0	1	0
1	0	0	0	0	0	0
2	0	0	0	1	0	1
1	0	0	0	0	0	0
1	0	0	0	0	0	0
0	0	0	0	0	0	0
2	0	0	0	0	1	0
1	0	1	0	0	0	0
1	0	0	0	0	0	0
0	0	0	0	0	0	0

**Los Angeles Dodgers @ Philadelphia Phillies**  
**Shibe Park, Philadelphia, PA**  
 Fri May 08 1970, 7:05 PM EDT  
 Att. 5,170 - Unknown

livebaseballscorecards.com

AB	40
R	4
H	7
RBI	4
BB	3
SO	8
LOB	6



WP: 0	PA: 44
PB: 0	
SB: 0	
CS: 0	

Inning Stats	R: 0	H: 0	E: 0	K: 3	S: 3	R: 1	H: 2	E: 0	K: 0	S: 5	R: 0	H: 1	E: 0	K: 1	S: 5	R: 0	H: 0	E: 0	K: 1	S: 5	R: 0	H: 0	E: 0	K: 0	S: 3	R: 0	H: 0	E: 0	K: 2	S: 7	R: 1	H: 2	E: 0	K: 0	S: 4	R: 2	H: 2	E: 0	K: 3	S: 11	R: 0	H: 0	E: 0	K: 0	S: 3	R: 0	H: 0	E: 0	K: 1	S: 5	R: 0	H: 0	E: 0	K: 0	S: 2	1B: 2	2B: 2	3B: 0	HR: 3	SF: 0	SAC: 0	DP: 2	HBP: 0	WP: 0 <th>PA: 44 </th>	PA: 44
PITCHER	IP	WLS	BF	H	R	ER	SO	BB	IBB	HBP	BLK	WP	HR	S	P	ERA	WHIP																																																
Claude Osteen, L ERA: 1.95	7.1		27	5	2	2	4	1	0	0	0	0	1	34	38	2.46	0.818																																																
Jim Brewer, L ERA: 1.65	1.2		7	2	2	2	3	1	0	0	0	0	2	12	16	10.80	1.800																																																
Joe Moeller, R ERA:	1.0		3	0	0	0	0	0	0	0	0	0	0	3	3	0.00	0.000																																																
Jose Pena, R ERA:	2.0	W	6	0	0	0	1	1	0	0	0	0	0	7	11	0.00	0.500																																																

Batter	1	2	3	4	5	6	7	8	9	10	11	12	13	14	AB R H RBI BB SO LOB	TOP														
Maury Wills, S OBP: 0.347, SLG: 0.290 Jim Lefebvre, S OBP: 0.286, SLG: 0.219	0-0 4-3	4-0 1B 1-2 1B BB			0-0 L4-3 1B		0-0 F9		0-3 K			4-0 BB		0-0 SF8	1 0 0 0 1 0 0 5 1 2 1 0 0 3															
Manny Mota, R OBP: 0.435, SLG: 0.487	0-0 WP 2B 1B	0-0 1-2 1B			0-0 L4-3			0-0 S 3B		0-0 P6		0-0 F8		0-0 3B 1B	7 3 4 2 0 1 1															
Willie Davis, L OBP: 0.261, SLG: 0.314	0-0 F8				0-0 F8			0-0 G3		0-0 4-3			0-0 6-3	0-0 1B 3B	7 0 1 1 0 0 2															
Wes Parker, S OBP: 0.364, SLG: 0.459	4-0 2B BB				0-3 K		0-0 P4	0-3 K		0-0 L9			0-0 4-3	0-0 1B	6 1 0 0 1 3 2															
Andy Kosco, R OBP: 0.225, SLG: 0.405 Gary Moore, R OBP: 0.250, SLG: 0.750 Willie Crawford, L OBP: 0.333, SLG: 0.370	0-0 1-2 2B			0-0 5-3		0-0 5-3	0-3 K		0-0 5-3		0-0 5-3		0-0 P6	0-3 K	1 0 1 2 0 0 0 2 0 0 0 0 0 0 2 1 0 0 1 2 0															
Bill Sudakis, S OBP: 0.322, SLG: 0.314	0-0 L7			0-3 K			0-0 SH5-4 1B	0-0 S		0-3 K			0-3 K	4-0 SH1-4 1B BB	6 0 1 0 0 2 2															
Ted Sizemore, R OBP: 0.357, SLG: 0.333		0-0 F9		0-0 F8			0-0 F7		0-0 F7		0-3 K		0-0 SH1-4	0-0 SH1-4	5 1 1 0 1 0 1															
Jeff Torborg, R OBP: 0.323, SLG: 0.379		0-0 5-3		0-0 6-3			0-0 SH5-4 1B	0-0 BLK 1B		0-0 L7		0-0 L7	4-0 1B SF8 BB	0-0 SF8 1B 1B	6 1 2 1 0 1 1															
Sandy Vance, R Ray Lamb, R Len Gabrielson, L Camilo Pascual, R Fred Norman, S Billy Grabarkewitz, R Jose Pena, R	4-0 1B BB			0-0 6-3			0-0 SH5-4	0-0 P5		0-3 K			0-0 SF8 1B 1B	0-0 SF8 1B 1B	1 1 0 0 0 1 0 0 0 0 0 0 0 0 0 0 1 0 0 0 0 0 1 1 0 0 0 0 0 0 0 0 0 0 0 0 0 1 0 0 0 0 0 0 1 0 0 0 0 0 0 0 0 0 0 0															
<b>Inning Stats</b>	R: 2 E: 0 K: 0 S: 5	H: 2 LOB: 1 BB: 1 P: 9	R: 1 E: 0 K: 0 S: 3	H: 1 LOB: 2 BB: 2 P: 11	R: 0 E: 0 K: 1 S: 5	H: 0 LOB: 0 BB: 0 P: 5	R: 0 E: 0 K: 1 S: 5	H: 0 LOB: 0 BB: 0 P: 5	R: 0 E: 0 K: 0 S: 3	H: 1 LOB: 0 BB: 0 P: 3	R: 0 E: 0 K: 0 S: 3	H: 0 LOB: 0 BB: 0 P: 3	R: 0 E: 0 K: 2 S: 8	H: 1 LOB: 1 BB: 0 P: 8	R: 0 E: 0 K: 1 S: 6	H: 1 LOB: 1 BB: 0 P: 6	R: 0 E: 0 K: 1 S: 5	H: 0 LOB: 0 BB: 0 P: 5	R: 0 E: 0 K: 2 S: 7	H: 0 LOB: 0 BB: 0 P: 7	R: 0 E: 0 K: 1 S: 5	H: 0 LOB: 1 BB: 1 P: 9	R: 0 E: 0 K: 0 S: 3	H: 0 LOB: 0 BB: 0 P: 3	R: 5 E: 0 K: 1 S: 9	H: 4 LOB: 1 BB: 2 P: 17	1B: 9 2B: 2 3B: 2 HR: 0	SF: 1 SAC: 2 DP: 1 HBP: 0	WP: 1 PB: 1 SB: 2 CS: 0	PA: 59
<b>PITCHER</b>	IP WLS BF H R ER SO BB IBB HBP BLK WP HR S P ERA WHIP																													
Woodie Fryman, L ERA: 4.05	(1, 1) 6.1 26 6 3 3 2 3 0 0 0 0 0 0 27 39 4.26 1.421																													
Lowell Palmer, R ERA: 2.7	(7, 1) 2.1 10 2 1 1 2 0 0 0 0 0 0 0 13 13 3.86 0.857																													
Chris Short, L ERA: 5.01	(9, 1) 0.1 1 0 0 0 1 0 0 0 0 0 0 0 3 3 0.00 0.000																													
Dick Selma, R ERA: 4.01	(10, 1) 4.1 L 17 1 3 3 4 3 0 0 0 0 0 0 22 34 6.23 0.923																													
Joe Hoerner, L ERA: 3.57	(14, 1) 0.2 5 3 2 2 1 0 0 0 0 0 0 0 7 7 27.00 4.500																													

Los Angeles Dodgers @ Philadelphia Phillies  
 Shibe Park, Philadelphia, PA  
 Sat May 09 1970, 3:33 AM EDT  
 Att. 12,780 - Unknown


livebaseballscores.com

AB	50
R	9
H	12
RBI	8
BB	6
SO	10
LOB	13







Batter	1	2	3	4	5	6	7	8	9	AB R H RBI BB SO LOB	TOP	
Maury Wills, S OBP: 0.341, SLG: 0.286 (1, 6) X	0-0 6-3		0-0 FC6-4 1B		0-0 6-3		0-0 3-1	0-3 K		5 0 1 0 0 1 3		
Manny Mota, R OBP: 0.431, SLG: 0.500 (1, 7) X	0-0 2B		0-0 FC6-4 1-2f			0-3 K		0-0 F9	0-0 FC1-6 1B	5 0 2 0 0 1 1		
Willie Davis, L OBP: 0.259, SLG: 0.303 (1, 8) X	0-0 P3			4-0 BB BB		0-0 1-3		0-0 P4	0-0 FC1-6 1-2f 2B	4 0 0 0 1 0 2		
Wes Parker, S OBP: 0.373, SLG: 0.500 (1, 3) X	0-0 F8			0-0 F8		0-0 HR		0-0 1B 1B	0-0 2B 1-H	5 2 3 1 0 0 2		
Billy Grabarkewitz, R OBP: 0.489, SLG: 0.571 (1, 5) X		0-0 G5-4-3 1B		4-0 BB BB 1-2 G6-4-3 BB		0-3 K		0-0 S 1B 1B	4-0 FC6 BB	3 1 2 0 2 1 0		
Ted Sizemore, R OBP: 0.350, SLG: 0.326 (1, 4) X		0-0 P5		0-0 G6-4-3 1-2f			0-0 5-3	0-0 S 1B 1B	0-0 FC6 1-2f	5 1 1 1 0 0 5		
Gary Moore, R OBP: 0.286, SLG: 0.857 (1, 9) Willie Crawford, L OBP: 0.341, SLG: 0.370 (8, PH) (8, 9) X		0-0 G5-4-3 1-2f			0-0 F3		0-0 1B 3B	4-0 1B S BB		3 1 1 0 0 0 1 0 1 0 0 1 0 0	AB 37 R 7 H 14 RBI 6 BB 4 SO 4 LOB 15	
Jeff Torborg, R OBP: 0.371, SLG: 0.424 (1, 2) X			0-0 F8		0-0 1B		0-0 SH1-4 1B	0-0 S 2B 1B		4 1 3 3 0 0 0		
Don Sutton, R OBP: 0.286, SLG: 0.333 (1, 1) X			0-0 P4		0-3 K		0-0 SH1-4 1-2	0-0 S 2B		3 0 1 1 0 1 1		
<b>Inning Stats</b>	R: 0 E: 0 K: 0 S: 4 H: 1 LOB: 1 BB: 0 P: 4	R: 0 E: 0 K: 0 S: 3 H: 1 LOB: 0 BB: 0 P: 3	R: 0 E: 0 K: 0 S: 4 H: 1 LOB: 1 BB: 0 P: 4	R: 0 E: 0 K: 0 S: 2 H: 0 LOB: 1 BB: 2 P: 10	R: 0 E: 0 K: 1 S: 6 H: 1 LOB: 1 BB: 0 P: 6	R: 1 E: 0 K: 2 S: 8 H: 1 LOB: 0 BB: 0 P: 8	R: 1 E: 0 K: 0 S: 5 H: 2 LOB: 1 BB: 0 P: 5	R: 5 E: 0 K: 1 S: 10 H: 5 LOB: 1 BB: 1 P: 14	R: 0 E: 0 K: 0 S: 4 H: 2 LOB: 2 BB: 1 P: 8	1B: 9 2B: 3 3B: 1 HR: 1 SF: 0 SAC: 1 DP: 2 HBP: 0	WP: 0 PB: 0 SB: 4 CS: 0 PA: 42	
<b>PITCHER</b>	IP WLS BF H R ER SO BB IBB HBP BLK WP HR S P ERA WHIP											
Grant Jackson, L ERA: 6.48 (1, 1)	7.2 L 32 9 4 4 3 2 0 0 0 0 0 1 36 44 4.70 1.435											
Bill Wilson, R ERA: 6.59 (8, 1)	0.0 3 2 1 1 0 1 0 0 0 0 0 0 2 6 ∞ ∞											
Mike Jackson, L ERA: (8, 1)	1.1 7 3 2 2 1 1 0 0 0 0 0 0 8 12 13.50 3.000											

Los Angeles Dodgers @ Philadelphia Phillies  
 Shibe Park, Philadelphia, PA  
 Sun May 10 1970, 3:33 AM EDT  
 Att. 8,840 - Unknown

livebaseballscorecards.com

Batter	1	2	3	4	5	6	7	8	9	AB R H RBI BB SO LOB
Tony Taylor, R (1, 5) OBP: 0.274, SLG: 0.208	0-0 4-3		0-0 1-3		0-0 1-2 1B			0-0 4-3		4 0 1 0 0 0 0
Denny Doyle, L (1, 4) OBP: 0.282, SLG: 0.343	0-0 F8		0-3 K		0-0 F7			0-0 4-3		4 0 0 0 0 1 2
Ron Stone, L (1, 9) OBP: 0.219, SLG: 0.258	0-0 E S 1B		0-0 F7		0-3 K			0-0 1B		4 0 2 0 0 1 0
Deron Johnson, R (1, 3) OBP: 0.271, SLG: 0.438	4-0 1-2 E BB		0-3 K		0-0 5-3			0-0 P4		3 0 0 0 1 1 1
Byron Browne, R (1, 8) OBP: 0.290, SLG: 0.413	0-0 5-3 1-2 2-3		0-0 F3		0-0 5-3			0-3 K		4 0 0 0 0 1 3
Jim Hutto, R (1, 7) OBP: 0.320, SLG: 0.458		0-0 6-3		0-0 4-3			0-0 L4		0-0 F8	4 0 0 0 0 0 1
Larry Bowa, S (1, 6) OBP: 0.245, SLG: 0.204		0-0 F8			0-0 F9		0-0 4-3			3 0 0 0 0 0 0
Bill Wilson, R (8, 1)										0 0 0 0 0 0 0
Mike Jackson, L (8, 1)										0 0 0 0 0 0 0
Del Bates, L (1, 2) OBP: 0.286, SLG: 0.167		4-0 BB			0-0 1B 1B		0-0 4-3			2 0 1 0 1 0 0
Grant Jackson, S (1, 1)		0-0 F9			0-0 P6			0-0 F9		2 0 0 0 0 0 2
Terry Harmon, R (8, 6)										1 0 0 0 0 0 0

Inning Stats	R: 0	H: 1	E: 1	K: 0	S: 4	LOB: 2	BB: 1	P: 8	R: 0	H: 0	E: 0	K: 0	S: 3	LOB: 1	BB: 1	P: 7	R: 0	H: 0	E: 0	K: 1	S: 5	LOB: 0	BB: 0	P: 5	R: 0	H: 0	E: 0	K: 0	S: 5	LOB: 2	BB: 0	P: 5	R: 0	H: 0	E: 0	K: 1	S: 5	LOB: 0	BB: 0	P: 5	R: 0	H: 0	E: 0	K: 0	S: 3	LOB: 0	BB: 0	P: 3	R: 0	H: 0	E: 0	K: 0	S: 3	LOB: 0	BB: 0	P: 3	R: 0	H: 1	E: 0	K: 1	S: 6	LOB: 1	BB: 0	P: 6	1B: 4	2B: 0	3B: 0	HR: 0	SF: 0	SAC: 0	DP: 0	HBP: 0	WP: 0	PB: 0	SB: 1	CS: 0	PA: 33
PITCHER Don Sutton, R (1, 1) ERA: 2.59	IP	WLS	BF	H	R	ER	SO	BB	IBB	HBP	BLK	WP	HR	S	P	ERA	WHIP	IP	WLS	BF	H	R	ER	SO	BB	IBB	HBP	BLK	WP	HR	S	P	ERA	WHIP	IP	WLS	BF	H	R	ER	SO	BB	IBB	HBP	BLK	WP	HR	S	P	ERA	WHIP																										

**BOTTOM**

Los Angeles Dodgers @ Philadelphia Phillies  
 Shibe Park, Philadelphia, PA  
 Sun May 10 1970, 3:33 AM EDT  
 Att. 8,840 - Unknown

livebaseballscores.com

AB	31
R	0
H	4
RBI	0
BB	2
SO	4
LOB	9



Batter	1	2	3	4	5	6	7	8	9	AB R H RBI BB SO LOB	TOP														
Joe Morgan, L (1, 4) OBP: 0.370, SLG: 0.392	0-0 F8		0-0 F9		0-0 E9 2B		4-0 G4-6-3 BB	0-0 BB 1B		4 0 2 0 1 0 0	<b>Houston Astros @ Los Angeles Dodgers</b> Dodger Stadium, Los Angeles, CA Tue May 12 1970, 7:05 PM PDT Att. 12,494 - Unknown														
Norm Miller, L (1, 9) OBP: 0.329, SLG: 0.387	0-3 K		4-0 BB		0-0 G3		0-0 G4-6-3 1-2f	4-0 BB 1B		3 0 0 0 2 1 3															
Jimmy Wynn, R (1, 8) OBP: 0.387, SLG: 0.534	0-0 HR 1B		0-0 F7		0-0 5-3			0-0 1B 1B F3		5 2 2 0 0 0 4															
Tommy Davis, R (1, 7) OBP: 0.313, SLG: 0.402	0-0 E5 HR		0-0 F9		0-0 F7			0-0 1-3 1B	0-0 6-3	4 1 0 0 0 0 3 1 0 0 0 0 0 0															
Jim Beauchamp, R (8, 7) OBP: 0.368, SLG: 0.471	0-0 HR																								
Denis Menke, R (1, 6) OBP: 0.413, SLG: 0.517	0-0 HR 1-H 2-H				0-0 6-3		0-0 1B	0-0 2B 2B 1B	0-0 1B 1B	5 2 4 4 0 0 0															
Joe Pepitone, L (1, 3) OBP: 0.300, SLG: 0.487	0-0 F4				0-0 3-1		0-0 4-1	0-0 F8	0-0 F9	5 0 0 0 0 0 3															
Doug Rader, R (1, 5) OBP: 0.369, SLG: 0.543					0-0 F9			0-0 HR	0-0 1B 1B	5 2 3 1 0 0 0															
Johnny Edwards, L (1, 2) OBP: 0.191, SLG: 0.248					0-0 F8		0-0 4-3	0-0 1B 2B	0-0 F7	5 1 1 2 0 0 3															
Don Wilson, R (1, 1) OBP: 0.167, SLG: 0.167					0-3 K		0-0 E5 BB	0-0 1B 1B		4 0 1 1 0 2 0 0 0 0 0 0 0 0															
Fred Gladding, L (9, 1)																									
<b>Inning Stats</b>	R: 3 E: 1 K: 1 S: 8	H: 2 LOB: 0 BB: 0 P: 8	R: 0 E: 1 K: 1 S: 5	H: 0 LOB: 0 BB: 0 P: 5	R: 0 E: 0 K: 0 S: 3	H: 0 LOB: 1 BB: 1 P: 7	R: 0 E: 0 K: 0 S: 3	H: 0 LOB: 0 BB: 0 P: 3	R: 0 E: 1 K: 1 S: 6	H: 1 LOB: 1 BB: 0 P: 6	R: 0 E: 0 K: 0 S: 4	H: 1 LOB: 1 BB: 0 P: 4	R: 1 E: 1 K: 0 S: 4	H: 1 LOB: 1 BB: 1 P: 8	R: 4 E: 0 K: 0 S: 9	H: 6 LOB: 3 BB: 1 P: 13	R: 0 E: 0 K: 0 S: 5	H: 2 LOB: 2 BB: 0 P: 5	1B: 8 2B: 3 3B: 0 HR: 2	SF: 0 SAC: 0 DP: 2 HBP: 0	WP: 0 PB: 0 SB: 0 CS: 0	PA: 44			
<b>PITCHER</b>	IP WLS BF H R ER SO BB IBB HBP BLK WP HR S P ERA WHIP	IP WLS BF H R ER SO BB IBB HBP BLK WP HR S P ERA WHIP	IP WLS BF H R ER SO BB IBB HBP BLK WP HR S P ERA WHIP	IP WLS BF H R ER SO BB IBB HBP BLK WP HR S P ERA WHIP	IP WLS BF H R ER SO BB IBB HBP BLK WP HR S P ERA WHIP	IP WLS BF H R ER SO BB IBB HBP BLK WP HR S P ERA WHIP	IP WLS BF H R ER SO BB IBB HBP BLK WP HR S P ERA WHIP	IP WLS BF H R ER SO BB IBB HBP BLK WP HR S P ERA WHIP	IP WLS BF H R ER SO BB IBB HBP BLK WP HR S P ERA WHIP	IP WLS BF H R ER SO BB IBB HBP BLK WP HR S P ERA WHIP	IP WLS BF H R ER SO BB IBB HBP BLK WP HR S P ERA WHIP	IP WLS BF H R ER SO BB IBB HBP BLK WP HR S P ERA WHIP	IP WLS BF H R ER SO BB IBB HBP BLK WP HR S P ERA WHIP	IP WLS BF H R ER SO BB IBB HBP BLK WP HR S P ERA WHIP	IP WLS BF H R ER SO BB IBB HBP BLK WP HR S P ERA WHIP	IP WLS BF H R ER SO BB IBB HBP BLK WP HR S P ERA WHIP	IP WLS BF H R ER SO BB IBB HBP BLK WP HR S P ERA WHIP	IP WLS BF H R ER SO BB IBB HBP BLK WP HR S P ERA WHIP	IP WLS BF H R ER SO BB IBB HBP BLK WP HR S P ERA WHIP	IP WLS BF H R ER SO BB IBB HBP BLK WP HR S P ERA WHIP	IP WLS BF H R ER SO BB IBB HBP BLK WP HR S P ERA WHIP	IP WLS BF H R ER SO BB IBB HBP BLK WP HR S P ERA WHIP	IP WLS BF H R ER SO BB IBB HBP BLK WP HR S P ERA WHIP	IP WLS BF H R ER SO BB IBB HBP BLK WP HR S P ERA WHIP	
Alan Foster, R (1, 1) ERA: 3.0	7.1 L 32 7 6 3 3 2 0 0 0 0 0 2 36 44 3.68 1.227																								
Jim Brewer, L (8, 1) ERA: 2.65	0.2 7 4 2 2 0 1 0 0 0 0 0 6 10 27.00 7.500																								
Camilo Pascual, R (9, 1) ERA: 4.5	1.0 5 2 0 0 0 0 0 0 0 0 0 5 5 0.00 2.000																								

AB	41
R	8
H	13
RBI	8
BB	3
SO	3
LOB	16



WP: 0	PA: 44
PB: 0	
SB: 0	
CS: 0	

Batter	1	2	3	4	5	6	7	8	9	AB	R	H	RBI	BB	SO	LOB						
Maury Wills, S OBP: 0.336, SLG: 0.282 (1, 6)	0-0 5-3	0-0 5-3		0-0 3-1 S 1B		0-0 6-3		0-0 F8		5	0	1	0	0	0	1						
Manny Mota, R OBP: 0.429, SLG: 0.479 (1, 7)	4-0 BB 1B BB	0-0 5-3		0-0 L5 1-2		0-0 1B 1B			0-0 L5	4	1	1	0	1	0	2						
Willie Davis, L OBP: 0.273, SLG: 0.310 (1, 8)	4-0 1B 1-2 BB		0-0 4-3	0-0 3-1		0-0 1B 1-3			0-0 1B 1B	4	0	2	0	1	0	1						
Wes Parker, S OBP: 0.382, SLG: 0.496 (1, 3)	0-0 HBP 1-3 2-H 1B		4-0 1B BLK BB	4-0 BB BB		0-0 L9			0-0 F8	3	1	1	1	2	0	3						
Willie Crawford, L OBP: 0.344, SLG: 0.372 (1, 9)	0-0 F6		0-0 S BLK E 1B	0-3 K			0-3 K		0-0 BB 1B	5	1	2	0	0	2	4						
Billy Grabarkewitz, R OBP: 0.495, SLG: 0.556 (1, 5)	1-0 1-2 HBP		4-0 E 1-3 3-H BB		0-0 F3		0-3 K		4-0 1-2 BB	2	0	0	0	2	1	0						
Ted Sizemore, R OBP: 0.333, SLG: 0.309 (1, 4)	0-0 F8		0-0 E5 1-3 3-H		0-0 5-3		0-0 4-3		0-0 1-3	5	0	0	1	0	0	7						
Jeff Torborg, R OBP: 0.333, SLG: 0.378 (1, 2)		0-0 E5 4-3	0-0 F5		0-0 5-3			0-0 5-3		4	0	0	0	0	0	2						
Alan Foster, R OBP: 0.150, SLG: 0.105 (1, 1)		0-0 4-3	0-0 F2			0-3 K		0-0 F5		3	0	0	0	0	1	3						
Jim Brewer, L (8, 1)										0	0	0	0	0	0	0						
Von Joshua, L (8, PH)										1	0	0	0	0	0	0						
Camilo Pascual, R (9, 1)										0	0	0	0	0	0	0						
<b>Inning Stats</b>	R: 1 E: 0 K: 0 S: 4	H: 1 LOB: 3 BB: 2 P: 13	R: 0 E: 1 K: 0 S: 4	H: 0 LOB: 1 BB: 0 P: 4	R: 2 E: 1 K: 0 S: 5	H: 1 LOB: 2 BB: 2 P: 13	R: 0 E: 0 K: 1 S: 6	H: 1 LOB: 2 BB: 1 P: 10	R: 0 E: 0 K: 0 S: 3	H: 0 LOB: 0 BB: 0 P: 3	R: 0 E: 0 K: 1 S: 7	H: 2 LOB: 2 BB: 0 P: 7	R: 0 E: 0 K: 2 S: 7	H: 0 LOB: 0 BB: 0 P: 7	R: 0 E: 0 K: 0 S: 3	H: 0 LOB: 0 BB: 0 P: 3	R: 0 E: 0 K: 0 S: 5	H: 2 LOB: 3 BB: 1 P: 9	1B: 7 2B: 0 3B: 0 HR: 0	SF: 0 SAC: 0 DP: 0 HBP: 1	WP: 0 PB: 0 SB: 2 CS: 0	PA: 43
<b>PITCHER</b>	IP WLS BF H R ER SO BB IBB HBP BLK WP HR S P ERA WHIP	IP WLS BF H R ER SO BB IBB HBP BLK WP HR S P ERA WHIP	IP WLS BF H R ER SO BB IBB HBP BLK WP HR S P ERA WHIP	IP WLS BF H R ER SO BB IBB HBP BLK WP HR S P ERA WHIP	IP WLS BF H R ER SO BB IBB HBP BLK WP HR S P ERA WHIP	IP WLS BF H R ER SO BB IBB HBP BLK WP HR S P ERA WHIP	IP WLS BF H R ER SO BB IBB HBP BLK WP HR S P ERA WHIP	IP WLS BF H R ER SO BB IBB HBP BLK WP HR S P ERA WHIP	IP WLS BF H R ER SO BB IBB HBP BLK WP HR S P ERA WHIP	IP WLS BF H R ER SO BB IBB HBP BLK WP HR S P ERA WHIP	IP WLS BF H R ER SO BB IBB HBP BLK WP HR S P ERA WHIP	IP WLS BF H R ER SO BB IBB HBP BLK WP HR S P ERA WHIP	IP WLS BF H R ER SO BB IBB HBP BLK WP HR S P ERA WHIP	IP WLS BF H R ER SO BB IBB HBP BLK WP HR S P ERA WHIP	IP WLS BF H R ER SO BB IBB HBP BLK WP HR S P ERA WHIP	IP WLS BF H R ER SO BB IBB HBP BLK WP HR S P ERA WHIP						
Don Wilson, R ERA: 5.0 (1, 1)	8.2 W 41	7 3	3 3	4 4	5 0	0 0	0 0	1 5	0.00 3.000													
Fred Gladding, R ERA: 4.38 (9, 1)	0.1 S 2	0 0	0 0	0 0	1 0	0 0	0 0	0 5														

**BOTTOM**

**Houston Astros @ Los Angeles Dodgers**  
 Dodger Stadium, Los Angeles, CA  
 Tue May 12 1970, 7:05 PM PDT  
 Att. 12,494 - Unknown

livebaseballscorecards.com

<b>AB</b>	<b>36</b>
<b>R</b>	<b>3</b>
<b>H</b>	<b>7</b>
<b>RBI</b>	<b>2</b>
<b>BB</b>	<b>6</b>
<b>SO</b>	<b>4</b>
<b>LOB</b>	<b>23</b>



Batter	1	2	3	4	5	6	7	8	9	AB R H RBI BB SO LOB	TOP	
Joe Morgan, L OBP: 0.384, SLG: 0.403 (1, 4) X	0-0 1B 1B		0-0 F8		0-0 4-3 1B		0-0 1-2 1B	4-0 BB 1-2 2-3 3-H BB		4 1 3 1 1 0 0		
Jesus Alou, R OBP: 0.341, SLG: 0.415 (1, 9) X	0-0 L9		0-0 4-3		0-0 4-3		0-0 F8	0-0 F7		5 0 0 0 0 0 7		
Jimmy Wynn, R OBP: 0.373, SLG: 0.512 (1, 8) X	0-0 1-3 1-2		0-0 1-3		0-0 F8		0-0 F8		0-0 F8	5 0 0 0 0 0 4		
Tommy Davis, R OBP: 0.311, SLG: 0.396 (1, 7) X	0-0 1B 2-H			0-0 5-3	0-0 4-3		0-0 FC6-4 1-2f		0-0 F8	4 0 1 1 0 0 3 1 0 0 0 0 0 0		
Jim Beauchamp, R OBP: 0.350, SLG: 0.444 (8, 7)												
Denis Menke, R OBP: 0.413, SLG: 0.508 (1, 6) X	0-0 1-3 1B			4-0 1B HR BB		0-0 F8		0-0 F9	0-3 K	4 1 1 0 1 1 0		
Doug Rader, R OBP: 0.381, SLG: 0.571 (1, 5) X	0-0 L3			0-0 1-2 HR 1B		0-0 HR		4-0 BB 4-3 BB		3 3 2 1 1 0 2		
Joe Pepitone, L OBP: 0.298, SLG: 0.504 (1, 3) X		0-0 G3		0-0 1-H 2-H HR		0-0 F8		0-0 4-3		4 1 1 3 0 0 1		
Johnny Edwards, L OBP: 0.193, SLG: 0.241 (1, 2) X		0-0 4-3		0-0 6-3		0-0 4-3		4-0 BB BB IBB		3 0 0 0 1 0 0		
Denny Lemaster, R OBP: 0.250, SLG: 0.176 (1, 1)		0-3 K		0-0 F7			4-0 1B BB	4-0 1-2 2-3 BB		2 0 0 0 1 1 0 0 0 0 0 1 0 0 0 0 0 0 0 0 0 0 0 0 0 0 0 0		
Norm Miller, L OBP: 0.338, SLG: 0.387 (8, PH)												
Fred Gladding, L (8, 1)												
Jim Ray, R OBP: 0.167, SLG: 0.167 (9, 1)												
<b>Inning Stats</b>	R: 1 E: 0 K: 0 S: 6 H: 3 LOB: 2 BB: 0 P: 6	R: 0 E: 0 K: 1 S: 5 H: 0 LOB: 0 BB: 0 P: 5	R: 0 E: 0 K: 0 S: 3 H: 0 LOB: 0 BB: 0 P: 3	R: 3 E: 0 K: 0 S: 5 H: 2 LOB: 0 BB: 1 P: 9	R: 0 E: 0 K: 0 S: 4 H: 1 LOB: 1 BB: 0 P: 4	R: 1 E: 0 K: 0 S: 4 H: 1 LOB: 0 BB: 0 P: 4	R: 0 E: 0 K: 0 S: 4 H: 1 LOB: 2 BB: 1 P: 8	R: 1 E: 0 K: 0 S: 3 H: 0 LOB: 3 BB: 4 P: 19	R: 0 E: 0 K: 1 S: 5 H: 0 LOB: 0 BB: 0 P: 5	1B: 6 2B: 0 3B: 0 HR: 2 SF: 0 SAC: 0 DP: 0 HBP: 0	WP: 0 PB: 0 SB: 0 CS: 0 PA: 41	
<b>PITCHER</b>	IP WLS BF H R ER SO BB IBB HBP BLK WP HR S P ERA WHIP											
Claude Osteen, L ERA: 2.49 (1, 1)	6.0 L 28 8 5 5 1 2 0 0 0 0 0 2 28 36 7.50 1.667											
Joe Moeller, R ERA: (7, 1)	1.0 3 0 0 0 0 0 0 0 0 0 0 0 3 3 0.00 0.000											
Jose Pena, R ERA: 1.0 (8, 1)	0.2 6 0 1 1 0 3 1 0 0 0 0 2 18 13.50 4.500											
Fred Norman, L ERA: 2.6 (8, 1)	0.1 1 0 0 0 0 0 0 0 0 0 0 0 1 1 0.00 0.000											
Ray Lamb, R ERA: 2.31 (9, 1)	1.0 3 0 0 0 0 1 0 0 0 0 0 0 5 5 0.00 0.000											

Houston Astros @ Los Angeles Dodgers  
 Dodger Stadium, Los Angeles, CA  
 Wed May 13 1970, 7:05 PM PDT  
 Att: 11,612 - Unknown

AB	35
R	6
H	8
RBI	6
BB	6
SO	2
LOB	17



Batter	1	2	3	4	5	6	7	8	9	AB	R	H	RBI	BB	SO	LOB
Maury Wills, S OBP: 0.341, SLG: 0.283 (1, 6)	4-0 BB G6-4-3			0-0 WP 3B 1B	0-0 SH1-3		0-0 E6		0-0 4-3	3	1	1	0	1	0	0
Manny Mota, R OBP: 0.426, SLG: 0.500 (1, 7)	0-0 G6-4-3 1-2f			0-0 1B 3B	0-0 FC1-6-5		4-0 BB S		0-0 4-3	4	1	1	1	1	0	2
Willie Davis, L OBP: 0.286, SLG: 0.325 (1, 8)	0-3 K			0-0 S 1B	4-0 BB		0-0 L9 1-2 2-3		0-0 2B	4	2	2	1	1	1	2
Wes Parker, S OBP: 0.382, SLG: 0.500 (1, 3)		0-0 F9		0-3 K 1-2	0-0 1-3			0-0 G4-6-3 1B	0-0 2B	5	1	2	1	0	1	3
Billy Grabarkewitz, R OBP: 0.510, SLG: 0.560 (1, 5)		0-3 K		4-0 G3 1B BB		0-0 G6-4-3 1B		0-0 G4-6-3 1B	4-0 BB	3	0	2	0	2	1	0
Ted Sizemore, R OBP: 0.327, SLG: 0.304 (1, 4)		0-0 F7		0-0 G3 1B		0-0 G6-4-3 1-2f		0-0 G4-6-3 1-2f 2-3	0-0 1-3	5	0	1	1	0	0	5
Gary Moore, R OBP: 0.200, SLG: 0.600 (1, 9)			0-0 L6	0-0 G3 1-2 2-3		0-0 5-3		0-0 1B 1B		3	0	0	0	0	0	2
Willie Crawford, L OBP: 0.352, SLG: 0.380 (8, PH)										1	0	1	1	0	0	0
Jeff Torborg, R OBP: 0.310, SLG: 0.350 (1, 2)			0-0 F8	0-0 5-3			0-0 F7	0-0 1B		3	0	0	0	0	0	2
Tom Haller, L OBP: 0.300, SLG: 0.368 (8, PH)								1-3 1B		1	0	1	0	0	0	0
Claude Osteen, L OBP: 0.286, SLG: 0.300 (1, 1)			0-3 K		0-0 FC1-6-5 SH1-3 1B		0-0 5-3	0-3 K		2	0	1	0	0	1	0
Joe Moeller, R OBP: 0.278, SLG: 0.212 (7, PH)										0	0	0	0	0	0	0
Jim Lefebvre, S OBP: 0.278, SLG: 0.212 (7, PH)										0	0	0	0	0	0	0
Jose Pena, R OBP: 0.312, SLG: 0.308 (8, PH)										0	0	0	0	0	0	0
Fred Norman, S OBP: 0.312, SLG: 0.308 (8, PH)										0	0	0	0	0	0	0
Bill Sudakis, S OBP: 0.312, SLG: 0.308 (8, PH)										1	0	0	0	0	1	2
Ray Lamb, R OBP: 0.312, SLG: 0.308 (8, PH)										0	0	0	0	0	0	0

Inning Stats	R: 0	H: 0	E: 0	K: 1	S: 4	LOB: 0	BB: 1	P: 8	R: 0	H: 0	E: 0	K: 1	S: 5	LOB: 0	BB: 0	P: 5	R: 0	H: 0	E: 0	K: 1	S: 5	LOB: 0	BB: 0	P: 5	R: 3	H: 4	E: 0	K: 1	S: 9	LOB: 2	BB: 1	P: 13	R: 0	H: 1	E: 0	K: 0	S: 4	LOB: 2	BB: 1	P: 8	R: 0	H: 1	E: 0	K: 0	S: 3	LOB: 0	BB: 0	P: 3	R: 0	H: 0	E: 1	K: 0	S: 4	LOB: 2	BB: 1	P: 8	R: 1	H: 4	E: 0	K: 1	S: 8	LOB: 2	BB: 0	P: 8	R: 1	H: 2	E: 0	K: 0	S: 5	LOB: 2	BB: 1	P: 9	1B: 9	SF: 0	2B: 2	SAC: 1	3B: 1	DP: 3	HR: 0	HBP: 0	WP: 1	PA: 42	PB: 0	SB: 3	CS: 0
PITCHER	IP	WLS	BF	H	R	ER	SO	BB	IBB	HBP	BLK	WP	HR	S	P	ERA	WHIP																																																																				
Denny Lemaster, L ERA: 3.42 (1, 1)	7.0	W	30	6	3	3	4	4	0	0	0	1	0	34	50	3.86	1.429																																																																				
Fred Gladding, R ERA: 5.14 (8, 1)	1.2		10	6	2	2	1	0	0	0	0	0	0	12	12	10.80	3.600																																																																				
Jim Ray, R ERA: 2.1 (9, 1)	0.1	S	2	0	0	0	0	1	0	0	0	0	0	1	5	0.00	3.000																																																																				

BOTTOM

Houston Astros @ Los Angeles Dodgers  
 Dodger Stadium, Los Angeles, CA  
 Wed May 13 1970, 7:05 PM PDT  
 Att. 11,612 - Unknown

livebaseballscores.com

AB	36
R	5
H	12
RBI	5
BB	5
SO	5
LOB	18



Batter	1	2	3	4	5	6	7	8	9	AB R H RBI BB SO LOB	TOP																			
<b>Bobby Bonds, R</b> (1, 9) OBP: 0.429, SLG: 0.545	0-0 1B SF8 1B		4-0 FC5 S BB			4-0 FC6 BB		0-0 1-2 1B	0-0 FC5 2-3f	3 1 2 0 2 0 2	<b>San Francisco Giants @ Los Angeles Dodgers</b> <b>Dodger Stadium, Los Angeles, CA</b> Thu May 14 1970, 7:05 PM PDT Att: 21,828 - Unknown																			
<b>Don Mason, L</b> (1, 4) OBP: 0.222, SLG: 0.067	0-0 1-3 1B		4-0 1-2 BB			0-0 F9		0-0 F8		3 0 1 0 1 0 3																				
<b>Willie Mays, R</b> (1, 3) OBP: 0.371, SLG: 0.490	0-0 SF8		0-0 FC5 2-3f			0-0 F8		0-0 F3		3 0 0 1 0 0 5																				
<b>Ken Henderson, S</b> (1, 8) OBP: 0.478, SLG: 0.543	0-0 F4 3-H			0-0 G5-4-3 1B		0-0 FC6 1-2f			0-0 G3	4 0 1 0 0 0 1																				
<b>Dick Dietz, R</b> (1, 2) OBP: 0.460, SLG: 0.698 <b>Russ Gibson, R</b> (5, 2) OBP: 0.303, SLG: 0.387		0-0 F9		0-0 F2			0-0 1-3		0-0 6-3	2 0 0 0 0 0 1 2 0 0 0 0 0 0																				
<b>Frank Johnson, R</b> (1, 7) OBP: 0.250, SLG: 0.625		0-0 6-3		0-0 G5-4-3 1-2f			0-0 4-3		0-0 HR	4 1 1 1 0 0 1																				
<b>Tito Fuentes, S</b> (1, 5) OBP: 0.316, SLG: 0.431		0-0 6-3			0-0 F9		0-0 F7		0-0 1B 2B	4 1 1 0 0 0 0																				
<b>Hal Lanier, R</b> (1, 6) OBP: 0.287, SLG: 0.315			0-0 5-3		0-0 F7			0-0 1B 1B	0-0 FC5 BB 2-H 1B	4 0 2 1 0 0 0																				
<b>Juan Marichal, R</b> (1, 1) <b>Frank Reberger, L</b> (3, 1) OBP: 0.400, SLG: 0.600 <b>Bob Taylor, L</b> (8, PH) OBP: 0.310, SLG: 0.130 <b>Ron Bryant, S</b> (8, 1) OBP: 0.200, SLG: 0.200 <b>Jim Davenport, R</b> (9, PH) OBP: 0.355, SLG: 0.250			0-0 6-3		0-3 K			0-3 K	4-0 1-2 BB	1 0 0 0 0 0 0 1 0 0 0 0 1 0 1 0 0 0 0 1 1 0 0 0 0 0 0 0 0 0 0 0 1 0 0																				
<b>Inning Stats</b>	R: 1 E: 0 K: 0 S: 4	H: 2 LOB: 0 BB: 0 P: 4	R: 0 E: 0 K: 0 S: 3	H: 0 LOB: 0 BB: 0 P: 3	R: 0 E: 0 K: 0 S: 3	H: 1 LOB: 0 BB: 0 P: 3	R: 0 E: 0 K: 1 S: 5	H: 0 LOB: 0 BB: 0 P: 5	R: 0 E: 0 K: 0 S: 3	H: 0 LOB: 1 BB: 1 P: 7		R: 0 E: 0 K: 0 S: 3	H: 0 LOB: 0 BB: 0 P: 3	R: 0 E: 0 K: 1 S: 7	H: 2 LOB: 2 BB: 0 P: 7	R: 2 E: 0 K: 0 S: 6	H: 3 LOB: 2 BB: 1 P: 10	1B: 6 2B: 1 3B: 0 HR: 1	SF: 1 SAC: 0 DP: 1 HBP: 0	WP: 0 PB: 0 SB: 1 CS: 0	PA: 37									
<b>PITCHER</b> <b>Sandy Vance, R</b> (1, 1) ERA: 2.06 <b>Jim Brewer, L</b> (9, 1) ERA: 2.6	IP 8.2	WLS W	BF 35	H 8	R 3	ER 3	SO 2	BB 3	IBB 0	HBP 0	BLK 0	WP 0	HR 1	S 36	P 48	ERA 3.12	WHIP 1.269													
											<b>PITCHER</b>	IP	WLS	BF	H	R	ER	SO	BB	IBB	HBP	BLK	WP	HR	S	P	ERA	WHIP		





Batter	1	2	3	4	5	6	7	8	9	AB	R	H	RBI	BB	SO	LOB
Maury Wills, S OBP: 0.350, SLG: 0.296 (1, 6)	0-0 SH1-3 1B		0-0 1B 1B	0-0 6-3		0-0 1B 1-2	0-0 5-3			5	1	3	0	0	0	1
Manny Mota, R OBP: 0.446, SLG: 0.518 (1, 7)	0-0 SH1-3 1-2		0-0 1B 1-3	0-3 K		0-0 1B 1-2 2-3		0-0 FC5-4 1B		4	1	3	0	0	1	0
Willie Davis, L OBP: 0.282, SLG: 0.320 (1, 8)	0-0 F3		0-0 1B FC4-6	0-0 G3		0-0 F7		0-0 FC5-4 4-3 1-2f		5	1	1	2	0	0	5
Wes Parker, S OBP: 0.376, SLG: 0.488 (1, 3)	0-0 6-3		0-0 FC4-6 1-3		0-0 E4 FC5-4	0-3 K		0-0 4-3 1-3		5	0	1	0	0	1	5
Willie Crawford, L OBP: 0.344, SLG: 0.361 (1, 9)		0-0 3-1	0-0 FC4-6 1-2f 3-H HR		0-0 FC5-4 6-3 1-2f	0-0 F8		4-0 BB BB		4	1	0	1	1	0	5
Billy Grabarkewitz, R OBP: 0.524, SLG: 0.597 (1, 5)		4-0 BB S	0-0 1-H HR		0-0 6-3 1-3		4-0 3B BB	4-0 BB 1-2		2	2	1	2	3	0	1
Tom Haller, L OBP: 0.356, SLG: 0.439 (1, 2)		4-0 BB FC6	0-0 FC6-4 1B		4-0 FC6 BB		0-0 3B	0-3 K		3	0	2	1	2	1	3
Ted Sizemore, R OBP: 0.316, SLG: 0.292 (1, 4)		0-0 F9	0-0 FC6-4 1-2f		0-0 FC6 1-2f		0-0 6-3			4	0	0	0	0	0	6
Sandy Vance, R OBP: 0.167, SLG: 0.091 (1, 1)		0-0 FC6 1-2f	0-0 G3			0-0 1B 1B	0-0 4-3			4	0	1	0	0	0	4
Jim Brewer, L (9, 1)										0	0	0	0	0	0	0

Inning Stats	R: 0	H: 1	E: 0	K: 0	S: 4	R: 0	H: 0	E: 0	K: 0	S: 3	R: 5	H: 6	E: 0	K: 0	S: 9	R: 0	H: 0	E: 1	K: 0	S: 4	R: 0	H: 3	E: 0	K: 1	S: 8	R: 1	H: 1	E: 0	K: 0	S: 4	R: 0	H: 1	E: 0	K: 1	S: 6		
	LOB: 1	BB: 0	P: 4	LOB: 2	BB: 2	LOB: 1	BB: 0	LOB: 2	BB: 1	P: 8	LOB: 3	BB: 2	P: 14	LOB: 1	BB: 1	P: 8	LOB: 1	BB: 1	P: 8	LOB: 3	BB: 2	P: 14	LOB: 3	BB: 2	P: 14	LOB: 3	BB: 2	P: 14	LOB: 3	BB: 2	P: 14	LOB: 3	BB: 2	P: 14	LOB: 3	BB: 2	P: 14
	WP: 0	HR: 0	S: 14	P: 22	ERA: 19.29	WHIP: 3.857	WP: 0	HR: 1	S: 14	P: 22	ERA: 19.29	WHIP: 3.857	WP: 0	HR: 0	S: 23	P: 31	ERA: 1.93	WHIP: 1.286	WP: 0	HR: 0	S: 6	P: 14	ERA: 0.00	WHIP: 3.000	WP: 0	HR: 0	S: 14	P: 22	ERA: 19.29	WHIP: 3.857	WP: 0	HR: 0	S: 14	P: 22	ERA: 19.29	WHIP: 3.857	

**BOTTOM**

**San Francisco Giants @ Los Angeles Dodgers**  
Dodger Stadium, Los Angeles, CA

Thu May 14 1970, 7:05 PM PDT  
Att. 21,828 - Unknown

<b>AB</b>	<b>36</b>
<b>R</b>	<b>6</b>
<b>H</b>	<b>12</b>
<b>RBI</b>	<b>6</b>
<b>BB</b>	<b>6</b>
<b>SO</b>	<b>3</b>
<b>LOB</b>	<b>30</b>

[livebaseballscorecards.com](http://livebaseballscorecards.com)

1B: 10	SF: 0	WP: 0	PA: 43
2B: 0	SAC: 1	PB: 0	
3B: 1	DP: 0	SB: 3	
HR: 1	HBP: 0	CS: 0	

Batter	1	2	3	4	5	6	7	8	9	AB R H RBI BB SO LOB	TOP									
<b>Bobby Bonds, R</b> (1, 9) OBP: 0.440, SLG: 0.555	0-0 S 1B	0-0 HR 2B		0-0 6-3		4-0 BB		4-0 BB		3 2 2 0 2 0 0										
<b>Don Mason, L</b> (1, 4) OBP: 0.227, SLG: 0.105 <b>Ron Hunt, R</b> (8, PH) OBP: 0.389, SLG: 0.404 (8, 4)	0-0 HR 1B	0-0 F2		0-0 F9		0-0 4-3		0-0 F6		4 1 1 1 0 0 3 1 0 0 0 0 0 3										
<b>Willie Mays, R</b> (1, 3) OBP: 0.388, SLG: 0.560	0-0 HR 1B	0-0 HR			0-0 1B		0-3 K		4-0 BB	4 2 3 4 1 1 0										
<b>Ken Henderson, S</b> (1, 8) OBP: 0.464, SLG: 0.522	0-0 F4	0-3 K			0-3 K		0-3 K		0-3 K	5 0 0 0 0 4 2										
<b>Frank Johnson, R</b> (1, 7) OBP: 0.231, SLG: 0.462	0-0 1B 1B			0-0 4-3		0-0 F8		0-0 F8		5 0 1 0 0 0 2										
<b>Tito Fuentes, S</b> (1, 5) OBP: 0.321, SLG: 0.429 (8, 6)	0-0 1-2 1B			0-0 1B		0-0 F7		0-0 F9		5 0 2 0 0 0 2										
<b>Russ Gibson, R</b> (1, 2) OBP: 0.297, SLG: 0.353	0-3 K			0-3 K		0-0 6-3		4-0 FC1-6 1B BB		3 0 0 0 1 2 3										
<b>Hal Lanier, R</b> (1, 6) OBP: 0.278, SLG: 0.304 <b>Bob Burda, L</b> (8, PH) OBP: 0.409, SLG: 0.235 <b>Mike McCormick, L</b> (8, 1)	0-0 F3			0-0 4-3		0-0 6-3		0-0 FC1-6 1-2 1B		3 0 0 0 0 0 3 1 0 1 0 0 0 0 0 0 0 0 0 0 0										
<b>Miguel Puento, R</b> (1, 1) <b>Ron Bryant, S</b> (1, 1) OBP: 0.143, SLG: 0.143 <b>Bob Taylor, L</b> (6, PH) OBP: 0.233, SLG: 0.130 <b>Bill Faul, R</b> (6, 1) <b>Frank Linzy, R</b> (7, 1) <b>Al Gallagher, R</b> (8, PH) OBP: 0.340, SLG: 0.388 (8, 5)		0-3 K		0-0 4-3		4-0 BB BB		0-0 FC1-6 BB		0 0 0 0 0 0 0 2 0 0 0 0 1 0 0 0 0 0 1 0 0 0 0 0 0 0 0 0 0 0 0 0 0 0 0 1 0 0 0 0 0 2										
<b>Inning Stats</b>	R: 3 E: 0 K: 1 S: 10	H: 5 LOB: 2 BB: 0 P: 10	R: 2 E: 0 K: 2 S: 9	H: 2 LOB: 0 BB: 0 P: 9	R: 0 E: 0 K: 1 S: 6	H: 1 LOB: 1 BB: 0 P: 6	R: 0 E: 0 K: 0 S: 3	H: 0 LOB: 0 BB: 0 P: 3	R: 0 E: 0 K: 2 S: 7	H: 1 LOB: 0 BB: 0 P: 7	R: 0 E: 0 K: 2 S: 4	H: 0 LOB: 2 BB: 2 P: 11	R: 0 E: 0 K: 2 S: 7	H: 0 LOB: 0 BB: 0 P: 7	R: 0 E: 0 K: 1 S: 5	H: 0 LOB: 1 BB: 1 P: 9	1B: 7 2B: 1 3B: 0 HR: 2	SF: 0 SAC: 0 DP: 0 HBP: 0	WP: 0 PB: 0 SB: 1 CS: 0	PA: 42
<b>PITCHER</b>	IP WLS BF H R ER SO BB IBB HBP BLK WP HR S P ERA WHIP																			
<b>Don Sutton, R</b> (1, 1) ERA: 3.06	5.2 W 28 9 5 5 5 2 0 0 0 0 2 36 44 7.94 1.941																			
<b>Joe Moeller, R</b> (6, 1) ERA:	2.0 9 1 0 0 2 2 0 0 0 0 0 11 19 0.00 1.500																			
<b>Jim Brewer, L</b> (8, 1) ERA: 2.41	1.1 S 5 0 0 0 1 1 0 0 0 0 0 6 10 0.00 0.750																			

San Francisco Giants @ Los Angeles Dodgers  
 Dodger Stadium, Los Angeles, CA  
 Fri May 15 1970, 7:05 PM PDT  
 Att: 32,603 - Unknown

livebaseballscorecards.com

<b>AB</b>	37
<b>R</b>	5
<b>H</b>	10
<b>RBI</b>	5
<b>BB</b>	5
<b>SO</b>	8
<b>LOB</b>	20



BOTTOM

San Francisco Giants @ Los Angeles Dodgers  
Dodger Stadium, Los Angeles, CA  
Fri May 15 1970, 7:05 PM PDT  
Att. 32,603 - Unknown

AB 35  
R 11  
H 13  
RBI 11  
BB 3  
SO 5  
LOB 10



WP: 0 PA: 39  
PB: 0  
SB: 3  
CS: 2

Batter	1	2	3	4	5	6	7	8	9	AB	R	H	RBI	BB	SO	LOB	
Maury Wills, S OBP: 0.358, SLG: 0.308 (1, 6)				SH1-3 HR 1B		F6		F3		5	2	3	1	0	0	0	
Manny Mota, R OBP: 0.435, SLG: 0.492 (1, 7)				SH1-3 1-3		F9		F8		3	0	0	0	1	1	2	
Willie Davis, L OBP: 0.272, SLG: 0.307 (1, 8)	FC3-6 HR 1-2f 2-3	K		K			4-3	1-3		5	1	0	0	0	2	3	
Wes Parker, S OBP: 0.386, SLG: 0.527 (1, 3)	6-3 1-2 3-H			HR 1B			1B 2B			4	2	3	3	0	0	1	
Willie Crawford, L OBP: 0.350, SLG: 0.395 (1, 9)	HR		F8		4-3		1B 1B 1BB			3	2	1	2	1	0	1	
Billy Grabarkewitz, R OBP: 0.523, SLG: 0.593 (1, 5)	HR 1B		F8			F9		1B 1B 1B		4	2	2	1	0	0	1	
Tom Haller, L OBP: 0.367, SLG: 0.511 (1, 2)	HR		F3			F2		CS 1B 1B		4	1	2	3	0	0	0	
Von Joshua, L OBP: 0.333, SLG: 0.280 (7, PR)										0	0	0	0	0	0	0	
Jeff Torborg, R OBP: 0.310, SLG: 0.350 (8, 2)										0	0	0	0	0	0	0	
Ted Sizemore, R OBP: 0.322, SLG: 0.300 (1, 4)	BB 1B 1B		F8			6-3		CS 1B		4	1	2	1	0	0	0	
Don Sutton, R OBP: 0.304, SLG: 0.318 (1, 1)	BB BB BB									1	0	0	0	1	1	0	
Joe Moeller, R (6, 1)										2	0	0	0	0	1	2	
Jim Brewer, L (8, 1)	1B BB									0	0	0	0	0	0	0	
<b>Inning Stats</b>	R: 6 E: 0 K: 1 S: 11	H: 6 LOB: 2 BB: 2 P: 19	R: 0 E: 0 K: 1 S: 6	H: 1 LOB: 1 BB: 0 P: 6	R: 0 E: 0 K: 1 S: 5	H: 0 LOB: 0 BB: 0 P: 5	R: 2 E: 0 K: 1 S: 7	H: 2 LOB: 0 BB: 0 P: 7	R: 0 E: 0 K: 0 S: 3	H: 0 LOB: 0 BB: 0 P: 3	R: 3 E: 0 K: 1 S: 8	H: 4 LOB: 2 BB: 1 P: 12	R: 0 E: 0 K: 0 S: 3	H: 0 LOB: 0 BB: 0 P: 3	1B: 9 2B: 1 3B: 0 HR: 3	SF: 0 SAC: 1 DP: 0 HBP: 0	WP: 0 PA: 39 PB: 0 SB: 3 CS: 2

PITCHER	IP	WLS	BF	H	R	ER	SO	BB	IBB	HBP	BLK	WP	HR	S	P	ERA	WHIP
Miguel Puentes, R ERA: 9.82 (1, 1)	0.2	L	7	4	5	5	0	1	0	0	0	0	2	6	10	67.50	7.500
Ron Bryant, L ERA: 5.28 (1, 1)	4.1		19	5	3	3	4	1	0	0	0	0	1	26	30	6.23	1.385
Bill Faul, R ERA: 9.0 (6, 1)	1.1		8	3	3	3	0	0	1	0	0	0	0	7	11	20.25	2.250
Frank Linzy, R ERA: 6.04 (7, 1)	0.2		2	1	0	0	1	0	0	0	0	0	0	4	4	0.00	1.500
Mike McCormick, L ERA: 4.3 (8, 1)	1.0		3	0	0	0	0	0	0	0	0	0	0	3	3	0.00	0.000

Batter	1	2	3	4	5	6	7	8	9	AB R H RBI BB SO LOB	TOP		
<b>Bobby Bonds, R</b> (1, 9) OBP: 0.428, SLG: 0.536	0-0 F2		0-0 6-3		0-0 F8		0-0 3-1		0-3 K	5 0 0 0 0 1 1			
<b>Bob Heise, R</b> (1, 6) OBP: 0.319, SLG: 0.279	4-0 1B FC3-6 BB		0-0 6-3		0-0 1-6-3		0-0 3-H 1B		0-0 4-3	4 1 1 1 1 0 0			
<b>Willie Mays, R</b> (1, 8) OBP: 0.397, SLG: 0.558	0-0 FC3-6 1-3 BB 1B		4-0 HR BB		0-0 6-3		0-0 F2		0-0 BB 1B	4 1 2 0 1 0 1			
<b>Willie McCovey, L</b> (1, 3) OBP: 0.438, SLG: 0.593	4-0 1-2 FC3-6 BB		0-0 1-H HR		4-0 BB BB		0-0 HR		4-0 1-2 BB	2 2 2 3 3 0 0			
<b>Ken Henderson, S</b> (1, 7) OBP: 0.456, SLG: 0.511	0-0 FC3-6 1-2f 2-3 3-H		0-3 K		0-3 K		0-0 S 1B		0-0 F9	5 0 1 1 0 2 5			
<b>Dick Dietz, R</b> (1, 2) OBP: 0.453, SLG: 0.679	0-0 F8		0-3 K		4-0 1-2 G1-6-3 BB		0-0 5-3		0-0 1-2	3 0 0 0 1 1 3			
<b>Tito Fuentes, S</b> (1, 4) OBP: 0.307, SLG: 0.407		0-0 F8		0-0 F3		0-0 1-2f G1-6-3		0-0 F5		4 0 0 0 0 0 3			
<b>Al Gallagher, R</b> (1, 5) OBP: 0.357, SLG: 0.398		0-0 4-3		0-0 1B		0-0 3-1 1B SH1-4		4-0 1B IBB		3 1 2 0 1 0 0			
<b>Gaylord Perry, R</b> (1, 1) OBP: 0.100, SLG: 0.133		0-3 K		0-3 K		0-0 1-2 SH1-4		0-3 K		3 0 0 0 0 3 3			
<b>Frank Reberger, L</b> (8, 1) OBP: 0.400, SLG: 0.600										0 0 0 0 0 0 0			
<b>Inning Stats</b>	R: 1 E: 0 K: 0 S: 4 H: 1 LOB: 2 BB: 2 P: 12	R: 0 E: 0 K: 1 S: 5 H: 0 LOB: 0 BB: 0 P: 5	R: 2 E: 0 K: 1 S: 6 H: 1 LOB: 0 BB: 1 P: 10	R: 0 E: 0 K: 2 S: 8 H: 1 LOB: 1 BB: 0 P: 8	R: 0 E: 0 K: 1 S: 3 H: 0 LOB: 0 BB: 0 P: 3	R: 0 E: 0 K: 1 S: 4 H: 0 LOB: 1 BB: 2 P: 12	R: 1 E: 0 K: 0 S: 5 H: 2 LOB: 1 BB: 0 P: 5	R: 1 E: 0 K: 1 S: 7 H: 2 LOB: 2 BB: 1 P: 11	R: 0 E: 0 K: 1 S: 6 H: 1 LOB: 2 BB: 1 P: 10	1B: 6 2B: 0 3B: 0 HR: 2 SF: 0 SAC: 1 DP: 1 HBP: 0	WP: 0 PB: 0 SB: 1 CS: 0 PA: 41		
<b>PITCHER</b>	IP WLS BF H R ER SO BB IBB HBP BLK WP HR S P ERA WHIP											<b>PITCHER</b>	IP WLS BF H R ER SO BB IBB HBP BLK WP HR S P ERA WHIP
<b>Alan Foster, R</b> (1, 1) ERA: 3.23	7.0 L 30 5 4 4 5 5 0 0 0 0 0 1 35 55 5.14 1.429												
<b>Ray Lamb, R</b> (8, 1) ERA: 2.7	1.2 9 3 1 1 2 0 1 0 0 0 0 1 12 16 5.40 1.800												
<b>Fred Norman, L</b> (9, 1) ERA: 2.55	0.1 2 0 0 0 0 0 1 0 0 0 0 0 1 5 0.00 3.000												

San Francisco Giants @ Los Angeles Dodgers  
 Dodger Stadium, Los Angeles, CA  
 Sat May 16 1970, 3:33 AM PDT  
 Att: 42,241 - Unknown

livebaseballscorecards.com

AB 33  
 R 5  
 H 8  
 RBI 5  
 BB 7  
 SO 7  
 LOB 16



Batter	1	2	3	4	5	6	7	8	9	AB	R	H	RBI	BB	SO	LOB
Maury Wills, S OBP: 0.366, SLG: 0.326 (1, 6)	0-0 E7 HR 1B		0-0 1-3 2B		0-0 F7		0-0 1B		0-0 5-3	5	1	3	0	0	0	0
Manny Mota, R OBP: 0.419, SLG: 0.460 (1, 7)	4-0 HR BB		0-0 1-3 2-3		0-0 F9		0-0 1-3		0-3 K	4	1	0	0	1	1	2
Willie Davis, L OBP: 0.279, SLG: 0.336 (1, 8)	0-0 HR 1-H 2-H		0-0 4-3		0-0 F8				0-0 G4-6-3 1B	4	1	2	3	0	0	1
Wes Parker, S OBP: 0.383, SLG: 0.515 (1, 3)	0-0 F4		0-3 K						0-0 G4-6-3 1-2f	3	0	0	0	1	1	2
Willie Crawford, L OBP: 0.365, SLG: 0.404 (1, 9)	0-0 F3				0-0 1B 1B				0-0 1B 1B	3	1	2	0	1	0	0
Billy Grabarkewitz, R OBP: 0.532, SLG: 0.600 (1, 5) (9, 4)	0-0 CS 1B				0-0 1-2 1B				0-0 1B 1-2 1B	4	0	3	0	0	1	2
Tom Haller, L OBP: 0.358, SLG: 0.490 (1, 2)	0-0 CS	0-3 K			0-3 K				0-0 1-3 2-H 1B	4	0	1	1	0	2	3
Von Joshua, L OBP: 0.333, SLG: 0.280 (8, PR)										0	0	0	0	0	0	0
Jeff Torborg, R OBP: 0.310, SLG: 0.350 (9, 2)										0	0	0	0	0	0	0
Ted Sizemore, R OBP: 0.323, SLG: 0.295 (1, 4)									0-0 F3	2	0	0	0	1	0	0
Bill Sudakis, S OBP: 0.311, SLG: 0.302 (8, PH) (9, 5)									0-0 F7	1	0	0	0	0	0	2
Alan Foster, R OBP: 0.136, SLG: 0.095 (1, 1)										2	0	0	0	0	2	2
Len Gabrielson, L (7, PH)										1	0	0	0	0	0	0
Ray Lamb, R (8, 1)										0	0	0	0	0	0	0
Fred Norman, S (9, 1)										0	0	0	0	0	0	0
Jim Lefebvre, S OBP: 0.270, SLG: 0.206 (9, PH)										1	0	0	0	0	1	0

Inning Stats	R: 3	H: 3	LOB: 0	K: 0	P: 9	R: 0	H: 0	LOB: 0	K: 2	P: 7	R: 0	H: 1	LOB: 1	K: 1	P: 6	R: 0	H: 2	LOB: 2	K: 2	P: 12	R: 0	H: 0	LOB: 0	K: 0	P: 3	R: 0	H: 0	LOB: 1	K: 1	P: 12	R: 0	H: 1	LOB: 1	K: 0	P: 4	R: 1	H: 4	LOB: 2	K: 0	P: 6	R: 0	H: 0	LOB: 0	K: 2	P: 7	1B: 9	SF: 0	2B: 1	SAC: 0	3B: 0	DP: 2	HR: 1	HBP: 0
--------------	------	------	--------	------	------	------	------	--------	------	------	------	------	--------	------	------	------	------	--------	------	-------	------	------	--------	------	------	------	------	--------	------	-------	------	------	--------	------	------	------	------	--------	------	------	------	------	--------	------	------	-------	-------	-------	--------	-------	-------	-------	--------

PITCHER	IP	WLS	BF	H	R	ER	SO	BB	IBB	HBP	BLK	WP	HR	S	P	ERA	WHIP
Gaylord Perry, R ERA: 4.9 (1, 1)	7.2	W	34	11	4	4	6	4	0	0	0	0	1	42	58	4.70	1.957
Frank Reberger, R ERA: 6.46 (8, 1)	1.1	S	4	0	0	0	2	0	0	0	0	0	0	8	8	0.00	0.000


**BOTTOM**

**San Francisco Giants @ Los Angeles Dodgers**  
**Dodger Stadium, Los Angeles, CA**

Sat May 16 1970, 3:33 AM PDT  
Att. 42,241 - Unknown

livebaseballscorecards.com

<b>AB</b>	<b>34</b>
<b>R</b>	<b>4</b>
<b>H</b>	<b>11</b>
<b>RBI</b>	<b>4</b>
<b>BB</b>	<b>4</b>
<b>SO</b>	<b>8</b>
<b>LOB</b>	<b>14</b>



WP: 0 PA: 39  
PB: 0  
SB: 1  
CS: 1

Batter	1	2	3	4	5	6	7	8	9	AB R H RBI BB SO LOB	TOP									
<b>Bobby Bonds, R</b> (1, 9) OBP: 0.418, SLG: 0.523	0-3 K		0-0 4-3		0-0 6-3			0-0 5-3		4 0 0 0 0 1 0	<b>San Francisco Giants @ Los Angeles Dodgers</b> <b>Dodger Stadium, Los Angeles, CA</b> Sun May 17 1970, 3:33 AM PDT Att: 28,122 - Unknown									
<b>Bob Heise, R</b> (1, 6) OBP: 0.294, SLG: 0.255	0-0 F9		0-0 6-3			0-0 F9		0-0 F4		4 0 0 0 0 0 0										
<b>Willie Mays, R</b> (1, 8) OBP: 0.400, SLG: 0.551	4-0 HBP BB			0-0 4-3		0-0 1B		0-0 6-3		3 0 1 0 1 0 0										
<b>Willie McCovey, L</b> (1, 3) OBP: 0.436, SLG: 0.583 <b>Mike McCormick, L</b> (7, 1) <b>Jim Davenport, R</b> (9, PH) OBP: 0.344, SLG: 0.240	1-0 FC6-4 HBP		0-3 K		0-3 K			0-0 F9		2 0 0 0 0 2 1 0 0 0 0 0 0 0 1 0 0 0 0 0 0										
<b>Ken Henderson, S</b> (1, 7) OBP: 0.457, SLG: 0.510	0-0 FC6-4			0-0 BB 1B		0-3 K		0-0 E 1B		4 0 2 0 0 1 3										
<b>Dick Dietz, R</b> (1, 2) OBP: 0.447, SLG: 0.661		0-0 F9		4-0 FC6-4 BB		0-0 5-3		0-0 E6 FC6-4		3 0 0 0 1 0 1										
<b>Tito Fuentes, S</b> (1, 4) OBP: 0.283, SLG: 0.388		0-0 F8		0-0 FC6-4		0-0 F8		0-0 F2		4 0 0 0 0 0 4										
<b>Al Gallagher, R</b> (1, 5) OBP: 0.353, SLG: 0.391		0-0 6-3			0-0 5-3		0-0 FC6-4 1B		0-0 FC6-4	4 0 1 0 0 0 2										
<b>Rich Robertson, R</b> (1, 1) <b>Frank Linzy, R</b> (5, 1) <b>Bill Faul, R</b> (5, 1) <b>Frank Johnson, R</b> (7, PH) OBP: 0.214, SLG: 0.429			0-0 F8		0-0 6-3		0-0 FC6-4			2 0 1 0 0 0 0 0 1										
<b>Inning Stats</b>	R: 0 E: 0 K: 1 S: 5	H: 0 LOB: 2 BB: 1 P: 10	R: 0 E: 0 K: 0 S: 3	H: 0 LOB: 0 BB: 0 P: 3	R: 0 E: 0 K: 0 S: 3	H: 1 LOB: 2 BB: 1 P: 10	R: 0 E: 0 K: 1 S: 6	H: 0 LOB: 0 BB: 0 P: 3	R: 0 E: 0 K: 2 S: 8	H: 1 LOB: 1 BB: 0 P: 8		R: 0 E: 0 K: 0 S: 4	H: 1 LOB: 1 BB: 0 P: 4	R: 0 E: 0 K: 0 S: 3	H: 0 LOB: 0 BB: 0 P: 3	R: 0 E: 1 K: 0 S: 5	H: 1 LOB: 2 BB: 0 P: 5	1B: 4 2B: 0 3B: 0 HR: 0	SF: 0 SAC: 0 DP: 0 HBP: 1	WP: 0 PB: 0 SB: 0 CS: 0
<b>PITCHER</b> <b>Claude Osteen, L</b> (1, 1) ERA: 2.18	IP: 9.0 WLS: W BF: 35 H: 4 R: 0 ER: 0 SO: 4 BB: 2 IBB: 0 HBP: 1 BLK: 0 WP: 0 HR: 0 S: 40 P: 49 ERA: 0.00 WHIP: 0.667																			

livebaseballscorecards.com

<b>AB</b>	<b>32</b>
<b>R</b>	<b>0</b>
<b>H</b>	<b>4</b>
<b>RBI</b>	<b>0</b>
<b>BB</b>	<b>2</b>
<b>SO</b>	<b>4</b>
<b>LOB</b>	<b>12</b>



Batter	1	2	3	4	5	6	7	8	9	AB	R	H	RBI	BB	SO	LOB
Maury Wills, S OBP: 0.373, SLG: 0.331 (1, 6)	4-0 S 1B BB	0-0 F8							0-0 6-3	4	2	2	0	1	0	2
Manny Mota, R OBP: 0.418, SLG: 0.500 (1, 7)	0-0 3-1 1-2		0-0 HR						0-0 4-3	5	1	2	1	0	1	2
Willie Davis, L OBP: 0.283, SLG: 0.346 (1, 8)	0-0 E S 2-H 1B		0-0 G3						0-0 4-3	5	1	2	2	0	0	3
Wes Parker, S OBP: 0.377, SLG: 0.511 (1, 3)	0-3 K 1-3		0-0 F1						0-0 5-3	5	1	1	1	0	1	1
Willie Crawford, L OBP: 0.358, SLG: 0.387 (1, 9)	0-3 K		0-3 K						0-0 4-3	4	1	0	0	1	3	1
Billy Grabarkewitz, R OBP: 0.539, SLG: 0.602 (1, 5)		4-0 FC1-5 S BB								3	1	2	1	1	0	0
Tom Haller, L OBP: 0.386, SLG: 0.490 (1, 2)		4-0 FC1-5 1-2 BB								2	1	1	0	2	0	0
Ted Sizemore, R OBP: 0.328, SLG: 0.302 (1, 4)		0-0 FC1-5 1-2 2-3f								4	0	2	2	0	0	4
Claude Osteen, L OBP: 0.240, SLG: 0.261 (1, 1)		0-0 F7							0-0 4-3	3	0	0	1	0	0	3

Inning Stats	R: 1	H: 1	E: 0	LOB: 1	K: 2	S: 8	P: 12	R: 0	H: 0	E: 0	LOB: 2	K: 0	S: 3	P: 11	R: 1	H: 1	E: 0	LOB: 0	K: 1	S: 6	P: 6	R: 0	H: 1	E: 0	LOB: 1	K: 0	S: 4	R: 6	H: 7	E: 1	LOB: 3	K: 1	S: 12	P: 20	R: 0	H: 2	E: 0	LOB: 2	K: 1	S: 7	P: 7	R: 0	H: 0	E: 0	LOB: 0	K: 0	S: 3	R: 0	H: 0	E: 0	LOB: 0	K: 0	S: 3	P: 3
--------------	------	------	------	--------	------	------	-------	------	------	------	--------	------	------	-------	------	------	------	--------	------	------	------	------	------	------	--------	------	------	------	------	------	--------	------	-------	-------	------	------	------	--------	------	------	------	------	------	------	--------	------	------	------	------	------	--------	------	------	------

PITCHER	IP	WLS	BF	H	R	ER	SO	BB	IBB	HBP	BLK	WP	HR	S	P	ERA	WHIP
Rich Robertson, R ERA: 3.94 (1, 1)	4.1	L	22	6	5	5	4	3	0	0	0	0	1	27	39	10.38	2.077
Frank Linzy, R ERA: 7.01 (5, 1)	0.1		7	4	3	3	0	0	2	0	0	0	0	5	13	81.00	12.000
Bill Faul, R ERA: 6.23 (5, 1)	1.1		6	2	0	0	1	0	0	0	0	0	0	8	8	0.00	1.500
Mike McCormick, L ERA: 4.13 (7, 1)	2.0		6	0	0	0	0	0	0	0	0	0	0	6	6	0.00	0.000

**BOTTOM**

**San Francisco Giants @ Los Angeles Dodgers**  
**Dodger Stadium, Los Angeles, CA**

Sun May 17 1970, 3:33 AM PDT  
Att. 28,122 - Unknown

livebaseballscorecards.com

<b>AB</b>	<b>35</b>
<b>R</b>	<b>8</b>
<b>H</b>	<b>12</b>
<b>RBI</b>	<b>8</b>
<b>BB</b>	<b>5</b>
<b>SO</b>	<b>5</b>
<b>LOB</b>	<b>16</b>



WP: 0	PA: 41
PB: 0	
SB: 5	
CS: 0	

Batter	1	2	3	4	5	6	7	8	9	AB R H RBI BB SO LOB	TOP			
Maury Wills, S OBP: 0.370, SLG: 0.329 (1, 6) X	0-0 F9	0-0 FC6-4 1B 1-2f		0-0 F7		0-0 CS 1B			0-0 SH1-4 1-2	4 0 1 1 0 0 1	<b>Los Angeles Dodgers @ San Diego Padres</b> San Diego Stadium, San Diego, CA Mon May 18 1970, 10:05 PM EDT Att. 8,218 - Unknown <a href="http://livebaseballscorecards.com">livebaseballscorecards.com</a>			
Manny Mota, R OBP: 0.405, SLG: 0.479 (1, 7) X	0-0 F8	0-0 1B 1-2		0-0 4-3		0-0 CS 1-2	0-0 F8	0-0 6-3	5 0 1 0 0 0 1					
Willie Davis, L OBP: 0.287, SLG: 0.357 (1, 8) B B B	4-0 1B S BB	0-0 F7		0-0 3B			0-0 G3	0-0 4-3	4 1 1 0 1 0 3					
Wes Parker, S OBP: 0.380, SLG: 0.510 (1, 3) X	0-0 FC6-4 1B 1-H		0-0 4-3	0-0 5-3			0-0 1B		4 0 2 1 0 0 1					
Billy Grabarkewitz, R OBP: 0.529, SLG: 0.582 (1, 5) X	0-0 FC6-4 1-2f		4-0 S E BB		0-0 6-3		0-3 K		3 1 0 0 1 1 2					
Ted Sizemore, R OBP: 0.333, SLG: 0.303 (1, 4) B B B B		4-0 2B 1B BB	0-0 E5 1-H		0-3 K		0-0 G5-4-3 1B		3 1 1 0 1 1 0					
Gary Moore, R OBP: 0.214, SLG: 0.500 (1, 9) S S S		0-3 K	0-0 S 1B		0-0 F8		0-0 G5-4-3 1-2f		4 0 1 0 0 1 2					
Jeff Torborg, R OBP: 0.326, SLG: 0.372 (1, 2) X		0-0 1B FC6-4 2B 1-3	4-0 1B IBB 1-2		0-0 6-3		0-3 K		3 1 1 0 1 1 0					
Sandy Vance, R OBP: 0.200, SLG: 0.143 (1, 1) X		0-0 FC6-4 1B 2-3 3-H	0-3 K		0-0 L4			0-0 SH1-4 1B	3 0 1 1 0 1 2 1 0 1 0 0 0 0					
Joe Moeller, R OBP: 0.400, SLG: 0.250 (7, 1) S S S														
<b>Inning Stats</b>	R: 1 E: 0 K: 0 S: 4 H: 1 LOB: 1 BB: 1 P: 8	R: 2 E: 0 K: 1 S: 8 H: 3 LOB: 2 BB: 1 P: 12	R: 1 E: 1 K: 1 S: 6 H: 1 LOB: 2 BB: 2 P: 14	R: 0 E: 0 K: 0 S: 4 H: 1 LOB: 1 BB: 0 P: 4	R: 0 E: 0 K: 1 S: 5 H: 0 LOB: 0 BB: 0 P: 5	R: 0 E: 0 K: 0 S: 3 H: 1 LOB: 0 BB: 0 P: 3	R: 0 E: 0 K: 1 S: 6 H: 1 LOB: 1 BB: 0 P: 6	R: 0 E: 0 K: 1 S: 5 H: 1 LOB: 0 BB: 0 P: 5	R: 0 E: 0 K: 0 S: 4 H: 1 LOB: 1 BB: 0 P: 4	1B: 8 2B: 1 3B: 1 HR: 0 SF: 0 SAC: 1 DP: 1 HBP: 0	WP: 0 PA: 40 PB: 0 SB: 3 CS: 1			
<b>PITCHER</b>	IP WLS BF H R ER SO BB IBB HBP BLK WP HR S P ERA WHIP												<b>PITCHER</b>	IP WLS BF H R ER SO BB IBB HBP BLK WP HR S P ERA WHIP
Danny Coombs, L ERA: 2.27 (1, 1)	2.0 L 12 4 3 3 1 2 0 0 0 0 0 0 12 20 13.50 3.000													
Al Santorini, R ERA: 4.81 (3, 1)	3.0 13 2 1 1 2 1 1 0 0 0 0 0 15 23 3.00 1.000													
Tom Dukes, R ERA: 2.4 (6, 1)	2.0 7 2 0 0 1 0 0 0 0 0 0 0 9 9 0.00 1.000													
Gary Ross, R ERA: 4.09 (8, 1)	1.2 6 2 0 0 1 0 0 0 0 0 0 0 8 8 0.00 1.200													
Dave Roberts, L ERA: 2.77 (9, 1)	0.1 1 0 0 0 0 0 0 0 0 0 0 0 0 1 1 0.00 0.000													







Batter	1	2	3	4	5	6	7	8	9	AB R H RBI BB SO LOB	TOP											
<b>Billy Grabarkewitz, R</b> (1, 6) OBP: 0.516, SLG: 0.564	0-0 6-3		4-0 1B FC1-2 BB	0-0 SF9			0-0 F2	0-0 G3		3 0 0 1 1 0 0												
<b>Manny Mota, R</b> (1, 7) OBP: 0.398, SLG: 0.468 <b>Von Joshua, L</b> (8, 7) OBP: 0.321, SLG: 0.269	0-0 F9		0-0 FC1-2 2B 1B	0-3 K			0-0 6-3		0-0 4-3	4 1 1 1 0 1 1 1 0 0 0 0 0 0												
<b>Willie Davis, L</b> (1, 8) OBP: 0.284, SLG: 0.352	0-0 4-3		0-0 FC1-2 2B				0-0 4-3		0-0 F6	5 2 1 0 0 0 2												
<b>Wes Parker, S</b> (1, 3) OBP: 0.380, SLG: 0.514		0-0 1-3	0-0 2B				0-0 K		0-0 4-3	5 1 2 2 0 1 0												
<b>Willie Crawford, L</b> (1, 9) OBP: 0.381, SLG: 0.417		0-0 1B	4-0 BB				0-0 2B		0-0 HR 1B	3 1 3 1 1 0 0												
<b>Bill Sudakis, S</b> (1, 5) OBP: 0.323, SLG: 0.357		4-0 BB	0-0 F9				0-0 F7		0-0 HR	3 1 1 3 1 0 3												
<b>Tom Haller, L</b> (1, 2) OBP: 0.377, SLG: 0.463	0-0 6-3			4-0 1B SF9 BB			0-0 6-3	0-0 G3		3 1 0 0 1 0 1												
<b>Ted Sizemore, R</b> (1, 4) OBP: 0.331, SLG: 0.301			0-0 F8	0-0 FC5-6 1B			0-0 5-3		0-0 F8	4 0 1 0 0 0 0												
<b>Don Sutton, R</b> (1, 1) OBP: 0.296, SLG: 0.308			0-0 1B BB	0-0 FC5-6			0-0 F9		0-0 F4	4 1 1 0 0 0 2												
<b>Inning Stats</b>	R: 0 E: 0 K: 0 S: 3	H: 0 LOB: 0 BB: 0 P: 3	R: 0 E: 0 K: 0 S: 3	H: 1 LOB: 1 BB: 1 P: 7	R: 3 E: 0 K: 0 S: 6	H: 3 LOB: 2 BB: 2 P: 14	R: 1 E: 0 K: 1 S: 6	H: 1 LOB: 1 BB: 1 P: 10	R: 0 E: 0 K: 1 S: 6	H: 1 LOB: 1 BB: 0 P: 6	R: 0 E: 0 K: 0 S: 3	H: 0 LOB: 0 BB: 0 P: 3	R: 4 E: 0 K: 0 S: 7	H: 4 LOB: 0 BB: 0 P: 7	R: 0 E: 0 K: 0 S: 3	H: 0 LOB: 0 BB: 0 P: 3	R: 0 E: 0 K: 0 S: 3	H: 0 LOB: 0 BB: 0 P: 3	1B: 7 2B: 2 3B: 0 HR: 1	SF: 1 SAC: 0 DP: 0 HBP: 0	WP: 0 PB: 0 SB: 1 CS: 0	PA: 40
<b>PITCHER</b>	IP WLS BF H R ER SO BB IBB HBP BLK WP HR S P ERA WHIP																					
<b>Clay Kirby, R</b> (1, 1) ERA: 4.5	3.0 L 17 5 4 4 0 4 0 0 0 0 0 0 13 29 12.00 3.000																					
<b>Gary Ross, R</b> (4, 1) ERA: 4.85	4.0 17 5 4 4 2 0 0 0 0 0 0 1 21 21 9.00 1.250																					
<b>Tom Dukes, R</b> (8, 1) ERA: 2.12	2.0 6 0 0 0 0 0 0 0 0 0 0 0 6 6 0.00 0.000																					

**Los Angeles Dodgers @ San Diego Padres**  
San Diego Stadium, San Diego, CA  
Tue May 19 1970, 10:05 PM EDT  
Att. 9,190 - Unknown

<b>AB</b>	35
<b>R</b>	8
<b>H</b>	10
<b>RBI</b>	8
<b>BB</b>	4
<b>SO</b>	2
<b>LOB</b>	9



Batter	1	2	3	4	5	6	7	8	9
Tommy Dean, R OBP: 0.291, SLG: 0.396 (1, 6)	0-0 FC5-4 1B		0-0 SF8 1-3 2B		0-0 G5-4-3 1-2f			0-3 K	
Dave Campbell, R OBP: 0.312, SLG: 0.371 (1, 4)	0-0 F9		0-0 SF8 2-3 3-H			0-0 5-3		0-0 F5	
Cito Gaston, R OBP: 0.350, SLG: 0.474 (1, 8)	0-0 FC5-4 1-2f		0-3 K			0-0 2B FC5-2 1B		0-0 L7	
Al Ferrara, R OBP: 0.350, SLG: 0.422 (1, 7)	0-3 K			0-0 1-3		0-0 1-3 2B		0-0 F3	
Nate Colbert, R OBP: 0.299, SLG: 0.529 (1, 3)		0-0 E5 G6-3		0-0 F2		0-0 FC5-2 3-H		0-0 HR	
Ivan Murrell, R OBP: 0.290, SLG: 0.537 (1, 9)		0-3 K		0-0 HR		0-3 K		0-0 E6	
Steve Huntz, S OBP: 0.276, SLG: 0.359 (1, 5)		0-0 G6-3 1-2f		0-0 F6			0-0 F9	0-0 F5	
Chris Cannizzaro, R OBP: 0.346, SLG: 0.372 (1, 2)			0-0 2B SF8 1B		0-3 K		0-0 F3	0-0 F2	
Clay Kirby, R OBP: 0.235, SLG: 0.235 (1, 1)			0-3 K		0-0 G5-4-3 1B		0-3 K		
Gary Ross, R OBP: 0.500, SLG: 0.500 (4, 1)									
Ray Webster, L OBP: 0.289, SLG: 0.225 (7, PH)									
Tom Dukes, R (8, 1)									

AB	R	H	RBI	BB	SO	LOB
4	0	2	0	0	1	1
3	0	0	1	0	0	1
4	0	1	0	0	1	2
4	0	1	0	0	1	1
4	1	1	1	0	0	2
4	1	1	1	0	2	3
4	0	0	0	0	0	2
4	1	1	0	0	1	1
1	0	0	0	0	1	1
1	0	1	0	0	0	0
1	0	0	0	0	1	0
0	0	0	0	0	0	0

**BOTTOM**

**Los Angeles Dodgers @ San Diego Padres**  
**San Diego Stadium, San Diego, CA**  
 Tue May 19 1970, 10:05 PM EDT  
 Att. 9,190 - Unknown

livebaseballscorecards.com

<b>AB</b>	<b>34</b>
<b>R</b>	<b>3</b>
<b>H</b>	<b>8</b>
<b>RBI</b>	<b>3</b>
<b>BB</b>	<b>0</b>
<b>SO</b>	<b>8</b>
<b>LOB</b>	<b>14</b>



Inning Stats	R: 0	H: 1	E: 0	K: 1	S: 6	LOB: 1	BB: 0	P: 6
	R: 0	H: 0	E: 1	K: 1	S: 5	LOB: 0	BB: 0	P: 5
	R: 1	H: 2	E: 0	K: 2	S: 9	LOB: 1	BB: 0	P: 9
	R: 1	H: 1	E: 0	K: 0	S: 4	LOB: 0	BB: 0	P: 4
	R: 0	H: 1	E: 0	K: 1	S: 5	LOB: 0	BB: 0	P: 5
	R: 0	H: 2	E: 0	K: 1	S: 7	LOB: 2	BB: 0	P: 7
	R: 0	H: 0	E: 0	K: 1	S: 5	LOB: 0	BB: 0	P: 5
	R: 0	H: 0	E: 1	K: 0	S: 5	LOB: 0	BB: 0	P: 5
	R: 1	H: 1	E: 1	K: 0	S: 5	LOB: 1	BB: 0	P: 5
	1B: 4	SF: 1	2B: 2	SAC: 0	3B: 0	DP: 2	HR: 2	HBP: 0

WP	PA
0	35
0	
0	

PITCHER	IP	WLS	BF	H	R	ER	SO	BB	IBB	HBP	BLK	WP	HR	S	P	ERA	WHIP
Don Sutton, R ERA: 3.05 (1, 1)	9.0	W	35	8	3	3	8	0	0	0	0	0	2	51	51	3.00	0.889

Batter	1	2	3	4	5	6	7	8	9	AB R H RBI BB SO LOB	TOP	
Maury Wills, S (1, 6) OBP: 0.361, SLG: 0.320	0-0 4-3		0-0 6-3	0-0 FC6-4			0-0 6-3			4 0 0 1 0 0 1		
Manny Mota, R (1, 7) OBP: 0.391, SLG: 0.469	0-0 5-3 2B		0-0 4-3	0-0 CS		0-0 6-3		0-0 F9		4 0 1 0 0 0 0		
Willie Davis, L (1, 8) OBP: 0.289, SLG: 0.369	0-0 5-3 2-3		0-0 1B			0-0 F5		0-0 G3 3B		4 1 2 0 0 0 1		
Wes Parker, S (1, 3) OBP: 0.371, SLG: 0.500	0-0 3-1		0-0 F3			0-3 K		0-0 G3		4 0 0 1 0 1 2		
Billy Grabarkewitz, R (1, 4) OBP: 0.516, SLG: 0.561		0-3 K		0-0 HR 1B		0-0 G3-6-3 1B		0-3 K		4 1 2 0 0 2 0		
Bill Sudakis, S (1, 5) OBP: 0.333, SLG: 0.433		0-0 2B		0-0 HR		0-0 G3-6-3		0-0 4-3		4 1 2 2 0 0 1		
Willie Crawford, L (1, 9) OBP: 0.376, SLG: 0.410		0-0 F3		0-0 1B FC6-4 1B		0-0 6-3		0-0 F5		4 1 1 0 0 0 1		
Jeff Torborg, R (1, 2) OBP: 0.340, SLG: 0.370		4-0 IBB		0-0 1B FC6-4 1B		0-0 F7		0-0 F9		3 0 1 0 1 0 0		
Alan Foster, R (1, 1) OBP: 0.130, SLG: 0.091		0-0 4-3		0-0 F9		0-0 6-3				1 0 0 0 0 0 2		
Jose Pena, R (3, 1)										0 0 0 0 0 0 0		
Gary Moore, R (4, PH) OBP: 0.230, SLG: 0.467										1 0 0 0 0 0 2		
Camilo Pascual, R (4, 1)										0 0 0 0 0 0 0		
Von Joshua, L (7, PH) OBP: 0.310, SLG: 0.259										1 0 0 0 0 0 0		
Fred Norman, S (7, 1)										0 0 0 0 0 0 0		
<b>Inning Stats</b>	R: 0 H: 1 E: 0 LOB: 1 K: 0 BB: 0 S: 4 P: 4	R: 0 H: 1 E: 0 LOB: 2 K: 1 BB: 1 S: 6 P: 10	R: 0 H: 1 E: 0 LOB: 1 K: 0 BB: 0 S: 4 P: 4	R: 3 H: 4 E: 0 LOB: 0 K: 0 BB: 0 S: 6 P: 6	R: 0 H: 0 E: 0 LOB: 0 K: 1 BB: 0 S: 5 P: 5	R: 0 H: 1 E: 0 LOB: 0 K: 0 BB: 0 S: 3 P: 3	R: 0 H: 0 E: 0 LOB: 0 K: 0 BB: 0 S: 3 P: 3	R: 1 H: 1 E: 0 LOB: 0 K: 1 BB: 0 S: 6 P: 6	R: 0 H: 0 E: 0 LOB: 0 K: 0 BB: 0 S: 3 P: 3	1B: 5 SF: 0 2B: 2 SAC: 0 3B: 1 DP: 1 HR: 1 HBP: 0	WP: 0 PA: 36 PB: 0 SB: 0 CS: 1	
<b>PITCHER</b>	IP WLS BF H R ER SO BB IBB HBP BLK WP HR S P ERA WHIP											
Dave Roberts, L (1, 1) ERA: 3.07	5.0 W 22 7 3 3 2 0 1 0 0 0 1 25 29 5.40 1.400											
Pat Dobson, R (6, 1) ERA: 3.88	4.0 S 13 2 1 1 1 0 0 0 0 0 0 15 15 2.25 0.500											

Los Angeles Dodgers @ San Diego Padres  
San Diego Stadium, San Diego, CA  
Wed May 20 1970, 10:05 PM EDT  
Att. 9,950 - Unknown

livebaseballscorecards.com

AB	34
R	4
H	9
RBI	4
BB	1
SO	3
LOB	10



Batter	1	2	3	4	5	6	7	8	9
<b>Dave Campbell, R</b> (1, 4) OBP: 0.309, SLG: 0.366	0-3 K	0-0 2-H 1B		0-3 K		0-3 K		0-0 5-3	
<b>Steve Huntz, S</b> (1, 6) OBP: 0.273, SLG: 0.351	0-3 K	0-0 4-3		0-0 F8			0-3 K	0-0 2-H 3-H 1B	
<b>Cito Gaston, R</b> (1, 8) OBP: 0.347, SLG: 0.481	0-0 F9		0-0 5-3		0-3 K		0-0 1B 3B		
<b>Al Ferrara, R</b> (1, 7) OBP: 0.383, SLG: 0.462		0-3 K	0-0 HR 1B		0-0 HR		0-0 1B		
<b>Jose Arcia, R</b> (7, PR) OBP: 0.211, SLG: 0.091 (8, 7)									
<b>Nate Colbert, R</b> (1, 3) OBP: 0.304, SLG: 0.545		4-0 1B SF8 BB	0-0 1-H HR		0-0 F9		0-3 K		
<b>Ivan Murrell, R</b> (1, 9) OBP: 0.288, SLG: 0.521		0-0 1B 2B 1B	0-3 K		0-3 K		0-0 F4		
<b>Ed Spiezio, R</b> (1, 5) OBP: 0.415, SLG: 0.397		0-0 SF8	0-0 1B			H 1-0 FC6 HBP		4-0 SH5-4 1B BB	
<b>Chris Cannizzaro, R</b> (1, 2) OBP: 0.352, SLG: 0.371		0-0 2B 1B	0-0 F8			0-0 FC6 SH1-4		4-0 SH5-4 1B BB	
<b>Dave Roberts, L</b> (1, 1) OBP: 0.167, SLG: 0.500		0-0 WP 1B 2B		0-0 3-1		0-0 SH1-4		0-0 SH5-4	
<b>Pat Dobson, R</b> (6, 1) OBP: 0.211, SLG: 0.167								1-2 2-3	

Inning Stats	R: 0	H: 0	E: 0	K: 2	S: 7	LOB: 0	BB: 0	P: 7
	R: 4	H: 4	E: 0	K: 1	S: 9	LOB: 1	BB: 1	P: 13
	R: 2	H: 3	E: 0	K: 1	S: 8	LOB: 1	BB: 0	P: 8
	R: 0	H: 0	E: 0	K: 1	S: 5	LOB: 0	BB: 0	P: 5
	R: 1	H: 1	E: 0	K: 2	S: 8	LOB: 0	BB: 0	P: 8
	R: 0	H: 0	E: 0	K: 1	S: 5	LOB: 1	BB: 0	P: 6
	R: 1	H: 2	E: 0	K: 2	S: 9	LOB: 1	BB: 0	P: 9
	R: 2	H: 1	E: 0	K: 0	S: 3	LOB: 1	BB: 2	P: 11

PITCHER	IP	WLS	BF	H	R	ER	SO	BB	IBB	HBP	BLK	WP	HR	S	P	ERA	WHIP
<b>Alan Foster, R</b> (1, 1) ERA: 3.93	2.1	L	14	6	6	6	3	1	0	0	0	1	1	19	23	23.14	3.000
<b>Jose Pena, R</b> (3, 1) ERA: 0.93	0.2		3	1	0	0	1	0	0	0	0	0	0	5	5	0.00	1.500
<b>Camilo Pascual, R</b> (4, 1) ERA: 4.0	3.0		11	1	1	1	4	0	0	1	0	0	1	18	19	3.00	0.333
<b>Fred Norman, L</b> (7, 1) ERA: 3.66	2.0		10	3	3	3	2	2	0	0	0	0	0	12	20	13.50	2.500

AB R H RBI BB SO LOB

**BOTTOM**

5	0	1	1	0	3	3
5	0	1	2	0	2	1
4	1	1	0	0	1	0
4	2	3	2	0	1	0
0	0	0	0	0	0	0
3	2	1	2	1	1	1
4	1	1	0	0	2	1
1	1	1	1	1	0	0
3	2	1	0	1	0	2
2	1	1	2	0	0	0
0	0	0	0	0	0	0

AB	31
R	10
H	11
RBI	10
BB	3
SO	10
LOB	8



WP	HR	S	P	ERA	WHIP
1	1	1	38		
0	0	0	0		
0	0	0	0		
0	0	0	0		
0	0	0	0		
0	0	0	0		

**Los Angeles Dodgers @ San Diego Padres**  
 San Diego Stadium, San Diego, CA  
 Wed May 20 1970, 10:05 PM EDT  
 Att. 9,950 - Unknown

livebaseballscorecards.com

Batter	1	2	3	4	5	6	7	8	9	AB R H RBI BB SO LOB	TOP											
Felix Millan, R (1, 4) OBP: 0.318, SLG: 0.373	0-0 6-3		0-0 6-3		0-0 6-3			0-0 4-3		4 0 0 0 0 0 0												
Mike Lum, L (1, 8) OBP: 0.250, SLG: 0.207	0-3 K		0-0 G3			0-0 1-3		0-0 G4-6-3 1B		4 0 1 0 0 1 0												
Hank Aaron, R (1, 9) OBP: 0.417, SLG: 0.707	0-0 6-3			0-3 K		0-0 6-3		0-0 G4-6-3 1-2f		4 0 0 0 0 1 1												
Rico Carty, R (1, 7) OBP: 0.497, SLG: 0.727		0-0 6-3		0-0 HR 2B		0-0 6-3		0-0 4-3		4 1 1 0 0 0 0												
Orlando Cepeda, R (1, 3) OBP: 0.406, SLG: 0.629		0-0 HR		0-0 HR		0-0 1B FC6-2 1B		4-0 1B BB		3 2 3 3 1 0 0												
Clete Boyer, R (1, 5) OBP: 0.280, SLG: 0.365		0-0 5-3		0-0 F9		0-0 1B FC6-2 1-3 1B		0-3 K		4 0 1 0 0 1 1												
Gil Carrido, R (1, 6) OBP: 0.167, SLG: 0.118		0-0 E4		0-0 4-3		0-0 1-3 1-2		0-0 1B 1-2		4 0 1 0 0 0 2												
Bob Didier, S (1, 2) OBP: 0.190, SLG: 0.183 Tommie Aaron, R (9, PH) OBP: 0.556, SLG: 1.111		0-3 K			0-0 3-1		0-0 1B FC6-2 2-3 3-H	0-3 K		3 0 0 0 0 1 3 1 0 0 0 0 1 2												
Phil Niekro, R (1, 1) Hoyt Wilhelm, R (8, 1)			0-0 6-3		0-3 K		0-0 F7			3 0 0 0 0 1 2 0 0 0 0 0 0 0												
<b>Inning Stats</b>	R: 0 E: 0 K: 1 S: 5	H: 0 LOB: 0 BB: 0 P: 5	R: 1 E: 1 K: 1 S: 7	H: 1 LOB: 1 BB: 0 P: 7	R: 0 E: 0 K: 0 S: 3	H: 0 LOB: 0 BB: 0 P: 3	R: 2 E: 0 K: 1 S: 7	H: 2 LOB: 0 BB: 0 P: 7	R: 0 E: 0 K: 1 S: 5	H: 0 LOB: 0 BB: 0 P: 5	R: 0 E: 0 K: 0 S: 3	H: 0 LOB: 0 BB: 0 P: 3	R: 0 E: 0 K: 0 S: 5	H: 2 LOB: 2 BB: 0 P: 5	R: 0 E: 0 K: 0 S: 3	H: 1 LOB: 0 BB: 0 P: 3	R: 0 E: 0 K: 2 S: 8	H: 1 LOB: 2 BB: 1 P: 12	1B: 4 2B: 1 3B: 0 HR: 2	SF: 0 SAC: 0 DP: 1 HBP: 0	WP: 0 PB: 0 SB: 0 CS: 0	PA: 35
<b>PITCHER</b>	IP WLS BF H R ER SO BB IBB HBP BLK WP HR S P ERA WHIP																					
Claude Osteen, L (1, 1) ERA: 2.3	8.0 W 30 6 3 3 4 0 0 0 0 0 2 38 38 3.38 0.750																					
Jim Brewer, L (9, 1) ERA: 2.29	1.0 S 5 1 0 0 2 1 0 0 0 0 0 0 8 12 0.00 2.000																					

Atlanta Braves @ Los Angeles Dodgers  
Dodger Stadium, Los Angeles, CA  
Thu May 21 1970, 7:05 PM PDT  
Att. 16,183 - Unknown

AB	34
R	3
H	7
RBI	3
BB	1
SO	6
LOB	11



Batter	1	2	3	4	5	6	7	8	9
Von Joshua, L OBP: 0.333, SLG: 0.267 (1, 7) X	0-0 L8 ①		4-0 S BB			0-0 L5 ①		0-0 SH1-3 1B E 1B	
Maury Wills, S OBP: 0.359, SLG: 0.318 (1, 6) X	0-0 6-3 ②		0-3 K ③			0-0 6-3 ②		0-0 SH1-3 1B E 1B	
Willie Davis, L OBP: 0.284, SLG: 0.362 (1, 8) X	0-0 6-3 ③			0-0 F8 ①		0-0 F4 ③		0-0 SH1-3 ①	
Wes Parker, S OBP: 0.363, SLG: 0.487 (1, 3)		0-3 K ①		0-0 1-3 ②			0-3 K ①	0-0 E5 1B 3B	
Billy Grabarkewitz, R OBP: 0.515, SLG: 0.559 (1, 4) X		0-0 4-3 ②		0-3 K ③			0-0 BB 1B	0-0 3B 1B	
Willie Crawford, L OBP: 0.380, SLG: 0.433 (1, 9) X		0-0 PB 1B			0-0 G3 ①		0-3 K ②	0-0 WP 3B	
Bill Sudakis, S OBP: 0.356, SLG: 0.426 (1, 5)		0-3 K2-3 ③		4-0 3-1 BB		4-0 BB	4-0 FC5 5-3 BB	4-0 BB	
Tom Haller, L OBP: 0.354, SLG: 0.431 (1, 2) X			0-0 F5 ①		0-0 3-1 ②		0-0 4-3 ③	0-0 5-3 ②	
Claude Osteen, L OBP: 0.222, SLG: 0.240 (1, 1)			0-3 K ②		0-3 K ③			1B 1B	
Manny Mota, R OBP: 0.394, SLG: 0.470 (8, PH)									
Jim Brewer, L (9, 1)								FC5	

AB	R	H	RBI	BB	SO	LOB
3	1	1	0	1	0	0
4	1	1	1	0	1	1
3	0	0	0	0	0	0
4	1	0	1	0	2	0
4	1	2	0	0	1	0
4	1	2	2	0	1	1
1	0	0	0	3	1	1
4	0	0	0	0	0	4
2	0	0	0	0	2	1
2	1	1	0	0	0	1
0	0	0	0	0	0	0

**BOTTOM**

**Atlanta Braves @ Los Angeles Dodgers**  
**Dodger Stadium, Los Angeles, CA**  
 Thu May 21 1970, 7:05 PM PDT  
 Att. 16,183 - Unknown

[livebaseballscorecards.com](http://livebaseballscorecards.com)

<b>AB</b>	<b>31</b>
<b>R</b>	<b>6</b>
<b>H</b>	<b>7</b>
<b>RBI</b>	<b>4</b>
<b>BB</b>	<b>4</b>
<b>SO</b>	<b>8</b>
<b>LOB</b>	<b>9</b>



1B: 6	SF: 0	WP: 1	PA: 36
2B: 0	SAC: 1	PB: 1	
3B: 1	DP: 0	SB: 1	
HR: 0	HBP: 0	CS: 0	

Inning Stats		R: 0	H: 0	R: 0	H: 1	R: 0	H: 0	R: 0	H: 0	R: 0	H: 0	R: 0	H: 1	R: 6	H: 5			
PITCHER		IP	WLS	BF	H	R	ER	SO	BB	IBB	HBP	BLK	WP	HR	S	P	ERA	WHIP
Phil Niekro, R ERA: 4.03 (1, 1)		7.1	L	33	7	6	5	8	3	0	0	0	0	0	46	58	6.14	1.364
Hoyt Wilhelm, R ERA: 2.93 (8, 1)		0.2		3	0	0	0	0	1	0	0	0	1	0	2	6	0.00	1.500

Batter	1	2	3	4	5	6	7	8	9	AB R H RBI BB SO LOB	TOP											
<b>Felix Millan, R</b> (1, 4) OBP: 0.314, SLG: 0.367	0-3 <b>K</b>		0-0 <b>E</b> <b>S</b> <b>1B</b>		0-0 <b>F9</b>		0-0 <b>6-3</b>		0-3 <b>K</b>	5 1 1 0 0 2 0												
<b>Mike Lum, L</b> (1, 8) OBP: 0.243, SLG: 0.182	0-0 <b>6-3</b>		0-0 <b>E6</b> <b>BB</b> <b>1B</b>		4-0 <b>G6-4-3</b> <b>BB</b>		0-0 <b>F8</b>		0-0 <b>F7</b>	4 0 0 0 1 0 1												
<b>Hank Aaron, R</b> (1, 9) OBP: 0.419, SLG: 0.699	4-0 <b>BB</b> <b>BB</b>		0-0 <b>BB</b> <b>1B</b>		0-0 <b>G6-4-3</b> <b>1-2f</b>		0-0 <b>6-3</b>			3 0 1 1 1 0 1												
<b>Rico Carty, R</b> (1, 7) OBP: 0.503, SLG: 0.723	4-0 <b>1-2</b> <b>BB</b>		0-0 <b>F8</b>			4-0 <b>E</b> <b>FC5-2</b> <b>BB</b>		0-0 <b>FC5-4</b> <b>1B</b>		2 0 1 0 2 0 2												
<b>Ralph Garr, L</b> (8, PR) OBP: 0.200, SLG: 0.111										0 0 0 0 0 0 0												
<b>Tony Gonzalez, L</b> (8, 7) OBP: 0.321, SLG: 0.378										0 0 0 0 0 0 0												
<b>Orlando Cepeda, R</b> (1, 3) OBP: 0.402, SLG: 0.616	0-0 <b>F9</b>		4-0 <b>1-2</b> <b>2-3</b> <b>BB</b>			0-0 <b>E7</b> <b>FC5-2</b> <b>1-3</b>		0-0 <b>FC5-4</b> <b>E</b> <b>1-2f</b>		3 0 0 0 1 0 4												
<b>Clete Boyer, R</b> (1, 5) OBP: 0.279, SLG: 0.357		0-0 <b>5-3</b>	0-3 <b>K</b>			4-0 <b>FC5-2</b> <b>IBB</b>		0-0 <b>F8</b>		3 0 0 0 1 1 4												
<b>Gil Carrido, R</b> (1, 6) OBP: 0.136, SLG: 0.095		0-0 <b>5-3</b>		0-0 <b>F9</b>		0-0 <b>FC5-2</b> <b>FC4-6</b> <b>1-2</b> <b>2-3</b> <b>3-Hf</b>		0-0 <b>E5</b> <b>1-2</b>		4 0 0 0 0 0 4												
<b>Bob Didier, S</b> (1, 2) OBP: 0.179, SLG: 0.172		0-0 <b>F8</b>		0-0 <b>4-3</b>		0-0 <b>F8</b>		0-0 <b>P6</b>		4 0 0 0 0 0 5												
<b>Pat Jarvis, R</b> (1, 1) OBP: 0.111, SLG: 0.077			0-0 <b>F5</b>	0-3 <b>K</b>		0-0 <b>FC4-6</b> <b>1-2f</b>		0-0 <b>P4</b>		4 0 0 0 0 1 3												
<b>Inning Stats</b>	R: 0 E: 0 K: 1 S: 5	H: 0 LOB: 2 BB: 2 P: 13	R: 0 E: 0 K: 0 S: 3	H: 0 LOB: 0 BB: 0 P: 3	R: 1 E: 1 K: 1 S: 8	H: 2 LOB: 3 BB: 1 P: 12	R: 0 E: 0 K: 1 S: 5	H: 0 LOB: 0 BB: 0 P: 5	R: 0 E: 0 K: 0 S: 2	H: 0 LOB: 0 BB: 1 P: 6	R: 0 E: 1 K: 0 S: 4	H: 0 LOB: 3 BB: 2 P: 12	R: 0 E: 0 K: 0 S: 3	H: 0 LOB: 0 BB: 0 P: 3	R: 0 E: 1 K: 0 S: 5	H: 1 LOB: 2 BB: 0 P: 5	R: 0 E: 0 K: 1 S: 5	H: 0 LOB: 0 BB: 0 P: 5	1B: 3 2B: 0 3B: 0 HR: 0	SF: 0 SAC: 0 DP: 1 HBP: 0	WP: 0 PB: 0 SB: 1 CS: 0	PA: 38
<b>PITCHER</b>	IP WLS BF H R ER SO BB IBB HBP BLK WP HR S P ERA WHIP																					
<b>Sandy Vance, R</b> (1, 1) ERA: 2.05	7.0 L 30 2 1 1 3 5 1 0 0 0 0 0 30 54 1.29 1.000																					
<b>Joe Moeller, R</b> (8, 1) ERA:	2.0 8 1 0 0 1 0 0 0 0 0 0 0 10 10 0.00 0.500																					

Atlanta Braves @ Los Angeles Dodgers  
Dodger Stadium, Los Angeles, CA  
Fri May 22 1970, 7:05 PM PDT  
Att: 45,716 - Unknown

livebaseballscorecards.com

AB	32
R	1
H	3
RBI	1
BB	6
SO	4
LOB	24





Batter	1	2	3	4	5	6	7	8	9	AB	R	H	RBI	BB	SO	LOB
Von Joshua, L OBP: 0.351, SLG: 0.324 (1, 7)	0-0 SH1 1B		0-0 1-3			0-0 2B		0-0 F7		4	0	2	0	0	0	0
Maury Wills, S OBP: 0.353, SLG: 0.312 (1, 6)	0-0 SH1 1-2			0-0 4-3		0-3 K		0-0 4-3		3	0	0	0	0	1	1
Willie Davis, L OBP: 0.283, SLG: 0.359 (1, 8)	0-0 P4			0-0 S 1B		0-0 F5		0-0 F5		4	0	1	0	0	0	2
Wes Parker, S OBP: 0.366, SLG: 0.481 (1, 3)	0-0 6-3			4-0 1-2 BB		0-0 4-3			4-0 1B BB	2	0	0	0	2	0	2
Billy Grabarkewitz, R OBP: 0.507, SLG: 0.547 (1, 4)		0-3 K		0-3 K		0-0 S 1B			0-0 P6	4	0	1	0	0	2	3
Willie Crawford, L OBP: 0.376, SLG: 0.426 (1, 9)		0-3 K		0-3 K		0-0 F7 1-2			0-0 1-3 1B	4	0	1	0	0	2	3
Bill Sudakis, S OBP: 0.338, SLG: 0.400 (1, 5)		0-3 K			0-0 F8		0-3 K		0-0 F2	4	0	0	0	0	2	3
Tom Haller, L OBP: 0.348, SLG: 0.410 (1, 2)			0-0 4-3		0-0 F9		4-0 BB		0-0 F2	3	0	0	0	1	0	2
Sandy Vance, R OBP: 0.176, SLG: 0.125 (1, 1)			0-0 P4		0-0 4-3		0-3 K			2	0	0	0	0	0	0
Manny Mota, R OBP: 0.389, SLG: 0.464 (7, PH)										1	0	0	0	0	1	2
Joe Moeller, R OBP: 0.400, SLG: 0.250 (8, 1)										0	0	0	0	0	0	0

Inning Stats	R: 0	H: 1	E: 0	LOB: 1	K: 0	BB: 0	S: 4	R: 0	H: 0	E: 0	LOB: 0	K: 3	BB: 0	S: 9	R: 0	H: 0	E: 0	LOB: 0	K: 0	BB: 0	S: 3	R: 0	H: 1	E: 0	LOB: 2	K: 2	BB: 1	S: 8	R: 0	H: 0	E: 0	LOB: 0	K: 0	BB: 0	S: 3	R: 0	H: 1	E: 0	LOB: 1	K: 1	BB: 0	S: 6	R: 0	H: 1	E: 0	LOB: 2	K: 2	BB: 1	S: 8	R: 0	H: 0	E: 0	LOB: 0	K: 0	BB: 0	S: 3	R: 0	H: 1	E: 0	LOB: 2	K: 0	BB: 1	S: 4	R: 0	H: 1	E: 0	LOB: 2	K: 0	BB: 1	S: 8
Pat Jarvis, R ERA: 3.53 (1, 1)	IP	WLS	BF	H	R	ER	SO	BB	IBB	HBP	BLK	WP	HR	S	P	ERA	WHIP																																																					
																		IP	WLS	BF	H	R	ER	SO	BB	IBB	HBP	BLK	WP	HR	S	P	ERA	WHIP																																				

BOTTOM

Atlanta Braves @ Los Angeles Dodgers  
 Dodger Stadium, Los Angeles, CA  
 Fri May 22 1970, 7:05 PM PDT  
 Att. 45,716 - Unknown

livebaseballscores.com

AB	31
R	0
H	5
RBI	0
BB	3
SO	8
LOB	18



Batter	1	2	3	4	5	6	7	8	9	AB R H RBI BB SO LOB	TOP											
<b>Felix Millan, R</b> (1, 4) OBP: 0.313, SLG: 0.365	0-3 K		0-0 5-3		0-0 SH5-3		0-0 F9		0-0 1B	4 0 1 0 0 1 2	<b>Atlanta Braves @ Los Angeles Dodgers</b> <b>Dodger Stadium, Los Angeles, CA</b> Sat May 23 1970, 7:05 PM PDT Att: 27,099 - Unknown											
<b>Mike Lum, L</b> (1, 8) OBP: 0.238, SLG: 0.162	4-0 5-3 BB		0-0 4-3		0-0 G3		0-0 F8		0-0 F8	4 0 0 0 1 0 4												
<b>Hank Aaron, R</b> (1, 9) OBP: 0.413, SLG: 0.682	0-0 5-3			0-0 F6		0-0 5-3		0-0 1B S 1B	0-0 F6	5 1 1 0 0 0 2												
<b>Rico Carty, R</b> (1, 7) OBP: 0.503, SLG: 0.715	0-3 K			0-0 HR 1B		4-0 HR BB		0-0 F8		3 2 1 0 1 1 2												
<b>Tony Gonzalez, L</b> (8, 7) OBP: 0.321, SLG: 0.378								1-2		0 0 0 0 0 0 0												
<b>Orlando Cepeda, R</b> (1, 3) OBP: 0.399, SLG: 0.604		0-0 F4		0-3 K		0-3 K		4-0 1B 1B BB		3 0 0 0 1 2 2												
<b>Clete Boyer, R</b> (1, 5) OBP: 0.285, SLG: 0.403		0-0 5-3		0-0 HR		0-0 HR		0-3 K		4 2 2 4 0 1 2												
<b>Bob Tillman, R</b> (1, 2) OBP: 0.273, SLG: 0.365		0-0 5-3		0-0 F7		0-0 F9		0-0 1B 1B		4 0 1 0 0 0 0												
<b>Gil Garrido, R</b> (1, 6) OBP: 0.269, SLG: 0.280			0-0 2B		0-0 SH5-3 1B		0-0 SH2-4 1B	0-0 1B		4 0 4 1 0 0 0												
<b>George Stone, L</b> (1, 1) OBP: 0.214, SLG: 0.222			0-3 K		0-3 K		0-0 SH2-4		0-0 1-3	3 0 0 0 0 2 2												
<b>Inning Stats</b>	R: 0 E: 0 K: 2 S: 7	H: 0 LOB: 1 BB: 1 P: 11	R: 0 E: 0 K: 0 S: 3	H: 0 LOB: 0 BB: 0 P: 3	R: 0 E: 0 K: 1 S: 6	H: 1 LOB: 1 BB: 0 P: 6	R: 2 E: 0 K: 1 S: 7	H: 2 LOB: 0 BB: 0 P: 7	R: 0 E: 0 K: 1 S: 6	H: 1 LOB: 1 BB: 0 P: 6	R: 2 E: 0 K: 1 S: 6	H: 1 LOB: 0 BB: 1 P: 10	R: 0 E: 0 K: 0 S: 4	H: 1 LOB: 1 BB: 0 P: 4	R: 1 E: 0 K: 1 S: 7	H: 3 LOB: 2 BB: 1 P: 11	R: 0 E: 0 K: 0 S: 4	H: 1 LOB: 1 BB: 0 P: 4	1B: 7 2B: 1 3B: 0 HR: 2	SF: 0 SAC: 2 DP: 0 HBP: 0	WP: 0 PB: 0 SB: 2 CS: 0	PA: 39
<b>PITCHER</b>	IP WLS BF H R ER SO BB IBB HBP BLK WP HR S P ERA WHIP																					
<b>Don Sutton, R</b> (1, 1) ERA: 3.33	7.1 L 32 7 5 5 6 3 0 0 0 0 0 2 41 53 6.14 1.364																					
<b>Jose Pena, R</b> (8, 1) ERA: 0.79	1.2 7 3 0 0 1 0 0 0 0 0 0 0 9 9 0.00 1.800																					

livebaseballscorecards.com

<b>AB</b>	34
<b>R</b>	5
<b>H</b>	10
<b>RBI</b>	5
<b>BB</b>	3
<b>SO</b>	7
<b>LOB</b>	16



Batter	1	2	3	4	5	6	7	8	9	AB R H RBI BB SO LOB
--------	---	---	---	---	---	---	---	---	---	----------------------

<p><b>Maury Wills, S</b> (1, 6) OBP: 0.345, SLG: 0.304</p>			<p><b>F8</b></p>		<p><b>G6-4-3</b></p>			<p><b>6-3</b></p>		4 0 0 0 0 0 1
<p><b>Manny Mota, R</b> (1, 7) OBP: 0.394, SLG: 0.460</p>			<p><b>S</b> <b>1B</b></p>			<p><b>1-3</b></p>		<p><b>F8</b></p>		3 1 1 0 1 0 0
<p><b>Willie Davis, L</b> (1, 8) OBP: 0.276, SLG: 0.350</p>			<p><b>K</b></p>			<p><b>F7</b></p>		<p><b>3-1</b></p>		4 0 0 0 0 1 2
<p><b>Wes Parker, S</b> (1, 3) OBP: 0.363, SLG: 0.472</p>				<p><b>L7</b></p>		<p><b>4-3</b></p>		<p><b>F4</b></p>		3 0 0 0 1 0 0
<p><b>Billy Grabarkewitz, R</b> (1, 4) OBP: 0.504, SLG: 0.550</p>				<p><b>2B</b></p>		<p><b>F9</b></p>				3 0 1 0 0 0 1
<p><b>Bill Sudakis, S</b> (1, 5) OBP: 0.338, SLG: 0.388</p> <p><b>Jim Lefebvre, S</b> (8, 5) OBP: 0.270, SLG: 0.206</p>		<p><b>6-3</b></p>		<p><b>G6-4-3</b> <b>HBP</b></p>		<p><b>F7</b></p>				2 0 0 0 0 0 0 0 0 0 0 0 0 0
<p><b>Willie Crawford, L</b> (1, 9) OBP: 0.367, SLG: 0.414</p> <p><b>Jose Pena, R</b> (8, 1)</p>			<p><b>G3</b></p>		<p><b>G6-4-3</b></p>		<p><b>K</b></p>			3 0 0 0 0 1 2 0 0 0 0 0 0 0
<p><b>Jeff Torborg, R</b> (1, 2) OBP: 0.321, SLG: 0.347</p>			<p><b>6-3</b></p>		<p><b>6-3</b></p>			<p><b>K</b></p>		3 0 0 0 0 1 0
<p><b>Don Sutton, R</b> (1, 1) OBP: 0.310, SLG: 0.321</p> <p><b>Gary Moore, R</b> (8, 9) OBP: 0.188, SLG: 0.438</p>			<p><b>F7</b></p>		<p><b>G6-4-3</b> <b>1B</b></p>			<p><b>1-3</b></p>		2 0 1 0 0 0 0 1 0 0 0 0 0 0

Inning Stats	R: 1 H: 0 E: 0 LOB: 1 K: 0 BB: 2 S: 3 P: 11	R: 0 H: 0 E: 0 LOB: 0 K: 0 BB: 0 S: 3 P: 3	R: 0 H: 1 E: 0 LOB: 1 K: 1 BB: 0 S: 6 P: 6	R: 0 H: 1 E: 0 LOB: 1 K: 0 BB: 0 S: 3 P: 4	R: 0 H: 1 E: 0 LOB: 0 K: 0 BB: 0 S: 3 P: 3	R: 0 H: 0 E: 0 LOB: 0 K: 0 BB: 0 S: 3 P: 3	R: 0 H: 0 E: 0 LOB: 0 K: 1 BB: 0 S: 5 P: 5	R: 0 H: 0 E: 0 LOB: 0 K: 1 BB: 0 S: 5 P: 5	R: 0 H: 0 E: 0 LOB: 0 K: 0 BB: 0 S: 3 P: 3	R: 0 H: 0 E: 0 LOB: 0 K: 1 BB: 0 S: 5 P: 5	R: 0 H: 0 E: 0 LOB: 0 K: 0 BB: 0 S: 3 P: 3	1B: 2 SF: 0 2B: 1 SAC: 0 3B: 0 DP: 2 HR: 0 HBP: 1
--------------	--	---	---	---	---	---	---	---	---	---	---	--

PITCHER	<b>George Stone, L</b> (1, 1) ERA: 3.19	IP 9.0 WLS W BF 31 H 3 R 1 ER 1 SO 3 BB 2 IBB 0 HBP 1 BLK 0 WP 1 HR 0 S 34 P 43 ERA 1.00 WHIP 0.556
---------	--	---

**BOTTOM**

**Atlanta Braves @ Los Angeles Dodgers**  
**Dodger Stadium, Los Angeles, CA**  
 Sat May 23 1970, 7:05 PM PDT  
 Att. 27,099 - Unknown

[livebaseballscorecards.com](http://livebaseballscorecards.com)

<b>AB</b>	<b>28</b>
<b>R</b>	<b>1</b>
<b>H</b>	<b>3</b>
<b>RBI</b>	<b>0</b>
<b>BB</b>	<b>2</b>
<b>SO</b>	<b>3</b>
<b>LOB</b>	<b>6</b>



Batter	1	2	3	4	5	6	7	8	9	AB R H RBI BB SO LOB	TOP									
Felix Millan, R OBP: 0.321, SLG: 0.371 (1, 4) X	0-0 F8		0-0 1B SF8 1B		0-0 G6-4-3 1B		0-0 1B		0-0 1-3	5 1 3 0 0 0 0	<b>Atlanta Braves @ Los Angeles Dodgers</b> <b>Dodger Stadium, Los Angeles, CA</b> Sun May 24 1970, 3:33 AM PDT Att. 19,425 - Unknown <a href="http://livebaseballscorecards.com">livebaseballscorecards.com</a>									
Mike Lum, L OBP: 0.261, SLG: 0.195 (1, 8) X	0-0 4-3		0-0 1-3 1B		0-0 F7		0-0 1-3 1B			4 0 2 0 0 0 1										
Hank Aaron, R OBP: 0.409, SLG: 0.675 (1, 9) X	0-0 1B 1B		0-0 SF8		0-0 G6-4-3 1-2f		0-0 F8			3 0 1 1 0 0 3										
Rico Carty, R OBP: 0.509, SLG: 0.714 (1, 7) X	0-0 1-2 1B		0-0 3-H 4-3					4-0 BB BB BB		3 0 2 0 1 0 1										
Orlando Cepeda, R OBP: 0.390, SLG: 0.588 (1, 3) S S S	0-3 K			0-0 F8		0-0 F7		0-0 FC5-4 1-2f 4-3		4 0 0 0 0 1 4										
Clete Boyer, R OBP: 0.284, SLG: 0.399 (1, 5) X		0-0 F9		0-0 1B 1B		0-0 F9		0-0 4-3 1-2		4 0 1 0 0 0 2										
Bob Tillman, R OBP: 0.271, SLG: 0.357 (1, 2) X		0-0 5-3		0-0 1-2 1B 1B		0-0 F9		0-0 5-3		4 0 1 0 0 0 2										
Gil Garrido, R OBP: 0.267, SLG: 0.276 (1, 6) X		0-0 F2		0-0 1-2 2-H 1B			0-0 F7		0-0 1-3	4 0 1 0 0 0 0										
Milt Pappas, R (1, 1) Ralph Garr, L OBP: 0.182, SLG: 0.100 (7, PH) Larry Jaster, L (7, 1) Hoyt Wilhelm, R (7, 1) Bob Priddy, R OBP: 0.000, SLG: 0.500 (7, 1) Gary Nelsoauer, R (8, 1) Tony Gonzalez, L OBP: 0.319, SLG: 0.375 (9, PH)			0-3 K	0-3 K			0-0 6-3		0-0 1-3	2 0 0 0 0 0 2 2 1 0 1 0 0 0 0 0 0 0										
<b>Inning Stats</b>	R: 0 E: 0 K: 1 S: 7	H: 2 LOB: 2 BB: 0 P: 7	R: 0 E: 0 K: 0 S: 3	H: 0 LOB: 0 BB: 0 P: 3	R: 1 E: 0 K: 1 S: 7	H: 2 LOB: 1 BB: 0 P: 7	R: 0 E: 0 K: 1 S: 7	H: 3 LOB: 2 BB: 0 P: 7	R: 0 E: 0 K: 0 S: 4	H: 1 LOB: 1 BB: 0 P: 4	R: 0 E: 0 K: 0 S: 5	H: 2 LOB: 2 BB: 0 P: 5	R: 0 E: 0 K: 0 S: 3	H: 0 LOB: 1 BB: 1 P: 7	R: 0 E: 0 K: 0 S: 3	H: 0 LOB: 0 BB: 0 P: 3	1B: 11 2B: 0 3B: 0 HR: 0	SF: 1 SAC: 0 DP: 1 HBP: 0	WP: 0 PB: 0 SB: 0 CS: 0	PA: 37
<b>PITCHER</b>	IP WLS BF H R ER SO BB IBB HBP BLK WP HR S P ERA WHIP																			
Alan Foster, R ERA: 3.7 (1, 1)	6.2 W 29 11 1 1 3 0 0 0 0 0 0 0 35 35 1.35 1.650																			
Joe Moeller, R ERA: (7, 1)	2.1 S 8 0 0 0 0 1 0 0 0 0 0 0 7 11 0.00 0.429																			



Batter	1	2	3	4	5	6	7	8	9
Von Joshua, L OBP: 0.357, SLG: 0.385 (1, 7)	0-0 4-3	0-0 FC6-4 1B		0-0 6-3			0-0 2B 3B	0-0 P6	
Maury Wills, S OBP: 0.346, SLG: 0.313 (1, 6)	0-0 4-3	0-0 FC6-4			0-0 1B FC4-6 1B		0-0 1B 1B 2B	0-0 F8	
Willie Davis, L OBP: 0.286, SLG: 0.358 (1, 8)	0-0 E3		0-0 4-3		0-0 1B FC4-6 1B		0-0 1B 1B	0-0 1B	
Wes Parker, S OBP: 0.353, SLG: 0.458 (1, 3)	0-3 K		0-0 F8		0-0 FC4-6		0-3 K	0-0 F7	
Billy Grabarkewitz, R OBP: 0.503, SLG: 0.549 (1, 5)		0-0 1-3	0-0 CS 1B		0-0 F8		0-0 1B 1B		
Willie Crawford, L OBP: 0.371, SLG: 0.412 (1, 9)		0-3 K	0-0 CS	0-0 1B SF7 1B	0-0 F8		0-0 1B 1B BB		
Jim Lefebvre, S OBP: 0.317, SLG: 0.263 (1, 4)		0-0 2B 1B 1B		0-0 1B 1B		0-0 4-3	0-0 1-3 1B		
Tom Haller, L OBP: 0.342, SLG: 0.422 (1, 2)		0-0 1B 1B 2B		0-0 SF7		0-0 6-3	0-0 1-3		
Alan Foster, R OBP: 0.154, SLG: 0.120 (1, 1)		0-0 1B 1B		0-0 P4		0-0 6-3	0-3 K		
Joe Moeller, R OBP: 0.333, SLG: 0.200 (7, 1)		2-3 3-H 1B							

Inning Stats	R: 0	H: 0	E: 1	K: 1	S: 6	LOB: 1	BB: 0	P: 6
	R: 2	H: 4	E: 0	K: 1	S: 9	LOB: 2	BB: 0	P: 9
	R: 0	H: 1	E: 0	K: 0	S: 3	LOB: 0	BB: 0	P: 3
	R: 1	H: 2	E: 0	K: 0	S: 5	LOB: 1	BB: 0	P: 5
	R: 1	H: 2	E: 0	K: 0	S: 5	LOB: 1	BB: 0	P: 5
	R: 0	H: 0	E: 0	K: 0	S: 3	LOB: 0	BB: 0	P: 3
	R: 4	H: 5	E: 0	K: 2	S: 12	LOB: 2	BB: 1	P: 16
	R: 0	H: 1	E: 0	K: 0	S: 4	LOB: 1	BB: 0	P: 4

PITCHER															PITCHER																		
IP	WLS	BF	H	R	ER	SO	BB	IBB	HBP	BLK	WP	HR	S	P	ERA	WHIP	IP	WLS	BF	H	R	ER	SO	BB	IBB	HBP	BLK	WP	HR	S	P	ERA	WHIP
Milt Pappas, R ERA: 7.2 (1, 1)	6.0	L	27	9	4	2	0	0	0	0	0	0	31	31	6.00	1.500																	
Larry Jaster, L ERA: 4.4 (7, 1)	0.0		2	2	2	0	0	0	0	0	0	0	2	2	∞	∞																	
Hoyt Wilhelm, R ERA: 3.54 (7, 1)	0.1		3	2	1	1	0	0	0	0	0	0	5	5	27.00	6.000																	
Bob Priddy, R ERA: 5.12 (7, 1)	0.2		4	1	1	1	1	0	0	0	0	0	5	9	13.50	3.000																	
Gary Neibauer, R ERA: 5.4 (8, 1)	1.0		4	1	0	0	0	0	0	0	0	0	4	4	0.00	1.000																	

**BOTTOM**

AB R H RBI BB SO LOB

5	1	2	1	0	0	1
5	2	2	1	0	0	2
5	1	3	0	0	0	0
5	0	0	1	0	2	5
4	1	2	2	0	0	1
3	1	1	0	1	1	1
4	1	3	1	0	0	0
3	1	1	1	0	0	2
3	0	1	1	0	0	1
1	0	0	0	0	1	2

AB 38  
R 8  
H 15  
RBI 8  
BB 1  
SO 4  
LOB 15



Atlanta Braves @ Los Angeles Dodgers  
Dodger Stadium, Los Angeles, CA  
Sun May 24 1970, 3:33 AM PDT  
Att. 19,425 - Unknown

livebaseballscorecards.com

WP: 0 PA: 41  
PB: 0  
SB: 3  
CS: 1

Batter	1	2	3	4	5	6	7	8	9	AB	R	H	RBI	BB	SO	LOB	TOP										
Von Joshua, L OBP: 0.333, SLG: 0.364 (1, 7) (7, 8)	0-0 1-3	0-0 F7		0-0 1-3		0-0 6-3 1B	0-0 SF8	0-3 K		5	1	1	1	0	1	3											
Maury Wills, S OBP: 0.346, SLG: 0.325 Manny Mota, R OBP: 0.394, SLG: 0.460 (1, 6) (8, 5)	0-0 F9-3 1B		0-0 F7	0-3 K		0-0 6-3	0-0 3-H SF9 3B	0-0 F2		6	1	2	2	0	1	2											
Willie Davis, L OBP: 0.289, SLG: 0.361 Len Gabrielson, L (1, 8) (7, 7)	0-0 F9-3		0-0 F9		0-0 S 2B	0-0 FC5 BB 1B	0-0 SF9		0-3 K	4	1	2	2	0	0	1											
Wes Parker, S OBP: 0.353, SLG: 0.447 (1, 3)		0-0 F8	0-0 F6		0-0 F4	4-0 E BB	0-0 F8		4-0 BB	4	1	0	0	2	0	1											
Billy Grabarkewitz, R OBP: 0.510, SLG: 0.576 (1, 5) (8, 6)				0-0 1B	0-0 3B	0-0 E 2B	0-0 FC5 1B		1-0 HBP 1B HBP	5	5	3	1	0	0	2											
Willie Crawford, L OBP: 0.384, SLG: 0.432 (1, 9)		4-0 1B 1B BB		0-0 SF8 3B	0-0 E3 2B	0-0 1B		1-0 1B HBP	0-0 4-3	4	4	2	2	1	0	2											
Jim Lefebvre, S OBP: 0.326, SLG: 0.310 (1, 4)		0-0 1B		0-0 SF8	0-0 2B	0-0 F7		0-0 F9		4	0	2	4	0	0	3											
Tom Haller, L OBP: 0.372, SLG: 0.464 (1, 2)		0-0 1B		0-0 HR 1B	0-0 K		0-0 1B SF8 2B	0-0 1B 1B		5	3	4	2	0	1	0											
Claude Osteen, L OBP: 0.313, SLG: 0.467 (1, 1)		0-3 K		0-0 HR		0-0 1B 6-3 2B	0-0 3B 1B	0-0 1B		5	3	4	4	0	1	2											
<b>Inning Stats</b>	R: 0 E: 0 K: 0 S: 3	H: 1 LOB: 0 BB: 0 P: 3	R: 2 E: 0 K: 1 S: 8	H: 3 LOB: 2 BB: 1 P: 12	R: 0 E: 0 K: 0 S: 3	H: 0 LOB: 0 BB: 0 P: 3	R: 4 E: 0 K: 1 S: 9	H: 4 LOB: 0 BB: 0 P: 9	R: 3 E: 1 K: 1 S: 8	H: 3 LOB: 0 BB: 0 P: 8	R: 4 E: 1 K: 0 S: 7	H: 4 LOB: 1 BB: 1 P: 11	R: 3 E: 0 K: 0 S: 6	H: 3 LOB: 0 BB: 0 P: 6	R: 3 E: 0 K: 1 S: 7	H: 2 LOB: 1 BB: 0 P: 9	R: 0 E: 0 K: 1 S: 5	H: 0 LOB: 1 BB: 1 P: 9	1B: 12 2B: 5 3B: 3 HR: 1	SF: 3 SAC: 0 DP: 1 HBP: 2	WP: 0 PB: 0 SB: 1 CS: 0	PA: 51					
<b>PITCHER</b>	IP	WLS	BF	H	R	ER	SO	BB	IBB	HBP	BLK	WP	HR	S	P	ERA	WHIP										
Rich Robertson, R ERA: 4.26 (1, 1)	3.1	L	18	8	6	6	1	1	0	0	0	0	1	19	23	16.20	2.700										
Ron Bryant, L ERA: 5.77 (4, 1)	1.2		8	3	3	2	2	0	0	0	0	0	0	12	12	10.80	1.800										
Migel Puente, R ERA: 8.2 (6, 1)	0.0		0	0	0	0	0	0	0	0	0	0	0	0	0	∞	∞										
Bill Faul, R ERA: 10.5 (6, 1)	0.2		6	3	4	3	0	1	0	0	0	0	0	5	9	40.50	6.000										
Mike McCormick, L ERA: 5.49 (6, 1)	3.1		19	6	6	6	2	1	0	2	0	0	0	20	26	16.20	2.100										

Los Angeles Dodgers @ San Francisco Giants  
Candlestick Park, San Francisco, CA  
Tue May 26 1970, 10:05 PM EDT  
Att. 7,428 - Unknown

livebaseballscorecards.com

AB 43  
R 19  
H 20  
RBI 18  
BB 3  
SO 5  
LOB 16




Batter	1	2	3	4	5	6	7	8	9	AB	R	H	RBI	BB	SO	LOB
<b>Bobby Bonds, R</b> (1, 9) OBP: 0.398, SLG: 0.487	0-3 K2-3		0-0 F9						0-3 K	5	0	2	1	0	2	2
<b>Ron Hunt, R</b> (1, 4) OBP: 0.384, SLG: 0.380 <b>Bob Heise, R</b> (7, 5) OBP: 0.321, SLG: 0.286	1-0 HBP		0-0 F7						0-0 K	2	0	0	0	0	0	3
<b>Willie McCovey, L</b> (1, 3) OBP: 0.429, SLG: 0.601 <b>Frank Johnson, R</b> (5, 3) OBP: 0.273, SLG: 0.381	0-0 F5			0-0 G3					0-0 K	2	0	0	0	0	0	1
<b>Willie Mays, R</b> (1, 8) OBP: 0.384, SLG: 0.561 <b>Bob Taylor, L</b> (7, 7) OBP: 0.353, SLG: 0.154	0-0 F9			0-0 6-3					0-0 K	3	0	0	0	0	0	1
<b>Ken Henderson, S</b> (1, 7) OBP: 0.457, SLG: 0.534		0-0 FC6-4 1B		0-0 1B					0-3 K	5	0	3	0	0	1	4
<b>Dick Dietz, R</b> (1, 2) OBP: 0.444, SLG: 0.625		0-0 FC6-4 1B		0-0 F4					0-3 K	3	0	0	0	1	0	2
<b>Tito Fuentes, S</b> (1, 5) OBP: 0.298, SLG: 0.375		0-0 G1-6-3 1B							0-3 K	4	1	1	0	0	0	3
<b>Hal Lanier, R</b> (1, 6) OBP: 0.262, SLG: 0.308			0-0 E6 FC1-6 1B						0-3 K	4	0	0	0	0	0	3
<b>Rich Robertson, R</b> (1, 1) OBP: 0.038, SLG: 0.077 <b>Ron Bryant, S</b> (4, 1) OBP: 0.143, SLG: 0.143 <b>Al Gallagher, R</b> (5, PH) OBP: 0.365, SLG: 0.409 <b>Migel Puente, R</b> (6, 1) OBP: 0.365, SLG: 0.409 <b>Bill Faul, R</b> (6, 1) <b>Mike McCormick, L</b> (6, 1) OBP: 0.111, SLG: 0.118 <b>Jim Davenport, R</b> (9, PH) OBP: 0.351, SLG: 0.267			0-0 FC1-6 1B						0-0 K	1	0	0	0	0	0	1


Inning Stats	R: 0	H: 0	E: 0	K: 1	S: 5	LOB: 1	BB: 0	P: 6	R: 0	H: 1	E: 0	K: 0	S: 3	LOB: 0	BB: 0	P: 3	R: 0	H: 1	E: 0	K: 0	S: 4	LOB: 1	BB: 0	P: 4	R: 0	H: 3	E: 0	K: 0	S: 6	LOB: 2	BB: 0	P: 6	R: 0	H: 1	E: 0	K: 0	S: 4	LOB: 2	BB: 1	P: 8	R: 1	H: 3	E: 0	K: 0	S: 6	LOB: 2	BB: 0	P: 6	R: 0	H: 0	E: 0	K: 0	S: 3	LOB: 0	BB: 0	P: 3	R: 1	H: 3	E: 0	K: 2	S: 10	LOB: 2	BB: 0	P: 10	1B: 10	SF: 0	2B: 2	3B: 0	HR: 0	SAC: 0	DP: 1	HBP: 1	WP: 0	PA: 41
<b>PITCHER</b> <b>Claude Osteen, L</b> (1, 1) ERA: 2.37	IP	WLS	BF	H	R	ER	SO	BB	IBB	HBP	BLK	WP	HR	S	P	ERA	WHIP																		<b>PITCHER</b>	IP	WLS	BF	H	R	ER	SO	BB	IBB	HBP	BLK	WP	HR	S	P	ERA	WHIP																						

**Los Angeles Dodgers @ San Francisco Giants**  
Candlestick Park, San Francisco, CA

Tue May 26 1970, 10:05 PM EDT  
Att. 7,428 - Unknown

<b>AB</b>	<b>39</b>
<b>R</b>	<b>3</b>
<b>H</b>	<b>12</b>
<b>RBI</b>	<b>3</b>
<b>BB</b>	<b>1</b>
<b>SO</b>	<b>3</b>
<b>LOB</b>	<b>28</b>



Batter	1	2	3	4	5	6	7	8	9	AB R H RBI BB SO LOB	TOP																								
Von Joshua, L (1, 7) OBP: 0.302, SLG: 0.327	0-3 K		0-3 K			0-0 6-3		0-3 K	0-0 E3	5 0 0 0 0 3 4	<p>Los Angeles Dodgers @ San Francisco Giants Candlestick Park, San Francisco, CA</p> <p>Wed May 27 1970, 10:05 PM EDT Att. 7,641 - Unknown</p> <p>livebaseballscorecards.com</p> <table border="1"> <tr><td>AB</td><td>36</td></tr> <tr><td>R</td><td>3</td></tr> <tr><td>H</td><td>8</td></tr> <tr><td>RBI</td><td>3</td></tr> <tr><td>BB</td><td>4</td></tr> <tr><td>SO</td><td>6</td></tr> <tr><td>LOB</td><td>25</td></tr> </table> 	AB	36	R	3	H	8	RBI	3	BB	4	SO	6	LOB	25										
AB	36																																		
R	3																																		
H	8																																		
RBI	3																																		
BB	4																																		
SO	6																																		
LOB	25																																		
Maury Wills, S (1, 6) OBP: 0.337, SLG: 0.316	0-0 1-3		0-0 6-3			0-0 4-3		0-0 4-3	0-0 F7	5 0 0 0 0 0 5																									
Willie Davis, L (1, 8) OBP: 0.297, SLG: 0.374	0-0 FC6 1B			0-0 5-3		0-0 4-3		0-0 1B 2B	0-0 1B	5 1 3 2 0 0 0																									
Wes Parker, S (1, 3) OBP: 0.359, SLG: 0.448	0-0 FC6 1-2f			0-0 CS 1B			4-0 FC4-6 BB	0-0 1B 2-H	0-3 K	4 0 2 1 1 1 4																									
Billy Grabarkewitz, R (1, 5) OBP: 0.503, SLG: 0.566		0-0 5-3		0-3 K 1-2		0-0 FC4-6 BB 1-2f		0-0 1B 1-3		4 0 1 0 0 1 2																									
Willie Crawford, L (1, 9) OBP: 0.380, SLG: 0.421		0-0 4-3			0-0 G3		4-0 1-2 BB	0-0 F8		3 0 0 0 1 0 2																									
Jim Lefebvre, S (1, 4) OBP: 0.320, SLG: 0.304		0-0 G3			0-0 4-3		0-3 K		0-0 1B 1B	4 1 1 0 0 1 2																									
Tom Haller, L (1, 2) OBP: 0.378, SLG: 0.458			4-0 BB		0-0 E4		0-0 6-3		0-0 1B E 1B	3 0 1 0 1 0 2																									
Sandy Vance, R (1, 1) OBP: 0.167, SLG: 0.118			0-0 F9		0-0 F8		4-0 2B BB	0-0 F7		1 0 0 0 0 0 1																									
Jose Pena, R (4, 1)										0 0 0 0 0 0 0																									
Andy Kosco, R (5, PH)										1 0 0 0 0 0 1																									
Ray Lamb, R (5, 1)										0 0 0 0 0 0 0																									
Len Gabrielson, L (8, PH)										0 1 0 0 1 0 0																									
Pete Mikkelsen, R (8, 1)										0 0 0 0 0 0 0																									
Bill Sudakis, S (9, PH)										1 0 0 0 0 0 2																									
<b>Inning Stats</b>	R: 0 E: 0 K: 1 S: 6	H: 1 LOB: 1 BB: 0 P: 6	R: 0 E: 0 K: 0 S: 3	H: 0 LOB: 0 BB: 0 P: 3	R: 0 E: 0 K: 1 S: 5	H: 0 LOB: 1 BB: 1 P: 9	R: 0 E: 0 K: 1 S: 5	H: 1 LOB: 1 BB: 0 P: 5	R: 0 E: 1 K: 0 S: 4	H: 0 LOB: 1 BB: 0 P: 4	R: 0 E: 0 K: 0 S: 3	H: 0 LOB: 0 BB: 0 P: 3	R: 0 E: 0 K: 1 S: 5	H: 0 LOB: 2 BB: 2 P: 13	R: 2 E: 0 K: 1 S: 8	H: 3 LOB: 2 BB: 1 P: 12	R: 1 E: 1 K: 1 S: 9	H: 3 LOB: 3 BB: 0 P: 9	1B: 7 2B: 2 3B: 0 HR: 0	SF: 0 SAC: 0 DP: 1 HBP: 0	WP: 0 PB: 0 SB: 0 CS: 1	PA: 40													
<b>PITCHER</b> Juan Marichal, R (1, 1) ERA: 5.93	IP 9.0	WLS W	BF 40	H 8	R 3	ER 2	SO 6	BB 4	IBB 0	HBP 0	BLK 0	WP 0	HR 0	S 48	P 64	ERA 2.00	WHIP 1.333	<b>PITCHER</b>	IP	WLS	BF	H	R	ER	SO	BB	IBB	HBP	BLK	WP	HR	S	P	ERA	WHIP



Batter	1	2	3	4	5	6	7	8	9
<b>Bobby Bonds, R</b> OBP: 0.396, SLG: 0.484 (1, 9) <b>Bob Taylor, L</b> OBP: 0.395, SLG: 0.333 (2, 7)	0-3 K		0-0 1B	0-0 2-H HR		0-0 4-3		0-0 2B 1B	
<b>Ron Hunt, R</b> OBP: 0.384, SLG: 0.383 (1, 4)	0-0 F3		0-0 F7	0-0 5-3		4-0 BLK E BB		0-0 1-H 2B	
<b>Willie Mays, R</b> OBP: 0.390, SLG: 0.584 (1, 8)	0-0 HR		0-0 1-2 1B		0-0 F9	0-0 E7 1-H 1B		0-3 K	
<b>Ken Henderson, S</b> OBP: 0.451, SLG: 0.525 (1, 7) (2, 9)	0-0 F2		0-0 F7		0-0 1B HR 1B	0-0 F8		0-0 6-3	
<b>Dick Dietz, R</b> OBP: 0.446, SLG: 0.621 (1, 2)		0-0 WP SF9 G3 1B		0-0 E6 E 1B 2B	0-0 1-3 HR 1B		0-0 F9		
<b>Frank Johnson, R</b> OBP: 0.346, SLG: 0.542 (1, 3)		0-0 G3 1-2		0-0 E1 1-3 2B 1B	0-0 1-H 3-H HR		1-0 G3 HBP		
<b>Tito Fuentes, S</b> OBP: 0.304, SLG: 0.386 (1, 5)		0-0 SF9 2-H		0-0 HR 2B	0-0 2-H 3-H BB	4-0 G4-6-3 BB		0-0 G3 1-2	
<b>Hal Lanier, R</b> OBP: 0.254, SLG: 0.298 (1, 6)		0-0 F7		0-0 4-3	0-0 G4-6-3 1-2f	0-0 G4-6-3		0-0 F8	
<b>Juan Marichal, R</b> (1, 1)			0-3 K	0-0 1-3		0-0 F7		0-3 K	

AB	R	H	RBI	BB	SO	LOB
1	0	0	0	0	1	0
4	2	3	2	0	0	0
4	1	1	1	1	0	1
5	1	3	2	0	1	1
5	1	1	0	0	0	4
4	3	2	0	0	0	0
3	2	2	3	0	0	1
2	1	1	3	1	0	1
4	0	0	0	0	0	3
4	0	0	0	0	2	1

**BOTTOM**

**Los Angeles Dodgers @ San Francisco Giants**  
Candlestick Park, San Francisco, CA  
Wed May 27 1970, 10:05 PM EDT  
Att. 7,641 - Unknown

[livebaseballscorecards.com](http://livebaseballscorecards.com)

<b>AB</b>	<b>36</b>
<b>R</b>	<b>11</b>
<b>H</b>	<b>13</b>
<b>RBI</b>	<b>11</b>
<b>BB</b>	<b>2</b>
<b>SO</b>	<b>4</b>
<b>LOB</b>	<b>12</b>



Inning Stats	R: 1	H: 1	E: 0	K: 1	S: 6	LOB: 0	BB: 0	P: 6									
<b>Sandy Vance, R</b> ERA: 2.45 (1, 1)	IP: 3.0	WLS: 0	BF: 16	H: 6	R: 5	ER: 4	SO: 2	BB: 0	IBB: 0	HBP: 0	BLK: 0	WP: 1	HR: 1	S: 20	P: 20	ERA: 12.00	WHIP: 2.000
<b>Jose Pena, R</b> ERA: 1.46 (4, 1)	IP: 1.0	WLS: 0	BF: 4	H: 1	R: 1	ER: 0	SO: 0	BB: 0	IBB: 0	HBP: 0	BLK: 0	WP: 0	HR: 1	S: 4	P: 4	ERA: 0.00	WHIP: 1.000
<b>Ray Lamb, R</b> ERA: 4.41 (5, 1)	IP: 3.0	WLS: 0	BF: 15	H: 4	R: 4	ER: 4	SO: 0	BB: 2	IBB: 0	HBP: 1	BLK: 1	WP: 0	HR: 1	S: 12	P: 21	ERA: 12.00	WHIP: 2.000
<b>Pete Mikkelsen, R</b> ERA: 9.0 (8, 1)	IP: 1.0	WLS: 0	BF: 5	H: 2	R: 1	ER: 1	SO: 2	BB: 0	IBB: 0	HBP: 0	BLK: 0	WP: 0	HR: 0	S: 9	P: 9	ERA: 9.00	WHIP: 2.000

1B	2B	3B	HR	SF	SAC	DP	HBP	WP	HR	S	P	ERA	WHIP
8	2	0	3	1	0	1	1	1	1	20	20	12.00	2.000
1	2	0	1	0	0	0	0	0	0	4	4	0.00	1.000
1	2	0	1	0	0	0	0	0	0	12	21	12.00	2.000
1	2	0	0	0	0	0	0	0	0	9	9	9.00	2.000

Batter	1	2	3	4	5	6	7	8	9	AB R H RBI BB SO LOB	TOP											
Von Joshua, L (1, 7) OBP: 0.281, SLG: 0.302	0-0 5-3		0-0 4-3		0-0 6-3			0-3 K		4 0 0 1 0 1 1	<p>Los Angeles Dodgers @ San Francisco Giants</p> <p>Candlestick Park, San Francisco, CA</p> <p>Thu May 28 1970, 6:33 AM EDT</p> <p>Att. 7,876 - Unknown</p>											
Maury Wills, S (1, 6) OBP: 0.335, SLG: 0.315	0-0 F8		0-0 1B		0-0 4-3			0-0 6-3		4 0 1 1 0 0 0												
Willie Davis, L (1, 8) OBP: 0.302, SLG: 0.376	0-0 1-3		0-0 1B					0-0 1B		4 0 2 0 0 0 0												
Wes Parker, S (1, 3) OBP: 0.362, SLG: 0.446		0-3 K	4-0 1B					0-0 4-3		3 0 1 0 1 1 1												
Billy Grabarkewitz, R (1, 5) OBP: 0.490, SLG: 0.548		0-3 K	0-3 K					0-3 K		4 0 0 0 0 3 4												
Willie Crawford, L (1, 9) OBP: 0.377, SLG: 0.424		0-3 K		0-0 1-3				0-0 1B		4 1 1 0 0 1 1												
Jim Lefebvre, S (1, 4) OBP: 0.333, SLG: 0.320			0-0 1B	0-0 6-3				0-0 1B		4 1 2 1 0 0 0												
Tom Haller, L (1, 2) OBP: 0.372, SLG: 0.447			0-0 1B	0-0 3-1				0-0 F8		4 1 1 0 0 1 1												
Don Sutton, R (1, 1) OBP: 0.300, SLG: 0.310			0-0 SH5-4		0-3 K			0-0 F8		1 0 0 0 0 1 0												
Len Gabrielson, L (7, PH)										1 0 0 0 0 0 0												
Joe Moeller, R (7, 1) OBP: 0.333, SLG: 0.200										0 0 0 0 0 0 0												
Bill Sudakis, S (9, PH) OBP: 0.329, SLG: 0.377										1 0 0 0 0 0 1												
Jim Brewer, L (9, 1)										0 0 0 0 0 0 0												
<b>Inning Stats</b>	R: 0 E: 0 K: 0 S: 3	H: 0 LOB: 0 BB: 0 P: 3	R: 0 E: 0 K: 3 S: 9	H: 0 LOB: 0 BB: 0 P: 9	R: 2 E: 0 K: 1 S: 9	H: 4 LOB: 3 BB: 1 P: 13	R: 0 E: 0 K: 0 S: 3	H: 0 LOB: 0 BB: 0 P: 3	R: 0 E: 0 K: 1 S: 5	H: 0 LOB: 0 BB: 0 P: 5	R: 0 E: 0 K: 1 S: 4	H: 1 LOB: 1 BB: 0 P: 4	R: 0 E: 0 K: 1 S: 5	H: 0 LOB: 0 BB: 0 P: 5	R: 0 E: 0 K: 1 S: 6	H: 1 LOB: 1 BB: 0 P: 6	R: 1 E: 0 K: 1 S: 7	H: 2 LOB: 1 BB: 0 P: 7	1B: 7 2B: 1 3B: 0 HR: 0	SF: 0 SAC: 1 DP: 0 HBP: 0	WP: 0 PB: 0 SB: 1 CS: 0	PA: 36
<b>PITCHER</b> Gaylord Perry, R (1, 1) ERA: 4.36	IP: 9.0 WLS: W BF: 36 H: 8 R: 3 ER: 3 SO: 8 BB: 1 IBB: 0 HBP: 0 BLK: 0 WP: 0 HR: 0 S: 51 P: 55 ERA: 3.00 WHIP: 1.000											<b>PITCHER</b>	IP: WLS: BF: H: R: ER: SO: BB: IBB: HBP: BLK: WP: HR: S: P: ERA: WHIP:									

AB	34
R	3
H	8
RBI	3
BB	1
SO	8
LOB	9





Batter	1	2	3	4	5	6	7	8	9	AB R H RBI BB SO LOB	TOP																
Maury Wills, S (1, 6) OBP: 0.347, SLG: 0.330	4-0 1B 3B BB	0-0 1-2 G3 BB 1B		0-0 F9		0-0 2B		0-0 1-2 PO	0-0 1B 1B	4 2 3 1 1 0 0																	
Manny Mota, R (1, 7) OBP: 0.404, SLG: 0.462	0-0 1-2 3B 1B	4-0 1-2 2-3 G3 BB		0-0 L8		0-0 4-3			0-0 1-3 1B CS 1B	4 1 2 0 1 0 1																	
Willie Davis, L (1, 8) OBP: 0.309, SLG: 0.404	0-0 1-H 2-H SF8 3B	0-0 1-2 2-3 3-H G3			0-0 SF8 3B	0-0 4-3			0-0 1-3 3-H S 1B	5 2 3 4 0 0 3																	
Wes Parker, S (1, 3) OBP: 0.363, SLG: 0.441	4-0 G3 BB	4-0 IBB			0-0 SF8		0-0 5-3		0-3 1-2 K	2 0 0 1 2 1 2																	
Billy Grabarkewitz, R (1, 5) OBP: 0.475, SLG: 0.531	0-0 3-H SF8	0-0 L9			0-0 F8		0-3 K		0-3 3-H K	4 0 0 1 0 2 4																	
Willie Crawford, L (1, 9) OBP: 0.367, SLG: 0.411	0-0 G3		0-3 K		0-0 4-3		0-0 4-3			4 0 0 0 0 1 1																	
Jim Brewer, L (7, 1)	1-2									0 0 0 0 0 0 0																	
Jim Lefebvre, S (1, 4) OBP: 0.328, SLG: 0.315	0-0 G3		0-3 K							4 1 1 0 0 1 1																	
Tom Haller, L (1, 2) OBP: 0.371, SLG: 0.443		0-0 BB 1B G3 1B		0-0 F7		0-0 SH5-3 1B		0-3 K		3 1 1 0 0 1 0																	
Alan Foster, R (1, 1) OBP: 0.148, SLG: 0.115				0-0 G3					0-0 PO 1B	1 0 0 0 0 0 1 1																	
Jose Pena, R (2, 1)										1 0 0 0 0 0 0 0																	
Ted Sizemore, R (6, PH) OBP: 0.336, SLG: 0.315										1 0 1 1 0 0 0 0																	
Don Sutton, R (6, PR) OBP: 0.300, SLG: 0.310										0 1 0 0 0 0 0 0																	
Fred Norman, S (6, 1)										0 0 0 0 0 0 0 0																	
Von Joshua, L (7, 9) OBP: 0.293, SLG: 0.315										1 0 1 0 0 0 0 0																	
<b>Inning Stats</b>	R: 3 E: 0 K: 0 S: 5	H: 2 LOB: 1 BB: 2 P: 13	R: 1 E: 0 K: 1 S: 7	H: 2 LOB: 3 BB: 2 P: 15	R: 0 E: 0 K: 2 S: 7	H: 0 LOB: 0 BB: 0 P: 7	R: 0 E: 0 K: 0 S: 3	H: 0 LOB: 0 BB: 0 P: 3	R: 1 E: 0 K: 0 S: 4	H: 1 LOB: 0 BB: 0 P: 4	R: 2 E: 0 K: 0 S: 6	H: 3 LOB: 1 BB: 0 P: 6	R: 0 E: 0 K: 1 S: 5	H: 0 LOB: 0 BB: 0 P: 5	R: 0 E: 0 K: 1 S: 5	H: 1 LOB: 0 BB: 0 P: 5	R: 1 E: 0 K: 2 S: 9	H: 3 LOB: 1 BB: 0 P: 9	1B: 8 2B: 2 3B: 2 HR: 0	SF: 2 SAC: 1 DP: 0 HBP: 0	WP: 0 PB: 1 SB: 1 CS: 1	PA: 42					
<b>PITCHER</b>	IP	WLS	BF	H	R	ER	SO	BB	IBB	HBP	BLK	WP	HR	S	P	ERA	WHIP										
Nelson Bries, R (1, 1) ERA: 7.54	0.0		4	2	3	3	0	2	0	0	0	0	0	2	10	∞	∞										
George Culver, R (1, 1) ERA: 4.5	2.0		10	2	1	1	1	1	1	0	0	0	0	10	18	4.50	1.500										
Billy McCool, L (3, 1) ERA: 3.75	3.1	L	14	4	3	3	2	0	0	0	0	0	0	18	18	8.10	1.200										
Frank Linzy, R (6, 1) ERA: 6.09	1.2		5	0	0	0	1	0	0	0	0	0	0	7	7	0.00	0.000										
Chuck Taylor, R (8, 1) ERA: 2.25	2.0		8	4	1	1	3	0	0	0	0	0	0	14	14	4.50	2.000										

Los Angeles Dodgers @ St. Louis Cardinals  
 Busch Stadium, St. Louis, MO  
 Fri May 29 1970, 7:05 PM CDT  
 Att: 30,536 - Unknown

AB	34
R	8
H	12
RBI	8
BB	4
SO	7
LOB	13



Batter	1	2	3	4	5	6	7	8	9	AB	R	H	RBI	BB	SO	LOB
Vic Davalillo, L (1, 8) OBP: 0.316, SLG: 0.441 Jose Cardenal, R (8, PH) OBP: 0.322, SLG: 0.376 (9, 8)	4-0 FC4 BB	0-0 E9 1B		4-0 6-3 BB		0-0 F3		0-3 K		2	0	1	2	2	0	0
Julian Javier, R (1, 4) OBP: 0.278, SLG: 0.276	0-0 FC4 1B 1-2f	0-3 K		0-0 F2		4-0 3B BB		0-0 F7		4	1	0	0	1	1	3
Lou Brock, L (1, 7) OBP: 0.350, SLG: 0.408	0-0 FC6-4 1B 1-2	0-0 1-3		0-0 6-3		0-0 3B		0-0 F8		5	0	2	1	0	0	2
Dick Allen, R (1, 3) OBP: 0.381, SLG: 0.652	0-0 L7	0-0 5-3		4-0 BB		0-0 6-3			0-3 K	4	0	0	0	1	1	4
Joe Torre, R (1, 2) OBP: 0.376, SLG: 0.457	0-0 FC6-4 1-2f		4-0 FC5-4 PB BB	0-0 1-3			0-3 K		0-3 K	4	1	0	0	1	2	4
Joe Hague, L (1, 9) OBP: 0.456, SLG: 0.514		0-0 BB 1B 1B	0-0 FC5-4 1B		0-0 FC5-4-2-4 1B		0-0 5-3		0-0 1-3	5	1	3	0	0	0	0
Mike Shannon, R (1, 5) OBP: 0.150, SLG: 0.158		0-0 1B BB 1B	0-0 FC5-4 PB		0-3 K		0-0 BB 1B			4	1	2	0	0	1	3
Dal Maxvill, R (1, 6) OBP: 0.330, SLG: 0.198 Carl Taylor, R (7, PH) OBP: 0.333, SLG: 0.305 Milt Ramirez, R (8, 6) OBP: 0.188, SLG: 0.103		4-0 BB 1B BB	0-3 K		0-0 FC5-4-2-4		4-0 FC5-4-2-4		4-0 BB	2	1	0	0	1	1	2
Nelson Briles, R (1, 1) OBP: 0.111, SLG: 0.333 George Culver, R (1, 1) OBP: 0.158, SLG: 0.294 Leron Lee, L (2, PH) OBP: 0.323, SLG: 0.373 Billy McCool, R (3, 1) Frank Linzy, R (6, 1) Cookie Rojas, R (7, PH) OBP: 0.180, SLG: 0.109 Chuck Taylor, R (8, 1)		0-0 1B 1B	0-0 G3			0-3 K		0-3 K		0	0	0	0	0	0	0

Inning Stats	R: 0	H: 1	E: 0	LOB: 2	K: 0	BB: 1	S: 4	R: 4	H: 4	E: 1	LOB: 1	K: 1	BB: 1	S: 9	R: 1	H: 1	E: 0	LOB: 1	K: 1	BB: 1	S: 6	R: 0	H: 0	E: 0	LOB: 2	K: 0	BB: 2	S: 3	R: 0	H: 1	E: 0	LOB: 0	K: 1	BB: 0	S: 5	R: 1	H: 1	E: 0	LOB: 1	K: 1	BB: 1	S: 6	R: 0	H: 1	E: 0	LOB: 2	K: 2	BB: 1	S: 8	R: 0	H: 0	E: 0	LOB: 0	K: 1	BB: 0	S: 5	R: 0	H: 0	E: 0	LOB: 0	K: 2	BB: 0	S: 7	R: 0	H: 0	E: 0	LOB: 0	K: 2	BB: 0	S: 7
1B: 8	SF: 0	2B: 1	SAC: 0	3B: 1	DP: 1	HR: 0	HBP: 0	WP: 0	PA: 42																																																													

PITCHER	IP	WLS	BF	H	R	ER	SO	BB	IBB	HBP	BLK	WP	HR	S	P	ERA	WHIP
Alan Foster, R (1, 1) ERA: 4.01	1.0		10	5	4	3	0	2	0	0	0	0	0	8	16	27.00	7.000
Jose Pena, R (2, 1) ERA: 1.1	4.0	W	16	2	1	0	3	3	0	0	0	0	0	19	31	0.00	1.250
Fred Norman, L (6, 1) ERA: 3.8	1.2		9	2	1	1	2	2	0	0	0	0	0	11	19	5.40	2.400
Jim Brewer, L (7, 1) ERA: 2.45	2.1	S	7	0	0	0	4	0	0	0	0	0	0	15	15	0.00	0.000

**BOTTOM**

**Los Angeles Dodgers @ St. Louis Cardinals**  
 Busch Stadium, St. Louis, MO  
 Fri May 29 1970, 7:05 PM CDT  
 Att. 30,536 - Unknown

livebaseballscorecards.com

<b>AB</b>	<b>35</b>
<b>R</b>	<b>6</b>
<b>H</b>	<b>9</b>
<b>RBI</b>	<b>4</b>
<b>BB</b>	<b>7</b>
<b>SO</b>	<b>9</b>
<b>LOB</b>	<b>21</b>



Batter	1	2	3	4	5	6	7	8	9	AB R H RBI BB SO LOB	TOP											
Maury Wills, S OBP: 0.348, SLG: 0.328 (1, 6)	0-0 S 1B	0-0 F9		4-0 1B BB	0-0 E5		0-0 L6			4 2 1 0 1 0 3												
Manny Mota, R OBP: 0.404, SLG: 0.453 (1, 7)	4-0 1B 3B BB	0-3 K		0-0 BB 1B	0-3 K		0-0 4-3			4 1 1 1 1 2 4												
Willie Davis, L OBP: 0.317, SLG: 0.410 (1, 8)	0-0 3B 1B	0-0 CS 1B		0-0 BB 1B	0-0 4-3		0-0 G3			5 1 3 2 0 0 0												
Wes Parker, S OBP: 0.368, SLG: 0.448 (1, 3)	0-3 K	0-0 CS		4-0 FC6-5 2B BB	0-0 4-3		0-0 L4-3 1B			4 0 2 0 1 1 2												
Billy Grabarkewitz, R OBP: 0.473, SLG: 0.537 (1, 5)	0-0 1B 3B		0-3 K	0-0 F9	4-0 BB		0-0 L4-3			4 1 1 2 1 1 5												
Willie Crawford, L OBP: 0.368, SLG: 0.433 (1, 9)	0-3 K		0-0 FC6-5 CS		0-0 HR		0-0 F9		0-0 FC6-4 1B	5 1 2 1 0 1 3												
Jim Lefebvre, S OBP: 0.317, SLG: 0.293 (1, 4)	4-0 1B BB		0-0 CS	0-0 4-3	0-0 6-3		0-0 4-3		0-0 FC6-4 FC6-4	4 0 0 0 1 0 1												
Tom Haller, L OBP: 0.383, SLG: 0.452 (1, 2)	0-0 1B			0-0 4-3	0-0 E 1B		0-0 1B 1B		0-0 F9	5 0 3 1 0 0 1												
Claude Osteen, L OBP: 0.324, SLG: 0.457 Joe Moeller, R OBP: 0.333, SLG: 0.200 (1, 1) (9, 1)	0-0 1-3			0-0 BB 1B	0-0 P6		0-0 1B		0-0 FC6-4	5 1 2 0 0 0 4 0 0 0 0 0 0 0												
<b>Inning Stats</b>	R: 4 E: 0 K: 2 S: 11	H: 4 LOB: 2 BB: 2 P: 19	R: 0 E: 0 K: 1 S: 5	H: 1 LOB: 0 BB: 0 P: 5	R: 0 E: 0 K: 1 S: 5	H: 1 LOB: 0 BB: 0 P: 5	R: 2 E: 0 K: 0 S: 6	H: 3 LOB: 3 BB: 2 P: 14	R: 1 E: 1 K: 1 S: 8	H: 2 LOB: 2 BB: 0 P: 8	R: 0 E: 0 K: 0 S: 3	H: 0 LOB: 1 BB: 1 P: 7	R: 0 E: 0 K: 0 S: 5	H: 2 LOB: 2 BB: 0 P: 5	R: 0 E: 0 K: 0 S: 3	H: 1 LOB: 0 BB: 0 P: 3	R: 0 E: 0 K: 0 S: 4	H: 1 LOB: 1 BB: 0 P: 4	1B: 12 2B: 2 3B: 1 HR: 1	SF: 0 SAC: 0 DP: 1 HBP: 0	WP: 0 PB: 0 SB: 1 CS: 2	PA: 47
<b>PITCHER</b>	IP WLS BF H R ER SO BB IBB HBP BLK WP HR S P ERA WHIP																				<b>PITCHER</b>	IP WLS BF H R ER SO BB IBB HBP BLK WP HR S P ERA WHIP
Santiago Guzman, R ERA: 7.62 (1, 1)	0.2 L 8 4 4 4 2 2 0 0 0 0 0 10 18 54.00 9.000																					
Ted Abernathy, R ERA: 2.92 (1, 1)	3.1 15 5 2 2 2 2 0 0 0 0 0 0 17 25 5.40 2.100																					
George Culver, R ERA: 4.42 (5, 1)	3.0 15 4 1 1 1 1 0 0 0 0 0 1 16 20 3.00 1.667																					
Chuck Taylor, R ERA: 2.1 (8, 1)	2.0 7 2 0 0 0 0 0 0 0 0 0 0 7 7 0.00 1.000																					

Los Angeles Dodgers @ St. Louis Cardinals  
 Busch Stadium, St. Louis, MO  
 Sat May 30 1970, 7:05 PM CDT  
 Att: 22,437 - Unknown

AB	40
R	7
H	15
RBI	7
BB	5
SO	5
LOB	23





Batter	1	2	3	4	5	6	7	8	9	10	11	AB	R	H	RBI	BB	SO	LOB						
Maury Wills, S OBP: 0.357, SLG: 0.328 (1, 6)	L1		CS 1B		BB BB BB BB BB BB 1-2 BB		FC4-6 BB BB FC 1-2f 2-3	BB BB		E 1B		3	1	1	0	3	0	2						
Manny Mota, R OBP: 0.400, SLG: 0.434 (1, 7)	6-3		4-3		BB BB BB BB BB BB 1-2 2-3 BB		FC BB 1B BB	L1		E1 G6-4-3		4	1	0	0	2	0	4						
Willie Davis, L OBP: 0.317, SLG: 0.404 (1, 8)	1B		1-3		BB BB BB BB BB BB F7		FC 1B BB		4-3	G6-4-3		5	1	1	1	1	0	6						
Wes Parker, S OBP: 0.377, SLG: 0.452 (1, 3)	1B				BB BB BB BB BB BB L7		FC 1B BB		FC1-6 1B			5	2	3	1	1	0	2						
Billy Grabarkewitz, R OBP: 0.474, SLG: 0.554 (1, 5)		BB BB BB BB BB BB 4-0 1B G4-3 BB			BB BB BB BB BB BB 6-3		FC 1B BB		FC1-6 1B			5	2	2	4	1	0	2						
Willie Crawford, L OBP: 0.373, SLG: 0.436 (1, 9)		BB BB BB BB BB BB 0-0 G4-3 1B			BB BB BB BB BB BB 0-3 K		FC 1B BB		FC1-6 1B			6	0	3	1	0	2	1						
Jim Lefebvre, S OBP: 0.299, SLG: 0.274 Jim Brewer, L Bill Sudakis, S OBP: 0.325, SLG: 0.371 Jose Pena, R (9, 1)		BB BB BB BB BB BB 0-0 G4-3 1B			BB BB BB BB BB BB 0-3 K		FC 1B BB		FC1-6 1B			4	0	0	0	0	1	3						
Tom Haller, L OBP: 0.380, SLG: 0.461 (1, 2)		BB BB BB BB BB BB 0-0 3B			BB BB BB BB BB BB 0-0 G3		FC 1B BB HBP		FC1-6 1B			5	1	1	0	0	1	0						
Sandy Vance, R OBP: 0.158, SLG: 0.111 Fred Norman, S Len Gabrielson, L OBP: 0.154, SLG: 0.083 Camilo Pascual, R Ted Sizemore, R OBP: 0.338, SLG: 0.317 (7, 4)		BB BB BB BB BB BB 0-3 K			BB BB BB BB BB BB 4-0 BB BB		FC 1B BB		FC1-6 1B			1	0	0	0	0	1	1						
Inning Stats	R: 0 E: 0 K: 0 S: 4	H: 2 LOB: 2 BB: 0 P: 4	R: 1 E: 0 K: 1 S: 6	H: 2 LOB: 1 BB: 1 P: 10	R: 0 E: 0 K: 0 S: 3	H: 1 LOB: 0 BB: 0 P: 3	R: 0 E: 0 K: 1 S: 5	H: 0 LOB: 0 BB: 0 P: 5	R: 0 E: 0 K: 0 S: 2	H: 0 LOB: 0 BB: 1 P: 6	R: 5 E: 0 K: 0 S: 7	H: 3 LOB: 2 BB: 2 P: 16	R: 0 E: 0 K: 0 S: 3	H: 0 LOB: 1 BB: 1 P: 7	R: 0 E: 0 K: 0 S: 5	H: 2 LOB: 2 BB: 0 P: 5	R: 0 E: 0 K: 0 S: 4	H: 1 LOB: 2 BB: 1 P: 8	R: 2 E: 0 K: 2 S: 9	H: 2 LOB: 0 BB: 0 P: 9	1B: 11 2B: 0 3B: 1 HR: 1	SF: 0 SAC: 0 DP: 3 HBP: 1	WP: 0 PB: 1 SB: 0 CS: 1	PA: 53
PITCHER	IP	WLS	BF	H	R	ER	SO	BB	IBB	HBP	BLK	WP	HR	S	P	ERA	WHIP							
Mike Torrez, R ERA: 3.12 (1, 1)	6.2		29	6	4	4	3	6	0	1	0	0	0	28	53	5.40	1.800							
Billy McCool, L ERA: 5.25 (7, 1)	0.0		4	2	2	2	0	1	0	0	0	0	0	3	7	∞	∞							
Frank Linzy, R ERA: 5.86 (7, 1)	1.1		5	0	0	0	0	1	0	0	0	0	0	4	8	0.00	0.750							
Ted Abernathy, R ERA: 2.63 (9, 1)	1.1		9	3	0	0	0	0	1	0	0	0	0	8	12	0.00	2.250							
George Culver, R ERA: 4.61 (10, 1)	1.2	L	6	2	2	2	2	0	0	0	0	0	1	10	10	10.80	1.200							

Los Angeles Dodgers @ St. Louis Cardinals  
 Busch Stadium, St. Louis, MO  
 Sun May 31 1970, 3:33 AM CDT  
 Att. 17,166 - Unknown

AB	43
R	8
H	13
RBI	7
BB	9
SO	5
LOB	23





Batter	1	2	3	4	5	6	7	8	9	10	11	AB R H RBI BB SO LOB	BOTTOM				
Jose Cardenal, R (1, 8) OBP: 0.330, SLG: 0.383	F3	1-3 1B		5-3		F8		4-0 BB			1-3	5 0 1 0 1 0 3	<b>Los Angeles Dodgers @ St. Louis Cardinals</b> Busch Stadium, St. Louis, MO Sun May 31 1970, 3:33 AM CDT Att. 17,166 - Unknown <a href="http://livebaseballscorecards.com">livebaseballscorecards.com</a>				
Julian Javier, R (1, 4) OBP: 0.294, SLG: 0.308	1B 1B	CS	5-3	2B		F7		1-3			P4	6 1 2 1 0 0 3					
Lou Brock, L (1, 7) OBP: 0.351, SLG: 0.411	1B 1B	3-H	4-3 2B	4-3		4-3 1B					1-3	6 1 3 0 0 0 2					
Dick Allen, R (1, 3) OBP: 0.379, SLG: 0.647	1B 1B		4-3 2B			4-3		K				5 0 2 1 0 1 2					
Joe Torre, R (1, 5) OBP: 0.379, SLG: 0.453	1B 1B		F9			F7		K				4 0 1 1 1 1 2					
Joe Hague, L (1, 9) OBP: 0.448, SLG: 0.525	G4-6-3			1B 3B 1B		HR		F9			4-3	5 2 2 1 0 0 4					
Ted Simmons, S (1, 2) OBP: 0.222, SLG: 0.125		G3		1B 3B 1B		P6		G3			4-3	5 1 1 0 0 0 2					
Milt Ramirez, R (1, 6) OBP: 0.225, SLG: 0.216		1B CS 1B		2B 3B		E6 SH1-4		K			4-3	4 1 2 2 0 1 0					
Vic Davalillo, L (10, PH) OBP: 0.325, SLG: 0.444				1-H 2B 3B								1 0 0 0 0 0 0					
Dal Maxvill, R (11, 6) OBP: 0.330, SLG: 0.198				3-H 1B		SH1-4		F9				0 0 0 0 0 0 0					
Mike Torrez, R (1, 1) OBP: 0.250, SLG: 0.261												2 0 0 0 0 0 1 2					
Billy McCool, R (7, 1) OBP: 0.250, SLG: 0.261												0 0 0 0 0 0 0 0					
Frank Linzy, R (7, 1) OBP: 0.250, SLG: 0.261												0 0 0 0 0 0 0 0					
Carl Taylor, R (8, PH) OBP: 0.338, SLG: 0.328												1 0 0 0 0 0 0 0					
Ted Abernathy, R (9, 1) OBP: 0.199, SLG: 0.294												0 0 0 0 0 0 0 0					
George Culver, R (10, 1) OBP: 0.199, SLG: 0.294												0 0 0 0 0 0 0 0					
Leron Lee, L (11, PH) OBP: 0.329, SLG: 0.387												1 0 1 0 0 0 0 0					
<b>Inning Stats</b>	R: 2 H: 4 E: 0 LOB: 1 K: 0 BB: 0 S: 6 P: 6	R: 0 H: 2 E: 0 LOB: 1 K: 1 BB: 0 S: 6 P: 6	R: 0 H: 1 E: 0 LOB: 1 K: 0 BB: 0 S: 4 P: 4	R: 3 H: 4 E: 0 LOB: 1 K: 0 BB: 0 S: 7 P: 7	R: 1 H: 2 E: 0 LOB: 0 K: 0 BB: 0 S: 4 P: 4	R: 0 H: 0 E: 1 LOB: 1 K: 0 BB: 0 S: 4 P: 4	R: 0 H: 1 E: 0 LOB: 2 K: 0 BB: 1 S: 4 P: 8	R: 0 H: 0 E: 0 LOB: 1 K: 1 BB: 1 S: 5 P: 9	R: 0 H: 0 E: 0 LOB: 0 K: 2 BB: 0 S: 7 P: 7	R: 0 H: 0 E: 0 LOB: 0 K: 0 BB: 0 S: 3 P: 3	R: 0 H: 1 E: 0 LOB: 1 K: 0 BB: 0 S: 4 P: 4	1B: 9 SF: 0 2B: 4 SAC: 1 3B: 1 DP: 1 HR: 1 HBP: 0	WP: 0 PA: 49 PB: 0 SB: 0 CS: 2				
<b>PITCHER</b>	IP WLS BF H R ER SO BB IBB HBP BLK WP HR S P ERA WHIP																
Sandy Vance, R (1, 1) ERA: 3.11	3.2	20	11	5	5	1	0	0	0	0	0	0	0	22	22	12.27	3.000
Fred Norman, L (4, 1) ERA: 3.8	2.1	9	2	1	1	0	0	0	0	0	0	0	1	9	9	3.86	0.857
Camilo Pascual, R (7, 1) ERA: 3.86	0.1	3	1	0	0	0	0	1	0	0	0	0	0	2	6	0.00	3.000
Jim Brewer, L (7, 1) ERA: 2.28	1.2	6	0	0	0	1	1	0	0	0	0	0	0	7	11	0.00	0.600
Jose Pena, R (9, 1) ERA: 0.93	3.0	W 10	1	0	0	2	0	0	0	0	0	0	0	14	14	0.00	0.333



Batter	1	2	3	4	5	6	7	8	9	AB R H RBI BB SO LOB	TOP		
Maury Wills, S OBP: 0.359, SLG: 0.328 (1, 6) X	0-0 1B 2B 1B	4-0 PO BB			X 0-0 FC4-6 1-2f		X 0-0 5-3			3 1 1 0 1 0 1			
Manny Mota, R OBP: 0.403, SLG: 0.437 (1, 7) X	0-0 2B 1-3 WP 1B	0-0 PO 1-2	0-0 6-3		X 0-0 F9		X 0-0 1B 1B			4 1 2 0 0 0 1			
Willie Davis, L OBP: 0.325, SLG: 0.426 (1, 8) X	0-0 WP 1-3 3-H 2B		X 0-0 F6		X 0-0 2B 3B		X 0-0 1B			4 1 3 1 0 0 0			
Wes Parker, S OBP: 0.381, SLG: 0.458 (1, 3) B B B B	4-0 2-3 3-H BB		S S S 0-3 K		X 0-0 HR 2B					2 1 1 1 1 1 0			
Billy Grabarkewitz, R OBP: 0.472, SLG: 0.570 (1, 5) X	0-0 F5			X 0-0 5-3		X 0-0 HR				3 1 1 2 0 0 2			
Willie Crawford, L OBP: 0.366, SLG: 0.427 (1, 9) S S S	0-3 K			X 0-0 F9		X 0-0 F7				3 0 0 0 0 1 2			
Jim Lefebvre, S OBP: 0.286, SLG: 0.262 (1, 4) S S S	0-3 K			S S S 0-3 K		X 0-0 6-3				3 0 0 0 0 2 2			
Tom Haller, L OBP: 0.369, SLG: 0.446 (1, 2) X		X 0-0 G3			X 0-0 F7		X 0-3 K			3 0 0 0 0 1 0			
Don Sutton, R OBP: 0.303, SLG: 0.290 (1, 1) X		X 0-0 5-3			B B B B 4-0 FC4-6 BB		0-3 K			2 0 0 0 1 1 0			
<b>Inning Stats</b>	R: 2 E: 0 K: 2 S: 10 H: 3 LOB: 2 BB: 1 P: 14	R: 0 E: 0 K: 0 S: 2 H: 0 LOB: 0 BB: 1 P: 6	R: 0 E: 0 K: 1 S: 5 H: 0 LOB: 0 BB: 0 P: 5	R: 0 E: 0 K: 1 S: 5 H: 0 LOB: 0 BB: 0 P: 5	R: 0 E: 0 K: 1 S: 3 H: 0 LOB: 1 BB: 1 P: 7	R: 3 E: 0 K: 1 S: 8 H: 3 LOB: 0 BB: 0 P: 8	R: 0 E: 0 K: 1 S: 6 H: 2 LOB: 2 BB: 0 P: 6			1B: 4 SF: 0 2B: 2 SAC: 0 3B: 1 DP: 0 HR: 1 HBP: 0	WP: 1 PA: 31 PB: 0 SB: 0 CS: 0		
PITCHER	IP WLS BF H R ER SO BB IBB HBP BLK WP HR S P ERA WHIP											PITCHER	IP WLS BF H R ER SO BB IBB HBP BLK WP HR S P ERA WHIP
Bill Hands, R ERA: 3.31 (1, 1)	5.0 L 23 6 5 5 4 3 0 0 0 1 1 28 40 9.00 1.800												
Steve Barber, L ERA: 3.38 (6, 1)	1.2 7 2 0 0 2 0 0 0 0 0 0 0 11 11 0.00 1.200												

**Los Angeles Dodgers @ Chicago Cubs**  
Wrigley Field, Chicago, IL

Mon Jun 01 1970, 3:33 AM CDT  
Att. 8,185 - Overcast - 64 F

livebaseballscorecards.com

<b>AB</b>	27
<b>R</b>	5
<b>H</b>	8
<b>RBI</b>	4
<b>BB</b>	3
<b>SO</b>	6
<b>LOB</b>	8



Batter	1	2	3	4	5	6	7	8	9	AB	R	H	RBI	BB	SO	LOB
Don Kessinger, S (1, 6) OBP: 0.372, SLG: 0.453	0-0 6-3		0-0 F7		0-0 1B 1-2 2-H					3	1	1	1	0	0	0
Glenn Beckert, R (1, 4) OBP: 0.335, SLG: 0.364	0-3 K			0-0 F8	0-0 1B 1-2 2-3					3	1	1	0	0	1	0
Billy Williams, L (1, 7) OBP: 0.365, SLG: 0.585	0-0 4-3			0-0 2B	0-0 1B 1-3 2-H 3-H					3	0	2	2	0	0	0
Jim Hickman, R (1, 8) OBP: 0.451, SLG: 0.672		0-0 F8		0-0 F8	0-0 1B 1-2					3	0	1	1	0	0	1
Johnny Callison, L (1, 9) OBP: 0.333, SLG: 0.429		0-0 FC6 1B		0-0 F8	0-0 F9					3	0	1	0	0	0	3
Ron Santo, R (1, 5) OBP: 0.326, SLG: 0.389		0-0 F8			0-0 F8	0-3 K				3	0	0	0	0	1	1
Willie Smith, L (1, 3) OBP: 0.244, SLG: 0.300		0-0 FC6 1-2f			0-0 4-3	0-0 6-3				3	0	0	0	0	0	1
Jack Hiatt, R (1, 2) OBP: 0.396, SLG: 0.315			0-3 K		4-0 1B BB	0-0 F9				2	1	0	0	1	1	0
Bill Hands, R (1, 1) OBP: 0.300, SLG: 0.130			0-3 K		4-0 1B 1B 1-2					1	1	0	0	1	1	0
Steve Barber, L (6, 1)										0	0	0	0	0	0	0

Inning Stats	R: 0	H: 0	E: 0	K: 1	S: 5	R: 0	H: 1	E: 0	K: 0	S: 4	R: 0	H: 0	E: 0	K: 2	S: 7	R: 0	H: 1	E: 0	K: 0	S: 4	R: 4	H: 4	E: 0	K: 0	S: 7	R: 0	H: 0	E: 0	K: 1	S: 5
	LOB: 0	BB: 0	P: 5	LOB: 1	BB: 0	P: 4	LOB: 0	BB: 0	P: 7	LOB: 1	BB: 0	P: 4	LOB: 2	BB: 2	P: 15	LOB: 0	BB: 0	P: 5												

PITCHER	IP	WLS	BF	H	R	ER	SO	BB	IBB	HBP	BLK	WP	HR	S	P	ERA	WHIP	PITCHER	IP	WLS	BF	H	R	ER	SO	BB	IBB	HBP	BLK	WP	HR	S	P	ERA	WHIP	
Don Sutton, R (1, 1) ERA: 3.58	6.0	W	26	6	4	4	4	2	0	0	0	0	0	32	40	6.00	1.333																			

**BOTTOM**

**Los Angeles Dodgers @ Chicago Cubs**  
 Wrigley Field, Chicago, IL  
 Mon Jun 01 1970, 3:33 AM CDT  
 Att. 8,185 - Overcast - 64 F

AB	24
R	4
H	6
RBI	4
BB	2
SO	4
LOB	6



1B: 5	SF: 0	WP: 0	PA: 26
2B: 1	SAC: 0	PB: 0	
3B: 0	DP: 0	SB: 0	
HR: 0	HBP: 0	CS: 0	

livebaseballscorecards.com

Batter	1	2	3	4	5	6	7	8	9	10	11	AB R H RBI BB SO LOB	TOP																		
Maury Wills, S OBP: 0.359, SLG: 0.325 (1, 6)	0-3 K			0-0 G5-4-3 1B		0-0 G4-3 1-2f		4-0 SF7 BB	0-0 FC4-6 1-2f 3-H		0-3 K	5 1 1 1 1 2 4																			
Manny Mota, R Jose Pena, R OBP: 0.395, SLG: 0.426 (1, 7) (9, 1)	0-0 4-3			0-0 G5-4-3 1-2f			0-0 PB 2B 1B	0-0 E6 1-2	0-3 K 1-2		0-0 F2	5 1 1 0 0 1 3 1 0 0 0 0 0 1																			
Willie Davis, L OBP: 0.318, SLG: 0.418 (1, 8)	0-3 K			0-0 G3			0-3 K 1-2	0-0 SF7 2-H		0-0 F4		4 0 0 1 0 2 1																			
Wes Parker, S OBP: 0.377, SLG: 0.456 (1, 3)		0-0 4-3			0-3 K		0-0 F9	0-0 E1 FC6		0-0 2B		5 0 1 0 0 1 2																			
Billy Grabarkewitz, R OBP: 0.464, SLG: 0.555 (1, 5)		0-3 K			0-3 K		0-0 E5 2B	0-0 FC6 1-2f		4-0 BB		4 1 0 0 1 2 3																			
Andy Kosco, R Von Joshua, L OBP: 0.235, SLG: 0.417 OBP: 0.288, SLG: 0.309 (1, 9) (9, PR) (9, 7)		0-0 F8			0-3 K		0-0 2B 1-H 2-H		0-0 BB SF9 1B	0-3 K		4 0 2 2 0 1 0 1 1 0 0 0 1 2																			
Ted Sizemore, R OBP: 0.340, SLG: 0.315 (1, 4)			0-0 5-3			0-0 6-3	4-0 BB		0-0 SF9 BB FC4-6 1B	0-0 5-3		4 1 1 0 1 0 2																			
Jeff Torborg, R Willie Crawford, L OBP: 0.321, SLG: 0.346 OBP: 0.367, SLG: 0.424 (1, 2) (9, PH) (9, 9)			0-0 F8			0-0 1B 1B	0-0 F8		4-0 BB FC4-6 BB		0-0 F7	3 0 1 0 0 0 2 1 0 0 0 1 0 0																			
Alan Foster, R Ray Lamb, R Bill Sudakis, S Camilo Pascual, R Jim Lefebvre, S Jim Brewer, L Tom Haller, L OBP: 0.149, SLG: 0.115 OBP: 0.295, SLG: 0.258 OBP: 0.317, SLG: 0.452 (1, 1) (1, 1) (6, PH) (6, 1) (8, PH) (8, 1) (8, PH) (9, 2)			0-0 G3			0-0 G4-3 1-2 1B		0-0 F9	0-0 SF9 2-3 3-H		0-0 1B	0 0 0 0 0 0 0 1 0 0 0 0 0 0 1 0 1 0 0 0 0 0 0 0 0 0 0 0 1 0 0 0 0 0 0 0 0 0 0 0 0 0 1 0 1 1 0 0 0																			
<b>Inning Stats</b>	R: 0 E: 0 K: 2 S: 7	H: 0 LOB: 0 BB: 0 P: 7	R: 0 E: 0 K: 1 S: 5	H: 0 LOB: 0 BB: 0 P: 5	R: 0 E: 0 K: 3 S: 3	H: 0 LOB: 0 BB: 0 P: 3	R: 0 E: 0 K: 0 S: 3	H: 1 LOB: 0 BB: 0 P: 3	R: 0 E: 0 K: 3 S: 9	H: 0 LOB: 0 BB: 0 P: 9	R: 0 E: 0 K: 0 S: 4	H: 2 LOB: 1 BB: 0 P: 4	R: 2 E: 1 K: 1 S: 8	H: 2 LOB: 2 BB: 1 P: 12	R: 1 E: 2 K: 0 S: 5	H: 0 LOB: 2 BB: 1 P: 9	R: 2 E: 0 K: 1 S: 7	H: 2 LOB: 2 BB: 1 P: 11	R: 0 E: 0 K: 1 S: 6	H: 1 LOB: 2 BB: 1 P: 10	R: 0 E: 0 K: 1 S: 6	H: 1 LOB: 1 BB: 0 P: 6	1B: 7 2B: 2 3B: 0 HR: 0	SF: 2 SAC: 0 DP: 2 HBP: 0	WP: 0 PB: 1 SB: 2 CS: 0	PA: 47					
<b>PITCHER</b>	IP WLS BF H R ER SO BB IBB HBP BLK WP HR S P ERA WHIP															IP WLS BF H R ER SO BB IBB HBP BLK WP HR S P ERA WHIP															
Ken Holtzman, L ERA: 3.73 (1, 1)	8.0	34	7	5	2	7	2	0	0	0	0	0	0	46	54	2.25	1.125														
Jim Colborn, R ERA: 1.85 (9, 1)	1.1	7	1	0	0	1	2	0	0	0	0	0	0	7	15	0.00	2.250														
Hank Aguirre, L ERA: 3.38 (10, 1)	1.2	W 6	1	0	0	2	0	0	0	0	0	0	0	10	10	0.00	0.600														

**Los Angeles Dodgers @ Chicago Cubs**  
 Wrigley Field, Chicago, IL  
 Wed Jun 03 1970, 3:33 AM CDT  
 Att: 10,095 - Sunny - 52 F

AB	41
R	5
H	9
RBI	5
BB	4
SO	10
LOB	20



1B	7
2B	2
3B	0
HR	0
SF	2
SAC	0
DP	2
HBP	0


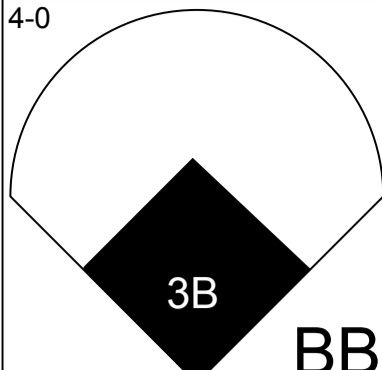












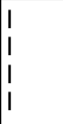
































WP	0
PA	47

Batter	1	2	3	4	5	6	7	8	9	10	11	AB R H RBI BB SO LOB	BOTTOM																	
Don Kessinger, S OBP: 0.371, SLG: 0.449 (1, 6)	F7	3-4		E 1B	CS 1B			F9			4-3	6 1 2 0 0 0 1	<b>Los Angeles Dodgers @ Chicago Cubs</b> Wrigley Field, Chicago, IL Wed Jun 03 1970, 3:33 AM CDT Att. 10,095 - Sunny - 52 F																	
Glenn Beckert, R OBP: 0.335, SLG: 0.373 (1, 4)	BB 3B	5-3		E4 1B	CS	L6		G3			1B 1B	6 2 2 0 0 0 2																		
Billy Williams, L OBP: 0.374, SLG: 0.586 (1, 7)	BB SF7 BB			2B 1B		G3		G3			1B 1B	5 1 3 2 1 0 0																		
Jim Hickman, R OBP: 0.453, SLG: 0.659 (1, 3)	BB 1B BB			F9	6-3	BB BB BB		BB			1B	4 1 1 1 2 1 3																		
Johnny Callison, L OBP: 0.347, SLG: 0.440 (1, 9)	1B BB			1-3 2B	IBB	F6		1B			1B	3 0 2 1 2 0 1																		
Ron Santo, R OBP: 0.328, SLG: 0.385 (1, 5)	SF7			IBB	F2	BB BB BB		BB			K	2 0 0 1 2 1 4																		
Jack Hiatt, R OBP: 0.391, SLG: 0.312 Jimmie Hall, L OBP: 0.136, SLG: 0.095 J.C. Martin, L OBP: 0.329, SLG: 0.213 (1, 2)	1-3 2-H 1B			F3	6-3			1-3 BB			K	4 0 1 1 0 0 7 1 0 0 0 0 1 0 0 0 0 0 0 0 0																		
Cleo James, R OBP: 0.230, SLG: 0.255 (1, 8)	F7			2-3				F7			F3	5 0 0 0 0 0 5																		
Ken Holtzman, R OBP: 0.333, SLG: 0.382 Jim Colborn, R Hank Aguirre, R (1, 1) (9, 1) (10, 1)		3-4 1B		1B 2B	5-3			K			K	4 1 2 0 0 1 0 0 0 0 0 0 0 0 1 0 0 0 0 1 0																		
<b>Inning Stats</b>	R: 3 E: 0 K: 0 S: 5	H: 2 LOB: 2 BB: 3 P: 17	R: 0 E: 0 K: 0 S: 3	H: 1 LOB: 0 BB: 0 P: 3	R: 0 E: 0 K: 0 S: 5	H: 2 LOB: 3 BB: 1 P: 9	R: 2 E: 1 K: 0 S: 7	H: 3 LOB: 3 BB: 1 P: 11	R: 0 E: 0 K: 0 S: 3	H: 1 LOB: 0 BB: 0 P: 3	R: 0 E: 0 K: 0 S: 3	H: 0 LOB: 1 BB: 1 P: 7		R: 0 E: 0 K: 0 S: 2	H: 0 LOB: 0 BB: 1 P: 6	R: 0 E: 0 K: 1 S: 5	H: 0 LOB: 0 BB: 0 P: 5	R: 0 E: 0 K: 2 S: 8	H: 1 LOB: 1 BB: 0 P: 8	R: 0 E: 0 K: 2 S: 7	H: 0 LOB: 0 BB: 0 P: 7	R: 1 E: 0 K: 0 S: 4	H: 3 LOB: 2 BB: 0 P: 4	1B: 10 2B: 4 3B: 1 HR: 0	SF: 1 SAC: 0 DP: 2 HBP: 0	WP: 0 PB: 0 SB: 0 CS: 1	PA: 50			
<b>PITCHER</b>	IP WLS BF H R ER SO BB IBB HBP BLK WP HR S P ERA WHIP														IP WLS BF H R ER SO BB IBB HBP BLK WP HR S P ERA WHIP															
Alan Foster, R ERA: 4.34 (1, 1)	0.2	7	2	3	3	0	0	3	0	0	0	0	0	4	16	40.50	7.500													
Ray Lamb, R ERA: 3.92 (1, 1)	4.1	21	7	2	1	0	0	2	0	0	0	0	0	19	27	2.08	1.615													
Camilo Pascual, R ERA: 3.18 (6, 1)	2.0	7	0	0	0	0	2	0	0	0	0	0	0	5	13	0.00	1.000													
Jim Brewer, L ERA: 2.19 (8, 1)	1.0	3	0	0	0	1	0	0	0	0	0	0	0	5	5	0.00	0.000													
Jose Pena, R ERA: 1.25 (9, 1)	2.1	L 11	4	1	1	4	0	0	0	0	0	0	0	19	19	3.86	1.714													

AB	41
R	6
H	13
RBI	6
BB	7
SO	5
LOB	23



livebaseballscores.com

Batter	1	2	3	4	5	6	7	8	9	AB R H RBI BB SO LOB	TOP
Maury Wills, S OBP: 0.361, SLG: 0.322 (1, 6) 	4-0 		0-0 G3 			4-0 2B 2B BB 	0-0 4-3 			2 2 0 0 2 0 0	
Manny Mota, R OBP: 0.406, SLG: 0.441 (1, 7) 	0-3 K 		4-0 PO BB 			0-0 2B 2B 	0-0 CS 1B 			3 1 2 0 1 1 1	
Willie Davis, L OBP: 0.321, SLG: 0.426 (1, 8) 	0-0 6-3 3B 		0-0 PO BB 	0-3 K 		4-0 2B SF8 IBB 	0-0 CS 1B 	0-0 3-1 		3 2 1 1 1 1 0	
Wes Parker, S OBP: 0.374, SLG: 0.457 (1, 3) 	0-0 6-3 			0-3 K 		0-0 1B 9-2 2B 		0-3 K 		4 0 1 3 0 2 0	
Billy Grabarkewitz, R OBP: 0.459, SLG: 0.544 (1, 5) 	0-3 K 			0-3 K 		4-0 1B BB 		0-3 K 		3 0 0 0 1 3 0	
Willie Crawford, L OBP: 0.359, SLG: 0.415 (1, 9) 		0-3 K 				0-0 F7 	0-0 SF8 		0-0 1-3 	3 0 0 1 0 1 0	
Ted Sizemore, R OBP: 0.345, SLG: 0.321 (1, 4) 		0-0 5-3 				0-0 1B 	0-0 1B 		0-0 1-3 	4 0 2 0 0 0 0	
Tom Haller, L OBP: 0.367, SLG: 0.464 (1, 2) 		0-0 F7 				0-3 K 	0-0 9-2 		0-0 3B 	4 0 1 0 0 1 4	
Claude Osteen, L OBP: 0.293, SLG: 0.410 (1, 1) 			0-3 K 			0-0 F2 		0-0 F9 	0-0 1-3 	4 0 0 0 0 1 2	
<b>Inning Stats</b>	R: 2 E: 0 K: 2 S: 8 H: 1 LOB: 0 BB: 1 P: 12	R: 0 E: 0 K: 1 S: 5 H: 0 LOB: 0 BB: 0 P: 5	R: 0 E: 0 K: 1 S: 4 H: 0 LOB: 0 BB: 1 P: 8	R: 0 E: 0 K: 3 S: 9 H: 0 LOB: 0 BB: 0 P: 9	R: 0 E: 0 K: 1 S: 6 H: 1 LOB: 1 BB: 0 P: 6	R: 3 E: 0 K: 0 S: 5 H: 3 LOB: 2 BB: 3 P: 17	R: 0 E: 0 K: 0 S: 3 H: 1 LOB: 0 BB: 0 P: 3	R: 0 E: 0 K: 2 S: 7 H: 0 LOB: 0 BB: 0 P: 7	R: 0 E: 0 K: 0 S: 4 H: 1 LOB: 1 BB: 0 P: 4	1B: 3 2B: 3 3B: 2 HR: 0 SF: 1 SAC: 0 DP: 1 HBP: 0	WP: 0 PB: 0 SB: 0 CS: 1 PA: 38
<b>PITCHER</b>	IP WLS BF H R ER SO BB IBB HBP BLK WP HR S P ERA WHIP	IP WLS BF H R ER SO BB IBB HBP BLK WP HR S P ERA WHIP	IP WLS BF H R ER SO BB IBB HBP BLK WP HR S P ERA WHIP	IP WLS BF H R ER SO BB IBB HBP BLK WP HR S P ERA WHIP	IP WLS BF H R ER SO BB IBB HBP BLK WP HR S P ERA WHIP	IP WLS BF H R ER SO BB IBB HBP BLK WP HR S P ERA WHIP	IP WLS BF H R ER SO BB IBB HBP BLK WP HR S P ERA WHIP	IP WLS BF H R ER SO BB IBB HBP BLK WP HR S P ERA WHIP	IP WLS BF H R ER SO BB IBB HBP BLK WP HR S P ERA WHIP	IP WLS BF H R ER SO BB IBB HBP BLK WP HR S P ERA WHIP	IP WLS BF H R ER SO BB IBB HBP BLK WP HR S P ERA WHIP
Steve Blass, R ERA: 4.32 (1, 1)	5.0 L 22 4 5 5 8 3 1 0 0 0 0 34 50 9.00 1.400										
Jim Nelson, R ERA: (6, 1)	3.0 10 2 0 0 2 1 0 0 0 0 0 13 17 0.00 1.000										
Chuck Hartenstein, R ERA: 4.37 (9, 1)	1.0 4 1 0 0 0 0 0 0 0 0 0 4 4 0.00 1.000										

Los Angeles Dodgers @ Pittsburgh Pirates  
 Forbes Field, Pittsburgh, PA  
 Thu Jun 04 1970, 7:05 PM EDT  
 Att. 5,423 - Unknown

AB	30
R	5
H	7
RBI	5
BB	5
SO	10
LOB	7



WP: 0	PA: 38
PB: 0	
SB: 0	
CS: 1	



Batter	1	2	3	4	5	6	7	8	9	AB R H RBI BB SO LOB	TOP									
Maury Wills, S (1, 6) OBP: 0.359, SLG: 0.320	0-0 G6-3 1B		0-0 FC5-4 1-2f			0-0 6-3		0-0 5-3		4 0 1 0 0 0 1										
Manny Mota, R (1, 7) OBP: 0.394, SLG: 0.426	0-0 G6-3 1-2f			0-0 6-3		0-0 1-3		0-0 3-1		4 0 0 0 0 0 1										
Willie Davis, L (1, 8) OBP: 0.315, SLG: 0.418	0-0 F8			0-3 K		0-0 4-3			0-0 G3	4 0 0 0 0 1 0										
Wes Parker, S (1, 3) OBP: 0.372, SLG: 0.453		0-0 5-3		0-0 1B 1B		0-3 K			0-0 L6	4 0 1 0 0 1 0										
Billy Grabarkewitz, R (1, 5) OBP: 0.460, SLG: 0.542		0-3 K		0-0 1-2 1B		0-0 1B 1B			0-3 K	4 0 2 0 0 2 0										
Willie Crawford, L (1, 9) OBP: 0.358, SLG: 0.413		0-3 K		0-0 F7		0-0 1-2 1B				3 0 1 0 0 1 2										
Ted Sizemore, R (1, 4) OBP: 0.338, SLG: 0.314			0-0 5-3		0-0 4-3		0-3 K			3 0 0 0 0 1 2										
Tom Haller, L (1, 2) OBP: 0.357, SLG: 0.450 Pete Mikkelsen, R (7, 1)			0-0 1-3		0-3 K		0-3 K			3 0 0 0 0 2 2 0 0 0 0 0 0 0										
Joe Moeller, R (1, 1) OBP: 0.375, SLG: 0.286 Fred Norman, S (6, 1) Bill Sudakis, S (7, 2) OBP: 0.329, SLG: 0.375			0-0 FC5-4 1B		0-0 4-3			0-0 F8		2 0 1 0 0 0 0 0 0 0 0 0 0 0 1 0 0 0 0 0 0										
<b>Inning Stats</b>	R: 0 E: 0 K: 0 S: 3	H: 1 LOB: 0 BB: 0 P: 3	R: 0 E: 0 K: 2 S: 7	H: 0 LOB: 0 BB: 0 P: 7	R: 0 E: 0 K: 0 S: 4	H: 1 LOB: 1 BB: 0 P: 4	R: 0 E: 0 K: 1 S: 7	H: 2 LOB: 2 BB: 0 P: 7	R: 0 E: 0 K: 1 S: 5	H: 0 LOB: 0 BB: 0 P: 5	R: 0 E: 0 K: 3 S: 11	H: 2 LOB: 2 BB: 0 P: 11	R: 0 E: 0 K: 0 S: 3	H: 0 LOB: 0 BB: 0 P: 3	R: 0 E: 0 K: 1 S: 5	H: 0 LOB: 0 BB: 0 P: 5	1B: 6 2B: 0 3B: 0 HR: 0	SF: 0 SAC: 0 DP: 1 HBP: 0	WP: 0 PB: 0 SB: 0 CS: 0	PA: 32
<b>PITCHER</b> Bob Moose, R (1, 1) ERA: 4.11	IP: 9.0 WLS: W BF: 32 H: 6 R: 0 ER: 0 SO: 8 BB: 0 IBB: 0 HBP: 0 BLK: 0 WP: 0 HR: 0 S: 48 P: 48 ERA: 0.00 WHIP: 0.667																			<b>PITCHER</b> IP: WLS: BF: H: R: ER: SO: BB: IBB: HBP: BLK: WP: HR: S: P: ERA: WHIP

Los Angeles Dodgers @ Pittsburgh Pirates  
 Forbes Field, Pittsburgh, PA  
 Fri Jun 05 1970, 7:05 PM EDT  
 Att. 7,691 - Unknown

AB	32
R	0
H	6
RBI	0
BB	0
SO	8
LOB	8





Batter	1	2	3	4	5	6	7	8	9
Matty Alou, L OBP: 0.311, SLG: 0.343 (1, 8)	0-0 5-3		0-0 L3		0-0 WP 1B		0-0 F3	0-0 6-3	
Richie Hebner, L OBP: 0.399, SLG: 0.487 (1, 5)	0-0 4-3			0-0 1B 3B	0-0 F7		0-0 HBP 2B		
Roberto Clemente, R OBP: 0.380, SLG: 0.524 (1, 9)	0-0 5-3			0-0 1B		0-0 F9	4-0 HBP IBB		
Willie Stargell, L OBP: 0.322, SLG: 0.493 (1, 7)		0-0 F2		0-0 F6		0-0 L8	0-3 K		
Al Oliver, L OBP: 0.293, SLG: 0.442 (1, 3)		0-0 1B		0-0 F8		0-0 1B 1B	1-0 HBP		
Manny Sanguillen, R OBP: 0.306, SLG: 0.417 (1, 2)		0-3 K		0-0 F9		0-0 1B 1-2 1B	0-3 K		
Gene Alley, R OBP: 0.295, SLG: 0.376 (1, 4)		0-0 5-3			0-0 SH5-3 1B	0-0 BB 1-3 2-H 1B	0-3 K		
Freddie Patek, R OBP: 0.323, SLG: 0.310 (1, 6)			0-0 F5		0-0 SH5-3	4-0 BB	0-0 1-3		
Bob Moose, R OBP: 0.321, SLG: 0.250 (1, 1)			4-0 L3 BB		0-0 6-3	0-0 F9	0-0 2B		

AB	R	H	RBI	BB	SO	LOB
5	0	1	1	0	0	2
4	1	2	0	0	0	1
3	0	1	1	1	0	0
4	0	0	0	0	1	3
3	1	2	0	0	0	1
4	0	1	0	0	2	5
4	1	2	1	0	1	1
2	0	0	0	1	0	0
3	0	1	0	1	0	4

**BOTTOM**

**Los Angeles Dodgers @ Pittsburgh Pirates**  
**Forbes Field, Pittsburgh, PA**  
 Fri Jun 05 1970, 7:05 PM EDT  
 Att. 7,691 - Unknown

[livebaseballscorecards.com](http://livebaseballscorecards.com)

<b>AB</b>	<b>32</b>
<b>R</b>	<b>3</b>
<b>H</b>	<b>10</b>
<b>RBI</b>	<b>3</b>
<b>BB</b>	<b>3</b>
<b>SO</b>	<b>4</b>
<b>LOB</b>	<b>17</b>



1B: 7	SF: 0
2B: 3	SAC: 1
3B: 1	DP: 1
HR: 0	HBP: 1

WP: 1	PA: 37
PB: 0	SB: 0
CS: 0	

Inning	R	H	E	K	S	P	BB	IBB	HBP	BLK	WP	HR	S	P	ERA	WHIP
1	0	0	0	0	3	6	0	0	0	0	1	0	26	30	4.76	1.588
2	0	1	0	1	6	6	0	0	0	0	0	0	6	15	0.00	2.000
3	0	0	0	1	5	5	0	0	0	0	0	0	9	9	0.00	0.750

PITCHER	IP	WLS	BF	H	R	ER	SO	BB	IBB	HBP	BLK	WP	HR	S	P	ERA	WHIP
Joe Moeller, R ERA: 1.11 (1, 1)	5.2	L	25	8	3	3	1	1	0	0	0	1	0	26	30	4.76	1.588
Fred Norman, L ERA: 3.65 (6, 1)	1.0		7	1	0	0	1	1	1	1	0	0	0	6	15	0.00	2.000
Pete Mikkelsen, R ERA: 3.86 (7, 1)	1.1		5	1	0	0	2	0	0	0	0	0	0	9	9	0.00	0.750

Batter	1	2	3	4	5	6	7	8	9	10	11	12	AB R H RBI BB SO LOB	TOP												
Maury Wills, S OBP: 0.359, SLG: 0.317	4-0 6-3 2B BB		X 0-0 1B 1B		S 0-3 K	X 0-0 6-3		X 0-0 FC4-6		X 0-0 6-3	X 0-0 6-3		5 2 1 0 1 1 4	<b>Los Angeles Dodgers @ Pittsburgh Pirates</b> Forbes Field, Pittsburgh, PA Sat Jun 06 1970, 7:05 PM EDT Att. 13,153 - Unknown <a href="http://livebaseballscorecards.com">livebaseballscorecards.com</a>												
Manny Mota, R OBP: 0.391, SLG: 0.438	0-0 6-3		X 0-0 1B 1B		X 0-0 1B 3B		X 0-0 6-3		X 0-0 6-3	X 0-0 F8		6 1 2 1 0 0 1														
Willie Davis, L OBP: 0.325, SLG: 0.430	0-0 5-3 2H 2B		X 0-0 1B 1B		X 0-0 S 1B		X 0-0 L1		X 0-0 1B 1B	X 0-0 F8		6 0 4 4 0 0 0														
Wes Parker, S OBP: 0.390, SLG: 0.462	0-0 5-3		X 0-0 6-3-5-6		4-0 1B IBB		X 0-0 1B		X 0-0 1B 1B			5 0 3 0 1 0 3														
Billy Grabarkewitz, R OBP: 0.454, SLG: 0.529	0-3 K			X 4-0 BB	X 0-0 6-3		X 0-3 K		X 0-3 K			5 0 0 0 1 3 6														
Willie Crawford, L OBP: 0.358, SLG: 0.419		X 0-0 F4		X 0-0 G3-6-3 BB		X 0-0 FC4-6 3B		X 0-0 4-3	X 0-0 F7			5 1 1 0 1 0 3														
Ted Sizemore, R OBP: 0.331, SLG: 0.303		S 0-3 K		X 0-0 F8		X 0-0 F7		X 4-0 BB BB		X 0-0 6-3		5 0 0 0 1 1 3														
Tom Haller, L OBP: 0.359, SLG: 0.442		X 0-0 G3			X 0-0 3B 1B		X 4-0 FC4-6 IBB		X 0-3 K	X 0-0 5-3		4 1 1 0 1 1 1														
Don Sutton, R OBP: 0.324, SLG: 0.273			X 4-0 1B 1B BB		S 0-3 K		X 0-0 FC4-6		X 4-0 FC4-6 BB	X 0-0 4-3		2 1 0 1 2 1 2														
Jim Brewer, L OBP: 0.143, SLG: 0.077												0 0 0 0 0 0 0														
Len Gabrielson, L OBP: 0.143, SLG: 0.077												1 0 0 0 0 0 0														
Jose Pena, R												0 0 0 0 0 0 0														
<b>Inning Stats</b>	R: 1 E: 0 K: 1 S: 6	H: 1 LOB: 1 BB: 1 P: 10	R: 0 E: 0 K: 1 S: 5	H: 0 LOB: 0 BB: 0 P: 5	R: 2 E: 0 K: 0 S: 4	H: 3 LOB: 0 BB: 1 P: 8	R: 0 E: 0 K: 0 S: 2	H: 0 LOB: 0 BB: 1 P: 6	R: 2 E: 0 K: 2 S: 10	H: 3 LOB: 2 BB: 1 P: 14	R: 1 E: 1 K: 0 S: 4	H: 1 LOB: 1 BB: 1 P: 8	R: 0 E: 0 K: 1 S: 6	H: 1 LOB: 1 BB: 0 P: 6	R: 0 E: 0 K: 1 S: 7	H: 2 LOB: 2 BB: 0 P: 7	R: 0 E: 0 K: 0 S: 3	H: 0 LOB: 0 BB: 0 P: 3	R: 0 E: 0 K: 0 S: 3	H: 0 LOB: 0 BB: 0 P: 3	R: 0 E: 0 K: 0 S: 3	H: 1 LOB: 1 BB: 1 P: 7	1B: 8 2B: 2 3B: 3 HR: 0	SF: 0 SAC: 1 DP: 2 HBP: 0	WP: 0 PB: 0 SB: 1 CS: 0	PA: 52
<b>PITCHER</b>	IP WLS BF H R ER SO BB IBB HBP BLK WP HR S P ERA WHIP																									
Dock Ellis, R ERA: 4.28	(1, 1) 5.0	23	7	5	5	4	3	3	0	0	0	0	0	0	27	43	9.00	2.000								
Chuck Hartenstein, R ERA: 4.56	(6, 1) 1.0	5	1	1	1	0	0	1	0	0	0	0	0	0	4	8	9.00	1.000								
Luke Walker, L ERA: 3.86	(7, 1) 2.0	9	1	0	0	2	2	0	0	0	0	0	0	0	11	19	0.00	1.500								
Dave Giusti, R ERA: 3.05	(9, 1) 4.0	W 15	3	0	0	1	0	1	0	0	0	0	0	0	16	20	0.00	0.750								



Batter	1	2	3	4	5	6	7	8	9	10	11	12	AB	R	H	RBI	BB	SO	LOB
Matty Alou, L OBP: 0.316, SLG: 0.345 (1, 8)	0-0 6-3 1B		0-0 E 3-1 1B		0-0 3-1 1B		4-0 G6-4-3 BB		0-0 1B FC6-4 1B	0-0 F2			5	2	2	1	1	0	1
Richie Hebner, L OBP: 0.402, SLG: 0.485 (1, 5)	0-3 K		0-0 E1 3-1 1B		4-0 FC4-6 HBP BB		0-0 G6-4-3 1-2f		0-0 1B FC6-4 1B		0-0 L3		5	0	2	0	1	1	1
Roberto Clemente, R OBP: 0.389, SLG: 0.540 (1, 9)	0-0 1B		4-0 3-1 BB		1-0 FC4-6 HBP		0-0 HR		0-0 2B FC6-4 1-2f 3-H		0-3 K		4	2	2	2	1	1	1
Willie Stargell, L OBP: 0.316, SLG: 0.481 (1, 7)	0-3 K		0-0 3-1		0-0 FC4-6 1-2f 2-3		0-0 1B		0-0 F7		0-0 6-3		6	0	1	1	0	1	6
Al Oliver, L OBP: 0.295, SLG: 0.439 Bob Robertson, R OBP: 0.396, SLG: 0.608 (1, 3) (5, 3)		0-0 F8	4-0 G6-3 IBB		0-3 K		0-3 K		0-0 2B			0-0 4-3 1B 1B	1	0	0	0	1	0	0
Manny Sanguillen, R OBP: 0.307, SLG: 0.414 (1, 2)		0-3 K2-3	0-0 G6-3 1-2f						0-0 4-3 1B			0-0 F3	6	0	2	0	0	1	5
Gene Alley, R OBP: 0.284, SLG: 0.361 (1, 6)		0-0 5-3							0-0 FC5-4 1B			0-0 4-3	6	0	0	0	0	0	3
Bill Mazerowski, R OBP: 0.288, SLG: 0.305 (1, 4)			0-0 1B 1B		0-0 F6				0-0 FC5-4 1-2f			4-0 L8	5	1	1	0	1	1	2
Dock Ellis, S OBP: 0.167, SLG: 0.107 Chuck Hartenstein, R OBP: 0.238, SLG: 0.349 Johnny Jeter, R OBP: 0.111, SLG: 0.111 Jose Pagan, R OBP: 0.287, SLG: 0.255 Dave Giusti, R OBP: 0.371, SLG: 0.250 Jerry May, R OBP: 0.390, SLG: 0.340 (1, 1) (6, 1) (6, PH) (7, 1) (8, PH) (9, 1) (12, PH)			0-0 1B 1B E 1B		0-0 6-3				0-3 K			0-0 1B 1-2 2-H	2	1	1	0	0	0	0

Inning Stats	R: 0	H: 1	E: 0	LOB: 1	K: 2	BB: 0	S: 8	P: 8	R: 0	H: 0	E: 0	LOB: 0	K: 1	BB: 0	S: 5	P: 5	R: 3	H: 4	E: 1	LOB: 2	K: 0	BB: 2	S: 6	P: 14	R: 0	H: 0	E: 0	LOB: 0	K: 0	BB: 0	S: 3	R: 0	H: 1	E: 0	LOB: 1	K: 1	BB: 0	S: 6	P: 6	R: 1	H: 2	E: 0	LOB: 1	K: 1	BB: 1	S: 6	P: 10	R: 0	H: 1	E: 0	LOB: 1	K: 1	BB: 0	S: 6	P: 6	R: 2	H: 3	E: 0	LOB: 1	K: 0	BB: 0	S: 6	P: 6	R: 0	H: 0	E: 0	LOB: 1	K: 0	BB: 1	S: 3	P: 7	R: 0	H: 0	E: 0	LOB: 0	K: 1	BB: 0	S: 5	P: 5	R: 1	H: 2	E: 0	LOB: 2	K: 0	BB: 1	S: 4	P: 8	1B: 12	2B: 1	3B: 0	HR: 1	SF: 0	DP: 2	HBP: 1	WP: 0	PA: 54
--------------	------	------	------	--------	------	-------	------	------	------	------	------	--------	------	-------	------	------	------	------	------	--------	------	-------	------	-------	------	------	------	--------	------	-------	------	------	------	------	--------	------	-------	------	------	------	------	------	--------	------	-------	------	-------	------	------	------	--------	------	-------	------	------	------	------	------	--------	------	-------	------	------	------	------	------	--------	------	-------	------	------	------	------	------	--------	------	-------	------	------	------	------	------	--------	------	-------	------	------	--------	-------	-------	-------	-------	-------	--------	-------	--------

PITCHER	IP	WLS	BF	H	R	ER	SO	BB	IBB	HBP	BLK	WP	HR	S	P	ERA	WHIP
Don Sutton, R ERA: 3.69 (1, 1)	7.0		33	9	4	4	6	3	1	1	0	0	1	40	57	5.14	1.714
Jim Brewer, L ERA: 2.7 (8, 1)	2.0		9	3	2	2	1	0	0	0	0	0	0	11	11	9.00	1.500
Jose Pena, R ERA: 1.48 (10, 1)	2.2	L	12	2	1	1	1	1	1	0	0	0	0	12	20	3.38	1.125

**Los Angeles Dodgers @ Pittsburgh Pirates**  
**Forbes Field, Pittsburgh, PA**  
 Sat Jun 06 1970, 7:05 PM EDT  
 Att: 13,153 - Unknown

AB	47
R	7
H	14
RBI	6
BB	6
SO	8
LOB	24

P

Batter	1	2	3	4	5	6	7	8	9	AB R H RBI BB SO LOB	TOP											
Maury Wills, S (1, 6) OBP: 0.357, SLG: 0.316	0-0 F3		0-0 4-3			0-0 G4-6-3 1B			0-0 F8	4 0 1 0 0 0 1	<b>Los Angeles Dodgers @ Pittsburgh Pirates</b> Forbes Field, Pittsburgh, PA Sun Jun 07 1970, 3:33 AM EDT Att: 11,243 - Sunny <a href="http://livebaseballscorecards.com">livebaseballscorecards.com</a>											
Manny Mota, R (1, 7) OBP: 0.387, SLG: 0.432	0-0 L3			0-3 K		0-0 G4-6-3 1-2f			0-0 WP 1-2 1B	4 0 1 0 0 1 1												
Billy Grabarkewitz, R (1, 5) OBP: 0.449, SLG: 0.519	0-0 F4			0-3 K			0-3 K	4-0 BB 1-3 2-H BB	3 0 0 0 1 2 0													
Wes Parker, S (1, 3) OBP: 0.378, SLG: 0.458		0-0 L9		0-0 1B			0-0 E3 G6-4-3	0-0 G6-4-3 1-2f	4 0 1 0 0 0 2													
Andy Kosco, R (1, 9) OBP: 0.227, SLG: 0.402		0-0 5-3		0-0 F7			0-0 G6-4-3 1-2f		3 0 0 0 0 0 2													
Ted Sizemore, R (1, 4) OBP: 0.331, SLG: 0.303		0-0 1B		0-0 4-3			0-0 4-3		3 0 1 0 0 0 0													
Willie Crawford, L (1, 8) OBP: 0.352, SLG: 0.411		0-3 K		0-3 K			0-0 4-3		3 0 0 0 0 2 1													
Jeff Torborg, R (1, 2) OBP: 0.305, SLG: 0.327			0-0 L8		0-0 6-3		0-0 F9		3 0 0 0 0 0 0													
Alan Foster, R (1, 1) OBP: 0.138, SLG: 0.107 Jim Lefebvre, S (9, PH) OBP: 0.292, SLG: 0.258			0-0 G3			0-0 6-3		4-0 BB BB BB BB 1B E BB	2 0 0 0 0 0 0 0 1 0 0 1 0 0													
<b>Inning Stats</b>	R: 0 E: 0 K: 0 S: 3	H: 0 LOB: 0 BB: 0 P: 3	R: 0 E: 0 K: 1 S: 6	H: 1 LOB: 1 BB: 0 P: 6	R: 0 E: 0 K: 0 S: 3	H: 0 LOB: 0 BB: 0 P: 3	R: 0 E: 0 K: 2 S: 8	H: 1 LOB: 1 BB: 0 P: 8	R: 0 E: 0 K: 1 S: 5	H: 0 LOB: 0 BB: 0 P: 5	R: 0 E: 0 K: 0 S: 3	H: 1 LOB: 0 BB: 0 P: 3	R: 0 E: 1 K: 1 S: 5	H: 0 LOB: 0 BB: 0 P: 5	R: 0 E: 0 K: 0 S: 3	H: 0 LOB: 0 BB: 0 P: 3	R: 1 E: 0 K: 0 S: 3	H: 1 LOB: 1 BB: 2 P: 11	1B: 4 2B: 0 3B: 0 HR: 0	SF: 0 SAC: 0 DP: 3 HBP: 0	WP: 2 PB: 0 SB: 0 CS: 0	PA: 31
<b>PITCHER</b> Bob Veale, L (1, 1) ERA: 3.2	IP: 9.0 WLS: W BF: 31 H: 4 R: 1 ER: 0 SO: 5 BB: 2 IBB: 0 HBP: 0 BLK: 0 WP: 1 HR: 0 S: 39 P: 47 ERA: 0.00 WHIP: 0.667											<b>PITCHER</b>	IP: 9.0 WLS: W BF: 31 H: 4 R: 1 ER: 0 SO: 5 BB: 2 IBB: 0 HBP: 0 BLK: 0 WP: 1 HR: 0 S: 39 P: 47 ERA: 0.00 WHIP: 0.667									



Batter	1	2	3	4	5	6	7	8	9
<b>Matty Alou, L</b> OBP: 0.319, SLG: 0.347 (1, 8) X	0-0 CS 1B			0-0 6-3	0-0 3-1 1-2 3-H 1B			0-0 4-3	
<b>Richie Hebner, L</b> OBP: 0.394, SLG: 0.473 (1, 5) X	0-0 F6			0-0 F8	0-0 3-1 1-2 2-3			0-3 K	
<b>Roberto Clemente, R</b> OBP: 0.387, SLG: 0.534 (1, 9) X	0-0 4-3 1-2			0-0 1B	0-3 K			0-0 L9	
<b>Willie Stargell, L</b> OBP: 0.311, SLG: 0.472 (1, 7)		0-3 K		0-3 K		0-0 F8			
<b>Bob Robertson, R</b> OBP: 0.401, SLG: 0.607 (1, 3)		0-3 K			0-0 2B 3B 1B	4-0 G6-4-3 BB			
<b>Manny Sanguillen, R</b> OBP: 0.307, SLG: 0.419 (1, 2)		0-3 K			0-0 1-3 3B 2B	0-0 G6-4-3 1-2f			
<b>Bill Mazaroski, R</b> OBP: 0.283, SLG: 0.299 (1, 4)			0-0 5-3		0-0 F2		0-0 6-3		
<b>Freddie Patek, R</b> OBP: 0.323, SLG: 0.333 (1, 6)			0-0 F5		0-0 1B 2-H 3-H 3B		0-0 F4		
<b>Bob Veale, S</b> OBP: 0.194, SLG: 0.143 (1, 1)			0-3 K		0-0 3-1 1B 1B		0-0 6-3		

Inning Stats	R: 0	H: 1	E: 0	LOB: 0	K: 0	BB: 0	S: 3	P: 3
	R: 0	H: 0	E: 0	LOB: 0	K: 3	BB: 0	S: 9	P: 9
	R: 0	H: 0	E: 0	LOB: 0	K: 1	BB: 0	S: 5	P: 5
	R: 0	H: 1	E: 0	LOB: 1	K: 1	BB: 0	S: 6	P: 6
	R: 3	H: 5	E: 0	LOB: 2	K: 1	BB: 0	S: 10	P: 10
	R: 0	H: 0	E: 0	LOB: 0	K: 0	BB: 1	S: 2	P: 6
	R: 0	H: 0	E: 0	LOB: 0	K: 0	BB: 0	S: 3	P: 3
	R: 0	H: 0	E: 0	LOB: 0	K: 1	BB: 0	S: 5	P: 5

PITCHER	IP	WLS	BF	H	R	ER	SO	BB	IBB	HBP	BLK	WP	HR	S	P	ERA	WHIP
<b>Alan Foster, R</b> ERA: 4.25 (1, 1)	8.0	L	30	7	3	3	7	1	0	0	0	0	0	43	47	3.38	1.000

AB R H RBI BB SO LOB

4	0	2	1	0	0	0
4	0	0	0	0	1	3
4	0	1	0	0	1	3
3	0	0	0	0	2	1
2	1	1	0	1	1	0
3	1	1	0	0	1	1
3	0	0	0	0	0	2
3	1	1	2	0	0	0
3	0	1	0	0	1	0

WP	PA	ERA	WHIP
0	30		

**Los Angeles Dodgers @ Pittsburgh Pirates**  
**Forbes Field, Pittsburgh, PA**  
 Sun Jun 07 1970, 3:33 AM EDT  
 Att. 11,243 - Sunny

<b>AB</b>	<b>29</b>
<b>R</b>	<b>3</b>
<b>H</b>	<b>7</b>
<b>RBI</b>	<b>3</b>
<b>BB</b>	<b>1</b>
<b>SO</b>	<b>7</b>
<b>LOB</b>	<b>10</b>



1B	2B	3B	HR	SF	SAC	DP	HBP
5	1	1	0	0	1	0	0

Batter	1	2	3	4	5	6	7	8	9	AB R H RBI BB SO LOB	TOP
Lou Brock, L (1, 7) x OBP: 0.362, SLG: 0.424	0-0 2B G6-4-3 1B		0-0 4-3			0-0 S 1B 1B		0-0 4-3		4 2 2 0 0 0 0	<b>St. Louis Cardinals @ Los Angeles Dodgers</b> <b>Dodger Stadium, Los Angeles, CA</b> Tue Jun 09 1970, 7:05 PM PDT Att. 17,111 - Unknown
Jose Cardenal, R (1, 8) x OBP: 0.347, SLG: 0.406	0-0 G6-4-3 1-3 CS 2B			4-0 S 1B BB		0-0 1-H K2-3-2 1B		0-3 K		3 0 2 1 1 1 0	
Dick Allen, R (1, 3) B OBP: 0.398, SLG: 0.649	4-0 G6-4-3 BB			0-0 L7 1-2		0-3 K2-3-2 1-1		0-0 1B		3 0 1 0 1 1 2	
Joe Torre, R (1, 5) x OBP: 0.378, SLG: 0.455	0-0 G6-4-3 1-2f 2-3 3-H			0-0 2-H 1B		0-0 1B 2B		0-3 K		4 1 2 0 0 1 3	
Carl Taylor, R (1, 9) S OBP: 0.305, SLG: 0.282	0-0 CS 3-H	0-3 K		0-3 K		0-3 K		0-0 G3		4 0 0 0 0 3 2	
Ted Simmons, S (1, 2) OBP: 0.471, SLG: 0.600		0-0 L5		0-0 P6		0-0 6-3		0-0 L9-3 1B		4 0 1 0 0 0 1	
Julian Javier, R (1, 4) OBP: 0.277, SLG: 0.279		0-0 6-3		0-0 L7		4-0 E 1B IBB		0-0 L9-3 1-2		3 1 0 0 1 0 1	
Dal Maxvill, R (1, 6) OBP: 0.319, SLG: 0.194			0-0 6-3		0-0 F9		0-0 E2 1-H 2-H 1B			3 0 1 1 0 0 0	
Chuck Taylor, R (1, 1) OBP: 0.277, SLG: 0.279			0-0 5-3		0-0 F8		0-3 K			3 0 0 0 0 1 1	
<b>Inning Stats</b>	R: 1 H: 2 E: 0 LOB: 0 K: 0 BB: 1 S: 3 P: 7	R: 0 H: 0 E: 0 LOB: 0 K: 1 BB: 0 S: 5 P: 5	R: 0 H: 0 E: 0 LOB: 0 K: 0 BB: 0 S: 3 P: 3	R: 0 H: 1 E: 0 LOB: 1 K: 1 BB: 1 S: 5 P: 9	R: 0 H: 0 E: 0 LOB: 0 K: 0 BB: 0 S: 3 P: 3	R: 1 H: 2 E: 0 LOB: 1 K: 1 BB: 0 S: 6 P: 6	R: 2 H: 2 E: 1 LOB: 1 K: 2 BB: 1 S: 9 P: 13	R: 0 H: 1 E: 0 LOB: 1 K: 2 BB: 0 S: 8 P: 8	R: 0 H: 1 E: 0 LOB: 0 K: 0 BB: 0 S: 3 P: 3	1B: 7 SF: 0 2B: 4 SAC: 0 3B: 0 DP: 3 HR: 0 HBP: 0	WP: 0 PA: 35 PB: 0 SB: 3 CS: 1
<b>PITCHER</b>	IP WLS BF H R ER SO BB IBB HBP BLK WP HR S P ERA WHIP										
Claude Osteen, L (1, 1) ERA: 2.55	8.0 L 31 8 4 3 7 2 1 0 0 0 0 0 42 54 3.38 1.250										
Pete Mikkelsen, R (9, 1) ERA: 2.7	1.0 3 1 0 0 0 0 0 0 0 0 0 0 3 3 0.00 1.000										

AB	31
R	4
H	9
RBI	2
BB	3
SO	7
LOB	10



Batter	1	2	3	4	5	6	7	8	9	AB R H RBI BB SO LOB
Maury Wills, S (1, 6) OBP: 0.359, SLG: 0.319	0-0 4-3 SH5-3 1B		0-0 G1-6-3 1B			0-0 4-3			0-0 G3	4 0 2 0 0 0 0
Manny Mota, R (1, 7) OBP: 0.379, SLG: 0.422	0-0 SH5-3 1-2		0-0 G1-6-3 1-2f			0-0 F9			0-0 4-3	3 0 0 0 0 0 1
Willie Davis, L (1, 8) OBP: 0.319, SLG: 0.422	0-0 4-3 2-3		0-0 F7			0-0 4-3			0-0 4-3	4 0 0 0 0 0 1
Wes Parker, S (1, 3) OBP: 0.373, SLG: 0.451	0-0 4-3			0-0 L4			0-0 6-3			3 0 0 0 0 0 1
Billy Grabarkewitz, R (1, 5) OBP: 0.448, SLG: 0.515		0-0 1B		0-0 F3			0-0 5-3			3 0 1 0 0 0 0
Willie Crawford, L (1, 9) OBP: 0.346, SLG: 0.404		0-0 P6		0-3 K			0-0 F7			3 0 0 0 0 1 0
Ted Sizemore, R (1, 4) OBP: 0.337, SLG: 0.306		0-0 1B 1B			0-0 4-3			4-0 BB G4-6-3		2 0 1 0 1 0 0
Tom Haller, L (1, 2) OBP: 0.358, SLG: 0.439		0-0 1B			0-0 F8			0-0 G4-6-3 1-2f		3 0 1 0 0 0 1
Claude Osteen, L (1, 1) OBP: 0.279, SLG: 0.390		0-0 P6			0-0 L3			0-0 1-3		2 0 0 0 0 0 2
Von Joshua, L (8, PH) OBP: 0.283, SLG: 0.304										1 0 0 0 0 0 0
Pete Mikkelsen, R (9, 1)										0 0 0 0 0 0 0

Inning Stats	R: 0 E: 0 K: 0 S: 4	H: 1 LOB: 1 BB: 0 P: 4	R: 0 E: 0 K: 0 S: 5	H: 3 LOB: 2 BB: 0 P: 5	R: 0 E: 0 K: 0 S: 3	H: 1 LOB: 0 BB: 0 P: 3	R: 0 E: 0 K: 1 S: 5	H: 0 LOB: 0 BB: 0 P: 5	R: 0 E: 0 K: 0 S: 3	H: 0 LOB: 0 BB: 0 P: 3	R: 0 E: 0 K: 0 S: 3	H: 0 LOB: 0 BB: 0 P: 3	R: 0 E: 0 K: 0 S: 2	H: 0 LOB: 0 BB: 1 P: 6	R: 0 E: 0 K: 0 S: 3	H: 0 LOB: 0 BB: 0 P: 3	1B: 5 2B: 0 3B: 0 HR: 0	SF: 0 SAC: 1 DP: 2 HBP: 0	WP: 0 PB: 0 SB: 0 CS: 0	PA: 30
PITCHER Chuck Taylor, R (1, 1) ERA: 1.62	IP 9.0 WLS W BF 30 H 5 R 0 ER 0 SO 1 BB 1 IBB 0 HBP 0 BLK 0 WP 0 HR 0 S 31 P 35 ERA 0.00 WHIP 0.667																			


**BOTTOM**

**St. Louis Cardinals @ Los Angeles Dodgers**  
**Dodger Stadium, Los Angeles, CA**

Tue Jun 09 1970, 7:05 PM PDT  
 Att. 17,111 - Unknown

livebaseballscorecards.com

**AB 28**  
**R 0**  
**H 5**  
**RBI 0**  
**BB 1**  
**SO 1**  
**LOB 6**



Batter	1	2	3	4	5	6	7	8	9	AB R H RBI BB SO LOB	TOP											
Lou Brock, L (1, 7) OBP: 0.360, SLG: 0.420	0-0 S 1B	0-0 F7			0-3 K		0-0 4-3			4 0 1 0 0 1 3	<b>St. Louis Cardinals @ Los Angeles Dodgers</b> <b>Dodger Stadium, Los Angeles, CA</b> Wed Jun 10 1970, 7:05 PM PDT Att. 16,516 - Unknown											
Jose Cardenal, R (1, 8) OBP: 0.345, SLG: 0.403	0-3 K 1-2		0-0 6-3		0-0 F8			0-0 S 1B 1B		4 1 1 0 0 1 1												
Dick Allen, R (1, 3) OBP: 0.391, SLG: 0.636	0-0 F8		0-0 F8		0-3 K			0-3 K 1-2		4 0 0 0 0 2 2												
Joe Torre, R (1, 5) OBP: 0.372, SLG: 0.446	0-3 K		0-0 F9		0-0 6-3			0-0 5-3		4 0 0 0 0 1 2												
Joe Hague, L (1, 9) OBP: 0.428, SLG: 0.474		0-0 4-3		0-0 G3		0-0 4-3		0-0 2-H 1B		4 0 1 1 0 0 0												
Ted Simmons, S (1, 2) OBP: 0.447, SLG: 0.588		0-0 1B 2B		0-0 F7		0-0 4-3		0-0 4-3		4 1 1 0 0 0 0												
Julian Javier, R (1, 4) OBP: 0.282, SLG: 0.285		0-0 1B 2-H 1B		0-0 E5 S		0-0 FC5-4 1B		0-0 6-3		4 0 2 1 0 0 0												
Dal Maxvill, R (1, 6) OBP: 0.330, SLG: 0.202		0-0 1B 1B		4-0 BB BB BB		0-0 FC5-4 1B		0-0 6-3		1 0 1 0 1 0 0												
Vic Davalillo, L (7, PH) OBP: 0.348, SLG: 0.452		0-0 1B 1B		1-3 1B		0-0 FC5-4 1-2 BB		0-0 6-3		1 0 0 0 0 0 1												
Milt Ramirez, R (7, 6) OBP: 0.255, SLG: 0.255		0-0 1B 1B		1-2 BB		0-0 F7		0-0 6-3		0 0 0 0 0 0 0												
Carl Taylor, R (9, PH) OBP: 0.301, SLG: 0.278		0-0 1B 1B		0-3 K		0-0 K		0-0 6-3		1 0 0 0 0 0 0												
Mike Torrez, R (1, 1) OBP: 0.214, SLG: 0.222		0-3 K		0-3 K						2 0 0 0 0 2 4												
Leron Lee, L (7, PH) OBP: 0.326, SLG: 0.390										1 0 0 0 0 0 1												
Ted Abernathy, R (7, 1)										0 0 0 0 0 0 0												
Frank Linzy, R (7, 1)										0 0 0 0 0 0 0												
Nelson Briles, R (8, 1) OBP: 0.111, SLG: 0.333										0 0 0 0 0 0 0												
<b>Inning Stats</b>	R: 0 E: 0 K: 2 S: 8	H: 1 LOB: 1 BB: 0 P: 8	R: 1 E: 0 K: 1 S: 8	H: 3 LOB: 2 BB: 0 P: 8	R: 0 E: 0 K: 0 S: 3	H: 0 LOB: 0 BB: 0 P: 3	R: 0 E: 1 K: 1 S: 6	H: 0 LOB: 2 BB: 1 P: 10	R: 0 E: 0 K: 1 S: 7	H: 0 LOB: 0 BB: 0 P: 7	R: 0 E: 0 K: 0 S: 3	H: 0 LOB: 0 BB: 0 P: 3	R: 0 E: 0 K: 0 S: 4	H: 1 LOB: 1 BB: 0 P: 4	R: 1 E: 0 K: 1 S: 6	H: 2 LOB: 1 BB: 0 P: 6	R: 0 E: 0 K: 0 S: 3	H: 0 LOB: 0 BB: 0 P: 3	1B: 6 2B: 1 3B: 0 HR: 0	SF: 0 SAC: 0 DP: 0 HBP: 0	WP: 0 PB: 0 SB: 3 CS: 0	PA: 35
<b>PITCHER</b> Joe Moeller, R (1, 1) ERA: 1.35	IP: 9.0 WLS: W BF: 35 H: 7 R: 2 ER: 2 SO: 7 BB: 1 IBB: 0 HBP: 0 BLK: 0 WP: 0 HR: 0 S: 48 P: 52 ERA: 2.00 WHIP: 0.889											<b>PITCHER</b>	IP: WLS: BF: H: R: ER: SO: BB: IBB: HBP: BLK: WP: HR: S: P: ERA: WHIP:									

<b>AB</b>	34
<b>R</b>	2
<b>H</b>	7
<b>RBI</b>	2
<b>BB</b>	1
<b>SO</b>	7
<b>LOB</b>	14





Batter	1	2	3	4	5	6	7	8	9
Maury Wills, S OBP: 0.360, SLG: 0.318 (1, 6)	4-0 S HBP 6-3 BB	0-0 6-3		0-0 F8		0-0 4-3		0-0 4-3 S 1B	
Manny Mota, R OBP: 0.380, SLG: 0.412 (1, 7)	1-0 6-3 S 1-2 WP HBP		0-0 4-3	0-0 F8			4-0 SH3-4 HBP BB	0-0 4-3 1-3	
Willie Davis, L OBP: 0.316, SLG: 0.417 (1, 8)	0-3 K 1-2 2-3		0-0 L7		0-0 E3 6-3 S 1B		0-0 HBP SH3-4 1B	0-0 4-3	
Wes Parker, S OBP: 0.372, SLG: 0.447 (1, 3)	0-0 6-3 2-3 3-H		4-0 1B BB		0-0 6-3		0-0 SH3-4		
Billy Grabarkewitz, R OBP: 0.459, SLG: 0.521 (1, 5)	4-0 BB		0-0 1B		0-0 S 1B		4-0 HBP IBB		
Willie Crawford, L OBP: 0.344, SLG: 0.396 (1, 9)	0-3 K		0-3 K		0-3 K 1-2		1-0 HBP		
Ted Sizemore, R OBP: 0.335, SLG: 0.300 (1, 4)		0-0 6-3		4-0 BB BB		0-0 F9		0-3 K	
Tom Haller, L OBP: 0.363, SLG: 0.436 (1, 2)		0-0 SH3 1B		4-0 1-2 BB		0-0 F8		0-0 G3	
Joe Moeller, R OBP: 0.273, SLG: 0.200 (1, 1)		0-0 SH3		0-3 K		0-3 K		0-3 K	

Inning Stats	R: 2	H: 0	E: 0	K: 2	S: 7	LOB: 1	BB: 2	P: 16
	R: 0	H: 1	E: 0	K: 0	S: 4	LOB: 1	BB: 0	P: 4
	R: 0	H: 1	E: 0	K: 1	S: 6	LOB: 2	BB: 1	P: 10
	R: 0	H: 0	E: 0	K: 1	S: 5	LOB: 2	BB: 2	P: 13
	R: 1	H: 1	E: 1	K: 1	S: 7	LOB: 1	BB: 0	P: 7
	R: 0	H: 0	E: 0	K: 1	S: 5	LOB: 0	BB: 0	P: 5
	R: 1	H: 1	E: 0	K: 1	S: 6	LOB: 3	BB: 2	P: 15
	R: 0	H: 1	E: 0	K: 1	S: 6	LOB: 1	BB: 0	P: 6

PITCHER	IP	WLS	BF	H	R	ER	SO	BB	IBB	HBP	BLK	WP	HR	S	P	ERA	WHIP
Mike Torrez, R ERA: 3.14 (1, 1)	6.0	L	28	3	3	2	6	5	0	1	0	1	0	34	55	3.00	1.333
Ted Abernathy, R ERA: 3.07 (7, 1)	0.1		5	1	1	1	0	1	1	1	0	0	0	2	11	27.00	6.000
Frank Linzy, R ERA: 5.4 (7, 1)	0.2		2	0	0	0	1	0	0	0	0	0	0	4	4	0.00	0.000
Nelson Briles, R ERA: 7.23 (8, 1)	1.0		4	1	0	0	1	0	0	0	0	0	0	6	6	0.00	1.000

**BOTTOM**

**St. Louis Cardinals @ Los Angeles Dodgers**  
**Dodger Stadium, Los Angeles, CA**  
 Wed Jun 10 1970, 7:05 PM PDT  
 Att. 16,516 - Unknown

AB	R	H	RBI	BB	SO	LOB
4	1	1	0	1	0	3
3	2	0	0	1	0	3
5	1	1	0	0	1	3
2	0	0	1	1	0	2
2	0	2	1	2	0	0
3	0	0	1	0	3	4
3	0	0	0	1	1	4
3	0	1	0	1	0	3
3	0	0	0	0	3	2

AB	28
R	4
H	5
RBI	3
BB	7
SO	8
LOB	24

livebaseballscorecards.com



1B:	5	SF:	0	WP:	1	PA:	39
2B:	0	SAC:	2	PB:	0		
3B:	0	DP:	0	SB:	5		
HR:	0	HBP:	2	CS:	0		

Batter	1	2	3	4	5	6	7	8	9	10	11	12	AB	R	H	RBI	BB	SO	LOB	TOP		
Lou Brock, L OBP: 0.351, SLG: 0.409 (1, 7)	0-0 1-3		0-3 K					0-3 K			0-0 F7		5	0	0	0	0	3	2			
Jose Cardenal, R OBP: 0.342, SLG: 0.398 (1, 8)	0-3 K			0-3 K			0-0 F9		0-0 F8			0-0 FC5 1B	5	0	1	0	0	2	0			
Dick Allen, R OBP: 0.391, SLG: 0.631 (1, 3)	0-3 K			0-0 1B SF9 1B			0-0 CS 1B		0-0 F9			0-3 K	5	1	2	0	0	2	1			
Joe Torre, R OBP: 0.372, SLG: 0.442 (1, 5)		0-0 5-3		0-0 1B			0-0 CS 1-2		0-0 F8			4-0 IBB	4	0	1	0	1	0	0			
Joe Hague, L OBP: 0.415, SLG: 0.461 (1, 9)	0-0 3-1			0-0 SF9			0-0 6-3			0-0 4-3		0-3 K	4	0	0	1	0	1	2			
Ted Simmons, S OBP: 0.419, SLG: 0.538 (1, 2)	0-3 K			0-0 3-H F7			0-0 4-3			0-0 G5-4-3 1B		0-0 FC5	5	0	1	0	0	1	3			
Julian Javier, R OBP: 0.276, SLG: 0.278 (1, 4)			0-3 K		0-0 L6			0-0 F2		0-0 G5-4-3			4	0	0	0	0	1	1			
Dai Maxvill, R OBP: 0.322, SLG: 0.196 (1, 6)			0-0 F9		0-0 6-3			0-0 F9		0-3 K			3	0	0	0	0	0	0			
Carl Taylor, R OBP: 0.298, SLG: 0.274 (11, PH)													1	0	0	0	0	1	0			
Frank Linzy, R (11, 1)													0	0	0	0	0	0	0			
Steve Carlton, L OBP: 0.267, SLG: 0.241 (1, 1)			0-0 1B		0-3 K			0-0 S 1B			0-3 K		3	0	2	0	0	1	0			
Mike Shannon, R OBP: 0.143, SLG: 0.150 (11, PH)													1	0	0	0	0	1	0			
Milt Ramirez, R OBP: 0.255, SLG: 0.255 (11, 6)													0	0	0	0	0	0	0			
<b>Inning Stats</b>	R: 0 E: 0 K: 2 S: 7	H: 0 LOB: 0 BB: 0 P: 7	R: 0 E: 0 K: 1 S: 5	H: 0 LOB: 0 BB: 0 P: 5	R: 0 E: 0 K: 2 S: 8	H: 1 LOB: 1 BB: 0 P: 8	R: 1 E: 0 K: 1 S: 7	H: 2 LOB: 1 BB: 0 P: 7	R: 0 E: 0 K: 1 S: 5	H: 0 LOB: 0 BB: 0 P: 5	R: 0 E: 0 K: 0 S: 3	H: 0 LOB: 0 BB: 0 P: 3	R: 0 E: 0 K: 0 S: 3	H: 0 LOB: 0 BB: 0 P: 3	R: 0 E: 0 K: 2 S: 7	H: 0 LOB: 0 BB: 0 P: 7	R: 0 E: 0 K: 2 S: 8	H: 1 LOB: 2 BB: 1 P: 12	1B: 7 2B: 0 3B: 0 HR: 0	SF: 1 SAC: 0 DP: 1 HBP: 0	WP: 0 PB: 0 SB: 2 CS: 1	PA: 43
<b>PITCHER</b>	IP 10.0	WLS 34	BF 6	H 1	R 1	ER 1	SO 9	BB 0	IBB 0	HBP 0	BLK 0	WP 0	HR 0	S 52	P 52	ERA 0.90	WHIP 0.600					
Don Sutton, R ERA: 3.44 (1, 1)																						
Jim Brewer, L ERA: 2.51 (11, 1)	2.0	W	8	1	0	0	4	0	1	0	0	0	0	0	15	19	0.00	0.500				

St. Louis Cardinals @ Los Angeles Dodgers  
Dodger Stadium, Los Angeles, CA  
Thu Jun 11 1970, 7:05 PM PDT  
Att. 17,487 - Unknown

AB	40
R	1
H	7
RBI	1
BB	1
SO	13
LOB	9



Batter	1	2	3	4	5	6	7	8	9	10	11	12	AB	R	H	RBI	BB	SO	LOB									
Maury Wills, S OBP: 0.359, SLG: 0.316 (1, 6)	0-0 6-3 		0-0 F3 		0-0 F7 			0-0 6-3 		4-0 BB S 4-3 		0-0 WP 2B 1B 	5	1	1	0	1	0	1									
Manny Mota, R OBP: 0.391, SLG: 0.437 (1, 7)	0-0 F8 			0-0 HR 		0-0 6-3 		0-0 1B 		4-0 4-3 1B 1-2 		4-0 2B 1B 1-2 	4	1	2	1	2	0	0									
Willie Davis, L OBP: 0.313, SLG: 0.415 (1, 8)	0-0 F7 			0-0 G3 		0-3 K 		0-0 F9 		0-0 4-3 		0-0 1-3 2-H 2B 	6	0	1	1	0	1	3									
Wes Parker, S OBP: 0.369, SLG: 0.439 (1, 3)		0-0 5-3 		0-0 6-3 		0-3 K 		0-0 F9 		4-0 IBB 			4	0	0	0	1	1	1									
Andy Kosco, R OBP: 0.239, SLG: 0.407 Von Joshua, L OBP: 0.283, SLG: 0.304 (9, PR) (10, 9)	0-0 4-3 1B 			0-0 E5 FC4 		0-3 K 				0-0 1B 		0-0 F2 		4	0	2	0	0	1	0								
Bill Sudakis, S OBP: 0.326, SLG: 0.370 Jim Brewer, L (11, 1)	0-0 4-3 1B 			0-0 FC4 1-2f 		0-0 1B 1B 				0-3 K 				0	0	0	0	0	0	0								
Billy Grabarkewitz, R OBP: 0.487, SLG: 0.518 (1, 5)	0-0 4-3 1-2 			0-0 FC4 1-2f 		0-0 1B 1B 				0-3 K 				5	0	2	0	0	1	3								
Ted Sizemore, R OBP: 0.331, SLG: 0.296 Jim Lefebvre, S OBP: 0.293, SLG: 0.261 (6, 4)	0-0 5-3 			0-0 6-3 		0-0 1B 1B 				0-0 F8 		0-0 FC6-4 1B 1-2f 	2	0	0	0	0	0	1									
Jeff Torborg, R OBP: 0.297, SLG: 0.317 (1, 2)			0-0 F7 		0-0 CS 1B 		0-0 L8 			0-3 K 		0-0 F3 	5	0	1	0	0	1	4									
Don Sutton, R OBP: 0.325, SLG: 0.257 Willie Crawford, L OBP: 0.340, SLG: 0.392 (10, PH) (11, 9)			0-3 K 		4-0 BB 1-2 		0-3 K 			0-3 K 		0-0 F7 	2	0	0	0	1	2	2									
Inning Stats	R: 0 E: 0 K: 3	H: 0 LOB: 0 BB: 0 P: 3	R: 0 E: 0 K: 4	H: 1 LOB: 1 BB: 0 P: 4	R: 0 E: 0 K: 5	H: 0 LOB: 0 BB: 0 P: 5	R: 1 E: 1 K: 5	H: 1 LOB: 1 BB: 0 P: 5	R: 0 E: 0 K: 3	H: 1 LOB: 1 BB: 1 P: 7	R: 0 E: 0 K: 7	H: 0 LOB: 0 BB: 0 P: 7	R: 0 E: 0 K: 2	H: 2 LOB: 2 BB: 0 P: 9	R: 0 E: 0 K: 4	H: 1 LOB: 1 BB: 0 P: 4	R: 0 E: 0 K: 8	H: 1 LOB: 1 BB: 0 P: 8	R: 0 E: 0 K: 5	H: 0 LOB: 3 BB: 3 P: 17	R: 0 E: 0 K: 4	H: 1 LOB: 1 BB: 0 P: 4	R: 1 E: 0 K: 2	H: 2 LOB: 2 BB: 1 P: 6	1B: 8 2B: 1 3B: 0 HR: 1	SF: 0 DP: 0 HBP: 0	WP: 1 PB: 0 SB: 1 CS: 1	PA: 48

BOTTOM

St. Louis Cardinals @ Los Angeles Dodgers  
 Dodger Stadium, Los Angeles, CA  
 Thu Jun 11 1970, 7:05 PM PDT  
 Att: 17,487 - Unknown

livebaseballscorecards.com

AB	43
R	2
H	10
RBI	2
BB	5
SO	8
LOB	21



Batter	1	2	3	4	5	6	7	8	9	AB	R	H	RBI	BB	SO	LOB	TOP										
<b>Paul Popovich, S</b> OBP: 0.294, SLG: 0.370 (1, 6) (2, 4)	0-0 P9		0-0 L4			0-0 P8		0-0 P6-3		4	0	0	0	0	0	0											
<b>Johnny Callison, L</b> OBP: 0.368, SLG: 0.462 (1, 9)	0-0 4-3			0-0 G5-4-3 1B		0-0 4-3		0-3 K		4	0	1	0	0	1	0											
<b>Billy Williams, L</b> OBP: 0.371, SLG: 0.585 (1, 7)	0-0 F7			0-0 F9			4-0 SH1-4 2B BB	0-3 K		3	1	0	0	1	1	1											
<b>Jim Hickman, R</b> OBP: 0.455, SLG: 0.722 (1, 3)		0-0 HR		0-0 G5-4-3 1-2f			0-0 SH1-4 1-2		0-0 SH1-4 7-2 2B	3	1	2	1	0	0	1											
<b>Ron Santo, R</b> OBP: 0.320, SLG: 0.381 (1, 5)		0-0 5-3			0-0 F6		0-0 F7		4-0 SH1-4 IBB	3	0	0	0	1	0	1											
<b>Jack Hiatt, R</b> OBP: 0.423, SLG: 0.351 (1, 2)		0-3 K			4-0 BB		4-0 2B BB		0-0 SH1-4 1-2 2-3	1	0	0	0	2	1	0											
<b>Phil Gagliano, R</b> OBP: 0.220, SLG: 0.179 <b>Don Kessinger, S</b> OBP: 0.376, SLG: 0.462 (1, 4) (2, 6)		0-0 6-3			0-0 F8		0-0 2B		4-0 IBB	1	0	0	0	0	0	0											
<b>Cleo James, R</b> OBP: 0.276, SLG: 0.333 <b>Jimmie Hall, L</b> OBP: 0.179, SLG: 0.154 (1, 8) (4, 8)			0-0 L6		0-3 K		4-0 IBB		0-0 7-2 3-Hf	1	0	0	0	0	0	0											
<b>Ken Holtzman, R</b> OBP: 0.317, SLG: 0.359 (1, 1)			0-0 5-3			0-0 5-3		0-0 P4		3	0	0	0	0	0	3											
<b>Inning Stats</b>	R: 0 E: 0 K: 0 S: 3	H: 0 LOB: 0 BB: 0 P: 3	R: 1 E: 0 K: 1 S: 6	H: 1 LOB: 0 BB: 0 P: 6	R: 0 E: 0 K: 0 S: 3	H: 0 LOB: 0 BB: 0 P: 3	R: 0 E: 0 K: 1 S: 5	H: 0 LOB: 1 BB: 1 P: 9	R: 0 E: 0 K: 0 S: 3	H: 0 LOB: 0 BB: 0 P: 3	R: 1 E: 0 K: 0 S: 4	H: 1 LOB: 3 BB: 3 P: 16	R: 0 E: 0 K: 2 S: 7	H: 0 LOB: 0 BB: 0 P: 7	R: 0 E: 0 K: 0 S: 3	H: 1 LOB: 2 BB: 2 P: 11	1B: 1 2B: 3 3B: 0 HR: 1	SF: 0 SAC: 2 DP: 2 HBP: 0	WP: 0 PB: 0 SB: 0 CS: 0	PA: 35							
<b>PITCHER</b>	IP	WLS	BF	H	R	ER	SO	BB	IBB	HBP	BLK	WP	HR	S	P	ERA	WHIP										
<b>Alan Foster, R</b> ERA: 4.13 (1, 1)	6.2	L	25	3	2	2	2	3	0	0	0	0	1	26	38	2.70	0.900										
<b>Jim Brewer, L</b> ERA: 2.48 (7, 1)	0.1		2	0	0	0	0	0	1	0	0	0	0	1	5	0.00	0.000										
<b>Fred Norman, L</b> ERA: 3.51 (8, 1)	1.0		4	1	0	0	2	0	0	0	0	0	0	8	8	0.00	1.000										
<b>Jose Pena, R</b> ERA: 1.42 (9, 1)	1.0		4	0	0	0	0	0	2	0	0	0	0	2	10	0.00	0.000										

**Chicago Cubs @ Los Angeles Dodgers**  
Dodger Stadium, Los Angeles, CA

Fri Jun 12 1970, 7:05 PM PDT  
Att. 22,108 - Unknown - 60 F

livebaseballscorecards.com

**AB** 27  
**R** 2  
**H** 4  
**RBI** 2  
**BB** 6  
**SO** 4  
**LOB** 11



Batter	1	2	3	4	5	6	7	8	9	AB R H RBI BB SO LOB
Maury Wills, S OBP: 0.352, SLG: 0.309 (1, 6)	0-0 5-3		0-0 P2		0-0 L8		0-0 P4-3		0-0 F7	5 0 0 0 0 0 1
Manny Mota, R OBP: 0.394, SLG: 0.435 (1, 7)	4-0 1B FC4-6 BB		0-0 F9		0-0 1-3			0-0 BB BB 1B		3 1 1 0 1 0 0
Willie Davis, L OBP: 0.312, SLG: 0.412 (1, 8)	0-0 FC4-6 1-3 1B		0-0 F9			0-0 P4-3		0-0 F7		4 0 1 0 0 0 1
Wes Parker, S OBP: 0.371, SLG: 0.435 (1, 3)	4-0 FC4-6 IBB			0-0 1-3		0-0 P4-3		4-0 BB BB 1-2		2 0 0 0 2 0 0
Andy Kosco, R OBP: 0.240, SLG: 0.400 (1, 9)	0-0 FC4-6 1-2r 2-3 3-H		0-0 F8		0-0 1B		0-0 1B	0-0 F9		4 0 1 1 0 0 4
Billy Grabarkewitz, R OBP: 0.458, SLG: 0.520 (1, 5)	0-0 4-3		0-0 2B		0-0 5-3		0-0 BB BB BB	4-0 1-2 2-3 BB		3 0 1 0 1 0 3
Jim Lefebvre, S OBP: 0.304, SLG: 0.264 (1, 4)		0-0 5-3		4-0 BB		0-0 FC5-4 1B		0-0 F8		3 0 1 0 1 0 3
Jeff Torborg, R OBP: 0.279, SLG: 0.297 (1, 2)		0-0 P4-3		0-0 5-3		0-0 FC5-4 WP 1-2r		0-0 1-3		4 0 0 0 0 0 3
Alan Foster, R OBP: 0.129, SLG: 0.100 (7, 1) Jim Brewer, L (7, 1) Bill Sudakis, S OBP: 0.322, SLG: 0.365 (7, PH) Fred Norman, S (8, 1) Jose Pena, R (9, 1) Tom Haller, L (9, PH)		0-0 5-3		0-0 1-3		0-3 K 1-2		0-0 6-3		2 0 0 0 0 0 0 0 0 0 0 0 0 0 1 0 0 0 0 1 1 0 0 0 0 0 0 0 0 0 0 0 0 0 0 1 0 0 0 0 0 0

Inning Stats	R: 1 E: 0 K: 0 S: 4	H: 1 LOB: 2 BB: 2 P: 12	R: 0 E: 0 K: 0 S: 3	H: 0 LOB: 0 BB: 0 P: 3	R: 0 E: 0 K: 0 S: 3	H: 0 LOB: 0 BB: 0 P: 3	R: 0 E: 0 K: 0 S: 4	H: 1 LOB: 2 BB: 1 P: 8	R: 0 E: 0 K: 0 S: 3	H: 0 LOB: 0 BB: 0 P: 3	R: 0 E: 0 K: 0 S: 4	H: 1 LOB: 1 BB: 0 P: 4	R: 0 E: 0 K: 1 S: 6	H: 1 LOB: 1 BB: 0 P: 6	R: 0 E: 0 K: 0 S: 4	H: 1 LOB: 3 BB: 2 P: 12	R: 0 E: 0 K: 0 S: 3	H: 0 LOB: 0 BB: 0 P: 3	1B: 4 2B: 1 3B: 0 HR: 0	SF: 0 SAC: 0 DP: 0 HBP: 0	WP: 1 PB: 0 SB: 0 CS: 0	PA: 37
--------------	------------------------------	----------------------------------	------------------------------	---------------------------------	------------------------------	---------------------------------	------------------------------	---------------------------------	------------------------------	---------------------------------	------------------------------	---------------------------------	------------------------------	---------------------------------	------------------------------	----------------------------------	------------------------------	---------------------------------	----------------------------------	------------------------------------	----------------------------------	--------


PITCHER	IP	WLS	BF	H	R	ER	SO	BB	IBB	HBP	BLK	WP	HR	S	P	ERA	WHIP
Ken Holtzman, L ERA: 3.62 (1, 1)	9.0	W	37	5	1	1	1	4	1	0	0	1	0	34	54	1.00	1.000

**BOTTOM**

**Chicago Cubs @ Los Angeles Dodgers**  
 Dodger Stadium, Los Angeles, CA

Fri Jun 12 1970, 7:05 PM PDT  
 Att: 22,108 - Unknown - 60 F

AB	32
R	1
H	5
RBI	1
BB	5
SO	1
LOB	16



Batter	1	2	3	4	5	6	7	8	9	AB R H RBI BB SO LOB	TOP							
Don Kessinger, S OBP: 0.368, SLG: 0.451 (1, 6) X	0-0 L9 ①		0-0 1-3 ③ X	0-0 4-3 ③			0-0 P6 ③ X		0-0 1-3 ③ X	5 0 0 0 0 0 2								
Paul Popovich, S OBP: 0.309, SLG: 0.380 (1, 4) S S S	0-3 K ②			0-0 E 1B ① X	0-0 P3-1 ① X			0-0 FC6-4 1B ① X		4 1 2 0 0 1 0								
Billy Williams, L OBP: 0.369, SLG: 0.579 (1, 7) X	0-0 1-4-3 ③			0-0 E8 1B ① X	0-0 F9 ②			0-3 K ① S S S		4 1 1 0 0 1 1								
Jim Hickman, R OBP: 0.451, SLG: 0.710 (1, 8)		0-3 K ① S S S		0-0 14 1B ① X	0-3 K ③ S S S			0-0 FC6-4 ② X		4 1 1 1 0 2 1								
Ron Santo, R OBP: 0.319, SLG: 0.378 (1, 5) X	0-0 4-3 ②			0-0 14 1B ① X		0-0 F3 ① X		0-0 F8 ③ X		4 1 1 1 0 0 1								
14 Ernie Banks, R OBP: 0.310, SLG: 0.453 (1, 3) X	0-0 HR			0-0 4-3 ① X		0-0 L3 ② X			0-0 P5 ① X	4 2 2 2 0 0 0								
Johnny Callison, L OBP: 0.366, SLG: 0.458 (1, 9) X	0-0 6-3 ③			0-0 4-3 ① X		0-3 K ③ S S S			0-0 BB 1B ① X	4 0 1 1 0 1 1								
Jack Hiatt, R OBP: 0.425, SLG: 0.377 (1, 2) X			0-0 F9 ① X	0-0 HR ① X			0-0 6-3 ① X		4-0 BB 1B ① X	3 1 1 2 1 0 0								
Fergie Jenkins, R OBP: 0.051, SLG: 0.054 (1, 1) X			0-0 2-3 ② S S S	0-3 K ②			0-3 K ② S S S		0-0 F9 ② X	4 0 0 0 0 2 2								
<b>Inning Stats</b>	R: 0 H: 0 E: 0 K: 1 S: 5	H: 0 LOB: 0 BB: 0 P: 5	R: 1 H: 1 E: 0 K: 1 S: 6	H: 1 LOB: 0 BB: 0 P: 6	R: 0 H: 0 E: 0 K: 0 S: 3	H: 0 LOB: 0 BB: 0 P: 3	R: 6 H: 6 E: 1 K: 1 S: 11	H: 6 LOB: 0 BB: 0 P: 11	R: 0 H: 0 E: 0 K: 1 S: 5	H: 0 LOB: 0 BB: 0 P: 5	R: 0 H: 0 E: 0 K: 1 S: 5	H: 0 LOB: 0 BB: 0 P: 5	R: 0 H: 1 E: 0 K: 1 S: 6	H: 1 LOB: 1 BB: 0 P: 6	R: 0 H: 1 E: 0 K: 0 S: 4	H: 1 LOB: 2 BB: 1 P: 8	1B: 7 SF: 0 2B: 0 SAC: 0 3B: 0 DP: 0 HR: 2 HBP: 0	WP: 0 PA: 37 PB: 0 SB: 0 CS: 0
<b>PITCHER</b>	IP WLS BF H R ER SO BB IBB HBP BLK WP HR S P ERA WHIP																	
Claude Osteen, L ERA: 3.02 (1, 1)	3.1 L 17 7 7 7 2 0 0 0 0 0 2 21 21 18.90 2.100																	
Ray Lamb, R ERA: 3.47 (4, 1)	2.2 8 0 0 0 3 0 0 0 0 0 0 14 14 0.00 0.000																	
Sandy Vance, R ERA: 3.0 (7, 1)	2.0 7 1 0 0 2 0 0 0 0 0 0 11 11 0.00 0.500																	
Pete Mikkelsen, R ERA: 2.08 (9, 1)	1.0 5 1 0 0 0 1 0 0 0 0 0 4 8 0.00 2.000																	

Chicago Cubs @ Los Angeles Dodgers  
 Dodger Stadium, Los Angeles, CA  
 Sat Jun 13 1970, 7:05 PM PDT  
 Att. 28,815 - Unknown

livebaseballscorecards.com

AB	36
R	7
H	9
RBI	7
BB	1
SO	7
LOB	8



Batter	1	2	3	4	5	6	7	8	9	AB R H RBI BB SO LOB
Maury Wills, S (1, 6) OBP: 0.351, SLG: 0.308	0-0 E6 SH5-4 3-1 1B		0-0 F8			0-0 FC1-6 1-2f		0-3 K		4 1 1 0 0 1 1
Manny Mota, R (1, 7) OBP: 0.395, SLG: 0.432 Andy Kosco, R (5, 9) OBP: 0.245, SLG: 0.402	1-0 3-1 SH5-4 HBP		0-3 K			0-0 P6		0-0 L4-6 BB 1B		1 0 0 0 0 1 0 2 0 1 0 0 0 1
Willie Davis, L (1, 8) OBP: 0.308, SLG: 0.407	0-0 SH5-4 1-2 2-3			0-0 F5		0-0 F7		0-0 F7		3 0 0 0 0 0 2
Wes Parker, S (1, 3) OBP: 0.373, SLG: 0.434	0-0 3-1 2-3 3-H			0-0 F8			0-0 1B	4-0 1-2 BB		3 0 1 1 1 0 1
Willie Crawford, L (1, 9) OBP: 0.333, SLG: 0.382 (5, 7)	0-0 G3			0-3 K			0-3 K	0-0 L4-6 2-3		4 0 0 0 0 2 4
Billy Grabarkewitz, R (1, 5) OBP: 0.452, SLG: 0.511		0-3 K			0-3 K		0-0 F8			3 0 0 0 0 2 1
Tom Haller, L (1, 2) OBP: 0.352, SLG: 0.421		0-0 1-3			0-0 F5		0-0 F7			3 0 0 0 0 0 1
Jim Lefebvre, S (1, 4) OBP: 0.293, SLG: 0.253		0-0 3-1			0-3 K			0-0 3-1		3 0 0 0 0 1 0
Claude Osteen, L (1, 1) OBP: 0.273, SLG: 0.381 Ray Lario, R (4, 1) Von Joshua, L (6, PH) OBP: 0.285, SLG: 0.316 Sandy Vance, R (7, 1) OBP: 0.158, SLG: 0.111 Len Gabrielson, L (8, PH) OBP: 0.133, SLG: 0.071 Pete Mikkelsen, R (9, 1)			0-3 K			0-0 FC1-6 1B		0-0 P4-3		1 0 0 0 0 0 1 0 0 0 0 0 0 0 0 0 1 0 1 0 0 0 0 0 0 0 0 0 0 0 0 0 1 0 0 0 0 0 0 0 0 0 0 0 0 0 0 0

Inning Stats	R: 1	H: 1	LOB: 1	K: 0	S: 4	P: 5	R: 0	H: 0	LOB: 0	K: 1	S: 5	P: 5	R: 0	H: 0	LOB: 0	K: 2	S: 7	P: 7	R: 0	H: 0	LOB: 0	K: 1	S: 5	P: 5	R: 0	H: 1	LOB: 1	K: 0	S: 4	P: 4	R: 0	H: 0	LOB: 0	K: 1	S: 5	P: 5	R: 0	H: 1	LOB: 1	K: 0	S: 3	P: 7	1B: 4	SF: 0	2B: 1	SAC: 1	3B: 0	DP: 1	HR: 0	HBP: 1	WP: 0	PA: 32	PB: 0	SB: 0	CS: 0
--------------	------	------	--------	------	------	------	------	------	--------	------	------	------	------	------	--------	------	------	------	------	------	--------	------	------	------	------	------	--------	------	------	------	------	------	--------	------	------	------	------	------	--------	------	------	------	-------	-------	-------	--------	-------	-------	-------	--------	-------	--------	-------	-------	-------

PITCHER	IP	WLS	BF	H	R	ER	SO	BB	IBB	HBP	BLK	WP	HR	S	P	ERA	WHIP	PITCHER	IP	WLS	BF	H	R	ER	SO	BB	IBB	HBP	BLK	WP	HR	S	P	ERA	WHIP														
Fergie Jenkins, R (1, 1) ERA: 4.69	9.0	W	32	4	1	1	8	1	0	1	0	0	0	46	51	1.00	0.556																																

**Chicago Cubs @ Los Angeles Dodgers**  
**Dodger Stadium, Los Angeles, CA**  
 Sat Jun 13 1970, 7:05 PM PDT  
 Att. 28,815 - Unknown

livebaseballscorecards.com

**AB 29**  
**R 1**  
**H 4**  
**RBI 1**  
**BB 1**  
**SO 8**  
**LOB 11**



Batter	1	2	3	4	5	6	7	8	9	AB R H RBI BB SO LOB	TOP																									
Don Kessinger, S (1, 6) OBP: 0.364, SLG: 0.442	0-0 6-3	0-0 1-3		0-0 F7		0-0 F5			4-0 1B 4-3 BB	4 0 0 0 1 0 2																										
Paul Popovich, S (1, 4) OBP: 0.350, SLG: 0.407	1-0 HR HBP	0-0 1B		0-0 1B		0-0 1B		0-0 1B	0-0 F3	4 1 3 1 0 0 1																										
Billy Williams, L (1, 7) OBP: 0.365, SLG: 0.568	0-0 L6	0-0 F8		0-0 F9				4-0 1-2 BB	0-0 4-3	4 0 0 0 1 0 5																										
Jim Hickman, R (1, 8) Cleo James, R (9, PR) OBP: 0.449, SLG: 0.719 OBP: 0.276, SLG: 0.333	0-0 1-H HR		0-0 1-3		0-0 P3		0-0 F2	0-0 1-2 BB	0-0 2-3 S 1B	5 1 2 2 0 0 2 0 0 0 0 0 0 0																										
Johnny Callison, L (1, 9) OBP: 0.367, SLG: 0.453	4-0 BB		0-0 4-3		0-0 1B		0-0 P4	0-0 1-2 BB	0-3 K	4 0 1 0 1 1 4																										
Ron Santo, R (1, 5) OBP: 0.318, SLG: 0.373	0-3 K		4-0 BB		0-0 F3		0-0 F3			3 0 0 0 1 1 4																										
14 Ernie Banks, R (1, 3) OBP: 0.308, SLG: 0.471		0-0 HR		0-0 P6		0-0 F7		0-3 K		4 1 1 1 0 1 2																										
Jack Hiatt, R (1, 2) OBP: 0.420, SLG: 0.368		4-0 1-3 SH3-4 1B BB		0-0 L9		0-3 K		0-0 5-3		3 1 0 0 1 1 0																										
Joe Decker, R (1, 1) Phil Regan, R (7, 1) OBP: 0.261, SLG: 0.409		0-0 SH3-4		4-0 1B BB		0-0 1-3		0-3 K		1 0 0 0 1 0 0 1 0 0 0 0 1 0																										
<b>Inning Stats</b>	R: 2 E: 0 K: 1 S: 6	H: 1 LOB: 1 BB: 1 P: 11	R: 2 E: 0 K: 0 S: 5	H: 2 LOB: 1 BB: 1 P: 9	R: 0 E: 0 K: 0 S: 3	H: 0 LOB: 1 BB: 1 P: 7	R: 0 E: 0 K: 0 S: 4	H: 1 LOB: 2 BB: 1 P: 8	R: 0 E: 0 K: 0 S: 4	H: 1 LOB: 1 BB: 0 P: 4	R: 0 E: 0 K: 1 S: 5	H: 0 LOB: 0 BB: 0 P: 5	R: 0 E: 0 K: 0 S: 4	H: 1 LOB: 2 BB: 1 P: 8	R: 0 E: 0 K: 2 S: 7	H: 0 LOB: 0 BB: 0 P: 7	R: 0 E: 0 K: 1 S: 6	H: 1 LOB: 3 BB: 1 P: 10	1B: 5 2B: 0 3B: 0 HR: 2	SF: 0 SAC: 1 DP: 0 HBP: 1	WP: 0 PB: 0 SB: 1 CS: 0	PA: 41														
<b>PITCHER</b>	IP WLS BF H R ER SO BB IBB HBP BLK WP HR S P ERA WHIP																																			
Bill Singer, R (1, 1) ERA: 4.71	2.0		12	3	4	4	1	2	0	1	0	0	2	11	20	18.00	2.500																			
Jose Pena, R (3, 1) ERA: 1.19	5.0		21	3	0	0	1	3	0	0	0	0	0	20	32	0.00	1.200																			
Jim Brewer, L (8, 1) ERA: 2.32	2.0	W	8	1	0	0	3	1	0	0	0	0	0	13	17	0.00	1.000																			

Chicago Cubs @ Los Angeles Dodgers  
Dodger Stadium, Los Angeles, CA  
Sun Jun 14 1970, 3:33 AM PDT  
Att. 28,756 - Sunny - 68 F

livebaseballscorecards.com

AB	33
R	4
H	7
RBI	4
BB	6
SO	5
LOB	20







Batter	1	2	3	4	5	6	7	8	9	AB R H RBI BB SO LOB	TOP									
Matty Alou, L (1, 8) OBP: 0.314, SLG: 0.333	0-0 3-1 E 2B	0-0 F7		4-0 2B BB			0-0 B3-4		0-0 1B	4 1 2 0 1 0 2	<b>Pittsburgh Pirates @ Los Angeles Dodgers</b> Dodger Stadium, Los Angeles, CA Mon Jun 15 1970, 7:05 PM PDT Att. 14,490 - Unknown <a href="http://livebaseballscorecards.com">livebaseballscorecards.com</a>									
Richie Hebner, L (1, 5) OBP: 0.383, SLG: 0.461	0-0 3-1	0-0 FC3-6 1B		0-0 1-H 2B			0-0 F7		0-0 3-1	5 0 2 1 0 0 2										
Al Oliver, L (1, 9) OBP: 0.296, SLG: 0.437	0-0 E1 G6-4-3	0-0 FC3-6 1-2f			0-0 4-3		0-0 3-1			4 0 0 1 0 0 2										
Willie Stargell, L (1, 7) OBP: 0.322, SLG: 0.535	0-0 G6-4-3 1-2f		0-0 3-1		0-0 2-3			0-0 HR		4 1 1 1 0 0 1										
Bob Robertson, R (1, 3) OBP: 0.389, SLG: 0.586		0-0 1B SF8 1B	0-0 F7		4-0 BB		0-0 F8			3 1 1 0 1 0 0										
Bill Mazaroski, R (1, 4) OBP: 0.275, SLG: 0.290		0-0 SF8 1B 1B	0-0 1B		0-0 F3		0-0 F7			4 1 2 0 0 0 1										
Jerry May, R (1, 2) OBP: 0.333, SLG: 0.277		4-0 1B 1B BB	0-0 5-3			0-0 6-3		0-0 L5		3 1 0 0 1 0 1										
Freddie Patek, R (1, 6) OBP: 0.306, SLG: 0.309		0-0 SF8		0-0 F6		0-3 K		0-3 K		3 0 0 1 0 2 0										
Jim Nelson, R (1, 1) OBP: 0.500, SLG: 0.500		0-0 1B 1B		0-0 G3		0-0 6-3		0-0 L5		3 0 1 1 0 0 0										
Dave Giusti, R (8, 1) OBP: 0.500, SLG: 0.200		1-2 3-H								1 0 0 0 0 0 0										
<b>Inning Stats</b>	R: 1 E: 1 K: 0 S: 4	H: 1 LOB: 0 BB: 0 P: 4	R: 3 E: 0 K: 0 S: 7	H: 4 LOB: 2 BB: 1 P: 11	R: 0 E: 0 K: 0 S: 4	H: 1 LOB: 1 BB: 0 P: 4	R: 0 E: 0 K: 0 S: 3	H: 0 LOB: 1 BB: 1 P: 7	R: 0 E: 0 K: 1 S: 5	H: 0 LOB: 0 BB: 0 P: 5	R: 0 E: 0 K: 0 S: 3	H: 0 LOB: 0 BB: 0 P: 3	R: 1 E: 0 K: 0 S: 4	H: 1 LOB: 0 BB: 0 P: 4	R: 0 E: 0 K: 1 S: 6	H: 1 LOB: 1 BB: 0 P: 6	1B: 6 2B: 2 3B: 0 HR: 1	SF: 1 SAC: 0 DP: 1 HBP: 0	WP: 0 PB: 0 SB: 0 CS: 0	PA: 38
<b>PITCHER</b>	IP WLS BF H R ER SO BB IBB HBP BLK WP HR S P ERA WHIP																			
Joe Moeller, R (1, 1) ERA: 2.23	3.0 L 16 6 4 4 0 1 0 0 0 0 0 0 15 19 12.00 2.333																			
Fred Norman, L (4, 1) ERA: 3.03	4.0 14 1 0 0 1 2 0 0 0 0 0 0 14 22 0.00 0.750																			
Pete Mikkelsen, R (8, 1) ERA: 2.84	2.0 8 2 1 1 1 0 0 0 0 0 0 1 10 10 4.50 1.000																			

AB	34
R	5
H	9
RBI	5
BB	3
SO	2
LOB	9



BOTTOM

Pittsburgh Pirates @ Los Angeles Dodgers  
Dodger Stadium, Los Angeles, CA

Mon Jun 15 1970, 7:05 PM PDT  
Att. 14,490 - Unknown

livebaseballscores.com

AB	33
R	2
H	7
RBI	2
BB	4
SO	6
LOB	20



WP:	1	PA:	38
PB:	0		
SB:	0		
CS:	1		

AB R H RBI BB SO LOB

5 1 2 0 0 0 2

4 1 1 0 0 0 1

4 0 2 1 0 1 2

3 0 1 1 1 0 0

4 0 0 0 0 0 5

3 0 0 0 1 2 2

3 0 1 0 1 0 3

4 0 0 0 0 1 3

1B:	6	SF:	0
2B:	1	SAC:	0
3B:	0	DP:	1
HR:	0	HBP:	0

Batter	1	2	3	4	5	6	7	8	9
Maury Wills, S OBP: 0.350, SLG: 0.306 (1, 6) X	0-0 5-3 ①		0-0 6-3 ③			0-0 1B 1B		0-0 1B 1B	0-0 G5-4-3 ② ③
Manny Mota, R OBP: 0.388, SLG: 0.425 (1, 7) X	0-0 1-3 ②			0-0 5-3 ①		0-0 BB 1B		0-0 E5 1B 1B	
Willie Davis, L OBP: 0.307, SLG: 0.403 (1, 8) X	0-0 CS 1B			0-0 F9		0-3 K		0-0 WP 1B 1B	
Wes Parker, S OBP: 0.369, SLG: 0.425 (1, 3) X	0-0 CS 1-2 ③ X	0-0 3-1 ①		0-0 3-1 ③		4-0 1-2 BB		0-0 WP 1B	
Andy Kosco, R OBP: 0.236, SLG: 0.390 (1, 9)		0-0 F7 ②			0-0 F7 ① X	0-0 L7 ③		0-0 F6 ①	
Billy Grabarkewitz, R OBP: 0.444, SLG: 0.497 (1, 5)		0-0 6-3 ③ X			4-0 BB		0-3 K ①	0-3 K ②	
Tom Haller, L OBP: 0.353, SLG: 0.421 (1, 2)			0-0 2B		0-0 L8 ② X		4-0 BB	0-0 F8 ③ X	
Jim Lefebvre, S OBP: 0.289, SLG: 0.244 (1, 4)			0-0 F8 ① X		0-3 K ③ S		0-0 F9 ② X	0-0 G3 ① X	
Joe Moeller, R OBP: 0.273, SLG: 0.200 (3, PH)			0-3 K ② S			0-0 L8 ① S	0-3 K ③ S		4-0 BB
Len Gabrielson, L OBP: 0.118, SLG: 0.063 (4, 1)									
Fred Norman, S (7, PH)									
Willie Crawford, L OBP: 0.335, SLG: 0.384 (8, 1)									
Pete Mikkelsen, R (9, PH)									

Inning Stats	R: 0	H: 1	E: 0	LOB: 0	K: 0	S: 3	R: 0	H: 0	E: 0	LOB: 0	K: 0	S: 3	R: 0	H: 1	E: 0	LOB: 1	K: 1	S: 6	R: 0	H: 0	E: 0	LOB: 0	K: 0	S: 3	R: 0	H: 2	E: 0	LOB: 3	K: 1	S: 7	R: 0	H: 0	E: 0	LOB: 1	K: 2	S: 7	R: 2	H: 3	E: 1	LOB: 2	K: 1	S: 9	R: 0	H: 0	E: 0	LOB: 0	K: 0	S: 2	1B: 6	SF: 0	2B: 1	SAC: 0	3B: 0	DP: 1	HR: 0	WP: 1	PA: 38
--------------	------	------	------	--------	------	------	------	------	------	--------	------	------	------	------	------	--------	------	------	------	------	------	--------	------	------	------	------	------	--------	------	------	------	------	------	--------	------	------	------	------	------	--------	------	------	------	------	------	--------	------	------	-------	-------	-------	--------	-------	-------	-------	-------	--------

PITCHER	IP	WLS	BF	H	R	ER	SO	BB	IBB	HBP	BLK	WP	HR	S	P	ERA	WHIP
Jim Nelson, R ERA: 0.69 (1, 1)	7.0	W	29	5	2	1	5	3	0	0	0	0	0	36	48	1.29	1.143
Dave Giusti, R ERA: 2.9 (8, 1)	2.0	S	8	2	0	0	1	1	0	0	0	1	0	9	13	0.00	1.500

Batter	1	2	3	4	5	6	7	8	9	AB R H RBI BB SO LOB
Matty Alou, L (1, 8) OBP: 0.310, SLG: 0.328	0-0 5-3		0-0 F6			0-0 F7		0-0 5-3		4 0 0 0 0 0 0
Richie Hebner, L (1, 5) OBP: 0.385, SLG: 0.473	0-0 4-3			0-0 F9		0-0 HBP 1B		0-0 3B		4 0 2 0 0 0 0
Al Oliver, L (1, 9) OBP: 0.290, SLG: 0.428	0-0 3-1			0-0 1-3		0-3 K		0-0 L9		4 0 0 0 0 1 2
Willie Stargell, L (1, 7) OBP: 0.321, SLG: 0.527		0-3 K		0-3 K		1-0 HBP		0-0 F8		3 0 0 0 0 2 0
Bob Robertson, R (1, 3) OBP: 0.391, SLG: 0.580 Johnny Jeter, R (9, PR) OBP: 0.309, SLG: 0.340		4-0 BB			0-3 K	0-3 K		0-0 FC5-4 1B		3 0 1 0 1 2 2 0 0 0 0 0 0 0
Bill Mazaroski, R (1, 4) OBP: 0.275, SLG: 0.295		0-0 F6			0-0 2B		0-3 K		0-0 FC5-4	4 0 1 0 0 1 2
Jerry May, R (1, 2) OBP: 0.317, SLG: 0.261		0-0 F8			0-0 5-3		0-0 F3		0-0 F4	4 0 0 0 0 0 3
Freddie Patek, R (1, 6) OBP: 0.306, SLG: 0.302			0-3 K		4-0 IBB		0-3 K			2 0 0 0 1 2 0
Bob Veale, S (1, 1) OBP: 0.200, SLG: 0.156 Jose Pagan, R (8, PH) OBP: 0.290, SLG: 0.302 Luke Walker, L (8, 1) OBP: 0.111, SLG: 0.111			0-0 6-3		0-0 6-3			0-3 K		2 0 0 0 0 0 2 1 0 0 0 0 1 0 0 0 0 0 0 0 0

Inning Stats	R: 0 E: 0 K: 0 S: 3	H: 0 LOB: 0 BB: 0 P: 3	R: 0 E: 0 K: 1 S: 5	H: 0 LOB: 1 BB: 1 P: 9	R: 0 E: 0 K: 1 S: 5	H: 0 LOB: 0 BB: 0 P: 5	R: 0 E: 0 K: 1 S: 5	H: 0 LOB: 0 BB: 0 P: 5	R: 0 E: 0 K: 1 S: 6	H: 1 LOB: 2 BB: 1 P: 10	R: 0 E: 0 K: 2 S: 8	H: 1 LOB: 2 BB: 0 P: 9	R: 0 E: 0 K: 2 S: 7	H: 0 LOB: 0 BB: 0 P: 7	R: 0 E: 0 K: 1 S: 6	H: 1 LOB: 1 BB: 0 P: 6	R: 0 E: 0 K: 0 S: 4	H: 1 LOB: 1 BB: 0 P: 4	1B: 2 2B: 1 3B: 1 HR: 0	SF: 0 SAC: 0 DP: 0 HBP: 1
--------------	------------------------------	---------------------------------	------------------------------	---------------------------------	------------------------------	---------------------------------	------------------------------	---------------------------------	------------------------------	----------------------------------	------------------------------	---------------------------------	------------------------------	---------------------------------	------------------------------	---------------------------------	------------------------------	---------------------------------	----------------------------------	------------------------------------


PITCHER	IP	WLS	BF	H	R	ER	SO	BB	IBB	HBP	BLK	WP	HR	S	P	ERA	WHIP
Don Sutton, R (1, 1) ERA: 3.18	9.0	W	34	4	0	0	9	1	1	1	0	0	0	49	58	0.00	0.556

**TOP**

**Pittsburgh Pirates @ Los Angeles Dodgers**  
**Dodger Stadium, Los Angeles, CA**

Tue Jun 16 1970, 7:05 PM PDT  
Att. 20,069 - Unknown

AB 31  
R 0  
H 4  
RBI 0  
BB 2  
SO 9  
LOB 11



WP: 0 PA: 34  
PB: 0  
SB: 1  
CS: 0



Batter	1	2	3	4	5	6	7	8	9	AB R H RBI BB SO LOB	TOP													
Freddie Patek, R (1, 6) OBP: 0.330, SLG: 0.323	0-0 E7 1B		0-0 1B		4-0 6-3 BB			0-0 G4-6-3 1B		3 0 3 0 1 0 0	<b>Pittsburgh Pirates @ Los Angeles Dodgers</b> <b>Dodger Stadium, Los Angeles, CA</b> Wed Jun 17 1970, 7:05 PM PDT Att: 17,327 - Unknown <a href="http://livebaseballscorecards.com">livebaseballscorecards.com</a>													
Matty Alou, L (1, 8) OBP: 0.313, SLG: 0.331	0-0 E 1B		0-0 1B		0-0 6-3			0-0 G4-6-3		4 0 2 0 0 0 3														
Johnny Jeter, R (1, 7) OBP: 0.288, SLG: 0.315	0-0 F4		0-3 K		0-3 K			0-0 5-3		4 0 0 0 0 2 6														
Bob Robertson, R (1, 3) OBP: 0.382, SLG: 0.565	0-0 F9 1-2		0-3 K		0-0 F9			0-3 K		4 0 0 0 0 2 4														
Bill Mazeroski, R (1, 4) OBP: 0.269, SLG: 0.288	0-0 6-3			0-0 F9		0-0 6-3		0-0 L8		4 0 0 0 0 0 2														
Al Oliver, L (1, 9)		0-0 G3-6-3 1B		0-0 F5		0-0 6-3		0-0 4-3		4 0 1 0 0 0 0														
Jerry May, R (1, 2) OBP: 0.306, SLG: 0.250		0-0 F8		0-0 F9		0-0 6-3				3 0 0 0 0 0 1														
Richie Hebner, L (1, 5) OBP: 0.385, SLG: 0.471		0-0 G3-6-3			0-0 6-3 SH3-4 1B		0-0 G3			3 0 1 0 0 0 1														
Dock Ellis, S (1, 1) OBP: 0.147, SLG: 0.094 Dave Cash, R (7, PH) OBP: 0.250, SLG: 0.286 Orlando Pena, R (7, 1)			0-0 4-3		0-0 SH3-4		0-3 K			1 0 0 0 0 0 0 1 0 0 0 0 1 0 0 0 0 0 0 0 0														
<b>Inning Stats</b>	R: 0 E: 2 K: 0 S: 5	H: 2 LOB: 2 BB: 0 P: 5	R: 0 E: 0 K: 2 S: 3	H: 1 LOB: 0 BB: 0 P: 3	R: 0 E: 0 K: 2 S: 9	H: 2 LOB: 2 BB: 0 P: 9	R: 0 E: 0 K: 0 S: 3	H: 0 LOB: 0 BB: 0 P: 3	R: 0 E: 0 K: 1 S: 6	H: 1 LOB: 2 BB: 1 P: 10	R: 0 E: 0 K: 0 S: 3	H: 0 LOB: 0 BB: 0 P: 3	R: 0 E: 0 K: 1 S: 5	H: 0 LOB: 0 BB: 0 P: 5	R: 0 E: 0 K: 0 S: 3	H: 1 LOB: 0 BB: 0 P: 3	R: 0 E: 0 K: 1 S: 5	H: 0 LOB: 0 BB: 0 P: 5	R: 0 E: 0 K: 1 S: 5	H: 0 LOB: 0 BB: 0 P: 5	1B: 7 2B: 0 3B: 0 HR: 0	SF: 0 SAC: 1 DP: 2 HBP: 0	WP: 0 PB: 0 SB: 0 CS: 0	PA: 33
<b>PITCHER</b> Claude Osteen, L (1, 1) ERA: 2.8	IP: 9.0 WLS: W BF: 33 H: 7 R: 0 ER: 0 SO: 5 BB: 1 IBB: 0 HBP: 0 BLK: 0 WP: 0 HR: 0 S: 42 P: 46 ERA: 0.00 WHIP: 0.889											<b>PITCHER</b> IP: WLS: BF: H: R: ER: SO: BB: IBB: HBP: BLK: WP: HR: S: P: ERA: WHIP												

AB	31
R	0
H	7
RBI	0
BB	1
SO	5
LOB	17









**BOTTOM**

**Los Angeles Dodgers @ Cincinnati Reds**  
 Crosley Field, Cincinnati, OH  
 Fri Jun 19 1970, 7:05 PM EDT  
 Att. 24,539 - Unknown

livebaseballscorecards.com

<b>AB</b>	<b>30</b>
<b>R</b>	<b>1</b>
<b>H</b>	<b>5</b>
<b>RBI</b>	<b>1</b>
<b>BB</b>	<b>5</b>
<b>SO</b>	<b>6</b>
<b>LOB</b>	<b>21</b>



WP: 0	PA: 37
PB: 0	
SB: 0	
CS: 0	

AB	R	H	RBI	BB	SO	LOB
4	0	1	0	1	0	3
2	0	0	0	0	0	3
0	0	0	0	0	0	0
4	0	0	0	0	2	4
4	1	2	1	0	1	4
4	0	0	0	0	0	1
3	0	1	0	1	1	1
4	0	1	0	0	0	2
2	0	0	0	2	1	2
1	0	0	0	0	1	0
1	0	0	0	1	0	1
0	0	0	0	0	0	0
1	0	0	0	0	0	0

Batter	1	2	3	4	5	6	7	8	9
<b>Pete Rose, S</b> (1, 9) OBP: 0.388, SLG: 0.473	0-0 SH3-4 1B		4-0 BB 1-2 2-3		0-0 F7		0-0 4-3		0-0 FC6-4 1-2f
<b>Angel Bravo, L</b> (1, 8) OBP: 0.343, SLG: 0.290 <b>Pedro Borbon, R</b> (9, 1)	0-0 SH3-4 1-2		0-0 F7		0-0 F8			0-0 F8	
<b>Tony Perez, R</b> (1, 5) OBP: 0.445, SLG: 0.690	0-3 K		0-3 K			0-0 6-3		0-0 4-3	
<b>Johnny Bench, R</b> (1, 2) OBP: 0.348, SLG: 0.656	0-0 5-3		0-3 K			0-0 1B		0-0 HR	
<b>Lee May, R</b> (1, 3) OBP: 0.323, SLG: 0.549		0-0 F8		0-0 6-3		0-0 F2		0-0 1-6-3	
<b>Bernie Carbo, L</b> (1, 7) OBP: 0.475, SLG: 0.594		0-0 G5-4-3 1B		4-0 BB		0-3 K		0-0 F7	
<b>Tommy Helms, R</b> (1, 4) OBP: 0.227, SLG: 0.245		0-0 G5-4-3 1-2f		0-0 F9			0-0 FC4-6 1B		0-0 P4
<b>Woody Woodward, R</b> (1, 6) OBP: 0.355, SLG: 0.357			4-0 BB SH BB	0-0 F9		0-3 K		4-0 BB BB	
<b>Gary Nolan, R</b> (1, 1) OBP: 0.200, SLG: 0.097 <b>Ty Cline, L</b> (6, 8) OBP: 0.500, SLG: 0.333 <b>Clay Carroll, R</b> (6, 1) <b>Jimmy Stewart, S</b> (8, PH) OBP: 0.224, SLG: 0.200			0-0 SH BB		0-3 K		0-0 FC4-6 1-2f		4-0 FC6-4 BB

Inning Stats	R: 0	H: 1	E: 0	K: 1	S: 6	LOB: 1	BB: 0	P: 6
	R: 0	H: 1	E: 0	K: 0	S: 3	LOB: 0	BB: 0	P: 3
	R: 0	H: 0	E: 1	K: 2	S: 8	LOB: 3	BB: 2	P: 16
	R: 0	H: 0	E: 0	K: 0	S: 3	LOB: 1	BB: 1	P: 7
	R: 0	H: 0	E: 0	K: 1	S: 5	LOB: 0	BB: 0	P: 5
	R: 0	H: 1	E: 0	K: 1	S: 6	LOB: 1	BB: 0	P: 6
	R: 0	H: 1	E: 0	K: 1	S: 6	LOB: 1	BB: 0	P: 6
	R: 1	H: 1	E: 0	K: 0	S: 4	LOB: 0	BB: 0	P: 4
	R: 0	H: 0	E: 0	K: 0	S: 3	LOB: 2	BB: 2	P: 11

PITCHER	IP	WLS	BF	H	R	ER	SO	BB	IBB	HBP	BLK	WP	HR	S	P	ERA	WHIP
<b>Bill Singer, R</b> (1, 1) ERA: 3.81	5.0	W	20	2	0	0	4	3	0	0	0	0	0	25	37	0.00	1.000
<b>Jose Pena, R</b> (6, 1) ERA: 1.32	3.2		16	3	1	1	2	2	0	0	0	0	1	18	26	2.46	1.364
<b>Jim Brewer, L</b> (9, 1) ERA: 2.3	0.1	S	1	0	0	0	0	0	0	0	0	0	0	1	1	0.00	0.000

WP	PA	ERA	WHIP
0	37		

**Los Angeles Dodgers @ Cincinnati Reds**  
 Crosley Field, Cincinnati, OH

Sat Jun 20 1970, 3:33 AM EDT  
 Att. 17,201 - Unknown

AB	41
R	4
H	16
RBI	4
BB	1
SO	1
LOB	24



Batter	1	2	3	4	5	6	7	8	9	AB R H RBI BB SO LOB
Maury Wills, S (1, 6) OBP: 0.349, SLG: 0.302	0-0 L1-3 1B		0-0 G6-4-3 1-2f		0-0 F7		0-0 1B FC1-5 1-2 3-H	0-0 E4 FC6-4 1-2 2-3		5 0 2 1 0 0 5
Bill Russell, R (1, 9) OBP: 0.300, SLG: 0.333	0-0 L1-3		0-0 F9		0-0 1B 1-2 2-H		0-0 FC1-5 1B 1-2 2-3f	0-0 FC6-4 1-2f		5 0 1 0 0 0 6
Willie Davis, L (1, 8) OBP: 0.300, SLG: 0.391	0-0 F5			0-0 3-1		0-0 3-1	0-0 P6		0-0 4-3	5 0 0 0 0 0 2
Andy Kosco, R (1, 7) OBP: 0.244, SLG: 0.410		0-0 4-3		0-0 F7		0-0 1B	0-0 1B 1-2 2-3		0-0 F9	5 0 2 0 0 0 0
Wes Parker, S (1, 3) OBP: 0.372, SLG: 0.431		0-0 2B 6-3 1B		0-0 1B		0-3 K	0-0 L9		0-0 HR	5 2 3 1 0 1 4
Billy Grabarkewitz, R (1, 5) OBP: 0.438, SLG: 0.500		0-0 6-3 1-3 2B		0-0 1-3		0-0 L5		0-0 E 1B 1B	0-0 F5	5 0 2 0 0 0 2
Tom Haller, L (1, 2) OBP: 0.340, SLG: 0.420		0-0 6-3 2-3 3-H			0-0 G3		4-0 1B 1B BB BB	0-0 F9		3 1 0 1 1 0 2
Jim Lefebvre, S (1, 4) OBP: 0.327, SLG: 0.284		0-0 F8		0-0 1B 1B 1B		0-0 1B 1B	0-0 1B 1B 1-3	0-0 E 1B		4 1 3 0 0 0 1
Joe Moeller, R (1, 1) OBP: 0.353, SLG: 0.273			0-0 G6-4-3 1B		0-0 1B 1B		0-0 FC1-5 1B 1-3 3-H	0-0 F8		1 0 1 0 0 0 0
Len Gabrielson, L (5, PH) OBP: 0.167, SLG: 0.118										1 0 1 0 0 0 0
Pete Mikkelsen, R (5, 1)										0 0 0 0 0 0 0
Bill Sudakis, S (7, PH) OBP: 0.351, SLG: 0.418										1 0 1 1 0 0 0
Ray Lamb, R (7, 1)										0 0 0 0 0 0 0
Willie Crawford, L (8, PH) OBP: 0.333, SLG: 0.382										1 0 0 0 0 0 2
Jim Brewer, L (8, 1)										0 0 0 0 0 0 0

Inning Stats	R: 0	H: 1	R: 1	H: 2	R: 0	H: 1	R: 0	H: 3	R: 0	H: 1	R: 2	H: 4	R: 0	H: 2	R: 1	H: 1	1B: 14	SF: 0	WP: 0	PA: 42
	E: 0	LOB: 0	E: 0	LOB: 1	E: 0	LOB: 1	E: 0	LOB: 2	E: 0	LOB: 1	E: 1	LOB: 3	E: 1	LOB: 3	E: 0	LOB: 0	2B: 2	SAC: 0	PB: 0	
	K: 0	BB: 0	K: 0	BB: 0	K: 0	BB: 0	K: 0	BB: 0	K: 1	BB: 0	K: 0	BB: 1	K: 0	BB: 0	K: 0	BB: 0	3B: 0	DP: 2	SB: 0	
	S: 3	P: 3	S: 5	P: 5	S: 3	P: 3	S: 4	P: 4	S: 6	P: 6	S: 7	P: 11	S: 6	P: 6	S: 4	P: 4	HR: 1	HBP: 0	CS: 0	

PITCHER	IP	WLS	BF	H	R	ER	SO	BB	IBB	HBP	BLK	WP	HR	S	P	ERA	WHIP
Jim McGlothlin, R (1, 1) ERA: 2.47	6.0	W	27	11	3	3	1	1	0	0	0	0	0	28	32	4.50	2.000
Clay Carroll, R (7, 1) ERA: 2.98	1.1		8	4	0	0	0	0	0	0	0	0	0	8	8	0.00	3.000
Wayne Granger, R (8, 1) ERA: 2.54	1.2	S	7	1	1	1	0	0	0	0	0	0	1	7	7	5.40	0.600

WP: 0	PA: 42
PB: 0	
SB: 0	
CS: 0	

PITCHER	IP	WLS	BF	H	R	ER	SO	BB	IBB	HBP	BLK	WP	HR	S	P	ERA	WHIP
---------	----	-----	----	---	---	----	----	----	-----	-----	-----	----	----	---	---	-----	------

BOTTOM

Los Angeles Dodgers @ Cincinnati Reds

Crosley Field, Cincinnati, OH

Sat Jun 20 1970, 3:33 AM EDT

Att. 17,201 - Unknown

livebaseballscorecards.com

AB	32
R	5
H	9
RBI	5
BB	2
SO	5
LOB	7



WP	0	PA	35
PB	0	SB	0
CS	1		

AB	R	H	RBI	BB	SO	LOB
4	1	2	0	0	0	0
0	1	0	0	2	0	0
2	0	1	0	0	0	0
4	1	2	3	0	1	1
4	1	1	1	0	2	3
4	1	1	1	0	1	0
3	0	2	0	0	0	0
1	0	0	0	0	0	0
0	0	0	0	0	0	0
3	0	0	0	0	0	2
1	0	0	0	0	0	0
3	0	0	0	0	0	1
2	0	0	0	0	0	0
0	0	0	0	0	0	0
1	0	0	0	0	1	0

Batter	1	2	3	4	5	6	7	8	9
Pete Rose, S OBP: 0.389, SLG: 0.473 (1, 9)	0-0 F8 ①		0-0 BB HR 1B		0-0 6-3 ①		0-0 1B 1B 1B		
Angel Bravo, L OBP: 0.378, SLG: 0.290 (1, 8)	4-0 CS BB		4-0 1-2 HR BB		0-0 G3 ②		0-0 1-2 1B 1B		
Bobby Tolan, L OBP: 0.395, SLG: 0.500 (5, PH) (6, 8)									
Tony Perez, R OBP: 0.446, SLG: 0.699 (1, 5)	0-3 K ②		0-0 1-H 2-H HR		0-0 G3 ③		0-0 1-2 2-3 1B		
Johnny Bench, R OBP: 0.346, SLG: 0.661 (1, 2)	0-0 CS 1-2 ③	0-0 HR	0-3 K ②			0-0 F9 ①	0-3 K ③		
Lee May, R OBP: 0.322, SLG: 0.557 (1, 3)		0-0 F7 ①	0-0 HR			0-0 F2 ②	0-3 K ①		
Bernie Carbo, L OBP: 0.478, SLG: 0.603 (1, 7)		0-0 1B	0-0 4-3 ③			0-0 2B	0-0 1-3 ②		
Hal McRae, R OBP: 0.392, SLG: 0.643 (7, 7)									
Jimmy Stewart, S OBP: 0.224, SLG: 0.200 (9, 7)									
Tommy Helms, R OBP: 0.224, SLG: 0.242 (1, 4)		0-0 F9 ②		0-0 6-3 ①		0-0 F8 ③	0-0 1-3 ③		
Wayne Granger, R (8, 1)									
Woody Woodward, R OBP: 0.338, SLG: 0.339 (1, 6)		0-0 F9 ③		0-0 P4 ②		0-0 3-1 ①			
Jim McGlothlin, R OBP: 0.268, SLG: 0.270 (1, 1)			0-0 F8 ①	0-0 P5 ③			0-3 K ②		
Clay Carroll, R (7, 1)									
Darrel Chaney, S OBP: 0.229, SLG: 0.234 (7, 4)									

Inning	R	H	E	K	S	P	R	H	E	K	S	P	R	H	E	K	S	R	H	E	K	S	P	R	H	E	K	S	P
1	0	0	0	4	0	0	0	0	0	0	0	0	0	0	0	0	0	0	0	0	0	0	0	0	0	0	0	0	0
2	1	2	0	1	0	0	1	3	0	0	0	0	0	1	0	0	0	0	0	0	0	0	0	0	0	0	0	0	0
3	0	0	0	0	0	0	0	0	0	0	0	0	0	0	0	0	0	0	0	0	0	0	0	0	0	0	0	0	0
4	0	0	0	0	0	0	0	0	0	0	0	0	0	0	0	0	0	0	0	0	0	0	0	0	0	0	0	0	0
5	0	0	0	0	0	0	0	0	0	0	0	0	0	0	0	0	0	0	0	0	0	0	0	0	0	0	0	0	0
6	0	0	0	0	0	0	0	0	0	0	0	0	0	0	0	0	0	0	0	0	0	0	0	0	0	0	0	0	0
7	0	0	0	0	0	0	0	0	0	0	0	0	0	0	0	0	0	0	0	0	0	0	0	0	0	0	0	0	0
8	0	0	0	0	0	0	0	0	0	0	0	0	0	0	0	0	0	0	0	0	0	0	0	0	0	0	0	0	0
9	0	0	0	0	0	0	0	0	0	0	0	0	0	0	0	0	0	0	0	0	0	0	0	0	0	0	0	0	0

PITCHER	IP	WLS	BF	H	R	ER	SO	BB	IBB	HBP	BLK	WP	HR	S	P	ERA	WHIP
Joe Moeller, R ERA: 3.12 (1, 1)	4.0	L	18	5	5	5	2	2	0	0	0	0	3	20	28	11.25	1.750
Pete Mikkelsen, R ERA: 2.16 (5, 1)	2.0		7	1	0	0	0	0	0	0	0	0	0	7	7	0.00	0.500
Ray Lamb, R ERA: 3.33 (7, 1)	1.0		6	3	0	0	2	0	0	0	0	0	0	10	10	0.00	3.000
Jim Brewer, L ERA: 2.23 (8, 1)	1.0		3	0	0	0	1	0	0	0	0	0	0	5	5	0.00	0.000

Batter	1	2	3	4	5	6	7	8	9	AB R H RBI BB SO LOB	TOP
Maury Wills, S OBP: 0.349, SLG: 0.303 (1, 6) (8, 5) (9, 6)	0-0 1-3		0-3 K		0-0 2B SF7 1B	0-0 FC6-4 2B 1B	0-0 FC5-4 1-2f 2-3	0-0 FC4-6 1-2 1B	0-0 P5	6 1 2 1 0 1 2	<b>Los Angeles Dodgers @ Cincinnati Reds</b> Crosley Field, Cincinnati, OH Sun Jun 21 1970, 3:33 AM EDT Unknown <a href="http://livebaseballscorecards.com">livebaseballscorecards.com</a>
Manny Mota, R OBP: 0.384, SLG: 0.425 (1, 7)	0-0 2-3		0-0 FC6-4 1B		0-0 2B 2B	0-0 FC5-4 1-2f	0-0 FC4-6 1-2f		1-0 FC6-4 HBP	5 1 2 0 0 0 4	
Bill Russell, R OBP: 0.250, SLG: 0.214 (1, 8) BB BB	4-0 BB		0-0 FC6-4 1B 1-2f		0-0 P5		0-0 F9	0-0 F8	0-0 FC6-4 1-2f	5 1 0 0 1 0 4	
Andy Kosco, R OBP: 0.250, SLG: 0.413 Von Joshua, L OBP: 0.295, SLG: 0.316 (1, 9) (8, 9)	0-0 P4		0-0 1B 1-2		0-0 SF7 3-H		0-0 BB 1B	0-0 F8		4 1 2 1 0 0 1 0 0 0 0 0 0 0	
Wes Parker, S OBP: 0.379, SLG: 0.440 (1, 3) SS		0-3 K	0-0 1B 1-2 2-H		0-0 2B 2-H		4-0 1B 1-2 2B BB	0-0 1B BB		4 2 3 2 1 1 0	
Billy Grabarkewitz, R OBP: 0.437, SLG: 0.495 (1, 5) (8, 6) (9, 5)		0-0 F2	0-3 K		0-3 K		0-0 2B FC4-6 1B 1-2 2-H	4-0 1B BB		4 2 1 1 1 2 3	
Jim Lefebvre, S OBP: 0.339, SLG: 0.310 (1, 4)		0-0 2B 1B		0-0 F8		0-0 E5 1B FC5-2	0-0 FC4-6 1-3 2-H 1B 2B	0-0 1B 1H 2-H		5 1 3 3 0 0 0	
Jeff Torborg, R OBP: 0.289, SLG: 0.310 (1, 2)		0-0 2B		0-0 P2		0-0 FC6-4 FC5-2 1B	4-0 FC4-6 1B IBB	0-0 F9		4 0 2 0 1 0 1	
Don Sutton, R OBP: 0.292, SLG: 0.233 (1, 1)		0-0 4-3		0-0 F8		0-0 FC5-2 FC6-4	0-0 FC4-6 1-2f 2-3 3-H		0-0 1-3	5 0 0 1 0 0 6	
<b>Inning Stats</b>	R: 0 E: 0 K: 0 S: 3 H: 0 LOB: 1 BB: 1 P: 7	R: 0 E: 0 K: 1 S: 7 H: 2 LOB: 2 BB: 0 P: 7	R: 1 E: 0 K: 2 S: 10 H: 3 LOB: 2 BB: 0 P: 10	R: 0 E: 0 K: 0 S: 3 H: 0 LOB: 0 BB: 0 P: 3	R: 2 E: 0 K: 1 S: 8 H: 3 LOB: 1 BB: 0 P: 8	R: 0 E: 1 K: 0 S: 5 H: 1 LOB: 2 BB: 0 P: 5	R: 4 E: 0 K: 0 S: 7 H: 4 LOB: 2 BB: 2 P: 15	R: 2 E: 0 K: 0 S: 5 H: 2 LOB: 1 BB: 1 P: 9	R: 0 E: 0 K: 0 S: 3 H: 0 LOB: 1 BB: 0 P: 4	1B: 11 2B: 4 3B: 0 HR: 0 SF: 1 SAC: 0 DP: 0 HBP: 1	
<b>PITCHER</b>	IP WLS BF H R ER SO BB IBB HBP BLK WP HR S P ERA WHIP	IP WLS BF H R ER SO BB IBB HBP BLK WP HR S P ERA WHIP	IP WLS BF H R ER SO BB IBB HBP BLK WP HR S P ERA WHIP	IP WLS BF H R ER SO BB IBB HBP BLK WP HR S P ERA WHIP	IP WLS BF H R ER SO BB IBB HBP BLK WP HR S P ERA WHIP	IP WLS BF H R ER SO BB IBB HBP BLK WP HR S P ERA WHIP	IP WLS BF H R ER SO BB IBB HBP BLK WP HR S P ERA WHIP	IP WLS BF H R ER SO BB IBB HBP BLK WP HR S P ERA WHIP	IP WLS BF H R ER SO BB IBB HBP BLK WP HR S P ERA WHIP	IP WLS BF H R ER SO BB IBB HBP BLK WP HR S P ERA WHIP	IP WLS BF H R ER SO BB IBB HBP BLK WP HR S P ERA WHIP
Jim Merritt, L ERA: 3.56 (1, 1)	6.1 L 32 10 5 5 4 2										
Ray Washburn, R ERA: 8.87 (7, 1)	0.1 5 3 2 2 0 0 0										
Pedro Borbon, R ERA: 7.27 (7, 1)	1.1 7 2 2 2 0 1 0										
Tony Cloninger, R ERA: 7.58 (9, 1)	1.0 4 0 0 0 0 0 0										




Batter	1	2	3	4	5	6	7	8	9	AB R H RBI BB SO LOB
<b>Pete Rose, S</b> OBP: 0.393, SLG: 0.483 (1, 9)	0-0 G3		0-0 4-3 3B		0-0 3-1 1B		0-0 F8		0-0 1B 1B	5 1 3 0 0 0 1
<b>Bobby Tolan, L</b> OBP: 0.398, SLG: 0.498 (1, 8)	4-0 E S SF8 BB		0-0 4-3		0-0 3-1		4-0 FC6-4 BB		0-0 1B 1B	3 1 1 1 2 0 2
<b>Tony Perez, R</b> OBP: 0.438, SLG: 0.688 (1, 5)	0-0 SF8 1-H		0-3 K		0-3 K		0-0 FC6-4 1-2f		0-3 K	4 0 0 1 0 3 6
<b>Johnny Bench, R</b> OBP: 0.344, SLG: 0.653 (1, 2)	0-0 1B		0-3 K		0-0 F8			0-0 6-3	0-0 5-3	5 0 1 0 0 1 4
<b>Lee May, R</b> OBP: 0.320, SLG: 0.556 (1, 3)	0-3 K			0-0 6-3		0-0 5-3		0-0 3B 2B		4 1 1 0 0 1 1
<b>Bernie Carbo, L</b> OBP: 0.474, SLG: 0.607 (1, 7)		0-3 K		0-0 F5		0-0 P5		0-0 2-H 3B		4 0 1 1 0 1 0
<b>Tommy Helms, R</b> OBP: 0.226, SLG: 0.243 (7, 1)		0-0 4-3		0-0		0-0 6-3		0-0 P4		3 0 1 0 0 0 0
<b>Ray Washburn, R</b> (7, 1)										0 0 0 0 0 0 0
<b>Pedro Borbon, R</b> (7, 1)										0 0 0 0 0 0 0
<b>Angel Bravo, L</b> OBP: 0.368, SLG: 0.281 (8, PH)										1 0 0 0 0 0 1
<b>Tony Cloninger, R</b> OBP: 0.333, SLG: 0.333 (9, 1)										0 0 0 0 0 0 0
<b>Darrel Chaney, S</b> OBP: 0.240, SLG: 0.265 (7, PH)		0-0 2B		0-3 K			0-0 2B		0-0 F8	2 0 1 0 0 1 1
<b>Jimmy Stewart, S</b> OBP: 0.235, SLG: 0.234 (8, 4)										2 0 1 0 0 0 1
<b>Jim Merritt, L</b> OBP: 0.152, SLG: 0.133 (7, 4)		0-0 P6				0-0 3-1 1B 1B			0-0 F7	2 0 0 0 0 0 1
<b>Woody Woodward, R</b> OBP: 0.328, SLG: 0.328 (8, 6)										2 0 0 0 0 0 1

Inning Stats	R: 1	H: 1	E: 0	LOB: 1	K: 1	BB: 1	S: 6	R: 0	H: 1	E: 0	LOB: 1	K: 1	BB: 0	S: 6	R: 1	H: 1	E: 0	LOB: 0	K: 2	BB: 0	S: 8	R: 0	H: 1	E: 0	LOB: 1	K: 1	BB: 0	S: 6	R: 0	H: 2	E: 0	LOB: 2	K: 1	BB: 0	S: 7	R: 0	H: 0	E: 0	LOB: 0	K: 0	BB: 0	S: 3	R: 0	H: 1	E: 0	LOB: 2	K: 0	BB: 1	S: 4	R: 1	H: 2	E: 0	LOB: 1	K: 0	BB: 0	S: 5	R: 0	H: 2	E: 0	LOB: 2	K: 1	BB: 0	S: 7	R: 0	H: 2	E: 0	LOB: 2	K: 1	BB: 0	S: 7	1B: 6	SF: 1	2B: 3	SAC: 0	3B: 2	DP: 0	HR: 0	HBP: 0	WP: 0	PA: 40
--------------	------	------	------	--------	------	-------	------	------	------	------	--------	------	-------	------	------	------	------	--------	------	-------	------	------	------	------	--------	------	-------	------	------	------	------	--------	------	-------	------	------	------	------	--------	------	-------	------	------	------	------	--------	------	-------	------	------	------	------	--------	------	-------	------	------	------	------	--------	------	-------	------	------	------	------	--------	------	-------	------	-------	-------	-------	--------	-------	-------	-------	--------	-------	--------

PITCHER	IP	WLS	BF	H	R	ER	SO	BB	IBB	HBP	BLK	WP	HR	S	P	ERA	WHIP
<b>Don Sutton, R</b> ERA: 3.16 (1, 1)	9.0	W	40	11	3	3	7	2	0	0	0	0	0	52	60	3.00	1.444

**Los Angeles Dodgers @ Cincinnati Reds**  
Crosley Field, Cincinnati, OH  
Sun Jun 21 1970, 3:33 AM EDT  
Unknown

<b>AB</b>	<b>37</b>
<b>R</b>	<b>3</b>
<b>H</b>	<b>11</b>
<b>RBI</b>	<b>3</b>
<b>BB</b>	<b>2</b>
<b>SO</b>	<b>7</b>
<b>LOB</b>	<b>19</b>



Batter	1	2	3	4	5	6	7	8	9	AB R H RBI BB SO LOB	TOP												
<b>Maury Wills, S</b> (1, 6) <small>OBP: 0.350, SLG: 0.308</small> <b>Bill Sudakis, S</b> (3, PR) <small>OBP: 0.344, SLG: 0.407</small> (3, 5)	0-0 6-3		0-0 SF9 1-3 2B		0-3 K			0-0 3-1		2 0 1 0 0 0 0 2 0 0 0 0 1 0													
<b>Manny Mota, R</b> (1, 7) <small>OBP: 0.381, SLG: 0.429</small>	0-0 F9		0-0 SF9		0-0 6-3			0-0 2B		3 0 1 1 0 0 0													
<b>Wes Parker, S</b> (1, 3) <small>OBP: 0.378, SLG: 0.435</small>	4-0 BB		0-0 1-3		0-3 K			0-0 F9		3 0 0 0 1 1 3													
<b>Andy Kosco, R</b> (1, 9) <small>OBP: 0.250, SLG: 0.415</small>	0-3 K			0-0 2B		0-0 P4		0-0 F2		4 1 1 0 0 1 2													
<b>Jim Lefebvre, S</b> (1, 4) <small>OBP: 0.354, SLG: 0.340</small>		0-3 K		0-0 2B		4-0 BB		0-0 1B 2B		3 1 2 1 1 1 0													
<b>Billy Grabarkewitz, R</b> (1, 5) <small>OBP: 0.434, SLG: 0.490</small> (3, 6)		0-0 6-3		0-3 K		0-3 K		0-0 1-3 1B		4 0 1 1 0 2 2													
<b>Tom Haller, L</b> (1, 2) <small>OBP: 0.331, SLG: 0.407</small>		0-0 F9		0-0 6-3			0-0 P6		0-3 K	4 0 0 0 0 1 2													
<b>Bill Russell, R</b> (1, 8) <small>OBP: 0.200, SLG: 0.167</small>			0-0 5-3		0-0 P6		0-0 F8		0-0 1-3	4 0 0 0 0 0 2													
<b>Claude Osteen, L</b> (1, 1) <small>OBP: 0.265, SLG: 0.362</small> <b>Jose Pena, R</b> (6, 1) <b>Ray Lamb, R</b> (6, 1) <b>Willie Crawford, L</b> (7, PH) <b>Fred Norman, S</b> (7, 1) <b>Len Gabrielson, L</b> (8, PH) <small>OBP: 0.158, SLG: 0.111</small>			0-0 2B SF9 1B		0-0 F8		0-3 K		0-0 6-3	2 1 1 0 0 0 0 0 0 0 0 0 0 0 0 0 0 0 0 0 0 1 0 0 0 0 0 1 0 0 0 0 0 0 0 0 0 1 0 0 0 0 0 0 1													
<b>Inning Stats</b>	R: 0 E: 0 K: 1 S: 5	H: 0 LOB: 1 BB: 1 P: 9	R: 0 E: 0 K: 1 S: 5	H: 0 LOB: 0 BB: 0 P: 5	R: 1 E: 0 K: 0 S: 5	H: 2 LOB: 2 BB: 0 P: 5	R: 1 E: 0 K: 1 S: 7	H: 2 LOB: 1 BB: 0 P: 7	R: 0 E: 0 K: 1 S: 5	H: 0 LOB: 0 BB: 0 P: 5	R: 0 E: 0 K: 2 S: 7	H: 0 LOB: 1 BB: 1 P: 11	R: 0 E: 0 K: 1 S: 5	H: 0 LOB: 0 BB: 0 P: 5	R: 0 E: 0 K: 0 S: 4	H: 1 LOB: 1 BB: 0 P: 4	R: 1 E: 0 K: 1 S: 7	H: 2 LOB: 1 BB: 0 P: 7	1B: 2 2B: 5 3B: 0 HR: 0	SF: 1 SAC: 0 DP: 0 HBP: 0	WP: 0 PB: 0 SB: 0 CS: 0	PA: 36	
<b>PITCHER</b> <b>Wayne Simpson, R</b> (1, 1) <small>ERA: 2.39</small>	IP 9.0 WLS W BF 36 H 7 R 3 ER 3 SO 8 BB 2 IBB 0 HBP 0 BLK 0 WP 0 HR 0 S 50 P 58 ERA 3.00 WHIP 1.000																						

**Los Angeles Dodgers @ Cincinnati Reds**  
 Crosley Field, Cincinnati, OH  
 Sun Jun 21 1970, 3:38 AM EDT  
 Att. 33,775 - Unknown

<b>AB</b>	33
<b>R</b>	3
<b>H</b>	7
<b>RBI</b>	3
<b>BB</b>	2
<b>SO</b>	8
<b>LOB</b>	12



BOTTOM

Los Angeles Dodgers @ Cincinnati Reds

Crosley Field, Cincinnati, OH

Sun Jun 21 1970, 3:38 AM EDT

Att. 33,775 - Unknown

livebaseballscorecards.com

AB	36
R	9
H	14
RBI	9
BB	4
SO	6
LOB	16



WP:	0	PA:	42
PB:	0		
SB:	0		
CS:	0		

AB	R	H	RBI	BB	SO	LOB
4	1	1	2	0	0	3
4	1	0	0	1	0	0
3	2	2	1	2	1	0
5	2	4	4	0	0	1
5	0	0	0	0	2	4
3	1	1	1	1	1	1
1	0	0	0	0	1	0
4	1	3	1	0	0	1
4	1	3	0	0	0	1
3	0	0	0	0	1	5

Batter	1	2	3	4	5	6	7	8	9								
<b>Pete Rose, S</b> (1, 8) OBP: 0.390, SLG: 0.491	0-0 6-3		0-0 HR		0-0 5-3	0-0 SF7	0-0 P3										
<b>Woody Woodward, R</b> (1, 4) OBP: 0.319, SLG: 0.308	0-0 F8		0-0 L5		0-0 6-3	4-0 2B 2B BB		0-0 F7									
<b>Tony Perez, R</b> (1, 5) OBP: 0.444, SLG: 0.692	0-3 K		4-0 FC4 BB		0-0 1B 1B	0-0 2B 2B		4-0 HR BB									
<b>Johnny Bench, R</b> (1, 9) OBP: 0.352, SLG: 0.674		0-0 1B 2B	0-0 FC4		0-0 1B	0-0 2B		0-0 HR									
<b>Lee May, R</b> (1, 3) OBP: 0.314, SLG: 0.545		0-0 1-3		0-0 5-3	0-3 K	0-3 K		0-0 5-3									
<b>Hal McRae, R</b> (1, 7) OBP: 0.398, SLG: 0.671		0-0 F3		0-3 K		0-0 HR	4-0 2B BB	0-3 K									
<b>Jimmy Stewart, S</b> (7, PR) OBP: 0.231, SLG: 0.229 (8, 7)																	
<b>Pat Corrales, R</b> (1, 2) OBP: 0.280, SLG: 0.292		0-0 2-H 1B		0-0 1B 1B		0-0 1B SF7 2B		0-0 F8									
<b>Dave Concepcion, R</b> (1, 6) OBP: 0.361, SLG: 0.360		0-0 F8		0-0 1B	0-0 1B	0-0 SH1-4 2B 1B	0-0 2B										
<b>Wayne Simpson, R</b> (1, 1) OBP: 0.070, SLG: 0.048			0-0 1-3	0-0 F9		0-0 SH1-4	0-3 K										
<b>Inning Stats</b>	R: 0 E: 0 K: 1 S: 5	H: 0 LOB: 0 BB: 0 P: 5	R: 1 E: 0 K: 0 S: 5	H: 2 LOB: 1 BB: 0 P: 5	R: 1 E: 0 K: 0 S: 4	H: 1 LOB: 1 BB: 1 P: 8	R: 0 E: 0 K: 1 S: 7	H: 2 LOB: 2 BB: 0 P: 7	R: 5 E: 0 K: 1 S: 10	H: 5 LOB: 1 BB: 1 P: 14	R: 0 E: 0 K: 1 S: 6	H: 1 LOB: 3 BB: 1 P: 10	R: 2 E: 0 K: 1 S: 6	H: 1 LOB: 0 BB: 1 P: 10	1B: 6 2B: 5 3B: 0 HR: 3	SF: 1 SAC: 1 DP: 0 HBP: 0	WP: 0 PA: 42

PITCHER	IP	WLS	BF	H	R	ER	SO	BB	IBB	HBP	BLK	WP	HR	S	P	ERA	WHIP
<b>Claude Osteen, L</b> (1, 1) ERA: 3.04	5.0	L	26	10	5	5	3	1	0	0	0	0	0	31	35	9.00	2.200
<b>Jose Pena, R</b> (6, 1) ERA: 1.82	0.2		4	1	0	0	0	1	0	0	0	0	0	3	7	0.00	3.000
<b>Ray Lamb, R</b> (6, 1) ERA: 3.28	0.1		2	1	2	2	1	0	0	0	0	0	0	4	4	54.00	3.000
<b>Fred Norman, L</b> (7, 1) ERA: 3.41	2.0		10	2	2	2	2	2	0	0	0	0	1	12	20	9.00	2.000

Batter	1	2	3	4	5	6	7	8	9	AB R H RBI BB SO LOB	TOP											
<b>Billy Grabarkewitz, R</b> (1, 6) OBP: 0.435, SLG: 0.505	0-3 K			0-0 G1-6-3 1B	0-3 K			0-0 HR		4 1 2 1 0 2 0	<b>Los Angeles Dodgers @ Atlanta Braves</b> Atlanta Stadium, Atlanta, GA Mon Jun 22 1970, 7:05 PM EDT Att. 12,162 - Unknown											
<b>Manny Mota, R</b> (1, 7) OBP: 0.373, SLG: 0.419	0-0 F8			0-0 G1-6-3 1-2f	0-0 4-3			0-0 L9		4 0 0 0 0 0 2												
<b>Wes Parker, S</b> (1, 3) OBP: 0.376, SLG: 0.444	0-0 4-3			0-0 HR				0-0 G3		4 1 1 1 0 1 0												
<b>Andy Kosco, R</b> (1, 9) OBP: 0.259, SLG: 0.421 <b>Willie Crawford, L</b> (8, PH) OBP: 0.330, SLG: 0.377 (8, 9)			0-3 K	0-0 1B				0-3 K		3 0 2 0 0 1 0 1 0 0 0 0 1 0												
<b>Jim Lefebvre, S</b> (1, 4) OBP: 0.350, SLG: 0.336			0-0 6-3	0-0 G3				0-3 K		4 0 1 0 0 1 2												
<b>Tom Haller, L</b> (1, 2) OBP: 0.335, SLG: 0.406			0-0 F9					0-0 S 1B		3 1 1 0 1 1 1												
<b>Bill Sudakis, S</b> (1, 5) OBP: 0.340, SLG: 0.435			0-0 F8					0-3 K		4 1 1 2 0 2 2												
<b>Bill Russell, R</b> (1, 8) OBP: 0.167, SLG: 0.136			0-3 K					0-0 F3		4 0 0 0 0 1 2												
<b>Alan Foster, R</b> (1, 1) OBP: 0.114, SLG: 0.088 <b>Jim Brewer, L</b> (9, 1)			0-0 F3					0-0 F8		4 0 0 0 0 0 2 0 0 0 0 0 0 0												
<b>Inning Stats</b>	R: 0 E: 0 K: 1 S: 5	H: 0 LOB: 0 BB: 0 P: 5	R: 0 E: 0 K: 1 S: 5	H: 0 LOB: 0 BB: 0 P: 5	R: 0 E: 0 K: 1 S: 5	H: 0 LOB: 0 BB: 0 P: 5	R: 1 E: 0 K: 0 S: 5	H: 3 LOB: 1 BB: 0 P: 5	R: 2 E: 0 K: 1 S: 8	H: 2 LOB: 1 BB: 0 P: 8	R: 0 E: 0 K: 3 S: 10	H: 1 LOB: 1 BB: 0 P: 10	R: 0 E: 0 K: 1 S: 5	H: 0 LOB: 0 BB: 0 P: 5	R: 1 E: 0 K: 1 S: 6	H: 1 LOB: 0 BB: 0 P: 6	R: 0 E: 0 K: 1 S: 6	H: 1 LOB: 2 BB: 1 P: 10	1B: 5 2B: 0 3B: 0 HR: 3	SF: 0 SAC: 0 DP: 1 HBP: 0	WP: 2 PB: 0 SB: 1 CS: 0	PA: 36
<b>PITCHER</b>	IP WLS BF H R ER SO BB IBB HBP BLK WP HR S P ERA WHIP												<b>PITCHER</b>	IP WLS BF H R ER SO BB IBB HBP BLK WP HR S P ERA WHIP								
<b>Phil Niekro, R</b> (1, 1) ERA: 4.03	8.0 L 32 8 4 4 9 0 0 0 0 2 3 50 50 4.50 1.000																					
<b>Hoyt Wilhelm, R</b> (9, 1) ERA: 3.19	1.0 4 0 0 0 1 1 0 0 0 0 0 5 9 0.00 1.000																					

<b>AB</b>	35
<b>R</b>	4
<b>H</b>	8
<b>RBI</b>	4
<b>BB</b>	1
<b>SO</b>	10
<b>LOB</b>	11






Batter	1	2	3	4	5	6	7	8	9	AB	R	H	RBI	BB	SO	LOB
Gil Garrido, R (1, 4) Hal King, L (9, PH) Bob Aspromonte, R (9, PH)	0-0 6-3		0-0 BB 1B 1-2 1B		0-0 F5		0-0 F3		0-0 FC5-4 1-2f	4	0	1	0	0	0	0
Sonny Jackson, L (1, 6)	0-0 1-3		0-0 BB 1B 1-2 2-3		0-0 F9			0-3 K		4	0	1	0	0	1	0
Hank Aaron, R (1, 9)	0-0		0-0 F3		0-0 F7			0-0 F8 2B		4	0	2	0	0	0	3
Rico Carty, R (1, 7)		0-0 F8	4-0 BB 1-2 2-3 3-H BB		0-0 5-3			0-0 F8 2-3		3	0	0	1	1	0	1
Orlando Cepeda, R (1, 3)		0-0 6-3	0-0 L8		0-0 F8			0-0 F2		4	0	0	0	0	0	4
Tony Gonzalez, L (1, 8)		1-0 WP HBP		1-0 G6-3 HBP		0-0 F7		0-0 F4		2	0	0	0	0	0	0
Clete Boyer, R (1, 5)		0-0 F4 1-2		0-0 G6-3 1-2f		0-0 5-3		0-0 F8		4	0	0	0	0	0	2
Bob Didier, S (1, 2)			0-0 FC6-4 1B		0-0		0-0 F3		0-0 1B 1B	4	0	3	0	0	0	0
Phil Niekro, R (1, 1) Hoyt Wilhelm, R (9, 1) Mike Lum, L (9, PH)			0-0 FC6-4 1B BB 1-2f		0-0 F8		0-0 HR		0-0 FC5-4 1B	3	2	1	1	0	0	2

Inning Stats		R: 0 E: 0 K: 0 S: 3	H: 1 LOB: 1 BB: 0 P: 3	R: 0 E: 0 K: 0 S: 3	H: 0 LOB: 1 BB: 0 P: 4	R: 1 E: 0 K: 0 S: 6	H: 3 LOB: 3 BB: 1 P: 10	R: 0 E: 0 K: 0 S: 3	H: 1 LOB: 1 BB: 0 P: 4	R: 0 E: 0 K: 0 S: 3	H: 0 LOB: 0 BB: 0 P: 3	R: 1 E: 0 K: 0 S: 4	H: 1 LOB: 0 BB: 0 P: 4	R: 0 E: 0 K: 1 S: 6	H: 1 LOB: 1 BB: 0 P: 6	R: 0 E: 0 K: 0 S: 5	H: 2 LOB: 2 BB: 0 P: 5	1B: 7 2B: 1 3B: 0 HR: 1	SF: 0 SAC: 0 DP: 1 HBP: 2
PITCHER	IP	WLS	BF	H	R	ER	SO	BB	IBB	HBP	BLK	WP	HR	S	P	ERA	WHIP	WP: 1	PA: 37
Alan Foster, R (1, 1) Jim Brewer, L (9, 1)	8.2	W	36	9	2	2	1	1	0	0	0	1	1	35	41	2.08	1.154	PB: 0	CS: 0
	0.1	S	1	0	0	0	0	0	0	0	0	0	0	1	1	0.00	0.000		

**Los Angeles Dodgers @ Atlanta Braves**  
 Atlanta Stadium, Atlanta, GA  
 Mon Jun 22 1970, 7:05 PM EDT  
 Att. 12,162 - Unknown

<b>AB</b>	<b>34</b>
<b>R</b>	<b>2</b>
<b>H</b>	<b>9</b>
<b>RBI</b>	<b>2</b>
<b>BB</b>	<b>1</b>
<b>SO</b>	<b>1</b>
<b>LOB</b>	<b>14</b>



Batter	1	2	3	4	5	6	7	8	9	AB R H RBI BB SO LOB	TOP	
<b>Billy Grabarkewitz, R</b> (1, 6) OBP: 0.431, SLG: 0.502	0-3 K			0-3 K	0-0 1B 2B		0-3 K		0-3 K	5 1 1 2 0 4 1	<b>Los Angeles Dodgers @ Atlanta Braves</b> Atlanta Stadium, Atlanta, GA Tue Jun 23 1970, 7:05 PM EDT Att: 15,145 - Unknown <a href="http://livebaseballscorecards.com">livebaseballscorecards.com</a>	
<b>Manny Mota, R</b> (1, 7) OBP: 0.379, SLG: 0.424	0-0 G6-4-3 1B			0-0 5-3	0-0 2B 1B		0-0 4-3 1B		0-0 F8	5 1 3 2 0 0 0		
<b>Wes Parker, S</b> (1, 3) OBP: 0.377, SLG: 0.460	0-0 G6-4-3 1-2f			0-0 HR	0-0 2B		0-0 4-3		0-0 F7	4 1 2 2 0 0 3		
<b>Andy Kosco, R</b> (1, 9) OBP: 0.254, SLG: 0.412 <b>Willie Davis, L</b> (7, PH) OBP: 0.299, SLG: 0.389 (7, 9)		0-3 K		0-0 F7	0-0 F9		0-0 F7			3 0 0 0 0 1 1 1 0 0 0 0 0 2		
<b>Jim Lefebvre, S</b> (1, 4) OBP: 0.347, SLG: 0.333		0-3 K			1-3 F8			0-0 1B 1B		4 0 1 0 0 1 1		
<b>Bill Sudakis, S</b> (1, 5) OBP: 0.337, SLG: 0.420		0-0 F8			4-0 2B BB BB	0-0 F4		0-0 F8		3 1 0 0 1 0 1		
<b>Bill Russell, R</b> (1, 8) OBP: 0.214, SLG: 0.231			0-0 F8		0-0 BB 2B	0-0 6-3		0-0 G4-6-3 1B		4 1 2 0 0 0 0		
<b>Jeff Torborg, R</b> (1, 2) OBP: 0.288, SLG: 0.297 <b>Pete Mikkelsen, R</b> (8, 1)			0-0 F3		4-0 2B IBB	0-3 K		0-0 G4-6-3 1-2f		3 1 0 0 1 1 2 0 0 0 0 0 0 0		
<b>Bill Singer, R</b> (1, 1) OBP: 0.364, SLG: 0.400 <b>Tom Haller, L</b> (8, 2) OBP: 0.333, SLG: 0.403			0-0 F9		4-0 2B 1B BB		0-0 4-3 1B		0-0 F7	2 1 1 1 1 0 0 1 0 0 0 0 0 0		
<b>Inning Stats</b>	R: 0 H: 1 E: 0 LOB: 0 K: 1 BB: 0 S: 5 P: 5	R: 0 H: 0 E: 0 LOB: 0 K: 2 BB: 0 S: 7 P: 7	R: 0 H: 0 E: 0 LOB: 0 K: 0 BB: 0 S: 3 P: 3	R: 1 H: 1 E: 0 LOB: 0 K: 1 BB: 0 S: 6 P: 6	R: 6 H: 4 E: 0 LOB: 1 K: 0 BB: 3 S: 7 P: 19	R: 0 H: 0 E: 0 LOB: 0 K: 1 BB: 0 S: 5 P: 5	R: 0 H: 2 E: 0 LOB: 2 K: 1 BB: 0 S: 7 P: 7	R: 0 H: 2 E: 0 LOB: 1 K: 0 BB: 0 S: 4 P: 4	R: 0 H: 0 E: 0 LOB: 0 K: 1 BB: 0 S: 5 P: 5	1B: 6 SF: 0 2B: 3 SAC: 0 3B: 0 DP: 2 HR: 1 HBP: 0		WP: 0 PA: 38 PB: 0 SB: 0 CS: 0
<b>PITCHER</b> <b>Mike McQueen, L</b> (1, 1) ERA: 10.95 <b>Milt Pappas, R</b> (5, 1) ERA: 6.06	IP WLS BF H R ER SO BB IBB HBP BLK WP HR S P ERA WHIP											<b>PITCHER</b> IP WLS BF H R ER SO BB IBB HBP BLK WP HR S P ERA WHIP

**Los Angeles Dodgers @ Atlanta Braves**  
Atlanta Stadium, Atlanta, GA  
Tue Jun 23 1970, 7:05 PM EDT  
Att: 15,145 - Unknown

**AB 35**  
**R 7**  
**H 10**  
**RBI 7**  
**BB 3**  
**SO 7**  
**LOB 11**





Batter	1	2	3	4	5	6	7	8	9	AB R H RBI BB SO LOB	TOP											
<b>Billy Grabarkewitz, R</b> (1, 6) OBP: 0.430, SLG: 0.498	0-0 SH5-3 FC4-6 1B	0-0 5-3			0-0 F9			4-0 SH1-4 BB	0-0 E6 E	4 2 1 1 1 0 2												
<b>Manny Mota, R</b> (1, 7) OBP: 0.386, SLG: 0.443	0-0 FC4-6 SH5-3 1B		0-0 6-3			0-0 L9 SF8 2B		0-0 SH1-4	0-0 3-1 2B	4 1 3 0 0 0 0												
<b>Willie Davis, L</b> (1, 9) OBP: 0.295, SLG: 0.383	0-0 SH5-3 1-2 2-3		0-3 K			0-0 L9 2-3		0-0 F7	0-0 3-1 2-3	4 0 0 0 0 1 4												
<b>Wes Parker, S</b> (1, 3) OBP: 0.375, SLG: 0.455	4-0 FC4-6 IBB		0-0 1-3			0-0 SF8 3-H		0-0 1-3	0-0 4-3	3 0 0 1 1 0 3												
<b>Jim Lefebvre, S</b> (1, 4) OBP: 0.344, SLG: 0.339	0-0 FC4-6 1-2f 2-3 3-H			0-0 4-3		0-0 3-1			0-0 6-3 WP 2B	4 1 1 1 0 0 2												
<b>Bill Sudakis, S</b> (1, 5) OBP: 0.324, SLG: 0.402	0-0 F5			0-0 3-1			0-0 6-3		0-0 6-3 2-3	4 0 0 0 0 0 3												
<b>Tom Haller, L</b> (1, 2) OBP: 0.344, SLG: 0.415		0-0			0-0 F9		0-0		4-0 1B BB	3 0 2 0 1 0 0	<b>AB 34</b>											
<b>Von Joshua, L</b> (9, PR) OBP: 0.295, SLG: 0.316										0 1 0 0 0 0 0	<b>R 7</b>											
<b>Jeff Torborg, R</b> (9, 2) OBP: 0.288, SLG: 0.297										0 0 0 0 0 0 0	<b>H 9</b>											
<b>Bill Russell, R</b> (1, 8) OBP: 0.219, SLG: 0.233		0-3 K			0-0 F6		0-3 K		0-0 1B E 1B	4 1 1 0 0 2 2	<b>RBI 4</b>											
<b>Joe Moeller, R</b> (1, 1) OBP: 0.313, SLG: 0.267		0-3 K			0-3 K		0-3 K		0-0 E WP 1B	4 1 1 1 0 3 2	<b>BB 3</b>											
<b>Inning Stats</b>	R: 1 E: 0 K: 0 S: 5	H: 2 LOB: 2 BB: 1 P: 9	R: 0 E: 0 K: 2 S: 8	H: 1 LOB: 1 BB: 0 P: 8	R: 0 E: 0 K: 1 S: 5	H: 0 LOB: 0 BB: 0 P: 5	R: 0 E: 0 K: 0 S: 3	H: 0 LOB: 0 BB: 0 P: 3	R: 0 E: 0 K: 1 S: 5	H: 0 LOB: 0 BB: 0 P: 5	R: 1 E: 0 K: 0 S: 4	H: 1 LOB: 0 BB: 0 P: 4	R: 0 E: 0 K: 2 S: 8	H: 1 LOB: 1 BB: 0 P: 8	R: 0 E: 0 K: 0 S: 3	H: 0 LOB: 1 BB: 1 P: 7	R: 5 E: 1 K: 0 S: 8	H: 4 LOB: 2 BB: 1 P: 12	1B: 5 2B: 4 3B: 0 HR: 0	SF: 1 SAC: 2 DP: 0 HBP: 0	WP: 2 PB: 0 SB: 0 CS: 0	PA: 40
<b>PITCHER</b>	IP WLS BF H R ER SO BB IBB HBP BLK WP HR S P ERA WHIP																					
<b>Pat Jarvis, R</b> (1, 1) ERA: 3.16	8.0 L 31 5 2 2 6 1 1 0 0 0 0 0 41 49 2.25 0.750																					
<b>Bob Priddy, R</b> (9, 1) ERA: 6.23	0.1 6 3 5 4 0 1 0 0 0 1 0 5 9 108.00 12.000																					
<b>Aubrey Gatewood, R</b> (9, 1) ERA:	0.2 3 1 0 0 0 0 0 0 0 0 1 0 3 3 0.00 1.500																					

**Los Angeles Dodgers @ Atlanta Braves**  
Atlanta Stadium, Atlanta, GA

Wed Jun 24 1970, 7:05 PM EDT  
Att. 12,667 - Unknown



livebaseballscorecards.com

Batter	1	2	3	4	5	6	7	8	9	AB	R	H	RBI	BB	SO	LOB
Sonny Jackson, L (1, 6) OBP: 0.390, SLG: 0.336	0-0 F8		0-0 1B		0-0 4-3			0-0 4-3		4	0	1	0	0	0	1
Mike Lum, L (1, 8) OBP: 0.289, SLG: 0.329	0-0 FC6-4 1B		0-0 1-3 1B			0-0 6-3		0-0 6-3		4	0	2	0	0	0	1
Hank Aaron, R (1, 9) OBP: 0.388, SLG: 0.635	0-0 FC6-4 1-2f		0-3 K 1-2			0-0 F4			0-0 FC6-4 1B	4	0	1	0	0	1	3
Rico Carty, R (1, 7) OBP: 0.470, SLG: 0.676	0-0 F9 1-2		0-0 5-3			0-0 F9			0-0 FC6-4 1B	4	0	1	0	0	0	3
Orlando Cepeda, R (1, 3) OBP: 0.357, SLG: 0.500		0-0 F7		0-0 F3			0-0 F8		0-0 F3	4	0	0	0	0	0	2
Clete Boyer, R (1, 5) OBP: 0.273, SLG: 0.323		0-0 F5		0-0 6-3		0-3 K		0-0 FC6-4	4	0	0	0	0	1	2	
Bob Tillman, R (1, 2) OBP: 0.295, SLG: 0.388		0-0 FC4-6 1B		0-0 F2		0-3 K		0-3 K	4	0	1	0	0	2	2	
Gil Garrido, R (1, 4) OBP: 0.352, SLG: 0.380		0-0 FC4-6 1-2f		0-0 5-3		0-0 5-3		0-0 E5 4-3	3	0	0	0	0	0	1	
Pat Jarvis, R (1, 1) OBP: 0.119, SLG: 0.122			0-0 5-3		0-0 F8			0-3 K	2	0	0	0	0	0	0	
Hal King, L (8, PH) OBP: 0.414, SLG: 0.457									1	0	0	0	0	1	1	
Bob Priddy, R (9, 1) OBP: 0.600, SLG: 0.500									0	0	0	0	0	0	0	
Aubrey Gatewood, R (9, 1)									0	0	0	0	0	0	0	

Inning Stats	R: 0	H: 1	E: 0	LOB: 1	K: 0	BB: 0	S: 4	P: 4	R: 0	H: 1	E: 0	LOB: 1	K: 0	BB: 0	S: 4	P: 4	R: 0	H: 2	E: 0	LOB: 2	K: 1	BB: 0	S: 7	P: 7	R: 0	H: 0	E: 0	LOB: 0	K: 0	BB: 0	S: 3	P: 3	R: 0	H: 0	E: 0	LOB: 0	K: 0	BB: 0	S: 3	P: 3	R: 0	H: 0	E: 0	LOB: 0	K: 2	BB: 0	S: 7	P: 7	R: 0	H: 0	E: 1	LOB: 1	K: 1	BB: 0	S: 6	P: 6	R: 0	H: 2	E: 0	LOB: 2	K: 1	BB: 0	S: 7	P: 7	1B: 6	SF: 0	2B: 0	SAC: 0	3B: 0	DP: 0	HR: 0	HBP: 0	WP: 0	PA: 34
PITCHER Joe Moeller, R (1, 1) ERA: 2.55	IP	WLS	BF	H	R	ER	SO	BB	IBB	HBP	BLK	WP	HR	S	P	ERA	WHIP	IP	WLS	BF	H	R	ER	SO	BB	IBB	HBP	BLK	WP	HR	S	P	ERA	WHIP																																								


**BOTTOM**

**Los Angeles Dodgers @ Atlanta Braves**  
Atlanta Stadium, Atlanta, GA

Wed Jun 24 1970, 7:05 PM EDT  
Att. 12,667 - Unknown

AB	34
R	0
H	6
RBI	0
BB	0
SO	5
LOB	16

livebaseballscores.com



Batter	1	2	3	4	5	6	7	8	9	AB R H RBI BB SO LOB	TOP											
Tommy Dean, R (1, 6) OBP: 0.313, SLG: 0.333	0-0 6-3			x 0-0 FC6-4 1B		x 0-0 F8		x 0-0 6-3		4 0 1 0 0 0 0	<b>San Diego Padres @ Los Angeles Dodgers</b> Dodger Stadium, Los Angeles, CA Fri Jun 26 1970, 7:05 PM PDT Att: 55,110 - Unknown <a href="http://livebaseballscorecards.com">livebaseballscorecards.com</a>											
Dave Campbell, R (1, 4) OBP: 0.296, SLG: 0.320	0-0 6-3		x 0-0 L7		B B B 4-0 2B BB		x 0-0 F9		3 1 0 0 1 0 1													
Cito Gaston, R (1, 8) OBP: 0.388, SLG: 0.558	0-0 F9		0-0 K		x 0-0 G3 1-H 2B		x 0-0 F3		4 0 1 1 0 1 1													
Al Ferrara, R (1, 7) OBP: 0.374, SLG: 0.443		0-0 K		x 0-0 FC6-4 1-2f		x 0-0 G3 2-3		x 0-0 5-3	4 0 0 0 0 1 2													
Nate Colbert, R (1, 3) OBP: 0.318, SLG: 0.500		0-0 K		x 0-0 FC4 1B		x 0-0 5-3		x 0-0 6-3	4 0 1 0 0 1 1													
Ollie Brown, R (1, 9) OBP: 0.324, SLG: 0.441		0-0 F9		x 0-0 F3		x 0-0 F9		x 0-0 1B	4 0 1 0 0 0 1													
Ed Spiezio, R (1, 5) OBP: 0.364, SLG: 0.384			x 0-0 5-3		x 0-0 FC4 1-2f 1B		x 0-0 K	x 0-0 F6	4 0 0 0 0 1 2													
Chris Cannizzaro, R (1, 2) OBP: 0.380, SLG: 0.451			x 0-0 5-3		x 0-0 FC5-4 1-2 1B		x 0-0 1B		3 0 2 0 0 0 0													
Clay Kirby, R (1, 1) OBP: 0.185, SLG: 0.154			x 0-0 F4		x 0-0 FC5-4 1-2f 1B		x 0-0 K		1 0 0 0 0 0 0													
Steve Huntz, S (5, PH) OBP: 0.318, SLG: 0.364									1 0 0 0 0 0 2													
Ron Herbel, R (5, 1)									0 0 0 0 0 0 0													
Ivan Murrell, R (7, PH) OBP: 0.288, SLG: 0.411									1 0 0 0 0 1 1													
Ron Willis, R (7, 1)									0 0 0 0 0 0 0													
<b>Inning Stats</b>	R: 0 E: 0 K: 0 S: 3	H: 0 LOB: 0 BB: 0 P: 3	R: 0 E: 0 K: 2 S: 7	H: 0 LOB: 0 BB: 0 P: 7	R: 0 E: 0 K: 0 S: 3	H: 0 LOB: 0 BB: 0 P: 3	R: 0 E: 0 K: 1 S: 6	H: 1 LOB: 1 BB: 0 P: 6	R: 0 E: 0 K: 0 S: 5	H: 2 LOB: 2 BB: 0 P: 5	R: 1 E: 0 K: 0 S: 4	H: 1 LOB: 1 BB: 1 P: 8	R: 0 E: 0 K: 2 S: 8	H: 1 LOB: 1 BB: 0 P: 8	R: 0 E: 0 K: 0 S: 3	H: 0 LOB: 0 BB: 0 P: 3	R: 0 E: 0 K: 0 S: 4	H: 1 LOB: 1 BB: 0 P: 4	1B: 5 2B: 1 3B: 0 HR: 0	SF: 0 SAC: 0 DP: 0 HBP: 0	WP: 0 PB: 0 SB: 0 CS: 0	PA: 34
<b>PITCHER</b> Claude Osteen, L (1, 1) ERA: 2.91	IP: 9.0 WLS: W BF: 34 H: 6 R: 1 ER: 1 SO: 5 BB: 1 IBB: 0 HBP: 0 BLK: 0 WP: 0 HR: 0 S: 43 P: 47 ERA: 1.00 WHIP: 0.778											<b>PITCHER</b>	IP: WLS: BF: H: R: ER: SO: BB: IBB: HBP: BLK: WP: HR: S: P: ERA: WHIP:									



Batter	1	2	3	4	5	6	7	8	9
<b>Billy Grabarkewitz, R</b> OBP: 0.431, SLG: 0.495 (1, 6) X	0-0 E7 1B FC3-6 1B		4-0 1B FC4-6 BB		0-3 K			0-0 F3	
<b>Manny Mota, R</b> OBP: 0.393, SLG: 0.447 (1, 7) X	0-0 FC3-6 2-3 1B		0-0 FC4-6 1-3 1B		0-3 K			4-0 BB	
<b>Willie Davis, L</b> OBP: 0.294, SLG: 0.381 (1, 9) X	0-0 F6		0-0 FC4-6 CS 1-2f 3-H			0-0 SH3 1B		0-0 F7	
<b>Wes Parker, S</b> OBP: 0.374, SLG: 0.451 (1, 3) X	0-0 FC3-6 E S 1-2f 3-H		4-0 FC4-6 1-2 BB		0-0 SH3 1-2			0-0 1-3	
<b>Jim Lefebvre, S</b> OBP: 0.336, SLG: 0.331 (1, 4) X	0-0 F9 1-3		0-0 F8			0-0 F7			
<b>Bill Sudakis, S</b> OBP: 0.333, SLG: 0.442 (1, 5) X		0-0 HR		0-0 F5		0-0 1B 2-H			
<b>Tom Haller, L</b> OBP: 0.337, SLG: 0.407 (1, 2) X		0-0 G3		0-0 4-3			0-0 F5		
<b>Bill Russell, R</b> OBP: 0.200, SLG: 0.212 (1, 8) X		0-0 F4		0-0 F4			0-0 6-3		
<b>Claude Osteen, L</b> OBP: 0.250, SLG: 0.340 (1, 1) X		0-0 F9			0-0 F8		0-0 4-3		

Inning Stats	R: 1	H: 2	E: 1	K: 0	S: 5	LOB: 1	BB: 0	P: 5
	R: 1	H: 1	E: 0	K: 0	S: 4	LOB: 0	BB: 0	P: 4
	R: 1	H: 1	E: 0	K: 0	S: 3	LOB: 1	BB: 2	P: 11
	R: 0	H: 0	E: 0	K: 0	S: 3	LOB: 0	BB: 0	P: 3
	R: 0	H: 0	E: 0	K: 2	S: 7	LOB: 0	BB: 0	P: 7
	R: 1	H: 2	E: 0	K: 0	S: 4	LOB: 1	BB: 0	P: 4
	R: 0	H: 0	E: 0	K: 0	S: 3	LOB: 0	BB: 0	P: 3
	R: 0	H: 0	E: 0	K: 0	S: 3	LOB: 1	BB: 1	P: 7


PITCHER	IP	WLS	BF	H	R	ER	SO	BB	IBB	HBP	BLK	WP	HR	S	P	ERA	WHIP
<b>Clay Kirby, R</b> ERA: 5.42 (1, 1)	4.0	L	17	4	3	2	0	2	0	0	0	0	1	15	23	4.50	1.500
<b>Ron Herbel, R</b> ERA: 3.71 (5, 1)	2.0		7	2	1	1	2	0	0	0	0	0	0	11	11	4.50	1.000
<b>Ron Willis, R</b> ERA: (7, 1)	2.0		7	0	0	0	0	1	0	0	0	0	0	6	10	0.00	0.500

**BOTTOM**

AB	R	H	RBI	BB	SO	LOB
3	2	1	0	1	1	0
3	0	2	0	1	1	0
4	1	1	1	0	0	4
2	0	0	1	1	0	2
3	0	0	0	0	0	3
3	1	2	2	0	0	0
3	0	0	0	0	0	0
3	0	0	0	0	0	0

**San Diego Padres @ Los Angeles Dodgers**  
Dodger Stadium, Los Angeles, CA

**AB 27**  
**R 4**  
**H 6**  
**RBI 4**  
**BB 3**  
**SO 2**  
**LOB 9**



WP: 0 PA: 31  
PB: 0  
SB: 1  
CS: 1

livebaseballscorecards.com

Fri Jun 26 1970, 7:05 PM PDT  
Att. 55,110 - Unknown

Batter	1	2	3	4	5	6	7	8	9	AB R H RBI BB SO LOB	TOP
Tommy Dean, R (1, 6) OBP: 0.305, SLG: 0.325 Ed Spiezio, R (7, PH) OBP: 0.358, SLG: 0.376 (7, 5)	0-3 K		0-0 L6		0-3 K		0-3 K		0-3 K	3 0 0 0 0 2 0 2 0 0 0 0 2 1	<b>San Diego Padres @ Los Angeles Dodgers</b> Dodger Stadium, Los Angeles, CA Sat Jun 27 1970, 7:05 PM PDT Att: 32,001 - Unknown <a href="http://livebaseballscorecards.com">livebaseballscorecards.com</a>
Dave Campbell, R (1, 4) OBP: 0.298, SLG: 0.331	0-0 F6		0-0 HR		4-0 BB			0-0 6-3		3 1 1 1 1 0 0	
Cito Gaston, R (1, 8) OBP: 0.383, SLG: 0.550	0-3 K		0-3 K		0-3 K			0-0 E6 HR		4 1 0 0 0 3 1	
Al Ferrara, R (1, 7) OBP: 0.371, SLG: 0.457		0-0 F3		0-0 E5 FC9-6		0-0 L7		0-0 HR		4 1 1 2 0 0 0	
Nate Colbert, R (1, 3) OBP: 0.321, SLG: 0.523		0-0 HR		0-0 F5		0-0 F9		0-0 HR		4 2 2 2 0 0 1	
Ollie Brown, R (1, 9) OBP: 0.323, SLG: 0.435		4-0 BB		0-0 FC9-6 BB 1-2f		0-0 F6		0-0 6-3		3 0 0 0 1 0 1	
Steve Huntz, S (1, 5) OBP: 0.317, SLG: 0.358 (7, 6)		0-3 K		4-0 BB		0-0 F2		0-3 K		3 0 0 0 1 2 1	
Bob Barton, R (1, 2) OBP: 0.320, SLG: 0.380		0-0 F8		0-3 K		0-0 5-3		0-0 5-3		4 0 0 0 0 1 3	
Pat Dobson, R (1, 1) OBP: 0.222, SLG: 0.152 Larry Stahl, L (7, PH) OBP: 0.182, SLG: 0.182 Ron Herbel, R (7, 1) Ivan Murrell, R (9, PH) OBP: 0.286, SLG: 0.409			0-0 4-3		0-3 K		0-0 1B		0-3 K	2 0 0 0 0 1 0 1 0 1 0 0 0 0 0 0 0 0 0 0 0 1 0 0 0 0 1 0	
<b>Inning Stats</b>	R: 0 H: 0 E: 0 LOB: 0 K: 2 BB: 0 S: 7 P: 7	R: 1 H: 1 E: 0 LOB: 1 K: 1 BB: 1 S: 6 P: 10	R: 1 H: 1 E: 0 LOB: 0 K: 1 BB: 0 S: 6 P: 6	R: 0 H: 0 E: 1 LOB: 2 K: 1 BB: 1 S: 6 P: 10	R: 0 H: 0 E: 0 LOB: 1 K: 3 BB: 1 S: 9 P: 13	R: 0 H: 0 E: 0 LOB: 0 K: 0 BB: 0 S: 3 P: 3	R: 0 H: 1 E: 0 LOB: 1 K: 1 BB: 0 S: 6 P: 6	R: 3 H: 2 E: 1 LOB: 0 K: 1 BB: 0 S: 8 P: 8	R: 0 H: 0 E: 0 LOB: 0 K: 2 BB: 0 S: 7 P: 7	1B: 1 SF: 0 2B: 0 SAC: 0 3B: 0 DP: 0 HR: 4 HBP: 0	WP: 0 PA: 37 PB: 0 SB: 2 CS: 0
<b>PITCHER</b> Don Sutton, R (1, 1) ERA: 3.26 Jim Brewer, L (8, 1) ERA: 2.1	IP WLS BF H R ER SO BB IBB HBP BLK WP HR S P ERA WHIP	7.1 W 32 5 5 4 9 3 0 0 0 0 0 4 47 59 4.91 1.091	1.2 S 5 0 0 0 3 0 0 0 0 0 0 0 0 11 11 0.00 0.000								



Batter	1	2	3	4	5	6	7	8	9	AB	R	H	RBI	BB	SO	LOB
Billy Grabarkewitz, R (1, 6) OBP: 0.438, SLG: 0.498	0-0 4-3 1B	4-0 1B BB			4-0 1B BB		0-0 SH2-4 1B	0-0 F8		3	3	2	0	2	0	0
Manny Mota, R (1, 7) OBP: 0.400, SLG: 0.451	0-0 4-3 1-2	0-0 1-3 1B			0-0 1-3 1B		0-0 SH2-4 1-2	4-0 BB		3	0	2	0	1	0	1
Willie Davis, L (1, 9) OBP: 0.299, SLG: 0.381	4-0 1B BB	0-0 F2			0-0 1B 1B		4-0 1B SF7 BB	0-0 F2		3	1	1	1	2	0	3
Wes Parker, S (1, 3) OBP: 0.376, SLG: 0.452	0-0 F5		0-0 G3		0-0 1-3 1B		0-0 1-3 2-H E 1B			4	1	2	1	0	0	2
Jim Lefebvre, S (1, 4) OBP: 0.333, SLG: 0.331	0-0 1-3 2-H BB 1B		0-0 F7		0-3 K		0-0 SF7			3	0	1	2	0	1	1
Bill Sudakis, S (1, 5) OBP: 0.348, SLG: 0.474	4-0 1-2 BB		0-0 4-3				0-0 HR	4-0 1-2 E BB		2	2	1	1	2	0	0
Tom Haller, L (1, 2) OBP: 0.335, SLG: 0.403	0-0 F9			0-0 L4-3 1B			0-0 F4	0-0 E9		4	0	1	0	0	0	3
Bill Russell, R (1, 8) OBP: 0.179, SLG: 0.189		0-0 F2		0-0 L4-3			0-0 1-3	0-0 1-3		4	0	0	0	0	0	2
Don Sutton, R (1, 1) OBP: 0.275, SLG: 0.217 Jim Brewer, L (8, 1)		0-0 4-3		0-3 K			0-0 F3		0-0 F5	3	0	0	0	0	1	0
										1	0	0	0	0	0	0


Inning Stats		R: 1	H: 2	E: 0	K: 0	S: 5	R: 0	H: 1	E: 0	K: 0	S: 4	R: 0	H: 0	E: 0	K: 0	S: 3	R: 0	H: 1	E: 0	K: 1	S: 5	R: 1	H: 3	E: 0	K: 1	S: 6	R: 1	H: 1	E: 0	K: 0	S: 4	R: 4	H: 2	E: 1	K: 0	S: 6	R: 0	H: 0	E: 0	K: 0	S: 3									
IP	WLS	BF	H	R	ER	SO	BB	IBB	HBP	BLK	WP	HR	S	P	ERA	WHIP	IP	WLS	BF	H	R	ER	SO	BB	IBB	HBP	BLK	WP	HR	S	P	ERA	WHIP	IP	WLS	BF	H	R	ER	SO	BB	IBB	HBP	BLK	WP	HR	S	P	ERA	WHIP
Pat Dobson, R (1, 1) ERA: 4.29		27	8	3	3	2	4	0	0	0	0	0	1	27	4.50	2.000	2.0		12	2	4	2	0	3	0	0	0	0	0	9	21	9.00	2.500																	
Ron Herbel, R (8, 1) ERA: 3.86																																																		

**BOTTOM**

**San Diego Padres @ Los Angeles Dodgers**  
 Dodger Stadium, Los Angeles, CA

Sat Jun 27 1970, 7:05 PM PDT  
 Att. 32,001 - Unknown

AB 30  
 R 7  
 H 10  
 RBI 5  
 BB 7  
 SO 2  
 LOB 12



WP	HR	S	P	ERA	WHIP
3	0	0	0	9.00	2.500
1	0	0	0	3.86	

Batter	1	2	3	4	5	6	7	8	9	AB R H RBI BB SO LOB	TOP									
Tommy Dean, R (1, 6) OBP: 0.311, SLG: 0.339	0-0 6-3 2B		0-0 F9		0-0 1-2 2-3 1B		0-0 5-3			4 0 2 0 0 0 1	<b>San Diego Padres @ Los Angeles Dodgers</b> Dodger Stadium, Los Angeles, CA Sun Jun 28 1970, 3:33 AM PDT Att. 16,737 - Unknown <a href="http://livebaseballscorecards.com">livebaseballscorecards.com</a>									
Dave Campbell, R (1, 4) OBP: 0.298, SLG: 0.330	0-0 F7			0-0 5-3	0-3 K			0-0 WP 1B 1B	4 0 1 0 0 1 4											
Cito Gaston, R (1, 8) OBP: 0.384, SLG: 0.549	0-0 6-3 2-3			0-0 6-3				0-0 1B 1B WP 1B	4 0 2 0 0 0 1											
Al Ferrara, R (1, 7) OBP: 0.374, SLG: 0.455	0-3 K			4-0 BB	0-0 1-2 1B			0-0 F8 1-2 2-3	3 0 1 0 1 1 3											
Nate Colbert, R (1, 3) OBP: 0.316, SLG: 0.515		0-0 6-3		0-0 L7	0-3 K			0-0 L3	4 0 0 0 0 1 5											
Ollie Brown, R (1, 9) OBP: 0.318, SLG: 0.428		0-0 F7			0-0 5-3	0-0 F3		0-0 L3	4 0 0 0 0 0 4											
Steve Hantz, S (1, 5) OBP: 0.311, SLG: 0.351		0-0 4-3			0-0 F5	0-0 F2		0-3 K	4 0 0 0 0 1 2											
Chris Cannizzaro, R (1, 2) OBP: 0.385, SLG: 0.452			0-0 F9		0-0 1B BB 1B		4-0 L3 BB	0-0 2-3	2 0 1 0 1 0 0 1 0 0 0 0 0 0											
Ron Stocum, R (7, PR) OBP: 0.267, SLG: 0.300																				
Dave Roberts, L (1, 1) OBP: 0.136, SLG: 0.286			0-0 4-3		4-0 1B BB	0-0 L3		0-0 F6	1 0 0 0 1 0 0 1 0 0 0 0 0 1 0 0 0 0 0 0 0 1 0 0 0 0 0 0											
Larry Stahl, L (7, PH) OBP: 0.167, SLG: 0.167																				
Ron Willis, R (7, 1)																				
Ivan Murrell, R (9, PH) OBP: 0.285, SLG: 0.407																				
<b>Inning Stats</b>	R: 0 E: 0 K: 1 S: 6	H: 1 LOB: 1 BB: 0 P: 6	R: 0 E: 0 K: 0 S: 3	H: 0 LOB: 0 BB: 0 P: 3	R: 0 E: 0 K: 0 S: 3	H: 0 LOB: 1 BB: 1 P: 7	R: 0 E: 0 K: 1 S: 7	H: 2 LOB: 3 BB: 1 P: 11	R: 0 E: 0 K: 1 S: 7	H: 2 LOB: 2 BB: 0 P: 7	R: 0 E: 0 K: 0 S: 2	H: 0 LOB: 1 BB: 1 P: 6	R: 0 E: 0 K: 0 S: 5	H: 2 LOB: 2 BB: 0 P: 5	R: 0 E: 0 K: 1 S: 5	H: 0 LOB: 0 BB: 0 P: 5	1B: 6 2B: 2 3B: 0 HR: 0	SF: 0 SAC: 0 DP: 1 HBP: 0	WP: 1 PA: 36 PB: 0 SB: 0 CS: 0	
<b>PITCHER</b>	IP WLS BF H R ER SO BB IBB HBP BLK WP HR S P ERA WHIP																			
Alan Foster, R (1, 1) ERA: 3.69	7.0 W 29 6 0 0 3 3 0 0 0 0 0 0 32 44 0.00 1.286																			
Jim Brewer, L (8, 1) ERA: 1.98	2.0 S 7 1 0 0 1 0 0 0 0 0 1 0 9 9 0.00 0.500																			

AB	33
R	0
H	7
RBI	0
BB	3
SO	4
LOB	21



Batter	1	2	3	4	5	6	7	8	9	AB	R	H	RBI	BB	SO	LOB
--------	---	---	---	---	---	---	---	---	---	----	---	---	-----	----	----	-----

<b>Billy Grabarkewitz, R</b> (1, 6) <small>OBP: 0.440, SLG: 0.498</small>	4-0 		0-3 			0-0 				2	1	1	0	1	1	0
<b>Manny Mota, R</b> (1, 7) <small>OBP: 0.399, SLG: 0.449</small>	0-0 		0-0 			0-0 				3	1	1	0	0	0	1
<b>Wes Parker, S</b> (1, 3) <small>OBP: 0.372, SLG: 0.447</small>	0-0 		0-0 			0-0 				3	0	0	1	0	0	2
<b>Andy Kosco, R</b> (1, 9) <small>OBP: 0.248, SLG: 0.403</small> <b>Von Joshua, L</b> (8, 9) <small>OBP: 0.295, SLG: 0.316</small>	0-0 		0-0 			0-0 				3	0	0	0	0	0	1
<b>Jim Lefebvre, S</b> (1, 4) <small>OBP: 0.341, SLG: 0.347</small>	0-0 		0-0 			0-0 				3	0	2	1	0	0	0
<b>Bill Sudakis, S</b> (1, 5) <small>OBP: 0.339, SLG: 0.460</small>	0-0 		0-0 			0-0 				3	0	0	0	0	0	2
<b>Jeff Torborg, R</b> (1, 2) <small>OBP: 0.277, SLG: 0.286</small>		0-0 				0-0 				3	0	0	0	0	0	0
<b>Bill Russell, R</b> (1, 8) <small>OBP: 0.167, SLG: 0.175</small>		0-3 				0-0 				3	0	0	0	0	2	0
<b>Alan Foster, R</b> (1, 1) <small>OBP: 0.108, SLG: 0.083</small> <b>Jim Brewer, L</b> (8, 1) <small>OBP: 0.108, SLG: 0.083</small>		0-0 				0-0 				2	0	0	0	0	0	0
		0-0 				0-0 				1	0	0	0	0	0	0

Inning Stats	R: 2	H: 2	E: 1	LOB: 1	K: 0	BB: 1	S: 5	P: 9	R: 0	H: 0	E: 0	LOB: 0	K: 1	BB: 0	S: 5	P: 5	R: 0	H: 0	E: 0	LOB: 0	K: 1	BB: 0	S: 5	P: 5	R: 0	H: 0	E: 0	LOB: 0	K: 0	BB: 0	S: 3	P: 3	R: 0	H: 1	E: 0	LOB: 0	K: 0	BB: 0	S: 3	P: 3	R: 0	H: 1	E: 0	LOB: 0	K: 0	BB: 0	S: 3	P: 3	R: 0	H: 0	E: 0	LOB: 0	K: 1	BB: 0	S: 5	P: 5	R: 0	H: 0	E: 0	LOB: 0	K: 0	BB: 0	S: 3	P: 3	R: 0	H: 0	E: 0	LOB: 0	K: 1	BB: 0	S: 5	P: 5
--------------	------	------	------	--------	------	-------	------	------	------	------	------	--------	------	-------	------	------	------	------	------	--------	------	-------	------	------	------	------	------	--------	------	-------	------	------	------	------	------	--------	------	-------	------	------	------	------	------	--------	------	-------	------	------	------	------	------	--------	------	-------	------	------	------	------	------	--------	------	-------	------	------	------	------	------	--------	------	-------	------	------

PITCHER	IP	WLS	BF	H	R	ER	SO	BB	IBB	HBP	BLK	WP	HR	S	P	ERA	WHIP
<b>Dave Roberts, L</b> (1, 1) <small>ERA: 3.11</small>	6.0	L	21	3	2	2	2	1	0	0	0	0	0	24	28	3.00	0.667
<b>Ron Willis, R</b> (7, 1) <small>ERA:</small>	2.0		6	1	0	0	1	0	0	0	0	0	0	8	8	0.00	0.500

**BOTTOM**

**San Diego Padres @ Los Angeles Dodgers**  
 Dodger Stadium, Los Angeles, CA  
 Sun Jun 28 1970, 3:33 AM PDT  
 Att. 16,737 - Unknown

AB	26
R	2
H	4
RBI	2
BB	1
SO	3
LOB	6



WP	PA	26
WP: 0	PA: 27	
PB: 0		
SB: 0		
CS: 0		

Batter	1	2	3	4	5	6	7	8	9	AB R H RBI BB SO LOB	TOP											
Cesar Cedeno, R OBP: 0.225, SLG: 0.184 (1, 9) X	0-0 FC3-6 1B	0-3 K		0-0 1B	0-0 6-3			0-0 F8		5 2 2 0 0 1 0												
Joe Morgan, L OBP: 0.398, SLG: 0.391 (1, 4) X	0-0 BB 1-3 E 1B	0-0 1-3		0-0 1B HR 1B		0-0 4-3		4-0 BB		4 2 2 0 1 0 0												
Jimmy Wynn, R OBP: 0.387, SLG: 0.504 (1, 8) B B B	4-0 FC3-6 1-2 BB		0-0 1B 1B	0-0 F3		4-0 BB		0-0 F8		3 1 1 0 2 0 3												
Joe Pepitone, L OBP: 0.305, SLG: 0.502 (1, 7) X (7, 3)	0-0 FC3-6 PB 1B 1-2f 2-H 3-H		0-0 1B 1B BB	0-0 HR 1B		0-0 F2		0-0 HR		5 4 3 3 0 0 2												
Denis Menke, R OBP: 0.382, SLG: 0.426 (1, 6) X	0-0 2B FC5-2 1B 2-H		4-0 CS 1B BB 1-2	0-3 K		0-0 6-3		0-0 6-3		4 0 1 1 1 1 3												
Bob Watson, R OBP: 0.326, SLG: 0.565 Gary Geiger, L OBP: 1.000, SLG: 1.000 (1, 3) X (7, 7)	0-0 FC5-2 1-3 2B		0-0 CS 1B 1-2 2-H 3-H	0-0 HR 1B 1-H 2-H		0-3 K		0-0 1B		4 1 3 5 0 1 0 1 0 1 0 0 0 0												
Doug Rader, R OBP: 0.315, SLG: 0.430 (1, 5) X	0-0 FC5-2 2-3 3-H		0-3 K 1-2 2-3	0-0 F8		0-0 F9		0-3 K		5 0 0 0 0 2 5												
Johnny Edwards, L OBP: 0.239, SLG: 0.259 (1, 2) S S S	0-3 K		4-0 BB		0-0 4-3		0-0 F9		0-0 L7	4 0 0 0 1 1 3												
Jack Billingham, R OBP: 0.087, SLG: 0.045 Ron Cook, L OBP: 0.500, SLG: 0.800 (1, 1) (6, 1)		0-3 K	0-0 F8		0-3 K			0-0 G3		3 0 0 0 0 2 2 1 0 0 0 0 0 0												
<b>Inning Stats</b>	R: 3 E: 1 K: 1 S: 9	H: 4 LOB: 2 BB: 1 P: 13	R: 0 E: 0 K: 2 S: 7	H: 0 LOB: 0 BB: 0 P: 7	R: 2 E: 0 K: 1 S: 7	H: 3 LOB: 2 BB: 2 P: 15	R: 4 E: 0 K: 1 S: 9	H: 4 LOB: 0 BB: 0 P: 9	R: 0 E: 0 K: 1 S: 5	H: 0 LOB: 0 BB: 0 P: 5	R: 0 E: 0 K: 0 S: 3	H: 0 LOB: 1 BB: 1 P: 7	R: 0 E: 0 K: 1 S: 5	H: 0 LOB: 0 BB: 0 P: 5	R: 0 E: 0 K: 0 S: 3	H: 0 LOB: 1 BB: 1 P: 7	R: 1 E: 0 K: 1 S: 7	H: 2 LOB: 1 BB: 0 P: 7	1B: 10 2B: 2 3B: 0 HR: 2	SF: 0 SAC: 0 DP: 1 HBP: 0	WP: 0 PB: 1 SB: 0 CS: 2	PA: 44
<b>PITCHER</b>	IP WLS BF H R ER SO BB IBB HBP BLK WP HR S P ERA WHIP																					
Bill Singer, R ERA: 4.04 (1, 1)	2.0 L 15 7 5 5 3 2 0 0 0 0 0 0 19 27 22.50 4.500																					
Fred Norman, L ERA: 4.28 (3, 1)	2.0 10 4 4 4 2 1 0 0 0 0 0 1 13 17 18.00 2.500																					
Pete Mikkelsen, R ERA: 1.54 (5, 1)	2.0 7 0 0 0 1 1 0 0 0 0 0 0 8 12 0.00 0.500																					
Camilo Pascual, R ERA: 2.7 (7, 1)	2.0 7 0 0 0 1 1 0 0 0 0 0 0 8 12 0.00 0.500																					
Ray Lamb, R ERA: 3.51 (9, 1)	1.0 5 2 1 1 1 0 0 0 0 0 0 1 7 7 9.00 2.000																					

Houston Astros @ Los Angeles Dodgers  
Dodger Stadium, Los Angeles, CA  
Mon Jun 29 1970, 7:05 PM PDT  
Att: 15,397 - Unknown

AB	39
R	10
H	13
RBI	9
BB	5
SO	8
LOB	18





Batter	1	2	3	4	5	6	7	8	9	AB R H RBI BB SO LOB	TOP											
<b>Cesar Cedeño, R</b> (1, 9) OBP: 0.222, SLG: 0.167	0-0 5-3	0-3 K		4-0 1B BB		0-0 5-3		0-0 F8		4 0 0 0 1 1 3												
<b>Joe Morgan, L</b> (1, 4) OBP: 0.405, SLG: 0.395	0-0 F4		0-0 S 1B	1-2 1B		4-0 PO BB			4-0 1B SH3 BB	3 2 2 0 2 0 0												
<b>Jimmy Wynn, R</b> (1, 8) OBP: 0.384, SLG: 0.496	0-0 F8		4-0 1B SF9 BB	0-0 F8		0-0 PO 1-2	0-0 F8		0-3 K	4 1 0 0 1 1 3												
<b>Joe Pepitone, L</b> (1, 7) OBP: 0.311, SLG: 0.504 (8, 3)		0-0 E 1B	0-0 1B	0-0 L3			0-0 F9		0-0 SH3 1B	5 1 3 1 0 0 2												
<b>Denis Menke, R</b> (1, 6) OBP: 0.381, SLG: 0.425		0-3 K	0-0 SF9		0-0 F7		0-0 1B		0-0 SH3	3 0 1 2 0 1 1												
<b>Bob Watson, R</b> (1, 3) OBP: 0.323, SLG: 0.551		0-3 K	0-0 3-H		0-0 F8		0-0 2-3		0-0 SH3	4 0 1 0 0 1 2												
<b>Gary Geiger, L</b> (8, 7) OBP: 0.500, SLG: 0.500		0-3 K	0-0 1B		0-0 F8		0-0 2-3		0-0 4-3	1 0 0 0 0 0 1												
<b>Doug Rader, R</b> (1, 5) OBP: 0.314, SLG: 0.427		0-0 E5 1B	0-0 L9		0-0 6-3				0-0 4-3 1B	4 1 1 0 0 0 3												
<b>Johnny Edwards, L</b> (1, 2) OBP: 0.239, SLG: 0.256		4-0 1B IBB	0-0 F2			0-0 F8			0-0 4-3	3 0 0 0 1 0 3												
<b>Denny Lemaster, R</b> (1, 1) OBP: 0.244, SLG: 0.229		0-0 1B		0-3 K		0-0 HR			0-3 K	3 1 2 3 0 1 0												
<b>Jack Dilauro, S</b> (7, 1)										0 0 0 0 0 0 0												
<b>Fred Gladding, L</b> (7, 1)		1-3 2-H 3-H 1B								1 0 0 0 0 1 1												
<b>Inning Stats</b>	R: 0 E: 0 K: 0 S: 3	H: 0 LOB: 0 BB: 0 P: 3	R: 2 E: 1 K: 3 S: 12	H: 2 LOB: 2 BB: 1 P: 16	R: 2 E: 0 K: 1 S: 6	H: 3 LOB: 2 BB: 1 P: 10	R: 0 E: 0 K: 1 S: 6	H: 1 LOB: 2 BB: 1 P: 10	R: 0 E: 0 K: 0 S: 3	H: 0 LOB: 0 BB: 0 P: 3	R: 1 E: 0 K: 0 S: 3	H: 1 LOB: 0 BB: 1 P: 7	R: 0 E: 0 K: 0 S: 4	H: 1 LOB: 1 BB: 0 P: 4	R: 0 E: 0 K: 1 S: 6	H: 1 LOB: 1 BB: 0 P: 6	R: 1 E: 0 K: 1 S: 6	H: 1 LOB: 1 BB: 1 P: 10	1B: 9 2B: 0 3B: 0 HR: 1	SF: 1 SAC: 1 DP: 0 HBP: 0	WP: 0 PB: 0 SB: 1 CS: 0	PA: 43
<b>PITCHER</b>	IP WLS BF H R ER SO BB IBB HBP BLK WP HR S P ERA WHIP																					
<b>Joe Moeller, R</b> (1, 1) ERA: 2.72	7.0 L 33 8 5 3 4 3 1 0 0 0 0 1 37 53 3.86 1.571																					
<b>Jose Pena, R</b> (8, 1) ERA: 1.96	2.0 9 2 1 1 2 1 0 0 0 0 0 0 12 16 4.50 1.500																					

Houston Astros @ Los Angeles Dodgers  
Dodger Stadium, Los Angeles, CA  
Tue Jun 30 1970, 7:05 PM PDT  
Att: 16,895 - Unknown

AB	35
R	6
H	10
RBI	6
BB	5
SO	6
LOB	19



WP: 0	PA: 43
PB: 0	
SB: 1	
CS: 0	

ERA	3.86	4.50
WHIP	1.571	1.500

Batter	1	2	3	4	5	6	7	8	9	AB	R	H	RBI	BB	SO	LOB
<b>Billy Grabarkewitz, R</b> (1, 6) OBP: 0.444, SLG: 0.498	0-3 K		0-0 2B 1-3 1B		0-0 FC1-6 1B		0-3 K			4	0	2	0	0	2	2
<b>Manny Mota, R</b> (1, 7) OBP: 0.401, SLG: 0.451	0-0 L5		0-0 1-3 3-H 2B		0-0 FC1-6 WP		0-0 6-3			4	0	1	1	0	0	3
<b>Wes Parker, S</b> (1, 3) OBP: 0.365, SLG: 0.437	0-0 F9		0-0 L9		0-0 3-1			0-0 F8		4	0	0	0	0	0	3
<b>Andy Kosco, R</b> (1, 9) OBP: 0.248, SLG: 0.420		0-0 F3		0-0 HR		0-0 6-3		0-0 F8		4	1	1	1	0	0	0
<b>Bill Sudakis, S</b> (1, 5) OBP: 0.346, SLG: 0.477		0-0 F9		0-0 F9		0-0 1-3		4-0 BB		3	0	0	0	1	0	0
<b>Jim Lefebvre, S</b> (1, 4) OBP: 0.333, SLG: 0.338		0-0 F7		0-0 1B		0-0 F9		0-3 K		4	0	1	0	0	1	1
<b>Jeff Torborg, R</b> (1, 2) OBP: 0.279, SLG: 0.278			0-0 F6		0-0 L9		4-0 G3 WP BB		0-0 4-3	2	0	0	0	1	0	1
<b>Tom Haller, L</b> (9, PH) OBP: 0.337, SLG: 0.409										1	0	0	0	0	0	0
<b>Bill Russell, R</b> (1, 8) OBP: 0.196, SLG: 0.186			0-0 1B 2B 1B		0-0 F8		4-0 G3 BB		0-3 K	2	1	1	0	1	0	1
<b>Von Joshua, L</b> (9, PH) OBP: 0.302, SLG: 0.322										1	0	0	0	0	1	0
<b>Joe Moeller, R</b> (1, 1) OBP: 0.278, SLG: 0.235			0-0 F7		0-3 K		0-0 G3		0-3 K	2	0	0	0	0	1	1
<b>Willie Davis, L</b> (7, PH) OBP: 0.303, SLG: 0.383										1	0	0	0	0	0	2
<b>Jose Pena, R</b> (8, 1)										0	0	0	0	0	0	0
<b>Willie Crawford, L</b> (9, PH) OBP: 0.327, SLG: 0.378										1	0	0	0	0	1	0

Inning Stats	R: 0	H: 0	E: 0	K: 1	S: 5	H: 0	LOB: 0	BB: 0	P: 5	R: 0	H: 0	E: 0	K: 0	S: 3	H: 0	LOB: 0	BB: 0	P: 3	R: 1	H: 3	E: 0	K: 0	S: 6	H: 3	LOB: 2	BB: 0	P: 6	R: 1	H: 2	E: 0	K: 0	S: 5	R: 0	H: 1	E: 0	K: 1	S: 6	R: 0	H: 0	E: 0	K: 0	S: 3	H: 0	LOB: 0	BB: 0	P: 3	R: 0	H: 0	E: 0	K: 1	S: 5	R: 0	H: 0	E: 0	K: 1	S: 7	H: 0	LOB: 1	BB: 1	P: 9	R: 0	H: 0	E: 0	K: 2	S: 7	H: 0	LOB: 0	BB: 0	P: 7	1B: 4	SF: 0	2B: 1	SAC: 0	3B: 0	DP: 0	HR: 1	HBP: 0	WP: 2	PA: 36
--------------	------	------	------	------	------	------	--------	-------	------	------	------	------	------	------	------	--------	-------	------	------	------	------	------	------	------	--------	-------	------	------	------	------	------	------	------	------	------	------	------	------	------	------	------	------	------	--------	-------	------	------	------	------	------	------	------	------	------	------	------	------	--------	-------	------	------	------	------	------	------	------	--------	-------	------	-------	-------	-------	--------	-------	-------	-------	--------	-------	--------


PITCHER	IP	WLS	BF	H	R	ER	SO	BB	IBB	HBP	BLK	WP	HR	S	P	ERA	WHIP
<b>Denny Lemaster, L</b> (1, 1) ERA: 4.59	6.0	W	26	6	2	2	2	2	2	0	0	2	1	28	36	3.00	1.333
<b>Jack Dilauro, L</b> (7, 1) ERA: 2.5	0.1		1	0	0	0	0	0	0	0	0	0	0	1	1	0.00	0.000
<b>Fred Gladding, R</b> (7, 1) ERA: 2.75	2.2	S	9	0	0	0	4	1	0	0	0	0	0	16	20	0.00	0.375

**BOTTOM**

**Houston Astros @ Los Angeles Dodgers**  
Dodger Stadium, Los Angeles, CA

Tue Jun 30 1970, 7:05 PM PDT  
Att. 16,895 - Unknown

<b>AB</b>	<b>33</b>
<b>R</b>	<b>2</b>
<b>H</b>	<b>6</b>
<b>RBI</b>	<b>2</b>
<b>BB</b>	<b>3</b>
<b>SO</b>	<b>6</b>
<b>LOB</b>	<b>14</b>



PITCHER	IP	WLS	BF	H	R	ER	SO	BB	IBB	HBP	BLK	WP	HR	S	P	ERA	WHIP
---------	----	-----	----	---	---	----	----	----	-----	-----	-----	----	----	---	---	-----	------

Batter	1	2	3	4	5	6	7	8	9	AB R H RBI BB SO LOB	TOP	
Jesus Alou, R (1, 9) OBP: 0.312, SLG: 0.340 Fred Gladding, L (8, 1) Jack Dilauro, S (8, 1)	0-0 2B 1B		0-0 L7			0-0 F8		0-0 F9		4 1 1 0 0 0 2 0 0 0 0 0 0 0 0 0 0 0 0 0 0		
Joe Morgan, L (1, 4) OBP: 0.406, SLG: 0.401	0-0 6-3 2B		0-0 1B			0-0 6-3		0-0 4-3		4 1 2 2 0 0 1		
Jimmy Wynn, R (1, 8) OBP: 0.388, SLG: 0.498	0-3 K				0-0 FC1-6 1B	4-0 FC5-4 BB		0-0 2-3 1B		3 0 2 0 1 1 1		
Bob Watson, R (1, 3) OBP: 0.309, SLG: 0.527	0-0 6-3				0-0 F2	0-0 FC5-4		0-0 F8		4 0 0 1 0 0 4		
Denis Menke, R (1, 6) OBP: 0.379, SLG: 0.420	0-0 F8				0-0 FC1-6		0-0 5-3		4-0 FC4-6 BB	3 0 0 0 1 0 1		
Joe Pepitone, L (1, 7) OBP: 0.306, SLG: 0.496		0-0 6-3			0-0 4-3		0-0 F1		0-0 FC4-6 FC6-4	4 0 0 0 0 0 2		
Doug Rader, R (1, 5) OBP: 0.310, SLG: 0.421		0-0 1-3				0-0 F8		0-0 L4		4 0 0 0 0 0 1		
Johnny Edwards, L (1, 2) OBP: 0.241, SLG: 0.258 Cesar Cedeno, R (8, PH) OBP: 0.255, SLG: 0.250 (8, 9)		0-0 6-3				0-0 G6-4-3 1B		0-0 E 4-3 2B	0-0 FC6-4 2B	2 0 1 0 0 0 0 2 1 2 0 0 0 0		
Larry Dierker, R (1, 1) OBP: 0.156, SLG: 0.159 Marty Martinez, S (8, PH) OBP: 0.313, SLG: 0.300 Cesar Geronimo, L (8, PR) Don Bryant, R (8, 2) OBP: 0.250, SLG: 0.222			0-0 4-3			0-0 G6-4-3		0-0 E5 1B 4-3 2B	0-3 K	2 0 0 0 0 0 1 1 0 0 0 0 0 1 0 0 0 0 0 0 0 1 0 0 0 0 1 2		
<b>Inning Stats</b>	R: 2 H: 2 E: 0 LOB: 0 K: 1 BB: 0 S: 7 P: 7	R: 0 H: 0 E: 0 LOB: 0 K: 0 BB: 0 S: 3 P: 3	R: 0 H: 1 E: 0 LOB: 1 K: 0 BB: 0 S: 3 P: 3	R: 0 H: 1 E: 0 LOB: 1 K: 0 BB: 0 S: 4 P: 4	R: 0 H: 1 E: 0 LOB: 0 K: 0 BB: 0 S: 3 P: 3	R: 0 H: 0 E: 0 LOB: 1 K: 0 BB: 1 S: 3 P: 7	R: 0 H: 0 E: 0 LOB: 0 K: 0 BB: 0 S: 3 P: 3	R: 1 H: 2 E: 1 LOB: 2 K: 0 BB: 0 S: 6 P: 6	R: 0 H: 1 E: 0 LOB: 2 K: 1 BB: 1 S: 6 P: 10	1B: 5 SF: 0 2B: 3 SAC: 0 3B: 0 DP: 1 HR: 0 HBP: 0	WP: 0 PA: 36 PB: 0 SB: 0 CS: 0	
<b>PITCHER</b> Claude Osteen, L (1, 1) ERA: 2.86 Jim Brewer, L (9, 1) ERA: 1.96	IP WLS BF H R ER SO BB IBB HBP BLK WP HR S P ERA WHIP											
	8.2 W 35 8 3 2 1 2 0 0 0 0 0 0 35 43 2.08 1.154											
	0.1 S 1 0 0 0 1 0 0 0 0 0 0 0 3 3 0.00 0.000											

Houston Astros @ Los Angeles Dodgers  
Dodger Stadium, Los Angeles, CA

Wed Jul 01 1970, 7:05 PM PDT  
Att: 17,773 - Unknown

livebaseballscorecards.com

AB	34
R	3
H	8
RBI	3
BB	2
SO	2
LOB	16





Batter	1	2	3	4	5	6	7	8	9
Billy Grabarkewitz, R (1, 6) OBP: 0.448, SLG: 0.519	0-0 FC4-6 E 1B		0-3 K		0-0 1-H 2-H HR			0-0 1B 2B	
Manny Mota, R (1, 7) OBP: 0.394, SLG: 0.442	0-0 E6 FC4-6 1-2		0-0 F8		0-0 6-3			0-0 F2	
Willie Davis, L (1, 8) OBP: 0.303, SLG: 0.381	0-0 FC4-6 BB 1-2f 2-3			0-3 K		0-0 F7		0-0 E S FC 1B	
Wes Parker, S (1, 3) OBP: 0.367, SLG: 0.434	4-0 G4-3 BB 1-2			0-0 4-3		0-0 L3		4-0 FC 1B IBB	
Bill Sudakis, S (1, 5) OBP: 0.344, SLG: 0.464	0-0 G4-3 1-2f			0-0 G3		4-0 BB		0-0 FC 1B 1-2 3-H	
Tom Haller, L (1, 2) OBP: 0.341, SLG: 0.418		0-0 F8			0-0 HR 2B	0-0 F6		0-0 1-2 2-H 1B	
Jim Lefebvre, S (1, 4) OBP: 0.324, SLG: 0.328		0-0 1-3			0-0 F4		0-3 K	0-0 F9	
Willie Crawford, L (1, 9) OBP: 0.327, SLG: 0.374 Andy Kosco, R (8, PH) OBP: 0.247, SLG: 0.417 Jim Brewer, L (9, 1)		0-0 F3			4-0 HR BB		0-3 K	0-0 1-3	
Claude Osteen, L (1, 1) OBP: 0.236, SLG: 0.321 Bill Russell, R (9, 9) OBP: 0.196, SLG: 0.186			0-0 4-3		0-0 F8		0-3 K		

AB	R	H	RBI	BB	SO	LOB
4	2	3	3	0	1	0
4	0	0	0	0	0	2
4	1	1	1	0	1	2
2	1	0	0	2	0	0
3	0	0	1	1	0	4
4	1	2	1	0	0	1
4	0	0	0	0	1	3
2	1	0	0	1	1	0
1	0	0	0	0	0	2
0	0	0	0	0	0	0
3	0	0	0	0	1	2
0	0	0	0	0	0	0


**BOTTOM**

**Houston Astros @ Los Angeles Dodgers**  
Dodger Stadium, Los Angeles, CA

Wed Jul 01 1970, 7:05 PM PDT  
Att. 17,773 - Unknown

livebaseballscores.com

AB	31
R	6
H	6
RBI	6
BB	4
SO	5
LOB	16



Inning Stats	R: 0	H: 1	E: 1	K: 0	S: 4	H: 0	LOB: 2	BB: 1	P: 8	R: 0	H: 0	E: 0	K: 0	S: 3	R: 0	H: 0	E: 0	K: 1	S: 5	R: 0	H: 0	E: 0	K: 1	S: 5	R: 3	H: 2	E: 0	K: 0	S: 5	R: 0	H: 0	E: 0	K: 0	S: 3	R: 0	H: 3	E: 0	K: 0	S: 7	

PITCHER	IP	WLS	BF	H	R	ER	SO	BB	IBB	HBP	BLK	WP	HR	S	P	ERA	WHIP
Larry Dierker, R (1, 1) ERA: 3.87	7.0		27	3	3	3	5	3	0	0	0	0	1	34	46	3.86	0.857
Fred Gladding, R (8, 1) ERA: 3.47	0.1	L	6	3	3	3	0	0	1	0	0	0	0	5	9	81.00	9.000
Jack Dilauro, L (8, 1) ERA: 2.41	0.2		2	0	0	0	0	0	0	0	0	0	0	2	2	0.00	0.000

PITCHER	IP	WLS	BF	H	R	ER	SO	BB	IBB	HBP	BLK	WP	HR	S	P	ERA	WHIP

1B	2B	3B	HR	SF	SAC	DP	HBP	WP	PA
3	2	0	1	0	0	1	0	0	35

Batter	1	2	3	4	5	6	7	8	9	AB	R	H	RBI	BB	SO	LOB	TOP							
<b>Billy Grabarkewitz, R</b> (1, 6) OBP: 0.444, SLG: 0.510	0-3 K		0-3 K	0-0 3-1		0-0 FC5-4		4-0 E 1B BB		4	1	0	0	1	2	3								
<b>Manny Mota, R</b> (1, 7) OBP: 0.394, SLG: 0.441	0-0 5-3		0-0 6-3		0-0 E 1B	0-0 F9		0-0 E7 1B 1B		5	2	2	0	0	0	1								
<b>Willie Davis, L</b> (1, 8) OBP: 0.311, SLG: 0.406	0-0 1B 1B		0-0 3-1		0-0 E6 3B		0-0 HR	0-0 L6-3 1B		5	2	4	3	0	0	0								
<b>Wes Parker, S</b> (1, 3) OBP: 0.370, SLG: 0.438	0-0 1-2 1B			4-0 1B 2B BB	0-0 1-3		0-0 FC1-5 2B	0-0 L6-3		4	1	2	0	1	0	1								
<b>Willie Crawford, L</b> (1, 9) OBP: 0.319, SLG: 0.364	0-0 F9			0-0 F4	0-0 E9 1B		0-0 FC1-5 E		0-0 G3	5	1	0	0	0	0	4								
<b>Bill Sudakis, S</b> (1, 5) OBP: 0.346, SLG: 0.461		0-0 1B		0-0 BB 2B 1B	0-0 F9		0-0 E6 FC5		0-0 F7	5	1	2	0	0	0	2								
<b>Tom Haller, L</b> (1, 2) OBP: 0.346, SLG: 0.419 <b>Andy Kosco, R</b> (7, PH) OBP: 0.245, SLG: 0.414 <b>Jim Brewer, L</b> (7, 1)		0-0 F5		4-0 2B BB 1B	0-0 1B		0-0 FC5 FC4		0-0 F8	2	0	1	1	1	0	1								
<b>Jim Lefebvre, S</b> (1, 4) OBP: 0.322, SLG: 0.333		0-3 K		0-0 1-3 2-H 3-H 2B		0-3 K	0-0 FC4		0-3 K	4	0	1	2	0	2	3								
<b>Don Sutton, R</b> (1, 1) OBP: 0.278, SLG: 0.208 <b>Jeff Torborg, R</b> (7, 2) OBP: 0.276, SLG: 0.275		0-3 K		0-3 K		4-0 FC5-4 BB		0-3 K		2	0	0	0	1	2	3								
										1	0	0	0	0	1	0								
<b>Inning Stats</b>	R: 0 E: 0 K: 1 S: 7	H: 2 LOB: 2 BB: 0 P: 7	R: 0 E: 0 K: 2 S: 8	H: 1 LOB: 1 BB: 0 P: 8	R: 0 E: 0 K: 1 S: 5	H: 0 LOB: 0 BB: 0 P: 5	R: 2 E: 0 K: 1 S: 7	H: 2 LOB: 2 BB: 2 P: 15	R: 3 E: 2 K: 0 S: 6	H: 3 LOB: 1 BB: 0 P: 6	R: 0 E: 0 K: 1 S: 5	H: 0 LOB: 1 BB: 1 P: 9	R: 1 E: 1 K: 0 S: 6	H: 2 LOB: 2 BB: 0 P: 6	R: 2 E: 1 K: 1 S: 6	H: 2 LOB: 0 BB: 1 P: 10	R: 0 E: 0 K: 0 S: 3	H: 0 LOB: 0 BB: 0 P: 3	1B: 8 2B: 3 3B: 1 HR: 1	SF: 0 SAC: 0 DP: 1 HBP: 0	WP: 0 PB: 0 SB: 0 CS: 0	PA: 43		
<b>PITCHER</b>	IP	WLS	BF	H	R	ER	SO	BB	IBB	HBP	BLK	WP	HR	S	P	ERA	WHIP							
<b>Juan Marichal, R</b> (1, 1) ERA: 5.4	6.0		29	8	5	3	6	3	0	0	0	0	0	38	50	4.50	1.833							
<b>Mike Davison, L</b> (7, 1) ERA: 10.5	2.0	L	11	4	3	2	1	1	0	0	0	0	1	12	16	9.00	2.500							
<b>Jerry Johnson, R</b> (9, 1) ERA: 5.65	1.0		3	0	0	0	0	0	0	0	0	0	0	3	3	0.00	0.000							

Los Angeles Dodgers @ San Francisco Giants  
 Candlestick Park, San Francisco, CA  
 Fri Jul 03 1970, 6:33 AM EDT  
 Att: 25,330 - Unknown

livebaseballscorecards.com

<b>AB</b>	39
<b>R</b>	8
<b>H</b>	12
<b>RBI</b>	6
<b>BB</b>	4
<b>SO</b>	7
<b>LOB</b>	20



Batter	1	2	3	4	5	6	7	8	9	AB	R	H	RBI	BB	SO	LOB
<b>Bobby Bonds, R</b> OBP: 0.390, SLG: 0.507 (1, 9) X	0-0 HR		0-0 HR	0-3 K		0-3 K		0-3 K		5	2	2	2	0	3	2
<b>Bob Heise, R</b> OBP: 0.271, SLG: 0.326 (1, 4) X	0-0 G6-4-3 1B		0-3 K		0-0 5-3		0-0 BB BB 1B	0-0 4-3		5	0	2	0	0	1	1
<b>Willie Mays, R</b> OBP: 0.379, SLG: 0.532 (1, 8) X	0-0 G6-4-3 1-2f		0-0 1B 1B		0-0 F9		4-0 BB BB 1-2	0-3 K		4	0	1	0	1	1	1
<b>Willie McCovey, L</b> OBP: 0.424, SLG: 0.570 (1, 3) S S S	0-3 K		0-0 FC5-4 1B		0-0 F4		0-0 F7	0-0 F5		5	0	1	0	0	1	2
<b>Ken Henderson, S</b> OBP: 0.416, SLG: 0.481 (1, 7) H		1-0 S 1B HBP	0-3 K		0-0 SH1-3 BB HR 1B		0-3 K	0-0 F3		4	2	1	0	0	2	4
<b>Dick Dietz, R</b> OBP: 0.432, SLG: 0.593 (1, 2) X		0-0 6-3 1-2	0-0 FC5-4 1-2f		4-0 SH1-3 BB HR BB 1-2		4-0 BB BB 1-2 2-3			2	1	0	0	2	0	3
<b>Al Gallagher, R</b> OBP: 0.354, SLG: 0.439 (1, 5) X		0-0 2-H 1B		0-0 F8		0-0 SH1-3 1-2 2-3	0-0 F2			3	0	1	1	0	0	3
<b>Hal Lanier, R</b> OBP: 0.301, SLG: 0.333 (1, 6) X		0-0 F2		0-0 FC1-6 1B		0-0 F9		0-0 4-3		4	0	1	0	0	0	3
<b>Juan Marichal, R</b> OBP: 0.118, SLG: 0.063 (1, 1) S S S		0-3 K		0-0 FC1-6 1-2f		0-0 HR		4-0 BB		2	0	0	0	0	1	2
<b>Bob Taylor, L</b> OBP: 0.333, SLG: 0.347 (6, PH)										1	1	1	3	0	0	0
<b>Mike Davison, L</b> (7, 1)										0	0	0	0	0	0	0
<b>Ron Hunt, R</b> OBP: 0.393, SLG: 0.369 (8, PH)										0	0	0	0	1	0	0
<b>Jerry Johnson, R</b> (9, 1)										0	0	0	0	0	0	0

Inning Stats	R: 1	H: 2	E: 0	K: 1	S: 6	H: 2	LOB: 0	BB: 0	P: 6	R: 1	H: 1	E: 0	K: 1	S: 6	H: 3	LOB: 2	BB: 0	P: 10	R: 0	H: 1	E: 0	K: 1	S: 6	H: 2	LOB: 0	BB: 1	P: 11	R: 0	H: 1	E: 0	K: 1	S: 6	H: 0	LOB: 3	BB: 2	P: 14	R: 0	H: 0	E: 0	K: 1	S: 5	H: 0	LOB: 1	BB: 1	P: 9	R: 0	H: 0	E: 0	K: 1	S: 5	H: 0	LOB: 0	BB: 0	P: 5	1B: 7	SF: 0	2B: 0	SAC: 1	3B: 0	DP: 1	HR: 3	HBP: 1	WP: 0	PA: 41
--------------	------	------	------	------	------	------	--------	-------	------	------	------	------	------	------	------	--------	-------	-------	------	------	------	------	------	------	--------	-------	-------	------	------	------	------	------	------	--------	-------	-------	------	------	------	------	------	------	--------	-------	------	------	------	------	------	------	------	--------	-------	------	-------	-------	-------	--------	-------	-------	-------	--------	-------	--------

PITCHER	IP	WLS	BF	H	R	ER	SO	BB	IBB	HBP	BLK	WP	HR	S	P	ERA	WHIP
<b>Don Sutton, R</b> ERA: 3.5 (1, 1)	6.0		28	9	6	6	6	1	0	1	0	0	3	38	43	9.00	1.667
<b>Jim Brewer, L</b> ERA: 1.82 (7, 1)	3.0	W	13	1	0	0	3	3	0	0	0	0	0	16	28	0.00	1.333

**BOTTOM**

**Los Angeles Dodgers @ San Francisco Giants**  
Candlestick Park, San Francisco, CA

livebaseballscores.com

<b>AB</b>	<b>35</b>
<b>R</b>	<b>6</b>
<b>H</b>	<b>10</b>
<b>RBI</b>	<b>6</b>
<b>BB</b>	<b>4</b>
<b>SO</b>	<b>9</b>
<b>LOB</b>	<b>21</b>



WP	HR	S	P	ERA	WHIP
0	0	0	0	0	0

Fri Jul 03 1970, 6:33 AM EDT  
Att. 25,330 - Unknown

Batter	1	2	3	4	5	6	7	8	9	AB R H RBI BB SO LOB	TOP		
<b>Billy Grabarkewitz, R</b> (1, 6) OBP: 0.440, SLG: 0.502	4-0 BB BB		0-3 K	0-0 2-1	0-0 E1 FC1-6		0-3 K	0-3 K		4 0 0 0 1 3 1			
<b>Manny Mota, R</b> (1, 7) OBP: 0.386, SLG: 0.430	0-0 F7		0-3 K		0-0 FC1-6 1B		0-0 F9		0-3 K	5 0 0 0 0 2 2			
<b>Willie Davis, L</b> (1, 8) OBP: 0.316, SLG: 0.408	0-0 F8			0-0 1B BB 1B	0-0 1B		0-0 F8		4-0 S 3B BB	4 2 2 0 1 0 1			
<b>Wes Parker, S</b> (1, 3) OBP: 0.371, SLG: 0.433	4-0 1-2 BB			4-0 1B BB 1B	0-0 F4			0-0 E4 WP E SF9	0-3 K	3 2 0 0 2 1 3			
<b>Willie Crawford, L</b> (1, 9) OBP: 0.321, SLG: 0.375	0-0 4-3			0-0 1B BB 1B	0-3 K			0-0 E4 SF9 WP 2B	0-0 3B	5 2 2 1 0 1 5			
<b>Bill Sudakis, S</b> (1, 5) OBP: 0.348, SLG: 0.458		0-0 6-3		0-0 1B		4-0 FC4-6 BB		0-0 SF9	0-0 F6	3 0 1 3 1 0 1			
<b>Tom Haller, L</b> (1, 2) OBP: 0.350, SLG: 0.427		0-0 F7		0-0 FC1-6 1B 2-1 1B		0-0 FC4-6		0-0 2B 2B		4 1 2 2 0 0 1			
<b>Jim Lefebvre, S</b> (1, 4) OBP: 0.327, SLG: 0.345		0-0 F7		0-0 FC1-6 1B		0-0 F5		0-0 2B 2B		4 0 2 1 0 0 1			
<b>Alan Foster, R</b> (1, 1) OBP: 0.098, SLG: 0.075			0-0 6-3	0-0 FC1-6		0-3 K		0-0 F4		4 0 0 0 0 1 4			
<b>Inning Stats</b>	R: 0 E: 0 K: 0 S: 3 H: 0 LOB: 2 BB: 2 P: 11	R: 0 E: 0 K: 0 S: 3 H: 0 LOB: 0 BB: 0 P: 3	R: 0 E: 0 K: 2 S: 7 H: 0 LOB: 0 BB: 0 P: 7	R: 3 E: 0 K: 0 S: 6 H: 5 LOB: 2 BB: 1 P: 10	R: 0 E: 1 K: 1 S: 7 H: 1 LOB: 2 BB: 0 P: 7	R: 0 E: 0 K: 1 S: 5 H: 0 LOB: 1 BB: 1 P: 9	R: 0 E: 0 K: 1 S: 5 H: 0 LOB: 0 BB: 0 P: 5	R: 3 E: 2 K: 1 S: 9 H: 2 LOB: 1 BB: 0 P: 9	R: 1 E: 0 K: 2 S: 8 H: 1 LOB: 1 BB: 1 P: 12	1B: 6 2B: 2 3B: 1 HR: 0 SF: 1 SAC: 0 DP: 0 HBP: 0	WP: 1 PB: 0 SB: 1 CS: 0 PA: 42		
<b>PITCHER</b>	IP WLS BF H R ER SO BB IBB HBP BLK WP HR S P ERA WHIP											<b>PITCHER</b>	IP WLS BF H R ER SO BB IBB HBP BLK WP HR S P ERA WHIP
<b>Gaylord Perry, R</b> (1, 1) ERA: 3.78	7.1 L 36 8 6 3 5 4 0 0 0 1 0 41 57 3.68 1.636												
<b>Don McMahon, R</b> (8, 1) ERA: 3.65	1.2 7 1 1 1 3 1 0 0 0 0 0 12 16 5.40 1.200												

Los Angeles Dodgers @ San Francisco Giants  
 Candlestick Park, San Francisco, CA  
 Sat Jul 04 1970, 6:33 AM EDT  
 Att: 17,443 - Unknown

livebaseballscorecards.com

AB 36  
 R 7  
 H 9  
 RBI 7  
 BB 5  
 SO 8  
 LOB 19



Batter	1	2	3	4	5	6	7	8	9	AB	R	H	RBI	BB	SO	LOB
<b>Bobby Bonds, R</b> OBP: 0.391, SLG: 0.510 (1, 9)	0-0 F4		0-0 3-1 2B		0-0 FC6 1B		0-0 F7			4	0	2	0	0	0	0
<b>Bob Heise, R</b> OBP: 0.270, SLG: 0.323 (1, 4)	0-0 BB 1B		0-0 3-1		0-0 FC6 1-2f		0-0 6-3			4	0	1	0	0	0	2
<b>Willie Mays, R</b> OBP: 0.377, SLG: 0.525 (1, 8)	4-0 1-2 BB		0-0 F5		0-0 F4				0-0 F4	3	0	0	0	1	0	2
<b>Willie McCovey, L</b> OBP: 0.419, SLG: 0.561 (1, 3)	0-0 F4		0-0 6-3		0-0 F2			0-0 F8		4	0	0	0	0	0	3
<b>Ken Henderson, S</b> OBP: 0.414, SLG: 0.488 (1, 7)	0-0 F4			0-0 F9		0-0 HR		0-0 4-3		4	1	1	1	0	0	2
<b>Dick Dietz, R</b> OBP: 0.436, SLG: 0.607 (1, 2)		0-0 1B 1B		4-0 1-3 BB		0-0 HR		0-0 5-3		3	1	2	1	1	0	0
<b>Al Gallagher, R</b> OBP: 0.357, SLG: 0.437 (1, 5)		0-0 1-2 G4-6-3 1B		0-0 1-3 1-2		0-0 3-1		4-0 BB		3	0	1	0	1	0	1
<b>Hal Lanier, R</b> OBP: 0.297, SLG: 0.329 (1, 6)		0-0 F4		0-0 F2		0-0 F9		0-0 F9		3	0	0	0	0	0	3
<b>Ron Hunt, R</b> OBP: 0.391, SLG: 0.367 (9, PH)										1	0	0	0	0	0	1
<b>Gaylord Perry, R</b> OBP: 0.094, SLG: 0.109 (1, 1)		0-0 G4-6-3				0-0 5-3		0-0 5-3		3	0	0	0	0	0	2
<b>Don McMahon, R</b> OBP: 0.444, SLG: 0.286 (8, 1)									0-0 1-3	0	0	0	0	0	0	0
<b>John Stephenson, L</b> (9, PH)										1	0	0	0	0	0	1

Inning Stats	R: 0	H: 1	E: 0	K: 0	S: 4	R: 0	H: 2	E: 0	K: 0	S: 4	R: 0	H: 1	E: 0	K: 0	S: 4	R: 0	H: 0	E: 0	K: 0	S: 3	R: 0	H: 1	E: 0	K: 0	S: 4	R: 2	H: 2	E: 0	K: 0	S: 5	R: 0	H: 0	E: 0	K: 0	S: 3	R: 0	H: 0	E: 0	K: 0	S: 3	R: 0	H: 0	E: 0	K: 0	S: 3	R: 0	H: 0	E: 0	K: 0	S: 3			
	LOB: 2	BB: 1	P: 8			LOB: 1	BB: 0	P: 4			LOB: 1	BB: 1	P: 7			LOB: 0	BB: 0	P: 5			LOB: 0	BB: 0	P: 3			LOB: 0	BB: 0	P: 3			LOB: 1	BB: 1	P: 7			LOB: 0	BB: 0	P: 3			LOB: 1	BB: 1	P: 7			LOB: 0	BB: 0	P: 3					
<b>PITCHER</b> <b>Alan Foster, R</b> ERA: 3.55 (1, 1)	IP: 9.0	WLS: W	BF: 36	H: 7	R: 2	ER: 2	SO: 0	BB: 3	IBB: 0	HBP: 0	BLK: 0	WP: 0	HR: 2	S: 33	P: 45	ERA: 2.00	WHIP: 1.111																																				
																		<b>PITCHER</b>	IP: 9.0	WLS: W	BF: 36	H: 7	R: 2	ER: 2	SO: 0	BB: 3	IBB: 0	HBP: 0	BLK: 0	WP: 0	HR: 2	S: 33	P: 45	ERA: 2.00	WHIP: 1.111																		

**BOTTOM**

**Los Angeles Dodgers @ San Francisco Giants**  
Candlestick Park, San Francisco, CA

Sat Jul 04 1970, 6:33 AM EDT  
Att. 17,443 - Unknown

livebaseballscorecards.com

<b>AB</b>	<b>33</b>
<b>R</b>	<b>2</b>
<b>H</b>	<b>7</b>
<b>RBI</b>	<b>2</b>
<b>BB</b>	<b>3</b>
<b>SO</b>	<b>0</b>
<b>LOB</b>	<b>17</b>

**GIANTS**

WP: 0	PA: 36
PB: 0	CS: 0
SB: 0	
CS: 0	

Batter	1	2	3	4	5	6	7	8	9	AB R H RBI BB SO LOB	TOP											
<b>Billy Grabarkewitz, R</b> (1, 6) OBP: 0.438, SLG: 0.510	0-0 HR	0-3 K			0-3 K		0-0 5-3			4 1 1 1 0 2 0												
<b>Manny Mota, R</b> (1, 7) OBP: 0.392, SLG: 0.428	4-0 FC3-6 1B FC5-4 BB		4-0 1B SF9 BB		0-3 K			4-0 CS BB		1 2 0 0 3 1 0												
<b>Willie Davis, L</b> (1, 8) OBP: 0.318, SLG: 0.409	0-0 FC3-6 1-2 1B		0-0 SF9 1-3 1B		0-0 F5			0-0 F6 1-2		4 0 2 0 0 0 1												
<b>Wes Parker, S</b> (1, 3) OBP: 0.366, SLG: 0.429	0-0 FC3-6 1-2f 2-3		0-0 SF9		0-0 F5			0-0 6-3		3 0 0 1 0 0 2												
<b>Andy Kosco, R</b> (1, 9) OBP: 0.245, SLG: 0.409	0-0 FC5-4 1-2f		0-3 K		0-0 1B			0-0 6-3		4 0 1 1 0 1 2												
<b>Von Joshua, L</b> (9, 9) OBP: 0.302, SLG: 0.322	0-0 FC5-4 3-H		0-3 K		0-0 1B			0-0 6-3		0 0 0 0 0 0 0												
<b>Bill Sudakis, S</b> (1, 5) OBP: 0.338, SLG: 0.443	0-3 K		0-0 G3		0-0 F7			0-0 5-3		4 0 0 0 0 1 3												
<b>Jim Lefebvre, S</b> (1, 4) OBP: 0.325, SLG: 0.362		0-0 HR		0-0 3-1		0-0 F9		0-0 6-3		4 1 1 1 0 0 1												
<b>Jeff Torborg, R</b> (1, 2) OBP: 0.267, SLG: 0.265		0-0 F3		0-3 K		0-0 F9				3 0 0 0 0 1 0												
<b>Bill Singer, R</b> (1, 1) OBP: 0.267, SLG: 0.286		0-0 F3		0-3 K		0-0 F2				3 0 0 0 0 1 0												
<b>Inning Stats</b>	R: 2 E: 0 K: 1 S: 7	H: 2 LOB: 1 BB: 1 P: 11	R: 1 E: 0 K: 1 S: 6	H: 1 LOB: 0 BB: 0 P: 6	R: 1 E: 0 K: 1 S: 6	H: 1 LOB: 1 BB: 1 P: 10	R: 0 E: 0 K: 2 S: 7	H: 0 LOB: 0 BB: 0 P: 7	R: 0 E: 0 K: 2 S: 7	H: 0 LOB: 0 BB: 0 P: 7	R: 0 E: 0 K: 0 S: 4	H: 1 LOB: 1 BB: 0 P: 4	R: 0 E: 0 K: 0 S: 3	H: 0 LOB: 0 BB: 0 P: 3	R: 0 E: 0 K: 0 S: 2	H: 0 LOB: 0 BB: 1 P: 6	R: 0 E: 0 K: 0 S: 3	H: 0 LOB: 0 BB: 0 P: 3	1B: 3 2B: 0 3B: 0 HR: 2	SF: 1 SAC: 0 DP: 0 HBP: 0	WP: 0 PB: 0 SB: 0 CS: 1	PA: 34
<b>PITCHER</b>	IP WLS BF H R ER SO BB IBB HBP BLK WP HR S P ERA WHIP																					
<b>Mike McCormick, L</b> (1, 1) ERA: 5.96	2.0 L 12 4 4 4 2 2 0 0 0 0 0 2 14 22 18.00 3.000																					
<b>Frank Reberger, R</b> (3, 1) ERA: 6.59	6.0 19 1 0 0 5 1 0 0 0 0 0 0 28 32 0.00 0.333																					
<b>Mike Davison, L</b> (9, 1) ERA: 9.0	1.0 3 0 0 0 0 0 0 0 0 0 0 0 3 3 0.00 0.000																					

Los Angeles Dodgers @ San Francisco Giants  
 Candlestick Park, San Francisco, CA  
 Sun Jul 05 1970, 6:33 AM EDT  
 Att: 16,253 - Unknown

livebaseballscorecards.com

AB 30  
 R 4  
 H 5  
 RBI 4  
 BB 3  
 SO 7  
 LOB 9



Batter	1	2	3	4	5	6	7	8	9	AB R H RBI BB SO LOB
--------	---	---	---	---	---	---	---	---	---	----------------------

<b>Bobby Bonds, R</b> <small>(1, 9)            OBP: 0.389, SLG: 0.505</small>	4-0  1B BB		0-0 5-3 			0-0 6-3 			0-3 K 	3 0 0 0 1 1 0
<b>Bob Heise, R</b> <small>(1, 4)            OBP: 0.269, SLG: 0.320            (9, 6)</small>	0-0  1-3 1B		0-0 4-3 			0-0 5-3 			0-0 6-3 	4 0 1 0 0 0 0
<b>Willie Mays, R</b> <small>(1, 8)            OBP: 0.372, SLG: 0.517</small>	0-3 K 			0-3 K 		0-0 F6 			0-0 4-3 	4 0 0 0 0 2 2
<b>Willie McCovey, L</b> <small>(1, 3)            OBP: 0.418, SLG: 0.558</small>	0-0 F5 			0-0  1B		0-0 F9 				3 0 1 0 0 0 2
<b>Ken Henderson, S</b> <small>(1, 7)            OBP: 0.410, SLG: 0.483</small>	0-0 F8 			0-3 K 		0-0 F7 				3 0 0 0 0 1 3
<b>Dick Dietz, R</b> <small>(1, 2)            OBP: 0.432, SLG: 0.599</small>		0-0 G3 		0-0 F2 		0-0 F4 				3 0 0 0 0 0 1
<b>Al Gallagher, R</b> <small>(1, 5)            OBP: 0.351, SLG: 0.429</small>		0-0 F9 			0-0 4-3 			0-3 K 		3 0 0 0 0 1 0
<b>Hal Lanier, R</b> <small>(1, 6)            OBP: 0.294, SLG: 0.325</small> <b>Ron Hunt, R</b> <small>(8, PH)            OBP: 0.390, SLG: 0.365            (9, 4)</small>		0-0 F9 			0-0 6-3 			0-0 F7 		2 0 0 0 0 0 0 1 0 0 0 0 0 0
<b>Mike McCormick, L</b> <small>(1, 1)            OBP: 0.192, SLG: 0.200</small> <b>Frank Reberger, L</b> <small>(3, 1)            OBP: 0.182, SLG: 0.273</small> <b>Bob Taylor, L</b> <small>(8, PH)            OBP: 0.328, SLG: 0.340</small> <b>Mike Davison, L</b> <small>(9, 1)</small>			0-0 1-3 		0-0 F4 			0-3 K 		0 0 0 0 0 0 0 2 0 0 0 0 0 0 1 0 0 0 0 1 0 0 0 0 0 0 0 0

Inning Stats	R: 0	H: 1	R: 0	H: 0	R: 0	H: 0	R: 0	H: 0	R: 0	H: 0	R: 0	H: 0	R: 0	H: 0	R: 0	H: 0	R: 0	H: 0	R: 0	H: 0	1B: 2	SF: 0	WP: 0	PA: 30
	E: 0	LOB: 2	E: 0	LOB: 0	E: 0	LOB: 0	E: 0	LOB: 1	E: 0	LOB: 0	E: 0	LOB: 0	E: 0	LOB: 0	E: 0	LOB: 0	E: 0	LOB: 0	E: 0	LOB: 0	2B: 0	SAC: 0	PB: 0	
	K: 1	BB: 1	K: 0	BB: 0	K: 0	BB: 0	K: 2	BB: 0	K: 0	BB: 0	K: 0	BB: 0	K: 0	BB: 0	K: 2	BB: 0	K: 1	BB: 0	K: 1	BB: 0	3B: 0	DP: 0	SB: 0	
	S: 6	P: 10	S: 3	P: 3	S: 3	P: 3	S: 8	P: 8	S: 3	P: 3	S: 3	P: 3	S: 3	P: 3	S: 7	P: 7	S: 5	P: 5	S: 5	P: 5	HR: 0	HBP: 0	CS: 0	

PITCHER	IP	WLS	BF	H	R	ER	SO	BB	IBB	HBP	BLK	WP	HR	S	P	ERA	WHIP	PITCHER	IP	WLS	BF	H	R	ER	SO	BB	IBB	HBP	BLK	WP	HR	S	P	ERA	WHIP	
<b>Bill Singer, R</b> <small>(1, 1)            ERA: 3.22</small>	9.0	W	30	2	0	0	6	1	0	0	0	0	0	41	45	0.00	0.333																			

**BOTTOM**

Los Angeles Dodgers @ San Francisco Giants  
 Candlestick Park, San Francisco, CA  
 Sun Jul 05 1970, 6:33 AM EDT  
 Att. 16,253 - Unknown

[livebaseballscorecards.com](http://livebaseballscorecards.com)

<b>AB</b>	<b>29</b>
<b>R</b>	<b>0</b>
<b>H</b>	<b>2</b>
<b>RBI</b>	<b>0</b>
<b>BB</b>	<b>1</b>
<b>SO</b>	<b>6</b>
<b>LOB</b>	<b>8</b>



Batter	1	2	3	4	5	6	7	8	9	10	AB	R	H	RBI	BB	SO	LOB	TOP							
Billy Grabarkewitz, R OBP: 0.442, SLG: 0.512 (1, 6)	0-3 K		4-0 BB G4-6-3		0-0 1B 1B	0-3 K			0-0 1B 1B SH1-4	0-0 1B 1B BB	5	3	3	0	1	2	1								
Manny Mota, R OBP: 0.396, SLG: 0.429 (1, 7)	0-0 1B		0-0 G4-6-3		0-0 1B 1B		0-0 1-3		0-0 SH1-4	4-0 1B 1B BB	4	1	2	2	1	0	2								
Willie Davis, L OBP: 0.325, SLG: 0.412 (1, 8)	0-0 F7			4-0 1B SF8 BB	0-0 1B 1B		0-0 1B 1B		0-3 K	0-0 1B 1B	5	3	3	3	1	1	2								
Wes Parker, S OBP: 0.374, SLG: 0.433 (1, 3)	0-3 K			0-0 1B 1B	4-0 1B 1B		0-0 1B 1B		4-0 1B 1B IBB	0-0 1B 1B	4	0	3	2	2	1	1								
Willie Crawford, L OBP: 0.320, SLG: 0.374 Andy Kosco, R OBP: 0.245, SLG: 0.409 Von Joshua, L OBP: 0.308, SLG: 0.328 (1, 9)		0-0 F3		0-0 SF8	0-3 K		0-0 L4-3 1B		0-0 WP 1B	0-3 K	3	0	1	2	0	1	3								
Bill Sudakis, S OBP: 0.333, SLG: 0.433 (1, 5)		0-0 F8		0-0 G4-6-3 1B	0-3 K		0-0 L4-3		0-0 2-1	0-0 F5	5	0	1	0	0	1	5								
Tom Haller, L OBP: 0.340, SLG: 0.414 (1, 2)		0-0 2-3		0-0 G4-6-3		0-3 K		0-0 L9		0-0 F6	5	0	0	0	0	1	2								
Jim Lefebvre, S OBP: 0.327, SLG: 0.359 (1, 4)			0-0 F8		0-0 1B 1B	0-0 4-3		0-3 K		4-0 1B 1B BB BB	4	2	1	0	1	1	0								
Claude Osteen, L OBP: 0.259, SLG: 0.315 Len Gabrielson, L OBP: 0.143, SLG: 0.100 Jim Brewer, L (8, 1) Steve Garvey, R OBP: 0.160, SLG: 0.167 Pete Mikkelsen, R (10, 1)			4-0 BB BB		0-3 K	4-0 BB		0-3 K		0-0 BB 1B 1B	1	0	0	0	2	1	1								
<b>Inning Stats</b>	R: 0 E: 0 K: 2 S: 8	H: 1 LOB: 1 BB: 0 P: 8	R: 0 E: 0 K: 0 S: 3	H: 0 LOB: 0 BB: 0 P: 3	R: 0 E: 0 K: 0 S: 2	H: 0 LOB: 1 BB: 2 P: 10	R: 1 E: 0 K: 0 S: 4	H: 2 LOB: 1 BB: 1 P: 8	R: 2 E: 0 K: 3 S: 13	H: 4 LOB: 3 BB: 1 P: 17	R: 0 E: 0 K: 2 S: 7	H: 0 LOB: 1 BB: 1 P: 11	R: 1 E: 0 K: 0 S: 5	H: 3 LOB: 1 BB: 0 P: 5	R: 0 E: 0 K: 2 S: 7	H: 0 LOB: 0 BB: 0 P: 7	R: 1 E: 0 K: 1 S: 6	H: 2 LOB: 2 BB: 1 P: 10	R: 5 E: 0 K: 1 S: 9	H: 4 LOB: 1 BB: 2 P: 17	1B: 16 2B: 1 3B: 0 HR: 0	SF: 1 DP: 3 HBP: 0	WP: 1 PB: 0 SB: 0 CS: 0	PA: 50	
<b>PITCHER</b>	IP	WLS	BF	H	R	ER	SO	BB	IBB	HBP	BLK	WP	HR	S	P	ERA	WHIP								
Larry Dierker, R ERA: 3.96 (1, 1)	8.1		38	11	5	5	9	4	1	0	0	0	0	51	71	5.40	1.800								
Jack Dilauro, L ERA: 2.21 (9, 1)	0.1		2	0	0	0	1	0	1	0	0	0	0	3	7	0.00	0.000								
Fred Gladding, R ERA: 3.44 (9, 1)	0.1	L	2	1	0	0	0	0	0	0	0	1	0	1	1	0.00	3.000								
Jim Bouton, R ERA: 6.36 (10, 1)	0.2		6	2	4	4	0	2	0	0	0	0	0	4	12	54.00	6.000								
Ron Cook, L ERA: 3.38 (10, 1)	0.1		3	2	1	1	1	0	0	0	0	0	0	5	5	27.00	6.000								

Los Angeles Dodgers @ Houston Astros  
Astrodome, Houston, TX  
Mon Jul 06 1970, 8:05 PM EDT  
Att. 17,744 - Unknown

AB	40
R	10
H	16
RBI	10
BB	8
SO	11
LOB	18





Batter	1	2	3	4	5	6	7	8	9	10	AB	R	H	RBI	BB	SO	LOB	BOTTOM						
Jesus Alou, R OBP: 0.314, SLG: 0.343 (1, 7)	FC4-6 BB 1B		F7		FC5-2-5 1B		5-3		E8 2B		4	0	1	0	1	0	2	<b>Los Angeles Dodgers @ Houston Astros</b> Astrodome, Houston, TX Mon Jul 06 1970, 8:05 PM EDT Att: 17,744 - Unknown <a href="http://livebaseballscorecards.com">livebaseballscorecards.com</a>						
Joe Morgan, L OBP: 0.402, SLG: 0.393 (1, 4)	FC4-6 BB 1B		K		G6-4-3 1B		S BB		K		4	1	1	0	1	2	3							
Jimmy Wynn, R OBP: 0.386, SLG: 0.481 (1, 8)	1B BB				G6-4-3 1B		F8		K		4	0	1	0	1	1	4							
Bob Watson, R OBP: 0.347, SLG: 0.532 (1, 3)	G5-4-3 1B				F9		HR 3B		F7		5	1	2	1	0	0	1							
Denis Menke, R OBP: 0.374, SLG: 0.407 (1, 6)	G5-4-3				FC6-4		F3		F8		4	1	0	0	1	0	4							
Cesar Cedeno, R OBP: 0.261, SLG: 0.318 (1, 9)			5-3		F4		HR		5-3		4	1	1	2	0	0	1							
Joe Pepitone, L OBP: 0.294, SLG: 0.470 (9, 9)											1	1	1	0	0	0	0							
Doug Rader, R OBP: 0.297, SLG: 0.402 (1, 5)			6-3		2B 1B		6-3		4-3		5	2	2	1	0	0	0							
Johnny Edwards, L OBP: 0.244, SLG: 0.268 (1, 2)			5-3		1B 2B		1-3		G3		5	0	2	3	0	0	0							
Larry Dierker, R OBP: 0.187, SLG: 0.170 (1, 1)			6-3		1B 2B		1-3		2B E 1B		3	0	1	0	0	0	0							
Jack Dilauro, S (9, 1)											0	0	0	0	0	0	0							
Fred Gladding, L (9, 1)											0	0	0	0	0	0	0							
Marty Martinez, S OBP: 0.319, SLG: 0.297 (9, PH)											0	0	0	0	0	0	0							
Cesar Geronimo, L OBP: 1.000, SLG: 1.000 (9, PR)											0	0	0	0	0	0	0							
Jim Bouton, R OBP: 0.471, SLG: 0.400 (10, 1)											0	1	0	0	0	0	0							
Ron Cook, L OBP: 0.800, SLG: 0.800 (10, 1)											0	0	0	0	0	0	0							
Gary Geiger, L OBP: 0.250, SLG: 0.250 (10, PH)											1	0	0	0	0	0	1							
<b>Inning Stats</b>	R: 1 E: 0 K: 0 S: 3	H: 1 LOB: 1 BB: 2 P: 11	R: 0 E: 0 K: 0 S: 3	H: 0 LOB: 0 BB: 0 P: 3	R: 0 E: 0 K: 1 S: 5	H: 0 LOB: 0 BB: 0 P: 5	R: 0 E: 0 K: 0 S: 4	H: 1 LOB: 1 BB: 0 P: 4	R: 1 E: 0 K: 0 S: 6	H: 4 LOB: 2 BB: 0 P: 6	R: 2 E: 0 K: 0 S: 5	H: 2 LOB: 0 BB: 0 P: 5	R: 0 E: 0 K: 0 S: 3	H: 0 LOB: 1 BB: 1 P: 7	R: 0 E: 0 K: 0 S: 3	H: 0 LOB: 0 BB: 0 P: 3	R: 1 E: 1 K: 1 S: 7	H: 2 LOB: 2 BB: 0 P: 7	R: 3 E: 0 K: 1 S: 8	H: 3 LOB: 1 BB: 1 P: 12	1B: 8 2B: 3 3B: 1 HR: 1	SF: 0 SAC: 0 DP: 2 HBP: 0	WP: 0 PB: 0 SB: 1 CS: 0	PA: 45
<b>PITCHER</b>	IP WLS BF H R ER SO BB IBB HBP BLK WP HR S P ERA WHIP																IP WLS BF H R ER SO BB IBB HBP BLK WP HR S P ERA WHIP							
Claude Osteen, L ERA: 2.96 (1, 1)	7.0 W 30 8 4 4 1 3 0 0 0 0 1 29 5.14 1.571																							
Jim Brewer, L ERA: 1.73 (8, 1)	2.0 W 8 2 1 0 1 0 0 0 0 0 0 10 0.00 1.000																							
Pete Mikkelsen, R ERA: 3.55 (10, 1)	1.0 S 7 3 3 3 1 1 0 0 0 0 0 8 27.00 4.000																							



Batter	1	2	3	4	5	6	7	8	9	AB R H RBI BB SO LOB	TOP											
<b>Billy Grabarkewitz, R</b> OBP: 0.444, SLG: 0.510 (1, 6) X	0-0 5-3		0-0 5-3		0-0 FC6-4 1B	4-0 BB		4-0 BB		3 1 1 1 2 0 0	<b>Los Angeles Dodgers @ Houston Astros</b> Astrodome, Houston, TX Tue Jul 07 1970, 8:05 PM EDT Att. 17,113 - Dome											
<b>Manny Mota, R</b> OBP: 0.396, SLG: 0.426 (1, 7) X	0-0 1B		0-0 L4		0-0 FC6-4 1B	0-0 F9		4-0 BB		4 1 1 0 1 0 5												
<b>Willie Davis, L</b> OBP: 0.332, SLG: 0.425 (1, 8) X	0-0 F9			0-0 E9 1B	0-0 1B		0-0 CS 1B	0-0 BB		5 1 4 4 0 0 1												
<b>Wes Parker, S</b> OBP: 0.375, SLG: 0.434 (1, 3) X	0-0 4-3			0-0 F5 2-3	0-0 F4		4-0 BB	0-0 2B		4 0 1 1 1 0 4												
<b>Willie Crawford, L</b> OBP: 0.313, SLG: 0.365 (1, 9) S.S.		0-3 K		0-0 F6		0-0 4-3	0-0 FC4-6 BB	0-0 2B		5 0 0 0 0 1 3												
<b>Bill Sudakis, S</b> OBP: 0.335, SLG: 0.423 (1, 5) B.B.B.B.		4-0 BB		0-0 F7		4-0 1B	0-0 G3	0-3 K		3 1 0 0 2 1 2												
<b>Tom Haller, L</b> OBP: 0.337, SLG: 0.408 (1, 2) X		0-0 FC3-6 BB			0-0 1B	0-0 F4 1B		0-0 L6	0-0 4-3	5 1 1 0 0 0 2												
<b>Jim Lefebvre, S</b> OBP: 0.335, SLG: 0.380 (1, 4) X		0-0 G3			0-0 FC6-4 1B	0-0 BB		0-0 F7	0-0 3B	5 1 3 0 0 0 1												
<b>Joe Moeller, R</b> OBP: 0.250, SLG: 0.211 (1, 1) X			0-0 5-3		0-3 K	0-0 BB		4-0 BB	0-0 4-3	2 0 0 0 0 1 2												
<b>Len Gabrielson, L</b> OBP: 0.182, SLG: 0.143 (6, PH)						1-2 3-H 1B				1 0 1 1 0 0 0												
<b>Jose Pena, R</b> (6, 1)										1 1 0 0 1 0 1												
<b>Inning Stats</b>	R: 0 E: 0 K: 0 S: 4	H: 1 LOB: 1 BB: 0 P: 4	R: 0 E: 0 K: 1 S: 5	H: 0 LOB: 1 BB: 1 P: 9	R: 0 E: 0 K: 0 S: 3	H: 0 LOB: 0 BB: 0 P: 3	R: 0 E: 1 K: 0 S: 4	H: 1 LOB: 1 BB: 0 P: 4	R: 2 E: 0 K: 1 S: 9	H: 4 LOB: 2 BB: 0 P: 9	R: 1 E: 0 K: 0 S: 5	H: 2 LOB: 3 BB: 2 P: 13	R: 0 E: 0 K: 0 S: 3	H: 1 LOB: 1 BB: 1 P: 7	R: 4 E: 0 K: 0 S: 5	H: 2 LOB: 1 BB: 3 P: 17	R: 0 E: 0 K: 1 S: 6	H: 1 LOB: 1 BB: 0 P: 6	1B: 9 2B: 1 3B: 2 HR: 0	SF: 0 SAC: 0 DP: 0 HBP: 0	WP: 0 PB: 0 SB: 2 CS: 1	PA: 45
<b>PITCHER</b>	IP WLS BF H R ER SO BB IBB HBP BLK WP HR S P ERA WHIP												<b>PITCHER</b>	IP WLS BF H R ER SO BB IBB HBP BLK WP HR S P ERA WHIP								
<b>Tom Griffin, R</b> ERA: 4.6 (1, 1)	7.0 L 33 9 3 3 2 4 0 0 0 0 0 0 33 49 3.86 1.857																					
<b>Jack Dilauro, L</b> ERA: 3.43 (8, 1)	0.2 5 0 3 3 0 3 0 0 0 0 0 0 2 14 40.50 4.500																					
<b>Fred Gladding, R</b> ERA: 3.55 (8, 1)	1.1 7 3 1 1 1 0 0 0 0 0 0 0 9 9 6.75 2.250																					

livebaseballscorecards.com

<b>AB</b>	38
<b>R</b>	7
<b>H</b>	12
<b>RBI</b>	7
<b>BB</b>	7
<b>SO</b>	3
<b>LOB</b>	21



Batter	1	2	3	4	5	6	7	8	9	AB	R	H	RBI	BB	SO	LOB
Cesar Cedeno, R OBP: 0.247, SLG: 0.300 (1, 9)	0-0 F8	0-0 FC6-4			0-0 6-3			0-0 4-3		4	0	0	0	0	0	2
Joe Morgan, L OBP: 0.400, SLG: 0.388 (1, 4)	0-0 5-3			4-0 BB	0-0 F9			0-0 F2		3	0	0	0	1	0	0
Jimmy Wynn, R OBP: 0.361, SLG: 0.474 (1, 8)	0-0 5-3			1-2	0-3 K			0-0 F4		4	0	0	0	0	1	1
Joe Pepitone, L OBP: 0.293, SLG: 0.467 (1, 7)		0-0 1B S 1B		0-0 F5		0-0 G3		0-0 F9		4	1	1	0	0	0	1
Denis Menke, R OBP: 0.373, SLG: 0.405 (1, 6)		0-0 1B 1B		0-0 5-3		0-0 4-3		0-3 K		4	1	1	0	0	1	1
Bob Watson, R OBP: 0.352, SLG: 0.531 (1, 3)		0-0 1B 1B		0-0 1-3		0-3 K		0-0 1B 1B		4	0	2	1	0	1	0
Doug Rader, R OBP: 0.303, SLG: 0.411 (1, 5)		0-0 1B FC6-4 1B		0-0 4-3 2B				0-0 F6		4	0	3	1	0	0	0
Johnny Edwards, L OBP: 0.241, SLG: 0.264 (1, 2)		0-0 L7		0-0 4-3				0-0 4-3		4	0	0	0	0	0	5
Tom Griffin, R OBP: 0.103, SLG: 0.107 (1, 1)		0-3 K		0-0 F9				0-0 G3		2	0	0	0	0	1	3
Marty Martinez, S OBP: 0.314, SLG: 0.292 (7, PH)										1	0	0	0	0	0	0
Jack Dilauro, S (8, 1)										0	0	0	0	0	0	0
Fred Gladding, L (8, 1)										0	0	0	0	0	0	0

Inning Stats	R: 0	H: 0	E: 0	K: 0	S: 3	R: 2	H: 4	E: 0	K: 1	S: 9	R: 0	H: 0	E: 0	K: 0	S: 3	R: 0	H: 1	E: 0	K: 0	S: 4	R: 0	H: 0	E: 0	K: 1	S: 5	R: 0	H: 0	E: 0	K: 1	S: 5	R: 0	H: 0	E: 0	K: 0	S: 3	R: 0	H: 2	E: 0	K: 1	S: 7	R: 0	H: 0	E: 0	K: 0	S: 3	R: 0	H: 2	E: 0	K: 1	S: 7	1B: 6	SF: 0	2B: 1	SAC: 0	3B: 0	DP: 0	HR: 0	HBP: 0	WP: 0	PA: 35
--------------	------	------	------	------	------	------	------	------	------	------	------	------	------	------	------	------	------	------	------	------	------	------	------	------	------	------	------	------	------	------	------	------	------	------	------	------	------	------	------	------	------	------	------	------	------	------	------	------	------	------	-------	-------	-------	--------	-------	-------	-------	--------	-------	--------

PITCHER	IP	WLS	BF	H	R	ER	SO	BB	IBB	HBP	BLK	WP	HR	S	P	ERA	WHIP
Joe Moeller, R ERA: 2.79 (1, 1)	5.0	W	21	5	2	2	2	1	0	0	0	0	0	24	28	3.60	1.200
Jose Pena, R ERA: 1.77 (6, 1)	4.0	S	14	2	0	0	2	0	0	0	0	0	0	18	18	0.00	0.500

BOTTOM

Los Angeles Dodgers @ Houston Astros  
Astrodome, Houston, TX  
Tue Jul 07 1970, 8:05 PM EDT  
Att. 17,113 - Dome

livebaseballscorecards.com

AB	34
R	2
H	7
RBI	2
BB	1
SO	4
LOB	13



**Los Angeles Dodgers @ Houston Astros**  
 Astrodome, Houston, TX  
 Wed Jul 08 1970, 8:05 PM EDT  
 Att. 16,865 - Dome

AB	35
R	6
H	10
RBI	6
BB	2
SO	5
LOB	10



Batter	1	2	3	4	5	6	7	8	9	AB R H RBI BB SO LOB
<b>Billy Grabarkewitz, R</b> (1, 6) OBP: 0.444, SLG: 0.508	0-3 K		0-3 K			0-3 K		0-0 1B	0-0 CS 1B	5 0 2 1 0 3 1
<b>Manny Mota, R</b> (1, 7) OBP: 0.394, SLG: 0.423	0-0 F9		0-0 1B			0-0 L9		0-0 F9	0-0 CS 1-2	4 0 1 0 0 0 1
<b>Willie Davis, L</b> (1, 8) OBP: 0.328, SLG: 0.420	0-0 F9		0-0 L7			0-0 F9			0-0 G3	4 0 0 0 0 0 2
<b>Wes Parker, S</b> (1, 3) OBP: 0.379, SLG: 0.448		0-0 6-3 3B		0-3 K			0-0 1B		0-0 E8 1B 2B	4 2 3 0 0 1 0
<b>Willie Crawford, L</b> (1, 9) OBP: 0.312, SLG: 0.363		0-0 6-3		0-0 F8		0-0 F7		0-0 F7	0-0 BB E 1B	4 1 1 2 0 0 1
<b>Bill Sudakis, S</b> (1, 5) OBP: 0.333, SLG: 0.414		0-0 3-H F5		0-0 F9		0-0 L9		0-0 L9	4-0 E 1-2 2B BB	3 1 0 0 1 0 1
<b>Tom Haller, L</b> (1, 2) OBP: 0.337, SLG: 0.403					4-0 BB BB BB	4-0 G1-6-3 BB		0-0 F8	0-3 K	2 0 0 0 1 0 1
<b>Andy Kosco, R</b> (9, PH) OBP: 0.243, SLG: 0.407										1 0 0 0 0 1 2
<b>Jeff Torborg, R</b> (9, 2) OBP: 0.267, SLG: 0.265										0 0 0 0 0 0 0
<b>Jim Lefebvre, S</b> (1, 4) OBP: 0.333, SLG: 0.377			0-0 F6		0-0 G1-6-3		0-0 F5	0-0 F5	0-0 E8 1-3 2-H 2B 1B	4 1 1 1 0 0 1
<b>Don Sutton, R</b> (1, 1) OBP: 0.286, SLG: 0.220					0-0 4-3			0-0 L5	0-0 BB 1B 2B	2 0 1 0 0 0 0
<b>Von Joshua, L</b> (8, PH) OBP: 0.303, SLG: 0.323										1 0 0 0 0 0 0
<b>Ray Lamb, R</b> (8, 1) OBP: 0.352, SLG: 0.315			0-0 1B							0 0 0 0 0 0 0
<b>Maury Wills, S</b> (9, PH) OBP: 0.289, SLG: 0.315										1 0 1 2 0 0 0
<b>Claude Osteen, L</b> (9, PR) OBP: 0.289, SLG: 0.315										0 1 0 0 0 0 0
<b>Jim Brewer, L</b> (9, 1) OBP: 0.289, SLG: 0.315										0 0 0 0 0 0 0

Inning Stats	R: 0	H: 0	E: 0	K: 1	S: 5	P: 5	R: 1	H: 1	E: 0	K: 0	S: 4	P: 4	R: 0	H: 2	E: 0	K: 1	S: 7	P: 7	R: 0	H: 0	E: 0	K: 1	S: 5	P: 5	R: 0	H: 0	E: 0	K: 0	S: 2	P: 6	R: 0	H: 0	E: 0	K: 1	S: 5	P: 5	R: 0	H: 1	E: 0	K: 0	S: 4	P: 4	R: 0	H: 1	E: 0	K: 0	S: 4	P: 4	R: 5	H: 5	E: 2	K: 1	S: 9	P: 13	R: 0	H: 0	E: 0	K: 0	S: 4	P: 4	R: 0	H: 1	E: 0	K: 0	S: 4	P: 4	R: 5	H: 5	E: 2	K: 1	S: 9	P: 13	1B: 7	2B: 2	3B: 1	HR: 0	SF: 0	SAC: 0	DP: 1	HBP: 0	WP: 0	PA: 38
--------------	------	------	------	------	------	------	------	------	------	------	------	------	------	------	------	------	------	------	------	------	------	------	------	------	------	------	------	------	------	------	------	------	------	------	------	------	------	------	------	------	------	------	------	------	------	------	------	------	------	------	------	------	------	-------	------	------	------	------	------	------	------	------	------	------	------	------	------	------	------	------	------	-------	-------	-------	-------	-------	-------	--------	-------	--------	-------	--------

PITCHER	IP	WLS	BF	H	R	ER	SO	BB	IBB	HBP	BLK	WP	HR	S	P	ERA	WHIP
<b>Don Wilson, R</b> (1, 1) ERA: 4.46	8.1		33	7	4	4	4	2	0	0	0	0	0	39	47	4.32	1.080
<b>Jack Dilauro, L</b> (9, 1) ERA: 4.22	0.1	L	3	2	1	1	1	0	0	0	0	0	0	5	5	27.00	6.000
<b>Jim Ray, R</b> (9, 1) ERA: 4.28	0.1		1	1	1	1	0	0	0	0	0	0	0	1	1	27.00	3.000

WP: 0	PA: 38
PB: 0	
SB: 0	
CS: 1	



Batter	1	2	3	4	5	6	7	8	9	AB R H RBI BB SO LOB	TOP																
<b>Billy Grabarkewitz, R</b> (1, 6) OBP: 0.440, SLG: 0.500	0-3 K		0-3 K		X 0-0 6-3	4-0 BB 1-2 2-3 BB		X 0-0 6-3		4 0 0 0 1 2 0	<b>Los Angeles Dodgers @ Houston Astros</b> Astrodome, Houston, TX Thu Jul 09 1970, 8:05 PM EDT Att. 12,798 - Dome <a href="http://livebaseballscorecards.com">livebaseballscorecards.com</a>																
<b>Manny Mota, R</b> (1, 7) OBP: 0.390, SLG: 0.418	0-0 4-3 1B		0-3 K		X 0-0 4-3	X 0-0 6-3		X 0-0 F8	5 1 1 0 0 1 3																		
<b>Willie Davis, L</b> (1, 8) OBP: 0.332, SLG: 0.434	0-0 4-3 1-2		0-0 IHR		X 0-0 1B 2B		BB 4-0 L9 1B BB	0-3 K	4 3 2 1 1 1 1																		
<b>Wes Parker, S</b> (1, 3) OBP: 0.387, SLG: 0.458	0-0 2-H 1B		4-0 BB		X 0-0 1B		X 0-0 1B 1B	0-0 2B	4 1 4 2 1 0 0																		
<b>Jim Lefebvre, S</b> (1, 4) OBP: 0.330, SLG: 0.377	0-0 4-3		0-0 L9		X 0-3 K		X 0-0 L9 2-3	0-0 2B	5 0 1 1 0 1 5																		
<b>Tom Haller, L</b> (1, 2) OBP: 0.348, SLG: 0.417		X 0-0 1B		X 0-0 G3 2B		BB 4-0 BB 1B BB	X 0-0 1-2 G1-4-3 1B	X 0-0 F8	4 0 3 1 1 0 1																		
<b>Steve Garvey, R</b> (1, 5) OBP: 0.138, SLG: 0.143		X 0-0 F8		X 0-0 F4		S S 0-3 K	X 0-0 G1-4-3 1-2f		4 0 0 0 0 1 5																		
<b>Willie Crawford, L</b> (1, 9) OBP: 0.306, SLG: 0.356		0-3 K		X 0-0 G3 2-3		X 0-0 F6	0-3 K		4 0 0 0 0 2 3																		
<b>Alan Foster, R</b> (1, 1) OBP: 0.095, SLG: 0.073 <b>Len Gabrielson, L</b> (4, PH) OBP: 0.174, SLG: 0.136 <b>Ray Lamb, R</b> (4, 1) <b>Fred Norman, S</b> (5, 1) OBP: 0.750, SLG: 0.500 <b>Von Joshua, L</b> (8, PH) OBP: 0.290, SLG: 0.317 <b>Pete Mikkelsen, R</b> (8, 1)		X 0-0 3-1		X 0-0 L7		X 0-0 BB 1B	X 0-0 4-3		1 0 0 0 0 0 1 1 0 0 0 0 0 1 0 0 0 0 0 0 0 1 0 1 0 0 0 0 1 0 0 0 0 0 0 0 0 0 0 0 0 0																		
<b>Inning Stats</b>	R: 1 E: 0 K: 1 S: 7	H: 2 LOB: 1 BB: 0 P: 7	R: 0 E: 0 K: 1 S: 6	H: 1 LOB: 1 BB: 0 P: 6	R: 1 E: 0 K: 2 S: 8	H: 1 LOB: 1 BB: 0 P: 12	R: 0 E: 0 K: 0 S: 4	H: 1 LOB: 1 BB: 0 P: 4	R: 1 E: 0 K: 1 S: 7	H: 2 LOB: 1 BB: 0 P: 7	R: 0 E: 0 K: 1 S: 6	H: 1 LOB: 3 BB: 2 P: 14	R: 1 E: 0 K: 0 S: 4	H: 2 LOB: 1 BB: 1 P: 8	R: 0 E: 0 K: 1 S: 5	H: 0 LOB: 0 BB: 0 P: 5	R: 1 E: 0 K: 1 S: 7	H: 2 LOB: 1 BB: 0 P: 7	1B: 7 2B: 4 3B: 0 HR: 1	SF: 0 SAC: 0 DP: 1 HBP: 0	WP: 0 PB: 0 SB: 0 CS: 0	PA: 42					
<b>PITCHER</b> <b>Jack Billingham, R</b> (1, 1) ERA: 3.41 <b>Jim Ray, R</b> (7, 1) ERA: 4.24	IP 6.1	WLS W	BF 33	H 10	R 4	ER 4	SO 6	BB 4	IBB 0	HBP 0	BLK 0	WP 0	HR 0	S 41	P 57	ERA 5.68	WHIP 2.211										
										<b>PITCHER</b>	IP	WLS	BF	H	R	ER	SO	BB	IBB	HBP	BLK	WP	HR	S	P	ERA	WHIP





Batter	1	2	3	4	5	6	7	8	9	AB R H RBI BB SO LOB	TOP											
<b>Billy Grabarkewitz, R</b> OBP: 0.445, SLG: 0.502 (1, 6)	0-0 F4			0-0 2B		0-0 2B	0-0 1B	4-0 1B	4-0 1B	3 3 2 0 2 0 0												
<b>Manny Mota, R</b> OBP: 0.398, SLG: 0.428 (1, 7)	0-0 6-3			0-0 1B		4-0 2B	0-0 1B	0-0 1B	0-0 1B	4 2 3 1 1 0 0												
<b>Willie Davis, L</b> OBP: 0.336, SLG: 0.436 (1, 8)	0-0 F8			0-0 1B		0-0 F4		0-0 3B	0-0 1B	5 1 3 2 0 0 2												
<b>Wes Parker, S</b> OBP: 0.390, SLG: 0.473 (1, 3)		0-0 L4		0-0 2B		0-0 1B		0-0 1B	0-0 K	5 2 3 3 0 1 3												
<b>Andy Kosco, R</b> OBP: 0.250, SLG: 0.409 (1, 9)		0-0 6-3		0-0 F9		0-0 1B		0-0 F3	0-0 4-3	4 0 2 2 0 0 1												
<b>Von Joshua, L</b> OBP: 0.294, SLG: 0.313 (8, PR)										1 0 0 0 0 0 2												
<b>Jim Lefebvre, S</b> OBP: 0.328, SLG: 0.374 (1, 4)		0-0 L4				0-3 K		0-0 F3		4 0 1 0 0 1 2												
<b>Steve Garvey, R</b> OBP: 0.152, SLG: 0.156 (1, 5)						0-3 K		0-0 CS		4 0 1 0 0 1 2												
<b>Jeff Torborg, R</b> OBP: 0.255, SLG: 0.253 (1, 2)				0-0 F7		0-0 F3		0-0 5-3	0-0 CS	4 0 0 0 0 1 0												
<b>Tom Haller, L</b> OBP: 0.348, SLG: 0.417 (9, 2)				0-0 F2				0-0 K	0-3 K	0 0 0 0 0 0 0												
<b>Bill Singer, R</b> OBP: 0.263, SLG: 0.278 (1, 1)				0-3 K		0-0 F8		0-3 K	0-0 1B	4 1 1 0 0 2 0												
<b>Jose Pena, R</b> (9, 1)										0 0 0 0 0 0 0												
<b>Inning Stats</b>	R: 0 E: 0 K: 0 S: 3	H: 0 LOB: 0 BB: 0 P: 3	R: 0 E: 0 K: 0 S: 3	H: 1 LOB: 0 BB: 0 P: 3	R: 0 E: 0 K: 1 S: 5	H: 0 LOB: 0 BB: 0 P: 5	R: 2 E: 0 K: 0 S: 5	H: 3 LOB: 0 BB: 0 P: 5	R: 0 E: 0 K: 2 S: 7	H: 0 LOB: 0 BB: 0 P: 7	R: 3 E: 0 K: 0 S: 7	H: 4 LOB: 2 BB: 1 P: 11	R: 0 E: 0 K: 1 S: 5	H: 1 LOB: 2 BB: 1 P: 9	R: 2 E: 0 K: 0 S: 5	H: 4 LOB: 1 BB: 0 P: 5	R: 2 E: 0 K: 2 S: 10	H: 3 LOB: 2 BB: 1 P: 14	1B: 12 2B: 4 3B: 1 HR: 0	SF: 0 SAC: 0 DP: 2 HBP: 0	WP: 0 PB: 0 SB: 1 CS: 1	PA: 42
<b>PITCHER</b>	IP WLS BF H R ER SO BB IBB HBP BLK WP HR S P ERA WHIP																					
<b>Danny Coombs, L</b> ERA: 2.56 (1, 1)	5.2 L 22 6 5 5 3 1 0 0 0 0 0 0 27 31 7.94 1.235																					
<b>Ron Willis, R</b> ERA: 0.37 (6, 1)	1.1 7 3 0 0 1 1 0 0 0 0 0 0 8 12 0.00 3.000																					
<b>Gary Ross, R</b> ERA: 6.04 (8, 1)	1.1 9 6 4 4 1 1 0 0 0 0 0 0 10 14 27.00 5.250																					
<b>Ron Herbel, R</b> ERA: 4.28 (9, 1)	0.2 3 1 0 0 1 0 0 0 0 0 0 0 5 5 0.00 1.500																					

Los Angeles Dodgers @ San Diego Padres  
San Diego Stadium, San Diego, CA

AB	38
R	9
H	16
RBI	8
BB	3
SO	6
LOB	12



Fri Jul 10 1970, 10:05 PM EDT  
Att: 18,888 - Unknown

livebaseballscorecards.com



BOTTOM

Los Angeles Dodgers @ San Diego Padres  
San Diego Stadium, San Diego, CA  
Fri Jul 10 1970, 10:05 PM EDT  
Att. 18,888 - Unknown

livebaseballscorecards.com

AB	35
R	7
H	9
RBI	7
BB	5
SO	10
LOB	11



WP:	0	PA:	41
PB:	0	SB:	0
CS:	0		

AB	R	H	RBI	BB	SO	LOB
4	2	1	1	1	1	1
4	1	1	1	1	2	1
5	1	2	3	0	1	0
4	0	1	0	0	1	1
0	0	0	0	0	0	0
4	0	0	0	1	1	2
2	0	0	0	2	1	0
4	1	1	1	0	0	4
2	0	0	0	0	1	2
2	1	1	1	0	0	0
2	1	1	0	0	1	0
0	0	0	0	0	0	0
1	0	1	0	0	0	0
0	0	0	0	0	0	0
0	0	0	0	0	0	0
1	0	0	0	0	1	0

Batter	1	2	3	4	5	6	7	8	9
<b>Dave Campbell, R</b> (1, 4) OBP: 0.297, SLG: 0.342	0-0 F7		0-3 K		4-0 1B BB		0-0 F7		0-0 HR
<b>Steve Huntz, S</b> (1, 5) OBP: 0.339, SLG: 0.380 (8, 6)	0-0 6-3		0-3 K		0-0 1B BB		0-3 K		4-0 HR BB
<b>Cito Gaston, R</b> (1, 8) OBP: 0.375, SLG: 0.552	0-3 K			0-0 F8	0-0 1B			0-0 L9	0-0 HR
<b>Al Ferrara, R</b> (1, 7) OBP: 0.351, SLG: 0.420 <b>Jose Arcia, R</b> (9, PR) OBP: 0.254, SLG: 0.281				0-0 F8	0-0 F3			0-3 K	1-0 HBP
<b>Nate Colbert, R</b> (1, 3) OBP: 0.315, SLG: 0.480				4-0 BB BB				0-0 F5	0-3 K
<b>Chris Cannizzaro, R</b> (1, 2) OBP: 0.400, SLG: 0.446				4-0 BB				0-0 F8	0-3 K
<b>Ivan Murrell, R</b> (1, 9) OBP: 0.278, SLG: 0.412				0-0 F9				0-0 3-1	0-0 HR
<b>Tommy Dean, R</b> (1, 6) OBP: 0.284, SLG: 0.320 <b>Ed Spiezio, R</b> (7, PH) OBP: 0.365, SLG: 0.421 (8, 5)					0-0 F8			0-0 6-3	0-0 HR
<b>Danny Coombs, R</b> (1, 1) OBP: 0.097, SLG: 0.100 <b>Ron Willis, R</b> (6, 1) <b>Ray Webster, L</b> (7, PH) OBP: 0.291, SLG: 0.288 <b>Gary Ross, R</b> (8, 1) OBP: 0.500, SLG: 0.500 <b>Ron Herbel, R</b> (9, 1) <b>Larry Stahl, L</b> (9, PH) OBP: 0.130, SLG: 0.130				0-3 K				0-0 1B	0-3 K

Inning	R	H	E	K	S	P	BB	IBB	HBP	BLK	WP	HR	S	P	ERA	WHIP
1	0	0	0	1	5	6	0	0	0	0	0	3	51	71	6.23	1.500
2	0	1	0	1	6	10	0	0	0	0	0	0	9	9	27.00	3.000
3	0	0	0	3	9	11	0	0	0	0	0	1	4	5		
4	0	0	0	0	3	3	0	0	0	0	0	0	6	6		
5	2	3	0	0	5	9	0	0	0	0	0	0	1	1		
6	0	0	0	0	3	3	0	0	0	0	0	0	0	0		
7	0	1	0	1	6	6	0	0	0	0	0	0	0	0		
8	0	0	0	0	5	5	0	0	0	0	0	0	0	0		
9	5	4	0	1	13	18	0	0	0	0	0	0	1	1		

PITCHER	IP	WLS	BF	H	R	ER	SO	BB	IBB	HBP	BLK	WP	HR	S	P	ERA	WHIP
<b>Bill Singer, R</b> (1, 1) ERA: 3.71	8.2	W	38	8	6	6	9	5	0	0	0	0	3	51	71	6.23	1.500
<b>Jose Pena, R</b> (9, 1) ERA: 1.98	0.1	S	3	1	1	1	1	0	0	1	0	0	1	4	5	27.00	3.000

Batter	1	2	3	4	5	6	7	8	9	AB R H RBI BB SO LOB	TOP																
<b>Billy Grabarkewitz, R</b> OBP: 0.448, SLG: 0.504 (1, 6) X	0-0 SH4-3 FC6-2 1B		0-0 2-3 1B		0-0 F8			0-0 SH3-4 3B 1B	0-0 F2	5 1 3 0 0 0 3	<b>Los Angeles Dodgers @ San Diego Padres</b> San Diego Stadium, San Diego, CA Sat Jul 11 1970, 10:05 PM EDT Att: 18,087 - Unknown <a href="http://livebaseballscorecards.com">livebaseballscorecards.com</a>																
<b>Manny Mota, R</b> OBP: 0.393, SLG: 0.422 (1, 7) X	0-0 SH4-3 1-3		0-3 K			0-0 F9		0-0 SH3-4 1-2	0-0 4-3	3 0 0 0 0 1 4																	
<b>Willie Davis, L</b> OBP: 0.338, SLG: 0.443 (1, 8) X	0-0 FC6-2 CS 3-H		0-0 G3			0-0 CS 1B		0-0 2-H 3B		4 0 2 1 0 0 3																	
<b>Wes Parker, S</b> OBP: 0.389, SLG: 0.469 (1, 3) X	0-0 CS 1-2	0-0 F9		0-0 F5		0-3 K 1-2		4-0 G6-4-3 IBB		3 0 0 0 1 1 1																	
<b>Andy Kosco, R</b> OBP: 0.256, SLG: 0.418 (1, 9) X		0-0 FC3-6 1B		0-3 K			0-0 L9 1B 2B	0-0 G6-4-3 1-2f		4 1 2 0 0 1 2																	
<b>Von Joshua, L</b> OBP: 0.294, SLG: 0.313 (8, 9)										0 0 0 0 0 0 0																	
<b>Jim Lefebvre, S</b> OBP: 0.326, SLG: 0.368 (1, 4) X		0-0 FC3-6 1B		0-0 3-1			0-0 L9 2-3		4-0 1B BB	3 0 0 0 1 0 2																	
<b>Willie Crawford, L</b> OBP: 0.306, SLG: 0.356 (9, PR)		0-0 FC4-6 1-2f								0 1 0 0 0 0 0																	
<b>Ted Sizemore, R</b> OBP: 0.331, SLG: 0.296 (9, 4) X										0 0 0 0 0 0 0																	
<b>Tom Haller, L</b> OBP: 0.346, SLG: 0.413 (1, 2) X		0-0 FC4-6 1-2f			0-0 1B		0-0 4-3		0-0 F8	4 0 1 0 0 0 3																	
<b>Steve Garvey, R</b> OBP: 0.189, SLG: 0.194 (1, 5) X			0-0 6-3		0-3 K 1B		0-0 1B		0-0 1B 1B	4 0 2 1 0 1 1																	
<b>Claude Osteen, L</b> OBP: 0.262, SLG: 0.333 (1, 1) X			0-0 1B 2B		0-3 K		3-H 0-3 K		0-0 1-2 2-H 1B	3 0 1 0 0 2 2																	
<b>Len Gabrielson, L</b> OBP: 0.208, SLG: 0.174 (9, PH)										1 0 1 1 0 0 0																	
<b>Jim Brewer, L</b> ERA: 6.21 (9, 1)										0 0 0 0 0 0 0																	
<b>Inning Stats</b>	R: 0 E: 0 K: 0 S: 3	H: 1 LOB: 0 BB: 0 P: 3	R: 0 E: 0 K: 0 S: 4	H: 1 LOB: 1 BB: 0 P: 4	R: 0 E: 0 K: 1 S: 7	H: 2 LOB: 2 BB: 0 P: 7	R: 0 E: 0 K: 1 S: 5	H: 0 LOB: 0 BB: 0 P: 5	R: 0 E: 0 K: 1 S: 5	H: 1 LOB: 1 BB: 0 P: 5	R: 1 E: 0 K: 1 S: 7	H: 2 LOB: 1 BB: 0 P: 7	R: 1 E: 0 K: 0 S: 4	H: 2 LOB: 1 BB: 1 P: 8	R: 1 E: 0 K: 0 S: 5	H: 2 LOB: 2 BB: 1 P: 9	1B: 9 2B: 3 3B: 1 HR: 0	SF: 0 SAC: 2 DP: 2 HBP: 0	WP: 0 PB: 0 SB: 1 CS: 2	PA: 39							
<b>PITCHER</b>	IP	WLS	BF	H	R	ER	SO	BB	IBB	HBP	BLK	WP	HR	S	P	ERA	WHIP										
<b>Pat Dobson, R</b> ERA: 4.27 (1, 1)	7.1		31	10	2	2	6	0	1	0	0	0	0	42	46	2.46	1.364										
<b>Ron Willis, R</b> ERA: 0.36 (8, 1)	0.2		1	0	0	0	0	0	0	0	0	0	0	1	1	0.00	0.000										
<b>Al Santorini, R</b> ERA: 6.21 (9, 1)	0.1		3	1	1	1	0	1	0	0	0	0	0	2	6	27.00	6.000										
<b>Ron Herbel, R</b> ERA: 4.25 (9, 1)	0.2	W	3	1	0	0	0	0	0	0	0	0	0	3	3	0.00	1.500										

AB	34
R	3
H	12
RBI	3
BB	2
SO	6
LOB	21



Batter	1	2	3	4	5	6	7	8	9
<b>Dave Campbell, R</b> (1, 4) OBP: 0.294, SLG: 0.338	0-0 F8			0-3 K		0-0 F3		0-0 L6	
<b>Steve Huntz, S</b> (1, 5) OBP: 0.338, SLG: 0.382	0-0 5-3			0-0 F5		0-0 FC6		0-0 2B	
<b>Cito Gaston, R</b> (1, 8) OBP: 0.374, SLG: 0.557	0-0 6-3			0-3 K			0-0 6-3	0-0 HR	
<b>Al Ferrara, R</b> (1, 7) OBP: 0.351, SLG: 0.419					0-0 5-3		0-0 E5		
<b>Jose Arcia, R</b> (7, PR) OBP: 0.254, SLG: 0.281									
<b>Nate Colbert, R</b> (1, 3) OBP: 0.315, SLG: 0.477					4-0 BB		0-0 F7		
<b>Chris Cannizzaro, R</b> (1, 2) OBP: 0.394, SLG: 0.439					0-0 8-3		0-3 K		
<b>Ivan Murrell, R</b> (1, 9) OBP: 0.288, SLG: 0.425									
<b>Tommy Dean, R</b> (1, 6) OBP: 0.282, SLG: 0.318									
<b>Pat Dobson, R</b> (1, 1) OBP: 0.220, SLG: 0.158									
<b>Ron Willis, R</b> (8, 1)									
<b>Ed Spiezio, R</b> (8, PH) OBP: 0.370, SLG: 0.426									
<b>Al Santorini, R</b> (9, 1)									
<b>Ron Herbel, R</b> (9, 1)									

Inning Stats	R: 0	H: 0	E: 0	K: 0	S: 3	P: 3	R: 0	H: 1	E: 0	K: 0	S: 3	P: 3	R: 0	H: 0	E: 0	K: 2	S: 7	R: 0	H: 0	E: 0	K: 0	S: 2	P: 6	R: 1	H: 2	E: 1	K: 0	S: 5	R: 0	H: 0	E: 1	K: 1	S: 6	R: 2	H: 3	E: 0	K: 0	S: 5	R: 1	H: 1	E: 0	K: 0	S: 1	P: 1
	0	0	0	0	3	3	0	1	0	0	3	3	0	0	0	2	7	0	0	0	1	2	6	1	2	1	0	5	0	0	1	0	6	2	3	0	0	5	1	1	0	0	1	

PITCHER	IP	WLS	BF	H	R	ER	SO	BB	IBB	HBP	BLK	WP	HR	S	P	ERA	WHIP
<b>Claude Osteen, L</b> (1, 1) ERA: 2.93	8.0		29	7	3	2	3	1	0	0	0	0	0	34	38	2.25	1.000
<b>Jim Brewer, L</b> (9, 1) ERA: 2.11	0.0	L	1	1	1	1	0	0	0	0	0	0	1	1	1	∞	∞

**BOTTOM**

AB	R	H	RBI	BB	SO	LOB
4	0	0	0	0	1	2
4	0	1	1	0	0	1
4	1	1	1	0	1	0
3	0	1	0	0	0	0
0	0	0	0	0	0	0
2	0	0	0	1	0	2
3	0	0	0	0	1	3
3	2	3	0	0	0	0
1	0	0	0	0	0	1
2	0	1	0	0	0	1
0	0	0	0	0	0	0
1	1	1	1	0	0	0
0	0	0	0	0	0	0
0	0	0	0	0	0	0


<b>AB</b>	<b>27</b>
<b>R</b>	<b>4</b>
<b>H</b>	<b>8</b>
<b>RBI</b>	<b>3</b>
<b>BB</b>	<b>1</b>
<b>SO</b>	<b>3</b>
<b>LOB</b>	<b>10</b>



WP	PA
0	30
0	0
0	0
0	0

**Los Angeles Dodgers @ San Diego Padres**  
**San Diego Stadium, San Diego, CA**  
 Sat Jul 11 1970, 10:05 PM EDT  
 Att. 18,087 - Unknown

livebaseballscorecards.com

Batter	1	2	3	4	5	6	7	8	9	AB R H RBI BB SO LOB	TOP											
<b>Billy Grabarkewitz, R</b> (1, 6) OBP: 0.445, SLG: 0.498	0-3 K	4-0 BB		0-3 K			0-0 F9			3 0 0 0 1 2 3												
<b>Manny Mota, R</b> (1, 7) OBP: 0.387, SLG: 0.415	0-0 6-3	0-3 K				0-0 F7	0-0 4-3			4 0 0 0 0 1 3												
<b>Willie Davis, L</b> (1, 8) OBP: 0.334, SLG: 0.438	0-0 E9 1B					0-0 F8	0-0 F8	0-0 F8		4 1 0 0 0 0 0												
<b>Wes Parker, S</b> (1, 3) OBP: 0.387, SLG: 0.466	0-0 1B 1B					0-0 F7		0-0 6-3		4 0 1 1 0 1 0												
<b>Andy Kosco, R</b> (1, 9) OBP: 0.256, SLG: 0.414	0-0 FC4-6 1B					0-0 F3	0-0 F6	0-3 K		4 0 1 0 0 1 0												
<b>Jim Lefebvre, S</b> (1, 4) OBP: 0.325, SLG: 0.362	0-0 FC4-6 1-2f			4-0 1B BB		0-0 F6	0-0 F6	0-3 K		3 0 0 0 1 1 2												
<b>Tom Haller, L</b> (1, 2) OBP: 0.340, SLG: 0.404		0-0 G3		0-0 F6		0-3 K		0-0 F9		4 0 0 0 0 1 1												
<b>Steve Garvey, R</b> (1, 5) OBP: 0.220, SLG: 0.205		0-3 K		0-0 1B			0-3 K	4-0 BB		3 0 1 0 1 2 0												
<b>Don Sutton, R</b> (1, 1) OBP: 0.293, SLG: 0.216		4-0 BB		0-3 K			4-0 BB		0-0 G3	1 0 0 0 1 1 2												
<b>Willie Crawford, L</b> (7, PH) OBP: 0.309, SLG: 0.356										0 0 0 0 1 0 0												
<b>Joe Moeller, R</b> (7, 1) OBP: 0.250, SLG: 0.211										0 0 0 0 0 0 0												
<b>Von Joshua, L</b> (9, PH) OBP: 0.290, SLG: 0.308										1 0 0 0 0 0 1												
<b>Inning Stats</b>	R: 1 E: 1 K: 1 S: 8	H: 2 LOB: 2 BB: 0 P: 8	R: 0 E: 0 K: 2 S: 7	H: 0 LOB: 2 BB: 2 P: 15	R: 0 E: 0 K: 1 S: 5	H: 0 LOB: 0 BB: 0 P: 5	R: 0 E: 0 K: 2 S: 8	H: 1 LOB: 2 BB: 1 P: 12	R: 0 E: 0 K: 1 S: 3	H: 0 LOB: 0 BB: 0 P: 3	R: 0 E: 0 K: 1 S: 5	H: 0 LOB: 0 BB: 0 P: 5	R: 0 E: 0 K: 1 S: 5	H: 0 LOB: 1 BB: 1 P: 9	R: 0 E: 0 K: 1 S: 5	H: 0 LOB: 0 BB: 0 P: 5	R: 0 E: 0 K: 1 S: 5	H: 0 LOB: 1 BB: 1 P: 9	1B: 3 2B: 0 3B: 0 HR: 0	SF: 0 SAC: 0 DP: 0 HBP: 0	WP: 0 PB: 0 SB: 0 CS: 0	PA: 36
<b>PITCHER</b> <b>Clay Kirby, R</b> (1, 1) ERA: 5.07	IP: 9.0 WLS: W BF: 36 H: 3 R: 1 ER: 0 SO: 10 BB: 5 IBB: 0 HBP: 0 BLK: 0 WP: 0 HR: 0 S: 51 P: 71 ERA: 5.07 WHIP: 0.889											<b>PITCHER</b>	IP: 9.0 WLS: W BF: 36 H: 3 R: 1 ER: 0 SO: 10 BB: 5 IBB: 0 HBP: 0 BLK: 0 WP: 0 HR: 0 S: 51 P: 71 ERA: 5.07 WHIP: 0.889									

Los Angeles Dodgers @ San Diego Padres  
San Diego Stadium, San Diego, CA

Sun Jul 12 1970, 6:33 AM EDT  
Att: 12,558 - Unknown

livebaseballscorecards.com

AB 31  
R 1  
H 3  
RBI 1  
BB 5  
SO 10  
LOB 12

Batter	1	2	3	4	5	6	7	8	9
<b>Dave Campbell, R</b> OBP: 0.293, SLG: 0.334 (1, 4) X	0-0 L7 ①		4-0 BB S BBB	0-0 L7-2 ② 3-H		0-0 F3 ②		0-0 F7 ③	
<b>Steve Huntz, S</b> OBP: 0.337, SLG: 0.380 (1, 5) X	0-0 1B 1B		0-3 K 1-2		0-3 K ① X	0-0 G3 ③			
<b>Cito Gaston, R</b> OBP: 0.373, SLG: 0.552 (1, 8) S S S	0-3 K ②		0-3 K ③		0-0 3-1 ②		4-0 HR BB		
<b>Ollie Brown, R</b> OBP: 0.326, SLG: 0.475 (1, 9) X	0-0 FC5-4 1-3 1B			0-0 1B 1B	0-0 2B		0-0 HR 1-H		
<b>Nate Colbert, R</b> OBP: 0.315, SLG: 0.474 (1, 3) X	0-0 FC5-4 1-2f			0-0 1B 1-2 WP 1B	0-3 K ③		0-0 6-3 ①		
<b>Ivan Murrell, R</b> OBP: 0.287, SLG: 0.422 (1, 7) X		0-0 6-3 ①		0-0 HBP WP 1-3 L7-2 2-H 1B		0-3 K ① X	0-0 6-3 ②		
<b>Bob Barton, R</b> OBP: 0.296, SLG: 0.363 (1, 2) S S S		0-3 K ②		4-0 HBP 1-2 BB 3-H		0-0 1B E 1B	0-0 6-3 ③		
<b>Tommy Dean, R</b> OBP: 0.280, SLG: 0.316 (1, 6) X		0-0 5-3 ③		1-0 HBP		0-0 E6 1-2 1B		0-0 F3 ①	
<b>Al Ferrara, R</b> OBP: 0.354, SLG: 0.419 (4, PH)				1-2 2-3		1-2 2-3 1B		0-3 K ②	
<b>Jose Arcia, R</b> OBP: 0.247, SLG: 0.273 (4, PR) (5, 6)									
<b>Clay Kirby, R</b> OBP: 0.194, SLG: 0.171 (1, 1) S S S			0-3 K ①	0-3 K ①					

AB	R	H	RBI	BB	SO	LOB
4	0	0	0	1	0	6
4	0	1	0	0	2	4
3	1	0	0	1	2	2
4	2	4	2	0	0	0
4	1	1	0	0	1	3
4	0	1	1	0	1	0
3	0	1	0	1	1	0
1	0	0	0	0	0	0
0	0	0	0	0	0	0
2	0	0	0	0	0	1
4	0	1	0	0	3	3

**BOTTOM**

**Los Angeles Dodgers @ San Diego Padres**  
San Diego Stadium, San Diego, CA  
Sun Jul 12 1970, 6:33 AM EDT  
Att. 12,558 - Unknown

[livebaseballscorecards.com](http://livebaseballscorecards.com)

<b>AB</b>	<b>33</b>
<b>R</b>	<b>4</b>
<b>H</b>	<b>9</b>
<b>RBI</b>	<b>3</b>
<b>BB</b>	<b>3</b>
<b>SO</b>	<b>10</b>
<b>LOB</b>	<b>19</b>



Inning Stats		R: 0	H: 2	R: 0	H: 0	R: 0	H: 0	R: 2	H: 3	R: 0	H: 1	R: 0	H: 2	R: 2	H: 1	R: 0	H: 0	
Pitcher		IP	WLS	BF	H	R	ER	SO	BB	IBB	HBP	BLK	WP	HR	S	P	ERA	WHIP
<b>Don Sutton, R</b> ERA: 3.56 (1, 1)	6.0	L	29	8	2	2	9	9	2	0	1	0	1	0	44	53	3.00	1.667
<b>Joe Moeller, R</b> ERA: 2.98 (7, 1)	2.0		8	1	2	2	1	1	0	0	0	0	0	1	9	13	9.00	1.000

WP	PA	ERA	WHIP
1	37		
0			
1			
0			

Batter	1	2	3	4	5	6	7	8	9	AB R H RBI BB SO LOB	TOP									
<b>Tommie Agee, R</b> (1, 8) OBP: 0.344, SLG: 0.510	0-3 K		0-3 K			0-0 4-3		0-0 FC6-4 1B		4 0 1 0 0 2 1	<b>New York Mets @ Los Angeles Dodgers</b> <b>Dodger Stadium, Los Angeles, CA</b> Thu Jul 16 1970, 7:05 PM PDT Att. 32,619 - Unknown									
<b>Bud Harrelson, S</b> (1, 6) OBP: 0.371, SLG: 0.344	0-0 4-3		0-3 K			0-3 K		0-0 FC6-4 1-2f S		4 0 0 0 0 2 2										
<b>Ken Singleton, S</b> (1, 9) OBP: 0.344, SLG: 0.400	0-0 3-1				0-3 K	0-0 1B		0-0 4-3 1-2		4 0 1 0 0 1 1										
<b>Art Shamsky, L</b> (1, 3) OBP: 0.389, SLG: 0.472		0-0 F7		0-0 P4		0-0 G3		0-0 L9		4 0 0 0 0 0 1										
<b>Cleon Jones, R</b> (1, 7) OBP: 0.319, SLG: 0.354		0-0 1B		0-0 1-3			0-0 HR	4-0 BB		3 1 2 1 1 0 0										
<b>Wayne Garrett, L</b> (1, 4) OBP: 0.439, SLG: 0.500		0-0 F5			0-0 P6		0-0 4-3	0-0 F7		4 0 0 0 0 0 2										
<b>Joe Foy, R</b> (1, 5) OBP: 0.369, SLG: 0.313 <b>Dave Marshall, L</b> (9, PH) OBP: 0.326, SLG: 0.429		0-0 F7			0-0 L6		0-0 F8	0-3 K		3 0 0 0 0 0 1 1 0 0 0 0 1 1										
<b>Jerry Grote, R</b> (1, 2) OBP: 0.317, SLG: 0.322			0-0 SH3-4 1B		0-0 1B		0-0 F9			3 0 2 0 0 0 0										
<b>Jim McAndrew, R</b> (1, 1) OBP: 0.174, SLG: 0.227			0-0 SH3-4 1-2		0-3 K			0-0 6-3		2 0 0 0 0 1 1										
<b>Inning Stats</b>	R: 0 E: 0 K: 1 S: 5	H: 0 LOB: 0 BB: 0 P: 5	R: 0 E: 0 K: 0 S: 4	H: 1 LOB: 1 BB: 0 P: 4	R: 0 E: 0 K: 2 S: 8	H: 1 LOB: 1 BB: 0 P: 8	R: 0 E: 0 K: 1 S: 5	H: 0 LOB: 0 BB: 0 P: 5	R: 0 E: 0 K: 1 S: 6	H: 1 LOB: 1 BB: 0 P: 6		R: 1 E: 0 K: 0 S: 4	H: 1 LOB: 0 BB: 0 P: 4	R: 0 E: 0 K: 0 S: 4	H: 1 LOB: 1 BB: 0 P: 4	R: 0 E: 0 K: 1 S: 5	H: 0 LOB: 1 BB: 1 P: 9	1B: 5 2B: 0 3B: 0 HR: 1	SF: 0 SAC: 1 DP: 0 HBP: 0	WP: 0 PB: 0 SB: 1 CS: 0
<b>PITCHER</b> <b>Bill Singer, R</b> (1, 1) ERA: 3.32	IP: 9.0 WLS: W BF: 34 H: 6 R: 1 ER: 1 SO: 7 BB: 1 IBB: 0 HBP: 0 BLK: 0 WP: 0 HR: 1 S: 47 P: 51 ERA: 1.00 WHIP: 0.778											<b>PITCHER</b> IP: WLS: BF: H: R: ER: SO: BB: IBB: HBP: BLK: WP: HR: S: P: ERA: WHIP:								

livebaseballscorecards.com

<b>AB</b>	<b>32</b>
<b>R</b>	<b>1</b>
<b>H</b>	<b>6</b>
<b>RBI</b>	<b>1</b>
<b>BB</b>	<b>1</b>
<b>SO</b>	<b>7</b>
<b>LOB</b>	<b>10</b>



Batter	1	2	3	4	5	6	7	8	9
<b>Billy Grabarkewitz, R</b> OBP: 0.449, SLG: 0.509 (1, 6) BBB	4-0 FC4-6 1B SF7 BB	4-0 1-2 2-3 BB			X 0-0 1-3			X 0-0 HR	
<b>Manny Mota, R</b> OBP: 0.389, SLG: 0.417 (1, 7) X	0-0 FC4-6 1-2 1B	0-0 P4			X 0-0 F9			X 0-0 SH3-4 1B	
<b>Willie Davis, L</b> OBP: 0.334, SLG: 0.437 (1, 8) X	0-0 FC4-6 SF7 1-2f 2-3		X 0-0 G4-6-3 1B		X 0-0 4-3			X 0-0 SH3-4	
<b>Wes Parker, S</b> OBP: 0.386, SLG: 0.463 (1, 3) X	0-0 SF7 1-2 3-H		X 0-0 G4-6-3 1-2f		X 0-0 6-3			X 4-0 1B 1B IBB	
<b>Andy Kosco, R</b> OBP: 0.250, SLG: 0.404 <b>Von Joshua, L</b> OBP: 0.290, SLG: 0.308 (1, 9) (9, 9) X	0-0 F8		X 0-0 F9		X 0-0 F8			X 0-0 L7	
<b>Jim Lefebvre, S</b> OBP: 0.328, SLG: 0.365 (1, 4) X		X 0-0 F7		X 0-3 K		X 0-0 CS 1B		X 0-0 1-H 2-H 1B	
<b>Tom Haller, L</b> OBP: 0.335, SLG: 0.398 (1, 2) X		X 0-0 F2		X 0-0 3-1		X 0-3 K			
<b>Steve Garvey, R</b> OBP: 0.250, SLG: 0.220 (1, 5) X		X 0-0 BB 1B 1B		X 0-0 4-3		X 4-0 BB			
<b>Bill Singer, R</b> OBP: 0.273, SLG: 0.286 (1, 1) X		X 0-0 BB 1-2 1B		X 0-3 K		X 0-0 F7			


Inning Stats	R: 1	H: 1	E: 0	LOB: 1	K: 0	P: 8	R: 0	H: 2	E: 0	LOB: 3	K: 0	P: 9	R: 0	H: 1	E: 0	LOB: 0	K: 0	P: 3	R: 0	H: 0	E: 0	LOB: 0	K: 1	P: 5	R: 0	H: 0	E: 0	LOB: 0	K: 1	P: 5	R: 0	H: 0	E: 0	LOB: 0	K: 0	P: 3	R: 0	H: 1	E: 0	LOB: 1	K: 1	P: 9	R: 2	H: 3	E: 0	LOB: 2	K: 0	P: 9
	1	1	0	1	0	8	0	2	0	3	0	9	0	1	0	0	0	3	5	0	0	0	1	5	0	0	0	0	0	0	0	0	0	0	0	3	3	0	1	1	9	3	2	0	9			

PITCHER	IP	WLS	BF	H	R	ER	SO	BB	IBB	HBP	BLK	WP	HR	S	P	ERA	WHIP	PITCHER	IP	WLS	BF	H	R	ER	SO	BB	IBB	HBP	BLK	WP	HR	S	P	ERA	WHIP													
<b>Jim McAndrew, R</b> ERA: 5.06 (1, 1)	8.0	L	33	8	3	3	3	3	1	0	0	0	1	35	51	3.38	1.375																															

**BOTTOM**

**New York Mets @ Los Angeles Dodgers**  
**Dodger Stadium, Los Angeles, CA**  
 Thu Jul 16 1970, 7:05 PM PDT  
 Att. 32,619 - Unknown

AB	27
R	3
H	8
RBI	3
BB	4
SO	3
LOB	11



1B: 7	SF: 1	WP: 0	PA: 33
2B: 0	SAC: 1	PB: 0	
3B: 0	DP: 1	SB: 0	
HR: 1	HBP: 0	CS: 1	

Batter	1	2	3	4	5	6	7	8	9	10	AB R H RBI BB SO LOB	TOP
<b>Tommie Agee, R</b> OBP: 0.340, SLG: 0.504 (1, 8)	0-3		0-0			0-3		0-0			4 0 0 0 0 2 0	<b>New York Mets @ Los Angeles Dodgers</b> <b>Dodger Stadium, Los Angeles, CA</b> Fri Jul 17 1970, 7:05 PM PDT Att. 43,713 - Unknown
<b>Bud Harrelson, S</b> OBP: 0.370, SLG: 0.343 (1, 6)	0-0		0-0			0-3		0-0			4 0 1 0 0 1 0	
<b>Ken Singleton, S</b> OBP: 0.330, SLG: 0.382 (1, 9)	0-0			0-0		0-0		0-3			4 0 0 0 0 1 1	
<b>Art Shamsky, L</b> OBP: 0.391, SLG: 0.468 (1, 3)	4-0			0-0			4-0	0-3			2 0 0 0 2 1 0	
<b>Mike Jorgensen, L</b> OBP: 0.278, SLG: 0.375 (9, 3)											0 0 0 0 0 0 0	
<b>Cleon Jones, R</b> OBP: 0.314, SLG: 0.348 (1, 7)	0-3			0-3			0-0	FC5-4			4 0 0 0 0 2 3	
<b>Wayne Garrett, L</b> OBP: 0.429, SLG: 0.485 (1, 4)		0-0			0-3		0-0	0-3			4 0 0 0 0 2 1	
<b>Joe Foy, R</b> OBP: 0.376, SLG: 0.321 (1, 5)		0-0			0-0		0-3				4 0 3 0 0 1 1	
<b>Jerry Grote, R</b> OBP: 0.316, SLG: 0.317 (1, 2)		0-0			0-0			0-0			3 0 0 0 1 0 2	
<b>Tom Seaver, R</b> OBP: 0.239, SLG: 0.254 (1, 1)			0-0			0-0		0-3			3 0 1 0 0 1 0	
<b>Dave Marshall, L</b> OBP: 0.323, SLG: 0.425 (10, PH)											1 0 0 0 0 1 2	
<b>Tug McGraw, R</b> OBP: 0.167, SLG: 0.200 (10, 1)											0 0 0 0 0 0 0	
<b>Inning Stats</b>	R: 0 H: 1 E: 0 LOB: 2 K: 2 BB: 1 S: 8 P: 12	R: 0 H: 1 E: 0 LOB: 0 K: 0 BB: 0 S: 3 P: 3	R: 0 H: 0 E: 0 LOB: 0 K: 0 BB: 0 S: 3 P: 3	R: 0 H: 0 E: 0 LOB: 0 K: 1 BB: 0 S: 5 P: 5	R: 0 H: 2 E: 0 LOB: 2 K: 1 BB: 0 S: 6 P: 6	R: 0 H: 0 E: 0 LOB: 0 K: 2 BB: 0 S: 7 P: 7	R: 0 H: 0 E: 0 LOB: 1 K: 1 BB: 1 S: 5 P: 9	R: 0 H: 0 E: 0 LOB: 0 K: 1 BB: 0 S: 5 P: 5	R: 0 H: 0 E: 0 LOB: 0 K: 2 BB: 0 S: 7 P: 7	R: 0 H: 1 E: 0 LOB: 2 K: 2 BB: 1 S: 8 P: 12	1B: 5 SF: 0 2B: 0 SAC: 0 3B: 0 DP: 0 HR: 0 HBP: 0	WP: 0 PA: 36 PB: 0 SB: 2 CS: 1
<b>PITCHER</b> <b>Don Sutton, R</b> ERA: 3.34 (1, 1)	IP 10.0 WLS W BF 36 H 5 R 0 ER 0 SO 12 BB 2 IBB 1 HBP 0 BLK 0 WP 0 HR 0 S 57 P 69 ERA 0.00 WHIP 0.700											

livebaseballscorecards.com

AB	33
R	0
H	5
RBI	0
BB	3
SO	12
LOB	10





BOTTOM

New York Mets @ Los Angeles Dodgers  
Dodger Stadium, Los Angeles, CA

Fri Jul 17 1970, 7:05 PM PDT  
Att: 43,713 - Unknown

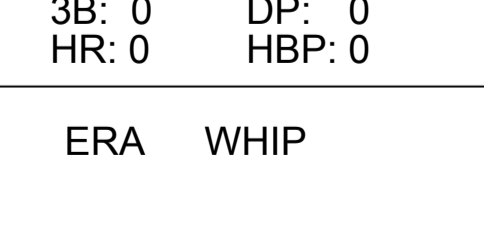
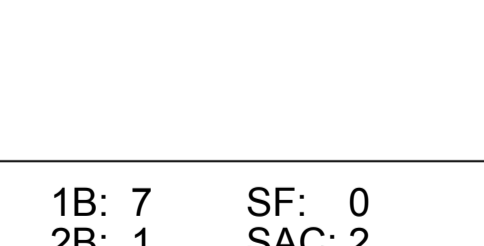
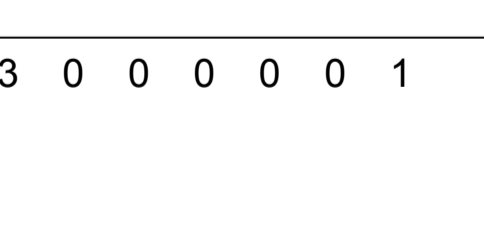

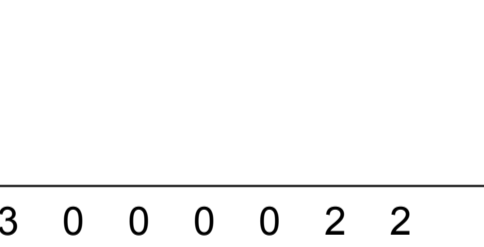


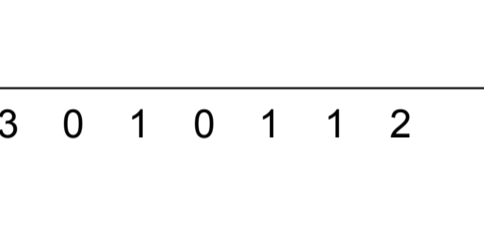
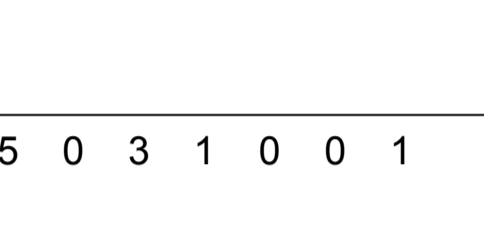
livebaseballscorecards.com

AB	34
R	1
H	8
RBI	1
BB	3
SO	10
LOB	14



WP:	0	PA:	39
PB:	0		
SB:	0		
CS:	0		

AB R H RBI BB SO LOB



Batter	1	2	3	4	5	6	7	8	9	10
Billy Grabarkewitz, R OBP: 0.445, SLG: 0.502 (1, 6)	0-0 P3		0-3 K		0-0 4-3			0-3 K		4-0 1B 1B IBB
Willie Davis, L OBP: 0.335, SLG: 0.435 (1, 8)	4-0 FC1-6 BB		0-3 K		0-0 L4			0-0 4-3		0-0 1B 1-2 2-3 1B
Wes Parker, S OBP: 0.389, SLG: 0.465 (1, 3)	0-0 FC1-6 1B 1-2f		0-0 1B				0-0 G3		0-0 SH1-4 1B	0-0 1-2 2-3 3-H 1B
Andy Kosco, R OBP: 0.251, SLG: 0.402 (1, 9)	0-0 1-2 1B		0-0 F3				0-3 K		0-0 SH1-4 1-2	
Jim Lefebvre, S OBP: 0.332, SLG: 0.370 (1, 4)	0-0 1-3			0-0 1-3 2B			0-3 K		4-0 IBB	
Tom Haller, L OBP: 0.333, SLG: 0.395 (1, 2)		0-0 1B		0-0 1-3 2-3			0-0 F7		0-0 F7	
Steve Garvey, R OBP: 0.234, SLG: 0.205 Maury Wills, S OBP: 0.351, SLG: 0.313 (9, PH) (10, 5)		0-3 K		0-3 K			0-0 6-3		0-3 K	
Von Joshua, L OBP: 0.278, SLG: 0.294 Manny Mota, R OBP: 0.391, SLG: 0.419 (1, 7) (10, PH)		0-3 K		0-3 K			0-0 1-3			0-0 1B SH1-4 1B 1B
Don Sutton, R OBP: 0.279, SLG: 0.204 (1, 1)		0-0 6-3					0-0 F9		0-0 F8	0-0 SH1-4 1-2

Inning Stats	R: 0	H: 1	E: 0	K: 0	S: 4	P: 8	R: 0	H: 1	E: 0	K: 2	S: 8	P: 8	R: 0	H: 1	E: 0	K: 2	S: 8	P: 8	R: 0	H: 1	E: 0	K: 2	S: 8	P: 8	R: 0	H: 0	E: 0	K: 0	S: 3	P: 3	R: 0	H: 0	E: 0	K: 2	S: 7	P: 7	R: 0	H: 0	E: 0	K: 0	S: 3	P: 3	R: 0	H: 0	E: 0	K: 1	S: 5	P: 5	R: 0	H: 1	E: 0	K: 1	S: 6	P: 10	R: 1	H: 3	E: 0	K: 0	S: 4	P: 8	1B: 7	SF: 0	2B: 1	SAC: 2	3B: 0	DP: 0	HR: 0	HBP: 0	WP: 0	PA: 39
--------------	------	------	------	------	------	------	------	------	------	------	------	------	------	------	------	------	------	------	------	------	------	------	------	------	------	------	------	------	------	------	------	------	------	------	------	------	------	------	------	------	------	------	------	------	------	------	------	------	------	------	------	------	------	-------	------	------	------	------	------	------	-------	-------	-------	--------	-------	-------	-------	--------	-------	--------

PITCHER	IP	WLS	BF	H	R	ER	SO	BB	IBB	HBP	BLK	WP	HR	S	P	ERA	WHIP
Tom Seaver, R ERA: 2.28 (1, 1)	9.0		34	5	0	0	10	1	1	0	0	0	0	52	60	0.00	0.667
Tug McGraw, L ERA: 3.83 (10, 1)	0.1	L	5	3	1	1	0	0	1	0	0	0	0	4	8	27.00	9.000

PITCHER	IP	WLS	BF	H	R	ER	SO	BB	IBB	HBP	BLK	WP	HR	S	P	ERA	WHIP
Tom Seaver, R ERA: 2.28 (1, 1)	9.0		34	5	0	0	10	1	1	0	0	0	0	52	60	0.00	0.667
Tug McGraw, L ERA: 3.83 (10, 1)	0.1	L	5	3	1	1	0	0	1	0	0	0	0	4	8	27.00	9.000

PITCHER	IP	WLS	BF	H	R	ER	SO	BB	IBB	HBP	BLK	WP	HR	S	P	ERA	WHIP
Tom Seaver, R ERA: 2.28 (1, 1)	9.0		34	5	0	0	10	1	1	0	0	0	0	52	60	0.00	0.667
Tug McGraw, L ERA: 3.83 (10, 1)	0.1	L	5	3	1	1	0	0	1	0	0	0	0	4	8	27.00	9.000

New York Mets @ Los Angeles Dodgers  
 Dodger Stadium, Los Angeles, CA

Sat Jul 18 1970, 3:33 AM PDT  
 Att. 29,511 - Unknown

AB	38
R	4
H	13
RBI	4
BB	3
SO	5
LOB	23



AB R H RBI BB SO LOB

5	2	4	0	0	0	0	5	0	1	0	0	1	4	5	1	2	2	0	0	1	3	0	2	1	2	0	2	4	0	1	1	0	0	2	5	0	1	0	0	2	5	3	0	1	0	1	0	3	4	0	0	0	0	1	6	2	0	0	0	0	1	0	1	0	0	0	0	0	0	0	0	0	0	0	0	0	1	1	1	0	0	0	0
---	---	---	---	---	---	---	---	---	---	---	---	---	---	---	---	---	---	---	---	---	---	---	---	---	---	---	---	---	---	---	---	---	---	---	---	---	---	---	---	---	---	---	---	---	---	---	---	---	---	---	---	---	---	---	---	---	---	---	---	---	---	---	---	---	---	---	---	---	---	---	---	---	---	---	---	---	---	---	---	---	---	---	---

Batter	1	2	3	4	5	6	7	8	9
<b>Tommy Agee, R</b> OBP: 0.346, SLG: 0.511 (1, 8) X	0-0 6-3 ①		0-0 4-3 2B		0-0 FC6-4 1B		0-0 1B 1B		0-0 1-3 1B 1B
<b>Bud Harrelson, S</b> OBP: 0.368, SLG: 0.340 (1, 6) X	0-0 4-3 ②		0-0 4-3 ②		0-0 FC6-4 1-2f		0-0 1-3 1B 1B		0-3 K ①
<b>Ken Singleton, S</b> OBP: 0.333, SLG: 0.383 <b>Ron Taylor, R</b> (9, 1) X	0-0 6-3 ③		0-0 6-3 ③			0-0 5-3	0-0 G4-6-3 1-3 1B		0-0 1-2 1B SF9 1B
<b>Donn Clendenon, R</b> OBP: 0.364, SLG: 0.539 <b>Mike Jorgensen, L</b> OBP: 0.278, SLG: 0.375 (9, 3) X		0-0 1B FC1-2 1B		4-0 FC6-5 6-3 BB		4-0 FC4 BB	0-0 G4-6-3 1-2f		0-0 1-3 2-H SF9 1B
<b>Cleon Jones, R</b> OBP: 0.312, SLG: 0.346 (1, 7) X		0-0 FC1-2 1-3 1B		0-0 6-3 ①		0-0 FC4 2B 1-2f		0-0 6-3 ①	0-0 SF9 1-2 3-H
<b>Joe Foy, R</b> OBP: 0.372, SLG: 0.323 (1, 5) X		0-0 F2 ①		0-0 FC6-5 FC5-4 2-3		0-0 1-3 2B		0-3 K ②	0-3 K ③
<b>Jerry Grote, R</b> OBP: 0.319, SLG: 0.318 (1, 2) X		0-0 FC1-2 1-2 3-H		0-0 FC5-4 1-2f		4-0 BB		0-0 1B	
<b>Ted Martinez, R</b> (1, 4) X		0-0 F9 ③			0-0 1-3 ①	0-0 G3 ③		0-3 K ③	
<b>Ray Sadecki, L</b> OBP: 0.194, SLG: 0.167 (1, 1) X			0-0 P3 ①				0-0 5-3 ①		0-0 1B 1B
<b>Al Weis, S</b> OBP: 0.284, SLG: 0.322 (7, PH)									
<b>Danny Frisella, L</b> OBP: 0.500, SLG: 0.500 (7, 1)									
<b>Ron Swoboda, R</b> OBP: 0.343, SLG: 0.404 (9, PH) (9, 9) X									

Inning Stats	R: 0 E: 0 K: 0 S: 3	H: 0 LOB: 0 BB: 0 P: 3	R: 0 E: 0 K: 0 S: 5	H: 2 LOB: 2 BB: 0 P: 5	R: 0 E: 0 K: 0 S: 4	H: 1 LOB: 1 BB: 0 P: 4	R: 0 E: 0 K: 0 S: 3	H: 0 LOB: 1 BB: 1 P: 7	R: 0 E: 0 K: 1 S: 6	H: 1 LOB: 1 BB: 0 P: 6	R: 0 E: 0 K: 0 S: 4	H: 1 LOB: 3 BB: 2 P: 12	R: 1 E: 0 K: 0 S: 5	H: 3 LOB: 1 BB: 0 P: 5	R: 0 E: 0 K: 2 S: 8	H: 1 LOB: 1 BB: 0 P: 8	R: 3 E: 0 K: 2 S: 11	H: 4 LOB: 2 BB: 0 P: 11	1B: 11 2B: 2 3B: 0 HR: 0	SF: 1 SAC: 0 DP: 1 HBP: 0
--------------	------------------------------	---------------------------------	------------------------------	---------------------------------	------------------------------	---------------------------------	------------------------------	---------------------------------	------------------------------	---------------------------------	------------------------------	----------------------------------	------------------------------	---------------------------------	------------------------------	---------------------------------	-------------------------------	----------------------------------	-----------------------------------	------------------------------------

PITCHER	IP	WLS	BF	H	R	ER	SO	BB	IBB	HBP	BLK	WP	HR	S	P	ERA	WHIP
<b>Claude Osteen, L</b> ERA: 2.87 (1, 1)	6.1		30	8	1	1	1	3	0	0	0	0	0	29	41	1.42	1.737
<b>Jim Brewer, L</b> ERA: 2.62 (7, 1)	2.0	L	9	4	3	3	3	0	0	0	0	0	0	15	15	13.50	2.000
<b>Jose Pena, R</b> ERA: 1.94 (9, 1)	0.2		3	1	0	0	1	0	0	0	0	0	0	5	5	0.00	1.500

WP: 0	PA: 42
PB: 0	
SB: 0	
CS: 0	

Batter	1	2	3	4	5	6	7	8	9	AB	R	H	RBI	BB	SO	LOB
<b>Billy Grabarkewitz, R</b> (1, 6) OBP: 0.443, SLG: 0.498	0-0 F7		0-0 4-3		0-0 F8			0-0 CS 1B		4	0	1	0	0	0	2
<b>Willie Davis, L</b> (1, 8) OBP: 0.334, SLG: 0.432	0-0 F9			0-0 G4-6-3 1B		0-3 K		0-3 K		4	0	1	0	0	2	1
<b>Wes Parker, S</b> (1, 3) OBP: 0.387, SLG: 0.466	0-0 1-5-3			0-0 G4-6-3 1-2f		0-0 2B		0-0 F7		4	1	1	0	0	0	1
<b>Andy Kosco, R</b> (1, 9) OBP: 0.246, SLG: 0.393		0-3 K		0-0 F8		0-3 K			0-0 F7	4	0	0	0	0	2	1
<b>Jim Lefebvre, S</b> (1, 4) OBP: 0.335, SLG: 0.383		0-3 K			0-0 1B 2B		0-0 2B		0-0 F7	4	1	2	1	0	1	0
<b>Steve Garvey, R</b> (1, 5) OBP: 0.235, SLG: 0.208		0-0 F9			0-0 2B SF9 1B		0-0 F9		0-0 5-3	4	1	1	0	0	0	1
<b>Ted Sizemore, R</b> (1, 7) OBP: 0.331, SLG: 0.303			0-0 L4		0-0 SF9 1-3 3-H 2B				0-0 5-3	3	0	1	1	0	0	0
<b>Jeff Torborg, R</b> (1, 2) OBP: 0.247, SLG: 0.244			0-0 L5		0-0 1-3				0-0 F2	3	0	0	0	0	0	2
<b>Claude Osteen, L</b> (1, 1) OBP: 0.270, SLG: 0.362			0-0 2B		0-0 SF9 2-3 3-H				0-3 K	1	0	1	1	0	0	0
<b>Jim Brewer, L</b> (7, 1)										1	0	0	0	0	1	0
<b>Jose Pena, R</b> (9, 1)										0	0	0	0	0	0	0


Inning Stats	R: 0	H: 0	E: 0	K: 0	S: 3	P: 3	R: 0	H: 0	E: 0	K: 2	S: 7	R: 0	H: 1	E: 0	K: 0	S: 4	R: 0	H: 1	E: 0	K: 0	S: 3	R: 2	H: 3	E: 0	K: 0	S: 6	R: 1	H: 2	E: 0	K: 2	S: 9	R: 0	H: 0	E: 0	K: 1	S: 5	R: 0	H: 1	E: 0	K: 1	S: 5	R: 0	H: 0	E: 0	K: 0	S: 3	1B: 3	SF: 1	2B: 5	3B: 0	HR: 0
--------------	------	------	------	------	------	------	------	------	------	------	------	------	------	------	------	------	------	------	------	------	------	------	------	------	------	------	------	------	------	------	------	------	------	------	------	------	------	------	------	------	------	------	------	------	------	------	-------	-------	-------	-------	-------

PITCHER	IP	WLS	BF	H	R	ER	SO	BB	IBB	HBP	BLK	WP	HR	S	P	ERA	WHIP
<b>Ray Sadecki, L</b> (1, 1) ERA: 3.44	6.0		24	7	3	3	4	0	0	0	0	0	0	32	32	4.50	1.167
<b>Danny Frisella, R</b> (7, 1) ERA: 2.45	2.0	W	6	1	0	0	2	0	0	0	0	0	0	10	10	0.00	0.500
<b>Ron Taylor, R</b> (9, 1) ERA: 2.84	1.0	S	3	0	0	0	0	0	0	0	0	0	0	3	3	0.00	0.000

**BOTTOM**

**New York Mets @ Los Angeles Dodgers**  
**Dodger Stadium, Los Angeles, CA**  
 Sat Jul 18 1970, 3:33 AM PDT  
 Att. 29,511 - Unknown

<b>AB</b>	<b>32</b>
<b>R</b>	<b>3</b>
<b>H</b>	<b>8</b>
<b>RBI</b>	<b>3</b>
<b>BB</b>	<b>0</b>
<b>SO</b>	<b>6</b>
<b>LOB</b>	<b>8</b>



WP	PA	33
WP: 0	PA: 33	
PB: 0		
SB: 0		
CS: 1		

Batter	1	2	3	4	5	6	7	8	9	AB R H RBI BB SO LOB	TOP
Denny Doyle, L (1, 4) OBP: 0.300, SLG: 0.342 Tony Taylor, R (9, PH) OBP: 0.351, SLG: 0.413 (9, 4)	0-0 6-3		0-0 F7			0-0 1B SH5-3 FC6-4 1B		0-0 G4-6-3 1-2f	4-0 HR IBB	4 1 1 0 0 0 1 0 1 0 0 1 0 0	
Oscar Gamble, L (1, 9) OBP: 0.344, SLG: 0.364 Jim Hutto, R (9, PH) OBP: 0.265, SLG: 0.381 Dick Selma, R (9, 1) OBP: 0.182, SLG: 0.100	0-0 1B 1B			0-0 1-3		0-0 SH5-3 1-2		0-0 HR 1B	0-0 HR 1-H 2-H 3-H	3 1 2 0 0 0 0 1 1 1 4 0 0 0 0 0 0 0 0 0 0	
Don Money, R (1, 5) OBP: 0.400, SLG: 0.553	0-0 1-3 1B			0-0 G6-4-3 1B		0-0 FC6-4 1B		0-0 E5 HR 1-2	0-0 5-3	5 1 3 0 0 0 1	
Deron Johnson, R (1, 3) OBP: 0.325, SLG: 0.453	0-0 6-3			0-0 G6-4-3 1-2f		0-0 FC6-4 1-2f 3-H		0-0 HR 1-H 2-H	0-0 2B	5 2 2 4 0 0 3	
Ron Stone, L (1, 7) OBP: 0.344, SLG: 0.417 Byron Browne, R (8, PH) OBP: 0.335, SLG: 0.464 (8, 7) (9, 9)		0-0 G6-4-3 1B			0-0 1B 1B	0-0 F8		4-0 WP BB	0-0 FC5 2-H	3 0 2 0 0 0 1 1 0 1 1 1 0 0	
Larry Hisle, R (1, 8) OBP: 0.291, SLG: 0.324		0-0 G6-4-3 1-2f		0-0 P6		0-3 K	0-3 K	0-0 FC5 2-3	0-0 FC5	5 0 0 0 0 2 4	
Larry Bowa, S (1, 6) OBP: 0.272, SLG: 0.292		0-0 F9		0-0 1B 1B		0-0 6-3		0-0 SH1-4 HR BB 1B	0-0 SH1-4 HR BB	4 1 2 0 0 0 0 3 1 0 0 1 1 2	
Mike Ryan, R (1, 2) OBP: 0.302, SLG: 0.222			0-3 K		0-0 P4		0-0 F3	0-0 SH1-4 HR BB	0-0 SH1-4	2 0 0 0 0 0 1 2 0 0 0 0 0 0 0 0 1 0 1 0	
Chris Short, R (1, 1) OBP: 0.097, SLG: 0.059 Lowell Palmer, R (6, 1) OBP: 0.267, SLG: 0.357 Rick Joseph, R (8, PH) OBP: 0.256, SLG: 0.326 Fred Wenz, R (8, 1) Terry Harmon, R (9, PH) OBP: 0.319, SLG: 0.344 John Griggs, L (9, 7) OBP: 0.325, SLG: 0.373			0-0 F8		0-3 K			0-0 G4-6-3 1B	0-0 SH1-4		
<b>Inning Stats</b>	R: 0 H: 2 E: 0 LOB: 1 K: 0 BB: 0 S: 4 P: 4	R: 0 H: 1 E: 0 LOB: 0 K: 0 BB: 0 S: 3 P: 3	R: 0 H: 0 E: 0 LOB: 0 K: 1 BB: 0 S: 5 P: 5	R: 0 H: 1 E: 0 LOB: 0 K: 0 BB: 0 S: 3 P: 3	R: 0 H: 2 E: 0 LOB: 2 K: 1 BB: 0 S: 7 P: 7	R: 1 H: 2 E: 0 LOB: 1 K: 0 BB: 0 S: 5 P: 5	R: 0 H: 0 E: 0 LOB: 0 K: 1 BB: 0 S: 5 P: 5	R: 3 H: 3 E: 1 LOB: 1 K: 1 BB: 1 S: 8 P: 12	R: 5 H: 4 E: 0 LOB: 1 K: 0 BB: 2 S: 7 P: 15	1B: 11 SF: 0 2B: 2 SAC: 2 3B: 0 DP: 3 HR: 2 HBP: 0	WP: 2 PA: 42 PB: 0 SB: 0 CS: 0
<b>PITCHER</b> Alan Foster, R (1, 1) ERA: 3.68 Jim Brewer, L (8, 1) ERA: 3.52	IP WLS BF H R ER SO BB IBB HBP BLK WP HR S P ERA WHIP	7.2 31 11 4 1 3 0 0 0 0 0 1 1 37 37 1.17 1.435	1.1 L 11 4 5 5 1 2 1 0 0 1 1 10 22 33.75 4.500								

Philadelphia Phillies @ Los Angeles Dodgers  
Dodger Stadium, Los Angeles, CA  
Sun Jul 19 1970, 3:33 AM PDT  
Unknown

livebaseballscorecards.com

AB	37
R	9
H	15
RBI	9
BB	3
SO	4
LOB	14



Batter	1	2	3	4	5	6	7	8	9	AB	R	H	RBI	BB	SO	LOB
Billy Grabarkewitz, R (1, 6) OBP: 0.441, SLG: 0.493	0-0 F9			0-0 P5		4-0 HR BB	0-0 P6			3	1	0	0	1	0	2
Willie Davis, L (1, 8) OBP: 0.336, SLG: 0.442	0-0 L5			0-0 F4 S 1B		0-0 HR		0-0 L5		4	1	2	3	0	0	0
Wes Parker, S (1, 3) OBP: 0.386, SLG: 0.472	0-0 P3			0-0 F4 1-3		0-0 HR		0-0 4-3		4	1	1	1	0	0	1
Andy Kosco, R (1, 9) OBP: 0.242, SLG: 0.386		0-0 F5		0-0 F8		0-0 F2		0-0 P3		3	0	0	0	0	0	1
Bill Russell, R (7, 9) OBP: 0.191, SLG: 0.182										1	0	0	0	0	0	0
Jim Lefebvre, S (1, 4) OBP: 0.329, SLG: 0.375		0-0 F8			0-0 L7		0-0 L9		0-0 5-3	4	0	0	0	0	0	0
Steve Garvey, R (1, 5) OBP: 0.236, SLG: 0.196		0-0 F8			0-0 6-3		0-0 5-3		4-0 L1-3 BB	3	0	0	0	1	0	0
Ted Sizemore, R (1, 7) OBP: 0.330, SLG: 0.302			0-0 6-3		0-0 F8		0-0 SH1-4 BB 1B		0-0 L1-3 1-2	4	0	1	0	0	0	1
Jeff Torborg, R (1, 2) OBP: 0.250, SLG: 0.239			0-0 6-3			0-0 F8	4-0 SH1-4 BB			2	0	0	0	1	0	0
Alan Foster, R (1, 1) OBP: 0.114, SLG: 0.093			0-0 3-1			0-0 HR BB 1B	0-0 SH1-4 1-2 2-3			2	1	1	0	0	0	0
Jim Brewer, L (8, 1)										0	0	0	0	0	0	0

Inning Stats	R: 0	H: 0	E: 0	LOB: 0	K: 0	P: 3	R: 0	H: 0	E: 0	LOB: 0	K: 0	P: 3	R: 0	H: 0	E: 0	LOB: 0	K: 0	P: 3	R: 4	H: 3	E: 0	LOB: 0	K: 0	P: 10	R: 0	H: 1	E: 0	LOB: 2	K: 0	P: 8	R: 0	H: 0	E: 0	LOB: 0	K: 0	P: 3	R: 0	H: 0	E: 0	LOB: 0	K: 0	P: 6	1B: 3	SF: 0	2B: 1	SAC: 1	3B: 0	DP: 1	HR: 2	HBP: 0	WP: 0	PA: 34
--------------	------	------	------	--------	------	------	------	------	------	--------	------	------	------	------	------	--------	------	------	------	------	------	--------	------	-------	------	------	------	--------	------	------	------	------	------	--------	------	------	------	------	------	--------	------	------	-------	-------	-------	--------	-------	-------	-------	--------	-------	--------

PITCHER	IP	WLS	BF	H	R	ER	SO	BB	IBB	HBP	BLK	WP	HR	S	P	ERA	WHIP
Chris Short, L (1, 1) ERA: 4.73	5.1		21	4	4	4	0	1	0	0	0	0	2	20	24	6.75	0.938
Lowell Palmer, R (6, 1) ERA: 4.66	1.2		7	1	0	0	0	1	0	0	0	0	0	6	10	0.00	1.200
Fred Wenz, R (8, 1) ERA: 1.69	1.0	W	3	0	0	0	0	0	0	0	0	0	0	3	3	0.00	0.000
Dick Selma, R (9, 1) ERA: 3.05	1.0	S	3	0	0	0	0	1	0	0	0	0	0	2	6	0.00	1.000

**BOTTOM**

Philadelphia Phillies @ Los Angeles Dodgers  
 Dodger Stadium, Los Angeles, CA  
 Sun Jul 19 1970, 3:33 AM PDT  
 Unknown

livebaseballscorecards.com

<b>AB</b>	<b>30</b>
<b>R</b>	<b>4</b>
<b>H</b>	<b>5</b>
<b>RBI</b>	<b>4</b>
<b>BB</b>	<b>3</b>
<b>SO</b>	<b>0</b>
<b>LOB</b>	<b>5</b>



Batter	1	2	3	4	5	6	7	8	9	AB R H RBI BB SO LOB	TOP																								
Tony Taylor, R (1, 4) OBP: 0.349, SLG: 0.406	0-3 K		0-0 4-3			4-0 BB		0-0 5-3	0-0 F4	4 0 0 1 1 1 1	Philadelphia Phillies @ Los Angeles Dodgers Dodger Stadium, Los Angeles, CA Sun Jul 19 1970, 3:38 AM PDT Att: 28,396 - Unknown																								
Oscar Gamble, L (1, 9) OBP: 0.335, SLG: 0.354	0-0 F5		0-0 4-3			0-0 P6		0-0 4-3		4 0 0 0 0 0 3																									
Don Money, R (1, 5) OBP: 0.402, SLG: 0.550	0-0 1B			0-0 6-3		0-0 F7		4-0 BB		3 0 1 0 1 0 1																									
Deron Johnson, R (1, 3) OBP: 0.327, SLG: 0.462	0-3 K			0-0 4-3			0-0 HR	4-0 BB		3 1 1 1 1 1 1																									
Ron Stone, L (1, 7) OBP: 0.342, SLG: 0.413		0-0 FC5 1B		0-0 4-3			0-0 F8	0-0 FC6-4		4 0 1 0 0 0 3																									
Byron Browne, R (9, 7) OBP: 0.335, SLG: 0.464		1B						1-2 BB		0 0 0 0 0 0 0																									
Larry Hisle, R (1, 8) OBP: 0.294, SLG: 0.324		0-0 G5-3 FC5		0-0 F7		0-3 K		4-0 SH5-4		3 1 1 0 1 1 0																									
Larry Bowa, S (1, 6) OBP: 0.269, SLG: 0.269		1B					0-0 K		0-0 SH5-4	3 0 0 0 0 0 2																									
Mike Ryan, R (1, 2) OBP: 0.319, SLG: 0.325		0-0 FC5		0-0 4-3			0-0 F8		1-2 SH5-4	4 2 2 2 0 0 2																									
Grant Jackson, S (1, 1) OBP: 0.080, SLG: 0.080		1-2 2-3f		0-0 6-3				0-0 E	0-0 HR	2 0 0 0 0 1 0																									
John Briggs, L (8, PH) OBP: 0.323, SLG: 0.371		2-3f	0-3 K			0-0 4-3		0-0 E4	0-0 F7	1 0 0 0 0 0 1																									
Terry Harmon, R (8, PR) OBP: 0.319, SLG: 0.344								4-3 5-3		0 0 0 0 0 0 0																									
Barry Lersch, S (8, 1)								1-3		1 0 0 0 0 0 0																									
<b>Inning Stats</b>	R: 0 E: 0 K: 2 S: 8	H: 1 LOB: 1 BB: 0 P: 8	R: 0 E: 0 K: 0 S: 4	H: 2 LOB: 1 BB: 0 P: 4	R: 0 E: 0 K: 1 S: 5	H: 0 LOB: 0 BB: 0 P: 5	R: 0 E: 0 K: 0 S: 3	H: 0 LOB: 0 BB: 0 P: 3	R: 0 E: 0 K: 0 S: 3	H: 0 LOB: 0 BB: 0 P: 3	R: 1 E: 0 K: 1 S: 6	H: 1 LOB: 0 BB: 0 P: 6	R: 1 E: 1 K: 0 S: 5	H: 1 LOB: 3 BB: 2 P: 13	R: 2 E: 0 K: 0 S: 4	H: 1 LOB: 0 BB: 1 P: 8	1B: 4 2B: 0 3B: 0 HR: 2	SF: 0 SAC: 1 DP: 1 HBP: 0	WP: 0 PB: 0 SB: 0 CS: 0	PA: 37															
<b>PITCHER</b>	IP WLS BF H R ER SO BB IBB HBP BLK WP HR S P ERA WHIP																																		
Joe Moeller, R (1, 1) ERA: 2.82	7.0	25	4	1	1	4	1	0	0	0	0	1	32	36	1.29	0.714																			
Pete Mikkelsen, R (8, 1) ERA: 4.02	2.0	L	12	2	3	2	0	3	0	0	0	1	9	21	9.00	2.500																			

livebaseballscores.com

AB	32
R	4
H	6
RBI	4
BB	4
SO	4
LOB	14



Batter	1	2	3	4	5	6	7	8	9	AB R H RBI BB SO LOB
<b>Billy Grabarkewitz, R</b> (1, 6) OBP: 0.438, SLG: 0.488	0-0 P4		0-0 F8		0-0 5-3		0-0 1B		0-3 K	5 0 1 2 0 1 2
<b>Willie Davis, L</b> (1, 8) OBP: 0.334, SLG: 0.437	4-0 G5-4-3 BB		0-3 K			0-0 4-3	0-0 F5		0-0 4-3	4 0 0 0 1 1 3
<b>Wes Parker, S</b> (1, 3) OBP: 0.387, SLG: 0.475	0-0 G5-4-3			0-0 2B		0-0 1B	0-0 F3			4 0 2 0 0 0 4
<b>Andy Kosco, R</b> (1, 9) OBP: 0.236, SLG: 0.378		0-3 K		0-0 F7		0-0 F8		0-0 6-3		4 0 0 0 0 1 2
<b>Jim Lefebvre, S</b> (1, 4) OBP: 0.322, SLG: 0.367		0-0 F3		0-0 5-3		0-0 F9		0-0 F7		4 0 0 0 0 0 2
<b>Steve Garvey, R</b> (1, 5) OBP: 0.271, SLG: 0.255		0-0 BB 1B		0-0 P4			0-0 BB 1B 1B	0-0 2B		4 1 3 0 0 0 1
<b>Ted Sizemore, R</b> (1, 7) OBP: 0.333, SLG: 0.302		4-0 BB			0-0 SH1-4 1B		0-0 F8	0-0 5-3		3 0 1 0 1 0 2
<b>Tom Haller, L</b> (1, 2) OBP: 0.335, SLG: 0.396		0-0 F5			0-0 SH1-4		0-0 BB 1B		0-0 L6	2 0 1 0 0 0 2
<b>Von Joshua, L</b> (7, PR) OBP: 0.278, SLG: 0.294					1-2 BB		1-2 BB 1B			0 1 0 0 0 0 0
<b>Jeff Torborg, R</b> (8, 2) OBP: 0.250, SLG: 0.239										0 0 0 0 0 0 0
<b>Maury Wills, S</b> (9, PH) OBP: 0.350, SLG: 0.312										1 0 0 0 0 0 0
<b>Joe Moeller, R</b> (1, 1) OBP: 0.227, SLG: 0.190			0-3 K			0-0 F8			0-0 E7	2 0 0 0 0 1 1
<b>Manny Mota, R</b> (7, PH) OBP: 0.394, SLG: 0.419										0 0 0 0 1 0 0
<b>Pete Mikkelsen, R</b> (8, 1)										0 0 0 0 0 0 0
<b>Len Gabrielson, L</b> (9, PH) OBP: 0.240, SLG: 0.250							1-2 BB			1 0 1 0 0 0 0

**BOTTOM**

Philadelphia Phillies @ Los Angeles Dodgers  
 Dodger Stadium, Los Angeles, CA  
 Sun Jul 19 1970, 3:38 AM PDT  
 Att. 28,396 - Unknown

livebaseballscorecards.com

<b>AB</b>	<b>34</b>
<b>R</b>	<b>2</b>
<b>H</b>	<b>9</b>
<b>RBI</b>	<b>2</b>
<b>BB</b>	<b>3</b>
<b>SO</b>	<b>4</b>
<b>LOB</b>	<b>19</b>



Inning Stats	R: 0	H: 0	E: 0	K: 0	S: 2	R: 0	H: 1	E: 0	K: 1	S: 6	R: 0	H: 0	E: 0	K: 2	S: 7	R: 0	H: 1	E: 0	K: 0	S: 4	R: 0	H: 1	E: 0	K: 0	S: 4	R: 0	H: 1	E: 0	K: 0	S: 4	R: 2	H: 3	E: 0	K: 0	S: 6	R: 0	H: 1	E: 0	K: 0	S: 4	R: 0	H: 1	E: 1	K: 1	S: 6	1B: 6	2B: 3	3B: 0	HR: 0	SF: 0	SAC: 1	DP: 1	HBP: 0	WP: 0	PB: 0	SB: 2	CS: 0	PA: 38
--------------	------	------	------	------	------	------	------	------	------	------	------	------	------	------	------	------	------	------	------	------	------	------	------	------	------	------	------	------	------	------	------	------	------	------	------	------	------	------	------	------	------	------	------	------	------	-------	-------	-------	-------	-------	--------	-------	--------	-------	-------	-------	-------	--------

PITCHER	IP	WLS	BF	H	R	ER	SO	BB	IBB	HBP	BLK	WP	HR	S	P	ERA	WHIP
<b>Grant Jackson, L</b> (1, 1) ERA: 5.86	7.0		30	7	2	2	3	3	0	0	0	0	0	33	45	2.57	1.429
<b>Barry Lersch, R</b> (8, 1) ERA: 3.68	2.0	W	8	2	0	0	1	0	0	0	0	0	0	10	10	0.00	1.000

Batter	1	2	3	4	5	6	7	8	9	AB R H RBI BB SO LOB	TOP										
Denny Doyle, L (1, 4) OBP: 0.296, SLG: 0.337	0-3 K		0-0 1-3			0-0 L8			0-0 L8	4 0 0 0 0 1 0	Philadelphia Phillies @ Los Angeles Dodgers Dodger Stadium, Los Angeles, CA Mon Jul 20 1970, 3:33 AM PDT Att: 12,454 - Unknown										
Oscar Gamble, L (1, 9) Byron Browne, R (4, 9) OBP: 0.337, SLG: 0.351 OBP: 0.332, SLG: 0.459	1-0 E HBP			0-0 5-3			0-0 1-3		0-0 F2	1 0 0 0 0 0 0 2 0 0 0 0 0 0											
Don Money, R (1, 5) OBP: 0.397, SLG: 0.542	0-0 L8			0-0 L4			0-0 E1			3 0 0 0 0 0 1											
Deron Johnson, R (1, 3) OBP: 0.324, SLG: 0.457	0-3 K			0-0 F9			0-0 P6			3 0 0 0 0 1 2											
John Briggs, L (1, 7) OBP: 0.318, SLG: 0.364		0-3 K			0-3 K		0-0 F7			3 0 0 0 0 2 1											
Larry Hisle, R (1, 8) OBP: 0.291, SLG: 0.320		0-3 K			0-0 1-3			0-0 5-3		3 0 0 0 0 1 0											
Larry Bowa, S (1, 6) OBP: 0.267, SLG: 0.287		0-0 5-3			0-3 K			0-3 K		3 0 0 0 0 2 0											
Mike Ryan, R (1, 2) OBP: 0.300, SLG: 0.302			0-3 K			0-0 4-3		0-3 K		3 0 0 0 0 2 0											
Woodie Fryman, R (1, 1) Lowell Palmer, R (5, 1) Terry Harmon, R (9, PH) OBP: 0.108, SLG: 0.108 OBP: 0.250, SLG: 0.333 OBP: 0.315, SLG: 0.338			0-0 5-3			0-3 K			0-0 3-1	1 0 0 0 0 0 0 1 0 0 0 0 1 0 1 0 0 0 0 0 0											
<b>Inning Stats</b>	R: 0 E: 1 K: 2 S: 7	H: 0 LOB: 1 BB: 0 P: 8	R: 0 E: 0 K: 2 S: 7	H: 0 LOB: 0 BB: 0 P: 7	R: 0 E: 0 K: 1 S: 5	H: 0 LOB: 0 BB: 0 P: 5	R: 0 E: 0 K: 0 S: 3	H: 0 LOB: 0 BB: 0 P: 3	R: 0 E: 0 K: 2 S: 7	H: 0 LOB: 0 BB: 0 P: 7		R: 0 E: 1 K: 0 S: 4	H: 0 LOB: 1 BB: 0 P: 4	R: 0 E: 0 K: 2 S: 7	H: 0 LOB: 0 BB: 0 P: 7	R: 0 E: 0 K: 0 S: 3	H: 0 LOB: 0 BB: 0 P: 3	1B: 0 2B: 0 3B: 0 HR: 0	SF: 0 SAC: 0 DP: 0 HBP: 1	WP: 0 PB: 0 SB: 0 CS: 0	PA: 29
<b>PITCHER</b> Bill Singer, R (1, 1) ERA: 2.9	IP 9.0	WLS W	BF 29	H 0	R 0	ER 0	SO 10	BB 0	IBB 0	HBP 1	BLK 0	WP 0	HR 0	S 48	P 49	ERA 0.00	WHIP 0.000				
<b>PITCHER</b>	IP	WLS	BF	H	R	ER	SO	BB	IBB	HBP	BLK	WP	HR	S	P	ERA	WHIP				

livebaseballscorecards.com

<b>AB</b>	28
<b>R</b>	0
<b>H</b>	0
<b>RBI</b>	0
<b>BB</b>	0
<b>SO</b>	10
<b>LOB</b>	4





Batter	1	2	3	4	5	6	7	8	9	AB	R	H	RBI	BB	SO	LOB
Billy Grabarkewitz, R (1, 6) OBP: 0.436, SLG: 0.485	0-0 E 1B SF9 1B		0-0 4-3	0-3 K		0-3 K				4	1	1	0	0	2	3
Ted Sizemore, R (1, 7) OBP: 0.332, SLG: 0.301 Von Joshua, L (8, 7) OBP: 0.278, SLG: 0.294	0-0 E6 4-3 1B 1B		0-0 6-3	0-0 FC5 2-3f		0-0 F8				4	1	1	0	0	0	3
Willie Davis, L (1, 8) OBP: 0.333, SLG: 0.436	0-0 SF9 3-H		0-0 S 1B		0-0 L4		0-0 F8			3	1	1	1	0	0	0
Wes Parker, S (1, 3) OBP: 0.388, SLG: 0.478	0-0 4-3 1-2		0-0 S 1B 1-H		0-0 1B 2B		0-3 K			4	1	2	1	0	1	1
Jim Lefebvre, S (1, 4) OBP: 0.330, SLG: 0.375	0-0 FC6-4 2-H 1B		0-0 P3 1-2		0-0 FC5-4 1B 2-3		0-0 1B			4	0	3	1	0	0	1
Steve Garvey, R (1, 5) OBP: 0.254, SLG: 0.237 Maury Wills, S (8, 5) OBP: 0.350, SLG: 0.312	0-0 FC6-4 1-2f			0-3 K	0-0 FC5-4 2B 1-2f		0-3 K			4	1	0	0	0	2	4
Bill Russell, R (1, 9) OBP: 0.216, SLG: 0.229		0-0 6-3		0-0 E 1B 1B	0-0 1-H 2B 3-H		0-0 5-3			4	0	2	2	0	0	0
Jeff Torborg, R (1, 2) OBP: 0.250, SLG: 0.240		0-0 L5		0-0 FC5 E 1B 1-2	0-0 P6		0-3 K			4	0	1	0	0	1	1
Bill Singer, R (1, 1) OBP: 0.231, SLG: 0.240		0-3 K		0-0 FC1 1-2 2-3		0-3 K		0-0 F7		4	0	0	0	0	2	2

Inning Stats	R: 2	H: 3	E: 1	LOB: 1	K: 0	BB: 0	S: 6	P: 6	R: 0	H: 0	E: 0	LOB: 0	K: 1	BB: 0	S: 5	P: 5	R: 1	H: 2	E: 0	LOB: 1	K: 0	BB: 0	S: 5	P: 5	R: 0	H: 2	E: 1	LOB: 3	K: 2	BB: 0	S: 10	P: 10	R: 2	H: 3	E: 0	LOB: 1	K: 0	BB: 0	S: 6	P: 6	R: 0	H: 0	E: 0	LOB: 0	K: 2	BB: 0	S: 7	P: 7	R: 0	H: 1	E: 0	LOB: 1	K: 2	BB: 0	S: 8	P: 8	R: 0	H: 0	E: 0	LOB: 0	K: 1	BB: 0	S: 5	P: 5
--------------	------	------	------	--------	------	-------	------	------	------	------	------	--------	------	-------	------	------	------	------	------	--------	------	-------	------	------	------	------	------	--------	------	-------	-------	-------	------	------	------	--------	------	-------	------	------	------	------	------	--------	------	-------	------	------	------	------	------	--------	------	-------	------	------	------	------	------	--------	------	-------	------	------

PITCHER	IP	WLS	BF	H	R	ER	SO	BB	IBB	HBP	BLK	WP	HR	S	P	ERA	WHIP
Woodie Fryman, L (1, 1) ERA: 4.28	4.2	L	25	10	5	5	3	0	0	0	0	0	0	31	31	9.64	2.143
Lowell Palmer, R (5, 1) ERA: 4.4	3.1		11	1	0	0	5	0	0	0	0	0	0	21	21	0.00	0.300

**BOTTOM**

Philadelphia Phillies @ Los Angeles Dodgers  
 Dodger Stadium, Los Angeles, CA  
 Mon Jul 20 1970, 3:33 AM PDT  
 Att. 12,454 - Unknown

AB	35
R	5
H	11
RBI	5
BB	0
SO	8
LOB	15



WP	PA	1B	SF	2B	SAC	3B	DP	HR	HBP	CS
0	36	9	1	2	0	0	0	0	0	0

Batter	1	2	3	4	5	6	7	8	9	AB R H RBI BB SO LOB	TOP	
<b>Jim Fairey, L</b> (1, 7) OBP: 0.336, SLG: 0.416 <b>Don Hahn, R</b> (7, PH) OBP: 0.392, SLG: 0.300 (7, 7)	0-0 1B 1B	0-0 F7 1B			0-0 F7 1B		1-0 SH3-4 HBP	0-0 FC6-4 FC6-4 WP 1-2f	3 1 1 0 0 0 0 1 0 0 0 0 0 1			
<b>Ron Fairly, L</b> (1, 3) OBP: 0.383, SLG: 0.413	0-0 F8 1B	4-0 1B BB			0-0 1B HR		0-0 SH3-4 SH3-4 1-2	0-3 K K 1-2	3 1 1 1 1 1 2			
<b>Rusty Staub, L</b> (1, 9) OBP: 0.422, SLG: 0.510	0-0 FC3-6 FC3-6 E 1-3 1B	0-0 F8 1B			0-0 1B HR		4-0 1B BB	0-0 F2 F2	4 1 2 1 1 0 2			
<b>Jim Gosger, L</b> (1, 8) OBP: 0.409, SLG: 0.442	0-0 E4 E4 FC3-6 1-2 3-H		0-0 L6 L6		0-0 1B 2B		0-3 K K		4 0 1 1 0 1 3			
<b>John Bateman, R</b> (1, 2) OBP: 0.279, SLG: 0.396	0-0 FC3-6 FC3-6 E 1-2f 2-3		0-0 4-3 4-3		0-0 F7 F7		0-0 F4 F4		4 0 0 0 0 0 5			
<b>Mary Staehle, L</b> (1, 4) OBP: 0.322, SLG: 0.275	0-0 1-3 1-3		0-0 4-3 4-3		0-0 F9 F9		0-0 G3 G3		4 0 0 0 0 0 3			
<b>Coco Laboy, R</b> (1, 5) OBP: 0.263, SLG: 0.346		0-0 SH1-4 HR 1B			0-0 F7 F7		0-0 5-3 5-3	0-0 5-3 5-3	4 1 1 0 0 0 0			
<b>Bobby Wine, R</b> (1, 6) OBP: 0.266, SLG: 0.277		0-0 SH1-4 SH1-4 1-2			0-0 F8 F8		0-0 F3 F3	0-0 F2 F2	3 0 0 0 0 0 0			
<b>Carl Morton, R</b> (1, 1) OBP: 0.224, SLG: 0.269		0-0 1B 2-H HR			0-3 K K		0-0 F9 F9	0-0 FC6-4 E 1B	4 1 2 2 0 1 0			
<b>Inning Stats</b>	R: 1 H: 2 E: 1 LOB: 2 K: 0 BB: 0 S: 6 P: 6	R: 2 H: 2 E: 0 LOB: 1 K: 0 BB: 1 S: 5 P: 9	R: 0 H: 0 E: 0 LOB: 0 K: 0 BB: 0 S: 3 P: 3	R: 0 H: 0 E: 0 LOB: 0 K: 1 BB: 0 S: 5 P: 5	R: 2 H: 3 E: 0 LOB: 1 K: 0 BB: 0 S: 6 P: 6	R: 0 H: 0 E: 0 LOB: 0 K: 0 BB: 0 S: 3 P: 3	R: 0 H: 0 E: 0 LOB: 2 K: 1 BB: 1 S: 5 P: 10	R: 0 H: 0 E: 0 LOB: 0 K: 0 BB: 0 S: 3 P: 3	R: 0 H: 1 E: 0 LOB: 1 K: 1 BB: 0 S: 6 P: 6	1B: 4 SF: 0 2B: 1 SAC: 2 3B: 0 DP: 0 HR: 3 HBP: 1	WP: 1 PA: 39 PB: 0 SB: 0 CS: 0	
<b>PITCHER</b> <b>Don Sutton, R</b> (1, 1) ERA: 3.52 <b>Jose Pena, R</b> (5, 1) ERA: 1.87 <b>Fred Norman, L</b> (7, 1) ERA: 4.03 <b>Ray Lamb, R</b> (9, 1) ERA: 3.99	IP WLS BF H R ER SO BB IBB HBP BLK WP HR S P ERA WHIP 4.1 L 22 7 5 5 1 1 0 0 0 0 3 23 27 10.38 1.846 1.2 5 0 0 0 0 0 0 0 0 0 0 5 5 0.00 0.000 2.0 8 0 0 0 1 1 0 1 0 0 0 8 13 0.00 0.500 1.0 4 1 0 0 1 0 0 0 0 0 1 0 6 6 0.00 1.000	<b>PITCHER</b> IP WLS BF H R ER SO BB IBB HBP BLK WP HR S P ERA WHIP										


**Montreal Expos @ Los Angeles Dodgers**  
**Dodger Stadium, Los Angeles, CA**  
 Tue Jul 21 1970, 7:05 PM PDT  
 Att. 15,550 - Unknown

<b>AB</b>	34
<b>R</b>	5
<b>H</b>	8
<b>RBI</b>	5
<b>BB</b>	2
<b>SO</b>	3
<b>LOB</b>	16



WP: 1 PA: 39  
 PB: 0  
 SB: 0  
 CS: 0

livebaseballscorecards.com

Batter	1	2	3	4	5	6	7	8	9	AB	R	H	RBI	BB	SO	LOB	BOTTOM						
<b>Maury Wills, S</b> OBP: 0.351, SLG: 0.311 (1, 6) BB	4-0 FC6-4 BB	0-0 2-H 1B		4-3		0-0 F8			0-0 F7	4	0	1	1	1	0	0	<b>Montreal Expos @ Los Angeles Dodgers</b> <b>Dodger Stadium, Los Angeles, CA</b> Tue Jul 21 1970, 7:05 PM PDT Att. 15,550 - Unknown  <a href="http://livebaseballscorecards.com">livebaseballscorecards.com</a>  <b>AB 34</b> <b>R 2</b> <b>H 9</b> <b>RBI 2</b> <b>BB 5</b> <b>SO 1</b> <b>LOB 13</b>						
<b>Bill Russell, R</b> OBP: 0.214, SLG: 0.226 (1, 9) X	0-0 FC6-4 4-3 1-2f S	0-3 K				0-0 F3		0-0 G4-6-3 1B	0-0 F9	5	0	1	0	0	1	2							
<b>Willie Davis, L</b> OBP: 0.329, SLG: 0.430 (1, 8) X	0-0 4-3 1-3		0-0 F7			0-0 F9		0-0 G4-6-3 1-2f	0-0 L4	5	0	0	0	0	0	2							
<b>Wes Parker, S</b> OBP: 0.389, SLG: 0.477 (1, 3) BB	4-0 BB BB		0-0 F9			0-0 1B BB 1B		0-0 F7		3	0	1	0	1	0	0							
<b>Jim Lefebvre, S</b> OBP: 0.338, SLG: 0.373 (1, 4) BB	4-0 1-2 BB		4-0 BB			4-0 1B BB		0-0 F9		1	0	0	0	3	0	0							
<b>Tom Haller, L</b> OBP: 0.338, SLG: 0.398 (1, 2) X	0-0 F8		0-0 6-3			0-0 1B 1-2 2-3		0-0 1B 1B 1B		4	0	2	0	0	0	4							
<b>Steve Garvey, R</b> OBP: 0.269, SLG: 0.302 (1, 5) X		0-0 F9		0-0 HR		0-0 6-3		0-0 1B 1-2 1B		4	1	2	1	0	0	3							
<b>Willie Crawford, L</b> OBP: 0.308, SLG: 0.354 (1, 7) X		0-0 F7		0-0 F6		0-0 F5		0-0 1B 1-3 2-3		4	0	1	0	0	0	0							
<b>Don Sutton, R</b> OBP: 0.286, SLG: 0.232 (5, 1) Jose Pena, R (6, PH) Von Joshua, L OBP: 0.274, SLG: 0.290 (7, 1) Fred Norman, S OBP: 0.750, SLG: 0.500 (8, PH) Len Gabrielson, L OBP: 0.231, SLG: 0.240 (9, 1) Ray Lamb, R		0-0 1B 2B		0-0 1-3		0-0 F5		0-0 4-3		2	1	1	0	0	0	0							
<b>Inning Stats</b>	R: 0 E: 0 K: 0 S: 3	H: 0 LOB: 3 BB: 3 P: 15	R: 1 E: 0 K: 1 S: 7	H: 2 LOB: 1 BB: 0 P: 7	R: 0 E: 0 K: 0 S: 3	H: 0 LOB: 1 BB: 1 P: 7	R: 1 E: 0 K: 0 S: 4	H: 1 LOB: 0 BB: 0 P: 4	R: 0 E: 0 K: 0 S: 5	H: 2 LOB: 3 BB: 1 P: 9	R: 0 E: 0 K: 0 S: 3	H: 1 LOB: 0 BB: 0 P: 3	R: 0 E: 0 K: 0 S: 5	H: 3 LOB: 2 BB: 0 P: 5	R: 0 E: 0 K: 0 S: 3	H: 0 LOB: 0 BB: 0 P: 3			1B: 7 2B: 1 3B: 0 HR: 1	SF: 0 SAC: 0 DP: 1 HBP: 0	WP: 0 PB: 0 SB: 1 CS: 0	PA: 39	
<b>PITCHER</b> <b>Carl Morton, R</b> ERA: 3.68 (1, 1)	IP 9.0	WLS W	BF 39	H 9	R 2	ER 2	SO 1	BB 5	IBB 0	HBP 0	BLK 0	WP 0	HR 1	S 36	P 56	ERA 2.00			WHIP 1.556			ERA 2.00	WHIP 1.556

Batter	1	2	3	4	5	6	7	8	9	AB R H RBI BB SO LOB	TOP										
Gary Sutherland, R (1, 4) OBP: 0.281, SLG: 0.274	0-0 F8	0-0 5-3			0-0 SH5-4 1B	4-0 F8 2B	0-0 G4-6-3			4 2 1 0 1 0 1											
Adolfo Phillips, R (1, 8) OBP: 0.343, SLG: 0.381 Jim Gosger, L (7, 8) OBP: 0.406, SLG: 0.439	0-0 1B FC5-4 1B		0-0 HR 1B		4-0 SH5-4 1B BB	4-0 2B BB		0-0 P4		2 4 2 0 2 0 0 1 0 0 0 0 0 0											
Rusty Staub, L (1, 9) OBP: 0.422, SLG: 0.513	0-0 FC5-4 1-3 1B		0-3 K		0-0 SH5-4 1-2 2-3	0-0 F8 2-3		0-0 2B		4 0 2 0 0 1 3											
Bob Bailey, R (1, 7) OBP: 0.429, SLG: 0.730 Jim Fairey, L (6, 7) OBP: 0.333, SLG: 0.413	0-0 FC5-4 1-2f 3-H 1B		0-0 HR		0-3 K	0-0 2B		0-0 F7		4 2 2 5 0 1 3 1 0 0 0 0 0 1											
John Bateman, R (1, 2) OBP: 0.278, SLG: 0.393	0-0 E5 1-2 1B		0-0 F9		0-0 2B 1-2 3-H 1B	0-0 5-3		0-3 K		5 0 1 2 0 1 3											
Coco Laboy, R (1, 5) OBP: 0.268, SLG: 0.351	0-0 1-2 2-H 1B		0-0 5-3		0-0 1-3 2B		1-0 HR HBP		0-0 5-3	4 1 2 1 0 0 0											
Ron Fairly, L (1, 3) OBP: 0.383, SLG: 0.422	0-0 4-3			0-0 4-3	4-0 IBB		0-0 1-H HR		0-0 P3	4 1 1 2 1 0 2											
Bobby Wine, R (1, 6) OBP: 0.262, SLG: 0.272		0-0 5-3		0-0 6-3	0-0 4-3		0-0 4-3		0-3 K	5 0 0 0 0 1 3											
Dan McGinn, L (1, 1) OBP: 0.115, SLG: 0.115 Bill Stoneman, R (4, 1) OBP: 0.108, SLG: 0.162 Claude Raymond, R (7, 1) John Strohmayer, R (8, 1) OBP: 0.200, SLG: 0.200		0-0 5-3		0-3 K		0-0 4-3				2 0 0 0 0 1 0 2 0 1 0 0 0 0 0 0 0 0 0 0 0 0 0 0 0 0 0 0											
<b>Inning Stats</b>	R: 2 E: 1 K: 0 S: 7	H: 3 LOB: 2 BB: 0 P: 7	R: 0 E: 0 K: 0 S: 3	H: 0 LOB: 0 BB: 0 P: 3	R: 2 E: 0 K: 1 S: 7	H: 2 LOB: 0 BB: 0 P: 7	R: 0 E: 0 K: 1 S: 5	H: 0 LOB: 0 BB: 0 P: 5	R: 2 E: 0 K: 0 S: 4	H: 1 LOB: 1 BB: 2 P: 12	R: 2 E: 0 K: 0 S: 4	H: 2 LOB: 0 BB: 0 P: 5	R: 0 E: 0 K: 1 S: 6	H: 1 LOB: 1 BB: 0 P: 6	R: 0 E: 0 K: 1 S: 5	H: 0 LOB: 0 BB: 0 P: 5	1B: 7 2B: 3 3B: 0 HR: 2	SF: 0 SAC: 1 DP: 1 HBP: 1	WP: 0 PB: 0 SB: 0 CS: 0	PA: 44	
<b>PITCHER</b>	IP WLS BF H R ER SO BB IBB HBP BLK WP HR S P ERA WHIP	IP WLS BF H R ER SO BB IBB HBP BLK WP HR S P ERA WHIP	IP WLS BF H R ER SO BB IBB HBP BLK WP HR S P ERA WHIP	IP WLS BF H R ER SO BB IBB HBP BLK WP HR S P ERA WHIP	IP WLS BF H R ER SO BB IBB HBP BLK WP HR S P ERA WHIP	IP WLS BF H R ER SO BB IBB HBP BLK WP HR S P ERA WHIP	IP WLS BF H R ER SO BB IBB HBP BLK WP HR S P ERA WHIP	IP WLS BF H R ER SO BB IBB HBP BLK WP HR S P ERA WHIP	IP WLS BF H R ER SO BB IBB HBP BLK WP HR S P ERA WHIP	IP WLS BF H R ER SO BB IBB HBP BLK WP HR S P ERA WHIP	IP WLS BF H R ER SO BB IBB HBP BLK WP HR S P ERA WHIP	IP WLS BF H R ER SO BB IBB HBP BLK WP HR S P ERA WHIP	IP WLS BF H R ER SO BB IBB HBP BLK WP HR S P ERA WHIP	IP WLS BF H R ER SO BB IBB HBP BLK WP HR S P ERA WHIP	IP WLS BF H R ER SO BB IBB HBP BLK WP HR S P ERA WHIP	IP WLS BF H R ER SO BB IBB HBP BLK WP HR S P ERA WHIP	IP WLS BF H R ER SO BB IBB HBP BLK WP HR S P ERA WHIP	IP WLS BF H R ER SO BB IBB HBP BLK WP HR S P ERA WHIP	IP WLS BF H R ER SO BB IBB HBP BLK WP HR S P ERA WHIP	IP WLS BF H R ER SO BB IBB HBP BLK WP HR S P ERA WHIP	IP WLS BF H R ER SO BB IBB HBP BLK WP HR S P ERA WHIP

**Montreal Expos @ Los Angeles Dodgers**  
 Dodger Stadium, Los Angeles, CA  
 Wed Jul 22 1970, 7:05 PM PDT  
 Att: 15,930 - Unknown

[livebaseballscorecards.com](http://livebaseballscorecards.com)

<b>AB</b>	<b>38</b>
<b>R</b>	<b>10</b>
<b>H</b>	<b>12</b>
<b>RBI</b>	<b>10</b>
<b>BB</b>	<b>4</b>
<b>SO</b>	<b>5</b>
<b>LOB</b>	<b>16</b>



Batter	1	2	3	4	5	6	7	8	9
Maury Wills, S OBP: 0.355, SLG: 0.318 (1, 6)	0-0 P3		4-0 1B BB	0-0 2-H 2B			BB 1B 1B		
Ted Sizemore, R OBP: 0.333, SLG: 0.304 (1, 7) (9, 4)	0-0 5-3		0-0 1B 6-3 1B	0-0 P6			0-0 1-2 1B 1B	0-3 K	
Willie Davis, L OBP: 0.332, SLG: 0.432 (1, 8)	0-0 1B		0-0 1-3 2-H 1B		0-0 G4-3 1B		0-0 F7	0-3 K	
Wes Parker, S OBP: 0.389, SLG: 0.473 (1, 3)	0-0 L9		0-3 K		0-0 G4-3		4-0 1B 1-2 2-3 1B BB	4-0 BB	
Jim Lefebvre, S OBP: 0.335, SLG: 0.369 (1, 4) (9, 5)		0-3 K	0-0 6-3		0-0 F9		0-0 BB 1B HR 1B	0-0 F5	
Steve Garvey, R OBP: 0.268, SLG: 0.299 Manny Mota, R OBP: 0.394, SLG: 0.419 (1, 5) (9, 7)		0-0 5-3	0-0 6-3			0-0 1-3	0-0 1-2 3-H HR 1B		
Bill Russell, R OBP: 0.220, SLG: 0.250 Willie Crawford, L OBP: 0.311, SLG: 0.354 (1, 9) (7, PH) (8, 9)		0-0 1B 2B		0-0 1-3		0-3 K	4-0 1-2 2-3 HR BB		
Jeff Torborg, R OBP: 0.262, SLG: 0.253 Tom Haller, L OBP: 0.341, SLG: 0.416 (1, 2) (7, PH) (8, 2)		0-0 2-H 1B		0-0 1-3 2B 1B		0-0 F2	0-0 1-H 2-H 3-H HR		
Claude Osteen, L OBP: 0.262, SLG: 0.350 Jose Pena, R (5, 1) Von Joshua, L OBP: 0.280, SLG: 0.338 Jim Brewer, L (8, 1)		0-3 K		0-0 1-3			0-0 F8		

Inning Stats	R: 0	H: 1	E: 0	LOB: 1	K: 0	BB: 0	S: 4	P: 4
	R: 1	H: 2	E: 0	LOB: 1	K: 2	BB: 0	S: 9	P: 9
	R: 2	H: 2	E: 0	LOB: 1	K: 1	BB: 1	S: 7	P: 11
	R: 1	H: 2	E: 0	LOB: 1	K: 0	BB: 0	S: 5	P: 5
	R: 0	H: 1	E: 0	LOB: 0	K: 0	BB: 0	S: 3	P: 3
	R: 0	H: 0	E: 0	LOB: 0	K: 1	BB: 0	S: 5	P: 5
	R: 8	H: 6	E: 0	LOB: 0	K: 0	BB: 2	S: 9	P: 17
	R: 0	H: 0	E: 0	LOB: 1	K: 2	BB: 1	S: 7	P: 11

PITCHER	IP	WLS	BF	H	R	ER	SO	BB	IBB	HBP	BLK	WP	HR	S	P	ERA	WHIP
Dan McGinn, L ERA: 5.24 (1, 1)	3.2		19	7	4	4	3	1	0	0	0	0	0	24	28	9.82	2.182
Bill Stoneman, R ERA: 5.56 (4, 1)	3.0		14	5	5	5	1	1	0	0	0	0	0	15	19	15.00	2.000
Claude Raymond, R ERA: 3.9 (7, 1)	0.1	L	4	2	3	3	0	1	0	0	0	0	2	3	7	81.00	9.000
John Strohmayer, R ERA: 4.81 (8, 1)	1.0		4	0	0	0	2	1	0	0	0	0	0	7	11	0.00	1.000

**BOTTOM**

**Montreal Expos @ Los Angeles Dodgers**  
**Dodger Stadium, Los Angeles, CA**  
 Wed Jul 22 1970, 7:05 PM PDT  
 Att. 15,930 - Unknown

AB	R	H	RBI	BB	SO	LOB
4	2	2	1	1	0	0
5	2	2	0	0	1	1
5	0	3	1	0	1	2
3	1	0	0	2	1	4
5	1	1	3	0	1	2
4	1	1	1	0	0	1
0	0	0	0	0	0	0
3	1	1	0	0	1	0
0	1	0	0	1	0	0
3	1	2	1	0	0	0
1	1	1	4	0	0	0
2	0	0	0	0	1	2
0	0	0	0	0	0	0
2	1	1	1	0	0	0
0	0	0	0	0	0	0

AB	37
R	12
H	14
RBI	12
BB	4
SO	6
LOB	12

WP: 0 PA: 41  
 PB: 0  
 SB: 0  
 CS: 0



1B	2B	3B	HR	SF	SAC	DP	HBP
10	2	0	2	0	1	1	0

Batter	1	2	3	4	5	6	7	8	9	10	AB R H RBI BB SO LOB	TOP												
<b>Billy Grabarkewitz, R</b> OBP: 0.435, SLG: 0.480 (1, 6)	0-3 K		4-0 FC6 BB		0-3 K		0-0 F8		4-0 IBB		3 0 0 0 2 2 2	<b>Los Angeles Dodgers @ New York Mets</b> Shea Stadium, Flushing, NY Fri Jul 24 1970, 7:05 PM EDT Att. 53,657 - Unknown												
<b>Manny Mota, R</b> OBP: 0.394, SLG: 0.416 (1, 7)	0-0 FC4 1B		0-0 FC6 1-2f		4-0 BB			0-3 K	0-0 F9		4 0 1 0 1 1 3													
<b>Willie Davis, L</b> OBP: 0.333, SLG: 0.430 (1, 8)	0-0 FC4 1-2f			0-0 F8 S 1B	0-0 F8			4-0 S 1B BB	0-0 F8		4 1 1 0 1 0 5													
<b>Wes Parker, S</b> OBP: 0.387, SLG: 0.469 (1, 3)	0-3 K			0-0 F8 1-3		0-0 F8		0-0 S 1B		0-3 K	5 0 1 0 0 2 2													
<b>Jim Lefebvre, S</b> OBP: 0.328, SLG: 0.360 (1, 5)		0-3 K		0-0 P5		0-0 P6		0-3 K		0-0 5-3	5 0 0 0 0 2 3													
<b>Ted Sizemore, R</b> OBP: 0.335, SLG: 0.303 (1, 4)		0-0 4-3		0-0 1B		0-0 L6		4-0 1-2 2-3 IBB		0-0 6-3	4 0 1 1 1 0 0													
<b>Bill Russell, R</b> OBP: 0.206, SLG: 0.233 (1, 9)		0-0 F7		0-0 F7			0-0 L7	0-0 6-3			4 0 0 0 0 0 4													
<b>Jeff Torborg, R</b> OBP: 0.279, SLG: 0.275 <b>Von Joshua, L</b> OBP: 0.280, SLG: 0.338 (9, PR) <b>Tom Haller, L</b> OBP: 0.341, SLG: 0.416 (9, 2)			0-0 F3		0-0 E7 2B		0-0 1B		4-0 SH2-4 BB		3 0 2 0 1 0 0 0 0 0 0 0 0 0 0 0 0 0 0 0 0													
<b>Bill Singer, R</b> OBP: 0.207, SLG: 0.214 <b>Jim Brewer, L</b> (10, 1)			0-0 F8		0-0 F2		0-0 F3		0-0 SH2-4 1-2		3 0 0 0 0 0 2 0 0 0 0 0 0 0													
<b>Inning Stats</b>	R: 0 E: 0 K: 2 S: 8	H: 1 LOB: 1 BB: 0 P: 8	R: 0 E: 0 K: 1 S: 5	H: 0 LOB: 0 BB: 0 P: 5	R: 0 E: 0 K: 0 S: 3	H: 0 LOB: 1 BB: 1 P: 7	R: 1 E: 0 K: 0 S: 5	H: 2 LOB: 1 BB: 0 P: 5	R: 0 E: 1 K: 1 S: 6	H: 1 LOB: 2 BB: 1 P: 10	R: 0 E: 0 K: 0 S: 3		H: 0 LOB: 0 BB: 0 P: 3	R: 0 E: 0 K: 0 S: 4	H: 1 LOB: 1 BB: 0 P: 4	R: 0 E: 0 K: 2 S: 8	H: 1 LOB: 3 BB: 2 P: 16	R: 0 E: 0 K: 0 S: 3	H: 0 LOB: 2 BB: 2 P: 11	R: 0 E: 0 K: 1 S: 5	H: 0 LOB: 0 BB: 0 P: 5	1B: 5 2B: 1 3B: 0 HR: 0	SF: 0 SAC: 1 DP: 0 HBP: 0	WP: 0 PB: 0 SB: 3 CS: 0
<b>PITCHER</b> <b>Jerry Koosman, L</b> ERA: 2.87 <b>Tug McGraw, L</b> ERA: 4.03	IP 9.0 1.0	WLS 39 3	BF 39 3	H 6 0	R 1 0	ER 1 0	SO 6 1	BB 4 0	IBB 2 0	HBP 0 0	BLK 0 0	WP 0 0	HR 0 0	S 45 5	P 69 5	ERA 1.00 0.00	WHIP 1.111 0.000							

livebaseballscorecards.com

AB	35
R	1
H	6
RBI	1
BB	6
SO	7
LOB	21



BOTTOM

Los Angeles Dodgers @ New York Mets  
Shea Stadium, Flushing, NY  
Fri Jul 24 1970, 7:05 PM EDT  
Att: 53,657 - Unknown

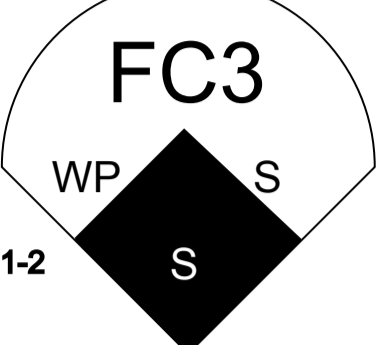
livebaseballscorecards.com

AB	35
R	2
H	6
RBI	1
BB	5
SO	8
LOB	19

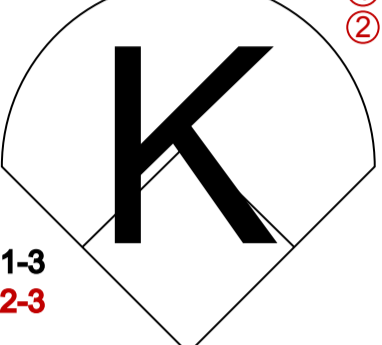


WP	1	PA	41
PB	0		
SB	2		
CS	0		

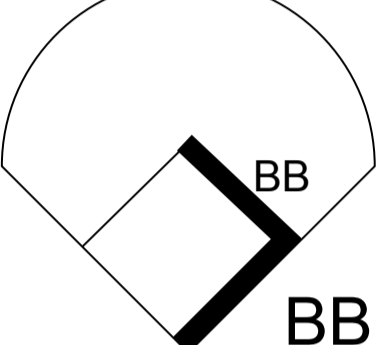
AB	5	R	1	H	0	RBI	0	BB	0	SO	0	LOB	2
----	---	---	---	---	---	-----	---	----	---	----	---	-----	---



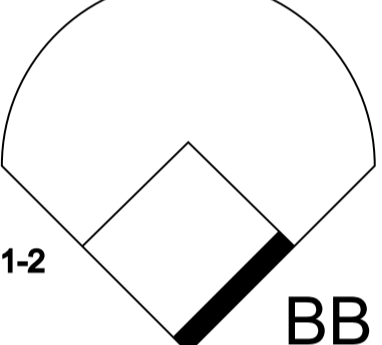
AB	5	R	0	H	0	RBI	0	BB	0	SO	2	LOB	2
----	---	---	---	---	---	-----	---	----	---	----	---	-----	---



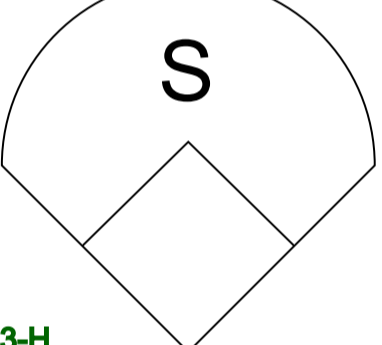
AB	3	R	1	H	2	RBI	0	BB	2	SO	1	LOB	0
----	---	---	---	---	---	-----	---	----	---	----	---	-----	---



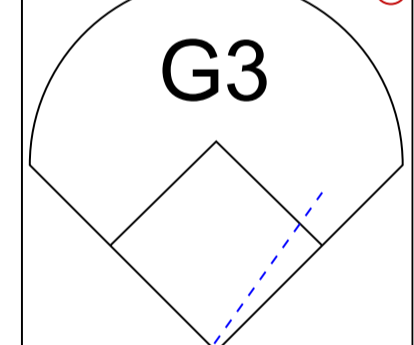
AB	4	R	0	H	1	RBI	0	BB	0	SO	0	LOB	3
----	---	---	---	---	---	-----	---	----	---	----	---	-----	---



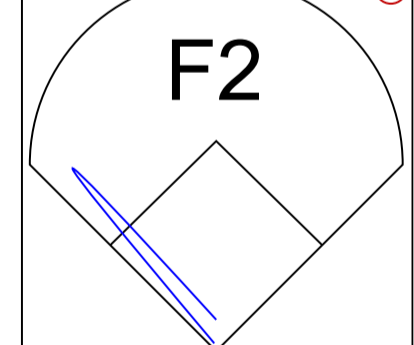
AB	5	R	0	H	2	RBI	1	BB	0	SO	0	LOB	3
----	---	---	---	---	---	-----	---	----	---	----	---	-----	---



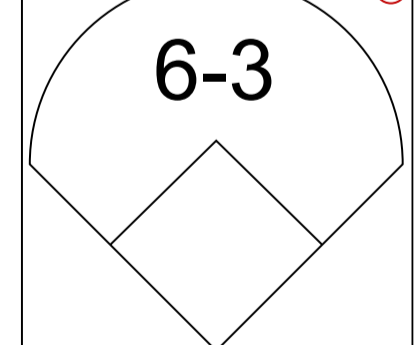
AB	4	R	0	H	0	RBI	0	BB	0	SO	1	LOB	3
----	---	---	---	---	---	-----	---	----	---	----	---	-----	---



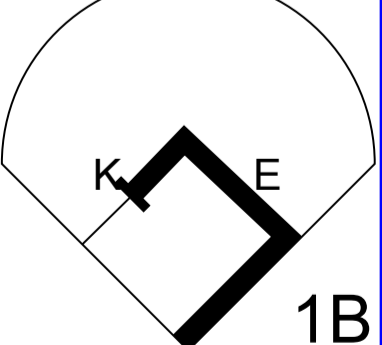
AB	3	R	0	H	0	RBI	0	BB	1	SO	0	LOB	2
----	---	---	---	---	---	-----	---	----	---	----	---	-----	---



AB	2	R	0	H	0	RBI	0	BB	0	SO	1	LOB	0
----	---	---	---	---	---	-----	---	----	---	----	---	-----	---



AB	3	R	0	H	0	RBI	0	BB	0	SO	3	LOB	4
----	---	---	---	---	---	-----	---	----	---	----	---	-----	---



AB	1	R	0	H	1	RBI	0	BB	0	SO	0	LOB	0
----	---	---	---	---	---	-----	---	----	---	----	---	-----	---


AB	0	R	0	H	0	RBI	0	BB	0	SO	0	LOB	0
----	---	---	---	---	---	-----	---	----	---	----	---	-----	---

1B	4	SF	0	2B	2	SAC	1	3B	0	DP	0	HR	0	HBP	0
----	---	----	---	----	---	-----	---	----	---	----	---	----	---	-----	---

Batter	1	2	3	4	5	6	7	8	9	10	AB	R	H	RBI	BB	SO	LOB
<b>Tommie Agee, R</b> (1, 8) OBP: 0.340, SLG: 0.494	5-3		F9		P4		6-3			FC3 WP S S	5	1	0	0	0	0	2
<b>Bud Harrelson, S</b> (1, 6) OBP: 0.362, SLG: 0.337	F9		5-3			K		6-3		K	5	0	0	0	0	2	2
<b>Ken Singleton, S</b> (1, 9) OBP: 0.364, SLG: 0.412	K					2B BB				BB BB	3	1	2	0	2	1	0
<b>Art Shamsky, L</b> (1, 3) OBP: 0.380, SLG: 0.443 <b>Mike Jorgensen, L</b> (9, 3) OBP: 0.274, SLG: 0.369 <b>Donn Clendenon, R</b> (10, PH) OBP: 0.363, SLG: 0.530		2B 1B	F7			L8		L8		BB BB 1-2 BB	4	0	1	0	0	0	3
<b>Cleon Jones, R</b> (1, 7) OBP: 0.313, SLG: 0.353		1-3 2B			4-3			F9		S	5	0	2	1	0	0	3
<b>Wayne Garrett, L</b> (1, 4) OBP: 0.398, SLG: 0.460		K			P3		F9			G3	4	0	0	0	0	1	3
<b>Joe Foy, R</b> (1, 5) OBP: 0.388, SLG: 0.365		P6			5-3					F2	3	0	0	0	1	0	2
<b>Jerry Grote, R</b> (1, 2) OBP: 0.324, SLG: 0.320						K				SH3-4 BB	2	0	0	0	1	1	0
<b>Jerry Koosman, R</b> (1, 1) OBP: 0.130, SLG: 0.070 <b>Tug McGraw, R</b> (10, 1) OBP: 0.286, SLG: 0.333 <b>Al Weis, S</b> (10, PR) OBP: 0.281, SLG: 0.318						K				SH3-4 1-2	3	0	0	0	0	3	4
						K				K E 1B	1	0	1	0	0	0	0
						K					0	0	0	0	0	0	0

Inning Stats	R: 0	H: 0	E: 0	K: 1	S: 5	R: 0	H: 2	E: 0	K: 2	S: 9	R: 0	H: 1	E: 0	K: 0	S: 4	R: 0	H: 0	E: 0	K: 2	S: 7	R: 1	H: 1	E: 0	K: 1	S: 6	R: 0	H: 0	E: 0	K: 1	S: 5	R: 0	H: 1	E: 0	K: 0	S: 4	R: 0	H: 0	E: 0	K: 0	S: 3	R: 1	H: 1	E: 1	K: 1	S: 5	R: 0	H: 1	E: 0	K: 0	S: 3	R: 1	H: 1	E: 1	K: 1	S: 5	1B: 4	SF: 0	2B: 2	3B: 0	HR: 0	WP: 1 <th>PA: 41 </th>	PA: 41
--------------	------	------	------	------	------	------	------	------	------	------	------	------	------	------	------	------	------	------	------	------	------	------	------	------	------	------	------	------	------	------	------	------	------	------	------	------	------	------	------	------	------	------	------	------	------	------	------	------	------	------	------	------	------	------	------	-------	-------	-------	-------	-------	------------------------	--------

PITCHER	IP	WLS	BF	H	R	ER	SO	BB	IBB	HBP	BLK	WP	HR	S	P	ERA	WHIP
<b>Bill Singer, R</b> (1, 1) ERA: 2.69	9.0		35	5	1	1	7	2	1	0	0	0	0	46	58	1.00	0.778
<b>Jim Brewer, L</b> (10, 1) ERA: 3.51	0.2	L	6	1	1	1	1	2	0	0	0	1	0	5	13	13.50	4.500

Batter	1	2	3	4	5	6	7	8	9	AB R H RBI BB SO LOB	TOP																									
<b>Billy Grabarkewitz, R</b> OBP: 0.437, SLG: 0.482 (1, 6) X	0-0 5-3		0-0 6-3			0-0 3B 2B	4-0 SH3-4 BB		4-0 1B BB	3 1 1 0 2 0 1																										
<b>Manny Mota, R</b> OBP: 0.392, SLG: 0.422 (1, 7) X	0-0 5-3		0-0 F9			0-0 2-H 3B	0-0 SH3-4		0-0 F9	4 0 1 1 0 0 2																										
<b>Willie Davis, L</b> OBP: 0.337, SLG: 0.441 (1, 8) X	0-0 HR				0-0 L9	0-0 E S 1B	0-0 P4		0-0 1-2 1B	5 2 3 1 0 0 1																										
<b>Wes Parker, S</b> OBP: 0.390, SLG: 0.470 (1, 3) X	0-0 5-3				0-0 1B 1B	0-0 1-H 1B	4-0 BB		0-3 K	4 1 2 1 1 1 2																										
<b>Jim Lefebvre, S</b> OBP: 0.330, SLG: 0.363 (1, 5) X		0-0 G6-4-3 1B			0-0 1-3 1B	0-0 F2	0-0 G3			4 0 2 0 0 0 3																										
<b>Ted Sizemore, R</b> OBP: 0.333, SLG: 0.298 (1, 4) X		0-0 G6-4-3 1-2f			0-0 G6-4-3 1-2f	4-0 1B 1-2 IBB		0-0 5-3		3 0 0 0 1 0 3																										
<b>Bill Russell, R</b> OBP: 0.212, SLG: 0.238 (1, 9) <b>Von Joshua, L</b> OBP: 0.276, SLG: 0.333 (8, 9)		0-0 5-3			0-0 F2	0-0 1-3 2-H BB 1B		0-0 4-3		3 0 1 1 0 0 0 1 0 0 0 0 0 0	<b>AB 33</b> <b>R 4</b> <b>H 11</b> <b>RBI 4</b> <b>BB 5</b> <b>SO 1</b> <b>LOB 15</b>																									
<b>Jeff Torborg, R</b> OBP: 0.289, SLG: 0.279 (1, 2) <b>Tom Haller, L</b> OBP: 0.339, SLG: 0.414 (8, 2)			0-0 6-3 SH3-4 1B		0-0 5-3	4-0 1-2 BB		0-0 6-3		2 0 1 0 1 0 0 1 0 0 0 0 0 0																										
<b>Alan Foster, R</b> OBP: 0.109, SLG: 0.089 (1, 1) <b>Jose Pena, R</b> (7, 1) <b>Pete Mikkelsen, R</b> (7, 1) <b>Maury Wills, S</b> OBP: 0.354, SLG: 0.317 (9, PH)			0-0 SH3-4		0-0 4-3	0-0 6-3		0-0 P4		2 0 0 0 0 0 3 0 0 0 0 0 0 0 0 0 0 0 0 0 0 1 0 0 0 0 0 0																										
<b>Inning Stats</b>	R: 1 E: 0 K: 0 S: 4	H: 1 LOB: 0 BB: 0 P: 4	R: 0 E: 0 K: 0 S: 3	H: 1 LOB: 0 BB: 0 P: 3	R: 0 E: 0 K: 0 S: 4	H: 2 LOB: 1 BB: 0 P: 4	R: 0 E: 0 K: 0 S: 3	H: 0 LOB: 0 BB: 0 P: 3	R: 3 E: 1 K: 0 S: 7	H: 5 LOB: 3 BB: 2 P: 15	R: 0 E: 0 K: 0 S: 3	H: 0 LOB: 2 BB: 2 P: 11	R: 0 E: 0 K: 0 S: 3	H: 0 LOB: 0 BB: 0 P: 3	R: 0 E: 0 K: 1 S: 6	H: 1 LOB: 2 BB: 1 P: 10	1B: 8 2B: 1 3B: 1 HR: 1	SF: 0 SAC: 2 DP: 2 HBP: 0	WP: 0 PB: 0 SB: 2 CS: 0	PA: 40																
<b>PITCHER</b>	IP WLS BF H R ER SO BB IBB HBP BLK WP HR S P ERA WHIP																																			
<b>Ray Sadecki, L</b> ERA: 3.6 (1, 1)	5.2		25	10	4	4	0	0	1	0	0	0	1	24	28	6.35	1.765																			
<b>Danny Frisella, R</b> ERA: 2.31 (6, 1)	1.1	W	7	0	0	0	0	3	0	0	0	0	0	4	16	0.00	2.250																			
<b>Jim McAndrew, R</b> ERA: 4.41 (8, 1)	2.0	S	8	1	0	0	1	1	0	0	0	0	0	9	13	0.00	1.000																			

**Los Angeles Dodgers @ New York Mets**  
 Shea Stadium, Flushing, NY  
 Sat Jul 25 1970, 3:33 AM EDT  
 Att: 45,433 - Unknown

[livebaseballscorecards.com](http://livebaseballscorecards.com)



Batter	1	2	3	4	5	6	7	8	9	AB	R	H	RBI	BB	SO	LOB
<b>Bud Harrelson, S</b> (1, 6) OBP: 0.365, SLG: 0.339	4-0 BB		4-0 BB		0-0 SF9		0-0 FC3-6 1B			1	0	1	1	2	0	0
<b>Joe Foy, R</b> (1, 5) OBP: 0.382, SLG: 0.358	0-3 K		0-3 K		0-0 6-3		0-0 FC3-6 2B			4	1	0	0	0	2	4
<b>Ken Singleton, S</b> (1, 7) OBP: 0.361, SLG: 0.415 <b>Jim McAndrew, R</b> (8, 1) OBP: 0.154, SLG: 0.200	0-0 6-3				0-0 F7		0-0 4-3 FC6-4 2B			4	0	1	1	0	0	0
<b>Art Shamsky, L</b> (1, 3) OBP: 0.381, SLG: 0.441					0-0 P5		0-0 F5 FC6-4 IBB			3	0	1	0	1	0	0
<b>Cleon Jones, R</b> (1, 8) OBP: 0.315, SLG: 0.350 (8, 7)					0-0 5-3		0-0 FC6-4 IBB			2	0	0	0	2	0	2
<b>Wayne Garrett, L</b> (1, 4) OBP: 0.390, SLG: 0.448					0-0 L8		0-0 4-3 G3			4	0	0	0	0	0	4
<b>Ron Swoboda, R</b> (1, 9) OBP: 0.352, SLG: 0.421					0-0 F9		0-0 4-3 1B E BB			2	2	0	0	2	0	0
<b>Jerry Grote, R</b> (1, 2) OBP: 0.327, SLG: 0.323					0-0 F9		0-0 E7 SH1-4 SF9 1B			4	2	2	0	0	0	0
<b>Ray Sadecki, L</b> (1, 1) OBP: 0.219, SLG: 0.194 <b>Danny Frisella, L</b> (6, 1) OBP: 0.500, SLG: 0.500 <b>Dave Marshall, L</b> (7, PH) OBP: 0.323, SLG: 0.447 <b>Tommie Agee, R</b> (8, 8) OBP: 0.339, SLG: 0.492					0-0 BB 1B		0-0 SH1-4 2-3			1	0	1	0	0	0	0

Inning Stats	R: 0	H: 0	E: 0	K: 1	S: 4	LOB: 0	BB: 1	P: 8	R: 0	H: 0	E: 0	K: 0	S: 3	LOB: 0	BB: 0	P: 3	R: 0	H: 1	E: 0	K: 1	S: 6	LOB: 2	BB: 1	P: 10	R: 0	H: 1	E: 0	K: 0	S: 3	LOB: 1	BB: 1	P: 7	R: 2	H: 1	E: 1	K: 0	S: 4	LOB: 0	BB: 1	P: 8	R: 0	H: 0	E: 0	K: 0	S: 3	LOB: 1	BB: 1	P: 7	R: 4	H: 4	E: 0	K: 0	S: 7	LOB: 2	BB: 2	P: 15	R: 0	H: 0	E: 0	K: 0	S: 3	LOB: 0	BB: 0	P: 3	1B: 5	SF: 1	2B: 1	SAC: 1	3B: 0	DP: 0	HR: 1	HBP: 0
--------------	------	------	------	------	------	--------	-------	------	------	------	------	------	------	--------	-------	------	------	------	------	------	------	--------	-------	-------	------	------	------	------	------	--------	-------	------	------	------	------	------	------	--------	-------	------	------	------	------	------	------	--------	-------	------	------	------	------	------	------	--------	-------	-------	------	------	------	------	------	--------	-------	------	-------	-------	-------	--------	-------	-------	-------	--------

PITCHER	IP	WLS	BF	H	R	ER	SO	BB	IBB	HBP	BLK	WP	HR	S	P	ERA	WHIP
<b>Alan Foster, R</b> (1, 1) ERA: 3.72	6.0		26	4	4	3	2	6	0	0	0	0	0	24	48	4.50	1.667
<b>Jose Pena, R</b> (7, 1) ERA: 2.93	0.1	L	4	3	2	2	0	0	0	0	0	0	1	4	4	54.00	9.000
<b>Pete Mikkelsen, R</b> (7, 1) ERA: 3.63	1.2		6	0	0	0	0	0	1	0	0	0	0	5	9	0.00	0.000

**BOTTOM**

**Los Angeles Dodgers @ New York Mets**  
Shea Stadium, Flushing, NY  
Sat Jul 25 1970, 3:33 AM EDT  
Att. 45,433 - Unknown

<b>AB</b>	<b>27</b>
<b>R</b>	<b>6</b>
<b>H</b>	<b>7</b>
<b>RBI</b>	<b>5</b>
<b>BB</b>	<b>7</b>
<b>SO</b>	<b>2</b>
<b>LOB</b>	<b>10</b>



<b>WP: 0</b>	<b>PA: 36</b>
<b>PB: 0</b>	
<b>SB: 0</b>	
<b>CS: 1</b>	

Batter	1	2	3	4	5	6	7	8	9	AB R H RBI BB SO LOB	TOP
<b>Billy Grabarkewitz, R</b> OBP: 0.437, SLG: 0.479 (1, 6) X	0-0 G3		0-0 FC6-4		4-0 F8 1B FC1-5 BB		0-0 P4		0-0 1B 2-3 1B	4 1 1 0 1 0 1	
<b>Manny Mota, R</b> OBP: 0.388, SLG: 0.417 (1, 7) X	0-0 4-3		0-0 F9		0-0 FC1-5 1B		0-0 5-3		0-0 1B 1-2 3-H	5 0 1 1 0 0 3	
<b>Willie Davis, L</b> OBP: 0.335, SLG: 0.438 (1, 8) S S S	0-3 K			0-0 SH2-3 BB SF9 1B	0-0 F8		0-0 3-1		0-0 4-3	5 1 1 0 0 1 4	
<b>Wes Parker, S</b> OBP: 0.393, SLG: 0.471 (1, 3) S S S		0-3 K		4-0 SF9 SH2-3 1-2 BB	0-0 1-2 1B 3-H			0-0 B1-4-6 1B		3 0 2 1 1 1 0	
<b>Jim Lefebvre, S</b> OBP: 0.326, SLG: 0.358 (1, 5) X		0-0 F9		0-0 SH2-3	0-0 P6			0-0 B1-4-6 1-2f		3 0 0 0 0 0 3	
<b>Tom Haller, L</b> OBP: 0.342, SLG: 0.427 (1, 2) X		0-0 HR		4-0 FC6-4 IBB		0-0 F7		0-0 P4		3 1 1 1 1 0 0	
<b>Ted Sizemore, R</b> OBP: 0.337, SLG: 0.315 (1, 4) X		0-0 P4		0-0 SF9		0-0 SF8 3B			0-0 1B SH1 1B	3 2 2 1 0 0 0	
<b>Bill Russell, R</b> OBP: 0.214, SLG: 0.231 (1, 9) B B B B			4-0 FC3-6 BB	0-0 FC6-4		0-0 SF8		0-0 F7	0-0 F7	2 0 0 1 1 0 3	
<b>Don Sutton, R</b> OBP: 0.288, SLG: 0.224 (1, 1) X			0-0 FC3-6		4-0 FC1-5 BB BB		0-0 P3		0-0 SH1	2 0 0 0 1 0 1	
<b>Ray Lamb, R</b> (7, 1)										0 0 0 0 0 0 0	
<b>Jim Brewer, L</b> (8, 1)										0 0 0 0 0 0 0	
<b>Inning Stats</b>	R: 0 E: 0 K: 1 S: 5 H: 0 LOB: 0 BB: 0 P: 5	R: 1 E: 0 K: 1 S: 6 H: 1 LOB: 0 BB: 0 P: 6	R: 0 E: 0 K: 0 S: 3 H: 0 LOB: 1 BB: 1 P: 7	R: 1 E: 0 K: 0 S: 4 H: 1 LOB: 2 BB: 2 P: 12	R: 1 E: 0 K: 0 S: 4 H: 1 LOB: 2 BB: 2 P: 12	R: 1 E: 0 K: 0 S: 4 H: 1 LOB: 0 BB: 0 P: 4	R: 0 E: 0 K: 0 S: 3 H: 0 LOB: 0 BB: 0 P: 3	R: 0 E: 0 K: 0 S: 3 H: 1 LOB: 0 BB: 0 P: 3	R: 1 E: 0 K: 0 S: 6 H: 3 LOB: 2 BB: 0 P: 6	1B: 6 2B: 0 3B: 1 HR: 1 SF: 2 SAC: 2 DP: 1 HBP: 0	WP: 0 PB: 0 SB: 0 CS: 0 PA: 39
<b>PITCHER</b>	IP WLS BF H R ER SO BB IBB HBP BLK WP HR S P ERA WHIP										
<b>Gary Gentry, R</b> ERA: 3.36 (1, 1)	4.0 L 19 2 3 3 2 4 1 0 0 0 1 18 38 6.75 1.500										
<b>Ron Taylor, R</b> ERA: 3.22 (5, 1)	3.0 11 2 1 1 0 0 0 0 0 0 0 0 11 11 3.00 0.667										
<b>Rich Folkers, L</b> ERA: 5.09 (8, 1)	2.0 9 4 1 1 0 0 0 0 0 0 0 0 9 9 4.50 2.000										

**Los Angeles Dodgers @ New York Mets**  
 Shea Stadium, Flushing, NY  
 Sun Jul 26 1970, 3:33 AM EDT  
 Att: 51,139 - Cloudy

[livebaseballscorecards.com](http://livebaseballscorecards.com)

<b>AB</b>	30
<b>R</b>	5
<b>H</b>	8
<b>RBI</b>	5
<b>BB</b>	5
<b>SO</b>	2
<b>LOB</b>	15



BOTTOM

Los Angeles Dodgers @ New York Mets  
Shea Stadium, Flushing, NY  
Sun Jul 26 1970, 3:33 AM EDT  
Att: 51,139 - Cloudy

livebaseballscorecards.com

AB	37
R	3
H	11
RBI	3
BB	3
SO	5
LOB	17



WP:	0	PA:	40
PB:	0	SB:	1
CS:	0		

AB R H RBI BB SO LOB

5	0	1	0	0	0	2
4	0	1	0	1	1	2
3	0	0	0	1	0	3
0	0	0	0	0	0	0
0	0	0	0	1	0	0
0	0	0	0	0	0	0
4	0	1	0	0	0	2
1	0	0	0	0	0	3
4	0	2	0	0	1	0
3	1	1	0	0	0	2
1	0	1	0	0	0	0
3	2	2	3	0	0	0
1	0	0	0	0	0	3
4	0	0	0	0	1	0
1	0	0	0	0	1	0
2	0	2	0	0	0	0

Batter	1	2	3	4	5	6	7	8	9
Bud Harrelson, S OBP: 0.363, SLG: 0.337 (1, 6)	0-0 L8 ①		0-0 4-3 ③		0-0 1B ①		0-0 F9 ②		0-0 F9 ②
Joe Foy, R OBP: 0.382, SLG: 0.357 (1, 5)	4-0 S BB			0-0 4-3 ①	0-3 K ③		0-0 1B 1-3		0-0 E5 BB 1-2
Ken Singleton, S OBP: 0.358, SLG: 0.405 (1, 7)	0-0 F7 ②			4-0 1B BB		0-0 F8 ①	0-0 F7 ③		4-0 BB 1-2 2-3
Rich Folkers, L OBP: 0.250, SLG: 0.250 (8, 1)									
Duffy Dyer, R OBP: 0.310, SLG: 0.237 (9, PH)									
Tom Seaver, R OBP: 0.257, SLG: 0.273 (9, PR)									
Art Shamsky, L OBP: 0.380, SLG: 0.442 (1, 3)	0-0 G3 ③			0-0 P4 ②		0-0 P5 ②		0-0 1B 2B	0-0 P6 ③
Al Weis, S OBP: 0.278, SLG: 0.315 (8, PR)									
Cleon Jones, R OBP: 0.318, SLG: 0.352 (1, 8)		0-0 F8 ①		0-0 1B 1-2		0-3 K ③		0-0 1B 1B 2-H	
Dave Marshall, L OBP: 0.324, SLG: 0.452 (1, 9)		0-0 3-1 ②		0-0 F8 ③			0-0 HR 2B	0-0 G6-4-3 1B 2-3	
Donn Clendenon, R OBP: 0.366, SLG: 0.533 (8, PH)								0-0 G6-4-3 1B 2-3	
Wayne Garrett, L OBP: 0.394, SLG: 0.488 (1, 4)		0-0 P5 ③					0-0 HR 2-H	0-0 G6-4-3 1B 1-2f	
Tommie Agee, R OBP: 0.338, SLG: 0.491 (8, PH)									
Jerry Grote, R OBP: 0.322, SLG: 0.318 (1, 2)			0-0 L8 ①		0-0 1-3 ①		0-0 6-3 ①		0-3 K ①
Gary Gentry, R OBP: 0.111, SLG: 0.024 (1, 1)									0-0 BB E 1B
Ron Taylor, R (5, 1)									
Ron Swoboda, R OBP: 0.358, SLG: 0.428 (7, PH)			0-3 K ②		0-3 K ②		0-0 1B 1B		

Inning Stats	R: 0	H: 0	E: 0	K: 0	S: 3	R: 0	H: 0	E: 0	K: 0	S: 3	R: 0	H: 0	E: 0	K: 1	S: 5	R: 0	H: 1	E: 0	K: 0	S: 4	R: 1	H: 2	E: 0	K: 2	S: 9	R: 0	H: 0	E: 0	K: 1	S: 5	R: 2	H: 4	E: 0	K: 0	S: 7	R: 0	H: 3	E: 0	K: 0	S: 4	R: 0	H: 1	E: 1	K: 1	S: 7	1B: 7	2B: 2	3B: 0	HR: 2	SF: 0	SAC: 0	DP: 1	HBP: 0	WP: 0	PA: 40
--------------	------	------	------	------	------	------	------	------	------	------	------	------	------	------	------	------	------	------	------	------	------	------	------	------	------	------	------	------	------	------	------	------	------	------	------	------	------	------	------	------	------	------	------	------	------	-------	-------	-------	-------	-------	--------	-------	--------	-------	--------

PITCHER	IP	WLS	BF	H	R	ER	SO	BB	IBB	HBP	BLK	WP	HR	S	P	ERA	WHIP
Don Sutton, R ERA: 3.54 (1, 1)	6.2	W	29	7	3	3	4	2	0	0	0	0	2	35	43	4.05	1.350
Ray Lamb, R ERA: 3.9 (7, 1)	0.2		3	2	0	0	0	0	0	0	0	0	0	3	3	0.00	3.000
Jim Brewer, L ERA: 3.4 (8, 1)	1.2	S	8	2	0	0	1	1	0	0	0	0	0	9	13	0.00	1.800

Batter	1	2	3	4	5	6	7	8	9	AB R H RBI BB SO LOB	TOP											
Maury Wills, S (1, 6) OBP: 0.349, SLG: 0.312	0-3 K	0-0 P4			0-0 F9		0-0 G5-4-3			4 0 0 0 0 1 2	<b>Los Angeles Dodgers @ Philadelphia Phillies</b> Shibe Park, Philadelphia, PA Mon Jul 27 1970, 7:05 PM EDT Att. 6,017 - Unknown											
Manny Mota, R (1, 7) OBP: 0.390, SLG: 0.419	0-0 1B		0-3 K			0-0 HR		0-0 G3		4 2 2 0 0 1 0												
Wes Parker, S (1, 3) OBP: 0.394, SLG: 0.480	0-0 BB		0-0 P4			0-0 HR		0-0 F5		4 1 2 2 0 0 0												
Andy Kosco, R (1, 9) OBP: 0.231, SLG: 0.370	0-3 K		0-3 K			0-0 P2		0-0 F5		4 0 0 0 0 2 2												
Billy Grabarkewitz, R (1, 5) OBP: 0.435, SLG: 0.476	0-0 BB			0-0 P4		0-0 6-3			0-0 F7	4 0 1 1 0 0 0												
Ted Sizemore, R (1, 4) OBP: 0.337, SLG: 0.311	4-0 BB			0-0 5-3		0-0 5-3			1-0 HBP	2 0 0 0 1 0 0												
Jose Pena, R (6, 1)										0 0 0 0 0 0 0												
Bill Sudakis, S (9, PH) OBP: 0.338, SLG: 0.414	1-2 2-3 BB									0 0 0 0 0 0 0												
Bill Russell, R (1, 8) OBP: 0.205, SLG: 0.221	0-0 F9			0-0 4-3			0-3 K		0-3 K	3 0 0 0 0 1 3												
Willie Crawford, L (9, PH) OBP: 0.310, SLG: 0.352										1 0 0 0 0 1 1												
Jeff Torborg, R (1, 2) OBP: 0.284, SLG: 0.274		0-3 K			0-0 P4		4-0 1B		0-0 5-3	2 0 0 0 0 1 0												
Tom Haller, L (7, PH) OBP: 0.343, SLG: 0.425							BB			1 0 0 0 1 0 1												
Claude Osteen, L (1, 1) OBP: 0.254, SLG: 0.339		0-0 G3			0-3 K		0-0 G5-4-3			2 0 0 0 0 1 0												
Jim Lefebvre, S (6, 4) OBP: 0.329, SLG: 0.361							1-3 1B			1 0 1 0 0 0 0												
<b>Inning Stats</b>	R: 1 E: 0 K: 2 S: 10	H: 3 LOB: 3 BB: 1 P: 14	R: 0 E: 0 K: 1 S: 5	H: 0 LOB: 0 BB: 0 P: 5	R: 0 E: 0 K: 2 S: 7	H: 0 LOB: 0 BB: 0 P: 7	R: 0 E: 0 K: 0 S: 3	H: 0 LOB: 0 BB: 0 P: 3	R: 0 E: 0 K: 1 S: 5	H: 0 LOB: 0 BB: 0 P: 5	R: 2 E: 0 K: 0 S: 5	H: 2 LOB: 0 BB: 0 P: 5	R: 0 E: 0 K: 1 S: 5	H: 1 LOB: 1 BB: 1 P: 9	R: 0 E: 0 K: 0 S: 3	H: 0 LOB: 0 BB: 0 P: 3	R: 0 E: 0 K: 1 S: 5	H: 0 LOB: 1 BB: 0 P: 6	1B: 5 2B: 0 3B: 0 HR: 1	SF: 0 SAC: 0 DP: 1 HBP: 1	WP: 0 PB: 0 SB: 0 CS: 0	PA: 35
<b>PITCHER</b> Woody Fryman, L (1, 1) ERA: 4.33	IP: 5.0 WLS: W BF: 21 H: 5 R: 3 ER: 3 SO: 6 BB: 1	IP: 4.0 WLS: S BF: 14 H: 1 R: 0 ER: 0 SO: 2 BB: 1	IP: 7.0 WLS: W BF: 21 H: 5 R: 3 ER: 3 SO: 6 BB: 1	IP: 7.0 WLS: W BF: 21 H: 5 R: 3 ER: 3 SO: 6 BB: 1	IP: 7.0 WLS: W BF: 21 H: 5 R: 3 ER: 3 SO: 6 BB: 1	IP: 7.0 WLS: W BF: 21 H: 5 R: 3 ER: 3 SO: 6 BB: 1	IP: 7.0 WLS: W BF: 21 H: 5 R: 3 ER: 3 SO: 6 BB: 1	IP: 7.0 WLS: W BF: 21 H: 5 R: 3 ER: 3 SO: 6 BB: 1	IP: 7.0 WLS: W BF: 21 H: 5 R: 3 ER: 3 SO: 6 BB: 1	IP: 7.0 WLS: W BF: 21 H: 5 R: 3 ER: 3 SO: 6 BB: 1	IP: 7.0 WLS: W BF: 21 H: 5 R: 3 ER: 3 SO: 6 BB: 1	IP: 7.0 WLS: W BF: 21 H: 5 R: 3 ER: 3 SO: 6 BB: 1	IP: 7.0 WLS: W BF: 21 H: 5 R: 3 ER: 3 SO: 6 BB: 1	IP: 7.0 WLS: W BF: 21 H: 5 R: 3 ER: 3 SO: 6 BB: 1	IP: 7.0 WLS: W BF: 21 H: 5 R: 3 ER: 3 SO: 6 BB: 1	IP: 7.0 WLS: W BF: 21 H: 5 R: 3 ER: 3 SO: 6 BB: 1	IP: 7.0 WLS: W BF: 21 H: 5 R: 3 ER: 3 SO: 6 BB: 1	IP: 7.0 WLS: W BF: 21 H: 5 R: 3 ER: 3 SO: 6 BB: 1	IP: 7.0 WLS: W BF: 21 H: 5 R: 3 ER: 3 SO: 6 BB: 1	IP: 7.0 WLS: W BF: 21 H: 5 R: 3 ER: 3 SO: 6 BB: 1	ERA: 5.40 WHIP: 1.200	ERA: 0.00 WHIP: 0.500
<b>PITCHER</b> Dick Selma, R (6, 1) ERA: 3.01	IP: 4.0 WLS: S BF: 14 H: 1 R: 0 ER: 0 SO: 2 BB: 1	IP: 4.0 WLS: S BF: 14 H: 1 R: 0 ER: 0 SO: 2 BB: 1	IP: 4.0 WLS: S BF: 14 H: 1 R: 0 ER: 0 SO: 2 BB: 1	IP: 4.0 WLS: S BF: 14 H: 1 R: 0 ER: 0 SO: 2 BB: 1	IP: 4.0 WLS: S BF: 14 H: 1 R: 0 ER: 0 SO: 2 BB: 1	IP: 4.0 WLS: S BF: 14 H: 1 R: 0 ER: 0 SO: 2 BB: 1	IP: 4.0 WLS: S BF: 14 H: 1 R: 0 ER: 0 SO: 2 BB: 1	IP: 4.0 WLS: S BF: 14 H: 1 R: 0 ER: 0 SO: 2 BB: 1	IP: 4.0 WLS: S BF: 14 H: 1 R: 0 ER: 0 SO: 2 BB: 1	IP: 4.0 WLS: S BF: 14 H: 1 R: 0 ER: 0 SO: 2 BB: 1	IP: 4.0 WLS: S BF: 14 H: 1 R: 0 ER: 0 SO: 2 BB: 1	IP: 4.0 WLS: S BF: 14 H: 1 R: 0 ER: 0 SO: 2 BB: 1	IP: 4.0 WLS: S BF: 14 H: 1 R: 0 ER: 0 SO: 2 BB: 1	IP: 4.0 WLS: S BF: 14 H: 1 R: 0 ER: 0 SO: 2 BB: 1	IP: 4.0 WLS: S BF: 14 H: 1 R: 0 ER: 0 SO: 2 BB: 1	IP: 4.0 WLS: S BF: 14 H: 1 R: 0 ER: 0 SO: 2 BB: 1	IP: 4.0 WLS: S BF: 14 H: 1 R: 0 ER: 0 SO: 2 BB: 1	IP: 4.0 WLS: S BF: 14 H: 1 R: 0 ER: 0 SO: 2 BB: 1	IP: 4.0 WLS: S BF: 14 H: 1 R: 0 ER: 0 SO: 2 BB: 1	IP: 4.0 WLS: S BF: 14 H: 1 R: 0 ER: 0 SO: 2 BB: 1	ERA: 3.01	WHIP: 1.000

livebaseballscorecards.com

<b>AB</b>	32
<b>R</b>	3
<b>H</b>	6
<b>RBI</b>	3
<b>BB</b>	2
<b>SO</b>	8
<b>LOB</b>	9



Batter	1	2	3	4	5	6	7	8	9	AB	R	H	RBI	BB	SO	LOB
Tony Taylor, R OBP: 0.361, SLG: 0.446 (1, 4)	0-0 HR	0-0 5-3		0-0 FC6-4 1B		0-0 L4		0-0 E 2B		5	2	3	2	0	0	1
Terry Harmon, R OBP: 0.337, SLG: 0.386 (1, 6)	0-0 L6		0-0 F9	0-0 FC6-4 1-2f		0-0 1-3		0-0 E7 2B 1B		5	1	1	1	0	0	2
Don Money, R OBP: 0.368, SLG: 0.521 (1, 5)	4-0 5-3 1B BB		0-0 5-3		0-3 K		0-0 1B 1B	0-0 P4		4	1	1	0	1	1	1
Deron Johnson, R OBP: 0.337, SLG: 0.487 (1, 3)	0-0 5-3 1-2		0-0 1B		0-0 HR		0-0 1B	4-0 2B BB		4	2	3	1	1	0	1
Byron Browne, R OBP: 0.335, SLG: 0.467 (1, 9)	0-0 2-H 1B		0-0 F8		0-3 K		0-0 F2	0-0 WP 1-H 2-H 2B		5	0	2	3	0	1	3
Ron Stone, L OBP: 0.350, SLG: 0.413 (1, 7)	0-0 4-3			0-0 G1-4-3 1B 1B	0-0 HR 1B		0-0 F8	4-0 2-3 BB		4	2	2	0	1	0	3
Larry Hisle, R OBP: 0.296, SLG: 0.328 (1, 8)		0-3 K		0-0 G1-4-3 1B 1B	0-0 1-H HR		0-3 K	0-3 K		5	1	2	2	0	3	4
Mike Ryan, R OBP: 0.284, SLG: 0.313 (1, 2)		0-0 E5 SH3-4		0-0 G1-4-3 1-2f 2-3	0-0 G3			4-0 SH3-4 2B BB		3	1	0	0	1	0	2
Woodie Fryman, R OBP: 0.132, SLG: 0.132 (1, 1)		0-0 SH3-4		0-0 1B 3-H 1B		0-0 5-3		0-0 SH3-4		1	0	1	1	0	0	0
Dick Selma, R OBP: 0.143, SLG: 0.077 (6, 1)										1	0	0	0	0	0	0

Inning Stats	R: 2	H: 2	E: 0	K: 0	S: 5	LOB: 1	BB: 1	P: 9	R: 0	H: 0	E: 1	K: 1	S: 6	LOB: 1	BB: 0	P: 6	R: 0	H: 1	E: 0	K: 0	S: 4	LOB: 1	BB: 0	P: 4	R: 1	H: 4	E: 0	K: 0	S: 6	LOB: 2	BB: 0	P: 6	R: 3	H: 3	E: 0	K: 2	S: 10	LOB: 0	BB: 0	P: 10	R: 0	H: 0	E: 0	K: 1	S: 3	LOB: 0	BB: 0	P: 3	R: 0	H: 2	E: 0	K: 1	S: 7	LOB: 2	BB: 0	P: 7	R: 4	H: 3	E: 1	K: 1	S: 8	LOB: 2	BB: 3	P: 20
--------------	------	------	------	------	------	--------	-------	------	------	------	------	------	------	--------	-------	------	------	------	------	------	------	--------	-------	------	------	------	------	------	------	--------	-------	------	------	------	------	------	-------	--------	-------	-------	------	------	------	------	------	--------	-------	------	------	------	------	------	------	--------	-------	------	------	------	------	------	------	--------	-------	-------

PITCHER	IP	WLS	BF	H	R	ER	SO	BB	IBB	HBP	BLK	WP	HR	S	P	ERA	WHIP
Claude Osteen, L ERA: 3.27 (1, 1)	5.0	L	26	10	6	6	3	1	0	0	0	0	3	31	35	10.80	2.200
Jose Pena, R ERA: 3.49 (6, 1)	3.0		17	5	4	4	2	3	0	0	0	1	0	18	30	12.00	2.667

**BOTTOM**

Los Angeles Dodgers @ Philadelphia Phillies  
 Shibe Park, Philadelphia, PA  
 Mon Jul 27 1970, 7:05 PM EDT  
 Att. 6,017 - Unknown

AB	37
R	10
H	15
RBI	10
BB	4
SO	5
LOB	17

WP: 1 PA: 43  
 PB: 0  
 SB: 0  
 CS: 0



livebaseballscores.com

Batter	1	2	3	4	5	6	7	8	9	AB R H RBI BB SO LOB	TOP	
Maury Wills, S OBP: 0.353, SLG: 0.317 (1, 6) X	0-0 1B 2B 1B	0-0 F8			0-0 1B SF7 1B	0-0 F8			0-0 CS 1B	5 2 3 1 0 0 2	<p>Los Angeles Dodgers @ Philadelphia Phillies</p> <p>Shibe Park, Philadelphia, PA</p> <p>Tue Jul 28 1970, 7:05 PM EDT</p> <p>Att. 14,000 - Unknown</p>	
Manny Mota, R OBP: 0.393, SLG: 0.422 (1, 7) X	0-0 2B 1-2 6-3 1B		0-3 K		0-0 1-2 S 1B			0-0 CS 1B	5 1 3 0 0 2 1			
Willie Davis, L OBP: 0.334, SLG: 0.435 (1, 8) X	0-0 P4		0-3 K		0-0 1-2 2-3 S 1B			0-0 CS	4 0 1 0 0 2 3			
Wes Parker, S OBP: 0.393, SLG: 0.481 (1, 3) X	0-0 6-3 1-3 2-H 2B		0-0 3-1		0-0 SF7			0-0 F9	3 0 1 2 0 0 0			
Jim Lefebvre, S OBP: 0.324, SLG: 0.354 (1, 4) X	0-0 6-3 2-3 3-H			0-0 P6	0-0 P5			0-0 F7	4 0 0 1 0 0 3			
Tom Haller, L OBP: 0.342, SLG: 0.431 (1, 2) X	0-0 4-3			0-0 F5				0-0 4-3	4 1 1 0 0 0 1			
Billy Grabarkewitz, R OBP: 0.438, SLG: 0.486 (1, 5) X		0-0 SH1-4 1B		0-0 6-3				0-0 P4	4 1 2 1 0 0 1			
Willie Crawford, L OBP: 0.309, SLG: 0.355 (1, 9) Bill Russell, R OBP: 0.205, SLG: 0.221 (9, 9)		0-0 F7			0-0 SH5-4 1B 2B	0-0 E4 E S		0-0 F8	4 1 1 1 0 0 1 0 0 0 0 0 0 0			
Joe Moeller, R OBP: 0.217, SLG: 0.182 (1, 1) Jim Brewer, L OBP: 0.217, SLG: 0.182 (7, 1)		0-0 SH1-4			0-0 SH5-4 2-3	0-3 K			1 0 0 0 0 1 1 1 0 0 0 0 1 0			
<b>Inning Stats</b>	R: 2 H: 3 E: 0 LOB: 1 K: 0 BB: 0 S: 6 P: 6	R: 0 H: 1 E: 0 LOB: 1 K: 0 BB: 0 S: 4 P: 4	R: 0 H: 0 E: 0 LOB: 0 K: 2 BB: 0 S: 7 P: 7	R: 0 H: 0 E: 0 LOB: 0 K: 0 BB: 0 S: 3 P: 3	R: 2 H: 4 E: 0 LOB: 2 K: 0 BB: 0 S: 7 P: 7	R: 1 H: 1 E: 1 LOB: 1 K: 1 BB: 0 S: 7 P: 7	R: 0 H: 1 E: 0 LOB: 0 K: 1 BB: 0 S: 5 P: 5	R: 1 H: 1 E: 0 LOB: 0 K: 0 BB: 0 S: 4 P: 4	R: 0 H: 1 E: 0 LOB: 0 K: 2 BB: 0 S: 7 P: 7	1B: 8 SF: 1 2B: 2 SAC: 2 3B: 1 DP: 0 HR: 1 HBP: 0	WP: 0 PA: 39 PB: 0 SB: 3 CS: 2	
<b>PITCHER</b> Jim Bunning, R ERA: 3.78 (1, 1) Barry Lersch, R ERA: 3.4 (8, 1)	IP WLS BF H R ER SO BB IBB HBP BLK WP HR S P ERA WHIP											<b>PITCHER</b> IP WLS BF H R ER SO BB IBB HBP BLK WP HR S P ERA WHIP

livebaseballscorecards.com

AB	35
R	6
H	12
RBI	6
BB	0
SO	6
LOB	13



Batter	1	2	3	4	5	6	7	8	9	AB	R	H	RBI	BB	SO	LOB
Tony Taylor, R (1, 7) OBP: 0.362, SLG: 0.445	0-0 3-1 1B		0-0 1B S 6-3 1B	0-0 F9			0-3 K		0-0 FC6-4 1B	5	1	2	0	0	1	2
Denny Doyle, L (1, 4) OBP: 0.291, SLG: 0.332 Byron Browne, R (9, PH) OBP: 0.338, SLG: 0.470	0-0 3-1 1-2		0-0 BB 6-3 1-3 1B		0-0 E4 6-3		0-0 BB 1-2 1B		0-0 1-2 1B	4	0	2	0	0	0	1
Don Money, R (1, 5) OBP: 0.361, SLG: 0.510	0-0 P5		0-0 P5		0-0 6-3		0-0 F8		0-0 F7	5	0	0	0	0	0	8
Deron Johnson, R (1, 3) OBP: 0.335, SLG: 0.481	0-3 K		0-0 6-3		0-3 K		4-0 1-2 2-3 BB		0-3 K	4	0	0	1	1	3	5
Ron Stone, L (1, 9) OBP: 0.355, SLG: 0.414 Jim Hutto, R (7, PH) OBP: 0.257, SLG: 0.369		0-0 2B 1B	0-0 BB 4-0 BB		0-0 4-3		0-3 K		0-3 K	2	1	1	0	1	0	1
Larry Hisle, R (1, 8) OBP: 0.299, SLG: 0.332		0-0 8-4 1-H 2B	4-0 1-2 2-3 BB		0-3 K		0-3 K		0-3 K	3	0	1	1	1	2	0
Terry Harmon, R (1, 6) OBP: 0.333, SLG: 0.374		4-0 FC6 BB	0-3 K		0-0 4-3		0-0 F9		0-0 F9	3	0	0	0	1	1	3
Mike Ryan, R (1, 2) OBP: 0.269, SLG: 0.294		0-0 8-4 2-3f		0-0 6-3		0-0 F7		0-0 6-3		4	0	0	0	0	0	2
Jim Bunning, R (1, 1) OBP: 0.152, SLG: 0.116 John Briggs, L (7, PH) OBP: 0.325, SLG: 0.366 Grant Jackson, S (7, PR) OBP: 0.107, SLG: 0.107 Barry Lersch, S (8, 1) OBP: 0.125, SLG: 0.125 Rick Joseph, R (9, PH) OBP: 0.263, SLG: 0.330		0-0 FC6 1-2f	0-0 4-3		0-0 4-3		4-0 BB 1B BB		0-0 FC6-4 1B	2	0	0	0	0	0	1

Inning Stats	R: 0	H: 1	E: 0	K: 1	S: 6	H: 1	LOB: 1	BB: 0	P: 6	R: 1	H: 2	E: 0	K: 0	S: 4	H: 2	LOB: 1	BB: 1	P: 8	R: 1	H: 2	E: 0	K: 1	S: 7	H: 2	LOB: 3	BB: 2	P: 15	R: 0	H: 0	E: 0	K: 0	S: 3	R: 0	H: 0	E: 1	K: 1	S: 6	H: 0	LOB: 0	BB: 0	P: 6	R: 0	H: 0	E: 0	K: 1	S: 5	H: 0	LOB: 0	BB: 0	P: 5	R: 0	H: 1	E: 0	K: 2	S: 8	H: 1	LOB: 3	BB: 2	P: 16	R: 0	H: 0	E: 0	K: 1	S: 5	H: 0	LOB: 0	BB: 0	P: 5	R: 0	H: 2	E: 0	K: 1	S: 7	H: 2	LOB: 2	BB: 0	P: 7	1B: 7	SF: 0	2B: 2	SAC: 0	3B: 0	DP: 1	HR: 0	HBP: 0	WP: 0	PA: 40
--------------	------	------	------	------	------	------	--------	-------	------	------	------	------	------	------	------	--------	-------	------	------	------	------	------	------	------	--------	-------	-------	------	------	------	------	------	------	------	------	------	------	------	--------	-------	------	------	------	------	------	------	------	--------	-------	------	------	------	------	------	------	------	--------	-------	-------	------	------	------	------	------	------	--------	-------	------	------	------	------	------	------	------	--------	-------	------	-------	-------	-------	--------	-------	-------	-------	--------	-------	--------

PITCHER	IP	WLS	BF	H	R	ER	SO	BB	IBB	HBP	BLK	WP	HR	S	P	ERA	WHIP
Joe Moeller, R (1, 1) ERA: 2.81	6.2	W	31	6	2	2	5	5	0	0	0	0	0	36	56	2.70	1.650
Jim Brewer, L (7, 1) ERA: 3.25	2.1	S	9	2	0	0	3	0	0	0	0	0	0	15	15	0.00	0.857

BOTTOM

Los Angeles Dodgers @ Philadelphia Phillies  
 Shibe Park, Philadelphia, PA  
 Tue Jul 28 1970, 7:05 PM EDT  
 Att. 14,000 - Unknown

livebaseballscores.com

AB	35
R	2
H	8
RBI	2
BB	5
SO	8
LOB	26



Batter	1	2	3	4	5	6	7	8	9	AB R H RBI BB SO LOB	TOP		
Maury Wills, S OBP: 0.351, SLG: 0.318 (1, 6) X	0-0 4-3	0-0 L4		0-0 4-3 1B 2B		0-0 G3		0-0 4-3		5 1 1 0 0 0 3			
Manny Mota, R OBP: 0.390, SLG: 0.418 (1, 7) X	0-0 6-3		0-0 6-3	0-0 4-3		0-0 1-3		0-0 5-3-5 1B		5 0 1 0 0 0 1			
Willie Davis, L OBP: 0.340, SLG: 0.439 (1, 8) B B B	4-0 BB		0-0 1B	0-0 1B		0-0 1B S 1B		0-0 5-3-5 1-3f		4 1 3 1 1 0 1			
Wes Parker, S OBP: 0.393, SLG: 0.479 (1, 3) X	0-0 L9		0-3 K	0-0 1-2 1B		4-0 1B 1B 1B BB		0-0 6-3		4 1 1 0 1 1 2			
Billy Grabarkewitz, R OBP: 0.435, SLG: 0.485 (1, 5) X		0-0 BB 5-3 1B	0-0 1-3	0-0 FC1-6-4 1-2f 1B		0-0 1B 1B 1B		0-0 5-3		5 0 2 0 0 0 3			
Ted Sizemore, R OBP: 0.338, SLG: 0.310 (1, 4) X		0-0 5-3 1-2		0-0 1B HR 1B	0-0 5-3		0-3 K	4-0 3B BB		4 2 1 0 1 1 4			
Bill Russell, R OBP: 0.231, SLG: 0.274 (1, 9) S S S		0-3 K		0-0 1-3 1B HR 1B	0-0 1-3		0-0 1B 1B	0-0 1-H 3B		5 1 3 2 0 1 1			
Jeff Torborg, R OBP: 0.298, SLG: 0.309 (1, 2) S S S		4-0 BB IBB		0-0 1-H 3-H HR	0-3 K		0-0 1-2 2-3 3-H 1B	0-3 K		4 1 2 4 1 2 1			
Bill Singer, R OBP: 0.212, SLG: 0.194 (1, 1) B B B		4-0 1-2 2-3 BB		0-0 F7		0-3 K	0-0 G5-2-3 3-Hf			3 0 0 0 1 1 3			
<b>Inning Stats</b>	R: 0 E: 0 K: 0 S: 3 H: 0 LOB: 1 BB: 1 P: 7	R: 0 E: 0 K: 1 S: 6 H: 1 LOB: 3 BB: 2 P: 14	R: 0 E: 0 K: 1 S: 6 H: 1 LOB: 1 BB: 0 P: 6	R: 4 E: 0 K: 0 S: 9 H: 6 LOB: 2 BB: 0 P: 9	R: 0 E: 0 K: 1 S: 5 H: 0 LOB: 0 BB: 0 P: 5	R: 0 E: 0 K: 1 S: 5 H: 0 LOB: 0 BB: 0 P: 5	R: 2 E: 0 K: 1 S: 8 H: 4 LOB: 2 BB: 1 P: 12	R: 0 E: 0 K: 0 S: 3 H: 1 LOB: 0 BB: 0 P: 3	R: 1 E: 0 K: 1 S: 6 H: 1 LOB: 1 BB: 1 P: 10	1B: 11 2B: 2 3B: 1 HR: 1 SF: 0 SAC: 0 DP: 2 HBP: 0	WP: 0 PB: 0 SB: 1 CS: 0 PA: 44		
<b>PITCHER</b>	IP WLS BF H R ER SO BB IBB HBP BLK WP HR S P ERA WHIP											<b>PITCHER</b>	IP WLS BF H R ER SO BB IBB HBP BLK WP HR S P ERA WHIP
Dan McGinn, L ERA: 5.46 (1, 1)	3.2 L 22 8 4 4 2 2 2 1 0 0 0 1 23 35 9.82 2.727												
Howie Reed, R ERA: 3.9 (4, 1)	4.1 17 5 2 2 3 1 0 0 0 0 0 0 22 26 4.15 1.385												
Mike Wegener, R ERA: 5.33 (9, 1)	1.0 5 1 1 1 1 1 0 0 0 0 0 0 6 10 9.00 2.000												

**Los Angeles Dodgers @ Montreal Expos**  
 Jarry Park, Montreal, QB  
 Thu Jul 30 1970, 7:05 PM EDT  
 Att. 23,587 - Unknown

AB	39
R	7
H	14
RBI	7
BB	5
SO	6
LOB	19






Batter	1	2	3	4	5	6	7	8	9
Mary Staehle, L (1, 4) OBP: 0.316, SLG: 0.276	0-0 F9		0-0 F7			0-0 F8		0-0 2B	
Ron Fairly, L (1, 3) OBP: 0.394, SLG: 0.456	0-0 1B			0-0 3-1 1B 2B		0-0 4-3		0-3 K	
Rusty Staub, L (1, 9) OBP: 0.411, SLG: 0.501	0-3 K			0-0 3-1		0-0 F4		0-0 F6	
Ron Brand, R (9, 6) OBP: 0.307, SLG: 0.321				2-3					
Jim Gosger, L (1, 8) OBP: 0.391, SLG: 0.410	0-0 1-3			0-3 K		0-0 F9		0-3 K	
Mike Wegener, R (9, 1) OBP: 0.071, SLG: 0.071									
Jim Fairey, L (1, 7) OBP: 0.344, SLG: 0.426		0-0 L5		0-0 1B		0-3 K		0-0 4-3	
John Bateman, R (1, 2) OBP: 0.272, SLG: 0.386		0-0 5-3		0-3 K		4-0 BB		0-0 4-3	
Coco Laboy, R (1, 5) OBP: 0.266, SLG: 0.335		0-0 6-3			0-0 F2		0-0 F5		0-3 K
Bobby Wine, R (1, 6) OBP: 0.269, SLG: 0.281			0-3 K		0-3 K			0-0 1B 2B 1B	
Bob Bailey, R (8, PH) OBP: 0.430, SLG: 0.706									
Dan McGinn, L (1, 1) OBP: 0.111, SLG: 0.111			0-0 5-3		0-3 K			0-0 1B 2B 1B	
Howie Reed, R (4, 1)									
Mack Jones, L (8, PH) OBP: 0.394, SLG: 0.470									

AB	R	H	RBI	BB	SO	LOB
4	0	1	2	0	0	0
4	1	2	0	0	1	1
4	0	0	0	0	1	3
0	0	0	0	0	0	0
4	0	0	0	0	2	3
0	0	0	0	0	0	0
4	0	1	1	0	1	0
3	0	0	0	1	1	1
4	0	0	0	0	1	1
2	0	0	0	0	2	0
1	1	1	0	0	0	0
1	0	0	0	0	0	0
1	1	1	0	0	0	0

**Los Angeles Dodgers @ Montreal Expos**  
**Jarry Park, Montreal, QB**  
 Thu Jul 30 1970, 7:05 PM EDT  
 Att. 23,587 - Unknown

AB	33
R	3
H	6
RBI	3
BB	1
SO	10
LOB	9



Inning Stats	R	H	E	K	S	P	IP	WLS	BF	H	R	ER	SO	BB	IBB	HBP	BLK	WP	HR	S	P	ERA	WHIP
Bill Singer, R (1, 1) ERA: 2.72	0	1	0	1	6	3	9.0	0	34	6	3	3	10	1	0	0	0	0	0	53	57	3.00	0.778

WP	PA	ERA	WHIP
0	34		

Batter	1	2	3	4	5	6	7	8	9	AB R H RBI BB SO LOB	TOP	
Maury Wills, S OBP: 0.345, SLG: 0.313 (1, 6) X	0-0 F8		0-0 E4 BB 1B E		0-0 4-3			0-0 1-3	0-0 G6-3 1-2f	5 1 0 0 0 0 1		
Manny Mota, R OBP: 0.388, SLG: 0.415 (1, 7) X	0-0 1B		0-0 F6		0-0 4-3			0-0 F7		4 0 1 0 0 0 1		
Willie Davis, L OBP: 0.339, SLG: 0.437 (1, 8) X	0-0 F5		0-0 BB 1-2 E 1B		0-0 L9			0-0 4-3		4 1 1 0 0 0 0		
Wes Parker, S OBP: 0.398, SLG: 0.491 (1, 3) X		0-0 FC5-4 1B	4-0 E 1-2 2-3 BB			0-0 FC6-5 2B			0-0 1B 3B	3 1 3 0 1 0 0		
Billy Grabarkewitz, R OBP: 0.431, SLG: 0.479 (1, 5) X		0-0 FC5-4 1-2f HR	0-0 E4 1-3 2-H 3-H			0-0 FC6-5 2-3 CS			0-0 6-3	4 1 0 0 0 0 4		
Tom Haller, L OBP: 0.345, SLG: 0.444 (1, 2) X		0-0 1-H HR	0-0 F4			0-3 K 1-2			4-0 1B 3B IBB	3 2 1 2 1 1 3		
Ted Sizemore, R OBP: 0.336, SLG: 0.309 (1, 4) X		0-0 L6		0-0 6-3		0-3 K			0-0 3B 1B	4 1 1 1 0 1 0		
Bill Russell, R OBP: 0.232, SLG: 0.299 (1, 9) X		0-3 K		0-0 6-3		0-0 5-3			0-0 1B 3B	4 1 1 2 0 1 0		
Don Sutton, R OBP: 0.275, SLG: 0.213 (1, 1) X			0-0 F7		0-0 F4				0-0 G6-3 1B	3 0 0 0 0 0 0		
Jim Brewer, L OBP: 0.100, SLG: 0.100 (8, 1) X										1 0 1 1 0 0 0		
<b>Inning Stats</b>	R: 0 H: 1 E: 0 LOB: 0 K: 0 BB: 0 S: 3 P: 3	R: 2 H: 2 E: 0 LOB: 0 K: 1 BB: 0 S: 7 P: 7	R: 2 H: 1 E: 2 LOB: 2 K: 0 BB: 1 S: 6 P: 10	R: 0 H: 0 E: 0 LOB: 0 K: 0 BB: 0 S: 3 P: 3	R: 0 H: 0 E: 0 LOB: 0 K: 0 BB: 0 S: 3 P: 3	R: 0 H: 1 E: 0 LOB: 1 K: 1 BB: 0 S: 5 P: 5	R: 0 H: 0 E: 0 LOB: 0 K: 1 BB: 0 S: 5 P: 5	R: 0 H: 0 E: 0 LOB: 0 K: 0 BB: 0 S: 3 P: 3	R: 4 H: 4 E: 0 LOB: 0 K: 0 BB: 1 S: 6 P: 10	1B: 5 SF: 0 2B: 2 SAC: 0 3B: 2 DP: 2 HR: 1 HBP: 0	WP: 0 PA: 37 PB: 0 SB: 0 CS: 1	
<b>PITCHER</b>	IP WLS BF H R ER SO BB IBB HBP BLK WP HR S P ERA WHIP											
Mike Marshall, R (1, 1) ERA: 4.56	5.0 L 21 4 4 2 1 1 0 0 0 0 0 1 22 26 3.60 1.000											
John Strohmayr, R (6, 1) ERA: 4.58	2.0 6 1 0 0 2 0 0 0 0 0 0 0 10 10 0.00 0.500											
Mike Wegener, R (8, 1) ERA: 5.9	1.1 9 4 4 4 0 0 0 1 0 0 0 0 8 12 27.00 3.000											
Claude Raymond, R (9, 1) ERA: 3.77	0.2 1 0 0 0 0 0 0 0 0 0 0 0 0 1 1 0.00 0.000											

Los Angeles Dodgers @ Montreal Expos  
 Jarry Park, Montreal, QB  
 Fri Jul 31 1970, 7:05 PM EDT  
 Att. 23,549 - Unknown

AB	35
R	8
H	9
RBI	6
BB	2
SO	3
LOB	9



Batter	1	2	3	4	5	6	7	8	9	AB	R	H	RBI	BB	SO	LOB
Jim Gosger, L OBP: 0.385, SLG: 0.403 (1, 8) (8, 9)	0-0 BB 1B	0-0 F8			0-0 4-3		0-0 G6-4-3 1-2f		0-0 E4 1-2 1-3 1B	5	2	1	0	0	0	3
Ron Fairly, L OBP: 0.397, SLG: 0.458 (1, 3) BB BB BB	4-0 1-2 1B BB		0-0 4-3		0-0 1B 2B		4-0 FC6-4 BB		0-0 1-3 1-2 2-3	3	1	1	0	2	0	2
Rusty Staub, L OBP: 0.412, SLG: 0.501 Mike Wegener, R OBP: 0.071, SLG: 0.071 Claude Raymond, R (9, 1) Coco Laboy, R OBP: 0.266, SLG: 0.334 (9, PH)	0-0 F5		0-0 CS 1B		0-0 1B		0-0 FC6-4 1-2f		0-3 K	4	0	2	1	0	0	3
Bob Bailey, R OBP: 0.429, SLG: 0.716 (1, 5)	0-0 F3		0-0 F7 1-2		0-0 5-3			0-0 HR	0-0 2-H 3-H 1B	5	1	2	3	0	0	4
Jim Fairey, L OBP: 0.342, SLG: 0.421 (1, 7) (8, 8) Adolfo Phillips, R OBP: 0.346, SLG: 0.375 (9, PH)	0-0 1-2 2-H 1B		0-0 6-3		0-0 4-3		0-0 E5 SH2-4		4-0 FC5-4 BB	4	0	1	1	0	0	0
Mary Staehle, L OBP: 0.313, SLG: 0.272 John Bateman, R OBP: 0.271, SLG: 0.384 (9, PH)	0-0 4-3		0-0 F8		0-0 G3		0-0 SH2-4 1-2		0-0 FC5-4 1-2f	3	0	0	0	0	0	2
John Boccabella, R OBP: 0.309, SLG: 0.436 (1, 2)		0-0 1-3		0-0 1B		0-0 1B		0-0 1-3		4	0	2	0	0	0	1
Bobby Wine, R OBP: 0.269, SLG: 0.279 (1, 6)		4-0 B1-4 BB		0-0 F8		0-0 4-3		0-3 K		3	0	0	0	1	1	3
Mike Marshall, R Don Hahn, R OBP: 0.383, SLG: 0.291 John Strohmayr, R OBP: 0.167, SLG: 0.167 Mack Jones, L OBP: 0.386, SLG: 0.470 (7, PH) Gary Sutherland, R OBP: 0.288, SLG: 0.278 (9, PH)		0-0 B1-4		0-3 K		0-0 G6-4-3 BB		0-0 1-3 E 1B 1B		1	0	0	0	0	0	1

Inning Stats	R: 1	H: 2	E: 0	K: 0	S: 5	LOB: 2	BB: 1	P: 9	R: 0	H: 0	E: 0	K: 0	S: 3	LOB: 1	BB: 1	P: 7	R: 0	H: 1	E: 0	K: 0	S: 3	LOB: 0	BB: 0	P: 3	R: 0	H: 1	E: 0	K: 0	S: 4	LOB: 1	BB: 0	P: 4	R: 1	H: 2	E: 0	K: 1	S: 7	LOB: 1	BB: 0	P: 7	R: 0	H: 1	E: 0	K: 0	S: 4	LOB: 1	BB: 0	P: 4	R: 0	H: 0	E: 0	K: 0	S: 2	LOB: 1	BB: 2	P: 10	R: 1	H: 1	E: 1	K: 1	S: 7	LOB: 1	BB: 0	P: 7	R: 2	H: 2	E: 1	K: 1	S: 8	LOB: 2	BB: 1	P: 12	1B: 8	2B: 1	3B: 0	HR: 1	SF: 0	SAC: 1	DP: 1	HBP: 0	WP: 0	PB: 0	SB: 0	CS: 1	PA: 42
PITCHER	IP	WLS	BF	H	R	ER	SO	BB	IBB	HBP	BLK	WP	HR	S	P	ERA	WHIP																																																																				
Don Sutton, R ERA: 3.55 (1, 1)	7.1	W	33	8	3	3	1	4	0	0	0	0	1	31	47	3.68	1.636																																																																				
Jim Brewer, L ERA: 3.15 (8, 1)	1.2	S	9	2	2	0	2	1	0	0	0	0	0	12	16	0.00	1.800																																																																				

BOTTOM

Los Angeles Dodgers @ Montreal Expos

Jarry Park, Montreal, QB

Fri Jul 31 1970, 7:05 PM EDT  
Att. 23,549 - Unknown

livebaseballscores.com

AB	36
R	5
H	10
RBI	5
BB	5
SO	3
LOB	23



Batter	1	2	3	4	5	6	7	8	9	AB R H RBI BB SO LOB	TOP	
<b>Maury Wills, S</b> OBP: 0.346, SLG: 0.316 (1, 6)	0-0 6-3	0-0 SF9 1-2 2-3 3-H		0-0 F9			0-0 G5-3 1B	0-0 SF9 1B 1-2 2-3		4 0 2 1 0 0 2		
<b>Manny Mota, R</b> OBP: 0.389, SLG: 0.411 (1, 7)	0-0 5-3	0-0 F3		0-0 L4			4-0 1-2 BB	4-0 1-2 2-3 3-H BB		3 0 0 1 2 0 4		
<b>Billy Grabarkewitz, R</b> OBP: 0.428, SLG: 0.474 <b>Ray Lamb, R</b> (1, 5) (8, 1)	4-0 1B BB	0-3 K		0-0 L7			0-3 K	0-0 SF9 2-3 3-H		3 0 0 1 1 2 6 0 0 0 0 0 0 0		
<b>Wes Parker, S</b> OBP: 0.396, SLG: 0.487 (1, 3)	0-0 1-2 FC4 1B		0-3 K		0-0 F8		0-0 2-3f G5-3	0-3 K		5 0 1 0 0 2 4		
<b>Andy Kosco, R</b> OBP: 0.226, SLG: 0.362 <b>Willie Davis, L</b> OBP: 0.338, SLG: 0.436 (1, 9) (9, PH)	0-0 FC4 1-2f		0-0 F8		0-3 K			0-3 K 1-3	0-3 K	4 0 0 0 0 2 2 1 0 0 0 0 1 0		
<b>Ted Sizemore, R</b> OBP: 0.347, SLG: 0.323 (1, 4)		0-0 E 1B 2B		0-0 1B		0-0 F5		4-0 2B BB	0-0 2B 1B	4 2 3 0 1 0 0		
<b>Bill Russell, R</b> OBP: 0.253, SLG: 0.333 (1, 8)		0-0 E6 1B SF9 2-3		0-0 F7		4-0 G6-4-3 BB		0-0 1B 2B 1-H	0-0 1-3 2B	4 2 2 1 1 0 2	<b>AB 37</b>	
<b>Jeff Torborg, R</b> OBP: 0.312, SLG: 0.319 <b>Len Gabrielson, L</b> OBP: 0.222, SLG: 0.231 (1, 2) (9, PH)		4-0 SF9 1B BB		0-0 1B		0-0 G6-4-3 1-2f		0-0 1B 1B BB 2-3	0-3 K	3 1 2 0 1 0 1 1 0 0 0 0 1 2	<b>R 6</b>	
<b>Alan Foster, R</b> OBP: 0.109, SLG: 0.089 <b>Jim Lefebvre, S</b> OBP: 0.326, SLG: 0.357 <b>Fred Norman, S</b> OBP: 0.750, SLG: 0.500 <b>Jose Pena, R</b> OBP: 0.390, SLG: 0.125 <b>Bill Sudakis, S</b> OBP: 0.340, SLG: 0.415 (1, 1) (2, PH) (2, 1) (3, 1) (8, PH) (8, 5)		0-0 SF9 1B 1-2 2-3 3-H		0-0 1B		0-3 K		0-0 BB 1B SF9 1B 1-2 3-H	0-0 L3	0 0 0 0 0 0 0 1 0 1 1 0 0 0 0 0 0 0 0 0 0 2 0 1 0 0 1 0 2 1 1 1 0 0 2	<b>H 13</b>	
<b>Inning Stats</b>	R: 0 E: 0 K: 0 S: 4 H: 1 LOB: 2 BB: 1 P: 8	R: 2 E: 1 K: 1 S: 8 H: 2 LOB: 2 BB: 1 P: 12	R: 0 E: 0 K: 1 S: 6 H: 1 LOB: 1 BB: 0 P: 6	R: 0 E: 0 K: 0 S: 5 H: 2 LOB: 2 BB: 0 P: 5	R: 0 E: 0 K: 1 S: 5 H: 0 LOB: 0 BB: 0 P: 5	R: 0 E: 0 K: 1 S: 4 H: 0 LOB: 0 BB: 1 P: 8	R: 0 E: 0 K: 1 S: 5 H: 1 LOB: 1 BB: 1 P: 9	R: 4 E: 0 K: 2 S: 11 H: 4 LOB: 2 BB: 2 P: 19	R: 0 E: 0 K: 2 S: 9 H: 2 LOB: 2 BB: 0 P: 9	1B: 10 2B: 3 3B: 0 HR: 0 SF: 2 SAC: 0 DP: 2 HBP: 0	WP: 0 PB: 0 SB: 0 CS: 0 PA: 45	
<b>PITCHER</b> <b>Rich Nye, L</b> ERA: 3.88 (1, 1)	IP 7.1 WLS W BF 36 H 10 R 6 ER 5 SO 6 BB 5 IBB 0 HBP 0 BLK 0 WP 0 HR 0 S 43 P 63 ERA 6.14 WHIP 2.045	<b>PITCHER</b> <b>Claude Raymond, R</b> ERA: 3.68 (8, 1)	IP 1.2 WLS S BF 9 H 3 R 0 ER 0 SO 3 BB 1 IBB 0 HBP 0 BLK 0 WP 0 HR 0 S 14 P 18 ERA 0.00 WHIP 2.400									

**Los Angeles Dodgers @ Montreal Expos**  
**Jarry Park, Montreal, QB**  
 Sat Aug 01 1970, 7:05 PM EDT  
 Unknown

<b>AB</b>	<b>37</b>
<b>R</b>	<b>6</b>
<b>H</b>	<b>13</b>
<b>RBI</b>	<b>6</b>
<b>BB</b>	<b>6</b>
<b>SO</b>	<b>9</b>
<b>LOB</b>	<b>25</b>



Batter	1	2	3	4	5	6	7	8	9	AB	R	H	RBI	BB	SO	LOB
Jim Gosger, L OBP: 0.380, SLG: 0.396 (1, 8)	0-0 HR 1B	0-0 G3		0-0 2-3	0-0 4-3		0-0 4-3			5	1	1	0	0	0	0
Ron Fairly, L OBP: 0.405, SLG: 0.471 (1, 3)	0-0 HR		0-0 HR 1B	4-0 E BB		1-0 HR HBP	4-0 BB			2	4	2	2	2	0	0
Rusty Staub, L OBP: 0.417, SLG: 0.521 (1, 9)	4-0 4-3 F9 1B BB		0-0 HR 1B	0-0 E2 1B 1B		0-0 HR	0-0 F8			4	4	3	4	1	0	1
Bob Bailey, R OBP: 0.431, SLG: 0.708 Coco Laboy, R OBP: 0.265, SLG: 0.333 (1, 5) (7, 5)	0-0 F9 1-2		0-0 FC1-5 SH 1B	0-3 K		4-0 2B BB		0-0 E4 G4-6-3		3	0	1	0	1	1	2
Jim Fairey, L OBP: 0.346, SLG: 0.431 (1, 7)	0-0 4-3 2-3		0-0 SH FC1-5 1B	0-0 2B 1B		0-0 2B		0-0 G4-6-3 1-2f		4	2	2	1	0	0	2
Mary Staehle, L OBP: 0.314, SLG: 0.279 (1, 4)	0-0 1B		0-0 FC1-5 1B	0-0 2B		0-0 F7		0-0 F7		5	0	2	2	0	0	4
John Bateman, R OBP: 0.271, SLG: 0.383 (1, 2)	0-3 K		0-0 1-3 2-H 1B	0-0 F7		0-3 K				4	0	1	1	0	2	4
Bobby Wine, R OBP: 0.266, SLG: 0.275 (1, 6)		0-0 F8	0-0 F4		0-0 6-3	0-0 1-3				4	0	0	0	0	0	4
Rich Nye, L OBP: 0.286, SLG: 0.211 Claude Raymond, R (8, 1)		0-3 K	0-0 4-3		0-0 F6		0-0 F8			4	0	0	0	0	1	2
										0	0	0	0	0	0	0

Inning Stats	R: 3	H: 3	E: 0	K: 1	S: 8	LOB: 1	BB: 1	P: 12	R: 0	H: 0	E: 0	K: 1	S: 5	LOB: 0	BB: 0	P: 5	R: 3	H: 4	E: 1	K: 0	S: 8	LOB: 2	BB: 0	P: 8	R: 3	H: 3	E: 1	K: 1	S: 8	LOB: 1	BB: 1	P: 12	R: 0	H: 0	E: 0	K: 0	S: 3	LOB: 0	BB: 0	P: 3	R: 2	H: 2	E: 0	K: 1	S: 7	LOB: 2	BB: 1	P: 12	R: 0	H: 0	E: 0	K: 0	S: 3	LOB: 1	BB: 1	P: 7	R: 0	H: 0	E: 1	K: 0	S: 3	LOB: 0	BB: 0	P: 3
--------------	------	------	------	------	------	--------	-------	-------	------	------	------	------	------	--------	-------	------	------	------	------	------	------	--------	-------	------	------	------	------	------	------	--------	-------	-------	------	------	------	------	------	--------	-------	------	------	------	------	------	------	--------	-------	-------	------	------	------	------	------	--------	-------	------	------	------	------	------	------	--------	-------	------

PITCHER	IP	WLS	BF	H	R	ER	SO	BB	IBB	HBP	BLK	WP	HR	S	P	ERA	WHIP
Alan Foster, R ERA: 3.9 (1, 1)	1.0	L	7	3	3	3	1	1	0	0	0	0	1	8	12	27.00	4.000
Fred Norman, L ERA: 4.35 (2, 1)	1.1		9	4	3	2	1	0	0	0	0	0	1	11	11	13.50	3.000
Jose Pena, R ERA: 4.02 (3, 1)	4.2		23	5	5	5	2	3	0	1	0	0	1	23	36	9.64	1.714
Ray Lamb, R ERA: 3.77 (8, 1)	1.0		3	0	0	0	0	0	0	0	0	0	0	3	3	0.00	0.000

**BOTTOM**

**Los Angeles Dodgers @ Montreal Expos**  
**Jarry Park, Montreal, QB**  
 Sat/Aug 01 1970, 7:05 PM EDT  
 Unknown

AB	36
R	11
H	12
RBI	10
BB	4
SO	4
LOB	19

livebaseballscorecards.com



WP	HR	S	P	ERA	WHIP
0	0	1	42	0	0

Batter	1	2	3	4	5	6	7	8	9	AB R H RBI BB SO LOB	TOP																												
Maury Wills, S OBP: 0.344, SLG: 0.314 (1, 6) X	0-0 1B 1B	0-3 K		0-0 F6		0-0 F9			0-0 4-3	5 1 1 0 0 1 2																													
Billy Grabarkewitz, R OBP: 0.425, SLG: 0.476 (1, 5) X	0-0 F9	0-0 G3		0-0 3B		0-0 F9			0-0 6-3	5 0 1 0 0 0 3																													
Willie Davis, L OBP: 0.341, SLG: 0.438 (1, 8) X	0-0 1B 2B	0-0 E 1B		0-0 L9			0-0 S 1B		0-0 4-3	5 2 3 1 0 0 1																													
Wes Parker, S OBP: 0.395, SLG: 0.485 (1, 3) X	0-0 2B G1-2-3 1B	0-0 E6			0-0 G3			0-0 1-3		4 0 1 1 0 0 2																													
Jim Lefebvre, S OBP: 0.329, SLG: 0.364 (1, 4) X	0-0 2B	0-0 4-3			0-0 L9			0-0 1B		4 0 2 2 0 0 2																													
Tom Haller, L OBP: 0.347, SLG: 0.440 (1, 2) X	4-0 IBB		0-0 L3		4-0 BB			0-0 F4		2 0 0 0 2 0 0																													
Bill Russell, R OBP: 0.242, SLG: 0.318 (1, 9) X	0-0 G1-2-3		0-0 6-3		0-0 F7			0-0 6-3		4 0 0 0 0 0 4																													
Willie Crawford, L OBP: 0.308, SLG: 0.367 (1, 7) X		0-0 HR	0-0 4-3			0-0 F6		0-3 K		4 1 1 1 0 1 0																													
Claude Osteen, L OBP: 0.271, SLG: 0.369 (1, 1) X				0-0 F8						3 1 2 0 0 0 0																													
Bill Sudakis, S OBP: 0.337, SLG: 0.412 (8, PH) X										1 0 0 0 0 0 0																													
Pete Mikkelsen, R (8, 1) X		0-0 G3 1B				0-0 2B			0-0 F9	0 0 0 0 0 0 0																													
<b>Inning Stats</b>	R: 2 E: 0 K: 0 S: 6	H: 4 LOB: 2 BB: 1 P: 10	R: 2 E: 1 K: 1 S: 9	H: 3 LOB: 2 BB: 0 P: 9	R: 0 E: 0 K: 0 S: 3	H: 0 LOB: 0 BB: 0 P: 3	R: 0 E: 0 K: 0 S: 4	H: 1 LOB: 1 BB: 0 P: 4	R: 0 E: 0 K: 0 S: 4	H: 1 LOB: 1 BB: 0 P: 4	R: 1 E: 0 K: 0 S: 4	H: 2 LOB: 0 BB: 0 P: 4	R: 0 E: 0 K: 1 S: 5	H: 0 LOB: 0 BB: 0 P: 5	R: 0 E: 0 K: 0 S: 3	H: 0 LOB: 0 BB: 0 P: 3	1B: 7 2B: 2 3B: 1 HR: 1	SF: 0 SAC: 0 DP: 1 HBP: 0	WP: 0 PB: 0 SB: 1 CS: 0	PA: 39																			
<b>PITCHER</b> Steve Renko, R ERA: 4.58 (1, 1)	IP 9.0	WLS W	BF 39	H 11	R 5	ER 5	SO 2	BB 1	IBB 1	HBP 0	BLK 0	WP 0	HR 1	S 41	P 49	ERA 5.00	WHIP 1.333					<b>PITCHER</b>	IP 9.0	WLS W	BF 39	H 11	R 5	ER 5	SO 2	BB 1	IBB 1	HBP 0	BLK 0	WP 0	HR 1	S 41	P 49	ERA 5.00	WHIP 1.333

**Los Angeles Dodgers @ Montreal Expos**  
 Jarry Park, Montreal, QB  
 Sat Aug 01 1970, 7:05 PM EDT  
 Att: 26,107 - Unknown

AB	37
R	5
H	11
RBI	5
BB	2
SO	2
LOB	14



Batter	1	2	3	4	5	6	7	8	9
<b>Gary Sutherland, R</b> OBP: 0.287, SLG: 0.277 (1, 4)	0-0 HR 1B		0-0 6-3		0-0 E6		0-0 F8		
<b>Adolfo Phillips, R</b> OBP: 0.339, SLG: 0.365 (1, 8)	0-3 K		0-0 L6		0-0 L6		0-3 K		
<b>Rusty Staub, L</b> OBP: 0.417, SLG: 0.538 (1, 9)	0-0 F5			0-3 K		0-0 HR	0-0 HR		
<b>Bob Bailey, R</b> OBP: 0.438, SLG: 0.726 (1, 7)	0-0 HR			4-0 BB		4-0 BB	0-0 5-3		
<b>Don Hahn, R</b> OBP: 0.383, SLG: 0.291 (8, 7)									
<b>Coco Laboy, R</b> OBP: 0.265, SLG: 0.330 (1, 5)	0-0 F9			0-3 K		4-0 BB		0-0 5-3	
<b>John Boccabella, R</b> OBP: 0.318, SLG: 0.432 (1, 2)		0-0 G6-4-3 1B		0-0 L9		4-0 BB		0-0 6-3	
<b>Ron Fairly, L</b> OBP: 0.401, SLG: 0.465 (1, 3)		0-0 F9			0-0 G3	0-3 K		0-0 G3	
<b>Bobby Wine, R</b> OBP: 0.264, SLG: 0.274 (1, 6)		0-0 G6-4-3			0-0 5-3	0-0 SF7			
<b>Steve Renko, R</b> OBP: 0.208, SLG: 0.213 (1, 1)			0-0 F9		0-0 E	0-0 1-3			

Inning Stats	R: 2 E: 0 K: 1 S: 7	H: 2 LOB: 0 BB: 0 P: 7	R: 0 E: 0 K: 0 S: 3	H: 1 LOB: 0 BB: 0 P: 3	R: 0 E: 0 K: 0 S: 3	H: 0 LOB: 0 BB: 0 P: 3	R: 0 E: 0 K: 2 S: 7	H: 0 LOB: 1 BB: 1 P: 11	R: 1 E: 1 K: 0 S: 5	H: 1 LOB: 1 BB: 0 P: 5	R: 2 E: 0 K: 1 S: 6	H: 1 LOB: 2 BB: 3 P: 18	R: 1 E: 0 K: 1 S: 6	H: 1 LOB: 0 BB: 0 P: 6	R: 0 E: 0 K: 0 S: 3	H: 0 LOB: 0 BB: 0 P: 3
--------------	------------------------------	---------------------------------	------------------------------	---------------------------------	------------------------------	---------------------------------	------------------------------	----------------------------------	------------------------------	---------------------------------	------------------------------	----------------------------------	------------------------------	---------------------------------	------------------------------	---------------------------------

PITCHER	IP	WLS	BF	H	R	ER	SO	BB	IBB	HBP	BLK	WP	HR	S	P	ERA	WHIP
<b>Claude Osteen, L</b> ERA: 3.39 (1, 1)	7.0	L	31	6	6	5	5	4	0	0	0	0	3	37	53	6.43	1.429
<b>Pete Mikkelsen, R</b> ERA: 3.44 (8, 1)	1.0		3	0	0	0	0	0	0	0	0	0	0	3	3	0.00	0.000

**BOTTOM**

**Los Angeles Dodgers @ Montreal Expos**  
**Jarry Park, Montreal, QB**  
 Sat Aug 01 1970, 7:05 PM EDT  
 Att. 26,107 - Unknown

AB	R	H	RBI	BB	SO	LOB
4	1	1	0	0	0	0
4	0	0	0	0	2	2
4	2	2	2	0	1	1
2	2	1	2	2	0	0
0	0	0	0	0	0	0
3	0	0	0	1	1	1
3	0	1	0	1	0	1
4	0	0	0	0	1	4
2	0	0	1	0	0	1
3	1	1	0	0	0	2

AB	29
R	6
H	6
RBI	5
BB	4
SO	5
LOB	12

WP: 0 PA: 34  
 PB: 0  
 SB: 0  
 CS: 0



PITCHER	IP	WLS	BF	H	R	ER	SO	BB	IBB	HBP	BLK	WP	HR	S	P	ERA	WHIP
---------	----	-----	----	---	---	----	----	----	-----	-----	-----	----	----	---	---	-----	------

Batter	1	2	3	4	5	6	7	8	9	AB R H RBI BB SO LOB	TOP								
<b>Billy Grabarkewitz, R</b> OBP: 0.422, SLG: 0.471 (1, 6) (9, 5)	0-3 K	0-0 F8			0-0 6-3		0-0 5-3		4-0 E 1B BB	4 1 0 0 1 1 1									
<b>Manny Mota, R</b> OBP: 0.386, SLG: 0.407 (1, 7)	0-0 2B 1B		0-0 4-3		0-0 1-3		0-0 1-3		0-0 E6 1B 1B	5 1 1 0 0 0 2									
<b>Willie Davis, L</b> OBP: 0.345, SLG: 0.442 (1, 8)	0-0 1-3 2B		0-0 1-3 1B			0-0 F9		0-0 G3	0-0 1B 1B	5 0 3 2 0 0 0									
<b>Wes Parker, S</b> OBP: 0.397, SLG: 0.487 (1, 3)	4-0 IBB		0-0 1-3			0-0 1B FC4-6 2B		0-3 K	0-0 1B G6-3 1B	4 1 2 1 1 1 1									
<b>Jim Lefebvre, S</b> OBP: 0.327, SLG: 0.361 (1, 4)	0-3 K		0-0 1-3			0-0 FC4-6 1B		0-3 K	0-0 G6-3 1B	5 0 1 0 0 2 6									
<b>Tom Haller, L</b> OBP: 0.346, SLG: 0.450 (1, 2)	0-3 K			0-0 4-3		0-0 FC4-6 1B			0-0 HR	4 1 1 2 0 1 4									
<b>Bill Sudakis, S</b> OBP: 0.347, SLG: 0.439 <b>Maury Wills, S</b> OBP: 0.344, SLG: 0.314 (1, 5) (9, 6)		H 1-0 3-5-3 1B HBP		0-0 F9		0-0 1-3 1B			0-0 HR	3 1 2 1 0 0 0 0 0 0 0 0 0 0									
<b>Bill Russell, R</b> OBP: 0.242, SLG: 0.315 (1, 9)		X 0-0 1-2 3-5-3 1B		0-0 4-3		0-0 5-3			0-0 6-3	4 0 1 0 0 0 2									
<b>Joe Moeller, R</b> OBP: 0.200, SLG: 0.167 <b>Von Joshua, L</b> OBP: 0.273, SLG: 0.329 <b>Ray Lamb, R</b> (7, 1) <b>Willie Crawford, L</b> OBP: 0.311, SLG: 0.369 <b>Jim Brewer, L</b> OBP: 0.100, SLG: 0.100 (9, 1) (9, 1)		X 0-0 1-2f 2-3 3-5-3			0-0 F9		0-3 K		0-0 E BB 1B 1B	2 0 0 0 0 0 2 1 0 0 0 0 1 0 0 0 0 0 0 0 0 1 1 1 0 0 0 0 0 0 0 0 0 0 0									
<b>Inning Stats</b>	R: 0 E: 0 K: 3 S: 11	H: 2 LOB: 3 BB: 1 P: 15	R: 0 E: 0 K: 0 S: 3	H: 1 LOB: 1 BB: 0 P: 4	R: 0 E: 0 K: 0 S: 4	H: 1 LOB: 1 BB: 0 P: 4	R: 0 E: 0 K: 0 S: 3	H: 0 LOB: 0 BB: 0 P: 3	R: 0 E: 0 K: 1 S: 5	H: 0 LOB: 0 BB: 0 P: 5	R: 0 E: 0 K: 2 S: 7	H: 0 LOB: 0 BB: 0 P: 7	R: 5 E: 1 K: 0 S: 8	H: 5 LOB: 1 BB: 1 P: 12	1B: 8 2B: 3 3B: 0 HR: 2	SF: 0 SAC: 0 DP: 2 HBP: 1	WP: 0 PB: 0 SB: 0 CS: 0	PA: 41	
<b>PITCHER</b> <b>Carl Morton, R</b> ERA: 3.7 <b>John Strohmayr, R</b> ERA: 4.81	IP 8.0	WLS 34	H 9	R 3	ER 3	SO 6	BB 0	IBB 1	HBP 1	BLK 0	WP 0	HR 2	S 44	P 49	ERA 3.38	WHIP 1.125			
	IP 1.0	L 7	H 3	R 3	ER 2	SO 0	BB 1	IBB 0	HBP 0	BLK 0	WP 0	HR 0	S 6	P 10	ERA 18.00	WHIP 4.000			

**Los Angeles Dodgers @ Montreal Expos**  
 Jarry Park, Montreal, QB  
 Sun Aug 02 1970, 3:33 AM EDT  
 Att: 20,763 - Unknown

AB	38
R	6
H	12
RBI	6
BB	2
SO	6
LOB	18



WP: 0	PA: 41
PB: 0	
SB: 0	
CS: 0	



Batter	1	2	3	4	5	6	7	8	9	AB	R	H	RBI	BB	SO	LOB
<b>Jim Gosger, L</b> OBP: 0.376, SLG: 0.399 (1, 8) X	0-0 6-3 X	0-0 G3 X		0-0 2B X 1-H 2-H			0-0 F4 X			4	0	1	2	0	0	2
<b>Ron Fairly, L</b> OBP: 0.399, SLG: 0.461 (1, 3) X	0-0 G3 X		H 1-0 HBP X	0-0 F8 X			0-0 4-3 X			3	0	0	0	0	0	1
<b>Rusty Staub, L</b> OBP: 0.416, SLG: 0.534 (1, 9) B B B	4-0 BB X		X 0-0 F9 X 1-2		X 0-0 6-3 X			X 0-0 6-3 X		3	0	0	0	1	0	1
<b>Bob Bailey, R</b> OBP: 0.434, SLG: 0.711 (1, 5) X	0-0 F5 X		X 0-0 F5 X		0-3 K X			B 4-0 BB X		3	0	0	0	1	1	2
<b>Coco Laboy, R</b> OBP: 0.265, SLG: 0.330 (9, 5)										0	0	0	0	0	0	0
<b>Jim Fairey, L</b> OBP: 0.337, SLG: 0.419 (1, 7)		X 0-0 4-3 X	X 0-0 F9 X		X 0-0 4-3 X			X 0-0 4-3 X 1-2		4	0	0	0	0	0	2
<b>Mary Staehle, L</b> OBP: 0.317, SLG: 0.283 (1, 4)		X 0-0 E 2B 1B X		X 0-0 1B 2B 1B X		X 0-0 3-1 X		X 0-0 F8 X		4	2	2	0	0	0	1
<b>John Bateman, R</b> OBP: 0.268, SLG: 0.378 (1, 2)		X 0-0 E7 2B CS 1-2 X		X 0-3 K X		X 0-0 F2 X		X 0-3 K X		4	0	0	0	0	2	2
<b>Bobby Wine, R</b> OBP: 0.266, SLG: 0.279 (1, 6)		X 0-0 CS 2B 1-3 2-H X		X 0-0 2B 1B 1-2 X		X 0-3 K X		X 0-0 5-3 X		4	1	2	1	0	1	0
<b>Carl Morton, R</b> OBP: 0.242, SLG: 0.259 (1, 1) B B B		B 4-0 BB X		X 0-0 F8 X		X 0-3 K X		X 0-0 6-3 X		2	0	0	0	1	1	2
<b>Gary Sutherland, R</b> OBP: 0.286, SLG: 0.276 (9, 4) B B B		B 2-3 3-H BB X								1	0	0	0	0	0	0
<b>John Strohmayer, R</b> OBP: 0.167, SLG: 0.167 (9, 1)										0	0	0	0	0	0	0

Inning Stats	R: 0	H: 0	E: 0	K: 0	S: 3	R: 1	H: 2	E: 1	K: 0	S: 5	R: 0	H: 0	E: 0	K: 0	S: 3	R: 2	H: 3	E: 0	K: 1	S: 8	R: 0	H: 0	E: 0	K: 1	S: 5	R: 0	H: 0	E: 0	K: 0	S: 5	R: 0	H: 0	E: 0	K: 1	S: 5	R: 0	H: 0	E: 0	K: 0	S: 3	R: 0	H: 0	E: 0	K: 1	S: 5	R: 0	H: 0	E: 0	K: 1	S: 5	1B: 3	SF: 0	2B: 2	SAC: 0	3B: 0	DP: 0	HR: 0	HBP: 1	WP: 0	PA: 36
--------------	------	------	------	------	------	------	------	------	------	------	------	------	------	------	------	------	------	------	------	------	------	------	------	------	------	------	------	------	------	------	------	------	------	------	------	------	------	------	------	------	------	------	------	------	------	------	------	------	------	------	-------	-------	-------	--------	-------	-------	-------	--------	-------	--------

PITCHER	IP	WLS	BF	H	R	ER	SO	BB	IBB	HBP	BLK	WP	HR	S	P	ERA	WHIP
<b>Joe Moeller, R</b> ERA: 2.82 (1, 1)	6.0		26	5	3	2	3	2	0	1	0	0	0	29	38	3.00	1.167
<b>Ray Lamb, R</b> ERA: 3.55 (7, 1)	2.0	W	7	0	0	0	1	1	0	0	0	0	0	8	12	0.00	0.500
<b>Jim Brewer, L</b> ERA: 3.09 (9, 1)	1.0	S	3	0	0	0	1	0	0	0	0	0	0	5	5	0.00	0.000

**Los Angeles Dodgers @ Montreal Expos**  
**Jarry Park, Montreal, QB**  
Sun Aug 02 1970, 3:33 AM EDT  
Att. 20,763 - Unknown

<b>AB</b>	<b>32</b>
<b>R</b>	<b>3</b>
<b>H</b>	<b>5</b>
<b>RBI</b>	<b>3</b>
<b>BB</b>	<b>3</b>
<b>SO</b>	<b>5</b>
<b>LOB</b>	<b>13</b>



Batter	1	2	3	4	5	6	7	8	9	AB R H RBI BB SO LOB	TOP		
<b>Bobby Bonds, R</b> OBP: 0.393, SLG: 0.504 (1, 8) X	0-0 1B 1B 2B	0-3 K			0-0 1B 1B		0-0 4-3		0-3 K	5 1 2 0 0 2 0	<b>San Francisco Giants @ Los Angeles Dodgers</b> <b>Dodger Stadium, Los Angeles, CA</b> Mon Aug 03 1970, 7:05 PM PDT Att: 24,473 - Unknown <a href="http://livebaseballscorecards.com">livebaseballscorecards.com</a>		
<b>Tito Fuentes, S</b> OBP: 0.294, SLG: 0.320 (1, 4) X	0-0 1B HR 2-3 1B	0-0 4-3			0-0 S 1B 1-2 1B		4-0 WP BB		0-0 3-1	4 1 2 0 1 0 0			
<b>Ken Henderson, S</b> OBP: 0.425, SLG: 0.501 (1, 9) X	0-0 1-3 HR 3-H 1B		0-0 F8		0-0 S 1-2 1B		0-3 K		4-0 E BB	4 1 2 1 1 1 1			
<b>Willie McCovey, L</b> OBP: 0.422, SLG: 0.572 (1, 3) X	0-0 1-H 3-H HR		0-0 F7		4-0 FC6-4 1-2 2-3 IBB		4-0 1-2 IBB		0-0 E3 1-3	3 1 1 3 2 0 1			
<b>Dick Dietz, R</b> OBP: 0.428, SLG: 0.564 (1, 2) S S S	0-3 K		0-0 F8		0-0 F3		0-3 K2-3		0-3 K	5 0 0 0 0 3 7			
<b>Jim Ray Hart, R</b> OBP: 0.398, SLG: 0.545 (1, 7) B B B	4-0 BB		0-0 F8		0-0 FC6-4 1-2f				0-0 HR	3 1 1 1 1 0 3			
<b>Ron Hunt, R</b> OBP: 0.402, SLG: 0.381 (1, 5) S S S	0-3 K		0-0 F2		0-0 F5		0-3 K		0-3 K	4 0 0 0 0 2 1			
<b>Hal Lanier, R</b> OBP: 0.270, SLG: 0.298 (1, 6) S S S	0-3 K		0-0 1B		0-0 F7		0-0 F5		0-0 F5	4 0 1 0 0 1 1			
<b>Skip Pitlock, L</b> (1, 1)		0-3 K		0-3 K		0-3 K		0-3 K		4 0 0 0 0 4 1			
<b>Inning Stats</b>	R: 4 E: 0 K: 3 S: 13 H: 4 LOB: 1 BB: 1 P: 17	R: 0 E: 0 K: 2 S: 7 H: 0 LOB: 0 BB: 0 P: 7	R: 0 E: 0 K: 0 S: 3 H: 0 LOB: 0 BB: 0 P: 3	R: 0 E: 0 K: 1 S: 6 H: 1 LOB: 1 BB: 0 P: 6	R: 0 E: 0 K: 0 S: 5 H: 3 LOB: 3 BB: 1 P: 9	R: 0 E: 0 K: 1 S: 5 H: 0 LOB: 0 BB: 0 P: 5	R: 0 E: 0 K: 2 S: 7 H: 0 LOB: 2 BB: 2 P: 15	R: 1 E: 0 K: 2 S: 8 H: 1 LOB: 0 BB: 0 P: 8	R: 0 E: 1 K: 2 S: 8 H: 0 LOB: 2 BB: 1 P: 12	1B: 6 2B: 1 3B: 0 HR: 2 SF: 0 SAC: 0 DP: 0 HBP: 0		WP: 1 PB: 0 SB: 2 CS: 0 PA: 41	
<b>PITCHER</b>	IP WLS BF H R ER SO BB IBB HBP BLK WP HR S P ERA WHIP											<b>PITCHER</b>	IP WLS BF H R ER SO BB IBB HBP BLK WP HR S P ERA WHIP
<b>Bill Singer, R</b> ERA: 2.9 (1, 1)	7.0 L 32 8 4 4 9 2 2 0 0 1 1 46 62 5.14 1.429												
<b>Pete Mikkelsen, R</b> ERA: 3.54 (8, 1)	2.0 9 1 1 1 4 1 0 0 0 0 1 16 20 4.50 1.000												



Batter	1	2	3	4	5	6	7	8	9	AB R H RBI BB SO LOB
Maury Wills, S (1, 6) OBP: 0.340, SLG: 0.310	0-0 4-3		0-3 K		0-0 F8			0-0 G3		4 0 0 0 0 1 1
Manny Mota, R (1, 7) OBP: 0.384, SLG: 0.405	0-0 6-3			0-0 1-3 E 1B	0-0 6-3			0-0 F9		4 1 1 0 0 0 0
Willie Davis, L (1, 8) OBP: 0.341, SLG: 0.438	0-0 F7			0-0 E4 1-2 1B		0-3 K		0-0 F6		4 1 0 0 0 1 1
Wes Parker, S (1, 3) OBP: 0.393, SLG: 0.482		0-0 F4		0-0 1-3		0-0 F4		0-0 F7		4 0 0 0 0 0 2
Billy Grabarkewitz, R (1, 5) OBP: 0.418, SLG: 0.465		0-3 K		0-0 5-3		0-3 K		0-3 K		4 0 0 0 0 3 2
Ted Sizemore, R (1, 4) OBP: 0.354, SLG: 0.332		0-3 K		0-0 BB 1B				0-0 1B		4 0 3 2 0 1 0
Bill Russell, R (1, 9) OBP: 0.242, SLG: 0.304			0-0 F9	4-0 BB BB BB	0-0 F4		0-0 F9	0-3 K		3 0 0 0 1 1 2
Jeff Torborg, R (1, 2) OBP: 0.315, SLG: 0.316			4-0 BB	0-0 F4		0-0 F9				1 0 0 0 1 0 2
Jim Lefebvre, S (7, PH) OBP: 0.325, SLG: 0.359										1 0 0 0 0 0 1
Tom Haller, L (8, 2) OBP: 0.346, SLG: 0.450										0 0 0 0 0 0 0
Bill Singer, R (1, 1) OBP: 0.200, SLG: 0.182			0-3 K		0-0 F3		0-3 K			2 0 0 0 0 1 1
Andy Kosco, R (7, PH) OBP: 0.225, SLG: 0.360										1 0 0 0 0 1 1
Pete Mikkelsen, R (8, 1)										0 0 0 0 0 0 0

Inning Stats	R: 0	H: 0	E: 0	K: 0	S: 3	R: 0	H: 0	E: 0	K: 2	S: 7	R: 0	H: 0	E: 0	K: 2	S: 7	R: 0	H: 0	E: 0	K: 0	S: 3	R: 0	H: 0	E: 0	K: 2	S: 7	R: 0	H: 0	E: 0	K: 1	S: 6	R: 0	H: 0	E: 0	K: 0	S: 3	R: 0	H: 1	E: 0	K: 2	S: 8	R: 0	H: 1	E: 0	K: 2	S: 8	1B: 4	2B: 0	3B: 0	HR: 0	SF: 0	SAC: 0	DP: 0	HBP: 0	WP: 0	PB: 0	SB: 0	CS: 0	PA: 34
PITCHER Skip Pitlock, L (1, 1) ERA: 4.12	IP	WLS	BF	H	R	ER	SO	BB	IBB	HBP	BLK	WP	HR	S	P	ERA	WHIP																																									
	9.0	W	34	4	2	0	9	2	0	0	0	0	0	50	58	0.00	0.667																																									

**BOTTOM**

San Francisco Giants @ Los Angeles Dodgers  
 Dodger Stadium, Los Angeles, CA  
 Mon Aug 03 1970, 7:05 PM PDT  
 Att. 24,473 - Unknown

livebaseballscorecards.com

AB	32
R	2
H	4
RBI	2
BB	2
SO	9
LOB	13



Batter	1	2	3	4	5	6	7	8	9	AB R H RBI BB SO LOB	TOP											
<b>Bobby Bonds, R</b> (1, 9) OBP: 0.394, SLG: 0.502	0-3 K	0-0 1B		0-0 FC4-6 1B		0-3 K		0-0 6-3		5 0 2 0 0 2 0	<b>San Francisco Giants @ Los Angeles Dodgers</b> <b>Dodger Stadium, Los Angeles, CA</b> Tue Aug 04 1970, 7:05 PM PDT Att: 30,355 - Unknown											
<b>Tito Fuentes, S</b> (1, 4) OBP: 0.296, SLG: 0.322	0-3 K	0-0 5-3-6 1B		0-0 FC4-6 HR		0-3 K		0-0 1B		5 1 2 0 0 2 1												
<b>Willie Mays, R</b> (1, 8) OBP: 0.380, SLG: 0.503	1-0 HR HBP	0-0 5-3-6		0-0 HR			0-0 6-3	0-0 F8		4 2 1 2 0 0 3												
<b>Willie McCovey, L</b> (1, 3) OBP: 0.424, SLG: 0.582	0-0 HR			0-3 K			0-0 SF9 1B	0-0 F8		5 3 3 2 0 1 1												
<b>Ken Henderson, S</b> (1, 7) OBP: 0.427, SLG: 0.501	4-0 HR BB			0-0 F8			0-0 E7 E	0-0 G5-4-3 1B		4 2 2 0 1 0 1												
<b>Jim Ray Hart, R</b> (1, 5) OBP: 0.390, SLG: 0.533	0-0 HR 1B			0-0 E5			0-0 SF9	0-0 F8		4 1 1 1 0 0 3												
<b>Dick Dietz, R</b> (1, 2) OBP: 0.425, SLG: 0.570	0-0 HR			0-0 SF9			0-0 FC6-4 G5-4-3	0-0 E9 E		4 2 1 4 0 0 2												
<b>Hal Lanier, R</b> (1, 6) OBP: 0.267, SLG: 0.294	0-0 F9			0-0 F8			0-0 G5-4-3	0-0 E5		4 0 0 0 0 0 3												
<b>Juan Marichal, R</b> (1, 1) OBP: 0.075, SLG: 0.040		0-0 F5		0-0 F8		0-3 K	0-3 K			4 0 0 0 0 2 3	<b>AB 39</b> <b>R 11</b> <b>H 12</b> <b>RBI 9</b> <b>BB 1</b> <b>SO 7</b> <b>LOB 17</b>											
<b>Inning Stats</b>	R: 5 E: 0 K: 2 S: 10	H: 3 LOB: 0 BB: 1 P: 15	R: 0 E: 0 K: 0 S: 4	H: 2 LOB: 1 BB: 0 P: 4	R: 1 E: 1 K: 0 S: 6	H: 2 LOB: 2 BB: 0 P: 6	R: 2 E: 0 K: 1 S: 7	H: 2 LOB: 0 BB: 0 P: 7	R: 0 E: 1 K: 0 S: 3	H: 0 LOB: 0 BB: 0 P: 3	R: 0 E: 0 K: 3 S: 9	H: 0 LOB: 0 BB: 0 P: 9	R: 3 E: 3 K: 1 S: 9	H: 1 LOB: 1 BB: 0 P: 9	R: 0 E: 0 K: 0 S: 4	H: 1 LOB: 1 BB: 0 P: 4	R: 0 E: 0 K: 0 S: 3	H: 1 LOB: 0 BB: 0 P: 3	1B: 9 2B: 1 3B: 0 HR: 3	SF: 2 SAC: 0 DP: 3 HBP: 1	WP: 0 PB: 0 SB: 0 CS: 0	PA: 43
<b>PITCHER</b>	IP WLS BF H R ER SO BB IBB HBP BLK WP HR S P ERA WHIP																					
<b>Don Sutton, R</b> (1, 1) ERA: 3.87	3.1 L 21 9 8 8 2 1 0 1 0 0 0 3 23 28 21.60 3.000																					
<b>Fred Norman, L</b> (4, 1) ERA: 4.07	2.2 8 0 0 0 4 0 0 0 0 0 0 16 16 0.00 0.000																					
<b>Jose Pena, R</b> (7, 1) ERA: 3.81	3.0 14 3 3 0 1 0 0 0 0 0 0 16 16 0.00 1.000																					

livebaseballscorecards.com



BOTTOM

San Francisco Giants @ Los Angeles Dodgers  
Dodger Stadium, Los Angeles, CA

AB	38
R	4
H	12
RBI	4
BB	0
SO	2
LOB	14



WP:	0	PA:	39
PB:	0		
SB:	0		
CS:	0		

Tue Aug 04 1970, 7:05 PM PDT  
Att. 30,355 - Unknown

livebaseballscorecards.com

AB	R	H	RBI	BB	SO	LOB
2	0	0	0	0	0	0
3	1	1	1	0	0	0
3	0	2	0	0	0	0
2	0	0	0	0	1	0
5	0	0	0	0	1	2
4	2	3	0	0	0	1
4	1	3	2	0	0	2
4	0	0	0	0	0	3
3	0	0	1	0	0	1
4	0	3	0	0	0	0
1	0	0	0	0	0	1
1	0	0	0	0	0	2
1	0	0	0	0	0	2
0	0	0	0	0	0	0
1	0	0	0	0	0	0

Batter	1	2	3	4	5	6	7	8	9
Maury Wills, S (1, 6) OBP: 0.338, SLG: 0.308	F5		F7		F9		F5		HR
Bill Sudakis, S (5, 5) OBP: 0.347, SLG: 0.458									
Manny Mota, R (1, 7) OBP: 0.387, SLG: 0.408	1B		FC4-6 1B		6-3		K		1-3
Willie Crawford, L (6, 7) OBP: 0.308, SLG: 0.366									
Willie Davis, L (1, 8) OBP: 0.337, SLG: 0.433	K		FC4-6 1-2f		4-3		4-3		5-3
Wes Parker, S (1, 3) OBP: 0.397, SLG: 0.488					F8				
Billy Grabarkewitz, R (1, 5) OBP: 0.421, SLG: 0.477	FC6-4 1-2f								
Tom Haller, L (1, 2) OBP: 0.340, SLG: 0.442									
Ted Sizemore, R (1, 4) OBP: 0.348, SLG: 0.327									
Bill Russell, R (1, 9) OBP: 0.262, SLG: 0.344									
Don Sutton, R (1, 1) OBP: 0.271, SLG: 0.210									
Fred Norman, S (4, 1) OBP: 0.600, SLG: 0.333									
Len Gabrielson, L (6, PH) OBP: 0.214, SLG: 0.222									
Jose Pena, R (7, 1) OBP: 0.300, SLG: 0.125									
Andy Kosco, R (9, PH) OBP: 0.224, SLG: 0.358									

Inning	1	2	3	4	5	6	7	8	9
R: 0	R: 0	R: 0	R: 0	R: 0	R: 0	R: 1	R: 0	R: 2	R: 1
E: 0	E: 0	E: 0	E: 0	E: 0	E: 0	E: 0	E: 0	E: 0	E: 0
K: 1	K: 0	K: 0	K: 0	K: 0	K: 0	K: 0	K: 1	K: 0	K: 0
S: 7	S: 4	S: 4	S: 4	S: 5	S: 3	S: 6	S: 5	S: 5	S: 4
H: 2	H: 1	H: 1	H: 1	H: 2	H: 0	H: 3	H: 0	H: 2	H: 1
LOB: 2	LOB: 1	LOB: 1	LOB: 1	LOB: 2	LOB: 0	LOB: 2	LOB: 0	LOB: 0	LOB: 0
BB: 0	BB: 0	BB: 0	BB: 0	BB: 0	BB: 0	BB: 0	BB: 0	BB: 0	BB: 0
P: 7	P: 4	P: 4	P: 4	P: 5	P: 3	P: 6	P: 5	P: 5	P: 4

Inning	1	2	3	4	5	6	7	8	9
R: 0	R: 0	R: 0	R: 0	R: 0	R: 0	R: 0	R: 0	R: 0	R: 0
E: 0	E: 0	E: 0	E: 0	E: 0	E: 0	E: 0	E: 0	E: 0	E: 0
K: 0	K: 0	K: 0	K: 0	K: 0	K: 0	K: 0	K: 0	K: 0	K: 0
S: 0	S: 0	S: 0	S: 0	S: 0	S: 0	S: 0	S: 0	S: 0	S: 0
H: 0	H: 0	H: 0	H: 0	H: 0	H: 0	H: 0	H: 0	H: 0	H: 0
LOB: 0	LOB: 0	LOB: 0	LOB: 0	LOB: 0	LOB: 0	LOB: 0	LOB: 0	LOB: 0	LOB: 0
BB: 0	BB: 0	BB: 0	BB: 0	BB: 0	BB: 0	BB: 0	BB: 0	BB: 0	BB: 0
P: 0	P: 0	P: 0	P: 0	P: 0	P: 0	P: 0	P: 0	P: 0	P: 0

Inning	1	2	3	4	5	6	7	8	9
R: 0	R: 0	R: 0	R: 0	R: 0	R: 0	R: 0	R: 0	R: 0	R: 0
E: 0	E: 0	E: 0	E: 0	E: 0	E: 0	E: 0	E: 0	E: 0	E: 0
K: 0	K: 0	K: 0	K: 0	K: 0	K: 0	K: 0	K: 0	K: 0	K: 0
S: 0	S: 0	S: 0	S: 0	S: 0	S: 0	S: 0	S: 0	S: 0	S: 0
H: 0	H: 0	H: 0	H: 0	H: 0	H: 0	H: 0	H: 0	H: 0	H: 0
LOB: 0	LOB: 0	LOB: 0	LOB: 0	LOB: 0	LOB: 0	LOB: 0	LOB: 0	LOB: 0	LOB: 0
BB: 0	BB: 0	BB: 0	BB: 0	BB: 0	BB: 0	BB: 0	BB: 0	BB: 0	BB: 0
P: 0	P: 0	P: 0	P: 0	P: 0	P: 0	P: 0	P: 0	P: 0	P: 0

PITCHER	IP	WLS	BF	H	R	ER	SO	BB	IBB	HBP	BLK	WP	HR	S	P	ERA	WHIP
Juan Marichal, R (1, 1) ERA: 4.81	9.0	W	39	12	4	4	2	0	0	0	0	0	2	43	43	4.00	1.333

Batter	1	2	3	4	5	6	7	8	9	AB R H RBI BB SO LOB	TOP																								
Felix Millan, R OBP: 0.350, SLG: 0.390 (1, 4) X	0-0 L4		0-0 SH5-3		0-0 F5			0-0 6-3		3 0 0 0 0 0 1																									
Tony Gonzalez, L OBP: 0.337, SLG: 0.363 (1, 8) X	0-0 E6		0-0 F8			0-0 G5-4-3 1B		0-0 1B	0-0 1B	4 1 2 0 0 0 1																									
Hank Aaron, R OBP: 0.373, SLG: 0.606 Mike Lum, L OBP: 0.335, SLG: 0.464 (1, 9) X (6, 9)	0-0 F9			0-0 F2		0-0 G5-4-3		0-0 1B	0-0 1B	3 0 0 0 0 0 2 1 0 1 0 0 0 0																									
Orlando Cepeda, R OBP: 0.386, SLG: 0.570 Tommye Aaron, R OBP: 0.319, SLG: 0.467 (1, 3) X (6, 3)	0-0 4-3			0-0 HR		0-0 3-1		0-0 1B	0-0 1B	3 1 1 1 0 0 1 1 0 0 0 0 0 1																									
Hal King, L OBP: 0.376, SLG: 0.476 (1, 2)		0-3 K		0-3 K			0-0 F7		4-0 BB	3 0 0 0 1 2 0																									
Jimmie Hall, L OBP: 0.229, SLG: 0.297 (1, 7)		0-0 G3		0-0 1-3			0-0 4-3		0-0 F8	4 0 0 0 0 0 1																									
Bob Aspromonte, R OBP: 0.265, SLG: 0.237 (1, 5)		0-0 4-3			0-0 G5-4-3 1B		0-0 4-3			3 0 1 0 0 0 0																									
Gil Garrido, R OBP: 0.304, SLG: 0.331 (1, 6)			0-0 6-3		0-0 G5-4-3			0-0 F9		3 0 0 0 0 0 1																									
George Stone, L OBP: 0.276, SLG: 0.241 Don Cardwell, R OBP: 0.222, SLG: 0.250 Julio Navarro, R OBP: 0.200, SLG: 0.200 (1, 1) X (4, 1) X (5, 1) X			0-0 SH5-3 1B		0-0 1B			0-3 K		1 0 1 0 0 0 0 1 0 1 0 0 0 0 1 0 0 0 0 1 0																									
<b>Inning Stats</b>	R: 0 E: 1 K: 0 S: 4	H: 0 LOB: 1 BB: 0 P: 4	R: 0 E: 0 K: 1 S: 5	H: 0 LOB: 0 BB: 0 P: 5	R: 0 E: 0 K: 0 S: 4	H: 1 LOB: 1 BB: 0 P: 4	R: 1 E: 0 K: 1 S: 6	H: 1 LOB: 0 BB: 0 P: 6	R: 0 E: 0 K: 0 S: 4	H: 2 LOB: 1 BB: 0 P: 4	R: 0 E: 0 K: 0 S: 3	H: 1 LOB: 0 BB: 0 P: 3	R: 0 E: 0 K: 0 S: 3	H: 0 LOB: 0 BB: 0 P: 3	R: 0 E: 0 K: 1 S: 5	H: 0 LOB: 0 BB: 0 P: 5	R: 1 E: 0 K: 0 S: 4	H: 2 LOB: 1 BB: 1 P: 8	1B: 6 2B: 0 3B: 0 HR: 1	SF: 0 SAC: 1 DP: 3 HBP: 0	WP: 0 PB: 0 SB: 0 CS: 0	PA: 33													
<b>PITCHER</b> Alan Foster, R ERA: 3.77 (1, 1)	IP 9.0	WLS W	BF 33	H 7	R 2	ER 2	SO 3	BB 1	IBB 0	HBP 0	BLK 0	WP 0	HR 1	S 38	P 42	ERA 2.00	WHIP 0.889	<b>PITCHER</b>	IP 9.0	WLS W	BF 33	H 7	R 2	ER 2	SO 3	BB 1	IBB 0	HBP 0	BLK 0	WP 0	HR 1	S 38	P 42	ERA 2.00	WHIP 0.889

Atlanta Braves @ Los Angeles Dodgers  
Dodger Stadium, Los Angeles, CA  
Wed Aug 05 1970, 7:05 PM PDT  
Att: 18,094 - Unknown

AB	31
R	2
H	7
RBI	1
BB	1
SO	3
LOB	8





Batter	1	2	3	4	5	6	7	8	9	AB R H RBI BB SO LOB	TOP
Oscar Brown, R (1, 8) OBP: 0.400, SLG: 0.500 Tony Gonzalez, L (4, PR) OBP: 0.335, SLG: 0.361 (4, 8)	0-0 1B 2B 1B	0-0 SF9 2-3 3-H		0-0 BB 1-3 1B		0-0 5-3			0-3 K	2 1 2 1 0 0 0 2 0 0 0 0 1 0	
Felix Millan, R (1, 4) OBP: 0.357, SLG: 0.402	0-0 2B 1-2 1B	0-0 1-3 3-H 2B		0-0 BB 1-2 1B			0-0 1-3 1B		0-0 2B	5 0 5 2 0 0 0	
Hank Aaron, R (1, 9) OBP: 0.373, SLG: 0.605	0-0 2B 1-H 2-H	0-0 F3		0-0 FC6-4 BB 1-2 2-3			0-0 F7		0-0 5-3	4 0 1 1 1 0 4	
Orlando Cepeda, R (1, 3) OBP: 0.386, SLG: 0.567	0-3 K			0-0 G6-3 1B 1-2f			0-0 1-3		4-0 IBB	4 0 1 0 1 1 5	
Tommie Aaron, R (1, 7) OBP: 0.300, SLG: 0.438 Mike Lum, L (7, PH) OBP: 0.331, SLG: 0.458 (7, 7)	0-0 5-3			0-0 G6-3 1-2f		0-0 5-3		0-0 G3	0-0 F7	3 0 0 0 0 0 2 2 0 0 0 0 0 3	
Clete Boyer, R (1, 5) OBP: 0.305, SLG: 0.366		0-3 K		0-0 6-3		0-0 6-3		0-0 1B S 1B		4 0 1 0 0 1 0	
Bob Tillman, R (1, 2) OBP: 0.273, SLG: 0.319		0-0 1B E SF9 1B		0-3 K		0-0 4-3		0-3 K 1-2		4 1 1 0 0 2 1	
Gil Garrido, R (1, 6) OBP: 0.307, SLG: 0.333		0-0 E5 SF9 1B 2B		0-0 1B 1B		0-0 6-3		0-0 K 2-H 1B		4 2 2 0 0 0 1	
Jim Nash, R (1, 1) OBP: 0.141, SLG: 0.226 Hoyt Wilhelm, R (6, 1)		0-0 2B 1-2 2-3 1B		0-0 F5		0-3 K		0-3 K		3 0 1 0 0 1 1 1 0 0 0 0 1 1	
<b>Inning Stats</b>	R: 1 E: 0 K: 1 S: 7 H: 3 LOB: 1 P: 7	R: 2 E: 1 K: 1 S: 9 H: 3 LOB: 2 BB: 0 P: 9	R: 0 E: 0 K: 0 S: 3 H: 1 LOB: 0 BB: 0 P: 3	R: 1 E: 0 K: 1 S: 8 H: 3 LOB: 3 BB: 1 P: 12	R: 0 E: 0 K: 0 S: 3 H: 0 LOB: 0 BB: 0 P: 3	R: 0 E: 0 K: 1 S: 5 H: 0 LOB: 0 BB: 0 P: 5	R: 0 E: 0 K: 0 S: 4 H: 1 LOB: 1 BB: 0 P: 4	R: 0 E: 0 K: 2 S: 8 H: 2 LOB: 1 BB: 0 P: 8	R: 0 E: 0 K: 1 S: 6 H: 1 LOB: 2 BB: 1 P: 10	1B: 11 2B: 3 3B: 0 HR: 0 SF: 1 SAC: 0 DP: 1 HBP: 0	WP: 0 PB: 0 SB: 1 CS: 0 PA: 41
<b>PITCHER</b>	IP WLS BF H R ER SO BB IBB HBP BLK WP HR S P ERA WHIP	IP WLS BF H R ER SO BB IBB HBP BLK WP HR S P ERA WHIP	IP WLS BF H R ER SO BB IBB HBP BLK WP HR S P ERA WHIP	IP WLS BF H R ER SO BB IBB HBP BLK WP HR S P ERA WHIP	IP WLS BF H R ER SO BB IBB HBP BLK WP HR S P ERA WHIP	IP WLS BF H R ER SO BB IBB HBP BLK WP HR S P ERA WHIP	IP WLS BF H R ER SO BB IBB HBP BLK WP HR S P ERA WHIP	IP WLS BF H R ER SO BB IBB HBP BLK WP HR S P ERA WHIP	IP WLS BF H R ER SO BB IBB HBP BLK WP HR S P ERA WHIP	IP WLS BF H R ER SO BB IBB HBP BLK WP HR S P ERA WHIP	IP WLS BF H R ER SO BB IBB HBP BLK WP HR S P ERA WHIP
Claude Osteen, L (1, 1) ERA: 3.42	3.2 L 20 10 4 2 3 0 0 0 0 0 0 26 26 4.91 2.727										
Ray Lamb, R (4, 1) ERA: 3.31	2.1 8 0 0 0 1 1 0 0 0 0 0 0 9 13 0.00 0.429										
Pete Mikkelsen, R (7, 1) ERA: 3.22	2.0 8 3 0 0 2 0 0 0 0 0 0 0 12 12 0.00 1.500										
Jim Brewer, L (9, 1) ERA: 3.04	1.0 5 1 0 0 1 0 0 1 0 0 0 0 6 10 0.00 1.000										

Atlanta Braves @ Los Angeles Dodgers  
Dodger Stadium, Los Angeles, CA  
Thu Aug 06 1970, 7:05 PM PDT  
Att: 20,181 - Unknown

livebaseballscorecards.com

AB	38
R	4
H	14
RBI	4
BB	2
SO	7
LOB	18





Batter	1	2	3	4	5	6	7	8	9	AB R H RBI BB SO LOB
Billy Grabarkewitz, R (1, 6) OBP: 0.423, SLG: 0.479	0-0 6-3		4-0 1B BB		0-0 FC4-6 1B	0-0 FC5-2-6 1-2 3-H			0-3 K	4 0 1 0 1 1 2
Manny Mota, R (1, 7) OBP: 0.385, SLG: 0.409	0-0 5-3 1B		0-0 F8		0-0 FC4-6 1B	0-0 L6			0-0 F7	5 1 1 0 0 0 4
Willie Davis, L (1, 8) OBP: 0.342, SLG: 0.447	0-0 5-3 1-2 1B		0-0 1B 1B		0-0 1B 1B				0-0 3B	5 0 4 0 0 0 0
Wes Parker, S (1, 3) OBP: 0.399, SLG: 0.489	0-0 5-3 1-2 2-3		0-0 1B 1B		0-0 1B 1B				0-0 F7	5 0 2 1 0 0 3
Bill Sudakis, S (1, 5) OBP: 0.346, SLG: 0.447	0-0 4-3		0-3 K		0-0 F6				0-0 3-1	4 0 0 0 0 1 7
Tom Haller, L (1, 2) OBP: 0.335, SLG: 0.434		0-3 K	0-0 F8		0-0 3-1				0-3 K2-3	4 0 0 0 0 2 5
Ted Sizemore, R (1, 4) OBP: 0.347, SLG: 0.332		0-0 F8		0-0 5-3		0-0 F9 FC5-2-6 2B			0-0 FC6-4 1B	4 0 2 0 0 0 0
Bill Russell, R (1, 9) OBP: 0.286, SLG: 0.388		4-0 S BB	0-3 K		0-0 F9				0-0 FC6-4	3 0 0 0 1 1 2
Claude Osteen, L (1, 1) Ray Lario, R (4, 1) Jim Lefebvre, S (6, PH) Pete Mikkelsen, R (7, 1) Willie Crawford, L (8, PH) Jim Brewer, L (9, 1)		0-0 F5 1-2	0-3 K		0-0 F9	4-0 FC5-2-6 BB			0-3 K	1 0 0 0 0 0 1 1 0 0 0 0 1 0 0 0 0 0 1 0 0 0 0 0 0 0 0 0 1 0 0 0 0 1 1 0 0 0 0 0 0 0

Inning Stats	R: 0 E: 0 K: 5 S: 5	H: 2 LOB: 2 BB: 0 P: 5	R: 0 E: 0 K: 1 S: 5	H: 0 LOB: 1 BB: 1 P: 9	R: 0 E: 0 K: 1 S: 7	H: 2 LOB: 3 BB: 1 P: 11	R: 0 E: 0 K: 2 S: 7	H: 0 LOB: 0 BB: 0 P: 7	R: 1 E: 0 K: 0 S: 6	H: 3 LOB: 2 BB: 0 P: 6	R: 0 E: 0 K: 0 S: 4	H: 1 LOB: 2 BB: 1 P: 8	R: 0 E: 0 K: 0 S: 3	H: 0 LOB: 0 BB: 0 P: 3	R: 0 E: 0 K: 2 S: 8	H: 1 LOB: 1 BB: 0 P: 8	R: 0 E: 0 K: 1 S: 6	H: 1 LOB: 1 BB: 0 P: 6	1B: 8 2B: 1 3B: 1 HR: 0	SF: 0 SAC: 0 DP: 0 HBP: 0	WP: 0 PB: 0 SB: 1 CS: 0	PA: 40
--------------	------------------------------	---------------------------------	------------------------------	---------------------------------	------------------------------	----------------------------------	------------------------------	---------------------------------	------------------------------	---------------------------------	------------------------------	---------------------------------	------------------------------	---------------------------------	------------------------------	---------------------------------	------------------------------	---------------------------------	----------------------------------	------------------------------------	----------------------------------	--------

PITCHER	IP	WLS	BF	H	R	ER	SO	BB	IBB	HBP	BLK	WP	HR	S	P	ERA	WHIP
Jim Nash, R (1, 1) ERA: 4.19	5.1	W	27	8	1	1	4	3	0	0	0	0	0	32	44	1.69	2.062
Hoyt Wilhelm, R (6, 1) ERA: 2.79	3.2	S	13	2	0	0	3	0	0	0	0	0	0	19	19	0.00	0.545

BOTTOM

Atlanta Braves @ Los Angeles Dodgers  
 Dodger Stadium, Los Angeles, CA  
 Thu Aug 06 1970, 7:05 PM PDT  
 Att. 20,181 - Unknown

livebaseballscorecards.com

AB	37
R	1
H	10
RBI	1
BB	3
SO	7
LOB	25



Batter	1	2	3	4	5	6	7	8	9	AB R H RBI BB SO LOB	TOP											
<b>Pete Rose, S</b> (1, 9) OBP: 0.394, SLG: 0.472	0-0 F8		0-0 4-3		0-0 4-3		0-0 FC6		0-0 5-3	5 0 0 0 0 0 3												
<b>Bobby Tolan, L</b> (1, 8) OBP: 0.384, SLG: 0.468	0-3 K		0-0 F8		0-0 1-3			0-0 6-3 S 2B 1B	0-0 F7	5 1 1 0 0 1 1												
<b>Tony Perez, R</b> (1, 5) OBP: 0.418, SLG: 0.615	0-0 1B			0-0 F9		0-0 F8		4-0 6-3 2B BB		3 1 1 0 1 0 0												
<b>Johnny Bench, R</b> (1, 2) OBP: 0.354, SLG: 0.650	0-0 F7			0-0 HR		0-0 P5		0-0 6-3		4 1 1 1 0 0 3												
<b>Bernie Carbo, L</b> (1, 7) OBP: 0.468, SLG: 0.611		0-0 4-3		0-0 G3		0-0 4-3		4-0 2B SF8 IBB		3 1 0 0 1 0 0												
<b>Lee May, R</b> (1, 3) OBP: 0.295, SLG: 0.487		0-0 5-3		0-0 FC6-4 1B			0-0 E5 4-3	0-0 SF8 2B		4 0 2 2 0 0 0												
<b>Tommy Helms, R</b> (1, 4) OBP: 0.257, SLG: 0.274		0-0 1B		0-0 FC6-4			0-0 4-3	0-0 SF8		3 0 1 1 0 0 2												
<b>Woody Woodward, R</b> (1, 6) OBP: 0.309, SLG: 0.325		0-0 F7			0-0 4-3 SH1-4 1B		0-0 6-3	0-0 6-3		4 0 1 0 0 0 3												
<b>Gary Nolan, R</b> (1, 1) OBP: 0.194, SLG: 0.123			0-3 K		0-0 SH1-4		4-0 FC6 BB		0-3 K	1 0 0 0 0 1 0												
<b>Ty Cline, L</b> (7, PH) OBP: 0.357, SLG: 0.395										0 0 0 0 1 0 0												
<b>Clay Carroll, R</b> (7, 1) OBP: 0.222, SLG: 0.125										1 0 0 0 0 1 0												
<b>Wayne Granger, R</b> (9, 1) OBP: 0.143, SLG: 0.143										0 0 0 0 0 0 0												
<b>Inning Stats</b>	R: 0 E: 0 K: 1 S: 6	H: 1 LOB: 1 BB: 0 P: 6	R: 0 E: 0 K: 0 S: 4	H: 1 LOB: 1 BB: 0 P: 4	R: 0 E: 0 K: 1 S: 5	H: 0 LOB: 0 BB: 0 P: 5	R: 1 E: 0 K: 0 S: 5	H: 2 LOB: 1 BB: 0 P: 5	R: 0 E: 0 K: 0 S: 4	H: 1 LOB: 1 BB: 0 P: 4	R: 0 E: 0 K: 0 S: 3	H: 0 LOB: 0 BB: 0 P: 3	R: 0 E: 1 K: 0 S: 4	H: 0 LOB: 2 BB: 1 P: 8	R: 3 E: 0 K: 0 S: 5	H: 2 LOB: 1 BB: 2 P: 13	R: 0 E: 0 K: 1 S: 5	H: 0 LOB: 0 BB: 0 P: 5	1B: 5 2B: 1 3B: 0 HR: 1	SF: 1 SAC: 1 DP: 0 HBP: 0	WP: 0 PB: 0 SB: 1 CS: 0	PA: 38
<b>PITCHER</b>	IP WLS BF H R ER SO BB IBB HBP BLK WP HR S P ERA WHIP												<b>PITCHER</b>	IP WLS BF H R ER SO BB IBB HBP BLK WP HR S P ERA WHIP								
<b>Joe Moeller, R</b> (1, 1) ERA: 2.99	7.1 L 33 7 4 4 2 2 1 0 0 0 0 1 34 46 4.91 1.227																					
<b>Jim Brewer, L</b> (8, 1) ERA: 2.95	1.2 5 0 0 0 1 0 0 0 0 0 0 0 7 7 0.00 0.000																					

Cincinnati Reds @ Los Angeles Dodgers  
 Dodger Stadium, Los Angeles, CA  
 Fri Aug 07 1970, 7:05 PM PDT  
 Att: 35,701 - Unknown

livebaseballscorecards.com

AB	33
R	4
H	7
RBI	4
BB	3
SO	3
LOB	12



Batter	1	2	3	4	5	6	7	8	9	AB	R	H	RBI	BB	SO	LOB
Billy Grabarkewitz, R (1, 6) OBP: 0.419, SLG: 0.474 (8, 5)	0-3 K		0-0 1-3			0-0 5-3		0-0 6-3		4	0	0	0	0	0	1
Manny Mota, R (1, 7) OBP: 0.381, SLG: 0.403	0-0 F3		0-0 5-3			0-0 F7		0-0 4-3		4	0	0	0	0	0	0
Willie Davis, L (1, 8) OBP: 0.346, SLG: 0.450	0-0 1B		0-0 1-3			0-0 1B			0-0 3-1 1B	4	1	3	0	0	0	0
Wes Parker, S (1, 3) OBP: 0.398, SLG: 0.487	0-0 1B			0-0 4-3		0-0 L7			0-3 K	4	0	1	1	0	1	2
Bill Sudakis, S (1, 5) OBP: 0.341, SLG: 0.438 Maury Wills, S (8, 6) OBP: 0.337, SLG: 0.307	0-0 CS	0-3 K		0-0 F7		0-0 4-3			0-0 3-1	3	0	0	0	0	0	1
Tom Haller, L (1, 2) OBP: 0.333, SLG: 0.444		0-0 HR		0-3 K		0-3 K		0-3 K	0-0 F7	4	1	1	1	0	2	1
Ted Sizemore, R (1, 4) OBP: 0.347, SLG: 0.332		0-0 F8			0-3 K		0-0 1B			3	0	1	0	0	1	0
Bill Russell, R (1, 9) OBP: 0.287, SLG: 0.387 Jim Brewer, L (8, 1) OBP: 0.100, SLG: 0.100		0-0 1B			0-0 6-3		0-0 6-3			3	0	1	0	0	0	1
Joe Moeller, R (1, 1) OBP: 0.185, SLG: 0.154 Willie Crawford, L (8, 9) OBP: 0.305, SLG: 0.361		0-3 K			0-3 K			0-3 K		2	0	0	0	0	2	1

Inning Stats	R: 1	H: 2	E: 0	LOB: 0	K: 1	BB: 0	S: 6	P: 6	R: 1	H: 2	E: 0	LOB: 1	K: 2	BB: 0	S: 9	P: 9	R: 0	H: 0	E: 0	LOB: 0	K: 0	BB: 0	S: 3	P: 3	R: 0	H: 0	E: 0	LOB: 0	K: 1	BB: 0	S: 5	P: 5	R: 0	H: 1	E: 0	LOB: 1	K: 0	BB: 0	S: 4	P: 4	R: 0	H: 1	E: 0	LOB: 1	K: 1	BB: 0	S: 6	P: 6	R: 0	H: 0	E: 0	LOB: 0	K: 1	BB: 0	S: 5	P: 5	R: 0	H: 1	E: 0	LOB: 1	K: 1	BB: 0	S: 6	P: 6
--------------	------	------	------	--------	------	-------	------	------	------	------	------	--------	------	-------	------	------	------	------	------	--------	------	-------	------	------	------	------	------	--------	------	-------	------	------	------	------	------	--------	------	-------	------	------	------	------	------	--------	------	-------	------	------	------	------	------	--------	------	-------	------	------	------	------	------	--------	------	-------	------	------

PITCHER	IP	WLS	BF	H	R	ER	SO	BB	IBB	HBP	BLK	WP	HR	S	P	ERA	WHIP
Gary Nolan, R (1, 1) ERA: 3.35	6.0		22	5	2	2	6	0	0	0	0	0	1	34	34	3.00	0.833
Clay Carroll, R (7, 1) ERA: 2.83	2.2	W	10	2	0	0	3	0	0	0	0	0	0	16	16	0.00	0.750
Wayne Granger, R (9, 1) ERA: 2.65	0.1	S	1	0	0	0	0	0	0	0	0	0	0	1	1	0.00	0.000

**BOTTOM**

**Cincinnati Reds @ Los Angeles Dodgers**  
 Dodger Stadium, Los Angeles, CA

Fri Aug 07 1970, 7:05 PM PDT  
 Att. 35,701 - Unknown

AB	33
R	2
H	7
RBI	2
BB	0
SO	9
LOB	6

livebaseballscorecards.com



WP	PA	ERA	WHIP
0	34		
0			
1			
1			

Batter	1	2	3	4	5	6	7	8	9	AB R H RBI BB SO LOB	TOP											
<b>Pete Rose, S</b> (1, 9) OBP: 0.398, SLG: 0.483	0-0 BB 1B		0-0 6-3		4-0 1B BB BLK		0-0 1-H HR		0-0 1B HR 2B	4 3 3 2 1 0 0												
<b>Bobby Tolan, L</b> (1, 8) OBP: 0.389, SLG: 0.470	4-0 1-2 BB		0-0 4-3		4-0 1-2 1B BB		0-0 HR 1B S		0-0 2-3 HR 1B	3 2 2 0 2 0 0												
<b>Tony Perez, R</b> (1, 5) OBP: 0.420, SLG: 0.629	0-3 K		0-0 F9		0-0 1-2 2-H 1B		0-0 1-H HR		0-0 1-H HR	5 2 3 6 0 1 2												
<b>Bernie Carbo, L</b> (1, 7) OBP: 0.464, SLG: 0.614	0-3 K			0-0 HR	0-0 F7		0-0 F9		0-0 1-3	5 1 1 1 0 1 4												
<b>Lee May, R</b> (1, 3) OBP: 0.296, SLG: 0.493	0-3 K			0-0 1B	0-0 P3		0-3 K		0-0 HR	5 1 2 1 0 2 4												
<b>Tommy Helms, R</b> (1, 4) OBP: 0.254, SLG: 0.270		0-0 F9		0-0 F9		0-0 L1	0-0 F8		0-3 K	5 0 0 0 0 1 1												
<b>Pat Corrales, R</b> (1, 2) OBP: 0.338, SLG: 0.397		0-3 K		0-3 K		0-3 K		0-0 G6-4-3 1B	0-0 2B	5 0 2 0 0 3 1												
<b>Woody Woodward, R</b> (1, 6) OBP: 0.306, SLG: 0.318		4-0 BB		0-0 1-3		0-0 L9		0-0 G6-4-3 1-2f	0-0 F8	4 0 0 0 1 0 3												
<b>Tony Cloninger, R</b> (1, 1) OBP: 0.200, SLG: 0.200		0-3 K			0-0 F9		0-0 HR 1B		0-0 L9	2 0 0 0 0 1 1												
<b>Angel Bravo, L</b> (7, PH) OBP: 0.386, SLG: 0.373										1 1 1 0 0 0 0												
<b>Don Gullett, R</b> (7, 1) OBP: 0.333, SLG: 0.455										1 0 0 0 0 0 0												
<b>Wayne Granger, R</b> (9, 1) OBP: 0.143, SLG: 0.143										0 0 0 0 0 0 0												
<b>Inning Stats</b>	R: 0 E: 0 K: 3 S: 10	H: 1 LOB: 2 BB: 1 P: 14	R: 0 E: 0 K: 2 S: 7	H: 0 LOB: 1 BB: 1 P: 11	R: 0 E: 0 K: 0 S: 3	H: 0 LOB: 0 BB: 0 P: 3	R: 1 E: 0 K: 1 S: 7	H: 2 LOB: 1 BB: 0 P: 7	R: 1 E: 0 K: 0 S: 4	H: 1 LOB: 2 BB: 2 P: 12	R: 0 E: 0 K: 1 S: 5	H: 0 LOB: 0 BB: 0 P: 5	R: 4 E: 0 K: 1 S: 9	H: 4 LOB: 0 BB: 0 P: 9	R: 0 E: 0 K: 0 S: 3	H: 1 LOB: 0 BB: 0 P: 3	R: 4 E: 0 K: 1 S: 10	H: 5 LOB: 1 BB: 0 P: 10	1B: 7 2B: 2 3B: 0 HR: 5	SF: 0 SAC: 0 DP: 1 HBP: 0	WP: 0 PB: 0 SB: 1 CS: 0	PA: 44
<b>PITCHER</b>	IP WLS BF H R ER SO BB IBB HBP BLK WP HR S P ERA WHIP																					
<b>Bill Singer, R</b> (1, 1) ERA: 3.25	6.0 L 30 8 6 6 7 4 0 0 0 1 0 3 40 56 9.00 2.000																					
<b>Pete Mikkelsen, R</b> (7, 1) ERA: 2.96	2.0 6 1 0 0 1 0 0 0 0 0 0 0 8 8 0.00 0.500																					
<b>Jose Pena, R</b> (9, 1) ERA: 4.42	0.1 5 4 4 4 0 0 0 0 0 0 2 5 5 108.00 12.000																					
<b>Camilo Pascual, R</b> (9, 1) ERA: 2.57	0.2 3 1 0 0 1 0 0 0 0 0 0 0 5 5 0.00 1.500																					

Cincinnati Reds @ Los Angeles Dodgers  
 Dodger Stadium, Los Angeles, CA  
 Sat Aug 08 1970, 3:33 AM PDT  
 Att: 30,491 - Unknown

livebaseballscorecards.com

AB	40
R	10
H	14
RBI	10
BB	4
SO	9
LOB	16



Batter	1	2	3	4	5	6	7	8	9	AB	R	H	RBI	BB	SO	LOB
Maury Wills, S OBP: 0.341, SLG: 0.307 (1, 6)	4-0 2B FC6-4 BB	4-0 BB 6-3 BB		x 0-0 F3 SH1-4 1B		x 0-0 6-3		x 0-0 6-3		3	1	1	0	2	0	0
Manny Mota, R OBP: 0.379, SLG: 0.399 (1, 7)	0-0 F9	0-0 6-3		x 0-0 SH1-4		x 0-0 6-3			BB BB BB 4-0 FC6-4 BB	3	0	0	0	1	0	2
Willie Davis, L OBP: 0.346, SLG: 0.451 (1, 8)	0-0 FC6-4 1-3 1B 2B	4-0 BB IBB		x 0-0 F3 2-3		x 0-0 L7			x 0-0 FC6-4 1-2f 1B WP	4	2	1	0	1	0	2
Wes Parker, S OBP: 0.400, SLG: 0.484 (1, 3)	4-0 FC6-4 IBB	4-0 1-2 2-3 BB		x 4-0 IBB		x 0-0 F7			SS SS 0-3 K 1-2	2	0	0	0	3	1	1
Billy Grabarkewitz, R OBP: 0.417, SLG: 0.468 (1, 5)	0-0 FC6-4 1B 1-2f 2-3 3-H	0-0 F8		x 0-0 F8		x 0-0 F6			BB BB BB 4-0 1B 1B BB	4	2	0	1	1	0	7
Tom Haller, L OBP: 0.337, SLG: 0.444 (1, 2)	0-0 1B		x 0-0 1-3		BB BB BB 4-0 FC6-4 BB		BB BB BB 4-0 FC6-4 BB		x 0-0 1B 1B	2	0	1	1	1	0	0
Jim Lefebvre, S OBP: 0.331, SLG: 0.363 (7, PH)	1-3 3-H								1-2 2-H	0	0	0	0	1	0	0
Jeff Torborg, R OBP: 0.311, SLG: 0.316 (8, 2)	0-0 1B								1-2 2-H	1	0	1	1	0	0	0
Ted Sizemore, R OBP: 0.352, SLG: 0.338 (1, 4)	0-0 1-2 3-H		x 0-0 FC6-4 1B		x 0-0 FC6-4 1-2f		x 0-0 FC6-4 1-2f		x 0-0 1-2 2-H	5	0	3	2	0	0	2
Bill Russell, R OBP: 0.275, SLG: 0.369 (1, 9)	0-0 6-3		x 0-0 FC6-4 1-2f		x 0-0 F9		x 0-0 6-3		SS SS 0-3 K	5	0	0	0	0	1	6
Bill Singer, R OBP: 0.184, SLG: 0.167 (1, 1)		x 0-0 5-3		x 0-0 P6		x 0-0 P6		SS SS 0-3 K		3	0	0	0	0	0	2
Pete Mikkelsen, R (7, 1)										0	0	0	0	0	0	0
Andy Kosco, R OBP: 0.223, SLG: 0.356 (8, PH)										1	0	0	0	0	1	0
Jose Pena, R OBP: 0.300, SLG: 0.125 (9, 1)										0	0	0	0	0	0	0
Camilo Pascual, R (9, 1)										0	0	0	0	0	0	0

Inning Stats	R: 3	H: 3	LOB: 2	K: 0	P: 14	R: 0	H: 0	LOB: 3	K: 0	P: 15	R: 0	H: 1	LOB: 1	K: 0	P: 4	R: 0	H: 1	LOB: 2	K: 0	P: 8	R: 0	H: 0	LOB: 1	K: 0	P: 7	R: 0	H: 0	LOB: 0	K: 0	P: 3	R: 0	H: 0	LOB: 1	K: 1	P: 5	R: 0	H: 2	LOB: 2	K: 2	P: 17	1B: 6	SF: 0	2B: 1	SAC: 1	3B: 0	DP: 0	HR: 0	HBP: 0	WP: 1	PA: 44
PITCHER	IP	WLS	BF	H	R	ER	SO	BB	IBB	HBP	BLK	WP	HR	S	P	ERA	WHIP																																	
Tony Cloninger, R ERA: 4.99 (1, 1)	6.0		30	5	3	3	0	4	3	0	0	0	0	23	51	4.50	1.500																																	
Don Gullett, L ERA: 3.09 (7, 1)	2.2		12	1	2	2	2	3	0	0	0	1	0	13	25	6.75	1.500																																	
Wayne Granger, R ERA: 2.64 (9, 1)	0.1	S	2	1	0	0	1	0	0	0	0	0	0	4	4	0.00	3.000																																	

**BOTTOM**

**Cincinnati Reds @ Los Angeles Dodgers**

**Dodger Stadium, Los Angeles, CA**

Sat Aug 08 1970, 3:33 AM PDT  
Att. 30,491 - Unknown

livebaseballscorecards.com

<b>AB</b>	<b>33</b>
<b>R</b>	<b>5</b>
<b>H</b>	<b>7</b>
<b>RBI</b>	<b>5</b>
<b>BB</b>	<b>10</b>
<b>SO</b>	<b>3</b>
<b>LOB</b>	<b>22</b>



Batter	1	2	3	4	5	6	7	8	9	AB R H RBI BB SO LOB	TOP		
<b>Pete Rose, S</b> (1, 9) OBP: 0.400, SLG: 0.500	0-0 FC1-6-5 2B		0-3 K		0-0 HR			0-0 HR	0-0 F9	5 2 3 2 0 1 2			
<b>Bobby Tolan, L</b> (1, 8) OBP: 0.388, SLG: 0.467	0-0 FC1-6-5 1B		0-0 4-3		0-0 4-3			0-0 E 1B		4 1 1 0 0 0 1			
<b>Tony Perez, R</b> (1, 5) OBP: 0.419, SLG: 0.626	0-0 1B 1-2 1B		0-3 K					0-3 K 1-3		4 0 1 0 0 2 1			
<b>Johnny Bench, R</b> (1, 7) OBP: 0.353, SLG: 0.647	0-0 1B							0-0 P6		4 0 1 1 0 1 1			
<b>Dave Concepcion, R</b> (8, 6) OBP: 0.329, SLG: 0.341	1-2 2-H 1B									0 0 0 0 0 0 0			
<b>Lee May, R</b> (1, 3) OBP: 0.294, SLG: 0.489	0-0 P4							0-0 F9		4 0 0 0 0 0 4			
<b>Tommy Helms, R</b> (1, 4) OBP: 0.256, SLG: 0.271	0-0 F9									3 0 1 0 1 0 3			
<b>Pat Corrales, R</b> (1, 2) OBP: 0.329, SLG: 0.387										2 0 0 0 0 1 1			
<b>Angel Bravo, L</b> (7, PH) OBP: 0.379, SLG: 0.365										1 0 0 0 0 1 1			
<b>Woody Woodward, R</b> (1, 6) OBP: 0.303, SLG: 0.314										2 0 0 0 0 0 0			
<b>Jimmy Stewart, S</b> (7, PH) OBP: 0.284, SLG: 0.263										2 0 0 0 0 0 2			
<b>Jim Merritt, L</b> (1, 1) OBP: 0.174, SLG: 0.239										2 0 0 0 0 1 0			
<b>Bernie Carbo, L</b> (7, PH) OBP: 0.463, SLG: 0.612										1 0 0 0 0 1 1			
<b>Ray Washburn, R</b> (7, 1) OBP: 0.333, SLG: 0.455										0 0 0 0 0 0 0			
<b>Don Gullett, R</b> (8, 1) OBP: 0.333, SLG: 0.333										0 0 0 0 0 0 0			
<b>John Noriega, R</b> (8, 1) OBP: 0.333, SLG: 0.333										0 0 0 0 0 0 0			
<b>Hal McKarr, R</b> (8, PH) OBP: 0.348, SLG: 0.547										1 0 1 0 0 0 0			
<b>Inning Stats</b>	R: 1 H: 3 E: 0 LOB: 2 K: 0 BB: 0 S: 6 P: 6	R: 0 H: 0 E: 0 LOB: 0 K: 2 BB: 0 S: 7 P: 7	R: 0 H: 0 E: 0 LOB: 0 K: 2 BB: 0 S: 7 P: 7	R: 0 H: 0 E: 1 LOB: 1 K: 1 BB: 0 S: 6 P: 6	R: 1 H: 1 E: 0 LOB: 0 K: 0 BB: 0 S: 4 P: 4	R: 0 H: 0 E: 0 LOB: 0 K: 0 BB: 0 S: 3 P: 3	R: 0 H: 0 E: 0 LOB: 1 K: 1 BB: 1 S: 5 P: 9	R: 1 H: 2 E: 1 LOB: 1 K: 1 BB: 0 S: 7 P: 7	R: 0 H: 2 E: 0 LOB: 2 K: 1 BB: 0 S: 7 P: 7	1B: 5 SF: 0 2B: 1 SAC: 1 3B: 0 DP: 0 HR: 2 HBP: 0	WP: 0 PA: 37 PB: 0 SB: 0 CS: 0		
<b>PITCHER</b> <b>Don Sutton, R</b> (1, 1) ERA: 3.87 <b>Jim Brewer, L</b> (8, 1) ERA: 2.85	IP WLS BF H R ER SO BB IBB HBP BLK WP HR S P ERA WHIP												<b>PITCHER</b> IP WLS BF H R ER SO BB IBB HBP BLK WP HR S P ERA WHIP

**Cincinnati Reds @ Los Angeles Dodgers**  
 Dodger Stadium, Los Angeles, CA  
 Sun Aug 09 1970, 3:33 AM PDT  
 Unknown

AB	35
R	3
H	8
RBI	3
BB	1
SO	8
LOB	17



Batter	1	2	3	4	5	6	7	8	9
Maury Wills, S OBP: 0.347, SLG: 0.318 (1, 6)	0-0 G5-4-3 1B		0-0 CS 1B		0-3 K	0-0 2B 1B		0-0 1B 2B	
Manny Mota, R OBP: 0.376, SLG: 0.399 (1, 7)	0-0 G5-4-3 1-2f		0-0 CS 1-2	0-0 1-3	0-0 F8	0-0 2B		0-0 BB 1B 1B	
Willie Davis, L OBP: 0.347, SLG: 0.450 (1, 8)	0-0 4-3			0-0 G3	0-0 BB BB 1B	0-0 P5		0-0 1-2 2-H 1B 1B	
Wes Parker, S OBP: 0.402, SLG: 0.484 (1, 3)		0-0 BB 1B		0-0 BB 1B	4-0 BB 1-2 BB		0-0 F9	0-3 K	
Billy Grabarkewitz, R OBP: 0.419, SLG: 0.466 (1, 5)		0-3 K		4-0 1B 2B BB	4-0 FC6-4 BB		0-3 K	4-0 BB 1B S BB	
Ted Sizemore, R OBP: 0.361, SLG: 0.345 (1, 4)		4-0 BB BB BB BB BB BB BB BB BB		0-0 2B 1B	0-0 FC6-4		0-0 1B	0-0 S BB 1B	
Bill Russell, R OBP: 0.282, SLG: 0.383 (1, 9)	0-0 G5-4-3 1-2f		0-0 FC5 2B		0-0 P6		0-0 1B	4-0 S BB	
Jeff Torborg, R OBP: 0.316, SLG: 0.325 (1, 2)			0-0 F7	4-0 IBB		0-0 1B 2B 2B		0-0 F8	
Tom Haller, L OBP: 0.336, SLG: 0.443 (8, PH) (9, 2)			0-3 K	0-0 FC5 2-3f		0-3 K		0-3 K	
Don Sutton, R OBP: 0.260, SLG: 0.200 (1, 1)									
Jim Brewer, L OBP: 0.182, SLG: 0.100 (8, 1)									
Willie Crawford, L OBP: 0.304, SLG: 0.360 (8, 9)									

BOTTOM										
AB	R	H	RBI	BB	SO	LOB				
5	1	4	0	0	1	0				
5	1	1	1	0	0	2				
5	1	2	1	0	0	2				
4	1	2	0	1	1	2				
2	2	0	0	3	2	1				
4	0	3	3	1	0	3				
4	0	2	1	0	0	2				
3	1	1	0	1	1	2				
1	0	0	0	0	0	2				
3	0	0	0	0	2	4				
0	0	0	0	1	0	0				
1	0	0	0	0	1	0				

1B:	11	SF:	0	WP:	0	PA:	45
2B:	4	SAC:	0	PB:	0		
3B:	0	DP:	2	SB:	3		
HR:	0	HBP:	0	CS:	1		

AB	37
R	7
H	15
RBI	6
BB	7
SO	8
LOB	20



Cincinnati Reds @ Los Angeles Dodgers  
 Dodger Stadium, Los Angeles, CA  
 Sun Aug 09 1970, 3:33 AM PDT  
 Unknown

Inning Stats	R: 0	H: 1	E: 0	LOB: 0	K: 0	BB: 0	S: 3	P: 3								
IP	WLS	BF	H	R	ER	SO	BB	IBB	HBP	BLK	WP	HR	S	P	ERA	WHIP
Jim Merritt, L (1, 1)																
Ray Washburn, R (7, 1)	1.1	L	8	3	2	3	0	0	0	0	0	0	14	14	13.50	2.250
Don Gullett, L (8, 1)	0.1		5	2	1	0	1	2	0	0	0	0	5	13	0.00	12.000
John Noriega, R (8, 1)	0.1		1	0	1	0	0	0	0	0	0	0	1	1	27.00	0.000

Batter	1	2	3	4	5	6	7	8	9	AB R H RBI BB SO LOB	TOP	
<b>Pete Rose, S</b> (1, 9) OBP: 0.401, SLG: 0.499 <b>Angel Bravo, L</b> (7, PR) OBP: 0.373, SLG: 0.358 (7, 9)	4-0 WP SF8 S BB	0-0 F7			0-3 K		0-0 WP 1B		0-0 P5	3 1 1 0 1 1 2 1 1 0 0 0 0 0		
<b>Bobby Tolan, L</b> (1, 8) OBP: 0.389, SLG: 0.467 <b>Hal McRae, R</b> (7, 7) OBP: 0.348, SLG: 0.547	4-0 S BB		0-0 F7		0-0 P1		0-0 1B			3 0 1 2 1 0 0 0 0 0 0 0 0 0		
<b>Tony Perez, R</b> (1, 5) OBP: 0.415, SLG: 0.620 <b>Jimmy Stewart, S</b> (7, 5) OBP: 0.284, SLG: 0.263	0-3 K		0-3 K			0-0 F9	0-0 F8			4 0 0 0 0 2 3 0 0 0 0 0 0 0		
<b>Johnny Bench, R</b> (1, 3) OBP: 0.350, SLG: 0.642	0-0 SF8		0-0 5-3			0-0 F8		0-0 5-3		3 0 0 1 0 0 0		
<b>Bernie Carbo, L</b> (1, 7) OBP: 0.462, SLG: 0.609 <b>Ty Cline, L</b> (7, 8) OBP: 0.349, SLG: 0.385	0-0 6-3			0-0 F8		0-0 1B		0-3 K		3 0 1 0 0 0 1 1 0 0 0 0 1 0		
<b>Dave Concepcion, R</b> (1, 6) OBP: 0.328, SLG: 0.340		0-0 SH1-4 S 1B		0-0 6-3		0-0 F3		0-0 E6		4 0 1 0 0 0 1		
<b>Pat Corrales, R</b> (1, 2) OBP: 0.349, SLG: 0.397		4-0 SH1-4 BB		0-0 FC4-6 1B			0-0 WP 1B 1B	0-0 F8		3 1 2 0 1 0 1		
<b>Darrel Chaney, S</b> (1, 4) OBP: 0.253, SLG: 0.250		0-3 K		0-0 FC4-6			0-0 F8		0-0 P5	4 0 0 0 0 1 4		
<b>Jim McGlothlin, R</b> (1, 1) OBP: 0.232, SLG: 0.200 <b>John Noriega, R</b> (3, 1) OBP: 0.250, SLG: 0.250 <b>Ray Washburn, R</b> (6, 1) <b>Tommy Helms, R</b> (9, PH) OBP: 0.255, SLG: 0.270		0-0 SH1-4			0-3 K		0-3 K		0-0 L4	0 0 0 0 0 0 0 1 0 0 0 0 1 0 1 0 0 0 0 1 1 1 0 0 0 0 0 0		
<b>Inning Stats</b>	R: 1 H: 0 E: 0 LOB: 1 K: 1 BB: 2 S: 5 P: 13	R: 0 H: 1 E: 0 LOB: 2 K: 1 BB: 1 S: 6 P: 10	R: 0 H: 0 E: 0 LOB: 0 K: 1 BB: 0 S: 5 P: 5	R: 0 H: 1 E: 0 LOB: 1 K: 0 BB: 0 S: 4 P: 4	R: 0 H: 0 E: 0 LOB: 0 K: 2 BB: 0 S: 7 P: 7	R: 0 H: 1 E: 0 LOB: 1 K: 0 BB: 0 S: 4 P: 4	R: 2 H: 3 E: 0 LOB: 1 K: 1 BB: 0 S: 8 P: 8	R: 0 H: 0 E: 1 LOB: 1 K: 1 BB: 0 S: 6 P: 6	R: 0 H: 0 E: 0 LOB: 0 K: 0 BB: 0 S: 3 P: 3	1B: 6 SF: 1 2B: 0 SAC: 1 3B: 0 DP: 0 HR: 0 HBP: 0	WP: 2 PA: 37 PB: 0 SB: 3 CS: 0	
<b>PITCHER</b> <b>Alan Foster, R</b> (1, 1) ERA: 3.73	IP WLS BF H R ER SO BB IBB HBP BLK WP HR S P ERA WHIP	9.0 W 37 6 3 3 7 3 0 0 0 2 0 48 60 3.00 1.000										

**Cincinnati Reds @ Los Angeles Dodgers**  
**Dodger Stadium, Los Angeles, CA**  
 Sun Aug 09 1970, 3:38 AM PDT  
 Att: 48,277 - Unknown

<b>AB</b>	<b>32</b>
<b>R</b>	<b>3</b>
<b>H</b>	<b>6</b>
<b>RBI</b>	<b>3</b>
<b>BB</b>	<b>3</b>
<b>SO</b>	<b>7</b>
<b>LOB</b>	<b>13</b>





Batter	1	2	3	4	5	6	7	8	9	AB	R	H	RBI	BB	SO	LOB	BOTTOM			
<b>Maury Wills, S</b> (1, 6) <small>OBP: 0.345, SLG: 0.316</small> <b>Jim Lefebvre, S</b> (8, PH) <small>OBP: 0.333, SLG: 0.363</small> (9, 5)	0-0 BB FC5-2 1B	0-3 K		0-0 P2	0-0 F8	0-0 F5		4-0 1-2 2-3 BB		5	0	1	0	0	1	3	<b>Cincinnati Reds @ Los Angeles Dodgers</b> Dodger Stadium, Los Angeles, CA Sun Aug 09 1970, 3:38 AM PDT Att. 48,277 - Unknown			
<b>Bill Russell, R</b> (1, 9) <small>OBP: 0.285, SLG: 0.380</small>	0-0 F8	0-0 1-3		0-0 S 1B		0-0 S 2B 1B	0-0 L8	0-3 K		6	1	2	0	0	1	5				
<b>Willie Davis, L</b> (1, 8) <small>OBP: 0.350, SLG: 0.460</small> <b>Von Joshua, L</b> (7, 8) <small>OBP: 0.269, SLG: 0.324</small>	0-0 FC5-2 BB 1-2 1B		0-0 4-3 3B	0-0 F9		0-0 1-H 1B 2B	0-0 4-3			4	3	3	1	0	0	1				
<b>Wes Parker, S</b> (1, 3) <small>OBP: 0.406, SLG: 0.487</small>	4-0 1-2 2-3 1B BB		0-0 4-3		0-0 1B 1B	0-0 2B 3B 1B	0-0 1B			4	3	3	2	1	0	0				
<b>Tom Haller, L</b> (1, 2) <small>OBP: 0.341, SLG: 0.450</small> <b>Don Sutton, R</b> (8, PR) <small>OBP: 0.260, SLG: 0.200</small> <b>Jeff Torborg, R</b> (9, 2) <small>OBP: 0.316, SLG: 0.325</small>	0-0 FC5-2 1B 1-2 2-3 3-H		0-0 3-H 6-3 WP 2B		0-0 1B 1B	0-0 F7		0-0 FC4-6 1B 1B		5	2	3	0	0	0	4				
<b>Ted Sizemore, R</b> (1, 4) <small>OBP: 0.370, SLG: 0.360</small>	0-0 1-2 2-H 3-H 1B		0-0 6-3		0-0 1B SH1-4 1B	0-0 1-3 3B 2B		0-0 FC4-6 1B		5	2	4	3	0	0	1				
<b>Billy Grabarkewitz, R</b> (1, 5) <small>OBP: 0.421, SLG: 0.473</small> (9, 6)	0-0 FC6-4 1-2f		0-0 3-H 1B		0-0 SH1-4 1B	0-0 2-H 3-H SF9 3B		0-3 K		5	1	3	3	0	1	4				
<b>Willie Crawford, L</b> (1, 7) <small>OBP: 0.305, SLG: 0.355</small>		4-0 SH3-4 BB	0-3 K		0-3 K	4-0 BB		0-0 FC4-6 BB 1B 1-2f 2-3		3	0	0	0	2	2	5				
<b>Alan Foster, R</b> (1, 1) <small>OBP: 0.151, SLG: 0.120</small>		0-0 SH3-4		0-0 1-3	0-0 SH1-4	0-0 SF9		0-0 BB 1B 1-2 3-H		2	0	1	3	0	0	0				
<b>Inning Stats</b>	R: 2 E: 0 K: 0 S: 6	H: 3 LOB: 2 BB: 1 P: 10	R: 0 E: 0 K: 1 S: 5	H: 0 LOB: 1 BB: 1 P: 9	R: 2 E: 0 K: 1 S: 8	H: 3 LOB: 1 BB: 0 P: 8	R: 0 E: 0 K: 0 S: 4	H: 1 LOB: 1 BB: 0 P: 4	R: 3 E: 0 K: 1 S: 9	H: 4 LOB: 1 BB: 0 P: 9	R: 5 E: 0 K: 0 S: 8	H: 5 LOB: 1 BB: 1 P: 12	R: 0 E: 0 K: 0 S: 3	H: 1 LOB: 1 BB: 0 P: 3	R: 1 E: 0 K: 2 S: 10	H: 3 LOB: 3 BB: 1 P: 14		1B: 15 2B: 3 3B: 2 HR: 0	SF: 1 SAC: 2 DP: 0 HBP: 0	WP: 1 PB: 0 SB: 2 CS: 0
<b>PITCHER</b> <b>Jim McGlothlin, R</b> (1, 1) <small>ERA: 3.12</small> <b>John Noriega, R</b> (3, 1) <small>ERA: 8.0</small> <b>Ray Washburn, R</b> (6, 1) <small>ERA: 8.1</small>	IP 2.2	WLS L	BF 16	H 6	R 4	ER 4	SO 1	BB 2	IBB 0	HBP 0	BLK 0	WP 1	HR 0	S 16	P 24	ERA 13.50	WHIP 3.000			

<b>AB</b>	<b>40</b>
<b>R</b>	<b>13</b>
<b>H</b>	<b>20</b>
<b>RBI</b>	<b>12</b>
<b>BB</b>	<b>4</b>
<b>SO</b>	<b>5</b>
<b>LOB</b>	<b>23</b>



livebaseballscores.com

Batter	1	2	3	4	5	6	7	8	9	AB R H RBI BB SO LOB	TOP																
Maury Wills, S OBP: 0.343, SLG: 0.314 (1, 6) (8, 5)	0-0 5-3	0-0 6-3		0-0 1-2 1B		0-3 K		0-0 1-3		5 0 1 0 0 1 3																	
Manny Mota, R OBP: 0.374, SLG: 0.396 Jim Brewer, L OBP: 0.182, SLG: 0.100 (1, 7) (8, 1)	0-0 6-3		0-0 4-3	0-0 L9			0-0 CS 1B	0-0 G3		5 0 1 0 0 0 2 0 0 0 0 0 0 0																	
Willie Davis, L OBP: 0.351, SLG: 0.459 (1, 8)	0-0 F8		0-0 4-3		0-0 F6		0-0 S 1B		0-0 SH3-4 1B	5 1 2 0 0 0 0																	
Wes Parker, S OBP: 0.407, SLG: 0.489 (1, 3)		0-0 F8	0-0 2B		0-0 F8		0-0 BB 1B		0-0 SH3-4	4 0 2 1 0 0 0																	
Tom Haller, L OBP: 0.341, SLG: 0.449 Jim Lefebvre, S OBP: 0.332, SLG: 0.361 Jeff Torborg, R OBP: 0.314, SLG: 0.322 (1, 2) (7, PH) (7, 2)		0-0 HR 1B	0-0 F3		0-3 K		0-0 F5		0-0 F3	3 1 1 0 0 1 1 1 0 0 0 0 0 1 1 0 0 0 0 0 1																	
Ted Sizemore, R OBP: 0.375, SLG: 0.365 (1, 4)		0-0 HR 1B		0-0 E S 1B		0-0 6-3	0-0 BB 1B		0-0 6-3	5 2 3 0 0 0 1																	
Billy Grabarkewitz, R OBP: 0.422, SLG: 0.480 (1, 5) (8, 6)		0-0 HR		0-3 K		0-3 K	4-0 FC6-4 BB			3 1 1 3 1 2 1																	
Bill Russell, R OBP: 0.291, SLG: 0.384 (1, 9)		0-0 6-3 1B		0-0 6-3		0-0 1B 1B	0-0 FC6-4			4 0 2 0 0 0 4																	
Claude Osteen, L OBP: 0.280, SLG: 0.371 Von Joshua, L OBP: 0.269, SLG: 0.324 (1, 1) (8, 7)		0-0 6-3		0-0 1B 1B		0-0 1B		0-0 4-3		4 0 2 1 0 0 1 0 0 0 0 0 0 0																	
Inning Stats	R: 0 E: 0 K: 0 S: 3	H: 0 LOB: 0 BB: 0 P: 3	R: 3 E: 0 K: 0 S: 7	H: 4 LOB: 1 BB: 0 P: 7	R: 0 E: 0 K: 0 S: 4	H: 1 LOB: 1 BB: 0 P: 4	R: 1 E: 0 K: 1 S: 8	H: 3 LOB: 2 BB: 0 P: 8	R: 0 E: 0 K: 1 S: 5	H: 0 LOB: 0 BB: 0 P: 5	R: 0 E: 0 K: 2 S: 9	H: 2 LOB: 2 BB: 0 P: 9	R: 1 E: 0 K: 0 S: 6	H: 4 LOB: 3 BB: 1 P: 10	R: 0 E: 0 K: 0 S: 3	H: 0 LOB: 0 BB: 0 P: 3	R: 0 E: 0 K: 0 S: 4	H: 1 LOB: 1 BB: 0 P: 4	1B: 13 2B: 1 3B: 0 HR: 1	SF: 0 SAC: 1 DP: 0 HBP: 0	WP: 0 PB: 0 SB: 2 CS: 1	PA: 42					
PITCHER	IP	WLS	BF	H	R	ER	SO	BB	IBB	HBP	BLK	WP	HR	S	P	ERA	WHIP										
Bruce Dal Canton, R ERA: 3.79 (1, 1)	5.0	L	23	8	4	4	2	0	0	0	0	0	1	27	27	7.20	1.600										
Bob Veale, L ERA: 4.12 (6, 1)	1.2		11	6	1	1	2	1	0	0	0	0	0	14	18	5.40	4.200										
Orlando Pena, R ERA: 3.16 (7, 1)	0.1		1	0	0	0	0	0	0	0	0	0	0	1	1	0.00	0.000										
Dave Giusti, R ERA: 2.86 (8, 1)	2.0		7	1	0	0	0	0	0	0	0	0	0	7	7	0.00	0.500										

Los Angeles Dodgers @ Pittsburgh Pirates  
 Three Rivers Stadium, Pittsburgh, PA  
 Tue Aug 11 1970, 7:05 PM EDT  
 Att: 16,708 - Unknown

AB	40
R	5
H	15
RBI	5
BB	1
SO	4
LOB	15



1B	13	SF	0
2B	1	SAC	1
3B	0	DP	0
HR	1	HBP	0

BOTTOM

Los Angeles Dodgers @ Pittsburgh Pirates  
Three Rivers Stadium, Pittsburgh, PA  
Tue Aug 11 1970, 7:05 PM EDT  
Att. 16,708 - Unknown

livebaseballscorecards.com

AB	38
R	4
H	10
RBI	4
BB	1
SO	4
LOB	18



WP:	1	PA:	39
PB:	0		
SB:	0		
CS:	0		

AB R H RBI BB SO LOB

5	1	1	0	0	0	2
5	0	3	1	0	0	0
5	0	0	1	0	1	4
4	1	2	0	0	0	1
4	1	1	0	0	1	2
3	0	1	2	1	0	2
4	0	1	0	0	0	3
1	0	0	0	0	0	0
1	0	0	0	0	0	0
0	0	0	0	0	0	0
0	0	0	0	0	0	0
1	0	0	0	0	0	0
0	0	0	0	0	0	0
1	0	0	0	0	1	2

Batter	1	2	3	4	5	6	7	8	9
Matty Alou, L OBP: 0.318, SLG: 0.346 (1, 8)	0-0 F6 ①		0-0 L3 ②		0-0 2B 6-3 1B		0-0 G3 ③		0-0 F8 ②
Gene Alley, R OBP: 0.299, SLG: 0.369 (1, 6)	0-0 4-3 ②		0-0 6-3 ③		0-0 1-3 2B			0-0 WP 1B 1B	0-0 FC6 1B 1-3 2-H
Roberto Clemente, R OBP: 0.412, SLG: 0.579 (1, 9)	0-3 K ③			0-0 5-3 ①	0-0 6-3 ②			0-0 F8 ①	0-0 FC6 ③ 1-2f
Manny Sanguillen, R OBP: 0.328, SLG: 0.427 (1, 2)		0-0 5-3 ①		0-0 E 2B 1B	0-0 6-3 ③			0-0 WP 1B 1-2	
Bob Robertson, R OBP: 0.386, SLG: 0.573 (1, 3)		0-0 F7 ②		0-0 E7 2B 1B 1-3		0-0 6-3 ①		0-3 K ② 1-2 2-3	
Al Oliver, L OBP: 0.333, SLG: 0.459 (1, 7)		4-0 E BB BB		0-0 2B 2-H 3-H		0-0 4-3 ②		0-0 G3 ③	
Jose Pagan, R OBP: 0.314, SLG: 0.340 Dave Cash, R OBP: 0.378, SLG: 0.456 (9, PR)		0-0 E5 1-3		0-3 K ②		0-0 5-3 ③			0-0 1B 1B 1B
Bill Mazeroski, R OBP: 0.277, SLG: 0.312 (1, 4)		0-0 F3 ③		0-0 6-3 ③			0-0 F8 ①		0-0 1B 1B 1-2
Bruce Dal Canton, R Gene Clines, R OBP: 0.667, SLG: 0.625 Bob Veale, S OBP: 0.179, SLG: 0.154 Orlando Peña, R Freddie Patek, R OBP: 0.384, SLG: 0.404 Dave Giusti, R OBP: 0.397, SLG: 0.364 Johnny Jeter, R OBP: 0.318, SLG: 0.358 (5, PH) (6, 1) (7, 1) (7, PH) (8, 1) (9, PH)			0-0 F8 ①		0-0 L4 ①		0-0 F9 ②		0-3 K ① S S S

Inning Stats	R: 0	H: 0	E: 0	K: 1	S: 5	LOB: 0	BB: 0	P: 5	R: 0	H: 0	E: 1	K: 0	S: 4	LOB: 2	BB: 1	P: 8	R: 0	H: 0	E: 0	K: 0	S: 3	LOB: 0	BB: 0	P: 3	R: 2	H: 3	E: 1	K: 1	S: 8	LOB: 1	BB: 0	P: 8	R: 1	H: 2	E: 0	K: 0	S: 5	LOB: 1	BB: 0	P: 5	R: 0	H: 0	E: 0	K: 0	S: 3	LOB: 0	BB: 0	P: 3	R: 0	H: 0	E: 0	K: 0	S: 3	LOB: 0	BB: 0	P: 3	R: 0	H: 2	E: 0	K: 1	S: 7	LOB: 2	BB: 0	P: 7	R: 1	H: 3	E: 0	K: 1	S: 8	LOB: 2	BB: 0	P: 8	1B: 8	SF: 0	2B: 2	SAC: 0	3B: 0	DP: 0	HR: 0	HBP: 0	WP: 1	PA: 39
--------------	------	------	------	------	------	--------	-------	------	------	------	------	------	------	--------	-------	------	------	------	------	------	------	--------	-------	------	------	------	------	------	------	--------	-------	------	------	------	------	------	------	--------	-------	------	------	------	------	------	------	--------	-------	------	------	------	------	------	------	--------	-------	------	------	------	------	------	------	--------	-------	------	------	------	------	------	------	--------	-------	------	-------	-------	-------	--------	-------	-------	-------	--------	-------	--------

PITCHER	IP	WLS	BF	H	R	ER	SO	BB	IBB	HBP	BLK	WP	HR	S	P	ERA	WHIP
Claude Osteen, L ERA: 3.38 (1, 1)	7.1	W	31	7	3	2	2	1	0	0	0	0	0	34	38	2.46	1.091
Jim Brewer, L ERA: 2.92 (8, 1)	1.2	S	8	3	1	1	2	0	0	0	0	1	0	12	12	5.40	1.800

1B: 8 SF: 0  
2B: 2 SAC: 0  
3B: 0 DP: 0  
HR: 0 HBP: 0

WP: 1 PA: 39  
PB: 0  
SB: 0  
CS: 0

Batter	1	2	3	4	5	6	7	8	9	AB R H RBI BB SO LOB	TOP
Maury Wills, S OBP: 0.348, SLG: 0.318 (1, 6)	0-0 F9		0-0 E 1B		4-0 3B BB		0-0 F9		0-0 1B 2B 1B	5 2 3 0 1 0 1	
Bill Russell, R OBP: 0.293, SLG: 0.397 (1, 9)	0-0 4-3		0-0 E6 1-2		0-0 3B 1-H		0-0 FC4-6 1-2f		0-0 1B 2B 1B FC5-4	6 1 2 1 0 0 4	
Willie Davis, L OBP: 0.349, SLG: 0.459 (1, 8)	0-0 5-3		0-0 F7		0-0 6-3			0-0 F3	0-0 1B 2B 1-3 2-H	5 1 1 1 0 0 3	
Wes Parker, S OBP: 0.409, SLG: 0.488 (1, 3)		0-0 L7	0-0 F7			0-0 1B G6-4-3 1B		4-0 1B WP BB	4-0 1B IBB	3 3 1 0 2 0 2	
Tom Haller, L OBP: 0.347, SLG: 0.453 (1, 2)				0-0 6-3		0-0 1B G6-4-3		0-0 1B WP	0-0 1B 2B 1B 1-2 2-H 3-H	4 0 3 0 0 0 0 0 1 0 0 0 0 0 1 1 1 2 0 0 0	
Von Joshua, L OBP: 0.269, SLG: 0.324 (8, PR)						1-3 1B		1-3 FC4-6 1B			
Jeff Torborg, R OBP: 0.319, SLG: 0.328 (8, 2)											
Ted Sizemore, R OBP: 0.379, SLG: 0.370 (1, 4)				0-3 K		0-0 G6-4-3 1-2f 3-H		0-0 FC4-6 1B	0-0 2B 1B 1-3 2-H	5 1 3 1 0 1 1	
Billy Grabarkewitz, R OBP: 0.417, SLG: 0.474 (1, 5)					0-0 F9		0-0 F5		0-0 FC4-6 1-2f 3-H	0-0 F2	5 0 0 1 0 0 5
Willie Crawford, L OBP: 0.307, SLG: 0.357 (1, 7)					4-0 CS BB			0-0 F9	0-0 F5 1-H 3-H	0-0 1B 2B 6-3	4 1 1 2 1 0 3
Bill Singer, R OBP: 0.175, SLG: 0.158 (1, 1)			0-0 5-3		0-3 K			0-0 FC4-6 1B			2 0 0 0 0 1 1
Pete Mikkelsen, R OBP: 0.667, SLG: 0.667 (5, 1)											3 0 2 1 0 0 0
Charlie Hough, R (9, 1)											0 0 0 0 0 0 0
<b>Inning Stats</b>	R: 0 E: 0 K: 0 S: 3 H: 0 LOB: 0 BB: 0 P: 3	R: 0 E: 0 K: 0 S: 5 H: 2 LOB: 2 BB: 0 P: 5	R: 0 E: 1 K: 0 S: 5 H: 1 LOB: 2 BB: 0 P: 5	R: 0 E: 0 K: 1 S: 5 H: 0 LOB: 0 BB: 0 P: 5	R: 1 E: 0 K: 1 S: 5 H: 1 LOB: 1 BB: 2 P: 13	R: 1 E: 0 K: 0 S: 4 H: 2 LOB: 0 BB: 0 P: 4	R: 0 E: 0 K: 0 S: 4 H: 1 LOB: 1 BB: 0 P: 4	R: 2 E: 0 K: 0 S: 5 H: 2 LOB: 1 BB: 1 P: 9	R: 7 E: 0 K: 0 S: 11 H: 8 LOB: 2 BB: 1 P: 15	1B: 14 2B: 2 3B: 1 HR: 0 SF: 0 SAC: 0 DP: 1 HBP: 0	WP: 1 PB: 0 SB: 0 CS: 1 PA: 47
<b>PITCHER</b>	IP WLS BF H R ER SO BB IBB HBP BLK WP HR S P ERA WHIP										
Bob Moose, R ERA: 4.04 (1, 1)	7.1 L 32 8 4 4 2 3 0 0 0 0 0 0 33 45 4.91 1.500										
Dave Giusti, R ERA: 3.39 (8, 1)	1.0 9 5 5 5 0 0 1 0 0 1 0 8 12 45.00 5.000										
Orlando Pena, R ERA: 3.69 (9, 1)	0.1 5 4 2 2 0 0 0 0 0 0 0 5 5 54.00 12.000										
John Lamb, R ERA: (9, 1)	0.1 1 0 0 0 0 0 0 0 0 0 0 1 1 0.00 0.000										

Los Angeles Dodgers @ Pittsburgh Pirates

Three Rivers Stadium, Pittsburgh, PA

Wed Aug 12 1970, 7:05 PM EDT  
Att: 34,551 - Unknown

AB	43
R	11
H	17
RBI	9
BB	4
SO	2
LOB	20



BOTTOM

Los Angeles Dodgers @ Pittsburgh Pirates  
Three Rivers Stadium, Pittsburgh, PA  
Wed Aug 12 1970, 7:05 PM EDT  
Att. 34,551 - Unknown

livebaseballscorecards.com

AB	31
R	4
H	8
RBI	3
BB	7
SO	4
LOB	16




WP:	0	PA:	41
PB:	1		
SB:	2		
CS:	1		

Batter	1	2	3	4	5	6	7	8	9	AB	R	H	RBI	BB	SO	LOB	
Matty Alou, L OBP: 0.323, SLG: 0.347 (1, 8)	0-0 CS 1B		0-0 S 1B		4-0 SF9 BB BB		0-0 L3		1-0 FC6-4 HBP	3	0	2	0	1	0	0	
Gene Alley, R OBP: 0.297, SLG: 0.364 (1, 6)	0-3 K 1-2		0-0 F9 1-2		4-0 BB 1-2 2-3		0-0 F7		0-0 FC6-4 BB 1B 1-2f 2-3 3-H	4	0	0	1	1	1	4	
Roberto Clemente, R OBP: 0.411, SLG: 0.577 (1, 9)	0-0 4-3		4-0 BB		0-0 SF9 2-3 3-H		0-0 F7		0-0 BB 1B 1-2 2-3 3-H	3	0	1	2	1	0	0	
Al Oliver, L OBP: 0.334, SLG: 0.457 (1, 3)		0-0 1B 1B	0-0 G3		0-0 F9			0-0 4-3	4-0 BB 1B 1-2 2-3	4	0	1	0	1	0	4	
Willie Stargell, L OBP: 0.324, SLG: 0.519 (1, 7)		0-0 1B PB E 1B 1-3		0-0 F7		0-0 4-3		0-0 F8	0-3 K 3	5	1	1	0	0	1	3	
Manny Sanguillen, R OBP: 0.328, SLG: 0.428 (1, 2)		0-0 E 1B 1-3		0-0 6-3		0-0 S 1B		0-0 F8		4	0	2	0	0	0	0	
Jose Pagan, R OBP: 0.307, SLG: 0.331 (1, 5)		0-0 F8 2-3 3-H		0-0 F3		0-3 K 1-2			0-0 5-3	4	0	0	0	0	1	2	
Bill Mazeroski, R OBP: 0.283, SLG: 0.314 (1, 4)		0-0 L8		4-0 BB SH3-4 SF9 BB		4-0 IBB		0-0 HBP BB FC6-4 1B	2 2 1 0 2 0 1	2	2	1	0	2	0	1	
Bob Moose, R OBP: 0.265, SLG: 0.209 (1, 1)			0-0 6-3		0-0 SH3-4 1-2		0-3 K		4-0 FC6-4 HBP 1B BB	2 0 0 0 0 0 1 2	2	0	0	0	0	1	2
Dave Giusti, R OBP: 0.357, SLG: 0.364 (8, 1)										0 0 0 0 0 0 0 0	0	0	0	0	0	0	0
Orlando Pena, R (9, 1)										0 0 0 0 0 0 0 0	0	0	0	0	0	0	0
John Lamb, R (9, 1)										0 0 0 0 0 0 0 0	0	0	0	0	0	0	0
Bob Robertson, R OBP: 0.389, SLG: 0.573 (9, PH)										0 1 0 0 1 0 0 0	0	1	0	0	1	0	0

Inning Stats	R: 0	H: 1	E: 0	K: 1	S: 5	H: 3	LOB: 0	BB: 0	P: 5	R: 1	H: 3	E: 1	K: 0	S: 5	R: 0	H: 1	E: 0	K: 0	S: 4	R: 0	H: 0	E: 0	K: 0	S: 3	R: 1	H: 0	E: 0	K: 0	S: 3	R: 0	H: 1	E: 0	K: 2	S: 8	R: 0	H: 0	E: 0	K: 0	S: 3	R: 0	H: 0	E: 0	K: 0	S: 3	R: 2	H: 2	E: 0	K: 1	S: 7	1B: 8	2B: 0	3B: 0	HR: 0	SF: 1	SAC: 1	DP: 0	HBP: 1
--------------	------	------	------	------	------	------	--------	-------	------	------	------	------	------	------	------	------	------	------	------	------	------	------	------	------	------	------	------	------	------	------	------	------	------	------	------	------	------	------	------	------	------	------	------	------	------	------	------	------	------	-------	-------	-------	-------	-------	--------	-------	--------

PITCHER	IP	WLS	BF	H	R	ER	SO	BB	IBB	HBP	BLK	WP	HR	S	P	ERA	WHIP
Bill Singer, R ERA: 3.13 (1, 1)	4.0		16	5	1	0	1	1	0	0	0	0	0	17	21	0.00	1.500
Pete Mikkelsen, R ERA: 3.41 (5, 1)	4.2	W	23	3	3	3	2	4	1	1	0	0	0	21	42	5.79	1.500
Charlie Hough, R ERA: (9, 1)	0.1	S	2	0	0	0	1	1	0	0	0	0	0	3	7	0.00	3.000

Batter	1	2	3	4	5	6	7	8	9	AB R H RBI BB SO LOB	TOP		
Maury Wills, S (1, 6) X OBP: 0.359, SLG: 0.331	0-0 FC5 1B		0-0 SH 3B 1B	0-0 CS 2B		0-0 FC3-2 1B	4-0 BB		0-0 1B	5 2 5 1 1 0 0			
Bill Russell, R (1, 9) X OBP: 0.310, SLG: 0.407	0-0 FC5 1B		0-0 SH 3B	4-0 BB		0-0 FC3-2 1B	0-0 F9		0-0 1B	4 2 3 0 1 0 1			
Willie Davis, L (1, 8) SSS OBP: 0.349, SLG: 0.462	0-3 K		0-0 E 3B	0-0 F9		0-0 FC3-2 1B		0-0 HR 1B	0-0 F5	6 3 2 2 0 1 8			
Wes Parker, S (1, 3) X OBP: 0.406, SLG: 0.484	0-0 FC5		0-0 E6 G3-6-3	0-3 K		0-0 5-3 1B		0-0 F7	0-0 G3	6 0 1 3 0 1 6			
Tom Haller, L (1, 2) X Manny Mota, R (6, PH) Jeff Torborg, R (6, 2) OBP: 0.343, SLG: 0.448 OBP: 0.373, SLG: 0.395 OBP: 0.317, SLG: 0.325	0-0 P4		0-0 G3-6-3		0-0 G3	0-0 5-3		0-0 F8		3 0 0 0 0 0 3 1 0 0 1 0 0 1 1 0 0 0 0 0 1			
Ted Sizemore, R (1, 4) Jim Lefebvre, S (7, 4) OBP: 0.377, SLG: 0.368 OBP: 0.335, SLG: 0.377		0-0 FC4-6 1B	0-0 F3		0-0 5-3	0-0 4-3		0-0 HR		4 0 1 0 0 0 1 1 1 1 2 0 0 0			
Billy Grabarkewitz, R (1, 5) X OBP: 0.421, SLG: 0.497		0-0 FC4-6		0-0 SH 3B	0-0 HR		0-0 HR	4-0 BB		4 3 3 2 1 0 1	AB 43 R 13 H 17 RBI 11 BB 4 SO 5 LOB 25		
Willie Crawford, L (1, 7) SSS OBP: 0.305, SLG: 0.351		0-3 K		4-0 SH BB	0-0 F8		0-3 K	0-0 4-3		4 1 0 0 1 2 2			
Don Sutton, R (1, 1) Fred Norman, S (1, 1) Charlie Hough, R (5, 1) OBP: 0.260, SLG: 0.200 OBP: 0.500, SLG: 0.250 OBP: 0.333, SLG: 0.333		0-3 K		0-0 SH 2B		0-0 FC3-2 1B	0-0 6-3		0-0 P6	0 0 0 0 0 0 0 1 1 0 0 0 1 1 3 0 1 0 0 0 0			
Inning Stats	R: 0 H: 2 E: 0 LOB: 2 K: 1 BB: 0 S: 7 P: 7	R: 0 H: 1 E: 0 LOB: 1 K: 2 BB: 0 S: 8 P: 8	R: 3 H: 2 E: 2 LOB: 0 K: 0 BB: 0 S: 6 P: 6	R: 3 H: 2 E: 1 LOB: 1 K: 1 BB: 2 S: 7 P: 15	R: 1 H: 1 E: 0 LOB: 0 K: 0 BB: 0 S: 4 P: 4	R: 3 H: 4 E: 0 LOB: 1 K: 0 BB: 0 S: 7 P: 7	R: 1 H: 1 E: 0 LOB: 1 K: 1 BB: 1 S: 6 P: 10	R: 2 H: 2 E: 0 LOB: 1 K: 0 BB: 1 S: 5 P: 9	R: 0 H: 2 E: 0 LOB: 2 K: 0 BB: 0 S: 5 P: 5	1B: 11 SF: 0 2B: 1 SAC: 2 3B: 2 DP: 1 HR: 3 HBP: 0	WP: 0 PA: 49 PB: 0 SB: 0 CS: 1		
PITCHER	IP WLS BF H R ER SO BB IBB HBP BLK WP HR S P ERA WHIP												
Jim Colborn, R (1, 1) ERA: 3.78	3.0		6 5 4 3 1 0 0 0 0 0 0 0 22 26 12.00 2.333										
Larry Gura, L (4, 1) ERA: 3.94	2.0	L	9 2 2 1 1 1 0 0 0 0 0 1 10 14 4.50 1.500										
Roberto Rodriguez, R (6, 1) ERA: 5.37	0.1		5 4 3 3 0 0 0 0 0 0 0 0 5 5 81.00 12.000										
Juan Pizarro, L (6, 1) ERA: 21.6	1.2		7 1 1 1 1 1 0 0 0 0 0 1 8 12 5.40 1.200										
Joe Decker, R (8, 1) ERA: 4.4	2.0		11 4 2 2 0 1 0 0 0 0 0 1 10 14 9.00 2.500										

Los Angeles Dodgers @ Chicago Cubs  
Wrigley Field, Chicago, IL  
Fri Aug 14 1970, 3:33 AM CDT  
Att. 27,897 - Unknown - 84 F

livebaseballscorecards.com



BOTTOM

Los Angeles Dodgers @ Chicago Cubs  
Wrigley Field, Chicago, IL  
Fri Aug 14 1970, 3:33 AM CDT  
Att: 27,897 - Unknown - 84 F

livebaseballscorecards.com

AB 39  
R 9  
H 12  
RBI 9  
BB 8  
SO 3  
LOB 18



WP: 4 PA: 47  
PB: 1  
SB: 0  
CS: 0

AB R H RBI BB SO LOB

6 0 2 0 0 0 4

6 1 2 0 0 0 2

4 2 2 1 1 0 1

2 1 1 0 3 0 0

5 1 1 4 0 0 6

3 1 0 0 2 1 0

4 2 2 1 1 1 1

4 1 1 2 1 1 2

1B: 8 SF: 0  
2B: 0 SAC: 0  
3B: 0 DP: 0  
HR: 4 HBP: 0

Batter	1	2	3	4	5	6	7	8	9
Don Kessinger, S (1, 6) OBP: 0.342, SLG: 0.372				5-3	FC6-4				
Glenn Beckert, R (1, 4) OBP: 0.343, SLG: 0.364		4-3		WP			F9	F8	F8
Billy Williams, L (1, 7) OBP: 0.373, SLG: 0.577		4-3		BB				F8	
Jim Hickman, R (1, 3) OBP: 0.422, SLG: 0.599				BB	FC4-6		5-3		
Joe Pepitone, L (1, 8) OBP: 0.295, SLG: 0.448		F9			FC4-6		F9	P5	
Ron Santo, R (1, 5) OBP: 0.347, SLG: 0.445			K		FC2-5		1-3		1-3
Johnny Callison, L (1, 9) OBP: 0.362, SLG: 0.449			P4		FC2-5				HR
Randy Hundley, R (1, 2) OBP: 0.351, SLG: 0.427			F7		FC2-5		K		HR
Jim Colborn, R (1, 1) Larry Gura, S (4, 1) Willie Smith, L (5, PH) Roberto Rodriguez, R (6, 1) Juan Pizarro, L (6, 1) Al Spangler, L (7, PH) Joe Decker, R (8, 1) Paul Popovich, S (9, PH)					F8		P3		P8

Inning Stats	R: 5 E: 0 K: 1 S: 9	H: 4 LOB: 2 BB: 3 P: 21	R: 0 E: 0 K: 0 S: 4	H: 1 LOB: 1 BB: 0 P: 4	R: 0 E: 0 K: 1 S: 5	H: 0 LOB: 0 BB: 0 P: 5	R: 0 E: 0 K: 0 S: 4	H: 1 LOB: 3 BB: 2 P: 12	R: 0 E: 0 K: 0 S: 4	H: 1 LOB: 2 BB: 1 P: 8	R: 1 E: 0 K: 0 S: 4	H: 1 LOB: 0 BB: 0 P: 4	R: 1 E: 0 K: 1 S: 6	H: 1 LOB: 0 BB: 0 P: 6	R: 0 E: 0 K: 0 S: 4	H: 1 LOB: 2 BB: 1 P: 8	R: 2 E: 0 K: 0 S: 5	H: 2 LOB: 1 BB: 1 P: 9
--------------	------------------------------	----------------------------------	------------------------------	---------------------------------	------------------------------	---------------------------------	------------------------------	----------------------------------	------------------------------	---------------------------------	------------------------------	---------------------------------	------------------------------	---------------------------------	------------------------------	---------------------------------	------------------------------	---------------------------------

PITCHER	IP	WLS	BF	H	R	ER	SO	BB	IBB	HBP	BLK	WP	HR	S	P	ERA	WHIP
Don Sutton, R (1, 1) ERA: 4.1	0.1		6	3	5	5	0	2	0	0	0	0	1	4	12	135.00	15.000
Fred Norman, L (1, 1) ERA: 3.74	3.2	W	17	3	0	0	2	3	0	0	0	2	0	18	30	0.00	1.636
Charlie Hough, R (5, 1) ERA: 6.75	5.0	S	24	6	4	4	1	3	0	0	0	0	3	23	35	7.20	1.800

Batter	1	2	3	4	5	6	7	8	9	AB R H RBI BB SO LOB	TOP	
Maury Wills, S OBP: 0.357, SLG: 0.332 (1, 6) X	0-0 4-3		0-0 6-3	0-0 4-3			0-0 E1 1B		0-0 S 2B	5 2 1 0 0 0 0	<b>Los Angeles Dodgers @ Chicago Cubs</b> Wrigley Field, Chicago, IL Sat Aug 15 1970, 3:33 AM CDT Unknown - 84 F	
Bill Russell, R OBP: 0.307, SLG: 0.400 (1, 9) X	0-0 5-3		0-0 F7			0-0 4-3	0-0 1B 1B		0-0 F2	5 1 1 0 0 0 1		
Willie Davis, L OBP: 0.350, SLG: 0.460 (1, 8) X	0-0 P6		4-0 1B 2B BB			0-0 F7	0-0 1B SF9 1B		0-0 F5	4 2 1 1 1 0 1		
Wes Parker, S OBP: 0.410, SLG: 0.490 (1, 3) X		0-0 1B 5-3 1B	0-0 2B 1B			0-0 4-3	0-0 G3-6-3 1B		0-0 2B	5 2 4 2 0 0 0		
Tom Haller, L OBP: 0.344, SLG: 0.451 (1, 2) X		0-0 5-3	0-0 1B 2B			0-3 K	0-0 SF9		4-0 IBB	3 0 1 2 1 1 1		
Ted Sizemore, R OBP: 0.381, SLG: 0.372 (1, 4) X		0-0 1B 1B	0-0 1B			0-0 HR 1B	0-0 G3-6-3		0-0 F8	5 1 3 1 0 0 3		
Billy Grabarkewitz, R OBP: 0.418, SLG: 0.492 (1, 5) X		0-3 K	0-0 1-3			0-3 K				4 0 0 0 0 3 5		
Willie Crawford, L OBP: 0.308, SLG: 0.366 (1, 7) X		0-0 1B		0-0 6-3		0-0 HR			0-0 6-3	4 1 2 3 0 0 0		
Alan Foster, R OBP: 0.145, SLG: 0.115 (1, 1) X Von Joshua, L OBP: 0.266, SLG: 0.320 (6, PH) Pete Mikkelsen, R OBP: 0.500, SLG: 0.500 (6, 1) X	0-0 F9		0-0 4-3			0-3 K			0-3 K	2 0 0 0 0 0 2 1 0 0 0 0 1 0 1 0 0 0 0 1 0		
<b>Inning Stats</b>	R: 0 H: 0 E: 0 LOB: 0 K: 0 BB: 0 S: 3 P: 3	R: 1 H: 3 E: 0 LOB: 2 K: 1 BB: 0 S: 8 P: 8	R: 2 H: 3 E: 0 LOB: 2 K: 0 BB: 1 S: 6 P: 10	R: 0 H: 0 E: 0 LOB: 0 K: 0 BB: 0 S: 3 P: 3	R: 0 H: 0 E: 0 LOB: 0 K: 0 BB: 0 S: 3 P: 3	R: 2 H: 2 E: 0 LOB: 0 K: 3 BB: 0 S: 11 P: 11	R: 3 H: 3 E: 1 LOB: 0 K: 0 BB: 0 S: 6 P: 6	R: 0 H: 0 E: 0 LOB: 0 K: 2 BB: 0 S: 7 P: 7	R: 1 H: 2 E: 0 LOB: 2 K: 0 BB: 1 S: 5 P: 9	1B: 9 SF: 1 2B: 3 SAC: 0 3B: 0 DP: 1 HR: 1 HBP: 0	WP: 0 PA: 42 PB: 0 SB: 1 CS: 0	
<b>PITCHER</b> Fergie Jenkins, R ERA: 3.85 (1, 1) Phil Regan, R ERA: 4.76 (7, 1)	IP WLS BF H R ER SO BB IBB HBP BLK WP HR S P ERA WHIP											<b>PITCHER</b> IP WLS BF H R ER SO BB IBB HBP BLK WP HR S P ERA WHIP

livebaseballscorecards.com

<b>AB</b>	<b>39</b>
<b>R</b>	<b>9</b>
<b>H</b>	<b>13</b>
<b>RBI</b>	<b>9</b>
<b>BB</b>	<b>2</b>
<b>SO</b>	<b>6</b>
<b>LOB</b>	<b>13</b>





Batter	1	2	3	4	5	6	7	8	9	AB R H RBI BB SO LOB
Don Kessinger, S (1, 6) OBP: 0.341, SLG: 0.372	0-0 P4		0-0 P6			0-0 L3			0-0 6-3	5 1 1 0 0 0 2
Glenn Beckert, R (1, 4) OBP: 0.342, SLG: 0.363	0-0 6-3		0-0 WP	0-0 4-3			0-0 E5			4 1 1 0 0 0 0
Billy Williams, L (1, 7) OBP: 0.372, SLG: 0.574	0-0 4-3		0-0 WP	0-0 F3			0-0 G3-6-3			4 1 1 1 0 0 1
Jim Hickman, R (1, 3) OBP: 0.423, SLG: 0.605		0-0 HR	0-0 WP	0-0 G3			0-3 K			3 2 1 1 1 1 0
Joe Pepitone, L (1, 8) OBP: 0.294, SLG: 0.446		0-0 F3	0-0 HR		0-0 F9			0-0 3-1		4 1 1 2 0 0 0
Ron Santo, R (1, 5) OBP: 0.346, SLG: 0.443		0-0 1B	0-0 F3		0-0 F2			0-0 E3		4 0 1 0 0 0 1
Johnny Callison, L (1, 9) OBP: 0.363, SLG: 0.457		0-0 1B	0-0 HR		0-0 F9			0-0 G4-3		4 1 2 2 0 0 1
Randy Hundley, R (1, 2) OBP: 0.356, SLG: 0.430		0-0 F7	0-0 1B			0-0 FC1-6		0-3 K		4 0 2 0 0 1 2
Fergie Jenkins, R (1, 1) OBP: 0.089, SLG: 0.143		0-3 K	0-3 K			0-0 FC1-6		0-0 4-3		3 0 0 0 0 2 4
Phil Regan, R (7, 1)										0 0 0 0 0 0 0
Willie Smith, L (9, PH) OBP: 0.277, SLG: 0.374										1 0 0 0 0 0 0

Inning Stats	R: 0	H: 0	E: 0	K: 0	S: 3	H: 0	LOB: 0	BB: 0	P: 3	R: 1	H: 3	E: 0	K: 1	S: 8	R: 6	H: 6	E: 0	K: 1	S: 11	R: 0	H: 0	E: 0	K: 0	S: 3	R: 0	H: 0	E: 0	K: 0	S: 3	R: 0	H: 1	E: 0	K: 0	S: 3	R: 0	H: 0	E: 1	K: 1	S: 5	R: 0	H: 0	E: 1	K: 0	S: 3	R: 0	H: 0	E: 0	K: 1	S: 5	R: 0	H: 0	E: 0	K: 1	S: 5	1B: 7	2B: 2	3B: 0	HR: 2	SF: 0	SAC: 0	DP: 3	HBP: 0	WP: 1	PA: 37
--------------	------	------	------	------	------	------	--------	-------	------	------	------	------	------	------	------	------	------	------	-------	------	------	------	------	------	------	------	------	------	------	------	------	------	------	------	------	------	------	------	------	------	------	------	------	------	------	------	------	------	------	------	------	------	------	------	-------	-------	-------	-------	-------	--------	-------	--------	-------	--------

PITCHER	IP	WLS	BF	H	R	ER	SO	BB	IBB	HBP	BLK	WP	HR	S	P	ERA	WHIP
Alan Foster, R (1, 1) ERA: 4.02	5.0		25	9	7	7	2	1	0	0	0	1	2	28	32	12.60	2.000
Pete Mikkelsen, R (6, 1) ERA: 3.0	4.0	W	12	1	0	0	2	0	0	0	0	0	0	16	16	0.00	0.250

**BOTTOM**

**Los Angeles Dodgers @ Chicago Cubs**  
 Wrigley Field, Chicago, IL  
 Sat Aug 15 1970, 3:33 AM CDT  
 Unknown - 84 F

[livebaseballscorecards.com](http://livebaseballscorecards.com)

<b>AB</b>	<b>36</b>
<b>R</b>	<b>7</b>
<b>H</b>	<b>10</b>
<b>RBI</b>	<b>6</b>
<b>BB</b>	<b>1</b>
<b>SO</b>	<b>4</b>
<b>LOB</b>	<b>11</b>



Batter	1	2	3	4	5	6	7	8	9	AB R H RBI BB SO LOB	TOP	
Maury Wills, S (1, 6) OBP: 0.356, SLG: 0.335 Andy Kosco, R (5, 9) OBP: 0.226, SLG: 0.373	0-0 1-3-6 2B		0-0 FC5-4 BB 1-2f		0-0 1-3			0-0 HR	0-0 P2	3 0 1 0 0 0 1 2 1 1 1 0 0 1		
Manny Mota, R (1, 7) OBP: 0.374, SLG: 0.394 Charlie Hough, R (8, 1) OBP: 0.333, SLG: 0.333	0-0 1-3-6 2-3f		4-0 G5-4-3 BB 1-2			0-0 FC6-4 1B		0-0 F9		3 0 1 0 1 0 1 0 0 0 0 0 0 0		
Bill Russell, R (1, 8) OBP: 0.299, SLG: 0.389	0-0 5-3		0-0 G5-4-3 1-2f			0-0 P4		0-0 1-3		4 0 0 0 0 0 3		
Wes Parker, S (1, 3) OBP: 0.411, SLG: 0.493 Sandy Vance, R (6, 1) OBP: 0.158, SLG: 0.111 Willie Crawford, L (8, PH) OBP: 0.310, SLG: 0.366		0-0 1B FC6-4 2B		0-0 1B		0-0 FC6-4 1-2f		4-0 2B BB		3 1 2 0 0 0 1 0 0 0 0 0 0 0 0 0 0 0 1 0 0		
Jim Lefebvre, S (1, 4) OBP: 0.333, SLG: 0.379		0-0 F8		0-0 F9		0-0 5-3		0-0 1-3 2B		4 0 1 0 0 0 3		
Ted Sizemore, R (1, 9) OBP: 0.386, SLG: 0.382		0-0 FC6-4 1B 2-3		0-0 1B 1-3			0-0 6-3 2B	0-0 1-3		4 0 3 0 0 0 2		
Billy Grabarkewitz, R (1, 5) OBP: 0.414, SLG: 0.487		0-0 FC6-4 1-2f		0-0 L7			0-0 6-3		0-0 P4	4 0 0 1 0 0 3		
Jeff Torborg, R (1, 2) OBP: 0.314, SLG: 0.323 Bill Sudakis, S (4, 2) OBP: 0.341, SLG: 0.432		0-0 F8			0-3 K		0-3 K		4-0 BB	1 0 0 0 0 0 1 2 0 0 0 1 2 1	AB 33 R 2 H 9 RBI 2 BB 4 SO 5 LOB 19	
Joe Moeller, R (1, 1) OBP: 0.214, SLG: 0.154 Fred Norman, S (4, 1) OBP: 0.429, SLG: 0.200 Len Gabrielson, L (6, 3) OBP: 0.194, SLG: 0.200			4-0 FC5-4 BB		0-3 K		0-3 K		0-3 K	0 0 0 0 1 0 0 1 0 0 0 0 1 0 2 0 0 0 0 2 2		
<b>Inning Stats</b>	R: 0 H: 1 E: 0 LOB: 0 K: 0 BB: 0 S: 3 P: 3	R: 1 H: 2 E: 0 LOB: 1 K: 0 BB: 0 S: 5 P: 5	R: 0 H: 0 E: 0 LOB: 1 K: 0 BB: 2 S: 2 P: 10	R: 0 H: 2 E: 0 LOB: 1 K: 0 BB: 0 S: 4 P: 4	R: 0 H: 0 E: 0 LOB: 0 K: 2 BB: 0 S: 7 P: 7	R: 0 H: 1 E: 0 LOB: 1 K: 0 BB: 0 S: 4 P: 4	R: 0 H: 1 E: 0 LOB: 1 K: 2 BB: 0 S: 8 P: 8	R: 1 H: 2 E: 0 LOB: 2 K: 0 BB: 1 S: 5 P: 9	R: 0 H: 0 E: 0 LOB: 1 K: 1 BB: 1 S: 5 P: 9	1B: 4 SF: 0 2B: 5 SAC: 0 3B: 0 DP: 2 HR: 1 HBP: 0	WP: 0 PA: 37 PB: 0 SB: 0 CS: 0	
<b>PITCHER</b> Ken Holtzman, L (1, 1) ERA: 3.41	IP WLS BF H R ER SO BB IBB HBP BLK WP HR S P ERA WHIP											<b>PITCHER</b> IP WLS BF H R ER SO BB IBB HBP BLK WP HR S P ERA WHIP
	9.0 W 37 9 2 2 5 4 0 0 0 0 0 1 43 59 2.00 1.444											

**Los Angeles Dodgers @ Chicago Cubs**  
 Wrigley Field, Chicago, IL  
 Sat Aug 15 1970, 3:38 AM CDT  
 Att: 35,345 - Unknown

[livebaseballscorecards.com](http://livebaseballscorecards.com)



BOTTOM

Los Angeles Dodgers @ Chicago Cubs  
Wrigley Field, Chicago, IL  
Sat Aug 15 1970, 3:38 AM CDT  
Att. 35,345 - Unknown

livebaseballscorecards.com

AB 37  
R 13  
H 15  
RBI 11  
BB 5  
SO 6  
LOB 15



WP: 0 PA: 43  
PB: 0  
SB: 1  
CS: 0

AB R H RBI BB SO LOB

5 2 2 0 0 0 2  
4 2 2 1 0 0 1  
1 0 0 0 0 1 1

4 2 4 2 0 0 0  
0 0 0 0 1 0 0

2 1 0 0 2 0 2  
1 1 0 0 0 0 1

5 1 2 2 0 2 3

3 1 1 1 1 1 1  
1 1 1 2 0 0 0

4 1 2 1 0 0 2  
1 0 0 0 0 1 0

3 1 1 2 1 0 1

3 0 0 0 0 1 1

1B: 7 SF: 0  
2B: 4 SAC: 1  
3B: 0 DP: 1  
HR: 4 HBP: 0

Batter	1	2	3	4	5	6	7	8	9
Don Kessinger, S (1, 6) OBP: 0.341, SLG: 0.375	0-0 F5		0-0 1B 2B	0-0 2B 1B	0-0 F8		0-0 4-3		
Glenn Beckert, R (1, 4) OBP: 0.344, SLG: 0.367 Phil Gagliano, R (7, PH) OBP: 0.222, SLG: 0.164	0-0 F3		0-0 2B 1B	0-0 6-3		0-0 1B 2B	0-3 K		
Billy Williams, L (1, 7) OBP: 0.377, SLG: 0.588 Cleo James, R (6, PR) OBP: 0.299, SLG: 0.313	0-0 HR		0-0 1B 2B	0-0 2B		0-0 1B	4-0 BB		
Jim Hickman, R (1, 3) OBP: 0.424, SLG: 0.602 Willie Smith, L (7, 3) OBP: 0.275, SLG: 0.372	4-0 BB		4-0 1B IBB	0-0 6-3		0-0 G5-4-3	0-0 FC5-6		
Joe Pepitone, L (1, 8) OBP: 0.296, SLG: 0.445	0-0 G3		0-0 1B	0-3 K		0-0 BB 1B	0-3 K		
Ron Santo, R (1, 5) OBP: 0.347, SLG: 0.449 Paul Popovich, S (7, 5) OBP: 0.340, SLG: 0.393		0-0 F7	0-3 K		0-0 HR	4-0 BB	0-0 HR		
Johnny Callison, L (1, 9) OBP: 0.364, SLG: 0.457 Al Spangler, L (7, 9) OBP: 0.286, SLG: 0.500		0-0 F7	0-0 HR 1B		0-0 1B	0-0 G3	0-3 K		
Randy Hundley, R (1, 2) OBP: 0.361, SLG: 0.455		0-0 P6	0-0 HR		0-0 F7		4-0 SH1-4 BB		
Ken Holtzman, R (1, 1) OBP: 0.256, SLG: 0.282			0-0 4-3		0-3 K		0-0 SH1-4		

Inning Stats	R: 1	H: 1	R: 0	H: 0	R: 7	H: 6	R: 1	H: 2	R: 1	H: 2	R: 0	H: 0	R: 2	H: 1
	E: 0	LOB: 1	E: 0	LOB: 0	E: 1	LOB: 0	E: 0	LOB: 1	E: 0	LOB: 1	E: 0	LOB: 1	E: 0	LOB: 0
	K: 0	BB: 1	K: 0	BB: 0	K: 1	BB: 1	K: 1	BB: 0	K: 1	BB: 1	K: 1	BB: 1	K: 2	BB: 1
	S: 4	P: 8	S: 3	P: 3	S: 11	P: 15	S: 7	P: 7	S: 7	P: 7	S: 5	P: 9	S: 8	P: 12

PITCHER	IP	WLS	BF	H	R	ER	SO	BB	IBB	HBP	BLK	WP	HR	S	P	ERA	WHIP
Joe Moeller, R (1, 1) ERA: 3.75	3.1	L	21	9	9	9	1	1	1	0	0	0	2	21	29	24.30	3.000
Fred Norman, L (4, 1) ERA: 3.94	2.1		11	5	2	2	2	0	0	0	0	0	1	15	15	7.71	2.143
Sandy Vance, R (6, 1) ERA: 2.93	1.1		6	0	0	0	1	2	0	0	0	0	0	6	14	0.00	1.500
Charlie Hough, R (8, 1) ERA: 8.53	1.0		5	1	2	2	2	1	0	0	0	0	1	8	12	18.00	2.000

Batter	1	2	3	4	5	6	7	8	9	AB R H RBI BB SO LOB	TOP										
Maury Wills, S OBP: 0.357, SLG: 0.336 (1, 6)	0-3 K		0-0 F2		0-0 1B		0-0 1B		0-0 FC4-6	5 0 2 0 0 1 2											
Bill Russell, R OBP: 0.296, SLG: 0.383 (1, 9)	0-0 6-3		0-0 FC3-6		0-0 L7		0-3 K		0-0 1B	5 1 1 0 0 1 3											
Willie Davis, L OBP: 0.350, SLG: 0.459 (1, 8)	0-0 P4		0-0 1B		0-0 1B		0-0 F7		0-0 P6	5 0 2 1 0 0 3											
Wes Parker, S OBP: 0.408, SLG: 0.489 (1, 3)		0-0 1-3	0-0 4-3		0-0 F7		0-0 F7			4 0 0 0 0 0 4											
Tom Haller, L OBP: 0.346, SLG: 0.451 (1, 2)		0-0 P5		0-0 1B		0-0 FC4-6		0-0 L9		4 0 2 0 0 0 0											
Ted Sizemore, R OBP: 0.384, SLG: 0.380 (1, 4)		0-0 1B		0-0 F8		0-0 FC4-6		0-3 K		4 0 1 0 0 1 2											
Billy Grabarkewitz, R OBP: 0.413, SLG: 0.483 (1, 5)		0-0 FC6-4		0-3 K		4-0 1B		0-0 F9		3 0 0 0 1 1 2											
Willie Crawford, L OBP: 0.310, SLG: 0.377 (1, 7)			0-0 HR		0-3 K		0-0 FC6-4		0-0 L8	4 1 1 1 0 1 3											
Claude Osteen, L OBP: 0.282, SLG: 0.370 (1, 1)			0-0 1B		0-3 K		0-0 F8		4-0 BB	3 0 1 0 0 1 2											
Jim Lefebvre, S OBP: 0.336, SLG: 0.379 (9, PH)										0 0 0 0 1 0 0											
<b>Inning Stats</b>	R: 0 E: 0 K: 1 S: 5	H: 0 LOB: 0 BB: 0 P: 5	R: 0 E: 0 K: 0 S: 4	H: 1 LOB: 1 BB: 0 P: 4	R: 2 E: 0 K: 0 S: 6	H: 3 LOB: 1 BB: 0 P: 6	R: 0 E: 0 K: 2 S: 8	H: 1 LOB: 1 BB: 0 P: 8	R: 0 E: 0 K: 1 S: 7	H: 2 LOB: 2 BB: 0 P: 7	R: 0 E: 0 K: 1 S: 6	H: 1 LOB: 1 BB: 0 P: 6	R: 0 E: 0 K: 1 S: 5	H: 0 LOB: 0 BB: 0 P: 5	R: 0 E: 0 K: 0 S: 4	H: 1 LOB: 2 BB: 1 P: 8	1B: 9 2B: 0 3B: 0 HR: 1	SF: 0 SAC: 0 DP: 0 HBP: 0	WP: 0 PB: 0 SB: 3 CS: 0	PA: 39	
<b>PITCHER</b> Bill Hands, R ERA: 3.61 (1, 1)	IP 9.0	WLS W	BF 39	H 10	R 2	ER 2	SO 6	BB 2	IBB 0	HBP 0	BLK 0	WP 0	HR 1	S 49	P 57	ERA 2.00	WHIP 1.333				
<b>PITCHER</b>	IP	WLS	BF	H	R	ER	SO	BB	IBB	HBP	BLK	WP	HR	S	P	ERA	WHIP				

**Los Angeles Dodgers @ Chicago Cubs**  
 Wrigley Field, Chicago, IL  
 Sun Aug 16 1970, 3:33 AM CDT  
 Att: 33,065 - Unknown

AB	37
R	2
H	10
RBI	2
BB	2
SO	6
LOB	21



Batter	1	2	3	4	5	6	7	8	9	AB	R	H	RBI	BB	SO	LOB	BOTTOM
--------	---	---	---	---	---	---	---	---	---	----	---	---	-----	----	----	-----	--------

<b>Don Kessinger, S</b> <small>(1, 6)</small> <small>OBP: 0.342, SLG: 0.374</small>	0-0 		0-0 		0-0 	4-0 				3	0	1	0	1	0	0	<p style="text-align: center;"><b>Los Angeles Dodgers @ Chicago Cubs</b></p> <p style="text-align: center;">Wrigley Field, Chicago, IL</p> <p style="text-align: center;">Sun Aug 16 1970, 3:33 AM CDT</p> <p style="text-align: center;">Att. 33,065 - Unknown</p>
---	---------	--	---------	--	---------	---------	--	--	--	---	---	---	---	---	---	---	---

<b>Glenn Beckert, R</b> <small>(1, 4)</small> <small>OBP: 0.341, SLG: 0.364</small>	0-0 		0-0 		0-0 	0-0 				3	0	0	1	0	0	1	
---	---------	--	---------	--	---------	---------	--	--	--	---	---	---	---	---	---	---	--

<b>Billy Williams, L</b> <small>(1, 7)</small> <small>OBP: 0.378, SLG: 0.589</small>	0-0 			0-0 	0-0 		0-0 			4	2	2	0	0	0	1	
--	---------	--	--	---------	---------	--	---------	--	--	---	---	---	---	---	---	---	--

<b>Jim Hickman, R</b> <small>(1, 3)</small> <small>OBP: 0.424, SLG: 0.599</small>	4-0 			0-0 	0-0 		0-0 			3	1	1	0	1	0	1	
---	---------	--	--	---------	---------	--	---------	--	--	---	---	---	---	---	---	---	--

<b>Ron Santo, R</b> <small>(1, 5)</small> <small>OBP: 0.350, SLG: 0.451</small>	0-0 			4-0 	0-0 		0-0 			3	1	2	1	1	0	2	
---	---------	--	--	---------	---------	--	---------	--	--	---	---	---	---	---	---	---	--

<b>Randy Hundley, R</b> <small>(1, 2)</small> <small>OBP: 0.365, SLG: 0.456</small>		0-0 		0-0 	0-0 		0-0 			4	0	2	2	0	0	1	
---	--	---------	--	---------	---------	--	---------	--	--	---	---	---	---	---	---	---	--

<b>Joe Pepitone, L</b> <small>(1, 8)</small> <small>OBP: 0.295, SLG: 0.443</small>		0-0 		0-0 		0-0 		0-0 		4	1	1	0	0	0	2	
--	--	---------	--	---------	--	---------	--	---------	--	---	---	---	---	---	---	---	--

<b>Johnny Callison, L</b> <small>(1, 9)</small> <small>OBP: 0.365, SLG: 0.458</small>		0-0 		0-0 		0-0 		0-3 		4	0	2	1	0	1	0	
---	--	---------	--	---------	--	---------	--	---------	--	---	---	---	---	---	---	---	--

<b>Bill Hands, R</b> <small>(1, 1)</small> <small>OBP: 0.243, SLG: 0.123</small>			0-0 	0-0 		0-0 		0-3 		3	0	0	0	0	1	2	
--	--	--	---------	---------	--	---------	--	---------	--	---	---	---	---	---	---	---	--

<b>Inning Stats</b>	R: 0 H: 1 E: 0 LOB: 2 K: 0 BB: 1 S: 4 P: 8	R: 0 H: 0 E: 0 LOB: 0 K: 0 BB: 0 S: 3 P: 3	R: 0 H: 0 E: 0 LOB: 0 K: 0 BB: 0 S: 3 P: 3	R: 2 H: 3 E: 0 LOB: 2 K: 0 BB: 1 S: 6 P: 10	R: 2 H: 4 E: 0 LOB: 2 K: 0 BB: 0 S: 6 P: 6	R: 1 H: 2 E: 0 LOB: 1 K: 0 BB: 1 S: 4 P: 8	R: 0 H: 1 E: 0 LOB: 1 K: 0 BB: 0 S: 4 P: 4	R: 0 H: 0 E: 0 LOB: 0 K: 2 BB: 0 S: 7 P: 7	1B: 10 SF: 1 2B: 2 SAC: 1 3B: 0 DP: 1 HR: 0 HBP: 0	WP: 0 PA: 36 PB: 0 SB: 0 CS: 0
---------------------	---	---	---	--	---	---	---	---	---	---

<b>PITCHER</b> <b>Claude Osteen, L</b> <small>(1, 1)</small> <small>ERA: 3.47</small>	IP: 8.0 WLS: L BF: 36 H: 11 R: 5 ER: 5 SO: 2 BB: 2 IBB: 1 HBP: 0 BLK: 0 WP: 0 HR: 0 S: 37 P: 49 ERA: 5.62 WHIP: 1.625	<b>PITCHER</b>	IP: 0 WLS: 0 BF: 0 H: 0 R: 0 ER: 0 SO: 0 BB: 0 IBB: 0 HBP: 0 BLK: 0 WP: 0 HR: 0 S: 0 P: 0 ERA: 0 WHIP: 0
--	---	----------------	--



Batter	1	2	3	4	5	6	7	8	9	AB R H RBI BB SO LOB	TOP		
Maury Wills, S (1, 6) OBP: 0.358, SLG: 0.340	0-0 G1-6-3 1B	0-0 FC6-4 1-2f		0-0 2B	0-0 6-3			0-0 3-1 1-2 2-3		5 1 2 0 0 0 5	<b>Los Angeles Dodgers @ St. Louis Cardinals</b> Busch Stadium, St. Louis, MO Mon Aug 17 1970, 7:05 PM CDT Att: 21,114 - Unknown <a href="http://livebaseballscores.com">livebaseballscores.com</a>		
Bill Russell, R (1, 9) OBP: 0.299, SLG: 0.403	0-0 G1-6-3 1-2f		0-0 3B	0-0 1B SF8		0-0 6-3		0-0 5-3		5 2 2 2 0 0 2			
Willie Davis, L (1, 8) OBP: 0.353, SLG: 0.469	0-0 6-3		0-0 1B	0-0 1B		0-3 K		0-0 3B		5 2 3 2 0 1 0			
Wes Parker, S (1, 3) OBP: 0.408, SLG: 0.489		0-0 2B	0-0 FC5 HBP 1B	0-0 SF8		0-3 K		0-0 5-3		4 1 2 2 0 1 1			
Tom Haller, L (1, 2) OBP: 0.351, SLG: 0.456		0-0 BB 1-H 2B	1-0 HBP	0-0 1B		0-0 F9		0-0 F7		4 0 2 1 0 0 0			
Ted Sizemore, R (1, 4) OBP: 0.385, SLG: 0.381		0-3 K	0-0 F9	0-0 1B		0-0 6-3		0-0 4-3 1B		5 0 2 1 0 1 3			
Billy Grabarkewitz, R (1, 5) OBP: 0.408, SLG: 0.477		0-0 E3 BB	0-3 K	0-3 K		0-0 6-3		0-0 4-3 1-2f		5 0 0 0 0 2 6			
Willie Crawford, L (1, 7) OBP: 0.309, SLG: 0.375		0-3 K	0-0 FC5 2-3f		0-0 6-3		0-0 3-1 5-3 1B		4 1 1 0 0 1 4				
Don Sutton, R (1, 1) OBP: 0.270, SLG: 0.200		4-0 BB BB BB		0-3 K		0-3 K		4-0 BB BB BB		0 0 0 0 1 0 0			
Fred Norman, S (3, 1) OBP: 0.333, SLG: 0.143										2 0 0 0 0 2 0			
Jim Lefebvre, S (8, PH) OBP: 0.338, SLG: 0.379										0 1 0 0 1 0 0			
Charlie Hough, R (8, 1) OBP: 0.333, SLG: 0.333		1-2 2-3 BB						1-2 3B BB		0 0 0 0 0 0 0			
<b>Inning Stats</b>	R: 0 H: 1 E: 0 LOB: 0 K: 0 BB: 0 S: 3 P: 3	R: 1 H: 2 E: 1 LOB: 3 K: 2 BB: 1 S: 10 P: 14	R: 2 H: 3 E: 0 LOB: 2 K: 1 BB: 0 S: 8 P: 9	R: 3 H: 5 E: 0 LOB: 2 K: 2 BB: 0 S: 12 P: 12	R: 0 H: 0 E: 0 LOB: 0 K: 1 BB: 0 S: 5 P: 5	R: 0 H: 0 E: 0 LOB: 0 K: 2 BB: 0 S: 7 P: 7	R: 0 H: 0 E: 0 LOB: 0 K: 0 BB: 0 S: 3 P: 3	R: 2 H: 2 E: 0 LOB: 1 K: 0 BB: 1 S: 5 P: 9	R: 0 H: 1 E: 0 LOB: 0 K: 0 BB: 0 S: 3 P: 3	1B: 8 SF: 1 2B: 4 SAC: 0 3B: 3 DP: 2 HR: 0 HBP: 1	WP: 0 PA: 43 PB: 0 SB: 0 CS: 0		
<b>PITCHER</b>	IP WLS BF H R ER SO BB IBB HBP BLK WP HR S P ERA WHIP											<b>PITCHER</b>	IP WLS BF H R ER SO BB IBB HBP BLK WP HR S P ERA WHIP
Bob Gibson, R (1, 1) ERA: 3.56	8.1 W 42 14 8 8 8 2 0 1 0 0 0 0 55 64 8.64 1.920												
Chuck Taylor, R (9, 1) ERA: 2.87	0.2 S 1 0 0 0 0 0 0 0 0 0 0 0 0 1 1 0.00 0.000												



Batter	1	2	3	4	5	6	7	8	9
Lou Brock, L OBP: 0.365, SLG: 0.426 (1, 7)	0-0 E7 6-3 1B	0-0 FC6-4 1-2f 2B	0-0 BB 1B	0-0 4-3			0-0 F8		
Julian Javier, R OBP: 0.284, SLG: 0.305 (1, 4)	0-0 6-3 2-3	0-0 F7	0-0 SF8 3-H					0-0 P3	
Joe Hague, L OBP: 0.367, SLG: 0.428 (1, 3)	0-0 2B 1B 3-H	0-0 1-H 2B	4-0 1B BB					4-0 3-1 1B BB	
Joe Torre, R OBP: 0.392, SLG: 0.486 (1, 5)	0-0 1B 2B 1-3	0-3 K	0-0 FC6-4 1B 1-2 2-H					0-0 3-1 1-3	
Jose Cardenal, R OBP: 0.353, SLG: 0.430 (1, 8)	0-0 G3 1B 2-H 3-H		0-0 1B 1B 1-2f FC6-4					0-0 1B	
Vic Davalillo, L OBP: 0.370, SLG: 0.455 (9, 8)									
Ted Simmons, S OBP: 0.309, SLG: 0.297 (1, 2)	0-0 G3 2-3		0-0 1B BB E 1B 1-2	0-0 6-3				0-0 1-4-3	
Leron Lee, L OBP: 0.290, SLG: 0.328 (1, 9)	0-0 L9		0-3 K	0-0 E 1B				0-0 6-3	
Dal Maxvill, R OBP: 0.315, SLG: 0.235 (1, 6)			4-0 1B BB 1-2 2-3	0-0 E4 1-2				0-0 L6	
Bob Gibson, R OBP: 0.360, SLG: 0.415 (1, 1)			0-0 FC6-4 1B 3-H	0-0 E7 1B SF8 1-3 2-H 3-H	0-3 K			0-0 F3	
Chuck Taylor, R OBP: 0.160, SLG: 0.167 (9, 1)									

AB	R	H	RBI	BB	SO	LOB
5	3	2	1	0	0	3
4	0	0	1	0	1	2
3	2	2	2	2	0	0
5	1	2	1	0	2	2
5	1	3	3	0	0	2
0	0	0	0	0	0	0
4	1	1	0	0	0	1
4	0	1	0	0	1	3
3	2	1	0	1	0	1
4	1	2	2	0	1	2
0	0	0	0	0	0	0

AB	R	H	RBI	BB	SO	LOB
37	11	14	10	3	5	16

Inning	1	2	3	4	5	6	7	8	9
R	3	2	5	0	0	0	0	1	4
E	1	0	1	1	0	0	0	0	1
K	0	1	1	1	2	2	0	0	2
S	7	8	10	7	7	7	3	3	7
H	4	3	5	1	0	0	0	1	1
LOB	1	1	2	2	0	0	0	1	1
BB	0	0	0	0	0	0	0	1	0
P	7	8	18	7	7	7	3	7	7

WP	PA
0	41

**Los Angeles Dodgers @ St. Louis Cardinals**  
 Busch Stadium, St. Louis, MO  
 Mon Aug 17 1970, 7:05 PM CDT  
 Att. 21,114 - Unknown

AB	R	H	RBI	BB	SO	LOB
37	11	14	10	3	5	16



PITCHER	IP	WLS	BF	H	R	ER	SO	BB	IBB	HBP	BLK	WP	HR	S	P	ERA	WHIP
Don Sutton, R ERA: 4.33 (1, 1)	2.0	L	14	8	6	6	1	0	0	0	0	0	0	16	16	27.00	4.000
Fred Norman, L ERA: 4.25 (3, 1)	5.0		23	5	4	4	4	2	0	0	0	0	0	29	37	7.20	1.400
Charlie Hough, R ERA: 7.36 (8, 1)	1.0		4	1	1	0	0	1	0	0	0	0	0	3	7	0.00	2.000

Batter	1	2	3	4	5	6	7	8	9	AB R H RBI BB SO LOB	TOP	
Maury Wills, S OBP: 0.352, SLG: 0.334 (1, 6) X	0-0 F3		0-0 5-3		0-0 4-3	0-0 E3 WP FC5		0-0 F3	0-0 6-3	6 0 0 1 0 0 3	<b>Los Angeles Dodgers @ St. Louis Cardinals</b> Busch Stadium, St. Louis, MO Tue Aug 18 1970, 7:05 PM CDT Att: 24,532 - Unknown <a href="http://livebaseballscores.com">livebaseballscores.com</a>	
Manny Mota, R OBP: 0.375, SLG: 0.394 (1, 7) X	0-0 3-1		0-0 1B		0-0 1B	0-0 FC5 WP		0-0 3-1		5 0 2 1 0 0 2		
Willie Davis, L OBP: 0.351, SLG: 0.469 (1, 8) X	0-0 1-3		0-0 P6		0-0 FC6-4	0-0 3-1		0-0 1B 2B		5 1 1 0 0 0 4		
Wes Parker, S OBP: 0.414, SLG: 0.496 (1, 3) X		0-0 1B 1B		0-0 FC4-6 1B		4-0 1B 2B BB	0-0 1B 2B	0-0 1B 1B 2-H		4 2 4 1 1 0 0		
Ted Sizemore, R OBP: 0.388, SLG: 0.385 (1, 4) X	0-0 F9		0-0 FC4-6 FC6-4		0-0 2B SF8 1B	0-0 WP 1B	0-0 1B 1B	0-0 1B		5 1 3 1 0 0 2		
Bill Sudakis, S OBP: 0.337, SLG: 0.431 (1, 2) X	0-3 K		0-0 FC6-4		0-0 SF8 1B 2B	0-0 P4	0-0 P6			5 1 1 1 0 1 5		
Billy Grabarkewitz, R OBP: 0.408, SLG: 0.475 (1, 5) X	0-0 FC6-4 1B		0-0 P3		4-0 S E 1B IBB			0-0 F7		4 1 1 0 1 1 2		
Bill Russell, R OBP: 0.302, SLG: 0.401 (1, 9) X	0-0 FC6-4				0-0 4-3 SH1-4 1B 1B	0-0 SF8		0-0 P6		3 1 1 1 1 0 2		
Sandy Vance, R OBP: 0.217, SLG: 0.182 (1, 1) X			0-0 6-3		0-0 SH1-4	0-0 FC5 E 1B		0-0 1B		4 0 2 1 0 1 2		
<b>Inning Stats</b>	R: 0 E: 0 K: 0 S: 3 H: 0 LOB: 0 BB: 0 P: 3	R: 0 E: 0 K: 1 S: 7 H: 2 LOB: 2 BB: 0 P: 7	R: 0 E: 0 K: 0 S: 4 H: 1 LOB: 1 BB: 0 P: 4	R: 0 E: 0 K: 0 S: 4 H: 1 LOB: 1 BB: 0 P: 4	R: 1 E: 0 K: 0 S: 5 H: 2 LOB: 1 BB: 0 P: 5	R: 4 E: 1 K: 0 S: 7 H: 3 LOB: 2 BB: 2 P: 15	R: 1 E: 0 K: 2 S: 9 H: 2 LOB: 2 BB: 1 P: 13	R: 1 E: 0 K: 0 S: 6 H: 3 LOB: 2 BB: 0 P: 6	R: 0 E: 0 K: 0 S: 4 H: 1 LOB: 1 BB: 0 P: 4	1B: 12 2B: 3 3B: 0 HR: 0 SF: 1 SAC: 1 DP: 0 HBP: 0	WP: 2 PB: 0 SB: 1 CS: 0 PA: 46	
<b>PITCHER</b>	IP WLS BF H R ER SO BB IBB HBP BLK WP HR S P ERA WHIP											
Jerry Reuss, L ERA: 5.18 (1, 1)	6.0 L 32 11 6 6 1 1 1 0 0 1 0 32 40 9.00 2.000											
Reggie Cleveland, R ERA: 9.72 (7, 1)	2.0 10 3 1 1 2 0 1 0 0 1 0 13 17 4.50 1.500											
Frank Bertaina, L ERA: (9, 1)	1.0 4 1 0 0 0 0 0 0 0 0 0 4 4 0.00 1.000											





Batter	1	2	3	4	5	6	7	8	9	AB	R	H	RBI	BB	SO	LOB
Lou Brock, L (1, 7) OBP: 0.362, SLG: 0.422	0-3 K			0-0 4-3	0-0 P6			0-0 F5		4	0	0	0	0	1	2
Julian Javier, R (1, 4) OBP: 0.286, SLG: 0.306	0-0 4-3			0-0 1B		4-0 1B G6-4-3 BB		0-0 F5		3	2	1	0	1	0	0
Joe Hague, L (1, 3) OBP: 0.366, SLG: 0.426	0-0 3-1			0-0 F3		0-0 1B G6-4-3		0-0 F7		4	0	1	0	0	0	1
Joe Torre, R (1, 5) OBP: 0.391, SLG: 0.484		0-0 F8		0-0 1B		0-0 G6-4-3		0-0 5-3		4	0	1	1	0	0	1
Jose Cardenal, R (1, 8) OBP: 0.352, SLG: 0.430		0-0 F7		0-0 F4		0-0 6-3		0-0 2B		4	0	1	0	0	0	1
Ted Simmons, S (1, 2) OBP: 0.307, SLG: 0.291		0-0 4-3			4-0 BB FC4-6 BB		0-0 P5		0-0 F8	3	0	0	0	1	0	1
Leron Lee, L (1, 9) OBP: 0.286, SLG: 0.323			0-3 K		0-3 K		0-0 F7			3	0	0	0	0	2	1
Dal Maxvill, R (1, 6) OBP: 0.312, SLG: 0.232			0-0 5-3		0-0 FC4-6 1B		0-0 L6			3	0	0	0	0	0	1
Jerry Reuss, L (1, 1) OBP: 0.125, SLG: 0.045			0-3 K		0-0 1B			0-0 4-3		2	0	1	0	0	1	0
Reggie Cleveland, R (7, 1)										0	0	0	0	0	0	0
Vic Davalillo, L (8, PH) OBP: 0.368, SLG: 0.452										1	0	0	0	0	0	0
Frank Bertaina, L (9, 1)										0	0	0	0	0	0	0


Inning Stats	R: 0	H: 0	E: 0	K: 1	S: 5	R: 0	H: 0	E: 0	K: 0	S: 3	R: 0	H: 0	E: 0	K: 2	S: 7	R: 1	H: 2	E: 0	K: 0	S: 5	R: 0	H: 1	E: 0	K: 1	S: 6	R: 1	H: 1	E: 0	K: 0	S: 3	R: 0	H: 0	E: 0	K: 0	S: 3	R: 0	H: 0	E: 0	K: 0	S: 3	R: 0	H: 1	E: 0	K: 0	S: 4	1B: 4	SF: 0	2B: 1	SAC: 0	3B: 0	DP: 1	HR: 0	HBP: 0	WP: 0	PA: 33
PITCHER Sandy Vance, R (1, 1) ERA: 2.81	IP	WLS	BF	H	R	ER	SO	BB	IBB	HBP	BLK	WP	HR	S	P	ERA	WHIP	IP	WLS	BF	H	R	ER	SO	BB	IBB	HBP	BLK	WP	HR	S	P	ERA	WHIP																					

**BOTTOM**

**Los Angeles Dodgers @ St. Louis Cardinals**  
 Busch Stadium, St. Louis, MO  
 Tue Aug 18 1970, 7:05 PM CDT  
 Att. 24,532 - Unknown

livebaseballscorecards.com

AB	31
R	2
H	5
RBI	1
BB	2
SO	4
LOB	8



Batter	1	2	3	4	5	6	7	8	9	AB R H RBI BB SO LOB	TOP
Maury Wills, S OBP: 0.350, SLG: 0.332 (1, 6) X	0-0 1B WP 1B	0-0 6-3			0-0 F8		0-0 1-3		0-0 FC1-5 1B 1-2 2-3f	5 1 1 0 0 0 4	<b>Los Angeles Dodgers @ St. Louis Cardinals</b> Busch Stadium, St. Louis, MO Wed Aug 19 1970, 7:05 PM CDT Att: 21,499 - Unknown  <a href="http://livebaseballscores.com">livebaseballscores.com</a>
Manny Mota, R OBP: 0.375, SLG: 0.402 (1, 7) X	0-0 F9 1-2		0-0 F2		0-0 HR		0-0 F9		4-0 6-3 1B 1-2 2-3 IBB	4 1 1 1 1 0 1	
Willie Davis, L OBP: 0.350, SLG: 0.466 (1, 8) X	0-0 F8		0-0 F7		0-0 1-3			0-3 K	0-0 6-3 1B 1-2 2-H 3-H	5 0 1 2 0 1 1	
Wes Parker, S OBP: 0.412, SLG: 0.492 (1, 3) X	0-0 1B 2-3		0-3 K		0-0 P3			0-0 F9	0-0 6-3 1-2 2-3	5 0 1 0 0 1 2	
Ted Sizemore, R OBP: 0.392, SLG: 0.384 (1, 4) S S S	0-3 K			4-0 BB 1B BB		0-0 P4		0-0 E 1B 1B	4-0 IBB	3 1 1 0 2 1 2	
Bill Sudakis, S OBP: 0.338, SLG: 0.427 (1, 2) S S S		0-3 K		4-0 BB 1B BB G4-6-3 1-2		0-0 P6		0-0 E5 1B	0-0 F9	4 0 1 0 1 1 3	
Bill Russell, R OBP: 0.306, SLG: 0.404 (1, 9) X		0-0 S BB 1B		0-0 G4-6-3 1-2 2-H 1B		0-0 E5 FC4-6		0-0 5-3		4 0 2 1 0 0 2	
Billy Grabarkewitz, R OBP: 0.408, SLG: 0.473 (1, 5) B B B B		4-0 S BB		0-0 G4-6-3 1-2f 2-3		0-0 FC4-6 1-2f			0-0 FC1-5 SH 1B	2 0 0 0 1 0 3 0 0 0 0 0 0 0 1 0 1 0 0 0 0 0 0 0 0 0 0 0 0 0 0 0 0 0 0	
Jim Brewer, L OBP: 0.182, SLG: 0.100 (6, 1) B B B B		1-2 S BB		0-3 K		0-0 F7			0-0 SH PB FC1-5 1B 1-2	2 0 0 0 0 2 3 1 1 0 0 0 0 0	
Andy Kosco, R OBP: 0.230, SLG: 0.376 (9, PH) B B B B											
Von Joshua, L OBP: 0.268, SLG: 0.320 (9, PR) B B B B											
Pete Mikkelsen, R OBP: 0.500, SLG: 0.500 (9, 1) B B B B											
Joe Moeller, R OBP: 0.200, SLG: 0.143 (1, 1) B B B B											
Jim Lefebvre, S OBP: 0.337, SLG: 0.377 (6, 5) B B B B											
<b>Inning Stats</b>	R: 0 E: 0 K: 1 S: 7 H: 2 LOB: 2 BB: 0 P: 7	R: 0 E: 0 K: 2 S: 8 H: 1 LOB: 2 BB: 1 P: 12	R: 0 E: 0 K: 1 S: 5 H: 0 LOB: 0 BB: 0 P: 5	R: 1 E: 0 K: 1 S: 5 H: 1 LOB: 1 BB: 2 P: 13	R: 1 E: 0 K: 0 S: 4 H: 1 LOB: 0 BB: 0 P: 4	R: 0 E: 1 K: 0 S: 4 H: 0 LOB: 1 BB: 0 P: 4	R: 0 E: 0 K: 0 S: 3 H: 0 LOB: 0 BB: 0 P: 3	R: 0 E: 1 K: 1 S: 7 H: 2 LOB: 2 BB: 0 P: 7	R: 2 E: 1 K: 0 S: 6 H: 2 LOB: 3 BB: 2 P: 14	1B: 8 2B: 0 3B: 0 HR: 1 SF: 0 SAC: 1 DP: 1 HBP: 0	WP: 1 PB: 1 SB: 2 CS: 0 PA: 42
<b>PITCHER</b> Steve Carlton, L ERA: 3.93 (1, 1)	IP: 9.0 WLS: L BF: 42 H: 9 R: 4 ER: 4 SO: 6 BB: 3 IBB: 2 HBP: 0 BLK: 0 WP: 1 HR: 1 S: 49 P: 69 ERA: 4.00 WHIP: 1.333										



Batter	1	2	3	4	5	6	7	8	9	AB	R	H	RBI	BB	SO	LOB
Lou Brock, L (1, 7) OBP: 0.365, SLG: 0.430	0-0 HR		0-0 G4-3			0-0 1B		4-0 WP 1B BB		3	1	2	1	1	0	1
Julian Javier, R (1, 4) OBP: 0.288, SLG: 0.308	0-0 6-3			0-0 6-3		0-0 1B		0-0 WP 1B		4	0	2	0	0	0	0
Joe Hague, L (1, 3) OBP: 0.365, SLG: 0.433	0-3 K			0-0 HR		0-3 K		0-3 K		4	1	1	1	0	3	4
Joe Torre, R (1, 5) OBP: 0.390, SLG: 0.481	0-0 F9			0-0 5-3		0-0 F8		4-0 IBB		3	0	0	0	1	0	2
Jose Cardenal, R (1, 8) OBP: 0.349, SLG: 0.426		0-0 6-3		0-0 F9			0-3 K	0-0 F8		4	0	0	0	0	1	3
Ted Simmons, S (1, 2) OBP: 0.300, SLG: 0.283		0-0 P6			0-0 6-3		0-0 F9		0-3 K	4	0	0	0	0	1	0
Leron Lee, L (1, 9) OBP: 0.285, SLG: 0.322		0-0 F7			0-3 K		0-0 1B		0-3 K	4	0	1	0	0	2	0
Dal Maxvill, R (1, 6) Vic Davalillo, L (9, PH) OBP: 0.309, SLG: 0.230 OBP: 0.365, SLG: 0.449			0-0 P4		0-0 6-3		0-0 F9		0-0 F3	3	0	0	0	0	0	1
Steve Carlton, L (1, 1) OBP: 0.277, SLG: 0.246			0-0 G4-3 1B			0-3 K		0-0 F8		1	0	0	0	0	1	0

Inning Stats	R: 1	H: 1	E: 0	K: 1	S: 6	LOB: 0	BB: 0	P: 6	R: 0	H: 0	E: 0	K: 0	S: 3	LOB: 0	BB: 0	P: 3	R: 0	H: 1	E: 0	K: 0	S: 3	LOB: 0	BB: 0	P: 3	R: 1	H: 1	E: 0	K: 0	S: 4	LOB: 0	BB: 0	P: 4	R: 0	H: 0	E: 0	K: 1	S: 5	LOB: 0	BB: 0	P: 5	R: 0	H: 2	E: 0	K: 2	S: 9	LOB: 2	BB: 0	P: 9	R: 0	H: 1	E: 0	K: 1	S: 6	LOB: 1	BB: 0	P: 6	R: 0	H: 1	E: 0	K: 1	S: 6	LOB: 3	BB: 2	P: 14	R: 0	H: 0	E: 0	K: 2	S: 7	LOB: 0	BB: 0	P: 7	1B: 5	2B: 0	3B: 0	HR: 2	SF: 0	SAC: 0	DP: 1	HBP: 0	WP: 1	PB: 0	SB: 1	CS: 0	PA: 35
--------------	------	------	------	------	------	--------	-------	------	------	------	------	------	------	--------	-------	------	------	------	------	------	------	--------	-------	------	------	------	------	------	------	--------	-------	------	------	------	------	------	------	--------	-------	------	------	------	------	------	------	--------	-------	------	------	------	------	------	------	--------	-------	------	------	------	------	------	------	--------	-------	-------	------	------	------	------	------	--------	-------	------	-------	-------	-------	-------	-------	--------	-------	--------	-------	-------	-------	-------	--------

PITCHER	IP	WLS	BF	H	R	ER	SO	BB	IBB	HBP	BLK	WP	HR	S	P	ERA	WHIP
Joe Moeller, R (1, 1) ERA: 3.73	5.1		20	5	2	2	3	0	0	0	0	0	2	26	26	3.38	0.938
Jim Brewer, L (6, 1) ERA: 2.8	2.2	W	12	2	0	0	3	1	1	0	0	1	0	16	24	0.00	1.125
Pete Mikkelsen, R (9, 1) ERA: 2.91	1.0	S	3	0	0	0	2	0	0	0	0	0	0	7	7	0.00	0.000

BOTTOM

Los Angeles Dodgers @ St. Louis Cardinals  
 Busch Stadium, St. Louis, MO  
 Wed Aug 19 1970, 7:05 PM CDT  
 Att. 21,499 - Unknown

livebaseballscorecards.com

AB	33
R	2
H	7
RBI	2
BB	2
SO	8
LOB	11



Batter	1	2	3	4	5	6	7	8	9	AB R H RBI BB SO LOB	TOP											
Matty Alou, L (1, 8) OBP: 0.323, SLG: 0.348	0-0 G6-3 1B		0-0 6-3		0-0 1B 1B		0-0 1-3			4 1 2 0 0 0 0	<b>Pittsburgh Pirates @ Los Angeles Dodgers</b> <b>Dodger Stadium, Los Angeles, CA</b> Fri Aug 21 1970, 7:05 PM PDT Att: 24,372 - Unknown <a href="http://livebaseballscorecards.com">livebaseballscorecards.com</a>											
Dave Cash, R (1, 4) OBP: 0.373, SLG: 0.446	0-0 G6-3 1-2f		0-0 F3		0-0 1B 1B		0-0 4-3			4 0 1 0 0 0 1												
Roberto Clemente, R (1, 9) OBP: 0.407, SLG: 0.567	4-0 1B BB		0-0 1-3		0-0 1B 1-3 2-H		0-0 4-3			3 0 1 1 1 0 0												
Manny Sanguillen, R (1, 2) OBP: 0.333, SLG: 0.436	0-0 1-2 1B			0-0 FC4-6 1B	0-0 F3		0-0 5-3			4 0 2 0 0 0 2												
Bob Robertson, R (1, 3) OBP: 0.383, SLG: 0.576	0-0 F4			0-0 FC4-6 PB 1-2f		0-0 5-3		0-3 K S S		4 0 0 0 0 1 3												
Al Oliver, L (1, 7) OBP: 0.328, SLG: 0.438		0-0 G3		0-0 L8 1-2		0-0 F9		0-0 4-3		4 0 0 0 0 0 1												
Jose Pagan, R (1, 5) OBP: 0.325, SLG: 0.411		0-0 1B		0-0 6-3		0-0 E6 FC4-6		0-0 F4		4 0 1 0 0 0 1												
Gene Alley, R (1, 6) OBP: 0.301, SLG: 0.364		0-0 F9			0-0 5-3	0-0 FC4-6 1-2f		0-0 4-3		4 0 0 0 0 0 2												
Bob Veale, S (1, 1) OBP: 0.177, SLG: 0.172		0-3 K			0-3 K		0-0 6-3			2 0 0 0 0 2 1												
Johnny Jeter, R (7, PH) OBP: 0.316, SLG: 0.353										1 0 0 0 0 0 0												
Joe Gibbon, R (7, 1)										0 0 0 0 0 0 0												
John Lamb, R (8, 1)										0 0 0 0 0 0 0												
<b>Inning Stats</b>	R: 0 E: 0 K: 0 S: 4	H: 2 LOB: 2 BB: 1 P: 8	R: 0 E: 0 K: 1 S: 6	H: 1 LOB: 1 BB: 0 P: 6	R: 0 E: 0 K: 0 S: 3	H: 0 LOB: 0 BB: 0 P: 3	R: 0 E: 0 K: 0 S: 4	H: 1 LOB: 1 BB: 0 P: 4	R: 1 E: 0 K: 1 S: 8	H: 3 LOB: 2 BB: 0 P: 8	R: 0 E: 1 K: 0 S: 4	H: 0 LOB: 1 BB: 0 P: 4	R: 0 E: 0 K: 0 S: 3	H: 0 LOB: 0 BB: 0 P: 3	R: 0 E: 0 K: 1 S: 5	H: 0 LOB: 0 BB: 0 P: 5	R: 0 E: 0 K: 0 S: 3	H: 0 LOB: 0 BB: 0 P: 3	1B: 7 2B: 0 3B: 0 HR: 0	SF: 0 SAC: 0 DP: 1 HBP: 0	WP: 0 PB: 1 SB: 0 CS: 0	PA: 35
<b>PITCHER</b> Claude Osteen, L (1, 1) ERA: 3.36	IP: 9.0 WLS: W BF: 35 H: 7 R: 1 ER: 1 SO: 3 BB: 1 IBB: 0 HBP: 0 BLK: 0 WP: 0 HR: 0 S: 40 P: 44 ERA: 1.00 WHIP: 0.889											<b>PITCHER</b>	IP: WLS: BF: H: R: ER: SO: BB: IBB: HBP: BLK: WP: HR: S: P: ERA: WHIP:									



Batter	1	2	3	4	5	6	7	8	9
Maury Wills, S (1, 6) OBP: 0.347, SLG: 0.329	0-0 6-3		0-0 F9		0-0 6-3		0-0 F8		
Manny Mota, R (1, 7) OBP: 0.374, SLG: 0.400	0-3 K		0-0 L8			0-0 1B	0-0 5-3		
Willie Davis, L (1, 8) OBP: 0.347, SLG: 0.462	0-3 K			0-0 F7		0-0 F9		0-0 G1	
Wes Parker, S (1, 3) OBP: 0.414, SLG: 0.494		0-0 4-3		4-0 BB		0-0 1B	0-0 1B	0-0 1B	
Ted Sizemore, R (1, 4) OBP: 0.387, SLG: 0.379		0-0 6-3		0-3 K		0-0 F4		0-0 1-3	
Bill Sudakis, S (1, 2) OBP: 0.347, SLG: 0.449		0-0 HR		0-0 5-3		0-0 FC4	0-0 1B	4-0 FC5-4	
Bill Russell, R (1, 9) OBP: 0.305, SLG: 0.400		0-3 K			0-0 E	0-0 FC4	0-0 FC5-4	0-0 FC5-4	
Billy Grabarkewitz, R (1, 5) OBP: 0.409, SLG: 0.472			4-0 BB		0-3 K		4-0 FC2-6	4-0 BB	
Claude Osteen, L (1, 1) OBP: 0.272, SLG: 0.355			0-0 4-3		0-0 6-3		0-0 FC2-6		

Inning Stats	R: 0	H: 0	E: 0	K: 2	S: 7	R: 1	H: 1	E: 0	K: 1	S: 6	R: 0	H: 0	E: 0	K: 0	S: 3	R: 0	H: 0	E: 0	K: 1	S: 5	R: 0	H: 1	E: 0	K: 1	S: 6	R: 1	H: 3	E: 0	K: 0	S: 6	R: 0	H: 0	E: 1	K: 0	S: 3	R: 0	H: 1	E: 0	K: 0	S: 4					
IP	6.0	1.2	0.1																																										
WLS	L																																												
BF	25	8	1																																										
H	5	1	0																																										
R	2	0	0																																										
ER	2	0	0																																										
SO	5	0	0																																										
BB	0	0	0																																										
LOB	0	0	0																																										
P	7	7	6																																										

PITCHER	IP	WLS	BF	H	R	ER	SO	BB	IBB	HBP	BLK	WP	HR	S	P	ERA	WHIP
Bob Veale, L (1, 1) ERA: 4.02	6.0	L	25	5	2	2	5	2	0	0	0	0	1	33	41	3.00	1.167
Joe Gibbon, L (7, 1) ERA: 4.31	1.2		8	1	0	0	0	1	1	0	0	0	0	6	14	0.00	1.200
John Lamb, R (8, 1) ERA:	0.1		1	0	0	0	0	0	0	0	0	0	0	1	1	0.00	0.000

**BOTTOM**

**Pittsburgh Pirates @ Los Angeles Dodgers**  
Dodger Stadium, Los Angeles, CA

Fri Aug 21 1970, 7:05 PM PDT  
Att. 24,372 - Unknown

**AB 30**  
**R 2**  
**H 6**  
**RBI 2**  
**BB 4**  
**SO 5**  
**LOB 19**

livebaseballscorecards.com

WP	HR	S	P	ERA	WHIP
0	0	0	0	0	0

PA: 34  
1B: 5 SF: 0  
2B: 0 SAC: 0  
3B: 0 DP: 0  
HR: 1 HBP: 0  
PB: 0  
SB: 1  
CS: 0


Batter	1	2	3	4	5	6	7	8	9	10	11	12	13	14	15	16	AB	R	H	RBI	BB	SO	LOB	TOP										
Freddie Patek, R OBP: 0.343, SLG: 0.377 (1, 6)	F5		F9		5-3			F9			K		K		6-3		7	0	0	0	0	2	5											
Matty Alou, L OBP: 0.319, SLG: 0.344 (1, 8)	3-1		FC4-6 1B			F7		F8			1-3			G3	6-3		7	0	0	0	0	0	3											
Roberto Clemente, R OBP: 0.412, SLG: 0.569 (1, 9)	FC6-4 1B		1-2 2-3 1B			1B		1B	L9		F9			F8 1B			7	1	5	1	0	0	0											
Al Oliver, L OBP: 0.327, SLG: 0.436 (1, 7)	FC6-4		F9			F4		E S 1B						1B 1B			4	0	1	0	0	0	4											
Johnny Jeter, R OBP: 0.316, SLG: 0.352 (9, PR)	1-2 FC6-4					F2								1-2 1B			3	0	1	0	0	2	1											
Bob Robertson, R OBP: 0.375, SLG: 0.562 (1, 3)														F8			7	0	0	0	0	4	5											
Manny Sanguillen, R OBP: 0.322, SLG: 0.431 (1, 2)																	4	0	0	0	1	1	2											
Willie Stargell, L OBP: 0.335, SLG: 0.541 (14, PH)																	0	0	0	0	1	0	0											
Dock Ellis, S OBP: 0.141, SLG: 0.129 (14, PR)																	0	0	0	0	0	0	0											
Jerry May, R OBP: 0.306, SLG: 0.272 (14, 2)																	1	0	1	1	0	0	0											
Jose Pagan, R OBP: 0.321, SLG: 0.411 (1, 5)																	5	0	1	0	0	1	1											
Gene Alley, R OBP: 0.299, SLG: 0.362 (13, PR)																	2	0	0	0	0	0	4											
Bill Mazerowski, R OBP: 0.289, SLG: 0.327 (1, 4)																	5	1	1	0	0	1	0											
Bob Moose, R OBP: 0.299, SLG: 0.208 (1, 1)																	4	0	1	0	0	2	0											
Dave Giusti, R OBP: 0.333, SLG: 0.333 (15, 1)																	0	0	0	0	0	0	0											
Gene Clines, R OBP: 0.271, SLG: 0.538 (13, PH)																	1	0	0	0	0	0	2											
John Lamb, R OBP: 0.271, SLG: 0.538 (13, PH)																	0	0	0	0	0	0	0											
Dave Cash, R OBP: 0.372, SLG: 0.448 (15, PH)																	0	0	0	0	0	0	0											
Bruce Dal Canton, R OBP: 0.372, SLG: 0.448 (15, 1)																	0	0	0	0	0	0	0											
<b>Inning Stats</b>	R: 0 E: 0 K: 0 S: 4	H: 1 LOB: 1 BB: 0 P: 4	R: 0 E: 0 K: 1 S: 4	H: 0 LOB: 0 BB: 1 P: 8	R: 1 E: 0 K: 0 S: 6	H: 3 LOB: 2 BB: 0 P: 6	R: 0 E: 0 K: 2 S: 7	H: 0 LOB: 0 BB: 0 P: 7	R: 0 E: 0 K: 1 S: 5	H: 0 LOB: 0 BB: 0 P: 5	R: 0 E: 0 K: 0 S: 3	H: 0 LOB: 0 BB: 0 P: 3	R: 0 E: 0 K: 1 S: 5	H: 0 LOB: 0 BB: 0 P: 5	R: 0 E: 0 K: 2 S: 7	H: 0 LOB: 0 BB: 0 P: 7	R: 0 E: 0 K: 1 S: 6	H: 1 LOB: 2 BB: 0 P: 6	R: 0 E: 0 K: 2 S: 7	H: 0 LOB: 0 BB: 0 P: 7	R: 0 E: 0 K: 1 S: 6	H: 0 LOB: 2 BB: 1 P: 6	R: 0 E: 0 K: 0 S: 3	H: 1 LOB: 2 BB: 0 P: 4	R: 0 E: 0 K: 1 S: 5	H: 2 LOB: 3 BB: 1 P: 9	R: 0 E: 0 K: 0 S: 3	H: 0 LOB: 1 BB: 0 P: 4	R: 1 E: 0 K: 1 S: 7	H: 2 LOB: 1 BB: 0 P: 7	1B: 10 2B: 1 3B: 0 HR: 0	SF: 0 SAC: 1 DP: 1 HBP: 1	WP: 0 PB: 0 SB: 3 CS: 0	PA: 61
<b>PITCHER</b>	IP WLS BF H R ER SO BB IBB HBP BLK WP HR S P ERA WHIP																							IP WLS BF H R ER SO BB IBB HBP BLK WP HR S P ERA WHIP										
Don Sutton, R ERA: 4.18 (1, 1)	9.0																																	
Jim Brewer, L ERA: 2.63 (10, 1)	4.0																																	
Pete Mikkelsen, R ERA: 2.92 (14, 1)	3.0	L																																

Pittsburgh Pirates @ Los Angeles Dodgers  
Dodger Stadium, Los Angeles, CA  
Sat Aug 22 1970, 7:05 PM PDT  
Att. 39,829 - Unknown

AB 57  
R 2  
H 11  
RBI 2  
BB 2  
SO 13  
LOB 27



Batter	1	2	3	4	5	6	7	8	9	10	11	12	13	14	15	16	AB	R	H	RBI	BB	SO	LOB	BOTTOM					
Maury Wills, S OBP: 0.345, SLG: 0.325 (1, 6)	E4 G6-3	4-3			S 1B		PB BB		G3			K		L7		4-3	7	0	1	0	1	1	2	Pittsburgh Pirates @ Los Angeles Dodgers Dodger Stadium, Los Angeles, CA Sat Aug 22 1970, 7:05 PM PDT Att: 39,829 - Unknown					
Manny Mota, R OBP: 0.371, SLG: 0.395 (1, 7)	G6-3 1-2f		FC3-6 BB		F9 1-2		G3 1-2 2-3			SH5-4 1B		F9		6-3		F3	7	0	1	0	1	0	4						
Willie Davis, L OBP: 0.347, SLG: 0.461 (1, 8)			FC3-6 CS 1-2f		G3			SH1 BB		SH5-4 1-2		4-3		K			5	0	1	0	1	1	2						
Wes Parker, S OBP: 0.413, SLG: 0.489 (1, 3)	F6		4-3 1-2			1-3		SH1		G5-4-3 IBB			4-3			FC5-4 PB BB	4	0	0	0	2	0	2						
Ted Sizemore, R OBP: 0.388, SLG: 0.375 (1, 4)		1B FC6-5 1B		6-3		6-3		F8		G5-4-3 1-2f			4-0 HBP 1B BB		4-0 FC5-4 BB		5	1	1	0	2	0	3						
Bill Sudakis, S OBP: 0.354, SLG: 0.448 (1, 2)		FC6-5 BB 1-3		4-0 FC6-4 BB		F4						K			0-0 F6		5	0	2	0	2	1	2						
Bill Russell, R OBP: 0.310, SLG: 0.394 (1, 9)		4-0 FC6-5 1-2 BB		0-3 K		0-0 FC6-4 1B		6-3				K		1-0 HBP 1B		0-0 FC5-4	5	0	1	0	1	2	5						
Billy Grabarkewitz, R OBP: 0.406, SLG: 0.466 (1, 5)		FC6-5 4-3		0-0 FC6-4		F2			0-0 G3				0-3 K		0-0 F8		5	0	0	1	1	1	7						
Tom Haller, L OBP: 0.349, SLG: 0.454 (15, PH) (16, 2)		FC6-5 1-2 2-3f 3-H		1-2f										1-2 2-3 HBP		0-0 F8	1	0	0	0	0	0	2						
Don Sutton, R OBP: 0.299, SLG: 0.191 (9, PH) Willie Crawford, L OBP: 0.339, SLG: 0.373 (10, 1) Jim Brewer, L OBP: 0.319, SLG: 0.391 (13, PH) Pete Mikkelsen, R OBP: 0.309, SLG: 0.376 (14, 1) Len Gabrielson, L OBP: 0.198, SLG: 0.194 (16, PH)		4-3		0-0 G3		0-0 FC6-4 PB S 1-2f			0-0 F6				0-3 K		0-0 G3		0-0 F8	3	0	0	0	0	0		3				
<b>Inning Stats</b>	R: 0 E: 1 K: 0 S: 4	H: 1 LOB: 1 BB: 0 P: 4	R: 1 E: 0 K: 0 S: 5	H: 2 LOB: 2 BB: 1 P: 9	R: 0 E: 0 K: 1 S: 5	H: 0 LOB: 0 BB: 1 P: 6	R: 0 E: 0 K: 1 S: 5	H: 0 LOB: 1 BB: 1 P: 9	R: 0 E: 0 K: 0 S: 4	H: 1 LOB: 1 BB: 0 P: 4	R: 0 E: 0 K: 0 S: 3	H: 0 LOB: 2 BB: 2 P: 11	R: 0 E: 0 K: 0 S: 3	H: 1 LOB: 1 BB: 1 P: 7	R: 0 E: 0 K: 3 S: 9	H: 0 LOB: 1 BB: 1 P: 13	R: 0 E: 0 K: 1 S: 5	H: 0 LOB: 3 BB: 1 P: 11	R: 0 E: 0 K: 1 S: 5	H: 0 LOB: 0 BB: 0 P: 5	R: 0 E: 0 K: 0 S: 3	H: 0 LOB: 2 BB: 2 P: 11	R: 0 E: 0 K: 0 S: 3		H: 0 LOB: 0 BB: 0 P: 3	1B: 6 2B: 1 3B: 0 HR: 0	SF: 0 SAC: 2 DP: 2 HBP: 1	WP: 0 PB: 2 SB: 2 CS: 1	PA: 65
<b>PITCHER</b>	IP WLS BF H R ER SO BB IBB HBP BLK WP HR S P ERA WHIP																												
Bob Moose, R ERA: 3.8 (1, 1)	10.0																												
Dave Giusti, R ERA: 3.19 (11, 1)	2.0																												
John Lamb, R ERA: (13, 1)	2.0																												
Bruce Dal Canton, R ERA: 4.33 (15, 1)	2.0	W																											

AB	51
R	1
H	7
RBI	1
BB	11
SO	7
LOB	36
	

Batter	1	2	3	4	5	6	7	8	9	AB R H RBI BB SO LOB	TOP											
Freddie Patek, R OBP: 0.347, SLG: 0.386 (1, 6) X	0-0 1B 5-3 1B	0-0 F8		0-0 1B 2B	0-0 1-2 3-H 1B	0-0 FC5-2-6		0-0 F7		6 2 3 1 0 0 3	<b>Pittsburgh Pirates @ Los Angeles Dodgers</b> Dodger Stadium, Los Angeles, CA Sun Aug 23 1970, 3:33 AM PDT Att: 20,678 - Unknown											
Matty Alou, L OBP: 0.320, SLG: 0.346 (1, 8) X	0-0 F7	0-0 1B 1-2 1B		0-0 2B 2B 1B	0-0 1-2 2-3 1B	0-0 F7		0-0 G3		6 1 3 0 0 0 3												
Roberto Clemente, R OBP: 0.418, SLG: 0.585 (1, 9) X Gene Clines, R OBP: 0.571, SLG: 0.538 (8, 9)	0-0 5-3 1B 1-3 1B	0-0 1-3 2-H 1B		0-0 1-3 2B 2B	0-0 F9		0-0 HR 1B	0-0 HR		6 4 5 3 0 0 3 0 0 0 0 0 0 0												
Al Oliver, L OBP: 0.325, SLG: 0.439 (1, 7) X	0-0 5-3 2-3 3-H	0-0 F9		0-0 4-3	0-0 F9		0-0 1-H HR	0-0 F8		6 1 1 3 0 0 8												
Bob Robertson, R OBP: 0.377, SLG: 0.558 (1, 3) B B B	4-0 1B BB		0-0 1B 1B	0-0 F6	0-0 F5		4-0 FC7-4 BB	0-0 F3		4 0 1 0 2 0 5												
Manny Sanguillen, R OBP: 0.334, SLG: 0.435 (1, 2) X	0-0 1-2 3-H 1B		0-3 K	0-0 2B		0-0 1B 1B E	0-0 F8	0-0 6-3		6 1 3 3 0 1 2												
Jose Pagan, R OBP: 0.317, SLG: 0.403 (1, 5) X	0-0 F3		0-0 F4	0-0 5-3		0-0 F7	0-0 FC7-4 1B 1-2f	0-0 1B		6 0 1 0 0 0 6												
Bill Mazaroski, R OBP: 0.296, SLG: 0.337 (1, 4) X		0-0 6-3	0-0 1-2 1B		0-0 1B 1B 2B	0-0 E FC5-2-6 1B	0-0 1-2 1B	0-3 K		6 1 4 0 0 1 1												
Steve Blass, R OBP: 0.121, SLG: 0.125 (1, 1) B B B		4-0 1B 1B BB	0-0 F7		0-0 1B 1B	0-0 E1 FC5-2-6 1B	0-0 G3			4 1 2 0 1 0 4												
<b>Inning Stats</b>	R: 2 E: 0 K: 0 S: 6	H: 3 LOB: 2 BB: 1 P: 10	R: 1 E: 0 K: 0 S: 5	H: 2 LOB: 2 BB: 1 P: 9	R: 0 E: 0 K: 1 S: 7	H: 2 LOB: 0 BB: 0 P: 7	R: 3 E: 0 K: 0 S: 7	H: 4 LOB: 1 BB: 0 P: 7	R: 1 E: 0 K: 0 S: 7	H: 4 LOB: 3 BB: 0 P: 7	R: 1 E: 1 K: 0 S: 6	H: 3 LOB: 2 BB: 0 P: 6	R: 2 E: 0 K: 0 S: 6	H: 3 LOB: 2 BB: 1 P: 10	R: 1 E: 0 K: 0 S: 4	H: 1 LOB: 0 BB: 0 P: 4	R: 0 E: 0 K: 1 S: 6	H: 1 LOB: 1 BB: 0 P: 6	1B: 17 2B: 4 3B: 0 HR: 2	SF: 0 SAC: 0 DP: 0 HBP: 0	WP: 0 PB: 0 SB: 0 CS: 0	PA: 53
<b>PITCHER</b>	IP WLS BF H R ER SO BB IBB HBP BLK WP HR S P ERA WHIP																					
Alan Foster, R ERA: 4.28 (1, 1)	3.0 L 21 10 6 6 1 2 0 0 0 0 0 0 21 29 18.00 4.000																					
Fred Norman, L ERA: 4.18 (4, 1)	3.0 17 8 2 1 0 0 0 0 0 0 0 0 17 17 3.00 2.667																					
Charlie Hough, R ERA: 7.84 (7, 1)	3.0 15 5 3 3 1 1 0 0 0 0 0 2 16 20 9.00 2.000																					

AB	50
R	11
H	23
RBI	10
BB	3
SO	2
LOB	35





Batter	1	2	3	4	5	6	7	8	9	AB R H RBI BB SO LOB
Maury Wills, S (1, 6) OBP: 0.343, SLG: 0.323 Charlie Hough, R (7, 1) OBP: 0.333, SLG: 0.333 Len Gabrielson, L (9, PH) OBP: 0.182, SLG: 0.188	0-0 6-3		0-0 F8			0-0 L6-3			0-3 K	3 0 0 0 0 0 1 0 0 0 0 0 0 0 1 0 0 0 0 0 1 1
Manny Mota, R (1, 7) OBP: 0.373, SLG: 0.396 Willie Crawford, L (2, 7) OBP: 0.304, SLG: 0.369	0-0 1B			0-0 G3			0-0 F6		0-0 3-1	1 0 1 0 0 0 0 3 0 0 0 0 0 0 1
Willie Davis, L (1, 8) OBP: 0.347, SLG: 0.460	0-0 1B			0-0 L9			0-0 4-3			3 0 1 0 0 0 0 0
Wes Parker, S (1, 3) OBP: 0.411, SLG: 0.486	0-0 6-3			0-3 K			0-0 4-3			3 0 0 0 0 0 1 1
Bill Sudakis, S (1, 2) OBP: 0.354, SLG: 0.446		0-3 K			0-3 K2-3			0-0 1B		3 0 1 0 0 0 2 0
Ted Sizemore, R (1, 4) OBP: 0.384, SLG: 0.371		0-0 6-3			0-0 6-3			0-0 F4		3 0 0 0 0 0 0 1
Jim Lefebvre, S (1, 5) OBP: 0.332, SLG: 0.371		0-3 K			0-3 K			0-0 G3-6-3		3 0 0 0 0 0 2 1
Bill Russell, R (1, 9) OBP: 0.316, SLG: 0.401			0-0 F8			4-0 BB		0-0 2B		2 0 1 0 1 0 0 0
Alan Foster, R (1, 1) OBP: 0.143, SLG: 0.113 Fred Norman, S (4, 1) OBP: 0.333, SLG: 0.143 Von Joshua, L (6, PH) OBP: 0.263, SLG: 0.316 Billy Grabarkewitz, R (7, 6) OBP: 0.406, SLG: 0.465			0-3 K			0-0 F7		0-3 K		1 0 0 0 0 0 1 0 0 0 0 0 0 0 0 0 1 0 0 0 0 0 0 1 1 0 0 0 0 0 1 1

Inning Stats	R: 0	H: 2	E: 0	LOB: 1	K: 0	BB: 0	S: 4	P: 4	R: 0	H: 0	E: 0	LOB: 0	K: 2	BB: 0	S: 7	P: 7	R: 0	H: 0	E: 0	LOB: 0	K: 1	BB: 0	S: 5	P: 5	R: 0	H: 0	E: 0	LOB: 0	K: 2	BB: 0	S: 7	P: 7	R: 0	H: 0	E: 0	LOB: 0	K: 0	BB: 1	S: 2	P: 6	R: 0	H: 0	E: 0	LOB: 0	K: 0	BB: 0	S: 3	P: 3	R: 0	H: 1	E: 0	LOB: 0	K: 0	BB: 0	S: 3	P: 3	R: 0	H: 1	E: 0	LOB: 1	K: 2	BB: 0	S: 8	P: 8
Steve Blass, R (1, 1) ERA: 3.24	IP: 9.0	WLS: W	BF: 29	H: 4	R: 0	ER: 0	SO: 8	BB: 1	IBB: 0	HBP: 0	BLK: 0	WP: 0	HR: 0	S: 44	P: 48	ERA: 0.00	WHIP: 0.556																																															


**BOTTOM**

**Pittsburgh Pirates @ Los Angeles Dodgers**  
**Dodger Stadium, Los Angeles, CA**

Sun Aug 23 1970, 3:33 AM PDT  
 Att. 20,678 - Unknown

livebaseballscorecards.com

AB	28
R	0
H	4
RBI	0
BB	1
SO	8
LOB	8



WP: 0	PA: 29
PB: 0	
SB: 0	
CS: 0	

Batter	1	2	3	4	5	6	7	8	9	AB R H RBI BB SO LOB	TOP
Don Kessinger, S (1, 6) OBP: 0.335, SLG: 0.369	0-0 F8		0-0 F5		0-0 SH3-4		0-0 4-3		0-0 F8	4 0 0 0 0 0 1	<b>Chicago Cubs @ Los Angeles Dodgers</b> <b>Dodger Stadium, Los Angeles, CA</b> Mon Aug 24 1970, 7:05 PM PDT Att. 17,763 - Unknown - 73 F
Glenn Beckert, R (1, 4) OBP: 0.337, SLG: 0.367	0-0 4-3		0-0 1-3		0-0 L3		0-3 K			4 0 0 0 0 1 2	
Billy Williams, L (1, 7) OBP: 0.389, SLG: 0.601	0-0 3-1			0-0 HR	0-0 F7		0-0 P6			4 1 1 0 0 0 1	
Jim Hickman, R (1, 3) 14 Ernie Banks, R (8, 3) OBP: 0.423, SLG: 0.602 OBP: 0.303, SLG: 0.458		0-0 F3		0-0 F9		0-0 1B SF8 1B		0-0 P4		4 1 1 0 0 0 1 0 0 0 0 0 0 0	
Joe Pepitone, L (1, 8) OBP: 0.303, SLG: 0.474		0-0 F9		0-0 HR		0-0 1B E 1B		0-0 L3		4 2 2 2 0 0 0	
Ron Santo, R (1, 5) OBP: 0.355, SLG: 0.458		4-0 PB BB		0-0 FC7-4 1B		0-0 SF8		0-0 1B		2 0 2 1 1 0 0	
Johnny Callison, L (1, 9) OBP: 0.362, SLG: 0.465		0-0 G3		0-0 FC7-4		0-0 E5 1B		0-0 G3		4 0 1 0 0 0 3	
Randy Hundley, R (1, 2) OBP: 0.349, SLG: 0.424			0-0 6-3	0-3 K		0-0 F2			0-0 F5	4 0 0 0 0 1 2	
Fergie Jenkins, R (1, 1) OBP: 0.115, SLG: 0.200			0-3 K		0-0 SH3-4 1B	0-0 F8			0-3 K	4 0 1 0 0 2 1	
<b>Inning Stats</b>	R: 0 H: 0 E: 0 LOB: 0 K: 0 BB: 0 S: 3 P: 3	R: 0 H: 0 E: 0 LOB: 1 K: 0 BB: 1 S: 3 P: 7	R: 0 H: 0 E: 0 LOB: 1 K: 1 BB: 0 S: 6 P: 6	R: 2 H: 3 E: 0 LOB: 1 K: 1 BB: 0 S: 8 P: 8	R: 0 H: 1 E: 0 LOB: 1 K: 0 BB: 0 S: 4 P: 4	R: 2 H: 3 E: 1 LOB: 1 K: 0 BB: 0 S: 6 P: 6	R: 0 H: 0 E: 0 LOB: 0 K: 1 BB: 0 S: 5 P: 5	R: 0 H: 1 E: 0 LOB: 1 K: 0 BB: 0 S: 4 P: 4	R: 0 H: 0 E: 0 LOB: 0 K: 1 BB: 0 S: 5 P: 5	1B: 7 SF: 1 2B: 0 SAC: 1 3B: 0 DP: 0 HR: 1 HBP: 0	WP: 1 PA: 37 PB: 1 SB: 0 CS: 0
<b>PITCHER</b>	IP WLS BF H R ER SO BB IBB HBP BLK WP HR S P ERA WHIP										
Sandy Vance, R (1, 1) ERA: 2.97	5.1 L 25 7 4 3 2 1 0 0 0 1 1 28 32 5.06 1.500										
Ray Lamb, R (6, 1) ERA: 3.25	0.2 2 0 0 0 0 0 0 0 0 0 0 2 2 0.00 0.000										
Pete Mikkelsen, R (7, 1) ERA: 2.7	3.0 10 1 0 0 2 0 0 0 0 0 0 14 14 0.00 0.333										

livebaseballscorecards.com

**AB 34**  
**R 4**  
**H 8**  
**RBI 3**  
**BB 1**  
**SO 4**  
**LOB 11**




Batter	1	2	3	4	5	6	7	8	9	AB	R	H	RBI	BB	SO	LOB
<b>Maury Wills, S</b> OBP: 0.343, SLG: 0.324 (1, 6) X	0-0 P6 ①		0-0 FC5-2 1B ②		0-0 PB E 1B ③		0-0 4-3 ①		0-0 FC6-4 ②	5	1	2	0	0	0	1
<b>Bill Russell, R</b> OBP: 0.313, SLG: 0.401 (1, 9) X	0-0 F8 ②		0-0 FC5-2 ②		0-0 E5 ③		0-0 2B ②		0-0 F9 ③	5	0	1	0	0	0	3
<b>Willie Davis, L</b> OBP: 0.344, SLG: 0.456 (1, 8) X	0-0 F8 ③		0-3 K ③		0-0 4-3 ③		0-3 K ②			4	0	0	0	0	2	4
<b>Wes Parker, S</b> OBP: 0.412, SLG: 0.488 (1, 3) X		0-0 FC4-6 1B ①		0-0 4-3 ①		0-0 G3 1B 2B ①		0-3 K ③		4	1	2	0	0	1	1
<b>Tom Haller, L</b> OBP: 0.345, SLG: 0.447 (1, 2) X		0-0 FC4-6 ①		0-0 P6 ②		0-0 G3 ①		0-0 F8 ①		4	0	0	0	0	0	2
<b>Ted Sizemore, R</b> OBP: 0.383, SLG: 0.370 (1, 4) X		0-0 P3 ②		4-0 BB BB BB ③		4-0 1B BB ③		0-0 F8 ②		1	0	0	0	0	0	1
<b>Bill Sudakis, S</b> OBP: 0.358, SLG: 0.443 (4, PH) (5, 5) X		0-0 P3 ②						0-0 F8 ②		1	0	0	0	2	0	0
<b>Jim Lefebvre, S</b> OBP: 0.331, SLG: 0.369 (1, 5) (5, 4) X		0-0 G3 ③		0-0 F8 ③		0-0 4-3 1B ③		0-0 P4 ③		4	0	1	1	0	0	2
<b>Willie Crawford, L</b> OBP: 0.304, SLG: 0.367 (1, 7) X			0-0 1B SH5-4 FC5-2 1B ①		0-3 K ①	0-0 4-3 ②		0-0 F5 ①		4	0	1	0	0	1	2
<b>Sandy Vance, R</b> OBP: 0.208, SLG: 0.174 (1, 1) X			0-0 SH5-4 ①		0-0 L4 ②	0-3 K ③		0-0 FC6-4 1B ③		1	0	0	0	0	0	0
<b>Ray Lamb, R</b> (6, 1) X										0	0	0	0	0	0	0
<b>Len Gabrielson, L</b> OBP: 0.176, SLG: 0.182 (6, PH) X										1	0	0	0	0	1	2
<b>Pete Mikkelsen, R</b> OBP: 0.500, SLG: 0.500 (7, 1) X										0	0	0	0	0	0	0
<b>Billy Grabarkewitz, R</b> OBP: 0.407, SLG: 0.466 (9, PH) X			1-2							1	0	1	0	0	0	0

Inning Stats	R: 0	H: 0	E: 0	K: 0	S: 3	R: 0	H: 1	E: 0	K: 0	S: 4	R: 0	H: 2	E: 0	K: 1	S: 7	R: 0	H: 0	E: 0	K: 0	S: 3	R: 1	H: 1	E: 1	K: 1	S: 7	R: 1	H: 2	E: 0	K: 1	S: 7	R: 0	H: 1	E: 0	K: 2	S: 8	R: 0	H: 0	E: 0	K: 0	S: 3	R: 0	H: 1	E: 0	K: 0	S: 4	1B: 6	SF: 0	2B: 2	SAC: 1	3B: 0	DP: 0	HR: 0	HBP: 0	WP: 0	PA: 38
--------------	------	------	------	------	------	------	------	------	------	------	------	------	------	------	------	------	------	------	------	------	------	------	------	------	------	------	------	------	------	------	------	------	------	------	------	------	------	------	------	------	------	------	------	------	------	-------	-------	-------	--------	-------	-------	-------	--------	-------	--------

PITCHER	IP	WLS	BF	H	R	ER	SO	BB	IBB	HBP	BLK	WP	HR	S	P	ERA	WHIP
<b>Fergie Jenkins, R</b> ERA: 3.68 (1, 1)	9.0	W	38	8	2	1	5	2	0	0	0	0	0	46	54	1.00	1.111

**Chicago Cubs @ Los Angeles Dodgers**  
**Dodger Stadium, Los Angeles, CA**  
 Mon Aug 24 1970, 7:05 PM PDT  
 Att: 17,763 - Unknown - 73 F

**AB 35**  
**R 2**  
**H 8**  
**RBI 1**  
**BB 2**  
**SO 5**  
**LOB 18**



Batter	1	2	3	4	5	6	7	8	9	AB R H RBI BB SO LOB	TOP											
Don Kessinger, S (1, 6) OBP: 0.338, SLG: 0.370	0-0 1B 1B		0-0 4-3 2B 1B	4-0 BB BB BB		0-0 F7			0-0 P3	4 1 2 0 1 0 0												
Glenn Beckert, R (1, 4) OBP: 0.335, SLG: 0.365	0-0 F5		0-0 4-3 1-2			0-0 F7		0-0 FC6-4 1B	0-3 K	5 0 1 0 0 1 4												
Billy Williams, L (1, 7) OBP: 0.389, SLG: 0.600	0-0 1-3 1B		0-0 4-3					0-0 FC6-4 1-2f		4 0 2 0 0 0 2												
Jim Hickman, R (1, 3) OBP: 0.421, SLG: 0.601	0-3 K		0-0 2-H 2B			0-0 F8		0-0 F8		4 0 1 1 0 1 4												
Joe Pepitone, L (1, 8) OBP: 0.305, SLG: 0.472	0-0 G3		4-0 BB			0-0 FC3-2 1-3 1B		0-0 L9		3 0 1 0 1 0 3												
Johnny Callison, L (1, 9) OBP: 0.361, SLG: 0.463		0-0 P4	0-0 F8			0-0 FC3-2 1-2 3-H 1B		0-0 FC3-6 1B		4 0 1 0 0 0 4												
Paul Popovich, S (1, 5) OBP: 0.335, SLG: 0.376		0-0 P8		0-0 SH1-4 1B		0-0 P4-3		0-0 FC3-6 1-2f G5-4-3		4 0 1 0 0 0 3												
Randy Hundley, R (1, 2) OBP: 0.346, SLG: 0.415		4-0 FC5-4 BB		0-3 K		0-0 F2		0-0 G5-4-3 1-2f		3 0 0 0 1 1 2												
Bill Hands, R (1, 1) OBP: 0.233, SLG: 0.117		0-0 FC5-4		0-0 SH1-4		0-0 5-3			0-0 6-3	2 0 0 0 0 0 1												
Juan Pizarro, L (7, 1)										0 0 0 0 0 0 0												
14 Ernie Banks, R (9, PH) OBP: 0.302, SLG: 0.455		1-2f		1-2						1 0 0 0 0 0 0												
<b>Inning Stats</b>	R: 0 E: 0 K: 1 S: 7	H: 2 LOB: 2 BB: 0 P: 7	R: 0 E: 0 K: 0 S: 3	H: 0 LOB: 1 BB: 1 P: 7	R: 1 E: 0 K: 0 S: 5	H: 2 LOB: 2 BB: 1 P: 9	R: 0 E: 0 K: 1 S: 6	H: 1 LOB: 2 BB: 1 P: 10	R: 0 E: 0 K: 0 S: 5	H: 2 LOB: 2 BB: 0 P: 5	R: 0 E: 0 K: 0 S: 3	H: 0 LOB: 0 BB: 0 P: 3	R: 0 E: 0 K: 0 S: 4	H: 1 LOB: 1 BB: 0 P: 4	R: 0 E: 0 K: 0 S: 3	H: 1 LOB: 0 BB: 0 P: 3	R: 0 E: 0 K: 1 S: 5	H: 0 LOB: 0 BB: 0 P: 5	1B: 8 2B: 1 3B: 0 HR: 0	SF: 0 SAC: 1 DP: 1 HBP: 0	WP: 0 PB: 0 SB: 0 CS: 0	PA: 38
<b>PITCHER</b>	IP WLS BF H R ER SO BB IBB HBP BLK WP HR S P ERA WHIP																					
Joe Moeller, R (1, 1) ERA: 3.55	7.1 W 34 9 1 1 2 3 0 0 0 0 0 0 35 47 1.23 1.636																					
Jim Brewer, L (8, 1) ERA: 2.57	1.2 S 4 0 0 0 1 0 0 0 0 0 0 0 6 6 0.00 0.000																					

Chicago Cubs @ Los Angeles Dodgers  
Dodger Stadium, Los Angeles, CA  
Tue Aug 25 1970, 7:05 PM PDT  
Att. 21,627 - Unknown - 75 F

livebaseballscorecards.com

AB 34  
R 1  
H 9  
RBI 1  
BB 3  
SO 3  
LOB 23



Batter	1	2	3	4	5	6	7	8	9
Maury Wills, S OBP: 0.343, SLG: 0.326 (1, 6)	0-0 6-3		0-0 4-3		0-0 4-3		0-0 3B 2B		
Bill Russell, R OBP: 0.311, SLG: 0.409 (1, 9)	0-3 K		0-0 4-3		0-0 E1 1B		0-0 2-H 3-H FC1-2-5 3B		
Willie Davis, L OBP: 0.345, SLG: 0.457 (1, 8)	0-0 FC6-4 1B		0-0 6-3		0-0 G6-3 1B		0-0 FC1-2-5 CS		
Wes Parker, S OBP: 0.412, SLG: 0.488 (1, 3)	0-0 FC6-4 1-2f			0-0 1B G4-6-3 1B	0-0 G6-3 1-2f		0-0 CS 1-2	0-0 SH3-4 1B	
Tom Haller, L OBP: 0.344, SLG: 0.446 (1, 2)		0-0 P6		0-0 G4-6-3 1B 1B		0-3 K		0-0 SH3-4 1-2	
Jim Lefebvre, S OBP: 0.333, SLG: 0.369 (1, 4)		0-0 E 1B		4-0 G4-6-3 1-2 BB		0-0 F5		0-3 K	
Billy Grabarkewitz, R OBP: 0.406, SLG: 0.463 (1, 5)		0-0 L9		0-0 G4-6-3 1-2f 2-3 3-H		0-0 F8		4-0 BB	
Von Joshua, L OBP: 0.265, SLG: 0.316 (1, 7)		0-0 E4		0-0			0-0 4-3	0-0 F2	
Andy Kosco, R OBP: 0.228, SLG: 0.374 (8, PH)		FC6-4 1-2		0-0 3-H 1B					
Willie Crawford, L OBP: 0.304, SLG: 0.367 (9, 7)									
Joe Moeller, R OBP: 0.212, SLG: 0.161 (1, 1)		0-0 FC6-4 1-2f		0-0 4-3			0-0 2B 3B 1B		
Jim Brewer, L OBP: 0.167, SLG: 0.091 (8, 1)									

AB	R	H	RBI	BB	SO	LOB
4	1	1	0	0	0	0
4	0	1	2	0	1	0
4	0	2	0	0	0	1
4	1	2	0	0	0	3
3	1	1	0	0	1	0
3	0	1	0	1	1	1
3	0	0	0	1	0	3
3	0	1	1	0	0	1
1	0	0	0	0	0	2
0	0	0	0	0	0	0
3	1	1	0	0	0	3
0	0	0	0	0	0	0
1B: 8	SF: 0	WP: 0	PA: 36			
2B: 1	SAC: 1	PB: 0				
3B: 1	DP: 2	SB: 0				
HR: 0	HBP: 0	CS: 1				

**BOTTOM**

**Chicago Cubs @ Los Angeles Dodgers**  
**Dodger Stadium, Los Angeles, CA**


Tue Aug 25 1970, 7:05 PM PDT  
 Att: 21,627 - Unknown - 75 F

[livebaseballscores.com](http://livebaseballscores.com)

<b>AB</b>	<b>32</b>
<b>R</b>	<b>4</b>
<b>H</b>	<b>10</b>
<b>RBI</b>	<b>3</b>
<b>BB</b>	<b>2</b>
<b>SO</b>	<b>3</b>
<b>LOB</b>	<b>14</b>



Inning Stats		R: 0	H: 1	E: 0	K: 1	S: 6	R: 0	H: 1	E: 1	K: 0	S: 5	R: 0	H: 0	E: 0	K: 0	S: 3	R: 2	H: 3	E: 0	K: 0	S: 5	R: 0	H: 1	E: 1	K: 0	S: 4	R: 0	H: 0	E: 0	K: 1	S: 5	R: 2	H: 3	E: 0	K: 0	S: 5	R: 0	H: 1	E: 0	K: 1	S: 6									
<b>IP</b>	<b>WLS</b>	<b>BF</b>	<b>H</b>	<b>R</b>	<b>ER</b>	<b>SO</b>	<b>BB</b>	<b>IBB</b>	<b>HBP</b>	<b>BLK</b>	<b>WP</b>	<b>HR</b>	<b>S</b>	<b>P</b>	<b>ERA</b>	<b>WHIP</b>	<b>IP</b>	<b>WLS</b>	<b>BF</b>	<b>H</b>	<b>R</b>	<b>ER</b>	<b>SO</b>	<b>BB</b>	<b>IBB</b>	<b>HBP</b>	<b>BLK</b>	<b>WP</b>	<b>HR</b>	<b>S</b>	<b>P</b>	<b>ERA</b>	<b>WHIP</b>	<b>IP</b>	<b>WLS</b>	<b>BF</b>	<b>H</b>	<b>R</b>	<b>ER</b>	<b>SO</b>	<b>BB</b>	<b>IBB</b>	<b>HBP</b>	<b>BLK</b>	<b>WP</b>	<b>HR</b>	<b>S</b>	<b>P</b>	<b>ERA</b>	<b>WHIP</b>
6.1	L	29	9	4	4	2	1	0	0	0	0	0	0	36	5.68	1.579	1.2		6	1	0	0	1	1	0	0	0	0	0	0	7	11	0.00	1.200																
<b>PITCHER</b>																																																		
Bill Hands, R ERA: 3.79 (1, 1)																																																		
Juan Pizarro, L ERA: 4.7 (7, 1)																																																		

Batter	1	2	3	4	5	6	7	8	9	AB R H RBI BB SO LOB	TOP														
Don Kessinger, S (1, 6) OBP: 0.335, SLG: 0.366	0-0 G3		0-0 6-3		0-0 L9		0-0 F9		0-0 F9	5 0 0 0 0 0 4	<p>Chicago Cubs @ Los Angeles Dodgers Dodger Stadium, Los Angeles, CA</p> <p>Wed Aug 26 1970, 7:05 PM PDT Att. 18,998 - Unknown - 70 F</p> <p>livebaseballscorecards.com</p> <table border="1"> <tr><td>AB</td><td>37</td></tr> <tr><td>R</td><td>5</td></tr> <tr><td>H</td><td>10</td></tr> <tr><td>RBI</td><td>5</td></tr> <tr><td>BB</td><td>2</td></tr> <tr><td>SO</td><td>4</td></tr> <tr><td>LOB</td><td>18</td></tr> </table> 	AB	37	R	5	H	10	RBI	5	BB	2	SO	4	LOB	18
AB	37																								
R	5																								
H	10																								
RBI	5																								
BB	2																								
SO	4																								
LOB	18																								
Glenn Beckert, R (1, 4) OBP: 0.334, SLG: 0.363	0-0 F8		0-0 5-3		0-0 L9		0-0 F9		0-0 1B	5 0 1 0 0 0 4															
Billy Williams, L (1, 7) OBP: 0.388, SLG: 0.596	0-0 F7			0-0 6-3		0-0 P6		0-0 WP 2B BB 1B	0-0 P4	5 1 1 0 0 0 1															
Jim Hickman, R (1, 3) OBP: 0.420, SLG: 0.597		0-0 1-3		0-0 6-3		0-3 K		4-0 WP 2B BB 1-2		3 1 0 0 1 1 0															
Randy Hundley, R (1, 2) OBP: 0.344, SLG: 0.411		0-0 1B		0-0 G3		0-0 5-3		0-0 F5 1-2 2-3		4 0 1 0 0 0 2															
Joe Pepitone, L (1, 8) OBP: 0.307, SLG: 0.478		0-3 K			0-0 P4		0-0 G3 1B 2B	0-0 2B 2-H 3-H		4 1 2 2 0 1 1															
Paul Popovich, S (1, 5) OBP: 0.339, SLG: 0.375		0-3 K			0-0 HR 1B		4-0 G3 BB	0-0 P8		3 1 1 0 1 1 2															
Johnny Callison, L (1, 9) OBP: 0.363, SLG: 0.470			0-0 1-3 1B		0-0 HR 1B		0-0 G3 1-2 2-3	0-3 K		4 1 2 2 0 1 3															
Ken Holtzman, R (1, 1) OBP: 0.268, SLG: 0.282			0-0 1-3		0-0 1B		0-0 3-H 1B	0-0 F7		2 0 1 0 0 0 1															
Ron Santo, R (7, PH) OBP: 0.356, SLG: 0.460										1 0 1 1 0 0 0															
Al Spangler, L (7, PR) OBP: 0.294, SLG: 0.429										0 0 0 0 0 0 0															
Juan Pizarro, L (7, 1) OBP: 0.294, SLG: 0.429										0 0 0 0 0 0 0															
Phil Regan, R (8, 1)										0 0 0 0 0 0 0															
14 Ernie Banks, R (9, PH) OBP: 0.300, SLG: 0.453										1 0 0 0 0 0 0															
<b>Inning Stats</b>	R: 0 E: 0 K: 0 S: 3	H: 0 LOB: 0 BB: 0 P: 3	R: 0 E: 0 K: 2 S: 8	H: 1 LOB: 1 BB: 0 P: 8	R: 0 E: 0 K: 0 S: 4	H: 1 LOB: 1 BB: 0 P: 4	R: 0 E: 0 K: 0 S: 3	H: 0 LOB: 0 BB: 0 P: 3	R: 2 E: 0 K: 0 S: 6	H: 3 LOB: 1 BB: 0 P: 6	R: 0 E: 0 K: 1 S: 5	H: 0 LOB: 0 BB: 0 P: 5	R: 1 E: 0 K: 0 S: 5	H: 2 LOB: 2 BB: 1 P: 9	R: 2 E: 0 K: 1 S: 7	H: 2 LOB: 1 BB: 1 P: 11	R: 0 E: 0 K: 0 S: 4	H: 1 LOB: 1 BB: 0 P: 4	1B: 7 2B: 2 3B: 0 HR: 1	SF: 0 SAC: 0 DP: 0 HBP: 0	WP: 1 PB: 0 SB: 0 CS: 0	PA: 39			
<b>PITCHER</b>	IP WLS BF H R ER SO BB IBB HBP BLK WP HR S P ERA WHIP																								
Claude Osteen, L (1, 1) ERA: 3.46	7.0 W 31 8 5 5 3 2 0 0 0 0 0 1 35 43 6.43 1.429																								
Jim Brewer, L (8, 1) ERA: 2.5	2.0 S 8 2 0 0 1 0 0 0 0 0 1 0 10 10 0.00 1.000																								

Batter	1	2	3	4	5	6	7	8	9	AB	R	H	RBI	BB	SO	LOB
Maury Wills, S OBP: 0.345, SLG: 0.329 (1, 6)	0-0 P4		0-0 S 2B 1B		0-0 1-3		0-0 FC5 E 1B	0-0 1-2 3-H 1B		5	1	3	1	0	0	0
Bill Russell, R OBP: 0.303, SLG: 0.398 (1, 8)	0-0 P5-3		0-0 F2 1-2		0-0 G3		0-0 P5 1-2 FC5	0-0 4-3		5	0	0	0	0	0	4
Bill Sudakis, S OBP: 0.356, SLG: 0.444 (1, 7)	0-3 K		0-0 F2 2-H 1B 2B		0-0 F2		0-0 FC5 1-2 2-3f			4	1	1	1	0	1	2
Von Joshua, L OBP: 0.265, SLG: 0.316 (9, 7)										0	0	0	0	0	0	0
Wes Parker, S OBP: 0.411, SLG: 0.486 (1, 3)		0-0 2B HR 1B	0-0 F9		0-0 6-3		0-0 F2			4	1	1	0	0	0	3
Andy Kosco, R OBP: 0.234, SLG: 0.382 (1, 9)		0-0 1-3 HR 2B	0-0		0-0 F7		0-3 K			4	1	2	1	0	1	2
Willie Crawford, L OBP: 0.304, SLG: 0.367 (9, 9)			2-H 3-H 1B							0	0	0	0	0	0	0
Jim Lefebvre, S OBP: 0.339, SLG: 0.386 (1, 4)		0-0 2-H 3-H HR	0-0 L7		0-0 2B BB 1B		0-0 FC1-6 BB 1B			4	3	3	3	0	0	1
Billy Grabarkewitz, R OBP: 0.406, SLG: 0.460 (1, 5)		0-3 K			0-0 6-3		4-0 1-2 2B BB	4-0 1-2 FC1-6 BB		2	1	0	0	2	1	0
Jeff Torborg, R OBP: 0.313, SLG: 0.328 (1, 2)		0-0 P3			0-0 4-3		0-0 1-H 2-H 2B	0-0 1-2f 2-3 FC1-6 1B		4	0	1	2	0	0	2
Claude Osteen, L OBP: 0.262, SLG: 0.342 (1, 1)		0-0 6-3			0-3 K		0-0 F8	0-3 K		3	0	0	0	0	1	1
Jim Brewer, L OBP: 0.154, SLG: 0.083 (8, 1)										1	0	0	0	0	1	2

Inning Stats	R: 0	H: 0	E: 0	K: 1	S: 5	R: 3	H: 3	E: 0	K: 1	S: 8	R: 2	H: 3	E: 0	K: 0	S: 6	R: 0	H: 0	E: 0	K: 1	S: 5	R: 0	H: 0	E: 0	K: 0	S: 3	R: 2	H: 2	E: 0	K: 0	S: 5	R: 0	H: 1	E: 1	K: 1	S: 7	R: 1	H: 2	E: 0	K: 1	S: 7	1B: 7	2B: 3	3B: 0	HR: 1	SF: 0	SAC: 0	DP: 0	HBP: 0	WP: 0	PB: 0	SB: 1	CS: 0	PA: 38
--------------	------	------	------	------	------	------	------	------	------	------	------	------	------	------	------	------	------	------	------	------	------	------	------	------	------	------	------	------	------	------	------	------	------	------	------	------	------	------	------	------	-------	-------	-------	-------	-------	--------	-------	--------	-------	-------	-------	-------	--------

PITCHER	IP	WLS	BF	H	R	ER	SO	BB	IBB	HBP	BLK	WP	HR	S	P	ERA	WHIP
Ken Holtzman, L ERA: 3.46 (1, 1)	6.0	L	27	8	7	7	3	1	0	0	0	0	1	32	36	10.50	1.500
Juan Pizarro, L ERA: 4.82 (7, 1)	1.2		9	2	1	1	2	1	0	0	0	0	0	12	16	5.40	1.800
Phil Regan, R ERA: 4.55 (8, 1)	0.1		2	1	0	0	0	0	0	0	0	0	0	2	2	0.00	3.000

BOTTOM


Chicago Cubs @ Los Angeles Dodgers  
Dodger Stadium, Los Angeles, CA

Wed Aug 26 1970, 7:05 PM PDT  
Att: 18,998 - Unknown - 70 F

livebaseballscorecards.com

AB	36
R	8
H	11
RBI	8
BB	2
SO	5
LOB	17



Batter	1	2	3	4	5	6	7	8	9	AB R H RBI BB SO LOB	TOP
Lou Brock, L OBP: 0.371, SLG: 0.439 (1, 7)	0-3 K		0-0 F8		0-0 3-1			0-0 CS 1B		4 0 1 0 0 1 0	
Ed Crosby, L OBP: 0.317, SLG: 0.306 (1, 6)	4-0 HBP G3 BB		0-0 1-3			0-0 1-3		0-0 1-2 P6		3 0 0 0 1 0 1	
Joe Hague, L OBP: 0.366, SLG: 0.437 (1, 3)	0-0 G3 1-2		0-0 2B			0-0 F8		0-0 F8		4 0 1 0 0 0 1	
Joe Torre, R OBP: 0.393, SLG: 0.497 (1, 5)	4-0 HBP BB		0-0 F8			4-0 BB			0-0 HR	2 1 1 1 2 0 1	
Jose Cardenal, R OBP: 0.357, SLG: 0.429 (1, 8)	1-0 FC6-4 HBP			0-0 6-3		0-0 L8			0-0 6-3	3 0 0 0 0 0 1	
Ted Simmons, S OBP: 0.307, SLG: 0.285 (1, 2)	0-0 FC6-4 1-2f			0-0 F9			0-3 K		0-0 3-1	4 0 0 0 0 1 3	
Leron Lee, L OBP: 0.295, SLG: 0.316 (1, 9)		0-3 K		0-3 K			0-0 E6		0-0 1B 1B	4 0 1 0 0 2 0	AB 31 R 1 H 5 RBI 1 BB 3 SO 7 LOB 9
Dal Maxvill, R OBP: 0.300, SLG: 0.233 (1, 4)		0-0 L9				0-0 F9		0-0 F9	0-0 1B 1-3	4 0 1 0 0 0 1	
Jerry Reuss, L OBP: 0.138, SLG: 0.038 (1, 1)		0-3 K			0-3 K		0-3 K			3 0 0 0 0 3 1	
Inning Stats	R: 0 E: 0 K: 1 S: 5 H: 0 LOB: 3 BB: 2 P: 14	R: 0 E: 0 K: 2 S: 7 H: 0 LOB: 0 BB: 0 P: 7	R: 0 E: 0 K: 0 S: 4 H: 1 LOB: 1 BB: 0 P: 4	R: 0 E: 0 K: 1 S: 5 H: 0 LOB: 0 BB: 0 P: 5	R: 0 E: 0 K: 1 S: 5 H: 0 LOB: 0 BB: 0 P: 5	R: 0 E: 0 K: 0 S: 3 H: 0 LOB: 1 BB: 1 P: 7	R: 0 E: 1 K: 2 S: 8 H: 0 LOB: 1 BB: 0 P: 8	R: 0 E: 0 K: 0 S: 3 H: 1 LOB: 0 BB: 0 P: 3	R: 1 E: 0 K: 0 S: 5 H: 3 LOB: 2 BB: 0 P: 5	1B: 3 2B: 1 3B: 0 HR: 1 SF: 0 SAC: 0 DP: 0 HBP: 1	WP: 0 PB: 0 SB: 0 CS: 1 PA: 35
PITCHER Don Sutton, R ERA: 4.05 (1, 1)	IP 9.0 WLS L BF 35 H 5 R 1 ER 1 SO 7 BB 3 IBB 0 HBP 1 BLK 0 WP 0 HR 1 S 45 P 58 ERA 1.00 WHIP 0.889	PITCHER IP WLS BF H R ER SO BB IBB HBP BLK WP HR S P ERA WHIP									

St. Louis Cardinals @ Los Angeles Dodgers  
Dodger Stadium, Los Angeles, CA  
Fri Aug 28 1970, 7:05 PM PDT  
Att: 19,964 - Unknown

livebaseballscores.com





Batter	1	2	3	4	5	6	7	8	9	AB R H RBI BB SO LOB	TOP																		
Lou Brock, L (1, 7) OBP: 0.373, SLG: 0.447	0-0 CS 1B		0-0 1-2 1B		0-3 K		0-0 F9		0-0 2-H HR	5 1 3 2 0 1 3	<b>St. Louis Cardinals @ Los Angeles Dodgers</b> Dodger Stadium, Los Angeles, CA Sat Aug 29 1970, 7:05 PM PDT Att: 25,001 - Unknown <a href="http://livebaseballscorecards.com">livebaseballscorecards.com</a>																		
Ed Crosby, L (1, 6) OBP: 0.304, SLG: 0.293	0-0 3-1 1-2		0-0 G3		0-0 F7			0-0 SH1-4 1B	5 0 1 0 0 0 5																				
Joe Hague, L (1, 3) OBP: 0.363, SLG: 0.434	0-0 L3			0-0 F2		0-0 F7		0-0 SH1-4 1-2	3 0 0 0 0 0 0																				
Joe Torre, R (1, 2) OBP: 0.394, SLG: 0.495		0-0 5-3		4-0 BB		0-3 K		4-0 IBB	2 0 0 0 2 1 0																				
Jose Cardenal, R (1, 8) OBP: 0.354, SLG: 0.425		0-0 3-1		0-0 F2		0-0 F9		0-3 K	4 0 0 0 0 1 3																				
Leron Lee, L (1, 9) OBP: 0.291, SLG: 0.312		0-0 4-3		0-0 6-3		0-3 K		0-0 P6	3 0 0 0 0 1 1 1 0 0 0 0 0 2																				
Carl Taylor, R (8, PH) OBP: 0.364, SLG: 0.408																													
Jerry Davanon, R (1, 5) OBP: 0.333, SLG: 0.375			0-0 P3		0-0 E1 1B FC5-2-5 1B		0-0 6-3	4-0 SH3-4 HR BB	3 1 1 0 1 0 0																				
Dal Maxvill, R (1, 4) OBP: 0.300, SLG: 0.234			0-0 F9		0-0 FC5-2-5 2-3 1B		0-0 E6 3B	0-0 SH3-4 1-2	3 1 1 0 0 0 0																				
Frank Bertaina, L (1, 1) OBP: 0.500, SLG: 0.500			0-0 1B		0-0 FC5-2-5 1-2 3-H 1B		0-0 1-H 3B	0-0 F9	2 0 1 0 0 0 2 1 0 1 1 0 0 0 0 0 0 0 0 0 0 1 0 0 0 0 0 1 0 0 0 0 0 0 0																				
Vic Davalillo, L (7, PH) OBP: 0.370, SLG: 0.471																													
Chuck Taylor, R (7, 1) OBP: 0.154, SLG: 0.160																													
Jim Beauchamp, R (9, PH) OBP: 0.333, SLG: 0.343																													
Tom Hilgendorf, S (9, 1)																													
<b>Inning Stats</b>	R: 0 E: 0 K: 0 S: 3	H: 1 LOB: 0 BB: 0 P: 3	R: 0 E: 0 K: 0 S: 3	H: 0 LOB: 0 BB: 0 P: 3	R: 0 E: 0 K: 0 S: 5	H: 2 LOB: 2 BB: 0 P: 5	R: 0 E: 1 K: 1 S: 7	H: 0 LOB: 1 BB: 1 P: 7	R: 0 E: 0 K: 1 S: 5	H: 0 LOB: 0 BB: 0 P: 5	R: 1 E: 1 K: 1 S: 7	H: 1 LOB: 1 BB: 0 P: 7	R: 0 E: 0 K: 1 S: 6	H: 1 LOB: 2 BB: 1 P: 10	R: 2 E: 0 K: 0 S: 4	H: 1 LOB: 0 BB: 1 P: 8	1B: 6 2B: 0 3B: 1 HR: 1	SF: 0 SAC: 2 DP: 0 HBP: 0	WP: 0 PB: 0 SB: 0 CS: 1	PA: 38									
<b>PITCHER</b>	IP WLS BF H R ER SO BB IBB HBP BLK WP HR S P ERA WHIP																												
Alan Foster, R (1, 1) ERA: 4.11	6.2		27	6	1	0	3	1	0	0	0	0	0	0	32	36	0.00	1.050											
Jim Brewer, L (7, 1) ERA: 2.66	2.1	L	11	2	2	2	1	1	1	0	0	0	1	11	19	7.71	1.286												



Batter	1	2	3	4	5	6	7	8	9	AB	R	H	RBI	BB	SO	LOB
Maury Wills, S OBP: 0.341, SLG: 0.324 (1, 6)	F9		FC6			SH3-4 FC 1B	F5		F9	5	1	1	0	0	0	2
Bill Russell, R OBP: 0.295, SLG: 0.385 (1, 8) (7, 9)	F7			P6		SH3-4 1-2		6-3		3	0	0	0	0	0	0
Bill Sudakis, S OBP: 0.368, SLG: 0.465 (1, 2)	6-3			G5-3 1B BB		FC S BB		HR		2	1	1	1	2	0	0
Wes Parker, S OBP: 0.410, SLG: 0.484 (1, 3)		P5		1-2 1B		FC 1B		G5-3 1B		4	0	2	1	0	0	1
Andy Kosco, R OBP: 0.232, SLG: 0.376 (1, 9) (7, 7)	F9			G5-3		1-2 1B		1-2 1B		3	0	1	0	0	0	2
Von Joshua, L OBP: 0.274, SLG: 0.325 (8, PH) (9, 7)				2-3f		1-2 1B		1-2 1B		1	0	1	0	0	0	0
Ted Sizemore, R OBP: 0.380, SLG: 0.367 (1, 7) (7, 4)	6-3				G5-3 BB 1B	K		G5-3		4	0	1	0	0	1	5
Jim Lefebvre, S OBP: 0.336, SLG: 0.379 (1, 4) Jim Brewer, L OBP: 0.154, SLG: 0.083 Manny Mota, R OBP: 0.373, SLG: 0.395 (9, PH)			K		G5-3 BB	F8		F8		2	0	0	0	1	1	3
Billy Grabarkewitz, R OBP: 0.405, SLG: 0.458 (1, 5)			FC6 1B		G5-3			F7		4	0	2	0	0	0	2
Alan Foster, R OBP: 0.138, SLG: 0.109 Willie Davis, L OBP: 0.344, SLG: 0.455 (1, 1) (7, 8)	F9		F9		6-3			K		2	0	0	0	0	0	2
										2	0	0	0	0	2	1

**BOTTOM**

**St. Louis Cardinals @ Los Angeles Dodgers**  
**Dodger Stadium, Los Angeles, CA**  
 Sat Aug 29 1970, 7:05 PM PDT  
 Att. 25,001 - Unknown

livebaseballscorecards.com

<b>AB</b>	<b>33</b>
<b>R</b>	<b>2</b>
<b>H</b>	<b>9</b>
<b>RBI</b>	<b>2</b>
<b>BB</b>	<b>3</b>
<b>SO</b>	<b>4</b>
<b>LOB</b>	<b>18</b>



Inning Stats	R: 0	H: 0	E: 0	K: 0	S: 3	R: 0	H: 0	E: 0	K: 0	S: 3	R: 0	H: 1	E: 0	K: 1	S: 6	R: 0	H: 1	E: 0	K: 0	S: 3	R: 1	H: 2	E: 0	K: 1	S: 8	R: 0	H: 0	E: 0	K: 1	S: 5	R: 1	H: 3	E: 0	K: 0	S: 5	R: 0	H: 1	E: 0	K: 1	S: 6	1B: 8	2B: 0	3B: 0	HR: 1	SF: 0	SAC: 1	DP: 3	HBP: 0	WP: 0	PB: 0	SB: 2	CS: 0	PA: 37
--------------	------	------	------	------	------	------	------	------	------	------	------	------	------	------	------	------	------	------	------	------	------	------	------	------	------	------	------	------	------	------	------	------	------	------	------	------	------	------	------	------	-------	-------	-------	-------	-------	--------	-------	--------	-------	-------	-------	-------	--------

PITCHER	IP	WLS	BF	H	R	ER	SO	BB	IBB	HBP	BLK	WP	HR	S	P	ERA	WHIP
Frank Bertaina, L ERA: 2.57 (1, 1)	6.0		25	5	1	1	2	3	0	0	0	0	0	26	38	1.50	1.333
Chuck Taylor, R ERA: 2.94 (7, 1)	2.0	W	8	3	1	1	1	0	0	0	0	0	1	10	10	4.50	1.500
Tom Hilgendorf, L ERA: 2.53 (9, 1)	1.0	S	4	1	0	0	1	0	0	0	0	0	0	6	6	0.00	1.000

Batter	1	2	3	4	5	6	7	8	9	AB R H RBI BB SO LOB	TOP
Lou Brock, L (1, 7) OBP: 0.372, SLG: 0.445	0-3 K2-3	0-0 4-3			0-0 1B			0-0 4-3		4 0 1 0 0 1 1	
Ed Crosby, L (1, 6) OBP: 0.320, SLG: 0.333	0-0 BB 1B		0-0 4-3		0-0 F3			0-0 F8 2B		4 0 2 0 0 0 0	
Joe Hague, L (1, 3) OBP: 0.362, SLG: 0.430	4-0 BB G5-4-3 1-2		0-3 K		0-0 L3			0-0 F8 2-3		3 0 0 0 1 1 1	
Joe Torre, R (1, 2) OBP: 0.391, SLG: 0.491	0-0 G5-4-3 1-2f		0-0 2-3		0-0 P6			0-0 F7		4 0 0 0 0 0 3	
Jose Cardenal, R (1, 8) OBP: 0.353, SLG: 0.424		0-0 HR 1B		0-0 F2		0-0 P1		0-3 K		4 1 1 0 0 1 0	
Leron Lee, L (1, 9) OBP: 0.294, SLG: 0.329		0-0 HR		0-0 F9 1B		0-0 P5		0-0 E3 1B		4 1 2 2 0 0 0	
Jerry Davanon, R (1, 5) OBP: 0.231, SLG: 0.250		0-0 F3		0-0 E6 1-2		0-0 F8		0-3 K		4 0 0 0 0 1 2	
Dal Maxvill, R (1, 4) OBP: 0.302, SLG: 0.235		4-0 SH5-4 BB		0-0 F9 2-3		0-0 4-3		0-0 K		3 0 1 0 1 0 2	
Steve Carlton, L (1, 1) OBP: 0.261, SLG: 0.231		0-0 SH5-4		0-0 F8		0-0 F8		0-0 K		2 0 0 0 0 0 2	
<b>Inning Stats</b>	R: 0 H: 1 E: 0 LOB: 1 K: 1 BB: 1 S: 5 P: 9	R: 2 H: 2 E: 0 LOB: 1 K: 0 BB: 1 S: 5 P: 9	R: 0 H: 0 E: 0 LOB: 0 K: 1 BB: 0 S: 5 P: 5	R: 0 H: 1 E: 1 LOB: 2 K: 0 BB: 0 S: 5 P: 5	R: 0 H: 1 E: 0 LOB: 0 K: 0 BB: 0 S: 3 P: 3	R: 0 H: 0 E: 0 LOB: 0 K: 0 BB: 0 S: 3 P: 3	R: 0 H: 0 E: 0 LOB: 0 K: 0 BB: 0 S: 3 P: 3	R: 0 H: 1 E: 0 LOB: 1 K: 0 BB: 0 S: 4 P: 4	R: 0 H: 1 E: 1 LOB: 2 K: 2 BB: 0 S: 8 P: 8	1B: 5 SF: 0 2B: 1 SAC: 1 3B: 0 DP: 1 HR: 1 HBP: 0	WP: 0 PA: 35 PB: 0 SB: 2 CS: 0
<b>PITCHER</b>	IP WLS BF H R ER SO BB IBB HBP BLK WP HR S P ERA WHIP										
Sandy Vance, R (1, 1) ERA: 2.9	8.0 L 31 6 2 2 2 2 2 0 0 0 0 1 33 41 2.25 1.000										
Pete Mikkelsen, R (9, 1) ERA: 2.63	1.0 4 1 0 0 2 0 0 0 0 0 0 0 8 8 0.00 1.000										

St. Louis Cardinals @ Los Angeles Dodgers  
Dodger Stadium, Los Angeles, CA  
Sun Aug 30 1970, 3:33 AM PDT  
Att: 18,535 - Unknown

AB	32
R	2
H	7
RBI	2
BB	2
SO	4
LOB	11



Batter	1	2	3	4	5	6	7	8	9	AB R H RBI BB SO LOB
Maury Wills, S OBP: 0.338, SLG: 0.321 (1, 6)	0-3 K			0-3 K		0-0 4-3		0-3 K		4 0 0 0 0 3 1
Bill Russell, R OBP: 0.299, SLG: 0.390 (1, 8)	0-0 6-3			4-0 BB BB		0-0 2B		0-3 K	3 0 1 0 1 1 0	
Bill Sudakis, S OBP: 0.366, SLG: 0.457 (1, 2)	0-3 K			4-0 G6-4-3 1-2 BB		0-3 K		0-0 6-3	3 0 0 0 1 2 1	
Wes Parker, S OBP: 0.407, SLG: 0.480 (1, 3)		0-0 3-1		0-0 G6-4-3 1-2f		0-0 F9		0-0 F9	4 0 0 0 0 0 2	
Ted Sizemore, R OBP: 0.376, SLG: 0.363 (1, 7)		0-0 P4			0-0 L7		0-0 F3		3 0 0 0 0 0 0	
Andy Kosco, R OBP: 0.233, SLG: 0.389 (1, 9)		0-0 6-3			0-0 HR		0-0 F3		3 1 1 1 0 0 0	
Jim Lefebvre, S OBP: 0.336, SLG: 0.378 (1, 4)			0-0 4-3		0-0 5-3		0-0 F9 SH1-4 1B		3 0 1 0 0 0 0	
Billy Grabarkewitz, R OBP: 0.403, SLG: 0.455 (1, 5)			0-3 K		0-0 P3		0-0 SH1-4		2 0 0 0 0 1 0	
Sandy Vance, R OBP: 0.192, SLG: 0.160 (1, 1)			0-3 K			0-0 E8		0-0 F9	2 0 0 0 0 1 0	
Manny Mota, R OBP: 0.372, SLG: 0.394 (8, PH)									1 0 0 0 0 0 1	
Pete Mikkelsen, R OBP: 0.500, SLG: 0.500 (9, 1)									0 0 0 0 0 0 0	

Inning Stats	R: 0	H: 0	E: 0	K: 2	S: 7	LOB: 0	BB: 0	P: 7	R: 0	H: 0	E: 0	K: 0	S: 3	LOB: 0	BB: 0	P: 3	R: 0	H: 0	E: 0	K: 2	S: 7	LOB: 1	BB: 2	P: 12	R: 1	H: 1	E: 0	K: 0	S: 4	LOB: 0	BB: 0	P: 4	R: 0	H: 1	E: 1	K: 1	S: 6	LOB: 1	BB: 0	P: 6	R: 0	H: 0	E: 0	K: 0	S: 3	LOB: 0	BB: 0	P: 3	R: 0	H: 1	E: 0	K: 1	S: 6	LOB: 1	BB: 0	P: 6	R: 0	H: 0	E: 0	K: 1	S: 5	LOB: 0	BB: 0	P: 5	1B: 1	2B: 1	3B: 0	HR: 1	SF: 0	SAC: 1	DP: 1	HBP: 0	WP: 0	PB: 0	SB: 0	CS: 0	PA: 31
PITCHER Steve Carlton, L ERA: 3.76 (1, 1)	IP	WLS	BF	H	R	ER	SO	BB	IBB	HBP	BLK	WP	HR	S	P	ERA	WHIP	IP	WLS	BF	H	R	ER	SO	BB	IBB	HBP	BLK	WP	HR	S	P	ERA	WHIP	IP	WLS	BF	H	R	ER	SO	BB	IBB	HBP	BLK	WP	HR	S	P	ERA	WHIP																										


**BOTTOM**

**St. Louis Cardinals @ Los Angeles Dodgers**  
Dodger Stadium, Los Angeles, CA

Sun Aug 30 1970, 3:33 AM PDT  
Att. 18,535 - Unknown

livebaseballscorecards.com

**AB 28**  
**R 1**  
**H 3**  
**RBI 1**  
**BB 2**  
**SO 8**  
**LOB 5**



Batter	1	2	3	4	5	6	7	8	9	AB R H RBI BB SO LOB	TOP											
Maury Wills, S OBP: 0.336, SLG: 0.320 (1, 6) X	0-0 CS 1B		0-0 F8	0-0 1-3		0-0 1-3		0-0 FC5-6-5 1-3		5 0 1 0 0 0 4												
Bill Russell, R OBP: 0.301, SLG: 0.390 (1, 9) X	0-0 F4 1-2		0-0 F7		0-0 3B 1B	0-0 F7			0-0 6-3 SH1-3 1B	5 1 2 0 0 0 1												
Willie Davis, L OBP: 0.343, SLG: 0.457 (1, 8) X	0-0 3-1			0-3 K	0-0 1-H E 3B		0-0 1-3		0-0 SH1-3 1-2	4 1 1 1 0 1 0												
Wes Parker, S OBP: 0.403, SLG: 0.475 (1, 3) X		0-0 F2		0-0 6-3	0-0 4-3 E3		0-0 F1		0-0 6-3 2-3	5 0 0 1 0 0 1												
Tom Haller, L OBP: 0.345, SLG: 0.443 (1, 2) X		0-0 PB 1B 1B		4-0 HR BB	0-0 4-3		0-3 K		0-0 F7	4 2 1 0 1 1 2												
Jim Lefebvre, S OBP: 0.338, SLG: 0.389 (1, 4) X		0-0 F2 1-2		0-0 1-H HR	4-0 BB			0-0 F7		3 1 1 2 1 0 1												
Willie Crawford, L OBP: 0.308, SLG: 0.375 (1, 7) X		0-0		0-0	0-3 K			0-0 1B SF8 1B		2 0 2 1 0 0 0												
Manny Mota, R OBP: 0.373, SLG: 0.395 (5, PH) (5, 7) X		0-0		0-0 E 2B	0-3 K					2 0 1 0 0 1 2												
Von Joshua, L OBP: 0.274, SLG: 0.325 (8, PR) (8, 7) X		0-0 2-H 1B		0-0 E BB	0-3 K					0 1 0 0 0 0 0												
Billy Grabarkewitz, R OBP: 0.404, SLG: 0.455 (1, 5) X		0-0 L5		4-0 E BB	0-3 K			0-0 FC5-6-5 S 1-3 1B		3 0 1 0 1 1 3												
Claude Osteen, L OBP: 0.256, SLG: 0.333 (1, 1) X			0-0 1-3		0-3 K			0-0 SF8		2 0 0 0 0 0 2												
Ray Lamb, R (4, 1) X				0-0 E6						1 0 0 0 0 1 0												
Len Gabrielson, L OBP: 0.171, SLG: 0.182 (8, PH) (8, 1) X				1-2 2-3						0 0 0 1 0 0 0												
Pete Mikkelsen, R OBP: 0.500, SLG: 0.500 (8, 1) X										0 0 0 0 0 0 0												
<b>Inning Stats</b>	R: 0 E: 0 K: 0 S: 3	H: 1 LOB: 0 BB: 0 P: 3	R: 1 E: 0 K: 0 S: 5	H: 2 LOB: 1 BB: 0 P: 5	R: 0 E: 0 K: 0 S: 3	H: 0 LOB: 0 BB: 0 P: 3	R: 2 E: 1 K: 1 S: 8	H: 2 LOB: 3 BB: 2 P: 16	R: 2 E: 1 K: 2 S: 10	H: 2 LOB: 2 BB: 1 P: 14	R: 0 E: 0 K: 1 S: 5	H: 0 LOB: 0 BB: 0 P: 5	R: 0 E: 0 K: 1 S: 5	H: 0 LOB: 0 BB: 0 P: 5	R: 1 E: 0 K: 0 S: 5	H: 2 LOB: 2 BB: 0 P: 5	R: 0 E: 0 K: 0 S: 4	H: 1 LOB: 1 BB: 0 P: 4	1B: 7 2B: 1 3B: 1 HR: 1	SF: 1 SAC: 1 DP: 0 HBP: 0	WP: 0 PB: 1 SB: 1 CS: 1	PA: 41
<b>PITCHER</b>	IP WLS BF H R ER SO BB IBB HBP BLK WP HR S P ERA WHIP																					
Phil Niekro, R ERA: 4.47 (1, 1)	4.1 L 24 7 5 4 1 3 0 0 0 0 0 1 23 35 8.31 2.308																					
Mike McQueen, L ERA: 7.63 (5, 1)	1.2 5 0 0 0 3 0 0 0 0 0 0 0 11 11 0.00 0.000																					
Bob Priddy, R ERA: 5.24 (7, 1)	3.0 12 3 1 1 1 0 0 0 0 0 0 0 14 14 3.00 1.000																					

Los Angeles Dodgers @ Atlanta Braves  
Atlanta Stadium, Atlanta, GA  
Tue Sep 01 1970, 7:05 PM EDT  
Unknown

livebaseballscorecards.com

AB	36
R	6
H	10
RBI	6
BB	3
SO	5
LOB	16



Batter	1	2	3	4	5	6	7	8	9	AB	R	H	RBI	BB	SO	LOB
Oscar Brown, R OBP: 0.520, SLG: 0.682 (1, 8)	0-0 G4-6-3 1B		0-0 2-H 1B		0-0 5-3 1B		0-0 6-3		0-0 F3	5	0	3	1	0	0	1
Felix Millan, R OBP: 0.344, SLG: 0.381 (1, 4)	0-0 G4-6-3 1-2f		0-0 F7		0-0 5-3		0-0 F3			4	0	0	0	0	0	3
Hank Aaron, R OBP: 0.385, SLG: 0.603 (1, 9)	0-0 2B		0-0 F3		4-0 G6-4-3 BB		0-0 F3			3	0	1	0	1	0	1
Orlando Cepeda, R OBP: 0.373, SLG: 0.557 (1, 3)	0-0 F7			0-0 HR	0-0 G6-4-3 1-2f			0-0 6-3		4	1	1	1	0	0	3
Rico Carty, R OBP: 0.457, SLG: 0.617 (1, 7)		0-0 F9		0-0 1B SF8 1B		0-0 5-3		0-0 1-3		4	1	1	0	0	0	0
Clete Boyer, R OBP: 0.306, SLG: 0.378 (1, 5)		0-0 F8		0-0 1-3 1B		0-0 1B 1B		0-3 K		4	0	2	0	0	1	0
Bob Tillman, R OBP: 0.271, SLG: 0.339 (1, 2)		0-3 K		0-3 K		0-0 1-2 1B			0-0 4-3 1B	4	0	2	0	0	2	2
Gil Garrido, R OBP: 0.302, SLG: 0.328 (1, 6)			4-0 SH3-4 1B BB	0-0 SF8 3-H		0-3 K		0-3 K		2	1	0	1	1	2	3
Phil Niekro, R OBP: 0.184, SLG: 0.205 (1, 1)			0-0 SH3-4	0-0 4-3		0-0 F5			0-0 4-3	1	0	0	0	0	0	1
Mike McQueen, L OBP: 0.286, SLG: 0.429 (5, 1)										0	0	0	0	0	0	0
Mike Lum, L OBP: 0.316, SLG: 0.438 (6, PH)										1	0	0	0	0	0	2
Bob Priddy, R OBP: 0.250, SLG: 0.200 (7, 1)										0	0	0	0	0	0	0
Hal King, L OBP: 0.359, SLG: 0.448 (9, PH)										1	0	0	0	0	0	1

Inning Stats	R: 0	H: 2	E: 0	K: 0	S: 4	H: 0	LOB: 1	BB: 0	P: 4	R: 0	H: 0	E: 0	K: 1	S: 5	R: 0	H: 1	E: 0	K: 0	S: 4	R: 2	H: 3	E: 0	K: 1	S: 8	R: 0	H: 1	E: 0	K: 0	S: 3	R: 0	H: 2	E: 0	K: 1	S: 7	R: 0	H: 0	E: 0	K: 0	S: 3	R: 0	H: 0	E: 0	K: 1	S: 5	R: 0	H: 1	E: 0	K: 1	S: 6	1B: 8	SF: 1	2B: 1	3B: 0	HR: 1	SAC: 1	DP: 2	HBP: 0	WP: 0	PA: 37
--------------	------	------	------	------	------	------	--------	-------	------	------	------	------	------	------	------	------	------	------	------	------	------	------	------	------	------	------	------	------	------	------	------	------	------	------	------	------	------	------	------	------	------	------	------	------	------	------	------	------	------	-------	-------	-------	-------	-------	--------	-------	--------	-------	--------

PITCHER	IP	WLS	BF	H	R	ER	SO	BB	IBB	HBP	BLK	WP	HR	S	P	ERA	WHIP
Claude Osteen, L ERA: 3.54 (1, 1)	3.0		15	6	3	3	1	1	0	0	0	0	0	16	20	9.00	2.333
Ray Lamb, R ERA: 2.93 (4, 1)	4.0	W	15	3	0	0	2	1	0	0	0	0	0	18	22	0.00	1.000
Pete Mikkelsen, R ERA: 2.51 (8, 1)	2.0	S	7	1	0	0	2	0	0	0	0	0	0	11	11	0.00	0.500

BOTTOM

Los Angeles Dodgers @ Atlanta Braves  
Atlanta Stadium, Atlanta, GA  
Tue Sep 01 1970, 7:05 PM EDT  
Unknown

livebaseballscores.com

AB	33
R	3
H	10
RBI	3
BB	2
SO	5
LOB	17



Batter	1	2	3	4	5	6	7	8	9	AB R H RBI BB SO LOB	TOP									
<b>Bill Russell, R</b> (1, 9) <small>OBP: 0.300, SLG: 0.384</small>	0-0 6-3		0-0 6-3		0-0 F6		4-0 BB 1-2 BB		3 0 0 0 1 0 0											
<b>Ted Sizemore, R</b> (1, 4) <small>OBP: 0.375, SLG: 0.365</small>	0-0 6-3		0-0 HR 2B		0-0 1-3		0-0 F7		4 1 1 0 0 0 3											
<b>Willie Davis, L</b> (1, 8) <small>OBP: 0.342, SLG: 0.462</small>	0-0 4-3		0-0 HR		0-0 4-3		0-0 F7		4 1 1 2 0 0 0											
<b>Wes Parker, S</b> (1, 3) <small>OBP: 0.402, SLG: 0.472</small>		4-0 1B 1B BB	0-0 5-3		0-0 1-3		0-0 F7		3 1 0 0 1 0 0											
<b>Bill Sudakis, S</b> (1, 2) <small>OBP: 0.359, SLG: 0.448</small> <b>Jim Brewer, L</b> (8, 1) <small>OBP: 0.154, SLG: 0.083</small>		0-0 F7	0-3 K		0-3 K		0-0 F9		4 0 0 0 0 2 1 0 0 0 0 0 0 0											
<b>Jim Lefebvre, S</b> (1, 5) <small>OBP: 0.337, SLG: 0.387</small>		0-0 1B 1-3 1B		0-0 F8		0-0 4-3		0-0 F8	4 0 1 0 0 0 0											
<b>Willie Crawford, L</b> (1, 7) <small>OBP: 0.314, SLG: 0.389</small>		0-0 1-2 3-H 1B		0-3 K		0-0 1B 1B		0-0 CS 3B	4 0 3 1 0 1 0											
<b>Billy Grabarkewitz, R</b> (1, 6) <small>OBP: 0.405, SLG: 0.455</small>		0-0 F4		0-0 5-3		0-0 BB 1-3 1B		0-0 FC6-4 1B	4 0 2 0 0 0 2											
<b>Joe Moeller, R</b> (1, 1) <small>OBP: 0.194, SLG: 0.147</small> <b>Tom Haller, L</b> (8, 2) <small>OBP: 0.344, SLG: 0.442</small>		0-3 K		0-3 K		0-3 K		0-0 3-H FC6-4 1-2f	3 0 0 0 0 3 4 1 0 0 0 0 0 1											
<b>Inning Stats</b>	R: 0 E: 0 K: 0 S: 3	H: 0 LOB: 0 BB: 0 P: 3	R: 1 E: 0 K: 1 S: 7	H: 2 LOB: 2 BB: 1 P: 11	R: 2 E: 0 K: 1 S: 7	H: 2 LOB: 0 BB: 0 P: 7	R: 0 E: 0 K: 1 S: 5	H: 0 LOB: 0 BB: 0 P: 5	R: 0 E: 0 K: 1 S: 5	H: 0 LOB: 0 BB: 0 P: 5	R: 0 E: 0 K: 1 S: 7	H: 2 LOB: 3 BB: 1 P: 11	R: 0 E: 0 K: 0 S: 3	H: 0 LOB: 0 BB: 0 P: 3	R: 0 E: 0 K: 0 S: 4	H: 2 LOB: 1 BB: 0 P: 4	1B: 5 2B: 1 3B: 1 HR: 1	SF: 0 SAC: 0 DP: 0 HBP: 0	WP: 0 PB: 0 SB: 0 CS: 1	PA: 36
<b>PITCHER</b> <b>Ron Reed, R</b> (1, 1) <small>ERA: 5.0</small>	IP: 9.0 WLS: L BF: 36 H: 8 R: 3 ER: 3 SO: 6 BB: 2 IBB: 0 HBP: 0 BLK: 0 WP: 0 HR: 1 S: 46 P: 54 ERA: 3.00 WHIP: 1.111																			
<b>PITCHER</b> IP WLS BF H R ER SO BB IBB HBP BLK WP HR S P ERA WHIP																				

**Los Angeles Dodgers @ Atlanta Braves**  
 Atlanta Stadium, Atlanta, GA  
 Tue Sep 01 1970, 7:05 PM EDT  
 Att: 12,078 - Unknown

livebaseballscorecards.com

<b>AB</b>	34
<b>R</b>	3
<b>H</b>	8
<b>RBI</b>	3
<b>BB</b>	2
<b>SO</b>	6
<b>LOB</b>	11





Batter	1	2	3	4	5	6	7	8	9	AB	R	H	RBI	BB	SO	LOB
Oscar Brown, R OBP: 0.483, SLG: 0.600 (1, 8) BBB	4-0 FC5-4 BB		0-0 F9		0-0 E1 3-1 2-H			0-0 F8		3	0	0	0	1	0	0
Felix Millan, R OBP: 0.344, SLG: 0.379 (1, 4) X	0-0 FC5-4 1-2f		0-0 6-3		0-0 3-1			4-0 BB BB		3	0	0	0	1	0	2
Orlando Cepeda, R OBP: 0.374, SLG: 0.561 (1, 3) X	0-0 F6 1-2			0-0 HR	0-0 F5			4-0 1-2 BB		3	1	1	1	1	0	2
Rico Carty, R OBP: 0.454, SLG: 0.610 (1, 7) SSS	0-3 K			0-0 F6		0-0 6-3		0-0 F8		4	0	0	0	0	1	3
Mike Lum, L OBP: 0.312, SLG: 0.431 (1, 9) Hank Aaron, R OBP: 0.384, SLG: 0.601 (8, PH) Jimmie Hall, L OBP: 0.235, SLG: 0.293 (9, 9)		0-0 4-3		0-0 4-3		0-0 6-3		0-3 K		3	0	0	0	0	0	0
Hal King, L OBP: 0.364, SLG: 0.452 (1, 2) Bob Aspromonte, R OBP: 0.277, SLG: 0.236 (9, PH)		0-0 E9 1B		0-0 1B		0-3 K		0-0 1-3		3	0	2	0	0	1	0
Clete Boyer, R OBP: 0.305, SLG: 0.377 (1, 5) SSS		0-0 1-3		0-3 K			0-0 4-3		0-0 G5-4-3 1B	4	0	1	0	0	1	2
Sonny Jackson, L OBP: 0.342, SLG: 0.309 (1, 6) Tommie Aaron, R OBP: 0.242, SLG: 0.333 (9, PH)		0-3 K			0-0 SH2-4 E 1B		0-0 6-3		0-0 G5-4-3 1-2f	3	1	1	0	0	1	1
Ron Reed, R OBP: 0.129, SLG: 0.161 (1, 1) SSS			0-3 K		0-0 SH2-4 1-2		0-0 6-3			1	0	0	0	0	1	0

Inning Stats	R: 0	H: 0	E: 0	K: 1	S: 5	LOB: 1	BB: 1	P: 9	R: 0	H: 1	E: 1	K: 1	S: 6	LOB: 1	BB: 0	P: 6	R: 0	H: 0	E: 0	K: 1	S: 5	LOB: 0	BB: 0	P: 5	R: 1	H: 2	E: 0	K: 1	S: 7	LOB: 1	BB: 0	P: 7	R: 1	H: 1	E: 1	K: 0	S: 5	LOB: 1	BB: 0	P: 5	R: 0	H: 0	E: 0	K: 1	S: 5	LOB: 0	BB: 0	P: 5	R: 0	H: 0	E: 0	K: 0	S: 3	LOB: 0	BB: 0	P: 3	R: 0	H: 0	E: 0	K: 1	S: 5	LOB: 2	BB: 2	P: 13	R: 0	H: 1	E: 0	K: 0	S: 3	LOB: 0	BB: 0	P: 3	1B: 4	2B: 0	3B: 0	HR: 1	SF: 0	SAC: 1	DP: 1	HBP: 0	WP: 0	PA: 35
PITCHER	IP	WLS	BF	H	R	ER	SO	BB	IBB	HBP	BLK	WP	HR	S	P	ERA	WHIP																																																																	
Joe Moeller, R ERA: 3.4 (1, 1)	7.1	W	30	4	2	1	5	3	0	0	0	0	0	37	49	1.23	0.955																																																																	
Jim Brewer, L ERA: 2.61 (8, 1)	1.2	S	5	1	0	0	1	0	0	0	0	0	0	7	7	0.00	0.600																																																																	

**Los Angeles Dodgers @ Atlanta Braves**  
 Atlanta Stadium, Atlanta, GA  
 Tue Sep 01 1970, 7:05 PM EDT  
 Att. 12,078 - Unknown

AB	31
R	2
H	5
RBI	1
BB	3
SO	6
LOB	13



WP: 0	PA: 35
PB: 0	
SB: 1	
CS: 0	

livebaseballscorecards.com

Batter	1	2	3	4	5	6	7	8	9	AB R H RBI BB SO LOB	TOP																
Bill Russell, R (1, 9) OBP: 0.298, SLG: 0.377	0-0 F7		1-0 BLK HBP	0-0 F7			0-0 F4		0-0 4-3	4 0 0 0 0 0 2																	
Ted Sizemore, R (1, 4) OBP: 0.373, SLG: 0.364	0-0 F8		0-0 F2		0-0 1B		0-0 6-3			4 0 1 0 0 0 1																	
Willie Davis, L (1, 8) OBP: 0.342, SLG: 0.460	0-3 K			0-0 1B HR	0-0 4-3-6-4-5		0-0 F8			4 1 1 0 0 1 1																	
Wes Parker, S (1, 3) OBP: 0.404, SLG: 0.478		0-0 2B		0-0 1B HR	0-3 K			0-0 2B		4 1 3 0 0 1 0																	
Tom Haller, L (1, 2) OBP: 0.343, SLG: 0.450		0-0 F8		0-0 HR		0-0 G3		0-0 F6		4 1 1 3 0 0 2																	
Jim Lefebvre, S (1, 5) OBP: 0.336, SLG: 0.385		0-0 F9		0-0 PB 1B		0-0 3-1		0-0 F4		4 0 1 0 0 0 2																	
Willie Crawford, L (1, 7) OBP: 0.317, SLG: 0.390		0-0 F8		0-0 PB 1B		0-0 1B 1B		0-0 1-3		4 0 2 0 0 0 2																	
Billy Grabarkewitz, R (1, 6) OBP: 0.403, SLG: 0.453			0-0 F8	0-0 1-3		0-0 1B			0-3 K	4 0 1 0 0 1 2																	
Don Sutton, R (1, 1) OBP: 0.244, SLG: 0.178			0-0 6-3	0-0 5-3		0-0 F8			0-3 K	3 0 0 0 0 0 4																	
Manny Mota, R (9, PH) OBP: 0.372, SLG: 0.394										1 0 0 0 0 1 0																	
<b>Inning Stats</b>	R: 0 E: 0 K: 1 S: 5	H: 0 LOB: 0 BB: 0 P: 5	R: 0 E: 0 K: 0 S: 4	H: 1 LOB: 1 BB: 0 P: 4	R: 0 E: 0 K: 0 S: 3	H: 0 LOB: 1 BB: 0 P: 4	R: 3 E: 0 K: 0 S: 8	H: 5 LOB: 2 BB: 0 P: 8	R: 0 E: 0 K: 1 S: 5	H: 1 LOB: 0 BB: 0 P: 5	R: 0 E: 0 K: 0 S: 5	H: 2 LOB: 2 BB: 0 P: 5	R: 0 E: 0 K: 0 S: 3	H: 0 LOB: 0 BB: 0 P: 3	R: 0 E: 0 K: 0 S: 4	H: 1 LOB: 1 BB: 0 P: 4	R: 0 E: 0 K: 2 S: 7	H: 0 LOB: 0 BB: 0 P: 7	1B: 7 2B: 3 3B: 0 HR: 1	SF: 0 SAC: 0 DP: 1 HBP: 1	WP: 0 PB: 1 SB: 0 CS: 0	PA: 37					
<b>PITCHER</b>	IP WLS BF H R ER SO BB IBB HBP BLK WP HR S P ERA WHIP																										
Jim Nash, R (1, 1) ERA: 4.06	3.0		16	6	3	3	1	0	0	1	1	0	1	17	18	9.00	2.000										
Hoyt Wilhelm, R (4, 1) ERA: 2.57	6.0	W	21	4	0	0	3	0	0	0	0	0	0	27	27	0.00	0.667										

Los Angeles Dodgers @ Atlanta Braves  
Atlanta Stadium, Atlanta, GA  
Wed Sep 02 1970, 7:05 PM EDT  
Att. 4,719 - Unknown

livebaseballscorecards.com

AB	36
R	3
H	10
RBI	3
BB	0
SO	4
LOB	16





Batter	1	2	3	4	5	6	7	8	9	AB R H RBI BB SO LOB	TOP											
Bill Russell, R (1, 8) OBP: 0.297, SLG: 0.384	0-0 F9		0-0 F2			0-0 F8		0-0 6-3 1-H 3B		4 1 1 1 0 0 2	<b>Los Angeles Dodgers @ Atlanta Braves</b> Atlanta Stadium, Atlanta, GA Thu Sep 03 1970, 7:05 PM EDT Att. 4,450 - Unknown <a href="http://livebaseballscorecards.com">livebaseballscorecards.com</a>											
Manny Mota, R (1, 7) OBP: 0.368, SLG: 0.389	0-3 K		0-0 F9			0-0 F8		0-0 6-3 3-H		4 0 0 1 0 1 2												
Bill Sudakis, S (1, 2) OBP: 0.357, SLG: 0.459	0-0 F7			0-0 6-3		0-0 HR		0-0 F8		4 1 1 1 0 0 0												
Wes Parker, S (1, 3) OBP: 0.403, SLG: 0.476		0-0 FC1-4 1B		0-3 K		0-0 6-3			0-3 K	4 0 1 0 0 2 0												
Andy Kosco, R (1, 9) OBP: 0.234, SLG: 0.401		0-0 FC1-4 CS 1-2f		0-3 K			0-0 F9		0-0 HR	4 1 1 1 0 1 1												
Jim Lefebvre, S (1, 5) OBP: 0.331, SLG: 0.379		0-3 K 1-2			0-0 F8		0-0 6-3		0-0 F4	4 0 0 0 0 1 1												
Ted Sizemore, R (1, 4) OBP: 0.372, SLG: 0.360			0-0 5-3		4-0 BB		0-0 5-3		0-0 F8	3 0 0 0 1 0 0												
Billy Grabarkewitz, R (1, 6) OBP: 0.405, SLG: 0.455			0-0 SH 1B		0-3 K			0-0 3B 1B		3 1 2 0 0 1 1												
Alan Foster, R (1, 1) OBP: 0.136, SLG: 0.107			0-0 SH		0-0 F8			0-3 K		1 0 0 0 0 0 1												
Charlie Hough, R (5, 1) OBP: 0.333, SLG: 0.333										0 0 0 0 0 0 0												
Maury Wills, S (8, PH) OBP: 0.336, SLG: 0.319										1 0 0 0 0 1 1												
Fred Norman, S (8, 1) OBP: 0.333, SLG: 0.143			1-2							0 0 0 0 0 0 0												
<b>Inning Stats</b>	R: 0 E: 0 K: 1 S: 5	H: 0 LOB: 0 BB: 0 P: 5	R: 0 E: 0 K: 1 S: 5	H: 1 LOB: 0 BB: 0 P: 5	R: 0 E: 1 K: 0 S: 5	H: 1 LOB: 2 BB: 0 P: 5	R: 0 E: 0 K: 2 S: 7	H: 0 LOB: 0 BB: 0 P: 7	R: 0 E: 0 K: 1 S: 5	H: 0 LOB: 1 BB: 1 P: 9	R: 1 E: 0 K: 0 S: 4	H: 1 LOB: 0 BB: 0 P: 4	R: 0 E: 0 K: 0 S: 3	H: 0 LOB: 0 BB: 0 P: 3	R: 2 E: 0 K: 1 S: 7	H: 2 LOB: 0 BB: 0 P: 7	R: 1 E: 0 K: 1 S: 6	H: 1 LOB: 0 BB: 0 P: 6	1B: 3 2B: 0 3B: 1 HR: 2	SF: 0 SAC: 1 DP: 0 HBP: 0	WP: 0 PB: 0 SB: 0 CS: 1	PA: 34
<b>PITCHER</b> George Stone, L (1, 1) ERA: 3.9	IP: 9.0 WLS: W BF: 34 H: 6 R: 4 ER: 4 SO: 7 BB: 1 IBB: 0 HBP: 0 BLK: 0 WP: 0 HR: 2 S: 47 P: 51 ERA: 4.00 WHIP: 0.778											<b>PITCHER</b>	IP: WLS: BF: H: R: ER: SO: BB: IBB: HBP: BLK: WP: HR: S: P: ERA: WHIP:									



Batter	1	2	3	4	5	6	7	8	9	AB	R	H	RBI	BB	SO	LOB
Mike Lum, L (1, 8) OBP: 0.314, SLG: 0.434	0-0 F7		0-0 F9		0-0 F9	0-0 2B		0-0 SH1-3		4	0	1	0	0	0	1
Felix Millan, R (1, 4) OBP: 0.343, SLG: 0.378	0-0 4-3		0-0 HR 1B		0-0 F8	0-0 F7		0-0 BB WP 1B		5	2	2	1	0	0	1
Hank Aaron, R (1, 9) OBP: 0.387, SLG: 0.605 Jimmie Hall, L (9, 9) OBP: 0.235, SLG: 0.293	0-0 F3		0-0 HR		0-0 HR 1B	4-0 BB		4-0 BB 1B		3	3	2	3	2	0	0
Orlando Cepeda, R (1, 3) OBP: 0.375, SLG: 0.565		0-0 S 2B 1B	0-0 1B 1B		0-0 HR 1B	0-3 K		4-0 BB 1B		4	2	3	2	1	1	2
Rico Carty, R (1, 7) OBP: 0.454, SLG: 0.606 Oscar Brown, R (8, 7) OBP: 0.500, SLG: 0.615		0-0 F9	0-0 G6-4-3 1B		4-0 HR BB		0-0 F8	0-0 1B		3	1	1	0	1	0	1
Clete Boyer, R (1, 5) OBP: 0.305, SLG: 0.381		0-3 K	0-0 G6-4-3		0-0 HR		0-0 5-3	0-0 F2		5	1	1	2	0	1	5
Bob Tillman, R (1, 2) OBP: 0.279, SLG: 0.351		0-0 2B		0-0 6-3	0-0 1B		0-0 FC6-4 1B	0-0 F3		5	0	3	1	0	0	2
Gil Garrido, R (1, 6) OBP: 0.298, SLG: 0.324		0-0 F8		0-0 6-3	0-0 1-3		0-0 FC6-4			4	0	0	0	0	0	3
George Stone, L (1, 1) OBP: 0.307, SLG: 0.250			0-0 HR 1B	0-0 6-3		0-0 6-3		4-0 SH1-3 WP 1B BB		3	2	1	0	1	0	0

Inning Stats	R: 0	H: 0	E: 0	K: 0	S: 3	R: 1	H: 2	E: 0	K: 1	S: 7	R: 3	H: 5	E: 0	K: 0	S: 7	R: 0	H: 0	E: 0	K: 0	S: 3	R: 4	H: 4	E: 0	K: 0	S: 7	R: 0	H: 1	E: 0	K: 1	S: 6	R: 0	H: 1	E: 0	K: 0	S: 4	R: 3	H: 2	E: 0	K: 0	S: 5
	LOB: 0	BB: 0	P: 3	LOB: 1	BB: 0	P: 7	LOB: 1	BB: 0	P: 7	LOB: 0	BB: 0	P: 7	LOB: 0	BB: 0	P: 7	LOB: 0	BB: 0	P: 3	LOB: 1	BB: 1	P: 11	LOB: 2	BB: 1	P: 10	LOB: 1	BB: 0	P: 4	LOB: 2	BB: 3	P: 17	LOB: 2	BB: 3	P: 17	LOB: 2	BB: 3	P: 17	LOB: 2	BB: 3	P: 17	

PITCHER	IP	WLS	BF	H	R	ER	SO	BB	IBB	HBP	BLK	WP	HR	S	P	ERA	WHIP
Alan Foster, R (1, 1) ERA: 4.37	4.2	L	23	9	7	7	1	1	0	0	0	0	2	24	28	13.50	2.143
Charlie Hough, R (5, 1) ERA: 7.11	2.1		12	4	1	1	1	1	0	0	0	0	1	13	17	3.86	2.143
Fred Norman, L (8, 1) ERA: 4.58	1.0		8	2	3	3	0	3	0	0	0	2	0	5	17	27.00	5.000

**BOTTOM**

**Los Angeles Dodgers @ Atlanta Braves**  
Atlanta Stadium, Atlanta, GA

Thu Sep 03 1970, 7:05 PM EDT  
Att. 4,450 - Unknown

AB	37
R	11
H	15
RBI	11
BB	5
SO	2
LOB	15

WP: 2 PA: 43  
PB: 0  
SB: 1  
CS: 0



1B	2B	3B	HR	SF	SAC	DP	HBP	WP	HR	S	P	ERA	WHIP
10	2	0	3	0	1	1	0	2	2	24	28	13.50	2.143

Batter	1	2	3	4	5	6	7	8	9	AB R H RBI BB SO LOB	TOP		
Maury Wills, S OBP: 0.333, SLG: 0.316 (1, 6) X	0-0 F7		0-0 4-3		0-0 F7		0-0 4-3			4 0 0 0 0 0 0	<b>Los Angeles Dodgers @ Houston Astros</b> Astrodome, Houston, TX Fri Sep 04 1970, 8:05 PM EDT Att. 3,909 - Unknown <a href="http://livebaseballscorecards.com">livebaseballscorecards.com</a>		
Bill Russell, R OBP: 0.292, SLG: 0.377 (1, 9) X	0-0 5-3		0-0 F4		0-0 4-3		0-0 F4			4 0 0 0 0 0 0			
Willie Davis, L OBP: 0.341, SLG: 0.458 (1, 8) X	0-0 F8		0-0 G3		0-0 S 1B			0-0 F3		4 0 1 0 0 0 0			
Wes Parker, S OBP: 0.404, SLG: 0.477 (1, 3) X		0-0 FC4-6 1B		0-0 PB HR 1B		0-0 F8 1-2		0-0 5-3		4 1 2 0 0 0 1			
Tom Haller, L OBP: 0.345, SLG: 0.461 (1, 2) X		0-0 FC4-6 1B 1-2f		0-0 HR 1-H		0-0 6-3		0-0 WP 1B		4 2 2 2 0 0 1			
Ted Sizemore, R OBP: 0.370, SLG: 0.359 (1, 4) X		0-0 F4		0-0 F4		0-0 1B 1B		0-0 5-3 1-2		4 0 1 0 0 0 2			
Willie Crawford, L OBP: 0.319, SLG: 0.392 (1, 7) X		0-0 E 1B 1-2		0-3 K S		0-0 G1-4-3 1B 1-2		0-0 F8		4 0 2 0 0 1 0			
Billy Grabarkewitz, R OBP: 0.406, SLG: 0.457 (1, 5) X		0-0 E7 1B 1-3 2-H		0-0 2B		0-0 G1-4-3 1-2f		0-3 K S		4 0 2 1 0 1 2			
Sandy Vance, R OBP: 0.172, SLG: 0.143 (1, 1) Jim Brewer, L OBP: 0.154, SLG: 0.083 (8, 1) Ray Lamb, R (8, 1) Von Joshua, L OBP: 0.271, SLG: 0.321 (9, PH)	0-0 F7		0-0 6-3		0-0 F5			0-0 6-3		3 0 0 0 0 0 3 0 0 0 0 0 0 0 0 0 0 0 0 0 0 1 0 0 0 0 0 0			
<b>Inning Stats</b>	R: 0 H: 0 E: 0 LOB: 0 K: 0 BB: 0 S: 3 P: 3	R: 1 H: 3 E: 1 LOB: 2 K: 0 BB: 0 S: 6 P: 6	R: 0 H: 0 E: 0 LOB: 0 K: 0 BB: 0 S: 3 P: 3	R: 2 H: 3 E: 0 LOB: 1 K: 1 BB: 0 S: 8 P: 8	R: 0 H: 1 E: 0 LOB: 1 K: 0 BB: 0 S: 4 P: 4	R: 0 H: 2 E: 0 LOB: 1 K: 0 BB: 0 S: 4 P: 4	R: 0 H: 0 E: 0 LOB: 0 K: 0 BB: 0 S: 3 P: 3	R: 0 H: 1 E: 0 LOB: 1 K: 0 BB: 0 S: 4 P: 4	R: 0 H: 0 E: 0 LOB: 0 K: 1 BB: 0 S: 5 P: 5	1B: 8 SF: 0 2B: 1 SAC: 0 3B: 0 DP: 1 HR: 1 HBP: 0	WP: 1 PA: 36 PB: 1 SB: 1 CS: 0		
<b>PITCHER</b>	IP WLS BF H R ER SO BB IBB HBP BLK WP HR S P ERA WHIP											<b>PITCHER</b>	IP WLS BF H R ER SO BB IBB HBP BLK WP HR S P ERA WHIP
Don Wilson, R ERA: 3.8 (1, 1)	8.0 W 33 10 3 3 1 0 0 0 0 1 1 35 35 3.38 1.250												
Fred Gladding, R ERA: 3.9 (9, 1)	1.0 S 3 0 0 0 1 0 0 0 0 0 0 5 5 0.00 0.000												




Batter	1	2	3	4	5	6	7	8	9
Jesus Alou, R OBP: 0.342, SLG: 0.392 (1, 9)	0-0 PB 1B		0-0 6-3		0-0 1B E 1B		0-0 L9 2B	0-0 SF9	
Joe Morgan, L OBP: 0.400, SLG: 0.385 (1, 4)	0-0 F8 1-2		0-0 F8		0-0 F9		0-0 L9 2-3	0-0 3-H E 2B	
Jimmy Wynn, R OBP: 0.405, SLG: 0.521 (1, 7) Fred Gladding, L (9, 1)	4-0 G6-3 BB		4-0 FC6-4 BB		0-0 E 1-2 1B		4-0 FC6-4 IBB	0-0 E2 2-H 1B	
Bob Watson, R OBP: 0.310, SLG: 0.427 (1, 3)	0-0 G6-3 1-2f		0-0 FC6-4 1-2f		0-0 E9 1-H 2-H		0-0 F9	0-0 4-3	
Denis Menke, R OBP: 0.396, SLG: 0.448 (1, 6)		4-0 E 5-3 BB		0-0 FC6-4 1B		0-0 5-3	0-0 FC6-4 1-2f		
Doug Rader, R OBP: 0.320, SLG: 0.425 (1, 5)		0-0 5-3 1-2		0-0 FC6-4 WP 1-2f		0-0 G4-3 1B	0-0 1B WP 1B		
Cesar Cedeno, R OBP: 0.311, SLG: 0.403 (1, 8)		0-0 E1 2-H		0-0 F4 1-2		0-0 G4-3 1-2f	0-0 WP SF9 1B		
Larry Howard, R OBP: 0.317, SLG: 0.333 (1, 2) Cesar Geronimo, L OBP: 0.368, SLG: 0.353 (8, PR) (9, 7)		0-0 F7 2-H		0-0 F7		4-0 BB	4-0 2B BB		
Don Wilson, R OBP: 0.111, SLG: 0.148 (1, 1) Marty Martinez, S OBP: 0.271, SLG: 0.250 (8, PH) Johnny Edwards, L OBP: 0.292, SLG: 0.308 (9, 2)		0-0 6-3		0-3 K		0-0 F9	0-3 K		

AB	R	H	RBI	BB	SO	LOB
4	1	3	1	0	0	0
5	1	1	1	0	0	3
2	1	2	1	3	0	0
0	0	0	0	0	0	0
5	0	0	0	0	0	7
3	1	1	0	1	0	3
4	1	2	0	0	0	2
4	1	1	0	0	0	2
2	0	0	0	2	0	2
0	1	0	0	0	0	0
3	0	0	0	0	1	2
1	0	0	0	0	1	2
0	0	0	0	0	0	0

AB	R	H	RBI	BB	SO	LOB
33	7	10	3	6	2	23

1B	2B	3B	HR	SF	SAC	DP	HBP	WP	HR	S	P	ERA	WHIP
8	2	0	0	1	0	2	0	3	0	0	0	2.57	1.714
0	0	0	0	0	0	0	0	0	0	0	0	13.50	3.000
0	0	0	0	0	0	0	0	0	0	0	0	27.00	3.000

**Los Angeles Dodgers @ Houston Astros**  
 Astrodome, Houston, TX  
 Fri Sep 04 1970, 8:05 PM EDT  
 Att. 3,909 - Unknown



Inning Stats	R	H	E	K	S	R	H	E	K	S	R	H	E	K	S	R	H	E	K	S	R	H	E	K	S
	0	1	0	3	7	1	0	1	0	4	0	0	0	0	3	2	2	0	1	4	0	0	0	0	0
	0	1	0	0	7	1	0	1	0	4	0	0	0	0	3	2	2	0	1	4	0	0	0	0	0
	0	0	0	0	4	0	0	0	0	3	0	0	0	0	4	0	0	0	0	3	0	0	0	0	0
	0	0	0	0	7	0	0	0	0	4	0	0	0	0	3	0	0	0	0	4	0	0	0	0	0

PITCHER	IP	WLS	BF	H	R	ER	SO	BB	IBB	HBP	BLK	WP	HR	S	P	ERA	WHIP
Sandy Vance, R ERA: 2.87 (1, 1)	7.0	L	34	8	5	2	1	4	1	0	0	1	0	31	51	2.57	1.714
Jim Brewer, L ERA: 2.82 (8, 1)	0.2		4	1	1	1	1	1	0	0	0	1	0	5	9	13.50	3.000
Ray Lamb, R ERA: 2.9 (8, 1)	0.1		2	1	1	1	0	0	0	0	0	0	0	2	2	27.00	3.000

Batter	1	2	3	4	5	6	7	8	9	AB R H RBI BB SO LOB	TOP																													
Maury Wills, S OBP: 0.332, SLG: 0.315 (1, 6) X	0-0 F5		0-3 K		0-0 1B			0-0 6-3		4 0 1 0 0 1 0																														
Bill Russell, R OBP: 0.291, SLG: 0.374 (1, 9) X	0-0 5-3			0-0 1B 4-3	0-0 F8			0-3 K		4 1 1 0 0 1 2																														
Willie Davis, L OBP: 0.342, SLG: 0.458 (1, 8) B B B	4-0 BB			0-0 1B 4-3 3-4	0-0 F8			0-0 4-3		3 1 1 0 1 0 0																														
Wes Parker, S OBP: 0.403, SLG: 0.475 (1, 3) X	0-0 4-3			0-0 4-3	0-0 F7			0-0 G6-3 1B		4 0 1 1 0 0 2																														
Tom Haller, L OBP: 0.341, SLG: 0.455 (1, 2) X		0-0 G3		0-0 3-4	0-3 K			0-0 F8		4 0 0 1 0 1 1																														
Ted Sizemore, R OBP: 0.366, SLG: 0.354 (1, 4) S S S		0-3 K		0-0 4-3				0-0 G6-3		4 0 0 0 0 1 1																														
Willie Crawford, L OBP: 0.319, SLG: 0.389 (1, 7) X		0-0 F7			4-0 BB FC5-4 BB			0-0 4-3		2 0 0 0 1 0 0																														
Billy Grabarkewitz, R OBP: 0.405, SLG: 0.455 (1, 5) X			0-0 5-3		0-0 FC5-4 1B 1-2f			4-0 FC6 BB		2 0 0 0 1 0 1																														
Claude Osteen, L OBP: 0.250, SLG: 0.325 Len Gabrielson, L OBP: 0.167, SLG: 0.176 Ray Lamb, R (7, 1)			0-0 F8		0-0 F8			0-0 FC6 1-2f		2 0 0 0 0 0 1 1 0 0 0 0 0 1 0 0 0 0 0 0 0																														
<b>Inning Stats</b>	R: 0 E: 0 K: 0 S: 3	H: 0 LOB: 1 BB: 1 P: 7	R: 0 E: 0 K: 1 S: 5	H: 0 LOB: 0 BB: 0 P: 5	R: 0 E: 0 K: 1 S: 5	H: 0 LOB: 0 BB: 0 P: 5	R: 2 E: 0 K: 0 S: 5	H: 2 LOB: 0 BB: 0 P: 5	R: 0 E: 0 K: 0 S: 4	H: 1 LOB: 2 BB: 1 P: 8	R: 0 E: 0 K: 1 S: 5	H: 0 LOB: 0 BB: 0 P: 5	R: 0 E: 0 K: 0 S: 3	H: 0 LOB: 1 BB: 1 P: 7	R: 0 E: 0 K: 1 S: 5	H: 0 LOB: 0 BB: 0 P: 5	R: 0 E: 0 K: 0 S: 3	H: 1 LOB: 0 BB: 0 P: 3	1B: 4 2B: 0 3B: 0 HR: 0	SF: 0 SAC: 0 DP: 1 HBP: 0	WP: 0 PB: 0 SB: 0 CS: 0	PA: 33																		
<b>PITCHER</b> Larry Dierker, R ERA: 3.8 (1, 1)	IP 9.0	WLS W	BF 33	H 4	R 2	ER 2	SO 4	BB 3	IBB 0	HBP 0	BLK 0	WP 0	HR 0	S 38	P 50	ERA 2.00	WHIP 0.778						<b>PITCHER</b>	IP 9.0	WLS W	BF 33	H 4	R 2	ER 2	SO 4	BB 3	IBB 0	HBP 0	BLK 0	WP 0	HR 0	S 38	P 50	ERA 2.00	WHIP 0.778

**Los Angeles Dodgers @ Houston Astros**  
 Astrodome, Houston, TX  
 Sat Sep 05 1970, 8:05 PM EDT  
 Att. 15,053 - Dome

AB	30
R	2
H	4
RBI	2
BB	3
SO	4
LOB	9





Batter	1	2	3	4	5	6	7	8	9	AB	R	H	RBI	BB	SO	LOB	BOTTOM			
Jesus Alou, R OBP: 0.343, SLG: 0.391 (1, 9)	0-0 2B 1B		0-0 F8		0-0 L7		4-0 BB			3	1	1	0	1	0	0	<b>Los Angeles Dodgers @ Houston Astros</b> Astrodome, Houston, TX Sat Sep 05 1970, 8:05 PM EDT Att. 15,053 - Dome			
Joe Morgan, L OBP: 0.399, SLG: 0.387 (1, 4)	0-0 1-H HR 2B		0-0 6-3		0-0 G3		0-0 F8			4	1	1	1	0	0	2				
Jimmy Wynn, R OBP: 0.406, SLG: 0.527 (1, 7)	0-0 2-H HR		0-0 F9		0-0 1B		0-0 F4			4	1	2	2	0	0	2				
Bob Watson, R OBP: 0.316, SLG: 0.432 (1, 3)	0-3 K			0-0 2B 1B		0-0 5-3 2B 1B		0-0 1B 1B		4	3	3	0	0	1	0				
Denis Menke, R OBP: 0.397, SLG: 0.449 (1, 6)	0-0 L9			0-0 1-H 1B 2B		0-0 5-3		4-0 1B 1B BB		3	1	1	1	1	0	1				
Doug Rader, R OBP: 0.322, SLG: 0.425 (1, 5)	0-0 3-1			0-0 2-H G6-4-3 1B		0-0 5-3		0-0 1-3 2-H 1B		4	0	2	2	0	0	1				
Cesar Cedeno, R OBP: 0.310, SLG: 0.405 (1, 8)		0-3 K		0-0 G6-4-3 1-2f 2B		0-0 2B		0-0 6-3		4	0	1	1	0	1	2				
Larry Howard, R OBP: 0.356, SLG: 0.366 (1, 2)		0-3 K		0-0 2B		4-0 SH3-4 BB		4-0 IBB		2	0	1	0	2	1	0				
Larry Dierker, R OBP: 0.163, SLG: 0.179 (1, 1)		0-0 1-3		0-0 6-3		0-0 SH3-4 1-2		0-0 1-3		3	0	0	0	0	0	3				
<b>Inning Stats</b>	R: 3 E: 0 K: 1 S: 8	H: 3 LOB: 0 BB: 0 P: 8	R: 0 E: 0 K: 2 S: 7	H: 0 LOB: 0 BB: 0 P: 7	R: 0 E: 0 K: 0 S: 3	H: 0 LOB: 0 BB: 0 P: 3	R: 2 E: 0 K: 0 S: 6	H: 4 LOB: 1 BB: 0 P: 6	R: 0 E: 0 K: 0 S: 3	H: 1 LOB: 1 BB: 0 P: 3	R: 1 E: 0 K: 0 S: 4	H: 2 LOB: 1 BB: 0 P: 4	R: 0 E: 0 K: 0 S: 3	H: 0 LOB: 2 BB: 2 P: 11	R: 1 E: 0 K: 0 S: 4	H: 2 LOB: 2 BB: 2 P: 12	1B: 7 2B: 4 3B: 0 HR: 1	SF: 0 SAC: 1 DP: 1 HBP: 0	WP: 0 PB: 0 SB: 0 CS: 0	PA: 36
<b>PITCHER</b>	IP WLS BF H R ER SO BB IBB HBP BLK WP HR S P ERA WHIP	IP WLS BF H R ER SO BB IBB HBP BLK WP HR S P ERA WHIP																		
Claude Osteen, L ERA: 3.68 (1, 1)	6.0 L 25 10 6 6 3 0 0 0 0 0 1 31 31 9.00 1.667		Ray Lamb, R ERA: 2.98 (7, 1)	2.0 11 2 1 1 0 3 1 0 0 0 0 7 23 4.50 2.500																

livebaseballscorecards.com

**AB** 31  
**R** 7  
**H** 12  
**RBI** 7  
**BB** 4  
**SO** 3  
**LOB** 11



Batter	1	2	3	4	5	6	7	8	9	AB R H RBI BB SO LOB	TOP																										
Maury Wills, S (1, 6) OBP: 0.328, SLG: 0.312	0-0 F7	0-3 K			0-0 1-3		0-0 L1		0-0 F6	5 0 0 0 0 1 4																											
Manny Mota, R (1, 7) OBP: 0.369, SLG: 0.387	0-0 4-3		0-0 6-3		4-0 BB		0-0 F3		0-0 F6	4 0 1 1 1 0 0																											
Willie Davis, L (1, 8) OBP: 0.343, SLG: 0.456	4-0 BB		0-3 K		0-0 1-3		0-0 S 1B		0-3 K	4 0 1 0 1 2 4																											
Wes Parker, S (1, 3) OBP: 0.400, SLG: 0.471	0-0 5-3		0-0 6-3			0-0 6-3	0-0 F7			4 0 0 0 0 0 2																											
Bill Sudakis, S (1, 2) OBP: 0.356, SLG: 0.455		0-0 L5		0-3 K		0-0 1B 1B		0-0 F9		4 1 1 0 0 1 0																											
Ted Sizemore, R (1, 4) OBP: 0.367, SLG: 0.356		0-0 HBP BB WP 1B		0-0 F8		0-0 1B 1B		0-0 L5		4 1 2 0 0 0 0																											
Bill Russell, R (1, 9) OBP: 0.295, SLG: 0.374		4-0 WP HBP 4-3 BB		0-3 K		0-0 1-3 2-H 1B		0-0 F9		3 1 1 1 1 1 0																											
Billy Grabarkewitz, R (1, 5) OBP: 0.408, SLG: 0.455		1-0 4-3 WP HBP		0-3 K		4-0 G6-4-3 IBB		0-0 1B 1B		2 1 1 0 1 1 0																											
Joe Moeller, R (1, 1) OBP: 0.205, SLG: 0.162		0-0 4-3			0-0 1B		0-0 G6-4-3		0-0 1B CS 1B	3 0 1 1 0 0 4																											
Pete Mikkelsen, R (8, 1) OBP: 0.500, SLG: 0.500										0 0 0 0 0 0 0																											
Tom Haller, L (9, PH) OBP: 0.343, SLG: 0.456										1 0 1 0 0 0 0																											
Von Joshua, L (9, PR) OBP: 0.271, SLG: 0.321										0 0 0 0 0 0 0																											
Jim Brewer, L (9, 1) OBP: 0.154, SLG: 0.083										0 0 0 0 0 0 0																											
<b>Inning Stats</b>	R: 0 E: 0 K: 0 S: 3	H: 0 LOB: 1 BB: 1 P: 7	R: 2 E: 0 K: 1 S: 6	H: 1 LOB: 1 BB: 1 P: 11	R: 0 E: 0 K: 1 S: 5	H: 0 LOB: 0 BB: 0 P: 5	R: 0 E: 0 K: 2 S: 7	H: 0 LOB: 0 BB: 0 P: 7	R: 0 E: 0 K: 1 S: 6	H: 1 LOB: 2 BB: 1 P: 10	R: 1 E: 0 K: 0 S: 5	H: 3 LOB: 2 BB: 1 P: 9	R: 0 E: 0 K: 0 S: 4	H: 1 LOB: 1 BB: 0 P: 4	R: 0 E: 0 K: 0 S: 3	H: 0 LOB: 0 BB: 0 P: 3	R: 1 E: 0 K: 1 S: 7	H: 3 LOB: 2 BB: 0 P: 7	1B: 9 2B: 0 3B: 0 HR: 0	SF: 0 SAC: 0 DP: 1 HBP: 1	WP: 1 PB: 0 SB: 1 CS: 2	PA: 39															
<b>PITCHER</b>	IP WLS BF H R ER SO BB IBB HBP BLK WP HR S P ERA WHIP																																				
Wade Blasingame, L (1, 1) ERA: 2.54	6.0		27	5	3	3	5	3	1	1	0	1	0	32	49	4.50	1.333																				
George Culver, R (7, 1) ERA: 3.83	2.0		7	1	0	0	0	0	0	0	0	0	0	7	7	0.00	0.500																				
Fred Gladding, R (9, 1) ERA: 4.02	0.1	L	4	3	1	1	0	0	0	0	0	0	0	4	4	27.00	9.000																				
Ron Cook, L (9, 1) ERA: 3.61	0.2		1	0	0	0	1	0	0	0	0	0	0	3	3	0.00	0.000																				

**Los Angeles Dodgers @ Houston Astros**  
 Astrodome, Houston, TX  
 Sun Sep 06 1970, 4:33 AM EDT  
 Att. 15,687 - Dome

[livebaseballscorecards.com](http://livebaseballscorecards.com)

<b>AB</b>	<b>34</b>
<b>R</b>	<b>4</b>
<b>H</b>	<b>9</b>
<b>RBI</b>	<b>3</b>
<b>BB</b>	<b>4</b>
<b>SO</b>	<b>6</b>
<b>LOB</b>	<b>14</b>



BOTTOM

Los Angeles Dodgers @ Houston Astros  
Astrodome, Houston, TX  
Sun Sep 06 1970, 4:33 AM EDT  
Att. 15,687 - Dome

livebaseballscorecards.com

AB 33  
R 3  
H 7  
RBI 3  
BB 0  
SO 2  
LOB 8



WP: 0 PA: 33  
PB: 0  
SB: 0  
CS: 0

AB R H RBI BB SO LOB

4 0 1 0 0 0 1

4 0 1 0 0 0 1

4 0 0 0 0 1 2

4 0 1 0 0 0 0

4 0 0 0 0 1 2

4 0 0 0 0 0 2

3 1 1 1 0 0 0

3 1 1 0 0 0 0

1 0 0 0 0 0 0  
1 0 1 0 0 0 0  
0 0 0 0 0 0 0  
1 1 1 2 0 0 0  
0 0 0 0 0 0 0  
0 0 0 0 0 0 0

1B: 4 SF: 0  
2B: 1 SAC: 0  
3B: 0 DP: 1  
HR: 2 HBP: 0

Batter	1	2	3	4	5	6	7	8	9
Jesus Alou, R OBP: 0.342, SLG: 0.390 (1, 9)	0-0 6-3			0-0 G5-4-3 1B		0-0 6-3		0-0 6-3	
Joe Morgan, L OBP: 0.398, SLG: 0.385 (1, 4)	0-0 6-3			0-0 F7			0-0 1B 1B	0-0 1-4-3	
Jimmy Wynn, R OBP: 0.403, SLG: 0.523 (1, 7)	0-0 5-3			0-0 G5-4-3 1-2f			0-0 F6	0-3 K	
Bob Watson, R OBP: 0.315, SLG: 0.429 (1, 3)		0-0 F8			0-0 6-3		0-0 1-2 1B	0-0 6-3	
Denis Menke, R OBP: 0.394, SLG: 0.445 (1, 6)		0-0 6-3			0-0 6-3		0-0 F9	0-3 K	
Doug Rader, R OBP: 0.319, SLG: 0.422 (1, 5)		0-0 F4			0-0 F8		0-0 F9	0-0 F9	
Cesar Cedeno, R OBP: 0.310, SLG: 0.415 (1, 8)			0-0 6-3			0-0 1-3		0-0 HR	
Johnny Edwards, L OBP: 0.292, SLG: 0.309 (1, 2)			0-0 F8			0-0 6-3		0-0 HR 1B	
Wade Blasingame, L OBP: 0.282, SLG: 0.354 (6, PH) Keith Lampard, L OBP: 0.182, SLG: 0.300 (7, 1) George Culver, R OBP: 0.353, SLG: 0.344 (8, PH) Norm Miller, L OBP: 0.353, SLG: 0.344 (9, 1) Fred Gladding, L (9, 1) Ron Cook, L OBP: 0.278, SLG: 0.471 (9, 1)			0-0 1-4-3			0-0 2B		0-0 1-H HR	

Inning Stats	R: 0	H: 0	E: 0	LOB: 0	K: 0	S: 3	R: 0	H: 0	E: 0	LOB: 0	K: 0	S: 3	R: 0	H: 0	E: 0	LOB: 0	K: 0	S: 3	R: 0	H: 1	E: 0	LOB: 0	K: 0	S: 3	R: 0	H: 0	E: 0	LOB: 0	K: 0	S: 3	R: 0	H: 1	E: 0	LOB: 1	K: 0	S: 4	R: 0	H: 2	E: 0	LOB: 2	K: 0	S: 5	R: 3	H: 3	E: 0	LOB: 0	K: 1	S: 8	R: 0	H: 0	E: 0	LOB: 0	K: 1	S: 5	1B: 4	SF: 0	2B: 1	SAC: 0	3B: 0	DP: 1	HR: 2	HBP: 0	WP: 0	PA: 33
--------------	------	------	------	--------	------	------	------	------	------	--------	------	------	------	------	------	--------	------	------	------	------	------	--------	------	------	------	------	------	--------	------	------	------	------	------	--------	------	------	------	------	------	--------	------	------	------	------	------	--------	------	------	------	------	------	--------	------	------	-------	-------	-------	--------	-------	-------	-------	--------	-------	--------

PITCHER	IP	WLS	BF	H	R	ER	SO	BB	IBB	HBP	BLK	WP	HR	S	P	ERA	WHIP
Joe Moeller, R ERA: 3.36 (1, 1)	7.0		26	6	2	2	0	0	0	0	0	0	1	26	26	2.57	0.857
Pete Mikkelsen, R ERA: 2.66 (8, 1)	1.0	W	4	1	1	1	1	0	0	0	0	0	1	6	6	9.00	1.000
Jim Brewer, L ERA: 2.78 (9, 1)	1.0	S	3	0	0	0	1	0	0	0	0	0	0	5	5	0.00	0.000

Batter	1	2	3	4	5	6	7	8	9	AB R H RBI BB SO LOB	TOP											
<b>Felix Millan, R</b> (1, 4) OBP: 0.341, SLG: 0.373	0-0 FC1-6 1B		0-0 F8			0-0 L7		0-0 F7		4 0 1 0 0 0 1	<b>Atlanta Braves @ Los Angeles Dodgers</b> <b>Dodger Stadium, Los Angeles, CA</b> Mon Sep 07 1970, 7:05 PM PDT Unknown											
<b>Ralph Garr, L</b> (1, 9) OBP: 0.174, SLG: 0.182	0-0 FC1-6 4-3 S 1-2f HR		0-0 4-3			0-0 1-3		0-0 1B 2-H 1B		4 1 1 1 0 0 1												
<b>Mike Lum, L</b> (1, 8) OBP: 0.315, SLG: 0.429	0-0 4-3				0-0 F7		0-3 K	0-0 1-3 1B		4 0 1 0 0 1 1												
<b>Orlando Cepeda, R</b> (1, 3) OBP: 0.370, SLG: 0.560	0-0 HR				0-0 F2		0-0 F9	0-0 F8		4 1 1 2 0 0 3												
<b>Rico Carty, R</b> (1, 7) OBP: 0.444, SLG: 0.588	0-0 6-3				0-3 K		0-0 F8		0-0 F4	4 0 0 0 0 1 0												
<b>Bob Aspromonte, R</b> (1, 5) OBP: 0.270, SLG: 0.230		0-3 K			0-3 K		0-3 K		0-0 L6	4 0 0 0 0 3 0												
<b>Sonny Jackson, L</b> (1, 6) OBP: 0.344, SLG: 0.312		0-0 6-3			0-0		0-0 F8		0-3 K	3 0 1 0 0 0 0												
<b>Hank Aaron, R</b> (9, PH) OBP: 0.386, SLG: 0.603					FC3-6 1B					1 0 0 0 0 1 0												
<b>Bob Didier, S</b> (1, 2) OBP: 0.202, SLG: 0.189		0-0 3-1			0-0 FC3-6 1-2f			0-0 1B 2B		3 1 1 0 0 0 1												
<b>Jim Nash, R</b> (1, 1) OBP: 0.122, SLG: 0.194			0-0 1-3		0-3 K			0-3 K		2 0 0 0 0 1 1												
<b>Jimmie Hall, L</b> (8, PH) OBP: 0.232, SLG: 0.289										1 0 0 0 0 1 1												
<b>Steve Barber, L</b> (8, 1)										0 0 0 0 0 0 0												
<b>Inning Stats</b>	R: 2 E: 0 K: 0 S: 5	H: 2 LOB: 0 BB: 0 P: 5	R: 0 E: 0 K: 1 S: 5	H: 0 LOB: 0 BB: 0 P: 5	R: 0 E: 0 K: 0 S: 3	H: 0 LOB: 0 BB: 0 P: 3	R: 0 E: 0 K: 1 S: 5	H: 0 LOB: 0 BB: 0 P: 5	R: 0 E: 0 K: 2 S: 8	H: 1 LOB: 1 BB: 0 P: 8	R: 0 E: 0 K: 1 S: 6	H: 0 LOB: 1 BB: 0 P: 6	R: 0 E: 0 K: 1 S: 5	H: 0 LOB: 0 BB: 0 P: 5	R: 1 E: 0 K: 1 S: 8	H: 3 LOB: 2 BB: 0 P: 8	R: 0 E: 0 K: 1 S: 5	H: 0 LOB: 0 BB: 0 P: 5	1B: 4 2B: 1 3B: 0 HR: 1	SF: 0 SAC: 0 DP: 0 HBP: 0	WP: 1 PB: 0 SB: 1 CS: 0	PA: 34
<b>PITCHER</b>	IP WLS BF H R ER SO BB IBB HBP BLK WP HR S P ERA WHIP												<b>PITCHER</b>	IP WLS BF H R ER SO BB IBB HBP BLK WP HR S P ERA WHIP								
<b>Don Sutton, R</b> (1, 1) ERA: 4.05	7.2 W 30 6 3 3 7 0 0 0 0 1 1 44 44 3.52 0.783																					
<b>Jim Brewer, L</b> (8, 1) ERA: 2.73	1.1 S 4 0 0 0 1 0 0 0 0 0 0 6 6 0.00 0.000																					

livebaseballscorecards.com

<b>AB</b>	<b>34</b>
<b>R</b>	<b>3</b>
<b>H</b>	<b>6</b>
<b>RBI</b>	<b>3</b>
<b>BB</b>	<b>0</b>
<b>SO</b>	<b>8</b>
<b>LOB</b>	<b>9</b>



Batter	1	2	3	4	5	6	7	8	9	AB	R	H	RBI	BB	SO	LOB
Maury Wills, S OBP: 0.332, SLG: 0.316	0-0 F5		4-0 BB		0-0 FC6-4 1B		0-0 1B 2B			3	1	2	1	1	0	0
Bill Russell, R OBP: 0.298, SLG: 0.376	0-0 CS 1B		0-0 F9		0-0 FC6-4 1B		0-0 5-3			4	0	2	0	0	0	3
Willie Davis, L OBP: 0.342, SLG: 0.454 Jim Brewer, L OBP: 0.154, SLG: 0.083	0-0 G3			0-0 1-3	0-0 FC6-4 CS		0-0 2-3 1B			4	0	1	1	0	0	2
Wes Parker, S OBP: 0.399, SLG: 0.468		4-0 BB		0-3 K	0-0 CS	0-0 6-3	0-3 K			3	0	0	0	1	2	2
Tom Haller, L OBP: 0.343, SLG: 0.453 Andy Kosco, R OBP: 0.237, SLG: 0.404 Von Joshua, L OBP: 0.271, SLG: 0.321 Jeff Torborg, R OBP: 0.308, SLG: 0.323		0-0 G4-6-3		4-0 BB		0-0 6-3		0-0 G3-4-6 1B		2	0	0	0	1	0	1
Ted Sizemore, R OBP: 0.369, SLG: 0.356		0-0 5-3		4-0 BB		0-0 HR 1B		0-0 G3-4-6		3	1	1	0	1	0	1
Willie Crawford, L OBP: 0.318, SLG: 0.398			0-3 K	0-0 F2		0-0 HR		0-3 K		4	1	1	2	0	2	3
Billy Grabarkewitz, R OBP: 0.407, SLG: 0.457			0-0 F8		0-0 SH3 1B 2B		0-0 F6			3	1	1	0	0	0	0
Don Sutton, R OBP: 0.250, SLG: 0.187 Manny Mota, R OBP: 0.369, SLG: 0.387			0-0 BB 1B		0-0 SH3		0-0 6-3			2	0	1	0	0	0	0

Inning Stats	R: 0	H: 1	E: 0	K: 0	S: 3	R: 0	H: 0	E: 0	K: 0	S: 2	R: 0	H: 1	E: 0	K: 1	S: 6	R: 0	H: 0	E: 0	K: 1	S: 5	R: 2	H: 3	E: 0	K: 0	S: 5	R: 2	H: 2	E: 0	K: 0	S: 5	R: 0	H: 2	E: 0	K: 1	S: 7	R: 0	H: 1	E: 0	K: 1	S: 5
	LOB: 0	BB: 0	P: 3	LOB: 0	BB: 1	P: 6	LOB: 2	BB: 2	P: 10	LOB: 0	BB: 0	P: 5	LOB: 0	BB: 0	P: 5	LOB: 0	BB: 0	P: 5	LOB: 2	BB: 0	P: 7	LOB: 1	BB: 0	P: 5	LOB: 0	BB: 0	P: 5	LOB: 0	BB: 0	P: 5	SF: 0	SAC: 1	DP: 2	HBP: 0	WP: 0	PA: 35	ERA	WHIP		
PITCHER	IP	WLS	BF	H	R	ER	SO	BB	IBB	HBP	BLK	WP	HR	S	P	ERA	WHIP																							
Jim Nash, R ERA: 4.1	(1, 1)	7.0	L	31	9	4	4	3	4	0	0	0	0	1	33	49	5.14	1.857																						
Steve Barber, L ERA: 8.1	(8, 1)	1.0		3	1	0	1	0	0	0	0	0	0	5	5	0.00	1.000																							

**BOTTOM**

**Atlanta Braves @ Los Angeles Dodgers**  
**Dodger Stadium, Los Angeles, CA**  
 Mon Sep 07 1970, 7:05 PM PDT  
 Unknown

AB	29
R	4
H	10
RBI	4
BB	4
SO	4
LOB	12



1B	7	SF	0	WP	0	PA	35
2B	2	SAC	1	PB	0		
3B	0	DP	2	SB	0		
HR	1	HBP	0	CS	2		

PITCHER	IP	WLS	BF	H	R	ER	SO	BB	IBB	HBP	BLK	WP	HR	S	P	ERA	WHIP
---------	----	-----	----	---	---	----	----	----	-----	-----	-----	----	----	---	---	-----	------

Batter	1	2	3	4	5	6	7	8	9	AB R H RBI BB SO LOB	TOP																					
<b>Felix Millan, R</b> (1, 4) OBP: 0.340, SLG: 0.371	0-3 K	0-0 F3			4-0 BB		0-0 5-3			3 0 0 0 1 1 3																						
<b>Ralph Garr, L</b> (1, 7) OBP: 0.185, SLG: 0.192	0-0 CS 1B		0-3 K		0-0 G3			0-0 1-3		4 0 1 0 0 1 1																						
<b>Hank Aaron, R</b> (1, 9) OBP: 0.388, SLG: 0.604 <b>Oscar Brown, R</b> (8, PR) OBP: 0.455, SLG: 0.552	4-0 FC6-4 1-2 BB		0-0 4-3		0-0 BB 1B			0-0 FC4-8 1B		3 0 2 0 1 0 0 0 0 0 0 0 0 0																						
<b>Orlando Cepeda, R</b> (1, 3) OBP: 0.368, SLG: 0.556 <b>Tommie Aaron, R</b> (8, 3) OBP: 0.242, SLG: 0.333	0-0 FC6-4 1-2f		0-0 5-3		0-0 F2			0-0 L7		4 0 0 0 0 0 3 0 0 0 0 0 0 0																						
<b>Mike Lum, L</b> (1, 8) OBP: 0.314, SLG: 0.423		0-0 4-3		0-0 F5		4-0 G4-6-3 1-2 BB		0-0 FC4-6 1-2f		3 0 0 0 1 0 1																						
<b>Hal King, L</b> (1, 2) OBP: 0.383, SLG: 0.464 <b>Bob Didier, S</b> (6, 2) OBP: 0.200, SLG: 0.187		0-0 F8		0-0 G5-4-3 1B		0-0 G4-6-3 1-2f		0-0 F9		3 0 1 0 0 0 2 1 0 0 0 0 0 0																						
<b>Clete Boyer, R</b> (1, 5) OBP: 0.304, SLG: 0.386		0-0 HR		0-0 G5-4-3 1-2f			0-0 6-3		0-0 4-3 1B	4 1 2 1 0 0 1																						
<b>Gil Garrido, R</b> (1, 6) OBP: 0.306, SLG: 0.330		0-0 1B 1B			0-0 1-3		4-0 FC6-4 BB		0-0 4-3 1-2	3 0 1 0 1 0 1																						
<b>Pat Jarvis, R</b> (1, 1) OBP: 0.178, SLG: 0.181 <b>Don Cardwell, R</b> (4, 1) OBP: 0.182, SLG: 0.200 <b>Jimmie Hall, L</b> (7, PH) OBP: 0.229, SLG: 0.286 <b>Rick Kester, R</b> (7, 1) <b>Bob Aspromonte, R</b> (9, PH) OBP: 0.268, SLG: 0.228		0-0 1B		0-3 K			0-0 FC6-4 1-2f		0-0 L5	1 0 1 0 0 0 0 1 0 0 0 0 1 0 1 0 0 0 0 0 1 0 0 0 0 0 0 0 1 0 0 0 0 0 1																						
<b>Inning Stats</b>	R: 0 E: 0 K: 1 S: 5	H: 1 LOB: 1 BB: 1 P: 9	R: 1 E: 0 K: 0 S: 6	H: 3 LOB: 2 BB: 0 P: 6	R: 0 E: 0 K: 1 S: 5	H: 0 LOB: 0 BB: 0 P: 5	R: 0 E: 0 K: 0 S: 3	H: 1 LOB: 0 BB: 0 P: 3	R: 0 E: 0 K: 1 S: 5	H: 0 LOB: 1 BB: 1 P: 9	R: 0 E: 0 K: 0 S: 3	H: 1 LOB: 1 BB: 1 P: 7	R: 0 E: 0 K: 0 S: 3	H: 0 LOB: 1 BB: 1 P: 7	R: 0 E: 0 K: 0 S: 4	H: 1 LOB: 1 BB: 0 P: 4	R: 0 E: 0 K: 0 S: 4	H: 1 LOB: 1 BB: 0 P: 4	R: 0 E: 0 K: 0 S: 4	H: 1 LOB: 1 BB: 0 P: 4	1B: 7 2B: 0 3B: 0 HR: 1	SF: 0 SAC: 0 DP: 2 HBP: 0	WP: 0 PB: 0 SB: 0 CS: 1	PA: 36								
<b>PITCHER</b> <b>Alan Foster, R</b> (1, 1) ERA: 4.2	IP 9.0	WLS W	BF 36	H 8	R 1	ER 1	SO 3	BB 4	IBB 0	HBP 0	BLK 0	WP 0	HR 1	S 38	P 54	ERA 1.00	WHIP 1.333															
											<b>PITCHER</b>	IP	WLS	BF	H	R	ER	SO	BB	IBB	HBP	BLK	WP	HR	S	P	ERA	WHIP				

Atlanta Braves @ Los Angeles Dodgers  
Dodger Stadium, Los Angeles, CA  
Mon Sep 07 1970, 7:05 PM PDT  
Att: 25,803 - Unknown

livebaseballscorecards.com

AB	32
R	1
H	8
RBI	1
BB	4
SO	3
LOB	14



Batter	1	2	3	4	5	6	7	8	9
<b>Maury Wills, S</b> OBP: 0.333, SLG: 0.316 (1, 6) X	0-0 F2 BB	4-0 1-2 BB		0-0 F8 2B		0-0 SH1-4 2B 1B		0-0 4-3 1B	
<b>Bill Russell, R</b> OBP: 0.301, SLG: 0.378 (1, 9) X	0-0 1B BB SF7 1B	0-0 F6 1B		0-0 S 2B 1B		0-0 SH1-4 1-2		0-3 K S S S	
<b>Willie Davis, L</b> OBP: 0.344, SLG: 0.456 (1, 8) B B B B	4-0 1-2 1B 1B BB	0-0 L7		4-0 1-2 2B BB		0-0 2-H 2B		0-0 F8	
<b>Wes Parker, S</b> OBP: 0.402, SLG: 0.472 (1, 3) X	0-0 1-2 2-3 1B 1B		0-0 BB 1B	0-0 1-H 2-H 2B 2B		0-0 F8			
<b>Bill Sudakis, S</b> OBP: 0.354, SLG: 0.458 (1, 2) X	0-0 SF7 3-H		0-0 F9 1B	0-0 WP 2-H 2B		0-0 F8			
<b>Ted Sizemore, R</b> OBP: 0.368, SLG: 0.354 (1, 4) X	0-0 1-2 2-H 1B		0-0 F9 1B	0-0 2-3 6-3		0-0 F7			
<b>Willie Crawford, L</b> OBP: 0.321, SLG: 0.397 (1, 7) X	0-0 F9		4-0 1-2 BB BB		0-0 G1-4-3 1B		0-0 6-3		
<b>Billy Grabarkewitz, R</b> OBP: 0.406, SLG: 0.454 (1, 5) S S S		0-3 K	0-0 1-3		0-0 1-2 G1-4-3		4-0 FC4-6 BB		
<b>Alan Foster, R</b> OBP: 0.143, SLG: 0.117 (1, 1) X		0-0 BB 1B		0-0 4-3		0-0 6-3		0-0 1-2 FC4-6	

Inning Stats	R: 2	H: 3	E: 0	LOB: 2	K: 0	S: 6	P: 10	R: 0	H: 1	E: 0	LOB: 2	K: 1	S: 6	P: 10	R: 0	H: 1	E: 0	LOB: 0	K: 0	S: 3	R: 1	H: 2	E: 1	LOB: 1	K: 0	S: 5	P: 5	R: 0	H: 0	E: 0	LOB: 1	K: 0	S: 3	R: 0	H: 0	E: 0	LOB: 0	K: 1	S: 5	P: 5
--------------	------	------	------	--------	------	------	-------	------	------	------	--------	------	------	-------	------	------	------	--------	------	------	------	------	------	--------	------	------	------	------	------	------	--------	------	------	------	------	------	--------	------	------	------

PITCHER	IP	WLS	BF	H	R	ER	SO	BB	IBB	HBP	BLK	WP	HR	S	P	ERA	WHIP
<b>Pat Jarvis, R</b> ERA: 3.6 (1, 1)	3.2	L	23	8	5	5	1	4	0	0	0	0	0	21	37	12.27	3.273
<b>Don Cardwell, R</b> ERA: 6.95 (4, 1)	2.1		9	3	1	1	0	0	0	0	0	1	0	9	9	3.86	1.286
<b>Rick Kester, R</b> ERA: 5.73 (7, 1)	2.0		7	0	0	0	1	1	0	0	0	0	0	8	12	0.00	0.500

AB R H RBI BB SO LOB

4	1	1	0	1	0	0
4	2	2	0	0	1	2
3	2	1	1	2	0	2
4	1	3	2	0	0	1
3	0	1	2	0	0	2
4	0	1	1	0	0	2
3	0	1	0	1	0	2
3	0	0	0	1	1	3
4	0	1	0	0	0	1

1B: 8	SF: 1	WP: 1	PA: 39
2B: 3	SAC: 1	PB: 0	
3B: 0	DP: 1	SB: 1	
HR: 0	HBP: 0	CS: 0	

**Atlanta Braves @ Los Angeles Dodgers**  
**Dodger Stadium, Los Angeles, CA**  
 Mon Sep 07 1970, 7:05 PM PDT  
 Att. 25,803 - Unknown

livebaseballscorecards.com

AB	32
R	6
H	11
RBI	6
BB	5
SO	2
LOB	15



Batter	1	2	3	4	5	6	7	8	9	AB R H RBI BB SO LOB	TOP											
<b>Felix Millan, R</b> (1, 4) OBP: 0.342, SLG: 0.374 <b>Sonny Jackson, L</b> (4, 6) OBP: 0.342, SLG: 0.310	0-0 4-3 HR 2B	0-0 1-2 1B		0-0 1-3		0-0 5-3			0-0 1-3	3 1 2 0 0 0 0 2 0 0 0 0 0 2	<b>Atlanta Braves @ Los Angeles Dodgers</b> <b>Dodger Stadium, Los Angeles, CA</b> Tue Sep 08 1970, 7:05 PM PDT Att: 13,192 - Unknown <a href="http://livebaseballscorecards.com">livebaseballscorecards.com</a>											
<b>Mike Lum, L</b> (1, 8) OBP: 0.316, SLG: 0.422	0-0 4-3 2-3	0-0 F2			0-0 4-3		0-0 1B 1B	0-0 4-3 1B	5 0 2 0 0 0 3													
<b>Hank Aaron, R</b> (1, 9) OBP: 0.388, SLG: 0.603	4-0 HR BB		0-0 L5		0-0 FC1-6-5 2B		0-0 L7	0-0 4-3 1-2	4 1 1 0 1 0 2													
<b>Orlando Cepeda, R</b> (1, 3) OBP: 0.371, SLG: 0.565	0-0 1-H 3-H HR		0-0 2B		0-0 FC1-6-5 2-3 2B		0-0 1-2 G4-6-3 1B	4-0 BB	4 1 3 3 1 0 1													
<b>Rico Carty, R</b> (1, 7) OBP: 0.441, SLG: 0.583 <b>Oscar Brown, R</b> (9, 7) OBP: 0.455, SLG: 0.552	0-0 G3		4-0 BB		0-0 5-3		0-0 G4-6-3 1-2f 2B 3B	0-0 F7	4 0 0 0 1 0 5 0 0 0 0 0 0 0													
<b>Clete Boyer, R</b> (1, 5) OBP: 0.305, SLG: 0.387	0-0 F5		0-0 F4			0-0 SH2-4 SH1-4 1B		0-0 4-3 SH1-4 1B	4 0 2 0 0 0 2													
<b>Gil Carrido, R</b> (1, 6) OBP: 0.304, SLG: 0.328 (4, 4)		0-0 6-3	0-0 6-3			0-0 SH1-4 1-2		0-0 SH1-4 1-2	2 0 0 0 0 0 2													
<b>Bob Didier, S</b> (1, 2) OBP: 0.201, SLG: 0.183		0-0 4-3		0-0 L4		1-0 SH2-4 HBP		0-0 4-3 2-3	3 0 0 0 0 0 1													
<b>George Stone, L</b> (1, 1) OBP: 0.308, SLG: 0.243		4-0 1B BB		0-0 F7		0-0 SH2-4 1-2 2-3		0-0 5-3	2 0 0 0 1 0 1													
<b>Inning Stats</b>	R: 3 E: 0 K: 0 S: 5	H: 2 LOB: 0 BB: 1 P: 9	R: 0 E: 0 K: 0 S: 4	H: 1 LOB: 2 BB: 1 P: 8	R: 0 E: 0 K: 0 S: 4	H: 1 LOB: 2 BB: 1 P: 8	R: 0 E: 0 K: 0 S: 3	H: 0 LOB: 0 BB: 0 P: 3	R: 0 E: 0 K: 0 S: 4	H: 1 LOB: 1 BB: 0 P: 4		R: 0 E: 0 K: 0 S: 4	H: 1 LOB: 2 BB: 0 P: 5	R: 0 E: 0 K: 0 S: 4	H: 2 LOB: 1 BB: 0 P: 4	R: 0 E: 0 K: 0 S: 4	H: 1 LOB: 1 BB: 0 P: 4	R: 0 E: 0 K: 0 S: 4	H: 1 LOB: 2 BB: 1 P: 8	1B: 6 2B: 3 3B: 0 HR: 1	SF: 0 SAC: 3 DP: 1 HBP: 1	WP: 0 PB: 0 SB: 0 CS: 0
<b>PITCHER</b>	IP WLS BF H R ER SO BB IBB HBP BLK WP HR S P ERA WHIP																					
<b>Sandy Vance, R</b> (1, 1) ERA: 3.01	5.0 L 23 5 3 3 0 3 0 0 0 0 0 1 20 32 5.40 1.600																					
<b>Ray Lamb, R</b> (6, 1) ERA: 2.84	2.0 9 3 0 0 0 0 0 0 1 0 0 0 8 9 0.00 1.500																					
<b>Pete Mikkelsen, R</b> (8, 1) ERA: 2.54	2.0 9 2 0 0 0 0 1 0 0 0 0 0 8 12 0.00 1.500																					





Batter	1	2	3	4	5	6	7	8	9	AB	R	H	RBI	BB	SO	LOB
Maury Wills, S OBP: 0.334, SLG: 0.320 (1, 6)	0-0 FC1-4 1B		0-0 G4-3 1-2f		0-0 2B			0-0 1-3 3-H 1-3		4	0	2	1	0	0	1
Manny Mota, R OBP: 0.365, SLG: 0.383 (1, 7)	0-0 FC1-4 1-2f		0-0 F4		0-0 F8			0-0 F9		4	0	0	0	0	0	3
Bill Sudakis, S OBP: 0.348, SLG: 0.449 (1, 2)	0-3 K			0-0 6-3		0-0 1-3		0-0 6-3		4	0	0	0	0	1	1
Wes Parker, S OBP: 0.401, SLG: 0.471 (1, 3)	0-0 F8			0-0 4-3		0-0 6-3			0-0 1B	4	0	1	0	0	0	1
Andy Kosco, R OBP: 0.237, SLG: 0.401 (1, 9)		0-0 1B		0-0 F8		0-0 5-3			0-0 F5	4	0	1	0	0	0	1
Ted Sizemore, R OBP: 0.366, SLG: 0.356 (1, 4)		0-0 F9			0-0 FC6-4 2B 2B		0-0 6-3		0-0 L7	4	1	1	0	0	0	2
Bill Russell, R OBP: 0.296, SLG: 0.372 (1, 8)		0-3 K			0-0 F5		0-0 F7		0-0 L7	4	0	0	0	0	1	3
Billy Grabarkewitz, R OBP: 0.408, SLG: 0.461 (1, 5)		0-3 K			4-0 FC6-4 BB		0-0 HR			2	1	1	1	1	1	1
Sandy Vance, R OBP: 0.200, SLG: 0.172 (1, 1)			0-0 G4-3 1B		0-0 FC6-4 2B 1-2f 2-3		0-0 F9			1	0	1	0	0	0	0
Jim Lefebvre, S OBP: 0.330, SLG: 0.378 (5, PH)										1	0	0	0	0	0	2
Ray Lamb, R (6, 1)										0	0	0	0	0	0	0
Jeff Torborg, R OBP: 0.306, SLG: 0.321 (7, PH)										1	0	0	0	0	0	0
Pete Mikkelsen, R OBP: 0.500, SLG: 0.500 (8, 1)										0	0	0	0	0	0	0

Inning Stats	R: 0	H: 1	E: 0	LOB: 1	K: 1	P: 6	R: 0	H: 1	E: 0	LOB: 1	K: 2	P: 8	R: 0	H: 1	E: 0	LOB: 0	K: 0	P: 3	R: 0	H: 0	E: 0	LOB: 0	K: 0	P: 3	R: 1	H: 2	E: 0	LOB: 2	K: 0	P: 9	R: 0	H: 0	E: 0	LOB: 0	K: 0	P: 3	R: 1	H: 1	E: 0	LOB: 0	K: 0	P: 4	R: 0	H: 0	E: 0	LOB: 0	K: 0	P: 3	R: 0	H: 1	E: 0	LOB: 1	K: 0	P: 4	1B: 4	SF: 0	2B: 2	SAC: 0	3B: 0	DP: 1	HR: 1	HBP: 0	WP: 0	PA: 34	PB: 0	SB: 0	CS: 0
PITCHER George Stone, L ERA: 3.81 (1, 1)	IP	WLS	BF	H	R	ER	SO	BB	IBB	HBP	BLK	WP	HR	S	P	ERA	WHIP	IP	WLS	BF	H	R	ER	SO	BB	IBB	HBP	BLK	WP	HR	S	P	ERA	WHIP	IP	WLS	BF	H	R	ER	SO	BB	IBB	HBP	BLK	WP	HR	S	P	ERA	WHIP																

**BOTTOM**

**Atlanta Braves @ Los Angeles Dodgers**  
**Dodger Stadium, Los Angeles, CA**

Tue Sep 08 1970, 7:05 PM PDT  
 Att. 13,192 - Unknown

livebaseballscorecards.com

**AB 33**  
**R 2**  
**H 7**  
**RBI 2**  
**BB 1**  
**SO 3**  
**LOB 15**



Batter	1	2	3	4	5	6	7	8	9	AB R H RBI BB SO LOB	TOP									
<b>Bobby Tolan, L</b> (1, 8) OBP: 0.390, SLG: 0.480	0-0 4-3	0-0 L3		0-0 P1			0-0 L8		0-0 1-3 2-H 1B	5 0 1 1 0 0 1										
<b>Pete Rose, S</b> (1, 9) OBP: 0.389, SLG: 0.479	0-0 F9		0-0 5-3 2B 1B		0-0 F7			0-0 4-3	0-0 F8	5 1 1 0 0 0 2										
<b>Tony Perez, R</b> (1, 5) OBP: 0.403, SLG: 0.605	0-0 F9			0-0 F7		0-0 G6-4-3 1B		4-0 BB		3 0 1 0 1 0 1										
<b>Johnny Bench, R</b> (1, 2) OBP: 0.340, SLG: 0.602		0-0 5-3	0-0 5-3		0-0 G6-4-3			0-0 F7		4 0 0 0 0 0 3										
<b>Lee May, R</b> (1, 3) OBP: 0.292, SLG: 0.479		0-0 HR	0-0 1B 2B			0-3 K		0-0 F9		4 2 2 2 0 1 1										
<b>Hal McRae, R</b> (1, 7) OBP: 0.327, SLG: 0.489		4-0 2B BB	0-0 FC6-4 1B			0-0 5-3			0-0 F7	3 1 1 1 1 0 0 0 0 0 0 0 0 0										
<b>Jimmy Stewart, S</b> (9, 7) OBP: 0.305, SLG: 0.313																				
<b>Tommy Helms, R</b> (1, 4) OBP: 0.257, SLG: 0.274		0-0 5-3	0-0 FC6-4			0-0 6-3			0-0 FC1-5 1B 1B	4 0 1 0 0 0 2										
<b>Woody Woodward, R</b> (1, 6) OBP: 0.297, SLG: 0.297		0-0 1B 2B		0-0 F2			0-3 K		0-0 FC1-5 1B 1B	4 2 2 1 0 1 0										
<b>Milt Wilcox, R</b> (1, 1) OBP: 0.250, SLG: 0.250		0-0 1B		0-3 K			0-0 6-3		0-0 FC1-5 1B	4 0 1 1 0 1 2										
<b>Inning Stats</b>	R: 0 E: 0 K: 0 S: 3	H: 0 LOB: 0 BB: 0 P: 3	R: 3 E: 0 K: 0 S: 6	H: 3 LOB: 1 BB: 1 P: 10	R: 2 E: 0 K: 0 S: 6	H: 3 LOB: 1 BB: 0 P: 6	R: 0 E: 0 K: 1 S: 5	H: 0 LOB: 0 BB: 0 P: 5	R: 0 E: 0 K: 1 S: 5	H: 0 LOB: 0 BB: 0 P: 5	R: 0 E: 0 K: 1 S: 5	H: 0 LOB: 0 BB: 0 P: 5	R: 0 E: 0 K: 0 S: 3	H: 0 LOB: 1 BB: 1 P: 7	R: 1 E: 0 K: 0 S: 6	H: 3 LOB: 2 BB: 0 P: 6	1B: 7 2B: 2 3B: 0 HR: 1	SF: 0 SAC: 0 DP: 1 HBP: 0	WP: 0 PB: 0 SB: 0 CS: 0	PA: 38
<b>PITCHER</b>	IP WLS BF H R ER SO BB IBB HBP BLK WP HR S P ERA WHIP																			
<b>Claude Osteen, L</b> (1, 1) ERA: 3.83	2.2 L 15 6 5 5 0 1 0 0 0 0 0 1 14 18 16.88 2.625																			
<b>Ray Lamb, R</b> (3, 1) ERA: 2.64	3.1 10 1 0 0 2 0 0 0 0 0 0 0 14 14 0.00 0.300																			
<b>Charlie Hough, R</b> (7, 1) ERA: 6.14	2.0 7 0 0 0 1 1 0 0 0 0 0 0 8 12 0.00 0.500																			
<b>Fred Norman, L</b> (9, 1) ERA: 4.66	1.0 6 3 1 1 0 0 0 0 0 0 0 0 6 6 9.00 3.000																			

**Cincinnati Reds @ Los Angeles Dodgers**  
**Dodger Stadium, Los Angeles, CA**  
 Wed Sep 09 1970, 7:05 PM PDT  
 Att: 20,280 - Unknown

<b>AB</b>	36
<b>R</b>	6
<b>H</b>	10
<b>RBI</b>	6
<b>BB</b>	2
<b>SO</b>	3
<b>LOB</b>	12



BOTTOM

Cincinnati Reds @ Los Angeles Dodgers  
Dodger Stadium, Los Angeles, CA  
Wed Sep 09 1970, 7:05 PM PDT  
Att. 20,280 - Unknown

livebaseballscorecards.com

AB 31  
R 0  
H 5  
RBI 0  
BB 1  
SO 3  
LOB 9



WP: 0 PA: 32  
PB: 0  
SB: 0  
CS: 0

AB R H RBI BB SO LOB

4 0 1 0 0 0 1

4 0 0 0 0 1 1

4 0 1 0 0 0 1

4 0 1 0 0 0 2

3 0 1 0 1 0 2

3 0 0 0 0 0 2

3 0 0 0 0 1 0

3 0 0 0 0 1 0

1B: 5 SF: 0  
2B: 0 SAC: 0  
3B: 0 DP: 1  
HR: 0 HBP: 0

Batter	1	2	3	4	5	6	7	8	9
Maury Wills, S OBP: 0.333, SLG: 0.319 (1, 6)	0-0 G3 1B		0-0 4-3			0-0 F7		0-0 F7	
Bill Russell, R OBP: 0.292, SLG: 0.366 (1, 9)	0-3 K			0-0 5-3		0-0 F8		0-0 5-3	
Willie Davis, L OBP: 0.344, SLG: 0.454 (1, 8)	0-0 G3 1-2			0-0 F7		0-0 F7		0-0 1B	
Wes Parker, S OBP: 0.400, SLG: 0.469 (1, 3)	0-0 3-1			0-0 FC6-4 1B		0-0 1-3		0-0 P6	
Tom Haller, L OBP: 0.345, SLG: 0.452 (1, 2)		4-0 BB BB		0-0 FC6-4 1-2f		0-0 FC6-4 1B		0-0 4-3	
Ted Sizemore, R OBP: 0.363, SLG: 0.353 (1, 4)		0-0 G6-4-3 1-2f			0-0 F2		0-0 FC6-4 1-2f		
Willie Crawford, L OBP: 0.318, SLG: 0.393 (1, 7)		0-3 K			0-0 F9		0-0 F8		
Billy Grabarkewitz, R OBP: 0.405, SLG: 0.458 (1, 5)			0-3 K		0-0 5-3		0-0 5-3		
Claude Osteen, L OBP: 0.250, SLG: 0.325 Ray Lario, R (3, 1)			0-0 1-3			0-0 4-3		0-0 1B	
Von Joshua, L OBP: 0.267, SLG: 0.317 Charlie Hough, R OBP: 0.333, SLG: 0.333 Len Gabrielson, L OBP: 0.169, SLG: 0.200 Fred Norman, S OBP: 0.333, SLG: 0.143 (6, PH) (7, 1) (8, PH) (9, 1)									

Inning Stats	R: 0	H: 1	E: 0	LOB: 1	K: 1	BB: 0	S: 6	P: 6
	R: 0	H: 0	E: 0	LOB: 0	K: 1	BB: 1	S: 4	P: 8
	R: 0	H: 0	E: 0	LOB: 0	K: 1	BB: 0	S: 5	P: 5
	R: 0	H: 1	E: 0	LOB: 1	K: 0	BB: 0	S: 4	P: 4
	R: 0	H: 0	E: 0	LOB: 0	K: 0	BB: 0	S: 3	P: 3
	R: 0	H: 0	E: 0	LOB: 0	K: 0	BB: 0	S: 3	P: 3
	R: 0	H: 1	E: 0	LOB: 1	K: 0	BB: 0	S: 4	P: 4
	R: 0	H: 1	E: 0	LOB: 1	K: 0	BB: 0	S: 4	P: 4

PITCHER	IP	WLS	BF	H	R	ER	SO	BB	IBB	HBP	BLK	WP	HR	S	P	ERA	WHIP
Milt Wilcox, R ERA: 1.29 (1, 1)	9.0	W	32	5	0	0	3	1	0	0	0	0	0	37	41	0.00	0.667

Batter	1	2	3	4	5	6	7	8	9	AB R H RBI BB SO LOB	TOP											
<b>Bobby Tolan, L</b> OBP: 0.388, SLG: 0.479 (1, 8) X	0-0 4-3 1B 2B	0-0 P5		0-0 4-3 2-3		0-0 F5	0-0 FC3-6 1-2f		0-0 1-3	6 1 1 0 0 0 5												
<b>Pete Rose, S</b> OBP: 0.392, SLG: 0.481 (1, 9) X	0-0 4-3 2-3	0-0 5-3		0-0 3-H 1B			0-0 2B 1B	0-0 1B HR 2B	4-0 1B BB	5 2 3 1 1 0 1												
<b>Bernie Carbo, L</b> OBP: 0.457, SLG: 0.564 <b>Hal McRae, R</b> OBP: 0.335, SLG: 0.496 (1, 7) X (8, PH) (8, 7)	0-0 BB HR 1B 3-H		0-0 4-3	0-0 F7			0-0 1B FC5-4 2B	0-0 HR 1B	0-0 G6-4-3 1B 1-2 3-H	4 2 2 1 0 0 1 2 1 2 1 0 0 0												
<b>Johnny Bench, R</b> OBP: 0.344, SLG: 0.609 <b>Pat Corrales, R</b> OBP: 0.311, SLG: 0.347 (1, 2) X (8, 2)	0-0 BB HR 1B 1-2		0-0 F3		0-0 1B		0-0 FC5-4 1B 2-3 3-H	0-0 HR 1B 1-H 3-H	0-0 G6-4-3 1B 1-2f	5 2 4 4 0 0 0 1 0 0 0 0 0 2												
<b>Tony Perez, R</b> OBP: 0.404, SLG: 0.604 <b>Frank Duffy, R</b> OBP: 0.167, SLG: 0.333 (1, 5) B (7, 6) B	4-0 HR BB 1-2 2-3		0-0 1B 1B		0-0 L7		0-0 FC5-4 3B 1-2f 3-H	0-0 F7		3 2 1 1 1 0 2 1 0 0 0 0 0 0												
<b>Lee May, R</b> OBP: 0.294, SLG: 0.486 <b>Ty Cline, L</b> OBP: 0.367, SLG: 0.404 (1, 3) X (8, 3)	0-0 HR 1-H 2-H 3-H		0-0 FC6-4 1B 1-2		0-3 K		0-3 K 3-H	0-0 FC6-4 1B		5 1 3 4 0 2 2 0 0 0 0 0 0 0												
<b>Tommy Helms, R</b> OBP: 0.256, SLG: 0.277 <b>Darrel Chaney, S</b> OBP: 0.278, SLG: 0.302 (1, 4) X (8, 4)	0-0 P4		0-0 FC6-4 1-2f		0-0 F7		0-0 3B 1-H	0-0 FC6-4 FC5-4 1-2f		5 0 1 1 0 0 4 0 0 0 0 0 0 0												
<b>Woody Woodward, R</b> OBP: 0.299, SLG: 0.300 (1, 6) X (7, 5)	0-0 4-3		0-0 4-3 1B 2B			0-0 F9	4-0 BB BB	0-0 FC5-4 1-2f		4 1 1 0 1 0 1												
<b>Jim McGlothlin, R</b> OBP: 0.212, SLG: 0.169 <b>Don Gullett, R</b> OBP: 0.250, SLG: 0.333 <b>Jimmy Stewart, S</b> OBP: 0.311, SLG: 0.340 <b>Jim Maloney, L</b> (1, 1) X (7, 1) (9, PH) (9, 1)		0-0 6-3		0-3 K		0-0 5-3	4-0 FC3-6 BB 1-2		0-0 1B 3B	3 0 0 0 1 1 1 0 0 0 0 0 0 0 1 1 1 0 0 0 0 0 0 0 0 0 0 0												
<b>Inning Stats</b>	R: 5 E: 0 K: 0 S: 7	H: 4 LOB: 0 BB: 1 P: 11	R: 0 E: 0 K: 0 S: 3	H: 0 LOB: 0 BB: 0 P: 3	R: 0 E: 0 K: 0 S: 5	H: 2 LOB: 2 BB: 0 P: 5	R: 1 E: 0 K: 1 S: 7	H: 2 LOB: 1 BB: 0 P: 7	R: 0 E: 0 K: 1 S: 6	H: 1 LOB: 1 BB: 0 P: 6	R: 0 E: 0 K: 0 S: 3	H: 0 LOB: 0 BB: 0 P: 3	R: 3 E: 0 K: 1 S: 9	H: 4 LOB: 3 BB: 2 P: 17	R: 3 E: 0 K: 0 S: 7	H: 4 LOB: 1 BB: 0 P: 7	R: 1 E: 0 K: 0 S: 4	H: 2 LOB: 1 BB: 1 P: 8	1B: 11 2B: 4 3B: 2 HR: 2	SF: 0 SAC: 0 DP: 1 HBP: 0	WP: 0 PB: 0 SB: 0 CS: 0	PA: 49
<b>PITCHER</b>	IP WLS BF H R ER SO BB IBB HBP BLK WP HR S P ERA WHIP																					
<b>Joe Moeller, R</b> ERA: 3.65 (1, 1)	5.0 L 25 9 6 6 2 1 0 0 0 0 1 28 32 10.80 2.000																					
<b>Jerry Stephenson, R</b> ERA: 13.5 (6, 1)	2.0 12 4 3 3 1 2 0 0 0 0 0 12 20 13.50 3.000																					
<b>Fred Norman, L</b> ERA: 5.1 (8, 1)	2.0 12 6 4 4 0 1 0 0 0 0 1 11 15 18.00 3.500																					

Cincinnati Reds @ Los Angeles Dodgers  
Dodger Stadium, Los Angeles, CA  
Thu Sep 10 1970, 7:05 PM PDT  
Att: 20,639 - Unknown

AB	45
R	13
H	19
RBI	13
BB	4
SO	3
LOB	19



Batter	1	2	3	4	5	6	7	8	9	AB	R	H	RBI	BB	SO	LOB
Maury Wills, S OBP: 0.331, SLG: 0.317 Steve Garvey, R OBP: 0.264, SLG: 0.294	0-0 4-3		0-0 L6			0-0 6-3		0-3 K		3	0	0	0	0	0	1
Manny Mota, R OBP: 0.364, SLG: 0.382	0-0 F9		0-0 G6-4-3			0-0 1-3		0-0 FC6-4 1B		4	0	1	0	0	0	1
Willie Davis, L OBP: 0.344, SLG: 0.452 Bill Russell, R OBP: 0.291, SLG: 0.364	0-0 4-3			0-0 L4		4-0 BB		0-0 FC6-4 HR		2	0	0	0	1	0	0
Wes Parker, S OBP: 0.399, SLG: 0.473		0-0 G3		0-0 E3		0-0 F8		0-0 HR		4	1	1	2	0	0	1
Tom Haller, L OBP: 0.348, SLG: 0.461 Jim Lefebvre, S OBP: 0.329, SLG: 0.377		0-0 E 1B 2B		0-0 4-3			0-0 6-3 BLK 2B	0-0 F9		3	2	2	0	0	0	1
Ted Sizemore, R OBP: 0.362, SLG: 0.350		0-0 P3		0-0 F9			4-0 BLK 6-3 BB		0-0 L5-3	3	0	0	0	1	0	2
Willie Crawford, L OBP: 0.320, SLG: 0.392		0-0 3-H 1B			4-0 L4-3 BB		0-0 6-3		0-0 F5	3	0	1	1	1	0	2
Billy Grabarkewitz, R OBP: 0.403, SLG: 0.455 Fred Norman, S OBP: 0.333, SLG: 0.143 Von Joshua, L OBP: 0.276, SLG: 0.317		0-0 F3			0-3 K		0-3 K		4-0 BB	0	0	0	0	0	0	0
Joe Moeller, R OBP: 0.225, SLG: 0.162 Len Gabrielson, L OBP: 0.184, SLG: 0.194 Jerry Stephenson, L OBP: 0.184, SLG: 0.194 Bill Sudakis, S OBP: 0.345, SLG: 0.445			4-0 G6-4-3 BB		0-0 L4-3		0-0 K		0-3 K	0	0	0	0	1	0	0

Inning Stats	R: 0	H: 0	E: 0	K: 0	S: 3	R: 1	H: 2	E: 1	K: 0	S: 5	R: 0	H: 0	E: 0	K: 0	S: 2	R: 0	H: 0	E: 1	K: 0	S: 4	R: 0	H: 0	E: 0	K: 1	S: 4	R: 0	H: 0	E: 0	K: 0	S: 7	R: 1	H: 1	E: 0	K: 2	S: 8	R: 2	H: 2	E: 0	K: 1	S: 7	R: 0	H: 0	E: 0	K: 1	S: 5	1B: 2	2B: 3	3B: 0	HR: 1	SF: 0	SAC: 0	DP: 2	HBP: 0	WP: 0	PB: 0	SB: 0	CS: 0	PA: 36
--------------	------	------	------	------	------	------	------	------	------	------	------	------	------	------	------	------	------	------	------	------	------	------	------	------	------	------	------	------	------	------	------	------	------	------	------	------	------	------	------	------	------	------	------	------	------	-------	-------	-------	-------	-------	--------	-------	--------	-------	-------	-------	-------	--------

PITCHER	IP	WLS	BF	H	R	ER	SO	BB	IBB	HBP	BLK	WP	HR	S	P	ERA	WHIP
Jim McGlothlin, R ERA: 3.65	(1, 1)	6.1	W	25	3	2	1	4	0	0	0	0	0	23	39	2.84	1.105
Don Gullett, L ERA: 2.69	(7, 1)	1.2		7	2	2	3	0	0	0	1	0	1	13	13	10.80	1.200
Jim Maloney, R ERA: 11.17	(9, 1)	1.0	S	4	0	0	1	1	0	0	0	0	0	5	9	0.00	1.000


BOTTOM

Cincinnati Reds @ Los Angeles Dodgers  
 Dodger Stadium, Los Angeles, CA  
 Thu Sep 10 1970, 7:05 PM PDT  
 Att. 20,639 - Unknown

livebaseballscorecards.com

AB	31
R	4
H	5
RBI	3
BB	5
SO	5
LOB	15



Batter	1	2	3	4	5	6	7	8	9	AB R H RBI BB SO LOB	TOP														
Maury Wills, S (1, 6) OBP: 0.334, SLG: 0.320	0-0 4-3 PB 1B		0-0 6-3		0-0 FC6-4 1B		0-0 1B 6-3 1B		0-0 1-3 F9	5 1 3 1 0 0 0	<p>Los Angeles Dodgers @ San Francisco Giants Candlestick Park, San Francisco, CA</p> <p>livebaseballscorecards.com</p> <table border="1"> <tr><td>AB</td><td>36</td></tr> <tr><td>R</td><td>3</td></tr> <tr><td>H</td><td>11</td></tr> <tr><td>RBI</td><td>3</td></tr> <tr><td>BB</td><td>3</td></tr> <tr><td>SO</td><td>2</td></tr> <tr><td>LOB</td><td>23</td></tr> </table> 	AB	36	R	3	H	11	RBI	3	BB	3	SO	2	LOB	23
AB	36																								
R	3																								
H	11																								
RBI	3																								
BB	3																								
SO	2																								
LOB	23																								
Manny Mota, R (1, 7) OBP: 0.362, SLG: 0.379	0-0 F9		0-0 5-3		0-0 FC6-4 1-2f 1B		0-0 1-3 6-3 1B		0-0 F9	5 0 1 0 0 0 2															
Willie Davis, L (1, 8) OBP: 0.342, SLG: 0.450	0-0 4-3		0-0 F6		0-0 F7		0-0 1-2 6-3		0-0 F8	3 0 0 0 0 0 2															
Bill Russell, R (7, PH) OBP: 0.290, SLG: 0.363	1-3									1 0 0 1 0 0 1															
Steve Garvey, R (9, PH) OBP: 0.260, SLG: 0.290										1 0 0 0 0 0 0															
Wes Parker, S (1, 3) OBP: 0.398, SLG: 0.471	0-0 6-3			0-0 1B 1B	0-0 G3		0-0 F7			4 0 1 0 0 0 3															
Tom Haller, L (1, 2) OBP: 0.350, SLG: 0.466		0-0 1B 1B		0-0 F9		0-0 G4-6-3 2B		0-0 4-3		3 1 2 0 0 0 1															
Bill Sudakis, S (7, PH) OBP: 0.344, SLG: 0.443										1 0 0 0 0 0 1															
Ted Sizemore, R (1, 4) OBP: 0.366, SLG: 0.352		0-0 1B 1-2 1B		0-0 1-2 1B		4-0 G4-6-3 BB		0-0 F8		3 0 2 0 1 0 0															
Willie Crawford, L (1, 9) OBP: 0.316, SLG: 0.387		0-3 K		0-0 F4		0-0 G4-6-3 1-2f 2-3		0-0 F3		4 0 0 0 0 1 6															
Billy Grabarkewitz, R (1, 5) OBP: 0.406, SLG: 0.455		0-0 G6-4-3 1-2 2-H 1B		0-0 F2		4-0 BB		4-0 BB		2 0 1 1 2 0 2															
Don Sutton, R (1, 1) OBP: 0.256, SLG: 0.221		0-0 G6-4-3			0-0 1B 3B		0-3 K		0-0 4-3	2 1 1 0 0 0 2															
Len Gabrielson, L (6, PH) OBP: 0.179, SLG: 0.189										1 0 0 0 0 1 2															
Pete Mikkelsen, R (6, 1) OBP: 0.500, SLG: 0.500										0 0 0 0 0 0 0															
Jim Lefebvre, S (8, PH) OBP: 0.328, SLG: 0.375										1 0 0 0 0 0 1															
Jim Brewer, L (8, 1) OBP: 0.154, SLG: 0.083										0 0 0 0 0 0 0															
<b>Inning Stats</b>	R: 0 E: 0 K: 0 S: 4	H: 1 LOB: 1 BB: 0 P: 4	R: 1 E: 0 K: 1 S: 7	H: 3 LOB: 1 BB: 0 P: 7	R: 0 E: 0 K: 0 S: 3	H: 0 LOB: 0 BB: 0 P: 3	R: 0 E: 0 K: 0 S: 5	H: 2 LOB: 2 BB: 0 P: 5	R: 1 E: 0 K: 0 S: 5	H: 2 LOB: 1 BB: 0 P: 5	R: 0 E: 0 K: 1 S: 5	H: 1 LOB: 2 BB: 2 P: 13	R: 1 E: 0 K: 0 S: 5	H: 2 LOB: 1 BB: 0 P: 5	R: 0 E: 0 K: 0 S: 3	H: 0 LOB: 1 BB: 1 P: 7	R: 0 E: 0 K: 0 S: 3	H: 0 LOB: 0 BB: 0 P: 3	1B: 9 2B: 1 3B: 1 HR: 0	SF: 0 SAC: 0 DP: 2 HBP: 0	WP: 0 PB: 1 SB: 0 CS: 0	PA: 39			
<b>PITCHER</b>	IP WLS BF H R ER SO BB IBB HBP BLK WP HR S P ERA WHIP																								
Juan Marichal, R (1, 1) ERA: 4.08	6.0 W 29 11 3 3 2 2 0 0 0 0 0 0 31 39 4.50 2.167																								
Mike Davison, L (7, 1) ERA: 6.23	1.0 3 0 0 0 0 0 0 0 0 0 0 0 3 3 0.00 0.000																								
Don McMahon, R (8, 1) ERA: 2.86	2.0 S 7 0 0 0 0 1 0 0 0 0 0 0 6 10 0.00 0.500																								

Fri Sep 11 1970, 10:05 PM EDT  
Att. 8,574 - Unknown

Batter	1	2	3	4	5	6	7	8	9	AB	R	H	RBI	BB	SO	LOB
<b>Bobby Bonds, R</b> OBP: 0.386, SLG: 0.520 (1, 9) X	0-0 1B 1B		0-0 2B	4-0 1-3 BB			0-3 K	0-0 5-3		4	0	2	0	1	1	1
<b>Tito Fuentes, S</b> OBP: 0.309, SLG: 0.344 (1, 4) X	0-0 E9 1B 1B		0-0 F5	0-3 K			0-3 K			4	1	1	0	0	2	3
<b>Ken Henderson, S</b> OBP: 0.397, SLG: 0.449 (1, 8) (9, 7) X	0-0 F9 1B		0-0 F8		0-3 K		0-0 BB S 1B			4	0	2	1	0	1	1
<b>Willie McCovey, L</b> OBP: 0.433, SLG: 0.604 (1, 3) X <b>Don Mason, L</b> OBP: 0.250, SLG: 0.143 (7, PR) <b>Frank Johnson, R</b> OBP: 0.347, SLG: 0.353 (8, 3) X	0-0 F9 1B			4-0 2B WP BB	0-0 4-1		4-0 1-2 BB IBB			2	1	0	0	2	0	1
<b>Dick Dietz, R</b> OBP: 0.442, SLG: 0.550 (1, 2) X	0-0 F9			0-0 WP 1B 2B	0-0 6-3		4-0 1-2 2-3 BB			3	1	1	0	1	0	1
<b>Jim Ray Hart, R</b> OBP: 0.366, SLG: 0.444 (1, 5) X <b>Al Gallagher, R</b> OBP: 0.345, SLG: 0.379 (8, 5) X		0-0 F8		4-0 1B FC3-6 BB		0-0 6-3	0-0 FC6-4			3	1	0	0	1	0	3
<b>George Foster, R</b> OBP: 0.286, SLG: 0.167 (1, 7) X <b>Willie Mays, R</b> OBP: 0.384, SLG: 0.519 (9, 8) X		0-3 K		0-0 FC3-6 1B		0-0 E6 PB 1B		4-0 SH3-4 BB		3	0	1	1	1	1	0
<b>Hal Lanier, R</b> OBP: 0.264, SLG: 0.280 (1, 6) X		0-0 F4		0-3 K		0-0 1B		0-3 K		4	0	1	0	0	2	3
<b>Juan Marichal, R</b> OBP: 0.078, SLG: 0.054 (1, 1) X <b>Mike Davison, L</b> (7, 1) X <b>Don McMahon, R</b> OBP: 0.267, SLG: 0.154 (8, 1) X			0-0 F4	0-0 FC3-6 WP 1-2f 3-H		0-0 F3		0-0 SH3-4		3	0	0	1	0	0	2

Inning Stats	R: 1	H: 3	E: 1	K: 0	S: 5	H: 0	LOB: 1	BB: 0	P: 5	R: 0	H: 0	E: 0	K: 1	S: 5	R: 0	H: 1	E: 0	K: 0	S: 4	R: 3	H: 2	E: 0	K: 2	S: 9	R: 0	H: 0	E: 0	K: 1	S: 5	R: 0	H: 1	E: 1	K: 0	S: 4	R: 0	H: 1	E: 0	K: 2	S: 8	R: 0	H: 0	E: 0	K: 1	S: 5	R: 0	H: 0	E: 0	K: 1	S: 5
--------------	------	------	------	------	------	------	--------	-------	------	------	------	------	------	------	------	------	------	------	------	------	------	------	------	------	------	------	------	------	------	------	------	------	------	------	------	------	------	------	------	------	------	------	------	------	------	------	------	------	------

PITCHER	IP	WLS	BF	H	R	ER	SO	BB	IBB	HBP	BLK	WP	HR	S	P	ERA	WHIP
<b>Don Sutton, R</b> ERA: 4.12 (1, 1)	5.0	L	23	6	4	4	4	3	0	0	0	2	0	28	40	7.20	1.800
<b>Pete Mikkelsen, R</b> ERA: 2.44 (6, 1)	2.0		10	2	0	0	2	1	1	0	0	0	0	12	20	0.00	1.500
<b>Jim Brewer, L</b> ERA: 2.7 (8, 1)	1.0		4	0	0	0	1	1	0	0	0	0	0	5	9	0.00	1.000

**BOTTOM**

**Los Angeles Dodgers @ San Francisco Giants**  
Candlestick Park, San Francisco, CA  
Fri Sep 11 1970, 10:05 PM EDT  
Att. 8,574 - Unknown

livebaseballscores.com

<b>AB</b>	<b>30</b>
<b>R</b>	<b>4</b>
<b>H</b>	<b>8</b>
<b>RBI</b>	<b>3</b>
<b>BB</b>	<b>6</b>
<b>SO</b>	<b>7</b>
<b>LOB</b>	<b>15</b>

WP: 3	PA: 37
PB: 1	
SB: 2	
CS: 0	






















































Batter	1	2	3	4	5	6	7	8	9	AB R H RBI BB SO LOB	TOP											
Maury Wills, S (1, 6) OBP: 0.339, SLG: 0.327	0-0 FC1-5 3B		0-3 K		0-0 G6-3 1B		4-0 1B BB	4-0 BB BB		3 0 2 0 2 1 0	<p>Los Angeles Dodgers @ San Francisco Giants</p> <p>Candlestick Park, San Francisco, CA</p> <p>Sat Sep 12 1970, 6:33 AM EDT</p> <p>Att: 10,573 - Unknown</p>											
Manny Mota, R (1, 7) OBP: 0.365, SLG: 0.379	0-0 5-3		4-0 E S BB		0-0 G6-3 1-2f		0-0 1-2 1B	4-0 1-2 2-3 BB		3 0 1 0 2 0 2												
Bill Russell, R (1, 8) OBP: 0.289, SLG: 0.361	0-0 FC1-5		0-0 F7 1-3		0-0 1B		0-0 F8	0-0 3-1		4 0 1 0 0 0 4												
Tom Haller, L (8, PH) OBP: 0.349, SLG: 0.465										1 0 0 0 0 0 3												
Fred Norman, S (8, 1) OBP: 0.333, SLG: 0.143	3-H K									0 0 0 0 0 0 0												
Wes Parker, S (1, 3) OBP: 0.398, SLG: 0.470	0-3 K		4-0 BB		0-0 F9		0-0 F5		0-0 2B 1B	4 1 1 0 1 1 4												
Bill Sudakis, S (1, 2) OBP: 0.345, SLG: 0.447		0-3 K	0-0 F5		0-0 FC5 1B		0-0 6-3		0-0 WP 1B 2B	5 1 2 1 0 1 4												
Ted Sizemore, R (1, 4) OBP: 0.369, SLG: 0.352		4-0 1B BB		4-0 BB BB		0-0 1-2 1B		0-0 E8 2B SF8	0-0 5-3 2-3	3 1 1 0 2 0 1												
Tom Paciorek, R (1, 9) OBP: 0.250, SLG: 0.250		0-0 1-2 1B		0-0 F8		0-0 F8		0-3 K	0-0 F6	4 0 1 0 0 1 4												
Bill Buckner, L (9, PH) OBP: 0.167, SLG: 0.118										1 0 0 0 0 0 1												
Billy Grabarkewitz, R (1, 5) OBP: 0.406, SLG: 0.456		0-0 F8		0-0 F9		0-3 K		0-0 BB 1-3 2B	0-0 FC6-4 1B	5 0 2 1 0 1 5												
Alan Foster, R (1, 1) OBP: 0.138, SLG: 0.113		0-0 1-3		0-0 1-3		0-0 FC5 2-3f		0-0 SF8 3-H	0-0 FC6-4 1-2f	2 0 0 0 0 0 3												
Steve Garvey, R (8, PH) OBP: 0.257, SLG: 0.286										1 0 0 0 0 0 2												
Ray Lamb, R (6, 1)										0 0 0 0 0 0 0												
Mike Strahler, R (7, 1)										0 0 0 0 0 0 0												
Joe Ferguson, R (8, PH)										0 0 0 1 0 0 0												
Von Joshua, L (8, 8) OBP: 0.273, SLG: 0.313										1 0 0 0 0 0 1												
<b>Inning Stats</b>	R: 0 E: 0 K: 1 S: 6	H: 1 LOB: 1 BB: 0 P: 6	R: 0 E: 0 K: 1 S: 6	H: 1 LOB: 2 BB: 1 P: 10	R: 0 E: 0 K: 1 S: 5	H: 0 LOB: 2 BB: 2 P: 13	R: 0 E: 0 K: 0 S: 3	H: 0 LOB: 1 BB: 1 P: 7	R: 0 E: 0 K: 0 S: 4	H: 2 LOB: 1 BB: 0 P: 4	R: 0 E: 0 K: 1 S: 7	H: 2 LOB: 2 BB: 0 P: 7	R: 0 E: 0 K: 0 S: 4	H: 1 LOB: 2 BB: 1 P: 8	R: 1 E: 1 K: 1 S: 7	H: 1 LOB: 3 BB: 2 P: 15	R: 2 E: 0 K: 0 S: 6	H: 3 LOB: 1 BB: 0 P: 6	1B: 8 2B: 2 3B: 1 HR: 0	SF: 1 SAC: 0 DP: 1 HBP: 0	WP: 1 PB: 0 SB: 1 CS: 0	PA: 45
<b>PITCHER</b>	IP WLS BF H R ER SO BB IBB HBP BLK WP HR S P ERA WHIP																					
Skip Pitlock, L (1, 1) ERA: 4.36	7.2 W 38 8 1 0 5 7 0 0 0 0 0 0 41 69 0.00 1.957																					
Don McMahon, R (8, 1) ERA: 3.02	1.1 S 7 3 2 2 0 0 0 0 0 0 1 0 7 7 13.50 2.250																					

AB	37
R	3
H	11
RBI	3
BB	7
SO	5
LOB	34







Batter	1	2	3	4	5	6	7	8	9	10	AB R H RBI BB SO LOB	TOP												
Maury Wills, S OBP: 0.339, SLG: 0.325 (1, 6) 	4-0  K2-6 BB			X 0-0  1-3		X 0-0  4-3		X 0-0  FC6 1-2f		 4-0 SH1 E BB	3 1 0 0 2 0 1													
Manny Mota, R OBP: 0.364, SLG: 0.376 (1, 7) 	0-3  K2-6 1-2f			 4-0 FC4-6 BB		 0-0 F4			X 0-0  F8	 0-0 SH1 1-2	3 0 0 0 1 1 1													
Willie Davis, L OBP: 0.340, SLG: 0.447 (1, 8) X 	0-0  G1			X 0-0  FC4-6 S PB 1B 1-2f		X 0-0  F8		X 0-0  F8	X 0-0  1B 1B	X 0-0  E3 FC5-4 2-H	5 1 1 0 0 0 1													
Wes Parker, S OBP: 0.399, SLG: 0.467 (1, 3)		X 0-0  4-3		X 0-0  1B 1-H		X 0-3  K		X 0-0  F8	X 0-0  F8	X 0-0  FC5-4 1-2f	5 0 1 1 0 1 2													
Bill Sudakis, S OBP: 0.347, SLG: 0.447 Jeff Torborg, R OBP: 0.304, SLG: 0.318 (1, 2) (9, 2)		 0-3 K		X 0-0  1-3		X 0-0  1B		X 0-0  1B	X 0-0  1B	X 0-0  F1	4 0 2 0 0 1 1 1 0 0 0 0 0 1													
Ted Sizemore, R OBP: 0.365, SLG: 0.348 (1, 4)		X 0-0  F8		X 0-0  5-3		X 0-0  5-3		X 0-0  F7	X 0-0  F7		4 0 0 0 0 0 3													
Bill Russell, R OBP: 0.288, SLG: 0.356 (1, 9)			X 0-0  6-3		X 0-0  5-3		X 0-3  K			 4-0 2B HR BB	3 1 0 0 1 1 0	AB 35 R 5 H 7 RBI 4 BB 5 SO 5 LOB 12												
Billy Grabarkewitz, R OBP: 0.408, SLG: 0.460 (1, 5)			 4-0 CS BB		X 0-0  6-3		X 0-0  FC6 1B		X 0-0  1B	X 0-0  1-3 HR 2B	3 1 2 0 1 0 0													
Sandy Vance, R Pete Mikkelsen, R Jim Lefebvre, S Jim Brewer, L Andy Kosco, R Tom Haller, L Ray Lamb, R Joe Moeller, R OBP: 0.194, SLG: 0.167 OBP: 0.400, SLG: 0.400 OBP: 0.327, SLG: 0.374 OBP: 0.154, SLG: 0.083 OBP: 0.237, SLG: 0.401 OBP: 0.351, SLG: 0.477 OBP: 0.225, SLG: 0.162 (1, 1) (4, 1) (8, PH) (8, 1) (10, PH) (10, PH) (10, 1) (10, 1)			X 0-0  F4 1-2		X 0-3  K		X 0-0  F7		X 0-0  3-H 3-H	X 0-0  HR	1 0 0 0 0 0 1 1 0 0 0 0 1 0 1 0 0 0 0 0 1 0 0 0 0 0 0 0 0 0 0 0 0 0 0 1 1 1 3 0 0 0 0 0 0 0 0 0 0 0 0 0 0 0 0 0													
<b>Inning Stats</b>	R: 0 E: 0 K: 1 S: 4	H: 0 LOB: 0 BB: 1 P: 8	R: 0 E: 0 K: 1 S: 5	H: 0 LOB: 0 BB: 0 P: 5	R: 0 E: 0 K: 0 S: 2	H: 0 LOB: 0 BB: 1 P: 6	R: 1 E: 0 K: 0 S: 4	H: 1 LOB: 1 BB: 1 P: 8	R: 0 E: 0 K: 0 S: 3	H: 0 LOB: 0 BB: 0 P: 3	R: 0 E: 0 K: 1 S: 5	H: 0 LOB: 0 BB: 0 P: 5	R: 0 E: 0 K: 1 S: 6	H: 1 LOB: 1 BB: 0 P: 6	R: 0 E: 0 K: 1 S: 6	H: 2 LOB: 2 BB: 0 P: 5	R: 4 E: 1 K: 0 S: 6	H: 2 LOB: 1 BB: 2 P: 14	1B: 5 2B: 2 3B: 0 HR: 1	SF: 0 SAC: 1 DP: 1 HBP: 0	WP: 0 PB: 1 SB: 1 CS: 1	PA: 41		
<b>PITCHER</b>	IP WLS BF H R ER SO BB IBB HBP BLK WP HR S P ERA WHIP																							
Ron Bryant, L ERA: 4.86 (1, 1)	9.0																							
Jerry Johnson, R ERA: 4.57 (10, 1)	0.1																							
Mike Davison, L ERA: 6.11 (10, 1)	0.2																							

Los Angeles Dodgers @ San Francisco Giants  
Candlestick Park, San Francisco, CA  
Sun Sep 13 1970, 6:33 AM EDT  
Att. 14,926 - Unknown

livebaseballscorecards.com

Batter	1	2	3	4	5	6	7	8	9	10	AB	R	H	RBI	BB	SO	LOB
<b>Bobby Bonds, R</b> OBP: 0.387, SLG: 0.518 (1, 9)	0-0 BB 6-3 1B		0-0 5-3	0-3 K			0-3 K			4-0 4-3 BB 1-2 E BB	4	1	1	0	1	2	2
<b>Tito Fuentes, S</b> OBP: 0.307, SLG: 0.339 (1, 4)	0-0 6-3 1-2		0-3 K		0-0 4-3		0-0 6-3			0-0 F9	5	0	0	0	0	1	3
<b>Willie Mays, R</b> OBP: 0.393, SLG: 0.521 (1, 8)	4-0 BB BB		0-0 1B		0-0 5-3			0-0 G4-6-3 1B		4-0 E 4-3 1-2 BB	3	0	2	0	2	0	0
<b>Willie McCovey, L</b> OBP: 0.437, SLG: 0.608 (1, 3)	4-0 1-2 2-3 BB		0-0 G3		4-0 BB			0-0 G4-6-3 1-2f		0-0 4-3 1-2 2-3 3-H	3	0	0	1	2	0	4
<b>Dick Dietz, R</b> OBP: 0.441, SLG: 0.544 (1, 2)	0-0 F9			0-0 FC5-4 1B	0-3 K			0-3 K		0-0 E6 2-3 3-H	5	0	1	0	0	2	5
<b>Don Mason, L</b> OBP: 0.250, SLG: 0.143 (10, PR)											0	0	0	0	0	0	0
<b>Ken Henderson, S</b> OBP: 0.393, SLG: 0.448 (1, 7)	0-0 F2			0-0 F9		0-3 K			0-0 5-3	0-0 4-3	5	0	0	0	0	1	6
<b>Jim Ray Hart, R</b> OBP: 0.360, SLG: 0.435 (1, 5)		0-0 F2		0-0 FC5-4 1B		0-0 G6-4-3 1B			0-3 K		4	1	1	0	0	1	1
<b>Hal Lanier, R</b> OBP: 0.261, SLG: 0.277 (1, 6)		0-0 F7		0-0 1B		0-0 G6-4-3 1-2f			0-3 K		4	0	1	0	0	1	1
<b>Ron Bryant, S</b> OBP: 0.115, SLG: 0.080 (1, 1)		0-3 K		0-0 1B			0-3 K			0-0 BB BB 4-3 1B	3	0	1	1	0	2	0
<b>Jerry Johnson, R</b> OBP: 0.118, SLG: 0.063 (10, 1)											0	0	0	0	0	0	0
<b>Mike Davison, L</b> OBP: 0.118, SLG: 0.063 (10, 1)											0	0	0	0	0	0	0
<b>Al Gallagher, R</b> OBP: 0.348, SLG: 0.382 (10, PH)				1-2 2-H							1	1	1	0	0	0	0

Inning Stats	R: 0	H: 1	E: 0	K: 0	S: 4	R: 0	H: 0	E: 0	K: 1	S: 5	R: 0	H: 1	E: 0	K: 1	S: 6	R: 1	H: 3	E: 0	K: 1	S: 8	R: 0	H: 0	E: 0	K: 1	S: 5	R: 0	H: 1	E: 0	K: 2	S: 7	R: 0	H: 1	E: 0	K: 1	S: 5	R: 0	H: 0	E: 0	K: 2	S: 7	R: 2	H: 1	E: 1	K: 0	S: 5	1B: 8	SF: 0	2B: 0	3B: 0	HR: 0	WP: 0	PA: 42
	LOB: 3	BB: 2	P: 12	LOB: 0	BB: 0	P: 5	LOB: 1	BB: 0	P: 6	LOB: 2	BB: 0	P: 8	LOB: 0	BB: 0	P: 5	LOB: 0	BB: 0	P: 7	LOB: 0	BB: 0	P: 7	LOB: 0	BB: 0	P: 7	LOB: 2	BB: 2	HR: 0	SAC: 0	DP: 2	HBP: 0	WP: 0 <td>PA: 42 </td>	PA: 42																				

PITCHER	IP	WLS	BF	H	R	ER	SO	BB	IBB	HBP	BLK	WP	HR	S	P	ERA	WHIP
<b>Sandy Vance, R</b> ERA: 2.99 (1, 1)	3.2		18	5	1	1	2	2	0	0	0	0	0	20	28	2.46	1.909
<b>Pete Mikkelsen, R</b> ERA: 2.28 (4, 1)	3.1		11	1	0	0	5	1	0	0	0	0	0	20	24	0.00	0.600
<b>Jim Brewer, L</b> ERA: 2.63 (8, 1)	2.0	W	6	1	0	0	3	0	0	0	0	0	0	12	12	0.00	0.500
<b>Ray Lamb, R</b> ERA: 3.47 (10, 1)	0.0		2	1	2	1	0	1	0	0	0	0	0	1	5	∞	∞
<b>Joe Moeller, R</b> ERA: 3.62 (10, 1)	1.0	S	5	0	0	0	0	1	0	0	0	0	0	4	8	0.00	1.000

PITCHER	IP	WLS	BF	H	R	ER	SO	BB	IBB	HBP	BLK	WP	HR	S	P	ERA	WHIP

**Los Angeles Dodgers @ San Francisco Giants**  
**Candlestick Park, San Francisco, CA**  
 Sun Sep 13 1970, 6:33 AM EDT  
 Att: 14,926 - Unknown

livebaseballscorecards.com

<b>AB</b>	37
<b>R</b>	3
<b>H</b>	8
<b>RBI</b>	2
<b>BB</b>	5
<b>SO</b>	10
<b>LOB</b>	22



Batter	1	2	3	4	5	6	7	8	9	AB R H RBI BB SO LOB	TOP
<b>Dave Campbell, R</b> (1, 4) OBP: 0.271, SLG: 0.333	0-0 6-3		0-0 1-3 1B		0-0 F8			0-0 F9	0-0 1-2 1B	5 0 2 0 0 0 0	<b>San Diego Padres @ Los Angeles Dodgers</b> Dodger Stadium, Los Angeles, CA Mon Sep 14 1970, 7:05 PM PDT Att. 9,039 - Unknown <a href="http://livebaseballscorecards.com">livebaseballscorecards.com</a>
<b>Rafael Robles, R</b> (1, 6) OBP: 0.297, SLG: 0.265	0-0 6-3		0-0 L4		0-0 5-3			0-3 K2-3	0-0 FC5	5 0 0 0 0 1 3	
<b>Ollie Brown, R</b> (1, 9) OBP: 0.336, SLG: 0.503	0-0 PB 2B		0-0 1-3		0-0 5-3			0-0 F4		4 0 1 0 0 0 1	
<b>Al Ferrara, R</b> (1, 7) OBP: 0.371, SLG: 0.445	0-0 6-3		0-0 6-3		0-0 F8			0-0 F8		4 0 0 0 0 0 2	
<b>Nate Colbert, R</b> (1, 3) OBP: 0.322, SLG: 0.480		0-0 F9 FC5-4 1B		0-0 5-3 2B		0-0 1B		0-0 1B HR		4 2 4 0 0 0 0	
<b>Steve Huntz, S</b> (1, 5) OBP: 0.350, SLG: 0.349		0-0 FC5-4 1B		0-0 5-3		0-0 F8		0-0 1-2 HR		4 1 2 0 0 0 2	
<b>Ivan Murrell, R</b> (1, 8) OBP: 0.282, SLG: 0.383		0-0 F9		0-0 F8		0-0 6-3		0-0 1-2 HR		4 1 1 3 0 0 3	
<b>Fred Kendall, R</b> (1, 2)		0-0 FC5-4		0-0 5-3		0-0 F7		0-0 6-3		4 0 0 1 0 0 2	
<b>Jerry Nyman, L</b> (1, 1) <b>Earl Wilson, R</b> (1, 1) <b>Jim Williams, R</b> (5, PH) <b>Al Santorini, R</b> (5, 1) <b>Dave Robinson, S</b> (7, PH) <b>Ron Willis, R</b> (7, 1) <b>Ed Spiezio, R</b> (9, PH)		0-3 K		0-0 4-3		0-0 4-3		0-0 FC5 1B		0 0 0 0 0 0 0 1 0 0 0 0 0 1 1 1 0 0 0 0 0 0 0 0 0 0 0 0 0 0 0 1 0 0 0 0 0 0 0 0 0 0 0 0 0 0 0 1 0 1 0 0 0 0 0	
<b>Inning Stats</b>	R: 0 H: 1 E: 0 LOB: 1 K: 0 BB: 0 S: 4 P: 4	R: 1 H: 2 E: 0 LOB: 1 K: 1 BB: 0 S: 7 P: 7	R: 0 H: 1 E: 0 LOB: 1 K: 0 BB: 0 S: 4 P: 4	R: 0 H: 1 E: 0 LOB: 1 K: 0 BB: 0 S: 4 P: 4	R: 0 H: 0 E: 0 LOB: 0 K: 0 BB: 0 S: 3 P: 3	R: 0 H: 1 E: 0 LOB: 1 K: 0 BB: 0 S: 4 P: 4	R: 0 H: 0 E: 0 LOB: 0 K: 0 BB: 0 S: 3 P: 3	R: 0 H: 0 E: 0 LOB: 0 K: 1 BB: 0 S: 5 P: 5	R: 3 H: 5 E: 0 LOB: 2 K: 0 BB: 0 S: 8 P: 8	1B: 8 SF: 0 2B: 2 SAC: 0 3B: 0 DP: 0 HR: 1 HBP: 0	
<b>PITCHER</b> <b>Claude Osteen, L</b> (1, 1) ERA: 3.84	IP WLS BF H R ER SO BB IBB HBP BLK WP HR S P ERA WHIP										

**BOTTOM**

**San Diego Padres @ Los Angeles Dodgers**  
Dodger Stadium, Los Angeles, CA  
Mon Sep 14 1970, 7:05 PM PDT  
Atf. 9,039 - Unknown

livebaseballscorecards.com

AB	36
R	12
H	14
RBI	10
BB	5
SO	1
LOB	20



WP: 0	PA: 45
PB: 0	CS: 0
SB: 1	

AB	R	H	RBI	BB	SO	LOB
3	1	1	0	1	0	1
1	0	0	1	0	0	1
4	3	3	0	0	0	2
1	0	0	0	0	0	0
4	2	2	2	0	1	2
1	0	0	0	0	0	1
4	0	2	3	0	0	1
1	0	0	0	0	0	0
4	1	3	1	0	0	1
1	0	0	0	0	0	0
1	1	1	0	0	0	0
2	1	0	0	2	0	3
3	1	1	1	0	0	1
0	0	0	0	0	0	0
2	1	1	1	1	0	0
4	1	0	1	1	0	7

Batter	1	2	3	4	5	6	7	8	9								
Maury Wills, S Steve Garvey, R (1, 6) (7, PH) (8, 5)	0-0 1B 2B 1B	0-0 4-3	0-0 L8			4-0 FC1-6 BB 1-2	0-0 4-3										
Manny Mota, R Bill Buckner, L (1, 7) (7, 7) (8, 3)	0-0 2B E 1B	0-0 S 1B 1B		0-0 G4-6-3 1B		0-0 FC1-6 1B 2B 1-2f 2-3	0-0 E3										
Willie Davis, L Von Joshua, L (1, 8) (7, 8)	0-0 E9 F8 1B 2B 1-H 2-H	0-3 K		0-0 G4-6-3 1-2f		0-0 2B 1B 1-2 3-H	0-0 1-3										
Wes Parker, S Willie Crawford, L (1, 3) (8, 7)	0-0 F8 2-3	0-0 1B 1B		0-0 4-3		0-0 2B 1-H 2-H		0-0 F7									
Bill Sudakis, S Bob Stinson, S (1, 2) (8, 2)	0-0 1B 1B 3-H	0-0 1B 1B		0-0 G6-4-3 1B		0-0 F7		0-0 4-3									
Ted Sizemore, R Jim Lefebvre, S (1, 4) (2, 4)	0-0 1B SF7 1B 1-2	0-0 F8		0-0 L5		4-0 HBP HBP 3-1 BB	4-0 1B HBP BB										
Bill Russell, R Tom Paciorek, R (1, 9) (8, PH) (9, 9)	0-0 1B 1-3 2-H		0-0 F8		0-0 G6-4-3 1-2f		1-0 3-1 HBP 4-3 HBP	1-0 1B HBP									
Billy Grabarkewitz, R (1, 5) (8, 6)	0-0 SF7 3-H		0-0 F7			4-0 FC2-6 BB	1-0 4-3 3-1 E HBP 1-2 2-3	0-0 1B 1-2 2-3									
Claude Osteen, L (1, 1)	0-0 F6		4-0 BB			0-0 FC2-6 FC1-6 BB 1B 1-2f	0-0 3-1 1-2 2-3 3-H	0-0 F9									
<b>Inning Stats</b>	R: 5 E: 1 K: 0 S: 9	H: 6 LOB: 1 BB: 0 P: 9	R: 1 E: 0 K: 1 S: 8	H: 3 LOB: 2 BB: 0 P: 8	R: 0 E: 0 K: 0 S: 3	H: 1 LOB: 0 BB: 0 P: 3	R: 0 E: 0 K: 0 S: 3	H: 1 LOB: 0 BB: 0 P: 3	R: 3 E: 1 K: 0 S: 5	H: 2 LOB: 1 BB: 2 P: 13	R: 3 E: 1 K: 0 S: 4	H: 0 LOB: 1 BB: 1 P: 10	R: 0 E: 0 K: 0 S: 4	H: 1 LOB: 3 BB: 1 P: 9	1B: 12 2B: 2 3B: 0 HR: 0	SF: 1 SAC: 0 DP: 2 HBP: 3	WP: 0 PB: 0 SB: 1 CS: 0

PITCHER	IP	WLS	BF	H	R	ER	SO	BB	IBB	HBP	BLK	WP	HR	S	P	ERA	WHIP
Jerry Nymal, L ERA: 15.19	(1, 1)	0.1	L	5	4	4	0	0	0	0	0	0	0	5	5	108.00	12.000
Earl Wilson, R ERA: 4.56	(1, 1)	3.2		17	6	2	1	1	0	0	0	0	0	18	22	4.91	1.909
Al Santorini, R ERA: 6.4	(5, 1)	2.0		10	3	3	0	2	0	0	0	0	0	8	16	13.50	2.500
Ron Willis, R ERA: 4.12	(7, 1)	2.0		13	1	3	0	2	0	3	0	0	0	8	19	9.00	1.500

livebaseballscorecards.com

Batter	1	2	3	4	5	6	7	8	9	AB R H RBI BB SO LOB	TOP	
<b>Dave Campbell, R</b> (1, 4) OBP: 0.271, SLG: 0.338	0-0 HR	0-0 F3		0-0 SF8 1-2 2-H		0-0 F9			0-0 F9	4 1 1 2 0 0 3	<b>San Diego Padres @ Los Angeles Dodgers</b> <b>Dodger Stadium, Los Angeles, CA</b> Tue Sep 15 1970, 7:05 PM PDT Att. 9,083 - Unknown <a href="http://livebaseballscorecards.com">livebaseballscorecards.com</a>	
<b>Rafael Robles, R</b> (1, 6) OBP: 0.286, SLG: 0.256	0-0 F9		0-0 4-3	0-0 3-4-3		0-3 K			0-0 1B 1B	5 0 1 0 0 1 1		
<b>Ollie Brown, R</b> (1, 9) OBP: 0.335, SLG: 0.500	0-0 4-3		0-0 F8		0-3 K		0-0 F9		0-0 1B 1B	5 0 1 0 0 1 0		
<b>Al Ferrara, R</b> (1, 7) OBP: 0.372, SLG: 0.444 <b>Dave Robinson, S</b> (3, PR) OBP: 0.583, SLG: 0.444 (3, 7)	0-0 F4		1-0 HBP		0-0 S 1B		0-0 4-3		0-0 G3	1 0 0 0 0 0 0 3 0 1 0 0 0 2		
<b>Nate Colbert, R</b> (1, 3) OBP: 0.321, SLG: 0.484		0-0 HR	0-3 K		0-3 K 1-2			0-3 K		4 1 1 1 0 3 2		
<b>Steve Huntz, S</b> (1, 5) OBP: 0.351, SLG: 0.349		0-0 F9		4-0 E 1B BB	0-3 K			0-0 1B		3 1 1 0 1 1 1		
<b>Ivan Murrell, R</b> (1, 8) OBP: 0.285, SLG: 0.386		4-0 S BB		0-0 E6 BLK 1B 1-2 SF8		0-0 6-3 2B		0-3 K		3 1 1 0 1 1 2		
<b>Chris Cannizzaro, R</b> (1, 2) OBP: 0.377, SLG: 0.393		4-0 1-2 BB		0-0 BLK 1B 1-2 2-H		0-0 6-3 2-3		0-0 F9		3 0 1 1 1 0 2		
<b>Mike Corkins, R</b> (1, 1) OBP: 0.256, SLG: 0.324 <b>Paul Doyle, L</b> (8, 1) <b>Tom Dukes, R</b> (9, 1)		0-3 K		0-3 K		0-3 K			0-0 G3	3 0 0 0 0 3 5 1 0 0 0 0 0 0 0 0 0 0 0 0 0		
<b>Inning Stats</b>	R: 1 E: 0 K: 0 S: 4 H: 1 LOB: 0 BB: 0 P: 4	R: 1 E: 0 K: 1 S: 6 H: 1 LOB: 2 BB: 2 P: 14	R: 0 E: 0 K: 1 S: 5 H: 0 LOB: 1 BB: 0 P: 6	R: 2 E: 1 K: 1 S: 7 H: 1 LOB: 1 BB: 1 P: 11	R: 0 E: 0 K: 3 S: 10 H: 1 LOB: 1 BB: 0 P: 10	R: 0 E: 0 K: 1 S: 6 H: 1 LOB: 1 BB: 0 P: 6	R: 0 E: 0 K: 1 S: 5 H: 0 LOB: 0 BB: 0 P: 5	R: 0 E: 0 K: 2 S: 8 H: 1 LOB: 1 BB: 0 P: 8	R: 0 E: 0 K: 0 S: 5 H: 2 LOB: 2 BB: 0 P: 5	1B: 5 2B: 1 3B: 0 HR: 2 SF: 1 SAC: 0 DP: 0 HBP: 1	WP: 0 PB: 0 SB: 2 CS: 0 PA: 40	
<b>PITCHER</b>	IP WLS BF H R ER SO BB IBB HBP BLK WP HR S P ERA WHIP											
<b>Don Sutton, R</b> (1, 1) ERA: 4.07 <b>Pete Mikkelsen, R</b> (8, 1) ERA: 2.19	7.0 31 5 4 2 8 3 0 1 1 0 2 43 56 2.57 1.143											

BOTTOM

San Diego Padres @ Los Angeles Dodgers  
Dodger Stadium, Los Angeles, CA  
Tue Sep 15 1970, 7:05 PM PDT  
Att. 9,083 - Unknown

livebaseballscorecards.com

AB 32  
R 5  
H 8  
RBI 5  
BB 6  
SO 4  
LOB 18



WP: 1 PA: 40  
PB: 0  
SB: 0  
CS: 1

AB R H RBI BB SO LOB

5 0 0 0 0 0 1

4 2 2 0 1 1 0

2 0 1 1 1 0 0

1 0 1 1 1 0 0

2 1 1 0 2 0 2

2 0 0 0 1 0 3

0 0 0 1 0 0 0

4 0 0 0 0 0 7

3 0 0 0 0 2 3

1 0 0 0 0 0 0

4 1 2 1 0 0 0

2 0 0 0 0 1 2

1 0 0 0 0 0 0

0 0 0 0 0 0 0

0 0 0 0 0 0 0

1 0 1 1 0 0 0

0 1 0 0 0 0 0

1B: 5 SF: 1  
2B: 2 SAC: 0  
3B: 1 DP: 0  
HR: 0 HBP: 0

Batter	1	2	3	4	5	6	7	8	9
Maury Wills, S OBP: 0.337, SLG: 0.321 (1, 6) (4, 5) (4, 6)	0-0 6-3 1B		0-0 F8		0-0 G1		0-0 4-3		0-0 E1 1B IBB
Von Joshua, L OBP: 0.287, SLG: 0.341 (1, 7) (9, 8)	0-3 K		0-0 1B 3B		0-0 F8			0-0 E BB SF9 1B	4-0 1B IBB
Willie Davis, L OBP: 0.343, SLG: 0.450 Manny Mota, R OBP: 0.370, SLG: 0.381 (1, 8) (8, PH) (9, 7)	4-0 CS BB		0-0 BLK 1B		0-0 F9			4-0 F7 E BB	0-0 1B 3-H
Wes Parker, S OBP: 0.399, SLG: 0.470 (1, 3)	0-0 CS 1-2	4-0 BB 1B BB	4-0 1B BB		0-0 WP G3 1B			0-0 E6 F7	
Tom Haller, L OBP: 0.351, SLG: 0.474 Bill Sudakis, S OBP: 0.352, SLG: 0.453 (1, 2) (8, PH) (9, 2)		4-0 1B BB	0-0 F3		0-0 G3			0-0 SF9	
Jim Lefebvre, S OBP: 0.325, SLG: 0.366 (1, 4)		0-0 F5	0-0 F8		0-0 F7			0-0 F7	
Willie Crawford, L OBP: 0.312, SLG: 0.382 Bill Russell, R OBP: 0.290, SLG: 0.355 (1, 9) (9, PH)		0-3 K		0-3 K		0-0 G3			0-0 6-3
Billy Grabarkewitz, R OBP: 0.410, SLG: 0.462 (1, 5) (4, 6) (4, 5)		0-0 1B	0-0 F8		0-0 F3			0-0 2B	
Don Sutton, R OBP: 0.280, SLG: 0.215 Bill Buckner, L OBP: 0.158, SLG: 0.111 Pete Wilkerson, R OBP: 0.400, SLG: 0.400 Andy Kosco, R OBP: 0.237, SLG: 0.401 Len Gabrielson, L OBP: 0.200, SLG: 0.237 Tom Facione, R OBP: 0.400, SLG: 0.250 (1, 1) (7, PH) (8, 1) (9, PH) (9, PH) (9, PR)		0-0 6-3	0-3 K		0-0 4-3			0-0 E 1B 2B	

Inning Stats	R: 0	H: 0	E: 0	K: 1	S: 4	LOB: 0	BB: 1	P: 8
	R: 1	H: 1	E: 0	K: 1	S: 6	LOB: 2	BB: 2	P: 14
	R: 1	H: 2	E: 0	K: 0	S: 5	LOB: 2	BB: 1	P: 9
	R: 0	H: 0	E: 0	K: 2	S: 7	LOB: 0	BB: 0	P: 7
	R: 0	H: 0	E: 0	K: 0	S: 3	LOB: 0	BB: 0	P: 3
	R: 0	H: 1	E: 0	K: 0	S: 4	LOB: 1	BB: 0	P: 4
	R: 0	H: 0	E: 0	K: 0	S: 3	LOB: 0	BB: 0	P: 3
	R: 1	H: 1	E: 1	K: 0	S: 4	LOB: 2	BB: 1	P: 8
	R: 2	H: 3	E: 1	K: 0	S: 5	LOB: 3	BB: 1	P: 9

PITCHER	IP	WLS	BF	H	R	ER	SO	BB	IBB	HBP	BLK	WP	HR	S	P	ERA	WHIP
Mike CORKIN, R ERA: 4.51 (1, 1)	7.0		29	5	3	3	4	4	0	0	1	1	0	33	49	3.86	1.286
Paul DOYLE, L ERA: 5.18 (8, 1)	1.1		6	1	1	1	0	1	0	0	0	0	0	5	9	6.75	1.500
Tom DUKES, R ERA: 3.8 (9, 1)	0.0	L	4	2	1	1	0	0	1	0	0	0	0	3	7	∞	∞

IP WLS BF H R ER SO BB IBB HBP BLK WP HR S P ERA WHIP

WP: 1 PA: 40  
PB: 0  
SB: 0  
CS: 1

Batter	1	2	3	4	5	6	7	8	9	AB R H RBI BB SO LOB	TOP											
<b>Dave Campbell, R</b> (1, 4) OBP: 0.272, SLG: 0.341	0-0 5-3		0-0 6-3 4-3 1B		0-0 2B		0-0 5-3		0-0 F3	5 0 2 0 0 0 0	<b>San Diego Padres @ Los Angeles Dodgers</b> <b>Dodger Stadium, Los Angeles, CA</b> Wed Sep 16 1970, 7:05 PM PDT Att. 9,053 - Unknown <a href="http://livebaseballscorecards.com">livebaseballscorecards.com</a>											
<b>Rafael Robles, R</b> (1, 6) OBP: 0.277, SLG: 0.233	0-0 E6		0-0 4-3		0-0 1-3		0-0 4-3	4-0 BB	4 0 0 0 1 0 2													
<b>Cito Gaston, R</b> (1, 8) OBP: 0.365, SLG: 0.545	0-0 F9		0-0 6-3		0-0 HR		0-3 K	0-3 K	5 1 1 1 0 2 3													
<b>Ollie Brown, R</b> (1, 9) OBP: 0.336, SLG: 0.501		0-0 1B 1B 2B	0-0 F3		0-0 6-3 1B		0-0 6-3	0-3 K	5 2 2 0 0 1 2													
<b>Nate Colbert, R</b> (1, 3) OBP: 0.323, SLG: 0.484		0-0 1B 1B 2-3		0-0 F7		0-0 F7		0-0 1B E 1B	4 1 2 0 0 0 1													
<b>Steve Huntz, S</b> (1, 5) OBP: 0.350, SLG: 0.348		0-0 G6-4-3 1-3 3-H 1B		0-0 F6		0-0 6-3		0-0 E4 1B	4 0 1 1 0 0 2													
<b>Ivan Murrell, R</b> (1, 7) OBP: 0.290, SLG: 0.390		0-0 G6-4-3 1-2 3-H 1B		0-0 F6		0-0 S 1B		0-0 1-2 2-3 1B	4 0 3 2 0 0 0													
<b>Chris Cannizzaro, R</b> (1, 2) OBP: 0.375, SLG: 0.389		0-0 G6-4-3 1-2 2-3		0-0 6-3		4-0 BB BB BB		0-0 F8	3 0 0 0 1 0 5													
<b>Dave Roberts, L</b> (1, 1) OBP: 0.182, SLG: 0.296		0-0 4-3		0-3 K		0-0 4-3		0-0 4-3	4 0 0 0 0 1 6													
<b>Inning Stats</b>	R: 0 E: 1 K: 0 S: 3	H: 0 LOB: 0 BB: 0 P: 3	R: 2 E: 0 K: 0 S: 6	H: 4 LOB: 1 BB: 0 P: 6	R: 0 E: 0 K: 0 S: 4	H: 1 LOB: 1 BB: 0 P: 4	R: 0 E: 0 K: 0 S: 3	H: 0 LOB: 0 BB: 0 P: 3	R: 0 E: 0 K: 1 S: 6	H: 1 LOB: 1 BB: 0 P: 6	R: 2 E: 0 K: 0 S: 6	H: 3 LOB: 2 BB: 1 P: 10	R: 0 E: 0 K: 1 S: 5	H: 0 LOB: 0 BB: 0 P: 5	R: 0 E: 1 K: 0 S: 6	H: 2 LOB: 3 BB: 0 P: 6	R: 0 E: 0 K: 2 S: 7	H: 0 LOB: 1 BB: 1 P: 11	1B: 8 2B: 2 3B: 0 HR: 1	SF: 0 SAC: 0 DP: 1 HBP: 0	WP: 0 PB: 0 SB: 2 CS: 0	PA: 40
<b>PITCHER</b>	IP WLS BF H R ER SO BB IBB HBP BLK WP HR S P ERA WHIP																					
<b>Joe Moeller, R</b> (1, 1) ERA: 3.74	5.2 L 25 9 4 4 1 0 0 0 0 0 0 1 27 27 6.35 1.588																					
<b>Ray Lamb, R</b> (6, 1) ERA: 3.38	1.1 5 0 0 0 1 1 0 0 0 0 0 0 6 10 0.00 0.750																					
<b>Mike Strahler, R</b> (8, 1) ERA:	2.0 10 2 0 0 2 1 0 0 0 0 0 0 13 17 0.00 1.500																					

AB	38
R	4
H	11
RBI	4
BB	2
SO	4
LOB	21





Batter	1	2	3	4	5	6	7	8	9	AB	R	H	RBI	BB	SO	LOB
Billy Grabarkewitz, R (1, 6) OBP: 0.408, SLG: 0.459	0-3 K ①		0-3 K ②		0-0 G5-4-3 ③			0-0 5-3 ①		4	0	0	0	0	2	1
Manny Mota, R (1, 7) OBP: 0.369, SLG: 0.380	0-0 6-3 ②		0-0 1B 1B			0-0 6-3 ①		0-0 6-3 ②		4	0	1	0	0	0	0
Bill Sudakis, S (1, 2) OBP: 0.358, SLG: 0.458	0-0 FC4-6 1B		0-0 1B 1B			0-0 FC6-4 1B		0-0 F8		4	0	3	0	0	0	0
Wes Parker, S (1, 3) OBP: 0.397, SLG: 0.466	0-0 FC4-6 ③		0-0 L4 ③			0-0 F6 ②			0-0 5-3 ①	4	0	0	0	0	0	4
Andy Kosco, R (1, 9) OBP: 0.233, SLG: 0.394		0-3 K ①		0-0 4-3 ①		0-0 FC6-4 ③			0-0 6-3 ②	4	0	0	0	0	1	1
Steve Garvey, R (1, 5) OBP: 0.278, SLG: 0.311		4-0 BB		0-3 K ②			0-0 1B		0-0 2B	3	0	2	0	1	1	0
Jim Lefebvre, S (1, 4) OBP: 0.321, SLG: 0.361		0-3 K ②		0-3 K ③			0-0 F7 ①		0-0 5-3 ③	4	0	0	0	0	2	3
Bill Russell, R (1, 8) OBP: 0.291, SLG: 0.354		0-3 K ③			0-0 G5-4-3 1B		0-3 K ②			3	0	1	0	0	2	2
Joe Moeller, R (1, 1) OBP: 0.214, SLG: 0.154			0-3 K ①		0-3 K ①			0-0 1-3 ③		2	0	0	0	0	2	1
Ray Lamb, R (6, 1)										0	0	0	0	0	0	0
Tom Paciorek, R (7, PH) OBP: 0.333, SLG: 0.200										1	0	0	0	0	0	1
Mike Strahler, R (8, 1)										0	0	0	0	0	0	0

Inning Stats	R: 0	H: 1	E: 0	K: 1	S: 6	R: 0	H: 0	E: 0	K: 3	S: 9	R: 0	H: 2	E: 0	K: 2	S: 9	R: 0	H: 0	E: 0	K: 2	S: 7	R: 0	H: 1	E: 0	K: 1	S: 5	R: 0	H: 1	E: 0	K: 0	S: 4	R: 0	H: 1	E: 0	K: 1	S: 6	R: 0	H: 0	E: 0	K: 0	S: 3	R: 0	H: 1	E: 0	K: 0	S: 4	R: 0	H: 0	E: 0	K: 0	S: 3	R: 0	H: 1	E: 0	K: 0	S: 4
	LOB: 1	BB: 0	P: 6	LOB: 1	BB: 1	P: 13	LOB: 2	BB: 0	P: 9	LOB: 0	BB: 0	P: 7	LOB: 0	BB: 0	P: 5	LOB: 1	BB: 0	P: 4	LOB: 1	BB: 0	P: 6	LOB: 0	BB: 0	P: 3	LOB: 1	BB: 0	P: 4	LOB: 0	BB: 0	P: 3	LOB: 0	BB: 0	P: 4	LOB: 0	BB: 0	P: 3	LOB: 0	BB: 0	P: 4	LOB: 0	BB: 0	P: 4	LOB: 0	BB: 0	P: 4	LOB: 0	BB: 0	P: 4							
PITCHER Dave Roberts, L (1, 1) ERA: 3.92	IP: 9.0	WLS: W	BF: 34	H: 7	R: 0	ER: 0	SO: 10	BB: 1	IBB: 0	HBP: 0	BLK: 0	WP: 0	HR: 0	S: 53	P: 57	ERA: 0.00	WHIP: 0.889																																						
																		PITCHER	IP	WLS	BF	H	R	ER	SO	BB	IBB	HBP	BLK	WP	HR	S	P	ERA	WHIP																				

**BOTTOM**

**San Diego Padres @ Los Angeles Dodgers**  
Dodger Stadium, Los Angeles, CA

Wed Sep 16 1970, 7:05 PM PDT  
Att. 9,053 - Unknown

AB	33
R	0
H	7
RBI	0
BB	1
SO	10
LOB	13

livebaseballscores.com



WP: 0	PA: 34
PB: 0	CS: 0
SB: 0	
CS: 0	

Batter	1	2	3	4	5	6	7	8	9	AB R H RBI BB SO LOB	TOP											
<b>Cesar Cedeno, R</b> OBP: 0.339, SLG: 0.446 (1, 8)	4-0 S 2B BB		0-0 6-3		0-0 5-3		0-0 5-3 HR 1B	0-0 2B		4 2 2 2 1 0 1	<b>Houston Astros @ Los Angeles Dodgers</b> <b>Dodger Stadium, Los Angeles, CA</b> Thu Sep 17 1970, 7:05 PM PDT Att. 9,033 - Unknown											
<b>Joe Morgan, L</b> OBP: 0.392, SLG: 0.392 (1, 4)	0-0 F9		0-0 4-3		0-0 3-1		0-0 5-3	4-0 2B		4 0 0 1 1 0 4												
<b>Jimmy Wynn, R</b> OBP: 0.400, SLG: 0.513 <b>Denny Lemaster, R</b> OBP: 0.260, SLG: 0.250 (1, 7) (7, 1)	0-0 4-3 HR 2B		0-0 F8		0-0 F7		4-0 HR IBB	0-3 K		3 2 1 1 1 0 0 1 0 0 0 0 1 2												
<b>Bob Watson, R</b> OBP: 0.317, SLG: 0.426 (1, 3)	0-0 4-3		0-0 6-3		0-0 L5		0-0 HR	0-0 F2		5 1 1 4 0 0 3												
<b>Denis Menke, R</b> OBP: 0.394, SLG: 0.441 (1, 6)	0-0 HR		4-0 FC1-6 BB		4-0 BB		0-0 1B	4-0 L6-3 BB		2 1 2 2 3 0 0												
<b>Doug Rader, R</b> OBP: 0.317, SLG: 0.432 (1, 5)	0-3 K		0-0 FC1-6 1-2f		0-0 6-3		0-0 F3	0-3 K		5 0 0 0 0 2 4												
<b>Norm Miller, L</b> OBP: 0.346, SLG: 0.330 (1, 9)		4-0 G1-6-3 BB		0-0 4-3		0-0 BB 1B		0-0 L6-3 1-2		3 1 0 0 2 0 3												
<b>Johnny Edwards, L</b> OBP: 0.297, SLG: 0.311 (1, 2)		0-0 G1-6-3 1-2f		0-0 SH3-4 1B		0-0 1B	0-0 1B BB 5-3 1B	0-0 2B 2B		4 2 3 0 0 0 1												
<b>Ken Forsch, R</b> (1, 1) <b>Ron Cook, L</b> OBP: 0.278, SLG: 0.471 <b>Cesar Geronimo, L</b> OBP: 0.348, SLG: 0.300 (7, PH) (7, 7)		0-3 K		0-0 SH3-4		0-0 SH3-4 1-2 HR BB	4-0 HR BB	0-3 K		1 0 0 0 0 1 0 0 0 0 0 0 0 0 1 1 0 0 1 1 1												
<b>Inning Stats</b>	R: 3 E: 0 K: 1 S: 7	H: 2 LOB: 0 BB: 1 P: 11	R: 0 E: 0 K: 1 S: 4	H: 0 LOB: 0 BB: 1 P: 8	R: 0 E: 0 K: 0 S: 3	H: 0 LOB: 0 BB: 0 P: 3	R: 0 E: 0 K: 0 S: 3	H: 0 LOB: 1 BB: 1 P: 7	R: 0 E: 0 K: 0 S: 3	H: 0 LOB: 1 BB: 1 P: 7	R: 6 E: 0 K: 0 S: 7	H: 4 LOB: 1 BB: 3 P: 19	R: 1 E: 0 K: 2 S: 9	H: 2 LOB: 2 BB: 1 P: 13	R: 0 E: 0 K: 1 S: 4	H: 0 LOB: 0 BB: 1 P: 8	1B: 4 2B: 4 3B: 0 HR: 2	SF: 0 SAC: 1 DP: 2 HBP: 0	WP: 0 PB: 0 SB: 1 CS: 0	PA: 43		
<b>PITCHER</b>	IP WLS BF H R ER SO BB IBB HBP BLK WP HR S P ERA WHIP	IP WLS BF H R ER SO BB IBB HBP BLK WP HR S P ERA WHIP	IP WLS BF H R ER SO BB IBB HBP BLK WP HR S P ERA WHIP	IP WLS BF H R ER SO BB IBB HBP BLK WP HR S P ERA WHIP	IP WLS BF H R ER SO BB IBB HBP BLK WP HR S P ERA WHIP	IP WLS BF H R ER SO BB IBB HBP BLK WP HR S P ERA WHIP	IP WLS BF H R ER SO BB IBB HBP BLK WP HR S P ERA WHIP	IP WLS BF H R ER SO BB IBB HBP BLK WP HR S P ERA WHIP	IP WLS BF H R ER SO BB IBB HBP BLK WP HR S P ERA WHIP	IP WLS BF H R ER SO BB IBB HBP BLK WP HR S P ERA WHIP	IP WLS BF H R ER SO BB IBB HBP BLK WP HR S P ERA WHIP	IP WLS BF H R ER SO BB IBB HBP BLK WP HR S P ERA WHIP	IP WLS BF H R ER SO BB IBB HBP BLK WP HR S P ERA WHIP	IP WLS BF H R ER SO BB IBB HBP BLK WP HR S P ERA WHIP	IP WLS BF H R ER SO BB IBB HBP BLK WP HR S P ERA WHIP	IP WLS BF H R ER SO BB IBB HBP BLK WP HR S P ERA WHIP	IP WLS BF H R ER SO BB IBB HBP BLK WP HR S P ERA WHIP	IP WLS BF H R ER SO BB IBB HBP BLK WP HR S P ERA WHIP	IP WLS BF H R ER SO BB IBB HBP BLK WP HR S P ERA WHIP	IP WLS BF H R ER SO BB IBB HBP BLK WP HR S P ERA WHIP	IP WLS BF H R ER SO BB IBB HBP BLK WP HR S P ERA WHIP	
<b>Alan Foster, R</b> ERA: 4.33 (1, 1)	6.0 L 27 4 6 6 2 6 0 0 0 0 1 25 49 9.00 1.667																					
<b>Jim Brewer, L</b> ERA: 2.93 (7, 1)	1.0 7 3 3 3 0 0 0 1 0 0 0 1 6 10 27.00 3.000																					
<b>Jerry Stephenson, R</b> ERA: 9.0 (8, 1)	2.0 9 2 1 1 3 2 0 0 0 0 0 0 13 21 4.50 2.000																					

livebaseballscorecards.com

AB	33
R	10
H	9
RBI	10
BB	9
SO	5
LOB	19



**BOTTOM**

**Houston Astros @ Los Angeles Dodgers**  
 Dodger Stadium, Los Angeles, CA  
 Thu Sep 17 1970, 7:05 PM PDT  
 Att. 9,033 - Unknown

[livebaseballscorecards.com](http://livebaseballscorecards.com)

<b>AB</b>	<b>36</b>
<b>R</b>	<b>5</b>
<b>H</b>	<b>9</b>
<b>RBI</b>	<b>5</b>
<b>BB</b>	<b>2</b>
<b>SO</b>	<b>7</b>
<b>LOB</b>	<b>17</b>



WP:	0	PA:	38
PB:	0		
SB:	0		
CS:	0		

AB R H RBI BB SO LOB

5 1 1 0 0 1 2  
 3 2 2 0 0 0 1  
 2 0 0 0 0 0 1

4 1 2 0 0 0 0

4 1 2 3 0 0 1

2 0 0 0 0 1 1  
 1 0 1 2 0 0 0  
 0 0 0 0 0 0 0  
 1 0 0 0 0 1 1

4 0 0 0 0 0 2

3 0 1 0 0 0 2  
 1 0 0 0 0 1 1

3 0 0 0 1 2 1

2 0 0 0 1 1 3  
 0 0 0 0 0 0 0  
 0 0 0 0 0 0 0  
 1 0 0 0 0 0 1

1B: 7 SF: 0  
 2B: 2 SAC: 0  
 3B: 0 DP: 1  
 HR: 0 HBP: 0

Batter	1	2	3	4	5	6	7	8	9
Maury Wills, S OBP: 0.336, SLG: 0.320 (1, 6)	0-0 6-3		0-3 K			0-0 1B 1B 1B	0-0 4-3		0-0 F9
Von Joshua, L OBP: 0.299, SLG: 0.352 (1, 9) Bill Russell, R OBP: 0.289, SLG: 0.352 (7, PH) (8, 9)	0-0 1B FC3-6 1B		0-0 G1-6-3			0-0 1-2 1B 1B	0-0 F8		0-0 F7
Willie Davis, L OBP: 0.344, SLG: 0.450 (1, 8)	0-0 FC3-6 1B			0-0 F2		0-0 1-2 2-3 2B 1B	0-0 F8		
Wes Parker, S OBP: 0.397, SLG: 0.466 (1, 3)	0-0 FC3-6			0-0 5-3		0-0 1-3 2-H 3-H 2B 1B		0-0 1B	
Tom Haller, L OBP: 0.349, SLG: 0.470 (1, 2) Bill Sudakis, S OBP: 0.361, SLG: 0.465 (6, PH) Ted Sizemore, R OBP: 0.367, SLG: 0.350 (6, PR) Jeff Torborg, R OBP: 0.302, SLG: 0.316 (7, 2)	0-3 K			0-0 L3		0-0 FC1-5 2B		0-3 K	
Jim Lefebvre, S OBP: 0.317, SLG: 0.357 (1, 4)		0-0 4-3			0-0 F8	0-0 FC1-5 4-3		0-0 L8	
Bill Buckner, L OBP: 0.171, SLG: 0.154 (1, 7) Tom Paciorek, R OBP: 0.286, SLG: 0.167 (8, PH) (9, 7)		0-0 3-1			0-0 2B	0-0 4-3		0-3 K	
Billy Grabarkewitz, R OBP: 0.406, SLG: 0.456 (1, 5)		0-3 K			0-3 K	4-0 IBB		0-0 E7	
Alan Foster, R OBP: 0.147, SLG: 0.109 (1, 1) Jim Brewer, L OBP: 0.164, SLG: 0.083 (7, 1) Jerry Stephenson, L (8, 1) Steve Garvey, R OBP: 0.275, SLG: 0.307 (9, PH)			4-0 BB		0-0 6-3	0-3 K		0-0 L5	

Inning Stats	R: 1	H: 2	E: 0	K: 1	S: 7	R: 0	H: 0	E: 0	K: 1	S: 5	R: 0	H: 0	E: 0	K: 1	S: 4	R: 0	H: 0	E: 0	K: 0	S: 3	R: 0	H: 1	E: 0	K: 1	S: 6	R: 4	H: 5	E: 0	K: 1	S: 10	R: 0	H: 0	E: 0	K: 0	S: 3	R: 0	H: 1	E: 1	K: 0	S: 4	R: 0	H: 0	E: 0	K: 0	S: 4
	LOB: 1	BB: 0				LOB: 0	BB: 0				LOB: 0	BB: 0				LOB: 1	BB: 0				LOB: 2	BB: 1				LOB: 2	BB: 1				LOB: 0	BB: 0				LOB: 1	BB: 0				LOB: 1	BB: 0			

PITCHER	IP	WLS	BF	H	R	ER	SO	BB	IBB	HBP	BLK	WP	HR	S	P	ERA	WHIP
Ken Forsch, R ERA: 5.73 (1, 1)	5.0		22	7	5	5	4	1	0	0	0	0	0	29	33	9.00	1.600
Ron Cook, L ERA: 3.56 (6, 1)	1.0	W	5	1	0	0	1	0	1	0	0	0	0	6	10	0.00	1.000
Denny Lemaster, L ERA: 4.67 (7, 1)	3.0	S	11	1	0	0	2	0	0	0	0	0	0	15	15	0.00	0.333

Batter	1	2	3	4	5	6	7	8	9	AB R H RBI BB SO LOB	TOP	
<b>Cesar Cedeno, R</b> (1, 8) OBP: 0.337, SLG: 0.443	0-0 F8		0-3 K		0-0 F9		0-0 S 1B			4 0 1 0 0 1 1		
<b>Joe Morgan, L</b> (1, 4) OBP: 0.395, SLG: 0.393	0-0 WP S 2B 1B		4-0 5-3 BB		0-0 1-2 1B		0-0 1-2			3 1 2 0 1 0 1		
<b>Jimmy Wynn, R</b> (1, 7) OBP: 0.401, SLG: 0.511	4-0 1-2 WP 2B BB		0-0 1-2 5-3		0-0 1-2 F7			4-0 BB		2 1 0 0 2 0 3		
<b>Bob Watson, R</b> (1, 3) OBP: 0.313, SLG: 0.420	0-3 1-2 2-3 K		0-0 1-2 F9		0-0 5-3			0-3 K		4 0 0 0 0 2 4		
<b>Denis Menke, R</b> (1, 6) OBP: 0.395, SLG: 0.444	0-0 2-H 3-H 2B			0-0 4-3		0-0 FC5-4 1B		0-3 K		4 0 2 2 0 1 1		
<b>Doug Rader, R</b> (1, 5) OBP: 0.315, SLG: 0.429	0-3 K			0-0 F8		0-0 FC5-4 FC4-6 1-2f		0-0 F7		4 0 0 0 0 1 3		
<b>Norm Miller, L</b> (1, 9) OBP: 0.341, SLG: 0.323		0-0 L7		0-0 4-3		0-0 FC4-6 1-2f			0-0 4-3	4 0 0 0 0 0 1		
<b>Johnny Edwards, L</b> (1, 2) OBP: 0.297, SLG: 0.310			0-0 G3		0-0 FC3-6 1B		0-0 F8		0-0 4-3	4 0 1 0 0 0 0		
<b>Jack Billingham, R</b> (1, 1) OBP: 0.136, SLG: 0.089 <b>Cesar Geronimo, L</b> (9, PH) OBP: 0.333, SLG: 0.286			0-0 F3		0-0 FC3-6 1B 1-2f		0-3 K		0-0 F8	3 0 0 0 0 1 1 1 0 0 0 0 0 0		
<b>Inning Stats</b>	R: 2 H: 2 E: 0 LOB: 1 K: 2 BB: 1 S: 9 P: 13	R: 0 H: 0 E: 0 LOB: 0 K: 0 BB: 0 S: 3 P: 3	R: 0 H: 0 E: 0 LOB: 1 K: 1 BB: 1 S: 5 P: 9	R: 0 H: 0 E: 0 LOB: 0 K: 0 BB: 0 S: 3 P: 3	R: 0 H: 2 E: 0 LOB: 2 K: 0 BB: 0 S: 5 P: 5	R: 0 H: 1 E: 0 LOB: 1 K: 0 BB: 0 S: 4 P: 4	R: 0 H: 1 E: 0 LOB: 1 K: 1 BB: 0 S: 6 P: 6	R: 0 H: 0 E: 0 LOB: 1 K: 2 BB: 1 S: 7 P: 11	R: 0 H: 0 E: 0 LOB: 0 K: 0 BB: 0 S: 3 P: 3	1B: 5 SF: 0 2B: 1 SAC: 0 3B: 0 DP: 0 HR: 0 HBP: 0	WP: 1 PA: 36 PB: 0 SB: 2 CS: 0	
<b>PITCHER</b> <b>Sandy Vance, R</b> (1, 1) ERA: 2.96 <b>Pete Mikkelsen, R</b> (8, 1) ERA: 2.11	IP WLS BF H R ER SO BB IBB HBP BLK WP HR S P ERA WHIP	7.0 W 30 6 2 2 4 3 0 0 0 1 0 35 47 2.57 1.286	2.0 S 6 0 0 0 2 0 0 0 0 0 0 0 10 10 0.00 0.000									<b>PITCHER</b> IP WLS BF H R ER SO BB IBB HBP BLK WP HR S P ERA WHIP

Houston Astros @ Los Angeles Dodgers  
Dodger Stadium, Los Angeles, CA

Fri Sep 18 1970, 7:05 PM PDT  
Att: 12,072 - Unknown

livebaseballscorecards.com

AB	33
R	2
H	6
RBI	2
BB	3
SO	6
LOB	15



Batter	1	2	3	4	5	6	7	8	9
Maury Wills, S OBP: 0.333, SLG: 0.317 (1, 6)	0-0 5-3 ①		0-0 F8 ②			0-0 1-3 ①		0-0 1-3 ①	
Von Joshua, L OBP: 0.297, SLG: 0.347 (1, 9) (9, 7)	0-3 K ②		0-0 2-H 1B ③			0-3 K ②		0-0 6-3 ②	
Willie Davis, L OBP: 0.345, SLG: 0.451 (1, 8)	0-0 1B ③		0-0 4-3 ③			0-0 1-3 ③		0-0 1B ③	
Wes Parker, S OBP: 0.396, SLG: 0.465 (1, 3)	0-0 4-3 ③			0-0 F7 ①			0-0 1B 1B ③	0-0 L4 ③	
Bill Sudakis, S OBP: 0.360, SLG: 0.463 (1, 2)		0-0 F8 ①		0-0 4-3 ②			0-0 FC4-6 1B 4-3 1B ③		
Bill Buckner, L OBP: 0.182, SLG: 0.167 Bill Russell, R OBP: 0.289, SLG: 0.352 (1, 7) (9, 9)		0-0 3-1 ②		0-0 6-3 ③			0-0 FC4-6 1B ③		
Jim Lefebvre, S OBP: 0.314, SLG: 0.353 (1, 4)		0-0 5-3 ③			0-3 K ①		0-0 FC4-6 4-3 1-2f 2-3 ①		
Billy Grabarkewitz, R OBP: 0.408, SLG: 0.456 (1, 5)			4-0 SH1-4 1B BB ③		0-0 CS 1B ②		0-0 4-3 ②		
Sandy Vance, R OBP: 0.182, SLG: 0.156 Pete Mikkelsen, R OBP: 0.400, SLG: 0.400 (1, 1) (8, 1)			0-0 SH1-4 1-2 ①		0-3 K 1-2 ② ③		0-3 K ③		

AB	R	H	RBI	BB	SO	LOB
4	0	0	0	0	0	1
4	0	1	1	0	2	0
4	0	2	0	0	0	1
4	1	1	0	0	0	2
3	1	1	0	0	0	0
3	0	1	1	0	0	0
0	0	0	0	0	0	0
3	0	0	0	0	1	2
2	1	1	1	1	0	1
2	0	0	0	0	2	2
0	0	0	0	0	0	0

AB	29
R	3
H	7
RBI	3
BB	1
SO	5
LOB	9

Inning Stats	R: 0	H: 1	E: 0	LOB: 1	K: 1	BB: 0	S: 6	P: 6
R: 0	H: 0	E: 0	LOB: 0	K: 0	BB: 0	S: 3	P: 3	
R: 1	H: 1	E: 0	LOB: 1	K: 0	BB: 1	S: 4	P: 8	
R: 0	H: 0	E: 0	LOB: 0	K: 0	BB: 0	S: 3	P: 3	
R: 0	H: 1	E: 0	LOB: 0	K: 2	BB: 0	S: 7	P: 7	
R: 0	H: 0	E: 0	LOB: 0	K: 1	BB: 0	S: 5	P: 5	
R: 2	H: 3	E: 0	LOB: 1	K: 1	BB: 0	S: 8	P: 8	
R: 0	H: 1	E: 0	LOB: 1	K: 0	BB: 0	S: 4	P: 4	

WP	PA
31	

PITCHER	IP	WLS	BF	H	R	ER	SO	BB	IBB	HBP	BLK	WP	HR	S	P	ERA	WHIP
Jack Billingham, R ERA: 4.07 (1, 1)	8.0	L	31	7	3	3	5	1	0	0	0	0	0	40	44	3.38	1.000

PITCHER	IP	WLS	BF	H	R	ER	SO	BB	IBB	HBP	BLK	WP	HR	S	P	ERA	WHIP

**Houston Astros @ Los Angeles Dodgers**  
 Dodger Stadium, Los Angeles, CA  
 Fri Sep 18 1970, 7:05 PM PDT  
 Att. 12,072 - Unknown

livebaseballscores.com



Batter	1	2	3	4	5	6	7	8	9	AB R H RBI BB SO LOB	TOP																
<b>Cesar Cedeno, R</b> OBP: 0.335, SLG: 0.439 (1, 8) X	0-0 4-3	0-0 FC5-2 BB		X 0-0 CS 1B			X 0-0 F8		X 0-0 F6	5 0 1 0 0 0 2	<b>Houston Astros @ Los Angeles Dodgers</b> <b>Dodger Stadium, Los Angeles, CA</b> Sat Sep 19 1970, 3:33 AM PDT Att: 10,458 - Unknown <a href="http://livebaseballscorecards.com">livebaseballscorecards.com</a>																
<b>Joe Morgan, L</b> OBP: 0.393, SLG: 0.390 (1, 4) X	0-0 F8	4-0 BB BB BB		0-0 CS 1-2	0-0 4-3		X 0-0 4-3		X 0-0 1-3	4 0 0 0 1 0 0																	
<b>Jimmy Wynn, R</b> OBP: 0.400, SLG: 0.509 (1, 7) S S S	0-3 K	0-0 F9			0-0 FC3-6 1B		X 0-0 F7			4 0 1 0 0 1 3																	
<b>Bob Watson, R</b> OBP: 0.312, SLG: 0.417 (1, 3)		0-0 1B 2B 1B		0-0 F6	0-0 FC3-6 1-2f			X 0-0 1-3		4 1 1 0 0 0 1																	
<b>Denis Menke, R</b> OBP: 0.394, SLG: 0.442 (1, 9)		0-0 BB 2B 1B		0-0 F9	0-3 K			X 0-0 6-3		4 1 1 0 0 1 1																	
<b>Doug Rader, R</b> OBP: 0.318, SLG: 0.430 (1, 5) B B B B		4-0 2B 1B BB		0-0 1B		X 0-0 FC4-6 1B		X 0-0 G3		3 1 2 0 1 0 0																	
<b>Larry Howard, R</b> OBP: 0.394, SLG: 0.508 (1, 2) X		0-0 1B FC5-2 2B		0-3 K		S S S 0-3 K		X 0-0 E6 1-3 HR		4 1 1 2 0 2 2																	
<b>Marty Martinez, S</b> OBP: 0.273, SLG: 0.248 (1, 6) X		0-0 BB FC5-2 1B		X 0-0 F7		X 0-0 FC4-6 1-2f		X 0-0 1-3		4 0 1 1 0 0 2																	
<b>Don Wilson, R</b> OBP: 0.125, SLG: 0.156 (1, 1)		0-3 K		X 0-0 3-1		S S S 0-3 K		X 0-0 HR		3 0 0 0 0 2 3																	
<b>Ron Cook, L</b> OBP: 0.278, SLG: 0.471 (7, 1)										0 0 0 0 0 0 0																	
<b>George Culver, R</b> OBP: 0.182, SLG: 0.300 (8, 1)										0 0 0 0 0 0 0																	
<b>Johnny Edwards, L</b> OBP: 0.298, SLG: 0.318 (9, PH)										1 1 1 2 0 0 0																	
<b>Inning Stats</b>	R: 0 E: 0 K: 1 S: 5 H: 0 LOB: 0 BB: 0 P: 5	R: 3 E: 0 K: 1 S: 9 H: 4 LOB: 3 BB: 2 P: 17	R: 0 E: 0 K: 1 S: 6 H: 1 LOB: 1 BB: 0 P: 6	R: 0 E: 0 K: 0 S: 3 H: 1 LOB: 0 BB: 0 P: 3	R: 0 E: 0 K: 1 S: 6 H: 1 LOB: 1 BB: 0 P: 6	R: 0 E: 0 K: 2 S: 8 H: 1 LOB: 1 BB: 0 P: 8	R: 0 E: 0 K: 0 S: 3 H: 0 LOB: 0 BB: 0 P: 3	R: 0 E: 0 K: 0 S: 3 H: 0 LOB: 0 BB: 0 P: 3	R: 2 E: 1 K: 0 S: 5 H: 1 LOB: 0 BB: 0 P: 5	1B: 7 2B: 1 3B: 0 HR: 1 SF: 0 SAC: 0 DP: 0 HBP: 0	WP: 0 PB: 0 SB: 0 CS: 1 PA: 39																
<b>PITCHER</b>	IP WLS BF H R ER SO BB IBB HBP BLK WP HR S P ERA WHIP											<b>PITCHER</b>	IP WLS BF H R ER SO BB IBB HBP BLK WP HR S P ERA WHIP														
<b>Claude Osteen, L</b> ERA: 3.93 (1, 1)	1.0	8	4	3	3	1	1	0	0	0	0	0	0	9	13	27.00	5.000										
<b>Mike Strahler, R</b> ERA: (2, 1)	7.1	W	27	4	1	1	5	1	0	0	0	0	0	36	40	1.23	0.682										
<b>Jim Brewer, L</b> ERA: 3.01 (9, 1)	0.2	S	3	1	1	0	0	0	0	0	0	0	1	3	3	0.00	1.500										

Houston Astros @ Los Angeles Dodgers  
 Dodger Stadium, Los Angeles, CA  
 Sat Sep 19 1970, 3:33 AM PDT  
 Att: 10,458 - Unknown

AB 36  
 R 5  
 H 9  
 RBI 5  
 BB 2  
 SO 6  
 LOB 14





Batter	1	2	3	4	5	6	7	8	9	10	11	12	13	14	AB R H RBI BB SO LOB	TOP													
Cesar Cedeno, R (1, 8) OBP: 0.333, SLG: 0.435 Hector Torres, R (10, 6) OBP: 0.311, SLG: 0.327	0-0 1B		0-0 6-3			0-0 2-3		0-0 F9		0-0 F8		4-0 1B BB		0-0 1B FC	5 0 1 0 0 0 0 1 0 1 0 1 0 0														
Joe Morgan, L (1, 4) OBP: 0.389, SLG: 0.385	0-3 K			0-3 K		0-0 4-3		0-0 3-1		0-0 4-3		0-0 F9		0-0 FC G5-4-3	7 0 0 1 0 2 3														
Jimmy Wynn, R (1, 7) OBP: 0.398, SLG: 0.506	0-0 F7			0-0 F6			0-0 F7		0-0 S 1B BB	0-0 L6		0-0 1B		0-0 G5-4-3	7 1 2 0 0 0 3														
Bob Watson, R (1, 3) OBP: 0.316, SLG: 0.417	0-0 F8			0-0 1B			0-0 2B 1B		0-3 K		4-0 FC5 SH3-4 BB	0-0 F9			5 1 2 0 1 1 4														
Denis Menke, R (1, 6) OBP: 0.394, SLG: 0.443		0-0 5-3		0-0 F8			0-0 2B		4-0 S 1B BB		0-0 SH3-4		0-0 6-3		4 2 1 0 1 0 1														
Doug Rader, R (1, 5) OBP: 0.320, SLG: 0.431		0-0 F3			0-3 K		0-0 6-3 2B		0-0 1B 2B		4-0 FC5 IBB		0-0 F9		5 1 2 4 1 1 0														
Johnny Edwards, L (1, 2) OBP: 0.297, SLG: 0.318		0-0 4-3			0-0 1-3		0-0 6-3 2B		0-0 2B		0-0 FC5		0-0 F7		6 0 1 1 0 0 3														
Cesar Geronimo, L (1, 9) OBP: 0.286, SLG: 0.240			0-0 F8		0-0 3-1		0-0 F9		0-0 1-3		0-3 K			0-0 1B SH5-3 FC 1B	4 0 0 0 0 0 2 2 1 1 0 0 1 2														
Larry Howard, R (11, PH) OBP: 0.397, SLG: 0.508																													
Larry Dierker, R (1, 1) OBP: 0.159, SLG: 0.174 Marty Martinez, S (8, PH) OBP: 0.272, SLG: 0.246 Fred Gladding, L (8, 1) OBP: 0.276, SLG: 0.471 Jesus Alou, R (12, PH) OBP: 0.336, SLG: 0.386 George Culiver, R (12, 1) OBP: 0.182, SLG: 0.300			0-0 4-3			0-3 K		0-0 G3		0-3 K		0-3 K		0-0 SH5-3	2 0 0 0 0 0 1 0 1 0 0 0 0 0 0 0 1 0 0 0 0 0 0 1 1 0 0 0 0 0 0 0 0 0 1 0 0 0 0 0 1 0 0 0 0 0 0 0 0 0 0 0														
<b>Inning Stats</b>	R: 0 E: 0 K: 1 S: 6	H: 1 LOB: 1 BB: 0 P: 6	R: 0 E: 0 K: 0 S: 3	H: 0 LOB: 0 BB: 0 P: 3	R: 0 E: 0 K: 1 S: 6	H: 1 LOB: 1 BB: 0 P: 6	R: 0 E: 0 K: 1 S: 5	H: 0 LOB: 0 BB: 0 P: 5	R: 0 E: 0 K: 0 S: 5	H: 0 LOB: 0 BB: 0 P: 5	R: 2 E: 0 K: 0 S: 6	H: 3 LOB: 1 BB: 0 P: 6	R: 0 E: 0 K: 2 S: 3	H: 0 LOB: 0 BB: 0 P: 3	R: 0 E: 0 K: 1 S: 5	H: 0 LOB: 2 BB: 2 P: 13	R: 0 E: 0 K: 1 S: 6	H: 1 LOB: 2 BB: 1 P: 10	R: 0 E: 0 K: 0 S: 3	H: 0 LOB: 0 BB: 0 P: 3	R: 1 E: 0 K: 0 S: 5	H: 2 LOB: 1 BB: 0 P: 5	1B: 8 2B: 3 3B: 0 HR: 0	SF: 0 SAC: 2 DP: 1 HBP: 0	WP: 0 PB: 0 SB: 3 CS: 0	PA: 57			
<b>PITCHER</b>	IP WLS BF H R ER SO BB IBB HBP BLK WP HR S P ERA WHIP																												
Don Sutton, R (1, 1) ERA: 4.04	8.1		31	6	3	3	5	0	0	0	0	0	0	0	0	0	0	0	0	0	0	0	0	0	0	0	0	3.24	0.720
Pete Mikkelsen, R (9, 1) ERA: 2.41	0.2		5	2	2	2	1	1	0	0	0	0	0	0	0	0	0	0	0	0	0	0	0	0	0	0	0	27.00	4.500
Jim Brewer, L (10, 1) ERA: 2.91	3.0		13	1	0	0	2	2	1	0	0	0	0	0	0	0	0	0	0	0	0	0	0	0	0	0	0	0.00	1.000
Ray Lamb, R (13, 1) ERA: 3.42	2.0	W	8	2	1	1	0	0	0	0	0	0	0	0	0	0	0	0	0	0	0	0	0	0	0	0	0	4.50	1.000

Houston Astros @ Los Angeles Dodgers  
 Dodger Stadium, Los Angeles, CA  
 Sun Sep 20 1970, 3:33 AM PDT  
 Att: 21,048 - Unknown

livebaseballscorecards.com

AB	51
R	6
H	11
RBI	6
BB	4
SO	8
LOB	19





Batter	1	2	3	4	5	6	7	8	9	10	11	12	13	14	AB	R	H	RBI	BB	SO	LOB	BOTTOM										
Maury Wills, S OBP: 0.331, SLG: 0.315 (1, 6)	6-3			FC5-4 1B		FC1-6 E	FC6-4			E8 FC1-5		CS 1B			6	1	2	0	0	0	3											
Von Joshua, L OBP: 0.284, SLG: 0.330 (8, 7)	F8			FC5-4 CS		K		4-3		FC1-5		CS	6-3		4	0	0	0	0	1	1											
Andy Kosco, R OBP: 0.231, SLG: 0.390 (10, PH)	F9			F6		K		3-1		F9			F5		2	0	0	0	0	0	1											
Willie Davis, L OBP: 0.344, SLG: 0.454 (1, 8)						HR									6	1	1	1	0	0	2											
Wes Parker, S OBP: 0.393, SLG: 0.462 (1, 3)		F7			F7	F7		4-3		L7			F7		6	0	0	0	0	0	1											
Bill Sudakis, S OBP: 0.355, SLG: 0.455 (1, 2)		4-3													3	0	0	0	0	2	0											
Jeff Torborg, R OBP: 0.302, SLG: 0.316 (8, 2)															0	0	0	0	0	0	0											
Tom Haller, L OBP: 0.354, SLG: 0.476 (9, PH)															1	0	1	0	0	0	0											
Willie Crawford, L OBP: 0.312, SLG: 0.382 (9, PR)															0	1	0	0	0	0	0											
Bob Stinson, S OBP: 0.292, SLG: 0.351 (10, 2)															2	0	0	0	0	1	0											
Bill Buckner, L OBP: 0.220, SLG: 0.271 (1, 7)		4-3													3	1	1	0	0	0	0											
Bill Russell, R OBP: 0.292, SLG: 0.351 (8, 9)					E9 1B 2B					G3			6-3		2	0	1	0	1	0	0											
Jim Lefebvre, S OBP: 0.317, SLG: 0.350 (1, 4)															3	1	1	0	0	0	0											
Billy Grabarkewitz, R OBP: 0.404, SLG: 0.468 (1, 5)				4-3						SF7 1B			5-3		4	2	1	2	1	0	1											
Don Sutton, R OBP: 0.294, SLG: 0.213 (9, 11)															4	2	1	2	1	0	1											
Pete Mikkelsen, R OBP: 0.400, SLG: 0.400 (9, 11)															6	1	2	2	0	0	3											
Len Capienelson, L OBP: 0.196, SLG: 0.231 (9, PH)															6	1	2	2	0	0	3											
Jim Strawey, L OBP: 0.154, SLG: 0.083 (10, 11)															6	1	2	2	0	0	3											
Tom Pasichnik, R OBP: 0.250, SLG: 0.143 (12, PH)															6	1	2	2	0	0	3											
Ray Lamb, R OBP: 0.372, SLG: 0.382 (14, PH)															1	0	0	0	0	1	0											
Inning Stats	R: 0 E: 0 K: 0 S: 3	H: 0 LOB: 0 BB: 0 P: 3	R: 0 E: 0 K: 0 S: 3	H: 0 LOB: 0 BB: 0 P: 3	R: 0 E: 0 K: 1 S: 5	H: 0 LOB: 0 BB: 0 P: 5	R: 0 E: 0 K: 0 S: 3	H: 1 LOB: 0 BB: 0 P: 3	R: 1 E: 1 K: 1 S: 7	H: 2 LOB: 1 BB: 0 P: 7	R: 2 E: 1 K: 1 S: 6	H: 1 LOB: 0 BB: 0 P: 7	R: 1 E: 0 K: 1 S: 6	H: 1 LOB: 2 BB: 2 P: 14	R: 0 E: 0 K: 0 S: 3	H: 0 LOB: 0 BB: 0 P: 3	R: 1 E: 0 K: 0 S: 5	H: 2 LOB: 2 BB: 0 P: 5	R: 0 E: 1 K: 0 S: 4	H: 0 LOB: 1 BB: 0 P: 4	R: 0 E: 0 K: 1 S: 5	H: 0 LOB: 0 BB: 0 P: 5	R: 0 E: 0 K: 1 S: 5	H: 1 LOB: 0 BB: 0 P: 5	R: 0 E: 0 K: 0 S: 3	H: 0 LOB: 0 BB: 0 P: 3	R: 2 E: 0 K: 0 S: 4	H: 2 LOB: 1 BB: 1 P: 8	1B: 5 2B: 3 3B: 1 HR: 1	SF: 1 SAC: 0 DP: 0 HBP: 1	WP: 0 PB: 0 SB: 0 CS: 2	PA: 55
PITCHER	IP	WLS	BF	H	R	ER	SO	BB	IBB	HBP	BLK	WP	HR	S	P	ERA	WHIP															
Larry Dierker, R ERA: 3.97 (1, 1)	7.0		28	5	4	4	4	2	0	0	0	0	0	9	9	5.14	1.000															
Fred Gladding, R ERA: 3.99 (8, 1)	2.0		9	2	1	1	0	0	0	0	0	0	0	9	9	4.50	1.000															
Ron Cook, L ERA: 3.57 (10, 1)	2.0		6	0	0	0	1	0	0	0	0	0	0	8	8	0.00	0.000															
George Culver, R ERA: 3.84 (12, 1)	2.2	L	11	3	2	2	1	1	0	0	0	0	0	12	16	6.75	1.500															

Houston Astros @ Los Angeles Dodgers  
Dodger Stadium, Los Angeles, CA  
Sun Sep 20 1970, 3:33 AM PDT  
Att. 21,048 - Unknown

AB	49
R	7
H	10
RBI	6
BB	3
SO	6
LOB	14



Batter	1	2	3	4	5	6	7	8	9	AB R H RBI BB SO LOB	TOP												
<b>Bobby Bonds, R</b> OBP: 0.384, SLG: 0.512 (1, 9) X	0-0 F3		0-3 K	0-3 K		0-0 5-3 1B	0-0 F7			5 1 1 0 0 2 1	<b>San Francisco Giants @ Los Angeles Dodgers</b> <b>Dodger Stadium, Los Angeles, CA</b> Mon Sep 21 1970, 7:05 PM PDT Att. 14,478 - Unknown <a href="http://livebaseballscorecards.com">livebaseballscorecards.com</a>												
<b>Tito Fuentes, S</b> OBP: 0.316, SLG: 0.347 (1, 4) X	0-0 BB 1B		0-0 HR 1B	0-0 4-3		0-0 5-3		0-0 F7		5 2 2 0 0 0 2													
<b>Willie Mays, R</b> OBP: 0.395, SLG: 0.524 <b>George Foster, R</b> OBP: 0.333, SLG: 0.364 (1, 8) S (6, 7) S	0-3 K		0-0 HR		0-0 2B 1B	0-0 PB BB 1B		0-0 5-3		4 2 3 4 0 1 1 1 0 0 0 0 0 0													
<b>Willie McCovey, L</b> OBP: 0.444, SLG: 0.605 (1, 3) B B B	4-0 1B BB		4-0 BB 1B BB		0-0 1H 2B	0-0 BB BB		0-0 F8		2 1 1 1 3 0 0													
<b>Ken Henderson, S</b> OBP: 0.394, SLG: 0.455 (1, 7) X (6, 8)	0-0 1-2 2-H 1B		0-0 F9		0-0 F8	4-0 BB BB		0-0 F7		4 0 1 1 1 0 2													
<b>Dick Dietz, R</b> OBP: 0.433, SLG: 0.526 (1, 2) X	0-0 G3		4-0 1B BB		4-0 BB BB	0-0 F7		0-0 6-3		3 0 0 0 2 0 5													
<b>Jim Ray Hart, R</b> OBP: 0.358, SLG: 0.427 <b>Al Gallagher, R</b> OBP: 0.348, SLG: 0.392 (1, 5) (5, 5)		0-0 G4-6-3 1B	0-0 1-2 2-H 1B		0-0 G5-4-3 BB		0-0 6-3		0-0 6-3	3 0 2 1 0 0 2 2 0 0 0 0 0 0													
<b>Hal Lanier, R</b> OBP: 0.288, SLG: 0.282 (1, 6) X		0-0 G4-6-3	0-0 F9		0-3 K		0-0 1B			4 0 1 0 0 1 3													
<b>Juan Marichal, R</b> OBP: 0.084, SLG: 0.063 (1, 1)		0-3 K		0-0 F8		0-0 5-3 1B 1B		0-3 K		4 1 1 0 0 2 1													
<b>Inning Stats</b>	R: 1 E: 0 K: 1 S: 7	H: 2 LOB: 2 BB: 1 P: 11	R: 0 E: 0 K: 1 S: 5	H: 1 LOB: 0 BB: 0 P: 5	R: 3 E: 0 K: 1 S: 8	H: 3 LOB: 2 BB: 2 P: 16	R: 0 E: 0 K: 1 S: 5	H: 0 LOB: 0 BB: 0 P: 5	R: 1 E: 0 K: 0 S: 4	H: 2 LOB: 1 BB: 1 P: 8	R: 2 E: 0 K: 1 S: 8	H: 3 LOB: 3 BB: 2 P: 16	R: 0 E: 0 K: 1 S: 6	H: 1 LOB: 1 BB: 0 P: 6	R: 0 E: 0 K: 0 S: 3	H: 0 LOB: 0 BB: 0 P: 3	R: 0 E: 0 K: 0 S: 3	H: 0 LOB: 0 BB: 0 P: 3	R: 0 E: 0 K: 0 S: 3	H: 0 LOB: 0 BB: 0 P: 3	1B: 10 2B: 1 3B: 0 HR: 1	SF: 0 SAC: 0 DP: 2 HBP: 0	WP: 0 PA: 43 PB: 1 SB: 0 CS: 0
<b>PITCHER</b>	IP WLS BF H R ER SO BB IBB HBP BLK WP HR S P ERA WHIP																			<b>PITCHER</b>	IP WLS BF H R ER SO BB IBB HBP BLK WP HR S P ERA WHIP		
<b>Joe Moeller, R</b> ERA: 3.92 (1, 1)	3.0 L 17 6 4 4 3 3 0 0 0 0 1 20 32 12.00 3.000																						
<b>Jerry Stephenson, R</b> ERA: 9.45 (4, 1)	2.2 13 5 3 3 2 1 0 0 0 0 0 0 16 20 10.12 2.250																						
<b>Charlie Hough, R</b> ERA: 5.29 (6, 1)	2.1 10 1 0 0 1 2 0 0 0 0 0 0 10 18 0.00 1.286																						
<b>Fred Norman, L</b> ERA: 5.23 (9, 1)	1.0 3 0 0 0 0 0 0 0 0 0 0 0 3 3 0.00 0.000																						



Batter	1	2	3	4	5	6	7	8	9	AB R H RBI BB SO LOB
--------	---	---	---	---	---	---	---	---	---	----------------------

<b>Maury Wills, S</b> (1, 6) <small>OBP: 0.331, SLG: 0.315</small> <b>Steve Garvey, R</b> (8, 5) <small>OBP: 0.272, SLG: 0.303</small>	0-0 		0-0 <b>G3</b> 			0-0 <b>F6</b> 			0-0 <b>F9</b> 	3 0 1 0 0 0 0 1 0 0 0 0 0 0
<b>Manny Mota, R</b> (1, 9) <small>OBP: 0.373, SLG: 0.383</small>	0-0 		0-0 <b>F8</b> 			0-0 <b>F9</b> 			0-0 	4 0 2 0 0 0 0
<b>Willie Davis, L</b> (1, 8) <small>OBP: 0.343, SLG: 0.453</small>	0-0 <b>F8</b> 			0-0 		0-0 <b>F3</b> 			0-0 <b>F7</b> 	4 0 1 0 0 0 3
<b>Wes Parker, S</b> (1, 3) <small>OBP: 0.392, SLG: 0.461</small>	0-0 <b>F2</b> 			0-0 <b>G4-6-3</b> 		0-0 <b>F4</b> 			0-0 	4 0 1 0 0 0 3
<b>Tom Haller, L</b> (1, 2) <small>OBP: 0.351, SLG: 0.471</small> <b>Joe Ferguson, R</b> (8, 2)	0-0 <b>F8</b> 			0-0 <b>F6</b> 		0-0 <b>F8</b> 			4-0 	3 0 0 0 0 0 2 0 0 0 0 1 0 0
<b>Jim Lefebvre, S</b> (1, 4) <small>OBP: 0.313, SLG: 0.345</small>		0-0 <b>4-3</b> 			0-0 <b>F2</b> 			0-0 <b>F4</b> 	0-0 <b>3-1</b> 	4 0 0 0 0 0 3
<b>Bill Buckner, L</b> (1, 7) <small>OBP: 0.208, SLG: 0.255</small>		0-0 <b>G3</b> 			0-0 <b>F2</b> 			0-0 <b>F7</b> 		3 0 0 0 0 0 0
<b>Billy Grabarkewitz, R</b> (1, 5) <small>OBP: 0.404, SLG: 0.457</small>		0-3 <b>K</b> 			0-0 			0-3 <b>K</b> 		3 0 1 0 0 2 0
<b>Joe Moeller, R</b> (1, 1) <small>OBP: 0.214, SLG: 0.154</small> <b>Tom Paciorek, R</b> (3, PH) <small>OBP: 0.222, SLG: 0.125</small> <b>Jerry Stephenson, L</b> (4, 1) <small>OBP: 0.333, SLG: 0.333</small> <b>Charlie Hough, R</b> (8, 1) <small>OBP: 0.284, SLG: 0.453</small> <b>Bill Sudakis, S</b> (8, PH) <small>OBP: 0.333, SLG: 0.143</small> <b>Fred Norman, S</b> (9, 1)			0-0 <b>F4</b> 		0-0 <b>4-3</b> 			0-0 <b>4-3</b> 		0 0 0 0 0 0 0 1 0 0 0 0 0 0 1 0 0 0 0 0 1 0 0 0 0 0 0 0 1 0 0 0 0 0 0 0 0 0 0 0 0 0

Inning Stats	R: 0	H: 2	E: 0	LOB: 2	K: 0	BB: 0	S: 5	P: 5	R: 0	H: 0	E: 0	LOB: 0	K: 1	BB: 0	S: 5	P: 5	R: 0	H: 1	E: 0	LOB: 0	K: 0	BB: 0	S: 3	P: 3	R: 0	H: 1	E: 0	LOB: 1	K: 0	BB: 0	S: 4	P: 4	R: 0	H: 0	E: 0	LOB: 0	K: 0	BB: 0	S: 3	P: 3	R: 0	H: 0	E: 0	LOB: 0	K: 0	BB: 0	S: 3	P: 3	R: 0	H: 0	E: 0	LOB: 0	K: 1	BB: 0	S: 5	P: 5	R: 0	H: 2	E: 0	LOB: 3	K: 0	BB: 1	S: 5	P: 9	1B: 6	SF: 0	2B: 0	SAC: 0	3B: 0	DP: 1	HR: 0	HBP: 0	WP: 0	PA: 33
<b>PITCHER</b> <b>Juan Marichal, R</b> (1, 1) <small>ERA: 4.09</small>	IP	WLS	BF	H	R	ER	SO	BB	IBB	HBP	BLK	WP	HR	S	P	ERA	WHIP	IP	WLS	BF	H	R	ER	SO	BB	IBB	HBP	BLK	WP	HR	S	P	ERA	WHIP																																								

**BOTTOM**

San Francisco Giants @ Los Angeles Dodgers  
 Dodger Stadium, Los Angeles, CA  
 Mon Sep 21 1970, 7:05 PM PDT  
 Att. 14,478 - Unknown

livebaseballscorecards.com

<b>AB</b>	<b>32</b>
<b>R</b>	<b>0</b>
<b>H</b>	<b>6</b>
<b>RBI</b>	<b>0</b>
<b>BB</b>	<b>1</b>
<b>SO</b>	<b>2</b>
<b>LOB</b>	<b>12</b>



Batter	1	2	3	4	5	6	7	8	9	AB R H RBI BB SO LOB	TOP																					
<b>Bobby Bonds, R</b> OBP: 0.385, SLG: 0.515 (1, 9) X	0-0 S 1B		0-0 3B			0-3 K			0-0 F8	4 0 2 0 0 1 1	<b>San Francisco Giants @ Los Angeles Dodgers</b> <b>Dodger Stadium, Los Angeles, CA</b> Tue Sep 22 1970, 7:05 PM PDT Att. 15,502 - Unknown  <b>livebaseballscorecards.com</b>																					
<b>Tito Fuentes, S</b> OBP: 0.313, SLG: 0.343 (1, 4) X (8, 6)	0-0 F7 1-2		0-0 4-3			0-3 K			0-0 6-3	4 0 0 0 0 1 3																						
<b>Willie Mays, R</b> OBP: 0.392, SLG: 0.520 (1, 8) X	0-0 6-3					0-0 FC6-4 1-2f			0-0 F8	4 0 0 0 0 0 2																						
<b>Willie McCovey, L</b> OBP: 0.442, SLG: 0.601 (1, 3) X	0-0 G3					0-0 F2			0-0 F5	3 0 0 0 0 0 1																						
<b>Ken Henderson, S</b> OBP: 0.392, SLG: 0.452 (1, 7) X						0-0 F8			0-0 F6	3 0 0 0 0 1 0																						
<b>Dick Dietz, R</b> OBP: 0.431, SLG: 0.522 (1, 2) X						0-0 6-3			0-0 F9	3 0 0 0 0 0 0																						
<b>Jim Ray Hart, R</b> OBP: 0.354, SLG: 0.421 (1, 5) X						0-0 5-3			0-0 F8	3 0 0 0 0 0 0																						
<b>Hal Lanier, R</b> OBP: 0.266, SLG: 0.280 (1, 6) X <b>Ron Hunt, R</b> OBP: 0.394, SLG: 0.382 (8, PH) <b>Don Mason, L</b> OBP: 0.250, SLG: 0.143 (8, 4) X			0-0 6-3			0-0 F5			0-0 F7	2 0 0 0 0 0 0 1 0 0 0 0 0 0 0 0 0 0 0 0 0																						
<b>Ron Bryant, S</b> OBP: 0.143, SLG: 0.111 (1, 1) X <b>Bob Taylor, L</b> OBP: 0.309, SLG: 0.256 (8, PH) <b>Don McMahon, R</b> OBP: 0.250, SLG: 0.143 (8, 1) X			0-0 4-3			0-0 FC6-4 1B			0-0 4-3	2 0 1 0 0 0 0 1 0 0 0 0 0 0 0 0 0 0 0 0 0																						
<b>Inning Stats</b>	R: 0 E: 0 K: 0 S: 4	H: 1 LOB: 1 BB: 0 P: 4	R: 0 E: 0 K: 1 S: 5	H: 0 LOB: 0 BB: 0 P: 5	R: 0 E: 0 K: 0 S: 4	H: 1 LOB: 1 BB: 0 P: 4	R: 0 E: 0 K: 0 S: 3	H: 0 LOB: 0 BB: 0 P: 3	R: 0 E: 0 K: 2 S: 8	H: 1 LOB: 1 BB: 0 P: 8		R: 0 E: 0 K: 0 S: 3	H: 0 LOB: 0 BB: 0 P: 3	R: 0 E: 0 K: 0 S: 3	H: 0 LOB: 0 BB: 0 P: 3	R: 0 E: 0 K: 0 S: 3	H: 0 LOB: 0 BB: 0 P: 3	1B: 2 2B: 0 3B: 1 HR: 0	SF: 0 SAC: 0 DP: 0 HBP: 0	WP: 0 PB: 0 SB: 1 CS: 0	PA: 30											
<b>PITCHER</b> <b>Alan Foster, R</b> ERA: 4.14 (1, 1)	IP 9.0	WLS W	BF 30	H 3	R 0	ER 0	SO 3	BB 0	IBB 0	HBP 0	BLK 0	WP 0	HR 0	S 36	P 36	ERA 0.00	WHIP 0.333															
											<b>PITCHER</b>	IP	WLS	BF	H	R	ER	SO	BB	IBB	HBP	BLK	WP	HR	S	P	ERA	WHIP				

<b>AB</b>	<b>30</b>
<b>R</b>	<b>0</b>
<b>H</b>	<b>3</b>
<b>RBI</b>	<b>0</b>
<b>BB</b>	<b>0</b>
<b>SO</b>	<b>3</b>
<b>LOB</b>	<b>7</b>



Batter	1	2	3	4	5	6	7	8	9
Maury Wills, S OBP: 0.329, SLG: 0.313 (1, 6)	0-0 F8	0-0 4-3			0-0 SH3-4		0-0 F3		
Manny Mota, R OBP: 0.370, SLG: 0.379 (1, 7)	0-0 4-3		0-0 F4		0-0 F7		0-0 5-3		
Willie Davis, L OBP: 0.341, SLG: 0.449 (1, 8)	0-0 F8		0-0 4-3		0-0 F6		0-0 G3		
Wes Parker, S OBP: 0.392, SLG: 0.459 (1, 3)		0-0 BB	0-0 F4		0-0 F2		0-0 5-3		
Bill Sudakis, S OBP: 0.359, SLG: 0.467 (1, 2)		0-0 BB		0-0 BB	0-0 BB		0-0 F3		
Steve Garvey, R OBP: 0.274, SLG: 0.295 (1, 5)		0-0 BB	0-0 BB	0-0 F4	0-0 6-3				
Billy Grabarkewitz, R OBP: 0.402, SLG: 0.454 (1, 4)		0-0 K	0-0 F3	0-0 F3	0-0 1-3				
Bill Russell, R OBP: 0.296, SLG: 0.359 (1, 9)		0-0 F6	0-0 F6	0-0 BB	0-0 SH1-4				
Alan Foster, R OBP: 0.171, SLG: 0.109 (1, 1)		0-0 BB	0-0 BB	0-0 SH3-4	0-0 BB		0-0 SH1-4		

Inning Stats	R: 0	H: 0	E: 0	K: 0	S: 3	R: 1	H: 2	E: 0	K: 1	S: 7	R: 0	H: 0	E: 0	K: 0	S: 3	R: 0	H: 2	E: 0	K: 0	S: 4	R: 0	H: 0	E: 0	K: 0	S: 3	R: 0	H: 1	E: 0	K: 0	S: 4	R: 0	H: 1	E: 0	K: 0	S: 4	R: 0	H: 0	E: 0	K: 0	S: 3
	LOB: 0	BB: 0	P: 3	LOB: 3	BB: 2	LOB: 0	BB: 0	LOB: 2	BB: 0	P: 4	LOB: 1	BB: 1	LOB: 1	BB: 0	P: 4	LOB: 1	BB: 0	LOB: 0	BB: 0	P: 3	LOB: 0	BB: 0	LOB: 0	BB: 0	P: 3	LOB: 0	BB: 0	LOB: 0	BB: 0	P: 3	LOB: 0	BB: 0	LOB: 0	BB: 0	P: 3	LOB: 0	BB: 0	LOB: 0	BB: 0	P: 3

PITCHER	IP	WLS	BF	H	R	ER	SO	BB	IBB	HBP	BLK	WP	HR	S	P	ERA	WHIP
Ron Bryant, L ERA: 4.6 (1, 1)	7.0	L	29	6	1	1	1	3	0	0	0	0	0	28	40	1.29	1.286
Don McMahon, R ERA: 2.89 (8, 1)	1.0		3	0	0	0	0	0	0	0	0	0	0	3	3	0.00	0.000

**BOTTOM**

AB	R	H	RBI	BB	SO	LOB
3	0	0	0	0	0	4
4	0	0	0	0	0	2
4	0	0	0	0	0	1
4	1	1	0	0	0	0
4	0	3	0	0	0	0
2	0	0	0	1	0	2
3	0	0	0	0	1	5
3	0	2	0	0	0	3
0	0	0	1	2	0	0

<b>AB</b>	<b>27</b>
<b>R</b>	<b>1</b>
<b>H</b>	<b>6</b>
<b>RBI</b>	<b>1</b>
<b>BB</b>	<b>3</b>
<b>SO</b>	<b>1</b>
<b>LOB</b>	<b>17</b>



WP	PA	CS
0	32	0

**San Francisco Giants @ Los Angeles Dodgers**  
**Dodger Stadium, Los Angeles, CA**  
 Tue Sep 22 1970, 7:05 PM PDT  
 Att. 15,502 - Unknown

livebaseballscorecards.com

Batter	1	2	3	4	5	6	7	8	9	10	AB R H RBI BB SO LOB	TOP													
<b>Bobby Bonds, R</b> (1, 9) OBP: 0.386, SLG: 0.514	0-0 F8			4-0 F8-4 1B BB	0-0 FC6-4		0-0 1B 1B	0-0 F2		0-0 BB S 6-3 1B	5 2 2 0 1 0 2	<b>San Francisco Giants @ Los Angeles Dodgers</b> <b>Dodger Stadium, Los Angeles, CA</b> Wed Sep 23 1970, 7:05 PM PDT Att. 19,508 - Unknown													
<b>Tito Fuentes, S</b> (1, 4) OBP: 0.316, SLG: 0.344	0-3 K			0-0 1B 1B		0-0 F7	0-0 1B BB 1B	0-0 5-3		4-0 6-3 BB BB	5 2 2 1 1 1 0														
<b>Willie Mays, R</b> (1, 8) OBP: 0.392, SLG: 0.516	0-0 5-3			0-0 F8-4		0-0 F8	0-0 BB HBP HR 1B		0-0 F8	4-0 6-3 HR BB	5 2 1 1 1 0 2														
<b>Willie McCovey, L</b> (1, 3) <b>Frank Johnson, R</b> (5, 3) OBP: 0.442, SLG: 0.601 OBP: 0.358, SLG: 0.361			0-0 F4	0-0 1B		0-3 K	1-0 BB HR HBP		0-0 F9 BB 1B	0-0 6-3	2 0 1 0 0 0 0 3 2 1 1 0 1 2														
<b>Ken Henderson, S</b> (1, 7) OBP: 0.393, SLG: 0.456			0-0 G3	0-0 F8			6-3		4-0 1B IBB BB	0-0 HR	4 2 1 4 2 0 2														
<b>Dick Dietz, R</b> (1, 2) OBP: 0.432, SLG: 0.528			0-3 K		4-0 1B WP BB		HR 1B		0-0 F9	0-0 F5	5 2 2 4 1 1 2														
<b>Jim Ray Hart, R</b> (1, 5) <b>Rich Robertson, R</b> (9, 1) OBP: 0.362, SLG: 0.439 OBP: 0.103, SLG: 0.228					0-0 6-3		0-0 FC6-4 1B		4-0 1B IBB		4 1 3 2 1 0 0 0 0 0 0 0 0 0														
<b>Hal Lanier, R</b> (1, 6) <b>Ed Goodson, L</b> (7, PH) <b>Don Mason, L</b> (7, PR) <b>Ron Hunt, R</b> (7, PH) <b>Jerry Johnson, R</b> (7, 1) <b>Don McMahon, R</b> (8, 1) <b>Al Gallagher, R</b> (9, PH) OBP: 0.268, SLG: 0.279 OBP: 0.222, SLG: 0.222 OBP: 0.250, SLG: 0.143 OBP: 0.384, SLG: 0.381 OBP: 0.113, SLG: 0.063 OBP: 0.290, SLG: 0.143 OBP: 0.351, SLG: 0.395					0-0 F8		0-0 F4		0-0 1B 1B		2 0 0 0 0 0 2 1 0 1 0 0 0 0 0 1 0 0 0 0 0 1 0 0 0 0 0 1 0 0 0 0 0 0 0 0 0 0 0 0 0 0 1 0 1 1 0 0 0														
<b>Gaylord Perry, R</b> (1, 1) <b>Bernie Williams, R</b> (5, PH) <b>Skip Pitlock, L</b> (5, 1) <b>John Cumberland, R</b> (6, 1) <b>Bob Taylor, R</b> (7, PH) <b>Bob Heise, R</b> (7, 4) OBP: 0.104, SLG: 0.158 OBP: 0.385, SLG: 0.455 OBP: 0.113, SLG: 0.240 OBP: 0.058, SLG: 0.056 OBP: 0.306, SLG: 0.253 OBP: 0.264, SLG: 0.304					0-0 F8		0-0 F5		0-0 F7	0-0 F8	1 0 0 0 0 0 0 1 0 0 0 0 0 2 0 0 0 0 0 0 0 0 0 0 0 0 0 0 1 0 0 0 0 0 1 2 0 0 0 0 0 0														
<b>Inning Stats</b>	R: 0 E: 0 K: 1 S: 5	H: 0 LOB: 0 BB: 0 P: 5	R: 0 E: 0 K: 1 S: 5	H: 0 LOB: 0 BB: 0 P: 5	R: 0 E: 0 K: 0 S: 3	H: 0 LOB: 0 BB: 0 P: 3	R: 0 E: 0 K: 0 S: 4	H: 2 LOB: 2 BB: 1 P: 8	R: 0 E: 0 K: 0 S: 4	H: 1 LOB: 2 BB: 1 P: 8	R: 0 E: 0 K: 1 S: 5		H: 0 LOB: 0 BB: 0 P: 5	R: 9 E: 0 K: 0 S: 11	H: 8 LOB: 1 BB: 1 P: 16	R: 0 E: 0 K: 0 S: 3	H: 0 LOB: 0 BB: 0 P: 3	R: 1 E: 0 K: 0 S: 4	H: 2 LOB: 2 BB: 2 P: 12	R: 4 E: 0 K: 0 S: 5	H: 2 LOB: 0 BB: 2 P: 13	1B: 12 2B: 1 3B: 0 HR: 3	SF: 0 SAC: 0 DP: 1 HBP: 1	WP: 1 PB: 0 SB: 1 CS: 0	PA: 51
<b>PITCHER</b>	IP WLS BF H R ER SO BB IBB HBP BLK WP HR S P ERA WHIP																								
<b>Sandy Vance, R</b> (1, 1) ERA: 3.11	6.2																								
<b>Pete Mikkelsen, R</b> (7, 1) ERA: 2.89	0.0																								
<b>Jim Brewer, L</b> (7, 1) ERA: 3.07	1.1																								
<b>Ray Lamb, R</b> (9, 1) ERA: 3.83	1.1	L																							
<b>Mike Strahler, R</b> (10, 1) ERA: 1.74	0.2																								

<b>AB</b>	43
<b>R</b>	14
<b>H</b>	15
<b>RBI</b>	14
<b>BB</b>	7
<b>SO</b>	3
<b>LOB</b>	16



BOTTOM

San Francisco Giants @ Los Angeles Dodgers  
Dodger Stadium, Los Angeles, CA

Wed Sep 23 1970, 7:05 PM PDT  
Att: 19,508 - Unknown

livebaseballscorecards.com



AB	R	H	RBI	BB	SO	LOB
6	1	2	1	0	1	3
5	1	1	0	1	0	3
5	1	1	2	1	0	3
3	2	2	2	2	0	1
2	0	0	0	0	0	1
1	0	0	0	0	0	1
1	0	0	0	0	0	2
1	0	0	0	0	0	2
0	0	0	0	0	0	0
0	0	0	0	0	0	0
1	0	0	0	0	0	1
5	2	2	1	0	0	1
2	1	1	0	0	0	1
2	0	1	1	0	0	0
5	1	1	1	0	1	3
3	1	1	0	0	0	2
0	0	0	0	0	0	0
0	0	0	0	0	0	0
1	0	1	0	0	0	0
1	0	1	1	0	0	0
0	0	0	0	0	0	0

AB	44
R	10
H	14
RBI	9
BB	4
SO	3
LOB	24


WP	3	PA	50
PB	0		
SB	3		
CS	0		

Batter	1	2	3	4	5	6	7	8	9	10
Maury Wills, S OBP: 0.329, SLG: 0.313 (1, 6)	1-3	F6		2-3 3-H 1B		K		6-3 S 1B	5-3	
Manny Mota, R OBP: 0.369, SLG: 0.377 (1, 9) (6, 7)	4-3		E6 4-3 WP SF7	G3		FC3-6 1B		6-3 1-3 1B		4-0 FC3-6 BB
Willie Davis, L OBP: 0.341, SLG: 0.447 (1, 8)	F8		4-3		E BB	FC3-6 BB		BB 1B		FC3-6 1-2f
Wes Parker, S OBP: 0.394, SLG: 0.464 (1, 3)		3-1 1B 2B	SF7		E7 1B 2B	1-2 BB		1-2 BB		F7
Tom Haller, L OBP: 0.349, SLG: 0.468 (1, 2) (5, PH) Andy Kosco, R OBP: 0.239, SLG: 0.388 (6, 2) Jeff Torborg, R OBP: 0.308, SLG: 0.313 (8, PH) Jim Lefebvre, S OBP: 0.312, SLG: 0.344 (9, 1) Ray Lamb, R OBP: 0.259, SLG: 0.250 (10, 1) Mike Strahler, R OBP: 0.259, SLG: 0.250 (10, PH) Willie Crawford, L OBP: 0.311, SLG: 0.380	3-1	4-3	4-3	F3	F3			1-3		K
Bill Sudakis, S OBP: 0.360, SLG: 0.465 (1, 5)	WP S 2B 1B			F8	5-3			F9		WP SH3-4 1B
Bill Buckner, L OBP: 0.218, SLG: 0.264 (1, 7) Bill Russell, R OBP: 0.297, SLG: 0.360 (5, PH) (6, 9)	4-3			E 1B 1B		S 1B		6-3		SH3-4 1-2
Billy Grabarkewitz, R OBP: 0.400, SLG: 0.454 (1, 4)				E3 1B	5-3			K		F7 2-3
Sandy Vance, R OBP: 0.199, SLG: 0.200 (7, 1) Pete Mikkelsen, R OBP: 0.400, SLG: 0.400 (7, 1) Jim Brewer, L OBP: 0.154, SLG: 0.083 (8, PH) Von Joshua, L OBP: 0.291, SLG: 0.337 (9, 2) Bob Stinson, S OBP: 0.214, SLG: 0.250 (9, PH) Joe Ferguson, R OBP: 0.214, SLG: 0.250 (10, 2)	E1			F2		1B FC3-6 2B				

Inning Stats	R: 0	H: 0	E: 0	K: 0	S: 3	R: 3	H: 3	E: 1	K: 0	S: 7	R: 1	H: 0	E: 1	K: 0	S: 4	R: 1	H: 2	E: 1	K: 0	S: 6	R: 2	H: 2	E: 1	K: 1	S: 5	R: 1	H: 2	E: 0	K: 1	S: 7	R: 0	H: 0	E: 0	K: 1	S: 5	R: 1	H: 3	E: 0	K: 0	S: 5	R: 1	H: 2	E: 0	K: 0	S: 5	R: 0	H: 0	E: 0	K: 1	S: 5
--------------	------	------	------	------	------	------	------	------	------	------	------	------	------	------	------	------	------	------	------	------	------	------	------	------	------	------	------	------	------	------	------	------	------	------	------	------	------	------	------	------	------	------	------	------	------	------	------	------	------	------

PITCHER	IP	WLS	BF	H	R	ER	SO	BB	IBB	HBP	BLK	WP	HR	S	P	ERA	WHIP
Gaylord Perry, R ERA: 3.21 (1, 1)	4.0		20	5	5	2	0	0	0	0	0	2	0	20	20	4.50	1.250
Skip Pitlock, L ERA: 4.6 (5, 1)	1.1		9	4	3	3	1	1	0	0	0	0	0	10	14	20.25	3.750
John Cumberland, L ERA: 3.59 (6, 1)	0.2		3	0	0	0	0	1	0	0	0	0	0	2	6	0.00	1.500
Jerry Johnson, R ERA: 4.66 (7, 1)	1.2		8	3	1	1	1	1	0	0	0	0	0	9	13	5.40	2.400
Don McMahon, R ERA: 2.88 (8, 1)	0.1		1	0	0	0	0	0	0	0	0	0	0	1	1	0.00	0.000

PITCHER	IP	WLS	BF	H	R	ER	SO	BB	IBB	HBP	BLK	WP	HR	S	P	ERA	WHIP
Rich Robertson, R ERA: 5.02 (9, 1)	2.0		9	2	1	1	1	1	0	0	0	1	0	10	14	4.50	1.500

Batter	1	2	3	4	5	6	7	8	9	AB R H RBI BB SO LOB	TOP
Maury Wills, S OBP: 0.330, SLG: 0.314 (1, 6) X	0-0 6-3 1B		0-0 1B 1B		0-0 G3		0-0 6-3		0-0 1-3 2B 1B	5 1 2 0 0 0 1	
Manny Mota, R OBP: 0.367, SLG: 0.374 (1, 9) X (8, 7)	0-0 F9		0-3 K		0-3 K		0-0 1B E 1B		0-0 E4 1-3 2B	5 2 1 1 0 2 2	
Willie Davis, L OBP: 0.343, SLG: 0.450 (1, 8) X	0-0 2B		0-0 1-3 1B		0-0 4-3		0-0 1-3 E 1B		0-0 F5	5 1 3 0 0 0 2	
Wes Parker, S OBP: 0.391, SLG: 0.460 (1, 3) X	0-0 G3		0-3 K			0-0 6-3	0-0 E5 1-H 3-H		0-0 1-3	5 0 0 0 0 1 5	
Tom Haller, L OBP: 0.355, SLG: 0.475 (1, 2) X		0-0 5-3 1B 1B		0-0 5-3 2B 1B		0-0 3-1 2B	0-0 E5 1-2		4-0 2B 1B IBB	4 3 3 0 1 0 1	
Bill Sudakis, S OBP: 0.357, SLG: 0.464 (1, 5) X		0-0 5-3 1-2		0-0 5-3 1-2		0-0 3-1 2-3	0-0 1-3		0-0 1-3 2B 1B	5 1 1 2 0 0 5	
Bill Buckner, L OBP: 0.237, SLG: 0.298 Bill Russell, R OBP: 0.300, SLG: 0.362 (1, 7) (8, 9) X		0-0 G6-4-3 2-H 1B		0-0 2-H 2B		0-0 1-3		0-0 4-3	0-0 2-H 3-H 1B	4 0 2 2 0 0 1 1 0 1 2 0 0 0	AB 43 R 9 H 14 RBI 7 BB 1 SO 4 LOB 22
Billy Grabarkewitz, R OBP: 0.399, SLG: 0.451 (1, 4) X		0-0 G6-4-3 1-2f		0-3 K			0-0 6-3 1B 1B	0-0 F9	0-0 F9	5 1 1 0 0 1 3	
Claude Osteen, L OBP: 0.237, SLG: 0.297 (1, 1) X			0-0 F8		0-0 P5		0-0 F8 1-2	0-0 F9		4 0 0 0 0 0 2	
Inning Stats	R: 0 E: 0 K: 0 S: 4 H: 1 LOB: 1 BB: 0 P: 4	R: 1 E: 0 K: 0 S: 4 H: 2 LOB: 0 BB: 0 P: 4	R: 0 E: 0 K: 2 S: 9 H: 2 LOB: 2 BB: 0 P: 9	R: 1 E: 0 K: 1 S: 7 H: 2 LOB: 1 BB: 0 P: 7	R: 0 E: 0 K: 1 S: 5 H: 0 LOB: 0 BB: 0 P: 5	R: 0 E: 0 K: 0 S: 4 H: 1 LOB: 1 BB: 0 P: 4	R: 3 E: 2 K: 0 S: 8 H: 3 LOB: 2 BB: 0 P: 8	R: 0 E: 0 K: 0 S: 3 H: 0 LOB: 0 BB: 0 P: 3	R: 4 E: 1 K: 0 S: 7 H: 3 LOB: 1 BB: 1 P: 11	1B: 10 2B: 4 3B: 0 HR: 0 SF: 0 SAC: 0 DP: 1 HBP: 0	WP: 0 PB: 0 SB: 1 CS: 0 PA: 44
PITCHER Jim McGlothlin, R ERA: 3.64 Wayne Granger, R ERA: 2.72	IP WLS BF H R ER SO BB IBB HBP BLK WP HR S P ERA WHIP 7.0 L 33 11 5 3 4 0 0 0 0 0 0 0 0 41 41 3.86 1.571 2.0 11 3 4 0 0 0 1 0 0 0 0 0 10 14 0.00 1.500	PITCHER IP WLS BF H R ER SO BB IBB HBP BLK WP HR S P ERA WHIP									

Los Angeles Dodgers @ Cincinnati Reds  
Riverfront Stadium, Cincinnati, OH  
Fri Sep 25 1970, 7:05 PM EDT  
Att: 35,069 - Unknown

livebaseballscorecards.com



Batter	1	2	3	4	5	6	7	8	9	AB	R	H	RBI	BB	SO	LOB
<b>Bobby Tolan, L</b> (1, 8) OBP: 0.384, SLG: 0.471	0-0 P6			0-0 E1 S WP 1B		0-3 K		0-0 G3		4	1	1	0	0	1	0
<b>Pete Rose, S</b> (1, 9) OBP: 0.389, SLG: 0.478	0-0 4-3			0-0 6-3		0-0 L4		0-0 4-3		4	0	0	0	0	0	1
<b>Tony Perez, R</b> (1, 5) OBP: 0.399, SLG: 0.591	0-3 K			0-3 K			0-0 6-3		0-0 1B 1B	4	0	1	0	0	2	1
<b>Johnny Bench, R</b> (1, 2) OBP: 0.346, SLG: 0.594		0-0 F8		4-0 WP BB			0-0 HR 1B		0-3 K	3	1	1	0	1	1	1
<b>Lee May, R</b> (1, 3) OBP: 0.296, SLG: 0.485		0-0 F8		0-3 K			0-0 HR		0-0 1B	4	1	2	2	0	1	1
<b>Hal McRae, R</b> (1, 7) OBP: 0.315, SLG: 0.447		0-0 F8		1-2 3-H			0-3 K		0-0 F9	4	0	0	0	0	1	2
<b>Tommy Helms, R</b> (1, 4) OBP: 0.258, SLG: 0.276			0-0 F7		0-0 6-3		0-3 K		0-0 F7	4	0	1	0	0	0	2
<b>Dave Concepcion, R</b> (1, 6) OBP: 0.329, SLG: 0.324			0-0 1-3		0-0 4-3		0-0 F9			3	0	0	0	0	0	1
<b>Wayne Granger, R</b> (8, 1) OBP: 0.100, SLG: 0.100										0	0	0	0	0	0	0
<b>Jim McGlothlin, R</b> (1, 1) OBP: 0.208, SLG: 0.215			0-0 1-3			0-0 F8		0-0 4-3		2	0	0	0	0	0	0
<b>Darrel Chaney, S</b> (8, 6) OBP: 0.263, SLG: 0.286										1	0	0	0	0	0	0

Inning Stats	R: 0	H: 0	E: 0	K: 1	S: 5	LOB: 0	BB: 0	P: 5	R: 0	H: 0	E: 0	K: 0	S: 3	LOB: 0	BB: 0	P: 3	R: 0	H: 0	E: 0	K: 0	S: 3	LOB: 0	BB: 0	P: 3	R: 1	H: 1	E: 1	K: 2	S: 8	LOB: 1	BB: 1	P: 12	R: 0	H: 0	E: 0	K: 0	S: 3	LOB: 0	BB: 0	P: 3	R: 0	H: 0	E: 0	K: 1	S: 5	LOB: 0	BB: 0	P: 5	R: 2	H: 3	E: 0	K: 1	S: 8	LOB: 1	BB: 0	P: 8	R: 0	H: 0	E: 0	K: 0	S: 3	LOB: 0	BB: 0	P: 3	R: 0	H: 2	E: 0	K: 1	S: 7	LOB: 2	BB: 0	P: 7	1B: 4	SF: 0	2B: 1	SAC: 0	3B: 0	DP: 0	HR: 1	HBP: 0	WP: 1	PA: 34
<b>PITCHER</b> <b>Claude Osteen, L</b> (1, 1) ERA: 3.9	IP	WLS	BF	H	R	ER	SO	BB	IBB	HBP	BLK	WP	HR	S	P	ERA	WHIP																		<b>PITCHER</b>	IP	WLS	BF	H	R	ER	SO	BB	IBB	HBP	BLK	WP	HR	S	P	ERA	WHIP																														

**BOTTOM**

**Los Angeles Dodgers @ Cincinnati Reds**  
Riverfront Stadium, Cincinnati, OH

Fri Sep 25 1970, 7:05 PM EDT  
Att. 35,069 - Unknown

livebaseballscorecards.com

<b>AB</b>	<b>33</b>
<b>R</b>	<b>3</b>
<b>H</b>	<b>6</b>
<b>RBI</b>	<b>2</b>
<b>BB</b>	<b>1</b>
<b>SO</b>	<b>6</b>
<b>LOB</b>	<b>9</b>



Batter	1	2	3	4	5	6	7	8	9	AB R H RBI BB SO LOB	TOP											
Maury Wills, S OBP: 0.330, SLG: 0.317 (1, 6) X	0-0 L6		0-0 1B 2B		0-3 K		0-0 FC4-6 FC6-4 1-2f		0-0 E 1-3 1B	5 2 2 0 0 1 2												
Manny Mota, R OBP: 0.370, SLG: 0.377 (1, 7) X	0-0 4-3 1B		0-0 PB 1B 2-H		0-0 1B 1-2		0-0 FC6-4 1-2f		0-0 1-3 1-2	5 0 3 1 0 0 2												
Willie Davis, L OBP: 0.342, SLG: 0.448 (1, 8) X	0-0 4-3 1-2		0-0 F9 1-2		0-0 F8			0-0 F7	0-0 E6 1B 2-H 1B	5 0 1 0 0 0 4												
Wes Parker, S OBP: 0.391, SLG: 0.458 (1, 3) X	0-0 F9		0-0 5-3			4-0 G1-4-3 BB		0-0 F7	0-0 1B 1-3	4 0 1 0 1 0 2												
Bill Sudakis, S OBP: 0.358, SLG: 0.475 (1, 2) (8, 5)		0-0 FC5-4 1B		0-0 F5		0-0 G1-4-3 1-2f		0-0 HR	0-3 K	5 1 2 1 0 1 3												
Steve Garvey, R OBP: 0.284, SLG: 0.317 (1, 5) (8, 4)		0-0 F9		0-3 K		0-0 FC4-6 1B		0-0 1B 2B		4 0 2 0 0 1 1												
Bill Russell, R OBP: 0.299, SLG: 0.361 (1, 9)		0-0 F9		0-0 P4		0-0 FC4-6 1-2f		0-0 1B 2-3		4 0 1 0 0 0 2												
Billy Grabarkewitz, R OBP: 0.398, SLG: 0.449 Tom Haller, L OBP: 0.354, SLG: 0.473 (1, 4) (8, PH) (8, 2)		0-0 FC5-4 1-2f		4-0 1B BB		0-0 F9		0-0 3-1		2 0 0 0 1 0 1 1 0 0 0 0 0 2												
Don Sutton, R OBP: 0.258, SLG: 0.207 Joe Ferguson, R Ray Lamb, R Bill Buckner, L OBP: 0.233, SLG: 0.293 (1, 1) (7, PH) (7, 1) (9, PH)		0-0 4-3		0-0 P6		4-0 FC4-6 BB		0-0 4-3		2 0 0 0 0 0 1 0 0 0 0 1 0 0 0 0 0 0 0 0 0 1 0 0 0 0 0 0												
Inning Stats	R: 0 E: 0 K: 0 S: 4	H: 1 LOB: 1 BB: 0 P: 4	R: 0 E: 0 K: 0 S: 4	H: 1 LOB: 1 BB: 0 P: 4	R: 1 E: 0 K: 1 S: 5	H: 2 LOB: 1 BB: 0 P: 5	R: 0 E: 0 K: 1 S: 5	H: 0 LOB: 0 BB: 0 P: 5	R: 0 E: 0 K: 1 S: 6	H: 1 LOB: 2 BB: 1 P: 10	R: 0 E: 0 K: 0 S: 3	H: 1 LOB: 1 BB: 1 P: 7	R: 0 E: 0 K: 0 S: 3	H: 0 LOB: 1 BB: 1 P: 7	R: 1 E: 0 K: 0 S: 6	H: 3 LOB: 2 BB: 0 P: 6	R: 1 E: 1 K: 1 S: 8	H: 3 LOB: 2 BB: 0 P: 8	1B: 9 2B: 2 3B: 0 HR: 1	SF: 0 SAC: 0 DP: 1 HBP: 0	WP: 0 PB: 1 SB: 0 CS: 0	PA: 41
PITCHER	IP WLS BF H R ER SO BB IBB HBP BLK WP HR S P ERA WHIP																					
Jim Merritt, L ERA: 4.08 Don Gullett, L ERA: 2.47 Clay Carroll, R ERA: 2.64	(1, 1) (4, 1) (8, 1)	3.0 4.2 1.1	WLS W S	13 21 7	H 5 3	R 1 1	ER 1 1	SO 2 1	BB 3 0	IBB 0 0	HBP 0 0	BLK 0 0	WP 0 0	HR 1 0	S 22 9	P 34 9	ERA 1.93 6.75	WHIP 1.714 2.250				

Los Angeles Dodgers @ Cincinnati Reds  
Riverfront Stadium, Cincinnati, OH

AB	38
R	3
H	12
RBI	2
BB	3
SO	3
LOB	20



Sat Sep 26 1970, 3:33 AM EDT  
Att: 36,017 - Unknown


livebaseballscorecards.com

Batter	1	2	3	4	5	6	7	8	9	AB	R	H	RBI	BB	SO	LOB
<b>Pete Rose, S</b> OBP: 0.389, SLG: 0.476 (1, 9)	0-0 L3	0-0 S 1B		4-0 BB		0-0 F7		0-0 F8		4	0	1	0	1	0	1
<b>Bobby Tolan, L</b> OBP: 0.384, SLG: 0.475 (1, 8)	0-0 HR	0-3 K 1-2		0-0 4-3			4-0 E S 6-3 BB	0-0 6-3		4	2	1	1	1	1	3
<b>Tony Perez, R</b> OBP: 0.400, SLG: 0.592 <b>Dave Concepcion, R</b> (7, PR) OBP: 0.329, SLG: 0.324 (8, 6)	0-0 BB E BLK 1B	0-0 F9			0-0 1B 2B		0-0 E5 6-3	0-0 6-3		4	2	2	0	0	0	2
<b>Johnny Bench, R</b> OBP: 0.344, SLG: 0.590 (1, 2)	0-0 E6 BLK BB 4-3		0-0 F9		0-3 K		0-0 6-3	0-0 6-3		4	1	0	1	0	1	3
<b>Lee May, R</b> OBP: 0.296, SLG: 0.482 (1, 3)	4-0 4-3 BLK 1B 1-2 2-3 BB		0-0 F3		0-0 F7		0-0 K	0-3 K		3	1	0	0	1	1	3
<b>Bernie Carbo, L</b> OBP: 0.453, SLG: 0.552 (1, 7)	0-0 4-3		0-0 F9		4-0 1B IBB		4-0 K	4-0 IBB		2	0	1	1	2	0	1
<b>Tommy Helms, R</b> OBP: 0.259, SLG: 0.277 <b>Don Gullett, R</b> OBP: 0.250, SLG: 0.316 <b>Clay Carroll, R</b> OBP: 0.133, SLG: 0.071 (4, 1) (8, 1)	0-0 1B		0-0 F9		0-0 1B		0-0 K	0-3 K		2	0	1	1	0	0	1
<b>Woody Woodward, R</b> OBP: 0.282, SLG: 0.282 (1, 6) (8, 5)	0-0 P4		0-0 F8		0-0 5-3		0-0 F9	0-0 F9		4	0	0	0	0	0	1
<b>Jim Merritt, L</b> OBP: 0.207, SLG: 0.277 <b>Darrel Chaney, S</b> OBP: 0.265, SLG: 0.298 (1, 1) (4, 4)		0-3 K		0-3 K		0-0 F8		0-0 F8 2B		1	0	0	0	0	1	0
										3	0	1	0	0	1	0

Inning Stats	R: 4	H: 3	E: 1	K: 0	S: 7	LOB: 1	BB: 1	P: 11
	R: 0	H: 1	E: 0	K: 2	S: 8 <td>LOB: 1 <td>BB: 0 <td>P: 8 </td></td></td>	LOB: 1 <td>BB: 0 <td>P: 8 </td></td>	BB: 0 <td>P: 8 </td>	P: 8
	R: 0	H: 1	E: 0	K: 0	S: 4 <td>LOB: 1 <td>BB: 0 <td>P: 4 </td></td></td>	LOB: 1 <td>BB: 0 <td>P: 4 </td></td>	BB: 0 <td>P: 4 </td>	P: 4
	R: 0	H: 0	E: 0	K: 1	S: 5 <td>LOB: 1 <td>BB: 1 <td>P: 9 </td></td></td>	LOB: 1 <td>BB: 1 <td>P: 9 </td></td>	BB: 1 <td>P: 9 </td>	P: 9
	R: 1	H: 2	E: 0	K: 1	S: 6 <td>LOB: 2 <td>BB: 1 <td>P: 10 </td></td></td>	LOB: 2 <td>BB: 1 <td>P: 10 </td></td>	BB: 1 <td>P: 10 </td>	P: 10
	R: 0	H: 0	E: 0	K: 0	S: 3 <td>LOB: 0 <td>BB: 0 <td>P: 3 </td></td></td>	LOB: 0 <td>BB: 0 <td>P: 3 </td></td>	BB: 0 <td>P: 3 </td>	P: 3
	R: 1	H: 0	E: 1	K: 2	S: 8 <td>LOB: 2 <td>BB: 2 <td>P: 16 </td></td></td>	LOB: 2 <td>BB: 2 <td>P: 16 </td></td>	BB: 2 <td>P: 16 </td>	P: 16
	R: 0	H: 1	E: 0	K: 0	S: 4 <td>LOB: 1 <td>BB: 0 <td>P: 4 </td></td></td>	LOB: 1 <td>BB: 0 <td>P: 4 </td></td>	BB: 0 <td>P: 4 </td>	P: 4
	R: 0	H: 0	E: 0	K: 0	S: 0 <td>LOB: 0 <td>BB: 0 <td>P: 0 </td></td></td>	LOB: 0 <td>BB: 0 <td>P: 0 </td></td>	BB: 0 <td>P: 0 </td>	P: 0

**Los Angeles Dodgers @ Cincinnati Reds**  
Riverfront Stadium, Cincinnati, OH  
Sat Sep 26 1970, 3:33 AM EDT  
Att. 36,017 - Unknown

AB	33
R	6
H	8
RBI	5
BB	5
SO	6
LOB	17



WP: 0	PA: 38
PB: 0	
SB: 2	
CS: 0	

PITCHER	IP	WLS	BF	H	R	ER	SO	BB	IBB	HBP	BLK	WP	HR	S	P	ERA	WHIP
<b>Don Sutton, R</b> ERA: 4.02 (1, 1)	6.0	L	28	7	5	2	4	2	1	0	1	0	1	33	45	3.00	1.500
<b>Ray Lamb, R</b> ERA: 3.86 (7, 1)	2.0		10	1	1	1	2	1	1	0	0	0	0	12	20	4.50	1.000

Batter	1	2	3	4	5	6	7	8	9	AB R H RBI BB SO LOB	TOP											
Maury Wills, S (1, 6) OBP: 0.333, SLG: 0.318	4-0 G4-6-3 BB	0-0 FC6-4 1B		0-0 6-3		0-0 1B 1B		0-0 1-3		4 0 2 1 1 0 0												
Manny Mota, R (1, 9) OBP: 0.370, SLG: 0.377	0-0 G4-6-3 1-2f	0-0 FC6-4 1-2f		0-0 1B		0-0 1B 1B		0-0 4-3		5 0 2 1 0 0 3												
Willie Davis, L (1, 8) OBP: 0.340, SLG: 0.445	0-0 F7		4-0 1B BB	0-0 G3		0-0 F7		0-0 4-3		4 0 0 0 1 0 3												
Wes Parker, S (1, 3) OBP: 0.390, SLG: 0.456		0-0 F7	0-0 F9		0-3 K		0-0 1B		0-0 4-3	5 0 1 0 0 1 1												
Tom Haller, L (1, 2) OBP: 0.353, SLG: 0.469		4-0 BB 1B BB	0-3 K		0-0 F7		0-3 K			3 1 0 0 1 2 2												
Bill Sudakis, S (1, 5) OBP: 0.357, SLG: 0.471		0-3 K	0-0 1B		0-0 3-4-1		0-0 F8			4 0 1 0 0 1 2												
Bill Buckner, L (1, 7) OBP: 0.234, SLG: 0.279		4-0 1B 1B BB	0-3 K		0-3 K		0-0 4-3			3 1 0 0 1 2 3												
Billy Grabarkewitz, R (1, 4) OBP: 0.401, SLG: 0.456		0-0 1B 1B 1B		0-0 HR		4-0 1B BB		0-0 5-3		3 3 2 2 1 0 0												
Alan Foster, R (1, 1) OBP: 0.171, SLG: 0.109		0-0 1B		0-3 K		0-3 K		0-3 K		0 0 0 0 0 0 0												
Mike Strahler, R (1, 1) OBP: 0.333, SLG: 0.333										2 0 1 1 0 1 0												
Len Gabrielson, L (6, PH) OBP: 0.209, SLG: 0.244										1 0 0 0 0 1 1												
Pete Mikkelsen, R (6, 1) OBP: 0.400, SLG: 0.400										0 0 0 0 0 0 0												
Von Joshua, L (8, PH) OBP: 0.288, SLG: 0.333										1 0 0 0 0 1 0												
Jim Brewer, L (8, 1) OBP: 0.154, SLG: 0.083		1-3 2-H 1B								0 0 0 0 0 0 0												
<b>Inning Stats</b>	R: 0 E: 0 K: 0 S: 2	H: 0 LOB: 0 BB: 1 P: 6	R: 3 E: 0 K: 1 S: 8	H: 3 LOB: 2 BB: 2 P: 16	R: 0 E: 0 K: 2 S: 8	H: 1 LOB: 2 BB: 1 P: 12	R: 1 E: 0 K: 1 S: 7	H: 2 LOB: 1 BB: 0 P: 7	R: 0 E: 0 K: 1 S: 5	H: 0 LOB: 0 BB: 0 P: 5	R: 1 E: 0 K: 2 S: 9	H: 2 LOB: 2 BB: 1 P: 13	R: 0 E: 0 K: 1 S: 6	H: 1 LOB: 1 BB: 0 P: 6	R: 0 E: 0 K: 1 S: 5	H: 0 LOB: 0 BB: 0 P: 5	R: 0 E: 0 K: 0 S: 3	H: 0 LOB: 0 BB: 0 P: 3	1B: 8 2B: 0 3B: 0 HR: 1	SF: 0 SAC: 0 DP: 1 HBP: 0	WP: 0 PB: 0 SB: 0 CS: 0	PA: 40
<b>PITCHER</b>	IP WLS BF H R ER SO BB IBB HBP BLK WP HR S P ERA WHIP																					
Gary Nolan, R (1, 1) ERA: 3.27	7.0 W 34 9 5 5 8 5 0 0 0 0 0 1 45 65 6.43 2.000																					
Milt Wilcox, R (8, 1) ERA: 2.42	2.0 S 6 0 0 0 1 0 0 0 0 0 0 0 8 8 0.00 0.000																					

Los Angeles Dodgers @ Cincinnati Reds  
Riverfront Stadium, Cincinnati, OH  
Sun Sep 27 1970, 3:33 AM EDT  
Att: 39,256 - Unknown

livebaseballscorecards.com

AB	35
R	5
H	9
RBI	5
BB	5
SO	9
LOB	15



Batter	1	2	3	4	5	6	7	8	9	AB R H RBI BB SO LOB
<b>Pete Rose, S</b> OBP: 0.388, SLG: 0.474 (1, 9) X	0-0 F7	0-0 3-1		0-3 K	0-0 F8			0-0 1B 1B		5 1 1 0 0 1 3
<b>Bobby Tolan, L</b> OBP: 0.385, SLG: 0.476 (1, 8) X	0-0 BB SF9	4-0 1B S BB		4-0 CS BB		0-0 4-3		0-3 K		3 1 1 0 2 1 1
<b>Tony Perez, R</b> OBP: 0.401, SLG: 0.591 <b>Woody Woodward, R</b> (8, PR) OBP: 0.282, SLG: 0.282 (9, 5)	4-0 BB 1B BB	4-0 1B BB		0-0 P3		0-0 6-3		0-0 1B 1B		3 1 1 0 2 0 1 0 0 0 0 0 0 0
<b>Johnny Bench, R</b> OBP: 0.346, SLG: 0.589 (1, 2)	4-0 1B 1B BB	0-0 G5-4-3 1B			0-0 F7	0-0 6-3		0-0 1B		4 1 2 2 1 0 0
<b>Lee May, R</b> OBP: 0.296, SLG: 0.487 (1, 3) X	0-0 SF9	0-0 G5-4-3			4-0 E 1B BB BB		0-0 HR	0-3 K		3 2 1 2 1 1 5
<b>Bernie Carbo, L</b> OBP: 0.456, SLG: 0.551 (1, 7) X	0-0 1B 1B		4-0 1B S BB		4-0 1B E BB		0-0 1-3			2 1 1 1 2 0 0
<b>Tommy Helms, R</b> OBP: 0.260, SLG: 0.279 (1, 4) X	0-0 1B		0-0 G6-4-3 1B		0-0 E5 1B		0-0 F8			4 0 2 1 0 0 2
<b>Dave Concepcion, R</b> OBP: 0.324, SLG: 0.319 <b>Milt Wilcox, R</b> (8, 1)	0-0 P6		0-0 F7		0-3 K		0-0 6-3			4 0 0 0 0 1 7 0 0 0 0 0 0 0
<b>Gary Nolan, R</b> OBP: 0.205, SLG: 0.195 <b>Darrel Chaney, S</b> (8, 6)		0-0 3-1 1B 2B	0-0 G6-4-3		0-0 1B		0-3 K			3 1 2 2 0 0 2 1 0 0 0 0 1 0

Inning Stats	R: 3 E: 0 K: 0 S: 6	H: 3 LOB: 2 BB: 2 P: 14	R: 1 E: 0 K: 0 S: 4	H: 2 LOB: 2 BB: 2 P: 12	R: 0 E: 0 K: 0 S: 3	H: 1 LOB: 1 BB: 1 P: 7	R: 0 E: 0 K: 1 S: 4	H: 0 LOB: 0 BB: 1 P: 8	R: 2 E: 1 K: 1 S: 7	H: 1 LOB: 2 BB: 2 P: 15	R: 0 E: 0 K: 0 S: 3	H: 0 LOB: 0 BB: 0 P: 3	R: 1 E: 0 K: 0 S: 4	H: 1 LOB: 0 BB: 0 P: 4	R: 1 E: 0 K: 3 S: 12	H: 3 LOB: 2 BB: 0 P: 12
1B: 8 2B: 2 3B: 0 HR: 1	SF: 1 SAC: 0 DP: 2 HBP: 0	WP: 0 PA: 41														

PITCHER	IP	WLS	BF	H	R	ER	SO	BB	IBB	HBP	BLK	WP	HR	S	P	ERA	WHIP
<b>Alan Foster, R</b> ERA: 4.26 (1, 1)	0.2		7	3	3	3	0	2	0	0	0	0	0	5	13	40.50	7.500
<b>Mike Strahler, R</b> ERA: 1.84 (1, 1)	4.1	L	21	4	3	1	2	6	0	0	0	0	0	19	43	2.08	2.308
<b>Pete Mikkelsen, R</b> ERA: 2.95 (6, 1)	2.0		7	1	1	1	0	0	0	0	0	0	1	7	7	4.50	0.500
<b>Jim Brewer, L</b> ERA: 3.13 (8, 1)	1.0		6	3	1	1	3	0	0	0	0	0	0	12	12	9.00	3.000

**BOTTOM**

**Los Angeles Dodgers @ Cincinnati Reds**  
Riverfront Stadium, Cincinnati, OH  
Sun Sep 27 1970, 3:33 AM EDT  
Att. 39,256 - Unknown

[livebaseballscorecards.com](http://livebaseballscorecards.com)

<b>AB</b>	<b>32</b>
<b>R</b>	<b>8</b>
<b>H</b>	<b>11</b>
<b>RBI</b>	<b>8</b>
<b>BB</b>	<b>8</b>
<b>SO</b>	<b>5</b>
<b>LOB</b>	<b>21</b>



Batter	1	2	3	4	5	6	7	8	9	AB R H RBI BB SO LOB	TOP									
Maury Wills, S (1, 6) OBP: 0.333, SLG: 0.319	0-3 K	0-0 6-3			0-0 1B	0-0 SF8 1B 7-2 1B		0-0 F7	0-0 4-3	6 0 2 2 0 1 4	<b>Los Angeles Dodgers @ San Diego Padres</b> San Diego Stadium, San Diego, CA Tue Sep 29 1970, 10:05 PM EDT Att. 2,952 - Unknown <a href="http://livebaseballscorecards.com">livebaseballscorecards.com</a>									
Manny Mota, R (1, 7) OBP: 0.375, SLG: 0.383	0-0 FC3-6 1B		0-0 4-3 PB 1B		0-0 F9	0-0 1-2 1B		0-0 3-H 1B		5 0 4 1 0 0 1										
Willie Davis, L (1, 8) OBP: 0.338, SLG: 0.442	0-0 FC3-6 BB 1-2f		0-0 4-3 1-3		0-0 F8	0-0 SF8 2-3 3-H		0-0 5-3		4 0 0 1 0 0 4										
Wes Parker, S (1, 3) OBP: 0.391, SLG: 0.456	4-0 1-2 BB		0-0 6-3		0-0 1-3 1B	0-0 7-2 3-Hf			0-0 E 2B 1B	4 1 2 0 1 0 3										
Bill Sudakis, S (1, 2) OBP: 0.351, SLG: 0.462	0-0 4-3		0-0 1-3		0-3 K		0-3 K		0-0 E1 2B E	5 1 0 0 0 2 6										
Steve Garvey, R (1, 5) OBP: 0.312, SLG: 0.356		0-0 F4		0-0 FC5-4 1B		0-0 1B 1B	0-0 BB 1B		0-0 E 2B	5 2 4 1 0 0 0										
Billy Grabarkewitz, R (1, 4) OBP: 0.402, SLG: 0.457		0-0 1B 1B		0-0 FC5-4 6-3 1-2f		0-0 1B 1B	4-0 CS BB		0-0 E3 5-3 2-H 3-H	4 1 2 1 1 0 1										
Bill Russell, R (1, 9) OBP: 0.301, SLG: 0.361		0-0 F9		0-0 6-3 2-3		0-0 1B BB 1B	0-0 CS 1-2	0-0 WP SH1-4 1B 1B	0-0 5-3 2-3	5 2 2 1 0 0 3										
Sandy Vance, R (1, 1) OBP: 0.211, SLG: 0.216		0-0 1B		0-0 6-3		4-0 1B SF8 BB		0-0 SH1-4 1-2	0-3 K	2 0 1 0 0 0 1										
Jim Lefebvre, S (6, PH) OBP: 0.314, SLG: 0.344										0 0 0 0 1 0 0										
Bob Stinson, S (6, PR)										0 1 0 0 0 0 0										
Pete Mikkelsen, R (6, 1) OBP: 0.333, SLG: 0.333		1-2 1B								1 0 0 0 0 1 1										
<b>Inning Stats</b>	R: 0 E: 0 K: 1 S: 6	H: 1 LOB: 2 BB: 1 P: 10	R: 0 E: 0 K: 0 S: 5	H: 2 LOB: 2 BB: 0 P: 5	R: 0 E: 0 K: 0 S: 4	H: 1 LOB: 1 BB: 0 P: 4	R: 0 E: 0 K: 1 S: 7	H: 2 LOB: 2 BB: 0 P: 7	R: 4 E: 0 K: 0 S: 7	H: 5 LOB: 1 BB: 1 P: 11	R: 0 E: 0 K: 1 S: 4	H: 1 LOB: 0 BB: 1 P: 8	R: 1 E: 0 K: 0 S: 5	H: 2 LOB: 1 BB: 0 P: 5	R: 3 E: 2 K: 1 S: 9	H: 2 LOB: 1 BB: 0 P: 9	1B: 16 2B: 2 3B: 0 HR: 0	SF: 1 SAC: 1 DP: 1 HBP: 0	WP: 1 PB: 1 SB: 0 CS: 1	PA: 47
<b>PITCHER</b>	IP WLS BF H R ER SO BB IBB HBP BLK WP HR S P ERA WHIP																			
Dave Roberts, L (1, 1) ERA: 3.81	5.0 L 28 11 4 4 2 2 0 0 0 0 0 0 30 38 7.20 2.600																			
Tom Dukes, R (6, 1) ERA: 3.71	2.0 6 2 0 0 1 1 0 0 0 0 0 0 7 11 0.00 1.500																			
Mike Corkins, R (8, 1) ERA: 4.62	1.0 8 4 4 2 0 0 0 0 0 0 1 0 8 8 18.00 4.000																			
Ron Willis, R (9, 1) ERA: 4.02	1.0 4 0 0 0 0 1 0 0 0 0 0 0 6 6 0.00 0.000																			





Batter	1	2	3	4	5	6	7	8	9	AB R H RBI BB SO LOB	TOP											
Maury Wills, S OBP: 0.332, SLG: 0.318 (1, 6) X	0-0 F7 ①		0-0 5-3 ②			0-0 G3 1B ③		0-0 1-3 ③		4 0 1 0 0 0 0	<b>Los Angeles Dodgers @ San Diego Padres</b> San Diego Stadium, San Diego, CA Wed Sep 30 1970, 10:05 PM EDT Att. 3,549 - Unknown <a href="http://livebaseballscorecards.com">livebaseballscorecards.com</a>											
Manny Mota, R OBP: 0.376, SLG: 0.384 (1, 7) X	0-0 4-3 ②		0-0 6-3 ③			0-0 G3 1B ②		0-0 E5 1B SF7 1B ③	4 1 2 0 0 0 0													
Willie Davis, L OBP: 0.337, SLG: 0.441 (1, 8) S S S	0-3 K ③			0-3 K ①		0-0 G3 ②		0-0 FC6-4 1B ③	4 0 1 0 0 2 2													
Wes Parker, S OBP: 0.392, SLG: 0.458 (1, 3) X		0-0 1B 1B		0-0 G4-6-3 1B ①		0-3 K ③		0-0 SF7 ①	3 0 2 1 0 1 2													
Tom Haller, L OBP: 0.349, SLG: 0.463 (1, 2) X		0-0 F2 ①		0-0 G4-6-3 1-2f ② ③		0-0 G3 ①		0-0 F5 ②	4 0 0 0 0 0 3													
Steve Garvey, R OBP: 0.309, SLG: 0.352 (1, 5) X		0-0 1-2 1B		0-0 5-3 ①		0-0 L8 ②		0-0 FC6-4 1-2f ③	4 0 1 0 0 0 1													
Bill Buckner, L OBP: 0.224, SLG: 0.266 (1, 9) X		0-0 F4 ②		0-0 4-3 ②		0-3 K ③			3 0 0 0 0 1 2													
Billy Grabarkewitz, R OBP: 0.400, SLG: 0.454 (1, 4) X		0-0 F8 ③		0-3 K ③		0-3 K ③		0-3 K ①	3 0 0 0 0 2 2													
Claude Osteen, L OBP: 0.232, SLG: 0.290 (1, 1) S S S			0-3 K ①			0-0 F8 ①		0-0 F9 ②	2 0 0 0 0 1 0													
Len Gabrielson, L OBP: 0.205, SLG: 0.238 (8, PH)									1 0 0 0 0 0 0													
Ray Lamb, R (8, 1)									0 0 0 0 0 0 0													
<b>Inning Stats</b>	R: 0 E: 0 K: 1 S: 5	H: 0 LOB: 0 BB: 0 P: 5	R: 0 E: 0 K: 0 S: 5	H: 2 LOB: 2 BB: 0 P: 5	R: 0 E: 0 K: 1 S: 5	H: 0 LOB: 0 BB: 0 P: 5	R: 0 E: 0 K: 1 S: 5	H: 1 LOB: 0 BB: 0 P: 5	R: 0 E: 0 K: 1 S: 5	H: 0 LOB: 0 BB: 0 P: 5	R: 0 E: 0 K: 1 S: 7	H: 2 LOB: 2 BB: 0 P: 7	R: 0 E: 0 K: 1 S: 5	H: 0 LOB: 0 BB: 0 P: 5	R: 0 E: 0 K: 1 S: 5	H: 0 LOB: 0 BB: 0 P: 5	R: 1 E: 1 K: 0 S: 5	H: 2 LOB: 1 BB: 0 P: 5	1B: 7 2B: 0 3B: 0 HR: 0	SF: 1 SAC: 0 DP: 1 HBP: 0	WP: 0 PB: 0 SB: 0 CS: 0	PA: 33
<b>PITCHER</b> Pat Dobson, R ERA: 3.76 (1, 1)	IP: 9.0 WLS: W BF: 33 H: 7 R: 1 ER: 0 SO: 7 BB: 0 IBB: 0 HBP: 0 BLK: 0 WP: 0 HR: 0 S: 47 P: 47 ERA: 0.00 WHIP: 0.778											<b>PITCHER</b>	IP: WLS: BF: H: R: ER: SO: BB: IBB: HBP: BLK: WP: HR: S: P: ERA: WHIP:									





Batter	1	2	3	4	5	6	7	8	9	AB	R	H	RBI	BB	SO	LOB
<b>Dave Campbell, R</b> OBP: 0.268, SLG: 0.337 (1, 4)	0-0 F3		0-0 6-3		0-0 5-3 1B		0-0 F8			4	0	1	0	0	0	0
<b>Rafael Robles, R</b> OBP: 0.264, SLG: 0.224 (1, 6)	0-3 K		0-0 1B SF8 1B		0-0 5-3 1-2		0-0 L3			4	1	1	0	0	1	1
<b>Cito Gaston, R</b> OBP: 0.360, SLG: 0.538 (1, 8)	0-3 K		0-0 1-3 1B		0-0 F8		0-0 4-3			4	0	1	0	0	1	1
<b>Ollie Brown, R</b> OBP: 0.333, SLG: 0.492 (1, 9)		0-0 E5 F9 1B	0-0 SF8		0-0 FC5-4 BB 1B		0-0 WP 1B			3	1	2	1	0	0	0
<b>Nate Colbert, R</b> OBP: 0.326, SLG: 0.504 (1, 3)		0-0 F9 2-3	0-3 K		4-0 BB BB BB BB 1-2 FC5-4 BB		0-0 F7			3	0	0	0	1	1	3
<b>Ed Spiezio, R</b> OBP: 0.377, SLG: 0.468 (1, 5)		1-0 1B HBP		0-0 G3		0-0 F7		4-0 1-2 9-5-4 IBB		2	0	0	0	1	0	2
<b>Jose Arcia, R</b> OBP: 0.282, SLG: 0.288 (8, PR) (9, 5)										0	0	0	0	0	0	0
<b>Chris Cannizzaro, R</b> OBP: 0.367, SLG: 0.379 (1, 2)		0-0 1-3 3-H 1B		0-0 4-3		0-0 FC5-4 BB 1-2f 2-3		0-0 9-5-4		4	0	1	1	0	0	4
<b>Jim Williams, R</b> OBP: 0.333, SLG: 0.286 (1, 7)		0-3 K		0-0 G3		4-0 BB BB BB 1-2 BB				2	0	0	0	1	1	2
<b>Dave Robinson, S</b> OBP: 0.395, SLG: 0.559 (9, 7)										0	0	0	0	0	0	0
<b>Pat Dobson, R</b> OBP: 0.208, SLG: 0.155 (1, 1)		0-3 K			0-0 6-3		0-3 K			3	0	0	0	0	2	5


Inning Stats	R: 0	H: 0	E: 0	K: 2	S: 7	LOB: 0	BB: 0	P: 7	R: 1	H: 1	E: 1	K: 2	S: 9	LOB: 2	BB: 0	P: 10	R: 1	H: 2	E: 0	K: 1	S: 7	LOB: 1	BB: 0	P: 7	R: 0	H: 0	E: 0	K: 0	S: 3	LOB: 0	BB: 0	P: 3	R: 0	H: 1	E: 0	K: 1	S: 6	LOB: 3	BB: 2	P: 14	R: 0	H: 0	E: 0	K: 0	S: 3	LOB: 0	BB: 0	P: 3	R: 0	H: 1	E: 0	K: 0	S: 3	LOB: 2	BB: 1	P: 7
<b>PITCHER</b>	IP	WLS	BF	H	R	ER	SO	BB	IBB	HBP	BLK	WP	HR	S	P	ERA	WHIP																																							
<b>Claude Osteen, L</b> ERA: 3.83 (1, 1)	7.0	L	30	5	2	1	6	2	0	1	0	0	0	39	48	1.29	1.000																																							
<b>Ray Lamb, R</b> ERA: 3.79 (8, 1)	1.0		4	1	0	0	0	0	1	0	0	1	0	3	7	0.00	1.000																																							

**BOTTOM**

**Los Angeles Dodgers @ San Diego Padres**  
San Diego Stadium, San Diego, CA

Wed Sep 30 1970, 10:05 PM EDT  
Att. 3,549 - Unknown

<b>AB</b>	<b>29</b>
<b>R</b>	<b>2</b>
<b>H</b>	<b>6</b>
<b>RBI</b>	<b>2</b>
<b>BB</b>	<b>3</b>
<b>SO</b>	<b>6</b>
<b>LOB</b>	<b>18</b>



1B	2B	3B	HR	SF	SAC	DP	HBP	WP	PA
6	1	0	0	1	0	1	1	1	34

Batter	1	2	3	4	5	6	7	8	9	AB	R	H	RBI	BB	SO	LOB	TOP
<b>Maury Wills, S</b> (1, 6) <small>OBP: 0.333, SLG: 0.318</small> <b>Bill Russell, R</b> (2, PH) <small>OBP: 0.303, SLG: 0.363</small> (2, 6)	4-0  BB	0-0 F2 		0-0 		0-0  <small>2-3 3-H</small>	0-0 6-3 			0	1	0	0	1	0	0	
<b>Manny Mota, R</b> (1, 7) <small>OBP: 0.377, SLG: 0.384</small> <b>Bill Buckner, L</b> (2, PH) <small>OBP: 0.225, SLG: 0.265</small> (2, 7)	4-0  1-2 BB	0-0 		0-0 F8 		0-0 FC6-4  <small>1-2f</small>		0-0 4-3 		0	1	0	0	1	0	0	
<b>Willie Davis, L</b> (1, 8) <small>OBP: 0.335, SLG: 0.438</small> <b>Willie Crawford, L</b> (4, 9) <small>OBP: 0.313, SLG: 0.381</small>	0-0 F9  1-2 2-3	0-0 F9 		0-0 L8 		0-0  <small>1-3 3-H</small>		0-0 4-3 		3	0	0	0	0	0	4	
<b>Wes Parker, S</b> (1, 3) <small>OBP: 0.392, SLG: 0.458</small> <b>Steve Garvey, R</b> (5, PH) <small>OBP: 0.310, SLG: 0.355</small> (5, 5)	0-3 K  1B			0-0  1B		0-0  <small>3-H</small>		0-3 K 		2	0	1	0	0	1	2	
<b>Tom Haller, L</b> (1, 2) <small>OBP: 0.351, SLG: 0.465</small> <b>Joe Ferguson, R</b> (2, 2) <small>OBP: 0.429, SLG: 0.250</small>	0-0  1B 1B <small>2-H 3-H</small>		0-0  1-2 1B		0-3 K 	0-0 F8 		0-3 K 		1	0	1	2	0	0	0	
<b>Bill Sudakis, S</b> (1, 5) <small>OBP: 0.352, SLG: 0.461</small> (5, 3)	0-0  1-3 1B		0-0 F7 		0-0 F9 		0-0  FC6-4 E 4-3 1B		0-0 F8 		5	1	2	0	0	3	
<b>Billy Grabarkewitz, R</b> (1, 4) <small>OBP: 0.399, SLG: 0.454</small>	0-3 K 		0-3 K 		0-0 5-3 		0-0 E3  E3 FC6-4 1-2		0-0  2B		5	0	1	0	0	2	6
<b>Von Joshua, L</b> (1, 9) <small>OBP: 0.302, SLG: 0.358</small> (4, 8)		0-0  WP 3B		0-0 F2 		0-0  2B 1B	0-0  FC6-4 4-3		4-0  FC6-4 IBB		4	2	2	0	1	0	4
<b>Don Sutton, R</b> (1, 1) <small>OBP: 0.253, SLG: 0.202</small> <b>Tom Paciorek, R</b> (6, PH) <small>OBP: 0.300, SLG: 0.333</small> <b>Mike Strahler, R</b> (6, 1) <small>OBP: 0.250, SLG: 0.250</small>		0-3 K  <small>3-H</small>		0-3 K2-3 		0-0  1B 2B <small>1-3</small>	0-0 4-3  <small>3-H</small>		0-0  FC6-4 <small>1-2f</small>		2	0	0	0	0	2	0
<b>Inning Stats</b>	R: 2 E: 0 K: 2 S: 9 H: 2 LOB: 2 BB: 2 P: 17	R: 1 E: 0 K: 1 S: 7 H: 2 LOB: 1 BB: 0 P: 7	R: 0 E: 0 K: 1 S: 7 H: 2 LOB: 2 BB: 0 P: 7	R: 0 E: 0 K: 1 S: 6 H: 1 LOB: 1 BB: 0 P: 6	R: 0 E: 0 K: 1 S: 6 H: 1 LOB: 1 BB: 0 P: 6	R: 3 E: 0 K: 0 S: 7 H: 4 LOB: 1 BB: 0 P: 7	R: 1 E: 1 K: 0 S: 5 H: 1 LOB: 1 BB: 0 P: 5	R: 0 E: 0 K: 1 S: 5 H: 0 LOB: 0 BB: 0 P: 5	R: 0 E: 0 K: 1 S: 6 H: 1 LOB: 2 BB: 1 P: 10	1B: 11 2B: 2 3B: 1 HR: 0 SF: 1 SAC: 0 DP: 0 HBP: 0	WP: 1 PB: 0 SB: 2 CS: 0	PA: 45					
<b>PITCHER</b> <b>Clay Kirby, R</b> (1, 1) <small>ERA: 4.57</small> <b>Tom Dukes, R</b> (6, 1) <small>ERA: 3.91</small> <b>Al Santorini, R</b> (7, 1) <small>ERA: 6.07</small>	IP WLS BF H R ER SO BB IBB HBP BLK WP HR S P ERA WHIP	IP WLS BF H R ER SO BB IBB HBP BLK WP HR S P ERA WHIP	IP WLS BF H R ER SO BB IBB HBP BLK WP HR S P ERA WHIP	IP WLS BF H R ER SO BB IBB HBP BLK WP HR S P ERA WHIP													

Los Angeles Dodgers @ San Diego Padres  
 San Diego Stadium, San Diego, CA  
 Thu Oct 01 1970, 10:05 PM EDT  
 Att: 17,630 - Unknown

AB	41
R	7
H	14
RBI	6
BB	3
SO	8
LOB	28



WP: 1	PA: 45
PB: 0	
SB: 2	
CS: 0	

Batter	1	2	3	4	5	6	7	8	9	AB R H RBI BB SO LOB
--------	---	---	---	---	---	---	---	---	---	----------------------

<b>Rafael Robles, R</b> (1, 6) <small>OBP: 0.263, SLG: 0.225</small> <b>Ray Webster, L</b> (9, PH) <small>OBP: 0.323, SLG: 0.336</small>	 <small>0-0</small>	 <small>0-3</small>			 <small>0-3</small>	 <small>0-0</small>		 <small>0-0</small>	 <small>0-0</small>	4 1 1 0 0 2 1 1 0 0 0 0 0 0
<b>Dave Robinson, S</b> (1, 7) <small>OBP: 0.395, SLG: 0.526</small>	 <small>0-0</small>		 <small>0-3</small>		 <small>4-0</small>		 <small>0-0</small>	 <small>0-0</small>	 <small>0-0</small>	4 1 1 0 0 1 1 0
<b>Cito Gaston, R</b> (1, 8) <small>OBP: 0.364, SLG: 0.543</small>	 <small>0-0</small>		 <small>0-0</small>		 <small>0-0</small>		 <small>0-0</small>			4 1 4 1 0 0 0 0
<b>Ollie Brown, R</b> (1, 9) <small>OBP: 0.331, SLG: 0.489</small>	 <small>0-0</small>		 <small>0-3</small>		 <small>0-0</small>		 <small>0-0</small>			3 0 0 1 0 1 4
<b>Nate Colbert, R</b> (1, 3) <small>OBP: 0.328, SLG: 0.509</small>	 <small>4-0</small>		 <small>0-0</small>		 <small>0-0</small>		 <small>0-0</small>			3 1 1 2 1 0 2
<b>Ed Spiezio, R</b> (1, 5) <small>OBP: 0.373, SLG: 0.462</small>	 <small>0-3</small>			 <small>0-0</small>	 <small>0-0</small>		 <small>0-0</small>			4 0 0 0 0 1 3
<b>Bob Barton, R</b> (1, 2) <small>OBP: 0.278, SLG: 0.314</small>	 <small>0-0</small>			 <small>0-0</small>		 <small>4-0</small>		 <small>0-3</small>		3 0 0 0 1 1 3
<b>Dave Campbell, R</b> (1, 4) <small>OBP: 0.268, SLG: 0.336</small>		 <small>0-3</small>		 <small>4-0</small>		 <small>0-0</small>		 <small>0-3</small>		3 0 0 0 1 2 1
<b>Clay Kirby, R</b> (1, 1) <small>OBP: 0.203, SLG: 0.162</small> <b>Tom Dukes, R</b> (6, 1) <small>OBP: 0.206, SLG: 0.212</small> <b>Larry Stahl, L</b> (6, PH) <small>OBP: 0.206, SLG: 0.212</small> <b>Al Santorini, R</b> (7, 1) <small>OBP: 0.366, SLG: 0.378</small> <b>Chris Cannizzaro, R</b> (9, PH)		 <small>0-3</small>		 <small>0-3</small>		 <small>0-0</small>		 <small>0-0</small>		2 0 0 0 0 2 1 0 0 0 0 0 0 0 1 0 0 0 0 0 1 0 0 0 0 0 0 0 1 0 0 0 0 0 0

Inning Stats	R: 1 H: 3 E: 0 K: 1 S: 8	H: 3 LOB: 3 BB: 1 P: 12	R: 0 H: 0 E: 0 K: 3 S: 9	H: 0 LOB: 0 BB: 0 P: 9	R: 0 H: 1 E: 0 K: 2 S: 8	H: 1 LOB: 1 BB: 0 P: 8	R: 0 H: 0 E: 0 K: 1 S: 5	H: 0 LOB: 1 BB: 1 P: 9	R: 3 H: 2 E: 0 K: 1 S: 7	H: 2 LOB: 0 BB: 1 P: 11	R: 0 H: 0 E: 0 K: 3 S: 3	H: 0 LOB: 1 BB: 1 P: 7	R: 0 H: 1 E: 0 K: 0 S: 4	H: 1 LOB: 1 BB: 0 P: 4	R: 0 H: 0 E: 0 K: 2 S: 7	H: 0 LOB: 0 BB: 0 P: 7	R: 0 H: 0 E: 0 K: 0 S: 3	H: 0 LOB: 0 BB: 0 P: 3	1B: 5 SF: 1 2B: 1 SAC: 0 3B: 0 DP: 0 HR: 1 HBP: 0
--------------	--------------------------	-------------------------	--------------------------	------------------------	--------------------------	------------------------	--------------------------	------------------------	--------------------------	-------------------------	--------------------------	------------------------	--------------------------	------------------------	--------------------------	------------------------	--------------------------	------------------------	--

PITCHER	Don Sutton, R (1, 1) ERA: 4.08	Mike Strahler, R (6, 1) ERA: 1.45																				
PITCHER	IP WLS BF H R ER SO BB IBB HBP BLK WP HR S P ERA WHIP	IP WLS BF H R ER SO BB IBB HBP BLK WP HR S P ERA WHIP																		WP: 0 PA: 38	ERA WHIP	
Don Sutton, R (1, 1)	5.0 W 24 6 4 4 8 3 0 0 0 0 1 37 49 7.20 1.800	Mike Strahler, R (6, 1)	4.0 S 14 1 0 0 2 1 0 0 0 0 0 17 21 0.00 0.500																		CS: 0	

**BOTTOM**

**Los Angeles Dodgers @ San Diego Padres**  
 San Diego Stadium, San Diego, CA  
 Thu Oct 01 1970, 10:05 PM EDT  
 Att. 17,630 - Unknown

[livebaseballscores.com](http://livebaseballscores.com)

<b>AB</b>	<b>33</b>
<b>R</b>	<b>4</b>
<b>H</b>	<b>7</b>
<b>RBI</b>	<b>4</b>
<b>BB</b>	<b>4</b>
<b>SO</b>	<b>10</b>
<b>LOB</b>	<b>16</b>

