

# Los Angeles Dodgers - 1970

Batter	1	2	3	4	5	6	7	8	9	AB	R	H	RBI	BB	SO	LOB	TOP
<b>Bobby Tolan, L</b> OBP: 0.200, SLG: 0.600 (1, 8)	1-3		4-3	P5		3-1			4-3 2B	5	0	1	0	0	0	0	
<b>Tommy Helms, R</b> OBP: 0.300, SLG: 0.222 (1, 4)	1B E		1B BB	6-3			6-3		4-3	5	2	2	0	0	0	1	
<b>Pete Rose, S</b> OBP: 0.778, SLG: 1.167 (1, 9)	1B E		1B BB		L6			CS 1B	F7	4	1	2	0	1	0	1	
<b>Tony Perez, R</b> OBP: 0.375, SLG: 0.286 (1, 5)	E6 FC6-4		1B BB				F8			4	1	2	2	0	0	2	
<b>Johnny Bench, R</b> OBP: 0.250, SLG: 0.375 (1, 2)	L7		1B BB				F9		CS F2	4	0	1	1	0	0	3	
<b>Lee May, R</b> OBP: 0.250, SLG: 0.714 (1, 3)	FC6-4		1B BB						6-3	4	0	1	0	0	1	4	
<b>Hal McRae, R</b> OBP: 0.500, SLG: 0.500 (1, 7)							F9			4	0	2	1	0	0	2	
<b>Jimmy Stewart, S</b> (8, 7)			1B BB						1B	0	0	0	0	0	0	0	
<b>Dave Concepcion, R</b> (1, 6)		1-3	F9				F8		6-3	4	0	0	0	0	0	3	
<b>Gary Nolan, R</b> (1, 1)					G3				K	4	0	0	0	0	2	0	
<b>Inning Stats</b>	R: 1 H: 2 E: 1 K: 0 S: 6	H: 0 R: 0 ER: 0 SO: 5	H: 0 R: 0 ER: 0 SO: 5	H: 4 R: 1 ER: 0 SO: 13	H: 0 R: 0 ER: 0 SO: 3	H: 2 R: 0 ER: 0 SO: 5	H: 0 R: 0 ER: 0 SO: 3	H: 1 R: 0 ER: 0 SO: 3	H: 1 R: 0 ER: 0 SO: 4	H: 1 R: 0 ER: 0 SO: 6	1B: 10 2B: 1 3B: 0 HR: 0	SF: 0 SAC: 0 DP: 0 HBP: 0	WP: 0 PA: 40 PB: 0 SB: 0 CS: 1				
<b>PITCHER</b>	IP WLS BF H R ER SO BB IBB HBP BLK WP HR S P ERA WHIP																
<b>Claude Osteen, L</b> ERA: 2.25 (1, 1)	8.0 L 35 10 4 2 2 1 0 0 0 0 0 0 38 42 2.25 1.375																
<b>Ray Lamb, R</b> ERA (9, 1)	1.0 4 1 0 0 1 0 0 0 0 0 0 0 6 6 0.00 1.000																

Cincinnati Reds @ Los Angeles Dodgers  
Dodger Stadium, Los Angeles, CA  
Tue Apr 07 1970, 6:05 PM PST  
Att: 30,457 - Unknown

AB	38
R	4
H	11
RBI	4
BB	1
SO	3
LOB	16



Batter	1	2	3	4	5	6	7	8	9	AB	R	H	RBI	BB	SO	LOB	BOTTOM
<b>Maury Wills, S</b> (1, 6)	F7		5-3			P5				3	0	0	0	1	0	0	
<b>Bill Buckner, L</b> (1, 7)	FC4-6 BB				G3		G3		P3	3	0	0	0	1	0	1	
<b>Willie Davis, L</b> (1, 8)	FC4-6				P6		6-3		F9	4	0	0	0	0	0	1	
<b>Willie Crawford, L</b> OBP: 0.500, SLG: 0.500 (1, 9)	F5				E 1B				FC6-4 1B	4	0	2	0	0	0	1	
<b>Wes Parker, S</b> (1, 3)					E6				K	3	0	0	0	1	1	2	
<b>Steve Garvey, R</b> (1, 5)					P5				FC6-4	4	0	0	0	0	1	4	
<b>Tom Haller, L</b> (1, 2)					F7				K	3	0	0	0	0	1	1	
<b>Ted Sizemore, R</b> (1, 4)					6-3				F9	3	0	0	0	0	0	0	
<b>Claude Osteen, L</b> (1, 1)					G3				P4	2	0	0	0	0	1	0	
<b>Bill Sudakis, S</b> (8, PH)										1	0	0	0	0	0	0	
<b>Ray Lamb, R</b> (9, 1)										0	0	0	0	0	0	0	
<b>Inning Stats</b>	R: 0 H: 0 E: 0 K: 0 S: 3	H: 0 R: 0 ER: 0 SO: 3	H: 0 R: 0 ER: 0 SO: 3	H: 0 R: 0 ER: 0 SO: 3	H: 1 R: 0 ER: 0 SO: 5	H: 0 R: 0 ER: 0 SO: 5	H: 0 R: 0 ER: 0 SO: 3	H: 0 R: 0 ER: 0 SO: 11	H: 0 R: 0 ER: 0 SO: 7	H: 1 R: 0 ER: 0 SO: 6	1B: 2 2B: 0 3B: 0 HR: 0	SF: 0 SAC: 0 DP: 0 HBP: 0	WP: 0 PA: 33 PB: 0 SB: 0 CS: 0				
<b>PITCHER</b>	IP WLS BF H R ER SO BB IBB HBP BLK WP HR S P ERA WHIP																
<b>Gary Nolan, R</b> ERA (1, 1)	9.0 W 33 2 0 0 4 3 0 0 0 0 0 0 38 50 0.00 0.556																

Cincinnati Reds @ Los Angeles Dodgers  
Dodger Stadium, Los Angeles, CA  
Tue Apr 07 1970, 6:05 PM PST  
Att: 30,457 - Unknown

AB	30
R	0
H	2
RBI	0
BB	3
SO	4
LOB	10

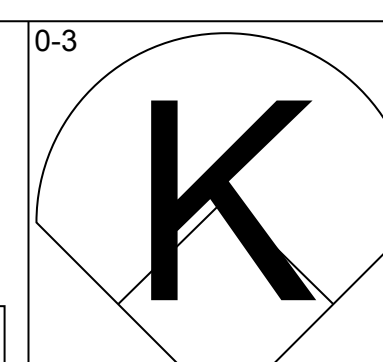
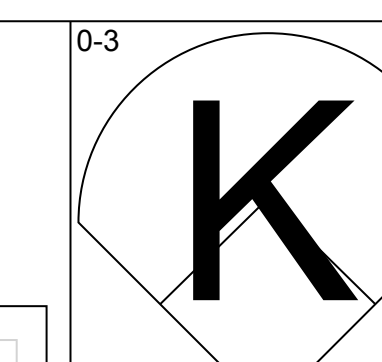
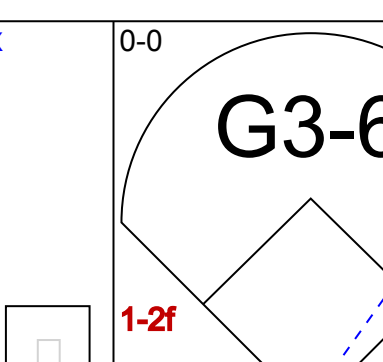
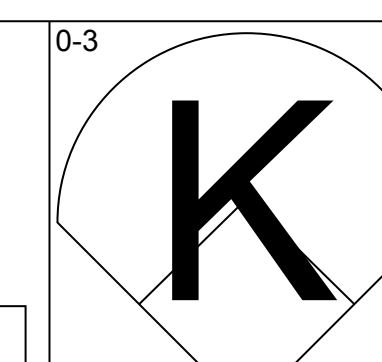
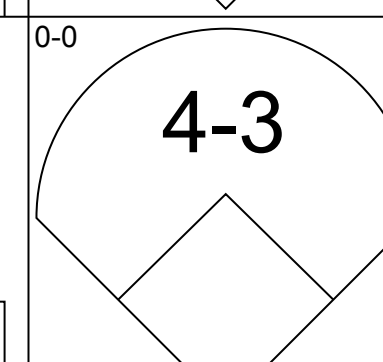
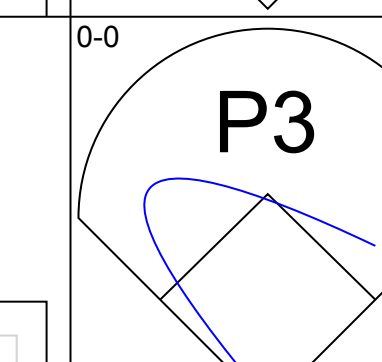
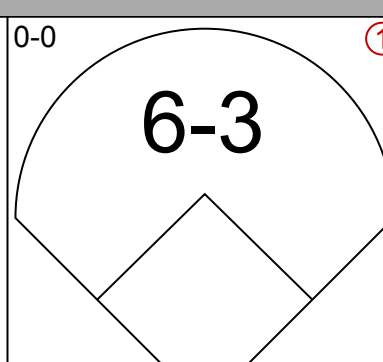
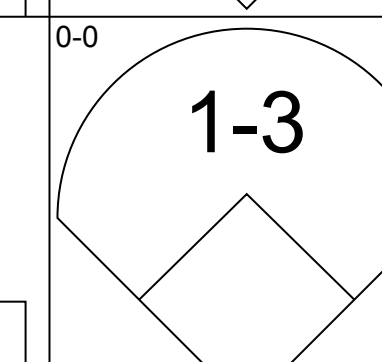
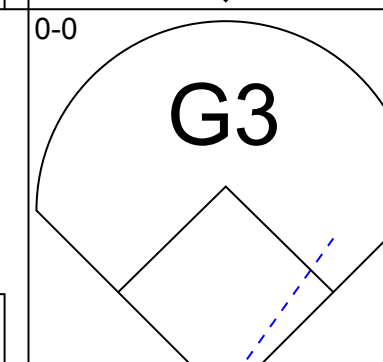
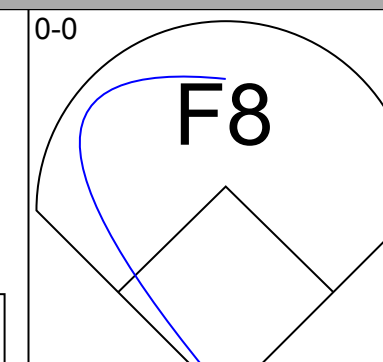
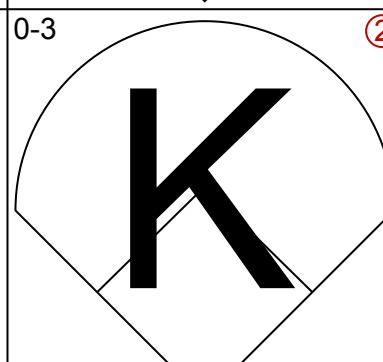
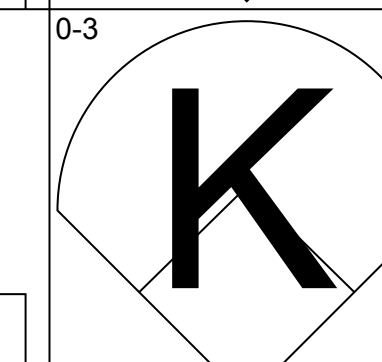
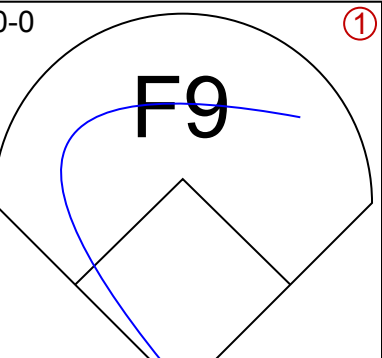
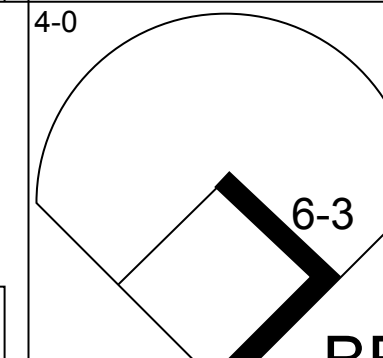
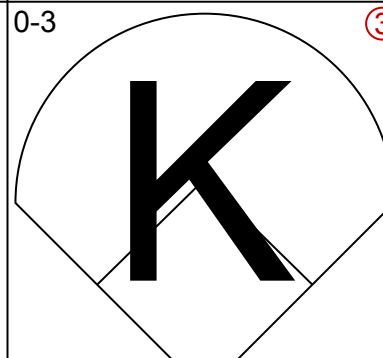
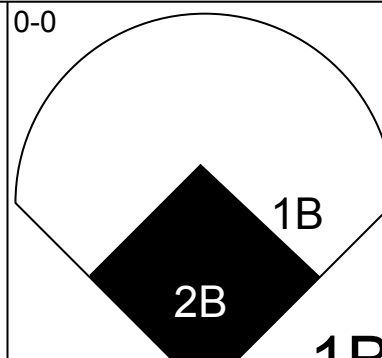
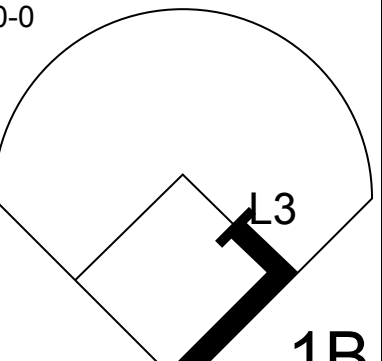
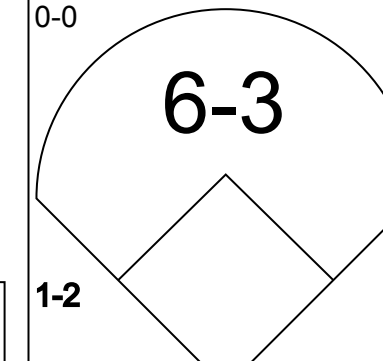
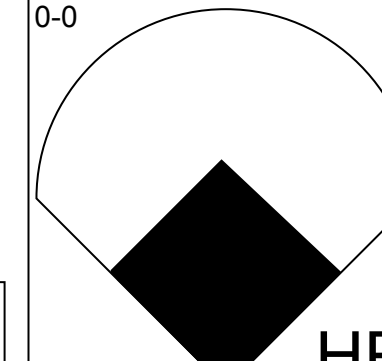
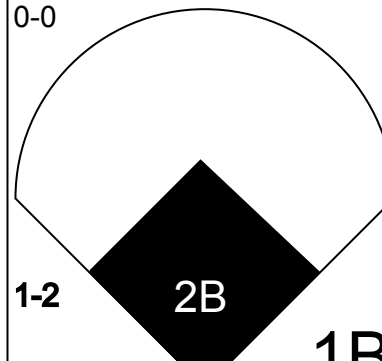

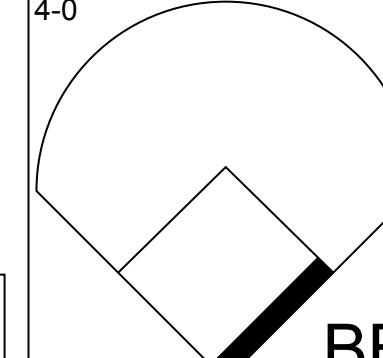
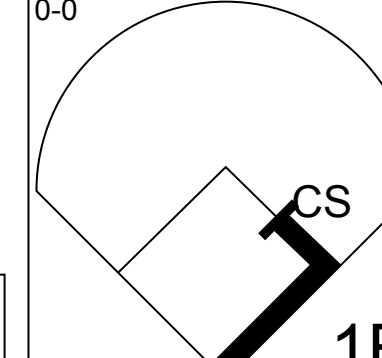
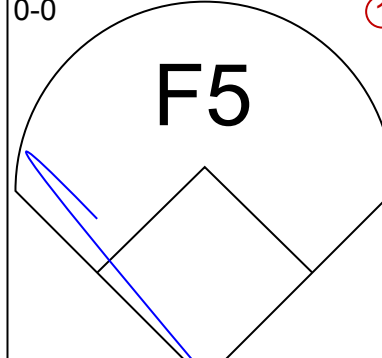
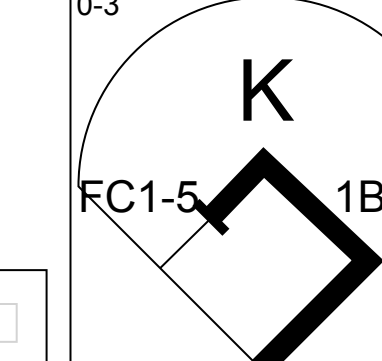
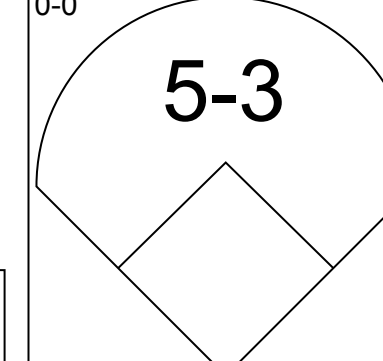
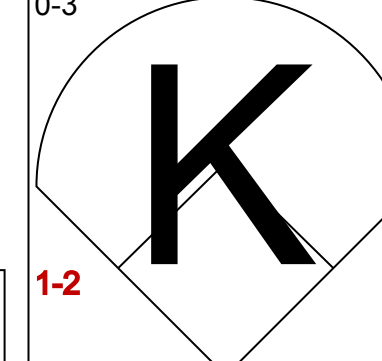
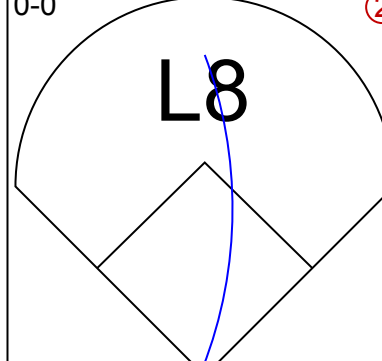
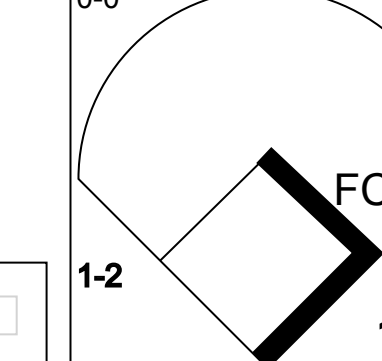
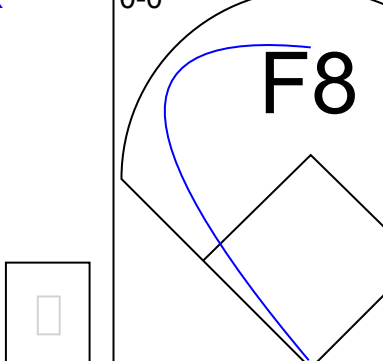
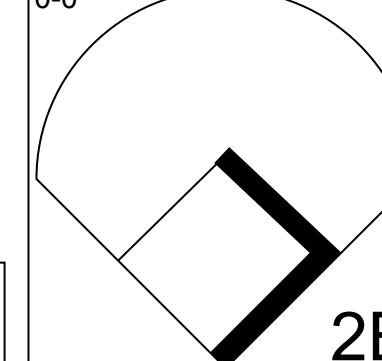
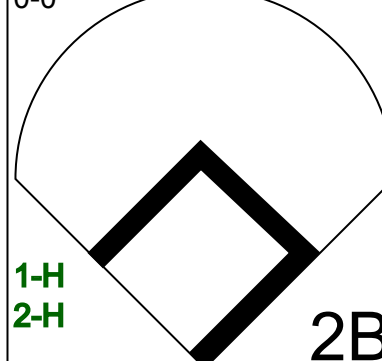
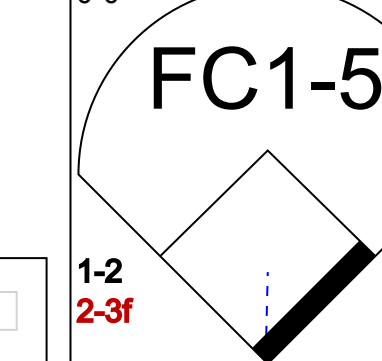
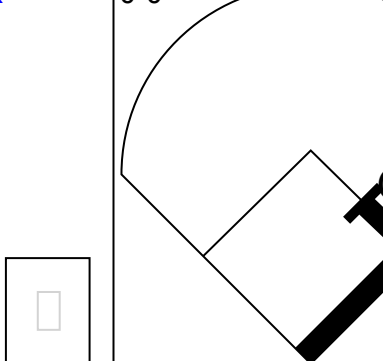
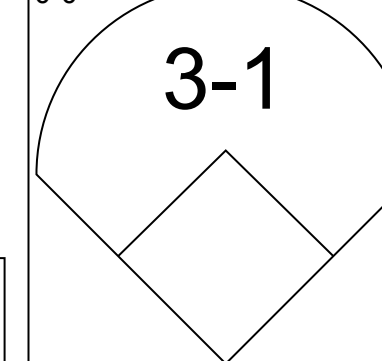





Batter	1	2	3	4	5	6	7	8	9	AB	R	H	RBI	BB	SO	LOB	TOP								
<b>Bobby Tolan, L</b> OBP: 0.286, SLG: 0.714 (1, 8)										4	2	2	2	0	0	0	<b>Cincinnati Reds @ Los Angeles Dodgers</b> Dodger Stadium, Los Angeles, CA Wed Apr 08 1970, 6:05 PM PST Att: 13,207 - Unknown								
<b>Tommy Helms, R</b> OBP: 0.214, SLG: 0.154 (1, 4)										4	0	0	0	0	0	2									
<b>Pete Rose, S</b> OBP: 0.615, SLG: 0.800 (1, 9)										4	0	1	1	0	3	2									
<b>Tony Perez, R</b> OBP: 0.417, SLG: 0.300 (1, 5)										3	1	1	0	1	2	1									
<b>Johnny Bench, R</b> OBP: 0.167, SLG: 0.250 (1, 3)										4	0	0	0	0	1	3									
<b>Bernie Carbo, L</b> OBP: 0.625, SLG: 1.000 <b>Clay Carroll, R</b> (8, 1)										4	0	2	1	0	1	0									
<b>Pat Corrales, R</b> (1, 2)										4	0	0	0	0	2	3									
<b>Dave Concepcion, R</b> OBP: 0.083, SLG: 0.167 (1, 6)										4	1	1	0	0	0	0									
<b>Jim McGlothlin, R</b> OBP: 0.500, SLG: 0.500 <b>Jimmy Stewart, S</b> (8, 7)										2	1	1	0	0	1	0									
<b>Inning Stats</b>	R: 1 E: 0 K: 1 S: 7	H: 2 LOB: 1 BB: 0 P: 7	R: 0 E: 0 K: 1 S: 5	H: 0 LOB: 0 BB: 0 P: 5	R: 0 E: 0 K: 1 S: 5	H: 0 LOB: 0 BB: 0 P: 5	R: 1 E: 0 K: 1 S: 7	H: 2 LOB: 1 BB: 0 P: 7	R: 2 E: 1 K: 1 S: 7	H: 2 LOB: 1 BB: 1 P: 9	R: 1 E: 0 K: 1 S: 7	H: 1 LOB: 1 BB: 0 P: 7	R: 0 E: 0 K: 2 S: 7	H: 0 LOB: 0 BB: 0 P: 7	R: 0 E: 0 K: 2 S: 7	H: 0 LOB: 0 BB: 0 P: 7		1B: 6 2B: 3 3B: 1 HR: 0	SF: 0 SAC: 1 DP: 2 HBP: 0	WP: 1 PB: 0 SB: 2 CS: 2	PA: 36				
<b>PITCHER</b>	IP	WLS	BF	H	R	ER	SO	BB	IBB	HBP	BLK	WP	HR	S	P	ERA	WHIP								
<b>Bill Singer, R</b> ERA: 4.5 (1, 1)	6.0	L	25	7	4	3	6	1	0	0	0	0	0	36	40	4.50	1.333								
<b>Fred Norman, L</b> ERA: 4.5 (7, 1)	2.0		8	1	1	1	3	0	0	0	0	1	0	14	14	4.50	0.500								
<b>Jim Brewer, L</b> ERA: (9, 1)	1.0		3	0	0	0	2	0	0	0	0	0	0	7	7	0.00	0.000								

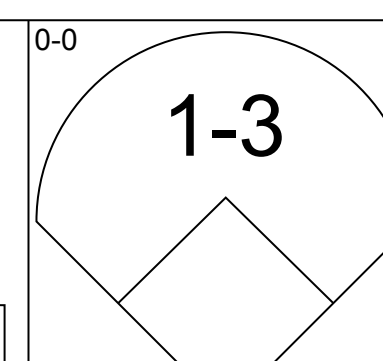
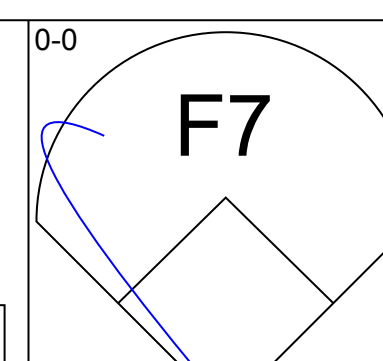
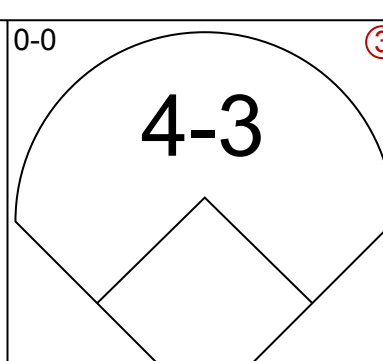
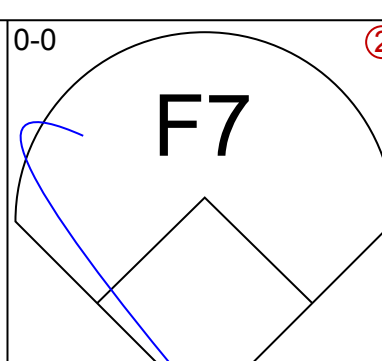
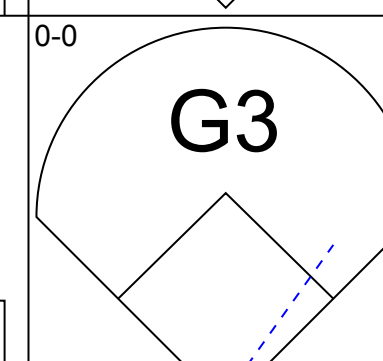
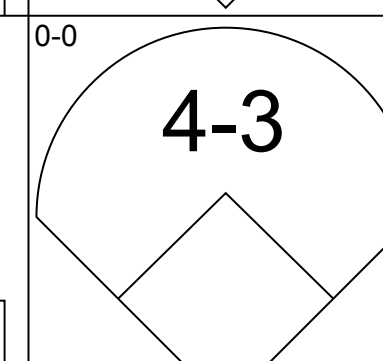
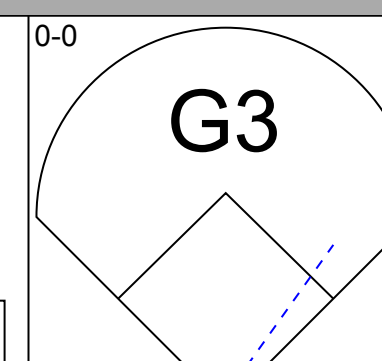
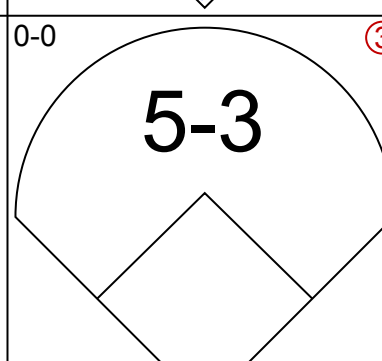
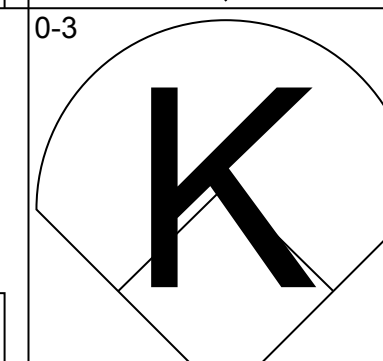
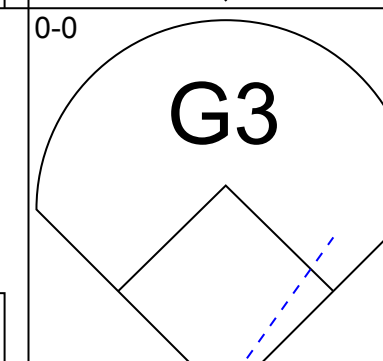
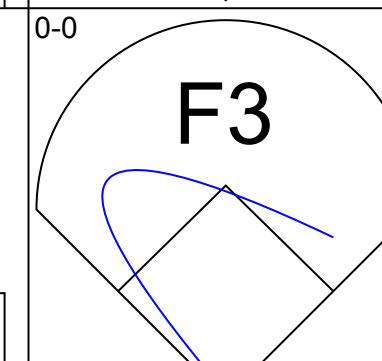
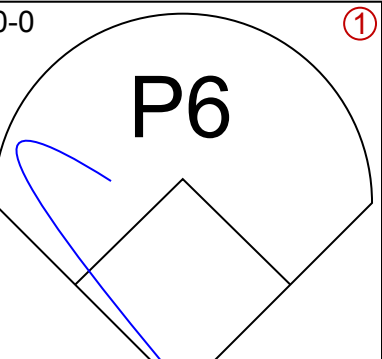
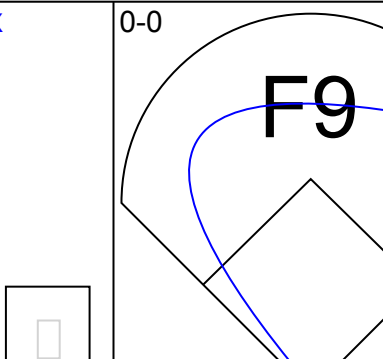
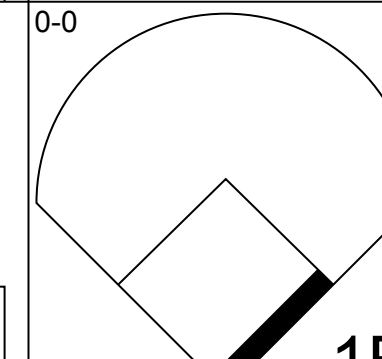
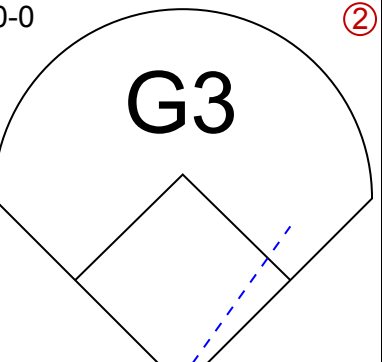
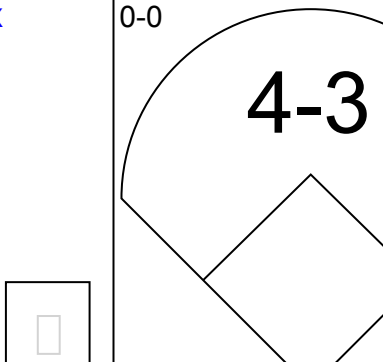
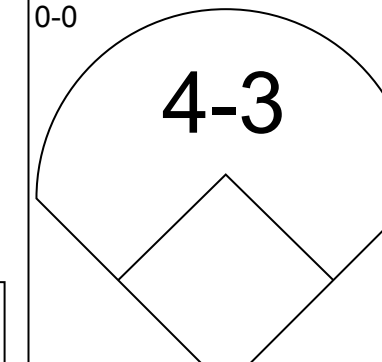
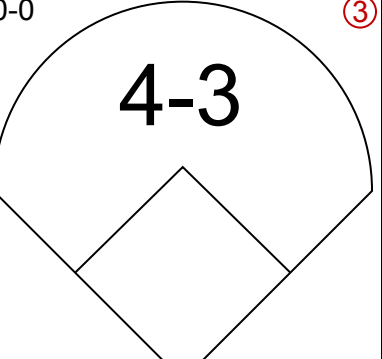
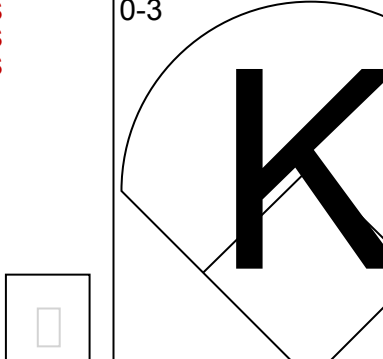
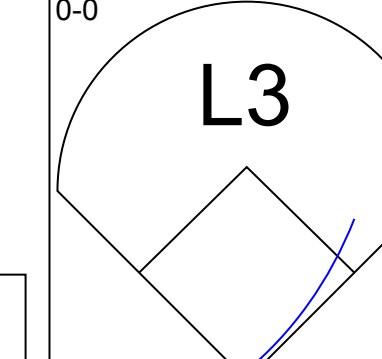
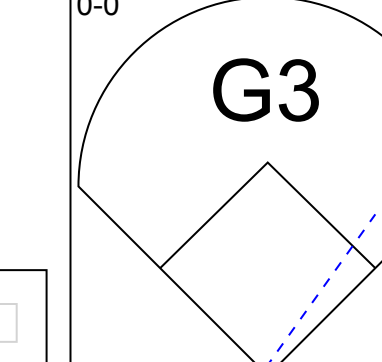
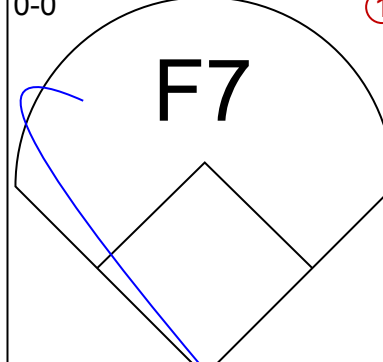
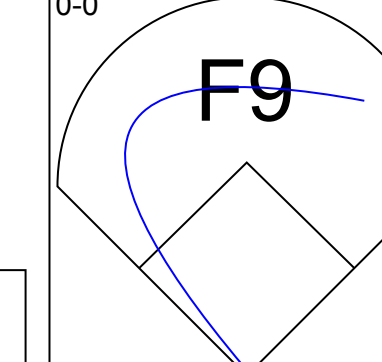
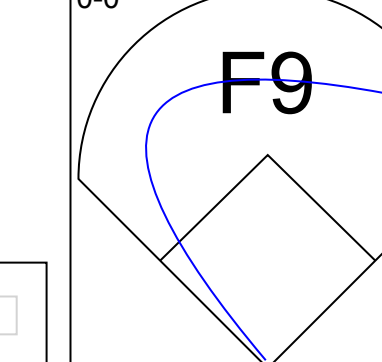
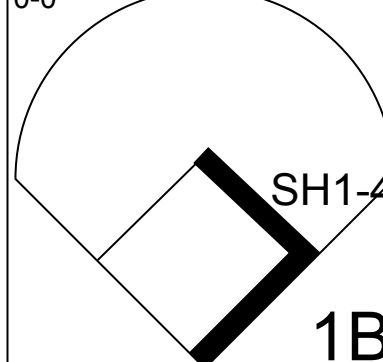
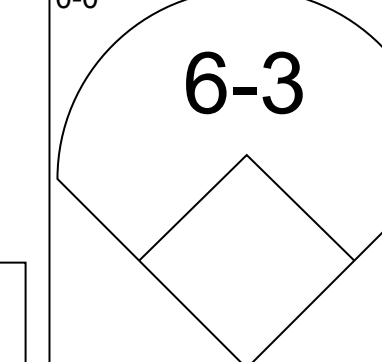
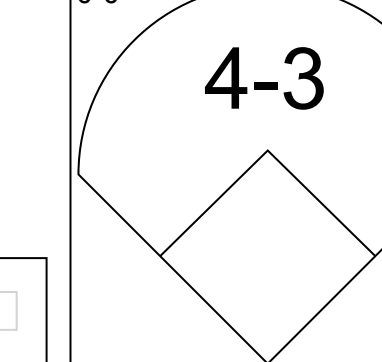
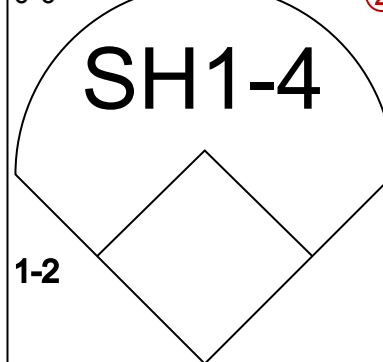
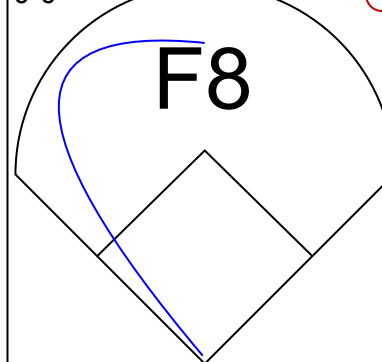
Batter	1	2	3	4	5	6	7	8	9	AB	R	H	RBI	BB	SO	LOB	BOTTOM								
<b>Maury Wills, S</b> (1, 6)										3	1	0	1	1	1	1	<b>Cincinnati Reds @ Los Angeles Dodgers</b> Dodger Stadium, Los Angeles, CA Wed Apr 08 1970, 6:05 PM PST Att: 13,207 - Unknown								
<b>Bill Buckner, L</b> OBP: 0.250, SLG: 0.143 (1, 7)										4	0	1	0	0	0	1									
<b>Willie Davis, L</b> (1, 8)										4	0	0	1	0	0	2									
<b>Willie Crawford, L</b> OBP: 0.375, SLG: 0.286 (1, 9)										3	0	0	0	1	2	1									
<b>Wes Parker, S</b> (1, 3)										4	0	0	0	0	2	1									
<b>Steve Garvey, R</b> OBP: 0.250, SLG: 0.143 (1, 5)										3	0	1	0	1	1	1									
<b>Tom Haller, L</b> OBP: 0.286, SLG: 0.286 (1, 2)										4	0	2	0	0	0	1									
<b>Ted Sizemore, R</b> OBP: 0.167, SLG: 0.167 <b>Andy Kosco, R</b> (9, PH)										3	1	1	0	0	0	2									
<b>Bill Singer, R</b> OBP: 1.000, SLG: 1.000 <b>Jim Ligtenberg, S</b> OBP: 1.000, SLG: 1.000 <b>Fred Norman, S</b> (7, 1)										1	0	1	0	0	0	0									
<b>Len Gabrielson, L</b> (8, PH)										1	0	0	0	0	0	0									
<b>Jim Brewer, L</b> (9, 1)										1	0	0	0	0	0	0									
<b>Bill Sudakis, S</b> (9, PH)										1	0	0	0	0	0	2									
<b>Inning Stats</b>	R: 0 E: 0 K: 0 S: 3	H: 0 LOB: 0 BB: 0 P: 3	R: 0 E: 0 K: 2 S: 7	H: 0 LOB: 1 BB: 1 P: 11	R: 0 E: 0 K: 1 S: 5	H: 1 LOB: 0 BB: 0 P: 5	R: 0 E: 0 K: 1 S: 5	H: 0 LOB: 0 BB: 0 P: 5	R: 0 E: 0 K: 2 S: 8	H: 1 LOB: 2 BB: 1 P: 12	R: 1 E: 0 K: 1 S: 6	H: 1 LOB: 1 BB: 1 P: 10	R: 0 E: 0 K: 0 S: 5	H: 2 LOB: 2 BB: 0 P: 5	R: 0 E: 0 K: 0 S: 5	H: 0 LOB: 0 BB: 0 P: 5	1B: 7 2B: 0 3B: 0 HR: 0	SF: 0 SAC: 0 DP: 0 HBP: 0	WP: 0 PB: 0 SB: 1 CS: 0	PA: 36					
<b>PITCHER</b>	IP	WLS	BF	H	R	ER	SO	BB	IBB	HBP	BLK	WP	HR	S	P	ERA	WHIP								
<b>Jim McGlothlin, R</b> ERA: 2.45 (1, 1)	7.1	W	29	5	2	2	7	3	0	0	0	0	0	40	52	2.46	1.091								
<b>Clay Carroll, R</b> ERA: (8, 1)	1.2	S	7	2	0	0	0	0	0	0	0	0	0	7	7	0.00	1.200								



Batter	1	2	3	4	5	6	7	8	9	AB	R	H	RBI	BB	SO	LOB	TOP			
<b>Bobby Tolan, L</b> (1, 8) OBP: 0.222, SLG: 0.556										4	0	0	0	0	3	3	<p><b>Cincinnati Reds @ Los Angeles Dodgers</b>  <b>Dodger Stadium, Los Angeles, CA</b>            Thu Apr 09 1970, 6:05 PM PST            Att: 12,862 - Unknown</p>			
<b>Tommy Helms, R</b> (1, 4) OBP: 0.167, SLG: 0.118										4	0	0	0	0	2					
<b>Pete Rose, S</b> (1, 9) OBP: 0.471, SLG: 0.571										4	0	0	0	0	2	0				
<b>Tony Perez, R</b> (1, 5) OBP: 0.438, SLG: 0.308										3	1	1	0	1	1	0				
<b>Johnny Bench, R</b> (1, 3) OBP: 0.313, SLG: 0.563										4	2	3	1	0	0	1				
<b>Bernie Carbo, L</b> (1, 7) OBP: 0.583, SLG: 0.800										3	0	1	0	1	0	3				
<b>Pat Corrales, R</b> (1, 2)										4	0	0	0	0	2	5				
<b>Dave Concepcion, R</b> (1, 6) OBP: 0.250, SLG: 0.438										4	0	3	2	0	0	0				
<b>Wayne Simpson, R</b> (1, 1) OBP: 0.250, SLG: 0.250										4	0	1	0	0	1	4				
<b>Inning Stats</b>	R: 0 E: 0 K: 1 S: 5	H: 0 LOB: 0 BB: 0 P: 5	R: 0 E: 0 K: 0 S: 3	H: 1 LOB: 0 BB: 0 P: 3	R: 0 E: 0 K: 2 S: 9	H: 1 LOB: 2 BB: 0 P: 9	R: 0 E: 0 K: 0 S: 3	H: 0 LOB: 2 BB: 2 P: 11	R: 0 E: 0 K: 0 S: 3	H: 0 LOB: 0 BB: 0 P: 7	R: 1 E: 0 K: 1 S: 7	H: 3 LOB: 1 BB: 0 P: 7	R: 0 E: 0 K: 2 S: 7	H: 0 LOB: 0 BB: 0 P: 7	R: 2 E: 0 K: 1 S: 8	H: 3 LOB: 1 BB: 0 P: 8	1B: 6 2B: 4 3B: 0 HR: 1	SF: 0 SAC: 0 DP: 3 HBP: 0	WP: 1 PB: 0 CS: 1	PA: 36
<b>PITCHER</b>	IP	WLS	BF	H	R	ER	SO	BB	IBB	HBP	BLK	WP	HR	S	P	ERA	WHIP			
<b>Don Sutton, R</b> (1, 1) ERA: 3.12	8.2	L	35	9	3	3	8	2	0	0	0	1	1	49	57	3.12	1.269			
<b>Jim Brewer, L</b> (9, 1) ERA:	0.1		1	0	0	0	1	0	0	0	0	0	0	3	3	0.00	0.000			

AB	34
R	3
H	9
RBI	3
BB	2
SO	9
LOB	18



Batter	1	2	3	4	5	6	7	8	9	AB	R	H	RBI	BB	SO	LOB	BOTTOM			
<b>Maury Wills, S</b> (1, 6)										4	0	0	0	0	0	1	<p><b>Cincinnati Reds @ Los Angeles Dodgers</b>  <b>Dodger Stadium, Los Angeles, CA</b>            Thu Apr 09 1970, 6:05 PM PST            Att: 12,862 - Unknown</p>			
<b>Bill Buckner, L</b> (1, 7) OBP: 0.167, SLG: 0.091										4	0	0	0	0	0	0				
<b>Willie Davis, L</b> (1, 8)										3	0	0	0	0	1	0				
<b>Willie Crawford, L</b> (1, 9) OBP: 0.364, SLG: 0.300										3	0	1	0	0	0	0				
<b>Wes Parker, S</b> (1, 3)										3	0	0	0	0	0	1				
<b>Steve Garvey, R</b> (1, 5) OBP: 0.182, SLG: 0.100										3	0	0	0	0	1	0				
<b>Tom Haller, L</b> (1, 2) OBP: 0.200, SLG: 0.200										3	0	0	0	0	0	0				
<b>Ted Sizemore, R</b> (1, 4) OBP: 0.222, SLG: 0.222										3	0	1	0	0	0	0				
<b>Don Sutton, R</b> (1, 1)										1	0	0	0	0	0	0				
<b>Jim Brewer, L</b> (9, 1)										0	0	0	0	0	0	0				
<b>Len Gabrielson, L</b> (9, PH)										1	0	0	0	0	0	0				
<b>Inning Stats</b>	R: 0 E: 0 K: 1 S: 5	H: 0 LOB: 0 BB: 0 P: 5	R: 0 E: 0 K: 0 S: 3	H: 0 LOB: 0 BB: 0 P: 3	R: 0 E: 0 K: 0 S: 3	H: 0 LOB: 0 BB: 0 P: 3	R: 0 E: 0 K: 1 S: 5	H: 0 LOB: 0 BB: 0 P: 5	R: 0 E: 0 K: 0 S: 4	H: 1 LOB: 1 BB: 0 P: 4	R: 0 E: 0 K: 0 S: 4	H: 1 LOB: 1 BB: 0 P: 4	R: 0 E: 0 K: 0 S: 3	H: 0 LOB: 0 BB: 0 P: 3	R: 0 E: 0 K: 0 S: 3	H: 0 LOB: 0 BB: 0 P: 3	1B: 2 2B: 0 3B: 0 HR: 0	SF: 0 SAC: 1 DP: 0 HBP: 0	WP: 0 PB: 0 CS: 0	PA: 29
<b>PITCHER</b>	IP	WLS	BF	H	R	ER	SO	BB	IBB	HBP	BLK	WP	HR	S	P	ERA	WHIP			
<b>Wayne Simpson, R</b> (1, 1) ERA:	9.0	W	29	2	0	0	2	0	0	0	0	0	0	33	33	0.00	0.222			





Batter	1	2	3	4	5	6	7	8	9	AB	R	H	RBI	BB	SO	LOB	TOP										
Tommy Dean, R OBP: 0.412, SLG: 0.471 (1, 6)										5	2	2	0	0	0	2											
Van Kelly, L OBP: 0.176, SLG: 0.294 (1, 5)										4	1	1	1	0	1	1											
Ollie Brown, R OBP: 0.188, SLG: 0.188 (1, 9)										4	0	0	0	0	1	0											
Al Ferrara, R OBP: 0.429, SLG: 0.200 Jerry Morales, R OBP: 0.093, SLG: 0.083 (8, 7)										4	1	1	0	0	0	0											
Nate Colbert, R OBP: 0.250, SLG: 0.733 (1, 3)										4	1	2	2	0	1	0											
Cito Gaston, R OBP: 0.438, SLG: 0.533 (1, 8)										4	1	2	0	0	0	1											
Dave Campbell, R OBP: 0.400, SLG: 0.467 (1, 4)										4	1	1	1	0	0	1											
Chris Cannizzaro, R OBP: 0.357, SLG: 0.308 (1, 2)										4	0	2	1	0	0	0											
Mike Corkins, R Dave Roberts, L (2, 1)										1	0	0	0	0	1	0											
										3	0	0	0	0	0	2											
<b>Inning Stats</b>	R: 4 E: 0 K: 0 S: 7	H: 4 LOB: 0 BB: 0 P: 7	R: 1 E: 1 K: 1 S: 6	H: 1 LOB: 0 BB: 0 P: 6	R: 0 E: 0 K: 0 S: 3	H: 0 LOB: 0 BB: 0 P: 3	R: 2 E: 1 K: 1 S: 8	H: 3 LOB: 1 BB: 0 P: 8	R: 0 E: 0 K: 0 S: 4	H: 1 LOB: 0 BB: 0 P: 4	R: 0 E: 0 K: 0 S: 3	H: 0 LOB: 0 BB: 0 P: 3	R: 0 E: 0 K: 1 S: 5	H: 0 LOB: 0 BB: 0 P: 5	R: 0 E: 0 K: 1 S: 6	H: 1 LOB: 1 BB: 0 P: 6	R: 0 E: 0 K: 0 S: 3	H: 1 LOB: 0 BB: 0 P: 3	R: 0 E: 0 K: 0 S: 3	H: 1 LOB: 0 BB: 0 P: 3	1B: 7 2B: 2 3B: 1 HR: 1	SF: 0 SAC: 0 DP: 1 HBP: 0	WP: 1 PB: 1 SB: 1 CS: 0	PA: 37			
<b>PITCHER</b>	IP	WLS	BF	H	R	ER	SO	BB	IBB	HBP	BLK	WP	HR	S	P	ERA	WHIP										
Alan Foster, R ERA: 10.8 (1, 1)	5.0	L	24	9	7	6	2	0	0	0	0	1	1	28	28	10.80	1.800										
Jose Pena, R ERA: (6, 1)	3.0		10	1	0	0	2	0	0	0	0	0	0	14	14	0.00	0.333										
Al McBean, R ERA: (9, 1)	1.0		3	1	0	0	0	0	0	0	0	0	0	3	3	0.00	1.000										

San Diego Padres @ Los Angeles Dodgers  
Dodger Stadium, Los Angeles, CA  
Fri Apr 10 1970, 6:05 PM PST  
Att: 14,365 - Unknown

livebaseballscores.com

AB 37  
R 7  
H 11  
RBI 5  
BB 0  
SO 4  
LOB 7

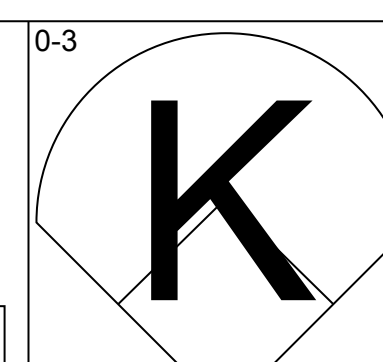
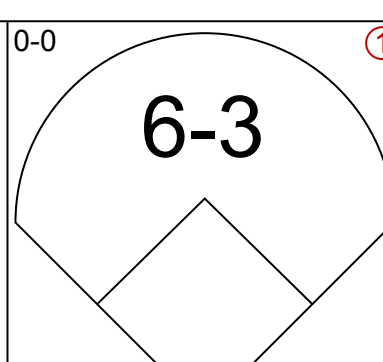
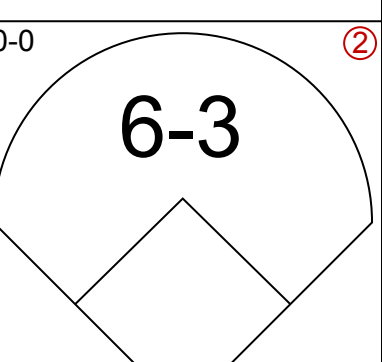
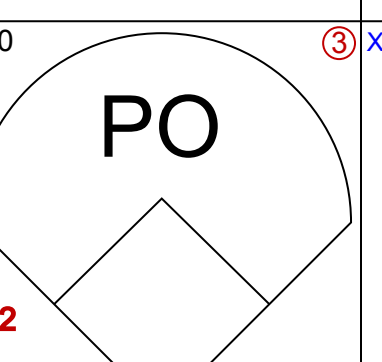
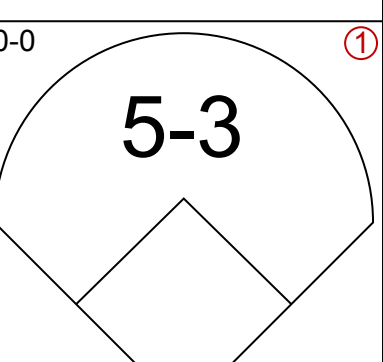
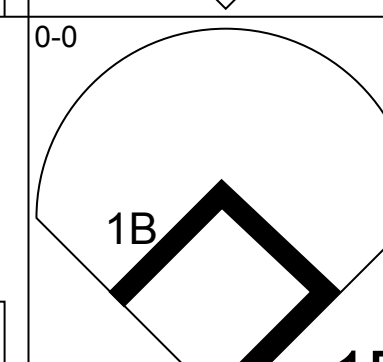
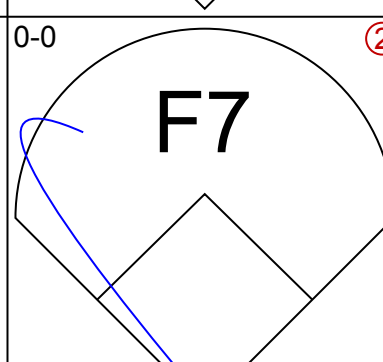
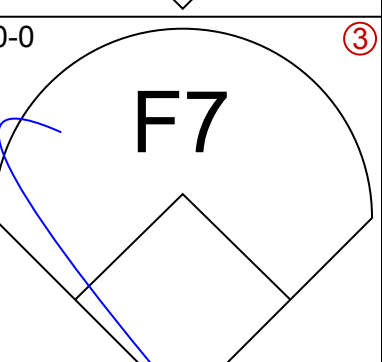
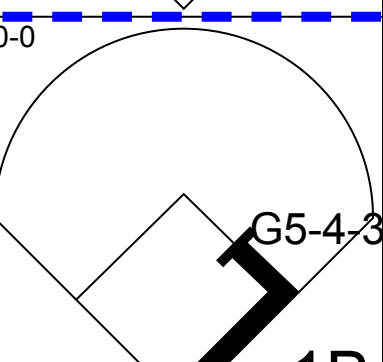
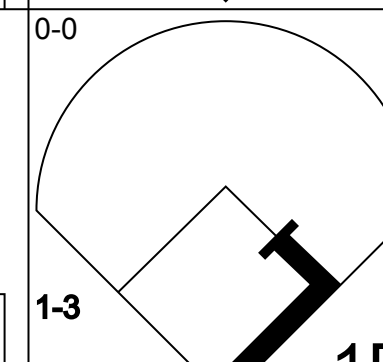
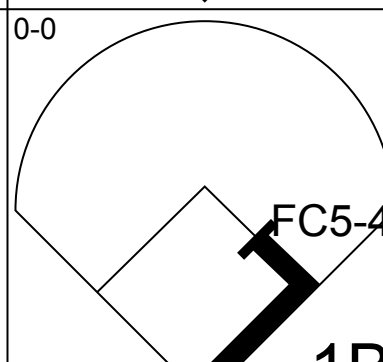
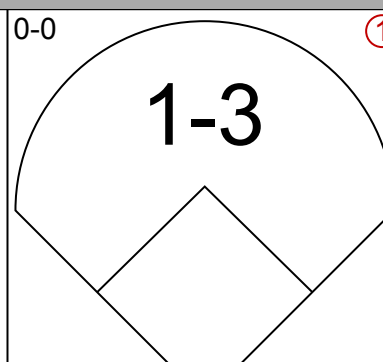
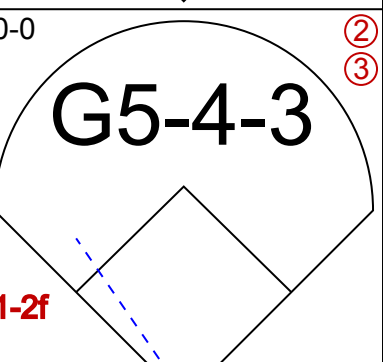
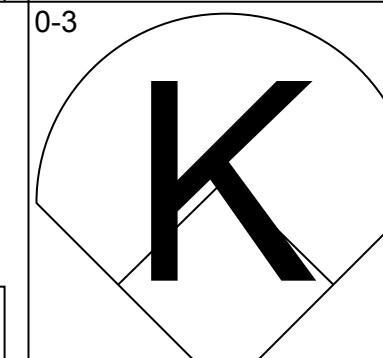
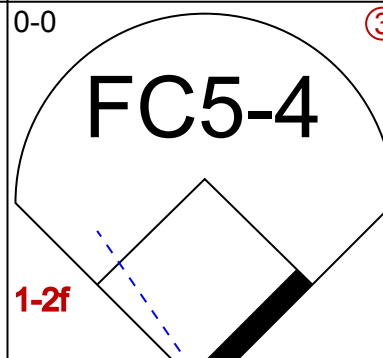
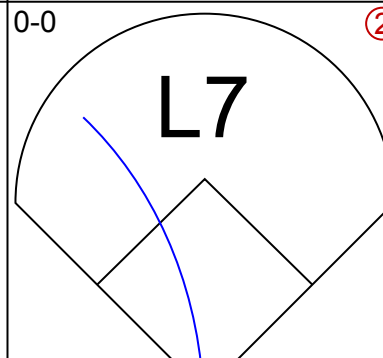
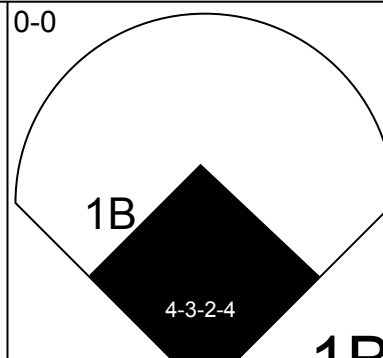
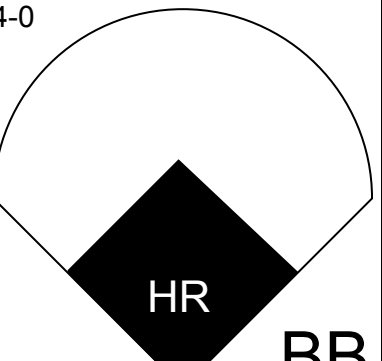
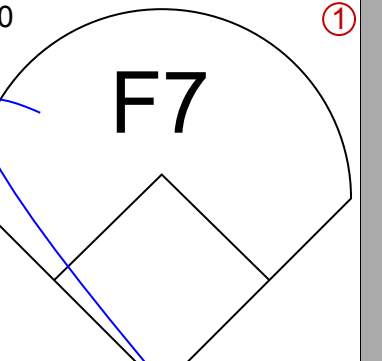
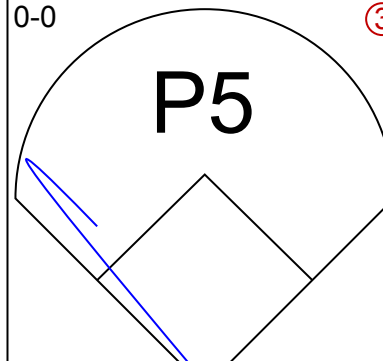
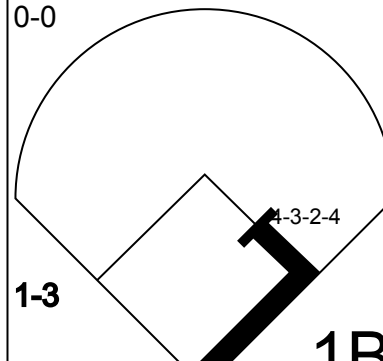

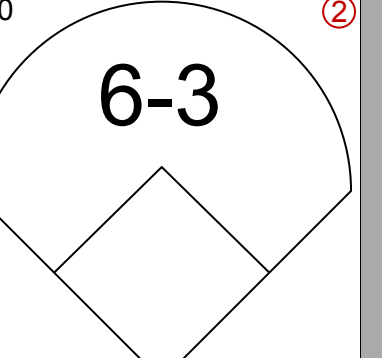
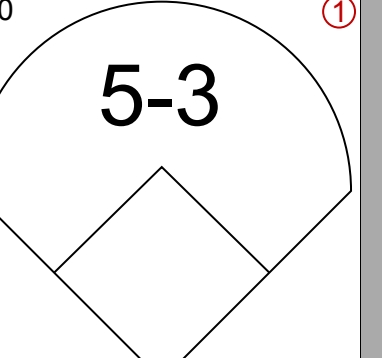
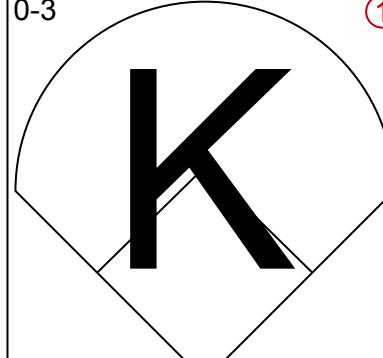
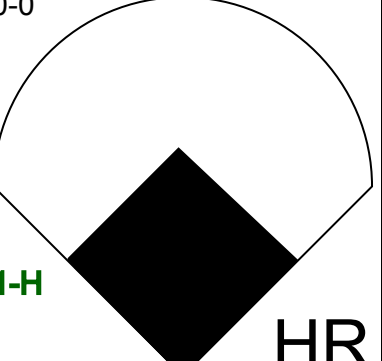
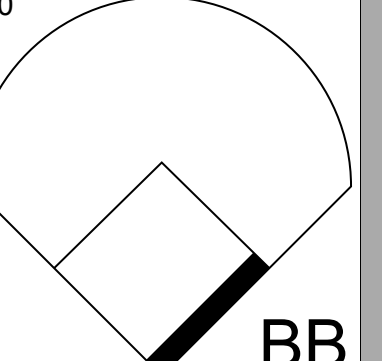
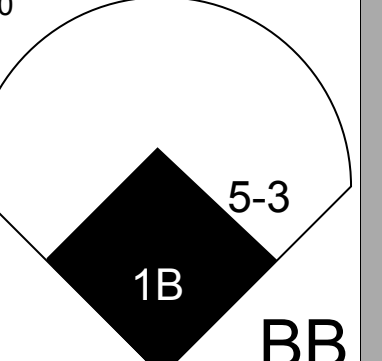
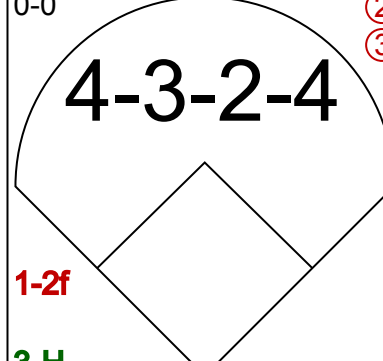
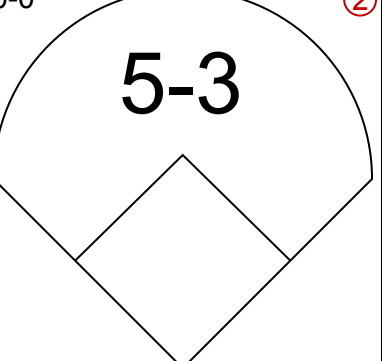

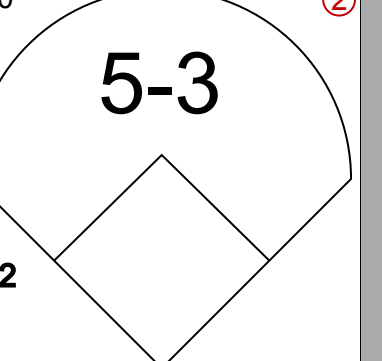
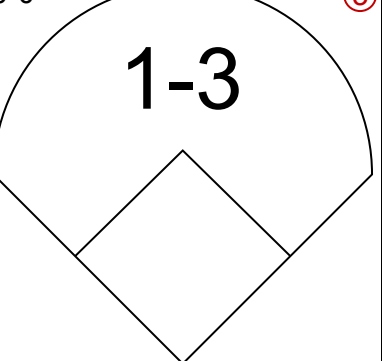
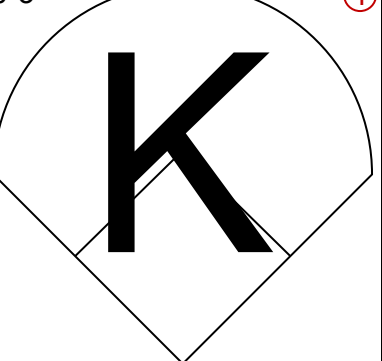
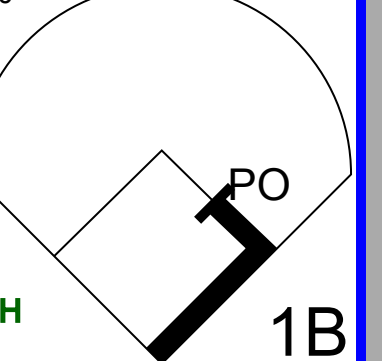
Batter	1	2	3	4	5	6	7	8	9	AB	R	H	RBI	BB	SO	LOB	BOTTOM										
Maury Wills, S OBP: 0.313, SLG: 0.083 (1, 6)										2	1	1	0	2	0	0											
Willie Davis, L OBP: 0.097, SLG: 0.067 (1, 8)										4	1	1	0	0	0	3											
Willie Crawford, L OBP: 0.267, SLG: 0.214 (1, 7)										4	0	0	0	0	0	3											
Andy Kosco, R (1, 9)										4	0	0	0	0	1	1											
Wes Parker, S OBP: 0.133, SLG: 0.071 (1, 3)										4	0	1	1	0	0	0											
Steve Garvey, R OBP: 0.133, SLG: 0.071 (1, 5)										4	0	0	0	0	0	1											
Bill Sudakis, S OBP: 0.200, SLG: 0.200 (1, 2)										3	0	1	0	0	0	0											
Ted Sizemore, R OBP: 0.250, SLG: 0.333 (1, 4)										3	0	1	0	0	0	0											
Alan Foster, R Billy Grabarkewitz, R Jose Pena, R Manny Mota, R Al McBean, R (1, 1) (5, PH) (6, 1) (8, PH) (9, 1)										1	0	0	0	0	0	2											
										1	0	0	0	0	1	0											
										0	0	0	0	0	0	0											
										1	0	0	0	0	0	0											
										0	0	0	0	0	0	0											
<b>Inning Stats</b>	R: 2 E: 2 K: 1 S: 8	H: 2 LOB: 1 BB: 0 P: 8	R: 0 E: 0 K: 0 S: 4	H: 2 LOB: 2 BB: 1 P: 8	R: 0 E: 0 K: 0 S: 3	H: 0 LOB: 0 BB: 0 P: 3	R: 0 E: 0 K: 0 S: 3	H: 0 LOB: 0 BB: 0 P: 3	R: 0 E: 0 K: 0 S: 3	H: 0 LOB: 0 BB: 0 P: 3	R: 0 E: 0 K: 0 S: 3	H: 0 LOB: 0 BB: 0 P: 3	R: 0 E: 0 K: 0 S: 3	H: 0 LOB: 1 BB: 0 P: 7	R: 0 E: 0 K: 0 S: 3	H: 0 LOB: 0 BB: 0 P: 3	1B: 4 2B: 1 3B: 0 HR: 0	SF: 0 SAC: 0 DP: 2 HBP: 0	WP: 0 PB: 0 SB: 0 CS: 0	PA: 33							
<b>PITCHER</b>	IP	WLS	BF	H	R	ER	SO	BB	IBB	HBP	BLK	WP	HR	S	P	ERA	WHIP										
Mike Corkins, R ERA: (1, 1)	1.1		10	4	2	0	1	1	0	0	0	0	0	11	15	0.00	3.750										
Dave Roberts, L ERA: (2, 1)	7.2	W	23	1	0	0	1	1	0	0	0	0	0	24	28	0.00	0.261										

San Diego Padres @ Los Angeles Dodgers  
Dodger Stadium, Los Angeles, CA  
Fri Apr 10 1970, 6:05 PM PST  
Att: 14,365 - Unknown

livebaseballscores.com

AB 31  
R 2  
H 5  
RBI 1  
BB 2  
SO 2  
LOB 10



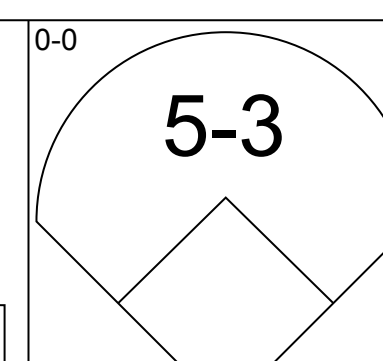
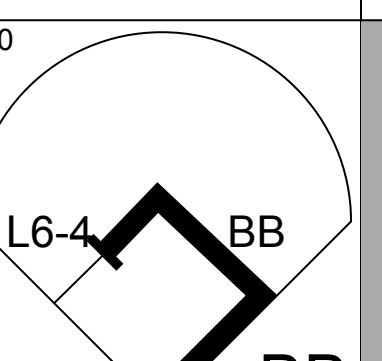
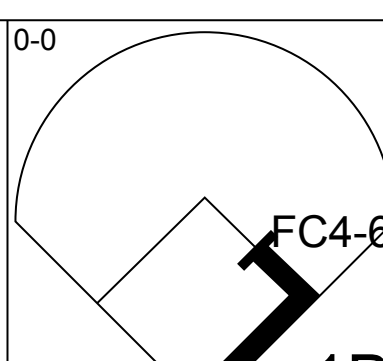
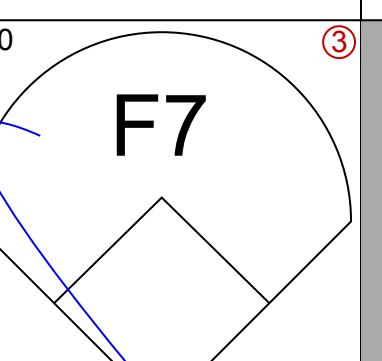
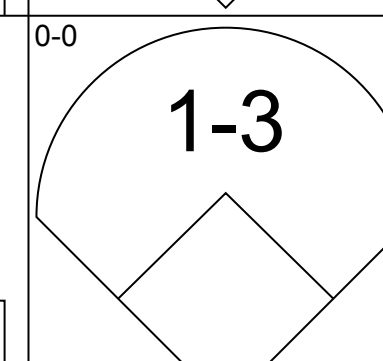
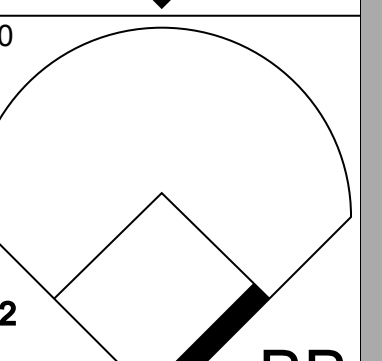
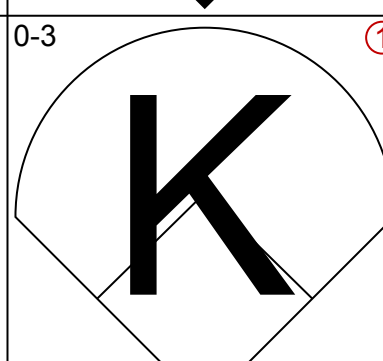
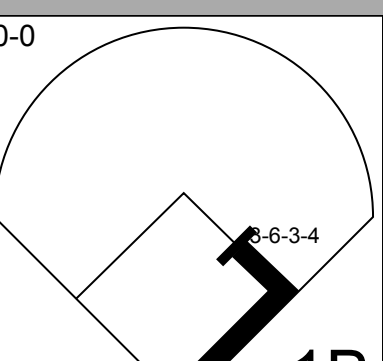
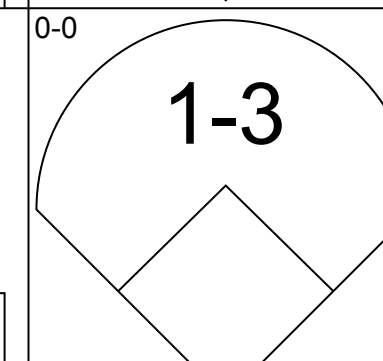
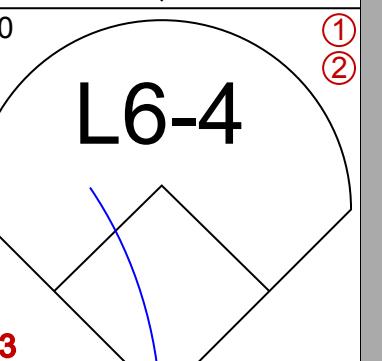
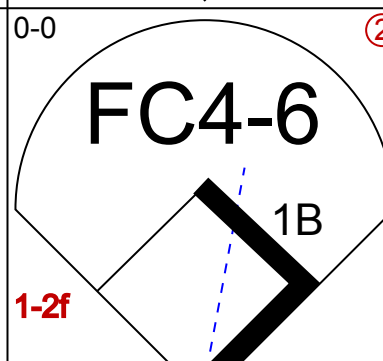

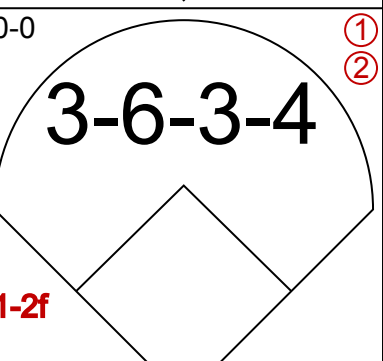
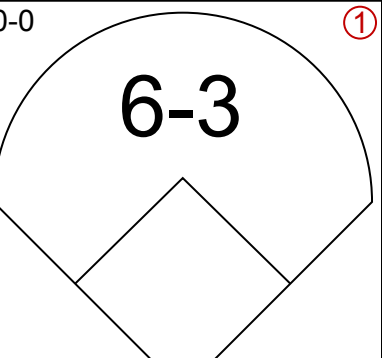
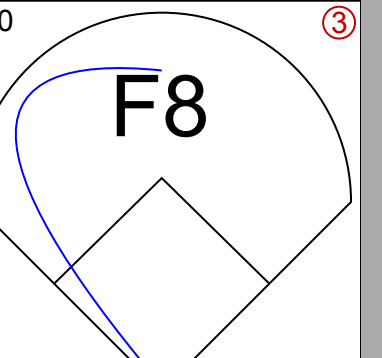
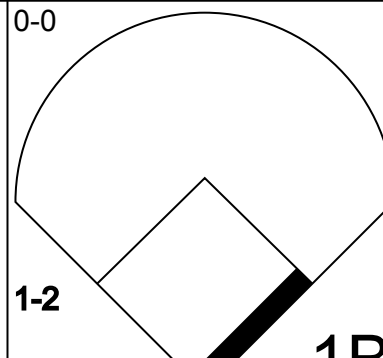
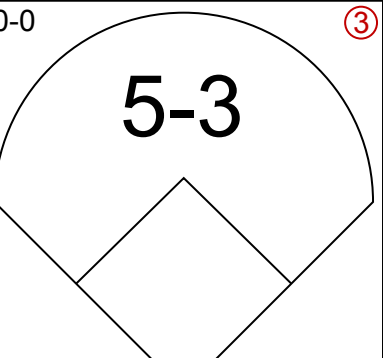
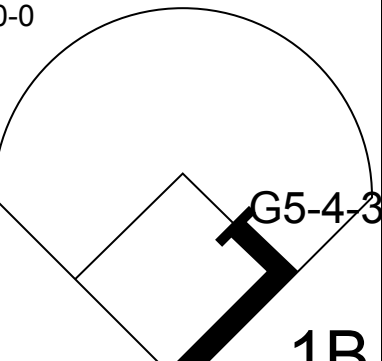
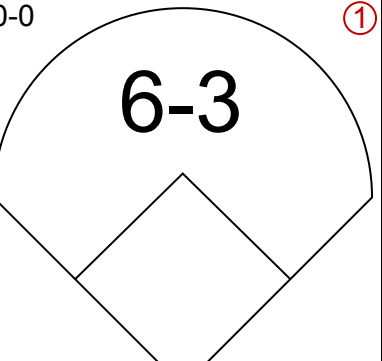
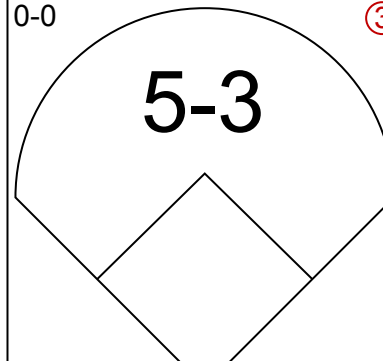
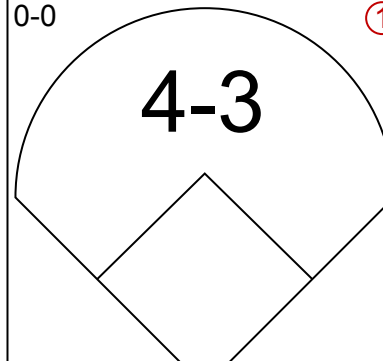

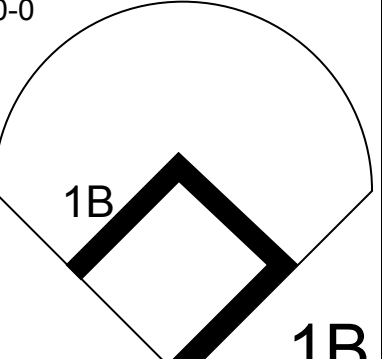

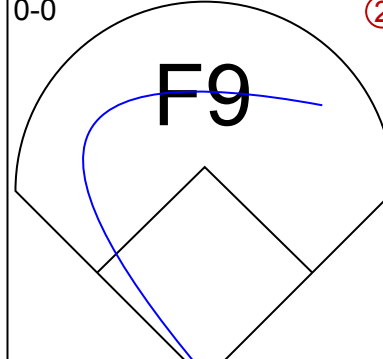
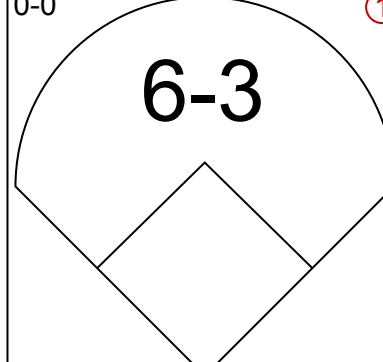
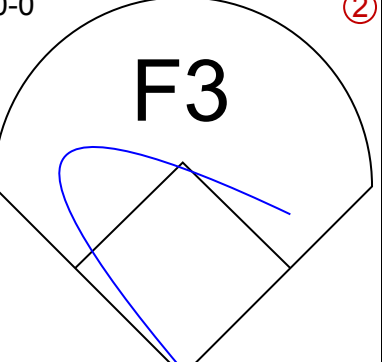
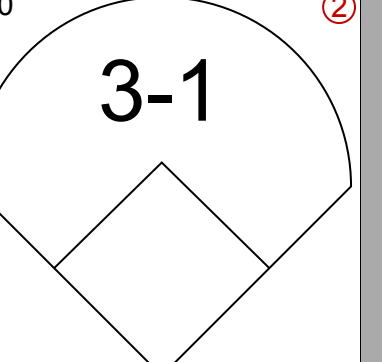
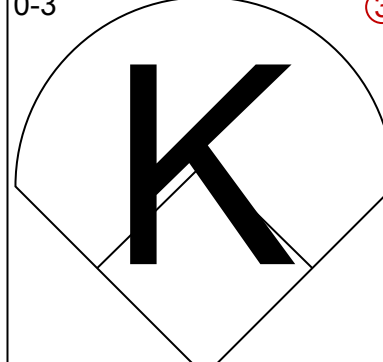
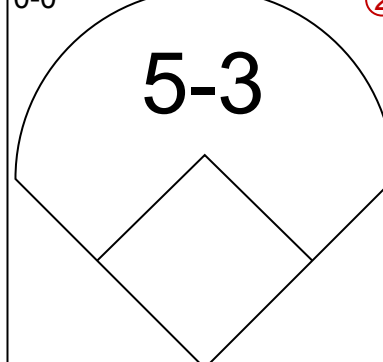
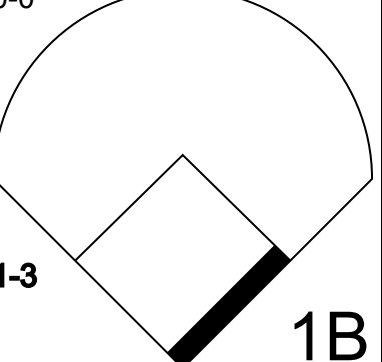
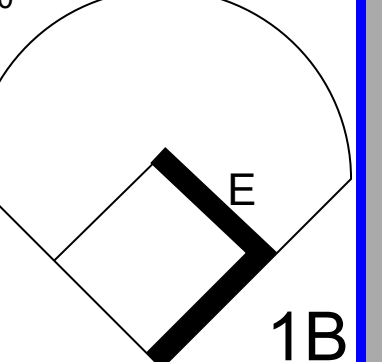
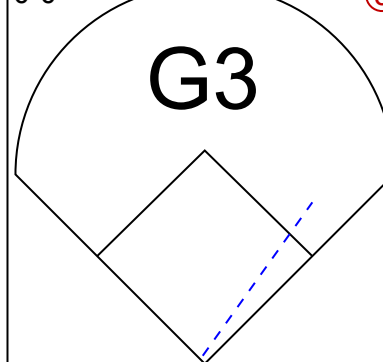
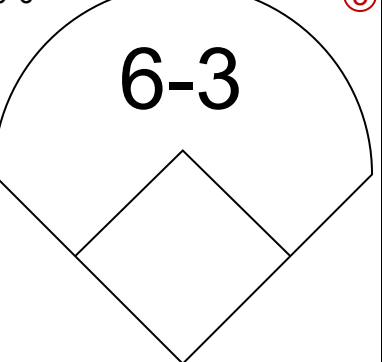
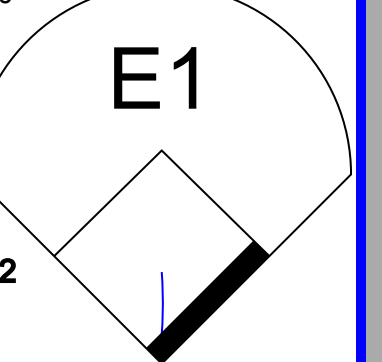
Batter	1	2	3	4	5	6	7	8	9	AB	R	H	RBI	BB	SO	LOB	TOP			
Tommy Dean, R (1, 6) OBP: 0.333, SLG: 0.381										4	0	0	0	0	1	0				
Dave Campbell, R (1, 4) OBP: 0.421, SLG: 0.474										4	0	2	0	0	0	0				
Ollie Brown, R (1, 9) OBP: 0.250, SLG: 0.250										4	0	2	0	0	0	1				
Al Ferrara, R (1, 7) OBP: 0.364, SLG: 0.222 Jerry Morales, R (9, PR) OBP: 0.053, SLG: 0.053										4	0	1	0	0	1	2				
Nate Colbert, R (1, 3) OBP: 0.263, SLG: 0.647 Ray Webster, L (8, 3) OBP: 0.333, SLG: 0.333										2	1	0	0	0	1	0				
Cito Gaston, R (1, 8) OBP: 0.350, SLG: 0.421										4	0	0	0	0	2	3				
Ed Spiezio, R (1, 5) OBP: 0.800, SLG: 1.667										2	2	1	2	2	0	1				
Chris Cannizzaro, R (1, 2) OBP: 0.294, SLG: 0.250										3	0	0	0	0	1	2				
Danny Coombs, R (1, 1) Ivan Murrell, R (7, PH) OBP: 0.500, SLG: 0.500 Ron Herbel, R (7, 1)										2	0	0	0	0	1	0				
<b>Inning Stats</b>	R: 0 E: 0 K: 2 S: 8	H: 2 LOB: 1 BB: 0 P: 8	R: 2 E: 0 K: 1 S: 6	H: 1 LOB: 0 BB: 1 P: 10	R: 0 E: 0 K: 0 S: 4	H: 1 LOB: 1 BB: 0 P: 4	R: 0 E: 0 K: 1 S: 5	H: 0 LOB: 0 BB: 1 P: 9	R: 0 E: 0 K: 0 S: 3	H: 0 LOB: 0 BB: 0 P: 3	R: 1 E: 0 K: 0 S: 3	H: 1 LOB: 0 BB: 1 P: 7	R: 0 E: 0 K: 0 S: 3	H: 1 LOB: 1 BB: 0 P: 3	R: 1 E: 0 K: 1 S: 6	H: 2 LOB: 1 BB: 0 P: 6	1B: 7 2B: 1 3B: 0 HR: 1	SF: 0 SAC: 0 DP: 2 HBP: 0	WP: 0 PB: 0 SB: 0 CS: 0	PA: 35
<b>PITCHER</b>	IP WLS BF H R ER SO BB IBB HBP BLK WP HR S P ERA WHIP																			
Claude Osteen, L (1, 1) ERA: 3.0	7.0 L 27 5 3 3 5 3 0 0 0 0 0 1 34 46 3.86 1.143																			
Ray Lamb, R (8, 1) ERA: 3.0	2.0 7 3 1 1 1 0 0 0 0 0 0 0 9 9 4.50 1.500																			

San Diego Padres @ Los Angeles Dodgers  
 Dodger Stadium, Los Angeles, CA  
 Sat Apr 11 1970, 6:05 PM PST  
 Att: 18,104 - Unknown

livebaseballscores.com

AB 31  
 R 4  
 H 8  
 RBI 3  
 BB 3  
 SO 6  
 LOB 9




Batter	1	2	3	4	5	6	7	8	9	AB	R	H	RBI	BB	SO	LOB	BOTTOM			
Maury Wills, S (1, 6) OBP: 0.350, SLG: 0.133										3	0	1	0	1	0	2				
Manny Mota, R (1, 7) OBP: 0.400, SLG: 0.250										3	0	1	0	1	1	1				
Willie Davis, L (1, 8) OBP: 0.053, SLG: 0.053										4	0	0	0	0	0	4				
Andy Kosco, R (1, 9) OBP: 0.111, SLG: 0.111										4	0	1	0	0	0	1				
Wes Parker, S (1, 3) OBP: 0.158, SLG: 0.111										4	0	1	0	0	0	2				
Bill Sudakis, S (1, 2) OBP: 0.222, SLG: 0.222										4	0	1	0	0	1	1				
Steve Garvey, R (1, 5) OBP: 0.105, SLG: 0.056											4	0	0	0	1	1				
Ted Sizemore, R (1, 4) OBP: 0.333, SLG: 0.400 Billy Grabarkewitz, R (7, PR) (8, 4)											3	0	2	0	0	0				
Claude Osteen, L (1, 1) Willie Crawford, L (7, PH) OBP: 0.250, SLG: 0.200 Ray Lamb, R (8, 1)											2	0	0	0	0	2				
<b>Inning Stats</b>	R: 0 E: 0 K: 0 S: 3	H: 0 LOB: 0 BB: 0 P: 3	R: 0 E: 0 K: 0 S: 3	H: 1 LOB: 0 BB: 0 P: 3	R: 0 E: 0 K: 0 S: 2	H: 0 LOB: 1 BB: 2 P: 10	R: 0 E: 0 K: 0 S: 5	H: 2 LOB: 2 BB: 0 P: 5	R: 0 E: 0 K: 1 S: 7	H: 1 LOB: 2 BB: 0 P: 7	R: 0 E: 0 K: 1 S: 3	H: 1 LOB: 0 BB: 0 P: 3	R: 0 E: 0 K: 1 S: 5	H: 0 LOB: 0 BB: 0 P: 5	1B: 7 2B: 2 3B: 0 HR: 0	SF: 0 SAC: 0 DP: 3 HBP: 0	WP: 0 PB: 0 SB: 0 CS: 0	PA: 34		
<b>PITCHER</b>	IP WLS BF H R ER SO BB IBB HBP BLK WP HR S P ERA WHIP																			
Danny Coombs, L (1, 1) ERA: 2.25	6.0 W 23 5 0 0 2 2 0 0 0 0 0 0 15 15 0.00 0.667																			
Ron Herbel, R (7, 1) ERA: 2.25	3.0 S 11 2 0 0 2 0 0 0 0 0 0 0 15 15 0.00 0.667																			

San Diego Padres @ Los Angeles Dodgers  
 Dodger Stadium, Los Angeles, CA  
 Sat Apr 11 1970, 6:05 PM PST  
 Att: 18,104 - Unknown

livebaseballscores.com

AB 32  
 R 0  
 H 7  
 RBI 0  
 BB 2  
 SO 3  
 LOB 15





Batter	1	2	3	4	5	6	7	8	9	AB	R	H	RBI	BB	SO	LOB	TOP					
Jose Arcia, R OBP: 0.333, SLG: 0.333 Ray Webster, L OBP: 0.250, SLG: 0.250 Ron Slocum, R (8, 6)	F8		6-3		FC6-4 1B			3-1		3	0	1	0	0	0	0	<b>San Diego Padres @ Los Angeles Dodgers</b> Dodger Stadium, Los Angeles, CA Sun Apr 12 1970, 3:33 AM PST Att: 15,939 - Unknown					
Van Kelly, L OBP: 0.143, SLG: 0.238 Mike Corkins, R (8, 1)	P4		P5		FC6-4 1-2			6-3		4	0	0	0	0	0	1						
Ollie Brown, R OBP: 0.208, SLG: 0.208	5-3			5-3			P4		K	4	0	0	0	0	1	0						
Ai Ferrara, R OBP: 0.333, SLG: 0.308		K		L5			6-3			4	0	1	0	0	1	0						
Nate Colbert, R OBP: 0.304, SLG: 0.600				FC4-6 1B	FC5 1B BB		K			3	0	1	0	1	1	1						
Cito Gaston, R OBP: 0.333, SLG: 0.391				FC4-6 BB 1-2			4-3			4	0	1	0	0	0	2						
Dave Campbell, R OBP: 0.409, SLG: 0.429					FC5 BB 1-2		F7			2	0	0	0	1	0	2						
Chris Cannizzaro, R OBP: 0.250, SLG: 0.211							F7		K	3	0	0	0	0	2	2						
Pat Dobson, R OBP: 0.077, SLG: 0.077 Gary Ross, R OBP: 0.667, SLG: 1.250 Ed Spiezio, R (8, 5)			K				4-3		F8	1	0	0	0	0	1	0						
										1	0	0	0	0	0	0						
										0	0	0	0	0	0	0						
										1	0	0	0	0	0	0						
<b>Inning Stats</b>	R: 0 E: 0 K: 0 S: 3	H: 0 LOB: 0 BB: 0 P: 3	R: 0 E: 0 K: 2 S: 8	H: 1 LOB: 2 BB: 1 P: 12	R: 0 E: 0 K: 1 S: 5	H: 0 LOB: 0 BB: 0 P: 5	R: 0 E: 0 K: 0 S: 4	H: 1 LOB: 2 BB: 1 P: 8	R: 0 E: 0 K: 0 S: 4	H: 1 LOB: 0 BB: 0 P: 4	R: 0 E: 0 K: 1 S: 5	H: 0 LOB: 0 BB: 0 P: 5	R: 0 E: 0 K: 1 S: 5	H: 0 LOB: 0 BB: 0 P: 5	R: 0 E: 0 K: 0 S: 3	H: 0 LOB: 0 BB: 0 P: 3	R: 0 E: 0 K: 1 S: 6	H: 1 LOB: 1 BB: 0 P: 6	1B: 3 2B: 1 3B: 0 HR: 0	SF: 0 SAC: 0 DP: 0 HBP: 0	WP: 0 PB: 0 SB: 0 CS: 0	PA: 33
<b>PITCHER</b> Bill Singer, R ERA: 1.8	IP: 9.0 WLS: W BF: 33 H: 4 R: 0 ER: 0 SO: 6 BB: 2 IBB: 0 HBP: 0 BLK: 0 WP: 0 HR: 0 S: 43 P: 51 ERA: 0.00 WHIP: 0.667															<b>PITCHER</b>						



Batter	1	2	3	4	5	6	7	8	9	AB	R	H	RBI	BB	SO	LOB	BOTTOM					
Bill Buckner, L OBP: 0.250, SLG: 0.200	SH1-4 1B 1B						G3			4	1	2	0	0	0	0	<b>San Diego Padres @ Los Angeles Dodgers</b> Dodger Stadium, Los Angeles, CA Sun Apr 12 1970, 3:33 AM PST Att: 15,939 - Unknown					
Maury Wills, S OBP: 0.375, SLG: 0.167	SH1-4 1B				F8		F8			3	1	1	0	1	0	1						
Willie Davis, L OBP: 0.045, SLG: 0.045	SH1-4 1-2 2-3			G3			F7		F9	3	0	0	0	0	0	1						
Wes Parker, S OBP: 0.217, SLG: 0.182	SH1-4 1B			4-3					P4	4	1	2	2	0	0	0						
Willie Crawford, L OBP: 0.200, SLG: 0.158	K								F2	4	0	0	0	0	3	2						
Jim Lefebvre, S OBP: 0.600, SLG: 0.500	SH1-4 1B				G3		F9			3	1	1	1	1	0	1						
Tom Haller, L OBP: 0.286, SLG: 0.231	SH1-4 1B				K				P4	3	1	1	1	1	1	1						
Billy Grabarkewitz, R OBP: 0.250, SLG: 1.000	F9				5-3					3	1	1	2	0	0	1						
Bill Singer, R OBP: 0.250, SLG: 0.250							F9			3	0	0	0	0	0	0						
<b>Inning Stats</b>	R: 4 E: 0 K: 1 S: 10	H: 5 LOB: 1 BB: 0 P: 10	R: 0 E: 0 K: 0 S: 3	H: 0 LOB: 0 BB: 0 P: 3	R: 0 E: 0 K: 1 S: 5	H: 0 LOB: 0 BB: 0 P: 5	R: 0 E: 0 K: 1 S: 5	H: 0 LOB: 0 BB: 0 P: 5	R: 0 E: 0 K: 0 S: 3	H: 1 LOB: 0 BB: 0 P: 3	R: 0 E: 0 K: 1 S: 6	H: 1 LOB: 1 BB: 0 P: 6	R: 2 E: 0 K: 0 S: 4	H: 1 LOB: 2 BB: 2 P: 12	R: 0 E: 0 K: 0 S: 3	H: 0 LOB: 1 BB: 1 P: 7	R: 0 E: 0 K: 0 S: 3	H: 0 LOB: 1 BB: 1 P: 7	1B: 7 2B: 0 3B: 0 HR: 1	SF: 0 SAC: 1 DP: 0 HBP: 0	WP: 1 PB: 0 SB: 1 CS: 1	PA: 34
<b>PITCHER</b> Pat Dobson, R ERA: 4.5 Gary Ross, R ERA: 6.43 Mike Corkins, R ERA:	IP: 4.0 WLS: L BF: 17 H: 5 R: 4 ER: 4 SO: 3 BB: 5 IBB: 4 HBP: 4 BLK: 3 WP: 0 HR: 0 S: 23 P: 23 ERA: 9.00 WHIP: 1.250															<b>PITCHER</b>						



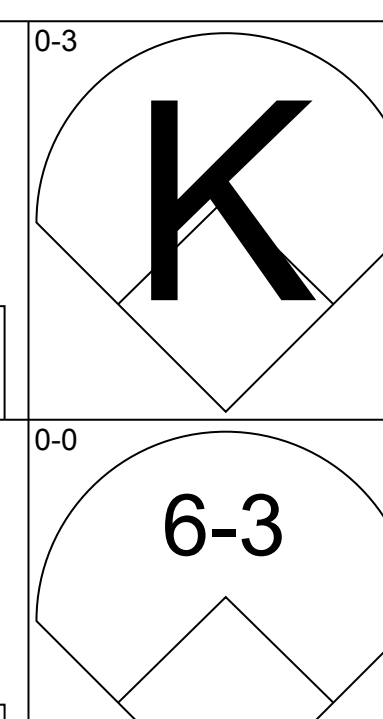
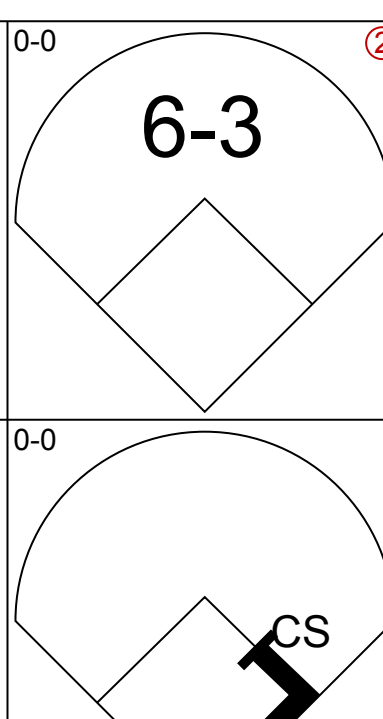
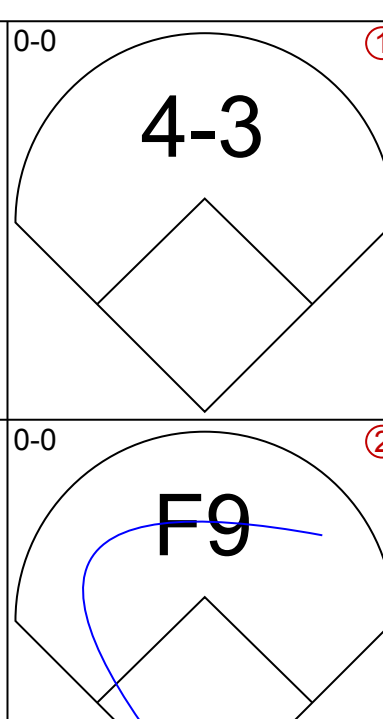
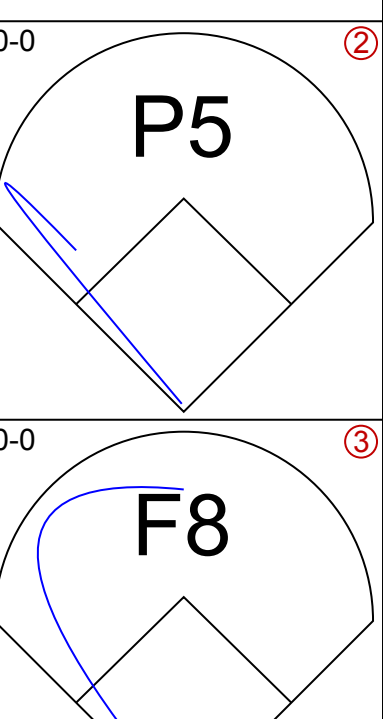
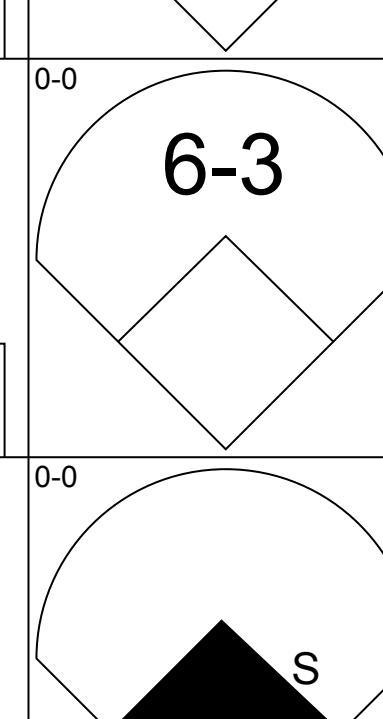
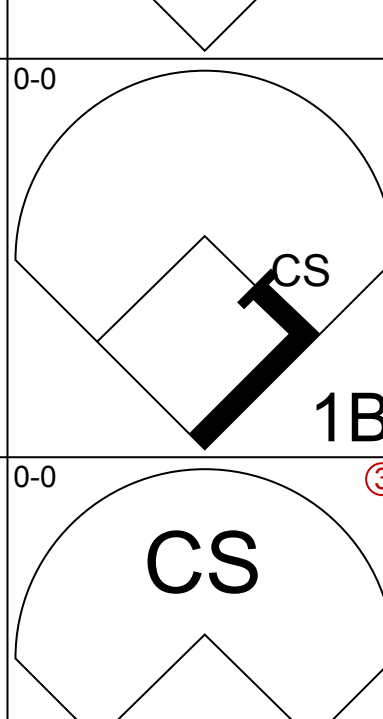
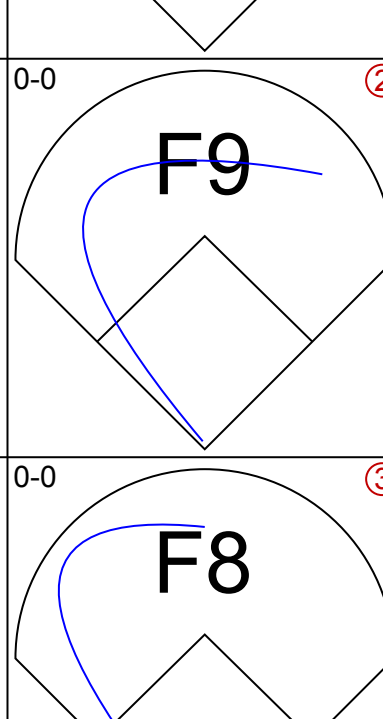
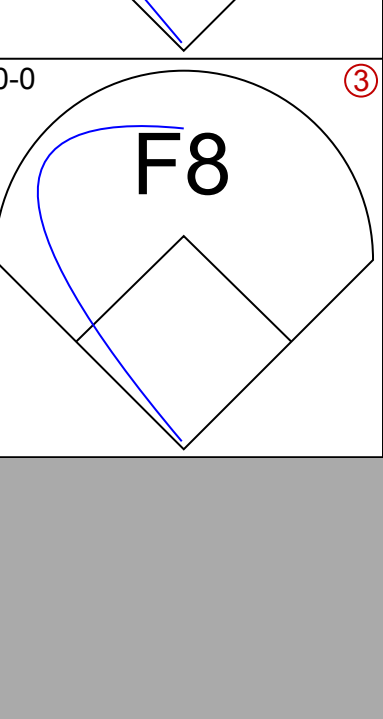
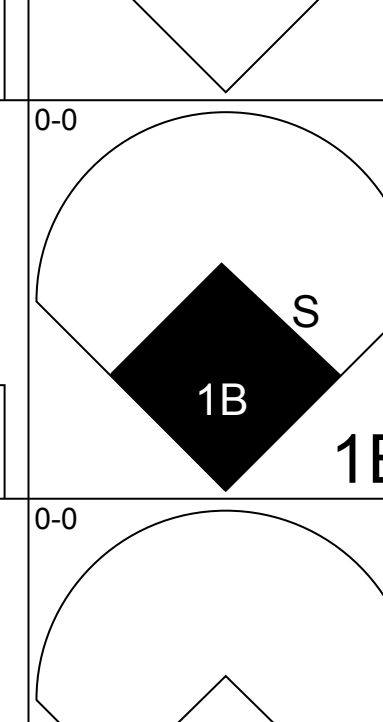
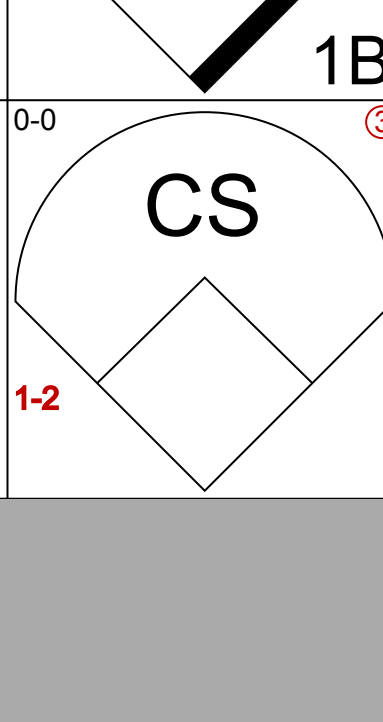
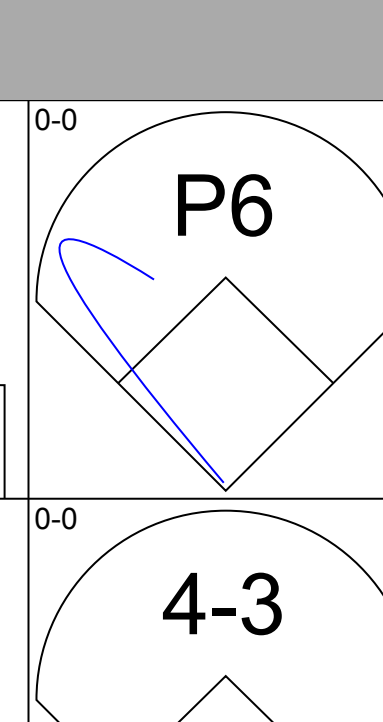
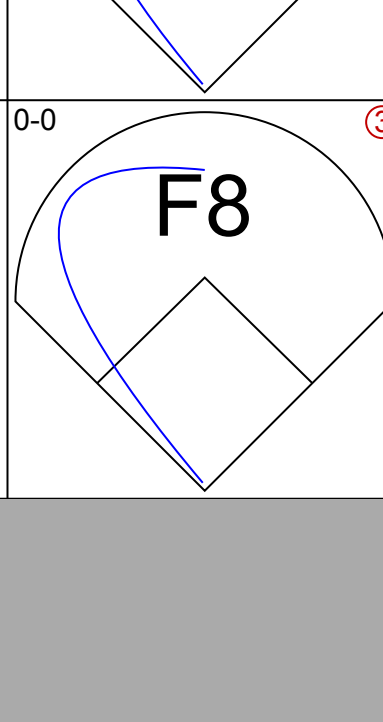
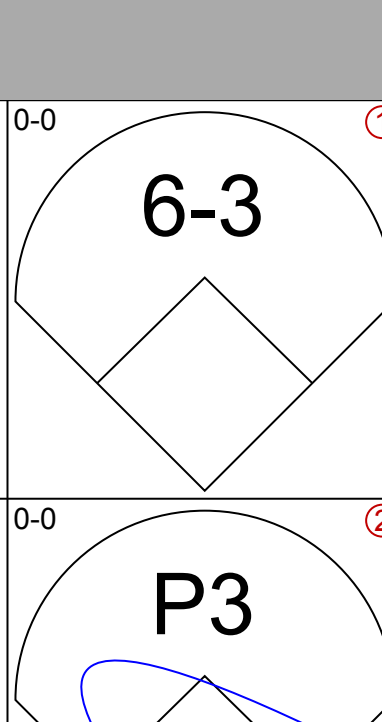
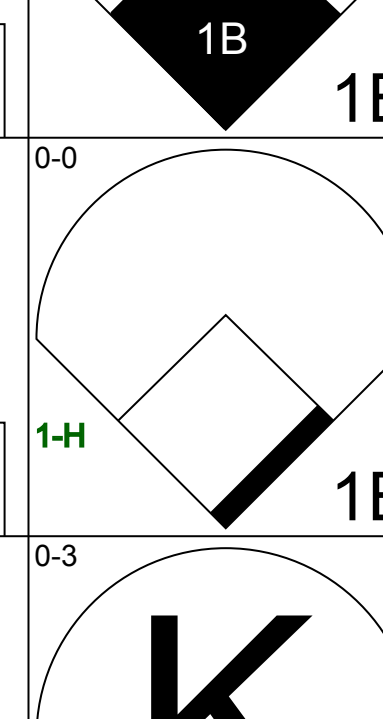
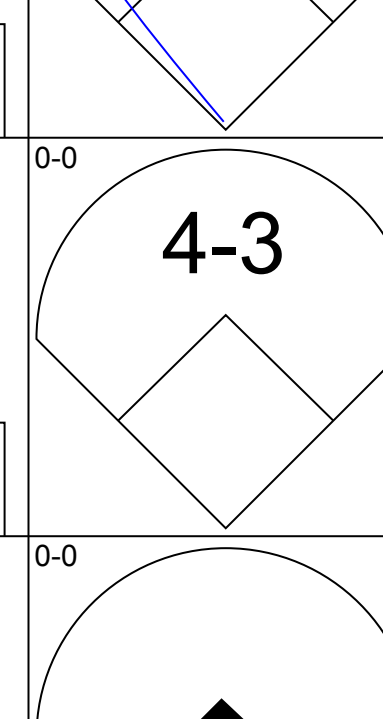
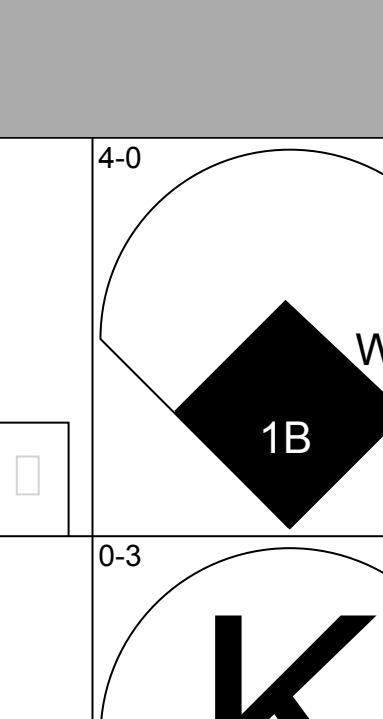
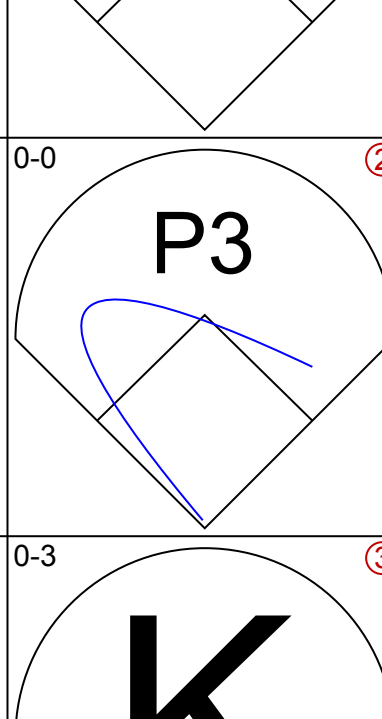
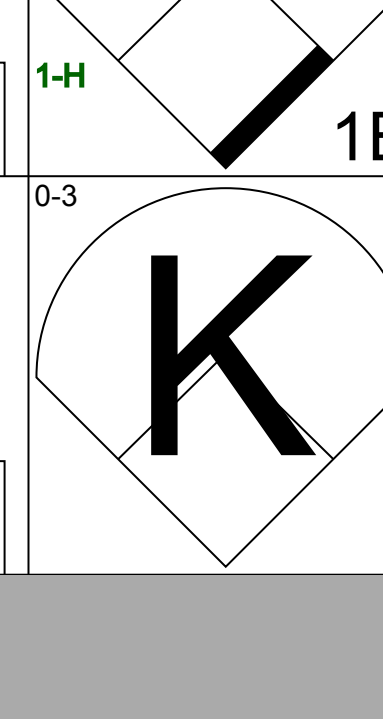
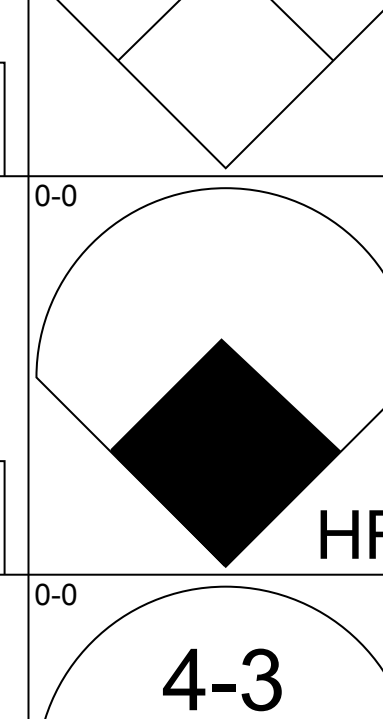
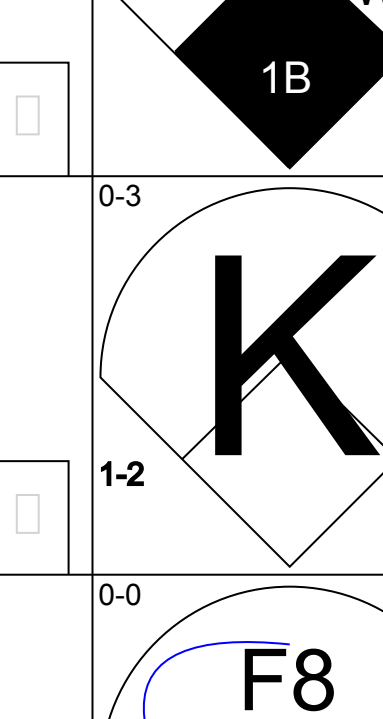
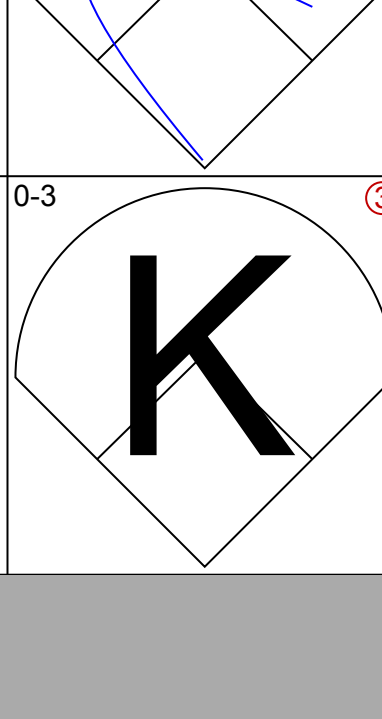
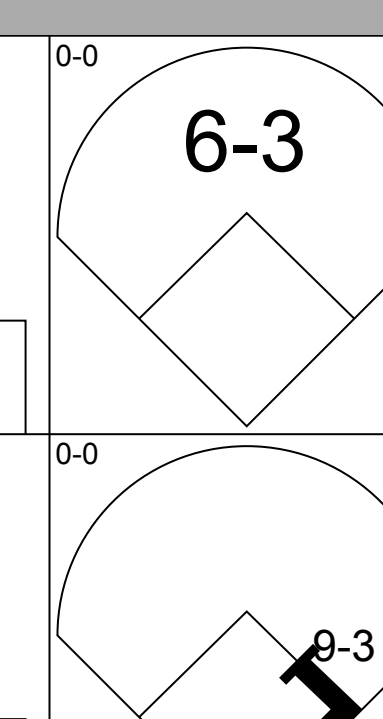
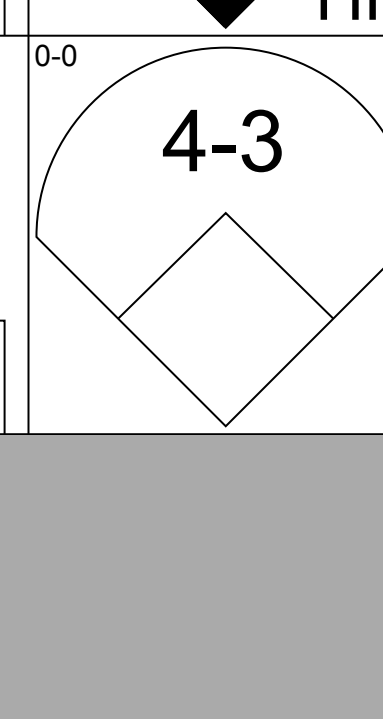
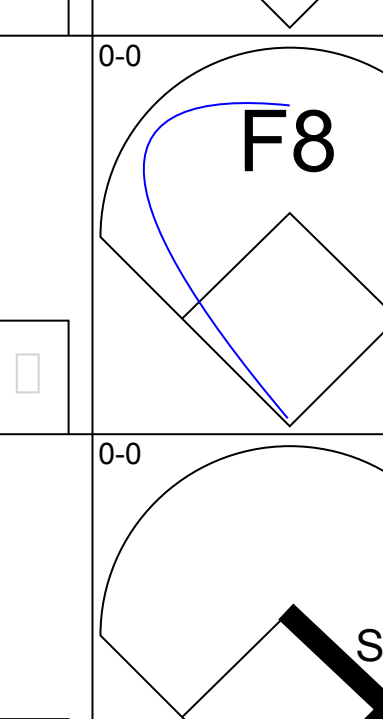
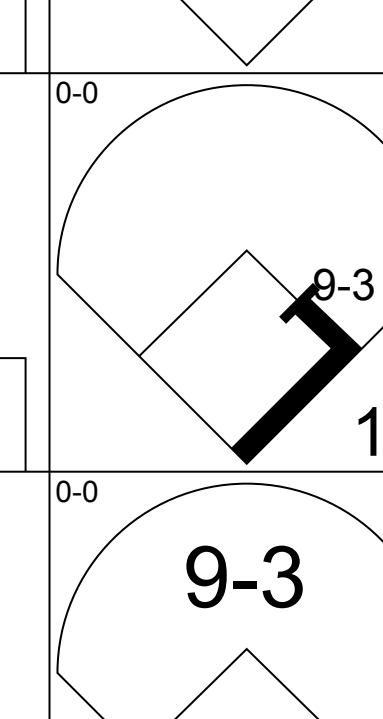
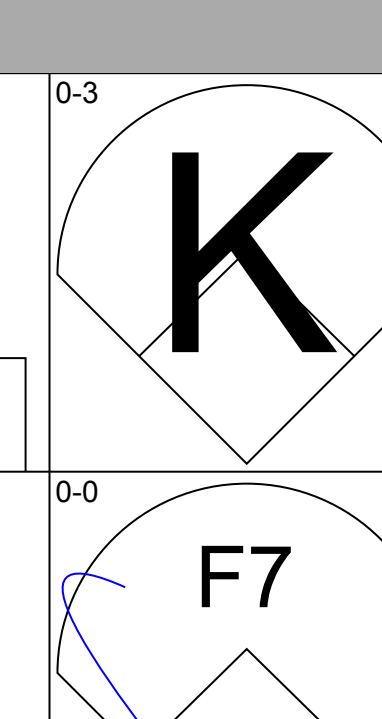
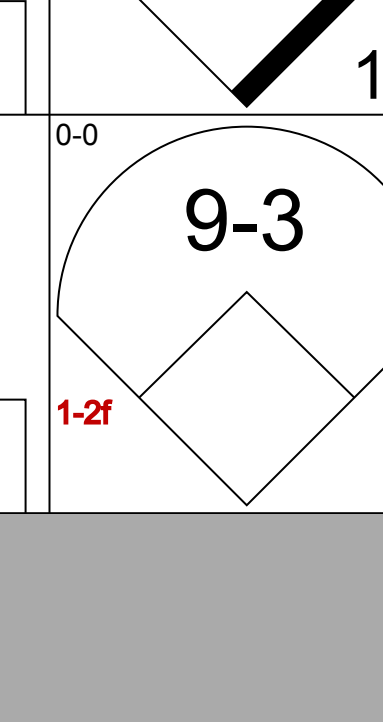
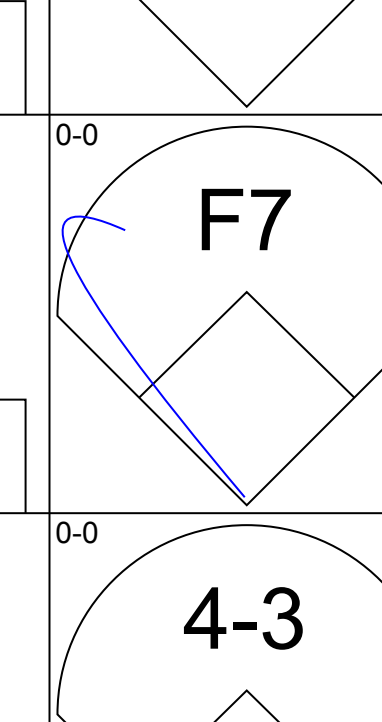
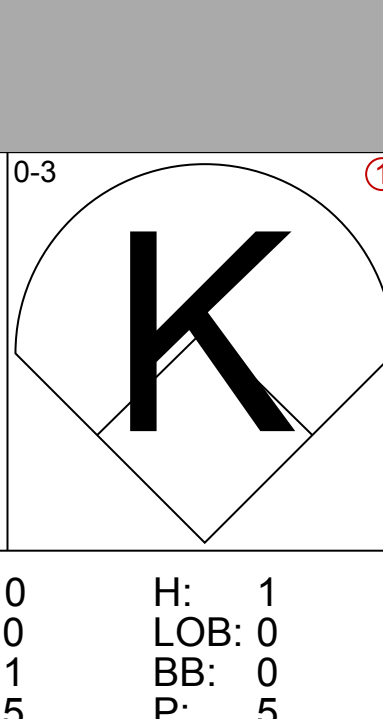
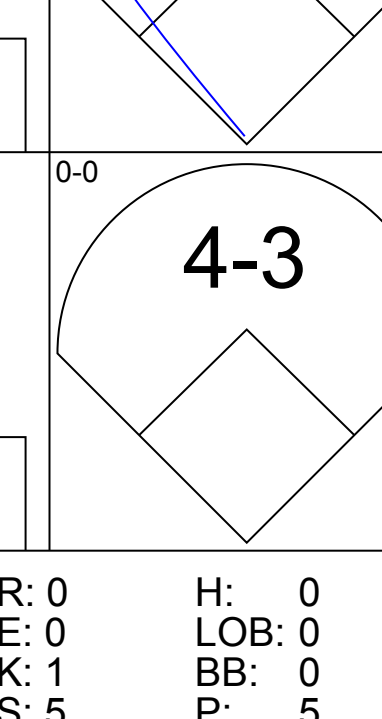
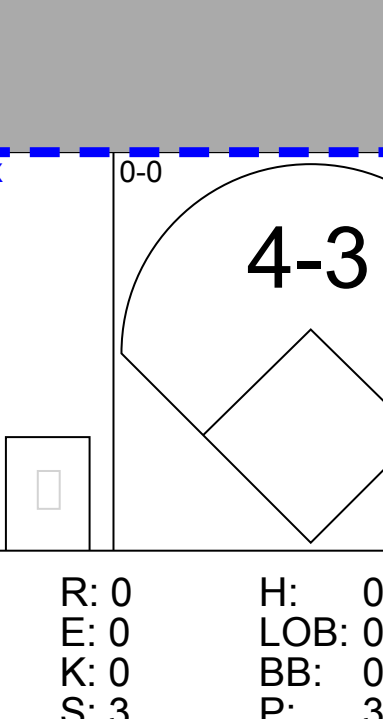



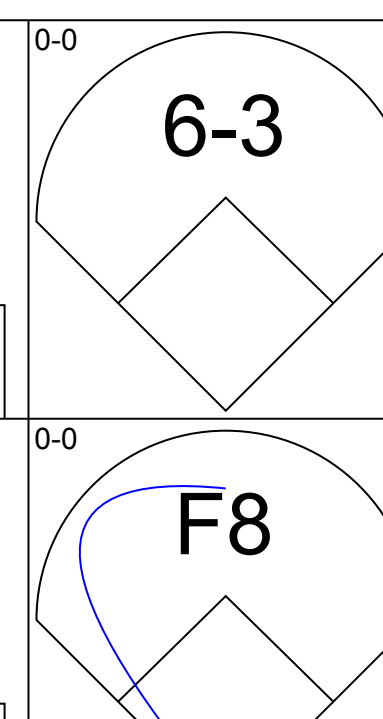
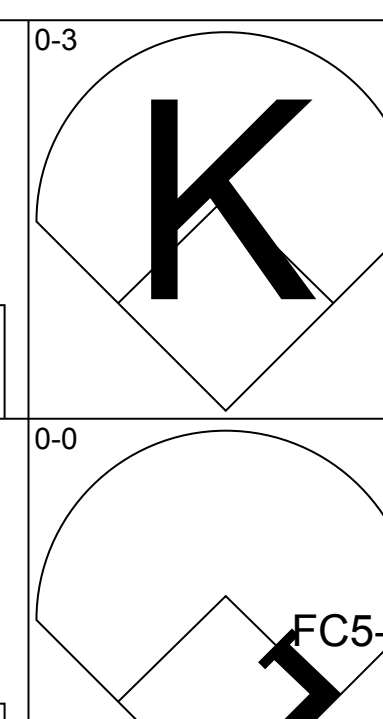
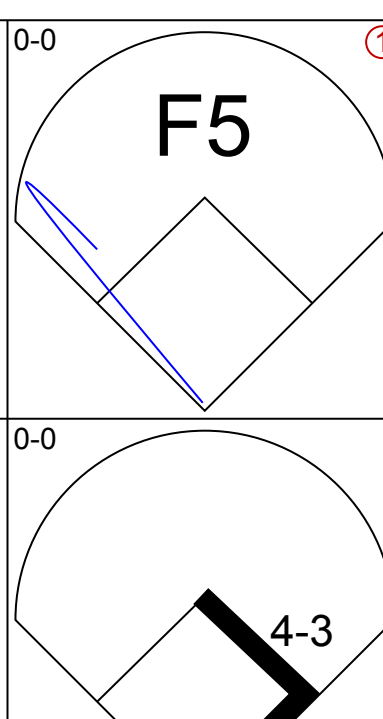
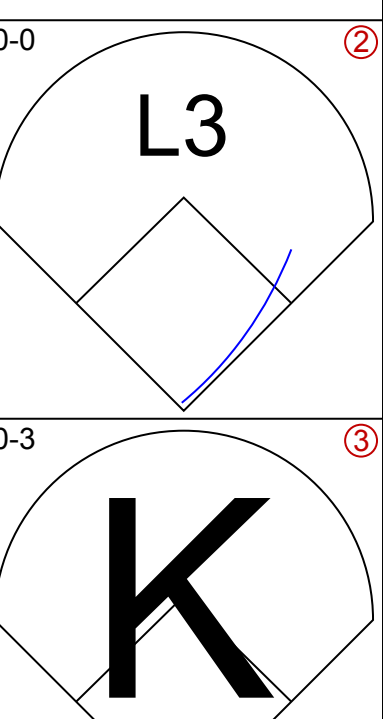
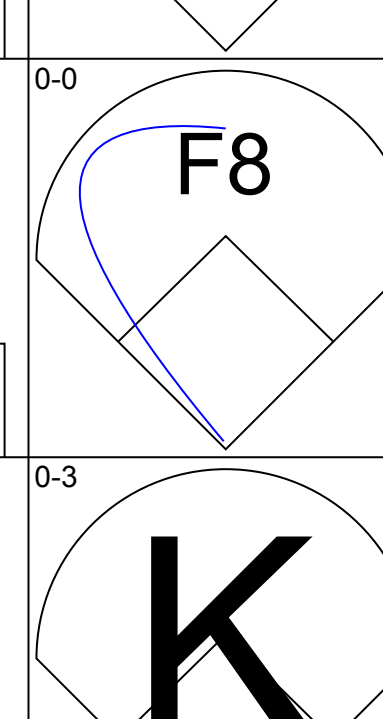
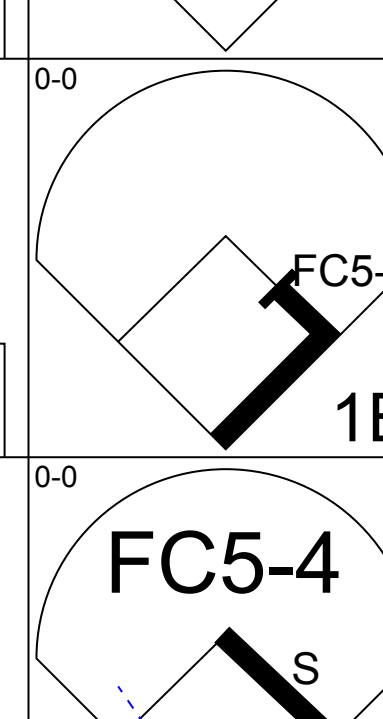
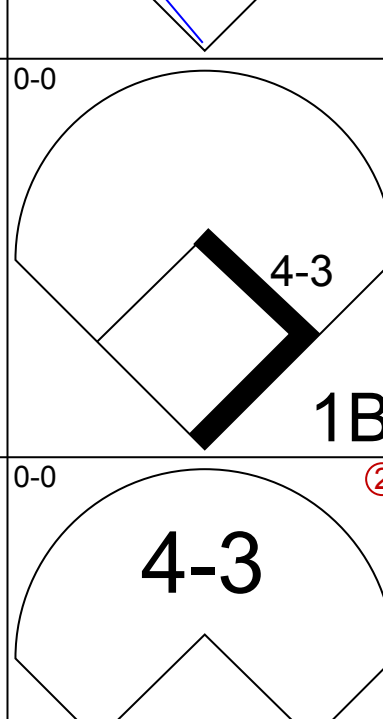
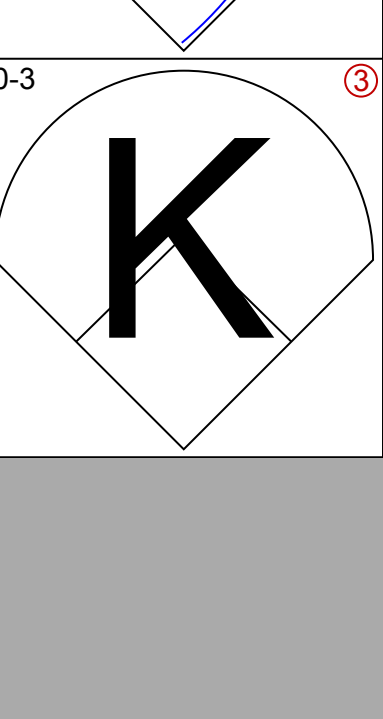
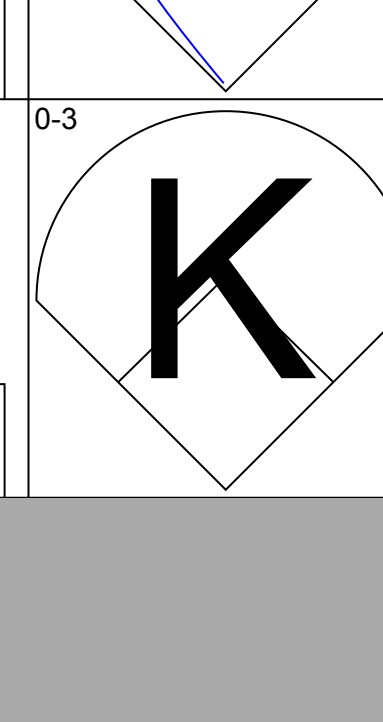
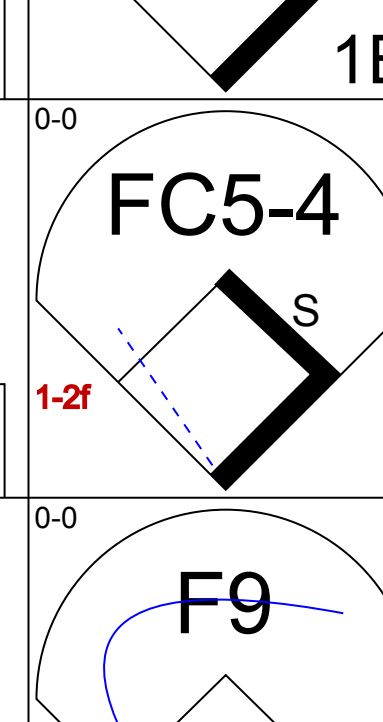
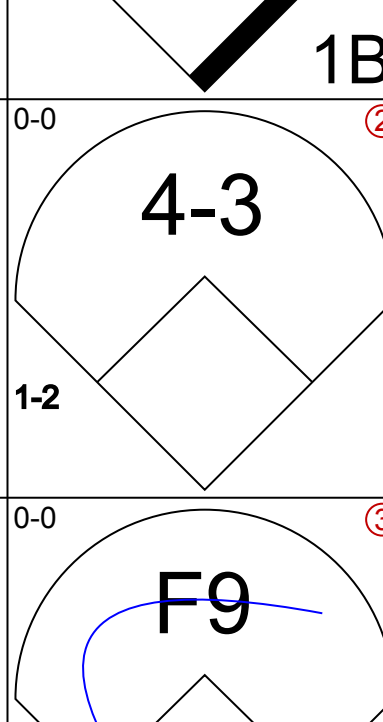
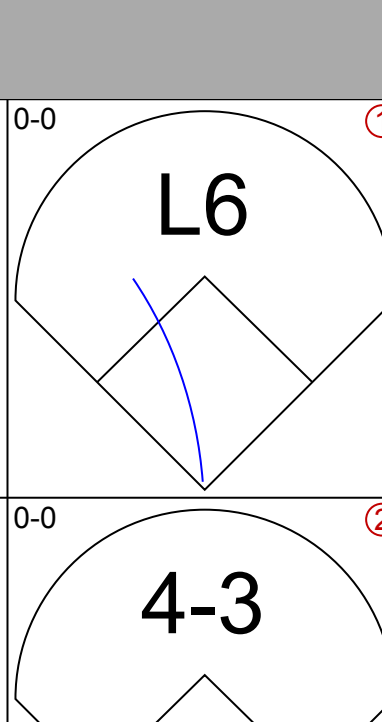
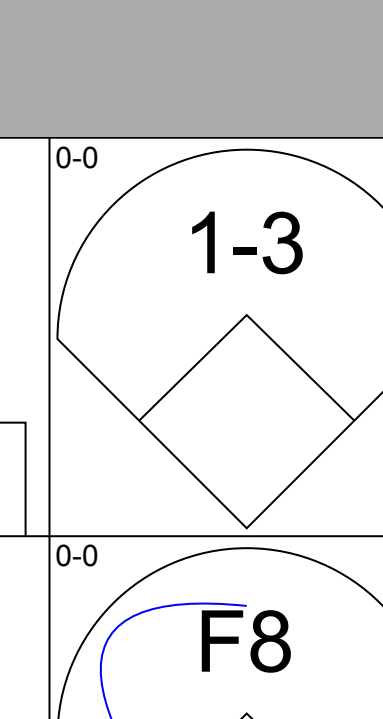
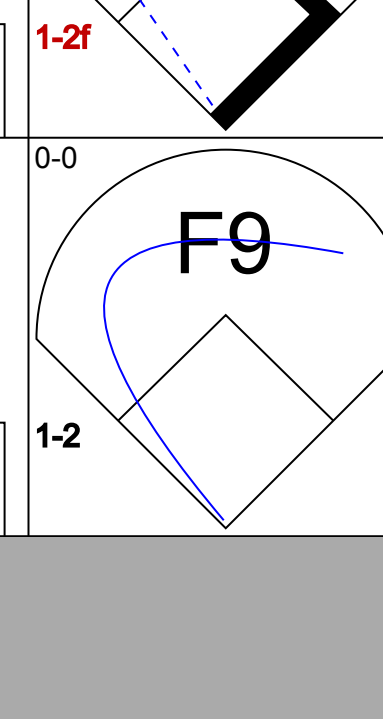
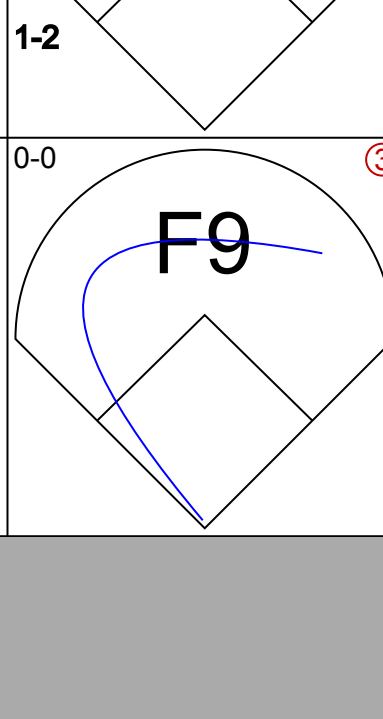
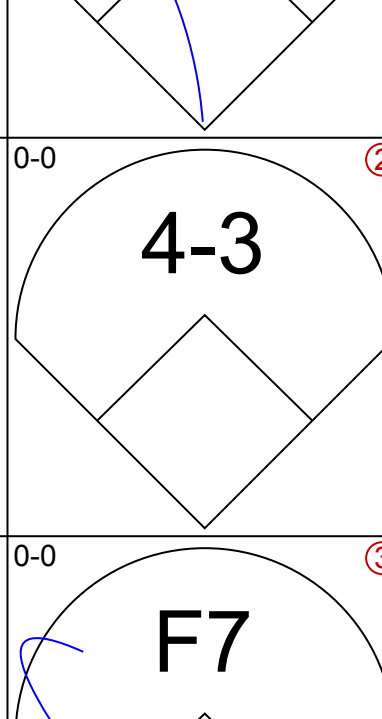
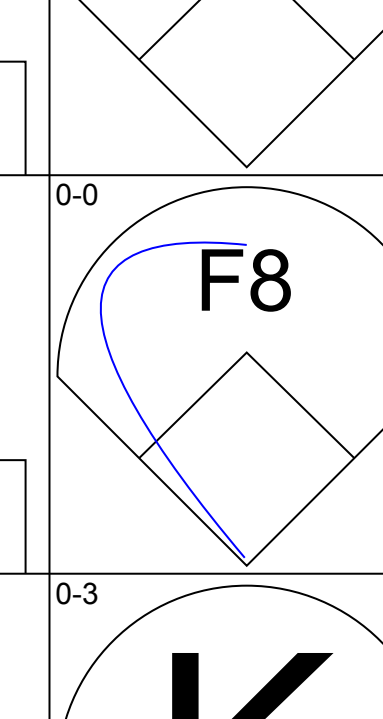
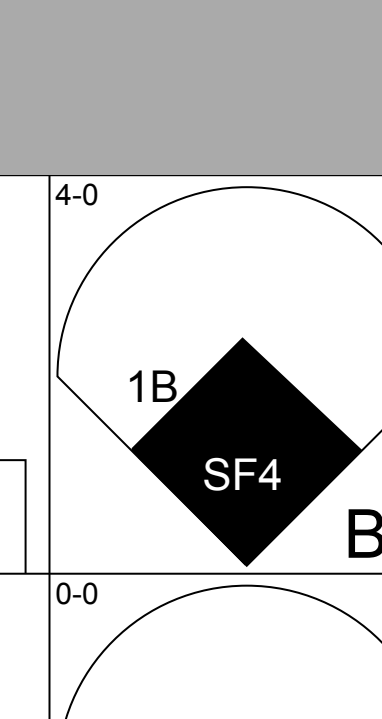
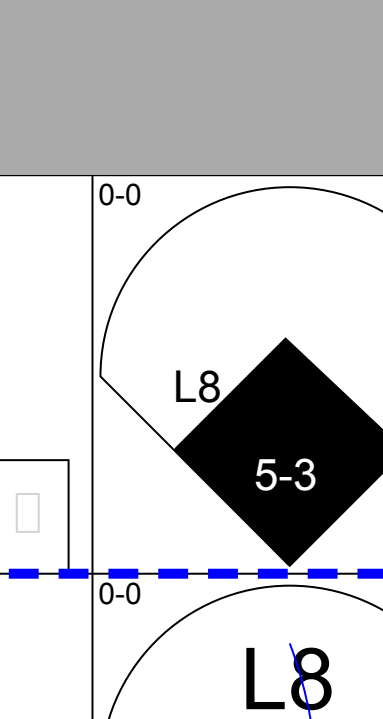
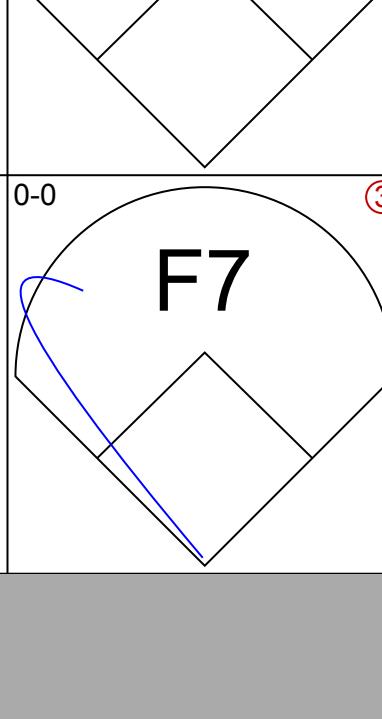
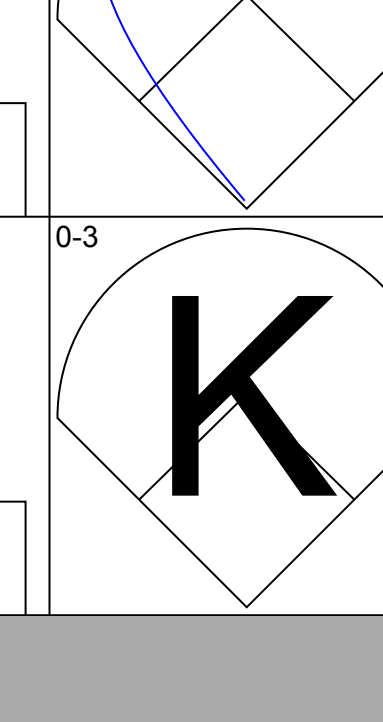
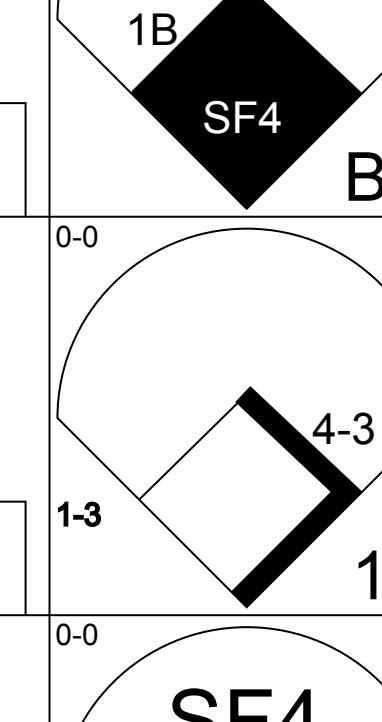
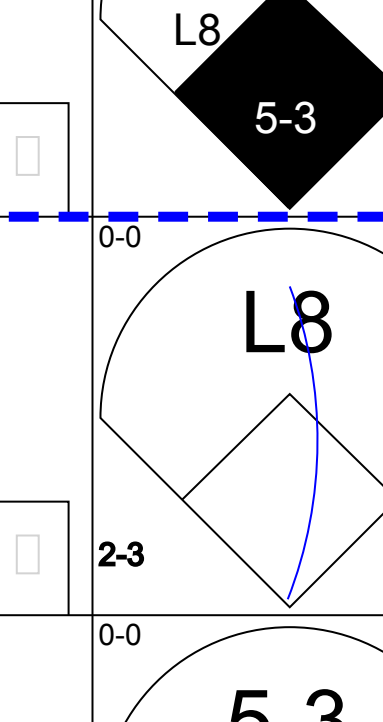
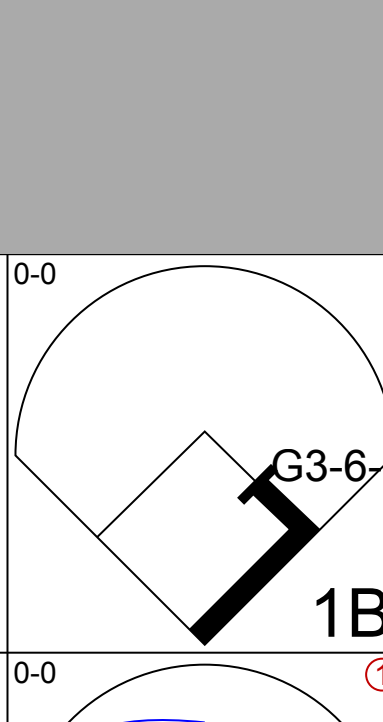
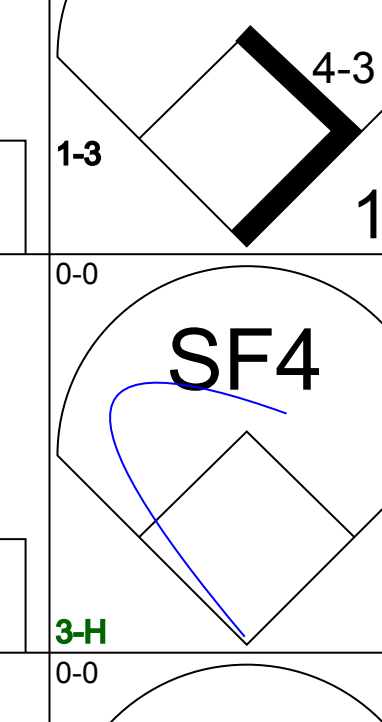
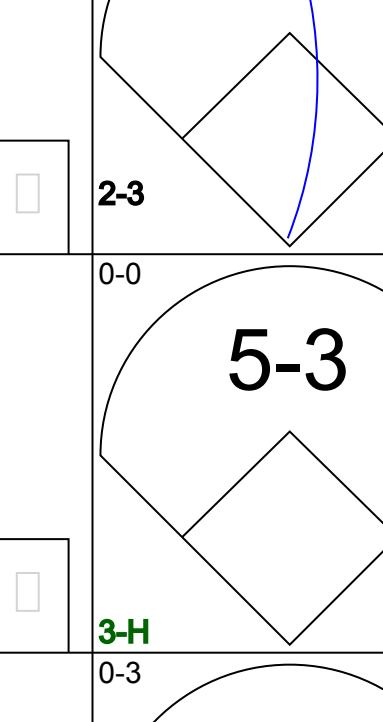
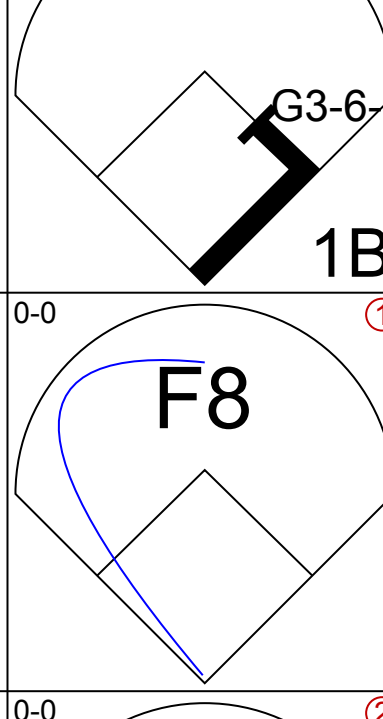
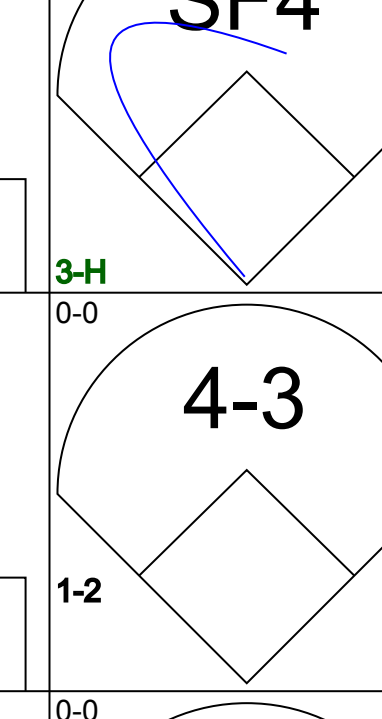
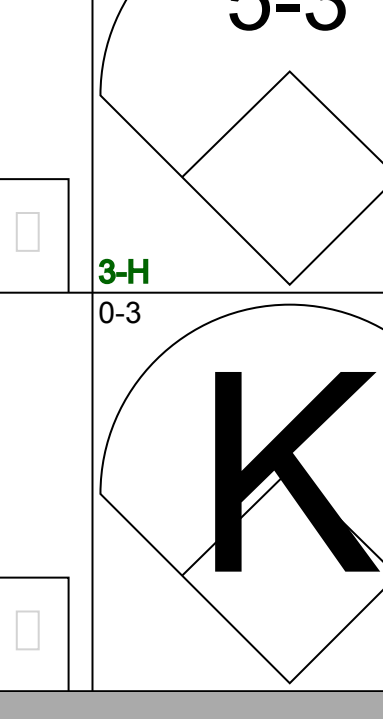
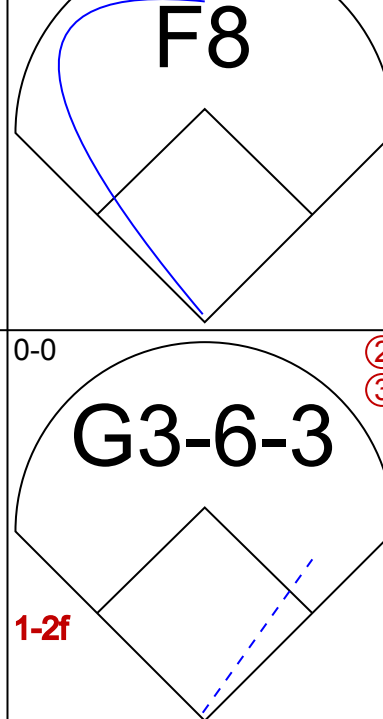
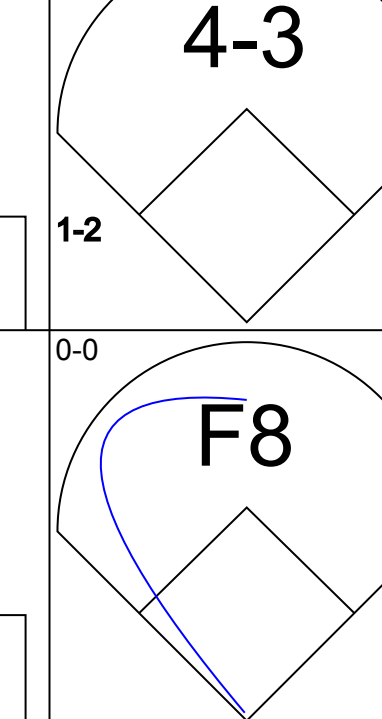
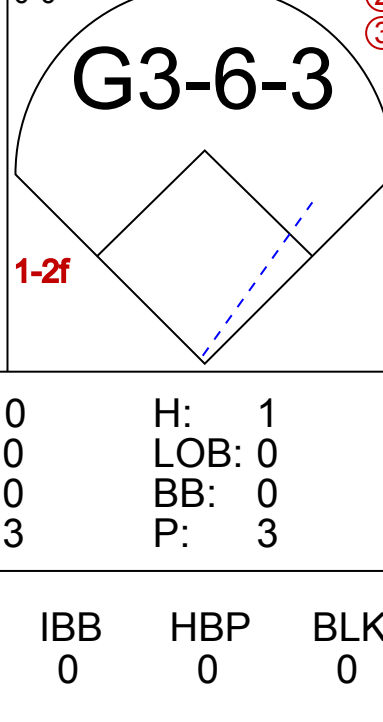
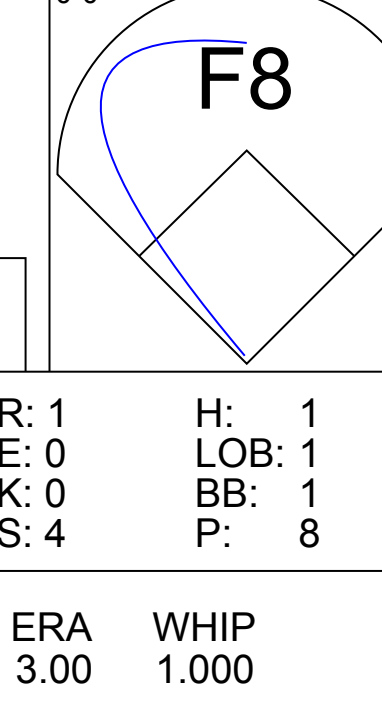
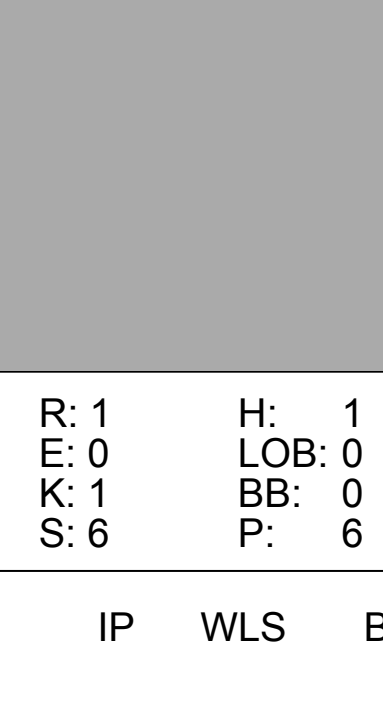
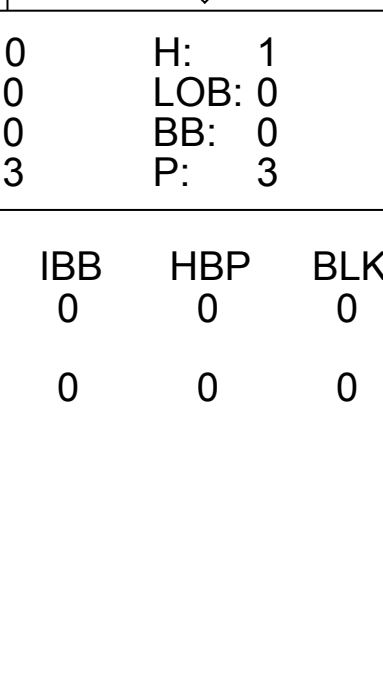
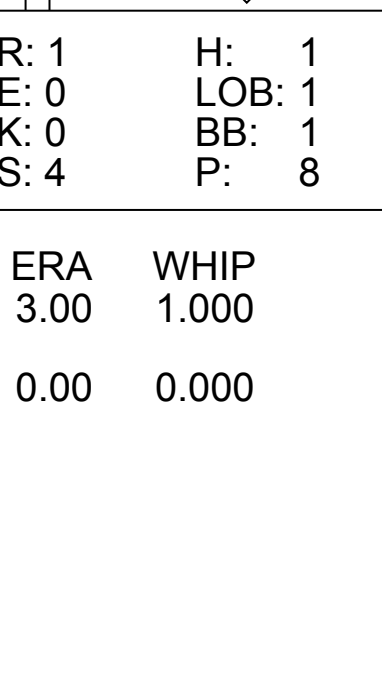
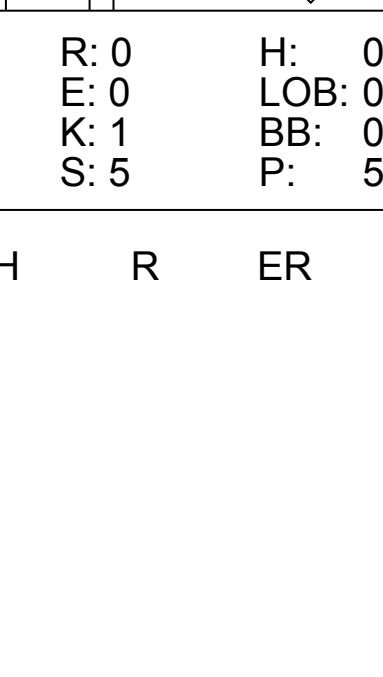

Batter	1	2	3	4	5	6	7	8	9	AB	R	H	RBI	BB	SO	LOB	TOP								
Maury Wills, S OBP: 0.379, SLG: 0.182	F8		CS BB		G5-4-3			FC6-4 BB 1B	F9	4	0	1	0	1	0	2	<b>Los Angeles Dodgers @ Houston Astros</b> Astrodome, Houston, TX Mon Apr 13 1970, 7:05 PM EST Att: 10,222 - Dome								
Manny Mota, R OBP: 0.444, SLG: 0.167	6-3		FC5-4 BB			6-3		FC6-4 BB		2	0	0	0	2	0										
Willie Davis, L OBP: 0.077, SLG: 0.040	HBP		FC5-4			K		L5		3	0	0	0	0	1	3									
Andy Kosco, R Willie Crawford, L OBP: 0.200, SLG: 0.158	4-3		K			HR		FC6-4		4	1	1	1	0	1	4									
Wes Parker, S OBP: 0.185, SLG: 0.154		3-1			P3			5-3		0	0	0	0	0	2										
Jim Lefebvre, S OBP: 0.444, SLG: 0.286		5-3			K				4-3 SH3-4 1B HBP	3	1	0	0	0	1	0									
Billy Grabarkewitz, R OBP: 0.286, SLG: 0.067		1B BB			F7			6-3		2	0	0	0	1	0	0									
Jeff Torborg, R OBP: 0.500, SLG: 0.750		1B			4-3			6-3		4	0	2	0	0	0	1									
Don Sutton, R OBP: 0.400, SLG: 0.400	F5				G5-4-3 1B			4-3		4	0	2	1	0	0	3									
<b>Inning Stats</b>	R: 0 E: 0 K: 0 S: 3	H: 0 LOB: 1 BB: 0 P: 4	R: 0 E: 0 K: 0 S: 4	H: 1 LOB: 2 BB: 1 P: 8	R: 0 E: 0 K: 1 S: 4	H: 0 LOB: 1 BB: 2 P: 12	R: 0 E: 0 K: 1 S: 5	H: 0 LOB: 0 BB: 0 P: 5	R: 0 E: 0 K: 0 S: 3	H: 1 LOB: 0 BB: 0 P: 3	R: 1 E: 0 K: 0 S: 6	H: 1 LOB: 1 BB: 0 P: 6	R: 0 E: 0 K: 0 S: 4	H: 1 LOB: 1 BB: 0 P: 4	R: 0 E: 0 K: 0 S: 4	H: 1 LOB: 2 BB: 1 P: 8		R: 1 E: 0 K: 0 S: 4	H: 1 LOB: 1 BB: 0 P: 5	1B: 4 2B: 1 3B: 0 HR: 1	SF: 0 SAC: 1 DP: 1 HBP: 2	WP: 0 PB: 0 SB: 1 CS: 1	PA: 37		
<b>PITCHER</b>	IP	WLS	BF	H	R	ER	SO	BB	IBB	HBP	BLK	WP	HR	S	P	ERA	WHIP								
Denny Lemaster, L ERA: 1.8	8.0	L	32	5	1	1	3	4	0	1	0	0	1	33	50	1.12	1.125								
Jack Billingham, R ERA: 16.88	1.0		5	1	1	1	0	0	0	1	0	0	0	4	5	9.00	1.000								

Batter	1	2	3	4	5	6	7	8	9	AB	R	H	RBI	BB	SO	LOB	BOTTOM								
Joe Morgan, L OBP: 0.397, SLG: 0.308	3-1	P5			FC6-4 CS			K		4	0	0	0	0	1	4	<b>Los Angeles Dodgers @ Houston Astros</b> Astrodome, Houston, TX Mon Apr 13 1970, 7:05 PM EST Att: 10,222 - Dome								
Norm Miller, L OBP: 0.368, SLG: 0.588	4-3		F2		CS			L4		4	0	1	0	0	0	0									
Jimmy Wynn, R OBP: 0.333, SLG: 0.571	BB		F8				P4		5-3	3	0	0	0	1	0	1									
Joe Pepitone, L OBP: 0.471, SLG: 1.067	L7		F9				P4		F9	4	0	0	0	0	2										
Denis Menke, R OBP: 0.267, SLG: 0.357		BB 2B			K			P4		4	0	1	0	0	1	1									
Tommy Davis, R OBP: 0.276, SLG: 0.414		5-3			6-3			F2		3	0	0	0	0	0	1									
Doug Rader, R OBP: 0.321, SLG: 0.680		BB BB			6-3			F5		2	0	0	0	1	0	0									
Johnny Edwards, L OBP: 0.120, SLG: 0.043					P3			4-3		2	0	0	0	1	0	0									
Denny Lemaster, R John Mayberry, L Jack Billingham, R OBP: 0.182, SLG: 0.100								K		1	0	0	0	1	1	3									
<b>Inning Stats</b>	R: 0 E: 0 K: 0 S: 3	H: 0 LOB: 1 BB: 1 P: 7	R: 0 E: 0 K: 1 S: 6	H: 1 LOB: 3 BB: 2 P: 14	R: 0 E: 0 K: 1 S: 5	H: 0 LOB: 0 BB: 0 P: 3	R: 0 E: 0 K: 1 S: 5	H: 0 LOB: 0 BB: 0 P: 5	R: 0 E: 0 K: 0 S: 2	H: 0 LOB: 0 BB: 1 P: 6	R: 0 E: 0 K: 0 S: 4	H: 1 LOB: 1 BB: 0 P: 4	R: 0 E: 0 K: 2 S: 7	H: 0 LOB: 0 BB: 0 P: 7	R: 0 E: 0 K: 0 S: 3	H: 0 LOB: 0 BB: 0 P: 3		1B: 1 2B: 1 3B: 0 HR: 0	SF: 0 SAC: 0 DP: 0 HBP: 0	WP: 0 PB: 0 SB: 0 CS: 1	PA: 33				
<b>PITCHER</b>	IP	WLS	BF	H	R	ER	SO	BB	IBB	HBP	BLK	WP	HR	S	P	ERA	WHIP								
Don Sutton, R ERA: 1.53	9.0	W	32	2	0	0	4	4	0	0	0	0	0	36	52	0.00	0.667								







Batter	1	2	3	4	5	6	7	8	9	AB	R	H	RBI	BB	SO	LOB	TOP					
Bill Buckner, L (1, 7) OBP: 0.200, SLG: 0.158										4	0	0	0	0	1	0	<b>Los Angeles Dodgers @ Houston Astros</b> Astrodome, Houston, TX Tue Apr 14 1970, 7:05 PM EST Att: 8,897 - Dome					
Maury Wills, S (1, 6) OBP: 0.384, SLG: 0.192										4	0	1	0	0	0	0						
Willie Davis, L (1, 8) OBP: 0.100, SLG: 0.069										4	1	1	0	0	0	0						
Wes Parker, S (1, 3) OBP: 0.226, SLG: 0.172										3	1	1	1	1	0	0						
Willie Crawford, L (1, 9) OBP: 0.208, SLG: 0.304										4	1	1	1	0	3	2						
Jim Lefebvre, S (1, 5) OBP: 0.333, SLG: 0.200										3	0	0	0	0	0	1						
Billy Grabarkewitz, R (1, 4) OBP: 0.400, SLG: 0.067										3	0	2	1	0	1	0						
Jeff Torborg, R (1, 2) OBP: 0.286, SLG: 0.429										3	0	0	0	0	0	2						
Alan Foster, R (1, 1) Jim Brewer, L (7, 1)										2	0	0	0	0	1	0						
<b>Inning Stats</b>	R: 1 E: 0 K: 2 S: 9	H: 2 LOB: 1 BB: 0 P: 9	R: 0 E: 0 K: 0 S: 3	H: 1 LOB: 0 BB: 0 P: 3	R: 0 E: 0 K: 1 S: 5	H: 1 LOB: 0 BB: 0 P: 5	R: 1 E: 0 K: 0 S: 4	H: 1 LOB: 0 BB: 0 P: 4	R: 0 E: 0 K: 0 S: 5	H: 0 LOB: 0 BB: 0 P: 5	R: 0 E: 0 K: 0 S: 3	H: 0 LOB: 1 BB: 1 P: 3	R: 1 E: 0 K: 1 S: 6	H: 1 LOB: 1 BB: 1 P: 10	R: 0 E: 0 K: 0 S: 3	H: 0 LOB: 0 BB: 0 P: 3		R: 0 E: 0 K: 1 S: 5	H: 0 LOB: 0 BB: 0 P: 5	1B: 5 2B: 1 3B: 0 HR: 1	SF: 0 SAC: 0 DP: 1 HBP: 0	WP: 1 PB: 0 SB: 2 CS: 1
<b>PITCHER</b>	IP WLS BF H R ER SO BB IBB HBP BLK WP HR S P ERA WHIP																					
Jim Ray, R (1, 1) ERA: 3.55	6.2 L 25 6 3 3 5 1 0 0 0 0 1 1 34 38 4.05 1.050																					
Jack Billingham, R (7, 1) ERA: 15.0	0.1 1 0 0 0 0 0 0 0 0 0 0 0 1 1 0.00 0.000																					
Jack Dilauro, L (8, 1) ERA: 8.1	2.0 6 0 0 0 0 1 0 0 0 0 0 0 8 8 0.00 0.000																					

Batter	1	2	3	4	5	6	7	8	9	AB	R	H	RBI	BB	SO	LOB	BOTTOM					
Joe Morgan, L (1, 4) OBP: 0.343, SLG: 0.267										4	0	0	0	0	1	0	<b>Los Angeles Dodgers @ Houston Astros</b> Astrodome, Houston, TX Tue Apr 14 1970, 7:05 PM EST Att: 8,897 - Dome					
Norm Miller, L (1, 9) OBP: 0.391, SLG: 0.571										4	0	2	0	0	1	0						
Jimmy Wynn, R (1, 8) OBP: 0.294, SLG: 0.500										4	0	0	0	0	1	2						
Joe Pepitone, L (1, 3) OBP: 0.381, SLG: 0.842										4	0	0	0	0	0	2						
Denis Menke, R (1, 6) OBP: 0.294, SLG: 0.387										3	2	1	0	1	0	0						
Tommy Davis, R (1, 7) OBP: 0.281, SLG: 0.406										3	0	1	0	0	1	1						
Doug Rader, R (1, 5) OBP: 0.323, SLG: 0.667										2	0	1	2	0	0	0						
Johnny Edwards, L (1, 2) OBP: 0.111, SLG: 0.040										2	0	0	0	0	0	2						
Jim Beauchamp, R (7, PH) OBP: 0.333, SLG: 1.333										1	0	0	0	0	1	0						
Jack Dilauro, S (8, 1)										0	0	0	0	0	0	0						
Jim Ray, R (1, 1) Jack Billingham, R (7, 1) Marty Martinez, S (8, 2)										2	0	0	0	0	0	2						
<b>Inning Stats</b>	R: 0 E: 0 K: 1 S: 5	H: 0 LOB: 0 BB: 0 P: 5	R: 0 E: 0 K: 1 S: 5	H: 0 LOB: 0 BB: 0 P: 5	R: 0 E: 0 K: 0 S: 3	H: 1 LOB: 0 BB: 0 P: 3	R: 0 E: 0 K: 1 S: 6	H: 1 LOB: 1 BB: 0 P: 6	R: 1 E: 0 K: 0 S: 4	H: 1 LOB: 1 BB: 1 P: 8	R: 0 E: 0 K: 0 S: 4	H: 1 LOB: 1 BB: 0 P: 4	R: 1 E: 0 K: 1 S: 6	H: 1 LOB: 0 BB: 0 P: 6	R: 0 E: 0 K: 1 S: 5	H: 0 LOB: 0 BB: 0 P: 5		R: 0 E: 0 K: 0 S: 3	H: 0 LOB: 0 BB: 0 P: 3	1B: 4 2B: 1 3B: 0 HR: 0	SF: 1 SAC: 0 DP: 1 HBP: 0	WP: 0 PB: 0 SB: 1 CS: 0
<b>PITCHER</b>	IP WLS BF H R ER SO BB IBB HBP BLK WP HR S P ERA WHIP																					
Alan Foster, R (1, 1) ERA: 6.55	6.0 W 23 5 2 2 3 1 0 0 0 0 0 0 13 13 3.00 1.000																					
Jim Brewer, L (7, 1) ERA:	3.0 S 9 0 0 0 2 0 0 0 0 0 0 0 13 13 0.00 0.000																					



Batter	1	2	3	4	5	6	7	8	9	AB	R	H	RBI	BB	SO	LOB	TOP											
Maury Wills, S OBP: 0.351, SLG: 0.200 (1, 6)	5-3 ①		F7 ③			1-2 1B ①-2 2-3			4-3 ①	4	0	1	0	0	0	0	<b>Los Angeles Dodgers @ Cincinnati Reds</b> Crosley Field, Cincinnati, OH Wed Apr 15 1970, 6:05 PM EST Att: 6,701 - Unknown <a href="http://livebaseballscorecards.com">livebaseballscorecards.com</a>											
Manny Mota, R OBP: 0.462, SLG: 0.300 (1, 7)	F9 ②			1B		4-3-6-3 ②			HR 1B	4	1	2	0	0	0	2												
Willie Davis, L OBP: 0.118, SLG: 0.091 (1, 8)	FC6-4 1B			F8 ①		F7 ③			P6 ②	4	0	1	0	0	0	3												
Andy Kosco, R OBP: 0.176, SLG: 0.529 (1, 9)	FC6-4 1-2			F9 ②		F8 ①			HR	4	1	1	2	0	0	2												
Wes Parker, S OBP: 0.229, SLG: 0.212 (1, 3)		F8 ①		6-3		6-3 ②			HR BLK 2B	4	0	1	0	0	0	1												
Jim Lefebvre, S OBP: 0.250, SLG: 0.143 (1, 5)		F8 ②			F9 ①	5-3 ③			L4 ③	4	0	0	0	0	0	1												
Billy Grabarkewitz, R OBP: 0.309, SLG: 0.950 (1, 4)			6-3 ③		K2-3 ②				K ①	3	0	0	0	0	2	0												
Jeff Torborg, R OBP: 0.200, SLG: 0.300 (1, 2)				E6 P5		6-3 ③			P5 ②	3	0	0	0	0	0	0												
Claude Osteen, L OBP: 0.167, SLG: 0.167 Steve Garvey, R (8, PH) Ray Lamb, R (8, 1)				P5 1-2					L5 ③	2	0	1	0	0	0	1												
<b>Inning Stats</b>	R: 0 E: 0 K: 0 S: 4	H: 1 LOB: 1 BB: 0 P: 4	R: 0 E: 0 K: 0 S: 3	H: 0 LOB: 0 BB: 0 P: 3	R: 0 E: 1 K: 0 S: 3	H: 0 LOB: 0 BB: 0 P: 3	R: 0 E: 0 K: 0 S: 4	H: 1 LOB: 1 BB: 0 P: 4	R: 0 E: 0 K: 1 S: 5	H: 0 LOB: 0 BB: 0 P: 5	R: 0 E: 0 K: 0 S: 3	H: 0 LOB: 0 BB: 0 P: 3	R: 0 E: 0 K: 1 S: 5	H: 0 LOB: 0 BB: 0 P: 5	R: 2 E: 0 K: 0 S: 6	H: 3 LOB: 1 BB: 0 P: 6		1B: 5 2B: 2 3B: 0 HR: 1	SF: 0 SAC: 0 DP: 1 HBP: 0	WP: 0 PA: 33 PB: 0 SB: 0 CS: 0								
<b>PITCHER</b>	IP	WLS	BF	H	R	ER	SO	BB	IBB	HBP	BLK	WP	HR	S	P	ERA	WHIP											
Jim Merritt, L ERA: 1.73 Clay Carroll, R ERA:	(1, 1)	8.2	W	32	7	2	2	2	0	0	0	0	0	1	36	36	2.08	0.808										
(9, 1)	0.1	S	1	0	0	0	0	0	0	0	1	0	0	1	1	0.00	0.000											

Batter	1	2	3	4	5	6	7	8	9	AB	R	H	RBI	BB	SO	LOB	BOTTOM										
Pete Rose, S OBP: 0.435, SLG: 0.371 (1, 9)	FC6-4 1B		P2 ②		5-3 ①				F9 ②	4	0	1	0	0	0	3	<b>Los Angeles Dodgers @ Cincinnati Reds</b> Crosley Field, Cincinnati, OH Wed Apr 15 1970, 6:05 PM EST Att: 6,701 - Unknown <a href="http://livebaseballscorecards.com">livebaseballscorecards.com</a>										
Tommy Helms, R OBP: 0.185, SLG: 0.213 (1, 4)	F7 ①		1B 2B		1B				F9 ③	4	1	2	1	0	0	2											
Bobby Tolan, L OBP: 0.229, SLG: 0.489 (1, 8)	FC6-4 1-2 CS		2B 1B		K ②				P3 ①	4	0	1	2	0	1	2											
Tony Perez, R OBP: 0.489, SLG: 0.632 (1, 5)	CS 1-2	5-3 ①	F7 ③		P6 ③				WP 5-3 BB	3	0	0	0	1	0	2											
Johnny Bench, R OBP: 0.244, SLG: 0.444 (1, 2)		F8 ②		K ①		F8 ①			5-3 ②	4	0	0	0	0	1	1											
Lee May, R OBP: 0.300, SLG: 0.500 (1, 3)		L6 ③		2B		F7 ②			K ③	4	0	1	0	0	1	1											
Hal McRae, R OBP: 0.188, SLG: 0.188 Jimmy Stewart, S (7, 7)			E SH 2B 1B		F7 ②				5-3 ③	3	1	1	0	0	0	1											
Dave Concepcion, R OBP: 0.286, SLG: 0.333 (1, 6)			K ①		K ①				SH1-4 1B	2	0	1	0	1	1	1											
Jim Merritt, L OBP: 0.125, SLG: 0.125 Clay Carroll, R (9, 1)			SH 2B 1B		K ③				SH1-4 ①	1	1	0	0	0	1	2	<b>Los Angeles Dodgers @ Cincinnati Reds</b> Crosley Field, Cincinnati, OH Wed Apr 15 1970, 6:05 PM EST Att: 6,701 - Unknown <a href="http://livebaseballscorecards.com">livebaseballscorecards.com</a>										
<b>Inning Stats</b>	R: 0 E: 0 K: 0 S: 3	H: 1 LOB: 0 BB: 0 P: 3	R: 0 E: 0 K: 0 S: 3	H: 0 LOB: 0 BB: 0 P: 3	R: 3 E: 1 K: 1 S: 9	H: 3 LOB: 1 BB: 0 P: 9	R: 0 E: 0 K: 2 S: 8	H: 1 LOB: 2 BB: 1 P: 12	R: 0 E: 0 K: 1 S: 6	H: 1 LOB: 1 BB: 0 P: 6	R: 0 E: 0 K: 0 S: 3	H: 0 LOB: 0 BB: 0 P: 3	R: 0 E: 0 K: 0 S: 4	H: 1 LOB: 1 BB: 0 P: 4	R: 0 E: 0 K: 1 S: 5	H: 0 LOB: 1 BB: 1 P: 9		1B: 5 2B: 2 3B: 0 HR: 0	SF: 0 SAC: 2 DP: 0 HBP: 0	WP: 1 PA: 34 PB: 0 SB: 0 CS: 1							
<b>PITCHER</b>	IP	WLS	BF	H	R	ER	SO	BB	IBB	HBP	BLK	WP	HR	S	P	ERA	WHIP										
Claude Osteen, L ERA: 3.27 Ray Lamb, R ERA: 2.25	(1, 1)	7.0	L	29	7	3	3	4	1	0	0	0	0	36	40	3.86	1.143										
(8, 1)	1.0		4	0	0	0	1	1	0	0	0	1	0	5	9	0.00	1.000										



Batter	1	2	3	4	5	6	7	8	9	AB	R	H	RBI	BB	SO	LOB	TOP											
Bill Buckner, L OBP: 0.160, SLG: 0.125 (1, 7)	1-3		P3		P6		K		G3	5	0	0	0	0	1	3	<b>Los Angeles Dodgers @ Cincinnati Reds</b> Crosley Field, Cincinnati, OH Thu Apr 16 1970, 6:05 PM EST Att: 6,114 - Unknown <a href="http://livebaseballscorecards.com">livebaseballscorecards.com</a>											
Maury Wills, S OBP: 0.350, SLG: 0.212 Camilo Pascual, R (7, 1)	F8				3-1					3	1	1	0	0	0	0												
Ted Sizemore, R OBP: 0.375, SLG: 0.438 Claude Osteen, L OBP: 0.167, SLG: 0.167 Ray Lamb, R (8, PH)			1B							0	0	0	0	0	0	0												
Willie Davis, L OBP: 0.184, SLG: 0.162 (8, PH)			1B							1	0	1	0	0	0	0												
Wes Parker, S OBP: 0.231, SLG: 0.216 (8, 1)	CS									0	0	0	0	0	0	0												
Willie Crawford, L OBP: 0.222, SLG: 0.308 Andy Kosco, R OBP: 0.167, SLG: 0.500 (8, PH)										4	0	3	1	0	0	1												
Jim Lefebvre, S OBP: 0.300, SLG: 0.176 (8, 9)										4	0	1	1	0	0	1												
Tom Haller, L OBP: 0.267 Bill Sudakis, S OBP: 0.273, SLG: 0.364 (8, PH)										3	0	1	0	0	1	2												
Billy Grabarkewitz, R OBP: 0.412, SLG: 0.462 (8, 9)										3	0	1	0	1	0	1												
Bill Singer, R OBP: 0.167, SLG: 0.167 Fred Norman, S (6, PH)										2	0	1	0	0	0	1												
Jose Pena, R OBP: 0.091, SLG: 0.048 Steve Garvey, R OBP: 0.091, SLG: 0.048 (7, PH)										2	0	1	0	0	0	1												
Inning Stats	R: 0 E: 0 K: 0 S: 3	H: 1 LOB: 0 BB: 0 P: 3	R: 0 E: 0 K: 0 S: 4	H: 1 LOB: 1 BB: 0 P: 4	R: 2 E: 0 K: 0 S: 6	H: 3 LOB: 2 BB: 1 P: 10	R: 0 E: 0 K: 0 S: 4	H: 1 LOB: 1 BB: 0 P: 4	R: 0 E: 0 K: 1 S: 5	H: 0 LOB: 1 BB: 1 P: 9	R: 0 E: 0 K: 1 S: 4	H: 0 LOB: 0 BB: 1 P: 8	R: 0 E: 0 K: 0 S: 4	H: 1 LOB: 1 BB: 0 P: 4	R: 0 E: 0 K: 0 S: 4	H: 2 LOB: 2 BB: 1 P: 8		1B: 9 2B: 1 3B: 0 HR: 0	SF: 0 SAC: 0 DP: 2 HBP: 0	WP: 0 PB: 0 SB: 0 CS: 2	PA: 39							
PITCHER	IP	WLS	BF	H	R	ER	SO	BB	IBB	HBP	BLK	WP	HR	S	P	ERA		WHIP										
Jim Maloney, R ERA: 8.44	(1, 1)	3.0	14	5	2	2	0	1	0	0	0	0	0	13	17	6.00		2.000										
Don Gullett, L ERA:	(4, 1)	5.0	W	18	3	0	0	2	2	0	0	0	0	20	28	0.00		1.000										
Wayne Granger, R ERA: 1.42	(9, 1)	1.0	S	5	2	0	0	0	1	0	0	0	0	4	8	0.00		3.000										

Batter	1	2	3	4	5	6	7	8	9	AB	R	H	RBI	BB	SO	LOB	BOTTOM												
Pete Rose, S OBP: 0.491, SLG: 0.385 Jimmy Stewart, S OBP: 0.300, SLG: 0.125 (1, 9)	1-3									4	2	2	0	1	0	1	<b>Los Angeles Dodgers @ Cincinnati Reds</b> Crosley Field, Cincinnati, OH Thu Apr 16 1970, 6:05 PM EST Att: 6,114 - Unknown <a href="http://livebaseballscorecards.com">livebaseballscorecards.com</a>												
Tommy Helms, R OBP: 0.212, SLG: 0.235 Darrel Chaney, S OBP: 0.429, SLG: 0.571 (1, 4)	4-3									4	2	2	2	0	0	1													
Bobby Tolan, L OBP: 0.245, SLG: 0.490 Wayne Granger, R (9, 1)	4-3									1	0	0	0	0	1	0													
Tony Perez, R OBP: 0.500, SLG: 0.714 Hal McRae, R OBP: 0.188, SLG: 0.188 (1, 8)										4	2	2	2	1	1	3													
Johnny Bench, R OBP: 0.220, SLG: 0.400 (9, 9)										0	0	0	0	0	0	0													
Lee May, R OBP: 0.400, SLG: 0.739 (1, 2)										5	0	0	0	0	1	5													
Bernie Carbo, L OBP: 0.486, SLG: 0.733 (1, 3)										5	2	4	4	0	1	1													
Dave Concepcion, R OBP: 0.256, SLG: 0.297 Angel Bravo, L OBP: 1.000, SLG: 1.000 (1, 7)										5	0	2	2	0	0	2													
Jim Maloney, L OBP: 0.667, SLG: 1.500 Don Gullett, R OBP: 0.250, SLG: 0.250 (1, 6)										4	0	0	0	0	1	2													
Jim Maloney, L OBP: 0.250, SLG: 0.250 (9, 8)										0	0	0	0	0	0	0													
Inning Stats	R: 0 E: 0 K: 0 S: 3	H: 0 LOB: 0 BB: 0 P: 3	R: 0 E: 0 K: 1 S: 6	H: 1 LOB: 0 BB: 0 P: 6	R: 0 E: 0 K: 1 S: 7	H: 2 LOB: 0 BB: 0 P: 7	R: 1 E: 0 K: 2 S: 9	H: 2 LOB: 1 BB: 0 P: 9	R: 5 E: 1 K: 0 S: 6	H: 3 LOB: 0 BB: 2 P: 14	R: 3 E: 1 K: 1 S: 7	H: 1 LOB: 1 BB: 2 P: 15	R: 1 E: 0 K: 0 S: 5	H: 2 LOB: 1 BB: 0 P: 5	R: 2 E: 0 K: 1 S: 8	H: 3 LOB: 1 BB: 0 P: 8		1B: 6 2B: 5 3B: 1 HR: 2	SF: 0 SAC: 0 DP: 0 HBP: 0	WP: 2 PB: 0 SB: 1 CS: 0	PA: 43								
PITCHER	IP	WLS	BF	H	R	ER	SO	BB	IBB	HBP	BLK	WP	HR	S	P	ERA		WHIP											
Bill Singer, R ERA: 3.32	(1, 1)	4.0	L	20	7	4	4	4	1	0	0	1	1	10	18	16.20		2.400											
Fred Norman, L ERA: 9.52	(5, 1)	1.2		10	2	5	3	1	2	0	0	0	0	1	5	0.00		3.000											
Jose Pena, R ERA:	(6, 1)	0.1		2	0	0	0	0	1	0	0	1	0	0	1	5		0.00	3.000										
Camilo Pascual, R ERA: 9.0	(7, 1)	1.0		5	2	1	1	0	0	0	0	0	0	5	5	9.00		2.000											
Ray Lamb, R ERA: 5.4	(8, 1)	1.0		6	3	2	2	1	0	0	0	0	1	8	8	18.00	3.000												



Batter	1	2	3	4	5	6	7	8	9	AB	R	H	RBI	BB	SO	LOB	TOP
Maury Wills, S OBP: 0.356, SLG: 0.270	4-0 BB	0-0 G3		0-0 FC4-6			0-0 SF8 3B		0-0	4	1	1	0	1	0	3	<b>Los Angeles Dodgers @ Atlanta Braves</b> Atlanta Stadium, Atlanta, GA Sat Apr 18 1970, 6:05 PM EST Att: 21,815 - Unknown
Wes Parker, S OBP: 0.227, SLG: 0.214	0-3 K		0-0	0-0 F7			0-0 4-3		0-0	5	0	1	0	0	1	3	
Willie Davis, L OBP: 0.163, SLG: 0.146	0-3 K		0-0 F8		0-0 4-3		0-0 SF8		0-0	4	0	0	1	0	1	2	
Andy Kosco, R OBP: 0.136, SLG: 0.409	0-0 4-3		0-0 G6-3		0-0 1-3		0-0 F6			4	0	0	0	0	0	2	
Willie Crawford, L OBP: 0.258, SLG: 0.333		0-3 K		0-0 FC1-6 3B		0-0 K		0-0 SH3-4 1B		4	1	2	0	0	2	0	
Jim Lefebvre, S OBP: 0.204, SLG: 0.200		0-0 1B		0-0 FC1 1B		0-0 F6		0-0 SH3-4		3	1	1	0	0	0	1	
Tom Haller, L OBP: 0.278, SLG: 0.278		0-0 1B		0-0 FC1-6 3B		0-0 F7		0-0		3	1	1	0	0	0	2	
Ted Sizemore, R OBP: 0.353, SLG: 0.412		0-0 1B		0-0 FC1-6 3B		0-0 F7		0-0		1	0	0	0	0	0	1	
Jeff Torborg, R OBP: 0.200, SLG: 0.300		1-3 1B		0-0 FC1-6 3B		0-0 F7		0-0		0	0	0	0	0	0	0	
Billy Grabarkewitz, R OBP: 0.429, SLG: 0.563		0-3 K		0-0 FC1-6 3B		0-0 E3		0-0 IBB		3	1	1	2	1	1	2	
Don Sutton, R OBP: 0.500, SLG: 0.500		0-0 1B		0-0 FC1-6 1B		0-0 FC6-4		0-0		3	0	2	2	0	0	1	
Jim Brewer, L OBP: 0.200, SLG: 0.300		1-3 3H 1B		0-0 FC1-6 1B		0-0 FC6-4		0-0		1	0	0	0	0	0	2	
<b>Inning Stats</b>	R: 0 H: 0 E: 0 K: 2 S: 7	H: 0 R: 1 E: 0 K: 2 S: 10	H: 3 R: 0 E: 0 K: 2 S: 10	H: 1 R: 0 E: 0 K: 0 S: 3	H: 3 R: 3 E: 1 K: 0 S: 7	H: 0 R: 0 E: 0 K: 1 S: 5	H: 0 R: 0 E: 0 K: 0 S: 4	H: 1 R: 1 E: 0 K: 0 S: 4	H: 1 R: 0 E: 0 K: 0 S: 4	H: 0 R: 0 E: 0 K: 0 S: 3	1B: 7 2B: 0 3B: 2 HR: 0	SF: 1 SAC: 1 DP: 1 HBP: 0	WP: 0 PA: 39 PB: 0 SB: 1 CS: 0				
<b>PITCHER</b>	IP WLS BF H R ER SO BB IBB HBP BLK WP HR S P ERA WHIP	7.0 L 31 8 5 4 5 1 0 0 0 0 0 0 40 44 5.14 1.286	0.1 2 1 0 0 0 0 0 0 0 0 0 0 2 2 0.00 3.000	1.2 6 0 0 0 0 0 0 1 0 0 0 0 5 9 0.00 0.000													

Batter	1	2	3	4	5	6	7	8	9	AB	R	H	RBI	BB	SO	LOB	BOTTOM
Felix Millan, R OBP: 0.383, SLG: 0.409	0-0 6-3		0-0 5-3		0-0 F5		0-0 G4-6-3 1B			4	0	1	0	0	0	1	<b>Los Angeles Dodgers @ Atlanta Braves</b> Atlanta Stadium, Atlanta, GA Sat Apr 18 1970, 6:05 PM EST Att: 21,815 - Unknown
Tony Gonzalez, L OBP: 0.298, SLG: 0.444	0-0 F6			0-0 HR 1B	0-0 6-3		0-0 G4-6-3		0-0	4	1	1	0	0	0	1	
Hank Aaron, R OBP: 0.467, SLG: 0.821	0-0 L7			0-0 HR		0-0 6-3		0-0 G6-4-3 1B		4	1	2	2	0	0	0	
Rico Carty, R OBP: 0.458, SLG: 0.610		0-0 5-3		0-0 HBP 1B		0-0 F8		0-0 G6-4-3		4	0	1	0	0	0	1	
Orlando Cepeda, R OBP: 0.468, SLG: 0.738		0-0 F8		0-0 HBP		0-0 FC6-4 1B		0-0		3	0	1	0	0	0	0	
Clete Boyer, R OBP: 0.222, SLG: 0.263		0-0 F9		0-0 6-3		0-0 FC6-4		0-0		4	0	0	0	0	1	3	
Gil Garrido, R			0-0 L5		0-0 FC6-2-5		0-0 WP HR BB		0-0 F7	2	0	0	0	0	0	2	
Ralph Garr, L OBP: 0.222, SLG: 0.222			0-0 SH5-4 1B		0-0 F4		0-0 HR		0-0 K	0	1	0	0	1	0	0	
Hal King, L OBP: 0.500, SLG: 0.500			0-0 SH5-4		0-0 6-3		0-0 K		0-0	0	0	0	0	0	0	0	
Larry Jaster, L OBP: 0.222, SLG: 0.263			1-2				0-0 K		0-0	0	0	0	0	0	0	0	
Hoyt Wilhelm, R OBP: 0.300, SLG: 0.517			0-0 1B		0-0 6-3		0-0 K		0-0	1	0	0	0	0	0	0	
<b>Inning Stats</b>	R: 0 H: 0 E: 0 K: 0 S: 3	H: 0 R: 0 E: 0 K: 0 S: 3	H: 0 R: 0 E: 0 K: 0 S: 3	H: 1 R: 0 E: 0 K: 0 S: 4	H: 3 R: 2 E: 1 K: 0 S: 6	H: 0 R: 0 E: 0 K: 0 S: 3	H: 1 R: 0 E: 0 K: 0 S: 4	H: 2 R: 2 E: 0 K: 1 S: 6	H: 1 R: 0 E: 0 K: 0 S: 3	H: 0 R: 0 E: 0 K: 2 S: 7	1B: 6 2B: 0 3B: 0 HR: 2	SF: 0 SAC: 1 DP: 2 HBP: 1	WP: 1 PA: 35 PB: 0 SB: 0 CS: 0				
<b>PITCHER</b>	IP WLS BF H R ER SO BB IBB HBP BLK WP HR S P ERA WHIP	6.1 W 28 7 4 4 1 1 0 0 0 0 0 0 11 11 5.68 1.263	2.2 S 7 1 0 0 2 0 0 0 0 0 0 0 0 11 11 0.00 0.375														





Batter	1	2	3	4	5	6	7	8	9	AB	R	H	RBI	BB	SO	LOB	TOP					
Maury Wills, S OBP: 0.392, SLG: 0.275 (1, 6)										3	2	1	1	3	0	3	<b>Los Angeles Dodgers @ Atlanta Braves</b> Atlanta Stadium, Atlanta, GA Sun Apr 19 1970, 3:33 AM EST Att: 18,835 - Unknown					
Ted Sizemore, R OBP: 0.391, SLG: 0.478 (1, 4)										6	1	3	2	0	0	4						
Willie Davis, L OBP: 0.167, SLG: 0.152 Bill Buckner, L OBP: 0.160, SLG: 0.125 (8, 7)										5	1	1	2	0	2	5						
Andy Kosco, R OBP: 0.185, SLG: 0.444 (1, 9)										5	1	2	1	0	2	1						
Willie Crawford, L OBP: 0.278, SLG: 0.303 (8, 8)										3	0	0	0	2	2	2						
Wes Parker, S OBP: 0.224, SLG: 0.277 (1, 3)										5	1	1	2	0	1	4						
Tom Haller, L OBP: 0.318, SLG: 0.381 Jeff Torborg, R OBP: 0.333, SLG: 0.364 (7, PH)										3	1	1	0	0	0	0						
Billy Grabarkewitz, R OBP: 0.462, SLG: 0.571 (1, 5)										5	1	3	1	0	1	0						
Alan Foster, R OBP: 0.286, SLG: 0.167 (1, 1)										3	1	1	1	1	0	2						
<b>Inning Stats</b>	R: 2 E: 0 K: 2 S: 9	H: 2 LOB: 1 BB: 1 P: 13	R: 1 E: 0 K: 0 S: 4	H: 1 LOB: 2 BB: 2 P: 12	R: 2 E: 0 K: 1 S: 7	H: 2 LOB: 0 BB: 0 P: 7	R: 2 E: 1 K: 1 S: 7	H: 2 LOB: 2 BB: 2 P: 15	R: 1 E: 1 K: 1 S: 8	H: 2 LOB: 2 BB: 0 P: 8	R: 0 E: 0 K: 2 S: 7	H: 0 LOB: 0 BB: 0 P: 7	R: 1 E: 0 K: 0 S: 5	H: 3 LOB: 1 BB: 0 P: 5	R: 0 E: 0 K: 1 S: 5	H: 0 LOB: 1 BB: 1 P: 9	R: 1 E: 0 K: 0 S: 4	H: 2 LOB: 1 BB: 1 P: 8	1B: 10 2B: 3 3B: 1 HR: 1	SF: 0 SAC: 1 DP: 2 HBP: 0	WP: 0 PB: 0 SB: 3 CS: 0	PA: 47
<b>PITCHER</b>	IP WLS BF H R ER SO BB IBB HBP BLK WP HR S P ERA WHIP	IP WLS BF H R ER SO BB IBB HBP BLK WP HR S P ERA WHIP															IP WLS BF H R ER SO BB IBB HBP BLK WP HR S P ERA WHIP					
Jim Nash, R ERA: 6.43 (1, 1)	2.1 L 15 5 5 4 2 3 0 0 0 0 1 16 28 15.43 3.429																					
Rick Kester, R ERA: 11.37 (3, 1)	1.2 11 4 3 3 2 2 0 0 0 0 0 0 13 21 16.20 3.600																					
Gary Neibauer, R ERA: 10.13 (5, 1)	2.0 7 0 0 0 3 0 0 0 0 0 0 0 13 13 0.00 0.000																					
Larry Jaster, L ERA: 4.0 (7, 1)	3.0 14 5 2 2 1 2 0 0 0 0 0 0 14 22 6.00 2.333																					

Batter	1	2	3	4	5	6	7	8	9	AB	R	H	RBI	BB	SO	LOB	BOTTOM					
Felix Millan, R OBP: 0.373, SLG: 0.396 (1, 4)										4	0	1	0	0	0	1	<b>Los Angeles Dodgers @ Atlanta Braves</b> Atlanta Stadium, Atlanta, GA Sun Apr 19 1970, 3:33 AM EST Att: 18,835 - Unknown					
Tony Gonzalez, L OBP: 0.314, SLG: 0.449 (1, 8)										4	1	2	0	0	0	2						
Hank Aaron, R OBP: 0.449, SLG: 0.767 (1, 9)										4	0	1	0	0	1	3						
Rico Carty, R OBP: 0.481, SLG: 0.605 (1, 7)										2	0	1	1	2	0	0						
Orlando Cepeda, R OBP: 0.431, SLG: 0.674 (1, 3)										4	0	0	0	0	0	5						
Clete Boyer, R OBP: 0.204, SLG: 0.238 (1, 5)										4	0	0	0	0	2	5						
Bob Tillman, R OBP: 0.313, SLG: 0.516 Larry Jaster, L OBP: 0.400, SLG: 0.250 Bob Aspromonte, R (9, PH)										2	0	1	0	0	0	0						
Gil Garrido, R (1, 6)										3	0	0	0	0	0	1						
Mike Lum, L OBP: 0.182, SLG: 0.100 (9, PH)										1	0	0	0	0	0	0						
Jim Nash, R (1, 1)										1	0	0	0	0	0	1						
Rick Kester, R (3, 1)										0	0	0	0	0	0	0						
Gary Neibauer, R (5, 1)										0	0	0	0	0	0	0						
Hal King, L OBP: 0.400, SLG: 0.250 (5, 2)										2	0	0	1	0	0	0						
Ralph Garr, L (6, PH)										1	0	0	0	1	1	1						
<b>Inning Stats</b>	R: 1 E: 0 K: 1 S: 8	H: 3 LOB: 2 BB: 0 P: 8	R: 0 E: 0 K: 0 S: 4	H: 1 LOB: 1 BB: 0 P: 4	R: 0 E: 0 K: 0 S: 3	H: 0 LOB: 0 BB: 0 P: 3	R: 0 E: 0 K: 0 S: 3	H: 0 LOB: 0 BB: 0 P: 3	R: 0 E: 0 K: 1 S: 6	H: 1 LOB: 2 BB: 1 P: 10	R: 0 E: 0 K: 1 S: 5	H: 0 LOB: 1 BB: 1 P: 9	R: 0 E: 0 K: 0 S: 3	H: 0 LOB: 0 BB: 0 P: 3	R: 0 E: 0 K: 1 S: 6	H: 1 LOB: 2 BB: 1 P: 10	R: 0 E: 0 K: 0 S: 3	H: 0 LOB: 0 BB: 0 P: 3	1B: 6 2B: 0 3B: 1 HR: 0	SF: 0 SAC: 0 DP: 0 HBP: 0	WP: 0 PB: 0 SB: 0 CS: 0	PA: 36
<b>PITCHER</b>	IP WLS BF H R ER SO BB IBB HBP BLK WP HR S P ERA WHIP	IP WLS BF H R ER SO BB IBB HBP BLK WP HR S P ERA WHIP															IP WLS BF H R ER SO BB IBB HBP BLK WP HR S P ERA WHIP					
Alan Foster, R ERA: 4.05 (1, 1)	9.0 W 36 6 1 1 4 3 0 0 0 0 0 41 53 1.00 1.000																					





Batter	1	2	3	4	5	6	7	8	9	AB R H RBI BB SO LOB	TOP											
Maury Wills, S OBP: 0.393, SLG: 0.311 (1, 6)	F7		L7		2B 1B	2B	6-3			5 1 2 1 0 0 2	<b>Los Angeles Dodgers @ Montreal Expos</b> Jarry Park, Montreal, QB Wed Apr 22 1970, 6:05 PM EST Att: 5,577 - Unknown											
Ted Sizemore, R OBP: 0.321, SLG: 0.393 (1, 4)	K		F7		5-3	6-3		1-3	5 0 0 0 0 1 2													
Willie Davis, L OBP: 0.192, SLG: 0.184 Manny Mota, R OBP: 0.428, SLG: 0.273 (7, 7)	F9		K		S E 2B		S 2B BB	5-3	3 2 1 1 1 1 0 1 0 0 0 0 0 0													
Andy Kosco, R OBP: 0.219, SLG: 0.469 (1, 9)		1B BB 1B		K	K				5 1 2 1 0 2 0													
Willie Crawford, L OBP: 0.317, SLG: 0.378 (7, 8)	K			2B BB	K		1B G3 1B	WP 3B	4 3 2 1 1 2 1													
Wes Parker, S OBP: 0.276, SLG: 0.333 (1, 3)		1B BB		G3 2B		3B 1B	1B G3 1B	6-3	4 1 3 1 1 0 0													
Tom Haller, L OBP: 0.308, SLG: 0.440 Steve Garvey, R OBP: 0.087, SLG: 0.045 Jeff Torborg, R OBP: 0.333, SLG: 0.364 (9, PH) (9, 2)	F6		G3		2B 3B		G3	F8	4 1 1 2 0 0 4 1 0 0 0 0 0 0 0 0 0 0 0 0 0													
Billy Grabarkewitz, R OBP: 0.484, SLG: 0.560 (1, 5)				FC6-4 IBB	5-3		K		4 0 2 0 1 1 2													
Don Sutton, R OBP: 0.385, SLG: 0.385 (1, 1)	K		FC6-4		K			F4	5 0 1 0 0 2 7													
<b>Inning Stats</b>	R: 0 E: 0 K: 1 S: 5	H: 0 LOB: 0 BB: 0 P: 5	R: 0 E: 0 K: 2 S: 9	H: 2 LOB: 3 BB: 1 P: 13	R: 0 E: 0 K: 1 S: 5	H: 0 LOB: 0 BB: 0 P: 5	R: 1 E: 0 K: 1 S: 6	H: 1 LOB: 2 BB: 2 P: 14	R: 2 E: 0 K: 2 S: 9	H: 2 LOB: 0 BB: 0 P: 9		R: 2 E: 0 K: 1 S: 8	H: 3 LOB: 1 BB: 0 P: 8	R: 3 E: 0 K: 1 S: 9	H: 4 LOB: 2 BB: 1 P: 13	R: 0 E: 0 K: 0 S: 3	H: 0 LOB: 0 BB: 0 P: 3	R: 1 E: 0 K: 0 S: 5	H: 2 LOB: 1 BB: 0 P: 5	1B: 8 2B: 4 3B: 2 HR: 0	SF: 0 SAC: 0 DP: 0 HBP: 0	WP: 1 PB: 0 SB: 2 CS: 0
<b>PITCHER</b>	IP WLS BF H R ER SO BB IBB HBP BLK WP HR S P ERA WHIP											<b>PITCHER</b>	IP WLS BF H R ER SO BB IBB HBP BLK WP HR S P ERA WHIP									
Bill Stoneman, R ERA: 4.44 (1, 1)	5.0 L 23 5 3 2 7 2 1 0 0 0 0 0 10 34 46 3.60 1.400																					
Howie Reed, R ERA: 7.71 (6, 1)	1.0 9 5 5 5 1 1 0 0 0 0 0 0 0 14 45.00 6.000																					
Claude Raymond, R ERA: 3.6 (7, 1)	1.0 5 2 0 0 1 0 0 0 0 0 0 0 7 7 0.00 2.000																					
Dan McGinn, L ERA: 2.08 (8, 1)	2.0 8 2 1 1 0 0 0 0 0 0 1 0 0 8 4.50 1.000																					

AB	41
R	9
H	14
RBI	7
BB	4
SO	9
LOB	18



Batter	1	2	3	4	5	6	7	8	9	AB R H RBI BB SO LOB	BOTTOM											
Mack Jones, L OBP: 0.189, SLG: 0.121 (1, 7)	L3		4-3			BB HBP		E4 FC4-6	G2	4 0 0 0 0 0 1	<b>Los Angeles Dodgers @ Montreal Expos</b> Jarry Park, Montreal, QB Wed Apr 22 1970, 6:05 PM EST Att: 5,577 - Unknown											
Mary Staehle, L OBP: 0.306, SLG: 0.323 (1, 4)	K				F7	L6		FC4-6 1B		4 0 0 0 0 1 2												
Rusty Staub, L OBP: 0.477, SLG: 0.514 (1, 9)	S BB				CS BB	F9		F8		2 0 0 0 2 0 2												
Ron Fairly, L OBP: 0.386, SLG: 0.405 (1, 3)	4-3				L6					3 0 1 0 1 0 2												
Coco Laboy, R OBP: 0.225, SLG: 0.167 (1, 5)		K			K	K		F6		4 0 0 0 0 3 4												
Jim Fairry, L OBP: 0.222, SLG: 0.444 (1, 8)		L6			2B 3B		F2	E1 1B		4 2 1 0 0 0 0												
Jack Hiatt, R OBP: 0.467, SLG: 0.462 (1, 2)		4-3				WP 1B				4 0 3 2 0 0 0												
Bobby Wine, R OBP: 0.350, SLG: 0.286 (1, 6)					K	K		F8	L1-3 1B	4 0 1 0 0 2 2												
Bill Stoneman, R OBP: 0.143, SLG: 0.286 (5, PH) Bob Baskin, R OBP: 0.250, SLG: 0.286 (8, 1) Howie Reed, R (7, 1) Claude Raymond, R (7, PH) Ron Brand, R (8, 1) Dan McGinn, L (9, PH) Gary Sutherland, R OBP: 0.156, SLG: 0.156 (9, PH)		B3			6-3		F8	L1-3	1 0 0 0 0 0 0 1 0 0 0 0 0 1 0 0 0 0 0 0 0 0 0 0 0 0 0 0 1 0 0 0 0 0 1 0 0 0 0 0 0 0 1 0 0 0 0 0 2													
<b>Inning Stats</b>	R: 0 E: 0 K: 1 S: 5	H: 0 LOB: 1 BB: 1 P: 9	R: 0 E: 0 K: 1 S: 5	H: 0 LOB: 0 BB: 0 P: 5	R: 0 E: 0 K: 1 S: 5	H: 0 LOB: 0 BB: 0 P: 5	R: 0 E: 0 K: 0 S: 2	H: 0 LOB: 0 BB: 1 P: 6	R: 1 E: 0 K: 2 S: 9	H: 2 LOB: 1 BB: 0 P: 9		R: 0 E: 0 K: 1 S: 5	H: 0 LOB: 2 BB: 1 P: 10	R: 0 E: 0 K: 0 S: 4	H: 1 LOB: 1 BB: 0 P: 4	R: 0 E: 1 K: 0 S: 5	H: 1 LOB: 2 BB: 0 P: 5	R: 1 E: 1 K: 0 S: 5	H: 2 LOB: 1 BB: 0 P: 5	1B: 4 2B: 2 3B: 1 HR: 0	SF: 0 SAC: 0 DP: 1 HBP: 1	WP: 1 PB: 0 SB: 1 CS: 1
<b>PITCHER</b>	IP WLS BF H R ER SO BB IBB HBP BLK WP HR S P ERA WHIP											<b>PITCHER</b>	IP WLS BF H R ER SO BB IBB HBP BLK WP HR S P ERA WHIP									
Don Sutton, R ERA: 2.18 (1, 1)	9.0 W 37 6 2 1 6 3 0 1 0 1 0 0 45 58 1.00 1.000																					

AB	33
R	2
H	6
RBI	2
BB	3
SO	6
LOB	17





Batter	1	2	3	4	5	6	7	8	9	10	11	12	13	14	15	AB	R	H	RBI	BB	SO	LOB	TOP							
<b>Tommie Agee, R</b> OBP: 0.314, SLG: 0.295 (1.8)	F7																5	0	1	0	2	2	2							
<b>Bud Harrelson, S</b> OBP: 0.431, SLG: 0.528 (1.6)	F9		F7														6	0	0	0	1	0	5							
<b>Ken Boswell, L</b> OBP: 0.429, SLG: 0.487 (1.4)	6-3																4	0	1	0	0	1	1							
<b>Donn Clendenon, R</b> (10, PH) OBP: 0.348, SLG: 0.429 (10.1)																	1	0	0	0	0	1	2							
<b>Tug McCraw, R</b> OBP: 0.383, SLG: 0.297 (15.1)																	1	0	0	0	0	0	0							
<b>Ron Taylor, R</b> OBP: 0.281, SLG: 0.259 (15.1)																	0	0	0	0	0	0	0							
<b>Cleon Jones, R</b> OBP: 0.333, SLG: 0.333 (1.7)																	6	0	1	0	0	1	2							
<b>Art Shamsky, L</b> OBP: 0.415, SLG: 0.429 (1.9)																	4	0	0	0	0	2	1							
<b>Ron Swoboda, R</b> OBP: 0.383, SLG: 0.297 (9.9)																	2	0	0	0	0	1	0							
<b>Joe Foy, R</b> OBP: 0.281, SLG: 0.259 (1.5)																	5	0	1	0	0	0	0							
<b>Ed Kranepool, L</b> OBP: 0.316, SLG: 0.235 (10.4)																	4	0	2	0	0	0	2							
<b>Al Weis, S</b> OBP: 0.375, SLG: 0.429 (10.4)																	2	0	0	0	0	1	1							
<b>Duffy Dyer, R</b> OBP: 0.100, SLG: 0.100 (1.2)																	6	0	1	0	0	0	2							
<b>Jerry Koosman, R</b> OBP: 0.182, SLG: 0.100 (1.1)																	2	0	1	0	1	0	0							
<b>Mike Jorgensen, L</b> (10, PH) OBP: 0.200, SLG: 0.111 (10.3)																	2	0	0	0	0	1	0							
<b>Inning Stats</b>	R: 0 E: 0 K: 0 S: 3	H: 0 LOB: 0 BB: 0 P: 3	R: 0 E: 0 K: 0 S: 3	H: 0 LOB: 0 BB: 0 P: 3	R: 0 E: 0 K: 0 S: 3	H: 0 LOB: 2 BB: 2 P: 11	R: 0 E: 0 K: 1 S: 5	H: 1 LOB: 0 BB: 0 P: 5	R: 0 E: 0 K: 1 S: 6	H: 1 LOB: 1 BB: 0 P: 6	R: 0 E: 0 K: 1 S: 5	H: 2 LOB: 2 BB: 0 P: 5	R: 0 E: 0 K: 1 S: 6	H: 1 LOB: 2 BB: 1 P: 10	R: 0 E: 0 K: 1 S: 5	H: 0 LOB: 0 BB: 0 P: 5	R: 0 E: 0 K: 0 S: 3	H: 0 LOB: 1 BB: 0 P: 8	R: 0 E: 0 K: 1 S: 6	H: 0 LOB: 0 BB: 0 P: 7	R: 0 E: 0 K: 2 S: 4	H: 0 LOB: 0 BB: 0 P: 8	R: 0 E: 0 K: 1 S: 6	H: 1 LOB: 1 BB: 0 P: 6	R: 0 E: 0 K: 1 S: 6	H: 1 LOB: 1 BB: 0 P: 6	1B: 8 2B: 0 3B: 0 HR: 0	SF: 0 SAC: 1 DP: 2 HBP: 1	WP: 1 PB: 0 SB: 1 CS: 0	PA: 56
<b>Alan Foster, R</b> ERA: 2.79 (1.1)	IP: 9.0	WLS: 7	BF: 35	H: 7	R: 0	ER: 0	SO: 4	BB: 3	IBB: 0	HBP: 0	BLK: 0	WP: 0	HR: 0	S: 40	P: 52	ERA: 0.00	WHIP: 1.111													
<b>Jim Brewer, L</b> ERA: 3.86 (10.1)	IP: 4.0	WLS: 13	BF: 0	H: 0	R: 0	ER: 0	SO: 3	BB: 0	IBB: 1	HBP: 0	BLK: 0	WP: 0	HR: 0	S: 18	P: 22	ERA: 0.00	WHIP: 0.000													
<b>Ray Lamb, R</b> ERA: 3.86 (14.1)	IP: 2.0	WLS: 8	BF: 1	H: 0	R: 0	ER: 0	SO: 3	BB: 0	IBB: 0	HBP: 1	BLK: 0	WP: 1	HR: 0	S: 13	P: 14	ERA: 0.00	WHIP: 0.500													

**New York Mets @ Los Angeles Dodgers**  
Dodger Stadium, Los Angeles, CA  
Fri Apr 24 1970, 6:05 PM PST  
Att: 22,551 - Unknown

**AB 50**  
**R 0**  
**H 8**  
**RBI 0**  
**SO 10**  
**LOB 18**



Batter	1	2	3	4	5	6	7	8	9	10	11	12	13	14	15	AB	R	H	RBI	BB	SO	LOB	BOTTOM					
<b>Maury Wills, S</b> OBP: 0.403, SLG: 0.306 (1.6)	4-3																4	0	1	0	2	0	0					
<b>Ted Sizemore, R</b> OBP: 0.371, SLG: 0.375 (1.4)	6-3																4	0	1	0	3	0	1					
<b>Willie Davis, L</b> OBP: 0.186, SLG: 0.179 (1.8)	G3																7	0	1	0	0	0	8					
<b>Andy Kosco, R</b> OBP: 0.184, SLG: 0.395 (1.9)																	6	0	0	0	0	3	6					
<b>Wes Parker, S</b> OBP: 0.311, SLG: 0.351 (1.3)																	6	1	3	0	1	0	0					
<b>Manny Mota, R</b> OBP: 0.381, SLG: 0.278 (1.7)																	7	0	2	0	0	1	4					
<b>Billy Grabarkewitz, R</b> OBP: 0.407, SLG: 0.517 (14.1)																	4	0	1	0	0	2	3					
<b>Ray Lamb, R</b> OBP: 0.192, SLG: 0.125 (15, PH)																	0	0	0	0	0	0	0					
<b>Bill Buckner, L</b> OBP: 0.192, SLG: 0.125 (15, PH)																	0	0	0	0	1	0	0					
<b>Jeff Torborg, R</b> OBP: 0.373, SLG: 0.400 (1.2)																	4	0	1	0	0	0	2					
<b>Willie Crawford, L</b> (10, PH) OBP: 0.317, SLG: 0.378 (10, PH)																	0	0	0	0	0	0	0					
<b>Tom Haller, L</b> OBP: 0.310, SLG: 0.429 (11.2)																	3	0	1	1	0	0	3					
<b>Alan Foster, R</b> OBP: 0.200, SLG: 0.111 (1.1)																	3	0	0	0	0	1	0					
<b>Jim Brewer, L</b> ERA: 3.86 (10.1)																	1	0	0	0	0	1	0					
<b>Jim Lefebvre, S</b> OBP: 0.320, SLG: 0.227 (10.5)																	2	0	1	0	0	0	0					
<b>Bill Sudakis, S</b> OBP: 0.333, SLG: 0.364 (13, PH)																	0	0	0	0	1	0	0					
<b>Inning Stats</b>	R: 0 E: 0 K: 0 S: 3	H: 0 LOB: 0 BB: 0 P: 3	R: 0 E: 0 K: 0 S: 6	H: 1 LOB: 1 BB: 1 P: 6	R: 0 E: 0 K: 0 S: 4	H: 1 LOB: 2 BB: 1 P: 8	R: 0 E: 0 K: 0 S: 4	H: 2 LOB: 2 BB: 0 P: 5	R: 0 E: 0 K: 1 S: 5	H: 0 LOB: 0 BB: 0 P: 5	R: 0 E: 0 K: 2 S: 7	H: 0 LOB: 0 BB: 0 P: 7	R: 0 E: 0 K: 1 S: 6	H: 1 LOB: 3 BB: 2 P: 14	R: 0 E: 0 K: 1 S: 5	H: 0 LOB: 0 BB: 0 P: 5	R: 0 E: 0 K: 0 S: 3	H: 0 LOB: 1 BB: 1 P: 7	R: 0 E: 0 K: 0 S: 3	H: 1 LOB: 3 BB: 2 P: 12	R: 0 E: 0 K: 0 S: 4	H: 1 LOB: 2 BB: 1 P: 8	R: 1 E: 0 K: 0 S: 3	H: 2 LOB: 2 BB: 1 P: 7	1B: 11 2B: 2 3B: 0 HR: 0	SF: 0 SAC: 3 DP: 1 HBP: 0	WP: 0 PB: 0 SB: 2 CS: 1	PA: 62
<b>Jerry Koosman, L</b> ERA: 1.71 (1.1)	IP: 9.0	WLS: 7	BF: 34	H: 7	R: 0	ER: 0	SO: 6	BB: 1	IBB: 0	HBP: 0	BLK: 0	WP: 0	HR: 0	S: 45	P: 49	ERA: 0.00	WHIP: 0.889											
<b>Tug McCraw, L</b> ERA: 3.86 (10.1)	IP: 5.0	WLS: 24	BF: 3	H: 0	R: 0	ER: 0	SO: 2	BB: 1	IBB: 5	HBP: 0	BLK: 0	WP: 0	HR: 0	S: 22	P: 46	ERA: 0.00	WHIP: 0.800											
<b>Ron Taylor, R</b> ERA: 2.16 (15.1)	IP: 0.1	WLS: 4	BF: 2	H: 1	R: 1	ER: 1	SO: 0	BB: 1	IBB: 0	HBP: 0	BLK: 0	WP: 0	HR: 0	S: 3	P: 7	ERA: 27.00	WHIP: 6.000											

**New York Mets @ Los Angeles Dodgers**  
Dodger Stadium, Los Angeles, CA  
Fri Apr 24 1970, 6:05 PM PST  
Att: 22,551 - Unknown

**AB 51**  
**R 1**  
**H 12**  
**RBI 1**  
**SO 8**  
**LOB 27**





Batter	1	2	3	4	5	6	7	8	9	AB	R	H	RBI	BB	SO	LOB	TOP			
<b>Tommie Agee, R</b> OBP: 0.311, SLG: 0.292 (1.8)	0-0 4-3		0-0 FC6-4 1B		0-0 F8			0-3 K		4	0	1	0	0	1	1	<b>New York Mets @ Los Angeles Dodgers</b> Dodger Stadium, Los Angeles, CA Sat Apr 25 1970, 7:05 PM PST Att: 28,349 - Unknown			
<b>Bud Harrelson, S</b> OBP: 0.435, SLG: 0.561 (1.6)	0-0 2B		0-0 FC6-4 CS			0-0 F2		0-0 FC5 2B		4	0	2	0	0	0	1				
<b>Joe Foy, R</b> OBP: 0.265, SLG: 0.241 (1.5)	0-0 6-3		0-0 6-3			0-0 6-3		0-0 FC5		4	0	0	0	0	0	4				
<b>Cleon Jones, R</b> OBP: 0.328, SLG: 0.316 (1.7)	0-0 1-3			0-0 F8		0-0 5-3		4-0 FC5-4 BB		3	0	0	0	1	0	1				
<b>Donn Clendenon, R</b> OBP: 0.296, SLG: 0.360 (1.3)		0-0 6-3		0-3 K			0-3 K	0-0 FC5-4 1B		4	0	0	0	0	2	1				
<b>Ron Swoboda, R</b> OBP: 0.412, SLG: 0.325 (1.9)		4-0 5-3 BB		0-0 FC6-4 1B			0-3 K	0-0 G6-3 1B		3	0	2	0	1	1	0				
<b>Al Weis, S</b> OBP: 0.300, SLG: 0.333 (1.4)		0-0 5-3		0-0 FC6-4			0-3 K	0-0 G6-3		4	0	0	0	0	1	4				
<b>Duffy Dyer, R</b> OBP: 0.231, SLG: 0.167 (1.2)		4-0 IBB			0-0 6-3			0-0 FC1-6 1B		2	0	1	0	1	0	0				
<b>Nolan Ryan, R</b> OBP: 0.143, SLG: 0.143 (1.1)		0-0 F9			0-3 K			0-0 FC1-6 2B		3	0	0	0	0	1	3				
<b>Inning Stats</b>	R: 0 E: 0 K: 0 S: 4	H: 1 LOB: 1 BB: 0 P: 4	R: 0 E: 0 K: 0 S: 3	H: 0 LOB: 2 BB: 2 P: 11	R: 0 E: 0 K: 1 S: 3	H: 1 LOB: 1 BB: 0 P: 3	R: 0 E: 0 K: 1 S: 6	H: 0 LOB: 0 BB: 0 P: 6	R: 0 E: 0 K: 1 S: 5	H: 0 LOB: 0 BB: 0 P: 5	R: 0 E: 0 K: 3 S: 9	H: 0 LOB: 0 BB: 0 P: 9	R: 0 E: 0 K: 1 S: 7	H: 2 LOB: 2 BB: 0 P: 7	R: 0 E: 0 K: 0 S: 3	H: 1 LOB: 1 BB: 1 P: 7	1B: 4 2B: 2 3B: 0 HR: 0	SF: 0 SAC: 0 DP: 1 HBP: 0	WP: 0 PB: 0 SB: 0 CS: 1	PA: 34
<b>PITCHER</b> <b>Claude Osteen, L</b> ERA: 2.32 (1.1)	IP: 9.0 WLS: W BF: 34 H: 6 R: 0 ER: 0 SO: 6 BB: 2 IBB: 1 HBP: 0 BLK: 0 WP: 0 HR: 0 S: 43 P: 55 ERA: 0.00 WHIP: 0.889															<b>PITCHER</b>				

Batter	1	2	3	4	5	6	7	8	9	AB	R	H	RBI	BB	SO	LOB	BOTTOM		
<b>Maury Wills, S</b> OBP: 0.409, SLG: 0.308 (1.6)	0-3 K		0-0 S 1B		0-0 G4-6-3			4-0 S BB		3	0	1	1	1	1	2	<b>New York Mets @ Los Angeles Dodgers</b> Dodger Stadium, Los Angeles, CA Sat Apr 25 1970, 7:05 PM PST Att: 28,349 - Unknown		
<b>Ted Sizemore, R</b> OBP: 0.385, SLG: 0.371 (1.4)	0-0 FC6-4 1B		0-0 6-3		0-0 G4-6-3 BB		0-0 F9			3	0	1	0	1	0	2			
<b>Willie Davis, L</b> OBP: 0.177, SLG: 0.169 (1.8)	0-0 FC6-4 CS		0-0 F9		0-0 G4-6-3		0-0 K			3	0	0	0	0	0	3			
<b>Willie Crawford, L</b> OBP: 0.295, SLG: 0.350 (1.9)	0-0 CS	0-0 4-3		0-0 3-1		0-3 K				3	0	0	0	0	1	0			
<b>Wes Parker, S</b> OBP: 0.313, SLG: 0.339 (1.3)		4-0 S BB		0-0 3-1			0-0 6-3			2	0	0	0	1	0	0			
<b>Bill Buckner, L</b> OBP: 0.172, SLG: 0.111 (1.7)		0-3 K		0-0 1-3			0-0 P3			3	0	0	0	0	1	1			
<b>Manny Mota, R</b> OBP: 0.381, SLG: 0.278 (9.7)		1-2 K					0-0 F7			0	0	0	0	0	0	0			
<b>Tom Haller, L</b> OBP: 0.313, SLG: 0.400 (1.2)		0-0 5-3			4-0 BB BB			0-3 K		2	0	0	0	1	0	1			
<b>Billy Grabarkewitz, R</b> OBP: 0.474, SLG: 0.500 (1.5)			1-0 SH1-4 1B HBP		4-0 G4-6-3 BB			0-3 K		1	1	0	0	1	1	0			
<b>Claude Osteen, L</b> OBP: 0.125, SLG: 0.125 (1.1)			0-0 SH1-4		0-3 K			0-0 P5		2	0	0	0	0	1	2			
<b>Inning Stats</b>	R: 0 E: 0 K: 1 S: 5	H: 1 LOB: 0 BB: 0 P: 5	R: 0 E: 0 K: 1 S: 5	H: 0 LOB: 1 BB: 1 P: 9	R: 1 E: 0 K: 0 S: 4	H: 1 LOB: 1 BB: 0 P: 5	R: 0 E: 0 K: 0 S: 3	H: 0 LOB: 0 BB: 0 P: 3	R: 0 E: 0 K: 1 S: 4	H: 0 LOB: 2 BB: 2 P: 12	R: 0 E: 0 K: 1 S: 4	H: 0 LOB: 1 BB: 1 P: 8	R: 0 E: 0 K: 0 S: 3	R: 0 E: 0 K: 1 S: 5	H: 0 LOB: 1 BB: 1 P: 9	1B: 2 2B: 0 3B: 0 HR: 0	SF: 0 SAC: 1 DP: 2 HBP: 1	WP: 0 PB: 0 SB: 3 CS: 1	PA: 30
<b>PITCHER</b> <b>Nolan Ryan, R</b> ERA: 0.53 (1.1)	IP: 8.0 WLS: L BF: 29 H: 2 R: 1 ER: 1 SO: 5 BB: 5 IBB: 0 HBP: 1 BLK: 0 WP: 0 HR: 0 S: 33 P: 54 ERA: 1.12 WHIP: 0.875															<b>PITCHER</b>			

livebaseballscores.com





Batter	1	2	3	4	5	6	7	8	9	AB	R	H	RBI	BB	SO	LOB	TOP										
Mike Jorgensen, L (1, 8) OBP: 0.286, SLG: 0.417	4-0 FC3-6 BB		0-0 L3			0-0 HR		0-3 K		3	1	1	1	1	1	1											
Bud Harrelson, S (1, 6) OBP: 0.425, SLG: 0.541	0-0 FC3-6 1-2		0-0 F5			0-0 4-3 S 1B		0-3 K		4	1	1	0	0	1	2											
Ken Boswell, L (1, 4) OBP: 0.385, SLG: 0.412	0-0 P5 1-2		0-0 5-3			0-0 F9 1-2		0-0 P3		4	0	0	0	0	0	3											
Art Shamsky, L (1, 9) OBP: 0.386, SLG: 0.395 Ron Swoboda, R (8, 9) OBP: 0.423, SLG: 0.325	0-0 1-3			0-0 4-3		0-0 4-3 2-3			4-0 3-1 S BB	3	0	0	0	0	0	2											
Donn Clendenon, R (1, 3) OBP: 0.290, SLG: 0.448		0-0 HR		0-0 5-3		0-0 F3 3-H			0-0 F8 1-2	4	1	1	1	0	0	1											
Dave Marshall, L (1, 7) OBP: 0.125, SLG: 0.125		0-0 F7		0-0 F8			0-0 S 1B		0-0 3-1	4	0	1	0	0	0	1											
Wayne Garrett, L (1, 5)		0-0 F8			0-0 6-3		0-0 P4 1-2		0-0 F9	4	0	0	0	0	0	2											
Duffy Dyer, R (1, 2) OBP: 0.188, SLG: 0.133		0-0 F9			0-0 F8		0-3 K			3	0	0	0	0	1	1											
Tom Seaver, R (1, 1) OBP: 0.250, SLG: 0.313			0-0 1B		0-0 L7		0-3 K			3	0	1	0	0	1	1											
<b>Inning Stats</b>	R: 0 E: 0 K: 0 S: 3	H: 0 LOB: 1 BB: 1 P: 7	R: 1 E: 0 K: 0 S: 4	H: 1 LOB: 0 BB: 0 P: 4	R: 0 E: 0 K: 0 S: 4	H: 1 LOB: 1 BB: 0 P: 4	R: 0 E: 0 K: 0 S: 3	H: 0 LOB: 0 BB: 0 P: 3	R: 0 E: 0 K: 0 S: 5	H: 2 LOB: 0 BB: 0 P: 5	R: 0 E: 0 K: 2 S: 8	H: 1 LOB: 1 BB: 0 P: 8	R: 0 E: 0 K: 2 S: 7	H: 0 LOB: 0 BB: 0 P: 7	R: 0 E: 0 K: 0 S: 3	H: 0 LOB: 1 BB: 1 P: 7	1B: 3 2B: 0 3B: 0 HR: 2	SF: 0 SAC: 0 DP: 0 HBP: 0	WP: 0 PA: 34 PB: 0 SB: 5 CS: 0								
<b>PITCHER</b>	IP	WLS	BF	H	R	ER	SO	BB	IBB	HBP	BLK	WP	HR	S	P	ERA	WHIP										
Sandy Vance, R (1, 1) ERA: 4.5	6.0	L	23	4	3	3	0	1	0	0	0	0	2	22	26	4.50	0.833										
Fred Norman, L (7, 1) ERA: 6.35	2.0		7	1	0	0	4	0	0	0	0	0	0	15	15	0.00	0.500										
Camilo Pascual, R (9, 1) ERA: 4.5	1.0		4	0	0	0	0	1	0	0	0	0	0	3	7	0.00	1.000										

**New York Mets @ Los Angeles Dodgers**  
Dodger Stadium, Los Angeles, CA  
Sun Apr 26 1970, 3:33 AM PDT  
Att: 26,708 - Unknown

AB 32  
R 3  
H 5  
RBI 2  
BB 2  
SO 4  
LOB 14



Batter	1	2	3	4	5	6	7	8	9	AB	R	H	RBI	BB	SO	LOB	BOTTOM										
Maury Wills, S (1, 6) OBP: 0.386, SLG: 0.286	0-0 6-3			0-0 5-3		0-0 L6			0-0 4-3	4	0	0	0	0	0	0											
Ted Sizemore, R (1, 4) OBP: 0.348, SLG: 0.333	0-0 F8			0-0 F9		0-0 F8			0-0 1-3	4	0	0	0	0	0	0											
Willie Davis, L (1, 8) OBP: 0.197, SLG: 0.222	0-0 5-3			0-0 2B		0-0 F9			0-0 2B	4	1	2	0	0	0	0											
Andy Kosco, R (1, 9) OBP: 0.190, SLG: 0.405		0-0 F2		0-0 1B 2B		0-0 F8			0-3 K	4	0	1	1	0	1	1											
Willie Crawford, L (1, 7) OBP: 0.298, SLG: 0.349		0-3 K		0-0 1B		0-0 F5				3	0	1	0	0	1	0											
Wes Parker, S (1, 3) OBP: 0.328, SLG: 0.371		0-0 6-3			0-0 FC5-4 1B				0-0 2B	3	0	2	0	0	0	0											
Tom Haller, L (1, 2) OBP: 0.286, SLG: 0.364			0-3 K		0-0 FC5-4 G5-4-3 1-2				0-0 P7	3	0	0	0	0	1	2											
Billy Grabarkewitz, R (1, 5) OBP: 0.439, SLG: 0.455			0-0 F8		0-0 G5-4-3 1-2				0-3 K	3	0	0	0	0	1	2											
Sandy Vance, R (1, 1)						0-0 F5			0-3 K	1	0	0	0	0	1	0											
Bill Buckner, L (6, PH) OBP: 0.167, SLG: 0.107 Fred Norman, S (7, 1) Len Gabrielson, L (8, PH) Camilo Pascual, R (9, 1)										0	0	0	0	0	0	0											
<b>Inning Stats</b>	R: 0 E: 0 K: 0 S: 3	H: 0 LOB: 0 BB: 0 P: 3	R: 0 E: 0 K: 1 S: 5	H: 0 LOB: 0 BB: 0 P: 5	R: 0 E: 0 K: 2 S: 7	H: 0 LOB: 0 BB: 0 P: 7	R: 0 E: 0 K: 0 S: 5	H: 3 LOB: 2 BB: 0 P: 5	R: 0 E: 0 K: 0 S: 3	H: 1 LOB: 0 BB: 0 P: 3	R: 0 E: 0 K: 0 S: 3	H: 0 LOB: 0 BB: 0 P: 3	R: 0 E: 0 K: 2 S: 8	H: 1 LOB: 1 BB: 0 P: 8	R: 0 E: 0 K: 1 S: 6	H: 1 LOB: 1 BB: 0 P: 6	1B: 2 2B: 4 3B: 0 HR: 0	SF: 0 SAC: 0 DP: 1 HBP: 0	WP: 0 PA: 31 PB: 0 SB: 0 CS: 0								
<b>PITCHER</b>	IP	WLS	BF	H	R	ER	SO	BB	IBB	HBP	BLK	WP	HR	S	P	ERA	WHIP										
Tom Seaver, R (1, 1) ERA: 1.9	9.0	W	31	6	1	1	6	0	0	0	0	0	0	43	43	1.00	0.667										

**New York Mets @ Los Angeles Dodgers**  
Dodger Stadium, Los Angeles, CA  
Sun Apr 26 1970, 3:33 AM PDT  
Att: 26,708 - Unknown

AB 31  
R 1  
H 6  
RBI 1  
BB 0  
SO 6  
LOB 6





Batter	1	2	3	4	5	6	7	8	9	AB	R	H	RBI	BB	SO	LOB	TOP			
Denny Doyle, L (1,4) OBP: 0.286, SLG: 0.379	F6		P6				FC4-6		K	5	1	1	0	0	1	2				
Don Money, R (1,5) OBP: 0.466, SLG: 0.588	E5									2	0	1	1	0	0	0				
Tony Taylor, R (3,FR) OBP: 0.303, SLG: 0.258	FC6-4									2	0	0	0	0	1	1				
John Briggs, L (1,7) OBP: 0.284, SLG: 0.254	FC6-4									4	0	2	1	0	0	1				
Deron Johnson, R (1,3) OBP: 0.284, SLG: 0.475	4-3									3	0	0	0	1	1	5				
Tim McCarver, L (1,2) OBP: 0.302, SLG: 0.333										4	0	0	0	0	1	1				
Larry Hisle, R (1,8) OBP: 0.324, SLG: 0.305	F9									4	1	1	0	0	1	0				
Byron Browne, R (1,9) OBP: 0.361, SLG: 0.355	K									4	1	1	0	0	2	0				
Larry Bowa, S (1,6) OBP: 0.250, SLG: 0.193										3	0	0	1	0	0	0				
Rick Wise, R (1,1) OBP: 0.444, SLG: 0.375										2	1	2	1	1	0	0				
Joe Hoerner, R (7,1)										1	0	0	0	0	0	0				
<b>Inning Stats</b>	R: 0 E: 1 K: 0 S: 4	H: 0 LOB: 1 BB: 0 P: 4	R: 0 E: 0 K: 2 S: 7	H: 0 LOB: 0 BB: 0 P: 7	R: 2 E: 0 K: 0 S: 6	H: 4 LOB: 2 BB: 0 P: 6	R: 2 E: 0 K: 0 S: 6	H: 3 LOB: 1 BB: 0 P: 6	R: 0 E: 0 K: 1 S: 5	H: 0 LOB: 0 BB: 0 P: 5	R: 0 E: 0 K: 2 S: 8	H: 1 LOB: 2 BB: 1 P: 12	R: 0 E: 0 K: 1 S: 5	H: 0 LOB: 0 BB: 0 P: 5	R: 0 E: 0 K: 1 S: 5	H: 0 LOB: 0 BB: 0 P: 5	1B: 7 2B: 1 3B: 0 HR: 0	SF: 1 SAC: 0 DP: 1 HBP: 0	WP: 0 PB: 0 SB: 0 CS: 0	PA: 37
<b>PITCHER</b>	IP: 7.0 WLS: L BF: 31 ERA: 2.7	IP: 2.0 WLS: S BF: 6 ERA: 0.00															ERA: 5.14 WHIP: 1.429			
Don Sutton, R (1,1)	IP: 7.0 WLS: L BF: 31 ERA: 2.7	IP: 2.0 WLS: S BF: 6 ERA: 0.00															ERA: 5.14 WHIP: 1.429			
Jim Brewer, L (8,1)	IP: 2.0 WLS: S BF: 6 ERA: 0.00															ERA: 0.00 WHIP: 0.000				

Philadelphia Phillies @ Los Angeles Dodgers  
Dodger Stadium, Los Angeles, CA  
Mon Apr 27 1970, 7:05 PM PDT  
Att: 9,447 - Unknown

AB	34
R	4
H	8
RBI	4
BB	2
SO	7
LOB	10



Batter	1	2	3	4	5	6	7	8	9	AB	R	H	RBI	BB	SO	LOB	BOTTOM					
Maury Wills, S (1,6) OBP: 0.373, SLG: 0.279	6-3		F7		4-3				5-3	5	0	1	0	0	0	1						
Ted Sizemore, R (1,4) OBP: 0.319, SLG: 0.302	1-5-3		5-3		6-3					4	0	0	0	0	0	2						
Willie Davis, L (1,8) OBP: 0.203, SLG: 0.227										3	1	1	0	0	0	0						
Manny Mota, R (7,PH) OBP: 0.364, SLG: 0.263	6-3									1	0	0	0	0	0	2						
Andy Kosco, R (1,9) OBP: 0.196, SLG: 0.413										4	2	1	0	0	0	0						
Willie Crawford, L (1,7) OBP: 0.294, SLG: 0.362										4	0	1	2	0	2	1						
Wes Parker, S (1,3) OBP: 0.336, SLG: 0.394										4	0	2	0	0	0	1						
Billy Grabarkewitz, R (1,5) OBP: 0.422, SLG: 0.432										4	0	1	0	0	3	2						
Jeff Torborg, R (1,2) OBP: 0.263, SLG: 0.333										3	0	0	0	0	0	3						
Bill Sudakis, S (9,PH) OBP: 0.306, SLG: 0.333										1	0	0	0	0	0	0						
Don Sutton, R (1,1) OBP: 0.333, SLG: 0.333										2	0	0	0	0	0	0						
Bill Buckner, L (7,PH) OBP: 0.194, SLG: 0.138										1	0	1	0	0	0	0						
Jim Brewer, L (8,1) OBP: 0.125, SLG: 0.130										0	0	0	0	0	0	0						
Steve Garvey, R (9,PH) OBP: 0.125, SLG: 0.130										1	0	1	0	0	0	0						
<b>Inning Stats</b>	R: 0 E: 0 K: 0 S: 3	H: 0 LOB: 0 BB: 0 P: 3	R: 0 E: 0 K: 1 S: 7	H: 2 LOB: 2 BB: 0 P: 7	R: 0 E: 0 K: 0 S: 3	H: 0 LOB: 0 BB: 0 P: 3	R: 2 E: 0 K: 1 S: 8	H: 3 LOB: 1 BB: 0 P: 8	R: 0 E: 0 K: 0 S: 3	H: 0 LOB: 0 BB: 0 P: 3	R: 1 E: 2 K: 1 S: 7	H: 1 LOB: 1 BB: 0 P: 7	R: 0 E: 0 K: 0 S: 5	H: 2 LOB: 2 BB: 0 P: 5	R: 0 E: 0 K: 1 S: 5	H: 0 LOB: 0 BB: 0 P: 5	R: 0 E: 0 K: 1 S: 6	H: 1 LOB: 1 BB: 0 P: 6	1B: 5 2B: 4 3B: 0 HR: 0	SF: 0 SAC: 0 DP: 0 HBP: 0	WP: 0 PB: 0 SB: 0 CS: 0	PA: 37
<b>PITCHER</b>	IP: 6.1 WLS: W BF: 28 ERA: 3.38	IP: 2.2 WLS: S BF: 9 ERA: 1.13															ERA: 2.84 WHIP: 1.263					
Rick Wise, R (1,1)	IP: 6.1 WLS: W BF: 28 ERA: 3.38	IP: 2.2 WLS: S BF: 9 ERA: 1.13															ERA: 2.84 WHIP: 1.263					
Joe Hoerner, L (7,1)	IP: 2.2 WLS: S BF: 9 ERA: 1.13															ERA: 0.00 WHIP: 0.375						

Philadelphia Phillies @ Los Angeles Dodgers  
Dodger Stadium, Los Angeles, CA  
Mon Apr 27 1970, 7:05 PM PDT  
Att: 9,447 - Unknown

AB	37
R	3
H	9
RBI	2
BB	0
SO	5
LOB	12






Batter	1	2	3	4	5	6	7	8	9	10	AB	R	H	RBI	BB	SO	LOB	TOP			
Denny Doyle, L OBP: 0.289, SLG: 0.357 (1, 4)	F8		F7		K			E S BB 4-0 BB		4-3	4	0	0	0	1	1	1				
Tony Taylor, R OBP: 0.263, SLG: 0.222 Joe Hoerner, R (10, 1)	F9		K		G1-6-3			4-3		E6	5	0	0	0	0	1	2				
John Briggs, L OBP: 0.278, SLG: 0.250 (1, 7)	2B		P6		F7			L9		K	5	1	1	0	0	1	2				
Deron Johnson, R OBP: 0.262, SLG: 0.476 (1, 3)	PB 1H 2B		F8		P3			F8		F8	4	0	1	1	0	0	0				
Tim McCarver, L OBP: 0.299, SLG: 0.328 (1, 2)	F7		F7		BB 1B			F8		L7	4	0	1	0	0	0	1				
Larry Hisle, R OBP: 0.333, SLG: 0.355 (1, 8)			F2		F2			K		HR	3	1	1	1	1	1	1				
Byron Browne, R OBP: 0.350, SLG: 0.324 Ron Stone, L OBP: 0.176, SLG: 0.235 (1, 9) (9, 9)	F8		F8		BB 1-2			L8		K	3	0	0	0	1	1	1				
Larry Bowa, S OBP: 0.239, SLG: 0.183 Rick Joseph, R OBP: 0.354, SLG: 1.091 Terry Harmon, R OBP: 0.333, SLG: 0.200 (1, 6) (10, PH) (10, 6)	P5		F2		F2			F5		HR	3	0	0	0	0	0	3				
Woodie Fryman, R OBP: 0.111, SLG: 0.111 Dick Selma, R (9, 1) (10, 5)	4-3		4-3		G1-6-3 1B			P4		F5	3	0	1	0	0	0	1				
<b>Inning Stats</b>	R: 1 E: 0 K: 0 S: 5	H: 2 LOB: 1 BB: 0 P: 5	R: 0 E: 0 K: 0 S: 3	H: 0 LOB: 1 BB: 1 P: 7	R: 0 E: 0 K: 1 S: 5	H: 0 LOB: 0 BB: 0 P: 5	R: 0 E: 0 K: 0 S: 4	H: 1 LOB: 2 BB: 1 P: 8	R: 0 E: 0 K: 1 S: 5	H: 0 LOB: 0 BB: 0 P: 3	R: 0 E: 0 K: 1 S: 5	H: 0 LOB: 0 BB: 0 P: 5	R: 0 E: 0 K: 0 S: 3	H: 0 LOB: 1 BB: 1 P: 7	R: 1 E: 0 K: 1 S: 6	H: 1 LOB: 0 BB: 0 P: 6	R: 1 E: 1 K: 1 S: 7	H: 1 LOB: 1 BB: 0 P: 7	1B: 3 2B: 1 3B: 0 HR: 2	SF: 0 SAC: 0 DP: 1 HBP: 0	WP: 0 PA: 39
<b>PITCHER</b>	IP 9.2	WLS L	BF 38	H 6	R 3	ER 3	SO 4	BB 3	IBB 0	HBP 0	BLK 0	WP 0	HR 2	S 43	P 55	ERA 2.79	WHIP 0.931				
Alan Foster, R ERA: 2.79 Fred Norman, L ERA: 6.0 (1, 1) (10, 1)	0.1	1	0	0	0	1	0	0	0	0	0	0	0	3	3	0.00	0.000				

Philadelphia Phillies @ Los Angeles Dodgers  
Dodger Stadium, Los Angeles, CA  
Tue Apr 28 1970, 7:05 PM PDT  
Att: 22,772 - Unknown


AB 36  
R 3  
H 6  
RBI 3  
BB 3  
SO 5  
LOB 12



Batter	1	2	3	4	5	6	7	8	9	10	AB	R	H	RBI	BB	SO	LOB	BOTTOM			
Maury Wills, S OBP: 0.363, SLG: 0.273 (1, 6)	6-3		1B		5-3			1-3		K	5	1	1	0	0	1	1				
Manny Mota, R OBP: 0.370, SLG: 0.261 (1, 7)	K		1B		4-3			K		BB	4	0	1	1	1	2	0				
Willie Davis, L OBP: 0.230, SLG: 0.268 (1, 8)	1B		K		G5-4-3 1B			2B		F2	5	0	3	0	0	1	3				
Andy Kosco, R OBP: 0.180, SLG: 0.380 (1, 9)	5-3		K		G5-4-3			F8			4	0	0	0	0	1	3				
Wes Parker, S OBP: 0.333, SLG: 0.377 (1, 3)	4-3		6-3		1-3			IBB			3	0	0	0	1	0	0				
Ted Sizemore, R OBP: 0.314, SLG: 0.283 (1, 4)	6-3		BB		5-3			K			3	0	0	0	1	1	2				
Bill Sudakis, S OBP: 0.250, SLG: 0.267 Jeff Torborg, R OBP: 0.263, SLG: 0.333 Jim Lefebvre, S OBP: 0.308, SLG: 0.217 Tom Haller, L OBP: 0.286, SLG: 0.364 (1, 2) (9, 2) (9, PH) (10, 2)	5-3		F9		F5			K		K	3	0	0	0	0	0	1				
Billy Grabarkewitz, R OBP: 0.429, SLG: 0.500 (1, 5)	5-3		5-3		6-3			HR		BB	3	1	1	1	1	0	0				
Alan Foster, R OBP: 0.154, SLG: 0.083 Fred Norman, S ERA: 1.15 Bill Buckner, L OBP: 0.188, SLG: 0.133 (1, 1) (10, 1) (10, PH)	K		K2-3		K			K		K	3	0	0	0	0	3	0				
<b>Inning Stats</b>	R: 0 E: 0 K: 1 S: 6	H: 1 LOB: 1 BB: 0 P: 6	R: 0 E: 0 K: 0 S: 3	H: 0 LOB: 0 BB: 0 P: 3	R: 1 E: 0 K: 2 S: 9	H: 2 LOB: 1 BB: 0 P: 9	R: 0 E: 0 K: 1 S: 5	H: 0 LOB: 1 BB: 1 P: 9	R: 0 E: 0 K: 1 S: 5	H: 0 LOB: 0 BB: 0 P: 3	R: 0 E: 0 K: 0 S: 3	H: 0 LOB: 0 BB: 0 P: 3	R: 1 E: 0 K: 2 S: 8	H: 1 LOB: 0 BB: 0 P: 8	R: 0 E: 0 K: 2 S: 8	H: 1 LOB: 2 BB: 1 P: 12	R: 0 E: 0 K: 2 S: 7	H: 0 LOB: 2 BB: 2 P: 15	1B: 4 2B: 1 3B: 0 HR: 1	SF: 0 SAC: 0 DP: 1 HBP: 0	WP: 0 PA: 39
<b>PITCHER</b>	IP 8.0	WLS W	BF 30	H 6	R 2	ER 2	SO 7	BB 2	IBB 1	HBP 0	BLK 0	WP 0	HR 1	S 43	P 47	ERA 2.25	WHIP 0.875				
Woodie Fryman, L ERA: 2.39 Dick Selma, R ERA: 1.15 Joe Hoerner, L ERA: 1.08 (1, 1) (9, 1) (10, 1)	1.2	W	8	0	0	0	4	2	1	0	0	0	0	13	25	0.00	1.200				
0.1	S	1	0	0	0	0	0	0	0	0	0	0	0	1	1	0.00	0.000				

Philadelphia Phillies @ Los Angeles Dodgers  
Dodger Stadium, Los Angeles, CA  
Tue Apr 28 1970, 7:05 PM PDT  
Att: 22,772 - Unknown

AB 35  
R 2  
H 6  
RBI 2  
BB 4  
SO 11  
LOB 13





Batter	1	2	3	4	5	6	7	8	9	AB	R	H	RBI	BB	SO	LOB	TOP					
Denny Doyle, L (1.4) OBP: 0.275, SLG: 0.338	F8		4-3		K			4-3		4	0	0	0	0	1	3	Philadelphia Phillies @ Los Angeles Dodgers Dodger Stadium, Los Angeles, CA Wed Apr 29 1970, 7:05 PM PDT Att: 10,777 - Unknown					
Tony Taylor, R (1.5) OBP: 0.262, SLG: 0.225	4-3				F9		G3-6-1 1B	F9		4	0	1	0	0	0	1						
John Briggs, L (1.7) OBP: 0.263, SLG: 0.235	F9				E4 G6-4-3		G3-6-1 1-2	3-1		4	0	0	0	0	0	2						
Deron Johnson, R (1.3)					G6-4-3 1-2			F8		3	0	1	0	1	0	1						
Larry Hisle, R (1.8) OBP: 0.342, SLG: 0.344								F8		2	1	0	0	1	0	1						
Byron Browne, R (1.9) OBP: 0.341, SLG: 0.316								6-3		4	0	1	0	0	1	2						
Mike Ryan, R (1.2) OBP: 0.429, SLG: 0.333								5-3		3	0	1	1	0	0	2						
Larry Bowa, S (1.6) OBP: 0.229, SLG: 0.175								F8		3	0	0	0	0	0	2						
Grant Jackson, S (1.1)										2	0	0	0	0	1	2						
Barry Lersch, S (5.1)										0	0	0	0	0	0	0						
Jim Hutto, R (8. PH) OBP: 0.200, SLG: 0.200										1	0	1	0	0	0	0						
Lowell Palmer, R (8.1)										0	0	0	0	0	0	0						
<b>Inning Stats</b>	R: 0 E: 0 K: 0 S: 3	H: 0 LOB: 0 BB: 0 P: 3	R: 0 E: 0 K: 1 S: 5	H: 1 LOB: 1 BB: 1 P: 9	R: 0 E: 0 K: 0 S: 3	H: 0 LOB: 0 BB: 0 P: 3	R: 0 E: 1 K: 0 S: 3	H: 0 LOB: 0 BB: 0 P: 3	R: 1 E: 0 K: 2 S: 9	H: 2 LOB: 2 BB: 0 P: 10	R: 0 E: 0 K: 0 S: 3	H: 1 LOB: 1 BB: 1 P: 7	R: 0 E: 0 K: 0 S: 3	H: 0 LOB: 0 BB: 0 P: 3	R: 0 E: 0 K: 0 S: 4	H: 1 LOB: 1 BB: 0 P: 4	R: 0 E: 0 K: 0 S: 3	H: 0 LOB: 0 BB: 0 P: 3	1B: 5 2B: 0 3B: 0 HR: 0	SF: 0 SAC: 0 DP: 3 HBP: 1	WP: 0 PB: 1 SB: 0 CS: 0	PA: 33
<b>PITCHER</b> Claude Osteen, L (1.1) ERA: 2.03	IP: 9.0 WLS: W BF: 33 H: 5 R: 1 ER: 1 SO: 3 BB: 2 IBB: 0 HBP: 1 BLK: 0 WP: 0 HR: 0 S: 36 P: 45 ERA: 1.00 WHIP: 0.778																					

Batter	1	2	3	4	5	6	7	8	9	AB	R	H	RBI	BB	SO	LOB	BOTTOM			
Maury Wills, S (1.6) OBP: 0.365, SLG: 0.282	6-3		4-3 BB 1B		P5	SH1-4 1B	1-3			5	0	2	1	0	0	2	Philadelphia Phillies @ Los Angeles Dodgers Dodger Stadium, Los Angeles, CA Wed Apr 29 1970, 7:05 PM PDT Att: 10,777 - Unknown			
Manny Mota, R (1.7) OBP: 0.387, SLG: 0.269	G3		3-H 4-0 1-2 BB		HR 1B	SH1-4 1-2		4-3		3	1	1	0	1	0	0				
Willie Davis, L (1.8) OBP: 0.215, SLG: 0.250	4-3		4-3		L9	P5		L9		5	0	0	0	0	0	4				
Andy Kosco, R (1.9) OBP: 0.200, SLG: 0.436			F7		F8			E4 BB 1B		5	1	2	2	0	1	3				
Willie Crawford, L (9. PR) OBP: 0.294, SLG: 0.362					HR	K				0	0	0	0	0	0	0				
Wes Parker, S (1.3) OBP: 0.338, SLG: 0.384										4	1	1	0	1	0	0				
Bill Sudakis, S (1.2) OBP: 0.333, SLG: 0.278										3	1	1	0	2	0	0				
Ted Sizemore, R (1.4) OBP: 0.321, SLG: 0.294										5	1	2	0	0	0	5				
Billy Grabarkewitz, R (1.5) OBP: 0.472, SLG: 0.524										2	1	2	1	2	0	0				
Claude Osteen, L (1.1) OBP: 0.167, SLG: 0.167										4	0	1	0	0	1	6				
<b>Inning Stats</b>	R: 0 E: 0 K: 0 S: 3	H: 0 LOB: 0 BB: 0 P: 3	R: 2 E: 1 K: 0 S: 6	H: 3 LOB: 2 BB: 1 P: 10	R: 0 E: 0 K: 0 S: 4	H: 1 LOB: 2 BB: 1 P: 8	R: 3 E: 1 K: 1 S: 9	H: 3 LOB: 3 BB: 2 P: 17	R: 0 E: 0 K: 1 S: 6	H: 1 LOB: 1 BB: 0 P: 6	R: 1 E: 0 K: 0 S: 6	H: 3 LOB: 2 BB: 0 P: 6	R: 0 E: 0 K: 0 S: 4	H: 1 LOB: 3 BB: 2 P: 12	R: 0 E: 1 K: 0 S: 4	H: 1 LOB: 3 BB: 2 P: 12	1B: 10 2B: 1 3B: 0 HR: 1	SF: 0 SAC: 1 DP: 0 HBP: 0	WP: 1 PB: 0 SB: 0 CS: 0	PA: 43
<b>PITCHER</b> Grant Jackson, L (1.1) ERA: 5.85	IP: 4.2 WLS: L BF: 23 H: 7 R: 5 ER: 4 SO: 4 BB: 2 IBB: 0 HBP: 0 BLK: 0 WP: 1 HR: 1 S: 21 P: 29 ERA: 7.71 WHIP: 1.929																			
Barry Lersch, R (5.1) ERA: 2.94	IP: 2.1 WLS: L BF: 14 H: 4 R: 1 ER: 1 SO: 2 BB: 2 IBB: 0 HBP: 0 BLK: 0 WP: 0 HR: 0 S: 16 P: 24 ERA: 3.86 WHIP: 2.571																			
Lowell Palmer, R (8.1) ERA: 3.6	IP: 1.0 WLS: L BF: 6 H: 1 R: 0 ER: 0 SO: 0 BB: 2 IBB: 0 HBP: 0 BLK: 0 WP: 0 HR: 0 S: 4 P: 12 ERA: 0.00 WHIP: 3.000																			



Batter	1	2	3	4	5	6	7	8	9	AB	R	H	RBI	BB	SO	LOB	TOP			
Don Hahn, R (1, 8) OBP: 0.500, SLG: 0.375	K2-3							6-3		4	0	1	0	0	1	0	<b>Montreal Expos @ Los Angeles Dodgers</b> Dodger Stadium, Los Angeles, CA Thu Apr 30 1970, 7:05 PM PDT Att: 10,396 - Unknown			
Ron Brand, R (1, 5) OBP: 0.156, SLG: 0.167	F5						4-3	P5		4	0	0	0	0	0	1				
Rusty Staub, L (1, 9) OBP: 0.468, SLG: 0.468	G3							F7		3	0	1	0	1	0	0				
Ron Fairly, L (1, 3) OBP: 0.359, SLG: 0.415								G3-6-3		4	0	1	0	0	1	1				
Mack Jones, L (1, 7) OBP: 0.318, SLG: 0.255								4-3		2	0	0	0	1	0	2				
Gary Sutherland, R (1, 4) OBP: 0.182, SLG: 0.219								6-3		4	0	0	0	0	0	4				
John Bateman, R (1, 2) OBP: 0.154, SLG: 0.231										3	0	0	0	0	0	3				
Bobby Wine, R (1, 6) OBP: 0.329, SLG: 0.391										3	1	1	1	0	0	0				
Bill Stoneman, R (1, 1) OBP: 0.100, SLG: 0.200										2	0	0	0	0	0	0				
Jim Fairey, L (7, PH) OBP: 0.231, SLG: 0.250										1	0	0	0	0	1	0				
Claude Raymond, R (7, 1)										0	0	0	0	0	0	0				
<b>Inning Stats</b>	R: 0 E: 0 K: 1 S: 5	H: 0 LOB: 0 BB: 0 P: 5	R: 0 E: 0 K: 0 S: 3	H: 0 LOB: 1 BB: 0 P: 4	R: 1 E: 0 K: 0 S: 4	H: 1 LOB: 0 BB: 0 P: 4	R: 0 E: 0 K: 0 S: 5	H: 2 LOB: 2 BB: 0 P: 5	R: 0 E: 0 K: 1 S: 4	H: 1 LOB: 1 BB: 2 P: 4	R: 0 E: 0 K: 1 S: 5	H: 0 LOB: 0 BB: 0 P: 5	R: 0 E: 0 K: 0 S: 3	H: 0 LOB: 0 BB: 0 P: 3	R: 0 E: 0 K: 1 S: 5	H: 0 LOB: 0 BB: 0 P: 5	1B: 3 2B: 0 3B: 0 HR: 1	SF: 0 SAC: 0 DP: 1 HBP: 1	WP: 0 PB: 0 SB: 0 CS: 0	PA: 33
<b>PITCHER</b> Sandy Vance, R (1, 1) ERA: 2.4	IP: 9.0 WLS: W BF: 33 H: 4 R: 1 ER: 1 SO: 3 BB: 2 IBB: 0 HBP: 1 BLK: 0 WP: 0 HR: 0 S: 36 P: 45 ERA: 1.00 WHIP: 0.667															<b>PITCHER</b>				

Batter	1	2	3	4	5	6	7	8	9	AB	R	H	RBI	BB	SO	LOB	BOTTOM			
Maury Wills, S (1, 6) OBP: 0.360, SLG: 0.280	BB 1B BB 1B	L4						F8		4	1	1	0	0	0	1	<b>Montreal Expos @ Los Angeles Dodgers</b> Dodger Stadium, Los Angeles, CA Thu Apr 30 1970, 7:05 PM PDT Att: 10,396 - Unknown			
Ted Sizemore, R (1, 4) OBP: 0.317, SLG: 0.291	BB 1B FC3-6							F9		4	1	1	0	0	0	1				
Willie Davis, L (1, 8) OBP: 0.217, SLG: 0.241	FC3-6 1-2 2-3							4-3		3	0	0	0	1	0	0				
Andy Kosco, R (1, 9) OBP: 0.196, SLG: 0.429	K									1	0	0	0	0	1	3				
Bill Buckner, L (3, 7) OBP: 0.176, SLG: 0.125										2	0	0	0	0	0	0				
Wes Parker, S (1, 3) OBP: 0.349, SLG: 0.387	FC3-6 1-2 2-3 3-H									2	0	1	1	1	0	0				
Willie Crawford, L (1, 7) OBP: 0.278, SLG: 0.340	FC3-6 1-2 2-3 3-H									3	0	0	1	0	1	3				
Bill Sudakis, S (1, 2) OBP: 0.292, SLG: 0.238	F8									3	0	0	0	0	0	2				
Jeff Torborg, R (8, 2) OBP: 0.283, SLG: 0.333										0	0	0	0	0	0	0				
Billy Grabarkewitz, R (1, 5) OBP: 0.464, SLG: 0.533										3	0	1	0	0	1	0				
Sandy Vance, R (1, 1)										3	0	0	0	0	1	1				
<b>Inning Stats</b>	R: 2 E: 0 K: 1 S: 7	H: 2 LOB: 2 BB: 2 P: 15	R: 0 E: 0 K: 0 S: 3	H: 0 LOB: 0 BB: 0 P: 3	R: 0 E: 0 K: 0 S: 3	H: 0 LOB: 0 BB: 0 P: 3	R: 0 E: 0 K: 1 S: 5	H: 0 LOB: 0 BB: 0 P: 5	R: 0 E: 0 K: 1 S: 6	H: 1 LOB: 1 BB: 0 P: 6	R: 0 E: 0 K: 0 S: 4	H: 1 LOB: 1 BB: 0 P: 4	R: 0 E: 0 K: 1 S: 5	H: 0 LOB: 0 BB: 0 P: 5	R: 0 E: 0 K: 0 S: 3	H: 0 LOB: 0 BB: 0 P: 3	1B: 3 2B: 1 3B: 0 HR: 0	SF: 0 SAC: 0 DP: 0 HBP: 0	WP: 0 PB: 0 SB: 0 CS: 0	PA: 30
<b>PITCHER</b> Bill Stoneman, R (1, 1) ERA: 5.09	IP: 6.0 WLS: L BF: 24 H: 4 R: 2 ER: 2 SO: 3 BB: 4 IBB: 2 HBP: 0 BLK: 0 WP: 0 HR: 0 S: 28 P: 36 ERA: 3.00 WHIP: 1.000															<b>PITCHER</b>				
Claude Raymond, R (7, 1) ERA: 2.45	IP: 2.0 WLS: L BF: 6 H: 0 R: 0 ER: 0 SO: 1 BB: 0 IBB: 0 HBP: 0 BLK: 0 WP: 0 HR: 0 S: 8 P: 8 ERA: 0.00 WHIP: 0.000															<b>PITCHER</b>				





Batter	1	2	3	4	5	6	7	8	9	AB	R	H	RBI	BB	SO	LOB	TOP			
Don Hahn, R OBP: 0.467, SLG: 0.417 (1, 8)	6-3	6-3	F8				5-3 2B		SH3-4 1B BB	4	1	1	0	1	0	1				
Ron Brand, R OBP: 0.217, SLG: 0.227 (1, 5)	BB 2B E 1B		1B		1-3		5-3		SH3-4 1-2	4	1	2	0	0	0	1				
Rusty Staub, L OBP: 0.464, SLG: 0.463 (1, 9)	E6 BB 2B		1B		F7		K		WP 1B 2-H	5	1	2	1	0	1	2				
Ron Fairly, L OBP: 0.361, SLG: 0.397 (1, 3)	P6		F8				FC6-4 IBB		K 1-2	3	0	0	0	2	1	5				
Jack Hiatt, R OBP: 0.538, SLG: 0.429 (1, 2)	2B 1-2 2-3 BB		K		P4		FC6-4 1-2		P4	4	0	0	0	1	1	6				
Mack Jones, L OBP: 0.329, SLG: 0.288 (1, 7)	1-3 2-H 3-H 2B		K				F9		1B	4	0	2	2	0	1	2				
Gary Sutherland, R OBP: 0.216, SLG: 0.278 (1, 4)	6-3				F9 FC6-2 2B		G3 1B		F8	4	0	2	0	0	0	3				
Bobby Wine, R OBP: 0.311, SLG: 0.368 (1, 6)			K		F9		G3		K	4	0	0	0	0	2	3				
Carl Morton, R OBP: 0.286, SLG: 0.167 (1, 1)			K		FC6-2		1-3		F3	4	0	0	0	0	1	3				
<b>Inning Stats</b>	R: 2 E: 1 K: 0 S: 6	H: 2 LOB: 2 BB: 1 P: 10	R: 0 E: 0 K: 2 S: 7	H: 0 LOB: 0 BB: 0 P: 7	R: 0 E: 0 K: 2 S: 9	H: 2 LOB: 2 BB: 0 P: 9	R: 0 E: 0 K: 0 S: 4	H: 1 LOB: 1 BB: 0 P: 4	R: 0 E: 0 K: 0 S: 3	H: 0 LOB: 1 BB: 1 P: 7	R: 0 E: 0 K: 1 S: 6	H: 1 LOB: 2 BB: 1 P: 10	R: 0 E: 0 K: 1 S: 6	H: 1 LOB: 1 BB: 0 P: 6	R: 1 E: 0 K: 1 S: 6	H: 1 LOB: 1 BB: 1 P: 10	1B: 6 2B: 3 3B: 0 HR: 0	SF: 0 SAC: 1 DP: 0 HBP: 0	WP: 1 PB: 0 SB: 1 CS: 1	PA: 41
<b>PITCHER</b>	IP WLS BF H R ER SO BB IBB HBP BLK WP HR S P ERA WHIP	IP WLS BF H R ER SO BB IBB HBP BLK WP HR S P ERA WHIP																		
Don Sutton, R ERA: 2.3 (1, 1)	7.0	L	32	7	2	0	5	2	1	0	0	0	0	0	39	51	0.00	1.286		
Fred Norman, L ERA: 5.63 (8, 1)	2.0		9	2	1	1	2	1	0	0	0	1	0	12	16	4.50	1.500			

Montreal Expos @ Los Angeles Dodgers  
Dodger Stadium, Los Angeles, CA  
Fri May 01 1970, 7:05 PM PDT  
Att: 32,929 - Unknown

AB	36
R	3
H	9
RBI	3
BB	4
SO	7
LOB	26



Batter	1	2	3	4	5	6	7	8	9	AB	R	H	RBI	BB	SO	LOB	BOTTOM			
Maury Wills, S OBP: 0.355, SLG: 0.269 (1, 6)	4-3		6-3 BB		4-3		4-3			3	0	0	0	1	0	0				
Ted Sizemore, R OBP: 0.313, SLG: 0.276 (1, 4)	P2		6-3				4-3			3	0	0	0	1	0	1				
Willie Davis, L OBP: 0.207, SLG: 0.229 (1, 8)	F7		K		F8				5-3	4	0	0	0	0	1	2				
Andy Kosco, R OBP: 0.200, SLG: 0.433 (1, 9)			F8		6-3		FC1-5 2B		5-3	4	0	1	0	0	0	1				
Wes Parker, S OBP: 0.333, SLG: 0.367 (1, 3)			6-3		4-3		FC1-5 E S		F7	4	0	0	0	0	0	1				
Willie Crawford, L OBP: 0.276, SLG: 0.333 (1, 7)			E6 PB 1B		FC4-6 1B		K 1-3		L6	4	1	1	0	0	1	1				
Bill Sudakis, S OBP: 0.357, SLG: 0.261 (1, 2)			BB 1B		FC4-6 S		IBB		FC5-4 BB	2	0	1	1	2	0	1				
Billy Grabarkewitz, R OBP: 0.450, SLG: 0.500 (1, 5)			1B		1-3		K		FC5-4	3	0	0	0	1	1	4				
Don Sutton, R OBP: 0.294, SLG: 0.294 (1, 1)			4-3		F8		1-3		F9	2	0	0	0	0	0	2				
Bill Buckner, L OBP: 0.171, SLG: 0.121 (7, PH)										1	0	0	0	0	0	0				
Fred Norman, S (8, 1)										0	0	0	0	0	0	0				
Len Gabrielson, L (9, PH)										1	0	0	0	0	0	1				
<b>Inning Stats</b>	R: 0 E: 0 K: 0 S: 3	H: 0 LOB: 0 BB: 0 P: 3	R: 1 E: 1 K: 0 S: 5	H: 1 LOB: 2 BB: 1 P: 9	R: 0 E: 0 K: 1 S: 5	H: 0 LOB: 1 BB: 1 P: 9	R: 0 E: 0 K: 0 S: 4	H: 1 LOB: 1 BB: 0 P: 4	R: 0 E: 0 K: 0 S: 3	H: 0 LOB: 0 BB: 1 P: 7	R: 0 E: 0 K: 2 S: 8	H: 1 LOB: 2 BB: 1 P: 12	R: 0 E: 0 K: 0 S: 3	H: 0 LOB: 0 BB: 0 P: 3	R: 0 E: 0 K: 0 S: 3	H: 0 LOB: 1 BB: 1 P: 7	1B: 2 2B: 1 3B: 0 HR: 0	SF: 0 SAC: 0 DP: 0 HBP: 0	WP: 0 PB: 1 SB: 2 CS: 0	PA: 36
<b>PITCHER</b>	IP WLS BF H R ER SO BB IBB HBP BLK WP HR S P ERA WHIP	IP WLS BF H R ER SO BB IBB HBP BLK WP HR S P ERA WHIP																		
Carl Morton, R ERA: 1.64 (1, 1)	9.0	W	36	3	1	0	3	4	1	0	0	0	0	37	57	0.00	0.778			

Montreal Expos @ Los Angeles Dodgers  
Dodger Stadium, Los Angeles, CA  
Fri May 01 1970, 7:05 PM PDT  
Att: 32,929 - Unknown

AB	31
R	1
H	3
RBI	1
BB	5
SO	3
LOB	14





Batter	1	2	3	4	5	6	7	8	9	AB	R	H	RBI	BB	SO	LOB	TOP																
Don Hahn, R OBP: 0.400, SLG: 0.313 (1, 8)										4	0	0	0	1	0	2																	
Ron Brand, R OBP: 0.296, SLG: 0.250 (1, 5)										2	1	1	1	2	0	0																	
Rusty Staub, L OBP: 0.449, SLG: 0.437 (1, 9)										4	1	0	0	1	0	3																	
Ron Fairly, L OBP: 0.379, SLG: 0.400 (1, 3)										2	0	1	0	2	0	1																	
Mack Jones, L OBP: 0.324, SLG: 0.279 (1, 7)										2	0	0	1	1	0	3																	
Gary Sutherland, R OBP: 0.220, SLG: 0.275 (1, 4)										4	0	1	1	0	0	5																	
John Bateman, R OBP: 0.118, SLG: 0.176 (1, 2)										4	0	0	0	0	1	2																	
Bobby Wine, R OBP: 0.295, SLG: 0.347 (1, 6)										4	0	0	0	0	0	0																	
Gary Waslewski, R Jim Fairey, L Dan McGinn, L Howie Reed, R Marv Staehle, L John Strohmayer, R Bob Bailey, R Joe Sparna, R (1, 1) (5, PH) (5, 1) (5, 1) (5, PH) (5, 1) (5, PH) (8, 1)										0	0	0	0	1	0	0																	
<b>Inning Stats</b>	R: 0 E: 0 K: 0 S: 3	H: 0 LOB: 3 BB: 3 P: 15	R: 0 E: 0 K: 0 S: 3	H: 0 LOB: 1 BB: 1 P: 7	R: 0 E: 0 K: 0 S: 4	H: 1 LOB: 1 BB: 0 P: 4	R: 0 E: 0 K: 0 S: 3	H: 0 LOB: 0 BB: 0 P: 3	R: 3 E: 0 K: 1 S: 8	H: 3 LOB: 2 BB: 2 P: 16	R: 0 E: 0 K: 0 S: 4	H: 0 LOB: 0 BB: 1 P: 8	R: 0 E: 0 K: 1 S: 5	H: 0 LOB: 0 BB: 0 P: 5	R: 0 E: 0 K: 0 S: 2	H: 0 LOB: 0 BB: 1 P: 6	1B: 4 2B: 0 3B: 0 HR: 0	SF: 1 SAC: 1 DP: 1 HBP: 0	WP: 0 PB: 0 SB: 0 CS: 0	PA: 39													
<b>PITCHER</b>	IP WLS BF H R ER SO BB IBB HBP BLK WP HR S P ERA WHIP																																
Alan Foster, R ERA: 3.12 Joe Moeller, R ERA:	(1, 1) (5, 1)	4.2 W	24 15	4 0	3 0	3 0	0 2	6 2	0 0	0 0	0 0	0 0	0 0	18 17	42 25	5.79 0.00	2.143 0.462																

**Montreal Expos @ Los Angeles Dodgers**  
**Dodger Stadium, Los Angeles, CA**  
 Sat May 02 1970, 7:05 PM PDT  
 Att: 16,552 - Unknown

AB 29  
 R 3  
 H 4  
 RBI 3  
 BB 8  
 SO 2  
 LOB 16



Batter	1	2	3	4	5	6	7	8	9	AB	R	H	RBI	BB	SO	LOB	BOTTOM												
Von Joshua, L OBP: 0.333, SLG: 0.333 Manny Mota, R OBP: 0.394, SLG: 0.286 (1, 8) (5, PH) (6, 7)										3	0	1	1	0	0	1													
Maury Wills, S OBP: 0.337, SLG: 0.253 (1, 6)										5	0	0	0	0	0	5													
Bill Sudakis, S OBP: 0.364, SLG: 0.259 (1, 2)										4	1	1	0	1	0	2													
Andy Kosco, R OBP: 0.231, SLG: 0.438 Willie Davis, L OBP: 0.207, SLG: 0.229 (1, 9) (9, 8)										4	2	2	0	1	1	1													
Wes Parker, S OBP: 0.337, SLG: 0.381 (1, 3)										5	0	2	3	0	0	3													
Willie Crawford, L OBP: 0.274, SLG: 0.328 (1, 7) (6, 8) (9, 9)										4	1	1	0	0	1	3													
Billy Grabarkewitz, R OBP: 0.469, SLG: 0.510 (1, 5)										3	0	2	0	1	1	2													
Ted Sizemore, R OBP: 0.338, SLG: 0.295 (1, 4)										3	2	2	1	1	0	1													
Alan Foster, R OBP: 0.200, SLG: 0.143 Joe Moeller, R ERA:	(1, 1) (5, 1)									2	1	1	0	0	0	2													
<b>Inning Stats</b>	R: 0 E: 0 K: 0 S: 3	H: 0 LOB: 0 BB: 0 P: 3	R: 0 E: 0 K: 0 S: 5	H: 3 LOB: 2 BB: 0 P: 5	R: 3 E: 0 K: 0 S: 5	H: 2 LOB: 1 BB: 2 P: 13	R: 1 E: 0 K: 0 S: 4	H: 1 LOB: 2 BB: 2 P: 12	R: 3 E: 0 K: 1 S: 9	H: 4 LOB: 2 BB: 1 P: 13	R: 0 E: 0 K: 1 S: 6	H: 1 LOB: 1 BB: 0 P: 6	R: 0 E: 0 K: 1 S: 6	H: 1 LOB: 1 BB: 0 P: 6	R: 0 E: 0 K: 1 S: 6	H: 1 LOB: 1 BB: 0 P: 6	1B: 12 2B: 1 3B: 0 HR: 0	SF: 0 SAC: 0 DP: 0 HBP: 0	WP: 2 PB: 0 SB: 1 CS: 0	PA: 41									
<b>PITCHER</b>	IP WLS BF H R ER SO BB IBB HBP BLK WP HR S P ERA WHIP																												
Gary Waslewski, R ERA: 3.6 Dan McGinn, L ERA: 11.17 Howie Reed, R ERA: 6.17 John Strohmayer, R ERA: 2.25 Joe Sparna, R ERA: 6.12	(1, 1) (5, 1) (5, 1) (6, 1) (8, 1)	4.0 0.2 0.1 2.0 1.0	L 6 2 8 4	21 3 1 2 1	4 3 0 2 0	0 3 0 0 0	1 1 0 2 1	0 0 0 0 0	0 0 0 1 0	0 7 2 12 6	33 11 2 12 6	9.00 40.50 0.00 0.00 0.00	2.500 6.000 3.000 1.000 1.000																

**Montreal Expos @ Los Angeles Dodgers**  
**Dodger Stadium, Los Angeles, CA**  
 Sat May 02 1970, 7:05 PM PDT  
 Att: 16,552 - Unknown

AB 36  
 R 7  
 H 13  
 RBI 7  
 BB 5  
 SO 4  
 LOB 22





Batter	1	2	3	4	5	6	7	8	9	AB	R	H	RBI	BB	SO	LOB	TOP							
Don Hahn, R OBP: 0.375, SLG: 0.300 (1, 7)										4	0	1	0	0	0	1	<b>Montreal Expos @ Los Angeles Dodgers</b> Dodger Stadium, Los Angeles, CA Sun May 03 1970, 3:33 AM PDT Att: 16,111 - Unknown							
Ron Brand, R OBP: 0.323, SLG: 0.259 (1, 5)										3	0	1	0	1	0	1								
Rusty Staub, L OBP: 0.451, SLG: 0.438 Jack Hiatt, R OBP: 0.561, SLG: 0.467 (1, 9)										2	0	1	0	0	0	1								
Adolfo Phillips, R OBP: 0.263, SLG: 0.229 (1, 8)										4	0	2	0	0	0	2								
John Bateman, R OBP: 0.095, SLG: 0.143 (1, 2)										4	0	0	0	0	0	5								
Gary Sutherland, R OBP: 0.200, SLG: 0.250 (1, 4)										4	0	0	0	0	0	1								
Ron Fairly, L OBP: 0.382, SLG: 0.493 John Strohmayr, R OBP: 0.210, SLG: 0.127 (1, 3)										2	0	1	0	0	1	0								
Coco Laboy, R OBP: 0.210, SLG: 0.127 (7, PH)										0	0	0	0	0	0	0								
Bobby Wine, R OBP: 0.284, SLG: 0.333 Joe Sparma, R OBP: 0.321, SLG: 0.313 (1, 6)										3	0	0	0	0	0	2								
Steve Renko, R OBP: 0.300, SLG: 0.300 Dan McGinn, L OBP: 0.284, SLG: 0.333 Howie Reed, R OBP: 0.321, SLG: 0.313 Bob Bailey, R OBP: 0.210, SLG: 0.127 (1, 1)										1	0	0	0	0	0	0								
<b>Inning Stats</b>	R: 0 E: 0 K: 0 S: 3	H: 2 LOB: 2 BB: 0 P: 3	R: 0 E: 0 K: 0 S: 5	H: 2 LOB: 2 BB: 0 P: 5	R: 0 E: 0 K: 0 S: 4	H: 1 LOB: 1 BB: 0 P: 4	R: 0 E: 0 K: 0 S: 3	H: 0 LOB: 0 BB: 0 P: 3	R: 0 E: 0 K: 1 S: 5	H: 0 LOB: 0 BB: 0 P: 3	R: 0 E: 0 K: 1 S: 5	H: 2 LOB: 2 BB: 0 P: 5	R: 0 E: 0 K: 1 S: 5	H: 0 LOB: 0 BB: 0 P: 5	R: 1 E: 0 K: 0 S: 5	H: 2 LOB: 2 BB: 1 P: 9	R: 0 E: 0 K: 0 S: 3	H: 0 LOB: 1 BB: 1 P: 7	1B: 8 2B: 1 3B: 0 HR: 0	SF: 0 SAC: 0 DP: 0 HBP: 0	WP: 0 PB: 0 SB: 0 CS: 0	PA: 36		
<b>PITCHER</b>	IP ERA WLS BF H R ER SO BB IBB HBP BLK WP HR S P ERA WHIP	8.0 1.88 W 32 9 1 1 2 1 0 0 0 0 0 0 35 39 1.12 1.250	1.0 ERA S 4 0 0 0 0 1 0 0 0 0 0 0 3 7 0.00 1.000																					

AB	34
R	1
H	9
RBI	1
BB	2
SO	2
LOB	14



Batter	1	2	3	4	5	6	7	8	9	AB	R	H	RBI	BB	SO	LOB	BOTTOM						
Von Joshua, L OBP: 0.556, SLG: 0.500 (1, 8)										5	3	3	0	1	1	4	<b>Montreal Expos @ Los Angeles Dodgers</b> Dodger Stadium, Los Angeles, CA Sun May 03 1970, 3:33 AM PDT Att: 16,111 - Unknown						
Maury Wills, S OBP: 0.343, SLG: 0.264 Jim Lefebvre, S OBP: 0.286, SLG: 0.200 (1, 6)										4	2	2	0	0	0	1							
Bill Sudakis, S OBP: 0.359, SLG: 0.281 (1, 2)										5	0	1	1	1	2	3							
Andy Kosco, R OBP: 0.232, SLG: 0.426 Willie Davis, L OBP: 0.216, SLG: 0.238 (1, 9)									4	1	1	2	0	0	3								
Wes Parker, S OBP: 0.347, SLG: 0.384 Gary Moore, R OBP: 0.500, SLG: 1.500 (1, 3)										2	1	1	1	1	0	1							
Willie Crawford, L OBP: 0.313, SLG: 0.322 (1, 7)										1	3	0	0	4	0								
Billy Grabarkewitz, R OBP: 0.493, SLG: 0.564 (1, 5)										4	1	3	5	1	0	0							
Ted Sizemore, R OBP: 0.356, SLG: 0.308 (1, 4)										4	1	2	1	1	0	4							
Claude Osteen, L OBP: 0.250, SLG: 0.200 Len Gabrielson, L OBP: 0.321, SLG: 0.313 Jose Pena, R OBP: 0.210, SLG: 0.127 (1, 1)										3	1	1	1	0	0	1							
<b>Inning Stats</b>	R: 1 E: 1 K: 0 S: 4	H: 1 LOB: 1 BB: 1 P: 8	R: 0 E: 1 K: 0 S: 3	H: 0 LOB: 0 BB: 0 P: 3	R: 3 E: 0 K: 1 S: 8	H: 3 LOB: 3 BB: 3 P: 20	R: 5 E: 0 K: 0 S: 7	H: 5 LOB: 3 BB: 3 P: 20	R: 0 E: 0 K: 0 S: 3	H: 0 LOB: 0 BB: 0 P: 3	R: 3 E: 0 K: 1 S: 8	H: 3 LOB: 1 BB: 1 P: 12	R: 2 E: 0 K: 1 S: 6	H: 2 LOB: 1 BB: 1 P: 10	R: 1 E: 1 K: 0 S: 5	H: 2 LOB: 1 BB: 0 P: 5		1B: 12 2B: 3 3B: 1 HR: 0	SF: 0 SAC: 0 DP: 1 HBP: 1	WP: 3 PB: 0 SB: 2 CS: 1	PA: 48		
<b>PITCHER</b>	IP ERA WLS BF H R ER SO BB IBB HBP BLK WP HR S P ERA WHIP	2.2 6.56 L 14 4 4 4 0 3 0 0 0 1 0 4 16 108.00 18.000	0.1 ERA S 7 3 4 4 0 3 0 0 0 1 0 4 16 108.00 18.000	1.0 ERA S 7 2 1 1 0 2 0 1 0 1 0 4 13 9.00 4.000	2.0 ERA S 10 3 3 3 1 1 0 0 0 1 0 11 15 13.50 2.000	2.0 ERA S 10 4 3 2 1 1 0 0 0 0 0 11 15 9.00 2.500																	










Batter	1	2	3	4	5	6	7	8	9	AB	R	H	RBI	BB	SO	LOB	TOP		
Von Joshua, L OBP: 0.421, SLG: 0.353 (1, 7)	0-0 4-3		0-3 K		0-0 L4			0-0 1-3	0-0 L4	5	0	0	0	0	1	3			
Maury Wills, S OBP: 0.342, SLG: 0.274 (1, 6)	0-0 6-3		0-0 1-3			0-0 4-3		0-0 1-3		4	0	0	0	0	0	0			
Willie Davis, L OBP: 0.226, SLG: 0.247 (1, 8)	0-3 K			0-0 G4-6-3 1B		0-0 FC6-4 1B			0-3 K	4	0	2	0	0	2	0			
Wes Parker, S OBP: 0.359, SLG: 0.391 (1, 3)		0-0 F7		0-0 G4-6-3 1B		0-0 FC6-4 1B			4-0 1B HR	3	1	1	0	1	0	1			
Bill Sudakis, S OBP: 0.333, SLG: 0.250 (1, 2)	0-0 4-3		0-0 G4-6-3		0-0 F8				0-0 1B HR	4	1	1	0	0	0	3			
Willie Crawford, L OBP: 0.347, SLG: 0.409 (1, 9)	0-0 1B		0-3 K			0-0 FC5-4 1B			0-0 1B HR	4	1	3	3	0	1	1			
Billy Grabarkewitz, R OBP: 0.481, SLG: 0.556 (1, 5)	0-3 K			0-0 FC6-4 1B		0-0 FC5-4 1B			0-0 4-3 1B	4	0	2	0	0	1	2			
Ted Sizemore, R OBP: 0.356, SLG: 0.356 (1, 4)			0-0 HR		0-0 FC6-4 1B				0-0 4-3 1B	4	1	2	1	0	0	2			
Don Sutton, R Joe Mottier, R Len Gabrielson, L Camilo Pascual, R Jim Lefebvre, S Jose Pena, R Andy Kosco, R	0-0 K		0-3 K		0-3 K			0-3 K	0-0 4-3	1	0	0	0	0	1	0			
<b>Inning Stats</b>	R: 0 E: 0 K: 1 S: 5	H: 0 LOB: 0 BB: 0 P: 5	R: 0 E: 0 K: 1 S: 6	H: 1 LOB: 1 BB: 0 P: 6	R: 1 E: 0 K: 2 S: 8	H: 1 LOB: 0 BB: 0 P: 8	R: 0 E: 0 K: 1 S: 6	H: 2 LOB: 1 BB: 0 P: 6	R: 0 E: 0 K: 0 S: 4	H: 1 LOB: 1 BB: 0 P: 4	R: 0 E: 0 K: 0 S: 3	H: 1 LOB: 0 BB: 0 P: 3	R: 0 E: 0 K: 1 S: 5	H: 0 LOB: 0 BB: 0 P: 5	R: 3 E: 0 K: 1 S: 9	H: 4 LOB: 2 BB: 1 P: 13	1B: 9 2B: 0 3B: 0 HR: 2	SF: 0 SAC: 0 DP: 2 HBP: 0	WP: 0 PA: 37 SB: 0 CS: 0
<b>PITCHER</b>	IP WLS BF H R ER SO BB IBB HBP BLK WP HR S P ERA WHIP	IP WLS BF H R ER SO BB IBB HBP BLK WP HR S P ERA WHIP	IP WLS BF H R ER SO BB IBB HBP BLK WP HR S P ERA WHIP	IP WLS BF H R ER SO BB IBB HBP BLK WP HR S P ERA WHIP	IP WLS BF H R ER SO BB IBB HBP BLK WP HR S P ERA WHIP	IP WLS BF H R ER SO BB IBB HBP BLK WP HR S P ERA WHIP	IP WLS BF H R ER SO BB IBB HBP BLK WP HR S P ERA WHIP	IP WLS BF H R ER SO BB IBB HBP BLK WP HR S P ERA WHIP	IP WLS BF H R ER SO BB IBB HBP BLK WP HR S P ERA WHIP	IP WLS BF H R ER SO BB IBB HBP BLK WP HR S P ERA WHIP	IP WLS BF H R ER SO BB IBB HBP BLK WP HR S P ERA WHIP	IP WLS BF H R ER SO BB IBB HBP BLK WP HR S P ERA WHIP	IP WLS BF H R ER SO BB IBB HBP BLK WP HR S P ERA WHIP	IP WLS BF H R ER SO BB IBB HBP BLK WP HR S P ERA WHIP	IP WLS BF H R ER SO BB IBB HBP BLK WP HR S P ERA WHIP	IP WLS BF H R ER SO BB IBB HBP BLK WP HR S P ERA WHIP	IP WLS BF H R ER SO BB IBB HBP BLK WP HR S P ERA WHIP		
Tom Seaver, R ERA: 2.1 Ron Taylor, R ERA: 2.64	8.1 W 35 11 4 4 8 1 0 0 0 0 2 50 54 4.32 1.440	0.2 S 2 0 0 0 0 0 0 0 0 0 0 0 2 2 0.00 0.000																	

Los Angeles Dodgers @ New York Mets  
Shea Stadium, Flushing, NY  
Wed May 06 1970, 7:05 PM EDT  
Att: 18,027 - Unknown


AB 36  
R 4  
H 11  
RBI 4  
BB 1  
SO 8  
LOB 15



Batter	1	2	3	4	5	6	7	8	9	AB	R	H	RBI	BB	SO	LOB	BOTTOM		
Tommie Agee, R OBP: 0.327, SLG: 0.375 (1, 8)	0-0 1B WP	4-0 1B S BB		4-0 1B WP BB		0-0 F9		0-3 K		3	3	1	0	2	1	1			
Bud Harrelson, S OBP: 0.412, SLG: 0.495 (1, 6)	0-0 F8	0-0 E S 1B		0-0 WP 4-3 1B		0-0 1B		0-0 4-3		5	1	3	1	0	0	1			
Cleon Jones, R OBP: 0.305, SLG: 0.259 (1, 7)	0-0 1B WP	1-0 1B HBP		0-0 5-3		0-0 P4				3	1	1	0	0	0	3			
Art Shamsky, L OBP: 0.373, SLG: 0.359 (1, 9)	4-0 1B BB	0-0 P6		4-0 4-3		0-0 L4				3	0	0	1	1	0	4			
Ken Boswell, L OBP: 0.375, SLG: 0.375 (1, 4)	0-0 1B		0-0 S 1B		0-0 F8			0-3 K		4	0	2	1	0	1	0			
Mike Jorgensen, L OBP: 0.297, SLG: 0.406 (1, 3)	0-0 F8		0-3 K		0-3 K			0-0 S 1B		4	0	1	0	0	2	3			
Joe Foy, R OBP: 0.286, SLG: 0.291 (1, 5)	0-0 P4		0-0 5-3		0-0 5-3			0-0 L4		4	0	0	0	0	0	4			
Duffy Dyer, R OBP: 0.333, SLG: 0.227 (1, 2)		0-0 6-3		4-0 1B		0-0 6-3		0-0 6-3		3	0	0	0	1	0	1			
Tom Seaver, R Ron Taylor, R	0-0 F8	0-0 F9		0-0 F9		0-0 1B		0-0 P4		4	0	1	0	0	0	2			
<b>Inning Stats</b>	R: 2 E: 0 K: 0 S: 6	H: 3 LOB: 2 BB: 1 P: 10	R: 1 E: 0 K: 0 S: 4	H: 1 LOB: 2 BB: 1 P: 9	R: 0 E: 0 K: 1 S: 6	H: 1 LOB: 2 BB: 1 P: 10	R: 2 E: 0 K: 0 S: 4	H: 1 LOB: 0 BB: 1 P: 8	R: 0 E: 0 K: 1 S: 5	H: 0 LOB: 0 BB: 0 P: 5	R: 0 E: 0 K: 0 S: 5	H: 2 LOB: 2 BB: 0 P: 5	R: 0 E: 0 K: 1 S: 6	H: 1 LOB: 1 BB: 0 P: 6	R: 0 E: 0 K: 1 S: 5	H: 0 LOB: 0 BB: 0 P: 5	1B: 9 2B: 0 3B: 0 HR: 0	SF: 0 SAC: 0 DP: 0 HBP: 1	WP: 2 PA: 38 SB: 0 CS: 0
<b>PITCHER</b>	IP WLS BF H R ER SO BB IBB HBP BLK WP HR S P ERA WHIP	IP WLS BF H R ER SO BB IBB HBP BLK WP HR S P ERA WHIP	IP WLS BF H R ER SO BB IBB HBP BLK WP HR S P ERA WHIP	IP WLS BF H R ER SO BB IBB HBP BLK WP HR S P ERA WHIP	IP WLS BF H R ER SO BB IBB HBP BLK WP HR S P ERA WHIP	IP WLS BF H R ER SO BB IBB HBP BLK WP HR S P ERA WHIP	IP WLS BF H R ER SO BB IBB HBP BLK WP HR S P ERA WHIP	IP WLS BF H R ER SO BB IBB HBP BLK WP HR S P ERA WHIP	IP WLS BF H R ER SO BB IBB HBP BLK WP HR S P ERA WHIP	IP WLS BF H R ER SO BB IBB HBP BLK WP HR S P ERA WHIP	IP WLS BF H R ER SO BB IBB HBP BLK WP HR S P ERA WHIP	IP WLS BF H R ER SO BB IBB HBP BLK WP HR S P ERA WHIP	IP WLS BF H R ER SO BB IBB HBP BLK WP HR S P ERA WHIP	IP WLS BF H R ER SO BB IBB HBP BLK WP HR S P ERA WHIP	IP WLS BF H R ER SO BB IBB HBP BLK WP HR S P ERA WHIP	IP WLS BF H R ER SO BB IBB HBP BLK WP HR S P ERA WHIP	IP WLS BF H R ER SO BB IBB HBP BLK WP HR S P ERA WHIP		
Don Sutton, R Joe Meiller, R Camilo Pascual, R Jose Pena, R	3.0 L 20 6 5 5 1 0 17 3 3 0.00 3.000	1.0 3 0 0 0 0 0 0 0 0 0 0 0 3 3 0.00 0.000	3.0 12 3 0 0 2 0 0 0 0 0 0 0 16 16 0.00 1.000	1.8 3 0 0 0 1 0 0 0 0 0 0 0 5 5 0.00 0.000															

Los Angeles Dodgers @ New York Mets  
Shea Stadium, Flushing, NY  
Wed May 06 1970, 7:05 PM EDT  
Att: 18,027 - Unknown

AB 33  
R 5  
H 9  
RBI 3  
BB 4  
SO 4  
LOB 19





















Batter	1	2	3	4	5	6	7	8	9	AB	R	H	RBI	BB	SO	LOB	TOP					
Joe Morgan, L (1,4) OBP: 0.370, SLG: 0.392	F8		F9		E9		G4-6-3	BB		4	0	2	0	1	0	0	<b>Houston Astros @ Los Angeles Dodgers</b> Dodger Stadium, Los Angeles, CA Tue May 12 1970, 7:05 PM PDT Att: 12,494 - Unknown					
Norm Miller, L (1,9) OBP: 0.329, SLG: 0.387	K		BB		G3		BB	BB		3	0	0	0	2	1	3						
Jimmy Wynn, R (1,8) OBP: 0.387, SLG: 0.534	HR		F7		5-3			BB		5	2	2	0	0	0	4						
Tommy Davis, R (1,7) OBP: 0.313, SLG: 0.402	E5		F9		F7			BB		4	1	0	0	0	0	3						
Jim Beauchamp, R (8,7) OBP: 0.368, SLG: 0.471	HR							BB		1	0	0	0	0	0	0						
Denis Menke, R (1,6) OBP: 0.413, SLG: 0.517	HR				6-3			BB		5	2	4	4	0	0	0						
Joe Pepitone, L (1,3) OBP: 0.300, SLG: 0.487	F4				3-1			BB		5	0	0	0	0	0	3						
Doug Rader, R (1,5) OBP: 0.369, SLG: 0.543			E1		F9		HR	BB		5	2	3	1	0	0	0						
Johnny Edwards, L (1,2) OBP: 0.191, SLG: 0.248	G3-6-3				F8		4-3	BB		5	1	1	2	0	0	3						
Don Wilson, R (1,1) OBP: 0.167, SLG: 0.167	K				K		E5	BB		4	0	1	1	0	2	0						
Fred Gladding, L (9,1)								BB		0	0	0	0	0	0	0						
<b>Inning Stats</b>	R: 3 E: 1 K: 1 S: 8	H: 2 LOB: 0 BB: 0 P: 8	R: 0 E: 1 K: 1 S: 5	H: 0 LOB: 0 BB: 0 P: 5	R: 0 E: 0 K: 0 S: 3	H: 0 LOB: 1 BB: 1 P: 7	R: 0 E: 0 K: 0 S: 3	H: 0 LOB: 0 BB: 0 P: 3	R: 0 E: 1 K: 1 S: 6	H: 1 LOB: 1 BB: 0 P: 6	R: 0 E: 0 K: 0 S: 4	H: 1 LOB: 1 BB: 0 P: 4	R: 1 E: 1 K: 0 S: 4	H: 1 LOB: 1 BB: 1 P: 8	R: 4 E: 0 K: 0 S: 9	H: 6 LOB: 3 BB: 1 P: 13	R: 0 E: 0 K: 0 S: 5	H: 2 LOB: 2 BB: 0 P: 5	1B: 8 2B: 3 3B: 0 HR: 2	SF: 0 SAC: 0 DP: 2 HBP: 0	WP: 0 PB: 0 SB: 0 CS: 0	PA: 44
<b>PITCHER</b>	IP	WLS	BF	H	R	ER	SO	BB	IBB	HBP	BLK	WP	HR	S	P	ERA	WHIP					
Alan Foster, R (1,1) ERA: 3.0	7.1	L	32	7	6	3	3	2	0	0	0	0	2	36	44	3.68	1.227					
Jim Brewer, L (8,1) ERA: 2.65	0.2		7	4	2	2	0	1	0	0	0	0	0	6	10	27.00	7.500					
Camilo Pascual, R (9,1) ERA: 4.5	1.0		5	2	0	0	0	0	0	0	0	0	0	5	5	0.00	2.000					

AB	41
R	8
H	13
RBI	8
BB	3
SO	3
LOB	16



Batter	1	2	3	4	5	6	7	8	9	AB	R	H	RBI	BB	SO	LOB	BOTTOM					
Maury Wills, S (1,6) OBP: 0.336, SLG: 0.282	5-3	5-3		3-1		6-3		F8		5	0	1	0	0	0	1	<b>Houston Astros @ Los Angeles Dodgers</b> Dodger Stadium, Los Angeles, CA Tue May 12 1970, 7:05 PM PDT Att: 12,494 - Unknown					
Manny Mota, R (1,7) OBP: 0.428, SLG: 0.479	BB	5-3		L5		BB		L5		4	1	1	0	1	0	2						
Willie Davis, L (1,8) OBP: 0.273, SLG: 0.310	BB			4-3		3-1		BB		4	0	2	0	1	0	1						
Wes Parker, S (1,3) OBP: 0.382, SLG: 0.496	HBP			1B		BLK		BB		3	1	1	1	2	0	3						
Willie Crawford, L (1,9) OBP: 0.344, SLG: 0.372	F6			S		K		BB		5	1	2	0	0	2	4						
Billy Grabarkewitz, R (1,5) OBP: 0.485, SLG: 0.556				S		F3		K		2	0	0	0	2	1	0						
Ted Sizemore, R (1,4) OBP: 0.333, SLG: 0.309	F8			E		5-3		BB		5	0	0	1	0	0	7						
Jeff Torborg, R (1,2) OBP: 0.333, SLG: 0.378		E5		F5		5-3		5-3		4	0	0	0	0	2							
Alan Foster, R (1,1) OBP: 0.150, SLG: 0.105		4-3		F2				F5		3	0	0	0	0	1	3						
Jim Brewer, L (8,1) ERA: 5.0										0	0	0	0	0	0	0						
Von Joshua, L (6,PH) OBP: 0.333, SLG: 0.280										1	0	0	0	0	0	0						
Camilo Pascual, R (9,1) ERA: 4.38										0	0	0	0	0	0	0						
<b>Inning Stats</b>	R: 1 E: 0 K: 0 S: 4	H: 1 LOB: 3 BB: 2 P: 13	R: 0 E: 1 K: 0 S: 4	H: 0 LOB: 0 BB: 0 P: 4	R: 2 E: 1 K: 0 S: 5	H: 1 LOB: 2 BB: 2 P: 13	R: 0 E: 0 K: 1 S: 6	H: 1 LOB: 2 BB: 1 P: 10	R: 0 E: 0 K: 0 S: 3	H: 0 LOB: 0 BB: 0 P: 3	R: 0 E: 0 K: 1 S: 7	H: 2 LOB: 2 BB: 0 P: 7	R: 0 E: 0 K: 2 S: 7	H: 0 LOB: 0 BB: 0 P: 7	R: 0 E: 0 K: 0 S: 3	H: 0 LOB: 0 BB: 0 P: 3	R: 0 E: 0 K: 0 S: 5	H: 2 LOB: 3 BB: 1 P: 9	1B: 7 2B: 0 3B: 0 HR: 0	SF: 0 SAC: 0 DP: 0 HBP: 1	WP: 0 PB: 0 SB: 2 CS: 0	PA: 43
<b>PITCHER</b>	IP	WLS	BF	H	R	ER	SO	BB	IBB	HBP	BLK	WP	HR	S	P	ERA	WHIP					
Don Wilson, R (1,1) ERA: 5.0	8.2	W	41	7	3	3	4	5	0	1	1	0	0	43	64	3.12	1.385					
Fred Gladding, R (9,1) ERA: 4.38	0.1	S	2	0	0	0	0	1	0	0	0	0	0	1	5	0.00	3.000					





Batter	1	2	3	4	5	6	7	8	9	AB	R	H	RBI	BB	SO	LOB	TOP					
Joe Morgan, L (1,4) OBP: 0.384, SLG: 0.403										4	1	3	1	1	0	0	<b>Houston Astros @ Los Angeles Dodgers</b> Dodger Stadium, Los Angeles, CA Wed May 13 1970, 7:05 PM PDT Att: 11,612 - Unknown					
Jesus Alou, R (1,9) OBP: 0.341, SLG: 0.415										5	0	0	0	0	0	7						
Jimmy Wynn, R (1,8) OBP: 0.373, SLG: 0.512										5	0	0	0	0	0	4						
Tommy Davis, R (1,7) OBP: 0.311, SLG: 0.396										4	0	1	1	0	0	3						
Jim Beauchamp, R (8,7) OBP: 0.350, SLG: 0.444										1	0	0	0	0	0	0						
Denis Menke, R (1,6) OBP: 0.413, SLG: 0.508										4	1	1	0	1	1	0						
Doug Radler, R (1,5) OBP: 0.381, SLG: 0.571										3	3	2	1	1	0	2						
Joe Pepitone, L (1,3) OBP: 0.298, SLG: 0.504										4	1	1	3	0	0	1						
Johnny Edwards, L (1,2) OBP: 0.193, SLG: 0.241										3	0	0	0	1	0	0						
Denny Lemaster, R (1,1) OBP: 0.250, SLG: 0.176										2	0	0	0	1	1	0						
Norm Miller, L (8,PH) OBP: 0.338, SLG: 0.387										0	0	0	0	1	0	0						
Fred Gladding, L (8,1) OBP: 0.167, SLG: 0.167										0	0	0	0	0	0	0						
Jim Ray, R (9,1) OBP: 0.167, SLG: 0.167										0	0	0	0	0	0	0						
<b>Inning Stats</b>	R: 1 E: 0 K: 0 S: 6	H: 3 LOB: 2 BB: 0 P: 6	R: 0 E: 0 K: 1 S: 5	H: 0 LOB: 0 BB: 0 P: 5	R: 0 E: 0 K: 0 S: 3	H: 0 LOB: 0 BB: 0 P: 3	R: 3 E: 0 K: 0 S: 5	H: 2 LOB: 0 BB: 1 P: 9	R: 0 E: 0 K: 0 S: 4	H: 1 LOB: 1 BB: 0 P: 4	R: 1 E: 0 K: 0 S: 4	H: 1 LOB: 0 BB: 0 P: 4	R: 0 E: 0 K: 0 S: 4	H: 1 LOB: 2 BB: 1 P: 8	R: 1 E: 0 K: 0 S: 3	H: 0 LOB: 3 BB: 4 P: 19	R: 0 E: 0 K: 1 S: 5	H: 0 LOB: 0 BB: 0 P: 5	1B: 6 2B: 0 3B: 0 HR: 2	SF: 0 SAC: 0 DP: 0 HBP: 0	WP: 0 PB: 0 SB: 0 CS: 0	PA: 41
<b>PITCHER</b>	IP WLS BF H R ER SO BB IBB HBP BLK WP HR S P ERA WHIP																					
Claude Osteen, L (1,1) ERA: 2.49	6.0 L 28 8 5 5 1 2 0 0 0 0 0 2 28 36 7.50 1.667																					
Joe Moeller, R (7,1) ERA:	1.0 3 0 0 0 0 0 0 0 0 0 0 0 3 3 0.00 0.000																					
Jose Pena, R (8,1) ERA: 1.0	0.2 6 0 1 1 0 0 3 1 0 0 0 0 2 18 13.50 4.500																					
Fred Norman, L (8,1) ERA: 2.6	0.1 1 0 0 0 0 0 0 0 0 0 0 0 1 1 0.00 0.000																					
Ray Lamb, R (9,1) ERA: 2.31	1.0 3 0 0 0 0 1 0 0 0 0 0 0 5 5 0.00 0.000																					

Batter	1	2	3	4	5	6	7	8	9	AB	R	H	RBI	BB	SO	LOB	BOTTOM			
Maury Wills, S (1,6) OBP: 0.341, SLG: 0.283										3	1	1	0	1	0	0	<b>Houston Astros @ Los Angeles Dodgers</b> Dodger Stadium, Los Angeles, CA Wed May 13 1970, 7:05 PM PDT Att: 11,612 - Unknown			
Manny Mota, R (1,7) OBP: 0.426, SLG: 0.500										4	1	1	1	1	0	2				
Willie Davis, L (1,8) OBP: 0.286, SLG: 0.325										4	2	2	1	1	1	2				
Wes Parker, S (1,3) OBP: 0.382, SLG: 0.500										5	1	2	1	0	1	3				
Billy Grabarkewitz, R (1,5) OBP: 0.510, SLG: 0.560										3	0	2	0	2	1	0				
Ted Sizemore, R (1,4) OBP: 0.327, SLG: 0.304										5	0	1	1	0	0	5				
Gary Moore, R (1,9) OBP: 0.200, SLG: 0.600										3	0	0	0	0	0	2				
Willie Crawford, L (8,PH) OBP: 0.352, SLG: 0.380										1	0	1	1	0	0	0				
Jeff Torborg, R (1,2) OBP: 0.370, SLG: 0.350										3	0	0	0	0	0	2				
Tom Haller, L (8,PH) OBP: 0.300, SLG: 0.368										1	0	1	0	0	0	0				
Claude Osteen, L (1,1) OBP: 0.286, SLG: 0.300										2	0	1	0	0	1	0				
Joe Moeller, R (7,1) ERA:										0	0	0	0	0	0	0				
Jim Lefebvre, S (7,PH) OBP: 0.276, SLG: 0.212										1	0	0	0	0	0	0				
Jose Pena, R (8,1) ERA:										0	0	0	0	0	0	0				
Fred Norman, S (8,1) ERA:										0	0	0	0	0	0	0				
Bill Sudakis, S (8,PH) OBP: 0.317, SLG: 0.308										0	0	0	0	0	1	2				
Ray Lamb, R (9,1) ERA:										0	0	0	0	0	0	0				
<b>Inning Stats</b>	R: 0 E: 0 K: 1 S: 4	H: 0 LOB: 0 BB: 1 P: 8	R: 0 E: 0 K: 1 S: 5	H: 0 LOB: 0 BB: 0 P: 5	R: 0 E: 0 K: 1 S: 5	H: 0 LOB: 0 BB: 0 P: 5	R: 3 E: 0 K: 1 S: 9	H: 4 LOB: 2 BB: 1 P: 13	R: 0 E: 0 K: 0 S: 4	H: 1 LOB: 0 BB: 0 P: 3	R: 0 E: 0 K: 0 S: 4	H: 0 LOB: 2 BB: 1 P: 8	R: 1 E: 0 K: 1 S: 8	H: 4 LOB: 2 BB: 0 P: 8	R: 1 E: 0 K: 0 S: 5	H: 2 LOB: 2 BB: 1 P: 9	1B: 9 2B: 2 3B: 1 HR: 0	SF: 0 SAC: 1 DP: 3 HBP: 0	WP: 1 PB: 0 SB: 3 CS: 0	PA: 42
<b>PITCHER</b>	IP WLS BF H R ER SO BB IBB HBP BLK WP HR S P ERA WHIP																			
Denny Lemaster, L (1,1) ERA: 3.42	7.0 W 30 6 3 3 4 1 0 0 0 0 0 1 34 50 3.86 1.429																			
Fred Gladding, R (8,1) ERA: 5.14	1.2 10 6 2 2 1 0 0 0 0 0 0 0 12 12 10.80 3.600																			
Jim Ray, R (9,1) ERA: 2.1	0.1 S 2 0 0 0 0 1 0 0 0 0 0 0 1 5 0.00 3.000																			





Batter	1	2	3	4	5	6	7	8	9	AB	R	H	RBI	BB	SO	LOB	TOP	
<b>Bobby Bonds, R</b> OBP: 0.428, SLG: 0.545 (1, 9)										3	1	2	0	2	0	2	<b>San Francisco Giants @ Los Angeles Dodgers</b> <b>Dodger Stadium, Los Angeles, CA</b> Thu May 14 1970, 7:05 PM PDT Att: 21,828 - Unknown	
<b>Don Mason, L</b> OBP: 0.222, SLG: 0.067 (1, 4)										3	0	1	0	1	0	3		
<b>Willie Mays, R</b> OBP: 0.371, SLG: 0.490 (1, 3)										3	0	0	1	0	0	5		
<b>Ken Henderson, S</b> OBP: 0.478, SLG: 0.543 (1, 8)										4	0	1	0	0	0	1		
<b>Dick Dietz, R</b> OBP: 0.460, SLG: 0.698 <b>Russ Gibson, R</b> OBP: 0.303, SLG: 0.387 (5, 2)										2	0	0	0	0	0	1		
<b>Frank Johnson, R</b> OBP: 0.250, SLG: 0.625 (1, 7)										4	1	1	1	0	0	1		
<b>Tito Fuentes, S</b> OBP: 0.316, SLG: 0.431 (1, 5)										4	1	1	0	0	0	0		
<b>Hal Lanier, R</b> OBP: 0.287, SLG: 0.315 (1, 6)										4	0	2	1	0	0	0		
<b>Juan Marichal, R</b> (1, 1)										1	0	0	0	0	0	0		
<b>Frank Reberger, L</b> OBP: 0.400, SLG: 0.600 <b>Bob Taylor, L</b> OBP: 0.310, SLG: 0.130 <b>Ron Bryant, S</b> OBP: 0.200, SLG: 0.200 <b>Jim Davenport, R</b> OBP: 0.355, SLG: 0.250 (9, PH)										1	0	0	0	0	1	0		
<b>Inning Stats</b>	R: 1 E: 0 K: 0 S: 4	H: 2 LOB: 0 BB: 0 P: 4	R: 0 E: 0 K: 0 S: 3	H: 0 LOB: 0 BB: 0 P: 3	R: 0 E: 0 K: 0 S: 3	H: 1 LOB: 0 BB: 0 P: 3	R: 0 E: 0 K: 1 S: 5	H: 0 LOB: 0 BB: 0 P: 5	R: 0 E: 0 K: 0 S: 3	H: 0 LOB: 0 BB: 0 P: 3	R: 0 E: 0 K: 1 S: 7	H: 2 LOB: 2 BB: 0 P: 7	R: 2 E: 0 K: 0 S: 6	H: 3 LOB: 2 BB: 1 P: 10	1B: 6 2B: 1 3B: 0 HR: 1	SF: 1 SAC: 0 DP: 1 HBP: 0		WP: 0 PA: 37 PB: 0 SB: 1 CS: 0
<b>PITCHER</b> <b>Sandy Vance, R</b> ERA: 2.06 <b>Jim Brewer, L</b> ERA: 2.6 (9, 1)	IP: 8.2 WLS: W BF: 35 H: 8 R: 3 ER: 3 SO: 2 BB: 3 IBB: 0 HBP: 0 BLK: 0 WP: 0 HR: 1 S: 36 P: 48 ERA: 3.12 WHIP: 1.269	IP: 0.1 WLS: S BF: 2 H: 0 R: 0 ER: 0 SO: 0 BB: 1 IBB: 0 HBP: 0 BLK: 0 WP: 0 HR: 0 S: 1 P: 5 ERA: 0.00 WHIP: 3.000																

Batter	1	2	3	4	5	6	7	8	9	AB	R	H	RBI	BB	SO	LOB	BOTTOM			
<b>Maury Wills, S</b> OBP: 0.350, SLG: 0.296 (1, 6)										5	1	3	0	0	0	1	<b>San Francisco Giants @ Los Angeles Dodgers</b> <b>Dodger Stadium, Los Angeles, CA</b> Thu May 14 1970, 7:05 PM PDT Att: 21,828 - Unknown			
<b>Manny Mota, R</b> OBP: 0.446, SLG: 0.518 (1, 7)										4	1	3	0	0	1	0				
<b>Willie Davis, L</b> OBP: 0.282, SLG: 0.320 (1, 8)										5	1	1	2	0	0	5				
<b>Wes Parker, S</b> OBP: 0.376, SLG: 0.488 (1, 3)										5	0	1	0	0	1	5				
<b>Willie Crawford, L</b> OBP: 0.344, SLG: 0.361 (1, 9)										4	1	0	1	1	0	5				
<b>Billy Grabarkewitz, R</b> OBP: 0.524, SLG: 0.597 (1, 5)										2	2	1	2	3	0	1				
<b>Tom Haller, L</b> OBP: 0.356, SLG: 0.439 (1, 2)										3	0	2	1	2	1	3				
<b>Ted Sizemore, R</b> OBP: 0.316, SLG: 0.292 (1, 4)										4	0	0	0	0	0	6				
<b>Sandy Vance, R</b> OBP: 0.167, SLG: 0.091 <b>Jim Brewer, L</b> (9, 1)										4	0	1	0	0	0	4				
<b>Inning Stats</b>	R: 0 E: 0 K: 0 S: 4	H: 1 LOB: 1 BB: 0 P: 4	R: 0 E: 0 K: 0 S: 3	H: 0 LOB: 2 BB: 2 P: 11	R: 5 E: 0 K: 0 S: 9	H: 6 LOB: 1 BB: 0 P: 9	R: 0 E: 0 K: 1 S: 5	H: 0 LOB: 0 BB: 0 P: 5	R: 0 E: 0 K: 0 S: 4	H: 0 LOB: 2 BB: 1 P: 8	R: 0 E: 0 K: 1 S: 8	H: 3 LOB: 3 BB: 0 P: 8	R: 1 E: 0 K: 0 S: 4	H: 1 LOB: 1 BB: 1 P: 8	R: 0 E: 0 K: 1 S: 6	H: 1 LOB: 3 BB: 2 P: 14		1B: 10 2B: 0 3B: 1 HR: 1	SF: 0 SAC: 1 DP: 0 HBP: 0	WP: 0 PA: 43 PB: 0 SB: 3 CS: 0
<b>PITCHER</b> <b>Juan Marichal, R</b> ERA: 6.94 <b>Frank Reberger, R</b> ERA: 6.75 <b>Ron Bryant, L</b> ERA: 5.13 (8, 1)	IP: 2.1 WLS: L BF: 16 H: 7 R: 5 ER: 5 SO: 0 BB: 2 IBB: 0 HBP: 0 BLK: 0 WP: 0 HR: 1 S: 14 P: 22 ERA: 19.29 WHIP: 3.857	IP: 4.2 WLS: L BF: 21 H: 4 R: 1 ER: 1 SO: 2 BB: 2 IBB: 0 HBP: 0 BLK: 0 WP: 0 HR: 0 S: 23 P: 31 ERA: 1.93 WHIP: 1.286	IP: 1.0 WLS: L BF: 6 H: 1 R: 0 ER: 0 SO: 1 BB: 2 IBB: 0 HBP: 0 BLK: 0 WP: 0 HR: 0 S: 6 P: 14 ERA: 0.00 WHIP: 3.000																	



Batter	1	2	3	4	5	6	7	8	9	AB	R	H	RBI	BB	SO	LOB	TOP			
<b>Bobby Bonds, R</b> OBP: 0.440, SLG: 0.555 (1, 9)										3	2	2	0	2	0	0	<b>San Francisco Giants @ Los Angeles Dodgers</b> <b>Dodger Stadium, Los Angeles, CA</b> Fri May 15 1970, 7:05 PM PDT Att: 32,603 - Unknown			
<b>Don Mason, L</b> OBP: 0.227, SLG: 0.105 (1, 4)										4	1	1	1	0	0	3				
<b>Ron Hunt, R</b> OBP: 0.389, SLG: 0.404 (8, PH) (8, 4)										1	0	0	0	0	0	3				
<b>Willie Mays, R</b> OBP: 0.388, SLG: 0.560 (1, 3)										4	2	3	4	1	1	0				
<b>Ken Henderson, S</b> OBP: 0.464, SLG: 0.522 (1, 8)										5	0	0	0	0	4	2				
<b>Frank Johnson, R</b> OBP: 0.231, SLG: 0.462 (1, 7)										5	0	1	0	0	0	2				
<b>Tito Fuentes, S</b> OBP: 0.321, SLG: 0.429 (1, 5) (8, 6)										5	0	2	0	0	0	2				
<b>Russ Gibson, R</b> OBP: 0.297, SLG: 0.353 (1, 2)										3	0	0	0	1	2	3				
<b>Hal Lanier, R</b> OBP: 0.278, SLG: 0.304 (1, 6)										3	0	0	0	0	0	3				
<b>Bob Burda, L</b> OBP: 0.409, SLG: 0.235 (8, PH) <b>Mike McCormick, L</b> (8, 1)										1	0	1	0	0	0	0				
<b>Miguel Puentes, R</b> (1, 1)										0	0	0	0	0	0	0				
<b>Ron Bryant, S</b> OBP: 0.143, SLG: 0.143 (5, PH) <b>Bill Faul, R</b> ERA: 9.0 (6, 1) <b>Frank Linzy, R</b> ERA: 6.04 (7, 1) <b>Al Gallagher, R</b> OBP: 0.340, SLG: 0.398 (8, 5)										0	0	0	0	0	0	0				
<b>Inning Stats</b>	R: 3 E: 0 K: 1 S: 10	H: 5 LOB: 2 BB: 0 P: 10	R: 2 E: 0 K: 2 S: 9	H: 2 LOB: 0 BB: 0 P: 9	R: 0 E: 0 K: 1 S: 6	H: 1 LOB: 1 BB: 0 P: 6	R: 0 E: 0 K: 0 S: 3	H: 0 LOB: 0 BB: 0 P: 3	R: 0 E: 0 K: 0 S: 3	H: 0 LOB: 2 BB: 2 P: 11	R: 0 E: 0 K: 2 S: 7	H: 0 LOB: 0 BB: 0 P: 7	R: 0 E: 0 K: 0 S: 4	H: 1 LOB: 3 BB: 2 P: 12	R: 0 E: 0 K: 1 S: 5	H: 0 LOB: 1 BB: 1 P: 9	1B: 7 2B: 1 3B: 0 HR: 2	SF: 0 SAC: 0 DP: 0 HBP: 0	WP: 0 PB: 0 SB: 1 CS: 0	PA: 42
<b>PITCHER</b>	IP WLS BF H R ER SO BB IBB HBP BLK WP HR S P ERA WHIP	IP WLS BF H R ER SO BB IBB HBP BLK WP HR S P ERA WHIP																		
<b>Don Sutton, R</b> ERA: 3.06 (1, 1)	5.2 W 28 9 5 5 5 2 0 0 0 0 2 36 44 7.94 1.941																			
<b>Joe Moeller, R</b> ERA: (6, 1)	2.0 9 1 0 0 2 2 0 0 0 0 0 11 19 0.00 1.500																			
<b>Jim Brewer, L</b> ERA: 2.41 (8, 1)	1.1 S 5 0 0 0 1 1 0 0 0 0 0 6 10 0.00 0.750																			

Batter	1	2	3	4	5	6	7	8	9	AB	R	H	RBI	BB	SO	LOB	BOTTOM		
<b>Maury Wills, S</b> OBP: 0.358, SLG: 0.308 (1, 6)										5	2	3	1	0	0	0	<b>San Francisco Giants @ Los Angeles Dodgers</b> <b>Dodger Stadium, Los Angeles, CA</b> Fri May 15 1970, 7:05 PM PDT Att: 32,603 - Unknown		
<b>Manny Mota, R</b> OBP: 0.435, SLG: 0.492 (1, 7)										3	0	0	0	1	1	2			
<b>Willie Davis, L</b> OBP: 0.272, SLG: 0.307 (1, 8)										5	1	0	0	0	2	3			
<b>Wes Parker, S</b> OBP: 0.386, SLG: 0.527 (1, 3)										4	2	3	3	0	0	1			
<b>Willie Crawford, L</b> OBP: 0.350, SLG: 0.395 (1, 9)										3	2	1	2	1	0	1			
<b>Billy Grabarkewitz, R</b> OBP: 0.523, SLG: 0.593 (1, 5)										4	2	2	1	0	0	1			
<b>Tom Haller, L</b> OBP: 0.367, SLG: 0.511 (1, 2)										4	1	2	3	0	0	0			
<b>Von Joshua, L</b> OBP: 0.333, SLG: 0.280 (7, PR) <b>Jeff Torborg, R</b> OBP: 0.310, SLG: 0.350 (8, 2)										0	0	0	0	0	0	0			
<b>Ted Sizemore, R</b> OBP: 0.322, SLG: 0.300 (1, 4)										4	1	2	1	0	0	0			
<b>Don Sutton, R</b> OBP: 0.304, SLG: 0.318 (1, 1) <b>Joe Moeller, R</b> (6, 1) <b>Jim Brewer, L</b> (8, 1)										1	0	0	0	1	1	0			
<b>Inning Stats</b>	R: 6 E: 0 K: 1 S: 11	H: 6 LOB: 2 BB: 2 P: 19	R: 0 E: 0 K: 1 S: 6	H: 1 LOB: 1 BB: 0 P: 6	R: 0 E: 0 K: 1 S: 5	H: 0 LOB: 0 BB: 0 P: 5	R: 2 E: 0 K: 1 S: 7	H: 2 LOB: 0 BB: 0 P: 7	R: 0 E: 0 K: 0 S: 3	H: 0 LOB: 0 BB: 0 P: 3	R: 3 E: 0 K: 1 S: 8	H: 4 LOB: 2 BB: 1 P: 12	R: 0 E: 0 K: 0 S: 3	H: 0 LOB: 0 BB: 0 P: 3	1B: 9 2B: 1 3B: 0 HR: 3	SF: 0 SAC: 1 DP: 0 HBP: 0	WP: 0 PB: 0 SB: 3 CS: 2	PA: 39	
<b>PITCHER</b>	IP WLS BF H R ER SO BB IBB HBP BLK WP HR S P ERA WHIP	IP WLS BF H R ER SO BB IBB HBP BLK WP HR S P ERA WHIP																	
<b>Miguel Puentes, R</b> ERA: 9.82 (1, 1)	4.1 19 5 3 3 4 1 0 0 0 0 0 1 26 30 6.23 1.385																		
<b>Ron Bryant, L</b> ERA: 5.29 (6, 1)	1.1 8 3 3 3 0 0 1 0 0 0 0 7 11 20.25 2.250																		
<b>Frank Linzy, R</b> ERA: 6.04 (7, 1)	0.2 2 1 0 0 1 0 0 0 0 0 0 4 4 0.00 1.500																		
<b>Mike McCormick, L</b> ERA: 4.3 (8, 1)	1.0 3 0 0 0 0 0 0 0 0 0 0 3 3 0.00 0.000																		

AB	37
R	5
H	10
RBI	5
BB	5
SO	8
LOB	20





Batter	1	2	3	4	5	6	7	8	9	AB	R	H	RBI	BB	SO	LOB	TOP					
<b>Bobby Bonds, R</b> OBP: 0.428, SLG: 0.536 (1, 9)	F2		6-3		F8		3-1		K	5	0	0	0	0	1	1	<b>San Francisco Giants @ Los Angeles Dodgers</b> <b>Dodger Stadium, Los Angeles, CA</b> Sat May 16 1970, 3:33 AM PDT Att: 42,241 - Unknown					
<b>Bob Heise, R</b> OBP: 0.319, SLG: 0.279 (1, 6)	1B FC3-6 BB		6-3		1-6-3		1B		4-3	4	1	1	1	1	0	0						
<b>Willie Mays, R</b> OBP: 0.397, SLG: 0.558 (1, 8)	FC3-6 1-3 1B		HR		6-3		F2		BB	4	1	2	0	1	0	1						
<b>Willie McCovey, L</b> OBP: 0.438, SLG: 0.593 (1, 3)	FC3-6 1-2 BB		HR						BB	2	2	2	3	3	0	0						
<b>Ken Henderson, S</b> OBP: 0.456, SLG: 0.511 (1, 7)	FC3-6 1-2 3-4		K						F9	5	0	1	1	0	2	5						
<b>Dick Dietz, R</b> OBP: 0.453, SLG: 0.679 (1, 2)	F8								1B	3	0	0	0	1	1	3						
<b>Tito Fuentes, S</b> OBP: 0.307, SLG: 0.407 (1, 4)			F8		F3				F5	4	0	0	0	0	0	3						
<b>Al Gallagher, R</b> OBP: 0.357, SLG: 0.398 (1, 5)			4-3							3	1	2	0	1	0	0						
<b>Gaylord Perry, R</b> OBP: 0.100, SLG: 0.133 <b>Frank Reberger, L</b> OBP: 0.400, SLG: 0.600 (8, 1)			K		K				K	3	0	0	0	0	3	3						
<b>Inning Stats</b>	R: 1 E: 0 K: 0 S: 4	H: 1 LOB: 2 BB: 2 P: 12	R: 0 E: 0 K: 1 S: 5	H: 0 LOB: 0 BB: 0 P: 5	R: 2 E: 0 K: 1 S: 6	H: 1 LOB: 0 BB: 1 P: 10	R: 0 E: 0 K: 2 S: 8	H: 1 LOB: 1 BB: 0 P: 8	R: 0 E: 0 K: 0 S: 3	H: 0 LOB: 0 BB: 2 P: 3	R: 1 E: 0 K: 0 S: 5	H: 2 LOB: 1 BB: 0 P: 5	R: 1 E: 0 K: 1 S: 7	H: 2 LOB: 2 BB: 1 P: 11	R: 0 E: 0 K: 1 S: 6	H: 1 LOB: 2 BB: 1 P: 10	1B: 6 2B: 0 3B: 0 HR: 2	SF: 0 SAC: 1 DP: 1 HBP: 0	WP: 0 PB: 0 SB: 1 CS: 0	PA: 41		
<b>PITCHER</b>	IP	WLS	BF	H	R	ER	SO	BB	IBB	HBP	BLK	WP	HR	S	P	ERA	WHIP					
<b>Alan Foster, R</b> ERA: 3.23 <b>Ray Lamb, R</b> ERA: 2.7 <b>Fred Norman, L</b> ERA: 2.55	(1, 1)	7.0	L	30	5	4	4	5	5	0	0	0	0	1	35	55	5.14	1.429				
<b>PITCHER</b>	IP	WLS	BF	H	R	ER	SO	BB	IBB	HBP	BLK	WP	HR	S	P	ERA	WHIP					

AB	33
R	5
H	8
RBI	5
BB	7
SO	7
LOB	16

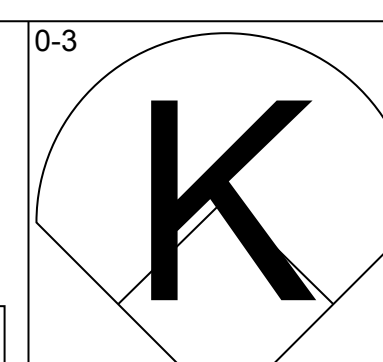
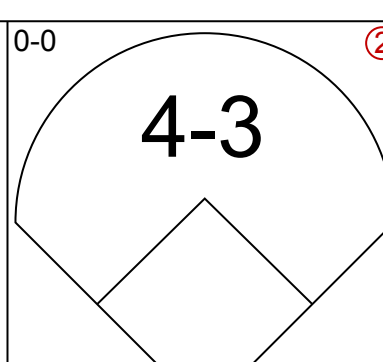
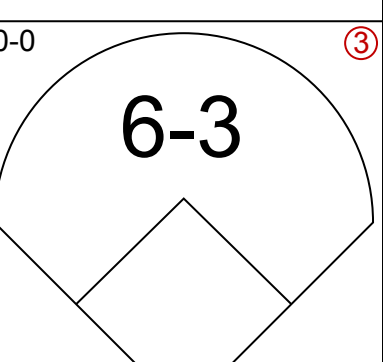
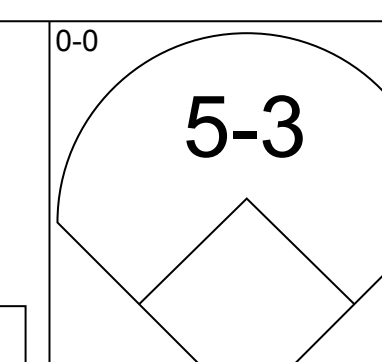
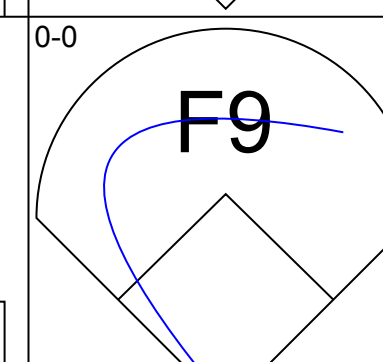
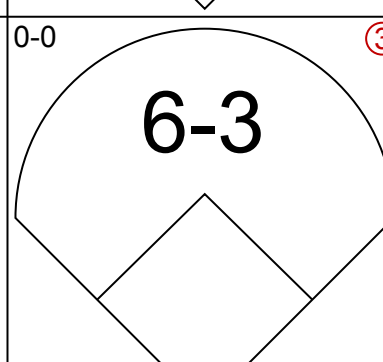
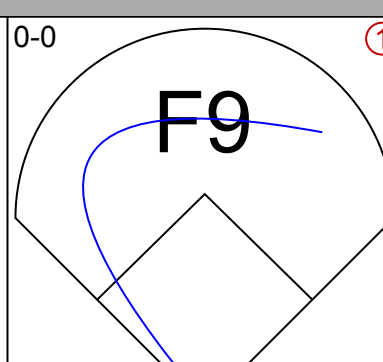
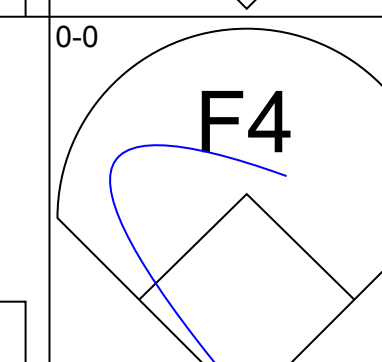
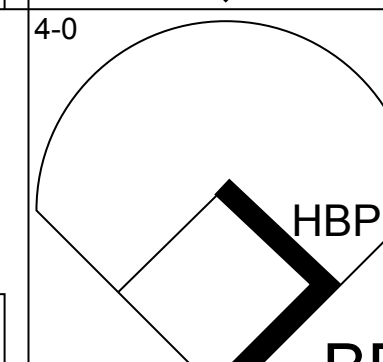
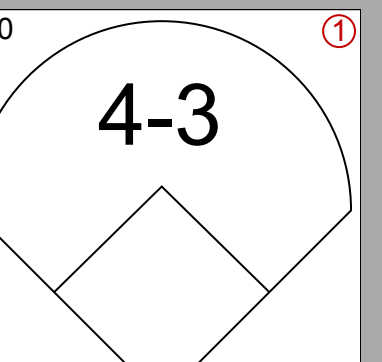
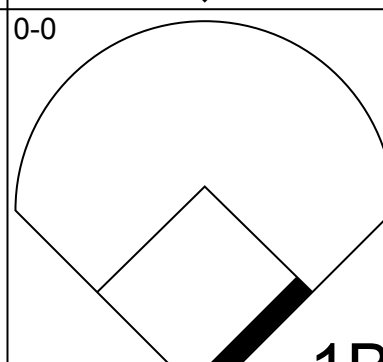
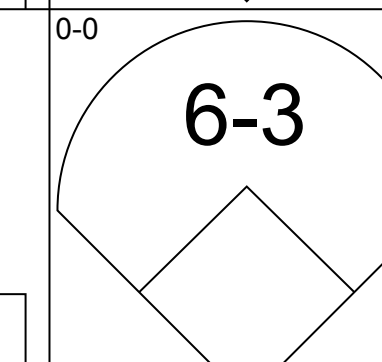
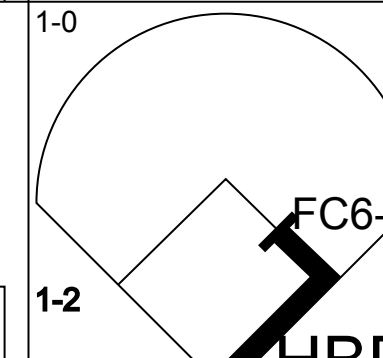

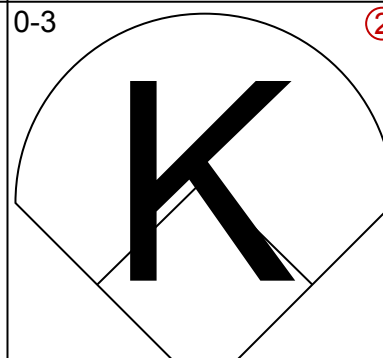
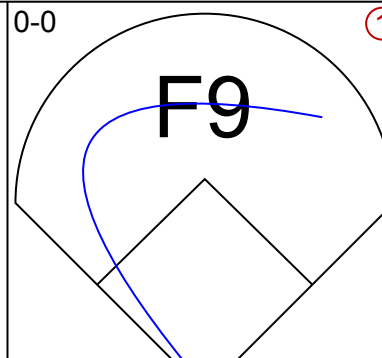
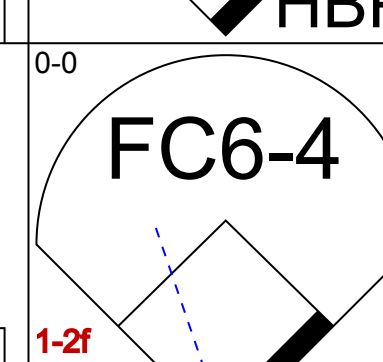
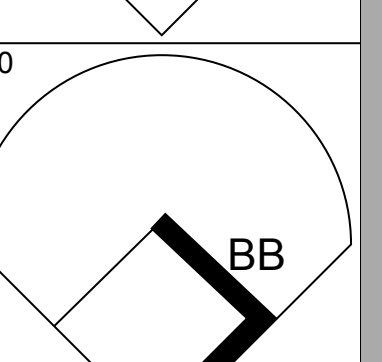
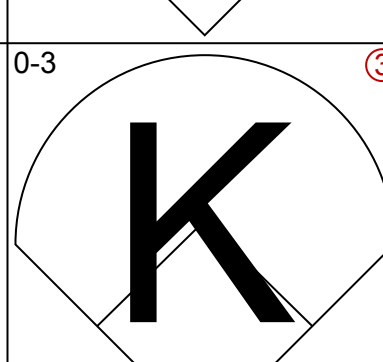
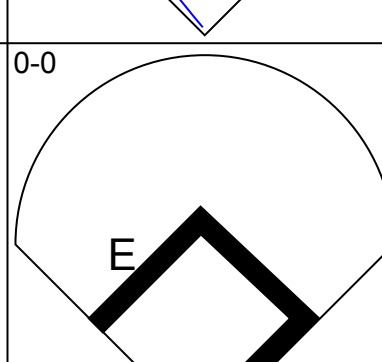
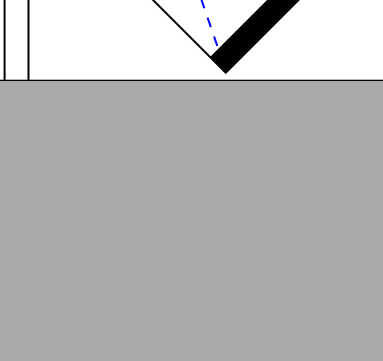
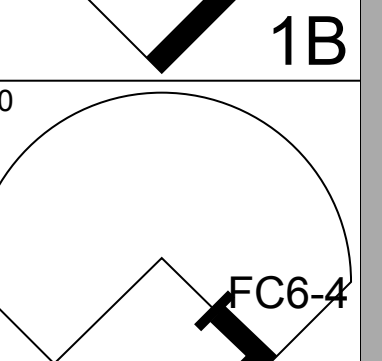
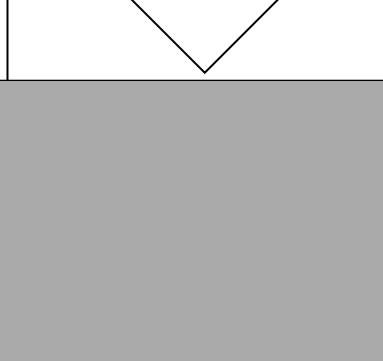
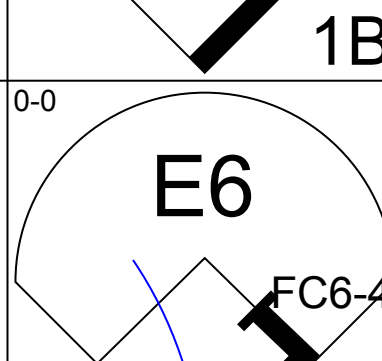
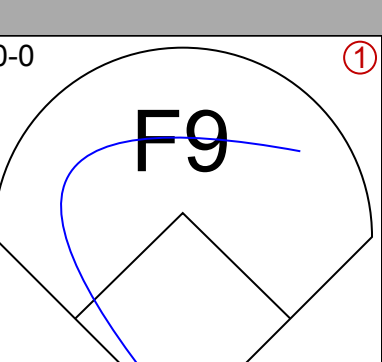
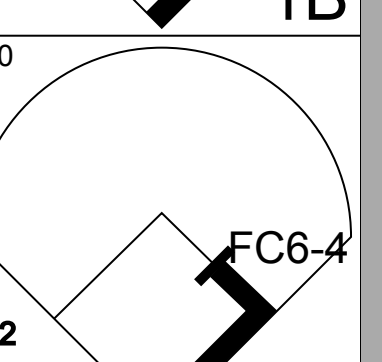
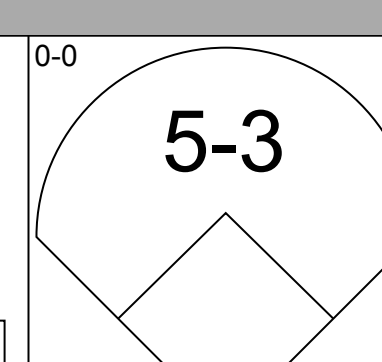
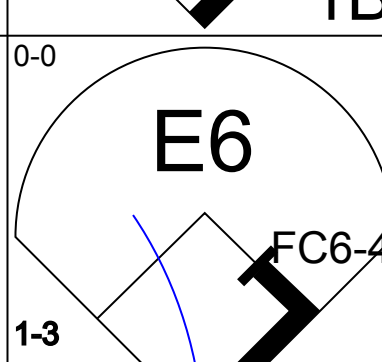
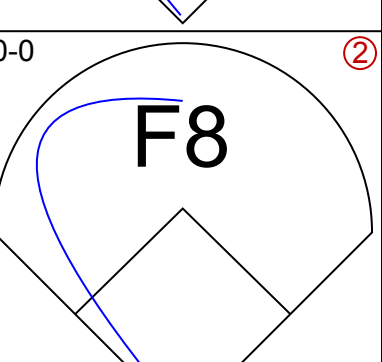
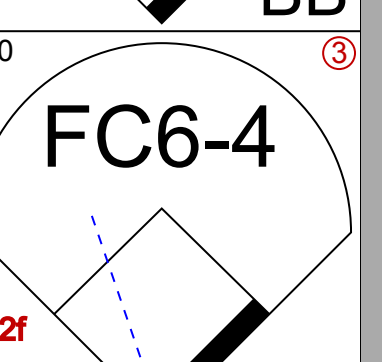
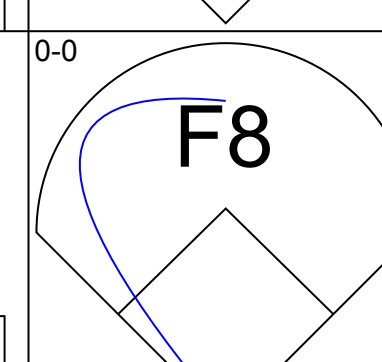
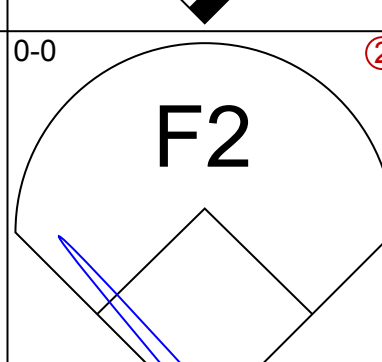
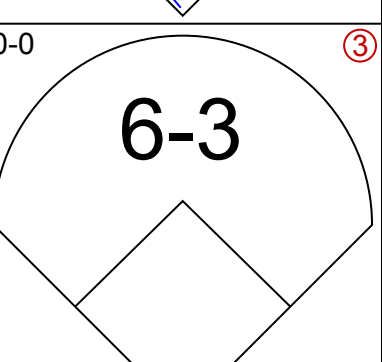
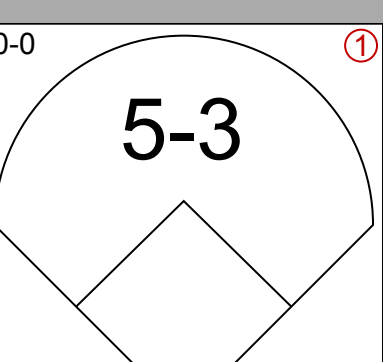
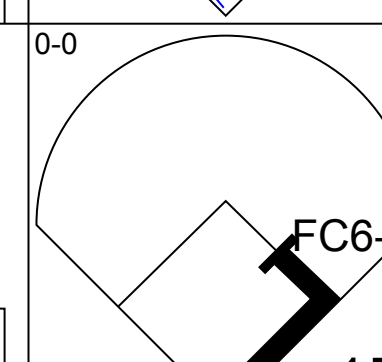
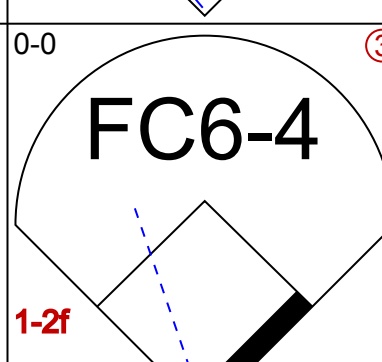
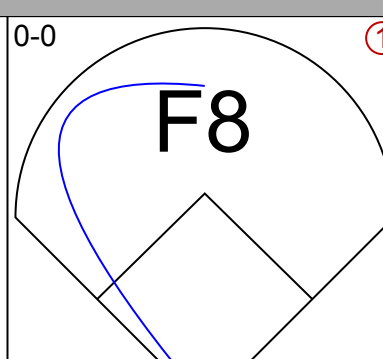
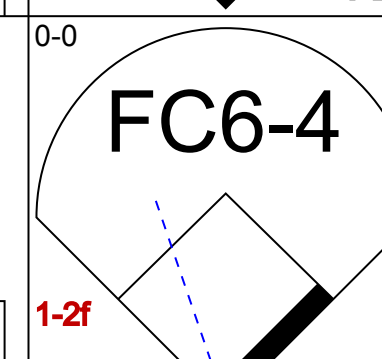
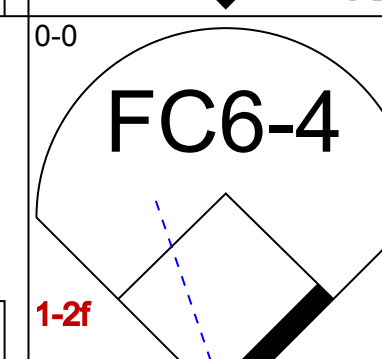
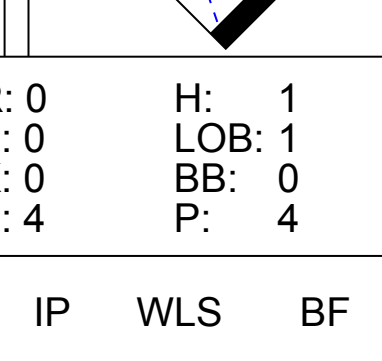



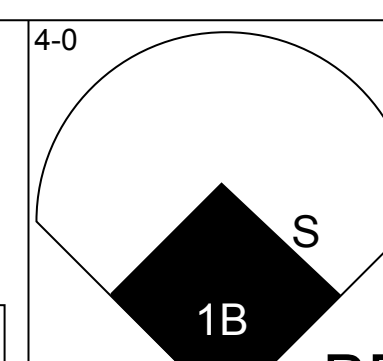
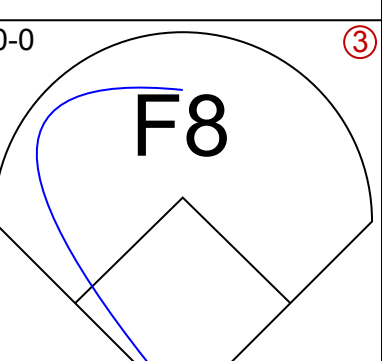
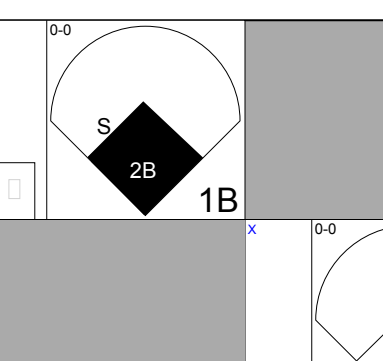
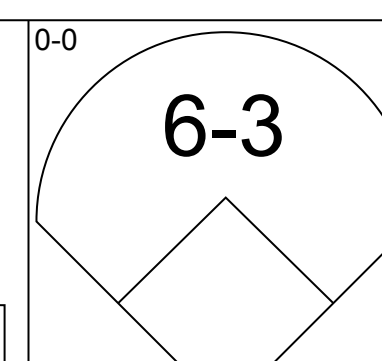
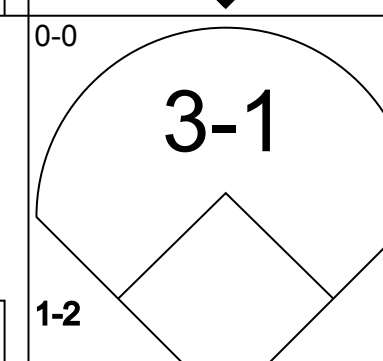
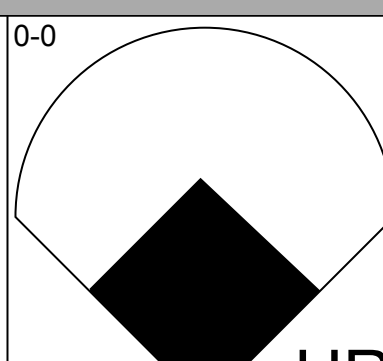
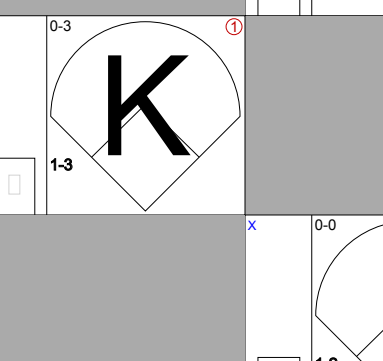
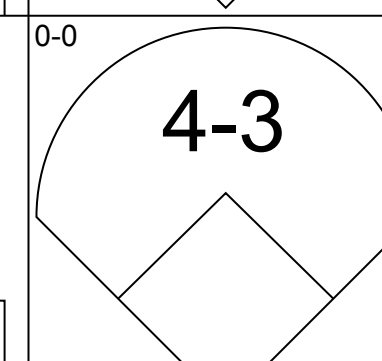
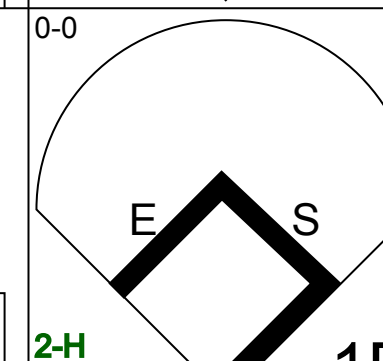
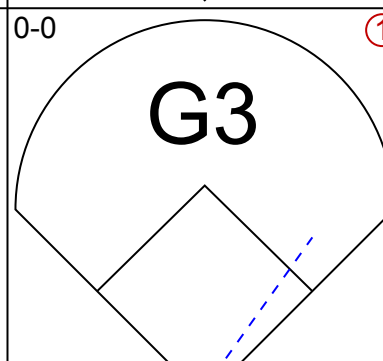
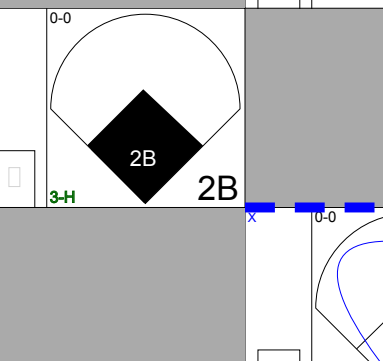
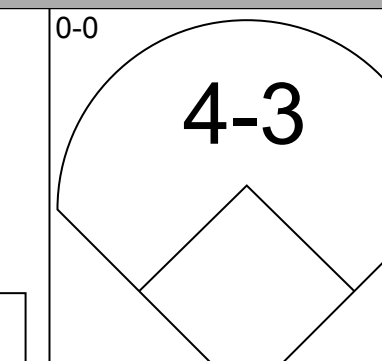
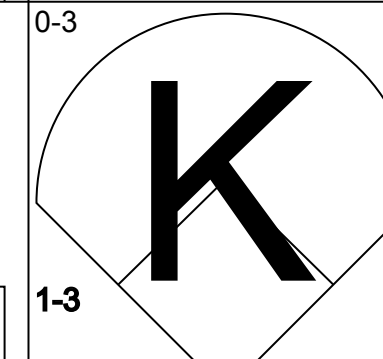
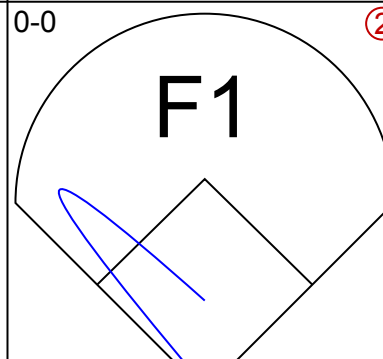
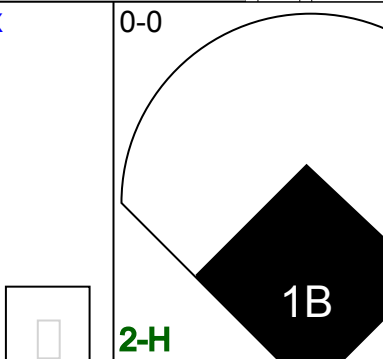
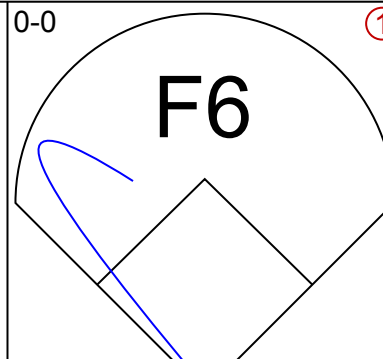
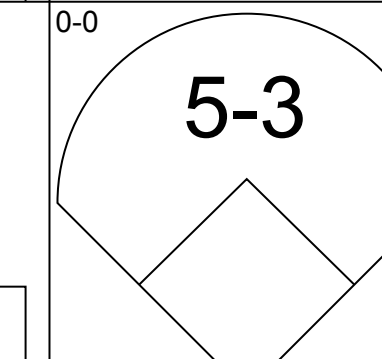
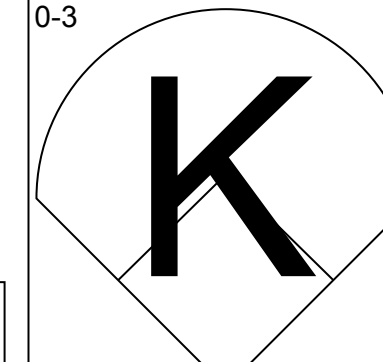
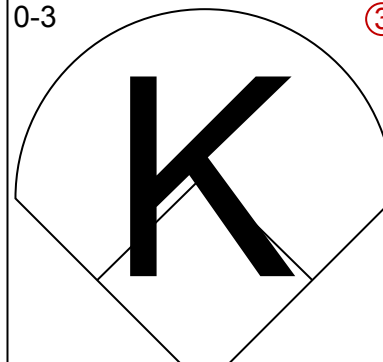
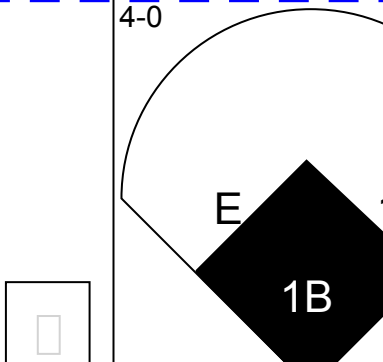
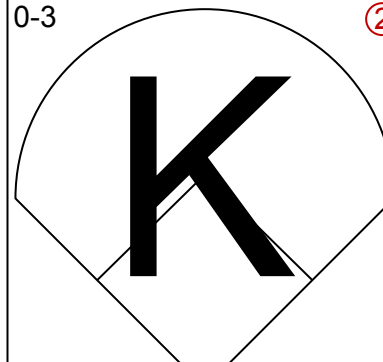
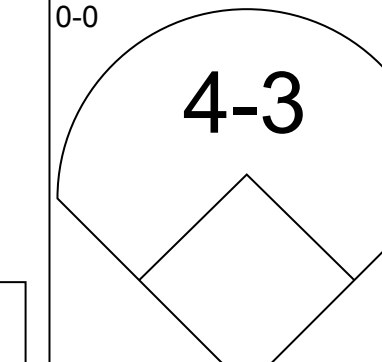
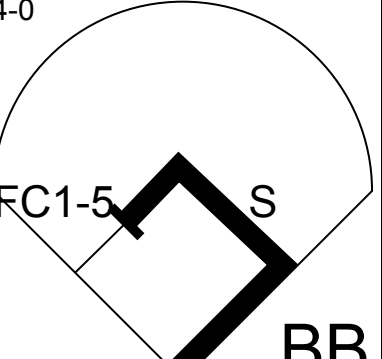
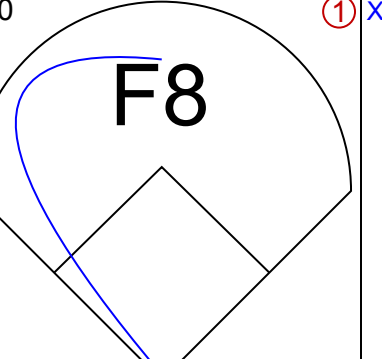
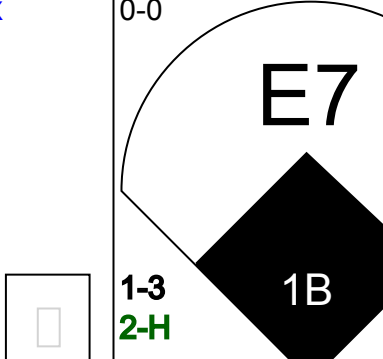
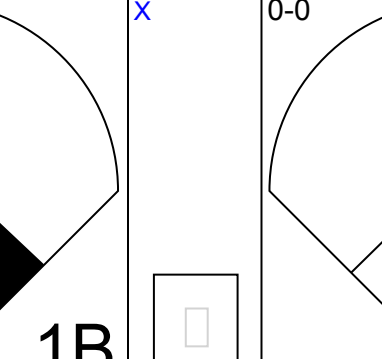
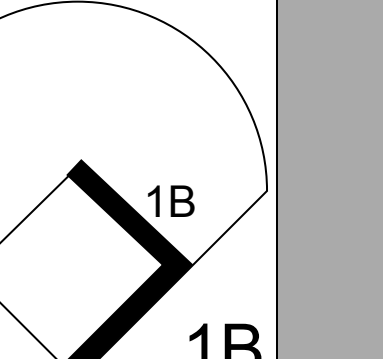
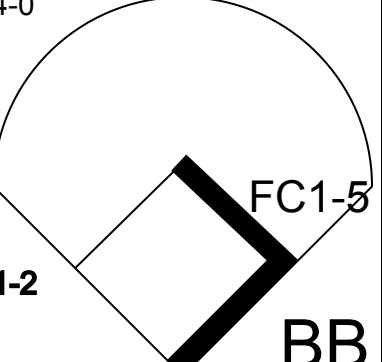
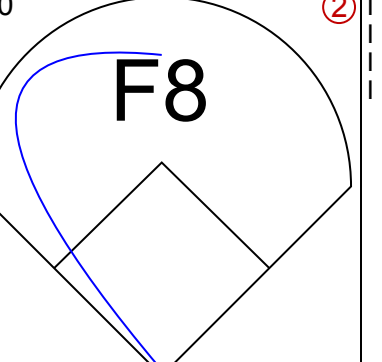
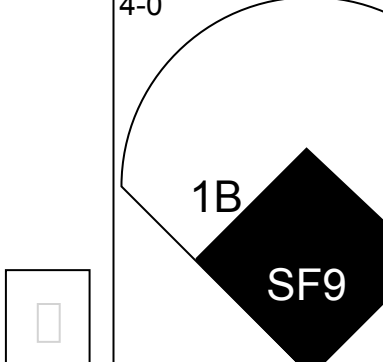
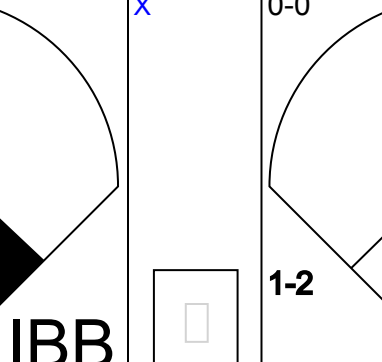
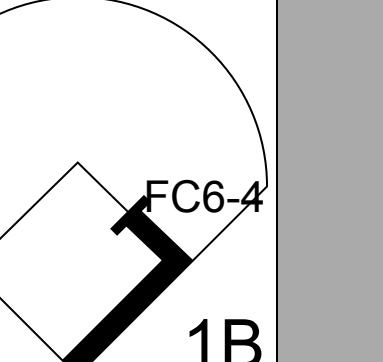
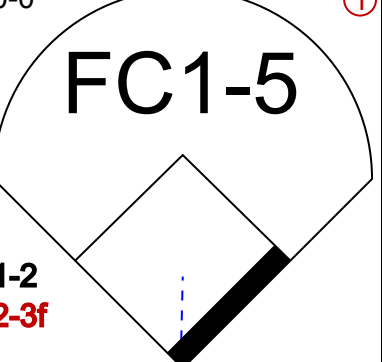
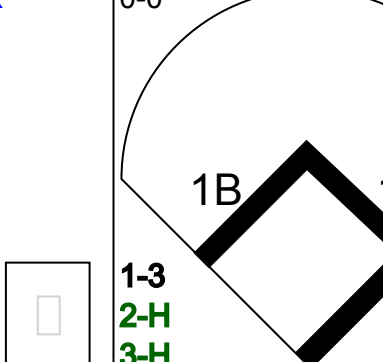
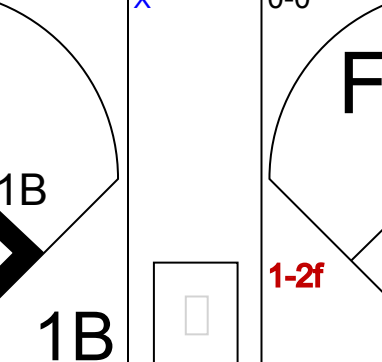
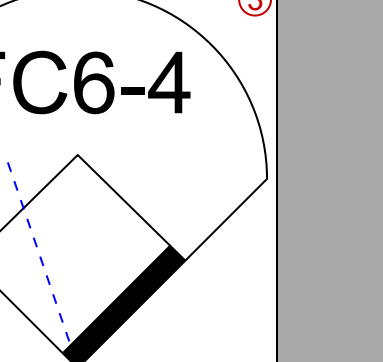

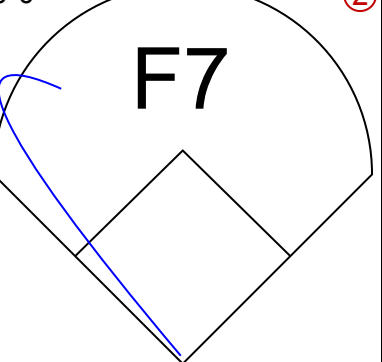
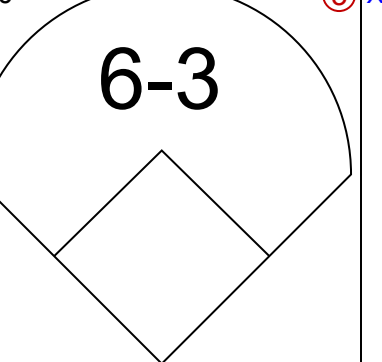
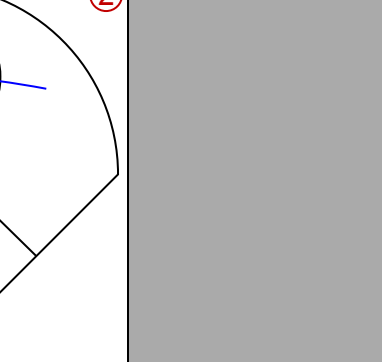
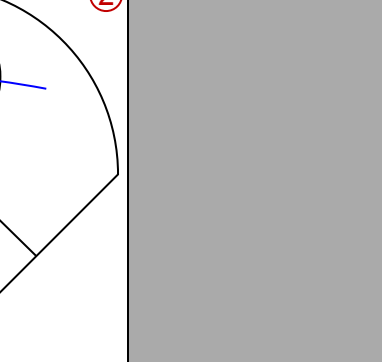

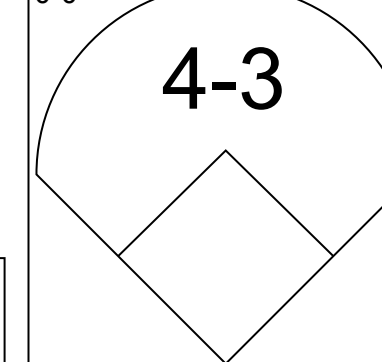
Batter	1	2	3	4	5	6	7	8	9	AB	R	H	RBI	BB	SO	LOB	BOTTOM					
<b>Maury Wills, S</b> OBP: 0.366, SLG: 0.326 (1, 6)	E7 HR 1B		1-3 2B		F7				5-3	5	1	3	0	0	0	0	<b>San Francisco Giants @ Los Angeles Dodgers</b> <b>Dodger Stadium, Los Angeles, CA</b> Sat May 16 1970, 3:33 AM PDT Att: 42,241 - Unknown					
<b>Manny Mota, R</b> OBP: 0.419, SLG: 0.460 (1, 7)	HR BB		1-3		F9		1-3		K	4	1	0	0	1	1	2						
<b>Willie Davis, L</b> OBP: 0.279, SLG: 0.336 (1, 8)	1H 2H HR		4-3		F8					4	1	2	3	0	0	1						
<b>Wes Parker, S</b> OBP: 0.383, SLG: 0.515 (1, 3)	F4		K							3	0	0	0	1	1	2						
<b>Willie Crawford, L</b> OBP: 0.365, SLG: 0.404 (1, 9)	F3									3	1	2	0	1	0	0						
<b>Billy Grabarkewitz, R</b> OBP: 0.532, SLG: 0.600 (1, 5)	CS 1B									4	0	3	0	0	1	2						
<b>Tom Haller, L</b> OBP: 0.356, SLG: 0.490 <b>Von Joshua, L</b> OBP: 0.333, SLG: 0.280 <b>Jeff Torborg, R</b> OBP: 0.310, SLG: 0.350 (1, 2)	CS		K		K					4	0	1	1	0	2	3						
<b>Ted Sizemore, R</b> OBP: 0.323, SLG: 0.295 <b>Bill Sudakis, S</b> OBP: 0.311, SLG: 0.302 (1, 4)			F3							2	0	0	0	1	0	0						
<b>Alan Foster, R</b> OBP: 0.136, SLG: 0.095 <b>Len Gabrielson, L</b> (7, PH) <b>Ray Lamb, R</b> (8, 1) <b>Fred Norman, S</b> (9, 1) <b>Jim Lefebvre, S</b> OBP: 0.270, SLG: 0.206 (9, PH)			K		K				K	2	0	0	0	0	2	2						
<b>Inning Stats</b>	R: 3 E: 1 K: 0 S: 5	H: 3 LOB: 0 BB: 1 P: 9	R: 0 E: 0 K: 2 S: 7	H: 0 LOB: 0 BB: 0 P: 7	R: 0 E: 0 K: 1 S: 6	H: 1 LOB: 0 BB: 0 P: 6	R: 0 E: 0 K: 2 S: 8	H: 2 LOB: 2 BB: 1 P: 12	R: 0 E: 0 K: 0 S: 3	H: 0 LOB: 0 BB: 2 P: 3	R: 0 E: 0 K: 1 S: 4	H: 1 LOB: 1 BB: 0 P: 4	R: 1 E: 0 K: 0 S: 6	H: 4 LOB: 2 BB: 0 P: 6	R: 0 E: 0 K: 2 S: 7	H: 0 LOB: 0 BB: 0 P: 7	1B: 9 2B: 1 3B: 0 HR: 1	SF: 0 SAC: 0 DP: 2 HBP: 0	WP: 0 PB: 0 SB: 1 CS: 1	PA: 39		
<b>PITCHER</b>	IP	WLS	BF	H	R	ER	SO	BB	IBB	HBP	BLK	WP	HR	S	P	ERA	WHIP					
<b>Gaylord Perry, R</b> ERA: 4.9 <b>Frank Reberger, R</b> ERA: 6.46	(1, 1)	7.2	W	34	11	4	4	6	4	0	0	0	0	1	42	58	4.70	1.957				
<b>PITCHER</b>	IP	WLS	BF	H	R	ER	SO	BB	IBB	HBP	BLK	WP	HR	S	P	ERA	WHIP					

AB	34
R	4
H	11
RBI	4
BB	4
SO	8
LOB	14





Batter	1	2	3	4	5	6	7	8	9	AB	R	H	RBI	BB	SO	LOB	TOP			
<b>Bobby Bonds, R</b> OBP: 0.418, SLG: 0.523 (1, 9)										4	0	0	0	0	1	0	<b>San Francisco Giants @ Los Angeles Dodgers</b> <b>Dodger Stadium, Los Angeles, CA</b> Sun May 17 1970, 3:33 AM PDT Att: 28,122 - Unknown			
<b>Bob Heise, R</b> OBP: 0.294, SLG: 0.255 (1, 6)										4	0	0	0	0	0	0				
<b>Willie Mays, R</b> OBP: 0.400, SLG: 0.551 (1, 8)										3	0	1	0	1	0	0				
<b>Willie McCovey, L</b> OBP: 0.436, SLG: 0.583 <b>Mike McCormick, L</b> (7, 1)										2	0	0	0	0	2	1				
<b>Jim Davenport, R</b> OBP: 0.344, SLG: 0.240 (9, PH)										0	0	0	0	0	0	0				
<b>Ken Henderson, S</b> OBP: 0.457, SLG: 0.510 (1, 7)										4	0	2	0	0	1	3				
<b>Dick Dietz, R</b> OBP: 0.447, SLG: 0.661 (1, 2)										3	0	0	0	1	0	1				
<b>Tito Fuentes, S</b> OBP: 0.293, SLG: 0.388 (1, 4)										4	0	0	0	0	0	4				
<b>Al Gallagher, R</b> OBP: 0.353, SLG: 0.391 (1, 5)										4	0	1	0	0	0	2				
<b>Rich Robertson, R</b> (1, 1)										2	0	0	0	0	0	0				
<b>Frank Linzy, R</b> (5, 1)										0	0	0	0	0	0	0				
<b>Bill Faul, R</b> (5, 1)										0	0	0	0	0	0	0				
<b>Frank Johnson, R</b> OBP: 0.214, SLG: 0.429 (7, PH) (7, 3)										1	0	0	0	0	0	1				
<b>Inning Stats</b>	R: 0 E: 0 K: 1 S: 5	H: 0 LOB: 2 BB: 1 P: 10	R: 0 E: 0 K: 0 S: 3	H: 0 LOB: 0 BB: 0 P: 3	R: 0 E: 0 K: 0 S: 3	H: 1 LOB: 2 BB: 1 P: 10	R: 0 E: 0 K: 1 S: 6	H: 0 LOB: 0 BB: 0 P: 3	R: 0 E: 0 K: 2 S: 8	H: 1 LOB: 1 BB: 0 P: 8	R: 0 E: 0 K: 0 S: 4	H: 1 LOB: 1 BB: 0 P: 4	R: 0 E: 0 K: 0 S: 3	H: 0 LOB: 0 BB: 0 P: 3	R: 0 E: 1 K: 0 S: 5	H: 1 LOB: 2 BB: 0 P: 5	1B: 4 2B: 0 3B: 0 HR: 0	SF: 0 SAC: 0 DP: 0 HBP: 1	WP: 0 PB: 0 SB: 0 CS: 0	PA: 35
<b>PITCHER</b> <b>Claude Osteen, L</b> ERA: 2.18 (1, 1)	IP: 9.0 WLS: W BF: 35 H: 4 R: 0 ER: 0 SO: 4 BB: 2 IBB: 0 HBP: 1 BLK: 0 WP: 0 HR: 0 S: 40 P: 49 ERA: 0.00 WHIP: 0.667															<b>PITCHER</b>				

Batter	1	2	3	4	5	6	7	8	9	AB	R	H	RBI	BB	SO	LOB	BOTTOM			
<b>Maury Wills, S</b> OBP: 0.373, SLG: 0.331 (1, 6)										4	2	2	0	1	0	2	<b>San Francisco Giants @ Los Angeles Dodgers</b> <b>Dodger Stadium, Los Angeles, CA</b> Sun May 17 1970, 3:33 AM PDT Att: 28,122 - Unknown			
<b>Manny Mota, R</b> OBP: 0.418, SLG: 0.500 (1, 7)										5	1	2	1	0	1	2				
<b>Willie Davis, L</b> OBP: 0.283, SLG: 0.346 (1, 8)										5	1	2	2	0	0	3				
<b>Wes Parker, S</b> OBP: 0.377, SLG: 0.511 (1, 3)										5	1	1	1	0	1	1				
<b>Willie Crawford, L</b> OBP: 0.358, SLG: 0.387 (1, 9)										4	1	0	0	1	3	1				
<b>Billy Grabarkewitz, R</b> OBP: 0.539, SLG: 0.602 (1, 5)										3	1	2	1	1	0	0				
<b>Tom Haller, L</b> OBP: 0.386, SLG: 0.490 (1, 2)										2	1	1	0	2	0	0				
<b>Ted Sizemore, R</b> OBP: 0.328, SLG: 0.302 (1, 4)										4	0	2	2	0	0	4				
<b>Claude Osteen, L</b> OBP: 0.240, SLG: 0.261 (1, 1)										3	0	0	1	0	0	3				
<b>Inning Stats</b>	R: 1 E: 0 K: 2 S: 8	H: 1 LOB: 1 BB: 1 P: 12	R: 0 E: 0 K: 0 S: 3	H: 0 LOB: 2 BB: 2 P: 11	R: 1 E: 0 K: 1 S: 6	H: 1 LOB: 1 BB: 0 P: 6	R: 0 E: 0 K: 0 S: 4	H: 1 LOB: 1 BB: 0 P: 4	R: 6 E: 1 K: 1 S: 12	H: 7 LOB: 3 BB: 2 P: 20	R: 0 E: 0 K: 1 S: 7	H: 2 LOB: 2 BB: 0 P: 7	R: 0 E: 0 K: 0 S: 3	H: 0 LOB: 0 BB: 0 P: 3	R: 0 E: 0 K: 0 S: 3	H: 0 LOB: 0 BB: 0 P: 3		1B: 9 2B: 2 3B: 0 HR: 1	SF: 1 SAC: 0 DP: 0 HBP: 0	WP: 0 PB: 0 SB: 5 CS: 0
<b>PITCHER</b> <b>Rich Robertson, R</b> ERA: 3.94 <b>Frank Linzy, R</b> ERA: 7.01 <b>Bill Faul, R</b> ERA: 6.23 <b>Mike McCormick, L</b> ERA: 4.13 (1, 1) (5, 1) (5, 1) (7, 1)	IP: 4.1 WLS: L BF: 22 H: 5 R: 4 ER: 3 SO: 4 BB: 3 IBB: 0 HBP: 0 BLK: 0 WP: 1 HR: 1 S: 27 P: 39 ERA: 10.38 WHIP: 2.077															<b>PITCHER</b>				











Batter	1	2	3	4	5	6	7	8	9	AB	R	H	RBI	BB	SO	LOB	TOP								
<b>Maury Wills, S</b> OBP: 0.361, SLG: 0.320 (1, 6)	0-0 4-3		0-0 6-3	0-0 FC6-4			0-0 6-3			4	0	0	1	0	0	1	<b>Los Angeles Dodgers @ San Diego Padres</b> San Diego Stadium, San Diego, CA Wed May 20 1970, 10:05 PM EDT Att: 9,950 - Unknown <a href="http://livebaseballscorecards.com">livebaseballscorecards.com</a>								
<b>Manny Mota, R</b> OBP: 0.391, SLG: 0.469 (1, 7)	0-0 5-3 2B		0-0 4-3	0-0 CS	0-0 6-3			0-0 F9		4	0	1	0	0	0	0									
<b>Willie Davis, L</b> OBP: 0.289, SLG: 0.369 (1, 8)	0-0 5-3 2-3		0-0 1B		0-0 F5			0-0 G3 3B		4	1	2	0	0	0	1									
<b>Wes Parker, S</b> OBP: 0.371, SLG: 0.500 (1, 3)	0-0 3-1		0-0 F3		0-3 K			0-0 G3		4	0	0	1	0	1	2									
<b>Billy Grabarkewitz, R</b> OBP: 0.516, SLG: 0.561 (1, 4)		0-3 K		0-0 HR 1B		0-0 G3-6-3 1B		0-3 K		4	1	2	0	0	2	0									
<b>Bill Sudakis, S</b> OBP: 0.333, SLG: 0.433 (1, 5)	0-0 2B		0-0 HR		0-0 G3-6-3 1-2			0-0 4-3		4	1	2	2	0	0	1									
<b>Willie Crawford, L</b> OBP: 0.376, SLG: 0.410 (1, 9)	0-0 F3		0-0 1B FC6-4 1B		0-0 6-3			0-0 F5		4	1	1	0	0	0	1									
<b>Jeff Torborg, R</b> OBP: 0.340, SLG: 0.370 (1, 2)	4-0 IBB		0-0 1B		0-0 FC6-4 1-3 1B		0-0 F7		0-0 F9	3	0	1	0	1	0	0									
<b>Alan Foster, R</b> OBP: 0.139, SLG: 0.091 (3, 1)	0-0 4-3		0-0 F9		0-0 6-3					1	0	0	0	0	0	2									
<b>Jose Pena, R</b> OBP: 0.200, SLG: 0.457 (4, PR)										0	0	0	0	0	0	0									
<b>Gary Moore, R</b> OBP: 0.220, SLG: 0.457 (4, PR)										0	0	0	0	0	0	2									
<b>Camilo Pascual, R</b> OBP: 0.211, SLG: 0.091 (7, PR)										0	0	0	0	0	0	0									
<b>Von Joshua, L</b> OBP: 0.292, SLG: 0.259 (7, PR)										1	0	0	0	0	0	0									
<b>Fred Norman, S</b> OBP: 0.211, SLG: 0.167 (7, PR)										0	0	0	0	0	0	0									
<b>Inning Stats</b>	R: 0 E: 0 K: 0 S: 4	H: 1 LOB: 1 BB: 0 P: 4	R: 0 E: 0 K: 1 S: 6	H: 1 LOB: 2 BB: 1 P: 10	R: 0 E: 0 K: 0 S: 4	H: 1 LOB: 1 BB: 0 P: 4	R: 3 E: 0 K: 0 S: 6	H: 4 LOB: 0 BB: 0 P: 6	R: 0 E: 0 K: 1 S: 5	H: 0 LOB: 0 BB: 0 P: 5	R: 0 E: 0 K: 0 S: 3	H: 1 LOB: 0 BB: 0 P: 3	R: 0 E: 0 K: 0 S: 3	H: 0 LOB: 0 BB: 0 P: 3	R: 1 E: 0 K: 0 S: 6	H: 1 LOB: 0 BB: 0 P: 6	R: 0 E: 0 K: 0 S: 3	H: 0 LOB: 0 BB: 0 P: 3	1B: 5 2B: 2 3B: 1 HR: 1	SF: 0 SAC: 0 DP: 1 HBP: 0	WP: 0 PB: 0 SB: 0 CS: 1	PA: 36			
<b>PITCHER</b>	IP	WLS	BF	H	R	ER	SO	BB	IBB	HBP	BLK	WP	HR	S	P	ERA	WHIP								
<b>Dave Roberts, L</b> ERA: 3.07 (1, 1)	5.0	W	22	7	3	3	2	0	0	0	0	0	1	25	29	5.40	1.400								
<b>Pat Dobson, R</b> ERA: 3.88 (6, 1)	4.0	S	13	2	1	1	1	0	0	0	0	0	0	15	15	2.25	0.500								

Batter	1	2	3	4	5	6	7	8	9	AB	R	H	RBI	BB	SO	LOB	BOTTOM								
<b>Dave Campbell, R</b> OBP: 0.309, SLG: 0.366 (1, 4)	0-3 K	0-0 2H 1B		0-3 K		0-3 K		0-0 5-3		5	0	1	1	0	3	3	<b>Los Angeles Dodgers @ San Diego Padres</b> San Diego Stadium, San Diego, CA Wed May 20 1970, 10:05 PM EDT Att: 9,950 - Unknown <a href="http://livebaseballscorecards.com">livebaseballscorecards.com</a>								
<b>Steve Huntz, S</b> OBP: 0.273, SLG: 0.351 (1, 6)	0-3 K	0-0 4-3		0-0 F8		0-3 K		0-0 2H 3H 1B		5	0	1	2	0	2	1									
<b>Cito Gaston, R</b> OBP: 0.347, SLG: 0.481 (1, 8)	0-0 F9		0-0 5-3		0-3 K		0-0 1B 3B			4	1	1	0	0	1	0									
<b>Al Ferrara, R</b> OBP: 0.363, SLG: 0.462 (7, PR)		0-3 K		0-0 HR 1B		0-0 HR		0-0 3H 1B		4	2	3	2	0	1	0									
<b>Jose Arcia, R</b> OBP: 0.211, SLG: 0.091 (8, 7)		0-0 K		0-0 HR 1B		0-0 HR		0-0 3H 1B		0	0	0	0	0	0	0									
<b>Nate Colbert, R</b> OBP: 0.304, SLG: 0.545 (1, 3)		4-0 1B SF8 BB		0-0 1H HR		0-0 F9		0-3 K		3	2	1	2	1	1	1									
<b>Ivan Murrell, R</b> OBP: 0.286, SLG: 0.521 (1, 9)		0-0 1B 2B 1B		0-3 K		0-3 K		0-0 F4		4	1	1	0	0	2	1									
<b>Ed Spiezio, R</b> OBP: 0.415, SLG: 0.397 (1, 5)		0-0 SF8 3H		0-0 1B		1-0 FC6 HBP		4-0 SH5-4 BB BB		1	1	1	1	1	0	0									
<b>Chris Cannizzaro, R</b> OBP: 0.352, SLG: 0.371 (1, 2)		0-0 2B 1B		0-0 F8		0-0 FC6 SH1-4		4-0 SH5-4 BB BB		3	2	1	0	1	0	2									
<b>Dave Roberts, L</b> OBP: 0.167, SLG: 0.500 (1, 1)		0-0 WP 1B 2B		0-0 3-1		0-0 SH1-4		0-0 SH5-4		2	1	1	2	0	0	0									
<b>Pat Dobson, R</b> OBP: 0.211, SLG: 0.167 (6, 1)		1-1 3H				1-2		1-2 2-3		0	0	0	0	0	0	0									
<b>Inning Stats</b>	R: 0 E: 0 K: 2 S: 7	H: 4 LOB: 1 BB: 1 P: 7	R: 2 E: 0 K: 1 S: 8	H: 3 LOB: 1 BB: 0 P: 8	R: 0 E: 0 K: 1 S: 5	H: 0 LOB: 0 BB: 0 P: 5	R: 1 E: 0 K: 2 S: 8	H: 1 LOB: 0 BB: 0 P: 8	R: 0 E: 0 K: 1 S: 5	H: 0 LOB: 1 BB: 0 P: 6	R: 1 E: 0 K: 2 S: 9	H: 2 LOB: 1 BB: 0 P: 9	R: 2 E: 0 K: 0 S: 3	H: 1 LOB: 2 BB: 2 P: 11	R: 2 E: 0 K: 0 S: 3	H: 1 LOB: 1 BB: 2 P: 11	1B: 7 2B: 1 3B: 1 HR: 2	SF: 1 SAC: 2 DP: 0 HBP: 1	WP: 1 PB: 0 SB: 0 CS: 0	PA: 38					
<b>PITCHER</b>	IP	WLS	BF	H	R	ER	SO	BB	IBB	HBP	BLK	WP	HR	S	P	ERA	WHIP								
<b>Alan Foster, R</b> ERA: 3.93 (1, 1)	2.1	L	14	6	6	6	3	1	0	0	0	0	0	5	5	0.00	1.500								
<b>Jose Pena, R</b> ERA: 0.93 (3, 1)	0.2		3	1	0	0	1	0	0	0	0	0	0	5	5	0.00	1.500								
<b>Camilo Pascual, R</b> ERA: 4.0 (4, 1)	3.0		11	1	1	1	4	0	0	1	0	0	1	18	19	3.00	0.333								
<b>Fred Norman, L</b> ERA: 3.86 (7, 1)	2.0		10	3	3	3	2	2	0	0	0	0	0	12	20	13.50	2.500								



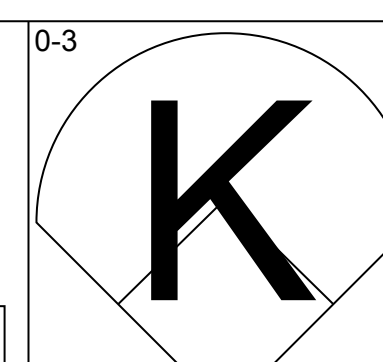
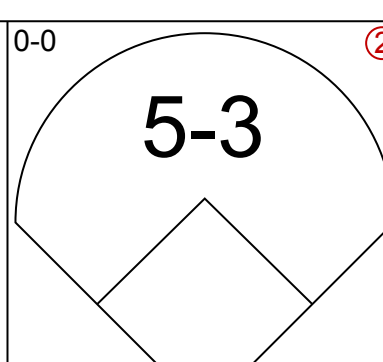
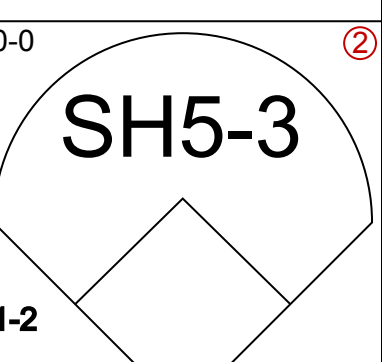
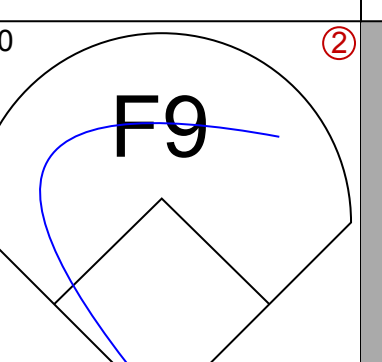
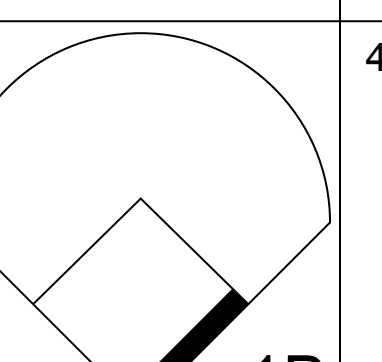
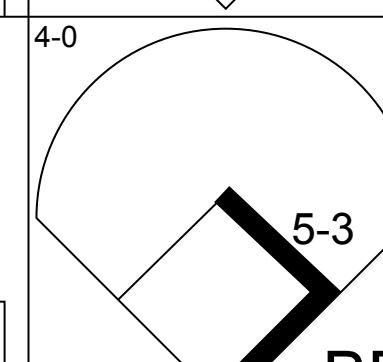
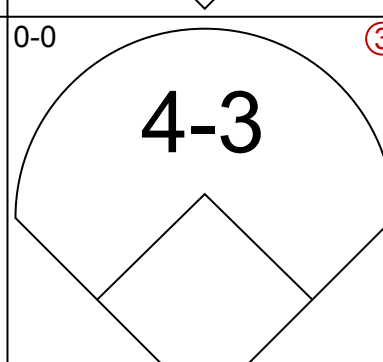
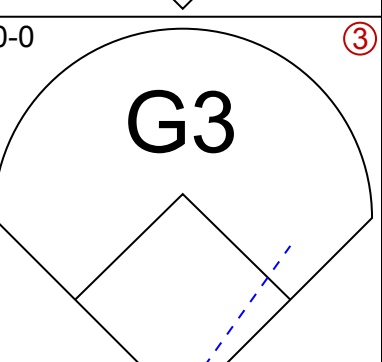
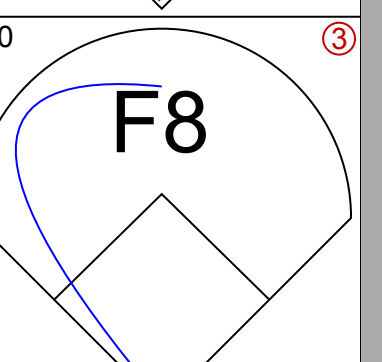
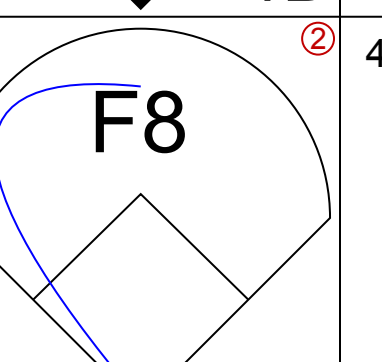
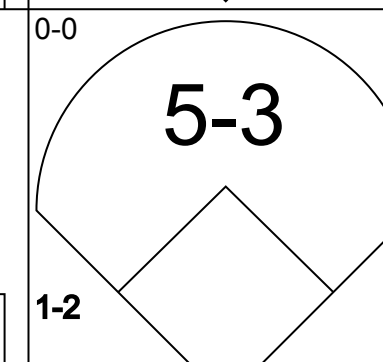
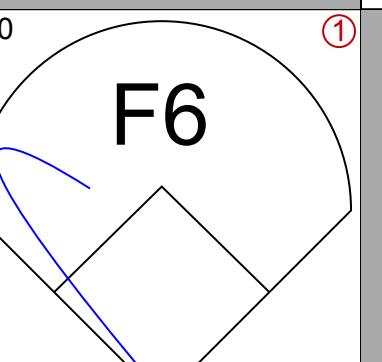
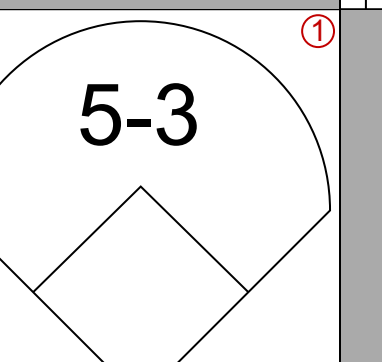
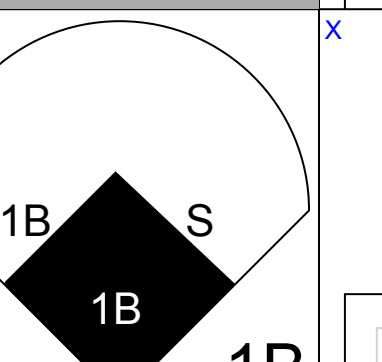
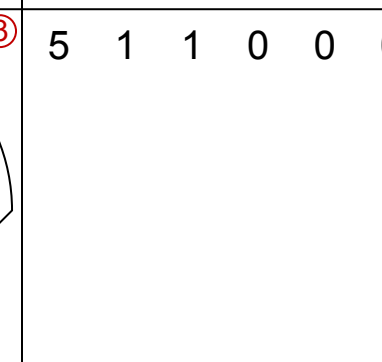
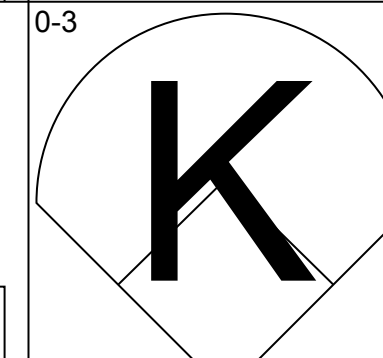
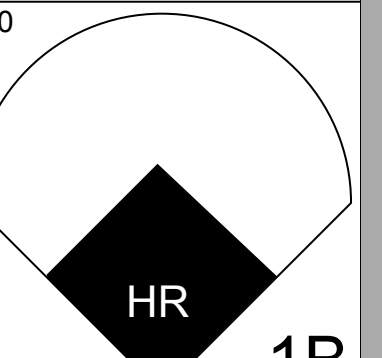
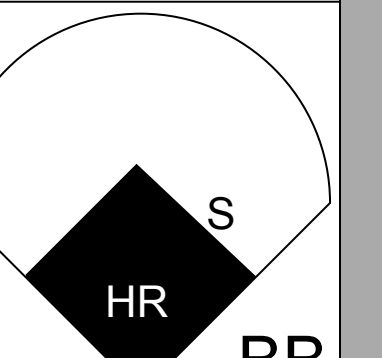
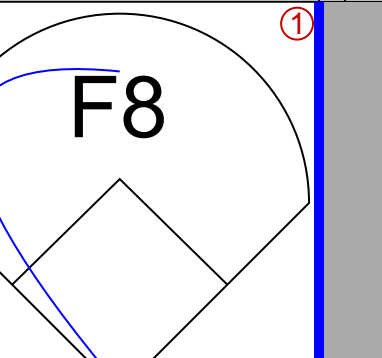
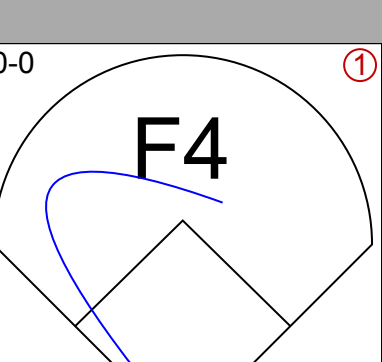
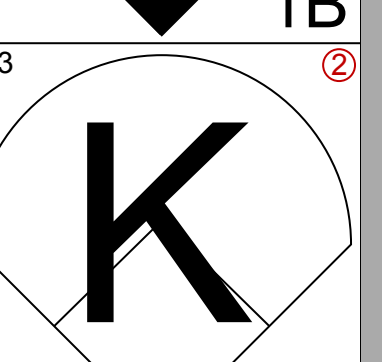
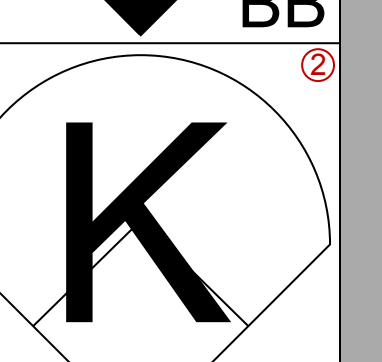
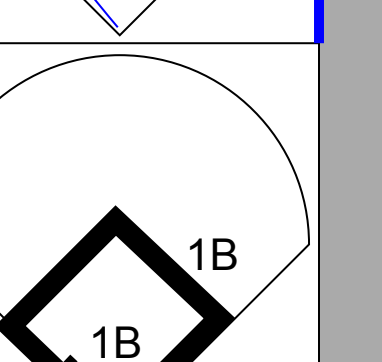
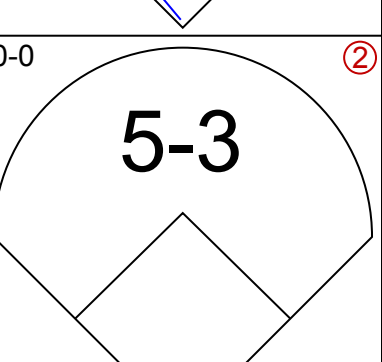
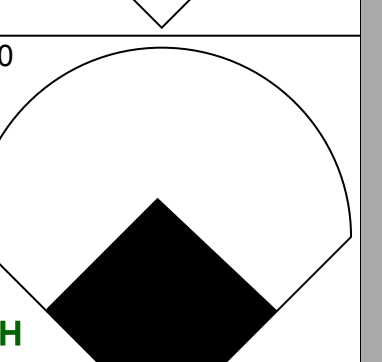
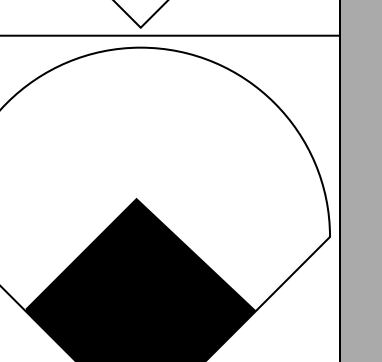
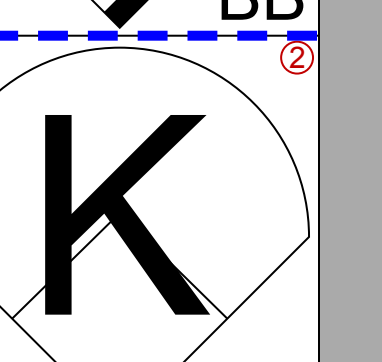
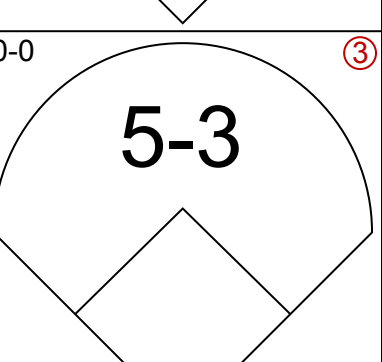
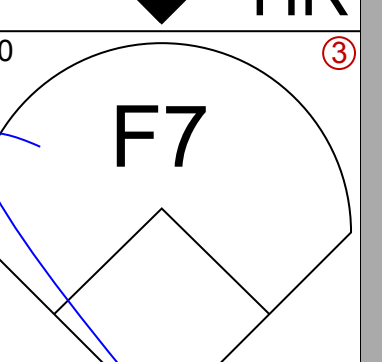
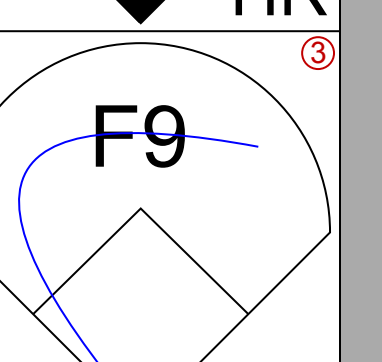
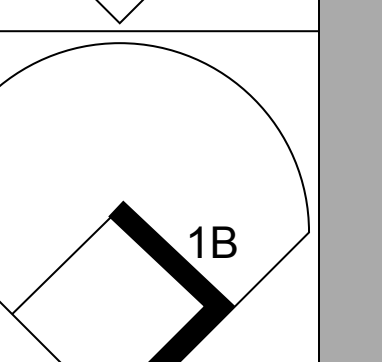
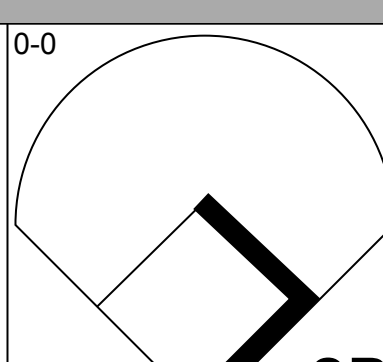
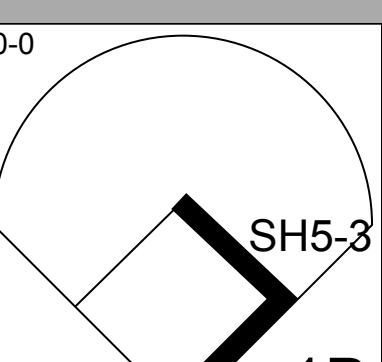
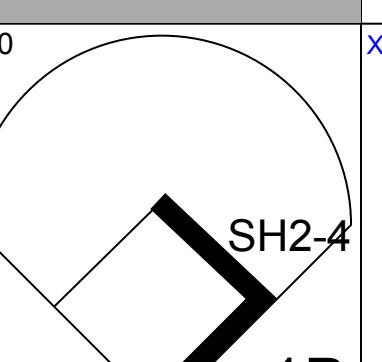

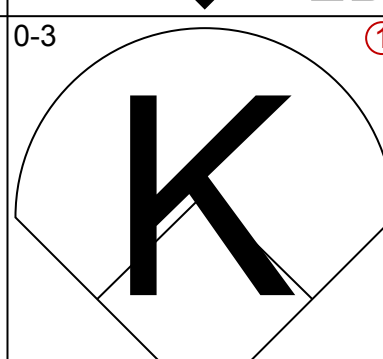
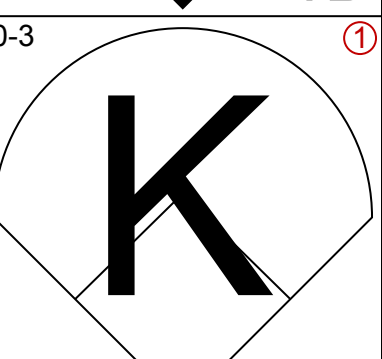
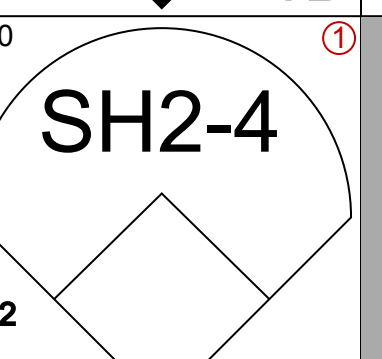
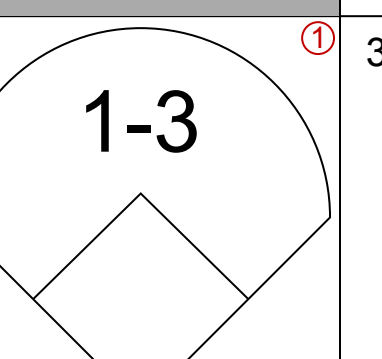


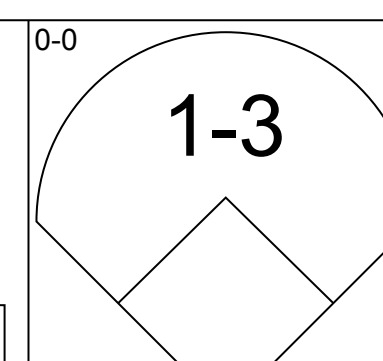
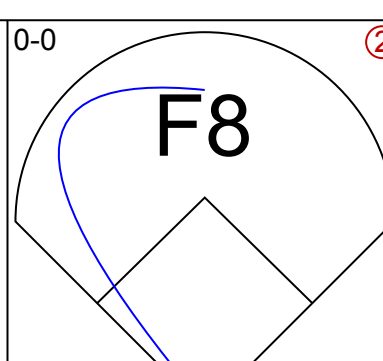
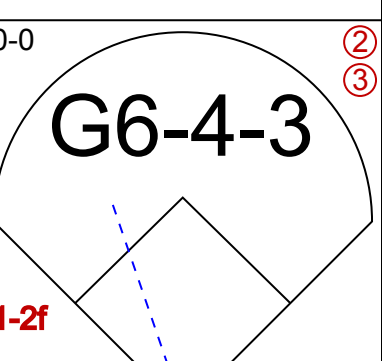
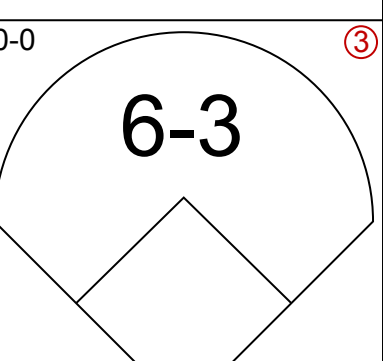
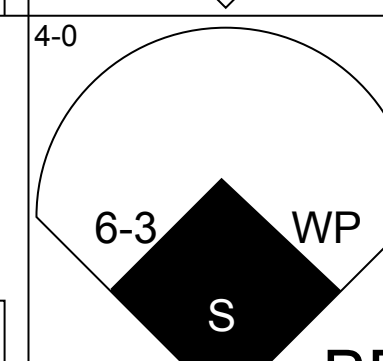
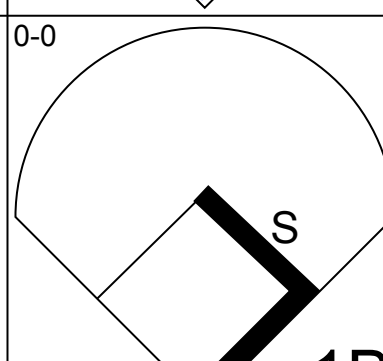
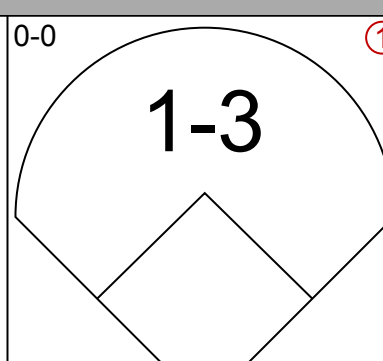
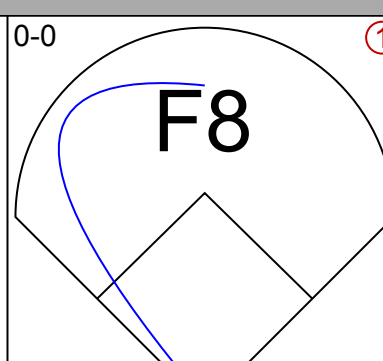
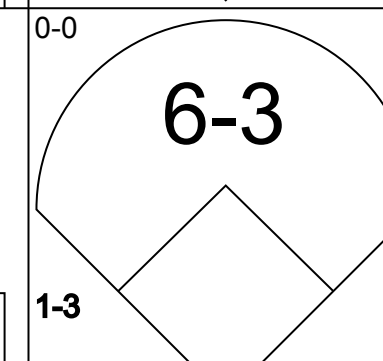
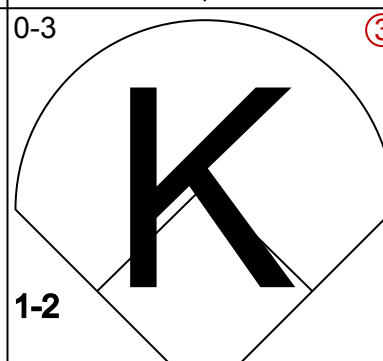
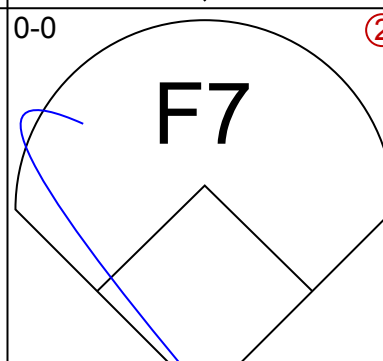
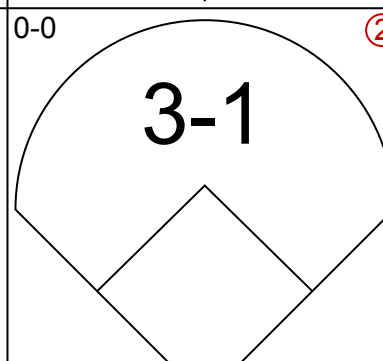
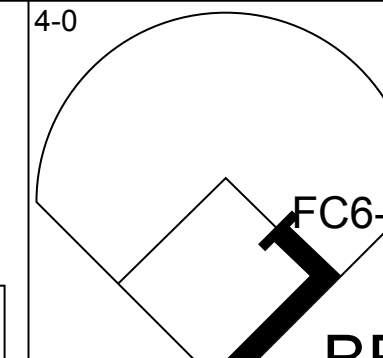
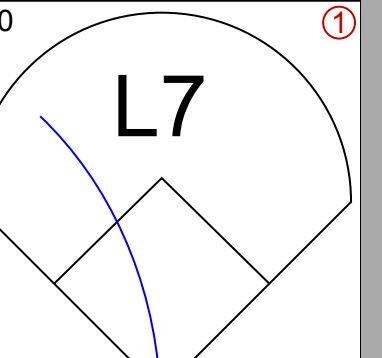
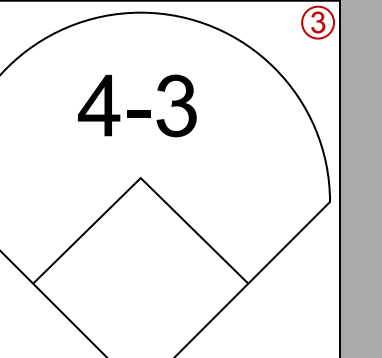
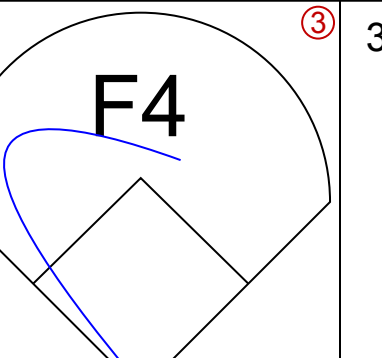
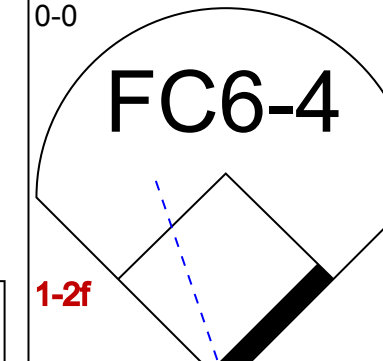
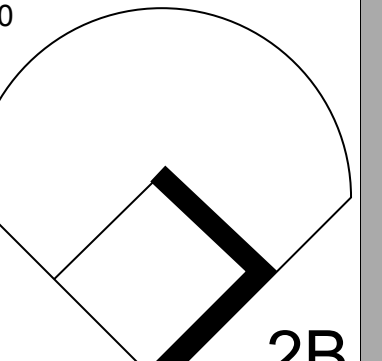
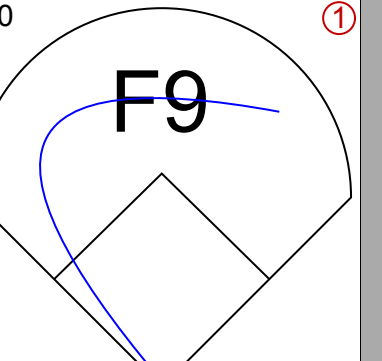
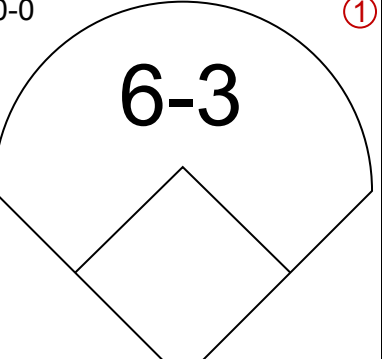
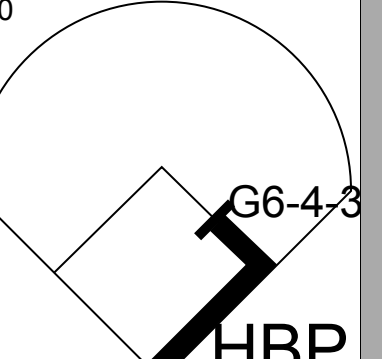
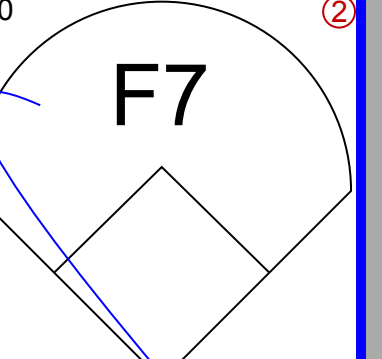
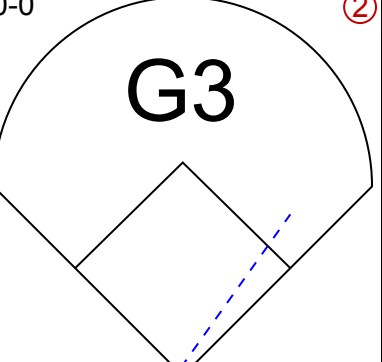
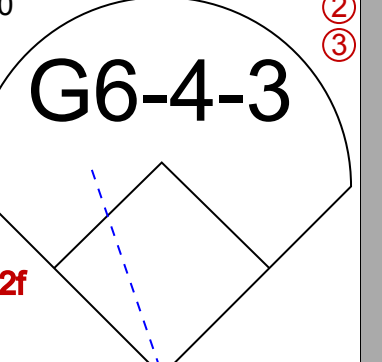
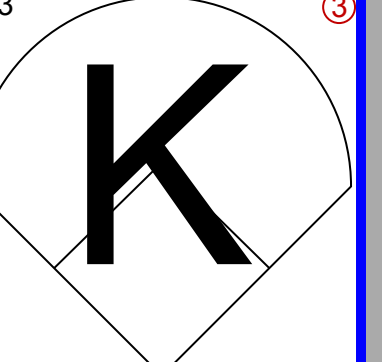
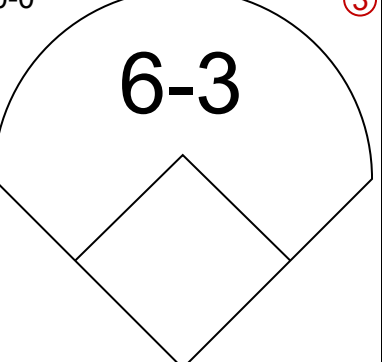
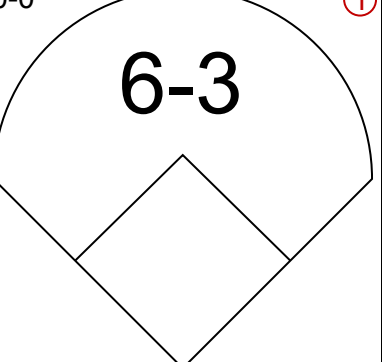

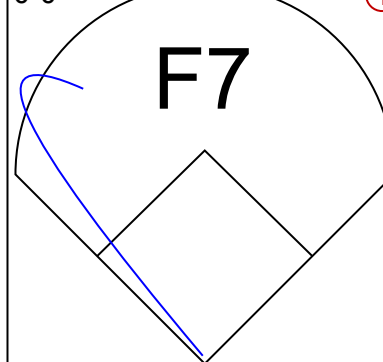
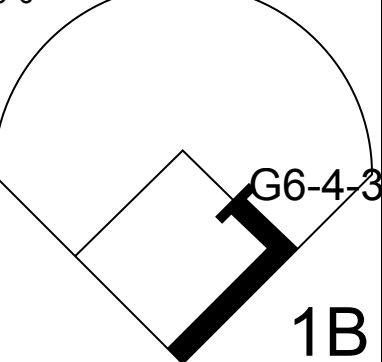
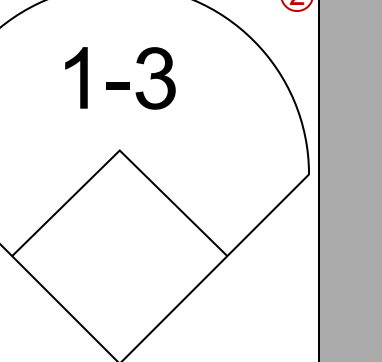


Batter	1	2	3	4	5	6	7	8	9	AB	R	H	RBI	BB	SO	LOB	TOP										
<b>Felix Millan, R</b> OBP: 0.314, SLG: 0.367 (1,4)	0-3 K		0-0 E S 1B		0-0 F9		0-0 6-3		0-3 K	5	1	1	0	0	2	0	<b>Atlanta Braves @ Los Angeles Dodgers</b> Dodger Stadium, Los Angeles, CA Fri May 22 1970, 7:05 PM PDT Att: 45,716 - Unknown										
<b>Mike Lum, L</b> OBP: 0.243, SLG: 0.182 (1,8)	0-0 6-3		0-0 E6 BB 1B		4-0 G6-4-3 BB		0-0 F8		0-0 F7	4	0	0	0	1	0	1											
<b>Hank Aaron, R</b> OBP: 0.419, SLG: 0.699 (1,9)	4-0 BB BB		0-0 BB 1B		0-0 G6-4-3 1-2		0-0 6-3			3	0	1	1	1	0	1											
<b>Rico Carty, R</b> OBP: 0.503, SLG: 0.723 (1,7)	4-0 BB BB		0-0 F8		4-0 FC5-2 BB		0-0 FC5-4 1B			2	0	1	0	2	0	2											
<b>Ralph Garr, L</b> OBP: 0.200, SLG: 0.111 (8, PR)	1-2 BB									0	0	0	0	0	0	0											
<b>Tony Gonzalez, L</b> OBP: 0.321, SLG: 0.378 (8,7)										0	0	0	0	0	0	0											
<b>Orlando Cepeda, R</b> OBP: 0.402, SLG: 0.616 (1,3)	0-0 F9		4-0 1-2 2-3 BB		0-0 E7 FC5-2 1-3		0-0 FC5-4 E			3	0	0	0	1	0	4											
<b>Clete Boyer, R</b> OBP: 0.279, SLG: 0.357 (1,5)		0-0 5-3	0-3 K		4-0 FC5-2 IBB		0-0 F8			3	0	0	0	1	1	4											
<b>Gil Garrido, R</b> OBP: 0.136, SLG: 0.095 (1,6)		0-0 5-3		0-0 F9		0-0 FC5-2 FC4-6		0-0 E5		4	0	0	0	0	0	4											
<b>Bob Didier, S</b> OBP: 0.179, SLG: 0.172 (1,2)		0-0 F8		0-0 4-3		0-0 F8		0-0 P6		4	0	0	0	0	0	5											
<b>Pat Jarvis, R</b> OBP: 0.111, SLG: 0.077 (1,1)			0-0 F5	0-3 K		0-0 FC4-6		0-0 P4		4	0	0	0	0	1	3											
<b>Inning Stats</b>	R: 0 E: 0 K: 1 S: 5	H: 0 LOB: 2 BB: 2 P: 13	R: 0 E: 0 K: 0 S: 3	H: 0 LOB: 0 BB: 0 P: 3	R: 1 E: 1 K: 1 S: 8	H: 2 LOB: 3 BB: 1 P: 12	R: 0 E: 0 K: 0 S: 5	H: 0 LOB: 0 BB: 1 P: 5	R: 0 E: 0 K: 0 S: 2	H: 0 LOB: 0 BB: 2 P: 6	R: 0 E: 0 K: 0 S: 3	H: 0 LOB: 0 BB: 0 P: 3	R: 0 E: 1 K: 0 S: 5	H: 1 LOB: 2 BB: 0 P: 5	R: 0 E: 0 K: 1 S: 5	H: 0 LOB: 0 BB: 0 P: 5	1B: 3 2B: 0 3B: 0 HR: 0	SF: 0 SAC: 0 DP: 1 HBP: 0	WP: 0 PB: 0 SB: 1 CS: 0	PA: 38							
<b>PITCHER</b>	IP	WLS	BF	H	R	ER	SO	BB	IBB	HBP	BLK	WP	HR	S	P	ERA	WHIP										
<b>Sandy Vance, R</b> ERA: 2.05 (1,1)	7.0	L	30	2	1	1	3	5	1	0	0	0	0	30	54	1.29	1.000										
<b>Joe Moeller, R</b> ERA: (8,1)	2.0		8	1	0	0	1	0	0	0	0	0	0	10	10	0.00	0.500										

Batter	1	2	3	4	5	6	7	8	9	AB	R	H	RBI	BB	SO	LOB	BOTTOM										
<b>Von Joshua, L</b> OBP: 0.351, SLG: 0.324 (1,7)	0-0 SH1 1B		0-0 1-3			0-0 2B		0-0 F7		4	0	2	0	0	0	0	<b>Atlanta Braves @ Los Angeles Dodgers</b> Dodger Stadium, Los Angeles, CA Fri May 22 1970, 7:05 PM PDT Att: 45,716 - Unknown										
<b>Maury Wills, S</b> OBP: 0.353, SLG: 0.312 (1,6)	0-0 SH1 1-2			0-0 4-3		0-3 K		0-0 4-3		3	0	0	0	0	1	1											
<b>Willie Davis, L</b> OBP: 0.283, SLG: 0.359 (1,8)	0-0 P4			0-0 S 1B		0-0 F5		0-0 F5		4	0	1	0	0	0	2											
<b>Wes Parker, S</b> OBP: 0.366, SLG: 0.481 (1,3)	0-0 6-3			4-0 1-2 BB		0-0 4-3			4-0 1B BB	2	0	0	0	2	0	2											
<b>Billy Grabarkewitz, R</b> OBP: 0.507, SLG: 0.547 (1,4)		0-3 K		0-3 K		0-0 S 1B			0-0 P6	4	0	1	0	0	2	3											
<b>Willie Crawford, L</b> OBP: 0.376, SLG: 0.426 (1,9)		0-3 K		0-3 K		0-0 F7 1-2			0-0 1B	4	0	1	0	0	2	3											
<b>Bill Sudakis, S</b> OBP: 0.338, SLG: 0.490 (1,5)		0-3 K			0-0 F8		0-3 K		0-0 F2	4	0	0	0	0	2	3											
<b>Tom Haller, L</b> OBP: 0.348, SLG: 0.410 (1,2)			0-0 4-3		0-0 F9		4-0 BB		0-0 F2	3	0	0	0	1	0	2											
<b>Sandy Vance, R</b> OBP: 0.176, SLG: 0.125 (1,1)					0-0 4-3					2	0	0	0	0	0	0											
<b>Manny Mota, R</b> OBP: 0.389, SLG: 0.464 (7, PH)										1	0	0	0	0	1	2											
<b>Joe Moeller, R</b> OBP: 0.400, SLG: 0.250 (8,1)										0	0	0	0	0	0	0											
<b>Inning Stats</b>	R: 0 E: 0 K: 0 S: 4	H: 1 LOB: 1 BB: 0 P: 4	R: 0 E: 0 K: 3 S: 9	H: 0 LOB: 0 BB: 0 P: 9	R: 0 E: 0 K: 0 S: 3	H: 0 LOB: 0 BB: 0 P: 3	R: 0 E: 0 K: 2 S: 8	H: 1 LOB: 2 BB: 1 P: 12	R: 0 E: 0 K: 0 S: 3	H: 0 LOB: 0 BB: 0 P: 3	R: 0 E: 0 K: 0 S: 6	H: 1 LOB: 1 BB: 0 P: 6	R: 0 E: 0 K: 2 S: 8	H: 1 LOB: 2 BB: 1 P: 12	R: 0 E: 0 K: 0 S: 3	H: 0 LOB: 0 BB: 0 P: 3	R: 0 E: 0 K: 0 S: 4	H: 1 LOB: 2 BB: 1 P: 8	1B: 4 2B: 1 3B: 0 HR: 0	SF: 0 SAC: 1 DP: 0 HBP: 0	WP: 0 PB: 0 SB: 2 CS: 0	PA: 35					
<b>PITCHER</b>	IP	WLS	BF	H	R	ER	SO	BB	IBB	HBP	BLK	WP	HR	S	P	ERA	WHIP										
<b>Pat Jarvis, R</b> ERA: 3.53 (1,1)	9.0	W	35	5	0	0	8	3	0	0	0	0	0	48	60	0.00	0.889										



Batter	1	2	3	4	5	6	7	8	9	AB	R	H	RBI	BB	SO	LOB	TOP									
<b>Felix Millan, R</b> OBP: 0.313, SLG: 0.365 (1, 4)	 0-3 ①		 0-0 ②		 0-0 ②		 0-0 ②		 0-0 ②	4	0	1	0	0	1	2	<b>Atlanta Braves @ Los Angeles Dodgers</b> Dodger Stadium, Los Angeles, CA Sat May 23 1970, 7:05 PM PDT Att: 27,099 - Unknown									
<b>Mike Lum, L</b> OBP: 0.238, SLG: 0.162 (1, 8)	 4-0		 0-0 ③		 0-0 ③		 0-0 ③		 0-0 ②	4	0	0	0	1	0	4										
<b>Hank Aaron, R</b> OBP: 0.413, SLG: 0.682 (1, 9)	 0-0 ②			 0-0 ①		 0-0 ①		 0-0 ①	 0-0 ③	5	1	1	0	0	0	2										
<b>Rico Carty, R</b> OBP: 0.503, SLG: 0.715 <b>Tony Gonzalez, L</b> OBP: 0.321, SLG: 0.378 (1, 7) (8, 7)	 0-3 ③			 0-0 ②		 4-0 ②		 0-0 ①		3	2	1	0	1	1	2										
<b>Orlando Cepeda, R</b> OBP: 0.399, SLG: 0.604 (1, 3)		 0-0 ①		 0-3 ②		 0-3 ②		 4-0 ②		3	0	0	0	1	2	2										
<b>Clete Boyer, R</b> OBP: 0.285, SLG: 0.403 (1, 5)		 0-0 ②		 0-0 ②		 0-0 ②		 0-3 ②		4	2	2	4	0	1	2										
<b>Bob Tillman, R</b> OBP: 0.273, SLG: 0.365 (1, 2)		 0-0 ③		 0-0 ③		 0-0 ③		 0-0 ②		4	0	1	0	0	0	0										
<b>Gil Garrido, R</b> OBP: 0.269, SLG: 0.280 (1, 6)			 0-0		 0-0		 0-0		 0-0 ③	4	0	4	1	0	0	0										
<b>George Stone, L</b> OBP: 0.214, SLG: 0.222 (1, 1)			 0-3 ①		 0-3 ①		 0-0 ①		 0-0 ①	3	0	0	0	0	2	2										
<b>Inning Stats</b>	R: 0 E: 0 K: 2 S: 7	H: 0 LOB: 1 BB: 1 P: 11	R: 0 E: 0 K: 0 S: 3	H: 0 LOB: 0 BB: 0 P: 3	R: 0 E: 0 K: 1 S: 6	H: 1 LOB: 1 BB: 0 P: 6	R: 2 E: 0 K: 1 S: 7	H: 2 LOB: 0 BB: 0 P: 7	R: 0 E: 0 K: 1 S: 6	H: 1 LOB: 1 BB: 0 P: 6	R: 2 E: 0 K: 1 S: 6	H: 1 LOB: 1 BB: 1 P: 10	R: 0 E: 0 K: 0 S: 4	H: 1 LOB: 1 BB: 0 P: 4	R: 1 E: 0 K: 1 S: 7	H: 3 LOB: 2 BB: 1 P: 11		R: 0 E: 0 K: 0 S: 4	H: 1 LOB: 1 BB: 0 P: 4	1B: 7 2B: 1 3B: 0 HR: 2	SF: 0 SAC: 2 DP: 0 HBP: 0	WP: 0 PB: 0 SB: 2 CS: 0	PA: 39			
<b>PITCHER</b>	IP	WLS	BF	H	R	ER	SO	BB	IBB	HBP	BLK	WP	HR	S	P	ERA	WHIP									
<b>Don Sutton, R</b> ERA: 3.33 <b>Jose Pena, R</b> ERA: 0.79	(1, 1)	7.1	L	32	7	5	5	6	3	0	0	0	0	2	41	53	6.14	1.364								
(8, 1)	1.2		7	3	0	0	1	0	0	0	0	0	0	9	9	0.00	1.800									

Batter	1	2	3	4	5	6	7	8	9	AB	R	H	RBI	BB	SO	LOB	BOTTOM								
<b>Maury Wills, S</b> OBP: 0.345, SLG: 0.304 (1, 6)	 0-0 ①		 0-0 ②		 0-0 ③			 0-0 ③		4	0	0	0	0	0	1	<b>Atlanta Braves @ Los Angeles Dodgers</b> Dodger Stadium, Los Angeles, CA Sat May 23 1970, 7:05 PM PDT Att: 27,099 - Unknown								
<b>Manny Mota, R</b> OBP: 0.394, SLG: 0.460 (1, 7)	 4-0		 0-0			 0-0 ①		 0-0 ①		3	1	1	0	1	0	0									
<b>Willie Davis, L</b> OBP: 0.276, SLG: 0.350 (1, 8)	 0-0 ②		 0-3 ③			 0-0 ②		 0-0 ②		4	0	0	0	0	1	2									
<b>Wes Parker, S</b> OBP: 0.363, SLG: 0.472 (1, 3)	 4-0			 0-0 ①		 0-0 ③		 0-0 ③		3	0	0	0	1	0	0									
<b>Billy Grabarkewitz, R</b> OBP: 0.504, SLG: 0.550 (1, 4)	 0-0 ③				 0-0		 0-0 ①			3	0	1	0	0	0	1									
<b>Bill Sudakis, S</b> OBP: 0.338, SLG: 0.388 <b>Jim Lefebvre, S</b> OBP: 0.270, SLG: 0.206 (1, 5) (8, 5)		 0-0 ①			 1-0		 0-0 ②			2	0	0	0	0	0	0									
<b>Willie Crawford, L</b> OBP: 0.367, SLG: 0.414 <b>Jose Pena, R</b> (1, 9) (8, 1)		 0-0 ②			 0-0 ③		 0-3 ③			3	0	0	0	0	1	2									
<b>Jeff Torborg, R</b> OBP: 0.321, SLG: 0.347 (1, 2)		 0-0 ③				 0-0 ①		 0-3 ①		3	0	0	0	0	1	0									
<b>Don Sutton, R</b> OBP: 0.310, SLG: 0.321 <b>Gary Moore, R</b> OBP: 0.188, SLG: 0.438 (1, 1) (8, 9)			 0-0 ①			 0-0		 0-0 ②		2	0	1	0	0	0	0									
<b>Inning Stats</b>	R: 1 E: 0 K: 0 S: 3	H: 0 LOB: 1 BB: 2 P: 11	R: 0 E: 0 K: 0 S: 3	H: 0 LOB: 0 BB: 0 P: 3	R: 0 E: 0 K: 1 S: 6	H: 1 LOB: 1 BB: 0 P: 6	R: 0 E: 0 K: 0 S: 3	H: 1 LOB: 1 BB: 0 P: 4	R: 0 E: 0 K: 0 S: 3	H: 0 LOB: 0 BB: 0 P: 3	R: 0 E: 0 K: 1 S: 5	H: 0 LOB: 0 BB: 0 P: 5	R: 0 E: 0 K: 1 S: 5	H: 0 LOB: 0 BB: 0 P: 5	R: 0 E: 0 K: 0 S: 3	H: 0 LOB: 0 BB: 0 P: 3		1B: 2 2B: 1 3B: 0 HR: 0	SF: 0 SAC: 0 DP: 2 HBP: 1	WP: 1 PB: 0 SB: 2 CS: 0	PA: 31				
<b>PITCHER</b>	IP	WLS	BF	H	R	ER	SO	BB	IBB	HBP	BLK	WP	HR	S	P	ERA	WHIP								
<b>George Stone, L</b> ERA: 3.19	(1, 1)	9.0	W	31	3	1	1	3	2	0	1	0	0	34	43	1.00	0.556								





Batter	1	2	3	4	5	6	7	8	9	AB	R	H	RBI	BB	SO	LOB	TOP										
Felix Millan, R OBP: 0.321, SLG: 0.371 (1,4)										5	1	3	0	0	0	0	<b>Atlanta Braves @ Los Angeles Dodgers</b> Dodger Stadium, Los Angeles, CA Sun May 24 1970, 3:33 AM PDT Att: 19,425 - Unknown										
Mike Lum, L OBP: 0.261, SLG: 0.195 (1,8)										4	0	2	0	0	0	1											
Hank Aaron, R OBP: 0.409, SLG: 0.675 (1,9)										3	0	1	1	0	0	3											
Rico Carty, R OBP: 0.509, SLG: 0.714 (1,7)										3	0	2	0	1	0	1											
Orlando Cepeda, R OBP: 0.390, SLG: 0.588 (1,3)										4	0	0	0	0	1	4											
Clete Boyer, R OBP: 0.284, SLG: 0.399 (1,5)										4	0	1	0	0	0	2											
Bob Tillman, R OBP: 0.271, SLG: 0.357 (1,2)										4	0	1	0	0	0	2											
Gil Garrido, R OBP: 0.267, SLG: 0.276 (1,6)										4	0	1	0	0	0	0											
Milt Pappas, R Ralph Garr, L Larry Jaster, L Hoyt Wilhelm, R Bob Priddy, R Gary Neibauer, R Tony Gonzalez, L (1,1) (7, Ph) (7,1) (7,1) (8,1) (8, Ph)										2	0	0	0	0	2	2											
<b>Inning Stats</b>	R: 0 E: 0 K: 1 S: 7	H: 2 LOB: 2 BB: 0 P: 7	R: 0 E: 0 K: 0 S: 3	H: 0 LOB: 0 BB: 0 P: 3	R: 1 E: 0 K: 1 S: 7	H: 2 LOB: 1 BB: 0 P: 7	R: 0 E: 0 K: 1 S: 7	H: 3 LOB: 2 BB: 0 P: 7	R: 0 E: 0 K: 0 S: 4	H: 1 LOB: 1 BB: 0 P: 4	R: 0 E: 0 K: 0 S: 5	H: 2 LOB: 2 BB: 0 P: 5	R: 0 E: 0 K: 0 S: 3	H: 0 LOB: 1 BB: 1 P: 7	R: 0 E: 0 K: 0 S: 3	H: 0 LOB: 0 BB: 0 P: 3			1B: 11 2B: 0 3B: 0 HR: 0	SF: 1 SAC: 0 DP: 1 HBP: 0	WP: 0 PB: 0 SB: 0 CS: 0	PA: 37					
<b>PITCHER</b>	IP	WLS	BF	H	R	ER	SO	BB	IBB	HBP	BLK	WP	HR	S	P	ERA	WHIP										
Alan Foster, R ERA: 3.7 Joe Moeller, R ERA:	(1,1) (7,1)	6.2 S	29 8	11 0	1 0	1 0	3 0	0 1	0 0	0 0	0 0	0 0	0 0	35 7	35 11	1.35 0.00	1.650 0.429										

Batter	1	2	3	4	5	6	7	8	9	AB	R	H	RBI	BB	SO	LOB	BOTTOM										
Von Joshua, L OBP: 0.357, SLG: 0.385 (1,7)										5	1	2	1	0	0	1	<b>Atlanta Braves @ Los Angeles Dodgers</b> Dodger Stadium, Los Angeles, CA Sun May 24 1970, 3:33 AM PDT Att: 19,425 - Unknown										
Maury Wills, S OBP: 0.346, SLG: 0.313 (1,6)										5	2	2	1	0	0	2											
Willie Davis, L OBP: 0.286, SLG: 0.358 (1,8)										5	1	3	0	0	0	0											
Wes Parker, S OBP: 0.353, SLG: 0.458 (1,3)										5	0	0	1	0	2	5											
Billy Grabarkewitz, R OBP: 0.503, SLG: 0.549 (1,5)										4	1	2	2	0	0	1											
Willie Crawford, L OBP: 0.371, SLG: 0.412 (1,9)										3	1	1	0	1	1	1											
Jim Lefebvre, S OBP: 0.317, SLG: 0.263 (1,4)										4	1	3	1	0	0	0											
Tom Haller, L OBP: 0.342, SLG: 0.422 (1,2)										3	1	1	1	0	0	2											
Alan Foster, R OBP: 0.154, SLG: 0.120 Joe Moeller, R OBP: 0.333, SLG: 0.200 (1,1) (7,1)										3	0	1	1	0	0	1											
<b>Inning Stats</b>	R: 0 E: 1 K: 1 S: 6	H: 0 LOB: 1 BB: 0 P: 6	R: 2 E: 0 K: 1 S: 9	H: 4 LOB: 2 BB: 0 P: 9	R: 0 E: 0 K: 0 S: 3	H: 1 LOB: 0 BB: 0 P: 3	R: 1 E: 0 K: 0 S: 5	H: 2 LOB: 1 BB: 0 P: 5	R: 1 E: 0 K: 0 S: 5	H: 2 LOB: 1 BB: 0 P: 5	R: 0 E: 0 K: 0 S: 3	H: 0 LOB: 0 BB: 0 P: 3	R: 4 E: 0 K: 2 S: 12	H: 5 LOB: 2 BB: 1 P: 16	R: 0 E: 0 K: 0 S: 4	H: 1 LOB: 1 BB: 0 P: 4			1B: 12 2B: 2 3B: 1 HR: 0	SF: 1 SAC: 0 DP: 0 HBP: 0	WP: 0 PB: 0 SB: 3 CS: 1	PA: 41					
<b>PITCHER</b>	IP	WLS	BF	H	R	ER	SO	BB	IBB	HBP	BLK	WP	HR	S	P	ERA	WHIP										
Milt Pappas, R ERA: 7.2 Larry Jaster, L ERA: 4.4 Hoyt Wilhelm, R ERA: 3.54 Bob Priddy, R ERA: 5.12 Gary Neibauer, R ERA: 5.4	(1,1) (7,1) (7,1) (7,1) (8,1)	6.0 L	27 2	9 2	4 2	4 2	0 0	0 0	0 0	0 0	0 0	0 0	0 0	31 5	31 5	6.00 27.00	1.500 6.000										







Batter	1	2	3	4	5	6	7	8	9	AB	R	H	RBI	BB	SO	LOB	TOP					
Von Joshua, L OBP: 0.302, SLG: 0.327 (1, 7)	0-3 K		0-3 K			0-0 6-3		0-3 K	0-0 E3 1B	5	0	0	0	0	3	4						
Maury Wills, S OBP: 0.337, SLG: 0.316 (1, 6)	0-0 1-3		0-0 6-3			0-0 4-3		0-0 4-3	0-0 F7	5	0	0	0	0	0	5						
Willie Davis, L OBP: 0.297, SLG: 0.374 (1, 8)	0-0 FC6 1B			0-0 5-3		0-0 4-3		0-0 1B 2B	0-0 1B	5	1	3	2	0	0	0						
Wes Parker, S OBP: 0.359, SLG: 0.448 (1, 3)	0-0 FC6 1-2			0-0 CS 1B			4-0 FC4-6 BB	0-0 1B 2H	0-3 K	4	0	2	1	1	1	4						
Billy Grabarkewitz, R OBP: 0.503, SLG: 0.566 (1, 5)		0-0 5-3		0-3 K 1-2			0-0 FC4-6 BB 1-2	0-0 1B 1-3		4	0	1	0	0	1	2						
Willie Crawford, L OBP: 0.380, SLG: 0.421 (1, 9)		0-0 4-3			0-0 G3		4-0 BB 1-2	0-0 F8		3	0	0	0	1	0	2						
Jim Lefebvre, S OBP: 0.320, SLG: 0.304 (1, 4)		0-0 G3			0-0 4-3		0-3 K		0-0 1B 1B	4	1	1	0	0	1	2						
Tom Haller, L OBP: 0.376, SLG: 0.458 (1, 2)			4-0 BB		0-0 E4		0-0 6-3		0-0 1B E 1B	3	0	1	0	1	0	2						
Sandy Vance, R OBP: 0.167, SLG: 0.115 (4, 1)			0-0 F9		0-0 F8			4-0 2B BB	0-0 F7	1	0	0	0	0	0	1						
Jose Pena, R OBP: 0.222, SLG: 0.400 (5, PH)										0	0	0	0	0	0	0						
Andy Kosco, R OBP: 0.222, SLG: 0.400 (5, PH)										0	0	0	0	0	0	0						
Ray Lamb, R OBP: 0.222, SLG: 0.400 (5, PH)										0	0	0	0	0	0	0						
Len Gabrielson, L OBP: 0.222, SLG: 0.400 (8, PH)										0	0	0	0	0	0	0						
Pete Mikkelsen, R OBP: 0.222, SLG: 0.400 (8, PH)										0	0	0	0	0	0	0						
Bill Sudakis, S OBP: 0.333, SLG: 0.382 (9, PH)										1	0	0	0	0	0	2						
<b>Inning Stats</b>	R: 0 E: 0 K: 1 S: 6	H: 1 LOB: 1 BB: 0 P: 6	R: 0 E: 0 K: 0 S: 3	H: 0 LOB: 0 BB: 0 P: 3	R: 0 E: 0 K: 1 S: 5	H: 0 LOB: 1 BB: 1 P: 9	R: 0 E: 0 K: 1 S: 5	H: 1 LOB: 1 BB: 0 P: 5	R: 0 E: 1 K: 0 S: 4	H: 0 LOB: 1 BB: 0 P: 4	R: 0 E: 0 K: 0 S: 3	H: 0 LOB: 0 BB: 2 P: 3	R: 0 E: 0 K: 1 S: 5	H: 0 LOB: 2 BB: 2 P: 13	R: 2 E: 0 K: 1 S: 8	H: 3 LOB: 2 BB: 1 P: 12	R: 1 E: 1 K: 1 S: 9	H: 3 LOB: 3 BB: 0 P: 9	1B: 7 2B: 2 3B: 0 HR: 0	SF: 0 SAC: 0 DP: 1 HBP: 0	WP: 0 PB: 0 SB: 0 CS: 1	PA: 40
<b>PITCHER</b> Juan Marichal, R ERA: 5.93 (1, 1)	IP: 9.0 WLS: W BF: 40 H: 8 R: 3 ER: 2 SO: 6 BB: 4 IBB: 0 HBP: 0 BLK: 0 WP: 0 HR: 0 S: 48 P: 64 ERA: 2.00 WHIP: 1.333															<b>PITCHER</b>						

Los Angeles Dodgers @ San Francisco Giants  
Candlestick Park, San Francisco, CA  
Wed May 27 1970, 10:05 PM EDT  
Att: 7,641 - Unknown


AB 36  
R 3  
H 8  
RBI 3  
BB 4  
SO 6  
LOB 25



Batter	1	2	3	4	5	6	7	8	9	AB	R	H	RBI	BB	SO	LOB	BOTTOM			
Bobby Bonds, R OBP: 0.396, SLG: 0.484 (1, 9)	0-3 K		0-0 1B	0-0 2H HR		0-0 4-3		0-0 2B 1B		1	0	0	0	0	1	0				
Bob Taylor, L OBP: 0.395, SLG: 0.333 (2, 7)			0-0 1B	0-0 5-3		0-0 BLK E BB		0-0 1H 2B		4	1	1	1	1	0	1				
Ron Hunt, R OBP: 0.384, SLG: 0.383 (1, 4)	0-0 F3		0-0 F7	0-0 5-3		0-0 E7 BB		0-3 1H 2B		4	1	1	1	1	0	1				
Willie Mays, R OBP: 0.390, SLG: 0.584 (1, 8)	0-0 HR		0-0 1B		0-0 F9	0-0 1H 1B		0-3 K		5	1	3	2	0	1	1				
Ken Henderson, S OBP: 0.451, SLG: 0.525 (1, 7)	0-0 F2		0-0 F7		0-0 1B HR 1B	0-0 F8		0-0 6-3		5	1	1	0	0	0	4				
Dick Dietz, R OBP: 0.446, SLG: 0.621 (1, 2)		0-0 WP SF9 G3 1B		0-0 E6 E 2B 1B		0-0 1-3 HR 1B		0-0 F9		4	3	2	0	0	0	0				
Frank Johnson, R OBP: 0.346, SLG: 0.542 (1, 3)		0-0 G3 1-2		0-0 E1 2B 1B		0-0 1H HR		1-0 G3 HBP		3	2	2	3	0	0	1				
Tito Fuentes, S OBP: 0.304, SLG: 0.386 (1, 5)		0-0 SF9 2H		0-0 HR 2B		0-0 G4-6-3 BB		0-0 G3 1-2		2	1	1	3	1	0	1				
Hal Lanier, R OBP: 0.254, SLG: 0.298 (1, 6)		0-0 F7		0-0 4-3		0-0 G4-6-3		0-0 F8		4	0	0	0	0	0	3				
Juan Marichal, R (1, 1)			0-3 K	0-0 1-3		0-0 F7		0-3 K		4	0	0	0	0	2	1				
<b>Inning Stats</b>	R: 1 E: 0 K: 1 S: 6	H: 1 LOB: 0 BB: 0 P: 6	R: 1 E: 0 K: 0 S: 4	H: 1 LOB: 0 BB: 0 P: 4	R: 0 E: 0 K: 1 S: 7	H: 2 LOB: 0 BB: 0 P: 7	R: 4 E: 2 K: 0 S: 7	H: 3 LOB: 0 BB: 0 P: 7	R: 3 E: 0 K: 0 S: 5	H: 3 LOB: 0 BB: 1 P: 9	R: 1 E: 1 K: 0 S: 4	H: 1 LOB: 1 BB: 1 P: 8	R: 0 E: 0 K: 0 S: 3	H: 0 LOB: 1 BB: 0 P: 4	R: 1 E: 0 K: 2 S: 9	H: 2 LOB: 1 BB: 0 P: 9	1B: 8 2B: 2 3B: 0 HR: 3	SF: 1 SAC: 0 DP: 1 HBP: 1	WP: 1 PB: 0 SB: 0 CS: 0	PA: 40
<b>PITCHER</b> Sandy Vance, R ERA: 2.45 (1, 1)	IP: 3.0 WLS: L BF: 16 H: 6 R: 5 ER: 4 SO: 2 BB: 0 IBB: 0 HBP: 0 BLK: 0 WP: 1 HR: 1 S: 20 P: 20 ERA: 12.00 WHIP: 2.000															<b>PITCHER</b>				
Jose Pena, R ERA: 1.49 (4, 1)	1.0 4 1 1 0 0 0 0 0 0 0 1 4 4 0.00 1.000																			
Ray Lamb, R ERA: 4.41 (5, 1)	3.0 15 4 4 4 0 2 0 1 1 0 1 12 21 12.00 2.000																			
Pete Mikkelsen, R ERA: 9.0 (8, 1)	1.0 5 2 1 1 2 0 0 0 0 0 0 9 9 9.00 2.000																			

Los Angeles Dodgers @ San Francisco Giants  
Candlestick Park, San Francisco, CA  
Wed May 27 1970, 10:05 PM EDT  
Att: 7,641 - Unknown

AB 36  
R 11  
H 13  
RBI 11  
BB 2  
SO 4  
LOB 12





Batter	1	2	3	4	5	6	7	8	9	AB	R	H	RBI	BB	SO	LOB	TOP				
Von Joshua, L OBP: 0.281, SLG: 0.302 (1, 7)	0-0 5-3		0-0 4-3		0-0 6-3			0-3 K		4	0	0	1	0	1	1	<b>Los Angeles Dodgers @ San Francisco Giants</b> Candlestick Park, San Francisco, CA Thu May 28 1970, 6:33 AM EDT Att: 7,876 - Unknown <a href="http://livebaseballscorecards.com">livebaseballscorecards.com</a>				
Maury Wills, S OBP: 0.335, SLG: 0.315 (1, 6)	0-0 F8		2-3 3-H 0-0 1B		0-0 4-3			0-0 6-3		4	0	1	1	0	0	0					
Willie Davis, L OBP: 0.302, SLG: 0.376 (1, 8)	0-0 1-3		0-0 1-3 1B		0-0 1-3			0-0 1B		4	0	2	0	0	0	0					
Wes Parker, S OBP: 0.362, SLG: 0.446 (1, 3)		0-3 K	4-0 1-2 BB		0-0 FC6-4 1B			0-0 4-3		3	0	1	0	1	1	1					
Billy Grabarkewitz, R OBP: 0.490, SLG: 0.548 (1, 5)		0-3 K	0-3 K		0-0 FC6-4 1B			0-3 K		4	0	0	0	0	3	4					
Willie Crawford, L OBP: 0.377, SLG: 0.424 (1, 9)		0-3 K		0-0 1-3		0-0 6-3		0-0 1B 2B		4	1	1	0	0	1	1					
Jim Lefebvre, S OBP: 0.333, SLG: 0.320 (1, 4)			0-0 SH5-4 4-3 1B	0-0 6-3		0-0 F7		0-0 1B		4	1	2	1	0	0	0					
Tom Haller, L OBP: 0.372, SLG: 0.447 (1, 2)			0-0 4-3 SH5-4 1B	0-0 3-1		0-3 K		0-0 F8		4	1	1	0	0	1	1					
Don Sutton, R OBP: 0.300, SLG: 0.310 Len Gabrielson, L (7, PH)			0-0 SH5-4	0-3 K		0-0 5-3		0-0 F8		1	0	0	0	0	1	0					
Joe Moeller, R OBP: 0.333, SLG: 0.200 Bill Sudakis, S OBP: 0.329, SLG: 0.377 Jim Brewer, L (9, 1)			1-2 2-3							1	0	0	0	0	1	0					
<b>Inning Stats</b>	R: 0 E: 0 K: 0 S: 3	H: 0 LOB: 0 BB: 0 P: 3	R: 0 E: 0 K: 3 S: 9	H: 0 LOB: 0 BB: 0 P: 9	R: 2 E: 0 K: 1 S: 9	H: 4 LOB: 3 BB: 1 P: 13	R: 0 E: 0 K: 0 S: 3	H: 0 LOB: 0 BB: 0 P: 3	R: 0 E: 0 K: 1 S: 5	H: 1 LOB: 0 BB: 0 P: 4	R: 0 E: 0 K: 1 S: 5	H: 0 LOB: 0 BB: 0 P: 5	R: 0 E: 0 K: 1 S: 6	H: 1 LOB: 1 BB: 0 P: 6	R: 1 E: 0 K: 1 S: 7	H: 2 LOB: 1 BB: 0 P: 7		1B: 7 2B: 1 3B: 0 HR: 0	SF: 0 SAC: 1 DP: 0 HBP: 0	WP: 0 PB: 0 SB: 1 CS: 0	PA: 36
<b>PITCHER</b> Gaylord Perry, R ERA: 4.36 (1, 1)	IP: 9.0 WLS: W BF: 36 H: 8 R: 3 ER: 3 SO: 8 BB: 1 IBB: 0 HBP: 0 BLK: 0 WP: 0 HR: 0 S: 51 P: 55 ERA: 3.00 WHIP: 1.000															<b>PITCHER</b>					

Batter	1	2	3	4	5	6	7	8	9	AB	R	H	RBI	BB	SO	LOB	BOTTOM				
Bobby Bonds, R OBP: 0.394, SLG: 0.495 (1, 9)	0-0 6-3		0-0 4-3			0-0 HR	0-3 K			4	1	1	1	0	1	2	<b>Los Angeles Dodgers @ San Francisco Giants</b> Candlestick Park, San Francisco, CA Thu May 28 1970, 6:33 AM EDT Att: 7,876 - Unknown <a href="http://livebaseballscorecards.com">livebaseballscorecards.com</a>				
Ron Hunt, R OBP: 0.387, SLG: 0.386 (1, 4)	0-0 BB 1B		0-0 F9			0-0 HR 1B		0-0 6-3		4	1	2	0	0	0	0					
Willie Mays, R OBP: 0.381, SLG: 0.567 (1, 8)	0-3 K			0-0 6-3		0-0 F8		0-0 F3		4	0	0	0	0	1	2					
Ken Henderson, S OBP: 0.452, SLG: 0.538 (1, 7)	4-0 BB BB			0-0 G3		0-0 1-H HR		0-0 F2		3	1	1	2	1	0	0					
Dick Dietz, R OBP: 0.441, SLG: 0.632 (1, 2)	0-0 F5			0-0 6-3		0-0 F8		0-0 HR		4	1	1	1	0	0	2					
Frank Johnson, R OBP: 0.378, SLG: 0.538 (1, 3)		4-0 BB BB	0-0 G6-3 BB		0-0 F3		0-0 1B 1B			2	0	1	0	1	0	0					
Tito Fuentes, S OBP: 0.297, SLG: 0.376 (1, 5)		0-0 G6-3	0-0 1-2		0-0 F7		0-0 F8			3	0	0	0	0	2	2					
Hal Lanier, R OBP: 0.248, SLG: 0.290 (1, 6)		0-0 F3		0-0 F8		0-3 K				3	0	0	0	0	1	1					
Gaylord Perry, R OBP: 0.128, SLG: 0.154 (1, 1)			0-3 K			0-3 K		0-0 1-2 1B		3	0	1	0	0	2	0					
<b>Inning Stats</b>	R: 0 E: 0 K: 1 S: 6	H: 1 LOB: 2 BB: 1 P: 10	R: 0 E: 0 K: 0 S: 2	H: 0 LOB: 0 BB: 1 P: 6	R: 0 E: 0 K: 1 S: 5	H: 0 LOB: 0 BB: 0 P: 5	R: 0 E: 0 K: 0 S: 3	H: 0 LOB: 0 BB: 0 P: 3	R: 3 E: 0 K: 1 S: 8	H: 3 LOB: 0 BB: 0 P: 8	R: 0 E: 0 K: 2 S: 9	H: 2 LOB: 2 BB: 0 P: 9	R: 0 E: 0 K: 0 S: 3	H: 0 LOB: 0 BB: 0 P: 3	R: 1 E: 0 K: 0 S: 1	H: 1 LOB: 0 BB: 0 P: 1		1B: 4 2B: 0 3B: 0 HR: 3	SF: 0 SAC: 0 DP: 1 HBP: 0	WP: 0 PB: 0 SB: 0 CS: 0	PA: 32
<b>PITCHER</b> Don Sutton, R ERA: 3.41 Joe Moeller, R ERA Jim Brewer, L ERA: 2.75 (1, 1) (7, 1) (9, 1)	IP: 6.0 WLS: 23 BF: 23 H: 4 R: 3 ER: 3 SO: 3 BB: 2 IBB: 0 HBP: 0 BLK: 0 WP: 0 HR: 2 S: 27 P: 35 ERA: 4.50 WHIP: 1.000															<b>PITCHER</b>					















Batter	1	2	3	4	5	6	7	8	9	AB	R	H	RBI	BB	SO	LOB	TOP		
<b>Maury Wills, S</b> OBP: 0.359, SLG: 0.328 (1, 6)										3	1	1	0	1	0	1	<b>Los Angeles Dodgers @ Chicago Cubs</b> Wrigley Field, Chicago, IL Mon Jun 01 1970, 3:33 AM CDT Att. 8,185 - Overcast - 64 F		
<b>Manny Mota, R</b> OBP: 0.403, SLG: 0.437 (1, 7)										4	1	2	0	0	0	1			
<b>Willie Davis, L</b> OBP: 0.325, SLG: 0.426 (1, 8)										4	1	3	1	0	0	0			
<b>Wes Parker, S</b> OBP: 0.381, SLG: 0.458 (1, 3)										2	1	1	1	1	1	0			
<b>Billy Grabarkewitz, R</b> OBP: 0.472, SLG: 0.570 (1, 5)										3	1	1	2	0	0	2			
<b>Willie Crawford, L</b> OBP: 0.366, SLG: 0.427 (1, 9)										3	0	0	0	0	1	2			
<b>Jim Lefebvre, S</b> OBP: 0.286, SLG: 0.262 (1, 4)										3	0	0	0	0	2	2			
<b>Tom Haller, L</b> OBP: 0.369, SLG: 0.446 (1, 2)										3	0	0	0	0	1	0			
<b>Don Sutton, R</b> OBP: 0.303, SLG: 0.290 (1, 1)										2	0	0	0	1	1	0			
<b>Inning Stats</b>	R: 2 H: 3 E: 0 K: 2 S: 10	H: 3 LOB: 2 BB: 1 P: 14	R: 0 H: 0 E: 0 K: 0 S: 2	H: 0 LOB: 0 BB: 1 P: 6	R: 0 H: 0 E: 0 K: 1 S: 5	H: 0 LOB: 0 BB: 0 P: 5	R: 0 H: 0 E: 0 K: 1 S: 5	H: 0 LOB: 1 BB: 1 P: 7	R: 3 H: 3 E: 0 K: 1 S: 8	H: 3 LOB: 0 BB: 0 P: 8	R: 0 H: 2 E: 0 K: 1 S: 6	H: 2 LOB: 2 BB: 0 P: 6							
<b>PITCHER</b>	IP	WLS	BF	H	R	ER	SO	BB	IBB	HBP	BLK	WP	HR	S	P	ERA	WHIP		
<b>Bill Hands, R</b> ERA: 3.31 (1, 1)	5.0	L	23	6	5	5	4	3	0	0	0	1	1	28	40	9.00	1.800		
<b>Steve Barber, L</b> ERA: 3.38 (6, 1)	1.2		7	2	0	0	2	0	0	0	0	0	0	11	11	0.00	1.200		

AB 27  
R 5  
H 8  
RBI 4  
BB 3  
SO 6  
LOB 8



Batter	1	2	3	4	5	6	7	8	9	AB	R	H	RBI	BB	SO	LOB	BOTTOM		
<b>Don Kessinger, S</b> OBP: 0.372, SLG: 0.453 (1, 6)										3	1	1	1	0	0	0	<b>Los Angeles Dodgers @ Chicago Cubs</b> Wrigley Field, Chicago, IL Mon Jun 01 1970, 3:33 AM CDT Att. 8,185 - Overcast - 64 F		
<b>Glenn Beckert, R</b> OBP: 0.335, SLG: 0.364 (1, 4)										3	1	1	0	0	1	0			
<b>Billy Williams, L</b> OBP: 0.365, SLG: 0.585 (1, 7)										3	0	2	2	0	0	0			
<b>Jim Hickman, R</b> OBP: 0.451, SLG: 0.672 (1, 8)										3	0	1	1	0	0	1			
<b>Johnny Callison, L</b> OBP: 0.333, SLG: 0.429 (1, 9)										3	0	1	0	0	0	3			
<b>Ron Santo, R</b> OBP: 0.326, SLG: 0.389 (1, 5)										3	0	0	0	0	1	1			
<b>Willie Smith, L</b> OBP: 0.244, SLG: 0.300 (1, 3)										3	0	0	0	0	0	1			
<b>Jack Hiatt, R</b> OBP: 0.396, SLG: 0.315 (1, 2)										2	1	0	0	1	1	0			
<b>Bill Hands, R</b> OBP: 0.300, SLG: 0.130 (1, 1)										1	1	0	0	1	1	0			
<b>Steve Barber, L</b> ERA: 3.38 (6, 1)										0	0	0	0	0	0	0			
<b>Inning Stats</b>	R: 0 H: 0 E: 0 K: 1 S: 5	H: 1 LOB: 0 BB: 0 P: 4	R: 0 H: 0 E: 0 K: 2 S: 7	H: 0 LOB: 0 BB: 0 P: 7	R: 0 H: 1 E: 0 K: 0 S: 4	H: 1 LOB: 1 BB: 0 P: 4	R: 4 H: 4 E: 0 K: 0 S: 7	H: 4 LOB: 2 BB: 2 P: 15	R: 0 H: 0 E: 0 K: 1 S: 5	H: 0 LOB: 0 BB: 0 P: 5	R: 0 H: 5 E: 0 K: 1 S: 5	H: 5 LOB: 0 BB: 0 P: 5							
<b>PITCHER</b>	IP	WLS	BF	H	R	ER	SO	BB	IBB	HBP	BLK	WP	HR	S	P	ERA	WHIP		
<b>Don Sutton, R</b> ERA: 3.58 (1, 1)	6.0	W	26	6	4	4	4	2	0	0	0	0	0	32	40	6.00	1.333		

AB 24  
R 4  
H 6  
RBI 4  
BB 2  
SO 4  
LOB 6





Batter	1	2	3	4	5	6	7	8	9	10	11	AB	R	H	RBI	BB	SO	LOB	TOP							
Maury Wills, S OBP: 0.359, SLG: 0.325	K			G5-4-3 1B		G4-3		S E SF7 BB	FC4-6		K	5	1	1	1	1	2	4								
Manny Mota, R Jose Pena, R	4-3			G5-4-3				PB 2B 1B	E6		K	5	1	1	0	0	1	3								
Willie Davis, L	K			G3				1B	SF7		F4	4	0	0	1	0	2	1								
Wes Parker, S		4-3							F9	E1		5	0	1	0	0	1	2								
Billy Grabarkewitz, R	K								E5	FC6		4	1	0	0	1	2	3								
Andy Kosco, R Von Joshua, L	F8											4	0	2	2	0	1	0								
Ted Sizemore, R			5-3									4	1	1	0	1	0	2								
Jeff Torborg, R Willie Crawford, L	F8											3	0	1	0	0	0	2								
Alan Foster, R Ray Lamb, R Camilo Pascual, R Jim Lefebvre, S Jim Brewer, L Tom Haller, L	G3											0	0	0	0	0	0	0								
<b>Inning Stats</b>	R: 0 E: 0 K: 2 S: 7	H: 0 LOB: 0 BB: 0 P: 7	R: 0 E: 0 K: 1 S: 5	H: 0 LOB: 0 BB: 0 P: 5	R: 0 E: 0 K: 0 S: 3	H: 0 LOB: 0 BB: 0 P: 3	R: 0 E: 0 K: 0 S: 3	H: 1 LOB: 0 BB: 0 P: 3	R: 0 E: 0 K: 3 S: 9	H: 0 LOB: 0 BB: 0 P: 9	R: 0 E: 0 K: 0 S: 4	H: 2 LOB: 1 BB: 0 P: 4	R: 2 E: 1 K: 1 S: 8	H: 2 LOB: 2 BB: 1 P: 12	R: 1 E: 2 K: 0 S: 5	H: 0 LOB: 2 BB: 1 P: 9	R: 2 E: 0 K: 1 S: 7	H: 2 LOB: 2 BB: 1 P: 11	R: 0 E: 0 K: 1 S: 6	H: 1 LOB: 2 BB: 1 P: 10	R: 0 E: 0 K: 1 S: 6	H: 1 LOB: 1 BB: 0 P: 6	1B: 7 2B: 2 3B: 0 HR: 0	SF: 2 SAC: 0 DP: 2 HBP: 0	WP: 0 PB: 1 SB: 2 CS: 0	PA: 47
<b>PITCHER</b>	IP WLS BF H R ER SO BB IBB HBP BLK WP HR S P ERA WHIP	Ken Holtzman, L ERA: 3.73	Jim Colborn, R ERA: 1.85	Hank Aguirre, L ERA: 3.38	<b>PITCHER</b>																					

Los Angeles Dodgers @ Chicago Cubs  
Wrigley Field, Chicago, IL  
Wed Jun 03 1970, 3:33 AM CDT  
Att: 10,095 - Sunny - 52 F

AB 41  
R 5  
H 9  
RBI 5  
BB 4  
SO 10  
LOB 20



Batter	1	2	3	4	5	6	7	8	9	10	11	AB	R	H	RBI	BB	SO	LOB	BOTTOM					
Don Kessinger, S	F7	3-4		E 1B 1B							4-3	6	1	2	0	0	0	1						
Glenn Beckert, R	BB 3B	5-3		E4 1B 1-2		CS L6					1B 1B	6	2	2	0	0	0	2						
Billy Williams, L	BB SF7 BB			2B 1B		G3					1B 1B	5	1	3	2	1	0	0						
Jim Hickman, R	BB 1B BB			F9 1-2		6-3					1B	4	1	1	1	2	1	3						
Johnny Callison, L	1B 1-2 2-3 3-4 BB			2B 1-3		IBB					1B	3	0	2	1	2	0	1						
Ron Santo, R	SF7			F2 IBB							K	2	0	0	1	2	1	4						
Jack Hiatt, R Jimmie Hall, L J.C. Martin, L	3-H 1B			F3 1-2		6-3					K	4	0	1	1	0	0	7						
Cleo James, R	F7			2-3							F3	5	0	0	0	0	5							
Ken Holtzman, R Jim Colborn, R Hank Aguirre, R	3-4 1B			1B 2B		5-3					K	4	1	2	0	0	1	0						
<b>Inning Stats</b>	R: 3 E: 0 K: 0 S: 5	H: 2 LOB: 2 BB: 3 P: 17	R: 0 E: 0 K: 0 S: 3	H: 1 LOB: 0 BB: 0 P: 3	R: 0 E: 0 K: 0 S: 5	H: 2 LOB: 3 BB: 1 P: 9	R: 2 E: 1 K: 0 S: 7	H: 3 LOB: 3 BB: 1 P: 11	R: 0 E: 0 K: 0 S: 3	H: 0 LOB: 1 BB: 0 P: 7	R: 0 E: 0 K: 0 S: 2	H: 0 LOB: 0 BB: 0 P: 6	R: 0 E: 0 K: 1 S: 5	H: 0 LOB: 0 BB: 0 P: 5	R: 0 E: 0 K: 2 S: 8	H: 1 LOB: 1 BB: 0 P: 8	R: 0 E: 0 K: 2 S: 7	H: 0 LOB: 0 BB: 0 P: 7	R: 1 E: 0 K: 0 S: 4	H: 3 LOB: 2 BB: 0 P: 4	1B: 10 2B: 4 3B: 1 HR: 0	SF: 1 SAC: 0 DP: 2 HBP: 0	WP: 0 PB: 0 SB: 0 CS: 1	PA: 50
<b>PITCHER</b>	IP WLS BF H R ER SO BB IBB HBP BLK WP HR S P ERA WHIP	Alan Foster, R ERA: 4.34	Ray Lamb, R ERA: 3.92	Camilo Pascual, R ERA: 3.18	Jim Brewer, L ERA: 2.19	Jose Pena, R ERA: 1.25	<b>PITCHER</b>																	

Los Angeles Dodgers @ Chicago Cubs  
Wrigley Field, Chicago, IL  
Wed Jun 03 1970, 3:33 AM CDT  
Att: 10,095 - Sunny - 52 F

AB 41  
R 6  
H 13  
RBI 6  
BB 7  
SO 5  
LOB 23





Batter	1	2	3	4	5	6	7	8	9	AB	R	H	RBI	BB	SO	LOB	TOP			
Maury Wills, S OBP: 0.361, SLG: 0.322	4-0 3B BB		0-0 G3			4-0 2B BB	0-0 4-3			2	2	0	0	2	0	0	<b>Los Angeles Dodgers @ Pittsburgh Pirates</b> Forbes Field, Pittsburgh, PA Thu Jun 04 1970, 7:05 PM EDT Att: 5,423 - Unknown <a href="http://livebaseballscorecards.com">livebaseballscorecards.com</a>			
Manny Mota, R OBP: 0.406, SLG: 0.441	0-3 K		4-0 PO BB			0-0 2B BB	0-0 CS			3	1	2	0	1	1	1				
Willie Davis, L OBP: 0.321, SLG: 0.426	0-0 1-H 6-3 3B		0-0 PO	0-3 K		4-0 2B SF8 IBB	0-0 CS	0-0 3-1		3	2	1	1	1	1	0				
Wes Parker, S OBP: 0.374, SLG: 0.457	0-0 6-3			0-3 K		0-0 1B 9-2 2B		0-3 K		4	0	1	3	0	2	0				
Billy Grabarkewitz, R OBP: 0.459, SLG: 0.544	0-3 K			0-3 K		0-0 1B BB		0-3 K		3	0	0	0	1	3	0				
Willie Crawford, L OBP: 0.356, SLG: 0.415		0-3 K			0-0 F7	0-0 SF8		0-0 1-3		3	0	0	1	0	1	0				
Ted Sizemore, R OBP: 0.345, SLG: 0.321		0-0 5-3			0-0 1B	0-0 1-2 2-3 1B		0-0 1-3		4	0	2	0	0	0	0				
Tom Haller, L OBP: 0.367, SLG: 0.464		0-0 F7			0-3 K	0-0 9-2		0-0 3B		4	0	1	0	0	1	4				
Claude Osteen, L OBP: 0.293, SLG: 0.410			0-3 K		0-0 F2		0-0 F9		0-0 1-3	4	0	0	0	0	1	2				
<b>Inning Stats</b>	R: 2 E: 0 K: 2 S: 8	H: 1 LOB: 0 BB: 1 P: 12	R: 0 E: 0 K: 1 S: 5	H: 0 LOB: 0 BB: 1 P: 8	R: 0 E: 0 K: 3 S: 9	H: 0 LOB: 0 BB: 0 P: 9	R: 0 E: 0 K: 1 S: 6	H: 1 LOB: 1 BB: 0 P: 6	R: 3 E: 0 K: 0 S: 5	H: 3 LOB: 2 BB: 3 P: 17	R: 0 E: 0 K: 0 S: 3	H: 1 LOB: 0 BB: 0 P: 3	R: 0 E: 0 K: 2 S: 7	H: 0 LOB: 0 BB: 0 P: 7	R: 0 E: 0 K: 0 S: 4	H: 1 LOB: 1 BB: 0 P: 4	1B: 3 2B: 3 3B: 2 HR: 0	SF: 1 SAC: 0 DP: 1 HBP: 0	WP: 0 PB: 0 SB: 0 CS: 1	PA: 38
<b>PITCHER</b>	IP WLS BF H R ER SO BB IBB HBP BLK WP HR S P ERA WHIP	IP WLS BF H R ER SO BB IBB HBP BLK WP HR S P ERA WHIP																		IP WLS BF H R ER SO BB IBB HBP BLK WP HR S P ERA WHIP
Steve Blass, R ERA: 4.32	(1, 1)	5.0	L	22	4	5	5	8	3	1	0	0	0	0	0	0	34	50	9.00	1.400
Jim Nelson, R ERA:	(6, 1)	3.0		10	2	0	0	2	1	0	0	0	0	0	0	13	17	0.00	1.000	
Chuck Hartenstein, R ERA: 4.37	(9, 1)	1.0		4	1	0	0	0	0	0	0	0	0	0	0	4	4	0.00	1.000	

Batter	1	2	3	4	5	6	7	8	9	AB	R	H	RBI	BB	SO	LOB	BOTTOM					
Matty Alou, L OBP: 0.314, SLG: 0.347	0-0 5-3		0-0 5-3		0-0 6-3			0-0 1-3 2B		4	0	1	0	0	0	0	<b>Los Angeles Dodgers @ Pittsburgh Pirates</b> Forbes Field, Pittsburgh, PA Thu Jun 04 1970, 7:05 PM EDT Att: 5,423 - Unknown <a href="http://livebaseballscorecards.com">livebaseballscorecards.com</a>					
Gene Alley, R OBP: 0.289, SLG: 0.372	0-0 5-3		0-0 F8			0-0 5-3		0-0 F7		4	0	0	0	0	0	2						
Roberto Clemente, R OBP: 0.376, SLG: 0.527	0-0 E5		0-0 6-3			0-0 5-3		0-0 6-3		4	0	0	0	0	0	2						
Bob Robertson, R OBP: 0.392, SLG: 0.603	0-0 F7			0-0 5-3		0-3 K		0-0 G4-6-3 1B		4	0	1	0	0	1	1						
Willie Stargell, L OBP: 0.329, SLG: 0.507		0-0 L8		0-0 FC6-4 1B		0-0 G3		0-0 G4-6-3 1-2 1B		4	0	1	0	0	0	1						
Manny Sanguillen, R OBP: 0.307, SLG: 0.422		0-0 1B 1B		0-0 F8		0-0 1-6-3		0-0 6-3		4	0	1	0	0	0	1						
Dave Cash, R OBP: 0.316, SLG: 0.368		0-0 1-2 1B		0-0 FC6-4 1-2		0-0 6-3				3	0	1	0	0	0	1						
Richie Hebner, L OBP: 0.397, SLG: 0.468		0-0 F5			0-0 F6		0-0 4-3			3	0	0	0	0	0	2						
Steve Blass, R OBP: 0.038, SLG: 0.040	(1, 1)				0-0 F9		0-0 4-3		0-0 2B 1B	2	0	0	0	0	0	2						
Jim Nelson, R OBP: 1.000, SLG: 1.000	(6, 1)									0	0	0	0	0	0	0						
Jose Pagan, R OBP: 0.271, SLG: 0.259	(8, PH)									1	0	1	0	0	0	0						
Chuck Hartenstein, R ERA:	(9, 1)									0	0	0	0	0	0	0						
<b>Inning Stats</b>	R: 0 E: 1 K: 0 S: 4	H: 0 LOB: 1 BB: 0 P: 4	R: 0 E: 0 K: 0 S: 5	H: 2 LOB: 2 BB: 0 P: 5	R: 0 E: 0 K: 0 S: 3	H: 0 LOB: 0 BB: 0 P: 3	R: 0 E: 0 K: 0 S: 4	H: 1 LOB: 1 BB: 0 P: 4	R: 0 E: 0 K: 0 S: 3	H: 0 LOB: 0 BB: 0 P: 3	R: 0 E: 0 K: 1 S: 5	H: 0 LOB: 0 BB: 0 P: 5	R: 0 E: 0 K: 0 S: 3	H: 0 LOB: 0 BB: 0 P: 3	R: 0 E: 0 K: 0 S: 5	H: 2 LOB: 2 BB: 0 P: 5	R: 0 E: 0 K: 0 S: 3	H: 1 LOB: 0 BB: 0 P: 3	1B: 5 2B: 1 3B: 0 HR: 0	SF: 0 SAC: 0 DP: 1 HBP: 0	WP: 0 PB: 0 SB: 0 CS: 0	PA: 33
<b>PITCHER</b>	IP WLS BF H R ER SO BB IBB HBP BLK WP HR S P ERA WHIP	IP WLS BF H R ER SO BB IBB HBP BLK WP HR S P ERA WHIP																		IP WLS BF H R ER SO BB IBB HBP BLK WP HR S P ERA WHIP		
Claude Osteen, L ERA: 2.49	(1, 1)	9.0	W	33	6	0	0	1	0	0	0	0	0	0	0	0	35	35	0.00	0.667		











Batter	1	2	3	4	5	6	7	8	9	AB	R	H	RBI	BB	SO	LOB	TOP			
Maury Wills, S OBP: 0.357, SLG: 0.316 (1, 6)										4	0	1	0	0	0	1	<b>Los Angeles Dodgers @ Pittsburgh Pirates</b> Forbes Field, Pittsburgh, PA Sun Jun 07 1970, 3:33 AM EDT Att: 11,243 - Sunny			
Manny Mota, R OBP: 0.387, SLG: 0.432 (1, 7)										4	0	1	0	0	1					
Billy Grabarkewitz, R OBP: 0.449, SLG: 0.519 (1, 5)										3	0	0	0	1	2	0				
Wes Parker, S OBP: 0.378, SLG: 0.458 (1, 3)										4	0	1	0	0	0	2				
Andy Kosco, R OBP: 0.227, SLG: 0.402 (1, 9)										3	0	0	0	0	0	2				
Ted Sizemore, R OBP: 0.331, SLG: 0.303 (1, 4)										3	0	1	0	0	0	0				
Willie Crawford, L OBP: 0.352, SLG: 0.411 (1, 8)										3	0	0	0	0	2	1				
Jeff Torborg, R OBP: 0.305, SLG: 0.327 (1, 2)										3	0	0	0	0	0	0				
Alan Foster, R OBP: 0.138, SLG: 0.107 (1, 1)										2	0	0	0	0	0	0				
Jim Lefebvre, S OBP: 0.292, SLG: 0.258 (9, PH)										0	1	0	0	1	0	0				
<b>Inning Stats</b>	R: 0 E: 0 K: 0 S: 3	H: 0 LOB: 0 BB: 0 P: 3	R: 0 E: 0 K: 1 S: 6	H: 1 LOB: 1 BB: 0 P: 6	R: 0 E: 0 K: 0 S: 3	H: 0 LOB: 0 BB: 0 P: 3	R: 0 E: 0 K: 2 S: 8	H: 1 LOB: 1 BB: 0 P: 8	R: 0 E: 0 K: 1 S: 5	H: 0 LOB: 0 BB: 0 P: 5	R: 0 E: 1 K: 0 S: 5	H: 0 LOB: 0 BB: 0 P: 5	R: 0 E: 0 K: 0 S: 3	H: 0 LOB: 0 BB: 0 P: 3	R: 1 E: 0 K: 0 S: 3	H: 1 LOB: 1 BB: 2 P: 11	1B: 4 2B: 0 3B: 0 HR: 0	SF: 0 SAC: 0 DP: 3 HBP: 0	WP: 2 PB: 0 SB: 0 CS: 0	PA: 31
<b>PITCHER</b> Bob Veale, L ERA: 3.2 (1, 1)	IP: 9.0 WLS: W BF: 31	H: 4 R: 1 ER: 0 SO: 5	BB: 2 IBB: 0 HBP: 0 BLK: 0	WP: 1 HR: 0 S: 39 P: 47	ERA: 0.00 WHIP: 0.667	<b>PITCHER</b> IP: WLS: BF: H: R: ER: SO: BB: IBB: HBP: BLK: WP: HR: S: P: ERA: WHIP														

AB	29
R	1
H	4
RBI	0
BB	2
SO	5
LOB	7



Batter	1	2	3	4	5	6	7	8	9	AB	R	H	RBI	BB	SO	LOB	BOTTOM			
Matty Alou, L OBP: 0.319, SLG: 0.347 (1, 8)										4	0	2	1	0	0	0	<b>Los Angeles Dodgers @ Pittsburgh Pirates</b> Forbes Field, Pittsburgh, PA Sun Jun 07 1970, 3:33 AM EDT Att: 11,243 - Sunny			
Richie Hebner, L OBP: 0.394, SLG: 0.473 (1, 5)										4	0	0	0	0	1	3				
Roberto Clemente, R OBP: 0.387, SLG: 0.534 (1, 9)										4	0	1	0	0	1	3				
Willie Stargell, L OBP: 0.311, SLG: 0.472 (1, 7)										3	0	0	0	0	2	1				
Bob Robertson, R OBP: 0.401, SLG: 0.607 (1, 3)										2	1	1	0	1	1	0				
Manny Sanguillen, R OBP: 0.307, SLG: 0.419 (1, 2)										3	1	1	0	0	1	1				
Bill Mazeroski, R OBP: 0.283, SLG: 0.299 (1, 4)										3	0	0	0	0	0	2				
Freddie Patek, R OBP: 0.323, SLG: 0.333 (1, 6)										3	1	1	2	0	0	0				
Bob Veale, S OBP: 0.194, SLG: 0.143 (1, 1)										3	0	1	0	0	1	0				
<b>Inning Stats</b>	R: 0 E: 0 K: 0 S: 3	H: 1 LOB: 0 BB: 0 P: 3	R: 0 E: 0 K: 3 S: 9	H: 0 LOB: 0 BB: 0 P: 9	R: 0 E: 0 K: 1 S: 5	H: 0 LOB: 0 BB: 0 P: 5	R: 0 E: 0 K: 1 S: 6	H: 1 LOB: 1 BB: 0 P: 6	R: 3 E: 0 K: 1 S: 10	H: 5 LOB: 2 BB: 0 P: 10	R: 0 E: 0 K: 0 S: 2	H: 0 LOB: 0 BB: 1 P: 6	R: 0 E: 0 K: 0 S: 3	H: 0 LOB: 0 BB: 0 P: 3	R: 0 E: 0 K: 1 S: 5	H: 0 LOB: 0 BB: 0 P: 5	1B: 5 2B: 1 3B: 1 HR: 0	SF: 0 SAC: 0 DP: 1 HBP: 0	WP: 0 PB: 0 SB: 0 CS: 1	PA: 30
<b>PITCHER</b> Alan Foster, R ERA: 4.25 (1, 1)	IP: 8.0 WLS: L BF: 30	H: 7 R: 3 ER: 3 SO: 7	BB: 1 IBB: 0 HBP: 0 BLK: 0	WP: 0 HR: 0 S: 43 P: 47	ERA: 3.38 WHIP: 1.000	<b>PITCHER</b> IP: WLS: BF: H: R: ER: SO: BB: IBB: HBP: BLK: WP: HR: S: P: ERA: WHIP														





Batter	1	2	3	4	5	6	7	8	9	AB	R	H	RBI	BB	SO	LOB	TOP					
<b>Lou Brock, L</b> OBP: 0.362, SLG: 0.424 (1, 7)										4	2	2	0	0	0	0	<b>St. Louis Cardinals @ Los Angeles Dodgers</b> Dodger Stadium, Los Angeles, CA Tue Jun 09 1970, 7:05 PM PDT Att: 17,111 - Unknown					
<b>Jose Cardenal, R</b> OBP: 0.347, SLG: 0.406 (1, 8)										3	0	2	1	1	1	0						
<b>Dick Allen, R</b> OBP: 0.398, SLG: 0.649 (1, 3)										3	0	1	0	1	1	2						
<b>Joe Torre, R</b> OBP: 0.378, SLG: 0.455 (1, 5)										4	1	2	0	0	1	3						
<b>Carl Taylor, R</b> OBP: 0.305, SLG: 0.282 (1, 9)										4	0	0	0	0	3	2						
<b>Ted Simmons, S</b> OBP: 0.471, SLG: 0.600 (1, 2)										4	0	1	0	0	0	1						
<b>Julian Javier, R</b> OBP: 0.277, SLG: 0.279 (1, 4)										3	1	0	0	1	0	1						
<b>Dal Maxvill, R</b> OBP: 0.319, SLG: 0.194 (1, 6)										3	0	1	1	0	0	0						
<b>Chuck Taylor, R</b> (1, 1)										3	0	0	0	0	1	1						
<b>Inning Stats</b>	R: 1 E: 0 K: 0 S: 3	H: 2 LOB: 0 BB: 1 P: 7	R: 0 E: 0 K: 1 S: 5	H: 0 LOB: 0 BB: 0 P: 5	R: 0 E: 0 K: 0 S: 3	H: 0 LOB: 0 BB: 0 P: 3	R: 0 E: 0 K: 1 S: 5	H: 1 LOB: 1 BB: 1 P: 9	R: 0 E: 0 K: 0 S: 3	H: 0 LOB: 0 BB: 0 P: 3	R: 1 E: 0 K: 1 S: 6	H: 2 LOB: 1 BB: 0 P: 6	R: 2 E: 1 K: 2 S: 9	H: 2 LOB: 1 BB: 1 P: 13	R: 0 E: 0 K: 2 S: 8	H: 1 LOB: 1 BB: 0 P: 8	R: 0 E: 0 K: 0 S: 3	H: 1 LOB: 0 BB: 0 P: 3	1B: 7 2B: 4 3B: 0 HR: 0	SF: 0 SAC: 0 DP: 3 HBP: 0	WP: 0 PB: 0 SB: 3 CS: 1	PA: 35
<b>PITCHER</b>	IP	WLS	BF	H	R	ER	SO	BB	IBB	HBP	BLK	WP	HR	S	P	ERA	WHIP					
<b>Claude Osteen, L</b> ERA: 2.55 (1, 1)	8.0	L	31	8	4	3	7	2	1	0	0	0	0	42	54	3.38	1.250					
<b>Pete Mikkelsen, R</b> ERA: 2.7 (9, 1)	1.0		3	1	0	0	0	0	0	0	0	0	0	3	3	0.00	1.000					

Batter	1	2	3	4	5	6	7	8	9	AB	R	H	RBI	BB	SO	LOB	BOTTOM					
<b>Maury Wills, S</b> OBP: 0.359, SLG: 0.319 (1, 6)										4	0	2	0	0	0	0	<b>St. Louis Cardinals @ Los Angeles Dodgers</b> Dodger Stadium, Los Angeles, CA Tue Jun 09 1970, 7:05 PM PDT Att: 17,111 - Unknown					
<b>Manny Mota, R</b> OBP: 0.379, SLG: 0.422 (1, 7)										3	0	0	0	0	1	0						
<b>Willie Davis, L</b> OBP: 0.319, SLG: 0.422 (1, 8)										4	0	0	0	0	1	0						
<b>Wes Parker, S</b> OBP: 0.373, SLG: 0.451 (1, 3)										3	0	0	0	0	1	0						
<b>Billy Grabarkewitz, R</b> OBP: 0.448, SLG: 0.515 (1, 5)										3	0	1	0	0	0	0						
<b>Willie Crawford, L</b> OBP: 0.346, SLG: 0.404 (1, 9)										3	0	0	0	1	0	0						
<b>Ted Sizemore, R</b> OBP: 0.337, SLG: 0.306 (1, 4)										2	0	1	0	1	0	0						
<b>Tom Haller, L</b> OBP: 0.358, SLG: 0.439 (1, 2)										3	0	1	0	0	1	0						
<b>Claude Osteen, L</b> OBP: 0.279, SLG: 0.390 (1, 1)										2	0	0	0	0	2	0						
<b>Von Joshua, L</b> OBP: 0.283, SLG: 0.304 (8, PH)										1	0	0	0	0	0	0						
<b>Pete Mikkelsen, R</b> (9, 1)										0	0	0	0	0	0	0						
<b>Inning Stats</b>	R: 0 E: 0 K: 0 S: 4	H: 1 LOB: 1 BB: 0 P: 4	R: 0 E: 0 K: 0 S: 5	H: 3 LOB: 2 BB: 0 P: 5	R: 0 E: 0 K: 0 S: 3	H: 1 LOB: 0 BB: 0 P: 3	R: 0 E: 0 K: 1 S: 5	H: 0 LOB: 0 BB: 0 P: 5	R: 0 E: 0 K: 0 S: 3	H: 0 LOB: 0 BB: 0 P: 3	R: 0 E: 0 K: 0 S: 3	H: 0 LOB: 0 BB: 0 P: 3	R: 0 E: 0 K: 0 S: 3	H: 0 LOB: 0 BB: 0 P: 3	R: 0 E: 0 K: 0 S: 2	H: 0 LOB: 1 BB: 1 P: 6	R: 0 E: 0 K: 0 S: 3	H: 0 LOB: 0 BB: 0 P: 3	1B: 5 2B: 0 3B: 0 HR: 0	SF: 0 SAC: 1 DP: 2 HBP: 0	WP: 0 PB: 0 SB: 0 CS: 0	PA: 30
<b>PITCHER</b>	IP	WLS	BF	H	R	ER	SO	BB	IBB	HBP	BLK	WP	HR	S	P	ERA	WHIP					
<b>Chuck Taylor, R</b> ERA: 1.62 (1, 1)	9.0	W	30	5	0	0	1	1	0	0	0	0	0	31	35	0.00	0.667					



Batter	1	2	3	4	5	6	7	8	9	AB	R	H	RBI	BB	SO	LOB	TOP					
Lou Brock, L OBP: 0.360, SLG: 0.420 (1, 7)										4	0	1	0	0	1	3						
Jose Cardenal, R OBP: 0.345, SLG: 0.403 (1, 8)										4	1	1	0	0	1	1						
Dick Allen, R OBP: 0.391, SLG: 0.636 (1, 3)										4	0	0	0	0	2	2						
Joe Torre, R OBP: 0.372, SLG: 0.446 (1, 5)										4	0	0	0	0	1	2						
Joe Hague, L OBP: 0.428, SLG: 0.474 (1, 9)										4	0	1	1	0	0	0						
Ted Simmons, S OBP: 0.447, SLG: 0.588 (1, 2)										4	1	1	0	0	0	0						
Julian Javier, R OBP: 0.282, SLG: 0.285 (1, 4)										4	0	2	1	0	0	0						
Dal Maxvill, R OBP: 0.330, SLG: 0.202 (7, PH)										1	0	1	0	1	0	0						
Vic Davallio, L OBP: 0.348, SLG: 0.452 (7, PH)										1	0	0	0	0	0	1						
Mitt Ramirez, R OBP: 0.255, SLG: 0.255 (9, PH)										0	0	0	0	0	0	0						
Carl Taylor, R OBP: 0.301, SLG: 0.276 (9, PH)										1	0	0	0	0	0	0						
Mike Torrez, R OBP: 0.214, SLG: 0.222 (7, PH)										2	0	0	0	0	2	4						
Leron Lee, L OBP: 0.326, SLG: 0.390 (7, PH)										1	0	0	0	0	0	1						
Ted Abernathy, R (7, 1)										0	0	0	0	0	0	0						
Frank Linzy, R (7, 1)										0	0	0	0	0	0	0						
Nelson Briles, R OBP: 0.111, SLG: 0.333 (8, 1)										0	0	0	0	0	0	0						
<b>Inning Stats</b>	R: 0 E: 0 K: 2 S: 8	H: 1 LOB: 1 BB: 0 P: 8	R: 1 E: 0 K: 1 S: 8	H: 3 LOB: 2 BB: 0 P: 8	R: 0 E: 0 K: 0 S: 3	H: 0 LOB: 0 BB: 0 P: 3	R: 0 E: 0 K: 1 S: 6	H: 0 LOB: 2 BB: 1 P: 10	R: 0 E: 0 K: 1 S: 7	H: 0 LOB: 0 BB: 0 P: 7	R: 0 E: 0 K: 0 S: 3	H: 0 LOB: 0 BB: 0 P: 3	R: 0 E: 0 K: 0 S: 4	H: 1 LOB: 1 BB: 0 P: 4	R: 1 E: 0 K: 1 S: 6	H: 2 LOB: 1 BB: 0 P: 6	R: 0 E: 0 K: 0 S: 3	H: 0 LOB: 0 BB: 0 P: 3	1B: 6 2B: 1 3B: 0 HR: 0	SF: 0 SAC: 0 DP: 0 HBP: 0	WP: 0 PB: 0 SB: 3 CS: 0	PA: 35
<b>PITCHER</b> Joe Moeller, R ERA: 1.35 (1, 1)	IP: 9.0 WLS: W BF: 35 H: 7 R: 2 ER: 2 SO: 7 BB: 1 IBB: 0 HBP: 0 BLK: 0 WP: 0 HR: 0 S: 48 P: 52 ERA: 2.00 WHIP: 0.889															<b>PITCHER</b>	IP: 9.0 WLS: W BF: 35 H: 7 R: 2 ER: 2 SO: 7 BB: 1 IBB: 0 HBP: 0 BLK: 0 WP: 0 HR: 0 S: 48 P: 52 ERA: 2.00 WHIP: 0.889					

St. Louis Cardinals @ Los Angeles Dodgers  
 Dodger Stadium, Los Angeles, CA  
 Wed Jun 10 1970, 7:05 PM PDT  
 Att: 16,516 - Unknown

AB 34  
 R 2  
 H 7  
 RBI 2  
 BB 1  
 SO 7  
 LOB 14



Batter	1	2	3	4	5	6	7	8	9	AB	R	H	RBI	BB	SO	LOB	BOTTOM			
Maury Wills, S OBP: 0.360, SLG: 0.318 (1, 6)										4	1	1	0	1	0	3				
Manny Mota, R OBP: 0.380, SLG: 0.412 (1, 7)										3	2	0	0	1	0	3				
Willie Davis, L OBP: 0.316, SLG: 0.417 (1, 8)										5	1	1	0	0	1	3				
Wes Parker, S OBP: 0.372, SLG: 0.447 (1, 3)										2	0	0	1	1	0	2				
Billy Grabarkewitz, R OBP: 0.459, SLG: 0.521 (1, 5)										2	0	2	1	2	0	0				
Willie Crawford, L OBP: 0.344, SLG: 0.396 (1, 9)										3	0	0	1	0	3	4				
Ted Sizemore, R OBP: 0.335, SLG: 0.300 (1, 4)										3	0	0	0	1	1	4				
Tom Haller, L OBP: 0.363, SLG: 0.436 (1, 2)										3	0	1	0	1	0	3				
Joe Moeller, R OBP: 0.273, SLG: 0.200 (1, 1)										3	0	0	0	0	3	2				
<b>Inning Stats</b>	R: 2 E: 0 K: 2 S: 7	H: 0 LOB: 1 BB: 2 P: 16	R: 0 E: 0 K: 0 S: 4	H: 1 LOB: 1 BB: 0 P: 4	R: 0 E: 0 K: 1 S: 6	H: 1 LOB: 2 BB: 1 P: 10	R: 0 E: 0 K: 1 S: 5	H: 0 LOB: 2 BB: 2 P: 13	R: 1 E: 1 K: 1 S: 7	H: 1 LOB: 1 BB: 0 P: 7	R: 0 E: 0 K: 1 S: 5	H: 0 LOB: 0 BB: 0 P: 5	R: 1 E: 0 K: 1 S: 6	H: 1 LOB: 3 BB: 2 P: 15	R: 0 E: 0 K: 1 S: 6	H: 1 LOB: 1 BB: 0 P: 6	1B: 5 2B: 0 3B: 0 HR: 0	SF: 0 SAC: 2 DP: 0 HBP: 2	WP: 1 PB: 0 SB: 5 CS: 0	PA: 39
<b>PITCHER</b> Mike Torrez, R ERA: 3.14 (1, 1)	IP: 6.0 WLS: L BF: 28 H: 3 R: 3 ER: 2 SO: 6 BB: 5 IBB: 0 HBP: 1 BLK: 0 WP: 1 HR: 0 S: 34 P: 55 ERA: 3.00 WHIP: 1.333															<b>PITCHER</b>	IP: 6.0 WLS: L BF: 28 H: 3 R: 3 ER: 2 SO: 6 BB: 5 IBB: 0 HBP: 1 BLK: 0 WP: 1 HR: 0 S: 34 P: 55 ERA: 3.00 WHIP: 1.333			
Ted Abernathy, R ERA: 3.07 (7, 1)	0.1	5	1	1	1	0	1	1	1	0	0	0	2	11	27.00	6.000				
Frank Linzy, R ERA: 5.4 (7, 1)	0.2	2	0	0	0	1	0	0	0	0	0	4	4	0.00	0.000					
Nelson Briles, R ERA: 7.23 (8, 1)	1.0	4	1	0	0	1	0	0	0	0	0	6	6	0.00	1.000					

St. Louis Cardinals @ Los Angeles Dodgers  
 Dodger Stadium, Los Angeles, CA  
 Wed Jun 10 1970, 7:05 PM PDT  
 Att: 16,516 - Unknown

AB 28  
 R 4  
 H 5  
 RBI 3  
 BB 7  
 SO 8  
 LOB 24









Batter	1	2	3	4	5	6	7	8	9	AB	R	H	RBI	BB	SO	LOB	TOP								
Paul Popovich, S OBP: 0.294, SLG: 0.370 (1, 6)										4	0	0	0	0	0	0	<b>Chicago Cubs @ Los Angeles Dodgers</b> Dodger Stadium, Los Angeles, CA Fri Jun 12 1970, 7:05 PM PDT Att: 22,108 - Unknown - 60 F								
Johnny Callison, L OBP: 0.388, SLG: 0.462 (1, 9)										4	0	1	0	0	1	0									
Billy Williams, L OBP: 0.371, SLG: 0.585 (1, 7)										3	1	0	0	1	1	1									
Jim Hickman, R OBP: 0.455, SLG: 0.722 (1, 3)										3	1	2	1	0	0	1									
Ron Santo, R OBP: 0.320, SLG: 0.381 (1, 5)										3	0	0	0	1	0	1									
Jack Hiatt, R OBP: 0.423, SLG: 0.351 (1, 2)										1	0	0	0	2	1	0									
Phil Gagliano, R OBP: 0.220, SLG: 0.179 Don Kessinger, S OBP: 0.376, SLG: 0.462 (2, 6)										1	0	0	0	0	0	0									
Cleo James, R OBP: 0.276, SLG: 0.333 Jimmie Hall, L OBP: 0.175, SLG: 0.154 (4, 8)										1	0	0	0	0	0	0									
Ken Holtzman, R OBP: 0.317, SLG: 0.359 (1, 1)										3	0	0	0	0	0	3									
<b>Inning Stats</b>	R: 0 E: 0 K: 0 S: 3	H: 0 LOB: 0 BB: 0 P: 3	R: 1 E: 0 K: 1 S: 6	H: 1 LOB: 0 BB: 0 P: 6	R: 0 E: 0 K: 0 S: 3	H: 0 LOB: 0 BB: 0 P: 3	R: 0 E: 0 K: 0 S: 5	H: 0 LOB: 1 BB: 1 P: 9	R: 0 E: 0 K: 0 S: 3	H: 0 LOB: 0 BB: 0 P: 3	R: 1 E: 0 K: 0 S: 4	H: 1 LOB: 3 BB: 3 P: 16	R: 0 E: 0 K: 2 S: 7	H: 0 LOB: 2 BB: 2 P: 7	R: 0 E: 0 K: 0 S: 3	H: 1 LOB: 2 BB: 2 P: 11		1B: 1 2B: 3 3B: 0 HR: 1	SF: 0 SAC: 2 DP: 2 HBP: 0	WP: 0 PB: 0 SB: 0 CS: 0	PA: 35				
<b>PITCHER</b>	IP WLS BF H R ER SO BB IBB HBP BLK WP HR S P ERA WHIP																								
Alan Foster, R ERA: 4.13 Jim Brewer, L ERA: 2.48 Fred Norman, L ERA: 3.51 Jose Pena, R ERA: 1.42	(1, 1) (7, 1) (8, 1) (9, 1)	6.2 0.1 1.0 1.0	L 2 4 4	25 0 1 0	3 0 1 0	2 0 0 0	2 0 2 0	3 0 0 0	0 1 0 2	0 0 0 0	0 0 0 0	0 0 8 2	1 5 8 10	2.70 0.00 0.00 0.00	0.900 0.000 1.000 0.000										

AB	27
R	2
H	4
RBI	2
BB	6
SO	4
LOB	11



Batter	1	2	3	4	5	6	7	8	9	AB	R	H	RBI	BB	SO	LOB	BOTTOM												
Maury Wills, S OBP: 0.352, SLG: 0.309 (1, 6)										5	0	0	0	0	0	1	<b>Chicago Cubs @ Los Angeles Dodgers</b> Dodger Stadium, Los Angeles, CA Fri Jun 12 1970, 7:05 PM PDT Att: 22,108 - Unknown - 60 F												
Manny Mota, R OBP: 0.394, SLG: 0.435 (1, 7)										3	1	1	0	1	0	0													
Willie Davis, L OBP: 0.312, SLG: 0.412 (1, 8)										4	0	1	0	0	0	1													
Wes Parker, S OBP: 0.371, SLG: 0.435 (1, 3)										2	0	0	0	2	0	0													
Andy Kosco, R OBP: 0.240, SLG: 0.400 (1, 9)										4	0	1	1	0	0	4													
Billy Grabarkewitz, R OBP: 0.458, SLG: 0.520 (1, 5)										3	0	1	0	1	0	3													
Jim Lefebvre, S OBP: 0.304, SLG: 0.264 (1, 4)										3	0	1	0	1	0	3													
Jeff Torborg, R OBP: 0.279, SLG: 0.297 (1, 2)										4	0	0	0	0	0	3													
Alan Foster, R OBP: 0.129, SLG: 0.100 Jim Brewer, L OBP: 0.322, SLG: 0.365 Bill Sudakis, S OBP: 0.365 Fred Norman, L OBP: 0.365 Jose Pena, R OBP: 0.365 Tom Haller, L OBP: 0.365, SLG: 0.432 (7, 1) (8, 1) (9, 1) (9, 1)	(1, 1) (7, 1) (7, 1) (8, 1) (9, 1) (9, 1)	9.0 W	37 37	5 5	1 1	1 1	1 1	4 4	1 1	0 0	0 0	0 0	1 1	0 0	0 0	0 0													
<b>Inning Stats</b>	R: 1 E: 0 K: 0 S: 4	H: 1 LOB: 2 BB: 2 P: 12	R: 0 E: 0 K: 0 S: 3	H: 0 LOB: 0 BB: 0 P: 3	R: 0 E: 0 K: 0 S: 4	H: 1 LOB: 2 BB: 1 P: 8	R: 0 E: 0 K: 0 S: 3	H: 0 LOB: 0 BB: 0 P: 3	R: 0 E: 0 K: 0 S: 4	H: 1 LOB: 1 BB: 0 P: 4	R: 0 E: 0 K: 1 S: 6	H: 1 LOB: 1 BB: 0 P: 6	R: 0 E: 0 K: 0 S: 4	H: 1 LOB: 3 BB: 2 P: 12	R: 0 E: 0 K: 0 S: 3	H: 0 LOB: 0 BB: 0 P: 3		1B: 4 2B: 1 3B: 0 HR: 0	SF: 0 SAC: 0 DP: 0 HBP: 0	WP: 1 PB: 0 SB: 0 CS: 0	PA: 37								
<b>PITCHER</b>	IP WLS BF H R ER SO BB IBB HBP BLK WP HR S P ERA WHIP																												
Ken Holtzman, L ERA: 3.62	(1, 1)	9.0	W	37	5	1	1	1	4	1	0	0	0	1	0	0	54	1.00	1.000										





Batter	1	2	3	4	5	6	7	8	9	AB	R	H	RBI	BB	SO	LOB	TOP			
Don Kessinger, S OBP: 0.368, SLG: 0.451 (1, 6)	L9		1-3	4-3			P6		1-3	5	0	0	0	0	0	2				
Paul Popovich, S OBP: 0.305, SLG: 0.380 (1, 4)	K			E8 1B	P3-1			FC6-4 1B		4	1	2	0	0	1	0				
Billy Williams, L OBP: 0.369, SLG: 0.579 (1, 7)	1-4-3			E8 1B	F9			K		4	1	1	0	0	1	1				
Jim Hickman, R OBP: 0.451, SLG: 0.710 (1, 8)		K		E8 1B	K			FC6-4		4	1	1	1	0	2	1				
Ron Santo, R OBP: 0.319, SLG: 0.378 (1, 5)		4-3		E8 1B		F3		F8		4	1	1	1	0	0	1				
14 Ernie Banks, R OBP: 0.310, SLG: 0.453 (1, 3)				E8 1B		L3			P5	4	2	2	2	0	0	0				
Johnny Callison, L OBP: 0.366, SLG: 0.458 (1, 9)				E8 1B		K			BB 1B	4	0	1	1	0	1	1				
Jack Hiatt, R OBP: 0.425, SLG: 0.377 (1, 2)			F9	HR			6-3		BB BB BB BB BB BB	3	1	1	2	1	0	0				
Fergie Jenkins, R OBP: 0.051, SLG: 0.054 (1, 1)			2-3	K			K		F9	4	0	0	0	0	2	2				
<b>Inning Stats</b>	R: 0 E: 0 K: 1 S: 5	H: 0 LOB: 0 BB: 0 P: 5	R: 1 E: 0 K: 1 S: 6	H: 1 LOB: 0 BB: 0 P: 6	R: 0 E: 0 K: 0 S: 3	H: 0 LOB: 0 BB: 0 P: 3	R: 6 E: 1 K: 1 S: 11	H: 6 LOB: 0 BB: 0 P: 11	R: 0 E: 0 K: 1 S: 5	H: 0 LOB: 0 BB: 0 P: 5	R: 0 E: 0 K: 1 S: 5	H: 0 LOB: 0 BB: 0 P: 5	R: 0 E: 0 K: 1 S: 6	H: 1 LOB: 1 BB: 0 P: 6	R: 0 E: 0 K: 0 S: 4	H: 1 LOB: 2 BB: 1 P: 8	1B: 7 2B: 0 3B: 0 HR: 2	SF: 0 SAC: 0 DP: 0 HBP: 0	WP: 0 PB: 0 SB: 0 CS: 0	PA: 37
<b>PITCHER</b>	IP	WLS	BF	H	R	ER	SO	BB	IBB	HBP	BLK	WP	HR	S	P	ERA	WHIP			
Claude Osteen, L ERA: 3.02 (1, 1)	3.1	L	17	7	7	7	2	0	0	0	0	0	2	21	21	18.90	2.100			
Ray Lamb, R ERA: 3.47 (4, 1)	2.2		8	0	0	0	3	0	0	0	0	0	0	14	14	0.00	0.000			
Sandy Vance, R ERA: 3.0 (7, 1)	2.0		7	1	0	0	2	0	0	0	0	0	0	11	11	0.00	0.500			
Pete Mikkelsen, R ERA: 2.08 (9, 1)	1.0		5	1	0	0	0	1	0	0	0	0	0	4	8	0.00	2.000			

Chicago Cubs @ Los Angeles Dodgers  
Dodger Stadium, Los Angeles, CA  
Sat Jun 13 1970, 7:05 PM PDT  
Att: 28,815 - Unknown

AB	36
R	7
H	9
RBI	7
BB	1
SO	7
LOB	8



Batter	1	2	3	4	5	6	7	8	9	AB	R	H	RBI	BB	SO	LOB	BOTTOM			
Maury Wills, S OBP: 0.351, SLG: 0.308 (1, 6)	E6 SH5-4 3-1 1B		F8			FC1-6		K		4	1	1	0	0	1	1				
Manny Mota, R OBP: 0.395, SLG: 0.432 (1, 7)										1	0	0	0	0	1	0				
Andy Kosco, R OBP: 0.245, SLG: 0.402 (5, 9)						P6			L4-6 BB 1B	2	0	1	0	0	0	1				
Willie Davis, L OBP: 0.308, SLG: 0.407 (1, 8)	SH5-4				F5				F7	3	0	0	0	0	0	2				
Wes Parker, S OBP: 0.373, SLG: 0.434 (1, 3)					F8					3	0	1	1	1	0	1				
Willie Crawford, L OBP: 0.333, SLG: 0.382 (5, 7)	G3									4	0	0	0	0	2	4				
Billy Grabarkewitz, R OBP: 0.452, SLG: 0.511 (1, 5)		K								3	0	0	0	0	2	1				
Tom Haller, L OBP: 0.352, SLG: 0.421 (1, 2)										3	0	0	0	0	0	1				
Jim Lefebvre, S OBP: 0.293, SLG: 0.253 (1, 4)										3	0	0	0	0	1	0				
Claude Osteen, L OBP: 0.273, SLG: 0.381 (4, 1)										1	0	0	0	0	1	0				
Von Joshua, L OBP: 0.296, SLG: 0.316 (6, PH)										0	0	0	0	0	0	0				
Sandy Vance, R OBP: 0.192, SLG: 0.111 (7, 1)										0	0	0	0	0	0	0				
Len Gabrielsen, L OBP: 0.132, SLG: 0.120 (8, PH)										0	0	0	0	0	0	0				
Pete Mikkelsen, R (9, 1)										0	0	0	0	0	0	0				
<b>Inning Stats</b>	R: 1 E: 1 K: 0 S: 4	H: 1 LOB: 1 BB: 0 P: 5	R: 0 E: 0 K: 1 S: 5	H: 0 LOB: 0 BB: 0 P: 5	R: 0 E: 0 K: 2 S: 7	H: 0 LOB: 0 BB: 0 P: 7	R: 0 E: 0 K: 1 S: 5	H: 0 LOB: 0 BB: 0 P: 5	R: 0 E: 0 K: 1 S: 6	H: 1 LOB: 1 BB: 0 P: 6	R: 0 E: 0 K: 1 S: 5	H: 0 LOB: 0 BB: 0 P: 5	R: 0 E: 0 K: 0 S: 3	H: 1 LOB: 1 BB: 1 P: 7	1B: 4 2B: 1 3B: 0 HR: 0	SF: 0 SAC: 1 DP: 1 HBP: 1	WP: 0 PB: 0 SB: 0 CS: 0	PA: 32		
<b>PITCHER</b>	IP	WLS	BF	H	R	ER	SO	BB	IBB	HBP	BLK	WP	HR	S	P	ERA	WHIP			
Fergie Jenkins, R ERA: 4.69 (1, 1)	9.0	W	32	4	1	1	8	1	0	1	0	0	0	46	51	1.00	0.556			

Chicago Cubs @ Los Angeles Dodgers  
Dodger Stadium, Los Angeles, CA  
Sat Jun 13 1970, 7:05 PM PDT  
Att: 28,815 - Unknown

AB	29
R	1
H	4
RBI	1
BB	1
SO	8
LOB	11





Batter	1	2	3	4	5	6	7	8	9	AB	R	H	RBI	BB	SO	LOB	TOP			
<b>Don Kessinger, S</b> OBP: 0.364, SLG: 0.442 (1, 6)	6-3	1-3		F7		F5			1B 4-3 BB	4	0	0	0	1	0	2				
<b>Paul Popovich, S</b> OBP: 0.350, SLG: 0.407 (1, 4)	HR HBP			1B			BB 1B		F3	4	1	3	1	0	0	1				
<b>Billy Williams, L</b> OBP: 0.365, SLG: 0.568 (1, 7)	L6	F8		F9			BB 1B		4-3	4	0	0	0	1	0	5				
<b>Jim Hickman, R</b> OBP: 0.449, SLG: 0.719 (9, PR)	HR		1-3		P3		F2		1B	5	1	2	2	0	0	2				
<b>Cleo James, R</b> OBP: 0.276, SLG: 0.333 (9, 8)									2-3 1B	0	0	0	0	0	0	0				
<b>Johnny Callison, L</b> OBP: 0.367, SLG: 0.453 (1, 9)	BB		4-3				P4		K	4	0	1	0	1	1	4				
<b>Ron Santo, R</b> OBP: 0.318, SLG: 0.373 (1, 5)	K				F3		F3			3	0	0	0	1	1	4				
<b>14 Ernie Banks, R</b> OBP: 0.308, SLG: 0.471 (1, 3)		HR		P6		F7		K		4	1	1	1	0	1	2				
<b>Jack Hiatt, R</b> OBP: 0.420, SLG: 0.368 (1, 2)		1-3 SH3-4 1B BB		L9		K		5-3		3	1	0	0	1	1	0				
<b>Joe Decker, R</b> OBP: 0.261, SLG: 0.409 (1, 1)		SH3-4								1	0	0	0	1	0	0				
<b>Phil Regan, R</b> (7, 1)		1-2		1B BB		1-3		K		1	0	0	0	0	1	0				
<b>Inning Stats</b>	R: 2 E: 0 K: 1 S: 6	H: 1 LOB: 1 BB: 1 P: 11	R: 2 E: 0 K: 0 S: 5	H: 2 LOB: 1 BB: 1 P: 9	R: 0 E: 0 K: 0 S: 3	H: 0 LOB: 1 BB: 1 P: 7	R: 0 E: 0 K: 0 S: 4	H: 1 LOB: 2 BB: 1 P: 8	R: 0 E: 0 K: 1 S: 5	H: 0 LOB: 0 BB: 0 P: 5	R: 0 E: 0 K: 0 S: 4	H: 1 LOB: 2 BB: 1 P: 8	R: 0 E: 0 K: 2 S: 7	H: 0 LOB: 0 BB: 1 P: 7	R: 0 E: 0 K: 1 S: 6	H: 1 LOB: 3 BB: 1 P: 10	1B: 5 2B: 0 3B: 0 HR: 2	SF: 0 SAC: 1 DP: 0 HBP: 1	WP: 0 PB: 0 SB: 1 CS: 0	PA: 41
<b>PITCHER</b>	IP WLS BF H R ER SO BB IBB HBP BLK WP HR S P ERA WHIP																			
<b>Bill Singer, R</b> ERA: 4.71 (1, 1)	2.0	12	3	4	4	1	2	0	0	0	0	2	11	20	18.00	2.500				
<b>Jose Pena, R</b> ERA: 1.19 (3, 1)	5.0	21	3	0	0	1	3	0	0	0	0	0	20	32	0.00	1.200				
<b>Jim Brewer, L</b> ERA: 2.32 (8, 1)	2.0	W 8	1	0	0	3	1	0	0	0	0	0	13	17	0.00	1.000				

**Chicago Cubs @ Los Angeles Dodgers**  
**Dodger Stadium, Los Angeles, CA**  
 Sun Jun 14 1970, 3:33 AM PDT  
 Att: 28,756 - Sunny - 68 F

AB	33
R	4
H	7
RBI	4
BB	6
SO	5
LOB	20



Batter	1	2	3	4	5	6	7	8	9	AB	R	H	RBI	BB	SO	LOB	BOTTOM					
<b>Maury Wills, S</b> OBP: 0.349, SLG: 0.304 (1, 6)	SF9 BB	G3			F9		1-3			3	1	0	0	1	0	4						
<b>Manny Mota, R</b> OBP: 0.392, SLG: 0.430 (1, 7)	SF9			F7	FC6-5			SH5-4 1B		3	0	1	1	0	0	1						
<b>Willie Davis, L</b> OBP: 0.304, SLG: 0.402 (1, 8)	P4-3		P1-4-3			F7		SH5-4		3	0	0	0	0	0	0						
<b>Wes Parker, S</b> OBP: 0.367, SLG: 0.426 (1, 3)	K		F8			P4		F7		4	0	0	0	0	1	1						
<b>Andy Kosco, R</b> OBP: 0.245, SLG: 0.406 (1, 9)		1B 2B		F5		F7		1-3		4	1	1	0	0	0	1						
<b>Billy Grabarkewitz, R</b> OBP: 0.448, SLG: 0.506 (1, 5)		K		P4-3		P6		FC5-6 1B		4	0	1	0	0	1	1						
<b>Tom Haller, L</b> OBP: 0.348, SLG: 0.415 (1, 2)		1B		F9		P5		FC5-6 P4-3 HR		4	1	1	1	0	0	1						
<b>Von Joshua, L</b> OBP: 0.295, SLG: 0.316 (9, PR)		2H 1B								0	1	0	0	0	0	0						
<b>Jim Lefebvre, S</b> OBP: 0.302, SLG: 0.256 (1, 4)		P4-3 1B			K		1B BB		P4-3	3	0	1	0	1	1	1						
<b>Bill Singer, R</b> ERA: 4.71 (1, 1)		P4-3								0	0	0	0	0	0	0						
<b>Len Carse, L</b> ERA: 1.19 (2, PR)										1	0	0	1	0	0	1						
<b>Jose Pena, R</b> ERA: 1.19 (3, 1)										0	0	0	0	1	0	0						
<b>Willie Crawford, L</b> OBP: 0.348, SLG: 0.386 (7, PR)										1	0	1	0	0	0	0						
<b>Jim Brewer, L</b> ERA: 2.32 (8, 1)										0	0	0	0	0	0	0						
<b>Bill Sudakis, S</b> OBP: 0.330, SLG: 0.413 (9, PR)										1	1	2	0	0	0	0						
<b>Inning Stats</b>	R: 1 E: 1 K: 1 S: 5	H: 0 LOB: 0 BB: 1 P: 9	R: 2 E: 0 K: 0 S: 8	H: 3 LOB: 1 BB: 0 P: 8	R: 0 E: 0 K: 0 S: 3	H: 0 LOB: 0 BB: 0 P: 3	R: 0 E: 0 K: 0 S: 3	H: 0 LOB: 0 BB: 0 P: 3	R: 0 E: 0 K: 1 S: 5	H: 0 LOB: 1 BB: 1 P: 9	R: 0 E: 0 K: 0 S: 3	H: 0 LOB: 0 BB: 0 P: 3	R: 0 E: 0 K: 0 S: 4	H: 1 LOB: 2 BB: 1 P: 8	R: 0 E: 0 K: 0 S: 4	H: 1 LOB: 1 BB: 0 P: 4	R: 2 E: 0 K: 0 S: 4	H: 2 LOB: 1 BB: 0 P: 4	1B: 5 2B: 1 3B: 0 HR: 1	SF: 1 SAC: 1 DP: 0 HBP: 0	WP: 1 PB: 0 SB: 0 CS: 0	PA: 36
<b>PITCHER</b>	IP WLS BF H R ER SO BB IBB HBP BLK WP HR S P ERA WHIP																					
<b>Joe Decker, R</b> ERA: 3.61 (1, 1)	6.2	27	4	3	2	3	3	0	0	0	0	0	30	42	2.70	1.050						
<b>Phil Regan, R</b> ERA: 3.82 (7, 1)	2.0	L 9	3	2	2	0	0	0	0	0	1	9	9	9.00	1.500							

**Chicago Cubs @ Los Angeles Dodgers**  
**Dodger Stadium, Los Angeles, CA**  
 Sun Jun 14 1970, 3:33 AM PDT  
 Att: 28,756 - Sunny - 68 F

AB	31
R	5
H	7
RBI	5
BB	3
SO	3
LOB	11





Batter	1	2	3	4	5	6	7	8	9	AB	R	H	RBI	BB	SO	LOB	TOP										
Matty Alou, L OBP: 0.314, SLG: 0.333 (1, 8)	0-0 3-1 E 2B	0-0 F7		4-0 2B BB			0-0 B3-4		0-0 1B	4	1	2	0	1	0	2											
Richie Hebner, L OBP: 0.383, SLG: 0.461 (1, 5)	0-0 3-1	0-0 FC3-6 1B		0-0 1B 2B			0-0 F7		0-0 3-1	5	0	2	1	0	0	2											
Al Oliver, L OBP: 0.296, SLG: 0.437 (1, 9)	0-0 E1 G6-4-3	0-0 FC3-6 1B			0-0 4-3				0-0 3-1	4	0	0	1	0	0	2											
Willie Stargell, L OBP: 0.322, SLG: 0.535 (1, 7)	0-0 G6-4-3 1-2		0-0 3-1			0-0 2-3			0-0 HR	4	1	1	1	0	0	1											
Bob Robertson, R OBP: 0.389, SLG: 0.586 (1, 3)		0-0 1B SF8 1B	0-0 F7		4-0 BB			0-0 F8		3	1	1	0	1	0	0											
Bill Mazerowski, R OBP: 0.275, SLG: 0.290 (1, 4)		0-0 SF8 BB 1B	0-0		0-0 F3			0-0 F7		4	1	2	0	0	0	1											
Jerry May, R OBP: 0.333, SLG: 0.277 (1, 2)		4-0 1B 1B BB	0-0 5-3			0-0 6-3			0-0 L5	3	1	0	0	1	0	1											
Freddie Patek, R OBP: 0.306, SLG: 0.309 (1, 6)		0-0 SF8		0-0 F6		0-3 K			0-3 K	3	0	0	1	0	2	0											
Jim Nelson, R OBP: 0.500, SLG: 0.500 Dave Giusti, R OBP: 0.500, SLG: 0.200 (8, 1)	0-0 1B 1B		0-0 G3		0-0 6-3				0-0 L5	3	0	1	1	0	0	0											
<b>Inning Stats</b>	R: 1 E: 1 K: 0 S: 4	H: 1 LOB: 0 BB: 0 P: 4	R: 3 E: 0 K: 0 S: 7	H: 4 LOB: 2 BB: 1 P: 11	R: 0 E: 0 K: 0 S: 4	H: 1 LOB: 1 BB: 0 P: 4	R: 0 E: 0 K: 0 S: 3	H: 1 LOB: 2 BB: 1 P: 7	R: 0 E: 0 K: 1 S: 5	H: 0 LOB: 1 BB: 0 P: 5	R: 0 E: 0 K: 0 S: 3	H: 0 LOB: 0 BB: 0 P: 3	R: 1 E: 0 K: 0 S: 4	H: 1 LOB: 1 BB: 0 P: 4	R: 0 E: 0 K: 1 S: 6	H: 1 LOB: 1 BB: 0 P: 6	1B: 6 2B: 2 3B: 0 HR: 1	SF: 1 SAC: 0 DP: 1 HBP: 0	WP: 0 PB: 0 SB: 0 CS: 0	PA: 38							
<b>PITCHER</b>	IP	WLS	BF	H	R	ER	SO	BB	IBB	HBP	BLK	WP	HR	S	P	ERA	WHIP										
Joe Moeller, R ERA: 2.23 Fred Norman, L ERA: 3.03 Pete Mikkelsen, R ERA: 2.84	(1, 1)	3.0	L	16	6	4	4	0	1	0	0	0	0	15	19	12.00	2.333										

Pittsburgh Pirates @ Los Angeles Dodgers  
Dodger Stadium, Los Angeles, CA  
Mon Jun 15 1970, 7:05 PM PDT  
Att: 14,490 - Unknown

AB	34
R	5
H	9
RBI	5
BB	3
SO	2
LOB	9



Batter	1	2	3	4	5	6	7	8	9	AB	R	H	RBI	BB	SO	LOB	BOTTOM											
Maury Wills, S OBP: 0.350, SLG: 0.306 (1, 6)	0-0 5-3		0-0 6-3			0-0 1B 1B		0-0 E 1B 1B	0-0 G5-4-3 1-2	5	1	2	0	0	0	2												
Manny Mota, R OBP: 0.388, SLG: 0.425 (1, 7)	0-0 1-3			0-0 5-3		0-0 BB 1B		0-0 E5 1B 1B		4	1	1	0	0	0	1												
Willie Davis, L OBP: 0.307, SLG: 0.403 (1, 8)	0-0 CS 1B			0-0 F9		0-3 K		0-0 WP 1B 1B	0-0 1-2 3-H	4	0	2	1	0	1	2												
Wes Parker, S OBP: 0.369, SLG: 0.425 (1, 3)	0-0 CS 1-2	0-0 3-1		0-0 3-1		4-0 BB		0-0 WP 1B	0-0 1-2 2-H	3	0	1	1	1	0	0												
Andy Kosco, R OBP: 0.236, SLG: 0.390 (1, 9)		0-0 F7			0-0 F7	0-0 L7		0-0 F6	0-0 1-2 2-S	4	0	0	0	0	0	5												
Billy Grabarkewitz, R OBP: 0.444, SLG: 0.497 (1, 5)		0-0 6-3			4-0 BB		0-3 K	0-3 K		3	0	0	0	1	2	2												
Tom Haller, L OBP: 0.353, SLG: 0.421 (1, 2)			0-0		0-0 L8		4-0 BB	0-0 F8		3	0	1	0	1	0	3												
Jim Lefebvre, S OBP: 0.289, SLG: 0.244 (1, 4)			0-0 F8		0-3 K		0-0 F9		0-0 G3	4	0	0	0	0	1	3												
Joe Moeller, R ERA: 2.23 Fred Norman, L ERA: 3.03 Pete Mikkelsen, R ERA: 2.84 Willie Crawford, L OBP: 0.330, SLG: 0.304 Bill Sudakis, S OBP: 0.337, SLG: 0.413	(1, 1) (3, PH) (4, 1) (7, PH) (8, 1) (9, PH)	7.0	W	29	5	2	1	5	3	0	0	0	0	0	0	0	1.143											
<b>Inning Stats</b>	R: 0 E: 0 K: 0 S: 3	H: 1 LOB: 0 BB: 0 P: 3	R: 0 E: 0 K: 0 S: 3	H: 0 LOB: 0 BB: 0 P: 3	R: 0 E: 0 K: 1 S: 6	H: 1 LOB: 1 BB: 0 P: 6	R: 0 E: 0 K: 0 S: 3	H: 0 LOB: 0 BB: 0 P: 3	R: 0 E: 0 K: 1 S: 7	H: 2 LOB: 3 BB: 1 P: 11	R: 0 E: 0 K: 2 S: 7	H: 0 LOB: 1 BB: 1 P: 11	R: 2 E: 1 K: 1 S: 9	H: 3 LOB: 2 BB: 0 P: 9	R: 0 E: 0 K: 0 S: 2	H: 0 LOB: 0 BB: 1 P: 6	1B: 6 2B: 1 3B: 0 HR: 0	SF: 0 SAC: 0 DP: 1 HBP: 0	WP: 1 PB: 0 SB: 0 CS: 1	PA: 38								
<b>PITCHER</b>	IP	WLS	BF	H	R	ER	SO	BB	IBB	HBP	BLK	WP	HR	S	P	ERA	WHIP											
Jim Nelson, R ERA: 0.69 Dave Giusti, R ERA: 2.9	(1, 1)	2.0	S	8	2	0	0	1	1	0	0	0	1	0	9	13	0.00	1.500										

Pittsburgh Pirates @ Los Angeles Dodgers  
Dodger Stadium, Los Angeles, CA  
Mon Jun 15 1970, 7:05 PM PDT  
Att: 14,490 - Unknown

AB	33
R	2
H	7
RBI	2
BB	4
SO	6
LOB	20





Batter	1	2	3	4	5	6	7	8	9	AB	R	H	RBI	BB	SO	LOB	TOP			
Matty Alou, L OBP: 0.310, SLG: 0.328 (1, 8)	0-0 5-3		0-0 F6			0-0 F7		0-0 5-3		4	0	0	0	0	0	0	<b>Pittsburgh Pirates @ Los Angeles Dodgers</b> Dodger Stadium, Los Angeles, CA Tue Jun 16 1970, 7:05 PM PDT Att: 20,069 - Unknown			
Richie Hebner, L OBP: 0.385, SLG: 0.473 (1, 5)	0-0 4-3			0-0 F9		0-0 HBP 1B		0-0 3B		4	0	2	0	0	0	0				
Al Oliver, L OBP: 0.290, SLG: 0.428 (1, 9)	0-0 3-1			0-0 1-3		0-3 K		0-0 L9		4	0	0	0	0	1	2				
Willie Stargell, L OBP: 0.321, SLG: 0.527 (1, 7)		0-3 K		0-3 K		1-0 HBP		0-0 F8		3	0	0	0	0	2	0				
Bob Robertson, R OBP: 0.391, SLG: 0.580 Johnny Jeter, R OBP: 0.309, SLG: 0.340 (9, PR)	4-0 S BB				0-3 K	0-3 K		0-0 FC5-4 1B		3	0	1	0	1	2	2				
Bill Mazerowski, R OBP: 0.275, SLG: 0.295 (1, 4)	0-0 F6				0-0 2B		0-3 K		0-0 FC5-4 1-2	4	0	1	0	0	1	2				
Jerry May, R OBP: 0.317, SLG: 0.261 (1, 2)	0-0 F8				0-0 5-3		0-0 F3		0-0 F4	4	0	0	0	0	0	3				
Freddie Patek, R OBP: 0.306, SLG: 0.302 (1, 6)			0-3 K		4-0 IBB		0-3 K			2	0	0	0	1	2	0				
Bob Veale, S OBP: 0.200, SLG: 0.156 Jose Pagan, R OBP: 0.290, SLG: 0.302 Luke Walker, L OBP: 0.111, SLG: 0.111 (8, PH)	0-0 6-3		0-0 6-3					0-3 K		2	0	0	0	0	0	2				
0-0 1-0 0-0										1	0	0	0	0	1	0				
0-0 0-0 0-0										0	0	0	0	0	0	0				
<b>Inning Stats</b>	R: 0 E: 0 K: 0 S: 3	H: 0 LOB: 0 BB: 0 P: 3	R: 0 E: 0 K: 1 S: 5	H: 0 LOB: 1 BB: 1 P: 9	R: 0 E: 0 K: 1 S: 5	H: 0 LOB: 0 BB: 0 P: 5	R: 0 E: 0 K: 1 S: 5	H: 1 LOB: 2 BB: 0 P: 5	R: 0 E: 0 K: 2 S: 8	H: 1 LOB: 2 BB: 0 P: 9	R: 0 E: 0 K: 2 S: 7	H: 0 LOB: 0 BB: 0 P: 7	R: 0 E: 0 K: 1 S: 6	H: 1 LOB: 1 BB: 0 P: 6	R: 0 E: 0 K: 0 S: 4	H: 1 LOB: 1 BB: 0 P: 4	1B: 2 2B: 1 3B: 1 HR: 0	SF: 0 SAC: 0 DP: 0 HBP: 1	WP: 0 PB: 0 SB: 1 CS: 0	PA: 34
<b>PITCHER</b> Don Sutton, R ERA: 3.18 (1, 1)	IP: 9.0 WLS: W BF: 34 H: 4 R: 0 ER: 0 SO: 9 BB: 1 IBB: 1 HBP: 1 BLK: 0 WP: 0 HR: 0 S: 49 P: 58 ERA: 0.00 WHIP: 0.556															<b>PITCHER</b> Don Sutton, R ERA: 3.18 (1, 1)	IP: 9.0 WLS: W BF: 34 H: 4 R: 0 ER: 0 SO: 9 BB: 1 IBB: 1 HBP: 1 BLK: 0 WP: 0 HR: 0 S: 49 P: 58 ERA: 0.00 WHIP: 0.556			

Batter	1	2	3	4	5	6	7	8	9	AB	R	H	RBI	BB	SO	LOB	BOTTOM			
Maury Wills, S OBP: 0.345, SLG: 0.301 (1, 6)	0-0 L4		0-0 2-3	0-3 K			0-0 6-3			4	0	0	0	0	1	3	<b>Pittsburgh Pirates @ Los Angeles Dodgers</b> Dodger Stadium, Los Angeles, CA Tue Jun 16 1970, 7:05 PM PDT Att: 20,069 - Unknown			
Manny Mota, R OBP: 0.379, SLG: 0.413 (9, 7)	0-0 4-3		0-0 E6		0-0 G3		0-0 1-3			4	0	0	0	0	0	0				
Wes Parker, S OBP: 0.364, SLG: 0.418 (1, 3)	0-0 L4		0-0 F7		0-0 6-3		0-0 F3			4	0	0	0	0	0	1				
Andy Kosco, R OBP: 0.227, SLG: 0.376 (1, 9)		0-0 F9		0-3 K	0-0 L8			0-3 K		4	0	0	0	0	2	0				
Bill Sudakis, S OBP: 0.344, SLG: 0.410 Von Joshua, L OBP: 0.295, SLG: 0.316 (9, 8)	0-0 BB 1B			0-3 K		4-0 S BB		0-0 G3		3	0	1	0	1	1	0				
Billy Grabarkewitz, R OBP: 0.485, SLG: 0.511 (1, 5)	4-0 BB 1B			0-0 HR		0-3 K		0-0 6-3		3	1	1	1	1	1	1				
Jim Lefebvre, S OBP: 0.301, SLG: 0.250 (1, 4)	0-0 F6			0-0 HR		4-0 1B E 1B		4-0 1B IBB		2	0	1	0	1	0	2				
Jeff Torborg, R OBP: 0.268, SLG: 0.284 (1, 2)	0-0 4-3			0-0 E4 1B		0-0 4-3 1-2 2-3		0-0 4-3		3	0	0	0	0	0	5				
Don Sutton, R OBP: 0.326, SLG: 0.263 (1, 1)			0-3 K		0-0 1-2 2-3 1B		0-0 G3			3	0	1	0	0	1	2				
<b>Inning Stats</b>	R: 0 E: 0 K: 0 S: 3	H: 1 LOB: 2 BB: 1 P: 8	R: 0 E: 0 K: 1 S: 6	H: 0 LOB: 0 BB: 0 P: 6	R: 1 E: 1 K: 3 S: 13	H: 3 LOB: 3 BB: 0 P: 13	R: 0 E: 0 K: 0 S: 3	H: 0 LOB: 0 BB: 0 P: 3	R: 0 E: 0 K: 1 S: 5	H: 0 LOB: 2 BB: 2 P: 13	R: 0 E: 0 K: 0 S: 3	H: 0 LOB: 0 BB: 0 P: 3	R: 0 E: 0 K: 1 S: 5	H: 0 LOB: 0 BB: 0 P: 5	R: 0 E: 0 K: 0 S: 5	H: 0 LOB: 0 BB: 0 P: 5		1B: 3 2B: 0 3B: 0 HR: 1	SF: 0 SAC: 0 DP: 0 HBP: 0	WP: 0 PB: 0 SB: 1 CS: 0
<b>PITCHER</b> Bob Veale, L ERA: 3.23 Luke Walker, L ERA: 3.77 (8, 1)	IP: 7.0 WLS: L BF: 30 H: 4 R: 1 ER: 1 SO: 5 BB: 2 IBB: 1 HBP: 0 BLK: 0 WP: 0 HR: 1 S: 37 P: 49 ERA: 1.29 WHIP: 0.857															<b>PITCHER</b> Bob Veale, L ERA: 3.23 Luke Walker, L ERA: 3.77 (8, 1)	IP: 7.0 WLS: L BF: 30 H: 4 R: 1 ER: 1 SO: 5 BB: 2 IBB: 1 HBP: 0 BLK: 0 WP: 0 HR: 1 S: 37 P: 49 ERA: 1.29 WHIP: 0.857			





Batter	1	2	3	4	5	6	7	8	9	AB	R	H	RBI	BB	SO	LOB	TOP			
Freddie Patek, R OBP: 0.330, SLG: 0.323 (1, 6)										3	0	3	0	1	0	0	<b>Pittsburgh Pirates @ Los Angeles Dodgers</b> Dodger Stadium, Los Angeles, CA Wed Jun 17 1970, 7:05 PM PDT Att: 17,327 - Unknown			
Matty Alou, L OBP: 0.313, SLG: 0.331 (1, 8)										4	0	2	0	0	0	3				
Johnny Jeter, R OBP: 0.288, SLG: 0.315 (1, 7)										4	0	0	0	0	2	6				
Bob Robertson, R OBP: 0.382, SLG: 0.565 (1, 3)										4	0	0	0	0	2	4				
Bill Mazerowski, R OBP: 0.269, SLG: 0.288 (1, 4)										4	0	0	0	0	0	2				
Al Oliver, L OBP: 0.289, SLG: 0.424 (1, 9)										4	0	1	0	0	0	0				
Jerry May, R OBP: 0.306, SLG: 0.250 (1, 2)										3	0	0	0	0	0	1				
Richie Hebner, L OBP: 0.385, SLG: 0.471 (1, 5)										3	0	1	0	0	0	1				
Dock Ellis, S OBP: 0.147, SLG: 0.094 (7, PH)										1	0	0	0	0	0	0				
Dave Cash, R OBP: 0.250, SLG: 0.286 (7, 1)										1	0	0	0	0	1	0				
Orlando Pena, R (7, 1)										0	0	0	0	0	0	0				
<b>Inning Stats</b>	R: 0 E: 2 K: 0 S: 5	H: 2 LOB: 2 BB: 0 P: 5	R: 0 E: 0 K: 0 S: 3	H: 1 LOB: 0 BB: 0 P: 3	R: 0 E: 0 K: 2 S: 9	H: 2 LOB: 2 BB: 0 P: 9	R: 0 E: 0 K: 0 S: 3	H: 0 LOB: 0 BB: 0 P: 3	R: 0 E: 0 K: 1 S: 6	H: 1 LOB: 2 BB: 1 P: 10	R: 0 E: 0 K: 0 S: 3	H: 0 LOB: 0 BB: 0 P: 3	R: 0 E: 0 K: 1 S: 5	H: 1 LOB: 0 BB: 0 P: 3	R: 0 E: 0 K: 1 S: 5	H: 0 LOB: 0 BB: 0 P: 5	1B: 7 2B: 0 3B: 0 HR: 0	SF: 0 SAC: 1 DP: 2 HBP: 0	WP: 0 PB: 0 SB: 0 CS: 0	PA: 33
<b>PITCHER</b> Claude Osteen, L ERA: 2.8 (1, 1)	IP: 9.0 WLS: W BF: 33 H: 7 R: 0 ER: 0 SO: 5 BB: 1 IBB: 0 HBP: 0 BLK: 0 WP: 0 HR: 0 S: 42 P: 46 ERA: 0.00 WHIP: 0.889																			

Batter	1	2	3	4	5	6	7	8	9	AB	R	H	RBI	BB	SO	LOB	BOTTOM			
Maury Wills, S OBP: 0.344, SLG: 0.300 (1, 6)										4	0	1	0	0	0	1	<b>Pittsburgh Pirates @ Los Angeles Dodgers</b> Dodger Stadium, Los Angeles, CA Wed Jun 17 1970, 7:05 PM PDT Att: 17,327 - Unknown			
Manny Mota, R OBP: 0.376, SLG: 0.409 (1, 7)										4	1	1	1	0	0	1				
Willie Davis, L OBP: 0.310, SLG: 0.405 (1, 8)										4	1	2	0	0	0	2				
Andy Kosco, R OBP: 0.228, SLG: 0.381 (1, 9)										4	1	1	1	0	1	2				
Wes Parker, S OBP: 0.366, SLG: 0.417 (1, 3)										3	0	1	1	1	0	0				
Billy Grabarkewitz, R OBP: 0.442, SLG: 0.505 (1, 5)										4	0	1	1	0	2	2				
Tom Haller, L OBP: 0.345, SLG: 0.411 (1, 2)										3	0	0	0	0	0	1				
Jim Lefebvre, S OBP: 0.313, SLG: 0.264 (1, 4)										3	1	2	0	0	0	0				
Claude Osteen, L OBP: 0.255, SLG: 0.356 (1, 1)										3	0	0	0	0	1	2				
<b>Inning Stats</b>	R: 0 E: 0 K: 0 S: 3	H: 0 LOB: 0 BB: 0 P: 3	R: 0 E: 0 K: 1 S: 5	H: 0 LOB: 0 BB: 0 P: 5	R: 0 E: 0 K: 0 S: 3	H: 0 LOB: 0 BB: 0 P: 3	R: 1 E: 0 K: 2 S: 10	H: 3 LOB: 2 BB: 0 P: 10	R: 0 E: 0 K: 0 S: 4	H: 1 LOB: 1 BB: 0 P: 4	R: 2 E: 0 K: 0 S: 5	H: 3 LOB: 1 BB: 1 P: 9	R: 1 E: 0 K: 1 S: 7	H: 2 LOB: 1 BB: 0 P: 7	R: 0 E: 0 K: 0 S: 3	H: 0 LOB: 0 BB: 0 P: 3	1B: 8 2B: 1 3B: 0 HR: 0	SF: 0 SAC: 0 DP: 0 HBP: 0	WP: 0 PB: 0 SB: 1 CS: 2	PA: 33
<b>PITCHER</b> Dock Ellis, R ERA: 3.9 (1, 1)	IP: 6.0 WLS: L BF: 25 H: 7 R: 3 ER: 3 SO: 3 BB: 0 IBB: 1 HBP: 0 BLK: 0 WP: 0 HR: 0 S: 30 P: 34 ERA: 4.50 WHIP: 1.167																			
<b>PITCHER</b> Orlando Pena, R ERA: 4.5 (7, 1)	IP: 2.0 WLS: L BF: 8 H: 2 R: 1 ER: 1 SO: 1 BB: 0 IBB: 0 HBP: 0 BLK: 0 WP: 0 HR: 0 S: 10 P: 10 ERA: 4.50 WHIP: 1.000																			



Batter	1	2	3	4	5	6	7	8	9	AB	R	H	RBI	BB	SO	LOB	TOP					
Maury Wills, S OBP: 0.348, SLG: 0.300 (1, 6)										3	1	1	0	2	0	2	<b>Los Angeles Dodgers @ Cincinnati Reds</b> Crosley Field, Cincinnati, OH Fri Jun 19 1970, 7:05 PM EDT Att: 24,539 - Unknown					
Bill Russell, R OBP: 0.400, SLG: 0.500 (1, 9)										4	0	2	1	0	0	1						
Willie Davis, L OBP: 0.306, SLG: 0.398 (1, 8)										4	0	0	0	0	1	5						
Andy Kosco, R OBP: 0.237, SLG: 0.410 (1, 7)										4	1	2	2	0	0	0						
Wes Parker, S OBP: 0.368, SLG: 0.416 (1, 3)										3	0	1	0	1	0	0						
Billy Grabarkewitz, R OBP: 0.439, SLG: 0.497 (1, 5)										3	1	0	0	0	1	3						
Tom Haller, L OBP: 0.343, SLG: 0.430 (1, 2)										4	2	1	1	0	0	5						
Jim Lefebvre, S OBP: 0.310, SLG: 0.264 (1, 4)										4	0	1	1	0	1	0						
Bill Singer, R OBP: 0.250, SLG: 0.375 (1, 1)										2	1	1	0	0	1	0						
Manny Mota, R OBP: 0.380, SLG: 0.419 (6, PH)										1	0	1	1	0	0	0						
Von Joshua, L OBP: 0.295, SLG: 0.316 (6, PR)										0	0	0	0	0	0	0						
Jose Pena, R (6, 1)										1	0	0	0	0	0	0						
Jim Brewer, L (9, 1)										0	0	0	0	0	0	0						
<b>Inning Stats</b>	R: 0 E: 0 K: 0 S: 3	H: 1 LOB: 0 BB: 0 P: 3	R: 0 E: 0 K: 0 S: 3	H: 0 LOB: 0 BB: 0 P: 3	R: 0 E: 0 K: 2 S: 7	H: 0 LOB: 3 BB: 0 P: 7	R: 1 E: 0 K: 2 S: 9	H: 2 LOB: 3 BB: 2 P: 17	R: 1 E: 0 K: 0 S: 4	H: 1 LOB: 1 BB: 1 P: 8	R: 3 E: 0 K: 0 S: 6	H: 4 LOB: 2 BB: 0 P: 7	R: 0 E: 0 K: 0 S: 3	H: 1 LOB: 0 BB: 0 P: 3	R: 1 E: 0 K: 0 S: 4	H: 1 LOB: 0 BB: 0 P: 4	R: 0 E: 0 K: 0 S: 3	H: 0 LOB: 0 BB: 0 P: 3	1B: 6 2B: 3 3B: 0 HR: 2	SF: 1 SAC: 0 DP: 2 HBP: 1	WP: 1 PB: 0 SB: 0 CS: 1	PA: 38
<b>PITCHER</b>	IP WLS BF H R ER SO BB IBB HBP BLK WP HR S P ERA WHIP																					
Gary Nolan, R ERA: 4.28 (1, 1)	5.0 L 24 6 5 5 4 3 0 1 0 1 1 28 41 9.00 1.800																					
Clay Carroll, R ERA: 3.07 (6, 1)	3.0 11 4 1 1 0 0 0 0 0 0 1 11 11 3.00 1.333																					
Pedro Borbon, R ERA: 6.14 (9, 1)	1.0 3 0 0 0 0 0 0 0 0 0 0 3 3 0.00 0.000																					

AB 33  
R 6  
H 10  
RBI 6  
BB 3  
SO 4  
LOB 16



Batter	1	2	3	4	5	6	7	8	9	AB	R	H	RBI	BB	SO	LOB	BOTTOM					
Pete Rose, S OBP: 0.388, SLG: 0.473 (1, 9)										4	0	1	0	1	0	3	<b>Los Angeles Dodgers @ Cincinnati Reds</b> Crosley Field, Cincinnati, OH Fri Jun 19 1970, 7:05 PM EDT Att: 24,539 - Unknown					
Angel Bravo, L OBP: 0.343, SLG: 0.290 (1, 8)										2	0	0	0	0	0	3						
Pedro Borbon, R (9, 1)										0	0	0	0	0	0	0						
Tony Perez, R OBP: 0.445, SLG: 0.690 (1, 5)										4	0	0	0	0	2	4						
Johnny Bench, R OBP: 0.348, SLG: 0.656 (1, 2)										4	1	2	1	0	1	4						
Lee May, R OBP: 0.323, SLG: 0.549 (1, 3)										4	0	0	0	0	0	1						
Bernie Carbo, L OBP: 0.475, SLG: 0.594 (1, 7)										3	0	1	0	1	1	1						
Tommy Helms, R OBP: 0.227, SLG: 0.245 (1, 4)										4	0	1	0	0	0	2						
Woody Woodward, R OBP: 0.355, SLG: 0.357 (1, 6)										2	0	0	0	2	1	2						
Gary Nolan, R OBP: 0.200, SLG: 0.097 (1, 1)										1	0	0	0	0	1	0						
Ty Cline, L OBP: 0.500, SLG: 0.333 (6, 8)										1	0	0	0	1	0	1						
Clay Carroll, R (6, 1)										0	0	0	0	0	0	0						
Jimmy Stewart, S OBP: 0.224, SLG: 0.200 (8, PH)										1	0	0	0	0	0	0						
<b>Inning Stats</b>	R: 0 E: 0 K: 1 S: 6	H: 1 LOB: 1 BB: 0 P: 6	R: 0 E: 0 K: 0 S: 3	H: 1 LOB: 0 BB: 0 P: 3	R: 0 E: 1 K: 2 S: 8	H: 0 LOB: 3 BB: 2 P: 16	R: 0 E: 0 K: 0 S: 3	H: 0 LOB: 1 BB: 1 P: 7	R: 0 E: 0 K: 1 S: 5	H: 0 LOB: 0 BB: 0 P: 5	R: 0 E: 0 K: 1 S: 6	H: 1 LOB: 1 BB: 0 P: 6	R: 0 E: 0 K: 1 S: 6	H: 1 LOB: 1 BB: 0 P: 6	R: 1 E: 0 K: 0 S: 4	H: 1 LOB: 0 BB: 0 P: 4	R: 0 E: 0 K: 0 S: 3	H: 0 LOB: 2 BB: 2 P: 11	1B: 4 2B: 0 3B: 0 HR: 1	SF: 0 SAC: 2 DP: 1 HBP: 0	WP: 0 PB: 0 SB: 0 CS: 0	PA: 37
<b>PITCHER</b>	IP WLS BF H R ER SO BB IBB HBP BLK WP HR S P ERA WHIP																					
Bill Singer, R ERA: 3.81 (1, 1)	5.0 W 20 2 0 0 4 3 0 0 0 0 0 25 37 0.00 1.000																					
Jose Pena, R ERA: 1.32 (6, 1)	3.2 16 3 1 1 2 2 0 0 0 0 0 1 18 26 2.46 1.364																					
Jim Brewer, L ERA: 2.3 (9, 1)	0.1 S 1 0 0 0 0 0 0 0 0 0 0 0 1 1 0.00 0.000																					

AB 30  
R 1  
H 5  
RBI 1  
BB 5  
SO 6  
LOB 21











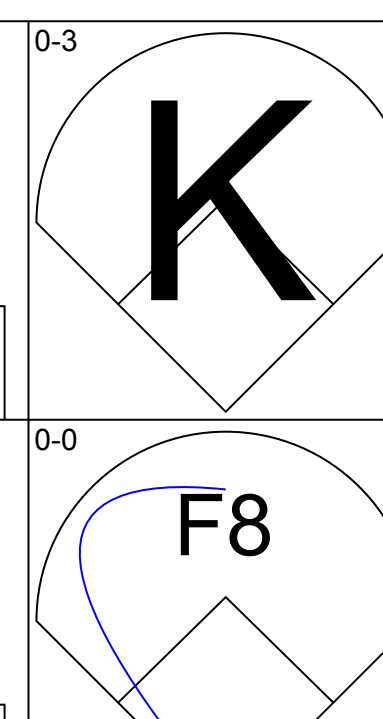
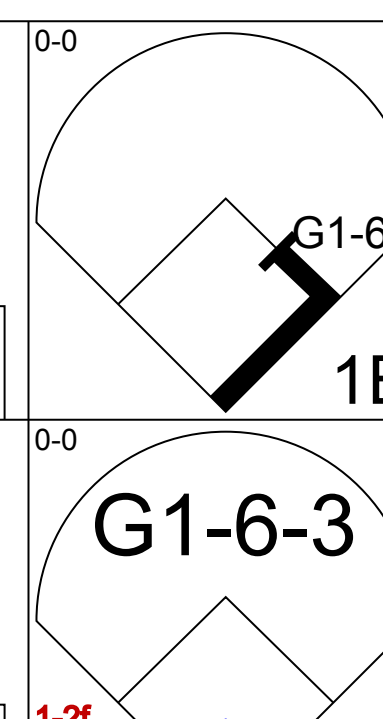
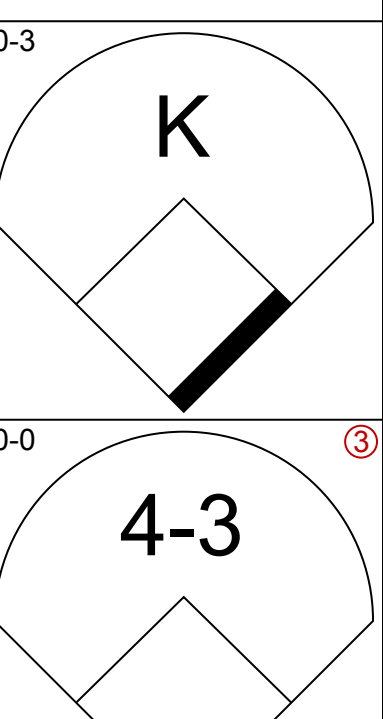
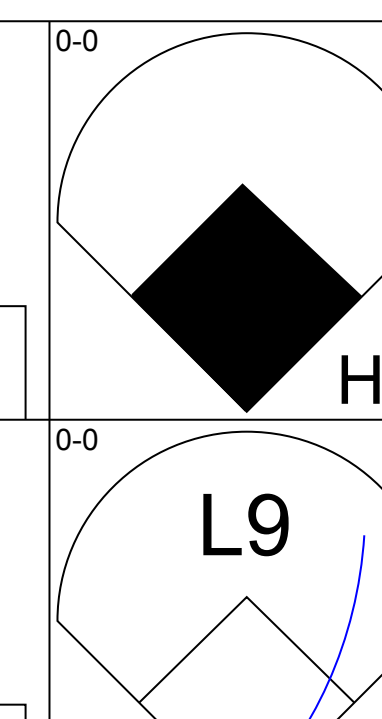
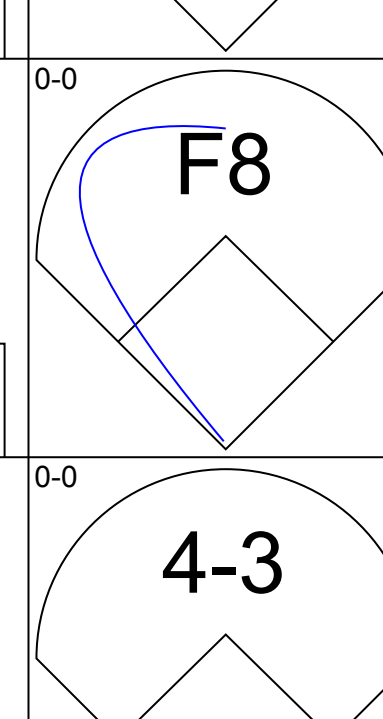
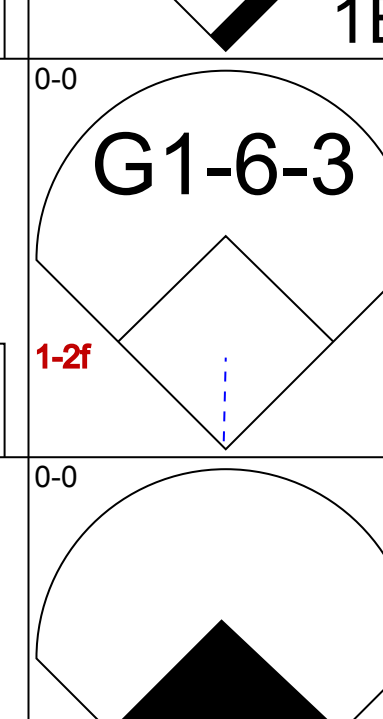
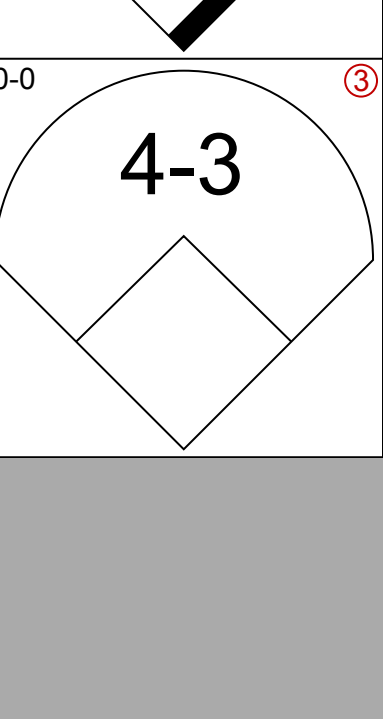
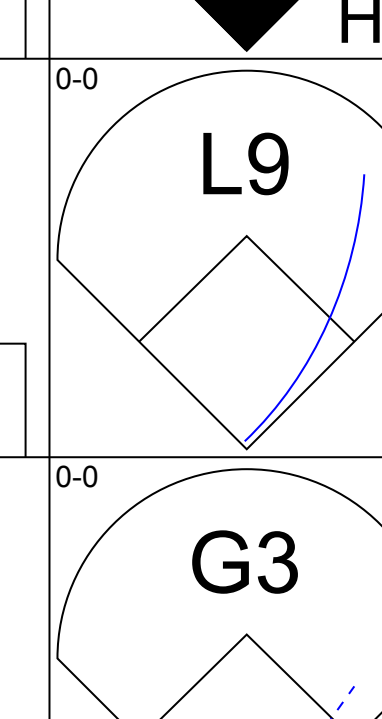
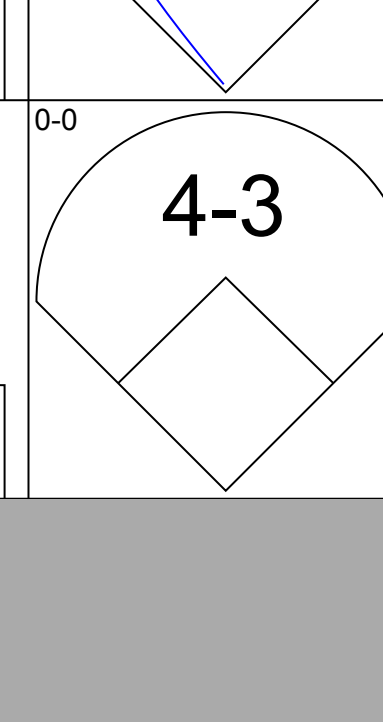
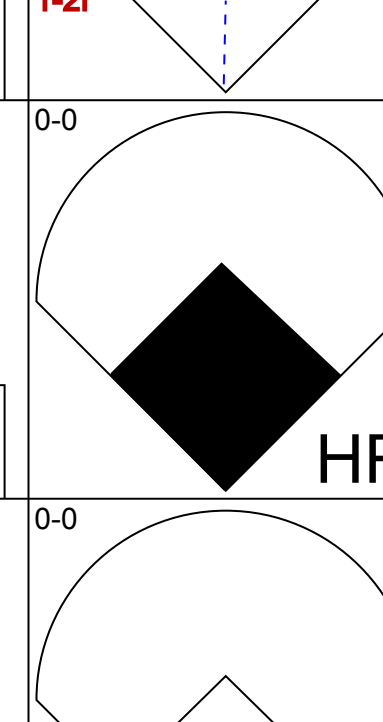
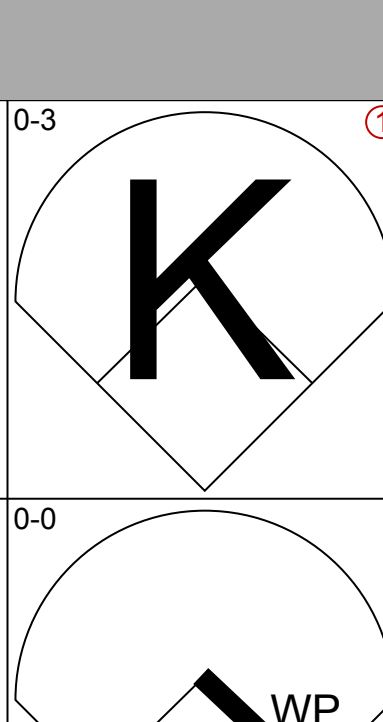
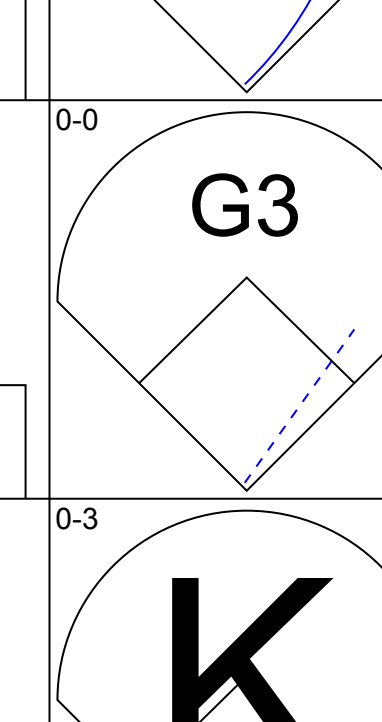
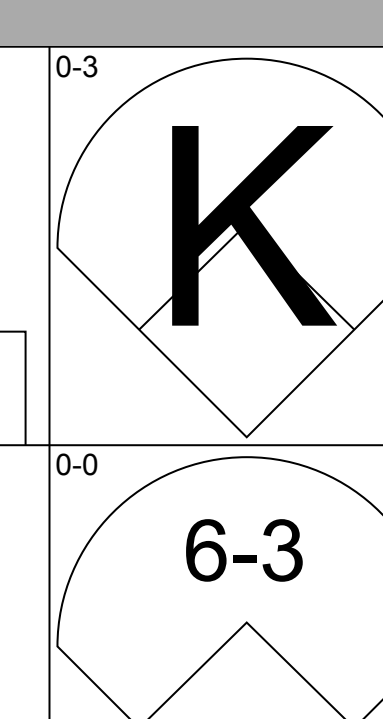
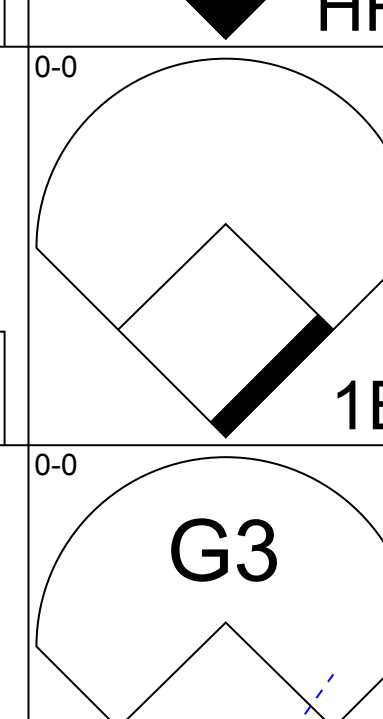
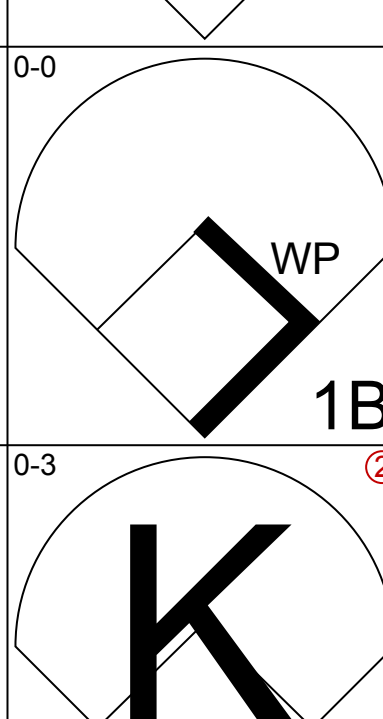
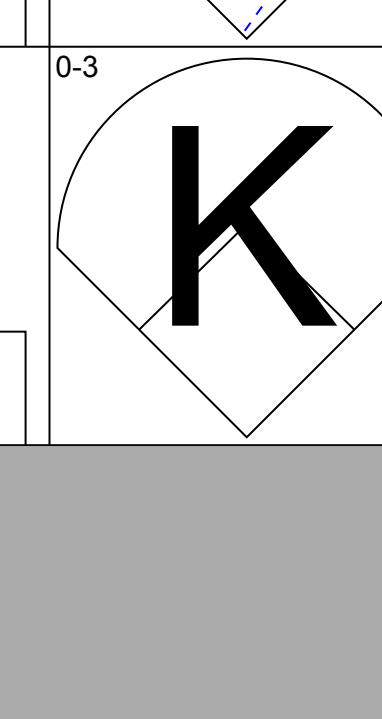
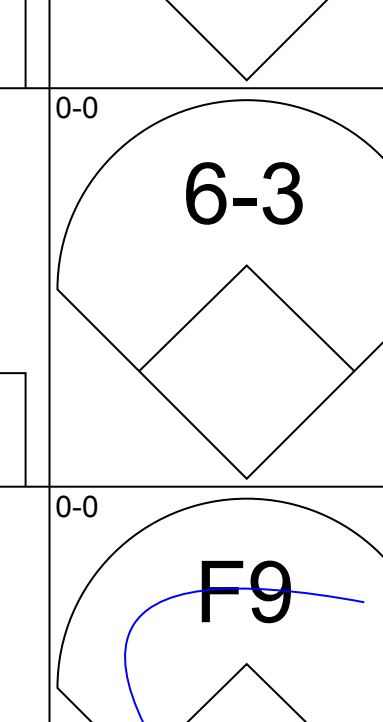
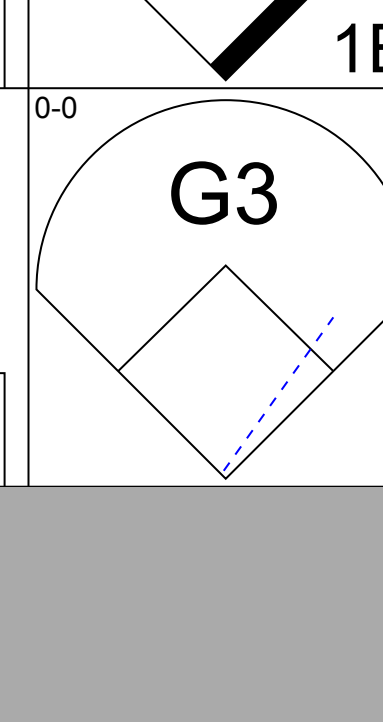
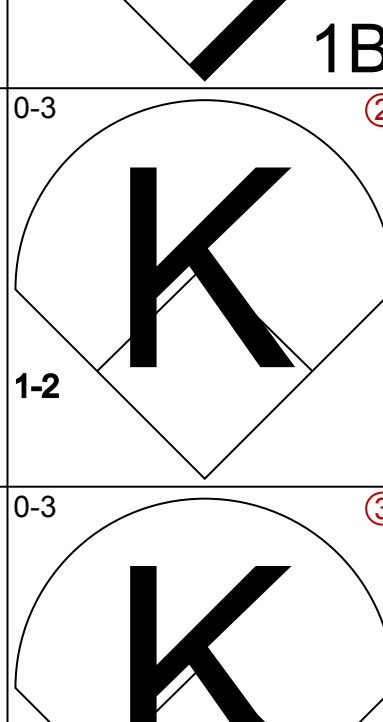
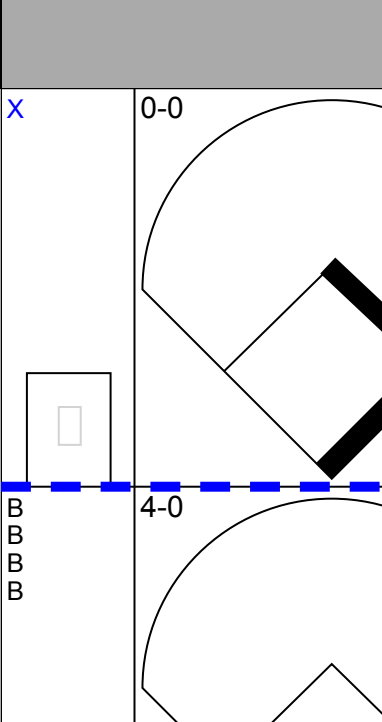
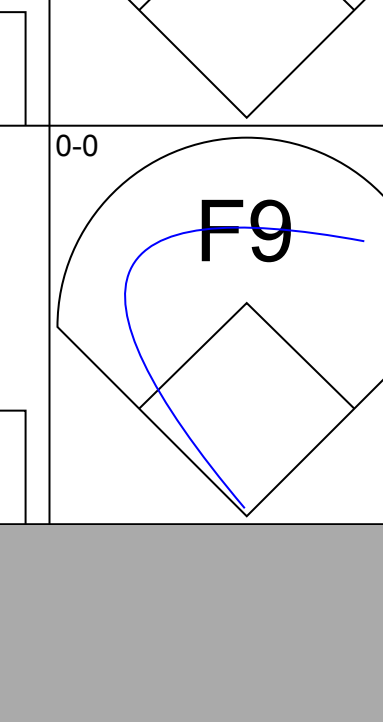
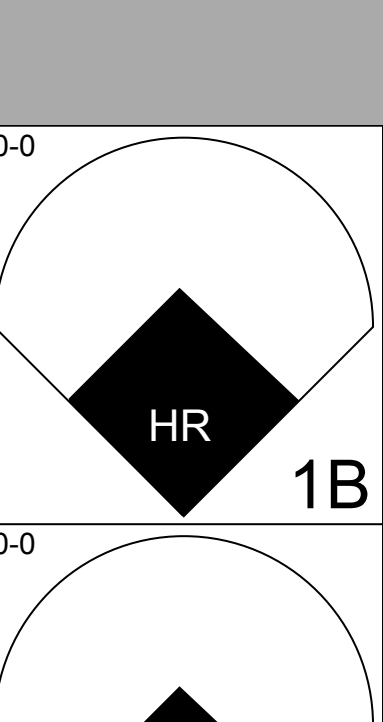
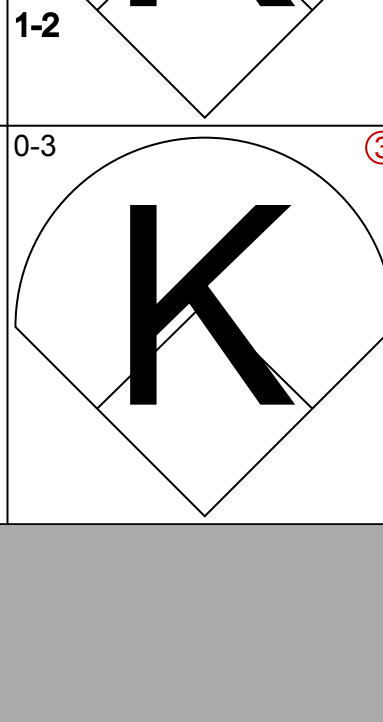
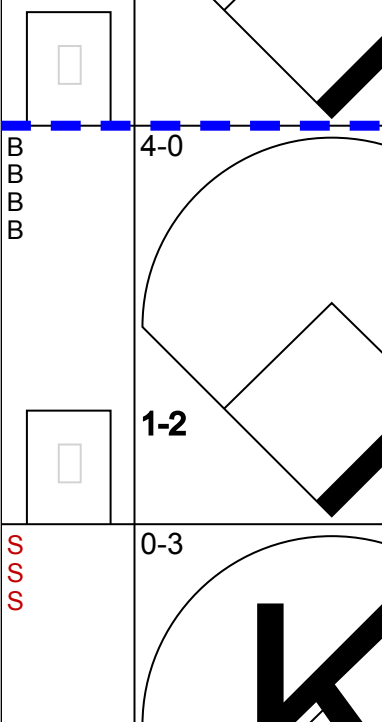
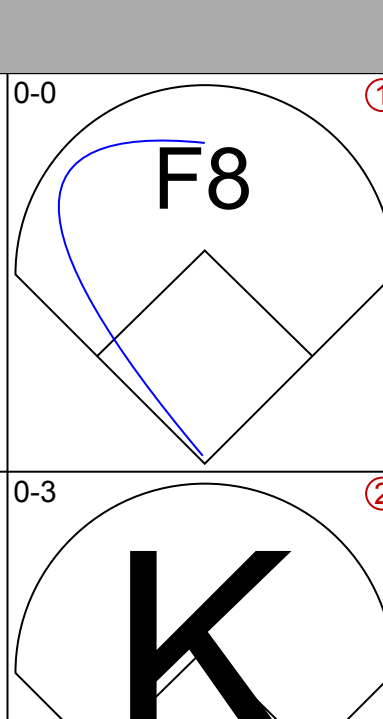
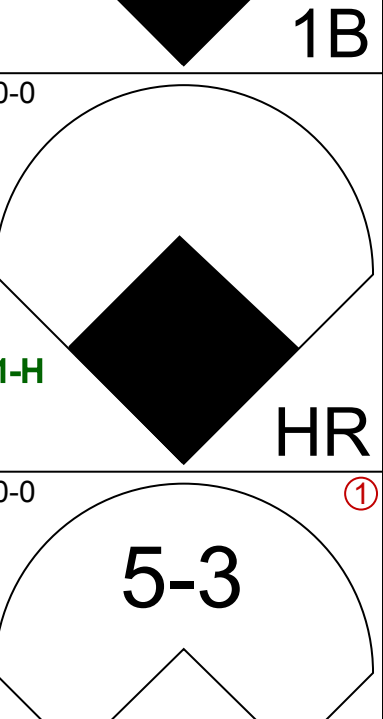
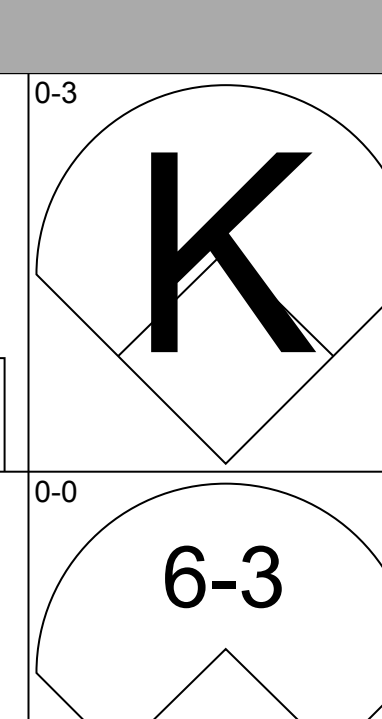
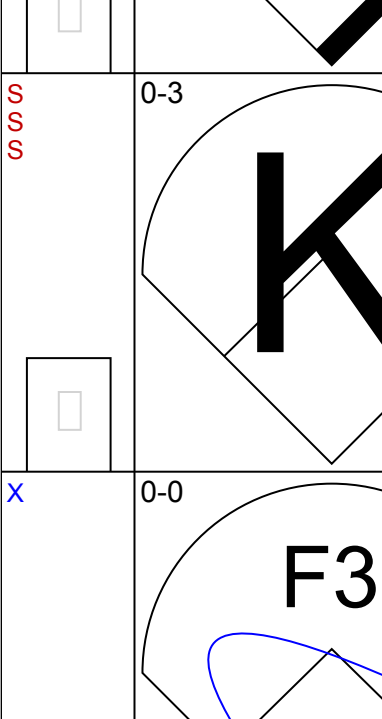
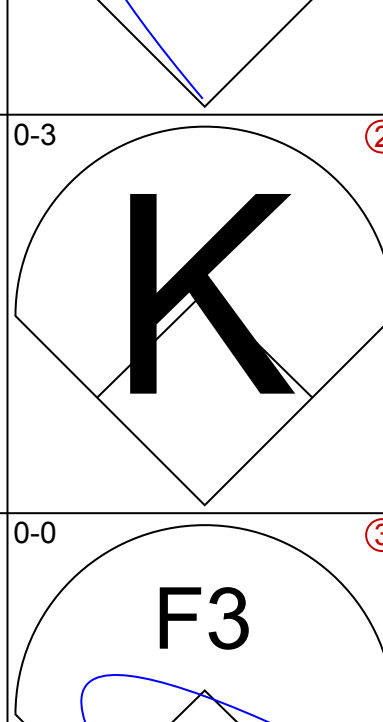
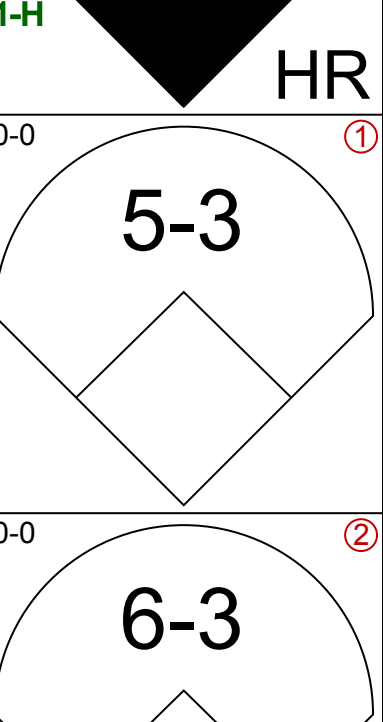
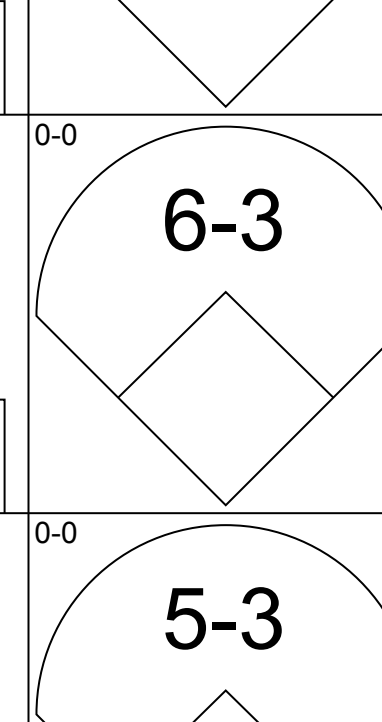
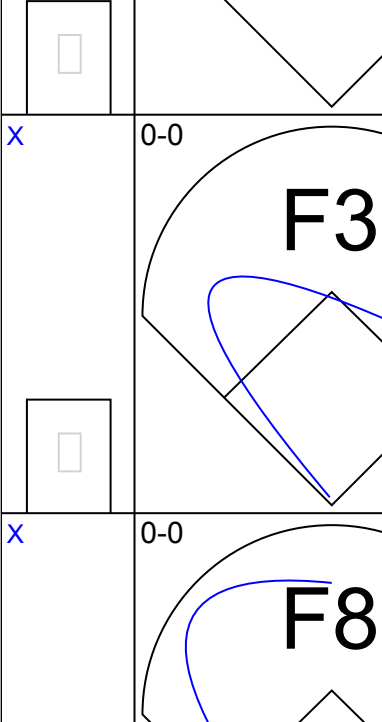
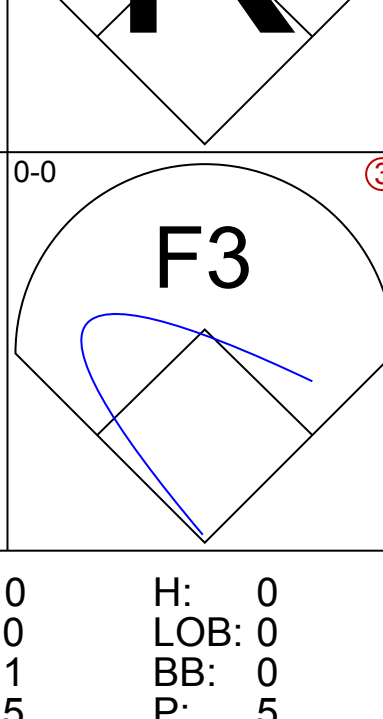
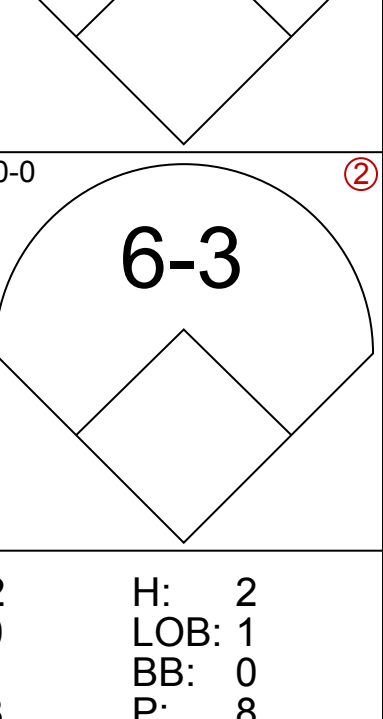
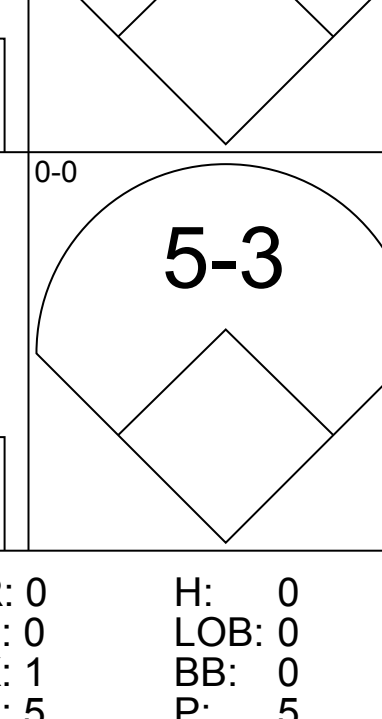
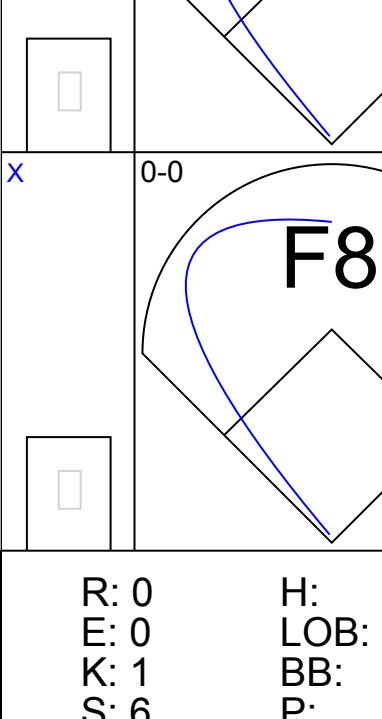




Batter	1	2	3	4	5	6	7	8	9	AB	R	H	RBI	BB	SO	LOB	TOP			
Maury Wills, S OBP: 0.350, SLG: 0.308 Bill Sudakis, S OBP: 0.344, SLG: 0.407 (3, FR) (3, S)	0-0 6-3		0-0 SF9 1-3 2B		0-3 K			0-0 3-1		2	0	1	0	0	0	0	<b>Los Angeles Dodgers @ Cincinnati Reds</b> Crosley Field, Cincinnati, OH Sun Jun 21 1970, 3:38 AM EDT Att: 33,775 - Unknown  <b>AB 33</b> <b>R 3</b> <b>H 7</b> <b>RBI 3</b> <b>BB 2</b> <b>SO 8</b> <b>LOB 12</b> 			
Manny Mota, R OBP: 0.381, SLG: 0.429 (1, 7)	0-0 F9		0-0 SF9		0-0 6-3			0-0 2B		3	0	1	1	0	0	0				
Wes Parker, S OBP: 0.378, SLG: 0.435 (1, 3)	4-0 BB		0-0 1-3		0-3 K			0-0 F9		3	0	0	0	1	1	3				
Andy Kosco, R OBP: 0.250, SLG: 0.415 (1, 9)	0-3 K			0-0 2B 2B		0-0 P4		0-0 F2		4	1	1	0	0	1	2				
Jim Lefebvre, S OBP: 0.354, SLG: 0.340 (1, 4)		0-3 K		0-0 2B 2H		4-0 BB		0-0 1B 2B		3	1	2	1	1	1	0				
Billy Grabarkewitz, R OBP: 0.434, SLG: 0.490 (1, 5) (3, 6)	0-0 6-3		0-3 K		0-3 K			0-0 1-3 1B		4	0	1	1	0	2	2				
Tom Haller, L OBP: 0.331, SLG: 0.407 (1, 2)	0-0 F9		0-0 6-3		0-0 P6			0-3 K		4	0	0	0	0	1	2				
Bill Russell, R OBP: 0.200, SLG: 0.167 (1, 8)			0-0 5-3		0-0 P6			0-0 1-3		4	0	0	0	0	0	2				
Claude Osteen, L Jose Pena, R Ray Lamb, R Willie Crawford, L Fred Norman, S Len Gabrielson, L OBP: 0.269, SLG: 0.302 OBP: 0.332, SLG: 0.379 OBP: 0.198, SLG: 0.111 (1, 1) (6, 1) (6, 1) (7, PH) (7, 1) (6, PH)	0-0 2B SF9 1B		0-0 F8		0-0 F8		0-3 K		0-0 6-3	2	1	1	0	0	0	0				
<b>Inning Stats</b>	R: 0 E: 0 K: 1 S: 5	H: 0 LOB: 1 BB: 1 P: 9	R: 0 E: 0 K: 1 S: 5	H: 0 LOB: 0 BB: 0 P: 5	R: 1 E: 0 K: 0 S: 5	H: 2 LOB: 2 BB: 0 P: 5	R: 1 E: 0 K: 1 S: 7	H: 2 LOB: 1 BB: 0 P: 7	R: 0 E: 0 K: 2 S: 5	H: 0 LOB: 0 BB: 0 P: 11	R: 0 E: 0 K: 1 S: 5	H: 0 LOB: 0 BB: 0 P: 5	R: 0 E: 0 K: 0 S: 4	H: 1 LOB: 1 BB: 0 P: 4	R: 1 E: 0 K: 1 S: 7	H: 2 LOB: 1 BB: 0 P: 7		1B: 2 2B: 5 3B: 0 HR: 0	SF: 1 SAC: 0 DP: 0 HBP: 0	WP: 0 PB: 0 SB: 0 CS: 0
<b>PITCHER</b> Wayne Simpson, R ERA: 2.39 (1, 1)	IP: 9.0 WLS: W BF: 36 H: 7 R: 3 ER: 3 SO: 8 BB: 2 IBB: 0 HBP: 0 BLK: 0 WP: 0 HR: 0 S: 50 P: 58 ERA: 3.00 WHIP: 1.000															<b>PITCHER</b> IP: WLS: BF: H: R: ER: SO: BB: IBB: HBP: BLK: WP: HR: S: P: ERA: WHIP				

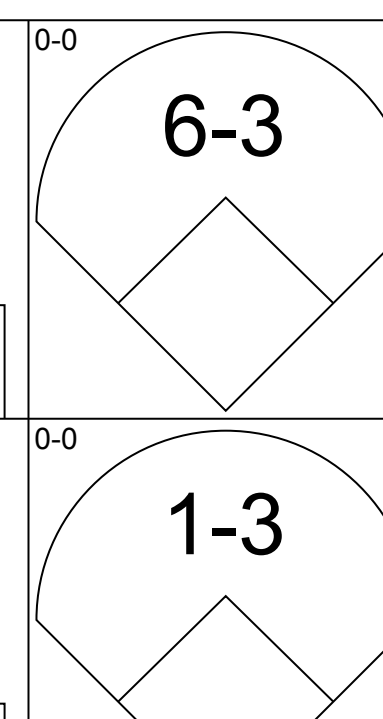
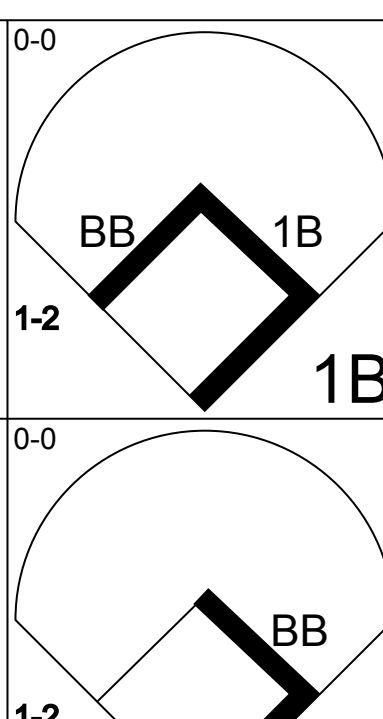
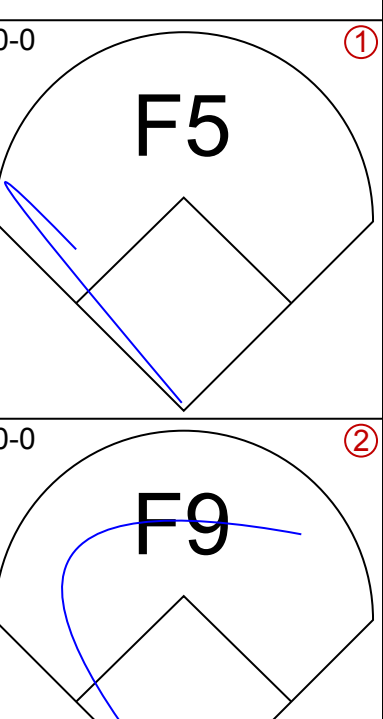
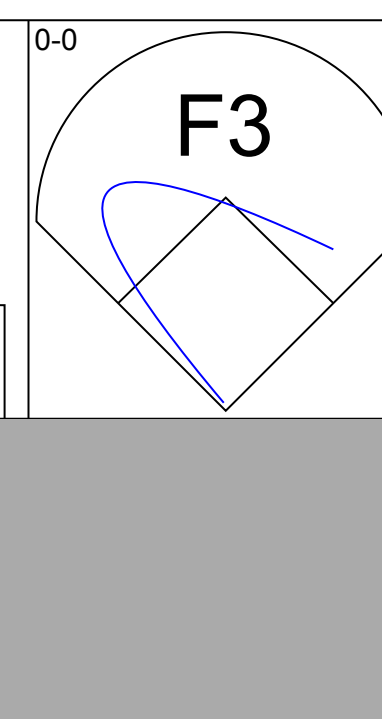
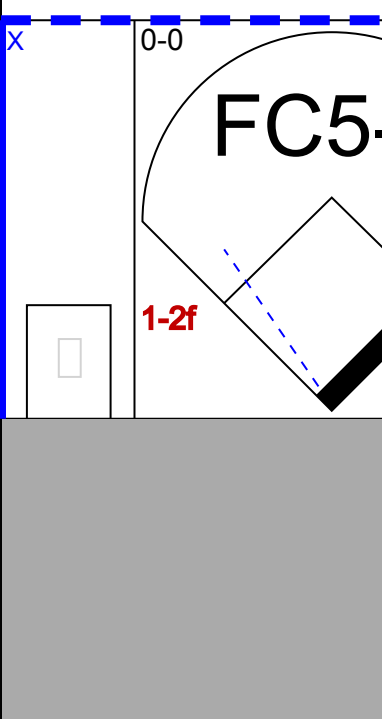
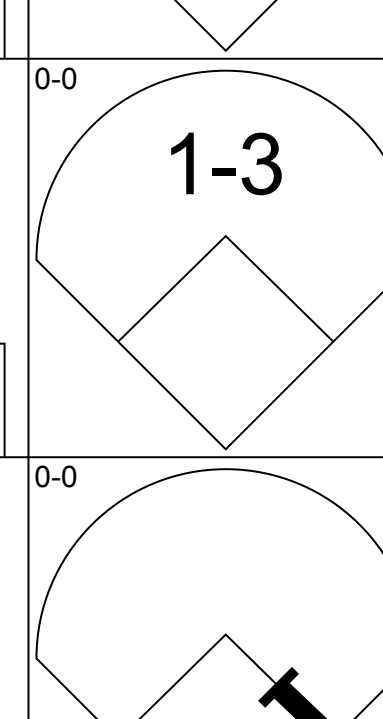
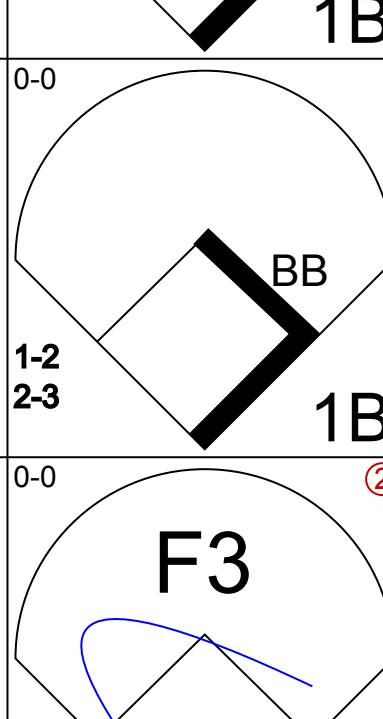
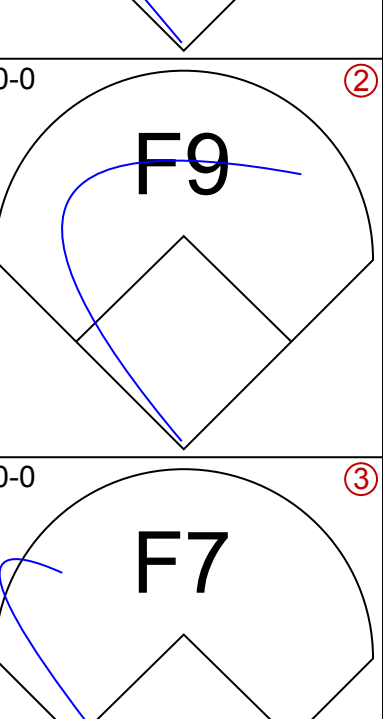
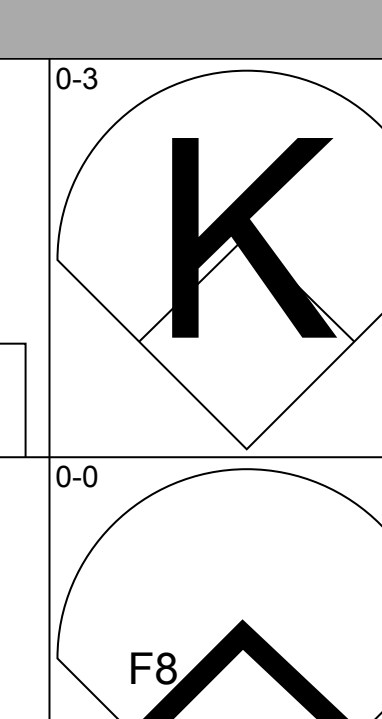
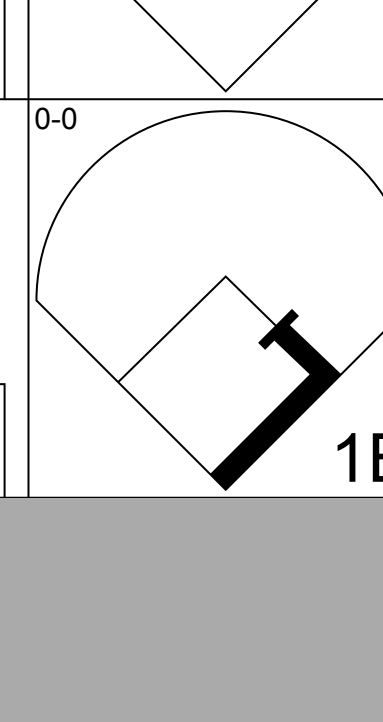
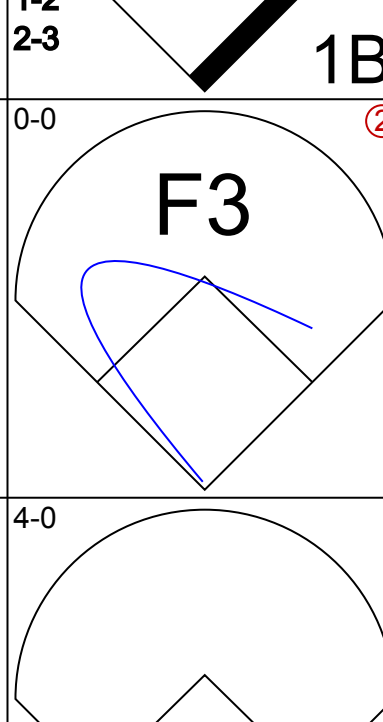
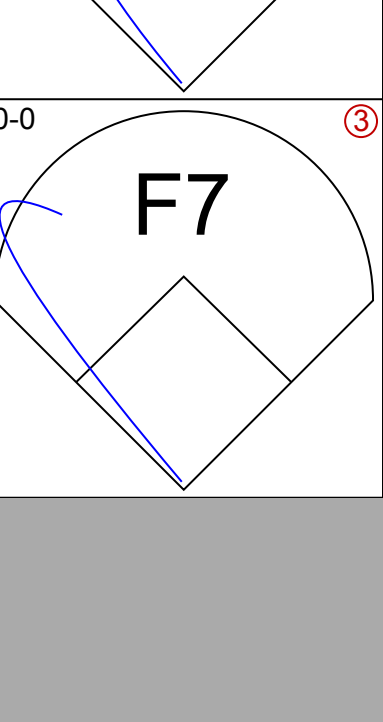
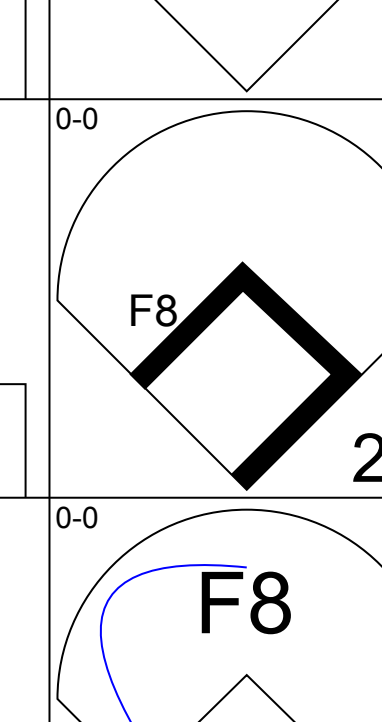
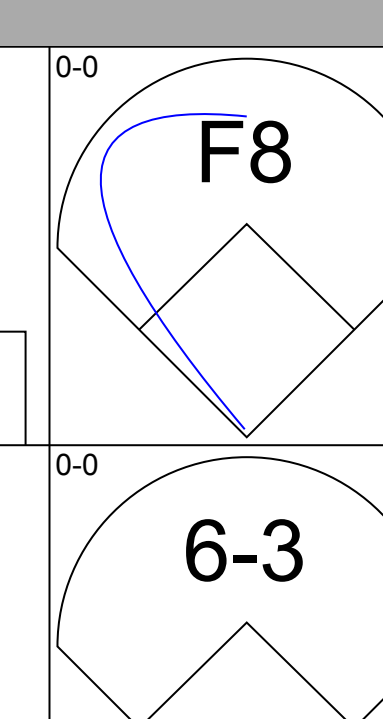
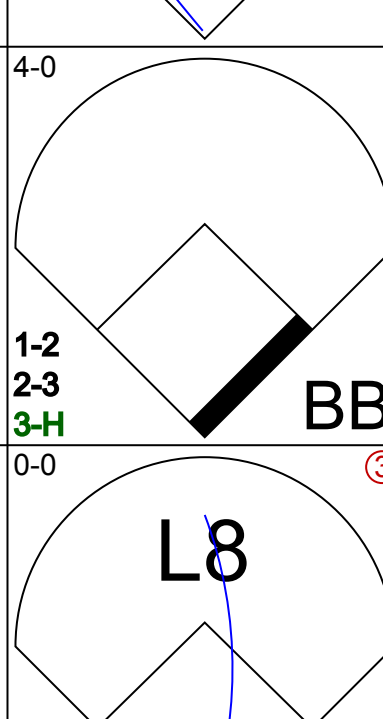
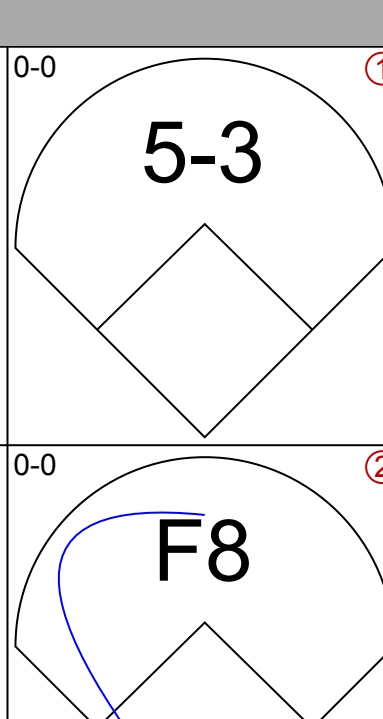
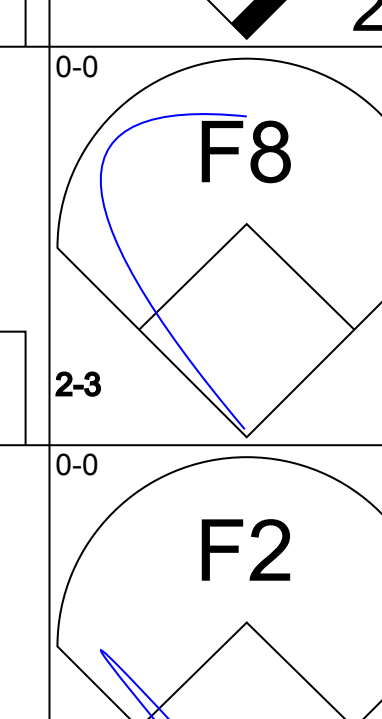
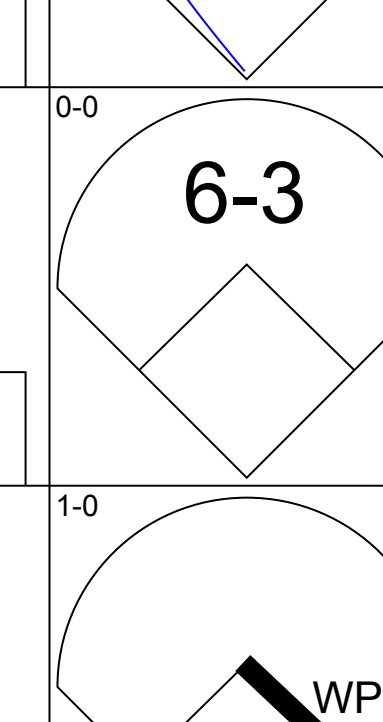
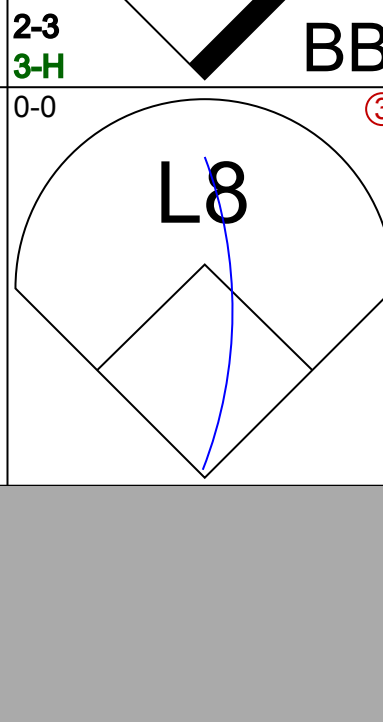
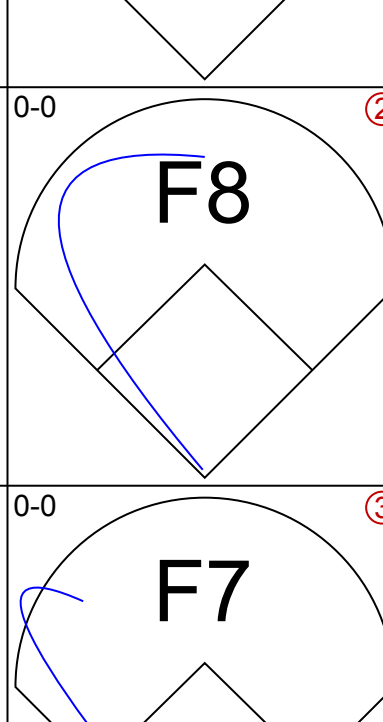
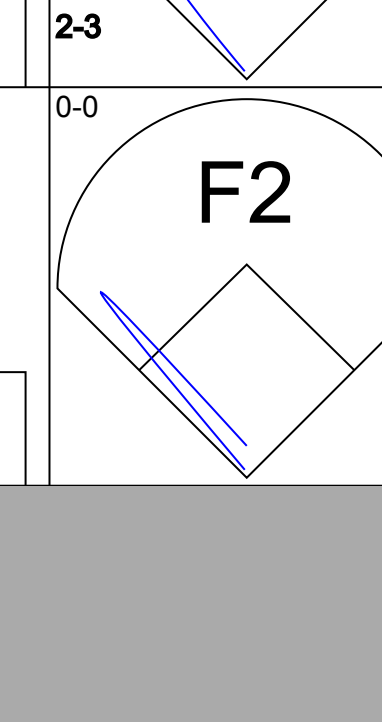
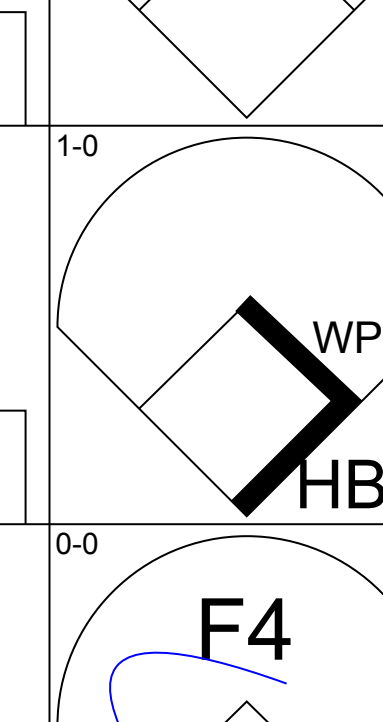
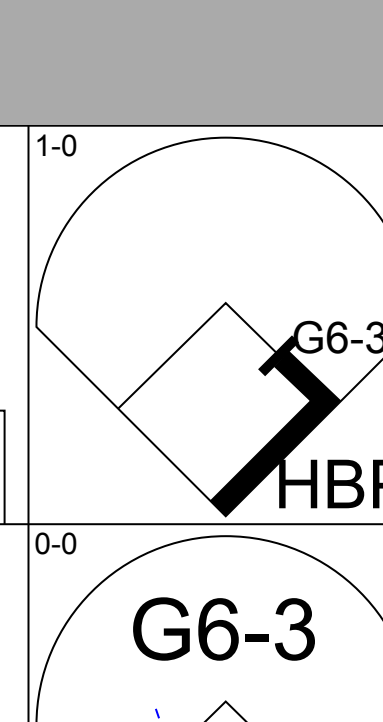
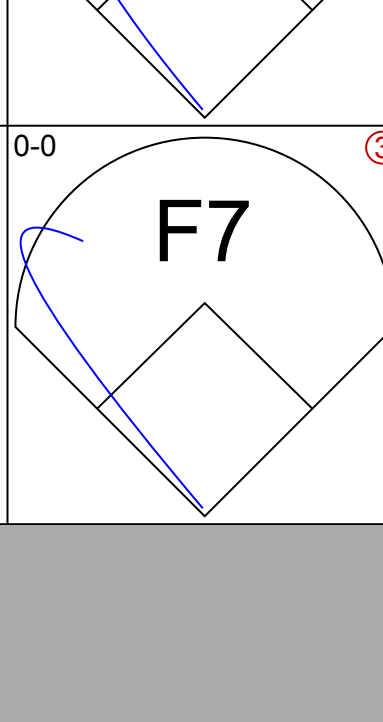
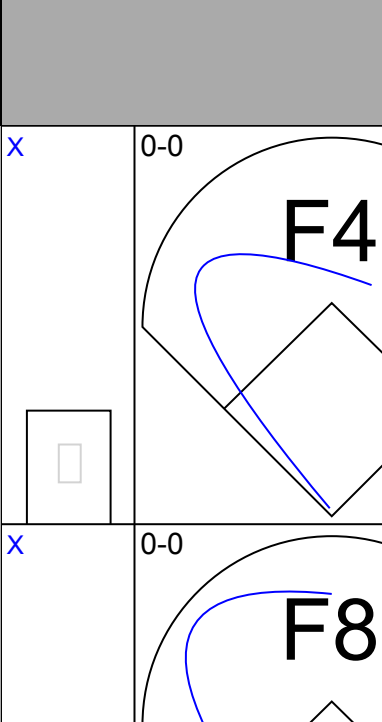
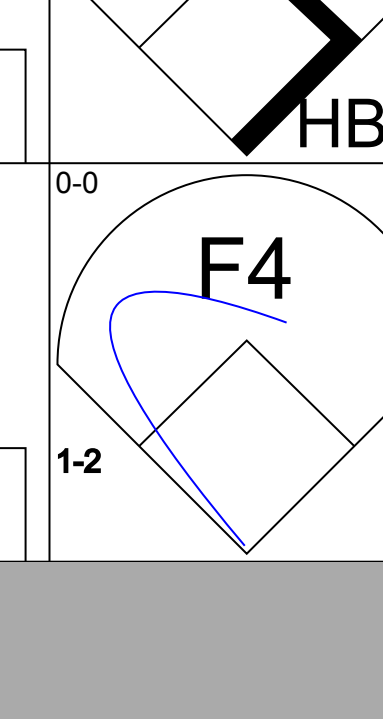
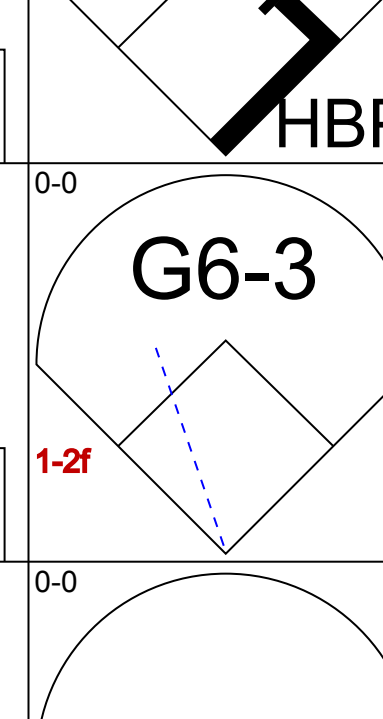

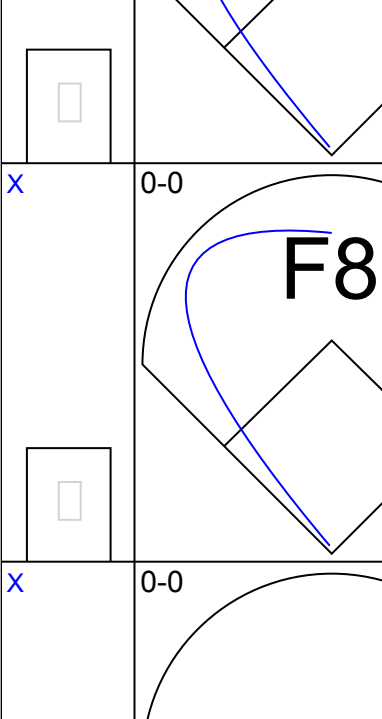
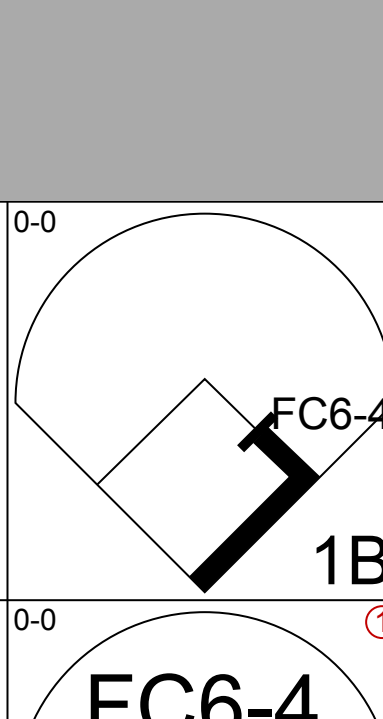

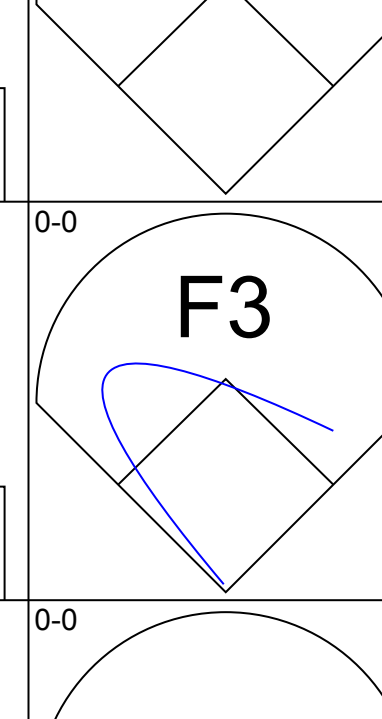
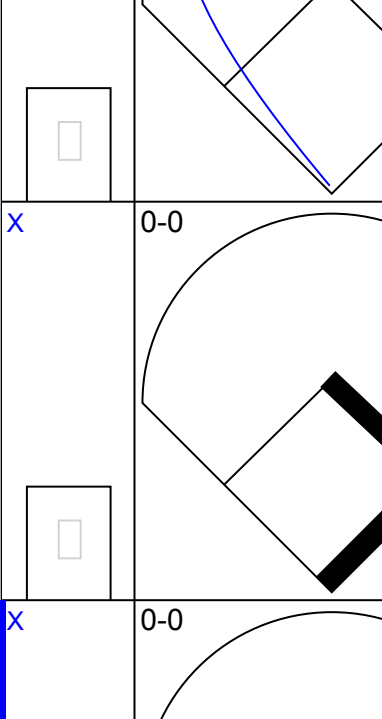
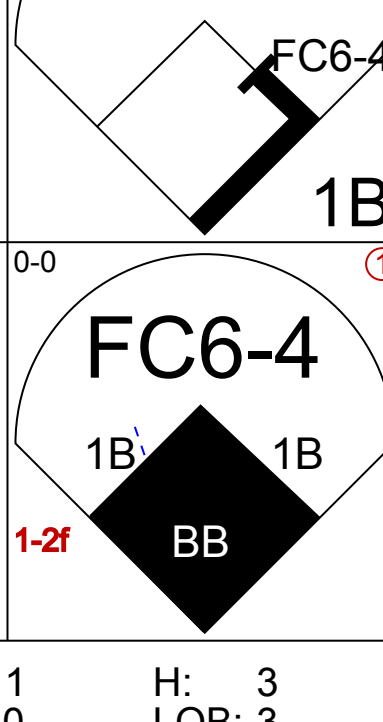

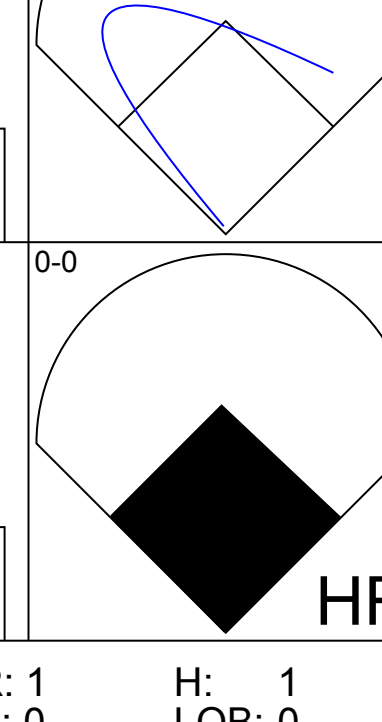
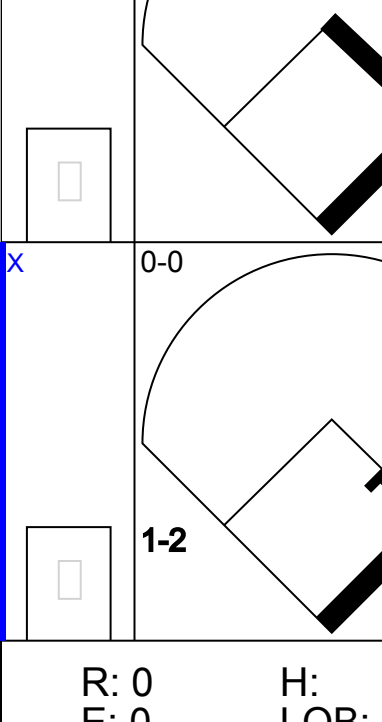
Batter	1	2	3	4	5	6	7	8	9	AB	R	H	RBI	BB	SO	LOB	BOTTOM			
Pete Rose, S OBP: 0.390, SLG: 0.491 (1, 8)	0-0 6-3		0-0 HR		0-0 5-3	0-0 SF7	0-0 P3			4	1	1	2	0	0	3	<b>Los Angeles Dodgers @ Cincinnati Reds</b> Crosley Field, Cincinnati, OH Sun Jun 21 1970, 3:38 AM EDT Att: 33,775 - Unknown  <b>AB 36</b> <b>R 9</b> <b>H 14</b> <b>RBI 9</b> <b>BB 4</b> <b>SO 6</b> <b>LOB 16</b> 			
Woody Woodward, R OBP: 0.319, SLG: 0.308 (1, 4)	0-0 F8		0-0 L5		0-0 6-3	4-0 2B BB		0-0 F7		4	1	0	0	1	0	0				
Tony Perez, R OBP: 0.444, SLG: 0.692 (1, 5)	0-3 K		4-0 FC4 BB		0-0 1B	0-0 1-3 2H 2B		4-0 HR BB		3	2	2	1	2	1	0				
Johnny Bench, R OBP: 0.352, SLG: 0.674 (1, 9)		0-0 1B 2B	0-0 FC4 1-2		0-0 1B	0-0 2H 3H 2B		0-0 1H HR		5	2	4	4	0	0	1				
Lee May, R OBP: 0.314, SLG: 0.545 (1, 3)		0-0 1-3		0-0 5-3	0-3 K	0-3 K		0-0 5-3		5	0	0	0	0	2	4				
Hal McRae, R OBP: 0.398, SLG: 0.671 Jimmy Stewart, S OBP: 0.231, SLG: 0.229 (7, FR) (8, 7)	0-0 F3		0-3 K		0-0 K	0-0 HR	4-0 2B BB	0-3 K		3	1	1	1	1	1	1				
Pat Corrales, R OBP: 0.280, SLG: 0.292 (1, 2)	0-0 2H 1B		0-0 1B		0-0 1B	0-0 1B SF7 2B		0-0 F8		4	1	3	1	0	0	1				
Dave Concepcion, R OBP: 0.361, SLG: 0.360 (1, 6)	0-0 F8		0-0 1B		0-0 1B	0-0 SH1-4 2B 1B		0-0 1-3 2B		4	1	3	0	0	0	1				
Wayne Simpson, R OBP: 0.070, SLG: 0.048 (1, 1)			0-0 1-3		0-0 F9	0-0 SH1-4 1-2		0-3 K		3	0	0	0	0	1	5				
<b>Inning Stats</b>	R: 0 E: 0 K: 1 S: 5	H: 0 LOB: 0 BB: 0 P: 5	R: 1 E: 0 K: 0 S: 5	H: 2 LOB: 1 BB: 0 P: 5	R: 1 E: 0 K: 0 S: 4	H: 1 LOB: 1 BB: 1 P: 8	R: 0 E: 0 K: 1 S: 7	H: 2 LOB: 2 BB: 0 P: 7	R: 0 E: 0 K: 1 S: 7	H: 2 LOB: 0 BB: 0 P: 7	R: 5 E: 0 K: 1 S: 10	H: 5 LOB: 1 BB: 1 P: 14	R: 0 E: 0 K: 1 S: 6	H: 1 LOB: 3 BB: 1 P: 10	R: 2 E: 0 K: 1 S: 6	H: 1 LOB: 0 BB: 1 P: 10		1B: 6 2B: 5 3B: 0 HR: 3	SF: 1 SAC: 1 DP: 0 HBP: 0	WP: 0 PB: 0 SB: 0 CS: 0
<b>PITCHER</b> Claude Osteen, L ERA: 3.04 Jose Pena, R ERA: 1.92 Ray Lamb, R ERA: 3.28 Fred Norman, L ERA: 3.41 (1, 1) (6, 1) (6, 1) (7, 1)	IP: 5.0 WLS: L BF: 26 H: 10 R: 5 ER: 5 SO: 3 BB: 1 IBB: 0 HBP: 0 BLK: 0 WP: 0 HR: 2 S: 31 P: 35 ERA: 9.00 WHIP: 2.200															<b>PITCHER</b> IP: WLS: BF: H: R: ER: SO: BB: IBB: HBP: BLK: WP: HR: S: P: ERA: WHIP				



Batter	1	2	3	4	5	6	7	8	9	AB	R	H	RBI	BB	SO	LOB	TOP					
<b>Billy Grabarkewitz, R</b> OBP: 0.435, SLG: 0.505 (1, 6)										4	1	2	1	0	2	0	<b>Los Angeles Dodgers @ Atlanta Braves</b> Atlanta Stadium, Atlanta, GA Mon Jun 22 1970, 7:05 PM EDT Att: 12,162 - Unknown					
<b>Manny Mota, R</b> OBP: 0.373, SLG: 0.419 (1, 7)										4	0	0	0	0	0	2						
<b>Wes Parker, S</b> OBP: 0.376, SLG: 0.444 (1, 3)										4	1	1	1	0	1	0						
<b>Andy Kosco, R</b> OBP: 0.259, SLG: 0.421 <b>Willie Crawford, L</b> OBP: 0.330, SLG: 0.377 (8, PH) (8, 9)										3	0	2	0	0	1	0						
<b>Jim Lefebvre, S</b> OBP: 0.350, SLG: 0.336 (1, 4)										4	0	1	0	0	1	2						
<b>Tom Haller, L</b> OBP: 0.335, SLG: 0.406 (1, 2)										3	1	1	0	1	1	1						
<b>Bill Sudakis, S</b> OBP: 0.340, SLG: 0.435 (1, 5)										4	1	1	2	0	2	2						
<b>Bill Russell, R</b> OBP: 0.167, SLG: 0.136 (1, 8)										4	0	0	0	0	1	2						
<b>Alan Foster, R</b> OBP: 0.114, SLG: 0.088 <b>Jim Brewer, L</b> (9, 1)										4	0	0	0	0	0	2						
<b>Inning Stats</b>	R: 0 E: 0 K: 1 S: 5	H: 0 LOB: 0 BB: 0 P: 5	R: 0 E: 0 K: 1 S: 5	H: 0 LOB: 0 BB: 0 P: 5	R: 0 E: 0 K: 1 S: 5	H: 0 LOB: 0 BB: 0 P: 5	R: 1 E: 0 K: 0 S: 5	H: 3 LOB: 1 BB: 0 P: 5	R: 2 E: 0 K: 1 S: 8	H: 2 LOB: 1 BB: 0 P: 8	R: 0 E: 0 K: 3 S: 10	H: 1 LOB: 1 BB: 0 P: 10	R: 0 E: 0 K: 1 S: 5	H: 0 LOB: 0 BB: 0 P: 5	R: 1 E: 0 K: 1 S: 6	H: 1 LOB: 0 BB: 1 P: 6	R: 0 E: 0 K: 1 S: 6	H: 1 LOB: 2 BB: 1 P: 10	1B: 5 2B: 0 3B: 0 HR: 3	SF: 0 SAC: 0 DP: 1 HBP: 0	WP: 2 PB: 0 SB: 1 CS: 0	PA: 36
<b>PITCHER</b>	IP	WLS	BF	H	R	ER	SO	BB	IBB	HBP	BLK	WP	HR	S	P	ERA	WHIP					
<b>Phil Niekro, R</b> ERA: 4.03 <b>Hoyt Wilhelm, R</b> ERA: 3.19	(1, 1) 8.0	L 32	8 4	4 4	9 9	0 1	0 0	0 0	0 0	0 0	0 0	2 0	3 5	50 9	50	4.50	1.000					

AB	35
R	4
H	8
RBI	4
BB	1
SO	10
LOB	11

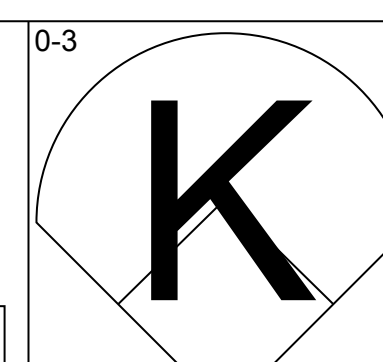
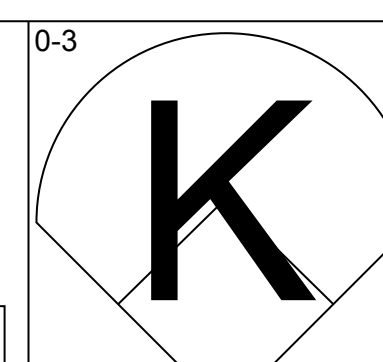
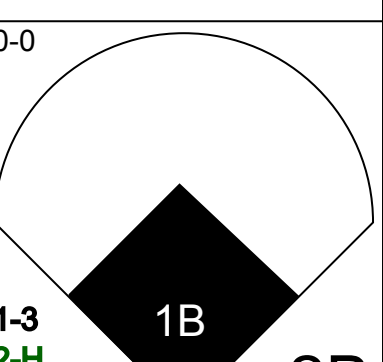
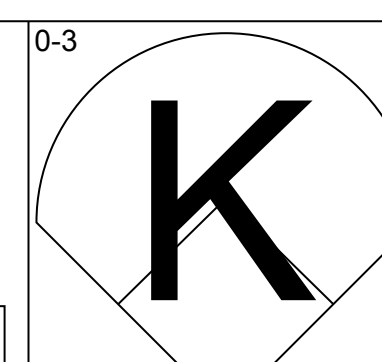
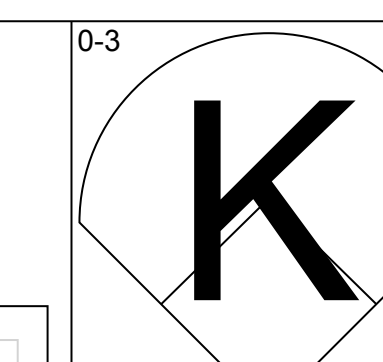
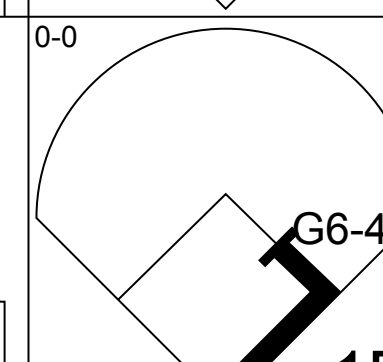
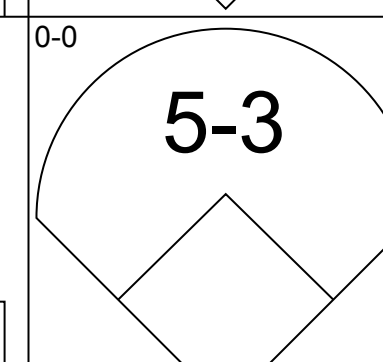
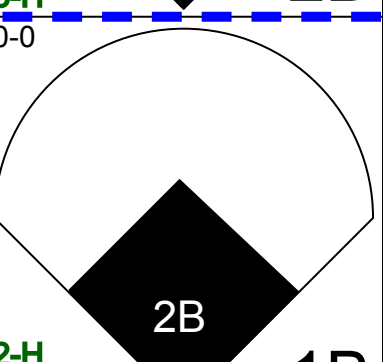
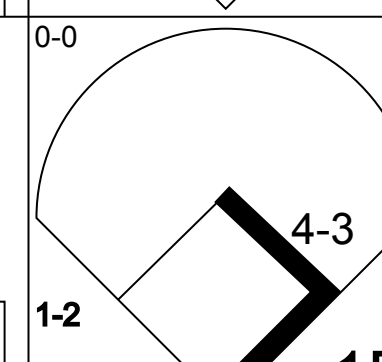
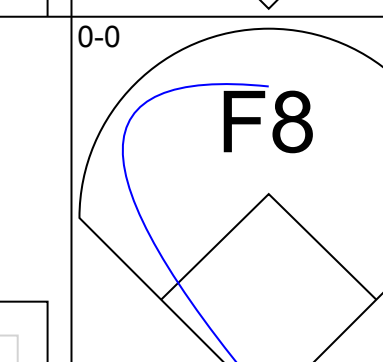
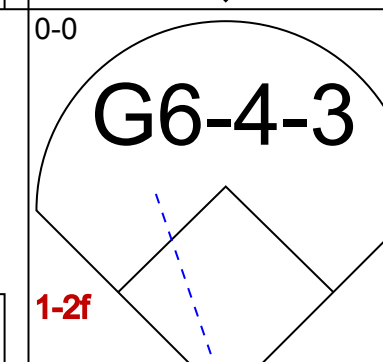
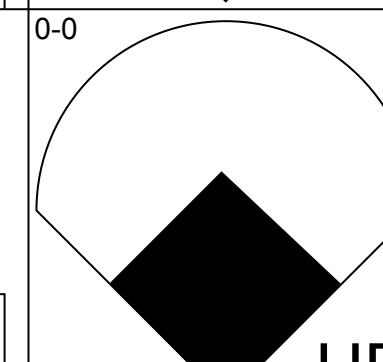
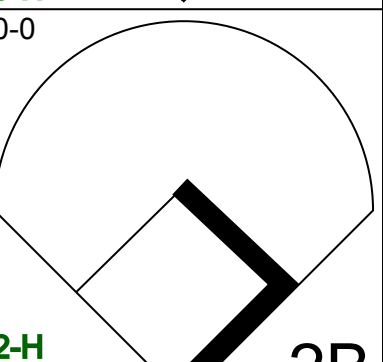
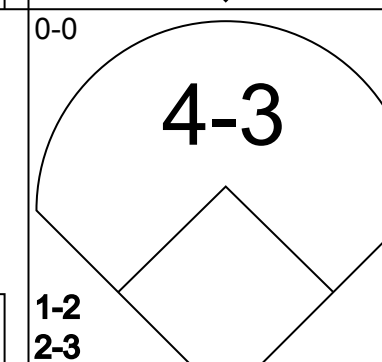

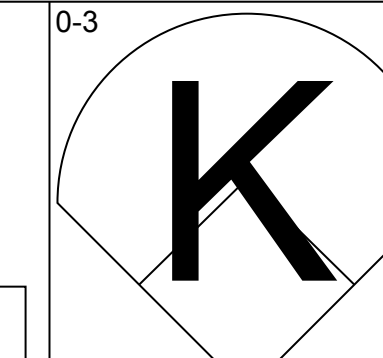
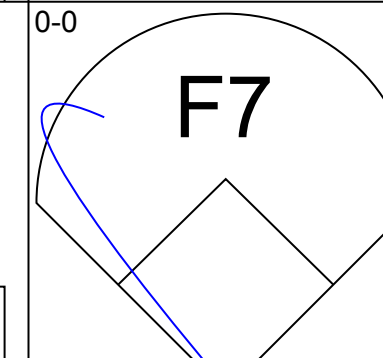

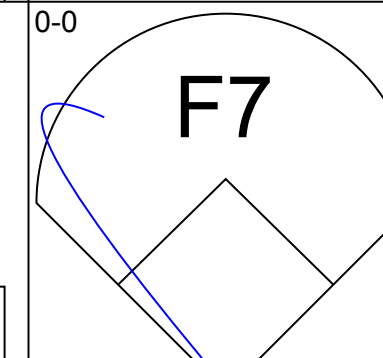
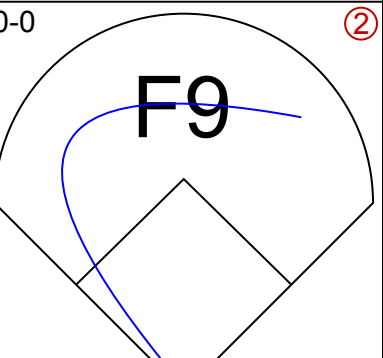
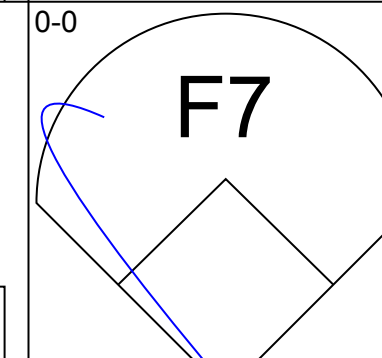

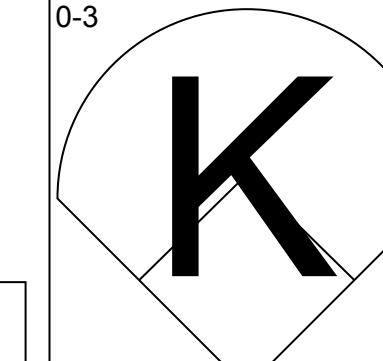
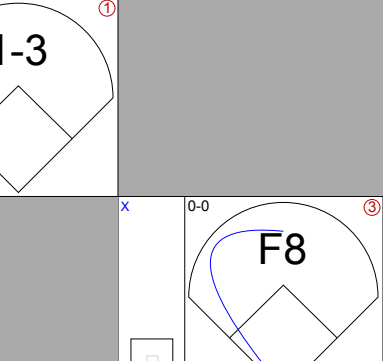

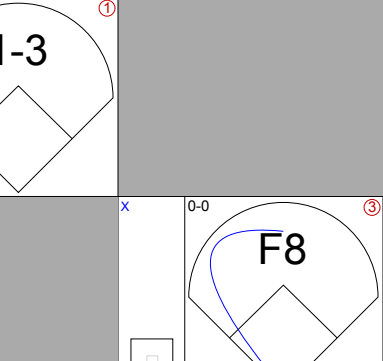


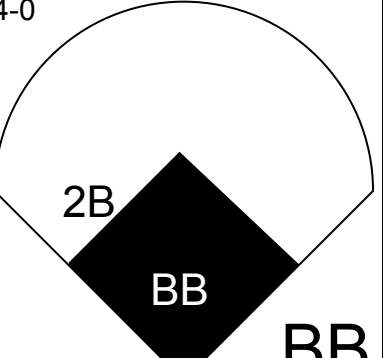


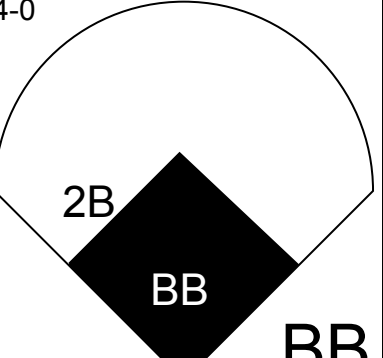


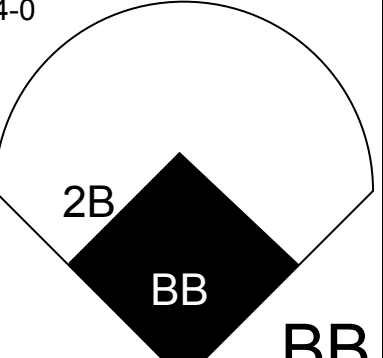


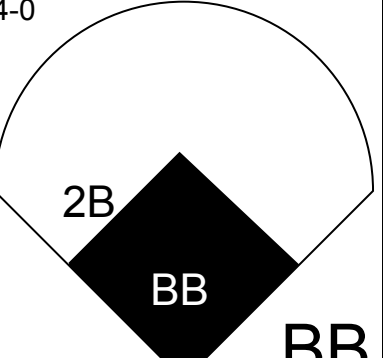


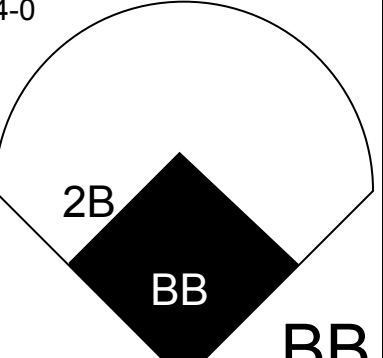



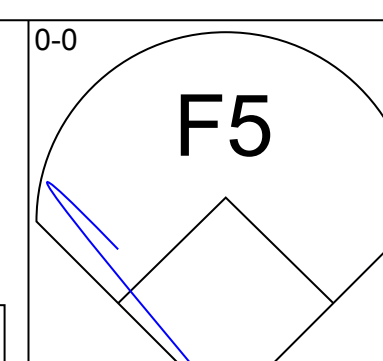
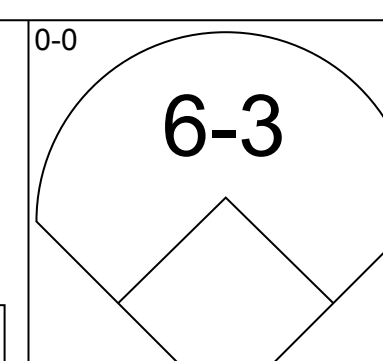
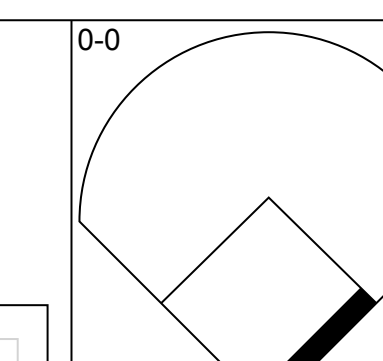
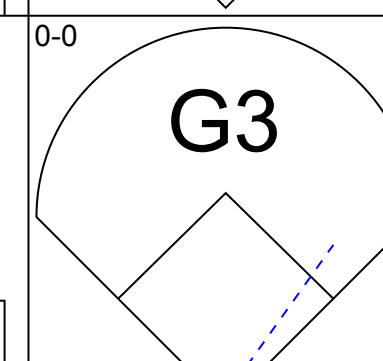
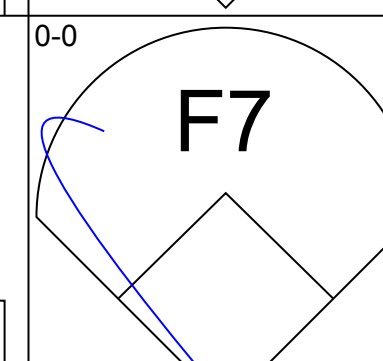
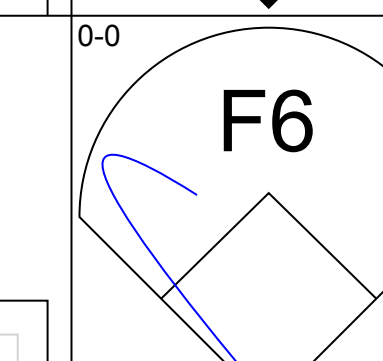
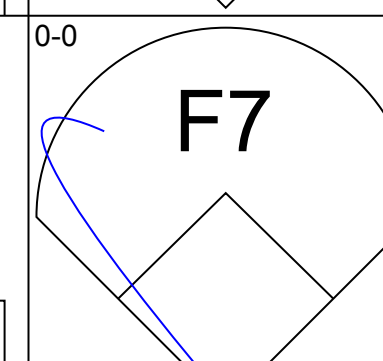
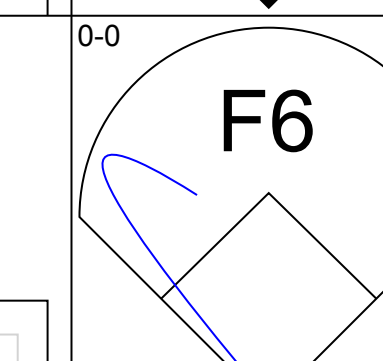
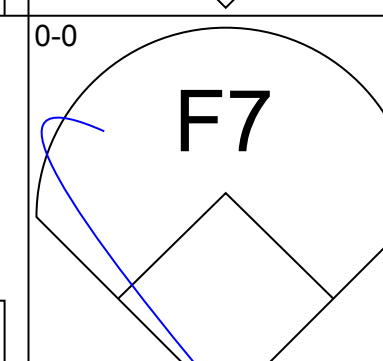
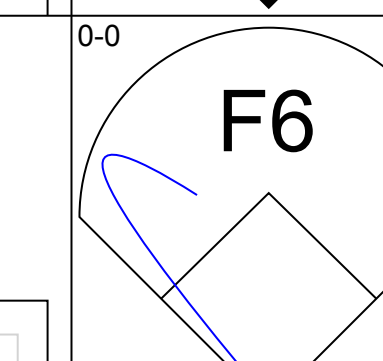

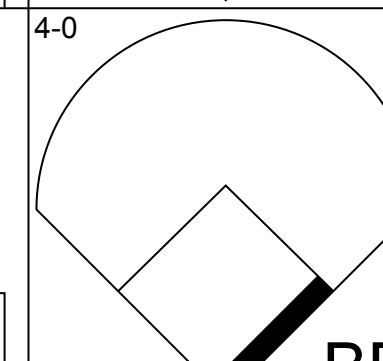
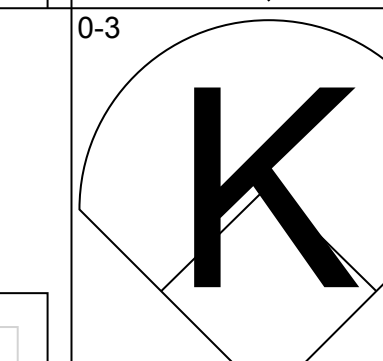
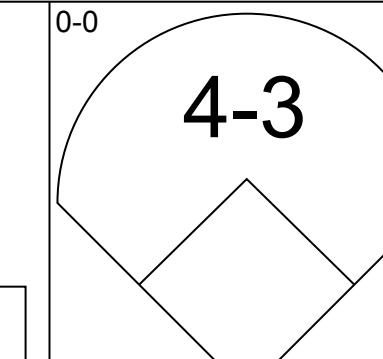


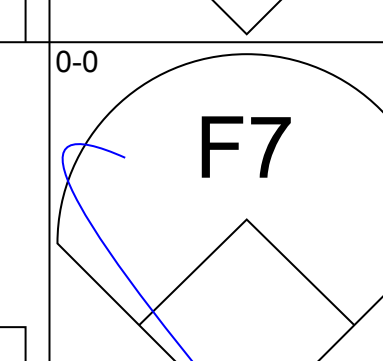
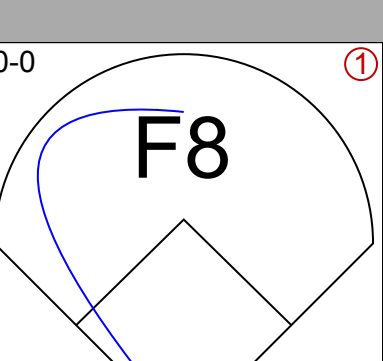


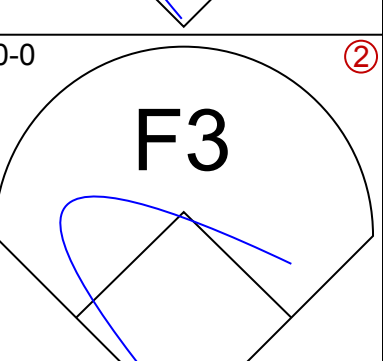

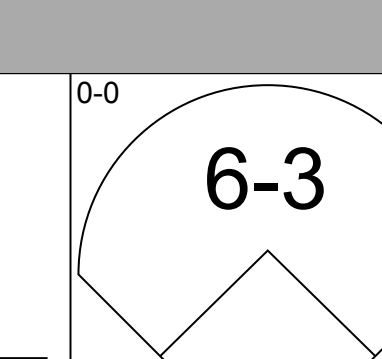

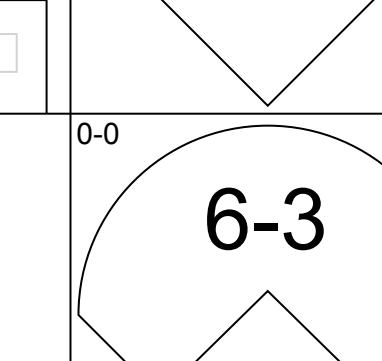

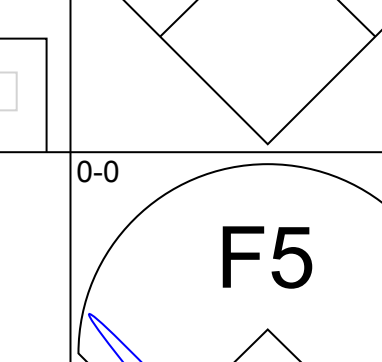
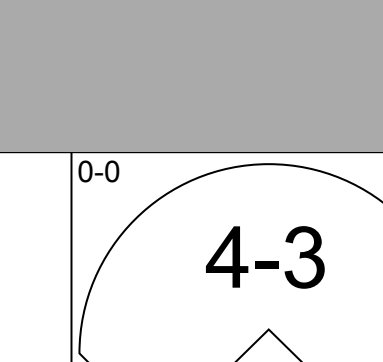
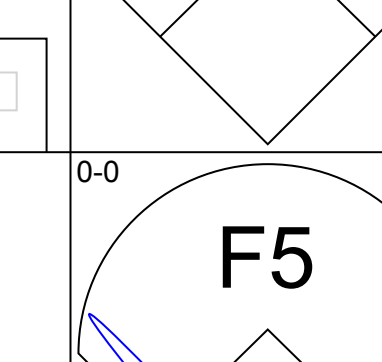
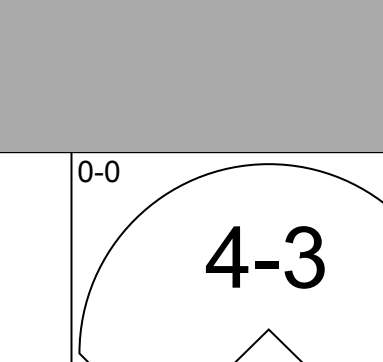
Batter	1	2	3	4	5	6	7	8	9	AB	R	H	RBI	BB	SO	LOB	BOTTOM				
<b>Gil Garrido, R</b> OBP: 0.362, SLG: 0.392 <b>Hal King, L</b> OBP: 0.429, SLG: 0.477 <b>Bob Aspromonte, R</b> OBP: 0.167, SLG: 0.138 (1, 4) (9, PH) (9, PH)										4	0	1	0	0	0	0	<b>Los Angeles Dodgers @ Atlanta Braves</b> Atlanta Stadium, Atlanta, GA Mon Jun 22 1970, 7:05 PM EDT Att: 12,162 - Unknown				
<b>Sonny Jackson, L</b> OBP: 0.402, SLG: 0.348 (1, 6)										4	0	1	0	0	1	0					
<b>Hank Aaron, R</b> OBP: 0.391, SLG: 0.647 (1, 9)										4	0	2	0	0	0	3					
<b>Rico Carty, R</b> OBP: 0.478, SLG: 0.692 (1, 7)										3	0	0	1	1	0	1					
<b>Orlando Cepeda, R</b> OBP: 0.367, SLG: 0.514 (1, 3)										4	0	0	0	0	0	4					
<b>Tony Gonzalez, L</b> OBP: 0.310, SLG: 0.327 (1, 8)										2	0	0	0	0	0	0					
<b>Clete Boyer, R</b> OBP: 0.277, SLG: 0.329 (1, 5)										4	0	0	0	0	0	2					
<b>Bob Didier, S</b> OBP: 0.227, SLG: 0.204 (1, 2)										4	0	3	0	0	0	0					
<b>Phil Niekro, R</b> OBP: 0.182, SLG: 0.214 <b>Hoyt Wilhelm, R</b> <b>Mike Lum, L</b> OBP: 0.290, SLG: 0.333 (1, 1) (9, PH) (9, PH)										3	2	1	1	0	0	2					
<b>Inning Stats</b>	R: 0 E: 0 K: 0 S: 3	H: 1 LOB: 1 BB: 0 P: 3	R: 0 E: 0 K: 0 S: 3	H: 0 LOB: 0 BB: 0 P: 4	R: 1 E: 0 K: 0 S: 6	H: 3 LOB: 3 BB: 1 P: 10	R: 0 E: 0 K: 0 S: 3	H: 1 LOB: 0 BB: 0 P: 4	R: 0 E: 0 K: 0 S: 3	H: 0 LOB: 0 BB: 0 P: 3	R: 1 E: 0 K: 0 S: 4	H: 1 LOB: 0 BB: 0 P: 4	R: 0 E: 0 K: 1 S: 6	H: 1 LOB: 1 BB: 0 P: 6	R: 0 E: 0 K: 0 S: 5	H: 2 LOB: 2 BB: 0 P: 5	1B: 7 2B: 1 3B: 0 HR: 1	SF: 0 SAC: 0 DP: 1 HBP: 2	WP: 1 PB: 0 SB: 0 CS: 0	PA: 37	
<b>PITCHER</b>	IP	WLS	BF	H	R	ER	SO	BB	IBB	HBP	BLK	WP	HR	S	P	ERA	WHIP				
<b>Alan Foster, R</b> ERA: 3.95 <b>Jim Brewer, L</b> ERA: 2.2	(1, 1) 8.2	W 36	9 1	2 0	2 0	1 0	0 0	0 0	0 0	0 0	0 0	0 0	1 1	35 1	41	2.08	1.154				

AB	34
R	2
H	9
RBI	2
BB	1
SO	1
LOB	14





Batter	1	2	3	4	5	6	7	8	9	AB	R	H	RBI	BB	SO	LOB	TOP					
<b>Billy Grabarkewitz, R</b> OBP: 0.431, SLG: 0.502 (1, 6)										5	1	1	2	0	4	1	<b>Los Angeles Dodgers @ Atlanta Braves</b> Atlanta Stadium, Atlanta, GA Tue Jun 23 1970, 7:05 PM EDT Att: 15,145 - Unknown					
<b>Manny Mota, R</b> OBP: 0.379, SLG: 0.424 (1, 7)										5	1	3	2	0	0	0						
<b>Wes Parker, S</b> OBP: 0.377, SLG: 0.460 (1, 3)										4	1	2	2	0	0	3						
<b>Andy Kosco, R</b> OBP: 0.254, SLG: 0.412 (1, 9)										3	0	0	0	0	1	1						
<b>Willie Davis, L</b> OBP: 0.299, SLG: 0.389 (7, PH) (7, 9)										1	0	0	0	0	0	2						
<b>Jim Lefebvre, S</b> OBP: 0.347, SLG: 0.333 (1, 4)										4	0	1	0	0	1	1						
<b>Bill Sudakis, S</b> OBP: 0.337, SLG: 0.420 (1, 5)										3	1	0	0	1	0	1						
<b>Bill Russell, R</b> OBP: 0.214, SLG: 0.231 (1, 8)										4	1	2	0	0	0	0						
<b>Jeff Torborg, R</b> OBP: 0.288, SLG: 0.297 (1, 2)										3	1	0	0	1	1	2						
<b>Pete Mikkelsen, R</b> (8, 1)										0	0	0	0	0	0	0						
<b>Bill Singer, R</b> OBP: 0.364, SLG: 0.400 (1, 1)										2	1	1	1	1	0	0						
<b>Tom Haller, L</b> OBP: 0.333, SLG: 0.403 (8, 2)										1	0	0	0	0	0	0						
<b>Inning Stats</b>	R: 0 E: 0 K: 1 S: 5	H: 1 LOB: 0 BB: 0 P: 5	R: 0 E: 0 K: 2 S: 7	H: 0 LOB: 0 BB: 0 P: 7	R: 0 E: 0 K: 0 S: 3	H: 0 LOB: 0 BB: 0 P: 3	R: 1 E: 0 K: 1 S: 6	H: 1 LOB: 0 BB: 0 P: 6	R: 6 E: 0 K: 0 S: 7	H: 4 LOB: 1 BB: 3 P: 19	R: 0 E: 0 K: 1 S: 5	H: 0 LOB: 0 BB: 0 P: 5	R: 0 E: 0 K: 1 S: 7	H: 2 LOB: 2 BB: 0 P: 7	R: 0 E: 0 K: 0 S: 4	H: 2 LOB: 1 BB: 0 P: 4	R: 0 E: 0 K: 1 S: 5	H: 0 LOB: 0 BB: 0 P: 5	1B: 6 2B: 3 3B: 0 HR: 1	SF: 0 SAC: 0 DP: 2 HBP: 0	WP: 0 PB: 0 SB: 0 CS: 0	PA: 38
<b>PITCHER</b>	IP	WLS	BF	H	R	ER	SO	BB	IBB	HBP	BLK	WP	HR	S	P	ERA	WHIP					
<b>Mike McQueen, L</b> ERA: 10.95 (1, 1)	4.1	L	19	4	6	6	4	2	1	0	0	0	1	24	36	12.46	1.385					
<b>Milt Pappas, R</b> ERA: 6.05 (5, 1)	4.2		19	6	1	1	3	0	0	0	0	0	0	25	25	1.93	1.286					

Batter	1	2	3	4	5	6	7	8	9	AB	R	H	RBI	BB	SO	LOB	BOTTOM				
<b>Gil Garrido, R</b> OBP: 0.359, SLG: 0.388 (1, 4)										4	0	1	0	0	0	0	<b>Los Angeles Dodgers @ Atlanta Braves</b> Atlanta Stadium, Atlanta, GA Tue Jun 23 1970, 7:05 PM EDT Att: 15,145 - Unknown				
<b>Sonny Jackson, L</b> OBP: 0.393, SLG: 0.338 (1, 6)										4	0	0	0	0	0	1					
<b>Hank Aaron, R</b> OBP: 0.391, SLG: 0.641 (1, 9)										2	0	0	0	1	0	0					
<b>Tommie Aaron, R</b> OBP: 0.385, SLG: 0.769 (8, 9)										1	0	0	0	0	1	1					
<b>Rico Carty, R</b> OBP: 0.473, SLG: 0.684 (1, 7)										3	0	0	0	0	1	1					
<b>Orlando Cepeda, R</b> OBP: 0.363, SLG: 0.508 (1, 3)										3	0	0	0	0	0	0					
<b>Mike Lum, L</b> OBP: 0.276, SLG: 0.318 (1, 8)										3	0	0	0	0	0	0					
<b>Clete Boyer, R</b> OBP: 0.276, SLG: 0.329 (1, 5)										3	0	1	0	0	1	0					
<b>Bob Tillman, R</b> OBP: 0.297, SLG: 0.394 (1, 2)										3	0	0	0	0	2	1					
<b>Mike McQueen, L</b> OBP: 0.333, SLG: 0.333 (1, 1)										1	0	0	0	0	0	0					
<b>Milt Pappas, R</b> (5, 1)										1	0	0	0	0	0	0					
<b>Hal King, L</b> OBP: 0.421, SLG: 0.467 (9, PH)										1	0	0	0	0	0	0					
<b>Inning Stats</b>	R: 0 E: 0 K: 0 S: 3	H: 0 LOB: 0 BB: 0 P: 3	R: 0 E: 0 K: 0 S: 3	H: 0 LOB: 0 BB: 0 P: 3	R: 0 E: 0 K: 0 S: 3	H: 0 LOB: 1 BB: 1 P: 7	R: 0 E: 0 K: 1 S: 5	H: 0 LOB: 0 BB: 0 P: 5	R: 0 E: 0 K: 1 S: 5	H: 0 LOB: 0 BB: 0 P: 5	R: 0 E: 0 K: 1 S: 6	H: 1 LOB: 1 BB: 0 P: 6	R: 0 E: 0 K: 1 S: 6	H: 1 LOB: 1 BB: 0 P: 6	R: 0 E: 0 K: 1 S: 6	H: 1 LOB: 1 BB: 0 P: 6	1B: 2 2B: 0 3B: 0 HR: 0	SF: 0 SAC: 0 DP: 0 HBP: 0	WP: 2 PB: 0 SB: 0 CS: 0	PA: 30	
<b>PITCHER</b>	IP	WLS	BF	H	R	ER	SO	BB	IBB	HBP	BLK	WP	HR	S	P	ERA	WHIP				
<b>Bill Singer, R</b> ERA: 2.94 (1, 1)	7.2	W	25	1	0	0	3	1	0	0	0	0	0	30	34	0.00	0.261				
<b>Pete Mikkelsen, R</b> ERA: 1.95 (8, 1)	1.1	S	5	1	0	0	2	0	0	0	0	1	0	9	9	0.00	0.750				



Batter	1	2	3	4	5	6	7	8	9	AB	R	H	RBI	BB	SO	LOB	TOP										
<b>Billy Grabarkewitz, R</b> OBP: 0.430, SLG: 0.498 (1, 6)	0-0 SH5-3 FC4-6 1B	0-0 5-3			0-0 F9			4-0 SH1-4 BB	0-0 E6 E	4	2	1	1	1	0	2											
<b>Manny Mota, R</b> OBP: 0.386, SLG: 0.443 (1, 7)	0-0 FC4-6 SH5-3 1-2 1B		0-0 6-3			0-0 L9 SF8 2B		0-0 SH1-4	0-0 3-1 2B	4	1	3	0	0	0	0											
<b>Willie Davis, L</b> OBP: 0.295, SLG: 0.383 (1, 9)	0-0 SH5-3 1-2 2-3		0-3 K			0-0 L9 2-3		0-0 F7	0-0 3-1 2-3	4	0	0	0	0	1	4											
<b>Wes Parker, S</b> OBP: 0.375, SLG: 0.455 (1, 3)	4-0 FC4-6 IBB		0-0 1-3			0-0 SF8 3-H		0-0 1-3	0-0 4-3	3	0	0	1	1	0	3											
<b>Jim Lefebvre, S</b> OBP: 0.344, SLG: 0.339 (1, 4)	0-0 FC4-6 1-2 2-3 3-H		0-0 4-3			0-0 3-1			0-0 6-3 WP 2B	4	1	1	1	0	0	2											
<b>Bill Sudakis, S</b> OBP: 0.324, SLG: 0.402 (1, 5)	0-0 F5		0-0 3-1			0-0 6-3			0-0 6-3 2-3	4	0	0	0	0	0	3											
<b>Tom Haller, L</b> OBP: 0.344, SLG: 0.415 (1, 2)		0-0			0-0 F9				4-0 1B BB	3	0	2	0	1	0	0											
<b>Von Joshua, L</b> OBP: 0.295, SLG: 0.316 (9, PR)									0-0 1B BB	0	1	0	0	0	0	0											
<b>Jeff Torborg, R</b> OBP: 0.288, SLG: 0.297 (9, 2)									0-0 1B E 1B	0	0	0	0	0	0	0											
<b>Bill Russell, R</b> OBP: 0.219, SLG: 0.233 (1, 8)		0-3 K			0-0 F6			0-3 K	0-0 1B E 1B	4	1	1	0	0	2	2											
<b>Joe Moeller, R</b> OBP: 0.313, SLG: 0.267 (1, 1)		0-3 K			0-3 K			0-3 K	0-0 E WP 1B	4	1	1	1	0	3	2											
<b>Inning Stats</b>	R: 1 E: 0 K: 0 S: 5	H: 2 LOB: 2 BB: 1 P: 9	R: 0 E: 0 K: 2 S: 8	H: 1 LOB: 1 BB: 0 P: 8	R: 0 E: 0 K: 1 S: 5	H: 0 LOB: 0 BB: 0 P: 5	R: 0 E: 0 K: 0 S: 3	H: 0 LOB: 0 BB: 0 P: 3	R: 0 E: 0 K: 1 S: 5	H: 0 LOB: 0 BB: 0 P: 5	R: 1 E: 0 K: 0 S: 4	H: 1 LOB: 0 BB: 0 P: 4	R: 0 E: 0 K: 2 S: 8	H: 1 LOB: 1 BB: 0 P: 8	R: 0 E: 0 K: 0 S: 3	H: 0 LOB: 1 BB: 1 P: 7	R: 5 E: 1 K: 0 S: 8	H: 4 LOB: 2 BB: 1 P: 12	1B: 5 2B: 4 3B: 0 HR: 0	SF: 1 SAC: 2 DP: 0 HBP: 0	WP: 2 PA: 40 PB: 0 SB: 0 CS: 0						
<b>PITCHER</b>	IP	WLS	BF	H	R	ER	SO	BB	IBB	HBP	BLK	WP	HR	S	P	ERA	WHIP										
<b>Pat Jarvis, R</b> ERA: 3.16 (1, 1)	8.0	L	31	5	2	2	6	1	1	0	0	0	0	41	49	2.25	0.750										
<b>Bob Priddy, R</b> ERA: 8.23 (9, 1)	0.1		6	3	5	4	0	1	0	0	0	1	0	5	9	108.00	12.000										
<b>Aubrey Gatewood, R</b> ERA: (9, 1)	0.2		3	1	0	0	0	0	0	0	0	1	0	3	3	0.00	1.500										

Los Angeles Dodgers @ Atlanta Braves  
Atlanta Stadium, Atlanta, GA  
Wed Jun 24 1970, 7:05 PM EDT  
Att: 12,667 - Unknown

AB 34  
R 7  
H 9  
RBI 4  
BB 3  
SO 6  
LOB 18



Batter	1	2	3	4	5	6	7	8	9	AB	R	H	RBI	BB	SO	LOB	BOTTOM										
<b>Sonny Jackson, L</b> OBP: 0.390, SLG: 0.336 (1, 6)	0-0 F8		0-0 1B 1B		0-0 4-3			0-0 4-3 2-3		4	0	1	0	0	0	1											
<b>Mike Lum, L</b> OBP: 0.289, SLG: 0.329 (1, 8)	0-0 FC6-4 1B		0-0 S 1B			0-0 6-3		0-0 6-3		4	0	2	0	0	0	1											
<b>Hank Aaron, R</b> OBP: 0.388, SLG: 0.635 (1, 9)	0-0 FC6-4 1-2 S		0-3 K			0-0 F4			0-0 FC6-4 1B	4	0	1	0	0	1	3											
<b>Rico Carty, R</b> OBP: 0.470, SLG: 0.676 (1, 7)	0-0 F9 1-2		0-0 5-3			0-0 F9			0-0 FC6-4 1B	4	0	1	0	0	0	3											
<b>Orlando Cepeda, R</b> OBP: 0.357, SLG: 0.500 (1, 3)		0-0 F7			0-0 F3			0-0 F8	0-0 F3	4	0	0	0	0	0	2											
<b>Clete Boyer, R</b> OBP: 0.273, SLG: 0.323 (1, 5)		0-0 F5			0-0 6-3			0-3 K	0-0 FC6-4	4	0	0	0	0	1	2											
<b>Bob Tillman, R</b> OBP: 0.295, SLG: 0.388 (1, 2)		0-0 FC4-6 1B			0-0 F2			0-3 K	0-3 K	4	0	1	0	0	2	2											
<b>Gil Garrido, R</b> OBP: 0.352, SLG: 0.380 (1, 4)		0-0 FC4-6 1-2			0-0 5-3			0-0 E5 4-3		3	0	0	0	0	0	1											
<b>Pat Jarvis, R</b> OBP: 0.119, SLG: 0.122 (1, 1)			0-0 5-3			0-0 F8		0-3 K		2	0	0	0	0	0	0											
<b>Hal King, L</b> OBP: 0.414, SLG: 0.457 (8, PH)										1	0	0	0	0	1	1											
<b>Bob Priddy, R</b> OBP: 0.600, SLG: 0.500 (9, 1)										0	0	0	0	0	0	0											
<b>Aubrey Gatewood, R</b> ERA: (9, 1)										0	0	0	0	0	0	0											
<b>Inning Stats</b>	R: 0 E: 0 K: 0 S: 4	H: 1 LOB: 1 BB: 0 P: 4	R: 0 E: 0 K: 0 S: 4	H: 1 LOB: 1 BB: 0 P: 4	R: 0 E: 0 K: 1 S: 7	H: 2 LOB: 2 BB: 0 P: 7	R: 0 E: 0 K: 0 S: 3	H: 0 LOB: 0 BB: 0 P: 3	R: 0 E: 0 K: 0 S: 3	H: 0 LOB: 0 BB: 0 P: 3	R: 0 E: 0 K: 2 S: 7	H: 0 LOB: 0 BB: 0 P: 7	R: 0 E: 1 K: 1 S: 6	H: 0 LOB: 1 BB: 0 P: 6	R: 0 E: 0 K: 1 S: 7	H: 2 LOB: 2 BB: 0 P: 7	1B: 6 2B: 0 3B: 0 HR: 0	SF: 0 SAC: 0 DP: 0 HBP: 0	WP: 0 PA: 34 PB: 0 SB: 2 CS: 0								
<b>PITCHER</b>	IP	WLS	BF	H	R	ER	SO	BB	IBB	HBP	BLK	WP	HR	S	P	ERA	WHIP										
<b>Joe Moeller, R</b> ERA: 2.55 (1, 1)	9.0	W	34	6	0	0	5	0	0	0	0	0	0	44	44	0.00	0.667										

Los Angeles Dodgers @ Atlanta Braves  
Atlanta Stadium, Atlanta, GA  
Wed Jun 24 1970, 7:05 PM EDT  
Att: 12,667 - Unknown

AB 34  
R 0  
H 6  
RBI 0  
BB 0  
SO 5  
LOB 16









Batter	1	2	3	4	5	6	7	8	9	AB	R	H	RBI	BB	SO	LOB	TOP					
Tommy Dean, R (1, 6) OBP: 0.305, SLG: 0.325 Ed Splezio, R (7, PH) OBP: 0.358, SLG: 0.376 (7, 5)	0-3 K		0-0 L6		0-3 K		0-3 K		0-3 K	3	0	0	0	0	2	0						
Dave Campbell, R (1, 4) OBP: 0.298, SLG: 0.331	0-0 F6		0-0 HR		4-0 BB			0-0 6-3		3	1	1	1	1	0	0						
Cito Gaston, R (1, 8) OBP: 0.383, SLG: 0.550	0-3 K		0-3 K		0-3 K			0-0 E6 HR		4	1	0	0	0	3	1						
Al Ferrara, R (1, 7) OBP: 0.371, SLG: 0.457		0-0 F3		0-0 E5 FC9-6		0-0 L7		0-0 HR		4	1	1	2	0	0	0						
Nate Colbert, R (1, 3) OBP: 0.321, SLG: 0.523		0-0 HR		0-0 F5		0-0 F9		0-0 HR		4	2	2	2	0	0	1						
Ollie Brown, R (1, 9) OBP: 0.323, SLG: 0.435		4-0 BB		0-0 FC9-6 BB		0-0 F6		0-0 6-3		3	0	0	0	1	0	1						
Steve Huntz, S (1, 5) OBP: 0.317, SLG: 0.358 (7, 6)	0-3 K		0-0 HR		4-0 BB		0-0 F2		0-3 K	3	0	0	0	1	2	1						
Bob Barton, R (1, 2) OBP: 0.320, SLG: 0.380	0-0 F8		0-3 K		0-0 K		0-0 5-3		0-0 5-3	4	0	0	0	0	1	3						
Pat Dobson, R (1, 1) OBP: 0.222, SLG: 0.152 Larry Stahl, L (7, PH) OBP: 0.182, SLG: 0.182 Ron Herbel, R (7, 1) Ivan Murrell, R (8, PH) OBP: 0.286, SLG: 0.409			0-0 4-3		0-3 K		0-0 1B		0-3 K	2	0	0	0	0	1	0						
<b>Inning Stats</b>	R: 0 E: 0 K: 2 S: 7	H: 0 LOB: 0 BB: 7 P: 7	R: 1 E: 0 K: 1 S: 6	H: 1 LOB: 1 BB: 1 P: 10	R: 1 E: 0 K: 1 S: 6	H: 1 LOB: 0 BB: 0 P: 6	R: 0 E: 1 K: 1 S: 6	H: 0 LOB: 2 BB: 1 P: 10	R: 0 E: 0 K: 3 S: 9	H: 0 LOB: 1 BB: 1 P: 13	R: 0 E: 0 K: 0 S: 3	H: 0 LOB: 0 BB: 0 P: 3	R: 0 E: 0 K: 1 S: 6	H: 1 LOB: 0 BB: 0 P: 6	R: 3 E: 1 K: 1 S: 8	H: 2 LOB: 0 BB: 0 P: 8	R: 0 E: 0 K: 2 S: 7	H: 0 LOB: 0 BB: 0 P: 7	1B: 1 2B: 0 3B: 0 HR: 4	SF: 0 SAC: 0 DP: 0 HBP: 0	WP: 0 PB: 0 SB: 2 CS: 0	PA: 37
<b>PITCHER</b>	IP	WLS	BF	H	R	ER	SO	BB	IBB	HBP	BLK	WP	HR	S	P	ERA	WHIP					
Don Sutton, R (1, 1) ERA: 3.26 Jim Brewer, L (8, 1) ERA: 2.1	7.1	W	32	5	5	4	9	3	0	0	0	0	4	47	59	4.91	1.091					
1.2	S	5	0	0	0	3	0	0	0	0	0	0	0	11	11	0.00	0.000					

San Diego Padres @ Los Angeles Dodgers  
 Dodger Stadium, Los Angeles, CA  
 Sat Jun 27 1970, 7:05 PM PDT  
 Att: 32,001 - Unknown

AB	34
R	5
H	5
RBI	5
BB	3
SO	12
LOB	8



Batter	1	2	3	4	5	6	7	8	9	AB	R	H	RBI	BB	SO	LOB	BOTTOM				
Billy Grabarkewitz, R (1, 6) OBP: 0.438, SLG: 0.498	0-0 4-3 1B	4-0 1B BB			4-0 1B BB		0-0 SH2-4 1B	0-0 F8		3	3	2	0	2	0	0					
Manny Mota, R (1, 7) OBP: 0.400, SLG: 0.451	0-0 4-3	0-0 1B			0-0 1B		0-0 SH2-4	4-0 BB		3	0	2	0	1	0	1					
Willie Davis, L (1, 9) OBP: 0.299, SLG: 0.381	4-0 1B BB	0-0 F2			0-0 1B		4-0 1B SF7 BB	0-0 F2		3	1	1	1	2	0	3					
Wes Parker, S (1, 3) OBP: 0.376, SLG: 0.452	0-0 F5		0-0 G3		0-0 1B		0-0 BB 1B			4	1	2	1	0	0	2					
Jim Lefebvre, S (1, 4) OBP: 0.333, SLG: 0.331	0-0 BB 1B		0-0 F7		0-3 K		0-0 SF7			3	0	1	2	0	1	1					
Bill Sudakis, S (1, 5) OBP: 0.348, SLG: 0.474	4-0 1B		0-0 4-3				4-0 HR	4-0 E BB		2	2	1	1	2	0	0					
Tom Haller, L (1, 2) OBP: 0.335, SLG: 0.403	0-0 F9			0-0 1B		0-0 F4	0-0 E9			4	0	1	0	0	0	3					
Bill Russell, R (1, 8) OBP: 0.179, SLG: 0.189		0-0 F2		0-0 L4-3		0-0 1-3	0-0 1-3			4	0	0	0	0	0	2					
Don Sutton, R (1, 1) OBP: 0.275, SLG: 0.217 Jim Brewer, L (8, 1)		0-0 4-3		0-3 K		0-0 F3		0-0 F5		3	0	0	0	0	1	0					
<b>Inning Stats</b>	R: 1 E: 0 K: 0 S: 5	H: 2 LOB: 3 BB: 2 P: 13	R: 0 E: 0 K: 0 S: 4	H: 1 LOB: 2 BB: 1 P: 8	R: 0 E: 0 K: 1 S: 5	H: 0 LOB: 0 BB: 0 P: 3	R: 0 E: 0 K: 1 S: 5	H: 1 LOB: 0 BB: 0 P: 5	R: 1 E: 0 K: 1 S: 6	H: 3 LOB: 1 BB: 1 P: 10	R: 1 E: 0 K: 0 S: 4	H: 1 LOB: 0 BB: 0 P: 4	R: 4 E: 1 K: 0 S: 6	H: 2 LOB: 1 BB: 2 P: 14	R: 0 E: 0 K: 0 S: 3	H: 0 LOB: 1 BB: 1 P: 7	1B: 9 2B: 1 3B: 0 HR: 1	SF: 1 SAC: 1 DP: 1 HBP: 0	WP: 0 PB: 0 SB: 0 CS: 0	PA: 39	
<b>PITCHER</b>	IP	WLS	BF	H	R	ER	SO	BB	IBB	HBP	BLK	WP	HR	S	P	ERA	WHIP				
Pat Dobson, R (1, 1) ERA: 4.29 Ron Herbel, R (7, 1) ERA: 3.96	6.0	L	27	8	3	3	2	4	0	0	0	0	1	27	43	4.50	2.000				
2.0		12	2	4	2	0	3	0	0	0	0	0	0	9	21	9.00	2.500				

San Diego Padres @ Los Angeles Dodgers  
 Dodger Stadium, Los Angeles, CA  
 Sat Jun 27 1970, 7:05 PM PDT  
 Att: 32,001 - Unknown

AB	30
R	7
H	10
RBI	5
BB	7
SO	2
LOB	12





Batter	1	2	3	4	5	6	7	8	9	AB	R	H	RBI	BB	SO	LOB	TOP		
Tommy Dean, R OBP: 0.311, SLG: 0.339	0-0 6-3 2B		0-0 F9		0-0 1-2 2-3 1B		0-0 5-3			4	0	2	0	0	0	1			
Dave Campbell, R OBP: 0.298, SLG: 0.330	0-0 F7			0-0 5-3	0-3 K			0-0 WP 1B 1B		4	0	1	0	0	1	4			
Cito Gaston, R OBP: 0.384, SLG: 0.549	0-0 6-3 2-3			0-0 6-3		0-0 1B 1B		0-0 WP 1B 1-2 1B		4	0	2	0	0	0	1			
Al Ferrara, R OBP: 0.374, SLG: 0.455	0-3 K			4-0 BB	0-0 1B 1-2 1B			0-0 F8 1-2 2-3		3	0	1	0	1	1	3			
Nate Colbert, R OBP: 0.316, SLG: 0.515		0-0 6-3		0-0 L7	0-3 K			0-0 L3		4	0	0	0	0	1	5			
Ollie Brown, R OBP: 0.318, SLG: 0.428		0-0 F7			0-0 5-3	0-0 F3		0-0 L3		4	0	0	0	0	0	4			
Steve Huntz, S OBP: 0.311, SLG: 0.351		0-0 4-3			0-0 F5	0-0 F2		0-3 K		4	0	0	0	0	1	2			
Chris Cannizzaro, R OBP: 0.385, SLG: 0.452			0-0 F9		0-0 1B BB 1B	4-0 L3 BB		0-0 2-3		2	0	1	0	1	0	0			
Ron Sizemur, R OBP: 0.287, SLG: 0.300										1	0	0	0	0	0	0			
Dave Roberts, L OBP: 0.136, SLG: 0.286			0-0 4-3		4-0 1B BB	0-0 L3		0-0 F6		1	0	0	0	1	0	0			
Larry Stahl, L OBP: 0.167, SLG: 0.167										1	0	0	0	0	0	1			
Ron Willis, R OBP: 0.285, SLG: 0.407					1-2 BB					0	0	0	0	0	0	0			
Ivan Murrell, R OBP: 0.285, SLG: 0.407										1	0	0	0	0	0	0			
<b>Inning Stats</b>	R: 0 E: 0 K: 1 S: 6	H: 1 LOB: 1 BB: 0 P: 6	R: 0 E: 0 K: 0 S: 3	H: 0 LOB: 0 BB: 0 P: 3	R: 0 E: 0 K: 0 S: 3	H: 0 LOB: 1 BB: 0 P: 3	R: 0 E: 0 K: 0 S: 3	H: 0 LOB: 1 BB: 1 P: 7	R: 0 E: 0 K: 1 S: 7	H: 2 LOB: 3 BB: 1 P: 11	R: 0 E: 0 K: 0 S: 2	H: 0 LOB: 1 BB: 1 P: 6	R: 0 E: 0 K: 0 S: 5	H: 2 LOB: 2 BB: 0 P: 5	R: 0 E: 0 K: 1 S: 5	H: 0 LOB: 0 BB: 0 P: 5	1B: 6 2B: 2 3B: 0 HR: 0	SF: 0 SAC: 0 DP: 1 HBP: 0	WP: 1 PA: 36
<b>PITCHER</b>	IP WLS BF H R ER SO BB IBB HBP BLK WP HR S P ERA WHIP	IP WLS BF H R ER SO BB IBB HBP BLK WP HR S P ERA WHIP																	
Alan Foster, R ERA: 3.69	(1, 1) 7.0 W 29 6 0 0 3 3 0 0 0 0 0 0 32 44 0.00 1.286	(8, 1) 2.0 S 7 1 0 0 1 0 0 0 0 1 0 9 9 0.00 0.500																	
Jim Brewer, L ERA: 1.98																			

San Diego Padres @ Los Angeles Dodgers  
 Dodger Stadium, Los Angeles, CA  
 Sun Jun 28 1970, 3:33 AM PDT  
 Att: 16,737 - Unknown


AB 33  
 R 0  
 H 7  
 RBI 0  
 BB 3  
 SO 4  
 LOB 21



Batter	1	2	3	4	5	6	7	8	9	AB	R	H	RBI	BB	SO	LOB	BOTTOM	
Billy Grabarkewitz, R OBP: 0.440, SLG: 0.498	4-0 E 4-3 1B BB		0-3 K			0-0 FC5-6 1B				2	1	1	0	1	1	0		
Manny Mota, R OBP: 0.398, SLG: 0.449	0-0 E4 4-3 2B 1B		0-0 F9			0-0 FC5-6 G6-4-3 1-2				3	1	1	0	0	0	1		
Wes Parker, S OBP: 0.372, SLG: 0.447	0-0 4-3		0-0 6-3			0-0 G6-4-3 1-2				3	0	0	1	0	0	2		
Andy Kosco, R OBP: 0.248, SLG: 0.403	0-0 6-3			0-0 F7		0-0 5-3				3	0	0	0	0	0	1		
Von Joshua, L OBP: 0.295, SLG: 0.316										0	0	0	0	0	0	0		
Jim Lefebvre, S OBP: 0.341, SLG: 0.347	0-0 2B			0-0 F9		0-0 G6-3 1B				3	0	2	1	0	0	0		
Bill Sudakis, S OBP: 0.338, SLG: 0.460	0-0 4-3			0-0 5-3		0-0 G6-3 1-2				3	0	0	0	0	0	2		
Jeff Torborg, R OBP: 0.277, SLG: 0.286		0-0 F8			0-0 1-3			0-0 F2		3	0	0	0	0	0	0		
Bill Russell, R OBP: 0.167, SLG: 0.175		0-3 K			0-0 F7			0-3 K		3	0	0	0	0	2	0		
Alan Foster, R OBP: 0.108, SLG: 0.083		0-0 1-3			0-0 F3			0-0 F6		2	0	0	0	0	0	0		
Jim Brewer, L ERA	(8, 1)									1	0	0	0	0	0	0		
<b>Inning Stats</b>	R: 2 E: 1 K: 0 S: 5	H: 2 LOB: 1 BB: 1 P: 9	R: 0 E: 0 K: 1 S: 5	H: 0 LOB: 0 BB: 0 P: 5	R: 0 E: 0 K: 1 S: 5	H: 0 LOB: 0 BB: 0 P: 5	R: 0 E: 0 K: 0 S: 3	H: 0 LOB: 0 BB: 0 P: 3	R: 0 E: 0 K: 0 S: 3	H: 1 LOB: 0 BB: 0 P: 3	R: 0 E: 0 K: 0 S: 3	H: 1 LOB: 0 BB: 0 P: 3	R: 0 E: 0 K: 1 S: 5	H: 0 LOB: 0 BB: 0 P: 5	1B: 3 2B: 1 3B: 0 HR: 0	SF: 0 SAC: 0 DP: 2 HBP: 0	WP: 0 PA: 27	
<b>PITCHER</b>	IP WLS BF H R ER SO BB IBB HBP BLK WP HR S P ERA WHIP	IP WLS BF H R ER SO BB IBB HBP BLK WP HR S P ERA WHIP																
Dave Roberts, L ERA: 3.11	(1, 1) 6.0 L 21 3 2 2 2 1 0 0 0 0 0 24 28 3.00 0.667	(7, 1) 2.0 6 1 0 0 1 0 0 0 0 0 0 8 8 0.00 0.500																
Ron Willis, R ERA																		

San Diego Padres @ Los Angeles Dodgers  
 Dodger Stadium, Los Angeles, CA  
 Sun Jun 28 1970, 3:33 AM PDT  
 Att: 16,737 - Unknown

AB 26  
 R 2  
 H 4  
 RBI 2  
 BB 1  
 SO 3  
 LOB 6





Batter	1	2	3	4	5	6	7	8	9	AB	R	H	RBI	BB	SO	LOB	TOP										
<b>Cesar Cedeno, R</b> OBP: 0.225, SLG: 0.184 (1.9)										5	2	2	0	0	1	0											
<b>Joe Morgan, L</b> OBP: 0.398, SLG: 0.391 (1.4)										4	2	2	0	1	0	0											
<b>Jimmy Wynn, R</b> OBP: 0.387, SLG: 0.504 (1.8)										3	1	1	0	2	0	3											
<b>Joe Pepitone, L</b> OBP: 0.305, SLG: 0.502 (7.3)										5	4	3	3	0	0	2											
<b>Denis Menke, R</b> OBP: 0.382, SLG: 0.426 (1.6)										4	0	1	1	1	1	3											
<b>Bob Watson, R</b> OBP: 0.326, SLG: 0.565 <b>Gary Geiger, L</b> OBP: 1.000, SLG: 1.000 (7.7)										4	1	3	5	0	1	0											
<b>Doug Rader, R</b> OBP: 0.315, SLG: 0.430 (1.5)										5	0	0	0	0	2	5											
<b>Johnny Edwards, L</b> OBP: 0.239, SLG: 0.259 (1.2)										4	0	0	0	1	1	3											
<b>Jack Billingham, R</b> OBP: 0.087, SLG: 0.045 <b>Ron Cook, L</b> OBP: 0.500, SLG: 0.800 (6.1)										3	0	0	0	0	2	2											
<b>Inning Stats</b>	R: 3 E: 1 K: 1 S: 9	H: 4 LOB: 2 BB: 1 P: 13	R: 0 E: 0 K: 2 S: 7	H: 0 LOB: 0 BB: 0 P: 7	R: 2 E: 0 K: 1 S: 7	H: 3 LOB: 2 BB: 2 P: 15	R: 4 E: 0 K: 1 S: 9	H: 4 LOB: 0 BB: 0 P: 9	R: 0 E: 0 K: 0 S: 3	H: 0 LOB: 1 BB: 1 P: 7	R: 0 E: 0 K: 1 S: 5	H: 0 LOB: 0 BB: 0 P: 5	R: 0 E: 0 K: 0 S: 3	H: 0 LOB: 0 BB: 0 P: 5	R: 0 E: 0 K: 0 S: 3	H: 0 LOB: 1 BB: 1 P: 7	R: 1 E: 0 K: 1 S: 7	H: 2 LOB: 1 BB: 0 P: 7	1B: 10 2B: 2 3B: 0 HR: 2	SF: 0 SAC: 0 DP: 1 HBP: 0	WP: 0 PB: 1 SB: 0 CS: 2	PA: 44					
<b>PITCHER</b>	IP	WLS	BF	H	R	ER	SO	BB	IBB	HBP	BLK	WP	HR	S	P	ERA	WHIP										
<b>Bill Singer, R</b> ERA: 4.04	2.0	L	15	7	5	5	3	2	0	0	0	0	0	19	27	22.50	4.500										
<b>Fred Norman, L</b> ERA: 4.29	2.0		10	4	4	4	2	1	0	0	0	0	1	13	17	18.00	2.500										
<b>Pete Mikkelsen, R</b> ERA: 1.54	2.0		7	0	0	0	1	1	0	0	0	0	0	8	12	0.00	0.500										
<b>Camilo Pascual, R</b> ERA: 2.7	2.0		7	0	0	0	1	1	0	0	0	0	0	8	12	0.00	0.500										
<b>Ray Lamb, R</b> ERA: 3.51	1.0		5	2	1	1	1	0	0	0	0	0	1	7	7	9.00	2.000										

**Houston Astros @ Los Angeles Dodgers**  
Dodger Stadium, Los Angeles, CA  
Mon Jun 29 1970, 7:05 PM PDT  
Att: 15,397 - Unknown

AB 39  
R 10  
H 13  
RBI 9  
BB 5  
SO 8  
LOB 18

Batter	1	2	3	4	5	6	7	8	9	AB	R	H	RBI	BB	SO	LOB	BOTTOM										
<b>Billy Grabarkewitz, R</b> OBP: 0.443, SLG: 0.498 (1.6)										4	0	2	1	1	0	1											
<b>Manny Mota, R</b> OBP: 0.404, SLG: 0.450 <b>Ray Lamb, R</b> (9.1)										4	1	2	1	1	0	3											
<b>Willie Davis, L</b> OBP: 0.304, SLG: 0.385 (1.8)										5	1	3	0	0	0	3											
<b>Wes Parker, S</b> OBP: 0.370, SLG: 0.443 (1.3)										5	0	1	1	0	0	5											
<b>Jim Lefebvre, S</b> OBP: 0.336, SLG: 0.341 (1.4)										5	0	1	1	0	0	5											
<b>Bill Sudakis, S</b> OBP: 0.350, SLG: 0.490 (1.5)										4	2	2	1	1	0	1											
<b>Tom Haller, L</b> OBP: 0.339, SLG: 0.412 (1.2)										4	0	2	0	0	0	2											
<b>Willie Crawford, L</b> OBP: 0.328, SLG: 0.380 (1.9)										4	0	1	0	0	2	3											
<b>Bill Singer, R</b> OBP: 0.433, SLG: 0.364 <b>Fred Norman, S</b> (3.1) <b>Len Gabrielson, L</b> OBP: 0.186, SLG: 0.195 <b>Pete Mikkelsen, R</b> (5.1) <b>Von Joshua, L</b> OBP: 0.396, SLG: 0.328 <b>Camilo Pascual, R</b> (7.1) <b>Bill Russell, R</b> OBP: 0.163, SLG: 0.171 (8.7)										1	0	0	0	0	0	2											
<b>Inning Stats</b>	R: 0 E: 0 K: 0 S: 3	H: 0 LOB: 2 BB: 2 P: 11	R: 1 E: 0 K: 1 S: 7	H: 2 LOB: 2 BB: 1 P: 11	R: 0 E: 0 K: 0 S: 3	H: 1 LOB: 0 BB: 0 P: 3	R: 0 E: 0 K: 0 S: 4	H: 1 LOB: 1 BB: 0 P: 4	R: 2 E: 0 K: 0 S: 7	H: 4 LOB: 2 BB: 0 P: 7	R: 1 E: 0 K: 0 S: 5	H: 2 LOB: 1 BB: 0 P: 5	R: 1 E: 0 K: 1 S: 7	H: 3 LOB: 1 BB: 0 P: 7	R: 0 E: 0 K: 0 S: 3	H: 1 LOB: 0 BB: 0 P: 3	R: 0 E: 0 K: 0 S: 4	H: 1 LOB: 1 BB: 0 P: 4	1B: 12 2B: 2 3B: 0 HR: 1	SF: 0 SAC: 0 DP: 3 HBP: 0	WP: 0 PB: 0 SB: 0 CS: 0	PA: 42					
<b>PITCHER</b>	IP	WLS	BF	H	R	ER	SO	BB	IBB	HBP	BLK	WP	HR	S	P	ERA	WHIP										
<b>Jack Billingham, R</b> ERA: 3.42	5.2	W	29	10	4	4	1	3	0	0	0	0	1	28	40	6.35	2.294										
<b>Ron Cook, L</b> ERA: 3.19	3.1	S	13	5	1	1	1	0	0	0	0	0	1	15	15	2.70	1.500										

**Houston Astros @ Los Angeles Dodgers**  
Dodger Stadium, Los Angeles, CA  
Mon Jun 29 1970, 7:05 PM PDT  
Att: 15,397 - Unknown

AB 39  
R 5  
H 15  
RBI 5  
BB 3  
SO 2  
LOB 26



Batter	1	2	3	4	5	6	7	8	9	AB	R	H	RBI	BB	SO	LOB	TOP					
<b>Cesar Cedeno, R</b> OBP: 0.222, SLG: 0.167 (1, 9)	5-3	K		1B BB		5-3		F8		4	0	0	0	1	1	3						
<b>Joe Morgan, L</b> OBP: 0.405, SLG: 0.395 (1, 4)	F4		1B S	1B	1-2 1B	PO BB		1B SH3 BB		3	2	2	0	2	0	0						
<b>Jimmy Wynn, R</b> OBP: 0.384, SLG: 0.496 (1, 8)	F8		1B SF9 BB		F8	PO	F8	K		4	1	0	0	1	1	3						
<b>Joe Pepitone, L</b> OBP: 0.311, SLG: 0.504 (8, 3)		E 1B 1B	1B 2H	L3			F9	SH3 1B		5	1	3	1	0	0	2						
<b>Denis Menke, R</b> OBP: 0.381, SLG: 0.425 (1, 6)	K		SF9		F7			SH3		3	0	1	2	0	1	1						
<b>Bob Watson, R</b> OBP: 0.323, SLG: 0.551 <b>Gary Geiger, L</b> OBP: 0.500, SLG: 0.500 (8, 7)	K		3H 1-2 1B		F8		2-3	4-3		4	0	1	0	0	1	2						
<b>Doug Rader, R</b> OBP: 0.314, SLG: 0.427 (1, 5)	E5 1B		L9		6-3			4-3 1B		4	1	1	0	0	0	3						
<b>Johnny Edwards, L</b> OBP: 0.239, SLG: 0.256 (1, 2)	1B IBB		F2			F8		4-3		3	0	0	0	1	0	3						
<b>Denny Lemaster, R</b> OBP: 0.244, SLG: 0.229 <b>Jack Dilauro, S</b> <b>Fred Gladding, L</b> (7, 1)				K				K		3	1	2	3	0	1	0						
<b>Inning Stats</b>	R: 0 E: 0 K: 0 S: 3	H: 0 LOB: 0 BB: 0 P: 3	R: 2 E: 1 K: 3 S: 12	H: 2 LOB: 2 BB: 1 P: 16	R: 2 E: 0 K: 0 S: 6	H: 3 LOB: 2 BB: 1 P: 10	R: 0 E: 0 K: 1 S: 6	H: 1 LOB: 2 BB: 1 P: 10	R: 0 E: 0 K: 0 S: 3	H: 0 LOB: 0 BB: 0 P: 3	R: 1 E: 0 K: 0 S: 3	H: 1 LOB: 0 BB: 1 P: 7	R: 0 E: 0 K: 1 S: 4	H: 1 LOB: 1 BB: 0 P: 4	R: 0 E: 0 K: 1 S: 6	H: 1 LOB: 1 BB: 0 P: 6	R: 1 E: 0 K: 1 S: 6	H: 1 LOB: 1 BB: 1 P: 10	1B: 9 2B: 0 3B: 0 HR: 1	SF: 1 SAC: 1 DP: 0 HBP: 0	WP: 0 PB: 0 SB: 1 CS: 0	PA: 43
<b>PITCHER</b>	IP	WLS	BF	H	R	ER	SO	BB	IBB	HBP	BLK	WP	HR	S	P	ERA	WHIP					
<b>Joe Moeller, R</b> ERA: 2.72 <b>Jose Pena, R</b> ERA: 1.96	(1, 1)	7.0	L	33	8	5	3	4	3	1	0	0	0	1	37	53	3.86	1.571				
	(8, 1)	2.0		9	2	1	1	2	1	0	0	0	0	0	12	16	4.50	1.500				

Houston Astros @ Los Angeles Dodgers  
 Dodger Stadium, Los Angeles, CA  
 Tue Jun 30 1970, 7:05 PM PDT  
 Att: 16,895 - Unknown

AB	35
R	6
H	10
RBI	6
BB	5
SO	6
LOB	19



Batter	1	2	3	4	5	6	7	8	9	AB	R	H	RBI	BB	SO	LOB	BOTTOM					
<b>Billy Grabarkewitz, R</b> OBP: 0.444, SLG: 0.498 (1, 6)	K		2B 1B		FC1-6 1B		K			4	0	2	0	0	2	2						
<b>Manny Mota, R</b> OBP: 0.401, SLG: 0.451 (1, 7)	L5		1-3 2B		FC1-6 WP		6-3			4	0	1	1	0	0	3						
<b>Wes Parker, S</b> OBP: 0.365, SLG: 0.437 (1, 3)	F9		L9		3-1		F8			4	0	0	0	0	0	3						
<b>Andy Kosco, R</b> OBP: 0.248, SLG: 0.420 (1, 9)		F3		HR		6-3		F8		4	1	1	1	0	0	0						
<b>Bill Sudakis, S</b> OBP: 0.346, SLG: 0.477 (1, 5)		F9		F9		1-3		BB		3	0	0	0	1	0	0						
<b>Jim Lefebvre, S</b> OBP: 0.333, SLG: 0.338 (1, 4)		F7		1B		F9		K		4	0	1	0	0	1	1						
<b>Jeff Torborg, R</b> OBP: 0.279, SLG: 0.278 <b>Tom Haller, L</b> OBP: 0.337, SLG: 0.409 (9, PH)			F6		L9		G3 WP BB	4-3		2	0	0	0	1	0	1						
<b>Bill Russell, R</b> OBP: 0.196, SLG: 0.186 <b>Von Joshua, L</b> OBP: 0.302, SLG: 0.322 (9, PH)			1B 2B 1B		F8		G3 BB	K		2	1	1	0	1	0	1						
<b>Joe Moeller, R</b> OBP: 0.278, SLG: 0.235 <b>Willie Davis, L</b> OBP: 0.303, SLG: 0.383 <b>Jose Pena, R</b> <b>Willie Crawford, L</b> OBP: 0.327, SLG: 0.378 (9, PH)			F7				G3	K		2	0	0	0	0	1	1						
<b>Inning Stats</b>	R: 0 E: 0 K: 1 S: 5	H: 0 LOB: 0 BB: 0 P: 5	R: 0 E: 0 K: 0 S: 3	H: 0 LOB: 0 BB: 0 P: 3	R: 1 E: 0 K: 0 S: 6	H: 3 LOB: 0 BB: 0 P: 6	R: 1 E: 0 K: 0 S: 5	H: 2 LOB: 1 BB: 0 P: 5	R: 0 E: 0 K: 1 S: 6	H: 1 LOB: 1 BB: 0 P: 6	R: 0 E: 0 K: 0 S: 3	H: 0 LOB: 2 BB: 2 P: 13	R: 0 E: 0 K: 1 S: 5	H: 0 LOB: 1 BB: 1 P: 9	R: 0 E: 0 K: 2 S: 7	H: 0 LOB: 0 BB: 0 P: 7	1B: 4 2B: 1 3B: 0 HR: 1	SF: 0 SAC: 0 DP: 0 HBP: 0	WP: 2 PB: 0 SB: 0 CS: 0	PA: 36		
<b>PITCHER</b>	IP	WLS	BF	H	R	ER	SO	BB	IBB	HBP	BLK	WP	HR	S	P	ERA	WHIP					
<b>Denny Lemaster, L</b> ERA: 4.59 <b>Jack Dilauro, L</b> ERA: 2.5 <b>Fred Gladding, R</b> ERA: 2.75	(1, 1)	6.0	W	26	6	2	2	2	2	0	0	0	0	1	28	36	3.00	1.333				
	(7, 1)	0.1		1	0	0	0	0	0	0	0	0	0	1	1	0.00	0.000					
	(7, 1)	2.2	S	9	0	0	0	4	1	0	0	0	0	16	20	0.00	0.375					

Houston Astros @ Los Angeles Dodgers  
 Dodger Stadium, Los Angeles, CA  
 Tue Jun 30 1970, 7:05 PM PDT  
 Att: 16,895 - Unknown

AB	33
R	2
H	6
RBI	2
BB	3
SO	6
LOB	14





Batter	1	2	3	4	5	6	7	8	9	AB	R	H	RBI	BB	SO	LOB	TOP			
Jesus Alou, R OBP: 0.312, SLG: 0.340 Fred Gladding, L (8, 1) Jack Dilauro, S (8, 1)	0-0 2B 1B		0-0 L7			0-0 F8		0-0 F9		4	1	1	0	0	0	2				
Joe Morgan, L OBP: 0.406, SLG: 0.401	0-0 1-H 6-3 2B		0-0 1B			0-0 6-3		0-0 4-3		4	1	2	2	0	0	1				
Jimmy Wynn, R OBP: 0.388, SLG: 0.498	0-3 K					4-0 FC1-6 1B		0-0 FC5-4 BB		3	0	2	0	1	1	1				
Bob Watson, R OBP: 0.309, SLG: 0.527	0-0 6-3					0-0 F2		0-0 FC5-4		4	0	0	1	0	0	4				
Denis Menke, R OBP: 0.379, SLG: 0.420	0-0 3-H F8					0-0 FC1-6		0-0 5-3		3	0	0	0	1	0	1				
Joe Pepitone, L OBP: 0.306, SLG: 0.496		0-0 6-3				0-0 4-3		0-0 F1		4	0	0	0	0	0	2				
Doug Rader, R OBP: 0.310, SLG: 0.421		0-0 1-3				0-0 F8		0-0 L4		4	0	0	0	0	0	1				
Johnny Edwards, L OBP: 0.241, SLG: 0.258 Cesar Cedeno, R OBP: 0.255, SLG: 0.250 (8, PH) (8, 9)		0-0 6-3				0-0 G6-4-3 1B		0-0 4-3 2B		2	0	1	0	0	0	0				
Larry Dierker, R OBP: 0.156, SLG: 0.159 Marty Martinez, S OBP: 0.313, SLG: 0.300 Cesar Geronimo, L OBP: 0.250, SLG: 0.222 (8, 2)			0-0 4-3			0-0 G6-4-3 1B		0-0 E5 1B 4-3		2	0	0	0	0	0	1				
<b>Inning Stats</b>	R: 2 E: 0 K: 1 S: 7	H: 2 LOB: 0 BB: 0 P: 7	R: 0 E: 0 K: 0 S: 3	H: 0 LOB: 0 BB: 0 P: 3	R: 0 E: 0 K: 0 S: 3	H: 1 LOB: 1 BB: 0 P: 3	R: 0 E: 0 K: 0 S: 4	H: 1 LOB: 1 BB: 0 P: 4	R: 0 E: 0 K: 0 S: 3	H: 0 LOB: 1 BB: 1 P: 7	R: 0 E: 0 K: 0 S: 3	H: 0 LOB: 0 BB: 0 P: 3	R: 0 E: 0 K: 0 S: 6	H: 2 LOB: 2 BB: 0 P: 6	R: 0 E: 0 K: 1 S: 6	H: 1 LOB: 2 BB: 1 P: 10	1B: 5 2B: 3 3B: 0 HR: 0	SF: 0 SAC: 0 DP: 1 HBP: 0	WP: 0 PB: 0 SB: 0 CS: 0	PA: 36
<b>PITCHER</b>	IP WLS BF H R ER SO BB IBB HBP BLK WP HR S P ERA WHIP	IP WLS BF H R ER SO BB IBB HBP BLK WP HR S P ERA WHIP																		
Claude Osteen, L ERA: 2.86 Jim Brewer, L ERA: 1.96	(1, 1) (8, 1) (9, 1)	8.2 W 35 8 3 2 1 2 0 0 0 0 0 35 43 2.08 1.154	0.1 S 1 0 0 0 1 0 0 0 0 0 0 3 3 0.00 0.000																	

Houston Astros @ Los Angeles Dodgers  
Dodger Stadium, Los Angeles, CA  
Wed Jul 01 1970, 7:05 PM PDT  
Att: 17,773 - Unknown

AB	34
R	3
H	8
RBI	3
BB	2
SO	2
LOB	16



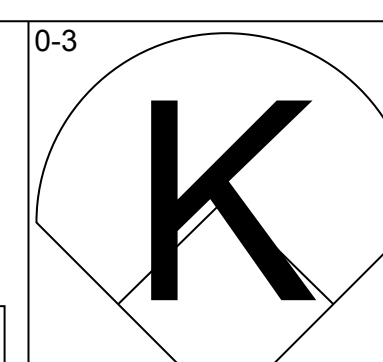
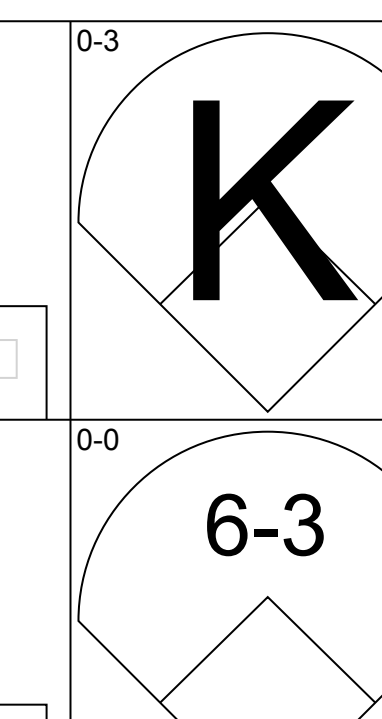
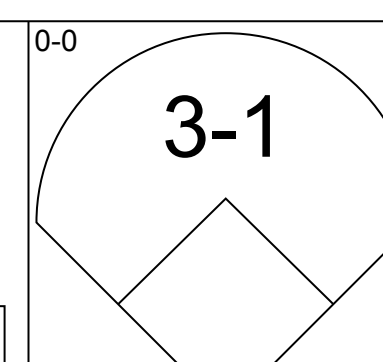
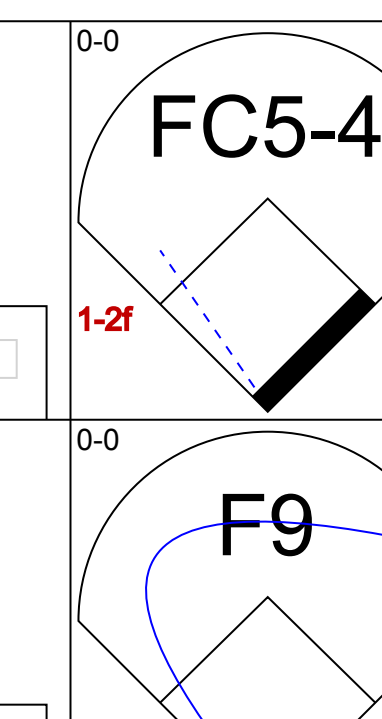
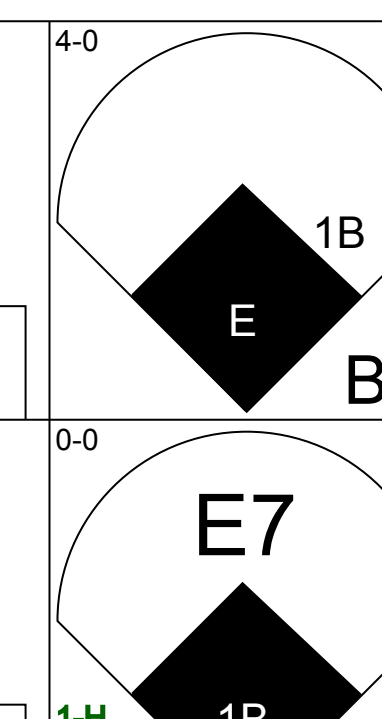
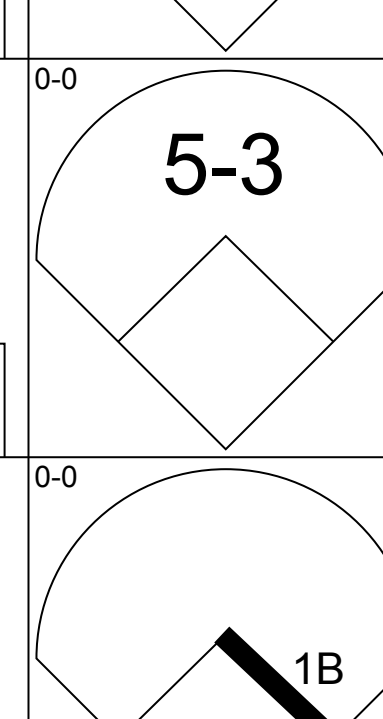
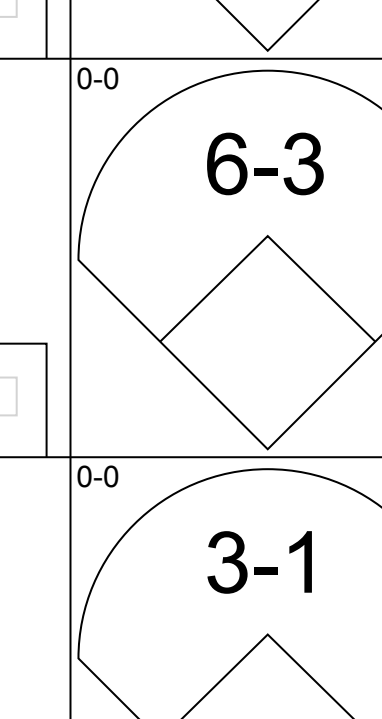
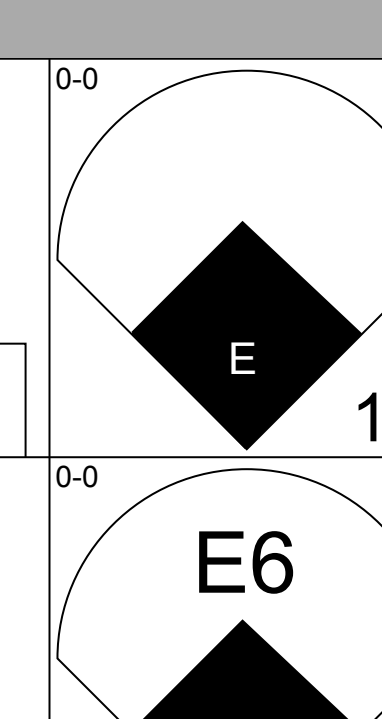
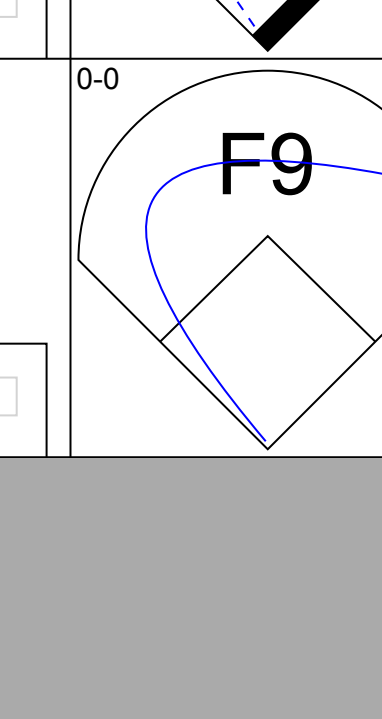
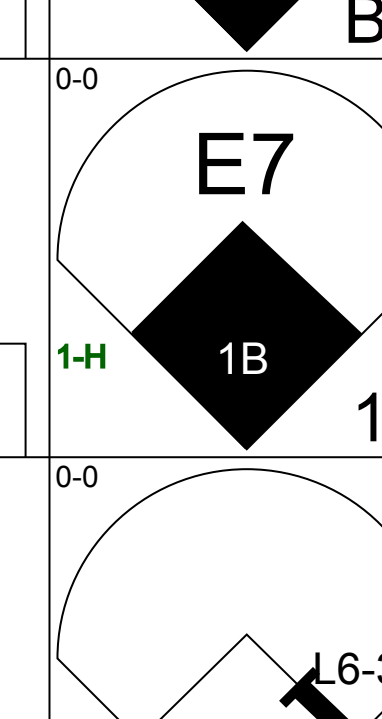
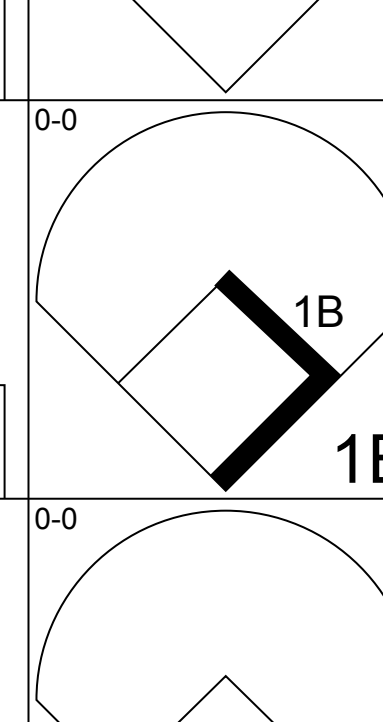
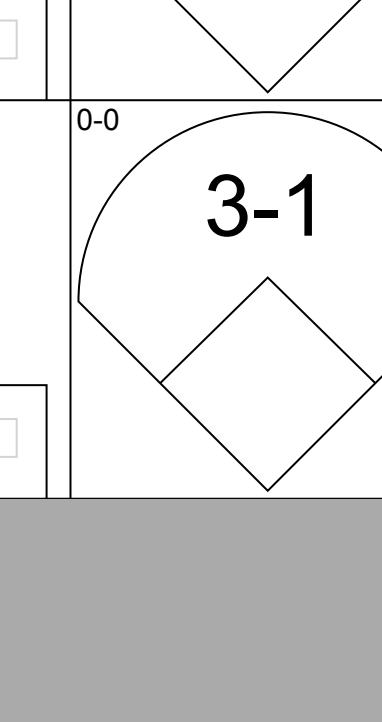
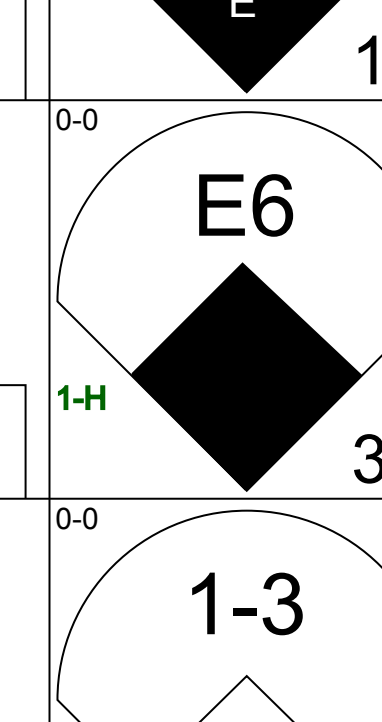
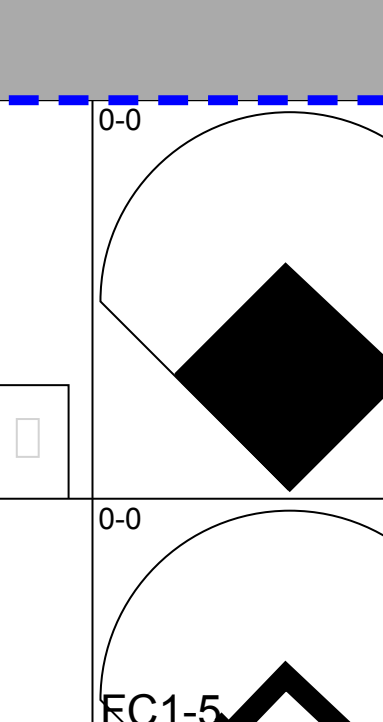
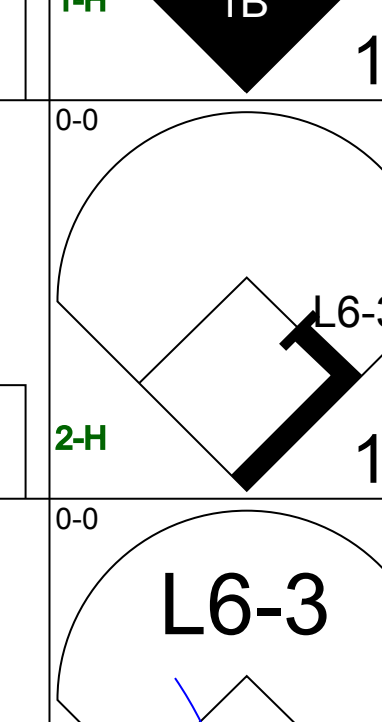
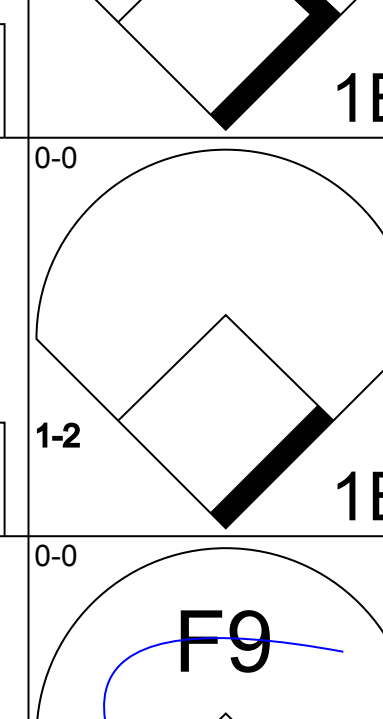
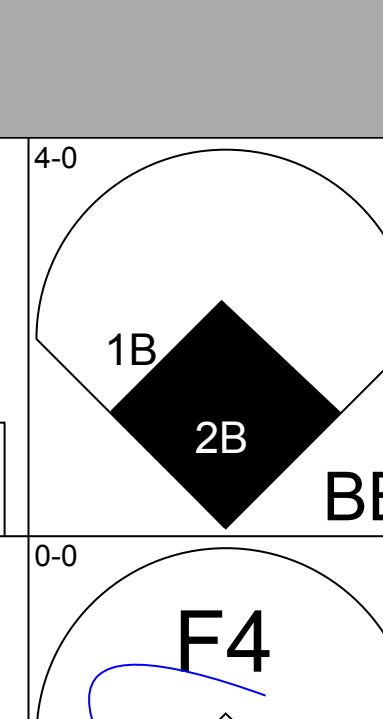
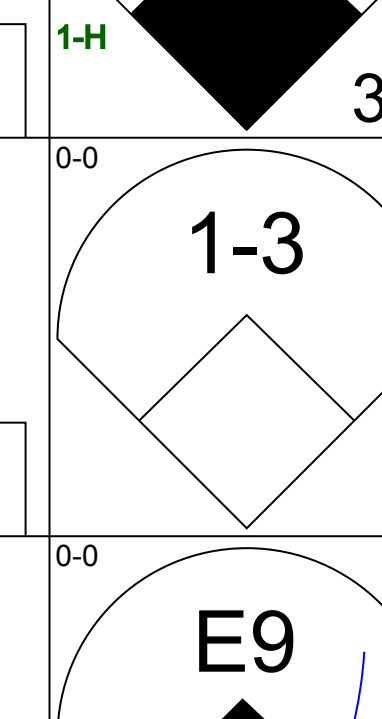
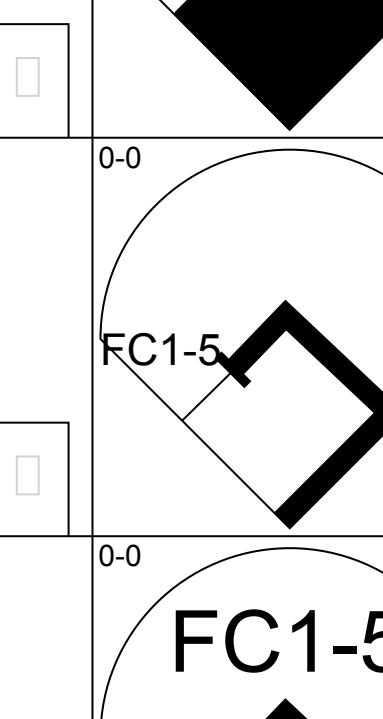
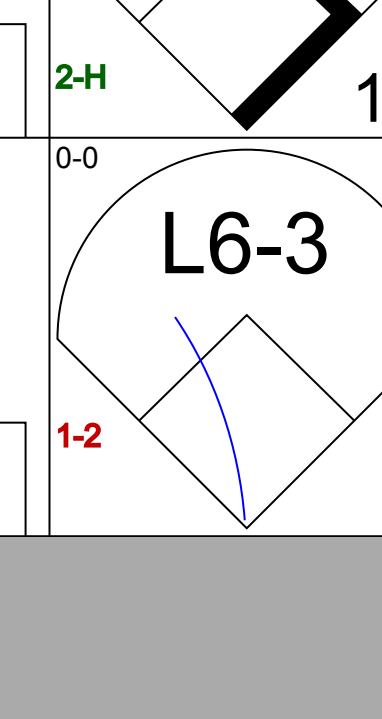
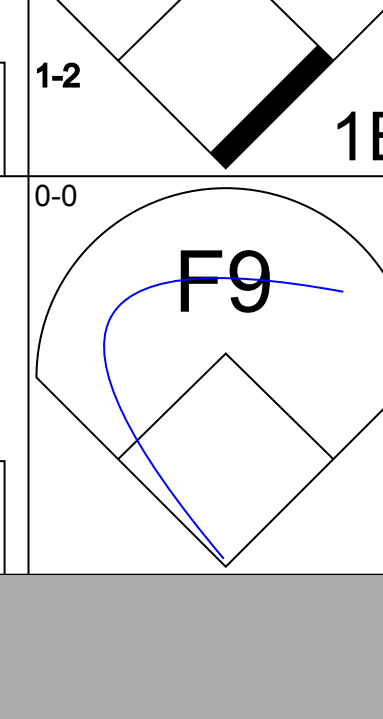
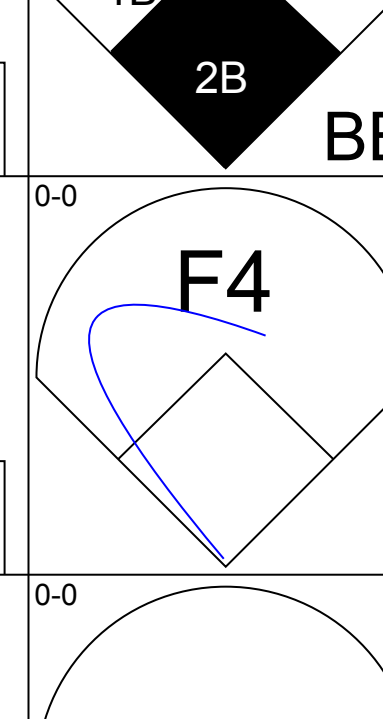
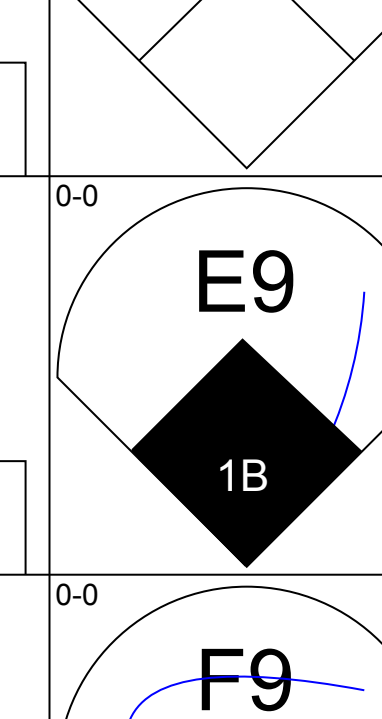
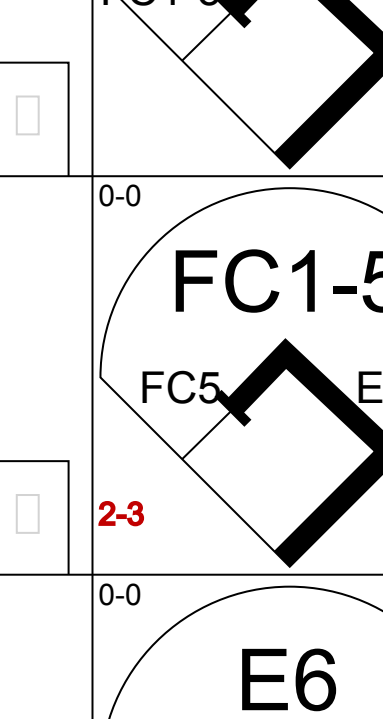
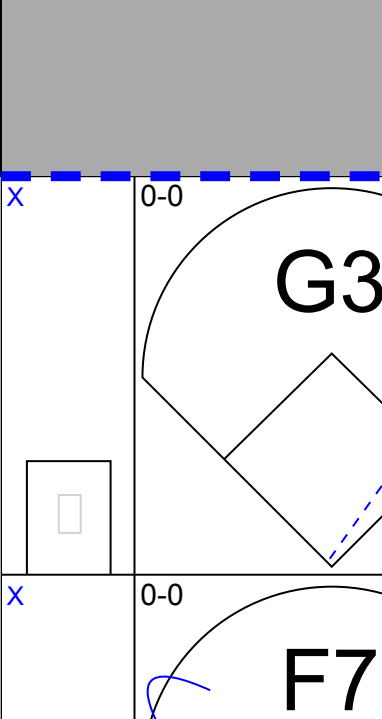
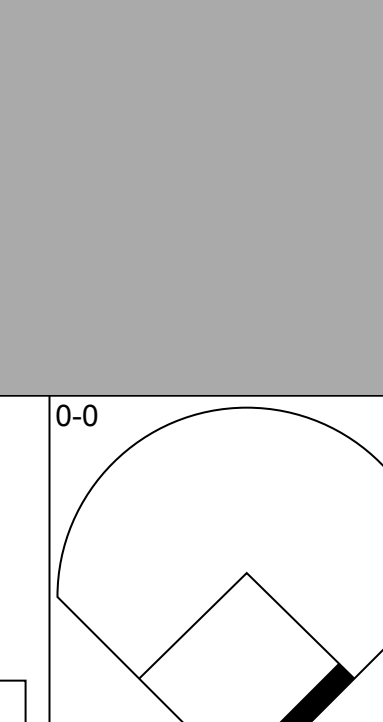
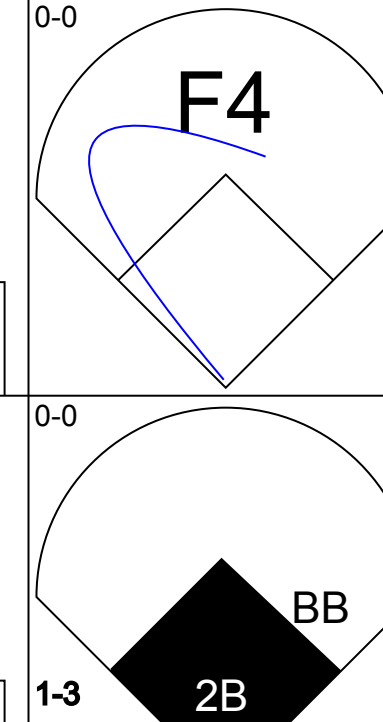
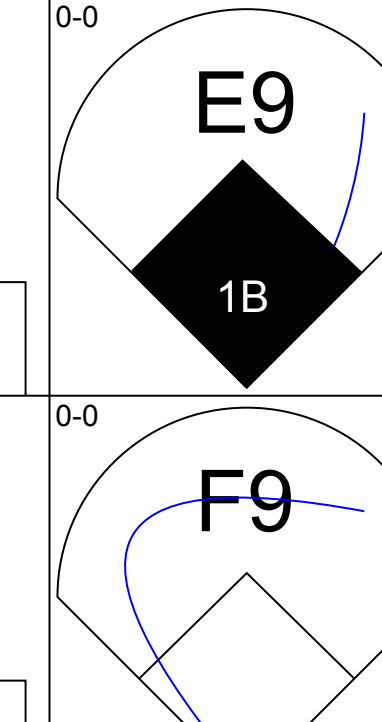
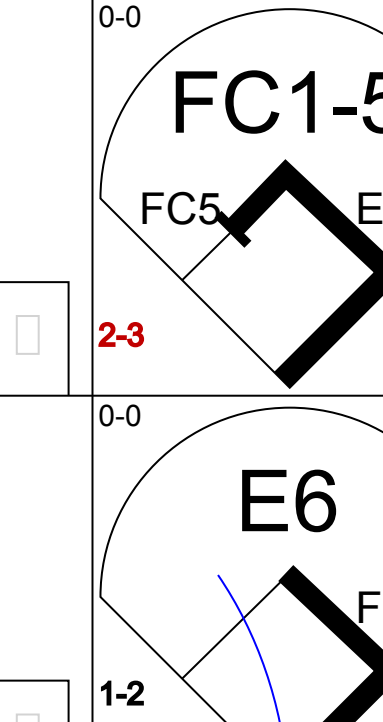
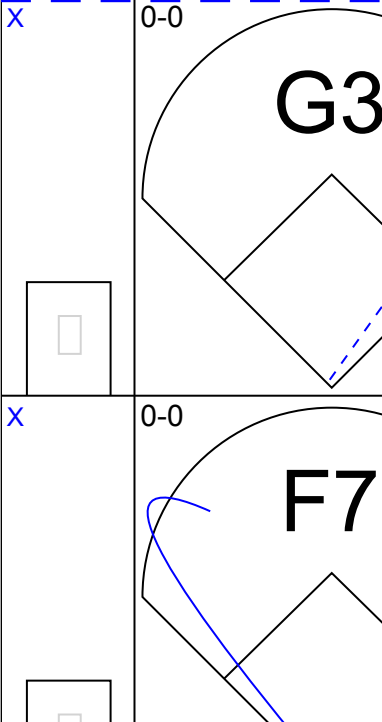

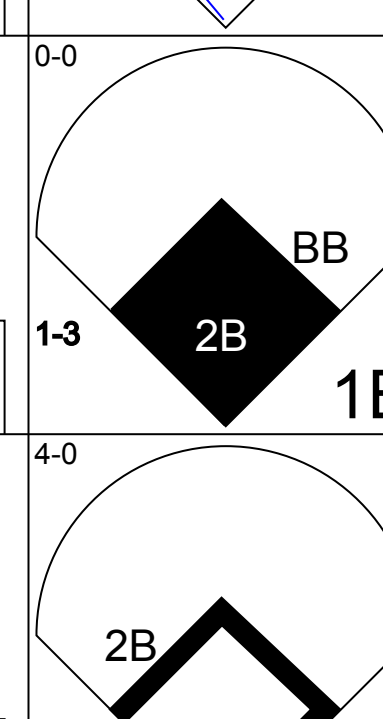
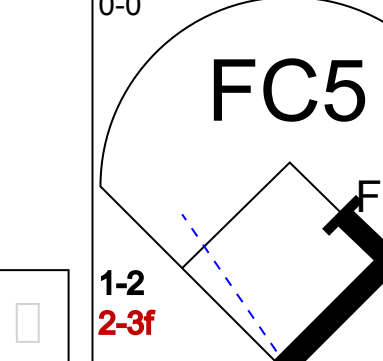
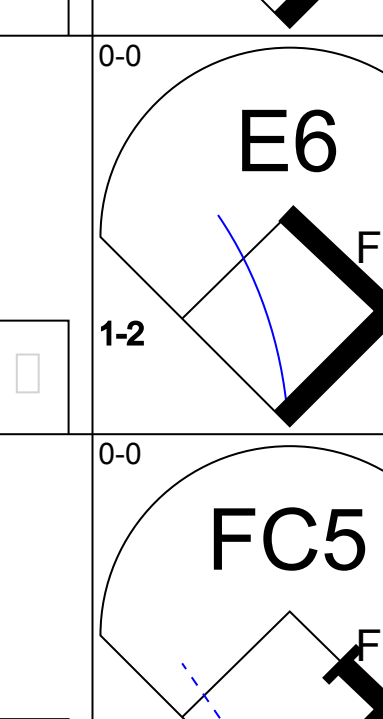
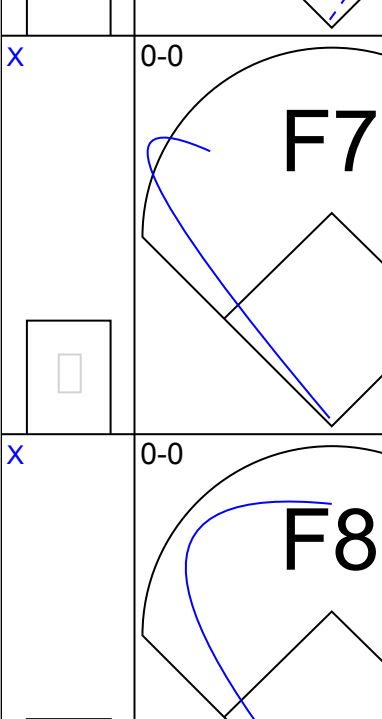
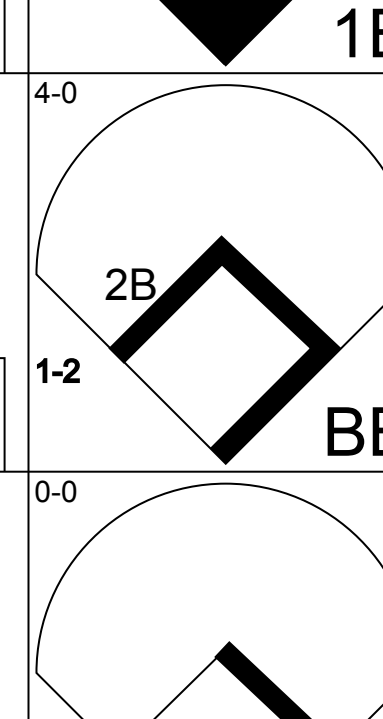
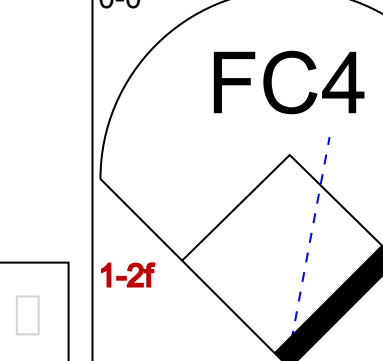
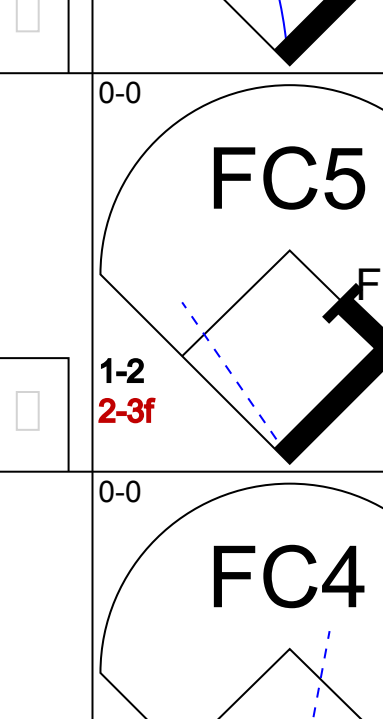
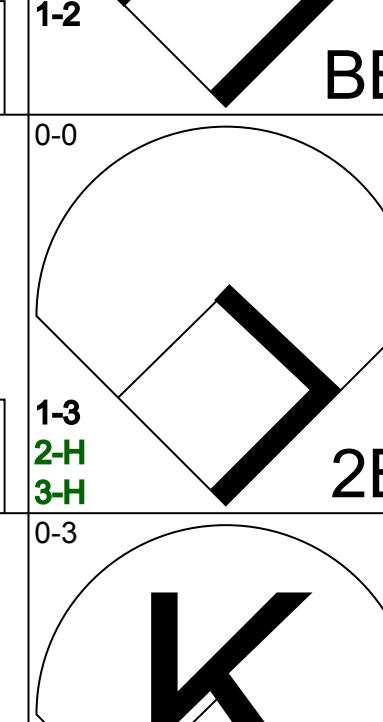
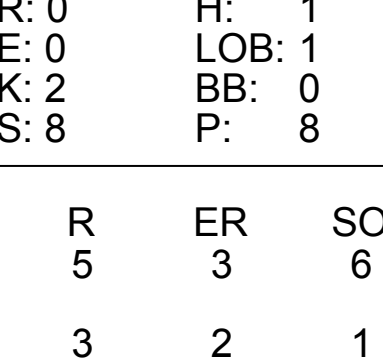
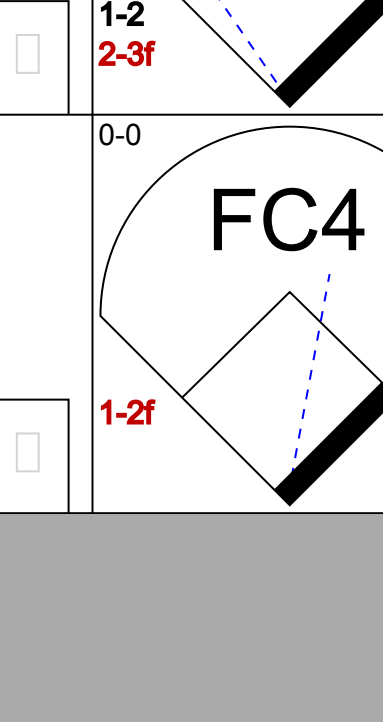

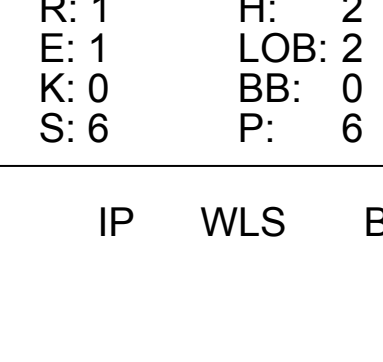
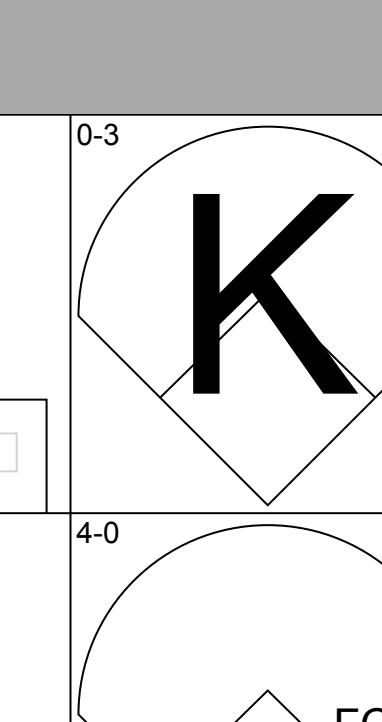
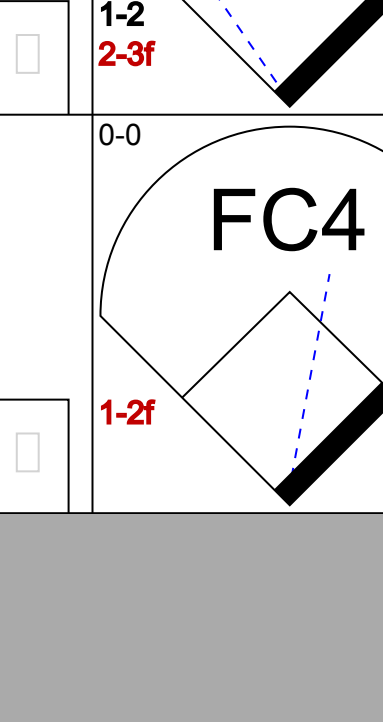


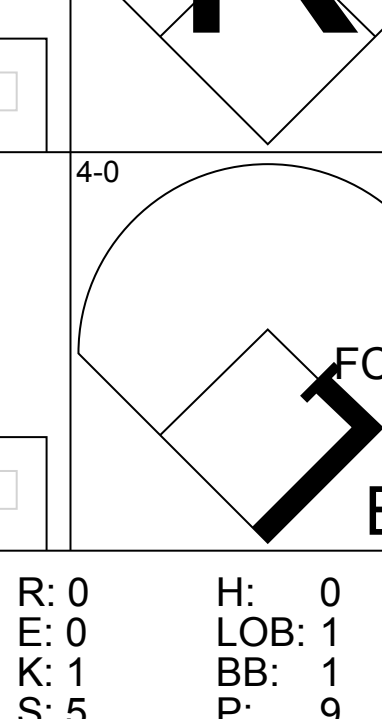
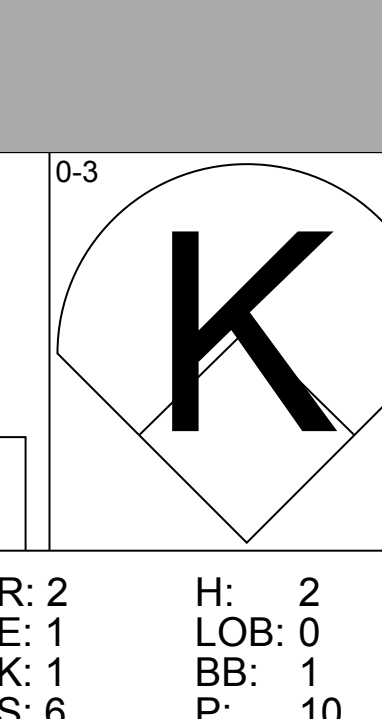
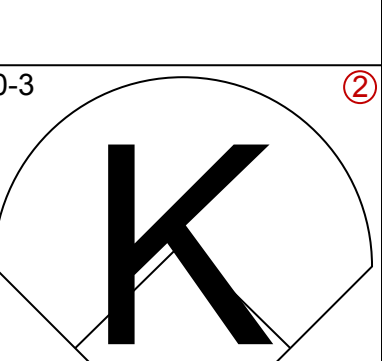
Batter	1	2	3	4	5	6	7	8	9	AB	R	H	RBI	BB	SO	LOB	BOTTOM			
Billy Grabarkewitz, R OBP: 0.448, SLG: 0.519	0-0 FC4-6 E 1B		0-3 K			0-0 1-H 2-H HR		0-0 1B 2B		4	2	3	3	0	1	0				
Manny Mota, R OBP: 0.394, SLG: 0.442	0-0 E6 FC4-6 1-2		0-0 F8			0-0 6-3		0-0 F2		4	0	0	0	0	0	2				
Willie Davis, L OBP: 0.303, SLG: 0.381	0-0 FC4-6 BB 1-2 2-3					0-3 K		0-0 F7		4	1	1	1	0	1	2				
Wes Parker, S OBP: 0.367, SLG: 0.434	4-0 G4-3 BB					0-0 4-3		0-0 L3		2	1	0	0	2	0	0				
Bill Sudakis, S OBP: 0.344, SLG: 0.464	0-0 G4-3					0-0 G3		4-0 FC 1B		3	0	0	1	1	0	4				
Tom Haller, L OBP: 0.341, SLG: 0.418		0-0 F8				0-0 HR 2B		0-0 F6		4	1	2	1	0	0	1				
Jim Lefebvre, S OBP: 0.324, SLG: 0.328		0-0 1-3				0-0 F4		0-3 K		4	0	0	0	0	1	3				
Willie Crawford, L OBP: 0.327, SLG: 0.374 Andy Kosco, R OBP: 0.247, SLG: 0.417 (8, PH) (9, 9) Jim Brewer, L (9, 1)		0-0 F3				4-0 HR BB		0-0 F9		2	1	0	0	1	1	0				
Claude Osteen, L OBP: 0.236, SLG: 0.321 Bill Russell, R OBP: 0.196, SLG: 0.186			0-0 4-3			0-0 F8		0-3 K		3	0	0	0	0	1	2				
<b>Inning Stats</b>	R: 0 E: 1 K: 0 S: 4	H: 1 LOB: 2 BB: 1 P: 8	R: 0 E: 0 K: 0 S: 3	H: 0 LOB: 0 BB: 0 P: 3	R: 0 E: 0 K: 1 S: 5	H: 0 LOB: 0 BB: 0 P: 5	R: 0 E: 0 K: 1 S: 5	H: 0 LOB: 0 BB: 0 P: 5	R: 3 E: 0 K: 0 S: 5	H: 2 LOB: 0 BB: 1 P: 9	R: 0 E: 0 K: 0 S: 3	H: 0 LOB: 1 BB: 1 P: 7	R: 0 E: 0 K: 3 S: 9	H: 0 LOB: 0 BB: 0 P: 9	R: 3 E: 0 K: 0 S: 7	H: 3 LOB: 2 BB: 1 P: 11	1B: 3 2B: 2 3B: 0 HR: 1	SF: 0 SAC: 0 DP: 1 HBP: 0	WP: 0 PB: 0 SB: 1 CS: 0	PA: 35
<b>PITCHER</b>	IP WLS BF H R ER SO BB IBB HBP BLK WP HR S P ERA WHIP	IP WLS BF H R ER SO BB IBB HBP BLK WP HR S P ERA WHIP																		
Larry Dierker, R ERA: 3.87 Fred Gladding, R ERA: 3.57 Jack Dilauro, L ERA: 2.41	(1, 1) (8, 1) (8, 1)	7.0 L 6 3 3 3 0 0 0 0 0 0 5 9 81.00 9.000	0.2 2 0 0 0 0 0 0 0 0 0 0 2 2 0.00 0.000																	

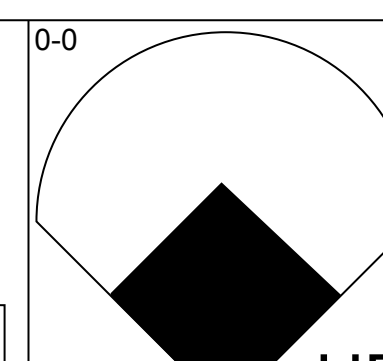
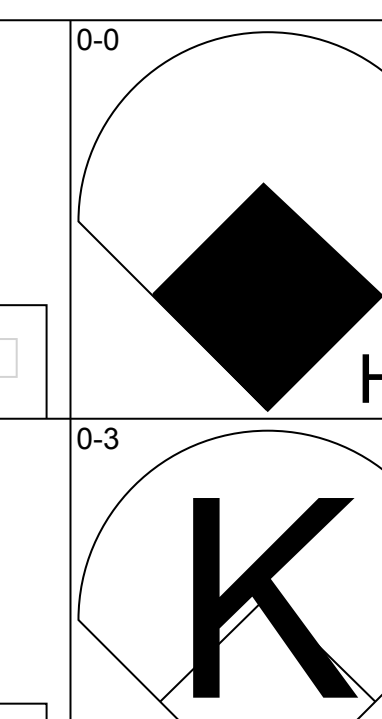
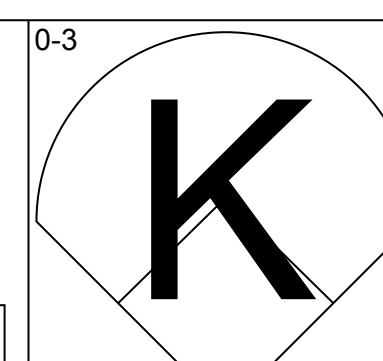
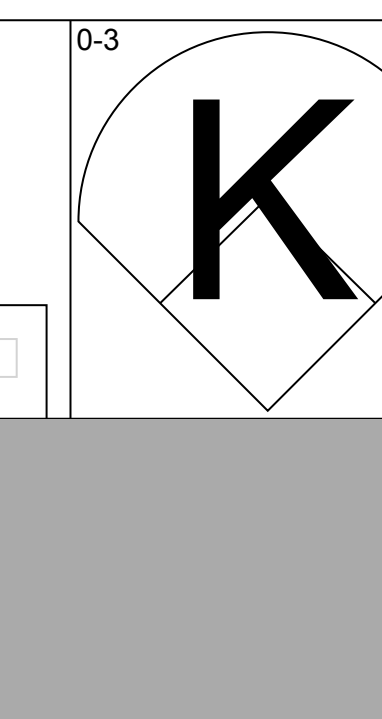
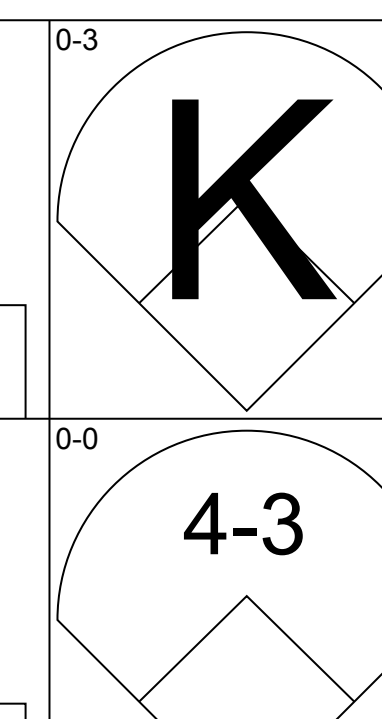
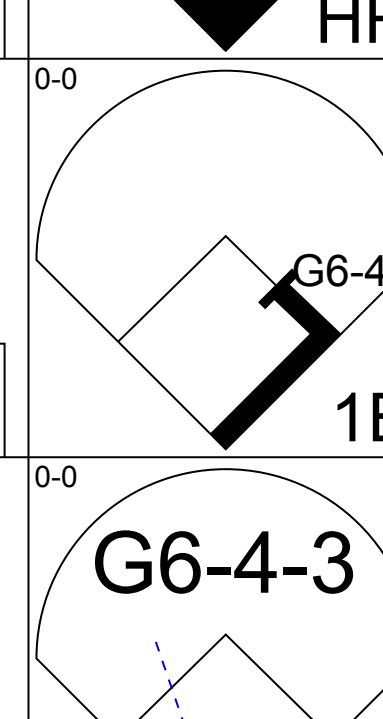
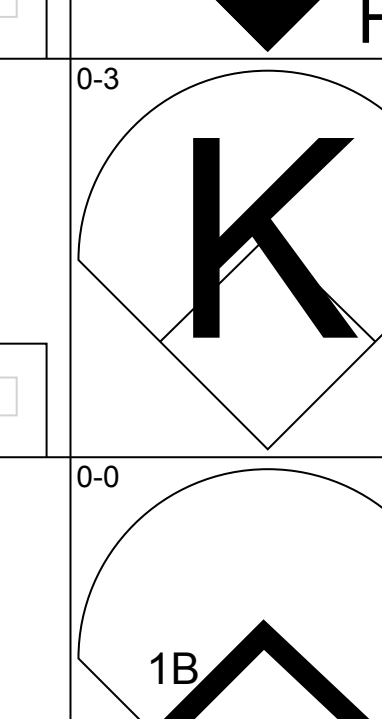
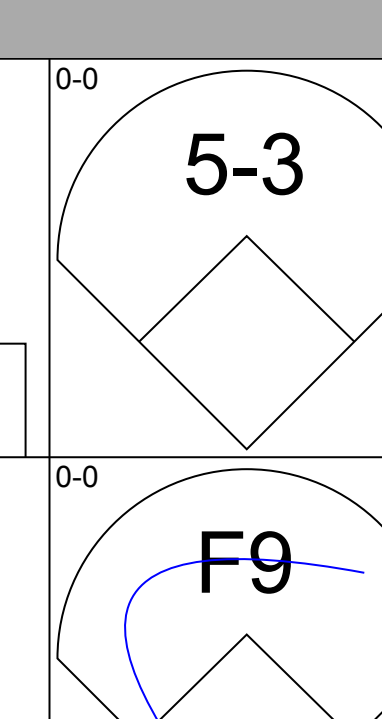
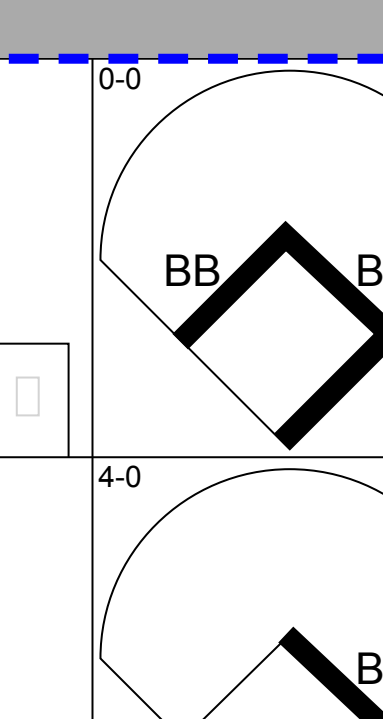
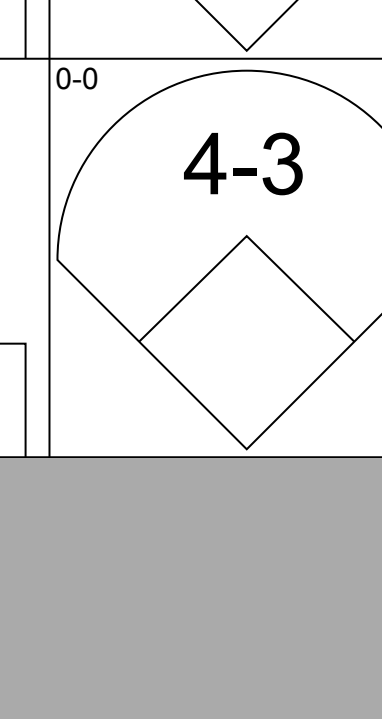
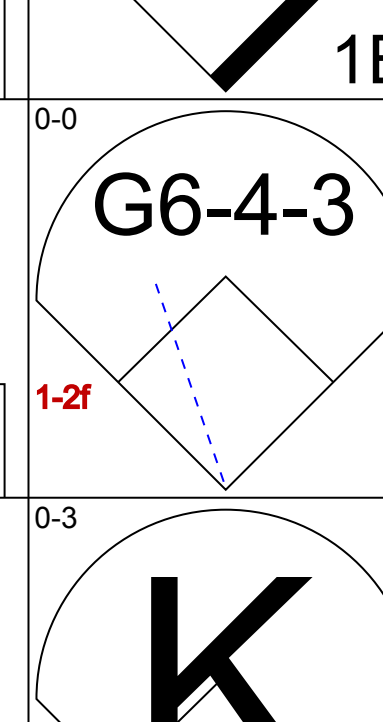
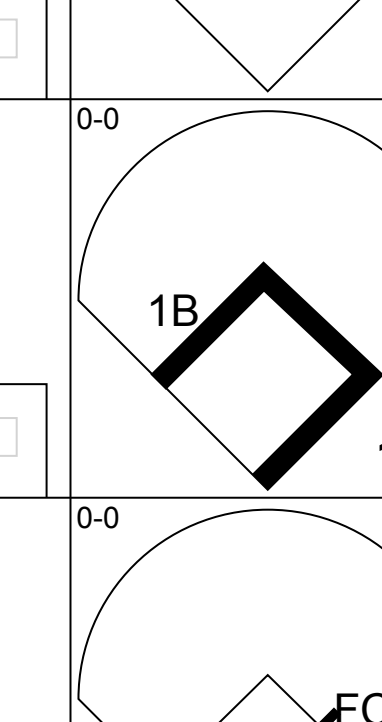
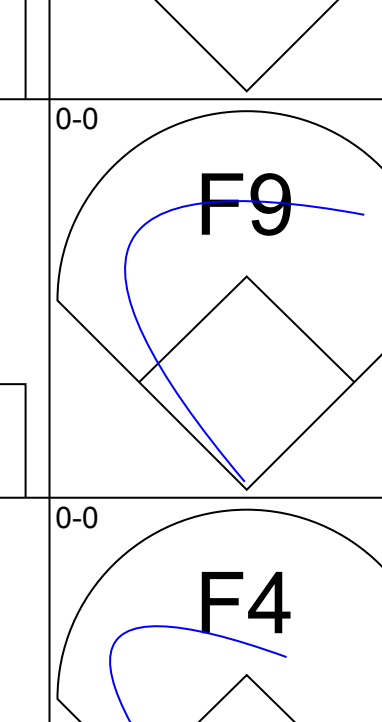
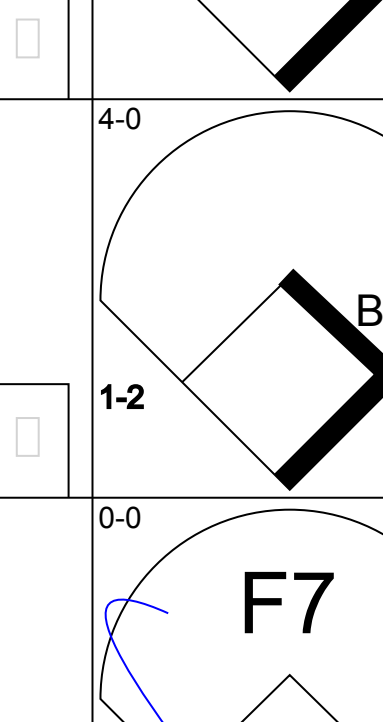
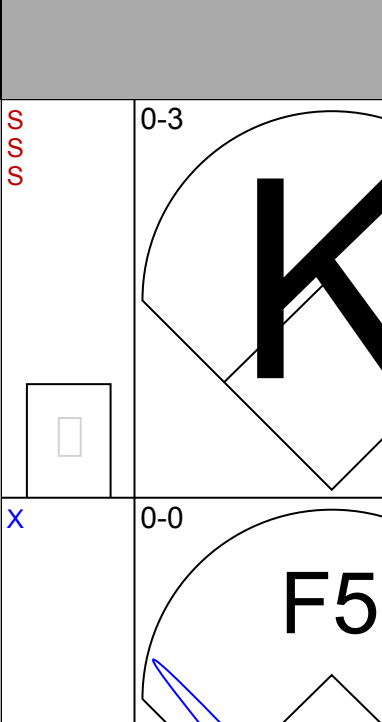
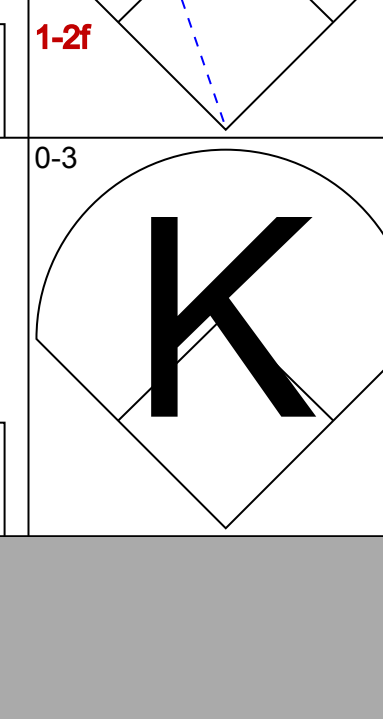
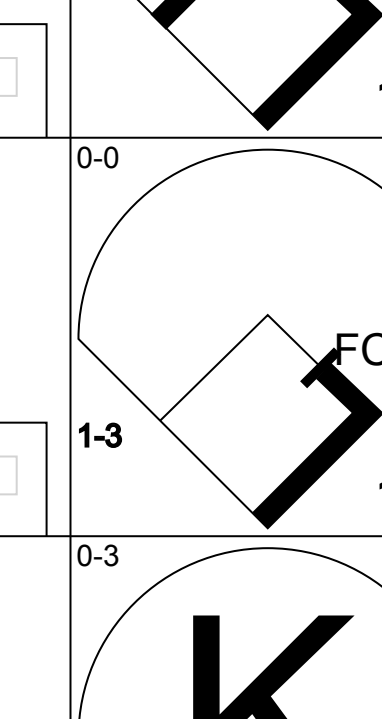
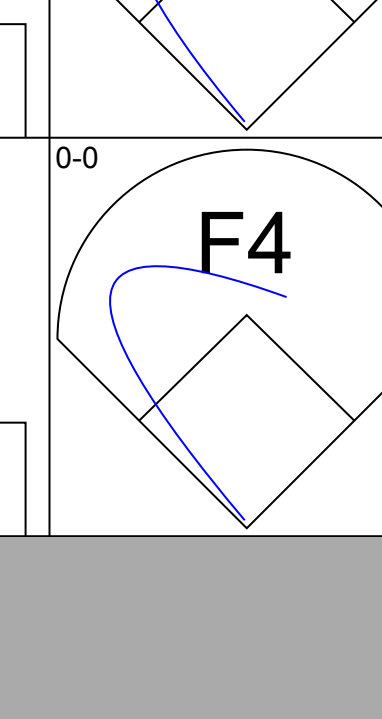
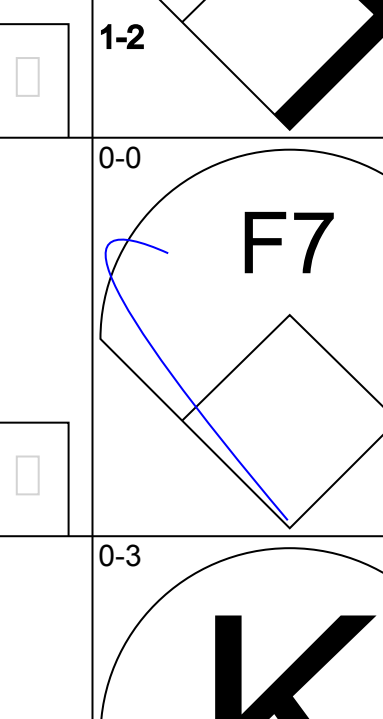
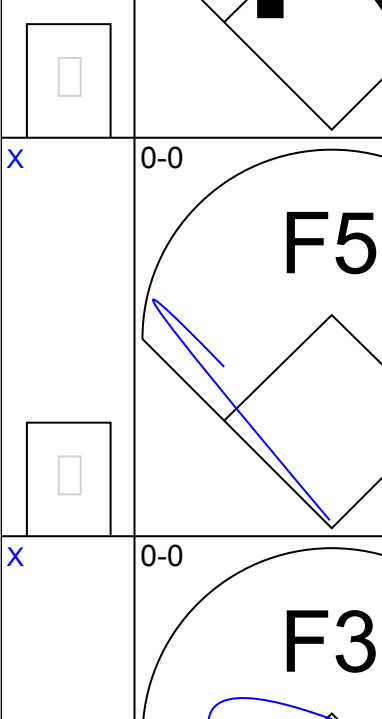
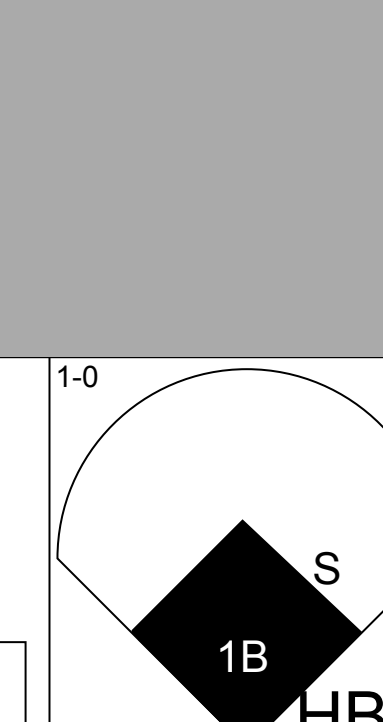
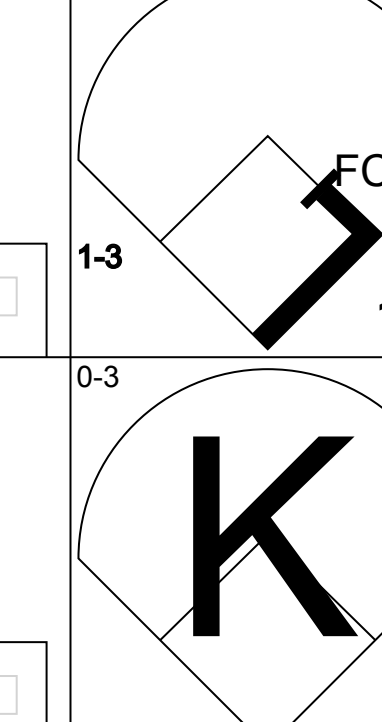
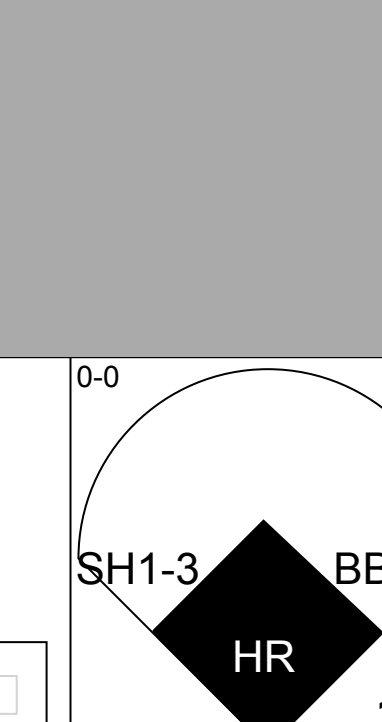
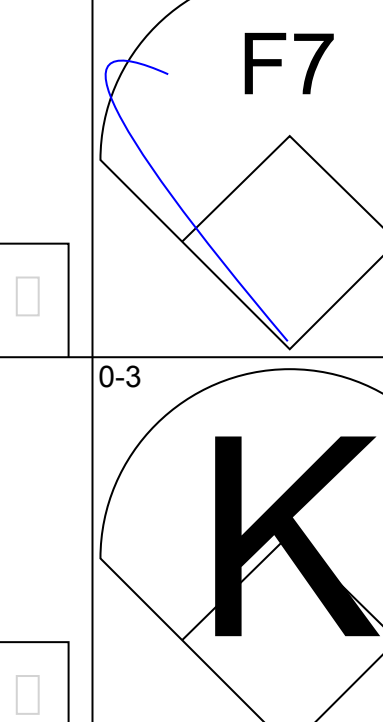
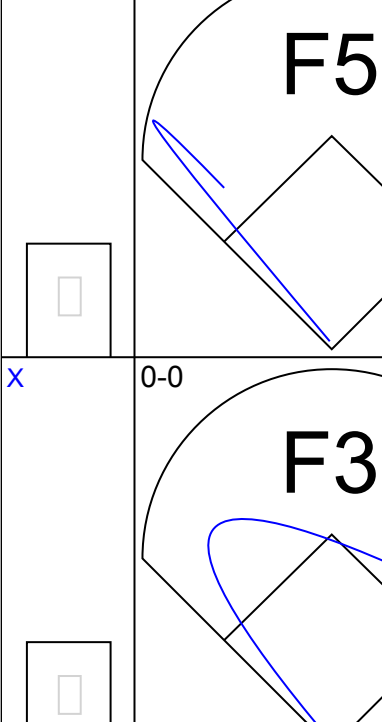
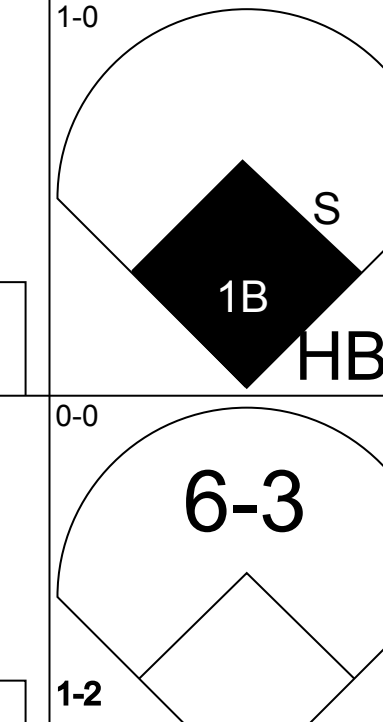
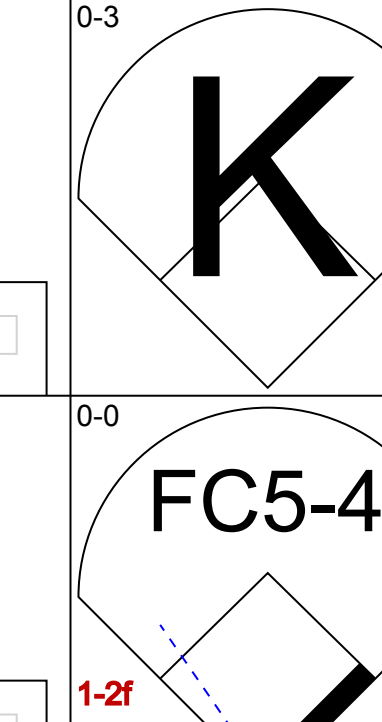
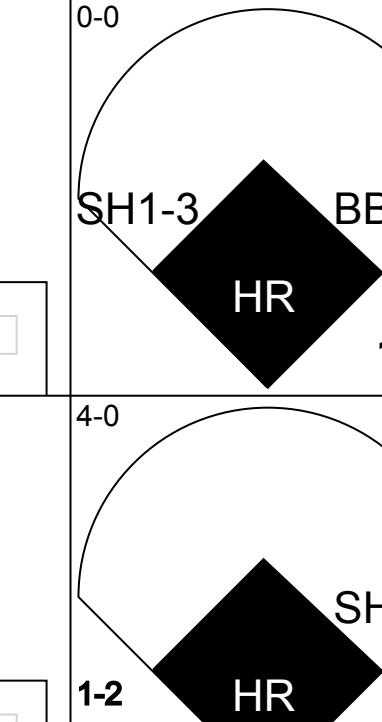
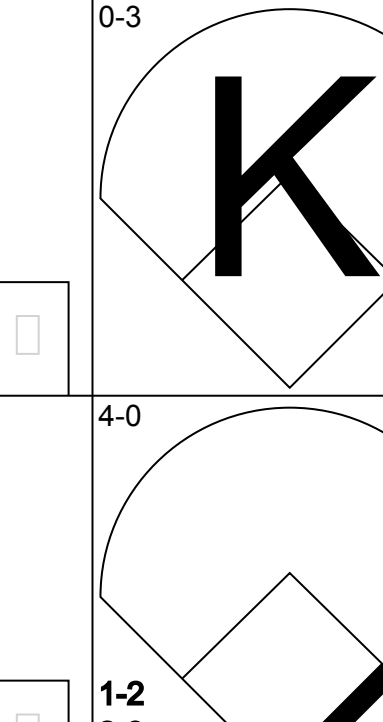
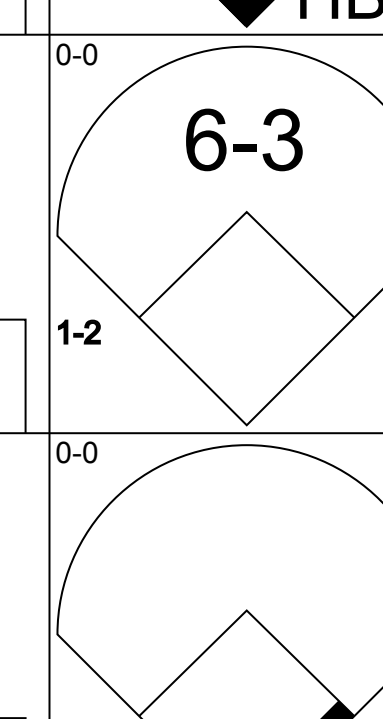
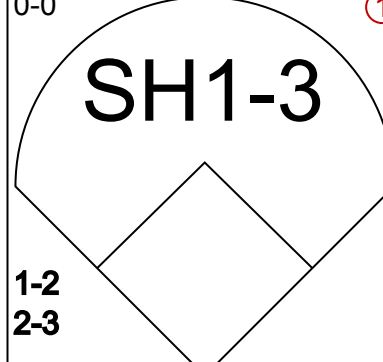
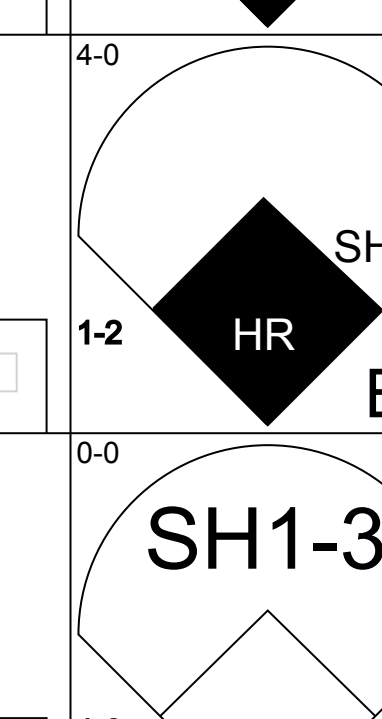
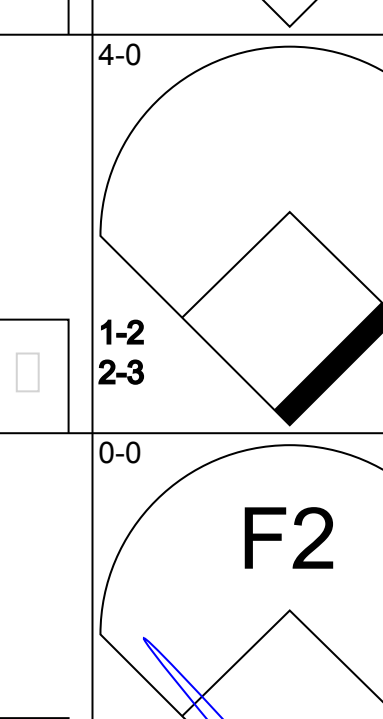
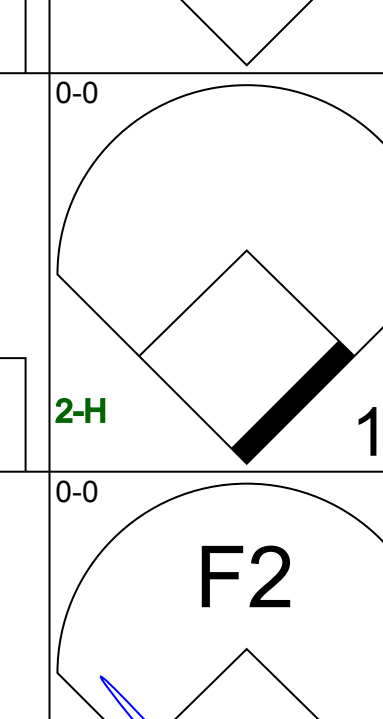
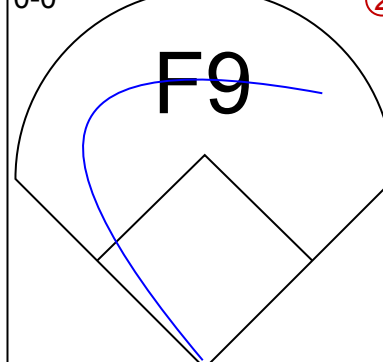
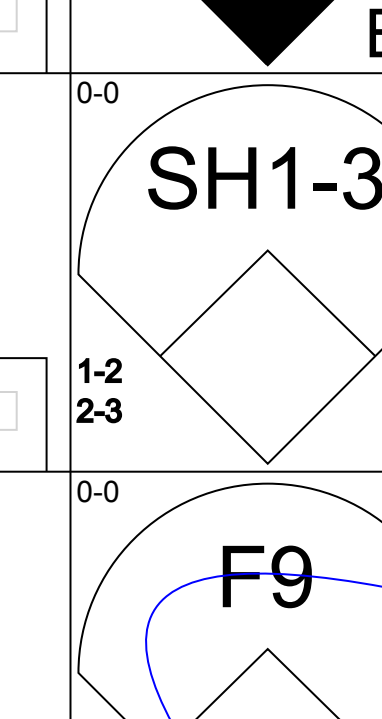
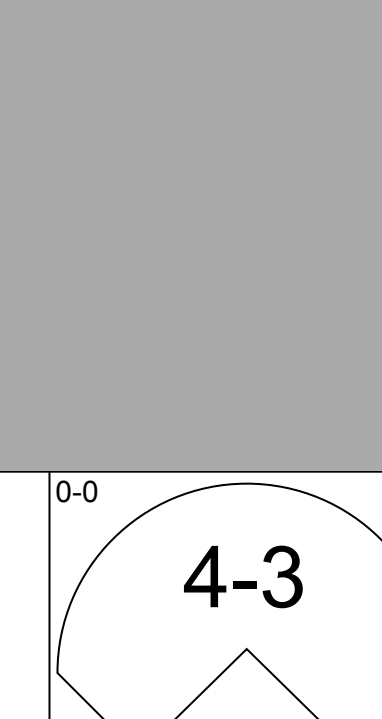
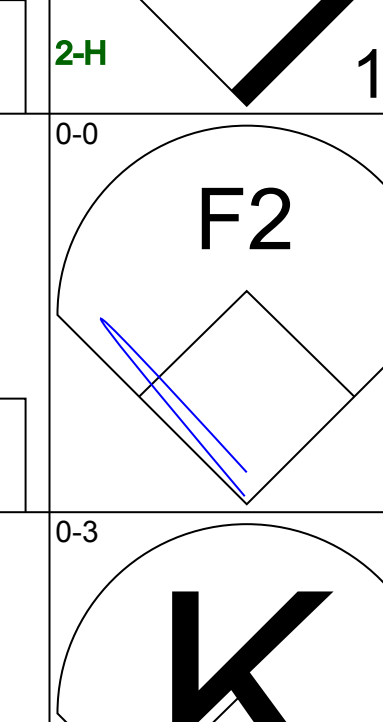
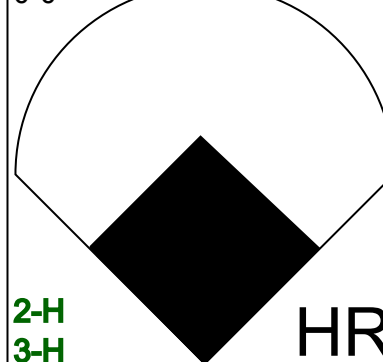
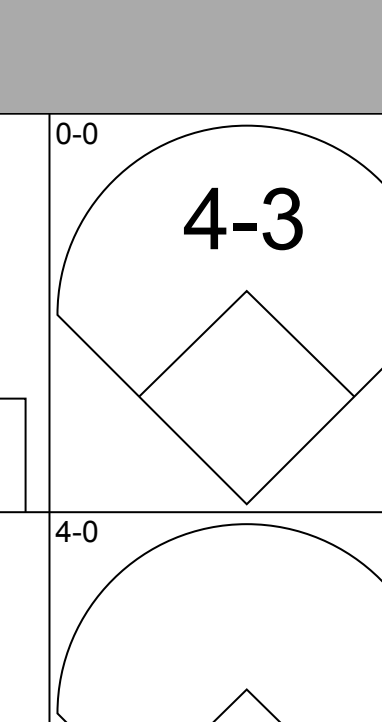
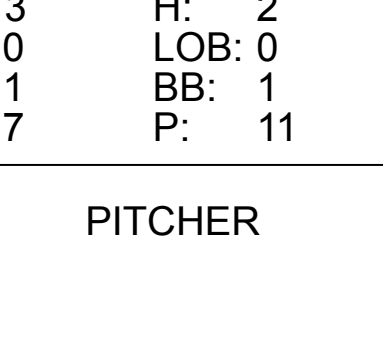

Houston Astros @ Los Angeles Dodgers  
Dodger Stadium, Los Angeles, CA  
Wed Jul 01 1970, 7:05 PM PDT  
Att: 17,773 - Unknown

AB	31
R	6
H	6
RBI	6
BB	4
SO	5
LOB	16





Batter	1	2	3	4	5	6	7	8	9	AB	R	H	RBI	BB	SO	LOB	TOP					
<b>Billy Grabarkewitz, R</b> OBP: 0.444, SLG: 0.510 (1, 6)										4	1	0	0	1	2	3	<b>Los Angeles Dodgers @ San Francisco Giants</b> <b>Candlestick Park, San Francisco, CA</b> Fri Jul 03 1970, 6:33 AM EDT Att: 25,330 - Unknown <a href="http://livebaseballscorecards.com">livebaseballscorecards.com</a>					
<b>Manny Mota, R</b> OBP: 0.394, SLG: 0.441 (1, 7)										5	2	2	0	0	0	1						
<b>Willie Davis, L</b> OBP: 0.311, SLG: 0.406 (1, 8)										5	2	4	3	0	0	0						
<b>Wes Parker, S</b> OBP: 0.370, SLG: 0.438 (1, 3)										4	1	2	0	1	0	1						
<b>Willie Crawford, L</b> OBP: 0.319, SLG: 0.364 (1, 9)										5	1	0	0	0	0	4						
<b>Bill Sudakis, S</b> OBP: 0.346, SLG: 0.461 (1, 5)										5	1	2	0	0	0	2						
<b>Tom Haller, L</b> OBP: 0.346, SLG: 0.419 (1, 2)										2	0	1	1	1	0	1						
<b>Andy Kosco, R</b> OBP: 0.245, SLG: 0.414 (7, PH)										1	0	0	0	0	0	2						
<b>Jim Brewer, L</b> (7, 1)										1	0	0	0	0	0	0						
<b>Jim Lefebvre, S</b> OBP: 0.322, SLG: 0.333 (1, 4)										4	0	1	2	0	2	3						
<b>Don Sutton, R</b> OBP: 0.278, SLG: 0.208 (1, 1)										2	0	0	0	1	2	3						
<b>Jeff Torborg, R</b> OBP: 0.276, SLG: 0.275 (7, 2)										1	0	0	0	0	1	0						
<b>Inning Stats</b>	R: 0 E: 0 K: 1 S: 7	H: 2 LOB: 2 BB: 0 P: 7	R: 0 E: 0 K: 2 S: 8	H: 1 LOB: 1 BB: 0 P: 8	R: 0 E: 0 K: 1 S: 5	H: 0 LOB: 0 BB: 0 P: 5	R: 2 E: 0 K: 1 S: 7	H: 2 LOB: 2 BB: 2 P: 15	R: 3 E: 0 K: 0 S: 6	H: 3 LOB: 1 BB: 0 P: 6	R: 0 E: 0 K: 1 S: 5	H: 0 LOB: 1 BB: 1 P: 9	R: 1 E: 1 K: 0 S: 6	H: 2 LOB: 2 BB: 0 P: 6	R: 2 E: 1 K: 1 S: 6	H: 2 LOB: 1 BB: 1 P: 10	R: 0 E: 0 K: 0 S: 3	H: 0 LOB: 0 BB: 0 P: 3	1B: 8 2B: 3 3B: 1 HR: 1	SF: 0 SAC: 0 DP: 1 HBP: 0	WP: 0 PB: 0 SB: 0 CS: 0	PA: 43
<b>PITCHER</b>	IP	WLS	BF	H	R	ER	SO	BB	IBB	HBP	BLK	WP	HR	S	P	ERA	WHIP					
<b>Juan Marichal, R</b> ERA: 5.4 (1, 1)	6.0		29	8	5	3	6	3	0	0	0	0	0	38	50	4.50	1.833					
<b>Mike Davison, L</b> ERA: 10.5 (7, 1)	2.0	L	11	4	3	2	1	1	0	0	0	0	1	12	16	9.00	2.500					
<b>Jerry Johnson, R</b> ERA: 5.65 (9, 1)	1.0		3	0	0	0	0	0	0	0	0	0	0	3	3	0.00	0.000					

Batter	1	2	3	4	5	6	7	8	9	AB	R	H	RBI	BB	SO	LOB	BOTTOM					
<b>Bobby Bonds, R</b> OBP: 0.390, SLG: 0.507 (1, 9)										5	2	2	2	0	3	2	<b>Los Angeles Dodgers @ San Francisco Giants</b> <b>Candlestick Park, San Francisco, CA</b> Fri Jul 03 1970, 6:33 AM EDT Att: 25,330 - Unknown <a href="http://livebaseballscorecards.com">livebaseballscorecards.com</a>					
<b>Bob Heise, R</b> OBP: 0.271, SLG: 0.326 (1, 4)										5	0	2	0	0	1	1						
<b>Willie Mays, R</b> OBP: 0.379, SLG: 0.532 (1, 8)										4	0	1	0	1	1	1						
<b>Willie McCovey, L</b> OBP: 0.424, SLG: 0.570 (1, 3)										5	0	1	0	0	1	2						
<b>Ken Henderson, S</b> OBP: 0.416, SLG: 0.481 (1, 7)										4	2	1	0	0	2	4						
<b>Dick Dietz, R</b> OBP: 0.432, SLG: 0.593 (1, 2)										2	1	0	0	2	0	3						
<b>Al Gallagher, R</b> OBP: 0.354, SLG: 0.439 (1, 5)										3	0	1	1	0	0	3						
<b>Hal Lanier, R</b> OBP: 0.301, SLG: 0.333 (1, 6)										4	0	1	0	0	0	3						
<b>Juan Marichal, R</b> OBP: 0.118, SLG: 0.063 (1, 1)										2	0	0	0	0	1	2						
<b>Bob Taylor, L</b> OBP: 0.333, SLG: 0.347 (6, PH)										1	1	1	3	0	0	0						
<b>Mike Davison, L</b> (7, 1)										0	0	0	0	0	0	0						
<b>Ron Hunt, R</b> OBP: 0.393, SLG: 0.369 (8, PH)										0	0	0	0	1	0	0						
<b>Jerry Johnson, R</b> (9, 1)										0	0	0	0	0	0	0						
<b>Inning Stats</b>	R: 1 E: 0 K: 1 S: 6	H: 2 LOB: 0 BB: 0 P: 6	R: 1 E: 0 K: 1 S: 6	H: 1 LOB: 1 BB: 0 P: 7	R: 1 E: 0 K: 2 S: 10	H: 3 LOB: 2 BB: 0 P: 10	R: 0 E: 0 K: 1 S: 6	H: 1 LOB: 1 BB: 0 P: 6	R: 0 E: 0 K: 0 S: 3	H: 0 LOB: 0 BB: 0 P: 3	R: 3 E: 0 K: 1 S: 7	H: 2 LOB: 0 BB: 1 P: 11	R: 0 E: 0 K: 1 S: 6	H: 1 LOB: 3 BB: 2 P: 14	R: 0 E: 0 K: 1 S: 5	H: 0 LOB: 1 BB: 1 P: 9	R: 0 E: 0 K: 1 S: 5	H: 0 LOB: 0 BB: 0 P: 5	1B: 7 2B: 0 3B: 0 HR: 3	SF: 0 SAC: 1 DP: 1 HBP: 1	WP: 0 PB: 0 SB: 1 CS: 0	PA: 41
<b>PITCHER</b>	IP	WLS	BF	H	R	ER	SO	BB	IBB	HBP	BLK	WP	HR	S	P	ERA	WHIP					
<b>Don Sutton, R</b> ERA: 3.5 (1, 1)	6.0		28	9	6	6	6	1	0	1	0	0	0	3	38	43	9.00	1.667				
<b>Jim Brewer, L</b> ERA: 1.82 (7, 1)	3.0	W	13	1	0	0	3	3	0	0	0	0	0	16	28	0.00	1.333					



Batter	1	2	3	4	5	6	7	8	9	AB	R	H	RBI	BB	SO	LOB	TOP											
<b>Billy Grabarkewitz, R</b> OBP: 0.440, SLG: 0.502	4-0 BB BB		0-3 K	0-0 2-1	0-0 E1 FC1-6		0-3 K	0-3 K		4	0	0	0	1	3	1	<b>Los Angeles Dodgers @ San Francisco Giants</b> Candlestick Park, San Francisco, CA Sat Jul 04 1970, 6:33 AM EDT Att: 17,443 - Unknown <a href="http://livebaseballscorecards.com">livebaseballscorecards.com</a>											
<b>Manny Mota, R</b> OBP: 0.386, SLG: 0.430	0-0 F7		0-3 K		0-0 FC1-6 1B		0-0 F9		0-3 K	5	0	0	0	0	2	2												
<b>Willie Davis, L</b> OBP: 0.316, SLG: 0.408	0-0 F8			0-0 1B BB 1B	0-0 1-3 1B		0-0 F8		4-0 S BB 3B	4	2	2	0	1	0	1												
<b>Wes Parker, S</b> OBP: 0.371, SLG: 0.433	4-0 1-2 BB			4-0 1B BB 1B	0-0 F4			0-0 E4 WP E SF9	0-3 K	3	2	0	0	2	1	3												
<b>Willie Crawford, L</b> OBP: 0.321, SLG: 0.375	0-0 4-3			0-0 1B BB 1B	0-3 K			0-0 E4 SF9 WP 2B	0-0 3B	5	2	2	1	0	1	5												
<b>Bill Sudakis, S</b> OBP: 0.348, SLG: 0.458		0-0 6-3		0-0 1B		4-0 FC4-6 BB		0-0 SF9	0-0 F6	3	0	1	3	1	0	1												
<b>Tom Haller, L</b> OBP: 0.350, SLG: 0.427		0-0 F7		0-0 FC1-6 1B 2-1 1B		0-0 FC4-6				4	1	2	2	0	0	1												
<b>Jim Lefebvre, S</b> OBP: 0.327, SLG: 0.345		0-0 F7		0-0 FC1-6 1B		0-0 F5				4	0	2	1	0	0	1												
<b>Alan Foster, R</b> OBP: 0.098, SLG: 0.075			0-0 6-3	0-0 FC1-6		0-3 K		0-0 F4		4	0	0	0	0	1	4												
<b>Inning Stats</b>	R: 0 E: 0 K: 0 S: 3	H: 0 LOB: 2 BB: 2 P: 11	R: 0 E: 0 K: 0 S: 3	H: 0 LOB: 0 BB: 0 P: 3	R: 0 E: 0 K: 2 S: 7	H: 5 LOB: 2 BB: 1 P: 10	R: 0 E: 1 K: 1 S: 7	H: 1 LOB: 1 BB: 1 P: 7	R: 0 E: 0 K: 1 S: 5	H: 0 LOB: 1 BB: 1 P: 9	R: 0 E: 0 K: 1 S: 5	H: 0 LOB: 0 BB: 0 P: 5	R: 3 E: 2 K: 1 S: 9	H: 2 LOB: 1 BB: 0 P: 9	R: 1 E: 0 K: 2 S: 8	H: 1 LOB: 1 BB: 1 P: 12	1B: 6 2B: 2 3B: 1 HR: 0	SF: 1 SAC: 0 DP: 0 HBP: 0	WP: 1 PB: 0 SB: 1 CS: 0	PA: 42								
<b>PITCHER</b>	IP	WLS	BF	H	R	ER	SO	BB	IBB	HBP	BLK	WP	HR	S	P	ERA	WHIP											
<b>Gaylord Perry, R</b> ERA: 3.78	(1, 1)	7.1	L	36	8	6	3	5	4	0	0	0	1	0	41	57	3.68	1.636										
<b>Don McMahon, R</b> ERA: 3.65	(8, 1)	1.2		7	1	1	1	3	1	0	0	0	0	0	12	16	5.40	1.200										

Batter	1	2	3	4	5	6	7	8	9	AB	R	H	RBI	BB	SO	LOB	BOTTOM											
<b>Bobby Bonds, R</b> OBP: 0.391, SLG: 0.510	0-0 F4		0-0 3-1 2B		0-0 FC6 1B		0-0 F7			4	0	2	0	0	0	0	<b>Los Angeles Dodgers @ San Francisco Giants</b> Candlestick Park, San Francisco, CA Sat Jul 04 1970, 6:33 AM EDT Att: 17,443 - Unknown <a href="http://livebaseballscorecards.com">livebaseballscorecards.com</a>											
<b>Bob Heise, R</b> OBP: 0.270, SLG: 0.323	0-0 BB 1B		0-0 3-1		0-0 FC6 1-2 1B		0-0 6-3			4	0	1	0	0	0	2												
<b>Willie Mays, R</b> OBP: 0.377, SLG: 0.525	4-0 1-2 BB		0-0 F5		0-0 F4			0-0 F4		3	0	0	0	1	0	2												
<b>Willie McCovey, L</b> OBP: 0.419, SLG: 0.561	0-0 F4		0-0 6-3			0-0 F2		0-0 F8		4	0	0	0	0	0	3												
<b>Ken Henderson, S</b> OBP: 0.414, SLG: 0.488	0-0 F4			0-0 F9		0-0 HR		0-0 4-3		4	1	1	1	0	0	2												
<b>Dick Dietz, R</b> OBP: 0.436, SLG: 0.607		0-0 1B 1B		4-0 1-3 BB		0-0 HR			0-0 5-3	3	1	2	1	1	0	0												
<b>Al Gallagher, R</b> OBP: 0.357, SLG: 0.437		0-0 G4-6-3 1B		0-0 1-3		0-0 3-1			4-0 BB	3	0	1	0	1	0	1												
<b>Hal Lanier, R</b> OBP: 0.297, SLG: 0.329 <b>Ron Hunt, R</b> OBP: 0.391, SLG: 0.367		0-0 F4		0-0 F2		0-0 F9			0-0 F9	3	0	0	0	0	0	3												
<b>Gaylord Perry, R</b> OBP: 0.094, SLG: 0.109 <b>Don McMahon, R</b> OBP: 0.444, SLG: 0.286 <b>John Stephenson, L</b> OBP: 0.391, SLG: 0.367		0-0 G4-6-3		0-0 5-3			0-0 5-3		0-0 1-3	3	0	0	0	0	0	0												
<b>Inning Stats</b>	R: 0 E: 0 K: 0 S: 4	H: 1 LOB: 2 BB: 1 P: 8	R: 0 E: 0 K: 0 S: 4	H: 2 LOB: 1 BB: 0 P: 4	R: 0 E: 0 K: 0 S: 4	H: 1 LOB: 1 BB: 0 P: 4	R: 0 E: 0 K: 0 S: 3	H: 0 LOB: 1 BB: 1 P: 7	R: 0 E: 0 K: 0 S: 4	H: 1 LOB: 1 BB: 0 P: 4	R: 2 E: 0 K: 0 S: 5	H: 2 LOB: 0 BB: 0 P: 5	R: 0 E: 0 K: 0 S: 3	H: 0 LOB: 0 BB: 0 P: 3	R: 0 E: 0 K: 0 S: 3	H: 0 LOB: 0 BB: 0 P: 3	R: 0 E: 0 K: 0 S: 3	H: 0 LOB: 1 BB: 1 P: 7	1B: 4 2B: 1 3B: 0 HR: 2	SF: 0 SAC: 0 DP: 1 HBP: 0	WP: 0 PB: 0 SB: 0 CS: 0	PA: 36						
<b>PITCHER</b>	IP	WLS	BF	H	R	ER	SO	BB	IBB	HBP	BLK	WP	HR	S	P	ERA	WHIP											
<b>Alan Foster, R</b> ERA: 3.55	(1, 1)	9.0	W	36	7	2	2	0	3	0	0	0	0	2	33	45	2.00	1.111										



Batter	1	2	3	4	5	6	7	8	9	AB	R	H	RBI	BB	SO	LOB	TOP										
<b>Billy Grabarkewitz, R</b> OBP: 0.438, SLG: 0.510 (1, 6)										4	1	1	1	0	2	0	<b>Los Angeles Dodgers @ San Francisco Giants</b> <b>Candlestick Park, San Francisco, CA</b> Sun Jul 05 1970, 6:33 AM EDT Att: 16,253 - Unknown										
<b>Manny Mota, R</b> OBP: 0.392, SLG: 0.428 (1, 7)										1	2	0	0	3	1	0											
<b>Willie Davis, L</b> OBP: 0.318, SLG: 0.409 (1, 8)										4	0	2	0	0	0	1											
<b>Wes Parker, S</b> OBP: 0.366, SLG: 0.429 (1, 3)										3	0	0	1	0	0	2											
<b>Andy Kosco, R</b> OBP: 0.245, SLG: 0.409 <b>Von Joshua, L</b> OBP: 0.302, SLG: 0.322 (1, 9)										4	0	1	1	0	1	2											
<b>Bill Sudakis, S</b> OBP: 0.338, SLG: 0.443 (1, 5)										4	0	0	0	0	1	3											
<b>Jim Lefebvre, S</b> OBP: 0.325, SLG: 0.362 (1, 4)										4	1	1	1	0	0	1											
<b>Jeff Torborg, R</b> OBP: 0.267, SLG: 0.265 (1, 2)										3	0	0	0	0	1	0											
<b>Bill Singer, R</b> OBP: 0.267, SLG: 0.286 (1, 1)										3	0	0	0	0	1	0											
<b>Inning Stats</b>	R: 2 E: 0 K: 1 S: 7	H: 2 LOB: 1 BB: 1 P: 11	R: 1 E: 0 K: 1 S: 6	H: 1 LOB: 0 BB: 0 P: 6	R: 1 E: 0 K: 1 S: 6	H: 1 LOB: 1 BB: 1 P: 10	R: 0 E: 0 K: 2 S: 7	H: 0 LOB: 0 BB: 0 P: 7	R: 0 E: 0 K: 0 S: 4	H: 1 LOB: 1 BB: 0 P: 4	R: 0 E: 0 K: 0 S: 3	H: 0 LOB: 0 BB: 0 P: 3	R: 0 E: 0 K: 0 S: 2	H: 0 LOB: 0 BB: 1 P: 6	R: 0 E: 0 K: 0 S: 3	H: 0 LOB: 0 BB: 0 P: 3		1B: 3 2B: 0 3B: 0 HR: 2	SF: 1 SAC: 0 DP: 0 HBP: 0	WP: 0 PB: 0 SB: 0 CS: 1	PA: 34						
<b>PITCHER</b>	IP	WLS	BF	H	R	ER	SO	BB	IBB	HBP	BLK	WP	HR	S	P	ERA	WHIP										
<b>Mike McCormick, L</b> ERA: 5.96 (1, 1)	2.0	L	12	4	4	4	2	2	0	0	0	0	2	14	22	18.00	3.000										
<b>Frank Reberger, R</b> ERA: 6.59 (3, 1)	6.0		19	1	0	0	5	1	0	0	0	0	0	28	32	0.00	0.333										
<b>Mike Davison, L</b> ERA: 9.0 (9, 1)	1.0		3	0	0	0	0	0	0	0	0	0	0	3	3	0.00	0.000										


Batter	1	2	3	4	5	6	7	8	9	AB	R	H	RBI	BB	SO	LOB	BOTTOM										
<b>Bobby Bonds, R</b> OBP: 0.389, SLG: 0.505 (1, 9)										3	0	0	0	1	1	0	<b>Los Angeles Dodgers @ San Francisco Giants</b> <b>Candlestick Park, San Francisco, CA</b> Sun Jul 05 1970, 6:33 AM EDT Att: 16,253 - Unknown										
<b>Bob Heise, R</b> OBP: 0.269, SLG: 0.320 (1, 4)										4	0	1	0	0	0	0											
<b>Willie Mays, R</b> OBP: 0.372, SLG: 0.517 (1, 8)										4	0	0	0	0	2	2											
<b>Willie McCovey, L</b> OBP: 0.418, SLG: 0.558 (1, 3)										3	0	1	0	0	0	2											
<b>Ken Henderson, S</b> OBP: 0.410, SLG: 0.483 (1, 7)										3	0	0	0	0	1	3											
<b>Dick Dietz, R</b> OBP: 0.432, SLG: 0.599 (1, 2)										3	0	0	0	0	0	1											
<b>Al Gallagher, R</b> OBP: 0.351, SLG: 0.429 (1, 5)										3	0	0	0	0	1	0											
<b>Hal Lanier, R</b> OBP: 0.294, SLG: 0.325 <b>Ron Hunt, R</b> OBP: 0.390, SLG: 0.365 (8, PH)										2	0	0	0	0	0	0											
<b>Mike McCormick, L</b> OBP: 0.192, SLG: 0.200 <b>Frank Reberger, L</b> OBP: 0.192, SLG: 0.273 <b>Bob Taylor, L</b> OBP: 0.328, SLG: 0.340 <b>Mike Davison, L</b> (9, 1)										0	0	0	0	0	0	0											
<b>Inning Stats</b>	R: 0 E: 0 K: 1 S: 6	H: 1 LOB: 2 BB: 1 P: 10	R: 0 E: 0 K: 0 S: 3	H: 0 LOB: 0 BB: 0 P: 3	R: 0 E: 0 K: 0 S: 3	H: 0 LOB: 0 BB: 0 P: 3	R: 0 E: 0 K: 2 S: 8	H: 1 LOB: 1 BB: 0 P: 8	R: 0 E: 0 K: 0 S: 3	H: 0 LOB: 0 BB: 0 P: 3	R: 0 E: 0 K: 0 S: 3	H: 0 LOB: 0 BB: 0 P: 3	R: 0 E: 0 K: 2 S: 7	H: 0 LOB: 0 BB: 0 P: 7	R: 0 E: 0 K: 1 S: 5	H: 0 LOB: 0 BB: 0 P: 5		1B: 2 2B: 0 3B: 0 HR: 0	SF: 0 SAC: 0 DP: 0 HBP: 0	WP: 0 PB: 0 SB: 0 CS: 0	PA: 30						
<b>PITCHER</b>	IP	WLS	BF	H	R	ER	SO	BB	IBB	HBP	BLK	WP	HR	S	P	ERA	WHIP										
<b>Bill Singer, R</b> ERA: 3.22 (1, 1)	9.0	W	30	2	0	0	6	1	0	0	0	0	0	41	45	0.00	0.333										










Batter	1	2	3	4	5	6	7	8	9	AB	R	H	RBI	BB	SO	LOB	TOP									
Billy Grabarkewitz, R OBP: 0.444, SLG: 0.510 (1, 6)	5-3		5-3			FC6-4 1B		BB 3B BB		3	1	1	1	2	0	0	<b>Los Angeles Dodgers @ Houston Astros</b> Astrodome, Houston, TX Tue Jul 07 1970, 8:05 PM EDT Att: 17,113 - Dome									
Manny Mota, R OBP: 0.396, SLG: 0.426 (1, 7)	1B		L4		FC6-4 1B	F9		BB 3B BB		4	1	1	0	1	0	5										
Willie Davis, L OBP: 0.332, SLG: 0.425 (1, 8)	F9			E9 1B		1B		BB 2B 3B		5	1	4	4	0	0	1										
Wes Parker, S OBP: 0.375, SLG: 0.434 (1, 3)	4-3			F5 2-3	F4		FC4-6 BB	2B		4	0	1	1	1	0	4										
Willie Crawford, L OBP: 0.313, SLG: 0.365 (1, 9)		K		F6		4-3	FC4-6 BB	4-3		5	0	0	0	0	1	3										
Bill Sudakis, S OBP: 0.335, SLG: 0.423 (1, 5)		FC3-6 BB		F7		1B BB			K	3	1	0	0	2	1	2										
Tom Haller, L OBP: 0.337, SLG: 0.408 (1, 2)		FC3-6 S			1B 1B	F4		L6	4-3	5	1	1	0	0	0	2										
Jim Lefebvre, S OBP: 0.335, SLG: 0.380 (1, 4)		G3			FC6-4 1B 1B	BB 1B		F7		5	1	3	0	0	0	1										
Joe Moeller, R OBP: 0.250, SLG: 0.211 Len Gabrielson, L (6, PH) Jose Pena, R (6, 1)			5-3		K		1-2 3H 1B	BB BB 3B BB	4-3	2	0	0	0	0	1	2										
<b>Inning Stats</b>	R: 0 E: 0 K: 0 S: 4	H: 1 LOB: 1 BB: 0 P: 4	R: 0 E: 0 K: 1 S: 5	H: 0 LOB: 1 BB: 1 P: 9	R: 0 E: 0 K: 0 S: 3	H: 0 LOB: 0 BB: 0 P: 3	R: 0 E: 1 K: 0 S: 4	H: 1 LOB: 1 BB: 0 P: 4	R: 2 E: 0 K: 1 S: 9	H: 4 LOB: 2 BB: 0 P: 9	R: 0 E: 0 K: 0 S: 5	H: 2 LOB: 3 BB: 2 P: 13	R: 0 E: 0 K: 0 S: 3	H: 1 LOB: 1 BB: 1 P: 7	R: 4 E: 0 K: 0 S: 5	H: 2 LOB: 1 BB: 3 P: 17		R: 0 E: 0 K: 1 S: 6	H: 1 LOB: 1 BB: 0 P: 6	1B: 9 2B: 1 3B: 2 HR: 0	SF: 0 SAC: 0 DP: 0 HBP: 0	WP: 0 PB: 0 SB: 2 CS: 1	PA: 45			
<b>PITCHER</b>	IP	WLS	BF	H	R	ER	SO	BB	IBB	HBP	BLK	WP	HR	S	P	ERA	WHIP									
Tom Griffin, R ERA: 4.6 Jack Dilauro, L ERA: 3.43 Fred Gladding, R ERA: 3.55	(1, 1)	7.0	L	33	9	3	3	2	4	0	0	0	0	0	33	49	3.86	1.857								
(8, 1)	0.2	5	0	3	3	0	3	0	0	0	0	0	0	2	14	40.50	4.500									
(8, 1)	1.1	7	3	1	1	1	1	0	0	0	0	0	0	9	9	6.75	2.250									

Batter	1	2	3	4	5	6	7	8	9	AB	R	H	RBI	BB	SO	LOB	BOTTOM									
Cesar Cedeno, R OBP: 0.247, SLG: 0.300 (1, 9)	F8	FC6-4			6-3			4-3		4	0	0	0	0	0	2	<b>Los Angeles Dodgers @ Houston Astros</b> Astrodome, Houston, TX Tue Jul 07 1970, 8:05 PM EDT Att: 17,113 - Dome									
Joe Morgan, L OBP: 0.400, SLG: 0.388 (1, 4)	5-3				F9			F2		3	0	0	0	1	0	0										
Jimmy Wynn, R OBP: 0.381, SLG: 0.474 (1, 8)	5-3				K			F4		4	0	0	0	0	1	1										
Joe Pepitone, L OBP: 0.293, SLG: 0.467 (1, 7)		1B S 1B			F5		G3		F9	4	1	1	0	0	0	1										
Denis Menke, R OBP: 0.373, SLG: 0.405 (1, 6)		1B 1B			5-3		4-3		K	4	1	1	0	0	1	1										
Bob Watson, R OBP: 0.352, SLG: 0.531 (1, 3)		1B 1B			1-3		K		1B	4	0	2	1	0	1	0										
Doug Rader, R OBP: 0.303, SLG: 0.411 (1, 5)		1B FC6-4 1B			4-3			F6		4	0	3	1	0	0	0										
Johnny Edwards, L OBP: 0.241, SLG: 0.264 (1, 2)		L7			4-3			4-3		4	0	0	0	0	0	5										
Tom Griffin, R OBP: 0.103, SLG: 0.107 Marty Martinez, S (7, PH) Jack Dilauro, S Fred Gladding, L	(1, 1)	K			F9			G3		2	0	0	0	0	1	3										
<b>Inning Stats</b>	R: 0 E: 0 K: 0 S: 3	H: 0 LOB: 0 BB: 0 P: 3	R: 2 E: 0 K: 1 S: 9	H: 4 LOB: 2 BB: 0 P: 9	R: 0 E: 0 K: 0 S: 3	H: 0 LOB: 1 BB: 1 P: 7	R: 0 E: 0 K: 0 S: 4	H: 1 LOB: 1 BB: 0 P: 4	R: 0 E: 0 K: 1 S: 5	H: 0 LOB: 0 BB: 0 P: 5	R: 0 E: 0 K: 1 S: 3	H: 0 LOB: 0 BB: 0 P: 3	R: 0 E: 0 K: 0 S: 3	H: 0 LOB: 0 BB: 0 P: 3	R: 0 E: 0 K: 1 S: 7	H: 2 LOB: 2 BB: 0 P: 7		1B: 6 2B: 1 3B: 0 HR: 0	SF: 0 SAC: 0 DP: 0 HBP: 0	WP: 0 PB: 0 SB: 2 CS: 0	PA: 35					
<b>PITCHER</b>	IP	WLS	BF	H	R	ER	SO	BB	IBB	HBP	BLK	WP	HR	S	P	ERA	WHIP									
Joe Moeller, R ERA: 2.79 Jose Pena, R ERA: 1.77	(1, 1)	5.0	W	21	5	2	2	2	1	0	0	0	0	0	24	28	3.60	1.200								
(6, 1)	4.0	S	14	2	0	0	2	0	0	0	0	0	0	18	18	0.00	0.500									



Batter	1	2	3	4	5	6	7	8	9	AB	R	H	RBI	BB	SO	LOB	TOP										
<b>Billy Grabarkewitz, R</b> OBP: 0.444, SLG: 0.508 (1, 6)	0-3 K		0-3 K			0-3 K		0-0 1B	0-0 CS	5	0	2	1	0	3	1	<b>Los Angeles Dodgers @ Houston Astros</b> Astrodome, Houston, TX Wed Jul 08 1970, 8:05 PM EDT Att: 16,865 - Dome										
<b>Manny Mota, R</b> OBP: 0.394, SLG: 0.423 (1, 7)	0-0 F9		0-0 1B			0-0 L9		0-0 F9	0-0 CS	4	0	1	0	0	0	1											
<b>Willie Davis, L</b> OBP: 0.328, SLG: 0.420 (1, 8)	0-0 F9		0-0 L7			0-0 F9			0-0 G3	4	0	0	0	0	0	2											
<b>Wes Parker, S</b> OBP: 0.379, SLG: 0.448 (1, 3)		0-0 6-3 3B		0-3 K				0-0 1B	0-0 E8 1B 2B	4	2	3	0	0	1	0											
<b>Willie Crawford, L</b> OBP: 0.312, SLG: 0.363 (1, 9)		0-0 6-3		0-0 F8				0-0 F7	0-0 BB E 1B	4	1	1	2	0	0	1											
<b>Bill Sudakis, S</b> OBP: 0.333, SLG: 0.414 (1, 5)		0-0 F5		0-0 F9				0-0 L9	0-0 E 2B BB	3	1	0	0	1	0	1											
<b>Tom Haller, L</b> OBP: 0.337, SLG: 0.403 <b>Andy Kosco, R</b> OBP: 0.243, SLG: 0.407 <b>Jeff Torborg, R</b> OBP: 0.267, SLG: 0.265 (9, PH) (9, 2)		0-0 4-3			4-0 G1-6-3 BB			0-0 F8	0-3 K	2	0	0	0	1	0	1											
<b>Jim Lefebvre, S</b> OBP: 0.333, SLG: 0.377 (1, 4)			0-0 F6		0-0 G1-6-3 1-2			0-0 F5	0-0 E8 2B 1B	4	1	1	1	0	0	1											
<b>Don Sutton, R</b> OBP: 0.238, SLG: 0.220 <b>Von Hayes, L</b> OBP: 0.293, SLG: 0.323 <b>Ray Lamb, R</b> OBP: 0.315, SLG: 0.315 <b>Maury Wills, S</b> OBP: 0.329, SLG: 0.315 <b>Claude Osteen, L</b> OBP: 0.329, SLG: 0.315 <b>Jim Brewer, L</b> OBP: 0.329, SLG: 0.315 (1, 1) (8, PH) (8, 1) (9, PH) (9, PH) (9, 1)			0-0 1B		0-0 4-3			0-0 L5	0-0 E 1B 2B	2	0	1	0	0	0	0											
<b>Inning Stats</b>	R: 0 E: 0 K: 1 S: 5	H: 0 LOB: 0 BB: 0 P: 5	R: 1 E: 0 K: 0 S: 4	H: 1 LOB: 0 BB: 0 P: 4	R: 0 E: 0 K: 1 S: 7	H: 2 LOB: 2 BB: 0 P: 7	R: 0 E: 0 K: 1 S: 5	H: 0 LOB: 0 BB: 1 P: 6	R: 0 E: 0 K: 1 S: 5	H: 1 LOB: 1 BB: 0 P: 4	R: 0 E: 0 K: 0 S: 4	H: 1 LOB: 1 BB: 0 P: 4	R: 5 E: 2 K: 1 S: 9	H: 5 LOB: 1 BB: 1 P: 13	1B: 7 2B: 2 3B: 1 HR: 0	SF: 0 SAC: 0 DP: 1 HBP: 0		WP: 0 PA: 38 PB: 0 SB: 0 CS: 1									
<b>PITCHER</b>	IP	WLS	BF	H	R	ER	SO	BB	IBB	HBP	BLK	WP	HR	S	P	ERA	WHIP	<b>PITCHER</b>									
<b>Don Wilson, R</b> ERA: 4.46 (1, 1)	8.1		33	7	4	4	4	2	0	0	0	0	0	39	47	4.32	1.080										
<b>Jack Dilauro, L</b> ERA: 4.22 (9, 1)	0.1	L	3	2	1	1	1	0	0	0	0	0	0	5	5	27.00	6.000										
<b>Jim Ray, R</b> ERA: 4.28 (9, 1)	0.1		1	1	1	1	0	0	0	0	0	0	0	1	1	27.00	3.000										

AB	35
R	6
H	10
RBI	6
BB	2
SO	5
LOB	10



Batter	1	2	3	4	5	6	7	8	9	AB	R	H	RBI	BB	SO	LOB	BOTTOM										
<b>Jesus Alou, R</b> OBP: 0.322, SLG: 0.357 (1, 9)	0-0 2B 1B		0-0 4-3	0-0 G3					0-0 1B	5	1	3	0	0	0	0	<b>Los Angeles Dodgers @ Houston Astros</b> Astrodome, Houston, TX Wed Jul 08 1970, 8:05 PM EDT Att: 16,865 - Dome										
<b>Joe Morgan, L</b> OBP: 0.400, SLG: 0.390 (1, 4)	0-0 1B		4-0 S 3B BB		0-0 1-3		0-0 F7		0-0 4-3	4	1	1	0	1	0	2											
<b>Bob Watson, R</b> OBP: 0.341, SLG: 0.513 <b>Cesar Geronimo, L</b> OBP: 1.000, SLG: 1.000 (1, 3) (8, 7)	0-3 K		0-3 K		0-0 6-3		0-0 F7			4	0	0	0	0	2	4											
<b>Joe Pepitone, L</b> OBP: 0.296, SLG: 0.473 (1, 7) (8, 3)	4-0 1B		0-0 2H 3B 3B		0-0 F9			0-0 F9		3	1	1	1	1	0	0											
<b>Denis Menke, R</b> OBP: 0.377, SLG: 0.407 (1, 6)	0-0 1B		4-0 3B BB		0-0 1B			0-0 6-3		3	1	2	1	1	0	0											
<b>Cesar Cedeno, R</b> OBP: 0.247, SLG: 0.324 (1, 8)	0-3 K		0-0 1H 3H 3B		0-3 K		0-3 K		0-0 G3	4	0	1	2	0	2	3											
<b>Marty Martinez, S</b> OBP: 0.297, SLG: 0.275 (1, 5)		0-0 3-1		0-0 K			0-0 F7		0-3 K	4	0	0	0	0	2	2											
<b>Johnny Edwards, L</b> OBP: 0.237, SLG: 0.260 (1, 2)		0-0 G3		0-0 4-3			0-0 F8		0-0 F8	4	0	0	0	0	0	1											
<b>Don Wilson, R</b> OBP: 0.120, SLG: 0.160 <b>Jack Dilauro, S</b> OBP: 0.267, SLG: 0.267 <b>Jimmy Wynn, R</b> OBP: 0.383, SLG: 0.486 (1, 1) (9, 1) (9, PH)		0-3 K		0-3 K				0-0 6-3	0-0 HR	3	0	0	0	0	2	0											
<b>Inning Stats</b>	R: 1 E: 0 K: 2 S: 9	H: 3 LOB: 2 BB: 1 P: 13	R: 0 E: 0 K: 1 S: 5	H: 0 LOB: 0 BB: 0 P: 5	R: 3 E: 0 K: 2 S: 9	H: 2 LOB: 1 BB: 2 P: 17	R: 0 E: 0 K: 1 S: 5	H: 0 LOB: 0 BB: 0 P: 6	R: 0 E: 0 K: 1 S: 6	H: 1 LOB: 1 BB: 0 P: 6	R: 0 E: 0 K: 0 S: 4	H: 1 LOB: 1 BB: 0 P: 4	R: 0 E: 0 K: 0 S: 3	H: 0 LOB: 0 BB: 0 P: 3	R: 1 E: 0 K: 1 S: 7	H: 2 LOB: 1 BB: 0 P: 7		1B: 4 2B: 2 3B: 2 HR: 1	SF: 0 SAC: 0 DP: 0 HBP: 0	WP: 0 PA: 38 PB: 0 SB: 1 CS: 0							
<b>PITCHER</b>	IP	WLS	BF	H	R	ER	SO	BB	IBB	HBP	BLK	WP	HR	S	P	ERA	WHIP	<b>PITCHER</b>									
<b>Don Sutton, R</b> ERA: 3.58 (1, 1)	7.0		30	7	4	4	7	2	1	0	0	0	0	41	53	5.14	1.286										
<b>Ray Lamb, R</b> ERA: 3.59 (8, 1)	1.0	W	3	0	0	0	0	0	0	0	0	0	0	3	3	0.00	0.000										
<b>Jim Brewer, L</b> ERA: 1.9 (9, 1)	1.0	S	5	2	1	1	1	0	0	0	0	0	1	7	7	9.00	2.000										





Batter	1	2	3	4	5	6	7	8	9	AB	R	H	RBI	BB	SO	LOB	TOP							
<b>Billy Grabarkewitz, R</b> OBP: 0.440, SLG: 0.500 (1, 6)	0-3 K		0-3 K		0-0 6-3	4-0 BB		0-0 6-3		4	0	0	0	1	2	0								
<b>Manny Mota, R</b> OBP: 0.390, SLG: 0.418 (1, 7)	0-0 1B		0-3 K		0-0 4-3	0-0 6-3			0-0 F8	5	1	1	0	0	1	3								
<b>Willie Davis, L</b> OBP: 0.332, SLG: 0.434 (1, 8)	0-0 4-3		0-0 IHR		0-0 1B		4-0 1B		0-3 K	4	3	2	1	1	1	1								
<b>Wes Parker, S</b> OBP: 0.387, SLG: 0.458 (1, 3)	0-0 1B		4-0 BB		0-0 1B		0-0 1B		0-0 2B	4	1	4	2	1	0	0								
<b>Jim Lefebvre, S</b> OBP: 0.330, SLG: 0.377 (1, 4)	0-0 4-3		0-0 L9		0-3 K		0-0 L9		0-0 2B	5	0	1	1	0	1	5								
<b>Tom Haller, L</b> OBP: 0.348, SLG: 0.417 (1, 2)					0-0 G3	4-0 BB			0-0 F8	4	0	3	1	1	0	1								
<b>Steve Garvey, R</b> OBP: 0.138, SLG: 0.143 (1, 5)					0-0 F4	0-3 K			0-0 G1-4-3	4	0	0	0	0	1	5								
<b>Willie Crawford, L</b> OBP: 0.306, SLG: 0.356 (1, 9)					0-0 G3				0-3 K	4	0	0	0	0	2	3								
<b>Alan Foster, R</b> OBP: 0.086, SLG: 0.073 (4, PH)					0-0 L7				0-0 4-3	1	0	0	0	0	0	1								
<b>Len Gabrielson, L</b> OBP: 0.175, SLG: 0.136 (4, 1)										0	0	0	0	0	0	0								
<b>Ray Lamb, R</b> OBP: 0.195, SLG: 0.500 (5, 1)										0	0	0	0	0	0	0								
<b>Fred Norman, S</b> OBP: 0.265, SLG: 0.500 (8, PH)										0	0	0	0	0	0	0								
<b>Von Joshua, S</b> OBP: 0.296, SLG: 0.317 (8, 1)										0	0	0	0	0	0	0								
<b>Pete Mikkelsen, R</b> (8, 1)										0	0	0	0	0	0	0								
<b>Inning Stats</b>	R: 1 E: 0 K: 1 S: 7	H: 2 LOB: 1 BB: 0 P: 7	R: 0 E: 0 K: 1 S: 6	H: 1 LOB: 1 BB: 0 P: 6	R: 1 E: 0 K: 2 S: 8	H: 1 LOB: 1 BB: 1 P: 12	R: 0 E: 0 K: 0 S: 4	H: 1 LOB: 1 BB: 0 P: 4	R: 1 E: 0 K: 1 S: 7	H: 2 LOB: 1 BB: 0 P: 7	R: 0 E: 0 K: 1 S: 6	H: 1 LOB: 3 BB: 2 P: 14	R: 1 E: 0 K: 0 S: 4	H: 2 LOB: 1 BB: 1 P: 8	R: 0 E: 0 K: 1 S: 5	H: 0 LOB: 0 BB: 0 P: 5	R: 1 E: 0 K: 1 S: 7	H: 2 LOB: 1 BB: 0 P: 7	1B: 7 2B: 4 3B: 0 HR: 1	SF: 0 SAC: 0 DP: 1 HBP: 0	WP: 0 PB: 0 SB: 0 CS: 0	PA: 42		
<b>PITCHER</b>	IP	WLS	BF	H	R	ER	SO	BB	IBB	HBP	BLK	WP	HR	S	P	ERA	WHIP							
<b>Jack Billingham, R</b> ERA: 3.41 (1, 1)	6.1	W	33	10	4	4	6	4	0	0	0	0	0	41	57	5.68	2.211							
<b>Jim Ray, R</b> ERA: 4.24 (7, 1)	2.2	S	9	2	1	1	2	0	0	0	0	0	0	13	13	3.38	0.750							

**Los Angeles Dodgers @ Houston Astros**  
 Astrodome, Houston, TX  
 Thu Jul 09 1970, 8:05 PM EDT  
 Att: 12,798 - Dome

AB	38
R	5
H	12
RBI	5
BB	4
SO	8
LOB	20



Batter	1	2	3	4	5	6	7	8	9	AB	R	H	RBI	BB	SO	LOB	BOTTOM							
<b>Jesus Alou, R</b> OBP: 0.330, SLG: 0.364 (1, 9)	0-0 1B			0-0 6-3	0-0 BB		0-0 F7			5	1	3	1	0	0	0								
<b>Joe Morgan, L</b> OBP: 0.403, SLG: 0.395 (1, 4)	0-0 1B			0-0 1B	3-H 1B		0-0 F9			4	2	2	0	1	0	2								
<b>Bob Watson, R</b> OBP: 0.359, SLG: 0.525 (6, PR)	4-0 1B			0-0 2B	4-0 BB					3	1	2	1	2	0	2								
<b>Cesar Geronimo, L</b> OBP: 1.000, SLG: 1.000 (9, 7)	1-2 BB			0-0 1B	1-2 BB					0	0	0	0	0	0	0								
<b>Joe Pepitone, L</b> OBP: 0.298, SLG: 0.470 (1, 7)	0-3 K			0-0 G3	0-0 F2					4	1	1	0	0	1	7								
<b>Hector Torres, R</b> OBP: 0.279, SLG: 0.256 (9, 6)				0-0 1B	2-3 BB					0	0	0	0	0	0	0								
<b>Denis Menke, R</b> OBP: 0.377, SLG: 0.417 (9, 3)	0-0 HR			0-0 L8						5	1	2	5	0	1	3								
<b>Cesar Cedeno, R</b> OBP: 0.244, SLG: 0.316 (1, 8)	0-0 5-3			0-0 K	0-0 1B					5	1	1	0	0	1	3								
<b>Doug Rader, R</b> OBP: 0.305, SLG: 0.419 (1, 5)	0-0 F8			0-0 BB	0-3 K					4	1	1	1	1	2	3								
<b>Johnny Edwards, L</b> OBP: 0.237, SLG: 0.260 (1, 2)				0-0 4-3	0-0 F9					4	1	1	1	0	0	2								
<b>Jack Billingham, R</b> OBP: 0.111, SLG: 0.077 (1, 1)				0-0 FC4-6	0-0 1B					3	0	1	0	0	0	3								
<b>Jim Ray, R</b> OBP: 0.250, SLG: 0.250 (7, 1)				0-0 1B	0-0 4-3					1	0	0	0	0	1	0								
<b>Inning Stats</b>	R: 4 E: 0 K: 1 S: 8	H: 3 LOB: 0 BB: 1 P: 12	R: 0 E: 0 K: 0 S: 5	H: 2 LOB: 2 BB: 0 P: 5	R: 1 E: 0 K: 1 S: 7	H: 2 LOB: 1 BB: 1 P: 11	R: 1 E: 0 K: 0 S: 5	H: 2 LOB: 1 BB: 0 P: 5	R: 2 E: 0 K: 1 S: 8	H: 3 LOB: 3 BB: 2 P: 16	R: 1 E: 0 K: 0 S: 4	H: 1 LOB: 0 BB: 0 P: 4	R: 0 E: 0 K: 1 S: 5	H: 0 LOB: 0 BB: 0 P: 5	R: 0 E: 0 K: 2 S: 8	H: 1 LOB: 2 BB: 0 P: 9	1B: 10 2B: 2 3B: 0 HR: 2	SF: 0 SAC: 0 DP: 0 HBP: 1	WP: 0 PB: 0 SB: 2 CS: 0	PA: 43				
<b>PITCHER</b>	IP	WLS	BF	H	R	ER	SO	BB	IBB	HBP	BLK	WP	HR	S	P	ERA	WHIP							
<b>Alan Foster, R</b> ERA: 3.85 (1, 1)	3.0	L	18	7	5	5	2	2	0	0	0	0	0	20	28	15.00	3.000							
<b>Ray Lamb, R</b> ERA: 4.13 (4, 1)	1.2		11	5	3	3	1	1	0	0	0	0	0	12	16	16.20	3.600							
<b>Fred Norman, L</b> ERA: 4.25 (5, 1)	2.1		9	1	1	1	1	1	0	0	0	0	1	10	14	3.86	0.857							
<b>Pete Mikkelsen, R</b> ERA: 3.29 (8, 1)	1.0		5	1	0	0	2	0	0	1	0	0	0	8	9	0.00	1.000							

**Los Angeles Dodgers @ Houston Astros**  
 Astrodome, Houston, TX  
 Thu Jul 09 1970, 8:05 PM EDT  
 Att: 12,798 - Dome

AB	38
R	9
H	14
RBI	9
BB	4
SO	6
LOB	25





Batter	1	2	3	4	5	6	7	8	9	AB	R	H	RBI	BB	SO	LOB	TOP								
<b>Billy Grabarkewitz, R</b> OBP: 0.445, SLG: 0.502 (1, 6)	F4			2B 1B		2B 1B	1B BB		1B BB	3	3	2	0	2	0	0	<b>Los Angeles Dodgers @ San Diego Padres</b> San Diego Stadium, San Diego, CA Fri Jul 10 1970, 10:05 PM EDT Att: 18,888 - Unknown								
<b>Manny Mota, R</b> OBP: 0.398, SLG: 0.428 (1, 7)	6-3			1B G6-4-3		2B BB	1B		1B BB	4	2	3	1	1	0	0									
<b>Willie Davis, L</b> OBP: 0.336, SLG: 0.436 (1, 8)	F8			1B G6-4-3		F4			1B	5	1	3	2	0	0	2									
<b>Wes Parker, S</b> OBP: 0.390, SLG: 0.473 (1, 3)		L4 2B		G6-4-3		1B 2B			K	5	2	3	3	0	1	3									
<b>Andy Kosco, R</b> OBP: 0.250, SLG: 0.409 <b>Von Joshua, L</b> OBP: 0.294, SLG: 0.313 (8, PR) (8, 9)	6-3			F9		1B 2B			4-3	4	0	2	2	0	0	1									
<b>Jim Lefebvre, S</b> OBP: 0.326, SLG: 0.374 (1, 4)	L4					1B			1B	1	0	0	0	0	0	2									
<b>Steve Garvey, R</b> OBP: 0.152, SLG: 0.156 (1, 5)						1B				4	0	1	0	0	1	2									
<b>Jeff Torborg, R</b> OBP: 0.255, SLG: 0.253 <b>Tom Haller, L</b> OBP: 0.346, SLG: 0.417 (1, 2) (9, 2)	F2			F3			5-3		K	4	0	0	0	0	1	0									
<b>Bill Singer, R</b> OBP: 0.263, SLG: 0.278 <b>Jose Pena, R</b> (9, 1)				K		F8			1B BB 1B	4	1	1	0	0	2	0									
<b>Inning Stats</b>	R: 0 E: 0 K: 0 S: 3	H: 0 LOB: 0 BB: 0 P: 3	R: 0 E: 0 K: 0 S: 3	H: 1 LOB: 0 BB: 0 P: 3	R: 0 E: 0 K: 1 S: 5	H: 0 LOB: 0 BB: 0 P: 5	R: 2 E: 0 K: 0 S: 5	H: 3 LOB: 0 BB: 0 P: 5	R: 0 E: 0 K: 2 S: 7	H: 0 LOB: 0 BB: 0 P: 7	R: 3 E: 0 K: 0 S: 7	H: 4 LOB: 2 BB: 1 P: 11	R: 0 E: 0 K: 1 S: 5	H: 1 LOB: 2 BB: 1 P: 9	R: 2 E: 0 K: 0 S: 5	H: 4 LOB: 1 BB: 0 P: 5		R: 2 E: 0 K: 2 S: 10	H: 3 LOB: 2 BB: 1 P: 14	1B: 12 2B: 4 3B: 1 HR: 0	SF: 0 SAC: 0 DP: 2 HBP: 0	WP: 0 PB: 0 SB: 1 CS: 1	PA: 42		
<b>PITCHER</b>	IP	WLS	BF	H	R	ER	SO	BB	IBB	HBP	BLK	WP	HR	S	P	ERA	WHIP								
<b>Danny Coombs, L</b> ERA: 2.56 (1, 1)	5.2	L	22	6	5	5	3	1	0	0	0	0	0	27	31	7.94	1.235								
<b>Ron Willis, R</b> ERA: 0.37 (6, 1)	1.1		7	3	0	0	1	1	0	0	0	0	0	8	12	0.00	3.000								
<b>Gary Ross, R</b> ERA: 6.04 (8, 1)	1.1		9	6	4	4	1	1	0	0	0	0	0	10	14	27.00	5.250								
<b>Ron Herbel, R</b> ERA: 4.28 (9, 1)	0.2		3	1	0	0	1	0	0	0	0	0	0	5	5	0.00	1.500								

Batter	1	2	3	4	5	6	7	8	9	AB	R	H	RBI	BB	SO	LOB	BOTTOM								
<b>Dave Campbell, R</b> OBP: 0.297, SLG: 0.342 (1, 4)	F7			K			F7			4	2	1	1	1	1	1	<b>Los Angeles Dodgers @ San Diego Padres</b> San Diego Stadium, San Diego, CA Fri Jul 10 1970, 10:05 PM EDT Att: 18,888 - Unknown								
<b>Steve Huntz, S</b> OBP: 0.339, SLG: 0.380 (1, 5) (8, 6)	6-3			K			K		HR	4	1	1	1	1	2	1									
<b>Cito Gaston, R</b> OBP: 0.375, SLG: 0.552 (1, 8)	K								HR	5	1	2	3	0	1	0									
<b>Al Ferrara, R</b> OBP: 0.351, SLG: 0.420 <b>Jose Arcia, R</b> OBP: 0.254, SLG: 0.281 (9, PR) (9, PR)		BB 1B		F8			F3		HR	4	0	1	0	0	1	1									
<b>Nate Colbert, R</b> OBP: 0.315, SLG: 0.480 (1, 3)	F2			BB BB			5-3		HBP	4	0	0	0	1	1	2									
<b>Chris Cannizzaro, R</b> OBP: 0.400, SLG: 0.446 (1, 2)				BB BB			F8		K	2	0	0	0	2	1	0									
<b>Ivan Murrell, R</b> OBP: 0.278, SLG: 0.412 (1, 9)	F6						3-1		HR	4	1	1	1	0	0	4									
<b>Tommy Dean, R</b> OBP: 0.284, SLG: 0.320 <b>Ed Spiezio, R</b> OBP: 0.365, SLG: 0.421 (7, PH) (8, 5)	K						F8		HR	2	0	0	0	0	1	2									
<b>Danny Coombs, R</b> OBP: 0.297, SLG: 0.100 <b>Ron Willis, R</b> (8, 1)				K					K	2	1	1	0	0	1	0									
<b>Ray Webster, L</b> OBP: 0.289, SLG: 0.288 <b>Gary Ross, R</b> OBP: 0.330, SLG: 0.500 <b>Ron Herbel, R</b> (9, 1) <b>Larry Stahl, L</b> OBP: 0.130, SLG: 0.130 (9, PH)							BB 1B		K	1	0	0	0	0	0	0									
<b>Inning Stats</b>	R: 0 E: 0 K: 1 S: 5	H: 0 LOB: 0 BB: 0 P: 5	R: 0 E: 0 K: 1 S: 6	H: 1 LOB: 1 BB: 1 P: 10	R: 0 E: 0 K: 3 S: 9	H: 0 LOB: 0 BB: 0 P: 9	R: 0 E: 0 K: 0 S: 3	H: 0 LOB: 2 BB: 2 P: 11	R: 2 E: 0 K: 0 S: 5	H: 3 LOB: 1 BB: 1 P: 9	R: 0 E: 0 K: 0 S: 3	H: 0 LOB: 0 BB: 0 P: 3	R: 0 E: 0 K: 1 S: 6	H: 1 LOB: 1 BB: 0 P: 6	R: 0 E: 0 K: 1 S: 5	H: 0 LOB: 0 BB: 0 P: 5	R: 5 E: 0 K: 3 S: 13	H: 4 LOB: 1 BB: 1 P: 18	1B: 5 2B: 0 3B: 0 HR: 4	SF: 0 SAC: 0 DP: 0 HBP: 1	WP: 0 PB: 0 SB: 0 CS: 0	PA: 41			
<b>PITCHER</b>	IP	WLS	BF	H	R	ER	SO	BB	IBB	HBP	BLK	WP	HR	S	P	ERA	WHIP								
<b>Bill Singer, R</b> ERA: 3.71 (1, 1)	8.2	W	38	8	6	6	9	5	0	0	0	0	3	51	71	6.23	1.500								
<b>Jose Pena, R</b> ERA: 1.99 (9, 1)	0.1	S	3	1	1	1	1	0	0	1	0	0	1	4	5	27.00	3.000								



Batter	1	2	3	4	5	6	7	8	9	AB	R	H	RBI	BB	SO	LOB	TOP										
<b>Billy Grabarkewitz, R</b> OBP: 0.448, SLG: 0.504 (1, 6)										5	1	3	0	0	0	3	<b>Los Angeles Dodgers @ San Diego Padres</b> San Diego Stadium, San Diego, CA Sat Jul 11 1970, 10:05 PM EDT Att: 18,087 - Unknown  <b>livebaseballscores.com</b>										
<b>Manny Mota, R</b> OBP: 0.393, SLG: 0.422 (1, 7)										3	0	0	0	0	1	4											
<b>Willie Davis, L</b> OBP: 0.338, SLG: 0.443 (1, 8)										4	0	2	1	0	0	3											
<b>Wes Parker, S</b> OBP: 0.389, SLG: 0.469 (1, 3)										3	0	0	0	1	1	1											
<b>Andy Kosco, R</b> OBP: 0.256, SLG: 0.418 <b>Von Joshua, L</b> OBP: 0.294, SLG: 0.313 (8, 9)										4	1	2	0	0	1	2											
<b>Jim Lefebvre, S</b> OBP: 0.326, SLG: 0.368 <b>Willie Crawford, L</b> OBP: 0.306, SLG: 0.356 <b>Ted Sizemore, R</b> OBP: 0.331, SLG: 0.296 (9, 4)										3	0	0	0	1	0	2											
<b>Tom Haller, L</b> OBP: 0.346, SLG: 0.413 (1, 2)										4	0	1	0	0	0	3											
<b>Steve Garvey, R</b> OBP: 0.189, SLG: 0.194 (1, 5)										4	0	2	1	0	1	1											
<b>Claude Osteen, L</b> OBP: 0.262, SLG: 0.333 <b>Len Gabrielson, L</b> OBP: 0.208, SLG: 0.174 <b>Jim Brewer, L</b> (9, 1)										3	0	1	0	0	2	2											
<b>Inning Stats</b>	R: 0 E: 0 K: 0 S: 3	H: 1 LOB: 0 BB: 0 P: 3	R: 0 E: 0 K: 0 S: 4	H: 1 LOB: 1 BB: 0 P: 4	R: 0 E: 0 K: 1 S: 7	H: 2 LOB: 2 BB: 0 P: 7	R: 0 E: 0 K: 1 S: 5	H: 0 LOB: 0 BB: 0 P: 5	R: 0 E: 0 K: 2 S: 8	H: 1 LOB: 1 BB: 0 P: 8	R: 1 E: 0 K: 1 S: 7	H: 2 LOB: 1 BB: 0 P: 7	R: 1 E: 0 K: 0 S: 4	H: 2 LOB: 1 BB: 1 P: 8	R: 1 E: 0 K: 0 S: 5	H: 2 LOB: 2 BB: 1 P: 9		1B: 9 2B: 3 3B: 1 HR: 0	SF: 0 SAC: 2 DP: 2 HBP: 0	WP: 0 PA: 39 PB: 0 SB: 1 CS: 2							
<b>PITCHER</b>	IP	WLS	BF	H	R	ER	SO	BB	IBB	HBP	BLK	WP	HR	S	P	ERA	WHIP										
<b>Pat Dobson, R</b> ERA: 4.27 (1, 1)	7.1		31	10	2	2	6	0	1	0	0	0	0	42	46	2.46	1.364										
<b>Ron Willis, R</b> ERA: 9.36 (8, 1)	0.2		1	0	0	0	0	0	0	0	0	0	0	1	1	0.00	0.000										
<b>Al Santorini, R</b> ERA: 6.21 (9, 1)	0.1	3	1	1	1	0	0	1	0	0	0	0	0	2	6	27.00	6.000										
<b>Ron Herbel, R</b> ERA: 4.25 (9, 1)	0.2	W	3	1	0	0	0	0	0	0	0	0	0	3	3	0.00	1.500										

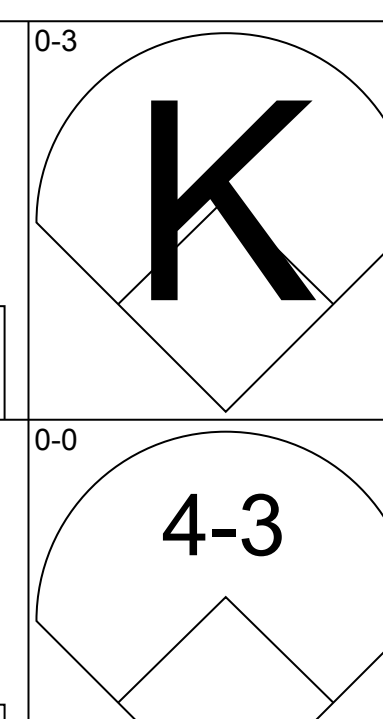
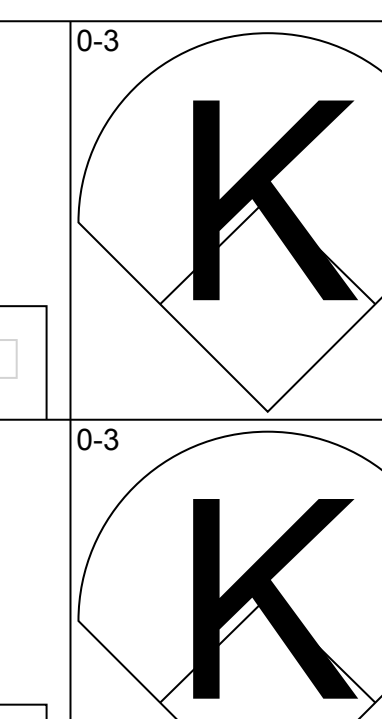
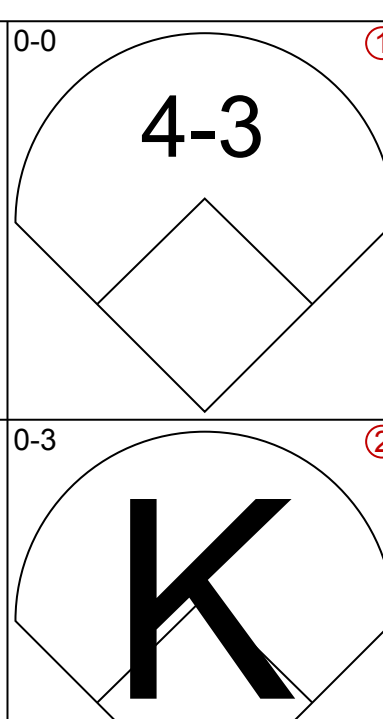
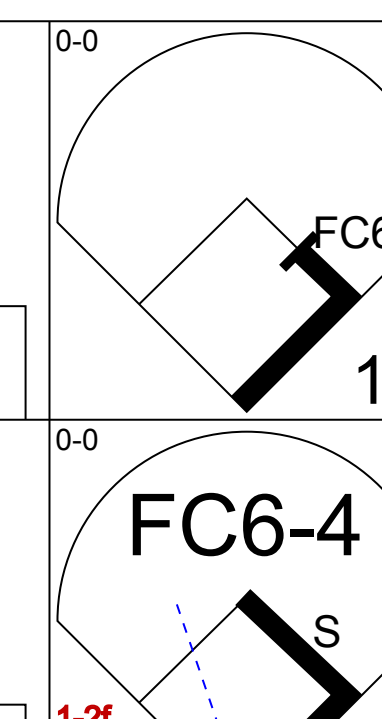
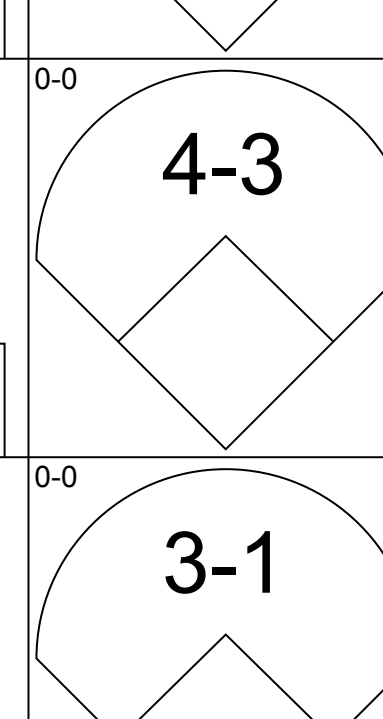
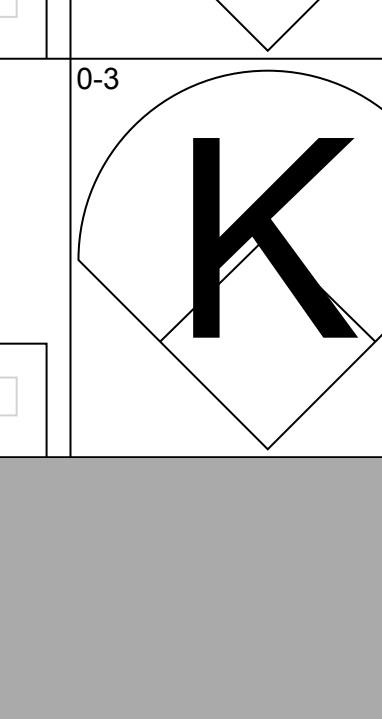
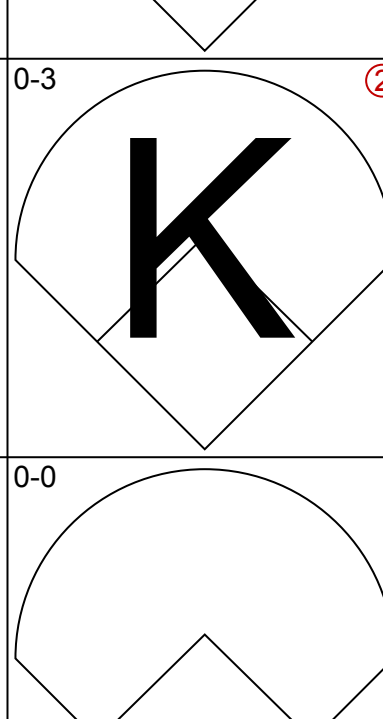
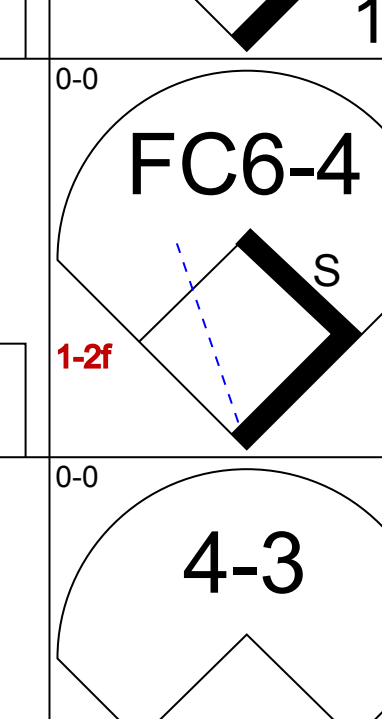
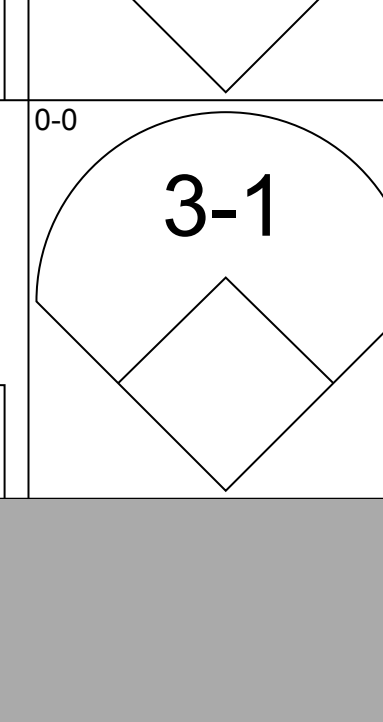
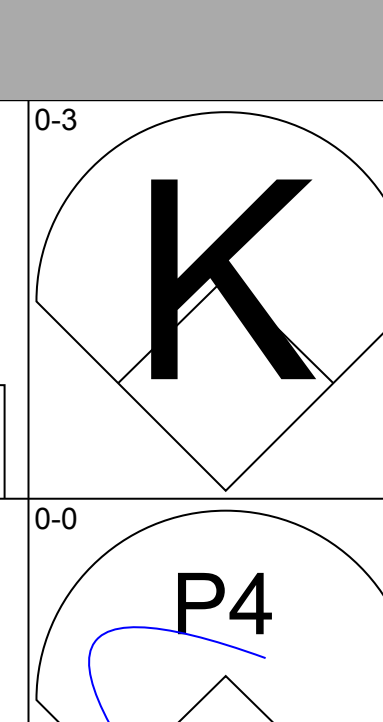
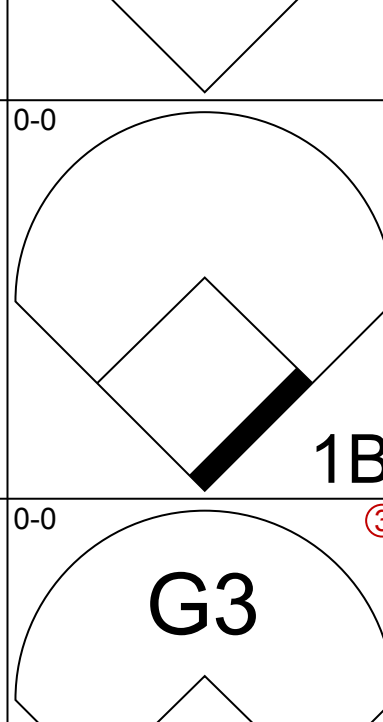
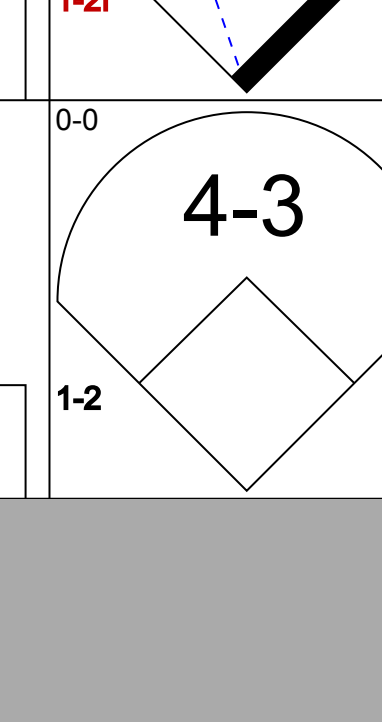
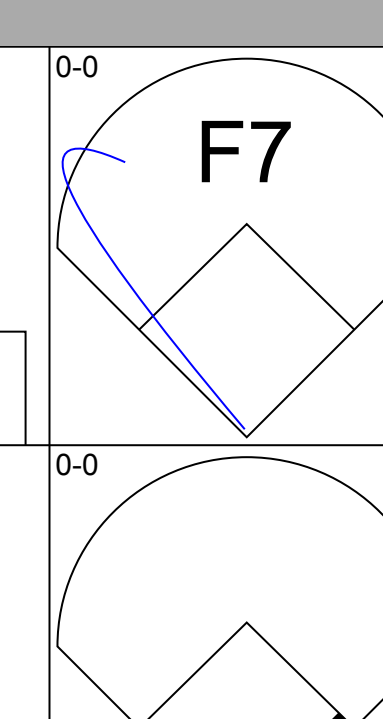
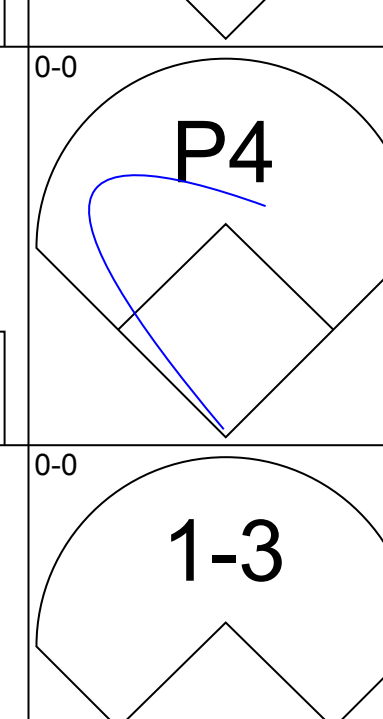
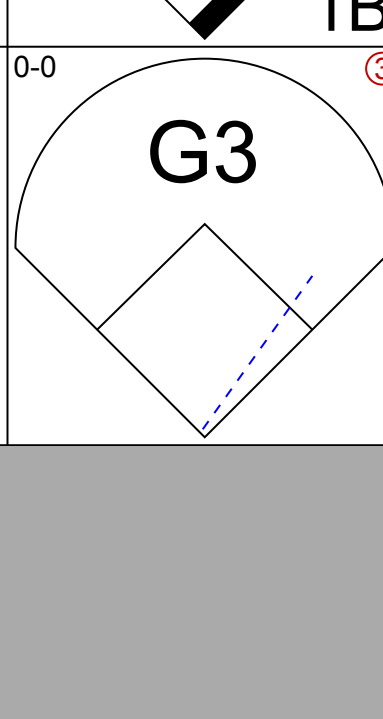
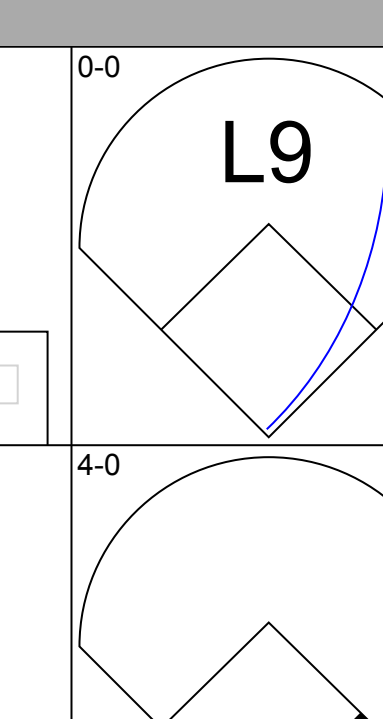
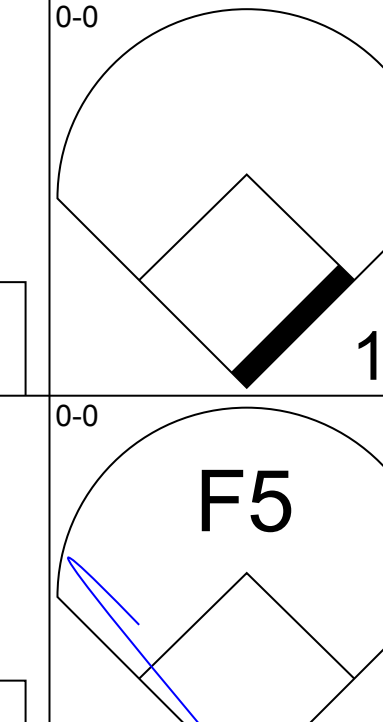
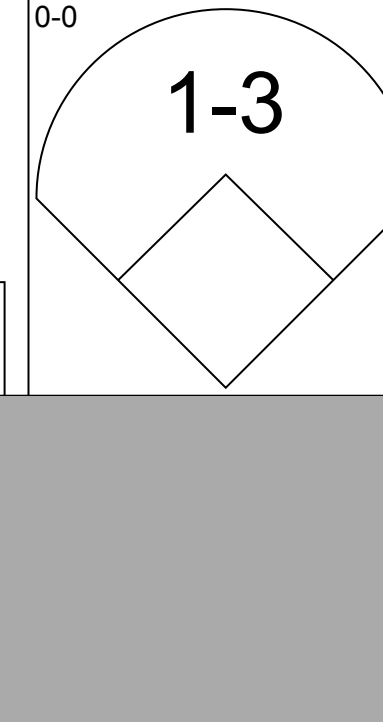
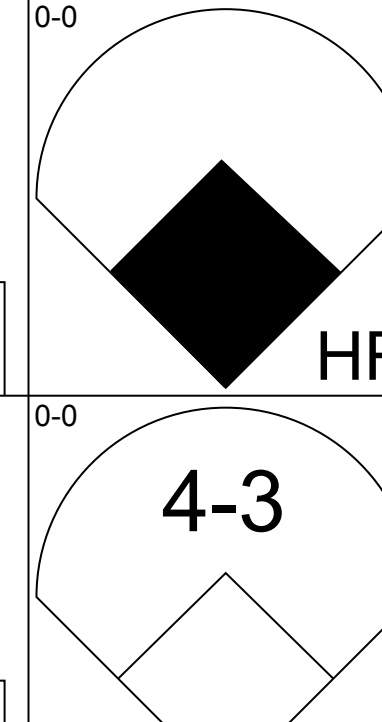
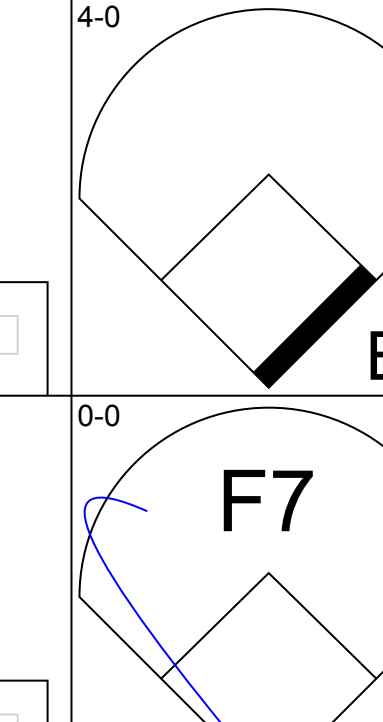
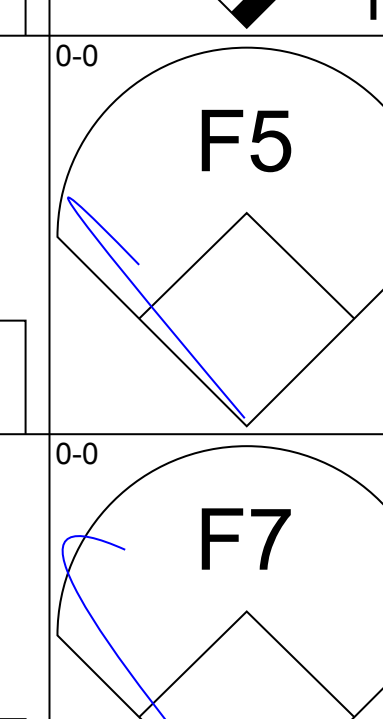
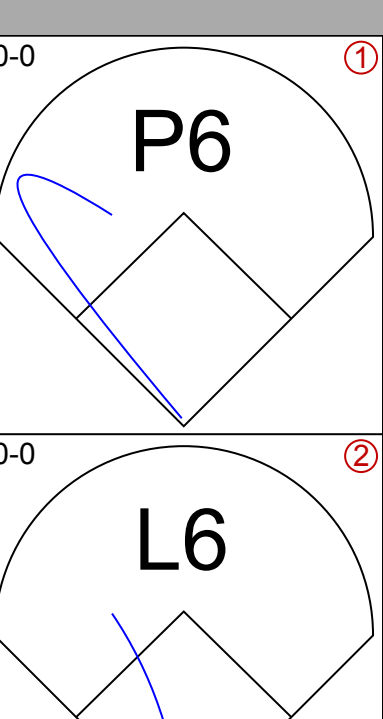
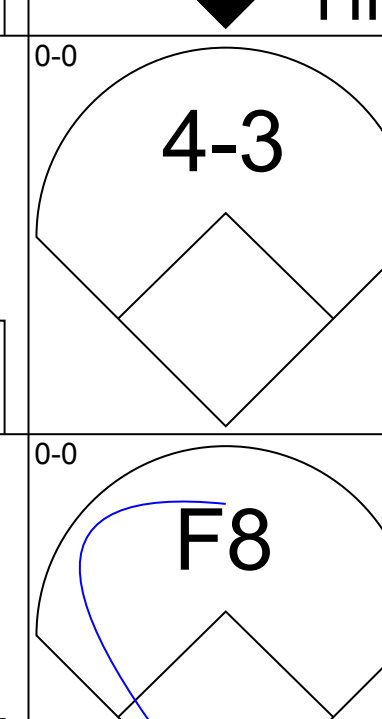
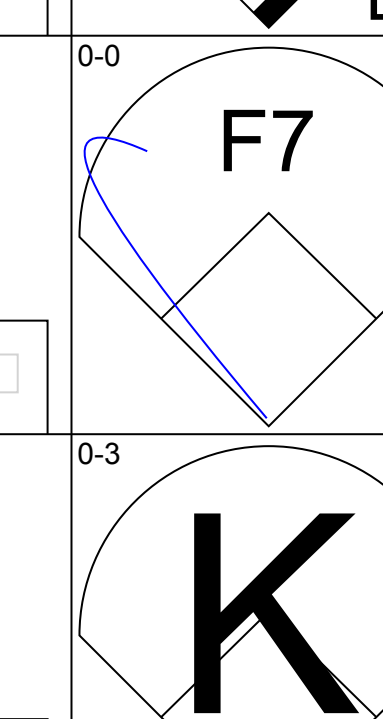
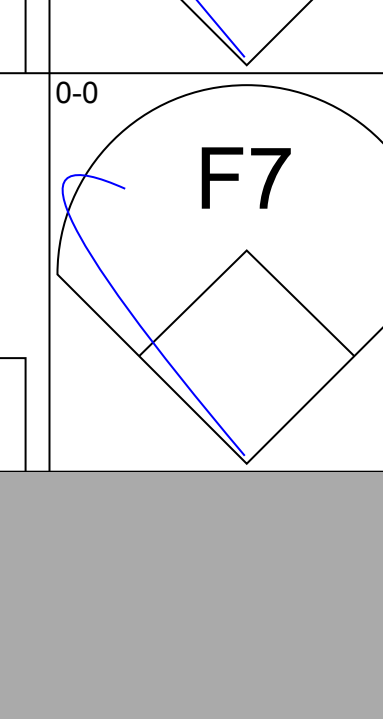
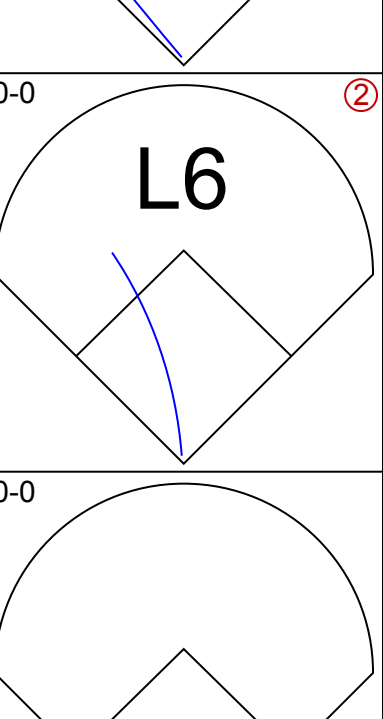
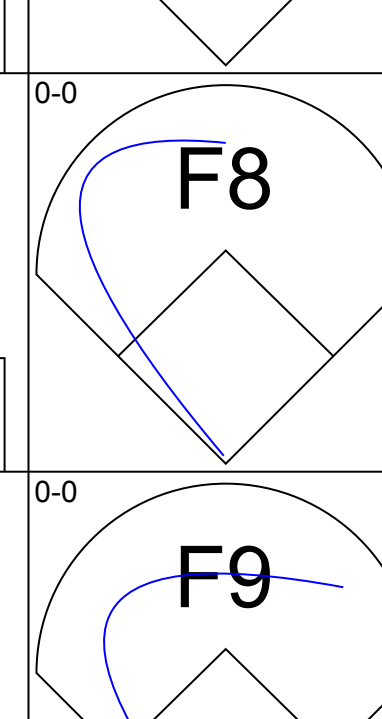
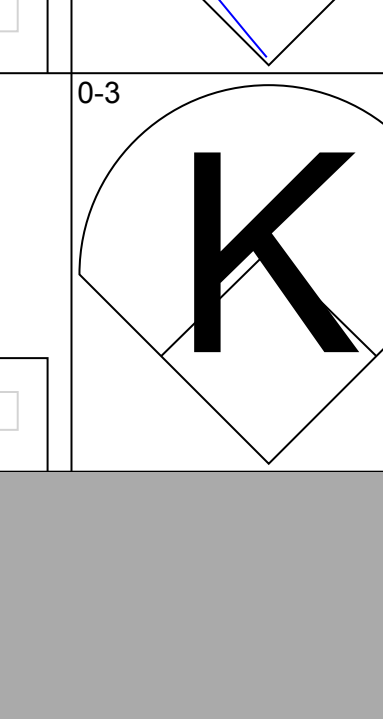
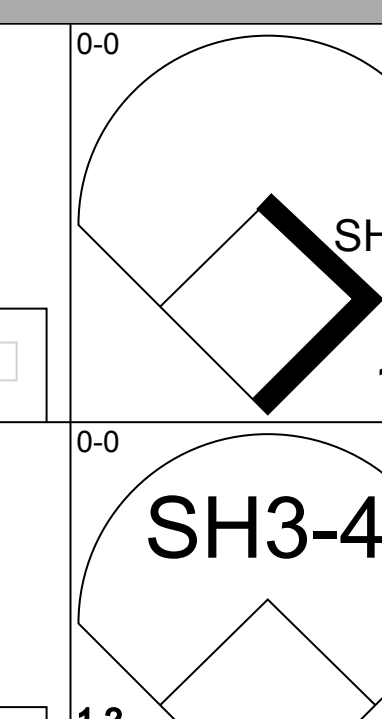
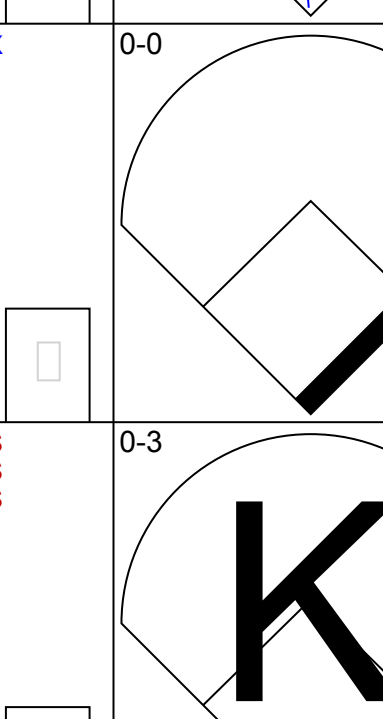
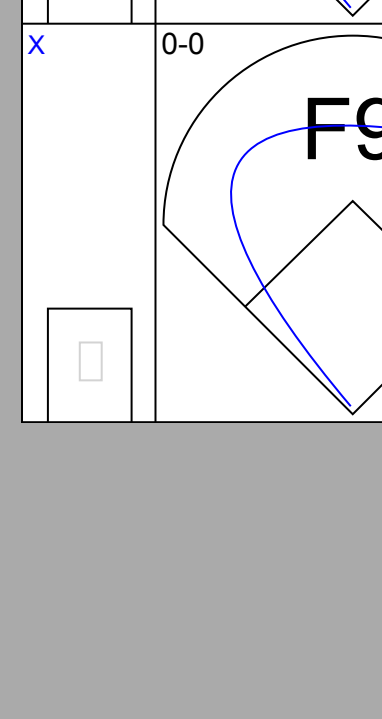
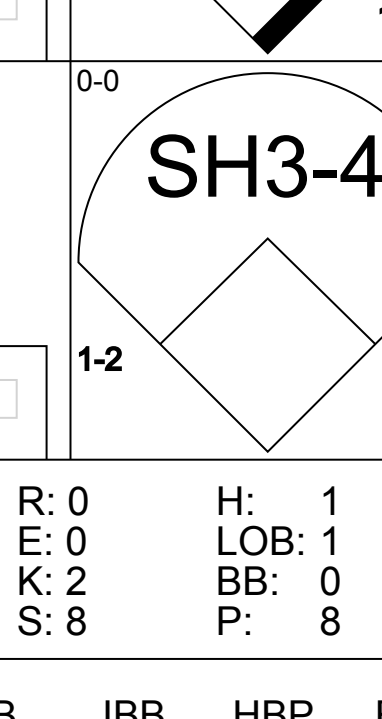
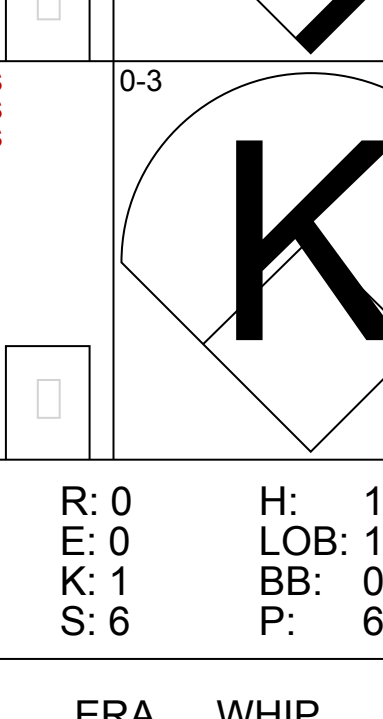
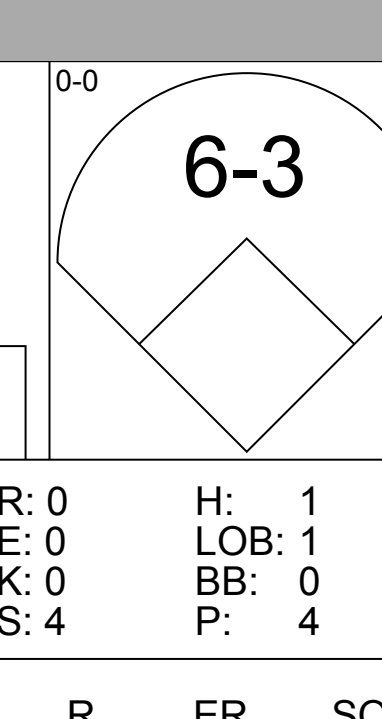
Batter	1	2	3	4	5	6	7	8	9	AB	R	H	RBI	BB	SO	LOB	BOTTOM										
<b>Dave Campbell, R</b> OBP: 0.294, SLG: 0.338 (1, 4)										4	0	0	0	0	1	2	<b>Los Angeles Dodgers @ San Diego Padres</b> San Diego Stadium, San Diego, CA Sat Jul 11 1970, 10:05 PM EDT Att: 18,087 - Unknown  <b>livebaseballscores.com</b>										
<b>Steve Huntz, S</b> OBP: 0.338, SLG: 0.382 (1, 5)										4	0	1	1	0	0	1											
<b>Cito Gaston, R</b> OBP: 0.374, SLG: 0.557 (1, 8)										4	1	1	1	0	1	0											
<b>Al Ferrara, R</b> OBP: 0.351, SLG: 0.419 <b>Jose Arcia, R</b> OBP: 0.294, SLG: 0.281 (7, PR)										3	0	1	0	0	0	0											
<b>Nate Colbert, R</b> OBP: 0.315, SLG: 0.477 (1, 3)										2	0	0	0	1	0	2											
<b>Chris Cannizzaro, R</b> OBP: 0.394, SLG: 0.439 (1, 2)										3	0	0	0	0	1	3											
<b>Ivan Murrell, R</b> OBP: 0.288, SLG: 0.425 (1, 9)										3	2	3	0	0	0	0											
<b>Tommy Dean, R</b> OBP: 0.282, SLG: 0.318 (1, 6)										1	0	0	0	0	0	1											
<b>Pat Dobson, R</b> OBP: 0.220, SLG: 0.158 <b>Ron Willis, R</b> (8, 1)										2	0	1	0	0	0	1											
<b>Ed Spiezio, R</b> OBP: 0.370, SLG: 0.426 <b>Al Santorini, R</b> <b>Ron Herbel, R</b> (9, 1)										1	1	1	1	0	0	0											
<b>Inning Stats</b>	R: 0 E: 0 K: 0 S: 3	H: 0 LOB: 0 BB: 0 P: 3	R: 0 E: 0 K: 0 S: 3	H: 1 LOB: 0 BB: 0 P: 3	R: 0 E: 0 K: 2 S: 7	H: 0 LOB: 0 BB: 0 P: 7	R: 0 E: 0 K: 0 S: 2	H: 0 LOB: 0 BB: 1 P: 6	R: 1 E: 1 K: 1 S: 6	H: 2 LOB: 1 BB: 0 P: 5	R: 0 E: 0 K: 1 S: 6	H: 0 LOB: 1 BB: 0 P: 6	R: 2 E: 0 K: 0 S: 5	H: 3 LOB: 1 BB: 0 P: 5	R: 1 E: 0 K: 0 S: 1	H: 1 LOB: 0 BB: 0 P: 1	1B: 5 2B: 4 3B: 0 HR: 1	SF: 0 SAC: 2 DP: 3 HBP: 0	WP: 0 PA: 30 PB: 0 SB: 0 CS: 0								
<b>PITCHER</b>	IP	WLS	BF	H	R	ER	SO	BB	IBB	HBP	BLK	WP	HR	S	P	ERA	WHIP										
<b>Claude Osteen, L</b> ERA: 2.93 (1, 1)	8.0	L	1	1	1	1	0	0	0	0	0	0	1	1	1	2.25	1.000										
<b>Jim Brewer, L</b> ERA: 2.11 (9, 1)	0.0							0	0	0	0	0	1	1	1	∞	∞										

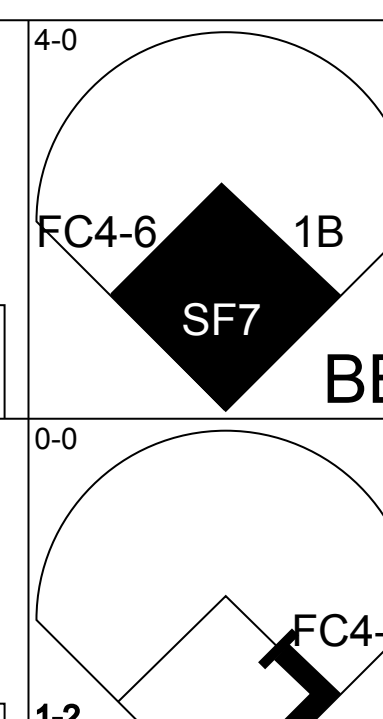
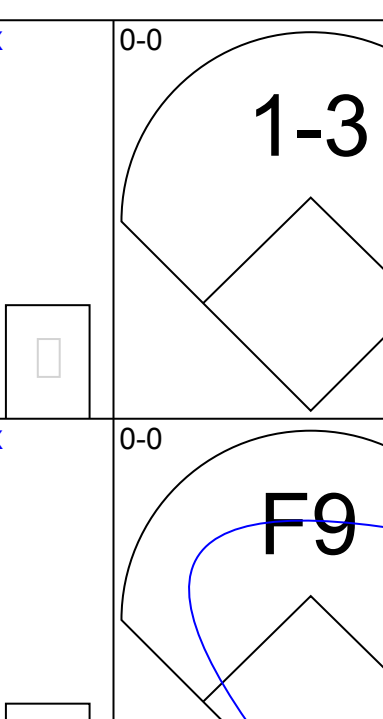
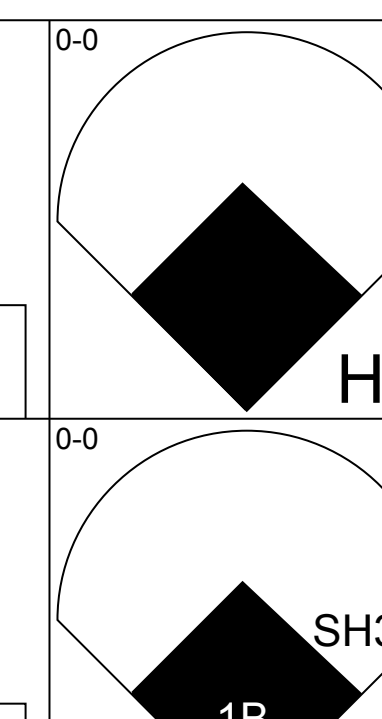
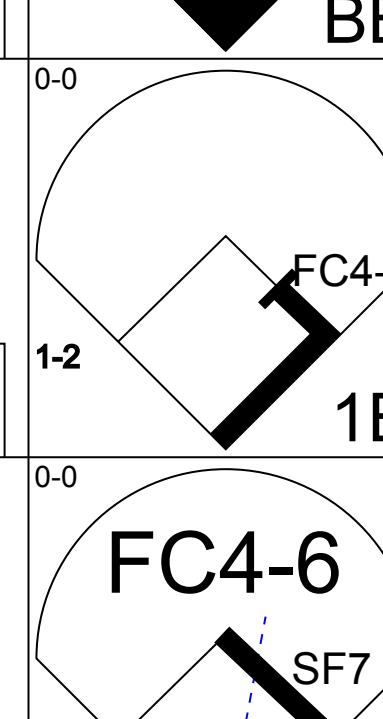
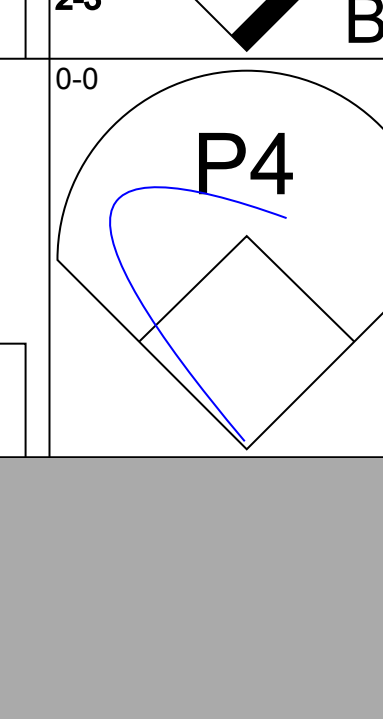
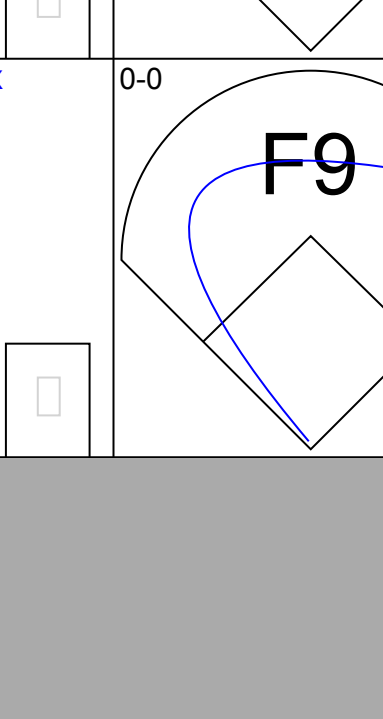
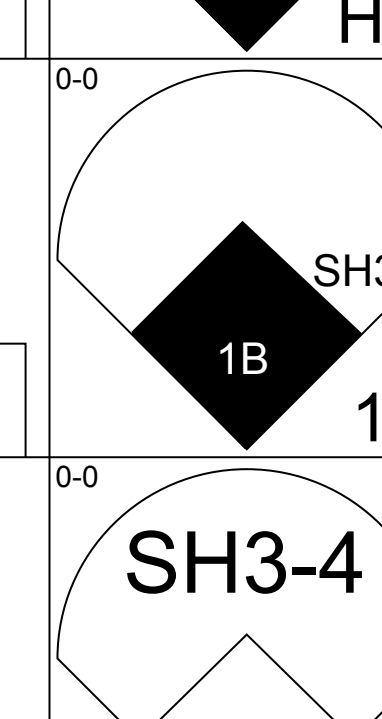
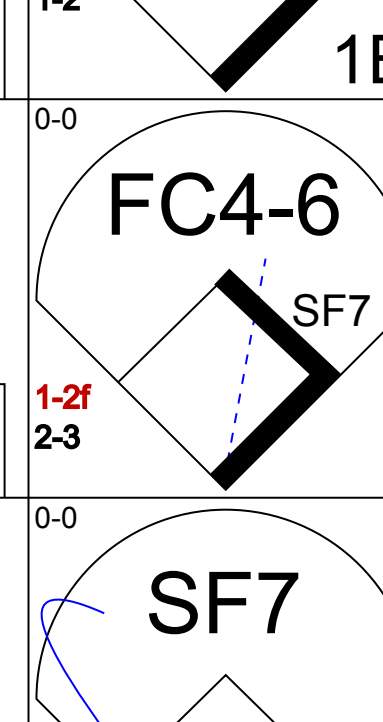
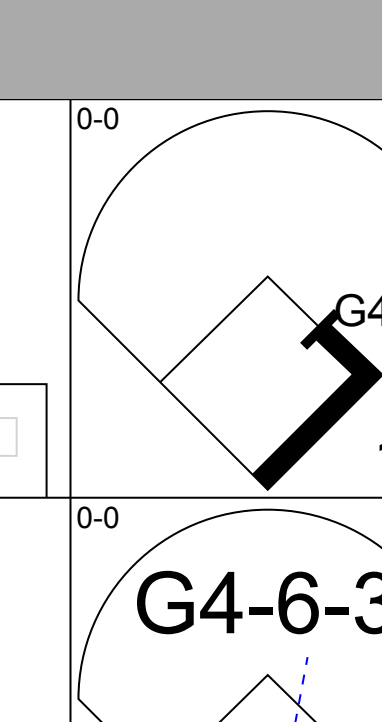
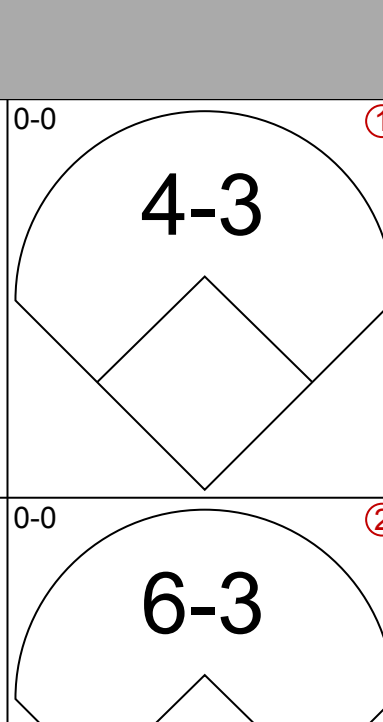
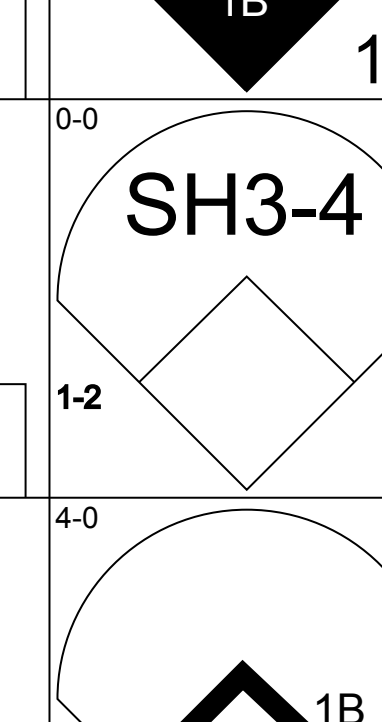
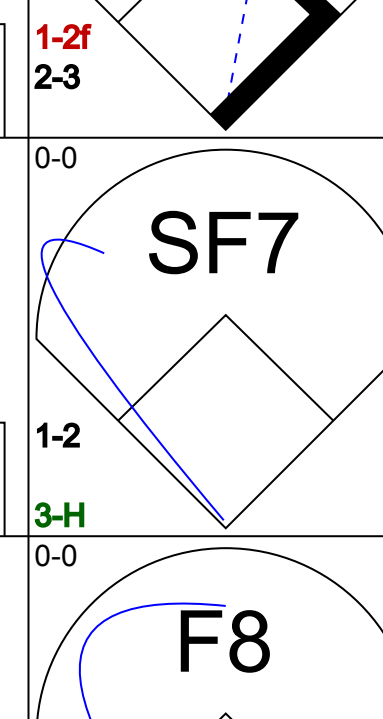
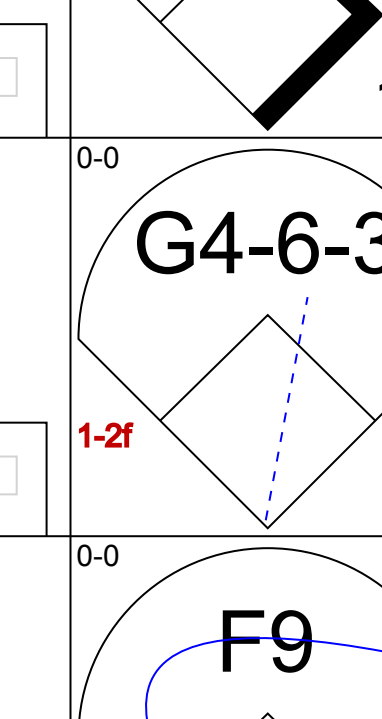
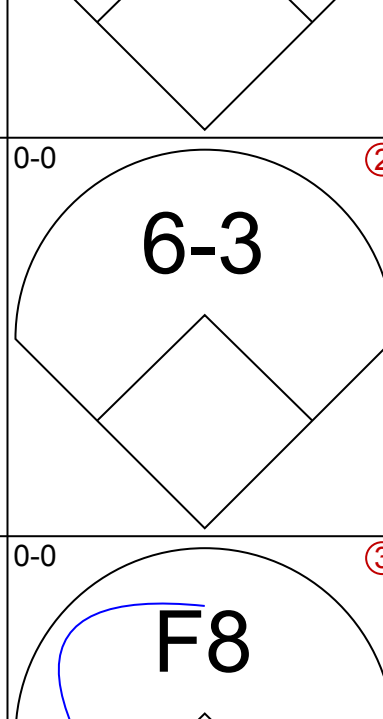
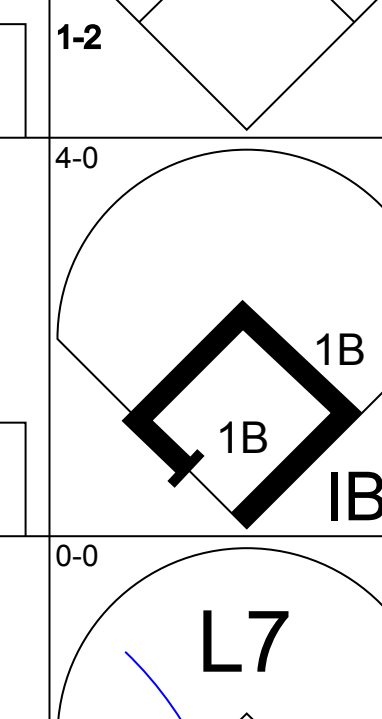
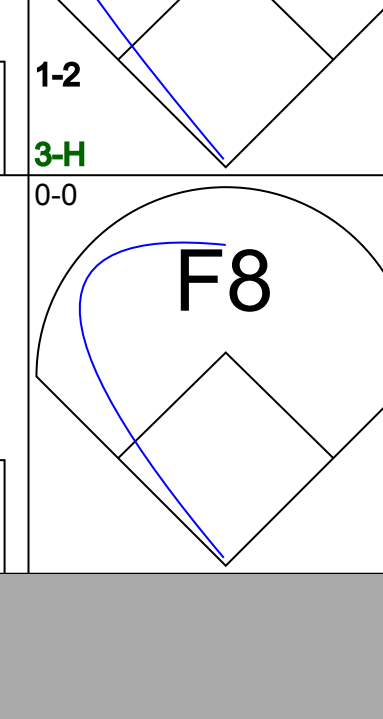
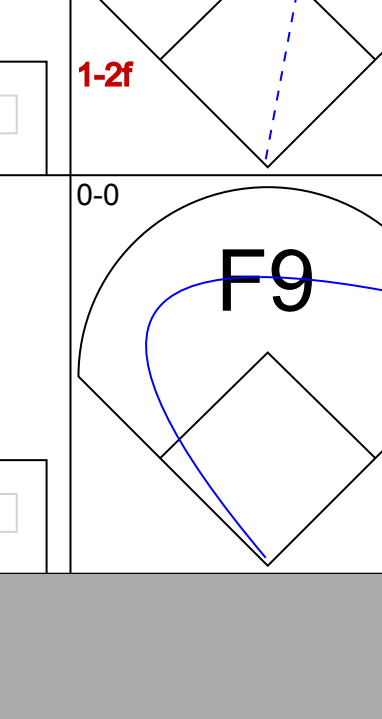
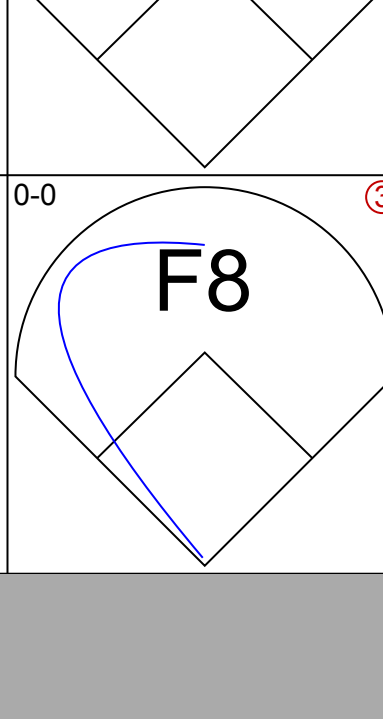
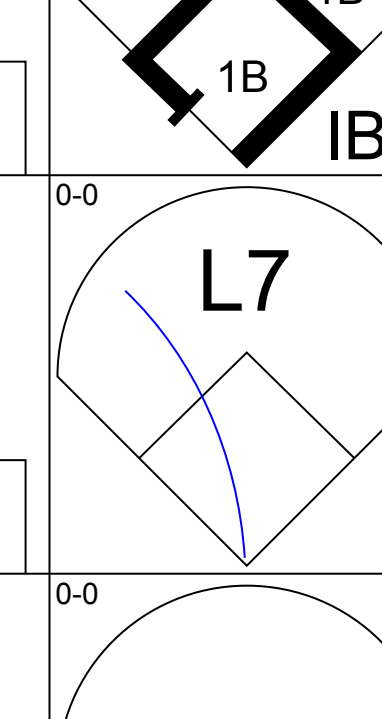
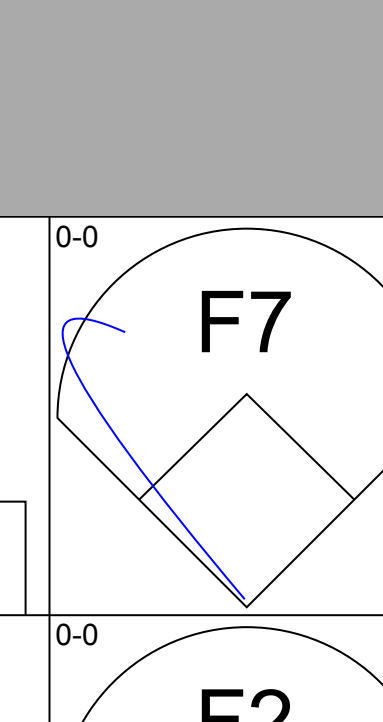
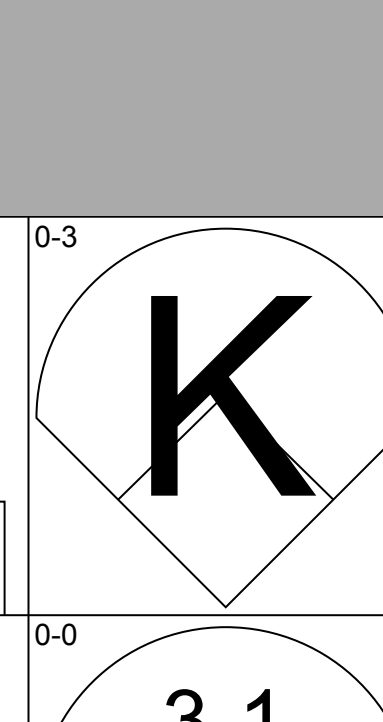
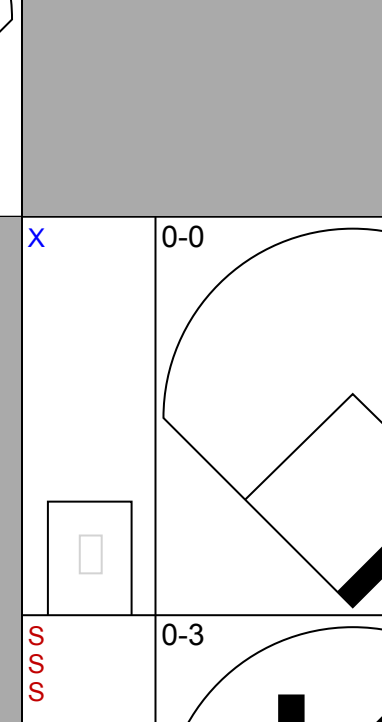
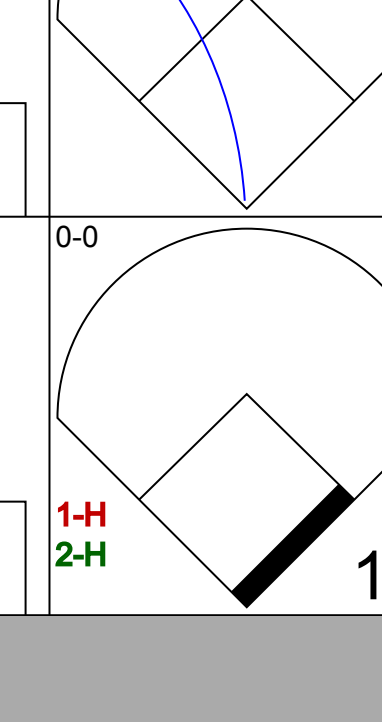
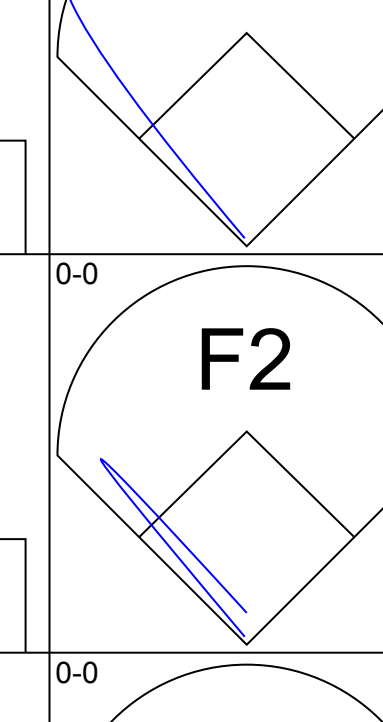
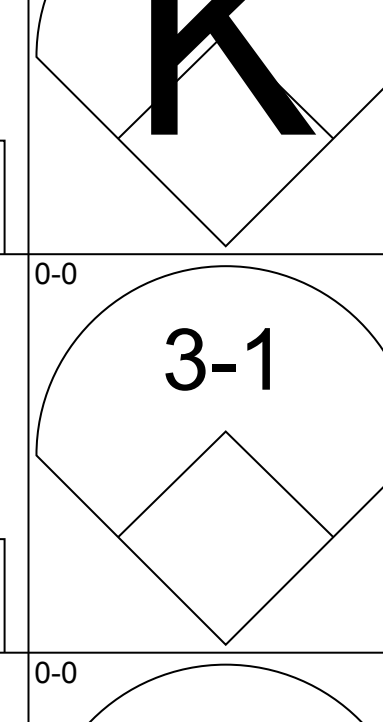
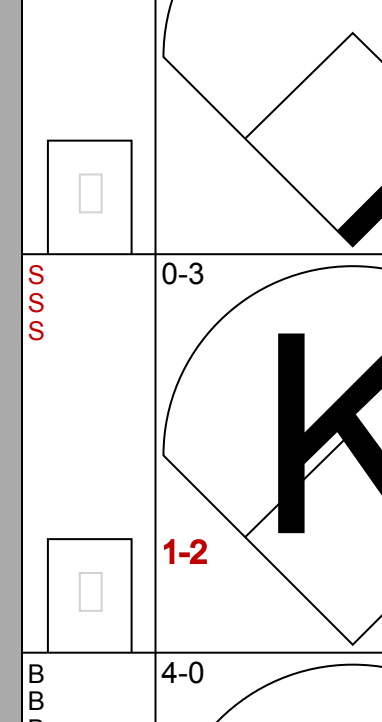
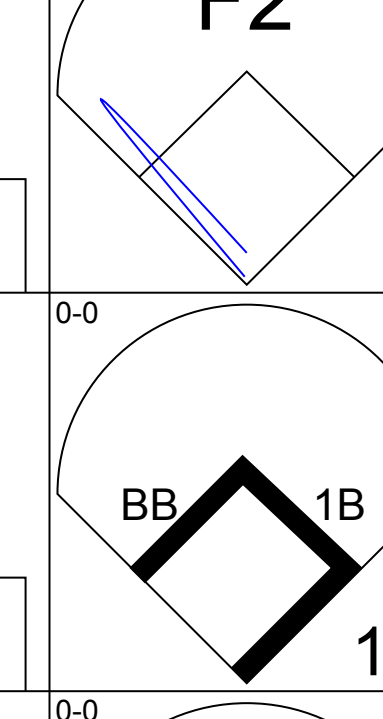
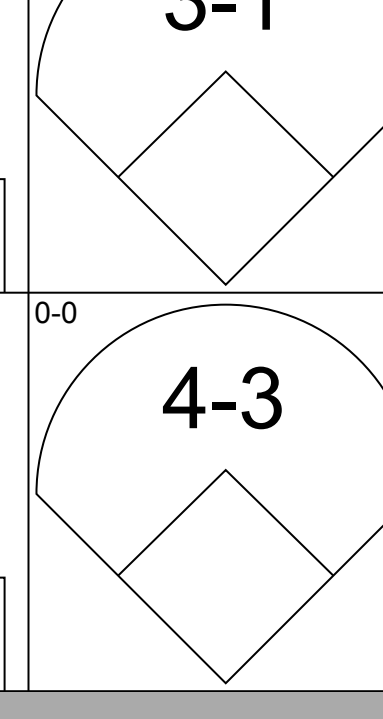
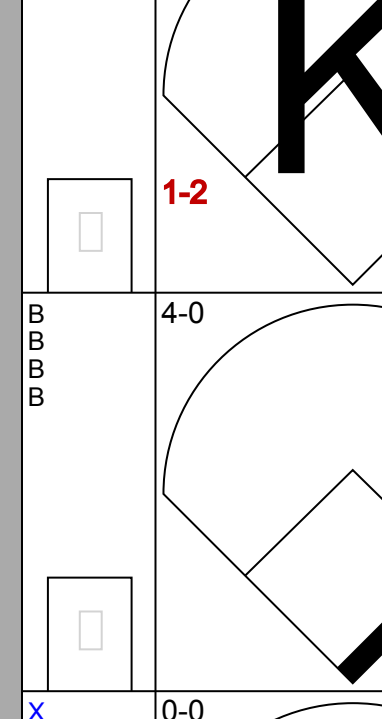
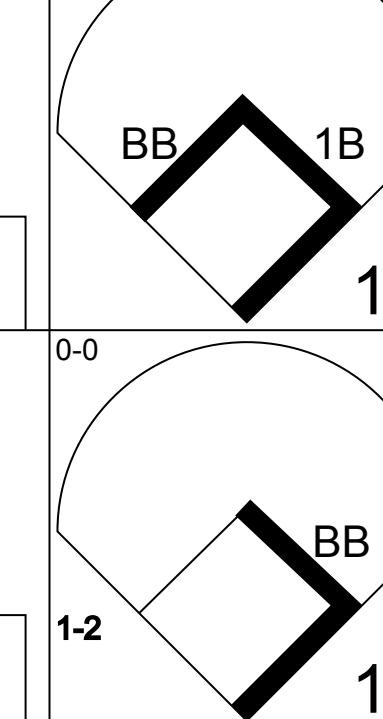
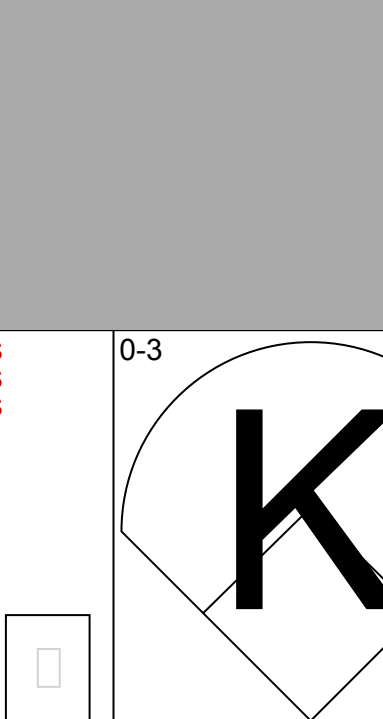
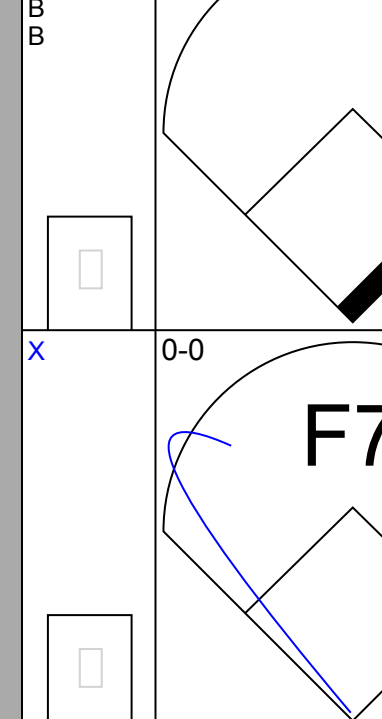


Batter	1	2	3	4	5	6	7	8	9	AB	R	H	RBI	BB	SO	LOB	TOP		
<b>Billy Grabarkewitz, R</b> OBP: 0.445, SLG: 0.498 (1, 6)	0-3 K	4-0 BB		0-3 K			0-0 F9			3	0	0	0	1	2	3	<b>Los Angeles Dodgers @ San Diego Padres</b> San Diego Stadium, San Diego, CA Sun Jul 12 1970, 6:33 AM EDT Att: 12,558 - Unknown <a href="http://livebaseballscorecards.com">livebaseballscorecards.com</a>		
<b>Manny Mota, R</b> OBP: 0.387, SLG: 0.415 (1, 7)	0-0 6-3	0-3 K			0-0 F7		0-0 4-3			4	0	0	0	0	1	3			
<b>Willie Davis, L</b> OBP: 0.334, SLG: 0.438 (1, 8)	0-0 E9 1B		0-0 F8		0-0 F8		0-0 F8			4	1	0	0	0	0	0			
<b>Wes Parker, S</b> OBP: 0.387, SLG: 0.466 (1, 3)	0-0 1B		0-3 K		0-0 F7		0-0 6-3			4	0	1	1	0	1	0			
<b>Andy Kosco, R</b> OBP: 0.256, SLG: 0.414 (1, 9)	0-0 FC4-6 1B		0-0 F3		0-0 F6		0-3 K			4	0	1	0	0	1	0			
<b>Jim Lefebvre, S</b> OBP: 0.325, SLG: 0.362 (1, 4)	0-0 FC4-6 1-2		4-0 1B BB		0-0 F6		0-3 K		0-3 K	3	0	0	0	1	1	2			
<b>Tom Haller, L</b> OBP: 0.340, SLG: 0.404 (1, 2)		0-0 G3		0-0 F6		0-3 K		0-0 F9		4	0	0	0	0	1	1			
<b>Steve Garvey, R</b> OBP: 0.220, SLG: 0.205 (1, 5)		0-3 K		0-0 1B		0-3 K		4-0 BB		3	0	1	0	1	2	0			
<b>Don Sutton, R</b> OBP: 0.293, SLG: 0.216 (7, PH)		4-0 BB		0-3 K		4-0 BB		0-0 G3		1	0	0	0	1	1	2			
<b>Joe Moeller, R</b> OBP: 0.250, SLG: 0.211 (9, PH)		4-0 BB		0-3 K		4-0 BB		0-0 G3		0	0	0	0	0	0	0			
<b>Inning Stats</b>	R: 1 E: 1 K: 1 S: 8	H: 2 LOB: 2 BB: 0 P: 8	R: 0 E: 0 K: 2 S: 7	H: 0 LOB: 2 BB: 2 P: 15	R: 0 E: 0 K: 2 S: 5	H: 0 LOB: 0 BB: 0 P: 5	R: 0 E: 0 K: 2 S: 8	H: 1 LOB: 2 BB: 1 P: 12	R: 0 E: 0 K: 0 S: 3	H: 0 LOB: 0 BB: 0 P: 3	R: 0 E: 0 K: 1 S: 5	H: 0 LOB: 1 BB: 1 P: 9	R: 0 E: 0 K: 1 S: 5	H: 0 LOB: 0 BB: 0 P: 5	R: 0 E: 0 K: 1 S: 5	H: 0 LOB: 1 BB: 1 P: 9	1B: 3 2B: 0 3B: 0 HR: 0	SF: 0 SAC: 0 DP: 0 HBP: 0	WP: 0 PA: 36 PB: 0 SB: 0 CS: 0
<b>PITCHER</b> <b>Clay Kirby, R</b> ERA: 5.07 (1, 1)	IP: 9.0 WLS: W BF: 36 H: 3 R: 1 ER: 0 SO: 10 BB: 5 IBB: 0 HBP: 0 BLK: 0 WP: 0 HR: 0 S: 51 P: 71 ERA: 0.00 WHIP: 0.889															<b>PITCHER</b> <b>Clay Kirby, R</b> ERA: 5.07 (1, 1)	IP: 9.0 WLS: W BF: 36 H: 3 R: 1 ER: 0 SO: 10 BB: 5 IBB: 0 HBP: 0 BLK: 0 WP: 0 HR: 0 S: 51 P: 71 ERA: 0.00 WHIP: 0.889		


Batter	1	2	3	4	5	6	7	8	9	AB	R	H	RBI	BB	SO	LOB	BOTTOM		
<b>Dave Campbell, R</b> OBP: 0.293, SLG: 0.334 (1, 4)	0-0 L7		4-0 S BB	0-0 L7-2		0-0 F3		0-0 F7		4	0	0	0	1	0	6	<b>Los Angeles Dodgers @ San Diego Padres</b> San Diego Stadium, San Diego, CA Sun Jul 12 1970, 6:33 AM EDT Att: 12,558 - Unknown <a href="http://livebaseballscorecards.com">livebaseballscorecards.com</a>		
<b>Steve Huntz, S</b> OBP: 0.337, SLG: 0.380 (1, 5)	0-0 1B		0-3 K	3-H	0-3 K	0-0 G3				4	0	1	0	0	2	4			
<b>Cito Gaston, R</b> OBP: 0.373, SLG: 0.552 (1, 8)	0-3 K		0-3 K		0-0 3-1		4-0 HR BB			3	1	0	0	1	2	2			
<b>Ollie Brown, R</b> OBP: 0.326, SLG: 0.475 (1, 9)	0-0 FC5-4 1B		0-0 1B 1B	0-0 1B 1B	0-0 2B		0-0 1-H HR			4	2	4	2	0	0	0			
<b>Nate Colbert, R</b> OBP: 0.315, SLG: 0.474 (1, 3)	0-0 FC5-4 1-2		0-0 1B WP 1B	0-3 K		0-0 6-3				4	1	1	0	0	1	3			
<b>Ivan Murrell, R</b> OBP: 0.287, SLG: 0.422 (1, 7)		0-0 6-3		0-0 HBP WP 1B		0-3 K	0-0 6-3			4	0	1	1	0	1	0			
<b>Bob Barton, R</b> OBP: 0.296, SLG: 0.363 (1, 2)		0-3 K		4-0 HBP BB		0-0 1B E 1B	0-0 6-3			3	0	1	0	1	1	0			
<b>Tommy Dean, R</b> OBP: 0.280, SLG: 0.316 (4, PH)		0-0 5-3		1-0 HBP		0-0 E6 1B		0-0 F3		1	0	0	0	0	0	0			
<b>Jose Arcia, R</b> OBP: 0.247, SLG: 0.273 (5, 6)				1-2 2-3 HBP		0-0 1B		0-3 K		2	0	0	0	0	0	1			
<b>Clay Kirby, R</b> OBP: 0.194, SLG: 0.171 (1, 1)			0-3 K	0-3 K		0-0 1B		0-3 K		4	0	1	0	0	3	3			
<b>Inning Stats</b>	R: 0 E: 0 K: 1 S: 7	H: 2 LOB: 0 BB: 0 P: 7	R: 0 E: 0 K: 1 S: 5	H: 0 LOB: 0 BB: 0 P: 5	R: 0 E: 0 K: 3 S: 9	H: 0 LOB: 1 BB: 1 P: 13	R: 2 E: 0 K: 1 S: 7	H: 3 LOB: 2 BB: 1 P: 12	R: 0 E: 0 K: 2 S: 8	H: 1 LOB: 1 BB: 0 P: 8	R: 0 E: 1 K: 1 S: 8	H: 2 LOB: 3 BB: 0 P: 8	R: 2 E: 0 K: 0 S: 4	H: 1 LOB: 0 BB: 1 P: 8	R: 0 E: 0 K: 1 S: 5	H: 0 LOB: 0 BB: 0 P: 5	1B: 7 2B: 2 3B: 0 HR: 1	SF: 0 SAC: 0 DP: 1 HBP: 1	WP: 1 PA: 37 PB: 0 SB: 1 CS: 0
<b>PITCHER</b> <b>Don Sutton, R</b> ERA: 3.56 (7, 1)	IP: 6.0 WLS: L BF: 29 H: 8 R: 2 ER: 2 SO: 9 BB: 2 IBB: 0 HBP: 1 BLK: 0 WP: 0 HR: 0 S: 44 P: 53 ERA: 3.00 WHIP: 1.667															<b>PITCHER</b> <b>Joe Moeller, R</b> ERA: 2.96 (7, 1)	IP: 2.0 WLS: 8 BF: 1 H: 2 R: 2 ER: 2 SO: 1 BB: 0 IBB: 0 HBP: 0 BLK: 0 WP: 0 HR: 1 S: 9 P: 13 ERA: 9.00 WHIP: 1.000		




Batter	1	2	3	4	5	6	7	8	9	AB	R	H	RBI	BB	SO	LOB	TOP			
<b>Tommie Agee, R</b> OBP: 0.344, SLG: 0.510 (1, 8)										4	0	1	0	0	2	1	<b>New York Mets @ Los Angeles Dodgers</b> Dodger Stadium, Los Angeles, CA Thu Jul 16 1970, 7:05 PM PDT Att: 32,619 - Unknown			
<b>Bud Harrelson, S</b> OBP: 0.371, SLG: 0.344 (1, 6)										4	0	0	0	0	2	2				
<b>Ken Singleton, S</b> OBP: 0.344, SLG: 0.400 (1, 9)										4	0	1	0	0	1	1				
<b>Art Shamsky, L</b> OBP: 0.389, SLG: 0.472 (1, 3)										4	0	0	0	0	0	1				
<b>Cleon Jones, R</b> OBP: 0.319, SLG: 0.354 (1, 7)										3	1	2	1	1	0	0				
<b>Wayne Garrett, L</b> OBP: 0.439, SLG: 0.500 (1, 4)										4	0	0	0	0	0	2				
<b>Joe Foy, R</b> OBP: 0.369, SLG: 0.313 <b>Dave Marshall, L</b> OBP: 0.326, SLG: 0.429 (0, PH)										3	0	0	0	0	0	1				
<b>Jerry Grote, R</b> OBP: 0.317, SLG: 0.322 (1, 2)										3	0	2	0	0	0	0				
<b>Jim McAndrew, R</b> OBP: 0.174, SLG: 0.227 (1, 1)										2	0	0	0	0	1	1				
<b>Inning Stats</b>	R: 0 E: 0 K: 1 S: 5	H: 0 LOB: 0 BB: 0 P: 5	R: 0 E: 0 K: 0 S: 4	H: 1 LOB: 1 BB: 0 P: 4	R: 0 E: 0 K: 2 S: 8	H: 1 LOB: 1 BB: 0 P: 8	R: 0 E: 0 K: 1 S: 5	H: 0 LOB: 0 BB: 0 P: 5	R: 0 E: 0 K: 1 S: 6	H: 1 LOB: 1 BB: 0 P: 6	R: 1 E: 0 K: 0 S: 4	H: 1 LOB: 0 BB: 0 P: 4	R: 0 E: 0 K: 0 S: 4	H: 1 LOB: 1 BB: 1 P: 4	R: 0 E: 0 K: 1 S: 5	H: 0 LOB: 1 BB: 1 P: 9		1B: 5 2B: 0 3B: 0 HR: 1	SF: 0 SAC: 1 DP: 0 HBP: 0	WP: 0 PB: 0 SB: 1 CS: 0
<b>PITCHER</b> <b>Bill Singer, R</b> ERA: 3.32 (1, 1)	IP: 9.0 WLS: W BF: 34 H: 6 R: 1 ER: 1 SO: 7 BB: 1 IBB: 0 HBP: 0 BLK: 0 WP: 0 HR: 1 S: 47 P: 51 ERA: 1.00 WHIP: 0.778															<b>PITCHER</b> <b>Bill Singer, R</b> ERA: 3.32 (1, 1)	IP: 9.0 WLS: W BF: 34 H: 6 R: 1 ER: 1 SO: 7 BB: 1 IBB: 0 HBP: 0 BLK: 0 WP: 0 HR: 1 S: 47 P: 51 ERA: 1.00 WHIP: 0.778			

Batter	1	2	3	4	5	6	7	8	9	AB	R	H	RBI	BB	SO	LOB	BOTTOM			
<b>Billy Grabarkewitz, R</b> OBP: 0.449, SLG: 0.509 (1, 6)										2	2	1	1	2	0	0	<b>New York Mets @ Los Angeles Dodgers</b> Dodger Stadium, Los Angeles, CA Thu Jul 16 1970, 7:05 PM PDT Att: 32,619 - Unknown			
<b>Manny Mota, R</b> OBP: 0.388, SLG: 0.417 (1, 7)										4	1	2	0	0	3	3				
<b>Willie Davis, L</b> OBP: 0.334, SLG: 0.437 (1, 8)										3	0	1	0	0	2	2				
<b>Wes Parker, S</b> OBP: 0.386, SLG: 0.463 (1, 3)										2	0	0	1	1	0	1				
<b>Andy Kosco, R</b> OBP: 0.250, SLG: 0.404 <b>Von Joshua, L</b> OBP: 0.290, SLG: 0.308 (9, 9)										4	0	0	0	0	0	3				
<b>Jim Lefebvre, S</b> OBP: 0.326, SLG: 0.365 (1, 4)										4	0	2	1	0	1	0				
<b>Tom Haller, L</b> OBP: 0.335, SLG: 0.398 (1, 2)										3	0	0	0	0	1	1				
<b>Steve Garvey, R</b> OBP: 0.250, SLG: 0.220 (1, 5)										2	0	1	0	1	0	0				
<b>Bill Singer, R</b> OBP: 0.273, SLG: 0.286 (1, 1)										3	0	1	0	0	1	1				
<b>Inning Stats</b>	R: 1 E: 0 K: 0 S: 4	H: 1 LOB: 1 BB: 1 P: 8	R: 0 E: 0 K: 0 S: 5	H: 2 LOB: 3 BB: 1 P: 9	R: 0 E: 0 K: 1 S: 5	H: 0 LOB: 0 BB: 0 P: 3	R: 0 E: 0 K: 1 S: 5	H: 0 LOB: 0 BB: 0 P: 5	R: 0 E: 0 K: 0 S: 3	H: 0 LOB: 0 BB: 0 P: 3	R: 0 E: 0 K: 1 S: 5	H: 1 LOB: 1 BB: 1 P: 9	R: 2 E: 0 K: 0 S: 5	H: 3 LOB: 2 BB: 1 P: 9	R: 0 E: 0 K: 0 S: 5	H: 0 LOB: 0 BB: 1 P: 9		1B: 7 2B: 0 3B: 0 HR: 1	SF: 1 SAC: 1 DP: 1 HBP: 0	WP: 0 PB: 0 SB: 0 CS: 1
<b>PITCHER</b> <b>Jim McAndrew, R</b> ERA: 5.06 (1, 1)	IP: 8.0 WLS: L BF: 33 H: 8 R: 3 ER: 3 SO: 3 BB: 3 IBB: 1 HBP: 0 BLK: 0 WP: 0 HR: 1 S: 35 P: 51 ERA: 3.38 WHIP: 1.375															<b>PITCHER</b> <b>Jim McAndrew, R</b> ERA: 5.06 (1, 1)	IP: 8.0 WLS: L BF: 33 H: 8 R: 3 ER: 3 SO: 3 BB: 3 IBB: 1 HBP: 0 BLK: 0 WP: 0 HR: 1 S: 35 P: 51 ERA: 3.38 WHIP: 1.375			



Batter	1	2	3	4	5	6	7	8	9	10	AB	R	H	RBI	BB	SO	LOB	TOP			
<b>Tommie Agee, R</b> OBP: 0.340, SLG: 0.504 (1.8)	0-3 K		0-0 4-3			0-3 K		0-0 5-3			4	0	0	0	0	2	0	<b>New York Mets @ Los Angeles Dodgers</b> Dodger Stadium, Los Angeles, CA Fri Jul 17 1970, 7:05 PM PDT Att: 43,713 - Unknown 			
<b>Bud Harrelson, S</b> OBP: 0.370, SLG: 0.343 (1.6)	0-0 S 1B		0-0 G3			0-3 K			0-0 6-3		4	0	1	0	0	1	0				
<b>Ken Singleton, S</b> OBP: 0.330, SLG: 0.382 (1.9)	0-0 F7			0-0 3-1		0-0 F5			0-3 K		4	0	0	0	0	1	1				
<b>Art Shamsky, L</b> OBP: 0.391, SLG: 0.468 <b>Mike Jorgensen, L</b> OBP: 0.278, SLG: 0.375 (9.3)	4-0 BB			0-0 F8		4-0 FC5-4 BB			0-3 K		2	0	0	0	2	1	0				
<b>Cleon Jones, R</b> OBP: 0.314, SLG: 0.348 (1.7)	0-3 K			0-3 K		0-0 FC5-4 1-2			0-0 6-3		4	0	0	0	0	2	3				
<b>Wayne Garrett, L</b> OBP: 0.429, SLG: 0.485 (1.4)		0-0 3-1			0-3 K				0-3 F7		4	0	0	0	0	2	1				
<b>Joe Foy, R</b> OBP: 0.376, SLG: 0.321 (1.5)		0-0 CS 1B			0-0 1B 1B			0-3 K		0-0 E S 1B	4	0	3	0	0	1	1				
<b>Jerry Grote, R</b> OBP: 0.316, SLG: 0.317 (1.2)		0-0 F9			0-0 F3				0-0 4-3		3	0	0	0	1	0	2				
<b>Tom Seaver, R</b> OBP: 0.239, SLG: 0.254 <b>Dave Marshall, L</b> OBP: 0.323, SLG: 0.425 <b>Tug McGraw, R</b> OBP: 0.167, SLG: 0.200 (10.1)			0-0 6-3		0-0 1-3 1B			0-3 K		0-3 1-3 IBB	3	0	1	0	0	1	0				
<b>Inning Stats</b>	R: 0 E: 0 K: 2 S: 8	H: 1 LOB: 2 BB: 1 P: 12	R: 0 E: 0 K: 0 S: 3	H: 1 LOB: 0 BB: 0 P: 3	R: 0 E: 0 K: 1 S: 5	H: 0 LOB: 0 BB: 0 P: 5	R: 0 E: 0 K: 1 S: 6	H: 2 LOB: 2 BB: 0 P: 6	R: 0 E: 0 K: 2 S: 7	H: 0 LOB: 1 BB: 1 P: 9	R: 0 E: 0 K: 1 S: 5	H: 0 LOB: 0 BB: 0 P: 5	R: 0 E: 0 K: 2 S: 7	H: 0 LOB: 0 BB: 0 P: 7	R: 0 E: 0 K: 1 S: 5	R: 0 E: 0 K: 2 S: 8	H: 1 LOB: 2 BB: 1 P: 12		1B: 5 2B: 0 3B: 0 HR: 0	SF: 0 SAC: 0 DP: 0 HBP: 0	WP: 0 PB: 0 SB: 2 CS: 1
<b>PITCHER</b> <b>Don Sutton, R</b> ERA: 3.34 (1.1)	IP: 10.0 WLS: W BF: 36 H: 5 R: 0 ER: 0 SO: 12 BB: 2 IBB: 1 HBP: 0 BLK: 0 WP: 0 HR: 0 S: 57 P: 69 ERA: 0.00 WHIP: 0.700																				

Batter	1	2	3	4	5	6	7	8	9	10	AB	R	H	RBI	BB	SO	LOB	BOTTOM		
<b>Billy Grabarkewitz, R</b> OBP: 0.445, SLG: 0.502 (1.6)	0-0 P3		0-3 K		0-0 4-3			0-3 K		4-0 1B 1B IBB	4	0	0	0	1	2	0	<b>New York Mets @ Los Angeles Dodgers</b> Dodger Stadium, Los Angeles, CA Fri Jul 17 1970, 7:05 PM PDT Att: 43,713 - Unknown 		
<b>Willie Davis, L</b> OBP: 0.335, SLG: 0.435 (1.8)	4-0 FC1-6 BB		0-3 K		0-0 L4			0-0 4-3		0-0 1B 1B	4	0	1	0	1	1	0			
<b>Wes Parker, S</b> OBP: 0.369, SLG: 0.465 (1.3)	0-0 FC1-6 1B		0-0 1B		0-0 F3		0-0 G3		0-0 SH1-4 1B	0-0 1-2 2-3 3-H 1B	5	0	3	1	0	0	1			
<b>Andy Kosco, R</b> OBP: 0.251, SLG: 0.402 (1.9)	0-0 1B		0-0 F3		0-3 K		0-3 K		0-0 SH1-4	1-2 1B	3	0	1	0	0	1	1			
<b>Jim Lefebvre, S</b> OBP: 0.332, SLG: 0.370 (1.4)	0-0 1-3			0-0 1-3 2B		0-3 K		0-3 K		0-0 1B 1B	3	0	1	0	1	1	2			
<b>Tom Haller, L</b> OBP: 0.333, SLG: 0.395 (1.2)		0-0 1B		0-0 1-3		0-0 1-3 2-3		0-0 F7		0-0 F7	4	0	1	0	0	0	3			
<b>Steve Garvey, R</b> OBP: 0.234, SLG: 0.205 <b>Maury Wills, S</b> OBP: 0.351, SLG: 0.313 (9.10.5)		0-3 K		0-3 K		0-3 K		0-0 6-3		0-3 K	3	0	0	0	0	2	2			
<b>Von Joshua, L</b> OBP: 0.278, SLG: 0.294 <b>Manny Mota, R</b> OBP: 0.391, SLG: 0.419 (10.10.7)		0-3 K		0-3 K		0-3 K		0-0 1-3		0-0 1B SH1-4 1B	3	0	0	0	0	2	2			
<b>Don Sutton, R</b> OBP: 0.279, SLG: 0.204 (1.1)	0-0 6-3				0-0 F9			0-0 F8		0-0 SH1-4	3	0	0	0	0	0	1			
<b>Inning Stats</b>	R: 0 E: 0 K: 0 S: 4	H: 1 LOB: 1 BB: 0 P: 8	R: 0 E: 0 K: 2 S: 8	H: 1 LOB: 1 BB: 0 P: 8	R: 0 E: 0 K: 2 S: 8	H: 1 LOB: 1 BB: 0 P: 8	R: 0 E: 0 K: 0 S: 3	H: 0 LOB: 0 BB: 0 P: 7	R: 0 E: 0 K: 0 S: 3	H: 0 LOB: 0 BB: 0 P: 3	R: 0 E: 0 K: 1 S: 5	H: 0 LOB: 0 BB: 0 P: 5	R: 0 E: 0 K: 1 S: 6	H: 1 LOB: 2 BB: 1 P: 10	R: 1 E: 0 K: 0 S: 4	H: 3 LOB: 3 BB: 1 P: 8	1B: 7 2B: 1 3B: 0 HR: 0		SF: 0 SAC: 2 DP: 0 HBP: 0	WP: 0 PB: 0 SB: 0 CS: 0
<b>PITCHER</b> <b>Tom Seaver, R</b> ERA: 2.28 <b>Tug McGraw, L</b> ERA: 3.83 (10.1)	IP: 9.0 WLS: L BF: 34 H: 5 R: 0 ER: 1 SO: 10 BB: 1 IBB: 1 HBP: 0 BLK: 0 WP: 0 HR: 0 S: 52 P: 60 ERA: 0.00 WHIP: 0.667																			



Batter	1	2	3	4	5	6	7	8	9	AB	R	H	RBI	BB	SO	LOB	TOP		
Tommie Agee, R OBP: 0.346, SLG: 0.511 (1, 8)	0-0 6-3		0-0 4-3 2B		0-0 FC6-4 1B		0-0 1B 1B		0-0 1-3 1B 1B	5	2	4	0	0	0	0	<b>New York Mets @ Los Angeles Dodgers</b> Dodger Stadium, Los Angeles, CA Sat Jul 18 1970, 3:33 AM PDT Att: 29,511 - Unknown		
Bud Harrelson, S OBP: 0.368, SLG: 0.340 (1, 6)	0-0 4-3		0-0 4-3		0-0 FC6-4 1-2		0-0 1B 1B		0-3 K	5	0	1	0	0	1	4			
Ken Singleton, S OBP: 0.383, SLG: 0.383 Ron Taylor, R (9, 1)	0-0 6-3		0-0 6-3		0-0 5-3		0-0 G4-6-3 1-3 1B		0-0 1B SF9 1B	5	1	2	2	0	0	1			
Donn Clendenon, R OBP: 0.364, SLG: 0.539 Mike Jorgensen, L OBP: 0.276, SLG: 0.375 (9, PR) (9, 3)		0-0 1B FC1-2 1B		4-0 FC6-5 6-3 BB		4-0 FC4 BB		0-0 G4-6-3 1-2	0-0 SF9 1B	3	0	2	1	2	0	2			
Cleon Jones, R OBP: 0.312, SLG: 0.346 (1, 7)		0-0 FC1-2 1B		0-0 6-3		0-0 FC4 2B		0-0 6-3	0-0 SF9	4	0	1	1	0	0	2			
Joe Foy, R OBP: 0.372, SLG: 0.323 (1, 5)		0-0 F2		0-0 FC6-5 FC5-4		0-0 2B		0-3 K	0-3 K	5	0	1	0	0	2	5			
Jerry Grote, R OBP: 0.319, SLG: 0.318 (1, 2)		0-0 FC1-2		0-0 FC5-4		4-0 BB		0-0 1B		3	0	1	0	1	0	3			
Ted Martinez, R (1, 4)		0-0 F9				0-0 1-3		0-0 G3	0-3 K	4	0	0	0	0	1	6			
Ray Sadecki, L OBP: 0.194, SLG: 0.167 Al Weis, S OBP: 0.294, SLG: 0.322 Danny Frisella, L OBP: 0.500, SLG: 0.500 Ron Swoboda, R OBP: 0.343, SLG: 0.404 (9, PH) (7, PH) (7, 1) (9, PH) (9, 9)			0-0 P3		0-0 K		0-0 5-3		0-0 1B 1B	2	0	0	0	0	1	0			
<b>Inning Stats</b>	R: 0 E: 0 K: 0 S: 3	H: 0 LOB: 0 BB: 0 P: 3	R: 0 E: 0 K: 0 S: 5	H: 2 LOB: 2 BB: 0 P: 5	R: 0 E: 0 K: 0 S: 4	H: 1 LOB: 1 BB: 0 P: 4	R: 0 E: 0 K: 0 S: 3	H: 0 LOB: 0 BB: 1 P: 7	R: 0 E: 0 K: 1 S: 6	H: 1 LOB: 1 BB: 0 P: 6	R: 1 E: 0 K: 0 S: 5	H: 3 LOB: 1 BB: 0 P: 5	R: 0 E: 0 K: 2 S: 8	H: 1 LOB: 1 BB: 0 P: 8	R: 3 E: 0 K: 2 S: 11	H: 4 LOB: 2 BB: 0 P: 11		1B: 11 2B: 2 3B: 0 HR: 0	SF: 1 SAC: 0 DP: 1 HBP: 0
<b>PITCHER</b>	IP WLS BF H R ER SO BB IBB HBP BLK WP HR S P ERA WHIP	IP WLS BF H R ER SO BB IBB HBP BLK WP HR S P ERA WHIP	IP WLS BF H R ER SO BB IBB HBP BLK WP HR S P ERA WHIP	IP WLS BF H R ER SO BB IBB HBP BLK WP HR S P ERA WHIP	IP WLS BF H R ER SO BB IBB HBP BLK WP HR S P ERA WHIP	IP WLS BF H R ER SO BB IBB HBP BLK WP HR S P ERA WHIP	IP WLS BF H R ER SO BB IBB HBP BLK WP HR S P ERA WHIP	IP WLS BF H R ER SO BB IBB HBP BLK WP HR S P ERA WHIP	IP WLS BF H R ER SO BB IBB HBP BLK WP HR S P ERA WHIP	IP WLS BF H R ER SO BB IBB HBP BLK WP HR S P ERA WHIP	IP WLS BF H R ER SO BB IBB HBP BLK WP HR S P ERA WHIP	IP WLS BF H R ER SO BB IBB HBP BLK WP HR S P ERA WHIP	IP WLS BF H R ER SO BB IBB HBP BLK WP HR S P ERA WHIP	IP WLS BF H R ER SO BB IBB HBP BLK WP HR S P ERA WHIP	IP WLS BF H R ER SO BB IBB HBP BLK WP HR S P ERA WHIP	IP WLS BF H R ER SO BB IBB HBP BLK WP HR S P ERA WHIP	IP WLS BF H R ER SO BB IBB HBP BLK WP HR S P ERA WHIP	IP WLS BF H R ER SO BB IBB HBP BLK WP HR S P ERA WHIP	IP WLS BF H R ER SO BB IBB HBP BLK WP HR S P ERA WHIP

AB 38  
R 4  
H 13  
RBI 4  
BB 3  
SO 5  
LOB 23



Batter	1	2	3	4	5	6	7	8	9	AB	R	H	RBI	BB	SO	LOB	BOTTOM				
Billy Grabarkewitz, R OBP: 0.443, SLG: 0.498 (1, 6)	0-0 F7		0-0 4-3		0-0 F8			0-0 CS 1B		4	0	1	0	0	0	2	<b>New York Mets @ Los Angeles Dodgers</b> Dodger Stadium, Los Angeles, CA Sat Jul 18 1970, 3:33 AM PDT Att: 29,511 - Unknown				
Willie Davis, L OBP: 0.334, SLG: 0.432 (1, 8)	0-0 F9			0-0 G4-6-3 1B		0-3 K		0-3 K	0-3 1-2 K	4	0	1	0	0	2	1					
Wes Parker, S OBP: 0.387, SLG: 0.466 (1, 3)	0-0 1-5-3			0-0 G4-6-3 1-2		0-0 2B		0-0 F7		4	1	1	0	0	0	1					
Andy Kosco, R OBP: 0.246, SLG: 0.393 (1, 9)		0-3 K		0-0 F8		0-3 K		0-0 F7		4	0	0	0	0	2	1					
Jim Lefebvre, S OBP: 0.335, SLG: 0.383 (1, 4)		0-3 K			0-0 1B 2B	0-0 2B		0-0 F7		4	1	2	1	0	1	0					
Steve Garvey, R OBP: 0.235, SLG: 0.208 (1, 5)		0-0 F9			0-0 2B SF9 1B	0-0 F9		0-0 5-3		4	1	1	0	0	0	1					
Ted Sizemore, R OBP: 0.331, SLG: 0.303 (1, 7)			0-0 L4		0-0 SF9 1-3 3H 2B		0-0 5-3			3	0	1	1	0	0	0					
Jeff Torborg, R OBP: 0.247, SLG: 0.244 (1, 2)			0-0 L5		0-0 1-3		0-0 F2			3	0	0	0	0	0	2					
Claude Osteen, L OBP: 0.270, SLG: 0.362 Jim Brewer, L OBP: 0.255, SLG: 0.255 Jose Pena, R OBP: 0.284, SLG: 0.284 (1, 1) (7, 1) (9, 1)				0-0 2B		0-0 SF9		0-3 K		1	0	1	1	0	0	0					
<b>Inning Stats</b>	R: 0 E: 0 K: 0 S: 3	H: 0 LOB: 0 BB: 0 P: 3	R: 0 E: 0 K: 2 S: 7	H: 0 LOB: 0 BB: 0 P: 7	R: 0 E: 0 K: 0 S: 4	H: 1 LOB: 0 BB: 0 P: 4	R: 0 E: 0 K: 0 S: 3	H: 1 LOB: 0 BB: 0 P: 3	R: 2 E: 0 K: 0 S: 6	H: 3 LOB: 1 BB: 0 P: 6	R: 1 E: 0 K: 2 S: 9	H: 2 LOB: 1 BB: 0 P: 9	R: 0 E: 0 K: 1 S: 5	H: 0 LOB: 0 BB: 0 P: 5	R: 0 E: 0 K: 1 S: 5	H: 1 LOB: 0 BB: 0 P: 5		R: 0 E: 0 K: 0 S: 3	H: 0 LOB: 0 BB: 0 P: 3	1B: 3 2B: 5 3B: 0 HR: 0	SF: 1 SAC: 0 DP: 1 HBP: 0
<b>PITCHER</b>	IP WLS BF H R ER SO BB IBB HBP BLK WP HR S P ERA WHIP	IP WLS BF H R ER SO BB IBB HBP BLK WP HR S P ERA WHIP	IP WLS BF H R ER SO BB IBB HBP BLK WP HR S P ERA WHIP	IP WLS BF H R ER SO BB IBB HBP BLK WP HR S P ERA WHIP	IP WLS BF H R ER SO BB IBB HBP BLK WP HR S P ERA WHIP	IP WLS BF H R ER SO BB IBB HBP BLK WP HR S P ERA WHIP	IP WLS BF H R ER SO BB IBB HBP BLK WP HR S P ERA WHIP	IP WLS BF H R ER SO BB IBB HBP BLK WP HR S P ERA WHIP	IP WLS BF H R ER SO BB IBB HBP BLK WP HR S P ERA WHIP	IP WLS BF H R ER SO BB IBB HBP BLK WP HR S P ERA WHIP	IP WLS BF H R ER SO BB IBB HBP BLK WP HR S P ERA WHIP	IP WLS BF H R ER SO BB IBB HBP BLK WP HR S P ERA WHIP	IP WLS BF H R ER SO BB IBB HBP BLK WP HR S P ERA WHIP	IP WLS BF H R ER SO BB IBB HBP BLK WP HR S P ERA WHIP	IP WLS BF H R ER SO BB IBB HBP BLK WP HR S P ERA WHIP	IP WLS BF H R ER SO BB IBB HBP BLK WP HR S P ERA WHIP	IP WLS BF H R ER SO BB IBB HBP BLK WP HR S P ERA WHIP	IP WLS BF H R ER SO BB IBB HBP BLK WP HR S P ERA WHIP	IP WLS BF H R ER SO BB IBB HBP BLK WP HR S P ERA WHIP		

AB 32  
R 3  
H 8  
RBI 3  
BB 0  
SO 6  
LOB 8



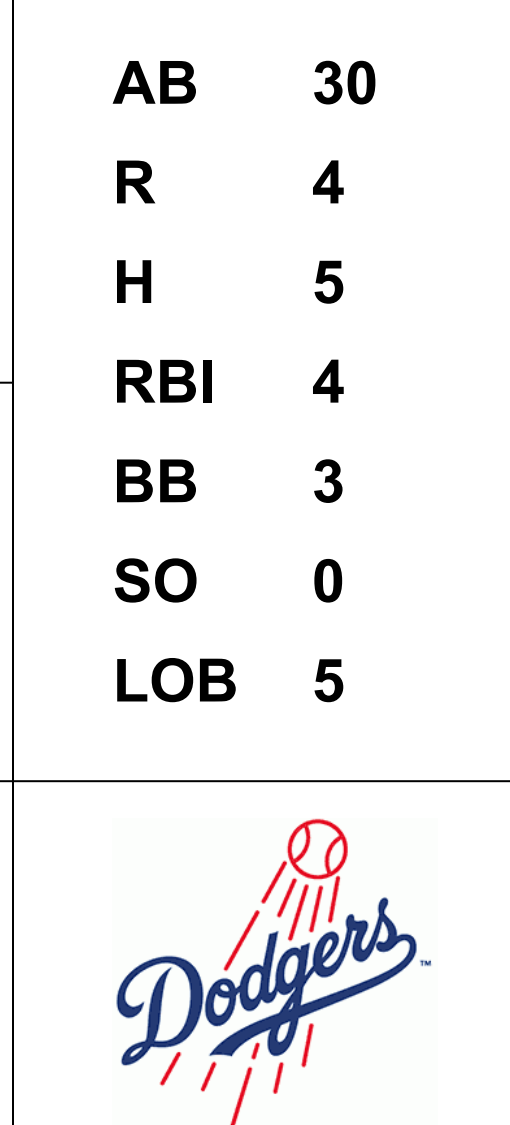


Batter	1	2	3	4	5	6	7	8	9	AB	R	H	RBI	BB	SO	LOB	TOP																					
Denny Doyle, L (1,4) OBP: 0.300, SLG: 0.342 Tony Taylor, R (9,PH) OBP: 0.351, SLG: 0.413	6-3		F7			1B SH5-3 FC6-4		G4-6-3	HR	4	1	1	0	0	0	1	Philadelphia Phillies @ Los Angeles Dodgers Dodger Stadium, Los Angeles, CA Sun Jul 19 1970, 3:33 AM PDT Unknown																					
Oscar Gamble, L (1,9) OBP: 0.344, SLG: 0.364 Jim Hutto, R (9,PH) OBP: 0.265, SLG: 0.381 Dick Selma, R (9,1) OBP: 0.182, SLG: 0.100	1B			1-3		SH5-3		HR	HR	3	1	2	0	0	0	0																						
Don Money, R (1,5) OBP: 0.400, SLG: 0.553	1B				G6-4-3	FC6-4		E5	5-3	5	1	3	0	0	0	1																						
Deron Johnson, R (1,3) OBP: 0.325, SLG: 0.453	6-3			G6-4-3		FC6-4		HR	2B	5	2	2	4	0	0	3																						
Ron Stone, L (1,7) OBP: 0.344, SLG: 0.417 Byron Browne, R (8,PH) OBP: 0.335, SLG: 0.464		G6-4-3			1B	F8		WP	FC5	3	0	2	0	0	0	1																						
Larry Hisle, R (1,8) OBP: 0.291, SLG: 0.324	G6-4-3				P6			BB	FC5	5	0	0	0	0	2	4																						
Larry Bowa, S (1,6) OBP: 0.272, SLG: 0.292	F9				1B				HR	4	1	2	0	0	0	0																						
Mike Ryan, R (1,2) OBP: 0.302, SLG: 0.222			K		P4				HR	3	1	0	0	1	1	2																						
Chris Short, R (1,1) Lowell Palmer, R (6,1) Rick Joseph, R (8,PH) Fred Wenz, R (8,1) Terry Harmon, R (9,PH) John Briggs, L (9,7)			F8		K				SH1-4	2	0	0	0	0	1	2																						
Inning Stats	R: 0 E: 0 K: 0 S: 4	H: 2 LOB: 1 BB: 0 P: 4	R: 0 E: 0 K: 0 S: 3	H: 1 LOB: 0 BB: 0 P: 3	R: 0 E: 0 K: 1 S: 5	H: 0 LOB: 0 BB: 0 P: 5	R: 0 E: 0 K: 0 S: 3	H: 1 LOB: 0 BB: 0 P: 3	R: 0 E: 0 K: 1 S: 7	H: 2 LOB: 2 BB: 0 P: 7	R: 1 E: 0 K: 0 S: 5	H: 2 LOB: 1 BB: 0 P: 5	R: 0 E: 0 K: 1 S: 5	H: 0 LOB: 0 BB: 0 P: 5	R: 3 E: 1 K: 1 S: 8	H: 3 LOB: 1 BB: 1 P: 12		R: 5 E: 0 K: 0 S: 7	H: 4 LOB: 1 BB: 2 P: 15	1B: 11 2B: 2 3B: 0 HR: 2	SF: 0 SAC: 2 DP: 3 HBP: 0	WP: 2 PB: 0 CS: 0	PA: 42															
PITCHER	IP	WLS	BF	H	R	ER	SO	BB	IBB	HBP	BLK	WP	HR	S	P	ERA	WHIP	PITCHER				IP	WLS	BF	H	R	ER	SO	BB	IBB	HBP	BLK	WP	HR	S	P	ERA	WHIP
Alan Foster, R (1,1) ERA: 3.68	7.2		31	11	4	1	3	0	0	0	0	0	1	37	37	1.17	1.435																					
Jim Brewer, L (8,1) ERA: 3.92	1.1	L	11	4	5	5	1	2	1	0	0	1	1	10	22	33.75	4.500																					

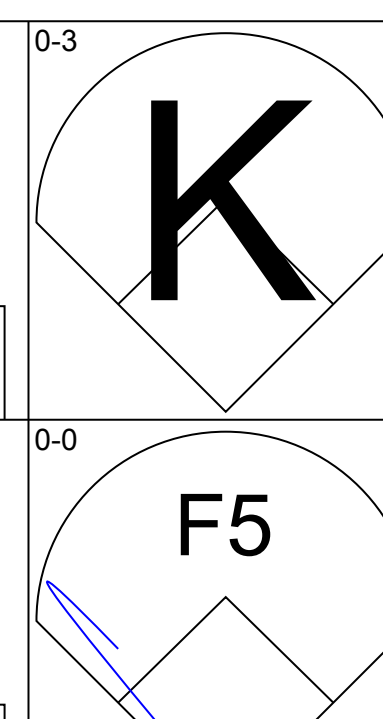
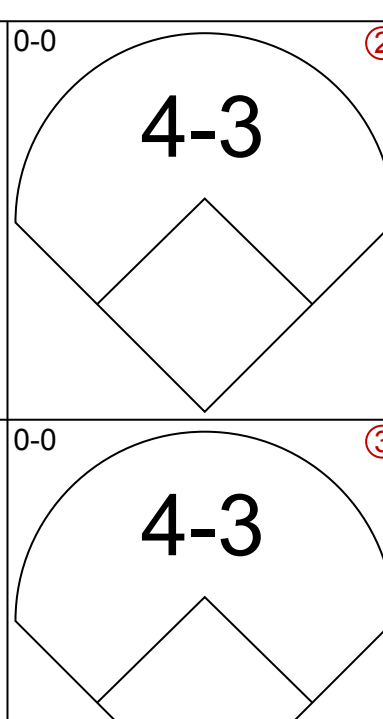
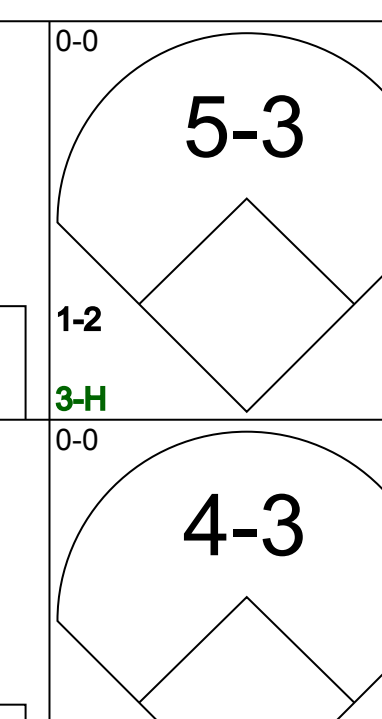
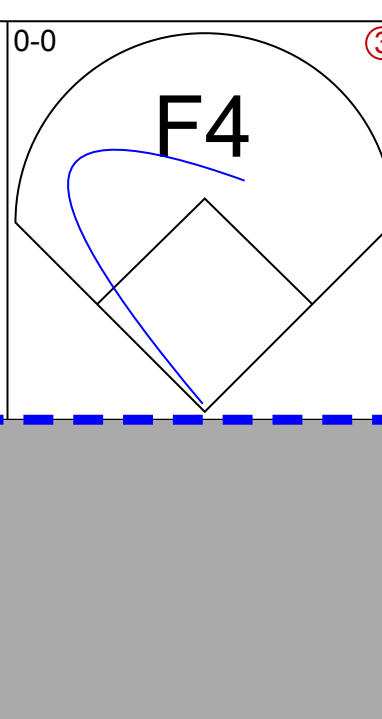
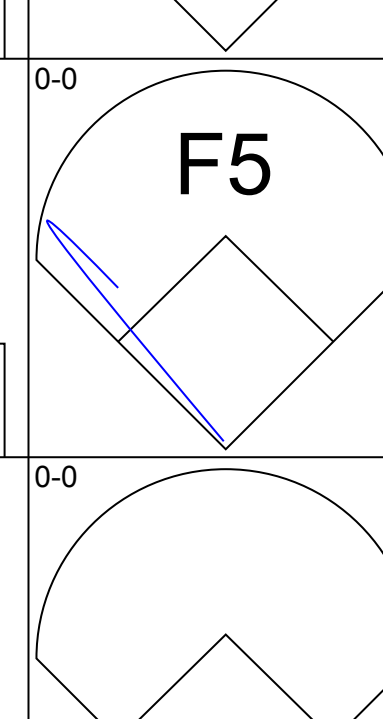

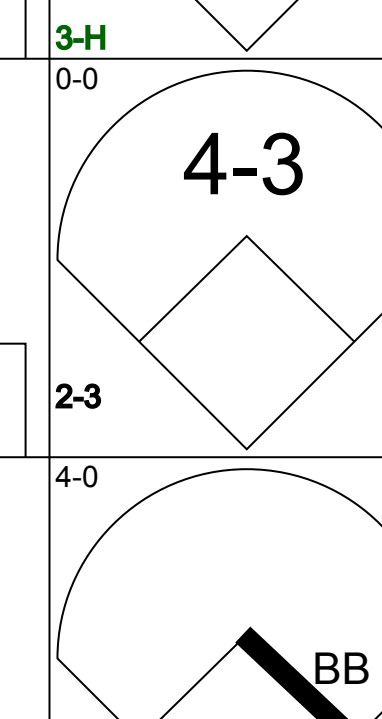
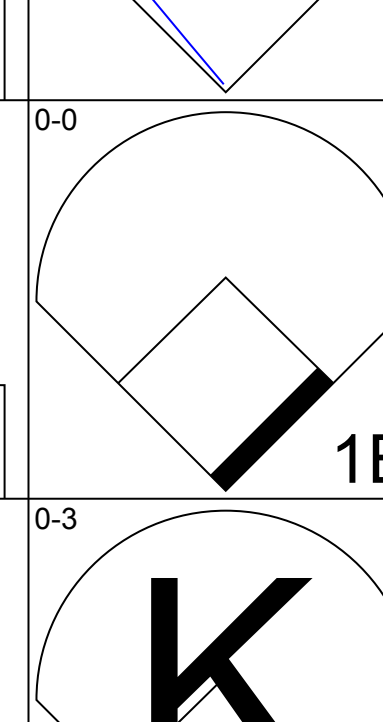
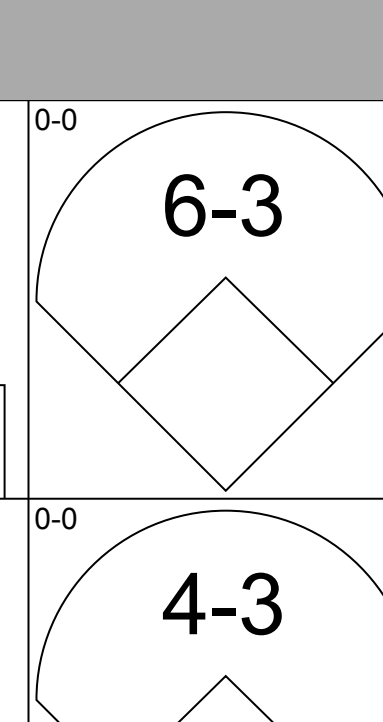
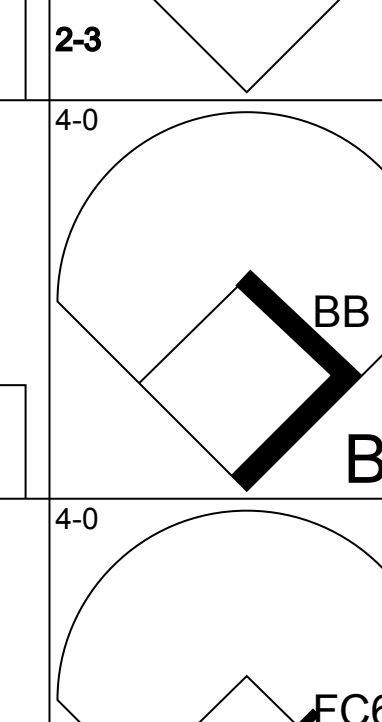
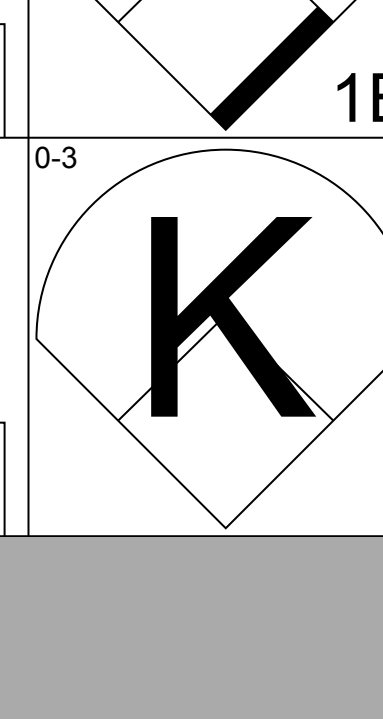
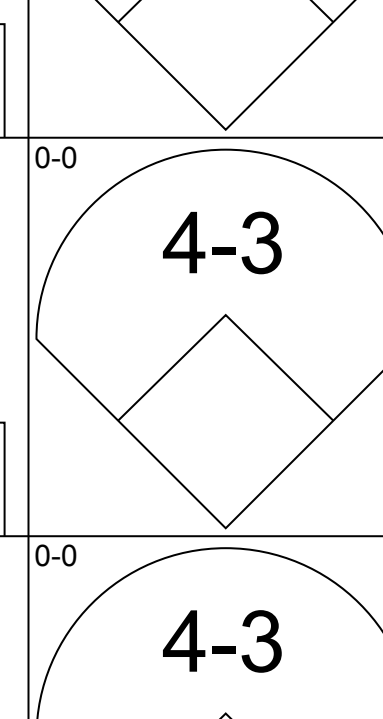
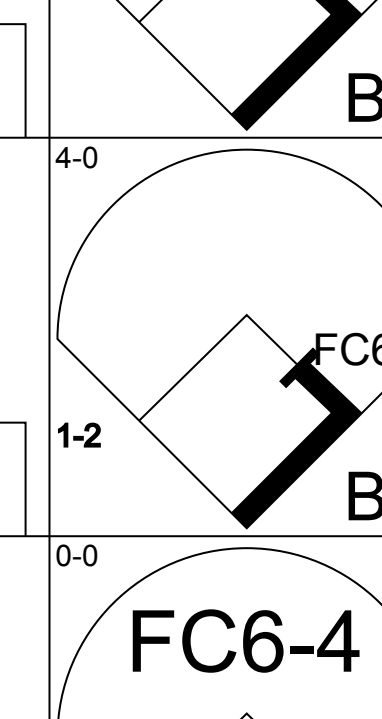
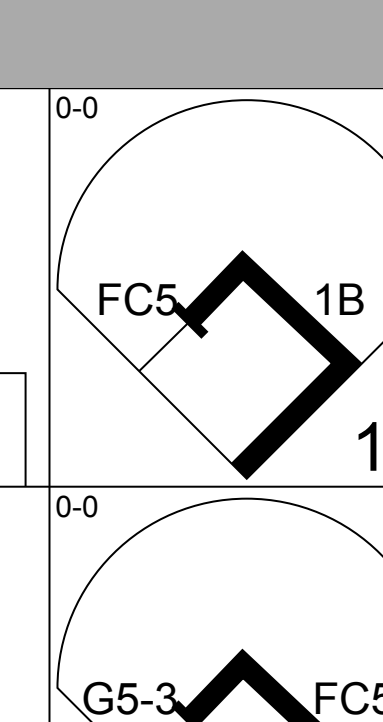
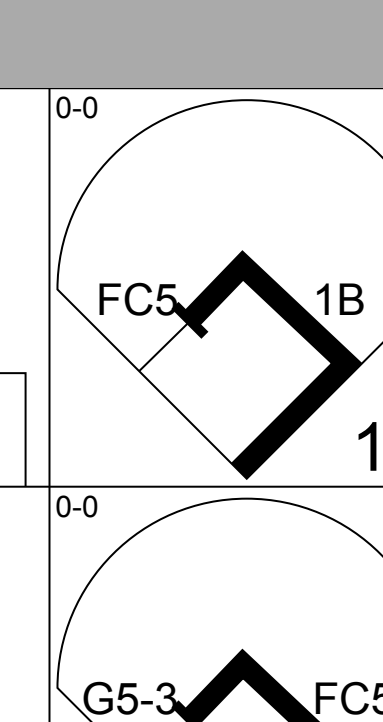
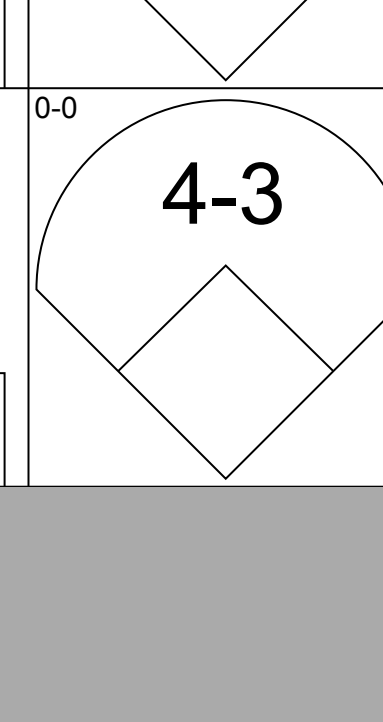
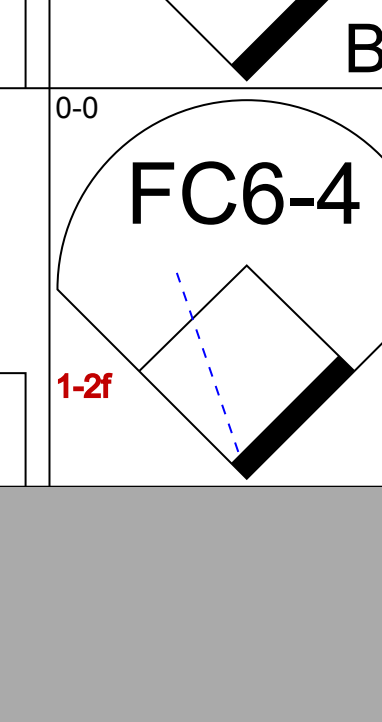
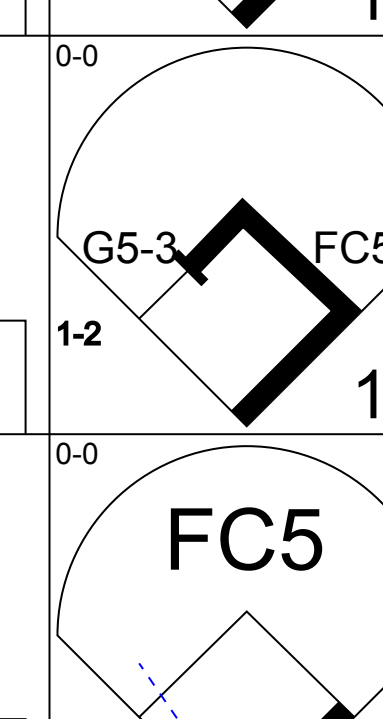
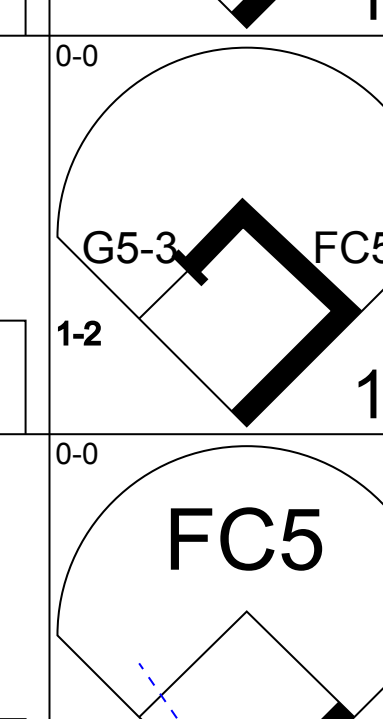
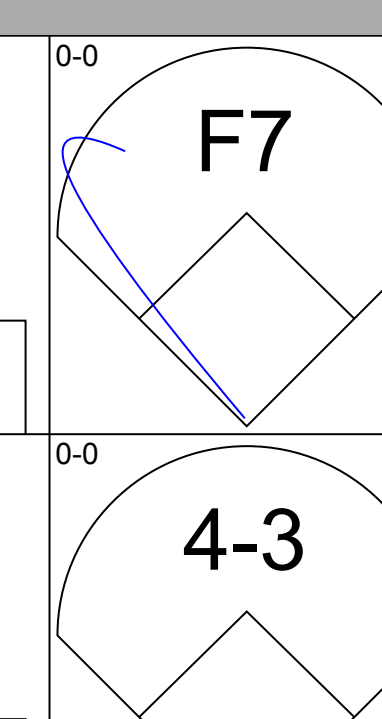
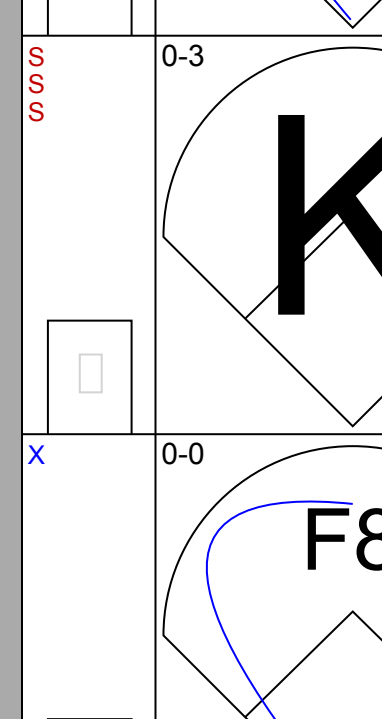
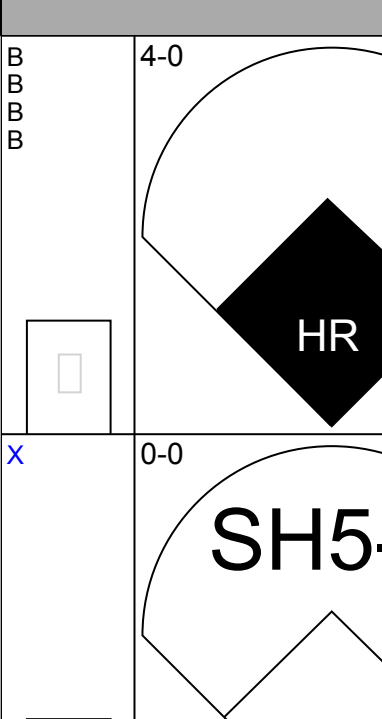
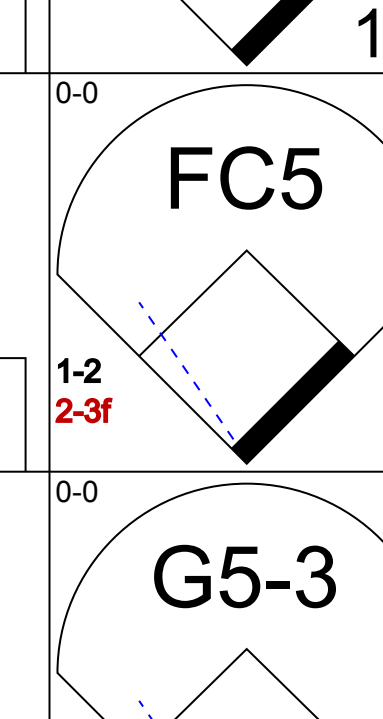
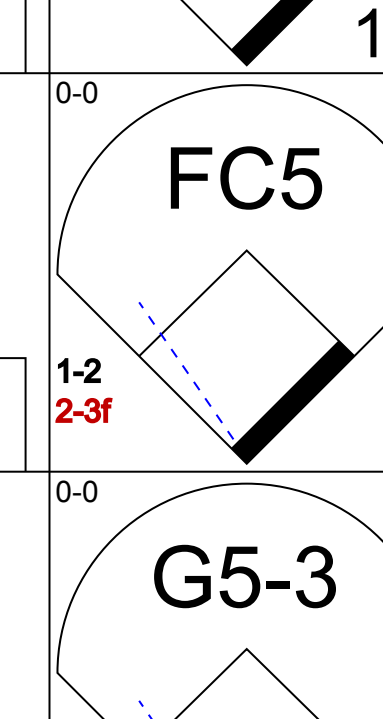
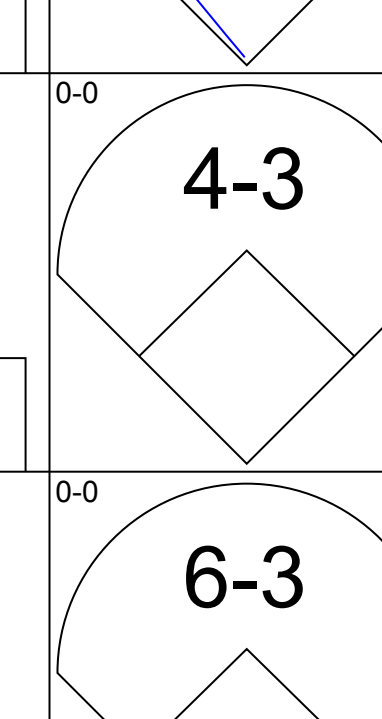
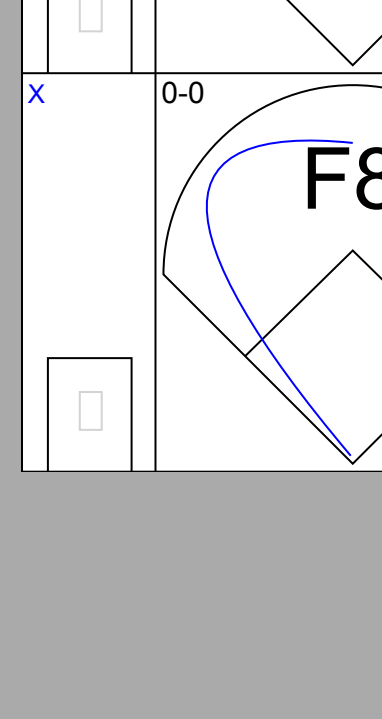
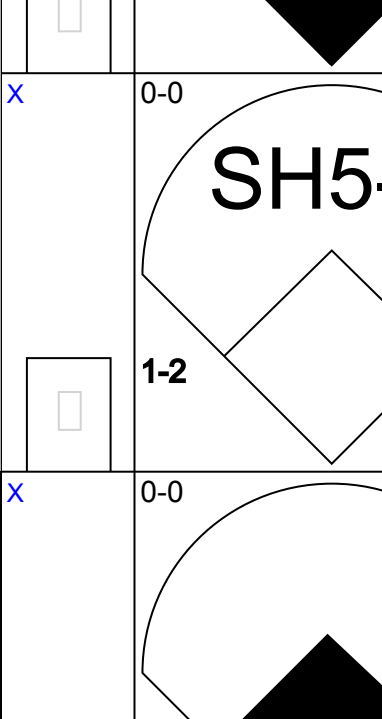
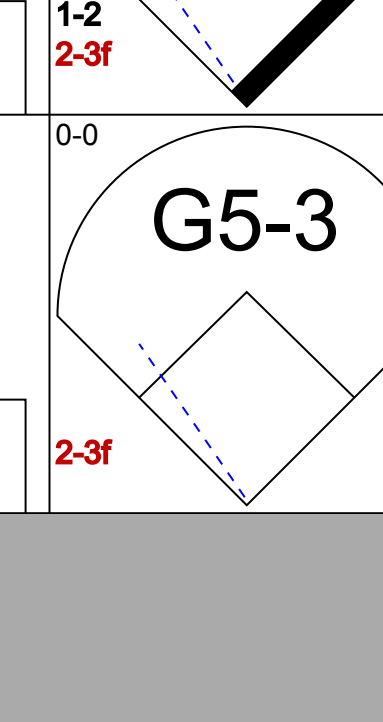
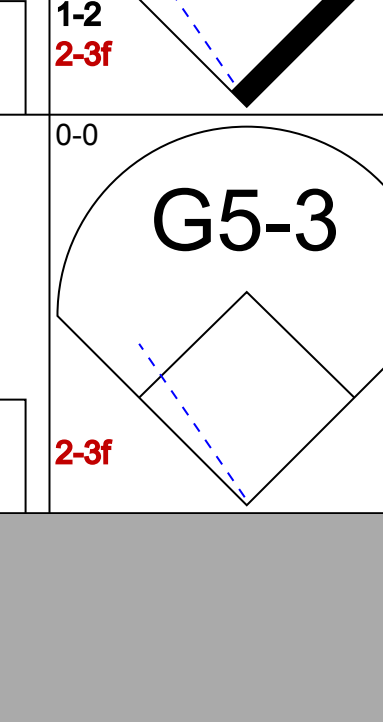
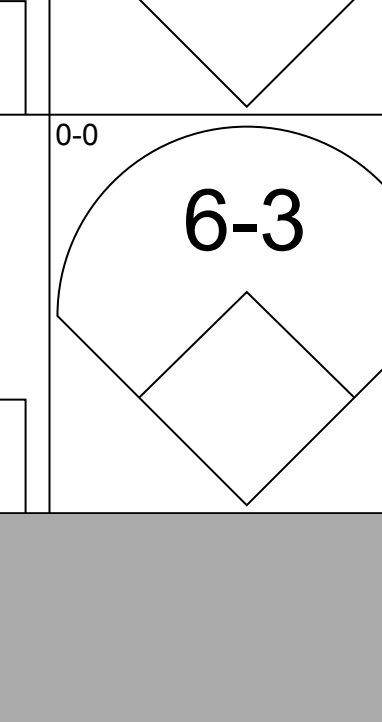
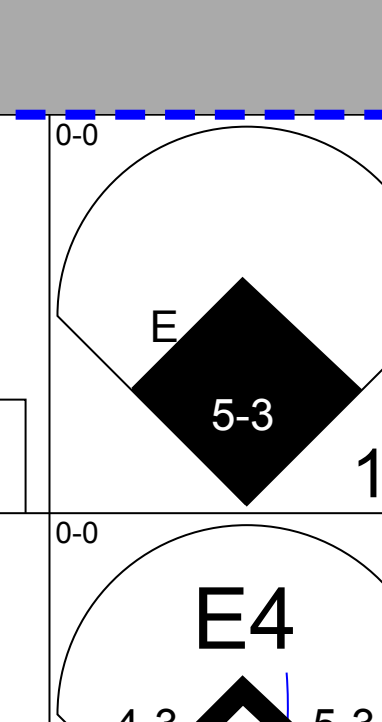
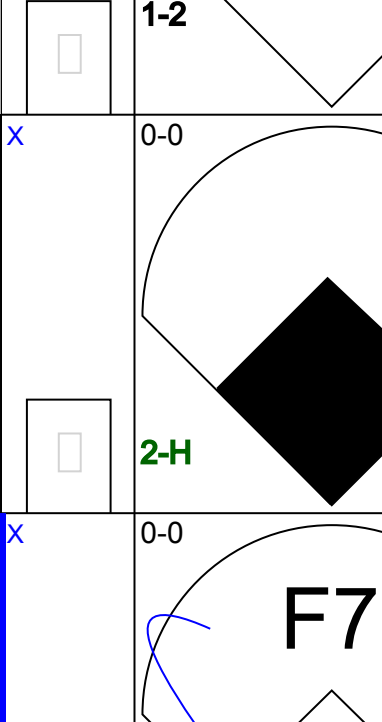
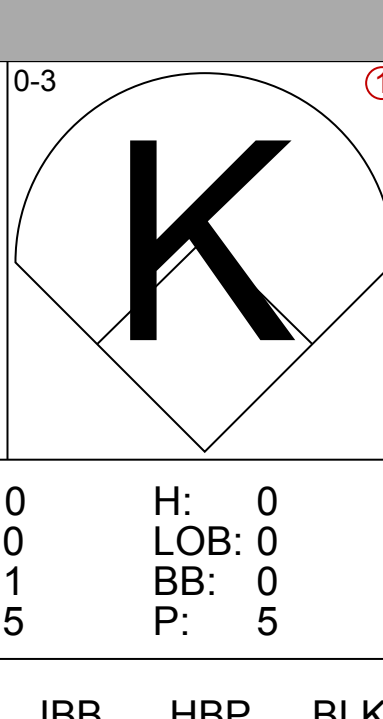
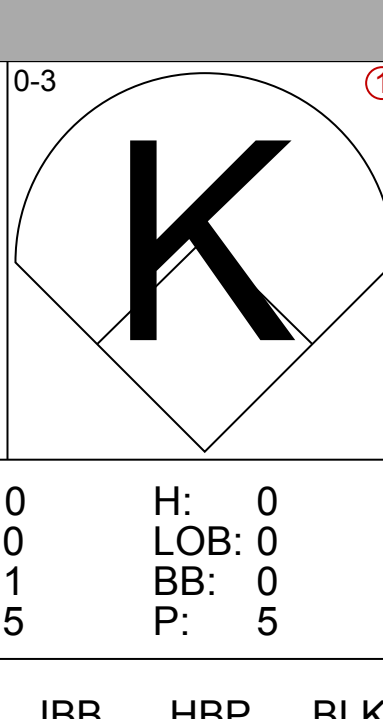
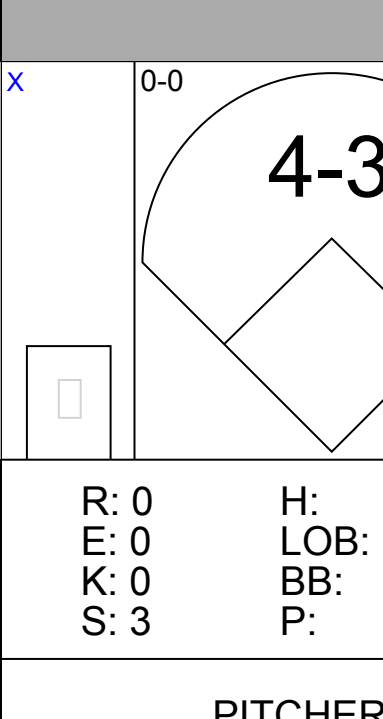
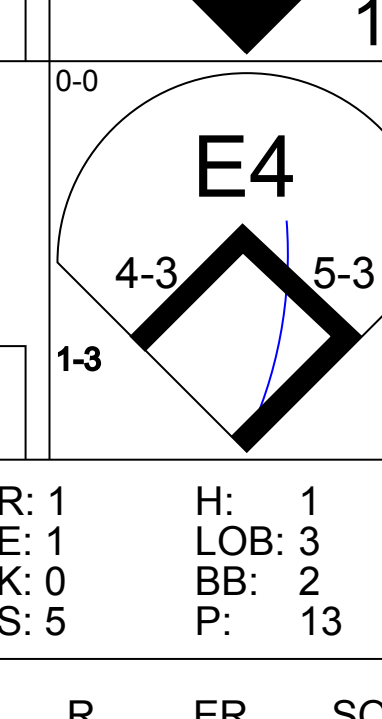
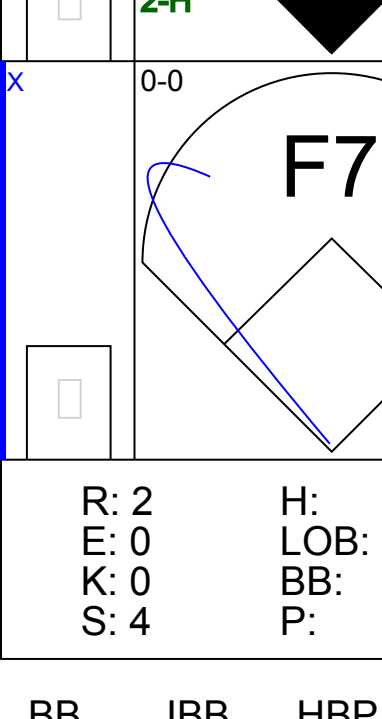
AB	37
R	9
H	15
RBI	9
BB	3
SO	4
LOB	14

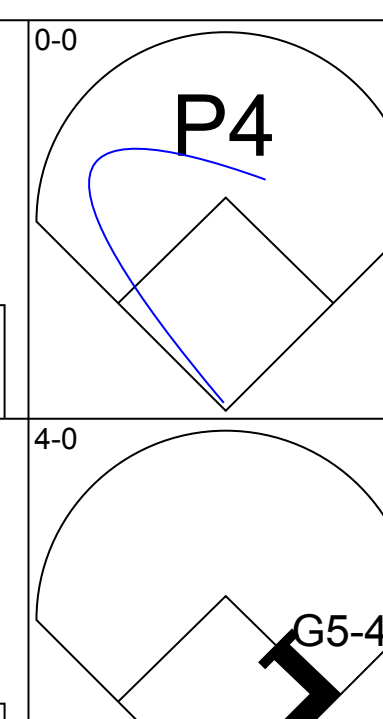
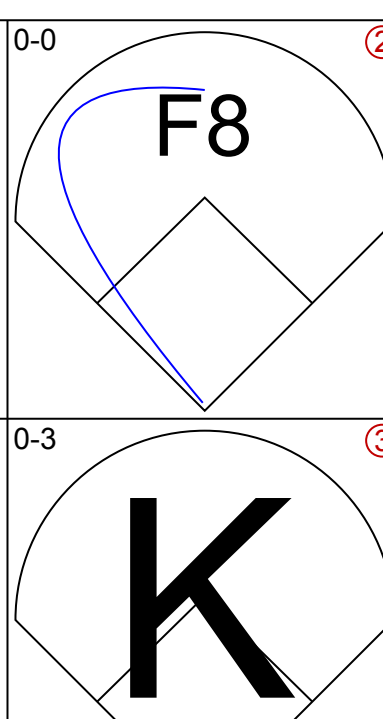
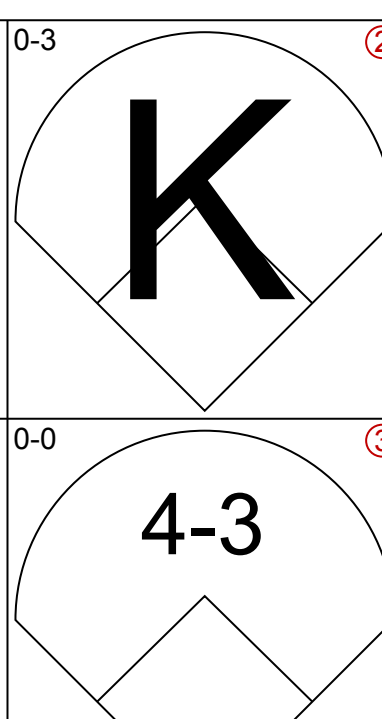



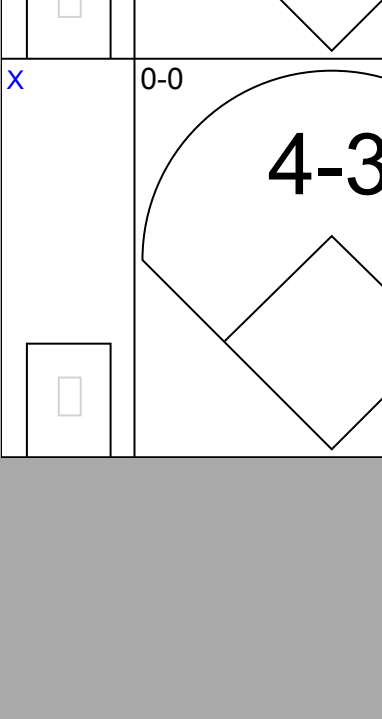
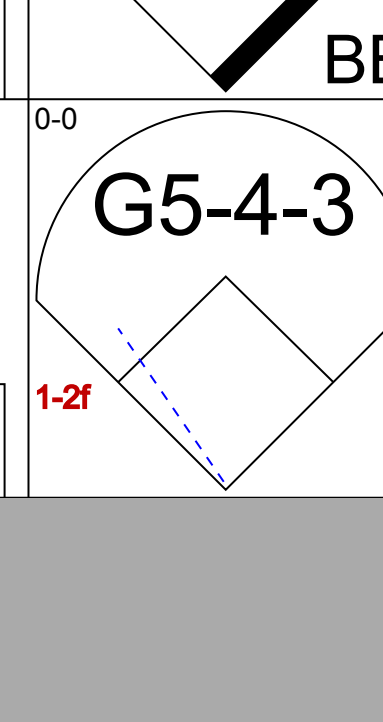
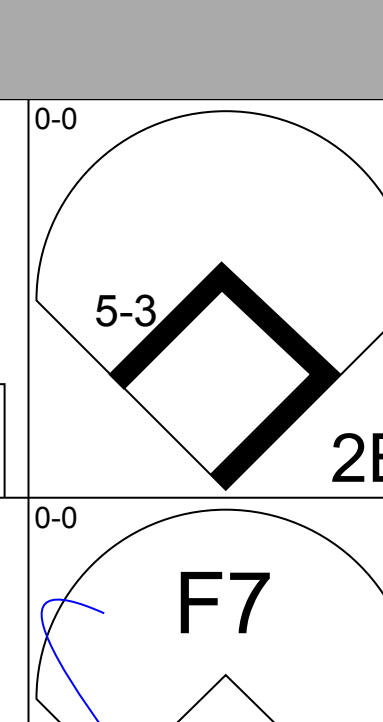
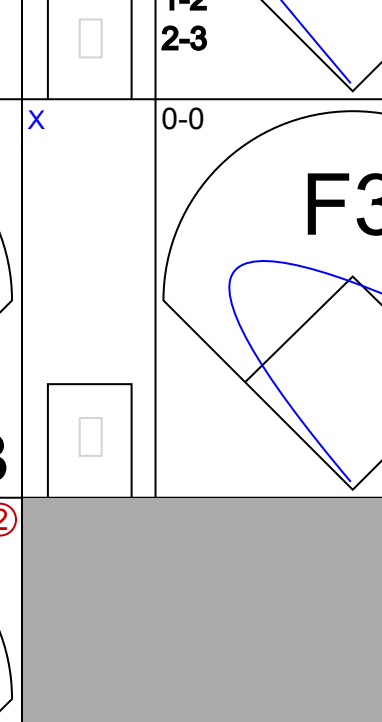
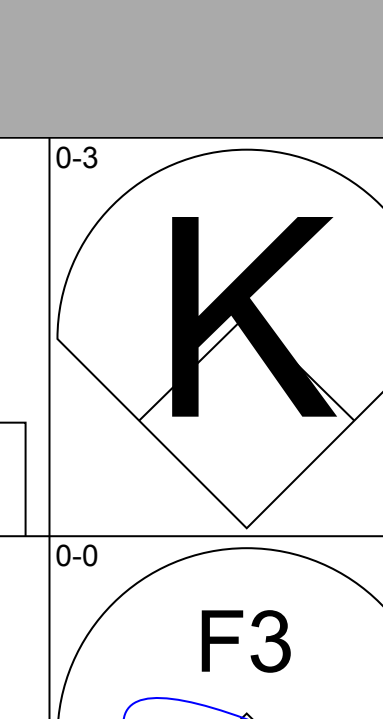
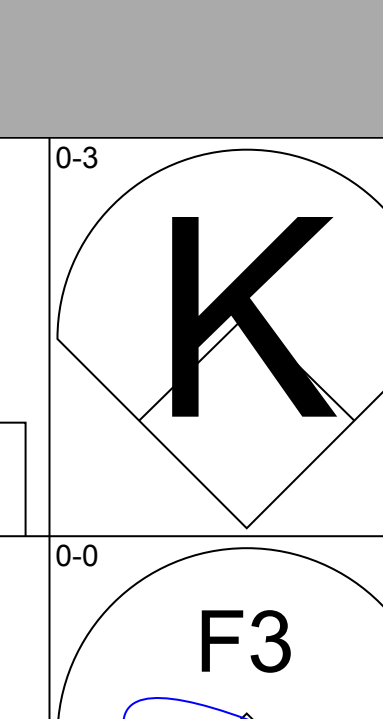
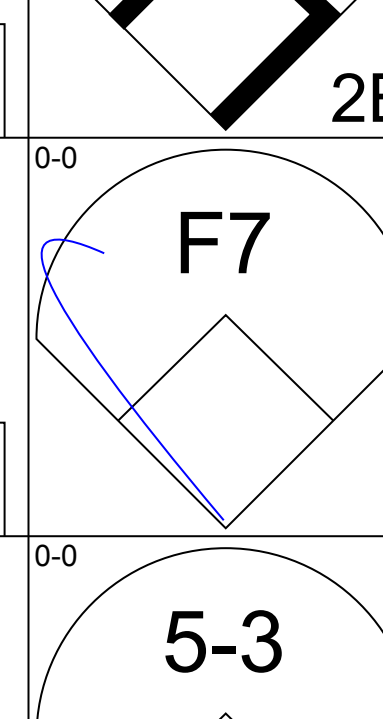

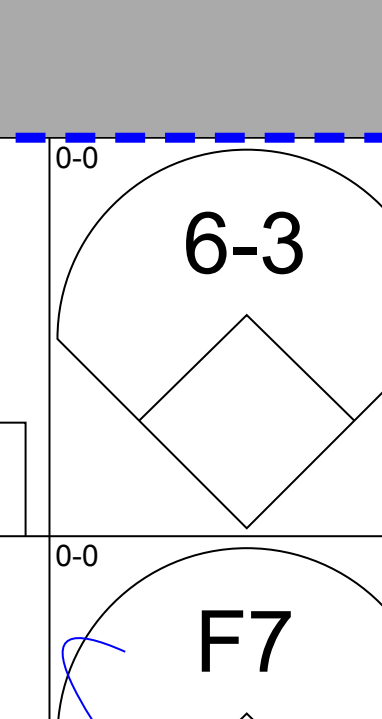
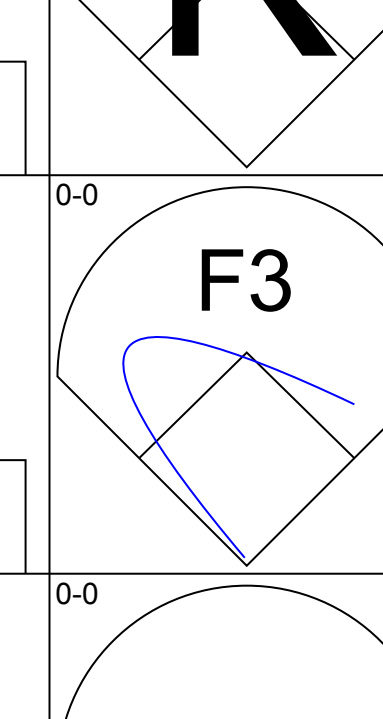
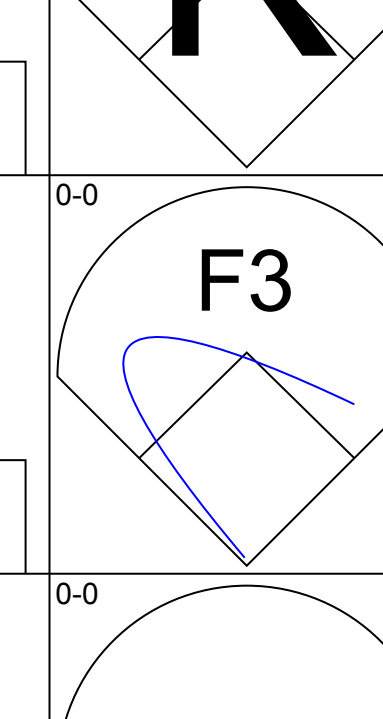
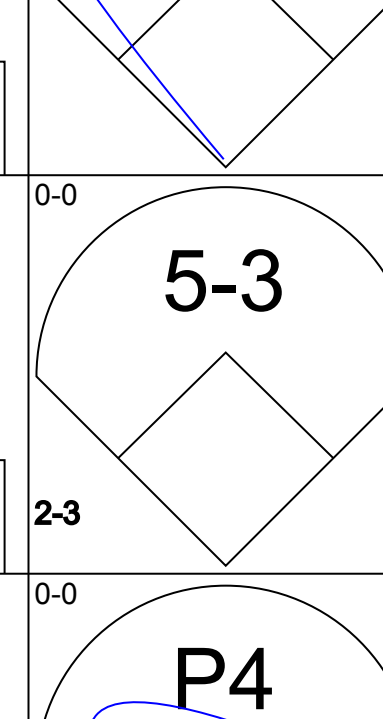

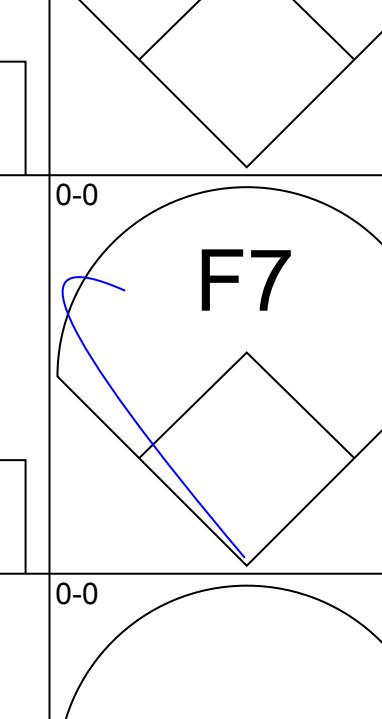
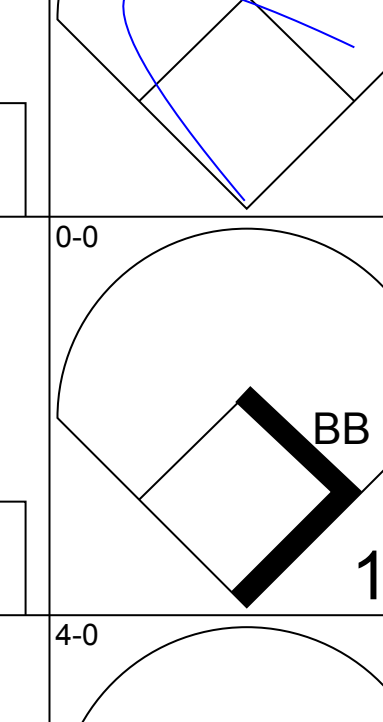
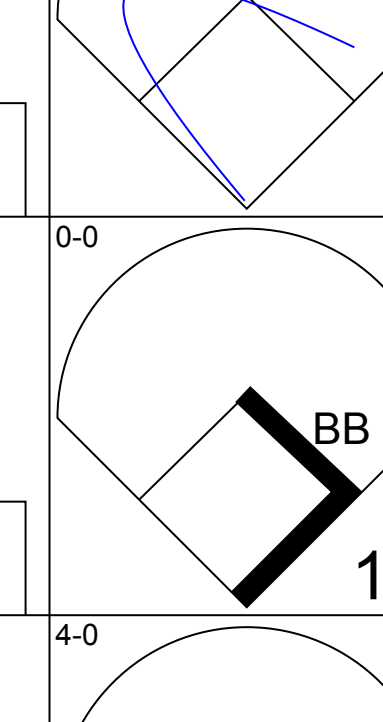
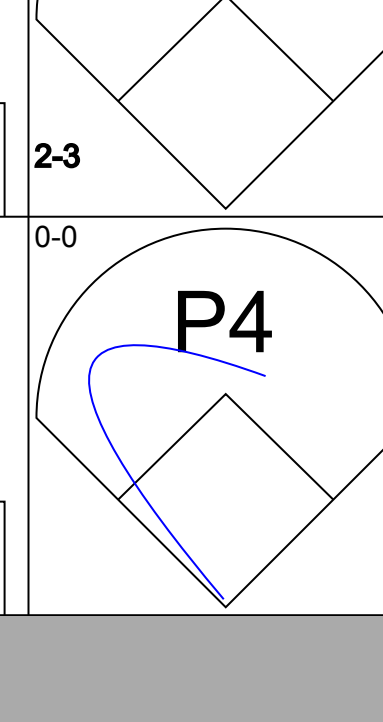
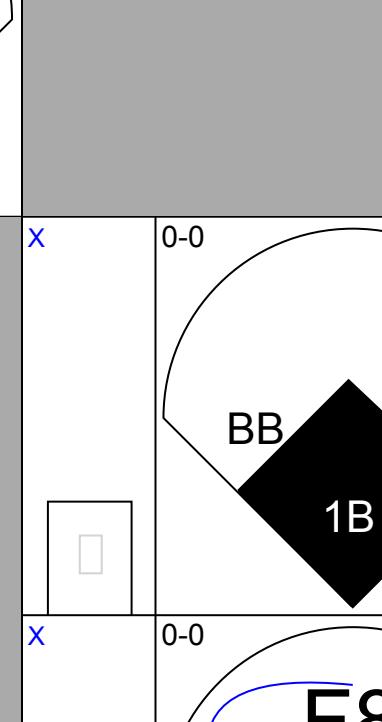
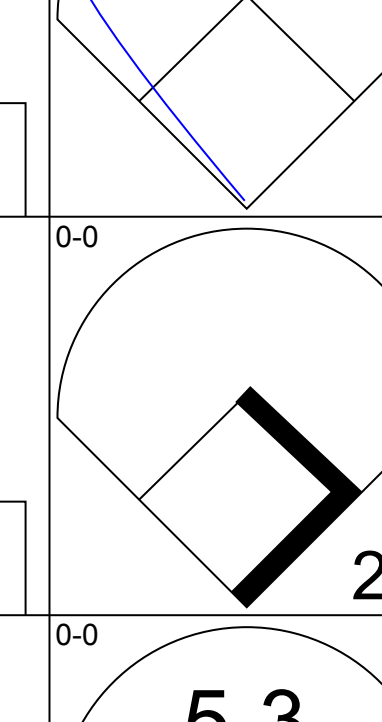
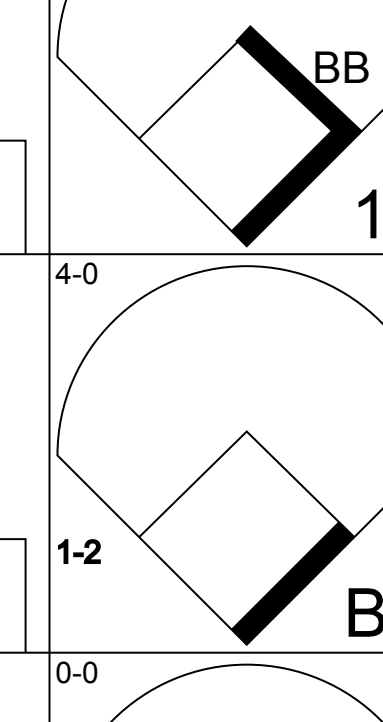
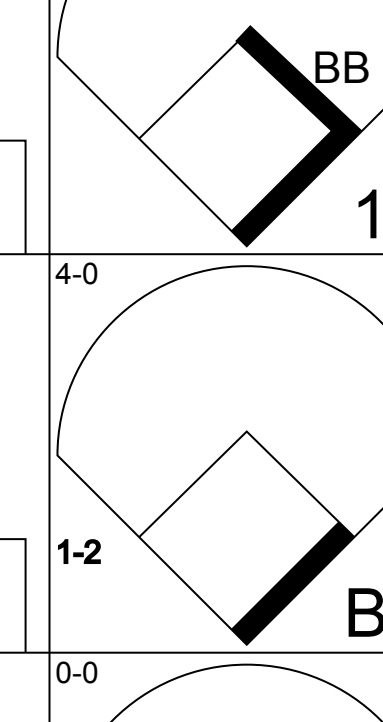
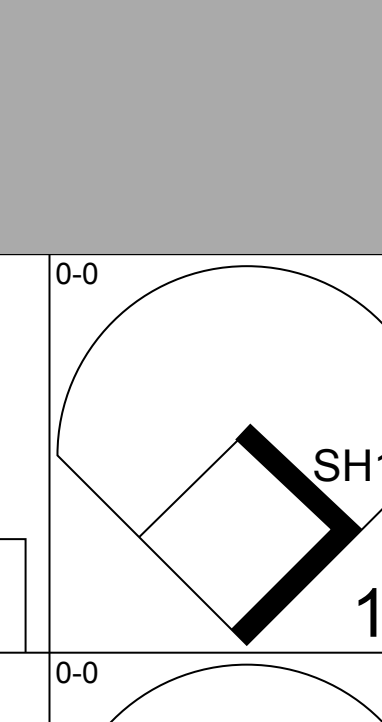
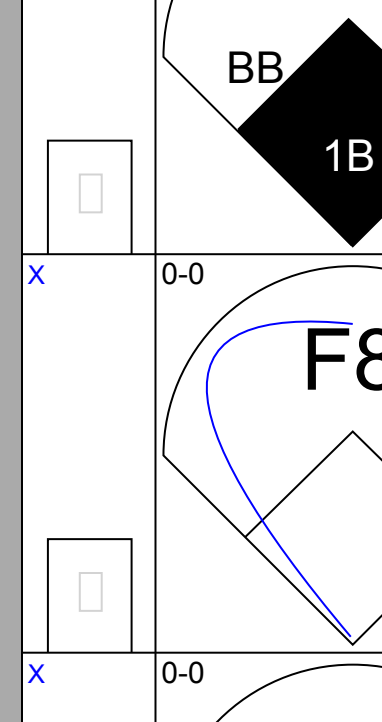
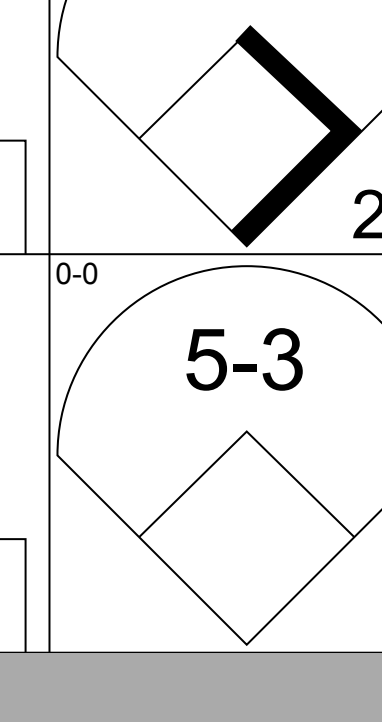
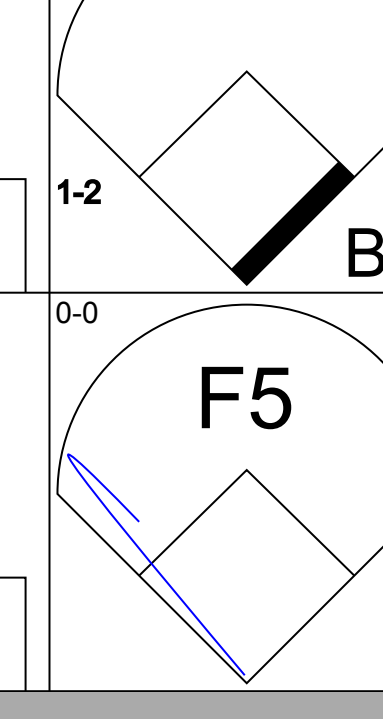
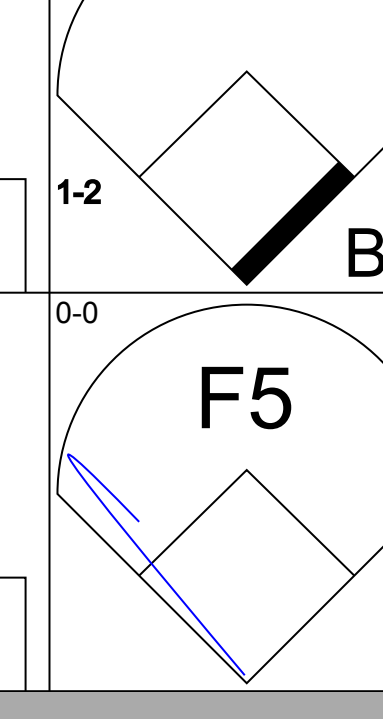
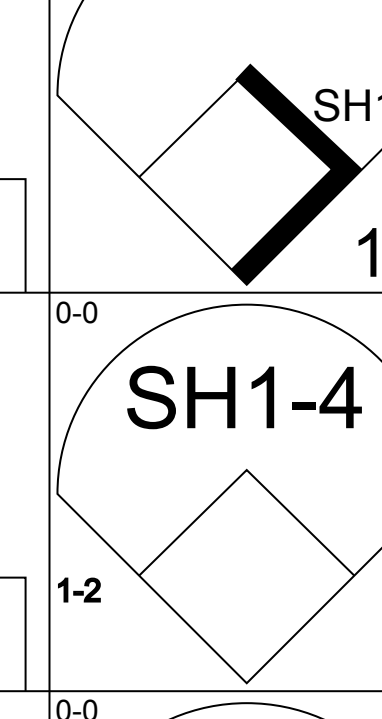
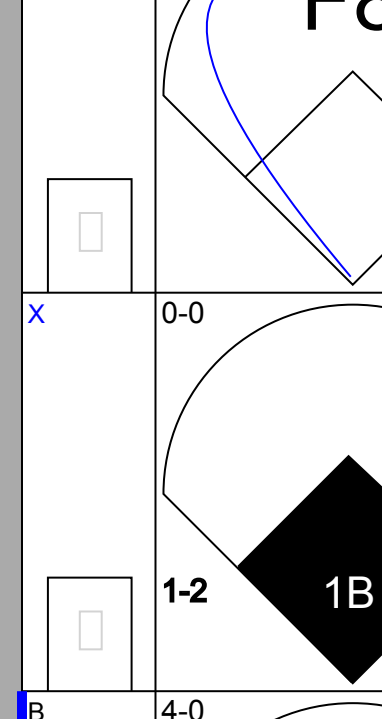
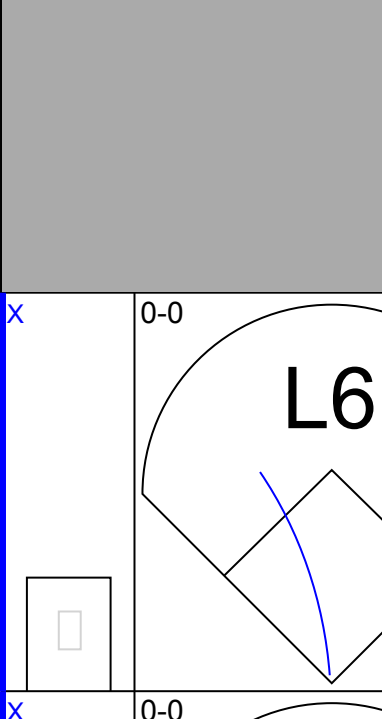
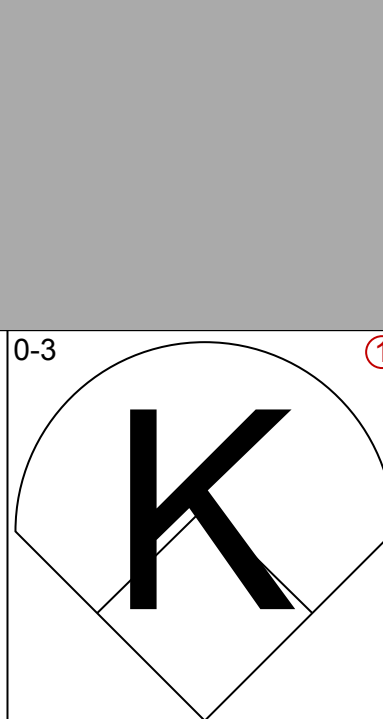
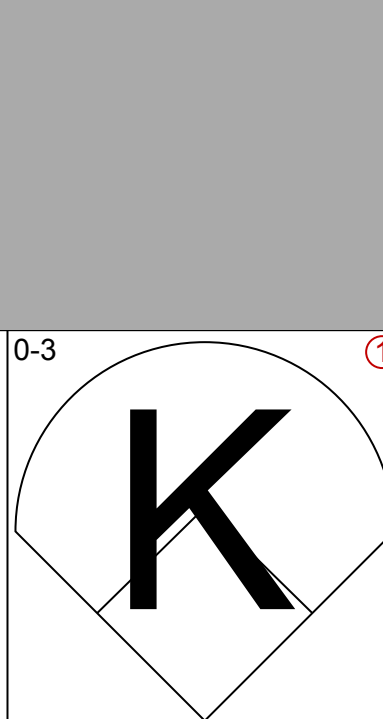
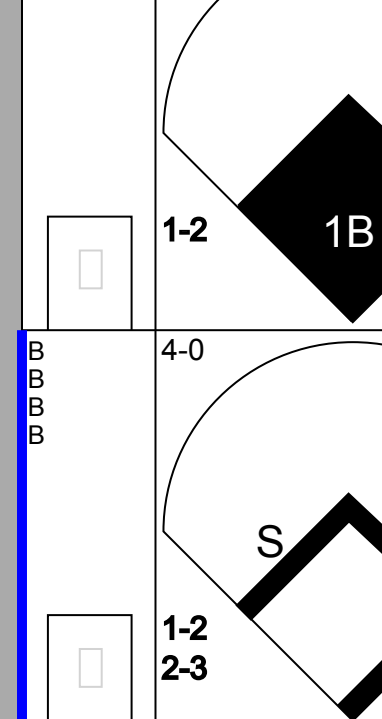
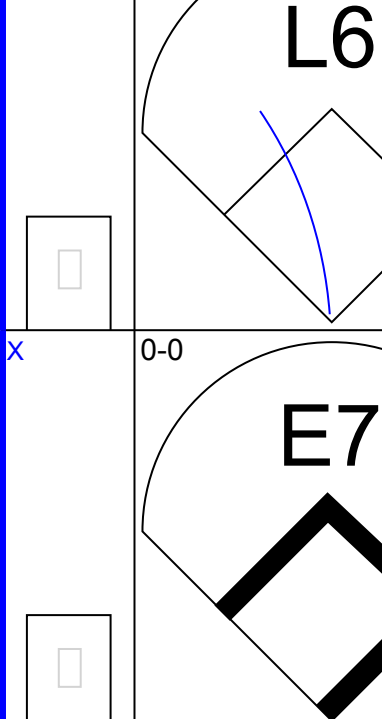
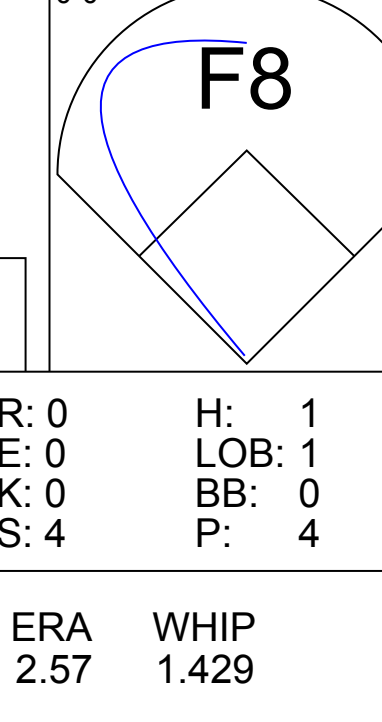
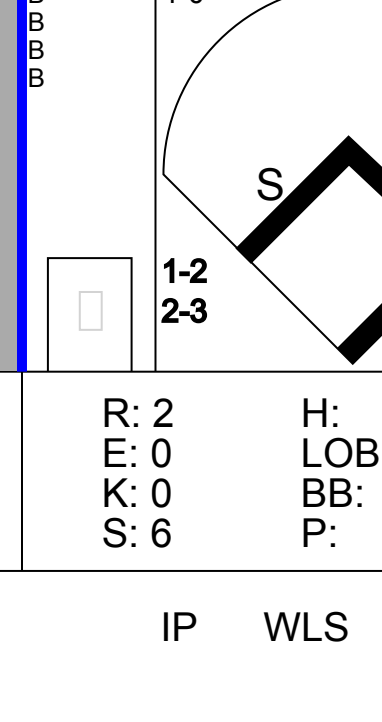


Batter	1	2	3	4	5	6	7	8	9	AB	R	H	RBI	BB	SO	LOB	BOTTOM																					
Billy Grabarkewitz, R (1,6) OBP: 0.441, SLG: 0.493	F9			P5		HR		P6		3	1	0	0	1	0	2	Philadelphia Phillies @ Los Angeles Dodgers Dodger Stadium, Los Angeles, CA Sun Jul 19 1970, 3:33 AM PDT Unknown																					
Willie Davis, L (1,8) OBP: 0.336, SLG: 0.442	L5			F4		HR		L5		4	1	2	3	0	0	0																						
Wes Parker, S (1,3) OBP: 0.386, SLG: 0.472	P3			F4		HR		4-3		4	1	1	1	0	0	1																						
Andy Kosco, R (1,9) OBP: 0.242, SLG: 0.386 Bill Russell, R (7,9) OBP: 0.191, SLG: 0.182		F5		F8		F2		P3		3	0	0	0	0	0	1																						
Jim Lefebvre, S (1,4) OBP: 0.329, SLG: 0.375		F8			L7	L9			5-3	4	0	0	0	0	0	0																						
Steve Garvey, R (1,5) OBP: 0.236, SLG: 0.196		F8			6-3				1-3	3	0	0	0	1	0	0																						
Ted Sizemore, R (1,7) OBP: 0.330, SLG: 0.302				6-3		F8		SH1-4	L1-3	4	0	1	0	0	0	1																						
Jeff Torborg, R (1,2) OBP: 0.250, SLG: 0.239				6-3		F8				2	0	0	0	1	0	0																						
Alan Foster, R (1,1) OBP: 0.114, SLG: 0.093 Jim Brewer, L (8,1)				3-1						2	1	1	0	0	0	0																						
Inning Stats	R: 0 E: 0 K: 0 S: 3	H: 0 LOB: 0 BB: 0 P: 3	R: 0 E: 0 K: 0 S: 3	H: 0 LOB: 0 BB: 0 P: 3	R: 0 E: 0 K: 0 S: 4	H: 1 LOB: 1 BB: 0 P: 4	R: 0 E: 0 K: 0 S: 3	H: 0 LOB: 0 BB: 0 P: 3	R: 4 E: 0 K: 0 S: 6	H: 3 LOB: 1 BB: 1 P: 10	R: 0 E: 0 K: 0 S: 4	H: 1 LOB: 2 BB: 1 P: 8	R: 0 E: 0 K: 0 S: 3	H: 0 LOB: 0 BB: 0 P: 3	R: 0 E: 0 K: 0 S: 2	H: 0 LOB: 0 BB: 1 P: 6		1B: 3 2B: 1 3B: 0 HR: 2	SF: 0 SAC: 1 DP: 1 HBP: 0	WP: 0 PB: 0 CS: 0	PA: 34																	
PITCHER	IP	WLS	BF	H	R	ER	SO	BB	IBB	HBP	BLK	WP	HR	S	P	ERA	WHIP	PITCHER				IP	WLS	BF	H	R	ER	SO	BB	IBB	HBP	BLK	WP	HR	S	P	ERA	WHIP
Chris Short, L (1,1) ERA: 4.73	1.2		7	1	0	0	0	1	0	0	0	0	0	6	10	0.00	1.200																					
Lowell Palmer, R (6,1) ERA: 4.66	1.0	W	3	0	0	0	0	0	0	0	0	0	0	3	3	0.00	0.000																					
Fred Wenz, R (8,1) ERA: 1.69	1.0	S	3	0	0	0	0	1	0	0	0	0	0	2	6	0.00	1.000																					
Dick Selma, R (9,1) ERA: 3.05	1.0	S	3	0	0	0	0	1	0	0	0	0	0	2	6	0.00	1.000																					





Batter	1	2	3	4	5	6	7	8	9	AB	R	H	RBI	BB	SO	LOB	TOP			
<b>Tony Taylor, R</b> OBP: 0.348, SLG: 0.406 (1, 4)										4	0	0	1	1	1	1	<b>Philadelphia Phillies @ Los Angeles Dodgers</b> <b>Dodger Stadium, Los Angeles, CA</b> Sun Jul 19 1970, 3:38 AM PDT Att: 28,396 - Unknown			
<b>Oscar Gamble, L</b> OBP: 0.335, SLG: 0.354 (1, 9)										4	0	0	0	0	0	3				
<b>Don Money, R</b> OBP: 0.402, SLG: 0.550 (1, 5)										3	0	1	0	1	0	1				
<b>Deron Johnson, R</b> OBP: 0.327, SLG: 0.462 (1, 3)										3	1	1	1	1	1	1				
<b>Ron Stone, L</b> OBP: 0.342, SLG: 0.413 <b>Byron Browne, R</b> OBP: 0.335, SLG: 0.464 (9, 7)										4	0	1	0	0	0	3				
<b>Larry Hisle, R</b> OBP: 0.294, SLG: 0.324 (1, 8)										3	1	1	0	1	1	0				
<b>Larry Bowa, S</b> OBP: 0.269, SLG: 0.289 (1, 6)										3	0	0	0	0	0	2				
<b>Mike Ryan, R</b> OBP: 0.319, SLG: 0.325 (1, 2)										4	2	2	2	0	0	2				
<b>Grant Jackson, S</b> OBP: 0.080, SLG: 0.080 <b>John Briggs, L</b> OBP: 0.323, SLG: 0.371 <b>Terry Harmon, R</b> OBP: 0.318, SLG: 0.344 <b>Barry Lersch, S</b> (8, 1)										2	0	0	0	0	1	0				
<b>Inning Stats</b>	R: 0 E: 0 K: 2 S: 8	H: 1 LOB: 1 BB: 0 P: 8	R: 0 E: 0 K: 0 S: 4	H: 2 LOB: 1 BB: 0 P: 4	R: 0 E: 0 K: 1 S: 5	H: 0 LOB: 0 BB: 0 P: 5	R: 0 E: 0 K: 0 S: 3	H: 0 LOB: 0 BB: 0 P: 3	R: 0 E: 0 K: 0 S: 3	H: 0 LOB: 0 BB: 1 P: 7	R: 1 E: 0 K: 1 S: 6	H: 1 LOB: 0 BB: 0 P: 6	R: 1 E: 1 K: 0 S: 5	H: 1 LOB: 3 BB: 2 P: 13	R: 2 E: 0 K: 0 S: 4	H: 1 LOB: 0 BB: 1 P: 8		1B: 4 2B: 0 3B: 0 HR: 2	SF: 0 SAC: 1 DP: 1 HBP: 0	WP: 0 PB: 0 SB: 0 CS: 0
<b>PITCHER</b>	IP	WLS	BF	H	R	ER	SO	BB	IBB	HBP	BLK	WP	HR	S	P	ERA	WHIP			
<b>Joe Moeller, R</b> ERA: 2.82 <b>Pete Mikkelsen, R</b> ERA: 4.02	(1, 1) (8, 1)	7.0 L	25 12	4 2	1 3	1 2	4 0	1 3	0 0	0 0	0 0	0 0	1 9	32 9	36 21	1.29 9.00	0.714 2.500			

Batter	1	2	3	4	5	6	7	8	9	AB	R	H	RBI	BB	SO	LOB	BOTTOM			
<b>Billy Grabarkewitz, R</b> OBP: 0.438, SLG: 0.488 (1, 6)										5	0	1	2	0	1	2	<b>Philadelphia Phillies @ Los Angeles Dodgers</b> <b>Dodger Stadium, Los Angeles, CA</b> Sun Jul 19 1970, 3:38 AM PDT Att: 28,396 - Unknown			
<b>Willie Davis, L</b> OBP: 0.334, SLG: 0.437 (1, 8)										4	0	0	0	1	1	3				
<b>Wes Parker, S</b> OBP: 0.387, SLG: 0.475 (1, 3)										4	0	2	0	0	0	4				
<b>Andy Kosco, R</b> OBP: 0.236, SLG: 0.378 (1, 9)										4	0	0	0	0	1	2				
<b>Jim Lefebvre, S</b> OBP: 0.322, SLG: 0.367 (1, 4)										4	0	0	0	0	0	2				
<b>Steve Garvey, R</b> OBP: 0.271, SLG: 0.255 (1, 5)										4	1	3	0	0	0	1				
<b>Ted Sizemore, R</b> OBP: 0.333, SLG: 0.302 (1, 7)										3	0	1	0	1	0	2				
<b>Tom Haller, L</b> OBP: 0.335, SLG: 0.396 <b>Von Joshua, L</b> OBP: 0.278, SLG: 0.294 <b>Jeff Torborg, R</b> OBP: 0.250, SLG: 0.239 <b>Maury Willis, S</b> OBP: 0.350, SLG: 0.312 (1, 2)										2	0	1	0	0	0	2				
<b>Joe Moeller, R</b> OBP: 0.227, SLG: 0.190 <b>Manny Mota, R</b> OBP: 0.394, SLG: 0.419 <b>Pete Mikkelsen, R</b> (8, 1)										2	0	0	0	0	1	1				
<b>Len Gabrielson, L</b> OBP: 0.240, SLG: 0.250 (8, PH)										1	0	1	0	0	0	0				
<b>Inning Stats</b>	R: 0 E: 0 K: 0 S: 2	H: 0 LOB: 0 BB: 1 P: 6	R: 0 E: 0 K: 1 S: 6	H: 1 LOB: 2 BB: 1 P: 10	R: 0 E: 0 K: 2 S: 7	H: 0 LOB: 0 BB: 0 P: 7	R: 0 E: 0 K: 0 S: 4	H: 1 LOB: 1 BB: 0 P: 4	R: 0 E: 0 K: 0 S: 4	H: 1 LOB: 1 BB: 0 P: 4	R: 2 E: 0 K: 0 S: 6	H: 3 LOB: 3 BB: 1 P: 10	R: 0 E: 0 K: 0 S: 4	H: 1 LOB: 1 BB: 0 P: 4	R: 0 E: 1 K: 1 S: 6	H: 1 LOB: 1 BB: 0 P: 6	1B: 6 2B: 3 3B: 0 HR: 0	SF: 0 SAC: 1 DP: 1 HBP: 0	WP: 0 PB: 0 SB: 2 CS: 0	PA: 38
<b>PITCHER</b>	IP	WLS	BF	H	R	ER	SO	BB	IBB	HBP	BLK	WP	HR	S	P	ERA	WHIP			
<b>Grant Jackson, L</b> ERA: 5.86 <b>Barry Lersch, R</b> ERA: 3.68	(1, 1) (8, 1)	7.0 W	30 8	7 2	2 0	2 0	3 1	3 0	0 0	0 0	0 0	0 0	10 10	33 10	45 10	2.57 0.00	1.429 1.000			





Batter	1	2	3	4	5	6	7	8	9	AB	R	H	RBI	BB	SO	LOB	TOP			
Denny Doyle, L (1,4) OBP: 0.296, SLG: 0.337										4	0	0	0	0	1	0				
Oscar Gamble, L (1,9) OBP: 0.337, SLG: 0.351										1	0	0	0	0	0	0				
Byron Browne, R (4,9) OBP: 0.332, SLG: 0.459										2	0	0	0	0	0	0				
Don Money, R (1,5) OBP: 0.397, SLG: 0.542										3	0	0	0	0	0	1				
Deron Johnson, R (1,3) OBP: 0.324, SLG: 0.457										3	0	0	0	0	1	2				
John Briggs, L (1,7) OBP: 0.318, SLG: 0.364										3	0	0	0	0	2	1				
Larry Hisle, R (1,8) OBP: 0.291, SLG: 0.320										3	0	0	0	0	1	0				
Larry Bowa, S (1,6) OBP: 0.287, SLG: 0.287										3	0	0	0	0	2	0				
Mike Ryan, R (1,2) OBP: 0.300, SLG: 0.302										3	0	0	0	0	2	0				
Woodie Fryman, R (1,1) OBP: 0.108, SLG: 0.108										1	0	0	0	0	0	0				
Lowell Palmer, R (5,1) OBP: 0.250, SLG: 0.333										1	0	0	0	0	1	0				
Terry Harmon, R (9,PH) OBP: 0.315, SLG: 0.338										1	0	0	0	0	0	0				
<b>Inning Stats</b>	R: 0 E: 1 K: 2 S: 7	H: 0 LOB: 1 BB: 0 P: 8	R: 0 E: 0 K: 2 S: 7	H: 0 LOB: 0 BB: 0 P: 7	R: 0 E: 0 K: 1 S: 5	H: 0 LOB: 0 BB: 0 P: 5	R: 0 E: 0 K: 0 S: 3	H: 0 LOB: 0 BB: 0 P: 3	R: 0 E: 0 K: 2 S: 7	H: 0 LOB: 0 BB: 0 P: 7	R: 0 E: 1 K: 0 S: 4	H: 0 LOB: 1 BB: 0 P: 4	R: 0 E: 0 K: 2 S: 7	H: 0 LOB: 0 BB: 0 P: 7	R: 0 E: 0 K: 0 S: 3	H: 0 LOB: 0 BB: 0 P: 3	1B: 0 2B: 0 3B: 0 HR: 0	SF: 0 SAC: 0 DP: 0 HBP: 1	WP: 0 PB: 0 SB: 0 CS: 0	PA: 29
<b>PITCHER</b> Bill Singer, R (1,1) ERA: 2.9	IP: 9.0 WLS: W BF: 29 H: 0 R: 0 ER: 0 SO: 10 BB: 0 IBB: 0 HBP: 1 BLK: 0 WP: 0 HR: 0 S: 48 P: 49 ERA: 0.00 WHIP: 0.000															<b>PITCHER</b>				

Philadelphia Phillies @ Los Angeles Dodgers  
 Dodger Stadium, Los Angeles, CA  
 Mon Jul 20 1970, 3:33 AM PDT  
 Att: 12,454 - Unknown

AB	28
R	0
H	0
RBI	0
BB	0
SO	10
LOB	4



Batter	1	2	3	4	5	6	7	8	9	AB	R	H	RBI	BB	SO	LOB	BOTTOM			
Billy Grabarkewitz, R (1,6) OBP: 0.436, SLG: 0.485										4	1	1	0	0	2	3				
Ted Sizemore, R (1,7) OBP: 0.332, SLG: 0.301										4	1	1	0	0	0	3				
Von Joshua, L (8,7) OBP: 0.278, SLG: 0.294										0	0	0	0	0	0	0				
Willie Davis, L (1,8) OBP: 0.333, SLG: 0.436										3	1	1	1	0	0	0				
Wes Parker, S (1,3) OBP: 0.388, SLG: 0.478										4	1	2	1	0	1	1				
Jim Lefebvre, S (1,4) OBP: 0.330, SLG: 0.375										4	0	3	1	0	0	1				
Steve Garvey, R (1,5) OBP: 0.254, SLG: 0.237										4	1	0	0	0	2	4				
Maury Wills, S (8,5) OBP: 0.350, SLG: 0.312										0	0	0	0	0	0	0				
Bill Russell, R (1,9) OBP: 0.216, SLG: 0.229										4	0	2	2	0	0	0				
Jeff Torborg, R (1,2) OBP: 0.250, SLG: 0.240										4	0	1	0	0	1	1				
Bill Singer, R (1,1) OBP: 0.231, SLG: 0.240										4	0	0	0	0	2	2				
<b>Inning Stats</b>	R: 2 E: 1 K: 0 S: 6	H: 3 LOB: 1 BB: 0 P: 6	R: 0 E: 0 K: 1 S: 5	H: 0 LOB: 0 BB: 0 P: 5	R: 1 E: 0 K: 0 S: 5	H: 2 LOB: 1 BB: 0 P: 5	R: 0 E: 1 K: 2 S: 10	H: 2 LOB: 3 BB: 0 P: 10	R: 2 E: 0 K: 0 S: 6	H: 3 LOB: 1 BB: 0 P: 6	R: 0 E: 0 K: 2 S: 7	H: 0 LOB: 0 BB: 0 P: 7	R: 0 E: 0 K: 2 S: 8	H: 1 LOB: 1 BB: 0 P: 8	R: 0 E: 0 K: 1 S: 5	H: 0 LOB: 0 BB: 0 P: 5	1B: 9 2B: 2 3B: 0 HR: 0	SF: 1 SAC: 0 DP: 0 HBP: 0	WP: 0 PB: 0 SB: 2 CS: 0	PA: 36
<b>PITCHER</b> Woodie Fryman, L (1,1) ERA: 4.28	IP: 4.2 WLS: L BF: 25 H: 10 R: 5 ER: 5 SO: 3 BB: 0 IBB: 0 HBP: 0 BLK: 0 WP: 0 HR: 0 S: 31 P: 31 ERA: 9.64 WHIP: 2.143															<b>PITCHER</b>				
<b>PITCHER</b> Lowell Palmer, R (5,1) ERA: 4.4	IP: 3.1 WLS: 1 BF: 11 H: 1 R: 0 ER: 0 SO: 5 BB: 0 IBB: 0 HBP: 0 BLK: 0 WP: 0 HR: 0 S: 21 P: 21 ERA: 0.00 WHIP: 0.300															<b>PITCHER</b>				

Philadelphia Phillies @ Los Angeles Dodgers  
 Dodger Stadium, Los Angeles, CA  
 Mon Jul 20 1970, 3:33 AM PDT  
 Att: 12,454 - Unknown

AB	35
R	5
H	11
RBI	5
BB	0
SO	8
LOB	15





Batter	1	2	3	4	5	6	7	8	9	AB	R	H	RBI	BB	SO	LOB	TOP			
<b>Jim Fairey, L</b> (1, 7) OBP: 0.336, SLG: 0.416 <b>Don Hahn, R</b> (7, PH) OBP: 0.392, SLG: 0.300										3	1	1	0	0	0	0				
<b>Ron Fairly, L</b> (1, 3) OBP: 0.383, SLG: 0.413										3	1	1	1	1	1	2				
<b>Rusty Staub, L</b> (1, 9) OBP: 0.422, SLG: 0.510										4	1	2	1	1	0	2				
<b>Jim Gosger, L</b> (1, 8) OBP: 0.409, SLG: 0.442										4	0	1	1	0	1	3				
<b>John Bateman, R</b> (1, 2) OBP: 0.279, SLG: 0.396										4	0	0	0	0	0	5				
<b>Mary Staehle, L</b> (1, 4) OBP: 0.322, SLG: 0.275										4	0	0	0	0	0	3				
<b>Coco Laboy, R</b> (1, 5) OBP: 0.263, SLG: 0.346										4	1	1	0	0	0	0				
<b>Bobby Wine, R</b> (1, 6) OBP: 0.266, SLG: 0.277										3	0	0	0	0	0	0				
<b>Carl Morton, R</b> (1, 1) OBP: 0.224, SLG: 0.269										4	1	2	2	0	1	0				
<b>Inning Stats</b>	R: 1 E: 1 K: 0 S: 6	H: 2 LOB: 2 BB: 0 P: 6	R: 2 E: 0 K: 0 S: 5	H: 2 LOB: 1 BB: 1 P: 9	R: 0 E: 0 K: 0 S: 3	H: 0 LOB: 0 BB: 0 P: 3	R: 0 E: 0 K: 1 S: 5	H: 0 LOB: 0 BB: 0 P: 5	R: 2 E: 0 K: 0 S: 6	H: 3 LOB: 1 BB: 0 P: 6	R: 0 E: 0 K: 0 S: 3	H: 0 LOB: 2 BB: 1 P: 10	R: 0 E: 0 K: 0 S: 3	H: 0 LOB: 0 BB: 0 P: 3	R: 0 E: 0 K: 1 S: 6	H: 1 LOB: 1 BB: 0 P: 6	1B: 4 2B: 1 3B: 0 HR: 3	SF: 0 SAC: 2 DP: 0 HBP: 1	WP: 1 PB: 0 SB: 0 CS: 0	PA: 39
<b>PITCHER</b>	IP WLS BF H R ER SO BB IBB HBP BLK WP HR S P ERA WHIP																			
<b>Don Sutton, R</b> (1, 1) ERA: 3.52 <b>Jose Pena, R</b> (5, 1) ERA: 1.87 <b>Fred Norman, L</b> (7, 1) ERA: 4.03 <b>Ray Lamb, R</b> (9, 1) ERA: 3.99	4.1 L 22 7 5 5 1 1 0 0 0 0 0 3 23 27 10.38 1.846																			

**Montreal Expos @ Los Angeles Dodgers**  
 Dodger Stadium, Los Angeles, CA  
 Tue Jul 21 1970, 7:05 PM PDT  
 Att: 15,550 - Unknown

AB	34
R	5
H	8
RBI	5
BB	2
SO	3
LOB	16



Batter	1	2	3	4	5	6	7	8	9	AB	R	H	RBI	BB	SO	LOB	BOTTOM
<b>Maury Wills, S</b> (1, 6) OBP: 0.351, SLG: 0.311										4	0	1	1	1	0	0	
<b>Bill Russell, R</b> (1, 9) OBP: 0.214, SLG: 0.226										5	0	1	0	0	1	2	
<b>Willie Davis, L</b> (1, 8) OBP: 0.329, SLG: 0.430										5	0	0	0	0	0	2	
<b>Wes Parker, S</b> (1, 3) OBP: 0.389, SLG: 0.477										3	0	1	0	1	0	0	
<b>Jim Lefebvre, S</b> (1, 4) OBP: 0.338, SLG: 0.373										1	0	0	0	3	0	0	
<b>Tom Haller, L</b> (1, 2) OBP: 0.338, SLG: 0.398										4	0	2	0	0	0	4	
<b>Steve Garvey, R</b> (1, 5) OBP: 0.269, SLG: 0.302										4	1	2	1	0	0	3	
<b>Willie Crawford, L</b> (1, 7) OBP: 0.308, SLG: 0.354										4	0	1	0	0	0	0	
<b>Don Sutton, R</b> (1, 1) ERA: 3.88 <b>Jose Pena, R</b> (5, 1) ERA: 1.87 <b>Von Joshua, L</b> (6, PH) ERA: 2.90 <b>Fred Norman, S</b> (7, 1) ERA: 4.03 <b>Len Gabrielson, L</b> (8, PH) ERA: 3.50 <b>Ray Lamb, R</b> (9, 1) ERA: 3.99	9.0 W 39 9 2 2 1 5 0 0 0 0 0 1 36 56 2.00 1.556																
<b>PITCHER</b>	IP WLS BF H R ER SO BB IBB HBP BLK WP HR S P ERA WHIP																

**Montreal Expos @ Los Angeles Dodgers**  
 Dodger Stadium, Los Angeles, CA  
 Tue Jul 21 1970, 7:05 PM PDT  
 Att: 15,550 - Unknown


AB	34
R	2
H	9
RBI	2
BB	5
SO	1
LOB	13










Batter	1	2	3	4	5	6	7	8	9	10	AB	R	H	RBI	BB	SO	LOB	TOP				
<b>Billy Grabarkewitz, R</b> OBP: 0.435, SLG: 0.480 (1.6)	K		FC6 BB		K		F8		IBB		3	0	0	0	2	2	2	<b>Los Angeles Dodgers @ New York Mets</b> Shea Stadium, Flushing, NY Fri Jul 24 1970, 7:05 PM EDT Att: 53,657 - Unknown  <b>livebaseballscorecards.com</b>  <b>AB 35</b> <b>R 1</b> <b>H 6</b> <b>RBI 1</b> <b>BB 6</b> <b>SO 7</b> <b>LOB 21</b> 				
<b>Manny Mota, R</b> OBP: 0.394, SLG: 0.416 (1.7)	FC4 1B		FC6 1-2f		BB			K	F9		4	0	1	0	1	1	3					
<b>Willie Davis, L</b> OBP: 0.333, SLG: 0.430 (1.8)	FC4 1-2f			F8 S 1B		F8		S 1B BB	F8		4	1	1	0	1	0	5					
<b>Wes Parker, S</b> OBP: 0.387, SLG: 0.469 (1.3)	K			F8		F8		S 1B		K	5	0	1	0	0	2	2					
<b>Jim Lefebvre, S</b> OBP: 0.279, SLG: 0.275 (1.5)		K		P5		P6		K	5-3		5	0	0	0	0	2	3					
<b>Ted Sizemore, R</b> OBP: 0.335, SLG: 0.303 (1.4)		4-3				L6			6-3		4	0	1	1	1	0	0					
<b>Bill Russell, R</b> OBP: 0.206, SLG: 0.233 (1.9)				F7				L7	6-3		4	0	0	0	0	0	4					
<b>Jeff Torborg, R</b> OBP: 0.279, SLG: 0.275 (9, PR)											3	0	2	0	1	0	0					
<b>Von Joshua, L</b> OBP: 0.280, SLG: 0.338 (9, 2)				F3		E7 2B			SH2-4 BB		0	0	0	0	0	0	0					
<b>Tom Haller, L</b> OBP: 0.341, SLG: 0.416 (9, 2)									1B		0	0	0	0	0	0	0					
<b>Bill Singer, R</b> OBP: 0.207, SLG: 0.214 (10, 1)				F8		F2		F3	SH2-4		3	0	0	0	0	0	2					
<b>Jim Brewer, L</b> (10, 1)									1-2		0	0	0	0	0	0	0					
<b>Inning Stats</b>	R: 0 E: 0 K: 2 S: 8	H: 1 LOB: 1 BB: 0 P: 8	R: 0 E: 0 K: 1 S: 5	H: 0 LOB: 0 BB: 0 P: 5	R: 0 E: 0 K: 0 S: 3	H: 2 LOB: 1 BB: 0 P: 5	R: 0 E: 0 K: 1 S: 6	H: 1 LOB: 2 BB: 1 P: 10	R: 0 E: 0 K: 0 S: 3	H: 0 LOB: 0 BB: 0 P: 3	R: 0 E: 0 K: 0 S: 4	H: 1 LOB: 1 BB: 0 P: 4	R: 0 E: 0 K: 2 S: 8	H: 1 LOB: 3 BB: 2 P: 16	R: 0 E: 0 K: 0 S: 3	H: 0 LOB: 2 BB: 2 P: 11	R: 0 E: 0 K: 1 S: 5	H: 0 LOB: 0 BB: 0 P: 5	1B: 5 2B: 1 3B: 0 HR: 0	SF: 0 SAC: 1 DP: 0 HBP: 0	WP: 0 PB: 0 SB: 3 CS: 0	PA: 42
<b>PITCHER</b>	IP 9.0	WLS 39	H 6	R 1	ER 1	SO 6	BB 4	IBB 2	HBP 0	BLK 0	WP 0	HR 0	S 45	P 69	ERA 1.00	WHIP 1.111						
<b>Jerry Koosman, L</b> ERA: 2.87 (1.1)																						
<b>Tug McGraw, L</b> ERA: 4.03 (10, 1)	1.0	W	3	0	0	0	1	0	0	0	0	0	5	5	0.00	0.000						

Batter	1	2	3	4	5	6	7	8	9	10	AB	R	H	RBI	BB	SO	LOB	BOTTOM				
<b>Tommie Agee, R</b> OBP: 0.340, SLG: 0.494 (1.8)	5-3		F9		P4		6-3			FC3 WP S	5	1	0	0	0	0	2	<b>Los Angeles Dodgers @ New York Mets</b> Shea Stadium, Flushing, NY Fri Jul 24 1970, 7:05 PM EDT Att: 53,657 - Unknown  <b>livebaseballscorecards.com</b>  <b>AB 35</b> <b>R 2</b> <b>H 6</b> <b>RBI 1</b> <b>BB 5</b> <b>SO 8</b> <b>LOB 19</b> 				
<b>Bud Harrelson, S</b> OBP: 0.362, SLG: 0.337 (1.6)	F9		5-3			K		6-3		K	5	0	0	0	0	2	2					
<b>Ken Singleton, S</b> OBP: 0.364, SLG: 0.412 (1.9)	K					2B BB			1B	BB BB	3	1	2	0	2	1	0					
<b>Art Shamsky, L</b> OBP: 0.365, SLG: 0.443 (9, 3)		2B 1B	F7			L8		L8		BB BB	4	0	1	0	0	0	3					
<b>Mike Jorgensen, L</b> OBP: 0.274, SLG: 0.369 (10, PH)										BB	0	0	0	0	0	0	0					
<b>Donn Clendenon, R</b> OBP: 0.363, SLG: 0.530 (10, PH)										BB	0	0	0	0	1	0	0					
<b>Cleon Jones, R</b> OBP: 0.313, SLG: 0.353 (1.7)				4-3				F9		S	5	0	2	1	0	0	3					
<b>Wayne Garrett, L</b> OBP: 0.398, SLG: 0.460 (1.4)		2B				2B					4	0	0	0	0	1	3					
<b>Joe Foy, R</b> OBP: 0.388, SLG: 0.365 (1.5)				P3		F9			G3		3	0	0	0	1	0	2					
<b>Jerry Grote, R</b> OBP: 0.324, SLG: 0.320 (1.2)				5-3				SH3-4 BB		F2	2	0	0	0	1	1	0					
<b>Jerry Koosman, R</b> OBP: 0.130, SLG: 0.070 (1.1)								SH3-4		6-3	2	0	0	0	1	1	0					
<b>Tug McGraw, R</b> OBP: 0.286, SLG: 0.333 (10, 1)								1-2			3	0	0	0	0	3	4					
<b>Al Weis, S</b> OBP: 0.281, SLG: 0.318 (10, PR)										K E 1B	1	0	1	0	0	0	0					
<b>Inning Stats</b>	R: 0 E: 0 K: 1 S: 5	H: 0 LOB: 0 BB: 0 P: 5	R: 0 E: 0 K: 2 S: 9	H: 2 LOB: 3 BB: 1 P: 13	R: 0 E: 0 K: 0 S: 4	H: 1 LOB: 1 BB: 0 P: 4	R: 0 E: 0 K: 0 S: 3	H: 0 LOB: 0 BB: 0 P: 3	R: 1 E: 0 K: 1 S: 7	H: 0 LOB: 0 BB: 1 P: 7	R: 0 E: 0 K: 2 S: 6	H: 1 LOB: 1 BB: 1 P: 10	R: 0 E: 0 K: 0 S: 4	H: 1 LOB: 1 BB: 0 P: 4	R: 0 E: 0 K: 0 S: 3	H: 0 LOB: 0 BB: 0 P: 3	R: 1 E: 1 K: 1 S: 5	H: 1 LOB: 2 BB: 2 P: 13	1B: 4 2B: 2 3B: 0 HR: 0	SF: 0 SAC: 1 DP: 0 HBP: 0	WP: 1 PB: 0 SB: 2 CS: 0	PA: 41
<b>PITCHER</b>	IP 9.0	WLS 35	H 5	R 1	ER 1	SO 7	BB 2	IBB 1	HBP 0	BLK 0	WP 0	HR 0	S 46	P 58	ERA 1.00	WHIP 0.778						
<b>Bill Singer, R</b> ERA: 2.69 (1.1)																						
<b>Jim Brewer, L</b> ERA: 3.51 (10, 1)	0.2	L	6	1	1	1	2	0	0	0	1	0	5	13	13.50	4.500						



Batter	1	2	3	4	5	6	7	8	9	AB	R	H	RBI	BB	SO	LOB	TOP																	
<b>Billy Grabarkewitz, R</b> OBP: 0.437, SLG: 0.482 (1,6)	5-3		6-3			3B	SH3-4		1B	3	1	1	0	2	0	1	<b>Los Angeles Dodgers @ New York Mets</b> Shea Stadium, Flushing, NY Sat Jul 25 1970, 3:33 AM EDT Att: 45,433 - Unknown  <b>AB 33</b> <b>R 4</b> <b>H 11</b> <b>RBI 4</b> <b>BB 5</b> <b>SO 1</b> <b>LOB 15</b>																	
<b>Manny Mota, R</b> OBP: 0.392, SLG: 0.422 (1,7)	5-3		F9			2B	SH3-4		F9	4	0	1	1	0	0	2																		
<b>Willie Davis, L</b> OBP: 0.337, SLG: 0.441 (1,8)	HR			L9		1B	P4		1B	5	2	3	1	0	0	1																		
<b>Wes Parker, S</b> OBP: 0.390, SLG: 0.470 (1,3)	5-3			1B		1B	BB		K	4	1	2	1	1	1	2																		
<b>Jim Lefebvre, S</b> OBP: 0.330, SLG: 0.363 (1,5)		G6-4-3		1B		F2	G3			4	0	2	0	0	0	3																		
<b>Ted Sizemore, R</b> OBP: 0.333, SLG: 0.298 (1,4)		G6-4-3		1B		1B	IBB		5-3	3	0	0	0	1	0	3																		
<b>Bill Russell, R</b> OBP: 0.212, SLG: 0.238 (8, PH) <b>Von Joshua, L</b> OBP: 0.276, SLG: 0.333 (8, 9)	5-3				F2	BB	4-3		4-3	3	0	1	1	0	0	0																		
<b>Jeff Torborg, R</b> OBP: 0.289, SLG: 0.279 (8, PH) <b>Tom Haller, L</b> OBP: 0.339, SLG: 0.414 (8, 2)			6-3	SH3-4	5-3	1B	6-3		6-3	2	0	1	0	1	0	0																		
<b>Alan Foster, R</b> OBP: 0.109, SLG: 0.089 (1, 1) <b>Jose Pena, R</b> (7, 1) <b>Pete Mikkelsen, R</b> (7, 1) <b>Maury Wills, S</b> OBP: 0.354, SLG: 0.317 (8, PH)	SH3-4				4-3	6-3			P4	2	0	0	0	0	0	3																		
<b>Inning Stats</b>	R: 1 E: 0 K: 0 S: 4	H: 1 LOB: 0 BB: 0 P: 4	R: 0 E: 0 K: 0 S: 3	H: 1 LOB: 0 BB: 0 P: 3	R: 0 E: 0 K: 0 S: 4	H: 1 LOB: 1 BB: 0 P: 4	R: 0 E: 0 K: 0 S: 4	H: 2 LOB: 1 BB: 0 P: 4	R: 0 E: 0 K: 0 S: 3	H: 0 LOB: 0 BB: 0 P: 3	R: 3 E: 1 K: 0 S: 7	H: 5 LOB: 3 BB: 2 P: 15	R: 0 E: 0 K: 0 S: 3	H: 0 LOB: 0 BB: 0 P: 11	R: 0 E: 0 K: 1 S: 6	H: 1 LOB: 2 BB: 1 P: 10		1B: 8 2B: 1 3B: 1 HR: 1	SF: 0 SAC: 2 DP: 2 HBP: 0	WP: 0 PB: 0 SB: 2 CS: 0	PA: 40													
<b>PITCHER</b>	IP WLS BF H R ER SO BB IBB HBP BLK WP HR S P ERA WHIP																																	
<b>Ray Sadecki, L</b> ERA: 3.6 (1, 1)	5.2	25	10	4	4	4	0	0	1	0	0	0	0	1	24	28	6.35	1.765																
<b>Danny Frisella, R</b> ERA: 2.31 (6, 1)	1.1	W	7	0	0	0	0	3	0	0	0	0	0	0	4	16	0.00	2.250																
<b>Jim McAndrew, R</b> ERA: 4.41 (8, 1)	2.0	S	8	1	0	0	1	1	0	0	0	0	0	0	9	13	0.00	1.000																

Batter	1	2	3	4	5	6	7	8	9	AB	R	H	RBI	BB	SO	LOB	BOTTOM															
<b>Bud Harrelson, S</b> OBP: 0.365, SLG: 0.339 (1,6)					SF9					1	0	1	1	2	0	0	<b>Los Angeles Dodgers @ New York Mets</b> Shea Stadium, Flushing, NY Sat Jul 25 1970, 3:33 AM EDT Att: 45,433 - Unknown  <b>AB 27</b> <b>R 6</b> <b>H 7</b> <b>RBI 5</b> <b>BB 7</b> <b>SO 2</b> <b>LOB 10</b>															
<b>Joe Foy, R</b> OBP: 0.382, SLG: 0.358 (1,5)	K		K		6-3		FC3-6		FC3-6	4	1	0	0	0	2	4																
<b>Ken Singleton, S</b> OBP: 0.361, SLG: 0.415 (1,7) <b>Jim McAndrew, R</b> OBP: 0.154, SLG: 0.200 (8, 1)	6-3				F7		4-3		FC6-4	4	0	1	1	0	0	0																
<b>Art Shamsky, L</b> OBP: 0.381, SLG: 0.441 (1,3)		P5				F5			FC6-4	3	0	1	0	1	0	0																
<b>Cleon Jones, R</b> OBP: 0.315, SLG: 0.350 (8, 7)		5-3							FC6-4	2	0	0	0	2	0	2																
<b>Wayne Garrett, L</b> OBP: 0.390, SLG: 0.448 (1,4)		L8							G3	4	0	0	0	0	0	4																
<b>Ron Swoboda, R</b> OBP: 0.352, SLG: 0.421 (1,9)			F9			1B			4-3	2	2	0	0	2	0	0																
<b>Jerry Grote, R</b> OBP: 0.327, SLG: 0.323 (1,2)			F9			E7			5-3	4	2	2	0	0	0	0																
<b>Ray Sadecki, L</b> OBP: 0.219, SLG: 0.194 (1, 1) <b>Danny Frisella, L</b> OBP: 0.500, SLG: 0.500 (6, 1) <b>Dave Marshall, L</b> OBP: 0.323, SLG: 0.447 (7, PH) <b>Tommie Agee, R</b> OBP: 0.339, SLG: 0.492 (8, 8)					SH1-4				6-3	1	0	1	0	0	0	0																
<b>Inning Stats</b>	R: 0 E: 0 K: 1 S: 4	H: 0 LOB: 0 BB: 1 P: 8	R: 0 E: 0 K: 0 S: 3	H: 0 LOB: 0 BB: 0 P: 3	R: 0 E: 0 K: 1 S: 6	H: 1 LOB: 2 BB: 1 P: 10	R: 0 E: 0 K: 0 S: 3	H: 1 LOB: 1 BB: 1 P: 7	R: 2 E: 1 K: 0 S: 4	H: 1 LOB: 0 BB: 1 P: 8	R: 0 E: 0 K: 0 S: 3	H: 0 LOB: 1 BB: 1 P: 7	R: 4 E: 0 K: 0 S: 7	H: 4 LOB: 2 BB: 2 P: 15	R: 0 E: 0 K: 0 S: 3	H: 0 LOB: 0 BB: 0 P: 3		1B: 5 2B: 1 3B: 0 HR: 1	SF: 1 SAC: 1 DP: 0 HBP: 0	WP: 0 PB: 0 SB: 0 CS: 1	PA: 36											
<b>PITCHER</b>	IP WLS BF H R ER SO BB IBB HBP BLK WP HR S P ERA WHIP																															
<b>Alan Foster, R</b> ERA: 3.72 (1, 1)	0.1	L	4	3	2	2	0	0	0	0	0	1	4	4	54.00	9.000																
<b>Jose Pena, R</b> ERA: 2.93 (7, 1)	1.2		6	0	0	0	0	0	1	0	0	0	5	9	0.00	0.000																



Batter	1	2	3	4	5	6	7	8	9	AB	R	H	RBI	BB	SO	LOB	TOP			
<b>Billy Grabarkewitz, R</b> OBP: 0.437, SLG: 0.479 (1, 6)	G3		FC6-4		F8 FC1-5 1B BB		P4		1B	4	1	1	0	1	0	1	<b>Los Angeles Dodgers @ New York Mets</b> Shea Stadium, Flushing, NY Sun Jul 26 1970, 3:33 AM EDT Att: 51,139 - Cloudy			
<b>Manny Mota, R</b> OBP: 0.388, SLG: 0.417 (1, 7)	4-3		F9		FC1-5 1B		5-3		1B	5	0	1	1	0	0	3				
<b>Willie Davis, L</b> OBP: 0.335, SLG: 0.438 (1, 8)	K				F8		3-1		4-3	5	1	1	0	0	1	4				
<b>Wes Parker, S</b> OBP: 0.393, SLG: 0.471 (1, 3)		K			SH2-3 BB 1B				B1-4-6 1B	3	0	2	1	1	1	0				
<b>Jim Lefebvre, S</b> OBP: 0.326, SLG: 0.358 (1, 5)	F9				SH2-3				B1-4-6 1B	3	0	0	0	0	0	3				
<b>Tom Haller, L</b> OBP: 0.342, SLG: 0.427 (1, 2)					FC6-4 IBB		F7		P4	3	1	1	1	1	0	0				
<b>Ted Sizemore, R</b> OBP: 0.337, SLG: 0.315 (1, 4)	P4				SF9				1B SH1 1B	3	2	2	1	0	0	0				
<b>Bill Russell, R</b> OBP: 0.214, SLG: 0.231 (1, 9)					FC3-6 BB		SF8		F7	2	0	0	1	1	0	3				
<b>Don Sutton, R</b> OBP: 0.288, SLG: 0.224 <b>Ray Lamb, R</b> <b>Jim Brewer, L</b>	FC3-6 FC6-4				FC1-5 BB		P3		SH1	2	0	0	0	0	0	0				
<b>Inning Stats</b>	R: 0 E: 0 K: 1 S: 5	H: 0 LOB: 0 BB: 0 P: 5	R: 1 E: 0 K: 1 S: 6	H: 1 LOB: 0 BB: 0 P: 6	R: 0 E: 0 K: 0 S: 3	H: 0 LOB: 1 BB: 1 P: 7	R: 1 E: 0 K: 0 S: 4	H: 1 LOB: 2 BB: 2 P: 12	R: 1 E: 0 K: 0 S: 4	H: 1 LOB: 0 BB: 0 P: 4	R: 0 E: 0 K: 0 S: 3	H: 0 LOB: 0 BB: 0 P: 3	R: 0 E: 0 K: 0 S: 3	H: 1 LOB: 0 BB: 0 P: 3	R: 1 E: 0 K: 0 S: 6	H: 3 LOB: 3 BB: 0 P: 6	1B: 6 2B: 0 3B: 1 HR: 1	SF: 2 SAC: 2 DP: 1 HBP: 0	WP: 0 PB: 0 SB: 0 CS: 0	PA: 39
<b>PITCHER</b>	IP	WLS	BF	H	R	ER	SO	BB	IBB	HBP	BLK	WP	HR	S	P	ERA	WHIP			
<b>Gary Gentry, R</b> ERA: 3.36	4.0	L	19	2	3	3	2	4	1	0	0	0	1	18	38	6.75	1.500			
<b>Ron Taylor, R</b> ERA: 3.22	3.0		11	2	1	1	0	0	0	0	0	0	0	11	11	3.00	0.667			
<b>Rich Folkers, L</b> ERA: 5.09	2.0		9	4	1	1	0	0	0	0	0	0	0	9	9	4.50	2.000			

AB 30  
R 5  
H 8  
RBI 5  
BB 5  
SO 2  
LOB 15

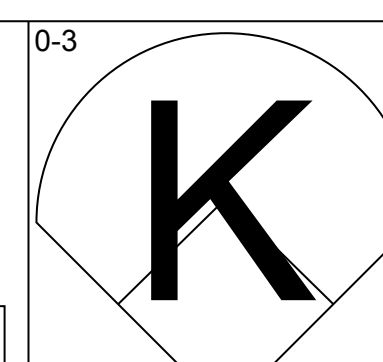
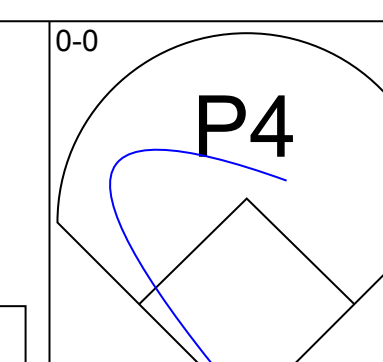
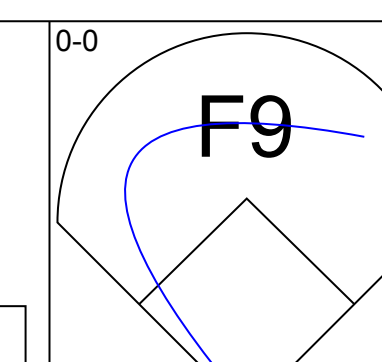
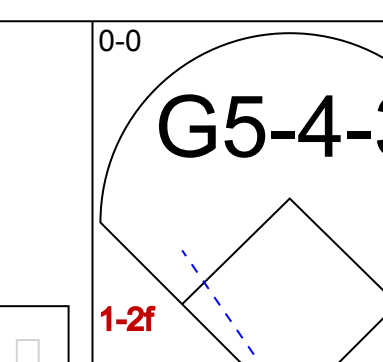
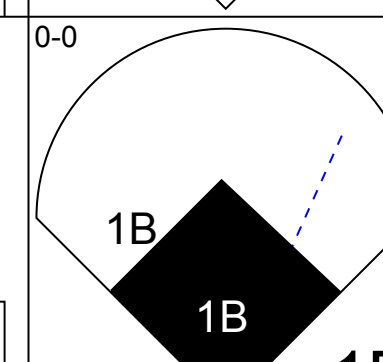
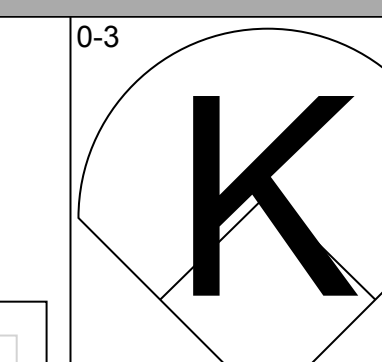
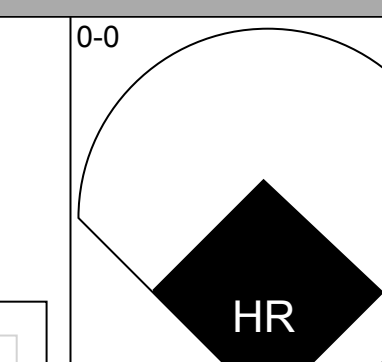
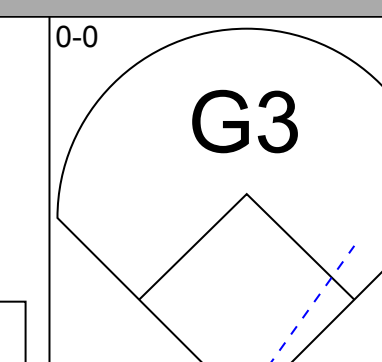
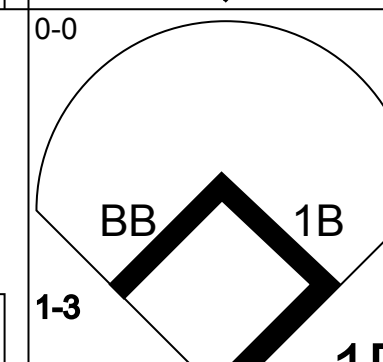
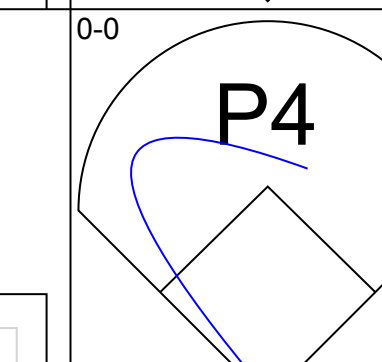
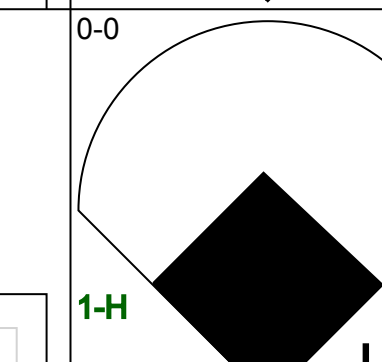
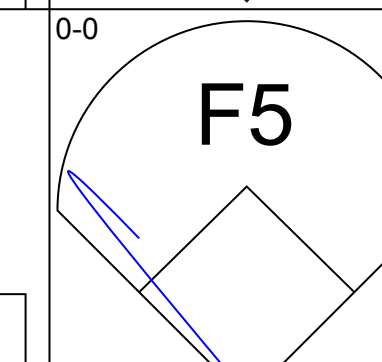
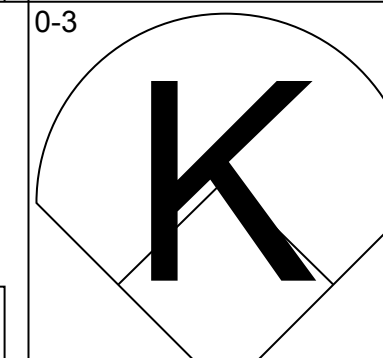
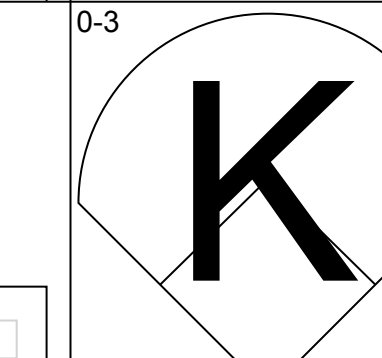
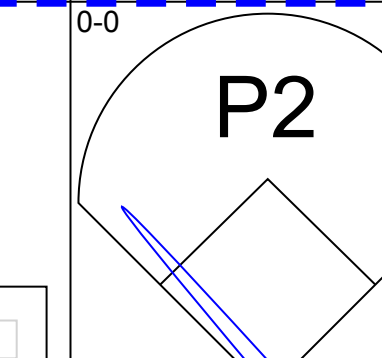
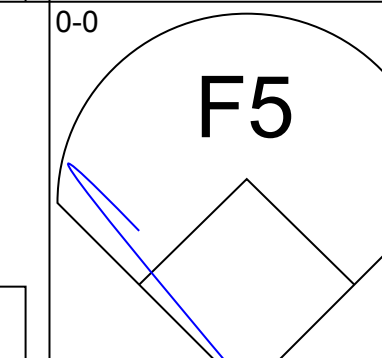
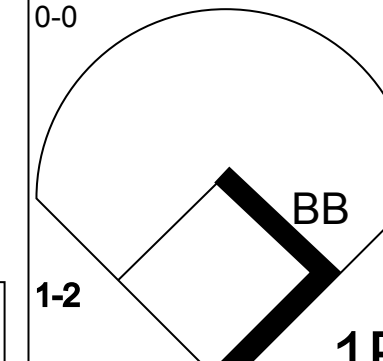
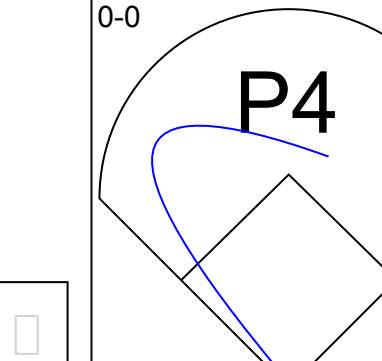
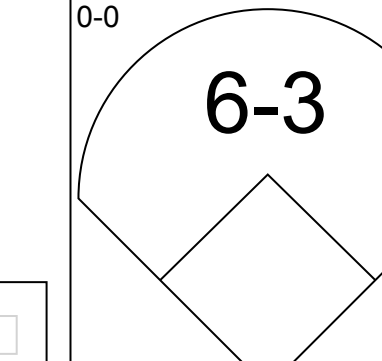
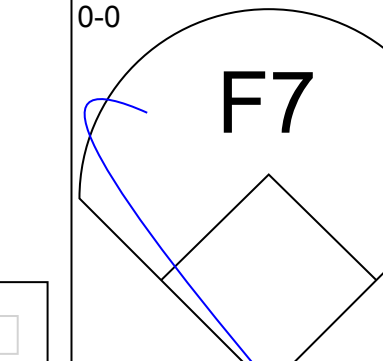
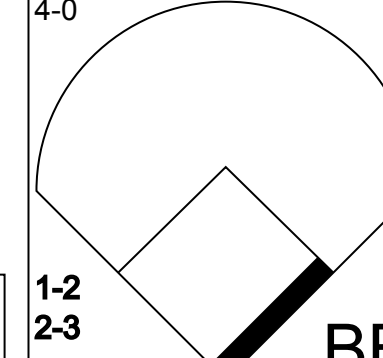
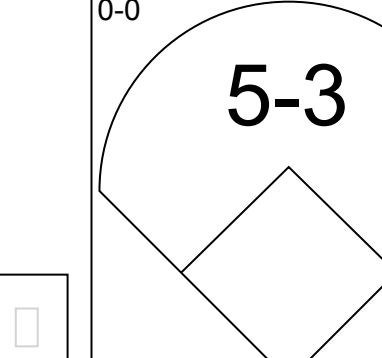
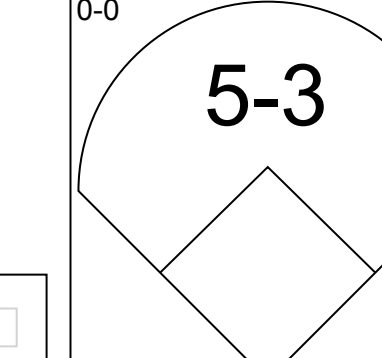
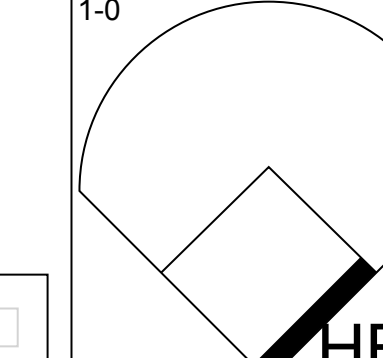
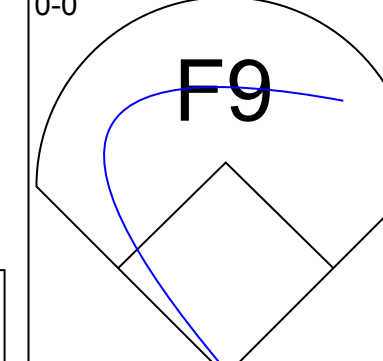


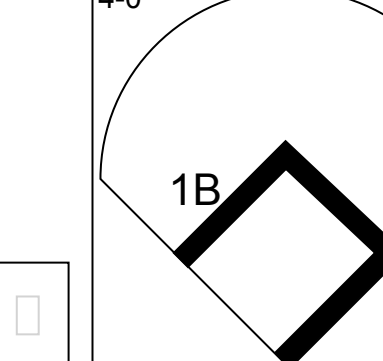
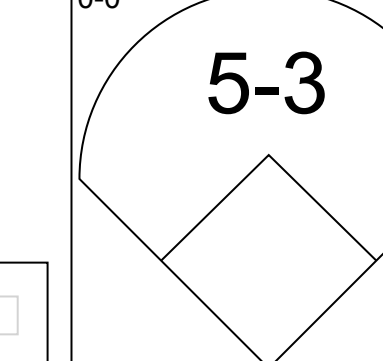
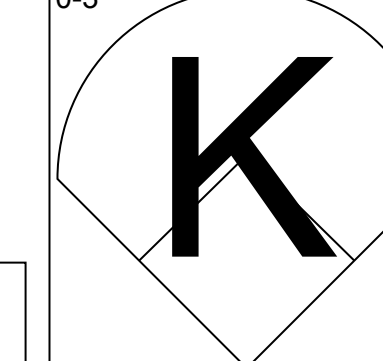
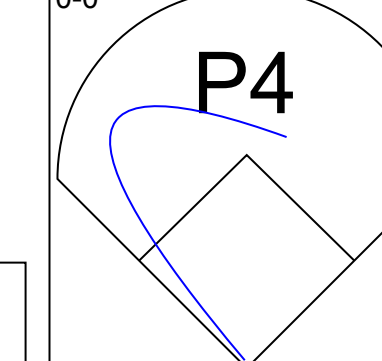
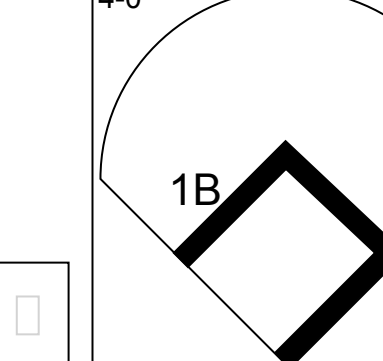
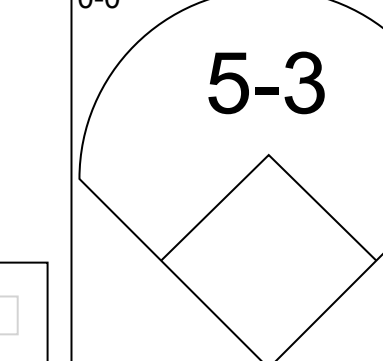
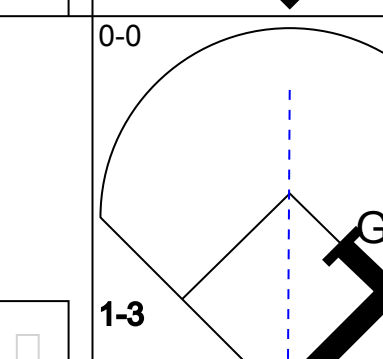
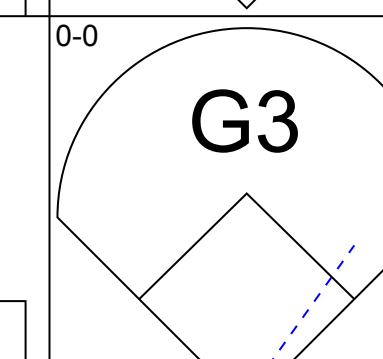
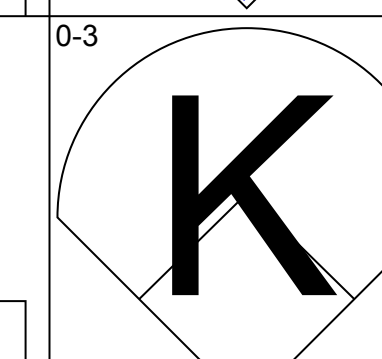
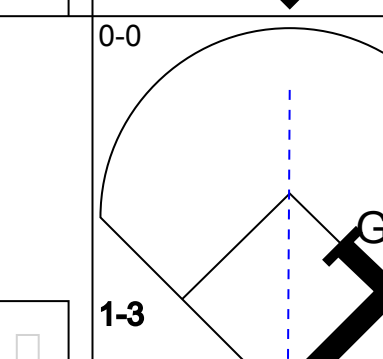


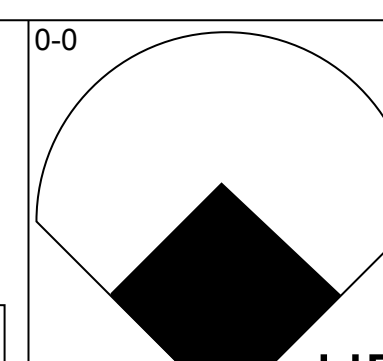
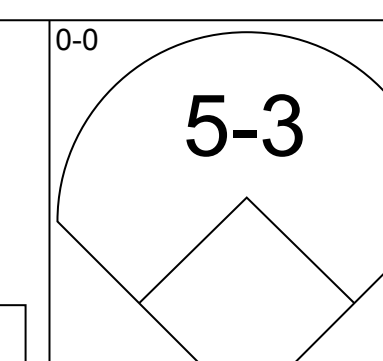
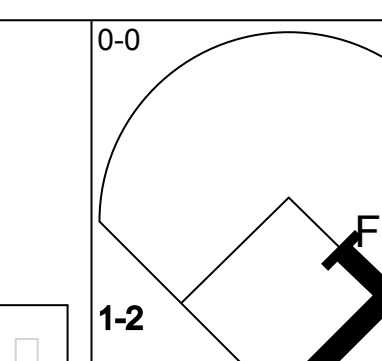
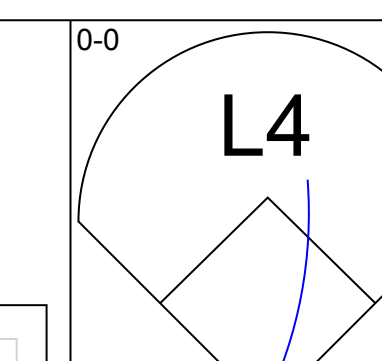
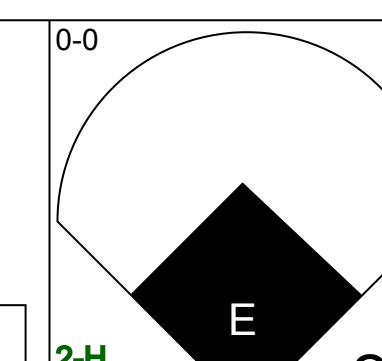
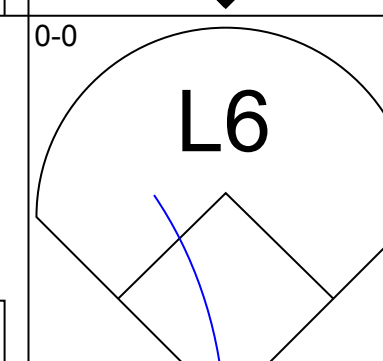
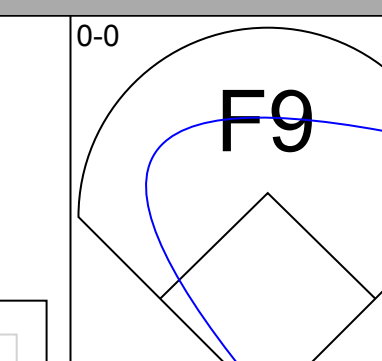
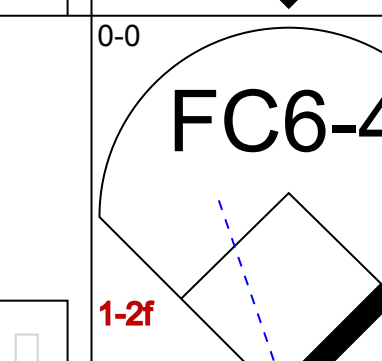
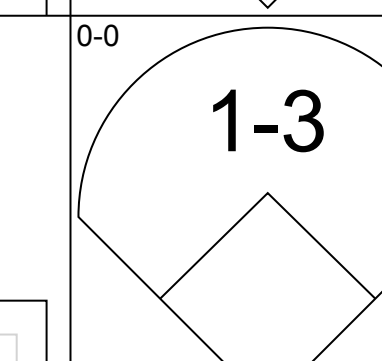
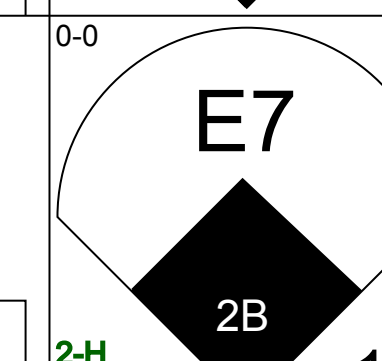
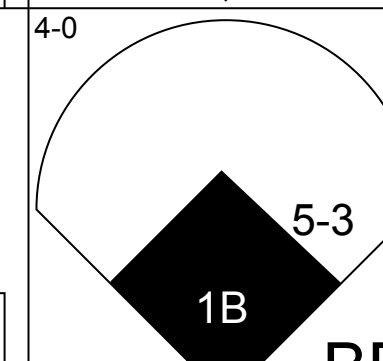
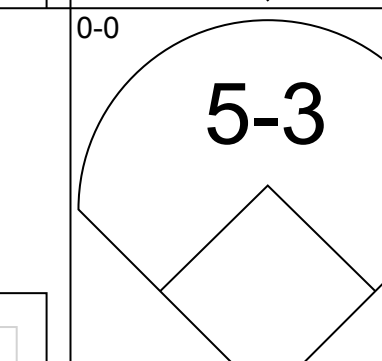
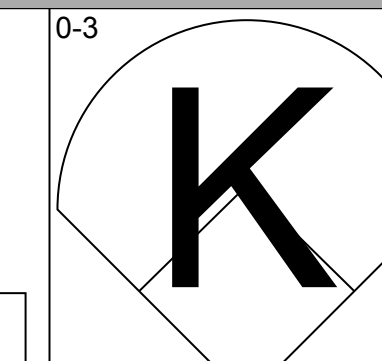
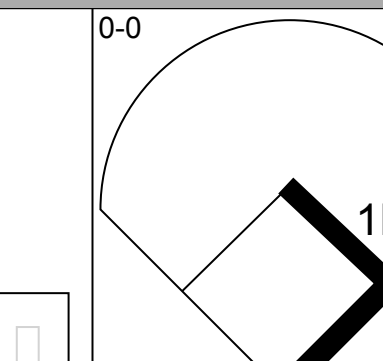
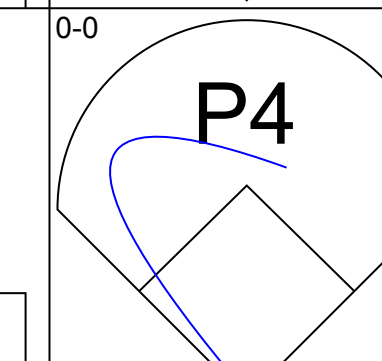
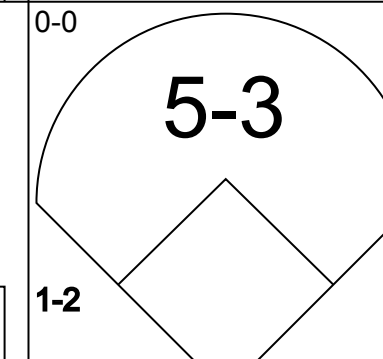

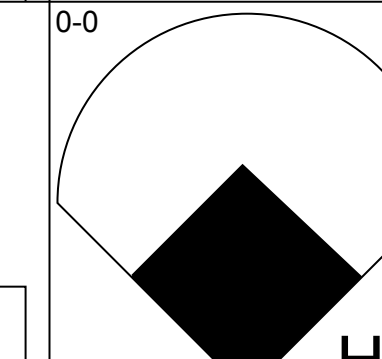
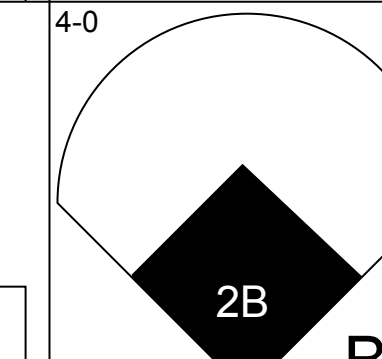
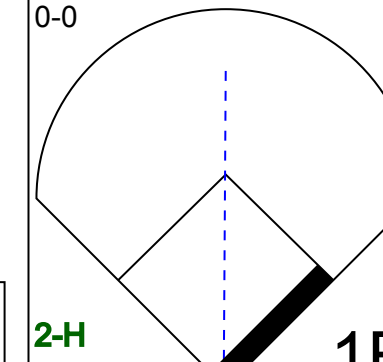
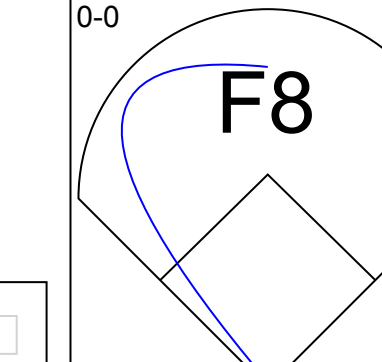
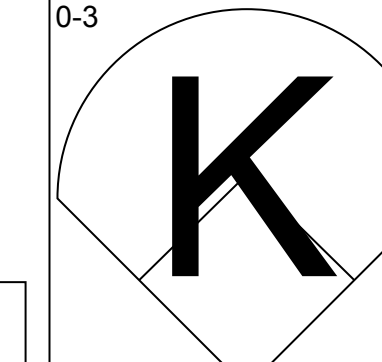
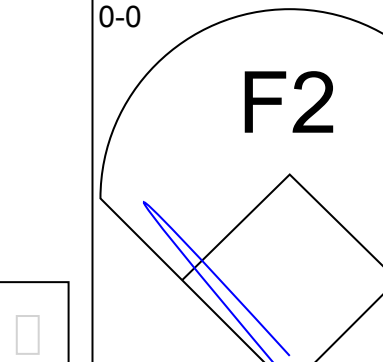
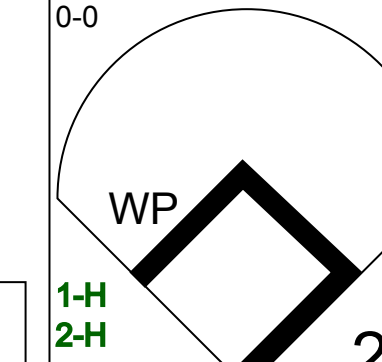
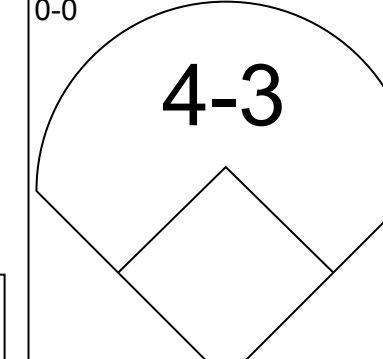
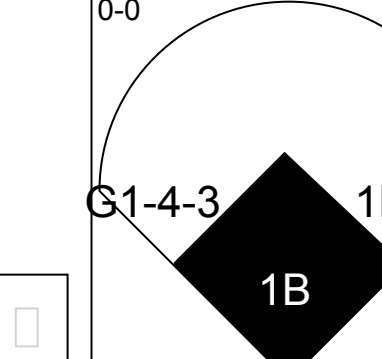
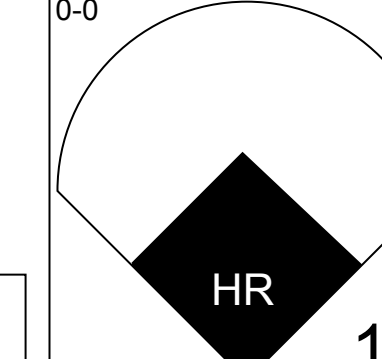
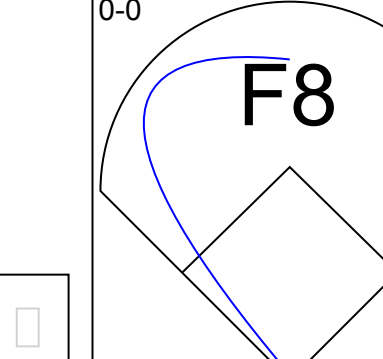
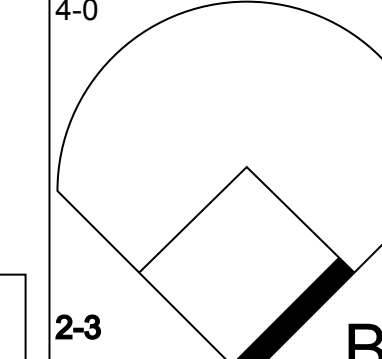
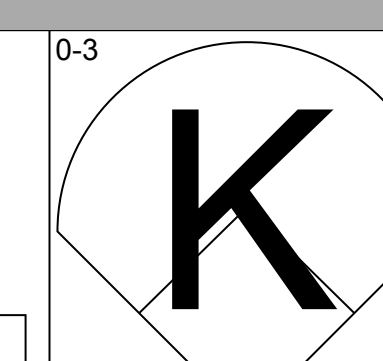
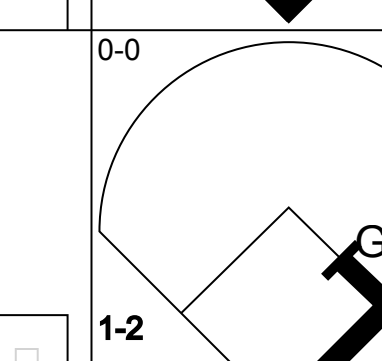
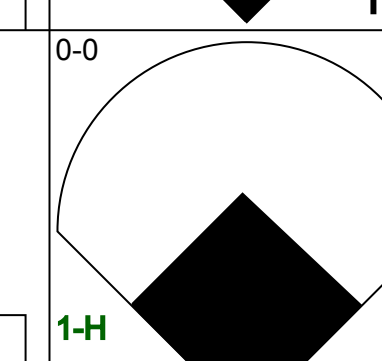
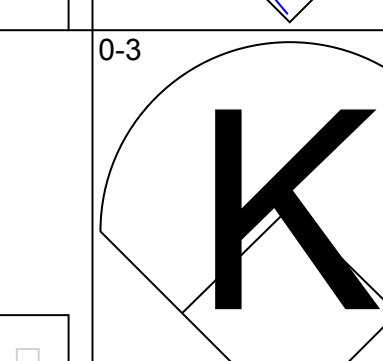
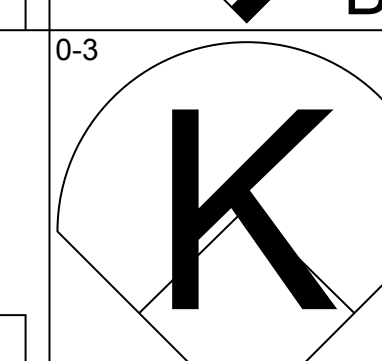
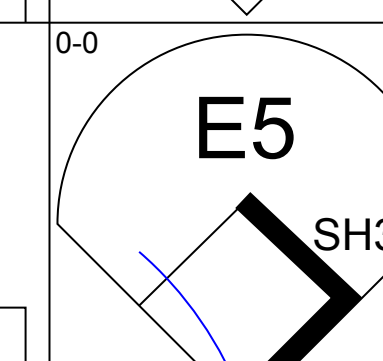
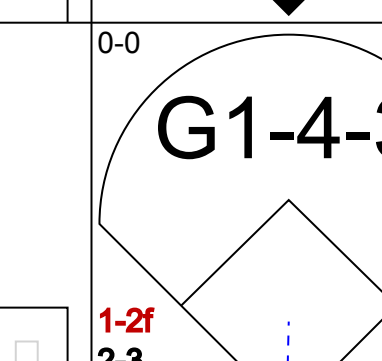
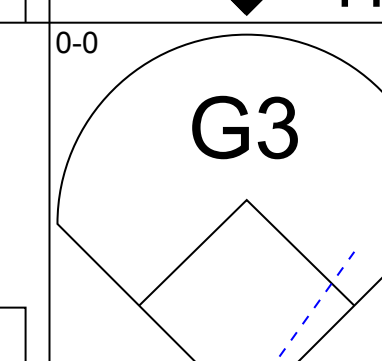
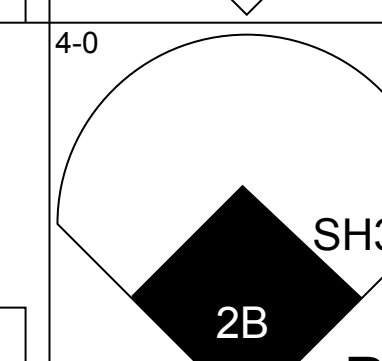
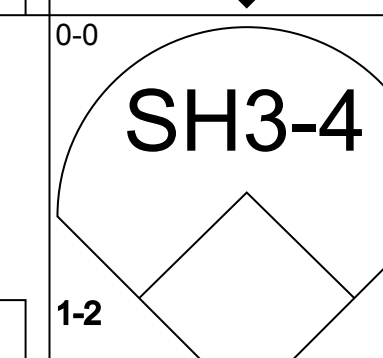
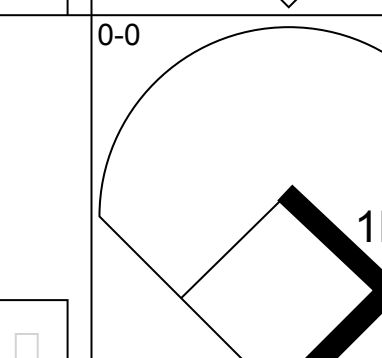
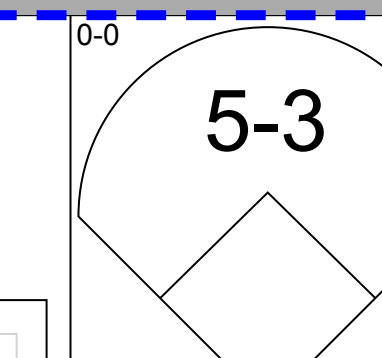
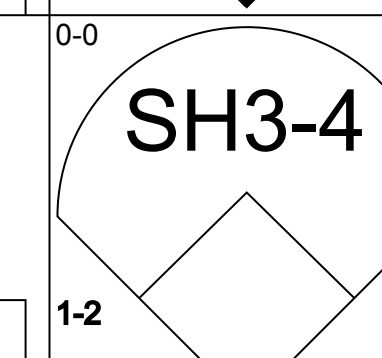
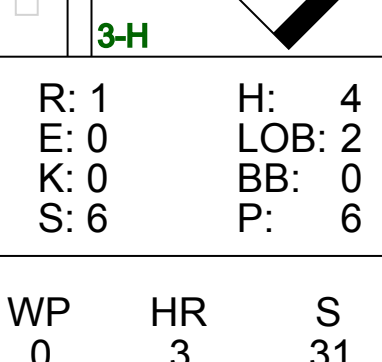
Batter	1	2	3	4	5	6	7	8	9	AB	R	H	RBI	BB	SO	LOB	BOTTOM					
<b>Bud Harrelson, S</b> OBP: 0.363, SLG: 0.337 (1, 6)	L8		4-3		1B		F9		F9	5	0	1	0	0	0	2	<b>Los Angeles Dodgers @ New York Mets</b> Shea Stadium, Flushing, NY Sun Jul 26 1970, 3:33 AM EDT Att: 51,139 - Cloudy					
<b>Joe Foy, R</b> OBP: 0.382, SLG: 0.357 (1, 5)	S BB				K		1B		E5 BB	4	0	1	0	1	1	2						
<b>Ken Singleton, S</b> OBP: 0.358, SLG: 0.405 <b>Rich Folkers, L</b> OBP: 0.250, SLG: 0.250 <b>Duffy Dyer, R</b> OBP: 0.310, SLG: 0.237 <b>Tom Seaver, R</b> OBP: 0.257, SLG: 0.273	F7				1B BB		F8 F7		1B BB	3	0	0	0	0	1	3						
<b>Art Shamsky, L</b> OBP: 0.380, SLG: 0.442 <b>Al Weis, S</b> OBP: 0.278, SLG: 0.315	G3				P4		P5		1B 2B	4	0	1	0	0	0	2						
<b>Cleon Jones, R</b> OBP: 0.318, SLG: 0.352 (9, 7)					1B		K		1B 1B	4	0	2	0	0	1	0						
<b>Dave Marshall, L</b> OBP: 0.324, SLG: 0.452 (8, 7)					1B				2B 1B	3	1	1	0	0	0	2						
<b>Donn Clendenon, R</b> OBP: 0.366, SLG: 0.533 (9, 3)					F8		HR		G6-4-3 1B	1	0	1	0	0	0	0						
<b>Wayne Garrett, L</b> OBP: 0.394, SLG: 0.488 <b>Tommie Agee, R</b> OBP: 0.338, SLG: 0.491	P5				HR		HR		G6-4-3 1B	3	2	2	3	0	0	0						
<b>Jerry Grote, R</b> OBP: 0.322, SLG: 0.318 (1, 2)					L8		6-3		K	4	0	0	0	0	1	0						
<b>Gary Gentry, R</b> OBP: 0.111, SLG: 0.024 <b>Ron Taylor, R</b> <b>Ron Swoboda, R</b> OBP: 0.358, SLG: 0.428	K				K		1B		BB E 1B	1	0	0	0	0	1	0						
<b>Inning Stats</b>	R: 0 E: 0 K: 0 S: 3	H: 0 LOB: 1 BB: 1 P: 7	R: 0 E: 0 K: 0 S: 3	H: 0 LOB: 0 BB: 0 P: 3	R: 0 E: 0 K: 1 S: 5	H: 0 LOB: 0 BB: 0 P: 5	R: 0 E: 0 K: 0 S: 4	H: 1 LOB: 2 BB: 1 P: 8	R: 1 E: 0 K: 2 S: 9	H: 2 LOB: 1 BB: 0 P: 9	R: 0 E: 0 K: 1 S: 5	H: 0 LOB: 0 BB: 0 P: 5	R: 2 E: 0 K: 0 S: 7	H: 4 LOB: 2 BB: 0 P: 7	R: 0 E: 0 K: 0 S: 4	H: 3 LOB: 3 BB: 0 P: 4	R: 0 E: 1 K: 1 S: 7	H: 1 LOB: 3 BB: 1 P: 11	1B: 7 2B: 2 3B: 0 HR: 2	SF: 0 SAC: 0 DP: 1 HBP: 0	WP: 0 PB: 0 SB: 1 CS: 0	PA: 40
<b>PITCHER</b>	IP	WLS	BF	H	R	ER	SO	BB	IBB	HBP	BLK	WP	HR	S	P	ERA	WHIP					
<b>Don Sutton, R</b> ERA: 3.54	6.2	W	29	7	3	3	4	2	0	0	0	0	2	35	43	4.05	1.350					
<b>Ray Lamb, R</b> ERA: 3.5	0.2		3	2	0	0	0	0	0	0	0	0	0	3	3	0.00	3.000					
<b>Jim Brewer, L</b> ERA: 3.4	1.2	S	8	2	0	0	1	1	0	0	0	0	0	9	13	0.00	1.800					

AB 37  
R 3  
H 11  
RBI 3  
BB 3  
SO 5  
LOB 17





Batter	1	2	3	4	5	6	7	8	9	AB	R	H	RBI	BB	SO	LOB	TOP					
<b>Maury Wills, S</b> (1,6) OBP: 0.349, SLG: 0.312										4	0	0	0	0	1	2	<b>Los Angeles Dodgers @ Philadelphia Phillies</b> Shibe Park, Philadelphia, PA Mon Jul 27 1970, 7:05 PM EDT Att: 6,017 - Unknown					
<b>Manny Mota, R</b> (1,7) OBP: 0.390, SLG: 0.419										4	2	2	0	0	1	0						
<b>Wes Parker, S</b> (1,3) OBP: 0.394, SLG: 0.480										4	1	2	2	0	0	0						
<b>Andy Kosco, R</b> (1,9) OBP: 0.231, SLG: 0.370										4	0	0	0	0	2	2						
<b>Billy Grabarkewitz, R</b> (1,5) OBP: 0.435, SLG: 0.476										4	0	1	1	0	0	0						
<b>Ted Sizemore, R</b> (1,4) OBP: 0.337, SLG: 0.311										2	0	0	0	1	0	0						
<b>Jose Pena, R</b> (6,1)										0	0	0	0	0	0	0						
<b>Bill Sudakis, S</b> (9,PH) OBP: 0.338, SLG: 0.414										0	0	0	0	0	0	0						
<b>Bill Russell, R</b> (1,8) OBP: 0.205, SLG: 0.221										3	0	0	0	0	1	3						
<b>Willie Crawford, L</b> (9,PH) OBP: 0.310, SLG: 0.352										1	0	0	0	0	1	1						
<b>Jeff Torborg, R</b> (1,2) OBP: 0.284, SLG: 0.274										2	0	0	0	0	1	0						
<b>Tom Haller, L</b> (7,PH) OBP: 0.343, SLG: 0.425										1	0	0	0	1	0	1						
<b>Claude Osteen, L</b> (1,1) OBP: 0.254, SLG: 0.339										2	0	0	0	0	1	0						
<b>Jim Lefebvre, S</b> (6,4) OBP: 0.329, SLG: 0.361										1	0	1	0	0	0	0						
<b>Inning Stats</b>	R: 1 E: 0 K: 2 S: 10	H: 3 LOB: 3 BB: 1 P: 14	R: 0 E: 0 K: 1 S: 5	H: 0 LOB: 0 BB: 0 P: 5	R: 0 E: 0 K: 2 S: 7	H: 0 LOB: 0 BB: 0 P: 7	R: 0 E: 0 K: 0 S: 3	H: 0 LOB: 0 BB: 0 P: 3	R: 0 E: 0 K: 1 S: 5	H: 0 LOB: 0 BB: 0 P: 5	R: 2 E: 0 K: 0 S: 5	H: 2 LOB: 0 BB: 0 P: 5	R: 0 E: 0 K: 1 S: 5	H: 1 LOB: 1 BB: 1 P: 9	R: 0 E: 0 K: 0 S: 3	H: 0 LOB: 0 BB: 0 P: 3	R: 0 E: 0 K: 1 S: 5	H: 0 LOB: 1 BB: 0 P: 6	1B: 5 2B: 0 3B: 0 HR: 1	SF: 0 SAC: 0 DP: 1 HBP: 1	WP: 0 PB: 0 SB: 0 CS: 0	PA: 35
<b>PITCHER</b>	IP	WLS	BF	H	R	ER	SO	BB	IBB	HBP	BLK	WP	HR	S	P	ERA	WHIP					
<b>Woodie Fryman, L</b> (1,1) ERA: 4.33	5.0	W	21	5	3	3	6	1	0	0	0	0	1	32	36	5.40	1.200					
<b>Dick Selma, R</b> (6,1) ERA: 3.01	4.0	S	14	1	0	0	2	1	0	1	0	0	0	16	21	0.00	0.500					

Batter	1	2	3	4	5	6	7	8	9	AB	R	H	RBI	BB	SO	LOB	BOTTOM				
<b>Tony Taylor, R</b> (1,4) OBP: 0.361, SLG: 0.446										5	2	3	2	0	0	1	<b>Los Angeles Dodgers @ Philadelphia Phillies</b> Shibe Park, Philadelphia, PA Mon Jul 27 1970, 7:05 PM EDT Att: 6,017 - Unknown				
<b>Terry Harmon, R</b> (1,6) OBP: 0.337, SLG: 0.386										5	1	1	1	0	0	2					
<b>Don Money, R</b> (1,5) OBP: 0.388, SLG: 0.521										4	1	1	0	1	1	1					
<b>Deron Johnson, R</b> (1,3) OBP: 0.337, SLG: 0.487										4	2	3	1	1	0	1					
<b>Byron Browne, R</b> (1,9) OBP: 0.335, SLG: 0.467										5	0	2	3	0	1	3					
<b>Ron Stone, L</b> (1,7) OBP: 0.350, SLG: 0.413										4	2	2	0	1	0	3					
<b>Larry Hisle, R</b> (1,8) OBP: 0.296, SLG: 0.328										5	1	2	2	0	3	4					
<b>Mike Ryan, R</b> (1,2) OBP: 0.284, SLG: 0.313										3	1	0	0	1	0	2					
<b>Woodie Fryman, R</b> (1,1) OBP: 0.132, SLG: 0.132										1	0	1	1	0	0	0					
<b>Dick Selma, R</b> (6,1) OBP: 0.143, SLG: 0.077										1	0	0	0	0	0	0					
<b>Inning Stats</b>	R: 2 E: 0 K: 0 S: 5	H: 2 LOB: 1 BB: 1 P: 9	R: 0 E: 1 K: 1 S: 6	H: 0 LOB: 1 BB: 0 P: 6	R: 0 E: 0 K: 0 S: 4	H: 1 LOB: 1 BB: 0 P: 4	R: 1 E: 0 K: 0 S: 6	H: 4 LOB: 2 BB: 0 P: 6	R: 3 E: 0 K: 2 S: 10	H: 3 LOB: 0 BB: 0 P: 10	R: 0 E: 0 K: 0 S: 3	H: 0 LOB: 0 BB: 0 P: 3	R: 0 E: 0 K: 1 S: 7	H: 2 LOB: 2 BB: 0 P: 7	R: 4 E: 1 K: 1 S: 8	H: 3 LOB: 2 BB: 3 P: 20	1B: 10 2B: 2 3B: 0 HR: 3	SF: 0 SAC: 2 DP: 1 HBP: 0	WP: 1 PB: 0 SB: 0 CS: 0	PA: 43	
<b>PITCHER</b>	IP	WLS	BF	H	R	ER	SO	BB	IBB	HBP	BLK	WP	HR	S	P	ERA	WHIP				
<b>Claude Osteen, L</b> (1,1) ERA: 3.27	5.0	L	26	10	6	6	3	1	0	0	0	1	0	18	30	10.80	2.200				
<b>Jose Pena, R</b> (6,1) ERA: 3.49	3.0		17	5	4	4	2	3	0	0	0	1	0	18	30	12.00	2.667				




Batter	1	2	3	4	5	6	7	8	9	AB	R	H	RBI	BB	SO	LOB	TOP			
Maury Wills, S OBP: 0.353, SLG: 0.317										5	2	3	1	0	0	2	<b>Los Angeles Dodgers @ Philadelphia Phillies</b> Shibe Park, Philadelphia, PA Tue Jul 28 1970, 7:05 PM EDT Att: 14,000 - Unknown			
Manny Mota, R OBP: 0.393, SLG: 0.422										5	1	3	0	0	2	1				
Willie Davis, L OBP: 0.334, SLG: 0.435										4	0	1	0	0	2	3				
Wes Parker, S OBP: 0.393, SLG: 0.481										3	0	1	2	0	0	0				
Jim Lefebvre, S OBP: 0.324, SLG: 0.354										4	0	0	1	0	0	3				
Tom Haller, L OBP: 0.342, SLG: 0.431										4	1	1	0	0	0	1				
Billy Grabarkewitz, R OBP: 0.436, SLG: 0.486										4	1	2	1	0	0	1				
Willie Crawford, L OBP: 0.309, SLG: 0.355										4	1	1	1	0	0	1				
Bill Russell, R OBP: 0.295, SLG: 0.221										0	0	0	0	0	0	0				
Joe Moeller, R OBP: 0.217, SLG: 0.182										1	0	0	0	0	1	1				
Jim Brewer, L (7, 1)										1	0	0	0	0	1	0				
<b>Inning Stats</b>	R: 2 E: 0 K: 0 S: 6	H: 3 LOB: 1 BB: 0 P: 6	R: 0 E: 0 K: 0 S: 4	H: 1 LOB: 1 BB: 0 P: 4	R: 0 E: 0 K: 2 S: 7	H: 0 LOB: 0 BB: 0 P: 7	R: 0 E: 0 K: 0 S: 3	H: 0 LOB: 0 BB: 0 P: 3	R: 2 E: 1 K: 1 S: 7	H: 4 LOB: 2 BB: 0 P: 7	R: 0 E: 0 K: 1 S: 5	H: 1 LOB: 0 BB: 0 P: 5	R: 1 E: 0 K: 0 S: 4	H: 1 LOB: 0 BB: 0 P: 4	R: 0 E: 0 K: 2 S: 7	H: 1 LOB: 0 BB: 0 P: 7	1B: 8 2B: 2 3B: 1 HR: 1	SF: 1 SAC: 2 DP: 0 HBP: 0	WP: 0 PB: 0 SB: 3 CS: 2	PA: 39
<b>PITCHER</b>	IP WLS BF H R ER SO BB IBB HBP BLK WP HR S P ERA WHIP																			
Jim Bunning, R ERA: 3.78	(1, 1) 7.0 L 31 10 5 5 4 0 0 0 0 0 0 0 0 39 39 6.43 1.429																			
Barry Lersch, R ERA: 3.4	(8, 1) 2.0 7 2 1 1 2 0 0 0 0 0 0 1 11 11 4.50 1.000																			


Batter	1	2	3	4	5	6	7	8	9	AB	R	H	RBI	BB	SO	LOB	BOTTOM					
Tony Taylor, R OBP: 0.362, SLG: 0.445										5	1	2	0	0	1	2	<b>Los Angeles Dodgers @ Philadelphia Phillies</b> Shibe Park, Philadelphia, PA Tue Jul 28 1970, 7:05 PM EDT Att: 14,000 - Unknown					
Denny Doyle, L OBP: 0.291, SLG: 0.332										4	0	2	0	0	0	1						
Byron Browne, R OBP: 0.338, SLG: 0.470										1	0	1	0	0	0	0						
Don Money, R OBP: 0.381, SLG: 0.510										5	0	0	0	0	0	8						
Deron Johnson, R OBP: 0.335, SLG: 0.481										4	0	0	1	1	3	5						
Ron Stone, L OBP: 0.355, SLG: 0.414										2	1	1	0	1	0	1						
Jim Hutto, R OBP: 0.257, SLG: 0.369										1	0	0	0	0	1	3						
Larry Hisle, R OBP: 0.299, SLG: 0.332										3	0	1	1	1	2	0						
Terry Harmon, R OBP: 0.333, SLG: 0.374										3	0	0	0	1	1	3						
Mike Ryan, R OBP: 0.269, SLG: 0.294										4	0	0	0	0	2							
Jim Bunning, R OBP: 0.152, SLG: 0.116										2	0	0	0	0	0	1						
John Briggs, L OBP: 0.325, SLG: 0.366										0	0	0	0	1	0	0						
Grant Jackson, S OBP: 0.107, SLG: 0.107										0	0	0	0	0	0	0						
Barry Lersch, S OBP: 0.125, SLG: 0.125										0	0	0	0	0	0	0						
Rick Joseph, R OBP: 0.293, SLG: 0.330										1	0	1	0	0	0	0						
<b>Inning Stats</b>	R: 0 E: 0 K: 1 S: 6	H: 1 LOB: 1 BB: 0 P: 6	R: 1 E: 0 K: 0 S: 4	H: 2 LOB: 1 BB: 1 P: 8	R: 1 E: 0 K: 1 S: 7	H: 2 LOB: 3 BB: 2 P: 15	R: 0 E: 0 K: 0 S: 3	H: 0 LOB: 0 BB: 0 P: 3	R: 0 E: 0 K: 1 S: 6	H: 0 LOB: 1 BB: 0 P: 6	R: 0 E: 0 K: 1 S: 5	H: 0 LOB: 0 BB: 0 P: 5	R: 0 E: 0 K: 2 S: 8	H: 1 LOB: 3 BB: 2 P: 16	R: 0 E: 0 K: 1 S: 5	H: 0 LOB: 0 BB: 0 P: 5	R: 0 E: 0 K: 1 S: 7	H: 2 LOB: 2 BB: 0 P: 7	1B: 7 2B: 2 3B: 0 HR: 0	SF: 0 SAC: 0 DP: 1 HBP: 0	WP: 0 PB: 0 SB: 1 CS: 0	PA: 40
<b>PITCHER</b>	IP WLS BF H R ER SO BB IBB HBP BLK WP HR S P ERA WHIP																					
Joe Moeller, R ERA: 2.81	(1, 1) 6.2 W 31 6 2 2 5 5 0 0 0 0 0 0 0 15 15 2.70 1.650																					
Jim Brewer, L ERA: 3.25	(7, 1) 2.1 S 9 2 0 0 3 0 0 0 0 0 0 0 0 15 15 0.00 0.857																					







Batter	1	2	3	4	5	6	7	8	9	AB	R	H	RBI	BB	SO	LOB	TOP										
Maury Wills, S OBP: 0.345, SLG: 0.313 (1,6)	F8		E4 BB 1B E		4-3			1-3	G6-3 1-2	5	1	0	0	0	0	1	<b>Los Angeles Dodgers @ Montreal Expos</b> Jarry Park, Montreal, QB Fri Jul 31 1970, 7:05 PM EDT Att: 23,549 - Unknown  <b>AB 35</b> <b>R 8</b> <b>H 9</b> <b>RBI 6</b> <b>BB 2</b> <b>SO 3</b> <b>LOB 9</b> 										
Manny Mota, R OBP: 0.388, SLG: 0.415 (1,7)	1B		F6		4-3			F7		4	0	1	0	0	0	1											
Willie Davis, L OBP: 0.339, SLG: 0.437 (1,8)	F5		E 1-2 BB 1B		L9			4-3		4	1	1	0	0	0	0											
Wes Parker, S OBP: 0.398, SLG: 0.491 (1,3)										3	1	3	0	1	0	0											
Billy Grabarkewitz, R OBP: 0.431, SLG: 0.479 (1,5)										4	1	0	0	0	0	4											
Tom Haller, L OBP: 0.345, SLG: 0.444 (1,2)										3	2	1	2	1	1	3											
Ted Sizemore, R OBP: 0.336, SLG: 0.309 (1,4)										4	1	1	1	0	1	0											
Bill Russell, R OBP: 0.232, SLG: 0.299 (1,9)										4	1	1	2	0	1	0											
Don Sutton, R OBP: 0.275, SLG: 0.213 (1,1)										3	0	0	0	0	0	0											
Jim Brewer, L OBP: 0.100, SLG: 0.100 (8,1)										1	0	1	1	0	0	0											
<b>Inning Stats</b>	R: 0 E: 0 K: 0 S: 3	H: 1 LOB: 0 BB: 0 P: 3	R: 2 E: 0 K: 1 S: 7	H: 2 LOB: 0 BB: 0 P: 7	R: 2 E: 2 K: 0 S: 6	H: 1 LOB: 2 BB: 1 P: 10	R: 0 E: 0 K: 0 S: 3	H: 0 LOB: 0 BB: 0 P: 3	R: 0 E: 0 K: 1 S: 5	H: 1 LOB: 1 BB: 0 P: 5	R: 0 E: 0 K: 0 S: 5	H: 0 LOB: 0 BB: 0 P: 5	R: 0 E: 0 K: 0 S: 3	H: 0 LOB: 0 BB: 0 P: 3	R: 4 E: 0 K: 0 S: 6	H: 4 LOB: 1 BB: 1 P: 10	1B: 5 2B: 2 3B: 2 HR: 1	SF: 0 SAC: 0 DP: 2 HBP: 0	WP: 0 PB: 0 SB: 0 CS: 1	PA: 37							
<b>PITCHER</b>	IP	WLS	BF	H	R	ER	SO	BB	IBB	HBP	BLK	WP	HR	S	P	ERA	WHIP										
Mike Marshall, R ERA: 4.56 (1,1)	5.0	L	21	4	4	2	1	1	0	0	0	0	1	22	26	3.60	1.000										
John Strohmayr, R ERA: 4.58 (8,1)	2.0		6	1	0	0	2	0	0	0	0	0	0	10	10	0.00	0.500										
Mike Wegener, R ERA: 5.9 (8,1)	1.1		9	4	4	4	0	0	1	0	0	0	0	8	12	27.00	3.000										
Claude Raymond, R ERA: 3.77 (9,1)	0.2		1	0	0	0	0	0	0	0	0	0	0	1	1	0.00	0.000										

Batter	1	2	3	4	5	6	7	8	9	AB	R	H	RBI	BB	SO	LOB	BOTTOM										
Jim Gosger, L OBP: 0.385, SLG: 0.403 (1,8)	BB 1B	F8			4-3			G6-4-3 1-2	E4 1-3 1B	5	2	1	0	0	0	3	<b>Los Angeles Dodgers @ Montreal Expos</b> Jarry Park, Montreal, QB Fri Jul 31 1970, 7:05 PM EDT Att: 23,549 - Unknown  <b>AB 36</b> <b>R 5</b> <b>H 10</b> <b>RBI 5</b> <b>BB 5</b> <b>SO 3</b> <b>LOB 23</b> 										
Ron Fairly, L OBP: 0.397, SLG: 0.458 (1,3)	1B BB				4-3			FC6-4 BB	1-3 1-2 2-3	3	1	1	0	2	0	2											
Rusty Staub, L OBP: 0.412, SLG: 0.501 (1,9)										4	0	2	1	0	0	3											
Mike Wegener, R OBP: 0.071, SLG: 0.071 (8,1)	F5									0	0	0	0	0	0	0											
Claude Raymond, R OBP: 0.071, SLG: 0.071 (9,1)										0	0	0	0	0	0	0											
Coco Laboy, R OBP: 0.266, SLG: 0.334 (9, PH)										1	0	0	0	0	1	2											
Bob Bailey, R OBP: 0.429, SLG: 0.716 (1,5)	F3									5	1	2	3	0	0	4											
Jim Fairry, L OBP: 0.342, SLG: 0.421 (1,7)										4	0	1	1	0	0	0											
Adolfo Phillips, R OBP: 0.346, SLG: 0.375 (9, PH)										0	0	0	0	1	0	0											
Mary Staehle, L OBP: 0.313, SLG: 0.272 (1,4)										3	0	0	0	0	0	2											
John Bateman, R OBP: 0.271, SLG: 0.384 (9, PH)	4-3									1	0	0	0	0	0	2											
John Boccabella, R OBP: 0.309, SLG: 0.436 (1,2)										4	0	2	0	0	0	1											
Bobby Wine, R OBP: 0.269, SLG: 0.279 (1,6)										3	0	0	0	1	1	3											
Mike Marshall, R OBP: 0.300, SLG: 0.381 (1,1)										1	0	0	0	0	0	1											
Don Hahn, R OBP: 0.280, SLG: 0.381 (5, PH)										1	0	0	0	0	0	1											
John Strohmayr, R OBP: 0.187, SLG: 0.187 (8,1)										0	0	0	0	0	0	0											
Mack Jones, R OBP: 0.398, SLG: 0.470 (7, PH)										0	0	0	0	1	0	0											
Gary Sutherland, R OBP: 0.288, SLG: 0.278 (9, PH)										1	1	1	0	0	0	0											
<b>Inning Stats</b>	R: 1 E: 0 K: 0 S: 5	H: 2 LOB: 2 BB: 1 P: 9	R: 0 E: 0 K: 0 S: 3	H: 0 LOB: 1 BB: 1 P: 7	R: 0 E: 0 K: 0 S: 3	H: 1 LOB: 0 BB: 0 P: 3	R: 0 E: 0 K: 0 S: 4	H: 1 LOB: 1 BB: 0 P: 4	R: 0 E: 0 K: 0 S: 2	H: 0 LOB: 1 BB: 2 P: 10	R: 0 E: 1 K: 1 S: 7	H: 1 LOB: 1 BB: 0 P: 7	R: 2 E: 1 K: 1 S: 8	H: 2 LOB: 2 BB: 1 P: 12	1B: 8 2B: 1 3B: 0 HR: 1	SF: 0 SAC: 1 DP: 1 HBP: 0	WP: 0 PB: 0 SB: 0 CS: 1	PA: 42									
<b>PITCHER</b>	IP	WLS	BF	H	R	ER	SO	BB	IBB	HBP	BLK	WP	HR	S	P	ERA	WHIP										
Don Sutton, R ERA: 3.55 (1,1)	7.1	W	33	8	3	3	1	4	0	0	0	0	0	31	47	3.68	1.636										
Jim Brewer, L ERA: 3.15 (8,1)	1.2	S	9	2	2	0	2	1	0	0	0	0	0	12	16	0.00	1.800										



Batter	1	2	3	4	5	6	7	8	9	AB	R	H	RBI	BB	SO	LOB	TOP										
<b>Maury Wills, S</b> OBP: 0.346, SLG: 0.316	0-0 6-3	0-0 SF9		0-0 F9			0-0 G5-3 BB	0-0 SF9 BB		4	0	2	1	0	0	2	<b>Los Angeles Dodgers @ Montreal Expos</b> Jarry Park, Montreal, QB Sat Aug 01 1970, 7:05 PM EDT Unknown										
<b>Manny Mota, R</b> OBP: 0.389, SLG: 0.411	0-0 5-3	0-0 F3		0-0 L4			4-0 BB	4-0 BB		3	0	0	1	2	0	4											
<b>Billy Grabarkewitz, R</b> OBP: 0.429, SLG: 0.474 <b>Ray Lamb, R</b> (8, 1)	4-0 BB	0-3 K		0-0 L7			0-3 K	0-0 SF9		3	0	0	1	1	2	6											
<b>Wes Parker, S</b> OBP: 0.396, SLG: 0.487	0-0 FC4		0-3 K		0-0 F8		0-0 G5-3	0-3 K		5	0	1	0	0	2	4											
<b>Andy Kosco, R</b> OBP: 0.226, SLG: 0.362 <b>Willie Davis, L</b> (9, PH) OBP: 0.338, SLG: 0.436	0-0 FC4		0-0 F8		0-3 K		0-3 K	0-3 K	0-3 K	4	0	0	0	0	2	2											
<b>Ted Sizemore, R</b> OBP: 0.347, SLG: 0.323		0-0 E			0-0 F5			4-0 2B	0-0 2B	4	2	3	0	1	0	0											
<b>Bill Russell, R</b> OBP: 0.253, SLG: 0.333		0-0 E6		0-0 F7		4-0 G6-4-3		0-0 1B	0-0 2B	4	2	2	1	1	0	2											
<b>Jeff Torborg, R</b> OBP: 0.372, SLG: 0.319 <b>Len Gabrielson, L</b> (9, PH) OBP: 0.222, SLG: 0.231		4-0 SF9			0-0 1B	0-0 G6-4-3		0-0 1B	0-3 K	3	1	2	0	1	0	1											
<b>Alan Foster, R</b> OBP: 0.109, SLG: 0.089 <b>Jim Lightfoot, S</b> OBP: 0.326, SLG: 0.357 <b>Fred Norman, S</b> OBP: 0.292, SLG: 0.550 <b>Jose Pena, R</b> OBP: 0.346, SLG: 0.425 <b>Bill Sudakis, S</b> OBP: 0.346, SLG: 0.415	0-0 SF9			0-0 1B		0-3 K		0-0 1B	0-0 L3	0	0	0	0	0	0	0											
<b>Inning Stats</b>	R: 0 E: 0 K: 0 S: 4	H: 1 LOB: 2 BB: 1 P: 8	R: 2 E: 1 K: 1 S: 8	H: 2 LOB: 2 BB: 1 P: 12	R: 0 E: 0 K: 1 S: 6	H: 1 LOB: 1 BB: 0 P: 6	R: 0 E: 0 K: 0 S: 5	H: 2 LOB: 2 BB: 0 P: 5	R: 0 E: 0 K: 1 S: 5	H: 0 LOB: 0 BB: 0 P: 5	R: 0 E: 0 K: 1 S: 4	H: 0 LOB: 0 BB: 1 P: 8	R: 0 E: 0 K: 1 S: 5	H: 1 LOB: 1 BB: 1 P: 9	R: 4 E: 0 K: 2 S: 11	H: 4 LOB: 2 BB: 2 P: 19		R: 0 E: 0 K: 2 S: 9	H: 2 LOB: 2 BB: 0 P: 9	1B: 10 2B: 3 3B: 0 HR: 0	SF: 2 SAC: 0 DP: 2 HBP: 0	WP: 0 PB: 0 SB: 0 CS: 0	PA: 45				
<b>PITCHER</b>	IP	WLS	BF	H	R	ER	SO	BB	IBB	HBP	BLK	WP	HR	S	P	ERA	WHIP										
<b>Rich Nye, L</b> ERA: 3.88	7.1	W	36	10	6	5	6	5	0	0	0	0	0	43	63	6.14	2.045										
<b>Claude Raymond, R</b> ERA: 3.65	1.2	S	9	3	0	0	3	1	0	0	0	0	0	14	18	0.00	2.400										

Batter	1	2	3	4	5	6	7	8	9	AB	R	H	RBI	BB	SO	LOB	BOTTOM										
<b>Jim Gosger, L</b> OBP: 0.380, SLG: 0.396	0-0 HR		0-0 G3		0-0 2-3		0-0 4-3			5	1	1	0	0	0	0	<b>Los Angeles Dodgers @ Montreal Expos</b> Jarry Park, Montreal, QB Sat Aug 01 1970, 7:05 PM EDT Unknown										
<b>Ron Fairly, L</b> OBP: 0.405, SLG: 0.471	0-0 HR		0-0 HR		4-0 E		1-0 HR		4-0 BB	2	4	2	2	2	0	0											
<b>Rusty Staub, L</b> OBP: 0.417, SLG: 0.521	4-0 4-3		0-0 HR		0-0 E2		0-0 HR		0-0 F8	4	4	3	4	1	0	1											
<b>Bob Bailey, R</b> OBP: 0.431, SLG: 0.708 <b>Coco Laboy, R</b> OBP: 0.205, SLG: 0.333	0-0 F9		0-0 FC1-5		0-3 K		4-0 2B		0-0 E4	3	0	1	0	1	1	2											
<b>Jim Fairly, L</b> OBP: 0.346, SLG: 0.431	0-0 4-3		0-0 SH		0-0 2B		0-0 2B		0-0 G4-6-3	4	2	2	1	0	0	2											
<b>Mary Staehle, L</b> OBP: 0.314, SLG: 0.279	0-0 1B		0-0 FC1-5		0-0 2B		0-0 F7		0-0 F7	5	0	2	2	0	0	4											
<b>John Bateman, R</b> OBP: 0.271, SLG: 0.383	0-3 K		0-0 1B		0-0 F7		0-3 K			4	0	1	1	0	2	4											
<b>Bobby Wine, R</b> OBP: 0.266, SLG: 0.275		0-0 F8		0-0 F4		0-0 6-3		0-0 1-3		4	0	0	0	0	0	4											
<b>Rich Nye, L</b> OBP: 0.286, SLG: 0.211 <b>Claude Raymond, R</b> (8, 1)		0-3 K		0-0 4-3		0-0 F6		0-0 F8		4	0	0	0	0	1	2											
<b>Inning Stats</b>	R: 3 E: 0 K: 1 S: 8	H: 3 LOB: 1 BB: 1 P: 12	R: 0 E: 0 K: 1 S: 5	H: 0 LOB: 0 BB: 0 P: 5	R: 3 E: 1 K: 0 S: 8	H: 4 LOB: 2 BB: 0 P: 8	R: 3 E: 1 K: 1 S: 8	H: 3 LOB: 1 BB: 1 P: 12	R: 0 E: 0 K: 1 S: 3	H: 2 LOB: 2 BB: 1 P: 12	R: 0 E: 0 K: 0 S: 3	H: 0 LOB: 1 BB: 1 P: 7	R: 0 E: 1 K: 0 S: 3	H: 0 LOB: 0 BB: 0 P: 3	1B: 7 2B: 2 3B: 0 HR: 3	SF: 0 SAC: 1 DP: 1 HBP: 1		WP: 0 PB: 0 SB: 0 CS: 0	PA: 42								
<b>PITCHER</b>	IP	WLS	BF	H	R	ER	SO	BB	IBB	HBP	BLK	WP	HR	S	P	ERA	WHIP										
<b>Alan Foster, R</b> ERA: 3.9	1.0	L	7	3	3	3	1	0	0	0	0	0	1	11	11	13.50	3.000										
<b>Fred Norman, L</b> ERA: 4.35	1.1		9	4	3	2	1	0	0	0	0	0	1	11	11	13.50	3.000										
<b>Jose Pena, R</b> ERA: 4.02	4.2		23	5	5	5	2	3	0	1	0	0	1	23	36	9.64	1.714										
<b>Ray Lamb, R</b> ERA: 3.77	1.0		3	0	0	0	0	0	0	0	0	0	0	3	3	0.00	0.000										





Batter	1	2	3	4	5	6	7	8	9	AB	R	H	RBI	BB	SO	LOB	TOP					
Maury Wills, S OBP: 0.344, SLG: 0.314 (1, 6)										5	1	1	0	0	1	2						
Billy Grabarkewitz, R OBP: 0.425, SLG: 0.476 (1, 5)										5	0	1	1	0	0	3						
Willie Davis, L OBP: 0.341, SLG: 0.438 (1, 8)										5	2	3	1	0	0	1						
Wes Parker, S OBP: 0.395, SLG: 0.485 (1, 3)										4	0	1	1	0	0	2						
Jim Lefebvre, S OBP: 0.329, SLG: 0.364 (1, 4)										4	0	2	2	0	0	2						
Tom Haller, L OBP: 0.347, SLG: 0.440 (1, 2)										2	0	0	0	2	0	0						
Bill Russell, R OBP: 0.242, SLG: 0.318 (1, 9)										4	0	0	0	0	0	4						
Willie Crawford, L OBP: 0.308, SLG: 0.367 (1, 7)										4	1	1	1	0	1	0						
Claude Osteen, L OBP: 0.271, SLG: 0.369 (8, PH)										3	1	2	0	0	0	0						
Bill Sudakis, S OBP: 0.337, SLG: 0.412 (8, PH)										1	0	0	0	0	0	0						
Pete Mikkelsen, R (8, 1)										0	0	0	0	0	0	0						
<b>Inning Stats</b>	R: 2 E: 0 K: 0 S: 6	H: 4 LOB: 2 BB: 1 P: 10	R: 2 E: 1 K: 1 S: 9	H: 3 LOB: 2 BB: 0 P: 9	R: 0 E: 0 K: 0 S: 3	H: 0 LOB: 0 BB: 0 P: 3	R: 0 E: 0 K: 0 S: 4	H: 1 LOB: 1 BB: 0 P: 4	R: 0 E: 0 K: 0 S: 3	H: 0 LOB: 1 BB: 1 P: 7	R: 0 E: 0 K: 0 S: 4	H: 1 LOB: 1 BB: 0 P: 4	R: 1 E: 0 K: 0 S: 4	H: 2 LOB: 0 BB: 0 P: 4	R: 0 E: 0 K: 1 S: 5	H: 0 LOB: 0 BB: 0 P: 5	R: 0 E: 0 K: 0 S: 3	H: 0 LOB: 0 BB: 0 P: 3	1B: 7 2B: 2 3B: 1 HR: 1	SF: 0 SAC: 0 DP: 1 HBP: 0	WP: 0 PB: 0 SB: 1 CS: 0	PA: 39
<b>PITCHER</b> Steve Renko, R ERA: 4.58 (1, 1)	IP: 9.0 WLS: W BF: 39 H: 11 R: 5 ER: 5 SO: 2 BB: 1 IBB: 1 HBP: 0 BLK: 0 WP: 0 HR: 1 S: 41 P: 49 ERA: 5.00 WHIP: 1.333															<b>PITCHER</b>	IP: 9.0 WLS: W BF: 39 H: 11 R: 5 ER: 5 SO: 2 BB: 1 IBB: 1 HBP: 0 BLK: 0 WP: 0 HR: 1 S: 41 P: 49 ERA: 5.00 WHIP: 1.333					

**Los Angeles Dodgers @ Montreal Expos**  
 Jarry Park, Montreal, QB  
 Sat Aug 01 1970, 7:05 PM EDT  
 Att: 26,107 - Unknown

AB	37
R	5
H	11
RBI	5
BB	2
SO	2
LOB	14



Batter	1	2	3	4	5	6	7	8	9	AB	R	H	RBI	BB	SO	LOB	BOTTOM			
Gary Sutherland, R OBP: 0.287, SLG: 0.277 (1, 4)										4	1	1	0	0	0	0				
Adolfo Phillips, R OBP: 0.335, SLG: 0.365 (1, 8)										4	0	0	0	0	2	2				
Rusty Staub, L OBP: 0.417, SLG: 0.538 (1, 9)										4	2	2	2	0	1	1				
Bob Bailey, R OBP: 0.438, SLG: 0.726 (1, 7)										2	2	1	2	2	0	0				
Don Hahn, R OBP: 0.383, SLG: 0.291 (8, 7)										0	0	0	0	0	0	0				
Coco Laboy, R OBP: 0.265, SLG: 0.330 (1, 5)										3	0	0	0	1	1	1				
John Boccabella, R OBP: 0.318, SLG: 0.432 (1, 2)										3	0	1	0	1	0	1				
Ron Fairly, L OBP: 0.401, SLG: 0.465 (1, 3)										4	0	0	0	0	1	4				
Bobby Wine, R OBP: 0.264, SLG: 0.274 (1, 6)										2	0	0	1	0	0	1				
Steve Renko, R OBP: 0.208, SLG: 0.213 (1, 1)										3	1	1	0	0	0	2				
<b>Inning Stats</b>	R: 2 E: 0 K: 1 S: 7	H: 2 LOB: 0 BB: 0 P: 7	R: 0 E: 0 K: 0 S: 3	H: 1 LOB: 0 BB: 0 P: 3	R: 0 E: 0 K: 2 S: 7	H: 0 LOB: 0 BB: 1 P: 11	R: 0 E: 0 K: 0 S: 5	H: 1 LOB: 1 BB: 0 P: 5	R: 2 E: 0 K: 1 S: 6	H: 1 LOB: 3 BB: 3 P: 18	R: 1 E: 0 K: 1 S: 6	H: 1 LOB: 0 BB: 0 P: 6	R: 0 E: 0 K: 0 S: 3	H: 0 LOB: 0 BB: 0 P: 3	R: 0 E: 0 K: 0 S: 3	H: 0 LOB: 0 BB: 0 P: 3	1B: 2 2B: 1 3B: 0 HR: 3	SF: 1 SAC: 0 DP: 1 HBP: 0	WP: 0 PB: 0 SB: 0 CS: 0	PA: 34
<b>PITCHER</b> Claude Osteen, L ERA: 3.39 (1, 1)	IP: 7.0 WLS: L BF: 31 H: 6 R: 6 ER: 5 SO: 5 BB: 4 IBB: 0 HBP: 0 BLK: 0 WP: 0 HR: 3 S: 37 P: 53 ERA: 6.43 WHIP: 1.429															<b>PITCHER</b>	IP: 7.0 WLS: L BF: 31 H: 6 R: 6 ER: 5 SO: 5 BB: 4 IBB: 0 HBP: 0 BLK: 0 WP: 0 HR: 3 S: 37 P: 53 ERA: 6.43 WHIP: 1.429			
<b>PITCHER</b> Pete Mikkelsen, R ERA: 3.44 (8, 1)	IP: 1.0 WLS: 3 BF: 0 H: 0 R: 0 ER: 0 SO: 0 BB: 0 IBB: 0 HBP: 0 BLK: 0 WP: 0 HR: 0 S: 3 P: 3 ERA: 0.00 WHIP: 0.000															<b>PITCHER</b>	IP: 1.0 WLS: 3 BF: 0 H: 0 R: 0 ER: 0 SO: 0 BB: 0 IBB: 0 HBP: 0 BLK: 0 WP: 0 HR: 0 S: 3 P: 3 ERA: 0.00 WHIP: 0.000			

**Los Angeles Dodgers @ Montreal Expos**  
 Jarry Park, Montreal, QB  
 Sat Aug 01 1970, 7:05 PM EDT  
 Att: 26,107 - Unknown

AB	29
R	6
H	6
RBI	5
BB	4
SO	5
LOB	12





Batter	1	2	3	4	5	6	7	8	9	AB	R	H	RBI	BB	SO	LOB	TOP											
<b>Billy Grabarkewitz, R</b> OBP: 0.422, SLG: 0.471 (1, 6) (9, 5)	0-3 K	0-0 F8			0-0 6-3		0-0 5-3		4-0 E 1B BB	4	1	0	0	1	1	1	<b>Los Angeles Dodgers @ Montreal Expos</b> Jarry Park, Montreal, QB Sun Aug 02 1970, 3:33 AM EDT Att: 20,763 - Unknown  livebaseballscores.com											
<b>Manny Mota, R</b> OBP: 0.386, SLG: 0.407 (1, 7)	0-0 2B 1B		0-0 4-3		0-0 1-3		0-0 1-3		0-0 E6 1B 1B	5	1	1	0	0	0	2												
<b>Willie Davis, L</b> OBP: 0.345, SLG: 0.442 (1, 8)	0-0 1-3 2B		0-0 1-3 1B			0-0 F9		0-0 G3	0-0 1B 1B	5	0	3	2	0	0	0												
<b>Wes Parker, S</b> OBP: 0.397, SLG: 0.487 (1, 3)	4-0 1B IBB		0-0 1-3 1B			0-0 1B FC4-6 2B		0-3 K	0-0 1B G6-3 1B	4	1	2	1	1	1	1												
<b>Jim Lefebvre, S</b> OBP: 0.327, SLG: 0.361 (1, 4)	0-3 K		0-0 1-3			0-0 1B FC4-6 1B		0-3 K	0-0 G6-3	5	0	1	0	0	2	6												
<b>Tom Haller, L</b> OBP: 0.346, SLG: 0.450 (1, 2)	0-3 K			0-0 4-3		0-0 1B FC4-6 1B			0-0 HR	4	1	1	2	0	1	4												
<b>Bill Sudakis, S</b> OBP: 0.347, SLG: 0.439 <b>Maury Wills, S</b> OBP: 0.344, SLG: 0.314 (1, 5) (9, 6)		1-0 3-5-3 1B HBP		0-0 F9		0-0 1-3 1B			0-0 HR	3	1	2	1	0	0	0												
<b>Bill Russell, R</b> OBP: 0.242, SLG: 0.315 (1, 9)		0-0 1-2 3-5-3 1B		0-0 4-3		0-0 5-3			0-0 6-3	4	0	1	0	0	0	2												
<b>Joe Moeller, R</b> OBP: 0.200, SLG: 0.167 <b>Von Joshua, L</b> OBP: 0.273, SLG: 0.329 <b>Ray Lamb, R</b> (7, PH) <b>Willie Crawford, L</b> OBP: 0.311, SLG: 0.369 <b>Jim Brewer, L</b> OBP: 0.100, SLG: 0.100 (9, 1)		0-0 3-5-3		0-0 F9			0-3 K		0-0 E BB 1B 1B	2	0	0	0	0	0	2												
<b>Inning Stats</b>	R: 0 E: 0 K: 3 S: 11	H: 2 LOB: 3 BB: 1 P: 15	R: 0 E: 0 K: 0 S: 3	H: 1 LOB: 1 BB: 0 P: 4	R: 0 E: 0 K: 0 S: 4	H: 1 LOB: 1 BB: 0 P: 4	R: 0 E: 0 K: 0 S: 3	H: 0 LOB: 0 BB: 0 P: 3	R: 0 E: 0 K: 0 S: 6	H: 3 LOB: 2 BB: 0 P: 6	R: 0 E: 0 K: 1 S: 5	H: 0 LOB: 0 BB: 0 P: 5	R: 0 E: 0 K: 2 S: 7	H: 0 LOB: 0 BB: 0 P: 7	R: 5 E: 1 K: 0 S: 8	H: 5 LOB: 1 BB: 1 P: 12		1B: 8 2B: 3 3B: 0 HR: 2	SF: 0 SAC: 0 DP: 2 HBP: 1	WP: 0 PB: 0 SB: 0 CS: 0	PA: 41							
<b>PITCHER</b>	IP	WLS	BF	H	R	ER	SO	BB	IBB	HBP	BLK	WP	HR	S	P	ERA		WHIP										
<b>Carl Morton, R</b> ERA: 3.7 <b>John Strohmayr, R</b> ERA: 4.81	(1, 1) (9, 1)	8.0 L	34 7	9 3	3 3	3 2	6 0	0 1	0 0	1 0	0 0	0 0	2 6	44 10	49	3.38 18.00		1.125 4.000										

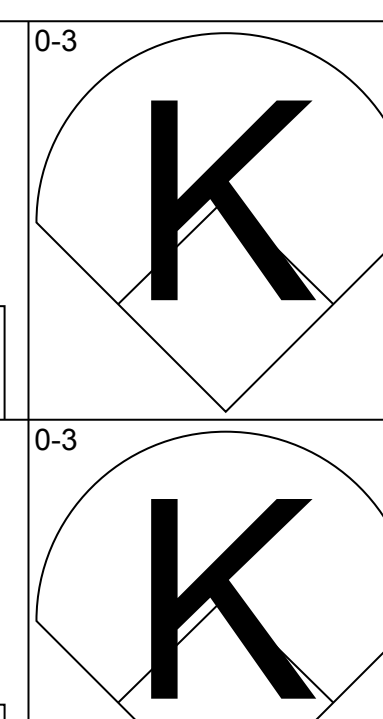
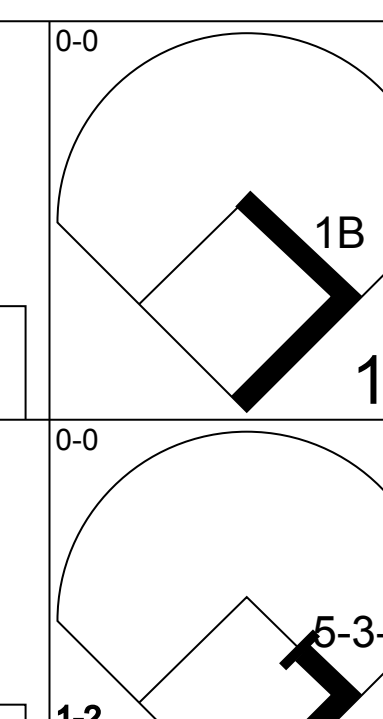
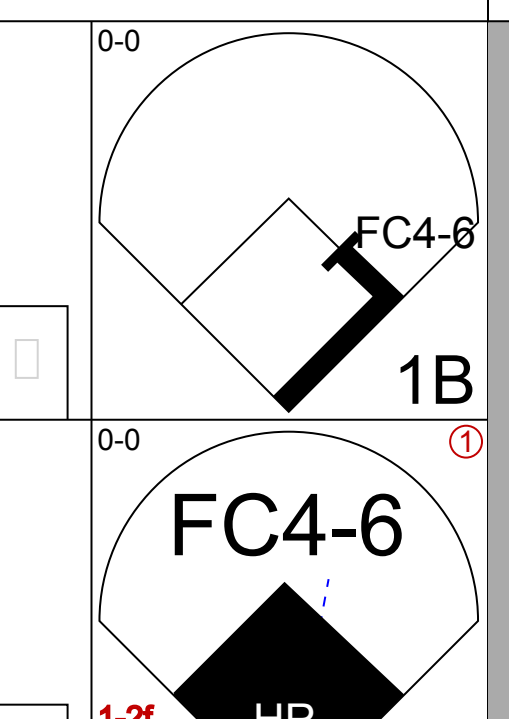
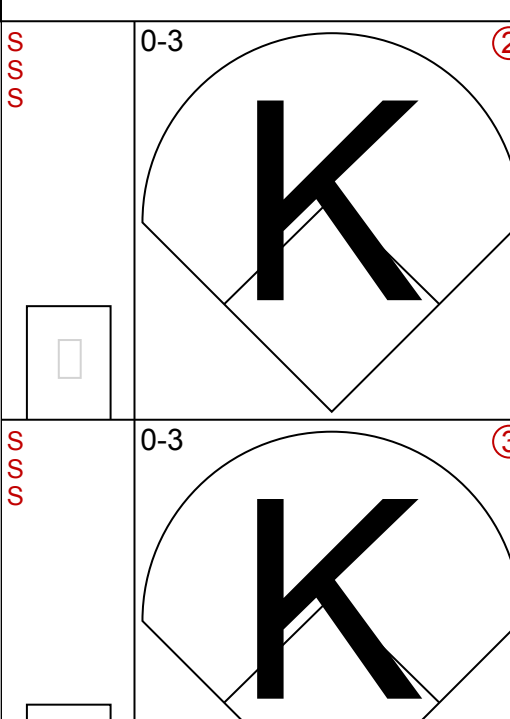
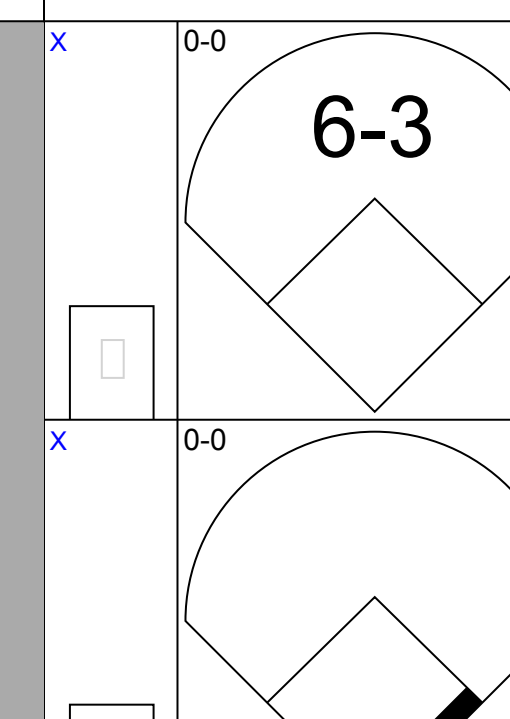
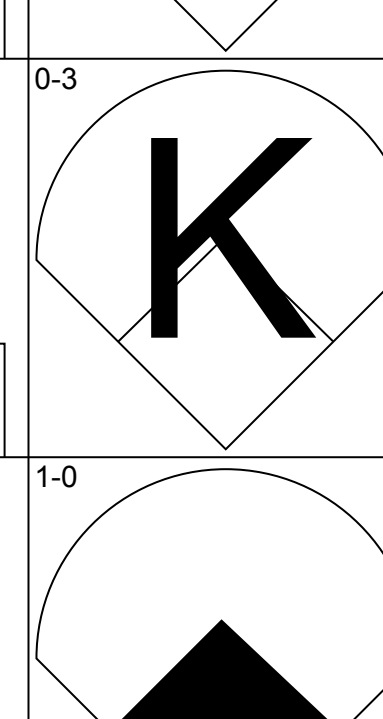
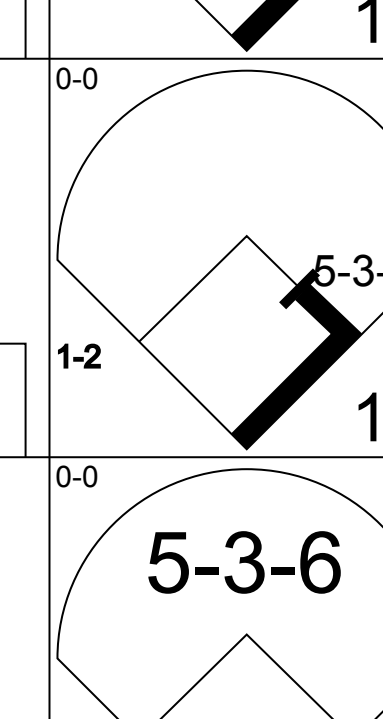
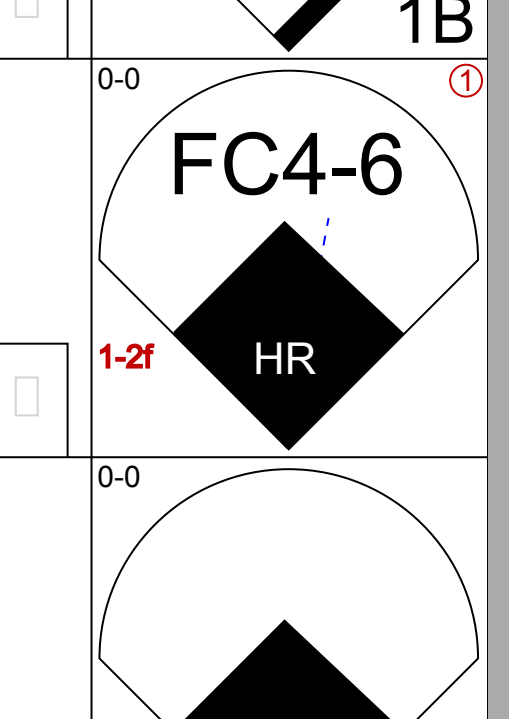
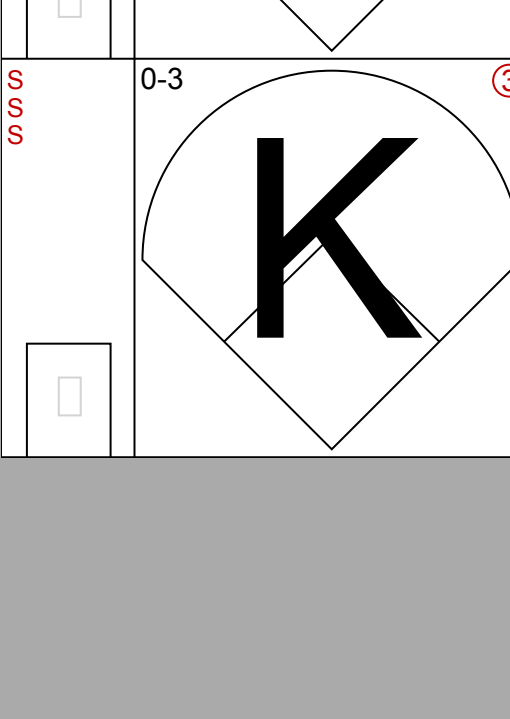
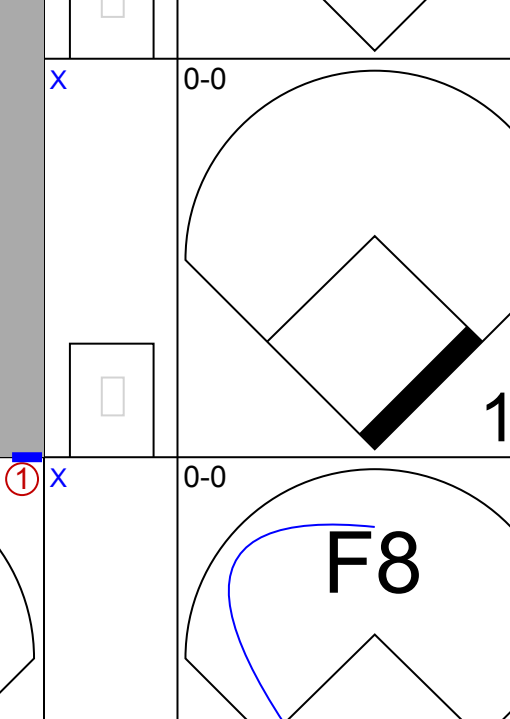
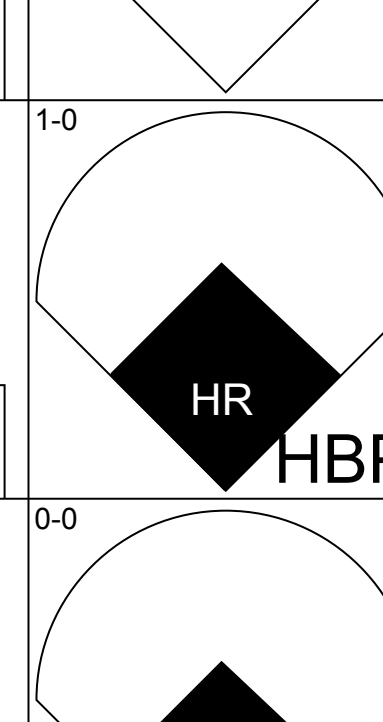
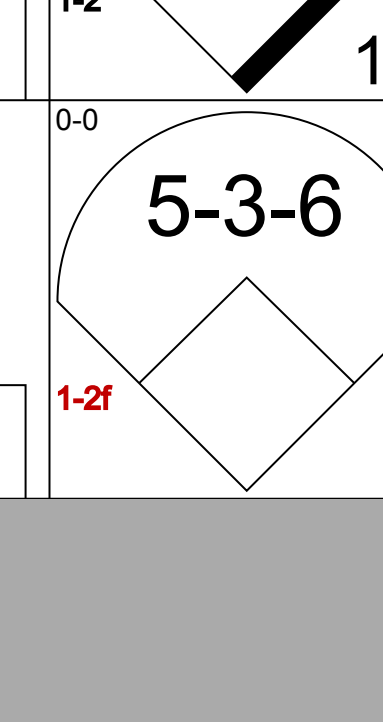
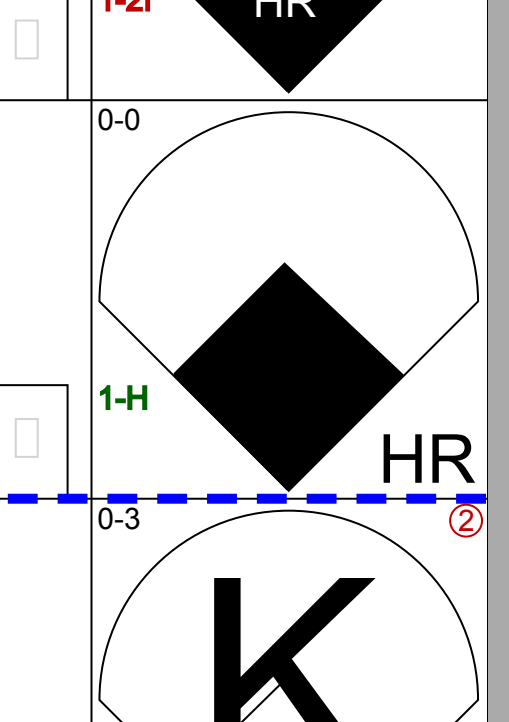
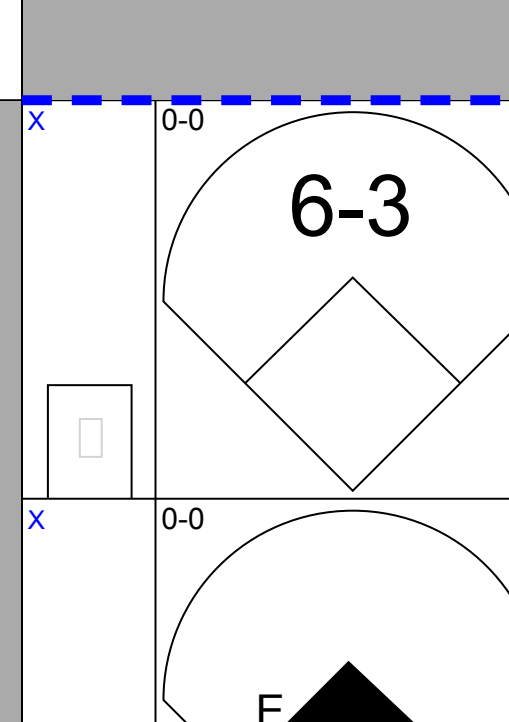
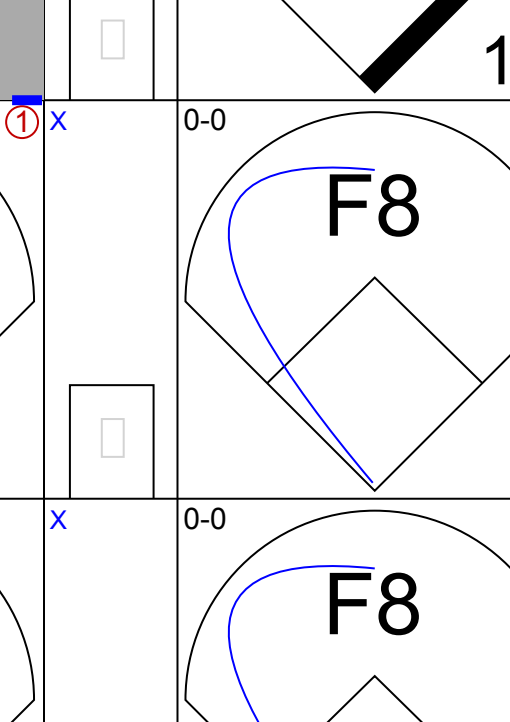
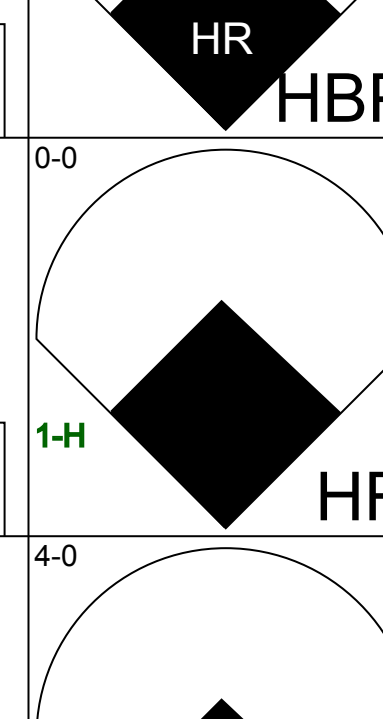
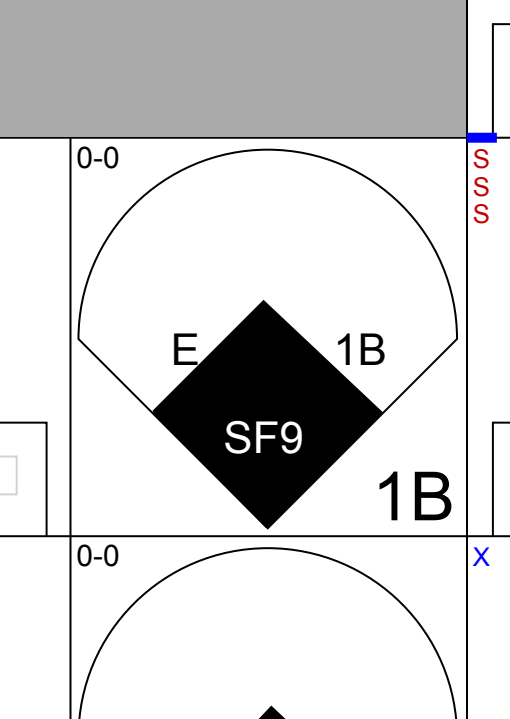
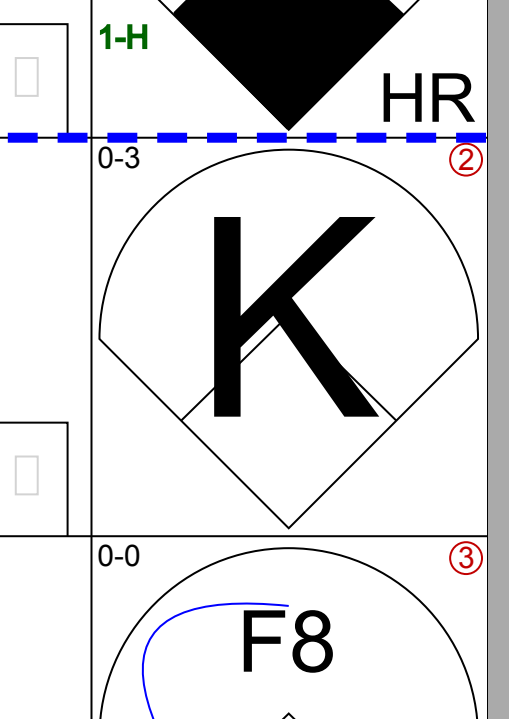
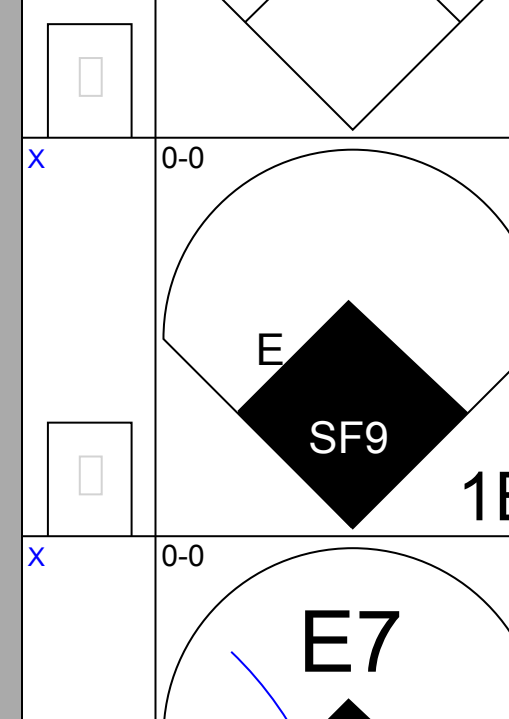
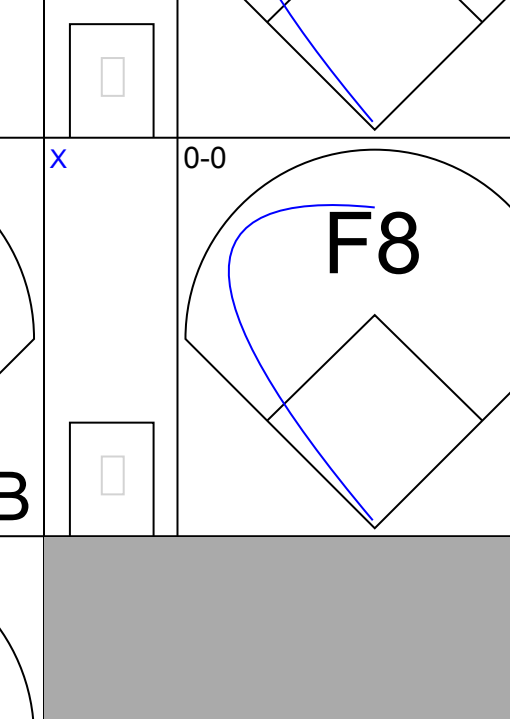
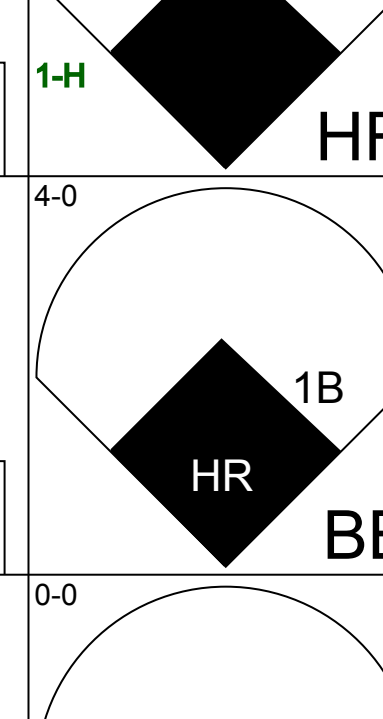
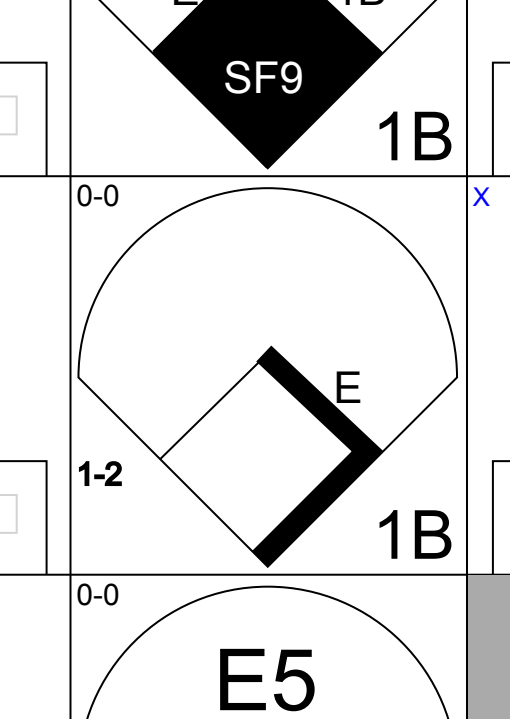
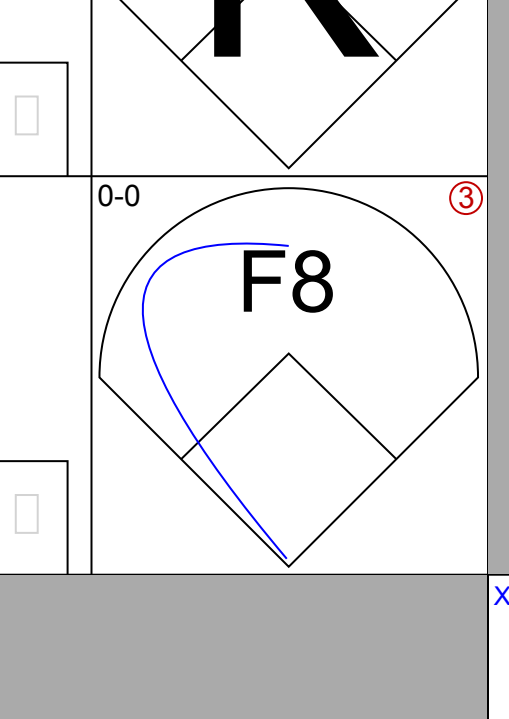
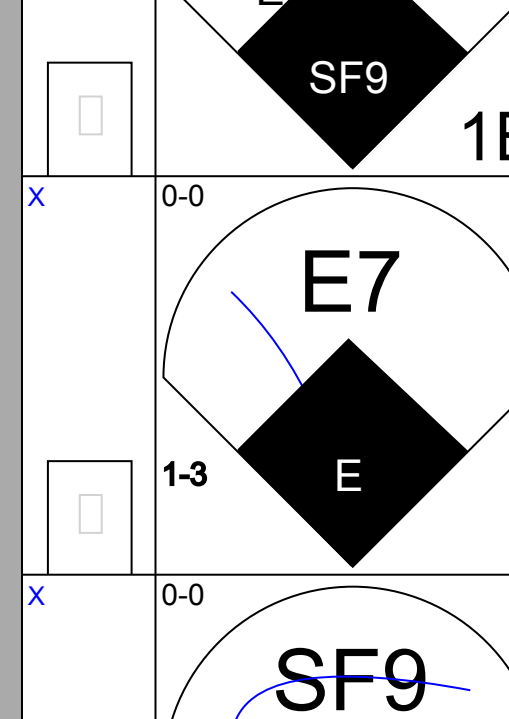
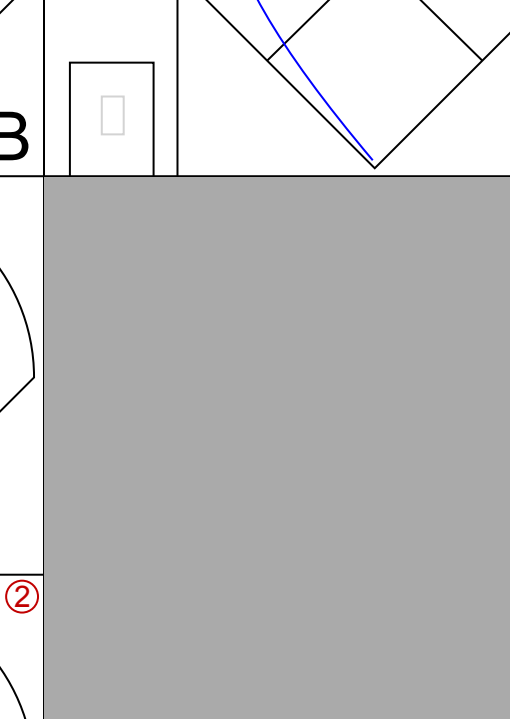
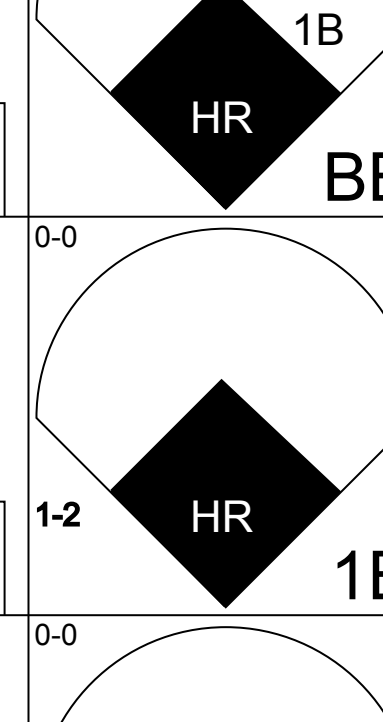
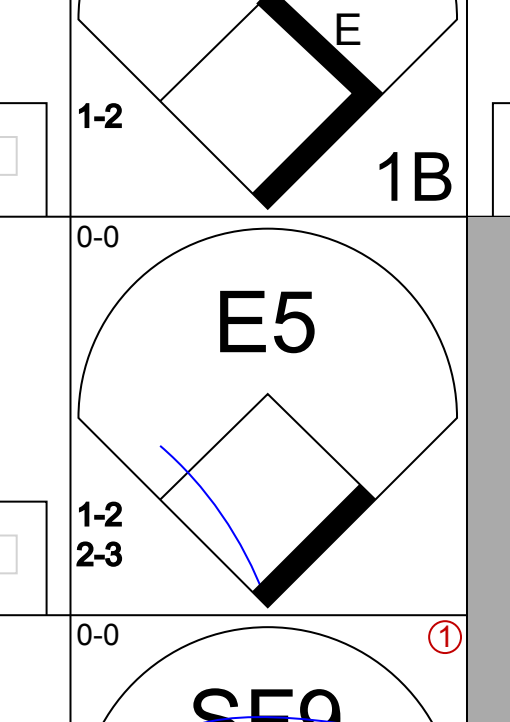
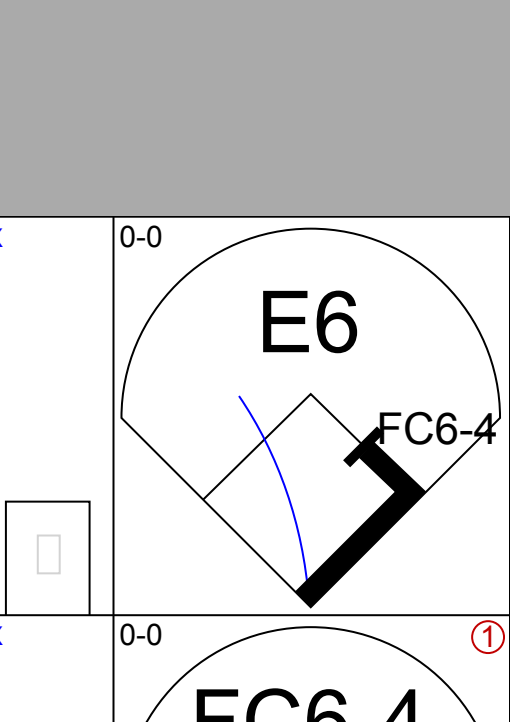
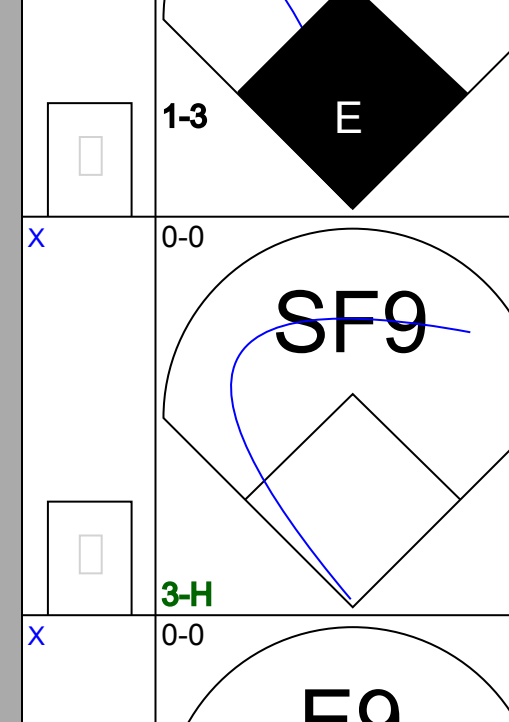
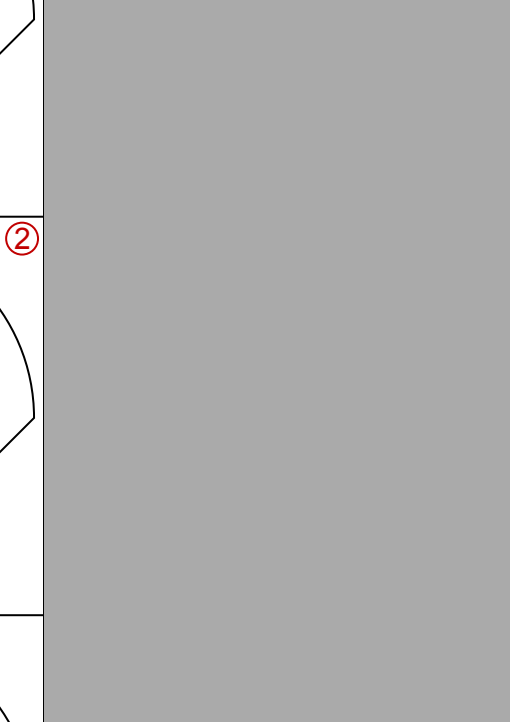
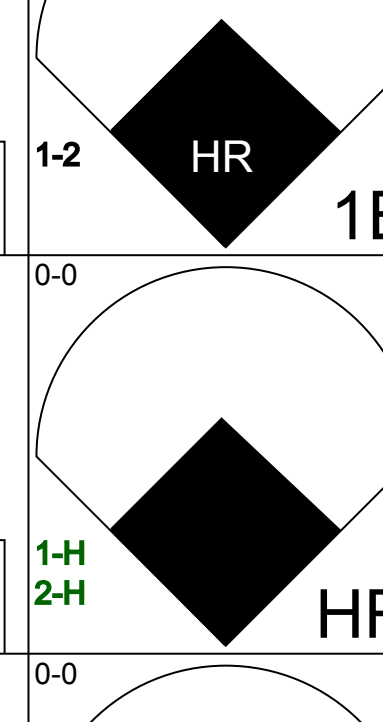
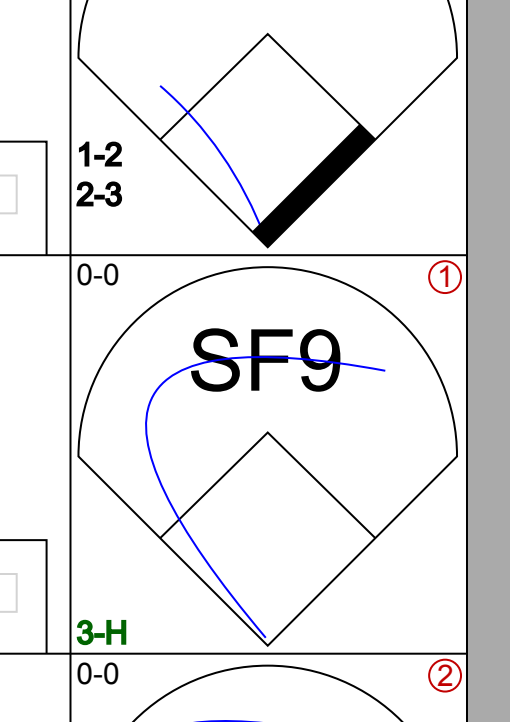

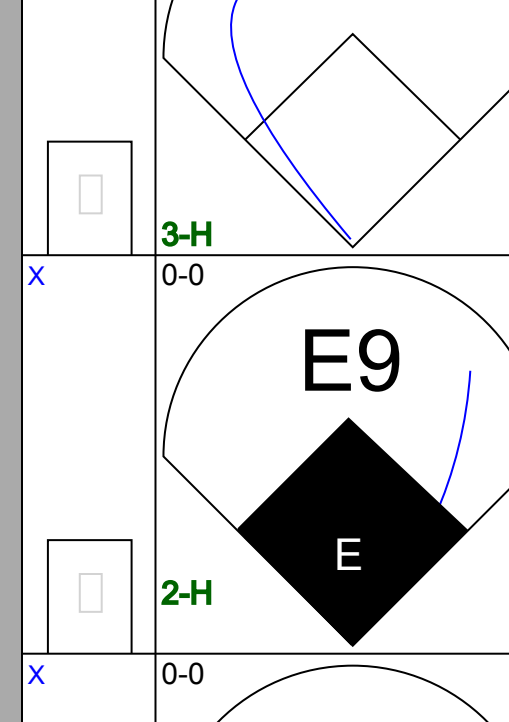
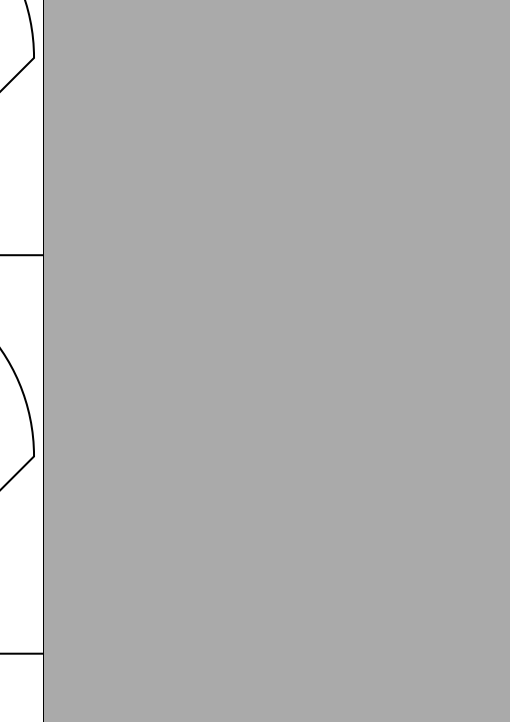
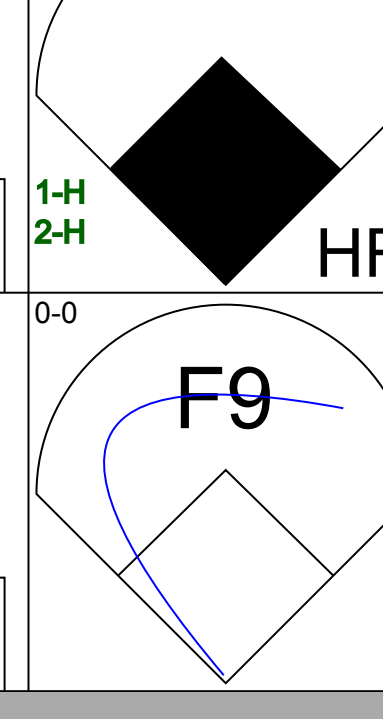
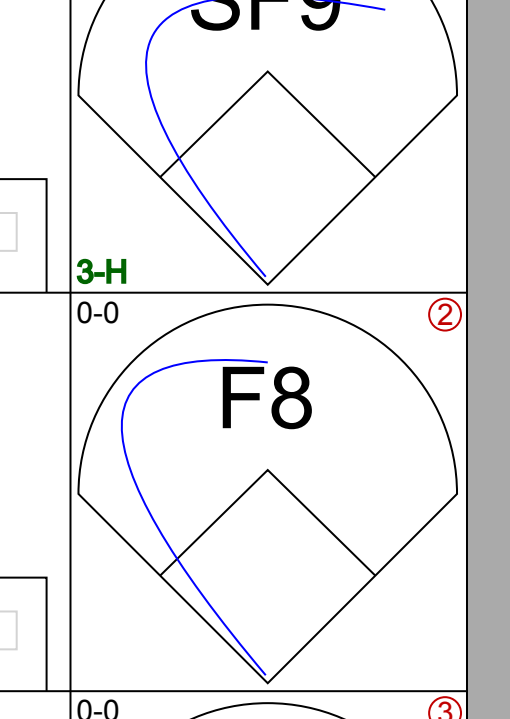

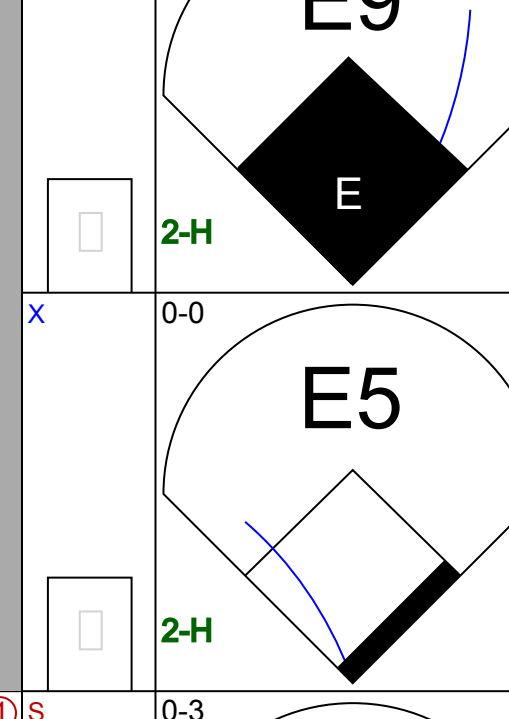
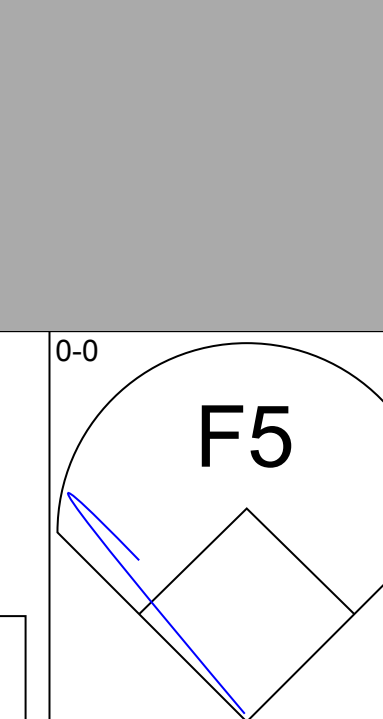
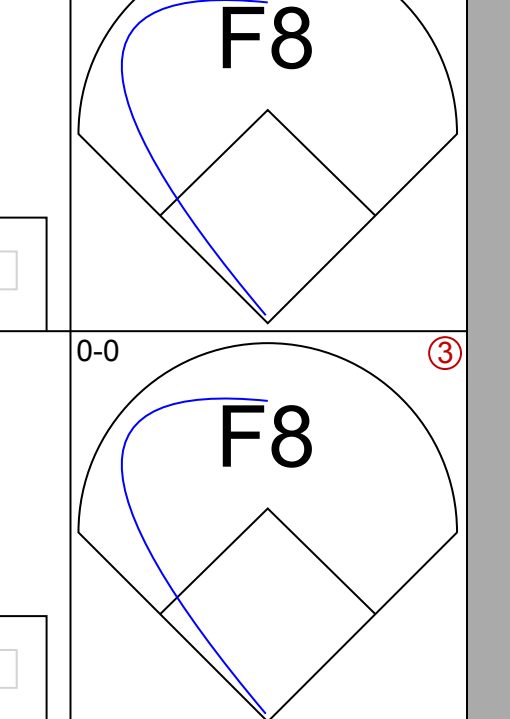
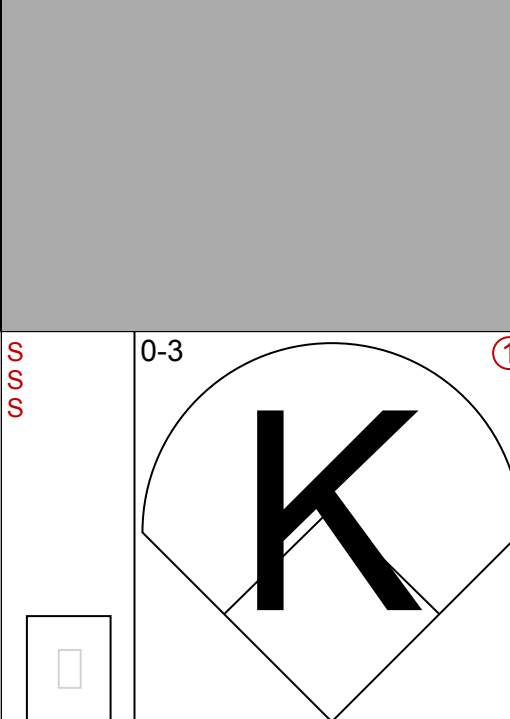
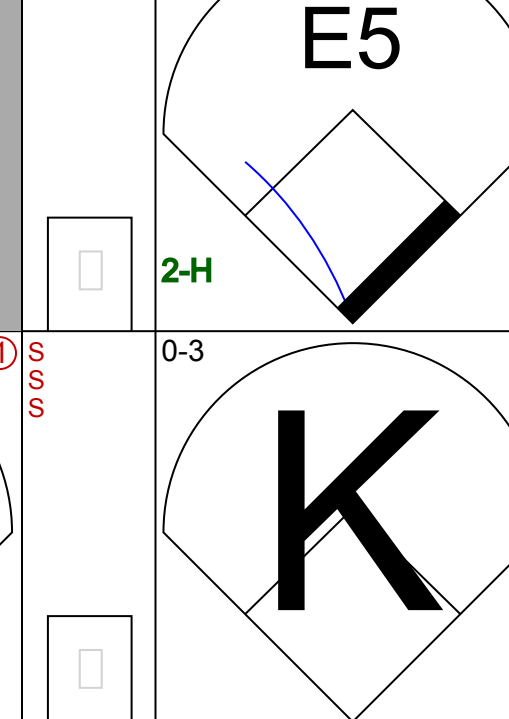
Batter	1	2	3	4	5	6	7	8	9	AB	R	H	RBI	BB	SO	LOB	BOTTOM											
<b>Jim Gosger, L</b> OBP: 0.376, SLG: 0.399 (1, 8)	0-0 6-3	0-0 G3		0-0 1-1 2H 2B			0-0 F4			4	0	1	2	0	0	2	<b>Los Angeles Dodgers @ Montreal Expos</b> Jarry Park, Montreal, QB Sun Aug 02 1970, 3:33 AM EDT Att: 20,763 - Unknown  livebaseballscores.com											
<b>Ron Fairly, L</b> OBP: 0.399, SLG: 0.461 (1, 3)	0-0 G3		1-0 S HBP	0-0 F8			0-0 4-3			3	0	0	0	0	0	1												
<b>Rusty Staub, L</b> OBP: 0.416, SLG: 0.534 (1, 9)	4-0 BB		0-0 F9		0-0 6-3			0-0 6-3		3	0	0	0	1	0	1												
<b>Bob Bailey, R</b> OBP: 0.434, SLG: 0.711 <b>Coco Laboy, R</b> OBP: 0.295, SLG: 0.330 (9, 5)	0-0 F5		0-0 F5		0-3 K			4-0 4-3 BB		3	0	0	0	1	1	2												
<b>Jim Fairly, L</b> OBP: 0.337, SLG: 0.419 (1, 7)		0-0 4-3		0-0 F9		0-0 4-3		0-0 4-3		4	0	0	0	0	0	2												
<b>Mary Staehle, L</b> OBP: 0.317, SLG: 0.283 (1, 4)		0-0 E 2B 1B		0-0 1B 2B 1B		0-0 3-1		0-0 F8		4	2	2	0	0	0	1												
<b>John Bateman, R</b> OBP: 0.288, SLG: 0.378 (1, 2)		0-0 E7 2B CS		0-3 K		0-0 F2		0-3 K		4	0	0	0	0	2	2												
<b>Bobby Wine, R</b> OBP: 0.266, SLG: 0.279 (1, 6)		0-0 CS 2B		0-0 1-2 2B 1B		0-3 K		0-0 5-3		4	1	2	1	0	1	0												
<b>Carl Morton, R</b> OBP: 0.242, SLG: 0.259 <b>Gary Sutherland, R</b> OBP: 0.286, SLG: 0.276 <b>John Strohmayr, R</b> OBP: 0.167, SLG: 0.167 (9, 1)		4-0 2B BB		0-0 F8			0-3 K		0-0 6-3	2	0	0	0	1	1	2												
<b>Inning Stats</b>	R: 0 E: 0 K: 0 S: 3	H: 0 LOB: 1 BB: 1 P: 7	R: 1 E: 1 K: 0 S: 5	H: 2 LOB: 2 BB: 1 P: 9	R: 0 E: 0 K: 1 S: 8	H: 3 LOB: 1 BB: 0 P: 8	R: 0 E: 0 K: 1 S: 5	H: 0 LOB: 0 BB: 0 P: 5	R: 0 E: 0 K: 1 S: 5	H: 0 LOB: 0 BB: 0 P: 5	R: 0 E: 0 K: 0 S: 3	H: 0 LOB: 1 BB: 1 P: 7	R: 0 E: 0 K: 1 S: 5	H: 0 LOB: 0 BB: 0 P: 5	1B: 3 2B: 2 3B: 0 HR: 0	SF: 0 SAC: 0 DP: 0 HBP: 1		WP: 0 PB: 0 SB: 1 CS: 2	PA: 36									
<b>PITCHER</b>	IP	WLS	BF	H	R	ER	SO	BB	IBB	HBP	BLK	WP	HR	S	P	ERA		WHIP										
<b>Joe Moeller, R</b> ERA: 2.82 <b>Ray Lamb, R</b> ERA: 3.55 <b>Jim Brewer, L</b> ERA: 3.09	(1, 1) (7, 1) (9, 1)	6.0 W	26 7	5 0	3 0	2 0	3 1	2 1	0 0	0 0	0 0	0 0	0 8	29 12	38	3.00 0.00		1.167 0.500										

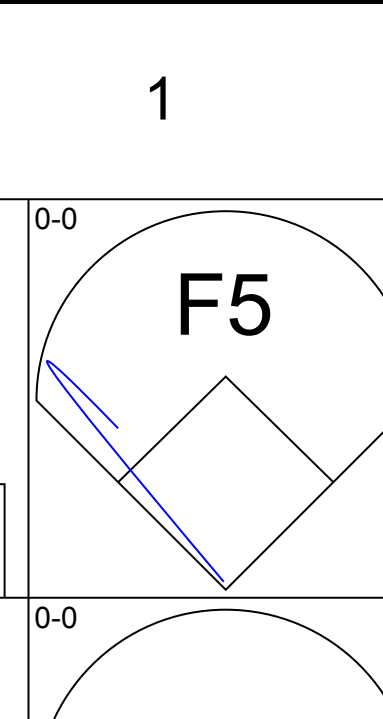
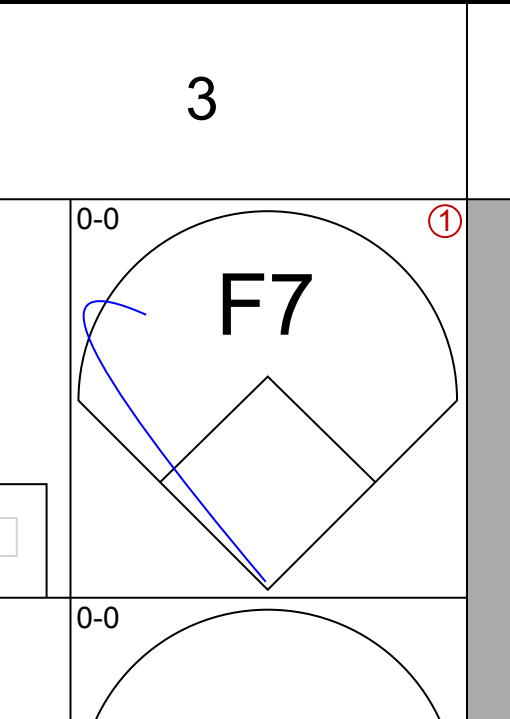
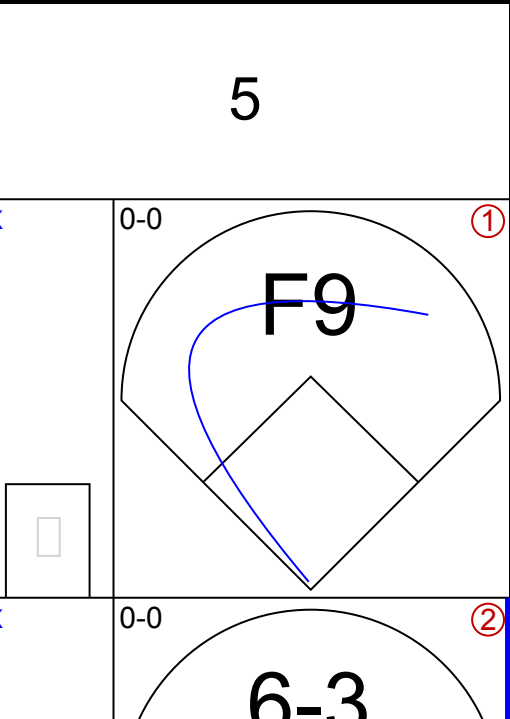
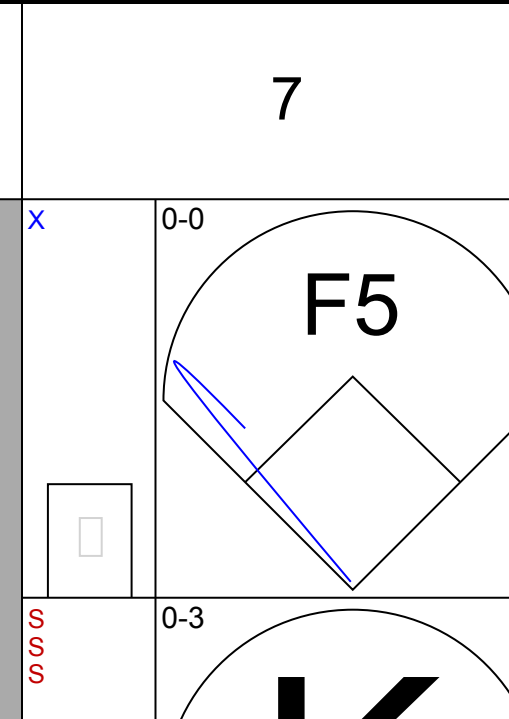
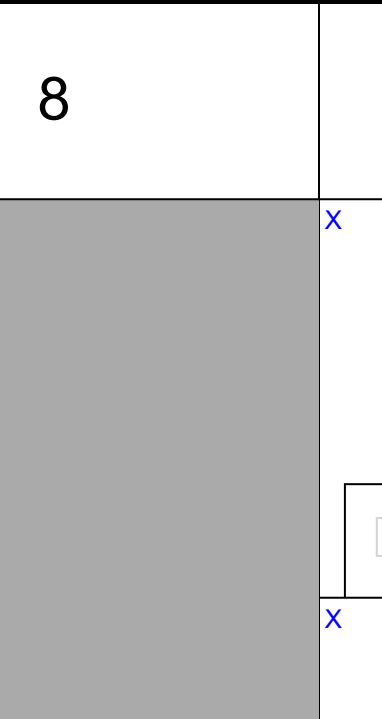
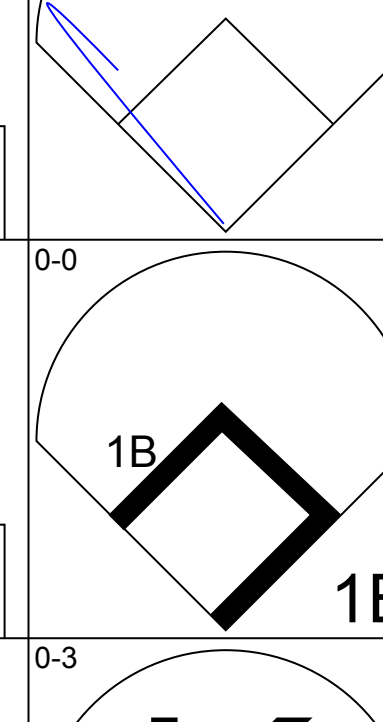
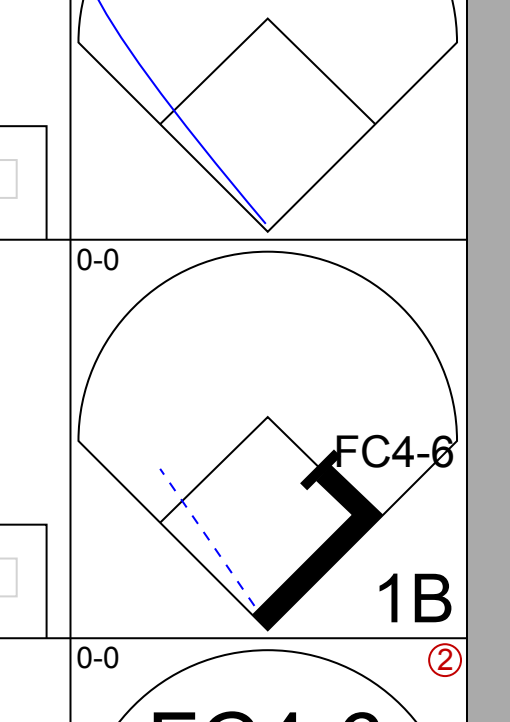
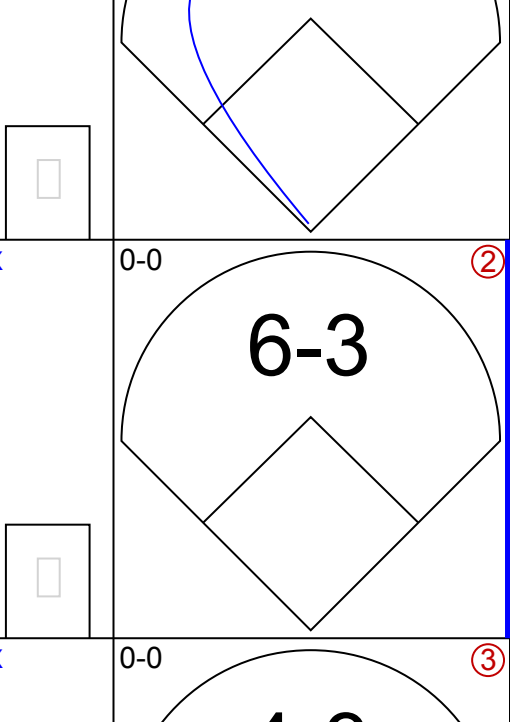
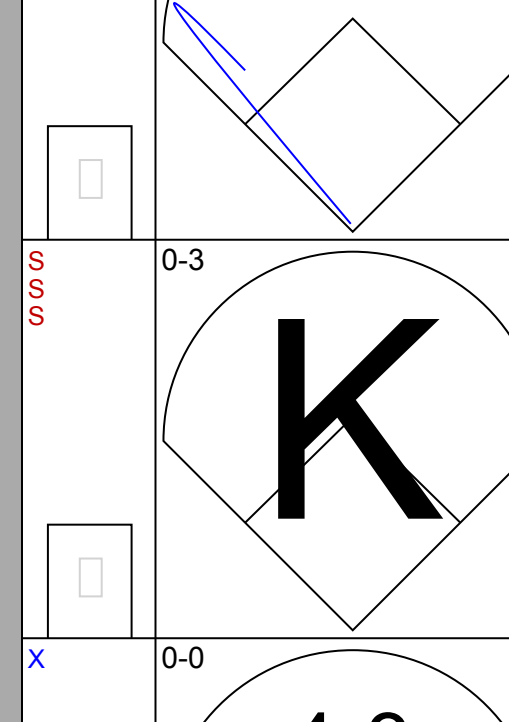
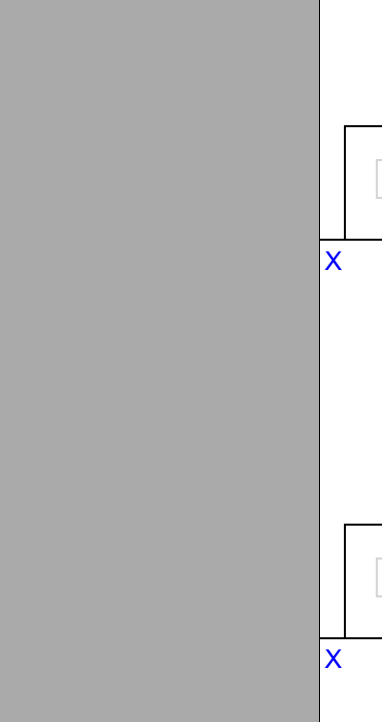
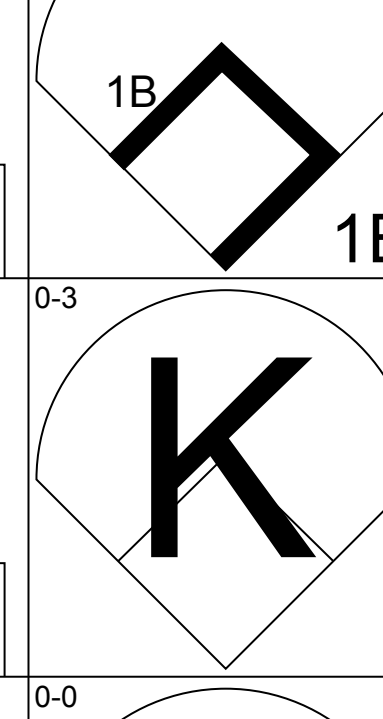
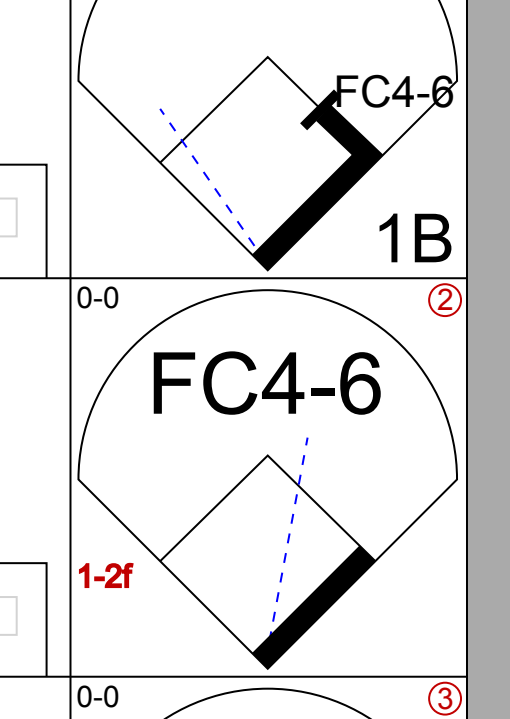
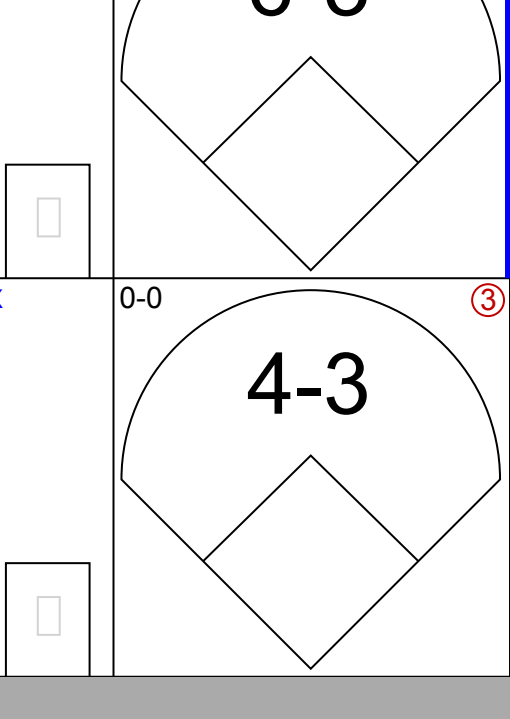
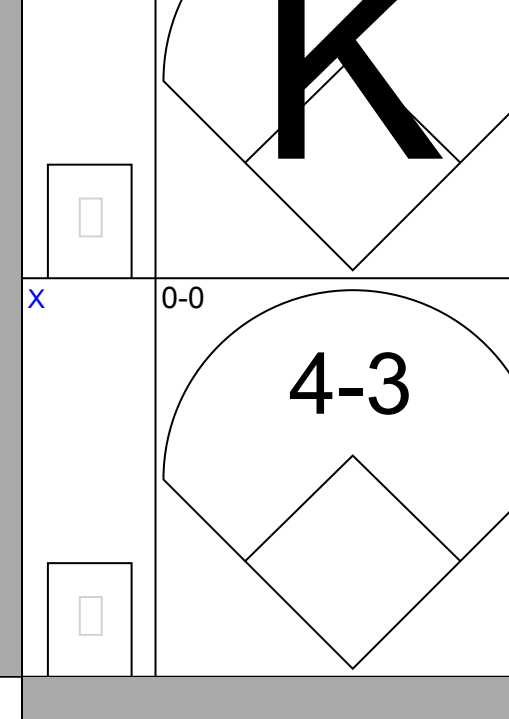
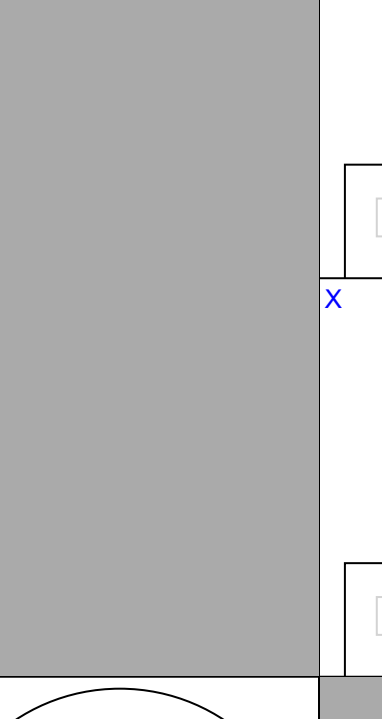
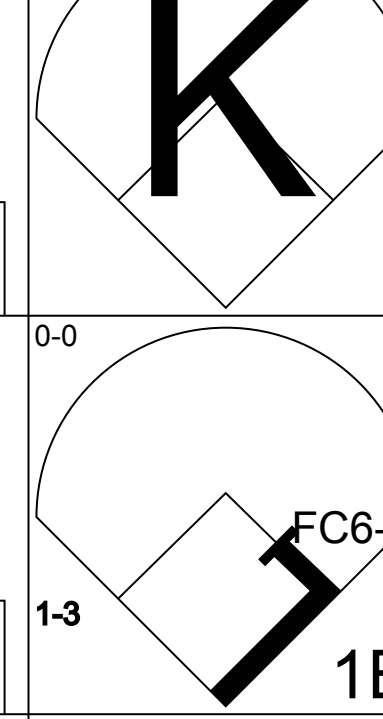
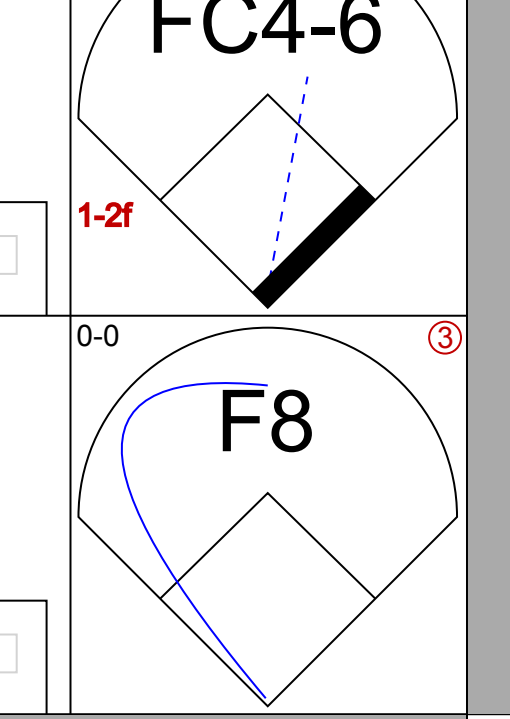
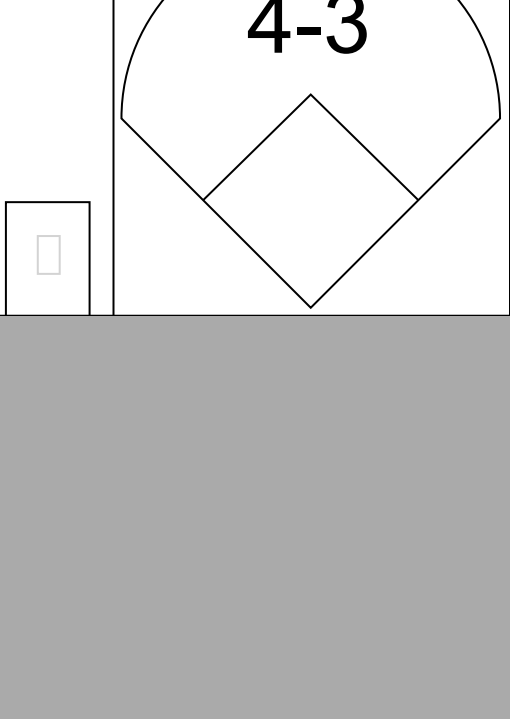
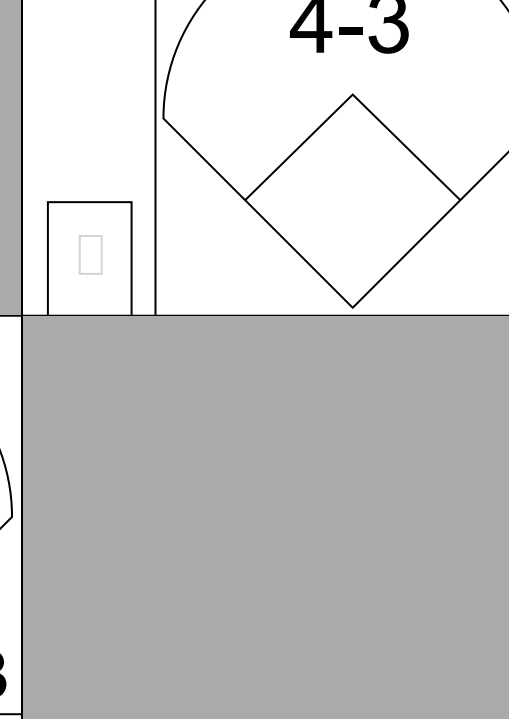
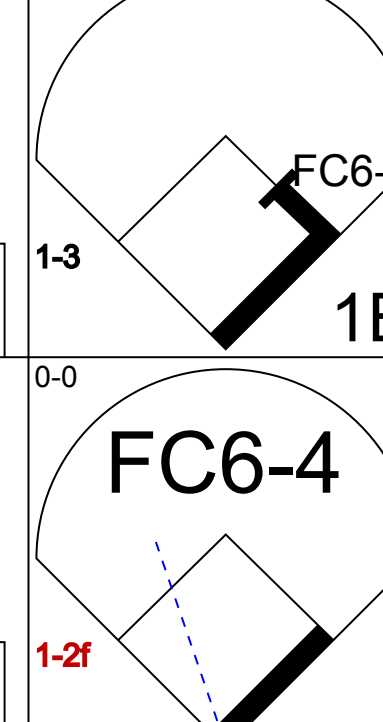
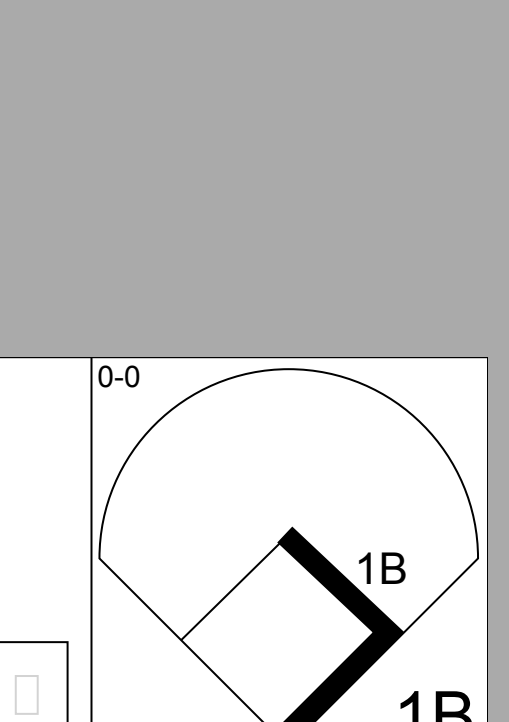
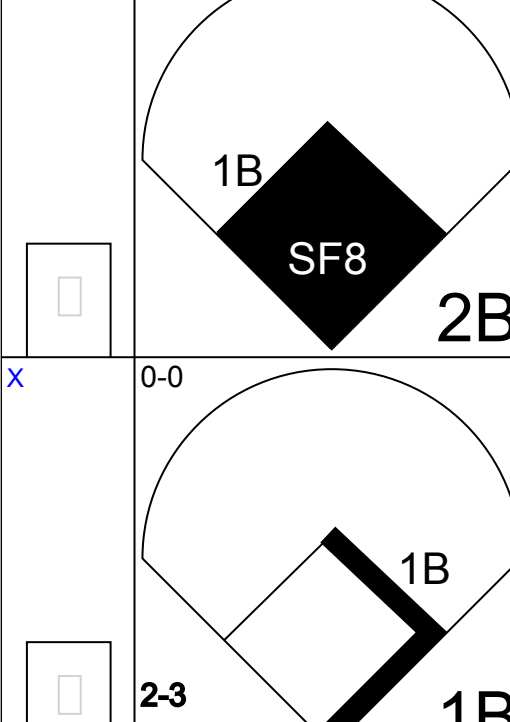
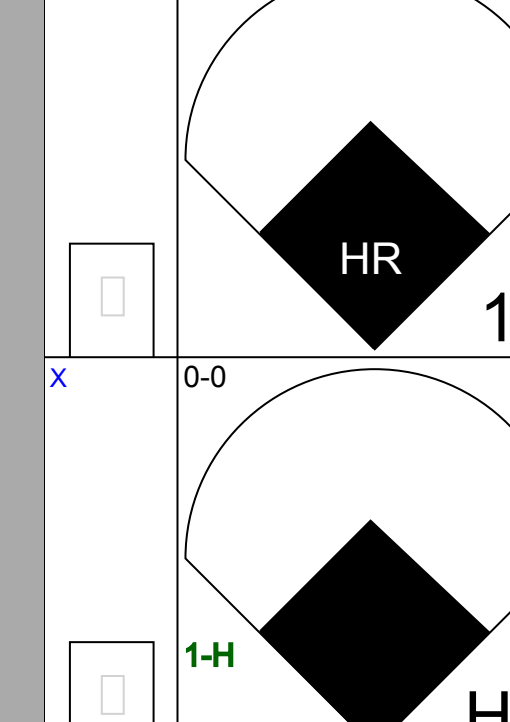
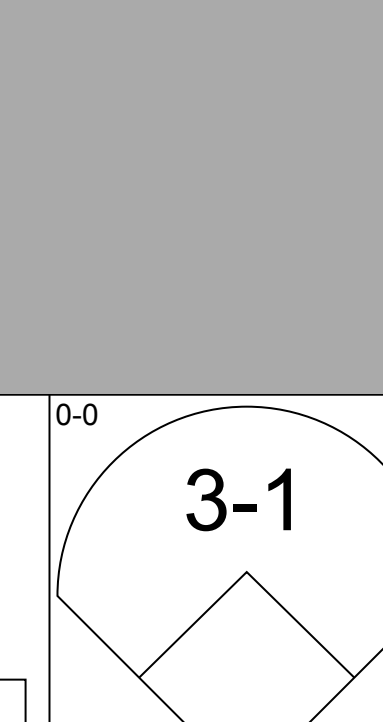
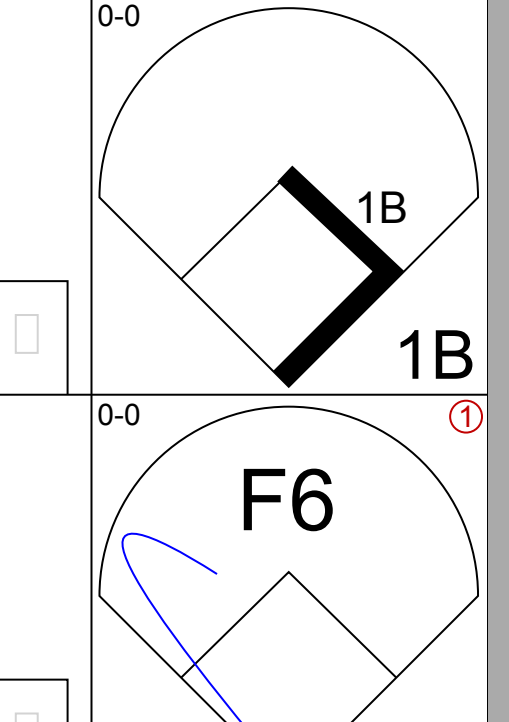
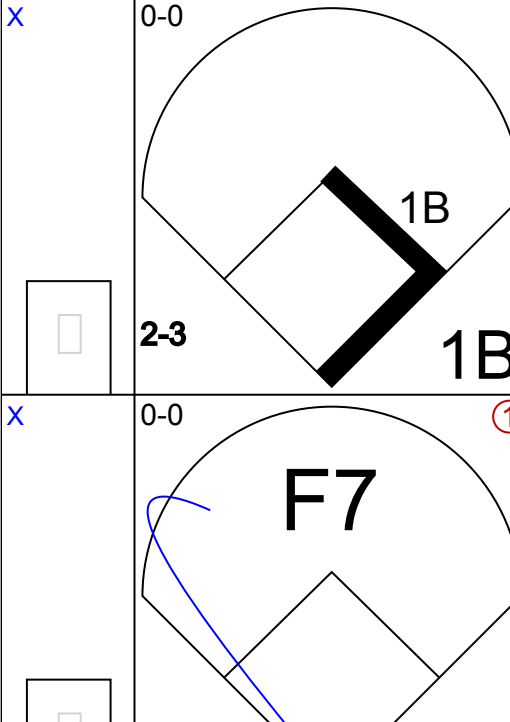
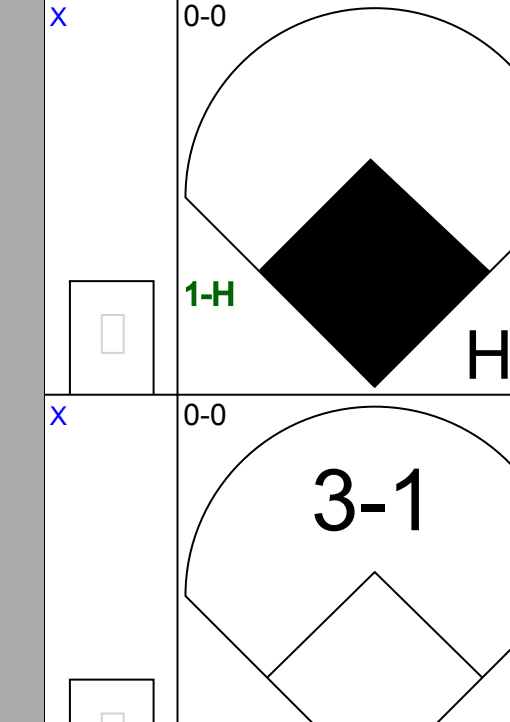
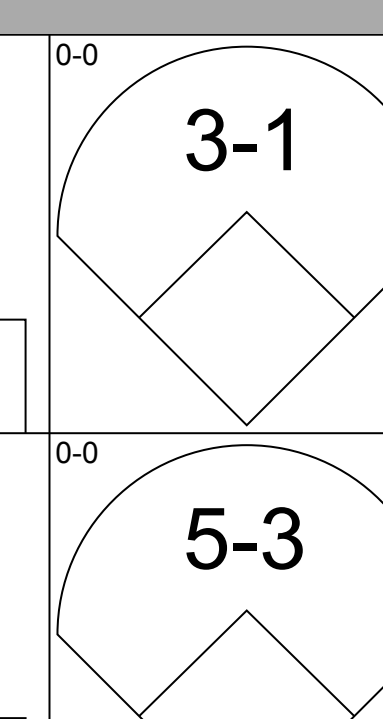
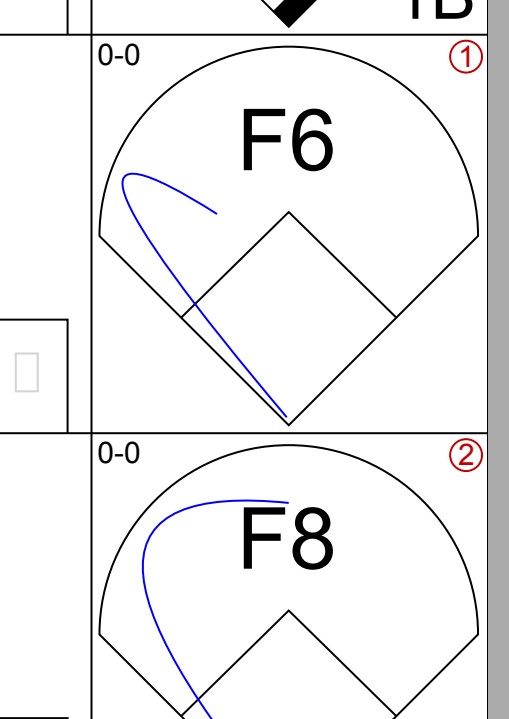
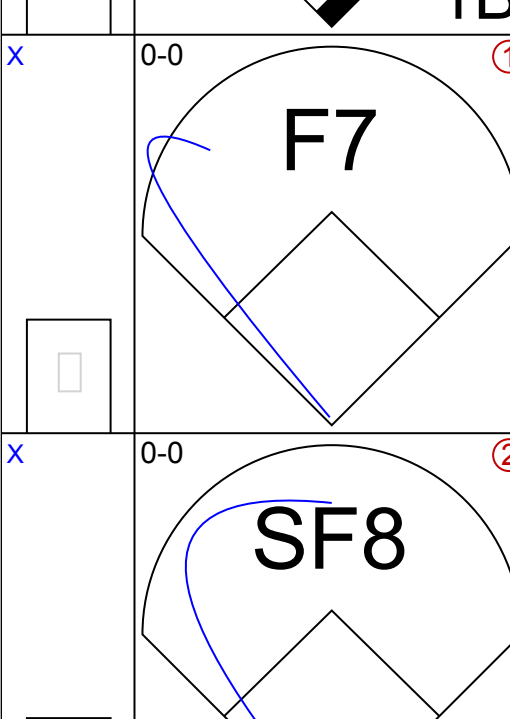
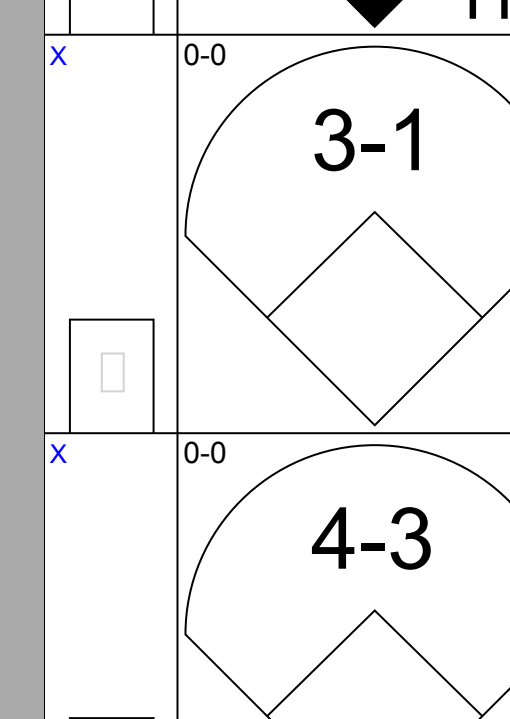
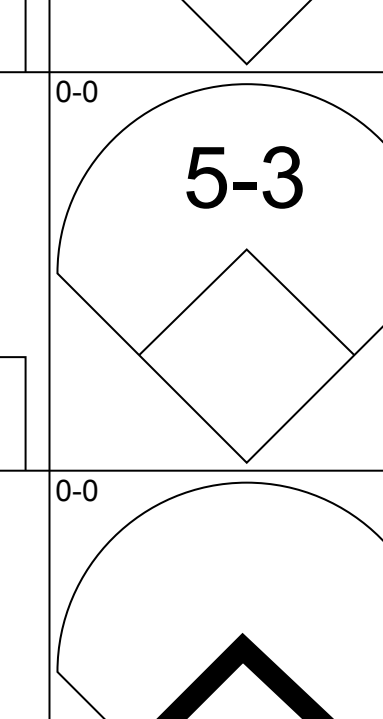
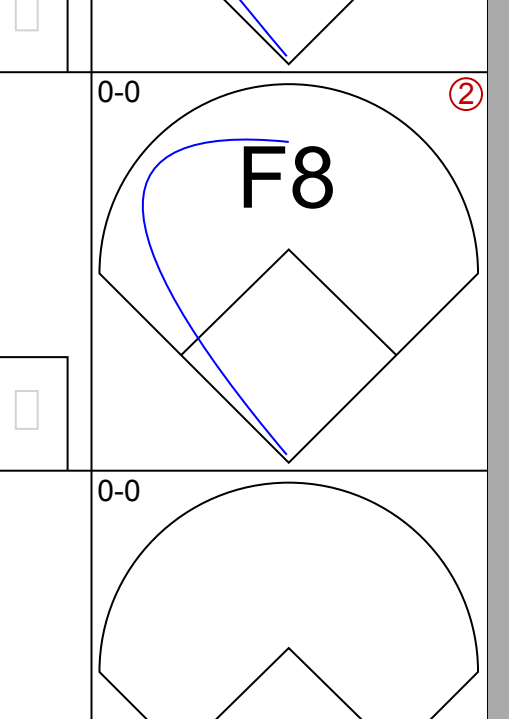
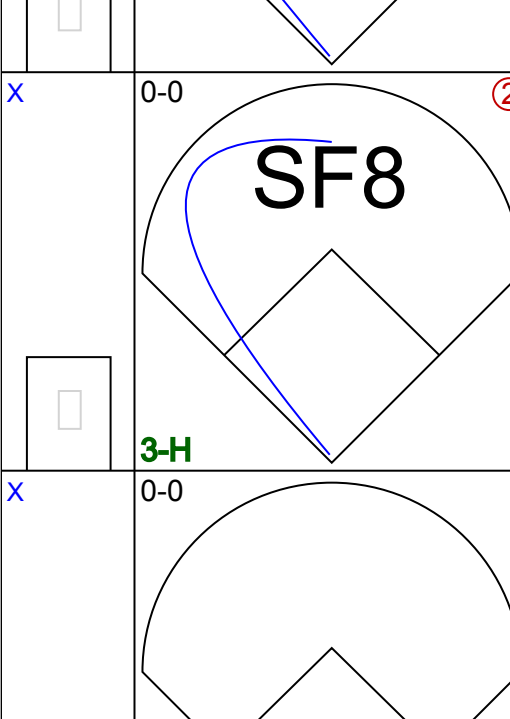
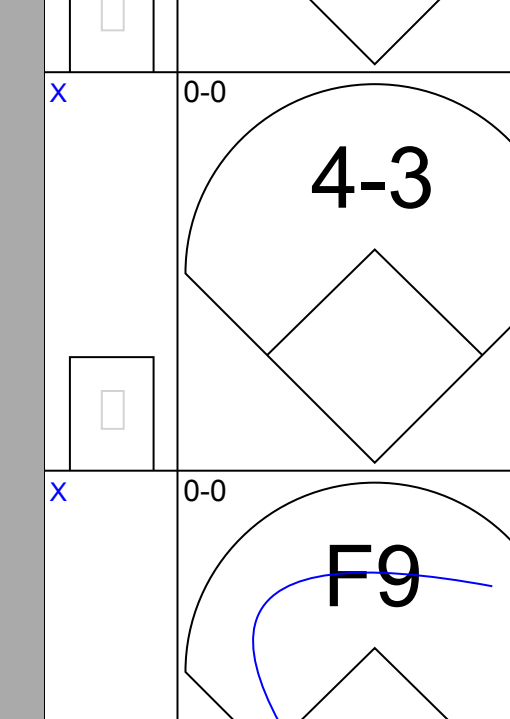
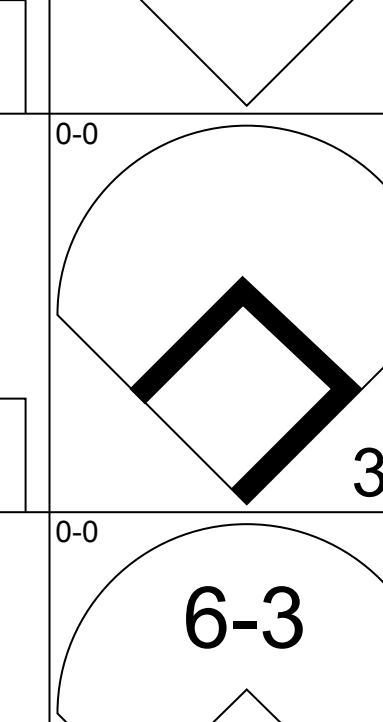
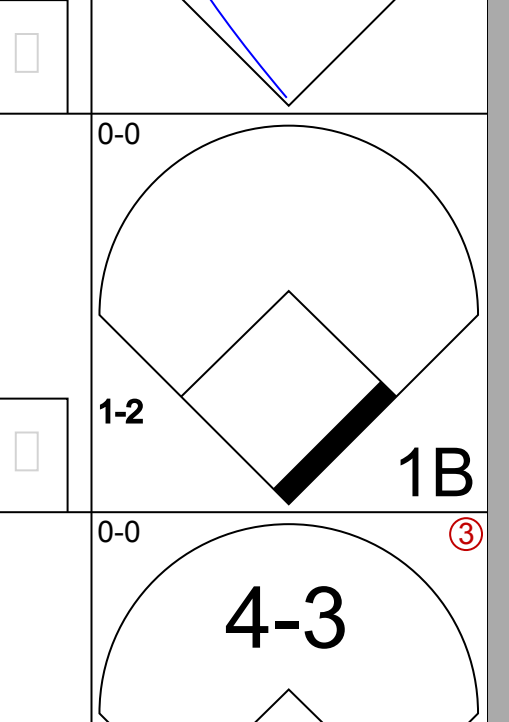
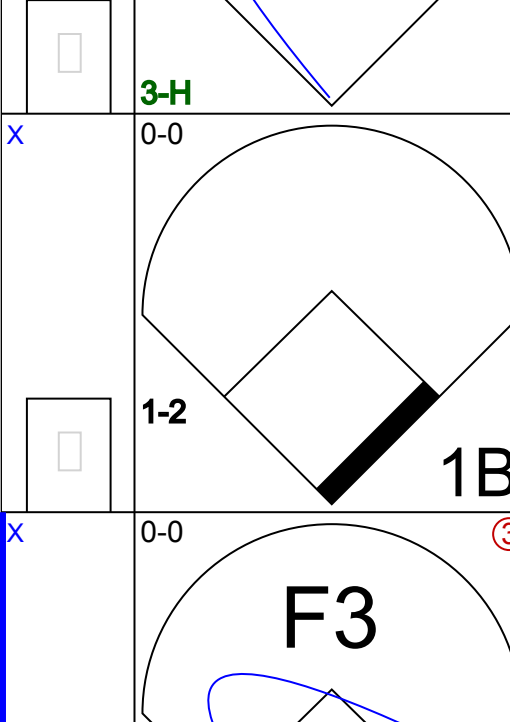
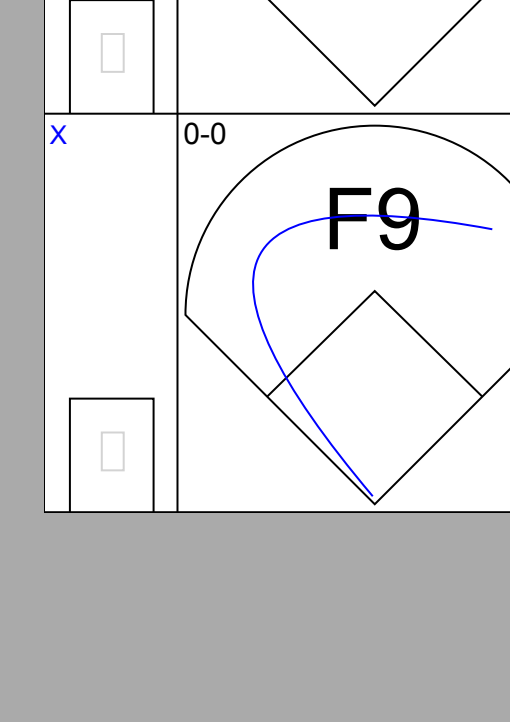


Batter	1	2	3	4	5	6	7	8	9	AB	R	H	RBI	BB	SO	LOB	TOP										
<b>Bobby Bonds, R</b> OBP: 0.393, SLG: 0.504 (1, 8)										5	1	2	0	0	2	0	<b>San Francisco Giants @ Los Angeles Dodgers</b> <b>Dodger Stadium, Los Angeles, CA</b> Mon Aug 03 1970, 7:05 PM PDT Att: 24,473 - Unknown										
<b>Tito Fuentes, S</b> OBP: 0.294, SLG: 0.320 (1, 4)										4	1	2	0	1	0	0											
<b>Ken Henderson, S</b> OBP: 0.425, SLG: 0.501 (1, 9)										4	1	2	1	1	1	1											
<b>Willie McCovey, L</b> OBP: 0.422, SLG: 0.572 (1, 3)										3	1	1	3	2	0	1											
<b>Dick Dietz, R</b> OBP: 0.428, SLG: 0.564 (1, 2)										5	0	0	0	0	3	7											
<b>Jim Ray Hart, R</b> OBP: 0.398, SLG: 0.545 (1, 7)										3	1	1	1	1	0	3											
<b>Ron Hunt, R</b> OBP: 0.402, SLG: 0.381 (1, 5)										4	0	0	0	0	2	1											
<b>Hal Lanier, R</b> OBP: 0.270, SLG: 0.298 (1, 6)										4	0	1	0	0	1	1											
<b>Skip Pitlock, L</b> (1, 1)										4	0	0	0	0	4	1											
<b>Inning Stats</b>	R: 4 E: 0 K: 3 S: 13	H: 4 LOB: 1 BB: 1 P: 17	R: 0 E: 0 K: 2 S: 7	H: 0 LOB: 0 BB: 0 P: 7	R: 0 E: 0 K: 0 S: 3	H: 0 LOB: 0 BB: 0 P: 3	R: 0 E: 0 K: 1 S: 6	H: 1 LOB: 1 BB: 0 P: 6	R: 0 E: 0 K: 0 S: 5	H: 3 LOB: 3 BB: 1 P: 9	R: 0 E: 0 K: 2 S: 7	H: 0 LOB: 2 BB: 2 P: 15	R: 1 E: 0 K: 2 S: 8	H: 1 LOB: 0 BB: 1 P: 8	R: 0 E: 1 K: 2 S: 8	H: 0 LOB: 2 BB: 1 P: 12		1B: 6 2B: 1 3B: 0 HR: 2	SF: 0 SAC: 0 DP: 0 HBP: 0	WP: 1 PB: 0 SB: 2 CS: 0	PA: 41						
<b>PITCHER</b>	IP	WLS	BF	H	R	ER	SO	BB	IBB	HBP	BLK	WP	HR	S	P	ERA	WHIP										
<b>Bill Singer, R</b> ERA: 2.9 (1, 1)	7.0	L	32	8	4	4	9	2	2	0	0	1	1	46	62	5.14	1.429										
<b>Pete Mikkelsen, R</b> ERA: 3.54 (8, 1)	2.0		9	1	1	1	4	1	0	0	0	0	1	16	20	4.50	1.000										

Batter	1	2	3	4	5	6	7	8	9	AB	R	H	RBI	BB	SO	LOB	BOTTOM										
<b>Maury Wills, S</b> OBP: 0.340, SLG: 0.310 (1, 6)										4	0	0	0	0	1	1	<b>San Francisco Giants @ Los Angeles Dodgers</b> <b>Dodger Stadium, Los Angeles, CA</b> Mon Aug 03 1970, 7:05 PM PDT Att: 24,473 - Unknown										
<b>Manny Mota, R</b> OBP: 0.394, SLG: 0.405 (1, 7)										4	1	1	0	0	0	0											
<b>Willie Davis, L</b> OBP: 0.341, SLG: 0.438 (1, 8)										4	1	0	0	0	1	1											
<b>Wes Parker, S</b> OBP: 0.393, SLG: 0.482 (1, 3)										4	0	0	0	0	0	2											
<b>Billy Grabarkewitz, R</b> OBP: 0.418, SLG: 0.465 (1, 5)										4	0	0	0	0	3	2											
<b>Ted Sizemore, R</b> OBP: 0.354, SLG: 0.332 (1, 4)										4	0	3	2	0	1	0											
<b>Bill Russell, R</b> OBP: 0.242, SLG: 0.304 (1, 9)										3	0	0	0	1	1	2											
<b>Jeff Torborg, R</b> OBP: 0.375, SLG: 0.316 (1, 2)										1	0	0	0	1	0	2											
<b>Jim Lefebvre, S</b> OBP: 0.225, SLG: 0.359 (7, PH)										1	0	0	0	0	0	1											
<b>Tom Haller, L</b> OBP: 0.346, SLG: 0.450 (8, 2)										0	0	0	0	0	0	0											
<b>Bill Singer, R</b> OBP: 0.200, SLG: 0.182 (1, 1)										2	0	0	0	0	1	1											
<b>Andy Kosco, R</b> OBP: 0.225, SLG: 0.360 (7, PH)										1	0	0	0	0	1	1											
<b>Pete Mikkelsen, R</b> (8, 1)										0	0	0	0	0	0	0											
<b>Inning Stats</b>	R: 0 E: 0 K: 0 S: 3	H: 0 LOB: 0 BB: 0 P: 3	R: 0 E: 0 K: 2 S: 7	H: 0 LOB: 0 BB: 0 P: 7	R: 0 E: 0 K: 2 S: 7	H: 0 LOB: 1 BB: 1 P: 11	R: 2 E: 1 K: 0 S: 6	H: 2 LOB: 2 BB: 1 P: 10	R: 0 E: 0 K: 0 S: 3	H: 0 LOB: 0 BB: 0 P: 3	R: 0 E: 0 K: 2 S: 7	H: 0 LOB: 0 BB: 0 P: 7	R: 0 E: 0 K: 1 S: 6	H: 1 LOB: 1 BB: 0 P: 6	R: 0 E: 0 K: 0 S: 3	H: 0 LOB: 0 BB: 0 P: 3		R: 0 E: 0 K: 2 S: 8	H: 1 LOB: 1 BB: 0 P: 8	1B: 4 2B: 0 3B: 0 HR: 0	SF: 0 SAC: 0 DP: 0 HBP: 0	WP: 0 PB: 0 SB: 0 CS: 0	PA: 34				
<b>PITCHER</b>	IP	WLS	BF	H	R	ER	SO	BB	IBB	HBP	BLK	WP	HR	S	P	ERA	WHIP										
<b>Skip Pitlock, L</b> ERA: 4.12 (1, 1)	9.0	W	34	4	2	0	9	2	0	0	0	0	0	50	58	0.00	0.667										



Batter	1	2	3	4	5	6	7	8	9	AB	R	H	RBI	BB	SO	LOB	TOP					
<b>Bobby Bonds, R</b> OBP: 0.394, SLG: 0.502 (1, 9)				 1B						5	0	2	0	0	2	0	<b>San Francisco Giants @ Los Angeles Dodgers</b> <b>Dodger Stadium, Los Angeles, CA</b> Tue Aug 04 1970, 7:05 PM PDT Att: 30,355 - Unknown					
<b>Tito Fuentes, S</b> OBP: 0.296, SLG: 0.322 (1, 4)		 1B		 HR						5	1	2	0	0	2	1						
<b>Willie Mays, R</b> OBP: 0.380, SLG: 0.503 (1, 8)	 HBP	 1B		 HR						4	2	1	2	0	0	3						
<b>Willie McCovey, L</b> OBP: 0.424, SLG: 0.582 (1, 3)	 1H		 1B				 1B			5	3	3	2	0	1	1						
<b>Ken Henderson, S</b> OBP: 0.427, SLG: 0.501 (1, 7)	 1B BB		 1B				 E	 1B		4	2	0	1	0	1							
<b>Jim Ray Hart, R</b> OBP: 0.390, SLG: 0.533 (1, 5)	 1B		 1B		 FC6-4					4	1	1	1	0	0	3						
<b>Dick Dietz, R</b> OBP: 0.425, SLG: 0.570 (1, 2)	 1H 2H			 G5-4-3			 E	 1B		4	2	1	4	0	0	2						
<b>Hal Lanier, R</b> OBP: 0.267, SLG: 0.294 (1, 6)				 1B			 2H			4	0	0	0	0	0	3						
<b>Juan Marichal, R</b> OBP: 0.075, SLG: 0.040 (1, 1)										4	0	0	0	0	2	3						
<b>Inning Stats</b>	R: 5 E: 0 K: 2 S: 10	H: 3 LOB: 0 BB: 1 P: 15	R: 0 E: 0 K: 0 S: 4	H: 2 LOB: 1 BB: 0 P: 4	R: 1 E: 1 K: 0 S: 6	H: 2 LOB: 2 BB: 0 P: 6	R: 2 E: 0 K: 1 S: 7	H: 2 LOB: 0 BB: 0 P: 7	R: 0 E: 1 K: 0 S: 3	H: 0 LOB: 0 BB: 0 P: 3	R: 0 E: 0 K: 3 S: 9	H: 0 LOB: 0 BB: 0 P: 9	R: 3 E: 3 K: 1 S: 9	H: 1 LOB: 1 BB: 0 P: 9	R: 0 E: 0 K: 0 S: 4	H: 1 LOB: 1 BB: 0 P: 4	R: 0 E: 0 K: 0 S: 3	H: 1 LOB: 0 BB: 0 P: 3	1B: 9 2B: 1 3B: 0 HR: 3	SF: 2 SAC: 0 DP: 3 HBP: 1	WP: 0 PB: 0 SB: 0 CS: 0	PA: 43
<b>PITCHER</b>	IP	WLS	BF	H	R	ER	SO	BB	IBB	HBP	BLK	WP	HR	S	P	ERA	WHIP					
<b>Don Sutton, R</b> ERA: 3.87 (1, 1)	3.1	L	21	9	8	8	2	1	0	1	0	0	3	23	28	21.60	3.000					
<b>Fred Norman, L</b> ERA: 4.07 (4, 1)	2.2		8	0	0	0	4	0	0	0	0	0	0	16	16	0.00	0.000					
<b>Jose Pena, R</b> ERA: 3.81 (7, 1)	3.0		14	3	3	0	1	0	0	0	0	0	0	16	16	0.00	1.000					

Batter	1	2	3	4	5	6	7	8	9	AB	R	H	RBI	BB	SO	LOB	BOTTOM					
<b>Maury Wills, S</b> OBP: 0.338, SLG: 0.308 (1, 6)									 HR	2	0	0	0	0	0	0	<b>San Francisco Giants @ Los Angeles Dodgers</b> <b>Dodger Stadium, Los Angeles, CA</b> Tue Aug 04 1970, 7:05 PM PDT Att: 30,355 - Unknown					
<b>Bill Sudakis, S</b> OBP: 0.347, SLG: 0.458 (5, 5)										3	1	1	1	0	0	0						
<b>Manny Mota, R</b> OBP: 0.387, SLG: 0.408 (1, 7)										3	0	2	0	0	0	0						
<b>Willie Crawford, L</b> OBP: 0.308, SLG: 0.366 (6, 7)	 1B		 1B							2	0	0	0	0	1	0						
<b>Willie Davis, L</b> OBP: 0.337, SLG: 0.433 (1, 8)			 1B							5	0	0	0	0	1	2						
<b>Wes Parker, S</b> OBP: 0.397, SLG: 0.488 (1, 3)	 1B					 SF8 2B		 1B		4	2	3	0	0	0	1						
<b>Billy Grabarkewitz, R</b> OBP: 0.421, SLG: 0.477 (1, 5) (5, 6)	 1B			 1B		 2B 1B		 1H HR		4	1	3	2	0	0	2						
<b>Tom Haller, L</b> OBP: 0.340, SLG: 0.442 (1, 2)										4	0	0	0	0	0	3						
<b>Ted Sizemore, R</b> OBP: 0.348, SLG: 0.327 (1, 4)										3	0	0	1	0	0	1						
<b>Bill Russell, R</b> OBP: 0.262, SLG: 0.344 (1, 9)				 1B		 1B				4	0	3	0	0	0	0						
<b>Don Sutton, R</b> OBP: 0.271, SLG: 0.210 (1, 1)										1	0	0	0	0	0	1						
<b>Fred Norman, S</b> OBP: 0.600, SLG: 0.333 (4, 1)										1	0	0	0	0	0	2						
<b>Len Gabrielson, L</b> OBP: 0.214, SLG: 0.222 (6, PH)										1	0	0	0	0	0	2						
<b>Jose Pena, R</b> OBP: 0.300, SLG: 0.125 (7, 1)										0	0	0	0	0	0	0						
<b>Andy Kosco, R</b> OBP: 0.224, SLG: 0.358 (9, PH)										1	0	0	0	0	0	0						
<b>Inning Stats</b>	R: 0 E: 0 K: 1 S: 7	H: 2 LOB: 2 BB: 0 P: 7	R: 0 E: 0 K: 0 S: 4	H: 1 LOB: 1 BB: 0 P: 4	R: 0 E: 0 K: 0 S: 4	H: 1 LOB: 1 BB: 0 P: 4	R: 0 E: 0 K: 0 S: 5	H: 2 LOB: 2 BB: 0 P: 5	R: 0 E: 0 K: 0 S: 3	H: 0 LOB: 0 BB: 0 P: 3	R: 1 E: 0 K: 0 S: 6	H: 3 LOB: 2 BB: 0 P: 6	R: 0 E: 0 K: 1 S: 5	H: 0 LOB: 0 BB: 0 P: 5	R: 2 E: 0 K: 0 S: 5	H: 2 LOB: 0 BB: 0 P: 5	R: 1 E: 0 K: 0 S: 4	H: 1 LOB: 0 BB: 0 P: 4	1B: 8 2B: 1 3B: 1 HR: 2	SF: 1 SAC: 0 DP: 0 HBP: 0	WP: 0 PB: 0 SB: 0 CS: 0	PA: 39
<b>PITCHER</b>	IP	WLS	BF	H	R	ER	SO	BB	IBB	HBP	BLK	WP	HR	S	P	ERA	WHIP					
<b>Juan Marichal, R</b> ERA: 4.81 (1, 1)	9.0	W	39	12	4	4	2	0	0	0	0	0	2	43	43	4.00	1.333					

AB	39
R	11
H	12
RBI	9
BB	1
SO	7
LOB	17





Batter	1	2	3	4	5	6	7	8	9	AB	R	H	RBI	BB	SO	LOB	TOP			
Felix Milan, R OBP: 0.350, SLG: 0.390 (1, 4)	L4		SH5-3		F5			6-3		3	0	0	0	0	0	1				
Tony Gonzalez, L OBP: 0.337, SLG: 0.363 (1, 8)	E6		F8			G5-4-3 1B			1B G4-6-3	4	1	2	0	0	0	1				
Hank Aaron, R OBP: 0.373, SLG: 0.570 Mike Lum, L OBP: 0.335, SLG: 0.464 (1, 9) (6, 9)	F9			F2		G5-4-3 1-2			1B G4-6-3	3	0	0	0	0	0	2				
Orlando Cepeda, R OBP: 0.386, SLG: 0.570 Tommie Aaron, R OBP: 0.319, SLG: 0.467 (1, 3) (6, 3)	4-3			HR		3-1			1B G4-6-3	3	1	1	1	0	0	1				
Hal King, L OBP: 0.376, SLG: 0.476 (1, 2)		K		K				F7	1B 3-H	3	0	0	0	1	2	0				
Jimmie Hall, L OBP: 0.229, SLG: 0.297 (1, 7)	G3			1-3				4-3	BB	4	0	0	0	0	0	1				
Bob Aspromonte, R OBP: 0.265, SLG: 0.237 (1, 5)	4-3					4-3		4-3		3	0	1	0	0	0	0				
Gil Garrido, R OBP: 0.304, SLG: 0.331 (1, 6)			6-3		G5-4-3 1B			F9		3	0	0	0	0	0	1				
George Stone, L OBP: 0.276, SLG: 0.241 Don Cardwell, R OBP: 0.222, SLG: 0.250 Julio Navarro, R OBP: 0.200, SLG: 0.200 (1, 1) (4, 1) (5, 1)			SH5-3 1B					K		1	0	1	0	0	0	0				
										1	0	1	0	0	0	0				
										1	0	0	0	0	1	0				
<b>Inning Stats</b>	R: 0 E: 1 K: 0 S: 4	H: 0 LOB: 1 BB: 0 P: 4	R: 0 E: 0 K: 1 S: 5	H: 0 LOB: 0 BB: 0 P: 5	R: 0 E: 0 K: 0 S: 4	H: 1 LOB: 1 BB: 0 P: 4	R: 1 E: 0 K: 1 S: 6	H: 1 LOB: 0 BB: 0 P: 6	R: 0 E: 0 K: 0 S: 4	H: 2 LOB: 1 BB: 0 P: 4	R: 0 E: 0 K: 0 S: 3	H: 0 LOB: 0 BB: 0 P: 3	R: 0 E: 0 K: 1 S: 5	H: 0 LOB: 0 BB: 0 P: 5	R: 1 E: 0 K: 0 S: 4	H: 2 LOB: 1 BB: 1 P: 8	1B: 6 2B: 0 3B: 0 HR: 1	SF: 0 SAC: 1 DP: 3 HBP: 0	WP: 0 PB: 0 SB: 1 CS: 0	PA: 33
<b>PITCHER</b> Alan Foster, R ERA: 3.77 (1, 1)	IP: 9.0 WLS: W BF: 33 H: 7 R: 2 ER: 2 SO: 3 BB: 1 IBB: 0 HBP: 0 BLK: 0 WP: 0 HR: 1 S: 38 P: 42 ERA: 2.00 WHIP: 0.889															<b>PITCHER</b>				

Atlanta Braves @ Los Angeles Dodgers  
Dodger Stadium, Los Angeles, CA  
Wed Aug 05 1970, 7:05 PM PDT  
Att: 18,094 - Unknown

AB	31
R	2
H	7
RBI	1
BB	1
SO	3
LOB	8



Batter	1	2	3	4	5	6	7	8	9	AB	R	H	RBI	BB	SO	LOB	BOTTOM			
Billy Grabarkewitz, R OBP: 0.424, SLG: 0.481 (1, 6)	F8			E4	1B HR	5-3				3	2	1	0	2	0	1				
Manny Mota, R OBP: 0.388, SLG: 0.412 Len Gabrielson, L OBP: 0.207, SLG: 0.214 (1, 7) (7, 7)	1-3-1 1B	F9		1-3	1B HR			K		4	2	2	0	0	0	2				
Willie Davis, L OBP: 0.336, SLG: 0.438 Willie Crawford, L OBP: 0.307, SLG: 0.364 (1, 8) (6, 9)	1-3-1	F7		K	1B HR			K		4	1	1	4	0	1	3				
Wes Parker, S OBP: 0.399, SLG: 0.490 Jim Lefebvre, S OBP: 0.325, SLG: 0.363 (1, 3) (4, PH) (5, 3)	1B			BLK 1B	G3			F9		2	1	2	1	0	0	0				
Bill Sudakis, S OBP: 0.354, SLG: 0.459 (1, 5)	1B			BLK 1B	2B					3	1	1	0	0	0	0				
Ted Sizemore, R OBP: 0.345, SLG: 0.324 (1, 4)	4-3			1B SF9	1B	5-3		F7		4	2	2	1	1	0	0				
Bill Russell, R OBP: 0.287, SLG: 0.400 (1, 9) (6, 8)				1B SF7	3B	5-3		F7		4	2	2	1	1	0	0				
Jeff Torborg, R OBP: 0.305, SLG: 0.310 (1, 2)		SF7		1B	3B			F7		5	1	1	2	0	0	3				
Alan Foster, R OBP: 0.140, SLG: 0.104 (1, 1)		BB		1B HR	1B			F6		4	1	3	1	1	0	0				
<b>Inning Stats</b>	R: 1 E: 0 K: 0 S: 6	H: 3 LOB: 2 BB: 0 P: 6	R: 1 E: 0 K: 0 S: 4	H: 1 LOB: 2 BB: 2 P: 12	R: 2 E: 0 K: 0 S: 6	H: 3 LOB: 1 BB: 0 P: 6	R: 4 E: 1 K: 1 S: 9	H: 4 LOB: 1 BB: 1 P: 13	R: 4 E: 0 K: 0 S: 6	H: 3 LOB: 0 BB: 1 P: 10	R: 0 E: 0 K: 1 S: 5	H: 0 LOB: 1 BB: 1 P: 9	R: 0 E: 0 K: 2 S: 7	H: 0 LOB: 0 BB: 0 P: 7	R: 0 E: 0 K: 0 S: 3	H: 0 LOB: 0 BB: 0 P: 3	1B: 8 2B: 2 3B: 3 HR: 1	SF: 2 SAC: 0 DP: 0 HBP: 0	WP: 0 PB: 0 SB: 1 CS: 0	PA: 43
<b>PITCHER</b> George Stone, L ERA: 4.19 Don Cardwell, R ERA: 8.74 Julio Navarro, R ERA: 4.15 (1, 1) (4, 1) (5, 1)	IP: 3.0 WLS: L BF: 19 H: 6 R: 7 ER: 7 SO: 1 BB: 2 IBB: 0 HBP: 0 BLK: 1 WP: 0 HR: 0 S: 17 P: 25 ERA: 15.00 WHIP: 3.333															<b>PITCHER</b>				

Atlanta Braves @ Los Angeles Dodgers  
Dodger Stadium, Los Angeles, CA  
Wed Aug 05 1970, 7:05 PM PDT  
Att: 18,094 - Unknown

AB	36
R	12
H	14
RBI	11
BB	5
SO	4
LOB	13





Batter	1	2	3	4	5	6	7	8	9	AB R H RBI BB SO LOB	TOP											
Oscar Brown, R OBP: 0.400, SLG: 0.500 Tony Gonzalez, L OBP: 0.335, SLG: 0.361	0-0 1B 2B	0-0 SF9		0-0 BB 1B		0-0 5-3			0-3 K	2 1 2 1 0 0 0 2 0 0 0 0 1 0	<b>Atlanta Braves @ Los Angeles Dodgers</b> Dodger Stadium, Los Angeles, CA Thu Aug 06 1970, 7:05 PM PDT Att: 20,181 - Unknown											
Felix Milten, R OBP: 0.357, SLG: 0.402	0-0 1-2 2B 1B	0-0 1-3 2B		0-0 1-2 3-H 1B			0-0 1-3 1B		0-0 2B	5 0 5 2 0 0 0												
Hank Aaron, R OBP: 0.373, SLG: 0.605	0-0 1-H 2-H 2B	0-0 F3		0-0 1-2 2-3 BB			0-0 F7		0-0 5-3	4 0 1 1 1 0 4												
Orlando Cepeda, R OBP: 0.386, SLG: 0.567	0-3 K		0-0 G6-3 1B		0-0 FC6-4 1-2		0-0 1-3 1-2		4-0 IBB	4 0 1 0 1 1 5												
Tommie Aaron, R OBP: 0.300, SLG: 0.438 Mike Lum, L OBP: 0.331, SLG: 0.458	0-0 5-3		0-0 G6-3 1-2		0-0 5-3		0-0 G3		0-0 F7	3 0 0 0 0 0 2 2 0 0 0 0 0 3												
Clete Boyer, R OBP: 0.305, SLG: 0.366		0-3 K	0-0 6-3		0-0 6-3					4 0 1 0 0 1 0												
Bob Tillman, R OBP: 0.273, SLG: 0.319		0-0 1B E SF9 1B		0-3 K	0-0 4-3			0-3 K	0-3 K	4 1 1 0 0 2 1												
Gil Garrido, R OBP: 0.307, SLG: 0.333		0-0 E5 SF9 1B 1-2 2B		0-0 1B 1B 1B		0-0 6-3		0-0 K	0-0 1B	4 2 2 0 0 0 1												
Jim Nash, R OBP: 0.141, SLG: 0.226 Hoyt Wilhelm, R (6, 1)		0-0 2B 1-2 2-3 1B		0-0 F5		0-3 K		0-3 K	0-3 K	3 0 1 0 0 1 1 1 0 0 0 0 1 1												
<b>Inning Stats</b>	R: 1 E: 0 K: 1 S: 7	H: 3 LOB: 1 BB: 0 P: 7	R: 2 E: 1 K: 1 S: 9	H: 3 LOB: 2 BB: 0 P: 9	R: 0 E: 0 K: 0 S: 3	H: 1 LOB: 0 BB: 0 P: 3	R: 1 E: 0 K: 1 S: 8	H: 3 LOB: 3 BB: 1 P: 12	R: 0 E: 0 K: 0 S: 3	H: 0 LOB: 0 BB: 0 P: 3		R: 0 E: 0 K: 1 S: 5	H: 0 LOB: 0 BB: 0 P: 5	R: 0 E: 0 K: 0 S: 4	H: 1 LOB: 1 BB: 0 P: 4	R: 0 E: 0 K: 2 S: 8	H: 2 LOB: 1 BB: 0 P: 8	R: 0 E: 0 K: 1 S: 6	H: 1 LOB: 2 BB: 1 P: 10	1B: 11 2B: 3 3B: 0 HR: 0	SF: 1 SAC: 0 DP: 1 HBP: 0	WP: 0 PB: 0 SB: 1 CS: 0
<b>PITCHER</b>	IP WLS BF H R ER SO BB IBB HBP BLK WP HR S P ERA WHIP											<b>PITCHER</b>	IP WLS BF H R ER SO BB IBB HBP BLK WP HR S P ERA WHIP									
Claude Osteen, L ERA: 3.42	(1, 1) 3.2 L 20 10 4 2 3 0 0 0 0 0 0 0 26 26 4.91 2.727																					
Ray Lamb, R ERA: 3.31	(4, 1) 2.1 8 0 0 0 1 1 0 0 0 0 0 9 13 0.00 0.429																					
Pete Mikkelsen, R ERA: 3.22	(7, 1) 2.0 8 3 0 0 2 0 0 0 0 0 0 12 12 0.00 1.500																					
Jim Brewer, L ERA: 3.04	(9, 1) 1.0 5 1 0 0 1 0 1 0 0 0 0 6 10 0.00 1.000																					

AB 38  
R 4  
H 14  
RBI 4  
BB 2  
SO 7  
LOB 18



Batter	1	2	3	4	5	6	7	8	9	AB R H RBI BB SO LOB	BOTTOM											
Billy Grabarkewitz, R OBP: 0.423, SLG: 0.479	0-0 6-3		4-0 1B 1B BB		0-0 FC4-6 1B	0-0 FC5-2-6 1-2 3-H			0-3 K	4 0 1 0 1 1 2	<b>Atlanta Braves @ Los Angeles Dodgers</b> Dodger Stadium, Los Angeles, CA Thu Aug 06 1970, 7:05 PM PDT Att: 20,181 - Unknown											
Manny Mota, R OBP: 0.385, SLG: 0.409	0-0 5-3 1B		0-0 F8		0-0 FC4-6 1B 1-2	0-0 L6		0-0 F7	0-0 F7	5 1 1 0 0 0 4												
Willie Davis, L OBP: 0.342, SLG: 0.447	0-0 1-2 5-3 1B		0-0 1-2 1B		0-0 1-3 1B		0-0 F2		0-0 3B	5 0 4 0 0 0 0												
Wes Parker, S OBP: 0.399, SLG: 0.489	0-0 1-2 2-3 5-3		0-0 1-2 2-3 1B		0-0 1-2 3-H 1B		0-0 4-3		0-0 F7	5 0 2 1 0 0 3												
Bill Sudakis, S OBP: 0.346, SLG: 0.447	0-0 4-3		0-3 K		0-0 F6		0-0 3-1			4 0 0 0 0 1 7												
Tom Haller, L OBP: 0.335, SLG: 0.434		0-3 K	0-0 F8		0-0 3-1			0-3 K2-3		4 0 0 0 0 2 5												
Ted Sizemore, R OBP: 0.347, SLG: 0.332		0-0 F8		0-0 5-3		0-0 F9 FC5-2-6 2B		0-0 FC6-4 1B		4 0 2 0 0 0 0												
Bill Russell, R OBP: 0.286, SLG: 0.388		4-0 S BB		0-3 K		0-0 F9		0-0 FC6-4 1-2		3 0 0 0 1 1 2												
Claude Osteen, L ERA: 3.28, SLG: 0.364 Ray Lamb, R ERA: 3.31 Jim Lefebvre, S OBP: 0.326, SLG: 0.360 Pete Mikkelsen, R ERA: 3.22 Willie Crawford, L OBP: 0.306, SLG: 0.363 Jim Brewer, L OBP: 0.100, SLG: 0.100	(1, 1) 5.1 W 27 8 1 1 4 3 0 0 0 0 0 0 32 44 1.69 2.062																					
Jim Nash, R ERA: 4.19 Hoyt Wilhelm, R ERA: 2.79	(6, 1) 3.2 S 13 2 0 0 3 0 0 0 0 0 0 19 19 0.00 0.545																					
<b>Inning Stats</b>	R: 0 E: 0 K: 0 S: 5	H: 2 LOB: 2 BB: 0 P: 5	R: 0 E: 0 K: 1 S: 5	H: 0 LOB: 1 BB: 1 P: 9	R: 0 E: 0 K: 1 S: 7	H: 2 LOB: 3 BB: 1 P: 11	R: 0 E: 0 K: 2 S: 7	H: 0 LOB: 0 BB: 0 P: 7	R: 1 E: 0 K: 0 S: 6	H: 3 LOB: 2 BB: 0 P: 6	R: 0 E: 0 K: 0 S: 4	H: 1 LOB: 2 BB: 1 P: 8	R: 0 E: 0 K: 0 S: 3	H: 0 LOB: 0 BB: 0 P: 3	R: 0 E: 0 K: 2 S: 8	H: 1 LOB: 1 BB: 0 P: 8	R: 0 E: 0 K: 1 S: 6	H: 1 LOB: 1 BB: 0 P: 6	1B: 8 2B: 1 3B: 1 HR: 0	SF: 0 SAC: 0 DP: 0 HBP: 0	WP: 0 PB: 0 SB: 1 CS: 0	PA: 40
<b>PITCHER</b>	IP WLS BF H R ER SO BB IBB HBP BLK WP HR S P ERA WHIP											<b>PITCHER</b>	IP WLS BF H R ER SO BB IBB HBP BLK WP HR S P ERA WHIP									

AB 37  
R 1  
H 10  
RBI 1  
BB 3  
SO 7  
LOB 25





Batter	1	2	3	4	5	6	7	8	9	AB	R	H	RBI	BB	SO	LOB	TOP					
<b>Pete Rose, S</b> OBP: 0.394, SLG: 0.472 (1, 9)										5	0	0	0	0	0	3	<b>Cincinnati Reds @ Los Angeles Dodgers</b> Dodger Stadium, Los Angeles, CA Fri Aug 07 1970, 7:05 PM PDT Att: 35,701 - Unknown					
<b>Bobby Tolan, L</b> OBP: 0.394, SLG: 0.468 (1, 8)										5	1	1	0	0	1	1						
<b>Tony Perez, R</b> OBP: 0.418, SLG: 0.615 (1, 5)										3	1	1	0	1	0	0						
<b>Johnny Bench, R</b> OBP: 0.354, SLG: 0.650 (1, 2)										4	1	1	1	0	0	3						
<b>Bernie Carbo, L</b> OBP: 0.468, SLG: 0.611 (1, 7)										3	1	0	0	1	0	0						
<b>Lee May, R</b> OBP: 0.295, SLG: 0.487 (1, 3)										4	0	2	2	0	0	0						
<b>Tommy Helms, R</b> OBP: 0.257, SLG: 0.274 (1, 4)										3	0	1	1	0	0	2						
<b>Woody Woodward, R</b> OBP: 0.309, SLG: 0.325 (1, 6)										4	0	1	0	0	0	3						
<b>Gary Nolan, R</b> OBP: 0.194, SLG: 0.123 (1, 1)										1	0	0	0	0	1	0						
<b>Ty Cline, L</b> OBP: 0.357, SLG: 0.395 (7, PH)										0	0	0	0	1	0	0						
<b>Clay Carroll, R</b> OBP: 0.222, SLG: 0.125 (7, 1)										1	0	0	0	0	1	0						
<b>Wayne Granger, R</b> OBP: 0.143, SLG: 0.143 (9, 1)										0	0	0	0	0	0	0						
<b>Inning Stats</b>	R: 0 E: 0 K: 1 S: 6	H: 1 LOB: 1 BB: 0 P: 6	R: 0 E: 0 K: 0 S: 4	H: 1 LOB: 1 BB: 0 P: 4	R: 0 E: 0 K: 1 S: 5	H: 0 LOB: 0 BB: 0 P: 5	R: 1 E: 0 K: 0 S: 5	H: 2 LOB: 1 BB: 0 P: 5	R: 0 E: 0 K: 0 S: 4	H: 1 LOB: 1 BB: 0 P: 4	R: 0 E: 0 K: 0 S: 3	H: 0 LOB: 0 BB: 0 P: 3	R: 0 E: 1 K: 0 S: 4	H: 0 LOB: 2 BB: 1 P: 8	R: 3 E: 0 K: 0 S: 5	H: 2 LOB: 1 BB: 2 P: 13	R: 0 E: 0 K: 1 S: 5	H: 0 LOB: 0 BB: 0 P: 5	1B: 5 2B: 1 3B: 0 HR: 1	SF: 1 SAC: 1 DP: 0 HBP: 0	WP: 0 PB: 0 SB: 1 CS: 0	PA: 38
<b>PITCHER</b>	IP WLS BF H R ER SO BB IBB HBP BLK WP HR S P ERA WHIP																					
<b>Joe Moeller, R</b> ERA: 2.99 (1, 1)	7.1 L 33 7 4 4 2 2 1 0 0 0 1 34 46 4.91 1.227																					
<b>Jim Brewer, L</b> ERA: 2.95 (8, 1)	1.2 5 0 0 0 1 0 0 0 0 0 0 7 7 0.00 0.000																					

AB	33
R	4
H	7
RBI	4
BB	3
SO	3
LOB	12



Batter	1	2	3	4	5	6	7	8	9	AB	R	H	RBI	BB	SO	LOB	BOTTOM					
<b>Billy Grabarkewitz, R</b> OBP: 0.419, SLG: 0.474 (1, 6)										4	0	0	0	0	1	0	<b>Cincinnati Reds @ Los Angeles Dodgers</b> Dodger Stadium, Los Angeles, CA Fri Aug 07 1970, 7:05 PM PDT Att: 35,701 - Unknown					
<b>Manny Mota, R</b> OBP: 0.381, SLG: 0.403 (1, 7)										4	0	0	0	0	0	0						
<b>Willie Davis, L</b> OBP: 0.346, SLG: 0.450 (1, 8)										4	1	3	0	0	0	0						
<b>Wes Parker, S</b> OBP: 0.398, SLG: 0.487 (1, 3)										4	0	1	1	0	1	2						
<b>Bill Sudakis, S</b> OBP: 0.341, SLG: 0.438 (1, 5)										3	0	0	0	0	1	0						
<b>Maury Wills, S</b> OBP: 0.337, SLG: 0.307 (8, 6)										1	0	0	0	0	0	1						
<b>Tom Haller, L</b> OBP: 0.333, SLG: 0.444 (1, 2)										4	1	1	1	0	2	1						
<b>Ted Sizemore, R</b> OBP: 0.347, SLG: 0.332 (1, 4)										3	0	1	0	0	1	0						
<b>Bill Russell, R</b> OBP: 0.287, SLG: 0.387 (1, 9)										3	0	1	0	0	0	1						
<b>Jim Brewer, L</b> OBP: 0.100, SLG: 0.100 (8, 1)										0	0	0	0	0	0	0						
<b>Joe Moeller, R</b> OBP: 0.185, SLG: 0.154 (1, 1)										2	0	0	0	0	2	1						
<b>Willie Crawford, L</b> OBP: 0.305, SLG: 0.361 (8, 9)										1	0	0	0	0	1	0						
<b>Inning Stats</b>	R: 1 E: 0 K: 1 S: 6	H: 2 LOB: 0 BB: 0 P: 6	R: 1 E: 0 K: 2 S: 9	H: 2 LOB: 1 BB: 0 P: 9	R: 0 E: 0 K: 0 S: 3	H: 0 LOB: 0 BB: 0 P: 3	R: 0 E: 0 K: 1 S: 5	H: 0 LOB: 0 BB: 0 P: 5	R: 0 E: 0 K: 2 S: 7	H: 0 LOB: 0 BB: 0 P: 7	R: 0 E: 0 K: 0 S: 4	H: 1 LOB: 1 BB: 0 P: 4	R: 0 E: 0 K: 1 S: 6	H: 1 LOB: 1 BB: 0 P: 6	R: 0 E: 0 K: 1 S: 5	H: 0 LOB: 0 BB: 0 P: 5	R: 0 E: 0 K: 1 S: 6	H: 1 LOB: 1 BB: 0 P: 6	1B: 6 2B: 0 3B: 0 HR: 1	SF: 0 SAC: 0 DP: 0 HBP: 0	WP: 0 PB: 0 SB: 1 CS: 1	PA: 34
<b>PITCHER</b>	IP WLS BF H R ER SO BB IBB HBP BLK WP HR S P ERA WHIP																					
<b>Gary Nolan, R</b> ERA: 3.35 (1, 1)	6.0 W 22 5 2 2 6 0 0 0 0 0 1 34 34 3.00 0.833																					
<b>Clay Carroll, R</b> ERA: 2.53 (7, 1)	2.2 W 10 2 0 0 3 0 0 0 0 0 0 16 16 0.00 0.750																					
<b>Wayne Granger, R</b> ERA: 2.65 (9, 1)	0.1 S 1 0 0 0 0 0 0 0 0 0 0 1 1 0.00 0.000																					

AB	33
R	2
H	7
RBI	2
BB	0
SO	9
LOB	6





Batter	1	2	3	4	5	6	7	8	9	AB	R	H	RBI	BB	SO	LOB	TOP				
<b>Pete Rose, S</b> (1, 9) OBP: 0.398, SLG: 0.483	0-0 BB 1B		0-0 6-3		4-0 BLK 1B BB		0-0 1-H HR		0-0 1B HR 2B	4	3	2	1	0	0		<b>Cincinnati Reds @ Los Angeles Dodgers</b> Dodger Stadium, Los Angeles, CA Sat Aug 08 1970, 3:33 AM PDT Att: 30,491 - Unknown  <b>AB 40</b> <b>R 10</b> <b>H 14</b> <b>RBI 10</b> <b>BB 4</b> <b>SO 9</b> <b>LOB 16</b>				
<b>Bobby Tolan, L</b> (1, 8) OBP: 0.389, SLG: 0.470	4-0 1-2 BB		0-0 4-3		4-0 1B BB		0-0 HR 1B		0-0 2-3 HR 1B	3	2	2	0	2	0	0					
<b>Tony Perez, R</b> (1, 5) OBP: 0.420, SLG: 0.629	0-3 K		0-0 F9		0-0 1-2 2-H 1B		0-0 1-H HR		0-0 1-H 3-H HR	5	2	3	6	0	1	2					
<b>Bernie Carbo, L</b> (1, 7) OBP: 0.464, SLG: 0.614	0-3 K			0-0 HR	0-0 F7		0-0 F9		0-0 1-3	5	1	1	1	0	1	4					
<b>Lee May, R</b> (1, 3) OBP: 0.296, SLG: 0.493	0-3 K			0-0 1B	0-0 P3		0-3 K		0-0 HR	5	1	2	1	0	2	4					
<b>Tommy Helms, R</b> (1, 4) OBP: 0.254, SLG: 0.270		0-0 F9		0-0 F9		0-0 L1	0-0 F8		0-3 K	5	0	0	0	0	1	1					
<b>Pat Corrales, R</b> (1, 2) OBP: 0.338, SLG: 0.397		0-3 K		0-3 K		0-3 K		0-0 G6-4-3 1B	0-0 2B	5	0	2	0	0	3	1					
<b>Woody Woodward, R</b> (1, 6) OBP: 0.306, SLG: 0.318		4-0 BB		0-0 1-3		0-0 L9	0-0 G6-4-3 1-2	0-0 F8		4	0	0	0	1	0	3					
<b>Tony Cloninger, R</b> (1, 1) OBP: 0.200, SLG: 0.200	0-3 K		0-0 F9		0-0 F9		0-0 HR 1B		0-0 L9	2	0	0	0	0	1	1					
<b>Angel Bravo, L</b> (7, PH) OBP: 0.386, SLG: 0.373										1	1	1	0	0	0	0					
<b>Don Gullett, R</b> (7, 1) OBP: 0.333, SLG: 0.455										1	0	0	0	0	0	0					
<b>Wayne Granger, R</b> (9, 1) OBP: 0.143, SLG: 0.143										0	0	0	0	0	0	0					
<b>Inning Stats</b>	R: 0 E: 0 K: 3 S: 10	H: 1 LOB: 2 BB: 1 P: 14	R: 0 E: 0 K: 2 S: 7	H: 0 LOB: 1 BB: 1 P: 11	R: 0 E: 0 K: 0 S: 3	H: 0 LOB: 0 BB: 0 P: 3	R: 1 E: 0 K: 1 S: 7	H: 2 LOB: 1 BB: 0 P: 7	R: 1 E: 0 K: 0 S: 4	H: 1 LOB: 2 BB: 2 P: 12	R: 0 E: 0 K: 1 S: 5	H: 0 LOB: 0 BB: 0 P: 5	R: 4 E: 0 K: 1 S: 9	H: 4 LOB: 0 BB: 0 P: 9	R: 0 E: 0 K: 0 S: 3	H: 1 LOB: 0 BB: 0 P: 3	R: 4 E: 0 K: 1 S: 10	H: 5 LOB: 1 BB: 0 P: 10	1B: 7 2B: 2 3B: 0 HR: 5	SF: 0 SAC: 0 DP: 1 HBP: 0	WP: 0 PA: 44 PB: 0 SB: 1 CS: 0
<b>PITCHER</b>	IP WLS BF H R ER SO BB IBB HBP BLK WP HR S P ERA WHIP																				
<b>Bill Singer, R</b> (1, 1) ERA: 3.25	6.0 L 30 8 6 6 7 4 0 0 0 1 0 3 40 56 9.00 2.000																				
<b>Pete Mikkelsen, R</b> (7, 1) ERA: 2.96	2.0 6 1 0 0 1 0 0 0 0 0 0 0 8 8 0.00 0.500																				
<b>Jose Pena, R</b> (9, 1) ERA: 4.42	0.1 5 4 4 0 0 0 0 0 0 0 0 2 5 5 108.00 12.000																				
<b>Camilo Pascual, R</b> (9, 1) ERA: 2.57	0.2 3 1 0 0 1 0 0 0 0 0 0 0 5 5 0.00 1.500																				

Batter	1	2	3	4	5	6	7	8	9	AB	R	H	RBI	BB	SO	LOB	BOTTOM			
<b>Maury Wills, S</b> (1, 6) OBP: 0.341, SLG: 0.307	4-0 2B FC6-4 BB	4-0 BB 6-3 BB		0-0 F3 SH1-4 1B		0-0 6-3		0-0 6-3		3	1	1	0	2	0	0	<b>Cincinnati Reds @ Los Angeles Dodgers</b> Dodger Stadium, Los Angeles, CA Sat Aug 08 1970, 3:33 AM PDT Att: 30,491 - Unknown  <b>AB 33</b> <b>R 5</b> <b>H 7</b> <b>RBI 5</b> <b>BB 10</b> <b>SO 3</b> <b>LOB 22</b>			
<b>Manny Mota, R</b> (1, 7) OBP: 0.378, SLG: 0.399	0-0 F9	0-0 6-3		0-0 SH1-4		0-0 6-3		4-0 FC6-4 BB		3	0	0	0	1	0	2				
<b>Willie Davis, L</b> (1, 8) OBP: 0.346, SLG: 0.451	0-0 FC6-4 1-3 1B 2B	4-0 BB IBB		0-0 F3 2-3		0-0 L7		0-0 FC6-4 1-2 1B WP		4	2	1	0	1	0	2				
<b>Wes Parker, S</b> (1, 3) OBP: 0.400, SLG: 0.484	4-0 FC6-4 IBB	4-0 1-2 2-3 BB		4-0 IBB		0-0 F7		0-3 K		2	0	0	0	3	1	1				
<b>Billy Grabarkewitz, R</b> (1, 5) OBP: 0.417, SLG: 0.468	0-0 FC6-4 1B	0-0 F8		0-0 F8		0-0 F6		4-0 1B BB		4	2	0	1	1	0	7				
<b>Tom Haller, L</b> (1, 2) OBP: 0.337, SLG: 0.444	0-0 1-2 2-3 3-H 1B		0-0 1-3		4-0 FC6-4 BB		4-0 FC6-4 BB		0-0 1B	2	0	1	1	1	0	0				
<b>Jim Lefebvre, S</b> (7, PH) OBP: 0.331, SLG: 0.363										0	0	0	0	1	0	0				
<b>Jeff Torborg, R</b> (8, 2) OBP: 0.311, SLG: 0.316	1-3 3-H 1B				4-0 FC6-4 BB		4-0 FC6-4 BB		1-2 2-H 1B	1	0	1	1	0	0	0				
<b>Ted Sizemore, R</b> (1, 4) OBP: 0.352, SLG: 0.338	1-2 3-H 1B		0-0 FC6-4 1B		0-0 FC6-4 1-2		0-0 FC6-4 1-2		0-0 1-2 2-H 1B	5	0	3	2	0	0	2				
<b>Bill Russell, R</b> (1, 9) OBP: 0.275, SLG: 0.369	0-0 6-3		0-0 FC6-4 1-2		0-0 F9		0-0 6-3		0-3 K	5	0	0	0	0	1	6				
<b>Bill Singer, R</b> (1, 1) OBP: 0.184, SLG: 0.167		0-0 5-3		0-0 P6		0-0 P6		0-3 K		3	0	0	0	0	0	2				
<b>Pete Mikkelsen, R</b> (7, 1) OBP: 0.223, SLG: 0.356										0	0	0	0	0	0	0				
<b>Andy Kosco, R</b> (8, PH) OBP: 0.300, SLG: 0.125										1	0	0	0	0	1	0				
<b>Jose Pena, R</b> (9, 1) OBP: 0.300, SLG: 0.125										0	0	0	0	0	0	0				
<b>Camilo Pascual, R</b> (9, 1) ERA: 2.64										0	0	0	0	0	0	0				
<b>Inning Stats</b>	R: 3 E: 0 K: 0 S: 6	H: 3 LOB: 2 BB: 2 P: 14	R: 0 E: 0 K: 0 S: 3	H: 0 LOB: 3 BB: 3 P: 15	R: 0 E: 0 K: 0 S: 4	H: 1 LOB: 1 BB: 0 P: 4	R: 0 E: 0 K: 0 S: 4	H: 1 LOB: 2 BB: 1 P: 8	R: 0 E: 0 K: 0 S: 3	H: 0 LOB: 0 BB: 0 P: 3	R: 0 E: 0 K: 0 S: 3	H: 0 LOB: 0 BB: 0 P: 5	R: 0 E: 0 K: 1 S: 5	H: 0 LOB: 1 BB: 1 P: 7	R: 0 E: 0 K: 1 S: 5	H: 0 LOB: 2 BB: 2 P: 17	R: 2 E: 0 K: 2 S: 9	H: 2 LOB: 2 2B: 1 3B: 0 HR: 0	SF: 0 SAC: 1 DP: 0 HBP: 0	WP: 1 PA: 44 PB: 0 SB: 0 CS: 0
<b>PITCHER</b>	IP WLS BF H R ER SO BB IBB HBP BLK WP HR S P ERA WHIP																			
<b>Tony Cloninger, R</b> (1, 1) ERA: 4.99	6.0 W 30 8 6 6 7 4 0 0 0 1 0 3 40 56 9.00 2.000																			
<b>Don Gullett, L</b> (7, 1) ERA: 3.09	2.2 12 1 2 2 2 3 0 0 0 0 1 0 13 25 6.75 1.500																			
<b>Wayne Granger, R</b> (9, 1) ERA: 2.64	0.1 S 2 1 0 0 1 0 0 0 0 0 0 0 4 4 0.00 3.000																			



Batter	1	2	3	4	5	6	7	8	9	AB	R	H	RBI	BB	SO	LOB	TOP					
<b>Pete Rose, S</b> OBP: 0.400, SLG: 0.500 (1, 9)										5	2	3	2	0	1	2	<b>Cincinnati Reds @ Los Angeles Dodgers</b> Dodger Stadium, Los Angeles, CA Sun Aug 09 1970, 3:33 AM PDT Unknown <a href="http://livebaseballscorecards.com">livebaseballscorecards.com</a>					
<b>Bobby Tolan, L</b> OBP: 0.398, SLG: 0.467 (1, 8)										4	1	1	0	0	0	1						
<b>Tony Perez, R</b> OBP: 0.419, SLG: 0.626 (1, 5)										4	0	1	0	0	2	1						
<b>Johnny Bench, R</b> OBP: 0.353, SLG: 0.647 (7, 2)										4	0	1	1	0	1	1						
<b>Dave Concepcion, R</b> OBP: 0.329, SLG: 0.341 (8, 6)										0	0	0	0	0	0	0						
<b>Lee May, R</b> OBP: 0.294, SLG: 0.489 (1, 3)										4	0	0	0	0	0	4						
<b>Tommy Helms, R</b> OBP: 0.256, SLG: 0.271 (7, 6)										3	0	1	0	1	0	3						
<b>Pat Corrales, R</b> OBP: 0.329, SLG: 0.387 (7, PH)										2	0	0	0	0	1	1						
<b>Angel Bravo, L</b> OBP: 0.379, SLG: 0.365 (7, 7)										1	0	0	0	0	1	1						
<b>Woody Woodward, R</b> OBP: 0.303, SLG: 0.314 (7, PH)										2	0	0	0	0	0	0						
<b>Jimmy Stewart, S</b> OBP: 0.294, SLG: 0.263 (7, 4)										2	0	0	0	0	0	2						
<b>Jim Merritt, L</b> OBP: 0.174, SLG: 0.239 (7, PH)										2	0	0	0	0	1	0						
<b>Bernie Carbo, L</b> OBP: 0.483, SLG: 0.812 (7, 1)										1	0	0	0	0	1	1						
<b>Ray Washburn, R</b> OBP: 0.333, SLG: 0.455 (8, 1)										0	0	0	0	0	0	0						
<b>Don Gullett, R</b> OBP: 0.259, SLG: 0.333 (8, 1)										0	0	0	0	0	0	0						
<b>John Noriega, R</b> OBP: 0.259, SLG: 0.333 (8, 1)										0	0	0	0	0	0	0						
<b>Hal McRae, R</b> OBP: 0.394, SLG: 0.547 (8, PH)										1	0	1	0	0	0	0						
<b>Inning Stats</b>	R: 1 E: 0 K: 0 S: 6	H: 3 LOB: 2 BB: 0 P: 6	R: 0 E: 0 K: 2 S: 7	H: 0 LOB: 0 BB: 0 P: 7	R: 0 E: 0 K: 2 S: 7	H: 0 LOB: 0 BB: 0 P: 7	R: 0 E: 1 K: 1 S: 6	H: 0 LOB: 1 BB: 0 P: 6	R: 1 E: 0 K: 0 S: 4	H: 1 LOB: 0 BB: 0 P: 4	R: 0 E: 0 K: 0 S: 3	H: 0 LOB: 1 BB: 1 P: 3	R: 0 E: 0 K: 1 S: 5	H: 0 LOB: 1 BB: 1 P: 9	R: 1 E: 1 K: 1 S: 7	H: 2 LOB: 1 BB: 0 P: 7	R: 0 E: 0 K: 1 S: 7	H: 2 LOB: 2 BB: 0 P: 7	1B: 5 2B: 1 3B: 0 HR: 2	SF: 0 SAC: 1 DP: 0 HBP: 0	WP: 0 PB: 0 SB: 0 CS: 0	PA: 37
<b>PITCHER</b>	IP WLS BF H R ER SO BB IBB HBP BLK WP HR S P ERA WHIP																					
<b>Don Sutton, R</b> ERA: 3.87 (1, 1)	7.0	29	6	3	3	6	1	0	0	0	0	0	0	2	40	44	3.86	1.000				
<b>Jim Brewer, L</b> ERA: 2.95 (8, 1)	2.0	W 8	2	0	0	2	0	0	0	0	0	0	0	0	12	12	0.00	1.000				

Batter	1	2	3	4	5	6	7	8	9	AB	R	H	RBI	BB	SO	LOB	BOTTOM			
<b>Maury Wills, S</b> OBP: 0.347, SLG: 0.318 (1, 6)										5	1	4	0	0	1	0	<b>Cincinnati Reds @ Los Angeles Dodgers</b> Dodger Stadium, Los Angeles, CA Sun Aug 09 1970, 3:33 AM PDT Unknown <a href="http://livebaseballscorecards.com">livebaseballscorecards.com</a>			
<b>Manny Mota, R</b> OBP: 0.376, SLG: 0.399 (1, 7)										5	1	1	1	0	0	2				
<b>Willie Davis, L</b> OBP: 0.347, SLG: 0.450 (1, 8)										5	1	2	1	0	0	2				
<b>Wes Parker, S</b> OBP: 0.402, SLG: 0.484 (1, 3)										4	1	2	0	1	1	2				
<b>Billy Grabarkewitz, R</b> OBP: 0.419, SLG: 0.466 (1, 5)										2	2	0	0	3	2	1				
<b>Ted Sizemore, R</b> OBP: 0.361, SLG: 0.345 (1, 4)										4	0	3	3	1	0	3				
<b>Bill Russell, R</b> OBP: 0.282, SLG: 0.383 (1, 9)										4	0	2	1	0	0	2				
<b>Jeff Torborg, R</b> OBP: 0.376, SLG: 0.325 (1, 2)										3	1	1	0	1	1	2				
<b>Tom Haller, L</b> OBP: 0.336, SLG: 0.443 (8, PH)										1	0	0	0	0	0	2				
<b>Don Sutton, R</b> OBP: 0.260, SLG: 0.200 (1, 1)										3	0	0	0	0	2	4				
<b>Jim Brewer, L</b> OBP: 0.162, SLG: 0.100 (8, 1)										0	0	0	0	1	0	0				
<b>Willie Crawford, L</b> OBP: 0.304, SLG: 0.360 (8, 9)										1	0	0	0	0	1	0				
<b>Inning Stats</b>	R: 0 E: 0 K: 0 S: 3	H: 1 LOB: 1 BB: 1 P: 9	R: 0 E: 0 K: 1 S: 5	H: 1 LOB: 0 BB: 0 P: 5	R: 2 E: 0 K: 0 S: 6	H: 3 LOB: 3 BB: 2 P: 14	R: 0 E: 0 K: 1 S: 6	H: 1 LOB: 3 BB: 2 P: 14	R: 1 E: 0 K: 1 S: 8	H: 3 LOB: 2 BB: 0 P: 8	R: 0 E: 0 K: 2 S: 9	H: 2 LOB: 2 BB: 0 P: 9	R: 4 E: 1 K: 2 S: 11	H: 3 LOB: 2 BB: 2 P: 19	1B: 11 2B: 4 3B: 0 HR: 0	SF: 0 SAC: 0 DP: 2 HBP: 0	WP: 0 PB: 0 SB: 3 CS: 1	PA: 45		
<b>PITCHER</b>	IP WLS BF H R ER SO BB IBB HBP BLK WP HR S P ERA WHIP																			
<b>Jim Merritt, L</b> ERA: 4.01 (7, 1)	1.1	L 8	3	2	2	3	0	0	0	0	0	0	0	14	14	13.50	2.250			
<b>Ray Washburn, R</b> ERA: 8.19 (8, 1)	0.1	5	2	1	0	1	2	0	0	0	0	0	0	5	13	0.00	12.000			
<b>Don Gullett, L</b> ERA: 3.48 (8, 1)	0.1	1	0	1	1	0	0	0	0	0	0	0	0	1	1	27.00	0.000			



Batter	1	2	3	4	5	6	7	8	9	AB	R	H	RBI	BB	SO	LOB	TOP						
<b>Pete Rose, S</b> (1, 9) OBP: 0.401, SLG: 0.499 <b>Angel Bravo, L</b> (7, FR) OBP: 0.373, SLG: 0.358	4-0 WP SF8 BB	0-0 F7			0-3 K		0-0 WP 1B 1B		0-0 P5	3	1	1	0	1	1	2	<b>Cincinnati Reds @ Los Angeles Dodgers</b> Dodger Stadium, Los Angeles, CA Sun Aug 09 1970, 3:38 AM PDT Att: 48,277 - Unknown						
<b>Bobby Tolan, L</b> (1, 8) OBP: 0.389, SLG: 0.467 <b>Hal McRae, R</b> (7, 7) OBP: 0.348, SLG: 0.547	4-0 S BB		0-0 F7		0-0 P1		0-0 1B 1B			3	0	1	2	1	0	0							
<b>Tony Perez, R</b> (1, 5) OBP: 0.415, SLG: 0.620 <b>Jimmy Stewart, S</b> (7, 5) OBP: 0.284, SLG: 0.263	0-3 K		0-3 K		0-0 F9		0-0 F8			4	0	0	0	0	2	3							
<b>Johnny Bench, R</b> (1, 3) OBP: 0.350, SLG: 0.642	0-0 SF8		0-0 5-3		0-0 F8				0-0 5-3	3	0	0	1	0	0	0							
<b>Bernie Carbo, L</b> (1, 7) OBP: 0.462, SLG: 0.609 <b>Ty Cline, L</b> (7, 8) OBP: 0.349, SLG: 0.385	0-0 3-H 6-3				0-0 F8		0-0 1B		0-3 K	3	0	1	0	0	0	1							
<b>Dave Concepcion, R</b> (1, 6) OBP: 0.328, SLG: 0.340		0-0 SH1-4 1B			0-0 6-3		0-0 F3		0-0 E6	4	0	1	0	0	0	1							
<b>Pat Corrales, R</b> (1, 2) OBP: 0.349, SLG: 0.397		4-0 SH1-4 BB			0-0 FC4-6 1B		0-0 WP 1B 1B		0-0 F8	3	1	2	0	1	0	1							
<b>Darrel Chaney, S</b> (1, 4) OBP: 0.253, SLG: 0.250		0-3 K			0-0 FC4-6 1-2		0-0 F8		0-0 P5	4	0	0	0	0	1	4							
<b>Jim McGlothlin, R</b> (1, 1) OBP: 0.232, SLG: 0.200 <b>John Noriega, R</b> (3, 1) OBP: 0.250, SLG: 0.250 <b>Ray Washburn, R</b> (6, 1) OBP: 0.255, SLG: 0.270	0-0 1-2 2-3		0-0 SH1-4			0-3 K		0-3 K	0-0 L4	0	0	0	0	0	0	0							
<b>Inning Stats</b>	R: 1 E: 0 K: 1 S: 5	H: 0 LOB: 1 BB: 2 P: 13	R: 0 E: 0 K: 1 S: 6	H: 1 LOB: 2 BB: 1 P: 10	R: 0 E: 0 K: 1 S: 5	H: 0 LOB: 0 BB: 0 P: 5	R: 0 E: 0 K: 0 S: 4	H: 1 LOB: 0 BB: 0 P: 4	R: 0 E: 0 K: 2 S: 7	H: 0 LOB: 0 BB: 0 P: 7	R: 0 E: 0 K: 0 S: 4	H: 1 LOB: 1 BB: 0 P: 4	R: 2 E: 0 K: 1 S: 8	H: 3 LOB: 1 BB: 0 P: 8	R: 0 E: 1 K: 1 S: 6	H: 0 LOB: 1 BB: 0 P: 6		R: 0 E: 0 K: 0 S: 3	H: 0 LOB: 0 BB: 0 P: 3	1B: 6 2B: 0 3B: 0 HR: 0	SF: 1 SAC: 1 DP: 0 HBP: 0	WP: 2 PB: 0 SB: 3 CS: 0	PA: 37
<b>PITCHER</b> <b>Alan Foster, R</b> (1, 1) ERA: 3.73	IP: 9.0 WLS: W BF: 37 H: 6 R: 3 ER: 3 SO: 7 BB: 3 IBB: 0 HBP: 0 BLK: 0 WP: 2 HR: 0 S: 48 P: 60 ERA: 3.00 WHIP: 1.000															<b>PITCHER</b>		IP: 9.0 WLS: W BF: 37 H: 6 R: 3 ER: 3 SO: 7 BB: 3 IBB: 0 HBP: 0 BLK: 0 WP: 2 HR: 0 S: 48 P: 60 ERA: 3.00 WHIP: 1.000					

Batter	1	2	3	4	5	6	7	8	9	AB	R	H	RBI	BB	SO	LOB	BOTTOM				
<b>Maury Wills, S</b> (1, 6) OBP: 0.345, SLG: 0.316 <b>Jim Lefebvre, S</b> (8, FH) OBP: 0.333, SLG: 0.363	0-0 BB FC5-2 1B		0-3 K		0-0 P2		0-0 F8		4-0 1-2 2-3 BB	5	0	1	0	0	1	3	<b>Cincinnati Reds @ Los Angeles Dodgers</b> Dodger Stadium, Los Angeles, CA Sun Aug 09 1970, 3:38 AM PDT Att: 48,277 - Unknown				
<b>Bill Russell, R</b> (1, 9) OBP: 0.285, SLG: 0.380	0-0 F8		0-0 1-3		0-0 S 1B		0-0 S 2B 1B		0-3 L8 K	6	1	2	0	0	1	5					
<b>Willie Davis, L</b> (1, 8) OBP: 0.350, SLG: 0.460 <b>Von Joshua, L</b> (7, 8) OBP: 0.269, SLG: 0.324	0-0 FC5-2 1B		0-0 4-3 3B		0-0 F9 1-2		0-0 1B 2B		0-0 4-3	4	3	3	1	0	0	1					
<b>Wes Parker, S</b> (1, 3) OBP: 0.406, SLG: 0.487	4-0 FC5-2 1B BB		0-0 4-3		0-0 4-3 1B 1B		0-0 2B 3B 1B		0-0 K 1B	4	3	3	2	1	0	0					
<b>Tom Haller, L</b> (1, 2) OBP: 0.341, SLG: 0.450 <b>Don Sutton, R</b> (8, FR) OBP: 0.280, SLG: 0.200 <b>Jeff Torborg, R</b> (9, 2) OBP: 0.316, SLG: 0.325	0-0 FC5-2 1B		0-0 6-3 WP 2B		0-0 1B 1B		0-0 F7		0-0 FC4-6 1B 1B	5	2	3	0	0	0	4					
<b>Ted Sizemore, R</b> (1, 4) OBP: 0.370, SLG: 0.360	0-0 FC6-4 1B		0-0 6-3		0-0 1B SH1-4 1B		0-0 1B 3B 2B		0-0 FC4-6 1B 1B	5	2	4	3	0	0	1					
<b>Billy Grabarkewitz, R</b> (1, 5) OBP: 0.421, SLG: 0.473	0-0 FC6-4 1-2		0-0 3-H 1B		0-0 SH1-4 1B		0-0 SH1-4 1B SF9 3B		0-3 K	5	1	3	3	0	1	4					
<b>Willie Crawford, L</b> (1, 7) OBP: 0.305, SLG: 0.355		4-0 SH3-4 BB		0-0 K		0-0 K		0-0 FC4-6 BB 1B	3	0	0	0	2	2	5						
<b>Alan Foster, R</b> (1, 1) OBP: 0.151, SLG: 0.120	0-0 SH3-4 1-2		0-0 1-3		0-0 1-3 SH1-4		0-0 SF9		0-0 BB 1B	2	0	1	3	0	0	0					
<b>Inning Stats</b>	R: 2 E: 0 K: 0 S: 6	H: 3 LOB: 2 BB: 1 P: 10	R: 0 E: 0 K: 1 S: 5	H: 0 LOB: 1 BB: 1 P: 9	R: 2 E: 0 K: 1 S: 8	H: 3 LOB: 1 BB: 0 P: 8	R: 0 E: 0 K: 0 S: 4	H: 1 LOB: 1 BB: 0 P: 4	R: 3 E: 0 K: 1 S: 9	H: 4 LOB: 1 BB: 0 P: 9	R: 5 E: 0 K: 0 S: 8	H: 5 LOB: 1 BB: 1 P: 12	R: 0 E: 0 K: 0 S: 3	H: 1 LOB: 1 BB: 0 P: 3	R: 1 E: 0 K: 2 S: 10	H: 3 LOB: 3 BB: 1 P: 14		1B: 15 2B: 3 3B: 2 HR: 0	SF: 1 SAC: 2 DP: 0 HBP: 0	WP: 1 PB: 0 SB: 2 CS: 0	PA: 47
<b>PITCHER</b> <b>Jim McGlothlin, R</b> (1, 1) ERA: 3.12 <b>John Noriega, R</b> (3, 1) ERA: 8.0 <b>Ray Washburn, R</b> (6, 1) ERA: 8.1	IP: 2.2 WLS: L BF: 16 H: 6 R: 4 ER: 4 SO: 1 BB: 2 IBB: 0 HBP: 0 BLK: 0 WP: 1 HR: 0 S: 16 P: 24 ERA: 13.50 WHIP: 3.000															<b>PITCHER</b>		IP: 2.2 WLS: L BF: 16 H: 6 R: 4 ER: 4 SO: 1 BB: 2 IBB: 0 HBP: 0 BLK: 0 WP: 1 HR: 0 S: 16 P: 24 ERA: 13.50 WHIP: 3.000			



Batter	1	2	3	4	5	6	7	8	9	AB	R	H	RBI	BB	SO	LOB	TOP										
<b>Maury Wills, S</b> OBP: 0.343, SLG: 0.314 (1, 6)	5-3	6-3		1-2 1B		K		1-3		5	0	1	0	0	1	3	<b>Los Angeles Dodgers @ Pittsburgh Pirates</b> Three Rivers Stadium, Pittsburgh, PA Tue Aug 11 1970, 7:05 PM EDT Att: 16,708 - Unknown <a href="http://livebaseballscorecards.com">livebaseballscorecards.com</a>										
<b>Manny Mota, R</b> OBP: 0.374, SLG: 0.396 <b>Jim Brewer, L</b> OBP: 0.182, SLG: 0.100 (1, 7) (8, 1)	6-3		4-3	L9			CS 1B	G3		5	0	1	0	0	0	2											
<b>Willie Davis, L</b> OBP: 0.351, SLG: 0.459 (1, 8)	F8		4-3				S 1B	SH3-4 1B		5	1	2	0	0	0	0											
<b>Wes Parker, S</b> OBP: 0.407, SLG: 0.489 (1, 3)		F8					BB 1B	SH3-4 1B		4	0	2	1	0	0	0											
<b>Tom Haller, L</b> OBP: 0.341, SLG: 0.449 <b>Jim Lefebvre, S</b> OBP: 0.332, SLG: 0.361 <b>Jeff Torborg, R</b> OBP: 0.314, SLG: 0.322 (1, 2) (7, PH) (7, 2)		F8		F3			F5	F3		3	1	1	0	0	1	1											
<b>Ted Sizemore, R</b> OBP: 0.375, SLG: 0.365 (1, 4)		HR						6-3		5	2	3	0	0	0	1											
<b>Billy Grabarkewitz, R</b> OBP: 0.422, SLG: 0.490 (1, 5) (8, 6)		HR		K		K	FC6-4 BB			3	1	1	3	1	2	1											
<b>Bill Russell, R</b> OBP: 0.291, SLG: 0.384 (1, 9)				6-3			FC6-4			4	0	2	0	0	0	4											
<b>Claude Osteen, L</b> OBP: 0.280, SLG: 0.371 <b>Von Joshua, L</b> OBP: 0.269, SLG: 0.324 (1, 1) (8, 7)		6-3						4-3		4	0	2	1	0	0	1											
<b>Inning Stats</b>	R: 0 E: 0 K: 0 S: 3	H: 0 LOB: 0 BB: 0 P: 3	R: 3 E: 0 K: 0 S: 7	H: 4 LOB: 1 BB: 0 P: 7	R: 0 E: 0 K: 0 S: 4	H: 1 LOB: 1 BB: 0 P: 4	R: 1 E: 0 K: 1 S: 8	H: 3 LOB: 2 BB: 0 P: 8	R: 0 E: 0 K: 2 S: 9	H: 2 LOB: 2 BB: 0 P: 9	R: 1 E: 0 K: 0 S: 6	H: 4 LOB: 3 BB: 1 P: 10	R: 0 E: 0 K: 0 S: 3	H: 0 LOB: 0 BB: 0 P: 3	R: 0 E: 0 K: 0 S: 4	H: 1 LOB: 1 BB: 0 P: 4		1B: 13 2B: 1 3B: 0 HR: 1	SF: 0 SAC: 1 DP: 0 HBP: 0	WP: 0 PB: 0 SB: 2 CS: 1	PA: 42						
<b>PITCHER</b>	IP	WLS	BF	H	R	ER	SO	BB	IBB	HBP	BLK	WP	HR	S	P	ERA	WHIP										
<b>Bruce Dal Canton, R</b> ERA: 3.79 <b>Bob Veale, L</b> ERA: 4.12 <b>Orlando Pena, R</b> ERA: 3.16 <b>Dave Giusti, R</b> ERA: 2.86 (1, 1) (6, 1) (7, 1) (8, 1)	5.0	L	23	8	4	4	2	0	0	0	0	0	1	27	27	7.20	1.600										

Batter	1	2	3	4	5	6	7	8	9	AB	R	H	RBI	BB	SO	LOB	BOTTOM										
<b>Matty Alou, L</b> OBP: 0.318, SLG: 0.346 (1, 8)	F6		L3		2B 6-3 1B				F8	5	1	1	0	0	0	2	<b>Los Angeles Dodgers @ Pittsburgh Pirates</b> Three Rivers Stadium, Pittsburgh, PA Tue Aug 11 1970, 7:05 PM EDT Att: 16,708 - Unknown <a href="http://livebaseballscorecards.com">livebaseballscorecards.com</a>										
<b>Gene Alley, R</b> OBP: 0.299, SLG: 0.369 (1, 6)	4-3		6-3					WP 1B	FC6 1B	5	0	3	1	0	0	0											
<b>Roberto Clemente, R</b> OBP: 0.412, SLG: 0.579 (1, 9)	K			5-3	6-3			F8	FC6	5	0	0	1	0	1	4											
<b>Manny Sanguillen, R</b> OBP: 0.326, SLG: 0.427 (1, 2)		5-3		E 2B 1B	6-3			WP 1B		4	1	2	0	0	0	1											
<b>Bob Robertson, R</b> OBP: 0.386, SLG: 0.573 (1, 3)		F7		E7 2B 1B				K		4	1	1	0	0	1	2											
<b>Al Oliver, L</b> OBP: 0.333, SLG: 0.459 (1, 7)								G3		3	0	1	2	1	0	2											
<b>Jose Pagan, R</b> OBP: 0.314, SLG: 0.340 <b>Dave Cash, R</b> OBP: 0.378, SLG: 0.456 (1, 5) (9, PR)		E5 1B			K			5-3		4	0	1	0	0	1	2											
<b>Bill Mazerowski, R</b> OBP: 0.277, SLG: 0.312 (1, 4)		F3			6-3			F8		4	0	1	0	0	0	3											
<b>Bruce Dal Canton, R</b> ERA: 3.79 <b>Gene Clines, R</b> OBP: 0.267, SLG: 0.625 <b>Bob Veale, L</b> ERA: 4.12 <b>Orlando Pena, R</b> ERA: 3.16 <b>Freddie Patek, R</b> OBP: 0.356, SLG: 0.604 <b>Dave Giusti, R</b> ERA: 2.86 <b>Johnny Jeter, R</b> OBP: 0.338, SLG: 0.359 (1, 1) (5, PH) (6, 1) (7, 1) (8, 1) (9, PH)			F8					L4		1	0	0	0	0	0	0											
<b>Inning Stats</b>	R: 0 E: 0 K: 1 S: 5	H: 0 LOB: 0 BB: 0 P: 5	R: 0 E: 1 K: 0 S: 4	H: 0 LOB: 2 BB: 1 P: 8	R: 0 E: 0 K: 0 S: 3	H: 0 LOB: 0 BB: 0 P: 3	R: 2 E: 1 K: 1 S: 8	H: 3 LOB: 1 BB: 0 P: 8	R: 1 E: 0 K: 0 S: 5	H: 2 LOB: 1 BB: 0 P: 5	R: 0 E: 0 K: 0 S: 3	H: 0 LOB: 0 BB: 0 P: 3	R: 0 E: 0 K: 1 S: 7	H: 2 LOB: 2 BB: 0 P: 7	R: 1 E: 0 K: 1 S: 8	H: 3 LOB: 2 BB: 0 P: 8		1B: 8 2B: 2 3B: 0 HR: 0	SF: 0 SAC: 0 DP: 0 HBP: 0	WP: 1 PB: 0 SB: 0 CS: 0	PA: 39						
<b>PITCHER</b>	IP	WLS	BF	H	R	ER	SO	BB	IBB	HBP	BLK	WP	HR	S	P	ERA	WHIP										
<b>Claude Osteen, L</b> ERA: 3.38 <b>Jim Brewer, L</b> ERA: 2.92 (1, 1) (8, 1)	1.2	S	8	3	1	1	2	0	0	0	0	1	0	12	12	5.40	1.800										







Batter	1	2	3	4	5	6	7	8	9	AB	R	H	RBI	BB	SO	LOB	TOP																	
Maury Wills, S OBP: 0.359, SLG: 0.331 (1, 6)										5	2	5	1	1	0	0	<b>Los Angeles Dodgers @ Chicago Cubs</b> Wrigley Field, Chicago, IL Fri Aug 14 1970, 3:33 AM CDT Att: 27,897 - Unknown - 84 F																	
Bill Russell, R OBP: 0.310, SLG: 0.407 (1, 9)										4	2	3	0	1	0	1																		
Willie Davis, L OBP: 0.349, SLG: 0.462 (1, 8)										6	3	2	2	0	1	8																		
Wes Parker, S OBP: 0.406, SLG: 0.484 (1, 3)										6	0	1	3	0	1	6																		
Tom Haller, L OBP: 0.343, SLG: 0.448 Manny Mota, R OBP: 0.373, SLG: 0.395 Jeff Torborg, R OBP: 0.317, SLG: 0.325 (1, 2)										3	0	0	0	0	0	3																		
Ted Sizemore, R OBP: 0.377, SLG: 0.368 Jim Lefebvre, S OBP: 0.335, SLG: 0.377 (1, 4)										4	0	1	0	0	0	1																		
Billy Grabarkewitz, R OBP: 0.421, SLG: 0.497 (1, 5)										4	3	3	2	1	0	1																		
Willie Crawford, L OBP: 0.305, SLG: 0.351 (1, 7)										4	1	0	0	1	2	2																		
Don Sutton, R OBP: 0.260, SLG: 0.200 Fred Norman, S OBP: 0.500, SLG: 0.250 Charlie Hough, R OBP: 0.333, SLG: 0.333 (1, 1)										0	0	0	0	0	0	0																		
<b>Inning Stats</b>	R: 0 E: 0 K: 1 S: 7	H: 2 LOB: 2 BB: 0 P: 7	R: 0 E: 0 K: 2 S: 8	H: 1 LOB: 1 BB: 0 P: 8	R: 3 E: 2 K: 0 S: 6	H: 2 LOB: 0 BB: 0 P: 6	R: 3 E: 1 K: 1 S: 7	H: 2 LOB: 1 BB: 2 P: 15	R: 1 E: 0 K: 0 S: 4	H: 1 LOB: 0 BB: 0 P: 4	R: 3 E: 0 K: 0 S: 7	H: 4 LOB: 1 BB: 0 P: 7	R: 1 E: 0 K: 1 S: 6	H: 1 LOB: 1 BB: 1 P: 10	R: 2 E: 0 K: 0 S: 5	H: 2 LOB: 1 BB: 1 P: 9		R: 0 E: 0 K: 0 S: 5	H: 2 LOB: 2 BB: 0 P: 5	1B: 11 2B: 1 3B: 2 HR: 3	SF: 0 SAC: 2 DP: 1 HBP: 0	WP: 0 PB: 0 SB: 0 CS: 1	PA: 49											
<b>PITCHER</b>	IP WLS BF H R ER SO BB IBB HBP BLK WP HR S P ERA WHIP	IP WLS BF H R ER SO BB IBB HBP BLK WP HR S P ERA WHIP																																
Jim Colborn, R ERA: 3.78 (4, 1)	3.0	17	6	5	4	3	1	0	0	0	0	0	0	0	22	26	12.00	2.333																
Larry Guza, L ERA: 3.94 (6, 1)	2.0	L	9	2	2	1	1	1	0	0	0	0	0	1	10	14	4.50	1.500																
Roberto Rodriguez, R ERA: 5.37 (6, 1)	0.1		5	4	3	3	0	0	0	0	0	0	0	5	5	81.00	12.000																	
Juan Pizarro, L ERA: 21.6 (8, 1)	1.2		7	1	1	1	1	0	0	0	0	0	1	8	12	5.40	1.200																	
Joe Decker, R ERA: 4.4 (8, 1)	2.0		11	4	2	2	0	1	0	0	0	0	1	10	14	9.00	2.500																	

AB	43
R	13
H	17
RBI	11
BB	4
SO	5
LOB	25



Batter	1	2	3	4	5	6	7	8	9	AB	R	H	RBI	BB	SO	LOB	BOTTOM																
Don Kessinger, S OBP: 0.342, SLG: 0.372 (1, 6)										6	0	2	0	0	0	4	<b>Los Angeles Dodgers @ Chicago Cubs</b> Wrigley Field, Chicago, IL Fri Aug 14 1970, 3:33 AM CDT Att: 27,897 - Unknown - 84 F																
Glenn Beckert, R OBP: 0.343, SLG: 0.364 (1, 4)										6	1	2	0	0	0	2																	
Billy Williams, L OBP: 0.373, SLG: 0.577 (1, 7)										4	2	2	1	1	0	1																	
Jim Hickman, R OBP: 0.422, SLG: 0.599 (1, 3)										2	1	1	0	3	0	0																	
Joe Pepitone, L OBP: 0.295, SLG: 0.448 (1, 8)										5	1	1	4	0	0	6																	
Ron Santo, R OBP: 0.347, SLG: 0.445 (1, 5)										3	1	0	0	2	1	0																	
Johnny Callison, L OBP: 0.362, SLG: 0.449 (1, 9)										4	2	2	1	1	1	1																	
Randy Hundley, R OBP: 0.351, SLG: 0.427 (1, 2)										4	1	1	2	1	1	2																	
Jim Colborn, R OBP: 0.133, SLG: 0.071 Larry Guza, S OBP: 0.279, SLG: 0.377 Willie Smith, L OBP: 0.279, SLG: 0.377 Roberto Rodriguez, R OBP: 0.333, SLG: 0.333 Juan Pizarro, L OBP: 0.333, SLG: 0.333 Al Spangler, R OBP: 0.225, SLG: 0.294 Joe Decker, R OBP: 0.225, SLG: 0.294 Paul Popovich, S OBP: 0.333, SLG: 0.333 (1, 1)										1	0	1	1	0	0	0																	
<b>Inning Stats</b>	R: 5 E: 0 K: 1 S: 9	H: 4 LOB: 2 BB: 3 P: 21	R: 0 E: 0 K: 0 S: 4	H: 1 LOB: 1 BB: 0 P: 4	R: 0 E: 0 K: 1 S: 5	H: 0 LOB: 0 BB: 0 P: 5	R: 0 E: 0 K: 0 S: 4	H: 1 LOB: 3 BB: 2 P: 12	R: 0 E: 0 K: 0 S: 4	H: 1 LOB: 2 BB: 1 P: 8	R: 1 E: 0 K: 0 S: 4	H: 1 LOB: 0 BB: 0 P: 4	R: 1 E: 0 K: 1 S: 6	H: 1 LOB: 0 BB: 0 P: 6	R: 0 E: 0 K: 0 S: 4	H: 1 LOB: 2 BB: 1 P: 8		R: 2 E: 0 K: 0 S: 5	H: 2 LOB: 1 BB: 1 P: 9	1B: 8 2B: 0 3B: 0 HR: 4	SF: 0 SAC: 0 DP: 0 HBP: 0	WP: 4 PB: 1 SB: 0 CS: 0	PA: 47										
<b>PITCHER</b>	IP WLS BF H R ER SO BB IBB HBP BLK WP HR S P ERA WHIP	IP WLS BF H R ER SO BB IBB HBP BLK WP HR S P ERA WHIP																															
Don Sutton, R ERA: 4.1 (1, 1)	0.1		6	3	0	0	2	3	0	0	0	2	0	18	30	0.00	1.636																
Fred Norman, L ERA: 3.74 (5, 1)	3.2	W	17	3	0	0	2	3	0	0	0	2	0	18	30	0.00	1.636																
Charlie Hough, R ERA: 6.75 (5, 1)	5.0	S	24	6	4	4	1	3	0	0	0	0	3	23	35	7.20	1.800																

AB	39
R	9
H	12
RBI	9
BB	8
SO	3
LOB	18





Batter	1	2	3	4	5	6	7	8	9	AB	R	H	RBI	BB	SO	LOB	TOP								
<b>Maury Wills, S</b> OBP: 0.357, SLG: 0.332 (1, 6)	4-3		6-3	4-3			E1 1B		S 2B	5	2	1	0	0	0	0	<b>Los Angeles Dodgers @ Chicago Cubs</b> Wrigley Field, Chicago, IL Sat Aug 15 1970, 3:33 AM CDT Unknown - 84 F								
<b>Bill Russell, R</b> OBP: 0.307, SLG: 0.400 (1, 9)	5-3		F7		4-3		1B 1-2 1B		F2	5	1	1	0	0	0	1									
<b>Willie Davis, L</b> OBP: 0.350, SLG: 0.460 (1, 8)	P6		1B 2B		F7		1B 1-3 2-H		F5	4	2	1	1	1	0	1									
<b>Wes Parker, S</b> OBP: 0.410, SLG: 0.490 (1, 3)		1B 5-3 1B	2B 1B		4-3		G3-6-3 1-3 3-H			5	2	4	2	0	0	0									
<b>Tom Haller, L</b> OBP: 0.344, SLG: 0.451 (1, 2)	5-3		1B 2B			K	SF9			3	0	1	2	1	1	1									
<b>Ted Sizemore, R</b> OBP: 0.381, SLG: 0.372 (1, 4)							G3-6-3		F8	5	1	3	1	0	0	3									
<b>Billy Grabarkewitz, R</b> OBP: 0.410, SLG: 0.482 (1, 5)							HR			4	0	0	0	0	3	5									
<b>Willie Crawford, L</b> OBP: 0.308, SLG: 0.366 (1, 7)				6-3						4	1	2	3	0	0	0									
<b>Alan Foster, R</b> OBP: 0.145, SLG: 0.115 (6, PH)					4-3					2	0	0	0	0	0	2									
<b>Von Joshua, L</b> OBP: 0.266, SLG: 0.320 (6, PH)										1	0	0	0	0	1	0									
<b>Pete Mikkelsen, R</b> OBP: 0.500, SLG: 0.500 (6, 1)										1	0	0	0	0	1	0									
<b>Inning Stats</b>	R: 0 E: 0 K: 0 S: 3	H: 0 LOB: 0 BB: 0 P: 3	R: 1 E: 0 K: 1 S: 8	H: 3 LOB: 2 BB: 0 P: 8	R: 2 E: 0 K: 0 S: 6	H: 3 LOB: 2 BB: 1 P: 10	R: 0 E: 0 K: 0 S: 3	H: 0 LOB: 0 BB: 0 P: 3	R: 0 E: 0 K: 0 S: 3	H: 0 LOB: 0 BB: 0 P: 3	R: 2 E: 0 K: 3 S: 11	H: 2 LOB: 0 BB: 0 P: 11	R: 3 E: 1 K: 0 S: 6	H: 3 LOB: 0 BB: 0 P: 6	R: 0 E: 0 K: 2 S: 7	H: 0 LOB: 0 BB: 0 P: 7	R: 1 E: 0 K: 0 S: 5	H: 2 LOB: 2 BB: 1 P: 9	1B: 9 2B: 3 3B: 0 HR: 1	SF: 1 SAC: 0 DP: 1 HBP: 0	WP: 0 PB: 0 SB: 1 CS: 0	PA: 42			
<b>PITCHER</b>	IP	WLS	BF	H	R	ER	SO	BB	IBB	HBP	BLK	WP	HR	S	P	ERA	WHIP								
<b>Fergie Jenkins, R</b> ERA: 3.85 (1, 1)	6.0	L	31	11	8	7	4	1	0	0	0	0	1	38	42	10.50	2.000								
<b>Phil Regan, R</b> ERA: 4.76 (7, 1)	3.0		11	2	1	1	2	0	1	0	0	0	0	14	18	3.00	0.667								

AB	39
R	9
H	13
RBI	9
BB	2
SO	6
LOB	13



Batter	1	2	3	4	5	6	7	8	9	AB	R	H	RBI	BB	SO	LOB	BOTTOM								
<b>Don Kessinger, S</b> OBP: 0.341, SLG: 0.372 (1, 6)	P4		1B 2B			L3			6-3	5	1	1	0	0	0	2	<b>Los Angeles Dodgers @ Chicago Cubs</b> Wrigley Field, Chicago, IL Sat Aug 15 1970, 3:33 AM CDT Unknown - 84 F								
<b>Glenn Beckert, R</b> OBP: 0.342, SLG: 0.363 (1, 4)	6-3		1B WP		4-3		E5 G3-6-3			4	1	1	0	0	0	0									
<b>Billy Williams, L</b> OBP: 0.372, SLG: 0.574 (1, 7)	4-3		WP 1B		F3		G3-6-3 1-2			4	1	1	1	0	0	1									
<b>Jim Hickman, R</b> OBP: 0.423, SLG: 0.605 (1, 3)			HR 1B		G3		K			3	2	1	1	1	1	0									
<b>Joe Pepitone, L</b> OBP: 0.294, SLG: 0.446 (1, 8)		F3	HR 1B		F9				3-1	4	1	1	2	0	0	0									
<b>Ron Santo, R</b> OBP: 0.346, SLG: 0.443 (1, 5)					F3		F2		E3 G4-3	4	0	1	0	0	0	1									
<b>Johnny Callison, L</b> OBP: 0.363, SLG: 0.457 (1, 9)					F9		F9		G4-3	4	1	2	2	0	0	1									
<b>Randy Hundley, R</b> OBP: 0.356, SLG: 0.430 (1, 2)		F7					FC1-6 1B		K	4	0	2	0	0	1	2									
<b>Fergie Jenkins, R</b> OBP: 0.089, SLG: 0.143 (1, 1)							FC1-6			3	0	0	0	0	2	4									
<b>Phil Regan, R</b> OBP: 0.277, SLG: 0.374 (9, PH)							L3		4-3	0	0	0	0	0	0	0									
<b>Inning Stats</b>	R: 0 E: 0 K: 0 S: 3	H: 0 LOB: 0 BB: 0 P: 3	R: 1 E: 0 K: 1 S: 8	H: 3 LOB: 2 BB: 0 P: 8	R: 6 E: 0 K: 1 S: 11	H: 6 LOB: 1 BB: 1 P: 15	R: 0 E: 0 K: 0 S: 3	H: 0 LOB: 0 BB: 0 P: 3	R: 0 E: 0 K: 0 S: 3	H: 0 LOB: 0 BB: 0 P: 3	R: 0 E: 0 K: 1 S: 5	H: 0 LOB: 0 BB: 0 P: 5	R: 0 E: 1 K: 0 S: 3	H: 0 LOB: 0 BB: 0 P: 3	R: 0 E: 0 K: 1 S: 5	H: 0 LOB: 0 BB: 0 P: 5	1B: 7 2B: 2 3B: 0 HR: 2	SF: 0 SAC: 0 DP: 3 HBP: 0	WP: 1 PB: 0 SB: 0 CS: 0	PA: 37					
<b>PITCHER</b>	IP	WLS	BF	H	R	ER	SO	BB	IBB	HBP	BLK	WP	HR	S	P	ERA	WHIP								
<b>Alan Foster, R</b> ERA: 4.02 (1, 1)	5.0		25	9	7	7	2	1	0	0	0	0	2	28	32	12.60	2.000								
<b>Pete Mikkelsen, R</b> ERA: 3.0 (6, 1)	4.0	W	12	1	0	0	2	0	0	0	0	0	0	16	16	0.00	0.250								





Batter	1	2	3	4	5	6	7	8	9	AB	R	H	RBI	BB	SO	LOB	TOP					
Maury Willis, S OBP: 0.356, SLG: 0.335 Andy Kosco, R OBP: 0.226, SLG: 0.373	1-3-6 2B		FC5-4 BB		1-3			HR	P2	3	0	1	0	0	0	1	<b>Los Angeles Dodgers @ Chicago Cubs</b> Wrigley Field, Chicago, IL Sat Aug 15 1970, 3:38 AM CDT Att: 35,345 - Unknown					
Manny Mota, R OBP: 0.374, SLG: 0.394 Charlie Hough, R OBP: 0.333, SLG: 0.333	1-3-6 2-3f		G5-4-3 BB			FC6-4 1B		F9		3	0	1	0	1	0	1						
Bill Russell, R OBP: 0.299, SLG: 0.389	5-3		G5-4-3 1-2f			P4		1-3		4	0	0	0	0	0	3						
Wes Parker, S OBP: 0.411, SLG: 0.493 Sandy Vance, R OBP: 0.159, SLG: 0.111 Willie Crawford, L OBP: 0.310, SLG: 0.366		1B FC6-4 2B		1B		FC6-4 1-2f		2B BB		3	1	2	0	0	0	1						
Jim Lefebvre, S OBP: 0.333, SLG: 0.379	F8			F9		5-3		1-3 2B		4	0	1	0	0	0	3						
Ted Sizemore, R OBP: 0.386, SLG: 0.382								1-3		4	0	3	0	0	0	2						
Billy Grabarkewitz, R OBP: 0.414, SLG: 0.487								6-3 2B		4	0	0	1	0	0	3						
Jeff Torborg, R OBP: 0.374, SLG: 0.323 Bill Sudakis, S OBP: 0.341, SLG: 0.432					K				P4	1	0	0	0	0	0	1						
Joe Moeller, R OBP: 0.214, SLG: 0.154 Fred Norman, S OBP: 0.429, SLG: 0.200 Len Gabrielson, L OBP: 0.194, SLG: 0.200					K				K	1	0	0	0	1	0	0						
<b>Inning Stats</b>	R: 0 E: 0 K: 0 S: 3	H: 1 LOB: 0 BB: 0 P: 3	R: 1 E: 0 K: 0 S: 5	H: 2 LOB: 1 BB: 0 P: 5	R: 0 E: 0 K: 0 S: 2	H: 0 LOB: 1 BB: 2 P: 10	R: 0 E: 0 K: 0 S: 4	H: 2 LOB: 1 BB: 0 P: 4	R: 0 E: 0 K: 2 S: 7	H: 0 LOB: 0 BB: 0 P: 7	R: 0 E: 0 K: 0 S: 4	H: 1 LOB: 1 BB: 0 P: 4	R: 0 E: 0 K: 2 S: 8	H: 1 LOB: 1 BB: 0 P: 8	R: 1 E: 0 K: 0 S: 5	H: 2 LOB: 2 BB: 1 P: 9		R: 0 E: 0 K: 1 S: 5	H: 0 LOB: 1 BB: 1 P: 9	1B: 4 2B: 5 3B: 0 HR: 1	SF: 0 SAC: 0 DP: 2 HBP: 0	WP: 0 PB: 0 SB: 0 CS: 0
<b>PITCHER</b> Ken Holtzman, L ERA: 3.41	IP: 9.0 WLS: W BF: 37 H: 9 R: 2 ER: 2 SO: 5 BB: 4 IBB: 0 HBP: 0 BLK: 0 WP: 0 HR: 1 S: 43 P: 59 ERA: 2.00 WHIP: 1.444															<b>PITCHER</b>						

Batter	1	2	3	4	5	6	7	8	9	AB	R	H	RBI	BB	SO	LOB	BOTTOM					
Don Kessinger, S OBP: 0.341, SLG: 0.375	F5		1B 2B	6-3 2B 1B	F8		4-3			5	2	2	0	0	0	2	<b>Los Angeles Dodgers @ Chicago Cubs</b> Wrigley Field, Chicago, IL Sat Aug 15 1970, 3:38 AM CDT Att: 35,345 - Unknown					
Glenn Beckert, R OBP: 0.344, SLG: 0.367 Phil Gagliano, R OBP: 0.222, SLG: 0.164	F3		2B 1B	6-3		1B G5-4-3 2B	K			4	2	2	1	0	0	1						
Billy Williams, L OBP: 0.377, SLG: 0.588 Cleo James, R OBP: 0.299, SLG: 0.313			1B 2B	6-3		G5-4-3 1B		FC5-6 BB		4	2	4	2	0	0	0						
Jim Hickman, R OBP: 0.424, SLG: 0.602 Willie Smith, L OBP: 0.275, SLG: 0.372			1B IBB	6-3		G5-4-3 1-2f 3-H		FC5-6 S HR		2	1	0	0	0	0	1						
Joe Pepitone, L OBP: 0.296, SLG: 0.445	G3		E9 1B 1B	K		BB 1B		K		5	1	2	2	0	2	3						
Ron Santo, R OBP: 0.347, SLG: 0.449 Paul Popovich, S OBP: 0.340, SLG: 0.393			K			HR		HR		3	1	1	1	1	1	1						
Johnny Callison, L OBP: 0.354, SLG: 0.457 Al Spangler, L OBP: 0.286, SLG: 0.500			1B HR			1B		K		4	1	2	1	0	0	2						
Randy Hundley, R OBP: 0.361, SLG: 0.455	P6		HR			F7		HR		3	1	1	2	1	0	1						
Ken Holtzman, R OBP: 0.256, SLG: 0.282			4-3			K		SH1-4		3	0	0	0	0	1	1						
<b>Inning Stats</b>	R: 1 E: 0 K: 0 S: 4	H: 1 LOB: 1 BB: 1 P: 8	R: 0 E: 0 K: 0 S: 3	H: 0 LOB: 0 BB: 0 P: 3	R: 7 E: 1 K: 1 S: 11	H: 6 LOB: 0 BB: 1 P: 15	R: 1 E: 0 K: 1 S: 7	H: 2 LOB: 1 BB: 0 P: 7	R: 1 E: 0 K: 0 S: 7	H: 2 LOB: 1 BB: 0 P: 7	R: 1 E: 0 K: 0 S: 5	H: 3 LOB: 2 BB: 1 P: 9	R: 0 E: 0 K: 1 S: 5	H: 0 LOB: 1 BB: 1 P: 9	R: 2 E: 0 K: 2 S: 8	H: 1 LOB: 0 BB: 1 P: 12		R: 2 E: 0 K: 2 S: 8	H: 1 LOB: 0 BB: 1 P: 12	1B: 7 2B: 4 3B: 0 HR: 4	SF: 0 SAC: 1 DP: 1 HBP: 0	WP: 0 PB: 0 SB: 1 CS: 0
<b>PITCHER</b> Joe Moeller, R ERA: 3.75 Fred Norman, L ERA: 3.94 Sandy Vance, R ERA: 2.93 Charlie Hough, R ERA: 8.53	IP: 3.1 WLS: L BF: 21 H: 5 R: 2 ER: 2 SO: 2 BB: 0 IBB: 0 HBP: 0 BLK: 0 WP: 0 HR: 1 S: 15 P: 15 ERA: 7.71 WHIP: 2.143	IP: 1.1 WLS: 0 BF: 6 H: 0 R: 0 ER: 0 SO: 1 BB: 0 IBB: 0 HBP: 0 BLK: 0 WP: 0 HR: 0 S: 6 P: 14 ERA: 0.00 WHIP: 1.500	IP: 1.0 WLS: 0 BF: 5 H: 1 R: 2 ER: 2 SO: 2 BB: 1 IBB: 0 HBP: 0 BLK: 0 WP: 1 HR: 8 S: 12 P: 12 ERA: 18.00 WHIP: 2.000															<b>PITCHER</b>				





Batter	1	2	3	4	5	6	7	8	9	AB	R	H	RBI	BB	SO	LOB	TOP	
Maury Wills, S OBP: 0.357, SLG: 0.336 (1, 6)	0-3 K		0-0 F2		0-0 1B		0-0 1B		0-0 FC4-6	5	0	2	0	0	1	2	<b>Los Angeles Dodgers @ Chicago Cubs</b> Wrigley Field, Chicago, IL Sun Aug 16 1970, 3:33 AM CDT Att: 33,065 - Unknown	
Bill Russell, R OBP: 0.296, SLG: 0.383 (1, 9)	0-0 6-3		0-0 FC3-6 1B		0-0 L7		0-3 K		0-0 1B	5	1	1	0	0	1	3		
Willie Davis, L OBP: 0.350, SLG: 0.459 (1, 8)	0-0 P4		0-0 1B		0-0 1B		0-0 F7		0-0 P6	5	0	2	1	0	0	3		
Wes Parker, S OBP: 0.408, SLG: 0.489 (1, 3)		0-0 1-3	0-0 4-3		0-0 F7		0-0 F7			4	0	0	0	0	0	4		
Tom Haller, L OBP: 0.346, SLG: 0.451 (1, 2)		0-0 P5		0-0 1B		0-0 FC4-6 1B			0-0 L9	4	0	2	0	0	0	0		
Ted Sizemore, R OBP: 0.384, SLG: 0.380 (1, 4)		0-0 FC6-4 1B		0-0 F8		0-0 FC4-6 FC6-4 BB			0-3 K	4	0	1	0	0	1	2		
Billy Grabarkewitz, R OBP: 0.413, SLG: 0.483 (1, 5)		0-0 FC6-4		0-3 K		4-0 FC6-4 BB			0-0 F9	3	0	0	0	1	1	2		
Willie Crawford, L OBP: 0.310, SLG: 0.377 (1, 7)			0-0 HR	0-3 K		0-0 FC6-4			0-0 L8	4	1	1	1	0	1	3		
Claude Osteen, L OBP: 0.282, SLG: 0.370 Jim Lefebvre, S OBP: 0.336, SLG: 0.379 (9, PH)			0-0 FC3-6 1B		0-3 K		0-0 F8		4-0 FC4-6 BB	3	0	1	0	0	1	2		
																	<b>AB</b> 37 <b>R</b> 2 <b>H</b> 10 <b>RBI</b> 2 <b>BB</b> 2 <b>SO</b> 6 <b>LOB</b> 21	
<b>Inning Stats</b>	R: 0 E: 0 K: 1 S: 5	H: 0 LOB: 0 BB: 0 P: 5	R: 0 E: 0 K: 0 S: 4	H: 1 LOB: 1 BB: 0 P: 4	R: 2 E: 0 K: 0 S: 6	H: 3 LOB: 1 BB: 0 P: 6	R: 0 E: 0 K: 2 S: 8	H: 1 LOB: 1 BB: 0 P: 8	R: 0 E: 0 K: 1 S: 7	H: 2 LOB: 2 BB: 0 P: 7	R: 0 E: 0 K: 0 S: 4	H: 1 LOB: 1 BB: 0 P: 8	R: 0 E: 0 K: 1 S: 6	H: 0 LOB: 0 BB: 0 P: 5	R: 0 E: 0 K: 0 S: 4	H: 1 LOB: 2 BB: 1 P: 8	<b>1B:</b> 9 <b>2B:</b> 0 <b>3B:</b> 0 <b>HR:</b> 1 <b>SF:</b> 0 <b>SAC:</b> 0 <b>DP:</b> 0 <b>HBP:</b> 0	<b>WP:</b> 0 <b>PA:</b> 39 <b>PB:</b> 0 <b>SB:</b> 3 <b>CS:</b> 0
<b>PITCHER</b> Bill Hands, R ERA: 3.61 (1, 1)	IP: 9.0 WLS: W BF: 39 H: 10 R: 2 ER: 2 SO: 6 BB: 2 IBB: 0 HBP: 0 BLK: 0 WP: 0 HR: 1 S: 49 P: 57 ERA: 2.00 WHIP: 1.333															<b>PITCHER</b>		

Batter	1	2	3	4	5	6	7	8	9	AB	R	H	RBI	BB	SO	LOB	BOTTOM	
Don Kessinger, S OBP: 0.342, SLG: 0.374 (1, 6)	0-0 FC1-6 6-3 1B		0-0 P4		0-0 6-3		4-0 IBB			3	0	1	0	1	0	0	<b>Los Angeles Dodgers @ Chicago Cubs</b> Wrigley Field, Chicago, IL Sun Aug 16 1970, 3:33 AM CDT Att: 33,065 - Unknown	
Glenn Beckert, R OBP: 0.341, SLG: 0.364 (1, 4)	0-0 6-3		0-0 4-3		0-0 P4		0-0 SF9-3-4			3	0	0	1	0	0	1		
Billy Williams, L OBP: 0.378, SLG: 0.589 (1, 7)	0-0 FC1-6 BB			0-0 4-3 1B	0-0 1B		0-0 3-1			4	2	2	0	0	0	1		
Jim Hickman, R OBP: 0.424, SLG: 0.599 (1, 3)	4-0 1B			0-0 4-3 1B	0-0 1B		0-0 5-3			3	1	1	0	1	0	1		
Ron Santo, R OBP: 0.350, SLG: 0.451 (1, 5)	0-0 6-3			4-0 FC3-6 1B	0-0 1B		0-0 1B			3	1	2	1	1	0	2		
Randy Hundley, R OBP: 0.365, SLG: 0.456 (1, 2)		0-0 F9		0-0 FC3-6 1B	0-0 1B		0-0 P3			4	0	2	2	0	0	1		
Joe Pepitone, L OBP: 0.295, SLG: 0.443 (1, 8)		0-0 4-3		0-0 FC3-6 1B		0-0 1B		0-0 F9		4	1	1	0	0	0	2		
Johnny Callison, L OBP: 0.365, SLG: 0.458 (1, 9)		0-0 F7		0-0 1B		0-0 SH1-4 1B		0-3 K		4	0	2	1	0	1	0		
Bill Hands, R OBP: 0.243, SLG: 0.123 (1, 1)			0-0 P3	0-0 P4		0-0 SH1-4		0-3 K		3	0	0	0	0	1	2		
																	<b>AB</b> 31 <b>R</b> 5 <b>H</b> 11 <b>RBI</b> 5 <b>BB</b> 3 <b>SO</b> 2 <b>LOB</b> 10	
<b>Inning Stats</b>	R: 0 E: 0 K: 0 S: 4	H: 1 LOB: 2 BB: 1 P: 8	R: 0 E: 0 K: 0 S: 3	H: 0 LOB: 0 BB: 0 P: 3	R: 0 E: 0 K: 0 S: 3	H: 0 LOB: 0 BB: 0 P: 3	R: 2 E: 0 K: 0 S: 6	H: 3 LOB: 2 BB: 1 P: 10	R: 2 E: 0 K: 0 S: 6	H: 4 LOB: 2 BB: 0 P: 6	R: 1 E: 0 K: 0 S: 4	H: 2 LOB: 1 BB: 1 P: 8	R: 0 E: 0 K: 0 S: 4	H: 1 LOB: 1 BB: 0 P: 4	R: 0 E: 0 K: 2 S: 7	H: 0 LOB: 0 BB: 0 P: 7	<b>1B:</b> 10 <b>2B:</b> 2 <b>3B:</b> 0 <b>HR:</b> 0 <b>SF:</b> 1 <b>SAC:</b> 1 <b>DP:</b> 1 <b>HBP:</b> 0	<b>WP:</b> 0 <b>PA:</b> 36 <b>PB:</b> 0 <b>SB:</b> 0 <b>CS:</b> 0
<b>PITCHER</b> Claude Osteen, L ERA: 3.47 (1, 1)	IP: 8.0 WLS: L BF: 36 H: 11 R: 5 ER: 5 SO: 2 BB: 2 IBB: 1 HBP: 0 BLK: 0 WP: 0 HR: 0 S: 37 P: 49 ERA: 5.62 WHIP: 1.625															<b>PITCHER</b>		





Batter	1	2	3	4	5	6	7	8	9	AB	R	H	RBI	BB	SO	LOB	TOP					
<b>Maury Wills, S</b> (1, 6) OBP: 0.358, SLG: 0.340										5	1	2	0	0	0	5	<b>Los Angeles Dodgers @ St. Louis Cardinals</b> Busch Stadium, St. Louis, MO Mon Aug 17 1970, 7:05 PM CDT Att: 21,114 - Unknown					
<b>Bill Russell, R</b> (1, 9) OBP: 0.299, SLG: 0.403										5	2	2	2	0	0	2						
<b>Willie Davis, L</b> (1, 8) OBP: 0.353, SLG: 0.469										5	2	3	2	0	1	0						
<b>Wes Parker, S</b> (1, 3) OBP: 0.408, SLG: 0.489										4	1	2	2	0	1	1						
<b>Tom Haller, L</b> (1, 2) OBP: 0.351, SLG: 0.456										4	0	2	1	0	0	0						
<b>Ted Sizemore, R</b> (1, 4) OBP: 0.385, SLG: 0.381										5	0	2	1	0	1	3						
<b>Billy Grabarkewitz, R</b> (1, 5) OBP: 0.469, SLG: 0.477										5	0	0	0	0	2	6						
<b>Willie Crawford, L</b> (1, 7) OBP: 0.309, SLG: 0.375										4	1	1	0	0	1	4						
<b>Don Sutton, R</b> (1, 1) OBP: 0.270, SLG: 0.200										0	0	0	0	1	0	0						
<b>Fred Norman, S</b> (3, 1) OBP: 0.333, SLG: 0.143										2	0	0	0	0	2	0						
<b>Jim Lefebvre, S</b> (6, PH) OBP: 0.338, SLG: 0.379										0	1	0	0	1	0	0						
<b>Charlie Hough, R</b> (8, 1) OBP: 0.333, SLG: 0.333										0	0	0	0	0	0	0						
<b>Inning Stats</b>	R: 0 E: 0 K: 0 S: 3	H: 1 LOB: 0 BB: 0 P: 3	R: 1 E: 0 K: 2 S: 10	H: 2 LOB: 3 BB: 1 P: 14	R: 2 E: 0 K: 1 S: 8	H: 3 LOB: 2 BB: 0 P: 9	R: 3 E: 0 K: 2 S: 12	H: 5 LOB: 2 BB: 0 P: 12	R: 0 E: 0 K: 1 S: 5	H: 0 LOB: 0 BB: 0 P: 5	R: 0 E: 0 K: 0 S: 7	H: 0 LOB: 0 BB: 0 P: 7	R: 0 E: 0 K: 0 S: 3	H: 0 LOB: 0 BB: 0 P: 3	R: 2 E: 0 K: 0 S: 5	H: 2 LOB: 1 BB: 1 P: 9	R: 0 E: 0 K: 0 S: 3	H: 1 LOB: 0 BB: 0 P: 3	1B: 8 2B: 4 3B: 3 HR: 0	SF: 1 SAC: 0 DP: 2 HBP: 1	WP: 0 PB: 0 SB: 0 CS: 0	PA: 43
<b>PITCHER</b>	IP	WLS	BF	H	R	ER	SO	BB	IBB	HBP	BLK	WP	HR	S	P	ERA	WHIP					
<b>Bob Gibson, R</b> (1, 1) ERA: 3.56	8.1	W	42	14	8	8	8	2	0	1	0	0	0	55	64	8.64	1.920					
<b>Chuck Taylor, R</b> (9, 1) ERA: 2.87	0.2	S	1	0	0	0	0	0	0	0	0	0	0	1	1	0.00	0.000					

Batter	1	2	3	4	5	6	7	8	9	AB	R	H	RBI	BB	SO	LOB	BOTTOM					
<b>Lou Brock, L</b> (1, 7) OBP: 0.365, SLG: 0.426										5	3	2	1	0	0	3	<b>Los Angeles Dodgers @ St. Louis Cardinals</b> Busch Stadium, St. Louis, MO Mon Aug 17 1970, 7:05 PM CDT Att: 21,114 - Unknown					
<b>Julian Javier, R</b> (1, 4) OBP: 0.284, SLG: 0.305										4	0	0	1	0	1	2						
<b>Joe Hague, L</b> (1, 3) OBP: 0.367, SLG: 0.428										3	2	2	2	2	0	0						
<b>Joe Torre, R</b> (1, 5) OBP: 0.392, SLG: 0.486										5	1	2	1	0	2	2						
<b>Jose Cardenal, R</b> (1, 8) OBP: 0.353, SLG: 0.430										5	1	3	3	0	0	2						
<b>Vic Davalillo, L</b> (9, 8) OBP: 0.370, SLG: 0.455										0	0	0	0	0	0	0						
<b>Ted Simmons, S</b> (1, 2) OBP: 0.309, SLG: 0.297										4	1	1	0	0	0	1						
<b>Leron Lee, L</b> (1, 9) OBP: 0.290, SLG: 0.328										4	0	1	0	0	1	3						
<b>Dal Maxvill, R</b> (1, 6) OBP: 0.315, SLG: 0.235										3	2	1	0	1	0	1						
<b>Bob Gibson, R</b> (1, 1) OBP: 0.360, SLG: 0.415										4	1	2	2	0	1	2						
<b>Chuck Taylor, R</b> (9, 1) OBP: 0.160, SLG: 0.167										0	0	0	0	0	0	0						
<b>Inning Stats</b>	R: 3 E: 1 K: 0 S: 7	H: 4 LOB: 1 BB: 0 P: 7	R: 2 E: 0 K: 1 S: 8	H: 3 LOB: 1 BB: 0 P: 8	R: 5 E: 1 K: 1 S: 10	H: 5 LOB: 2 BB: 2 P: 18	R: 0 E: 0 K: 1 S: 7	H: 1 LOB: 2 BB: 0 P: 7	R: 0 E: 0 K: 2 S: 7	H: 0 LOB: 0 BB: 0 P: 7	R: 0 E: 0 K: 0 S: 3	H: 0 LOB: 0 BB: 0 P: 3	R: 0 E: 0 K: 0 S: 3	H: 0 LOB: 0 BB: 0 P: 3	R: 1 E: 0 K: 0 S: 3	H: 1 LOB: 1 BB: 1 P: 7	R: 0 E: 0 K: 0 S: 3	H: 1 LOB: 1 BB: 1 P: 7	1B: 11 2B: 2 3B: 1 HR: 0	SF: 1 SAC: 0 DP: 0 HBP: 0	WP: 0 PB: 1 SB: 0 CS: 0	PA: 41
<b>PITCHER</b>	IP	WLS	BF	H	R	ER	SO	BB	IBB	HBP	BLK	WP	HR	S	P	ERA	WHIP					
<b>Don Sutton, R</b> (1, 1) ERA: 4.33	2.0	L	14	8	6	6	1	0	0	0	0	0	0	16	16	27.00	4.000					
<b>Fred Norman, L</b> (3, 1) ERA: 4.25	5.0		23	5	4	4	4	2	0	0	0	0	0	29	37	7.20	1.400					
<b>Charlie Hough, R</b> (8, 1) ERA: 7.36	1.0		4	1	1	0	0	1	0	0	0	0	0	3	7	0.00	2.000					









Batter	1	2	3	4	5	6	7	8	9	AB	R	H	RBI	BB	SO	LOB	TOP					
<b>Maury Wills, S</b> OBP: 0.350, SLG: 0.332 (1, 6)										5	1	1	0	0	0	4	<b>Los Angeles Dodgers @ St. Louis Cardinals</b> Busch Stadium, St. Louis, MO Wed Aug 19 1970, 7:05 PM CDT Att: 21,499 - Unknown <a href="http://livebaseballscorecards.com">livebaseballscorecards.com</a>					
<b>Manny Mota, R</b> OBP: 0.375, SLG: 0.402 (1, 7)										4	1	1	1	1	0	1						
<b>Willie Davis, L</b> OBP: 0.350, SLG: 0.466 (1, 8)										5	0	1	2	0	1	1						
<b>Wes Parker, S</b> OBP: 0.412, SLG: 0.492 (1, 3)										5	0	1	0	0	1	2						
<b>Ted Sizemore, R</b> OBP: 0.392, SLG: 0.384 (1, 4)										3	1	1	0	2	1	2						
<b>Bill Sudakis, S</b> OBP: 0.338, SLG: 0.427 (1, 2)										4	0	1	0	1	1	3						
<b>Bill Russell, R</b> OBP: 0.306, SLG: 0.404 (1, 9)										4	0	2	1	0	0	2						
<b>Billy Grabarkewitz, R</b> OBP: 0.408, SLG: 0.473 (1, 5)										2	0	0	0	1	0	3						
<b>Jim Brewer, L</b> OBP: 0.182, SLG: 0.100 (6, 1)										0	0	0	0	0	0	0						
<b>Andy Kosco, R</b> OBP: 0.230, SLG: 0.376 (9, PH)										1	0	1	0	0	0	0						
<b>Von Joshua, L</b> OBP: 0.286, SLG: 0.320 (9, PR)										0	0	0	0	0	0	0						
<b>Pete Mikkelsen, R</b> OBP: 0.500, SLG: 0.500 (9, 1)										0	0	0	0	0	0	0						
<b>Joe Moeller, R</b> OBP: 0.200, SLG: 0.143 (1, 1)										2	0	0	0	0	2	3						
<b>Jim Lefebvre, S</b> OBP: 0.337, SLG: 0.377 (6, 5)										1	1	0	0	0	0	0						
<b>Inning Stats</b>	R: 0 E: 0 K: 1 S: 7	H: 2 LOB: 2 BB: 0 P: 7	R: 0 E: 0 K: 2 S: 8	H: 1 LOB: 2 BB: 1 P: 12	R: 0 E: 0 K: 1 S: 5	H: 0 LOB: 0 BB: 0 P: 5	R: 1 E: 0 K: 1 S: 5	H: 1 LOB: 1 BB: 2 P: 13	R: 1 E: 0 K: 0 S: 4	H: 1 LOB: 0 BB: 0 P: 4	R: 0 E: 1 K: 0 S: 4	H: 0 LOB: 1 BB: 0 P: 4	R: 0 E: 0 K: 1 S: 3	H: 0 LOB: 0 BB: 0 P: 3	R: 0 E: 1 K: 1 S: 7	H: 2 LOB: 2 BB: 0 P: 7	R: 2 E: 1 K: 0 S: 6	H: 2 LOB: 3 BB: 2 P: 14	1B: 8 2B: 0 3B: 0 HR: 1	SF: 0 SAC: 1 DP: 1 HBP: 0	WP: 1 PB: 1 SB: 2 CS: 0	PA: 42
<b>PITCHER</b> <b>Steve Carlton, L</b> ERA: 3.93 (1, 1)	IP: 9.0 WLS: L BF: 42	H: 9 R: 4 ER: 4 SO: 6	BB: 3 IBB: 2 HBP: 0 BLK: 0	WP: 1 HR: 1 S: 49 P: 69	ERA: 4.00 WHIP: 1.333											ERA: 4.00 WHIP: 1.333						

Batter	1	2	3	4	5	6	7	8	9	AB	R	H	RBI	BB	SO	LOB	BOTTOM				
<b>Lou Brock, L</b> OBP: 0.365, SLG: 0.430 (1, 7)										3	1	2	1	1	0	1	<b>Los Angeles Dodgers @ St. Louis Cardinals</b> Busch Stadium, St. Louis, MO Wed Aug 19 1970, 7:05 PM CDT Att: 21,499 - Unknown <a href="http://livebaseballscorecards.com">livebaseballscorecards.com</a>				
<b>Julian Javier, R</b> OBP: 0.288, SLG: 0.308 (1, 4)										4	0	2	0	0	0	0					
<b>Joe Hague, L</b> OBP: 0.365, SLG: 0.433 (1, 3)										4	1	1	1	0	3	4					
<b>Joe Torre, R</b> OBP: 0.390, SLG: 0.481 (1, 5)										3	0	0	0	1	0	2					
<b>Jose Cardenal, R</b> OBP: 0.349, SLG: 0.426 (1, 8)										4	0	0	0	0	1	3					
<b>Ted Simmons, S</b> OBP: 0.300, SLG: 0.283 (1, 2)										4	0	0	0	0	1	0					
<b>Leron Lee, L</b> OBP: 0.285, SLG: 0.322 (1, 9)										4	0	1	0	0	2	0					
<b>Dal Maxvill, R</b> OBP: 0.309, SLG: 0.230 (1, 6)										3	0	0	0	0	0	1					
<b>Vic Davallio, L</b> OBP: 0.365, SLG: 0.449 (9, PH)										1	0	0	0	0	0	0					
<b>Steve Carlton, L</b> OBP: 0.277, SLG: 0.246 (1, 1)										3	0	1	0	0	1	0					
<b>Inning Stats</b>	R: 1 E: 0 K: 1 S: 6	H: 1 LOB: 0 BB: 0 P: 6	R: 0 E: 0 K: 0 S: 3	H: 0 LOB: 0 BB: 0 P: 3	R: 0 E: 0 K: 0 S: 3	H: 1 LOB: 0 BB: 0 P: 3	R: 1 E: 0 K: 0 S: 4	H: 1 LOB: 0 BB: 0 P: 4	R: 0 E: 0 K: 2 S: 9	H: 2 LOB: 2 BB: 0 P: 9	R: 0 E: 0 K: 1 S: 6	H: 1 LOB: 1 BB: 0 P: 6	R: 0 E: 0 K: 1 S: 6	H: 1 LOB: 3 BB: 2 P: 14	R: 0 E: 0 K: 2 S: 7	H: 0 LOB: 0 BB: 0 P: 7		1B: 5 2B: 0 3B: 0 HR: 2	SF: 0 SAC: 0 DP: 1 HBP: 0	WP: 1 PB: 0 SB: 1 CS: 0	PA: 35
<b>PITCHER</b> <b>Joe Moeller, R</b> ERA: 3.73 (1, 1)	IP: 5.1 WLS: W BF: 12	H: 2 R: 0 ER: 0 SO: 3	BB: 0 IBB: 0 HBP: 0 BLK: 0	WP: 1 HR: 0 S: 16 P: 24	ERA: 0.00 WHIP: 1.125											ERA: 0.00 WHIP: 1.125					
<b>Jim Brewer, L</b> ERA: 2.6 (6, 1)	IP: 2.2 WLS: S BF: 3	H: 2 R: 0 ER: 0 SO: 2	BB: 1 IBB: 1 HBP: 0 BLK: 0	WP: 0 HR: 0 S: 7 P: 7	ERA: 0.00 WHIP: 0.000											ERA: 0.00 WHIP: 0.000					



Batter	1	2	3	4	5	6	7	8	9	AB	R	H	RBI	BB	SO	LOB	TOP					
Matty Alou, L OBP: 0.323, SLG: 0.348 (1, 8)										4	1	2	0	0	0	0						
Dave Cash, R OBP: 0.373, SLG: 0.446 (1, 4)										4	0	1	0	0	0	1						
Roberto Clemente, R OBP: 0.497, SLG: 0.567 (1, 9)										3	0	1	1	1	0	0						
Manny Sanguillen, R OBP: 0.333, SLG: 0.436 (1, 2)										4	0	2	0	0	0	2						
Bob Robertson, R OBP: 0.383, SLG: 0.576 (1, 3)										4	0	0	0	0	1	3						
Al Oliver, L OBP: 0.328, SLG: 0.438 (1, 7)										4	0	0	0	0	0	1						
Jose Pagan, R OBP: 0.325, SLG: 0.411 (1, 5)										4	0	1	0	0	0	1						
Gene Alley, R OBP: 0.301, SLG: 0.364 (1, 6)										4	0	0	0	0	0	2						
Bob Veale, S OBP: 0.177, SLG: 0.172 (1, 1)										2	0	0	0	0	2	1						
Johnny Jeter, R OBP: 0.316, SLG: 0.353 (7, PH)										1	0	0	0	0	0	0						
Joe Gibbon, R (7, 1)										0	0	0	0	0	0	0						
John Lamb, R (8, 1)										0	0	0	0	0	0	0						
<b>Inning Stats</b>	R: 0 E: 0 K: 0 S: 4	H: 2 LOB: 2 BB: 1 P: 8	R: 0 E: 0 K: 1 S: 6	H: 1 LOB: 1 BB: 0 P: 6	R: 0 E: 0 K: 0 S: 3	H: 0 LOB: 0 BB: 0 P: 3	R: 0 E: 0 K: 0 S: 4	H: 1 LOB: 1 BB: 0 P: 4	R: 1 E: 0 K: 1 S: 8	H: 3 LOB: 2 BB: 0 P: 8	R: 0 E: 1 K: 0 S: 4	H: 0 LOB: 1 BB: 0 P: 4	R: 0 E: 0 K: 0 S: 3	H: 0 LOB: 0 BB: 0 P: 3	R: 0 E: 0 K: 1 S: 5	H: 0 LOB: 0 BB: 0 P: 5	R: 0 E: 0 K: 0 S: 3	H: 0 LOB: 0 BB: 0 P: 3	1B: 7 2B: 0 3B: 0 HR: 0	SF: 0 SAC: 0 DP: 1 HBP: 0	WP: 0 PB: 1 SB: 0 CS: 0	PA: 35
<b>PITCHER</b> Claude Osteen, L ERA: 3.36 (1, 1)	IP: 9.0 WLS: W BF: 35 H: 7 R: 1 ER: 1 SO: 3 BB: 1 IBB: 0 HBP: 0 BLK: 0 WP: 0 HR: 0 S: 40 P: 44 ERA: 1.00 WHIP: 0.889																					

Pittsburgh Pirates @ Los Angeles Dodgers  
Dodger Stadium, Los Angeles, CA  
Fri Aug 21 1970, 7:05 PM PDT  
Att: 24,372 - Unknown

AB	34
R	1
H	7
RBI	1
BB	1
SO	3
LOB	11



Batter	1	2	3	4	5	6	7	8	9	AB	R	H	RBI	BB	SO	LOB	BOTTOM			
Maury Wills, S OBP: 0.347, SLG: 0.329 (1, 6)										4	0	0	0	0	0	3				
Manny Mota, R OBP: 0.374, SLG: 0.400 (1, 7)										4	1	1	0	0	1	2				
Willie Davis, L OBP: 0.347, SLG: 0.462 (1, 8)										4	0	0	0	0	1	1				
Wes Parker, S OBP: 0.414, SLG: 0.494 (1, 3)										3	0	2	0	1	0	0				
Ted Sizemore, R OBP: 0.387, SLG: 0.379 (1, 4)										4	0	0	0	0	1	4				
Bill Sudakis, S OBP: 0.347, SLG: 0.449 (1, 2)										3	1	2	2	1	0	1				
Bill Russell, R OBP: 0.305, SLG: 0.400 (1, 9)										4	0	1	0	0	1	4				
Billy Grabarkewitz, R OBP: 0.409, SLG: 0.472 (1, 5)										1	0	0	0	2	1	1				
Claude Osteen, L OBP: 0.272, SLG: 0.355 (1, 1)										3	0	0	0	0	0	3				
<b>Inning Stats</b>	R: 0 E: 0 K: 2 S: 7	H: 0 LOB: 0 BB: 0 P: 7	R: 1 E: 0 K: 1 S: 6	H: 1 LOB: 0 BB: 0 P: 6	R: 0 E: 0 K: 0 S: 3	H: 0 LOB: 1 BB: 1 P: 7	R: 0 E: 0 K: 1 S: 5	H: 0 LOB: 1 BB: 1 P: 9	R: 0 E: 0 K: 1 S: 6	H: 1 LOB: 1 BB: 0 P: 6	R: 1 E: 0 K: 0 S: 6	H: 3 LOB: 2 BB: 0 P: 6	R: 0 E: 1 K: 0 S: 3	H: 0 LOB: 1 BB: 1 P: 7	R: 0 E: 0 K: 0 S: 4	H: 1 LOB: 2 BB: 1 P: 8	1B: 5 2B: 0 3B: 0 HR: 1	SF: 0 SAC: 0 DP: 0 HBP: 0	WP: 0 PB: 0 SB: 1 CS: 0	PA: 34
<b>PITCHER</b> Bob Veale, L ERA: 4.02 (1, 1)	IP: 6.0 WLS: L BF: 25 H: 5 R: 2 ER: 2 SO: 5 BB: 2 IBB: 0 HBP: 0 BLK: 0 WP: 0 HR: 1 S: 33 P: 41 ERA: 3.00 WHIP: 1.167																			
Joe Gibbon, L ERA: 4.31 (7, 1)	IP: 1.2 WLS: L BF: 8 H: 1 R: 0 ER: 0 SO: 0 BB: 1 IBB: 0 HBP: 0 BLK: 0 WP: 0 HR: 0 S: 6 P: 14 ERA: 0.00 WHIP: 1.200																			
John Lamb, R ERA: (8, 1)	IP: 0.1 WLS: L BF: 1 H: 0 R: 0 ER: 0 SO: 0 BB: 0 IBB: 0 HBP: 0 BLK: 0 WP: 0 HR: 0 S: 1 P: 1 ERA: 0.00 WHIP: 0.000																			

Pittsburgh Pirates @ Los Angeles Dodgers  
Dodger Stadium, Los Angeles, CA  
Fri Aug 21 1970, 7:05 PM PDT  
Att: 24,372 - Unknown

AB	30
R	2
H	6
RBI	2
BB	4
SO	5
LOB	19





Batter	1	2	3	4	5	6	7	8	9	10	11	12	13	14	15	16	AB	R	H	RBI	BB	SO	LOB	TOP																					
Freddie Patek, R OBP: 0.343, SLG: 0.377 (1, 6)	F5		F9		5-3			F9			K		K		6-3		7	0	0	0	0	2	5																						
Matty Alou, L OBP: 0.316, SLG: 0.344 (1, 8)	3-1		FC4-6 1B			F7		F8			1-3			G3		6-3	7	0	0	0	0	0	3																						
Roberto Clemente, R OBP: 0.412, SLG: 0.569 (1, 9)	FC6-4 1B		FC6-4 1B						L9						F8 1B			7	1	5	1	0	0	0																					
Al Oliver, L OBP: 0.327, SLG: 0.436 (8, PR)	FC6-4 1B		F9					F4										4	0	1	0	0	0	4																					
Johnny Jeter, R OBP: 0.316, SLG: 0.352 (9, 7)	FC6-4 1B		F9					F4										3	0	1	0	0	2	1																					
Bob Robertson, R OBP: 0.375, SLG: 0.562 (1, 5)		K						F2							F8			7	0	0	0	0	4	5																					
Manny Sanguillen, R Willie Stargell, L Doc Ellis, S Jerry May, R (1, 2) (14, PH) (14, PR) (14, 2)																		4	0	0	0	1	1	2																					
Jose Pagan, R Gene Alley, R (1, 5) (13, PR) (13, 5)																		4	0	0	0	1	1	0																					
Bill Mazerowski, R OBP: 0.289, SLG: 0.327 (1, 4)																		1	0	0	0	0	0	0																					
Bob Moore, R Dave Giusti, R John Lamb, R Bruce Dal Canton, R (1, 1) (9, PH) (13, PH) (15, PH) (15, 1)																		4	0	1	0	0	2	0																					
Inning Stats	R: 0 E: 0 K: 0 S: 4	H: 1 LOB: 1 BB: 0 P: 4	R: 0 E: 0 K: 1 S: 4	H: 0 LOB: 0 BB: 1 P: 6	R: 1 E: 0 K: 0 S: 6	H: 3 LOB: 2 BB: 0 P: 6	R: 0 E: 0 K: 2 S: 7	H: 0 LOB: 0 BB: 0 P: 7	R: 0 E: 0 K: 1 S: 5	H: 0 LOB: 0 BB: 0 P: 5	R: 0 E: 0 K: 0 S: 3	H: 1 LOB: 1 BB: 0 P: 4	R: 0 E: 0 K: 0 S: 3	H: 0 LOB: 0 BB: 0 P: 7	R: 0 E: 0 K: 2 S: 7	H: 0 LOB: 0 BB: 0 P: 7	R: 0 E: 0 K: 1 S: 5	H: 0 LOB: 0 BB: 0 P: 5	R: 0 E: 0 K: 2 S: 7	H: 0 LOB: 0 BB: 0 P: 7	R: 0 E: 0 K: 2 S: 7	H: 1 LOB: 2 BB: 0 P: 6	R: 0 E: 0 K: 0 S: 3	H: 2 LOB: 3 BB: 1 P: 9	R: 0 E: 0 K: 1 S: 7	H: 2 LOB: 1 BB: 0 P: 7	1B: 10 2B: 1 3B: 0 HR: 0	SF: 0 SAC: 1 DP: 1 HBP: 1	WP: 0 PB: 0 SB: 3 CS: 0	PA: 61															
PITCHER	IP	WLS	BF	H	R	ER	SO	BB	IBB	HBP	BLK	WP	HR	S	P	ERA	WHIP	PITCHER										IP	WLS	BF	H	R	ER	SO	BB	IBB	HBP	BLK	WP	HR	S	P	ERA	WHIP	
Don Sutton, R ERA: 4.18 (1, 1)	9.0	33	6	1	1	6	0	0	0	0	0	0	0	25	25	0.00	0.250											4.0	13	1	0	0	6	0	0	0	0	0	0	25	25	0.00	0.250		
Jim Brewer, L ERA: 2.63 (10, 1)	4.0	13	1	0	0	6	0	0	0	0	0	0	0	15	20	3.00	1.333											3.0	L	15	4	1	1	1	0	1	1	0	0	0	15	20	3.00	1.333	
Pete Vukobratovic, R ERA: 2.92 (14, 1)	3.0	L	15	4	1	1	1	0	1	1	0	0	0	0	0	0	0	0											3.0	L	15	4	1	1	1	0	1	1	0	0	0	0	0	0	0



AB 57  
R 11  
H 2  
RBI 2  
BB 2  
SO 13  
LOB 27

Pittsburgh Pirates @ Los Angeles Dodgers  
Dodger Stadium, Los Angeles, CA  
Sat Aug 22 1970, 7:05 PM PDT  
Att. 39,829 - Unknown

Batter	1	2	3	4	5	6	7	8	9	10	11	12	13	14	15	16	AB	R	H	RBI	BB	SO	LOB	BOTTOM																					
Maury Wills, S OBP: 0.345, SLG: 0.325 (1, 6)	E4	4-3								G3			K			4-3	7	0	1	0	1	1	2																						
Manny Mota, R OBP: 0.371, SLG: 0.395 (1, 7)	G6-3												F9			F3	7	0	1	0	1	0	4																						
Willie Davis, L OBP: 0.347, SLG: 0.461 (1, 8)																	5	0	1	0	1	1	2																						
Wes Parker, S OBP: 0.413, SLG: 0.489 (1, 3)	F6																4	0	0	0	2	0	2																						
Ted Sizemore, R OBP: 0.388, SLG: 0.375 (1, 4)																	5	1	1	0	2	0	3																						
Bill Sudakis, S OBP: 0.354, SLG: 0.448 (1, 2) (16, 5)																	5	0	2	0	2	1	2																						
Bill Russell, R OBP: 0.310, SLG: 0.394 (1, 9)																	5	0	1	0	1	2	5																						
Billy Grabarkewitz, R OBP: 0.408, SLG: 0.466 (15, PH) (16, 2)																	5	0	0	1	1	1	7																						
Don Sutton, R ERA: 3.8 (9, PH) (13, PH) (15, PH) (15, 1) (16, PH)																	3	0	0	0	0	0	3																						
Inning Stats	R: 0 E: 1 K: 0 S: 4	H: 1 LOB: 1 BB: 0 P: 4	R: 1 E: 0 K: 0 S: 5	H: 2 LOB: 2 BB: 1 P: 9	R: 0 E: 0 K: 0 S: 2	H: 0 LOB: 0 BB: 1 P: 6	R: 0 E: 0 K: 1 S: 5	H: 0 LOB: 1 BB: 1 P: 9	R: 0 E: 0 K: 0 S: 4	H: 1 LOB: 1 BB: 0 P: 4	R: 0 E: 0 K: 0 S: 3	H: 0 LOB: 0 BB: 0 P: 3	R: 0 E: 0 K: 0 S: 3	H: 1 LOB: 2 BB: 1 P: 8	R: 0 E: 0 K: 0 S: 3	H: 0 LOB: 0 BB: 0 P: 7	R: 0 E: 0 K: 1 S: 9	H: 0 LOB: 0 BB: 0 P: 5	R: 0 E: 0 K: 1 S: 6	H: 1 LOB: 3 BB: 1 P: 11	R: 0 E: 0 K: 1 S: 5	H: 0 LOB: 0 BB: 0 P: 5	R: 0 E: 0 K: 0 S: 3	H: 0 LOB: 2 BB: 2 P: 11	R: 0 E: 0 K: 0 S: 3	H: 0 LOB: 0 BB: 0 P: 3	1B: 6 2B: 1 3B: 0 HR: 0	SF: 0 SAC: 2 DP: 2 HBP: 1	WP: 0 PB: 2 SB: 1 CS: 1	PA: 65															
PITCHER	IP	WLS	BF	H	R	ER	SO	BB	IBB	HBP	BLK	WP	HR	S	P	ERA	WHIP	PITCHER										IP	WLS	BF	H	R	ER	SO	BB	IBB	HBP	BLK	WP	HR	S	P	ERA	WHIP	
Bob Moore, R ERA: 3.8 (1, 1)	10.0	41	6	1	1	6	0	0	0	0	0	0	0	14	18	0.00	0.500											4.0	13	1	0	0	6	0	0	0	0	0	0	14	18	0.00	0.500		
Dave Giusti, R ERA: 3.10 (15, 1)	2.0	7	0	0	0	4	1	0	0	0	0	0	0	11	16	0.00	1.000											2.0	W	8	0	0	0	0	2	0	0	0	0	0	0	6	14	0.00	1.000
John Lamb, R ERA: 4.33 (15, 1)	2.0	W	8	0	0	0	0	2	0	0	0	0	0	6	14	0.00	1.000											2.0	W	8	0	0	0	0	2	0	0	0	0	0	6	14	0.00	1.000	



AB 51  
R 7  
H 1  
RBI 1  
BB 11  
SO 7  
LOB 36

Pittsburgh Pirates @ Los Angeles Dodgers  
Dodger Stadium, Los Angeles, CA  
Sat Aug 22 1970, 7:05 PM PDT  
Att. 39,829 - Unknown



Batter	1	2	3	4	5	6	7	8	9	AB	R	H	RBI	BB	SO	LOB	TOP								
<b>Freddie Patek, R</b> OBP: 0.347, SLG: 0.386 (1, 6)										6	2	3	1	0	0	3									
<b>Matty Alou, L</b> OBP: 0.320, SLG: 0.346 (1, 8)										6	1	3	0	0	0	3									
<b>Roberto Clemente, R</b> OBP: 0.419, SLG: 0.585 <b>Gene Clines, R</b> OBP: 0.571, SLG: 0.538 (1, 9) (8, 9)										6	4	5	3	0	0	3									
<b>Al Oliver, L</b> OBP: 0.325, SLG: 0.439 (1, 7)										6	1	1	3	0	0	8									
<b>Bob Robertson, R</b> OBP: 0.377, SLG: 0.558 (1, 3)										4	0	1	0	2	0	5									
<b>Manny Sanguillen, R</b> OBP: 0.334, SLG: 0.435 (1, 2)										6	1	3	3	0	1	2									
<b>Jose Pagan, R</b> OBP: 0.317, SLG: 0.403 (1, 5)										6	0	1	0	0	0	6									
<b>Bill Mazerowski, R</b> OBP: 0.296, SLG: 0.337 (1, 4)										6	1	4	0	0	1	1									
<b>Steve Blass, R</b> OBP: 0.121, SLG: 0.125 (1, 1)										4	1	2	0	1	0	4									
<b>Inning Stats</b>	R: 2 E: 0 K: 0 S: 6	H: 3 LOB: 2 BB: 1 P: 10	R: 1 E: 0 K: 0 S: 5	H: 2 LOB: 2 BB: 1 P: 9	R: 0 E: 0 K: 1 S: 7	H: 2 LOB: 2 BB: 0 P: 7	R: 3 E: 0 K: 0 S: 7	H: 4 LOB: 1 BB: 0 P: 7	R: 1 E: 0 K: 0 S: 7	H: 4 LOB: 3 BB: 0 P: 7	R: 1 E: 1 K: 0 S: 6	H: 3 LOB: 2 BB: 0 P: 6	R: 2 E: 0 K: 0 S: 6	H: 3 LOB: 2 BB: 1 P: 10	R: 1 E: 0 K: 0 S: 4	H: 1 LOB: 0 BB: 0 P: 4	R: 0 E: 0 K: 1 S: 6	H: 1 LOB: 1 BB: 0 P: 6	1B: 17 2B: 4 3B: 0 HR: 2	SF: 0 SAC: 0 DP: 0 HBP: 0	WP: 0 PB: 0 SB: 0 CS: 0	PA: 53			
<b>PITCHER</b>	IP	WLS	BF	H	R	ER	SO	BB	IBB	HBP	BLK	WP	HR	S	P	ERA	WHIP								
<b>Alan Foster, R</b> ERA: 4.28 (1, 1)	3.0	L	21	10	6	6	1	2	0	0	0	0	0	21	29	18.00	4.000								
<b>Fred Norman, L</b> ERA: 4.18 (4, 1)	3.0		17	8	2	1	0	0	0	0	0	0	0	17	17	3.00	2.667								
<b>Charlie Hough, R</b> ERA: 7.84 (7, 1)	3.0		15	5	3	3	1	1	0	0	0	0	2	16	20	9.00	2.000								

Pittsburgh Pirates @ Los Angeles Dodgers  
Dodger Stadium, Los Angeles, CA  
Sun Aug 23 1970, 3:33 AM PDT  
Att: 20,678 - Unknown

AB 50  
R 11  
H 23  
RBI 10  
BB 3  
SO 2  
LOB 35



Batter	1	2	3	4	5	6	7	8	9	AB	R	H	RBI	BB	SO	LOB	BOTTOM								
<b>Maury Wills, S</b> OBP: 0.343, SLG: 0.323 (1, 6)										3	0	0	0	0	0	1									
<b>Charlie Hough, R</b> OBP: 0.333, SLG: 0.333 (7, 1)										0	0	0	0	0	0	0									
<b>Len Gabrielson, L</b> OBP: 0.182, SLG: 0.188 (9, PH)										1	0	0	0	0	1	1									
<b>Manny Mota, R</b> OBP: 0.373, SLG: 0.396 (1, 7)										1	0	1	0	0	0	0									
<b>Willie Crawford, L</b> OBP: 0.304, SLG: 0.369 (2, 7)										3	0	0	0	0	0	1									
<b>Willie Davis, L</b> OBP: 0.347, SLG: 0.460 (1, 8)										3	0	1	0	0	0	0									
<b>Wes Parker, S</b> OBP: 0.411, SLG: 0.486 (1, 3)										3	0	0	0	0	1	1									
<b>Bill Sudakis, S</b> OBP: 0.354, SLG: 0.446 (1, 2)										3	0	1	0	0	2	0									
<b>Ted Sizemore, R</b> OBP: 0.384, SLG: 0.371 (1, 4)										3	0	0	0	0	0	1									
<b>Jim Lefebvre, S</b> OBP: 0.332, SLG: 0.371 (1, 5)										3	0	0	0	0	2	1									
<b>Bill Russell, R</b> OBP: 0.316, SLG: 0.401 (1, 9)										2	0	1	0	1	0	0									
<b>Alan Foster, R</b> OBP: 0.143, SLG: 0.113 (1, 1)										1	0	0	0	0	1	0									
<b>Fred Norman, S</b> OBP: 0.233, SLG: 0.143 (4, 1)										0	0	0	0	0	0	0									
<b>Von Joshua, L</b> OBP: 0.283, SLG: 0.316 (6, PH)										1	0	0	0	0	0	1									
<b>Billy Grabarkewitz, R</b> OBP: 0.406, SLG: 0.465 (7, 6)										1	0	0	0	0	1	1									
<b>Inning Stats</b>	R: 0 E: 0 K: 0 S: 4	H: 2 LOB: 1 BB: 0 P: 4	R: 0 E: 0 K: 2 S: 7	H: 0 LOB: 0 BB: 0 P: 7	R: 0 E: 0 K: 1 S: 5	H: 0 LOB: 0 BB: 0 P: 5	R: 0 E: 0 K: 1 S: 5	H: 0 LOB: 0 BB: 0 P: 5	R: 0 E: 0 K: 2 S: 7	H: 0 LOB: 0 BB: 0 P: 7	R: 0 E: 0 K: 0 S: 2	H: 0 LOB: 0 BB: 1 P: 6	R: 0 E: 0 K: 0 S: 3	H: 0 LOB: 0 BB: 0 P: 3	R: 0 E: 0 K: 0 S: 3	H: 1 LOB: 0 BB: 0 P: 3	R: 0 E: 0 K: 2 S: 8	H: 1 LOB: 1 BB: 0 P: 8	1B: 3 2B: 2 3B: 0 HR: 0	SF: 0 SAC: 0 DP: 2 HBP: 0	WP: 0 PB: 0 SB: 0 CS: 0	PA: 29			
<b>PITCHER</b>	IP	WLS	BF	H	R	ER	SO	BB	IBB	HBP	BLK	WP	HR	S	P	ERA	WHIP								
<b>Steve Blass, R</b> ERA: 3.24 (1, 1)	9.0	W	29	4	0	0	8	1	0	0	0	0	0	44	48	0.00	0.556								

Pittsburgh Pirates @ Los Angeles Dodgers  
Dodger Stadium, Los Angeles, CA  
Sun Aug 23 1970, 3:33 AM PDT  
Att: 20,678 - Unknown

AB 28  
R 0  
H 4  
RBI 0  
BB 1  
SO 8  
LOB 8





Batter	1	2	3	4	5	6	7	8	9	AB	R	H	RBI	BB	SO	LOB	TOP								
Don Kessinger, S OBP: 0.335, SLG: 0.369 (1, 6)	F8		F5		SH3-4		4-3		F8	4	0	0	0	0	0	1									
Glenn Beckert, R OBP: 0.337, SLG: 0.367 (1, 4)	4-3		1-3		L3		K			4	0	0	0	0	1	2									
Billy Williams, L OBP: 0.389, SLG: 0.601 (1, 7)	3-1			HR	F7		P6			4	1	1	0	0	0	1									
Jim Hickman, R OBP: 0.423, SLG: 0.602 14 Ernie Banks, R OBP: 0.303, SLG: 0.458 (8, 3)		F3		F9		1B SF8 1B		P4		4	1	1	0	0	0	1									
Joe Pepitone, L OBP: 0.303, SLG: 0.474 (1, 8)		F9		HR		1B E 1B		L3		4	2	2	2	0	0	0									
Ron Santo, R OBP: 0.355, SLG: 0.458 (1, 5)				FC7-4 1B		SF8				2	0	2	1	1	0	0									
Johnny Callison, L OBP: 0.362, SLG: 0.465 (1, 9)		G3		FC7-4 1-2		E5 1B		G3		4	0	1	0	0	0	3									
Randy Hundley, R OBP: 0.349, SLG: 0.424 (1, 2)			6-3	K		F2				4	0	0	0	0	1	2									
Fergie Jenkins, R OBP: 0.115, SLG: 0.200 (1, 1)			K		SH3-4 1B		F8		K	4	0	1	0	0	2	1									
<b>Inning Stats</b>	R: 0 E: 0 K: 0 S: 3	H: 0 LOB: 0 BB: 0 P: 3	R: 0 E: 0 K: 0 S: 3	H: 0 LOB: 1 BB: 1 P: 7	R: 0 E: 0 K: 1 S: 6	H: 0 LOB: 1 BB: 0 P: 6	R: 2 E: 0 K: 1 S: 8	H: 3 LOB: 1 BB: 0 P: 8	R: 0 E: 0 K: 0 S: 4	H: 1 LOB: 1 BB: 0 P: 4	R: 2 E: 1 K: 0 S: 6	H: 3 LOB: 1 BB: 0 P: 6	R: 0 E: 0 K: 1 S: 5	H: 0 LOB: 0 BB: 0 P: 5	R: 0 E: 0 K: 0 S: 4	H: 1 LOB: 1 BB: 0 P: 4	R: 0 E: 0 K: 1 S: 5	H: 0 LOB: 0 BB: 0 P: 5	1B: 7 2B: 0 3B: 0 HR: 1	SF: 1 SAC: 1 DP: 0 HBP: 0	WP: 1 PB: 1 SB: 0 CS: 0	PA: 37			
<b>PITCHER</b>	IP	WLS	BF	H	R	ER	SO	BB	IBB	HBP	BLK	WP	HR	S	P	ERA	WHIP								
Sandy Vance, R ERA: 2.97 (1, 1)	5.1	L	25	7	4	3	2	1	0	0	0	1	1	28	32	5.06	1.500								
Ray Lamb, R ERA: 3.25 (6, 1)	0.2		2	0	0	0	0	0	0	0	0	0	0	2	2	0.00	0.000								
Pete Mikkelsen, R ERA: 2.7 (7, 1)	3.0		10	1	0	0	2	0	0	0	0	0	0	14	14	0.00	0.333								

Chicago Cubs @ Los Angeles Dodgers  
 Dodger Stadium, Los Angeles, CA  
 Mon Aug 24 1970, 7:05 PM PDT  
 Att: 17,763 - Unknown - 73 F

AB	34
R	4
H	8
RBI	3
BB	1
SO	4
LOB	11



Batter	1	2	3	4	5	6	7	8	9	AB	R	H	RBI	BB	SO	LOB	BOTTOM								
Maury Wills, S OBP: 0.343, SLG: 0.324 (1, 6)	P6		FC5-2 1B		PB E 1B		4-3		FC6-4 1-2	5	1	2	0	0	0	1									
Bill Russell, R OBP: 0.313, SLG: 0.401 (1, 9)	F8		FC5-2 1-2		E5 1-H				F9	5	0	1	0	0	0	3									
Willie Davis, L OBP: 0.344, SLG: 0.456 (1, 8)	F8		K		4-3		K			4	0	0	0	0	2	4									
Wes Parker, S OBP: 0.412, SLG: 0.488 (1, 3)				4-3		G3 1B 2B		K		4	1	2	0	0	1	1									
Tom Haller, L OBP: 0.345, SLG: 0.447 (1, 2)		FC4-6 1-2		P6		G3		F8		4	0	0	0	0	0	2									
Ted Sizemore, R OBP: 0.383, SLG: 0.370 Bill Sudakis, S OBP: 0.358, SLG: 0.443 (4, PH) (5, 5)		P3			BB		4-3 1B BB		F8	1	0	0	0	0	0	1									
Jim Lefebvre, S OBP: 0.331, SLG: 0.369 (5, 4)		G3		F8		4-3 1B		P4		4	0	1	1	0	0	2									
Willie Crawford, L OBP: 0.304, SLG: 0.367 (1, 7)			1B SH5-4 FC5-2 1B		K		4-3		F5	4	0	1	0	0	1	2									
Sandy Vance, R OBP: 0.208, SLG: 0.174 Ray Lamb, R (6, 1)		SH5-4		L4		K				1	0	0	0	0	0	0									
Len Gabrielson, L OBP: 0.176, SLG: 0.182 Pete Mikkelsen, R OBP: 0.500, SLG: 0.500 Billy Grabarkewitz, R OBP: 0.407, SLG: 0.466 (9, PH)									FC6-4 1B	1	0	0	0	0	0	0									
<b>Inning Stats</b>	R: 0 E: 0 K: 0 S: 3	H: 0 LOB: 0 BB: 0 P: 3	R: 0 E: 0 K: 0 S: 4	H: 1 LOB: 1 BB: 0 P: 4	R: 0 E: 0 K: 1 S: 7	H: 2 LOB: 2 BB: 0 P: 7	R: 0 E: 0 K: 0 S: 3	H: 0 LOB: 1 BB: 1 P: 7	R: 1 E: 1 K: 1 S: 7	H: 1 LOB: 1 BB: 0 P: 7	R: 1 E: 0 K: 1 S: 7	H: 2 LOB: 2 BB: 1 P: 11	R: 0 E: 0 K: 2 S: 8	H: 1 LOB: 1 BB: 0 P: 8	R: 0 E: 0 K: 0 S: 3	H: 0 LOB: 0 BB: 0 P: 3	R: 0 E: 0 K: 0 S: 4	H: 1 LOB: 1 BB: 0 P: 4	1B: 6 2B: 2 3B: 0 HR: 0	SF: 0 SAC: 1 DP: 0 HBP: 0	WP: 0 PB: 1 SB: 0 CS: 0	PA: 38			
<b>PITCHER</b>	IP	WLS	BF	H	R	ER	SO	BB	IBB	HBP	BLK	WP	HR	S	P	ERA	WHIP								
Fergie Jenkins, R ERA: 3.68 (1, 1)	9.0	W	38	8	2	1	5	2	0	0	0	0	0	46	54	1.00	1.111								

Chicago Cubs @ Los Angeles Dodgers  
 Dodger Stadium, Los Angeles, CA  
 Mon Aug 24 1970, 7:05 PM PDT  
 Att: 17,763 - Unknown - 73 F

AB	35
R	2
H	8
RBI	1
BB	2
SO	5
LOB	18









Batter	1	2	3	4	5	6	7	8	9	AB	R	H	RBI	BB	SO	LOB	TOP					
Don Kessinger, S OBP: 0.335, SLG: 0.366 (1, 6)	G3		6-3		L9		F9		F9	5	0	0	0	0	0	4	<b>Chicago Cubs @ Los Angeles Dodgers</b> Dodger Stadium, Los Angeles, CA Wed Aug 26 1970, 7:05 PM PDT Att: 18,998 - Unknown - 70 F					
Glenn Beckert, R OBP: 0.334, SLG: 0.363 (1, 4)	F8		5-3		L9		F9			5	0	1	0	0	0	4						
Billy Williams, L OBP: 0.388, SLG: 0.596 (1, 7)	F7			6-3		P6		WP 2B	P4	5	1	1	0	0	0	1						
Jim Hickman, R OBP: 0.420, SLG: 0.597 (1, 3)		1-3		6-3		K		WP 2B		3	1	0	0	1	1	0						
Randy Hundley, R OBP: 0.344, SLG: 0.411 (1, 2)				G3		5-3		F5		4	0	1	0	0	0	2						
Joe Pepitone, L OBP: 0.307, SLG: 0.478 (1, 8)		1B			P4		G3 1B			4	1	2	2	0	1	1						
Paul Popovich, S OBP: 0.339, SLG: 0.375 (1, 5)					HR		G3 BB	P8		3	1	1	0	1	1	2						
Johnny Callison, L OBP: 0.363, SLG: 0.470 (1, 9)			1-3		HR		G3	K		4	1	2	2	0	1	3						
Ken Holtzman, R OBP: 0.298, SLG: 0.282 (7, PH)			1-3							2	0	1	0	0	0	1						
Ron Santo, R OBP: 0.336, SLG: 0.460 (7, PH)										1	0	1	1	0	0	0						
Al Spangenberg, L OBP: 0.284, SLG: 0.429 (7, 1)										0	0	0	0	0	0	0						
Juan Pizarro, L OBP: 0.265, SLG: 0.316 (7, 1)										0	0	0	0	0	0	0						
Phil Regan, R OBP: 0.301, SLG: 0.453 (8, PH)										0	0	0	0	0	0	0						
14 Ernie Banks, R OBP: 0.301, SLG: 0.453 (8, PH)										1	0	0	0	0	0	0						
<b>Inning Stats</b>	R: 0 E: 0 K: 0 S: 3	H: 0 LOB: 0 BB: 0 P: 3	R: 0 E: 0 K: 2 S: 8	H: 1 LOB: 1 BB: 0 P: 8	R: 0 E: 0 K: 0 S: 4	H: 1 LOB: 1 BB: 0 P: 4	R: 0 E: 0 K: 0 S: 3	H: 0 LOB: 0 BB: 0 P: 3	R: 2 E: 0 K: 0 S: 6	H: 3 LOB: 1 BB: 0 P: 6	R: 0 E: 0 K: 1 S: 5	H: 0 LOB: 0 BB: 0 P: 5	R: 1 E: 0 K: 0 S: 5	H: 2 LOB: 2 BB: 1 P: 9	R: 2 E: 0 K: 1 S: 7	H: 2 LOB: 1 BB: 1 P: 11	R: 0 E: 0 K: 0 S: 4	H: 1 LOB: 1 BB: 0 P: 4	1B: 7 2B: 2 3B: 0 HR: 1	SF: 0 SAC: 0 DP: 0 HBP: 0	WP: 1 PB: 0 SB: 0 CS: 0	PA: 39
<b>PITCHER</b>	IP WLS BF H R ER SO BB IBB HBP BLK WP HR S P ERA WHIP																					
Claude Osteen, L ERA: 3.46 (1, 1)	7.0 W 31 8 5 5 3 2 0 0 0 0 1 35 43 6.43 1.429																					
Jim Brewer, L ERA: 2.5 (8, 1)	2.0 S 8 2 0 0 1 0 0 0 0 0 1 0 10 10 0.00 1.000																					

AB	37
R	5
H	10
RBI	5
BB	2
SO	4
LOB	18

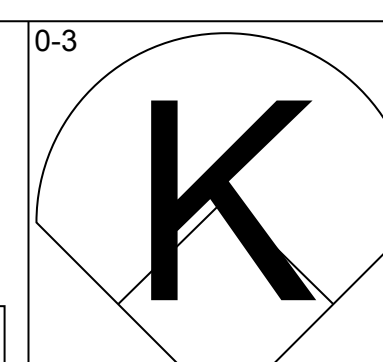
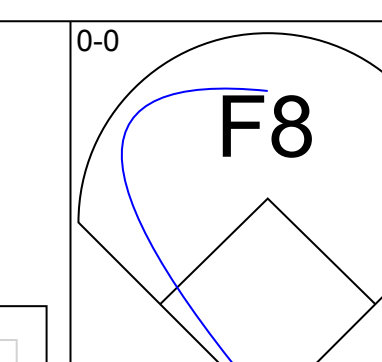
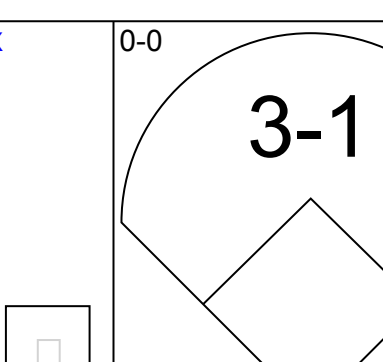
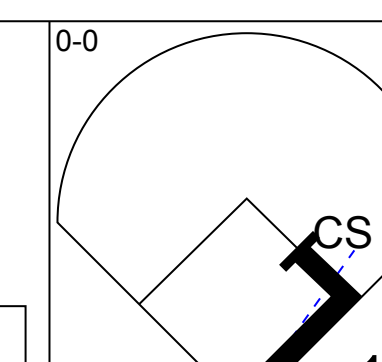
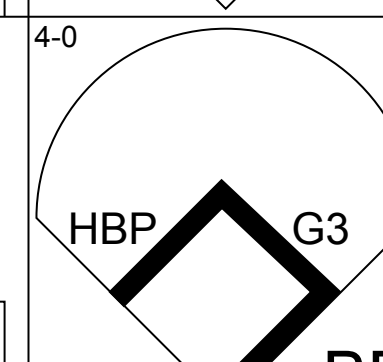
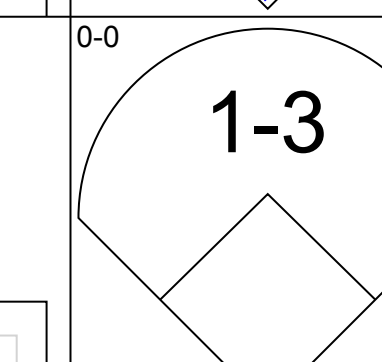
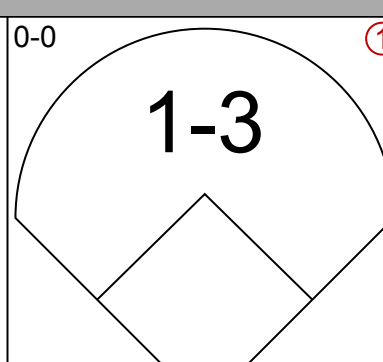
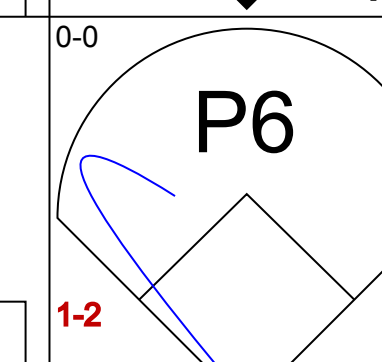
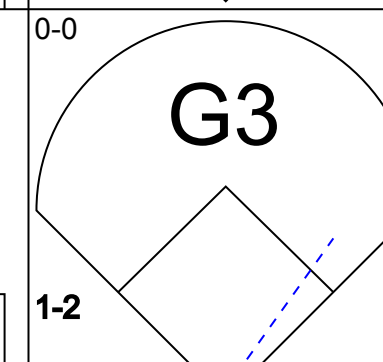
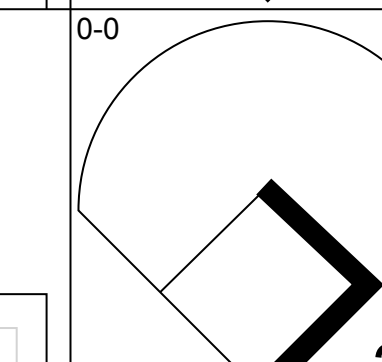
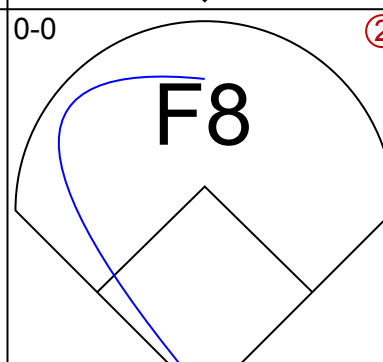
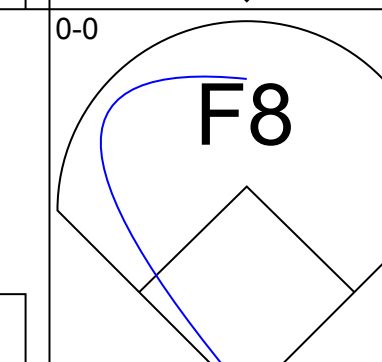
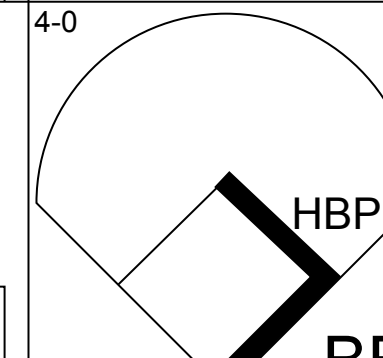
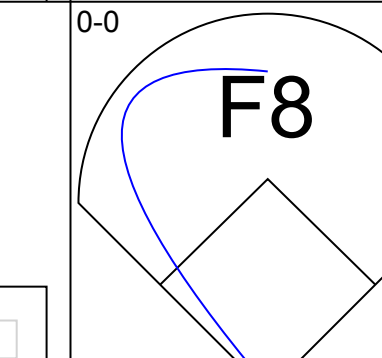
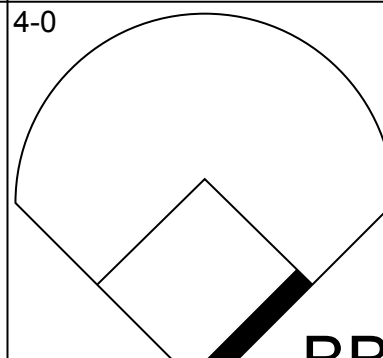
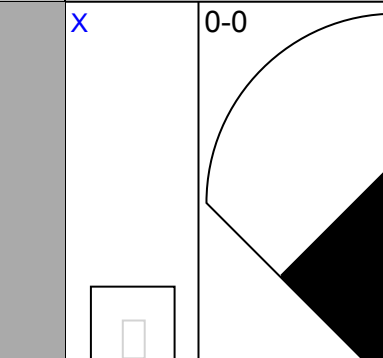
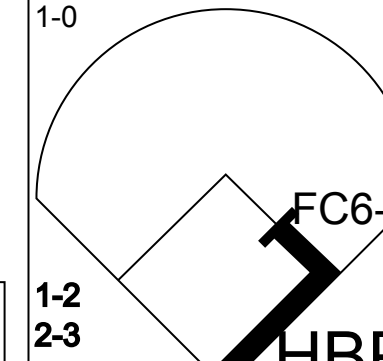
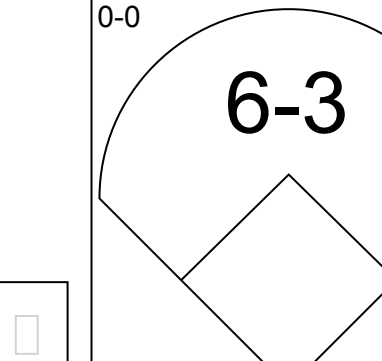
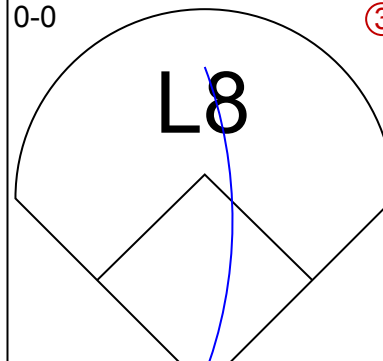
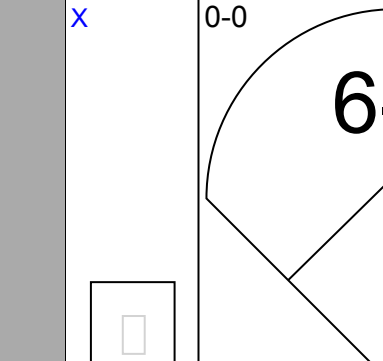
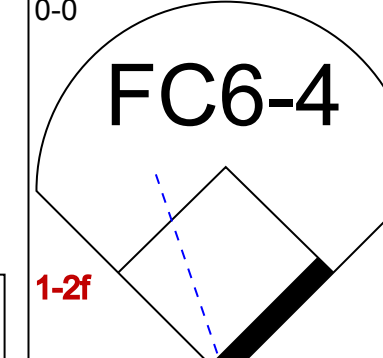
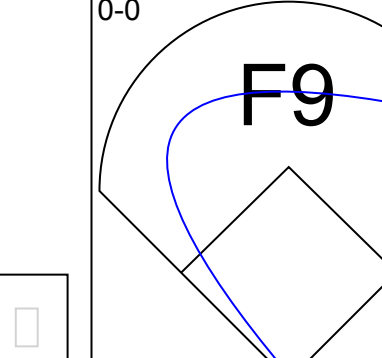
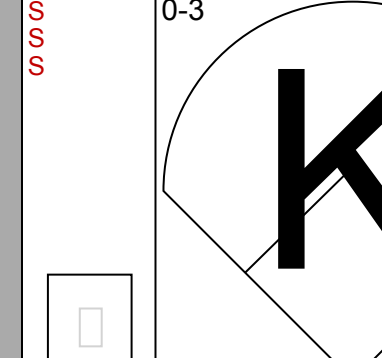
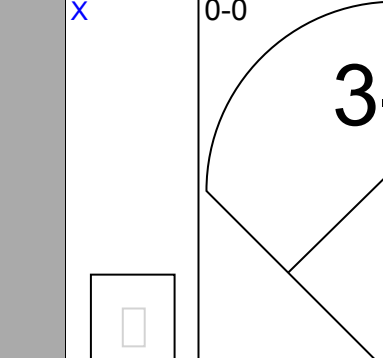
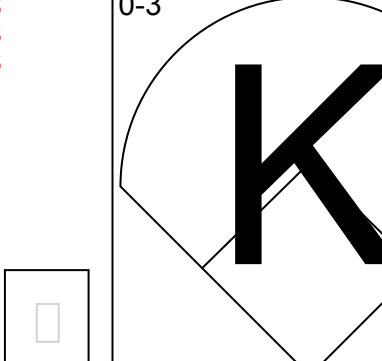
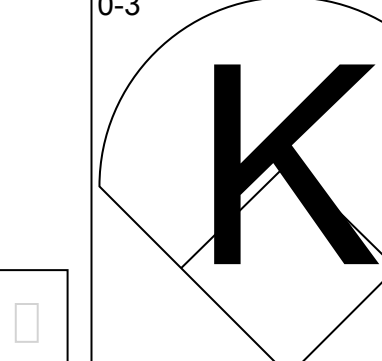
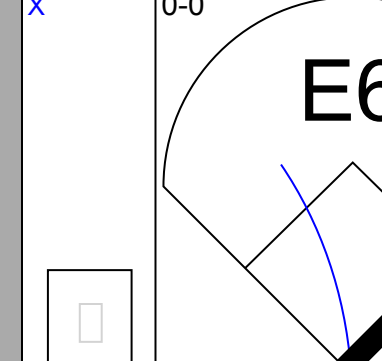
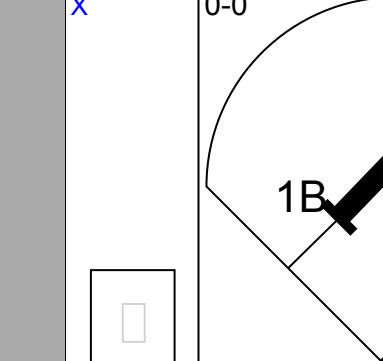
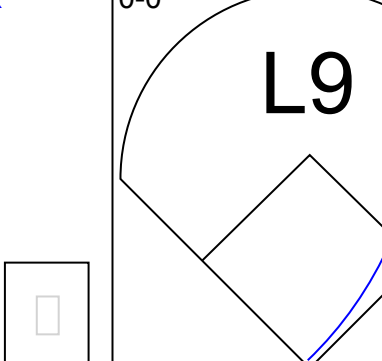
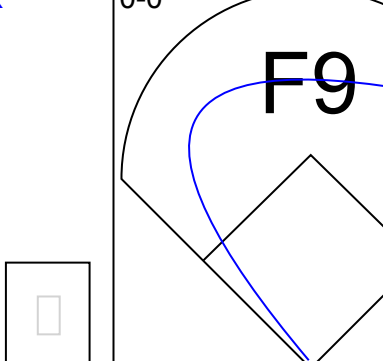
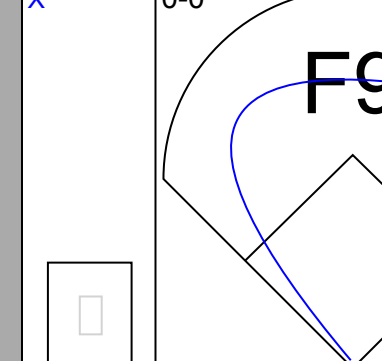
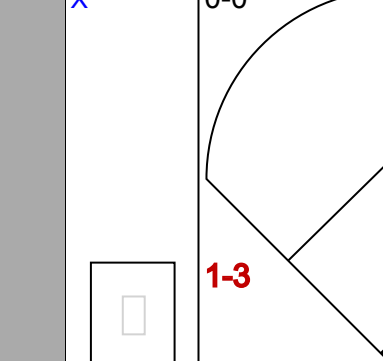
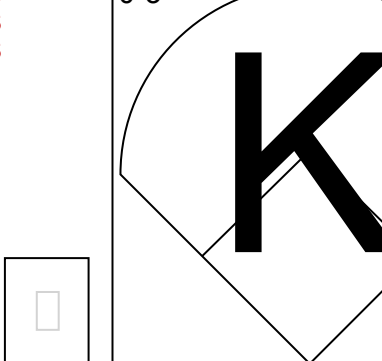
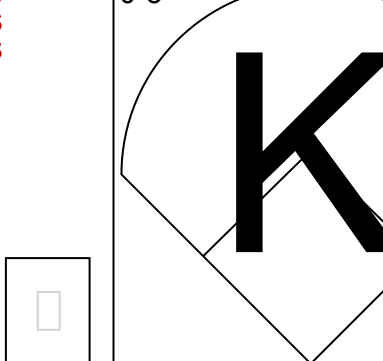
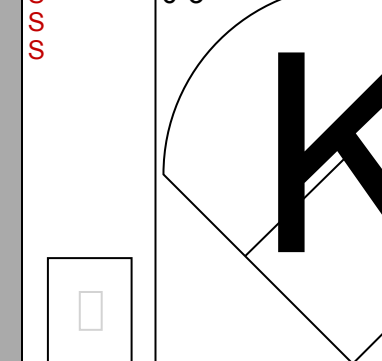


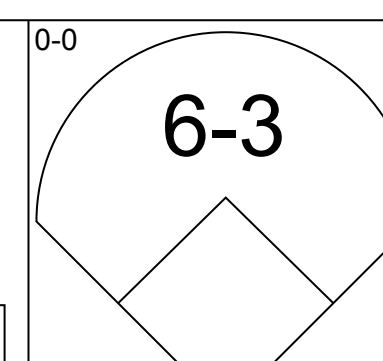
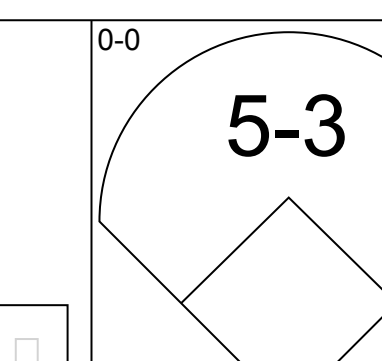
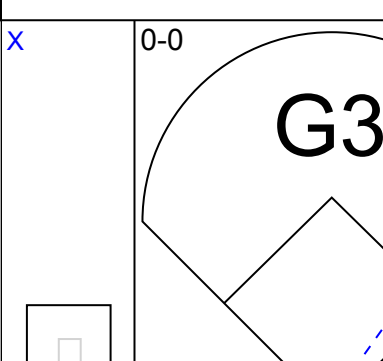
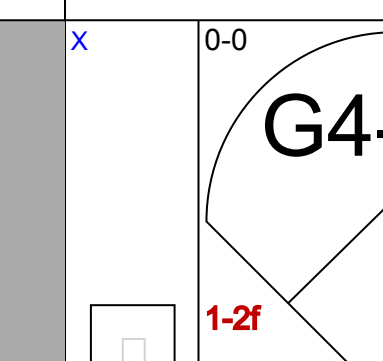
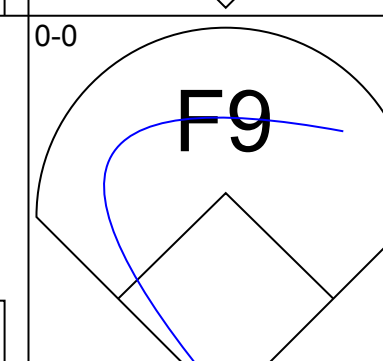
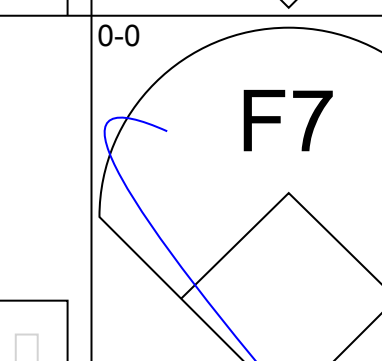
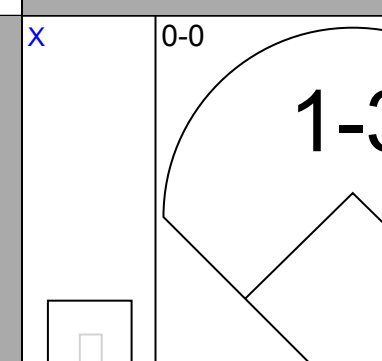
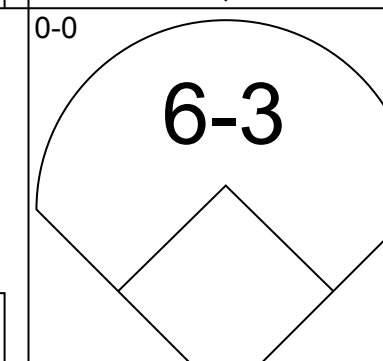
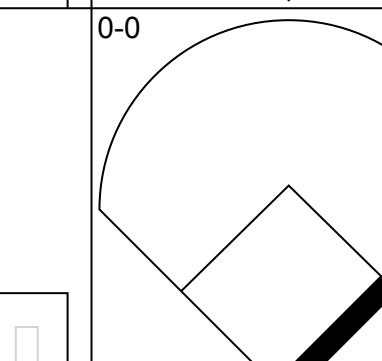
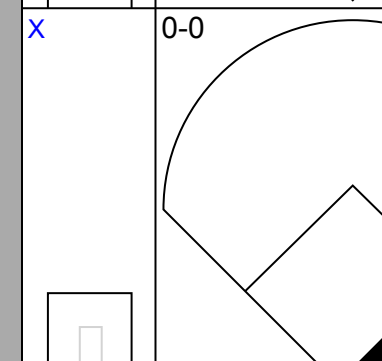
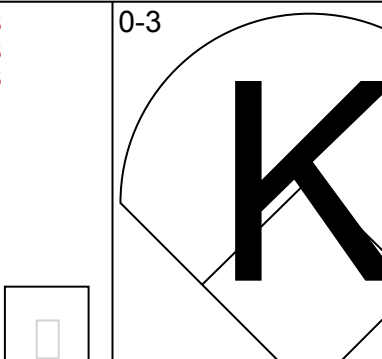
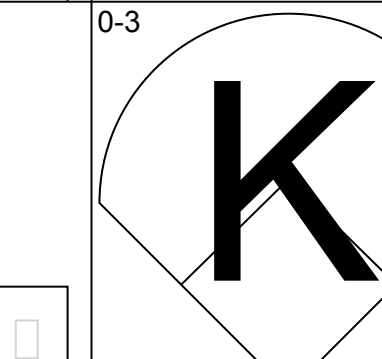
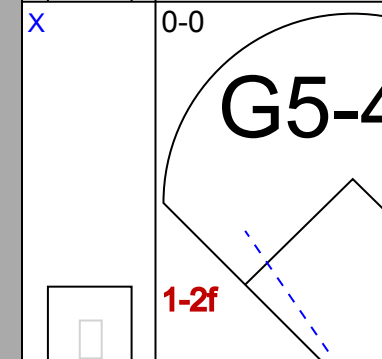
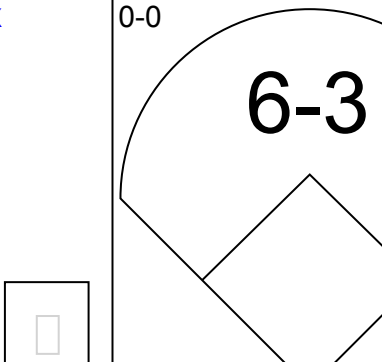
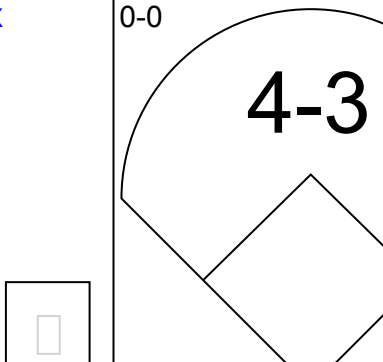
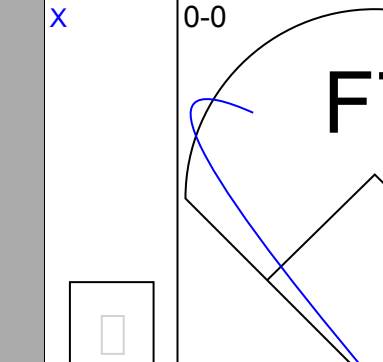
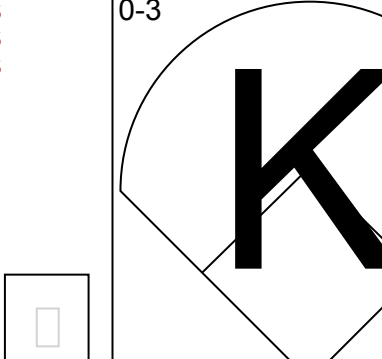
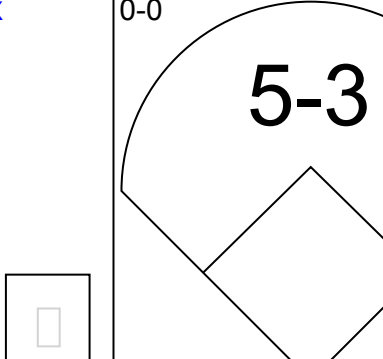
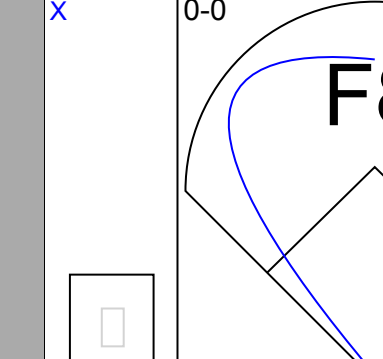
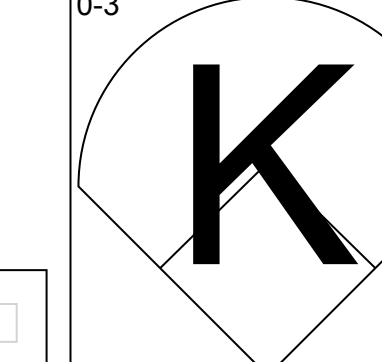
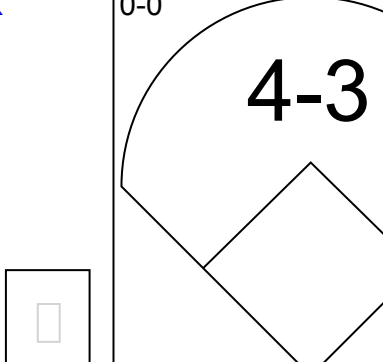
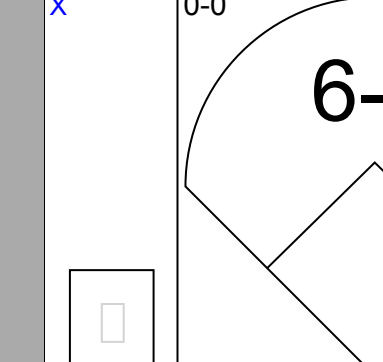
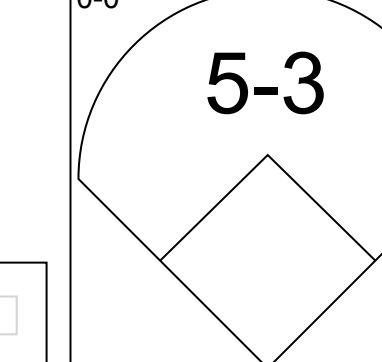
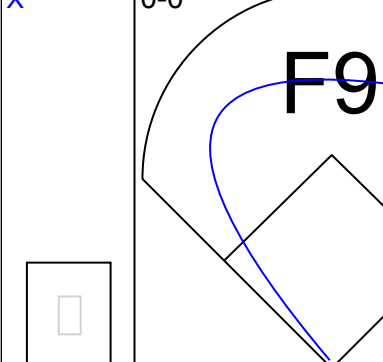
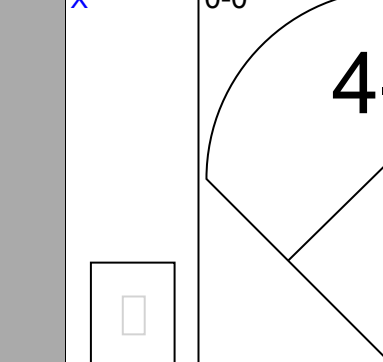
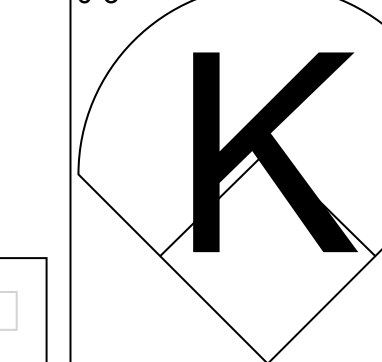
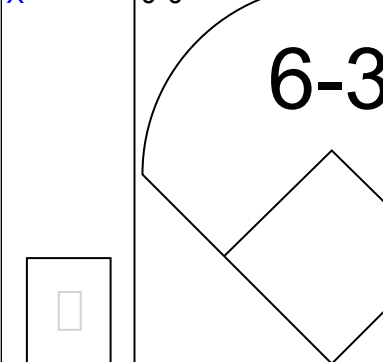
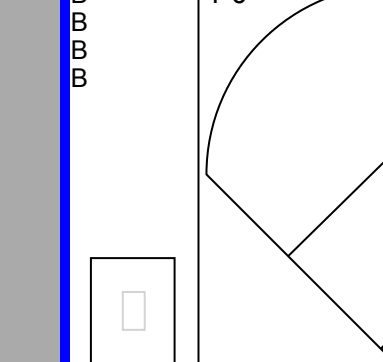
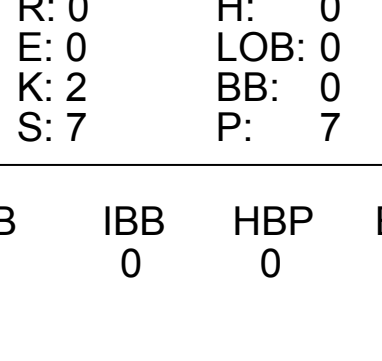
Batter	1	2	3	4	5	6	7	8	9	AB	R	H	RBI	BB	SO	LOB	BOTTOM			
Maury Wills, S OBP: 0.345, SLG: 0.329 (1, 6)	P4		S 2B		1-3		FC5 E 1B			5	1	3	1	0	0	0	<b>Chicago Cubs @ Los Angeles Dodgers</b> Dodger Stadium, Los Angeles, CA Wed Aug 26 1970, 7:05 PM PDT Att: 18,998 - Unknown - 70 F			
Bill Russell, R OBP: 0.303, SLG: 0.398 (1, 8)	P5-3		F2		G3		P5 FC5	4-3		5	0	0	0	0	0	4				
Bill Sudakis, S OBP: 0.356, SLG: 0.444 (1, 7)										4	1	1	1	0	1	2				
Von Joshua, L OBP: 0.265, SLG: 0.316 (9, 7)	K		2H 1B		F2		FC5			0	0	0	0	0	0	0				
Wes Parker, S OBP: 0.411, SLG: 0.486 (1, 3)		2B HR	F9		6-3		F2			4	1	1	0	0	0	3				
Andy Kosco, R OBP: 0.234, SLG: 0.382 (1, 9)										4	1	2	1	0	1	2				
Willie Crawford, L OBP: 0.304, SLG: 0.367 (9, 9)		HR					F7	K		0	0	0	0	0	0	0				
Jim Lefebvre, S OBP: 0.336, SLG: 0.386 (1, 4)		1-3 HR	L7							4	3	3	3	0	0	1				
Billy Grabarkewitz, R OBP: 0.406, SLG: 0.460 (1, 5)		2H 3H HR			6-3		BB 2B			2	1	0	0	2	1	0				
Jeff Torborg, R OBP: 0.313, SLG: 0.328 (1, 2)										4	0	1	2	0	0	2				
Claude Osteen, L OBP: 0.262, SLG: 0.342 (1, 1)										3	0	0	0	0	1	1				
Jim Brewer, L OBP: 0.154, SLG: 0.083 (8, 1)										1	0	0	0	0	1	2				
<b>Inning Stats</b>	R: 0 E: 0 K: 1 S: 5	H: 0 LOB: 0 BB: 0 P: 5	R: 3 E: 0 K: 1 S: 8	H: 3 LOB: 0 BB: 0 P: 8	R: 2 E: 0 K: 0 S: 6	H: 3 LOB: 1 BB: 0 P: 6	R: 0 E: 0 K: 1 S: 5	H: 0 LOB: 0 BB: 0 P: 5	R: 0 E: 0 K: 0 S: 3	H: 0 LOB: 0 BB: 0 P: 3	R: 2 E: 0 K: 0 S: 5	H: 2 LOB: 1 BB: 1 P: 9	R: 0 E: 1 K: 1 S: 7	H: 1 LOB: 2 BB: 0 P: 7	R: 1 E: 0 K: 1 S: 7	H: 2 LOB: 2 BB: 1 P: 11	1B: 7 2B: 3 3B: 0 HR: 1	SF: 0 SAC: 0 DP: 0 HBP: 0	WP: 0 PB: 0 SB: 1 CS: 0	PA: 38
<b>PITCHER</b>	IP WLS BF H R ER SO BB IBB HBP BLK WP HR S P ERA WHIP																			
Ken Holtzman, L ERA: 3.46 (1, 1)	6.0 L 27 8 7 7 3 1 0 0 0 0 0 32 36 10.50 1.500																			
Juan Pizarro, L ERA: 4.52 (7, 1)	1.2 9 2 1 1 2 1 0 0 0 0 0 12 16 5.40 1.800																			
Phil Regan, R ERA: 4.55 (8, 1)	0.1 2 1 0 0 0 0 0 0 0 0 0 2 2 0.00 3.000																			

AB	36
R	8
H	11
RBI	8
BB	2
SO	5
LOB	17





Batter	1	2	3	4	5	6	7	8	9	AB	R	H	RBI	BB	SO	LOB	TOP			
<b>Lou Brock, L</b> OBP: 0.371, SLG: 0.439 (1, 7)										4	0	1	0	0	1	0	<b>St. Louis Cardinals @ Los Angeles Dodgers</b> Dodger Stadium, Los Angeles, CA Fri Aug 28 1970, 7:05 PM PDT Att: 19,964 - Unknown			
<b>Ed Crosby, L</b> OBP: 0.317, SLG: 0.306 (1, 6)										3	0	0	0	1	0	1				
<b>Joe Hague, L</b> OBP: 0.366, SLG: 0.437 (1, 3)										4	0	1	0	0	0	1				
<b>Joe Torre, R</b> OBP: 0.393, SLG: 0.497 (1, 5)										2	1	1	1	2	0	1				
<b>Jose Cardenal, R</b> OBP: 0.357, SLG: 0.429 (1, 8)										3	0	0	0	0	0	1				
<b>Ted Simmons, S</b> OBP: 0.307, SLG: 0.285 (1, 2)										4	0	0	0	0	1	3				
<b>Leron Lee, L</b> OBP: 0.295, SLG: 0.316 (1, 9)										4	0	1	0	0	2	0				
<b>Dal Maxvill, R</b> OBP: 0.300, SLG: 0.233 (1, 4)										4	0	1	0	0	0	1				
<b>Jerry Reuss, L</b> OBP: 0.138, SLG: 0.038 (1, 1)										3	0	0	0	0	3	1				
<b>Inning Stats</b>	R: 0 H: 0 E: 0 K: 1 S: 5	H: 0 LOB: 3 BB: 2 P: 14	R: 0 H: 0 E: 0 K: 2 S: 7	H: 0 LOB: 0 BB: 0 P: 7	R: 0 H: 1 E: 0 K: 0 S: 4	H: 1 LOB: 1 BB: 0 P: 4	R: 0 H: 0 E: 0 K: 1 S: 5	H: 0 LOB: 0 BB: 0 P: 5	R: 0 H: 0 E: 0 K: 0 S: 3	H: 0 LOB: 1 BB: 1 P: 7	R: 0 H: 0 E: 1 K: 2 S: 8	H: 0 LOB: 0 BB: 0 P: 8	R: 0 H: 1 E: 0 K: 0 S: 3	H: 1 LOB: 3 BB: 0 P: 5	R: 1 H: 3 E: 0 K: 0 S: 5	H: 3 LOB: 2 BB: 0 P: 5		1B: 3 2B: 1 3B: 0 HR: 1	SF: 0 SAC: 0 DP: 0 HBP: 1	WP: 0 PB: 0 SB: 0 CS: 1
<b>PITCHER</b> <b>Don Sutton, R</b> ERA: 4.05 (1, 1)	IP: 9.0 WLS: L BF: 35	H: 5 R: 1 ER: 1 SO: 7	BB: 3 IBB: 0 HBP: 1 BLK: 0	WP: 0 HR: 1 S: 45 P: 58	ERA: 1.00 WHIP: 0.889															

Batter	1	2	3	4	5	6	7	8	9	AB	R	H	RBI	BB	SO	LOB	BOTTOM			
<b>Maury Wills, S</b> OBP: 0.342, SLG: 0.326 (1, 6)										4	0	0	0	0	0	1	<b>St. Louis Cardinals @ Los Angeles Dodgers</b> Dodger Stadium, Los Angeles, CA Fri Aug 28 1970, 7:05 PM PDT Att: 19,964 - Unknown			
<b>Bill Russell, R</b> OBP: 0.299, SLG: 0.392 (1, 8)										3	0	0	0	0	0	0				
<b>Bill Sudakis, S</b> OBP: 0.361, SLG: 0.448 (1, 7) (8, 2)										3	0	2	0	0	0	0				
<b>Wes Parker, S</b> OBP: 0.409, SLG: 0.483 (1, 3)										3	0	0	0	0	2	2				
<b>Andy Kosco, R</b> OBP: 0.230, SLG: 0.376 (1, 9)										3	0	0	0	0	0	0				
<b>Jim Lefebvre, S</b> OBP: 0.336, SLG: 0.382 (1, 4)										3	0	0	0	0	1	0				
<b>Billy Grabarkewitz, R</b> OBP: 0.404, SLG: 0.457 (1, 5)										3	0	0	0	0	1	0				
<b>Jeff Torborg, R</b> OBP: 0.308, SLG: 0.323 (1, 2)										2	0	0	0	0	0	0				
<b>Ted Sizemore, R</b> OBP: 0.381, SLG: 0.369 (8, 7)										0	0	0	0	1	0	0				
<b>Don Sutton, R</b> OBP: 0.253, SLG: 0.186 (1, 1) <b>Manny Mota, R</b> OBP: 0.374, SLG: 0.396 (8, PH) <b>Von Joshua, L</b> OBP: 0.265, SLG: 0.316 (8, PR)										2	0	0	0	0	1	0				
<b>Inning Stats</b>	R: 0 H: 0 E: 0 K: 0 S: 3	H: 0 LOB: 0 BB: 0 P: 3	R: 0 H: 0 E: 0 K: 2 S: 7	H: 0 LOB: 0 BB: 0 P: 7	R: 0 H: 1 E: 0 K: 1 S: 6	H: 1 LOB: 0 BB: 0 P: 6	R: 0 H: 0 E: 0 K: 0 S: 3	H: 0 LOB: 0 BB: 0 P: 3	R: 0 H: 0 E: 0 K: 0 S: 3	H: 1 LOB: 0 BB: 0 P: 3	R: 0 H: 0 E: 0 K: 0 S: 3	H: 0 LOB: 0 BB: 0 P: 3	R: 0 H: 0 E: 0 K: 0 S: 2	H: 0 LOB: 1 BB: 1 P: 6	R: 0 H: 0 E: 0 K: 0 S: 2	H: 0 LOB: 1 BB: 1 P: 6	1B: 2 2B: 0 3B: 0 HR: 0	SF: 0 SAC: 0 DP: 2 HBP: 0	WP: 0 PB: 0 SB: 0 CS: 0	PA: 28
<b>PITCHER</b> <b>Jerry Reuss, L</b> ERA: 4.62 (1, 1)	IP: 9.0 WLS: W BF: 28	H: 2 R: 0 ER: 0 SO: 5	BB: 1 IBB: 0 HBP: 0 BLK: 0	WP: 0 HR: 0 S: 37 P: 41	ERA: 0.00 WHIP: 0.333															

AB	31
R	1
H	5
RBI	1
BB	3
SO	7
LOB	9



AB	27
R	0
H	2
RBI	0
BB	1
SO	5
LOB	3





Batter	1	2	3	4	5	6	7	8	9	AB	R	H	RBI	BB	SO	LOB	TOP							
Lou Brock, L (1,7) OBP: 0.373, SLG: 0.447	0-0 CS 1B		0-0 1-2 1B		0-3 K		0-0 F9		0-0 HR	5	1	3	2	0	1	3								
Ed Crosby, L (1,6) OBP: 0.304, SLG: 0.293	0-0 3-1		0-0 G3		0-0 F7			0-0 SH1-4 1B	0-0 F9	5	0	1	0	0	0	5								
Joe Hague, L (1,3) OBP: 0.363, SLG: 0.434	0-0 L3			0-0 F2		0-0 F7		0-0 SH1-4		3	0	0	0	0	0	0								
Joe Torre, R (1,2) OBP: 0.394, SLG: 0.495		0-0 5-3		4-0 BB		0-3 K		4-0 IBB		2	0	0	0	2	1	0								
Jose Cardenal, R (1,8) OBP: 0.354, SLG: 0.425	0-0 3-1		0-0 F2		0-0 F9		0-3 F9	0-3 K		4	0	0	0	0	1	3								
Leron Lee, L (1,9) OBP: 0.291, SLG: 0.312	0-0 4-3		0-0 6-3				0-3 K	0-0 P6		3	0	0	0	0	1	1								
Carl Taylor, R (8, PH) OBP: 0.364, SLG: 0.408										1	0	0	0	0	2									
Jerry Davanon, R (1,5) OBP: 0.333, SLG: 0.375			0-0 P3		0-0 E1 1B		0-0 6-3	4-0 SH3-4 HR		3	1	1	0	1	0	0								
Dal Maxvill, R (1,4) OBP: 0.300, SLG: 0.234			0-0 F9		0-0 FC5-2-5 1B		0-0 E6 3B	0-0 SH3-4		3	1	1	0	0	0	0								
Frank Bertaina, L (1,1) OBP: 0.500, SLG: 0.500			0-0 1B		0-0 FC5-2-5 1B		0-0 1-1 3B	0-0 F9		2	0	1	0	0	0	2								
Vic Davaillo, L (7, PH) OBP: 0.370, SLG: 0.471										1	0	1	1	0	0	0								
Chuck Taylor, R (7, PH) OBP: 0.154, SLG: 0.160										0	0	0	0	0	0	0								
Jim Beauchamp, R (9, PH) OBP: 0.333, SLG: 0.343										1	0	0	0	0	1									
Tom Hilgendorf, S (9, PH) OBP: 0.333, SLG: 0.343										0	0	0	0	0	0	0								
<b>Inning Stats</b>	R: 0 E: 0 K: 0 S: 3	H: 1 LOB: 0 BB: 0 P: 3	R: 0 E: 0 K: 0 S: 3	H: 0 LOB: 0 BB: 0 P: 3	R: 0 E: 0 K: 0 S: 5	H: 2 LOB: 2 BB: 0 P: 5	R: 0 E: 0 K: 0 S: 3	H: 0 LOB: 1 BB: 1 P: 7	R: 0 E: 1 K: 1 S: 7	H: 2 LOB: 2 BB: 0 P: 7	R: 0 E: 0 K: 1 S: 5	H: 0 LOB: 0 BB: 0 P: 5	R: 1 E: 1 K: 1 S: 7	H: 1 LOB: 1 BB: 0 P: 7	R: 0 E: 0 K: 1 S: 6	H: 1 LOB: 2 BB: 1 P: 10	R: 2 E: 0 K: 0 S: 4	H: 1 LOB: 0 BB: 1 P: 8	1B: 6 2B: 0 3B: 1 HR: 1	SF: 0 SAC: 2 DP: 0 HBP: 0	WP: 0 PB: 0 SB: 0 CS: 1	PA: 38		
<b>PITCHER</b>	IP WLS BF H R ER SO BB IBB HBP BLK WP HR S P ERA WHIP	6.2 L 27 6 1 0 3 1 0 0 0 0 0 32 36 0.00 1.050	2.1 L 11 2 2 2 1 1 1 0 0 0 1 11 19 7.71 1.286																					

St. Louis Cardinals @ Los Angeles Dodgers  
 Dodger Stadium, Los Angeles, CA  
 Sat Aug 29 1970, 7:05 PM PDT  
 Att: 25,001 - Unknown


AB 33  
 R 3  
 H 8  
 RBI 3  
 BB 3  
 SO 4  
 LOB 17



Batter	1	2	3	4	5	6	7	8	9	AB	R	H	RBI	BB	SO	LOB	BOTTOM						
Maury Wills, S (1,6) OBP: 0.341, SLG: 0.324	0-0 F9		0-0 FC6			0-0 SH3-4 FC 1B	0-0 F5		0-0 F9	5	1	1	0	0	0	2							
Bill Russell, R (1,8) OBP: 0.295, SLG: 0.385	0-0 F7			0-0 P6		0-0 SH3-4		0-0 6-3		3	0	0	0	0	0	0							
Bill Sudakis, S (1,2) OBP: 0.368, SLG: 0.465	0-0 6-3			4-0 G5-3 1B BB		4-0 FC S BB		0-0 HR		2	1	1	1	2	0	0							
Wes Parker, S (1,3) OBP: 0.410, SLG: 0.484		0-0 P5		0-0 1B		0-0 FC 1B		0-0 G5-3 1B		4	0	2	1	0	0	1							
Andy Kosco, R (1,9) OBP: 0.232, SLG: 0.376	0-0 F9			0-0 G5-3		0-0 1B		0-0 1B		3	0	1	0	0	0	2							
Von Joshua, L (8, PH) OBP: 0.274, SLG: 0.325	0-0 F9			2-3f		1-2 1B		1-2 1B		1	0	1	0	0	0	0							
Ted Sizemore, R (1,7) OBP: 0.380, SLG: 0.367	0-0 6-3				0-0 G5-3 BB 1B	0-3 K		0-0 G5-3		4	0	1	0	0	1	5							
Jim Lefebvre, S (1,4) OBP: 0.336, SLG: 0.379			0-3 K		4-0 G5-3 BB	0-0 F8		0-0 F8		2	0	0	0	1	1	3							
Jim Brewer, L (7, PH) OBP: 0.154, SLG: 0.083					1-2 BB					0	0	0	0	0	0	0							
Manny Mota, R (9, PH) OBP: 0.373, SLG: 0.395										1	0	0	0	0	0	0							
Billy Grabarkewitz, R (1,5) OBP: 0.405, SLG: 0.458			0-0 FC6 1B		0-0 G5-3		0-0 F7		0-0 1B	4	0	2	0	0	0	2							
Alan Foster, R (1,1) OBP: 0.138, SLG: 0.109					0-0 F9		0-3 K		0-3 K	2	0	0	0	0	0	2							
Willie Davis, L (7,8) OBP: 0.344, SLG: 0.455										2	0	0	0	0	2	1							
<b>Inning Stats</b>	R: 0 E: 0 K: 0 S: 3	H: 0 LOB: 0 BB: 0 P: 3	R: 0 E: 0 K: 0 S: 3	H: 0 LOB: 0 BB: 0 P: 3	R: 0 E: 0 K: 1 S: 6	H: 1 LOB: 1 BB: 0 P: 6	R: 0 E: 0 K: 0 S: 3	H: 1 LOB: 1 BB: 1 P: 7	R: 0 E: 0 K: 1 S: 8	H: 2 LOB: 3 BB: 1 P: 12	R: 0 E: 0 K: 1 S: 5	H: 0 LOB: 0 BB: 0 P: 5	R: 1 E: 0 K: 0 S: 5	H: 3 LOB: 1 BB: 0 P: 5	R: 0 E: 0 K: 1 S: 6	H: 1 LOB: 1 BB: 0 P: 6	1B: 8 2B: 0 3B: 0 HR: 1	SF: 0 SAC: 1 DP: 3 HBP: 0	WP: 0 PB: 0 SB: 2 CS: 0	PA: 37			
<b>PITCHER</b>	IP WLS BF H R ER SO BB IBB HBP BLK WP HR S P ERA WHIP	6.0 W 8 3 1 1 1 0 0 0 0 0 1 10 10 4.50 1.500	2.0 W 8 3 1 1 1 0 0 0 0 0 1 10 10 4.50 1.500																				

St. Louis Cardinals @ Los Angeles Dodgers  
 Dodger Stadium, Los Angeles, CA  
 Sat Aug 29 1970, 7:05 PM PDT  
 Att: 25,001 - Unknown

AB 33  
 R 2  
 H 9  
 RBI 2  
 BB 3  
 SO 4  
 LOB 18





Batter	1	2	3	4	5	6	7	8	9	AB	R	H	RBI	BB	SO	LOB	TOP										
<b>Lou Brock, L</b> OBP: 0.372, SLG: 0.445 (1, 7)	0-3 K2-3	0-0 4-3			0-0 1B			0-0 4-3		4	0	1	0	0	0	1											
<b>Ed Crosby, L</b> OBP: 0.320, SLG: 0.333 (1, 6)	0-0 BB 1B		0-0 4-3		0-0 F3			0-0 F8 2B		4	0	2	0	0	0	0											
<b>Joe Hague, L</b> OBP: 0.362, SLG: 0.430 (1, 3)	4-0 G5-4-3 BB		0-3 K		0-0 L3			0-0 F8 2-3		3	0	0	0	1	1	1											
<b>Joe Torre, R</b> OBP: 0.391, SLG: 0.491 (1, 2)	0-0 G5-4-3		0-0 2-3		0-0 P6			0-0 F7		4	0	0	0	0	0	3											
<b>Jose Cardenal, R</b> OBP: 0.353, SLG: 0.424 (1, 8)		0-0 S HR 1B		0-0 F2		0-0 P1		0-3 K		4	1	1	0	0	1	0											
<b>Leron Lee, L</b> OBP: 0.294, SLG: 0.329 (1, 9)		0-0 1-H HR		0-0 F9 E 1B		0-0 P5		0-0 E3 1B		4	1	2	2	0	0	0											
<b>Jerry Davanon, R</b> OBP: 0.231, SLG: 0.250 (1, 5)		0-0 F3		0-0 E6 1-2		0-0 F8		0-3 K		4	0	0	0	0	1	2											
<b>Dal Maxvill, R</b> OBP: 0.302, SLG: 0.235 (1, 4)		4-0 SH5-4 BB		0-0 F9 2-3		0-0 4-3		0-0 K		3	0	1	0	1	0	2											
<b>Steve Carlton, L</b> OBP: 0.261, SLG: 0.231 (1, 1)		0-0 SH5-4 1-2		0-0 F8		0-0 F8		0-0 F8		2	0	0	0	0	0	2											
<b>Inning Stats</b>	R: 0 E: 0 K: 1 S: 5	H: 1 LOB: 1 BB: 1 P: 9	R: 2 E: 0 K: 0 S: 5	H: 2 LOB: 1 BB: 1 P: 9	R: 0 E: 0 K: 1 S: 5	H: 0 LOB: 0 BB: 0 P: 5	R: 0 E: 1 K: 0 S: 5	H: 1 LOB: 2 BB: 0 P: 5	R: 0 E: 0 K: 0 S: 3	H: 0 LOB: 0 BB: 0 P: 3	R: 0 E: 0 K: 0 S: 3	H: 0 LOB: 0 BB: 0 P: 3	R: 0 E: 0 K: 0 S: 4	H: 1 LOB: 1 BB: 0 P: 4	R: 0 E: 1 K: 2 S: 8	H: 1 LOB: 2 BB: 0 P: 8	1B: 5 2B: 1 3B: 0 HR: 1	SF: 0 SAC: 1 DP: 1 HBP: 0	WP: 0 PB: 0 SB: 2 CS: 0	PA: 35							
<b>PITCHER</b>	IP	WLS	BF	H	R	ER	SO	BB	IBB	HBP	BLK	WP	HR	S	P	ERA	WHIP										
<b>Sandy Vance, R</b> ERA: 2.9 (1, 1)	8.0	L	31	6	2	2	2	2	0	0	0	0	1	33	41	2.25	1.000										
<b>Pete Mikkelsen, R</b> ERA: 2.63 (9, 1)	1.0		4	1	0	0	2	0	0	0	0	0	0	8	8	0.00	1.000										

**St. Louis Cardinals @ Los Angeles Dodgers**  
**Dodger Stadium, Los Angeles, CA**  
 Sun Aug 30 1970, 3:33 AM PDT  
 Att: 18,535 - Unknown

livebaseballscores.com

**AB 32**  
**R 2**  
**H 7**  
**RBI 2**  
**BB 2**  
**SO 4**  
**LOB 11**




Batter	1	2	3	4	5	6	7	8	9	AB	R	H	RBI	BB	SO	LOB	BOTTOM										
<b>Maury Wills, S</b> OBP: 0.338, SLG: 0.321 (1, 6)	0-3 K		0-3 K		0-0 4-3			0-3 K		4	0	0	0	0	3	1											
<b>Bill Russell, R</b> OBP: 0.299, SLG: 0.390 (1, 8)	0-0 6-3		4-0 BB BB		0-0 2B			0-3 K		3	0	1	0	1	1	0											
<b>Bill Sudakis, S</b> OBP: 0.366, SLG: 0.457 (1, 2)	0-3 K		4-0 G6-4-3 BB		0-3 K			0-0 6-3		3	0	0	0	1	2	1											
<b>Wes Parker, S</b> OBP: 0.407, SLG: 0.480 (1, 3)		0-0 3-1		0-0 G6-4-3 1-2		0-0 F9		0-0 F9		4	0	0	0	0	0	2											
<b>Ted Sizemore, R</b> OBP: 0.376, SLG: 0.363 (1, 7)		0-0 P4		0-0 L7		0-0 F3		0-0 F3		3	0	0	0	0	0	0											
<b>Andy Kosco, R</b> OBP: 0.233, SLG: 0.389 (1, 9)		0-0 6-3		0-0 HR		0-0 F3		0-0 F3		3	1	1	1	0	0	0											
<b>Jim Lefebvre, S</b> OBP: 0.336, SLG: 0.378 (1, 4)			0-0 4-3		0-0 5-3			0-0 F9 SH1-4 1B		3	0	1	0	0	0	0											
<b>Billy Grabarkewitz, R</b> OBP: 0.403, SLG: 0.455 (1, 5)			0-3 K		0-0 P3			0-0 SH1-4		2	0	0	0	0	1	0											
<b>Sandy Vance, R</b> OBP: 0.192, SLG: 0.160 (1, 1)			0-3 K		0-0 E8			0-0 F9 2-3		2	0	0	0	0	1	0											
<b>Manny Mota, R</b> OBP: 0.372, SLG: 0.394 (8, PH)										1	0	0	0	0	0	1											
<b>Pete Mikkelsen, R</b> OBP: 0.500, SLG: 0.500 (9, 1)										0	0	0	0	0	0	0											
<b>Inning Stats</b>	R: 0 E: 0 K: 2 S: 7	H: 0 LOB: 0 BB: 0 P: 7	R: 0 E: 0 K: 0 S: 3	H: 0 LOB: 0 BB: 0 P: 3	R: 0 E: 0 K: 1 S: 4	H: 0 LOB: 1 BB: 2 P: 12	R: 1 E: 0 K: 0 S: 4	H: 1 LOB: 0 BB: 0 P: 4	R: 0 E: 1 K: 1 S: 6	H: 1 LOB: 1 BB: 0 P: 6	R: 0 E: 0 K: 0 S: 3	H: 0 LOB: 0 BB: 0 P: 3	R: 0 E: 0 K: 1 S: 6	H: 1 LOB: 1 BB: 0 P: 6	R: 0 E: 0 K: 1 S: 5	H: 0 LOB: 0 BB: 0 P: 5	1B: 1 2B: 1 3B: 0 HR: 1	SF: 0 SAC: 1 DP: 1 HBP: 0	WP: 0 PB: 0 SB: 0 CS: 0	PA: 31							
<b>PITCHER</b>	IP	WLS	BF	H	R	ER	SO	BB	IBB	HBP	BLK	WP	HR	S	P	ERA	WHIP										
<b>Steve Carlton, L</b> ERA: 3.76 (1, 1)	9.0	W	31	3	1	1	8	2	0	0	0	0	1	45	53	1.00	0.556										

**St. Louis Cardinals @ Los Angeles Dodgers**  
**Dodger Stadium, Los Angeles, CA**  
 Sun Aug 30 1970, 3:33 AM PDT  
 Att: 18,535 - Unknown

livebaseballscores.com

**AB 28**  
**R 1**  
**H 3**  
**RBI 1**  
**BB 2**  
**SO 8**  
**LOB 5**





Batter	1	2	3	4	5	6	7	8	9	AB	R	H	RBI	BB	SO	LOB	TOP							
Maury Wills, S OBP: 0.336, SLG: 0.320	0-0 CS 1B		0-0 F8	1-3		0-0 1-3		0-0 FC5-6-5		5	0	1	0	0	0	4	<b>Los Angeles Dodgers @ Atlanta Braves</b> Atlanta Stadium, Atlanta, GA Tue Sep 01 1970, 7:05 PM EDT Unknown							
Bill Russell, R OBP: 0.301, SLG: 0.390	0-0 F4		0-0 F7		0-0 3B 1B	0-0 F7			0-0 SH1-3 1B	5	1	2	0	0	0	1								
Willie Davis, L OBP: 0.343, SLG: 0.457	0-0 3-1			0-3 K	0-0 E 3B		0-0 1-3		0-0 SH1-3	4	1	1	1	0	1	0								
Wes Parker, S OBP: 0.403, SLG: 0.475		0-0 F2		0-0 6-3	0-0 E3 4-3		0-0 F1		0-0 6-3	5	0	0	1	0	0	1								
Tom Haller, L OBP: 0.345, SLG: 0.443		0-0 PB 1B 1B		4-0 HR BB	0-0 4-3		0-3 K		0-0 F7	4	2	1	0	1	1	2								
Jim Lefebvre, S OBP: 0.336, SLG: 0.389		0-0 F2		0-0 HR	4-0 BB			0-0 F7		3	1	1	2	1	0	1								
Willie Crawford, L OBP: 0.308, SLG: 0.375				0-0 E	0-3 K			0-0 1B SF8 1B		2	0	2	1	0	0	0								
Manny Mota, R OBP: 0.373, SLG: 0.395				0-0 E	0-3 K					2	0	1	0	0	1	2								
Von Joshua, L OBP: 0.274, SLG: 0.325		2-H 1B		4-0 2B	0-3 K			0-0 FC5-6 S 1B		0	1	0	0	0	0	0								
Billy Grabarkewitz, R OBP: 0.404, SLG: 0.455		0-0 L5		4-0 E BB	0-3 K			0-0 1-3 3-H SF8		3	0	1	0	1	1	3								
Claude Osteen, L OBP: 0.256, SLG: 0.333			0-0 1-3	0-0 E6		0-3 K				2	0	0	0	0	0	2								
Ray Lamb, R OBP: 0.171, SLG: 0.182				1-2 2-3						1	0	0	0	0	1	0								
Len Gabrielson, L OBP: 0.500, SLG: 0.500										0	0	0	1	0	0	0								
Pete Mikkelsen, R OBP: 0.500, SLG: 0.500										0	0	0	0	0	0	0								
<b>Inning Stats</b>	R: 0 E: 0 K: 0 S: 3	H: 1 LOB: 0 BB: 0 P: 3	R: 1 E: 0 K: 0 S: 5	H: 2 LOB: 1 BB: 0 P: 5	R: 0 E: 0 K: 0 S: 3	H: 0 LOB: 0 BB: 0 P: 3	R: 2 E: 1 K: 1 S: 8	H: 2 LOB: 3 BB: 2 P: 16	R: 2 E: 1 K: 2 S: 10	H: 2 LOB: 2 BB: 1 P: 14	R: 0 E: 0 K: 1 S: 5	H: 0 LOB: 0 BB: 0 P: 5	R: 0 E: 0 K: 1 S: 5	H: 0 LOB: 0 BB: 0 P: 5	R: 1 E: 0 K: 0 S: 5	H: 2 LOB: 2 BB: 0 P: 5	R: 0 E: 0 K: 0 S: 4	H: 1 LOB: 1 BB: 0 P: 4	1B: 7 2B: 1 3B: 1 HR: 1	SF: 1 SAC: 1 DP: 0 HBP: 0	WP: 0 PB: 1 SB: 1 CS: 1	PA: 41		
<b>PITCHER</b>	IP WLS BF H R ER SO BB IBB HBP BLK WP HR S P ERA WHIP	4.1 L 24 7 5 4 1 3 0 0 0 0 1 23 35 8.31 2.308	5.1 L 5 0 0 0 3 0 0 0 0 0 0 11 11 0.00 0.000	7.1 L 12 3 1 1 1 0 0 0 0 0 0 14 14 3.00 1.000																				

AB	36
R	6
H	10
RBI	6
BB	3
SO	5
LOB	16



Batter	1	2	3	4	5	6	7	8	9	AB	R	H	RBI	BB	SO	LOB	BOTTOM						
Oscar Brown, R OBP: 0.520, SLG: 0.682	0-0 G4-6-3 1B		0-0 2-H 1B		0-0 5-3 1B		0-0 6-3		0-0 F3	5	0	3	1	0	0	1	<b>Los Angeles Dodgers @ Atlanta Braves</b> Atlanta Stadium, Atlanta, GA Tue Sep 01 1970, 7:05 PM EDT Unknown						
Felix Milten, R OBP: 0.344, SLG: 0.381	0-0 G4-6-3		0-0 F7		0-0 5-3		0-0 F3			4	0	0	0	0	0	3							
Hank Aaron, R OBP: 0.385, SLG: 0.603	0-0 2B		0-0 F3		4-0 G6-4-3 BB		0-0 F3			3	0	1	0	1	0	1							
Orlando Cepeda, R OBP: 0.373, SLG: 0.557	0-0 F7			0-0 HR	0-0 G6-4-3			0-0 6-3		4	1	1	1	0	0	3							
Rico Carty, R OBP: 0.457, SLG: 0.617		0-0 F9		0-0 1B SF8 1B		0-0 5-3		0-0 1-3		4	1	1	0	0	0	0							
Clete Boyer, R OBP: 0.306, SLG: 0.378		0-0 F8		0-0 1-3 1B		0-0 1B 1B		0-3 K		4	0	2	0	0	1	0							
Bob Tillman, R OBP: 0.271, SLG: 0.339		0-3 K		0-3 K		0-0 1-2 1B			0-0 4-3 1B	4	0	2	0	0	2	2							
Gil Garrido, R OBP: 0.302, SLG: 0.328			4-0 SH3-4 1B BB	0-0 SF8	0-3 K			0-3 K		2	1	0	1	1	2	3							
Phil Niekro, R OBP: 0.184, SLG: 0.205			0-0 SH3-4	0-0 4-3		0-0 F5			0-0 4-3	1	0	0	0	0	0	1							
Mike McQueen, L OBP: 0.286, SLG: 0.429										0	0	0	0	0	0	0							
Mike Lum, L OBP: 0.316, SLG: 0.438										1	0	0	0	0	0	2							
Bob Priddy, R OBP: 0.250, SLG: 0.200										0	0	0	0	0	0	0							
Hai King, L OBP: 0.359, SLG: 0.448										1	0	0	0	0	0	1							
<b>Inning Stats</b>	R: 0 E: 0 K: 0 S: 4	H: 2 LOB: 1 BB: 0 P: 4	R: 0 E: 0 K: 1 S: 5	H: 0 LOB: 0 BB: 0 P: 5	R: 1 E: 0 K: 0 S: 4	H: 1 LOB: 1 BB: 1 P: 8	R: 2 E: 0 K: 1 S: 8	H: 3 LOB: 1 BB: 0 P: 8	R: 0 E: 0 K: 0 S: 3	H: 1 LOB: 1 BB: 1 P: 7	R: 0 E: 0 K: 1 S: 7	H: 2 LOB: 2 BB: 0 P: 7	R: 0 E: 0 K: 0 S: 3	H: 0 LOB: 0 BB: 0 P: 3	R: 0 E: 0 K: 1 S: 5	H: 0 LOB: 0 BB: 0 P: 5	R: 0 E: 0 K: 1 S: 6	H: 1 LOB: 1 BB: 0 P: 6	1B: 8 2B: 1 3B: 0 HR: 1	SF: 1 SAC: 1 DP: 2 HBP: 0	WP: 0 PB: 0 SB: 0 CS: 0	PA: 37	
<b>PITCHER</b>	IP WLS BF H R ER SO BB IBB HBP BLK WP HR S P ERA WHIP	3.0 W 15 3 0 0 2 1 0 0 0 0 0 18 22 0.00 1.000	4.0 W 3 0 0 0 2 0 0 0 0 0 0 11 11 0.00 0.500																				





Batter	1	2	3	4	5	6	7	8	9	AB	R	H	RBI	BB	SO	LOB	TOP			
<b>Bill Russell, R</b> OBP: 0.300, SLG: 0.384 (1,9)	0-0 6-3		0-0 6-3		0-0 F6		4-0 BB			3	0	0	0	1	0	0	<b>Los Angeles Dodgers @ Atlanta Braves</b> Atlanta Stadium, Atlanta, GA Tue Sep 01 1970, 7:05 PM EDT Att: 12,078 - Unknown  livebaseballscores.com			
<b>Ted Sizemore, R</b> OBP: 0.375, SLG: 0.365 (1,4)	0-0 6-3		0-0 HR		0-0 1-3		0-0 F7			4	1	1	0	0	0	3				
<b>Willie Davis, L</b> OBP: 0.342, SLG: 0.462 (1,8)	0-0 4-3		0-0 HR		0-0 4-3		0-0 F7			4	1	1	2	0	0	0				
<b>Wes Parker, S</b> OBP: 0.402, SLG: 0.472 (1,3)		4-0 1B BB	0-0 5-3		0-0 1-3		0-0 F7			3	1	0	0	1	0	0				
<b>Bill Sudakis, S</b> OBP: 0.359, SLG: 0.448 (1,2)		0-0 F7	0-3 K		0-3 K		0-0 F9			4	0	0	0	0	2	1				
<b>Jim Brewer, L</b> OBP: 0.154, SLG: 0.083 (8,1)		0-0 F7	0-3 K		0-3 K		0-0 F9			0	0	0	0	0	0	0				
<b>Jim Lefebvre, S</b> OBP: 0.337, SLG: 0.387 (1,5)		0-0 1B			0-0 F8		0-0 4-3		0-0 F8	4	0	1	0	0	0	0				
<b>Willie Crawford, L</b> OBP: 0.314, SLG: 0.389 (1,7)		0-0 1B			0-3 K		0-0 1B		0-0 CS	4	0	3	1	0	1	0				
<b>Billy Grabarkewitz, R</b> OBP: 0.405, SLG: 0.455 (1,6)		0-0 F4			0-0 5-3		0-0 BB		0-0 FC6-4	4	0	2	0	0	0	2				
<b>Joe Moeller, R</b> OBP: 0.194, SLG: 0.147 (1,1)		0-3 K			0-3 K		0-3 K		0-0 FC6-4	3	0	0	0	0	3	4				
<b>Tom Haller, L</b> OBP: 0.344, SLG: 0.442 (8,2)		0-0 K			0-0 K		0-0 K		0-0 FC6-4	1	0	0	0	0	0	1				
<b>Inning Stats</b>	R: 0 E: 0 K: 0 S: 3	H: 0 LOB: 0 BB: 0 P: 3	R: 1 E: 0 K: 1 S: 7	H: 2 LOB: 2 BB: 1 P: 11	R: 2 E: 0 K: 1 S: 7	H: 2 LOB: 0 BB: 0 P: 7	R: 0 E: 0 K: 1 S: 5	H: 0 LOB: 0 BB: 0 P: 5	R: 0 E: 0 K: 1 S: 5	H: 0 LOB: 0 BB: 0 P: 5	R: 0 E: 0 K: 1 S: 7	H: 2 LOB: 3 BB: 1 P: 11	R: 0 E: 0 K: 0 S: 3	H: 0 LOB: 0 BB: 0 P: 3	R: 0 E: 0 K: 0 S: 4	H: 2 LOB: 1 BB: 0 P: 4	1B: 5 2B: 1 3B: 1 HR: 1	SF: 0 SAC: 0 DP: 0 HBP: 0	WP: 0 PB: 0 SB: 1 CS: 0	PA: 36
<b>PITCHER</b> <b>Ron Reed, R</b> ERA: 5.0 (1,1)	IP: 9.0 WLS: L BF: 36	H: 8 R: 3 ER: 3 SO: 6	BB: 2 IBB: 0 HBP: 0 BLK: 0	WP: 0 HR: 1 S: 46 P: 54	ERA: 3.00 WHIP: 1.111															

Batter	1	2	3	4	5	6	7	8	9	AB	R	H	RBI	BB	SO	LOB	BOTTOM			
<b>Oscar Brown, R</b> OBP: 0.483, SLG: 0.600 (1,8)	4-0 FC5-4 BB		0-0 F9		0-0 E1		0-0 F8			3	0	0	0	1	0	0	<b>Los Angeles Dodgers @ Atlanta Braves</b> Atlanta Stadium, Atlanta, GA Tue Sep 01 1970, 7:05 PM EDT Att: 12,078 - Unknown  livebaseballscores.com			
<b>Felix Milan, R</b> OBP: 0.344, SLG: 0.379 (1,4)	0-0 FC5-4		0-0 6-3		0-0 3-1		0-0 BB			3	0	0	0	1	0	2				
<b>Orlando Cepeda, R</b> OBP: 0.374, SLG: 0.561 (1,3)	0-0 F6				0-0 F5		4-0 BB			3	1	1	1	1	0	2				
<b>Rico Carty, R</b> OBP: 0.454, SLG: 0.610 (1,7)	0-3 K				0-0 F6		0-0 6-3		0-0 F8	4	0	0	0	0	1	3				
<b>Mike Lum, L</b> OBP: 0.312, SLG: 0.431 (1,9)		0-0 4-3			0-0 4-3		0-0 6-3		0-3 K	3	0	0	0	0	0	0				
<b>Hank Aaron, R</b> OBP: 0.384, SLG: 0.601 (8,PH)		0-0 4-3			0-0 4-3		0-0 6-3		0-0 K	1	0	0	0	0	1	2				
<b>Jimmie Hall, L</b> OBP: 0.235, SLG: 0.293 (9,9)		0-0 4-3			0-0 4-3		0-0 6-3		0-0 K	0	0	0	0	0	0	0				
<b>Hal King, L</b> OBP: 0.364, SLG: 0.452 (1,2)		0-0 E9			0-0 1B		0-3 K		0-0 1-3	3	0	2	0	0	1	0				
<b>Bob Aspromonte, R</b> OBP: 0.277, SLG: 0.236 (8,PH)		0-0 1B			0-0 1B		0-3 K		0-0 1-3	1	0	0	0	0	0	0				
<b>Clete Boyer, R</b> OBP: 0.305, SLG: 0.377 (1,5)		0-0 1-3			0-3 K		0-0 4-3		0-0 G5-4-3	4	0	1	0	0	1	2				
<b>Sonny Jackson, L</b> OBP: 0.342, SLG: 0.309 (1,6)		0-3 K			0-0 SH2-4		0-0 6-3		0-0 G5-4-3	3	1	1	0	0	1	1				
<b>Tommie Aaron, R</b> OBP: 0.242, SLG: 0.333 (9,PH)		0-0 K			0-0 SH2-4		0-0 6-3		0-0 G5-4-3	1	0	0	0	0	0	1				
<b>Ron Reed, R</b> OBP: 0.129, SLG: 0.161 (1,1)			0-3 K		0-0 SH2-4		0-0 6-3			2	0	0	0	0	1	0				
<b>Inning Stats</b>	R: 0 E: 0 K: 1 S: 5	H: 0 LOB: 1 BB: 1 P: 9	R: 0 E: 1 K: 1 S: 6	H: 1 LOB: 1 BB: 0 P: 6	R: 0 E: 0 K: 1 S: 5	H: 0 LOB: 0 BB: 0 P: 5	R: 1 E: 0 K: 1 S: 7	H: 2 LOB: 1 BB: 0 P: 7	R: 1 E: 1 K: 0 S: 5	H: 1 LOB: 1 BB: 0 P: 5	R: 0 E: 0 K: 1 S: 5	H: 0 LOB: 0 BB: 0 P: 5	R: 0 E: 0 K: 1 S: 3	H: 0 LOB: 2 BB: 2 P: 13	R: 0 E: 0 K: 0 S: 3	H: 1 LOB: 0 BB: 0 P: 3	1B: 4 2B: 0 3B: 0 HR: 1	SF: 0 SAC: 1 DP: 1 HBP: 0	WP: 0 PB: 0 SB: 1 CS: 0	PA: 35
<b>PITCHER</b> <b>Joe Moeller, R</b> ERA: 3.4 (1,1)	IP: 7.1 WLS: W BF: 30	H: 4 R: 2 ER: 1 SO: 5	BB: 3 IBB: 0 HBP: 0 BLK: 0	WP: 0 HR: 1 S: 37 P: 49	ERA: 1.23 WHIP: 0.955															
<b>Jim Brewer, L</b> ERA: 2.61 (8,1)	IP: 1.2 WLS: S BF: 5	H: 1 R: 0 ER: 0 SO: 1	BB: 0 IBB: 0 HBP: 0 BLK: 0	WP: 0 HR: 0 S: 7 P: 7	ERA: 0.00 WHIP: 0.600															







Batter	1	2	3	4	5	6	7	8	9	AB	R	H	RBI	BB	SO	LOB	TOP					
Bill Russell, R OBP: 0.297, SLG: 0.384 (1, 8)										4	1	1	1	0	0	2	<b>Los Angeles Dodgers @ Atlanta Braves</b> Atlanta Stadium, Atlanta, GA Thu Sep 03 1970, 7:05 PM EDT Att: 4,450 - Unknown					
Manny Mota, R OBP: 0.368, SLG: 0.389 (1, 7)										4	0	0	1	0	1	2						
Bill Sudakis, S OBP: 0.357, SLG: 0.459 (1, 2)										4	1	1	1	0	0	0						
Wes Parker, S OBP: 0.403, SLG: 0.476 (1, 3)										4	0	1	0	0	2	0						
Andy Kosco, R OBP: 0.234, SLG: 0.401 (1, 9)										4	1	1	1	0	1	1						
Jim Lefebvre, S OBP: 0.331, SLG: 0.379 (1, 5)										4	0	0	0	0	1	1						
Ted Sizemore, R OBP: 0.372, SLG: 0.360 (1, 4)										3	0	0	0	1	0	0						
Billy Grabarkewitz, R OBP: 0.405, SLG: 0.455 (1, 6)										3	1	2	0	0	1	1						
Alan Foster, R OBP: 0.136, SLG: 0.107 (1, 1)										1	0	0	0	0	0	1						
Charlie Hough, R OBP: 0.333, SLG: 0.333 (6, PH)										0	0	0	0	0	0	0						
Maury Wills, S OBP: 0.336, SLG: 0.319 (8, 1)										1	0	0	0	0	1	1						
Fred Norman, S OBP: 0.333, SLG: 0.143 (8, 1)										0	0	0	0	0	0	0						
<b>Inning Stats</b>	R: 0 E: 0 K: 1 S: 5	H: 0 LOB: 0 BB: 0 P: 5	R: 0 E: 0 K: 1 S: 5	H: 1 LOB: 0 BB: 0 P: 5	R: 0 E: 1 K: 0 S: 5	H: 1 LOB: 2 BB: 0 P: 5	R: 0 E: 0 K: 2 S: 7	H: 0 LOB: 0 BB: 0 P: 7	R: 0 E: 0 K: 1 S: 5	H: 0 LOB: 1 BB: 1 P: 9	R: 1 E: 0 K: 0 S: 4	H: 1 LOB: 0 BB: 0 P: 4	R: 0 E: 0 K: 0 S: 3	H: 0 LOB: 0 BB: 0 P: 3	R: 2 E: 0 K: 1 S: 7	H: 2 LOB: 0 BB: 0 P: 7	R: 1 E: 0 K: 1 S: 6	H: 1 LOB: 0 BB: 0 P: 6	1B: 3 2B: 0 3B: 1 HR: 2	SF: 0 SAC: 1 DP: 0 HBP: 0	WP: 0 PB: 0 SB: 1 CS: 0	PA: 34
<b>PITCHER</b> George Stone, L ERA: 3.9 (1, 1)	IP: 9.0 WLS: W BF: 34 H: 6 R: 4 ER: 4 SO: 7 BB: 1 IBB: 0 HBP: 0 BLK: 0 WP: 0 HR: 2 S: 47 P: 51 ERA: 4.00 WHIP: 0.778											<b>PITCHER</b>	IP: 9.0 WLS: W BF: 34 H: 6 R: 4 ER: 4 SO: 7 BB: 1 IBB: 0 HBP: 0 BLK: 0 WP: 0 HR: 2 S: 47 P: 51 ERA: 4.00 WHIP: 0.778									



Batter	1	2	3	4	5	6	7	8	9	AB	R	H	RBI	BB	SO	LOB	BOTTOM					
Mike Lum, L OBP: 0.314, SLG: 0.434 (1, 8)										4	0	1	0	0	0	1	<b>Los Angeles Dodgers @ Atlanta Braves</b> Atlanta Stadium, Atlanta, GA Thu Sep 03 1970, 7:05 PM EDT Att: 4,450 - Unknown					
Felix Milten, R OBP: 0.343, SLG: 0.378 (1, 4)										5	2	2	1	0	0	1						
Hank Aaron, R OBP: 0.387, SLG: 0.605 (1, 9)										3	3	2	3	2	0	0						
Jimmie Hall, L OBP: 0.235, SLG: 0.293 (9, 9)										0	0	0	0	0	0	0						
Orlando Cepeda, R OBP: 0.375, SLG: 0.565 (1, 3)										4	2	3	2	1	1	2						
Rico Carty, R OBP: 0.454, SLG: 0.606 (1, 7)										3	1	1	0	1	0	1						
Oscar Brown, R OBP: 0.500, SLG: 0.615 (8, 7)										1	0	1	2	0	0	0						
Clete Boyer, R OBP: 0.305, SLG: 0.381 (1, 5)										5	1	1	2	0	1	5						
Bob Tillman, R OBP: 0.279, SLG: 0.351 (1, 2)										5	0	3	1	0	0	2						
Gil Garrido, R OBP: 0.298, SLG: 0.324 (1, 6)										4	0	0	0	0	0	3						
George Stone, L OBP: 0.307, SLG: 0.250 (1, 1)										3	2	1	0	1	0	0						
<b>Inning Stats</b>	R: 0 E: 0 K: 0 S: 3	H: 0 LOB: 0 BB: 0 P: 3	R: 1 E: 0 K: 1 S: 7	H: 2 LOB: 1 BB: 0 P: 7	R: 3 E: 0 K: 0 S: 7	H: 5 LOB: 1 BB: 0 P: 7	R: 0 E: 0 K: 0 S: 3	H: 0 LOB: 0 BB: 0 P: 3	R: 4 E: 0 K: 1 S: 7	H: 4 LOB: 1 BB: 1 P: 11	R: 0 E: 0 K: 1 S: 6	H: 1 LOB: 2 BB: 1 P: 10	R: 0 E: 0 K: 0 S: 4	H: 1 LOB: 1 BB: 0 P: 4	R: 3 E: 0 K: 0 S: 5	H: 2 LOB: 2 BB: 3 P: 17	R: 3 E: 0 K: 1 S: 5	H: 2 LOB: 2 BB: 3 P: 17	1B: 10 2B: 2 3B: 0 HR: 3	SF: 0 SAC: 1 DP: 1 HBP: 0	WP: 2 PB: 0 SB: 1 CS: 0	PA: 43
<b>PITCHER</b> Alan Foster, R ERA: 4.37 (1, 1)	IP: 2.1 WLS: L BF: 12 H: 4 R: 1 ER: 1 SO: 1 BB: 1 IBB: 0 HBP: 0 BLK: 0 WP: 0 HR: 1 S: 13 P: 17 ERA: 7.11 WHIP: 2.143											<b>PITCHER</b>	IP: 2.1 WLS: L BF: 12 H: 4 R: 1 ER: 1 SO: 1 BB: 1 IBB: 0 HBP: 0 BLK: 0 WP: 0 HR: 1 S: 13 P: 17 ERA: 7.11 WHIP: 2.143									
Charlie Hough, R ERA: 7.11 (5, 1)	IP: 7.1 WLS: L BF: 23 H: 7 R: 1 ER: 1 SO: 7 BB: 0 IBB: 0 HBP: 0 BLK: 0 WP: 0 HR: 1 S: 24 P: 28 ERA: 27.00 WHIP: 5.000											<b>PITCHER</b>	IP: 7.1 WLS: L BF: 23 H: 7 R: 1 ER: 1 SO: 7 BB: 0 IBB: 0 HBP: 0 BLK: 0 WP: 0 HR: 1 S: 24 P: 28 ERA: 27.00 WHIP: 5.000									
Fred Norman, L ERA: 4.58 (8, 1)	IP: 1.0 WLS: L BF: 8 H: 2 R: 3 ER: 3 SO: 0 BB: 0 IBB: 0 HBP: 0 BLK: 0 WP: 0 HR: 0 S: 5 P: 17 ERA: 4.58 WHIP: 2.000											<b>PITCHER</b>	IP: 1.0 WLS: L BF: 8 H: 2 R: 3 ER: 3 SO: 0 BB: 0 IBB: 0 HBP: 0 BLK: 0 WP: 0 HR: 0 S: 5 P: 17 ERA: 4.58 WHIP: 2.000									





Batter	1	2	3	4	5	6	7	8	9	AB	R	H	RBI	BB	SO	LOB	TOP					
Maury Wills, S OBP: 0.333, SLG: 0.316 (1,6)										4	0	0	0	0	0	0	<b>Los Angeles Dodgers @ Houston Astros</b> Astrodome, Houston, TX Fri Sep 04 1970, 8:05 PM EDT Att: 3,909 - Unknown					
Bill Russell, R OBP: 0.292, SLG: 0.377 (1,9)										4	0	0	0	0	0							
Willie Davis, L OBP: 0.341, SLG: 0.458 (1,8)										4	0	1	0	0	0							
Wes Parker, S OBP: 0.404, SLG: 0.477 (1,3)										4	1	2	0	0	0	1						
Tom Haller, L OBP: 0.345, SLG: 0.461 (1,2)										4	2	2	2	0	0	1						
Ted Sizemore, R OBP: 0.370, SLG: 0.359 (1,4)										4	0	1	0	0	0	2						
Willie Crawford, L OBP: 0.319, SLG: 0.392 (1,7)										4	0	2	0	0	1	0						
Billy Grabarkewitz, R OBP: 0.406, SLG: 0.457 (1,5)										4	0	2	1	0	1	2						
Sandy Vance, R OBP: 0.172, SLG: 0.143 (1,1)										3	0	0	0	0	0	3						
Jim Brewer, L OBP: 0.154, SLG: 0.083 (8,1)										0	0	0	0	0	0	0						
Ray Lamb, R OBP: 0.271, SLG: 0.321 (8, PH)										0	0	0	0	0	0	0						
Von Joshua, L OBP: 0.271, SLG: 0.321 (8, PH)										1	0	0	0	0	0	0						
<b>Inning Stats</b>	R: 0 E: 0 K: 0 S: 3	H: 0 LOB: 0 BB: 0 P: 3	R: 1 E: 1 K: 0 S: 6	H: 3 LOB: 2 BB: 0 P: 6	R: 0 E: 0 K: 1 S: 3	H: 0 LOB: 1 BB: 0 P: 3	R: 2 E: 0 K: 1 S: 8	H: 3 LOB: 1 BB: 0 P: 8	R: 0 E: 0 K: 0 S: 4	H: 1 LOB: 1 BB: 0 P: 4	R: 0 E: 0 K: 0 S: 4	H: 2 LOB: 1 BB: 0 P: 4	R: 0 E: 0 K: 0 S: 3	H: 0 LOB: 0 BB: 0 P: 3	R: 0 E: 0 K: 0 S: 4	H: 1 LOB: 1 BB: 0 P: 4	R: 0 E: 0 K: 1 S: 5	H: 0 LOB: 0 BB: 0 P: 5	1B: 8 2B: 1 3B: 0 HR: 1	SF: 0 SAC: 0 DP: 1 HBP: 0	WP: 1 PB: 1 SB: 1 CS: 0	PA: 36
<b>PITCHER</b>	IP WLS BF H R ER SO BB IBB HBP BLK WP HR S P ERA WHIP																					
Don Wilson, R ERA: 3.8 (1,1)	8.0 W 33 10 3 3 1 0 0 0 0 1 1 35 35 3.38 1.250																					
Fred Gladding, R ERA: 3.9 (9,1)	1.0 S 3 0 0 0 1 0 0 0 0 0 0 0 5 5 0.00 0.000																					

Batter	1	2	3	4	5	6	7	8	9	AB	R	H	RBI	BB	SO	LOB	BOTTOM			
Jesus Alou, R OBP: 0.342, SLG: 0.392 (1,9)										4	1	3	1	0	0	0	<b>Los Angeles Dodgers @ Houston Astros</b> Astrodome, Houston, TX Fri Sep 04 1970, 8:05 PM EDT Att: 3,909 - Unknown			
Joe Morgan, L OBP: 0.400, SLG: 0.385 (1,4)										5	1	1	1	0	0	3				
Jimmy Wynn, R OBP: 0.405, SLG: 0.521 (1,7)										2	1	2	1	3	0	0				
Fred Gladding, L ERA: 3.9 (9,1)										0	0	0	0	0	0	0				
Bob Watson, R OBP: 0.310, SLG: 0.427 (1,3)										5	0	0	0	0	0	7				
Denis Menke, R OBP: 0.396, SLG: 0.448 (1,6)										3	1	1	0	1	0	3				
Doug Rader, R OBP: 0.320, SLG: 0.425 (1,5)										4	1	2	0	0	0	2				
Cesar Cedeno, R OBP: 0.311, SLG: 0.403 (1,8)										4	1	1	0	0	0	2				
Larry Howard, R OBP: 0.317, SLG: 0.333 (1,2)										2	0	0	0	2	0	2				
Cesar Geronimo, L OBP: 0.271, SLG: 0.250 (8, PR)										0	1	0	0	0	0	0				
Don Wilson, R OBP: 0.111, SLG: 0.148 (1,1)										3	0	0	0	0	1	2				
Marty Martinez, S OBP: 0.271, SLG: 0.250 (8, PH)										1	0	0	0	0	1	2				
Johnny Edwards, L OBP: 0.292, SLG: 0.308 (9,2)										0	0	0	0	0	0	0				
<b>Inning Stats</b>	R: 0 E: 0 K: 0 S: 3	H: 1 LOB: 1 BB: 1 P: 7	R: 1 E: 1 K: 0 S: 4	H: 0 LOB: 1 BB: 1 P: 8	R: 0 E: 0 K: 0 S: 3	H: 0 LOB: 1 BB: 1 P: 7	R: 0 E: 0 K: 0 S: 4	H: 1 LOB: 0 BB: 0 P: 4	R: 2 E: 1 K: 1 S: 8	H: 2 LOB: 1 BB: 0 P: 8	R: 0 E: 0 K: 0 S: 3	H: 1 LOB: 1 BB: 1 P: 7	R: 0 E: 0 K: 0 S: 4	H: 1 LOB: 2 BB: 1 P: 8	R: 0 E: 0 K: 1 S: 9	H: 4 LOB: 2 BB: 1 P: 13	1B: 8 2B: 2 3B: 0 HR: 0	SF: 1 SAC: 0 DP: 2 HBP: 0	WP: 3 PB: 1 SB: 0 CS: 0	PA: 40
<b>PITCHER</b>	IP WLS BF H R ER SO BB IBB HBP BLK WP HR S P ERA WHIP																			
Sandy Vance, R ERA: 2.87 (1,1)	7.0 L 34 8 5 2 1 1 0 0 0 0 1 0 31 51 2.57 1.714																			
Jim Brewer, L ERA: 2.82 (8,1)	0.2 4 1 1 1 1 1 0 0 0 0 1 0 5 9 13.50 3.000																			
Ray Lamb, R ERA: 2.9 (8,1)	0.1 2 1 1 1 0 0 0 0 0 0 0 0 2 2 27.00 3.000																			





Batter	1	2	3	4	5	6	7	8	9	AB	R	H	RBI	BB	SO	LOB	TOP			
Maury Wills, S OBP: 0.332, SLG: 0.315 (1, 6)	F5		K					6-3		4	0	1	0	0	1	0	<b>Los Angeles Dodgers @ Houston Astros</b> Astrodome, Houston, TX Sat Sep 05 1970, 8:05 PM EDT Att: 15,053 - Dome			
Bill Russell, R OBP: 0.291, SLG: 0.374 (1, 9)	5-3			1B	4-3		F8	K		4	1	1	0	0	1	2				
Willie Davis, L OBP: 0.342, SLG: 0.458 (1, 8)				4-3	3-4		F8	4-3		3	1	1	0	1	0	0				
Wes Parker, S OBP: 0.403, SLG: 0.475 (1, 3)	4-3			4-3			F7			4	0	1	1	0	0	2				
Tom Haller, L OBP: 0.341, SLG: 0.455 (1, 2)		G3		3-4			K			4	0	0	1	0	1	1				
Ted Sizemore, R OBP: 0.366, SLG: 0.354 (1, 4)		K		4-3				6-3		4	0	0	0	0	1	1				
Willie Crawford, L OBP: 0.319, SLG: 0.389 (1, 7)								4-3		2	0	0	0	1	0	0				
Billy Grabarkewitz, R OBP: 0.405, SLG: 0.455 (1, 5)			5-3		FC5-4					2	0	0	0	1	0	1				
Claude Osteen, L OBP: 0.250, SLG: 0.325 (1, 1)					F8			FC6		2	0	0	0	0	0	1				
Len Gabrielson, L (7, PH) OBP: 0.167, SLG: 0.176 (7, 1)					F8			FC6		1	0	0	0	0	0	1				
Ray Lamb, R (7, 1)										0	0	0	0	0	0	0				
<b>Inning Stats</b>	R: 0 E: 0 K: 0 S: 3	H: 0 LOB: 1 BB: 1 P: 7	R: 0 E: 0 K: 1 S: 5	H: 0 LOB: 0 BB: 0 P: 5	R: 0 E: 0 K: 1 S: 5	H: 0 LOB: 0 BB: 0 P: 5	R: 2 E: 0 K: 0 S: 5	H: 2 LOB: 0 BB: 0 P: 5	R: 0 E: 0 K: 1 S: 4	H: 1 LOB: 2 BB: 1 P: 8	R: 0 E: 0 K: 0 S: 5	H: 0 LOB: 0 BB: 0 P: 5	R: 0 E: 0 K: 0 S: 3	H: 0 LOB: 1 BB: 1 P: 7	R: 0 E: 0 K: 1 S: 5	H: 1 LOB: 0 BB: 0 P: 3	1B: 4 2B: 0 3B: 0 HR: 0	SF: 0 SAC: 0 DP: 1 HBP: 0	WP: 0 PB: 0 SB: 0 CS: 0	PA: 33
<b>PITCHER</b> Larry Dierker, R ERA: 3.8 (1, 1)	IP: 9.0 WLS: W BF: 33 H: 4 R: 2 ER: 2 SO: 4 BB: 3 IBB: 0 HBP: 0 BLK: 0 WP: 0 HR: 0 S: 38 P: 50 ERA: 2.00 WHIP: 0.778															<b>PITCHER</b>				

Batter	1	2	3	4	5	6	7	8	9	AB	R	H	RBI	BB	SO	LOB	BOTTOM			
Jesus Alou, R OBP: 0.343, SLG: 0.391 (1, 9)			F8		L7					3	1	1	0	1	0	0	<b>Los Angeles Dodgers @ Houston Astros</b> Astrodome, Houston, TX Sat Sep 05 1970, 8:05 PM EDT Att: 15,053 - Dome			
Joe Morgan, L OBP: 0.399, SLG: 0.387 (1, 4)			6-3		G3			F8		4	1	1	1	0	0	2				
Jimmy Wynn, R OBP: 0.406, SLG: 0.527 (1, 7)			F9					F4		4	1	2	2	0	0	2				
Bob Watson, R OBP: 0.316, SLG: 0.432 (1, 3)			K		2B					4	3	3	0	0	1	0				
Denis Menke, R OBP: 0.397, SLG: 0.449 (1, 6)			L9		1B			5-3		3	1	1	1	1	0	1				
Doug Rader, R OBP: 0.322, SLG: 0.425 (1, 5)			3-1		1B			5-3		4	0	2	2	0	0	1				
Cesar Cedeno, R OBP: 0.310, SLG: 0.405 (1, 8)			K		G6-4-3					4	0	1	1	0	1	2				
Larry Howard, R OBP: 0.356, SLG: 0.366 (1, 2)			K							2	0	1	0	2	1	0				
Larry Dierker, R OBP: 0.163, SLG: 0.179 (1, 1)			1-3		6-3			SH3-4		3	0	0	0	0	0	3				
<b>Inning Stats</b>	R: 3 E: 0 K: 1 S: 8	H: 3 LOB: 0 BB: 0 P: 8	R: 0 E: 0 K: 2 S: 7	H: 0 LOB: 0 BB: 0 P: 7	R: 0 E: 0 K: 0 S: 3	H: 0 LOB: 0 BB: 0 P: 3	R: 2 E: 0 K: 0 S: 6	H: 4 LOB: 1 BB: 0 P: 6	R: 0 E: 0 K: 0 S: 3	H: 1 LOB: 1 BB: 0 P: 3	R: 1 E: 0 K: 0 S: 4	H: 2 LOB: 1 BB: 0 P: 4	R: 0 E: 0 K: 0 S: 3	H: 0 LOB: 2 BB: 2 P: 11	R: 1 E: 0 K: 0 S: 4	H: 2 LOB: 2 BB: 2 P: 12	1B: 7 2B: 4 3B: 0 HR: 1	SF: 0 SAC: 1 DP: 1 HBP: 0	WP: 0 PB: 0 SB: 0 CS: 0	PA: 36
<b>PITCHER</b> Claude Osteen, L ERA: 3.68 (1, 1)	IP: 6.0 WLS: L BF: 25 H: 10 R: 6 ER: 6 SO: 3 BB: 0 IBB: 0 HBP: 0 BLK: 0 WP: 0 HR: 1 S: 31 P: 31 ERA: 9.00 WHIP: 1.667															<b>PITCHER</b>				
Ray Lamb, R ERA: 2.99 (7, 1)	IP: 2.0 WLS: L BF: 11 H: 2 R: 1 ER: 1 SO: 0 BB: 3 IBB: 1 HBP: 0 BLK: 0 WP: 0 HR: 0 S: 7 P: 23 ERA: 4.50 WHIP: 2.500															<b>PITCHER</b>				





Batter	1	2	3	4	5	6	7	8	9	AB	R	H	RBI	BB	SO	LOB	TOP					
<b>Maury Wills, S</b> OBP: 0.328, SLG: 0.312 (1, 6)										5	0	0	0	0	1	4	<b>Los Angeles Dodgers @ Houston Astros</b> Astrodome, Houston, TX Sun Sep 06 1970, 4:33 AM EDT Att: 15,687 - Dome					
<b>Manny Mota, R</b> OBP: 0.369, SLG: 0.387 (1, 7)										4	0	1	1	1	0	0						
<b>Willie Davis, L</b> OBP: 0.343, SLG: 0.456 (1, 8)										4	0	1	0	1	2	4						
<b>Wes Parker, S</b> OBP: 0.400, SLG: 0.471 (1, 3)										4	0	0	0	0	0	2						
<b>Bill Sudakis, S</b> OBP: 0.356, SLG: 0.455 (1, 2)										4	1	1	0	0	1	0						
<b>Ted Sizemore, R</b> OBP: 0.367, SLG: 0.356 (1, 4)										4	1	2	0	0	0	0						
<b>Bill Russell, R</b> OBP: 0.295, SLG: 0.374 (1, 9)										3	1	1	1	1	1	0						
<b>Billy Grabarkewitz, R</b> OBP: 0.408, SLG: 0.455 (1, 5)										2	1	1	0	1	1	0						
<b>Joe Moeller, R</b> OBP: 0.205, SLG: 0.162 (1, 1)										3	0	1	1	0	0	4						
<b>Pete Mikkelsen, R</b> OBP: 0.500, SLG: 0.500 (8, 1)										0	0	0	0	0	0	0						
<b>Tom Haller, L</b> OBP: 0.343, SLG: 0.456 (9, PH)										1	0	1	0	0	0	0						
<b>Von Joshua, L</b> OBP: 0.271, SLG: 0.321 (9, PR)										0	0	0	0	0	0	0						
<b>Jim Brewer, L</b> OBP: 0.154, SLG: 0.083 (9, 1)										0	0	0	0	0	0	0						
<b>Inning Stats</b>	R: 0 E: 0 K: 0 S: 3	H: 0 LOB: 1 BB: 1 P: 7	R: 2 E: 0 K: 1 S: 6	H: 1 LOB: 1 BB: 1 P: 11	R: 0 E: 0 K: 1 S: 5	H: 0 LOB: 0 BB: 0 P: 5	R: 0 E: 0 K: 2 S: 7	H: 0 LOB: 0 BB: 0 P: 7	R: 0 E: 0 K: 1 S: 6	H: 1 LOB: 2 BB: 1 P: 10	R: 1 E: 0 K: 0 S: 5	H: 3 LOB: 2 BB: 1 P: 9	R: 0 E: 0 K: 0 S: 4	H: 1 LOB: 1 BB: 0 P: 4	R: 0 E: 0 K: 0 S: 3	H: 0 LOB: 0 BB: 0 P: 3	R: 1 E: 0 K: 1 S: 7	H: 3 LOB: 2 BB: 0 P: 7	1B: 9 2B: 0 3B: 0 HR: 0	SF: 0 SAC: 0 DP: 1 HBP: 1	WP: 1 PB: 0 SB: 1 CS: 2	PA: 39
<b>PITCHER</b>	IP	WLS	BF	H	R	ER	SO	BB	IBB	HBP	BLK	WP	HR	S	P	ERA	WHIP					
<b>Wade Blasingame, L</b> ERA: 2.54 (1, 1)	6.0		27	5	3	3	5	3	1	1	0	1	0	32	49	4.50	1.333					
<b>George Culver, R</b> ERA: 3.83 (7, 1)	2.0		7	1	0	0	0	0	0	0	0	0	0	7	7	0.00	0.500					
<b>Fred Gladding, R</b> ERA: 4.02 (9, 1)	0.1	L	4	3	1	1	0	0	0	0	0	0	0	4	4	27.00	9.000					
<b>Ron Cook, L</b> ERA: 3.61 (9, 1)	0.2		1	0	0	0	1	0	0	0	0	0	0	3	3	0.00	0.000					

AB	34
R	4
H	9
RBI	3
BB	4
SO	6
LOB	14



Batter	1	2	3	4	5	6	7	8	9	AB	R	H	RBI	BB	SO	LOB	BOTTOM				
<b>Jesus Alou, R</b> OBP: 0.342, SLG: 0.390 (1, 9)										4	0	1	0	0	0	1	<b>Los Angeles Dodgers @ Houston Astros</b> Astrodome, Houston, TX Sun Sep 06 1970, 4:33 AM EDT Att: 15,687 - Dome				
<b>Joe Morgan, L</b> OBP: 0.398, SLG: 0.385 (1, 4)										4	0	1	0	0	0	1					
<b>Jimmy Wynn, R</b> OBP: 0.403, SLG: 0.523 (1, 7)										4	0	0	0	0	1	2					
<b>Bob Watson, R</b> OBP: 0.315, SLG: 0.429 (1, 3)										4	0	1	0	0	0	0					
<b>Denis Menke, R</b> OBP: 0.394, SLG: 0.445 (1, 6)										4	0	0	0	0	1	2					
<b>Doug Rader, R</b> OBP: 0.319, SLG: 0.422 (1, 5)										4	0	0	0	0	0	2					
<b>Cesar Cedeno, R</b> OBP: 0.310, SLG: 0.415 (1, 8)										3	1	1	1	0	0	0					
<b>Johnny Edwards, L</b> OBP: 0.292, SLG: 0.309 (1, 2)										3	1	1	0	0	0	0					
<b>Wade Blasingame, L</b> ERA: 2.54 (1, 1)										1	0	0	0	0	0	0					
<b>Keith Lampard, L</b> OBP: 0.287, SLG: 0.354 (6, PH)										1	0	1	0	0	0	0					
<b>George Culver, R</b> ERA: 3.83 (7, 1)										0	0	0	0	0	0	0					
<b>Norm Miller, R</b> ERA: 2.66 (8, PH)										1	1	2	0	0	0	0					
<b>Fred Gladding, L</b> ERA: 4.02 (9, 1)										0	0	0	0	0	0	0					
<b>Ron Cook, L</b> ERA: 3.61 (9, 1)										0	0	0	0	0	0	0					
<b>Inning Stats</b>	R: 0 E: 0 K: 0 S: 3	H: 0 LOB: 0 BB: 0 P: 3	R: 0 E: 0 K: 0 S: 3	H: 0 LOB: 0 BB: 0 P: 3	R: 0 E: 0 K: 0 S: 3	H: 1 LOB: 0 BB: 0 P: 3	R: 0 E: 0 K: 0 S: 3	H: 0 LOB: 0 BB: 0 P: 3	R: 0 E: 0 K: 0 S: 4	H: 1 LOB: 1 BB: 0 P: 4	R: 0 E: 0 K: 0 S: 5	H: 2 LOB: 2 BB: 0 P: 5	R: 3 E: 0 K: 1 S: 8	H: 3 LOB: 0 BB: 0 P: 8	R: 0 E: 0 K: 1 S: 5	H: 0 LOB: 0 BB: 0 P: 5	1B: 4 2B: 1 3B: 0 HR: 2	SF: 0 SAC: 0 DP: 1 HBP: 0	WP: 0 PB: 0 SB: 0 CS: 0	PA: 33	
<b>PITCHER</b>	IP	WLS	BF	H	R	ER	SO	BB	IBB	HBP	BLK	WP	HR	S	P	ERA	WHIP				
<b>Joe Moeller, R</b> ERA: 3.36 (1, 1)	7.0		26	6	2	2	0	0	0	0	0	0	1	26	26	2.57	0.857				
<b>Pete Mikkelsen, R</b> ERA: 2.66 (8, 1)	1.0	W	4	1	1	1	1	0	0	0	0	0	1	6	6	9.00	1.000				
<b>Jim Brewer, L</b> ERA: 2.78 (9, 1)	1.0	S	3	0	0	0	1	0	0	0	0	0	0	5	5	0.00	0.000				

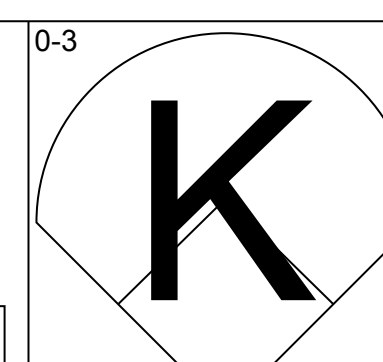
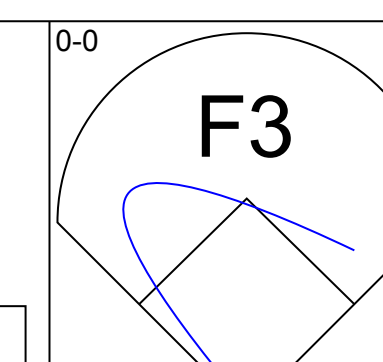
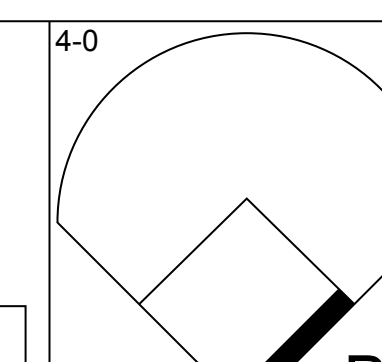
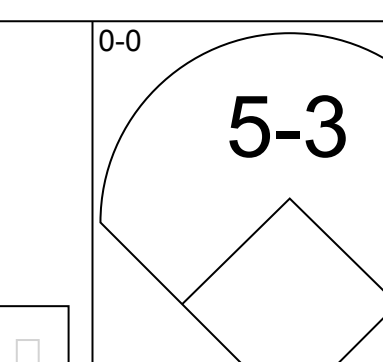
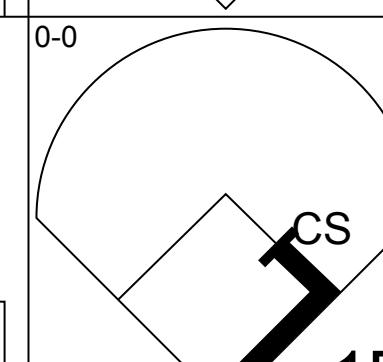
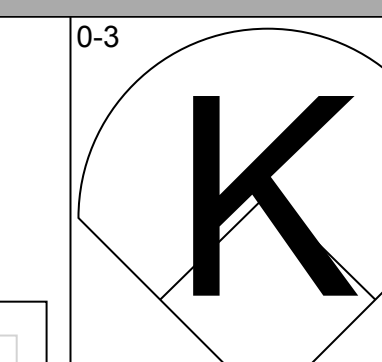
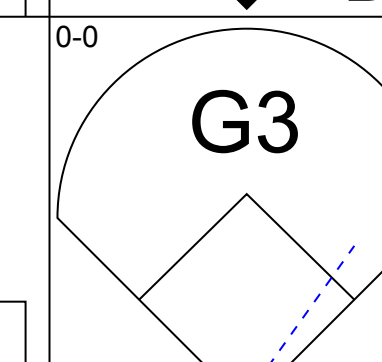
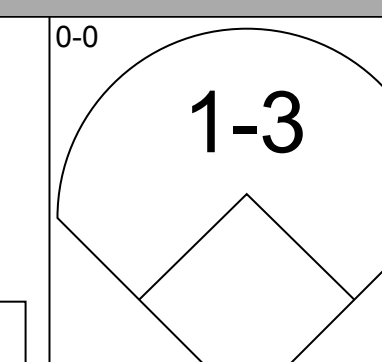
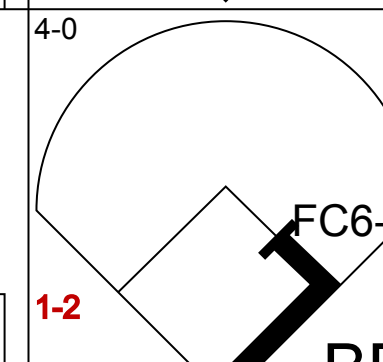
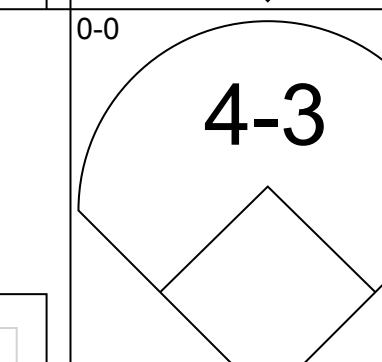


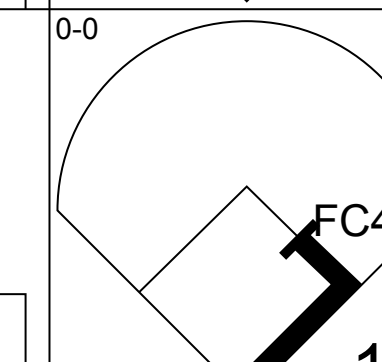
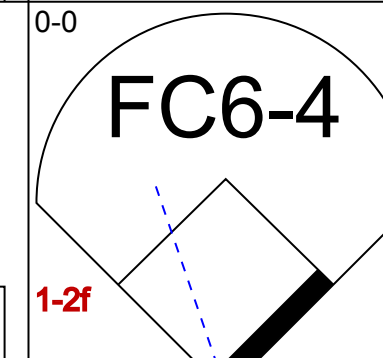
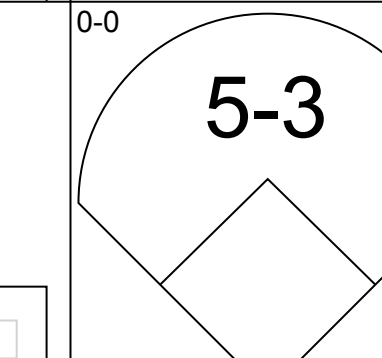

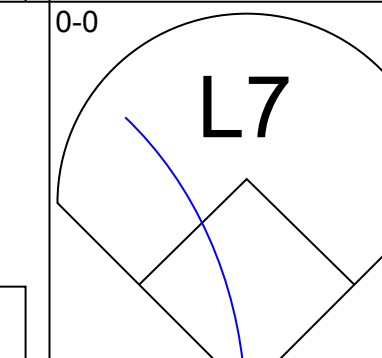
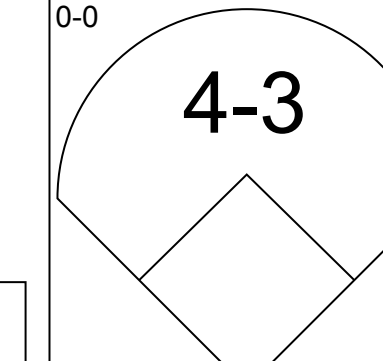
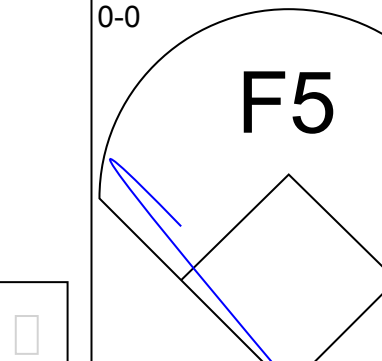
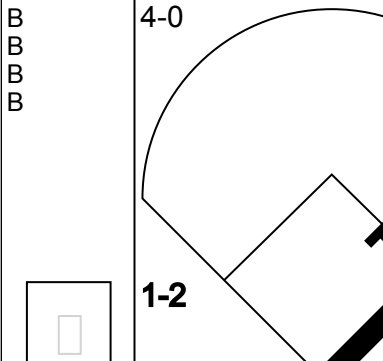
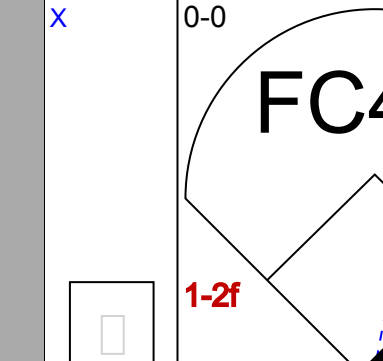
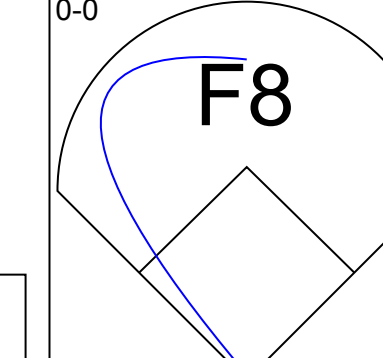
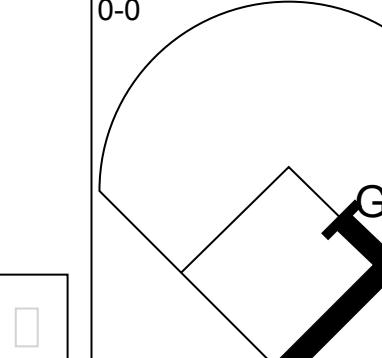
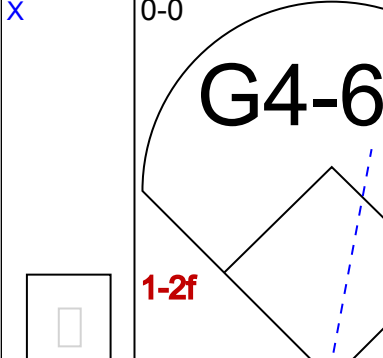

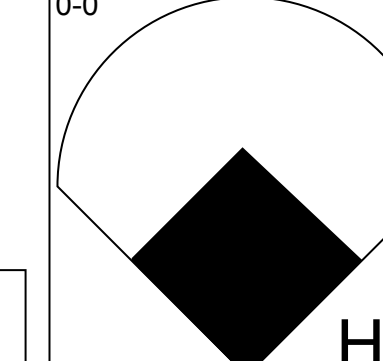
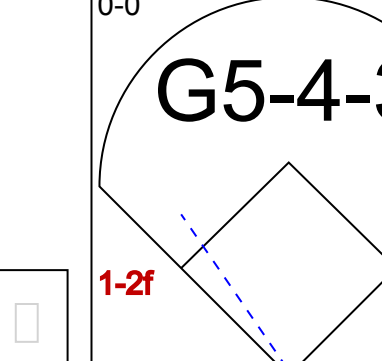
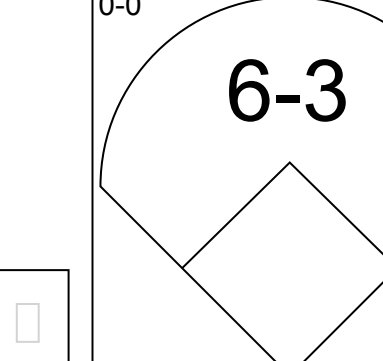

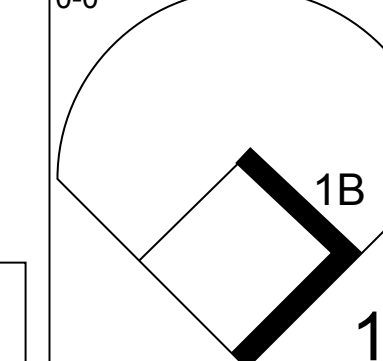
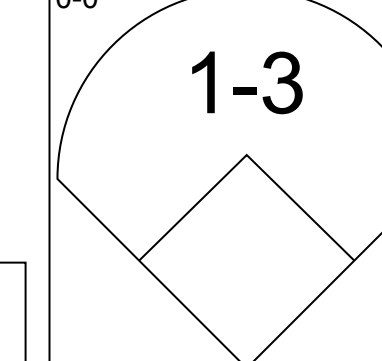
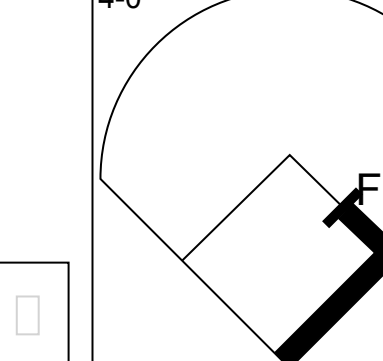

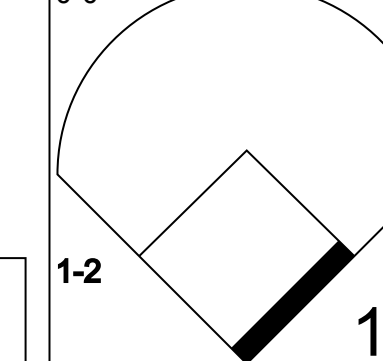
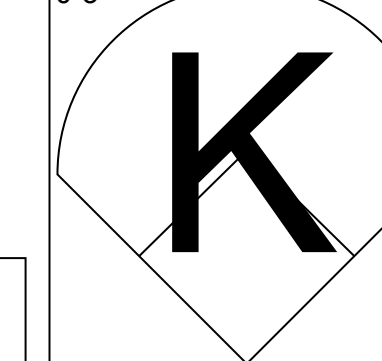
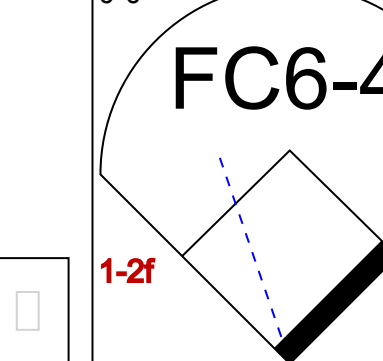



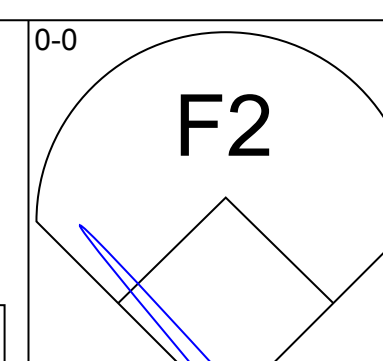
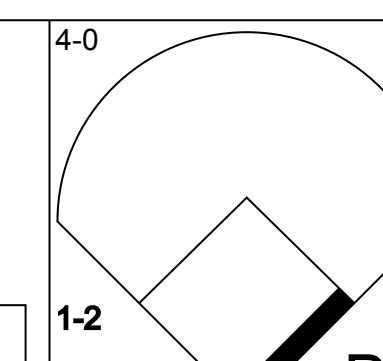
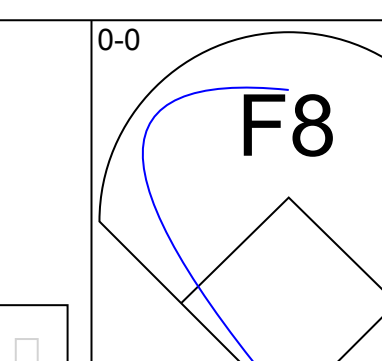
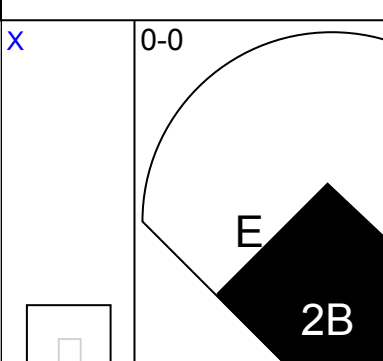
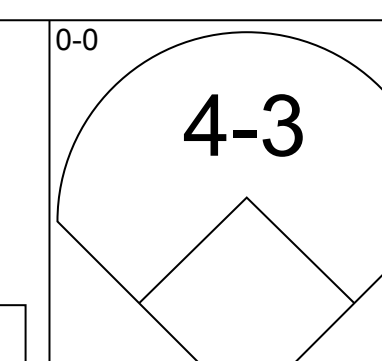
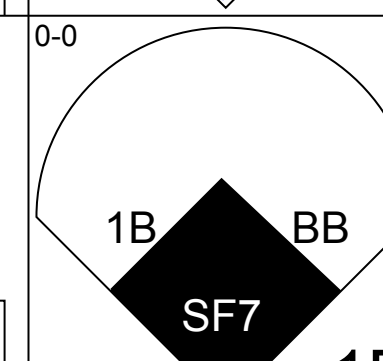
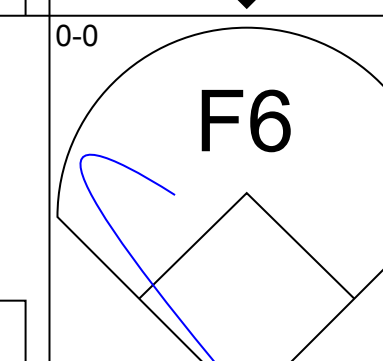
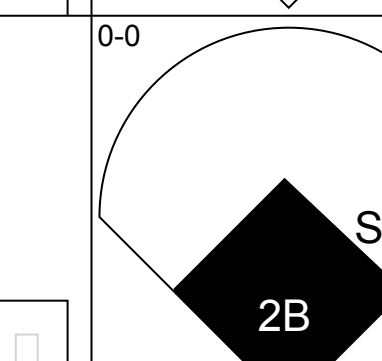
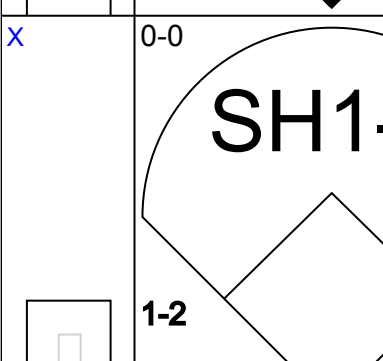
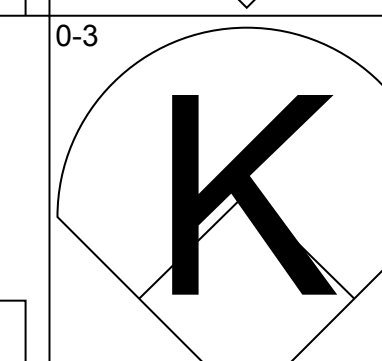
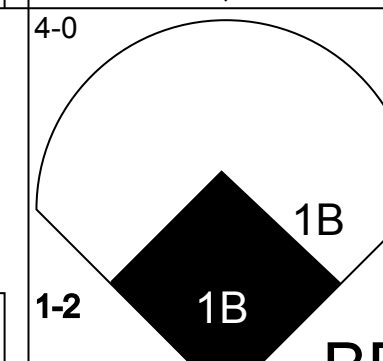
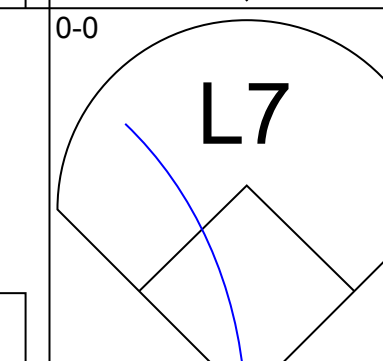
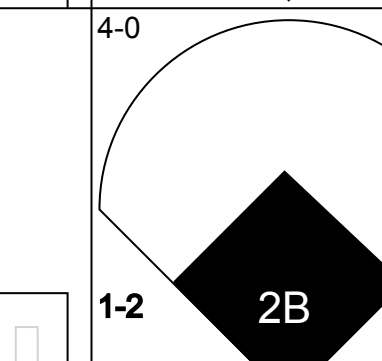
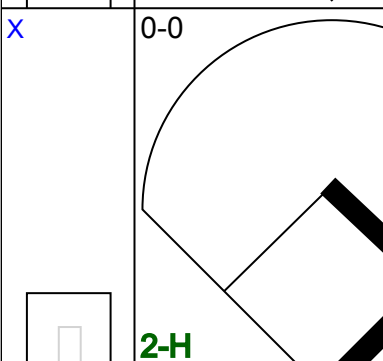
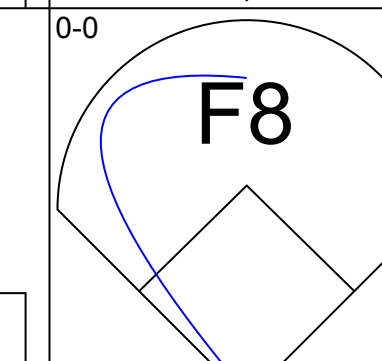
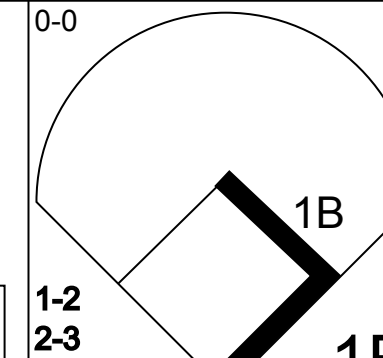
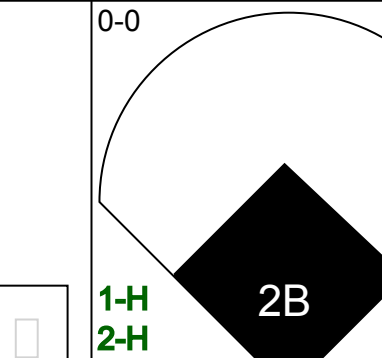
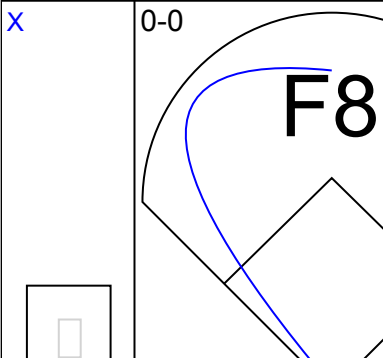
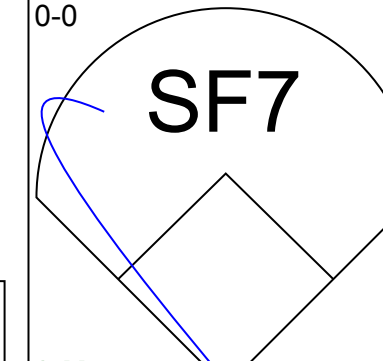
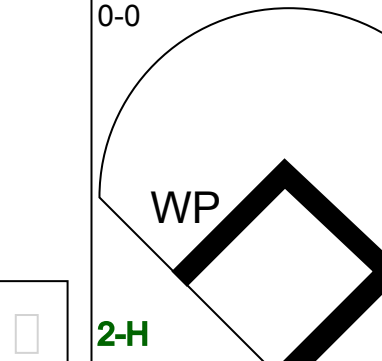
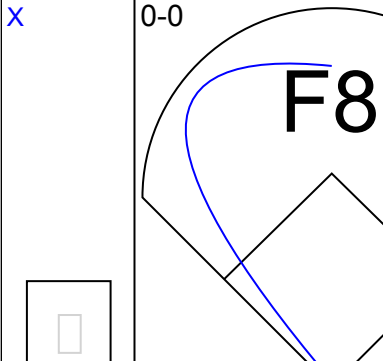
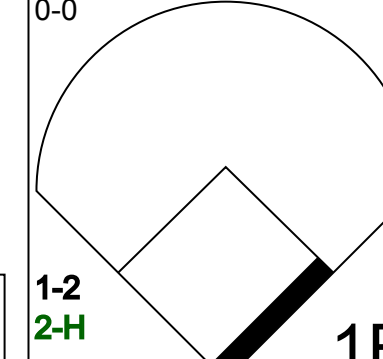
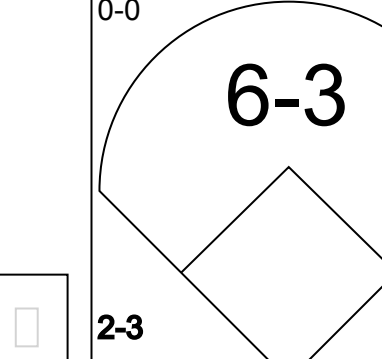
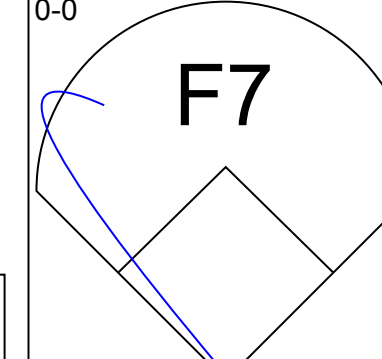
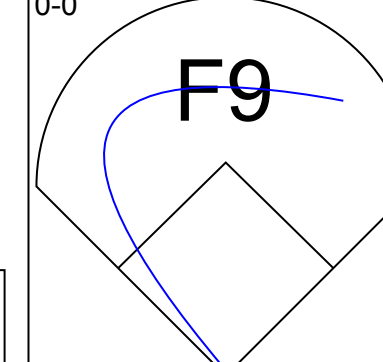

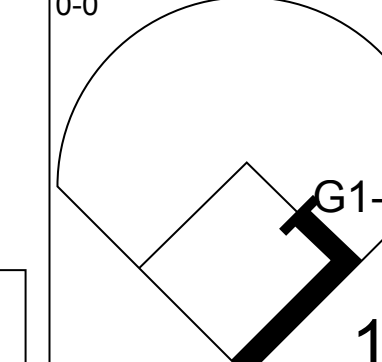
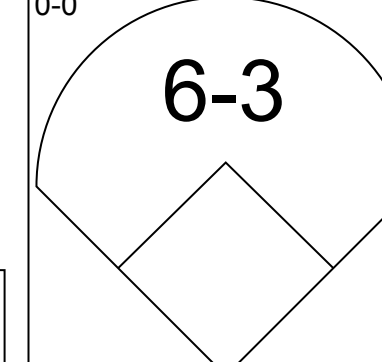
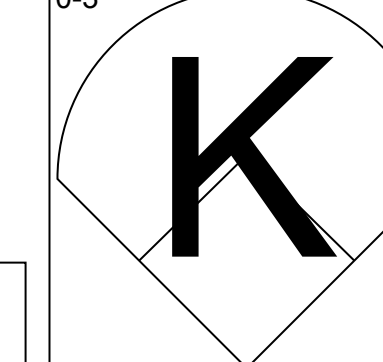
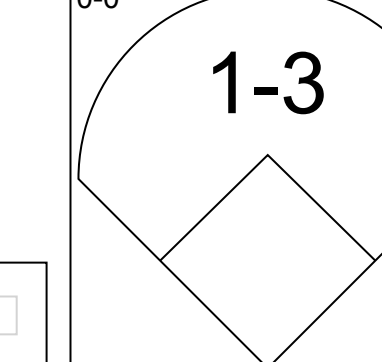
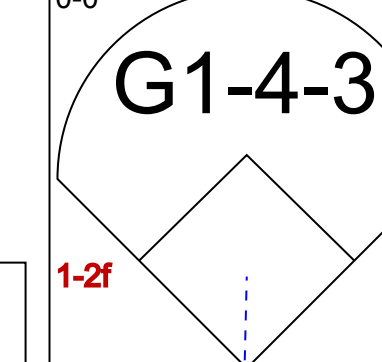
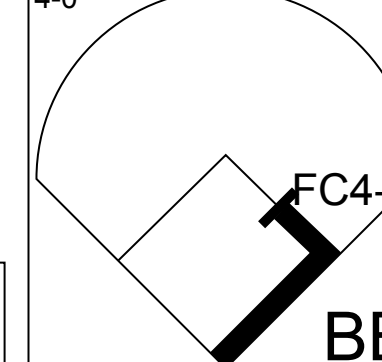
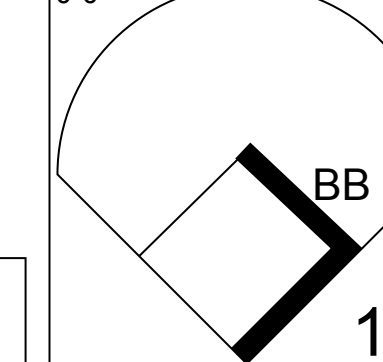
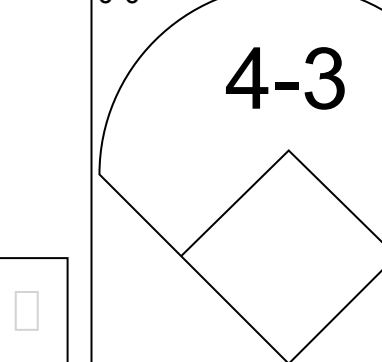
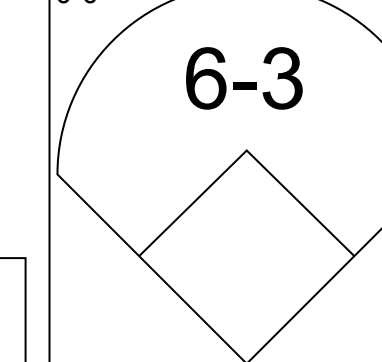
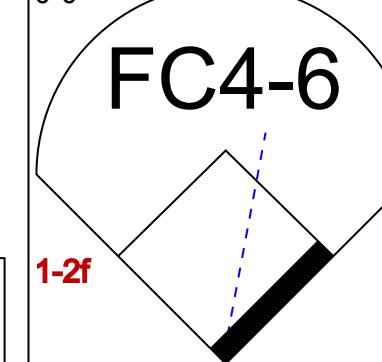


Batter	1	2	3	4	5	6	7	8	9	AB	R	H	RBI	BB	SO	LOB	TOP			
Felix Millan, R OBP: 0.341, SLG: 0.373 (1, 4)										4	0	1	0	0	0	1	Atlanta Braves @ Los Angeles Dodgers Dodger Stadium, Los Angeles, CA Mon Sep 07 1970, 7:05 PM PDT Unknown			
Ralph Garr, L OBP: 0.174, SLG: 0.182 (1, 9)										4	1	1	1	0	0	1				
Mike Lum, L OBP: 0.315, SLG: 0.429 (1, 8)										4	0	1	0	0	1	1				
Orlando Cepeda, R OBP: 0.370, SLG: 0.560 (1, 3)										4	1	1	2	0	0	3				
Rico Carty, R OBP: 0.444, SLG: 0.588 (1, 7)										4	0	0	0	0	1	0				
Bob Aspromonte, R OBP: 0.270, SLG: 0.230 (1, 5)										4	0	0	0	0	3	0				
Sonny Jackson, L OBP: 0.344, SLG: 0.312 Hank Aaron, R OBP: 0.386, SLG: 0.603 (8, PH)										3	0	1	0	0	0	0		AB 34 R 3 H 6 RBI 3 BB 0 SO 8 LOB 9		
Bob Didier, S OBP: 0.202, SLG: 0.189 (1, 2)									1	0	0	0	0	1	0					
Jim Nash, R OBP: 0.122, SLG: 0.194 Jimmie Hall, L OBP: 0.232, SLG: 0.289 Steve Barber, L (8, 1)										2	0	0	0	0	1	1		WP: 1 PA: 34 PB: 0 SB: 1 CS: 0		
										1	0	0	0	0	1	1				
<b>Inning Stats</b>	R: 2 E: 0 K: 0 S: 5	H: 2 LOB: 0 BB: 0 P: 5	R: 0 E: 0 K: 1 S: 5	H: 0 LOB: 0 BB: 0 P: 5	R: 0 E: 0 K: 1 S: 5	H: 0 LOB: 0 BB: 0 P: 5	R: 0 E: 0 K: 2 S: 8	H: 1 LOB: 1 BB: 0 P: 8	R: 0 E: 0 K: 1 S: 5	H: 0 LOB: 0 BB: 0 P: 5	R: 0 E: 0 K: 1 S: 5	H: 0 LOB: 0 BB: 0 P: 5	R: 1 E: 0 K: 1 S: 8	H: 3 LOB: 2 BB: 0 P: 8	R: 0 E: 0 K: 1 S: 5	H: 0 LOB: 0 BB: 0 P: 5	1B: 4 2B: 1 3B: 0 HR: 1	SF: 0 SAC: 0 DP: 0 HBP: 0		
<b>PITCHER</b>	IP WLS BF H R ER SO BB IBB HBP BLK WP HR S P ERA WHIP																			
Don Sutton, R ERA: 4.05 Jim Brewer, L ERA: 2.73	(1, 1) (8, 1)	7.2 S	30 4	6 0	3 0	3 0	7 1	0 0	0 0	0 0	0 0	1 0	0 0	0 0	0 0	0 6	44 6	44 0.00	3.52 0.000	0.783

Batter	1	2	3	4	5	6	7	8	9	AB	R	H	RBI	BB	SO	LOB	BOTTOM		
Maury Wills, S OBP: 0.332, SLG: 0.316 (1, 6)										3	1	2	1	1	0	0	Atlanta Braves @ Los Angeles Dodgers Dodger Stadium, Los Angeles, CA Mon Sep 07 1970, 7:05 PM PDT Unknown		
Bill Russell, R OBP: 0.298, SLG: 0.376 (8, 8)										4	0	2	0	0	0	3			
Willie Davis, L OBP: 0.342, SLG: 0.454 Jim Brewer, L OBP: 0.154, SLG: 0.083 (8, 1)										4	0	1	1	0	0	2			
Wes Parker, S OBP: 0.399, SLG: 0.468 (1, 3)										3	0	0	0	1	2	2			
Tom Haller, L OBP: 0.343, SLG: 0.453 Andy Kosco, R OBP: 0.237, SLG: 0.404 Von Joshua, L OBP: 0.271, SLG: 0.321 Jeff Torborg, R OBP: 0.308, SLG: 0.323 (9, 2)										2	0	0	0	1	0	1		AB 29 R 4 H 10 RBI 4 BB 4 SO 4 LOB 12	
Ted Sizemore, R OBP: 0.369, SLG: 0.356 (1, 4)										1	0	1	0	1	0	1			
Willie Crawford, L OBP: 0.318, SLG: 0.398 (8, 9)										4	1	1	2	0	2	3			
Billy Grabarkewitz, R OBP: 0.407, SLG: 0.457 (1, 5)										3	1	1	0	0	0	0			
Don Sutton, R OBP: 0.250, SLG: 0.187 Manny Mota, R OBP: 0.369, SLG: 0.387 (8, 7)										2	0	1	0	0	0	0		WP: 0 PA: 35 PB: 0 SB: 0 CS: 2	
										0	0	0	0	0	0	0			
<b>Inning Stats</b>	R: 0 E: 0 K: 0 S: 3	H: 1 LOB: 0 BB: 0 P: 3	R: 0 E: 0 K: 0 S: 2	H: 0 LOB: 0 BB: 1 P: 6	R: 0 E: 0 K: 1 S: 6	H: 1 LOB: 2 BB: 1 P: 10	R: 0 E: 0 K: 1 S: 5	H: 0 LOB: 2 BB: 2 P: 13	R: 2 E: 0 K: 0 S: 5	H: 3 LOB: 0 BB: 0 P: 5	R: 2 E: 0 K: 0 S: 5	H: 2 LOB: 0 BB: 0 P: 5	R: 0 E: 0 K: 1 S: 7	H: 2 LOB: 2 BB: 0 P: 7	R: 0 E: 0 K: 1 S: 5	H: 1 LOB: 1 BB: 0 P: 5	1B: 7 2B: 2 3B: 0 HR: 1	SF: 0 SAC: 1 DP: 2 HBP: 0	
<b>PITCHER</b>	IP WLS BF H R ER SO BB IBB HBP BLK WP HR S P ERA WHIP																		
Jim Nash, R ERA: 4.1 Steve Barber, L ERA: 8.1	(1, 1) (8, 1)	7.0 L	31 3	9 1	4 0	4 0	3 1	4 0	0 0	0 0	0 0	0 0	0 0	0 0	0 5	33 5	49 5	5.14 0.000	1.857



Batter	1	2	3	4	5	6	7	8	9	AB	R	H	RBI	BB	SO	LOB	TOP			
<b>Felix Millan, R</b> OBP: 0.340, SLG: 0.371 (1, 4)										3	0	0	0	1	1	3	<b>Atlanta Braves @ Los Angeles Dodgers</b> Dodger Stadium, Los Angeles, CA Mon Sep 07 1970, 7:05 PM PDT Att: 25,803 - Unknown			
<b>Ralph Garr, L</b> OBP: 0.185, SLG: 0.192 (1, 7)										4	0	1	0	0	1	1				
<b>Hank Aaron, R</b> OBP: 0.368, SLG: 0.604 <b>Oscar Brown, R</b> OBP: 0.455, SLG: 0.552 (8, PR) (8, 9)										3	0	2	0	1	0	0				
<b>Orlando Cepeda, R</b> OBP: 0.368, SLG: 0.556 <b>Tommie Aaron, R</b> OBP: 0.242, SLG: 0.333 (1, 3) (8, 3)										4	0	0	0	0	0	3				
<b>Mike Lum, L</b> OBP: 0.314, SLG: 0.423 (1, 8)										3	0	0	0	1	0	1				
<b>Hal King, L</b> OBP: 0.363, SLG: 0.464 <b>Bob Didier, S</b> OBP: 0.200, SLG: 0.187 (1, 2) (6, 2)										3	0	1	0	0	0	2				
<b>Clete Boyer, R</b> OBP: 0.304, SLG: 0.386 (1, 5)										4	1	2	1	0	0	1				
<b>Gil Garrido, R</b> OBP: 0.306, SLG: 0.330 (1, 6)										3	0	1	0	1	0	1				
<b>Pat Jarvis, R</b> OBP: 0.178, SLG: 0.181 <b>Don Cardwell, R</b> OBP: 0.162, SLG: 0.200 (4, 1) <b>Jimmie Hall, L</b> OBP: 0.229, SLG: 0.286 (7, PH) <b>Rick Kester, R</b> (7, 1) <b>Bob Aspromonte, R</b> OBP: 0.268, SLG: 0.228 (9, PH)										1	0	1	0	0	0	0				
<b>Inning Stats</b>	R: 0 E: 0 K: 1 S: 5	H: 1 LOB: 1 BB: 1 P: 9	R: 1 E: 0 K: 0 S: 6	H: 3 LOB: 2 BB: 0 P: 6	R: 0 E: 0 K: 1 S: 5	H: 0 LOB: 0 BB: 0 P: 5	R: 0 E: 0 K: 0 S: 3	H: 1 LOB: 1 BB: 0 P: 3	R: 0 E: 0 K: 1 S: 5	H: 0 LOB: 1 BB: 1 P: 9	R: 0 E: 0 K: 0 S: 3	H: 0 LOB: 1 BB: 1 P: 7	R: 0 E: 0 K: 0 S: 4	H: 1 LOB: 1 BB: 0 P: 4	R: 0 E: 0 K: 0 S: 4	H: 1 LOB: 1 BB: 0 P: 4		1B: 7 2B: 0 3B: 0 HR: 1	SF: 0 SAC: 0 DP: 2 HBP: 0	WP: 0 PB: 0 SB: 0 CS: 1
<b>PITCHER</b> <b>Alan Foster, R</b> ERA: 4.2 (1, 1)	IP: 9.0 WLS: W BF: 36 H: 8 R: 1 ER: 1 SO: 3 BB: 4 IBB: 0 HBP: 0 BLK: 0 WP: 0 HR: 1 S: 38 P: 54 ERA: 1.00 WHIP: 1.333																			

Batter	1	2	3	4	5	6	7	8	9	AB	R	H	RBI	BB	SO	LOB	BOTTOM	
<b>Maury Wills, S</b> OBP: 0.333, SLG: 0.316 (1, 6)										4	1	1	0	1	0	0	<b>Atlanta Braves @ Los Angeles Dodgers</b> Dodger Stadium, Los Angeles, CA Mon Sep 07 1970, 7:05 PM PDT Att: 25,803 - Unknown	
<b>Bill Russell, R</b> OBP: 0.301, SLG: 0.378 (1, 9)										4	2	2	0	0	1	2		
<b>Willie Davis, L</b> OBP: 0.344, SLG: 0.456 (1, 8)										3	2	1	1	2	0	2		
<b>Wes Parker, S</b> OBP: 0.402, SLG: 0.472 (1, 3)										4	1	3	2	0	0	1		
<b>Bill Sudakis, S</b> OBP: 0.354, SLG: 0.458 (1, 2)										3	0	1	2	0	0	2		
<b>Ted Sizemore, R</b> OBP: 0.368, SLG: 0.354 (1, 4)										4	0	1	1	0	0	2		
<b>Willie Crawford, L</b> OBP: 0.321, SLG: 0.397 (1, 7)										3	0	1	0	1	0	2		
<b>Billy Grabarkewitz, R</b> OBP: 0.406, SLG: 0.454 (1, 5)										3	0	0	0	1	1	3		
<b>Alan Foster, R</b> OBP: 0.143, SLG: 0.117 (1, 1)										4	0	1	0	0	0	1		
<b>Inning Stats</b>	R: 2 E: 0 K: 0 S: 6	H: 3 LOB: 2 BB: 1 P: 10	R: 0 E: 0 K: 1 S: 6	H: 1 LOB: 2 BB: 1 P: 10	R: 0 E: 0 K: 0 S: 4	H: 1 LOB: 2 BB: 1 P: 8	R: 3 E: 0 K: 0 S: 6	H: 3 LOB: 1 BB: 1 P: 10	R: 0 E: 1 K: 0 S: 5	H: 2 LOB: 1 BB: 0 P: 5	R: 0 E: 0 K: 0 S: 3	H: 0 LOB: 0 BB: 1 P: 7	R: 0 E: 0 K: 1 S: 5	H: 0 LOB: 0 BB: 0 P: 5	1B: 8 2B: 3 3B: 0 HR: 0	SF: 1 SAC: 1 DP: 1 HBP: 0		WP: 1 PB: 0 SB: 1 CS: 0
<b>PITCHER</b> <b>Pat Jarvis, R</b> ERA: 3.6 <b>Don Cardwell, R</b> ERA: 6.95 <b>Rick Kester, R</b> ERA: 5.73 (1, 1) (4, 1) (7, 1)	IP: 3.2 WLS: L BF: 23 H: 8 R: 5 ER: 5 SO: 1 BB: 4 IBB: 0 HBP: 0 BLK: 0 WP: 1 HR: 0 S: 21 P: 37 ERA: 12.27 WHIP: 3.273																	



Batter	1	2	3	4	5	6	7	8	9	AB	R	H	RBI	BB	SO	LOB	TOP										
<b>Felix Millan, R</b> (1,4) OBP: 0.342, SLG: 0.374 <b>Sonny Jackson, L</b> (4,6) OBP: 0.342, SLG: 0.310	0-0 4-3 HR 2B	0-0 1-2 1B		0-0 1-3		0-0 5-3			0-0 1-3	3	1	2	0	0	0	0											
<b>Mike Lum, L</b> (1,8) OBP: 0.316, SLG: 0.422	0-0 4-3 2-3	0-0 F2			0-0 4-3		0-0 1B 1B		0-0 4-3 1B	5	0	2	0	0	0	3											
<b>Hank Aaron, R</b> (1,9) OBP: 0.388, SLG: 0.603	4-0 HR BB		0-0 L5		0-0 FC1-6-5 2B		0-0 L7		0-0 4-3 1-2	4	1	1	0	1	0	2											
<b>Orlando Cepeda, R</b> (1,3) OBP: 0.371, SLG: 0.565	0-0 1-H 3-H HR		0-0 2B		0-0 FC1-6-5 2-3 2B		0-0 G4-6-3 1B		4-0 BB	4	1	3	3	1	0	1											
<b>Rico Carty, R</b> (1,7) OBP: 0.441, SLG: 0.583 <b>Oscar Brown, R</b> (9,7) OBP: 0.455, SLG: 0.552	0-0 G3		0-0 BB		0-0 5-3		0-0 G4-6-3 1-2 1B		0-0 F7	4	0	0	0	1	0	5											
<b>Clete Boyer, R</b> (1,5) OBP: 0.305, SLG: 0.387	0-0 F5		0-0 F4			0-0 SH2-4 SH1-4 1B		0-0 4-3 SH1-4 1B	4	0	2	0	0	0	2												
<b>Gil Garrido, R</b> (1,6) OBP: 0.304, SLG: 0.328		0-0 6-3	0-0 6-3			0-0 SH1-4 1-2		0-0 SH1-4 1-2	2	0	0	0	0	0	2												
<b>Bob Didier, S</b> (1,2) OBP: 0.201, SLG: 0.183		0-0 4-3		0-0 L4		0-0 SH2-4 HBP		0-0 4-3 2-3	3	0	0	0	0	0	1												
<b>George Stone, L</b> (1,1) OBP: 0.308, SLG: 0.243		4-0 1B BB		0-0 F7		0-0 SH2-4 1-2 2-3		0-0 5-3	2	0	0	0	1	0	1												
<b>Inning Stats</b>	R: 3 E: 0 K: 0 S: 5	H: 2 LOB: 0 BB: 1 P: 9	R: 0 E: 0 K: 0 S: 4	H: 1 LOB: 2 BB: 1 P: 8	R: 0 E: 0 K: 0 S: 4	H: 1 LOB: 0 BB: 0 P: 3	R: 0 E: 0 K: 0 S: 3	H: 0 LOB: 0 BB: 0 P: 3	R: 0 E: 0 K: 0 S: 4	H: 1 LOB: 2 BB: 0 P: 5	R: 0 E: 0 K: 0 S: 4	H: 2 LOB: 1 BB: 0 P: 4	R: 0 E: 0 K: 0 S: 4	H: 1 LOB: 1 BB: 0 P: 4	R: 0 E: 0 K: 0 S: 4	H: 1 LOB: 2 BB: 1 P: 8	1B: 6 2B: 3 3B: 0 HR: 1	SF: 0 SAC: 3 DP: 1 HBP: 1	WP: 0 PA: 41 PB: 0 SB: 0 CS: 0								
<b>PITCHER</b>	IP	WLS	BF	H	R	ER	SO	BB	IBB	HBP	BLK	WP	HR	S	P	ERA	WHIP										
<b>Sandy Vance, R</b> (1,1) ERA: 3.01	5.0	L	23	5	3	3	0	3	0	0	0	0	1	20	32	5.40	1.600										
<b>Ray Lamb, R</b> (6,1) ERA: 2.54	2.0		9	3	0	0	0	0	0	1	0	0	0	8	9	0.00	1.500										
<b>Pete Mikkelsen, R</b> (8,1) ERA: 2.54	2.0		9	2	0	0	0	1	0	0	0	0	0	8	12	0.00	1.500										

Atlanta Braves @ Los Angeles Dodgers  
Dodger Stadium, Los Angeles, CA  
Tue Sep 08 1970, 7:05 PM PDT  
Att: 13,192 - Unknown

AB 33  
R 3  
H 10  
RBI 3  
BB 4  
SO 0  
LOB 19



Batter	1	2	3	4	5	6	7	8	9	AB	R	H	RBI	BB	SO	LOB	BOTTOM										
<b>Maury Wills, S</b> (1,6) OBP: 0.334, SLG: 0.320	0-0 FC1-4 1B		0-0 G4-3 1-2		0-0 1-3 3-H 2B			0-0 1-3		4	0	2	1	0	0	1											
<b>Manny Mota, R</b> (1,7) OBP: 0.365, SLG: 0.383	0-0 FC1-4 1-2		0-0 F4		0-0 F8			0-0 F9		4	0	0	0	0	0	3											
<b>Bill Sudakis, S</b> (1,2) OBP: 0.348, SLG: 0.449	0-3 K			0-0 6-3		0-0 1-3		0-0 6-3		4	0	0	0	0	1	1											
<b>Wes Parker, S</b> (1,3) OBP: 0.401, SLG: 0.471	0-0 F8			0-0 4-3		0-0 6-3			0-0 1B	4	0	1	0	0	0	1											
<b>Andy Kosco, R</b> (1,9) OBP: 0.237, SLG: 0.401		0-0 1B		0-0 F8		0-0 5-3			0-0 F5	4	0	1	0	0	0	1											
<b>Ted Sizemore, R</b> (1,4) OBP: 0.386, SLG: 0.356		0-0 F9			0-0 FC6-4 2B 2B			0-0 6-3		4	1	1	0	0	0	2											
<b>Bill Russell, R</b> (1,8) OBP: 0.296, SLG: 0.372		0-3 K		0-0 F5		0-0 F7			0-0 L7	4	0	0	0	0	1	3											
<b>Billy Grabarkewitz, R</b> (1,5) OBP: 0.408, SLG: 0.461		0-3 K		4-0 FC6-4 BB				0-0 HR		2	1	1	1	1	1	1											
<b>Sandy Vance, R</b> (1,1) OBP: 0.200, SLG: 0.172 <b>Jim Lefebvre, S</b> (5,PH) OBP: 0.330, SLG: 0.378 <b>Ray Lamb, R</b> (6,1) <b>Jeff Torborg, R</b> (7,PH) OBP: 0.306, SLG: 0.321 <b>Pete Mikkelsen, R</b> (8,1) OBP: 0.500, SLG: 0.500		0-0 G4-3 1B		0-0 FC6-4 2B 1-2 2-3				0-0 F9		1	0	1	0	0	0	0											
<b>Inning Stats</b>	R: 0 E: 0 K: 1 S: 6	H: 1 LOB: 1 BB: 0 P: 6	R: 0 E: 0 K: 2 S: 8	H: 1 LOB: 0 BB: 0 P: 8	R: 0 E: 0 K: 0 S: 3	H: 1 LOB: 0 BB: 0 P: 3	R: 0 E: 0 K: 0 S: 3	H: 0 LOB: 0 BB: 0 P: 3	R: 1 E: 0 K: 0 S: 4	H: 1 LOB: 0 BB: 0 P: 4	R: 0 E: 0 K: 0 S: 3	H: 0 LOB: 0 BB: 0 P: 3	R: 0 E: 0 K: 0 S: 4	H: 1 LOB: 1 BB: 0 P: 4	R: 0 E: 0 K: 0 S: 4	H: 1 LOB: 1 BB: 0 P: 4	1B: 4 2B: 2 3B: 0 HR: 1	SF: 0 SAC: 0 DP: 1 HBP: 0	WP: 0 PA: 34 PB: 0 SB: 0 CS: 0								
<b>PITCHER</b>	IP	WLS	BF	H	R	ER	SO	BB	IBB	HBP	BLK	WP	HR	S	P	ERA	WHIP										
<b>George Stone, L</b> (1,1) ERA: 3.81	9.0	W	34	7	2	2	3	1	0	0	0	0	1	39	43	2.00	0.889										

Atlanta Braves @ Los Angeles Dodgers  
Dodger Stadium, Los Angeles, CA  
Tue Sep 08 1970, 7:05 PM PDT  
Att: 13,192 - Unknown

AB 33  
R 2  
H 7  
RBI 2  
BB 1  
SO 3  
LOB 15





Batter	1	2	3	4	5	6	7	8	9	AB	R	H	RBI	BB	SO	LOB	TOP										
<b>Bobby Tolan, L</b> OBP: 0.390, SLG: 0.480 (1.8)	0-0 4-3	0-0 L3		0-0 P1			0-0 L8		0-0 1-3 2-H 1B	5	0	1	1	0	0	1											
<b>Pete Rose, S</b> OBP: 0.389, SLG: 0.479 (1.9)	0-0 F9		0-0 5-3 2B 1B		0-0 F7			0-0 4-3	0-0 F8	5	1	1	0	0	0	2											
<b>Tony Perez, R</b> OBP: 0.403, SLG: 0.605 (1.5)	0-0 F9		0-0 F7		0-0 G6-4-3 1B			4-0 BB		3	0	1	0	1	0	1											
<b>Johnny Bench, R</b> OBP: 0.340, SLG: 0.602 (1.2)		0-0 5-3	0-0 5-3		0-0 G6-4-3 1-2			0-0 F7		4	0	0	0	0	0	3											
<b>Lee May, R</b> OBP: 0.292, SLG: 0.479 (1.3)		0-0 HR	0-0 2-H 1B 2B			0-3 K		0-0 F9		4	2	2	2	0	1	1											
<b>Hal McRae, R</b> OBP: 0.327, SLG: 0.489 (1.7)		4-0 2B	0-0 FC6-4 1B			0-0 5-3		0-0 F7		3	1	1	1	1	0	0											
<b>Jimmy Stewart, S</b> OBP: 0.305, SLG: 0.313 (9.7)		0-0 2B BB	0-0 FC6-4 1B			0-0 6-3				0	0	0	0	0	0	0											
<b>Tommy Helms, R</b> OBP: 0.257, SLG: 0.274 (1.4)		0-0 5-3	0-0 FC6-4 1-2			0-0 6-3		0-0 FC1-5 1B		4	0	1	0	0	0	2											
<b>Woody Woodward, R</b> OBP: 0.297, SLG: 0.297 (1.6)		0-0 1B 2B		0-0 F2		0-3 K		0-0 FC1-5 1B		4	2	2	1	0	1	0											
<b>Milt Wilcox, R</b> OBP: 0.250, SLG: 0.250 (1.1)		0-0 1B		0-3 K		0-0 6-3		0-0 FC1-5 1B		4	0	1	1	0	1	2											
<b>Inning Stats</b>	R: 0 E: 0 K: 0 S: 3	H: 0 LOB: 0 BB: 0 P: 3	R: 3 E: 0 K: 0 S: 6	H: 3 LOB: 1 BB: 1 P: 10	R: 2 E: 0 K: 0 S: 6	H: 3 LOB: 1 BB: 0 P: 6	R: 0 E: 0 K: 1 S: 5	H: 0 LOB: 0 BB: 0 P: 5	R: 0 E: 0 K: 0 S: 5	H: 0 LOB: 0 BB: 0 P: 5	R: 0 E: 0 K: 1 S: 5	H: 0 LOB: 0 BB: 0 P: 5	R: 0 E: 0 K: 0 S: 3	H: 0 LOB: 1 BB: 1 P: 7	R: 1 E: 0 K: 0 S: 6	H: 3 LOB: 2 BB: 0 P: 6	1B: 7 2B: 2 3B: 0 HR: 1	SF: 0 SAC: 0 DP: 1 HBP: 0	WP: 0 PA: 38 PB: 0 SB: 0 CS: 0								
<b>PITCHER</b>	IP	WLS	BF	H	R	ER	SO	BB	IBB	HBP	BLK	WP	HR	S	P	ERA	WHIP										
<b>Claude Osteen, L</b> ERA: 3.83 (1.1)	2.2	L	15	6	5	5	0	1	0	0	0	0	1	14	18	16.88	2.625										
<b>Ray Lamb, R</b> ERA: 2.64 (3.1)	3.1		10	1	0	0	2	0	0	0	0	0	0	14	14	0.00	0.300										
<b>Charlie Hough, R</b> ERA: 6.14 (7.1)	2.0		7	0	0	0	1	1	0	0	0	0	0	8	12	0.00	0.500										
<b>Fred Norman, L</b> ERA: 4.66 (9.1)	1.0		6	3	1	1	0	0	0	0	0	0	0	6	6	9.00	3.000										

Cincinnati Reds @ Los Angeles Dodgers  
 Dodger Stadium, Los Angeles, CA  
 Wed Sep 09 1970, 7:05 PM PDT  
 Att: 20,280 - Unknown

AB	36
R	6
H	10
RBI	6
BB	2
SO	3
LOB	12



Batter	1	2	3	4	5	6	7	8	9	AB	R	H	RBI	BB	SO	LOB	BOTTOM										
<b>Maury Wills, S</b> OBP: 0.333, SLG: 0.319 (1.6)	0-0 G3 1B		0-0 4-3			0-0 F7		0-0 F7		4	0	1	0	0	0	1											
<b>Bill Russell, R</b> OBP: 0.292, SLG: 0.366 (1.9)	0-3 K			0-0 5-3		0-0 F8			0-0 5-3	4	0	0	0	0	1	1											
<b>Willie Davis, L</b> OBP: 0.344, SLG: 0.454 (1.8)	0-0 G3 1-2			0-0 F7		0-0 F7		0-0 1B		4	0	1	0	0	0	1											
<b>Wes Parker, S</b> OBP: 0.400, SLG: 0.469 (1.3)	0-0 3-1			0-0 FC6-4 1B		0-0 1-3		0-0 P6		4	0	1	0	0	0	2											
<b>Tom Haller, L</b> OBP: 0.345, SLG: 0.452 (1.2)		4-0 G6-4-3 BB		0-0 FC6-4 1-2		0-0 FC6-4 1B		0-0 4-3		3	0	1	0	1	0	2											
<b>Ted Sizemore, R</b> OBP: 0.383, SLG: 0.353 (1.4)		0-0 G6-4-3 1-2		0-0 F2		0-0 FC6-4 1-2				3	0	0	0	0	0	2											
<b>Willie Crawford, L</b> OBP: 0.318, SLG: 0.393 (1.7)		0-3 K		0-0 F9		0-0 F8				3	0	0	0	0	1	0											
<b>Billy Grabarkewitz, R</b> OBP: 0.405, SLG: 0.458 (1.5)			0-3 K		0-0 5-3			0-0 5-3		3	0	0	0	0	1	0											
<b>Claude Osteen, L</b> OBP: 0.295, SLG: 0.325 (1.1)						0-0 4-3				0	0	0	0	0	0	0											
<b>Ray Lamb, R</b> OBP: 0.327, SLG: 0.489 (3.1)										1	0	0	0	0	0	0											
<b>Von Joshua, L</b> OBP: 0.287, SLG: 0.317 (6.9H)										1	0	0	0	0	0	0											
<b>Charlie Hough, R</b> OBP: 0.305, SLG: 0.333 (7.1)										0	0	0	0	0	0	0											
<b>Len Castelnelson, S</b> OBP: 0.182, SLG: 0.220 (8.9H)										1	0	1	0	0	0	0											
<b>Fred Norman, S</b> OBP: 0.333, SLG: 0.143 (9.1)										0	0	0	0	0	0	0											
<b>Inning Stats</b>	R: 0 E: 0 K: 1 S: 6	H: 1 LOB: 1 BB: 0 P: 6	R: 0 E: 0 K: 1 S: 4	H: 0 LOB: 0 BB: 1 P: 8	R: 0 E: 0 K: 1 S: 5	H: 0 LOB: 0 BB: 0 P: 5	R: 0 E: 0 K: 0 S: 4	H: 1 LOB: 1 BB: 0 P: 4	R: 0 E: 0 K: 0 S: 3	H: 0 LOB: 0 BB: 0 P: 3	R: 0 E: 0 K: 0 S: 3	H: 0 LOB: 0 BB: 0 P: 3	R: 0 E: 0 K: 0 S: 4	H: 1 LOB: 1 BB: 0 P: 4	R: 0 E: 0 K: 0 S: 4	H: 1 LOB: 1 BB: 0 P: 4	R: 0 E: 0 K: 0 S: 4	H: 1 LOB: 1 BB: 0 P: 4	1B: 5 2B: 0 3B: 0 HR: 0	SF: 0 SAC: 0 DP: 1 HBP: 0	WP: 0 PA: 32 PB: 0 SB: 0 CS: 0						
<b>PITCHER</b>	IP	WLS	BF	H	R	ER	SO	BB	IBB	HBP	BLK	WP	HR	S	P	ERA	WHIP										
<b>Milt Wilcox, R</b> ERA: 1.29 (1.1)	9.0	W	32	5	0	0	3	1	0	0	0	0	0	37	41	0.00	0.667										

Cincinnati Reds @ Los Angeles Dodgers  
 Dodger Stadium, Los Angeles, CA  
 Wed Sep 09 1970, 7:05 PM PDT  
 Att: 20,280 - Unknown

AB	31
R	0
H	5
RBI	0
BB	1
SO	3
LOB	9





Batter	1	2	3	4	5	6	7	8	9	AB	R	H	RBI	BB	SO	LOB	TOP									
<b>Bobby Tolan, L</b> OBP: 0.388, SLG: 0.479 (1, 8)	0-0 4-3 1B	0-0 P5		0-0 4-3		0-0 F5	0-0 FC3-6		0-0 1-3	6	1	1	0	0	0	5										
<b>Pete Rose, S</b> OBP: 0.392, SLG: 0.481 (1, 9)	0-0 4-3	0-0 5-3		0-0 1B			0-0 2B 1B	0-0 1B HR	4-0 1B	5	2	3	1	1	0	1										
<b>Bernie Carbo, L</b> OBP: 0.457, SLG: 0.564 (6, PH)	0-0 BB HR		0-0 4-3	0-0 F7			0-0 1B FC5-4	0-0 HR	0-0 1B	4	2	2	1	0	0	1										
<b>Hal McRae, R</b> OBP: 0.335, SLG: 0.496 (8, 7)	0-0 BB HR		0-0 4-3	0-0 F7			0-0 1B FC5-4	0-0 HR	0-0 1B	2	1	2	1	0	0	0										
<b>Johnny Bench, R</b> OBP: 0.344, SLG: 0.609 (8, 2)	0-0 BB HR		0-0 F3		0-0 1B		0-0 1B FC5-4	0-0 HR	0-0 G6-4-3	5	2	4	4	0	0	0										
<b>Pat Corrales, R</b> OBP: 0.311, SLG: 0.347 (8, 2)	0-0 BB HR		0-0 F3		0-0 1B		0-0 1B FC5-4	0-0 HR	0-0 G6-4-3	1	0	0	0	0	0	2										
<b>Tony Perez, R</b> OBP: 0.404, SLG: 0.604 (7, 6)	4-0 BB HR		0-0 1B		0-0 L7		0-0 3B FC5-4	0-0 HR		3	2	1	1	1	0	2										
<b>Frank Duffy, R</b> OBP: 0.167, SLG: 0.333 (7, 6)	1-2 2-3 BB		0-0 1B		0-0 L7		0-0 3B FC5-4	0-0 HR		1	0	0	0	0	0	0										
<b>Lee May, R</b> OBP: 0.294, SLG: 0.486 (8, 3)	0-0 HR		0-0 FC6-4 1B		0-3 K		0-3 K	0-0 FC6-4 1B		5	1	3	4	0	2	2										
<b>Ty Cline, L</b> OBP: 0.367, SLG: 0.404 (8, 3)	1-1 2-H 3-H HR		0-0 FC6-4 1B		0-3 K		0-3 K	0-0 FC6-4 1B		0	0	0	0	0	0	0										
<b>Tommy Helms, R</b> OBP: 0.259, SLG: 0.277 (8, 4)	0-0 P4		0-0 FC6-4		0-0 F7		0-0 3B	0-0 FC6-4	0-0 FC5-4	5	0	1	1	0	0	4										
<b>Darrel Chaney, S</b> OBP: 0.278, SLG: 0.302 (8, 4)	0-0 P4		0-0 FC6-4		0-0 F7		0-0 3B	0-0 FC6-4	0-0 FC5-4	0	0	0	0	0	0	0										
<b>Woody Woodward, R</b> OBP: 0.299, SLG: 0.300 (7, 5)	0-0 4-3		0-0 4-3 1B		0-0 F9		4-0 BB	0-0 FC5-4		4	1	1	0	1	0	1										
<b>Jim McGlothlin, R</b> OBP: 0.212, SLG: 0.169 (7, 1)		0-0 6-3		0-3 K		0-0 5-3		4-0 FC3-6 BB		3	0	0	0	1	1	1										
<b>Don Gullett, R</b> ERA: 3.85 (7, 1)		0-0 6-3		0-3 K		0-0 5-3		4-0 FC3-6 BB		0	0	0	0	0	0	0										
<b>Jimmy Stewart, S</b> OBP: 0.311, SLG: 0.340 (9, PH)		0-0 6-3		0-3 K		0-0 5-3		4-0 FC3-6 BB		1	1	1	0	0	0	0										
<b>Jim Maloney, L</b> (9, 1)		0-0 6-3		0-3 K		0-0 5-3		4-0 FC3-6 BB		0	0	0	0	0	0	0										
<b>Inning Stats</b>	R: 5 E: 0 K: 0 S: 7	H: 4 LOB: 0 BB: 1 P: 11	R: 0 E: 0 K: 0 S: 3	H: 0 LOB: 0 BB: 0 P: 3	R: 0 E: 0 K: 0 S: 5	H: 2 LOB: 2 BB: 0 P: 5	R: 1 E: 0 K: 1 S: 7	H: 2 LOB: 1 BB: 0 P: 7	R: 0 E: 0 K: 1 S: 6	H: 1 LOB: 1 BB: 0 P: 6	R: 0 E: 0 K: 0 S: 3	H: 0 LOB: 0 BB: 0 P: 3	R: 3 E: 0 K: 1 S: 9	H: 4 LOB: 3 BB: 2 P: 17	R: 3 E: 0 K: 0 S: 7	H: 4 LOB: 1 BB: 0 P: 7	R: 1 E: 0 K: 0 S: 4	H: 2 LOB: 1 BB: 1 P: 8	1B: 11 2B: 4 3B: 2 HR: 2	SF: 0 SAC: 0 DP: 1 HBP: 0	WP: 0 PB: 0 SB: 0 CS: 0	PA: 49				
<b>PITCHER</b>	IP	WLS	BF	H	R	ER	SO	BB	IBB	HBP	BLK	WP	HR	S	P	ERA	WHIP									
<b>Joe Moeller, R</b> ERA: 3.85 (1, 1)	5.0	L	25	9	6	6	2	1	0	0	0	0	0	1	28	32	10.80	2.000								
<b>Jerry Stephenson, R</b> ERA: 13.5 (8, 1)	2.0		12	4	3	3	1	2	0	0	0	0	0	12	20	13.50	3.000									
<b>Fred Norman, L</b> ERA: 5.1 (8, 1)	2.0		12	6	4	4	0	1	0	0	0	0	1	11	15	18.00	3.500									

Cincinnati Reds @ Los Angeles Dodgers  
Dodger Stadium, Los Angeles, CA  
Thu Sep 10 1970, 7:05 PM PDT  
Att: 20,639 - Unknown

AB 45  
R 13  
H 19  
RBI 13  
BB 4  
SO 3  
LOB 19




Batter	1	2	3	4	5	6	7	8	9	AB	R	H	RBI	BB	SO	LOB	BOTTOM									
<b>Maury Wills, S</b> OBP: 0.331, SLG: 0.317 (1, 6)	0-0 4-3		0-0 L6			0-0 6-3		0-3 K		3	0	0	0	0	0	1										
<b>Steve Garvey, R</b> OBP: 0.264, SLG: 0.294 (8, 5)	0-0 4-3		0-0 L6			0-0 6-3		0-3 K		1	0	0	0	0	1	0										
<b>Manny Mota, R</b> OBP: 0.394, SLG: 0.382 (1, 7)	0-0 F9		0-0 G6-4-3			0-0 1-3		0-0 FC6-4 1B		4	0	1	0	0	0	1										
<b>Willie Davis, L</b> OBP: 0.344, SLG: 0.452 (6, PH)	0-0 4-3		0-0 L4			4-0 BB		0-0 FC6-4 HR		2	0	0	0	1	0	0										
<b>Bill Russell, R</b> OBP: 0.291, SLG: 0.364 (9, 8)	0-0 4-3		0-0 L4			4-0 BB		0-0 FC6-4 HR		1	1	0	0	0	0	1										
<b>Wes Parker, S</b> OBP: 0.399, SLG: 0.473 (1, 3)		0-0 G3		0-0 E3 4-3		0-0 F8		0-0 HR		4	1	1	2	0	0	1										
<b>Tom Haller, L</b> OBP: 0.348, SLG: 0.461 (8, 4)		0-0 E 1B 2B		0-0 4-3		0-0 4-3		0-0 F9		3	2	2	0	0	0	1										
<b>Jim Lefebvre, S</b> OBP: 0.329, SLG: 0.377 (8, 4)		0-0 E 1B 2B		0-0 4-3		0-0 4-3		0-0 F9		1	0	0	0	0	0	0										
<b>Ted Sizemore, R</b> OBP: 0.362, SLG: 0.350 (8, 6)		0-0 P3		0-0 F9		4-0 BLK BB		0-0 L5-3		3	0	0	0	1	0	2										
<b>Willie Crawford, L</b> OBP: 0.320, SLG: 0.392 (1, 9)		0-0 3-H 1B		4-0 BLK BB		0-0 6-3		0-0 F5		3	0	1	1	1	0	2										
<b>Billy Grabarkewitz, R</b> OBP: 0.403, SLG: 0.455 (8, 1)		0-0 F3		0-0 K		0-3 K		4-0 BB		3	0	0	0	0	2	3										
<b>Fred Norman, S</b> OBP: 0.333, SLG: 0.143 (9, PH)		0-0 F3		0-0 K		0-3 K		4-0 BB		0	0	0	0	0	0	0										
<b>Von Joshua, L</b> OBP: 0.276, SLG: 0.317 (9, PH)		0-0 F3		0-0 K		0-3 K		4-0 BB		0	0	0	0	1	0	0										
<b>Joe Moeller, R</b> OBP: 0.225, SLG: 0.162 (6, PH)		0-0 F3		4-0 BLK BB		0-0 L4-3		0-3 K		0	0	0	0	1	0	0										
<b>Len Gabrielson, L</b> OBP: 0.194, SLG: 0.194 (6, 1)		0-0 F3		4-0 BLK BB		0-0 L4-3		0-3 K		1	0	0	0	0	0	1										
<b>Jerry Stephenson, L</b> (6, 1)		0-0 F3		4-0 BLK BB		0-0 L4-3		0-3 K		0	0	0	0	0	0	0										
<b>Bill Sudakis, S</b> OBP: 0.345, SLG: 0.445 (8, 2)		0-0 F3		4-0 BLK BB		0-0 L4-3		0-3 K		2	0	0	0	0	2	2										
<b>Inning Stats</b>	R: 0 E: 0 K: 0 S: 3	H: 0 LOB: 0 BB: 0 P: 3	R: 1 E: 1 K: 0 S: 5	H: 2 LOB: 1 BB: 0 P: 5	R: 0 E: 0 K: 0 S: 2	H: 0 LOB: 0 BB: 1 P: 6	R: 0 E: 1 K: 0 S: 4	H: 0 LOB: 1 BB: 0 P: 4	R: 0 E: 0 K: 1 S: 4	H: 0 LOB: 0 BB: 1 P: 8	R: 0 E: 0 K: 0 S: 3	H: 0 LOB: 1 BB: 1 P: 7	R: 1 E: 0 K: 2 S: 8	H: 1 LOB: 1 BB: 1 P: 12	R: 2 E: 0 K: 1 S: 7	H: 2 LOB: 0 BB: 0 P: 7	R: 0 E: 0 K: 1 S: 5	H: 0 LOB: 1 BB: 1 P: 9	1B: 2 2B: 3 3B: 0 HR: 1	SF: 0 SAC: 0 DP: 2 HBP: 0	WP: 0 PB: 0 SB: 0 CS: 0	PA: 36				
<b>PITCHER</b>	IP	WLS	BF	H	R	ER	SO	BB	IBB	HBP	BLK	WP	HR	S	P	ERA	WHIP									
<b>Jim McGlothlin, R</b> ERA: 3.85 (1, 1)	6.1	W	25	3	2	2	1	4	0	0	0	0	0	1	23	39	2.84	1.105								
<b>Don Gullett, L</b> ERA: 2.69 (7, 1)	1.2		7	2	2	2	3	0	0	0	1	0	1	13	13	10.80	1.200									
<b>Jim Maloney, R</b> ERA: 11.17 (9, 1)	1.0	S	4	0	0	0	1	1	0	0	0	0	0	5	9	0.00	1.000									


Cincinnati Reds @ Los Angeles Dodgers  
Dodger Stadium, Los Angeles, CA  
Thu Sep 10 1970, 7:05 PM PDT  
Att: 20,639 - Unknown

AB 31  
R 4  
H 5  
RBI 3  
BB 5  
SO 5  
LOB 15





Batter	1	2	3	4	5	6	7	8	9	AB	R	H	RBI	BB	SO	LOB	TOP								
<b>Maury Wills, S</b> OBP: 0.334, SLG: 0.320 (1, 6)	0-0 4-3 PB 1B		0-0 6-3		0-0 FC6-4 1B		0-0 1B 6-3 1B		0-0 1-3	5	1	3	1	0	0	0	<b>Los Angeles Dodgers @ San Francisco Giants</b> Candlestick Park, San Francisco, CA Fri Sep 11 1970, 10:05 PM EDT Att: 8,574 - Unknown  <b>AB 36</b> <b>R 3</b> <b>H 11</b> <b>RBI 3</b> <b>BB 3</b> <b>SO 2</b> <b>LOB 23</b> 								
<b>Manny Mota, R</b> OBP: 0.362, SLG: 0.379 (1, 7)	0-0 F9		0-0 5-3		0-0 FC6-4 1-2		0-0 1-3 6-3 1B		0-0 F9	5	0	1	0	0	0	2									
<b>Willie Davis, L</b> OBP: 0.342, SLG: 0.450 (1, 8) <b>Bill Russell, R</b> OBP: 0.290, SLG: 0.363 (7, PH) (7, 8)	0-0 4-3		0-0 F6		0-0 F7		0-0 6-3		0-0 F8	3	0	0	0	0	0	2									
<b>Steve Carvey, R</b> OBP: 0.260, SLG: 0.290 (9, PH)	1-3						1-2 6-3			1	0	0	0	0	0	0									
<b>Wes Parker, S</b> OBP: 0.398, SLG: 0.471 (1, 3)	0-0 6-3			0-0 1B 1B	0-0 G3		0-0 F7			4	0	1	0	0	0	3									
<b>Tom Haller, L</b> OBP: 0.350, SLG: 0.466 (1, 2) <b>Bill Sudakis, S</b> OBP: 0.344, SLG: 0.443 (7, PH) (7, 2)		0-0 1B 1B		0-0 F9		0-0 G4-6-3 2B		0-0 4-3		3	1	2	0	0	0	1									
<b>Ted Sizemore, R</b> OBP: 0.366, SLG: 0.352 (1, 4)		0-0 1B 1-2 1B		0-0 1B		0-0 G4-6-3 BB		0-0 F8		3	0	2	0	1	0	0									
<b>Willie Crawford, L</b> OBP: 0.316, SLG: 0.387 (1, 9)	0-3 K		0-0 F4		0-0 G4-6-3		0-0 F3			4	0	0	0	0	1	6									
<b>Billy Grabarkewitz, R</b> OBP: 0.406, SLG: 0.455 (1, 5)	0-0 G6-4-3 1B 1-2 2H		0-0 F2		0-0 BB		0-0 BB			2	0	1	1	2	0	2									
<b>Don Sutton, R</b> OBP: 0.256, SLG: 0.221 (1, 1) <b>Len Gabrielson, L</b> OBP: 0.179, SLG: 0.169 (6, PH) <b>Pete Mikkelsen, R</b> OBP: 0.500, SLG: 0.500 (6, 1) <b>Jim Lefebvre, S</b> OBP: 0.328, SLG: 0.375 (8, PH) <b>Jim Brewer, L</b> OBP: 0.154, SLG: 0.083 (8, 1)	0-0 G6-4-3 1B 1-2		0-0 1B 3B		0-0 K		0-0 4-3			2	1	1	0	0	0	2									
<b>Inning Stats</b>	R: 0 E: 0 K: 0 S: 4	H: 1 LOB: 1 BB: 0 P: 4	R: 1 E: 0 K: 1 S: 7	H: 3 LOB: 1 BB: 0 P: 7	R: 0 E: 0 K: 0 S: 3	H: 0 LOB: 0 BB: 0 P: 3	R: 0 E: 0 K: 0 S: 5	H: 2 LOB: 2 BB: 0 P: 5	R: 1 E: 0 K: 0 S: 5	H: 2 LOB: 1 BB: 0 P: 5	R: 0 E: 0 K: 1 S: 5	H: 1 LOB: 2 BB: 2 P: 13	R: 1 E: 0 K: 0 S: 5	H: 2 LOB: 1 BB: 0 P: 5	R: 0 E: 0 K: 0 S: 3	H: 0 LOB: 1 BB: 1 P: 7	R: 0 E: 0 K: 0 S: 3	H: 0 LOB: 0 BB: 0 P: 3	1B: 9 2B: 1 3B: 1 HR: 0	SF: 0 SAC: 0 DP: 2 HBP: 0	WP: 0 PB: 1 SB: 0 CS: 0	PA: 39			
<b>PITCHER</b>	IP	WLS	BF	H	R	ER	SO	BB	IBB	HBP	BLK	WP	HR	S	P	ERA	WHIP								
<b>Juan Marichal, R</b> ERA: 4.08 (1, 1)	6.0	W	29	11	3	3	2	2	0	0	0	0	0	31	39	4.50	2.167								
<b>Mike Davison, L</b> ERA: 6.23 (7, 1)	1.0		3	0	0	0	0	0	0	0	0	0	0	3	3	0.00	0.000								
<b>Don McMahon, R</b> ERA: 2.86 (8, 1)	2.0	S	7	0	0	0	0	1	0	0	0	0	0	6	10	0.00	0.500								

Batter	1	2	3	4	5	6	7	8	9	AB	R	H	RBI	BB	SO	LOB	BOTTOM								
<b>Bobby Bonds, R</b> OBP: 0.386, SLG: 0.520 (1, 9)	0-0 1B 1B		0-0 2B	4-0 1-3 BB			0-3 K	0-0 5-3		4	0	2	0	1	1	1	<b>Los Angeles Dodgers @ San Francisco Giants</b> Candlestick Park, San Francisco, CA Fri Sep 11 1970, 10:05 PM EDT Att: 8,574 - Unknown  <b>AB 30</b> <b>R 4</b> <b>H 8</b> <b>RBI 3</b> <b>BB 6</b> <b>SO 7</b> <b>LOB 15</b> 								
<b>Tito Fuentes, S</b> OBP: 0.309, SLG: 0.344 (1, 4)	0-0 E9 1B 1-2		0-0 F5	0-3 K			0-3 K			4	1	1	0	0	2	3									
<b>Ken Henderson, S</b> OBP: 0.397, SLG: 0.449 (1, 8) (9, 7)	0-0 F9 2H 1B		0-0 F8		0-3 K		0-0 BB S 1B			4	0	2	1	0	1	1									
<b>Willie McCovey, L</b> OBP: 0.433, SLG: 0.604 (1, 3) <b>Don Mason, L</b> OBP: 0.250, SLG: 0.143 (7, PR) <b>Frank Johnson, R</b> OBP: 0.347, SLG: 0.353 (8, 3)	0-0 F9		0-0 F9	4-0 2B WP BB	0-0 4-1		4-0 BB IBB			2	1	0	0	2	0	1									
<b>Dick Dietz, R</b> OBP: 0.442, SLG: 0.550 (1, 2)	0-0 F9		0-0 F9	0-0 WP 1B 2B	0-0 6-3		4-0 FC6-4 BB			3	1	1	0	1	0	1									
<b>Jim Ray Hart, R</b> OBP: 0.386, SLG: 0.444 (1, 5) <b>Al Gallagher, R</b> OBP: 0.345, SLG: 0.379 (8, 5)	0-0 F8		0-0 F8	4-0 1B FC3-6 BB	0-0 6-3	0-0 6-3	0-0 FC6-4			3	1	0	0	1	0	3									
<b>George Foster, R</b> OBP: 0.286, SLG: 0.167 (1, 7) <b>Willie Mays, R</b> OBP: 0.384, SLG: 0.519 (9, 8)	0-3 K		0-0 K	1-3 3H 1B	0-0 E6 PB 1B		4-0 SH3-4 BB			3	0	1	1	1	1	0									
<b>Hal Lanier, R</b> OBP: 0.264, SLG: 0.280 (1, 6)	0-0 F4		0-0 F4	0-3 K	0-0 K		0-3 K			4	0	1	0	0	2	3									
<b>Juan Marichal, R</b> OBP: 0.078, SLG: 0.054 (1, 1) <b>Mike Davison, L</b> ERA: 2.44 (7, 1) <b>Don McMahon, R</b> OBP: 0.267, SLG: 0.154 (8, 1)	0-0 F4		0-0 F4	0-0 FC3-6 WP	0-0 F3		0-0 SH3-4			3	0	0	1	0	0	2									
<b>Inning Stats</b>	R: 1 E: 1 K: 0 S: 5	H: 3 LOB: 1 BB: 0 P: 5	R: 0 E: 0 K: 1 S: 5	H: 0 LOB: 0 BB: 0 P: 5	R: 0 E: 0 K: 0 S: 4	H: 1 LOB: 1 BB: 0 P: 4	R: 3 E: 0 K: 2 S: 9	H: 2 LOB: 2 BB: 3 P: 21	R: 0 E: 0 K: 1 S: 5	H: 0 LOB: 0 BB: 0 P: 5	R: 0 E: 1 K: 0 S: 4	H: 1 LOB: 1 BB: 0 P: 4	R: 0 E: 0 K: 2 S: 8	H: 1 LOB: 3 BB: 2 P: 16	R: 0 E: 0 K: 1 S: 5	H: 0 LOB: 1 BB: 1 P: 9		1B: 6 2B: 2 3B: 0 HR: 0	SF: 0 SAC: 1 DP: 0 HBP: 0	WP: 3 PB: 1 SB: 2 CS: 0	PA: 37				
<b>PITCHER</b>	IP	WLS	BF	H	R	ER	SO	BB	IBB	HBP	BLK	WP	HR	S	P	ERA	WHIP								
<b>Don Sutton, R</b> ERA: 4.12 (1, 1)	5.0	L	23	6	4	4	4	3	0	0	0	0	0	28	40	7.20	1.800								
<b>Pete Mikkelsen, R</b> ERA: 2.44 (6, 1)	2.0		10	2	0	0	2	1	1	0	0	0	0	12	20	0.00	1.500								
<b>Jim Brewer, L</b> ERA: 2.7 (8, 1)	1.0		4	0	0	0	1	1	0	0	0	0	0	5	9	0.00	1.000								



Batter	1	2	3	4	5	6	7	8	9	AB	R	H	RBI	BB	SO	LOB	TOP								
<b>Maury Wills, S</b> (1,6) OBP: 0.339, SLG: 0.327	0-0 FC1-5 3B		0-3 K		0-0 G6-3 1B		4-0 1B BB	4-0 BB BB		3	0	2	0	2	1	0	<b>Los Angeles Dodgers @ San Francisco Giants</b> Candlestick Park, San Francisco, CA Sat Sep 12 1970, 6:33 AM EDT Att: 10,573 - Unknown								
<b>Manny Mota, R</b> (1,7) OBP: 0.365, SLG: 0.379	0-0 5-3		4-0 F S BB		0-0 G6-3 1-2		0-0 1-2 1B	4-0 1-2 2-3 BB		3	0	1	0	2	0	2									
<b>Bill Russell, R</b> (1,8) OBP: 0.259, SLG: 0.361 <b>Tom Haller, L</b> (6, PH) OBP: 0.349, SLG: 0.465 <b>Fred Norman, S</b> (8, 1) OBP: 0.333, SLG: 0.143	0-0 FC1-5		0-0 F7 1-3		0-0 1B		0-0 F8	0-0 3-1		4	0	1	0	0	0	4									
<b>Wes Parker, S</b> (1,3) OBP: 0.398, SLG: 0.470	0-3 K		4-0 BB		0-0 F9		0-0 F5		0-0 2B 1B	4	1	1	0	1	1	4									
<b>Bill Sudakis, S</b> (1,2) OBP: 0.345, SLG: 0.447		0-3 K	0-0 F5		0-0 FC5 1B 1B		0-0 6-3		0-0 WP 1B 2B	5	1	2	1	0	1	4									
<b>Ted Sizemore, R</b> (1,4) OBP: 0.369, SLG: 0.352		4-0 1B BB		4-0 BB		0-0 1-2 1B		0-0 E8 2B SF8	0-0 5-3	3	1	1	0	2	0	1									
<b>Tom Paciorek, R</b> (1,9) <b>Bill Buckner, L</b> (9, PH) OBP: 0.167, SLG: 0.118	0-0 1-2 1B		0-0 F8		0-0 F8		0-0 F8	0-3 K	0-0 F6	4	0	1	0	0	1	4									
<b>Billy Grabarkewitz, R</b> (1,5) OBP: 0.406, SLG: 0.456	0-0 F8		0-0 F9		0-3 K		0-0 BB 2B	0-0 1-3 2B 1B		5	0	2	1	0	1	5									
<b>Alan Foster, R</b> (1, 1) OBP: 0.138, SLG: 0.113 <b>Steve Garvey, R</b> (6, PH) OBP: 0.272, SLG: 0.286 <b>Ray Lamb, R</b> (6, 1) <b>Mike Strahler, R</b> (7, 1) <b>Joe Ferguson, R</b> (8, PH) <b>Von Joshua, L</b> (8, 8) OBP: 0.273, SLG: 0.313	0-0 1-3		0-0 1-3		0-0 FC5 2-3		0-0 3-H SF8	0-0 FC6-4 1-2		2	0	0	0	0	0	3									
<b>Inning Stats</b>	R: 0 E: 0 K: 1 S: 6	H: 1 LOB: 1 BB: 0 P: 6	R: 0 E: 0 K: 1 S: 6	H: 1 LOB: 2 BB: 1 P: 10	R: 0 E: 0 K: 1 S: 5	H: 0 LOB: 2 BB: 2 P: 13	R: 0 E: 0 K: 0 S: 3	H: 0 LOB: 1 BB: 0 P: 7	R: 0 E: 0 K: 0 S: 4	H: 2 LOB: 1 BB: 0 P: 4	R: 0 E: 0 K: 1 S: 7	H: 2 LOB: 2 BB: 1 P: 7	R: 0 E: 0 K: 0 S: 4	H: 1 LOB: 2 BB: 1 P: 8	R: 1 E: 1 K: 1 S: 7	H: 1 LOB: 3 BB: 2 P: 15		R: 2 E: 0 K: 0 S: 6	H: 3 LOB: 1 BB: 0 P: 6	1B: 8 2B: 2 3B: 1 HR: 0	SF: 1 SAC: 0 DP: 1 HBP: 0	WP: 1 PB: 0 SB: 1 CS: 0	PA: 45		
<b>PITCHER</b>	IP WLS BF H R ER SO BB IBB HBP BLK WP HR S P ERA WHIP		IP WLS BF H R ER SO BB IBB HBP BLK WP HR S P ERA WHIP		IP WLS BF H R ER SO BB IBB HBP BLK WP HR S P ERA WHIP		IP WLS BF H R ER SO BB IBB HBP BLK WP HR S P ERA WHIP		IP WLS BF H R ER SO BB IBB HBP BLK WP HR S P ERA WHIP		IP WLS BF H R ER SO BB IBB HBP BLK WP HR S P ERA WHIP		IP WLS BF H R ER SO BB IBB HBP BLK WP HR S P ERA WHIP		IP WLS BF H R ER SO BB IBB HBP BLK WP HR S P ERA WHIP		IP WLS BF H R ER SO BB IBB HBP BLK WP HR S P ERA WHIP		IP WLS BF H R ER SO BB IBB HBP BLK WP HR S P ERA WHIP		IP WLS BF H R ER SO BB IBB HBP BLK WP HR S P ERA WHIP		IP WLS BF H R ER SO BB IBB HBP BLK WP HR S P ERA WHIP		IP WLS BF H R ER SO BB IBB HBP BLK WP HR S P ERA WHIP
<b>Skip Pitlock, L</b> (1, 1) ERA: 4.36	7.2	W	38	8	1	0	5	7	0	0	0	0	0	0	0	0	0.00	1.957							
<b>Don McMahon, R</b> (8, 1) ERA: 3.02	1.1	S	7	3	2	2	0	0	0	0	0	0	1	0	7	7	13.50	2.250							

Batter	1	2	3	4	5	6	7	8	9	AB	R	H	RBI	BB	SO	LOB	BOTTOM								
<b>Bobby Bonds, R</b> (1,9) OBP: 0.387, SLG: 0.520	0-0 F8		0-0 F7	4-0 PB BB		0-0 BB S 1B	0-0 1-1 3-H 1B			4	1	2	1	1	0	0	<b>Los Angeles Dodgers @ San Francisco Giants</b> Candlestick Park, San Francisco, CA Sat Sep 12 1970, 6:33 AM EDT Att: 10,573 - Unknown								
<b>Tito Fuentes, S</b> (1,4) OBP: 0.310, SLG: 0.343	0-3 K		0-0 BB 1-4-3 1B	0-0 F6 1-2 2-3		4-0 1-2 1B BB		0-0 F2		4	1	1	0	1	1	2									
<b>Willie Mays, R</b> (1,8) OBP: 0.368, SLG: 0.520 <b>Bernie Williams, R</b> (6, PR) OBP: 0.428, SLG: 0.500	0-0 BB WP 1B		0-0 1-4-3	4-0 1-2	4-0 HR BB	4-0 1-2 2-3 1B BB		0-0 E 3B 1B		3	1	2	0	2	0	1									
<b>Willie McCovey, L</b> (1,3) OBP: 0.438, SLG: 0.612 <b>Frank Johnson, R</b> (9, 3) OBP: 0.347, SLG: 0.353	4-0 1-2 IBB		4-0 BB IBB	4-0 1-H HR	0-0 1-1 2-H 3-H 1B		4-0 1-3 3B BB			2	2	2	4	3	0	0									
<b>Dick Dietz, R</b> (1,2) OBP: 0.444, SLG: 0.548	4-0 1-2 2-3 BB		4-0 1-2 2-3 BB	4-0 F4		0-0 1B SF8 1B		0-0 F6		3	1	1	0	2	0	2									
<b>Ken Henderson, S</b> (1,7) OBP: 0.397, SLG: 0.452	0-0 3-1		0-3 K	0-0 F4		0-0 SF8 1B 1B		0-0 1-1 3-H 3B		5	1	2	2	0	1	6									
<b>Jim Ray Hart, R</b> (1,5) OBP: 0.362, SLG: 0.438 <b>Al Gallagher, R</b> (6, 5) OBP: 0.346, SLG: 0.380		0-0 F7		0-0 E5 PB SH1-4	0-0 6-3		0-0 1-2 2-3 1B 1B	0-0 F3		3	0	0	0	0	0	0									
<b>Hal Lanier, R</b> (1,6) OBP: 0.262, SLG: 0.277		0-0 F8		0-0 F6		0-0 F4		0-0 F4		4	0	0	0	0	0	4									
<b>Skip Pitlock, L</b> (1, 1) OBP: 0.111, SLG: 0.240 <b>Don McMahon, R</b> (8, 1) OBP: 0.267, SLG: 0.154		0-3 K		0-0 SH1-4		0-3 K		0-0 2-3 3-H SF8		2	0	0	1	0	2	0									
<b>Inning Stats</b>	R: 0 E: 0 K: 1 S: 6	H: 1 LOB: 3 BB: 2 P: 14	R: 0 E: 0 K: 1 S: 5	H: 0 LOB: 0 BB: 0 P: 5	R: 0 E: 0 K: 1 S: 6	H: 1 LOB: 3 BB: 2 P: 14	R: 0 E: 0 K: 0 S: 4	H: 0 LOB: 2 BB: 1 P: 8	R: 2 E: 0 K: 1 S: 6	H: 1 LOB: 0 BB: 1 P: 8	R: 2 E: 0 K: 1 S: 6	H: 2 LOB: 2 BB: 2 P: 14	R: 2 E: 0 K: 0 S: 6	H: 4 LOB: 2 BB: 0 P: 6	R: 2 E: 0 K: 0 S: 5	H: 2 LOB: 2 BB: 1 P: 9		1B: 9 2B: 0 3B: 1 HR: 1	SF: 1 SAC: 1 DP: 0 HBP: 0	WP: 1 PB: 1 SB: 2 CS: 0	PA: 43				
<b>PITCHER</b>	IP WLS BF H R ER SO BB IBB HBP BLK WP HR S P ERA WHIP		IP WLS BF H R ER SO BB IBB HBP BLK WP HR S P ERA WHIP		IP WLS BF H R ER SO BB IBB HBP BLK WP HR S P ERA WHIP		IP WLS BF H R ER SO BB IBB HBP BLK WP HR S P ERA WHIP		IP WLS BF H R ER SO BB IBB HBP BLK WP HR S P ERA WHIP		IP WLS BF H R ER SO BB IBB HBP BLK WP HR S P ERA WHIP		IP WLS BF H R ER SO BB IBB HBP BLK WP HR S P ERA WHIP		IP WLS BF H R ER SO BB IBB HBP BLK WP HR S P ERA WHIP		IP WLS BF H R ER SO BB IBB HBP BLK WP HR S P ERA WHIP		IP WLS BF H R ER SO BB IBB HBP BLK WP HR S P ERA WHIP		IP WLS BF H R ER SO BB IBB HBP BLK WP HR S P ERA WHIP		IP WLS BF H R ER SO BB IBB HBP BLK WP HR S P ERA WHIP		IP WLS BF H R ER SO BB IBB HBP BLK WP HR S P ERA WHIP
<b>Alan Foster, R</b> (1, 1) ERA: 4.18	5.0	L	25	3	2	2	3	4	2	0	0	0	0	0	0	0	3.60	1.400							
<b>Ray Lamb, R</b> (6, 1) ERA: 3.29	1.2		11	5	4	4	1	2	0	0	0	0	0	0	11	19	21.60	4.200							
<b>Mike Strahler, R</b> (7, 1) ERA:	0.1		1	1	0	0	0	0	0	0	0	0	0	0	1	1	0.00	3.000							
<b>Fred Norman, L</b> (8, 1) ERA: 5.31	1.0		6	2	2	2	0	1	0	0	0	0	0	5	9	18.00	3.000								







Batter	1	2	3	4	5	6	7	8	9	AB	R	H	RBI	BB	SO	LOB	TOP
<b>Dave Campbell, R</b> OBP: 0.271, SLG: 0.333 (1, 4)	6-3		1-3 1B		F8			F9		5	0	2	0	0	0	0	<b>San Diego Padres @ Los Angeles Dodgers</b> Dodger Stadium, Los Angeles, CA Mon Sep 14 1970, 7:05 PM PDT Att: 9,039 - Unknown <a href="http://livebaseballscorecards.com">livebaseballscorecards.com</a>
<b>Rafael Robles, R</b> OBP: 0.297, SLG: 0.265 (1, 6)	6-3		L4		5-3			K2-3	FC5	5	0	0	0	0	1	3	
<b>Ollie Brown, R</b> OBP: 0.336, SLG: 0.503 (1, 9)	PB 2B		1-3		5-3			F4		4	0	1	0	0	0	1	
<b>Al Ferrara, R</b> OBP: 0.371, SLG: 0.445 (1, 7)	6-3		6-3		F8			F8		4	0	0	0	0	2		
<b>Nate Colbert, R</b> OBP: 0.322, SLG: 0.480 (1, 3)		F9 FC5-4 1B		5-3 2B					1B HR 1B	4	2	4	0	0	0	0	
<b>Steve Huntz, S</b> OBP: 0.350, SLG: 0.349 (1, 5)		FC5-4 1B		5-3				F8	1-2 HR 1B	4	1	2	0	0	0	2	
<b>Ivan Murrell, R</b> OBP: 0.282, SLG: 0.383 (1, 8)		F9		F8			6-3		1-2 HR 2H	4	1	1	3	0	0	3	
<b>Fred Kendall, R</b> (1, 2)		FC5-4		5-3			F7		6-3	4	0	0	1	0	0	2	
<b>Jerry Nyman, L</b> <b>Earl Wilson, R</b> <b>Jim Williams, R</b> <b>Al Santorini, R</b> <b>Dave Robinson, S</b> <b>Ron Willis, R</b> <b>Ed Spiezio, R</b> (1, 1) (1, 1) (5, PH) (5, 1) (7, PH) (7, 1) (9, PH)		K		4-3			4-3		FC5 1B	0	0	0	0	0	0	0	
<b>Inning Stats</b>	R: 0 E: 0 K: 0 S: 4	H: 1 LOB: 1 BB: 0 P: 4	R: 1 E: 0 K: 1 S: 7	H: 2 LOB: 1 BB: 0 P: 7	R: 0 E: 0 K: 0 S: 4	H: 1 LOB: 1 BB: 0 P: 4	R: 0 E: 0 K: 0 S: 3	H: 0 LOB: 0 BB: 0 P: 3	R: 0 E: 0 K: 0 S: 5	H: 0 LOB: 0 BB: 0 P: 5	R: 3 E: 0 K: 0 S: 8	H: 5 LOB: 2 BB: 0 P: 8	1B: 8 2B: 2 3B: 0 HR: 1	SF: 0 SAC: 0 DP: 0 HBP: 0	WP: 0 PB: 1 SB: 1 CS: 0	PA: 38	
<b>PITCHER</b> <b>Claude Osteen, L</b> ERA: 3.84 (1, 1)	IP: 9.0 WLS: W BF: 38 H: 11 R: 4 ER: 4 SO: 2 BB: 0 IBB: 0 HBP: 0 BLK: 0 WP: 0 HR: 1 S: 42 P: 42 ERA: 4.00 WHIP: 1.222											<b>PITCHER</b>	IP: 9.0 WLS: W BF: 38 H: 11 R: 4 ER: 4 SO: 2 BB: 0 IBB: 0 HBP: 0 BLK: 0 WP: 0 HR: 1 S: 42 P: 42 ERA: 4.00 WHIP: 1.222				

Batter	1	2	3	4	5	6	7	8	9	AB	R	H	RBI	BB	SO	LOB	BOTTOM			
<b>Maury Wills, S</b> OBP: 0.341, SLG: 0.325 <b>Steve Garvey, R</b> OBP: 0.253, SLG: 0.282 (1, 6) (7, PH) (8, 5)	1B 2B 1B	4-3	L8			FC1-6 BB	4-3			3	1	1	0	1	0	1	<b>San Diego Padres @ Los Angeles Dodgers</b> Dodger Stadium, Los Angeles, CA Mon Sep 14 1970, 7:05 PM PDT Att: 9,039 - Unknown <a href="http://livebaseballscorecards.com">livebaseballscorecards.com</a>			
<b>Manny Mota, R</b> OBP: 0.367, SLG: 0.380 <b>Bill Buckner, L</b> OBP: 0.162, SLG: 0.114 (1, 7) (7, 7) (8, 3)	2B E 1B	S 1B 1B		G4-6-3 1B		FC1-6 2B	E3			4	3	3	0	0	0	2				
<b>Willie Davis, L</b> OBP: 0.342, SLG: 0.450 <b>Von Joshua, L</b> OBP: 0.270, SLG: 0.310 (1, 8) (7, 8)	E9 F8 1-2 2B	K		G4-6-3 1-2		2B 1B	1-3			4	2	2	2	0	1	2				
<b>Wes Parker, S</b> OBP: 0.397, SLG: 0.469 <b>Willie Crawford, L</b> OBP: 0.315, SLG: 0.386 (1, 3) (8, 7)	F8	1B 2H 1B		4-3		1-2 2H 2B		F7		4	0	2	3	0	0	1				
<b>Bill Sudakis, S</b> OBP: 0.354, SLG: 0.453 <b>Bob Stinson, S</b> (1, 2) (8, 2)	1B 1B	1-3 1B		G6-4-3 1B		F7		4-3		4	1	3	1	0	0	1				
<b>Ted Sizemore, R</b> OBP: 0.367, SLG: 0.350 <b>Jim Lefebvre, S</b> OBP: 0.329, SLG: 0.372 (1, 4) (2, 4)	1B SF7 1B	F8		L5		HBP 3-1 BB	HBP 1B HBP BB			1	1	1	0	0	0	0				
<b>Bill Russell, R</b> OBP: 0.292, SLG: 0.356 <b>Tom Paciorek, R</b> OBP: 0.400, SLG: 0.250 (1, 9) (8, PH) (9, 9)		F8		G6-4-3 1-2		3-1 HBP HBP	1B HBP			3	1	1	1	0	0	1				
<b>Billy Grabarkewitz, R</b> OBP: 0.410, SLG: 0.460 (1, 5) (8, 6)	SF7	F7				FC2-6 BB	4-3 E HBP			2	1	1	1	1	0	0				
<b>Claude Osteen, L</b> OBP: 0.247, SLG: 0.310 (1, 1)	F6					FC2-6 FC1-6 1B	3-1	F9		4	1	0	1	1	0	7				
<b>Inning Stats</b>	R: 5 E: 1 K: 0 S: 9	H: 6 LOB: 1 BB: 0 P: 9	R: 1 E: 0 K: 1 S: 8	H: 3 LOB: 2 BB: 0 P: 8	R: 0 E: 0 K: 0 S: 3	H: 0 LOB: 1 BB: 1 P: 7	R: 0 E: 0 K: 0 S: 3	H: 1 LOB: 0 BB: 0 P: 3	R: 0 E: 0 K: 0 S: 3	H: 1 LOB: 1 BB: 2 P: 3	R: 3 E: 0 K: 0 S: 5	H: 2 LOB: 1 BB: 2 P: 13	R: 3 E: 1 K: 0 S: 4	H: 0 LOB: 1 BB: 1 P: 10	R: 0 E: 0 K: 0 S: 4	H: 1 LOB: 3 BB: 1 P: 9		1B: 12 2B: 2 3B: 0 HR: 0	SF: 1 SAC: 0 DP: 2 HBP: 3	WP: 0 PB: 0 SB: 1 CS: 0
<b>PITCHER</b> <b>Jerry Nyman, L</b> ERA: 15.19 <b>Earl Wilson, R</b> ERA: 4.59 <b>Al Santorini, R</b> ERA: 6.4 <b>Ron Willis, R</b> ERA: 4.12 (1, 1) (1, 1) (5, 1) (7, 1)	IP: 0.1 WLS: L BF: 5 H: 4 R: 4 ER: 4 SO: 0 BB: 0 IBB: 0 HBP: 0 BLK: 0 WP: 0 HR: 0 S: 5 P: 5 ERA: 108.00 WHIP: 12.000											<b>PITCHER</b>	IP: 0.1 WLS: L BF: 5 H: 4 R: 4 ER: 4 SO: 0 BB: 0 IBB: 0 HBP: 0 BLK: 0 WP: 0 HR: 0 S: 5 P: 5 ERA: 108.00 WHIP: 12.000							





Batter	1	2	3	4	5	6	7	8	9	AB	R	H	RBI	BB	SO	LOB	TOP				
<b>Dave Campbell, R</b> OBP: 0.271, SLG: 0.338 (1, 4)										4	1	1	2	0	0	3					
<b>Rafael Robles, R</b> OBP: 0.286, SLG: 0.256 (1, 6)										5	0	1	0	0	1	1					
<b>Ollie Brown, R</b> OBP: 0.335, SLG: 0.500 (1, 9)										5	0	1	0	0	1	0					
<b>Al Ferrara, R</b> OBP: 0.372, SLG: 0.444 <b>Dave Robinson, S</b> OBP: 0.293, SLG: 0.444 (3, PR) (3, 7)										1	0	0	0	0	0	0					
<b>Nate Colbert, R</b> OBP: 0.321, SLG: 0.484 (1, 3)										4	1	1	1	0	3	2					
<b>Steve Huntz, S</b> OBP: 0.351, SLG: 0.349 (1, 5)										3	1	1	0	1	1	1					
<b>Ivan Murrell, R</b> OBP: 0.285, SLG: 0.386 (1, 8)										3	1	1	0	1	1	2					
<b>Chris Cannizzaro, R</b> OBP: 0.377, SLG: 0.393 (1, 2)										3	0	1	1	1	0	2					
<b>Mike Corkins, R</b> OBP: 0.256, SLG: 0.324 <b>Paul Doyle, L</b> (8, 1) <b>Tom Dukes, R</b> (9, 1)										3	0	0	0	0	3	5					
<b>Inning Stats</b>	R: 1 E: 0 K: 0 S: 4	H: 1 LOB: 0 BB: 0 P: 4	R: 1 E: 0 K: 1 S: 6	H: 1 LOB: 2 BB: 2 P: 14	R: 0 E: 0 K: 1 S: 5	H: 0 LOB: 1 BB: 0 P: 6	R: 2 E: 1 K: 1 S: 7	H: 1 LOB: 1 BB: 1 P: 11	R: 0 E: 0 K: 3 S: 10	H: 1 LOB: 1 BB: 0 P: 10	R: 0 E: 0 K: 1 S: 6	H: 1 LOB: 0 BB: 0 P: 6	R: 0 E: 0 K: 2 S: 8	H: 1 LOB: 1 BB: 0 P: 8	R: 0 E: 0 K: 0 S: 5	H: 2 LOB: 2 BB: 0 P: 5	1B: 5 2B: 1 3B: 0 HR: 2	SF: 1 SAC: 0 DP: 0 HBP: 1	WP: 0 PB: 0 SB: 2 CS: 0	PA: 40	
<b>PITCHER</b>	IP	WLS	BF	H	R	ER	SO	BB	IBB	HBP	BLK	WP	HR	S	P	ERA	WHIP				
<b>Don Sutton, R</b> ERA: 4.07 <b>Pete Mikkelsen, R</b> ERA: 2.19	(1, 1) (8, 1)	7.0 W	31 9	5 3	4 0	2 0	8 2	3 0	0 0	1 0	1 0	0 0	2 0	43 13	56 13	2.57 0.00	1.143 1.500				

**San Diego Padres @ Los Angeles Dodgers**  
Dodger Stadium, Los Angeles, CA  
Tue Sep 15 1970, 7:05 PM PDT  
Att: 9,083 - Unknown

**AB 35**  
**R 4**  
**H 8**  
**RBI 4**  
**BB 3**  
**SO 10**  
**LOB 18**

Batter	1	2	3	4	5	6	7	8	9	AB	R	H	RBI	BB	SO	LOB	BOTTOM					
<b>Maury Wills, S</b> OBP: 0.337, SLG: 0.321 (1, 6) (4, 5) (4, 6)										5	0	0	0	0	0	1						
<b>Von Joshua, L</b> OBP: 0.287, SLG: 0.341 (1, 7) (9, 8)										4	2	2	0	1	1	0						
<b>Willie Davis, L</b> OBP: 0.343, SLG: 0.450 <b>Manny Mota, R</b> OBP: 0.370, SLG: 0.381 (8, PH) (9, 7)										2	0	1	1	1	0	0						
<b>Wes Parker, S</b> OBP: 0.399, SLG: 0.470 (1, 3)										2	1	1	0	2	0	2						
<b>Tom Haller, L</b> OBP: 0.351, SLG: 0.474 <b>Bill Sudakis, S</b> OBP: 0.352, SLG: 0.453 (8, PH) (9, 2)										2	0	0	0	1	0	3						
<b>Jim Lefebvre, S</b> OBP: 0.325, SLG: 0.366 (1, 4)										4	0	0	0	0	0	7						
<b>Willie Crawford, L</b> OBP: 0.312, SLG: 0.382 <b>Bill Russell, R</b> OBP: 0.290, SLG: 0.355 (9, PH)										3	0	0	0	0	2	3						
<b>Billy Grabarkewitz, R</b> OBP: 0.410, SLG: 0.462 (1, 5) (4, 6) (4, 5)										4	1	2	1	0	0	0						
<b>Don Sutton, R</b> OBP: 0.285, SLG: 0.215 <b>Bill Eckhardt, R</b> OBP: 0.198, SLG: 0.111 <b>Pete Mikkelsen, R</b> OBP: 0.340, SLG: 0.401 <b>Andy Kosco, R</b> OBP: 0.300, SLG: 0.337 <b>Len Gabrielson, R</b> OBP: 0.300, SLG: 0.337 <b>Tom Paciorek, R</b> OBP: 0.400, SLG: 0.250 (1, 1) (7, PH) (8, 1) (9, PH) (9, PH) (9, PH)										2	0	0	0	0	1	2						
<b>Inning Stats</b>	R: 0 E: 0 K: 1 S: 4	H: 0 LOB: 0 BB: 1 P: 8	R: 1 E: 0 K: 1 S: 6	H: 1 LOB: 2 BB: 2 P: 14	R: 1 E: 0 K: 0 S: 5	H: 2 LOB: 0 BB: 1 P: 9	R: 0 E: 0 K: 2 S: 7	H: 0 LOB: 0 BB: 0 P: 7	R: 0 E: 0 K: 0 S: 3	H: 0 LOB: 0 BB: 0 P: 3	R: 0 E: 0 K: 0 S: 4	H: 1 LOB: 1 BB: 0 P: 4	R: 0 E: 0 K: 0 S: 3	H: 0 LOB: 0 BB: 0 P: 3	R: 1 E: 1 K: 0 S: 4	H: 1 LOB: 2 BB: 1 P: 8	R: 2 E: 1 K: 0 S: 5	H: 3 LOB: 3 BB: 1 P: 9	1B: 5 2B: 2 3B: 1 HR: 0	SF: 1 SAC: 0 DP: 0 HBP: 0	WP: 1 PB: 0 SB: 0 CS: 1	PA: 40
<b>PITCHER</b>	IP	WLS	BF	H	R	ER	SO	BB	IBB	HBP	BLK	WP	HR	S	P	ERA	WHIP					
<b>Mike Corkins, R</b> ERA: 4.51 <b>Paul Doyle, L</b> ERA: 5.19 <b>Tom Dukes, R</b> ERA: 3.8	(1, 1) (8, 1) (9, 1)	7.0 1.1 0.0	L 6	4 1	4 1	3 1	3 0	4 1	0 0	0 0	0 0	0 0	0 5	33 9	49 7	3.86 6.75	1.286 1.500					

**San Diego Padres @ Los Angeles Dodgers**  
Dodger Stadium, Los Angeles, CA  
Tue Sep 15 1970, 7:05 PM PDT  
Att: 9,083 - Unknown

**AB 32**  
**R 5**  
**H 8**  
**RBI 5**  
**BB 6**  
**SO 4**  
**LOB 18**



Batter	1	2	3	4	5	6	7	8	9	AB	R	H	RBI	BB	SO	LOB	TOP								
Dave Campbell, R OBP: 0.272, SLG: 0.341 (1, 4)	5-3		6-3 4-3 1B		2B		5-3		F3	5	0	2	0	0	0	0	<b>San Diego Padres @ Los Angeles Dodgers</b> Dodger Stadium, Los Angeles, CA Wed Sep 16 1970, 7:05 PM PDT Att: 9,053 - Unknown <a href="http://livebaseballscorecards.com">livebaseballscorecards.com</a>								
Rafael Robles, R OBP: 0.277, SLG: 0.233 (1, 6)	E6		4-3		1-3		4-3		BB	4	0	0	0	1	0	2									
Cito Gaston, R OBP: 0.365, SLG: 0.545 (1, 8)	F9		6-3				K		K	5	1	1	1	0	2	3									
Ollie Brown, R OBP: 0.336, SLG: 0.501 (1, 9)		1B 1B 2B	F3				HR		K	5	2	2	0	0	1	2									
Nate Colbert, R OBP: 0.323, SLG: 0.484 (1, 3)		1B 1B 2-3			F7		F7		1B E 1B	4	1	2	0	0	0	1									
Steve Huntz, S OBP: 0.350, SLG: 0.348 (1, 5)		1B 1B G6-4-3 1-3 3-H			F6		6-3		E4 1B	4	0	1	1	0	0	2									
Ivan Murrell, R OBP: 0.290, SLG: 0.390 (1, 7)		1B 1B G6-4-3 1-2 3-H			F6		S 1B		1B 1-2 2-3	4	0	3	2	0	0	0									
Chris Cannizzaro, R OBP: 0.375, SLG: 0.389 (1, 2)		G6-4-3 1-2 2-3			6-3		2-H 1B		F8	3	0	0	0	1	0	5									
Dave Roberts, L OBP: 0.182, SLG: 0.296 (1, 1)		4-3			K		4-3		4-3	4	0	0	0	0	1	6									
<b>Inning Stats</b>	R: 0 E: 1 K: 0 S: 3	H: 0 LOB: 0 BB: 0 P: 3	R: 2 E: 0 K: 0 S: 6	H: 4 LOB: 1 BB: 0 P: 6	R: 0 E: 0 K: 0 S: 4	H: 1 LOB: 1 BB: 0 P: 4	R: 0 E: 0 K: 0 S: 3	H: 0 LOB: 0 BB: 0 P: 3	R: 0 E: 0 K: 1 S: 6	H: 1 LOB: 1 BB: 0 P: 6	R: 2 E: 0 K: 0 S: 6	H: 3 LOB: 2 BB: 1 P: 10	R: 0 E: 0 K: 1 S: 5	H: 0 LOB: 0 BB: 0 P: 5	R: 0 E: 1 K: 0 S: 6	H: 2 LOB: 2 BB: 0 P: 6	R: 0 E: 0 K: 2 S: 7	H: 0 LOB: 1 BB: 1 P: 11	1B: 8 2B: 2 3B: 0 HR: 1	SF: 0 SAC: 0 DP: 1 HBP: 0	WP: 0 PB: 0 SB: 2 CS: 0	PA: 40			
<b>PITCHER</b>	IP	WLS	BF	H	R	ER	SO	BB	IBB	HBP	BLK	WP	HR	S	P	ERA	WHIP								
Joe Moeller, R ERA: 3.74 (1, 1)	5.2	L	25	9	4	4	1	0	0	0	0	0	1	27	27	6.35	1.588								
Ray Lamb, R ERA: 3.38 (6, 1)	1.1		5	0	0	0	1	1	0	0	0	0	0	6	10	0.00	0.750								
Mike Strahler, R ERA: (8, 1)	2.0		10	2	0	0	2	1	0	0	0	0	0	13	17	0.00	1.500								

Batter	1	2	3	4	5	6	7	8	9	AB	R	H	RBI	BB	SO	LOB	BOTTOM								
Billy Grabarkewitz, R OBP: 0.408, SLG: 0.459 (1, 6)	K		K		G5-4-3 1-2			5-3		4	0	0	0	0	2	1	<b>San Diego Padres @ Los Angeles Dodgers</b> Dodger Stadium, Los Angeles, CA Wed Sep 16 1970, 7:05 PM PDT Att: 9,053 - Unknown <a href="http://livebaseballscorecards.com">livebaseballscorecards.com</a>								
Manny Mota, R OBP: 0.369, SLG: 0.380 (1, 7)	6-3		1B				6-3		6-3	4	0	1	0	0	0	0									
Bill Sudakis, S OBP: 0.358, SLG: 0.458 (1, 2)	FC4-6 1B		1-3 1B				FC6-4 1B		F8	4	0	3	0	0	0	0									
Wes Parker, S OBP: 0.397, SLG: 0.466 (1, 3)	FC4-6 1-2		L4				F6		5-3	4	0	0	0	0	0	4									
Andy Kosco, R OBP: 0.233, SLG: 0.394 (1, 9)		K			4-3		FC6-4 1-2		6-3	4	0	0	0	0	1	1									
Steve Garvey, R OBP: 0.276, SLG: 0.311 (1, 5)		BB			K		1B		2B	3	0	2	0	1	1	0									
Jim Lefebvre, S OBP: 0.321, SLG: 0.361 (1, 4)		K			K		F7		5-3	4	0	0	0	0	2	3									
Bill Russell, R OBP: 0.291, SLG: 0.354 (1, 8)		K			G5-4-3 1B		K			3	0	1	0	0	2	2									
Joe Moeller, R OBP: 0.214, SLG: 0.154 (1, 1)					K		1-3			2	0	0	0	0	2	1									
Ray Lamb, R (6, 1)										0	0	0	0	0	0	0									
Tom Paciorek, R OBP: 0.333, SLG: 0.200 (7, PH)										1	0	0	0	0	0	1									
Mike Strahler, R (8, 1)										0	0	0	0	0	0	0									
<b>Inning Stats</b>	R: 0 E: 0 K: 1 S: 6	H: 1 LOB: 1 BB: 0 P: 6	R: 0 E: 0 K: 3 S: 9	H: 0 LOB: 1 BB: 1 P: 13	R: 0 E: 0 K: 2 S: 7	H: 0 LOB: 0 BB: 0 P: 7	R: 0 E: 0 K: 2 S: 5	H: 0 LOB: 0 BB: 0 P: 5	R: 0 E: 0 K: 0 S: 4	H: 1 LOB: 1 BB: 0 P: 4	R: 0 E: 0 K: 1 S: 6	H: 1 LOB: 1 BB: 0 P: 6	R: 0 E: 0 K: 0 S: 3	H: 0 LOB: 0 BB: 0 P: 3	R: 0 E: 0 K: 0 S: 4	H: 1 LOB: 1 BB: 0 P: 4	1B: 6 2B: 1 3B: 0 HR: 0	SF: 0 SAC: 0 DP: 1 HBP: 0	WP: 0 PB: 0 SB: 0 CS: 0	PA: 34					
<b>PITCHER</b>	IP	WLS	BF	H	R	ER	SO	BB	IBB	HBP	BLK	WP	HR	S	P	ERA	WHIP								
Dave Roberts, L ERA: 3.92 (1, 1)	9.0	W	34	7	0	0	10	1	0	0	0	0	0	53	57	0.00	0.889								



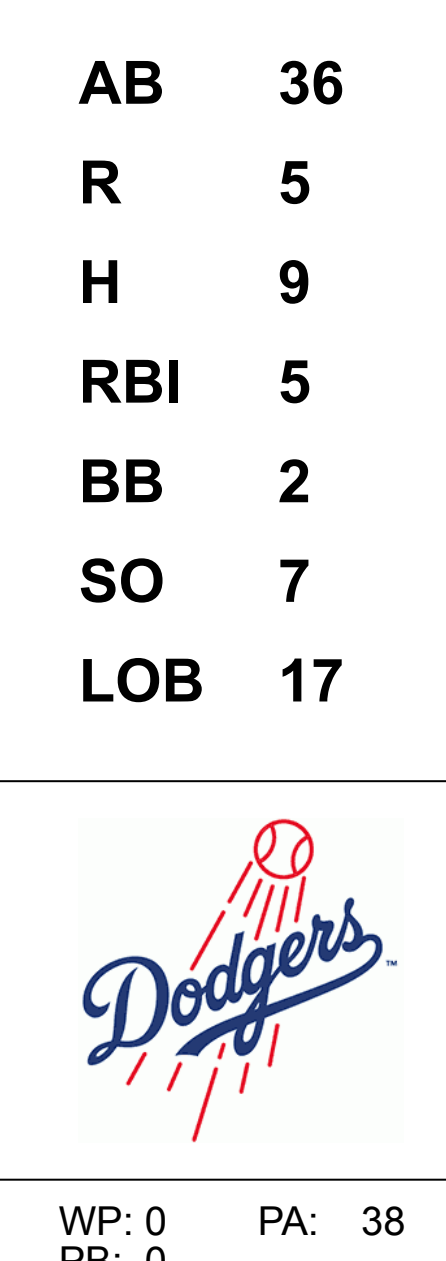


Batter	1	2	3	4	5	6	7	8	9	AB	R	H	RBI	BB	SO	LOB	TOP						
<b>Cesar Cedeno, R</b> OBP: 0.339, SLG: 0.446 (1, 8)										4	2	2	2	1	0	1	<b>Houston Astros @ Los Angeles Dodgers</b> Dodger Stadium, Los Angeles, CA Thu Sep 17 1970, 7:05 PM PDT Att: 9,033 - Unknown						
<b>Joe Morgan, L</b> OBP: 0.392, SLG: 0.392 (1, 4)										4	0	0	1	1	0	4							
<b>Jimmy Wynn, R</b> OBP: 0.400, SLG: 0.513 <b>Denny Lemaster, R</b> OBP: 0.260, SLG: 0.250 (7, 1)										3	2	1	1	1	0	0							
<b>Bob Watson, R</b> OBP: 0.317, SLG: 0.426 (1, 3)										5	1	1	4	0	0	3							
<b>Denis Menke, R</b> OBP: 0.394, SLG: 0.441 (1, 6)										2	1	2	2	3	0	0							
<b>Doug Rader, R</b> OBP: 0.317, SLG: 0.432 (1, 5)										5	0	0	0	0	2	4							
<b>Norm Miller, L</b> OBP: 0.346, SLG: 0.330 (1, 9)										3	1	0	0	2	0	3							
<b>Johnny Edwards, L</b> OBP: 0.297, SLG: 0.311 (1, 2)										4	2	3	0	0	0	1							
<b>Ken Forsch, R</b> <b>Ron Cook, L</b> OBP: 0.278, SLG: 0.471 <b>Cesar Geronimo, L</b> OBP: 0.348, SLG: 0.300 (7, 7)										1	0	0	0	0	1	0							
<b>Inning Stats</b>	R: 3 E: 0 K: 1 S: 7	H: 2 LOB: 0 BB: 1 P: 11	R: 0 E: 0 K: 1 S: 4	H: 0 LOB: 0 BB: 1 P: 8	R: 0 E: 0 K: 0 S: 3	H: 0 LOB: 0 BB: 0 P: 3	R: 0 E: 0 K: 0 S: 3	H: 1 LOB: 1 BB: 0 P: 7	R: 0 E: 0 K: 0 S: 4	H: 0 LOB: 1 BB: 1 P: 4	R: 6 E: 0 K: 0 S: 7	H: 4 LOB: 1 BB: 3 P: 19	R: 1 E: 0 K: 2 S: 9	H: 2 LOB: 2 BB: 1 P: 13	R: 0 E: 0 K: 1 S: 4	H: 0 LOB: 0 BB: 1 P: 8	1B: 4 2B: 4 3B: 0 HR: 2	SF: 0 SAC: 1 DP: 2 HBP: 0	WP: 0 PB: 0 SB: 1 CS: 0	PA: 43			
<b>PITCHER</b>	IP WLS BF H R ER SO BB IBB HBP BLK WP HR S P ERA WHIP	IP WLS BF H R ER SO BB IBB HBP BLK WP HR S P ERA WHIP	IP WLS BF H R ER SO BB IBB HBP BLK WP HR S P ERA WHIP	IP WLS BF H R ER SO BB IBB HBP BLK WP HR S P ERA WHIP	IP WLS BF H R ER SO BB IBB HBP BLK WP HR S P ERA WHIP	IP WLS BF H R ER SO BB IBB HBP BLK WP HR S P ERA WHIP	IP WLS BF H R ER SO BB IBB HBP BLK WP HR S P ERA WHIP	IP WLS BF H R ER SO BB IBB HBP BLK WP HR S P ERA WHIP	IP WLS BF H R ER SO BB IBB HBP BLK WP HR S P ERA WHIP	IP WLS BF H R ER SO BB IBB HBP BLK WP HR S P ERA WHIP	IP WLS BF H R ER SO BB IBB HBP BLK WP HR S P ERA WHIP	IP WLS BF H R ER SO BB IBB HBP BLK WP HR S P ERA WHIP	IP WLS BF H R ER SO BB IBB HBP BLK WP HR S P ERA WHIP	IP WLS BF H R ER SO BB IBB HBP BLK WP HR S P ERA WHIP	IP WLS BF H R ER SO BB IBB HBP BLK WP HR S P ERA WHIP	IP WLS BF H R ER SO BB IBB HBP BLK WP HR S P ERA WHIP	IP WLS BF H R ER SO BB IBB HBP BLK WP HR S P ERA WHIP	IP WLS BF H R ER SO BB IBB HBP BLK WP HR S P ERA WHIP	IP WLS BF H R ER SO BB IBB HBP BLK WP HR S P ERA WHIP	IP WLS BF H R ER SO BB IBB HBP BLK WP HR S P ERA WHIP	IP WLS BF H R ER SO BB IBB HBP BLK WP HR S P ERA WHIP		
<b>Alan Foster, R</b> ERA: 4.35 <b>Jim Brewer, L</b> ERA: 2.93 <b>Jerry Stephenson, R</b> ERA: 9.0 (1, 1)	6.0 L	27 4 6 6 2 2 6 0 0 0 0 0 1 25 49 9.00 1.667	(7, 1)	1.0 7 3 3 3 0 0 1 0 0 0 0 1 6 10 27.00 3.000	(8, 1)	2.0 9 2 1 1 3 2 0 0 0 0 0 0 13 21 4.50 2.000																	

AB	33
R	10
H	9
RBI	10
BB	9
SO	5
LOB	19



Batter	1	2	3	4	5	6	7	8	9	AB	R	H	RBI	BB	SO	LOB	BOTTOM				
<b>Maury Wills, S</b> OBP: 0.336, SLG: 0.320 (1, 6)										5	1	1	0	0	1	2	<b>Houston Astros @ Los Angeles Dodgers</b> Dodger Stadium, Los Angeles, CA Thu Sep 17 1970, 7:05 PM PDT Att: 9,033 - Unknown				
<b>Von Joshua, L</b> OBP: 0.299, SLG: 0.352 <b>Bill Russell, R</b> OBP: 0.289, SLG: 0.352 (7, PH)										3	2	2	0	0	0	1					
<b>Willie Davis, L</b> OBP: 0.344, SLG: 0.450 (1, 8)										4	1	2	0	0	0	0					
<b>Wes Parker, S</b> OBP: 0.397, SLG: 0.466 (1, 3)										4	1	2	3	0	0	1					
<b>Tom Haller, L</b> OBP: 0.349, SLG: 0.470 <b>Bill Sudakis, S</b> OBP: 0.361, SLG: 0.465 <b>Ted Sizemore, R</b> OBP: 0.367, SLG: 0.350 <b>Jeff Torborg, R</b> OBP: 0.302, SLG: 0.316 (6, PH)										2	0	0	0	0	1	1					
<b>Jim Lefebvre, S</b> OBP: 0.317, SLG: 0.357 (1, 4)										4	0	0	0	0	0	2					
<b>Bill Buckner, L</b> OBP: 0.171, SLG: 0.154 <b>Tom Paciorek, R</b> OBP: 0.286, SLG: 0.167 (6, PH)										3	0	1	0	0	0	2					
<b>Billy Grabarkewitz, R</b> OBP: 0.406, SLG: 0.456 (1, 5)										3	0	0	0	1	2	1					
<b>Alan Foster, R</b> OBP: 0.147, SLG: 0.109 <b>Jim Brewer, L</b> OBP: 0.154, SLG: 0.083 <b>Jerry Stephenson, L</b> <b>Steve Garvey, R</b> OBP: 0.275, SLG: 0.307 (9, PH)										2	0	0	0	1	1	3					
<b>Inning Stats</b>	R: 1 E: 0 K: 1 S: 7	H: 2 LOB: 1 BB: 0 P: 7	R: 0 E: 0 K: 1 S: 5	H: 0 LOB: 0 BB: 0 P: 5	R: 0 E: 0 K: 1 S: 4	H: 0 LOB: 0 BB: 1 P: 8	R: 0 E: 0 K: 0 S: 3	H: 0 LOB: 0 BB: 0 P: 3	R: 0 E: 0 K: 2 S: 8	H: 1 LOB: 1 BB: 0 P: 8	R: 0 E: 1 K: 0 S: 4	H: 0 LOB: 1 BB: 0 P: 4	1B: 7 2B: 2 3B: 0 HR: 0	SF: 0 SAC: 0 DP: 1 HBP: 0	WP: 0 PB: 0 SB: 0 CS: 0	PA: 38					
<b>PITCHER</b>	IP WLS BF H R ER SO BB IBB HBP BLK WP HR S P ERA WHIP	IP WLS BF H R ER SO BB IBB HBP BLK WP HR S P ERA WHIP	IP WLS BF H R ER SO BB IBB HBP BLK WP HR S P ERA WHIP	IP WLS BF H R ER SO BB IBB HBP BLK WP HR S P ERA WHIP	IP WLS BF H R ER SO BB IBB HBP BLK WP HR S P ERA WHIP	IP WLS BF H R ER SO BB IBB HBP BLK WP HR S P ERA WHIP	IP WLS BF H R ER SO BB IBB HBP BLK WP HR S P ERA WHIP	IP WLS BF H R ER SO BB IBB HBP BLK WP HR S P ERA WHIP	IP WLS BF H R ER SO BB IBB HBP BLK WP HR S P ERA WHIP	IP WLS BF H R ER SO BB IBB HBP BLK WP HR S P ERA WHIP	IP WLS BF H R ER SO BB IBB HBP BLK WP HR S P ERA WHIP	IP WLS BF H R ER SO BB IBB HBP BLK WP HR S P ERA WHIP	IP WLS BF H R ER SO BB IBB HBP BLK WP HR S P ERA WHIP	IP WLS BF H R ER SO BB IBB HBP BLK WP HR S P ERA WHIP	IP WLS BF H R ER SO BB IBB HBP BLK WP HR S P ERA WHIP	IP WLS BF H R ER SO BB IBB HBP BLK WP HR S P ERA WHIP	IP WLS BF H R ER SO BB IBB HBP BLK WP HR S P ERA WHIP	IP WLS BF H R ER SO BB IBB HBP BLK WP HR S P ERA WHIP	IP WLS BF H R ER SO BB IBB HBP BLK WP HR S P ERA WHIP	IP WLS BF H R ER SO BB IBB HBP BLK WP HR S P ERA WHIP	
<b>Ken Forsch, R</b> ERA: 5.73 <b>Ron Cook, L</b> ERA: 3.59 <b>Denny Lemaster, L</b> ERA: 4.67 (1, 1)	5.0 W	22 5 1 0 0 1 0 1 0 0 0 0 0 6 10 0.00 1.000	(6, 1)	3.0 S	11 1 0 0 2 0 0 0 0 0 0 0 0 15 15 0.00 0.333																





Batter	1	2	3	4	5	6	7	8	9	AB	R	H	RBI	BB	SO	LOB	TOP					
<b>Cesar Cedeno, R</b> OBP: 0.337, SLG: 0.443 (1, 8)										4	0	1	0	0	1	1	<b>Houston Astros @ Los Angeles Dodgers</b> Dodger Stadium, Los Angeles, CA Fri Sep 18 1970, 7:05 PM PDT Att: 12,072 - Unknown					
<b>Joe Morgan, L</b> OBP: 0.395, SLG: 0.393 (1, 4)										3	1	2	0	1	0	1						
<b>Jimmy Wynn, R</b> OBP: 0.401, SLG: 0.511 (1, 7)										2	1	0	0	2	0	3						
<b>Bob Watson, R</b> OBP: 0.313, SLG: 0.420 (1, 3)										4	0	0	0	0	2	4						
<b>Denis Menke, R</b> OBP: 0.395, SLG: 0.444 (1, 6)										4	0	2	2	0	1	1						
<b>Doug Rader, R</b> OBP: 0.315, SLG: 0.429 (1, 5)										4	0	0	0	0	1	3						
<b>Norm Miller, L</b> OBP: 0.341, SLG: 0.323 (1, 9)										4	0	0	0	0	0	1						
<b>Johnny Edwards, L</b> OBP: 0.297, SLG: 0.310 (1, 2)										4	0	1	0	0	0	0						
<b>Jack Billingham, R</b> OBP: 0.136, SLG: 0.089 (1, 1)										3	0	0	0	0	1	1						
<b>Cesar Geronimo, L</b> OBP: 0.333, SLG: 0.286 (9, PH)										1	0	0	0	0	0	0						
<b>Inning Stats</b>	R: 2 E: 0 K: 2 S: 9	H: 2 LOB: 1 BB: 1 P: 13	R: 0 E: 0 K: 0 S: 3	H: 0 LOB: 0 BB: 0 P: 3	R: 0 E: 0 K: 0 S: 5	H: 0 LOB: 0 BB: 1 P: 9	R: 0 E: 0 K: 0 S: 3	H: 0 LOB: 0 BB: 0 P: 3	R: 0 E: 0 K: 0 S: 5	H: 2 LOB: 2 BB: 0 P: 5	R: 0 E: 0 K: 0 S: 4	H: 1 LOB: 1 BB: 0 P: 4	R: 0 E: 0 K: 1 S: 6	H: 1 LOB: 1 BB: 0 P: 6	R: 0 E: 0 K: 2 S: 7	H: 0 LOB: 1 BB: 1 P: 11	R: 0 E: 0 K: 0 S: 3	H: 0 LOB: 0 BB: 0 P: 3	1B: 5 2B: 1 3B: 0 HR: 0	SF: 0 SAC: 0 DP: 0 HBP: 0	WP: 1 PB: 0 SB: 2 CS: 0	PA: 36
<b>PITCHER</b>	IP WLS BF H R ER SO BB IBB HBP BLK WP HR S P ERA WHIP																					
<b>Sandy Vance, R</b> ERA: 2.96 (1, 1)	7.0 W 30 6 2 2 4 3 0 0 0 0 1 0 35 47 2.57 1.286																					
<b>Pete Mikkelsen, R</b> ERA: 2.11 (8, 1)	2.0 S 6 0 0 0 2 0 0 0 0 0 0 0 10 10 0.00 0.000																					

AB	33
R	2
H	6
RBI	2
BB	3
SO	6
LOB	15



Batter	1	2	3	4	5	6	7	8	9	AB	R	H	RBI	BB	SO	LOB	BOTTOM			
<b>Maury Wills, S</b> OBP: 0.333, SLG: 0.317 (1, 6)										4	0	0	0	0	0	1	<b>Houston Astros @ Los Angeles Dodgers</b> Dodger Stadium, Los Angeles, CA Fri Sep 18 1970, 7:05 PM PDT Att: 12,072 - Unknown			
<b>Von Joshua, L</b> OBP: 0.297, SLG: 0.347 (1, 9) (9, 7)										4	0	1	1	0	2	0				
<b>Willie Davis, L</b> OBP: 0.345, SLG: 0.451 (1, 8)										4	0	2	0	0	0	1				
<b>Wes Parker, S</b> OBP: 0.396, SLG: 0.465 (1, 3)										4	1	1	0	0	0	2				
<b>Bill Sudakis, S</b> OBP: 0.360, SLG: 0.463 (1, 2)										3	1	1	0	0	0	0				
<b>Bill Buckner, L</b> OBP: 0.182, SLG: 0.167 (1, 7)										3	0	1	1	0	0	0				
<b>Bill Russell, R</b> OBP: 0.289, SLG: 0.352 (9, 9)										0	0	0	0	0	0	0				
<b>Jim Lefebvre, S</b> OBP: 0.314, SLG: 0.353 (1, 4)										3	0	0	0	0	1	2				
<b>Billy Grabarkewitz, R</b> OBP: 0.408, SLG: 0.456 (1, 5)										2	1	1	1	1	0	1				
<b>Sandy Vance, R</b> OBP: 0.182, SLG: 0.156 (1, 1)										2	0	0	0	0	2	2				
<b>Pete Mikkelsen, R</b> OBP: 0.400, SLG: 0.400 (8, 1)										0	0	0	0	0	0	0				
<b>Inning Stats</b>	R: 0 E: 0 K: 1 S: 6	H: 1 LOB: 1 BB: 0 P: 6	R: 0 E: 0 K: 0 S: 3	H: 0 LOB: 0 BB: 0 P: 3	R: 1 E: 0 K: 0 S: 4	H: 1 LOB: 1 BB: 1 P: 8	R: 0 E: 0 K: 0 S: 3	H: 0 LOB: 0 BB: 0 P: 3	R: 0 E: 0 K: 2 S: 7	H: 1 LOB: 0 BB: 0 P: 7	R: 0 E: 0 K: 1 S: 5	H: 0 LOB: 0 BB: 0 P: 5	R: 2 E: 0 K: 1 S: 8	H: 3 LOB: 1 BB: 0 P: 8	R: 0 E: 0 K: 0 S: 4	H: 1 LOB: 1 BB: 0 P: 4	1B: 7 2B: 0 3B: 0 HR: 0	SF: 0 SAC: 1 DP: 0 HBP: 0	WP: 0 PB: 0 SB: 0 CS: 1	PA: 31
<b>PITCHER</b>	IP WLS BF H R ER SO BB IBB HBP BLK WP HR S P ERA WHIP																			
<b>Jack Billingham, R</b> ERA: 4.07 (1, 1)	8.0 L 31 7 3 3 5 1 0 0 0 0 0 0 40 44 3.38 1.000																			





Batter	1	2	3	4	5	6	7	8	9	AB	R	H	RBI	BB	SO	LOB	TOP										
<b>Cesar Cedeno, R</b> OBP: 0.335, SLG: 0.439 (1, 8)	0-0 4-3	0-0 FC5-2 BB		0-0 CS 1B			0-0 F8		0-0 F6	5	0	1	0	0	0	2											
<b>Joe Morgan, L</b> OBP: 0.393, SLG: 0.390 (1, 4)	0-0 F8	4-0 BB BB BB	0-0 BB BB	0-0 CS 1-2	0-0 4-3		0-0 4-3		0-0 1-3	4	0	0	0	1	0	0											
<b>Jimmy Wynn, R</b> OBP: 0.400, SLG: 0.509 (1, 7)	0-3 K	0-0 F9			0-0 FC3-6 1B		0-0 F7			4	0	1	0	0	1	3											
<b>Bob Watson, R</b> OBP: 0.312, SLG: 0.417 (1, 3)		0-0 1B 2B 1B	0-0 F6		0-0 FC3-6 1-2			0-0 1-3		4	1	1	0	0	0	1											
<b>Denis Menke, R</b> OBP: 0.394, SLG: 0.442 (1, 9)		0-0 BB 2B 1B	0-0 F9		0-3 K			0-0 6-3		4	1	1	0	0	1	1											
<b>Doug Rader, R</b> OBP: 0.318, SLG: 0.430 (1, 5)		4-0 BB BB BB 2B 1-2 1B BB	0-0			0-0 FC4-6 1B		0-0 G3		3	1	2	0	1	0	0											
<b>Larry Howard, R</b> OBP: 0.394, SLG: 0.508 (1, 2)		0-0 1B FC5-2 2B	0-3 K		0-3 K			0-0 E6 1-3 HR		4	1	1	2	0	2	2											
<b>Marty Martinez, S</b> OBP: 0.273, SLG: 0.248 (1, 6)		0-0 BB FC5-2 1B		0-0 F7		0-0 FC4-6 1-2		0-0 1-3 1-2		4	0	1	1	0	0	2											
<b>Don Wilson, R</b> OBP: 0.125, SLG: 0.156 (1, 1)		0-3 K		0-0 3-1		0-3 K		0-0 HR 2H		3	0	0	0	0	2	3											
<b>Ron Cook, L</b> OBP: 0.278, SLG: 0.471 (7, 1)										0	0	0	0	0	0	0											
<b>George Culver, R</b> OBP: 0.182, SLG: 0.300 (8, 1)										0	0	0	0	0	0	0											
<b>Johnny Edwards, L</b> OBP: 0.298, SLG: 0.318 (9, PH)										1	1	1	2	0	0	0											
<b>Inning Stats</b>	R: 0 E: 0 K: 1 S: 5	H: 0 LOB: 0 BB: 0 P: 5	R: 3 E: 0 K: 1 S: 9	H: 4 LOB: 3 BB: 2 P: 17	R: 0 E: 0 K: 1 S: 6	H: 1 LOB: 1 BB: 0 P: 6	R: 0 E: 0 K: 0 S: 3	H: 1 LOB: 0 BB: 0 P: 3	R: 0 E: 0 K: 1 S: 6	H: 1 LOB: 1 BB: 0 P: 8	R: 0 E: 0 K: 0 S: 3	H: 0 LOB: 0 BB: 0 P: 3	R: 0 E: 0 K: 0 S: 3	H: 0 LOB: 0 BB: 0 P: 3	R: 2 E: 1 K: 0 S: 5	H: 1 LOB: 0 BB: 0 P: 5	1B: 7 2B: 1 3B: 0 HR: 1	SF: 0 SAC: 0 DP: 0 HBP: 0	WP: 0 PB: 0 SB: 0 CS: 1	PA: 39							
<b>PITCHER</b>	IP	WLS	BF	H	R	ER	SO	BB	IBB	HBP	BLK	WP	HR	S	P	ERA	WHIP										
<b>Claude Osteen, L</b> ERA: 3.93 (1, 1)	1.0		8	4	3	3	1	1	0	0	0	0	0	9	13	27.00	5.000										
<b>Mike Strahler, R</b> ERA: (2, 1)	7.1	W	27	4	1	1	5	1	0	0	0	0	0	36	40	1.23	0.682										
<b>Jim Brewer, L</b> ERA: 3.01 (9, 1)	0.2	S	3	1	1	0	0	0	0	0	0	0	1	3	3	0.00	1.500										

Houston Astros @ Los Angeles Dodgers  
Dodger Stadium, Los Angeles, CA  
Sat Sep 19 1970, 3:33 AM PDT  
Att: 10,458 - Unknown

AB 36  
R 5  
H 9  
RBI 5  
BB 2  
SO 6  
LOB 14



Batter	1	2	3	4	5	6	7	8	9	AB	R	H	RBI	BB	SO	LOB	BOTTOM										
<b>Maury Wills, S</b> OBP: 0.331, SLG: 0.315 (1, 6)	0-0 5-3		0-0 6-3		0-0 4-3		0-0 F7			4	0	0	0	0	0	1											
<b>Von Joshua, L</b> OBP: 0.295, SLG: 0.343 (1, 9) (8, 8)	0-3 K		0-0 F8		0-0 1-3		0-0 BB 1-3 2B 1B			4	1	1	0	0	1	0											
<b>Willie Davis, L</b> OBP: 0.345, SLG: 0.452 (1, 8)	0-0			0-0 4-3		0-0 F6	4-0 BB BB BB 1-2 2B BB			3	0	1	0	0	0	0											
<b>Manny Mota, R</b> OBP: 0.371, SLG: 0.380 (7, PH) (8, 7)										0	1	0	0	1	0	0											
<b>Wes Parker, S</b> OBP: 0.397, SLG: 0.467 (1, 3)	0-0 L5			0-0 1B S 1B		0-0 F8	0-0 1-2 2B BB			4	1	2	3	0	0	1											
<b>Tom Haller, L</b> OBP: 0.352, SLG: 0.471 (7, PH)		4-0 BB BB BB		0-0 F8		0-0 F6	0-0 1-2 1B		0-0 6-3	2	0	1	0	1	0	1											
<b>Bill Sudakis, S</b> OBP: 0.359, SLG: 0.461 (7, PH)										1	0	0	0	0	0	1											
<b>Jeff Torborg, R</b> OBP: 0.302, SLG: 0.316 (8, 2)										0	0	0	0	0	0	0											
<b>Jim Lefebvre, S</b> OBP: 0.316, SLG: 0.351 (1, 4)		0-0 F7		4-0 1B WP BB		0-0 F6	0-0 BB 5-3 BB			2	1	0	0	2	0	2											
<b>Bill Buckner, L</b> OBP: 0.247, SLG: 0.310 (1, 7)										3	1	2	1	0	0	1											
<b>Bill Russell, R</b> OBP: 0.288, SLG: 0.350 (8, 9)										1	0	0	0	0	0	1											
<b>Billy Grabarkewitz, R</b> OBP: 0.405, SLG: 0.453 (1, 5)										3	0	0	1	0	1	3											
<b>Claude Osteen, L</b> OBP: 0.247, SLG: 0.310 (1, 1)										0	0	0	0	0	0	0											
<b>Mike Strahler, R</b> OBP: 0.250, SLG: 0.250 (2, 1)										4	1	1	0	0	2	1											
<b>Jim Brewer, L</b> OBP: 0.154, SLG: 0.083 (9, 1)										0	0	0	0	0	0	0											
<b>Inning Stats</b>	R: 0 E: 0 K: 1 S: 6	H: 1 LOB: 1 BB: 0 P: 6	R: 0 E: 0 K: 0 S: 3	H: 0 LOB: 1 BB: 1 P: 7	R: 0 E: 0 K: 1 S: 5	H: 0 LOB: 0 BB: 0 P: 5	R: 2 E: 0 K: 0 S: 5	H: 2 LOB: 1 BB: 1 P: 9	R: 0 E: 0 K: 1 S: 5	H: 0 LOB: 0 BB: 0 P: 5	R: 0 E: 0 K: 0 S: 4	H: 1 LOB: 1 BB: 0 P: 4	R: 4 E: 0 K: 0 S: 7	H: 4 LOB: 1 BB: 1 P: 11	R: 0 E: 0 K: 1 S: 5	H: 0 LOB: 1 BB: 1 P: 9	1B: 5 2B: 2 3B: 1 HR: 0	SF: 1 SAC: 0 DP: 0 HBP: 0	WP: 1 PB: 0 SB: 1 CS: 0	PA: 36							
<b>PITCHER</b>	IP	WLS	BF	H	R	ER	SO	BB	IBB	HBP	BLK	WP	HR	S	P	ERA	WHIP										
<b>Don Wilson, R</b> ERA: 4.12 (1, 1)	6.2	L	29	7	5	5	3	2	0	0	0	0	0	2	10	27.00	9.000										
<b>Ron Cook, L</b> ERA: 3.66 (7, 1)	0.1		4	1	1	1	0	2	0	0	0	0	0	2	10	27.00	9.000										
<b>George Culver, R</b> ERA: 3.76 (8, 1)	1.0		3	0	0	0	1	0	0	0	0	0	0	5	5	0.00	0.000										

Houston Astros @ Los Angeles Dodgers  
Dodger Stadium, Los Angeles, CA  
Sat Sep 19 1970, 3:33 AM PDT  
Att: 10,458 - Unknown

AB 31  
R 6  
H 8  
RBI 5  
BB 4  
SO 4  
LOB 12





Batter	1	2	3	4	5	6	7	8	9	10	11	12	13	14	AB	R	H	BB	SO	LOB	TOP						
Cesar Cadenio, R OBP: 0.333, SLG: 0.435 Hector Torres, R OBP: 0.311, SLG: 0.327															5	0	1	0	0	0	0						
Joe Morgan, L OBP: 0.389, SLG: 0.385															7	0	0	1	0	2	3						
Jimmy Wynn, R OBP: 0.398, SLG: 0.506															7	1	2	0	0	0	3						
Bob Watson, R OBP: 0.316, SLG: 0.417															5	1	2	0	1	1	4						
Denis Menke, R OBP: 0.394, SLG: 0.443															4	2	1	0	1	0	1						
Doug Rader, R OBP: 0.320, SLG: 0.431															5	1	2	4	1	1	0						
Johnny Edwards, L OBP: 0.297, SLG: 0.318															6	0	1	1	0	0	3						
Cesar Geronimo, L OBP: 0.286, SLG: 0.240															4	0	0	0	0	2							
Larry Howard, R OBP: 0.397, SLG: 0.508															2	1	1	0	0	1							
Larry Diener, R OBP: 0.354, SLG: 0.374															2	0	0	0	0	1							
Mary Martinez, R OBP: 0.354, SLG: 0.374															1	0	0	0	0	0							
Ron Cook, L OBP: 0.354, SLG: 0.374															1	0	0	0	0	0							
Jesus Alsu, R OBP: 0.354, SLG: 0.374															1	0	0	0	0	0							
George Culver, R OBP: 0.354, SLG: 0.374															0	0	0	0	0	0							
<b>Inning Stats</b>	R: 0 E: 0 K: 1 S: 6	H: 1 LOB: 1 BB: 0 P: 3	R: 0 E: 0 K: 0 S: 3	H: 0 LOB: 0 BB: 0 P: 3	R: 0 E: 0 K: 1 S: 6	H: 1 LOB: 1 BB: 0 P: 6	R: 0 E: 0 K: 1 S: 5	H: 0 LOB: 0 BB: 0 P: 5	R: 2 E: 0 K: 0 S: 6	H: 3 LOB: 1 BB: 0 P: 6	R: 0 E: 0 K: 2 S: 10	H: 3 LOB: 2 BB: 1 P: 14	R: 0 E: 0 K: 1 S: 5	H: 0 LOB: 2 BB: 2 P: 13	R: 0 E: 0 K: 1 S: 6	H: 1 LOB: 2 BB: 1 P: 10	R: 0 E: 0 K: 0 S: 3	H: 0 LOB: 0 BB: 0 P: 3	R: 1 E: 0 K: 0 S: 5	H: 2 LOB: 1 BB: 0 P: 5	1B: 8 2B: 3 3B: 0 HR: 0	SF: 0 SAC: 2 DP: 1 HBP: 0	WP: 0 PA: 57 PB: 0 SB: 3 CS: 0				
<b>PITCHER</b>	IP 8.1	WLS 31	BF 6	H 3	R 3	ER 3	SO 5	BB 0	IBB 0	HBP 0	BLK 0	WP 0	HR 0	S 41	P 41	ERA 4.04	WHIP 3.24										
Don Sutton, R ERA: 4.04	8.1	31	6	3	3	3	5	0	0	0	0	0	0	41	41	4.04	3.24										
Pete Mikkelsen, R ERA: 2.41	0.2	5	2	2	2	1	1	0	0	0	0	0	0	6	10	27.00	4.500										
Jim Brewer, L ERA: 2.91	3.0	13	1	0	0	2	2	1	0	0	0	0	0	14	26	0.00	1.000										
Ray Lamb, R ERA: 3.42	2.0	W	8	2	1	1	0	0	0	0	0	0	0	8	8	4.50	1.000										

Houston Astros @ Los Angeles Dodgers  
Dodger Stadium, Los Angeles, CA  
Sun Sep 20 1970, 3:33 AM PDT  
Att: 21,048 - Unknown

AB 51  
R 6  
H 11  
RBI 6  
BB 4  
SO 8  
LOB 19

Batter	1	2	3	4	5	6	7	8	9	10	11	12	13	14	AB	R	H	BB	SO	LOB	BOTTOM						
Maury Wills, S OBP: 0.331, SLG: 0.315															6	1	2	0	0	0	3						
Von Joshua, L OBP: 0.284, SLG: 0.330															4	0	0	0	0	1	1						
Andy Kosco, R OBP: 0.231, SLG: 0.390															2	0	0	0	0	1							
Willie Davis, L OBP: 0.344, SLG: 0.454															6	1	1	1	0	0	2						
Wes Parker, S OBP: 0.393, SLG: 0.462															6	0	0	0	0	0	1						
Bill Sudakis, S OBP: 0.355, SLG: 0.455															3	0	0	0	0	2	0						
Jeff Torborg, R OBP: 0.362, SLG: 0.316															0	0	0	0	0	0	0						
Tom Haller, L OBP: 0.354, SLG: 0.476															1	0	1	0	0	0	0						
Willie Crawford, L OBP: 0.312, SLG: 0.382															0	1	0	0	0	0	0						
Bob Simson, S OBP: 0.312, SLG: 0.382															2	0	0	0	0	1	0						
Bill Buckner, L OBP: 0.220, SLG: 0.271															3	1	1	0	0	0	0						
Bill Russell, R OBP: 0.292, SLG: 0.351															2	0	1	0	1	0	0						
Jim Lefebvre, S OBP: 0.317, SLG: 0.350															4	2	1	2	1	0	1						
Billy Grabarkewitz, R OBP: 0.404, SLG: 0.458															6	1	2	2	0	0	3						
Don Sutton, R OBP: 0.331, SLG: 0.315															1	0	0	0	1	1	0						
Pete Mikkelsen, R ERA: 2.41															0	0	0	0	0	0							
Ron Cook, L OBP: 0.354, SLG: 0.374															0	0	0	0	0	0							
Jesus Alsu, R OBP: 0.354, SLG: 0.374															1	0	0	0	0	0							
George Culver, R OBP: 0.354, SLG: 0.374															0	0	0	0	0	0							
<b>Inning Stats</b>	R: 0 E: 0 K: 0 S: 3	H: 0 LOB: 0 BB: 0 P: 3	R: 0 E: 0 K: 0 S: 3	H: 0 LOB: 0 BB: 0 P: 3	R: 0 E: 0 K: 1 S: 5	H: 1 LOB: 0 BB: 0 P: 5	R: 1 E: 1 K: 1 S: 7	H: 2 LOB: 1 BB: 0 P: 7	R: 2 E: 0 K: 1 S: 6	H: 1 LOB: 2 BB: 2 P: 14	R: 0 E: 0 K: 0 S: 3	H: 0 LOB: 0 BB: 0 P: 3	R: 1 E: 0 K: 0 S: 4	H: 2 LOB: 2 BB: 1 P: 5	R: 0 E: 0 K: 1 S: 5	H: 0 LOB: 0 BB: 0 P: 5	R: 0 E: 0 K: 0 S: 3	H: 0 LOB: 0 BB: 0 P: 3	R: 2 E: 0 K: 0 S: 4	H: 2 LOB: 1 BB: 1 P: 8	1B: 5 2B: 3 3B: 1 HR: 1	SF: 1 SAC: 0 DP: 0 HBP: 1	WP: 0 PA: 55 PB: 0 SB: 0 CS: 2				
<b>PITCHER</b>	IP 7.0	WLS 28	BF 5	H 4	R 4	ER 4	SO 4	BB 2	IBB 0	HBP 0	BLK 0	WP 0	HR 1	S 33	P 42	ERA 5.14	WHIP 1.000										
Larry Diener, R ERA: 3.97	7.0	28	5	4	4	4	4	2	0	0	0	0	1	33	42	5.14	1.000										
Fred Gladding, R ERA: 3.99	2.0	9	2	1	1	0	0	0	0	0	0	0	0	9	9	4.50	1.000										
Ron Cook, L ERA: 3.99	2.0	6	0	0	0	1	0	0	0	0	0	0	0	8	8	0.00	0.000										
George Culver, R ERA: 3.97	2.2	L	11	3	2	2	1	1	0	0	0	0	0	12	16	6.75	1.500										

Houston Astros @ Los Angeles Dodgers  
Dodger Stadium, Los Angeles, CA  
Sun Sep 20 1970, 3:33 AM PDT  
Att: 21,048 - Unknown

AB 49  
R 7  
H 10  
RBI 6  
BB 3  
SO 6  
LOB 14







Batter	1	2	3	4	5	6	7	8	9	AB	R	H	RBI	BB	SO	LOB	TOP			
<b>Bobby Bonds, R</b> OBP: 0.385, SLG: 0.515 (1, 9)										4	0	2	0	0	1	1	<b>San Francisco Giants @ Los Angeles Dodgers</b> <b>Dodger Stadium, Los Angeles, CA</b> Tue Sep 22 1970, 7:05 PM PDT Att: 15,502 - Unknown			
<b>Tito Fuentes, S</b> OBP: 0.313, SLG: 0.343 (1, 4) (8, 6)										4	0	0	0	0	1	3				
<b>Willie Mays, R</b> OBP: 0.392, SLG: 0.520 (1, 8)										4	0	0	0	0	2					
<b>Willie McCovey, L</b> OBP: 0.442, SLG: 0.601 (1, 3)										3	0	0	0	0	1					
<b>Ken Henderson, S</b> OBP: 0.392, SLG: 0.452 (1, 7)										3	0	0	0	0	1	0				
<b>Dick Dietz, R</b> OBP: 0.431, SLG: 0.522 (1, 2)										3	0	0	0	0	0	0				
<b>Jim Ray Hart, R</b> OBP: 0.354, SLG: 0.421 (1, 5)										3	0	0	0	0	0	0				
<b>Hal Lanier, R</b> OBP: 0.266, SLG: 0.280 (8, PH)										2	0	0	0	0	0	0				
<b>Ron Hunt, R</b> OBP: 0.394, SLG: 0.382 (8, PH)										1	0	0	0	0	0	0				
<b>Don Mason, L</b> OBP: 0.250, SLG: 0.143 (8, 4)										0	0	0	0	0	0	0				
<b>Ron Bryant, S</b> OBP: 0.143, SLG: 0.111 (1, 1)										2	0	1	0	0	0	0				
<b>Bob Taylor, L</b> OBP: 0.309, SLG: 0.256 (8, PH)										1	0	0	0	0	0	0				
<b>Don McMahon, R</b> OBP: 0.250, SLG: 0.143 (8, 1)										0	0	0	0	0	0	0				
<b>Inning Stats</b>	R: 0 E: 0 K: 0 S: 4	H: 1 LOB: 1 BB: 0 P: 4	R: 0 E: 0 K: 1 S: 5	H: 0 LOB: 0 BB: 0 P: 5	R: 0 E: 0 K: 0 S: 4	H: 1 LOB: 1 BB: 0 P: 4	R: 0 E: 0 K: 0 S: 3	H: 0 LOB: 0 BB: 0 P: 3	R: 0 E: 0 K: 2 S: 8	H: 1 LOB: 1 BB: 0 P: 8	R: 0 E: 0 K: 0 S: 3	H: 0 LOB: 0 BB: 0 P: 3	R: 0 E: 0 K: 0 S: 3	H: 0 LOB: 0 BB: 0 P: 3	R: 0 E: 0 K: 0 S: 3	H: 0 LOB: 0 BB: 0 P: 3	1B: 2 2B: 0 3B: 1 HR: 0	SF: 0 SAC: 0 DP: 0 HBP: 0	WP: 0 PB: 0 SB: 1 CS: 0	PA: 30
<b>PITCHER</b> <b>Alan Foster, R</b> ERA: 4.14 (1, 1)	IP: 9.0 WLS: W BF: 30 H: 3 R: 0 ER: 0 SO: 3 BB: 0 IBB: 0 HBP: 0 BLK: 0 WP: 0 HR: 0 S: 36 P: 36 ERA: 0.00 WHIP: 0.333																			

AB	30
R	0
H	3
RBI	0
BB	0
SO	3
LOB	7



Batter	1	2	3	4	5	6	7	8	9	AB	R	H	RBI	BB	SO	LOB	BOTTOM			
<b>Maury Wills, S</b> OBP: 0.329, SLG: 0.313 (1, 6)										3	0	0	0	0	0	4	<b>San Francisco Giants @ Los Angeles Dodgers</b> <b>Dodger Stadium, Los Angeles, CA</b> Tue Sep 22 1970, 7:05 PM PDT Att: 15,502 - Unknown			
<b>Manny Mota, R</b> OBP: 0.370, SLG: 0.379 (1, 7)										4	0	0	0	0	2					
<b>Willie Davis, L</b> OBP: 0.341, SLG: 0.449 (1, 8)										4	0	0	0	0	1					
<b>Wes Parker, S</b> OBP: 0.392, SLG: 0.459 (1, 3)										4	1	1	0	0	0					
<b>Bill Sudakis, S</b> OBP: 0.359, SLG: 0.467 (1, 2)										4	0	3	0	0	0					
<b>Steve Garvey, R</b> OBP: 0.274, SLG: 0.295 (1, 5)										2	0	0	0	1	2					
<b>Billy Grabarkewitz, R</b> OBP: 0.402, SLG: 0.454 (1, 4)										3	0	0	0	0	5					
<b>Bill Russell, R</b> OBP: 0.296, SLG: 0.359 (1, 9)										3	0	2	0	0	3					
<b>Alan Foster, R</b> OBP: 0.171, SLG: 0.109 (1, 1)										0	0	0	1	2	0					
<b>Inning Stats</b>	R: 0 E: 0 K: 0 S: 3	H: 0 LOB: 0 BB: 2 P: 3	R: 0 E: 0 K: 1 S: 7	H: 2 LOB: 3 BB: 2 P: 15	R: 0 E: 0 K: 0 S: 3	H: 0 LOB: 0 BB: 0 P: 3	R: 0 E: 0 K: 0 S: 4	H: 2 LOB: 2 BB: 0 P: 4	R: 0 E: 0 K: 0 S: 3	H: 0 LOB: 1 BB: 1 P: 7	R: 0 E: 0 K: 0 S: 4	H: 1 LOB: 1 BB: 0 P: 4	R: 0 E: 0 K: 0 S: 4	H: 1 LOB: 1 BB: 0 P: 4	R: 0 E: 0 K: 0 S: 3	H: 0 LOB: 0 BB: 0 P: 3		1B: 3 2B: 3 3B: 0 HR: 0	SF: 0 SAC: 2 DP: 0 HBP: 0	WP: 0 PB: 0 SB: 0 CS: 0
<b>PITCHER</b> <b>Ron Bryant, L</b> ERA: 4.6 (1, 1)	IP: 7.0 WLS: L BF: 29 H: 6 R: 1 ER: 1 SO: 1 BB: 3 IBB: 0 HBP: 0 BLK: 0 WP: 0 HR: 0 S: 28 P: 40 ERA: 1.29 WHIP: 1.286																			
<b>Don McMahon, R</b> ERA: 2.89 (8, 1)	IP: 1.0 WLS: L BF: 3 H: 0 R: 0 ER: 0 SO: 0 BB: 0 IBB: 0 HBP: 0 BLK: 0 WP: 0 HR: 0 S: 3 P: 3 ERA: 0.00 WHIP: 0.000																			









Batter	1	2	3	4	5	6	7	8	9	AB R H RBI BB SO LOB	TOP											
Maury Wills, S OBP: 0.330, SLG: 0.314 (1, 6)	6-3		1B		G3		6-3		1-3 E 2B 1B	5 1 2 0 0 0 1	<b>Los Angeles Dodgers @ Cincinnati Reds</b> Riverfront Stadium, Cincinnati, OH Fri Sep 25 1970, 7:05 PM EDT Att: 35,069 - Unknown <a href="http://livebaseballscorecards.com">livebaseballscorecards.com</a>											
Manny Mota, R OBP: 0.367, SLG: 0.374 (1, 9) (8, 7)	F9		K		K		E 1B	E4 1-3 2B	5 2 1 1 0 2 2													
Willie Davis, L OBP: 0.343, SLG: 0.450 (1, 8)	2B		1B		4-3		E 1B	F5	5 1 3 0 0 0 2													
Wes Parker, S OBP: 0.391, SLG: 0.460 (1, 3)	G3		K			6-3	E5 E	1-3	5 0 0 0 0 1 5													
Tom Haller, L OBP: 0.355, SLG: 0.475 (1, 2)		5-3 1B		5-3 2B		3-1 2B	E5 1-2	2B 1B	4 3 3 0 1 0 1													
Bill Sudakis, S OBP: 0.357, SLG: 0.464 (1, 5)	5-3		5-3		3-1		1-3	1B	5 1 1 2 0 0 5													
Bill Buckner, L OBP: 0.237, SLG: 0.298 (1, 7) Bill Russell, R OBP: 0.300, SLG: 0.362 (8, 9)	G6-4-3 2H 1B		2H 2B		1-3		4-3	1B	4 0 2 2 0 0 1 1 0 1 2 0 0 0													
Billy Grabarkewitz, R OBP: 0.399, SLG: 0.451 (1, 4)	G6-4-3 1-2		K				F9 6-3 1B	F9	5 1 1 0 0 1 3													
Claude Osteen, L OBP: 0.237, SLG: 0.297 (1, 1)			F8		P5		F8 1-2	F9	4 0 0 0 0 0 2													
<b>Inning Stats</b>	R: 0 E: 0 K: 0 S: 4	H: 1 LOB: 1 BB: 0 P: 4	R: 1 E: 0 K: 0 S: 4	H: 2 LOB: 0 BB: 0 P: 4	R: 0 E: 0 K: 2 S: 9	H: 2 LOB: 2 BB: 0 P: 9	R: 1 E: 0 K: 1 S: 7	H: 2 LOB: 1 BB: 0 P: 7	R: 0 E: 0 K: 0 S: 5	H: 0 LOB: 0 BB: 0 P: 5	R: 0 E: 0 K: 0 S: 4	H: 1 LOB: 1 BB: 0 P: 4	R: 3 E: 2 K: 0 S: 8	H: 3 LOB: 2 BB: 0 P: 8	R: 0 E: 0 K: 0 S: 3	H: 0 LOB: 0 BB: 0 P: 3	R: 4 E: 1 K: 0 S: 7	H: 3 LOB: 1 BB: 1 P: 11	1B: 10 2B: 4 3B: 0 HR: 0	SF: 0 SAC: 0 DP: 1 HBP: 0	WP: 0 PB: 0 SB: 1 CS: 0	PA: 44
<b>PITCHER</b>	IP WLS BF H R ER SO BB IBB HBP BLK WP HR S P ERA WHIP											<b>PITCHER</b>	IP WLS BF H R ER SO BB IBB HBP BLK WP HR S P ERA WHIP									
Jim McGlothlin, R ERA: 3.64 (1, 1)	7.0 L 33 11 5 3 4 0 0 0 0 0 0 0 41 41 3.86 1.571											Wayne Granger, R ERA: 2.72 (8, 1)	2.0 11 3 4 0 0 0 1 0 0 0 0 10 14 0.00 1.500									

Batter	1	2	3	4	5	6	7	8	9	AB R H RBI BB SO LOB	BOTTOM											
Bobby Tolan, L OBP: 0.384, SLG: 0.471 (1, 8)	P6			E1 S WP 1B		K		G3		4 1 1 0 0 1 0	<b>Los Angeles Dodgers @ Cincinnati Reds</b> Riverfront Stadium, Cincinnati, OH Fri Sep 25 1970, 7:05 PM EDT Att: 35,069 - Unknown <a href="http://livebaseballscorecards.com">livebaseballscorecards.com</a>											
Pete Rose, S OBP: 0.380, SLG: 0.478 (1, 9)	4-3			6-3		L4		4-3		4 0 0 0 0 0 1												
Tony Perez, R OBP: 0.399, SLG: 0.591 (1, 5)	K			K			6-3		1B 1B	4 0 1 0 0 2 1												
Johnny Bench, R OBP: 0.346, SLG: 0.594 (1, 2)		F8		WP BB			HR 1B		K	3 1 1 0 1 1 1												
Lee May, R OBP: 0.296, SLG: 0.485 (1, 3)	F8			K			HR		1B	4 1 2 2 0 1 1												
Hal McRae, R OBP: 0.315, SLG: 0.447 (1, 7)	F8				6-3		K		F9	4 0 0 0 0 1 2												
Tommy Helms, R OBP: 0.258, SLG: 0.276 (1, 4)			F7		F9				F7	4 0 1 0 0 0 2												
Dave Concepcion, R OBP: 0.329, SLG: 0.324 (1, 6) Wayne Granger, R OBP: 0.100, SLG: 0.100 (8, 1)			1-3		4-3		F9			3 0 0 0 0 0 1 0 0 0 0 0 0 0												
Jim McGlothlin, R OBP: 0.208, SLG: 0.215 (1, 1) Darrel Chaney, S OBP: 0.263, SLG: 0.286 (8, 6)			1-3			F8		4-3		2 0 0 0 0 0 0 1 0 0 0 0 0 0												
<b>Inning Stats</b>	R: 0 E: 0 K: 1 S: 5	H: 0 LOB: 0 BB: 0 P: 5	R: 0 E: 0 K: 0 S: 3	H: 0 LOB: 0 BB: 0 P: 3	R: 0 E: 0 K: 2 S: 3	H: 0 LOB: 0 BB: 0 P: 3	R: 1 E: 1 K: 2 S: 8	H: 1 LOB: 1 BB: 1 P: 12	R: 0 E: 0 K: 0 S: 3	H: 0 LOB: 0 BB: 0 P: 3	R: 0 E: 0 K: 1 S: 5	H: 0 LOB: 0 BB: 0 P: 5	R: 2 E: 0 K: 1 S: 8	H: 3 LOB: 1 BB: 0 P: 8	R: 0 E: 0 K: 0 S: 3	H: 0 LOB: 0 BB: 0 P: 3	R: 0 E: 0 K: 1 S: 7	H: 2 LOB: 2 BB: 0 P: 7	1B: 4 2B: 1 3B: 0 HR: 1	SF: 0 SAC: 0 DP: 0 HBP: 0	WP: 1 PB: 0 SB: 1 CS: 0	PA: 34
<b>PITCHER</b>	IP WLS BF H R ER SO BB IBB HBP BLK WP HR S P ERA WHIP											<b>PITCHER</b>	IP WLS BF H R ER SO BB IBB HBP BLK WP HR S P ERA WHIP									
Claude Osteen, L ERA: 3.9 (1, 1)	9.0 W 34 6 3 3 6 1 0 0 0 0 1 1 45 49 3.00 0.778																					



Batter	1	2	3	4	5	6	7	8	9	AB	R	H	RBI	BB	SO	LOB	TOP								
<b>Maury Wills, S</b> OBP: 0.330, SLG: 0.317 (1, 6)	L6		1B		K		FC4-6		E	5	2	2	0	0	1	2	<b>Los Angeles Dodgers @ Cincinnati Reds</b> Riverfront Stadium, Cincinnati, OH Sat Sep 26 1970, 3:33 AM EDT Att: 36,017 - Unknown								
<b>Manny Mota, R</b> OBP: 0.370, SLG: 0.377 (1, 7)	4-3		PB		1B		FC6-4		1-3	5	0	3	1	0	0	2									
<b>Willie Davis, L</b> OBP: 0.342, SLG: 0.448 (1, 8)	4-3		F9		F8				F7	5	0	1	0	0	0	4									
<b>Wes Parker, S</b> OBP: 0.391, SLG: 0.458 (1, 3)	F9		5-3						F7	4	0	1	0	1	0	2									
<b>Bill Sudakis, S</b> OBP: 0.358, SLG: 0.475 (8, 5)			FC5-4		F5		G1-4-3		HR	5	1	2	1	0	1	3									
<b>Steve Garvey, R</b> OBP: 0.388, SLG: 0.317 (8, 4)	F9		K		K		FC4-6		1B	4	0	2	0	0	1	1									
<b>Bill Russell, R</b> OBP: 0.299, SLG: 0.361 (1, 9)	F9		P4		P4		FC4-6		2B	4	0	1	0	0	0	2									
<b>Billy Grabarkewitz, R</b> OBP: 0.398, SLG: 0.449 (8, PH)	FC5-4								3-1	2	0	0	0	1	0	1									
<b>Tom Haller, L</b> OBP: 0.354, SLG: 0.473 (8, 2)	1-2				1B					1	0	0	0	0	0	2									
<b>Don Sutton, R</b> OBP: 0.258, SLG: 0.207 (7, PH)			4-3		P6				4-3	2	0	0	0	0	0	1									
<b>Joe Ferguson, R</b> OBP: 0.233, SLG: 0.293 (9, PH)										0	0	0	0	1	0	0									
<b>Ray Lamb, R</b> OBP: 0.233, SLG: 0.293 (9, PH)										0	0	0	0	0	0	0									
<b>Bill Buckner, L</b> OBP: 0.233, SLG: 0.293 (9, PH)										1	0	0	0	0	0	0									
<b>Inning Stats</b>	R: 0 E: 0 K: 0 S: 4	H: 1 LOB: 1 BB: 0 P: 4	R: 0 E: 0 K: 0 S: 4	H: 1 LOB: 1 BB: 0 P: 4	R: 1 E: 0 K: 0 S: 5	H: 2 LOB: 1 BB: 0 P: 5	R: 0 E: 0 K: 1 S: 5	H: 0 LOB: 0 BB: 0 P: 5	R: 0 E: 0 K: 1 S: 6	H: 1 LOB: 2 BB: 1 P: 10	R: 0 E: 0 K: 0 S: 3	H: 1 LOB: 1 BB: 1 P: 7	R: 0 E: 0 K: 0 S: 3	H: 0 LOB: 1 BB: 1 P: 7	R: 1 E: 0 K: 0 S: 6	H: 3 LOB: 3 BB: 0 P: 6	R: 1 E: 1 K: 1 S: 8	H: 3 LOB: 2 BB: 0 P: 8	1B: 9 2B: 2 3B: 0 HR: 1	SF: 0 SAC: 0 DP: 1 HBP: 0	WP: 0 PB: 1 SB: 0 CS: 0	PA: 41			
<b>PITCHER</b>	IP	WLS	BF	H	R	ER	SO	BB	IBB	HBP	BLK	WP	HR	S	P	ERA	WHIP								
<b>Jim Merritt, L</b> ERA: 4.08	(1, 1)	3.0		13	4	1	1	0	0	0	0	0	0	13	13	3.00	1.333								
<b>Don Gullett, L</b> ERA: 2.47	(4, 1)	4.2	W	21	5	1	1	2	3	0	0	0	1	22	34	1.93	1.714								
<b>Clay Carroll, R</b> ERA: 2.64	(8, 1)	1.1	S	7	3	1	1	1	0	0	0	0	0	9	9	6.75	2.250								

AB	38
R	3
H	12
RBI	2
BB	3
SO	3
LOB	20



Batter	1	2	3	4	5	6	7	8	9	AB	R	H	RBI	BB	SO	LOB	BOTTOM								
<b>Pete Rose, S</b> OBP: 0.389, SLG: 0.476 (1, 9)	L3						F7		F8	4	0	1	0	1	0	1	<b>Los Angeles Dodgers @ Cincinnati Reds</b> Riverfront Stadium, Cincinnati, OH Sat Sep 26 1970, 3:33 AM EDT Att: 36,017 - Unknown								
<b>Bobby Tolan, L</b> OBP: 0.384, SLG: 0.475 (1, 8)	HR		K		4-3				6-3	4	2	1	1	1	1	3									
<b>Tony Perez, R</b> OBP: 0.400, SLG: 0.592 (7, PR)	BB		E						E5	4	2	2	0	0	0	2									
<b>Dave Concepcion, R</b> OBP: 0.329, SLG: 0.324 (8, 6)	BLK		F9		1B				6-3	0	0	0	0	0	0	0									
<b>Johnny Bench, R</b> OBP: 0.344, SLG: 0.590 (1, 2)	E6		F9		K				6-3	4	1	0	1	0	1	3									
<b>Lee May, R</b> OBP: 0.296, SLG: 0.482 (1, 3)	4-3		F3		F7				K	3	1	0	0	1	1	3									
<b>Bernie Carbo, L</b> OBP: 0.453, SLG: 0.552 (1, 7)	4-3				2B				IBB	2	0	1	1	2	0	1									
<b>Tommy Helms, R</b> OBP: 0.259, SLG: 0.277 (1, 4)			F9						K	2	0	1	1	0	0	1									
<b>Don Gullett, R</b> OBP: 0.250, SLG: 0.316 (4, 1)										2	0	1	1	0	1	2									
<b>Clay Carroll, R</b> OBP: 0.133, SLG: 0.071 (8, 1)	1B				1B				K	0	0	0	0	0	0	0									
<b>Woody Woodward, R</b> OBP: 0.282, SLG: 0.282 (8, 5)	P4				F8				F9	4	0	0	0	0	0	1									
<b>Jim Merritt, L</b> OBP: 0.207, SLG: 0.277 (4, 4)			K		K				F8	1	0	0	0	0	1	0									
<b>Darrel Chaney, S</b> OBP: 0.265, SLG: 0.298 (4, 4)										3	0	1	0	0	1	0									
<b>Inning Stats</b>	R: 4 E: 1 K: 0 S: 7	H: 3 LOB: 1 BB: 1 P: 11	R: 0 E: 0 K: 2 S: 8	H: 1 LOB: 1 BB: 0 P: 8	R: 0 E: 0 K: 0 S: 4	H: 1 LOB: 1 BB: 0 P: 4	R: 0 E: 0 K: 1 S: 5	H: 0 LOB: 1 BB: 1 P: 9	R: 1 E: 0 K: 1 S: 6	H: 2 LOB: 2 BB: 1 P: 10	R: 0 E: 0 K: 0 S: 3	H: 0 LOB: 0 BB: 0 P: 3	R: 1 E: 1 K: 2 S: 8	H: 0 LOB: 2 BB: 2 P: 16	R: 0 E: 0 K: 0 S: 4	H: 1 LOB: 1 BB: 0 P: 4	1B: 4 2B: 3 3B: 0 HR: 1	SF: 0 SAC: 0 DP: 0 HBP: 0	WP: 0 PB: 0 SB: 2 CS: 0	PA: 38					
<b>PITCHER</b>	IP	WLS	BF	H	R	ER	SO	BB	IBB	HBP	BLK	WP	HR	S	P	ERA	WHIP								
<b>Don Sutton, R</b> ERA: 4.02	(1, 1)	6.0	L	28	7	5	2	4	2	1	0	1	1	33	45	3.00	1.500								
<b>Ray Lamb, R</b> ERA: 3.86	(7, 1)	2.0		10	1	1	1	2	1	1	0	0	0	12	20	4.50	1.000								

AB	33
R	6
H	8
RBI	5
BB	5
SO	6
LOB	17













Batter	1	2	3	4	5	6	7	8	9	AB	R	H	RBI	BB	SO	LOB	TOP		
Maury Wills, S OBP: 0.332, SLG: 0.318 (1,6)										4	0	1	0	0	0	0	<b>Los Angeles Dodgers @ San Diego Padres</b> San Diego Stadium, San Diego, CA Wed Sep 30 1970, 10:05 PM EDT Att: 3,549 - Unknown		
Manny Mota, R OBP: 0.376, SLG: 0.384 (1,7)										4	1	2	0	0	0	0			
Willie Davis, L OBP: 0.337, SLG: 0.441 (1,8)										4	0	1	0	0	2	2			
Wes Parker, S OBP: 0.392, SLG: 0.458 (1,3)										3	0	2	1	0	1	2			
Tom Haller, L OBP: 0.349, SLG: 0.463 (1,2)										4	0	0	0	0	0	3			
Steve Garvey, R OBP: 0.305, SLG: 0.352 (1,5)										4	0	1	0	0	0	1			
Bill Buckner, L OBP: 0.224, SLG: 0.266 (1,9)										3	0	0	0	0	1	2			
Billy Grabarkewitz, R OBP: 0.400, SLG: 0.454 (1,4)										3	0	0	0	0	2	2			
Claude Osteen, L OBP: 0.232, SLG: 0.290 (1,1)										2	0	0	0	0	1	0			
Len Gabrielson, L (8, PH) OBP: 0.205, SLG: 0.238 (8, 1)										1	0	0	0	0	0	0			
Ray Lamb, R (8, 1)										0	0	0	0	0	0	0			
<b>Inning Stats</b>	R: 0 E: 0 K: 1 S: 5	H: 0 LOB: 0 BB: 0 P: 5	R: 0 E: 0 K: 0 S: 5	H: 2 LOB: 2 BB: 0 P: 5	R: 0 E: 0 K: 1 S: 5	H: 0 LOB: 0 BB: 0 P: 5	R: 0 E: 0 K: 1 S: 5	H: 1 LOB: 0 BB: 0 P: 5	R: 0 E: 0 K: 1 S: 7	H: 2 LOB: 2 BB: 0 P: 7	R: 0 E: 0 K: 1 S: 5	H: 0 LOB: 0 BB: 0 P: 5	R: 0 E: 0 K: 1 S: 5	H: 0 LOB: 0 BB: 0 P: 5	R: 1 E: 1 K: 0 S: 5	H: 2 LOB: 1 BB: 0 P: 5	1B: 7 2B: 0 3B: 0 HR: 0	SF: 1 SAC: 0 DP: 1 HBP: 0	WP: 0 PA: 33 PB: 0 SB: 0 CS: 0
<b>PITCHER</b> Pat Dobson, R ERA: 3.76 (1,1)	IP: 9.0 WLS: W BF: 33 H: 7 R: 1 ER: 0 SO: 7 BB: 0 IBB: 0 HBP: 0 BLK: 0 WP: 0 HR: 0 S: 47 P: 47 ERA: 0.00 WHIP: 0.778															<b>PITCHER</b> Pat Dobson, R ERA: 3.76 (1,1)	IP: 9.0 WLS: W BF: 33 H: 7 R: 1 ER: 0 SO: 7 BB: 0 IBB: 0 HBP: 0 BLK: 0 WP: 0 HR: 0 S: 47 P: 47 ERA: 0.00 WHIP: 0.778		

Batter	1	2	3	4	5	6	7	8	9	AB	R	H	RBI	BB	SO	LOB	BOTTOM		
Dave Campbell, R OBP: 0.266, SLG: 0.337 (1,4)										4	0	1	0	0	0	0	<b>Los Angeles Dodgers @ San Diego Padres</b> San Diego Stadium, San Diego, CA Wed Sep 30 1970, 10:05 PM EDT Att: 3,549 - Unknown		
Rafael Robles, R OBP: 0.294, SLG: 0.224 (1,6)										4	1	1	0	0	1	1			
Cito Gaston, R OBP: 0.360, SLG: 0.538 (1,8)										4	0	1	0	0	1	1			
Ollie Brown, R OBP: 0.333, SLG: 0.492 (1,9)										3	1	2	1	0	0	0			
Nate Colbert, R OBP: 0.326, SLG: 0.504 (1,3)										3	0	0	0	1	1	3			
Ed Spiezio, R OBP: 0.377, SLG: 0.468 (1,5)										2	0	0	0	1	0	2			
Jose Arcia, R (8, FR) OBP: 0.282, SLG: 0.288 (9, 5)										0	0	0	0	0	0	0			
Chris Cannizzaro, R OBP: 0.367, SLG: 0.379 (1,2)										4	0	1	1	0	0	4			
Jim Williams, R OBP: 0.333, SLG: 0.286 (1,7)										2	0	0	0	1	1	2			
Dave Robinson, S OBP: 0.395, SLG: 0.559 (9, 7)										0	0	0	0	0	0	0			
Pat Dobson, R OBP: 0.208, SLG: 0.155 (1,1)										3	0	0	0	0	2	5			
<b>Inning Stats</b>	R: 0 E: 0 K: 2 S: 7	H: 1 LOB: 2 BB: 0 P: 7	R: 1 E: 1 K: 2 S: 9	H: 1 LOB: 2 BB: 0 P: 10	R: 1 E: 0 K: 1 S: 7	H: 2 LOB: 1 BB: 0 P: 7	R: 0 E: 0 K: 0 S: 3	H: 0 LOB: 0 BB: 0 P: 3	R: 0 E: 0 K: 0 S: 4	H: 1 LOB: 1 BB: 0 P: 4	R: 0 E: 0 K: 1 S: 6	H: 1 LOB: 2 BB: 2 P: 14	R: 0 E: 0 K: 0 S: 3	H: 0 LOB: 0 BB: 0 P: 3	R: 0 E: 0 K: 0 S: 3	H: 1 LOB: 2 BB: 1 P: 7	1B: 6 2B: 1 3B: 0 HR: 0	SF: 1 SAC: 0 DP: 1 HBP: 1	WP: 1 PA: 34 PB: 0 SB: 0 CS: 0
<b>PITCHER</b> Claude Osteen, L ERA: 3.83 (8, 1)	IP: 7.0 WLS: L BF: 30 H: 5 R: 2 ER: 1 SO: 6 BB: 2 IBB: 0 HBP: 1 BLK: 0 WP: 0 HR: 0 S: 39 P: 48 ERA: 1.29 WHIP: 1.000															<b>PITCHER</b> Ray Lamb, R ERA: 3.79 (8, 1)	IP: 1.0 WLS: L BF: 4 H: 1 R: 0 ER: 0 SO: 0 BB: 1 IBB: 0 HBP: 0 BLK: 0 WP: 1 HR: 0 S: 3 P: 7 ERA: 0.00 WHIP: 1.000		



Batter	1	2	3	4	5	6	7	8	9	AB	R	H	RBI	BB	SO	LOB	TOP																	
Maury Wills, S OBP: 0.333, SLG: 0.318 Bill Russell, R OBP: 0.303, SLG: 0.363										0	1	0	0	1	0	0	<b>Los Angeles Dodgers @ San Diego Padres</b> San Diego Stadium, San Diego, CA Thu Oct 01 1970, 10:05 PM EDT Att: 17,630 - Unknown																	
Manny Mota, R OBP: 0.377, SLG: 0.384 Bill Buckner, L OBP: 0.225, SLG: 0.265										0	1	0	0	1	0	0																		
Willie Davis, L OBP: 0.335, SLG: 0.438 Willie Crawford, L OBP: 0.313, SLG: 0.381										3	0	0	0	0	0	4																		
Wes Parker, S OBP: 0.392, SLG: 0.458 Steve Garvey, R OBP: 0.310, SLG: 0.355										2	0	1	0	0	1	2																		
Tom Haller, L OBP: 0.351, SLG: 0.465 Joe Ferguson, R OBP: 0.429, SLG: 0.250										1	0	1	2	0	0	0																		
Bill Sudakis, S OBP: 0.352, SLG: 0.461										5	1	2	0	0	0	3																		
Billy Grabarkewitz, R OBP: 0.399, SLG: 0.454										5	0	1	0	0	2	6																		
Von Joshua, L OBP: 0.302, SLG: 0.358										4	2	2	0	1	0	4																		
Don Sutton, R OBP: 0.253, SLG: 0.202 Tom Paciorek, R OBP: 0.300, SLG: 0.333 Mike Strahler, R OBP: 0.250, SLG: 0.250										2	0	0	0	0	2	0																		
<b>Inning Stats</b>	R: 2 E: 0 K: 2 S: 9	H: 2 LOB: 2 BB: 2 P: 17	R: 1 E: 0 K: 1 S: 7	H: 2 LOB: 1 BB: 0 P: 7	R: 0 E: 0 K: 1 S: 7	H: 2 LOB: 2 BB: 0 P: 7	R: 0 E: 0 K: 1 S: 6	H: 1 LOB: 1 BB: 0 P: 6	R: 0 E: 0 K: 1 S: 6	H: 1 LOB: 0 BB: 0 P: 6	R: 3 E: 0 K: 0 S: 7	H: 4 LOB: 1 BB: 0 P: 7	R: 1 E: 1 K: 0 S: 5	H: 1 LOB: 1 BB: 0 P: 5	R: 0 E: 0 K: 1 S: 5	H: 0 LOB: 0 BB: 0 P: 5		R: 0 E: 0 K: 1 S: 6	H: 1 LOB: 2 BB: 1 P: 10	1B: 11 2B: 2 3B: 1 HR: 0	SF: 1 SAC: 0 DP: 0 HBP: 0	WP: 1 PB: 0 SB: 2 CS: 0	PA: 45											
<b>PITCHER</b>	IP WLS BF H R ER SO BB IBB HBP BLK WP HR S P ERA WHIP	IP WLS BF H R ER SO BB IBB HBP BLK WP HR S P ERA WHIP																																
Clay Kirby, R ERA: 4.57	5.0	L	26	9	4	4	6	2	0	0	0	0	1	0	36	44	7.20	2.200																
Tom Dukes, R ERA: 3.91	1.0	L	6	3	2	2	0	0	0	0	0	0	0	0	6	6	18.00	3.000																
Al Santorini, R ERA: 6.07	3.0		13	2	1	0	2	0	1	0	0	0	0	0	16	20	0.00	0.667																

AB	41
R	7
H	14
RBI	6
BB	3
SO	8
LOB	28



Batter	1	2	3	4	5	6	7	8	9	AB	R	H	RBI	BB	SO	LOB	BOTTOM																	
Rafael Robles, R OBP: 0.263, SLG: 0.225 Ray Webster, L OBP: 0.323, SLG: 0.336										4	1	1	0	0	2	1	<b>Los Angeles Dodgers @ San Diego Padres</b> San Diego Stadium, San Diego, CA Thu Oct 01 1970, 10:05 PM EDT Att: 17,630 - Unknown																	
Dave Robinson, S OBP: 0.395, SLG: 0.526									4	1	1	0	1	1	0																			
Cito Gaston, R OBP: 0.364, SLG: 0.543									4	1	4	1	0	0	0																			
Ollie Brown, R OBP: 0.331, SLG: 0.489									3	0	0	1	0	1	4																			
Nate Colbert, R OBP: 0.328, SLG: 0.509									3	1	1	2	1	0	2																			
Ed Spiezio, R OBP: 0.373, SLG: 0.462									4	0	0	0	0	1	3																			
Bob Barton, R OBP: 0.278, SLG: 0.314									3	0	0	0	1	1	3																			
Dave Campbell, R OBP: 0.268, SLG: 0.336									3	0	0	0	1	2	1																			
Clay Kirby, R OBP: 0.203, SLG: 0.162 Tom Dukes, R ERA: 3.91 Larry Stahl, L OBP: 0.236, SLG: 0.212 Al Santorini, R ERA: 6.07 Chris Cannizzaro, R OBP: 0.366, SLG: 0.378									2	0	0	0	0	2	1																			
<b>Inning Stats</b>	R: 1 E: 0 K: 1 S: 8	H: 3 LOB: 3 BB: 1 P: 12	R: 0 E: 0 K: 3 S: 9	H: 0 LOB: 0 BB: 0 P: 9	R: 0 E: 0 K: 2 S: 8	H: 1 LOB: 1 BB: 0 P: 8	R: 0 E: 0 K: 1 S: 5	H: 0 LOB: 1 BB: 1 P: 9	R: 3 E: 0 K: 0 S: 7	H: 2 LOB: 0 BB: 1 P: 11	R: 0 E: 0 K: 0 S: 3	H: 0 LOB: 1 BB: 1 P: 7	R: 0 E: 0 K: 0 S: 4	H: 1 LOB: 1 BB: 0 P: 4	R: 0 E: 0 K: 2 S: 7	H: 0 LOB: 0 BB: 0 P: 7		R: 0 E: 0 K: 0 S: 3	H: 0 LOB: 0 BB: 0 P: 3	1B: 5 2B: 1 3B: 0 HR: 1	SF: 1 SAC: 0 DP: 0 HBP: 0	WP: 0 PB: 0 SB: 0 CS: 0	PA: 38											
<b>PITCHER</b>	IP WLS BF H R ER SO BB IBB HBP BLK WP HR S P ERA WHIP	IP WLS BF H R ER SO BB IBB HBP BLK WP HR S P ERA WHIP																																
Don Sutton, R ERA: 4.08	5.0	W	24	4	4	4	8	3	0	0	0	0	0	0	37	49	7.20	1.800																
Mike Strahler, R ERA: 1.45	4.0	S	14	1	0	0	2	1	0	0	0	0	0	0	17	21	0.00	0.500																

AB	33
R	4
H	7
RBI	4
BB	4
SO	10
LOB	16

