

Los Angeles Dodgers - 1971



Batter	1	2	3	4	5	6	7	8	9	AB R H RBI BB SO LOB	TOP
Maury Wills, S OBP: 0.500, SLG: 0.500 (1, 6) X	0-0 L5 ①		0-0 FC8-2 ② ③			0-0 S BB 1B	0-0 1-2 2-H 1B			4 0 2 1 0 0 1	<b>Los Angeles Dodgers @ Houston Astros</b> Astrodome, Houston, TX Mon Apr 05 1971, 7:05 PM EST Att. 22,421 - Unknown <a href="http://livebaseballscorecards.com">livebaseballscorecards.com</a>
Bill Buckner, L (1, 9) X	0-0 1-3 ②			0-0 F8 ①		0-0 P5 ①	0-0 F9 ③			4 0 0 0 0 0 3	
Willie Davis, L (1, 8) X	0-0 P5 ③			0-0 4-3 ②		0-0 F8 ②		0-0 F7 ①		4 0 0 0 0 0 1	
Wes Parker, S OBP: 0.500, SLG: 0.333 (1, 3)		0-0 1-3 ①		0-0 1B		4-0 BB		0-0 F8 ②		3 0 1 0 1 0 0	
Dick Allen, R (1, 7)		0-3 K ②		0-0 F8 ③		0-0 F8 ③		0-3 K ③		4 0 0 0 0 2 3	
Duke Sims, L OBP: 0.500, SLG: 0.750 (1, 2)		0-0 4-3 ③			0-0 1B		0-0 4-3 ①		0-0 2B	4 0 2 0 0 0 0	
Steve Garvey, R OBP: 0.250, SLG: 0.500 (1, 5)			0-0 2B 2B		0-0 F8 ①		0-0 5-3 ②		0-0 5-3 ②	4 1 1 0 0 0 1	
Bill Russell, R OBP: 0.750, SLG: 1.000 (1, 4)			SH3-4 FC8-2 2B		0-3 K ②		0-0 1B 1B		0-0 1B	4 1 3 1 0 1 1	
Bill Singer, R (1, 1)			0-0 SH3-4 ①		0-3 K ③		0-0 1B 1B		0-0 1-3 ③	1 0 0 0 0 1 1	
Tom Haller, L OBP: 1.000, SLG: 1.000 (7, PH)			2-3							1 0 1 0 0 0 0	
Joe Moeller, R (7, 1)										0 0 0 0 0 0 0	
Jim Lefebvre, S (9, PH)										1 0 0 0 0 0 1	
<b>Inning Stats</b>	R: 0 H: 0 E: 0 LOB: 0 K: 0 BB: 0 S: 3 P: 3	R: 0 H: 0 E: 0 LOB: 0 K: 1 BB: 0 S: 5 P: 5	R: 1 H: 2 E: 0 LOB: 0 K: 0 BB: 0 S: 4 P: 4	R: 0 H: 1 E: 0 LOB: 1 K: 0 BB: 0 S: 4 P: 4	R: 0 H: 1 E: 0 LOB: 1 K: 2 BB: 0 S: 8 P: 8	R: 0 H: 1 E: 0 LOB: 2 K: 0 BB: 1 S: 4 P: 8	R: 1 H: 3 E: 0 LOB: 2 K: 0 BB: 0 S: 6 P: 6	R: 0 H: 0 E: 0 LOB: 0 K: 1 BB: 0 S: 5 P: 5	R: 0 H: 2 E: 0 LOB: 1 K: 0 BB: 0 S: 4 P: 4	1B: 7 SF: 0 2B: 4 SAC: 1 3B: 0 DP: 1 HR: 0 HBP: 0	WP: 0 PA: 36 PB: 0 SB: 1 CS: 0
<b>PITCHER</b> Larry Dierker, R ERA: 2.0 (1, 1)	IP WLS BF H R ER SO BB IBB HBP BLK WP HR S P ERA WHIP										
	9.0 W 36 10 2 2 4 1 0 0 0 0 0 0 43 47 2.00 1.222										




Batter	1	2	3	4	5	6	7	8	9	AB	R	H	RBI	BB	SO	LOB
<b>Cesar Cedeno, R</b> OBP: 0.750, SLG: 1.000 (1, 9)	4-0 BB HBP 4-3 BB		0-0 FC5 2B	0-0 FC4-6 1B			0-0 5-3			3	1	2	1	1	0	0
<b>Joe Morgan, L</b> (1, 4)	1-0 4-3 BB 1-2 4-3 HBP		4-0 FC5 3B	0-0 FC4-6 1-2f			0-0 G3			2	2	0	0	1	0	1
<b>Jimmy Wynn, R</b> OBP: 0.500, SLG: 0.333 (1, 8)	4-0 4-3 4-3 1-2 2-3 BB		0-0 F7			0-0 6-3		0-0 F8 SH1-4 1B		3	0	1	0	1	0	2
<b>Bob Watson, R</b> (1, 7)	0-0 4-3		0-0 FC5 3B			0-0 5-3		0-0 SH1-4		3	1	0	1	0	0	4
<b>Cesar Geronimo, L</b> (7, 7)	1-2 2-3 3-H		1-2 2-3f					1-2		0	0	0	0	0	0	0
<b>Denis Menke, R</b> OBP: 0.500, SLG: 1.000 (1, 3)	0-0 4-3		0-0 1-H 2-H 3B			0-0 G3		4-0 BB		3	0	1	3	1	0	1
<b>Doug Rader, R</b> (1, 5)	0-3 K		0-0 F7			0-0 4-3		0-0 F8		4	0	0	0	0	1	4
<b>Johnny Edwards, L</b> OBP: 0.250, SLG: 0.250 (1, 2)		0-0 F7		0-0 4-3 4-3 1B 1B		0-3 K		0-0 F9		4	1	1	0	0	1	2
<b>Roger Metzger, S</b> (1, 6)		4-0 G6-4-3 BB		0-0 4-3		0-3 K				2	0	0	0	1	1	1
<b>Larry Dierker, R</b> (1, 1)		0-0 G6-4-3		0-0 4-3		0-0 F8				3	0	0	0	0	0	2

Inning Stats		R: 2	H: 0	E: 0	K: 1	S: 5	LOB: 1	BB: 2	P: 14	R: 0	H: 0	E: 0	K: 0	S: 2	LOB: 0	BB: 1	P: 6	R: 2	H: 2	E: 0	K: 0	S: 5	LOB: 1	BB: 1	P: 9	R: 1	H: 2	E: 0	K: 0	S: 5	LOB: 1	BB: 0	P: 5	R: 0	H: 0	E: 0	K: 0	S: 3	LOB: 0	BB: 0	P: 3	R: 0	H: 0	E: 0	K: 2	S: 7	LOB: 0	BB: 0	P: 7	R: 0	H: 0	E: 0	K: 0	S: 3	LOB: 0	BB: 0	P: 3	R: 0	H: 1	E: 0	K: 0	S: 4	LOB: 2	BB: 1	P: 8
<b>Bill Singer, R</b> ERA: 7.5 (1, 1)	IP	WLS	BF	H	R	ER	SO	BB	IBB	HBP	BLK	WP	HR	S	P	ERA	WHIP																																																
<b>Joe Moeller, R</b> ERA: (7, 1)	2.0		8	1	0	0	0	1	0	0	0	0	0	7	11	0.00	1.000																																																

**Los Angeles Dodgers @ Houston Astros**  
Astrodome, Houston, TX  
Mon Apr 05 1971, 7:05 PM EST  
Att. 22,421 - Unknown

<b>AB</b>	<b>27</b>
<b>R</b>	<b>5</b>
<b>H</b>	<b>5</b>
<b>RBI</b>	<b>5</b>
<b>BB</b>	<b>5</b>
<b>SO</b>	<b>3</b>
<b>LOB</b>	<b>17</b>



WP	HR	S	P	ERA	WHIP
0	0	0	0	0.00	1.000



Batter	1	2	3	4	5	6	7	8	9	AB R H RBI BB SO LOB	TOP
Maury Wills, S OBP: 0.250, SLG: 0.250 (1, 6) X	0-0 4-3 ①		0-0 5-3 ②		0-0 F7 ③			0-0 6-3 ③		4 0 0 0 0 0 0	
Manny Mota, R OBP: 0.250, SLG: 0.250 (1, 7) X	0-0 5-3 ②		0-0 P4 ③			0-0 1-3 ①			0-0 FC4-6 1B	4 0 1 0 0 0 0	
Willie Davis, L OBP: 0.125, SLG: 0.125 (1, 8) X	0-0 1-3 ③			0-0 HR 1B		0-0 F7 ②			0-0 FC4-6 1B ①	4 1 1 0 0 0 1	
Wes Parker, S OBP: 0.250, SLG: 0.143 (1, 3) X		0-0 6-3 ①		0-0 F7 ①		0-0 3-1 ③			0-0 L6-3 ② ③	4 0 0 0 0 0 2	
Duke Sims, L OBP: 0.571, SLG: 0.714 (1, 2) X		0-0 1B 1B		0-0 4-3 ②			0-0 G6-4-3 1B			3 0 2 0 0 0 1	
Bill Buckner, L OBP: 0.286, SLG: 0.714 (1, 9) X		0-0 1-2 1B		0-0 HR			0-0 P6 ①			3 1 2 2 0 0 1	
Steve Garvey, R OBP: 0.143, SLG: 0.286 (1, 5) X		0-0 F9 ②		0-0 5-3 ③			0-0 G6-4-3 ② ③			3 0 0 0 0 0 3	
Bill Russell, R OBP: 0.429, SLG: 0.571 (1, 4) X		0-0 1-3 ③			0-0 G3 ①			0-0 1-3 ①		3 0 0 0 0 0 2	
Claude Osteen, L (1, 1) X			0-0 1-3 ①		0-0 4-3 ②			0-0 F9 ②		3 0 0 0 0 0 0	
<b>Inning Stats</b>	R: 0 H: 0 E: 0 LOB: 0 K: 0 BB: 0 S: 3 P: 3	R: 0 H: 2 E: 0 LOB: 2 K: 0 BB: 0 S: 5 P: 5	R: 0 H: 0 E: 0 LOB: 0 K: 0 BB: 0 S: 3 P: 3	R: 2 H: 2 E: 0 LOB: 0 K: 0 BB: 0 S: 5 P: 5	R: 0 H: 0 E: 0 LOB: 0 K: 0 BB: 0 S: 3 P: 3	R: 0 H: 0 E: 0 LOB: 0 K: 0 BB: 0 S: 3 P: 3	R: 0 H: 1 E: 0 LOB: 0 K: 0 BB: 0 S: 3 P: 3	R: 0 H: 0 E: 0 LOB: 0 K: 0 BB: 0 S: 3 P: 3	R: 0 H: 1 E: 0 LOB: 0 K: 0 BB: 0 S: 3 P: 3	1B: 5 SF: 0 2B: 1 SAC: 0 3B: 0 DP: 2 HR: 1 HBP: 0	WP: 0 PA: 31 PB: 0 SB: 0 CS: 0
<b>PITCHER</b> Don Wilson, R (1, 1) ERA: 2.57 Jim Ray, R (8, 1) ERA:	IP WLS BF H R ER SO BB IBB HBP BLK WP HR S P ERA WHIP										
	7.0 L 25 5 2 2 0 0 0 0 0 0 0 1 25 25 2.57 0.714										
	2.0 6 1 0 0 0 0 0 0 0 0 0 0 6 6 0.00 0.500										

**Los Angeles Dodgers @ Houston Astros**  
 Astrodome, Houston, TX  
 Tue Apr 06 1971, 7:05 PM EST  
 Att. 11,883 - Unknown

AB	31
R	2
H	6
RBI	2
BB	0
SO	0
LOB	10



livebaseballscorecards.com



Batter	1	2	3	4	5	6	7	8	9	AB R H RBI BB SO LOB	TOP																												
Maury Wills, S (1, 6) OBP: 0.250, SLG: 0.250	0-0 6-3		0-0 6-3			0-0 3-1 1B		0-0 F9		4 1 1 0 0 0 1																													
Manny Mota, R (1, 7) OBP: 0.250, SLG: 0.250	0-0 G3			0-0 FC4-6 1B		0-0 3-1		0-3 K		4 0 1 0 0 1 2																													
Willie Davis, L (1, 8) OBP: 0.167, SLG: 0.167	0-0 4-3			0-0 FC4-6 CS		0-0 1B			0-3 K	4 0 1 1 0 1 1																													
Wes Parker, S (1, 3) OBP: 0.250, SLG: 0.182		0-0 4-3		0-0 L9		0-0 6-3			0-0 G6-4-3 1B	4 0 1 0 0 0 2																													
Bill Sudakis, S (1, 2) Duke Sims, L (5, 2) Dick Allen, R (9, PH)		1-0 1-3 HBP			0-0 F8		0-0 F9		0-0 G6-4-3	1 0 0 0 0 0 0 1 0 0 0 0 0 0 1 0 0 0 0 0 1																													
Steve Garvey, R (1, 5) OBP: 0.200, SLG: 0.222		0-0 1-3			4-0 BB		0-0 6-3			2 0 0 0 1 0 1																													
Bobby Valentine, R (1, 9)		0-3 K2-3			0-0 L7		0-0 4-3			3 0 0 0 0 1 2																													
Bill Russell, R (1, 4) OBP: 0.400, SLG: 0.444			0-0 5-3		0-3 K			4-0 CS BB		2 0 0 0 1 1 1																													
Don Sutton, R (1, 1) OBP: 0.667, SLG: 0.500			0-0 6-3			4-0 1B BB		0-0 1B		2 0 1 0 1 0 0																													
<b>Inning Stats</b>	R: 0 E: 0 K: 0 S: 3	H: 0 LOB: 0 BB: 0 P: 3	R: 0 E: 0 K: 1 S: 5	H: 0 LOB: 1 BB: 0 P: 6	R: 0 E: 0 K: 0 S: 3	H: 0 LOB: 0 BB: 0 P: 3	R: 0 E: 0 K: 0 S: 3	H: 1 LOB: 0 BB: 0 P: 3	R: 0 E: 0 K: 1 S: 5	H: 0 LOB: 1 BB: 1 P: 9	R: 1 E: 0 K: 0 S: 4	H: 2 LOB: 1 BB: 1 P: 8	R: 0 E: 0 K: 0 S: 3	H: 0 LOB: 0 BB: 0 P: 3	R: 0 E: 0 K: 1 S: 5	H: 1 LOB: 1 BB: 1 P: 9	R: 0 E: 0 K: 1 S: 5	H: 1 LOB: 0 BB: 0 P: 5	1B: 5 2B: 0 3B: 0 HR: 0	SF: 0 SAC: 0 DP: 1 HBP: 1	WP: 0 PB: 0 SB: 1 CS: 2	PA: 32																	
<b>PITCHER</b> Wade Blasingame, L (1, 1) ERA: 1.08 George Culver, R (9, 1) ERA:	IP 8.1	WLS W	BF 31	H 5	R 1	ER 1	SO 4	BB 3	IBB 0	HBP 1	BLK 0	WP 0	HR 0	S 35	P 48	ERA 1.08	WHIP 0.960						<b>PITCHER</b> IP 0.2	WLS S	BF 1	H 0	R 0	ER 0	SO 0	BB 0	IBB 0	HBP 0	BLK 0	WP 0	HR 0	S 1	P 1	ERA 0.00	WHIP 0.000

**Los Angeles Dodgers @ Houston Astros**  
 Astrodome, Houston, TX  
 Wed Apr 07 1971, 7:05 PM EST  
 Att: 11,009 - Unknown

AB	28
R	1
H	5
RBI	1
BB	3
SO	4
LOB	11



livebaseballscorecards.com



Batter	1	2	3	4	5	6	7	8	9	AB	R	H	RBI	BB	SO	LOB	
Cesar Cedeno, R OBP: 0.333, SLG: 0.364 (1, 9) (3, 8)	0-0 4-3 ①		0-0 F8 ③		0-0 F7 ③			0-0 E4 F9 1B		4	1	0	0	0	0	2	
Joe Morgan, L (1, 4)	0-0 4-3 ②			0-0 F8 ①		0-0 F5 ①		0-0 F9 ①		4	0	0	0	0	0	1	
Jimmy Wynn, R OBP: 0.556, SLG: 0.200 Jesus Alou, R OBP: 0.750, SLG: 0.750 (1, 8) (3, 9)	4-0 BB			0-0 FC6 1B		0-0 FC6-4 1B		0-0 FC4-6 1B		0	0	0	0	1	0	0	
Bob Watson, R Cesar Geronimo, L (1, 7) (8, PR) (9, 7)	0-0 P3 ③			0-0 F8 ②		0-0 FC6-4 2B		0-0 FC4-6 1B		4	1	0	0	0	0	4	
Denis Menke, R OBP: 0.333, SLG: 0.545 (1, 3)		0-0 F2 ①		0-0 FC6 1-2f		0-0 2B 1-H		0-0 4-3 ③		4	0	1	1	0	0	2	
Doug Rader, R OBP: 0.091, SLG: 0.091 (1, 5)		0-0 P4 ②			0-3 K ①	0-0 P4 ③				3	0	0	0	0	1	1	
Johnny Edwards, L OBP: 0.300, SLG: 0.300 (1, 2)		0-0 6-3 ③			0-0 1B 1B		0-0 F5 ①			3	0	1	0	0	0	0	
Roger Metzger, S OBP: 0.222, SLG: 0.125 (1, 6)			0-0 F8 ①		0-0 1B 1-2		0-0 F8 ②			3	0	1	0	0	0	0	
Wade Blasingame, L George Culver, R (1, 1) (9, 1)			0-3 K ②		0-3 K ②		0-3 K ③			3	0	0	0	0	3	2	
										0	0	0	0	0	0	0	
<b>Inning Stats</b>	R: 0 E: 0 K: 0 S: 3	H: 0 LOB: 1 BB: 1 P: 7	R: 0 E: 0 K: 0 S: 3	H: 0 LOB: 0 BB: 0 P: 3	R: 0 E: 0 K: 1 S: 5	H: 0 LOB: 0 BB: 0 P: 5	R: 0 E: 0 K: 2 S: 9	H: 2 LOB: 2 BB: 0 P: 9	R: 1 E: 0 K: 0 S: 5	H: 2 LOB: 1 BB: 0 P: 5	R: 0 E: 0 K: 1 S: 5	H: 0 LOB: 0 BB: 0 P: 5	R: 1 E: 1 K: 0 S: 5	H: 1 LOB: 1 BB: 0 P: 5	1B: 5 2B: 1 3B: 0 HR: 0	SF: 0 SAC: 0 DP: 0 HBP: 0	
<b>PITCHER</b> Don Sutton, R ERA: 1.13 (1, 1)	IP: 8.0 WLS: L BF: 32 H: 6 R: 2 ER: 1 SO: 4	IP: 8.0 WLS: L BF: 32 H: 6 R: 2 ER: 1 SO: 4	IP: 8.0 WLS: L BF: 32 H: 6 R: 2 ER: 1 SO: 4	IP: 8.0 WLS: L BF: 32 H: 6 R: 2 ER: 1 SO: 4	IP: 8.0 WLS: L BF: 32 H: 6 R: 2 ER: 1 SO: 4	IP: 8.0 WLS: L BF: 32 H: 6 R: 2 ER: 1 SO: 4	IP: 8.0 WLS: L BF: 32 H: 6 R: 2 ER: 1 SO: 4	IP: 8.0 WLS: L BF: 32 H: 6 R: 2 ER: 1 SO: 4	IP: 8.0 WLS: L BF: 32 H: 6 R: 2 ER: 1 SO: 4	IP: 8.0 WLS: L BF: 32 H: 6 R: 2 ER: 1 SO: 4	IP: 8.0 WLS: L BF: 32 H: 6 R: 2 ER: 1 SO: 4	IP: 8.0 WLS: L BF: 32 H: 6 R: 2 ER: 1 SO: 4	IP: 8.0 WLS: L BF: 32 H: 6 R: 2 ER: 1 SO: 4	IP: 8.0 WLS: L BF: 32 H: 6 R: 2 ER: 1 SO: 4	IP: 8.0 WLS: L BF: 32 H: 6 R: 2 ER: 1 SO: 4	IP: 8.0 WLS: L BF: 32 H: 6 R: 2 ER: 1 SO: 4	IP: 8.0 WLS: L BF: 32 H: 6 R: 2 ER: 1 SO: 4

**BOTTOM**

**Los Angeles Dodgers @ Houston Astros**  
Astrodome, Houston, TX  
Wed Apr 07 1971, 7:05 PM EST  
Att. 11,009 - Unknown

[livebaseballscorecards.com](http://livebaseballscorecards.com)

<b>AB</b>	<b>31</b>
<b>R</b>	<b>2</b>
<b>H</b>	<b>6</b>
<b>RBI</b>	<b>2</b>
<b>BB</b>	<b>1</b>
<b>SO</b>	<b>4</b>
<b>LOB</b>	<b>12</b>



WP: 0	PA: 32
PB: 0	SB: 0
CS: 0	

PITCHER	IP	WLS	BF	H	R	ER	SO	BB	IBB	HBP	BLK	WP	HR	S	P	ERA	WHIP
Don Sutton, R ERA: 1.13 (1, 1)	8.0	L	32	6	2	1	4	1	0	0	0	0	0	39	43	1.12	0.875

Batter	1	2	3	4	5	6	7	8	9	AB R H RBI BB SO LOB	TOP											
<b>Dave Campbell, R</b> (1, 4) OBP: 0.389, SLG: 0.412	0-0 E7 1B	0-0 BB 1B 2B 1B	0-0 5-3			0-0 4-3 SH1-4 1B		0-0 WP 2B		5 2 3 0 0 0 0	<b>San Diego Padres @ Los Angeles Dodgers</b> <b>Dodger Stadium, Los Angeles, CA</b> Fri Apr 09 1971, 6:05 PM PST Att. 31,413 - Unknown <a href="http://livebaseballscorecards.com">livebaseballscorecards.com</a>											
<b>Larry Stahl, L</b> (1, 7) OBP: 0.412, SLG: 0.563	0-0 BB BB FC6-4 1B	0-0 2B 1B	0-3 K			0-0 SH1-4		0-3 K		4 2 2 1 0 2 1												
<b>Cito Gaston, R</b> (1, 8) OBP: 0.333, SLG: 0.353	0-3 K	4-0 2B BB				0-0 4-3			0-3 K	4 1 1 0 1 2 2												
<b>Nate Colbert, R</b> (1, 3) OBP: 0.389, SLG: 0.800	4-0 FC6-4 BB 1B BB	0-0 WP 2B				0-0 6-3			0-0 5-3	4 1 1 3 1 0 2												
<b>Ollie Brown, R</b> (1, 9) OBP: 0.250, SLG: 0.154	4-0 FC6-4 BB 1-2 2-3	0-0 F3				0-0 6-3			0-0 6-3	4 0 0 0 1 0 2												
<b>Ed Spiezio, R</b> (1, 5) OBP: 0.395, SLG: 0.200 <b>Ron Slocum, R</b> (2, PR) (2, 5)	0-0 FC6-4 1B	4-0 BB BB				0-3 K			0-0 5-3	1 0 0 1 1 0 2 2 0 0 0 0 1 1												
<b>Chris Cannizzaro, R</b> (1, 2) OBP: 0.333, SLG: 0.250	0-0 1-2 3-H 1B	4-0 BB BB				0-0 5-3			0-0 6-3	3 0 1 1 1 0 0												
<b>Tommy Dean, R</b> (1, 6)	0-0 F9	0-0 1-3				0-3 K			0-3 K	4 0 0 0 0 2 5												
<b>Danny Coombs, R</b> (1, 1) <b>Al Ferrara, R</b> (8, PH) <b>Al Severinsen, R</b> (8, 1)		0-3 K	0-0 6-3			0-3 K			0-3 K	3 0 0 0 0 2 0 1 0 0 0 0 1 0 0 0 0 0 0 0 0												
<b>Inning Stats</b>	R: 3 E: 1 K: 1 S: 8	H: 2 LOB: 2 BB: 2 P: 16	R: 3 E: 0 K: 1 S: 8	H: 3 LOB: 3 BB: 3 P: 20	R: 0 E: 0 K: 1 S: 5	H: 0 LOB: 0 BB: 0 P: 5	R: 0 E: 0 K: 1 S: 6	H: 1 LOB: 1 BB: 0 P: 6	R: 0 E: 0 K: 2 S: 7	H: 0 LOB: 0 BB: 0 P: 7	R: 0 E: 0 K: 0 S: 4	H: 1 LOB: 1 BB: 0 P: 4	R: 0 E: 0 K: 0 S: 3	H: 0 LOB: 0 BB: 0 P: 3	R: 0 E: 0 K: 3 S: 10	H: 1 LOB: 1 BB: 0 P: 10	R: 0 E: 0 K: 1 S: 5	H: 0 LOB: 0 BB: 0 P: 5	1B: 5 2B: 3 3B: 0 HR: 0	SF: 0 SAC: 1 DP: 0 HBP: 0	WP: 2 PB: 0 SB: 0 CS: 0	PA: 41
<b>PITCHER</b>	IP WLS BF H R ER SO BB IBB HBP BLK WP HR S P ERA WHIP																					
<b>Bill Singer, R</b> (1, 1) ERA: 9.82	1.1 L 13 5 6 3 2 3 0 0 0 0 0 0 14 26 20.25 6.000																					
<b>Al Downing, L</b> (2, 1) ERA:	5.2 21 2 0 0 4 2 0 0 0 1 0 27 35 0.00 0.706																					
<b>Pete Mikkelsen, R</b> (8, 1) ERA:	2.0 7 1 0 0 4 0 0 0 0 1 0 15 15 0.00 0.500																					

**San Diego Padres @ Los Angeles Dodgers**  
**Dodger Stadium, Los Angeles, CA**

Fri Apr 09 1971, 6:05 PM PST  
 Att. 31,413 - Unknown

<b>AB</b>	35
<b>R</b>	6
<b>H</b>	8
<b>RBI</b>	6
<b>BB</b>	5
<b>SO</b>	10
<b>LOB</b>	15









Batter	1	2	3	4	5	6	7	8	9	AB R H RBI BB SO LOB	TOP											
Dave Campbell, R (1, 4) OBP: 0.409, SLG: 0.571	0-0 BLK 1B		0-3 K			0-0 5-3			0-0 HR	4 1 2 1 0 1 0	<b>San Diego Padres @ Los Angeles Dodgers</b> Dodger Stadium, Los Angeles, CA Sat Apr 10 1971, 6:05 PM PST Att: 19,705 - Unknown <a href="http://livebaseballscorecards.com">livebaseballscorecards.com</a>											
Tommy Dean, R (1, 6) SS	0-3 K 1-2			0-0 2-3		0-0 4-3		0-0 4-3	4 0 0 0 0 1 1													
Cito Gaston, R (1, 8) OBP: 0.318, SLG: 0.300	0-0 5-3			0-0 6-3		4-0 4-3 BB		0-0 6-3	3 0 0 0 1 0 1													
Nate Colbert, R (1, 3) OBP: 0.409, SLG: 0.889	0-0 5-3			4-0 BB		0-0 4-3		0-0 HR	3 1 1 1 1 0 2													
Ollie Brown, R (1, 9) OBP: 0.250, SLG: 0.125		0-0 5-3		0-0 L6		4-0 G4-6-3 BB		0-0 5-3	3 0 0 0 1 0 1													
Al Ferrara, R (1, 7)		0-0 F9		4-0 G4-6-3 BB		0-0 G4-6-3			2 0 0 0 1 0 2													
Chris Cannizzaro, R (1, 2) OBP: 0.278, SLG: 0.200		0-3 K		0-0 G4-6-3		0-0 F8		0-0 F8	3 0 0 0 0 1 1													
Ron Slocum, R (1, 5)			0-3 K		0-0 6-3		0-3 K		3 0 0 0 0 2 0													
Dave Roberts, L (1, 1)			0-0 F5			0-0 F8		0-0 5-3	2 0 0 0 0 0 0													
Al Santorini, R (6, 1)									0 0 0 0 0 0 0													
Ivan Murrell, R (8, PH)									1 0 0 0 0 0 0													
Dick Kelley, R (8, 1)									0 0 0 0 0 0 0													
<b>Inning Stats</b>	R: 0 E: 0 K: 1 S: 6	H: 1 LOB: 1 BB: 0 P: 6	R: 0 E: 0 K: 1 S: 5	H: 0 LOB: 0 BB: 0 P: 5	R: 0 E: 0 K: 2 S: 7	H: 0 LOB: 0 BB: 0 P: 7	R: 0 E: 0 K: 0 S: 3	H: 0 LOB: 1 BB: 1 P: 7	R: 0 E: 0 K: 0 S: 2	H: 0 LOB: 0 BB: 1 P: 6	R: 0 E: 0 K: 0 S: 3	H: 0 LOB: 0 BB: 0 P: 3	R: 0 E: 0 K: 0 S: 2	H: 0 LOB: 1 BB: 2 P: 10	R: 0 E: 0 K: 1 S: 5	H: 0 LOB: 0 BB: 0 P: 5	R: 2 E: 0 K: 0 S: 5	H: 2 LOB: 0 BB: 0 P: 5	1B: 1 2B: 0 3B: 0 HR: 2	SF: 0 SAC: 0 DP: 2 HBP: 0	WP: 0 PB: 0 SB: 0 CS: 0	PA: 32
<b>PITCHER</b> Claude Osteen, L (1, 1) ERA: 1.0	IP: 9.0 WLS: W BF: 32 H: 3 R: 2 ER: 2 SO: 5 BB: 4 IBB: 0 HBP: 0 BLK: 1 WP: 0 HR: 2 S: 38 P: 54 ERA: 2.00 WHIP: 0.778											<b>PITCHER</b>	IP: WLS: BF: H: R: ER: SO: BB: IBB: HBP: BLK: WP: HR: S: P: ERA: WHIP									

AB	28
R	2
H	3
RBI	2
BB	4
SO	5
LOB	8



Batter	1	2	3	4	5	6	7	8	9	AB R H RBI BB SO LOB
Maury Wills, S (1, 6) OBP: 0.273, SLG: 0.200 Bobby Valentine, R (9, 6)	0-0 F9	0-0 4-3			0-0 5-3	0-3 K		0-0 6-3		5 0 0 0 0 1 6 0 0 0 0 0 0 0
Manny Mota, R (1, 9) OBP: 0.353, SLG: 0.353 (8, 7)	0-0 E5 FC4-6		0-0 1-3		0-0 1B 2-H	0-0 1B 1-2 2-3 3-H		0-0 1B S		5 1 3 2 0 0 0
Wes Parker, S (1, 3) OBP: 0.361, SLG: 0.278	0-0 FC4-6 1-2f		0-0 1B G5-4-3		0-0 1B 1-2	0-0 4-3		4-0 1B BB		4 1 2 0 1 0 4
Dick Allen, R (1, 7) OBP: 0.154, SLG: 0.083 Willie Crawford, L (7, PR) OBP: 1.000, SLG: 1.000 (8, 9)	0-3 K		0-0 1B G5-4-3 1-2f		0-0 1B FC5-4 1-2f		4-0 1B F3	0-0 1B BB		3 0 0 0 1 1 4 1 2 1 1 0 0 0
Bill Sudakis, S (1, 2) OBP: 0.455, SLG: 1.000		0-0 HR		4-0 1B G6-4-3 BB		0-0 HR	0-0 1B 6-3	4-0 1B 2B		3 3 2 2 2 0 1
Steve Garvey, R (1, 5) OBP: 0.368, SLG: 0.533		0-0 6-3		0-0 1B F9		0-0 1B BB	0-0 1B F3	4-0 1B 2B		4 1 1 1 1 0 3
Willie Davis, L (1, 8) OBP: 0.286, SLG: 0.381		0-0 2B S		0-0 1B G6-4-3 1-2f		0-0 1B 6-3	0-0 1B BLK	0-0 1B 2B		5 0 3 3 0 0 2
Bill Russell, R (1, 4) OBP: 0.333, SLG: 0.313		0-0 1B E6			0-0 1B SH1-4	4-0 1B IBB	0-0 1B L5	0-0 1B 3-1		4 1 1 0 1 0 4
Claude Osteen, L (1, 1)		0-3 1B K			0-0 1B SH1-4			0-0 1B 6-3		2 0 0 0 1 1 2

Inning Stats	R: 0	H: 0	E: 1	K: 1	S: 6	LOB: 1	BB: 0	P: 6
	R: 1	H: 2	E: 1	K: 1	S: 8 <td>LOB: 2</td> <td>BB: 0</td> <td>P: 8 </td>	LOB: 2	BB: 0	P: 8
	R: 0	H: 1	E: 0	K: 0	S: 3 <td>LOB: 0</td> <td>BB: 0</td> <td>P: 3 </td>	LOB: 0	BB: 0	P: 3
	R: 0	H: 0	E: 0	K: 0	S: 2 <td>LOB: 0</td> <td>BB: 1</td> <td>P: 6 </td>	LOB: 0	BB: 1	P: 6
	R: 1	H: 3	E: 0	K: 0	S: 6 <td>LOB: 2</td> <td>BB: 0</td> <td>P: 6 </td>	LOB: 2	BB: 0	P: 6
	R: 2	H: 3	E: 0	K: 1	S: 8 <td>LOB: 3</td> <td>BB: 2</td> <td>P: 16 </td>	LOB: 3	BB: 2	P: 16
	R: 1	H: 1	E: 0	K: 0	S: 4 <td>LOB: 2</td> <td>BB: 1</td> <td>P: 8 </td>	LOB: 2	BB: 1	P: 8
	R: 4	H: 3	E: 0	K: 0	S: 6 <td>LOB: 2</td> <td>BB: 3</td> <td>P: 18 </td>	LOB: 2	BB: 3	P: 18


PITCHER	IP	WLS	BF	H	R	ER	SO	BB	IBB	HBP	BLK	WP	HR	S	P	ERA	WHIP
Dave Roberts, L (1, 1) ERA: 5.68	5.1	L	27	8	4	4	2	2	1	0	0	0	2	28	40	6.75	1.875
Al Santorini, R (6, 1) ERA: 4.91	1.2		8	2	1	1	1	1	0	0	1	0	0	9	13	5.40	1.800
Dick Kelley, L (8, 1) ERA: 54.0	1.0		9	3	4	4	0	3	0	0	0	0	0	6	18	36.00	6.000

**BOTTOM**

**San Diego Padres @ Los Angeles Dodgers**  
Dodger Stadium, Los Angeles, CA

Sat Apr 10 1971, 6:05 PM PST  
Att. 19,705 - Unknown

AB	36
R	9
H	13
RBI	9
BB	7
SO	3
LOB	26



WP	HR	S	P	ERA	WHIP
0	0	1	44		



Batter	1	2	3	4	5	6	7	8	9	AB R H RBI BB SO LOB	TOP											
Dave Campbell, R (1, 4) OBP: 0.407, SLG: 0.520	0-0 5-3		0-0 5-3		4-0 1B SH3-4 5-3 BB	0-0 S 1B		0-0 F8		4 1 1 1 1 0 0	<b>San Diego Padres @ Los Angeles Dodgers</b> <b>Dodger Stadium, Los Angeles, CA</b> Sun Apr 11 1971, 3:33 AM PST Att. 14,536 - Unknown <a href="http://livebaseballscorecards.com">livebaseballscorecards.com</a>											
Tommy Dean, R (1, 6) BBB	4-0 1B HR BB		0-0 5-3		0-0 SH3-4	0-0 3-H F8		0-0 F7	3 1 0 0 1 0 1													
Cito Gaston, R (1, 8) OBP: 0.407, SLG: 0.500	0-0 1-2 HR 1B		4-0 HR BB		0-0 5-3 1B		0-0 HR	0-3 K2-3	4 3 3 1 1 1 0													
Nate Colbert, R (1, 3) OBP: 0.444, SLG: 1.091	0-0 1-H 2-H HR		0-0 1-H HR		0-0 5-3		4-0 WP BB	0-0 6-3	4 2 2 6 1 0 1													
Ollie Brown, R (1, 9) OBP: 0.292, SLG: 0.200	0-0 G4-6-3 1B		0-0 1B		0-0 6-3		0-3 K		4 0 2 0 0 1 2													
Larry Stahl, L (1, 7) OBP: 0.381, SLG: 0.650	0-0 G4-6-3 1-2f		0-0 3-1		0-0 HR		0-3 K		4 1 1 1 0 1 3													
Bob Barton, R (1, 2)		0-0 6-3		0-0 4-3		0-0 E6 4-3 SH3-4 1B		0-3 K	4 1 0 0 0 1 1													
Ron Slocum, R (1, 5)		0-0 5-3		0-0 4-3		0-0 SH3-4		0-0 4-3	3 0 0 0 0 0 0													
Tom Phoebus, R (1, 1) OBP: 0.250, SLG: 0.500		0-0 F9		0-0 4-3		0-0 4-3		0-3 K	3 0 0 0 0 0 1													
Gary Ross, R (6, 1)									1 0 0 0 0 1 0													
Al Severinsen, R (9, 1)									0 0 0 0 0 0 0													
<b>Inning Stats</b>	R: 3 E: 0 K: 0 S: 5	H: 3 LOB: 0 BB: 1 P: 9	R: 0 E: 0 K: 0 S: 3	H: 0 LOB: 0 BB: 0 P: 3	R: 2 E: 0 K: 0 S: 5	H: 2 LOB: 1 BB: 1 P: 9	R: 0 E: 0 K: 0 S: 3	H: 0 LOB: 0 BB: 0 P: 3	R: 1 E: 0 K: 0 S: 4	H: 1 LOB: 1 BB: 1 P: 8	R: 2 E: 1 K: 0 S: 6	H: 2 LOB: 1 BB: 0 P: 6	R: 1 E: 0 K: 3 S: 10	H: 1 LOB: 1 BB: 1 P: 14	R: 0 E: 0 K: 1 S: 5	H: 0 LOB: 0 BB: 0 P: 5	R: 0 E: 0 K: 1 S: 5	H: 0 LOB: 0 BB: 0 P: 5	1B: 5 2B: 0 3B: 0 HR: 4	SF: 0 SAC: 2 DP: 1 HBP: 0	WP: 1 PB: 0 SB: 1 CS: 0	PA: 40
<b>PITCHER</b>	IP WLS BF H R ER SO BB IBB HBP BLK WP HR S P ERA WHIP												<b>PITCHER</b>	IP WLS BF H R ER SO BB IBB HBP BLK WP HR S P ERA WHIP								
Don Sutton, R (1, 1) ERA: 4.91	3.0 L 15 5 5 5 0 2 0 0 0 0 2 13 21 15.00 2.333																					
Joe Moeller, R (4, 1) ERA: 3.6	3.0 14 3 3 2 0 1 0 0 0 0 1 13 17 6.00 1.333																					
Bob O'Brien, L (7, 1) ERA: 4.5	2.0 8 1 1 1 4 1 0 0 0 1 1 15 19 4.50 1.000																					
Charlie Hough, R (9, 1) ERA:	1.0 3 0 0 0 1 0 0 0 0 0 0 5 5 0.00 0.000																					

BOTTOM

San Diego Padres @ Los Angeles Dodgers  
Dodger Stadium, Los Angeles, CA

Sun Apr 11 1971, 3:33 AM PST  
Att. 14,536 - Unknown

AB	38
R	7
H	12
RBI	6
BB	4
SO	6
LOB	22



WP:	0	PA:	43
PB:	0	SB:	0
CS:	0		

AB R H RBI BB SO LOB

3	2	1	1	1	0	1
5	1	1	0	0	0	3
5	0	2	1	0	0	1
5	1	2	2	0	0	1
4	0	1	0	1	1	3
5	1	2	1	0	3	4
0	0	0	0	0	0	0
4	1	1	0	1	1	4
3	0	1	1	1	0	2
0	0	0	0	0	0	0
1	1	1	0	0	0	0
1	0	0	0	0	0	1
1	0	0	0	0	0	2
0	0	0	0	0	0	0
1	0	0	0	0	1	0
0	0	0	0	0	0	0

1B:	11	SF:	1
2B:	1	SAC:	0
3B:	0	DP:	1
HR:	0	HBP:	0

Batter	1	2	3	4	5	6	7	8	9
Maury Wills, S OBP: 0.296, SLG: 0.217 (1, 6)	0-0 F7 1		4-0 E 1-2 3-1 BB BBB	0-0 F7 2		0-0 SF8 3-H			0-0 1B FC4-6 1B
Bill Buckner, L OBP: 0.231, SLG: 0.462 (1, 9)	0-0 F9 2		0-0 E4 1-3 2-H 1B 1B	0-0 FC1-6 1-2f		0-0 F7 3			0-0 F5 1
Willie Davis, L OBP: 0.308, SLG: 0.385 (1, 8)	0-0 F9 3		0-0 3-1 2-3 3-H		0-0 4-3 1		0-0 G6-4-3 1B 1B		0-0 FC4-6 1B 1B
Wes Parker, S OBP: 0.385, SLG: 0.304 (1, 3)		0-0 3-1 1	0-0 FC5 E 1B 3-H		0-0 3-1 2		0-0 G6-4-3 1B 1-2		0-0 FC4-6 BB 1B 1-2f
Dick Allen, R OBP: 0.222, SLG: 0.188 (1, 7)		0-0 2B	0-0 E9 1-2		0-3 K 3		0-0 G6-4-3 1-2f 2-3		4-0 1B BB 1-2
Bill Sudakis, S OBP: 0.438, SLG: 0.769 Billy Grabarkewitz, R (9, PR)		0-3 K 2	0-3 K 2			0-0 1B 1B			0-0 1B 1-2 2-H
Steve Garvey, R OBP: 0.375, SLG: 0.474 (1, 5)		4-0 BB	0-0 FC5 2-3f			0-0 FC6-4 1B 1-2 SF8 1B		0-0 6-3	0-3 K 3
Bill Russell, R OBP: 0.364, SLG: 0.316 (1, 4)		0-0 4-3 3		4-0 FC1-6 BB		0-0 FC6-4 1B 1-2 2-H 1B		0-0 F7 2	
Don Sutton, R OBP: 0.087, SLG: 0.500 Willie Crawford, L OBP: 1.000, SLG: 1.000 Joe Moeller, R (4, 1) Duke Sims, L OBP: 0.400, SLG: 0.500 Bob O'Brien, L (7, 1) Bobby Valentine, R (8, PH) Charlie Hough, R (9, 1)			0-0 1B BB E 1B	0-0 F9 1		0-0 FC6-4 1-2f 2-3		0-3 K 3	

Inning Stats	R: 0	H: 0	E: 0	K: 0	S: 3	R: 0	H: 1	E: 0	K: 1	S: 6	R: 3	H: 3	E: 2	K: 1	S: 9	R: 0	H: 0	E: 0	K: 0	S: 3	R: 0	H: 0	E: 0	K: 1	S: 5	R: 2	H: 3	E: 0	K: 0	S: 6	R: 0	H: 2	E: 0	K: 1	S: 6	R: 0	H: 0	E: 0	K: 1	S: 5	R: 2	H: 3	E: 0	K: 1	S: 8
--------------	------	------	------	------	------	------	------	------	------	------	------	------	------	------	------	------	------	------	------	------	------	------	------	------	------	------	------	------	------	------	------	------	------	------	------	------	------	------	------	------	------	------	------	------	------

PITCHER	IP	WLS	BF	H	R	ER	SO	BB	IBB	HBP	BLK	WP	HR	S	P	ERA	WHIP
Tom Phoebus, R ERA: 5.73 (1, 1)	5.0		26	7	5	4	3	3	0	0	0	0	0	29	41	7.20	2.000
Gary Ross, R ERA: 2.16 (6, 1)	3.2		16	5	2	2	2	1	0	0	0	0	0	19	23	4.91	1.636
Al Severinsen, R ERA: (9, 1)	0.1	S	1	0	0	0	1	0	0	0	0	0	0	3	3	0.00	0.000



Batter	1	2	3	4	5	6	7	8	9	AB R H RBI BB SO LOB	TOP	
Don Kessinger, S (1, 6) OBP: 0.129, SLG: 0.167	0-0 4-3		0-3 K		0-0 4-3		0-0 F8			4 0 0 0 0 1 3	<b>Chicago Cubs @ Los Angeles Dodgers</b> <b>Dodger Stadium, Los Angeles, CA</b> Mon Apr 12 1971, 6:05 PM PST Att. 15,407 - Unknown - 63 F	
Glenn Beckert, R (1, 4) OBP: 0.323, SLG: 0.367	0-0 6-3		0-0 1B			0-0 F8		0-0 1B SF8 1B		4 1 2 1 0 0 0		
Billy Williams, L (1, 7) OBP: 0.448, SLG: 0.760	0-0 P4		0-0 1B			0-0 G3		0-0 1B		4 0 2 0 0 0 0		
Ron Santo, R (1, 5) OBP: 0.250, SLG: 0.200		4-0 BB	0-0 1B			0-3 K		0-0 1B SF8		2 0 0 1 1 1 2		
Joe Pepitone, L (1, 3) OBP: 0.296, SLG: 0.500		0-0 P4		0-0 P6			4-0 2B BB	0-0 1B G3-6-3		3 1 0 0 1 0 2		
Johnny Callison, L (1, 9) OBP: 0.346, SLG: 0.238 Randy Hundley, R (9, PH)		0-0 1B	0-0 1B	0-0 5-3			0-0 1B F7		0-0 1B F8	3 0 0 0 0 0 2 1 0 0 0 0 0 0		
Jose Ortiz, R (1, 8) OBP: 0.458, SLG: 0.500		0-0 1B		0-0 6-3			0-0 1B 2B		0-0 1B 6-3	4 0 1 1 0 0 1		
J.C. Martin, L (1, 2) OBP: 0.333, SLG: 0.231 Hal Breeden, R (9, PH)			4-0 1B		0-0 G3		0-0 1B F2		0-3 1B K	2 1 0 0 1 0 1 1 0 0 0 0 1 0		
Ken Holtzman, R (1, 1) Jim Hickman, R (7, PH) Jim Colborn, R (7, 1)			0-0 1B		0-3 K		4-0 1B BB			2 0 0 0 0 1 1 0 0 0 0 1 0 0 0 0 0 0 0 0 0		
<b>Inning Stats</b>	R: 0 H: 0 E: 0 LOB: 0 K: 0 BB: 0 S: 3 P: 3	R: 0 H: 0 E: 0 LOB: 1 K: 0 BB: 1 S: 3 P: 7	R: 1 H: 2 E: 0 LOB: 2 K: 1 BB: 1 S: 7 P: 11	R: 0 H: 0 E: 0 LOB: 0 K: 0 BB: 0 S: 3 P: 3	R: 0 H: 0 E: 0 LOB: 0 K: 1 BB: 0 S: 5 P: 5	R: 0 H: 0 E: 0 LOB: 0 K: 1 BB: 0 S: 5 P: 5	R: 1 H: 1 E: 0 LOB: 2 K: 0 BB: 2 S: 4 P: 12	R: 1 H: 2 E: 0 LOB: 0 K: 0 BB: 0 S: 4 P: 4	R: 0 H: 0 E: 0 LOB: 0 K: 1 BB: 0 S: 5 P: 5	1B: 4 SF: 1 2B: 1 SAC: 0 3B: 0 DP: 1 HR: 0 HBP: 0	WP: 0 PA: 35 PB: 0 SB: 1 CS: 0	
<b>PITCHER</b> Sandy Vance, R (1, 1) ERA: 2.7 Jim Brewer, L (7, 1) ERA: 3.86	IP WLS BF H R ER SO BB IBB HBP BLK WP HR S P ERA WHIP	6.2 W 27 3 2 2 3 4 0 0 0 0 0 0 29 45 2.70 1.050	2.1 S 8 2 1 1 1 0 0 0 0 0 0 0 10 10 3.86 0.857	<b>PITCHER</b>								IP WLS BF H R ER SO BB IBB HBP BLK WP HR S P ERA WHIP

livebaseballscorecards.com

AB	30
R	3
H	5
RBI	3
BB	4
SO	4
LOB	12







Batter	1	2	3	4	5	6	7	8	9	AB R H RBI BB SO LOB	TOP									
Don Kessinger, S (1, 6) OBP: 0.143, SLG: 0.176	0-0 6-3		0-3 K			0-0 5-3		0-0 2-H 1B		4 0 1 1 0 1 0										
Glenn Beckert, R (1, 4) OBP: 0.286, SLG: 0.324	0-0 F9			0-0 6-3		0-0 5-3		0-0 5-3		4 0 0 0 0 0 1										
Billy Williams, L (1, 7) OBP: 0.455, SLG: 0.724	0-0 5-3			0-0 L3			0-0 1B G3-6-3 1B		0-0 FC5-4 1B	4 1 2 0 0 0 0										
Ron Santo, R (1, 5) OBP: 0.286, SLG: 0.292		0-3 K		0-0 2B		0-0 1-3 1B		0-0 FC5-4 1B	0-0 FC5-4 1B	4 0 2 0 0 1 1										
Joe Pepitone, L (1, 3) OBP: 0.323, SLG: 0.600		0-0 HR		0-0 4-3		0-0 G3-6-3		0-0 HBP 1B	0-0 HBP 1B	4 1 2 1 0 0 2										
Jim Hickman, R (1, 9) Johnny Callison, L (9, 9) OBP: 0.346, SLG: 0.238		0-0 6-3		0-0 5-3		0-0 F8		0-3 K	0-3 K	4 0 0 0 0 1 2 0 0 0 0 0 0 0										
Jose Ortiz, R (1, 8) OBP: 0.464, SLG: 0.458		0-3 K		0-0 F2		0-0 SH1-4 1B BB		1-2 2-3 HBP	1-0 HBP	2 1 0 0 1 1 0										
Ken Rudolph, R (1, 2)			0-3 K		0-3 K		0-0 SH1-4	0-3 K	0-3 K	3 0 0 0 0 3 3										
Milt Pappas, R (1, 1) OBP: 0.143, SLG: 0.286			0-3 K		0-0 P6		0-3 K			3 0 0 0 0 2 1										
<b>Inning Stats</b>	R: 0 E: 0 K: 0 S: 3	H: 0 LOB: 0 BB: 0 P: 3	R: 1 E: 0 K: 2 S: 8	H: 1 LOB: 0 BB: 0 P: 8	R: 0 E: 0 K: 3 S: 9	H: 0 LOB: 0 BB: 0 P: 9	R: 0 E: 0 K: 1 S: 5	H: 0 LOB: 0 BB: 0 P: 5	R: 0 E: 0 K: 0 S: 3	H: 0 LOB: 0 BB: 0 P: 3	R: 1 E: 0 K: 0 S: 4	H: 2 LOB: 0 BB: 0 P: 4	R: 1 E: 0 K: 1 S: 6	H: 1 LOB: 1 BB: 1 P: 10	R: 0 E: 0 K: 2 S: 9	H: 2 LOB: 3 BB: 0 P: 10	1B: 5 2B: 1 3B: 0 HR: 1	SF: 0 SAC: 1 DP: 1 HBP: 1	WP: 0 PB: 0 SB: 0 CS: 0	PA: 35
<b>PITCHER</b>	IP WLS BF H R ER SO BB IBB HBP BLK WP HR S P ERA WHIP																			
Bill Singer, R (1, 1) ERA: 6.46	8.0 L 30 6 3 3 7 1 0 0 0 0 1 43 47 3.38 0.875																			
Pete Mikkelsen, R (9, 1) ERA:	1.0 5 1 0 0 2 0 0 1 0 0 0 8 9 0.00 1.000																			

Chicago Cubs @ Los Angeles Dodgers  
Dodger Stadium, Los Angeles, CA  
Tue Apr 13 1971, 6:05 PM PST  
Att. 15,458 - Unknown - 61 F

AB	32
R	3
H	7
RBI	2
BB	1
SO	9
LOB	10



Batter	1	2	3	4	5	6	7	8	9	AB R H RBI BB SO LOB
Maury Wills, S OBP: 0.306, SLG: 0.250 (1, 6)	0-0 1B 3-1 1B	0-0 4-3			0-0 4-3		0-0 CS 1B		0-0 P4	5 1 2 0 0 0 0
Willie Davis, L OBP: 0.367, SLG: 0.533 (1, 8)	0-0 1-3 1B 3-1 1B		0-0 4-3		0-0 FC7-4 2B		0-0 1-2 3B			4 1 3 0 0 0 0
Wes Parker, S OBP: 0.324, SLG: 0.258 (1, 3)	0-0 1-2 3-H 3-1		0-0 F5		0-0 FC7-4 2-3		0-0 3-1			4 0 0 1 0 0 3
Dick Allen, R OBP: 0.192, SLG: 0.292 (1, 7)	0-0 F3		0-0 P3			0-0 6-3		0-3 K		4 0 0 0 0 1 1
Duke Sims, L OBP: 0.500, SLG: 0.500 (1, 2)	4-0 1B BB			0-0 G3 1B		0-0 P6		4-0 FC3-8 BB		2 0 1 0 2 0 0 0 0 0 0 0 0 0
Bill Russell, R OBP: 0.360, SLG: 0.318 (8, PR)										
Jim Lefebvre, S OBP: 0.333, SLG: 0.556 (1, 4)	0-0 FC5-4 1B			0-0 F9		0-0 1B 1B		0-0 FC3-6 1-2f		4 0 2 1 0 0 2 0 0 0 0 0 0 0 0 0 0 0 0 0 0
Willie Crawford, L OBP: 1.000, SLG: 1.000 (8, PR)										
Tom Haller, L OBP: 1.000, SLG: 1.000 (9, 2)										
Steve Garvey, R OBP: 0.355, SLG: 0.538 (1, 5)	0-0 FC5-4 1-2f			0-0 G3 1-2		0-0 1B 1B		0-3 K		4 0 1 0 0 1 4
Bill Buckner, L OBP: 0.235, SLG: 0.375 (1, 9)		0-0 B4-3		4-0 IBB		0-0 P4			0-0 4-3	3 0 0 0 1 0 2
Bill Singer, R (1, 1)			0-0 F9		0-0 5-3		0-3 K		0-0 4-3	3 0 0 0 0 1 2 0 0 0 0 0 0 0 1 0 0 0 0 0 0
Pete Mikkelsen, R (9, 1)										
Bill Sudakis, S (9, PH)										

Inning Stats	R: 2	H: 3	E: 0	K: 0	S: 6	LOB: 2	BB: 1	P: 10	R: 0	H: 0	E: 0	K: 0	S: 3	LOB: 0	BB: 0	P: 3	R: 0	H: 1	E: 0	K: 0	S: 4	LOB: 2	BB: 1	P: 8	R: 0	H: 1	E: 0	K: 0	S: 3	LOB: 0	BB: 0	P: 3	R: 0	H: 2	E: 0	K: 1	S: 6	LOB: 1	BB: 0	P: 6	R: 0	H: 0	E: 0	K: 2	S: 7	LOB: 1	BB: 1	P: 11	R: 0	H: 0	E: 0	K: 0	S: 3	LOB: 0	BB: 0	P: 3	1B: 7	2B: 2	3B: 1	HR: 0	SF: 0	SAC: 0	DP: 1	HBP: 0	WP: 0	PB: 0	SB: 0	CS: 1	PA: 37
PITCHER Milt Pappas, R ERA: 1.0 (1, 1)	IP	WLS	BF	H	R	ER	SO	BB	IBB	HBP	BLK	WP	HR	S	P	ERA	WHIP																			IP	WLS	BF	H	R	ER	SO	BB	IBB	HBP	BLK	WP	HR	S	P	ERA	WHIP																	

**Chicago Cubs @ Los Angeles Dodgers**  
Dodger Stadium, Los Angeles, CA

Tue Apr 13 1971, 6:05 PM PST  
Att: 15,458 - Unknown - 61 F

<b>AB</b>	<b>34</b>
<b>R</b>	<b>2</b>
<b>H</b>	<b>9</b>
<b>RBI</b>	<b>2</b>
<b>BB</b>	<b>3</b>
<b>SO</b>	<b>3</b>
<b>LOB</b>	<b>14</b>



Batter	1	2	3	4	5	6	7	8	9	AB R H RBI BB SO LOB	TOP
Matty Alou, L (1, 8) OBP: 0.256, SLG: 0.250	0-0 F8		0-0 CS 1B		0-0 6-3		0-0 1-3		0-0 P3	5 0 1 0 0 0 2	<b>St. Louis Cardinals @ Los Angeles Dodgers</b> <b>Dodger Stadium, Los Angeles, CA</b> Wed Apr 14 1971, 6:05 PM PST Att: 11,644 - Unknown <a href="http://livebaseballscorecards.com">livebaseballscorecards.com</a>
Ted Sizemore, R (1, 4) OBP: 0.214, SLG: 0.185	0-0 4-3		0-0 5-3		0-0 F8		0-0 5-3		0-0 BLK WP S 1B	5 1 1 1 0 0 2	
Lou Brock, L (1, 7) OBP: 0.457, SLG: 0.688	0-0 2B				0-0 F2		0-0 2B 1B		4-0 HR CS BB	4 2 3 1 1 0 0	
Joe Torre, R (1, 5) OBP: 0.324, SLG: 0.606	0-0 P6				0-0 2B		0-0 F8		0-0 5-3 CS	4 0 1 0 0 0 2	
Jose Cardenal, R (1, 9) OBP: 0.324, SLG: 0.333					0-0 F7		0-0 F8		4-0 S 1B BB	3 1 0 0 1 0 2	
Ted Simmons, S (1, 2) OBP: 0.655, SLG: 0.762					0-0 F9		0-0 1B 2B		0-0 G5-4-3 1B	4 1 2 2 0 1 1	
Jim Beauchamp, R (1, 3) OBP: 0.429, SLG: 0.643							0-0 HR		0-0 G5-4-3 1B	4 1 3 2 0 0 1	
Joe Hague, L (8, 3) OBP: 0.250, SLG: 0.294							0-0 1B		0-0 G5-4-3 1-2f	0 0 0 0 0 0 0	
Dal Maxvill, R (1, 6) OBP: 0.167, SLG: 0.091							0-0 E5 6-3		0-0 5-3	4 0 0 0 0 0 2	
Jerry Reuss, L (1, 1)							0-0 1-4-3		0-0 5-3	3 0 0 0 0 1 1	
Moe Drabowsky, R (7, 1)							0-0 K		0-0 WP 1B	0 0 0 0 0 0 0	
Frank Linzy, R (8, 1) OBP: 1.000, SLG: 1.000							0-0 K		0-0 4-3	1 1 1 0 0 0 0	
<b>Inning Stats</b>	R: 0 H: 1 E: 0 LOB: 1 K: 0 BB: 0 S: 4 P: 4	R: 0 H: 1 E: 0 LOB: 1 K: 1 BB: 0 S: 6 P: 6	R: 0 H: 1 E: 0 LOB: 0 K: 0 BB: 0 S: 3 P: 3	R: 0 H: 1 E: 0 LOB: 1 K: 0 BB: 0 S: 4 P: 4	R: 1 H: 1 E: 1 LOB: 1 K: 1 BB: 0 S: 7 P: 7	R: 2 H: 3 E: 0 LOB: 1 K: 0 BB: 0 S: 6 P: 6	R: 0 H: 0 E: 0 LOB: 0 K: 0 BB: 0 S: 3 P: 3	R: 2 H: 2 E: 0 LOB: 0 K: 0 BB: 1 S: 4 P: 8	R: 2 H: 2 E: 0 LOB: 0 K: 0 BB: 1 S: 4 P: 8	1B: 7 SF: 0 2B: 3 SAC: 0 3B: 0 DP: 1 HR: 2 HBP: 0	WP: 2 PA: 40 PB: 0 SB: 2 CS: 2
<b>PITCHER</b>	IP WLS BF H R ER SO BB IBB HBP BLK WP HR S P ERA WHIP										
Claude Osteen, L (1, 1) ERA: 1.8	7.0 L 29 8 3 3 2 0 0 0 0 0 0 1 33 33 3.86 1.143										
Charlie Hough, R (8, 1) ERA: 13.5	0.1 4 2 2 2 0 1 0 0 0 0 0 1 3 7 54.00 9.000										
Bob O'Brien, L (8, 1) ERA: 7.36	1.2 6 2 2 2 0 1 0 0 0 1 2 0 5 9 10.80 1.800										



Batter	1	2	3	4	5	6	7	8	9	AB R H RBI BB SO LOB
Maury Wills, S OBP: 0.268, SLG: 0.222 (1, 6)	0-3 K		0-3 K		0-0 4-3		0-0 SF9		0-0 FC1-6	4 0 0 1 0 2 2
Manny Mota, R OBP: 0.292, SLG: 0.261 Willie Davis, L OBP: 0.344, SLG: 0.500 (7, PH) (8, 8)	4-0 FC3-6 BB		0-0 5-3		0-0 4-3		0-0 P4		0-0 FC6-4	2 0 0 0 1 0 1 2 0 0 0 0 0 3
Wes Parker, S OBP: 0.316, SLG: 0.257 (1, 3)	0-0 FC3-6 FC6-4 1-2f		0-0 FC6-4 1B		0-0 G3		0-0 F9		0-0 F9	4 0 1 0 0 0 1
Dick Allen, R OBP: 0.200, SLG: 0.321 (1, 7)	0-0 FC6-4 1-2f		0-0 FC6-4 1-2f		0-0 F8		0-0 FC5-4 2B		0-0 FC5-4 2B	4 0 1 0 0 0 2
Bill Sudakis, S OBP: 0.375, SLG: 0.526 (1, 2)		0-3 K		0-3 K		0-3 K		4-0 FC5-4 BB		3 0 0 0 1 3 0
Jim Lefebvre, S OBP: 0.308, SLG: 0.462 (1, 4)		0-0 1B 1B		0-0 4-3		0-0 5-3		0-0 FC5-4 1-2f 2-3		4 0 1 0 0 0 2
Steve Garvey, R OBP: 0.343, SLG: 0.483 (1, 5)		0-3 K		0-0 6-3		4-0 BB SF9 BB		0-0 F3		3 1 0 0 1 1 3
Bill Russell, R OBP: 0.414, SLG: 0.423 (8, 9)		0-0 1-2 1B		0-0 SH1-4 2B		0-0 SF9 BB 1B		0-0 G3		4 0 3 0 0 0 0
Claude Osteen, L Billy Grabarkewitz, R Charlie Hough, R Bob O'Brien, L Tom Haller, L OBP: 1.000, SLG: 1.000 (9, PH)		0-3 K		0-0 SH1-4 2-3		4-0 BB BB BB		0-0 FC1-6 1B		1 0 0 0 0 1 2 0 0 0 0 1 0 0 0 0 0 0 0 0 0 0 0 0 0 0 0 0 1 0 1 0 0 0 0

Inning Stats	R: 0 E: 0 K: 1 S: 5	H: 0 LOB: 1 BB: 1 P: 9	R: 0 E: 0 K: 3 S: 11	H: 2 LOB: 2 BB: 0 P: 11	R: 0 E: 0 K: 1 S: 6	H: 1 LOB: 1 BB: 0 P: 6	R: 0 E: 0 K: 1 S: 5	H: 0 LOB: 0 BB: 0 P: 5	R: 0 E: 0 K: 0 S: 4	H: 1 LOB: 1 BB: 0 P: 4	R: 0 E: 0 K: 1 S: 5	H: 0 LOB: 0 BB: 0 P: 5	R: 1 E: 0 K: 0 S: 4	H: 1 LOB: 2 BB: 2 P: 12	R: 0 E: 0 K: 0 S: 4	H: 1 LOB: 2 BB: 1 P: 8	R: 0 E: 0 K: 0 S: 4	H: 1 LOB: 1 BB: 0 P: 4	1B: 5 2B: 2 3B: 0 HR: 0	SF: 1 SAC: 1 DP: 0 HBP: 0	WP: 0 PB: 0 SB: 0 CS: 0	PA: 38
--------------	------------------------------	---------------------------------	-------------------------------	----------------------------------	------------------------------	---------------------------------	------------------------------	---------------------------------	------------------------------	---------------------------------	------------------------------	---------------------------------	------------------------------	----------------------------------	------------------------------	---------------------------------	------------------------------	---------------------------------	----------------------------------	------------------------------------	----------------------------------	--------

PITCHER	IP	WLS	BF	H	R	ER	SO	BB	IBB	HBP	BLK	WP	HR	S	P	ERA	WHIP
Jerry Reuss, L ERA: 4.82 (1, 1)	6.1	W	27	5	1	1	7	3	0	0	0	0	0	38	50	1.42	1.263
Moe Drabowsky, R ERA: 2.08 (7, 1)	1.0		5	1	0	0	0	1	0	0	0	0	0	4	8	0.00	2.000
Frank Linzy, R ERA: 1.23 (8, 1)	1.2	S	6	1	0	0	0	0	0	0	0	0	0	6	6	0.00	0.600

BOTTOM

St. Louis Cardinals @ Los Angeles Dodgers  
 Dodger Stadium, Los Angeles, CA  
 Wed Apr 14 1971, 6:05 PM PST  
 Att. 11,644 - Unknown

livebaseballscorecards.com

AB	32
R	1
H	7
RBI	1
BB	4
SO	7
LOB	16





Batter	1	2	3	4	5	6	7	8	9	AB R H RBI BB SO LOB	TOP									
Matty Alou, L (1, 8) OBP: 0.273, SLG: 0.268	0-0 F7		0-0 P6		0-0 4-3 1B		0-0 G5-4-3 1B		0-0 E7	5 0 2 0 0 0 0	<b>St. Louis Cardinals @ Los Angeles Dodgers</b> Dodger Stadium, Los Angeles, CA Thu Apr 15 1971, 6:05 PM PST Att. 12,632 - Unknown <a href="http://livebaseballscorecards.com">livebaseballscorecards.com</a>									
Ted Sizemore, R (1, 4) OBP: 0.212, SLG: 0.188	0-0 6-3		0-0 E8 1B		0-0 F9		0-0 G5-4-3 1-2f		0-0 5-3	5 0 1 0 0 0 3										
Lou Brock, L (1, 7) OBP: 0.462, SLG: 0.667	0-0 1B 1B		0-0 G3		0-0 4-3 1-2			0-0 F7 1B 1B		4 1 2 0 0 0 2										
Joe Torre, R (1, 5) OBP: 0.316, SLG: 0.568	0-0 FC6-4 1-3 1B			0-3 K2-3	0-0 F9			0-0 F7 1-2		4 0 1 0 0 1 2										
Jose Cardenal, R (1, 9) OBP: 0.342, SLG: 0.387	0-0 FC6-4 1-2f			0-0 BB 2B		0-0 1B		0-0 F7		4 0 2 0 0 0 3										
Ted Simmons, S (1, 2) OBP: 0.636, SLG: 0.708		0-0 5-3		0-0 6-3		4-0 FC1-6 BB		0-0 2-H 1B		3 0 1 1 1 0 1										
Jim Beauchamp, R (1, 3) OBP: 0.444, SLG: 0.563		4-0 L4-3 BB		4-0 BB IBB		0-3 K		0-0 P2		2 0 0 0 2 1 2										
Dal Maxvill, R (1, 6) OBP: 0.188, SLG: 0.071		0-0 L4-3 1-2		4-0 FC6-4 1-2 2-3 BB		0-0 FC1-6 1-2f			0-0 6-3	3 0 0 0 1 0 2										
Reggie Cleveland, R (1, 1)			0-0 5-3	0-0 FC6-4 1-2f			0-0 1-4-3		0-0 5-3	4 0 0 0 0 0 3										
<b>Inning Stats</b>	R: 0 E: 0 K: 0 S: 5	H: 2 LOB: 2 BB: 0 P: 5	R: 0 E: 0 K: 0 S: 2	H: 0 LOB: 0 BB: 1 P: 6	R: 0 E: 1 K: 0 S: 4	H: 1 LOB: 1 BB: 0 P: 4	R: 0 E: 0 K: 1 S: 6	H: 1 LOB: 3 BB: 2 P: 14	R: 0 E: 0 K: 0 S: 4	H: 1 LOB: 1 BB: 0 P: 4	R: 0 E: 0 K: 0 S: 3	H: 1 LOB: 0 BB: 0 P: 3	R: 1 E: 0 K: 0 S: 5	H: 2 LOB: 1 BB: 0 P: 5	R: 0 E: 1 K: 0 S: 4	H: 0 LOB: 1 BB: 0 P: 4	1B: 8 2B: 2 3B: 0 HR: 0	SF: 0 SAC: 0 DP: 2 HBP: 0	WP: 0 PB: 0 SB: 0 CS: 0	PA: 38
<b>PITCHER</b> Al Downing, L (1, 1) ERA: 0.61	IP: 9.0 WLS: W BF: 38 H: 9 R: 1 ER: 1 SO: 2 BB: 3 IBB: 1 HBP: 0 BLK: 0 WP: 0 HR: 0 S: 38 P: 54 ERA: 1.00 WHIP: 1.333																			



Batter	1	2	3	4	5	6	7	8	9	AB R H RBI BB SO LOB
Maury Wills, S OBP: 0.261, SLG: 0.220 (1, 6)	0-0 4-3		0-0 4-3		0-0 P4		0-0 FC5-4		0-0 1B	5 0 1 1 0 0 4
Willie Davis, L OBP: 0.306, SLG: 0.444 (1, 8)	0-0 5-3			0-0 G3		0-0 F9		0-0 P4		4 0 0 0 0 0 0
Wes Parker, S OBP: 0.333, SLG: 0.308 (1, 3)	0-0 1-3			0-0 F7		0-0 2B		0-0 1B		4 0 2 0 0 0 0
Dick Allen, R OBP: 0.176, SLG: 0.281 (1, 7)		0-3 K		0-0 5-3		0-0 5-3		0-0 E1		4 0 0 0 0 1 2
Duke Sims, L OBP: 0.500, SLG: 0.467 (1, 2)		0-3 K			0-0 1B	4-0 1B		0-0 F8		3 1 1 0 1 1 2
Steve Garvey, R OBP: 0.342, SLG: 0.469 (1, 5)		0-0 6-3			0-0 SH1-4	0-3 K		0-0 F9		3 0 1 0 0 1 2
Bill Sudakis, S OBP: 0.360, SLG: 0.500 (8, PH) (9, 5)					1-2 1B					1 0 0 0 0 0 2
Willie Crawford, L OBP: 0.333, SLG: 0.333 (1, 9)			0-0 2-3		0-0 P4		0-3 K		0-0 F9	4 0 0 0 0 1 2
Bill Russell, R OBP: 0.424, SLG: 0.467 (1, 4)			0-3 K		0-0 SH1-4		0-0 6-3		0-0 1B	4 1 2 1 0 1 0
Al Downing, R OBP: 0.500, SLG: 0.333 (1, 1)			4-0 BB		0-0 SH1-4		0-0 FC5-4		4-0 1B	1 0 1 0 1 0 0
Tom Haller, L OBP: 1.000, SLG: 1.000 (9, PH)					1-2 2-3					0 0 0 0 1 0 0

<b>Inning Stats</b>	R: 0 E: 0 K: 0 S: 3	H: 0 LOB: 0 BB: 0 P: 3	R: 0 E: 0 K: 2 S: 7	H: 0 LOB: 0 BB: 0 P: 7	R: 0 E: 0 K: 1 S: 5	H: 0 LOB: 1 BB: 1 P: 9	R: 0 E: 0 K: 0 S: 3	H: 0 LOB: 0 BB: 0 P: 3	R: 1 E: 0 K: 0 S: 6	H: 3 LOB: 2 BB: 0 P: 6	R: 0 E: 0 K: 1 S: 6	H: 1 LOB: 2 BB: 1 P: 10	R: 0 E: 0 K: 1 S: 6	H: 1 LOB: 1 BB: 0 P: 6	R: 0 E: 1 K: 0 S: 5	H: 1 LOB: 2 BB: 0 P: 5	R: 1 E: 0 K: 0 S: 3	H: 2 LOB: 2 BB: 1 P: 7	1B: 6 2B: 2 3B: 0 HR: 0	SF: 0 SAC: 1 DP: 0 HBP: 0																
<b>PITCHER</b> Reggie Cleveland, R ERA: 6.97 (1, 1)	IP 8.1	WLS L	BF 37	H 8	R 2	ER 2	SO 5	BB 1	IBB 2	HBP 0	BLK 0	WP 0	HR 0	S 44	P 56	ERA 2.16	WHIP 1.080																			
																			<b>PITCHER</b>	IP	WLS	BF	H	R	ER	SO	BB	IBB	HBP	BLK	WP	HR	S	P	ERA	WHIP

**BOTTOM**

**St. Louis Cardinals @ Los Angeles Dodgers**  
**Dodger Stadium, Los Angeles, CA**

Thu Apr 15 1971, 6:05 PM PST  
 Att. 12,632 - Unknown

livebaseballscorecards.com

<b>AB</b>	<b>33</b>
<b>R</b>	<b>2</b>
<b>H</b>	<b>8</b>
<b>RBI</b>	<b>2</b>
<b>BB</b>	<b>3</b>
<b>SO</b>	<b>5</b>
<b>LOB</b>	<b>14</b>







BOTTOM

Houston Astros @ Los Angeles Dodgers  
Dodger Stadium, Los Angeles, CA

Fri Apr 16 1971, 6:05 PM PST  
Att: 18,492 - Unknown

livebaseballscorecards.com

AB	38
R	6
H	11
RBI	6
BB	4
SO	6
LOB	15



WP:	0	PA:	44
PB:	1		
SB:	1		
CS:	0		

AB R H RBI BB SO LOB

5 1 2 0 0 0 1

5 1 1 0 0 0 2

4 2 2 2 0 1 1

4 1 1 1 1 1 1

4 1 1 1 1 0 2

4 0 1 0 1 1 2

3 0 2 1 1 0 0

1 0 0 0 0 0 1

1 0 0 0 0 1 3

3 0 1 1 0 0 1

0 0 0 0 0 0 0

2 0 0 0 0 1 1

1 0 0 0 0 0 0

1 0 0 0 0 1 0

1B: 8 SF: 2

2B: 2 SAC: 0

3B: 1 DP: 0

HR: 0 HBP: 0

WP: 0 PA: 44

PB: 1

SB: 1

CS: 0

1B: 8 SF: 2

2B: 2 SAC: 0

3B: 1 DP: 0

HR: 0 HBP: 0

WP: 0 PA: 44

PB: 1

SB: 1

CS: 0

1B: 8 SF: 2

2B: 2 SAC: 0

3B: 1 DP: 0

HR: 0 HBP: 0

WP: 0 PA: 44

PB: 1

SB: 1

CS: 0

1B: 8 SF: 2

2B: 2 SAC: 0

3B: 1 DP: 0

HR: 0 HBP: 0

WP: 0 PA: 44

PB: 1

SB: 1

CS: 0

1B: 8 SF: 2

2B: 2 SAC: 0

3B: 1 DP: 0

HR: 0 HBP: 0

WP: 0 PA: 44

PB: 1

SB: 1

CS: 0

1B: 8 SF: 2

2B: 2 SAC: 0

3B: 1 DP: 0

HR: 0 HBP: 0

WP: 0 PA: 44

PB: 1

SB: 1

CS: 0

1B: 8 SF: 2

2B: 2 SAC: 0

3B: 1 DP: 0

HR: 0 HBP: 0

WP: 0 PA: 44

PB: 1

SB: 1

CS: 0

1B: 8 SF: 2

2B: 2 SAC: 0

3B: 1 DP: 0

HR: 0 HBP: 0

WP: 0 PA: 44

PB: 1

SB: 1

CS: 0

1B: 8 SF: 2

2B: 2 SAC: 0

3B: 1 DP: 0

HR: 0 HBP: 0

WP: 0 PA: 44

PB: 1

SB: 1

CS: 0

1B: 8 SF: 2

2B: 2 SAC: 0

3B: 1 DP: 0

HR: 0 HBP: 0

WP: 0 PA: 44

PB: 1

SB: 1

CS: 0

1B: 8 SF: 2

2B: 2 SAC: 0

3B: 1 DP: 0

HR: 0 HBP: 0

WP: 0 PA: 44

PB: 1

SB: 1

CS: 0

1B: 8 SF: 2

2B: 2 SAC: 0

3B: 1 DP: 0

HR: 0 HBP: 0

WP: 0 PA: 44

PB: 1

SB: 1

CS: 0

1B: 8 SF: 2

2B: 2 SAC: 0

3B: 1 DP: 0

HR: 0 HBP: 0

WP: 0 PA: 44

PB: 1

SB: 1

CS: 0

1B: 8 SF: 2

2B: 2 SAC: 0

3B: 1 DP: 0

HR: 0 HBP: 0

WP: 0 PA: 44

PB: 1

SB: 1

CS: 0

1B: 8 SF: 2

2B: 2 SAC: 0

3B: 1 DP: 0

HR: 0 HBP: 0

WP: 0 PA: 44

PB: 1

SB: 1

CS: 0

1B: 8 SF: 2

2B: 2 SAC: 0

3B: 1 DP: 0

HR: 0 HBP: 0

WP: 0 PA: 44

PB: 1

SB: 1

CS: 0

1B: 8 SF: 2

2B: 2 SAC: 0

3B: 1 DP: 0

HR: 0 HBP: 0

WP: 0 PA: 44

PB: 1

SB: 1

CS: 0

1B: 8 SF: 2

2B: 2 SAC: 0

3B: 1 DP: 0

HR: 0 HBP: 0

WP: 0 PA: 44

PB: 1

SB: 1

CS: 0

1B: 8 SF: 2

2B: 2 SAC: 0

3B: 1 DP: 0

HR: 0 HBP: 0

WP: 0 PA: 44

PB: 1

SB: 1

CS: 0

1B: 8 SF: 2

2B: 2 SAC: 0

3B: 1 DP: 0

HR: 0 HBP: 0

WP: 0 PA: 44

PB: 1

SB: 1

CS: 0

1B: 8 SF: 2

2B: 2 SAC: 0

3B: 1 DP: 0

HR: 0 HBP: 0

WP: 0 PA: 44

PB: 1

SB: 1

CS: 0

1B: 8 SF: 2

2B: 2 SAC: 0

3B: 1 DP: 0

HR: 0 HBP: 0

WP: 0 PA: 44

PB: 1

SB: 1

CS: 0

1B: 8 SF: 2

2B: 2 SAC: 0

3B: 1 DP: 0

HR: 0 HBP: 0

WP: 0 PA: 44

PB: 1

SB: 1

CS: 0

1B: 8 SF: 2

2B: 2 SAC: 0

3B: 1 DP: 0

HR: 0 HBP: 0

WP: 0 PA: 44

PB: 1

SB: 1

CS: 0

1B: 8 SF: 2

2B: 2 SAC: 0

3B: 1 DP: 0

HR: 0 HBP: 0

WP: 0 PA: 44

PB: 1

SB: 1

CS: 0

1B: 8 SF: 2

2B: 2 SAC: 0

3B: 1 DP: 0

HR: 0 HBP: 0

WP: 0 PA: 44

PB: 1

SB: 1

CS: 0

1B: 8 SF: 2

2B: 2 SAC: 0

3B: 1 DP: 0

HR: 0 HBP: 0

WP: 0 PA: 44

PB: 1

SB: 1

CS: 0

1B: 8 SF: 2

2B: 2 SAC: 0

3B: 1 DP: 0

HR: 0 HBP: 0

WP: 0 PA: 44

PB: 1

SB: 1

CS: 0

1B: 8 SF: 2

2B: 2 SAC: 0

3B: 1 DP: 0

HR: 0 HBP: 0

WP: 0 PA: 44

PB: 1

SB: 1

CS: 0

1B: 8 SF: 2

2B: 2 SAC: 0

3B: 1 DP: 0

HR: 0 HBP: 0

WP: 0 PA: 44

PB: 1

SB: 1

CS: 0

1B: 8 SF: 2

2B: 2 SAC: 0

3B: 1 DP: 0

HR: 0 HBP: 0

WP: 0 PA: 44

PB: 1

SB: 1

CS: 0

1B: 8 SF: 2

2B: 2 SAC: 0

3B: 1 DP: 0

HR: 0 HBP: 0

WP: 0 PA: 44

PB: 1

SB: 1

CS: 0

1B: 8 SF: 2

2B: 2 SAC: 0



Batter	1	2	3	4	5	6	7	8	9	AB R H RBI BB SO LOB	TOP											
Roger Metzger, S (1, 6) OBP: 0.286, SLG: 0.250	0-3 K		0-0 6-3		0-0 F7		0-0 FC4-6		0-0 FC6-4 WP	5 0 0 0 0 1 5												
Joe Morgan, L (1, 4) OBP: 0.322, SLG: 0.280	4-0 CS BB			0-0 G3		0-0 HR 1B	0-0 F5		0-0 SF8	3 1 1 1 1 0 1												
Jimmy Wynn, R (1, 8) OBP: 0.500, SLG: 0.500	0-3 K			0-0 G6-4-3 1B		0-0 HR		0-0 4-3	0-3 K	4 1 2 2 0 1 1 1 0 0 0 0 1 1												
Cesar Geronimo, L (8, 8) OBP: 0.250, SLG: 0.143	1-2 K			0-0 G6-4-3 1B		0-0 F9		0-0 3B 1B		4 1 1 0 0 0 1												
Bob Watson, R (1, 7) OBP: 0.346, SLG: 0.457			0-0 6-3		0-0 G6-4-3 1B		0-0 F3		0-0 F4	4 1 1 0 0 1 1												
Denis Menke, R (1, 3) OBP: 0.345, SLG: 0.360			0-3 K		0-0 E 1B		0-0 F9		0-0 F4	3 0 2 1 1 0 1												
Doug Rader, R (1, 5) OBP: 0.308, SLG: 0.289			4-0 BB		0-0 F9		0-0 1B		0-0 3B	4 0 0 0 0 2 4												
Cesar Cedeno, R (1, 9) OBP: 0.236, SLG: 0.288			0-3 K		0-0 P5		0-0 F7		0-3 K	3 1 1 0 1 0 1												
Jack Hiatt, R (1, 2) OBP: 0.571, SLG: 0.600			0-0 5-3		0-0 E4 1B		4-0 FC4-6 BB		0-0 FC6-4 1B SF8 1B	4 0 2 1 0 2 1 0 0 0 0 0 0 0												
Wade Blasingame, L (1, 1) OBP: 0.375, SLG: 0.750			0-3 K		0-0 1B		0-3 K		0-0 FC6-4 1B													
Denny Lemaster, R (9, 1)					1-2 2-H 1B																	
<b>Inning Stats</b>	R: 0 E: 0 K: 2 S: 6	H: 0 LOB: 0 BB: 1 P: 10	R: 0 E: 0 K: 2 S: 7	H: 0 LOB: 1 BB: 1 P: 11	R: 0 E: 0 K: 1 S: 5	H: 0 LOB: 0 BB: 0 P: 5	R: 0 E: 0 K: 0 S: 3	H: 1 LOB: 0 BB: 0 P: 3	R: 1 E: 1 K: 0 S: 6	H: 2 LOB: 2 BB: 0 P: 6	R: 2 E: 0 K: 0 S: 6	H: 3 LOB: 1 BB: 0 P: 6	R: 0 E: 0 K: 1 S: 5	H: 0 LOB: 1 BB: 1 P: 9	R: 1 E: 0 K: 1 S: 7	H: 2 LOB: 1 BB: 0 P: 7	R: 1 E: 0 K: 1 S: 7	H: 2 LOB: 1 BB: 0 P: 7	1B: 8 2B: 0 3B: 1 HR: 1	SF: 1 SAC: 0 DP: 1 HBP: 0	WP: 1 PA: 39	
<b>PITCHER</b>	IP WLS BF H R ER SO BB IBB HBP BLK WP HR S P ERA WHIP	IP WLS BF H R ER SO BB IBB HBP BLK WP HR S P ERA WHIP	IP WLS BF H R ER SO BB IBB HBP BLK WP HR S P ERA WHIP	IP WLS BF H R ER SO BB IBB HBP BLK WP HR S P ERA WHIP	IP WLS BF H R ER SO BB IBB HBP BLK WP HR S P ERA WHIP	IP WLS BF H R ER SO BB IBB HBP BLK WP HR S P ERA WHIP	IP WLS BF H R ER SO BB IBB HBP BLK WP HR S P ERA WHIP	IP WLS BF H R ER SO BB IBB HBP BLK WP HR S P ERA WHIP	IP WLS BF H R ER SO BB IBB HBP BLK WP HR S P ERA WHIP	IP WLS BF H R ER SO BB IBB HBP BLK WP HR S P ERA WHIP	IP WLS BF H R ER SO BB IBB HBP BLK WP HR S P ERA WHIP	IP WLS BF H R ER SO BB IBB HBP BLK WP HR S P ERA WHIP	IP WLS BF H R ER SO BB IBB HBP BLK WP HR S P ERA WHIP	IP WLS BF H R ER SO BB IBB HBP BLK WP HR S P ERA WHIP	IP WLS BF H R ER SO BB IBB HBP BLK WP HR S P ERA WHIP	IP WLS BF H R ER SO BB IBB HBP BLK WP HR S P ERA WHIP	IP WLS BF H R ER SO BB IBB HBP BLK WP HR S P ERA WHIP	IP WLS BF H R ER SO BB IBB HBP BLK WP HR S P ERA WHIP	IP WLS BF H R ER SO BB IBB HBP BLK WP HR S P ERA WHIP	IP WLS BF H R ER SO BB IBB HBP BLK WP HR S P ERA WHIP	IP WLS BF H R ER SO BB IBB HBP BLK WP HR S P ERA WHIP	
Bill Singer, R (1, 1) ERA: 5.79	8.0 L 36 10 5 4 7 3 0 0 0 0 1 0 47 59 4.50 1.625																					
Jim Brewer, L (9, 1) ERA: 2.7	1.0 3 0 0 0 0 1 0 0 0 0 1 0 5 5 0.00 0.000																					

Houston Astros @ Los Angeles Dodgers  
Dodger Stadium, Los Angeles, CA  
Sat Apr 17 1971, 6:05 PM PST  
Att. 16,172 - Unknown

livebaseballscorecards.com

AB 35  
R 5  
H 10  
RBI 5  
BB 3  
SO 8  
LOB 17









Batter	1	2	3	4	5	6	7	8	9	AB	R	H	RBI	BB	SO	LOB
--------	---	---	---	---	---	---	---	---	---	----	---	---	-----	----	----	-----

<b>Bill Russell, R</b> <small>(1, 4) OBP: 0.326, SLG: 0.395</small>	0-0 <b>4-3</b> 			0-0 <b>F5</b> 	0-0 <b>6-3</b> 			0-0 <b>1-3</b> 		4	0	0	0	0	0	1
<b>Willie Davis, L</b> <small>(1, 8) OBP: 0.347, SLG: 0.489</small>	0-0 <b>F4</b> 			0-0 <b>HR</b> 			0-0 <b>F8</b> 	0-0 <b>FC6-4</b> 		4	1	2	0	0	0	0
<b>Wes Parker, S</b> <small>(1, 3) OBP: 0.327, SLG: 0.340</small>	0-0 <b>4-3</b> 			0-0 <b>HR</b> 			0-0 <b>6-3</b> 	0-0 <b>FC6-4</b> 		4	1	1	2	0	0	1
<b>Dick Allen, R</b> <small>(1, 7) OBP: 0.277, SLG: 0.405</small>			0-3 <b>K</b> 	4-0 <b>F2</b> 			0-0 <b>5-3</b> 	0-3 <b>K</b> 		3	1	0	0	1	2	1
<b>Duke Sims, L</b> <small>(1, 2) OBP: 0.444, SLG: 0.391</small>			0-0 <b>F8</b> 	0-0 <b>F2</b> 			0-0 <b>F3</b> 	0-0 		4	1	1	0	0	0	1
<b>Steve Garvey, R</b> <small>(1, 5) OBP: 0.373, SLG: 0.500</small>			0-3 <b>K</b> 	0-0 <b>CS</b> 			4-0 <b>E</b> 	0-0 <b>4-3</b> 		3	2	2	2	1	1	0
<b>Bill Buckner, L</b> <small>(1, 9) OBP: 0.292, SLG: 0.364</small>			0-3 <b>K</b> 	0-0 <b>CS</b> 	4-0 <b>WP</b> 		0-0 <b>E9</b> 	0-0 <b>F7</b> 		3	0	1	0	1	1	1
<b>Bobby Valentine, R</b> <small>(1, 6) OBP: 0.286, SLG: 0.429</small>			0-0 <b>L5</b> 		0-3 <b>K</b> 		0-0 <b>1-3</b> 	0-0 <b>4-3</b> 		3	0	0	0	0	1	2
<b>Jim Lefebvre, S</b> <small>(9, PH)</small>			0-0 <b>L6</b> 		1-2 <b>K</b> 		0-0 <b>1-3</b> 	0-0 <b>4-3</b> 		1	0	0	1	0	0	0
<b>Claude Osteen, L</b> <small>(1, 1)</small>			0-0 <b>L6</b> 		0-3 <b>K</b> 		0-0 <b>G3</b> 	0-0 <b>4-3</b> 		1	0	0	0	0	0	0
<b>Sandy Vance, R</b> <small>(5, 1)</small>										1	0	0	0	0	1	1
<b>Tom Haller, L</b> <small>(7, PH)</small>										1	0	0	0	0	0	1
<b>Bob O'Brien, L</b> <small>(8, 1)</small>										0	0	0	0	0	0	0
<b>Bill Sudakis, S</b> <small>(9, PH)</small>										1	0	0	0	0	0	0

Inning Stats	R: 0	H: 0	E: 0	K: 0	S: 3	LOB: 0	BB: 0	P: 3	R: 0	H: 0	E: 0	K: 2	S: 7	LOB: 0	BB: 0	P: 7	R: 0	H: 0	E: 0	K: 1	S: 5	LOB: 0	BB: 0	P: 5	R: 3	H: 3	E: 0	K: 0	S: 5	LOB: 0	BB: 1	P: 9	R: 0	H: 0	E: 0	K: 2	S: 7	LOB: 1	BB: 1	P: 11	R: 0	H: 0	E: 0	K: 0	S: 3	LOB: 0	BB: 0	P: 3	R: 1	H: 1	E: 1	K: 0	S: 4	LOB: 1	BB: 1	P: 8	R: 0	H: 1	E: 0	K: 1	S: 6	LOB: 1	BB: 0	P: 6	R: 2	H: 2	E: 0	K: 0	S: 5	LOB: 0	BB: 0	P: 5	1B: 5	SF: 0	2B: 0	SAC: 0	3B: 1	DP: 0	HR: 1	HBP: 0	WP: 1	PA: 37
--------------	------	------	------	------	------	--------	-------	------	------	------	------	------	------	--------	-------	------	------	------	------	------	------	--------	-------	------	------	------	------	------	------	--------	-------	------	------	------	------	------	------	--------	-------	-------	------	------	------	------	------	--------	-------	------	------	------	------	------	------	--------	-------	------	------	------	------	------	------	--------	-------	------	------	------	------	------	------	--------	-------	------	-------	-------	-------	--------	-------	-------	-------	--------	-------	--------

PITCHER	IP	WLS	BF	H	R	ER	SO	BB	IBB	HBP	BLK	WP	HR	S	P	ERA	WHIP
<b>Jack Billingham, R</b> <small>(1, 1) ERA: 4.5</small>	8.0	W	33	7	6	5	6	3	0	0	0	1	1	42	54	5.62	1.250
<b>George Culver, R</b> <small>(9, 1) ERA: 2.0</small>	1.0	S	3	0	0	0	0	0	0	0	0	0	0	3	3	0.00	0.000

**BOTTOM**

**Houston Astros @ Los Angeles Dodgers**  
 Dodger Stadium, Los Angeles, CA  
 Sun Apr 18 1971, 6:05 PM PST  
 Att. 19,097 - Unknown

<b>AB</b>	<b>33</b>
<b>R</b>	<b>6</b>
<b>H</b>	<b>7</b>
<b>RBI</b>	<b>5</b>
<b>BB</b>	<b>3</b>
<b>SO</b>	<b>6</b>
<b>LOB</b>	<b>9</b>



PITCHER	IP	WLS	BF	H	R	ER	SO	BB	IBB	HBP	BLK	WP	HR	S	P	ERA	WHIP
---------	----	-----	----	---	---	----	----	----	-----	-----	-----	----	----	---	---	-----	------



Batter	1	2	3	4	5	6	7	8	9	AB R H RBI BB SO LOB	TOP
Maury Wills, S (1, 6) OBP: 0.279, SLG: 0.255	0-0 2B		0-0 5-3		0-0 F7		0-0 F7		4-0 FC4-6 BB	4 0 1 0 1 0 1	
Willie Davis, L (1, 8) OBP: 0.352, SLG: 0.500	0-3 K		0-0 2B		0-0 F8		0-0 F8	0-0 SH5-3 1B 2B 1B	0-0 FC4-6 BB	5 2 2 0 0 1 3	
Wes Parker, S (1, 3) OBP: 0.350, SLG: 0.370	0-3 K		0-0 2B		0-0 P4		0-0 P4	0-0 SH5-3 2B 1B	4-0 G4-3 BB	4 1 2 1 1 1 2	
Dick Allen, R (1, 7) Manny Mota, R (9, 7) OBP: 0.275, SLG: 0.378 OBP: 0.286, SLG: 0.231	4-0 FC5-4 BB		0-0 P4		0-0 F9		0-0 F9	0-0 SH5-3 1-2 2-3	0-0 G4-3 BB	3 0 0 0 1 0 3 0 0 0 0 0 0 0	
Steve Garvey, R (1, 5) Bill Sudakis, S (8, PH) OBP: 0.352, SLG: 0.467 OBP: 0.355, SLG: 0.440	0-0 FC5-4 1-2f		0-0 4-3		0-0 6-3		0-0 6-3	4-0 2B FC4-2 IBB		3 0 0 0 0 0 3 0 0 0 0 1 0 0	
Billy Grabarkewitz, R (1, 4) OBP: 0.571, SLG: 0.500		0-0 F8		0-0 5-3		4-0 BB	0-0 FC4-2 2B			3 0 1 2 1 0 0	
Duke Sims, L (1, 2) OBP: 0.452, SLG: 0.360		0-3 K		4-0 F7-6-3 BB		0-3 K	0-0 FC4-2 IBB			2 0 0 0 2 2 1	
Bill Russell, R (1, 9) OBP: 0.320, SLG: 0.370		4-0 BB		0-0 F7-6-3		0-0 5-3	0-0 FC4-2			3 0 0 0 1 0 4	
Don Sutton, R (1, 1) Jim Lefebvre, S (7, PH) Pete Mikkelsen, R (7, 1) OBP: 0.600, SLG: 0.333 OBP: 0.267, SLG: 0.400		0-3 K		4-0 BB		0-0 F9	0-3 K			1 0 0 0 1 1 1 1 0 0 0 0 0 0 1 0 0 0 0 1 3	
<b>Inning Stats</b>	R: 0 E: 0 K: 2 S: 8 H: 1 LOB: 2 BB: 1 P: 12	R: 0 E: 0 K: 2 S: 7 H: 0 LOB: 1 BB: 1 P: 11	R: 1 E: 0 K: 0 S: 5 H: 2 LOB: 1 BB: 0 P: 5	R: 0 E: 0 K: 0 S: 2 H: 0 LOB: 0 BB: 1 P: 6	R: 0 E: 0 K: 0 S: 3 H: 0 LOB: 1 BB: 1 P: 7	R: 0 E: 0 K: 1 S: 5 H: 0 LOB: 1 BB: 1 P: 9	R: 0 E: 0 K: 0 S: 3 H: 0 LOB: 0 BB: 0 P: 3	R: 2 E: 0 K: 1 S: 8 H: 3 LOB: 3 BB: 2 P: 16	R: 0 E: 0 K: 0 S: 2 H: 0 LOB: 1 BB: 2 P: 10	1B: 2 2B: 5 3B: 0 HR: 0 SF: 0 SAC: 1 DP: 2 HBP: 0	WP: 0 PB: 0 SB: 0 CS: 0 PA: 40
<b>PITCHER</b> Dave Roberts, L (1, 1) ERA: 3.86 Al Severinsen, R (8, 1) ERA:	IP: 7.0 WLS: L BF: 30 H: 5 R: 3 ER: 3 SO: 5 BB: 5 IBB: 0 HBP: 0 BLK: 0 WP: 0 HR: 0 S: 35 P: 55 ERA: 3.86 WHIP: 1.429	IP: 2.0 WLS: L BF: 10 H: 1 R: 0 ER: 0 SO: 1 BB: 2 IBB: 2 HBP: 0 BLK: 0 WP: 0 HR: 0 S: 8 P: 24 ERA: 0.00 WHIP: 1.500	<b>PITCHER</b> IP: WLS: BF: H: R: ER: SO: BB: IBB: HBP: BLK: WP: HR: S: P: ERA: WHIP		<b>PITCHER</b> IP: WLS: BF: H: R: ER: SO: BB: IBB: HBP: BLK: WP: HR: S: P: ERA: WHIP						

Los Angeles Dodgers @ San Diego Padres  
San Diego Stadium, San Diego, CA  
Mon Apr 19 1971, 9:05 PM EST  
Att. 3,727 - Unknown

livebaseballscorecards.com

AB	30
R	3
H	6
RBI	3
BB	9
SO	6
LOB	21







Batter	1	2	3	4	5	6	7	8	9	AB R H RBI BB SO LOB	TOP		
Maury Wills, S OBP: 0.273, SLG: 0.250 (1, 6) X	0-0 F7		0-0 FC1-2 1B 1-2 1B	0-0 4-3			0-3 K		0-0 FC3-2	5 1 1 0 0 1 2	<b>Los Angeles Dodgers @ San Diego Padres</b> San Diego Stadium, San Diego, CA Tue Apr 20 1971, 9:05 PM EST Att. 4,523 - Unknown <a href="http://livebaseballscorecards.com">livebaseballscorecards.com</a>		
Willie Davis, L OBP: 0.339, SLG: 0.474 (1, 8) X	0-0 E3 BB BB		0-0 FC1-2 1B 1-2 2-3 1B	0-0 4-3			0-3 K	0-3 K	5 1 1 0 0 2 2				
Wes Parker, S OBP: 0.344, SLG: 0.351 (1, 3) B B B	4-0 BB 1-2 BB		0-0 FC1-2 1B 1-2 2-3 3-H 1B	0-0 4-3			0-0 6-3		3 1 0 0 1 0 3				
Dick Allen, R OBP: 0.309, SLG: 0.396 (1, 7) B B B	4-0 L3 1-2 2-3 BB		0-0 1B G3 1B 1-2 2-H 3-H	0-0 5-3			0-0 F8 1B		3 1 2 2 1 0 0				
Tom Haller, L OBP: 0.444, SLG: 0.375 (1, 2) X	0-0 L3 1-2		0-0 G3 BB 1B 1B 1-3 2-H	0-0 4-3			0-0 F8 1-2		4 1 1 1 0 0 4				
Billy Grabarkewitz, R OBP: 0.455, SLG: 0.286 (1, 5) X		0-0 6-3	4-0 G3 BB 1B BB 1-2	0-0 5-3			0-0 F9		3 1 0 0 1 0 0				
Bill Buckner, L OBP: 0.250, SLG: 0.308 (1, 9) X		0-0 F9	0-0 G3 1-2 2-3 3-H		0-0 4-3			0-0 E6 SH1-4 BB	4 0 0 1 0 0 2				
Bill Russell, R OBP: 0.352, SLG: 0.388 (1, 4) X		0-0 F9	0-0 1B 2-H 3-H		0-0 CS 1B			4-0 FC3-2 SH1-4 1-2 BB	3 0 2 2 1 0 0				
Al Downing, R OBP: 0.429, SLG: 0.333 (1, 1) X			0-0 1B EC1-2 1B F9		0-3 K 1-2			0-0 SH1-4 1-2 2-3	3 0 1 0 0 1 2				
<b>Inning Stats</b>	R: 0 H: 0 E: 1 LOB: 2 K: 0 BB: 2 S: 3 P: 11	R: 0 H: 0 E: 0 LOB: 0 K: 0 BB: 0 S: 3 P: 3	R: 6 H: 6 E: 0 LOB: 1 K: 0 BB: 1 S: 9 P: 13	R: 0 H: 0 E: 0 LOB: 0 K: 0 BB: 0 S: 3 P: 3	R: 0 H: 0 E: 0 LOB: 0 K: 0 BB: 0 S: 3 P: 3	R: 0 H: 1 E: 0 LOB: 0 K: 1 BB: 0 S: 5 P: 5	R: 0 H: 0 E: 0 LOB: 0 K: 2 BB: 0 S: 7 P: 7	R: 0 H: 1 E: 0 LOB: 0 K: 0 BB: 0 S: 3 P: 3	R: 0 H: 0 E: 1 LOB: 2 K: 1 BB: 1 S: 6 P: 10	1B: 8 SF: 0 2B: 1 SAC: 1 3B: 0 DP: 1 HR: 0 HBP: 0	WP: 0 PA: 38 PB: 0 SB: 0 CS: 1		
<b>PITCHER</b>	IP WLS BF H R ER SO BB IBB HBP BLK WP HR S P ERA WHIP											<b>PITCHER</b>	IP WLS BF H R ER SO BB IBB HBP BLK WP HR S P ERA WHIP
Steve Arlin, R ERA: 10.03 (1, 1)	2.1 L 14 5 5 5 0 2 0 0 0 0 0 0 12 20 19.29 3.000												
Al Santorini, R ERA: 3.0 (3, 1)	2.2 10 1 1 1 0 1 0 0 0 0 0 0 9 13 3.38 0.750												
Dick Kelley, L ERA: 13.5 (6, 1)	2.0 6 1 0 0 3 0 0 0 0 0 0 0 12 12 0.00 0.500												
Gary Ross, R ERA: 2.7 (8, 1)	2.0 8 1 0 0 1 1 0 0 0 0 0 0 9 13 0.00 1.000												

**Los Angeles Dodgers @ San Diego Padres**  
San Diego Stadium, San Diego, CA  
Tue Apr 20 1971, 9:05 PM EST  
Att. 4,523 - Unknown

AB	33
R	6
H	8
RBI	6
BB	4
SO	4
LOB	15



Batter	1	2	3	4	5	6	7	8	9	AB	R	H	RBI	BB	SO	LOB
Enzo Hernandez, R (1, 6) OBP: 0.500, SLG: 0.364	0-0 1-3		0-0 F2		4-0 SF8 5-3 BB		0-0 6-3			3	0	0	0	1	0	0
Dave Campbell, R (1, 4) OBP: 0.321, SLG: 0.340	4-0 S BB		0-0 5-3		0-0 5-3			0-0 F8		3	0	0	1	1	0	2
Cito Gaston, R (1, 8) OBP: 0.278, SLG: 0.327	0-3 K		0-0 6-3		0-0 SF8			0-0 1B 1B		3	0	1	1	0	1	1
Nate Colbert, R (1, 3) OBP: 0.463, SLG: 0.750	4-0 BB			0-0 F7	0-3 K			0-0 F8		3	0	0	0	1	1	2
Ollie Brown, R (1, 9) OBP: 0.294, SLG: 0.244	0-0 F8			4-0 BB		0-3 K		0-0 1B 1B		3	0	1	0	1	1	2
Al Ferrara, R (1, 7)		0-0 4-3		0-0 F7		4-0 G4-6-3 BB		0-0 F9		3	0	0	0	1	0	3
Ed Spiezio, R (1, 5) OBP: 0.286, SLG: 0.167		0-0 FC5-4 1B		0-0 F3		0-0 G4-6-3		0-0 F8		4	0	1	0	0	0	2
Bob Barton, R (1, 2) OBP: 0.125, SLG: 0.125		0-0 FC5-4			0-0 BB 1B 5-3 1B		0-0 F9		0-0 5-3	4	1	1	0	0	0	1
Steve Arlin, R (1, 1) OBP: 0.250, SLG: 0.250 Al Santorini, R (3, 1) Ivan Murrell, R (5, PH) Dick Kelley, R (6, 1) Dave Robinson, S (7, PH) Gary Ross, R (8, 1) Chris Cannizzaro, R (9, PH) OBP: 0.250, SLG: 0.161		0-0 1-3			0-0 5-3 BB 1B		0-0 P4		0-0 P6	1	0	0	0	0	0	1

Inning Stats	R: 0	H: 0	E: 0	K: 1	S: 5	R: 0	H: 1	E: 0	K: 0	S: 4	R: 0	H: 0	E: 0	K: 0	S: 3	R: 0	H: 0	E: 0	K: 0	S: 3	R: 2	H: 2	E: 0	K: 1	S: 7	R: 0	H: 0	E: 0	K: 1	S: 4	R: 0	H: 2	E: 0	K: 0	S: 5	R: 0	H: 2	E: 0	K: 0	S: 3	R: 0	H: 0	E: 0	K: 0	S: 3	R: 0	H: 0	E: 0	K: 0	S: 3	
	LOB: 2	BB: 2	P: 13	LOB: 1	BB: 0	P: 4	LOB: 1	BB: 0	P: 3	LOB: 1	BB: 1	P: 7	LOB: 1	BB: 1	P: 11	LOB: 0	BB: 1	P: 8	LOB: 0	BB: 1	P: 5	LOB: 2	BB: 0	P: 5	LOB: 0	BB: 0	P: 3	LOB: 0	BB: 0	P: 3	LOB: 0	BB: 0	P: 3	LOB: 0	BB: 0	P: 3	LOB: 0	BB: 0	P: 3	LOB: 0	BB: 0	P: 3	LOB: 0	BB: 0	P: 3	LOB: 0	BB: 0	P: 3	LOB: 0	BB: 0	P: 3

PITCHER	IP	WLS	BF	H	R	ER	SO	BB	IBB	HBP	BLK	WP	HR	S	P	ERA	WHIP
Al Downing, L (1, 1) ERA: 1.14	9.0	W	36	5	2	2	3	5	0	0	0	0	0	37	57	2.00	1.111

**BOTTOM**

**Los Angeles Dodgers @ San Diego Padres**  
San Diego Stadium, San Diego, CA

Tue Apr 20 1971, 9:05 PM EST  
Att. 4,523 - Unknown

AB	30
R	2
H	5
RBI	2
BB	5
SO	3
LOB	14





Batter	1	2	3	4	5	6	7	8	9	AB R H RBI BB SO LOB	TOP		
Maury Wills, S (1, 6) OBP: 0.310, SLG: 0.308 Bobby Valentine, R (9, PH) (9, 6)	0-0 SH1-3 2B 2B		0-0 1-3		0-0 S 1B 1B	0-0 SF8 1B		0-0 1-2 2-H 1B	4-0 FC6 BB	5 2 4 1 0 0 0 0 0 0 0 1 0 0	<b>Los Angeles Dodgers @ San Diego Padres</b> San Diego Stadium, San Diego, CA Wed Apr 21 1971, 9:05 PM EST Att. 3,907 - Unknown <a href="http://livebaseballscorecards.com">livebaseballscorecards.com</a>		
Manny Mota, R (1, 9) OBP: 0.281, SLG: 0.241 Willie Crawford, L (9, PH) OBP: 0.250, SLG: 0.250 (9, 9)	0-0 SH1-3 2-3		0-0 G1 HR 1B		0-0 1-3 1-2	0-0 SF8 1-2 3-H		0-3 K 1-2f	0-0 FC6	3 1 1 1 0 1 3 1 0 0 0 0 0 3			
Wes Parker, S (1, 3) OBP: 0.333, SLG: 0.339	0-3 K		0-0 G1 1-2		0-0 1-2 2-H 1B	0-0 F7		0-3 K		5 0 1 1 0 2 5			
Dick Allen, R (1, 7) OBP: 0.333, SLG: 0.509 Bill Buckner, L (9, 7) OBP: 0.250, SLG: 0.308	0-0 3-H 2B		0-0 2-H HR		0-0 F8		0-0 P4		0-0 1B 2B	5 2 3 3 0 0 1 0 0 0 0 0 0 0			
Bill Sudakis, S (1, 2) OBP: 0.333, SLG: 0.400	0-0 1-3		0-3 K		0-0 4-3		0-0 F7		0-0 1B 1B 2-H	5 1 1 1 0 1 2			
Billy Grabarkewitz, R (1, 5) OBP: 0.400, SLG: 0.364 Steve Garvey, R (8, 5) OBP: 0.345, SLG: 0.457		0-0 1-3		0-0 P4		0-0 1B 2B		0-0 K	0-3 K	4 1 1 0 0 0 0 1 0 0 0 0 1 1			
Willie Davis, L (1, 8) OBP: 0.391, SLG: 0.548		0-0 FC5 3B		0-0 1B		0-0 2B 1B 2-H		0-0 FC1-5 BB 1B	0-0 1B 1B 1-2	5 1 5 1 0 0 0			
Bill Russell, R (1, 4) OBP: 0.373, SLG: 0.415		0-0 FC5 FC6-4 3-H		0-3 K		0-0 1B SF8 2B 1-H		4-0 FC1-5 BB 1B	0-0 BB 1B 1-3 2-H	4 2 2 2 1 1 2			
Bill Singer, R (1, 1)		0-0 FC6-4 1-2f		0-3 K		0-3 K		0-0 FC1-5 1B 1-2 2-3f	0-0 F3	5 0 0 0 0 2 7			
<b>Inning Stats</b>	R: 1 H: 2 E: 0 LOB: 1 K: 1 BB: 0 S: 7 P: 7	R: 0 H: 1 E: 0 LOB: 1 K: 0 BB: 0 S: 4 P: 4	R: 2 H: 2 E: 0 LOB: 0 K: 1 BB: 0 S: 7 P: 7	R: 0 H: 1 E: 0 LOB: 1 K: 2 BB: 0 S: 8 P: 8	R: 1 H: 2 E: 0 LOB: 1 K: 0 BB: 0 S: 5 P: 5	R: 3 H: 4 E: 0 LOB: 1 K: 1 BB: 0 S: 9 P: 9	R: 0 H: 0 E: 0 LOB: 0 K: 0 BB: 0 S: 3 P: 3	R: 1 H: 2 E: 0 LOB: 2 K: 2 BB: 1 S: 9 P: 13	R: 2 H: 4 E: 0 LOB: 3 K: 1 BB: 1 S: 9 P: 13	1B: 11 SF: 1 2B: 5 SAC: 1 3B: 1 DP: 0 HR: 1 HBP: 0		WP: 0 PA: 47 PB: 0 SB: 1 CS: 0	
<b>PITCHER</b>	IP WLS BF H R ER SO BB IBB HBP BLK WP HR S P ERA WHIP											<b>PITCHER</b>	IP WLS BF H R ER SO BB IBB HBP BLK WP HR S P ERA WHIP
Danny Coombs, L (1, 1) ERA: 6.75	5.0 L 23 8 4 4 4 0 0 0 0 0 0 1 31 31 7.20 1.600												
Al Severinsen, R (6, 1) ERA: 2.89	0.0 3 3 3 3 0 0 0 0 0 0 0 0 3 3 ∞ ∞												
Gary Ross, R (6, 1) ERA: 2.35	2.0 7 1 0 0 1 0 0 0 0 0 0 0 9 9 0.00 0.500												
Clay Kirby, R (8, 1) ERA: 6.75	1.0 6 2 1 1 2 1 0 0 0 0 0 0 9 13 9.00 3.000												
Steve Arlin, R (9, 1) ERA: 10.66	1.0 8 4 2 2 1 1 0 0 0 0 0 0 9 13 18.00 5.000												







**Los Angeles Dodgers @ Cincinnati Reds**  
 Riverfront Stadium, Cincinnati, OH

Fri Apr 23 1971, 6:05 PM EST  
 Att. 31,589 - Unknown

AB	36
R	3
H	7
RBI	3
BB	7
SO	3
LOB	26



Batter	1	2	3	4	5	6	7	8	9	AB	R	H	RBI	BB	SO	LOB
Maury Wills, S OBP: 0.289, SLG: 0.286 (1, 6) X	0-0 6-3 ① X	0-0 5-3 ③			0-0 F7 ① X	0-0 FC5-4 ③		0-0 F9 ③		5	0	0	0	0	0	4
Manny Mota, R OBP: 0.324, SLG: 0.273 (1, 9) X (9, 7)	0-0 4-3 ②		0-0 E6 FC4-6		0-0 1B 1B		0-0 4-3 1B		4-0 FC3-6 BB	4	1	2	0	1	0	0
Willie Davis, L OBP: 0.377, SLG: 0.522 (1, 8) X	0-0 E3 WP		0-0 FC4-6 ① G6-4-3 1-2f		0-0 1B 1B		0-0 4-3 ① 1-2		0-0 FC3-6 ① BB 1-2f	5	1	1	0	0	0	3
Dick Allen, R OBP: 0.354, SLG: 0.500 (1, 7) X Willie Crawford, L OBP: 0.250, SLG: 0.250 (9, 9)	4-0 1-2 IBB		0-0 G6-4-3 ② ③ 1-2f		0-0 1B 1B 1-2 2-H		0-3 K ②		4-0 2B BB	3	1	1	1	2	1	2
Wes Parker, S OBP: 0.324, SLG: 0.318 (1, 3) X	0-0 5-3 ③			0-0 6-3 ① X	0-0 F9 ②		4-0 BB		0-3 K ②	4	0	0	0	1	1	6
Steve Garvey, R OBP: 0.367, SLG: 0.500 (1, 5) X		4-0 BB 4-3 BB		0-0 F9 2B	0-0 L5 ③		0-0 L6 ③		0-0 2B 1-H 2-H	4	0	2	2	1	0	4
Duke Sims, L OBP: 0.389, SLG: 0.300 (1, 2) X		0-0 4-3 ① 1-2		0-0 F9 ② 2-3		0-0 F7 ①		0-0 F3 ① X	0-0 F3 ③	5	0	0	0	0	0	3
Bill Russell, R OBP: 0.381, SLG: 0.400 (1, 4) X		4-0 BB BB BB BB		4-0 FC6 IBB		0-0 F8 ②		0-0 4-3 ②		2	0	0	0	2	0	0
Claude Osteen, L OBP: 0.167, SLG: 0.091 (1, 1) X		0-0 F8 ②		0-0 FC6 ③ 1-2f		0-0 FC5-4 1B		0-3 K		4	0	1	0	0	1	4

Inning Stats	R: 0	H: 0	E: 1	K: 0	S: 4	P: 8	R: 0	H: 0	E: 0	K: 0	S: 3	P: 11	R: 0	H: 1	E: 1	K: 0	S: 4	P: 8	R: 1	H: 3	E: 0	K: 0	S: 6	P: 6	R: 0	H: 1	E: 0	K: 1	S: 6	P: 10	R: 0	H: 0	E: 0	K: 1	S: 6	P: 6	R: 2	H: 1	E: 0	K: 1	S: 6	P: 14	1B: 5	SF: 0	2B: 2	SAC: 0	3B: 0	DP: 1	HR: 0	HBP: 0	WP: 2	PA: 43
--------------	------	------	------	------	------	------	------	------	------	------	------	-------	------	------	------	------	------	------	------	------	------	------	------	------	------	------	------	------	------	-------	------	------	------	------	------	------	------	------	------	------	------	-------	-------	-------	-------	--------	-------	-------	-------	--------	-------	--------

PITCHER	IP	WLS	BF	H	R	ER	SO	BB	IBB	HBP	BLK	WP	HR	S	P	ERA	WHIP
Jim Merritt, L ERA: 0.82 (1, 1)	7.0	L	33	6	1	1	1	3	2	0	0	1	0	30	50	1.29	1.286
Joe Gibbon, L ERA: 6.23 (8, 1)	2.0		10	1	2	2	2	2	0	0	0	1	0	12	20	9.00	1.500

PITCHER	IP	WLS	BF	H	R	ER	SO	BB	IBB	HBP	BLK	WP	HR	S	P	ERA	WHIP
---------	----	-----	----	---	---	----	----	----	-----	-----	-----	----	----	---	---	-----	------







BOTTOM

Los Angeles Dodgers @ Cincinnati Reds

Riverfront Stadium, Cincinnati, OH

Sat Apr 24 1971, 3:33 AM EST

Att. 13,787 - Unknown

livebaseballscorecards.com

AB	35
R	4
H	10
RBI	4
BB	4
SO	11
LOB	11



WP:	0	PA:	40
PB:	0		
SB:	2		
CS:	0		

AB R H RBI BB SO LOB

5 0 0 0 0 3 1  
2 1 1 0 2 1 0  
0 0 0 0 1 0 0  
0 0 0 0 0 0 0

4 0 0 0 1 2 4

5 2 3 2 0 1 2

4 0 1 0 0 2 1  
0 0 0 0 0 0 0

3 0 0 0 0 0 0  
1 0 1 1 0 0 0

4 1 3 0 0 0 0

4 0 1 1 0 1 3

1 0 0 0 0 1 0  
0 0 0 0 0 0 0  
1 0 0 0 0 0 0  
0 0 0 0 0 0 0  
1 0 0 0 0 0 0

1B: 6 SF: 0  
2B: 2 SAC: 1  
3B: 1 DP: 0  
HR: 1 HBP: 0

Batter	1	2	3	4	5	6	7	8	9
Pete Rose, S OBP: 0.364, SLG: 0.475 (1, 9) X	0-0 L5 ①		0-3 K ②		0-3 K ②		X 0-0 3-1 ②		0-3 K ②
Ty Cline, L OBP: 0.556, SLG: 0.400 (1, 8) X	0-0 1B 2B		4-0 S BB ③		4-0 FC5-4 BB ③		0-3 K ③		4-0 BB BB ③
Tommy Helms, R OBP: 0.196, SLG: 0.159 (9, PH)									
Don Gullett, R (9, PR)									
Tony Perez, R OBP: 0.254, SLG: 0.259 (1, 5) X	0-0 5-3 ②		0-3 K ③		0-0 FC5-4 ③			0-3 K ①	4-0 BB ③
Johnny Bench, R OBP: 0.333, SLG: 0.643 (1, 2) X	0-0 1B 2-H			0-0 5-3 ①		0-0 HR		0-0 1B 1B	0-3 K ③
Bernie Carbo, L OBP: 0.314, SLG: 0.310 (1, 7) X	0-0 F7 ③			0-3 K ②		0-3 K ①		0-0 1B 1B 1-2	
Frank Duffy, R OBP: 0.267, SLG: 0.286 (9, 6)									
Willie Smith, L OBP: 0.294, SLG: 0.424 (1, 3) X		0-0 F7 ①		0-0 3-1 ③		0-0 F8 ②		0-0 1B 1B 1-3 2-H	
Hal McRae, R OBP: 0.265, SLG: 0.333 (8, PH)									
(9, 7)									
Dave Concepcion, R OBP: 0.333, SLG: 0.455 (1, 4) X		0-0 5-3 ②			0-0 2B 1B ①	0-0 3B ①		0-0 S 1B 2-3	
Woody Woodward, R OBP: 0.458, SLG: 0.465 (1, 6) X		0-0 5-3 ③			0-0 SH1-4 2B 1-H	0-0 F7 ③		0-3 K ③	
Wayne Simpson, R (1, 1)			0-3 K ①		0-0 SH1-4 ①		X 0-0 F2 ①		0-0 L7 ①
Wayne Granger, R (6, 1)									
Jimmy Stewart, S OBP: 0.364, SLG: 0.300 (7, PH)									
Clay Carroll, R (8, 1)									
Lee May, R (9, PH)									
Inning Stats	R: 1 H: 2 E: 0 LOB: 1 K: 0 BB: 0 S: 5 P: 5	R: 0 H: 0 E: 0 LOB: 0 K: 0 BB: 0 S: 3 P: 3	R: 0 H: 0 E: 0 LOB: 1 K: 3 BB: 1 S: 9 P: 13	R: 0 H: 0 E: 0 LOB: 0 K: 1 BB: 0 S: 5 P: 5	R: 1 H: 2 E: 0 LOB: 2 K: 1 BB: 1 S: 7 P: 11	R: 1 H: 2 E: 0 LOB: 1 K: 1 BB: 0 S: 7 P: 7	R: 0 H: 0 E: 0 LOB: 0 K: 1 BB: 0 S: 5 P: 5	R: 1 H: 4 E: 0 LOB: 2 K: 2 BB: 0 S: 10 P: 10	R: 0 H: 0 E: 0 LOB: 2 K: 2 BB: 2 S: 7 P: 15

PITCHER	IP	WLS	BF	H	R	ER	SO	BB	IBB	HBP	BLK	WP	HR	S	P	ERA	WHIP
Don Sutton, R ERA: 4.44 (1, 1)	7.1		32	8	4	4	8	2	0	0	0	0	1	46	54	4.91	1.364
Jim Brewer, L ERA: 1.93 (8, 1)	1.1	W	7	2	0	0	2	2	0	0	0	0	0	9	17	0.00	3.000
Pete Mikkelsen, R ERA: (9, 1)	0.1	S	1	0	0	0	1	0	0	0	0	0	0	3	3	0.00	0.000



Batter	1	2	3	4	5	6	7	8	9	AB R H RBI BB SO LOB	TOP											
Bill Russell, R (1, 4) OBP: 0.338, SLG: 0.349	0-3 K		x 0-0 F5	x 0-0 G3			x 0-0 G3			4 0 0 0 0 1 1												
Bill Buckner, L (1, 9) Manny Mota, R (7, 9) OBP: 0.278, SLG: 0.303 OBP: 0.342, SLG: 0.294	0-0 G4-6-3 1B		x 0-0 4-3			x 0-0 F2	H 1-0 HBP			3 0 1 0 0 0 0 0 0 0 0 0 0 0												
Willie Davis, L (1, 8) OBP: 0.390, SLG: 0.547	0-0 G4-6-3 1-2f			x 0-0 1B 3B		x 0-0 4-3	x 0-0 6-3			4 1 1 0 0 0 2												
Wes Parker, S (1, 3) OBP: 0.329, SLG: 0.329		x 0-0 S 1B		x 0-0 BLK 2B 1B 3-H		x 0-0 5-3	x 0-0 L9			4 1 2 1 0 0 0												
Tom Haller, L (1, 2) OBP: 0.471, SLG: 0.538		x 0-0 5-3 1-2		B B B B 4-0 2B SF7 BB		B B B B 4-0 BB	x 0-0 F9			2 1 0 0 2 0 1												
Steve Garvey, R (1, 5) OBP: 0.338, SLG: 0.466		x 0-0 F4		x 0-0 SF7 1B 2B 1-3 2-H		x 0-0 F9	x 0-0 4-3			4 1 1 1 0 0 2												
Willie Crawford, L (1, 7) OBP: 0.333, SLG: 0.300		4-0 FC6-4 IBB		x 0-0 SF7 2-3 3-H		x 0-0 L9	x 0-0 CS 1B			2 0 1 1 1 0 1												
Bobby Valentine, R (1, 6) Maury Wills, S (8, 6) OBP: 0.167, SLG: 0.091 OBP: 0.293, SLG: 0.289	0-0 FC6-4 1-2f		x 0-0 SH1-4 1B 3-H	x 0-0 SH1-4 1B 1-2		S O S O 0-3 K	S O S O 0-3 K			3 0 1 1 0 1 3 1 0 0 0 0 1 1												
Bill Singer, R (1, 1)			x 0-0 1-3	x 0-0 SH1-4 1B 1-2		S O S O 0-3 K	S O S O 0-3 K			3 0 0 0 0 2 0												
<b>Inning Stats</b>	R: 0 E: 0 K: 1 S: 5	H: 1 LOB: 0 BB: 0 P: 5	R: 0 E: 0 K: 0 S: 4	H: 1 LOB: 2 BB: 1 P: 8	R: 0 E: 0 K: 0 S: 3	H: 0 LOB: 0 BB: 0 P: 3	R: 4 E: 0 K: 0 S: 7	H: 4 LOB: 1 BB: 1 P: 11	R: 0 E: 0 K: 0 S: 3	H: 0 LOB: 0 BB: 0 P: 3	R: 0 E: 0 K: 1 S: 5	H: 0 LOB: 1 BB: 1 P: 9	R: 0 E: 0 K: 1 S: 5	H: 0 LOB: 1 BB: 0 P: 6	R: 0 E: 0 K: 0 S: 3	H: 0 LOB: 0 BB: 0 P: 3	R: 0 E: 0 K: 2 S: 7	H: 1 LOB: 0 BB: 0 P: 7	1B: 5 2B: 1 3B: 1 HR: 0	SF: 1 SAC: 1 DP: 1 HBP: 1	WP: 0 PB: 0 SB: 1 CS: 1	PA: 36
<b>PITCHER</b>	IP WLS BF H R ER SO BB IBB HBP BLK WP HR S P ERA WHIP																					
Milt Wilcox, R (1, 1) ERA: 7.5	3.1 L 17 6 4 4 1 1 1 0 1 0 0 17 25 10.80 2.100																					
Wayne Granger, R (4, 1) ERA: 1.8	0.2 2 0 0 0 0 0 0 0 0 0 0 2 2 0.00 0.000																					
Tony Cloninger, R (5, 1) ERA: 2.87	3.0 11 0 0 0 2 1 0 1 0 0 0 13 18 0.00 0.333																					
Joe Gibbon, L (8, 1) ERA: 5.06	2.0 6 1 0 0 2 0 0 0 0 0 0 10 10 0.00 0.500																					

Los Angeles Dodgers @ Cincinnati Reds  
Riverfront Stadium, Cincinnati, OH  
Sun Apr 25 1971, 3:33 AM EDT  
Unknown

livebaseballscorecards.com

AB	30
R	4
H	7
RBI	4
BB	3
SO	5
LOB	11




Batter	1	2	3	4	5	6	7	8	9	AB	R	H	RBI	BB	SO	LOB
<b>Pete Rose, S</b> OBP: 0.343, SLG: 0.446 (1, 9) X	0-0 4-3 ①		X 0-0 F7 ①		X 0-0 5-3 ①		X 0-0 4-3 ②			4	0	0	0	0	0	0
<b>Ty Cline, L</b> OBP: 0.538, SLG: 0.286 Joe Gibbon, R (1, 8) X (8, 1)	0-0 L8 ②		B B B B 4-0 S BB ②		B B B B 4-0 L3 BB ②		X 0-0 L1-3 ③			2	0	0	0	2	0	0
<b>Tony Perez, R</b> OBP: 0.239, SLG: 0.242 (1, 5) X	0-0 F4 ③		S S S 0-3 K ②		X 0-0 L3 ② ③		X 0-0 F7 ①			4	0	0	0	0	1	2
<b>Johnny Bench, R</b> OBP: 0.344, SLG: 0.627 (1, 2)		X 0-0 1B 1B 1B	X 0-0 3-1 ③		B B B B 4-0 G4-6-3 1B BB		X 0-0 F6 ②			3	2	1	0	1	0	1
<b>Bernie Carbo, L</b> OBP: 0.327, SLG: 0.311 (1, 7)		X 0-0 1B 1B 1-2	X 0-0 3-1 ①		B B B B 4-0 G4-6-3 BB 1-2		X 0-0 6-3 ③			3	0	1	0	1	0	0
<b>Willie Smith, L</b> OBP: 0.263, SLG: 0.378 (1, 3)		X 0-0 F9 ①	X 0-0 6-3 ②		X 0-0 G4-6-3 ① ② 1-2f 2-3		X 0-0 L9 ①			4	0	0	0	0	0	4
<b>Tommy Helms, R</b> OBP: 0.220, SLG: 0.188 (1, 4)		X 0-0 F7 ②	X 0-0 E 1B ②		X 0-0 1B ③ 3-H		X 0-0 6-3 ②			4	0	2	1	0	0	2
<b>Dave Concepcion, R</b> OBP: 0.313, SLG: 0.400 (1, 6)		X 0-0 1B 1-2 2-H ③	X 0-0 E6 FC6-4 1-2 ③		X 0-0 F9 ③		X 0-0 4-3 ③			4	0	1	1	0	0	2
<b>Milt Wilcox, R</b> Wayne Granger, R Hal McRae, R Tony Cline, R Jimmy Stewart, S (1, 1) (4, 1) (4, PH) (5, 1) (7, PH) (8, 8)		X 0-0 4-3 ③	X 0-0 FC6-4 1-2f ③		X 0-0 F8 ①					1	0	0	0	0	0	2

Inning Stats	R: 0	H: 0	E: 0	K: 0	S: 3	R: 1	H: 3	E: 0	K: 0	S: 6	R: 0	H: 0	E: 0	K: 1	S: 5	R: 0	H: 1	E: 1	K: 0	S: 5	R: 0	H: 0	E: 0	K: 0	S: 2	R: 1	H: 1	E: 0	K: 0	S: 3	R: 0	H: 0	E: 0	K: 0	S: 3	R: 0	H: 0	E: 0	K: 0	S: 3	R: 0	H: 0	E: 0	K: 0	S: 3
<b>Bill Singer, R</b> ERA: 3.92 (1, 1)	IP	WLS	BF	H	R	ER	SO	BB	IBB	HBP	BLK	WP	HR	S	P	ERA	WHIP																												
	9.0	W	35	5	2	2	1	4	0	0	0	0	0	33	49	2.00	1.000																												

**BOTTOM**

**Los Angeles Dodgers @ Cincinnati Reds**  
Riverfront Stadium, Cincinnati, OH  
Sun Apr 25 1971, 3:33 AM EDT  
Unknown

AB	31
R	2
H	5
RBI	2
BB	4
SO	1
LOB	15



WP	HR	S	P	ERA	WHIP
0	0	0	0	0	0



Batter	1	2	3	4	5	6	7	8	9	AB R H RBI BB SO LOB	TOP
<b>Bill Russell, R</b> (1, 8) <small>OBP: 0.338, SLG: 0.338</small> <b>Dick Allen, R</b> (8, PH) <small>OBP: 0.343, SLG: 0.475</small> <b>Jim Brewer, L</b> (8, 1)	0-0 F8		4-0 BB		0-0 4-3			0-3 K		2 0 0 0 1 0 1 1 0 0 0 0 1 1 0 0 0 0 0 0 0	<b>Los Angeles Dodgers @ Cincinnati Reds</b> Riverfront Stadium, Cincinnati, OH Sun Apr 25 1971, 3:38 AM EDT Att. 32,700 - Unknown <a href="http://livebaseballscorecards.com">livebaseballscorecards.com</a>
<b>Manny Mota, R</b> (1, 9) <small>OBP: 0.357, SLG: 0.297</small>	0-0 4-3		0-3 K			4-0 CS BB		0-0 1B		3 0 1 0 1 1 1	
<b>Bill Sudakis, S</b> (1, 7) <small>OBP: 0.325, SLG: 0.412</small>	0-0 F8				0-0 1B 2B		0-3 K 1-2	0-0 F2		4 0 1 0 0 1 3	
<b>Wes Parker, S</b> (1, 3) <small>OBP: 0.314, SLG: 0.312</small>		0-0 E6		0-0 L9		0-3 K		0-0 F9		4 0 0 0 0 1 1	
<b>Steve Garvey, R</b> (1, 5) <small>OBP: 0.333, SLG: 0.452</small>		0-0 F8		0-0 G6-4-3 1B 2-3			0-0 F4	0-3 K		4 0 1 0 0 1 1	
<b>Jim Lefebvre, S</b> (1, 4) <small>OBP: 0.263, SLG: 0.368</small>		0-0 L8		0-0 G6-4-3 1-2f			0-0 F8	0-0 1B		4 0 1 0 0 0 3	
<b>Duke Sims, L</b> (1, 2) <small>OBP: 0.350, SLG: 0.265</small>		0-0 L6			0-0 4-3		0-0 F8	0-0 F5		4 0 0 0 0 0 2	
<b>Bobby Valentine, R</b> (1, 6) <small>OBP: 0.267, SLG: 0.231</small>			4-0 B1-6-4 BB		0-0 F9 2B			0-0 F9		2 0 1 0 1 0 0	
<b>Al Downing, R</b> (1, 1) <small>OBP: 0.333, SLG: 0.250</small> <b>Billy Grabarkewitz, R</b> (8, PH) <small>OBP: 0.438, SLG: 0.417</small> <b>Willie Crawford, L</b> (8, 8) <small>OBP: 0.333, SLG: 0.300</small>			0-0 B1-6-4 1-2f		0-0 F9 2-3			0-0 1B 1B		2 0 0 0 0 0 2 1 0 1 0 0 0 0 0 0 0 0 0 0 0	
<b>Inning Stats</b>	R: 0 H: 0 E: 0 LOB: 0 K: 0 BB: 0 S: 3 P: 3	R: 0 H: 0 E: 1 LOB: 1 K: 0 BB: 0 S: 4 P: 4	R: 0 H: 0 E: 0 LOB: 1 K: 1 BB: 2 S: 4 P: 12	R: 0 H: 2 E: 0 LOB: 1 K: 0 BB: 0 S: 4 P: 4	R: 0 H: 1 E: 0 LOB: 1 K: 0 BB: 0 S: 4 P: 4	R: 0 H: 0 E: 0 LOB: 0 K: 2 BB: 1 S: 6 P: 10	R: 0 H: 0 E: 0 LOB: 0 K: 0 BB: 0 S: 3 P: 3	R: 0 H: 2 E: 0 LOB: 2 K: 1 BB: 0 S: 7 P: 7	R: 0 H: 1 E: 0 LOB: 1 K: 1 BB: 0 S: 6 P: 6	1B: 4 SF: 0 2B: 3 SAC: 0 3B: 0 DP: 3 HR: 0 HBP: 0	WP: 0 PA: 34 PB: 0 SB: 0 CS: 1
<b>PITCHER</b> <b>Don Gullett, L</b> (1, 1) <small>ERA: 3.0</small>	IP: 9.0 WLS: W BF: 34 H: 6 R: 0 ER: 0 SO: 5 BB: 3 IBB: 0 HBP: 0 BLK: 0 WP: 0 HR: 0 S: 41 P: 53 ERA: 0.00 WHIP: 1.000										



Batter	1	2	3	4	5	6	7	8	9	AB	R	H	RBI	BB	SO	LOB
<b>Pete Rose, S</b> OBP: 0.338, SLG: 0.426 (1, 9)	0-0 4-3		0-0 6-3		0-0 F9		4-0 BB			3	0	0	0	1	0	0
<b>Woody Woodward, R</b> OBP: 0.442, SLG: 0.435 (1, 6) (8, 5)	0-0 F8		4-0 BB		0-0 F7		0-0 F9			3	0	0	0	1	0	1
<b>Tony Perez, R</b> OBP: 0.239, SLG: 0.288 (1, 5) (8, 3)	0-0 F8		0-0 F8			0-0 HR		0-0 6-3		4	1	1	1	0	0	1
<b>Johnny Bench, R</b> OBP: 0.338, SLG: 0.619 (1, 7) (8, 2)		0-0 1B 1B 2B	0-3 K			0-0 F6		0-0 1-3		4	1	1	0	0	1	1
<b>Lee May, R</b> OBP: 0.200, SLG: 0.200 <b>Ty Cline, L</b> OBP: 0.500, SLG: 0.250 (1, 3) (8, 8)		0-0 1B BB FC5-2 1B		0-0 6-3		0-3 K		0-0 L4-3		3	0	1	0	0	1	0
<b>Hal McRae, R</b> OBP: 0.283, SLG: 0.353 (1, 8) (8, 7)		4-0 FC5-2 1B G1-2-3 BB		0-0 F8		0-0 2B				2	0	1	0	1	0	0
<b>Tommy Helms, R</b> OBP: 0.245, SLG: 0.235 (1, 4)		0-0 FC5-2 1B		0-0 2B		0-0 F8				3	0	2	1	0	0	1
<b>Pat Corrales, R</b> OBP: 0.200, SLG: 0.200 <b>Dave Concepcion, R</b> (7, PH) OBP: 0.294, SLG: 0.375 (1, 2) (8, 6)		0-0 FC5-2		0-0 6-3			0-0 E2 CS SH1-4			2	0	0	0	0	0	4
<b>Don Gullett, R</b> (1, 1)		0-0 G1-2-3			0-0 1-3		0-0 SH1-4			1	0	0	0	0	0	3

Inning Stats	R: 0	H: 0	E: 0	K: 0	S: 3	R: 1	H: 3	E: 0	K: 0	S: 5	R: 0	H: 0	E: 0	K: 1	S: 5	R: 0	H: 1	E: 0	K: 0	S: 4	R: 0	H: 0	E: 0	K: 0	S: 3	R: 1	H: 2	E: 0	K: 1	S: 7	R: 0	H: 0	E: 1	K: 0	S: 3	R: 0	H: 0	E: 0	K: 0	S: 3
	LOB: 0	BB: 0	P: 3	ER: 2	LOB: 2	BB: 1	P: 9	LOB: 1	BB: 1	P: 9	LOB: 1	BB: 0	P: 4	LOB: 1	BB: 0	P: 7	LOB: 1	BB: 0	P: 7	LOB: 1	BB: 1	P: 3	LOB: 0	BB: 1	P: 3	LOB: 0	BB: 1	P: 3	LOB: 0	BB: 0	P: 3	LOB: 0	BB: 0	P: 3	LOB: 0	BB: 0	P: 3	LOB: 0	BB: 0	P: 3

PITCHER	IP	WLS	BF	H	R	ER	SO	BB	IBB	HBP	BLK	WP	HR	S	P	ERA	WHIP
<b>Al Downing, L</b> ERA: 1.47 (1, 1)	7.0	L	29	6	2	2	2	3	0	0	0	0	0	30	42	2.57	1.286
<b>Jim Brewer, L</b> ERA: 1.59 (8, 1)	1.0		3	0	0	0	0	0	0	0	0	0	0	3	3	0.00	0.000

**Los Angeles Dodgers @ Cincinnati Reds**  
Riverfront Stadium, Cincinnati, OH  
Sun Apr 25 1971, 3:38 AM EDT  
Att. 32,700 - Unknown

<b>AB</b>	<b>28</b>
<b>R</b>	<b>2</b>
<b>H</b>	<b>6</b>
<b>RBI</b>	<b>2</b>
<b>BB</b>	<b>3</b>
<b>SO</b>	<b>2</b>
<b>LOB</b>	<b>11</b>



WP: 0	PA: 32
PB: 0	SB: 0
CS: 1	



Batter	1	2	3	4	5	6	7	8	9	AB R H RBI BB SO LOB	TOP		
Maury Wills, S OBP: 0.279, SLG: 0.275 (1, 6) X	0-0 6-3		0-0 F7			0-0 L8	0-0 SH5-4	0-0 F7		4 0 0 0 0 0 3			
Bill Buckner, L OBP: 0.289, SLG: 0.314 (1, 9) X Manny Mota, R OBP: 0.400, SLG: 0.385 (5, 9)	0-0 FC4-6 1B			0-0 4-3		0-0 2B	4-0 IBB	0-0 2B		2 0 1 0 0 0 0 2 0 2 2 1 0 0			
Willie Davis, L OBP: 0.366, SLG: 0.519 (1, 8) X	0-0 FC4-6 1-2f			0-0 E1 1B		0-0 L9	0-0 SF8		0-0 4-3	4 0 0 1 0 0 2			
Wes Parker, S OBP: 0.308, SLG: 0.305 (1, 3) S S S	0-3 K			0-0 1-2 1B		0-0 4-1	0-3 K		0-0 F6	5 0 1 0 0 2 4			
Tom Haller, L OBP: 0.455, SLG: 0.471 (1, 2) X		0-0 G3		0-3 K			4-0 E 1B BB	0-0 BB 1B	0-0 4-3	4 2 1 0 1 1 2			
Steve Garvey, R OBP: 0.329, SLG: 0.439 (1, 5) S S S S		0-3 K2-3		0-3 K			0-0 1B 1B	0-0 BB 2B 1B		4 2 1 0 0 2 3			
Willie Crawford, L OBP: 0.375, SLG: 0.308 (1, 7) S S S S		0-3 K			0-0 G3		0-0 1-2 3-H 1B 1B	4-0 1-2 2-3 2B BB		3 2 1 1 1 1 0			
Bill Russell, R OBP: 0.333, SLG: 0.333 (1, 4) X			0-0 3-1		0-0 4-3		0-0 SH5-4 1B SF8 1B	0-0 F7		4 1 1 0 0 0 3			
Claude Osteen, L OBP: 0.154, SLG: 0.083 (1, 1) X Sandy Vance, R (3, 1) Jim Lefebvre, S OBP: 0.300, SLG: 0.400 (7, PH) Pete Mikkelsen, R (7, 1) X			0-0 6-3		0-0 F5		0-0 SH5-4 1B	4-0 1-2 2-3 3-H 2B BB		1 0 0 0 0 0 0 1 0 0 0 0 0 0 1 0 1 2 0 0 0 0 0 0 1 1 0 0			
<b>Inning Stats</b>	R: 0 E: 0 K: 1 S: 6 H: 1 LOB: 1 BB: 0 P: 6	R: 0 E: 0 K: 2 S: 7 H: 0 LOB: 0 BB: 0 P: 7	R: 0 E: 0 K: 0 S: 3 H: 0 LOB: 0 BB: 0 P: 3	R: 0 E: 1 K: 2 S: 9 H: 1 LOB: 2 BB: 0 P: 9	R: 0 E: 0 K: 0 S: 3 H: 0 LOB: 0 BB: 0 P: 3	R: 0 E: 0 K: 0 S: 4 H: 1 LOB: 1 BB: 0 P: 4	R: 4 E: 1 K: 1 S: 9 H: 3 LOB: 2 BB: 2 P: 17	R: 3 E: 0 K: 0 S: 5 H: 3 LOB: 2 BB: 2 P: 13	R: 0 E: 0 K: 0 S: 3 H: 0 LOB: 0 BB: 0 P: 3	1B: 7 2B: 2 3B: 0 HR: 0 SF: 1 SAC: 1 DP: 0 HBP: 0	WP: 0 PB: 0 SB: 0 CS: 0 PA: 41		
<b>PITCHER</b>	IP WLS BF H R ER SO BB IBB HBP BLK WP HR S P ERA WHIP											<b>PITCHER</b>	IP WLS BF H R ER SO BB IBB HBP BLK WP HR S P ERA WHIP
Dock Ellis, R ERA: 2.08 (1, 1)	6.0 L 27 6 4 2 5 1 0 0 0 0 0 0 36 40 3.00 1.167												
Bob Veale, L ERA: 20.25 (7, 1)	1.0 7 2 3 3 1 1 1 0 0 0 0 0 7 15 27.00 3.000												
Mudcat Grant, R ERA: 3.6 (8, 1)	1.0 4 1 0 0 0 1 0 0 0 0 0 0 3 7 0.00 2.000												
Jim Nelson, R ERA: (9, 1)	1.0 3 0 0 0 0 0 0 0 0 0 0 0 0 3 3 0.00 0.000												

Los Angeles Dodgers @ Pittsburgh Pirates  
 Three Rivers Stadium, Pittsburgh, PA  
 Tue Apr 27 1971, 7:05 PM EDT  
 Att. 6,518 - Cloudy

livebaseballscorecards.com

AB	35
R	7
H	9
RBI	7
BB	4
SO	6
LOB	17



Batter	1	2	3	4	5	6	7	8	9	AB	R	H	RBI	BB	SO	LOB
Dave Cash, R OBP: 0.441, SLG: 0.426 (1, 4)	0-0 F8 ①		0-0 E5 1B	0-0 1B		0-0 2B		0-0 1B		5	1	4	0	0	0	0
Gene Clines, R OBP: 0.143, SLG: 0.077 Vic Davalillo, L OBP: 0.385, SLG: 0.385 (8, PH) (9, 8)	0-0 L9 ②		0-0 L1-3 ①	0-0 L9 ③		0-0 L6-3 ②		0-0 F8 ③		4	0	0	0	0	0	3
Roberto Clemente, R OBP: 0.311, SLG: 0.386 (1, 9)	0-3 K ③		0-0 1B 2-H		0-0 4-3 ①	0-0 5-3 ③			0-0 F8 ①	5	1	1	1	0	1	1
Willie Stargell, L OBP: 0.408, SLG: 0.889 (1, 7)		0-0 F8 1B FC5-2-6 1B	0-0 WP 1B 2-H		4-0 E 1B BB		0-3 K ①		0-0 HR	4	1	3	2	1	1	0
Bob Robertson, R OBP: 0.329, SLG: 0.444 (1, 3)		0-0 E 1B FC5-2-6 1B	0-0 WP 1B		0-0 F5 ②		0-0 5-3 ②		0-0 1-3 ②	5	1	2	0	0	0	1
Manny Sanguillen, R OBP: 0.243, SLG: 0.309 (1, 2)		0-0 F8 ①	4-0 L3 IBB ②		0-0 E 1B 1-2		0-0 F4 ③		0-0 6-3 ③	4	0	1	0	1	0	2
Jose Pagan, R OBP: 0.235, SLG: 0.071 (1, 5)		0-0 FC5-2-6 E 1B 1-2 3-H	0-0 L3 ②		0-0 E5 ③			0-0 L6 ①		4	0	0	0	0	0	7
Gene Alley, R OBP: 0.235, SLG: 0.529 (1, 6)		0-0 E8 1B 1-3 2-H		0-0 F8 ①	0-0 F5 ③			0-0 5-3 ②		4	0	1	1	0	0	3
Dock Ellis, S OBP: 0.250, SLG: 0.182 Bob Veale, S Mudcat Grant, R Richie Hebner, L OBP: 0.282, SLG: 0.369 Jim Nelson, R (7, 1) (8, 1) (9, 1)		0-0 4-3 ③		0-3 K ②		0-0 4-3 ①		0-0 HR		3	0	0	0	0	1	2

Inning Stats	R: 0	H: 0	E: 0	K: 1	S: 5	H: 0	LOB: 0	BB: 0	P: 5	R: 1	H: 3	E: 1	K: 0	S: 6	H: 4	LOB: 2	BB: 1	P: 10	R: 2	H: 4	E: 1	K: 0	S: 6	H: 1	LOB: 1	BB: 0	P: 6	R: 0	H: 1	E: 0	K: 1	S: 6	R: 0	H: 1	E: 1	K: 0	S: 5	R: 0	H: 1	E: 0	K: 0	S: 4	R: 0	H: 0	E: 0	K: 1	S: 5	R: 1	H: 2	E: 0	K: 0	S: 5	R: 1	H: 1	E: 0	K: 0	S: 4	R: 0	H: 1	E: 0	K: 0	S: 4	R: 1	H: 1	E: 0	K: 0	S: 4
--------------	------	------	------	------	------	------	--------	-------	------	------	------	------	------	------	------	--------	-------	-------	------	------	------	------	------	------	--------	-------	------	------	------	------	------	------	------	------	------	------	------	------	------	------	------	------	------	------	------	------	------	------	------	------	------	------	------	------	------	------	------	------	------	------	------	------	------	------	------	------	------


PITCHER	IP	WLS	BF	H	R	ER	SO	BB	IBB	HBP	BLK	WP	HR	S	P	ERA	WHIP
Claude Osteen, L ERA: 2.88 (1, 1)	2.1		15	7	3	3	1	0	1	0	0	1	0	16	20	11.57	3.000
Sandy Vance, R ERA: 5.65 (3, 1)	3.2	W	15	3	0	0	1	1	0	0	0	0	0	16	20	0.00	1.091
Pete Mikkelsen, R ERA: 1.46 (7, 1)	3.0	S	12	3	2	2	1	0	0	0	0	0	2	14	14	6.00	1.000

**BOTTOM**

**Los Angeles Dodgers @ Pittsburgh Pirates**  
 Three Rivers Stadium, Pittsburgh, PA

Tue Apr 27 1971, 7:05 PM EDT  
 Att. 6,518 - Cloudy

AB	40
R	5
H	13
RBI	5
BB	2
SO	3
LOB	20



WP: 1	PA: 42
PB: 0	
SB: 0	
CS: 0	

livebaseballscorecards.com



Batter	1	2	3	4	5	6	7	8	9	AB R H RBI BB SO LOB	TOP											
Maury Wills, S OBP: 0.267, SLG: 0.262 (1, 6) X	0-0 4-3		0-0 F8		0-0 6-3		0-0 4-3			4 0 0 0 0 0 2												
Manny Mota, R OBP: 0.408, SLG: 0.395 (1, 7) X	0-0 G4-6-3 1B			0-0 1B 2B 1B		0-0 4-3	0-0 L9			4 1 2 0 0 0 0												
Willie Davis, L OBP: 0.349, SLG: 0.494 (1, 8) X	0-0 G4-6-3 1-2f			0-3 K		0-3 K	0-0 G3			4 0 0 0 0 2 2												
Wes Parker, S OBP: 0.326, SLG: 0.326 (1, 3) X		0-0 F8		0-0 2B 1B		0-0 HR 1B		0-0 G4-6-3 1B		4 1 3 0 0 0 0												
Duke Sims, L OBP: 0.364, SLG: 0.395 (1, 2) X		0-0 F9		0-0 2B		0-0 HR		0-0 G4-6-3 1-2f		4 1 2 3 0 0 1												
Steve Garvey, R OBP: 0.325, SLG: 0.443 (1, 5) X		0-0 F7		0-0 L4		0-0 PB HR 2B		0-3 K		4 1 1 0 0 1 1												
Willie Crawford, L OBP: 0.400, SLG: 0.529 (1, 9) X			0-0 1-3 1B		0-0 F5	0-0 HR		0-0 F5		4 1 2 2 0 0 0												
Bill Russell, R OBP: 0.341, SLG: 0.333 (1, 4) X			0-0 1-3		4-0 4-3 BB	0-0 1B		0-0 L9		3 0 1 0 1 0 1												
Don Sutton, R OBP: 0.300, SLG: 0.125 (1, 1) X			0-0 F9		0-0 4-3	0-0 F2		0-3 K		2 0 0 0 0 0 2												
Bob O'Brien, L (5, 1) X										1 0 0 0 0 0 1												
Jim Lefebvre, S OBP: 0.286, SLG: 0.381 (9, PH) X										1 0 0 0 0 1 0												
<b>Inning Stats</b>	R: 0 E: 0 K: 0 S: 3	H: 1 LOB: 0 BB: 0 P: 3	R: 0 E: 0 K: 0 S: 3	H: 0 LOB: 0 BB: 0 P: 3	R: 0 E: 0 K: 0 S: 4	H: 1 LOB: 1 BB: 0 P: 4	R: 1 E: 0 K: 1 S: 7	H: 3 LOB: 1 BB: 0 P: 7	R: 0 E: 0 K: 0 S: 3	H: 0 LOB: 1 BB: 1 P: 7	R: 4 E: 0 K: 1 S: 10	H: 5 LOB: 1 BB: 0 P: 10	R: 0 E: 0 K: 0 S: 3	H: 0 LOB: 0 BB: 0 P: 3	R: 0 E: 0 K: 1 S: 5	H: 1 LOB: 0 BB: 0 P: 5	R: 0 E: 0 K: 1 S: 5	H: 0 LOB: 0 BB: 0 P: 5	1B: 7 2B: 2 3B: 0 HR: 2	SF: 0 SAC: 0 DP: 2 HBP: 0	WP: 0 PB: 1 SB: 0 CS: 0	PA: 36
<b>PITCHER</b>	IP WLS BF H R ER SO BB IBB HBP BLK WP HR S P ERA WHIP																					
Steve Blass, R ERA: 3.38 (1, 1)	7.0 W 30 10 5 5 2 1 0 0 0 0 0 2 33 37 6.43 1.571																					
Dave Giusti, R ERA: 1.04 (8, 1)	2.0 S 6 1 0 0 2 0 0 0 0 0 0 0 10 10 0.00 0.500																					

**Los Angeles Dodgers @ Pittsburgh Pirates**  
 Three Rivers Stadium, Pittsburgh, PA  
 Wed Apr 28 1971, 7:05 PM EDT  
 Att. 6,191 - Unknown

AB	35
R	5
H	11
RBI	5
BB	1
SO	4
LOB	10



WP: 0	PA: 36
-------	--------

ERA	WHIP
-----	------

ERA	WHIP
-----	------

ERA	WHIP
-----	------

ERA	WHIP
-----	------

ERA	WHIP
-----	------

ERA	WHIP
-----	------

ERA	WHIP
-----	------

ERA	WHIP
-----	------

ERA	WHIP
-----	------

ERA	WHIP
-----	------

ERA	WHIP
-----	------

ERA	WHIP
-----	------

ERA	WHIP
-----	------

ERA	WHIP
-----	------

ERA	WHIP
-----	------

ERA	WHIP
-----	------

ERA	WHIP
-----	------

ERA	WHIP
-----	------

ERA	WHIP
-----	------

ERA	WHIP
-----	------

ERA	WHIP
-----	------

ERA	WHIP
-----	------

ERA	WHIP
-----	------

ERA	WHIP
-----	------

ERA	WHIP
-----	------

ERA	WHIP
-----	------

ERA	WHIP
-----	------

ERA	WHIP
-----	------

ERA	WHIP
-----	------

ERA	WHIP
-----	------

ERA	WHIP
-----	------

ERA	WHIP
-----	------

ERA	WHIP
-----	------

ERA	WHIP
-----	------

ERA	WHIP
-----	------

ERA	WHIP
-----	------

ERA	WHIP
-----	------

ERA	WHIP
-----	------

ERA	WHIP
-----	------

ERA	WHIP
-----	------

ERA	WHIP
-----	------

ERA	WHIP
-----	------

ERA	WHIP
-----	------

ERA	WHIP
-----	------

ERA	WHIP
-----	------

ERA	WHIP
-----	------

ERA	WHIP
-----	------

ERA	WHIP
-----	------

ERA	WHIP
-----	------

ERA	WHIP
-----	------

ERA	WHIP
-----	------

ERA	WHIP
-----	------

ERA	WHIP
-----	------

ERA	WHIP
-----	------

ERA	WHIP
-----	------

ERA	WHIP
-----	------

ERA	WHIP
-----	------

ERA	WHIP
-----	------

ERA	WHIP
-----	------

ERA	WHIP
-----	------

ERA	WHIP
-----	------

ERA	WHIP
-----	------

ERA	WHIP
-----	------

ERA	WHIP
-----	------

ERA	WHIP
-----	------

ERA	WHIP
-----	------

ERA	WHIP
-----	------

ERA	WHIP
-----	------

ERA	WHIP
-----	------

ERA	WHIP
-----	------

ERA	WHIP
-----	------

ERA	WHIP
-----	------

ERA	WHIP
-----	------

ERA	WHIP
-----	------

ERA	WHIP
-----	------

ERA	WHIP
-----	------

ERA	WHIP
-----	------

ERA	WHIP
-----	------

ERA	WHIP
-----	------

ERA	WHIP
-----	------

ERA	WHIP
-----	------

ERA	WHIP
-----	------

ERA	WHIP
-----	------

ERA	WHIP
-----	------

ERA	WHIP
-----	------

ERA	WHIP
-----	------

ERA	WHIP
-----	------

ERA	WHIP
-----	------

ERA	WHIP
-----	------

ERA	WHIP
-----	------

ERA	WHIP
-----	------

ERA	WHIP
-----	------

ERA	WHIP
-----	------

ERA	WHIP
-----	------

ERA	WHIP
-----	------

ERA	WHIP
-----	------

ERA	WHIP
-----	------

ERA	WHIP
-----	------

ERA	WHIP
-----	------

ERA	WHIP
-----	------

ERA	WHIP
-----	------

ERA	WHIP
-----	------

ERA	WHIP
-----	------

ERA	WHIP
-----	------

ERA	WHIP
-----	------

ERA	WHIP
-----	------

ERA	WHIP
-----	------

ERA	WHIP
-----	------

ERA	WHIP
-----	------

ERA	WHIP
-----	------

ERA	WHIP
-----	------

ERA	WHIP
-----	------

ERA	WHIP
-----	------

ERA	WHIP
-----	------

ERA	WHIP
-----	------

ERA	WHIP
-----	------

ERA	WHIP
-----	------

ERA	WHIP
-----	------

ERA	WHIP
-----	------

ERA	WHIP
-----	------

ERA	WHIP
-----	------

ERA	WHIP
-----	------

ERA	WHIP
-----	------

ERA	WHIP
-----	------

ERA	WHIP
-----	------

ERA	WHIP
-----	------

ERA	WHIP
-----	------

ERA	WHIP
-----	------

ERA	WHIP
-----	------

ERA	WHIP
-----	------

ERA	WHIP
-----	------

ERA	WHIP
-----	------

ERA	WHIP
-----	------

ERA	WHIP
-----	------

ERA	WHIP
-----	------

ERA	WHIP
-----	------

ERA	WHIP
-----	------

ERA	WHIP
-----	------

ERA	WHIP
-----	------

ERA	WHIP
-----	------

ERA	WHIP
-----	------

ERA	WHIP
-----	------

ERA	WHIP
-----	------

ERA	WHIP
-----	------

Batter	1	2	3	4	5	6	7	8	9
<b>Dave Cash, R</b> (1, 4) OBP: 0.425, SLG: 0.409	0-3 <b>K</b>		0-0 <b>L4</b>		0-0 <b>CS</b> 1B		0-3 <b>K</b>	0-0 <b>G3</b>	
<b>Vic Davalillo, L</b> (1, 3) OBP: 0.414, SLG: 0.448 <b>Bob Robertson, R</b> (7, PH) OBP: 0.324, SLG: 0.438 <b>Dave Giusti, R</b> (8, 1)	0-0 <b>4-3</b>			0-0 <b>E</b> 2B	0-0 <b>E S</b> 2B 1B		0-0 <b>F6</b>		
<b>Roberto Clemente, R</b> (1, 9) OBP: 0.321, SLG: 0.397	0-0 <b>4-3</b>			0-3 <b>K</b>	0-0 <b>1-H</b> 2B		4-0 <b>2B</b> IBB		
<b>Willie Stargell, L</b> (1, 7) OBP: 0.427, SLG: 0.896		0-0 <b>G1-6-3</b> 1B		0-0 <b>E8</b> SF8 1B	0-3 <b>K</b>		0-0 <b>WP</b> 2B		
<b>Richie Hebner, L</b> (1, 5) OBP: 0.280, SLG: 0.358		0-0 <b>G1-6-3</b> 1-2f		0-0 <b>SF8</b>		0-0 <b>F9</b>	4-0 <b>2-3</b> BB		
<b>Al Oliver, L</b> (1, 8) OBP: 0.270, SLG: 0.261		0-0 <b>F9</b>		0-3 <b>K</b>		4-0 <b>BB</b>	0-0 <b>4-3</b>		
<b>Manny Sanguillen, R</b> (1, 2) OBP: 0.257, SLG: 0.319			0-0 <b>SH1-4</b> 1B		0-0 <b>3B</b> 1B	0-0 <b>F3</b>		0-0 <b>F9</b>	
<b>Gene Alley, R</b> (1, 6) OBP: 0.286, SLG: 0.619			0-3 <b>K</b>		0-0 <b>1B</b> 3B	0-0 <b>F5</b>		0-0 <b>1B</b>	
<b>Steve Blass, R</b> (1, 1) <b>Gene Clines, R</b> (7, PH) OBP: 0.188, SLG: 0.071			0-0 <b>SH1-4</b> 1-2		0-0 <b>6-3</b>		4-0 <b>BLK</b> 2B BB	0-0 <b>L3</b>	

Inning Stats	R: 0	H: 0	E: 0	K: 1	S: 5	R: 0	H: 1	E: 0	K: 0	S: 3	R: 0	H: 1	E: 0	K: 1	S: 6	R: 2	H: 2	E: 1	K: 2	S: 9	R: 3	H: 5	E: 0	K: 1	S: 9	R: 0	H: 0	E: 0	K: 0	S: 3	R: 2	H: 1	E: 0	K: 1	S: 6	R: 0	H: 1	E: 0	K: 0	S: 4
	0	0	0	1	5	0	1	0	0	3	0	1	0	1	6	2	2	1	2	9	3	5	0	1	9	0	0	0	0	3	2	1	0	18	0	1	4	0	1	4


PITCHER	IP	WLS	BF	H	R	ER	SO	BB	IBB	HBP	BLK	WP	HR	S	P	ERA	WHIP
<b>Don Sutton, R</b> (1, 1) ERA: 4.97	4.2		21	9	5	4	4	0	0	0	0	0	0	29	29	7.71	1.929
<b>Bob O'Brien, L</b> (5, 1) ERA: 5.0	3.1	L	16	2	2	2	2	3	1	0	1	1	0	16	32	5.40	1.500

**BOTTOM**

AB	R	H	RBI	BB	SO	LOB
5	0	1	1	0	2	3
3	2	2	0	0	0	0
1	0	0	0	0	0	1
0	0	0	0	0	0	0
3	1	1	1	1	1	1
4	1	3	3	0	1	1
2	0	0	1	1	0	1
3	0	0	0	1	1	2
4	1	2	0	0	0	1
4	1	2	1	0	1	2
1	0	0	0	0	0	1
1	1	0	0	1	0	1

**Los Angeles Dodgers @ Pittsburgh Pirates**  
**Three Rivers Stadium, Pittsburgh, PA**  
 Wed Apr 28 1971, 7:05 PM EDT  
 Att. 6,191 - Unknown

AB	31
R	7
H	11
RBI	7
BB	4
SO	6
LOB	14



WP	PB	SB	CS	PA	37
1	0	1	1		

PITCHER	IP	WLS	BF	H	R	ER	SO	BB	IBB	HBP	BLK	WP	HR	S	P	ERA	WHIP
<b>Don Sutton, R</b> (1, 1) ERA: 4.97	4.2		21	9	5	4	4	0	0	0	0	0	0	29	29	7.71	1.929
<b>Bob O'Brien, L</b> (5, 1) ERA: 5.0	3.1	L	16	2	2	2	2	3	1	0	1	1	0	16	32	5.40	1.500



Batter	1	2	3	4	5	6	7	8	9	AB R H RBI BB SO LOB	TOP
<b>Bill Russell, R</b> (1, 8) OBP: 0.337, SLG: 0.342 (8, 9)	0-0 4-3 E 2B		0-3 K		0-0 F8			0-0 6-3		4 1 1 0 0 1 1	
<b>Manny Mota, R</b> (1, 9) OBP: 0.415, SLG: 0.404 (8, 7)	0-0 4-3 2-3		0-0 6-3			0-0 CS 1B		0-0 2B 1B		4 1 2 0 0 0 1	
<b>Wes Parker, S</b> (1, 3) OBP: 0.323, SLG: 0.333 (1, 3)	0-0 E4 3-H		0-0 4-3			0-0 1-2 6-3		0-0 1B G6-2-3 2B		4 0 1 1 0 0 1	
<b>Dick Allen, R</b> (1, 7) <b>Willie Davis, L</b> (8, 8) OBP: 0.329, SLG: 0.453 OBP: 0.356, SLG: 0.494	0-0 F9			0-0 6-3		0-0 6-3		4-0 G6-2-3 1B IBB		3 0 0 0 0 0 1 0 0 0 0 1 0 0	
<b>Bill Sudakis, S</b> (1, 2) <b>Duke Sims, L</b> (8, 2) OBP: 0.302, SLG: 0.378 OBP: 0.378, SLG: 0.410	0-0 F9			0-0 F8			0-3 K	0-0 G6-2-3 1B		3 0 0 0 0 1 1 1 0 1 1 0 0 0	
<b>Steve Garvey, R</b> (1, 5) OBP: 0.321, SLG: 0.432		0-0 1B		0-0 F8		0-0 6-3		0-0 G6-2-3 1B		4 0 1 0 0 0 3	
<b>Jim Lefebvre, S</b> (1, 4) OBP: 0.320, SLG: 0.375		0-3 K			0-0 G5-4-3 1B		0-3 K2-3	4-0 IBB		3 0 1 0 1 2 1	
<b>Bobby Valentine, R</b> (1, 6) <b>Maury Wills, S</b> (7, 6) OBP: 0.235, SLG: 0.200 OBP: 0.261, SLG: 0.256		0-3 K			0-0 G5-4-3 1-2f			0-0 4-3	0-0 F9	2 0 0 0 0 1 2 2 0 0 0 0 0 3	
<b>Al Downing, R</b> (1, 1) <b>Pete Mikkelsen, R</b> (8, 1) OBP: 0.333, SLG: 0.200		0-3 K			4-0 BB			0-3 K		2 0 0 0 1 2 1 0 0 0 0 0 0 0	
<b>Inning Stats</b>	R: 1 H: 1 E: 1 LOB: 1 K: 0 BB: 0 S: 5 P: 5	R: 0 H: 1 E: 0 LOB: 1 K: 3 BB: 0 S: 10 P: 10	R: 0 H: 0 E: 0 LOB: 0 K: 1 BB: 0 S: 5 P: 5	R: 0 H: 0 E: 0 LOB: 0 K: 0 BB: 0 S: 3 P: 3	R: 0 H: 1 E: 0 LOB: 1 K: 0 BB: 1 S: 3 P: 7	R: 0 H: 1 E: 0 LOB: 0 K: 0 BB: 0 S: 3 P: 3	R: 0 H: 0 E: 0 LOB: 0 K: 2 BB: 0 S: 7 P: 7	R: 0 H: 0 E: 0 LOB: 0 K: 1 BB: 0 S: 5 P: 5	R: 1 H: 3 E: 0 LOB: 3 K: 0 BB: 2 S: 5 P: 13	1B: 5 SF: 0 2B: 2 SAC: 0 3B: 0 DP: 2 HR: 0 HBP: 0	WP: 0 PA: 35 PB: 0 SB: 0 CS: 1
<b>LUKE WALKER, L</b> (1, 1) ERA: 2.0	IP: 8.0 WLS: 28 BF: 4 R: 1 ER: 1 SO: 7 BB: 1 IBB: 0 HBP: 0 BLK: 0 WP: 0 HR: 0 S: 41 P: 45 ERA: 1.12 WHIP: 0.625										
<b>DAVE GIUSTI, R</b> (9, 1) ERA: 1.86	IP: 1.0 WLS: 7 BF: 3 R: 1 ER: 1 SO: 0 BB: 0 IBB: 2 HBP: 0 BLK: 0 WP: 0 HR: 0 S: 5 P: 13 ERA: 9.00 WHIP: 3.000										

**Los Angeles Dodgers @ Pittsburgh Pirates**  
 Three Rivers Stadium, Pittsburgh, PA  
 Thu Apr 29 1971, 7:05 PM EDT  
 Att. 5,031 - Cloudy

AB	32
R	2
H	7
RBI	2
BB	3
SO	7
LOB	15



Batter	1	2	3	4	5	6	7	8	9	AB	R	H	RBI	BB	SO	LOB
Dave Cash, R OBP: 0.408, SLG: 0.391 (1, 4)	0-0 L5		0-0 F8		0-0 5-3			0-0 SH1-4		3	0	0	0	0	0	1
Richie Hebner, L OBP: 0.304, SLG: 0.380 (1, 5)	0-0 PB 5-3 1B		0-0 F8			0-0 G6-3 1B		0-0 2-H 1B		4	0	3	1	0	0	1
Roberto Clemente, R OBP: 0.305, SLG: 0.377 (1, 9)	0-0 5-3 1-2			0-0 F9		0-0 G6-3 1-2f		0-0 F8		4	0	0	0	0	0	3
Willie Stargell, L OBP: 0.405, SLG: 0.845 (1, 7)	0-3 K 2-3			0-3 K		0-0 F9		0-0 4-3		4	0	0	0	0	2	2
Bob Robertson, R OBP: 0.308, SLG: 0.412 (1, 3)		0-0 4-3		0-0 E6 2B			0-0 F6		0-3 K	4	0	0	0	0	1	0
Manny Sanguillen, R OBP: 0.269, SLG: 0.355 (1, 2)		0-0 5-3		0-0 1-3 2B			0-0 4-3 2B		0-0 4-3	4	0	2	0	0	0	0
Al Oliver, L OBP: 0.256, SLG: 0.247 (1, 8)		0-0 1-3		0-0 F5			0-0 4-3 2-3		0-0 4-3	4	0	0	0	0	0	3
Gene Alley, R OBP: 0.250, SLG: 0.542 (1, 6)			0-0 6-3			0-0 F7		0-0 F8		3	0	0	0	0	0	1
Luke Walker, L (1, 1)			4-0 BB			0-0 6-3			0-0 SH1-4 1B 1B	1	0	0	0	1	0	0
Jose Pagan, R OBP: 0.278, SLG: 0.133 (8, PH)										1	0	1	0	0	0	0
Gene Clines, R OBP: 0.188, SLG: 0.071 (8, PR)										0	1	0	0	0	0	0
Dave Giusti, R (9, 1)										0	0	0	0	0	0	0

Inning Stats	R: 0	H: 1	E: 0	K: 1	S: 6	LOB: 1	BB: 0	P: 6
	R: 0	H: 0	E: 0	K: 0	S: 3	LOB: 0	BB: 0	P: 3
	R: 0	H: 0	E: 0	K: 0	S: 3	LOB: 1	BB: 1	P: 7
	R: 0	H: 1	E: 1	K: 1	S: 7	LOB: 2	BB: 0	P: 7
	R: 0	H: 0	E: 0	K: 0	S: 3	LOB: 0	BB: 0	P: 3
	R: 0	H: 1	E: 0	K: 0	S: 3	LOB: 0	BB: 0	P: 3
	R: 0	H: 1	E: 0	K: 0	S: 4	LOB: 1	BB: 0	P: 4
	R: 1	H: 2	E: 0	K: 0	S: 5	LOB: 1	BB: 0	P: 5
	R: 0	H: 0	E: 0	K: 1	S: 5	LOB: 0	BB: 0	P: 5


PITCHER	IP	WLS	BF	H	R	ER	SO	BB	IBB	HBP	BLK	WP	HR	S	P	ERA	WHIP
Al Downing, L ERA: 1.42 (1, 1)	7.1		29	6	1	1	2	1	0	0	0	0	0	32	36	1.23	0.955
Pete Mikkelsen, R ERA: 1.29 (8, 1)	1.2	W	5	0	0	0	1	0	0	0	0	0	0	7	7	0.00	0.000

**BOTTOM**

**Los Angeles Dodgers @ Pittsburgh Pirates**  
 Three Rivers Stadium, Pittsburgh, PA

Thu Apr 29 1971, 7:05 PM EDT  
 Att. 5,031 - Cloudy

AB	32
R	1
H	6
RBI	1
BB	1
SO	3
LOB	11



WP	HR	S	P	ERA	WHIP
3	0	1	34		



Batter	1	2	3	4	5	6	7	8	9	AB R H RBI BB SO LOB	TOP
Maury Wills, S (1, 6) OBP: 0.263, SLG: 0.258 Billy Grabarkewitz, R (7, PH) OBP: 0.389, SLG: 0.357 (7, 4)	0-0 G1-4-3 1B		0-0 F8		0-0 4-3		0-0 F2		0-0 F2	3 0 1 0 0 0 2 2 0 0 0 0 0 2	
Manny Mota, R (1, 9) OBP: 0.404, SLG: 0.392	0-0 G1-4-3 1-2f		0-0 G5-4-3 1-2f			0-0 F3	0-0 1B			4 0 1 1 0 0 2	
Willie Davis, L (1, 8) OBP: 0.341, SLG: 0.471 Charlie Hough, R (7, 1)	0-0 F8			0-3 K2-3		0-0 5-3	0-3 K			4 0 0 0 0 2 2 0 0 0 0 0 0 0	
Dick Allen, R (1, 7) OBP: 0.338, SLG: 0.439		0-0 5-3		4-0 BB		4-0 BB		0-0 E5 FC6-4		2 0 0 0 2 0 0	
Wes Parker, S (1, 3) OBP: 0.311, SLG: 0.319		0-0 F7		0-0 L9		0-3 K		0-0 F5		4 0 0 0 0 1 3	
Tom Haller, L (1, 2) OBP: 0.462, SLG: 0.476		0-0 1B PB 1B		0-0 L7			0-0 1B 1B	0-0 F8		4 1 2 0 0 0 2	
Steve Garvey, R (1, 5) OBP: 0.330, SLG: 0.436		0-0 1B			0-0 F4		0-0 1B 1B	0-0 FC6-4		4 1 2 0 0 0 1	
Bill Russell, R (1, 4) OBP: 0.333, SLG: 0.338 (7, 6)		0-0 3-1			0-0 SH1-4 1B		0-0 F7		0-0 F9	4 0 1 0 0 0 4	
Bill Singer, R (1, 1) OBP: 0.125, SLG: 0.067 Joe Moeller, R (5, 1) Willie Crawford, L (7, PH) OBP: 0.409, SLG: 0.526 (7, 8)			0-0 G5-4-3 1B		0-0 SH1-4		0-0 1B		0-0 F7	1 0 1 0 0 0 0 0 0 0 0 0 0 0 2 0 1 1 0 0 0	
<b>Inning Stats</b>	R: 0 H: 1 E: 0 LOB: 0 K: 0 BB: 0 S: 3 P: 3	R: 0 H: 2 E: 0 LOB: 2 K: 0 BB: 0 S: 5 P: 5	R: 0 H: 1 E: 0 LOB: 0 K: 0 BB: 0 S: 3 P: 3	R: 0 H: 0 E: 0 LOB: 1 K: 1 BB: 1 S: 5 P: 9	R: 0 H: 1 E: 0 LOB: 1 K: 0 BB: 0 S: 4 P: 4	R: 0 H: 0 E: 0 LOB: 1 K: 1 BB: 1 S: 5 P: 9	R: 2 H: 4 E: 0 LOB: 2 K: 1 BB: 0 S: 9 P: 9	R: 0 H: 0 E: 1 LOB: 1 K: 0 BB: 0 S: 4 P: 4	R: 0 H: 0 E: 0 LOB: 0 K: 0 BB: 0 S: 3 P: 3	1B: 9 SF: 0 2B: 0 SAC: 1 3B: 0 DP: 2 HR: 0 HBP: 0	WP: 0 PA: 37 PB: 1 SB: 0 CS: 0
<b>PITCHER</b> Phil Niekro, R (1, 1) ERA: 2.93	IP WLS BF H R ER SO BB IBB HBP BLK WP HR S P ERA WHIP										
	9.0 W 37 9 2 2 3 2 0 0 0 0 0 0 41 49 2.00 1.222										
<b>PITCHER</b>	IP WLS BF H R ER SO BB IBB HBP BLK WP HR S P ERA WHIP										

Los Angeles Dodgers @ Atlanta Braves  
Atlanta Stadium, Atlanta, GA

AB 34  
R 2  
H 9  
RBI 2  
BB 2  
SO 3  
LOB 18



Fri Apr 30 1971, 7:05 PM EDT  
Att. 7,759 - Unknown

livebaseballscorecards.com

Batter	1	2	3	4	5	6	7	8	9
<b>Sonny Jackson, L</b> OBP: 0.372, SLG: 0.430 (1, 8) X	0-0 E1 1B		0-0 F8		0-0 1B SF8 1B			0-0 F8	
<b>Ralph Garr, L</b> OBP: 0.426, SLG: 0.511 (1, 7) X	0-0 L5		0-0 2B		0-0 1B SF8 1B F7			0-0 F7	
<b>Hank Aaron, R</b> OBP: 0.349, SLG: 0.600 (1, 9) B B B	4-0 FC6-4 BB		0-3 K		0-0 1B 1-2 2-3 1B	0-0 5-3			
<b>Orlando Cepeda, R</b> OBP: 0.337, SLG: 0.639 (1, 3) X	0-0 F8		0-0 5-3		0-0 SF8	0-0 5-3			
<b>Felix Millan, R</b> OBP: 0.413, SLG: 0.435 (1, 4) X	0-0 FC6-4 1-2f			0-0 SH G6-4-3 1B	0-0 2B 1-2 E 1B	0-0 F8			
<b>Clete Boyer, R</b> OBP: 0.261, SLG: 0.195 (1, 5) X		0-0 L3		0-0 SH G6-4-3 1-2 1B	0-0 F7		0-0 L6		
<b>Bob Didier, S</b> OBP: 0.235, SLG: 0.250 (1, 2) X		0-0 4-3		0-0 SH G6-4-3 1-2 2-3	0-0 E 1-3 2-H 2B		0-3 K		
<b>Gil Garrido, R</b> OBP: 0.300, SLG: 0.222 (1, 6) X		0-0 1B		0-0 G6-4-3 1-2f 2-3 3-H	4-0 E 2B IBB		0-0 F4		
<b>Phil Niekro, R</b> (1, 1) X		0-0 L8		0-0 F5	0-0 E5 2B 1-3 2-H 3-H		0-3 K		

Inning Stats	R: 0 E: 1 K: 0 S: 4	H: 1 LOB: 2 BB: 1 P: 8	R: 0 E: 0 K: 0 S: 4	H: 1 LOB: 1 BB: 0 P: 4	R: 0 E: 0 K: 1 S: 6	H: 1 LOB: 1 BB: 0 P: 6	R: 1 E: 0 K: 0 S: 5	H: 2 LOB: 1 BB: 0 P: 5	R: 6 E: 1 K: 0 S: 10	H: 6 LOB: 2 BB: 1 P: 14	R: 0 E: 0 K: 0 S: 3	H: 0 LOB: 0 BB: 0 P: 3	R: 0 E: 0 K: 1 S: 5	H: 0 LOB: 0 BB: 0 P: 5	R: 0 E: 0 K: 1 S: 5	H: 0 LOB: 0 BB: 0 P: 5
--------------	------------------------------	---------------------------------	------------------------------	---------------------------------	------------------------------	---------------------------------	------------------------------	---------------------------------	-------------------------------	----------------------------------	------------------------------	---------------------------------	------------------------------	---------------------------------	------------------------------	---------------------------------

PITCHER	IP	WLS	BF	H	R	ER	SO	BB	IBB	HBP	BLK	WP	HR	S	P	ERA	WHIP
<b>Bill Singer, R</b> ERA: 4.34 (1, 1)	4.1	L	23	9	5	4	1	1	0	0	0	0	0	24	28	8.31	2.308
<b>Joe Moeller, R</b> ERA: 2.19 (5, 1)	1.2		9	2	2	0	0	0	1	0	0	0	0	8	12	0.00	1.200
<b>Charlie Hough, R</b> ERA: 5.4 (7, 1)	2.0		6	0	0	0	2	0	0	0	0	0	0	10	10	0.00	0.000

**BOTTOM**

**Los Angeles Dodgers @ Atlanta Braves**  
Atlanta Stadium, Atlanta, GA

Fri Apr 30 1971, 7:05 PM EDT  
Att. 7,759 - Unknown

AB	R	H	RBI	BB	SO	LOB
5	1	3	1	0	0	0
5	1	2	0	0	0	3
3	1	1	0	1	1	1
3	0	0	1	0	0	3
4	2	2	1	0	0	2
4	0	1	0	0	0	2
3	1	1	1	0	1	0
3	1	1	0	1	0	2
4	0	0	0	0	1	3

AB	34
R	7
H	11
RBI	4
BB	2
SO	3
LOB	16

WP: 0 PA: 38  
PB: 0  
SB: 0  
CS: 0



PITCHER	IP	WLS	BF	H	R	ER	SO	BB	IBB	HBP	BLK	WP	HR	S	P	ERA	WHIP
---------	----	-----	----	---	---	----	----	----	-----	-----	-----	----	----	---	---	-----	------



Batter	1	2	3	4	5	6	7	8	9	AB R H RBI BB SO LOB	TOP		
Maury Wills, S OBP: 0.280, SLG: 0.287 (1, 6) X	0-0 F8		0-0 1B		0-3 K		0-0 1B 1B		0-0 1B 2B	5 1 3 0 0 1 0			
Manny Mota, R OBP: 0.383, SLG: 0.370 Willie Davis, L OBP: 0.355, SLG: 0.483 (1, 9) X (7, PH) (7, 8)	0-0 F9		0-0 5-3		0-0 F9		0-0 1B		0-0 E BB 1-6-3 1B	3 0 0 0 0 0 1 2 1 2 2 0 0 0			
Billy Grabarkewitz, R OBP: 0.435, SLG: 0.313 (1, 4) B B B	4-0 BB				0-0 6-3		4-0 G6-4-3 BB		4-0 1-6-3 E 1-2 BB	2 0 0 0 3 0 2			
Dick Allen, R OBP: 0.341, SLG: 0.443 Sandy Vance, R (1, 7) X (9, 1)	0-0 F6				0-0 1B 2B		0-0 G6-4-3 1-2f		1-0 1B SH1-3 FC3-2 HBP	4 1 1 0 0 0 4 0 0 0 0 0 0 0			
Wes Parker, S OBP: 0.318, SLG: 0.327 (1, 3) X					0-0 1B 1B		0-0 F3		0-0 SH1-3 1-2	4 0 2 2 0 0 2			
Steve Garvey, R OBP: 0.344, SLG: 0.439 (1, 5) X					0-0 G6-4-3 1-2f				0-0 1-6-3 1-2 2-3 3-H	4 1 2 0 1 0 2			
Bill Sudakis, S OBP: 0.304, SLG: 0.375 Duke Sims, L OBP: 0.382, SLG: 0.390 (1, 2) X (7, 2)					0-0 F2				0-0 FC5 FC3-2 2-3 1B	4 1 2 0 1 0 2			
Bill Russell, R OBP: 0.330, SLG: 0.333 (1, 8) X (7, 9)					0-0 6-3				0-0 IBB	3 0 1 0 0 1 1 2 0 0 0 0 0 5			
Claude Osteen, L OBP: 0.133, SLG: 0.071 Jim Lefebvre, S OBP: 0.346, SLG: 0.400 Jim Brewer, L OBP: 0.222, SLG: 0.188 Bobby Valentine, R OBP: 0.222, SLG: 0.188 Willie Crawford, L OBP: 0.409, SLG: 0.526 (1, 1) X (7, PH) (7, 1) (8, 1) (9, PH) (9, 7)					0-0 1B				0-0 F7	4 1 1 0 0 0 4			
					0-0 F7				0-0 FC5 2-3f	4 1 1 0 0 0 4			
					0-3 K				0-0 1B 1B 1-2 1B	2 0 0 0 0 2 0 1 0 1 1 0 0 0 0 0 0 0 0 0 0 0 0 0 0 0 0 0 1 0 0 0 0 0 0 0 0 0 0 0 0 0			
					0-3 K				0-0 5-3	2 0 0 0 0 2 0 1 0 1 1 0 0 0 0 0 0 0 0 0 0 0 0 0 0 0 0 0 1 0 0 0 0 0 0 0 0 0 0 0 0 0			
<b>Inning Stats</b>	R: 0 H: 0 E: 0 LOB: 1 K: 0 BB: 1 S: 3 P: 7	R: 0 H: 1 E: 0 LOB: 0 K: 0 BB: 0 S: 3 P: 3	R: 0 H: 1 E: 0 LOB: 1 K: 1 BB: 0 S: 6 P: 6	R: 1 H: 3 E: 0 LOB: 2 K: 0 BB: 0 S: 6 P: 6	R: 0 H: 0 E: 0 LOB: 0 K: 2 BB: 0 S: 7 P: 7	R: 0 H: 0 E: 0 LOB: 0 K: 0 BB: 1 S: 2 P: 6	R: 2 H: 5 E: 0 LOB: 2 K: 1 BB: 0 S: 9 P: 9	R: 0 H: 1 E: 0 LOB: 2 K: 0 BB: 0 S: 4 P: 5	R: 2 H: 2 E: 1 LOB: 3 K: 0 BB: 2 S: 6 P: 14	1B: 11 SF: 0 2B: 2 SAC: 1 3B: 0 DP: 2 HR: 0 HBP: 1	WP: 0 PA: 43 PB: 0 SB: 0 CS: 0		
<b>PITCHER</b>	IP WLS BF H R ER SO BB IBB HBP BLK WP HR S P ERA WHIP											<b>PITCHER</b>	IP WLS BF H R ER SO BB IBB HBP BLK WP HR S P ERA WHIP
George Stone, L ERA: 3.38 (1, 1)	6.1 3 27 8 3 3 4 2 0 0 0 0 0 0 33 41 4.26 1.579											Mike McQueen, L ERA: 2.31 (9, 1)	0.1 0 2 0 0 0 0 0 1 0 0 0 0 0 1 5 0.00 0.000
Bob Priddy, R ERA: 3.48 (7, 1)	0.2 3 2 0 0 0 0 0 0 0 0 0 0 0 3 3 0.00 3.000												
Ron Herbel, R ERA: 4.0 (8, 1)	0.1 3 1 0 0 0 0 0 0 1 0 0 0 0 2 3 0.00 3.000												
Steve Barber, L ERA: 12.27 (8, 1)	1.0 5 2 2 1 0 0 0 0 0 0 0 0 0 5 5 9.00 2.000												
Cecil Upshaw, R ERA: 3.1 (9, 1)	0.1 3 0 0 0 0 0 1 0 0 0 0 0 0 2 6 0.00 3.000												

Los Angeles Dodgers @ Atlanta Braves  
Atlanta Stadium, Atlanta, GA  
Sat May 01 1971, 7:05 PM EDT  
Att: 16,726 - Unknown

livebaseballscorecards.com

AB	37
R	5
H	13
RBI	5
BB	4
SO	4
LOB	21



BOTTOM

Los Angeles Dodgers @ Atlanta Braves  
Atlanta Stadium, Atlanta, GA  
Sat May 01 1971, 7:05 PM EDT  
Att. 16,726 - Unknown

livebaseballscorecards.com

AB	32
R	7
H	10
RBI	7
BB	3
SO	4
LOB	9



WP:	1	PA:	37
PB:	0		
SB:	0		
CS:	1		

AB R H RBI BB SO LOB

5 2 2 2 0 0 0

2 1 1 0 1 0 0

3 2 2 4 1 0 1

4 0 3 0 0 0 0

4 0 0 0 0 1 4

3 1 0 0 1 0 1

3 0 0 0 0 0 1

3 0 1 0 0 0 0

1 0 1 1 0 0 0

2 0 0 0 0 2 0

0 0 0 0 0 0 0

1 0 0 0 0 1 1

0 0 0 0 0 0 0

0 0 0 0 0 0 0

1 1 0 0 0 0 1

1B: 6 SF: 0

2B: 1 SAC: 2

3B: 0 DP: 1

HR: 3 HBP: 0

Batter	1	2	3	4	5	6	7	8	9
Felix Millan, R OBP: 0.412, SLG: 0.478 (1, 4)	0-0 SH5-3 HR 2B		0-0 6-3		0-0 6-3			0-0 F8 1-H	0-0 HR
Ralph Garr, L OBP: 0.433, SLG: 0.511 (1, 7)	0-0 SH5-3 2-3		0-0 1B			0-0 F1		4-0 HR BB	
Hank Aaron, R OBP: 0.368, SLG: 0.685 (1, 9)	0-0 HR 3-H		0-0 F4			4-0 1B BB		0-0 HR 1-H	
Orlando Cepeda, R OBP: 0.355, SLG: 0.644 (1, 3)	0-0 G3			0-0 FC4-6 1B		0-0 G5-4-3 1B		0-0 CS 1B	
Clete Boyer, R OBP: 0.240, SLG: 0.178 (1, 5)	0-3 K			0-0 F9		0-0 G5-4-3 1-2f		0-0 F3 1-2	
Sonny Jackson, L OBP: 0.367, SLG: 0.416 (1, 8)		0-0 4-1		0-0 FC4-6 1-2f			0-0 F8		4-0 WP SH1-4 1B BB
Bob Didier, S OBP: 0.200, SLG: 0.211 (1, 2)		0-0 1-3		0-0 F9			0-0 4-3		0-0 SH1-4 1-2
Gil Garrido, R OBP: 0.304, SLG: 0.238 Mike Lum, L OBP: 0.333, SLG: 0.150 (9, PH)		0-0 F8			0-0 1-3		0-0 1B		0-0 FC2-6 1B 2-H
George Stone, L OBP: 0.125, SLG: 0.125 Bob Priddy, R Earl Williams, R OBP: 0.327, SLG: 0.574 Ron Herbel, R Steve Barber, L Cecil Upshaw, R Mike McQueen, L OBP: 0.250, SLG: 0.250 (1, 1) (7, 1) (7, PH) (8, 1) (8, 1) (9, 1) (9, 1)			0-3 K		0-3 K		0-3 K		0-0 FC2-6 HR 1-2f

Inning Stats	R: 2	H: 2	E: 0	K: 1	S: 7	LOB: 0	BB: 7	P: 7	R: 0	H: 0	E: 0	K: 0	S: 3	LOB: 0	BB: 0	P: 3	R: 0	H: 1	E: 0	K: 1	S: 6	LOB: 1	BB: 0	P: 6	R: 0	H: 1	E: 0	K: 1	S: 5	LOB: 0	BB: 0	P: 5	R: 0	H: 1	E: 0	K: 0	S: 7	LOB: 1	BB: 1	P: 7	R: 0	H: 1	E: 0	K: 1	S: 6	LOB: 1	BB: 0	P: 6	R: 2	H: 2	E: 0	K: 0	S: 4	LOB: 0	BB: 1	P: 8	R: 3	H: 2	E: 0	K: 0	S: 4	LOB: 0	BB: 1	P: 8	1B: 6	SF: 0	2B: 1	SAC: 2	3B: 0	DP: 1	HR: 3	HBP: 0	WP: 1	PA: 37
--------------	------	------	------	------	------	--------	-------	------	------	------	------	------	------	--------	-------	------	------	------	------	------	------	--------	-------	------	------	------	------	------	------	--------	-------	------	------	------	------	------	------	--------	-------	------	------	------	------	------	------	--------	-------	------	------	------	------	------	------	--------	-------	------	------	------	------	------	------	--------	-------	------	-------	-------	-------	--------	-------	-------	-------	--------	-------	--------

PITCHER	IP	WLS	BF	H	R	ER	SO	BB	IBB	HBP	BLK	WP	HR	S	P	ERA	WHIP
Claude Osteen, L ERA: 2.89 (1, 1)	6.0		23	5	2	2	3	1	0	0	0	0	1	28	32	3.00	1.000
Jim Brewer, L ERA: 2.57 (7, 1)	1.1		6	1	1	1	1	1	0	0	0	0	0	7	11	6.75	1.500
Pete Mikkelsen, R ERA: 1.84 (8, 1)	0.2		3	2	1	1	0	0	0	0	0	0	1	3	3	13.50	3.000
Sandy Vance, R ERA: 7.2 (9, 1)	0.2	L	5	2	3	3	0	1	0	0	0	1	1	4	8	40.50	4.500



Batter	1	2	3	4	5	6	7	8	9	AB R H RBI BB SO LOB	TOP												
Maury Wills, S OBP: 0.288, SLG: 0.327 (1, 6) X	0-0 3-1 ①		0-0 6-3 ③			0-0 HR X		0-0 G6-4-3 1B X		4 1 2 1 0 0 0													
Billy Grabarkewitz, R OBP: 0.370, SLG: 0.250 (1, 4) X	0-0 6-3 ②			0-3 K ①		0-3 K ①		0-0 G6-4-3 ② ③ 1-2f		4 0 0 0 0 2 1													
Willie Davis, L OBP: 0.351, SLG: 0.473 (1, 8) X	0-0 CS 1B X			0-0 4-3 ②		0-0 F7 ②			0-0 3-4-3 ①	4 0 1 0 0 0 0													
Dick Allen, R OBP: 0.337, SLG: 0.432 (1, 7)	0-0 CS 1-2 ③	0-0 1-4-3 ①		0-0 1B ③		0-0 F9 ③			0-0 5-3 ②	4 0 1 0 0 0 0													
Wes Parker, S OBP: 0.306, SLG: 0.314 (1, 3)				0-0 F7 ③			0-0 F7 ①		0-0 6-3 ③	4 0 0 0 0 0 1													
Duke Sims, L OBP: 0.380, SLG: 0.419 (1, 2)		4-0 BB BB BB BB			0-0 2B		0-0 F8 ②			2 0 1 0 1 0 0													
Steve Garvey, R OBP: 0.344, SLG: 0.429 (1, 5)				0-0 F4 ③		0-0 F9 ①		4-0 BB BB BB BB		2 0 0 0 1 0 2													
Bill Russell, R OBP: 0.320, SLG: 0.322 (1, 9)			0-0 G3 ①		0-0 F7 ②		0-0 F4 ③			3 0 0 0 0 0 2													
Don Sutton, R OBP: 0.250, SLG: 0.100 Willie Crawford, L OBP: 0.391, SLG: 0.500 Jim Brewer, L (8, 1)			0-0 5-3 ②		0-0 F6 ③			0-3 K ①		2 0 0 0 0 0 1 1 0 0 0 0 1 0 0 0 0 0 0 0 0													
Inning Stats	R: 0 E: 0 K: 0 S: 3	H: 1 LOB: 0 BB: 0 P: 3	R: 0 E: 0 K: 0 S: 3	H: 0 LOB: 1 BB: 1 P: 7	R: 0 E: 0 K: 0 S: 3	H: 0 LOB: 0 BB: 0 P: 3	R: 0 E: 0 K: 1 S: 6	H: 1 LOB: 1 BB: 0 P: 6	R: 0 E: 0 K: 0 S: 4	H: 1 LOB: 1 BB: 0 P: 4	R: 1 E: 0 K: 1 S: 6	H: 1 LOB: 0 BB: 0 P: 6	R: 0 E: 0 K: 0 S: 3	H: 0 LOB: 1 BB: 1 P: 7	R: 0 E: 0 K: 1 S: 5	H: 1 LOB: 0 BB: 0 P: 5	R: 0 E: 0 K: 0 S: 3	H: 0 LOB: 0 BB: 0 P: 3	1B: 3 2B: 1 3B: 0 HR: 1	SF: 0 SAC: 0 DP: 1 HBP: 0	WP: 0 PB: 0 SB: 0 CS: 1	PA: 33	
PITCHER Ron Reed, R ERA: 3.95 (1, 1)	IP 9.0	WLS W	BF 32	H 5	R 1	ER 1	SO 3	BB 2	IBB 0	HBP 0	BLK 0	WP 0	HR 1	S 36	P 44	ERA 1.00	WHIP 0.778						PITCHER IP WLS BF H R ER SO BB IBB HBP BLK WP HR S P ERA WHIP

Los Angeles Dodgers @ Atlanta Braves  
Atlanta Stadium, Atlanta, GA  
Sun May 02 1971, 3:33 AM EDT  
Att. 34,906 - Unknown

AB	30
R	1
H	5
RBI	1
BB	2
SO	3
LOB	7



WP: 0	PA: 33
PB: 0	
SB: 0	
CS: 1	

Batter	1	2	3	4	5	6	7	8	9	AB	R	H	RBI	BB	SO	LOB
<b>Sonny Jackson, L</b> (1, 8) OBP: 0.363, SLG: 0.430	0-0 4-3		0-0 4-3		0-0 SF7 3B		0-0 F5			4	1	1	0	0	0	2
<b>Ralph Garr, L</b> (1, 7) OBP: 0.416, SLG: 0.495	0-3 K			0-0 4-3	0-0 SF7			0-0 F7		3	0	0	1	0	1	0
<b>Hank Aaron, R</b> (1, 9) OBP: 0.374, SLG: 0.727	0-0 F2			0-0 HR 2B	0-0 F8			0-0 HR		4	2	2	1	0	0	0
<b>Orlando Cepeda, R</b> (1, 3) OBP: 0.351, SLG: 0.659		0-0 F3		0-0 HR		0-0 5-3		0-0 1-3		4	1	1	2	0	0	0
<b>Felix Millan, R</b> (1, 4) OBP: 0.406, SLG: 0.479		0-0 6-3		0-0 PB FC1-5 2B		0-0 6-3		0-0 6-3		4	0	1	0	0	0	0
<b>Clete Boyer, R</b> (1, 5) OBP: 0.245, SLG: 0.170		0-0 5-3		4-0 FC1-5 2-3 BB		0-0 F9				2	0	0	0	1	0	0
<b>Gil Garrido, R</b> (1, 6) OBP: 0.269, SLG: 0.208			0-3 K	0-0 FC1-5 1-2 3-H			0-0 6-3			3	0	0	0	0	1	2
<b>Bob Didier, S</b> (1, 2) OBP: 0.261, SLG: 0.273			0-0 4-3 1B	0-0 4-1			0-0 1B			3	0	2	0	0	0	2
<b>Ron Reed, R</b> (1, 1) OBP: 0.133, SLG: 0.133			0-0 4-3 1-2		0-0 5-3		0-3 K			3	0	0	0	0	1	2

Inning Stats	R: 0	H: 0	E: 0	K: 1	S: 5	LOB: 0	BB: 0	P: 5	R: 0	H: 0	E: 0	K: 0	S: 3	LOB: 0	BB: 0	P: 3	R: 0	H: 1	E: 0	K: 1	S: 6	LOB: 1	BB: 0	P: 6	R: 2	H: 3	E: 0	K: 0	S: 6	LOB: 2	BB: 1	P: 10	R: 1	H: 1	E: 0	K: 0	S: 4	LOB: 0	BB: 0	P: 4	R: 0	H: 0	E: 0	K: 0	S: 3	LOB: 0	BB: 0	P: 3	R: 0	H: 1	E: 0	K: 1	S: 6	LOB: 1	BB: 0	P: 6	R: 1	H: 1	E: 0	K: 0	S: 4	LOB: 0	BB: 0	P: 4
<b>Don Sutton, R</b> (1, 1) ERA: 4.75	IP	WLS	BF	H	R	ER	SO	BB	IBB	HBP	BLK	WP	HR	S	P	ERA	WHIP																																															
<b>Jim Brewer, L</b> (8, 1) ERA: 3.38	1.0	4	1	1	1	0	0	0	0	0	0	0	1	4	4	9.00	1.000																																															

**BOTTOM**

**Los Angeles Dodgers @ Atlanta Braves**  
Atlanta Stadium, Atlanta, GA

Sun May 02 1971, 3:33 AM EDT  
Att. 34,906 - Unknown

AB	30
R	4
H	7
RBI	4
BB	1
SO	3
LOB	8

livebaseballscorecards.com



1B: 2	SF: 1	WP: 0	PA: 32
2B: 2	SAC: 0	PB: 1	
3B: 1	DP: 0	SB: 0	
HR: 2	HBP: 0	CS: 0	



Batter	1	2	3	4	5	6	7	8	9	AB R H RBI BB SO LOB	TOP									
<b>Pete Rose, S</b> (1, 9) OBP: 0.389, SLG: 0.415	0-0 F9		4-0 BB		0-0 6-3			0-0 F7		3 0 0 0 1 0 0										
<b>Dave Concepcion, R</b> (1, 8) OBP: 0.267, SLG: 0.326	0-0 6-3		0-0 6-3			0-0 G3			0-0 G4-3 1B	4 0 1 0 0 0 1										
<b>Tony Perez, R</b> (1, 5) OBP: 0.250, SLG: 0.290	0-3 K			4-0 FC5 1B BB		0-3 K			0-0 G4-3 1-2f	3 0 0 0 1 2 1										
<b>Johnny Bench, R</b> (1, 2) OBP: 0.354, SLG: 0.622		0-3 K		0-0 F8		0-0 F4			4-0 BB	3 0 0 0 1 1 1										
<b>Lee May, R</b> (1, 3) OBP: 0.353, SLG: 0.452		0-0 F7		0-0 F3			0-0 5-3		0-3 K	4 0 0 0 0 1 2										
<b>Hal McRae, R</b> (1, 7) OBP: 0.281, SLG: 0.339		0-0 S 1B		0-0 1-2 1B			0-0 6-3			3 0 2 0 0 0 0										
<b>Tommy Helms, R</b> (1, 4) OBP: 0.280, SLG: 0.282		0-0 6-3		0-0 FC5 2-3f			0-0 5-3			3 0 0 0 0 0 3										
<b>Woody Woodward, R</b> (1, 6) OBP: 0.385, SLG: 0.373			0-0 5-3		0-3 K			0-0 6-3		3 0 0 0 0 1 0										
<b>Jim McGlothlin, R</b> (1, 1) OBP: 0.300, SLG: 0.556			0-0 6-3		0-0 L6			0-0 F7		2 0 0 0 0 0 0										
<b>Frank Duffy, R</b> (8, PH) OBP: 0.250, SLG: 0.267										1 0 0 0 0 0 0										
<b>Clay Carroll, R</b> (8, 1)										0 0 0 0 0 0 0										
<b>Inning Stats</b>	R: 0 E: 0 K: 1 S: 5	H: 0 LOB: 0 BB: 0 P: 5	R: 0 E: 0 K: 1 S: 6	H: 1 LOB: 1 BB: 0 P: 6	R: 0 E: 0 K: 0 S: 3	H: 0 LOB: 1 BB: 1 P: 7	R: 0 E: 0 K: 0 S: 4	H: 1 LOB: 2 BB: 1 P: 8	R: 0 E: 0 K: 1 S: 5	H: 0 LOB: 0 BB: 0 P: 5	R: 0 E: 0 K: 0 S: 3	H: 0 LOB: 0 BB: 0 P: 3	R: 0 E: 0 K: 0 S: 3	H: 0 LOB: 0 BB: 0 P: 3	R: 0 E: 0 K: 1 S: 5	H: 1 LOB: 1 BB: 1 P: 9	1B: 3 2B: 0 3B: 0 HR: 0	SF: 0 SAC: 0 DP: 1 HBP: 0	WP: 0 PB: 0 SB: 2 CS: 0	PA: 32
<b>PITCHER</b> <b>Al Downing, L</b> (1, 1) ERA: 1.15	IP: 9.0 WLS: W BF: 32 H: 3 R: 0 ER: 0 SO: 5 BB: 3 IBB: 0 HBP: 0 BLK: 0 WP: 0 HR: 0 S: 39 P: 51 ERA: 0.00 WHIP: 0.667																			

Cincinnati Reds @ Los Angeles Dodgers  
 Dodger Stadium, Los Angeles, CA  
 Tue May 04 1971, 7:05 PM PDT  
 Att: 17,283 - Unknown

livebaseballscorecards.com

AB	29
R	0
H	3
RBI	0
BB	3
SO	5
LOB	8



Batter	1	2	3	4	5	6	7	8	9	AB R H RBI BB SO LOB
Maury Wills, S OBP: 0.296, SLG: 0.333 (1, 6)	0-0 F6	0-0 1B			0-3 K		0-0 1B			4 0 2 1 0 1 0
Billy Grabarkewitz, R OBP: 0.387, SLG: 0.261 (1, 4)	4-0 BB	0-3 K			0-0 5-3		0-0 1B			3 0 1 0 1 1 2
Willie Davis, L OBP: 0.337, SLG: 0.454 (1, 8)	0-0 L7				0-0 F7		0-0 4-3			4 0 0 0 0 0 4
Dick Allen, R OBP: 0.333, SLG: 0.416 (1, 7)	4-0 1-2				0-0 F8		0-3 K			3 0 0 0 1 1 0
Bill Russell, R OBP: 0.320, SLG: 0.322 (9, 7)										0 0 0 0 0 0 0
Wes Parker, S OBP: 0.304, SLG: 0.340 (1, 3)	0-0 4-3				0-0 F8		0-0 L6			4 1 1 1 0 0 2
Tom Haller, L OBP: 0.400, SLG: 0.400 (1, 2)					0-0 3-1		0-0 4-3			4 0 0 0 0 1 0
Steve Garvey, R OBP: 0.340, SLG: 0.414 (1, 5)					0-3 K		0-0 5-3			3 1 0 0 1 1 0
Bill Buckner, L OBP: 0.317, SLG: 0.342 (1, 9)					0-0 1B		0-0 F8			3 0 2 0 0 0 0
Al Downing, R OBP: 0.357, SLG: 0.250 (1, 1)					0-3 K		0-0 1B			2 0 1 0 0 1 1

Inning Stats		R: 0	H: 0	E: 0	K: 0	S: 3	R: 1	H: 2	E: 0	K: 1	S: 7	R: 0	H: 0	E: 0	K: 0	S: 3	R: 0	H: 1	E: 0	K: 2	S: 8	R: 0	H: 0	E: 0	K: 1	S: 5	R: 0	H: 0	E: 0	K: 1	S: 5	R: 0	H: 3	E: 0	K: 0	S: 6	R: 1	H: 1	E: 0	K: 1	S: 6	1B: 6	SF: 0	2B: 0	3B: 0	HR: 1				
IP	WLS	BF	H	R	ER	SO	BB	IBB	HBP	BLK	WP	HR	S	P	ERA	WHIP	IP	WLS	BF	H	R	ER	SO	BB	IBB	HBP	BLK	WP	HR	S	P	ERA	WHIP	IP	WLS	BF	H	R	ER	SO	BB	IBB	HBP	BLK	WP	HR	S	P	ERA	WHIP
7.0	L	30	6	1	1	5	3	0	0	0	0	0	37	49	1.29	1.286	1.0		4	1	1	1	0	0	0	0	0	0	1	6	6	9.00	1.000																	


**BOTTOM**

**Cincinnati Reds @ Los Angeles Dodgers**  
 Dodger Stadium, Los Angeles, CA

Tue May 04 1971, 7:05 PM PDT  
 Att. 17,283 - Unknown

livebaseballscorecards.com

<b>AB</b>	<b>30</b>
<b>R</b>	<b>2</b>
<b>H</b>	<b>7</b>
<b>RBI</b>	<b>2</b>
<b>BB</b>	<b>3</b>
<b>SO</b>	<b>6</b>
<b>LOB</b>	<b>9</b>



WP: 0	PA: 34
PB: 0	
SB: 0	
CS: 0	



Batter	1	2	3	4	5	6	7	8	9	AB R H RBI BB SO LOB	TOP																
<b>Pete Rose, S</b> (1, 9) OBP: 0.381, SLG: 0.398	0-0 6-3		4-0 1B 2B BB	0-3 K			0-0 6-3	0-0 F8		4 1 0 0 1 1 3																	
<b>Ty Cline, L</b> (1, 8) OBP: 0.415, SLG: 0.258	4-0 FC6-4 BB		0-0 2B 1-2 2B 1B		0-0 L1-3		4-0 HR BB	4-0 SH1-3 1B PB BB		2 3 1 0 3 0 0																	
<b>Johnny Bench, R</b> (1, 2) OBP: 0.356, SLG: 0.621	0-0 F8		0-0 2B 1-3 2-H 4-3 2B		0-3 K		0-3 K	0-0 PB SH1-3 1B		5 1 2 1 0 2 3																	
<b>Tony Perez, R</b> (1, 5) OBP: 0.257, SLG: 0.337	0-0 FC6-4		0-0 4-3 2-3 3-H 2B		0-0 3-1		0-0 HR 1-H 2-H	0-0 F4		5 1 2 4 0 0 3																	
<b>Lee May, R</b> (1, 3) OBP: 0.368, SLG: 0.543		0-3 K	0-0 4-3		0-0 FC6-4 1B		0-0 HR	0-0 SH1-3		4 1 2 2 0 1 1																	
<b>Joe Gibbon, R</b> (7, 1)			2-3 3-H					1-2 2-3		0 0 0 0 0 0 0																	
<b>Wayne Granger, R</b> (9, 1)										0 0 0 0 0 0 0																	
<b>Bernie Carbo, L</b> (1, 7) OBP: 0.372, SLG: 0.339		4-0 CS BB	0-0 F7		0-0 FC6-4 FC6 1-2f		0-0 F7	4-0 BB 2-3 3-H		3 0 0 0 2 0 2																	
<b>Tommy Helms, R</b> (1, 4) OBP: 0.276, SLG: 0.277		0-0 1-2 1B		0-0 F6		0-0 F8		0-0 1-3		5 0 1 0 0 1 3																	
<b>Dave Concepcion, R</b> (1, 6) OBP: 0.265, SLG: 0.319		0-0 4-3		0-0 S 1B		0-0 FC6		0-3 K		4 0 1 0 0 1 2																	
<b>Wayne Simpson, R</b> (1, 1) OBP: 0.200, SLG: 0.200			0-0 5-3		0-3 K		0-0 HR 2B			1 0 0 0 0 0 0																	
<b>Milt Wilcox, R</b> (3, 1)										1 0 0 0 0 1 1																	
<b>Jimmy Stewart, S</b> (7, PH) OBP: 0.353, SLG: 0.333										1 1 1 0 0 0 0																	
<b>Woody Woodward, R</b> (7, 5) OBP: 0.394, SLG: 0.383				1-2 K						1 0 1 0 0 0 0																	
<b>Inning Stats</b>	R: 0 E: 0 K: 0 S: 3	H: 0 LOB: 1 BB: 1 P: 7	R: 0 E: 0 K: 1 S: 5	H: 1 LOB: 1 BB: 1 P: 9	R: 3 E: 0 K: 0 S: 6	H: 3 LOB: 1 BB: 1 P: 10	R: 0 E: 0 K: 2 S: 8	H: 1 LOB: 1 BB: 0 P: 8	R: 0 E: 0 K: 1 S: 5	H: 0 LOB: 0 BB: 0 P: 5	R: 0 E: 0 K: 0 S: 4	H: 1 LOB: 1 BB: 0 P: 4	R: 4 E: 0 K: 1 S: 8	H: 3 LOB: 0 BB: 1 P: 12	R: 0 E: 0 K: 1 S: 6	H: 1 LOB: 1 BB: 0 P: 6	R: 1 E: 0 K: 1 S: 6	H: 1 LOB: 2 BB: 2 P: 14	1B: 6 2B: 3 3B: 0 HR: 2	SF: 0 SAC: 1 DP: 0 HBP: 0	WP: 0 PB: 1 SB: 1 CS: 1	PA: 43					
<b>PITCHER</b>	IP	WLS	BF	H	R	ER	SO	BB	IBB	HBP	BLK	WP	HR	S	P	ERA	WHIP										
<b>Bill Singer, R</b> (1, 1) ERA: 4.99	6.2	L	32	9	7	7	5	4	0	0	0	0	2	38	54	9.45	1.950										
<b>Joe Moeller, R</b> (7, 1) ERA: 1.98	1.1		5	1	0	0	1	0	0	0	0	0	0	7	7	0.00	0.750										
<b>Charlie Hough, R</b> (9, 1) ERA: 4.15	1.0		6	1	1	0	1	2	0	0	0	0	0	6	14	0.00	3.000										

Cincinnati Reds @ Los Angeles Dodgers  
 Dodger Stadium, Los Angeles, CA  
 Wed May 05 1971, 7:05 PM PDT  
 Att: 22,739 - Unknown

AB	36
R	8
H	11
RBI	7
BB	6
SO	7
LOB	18



Batter	1	2	3	4	5	6	7	8	9	AB R H RBI BB SO LOB
Maury Wills, S (1, 6) OBP: 0.313, SLG: 0.337	0-0 4-3 BB	4-0 BB BB		0-0 SH5-4 1B		0-0 WP 1B			4-0 1B BB	2 0 1 0 2 0 0
Billy Grabarkewitz, R (1, 4) OBP: 0.417, SLG: 0.269	4-0 WP BB	4-0 BB BB		0-0 FC6-5 1B		0-0 F5 1-2			0-0 1B 1B	3 1 1 2 2 0 2
Willie Davis, L (1, 8) OBP: 0.349, SLG: 0.461	0-0 F9 1-2	0-0 4-3		0-0 1B			0-0 G6-4-3 1B		0-0 1B 1B	5 0 3 0 0 0 4
Dick Allen, R (1, 7) OBP: 0.326, SLG: 0.395	0-3 K		4-0 L4-6 WP BB	0-3 K			0-0 G6-4-3 1-2f		0-0 L7	4 0 0 0 1 2 6
Wes Parker, S (1, 3) OBP: 0.325, SLG: 0.349		1-0 5-3 WP HBP	4-0 1-2 BB		0-0 4-3		0-0 1B		0-0 1-3 2-H 1B	3 1 2 1 1 0 0
Duke Sims, L (1, 2) OBP: 0.358, SLG: 0.391		0-3 K	0-0 L4-6		0-0 L8		0-0 L8		0-0 4-3	3 0 0 0 0 1 3 2 0 0 0 0 0 3
Bill Sudakis, S (7, PH) OBP: 0.292, SLG: 0.357			2-3							
Steve Garvey, R (1, 5) OBP: 0.337, SLG: 0.407		0-0 5-3	0-3 K		0-0 5-3				0-0 G6-4-3 1B	4 0 1 0 0 1 2
Bill Buckner, L (1, 9) OBP: 0.167, SLG: 0.063		4-0 WP BB IBB		0-0 SH5-4 FC6-5 1B		0-0 4-3		0-0 G6-4-3		2 2 1 0 1 0 0 1 0 0 0 0 0 1
Bill Russell, R (8, PH) OBP: 0.316, SLG: 0.318										
Bill Singer, R (1, 1) OBP: 0.167, SLG: 0.063		4-0 BB WP BB		0-0 SH FC6-5 SH5-4		0-3 K		0-0 1-3		1 0 0 0 1 1 0 0 0 0 0 0 0 0 1 0 0 0 0 0 0 0 0 0 0 0 0 0
Joe Moeller, R (7, 1)										
Manny Mota, R (8, PH) OBP: 0.377, SLG: 0.364										
Charlie Hough, R (9, 1)										

Inning Stats	R: 0	H: 0	E: 0	K: 1	S: 5	H: 0	LOB: 1	BB: 1	P: 9	R: 2	H: 0	E: 0	K: 1	S: 5	R: 0	H: 0	E: 0	K: 1	S: 4	R: 1	H: 2	E: 0	K: 1	S: 8	R: 0	H: 0	E: 0	K: 0	S: 3	R: 0	H: 1	E: 0	K: 1	S: 6	R: 0	H: 2	E: 0	K: 0	S: 4	R: 0	H: 1	E: 0	K: 0	S: 3	R: 1	H: 3	E: 0	K: 0	S: 5	1B: 9	2B: 1	3B: 0	HR: 0	SF: 0	SAC: 2	DP: 3	HBP: 1	WP: 4	PA: 42
--------------	------	------	------	------	------	------	--------	-------	------	------	------	------	------	------	------	------	------	------	------	------	------	------	------	------	------	------	------	------	------	------	------	------	------	------	------	------	------	------	------	------	------	------	------	------	------	------	------	------	------	-------	-------	-------	-------	-------	--------	-------	--------	-------	--------

PITCHER	IP	WLS	BF	H	R	ER	SO	BB	IBB	HBP	BLK	WP	HR	S	P	ERA	WHIP
Wayne Simpson, R (1, 1) ERA: 4.41	2.0		14	0	2	2	2	6	1	1	0	3	0	10	39	9.00	3.000
Milt Wilcox, R (3, 1) ERA: 5.4	4.0	W	15	3	1	1	3	0	0	0	0	1	0	21	21	2.25	0.750
Joe Gibbon, L (7, 1) ERA: 4.41	2.2		12	6	1	1	0	1	0	0	0	0	0	11	15	3.38	2.625
Wayne Granger, R (9, 1) ERA: 1.72	0.1	S	1	0	0	0	0	0	0	0	0	0	0	1	1	0.00	0.000

BOTTOM

Cincinnati Reds @ Los Angeles Dodgers  
 Dodger Stadium, Los Angeles, CA  
 Wed May 05 1971, 7:05 PM PDT  
 Att. 22,739 - Unknown

livebaseballscores.com

AB	31
R	4
H	9
RBI	3
BB	8
SO	5
LOB	21





Batter	1	2	3	4	5	6	7	8	9	AB R H RBI BB SO LOB	TOP																													
<b>Pete Rose, S</b> (1, 9) OBP: 0.368, SLG: 0.382	0-0 4-3		0-0 6-3		0-0 1-3			0-0 5-3		4 0 0 0 0 0 1																														
<b>Dave Concepcion, R</b> (1, 8) OBP: 0.302, SLG: 0.327	0-0 CS 1B		4-0 FC6-4 BB			0-0 5-3		4-0 HR BB		2 1 1 0 2 0 0																														
<b>Johnny Bench, R</b> (1, 2) OBP: 0.361, SLG: 0.646	0-0 BB 1-2 1B		0-0 FC6-4 1-2f			0-0 F6		0-0 1-H HR		4 1 2 2 0 0 1																														
<b>Tony Perez, R</b> (1, 5) OBP: 0.257, SLG: 0.327	4-0 1-2 BB			0-0 F9		0-0 5-3		0-0 F9		3 0 0 0 1 0 0																														
<b>Lee May, R</b> (1, 3) OBP: 0.381, SLG: 0.538	0-0 6-3			0-0 G6-4-3 1B			0-0 G5-4-3 1B	0-3 K		4 0 2 0 0 1 2																														
<b>Hal McRae, R</b> (1, 7) OBP: 0.265, SLG: 0.318		0-0 F7		0-0 G6-4-3 1-2f			0-0 G5-4-3 1-2f	0-3 K		4 0 0 0 0 1 2																														
<b>Tommy Helms, R</b> (1, 4) OBP: 0.286, SLG: 0.287		0-0 6-3			0-0 G6-4-3 1B		0-0 1B 1B	0-0 1-3		4 0 2 0 0 0 0																														
<b>Woody Woodward, R</b> (1, 6) OBP: 0.386, SLG: 0.375		0-0 6-3			0-0 G6-4-3 1-2f		0-0 1-3 1B	0-0 F8		4 0 1 0 0 0 1																														
<b>Jim Merritt, L</b> (1, 1) OBP: 0.286, SLG: 0.429			0-3 K			0-0 1B				1 0 0 0 0 1 0																														
<b>Tony Cloninger, R</b> (3, 1) OBP: 0.500, SLG: 0.500							0-0 1-3			1 0 1 0 0 0 0																														
<b>Frank Duffy, R</b> (7, PH) OBP: 0.235, SLG: 0.250										1 0 0 0 0 0 2																														
<b>Clay Carroll, R</b> (7, 1)										0 0 0 0 0 0 0																														
<b>Inning Stats</b>	R: 0 E: 0 K: 0 S: 4	H: 2 LOB: 2 BB: 1 P: 8	R: 0 E: 0 K: 0 S: 3	H: 0 LOB: 0 BB: 0 P: 3	R: 0 E: 0 K: 1 S: 5	H: 0 LOB: 1 BB: 1 P: 9	R: 0 E: 0 K: 0 S: 3	H: 1 LOB: 0 BB: 0 P: 3	R: 0 E: 0 K: 0 S: 4	H: 2 LOB: 1 BB: 0 P: 4	R: 0 E: 0 K: 0 S: 3	H: 0 LOB: 0 BB: 0 P: 3	R: 0 E: 0 K: 0 S: 5	H: 3 LOB: 2 BB: 0 P: 5	R: 2 E: 0 K: 1 S: 6	H: 1 LOB: 0 BB: 1 P: 10	R: 0 E: 0 K: 1 S: 5	H: 0 LOB: 0 BB: 0 P: 5	1B: 8 2B: 0 3B: 0 HR: 1	SF: 0 SAC: 0 DP: 3 HBP: 0	WP: 0 PB: 0 SB: 0 CS: 1	PA: 35																		
<b>PITCHER</b> <b>Claude Osteen, L</b> (1, 1) ERA: 2.75	IP 9.0	WLS W	BF 35	H 9	R 2	ER 2	SO 3	BB 3	IBB 0	HBP 0	BLK 0	WP 0	HR 1	S 38	P 50	ERA 2.00	WHIP 1.333						<b>PITCHER</b>	IP 9.0	WLS W	BF 35	H 9	R 2	ER 2	SO 3	BB 3	IBB 0	HBP 0	BLK 0	WP 0	HR 1	S 38	P 50	ERA 2.00	WHIP 1.333

**Cincinnati Reds @ Los Angeles Dodgers**  
**Dodger Stadium, Los Angeles, CA**  
 Thu May 06 1971, 7:05 PM PDT  
 Att: 10,780 - Unknown

<b>AB</b>	<b>32</b>
<b>R</b>	<b>2</b>
<b>H</b>	<b>9</b>
<b>RBI</b>	<b>2</b>
<b>BB</b>	<b>3</b>
<b>SO</b>	<b>3</b>
<b>LOB</b>	<b>9</b>



Batter	1	2	3	4	5	6	7	8	9
Maury Wills, S OBP: 0.316, SLG: 0.339 (1, 6)	0-0 L7	0-0 F8	0-0 G3			0-0 G3 SH1-4 1B		0-0 CS 1B	
Manny Mota, R OBP: 0.375, SLG: 0.362 (1, 9)	0-0 6-3		0-0 FC5 1B	0-0 F9		0-0 SH1-4 1-2		0-0 CS 1-2	
Willie Davis, L OBP: 0.355, SLG: 0.462 (1, 8)	0-0 BB 1B		0-0 E 1B	0-0 4-3		0-0 G3 2-3			
Dick Allen, R OBP: 0.323, SLG: 0.381 (1, 7)	4-0 FC5-4 1-2 BB		0-0 FC5 1B	0-0 F8		0-0 1-3			
Wes Parker, S OBP: 0.323, SLG: 0.345 (1, 3)	0-0 FC5-4 1-2f		0-0 2B 1B		0-0 4-3		0-0 4-3		
Jim Lefebvre, S OBP: 0.367, SLG: 0.552 (1, 4)		0-0 F8	0-0 1B SF7 2B		0-0 HR		0-3 K		
Bill Sudakis, S OBP: 0.327, SLG: 0.364 (1, 2)		0-0 2B 1B	4-0 BB 1B		4-0 FC6-4 BB		0-0 3-1		
Billy Grabarkewitz, R OBP: 0.425, SLG: 0.333 (1, 5)		0-0 2B	0-0 1B		0-3 K		0-3 K		
Claude Osteen, L OBP: 0.105, SLG: 0.059 (1, 1)		0-3 K	0-0 SF7		0-0 FC6-4		0-0 4-3		

AB	R	H	RBI	BB	SO	LOB
5	0	2	0	0	0	4
3	0	1	0	0	0	0
4	1	2	0	0	0	1
3	1	0	0	1	0	3
4	1	1	1	0	0	2
4	2	2	2	0	1	0
2	0	1	0	2	0	0
4	0	2	1	0	2	1
3	0	0	1	0	1	3

**BOTTOM**

**Cincinnati Reds @ Los Angeles Dodgers**  
 Dodger Stadium, Los Angeles, CA  
 Thu May 06 1971, 7:05 PM PDT  
 Att. 10,780 - Unknown

[livebaseballscorecards.com](http://livebaseballscorecards.com)

<b>AB</b>	<b>32</b>
<b>R</b>	<b>5</b>
<b>H</b>	<b>11</b>
<b>RBI</b>	<b>5</b>
<b>BB</b>	<b>3</b>
<b>SO</b>	<b>4</b>
<b>LOB</b>	<b>14</b>



1B: 8	SF: 1	WP: 0	PA: 38
2B: 2	SAC: 1	PB: 0	
3B: 0	DP: 0	SB: 0	
HR: 1	HBP: 0	CS: 1	

Inning Stats	R: 0	H: 1	E: 0	LOB: 2	K: 0	BB: 1	S: 4	P: 8									
<b>Jim Merritt, L</b> ERA: 3.98 (1, 1)	IP: 2.1	WLS: 1	BF: 15	H: 7	R: 4	ER: 4	SO: 1	BB: 1	IBB: 0	HBP: 0	BLK: 0	WP: 0	HR: 0	S: 16	P: 20	ERA: 15.43	WHIP: 3.429
<b>Tony Cloninger, R</b> ERA: 3.1 (3, 1)	IP: 3.2	WLS: 1	BF: 16	H: 3	R: 1	ER: 1	SO: 1	BB: 2	IBB: 0	HBP: 0	BLK: 0	WP: 0	HR: 1	S: 16	P: 24	ERA: 2.46	WHIP: 1.364
<b>Clay Carroll, R</b> ERA: 2.18 (7, 1)	IP: 2.0	WLS: 1	BF: 6	H: 1	R: 0	ER: 0	SO: 2	BB: 0	IBB: 0	HBP: 0	BLK: 0	WP: 0	HR: 0	S: 10	P: 10	ERA: 0.00	WHIP: 0.500

PITCHER	IP	WLS	BF	H	R	ER	SO	BB	IBB	HBP	BLK	WP	HR	S	P	ERA	WHIP
<b>Jim Merritt, L</b>	2.1	1	15	7	4	4	1	1	0	0	0	0	0	16	20	15.43	3.429
<b>Tony Cloninger, R</b>	3.2	1	16	3	1	1	1	2	0	0	0	0	1	16	24	2.46	1.364
<b>Clay Carroll, R</b>	2.0	1	6	1	0	0	2	0	0	0	0	0	0	10	10	0.00	0.500





Batter	1	2	3	4	5	6	7	8	9	AB	R	H	RBI	BB	SO	LOB
Maury Wills, S (1, 6) OBP: 0.331, SLG: 0.342	0-0 3-1		4-0 BB			4-0 BB	0-0 1B			2	1	1	0	2	0	0
Bill Buckner, L (1, 9) OBP: 0.333, SLG: 0.341	0-0 G1		0-0 G4-6-3			0-0 F5	0-0 1B			4	0	1	1	0	0	3
Willie Davis, L (1, 8) OBP: 0.351, SLG: 0.455	0-0 4-3					0-0 1B	0-3 K			4	0	1	0	0	1	2
Wes Parker, S (1, 3) OBP: 0.313, SLG: 0.333		0-0 6-3				0-0 F7				4	0	0	0	0	1	2
Dick Allen, R (1, 7) OBP: 0.330, SLG: 0.386		0-0 1B				0-0 F3				4	0	2	1	0	0	0
Jim Lefebvre, S (1, 4) OBP: 0.324, SLG: 0.485		0-0 F7				0-0 F9	0-0 F8			4	0	0	0	0	0	3
Duke Sims, L (1, 2) OBP: 0.351, SLG: 0.367		0-0 G3				0-0 1-3				3	1	0	0	0	0	1
Billy Grabarkewitz, R (1, 5) OBP: 0.432, SLG: 0.382			0-0 2B			0-0 E8	0-3 K			4	0	2	0	0	1	1
Don Sutton, R (1, 1) OBP: 0.214, SLG: 0.083			0-0 F1			0-0 3-1				2	0	0	0	0	0	2
Tom Haller, L (7, PH) OBP: 0.387, SLG: 0.385										1	0	0	0	0	0	1
Jim Brewer, L (8, 1)										0	0	0	0	0	0	0
Bill Sudakis, S (9, PH) OBP: 0.321, SLG: 0.356										1	0	0	0	0	0	0

Inning Stats	R: 0	H: 0	E: 0	K: 0	S: 3	R: 0	H: 1	E: 0	K: 0	S: 4	R: 0	H: 1	E: 0	K: 0	S: 3	R: 0	H: 0	E: 0	K: 1	S: 5	R: 0	H: 1	E: 1	K: 0	S: 4	R: 1	H: 2	E: 0	K: 0	S: 5	R: 1	H: 2	E: 0	K: 2	S: 9	R: 0	H: 0	E: 0	K: 0	S: 3	R: 0	H: 0	E: 0	K: 0	S: 3	1B: 6	SF: 0	2B: 1	3B: 0	HR: 0	WP: 0	PB: 0	SB: 1	CS: 0	PA: 36
--------------	------	------	------	------	------	------	------	------	------	------	------	------	------	------	------	------	------	------	------	------	------	------	------	------	------	------	------	------	------	------	------	------	------	------	------	------	------	------	------	------	------	------	------	------	------	-------	-------	-------	-------	-------	-------	-------	-------	-------	--------

PITCHER	IP	WLS	BF	H	R	ER	SO	BB	IBB	HBP	BLK	WP	HR	S	P	ERA	WHIP
Bob Johnson, R (1, 1) ERA: 2.09	6.2	W	29	7	2	2	2	2	0	0	0	0	0	30	39	2.70	1.350
Bob Veale, L (7, 1) ERA: 16.2	0.1		1	0	0	0	1	0	0	0	0	0	0	3	3	0.00	0.000
Mudcat Grant, R (8, 1) ERA: 1.29	2.0	S	6	0	0	0	0	0	0	0	0	0	0	6	6	0.00	0.000

**BOTTOM**

**Pittsburgh Pirates @ Los Angeles Dodgers**  
**Dodger Stadium, Los Angeles, CA**  
 Fri May 07 1971, 7:05 PM PDT  
 Att. 44,275 - Unknown

<b>AB</b>	<b>33</b>
<b>R</b>	<b>2</b>
<b>H</b>	<b>7</b>
<b>RBI</b>	<b>2</b>
<b>BB</b>	<b>2</b>
<b>SO</b>	<b>3</b>
<b>LOB</b>	<b>15</b>



PITCHER	IP	WLS	BF	H	R	ER	SO	BB	IBB	HBP	BLK	WP	HR	S	P	ERA	WHIP
---------	----	-----	----	---	---	----	----	----	-----	-----	-----	----	----	---	---	-----	------



Batter	1	2	3	4	5	6	7	8	9	AB R H RBI BB SO LOB	TOP									
Gene Alley, R (1, 6) OBP: 0.352, SLG: 0.404	0-0 F8		0-0 1B 1-2 1B		0-0 4-3		0-0 F8		0-0 5-3	5 0 1 0 0 0 1	<b>Pittsburgh Pirates @ Los Angeles Dodgers</b> Dodger Stadium, Los Angeles, CA Sat May 08 1971, 7:05 PM PDT Att: 26,737 - Unknown <a href="http://livebaseballscorecards.com">livebaseballscorecards.com</a>									
Jose Pagan, R (1, 5) OBP: 0.241, SLG: 0.269	0-3 K		0-0 L7		0-0 FC3-6 1B		0-0 1-H HR		0-3 K	5 1 2 2 0 2 2										
Roberto Clemente, R (1, 9) OBP: 0.314, SLG: 0.370	0-0 FC3-6 1B		0-0 1-3 2-H 1B		0-0 F9		0-0 2B 1B		0-0 1B	5 1 4 1 0 0 1										
Willie Stargell, L (1, 7) OBP: 0.382, SLG: 0.770	0-0 FC3-6 1-2f		0-3 K		0-0 FC3-6 1-2f		0-0 1-H 1B 2B		0-3 K	5 1 1 1 0 2 5										
Bob Robertson, R (1, 3) OBP: 0.296, SLG: 0.389		0-0 5-3	0-3 K			0-3 K	0-0 2-H 1B			4 0 1 1 0 2 2										
Manny Sanguillen, R (1, 2) OBP: 0.290, SLG: 0.361		0-0 4-3		0-0 F4		0-0 1-3	0-0 F9			4 0 0 0 0 0 1										
Al Oliver, L (1, 8) OBP: 0.278, SLG: 0.304		0-0 1B		0-0 F3		0-0 G3		0-0 4-3		4 0 1 0 0 0 0										
Bill Mazaroski, R (1, 4) OBP: 0.300, SLG: 0.231	0-0 F8			0-0 1B			0-0 5-3	0-0 6-3		4 0 1 0 0 0 1										
Nelson Briles, R (1, 1) OBP: 0.286, SLG: 0.714			0-0 1B 1B	0-3 K			4-0 HR BB	0-0 F8		2 1 1 0 0 1 1										
Gene Clines, R (7, PH) OBP: 0.261, SLG: 0.150										0 1 0 0 1 0 0										
Dave Giusti, R (7, 1)										1 0 0 0 0 0 0										
<b>Inning Stats</b>	R: 0 E: 0 K: 1 S: 6	H: 1 LOB: 1 BB: 0 P: 6	R: 0 E: 0 K: 0 S: 4	H: 1 LOB: 1 BB: 0 P: 4	R: 1 E: 0 K: 2 S: 10	H: 3 LOB: 2 BB: 0 P: 10	R: 0 E: 0 K: 1 S: 6	H: 1 LOB: 1 BB: 0 P: 6	R: 0 E: 0 K: 1 S: 5	H: 0 LOB: 0 BB: 0 P: 5	R: 4 E: 0 K: 0 S: 7	H: 4 LOB: 1 BB: 1 P: 11	R: 0 E: 0 K: 0 S: 3	H: 0 LOB: 0 BB: 0 P: 3	R: 0 E: 0 K: 2 S: 8	H: 1 LOB: 1 BB: 0 P: 8	1B: 10 2B: 1 3B: 0 HR: 1	SF: 0 SAC: 0 DP: 0 HBP: 0	WP: 0 PB: 0 SB: 0 CS: 0	PA: 40
<b>PITCHER</b>	IP WLS BF H R ER SO BB IBB HBP BLK WP HR S P ERA WHIP																			ERA WHIP
Al Downing, L (1, 1) ERA: 1.84	6.2 L 31 10 5 5 5 1 0 0 0 0 1 40 44 6.75 1.650																			
Pete Mikkelsen, R (7, 1) ERA: 1.69	1.1 5 1 0 0 0 0 0 0 0 0 0 0 5 5 0.00 0.750																			
Jim Brewer, L (9, 1) ERA: 2.45	1.0 4 1 0 0 0 2 0 0 0 0 0 0 8 8 0.00 1.000																			

<b>AB</b>	39
<b>R</b>	5
<b>H</b>	12
<b>RBI</b>	5
<b>BB</b>	1
<b>SO</b>	7
<b>LOB</b>	14



Batter	1	2	3	4	5	6	7	8	9	AB	R	H	RBI	BB	SO	LOB
Maury Wills, S OBP: 0.333, SLG: 0.345 (1, 6)	0-0 CS 1B 1B	0-0 5-3			0-0 5-3	0-0 1B		0-0 4-3		5	0	2	0	0	0	1
Bill Buckner, L OBP: 0.358, SLG: 0.367 (1, 9)	0-0 CS 1B 1B		0-0 F7		0-0 BB 1B 1B	0-0 F8		0-0 1B 1B		5	2	3	0	0	0	1
Willie Davis, L OBP: 0.370, SLG: 0.470 (1, 8)	0-3 K 1-2 2-3		0-0 F8-4 1B		0-0 BB 1B		0-0 FC6-4 1B	0-0 FC6-4 1B		5	1	4	0	0	1	2
Dick Allen, R OBP: 0.333, SLG: 0.380 (1, 7)	0-0 S 1B		0-0 F8-4		4-0 1B BB		0-0 FC6-4 FC1-6 1B	0-0 FC6-4 1-2f		4	0	1	1	1	0	4
Wes Parker, S OBP: 0.323, SLG: 0.333 (1, 3)	4-0 FC4-6 BB			4-0 1B BB	0-3 K		0-0 FC1-6 1B		0-0 4-3	3	0	1	0	2	1	3
Jim Lefebvre, S OBP: 0.316, SLG: 0.459 (1, 4)	0-0 FC4-6			0-0 F7	0-0 1B		0-0 FC1-6 BB		0-3 K	4	0	1	2	0	0	5
Bill Russell, R OBP: 0.313, SLG: 0.315 (7, PR) (8, 4)	1-2f			1-3 2-H 3-H			1-2f 2-3			1	0	0	0	0	1	0
Tom Haller, L OBP: 0.444, SLG: 0.414 (1, 2)		4-0 SH1-4 BB		0-0 1B	0-0 F7		4-0 1B BB		0-0 1B	3	0	2	0	2	0	2
Billy Grabarkewitz, R OBP: 0.396, SLG: 0.342 (1, 5)		0-3 K		0-0 F9		0-0 F7		0-3 K		4	0	0	0	0	2	6
Duke Sims, L OBP: 0.345, SLG: 0.360 (9, PH)		0-0 K		0-0 F8					0-0 F3	1	0	0	0	0	0	1
Al Downing, R OBP: 0.313, SLG: 0.214 (1, 1)		0-0 SH1-4		0-3 K		0-0 F8		0-0 G1		2	0	0	0	0	1	2
Pete Mikkelsen, R (7, 1)										0	0	0	0	0	0	0
Von Joshua, L (8, PH)										1	0	0	0	0	0	0
Jim Brewer, L (9, 1)										0	0	0	0	0	0	0

Inning Stats	R: 1	H: 3	E: 0	K: 1	S: 7	LOB: 2	BB: 1	P: 11	R: 0	H: 0	E: 0	K: 1	S: 5	LOB: 1	BB: 1	P: 9	R: 0	H: 1	E: 0	K: 0	S: 3	LOB: 0	BB: 0	P: 3	R: 0	H: 1	E: 0	K: 1	S: 6	LOB: 2	BB: 1	P: 10	R: 2	H: 3	E: 0	K: 1	S: 8	LOB: 2	BB: 1	P: 12	R: 0	H: 1	E: 0	K: 0	S: 4	LOB: 1	BB: 0	P: 4	R: 0	H: 2	E: 0	K: 1	S: 7	LOB: 3	BB: 1	P: 11	R: 0	H: 2	E: 0	K: 0	S: 5	LOB: 2	BB: 0	P: 5	R: 0	H: 1	E: 0	K: 1	S: 6	LOB: 1	BB: 0	P: 6	1B: 14	SF: 0	2B: 1	SAC: 1	3B: 0	DP: 1	HR: 0	HBP: 0	WP: 0	PA: 44
--------------	------	------	------	------	------	--------	-------	-------	------	------	------	------	------	--------	-------	------	------	------	------	------	------	--------	-------	------	------	------	------	------	------	--------	-------	-------	------	------	------	------	------	--------	-------	-------	------	------	------	------	------	--------	-------	------	------	------	------	------	------	--------	-------	-------	------	------	------	------	------	--------	-------	------	------	------	------	------	------	--------	-------	------	--------	-------	-------	--------	-------	-------	-------	--------	-------	--------

PITCHER	IP	WLS	BF	H	R	ER	SO	BB	IBB	HBP	BLK	WP	HR	S	P	ERA	WHIP
Nelson Briles, R ERA: 3.38 (1, 1)	6.0	W	29	9	3	3	4	4	0	0	0	0	0	33	49	4.50	2.167
Dave Giusti, R ERA: 1.08 (7, 1)	3.0	S	15	5	0	0	2	1	0	0	0	0	0	18	22	0.00	2.000

BOTTOM

Pittsburgh Pirates @ Los Angeles Dodgers  
 Dodger Stadium, Los Angeles, CA  
 Sat May 08 1971, 7:05 PM PDT  
 Att. 26,737 - Unknown

AB	38
R	3
H	14
RBI	3
BB	5
SO	6
LOB	27







Batter	1	2	3	4	5	6	7	8	9	AB	R	H	RBI	BB	SO	LOB
Maury Wills, S OBP: 0.344, SLG: 0.350 (1, 6)	0-0 1B WP SF8 1B		4-0 FC5 1B BB	0-0 L5		0-0 2-3 4-3 1B		0-0 6-3		4	1	2	0	1	0	3
Bill Buckner, L OBP: 0.339, SLG: 0.346 (1, 9) Manny Mota, R OBP: 0.364, SLG: 0.350 (6, PH) (7, 9)	0-0 L9 1-2		0-0 F3		0-0 6-3	0-0 4-3 1-2 3-H		0-3 K		3	0	0	0	0	0	2
Willie Davis, L OBP: 0.379, SLG: 0.475 (1, 8)	0-0 2-3 1B		0-0 1-2 1B		0-0 2B 1B	0-0 4-3		0-3 K		5	1	3	0	0	1	1
Dick Allen, R OBP: 0.336, SLG: 0.372 (1, 7)	0-0 SF8 3-H		0-3 K		4-0 2B 1-2 WP BB		0-0 F9		4-0 1B 1B BB	2	1	0	1	2	1	2
Wes Parker, S OBP: 0.319, SLG: 0.336 (1, 3)	0-0 G3		0-0 FC5 2-3f		0-0 WP 4-3 2B		0-3 K		0-0 L7	5	1	1	1	0	1	4
Duke Sims, L OBP: 0.365, SLG: 0.400 (1, 2)		0-3 K		0-0 1B 1B		0-0 4-3 2-H 3-H		0-0 2B		5	0	3	1	0	1	0
Jim Lefebvre, S OBP: 0.326, SLG: 0.452 (1, 4)		0-0 1B		0-0 L9		0-0 4-3		0-3 K		5	0	2	0	0	1	2
Billy Grabarkewitz, R OBP: 0.415, SLG: 0.372 (1, 5)		0-3 K		0-0 1-2 1B		0-0 1B SH1-3 4-3 1B		0-0 1-3 1B		5	1	3	0	0	2	4
Sandy Vance, R (1, 1) Willie Crawford, L (4, PH) Bob O'Brien, L (5, 1) Pete Mikkelsen, R (8, 1) Jim Brewer, L (8, 1) Von Joshua, L (8, PH) Jose Pena, R (9, 1)		0-0 G3		0-3 K		0-0 SH1-3		0-0 1-3		1	0	0	0	0	0	1

Inning Stats	R: 1	H: 2	E: 0	K: 0	S: 5	R: 0	H: 1	E: 0	K: 2	S: 8	R: 0	H: 1	E: 0	K: 1	S: 6	R: 3	H: 2	E: 0	K: 0	S: 5	R: 1	H: 2	E: 0	K: 0	S: 5	R: 0	H: 1	E: 0	K: 2	S: 8	R: 0	H: 1	E: 0	K: 1	S: 6	R: 0	H: 2	E: 0	K: 2	S: 9	1B: 12	SF: 1	2B: 2	SAC: 1	3B: 0	DP: 0	HR: 0	HBP: 0	WP: 2	PA: 44
--------------	------	------	------	------	------	------	------	------	------	------	------	------	------	------	------	------	------	------	------	------	------	------	------	------	------	------	------	------	------	------	------	------	------	------	------	------	------	------	------	------	--------	-------	-------	--------	-------	-------	-------	--------	-------	--------

PITCHER	IP	WLS	BF	H	R	ER	SO	BB	IBB	HBP	BLK	WP	HR	S	P	ERA	WHIP
Steve Blass, R (1, 1) ERA: 4.01	5.1		28	10	5	5	4	2	0	0	0	2	0	34	42	8.44	2.250
Bob Veale, L (6, 1) ERA: 8.1	1.2	W	6	1	0	0	2	0	0	0	0	0	0	10	10	0.00	0.600
Mudcat Grant, R (8, 1) ERA: 1.13	2.0	S	10	3	0	0	3	1	0	0	0	0	0	15	19	0.00	2.000

BOTTOM

Pittsburgh Pirates @ Los Angeles Dodgers  
 Dodger Stadium, Los Angeles, CA  
 Sun May 09 1971, 3:33 AM PDT  
 Att. 26,349 - Unknown

livebaseballscores.com

AB	39
R	5
H	14
RBI	4
BB	3
SO	9
LOB	24





Batter	1	2	3	4	5	6	7	8	9	AB R H RBI BB SO LOB	TOP																													
Dusty Baker Jr., R OBP: 0.130, SLG: 0.174 (1, 8) (7, 9)	0-3 K			0-3 K		0-0 G3		0-0 E6		4 0 0 0 0 2 1																														
Ralph Garr, L OBP: 0.422, SLG: 0.500 (1, 7)	4-0 BB			0-3 K			0-0 F7	0-0 F9		3 0 0 0 1 1 1																														
Hank Aaron, R OBP: 0.360, SLG: 0.680 Sonny Jackson, L OBP: 0.344, SLG: 0.392 (1, 9) (7, PR) (7, 8)	0-0 G6-4-3			0-0 5-3			0-0 1B SF9 2B		0-0 G6-4-3 1B	3 0 1 0 0 0 1 1 1 1 0 0 0 0																														
Orlando Cepeda, R OBP: 0.339, SLG: 0.636 (1, 3)		0-0 CS 1B			0-0 F8		0-0 1B 2-3 1B		0-0 G6-4-3 1-2f	4 0 2 0 0 0 1																														
Felix Millan, R OBP: 0.433, SLG: 0.487 (1, 4)		0-0 5-3 1-2		0-3 K		0-0 SF9		0-0 6-3		3 0 0 1 0 1 1																														
Earl Williams, R OBP: 0.277, SLG: 0.474 (1, 5)		0-0 F7			0-0 F8		0-0 1-2 1B			3 0 1 0 0 0 0																														
Gil Carrido, R OBP: 0.255, SLG: 0.186 (1, 6)			0-0 F8			0-0 5-3	0-3 K			3 0 0 0 0 1 2																														
Bob Didier, S OBP: 0.205, SLG: 0.209 (1, 2)			0-0 5-3			0-0 1B		0-0 4-3		3 0 1 0 0 0 0																														
Jim Nash, R OBP: 0.250, SLG: 0.250 Pat Jarvis, R OBP: 0.214, SLG: 0.083 Clete Boyer, R OBP: 0.254, SLG: 0.232 Tom Kelley, R Mike Lum, L OBP: 0.310, SLG: 0.219 Steve Barber, L (1, 1) (4, 1) (6, PH) (6, 1) (8, PH) (8, 1)			0-3 K			0-0 F7		0-0 F2		1 0 0 0 0 0 1 0 0 0 0 0 0 0 0 0 1 0 0 0 0 0 0 1 0 0 0 0 0 0 0 0 1 0 0 0 0 0 0 0 0 0 0 0 0 0 0 0																														
<b>Inning Stats</b>	R: 0 E: 0 K: 1 S: 4	H: 0 LOB: 0 BB: 1 P: 8	R: 0 E: 0 K: 0 S: 3	H: 1 LOB: 0 BB: 0 P: 3	R: 0 E: 0 K: 1 S: 5	H: 0 LOB: 0 BB: 0 P: 5	R: 0 E: 0 K: 2 S: 7	H: 0 LOB: 0 BB: 0 P: 7	R: 0 E: 0 K: 1 S: 5	H: 0 LOB: 0 BB: 0 P: 5	R: 0 E: 0 K: 0 S: 4	H: 1 LOB: 1 BB: 0 P: 4	R: 1 E: 0 K: 1 S: 8	H: 3 LOB: 2 BB: 0 P: 8	R: 0 E: 1 K: 0 S: 4	H: 0 LOB: 1 BB: 0 P: 4	R: 0 E: 0 K: 0 S: 3	H: 1 LOB: 0 BB: 0 P: 3	1B: 5 2B: 1 3B: 0 HR: 0	SF: 1 SAC: 0 DP: 2 HBP: 0	WP: 0 PB: 0 SB: 0 CS: 1	PA: 32																		
<b>PITCHER</b> Claude Osteen, L ERA: 2.51 (1, 1)	IP 9.0	WLS W	BF 32	H 6	R 1	ER 1	SO 6	BB 1	IBB 0	HBP 0	BLK 0	WP 0	HR 0	S 43	P 47	ERA 1.00	WHIP 0.778						<b>PITCHER</b>	IP 9.0	WLS W	BF 32	H 6	R 1	ER 1	SO 6	BB 1	IBB 0	HBP 0	BLK 0	WP 0	HR 0	S 43	P 47	ERA 1.00	WHIP 0.778

Atlanta Braves @ Los Angeles Dodgers  
Dodger Stadium, Los Angeles, CA  
Tue May 11 1971, 7:05 PM PDT  
Att. 32,959 - Unknown

livebaseballscorecards.com

AB	30
R	1
H	6
RBI	1
BB	1
SO	6
LOB	8



Batter	1	2	3	4	5	6	7	8	9
<b>Billy Grabarkewitz, R</b> OBP: 0.397, SLG: 0.340 (1, 5) X	0-0 6-3 BB	4-0 BB		0-3 K		0-0 G3		0-3 K	
<b>Bill Buckner, L</b> OBP: 0.333, SLG: 0.393 (1, 9) X	0-0 4-1	0-0 5-3 BB		0-0 HR		0-0 F9			
<b>Willie Davis, L</b> OBP: 0.398, SLG: 0.508 (1, 8) X	0-0 2B 1B		0-0 G4-6-3 1B	0-0 1B 3B			0-0 4-3 1B		
<b>Dick Allen, R</b> OBP: 0.342, SLG: 0.371 (1, 7) B B B	4-0 2B BB		0-0 G4-6-3 1-2f	0-0 1B			0-0 4-3		
<b>Wes Parker, S</b> OBP: 0.324, SLG: 0.349 (1, 3) X	0-0 2B		0-0 1B	0-0 F6 1B			0-0 4-3		
<b>Tom Haller, L</b> OBP: 0.400, SLG: 0.364 (1, 2) X	0-0 G3		0-0 F7		0-0 6-3		0-0 F3		
<b>Jim Lefebvre, S</b> OBP: 0.319, SLG: 0.435 (1, 4) X		0-0 4-3 PB 1B		0-3 K	0-0 5-3		0-0 F3		
<b>Bill Russell, R</b> OBP: 0.311, SLG: 0.333 (1, 6) S S S		0-3 K 1-2		0-0 HR 3B	0-0 F6		0-3 K		
<b>Claude Osteen, L</b> OBP: 0.174, SLG: 0.100 (1, 1) X		0-0 4-3 2-3		4-0 HR BB		0-3 K		0-0 WP 1B	

Inning Stats	R: 2 E: 0 K: 0 S: 5	H: 2 LOB: 1 BB: 1 P: 9	R: 0 E: 0 K: 1 S: 6	H: 1 LOB: 2 BB: 1 P: 10	R: 0 E: 0 K: 0 S: 4	H: 2 LOB: 1 BB: 0 P: 4	R: 4 E: 0 K: 2 S: 11	H: 4 LOB: 1 BB: 1 P: 15	R: 0 E: 0 K: 0 S: 3	H: 0 LOB: 0 BB: 0 P: 3	R: 0 E: 0 K: 1 S: 5	H: 0 LOB: 0 BB: 0 P: 5	R: 0 E: 0 K: 0 S: 4	H: 1 LOB: 1 BB: 0 P: 4	R: 0 E: 0 K: 2 S: 8	H: 1 LOB: 1 BB: 0 P: 8
1B: 7 2B: 1 3B: 2 HR: 1	SF: 0 SAC: 0 DP: 1 HBP: 0	WP: 1 PB: 1 SB: 0 CS: 0	PA: 37	ERA WHIP	ERA WHIP	ERA WHIP	ERA WHIP	ERA WHIP	ERA WHIP	ERA WHIP	ERA WHIP	ERA WHIP	ERA WHIP	ERA WHIP	ERA WHIP	

PITCHER	IP	WLS	BF	H	R	ER	SO	BB	IBB	HBP	BLK	WP	HR	S	P	ERA	WHIP
<b>Jim Nash, R</b> ERA: 4.85 (1, 1)	3.2	L	20	7	5	5	3	3	0	0	0	0	1	23	35	12.27	2.727
<b>Pat Jarvis, R</b> ERA: 4.5 (4, 1)	1.1		6	2	1	1	0	0	0	0	0	0	0	6	6	6.75	1.500
<b>Tom Kelley, R</b> ERA: 7.2 (6, 1)	2.0		7	1	0	0	1	0	0	0	0	0	0	9	9	0.00	0.500
<b>Steve Barber, L</b> ERA: 9.64 (8, 1)	1.0		4	1	0	0	2	0	0	0	0	1	0	8	8	0.00	1.000

**BOTTOM**

**Atlanta Braves @ Los Angeles Dodgers**  
**Dodger Stadium, Los Angeles, CA**  
 Tue May 11 1971, 7:05 PM PDT  
 Att. 32,959 - Unknown

[livebaseballscores.com](http://livebaseballscores.com)

<b>AB</b>	<b>34</b>
<b>R</b>	<b>6</b>
<b>H</b>	<b>11</b>
<b>RBI</b>	<b>6</b>
<b>BB</b>	<b>3</b>
<b>SO</b>	<b>6</b>
<b>LOB</b>	<b>14</b>





Batter	1	2	3	4	5	6	7	8	9	AB R H RBI BB SO LOB	TOP											
<b>Sonny Jackson, L</b> (1, 8) OBP: 0.348, SLG: 0.403	0-3 K		0-0 1-3 2B			0-0 1B		0-0 F9		4 0 2 0 0 1 1	<b>Atlanta Braves @ Los Angeles Dodgers</b> <b>Dodger Stadium, Los Angeles, CA</b> Wed May 12 1971, 7:05 PM PDT Att: 15,702 - Unknown											
<b>Ralph Garr, L</b> (1, 7) OBP: 0.417, SLG: 0.492	0-0 6-3		0-0 F8			0-0 1-3 CS 1B		0-0 F2		4 0 1 0 0 0 3												
<b>Hank Aaron, R</b> (1, 9) OBP: 0.356, SLG: 0.660	0-0 P6					4-0 BB 1-2 BB				3 0 0 0 1 0 0												
<b>Orlando Cepeda, R</b> (1, 3) OBP: 0.328, SLG: 0.614		0-0 P5				0-0 FC6-4 BB				4 0 0 0 0 0 2												
<b>Felix Millan, R</b> (1, 4) OBP: 0.420, SLG: 0.471		0-0 5-3				0-0 FC6-4 1-2f				4 0 0 0 0 0 0												
<b>Hal King, L</b> (1, 2) OBP: 0.265, SLG: 0.233		0-3 K				0-0 5-3				3 0 0 0 0 2 0												
<b>Earl Williams, R</b> (1, 5) OBP: 0.267, SLG: 0.457			0-3 K			0-0 5-3				3 0 0 0 0 2 0												
<b>Gil Garrido, R</b> (1, 6) OBP: 0.240, SLG: 0.174			0-0 F9			0-0 6-3				3 0 0 0 0 0 0												
<b>George Stone, L</b> (1, 1) OBP: 0.214, SLG: 0.214			0-0 2B			0-0 F8				2 0 1 0 0 0 0												
<b>Mike Lum, L</b> (8, PH) OBP: 0.326, SLG: 0.242								0-0 1B		1 0 1 0 0 0 0												
<b>Mike McQueen, L</b> (8, 1) OBP: 0.200, SLG: 0.200										0 0 0 0 0 0 0												
<b>Inning Stats</b>	R: 0 E: 0 K: 1 S: 5	H: 0 LOB: 0 BB: 0 P: 5	R: 0 E: 0 K: 1 S: 5	H: 0 LOB: 0 BB: 0 P: 5	R: 0 E: 0 K: 1 S: 7	H: 2 LOB: 2 BB: 0 P: 7	R: 0 E: 0 K: 0 S: 3	H: 0 LOB: 0 BB: 0 P: 3	R: 0 E: 0 K: 1 S: 5	H: 0 LOB: 0 BB: 0 P: 5	R: 0 E: 0 K: 0 S: 4	H: 2 LOB: 2 BB: 1 P: 8	R: 0 E: 0 K: 1 S: 5	H: 0 LOB: 0 BB: 0 P: 5	R: 0 E: 0 K: 0 S: 4	H: 1 LOB: 1 BB: 0 P: 4	R: 0 E: 0 K: 0 S: 3	H: 0 LOB: 0 BB: 0 P: 3	1B: 4 2B: 1 3B: 0 HR: 0	SF: 0 SAC: 0 DP: 0 HBP: 0	WP: 0 PB: 0 SB: 0 CS: 1	PA: 32
<b>PITCHER</b> <b>Don Sutton, R</b> (1, 1) ERA: 3.81	IP: 9.0 WLS: W BF: 32 H: 5 R: 0 ER: 0 SO: 5 BB: 1 IBB: 0 HBP: 0 BLK: 0 WP: 0 HR: 0 S: 41 P: 45 ERA: 0.00 WHIP: 0.667											<b>PITCHER</b> IP: WLS: BF: H: R: ER: SO: BB: IBB: HBP: BLK: WP: HR: S: P: ERA: WHIP:										

<b>AB</b>	<b>31</b>
<b>R</b>	<b>0</b>
<b>H</b>	<b>5</b>
<b>RBI</b>	<b>0</b>
<b>BB</b>	<b>1</b>
<b>SO</b>	<b>5</b>
<b>LOB</b>	<b>6</b>



Batter	1	2	3	4	5	6	7	8	9	AB	R	H	RBI	BB	SO	LOB
Maury Wills, S OBP: 0.356, SLG: 0.363 (1, 6)	0-0 G6-4-3 1B		0-0 5-3 1B		0-0 SH1-4 1B		0-3 K			4	1	3	0	0	1	0
Manny Mota, R OBP: 0.362, SLG: 0.365 (1, 9)	0-0 G6-4-3 1-2f		0-0 5-3		0-0 SH1-4		0-0 F9 2B			3	0	1	0	0	0	3
Willie Davis, L OBP: 0.394, SLG: 0.500 (1, 8)	0-0 5-3		0-0 2-H 3-H 1B		0-0 F9		0-0 F9 2-3			4	0	1	2	0	0	2
Dick Allen, R OBP: 0.339, SLG: 0.396 (1, 7)		0-0 HR	0-3 K		0-3 K		0-0 5-3			4	1	1	1	0	2	3
Wes Parker, S OBP: 0.322, SLG: 0.346 (1, 3)		0-3 K		0-0 F8		0-0 HR 1B		0-0 F9		4	1	1	0	0	1	0
Jim Lefebvre, S OBP: 0.314, SLG: 0.480 (1, 4)		0-0 F8		0-0 F9		0-0 HR		0-0 F7		4	1	1	2	0	0	0
Bill Sudakis, S OBP: 0.316, SLG: 0.333 (1, 2)		0-3 K		4-0 1B BB		0-0 F9		0-0 F7		3	0	0	0	1	1	0
Steve Garvey, R OBP: 0.336, SLG: 0.404 (1, 5)			0-0 F9		0-0 1-2 1B		0-3 K			3	0	1	0	0	1	0
Don Sutton, R OBP: 0.235, SLG: 0.071 (1, 1)			4-0 5-3 1B BB		0-3 K		0-0 1-3			2	1	0	0	1	1	2

Inning Stats	R: 0	H: 1	R: 1	H: 1	R: 2	H: 2	R: 0	H: 1	R: 2	H: 2	R: 0	H: 1	R: 0	H: 0	R: 0	H: 0
	E: 0	LOB: 0	E: 0	LOB: 0	E: 0	LOB: 1	E: 0	LOB: 2	E: 0	LOB: 0	E: 0	LOB: 1	E: 0	LOB: 0	E: 0	LOB: 0
	K: 0	BB: 0	K: 2	BB: 0	K: 1	BB: 1	K: 1	BB: 1	K: 1	BB: 0	K: 1	BB: 0	K: 0	BB: 0	K: 0	BB: 0
	S: 3	P: 3	S: 8	P: 8	S: 7	P: 11	S: 6	P: 10	S: 6	P: 6	S: 7	P: 7	S: 6	P: 6	S: 3	P: 3

PITCHER	IP	WLS	BF	H	R	ER	SO	BB	IBB	HBP	BLK	WP	HR	S	P	ERA	WHIP
George Stone, L ERA: 3.6 (1, 1)	7.0	L	31	9	5	5	7	2	0	0	0	0	2	43	51	6.43	1.571
Mike McQueen, L ERA: 2.08 (8, 1)	1.0		3	0	0	0	0	0	0	0	0	0	0	3	3	0.00	0.000

**BOTTOM**

**Atlanta Braves @ Los Angeles Dodgers**  
**Dodger Stadium, Los Angeles, CA**  
 Wed May 12 1971, 7:05 PM PDT  
 Att. 15,702 - Unknown


livebaseballscorecards.com

<b>AB</b>	<b>31</b>
<b>R</b>	<b>5</b>
<b>H</b>	<b>9</b>
<b>RBI</b>	<b>5</b>
<b>BB</b>	<b>2</b>
<b>SO</b>	<b>7</b>
<b>LOB</b>	<b>10</b>



<b>WP:</b> 0	<b>PA:</b> 34
<b>PB:</b> 0	
<b>SB:</b> 0	
<b>CS:</b> 0	



Batter	1	2	3	4	5	6	7	8	9	AB R H RBI BB SO LOB	TOP	
Maury Wills, S OBP: 0.353, SLG: 0.359 (1, 6) X	0-0 1B 2B 1B	0-0 G3			0-0 4-3		0-0 5-3			4 1 1 0 0 0 1	<p>Los Angeles Dodgers @ San Francisco Giants Candlestick Park, San Francisco, CA</p> <p>Fri May 14 1971, 10:05 PM EDT Att. 30,862 - Unknown</p> <p>livebaseballscorecards.com</p> <p><b>AB 35</b> <b>R 4</b> <b>H 8</b> <b>RBI 4</b> <b>BB 1</b> <b>SO 4</b> <b>LOB 11</b></p> 	
Bill Buckner, L OBP: 0.328, SLG: 0.383 (1, 9) X	0-0 2B 1-2 6-3 1B		0-0 G3		0-0 F6		0-0 F7			4 1 1 0 0 0 0		
Willie Davis, L OBP: 0.397, SLG: 0.515 (1, 8) X	0-0 1-3 2-H 2B		0-0 F8		0-0 2B			0-0 4-3		4 0 2 1 0 0 0		
Dick Allen, R OBP: 0.328, SLG: 0.381 (1, 7) X	0-0 6-3		0-0 3-1		0-0 F8			0-3 K		4 0 0 1 0 1 2		
Wes Parker, S OBP: 0.320, SLG: 0.338 (1, 3) X	0-0 1-3 2-3			4-0 HR BB		0-0 E4		0-0 F6		3 1 0 0 1 0 1		
Duke Sims, L OBP: 0.358, SLG: 0.441 (1, 2) X	0-0 4-3			0-0 1-H HR		0-0 F9			0-0 F2	4 1 1 2 0 0 2		
Jim Lefebvre, S OBP: 0.327, SLG: 0.481 (1, 4) (6, 5) X		0-0 1-3		0-0 G6-4-3 1B		0-0 F7			0-0 1B	4 0 2 0 0 0 1		
Steve Garvey, R OBP: 0.327, SLG: 0.392 (1, 5) Pete Mikkelsen, R OBP: 0.308, SLG: 0.330 (6, 1) Tom Haller, L OBP: 0.390, SLG: 0.353 (9, PH) X		0-0 1-3		0-0 G6-4-3 1-2f		0-0 1-3			0-3 K	3 0 0 0 0 0 2 0 0 0 0 0 0 0 1 0 0 0 0 1 1		
Al Downing, R OBP: 0.333, SLG: 0.250 (1, 1) Bill Russell, R OBP: 0.308, SLG: 0.330 (6, 4) Willie Crawford, L OBP: 0.360, SLG: 0.455 (9, PH) X		0-0 1B		0-3 K			0-3 K		0-0 G3	2 0 1 0 0 1 0 1 0 0 0 0 1 0 1 0 0 0 0 0 1		
<b>Inning Stats</b>	R: 2 H: 3 E: 0 LOB: 1 K: 0 BB: 0 S: 6 P: 6	R: 0 H: 1 E: 0 LOB: 1 K: 0 BB: 0 S: 4 P: 4	R: 0 H: 0 E: 0 LOB: 0 K: 0 BB: 0 S: 3 P: 3	R: 2 H: 2 E: 0 LOB: 0 K: 1 BB: 1 S: 6 P: 10	R: 0 H: 1 E: 0 LOB: 1 K: 0 BB: 0 S: 4 P: 4	R: 0 H: 0 E: 1 LOB: 1 K: 0 BB: 0 S: 4 P: 4	R: 0 H: 0 E: 0 LOB: 0 K: 1 BB: 0 S: 5 P: 5	R: 0 H: 0 E: 0 LOB: 0 K: 1 BB: 0 S: 5 P: 5	R: 0 H: 1 E: 0 LOB: 1 K: 1 BB: 0 S: 6 P: 6	1B: 5 SF: 0 2B: 2 SAC: 0 3B: 0 DP: 1 HR: 1 HBP: 0	WP: 0 PA: 36 PB: 0 SB: 0 CS: 0	
<b>PITCHER</b> Steve Stone, R ERA: 3.28 (1, 1) Jerry Johnson, R ERA: 1.07 (7, 1)	IP WLS BF H R ER SO BB IBB HBP BLK WP HR S P ERA WHIP											<b>PITCHER</b> IP WLS BF H R ER SO BB IBB HBP BLK WP HR S P ERA WHIP

Batter	1	2	3	4	5	6	7	8	9
<b>Bobby Bonds, R</b> OBP: 0.396, SLG: 0.589 (1, 9)	0-0 F3		4-0 S 6-3 1B BB		0-0 G4-3 1B		4-0 SH3-4 1B BB	0-0 5-3	
<b>Chris Speier, R</b> OBP: 0.358, SLG: 0.350 (1, 6)	0-0 HR		0-0 6-3		0-0 G4-3		0-0 SH3-4	0-0 F8	
<b>Willie Mays, R</b> OBP: 0.472, SLG: 0.706 (1, 8)	0-0 HR		0-3 K		4-0 CS BB		0-3 K	0-0 6-3	
<b>Willie McCovey, L</b> OBP: 0.417, SLG: 0.581 (1, 3)	0-0 1B		0-0 1B		0-0 CS	0-0 FC4-6 1B BB	4-0 E 1B 1B IBB		
<b>Ken Henderson, S</b> OBP: 0.336, SLG: 0.402 (1, 7)	0-0 F2		0-0 F2			0-0 F8	0-0 E 1B 1B		
<b>Dick Dietz, R</b> OBP: 0.430, SLG: 0.439 (1, 2)	0-3 K			0-0 F8		4-0 FC4-6 1B BB	0-0 E5 1B 1B		
<b>Tito Fuentes, S</b> OBP: 0.292, SLG: 0.322 (1, 4)		0-0 F8		0-0 F6		0-0 FC4-6 1B BB	0-0 E 1B 1B		
<b>Al Gallagher, R</b> OBP: 0.336, SLG: 0.356 (1, 5)		0-0 F9		4-0 BB		4-0 BB	0-0 E4 1B		
<b>Hal Lanier, R</b> OBP: 0.274, SLG: 0.214 (8, 5)							1-2 3-H BB		
<b>Steve Stone, R</b> (1, 1)		0-0 6-3		0-0 F9		0-3 K	0-0 5-3		
<b>George Foster, R</b> OBP: 0.341, SLG: 0.487 (6, PH)									
<b>Jerry Johnson, R</b> (7, 1)									

AB	R	H	RBI	BB	SO	LOB
3	2	1	0	2	0	0
4	1	1	1	0	0	2
4	1	1	1	1	2	2
3	1	3	1	1	0	0
4	1	1	1	0	0	3
3	1	0	0	1	1	3
4	1	1	2	0	0	2
2	0	1	1	2	0	0
0	0	0	0	0	0	0
2	0	0	0	0	0	1
1	0	0	0	0	1	3
1	0	0	0	0	0	1

**Los Angeles Dodgers @ San Francisco Giants**  
**Candlestick Park, San Francisco, CA**  
 Fri May 14 1971, 10:05 PM EDT  
 Att. 30,862 - Unknown

<b>AB</b>	<b>31</b>
<b>R</b>	<b>8</b>
<b>H</b>	<b>9</b>
<b>RBI</b>	<b>7</b>
<b>BB</b>	<b>7</b>
<b>SO</b>	<b>4</b>
<b>LOB</b>	<b>17</b>



Inning Stats		R	H	E	K	S	P	BB	IBB	HBP	BLK	WP	HR	S	P	ERA	WHIP
R: 2	H: 3	R: 0	H: 0	R: 0	H: 1	R: 0	H: 1	R: 0	H: 1	R: 5	H: 3	R: 0	H: 0	R: 0	H: 0	R: 0	H: 0
E: 0	LOB: 1	E: 0	LOB: 0	E: 0	LOB: 1	E: 0	LOB: 3	E: 2	LOB: 1	E: 0	LOB: 0	E: 0	LOB: 0	E: 0	LOB: 0	E: 0	LOB: 0
K: 1	BB: 0	K: 0	BB: 0	K: 1	BB: 1	K: 1	BB: 2	K: 0	BB: 1	K: 1	BB: 2	K: 0	BB: 0	K: 0	BB: 0	K: 0	BB: 0
S: 8	P: 8	S: 3	P: 3	S: 6	P: 10	S: 3	P: 14	S: 2	P: 6	S: 9	P: 17	S: 3	P: 3	S: 3	P: 3	S: 3	P: 3

PITCHER		IP	WLS	BF	H	R	ER	SO	BB	IBB	HBP	BLK	WP	HR	S	P	ERA	WHIP
<b>Al Downing, L</b> ERA: 2.12 (1, 1)	5.2			26	6	3	3	2	5	0	0	0	0	2	25	45	4.76	1.941
<b>Pete Mikkelsen, R</b> ERA: 4.26 (6, 1)	2.1	L	13	3	5	1	2	1	1	0	0	0	0	15	23	3.86	1.714	

WP	PA
0	40



Batter	1	2	3	4	5	6	7	8	9	AB R H RBI BB SO LOB	TOP																						
Maury Wills, S (1, 6) OBP: 0.343, SLG: 0.348	0-0 G3		0-0 4-3		0-0 4-3			0-0 4-3		4 0 0 0 0 0 1	<p>Los Angeles Dodgers @ San Francisco Giants</p> <p>Candlestick Park, San Francisco, CA</p> <p>Sat May 15 1971, 6:33 AM EDT</p> <p>Att: 33,370 - Unknown</p>																						
Bill Buckner, L (1, 9) OBP: 0.309, SLG: 0.359	0-0 3-1			0-0 G3		0-0 4-3		0-0 F8		4 0 0 0 0 0 0																							
Willie Davis, L (1, 8) OBP: 0.393, SLG: 0.507	0-0 F8			0-0 1B		0-0 F9		0-0 4-3		4 0 1 0 0 0 0																							
Dick Allen, R (1, 7) OBP: 0.341, SLG: 0.404		0-0 G1-6-3 1B		0-0 F7		0-0 2B		0-0 3-1 1B		4 0 3 0 0 0 1																							
Wes Parker, S (1, 3) OBP: 0.318, SLG: 0.336		0-0 G1-6-3 1-2f		0-0 1-3 1B		0-0 1-3		0-0 3-1 1-2		4 0 1 0 0 0 3																							
Duke Sims, L (1, 2) OBP: 0.366, SLG: 0.435		0-0 1B		0-0 4-3		0-0 4-3		4-0 BB	B B B B	3 0 1 0 1 0 2																							
Jim Lefebvre, S (1, 4) OBP: 0.322, SLG: 0.456		0-0 G3			4-0 FC5-4 BB	0-0 4-3		0-0 3-1		3 0 0 0 1 0 3																							
Billy Grabarkewitz, R (1, 5) OBP: 0.377, SLG: 0.320			0-0 6-3		0-0 FC5-4 1-2f	0-0 5-3				3 0 0 0 0 0 1																							
Bill Singer, R (1, 1) OBP: 0.150, SLG: 0.056			0-3 K		0-0 F7 1-2			0-3 K		2 0 0 0 0 1 1																							
Willie Crawford, L (8, PH) OBP: 0.346, SLG: 0.435										1 0 0 0 0 1 0																							
Jim Brewer, L (8, 1)										0 0 0 0 0 0 0																							
<b>Inning Stats</b>	R: 0 E: 0 K: 0 S: 3	H: 0 LOB: 0 BB: 0 P: 3	R: 0 E: 0 K: 0 S: 4	H: 2 LOB: 1 BB: 0 P: 4	R: 0 E: 0 K: 1 S: 5	H: 0 LOB: 0 BB: 0 P: 5	R: 0 E: 0 K: 0 S: 5	H: 2 LOB: 2 BB: 0 P: 5	R: 0 E: 0 K: 0 S: 3	H: 0 LOB: 1 BB: 1 P: 7	R: 0 E: 0 K: 0 S: 4	H: 1 LOB: 1 BB: 0 P: 4	R: 0 E: 0 K: 0 S: 3	H: 0 LOB: 0 BB: 0 P: 3	R: 0 E: 0 K: 1 S: 5	H: 0 LOB: 0 BB: 0 P: 5	R: 0 E: 0 K: 0 S: 4	H: 1 LOB: 2 BB: 1 P: 8	1B: 5 2B: 1 3B: 0 HR: 0	SF: 0 SAC: 0 DP: 1 HBP: 0	WP: 0 PB: 0 SB: 1 CS: 0	PA: 34											
<b>PITCHER</b> Juan Marichal, R (1, 1) ERA: 1.6	IP 9.0	WLS W	BF 34	H 6	R 0	ER 0	SO 2	BB 2	IBB 0	HBP 0	BLK 0	WP 0	HR 0	S 36	P 44	ERA 0.00	WHIP 0.889																
											<b>PITCHER</b>	IP	WLS	BF	H	R	ER	SO	BB	IBB	HBP	BLK	WP	HR	S	P	ERA	WHIP					

AB	32
R	0
H	6
RBI	0
BB	2
SO	2
LOB	12



livebaseballscorecards.com

Batter	1	2	3	4	5	6	7	8	9	AB	R	H	RBI	BB	SO	LOB
<b>Bobby Bonds, R</b> OBP: 0.385, SLG: 0.570 (1, 9) x	0-0 5-3 ①		0-0 F3 ③			0-3 K ②		0-0 F5 ①		4	0	0	0	0	1	1
<b>Chris Speier, R</b> OBP: 0.348, SLG: 0.340 (1, 6) x	0-0 6-3 ②			0-0 F9 ①		0-3 K ③		0-3 K ②		4	0	0	0	0	2	1
<b>Willie Mays, R</b> OBP: 0.465, SLG: 0.698 (1, 8) x	0-0 F4 ③			0-0 F6 ②			0-0 1B 2B	0-3 K ③		4	1	1	0	0	1	0
<b>Willie McCovey, L</b> OBP: 0.405, SLG: 0.563 (1, 3) x		0-0 F7 ①		0-0 F9 ③			0-0 F4 ①			3	0	0	0	0	0	1
<b>Ken Henderson, S</b> OBP: 0.344, SLG: 0.398 (1, 7)		4-0 L5-4 BB BB			0-3 K ①		4-0 WP 1B BB			1	0	0	0	2	1	0
<b>Dick Dietz, R</b> OBP: 0.435, SLG: 0.440 (1, 2)		4-0 1-2 BB BB			0-3 K ②		0-0 1-2 2-H WP 1B			2	0	1	1	1	1	0
<b>Tito Fuentes, S</b> OBP: 0.285, SLG: 0.314 (1, 4) x		0-0 L5-4 ② ③			0-0 6-3 ③		0-3 K ②			3	0	0	0	0	1	4
<b>Al Gallagher, R</b> OBP: 0.336, SLG: 0.349 (1, 5) S			0-3 K ①			0-0 E4 SH3-4		4-0 1-2 2-3 IBB		2	0	0	0	1	1	0
<b>Hal Lanier, R</b> OBP: 0.274, SLG: 0.214 (9, 5)										0	0	0	0	0	0	0
<b>Juan Marichal, R</b> OBP: 0.125, SLG: 0.087 (1, 1) x			0-0 F7 ②			0-0 SH3-4 1-2		0-0 F9 ③		2	0	0	0	0	0	3
<b>Inning Stats</b>	R: 0 E: 0 K: 0 S: 3	H: 0 LOB: 0 BB: 0 P: 3	R: 0 E: 0 K: 0 S: 2	H: 0 LOB: 1 BB: 2 P: 10	R: 0 E: 0 K: 1 S: 5	H: 0 LOB: 0 BB: 0 P: 5	R: 0 E: 0 K: 0 S: 3	H: 0 LOB: 0 BB: 0 P: 3	R: 0 E: 0 K: 2 S: 7	H: 0 LOB: 0 BB: 0 P: 7	R: 1 E: 0 K: 1 S: 7	H: 2 LOB: 3 BB: 2 P: 15	R: 0 E: 0 K: 2 S: 7	H: 0 LOB: 0 BB: 0 P: 7	1B: 1 2B: 2 3B: 0 HR: 0	SF: 0 SAC: 1 DP: 1 HBP: 0
<b>PITCHER</b>	IP WLS BF H R ER SO	WLS L BF H R ER SO	WLS L BF H R ER SO	WLS L BF H R ER SO	WLS L BF H R ER SO	WLS L BF H R ER SO	WLS L BF H R ER SO	WLS L BF H R ER SO	WLS L BF H R ER SO	WLS L BF H R ER SO	WLS L BF H R ER SO	WLS L BF H R ER SO	WLS L BF H R ER SO	WLS L BF H R ER SO	WLS L BF H R ER SO	WLS L BF H R ER SO
<b>Bill Singer, R</b> ERA: 4.55 (1, 1)	7.0															
<b>Jim Brewer, L</b> ERA: 2.92 (8, 1)	1.0															

**BOTTOM**

Los Angeles Dodgers @ San Francisco Giants  
Candlestick Park, San Francisco, CA  
Sat May 15 1971, 6:33 AM EDT  
Att. 33,370 - Unknown

[livebaseballscorecards.com](http://livebaseballscorecards.com)

<b>AB</b>	<b>25</b>
<b>R</b>	<b>1</b>
<b>H</b>	<b>2</b>
<b>RBI</b>	<b>1</b>
<b>BB</b>	<b>4</b>
<b>SO</b>	<b>8</b>
<b>LOB</b>	<b>10</b>



WP: 1	PA: 30
PB: 0	
SB: 0	
CS: 0	



Batter	1	2	3	4	5	6	7	8	9	AB	R	H	RBI	BB	SO	LOB	TOP					
Maury Wills, S OBP: 0.349, SLG: 0.355 (1, 6)	0-0 4-3		0-0 1B		0-0 F7		0-0 FC6-4	0-0 S	0-0 1B	6	0	3	1	0	0	2						
Bill Buckner, L OBP: 0.301, SLG: 0.348 (1, 9)	0-0 F8		0-0 1B		0-0 F7		0-0 G3	0-3 K	0-0 5-3	5	0	1	0	0	1	4						
Pete Mikkelsen, R (8, 1)										1	0	0	0	0	0	3						
Bob O'Brien, L (9, 1)										0	0	0	0	0	0	0						
Joe Moeller, R (9, 1)										0	0	0	0	0	0	0						
Willie Davis, L OBP: 0.393, SLG: 0.507 (1, 8)	0-0 F9		0-0 G1-6-3				0-0 F4		0-0 1B	4	2	1	0	1	0	3						
Dick Allen, R OBP: 0.351, SLG: 0.402 (1, 7)		0-0 FC4-6		4-0 E		0-3 K		4-0 HR	0-3 K	3	3	1	0	2	2	2						
Wes Parker, S OBP: 0.327, SLG: 0.357 (1, 3)		4-0 FC4-6		0-0 5-3		0-0 1-3		0-0 HR	4-0 BB	3	2	1	2	2	0	1						
Tom Haller, L OBP: 0.413, SLG: 0.410 (1, 2)		0-0 FC4-6		0-0 4-3		0-0 FC5		0-0 E	0-0 BB	5	2	3	3	0	0	1						
Jim Lefebvre, S OBP: 0.344, SLG: 0.441 (1, 4)		0-0 3-1		0-0 G3		4-0 IBB		4-0 FC3-6	4-0 1B	2	0	0	0	3	0	1						
Billy Grabarkewitz, R OBP: 0.371, SLG: 0.314 (1, 5)		0-0 F4				0-0 S		0-0 F3	0-3 K	1	0	0	0	0	0	1						
Steve Garvey, R OBP: 0.325, SLG: 0.386 (2, 5)						0-0 FC5				4	0	1	0	0	1	7						
Claude Osteen, L OBP: 0.160, SLG: 0.091 (1, 1)			0-0 6-3		0-0 F8		0-0 FC6-4	0-0 FC3-6	4-0 1B	2	0	0	0	0	0	1						
Willie Crawford, L OBP: 0.370, SLG: 0.458 (7, PH)										1	0	1	0	0	0	0						
Jim Brewer, L (7, 1)										0	0	0	0	0	0	0						
Manny Mota, R OBP: 0.366, SLG: 0.359 (8, PH)										1	0	0	1	1	0	1						
(8, 9)																						
<b>Inning Stats</b>	R: 0 E: 0 K: 0 S: 3	H: 0 LOB: 0 BB: 0 P: 3	R: 1 E: 1 K: 0 S: 4	H: 1 LOB: 1 BB: 1 P: 8	R: 0 E: 0 K: 0 S: 4	H: 2 LOB: 1 BB: 0 P: 4	R: 1 E: 1 K: 0 S: 3	H: 0 LOB: 0 BB: 1 P: 7	R: 0 E: 0 K: 0 S: 4	H: 1 LOB: 1 BB: 0 P: 4	R: 1 E: 0 K: 1 S: 6	H: 1 LOB: 2 BB: 2 P: 14	R: 0 E: 0 K: 0 S: 4	H: 1 LOB: 1 BB: 0 P: 4	R: 3 E: 1 K: 1 S: 8	H: 3 LOB: 2 BB: 2 P: 16	R: 3 E: 0 K: 2 S: 10	H: 3 LOB: 3 BB: 3 P: 22	1B: 9 2B: 2 3B: 0 HR: 1	SF: 0 SAC: 0 DP: 1 HBP: 0	WP: 0 PB: 0 SB: 3 CS: 0	PA: 47
<b>PITCHER</b>	IP	WLS	BF	H	R	ER	SO	BB	IBB	HBP	BLK	WP	HR	S	P	ERA	WHIP					
Gaylord Perry, R ERA: 2.8 (1, 1)	6.0		26	5	3	2	1	3	1	0	0	0	0	24	40	3.00	1.333					
Don McMahon, R ERA: 8.56 (7, 1)	1.0	L	7	3	3	3	0	1	0	0	0	0	1	6	10	27.00	4.000					
Jerry Johnson, R ERA: 1.04 (8, 1)	0.2		4	1	0	0	0	1	0	0	0	0	0	3	7	0.00	3.000					
Steve Hamilton, L ERA: 1.8 (8, 1)	0.1		1	0	0	0	1	0	0	0	0	0	0	3	3	0.00	0.000					
Rich Robertson, R ERA: 5.04 (9, 1)	0.2		8	3	3	3	2	2	1	0	0	0	0	9	21	40.50	7.500					
<b>PITCHER</b>	IP	WLS	BF	H	R	ER	SO	BB	IBB	HBP	BLK	WP	HR	S	P	ERA	WHIP					
Frank Reberger, R ERA: 4.3 (9, 1)	0.1		1	0	0	0	0	0	0	0	0	0	0	1	1	0.00	0.000					

Los Angeles Dodgers @ San Francisco Giants  
Candlestick Park, San Francisco, CA  
Sun May 16 1971, 6:33 AM EDT  
Att: 33,981 - Unknown

livebaseballscorecards.com

AB	38
R	9
H	12
RBI	7
BB	9
SO	4
LOB	27



Batter	1	2	3	4	5	6	7	8	9	AB R H RBI BB SO LOB
<b>Bobby Bonds, R</b> OBP: 0.386, SLG: 0.586 (1, 9)	0-0 F9		0-0 E6	0-0 F7		0-0 HR			0-0 2B 1B	5 2 2 3 0 0 2
<b>Chris Speier, R</b> OBP: 0.344, SLG: 0.336 (1, 6)	0-0 E4 1B		0-0 F2		0-0 6-3	0-0 F9			0-0 F9	5 0 1 0 0 0 2
<b>Willie Mays, R</b> OBP: 0.463, SLG: 0.691 (1, 8)	0-0 F2		0-0 6-3		0-0 E4		4-0 BB		0-0 G3 2B	4 0 1 1 1 0 2
<b>Willie McCovey, L</b> OBP: 0.388, SLG: 0.535 (1, 3)	0-0 F7			0-0 F6	0-3 K		0-3 K		0-0 G3	5 0 0 0 0 2 4
<b>Ken Henderson, S</b> OBP: 0.346, SLG: 0.393 (1, 7)		0-0 F4		0-0 WP 1B 1B	0-0 F8		0-3 K		4-0 BB	4 1 1 0 1 1 2
<b>Dick Dietz, R</b> OBP: 0.434, SLG: 0.434 (1, 2)		4-0 FC1-6 BB		0-0 1-3		0-0 SH2-4 HR 1B	0-0 6-3		0-3 K	4 1 1 0 1 1 4
<b>Tito Fuentes, S</b> OBP: 0.278, SLG: 0.306 (1, 4)		0-0 FC1-6		0-3 K 1B 1B		0-0 SH2-4		0-0 6-3		3 1 0 0 0 1 2
<b>Al Gallagher, R</b> OBP: 0.344, SLG: 0.352 (1, 5)		0-0 G3		0-0 1B 1B		4-0 HR BB		0-0 F4		2 1 1 1 1 0 1
<b>Hal Lanier, R</b> OBP: 0.270, SLG: 0.211 (7, 5)		1-2 G3		1-2 3-H 1B		0-0 F9		0-3 K		1 0 0 0 0 0 0
<b>Gaylord Perry, R</b> OBP: 0.097, SLG: 0.097 (6, PH)			0-3 K							2 0 1 1 0 1 0
<b>Frank Johnson, R</b> OBP: 0.194, SLG: 0.148 (7, 1)										1 0 0 0 0 0 2
<b>Don Minick, R</b> OBP: 0.194, SLG: 0.148 (8, 1)										0 0 0 0 0 0 0
<b>Jerry Johnson, R</b> OBP: 0.194, SLG: 0.148 (8, 1)										0 0 0 0 0 0 0
<b>Steve Hamilton, L</b> OBP: 0.194, SLG: 0.148 (8, PH)										0 0 0 0 0 0 0
<b>George Foster, R</b> OBP: 0.337, SLG: 0.481 (9, 1)										1 0 0 0 0 1 0
<b>Rich Robertson, R</b> OBP: 0.100, SLG: 0.100 (9, 1)										0 0 0 0 0 0 0
<b>Frank Robberger, L</b> OBP: 0.400, SLG: 0.400 (9, 1)										0 0 0 0 0 0 0

**BOTTOM**

**Los Angeles Dodgers @ San Francisco Giants**  
Candlestick Park, San Francisco, CA  
Sun May 16 1971, 6:33 AM EDT  
Att. 33,981 - Unknown

livebaseballscorecards.com

<b>AB</b>	<b>37</b>
<b>R</b>	<b>6</b>
<b>H</b>	<b>8</b>
<b>RBI</b>	<b>6</b>
<b>BB</b>	<b>4</b>
<b>SO</b>	<b>7</b>
<b>LOB</b>	<b>21</b>

2	0	1	1	0	1	0
1	0	0	0	0	0	2
0	0	0	0	0	0	0
0	0	0	0	0	0	0
0	0	0	0	0	0	0
1	0	0	0	0	1	0
0	0	0	0	0	0	0
0	0	0	0	0	0	0

<b>WP:</b>	1	<b>PA:</b>	42
<b>PB:</b>	0		
<b>SB:</b>	3		
<b>CS:</b>	0		

Inning Stats	R: 0	H: 1	E: 1	K: 0	S: 4	LOB: 1	BB: 0	P: 4	R: 0	H: 0	E: 0	K: 0	S: 3	LOB: 1	BB: 1	P: 7	R: 0	H: 0	E: 1	K: 1	S: 6	LOB: 1	BB: 0	P: 6	R: 2	H: 3	E: 0	K: 1	S: 9	LOB: 2	BB: 0	P: 9	R: 0	H: 0	E: 1	K: 1	S: 6	LOB: 1	BB: 0	P: 6	R: 3	H: 2	E: 0	K: 0	S: 5	LOB: 0	BB: 1	P: 9	R: 0	H: 0	E: 0	K: 2	S: 7	LOB: 1	BB: 1	P: 11	R: 0	H: 0	E: 0	K: 1	S: 5	LOB: 0	BB: 0	P: 5	R: 1	H: 2	E: 0	K: 1	S: 7	LOB: 2	BB: 1	P: 11	1B: 6	SF: 0	2B: 1	SAC: 1	3B: 0	DP: 0	HR: 1	HBP: 0	WP: 1	PA: 42
<b>PITCHER</b>	IP	WLS	BF	H	R	ER	SO	BB	IBB	HBP	BLK	WP	HR	S	P	ERA	WHIP																																																																	
<b>Claude Osteen, L</b> ERA: 2.93 (1, 1)	6.0		29	6	5	5	3	2	0	0	0	1	1	33	41	7.50	1.333																																																																	
<b>Jim Brewer, L</b> ERA: 2.7 (7, 1)	1.0	W	4	0	0	0	2	1	0	0	0	0	0	7	11	0.00	1.000																																																																	
<b>Pete Mikkelsen, R</b> ERA: 4.43 (8, 1)	1.1		6	2	1	1	1	0	0	0	0	0	0	8	8	6.75	1.500																																																																	
<b>Bob O'Brien, L</b> ERA: 5.11 (9, 1)	0.1		2	0	0	0	0	1	0	0	0	0	0	1	5	0.00	3.000																																																																	
<b>Joe Moeller, R</b> ERA: 1.93 (9, 1)	0.1	S	1	0	0	0	1	0	0	0	0	0	0	3	3	0.00	0.000																																																																	







BOTTOM

Los Angeles Dodgers @ St. Louis Cardinals  
Busch Stadium, St. Louis, MO  
Tue May 18 1971, 7:05 PM CDT  
Att. 14,753 - Unknown

livebaseballscorecards.com

AB 32  
R 6  
H 11  
RBI 6  
BB 6  
SO 7  
LOB 17



WP: 1 PA: 42  
PB: 0  
SB: 4  
CS: 1

AB R H RBI BB SO LOB

4	2	2	0	1	0	0
4	2	2	0	1	0	1
4	1	2	3	0	1	1
2	1	0	0	2	0	0
4	0	2	1	1	0	2
4	0	2	1	0	2	4
2	0	0	1	1	1	1
4	0	1	0	0	1	4
1	0	0	0	0	0	0
2	0	0	0	0	2	3
0	0	0	0	0	0	0
0	0	0	0	0	0	0
1	0	0	0	0	0	1
0	0	0	0	0	0	0

1B: 8 SF: 1  
2B: 2 SAC: 1  
3B: 1 DP: 0  
HR: 0 HBP: 1

Batter	1	2	3	4	5	6	7	8	9
Lou Brock, L OBP: 0.413, SLG: 0.482 (1, 7)	4-0 WP 1B 3B BB	0-0 F7			0-0 3-1		0-0 FC3-6 1B	0-0 CS	0-0 SH5-3 1B 2B
Matty Alou, L OBP: 0.365, SLG: 0.404 (1, 8)	0-0 WP 1B 3B	0-0 F8			0-0 2B 1B		0-0 FC3-6 1-3 1-2f		4-0 1B SH5-3 IBB
Ted Simmons, S OBP: 0.406, SLG: 0.484 (1, 2)	0-0 1B 3B 1-H 2-H		0-3 K		0-0 E7 1-H 2B		0-0 1-3		0-0 SH5-3 1-2 2-3
Joe Torre, R OBP: 0.404, SLG: 0.526 (1, 5)	1-0 1B SF9 HBP		0-0 F8		0-0 6-3		4-0 BB IBB		4-0 1B IBB
Jose Cardenal, R OBP: 0.276, SLG: 0.375 (1, 9)	0-0 F2		0-0 F8			0-0 S 1B	4-0 1-2 2-3 BB		0-0 1-2 2-3 3-H 1B
Joe Hague, L OBP: 0.309, SLG: 0.378 (1, 3)	0-0 FC5-4 1-3 3-H 1B			0-0 FC5-4 1B		0-3 K	0-3 K		
Julian Javier, R OBP: 0.303, SLG: 0.361 (1, 4)	0-0 SF9 3-H			0-0 FC5-4 1-2f S		4-0 S IBB		0-3 K	
Ted Sizemore, R OBP: 0.283, SLG: 0.243 (1, 6)	0-0 FC5-4 1-2f			0-3 K 1-2		0-0 P6 1-2 2-3		0-0 FC5-4 1B	
Reggie Cleveland, R Chuck Taylor, R Don Shaw, L Frank Linzy, R Jim Beauchamp, R Moe Drabowsky, R		0-0 F9		0-3 K		0-3 K		0-0 FC5-4 1-2f CS	

<b>Inning Stats</b>	R: 4 H: 3 E: 0 K: 0 S: 6	H: 3 LOB: 1 BB: 1 P: 11	R: 0 H: 0 E: 0 K: 0 S: 3	H: 0 LOB: 0 BB: 0 P: 3	R: 0 H: 0 E: 0 K: 1 S: 5	H: 0 LOB: 0 BB: 0 P: 5	R: 0 H: 1 E: 0 K: 2 S: 8	H: 1 LOB: 1 BB: 0 P: 8	R: 1 H: 2 E: 1 K: 0 S: 4	H: 2 LOB: 0 BB: 0 P: 4	R: 0 H: 1 E: 0 K: 2 S: 8	H: 1 LOB: 2 BB: 1 P: 12	R: 0 H: 1 E: 0 K: 1 S: 6	H: 1 LOB: 3 BB: 2 P: 14	R: 0 H: 1 E: 0 K: 1 S: 5	H: 1 LOB: 0 BB: 0 P: 5	R: 1 H: 2 E: 0 K: 0 S: 3	H: 2 LOB: 3 BB: 2 P: 11
---------------------	--------------------------	-------------------------	--------------------------	------------------------	--------------------------	------------------------	--------------------------	------------------------	--------------------------	------------------------	--------------------------	-------------------------	--------------------------	-------------------------	--------------------------	------------------------	--------------------------	-------------------------

PITCHER	IP	WLS	BF	H	R	ER	SO	BB	IBB	HBP	BLK	WP	HR	S	P	ERA	WHIP
Don Sutton, R ERA: 4.19	(1, 1)	6.0	27	7	5	5	5	1	1	1	0	1	0	34	43	7.50	1.333
Jim Brewer, L ERA: 2.87	(7, 1)	2.1	14	4	1	1	2	1	3	0	0	0	0	14	30	3.86	2.143



Batter	1	2	3	4	5	6	7	8	9	AB R H RBI BB SO LOB	TOP											
Maury Wills, S OBP: 0.340, SLG: 0.347 (1, 6) X	0-0 6-3 ①		0-0 4-3 ②		0-0 6-3 ③		0-0 E4 1B 1-2 3-H		0-0 B1-3 ①	5 0 0 1 0 0 1	<b>Los Angeles Dodgers @ St. Louis Cardinals</b> Busch Stadium, St. Louis, MO Wed May 19 1971, 7:05 PM CDT Att: 13,869 - Unknown											
Bill Buckner, L OBP: 0.296, SLG: 0.329 (1, 9) X	0-0 P6 ②		0-0 P2 ③			0-3 K ①	0-0 F9 ②		0-0 6-3 ②	5 0 0 0 0 1 2												
Willie Davis, L OBP: 0.394, SLG: 0.500 (1, 8) X	0-0 1B S 1B			0-0 F8 ①		0-0 E3 1B 1B	0-0 1B 1-3 2-H		0-0 F9 ③	5 2 2 1 0 0 0												
Dick Allen, R OBP: 0.359, SLG: 0.403 (1, 7) X	0-0 1B S 1B 1-H			4-0 1B BB BB		0-0 1B 1B 1-3	0-3 K ③			3 1 2 1 1 1 2												
Wes Parker, S OBP: 0.329, SLG: 0.351 (1, 3) S S S	0-3 K ③ 1-2			4-0 1B BB 1-2		0-3 K ②		0-0 F8 ①		3 0 0 0 1 2 3												
Duke Sims, L OBP: 0.387, SLG: 0.470 (1, 2)		0-3 K ①		0-0 1B 1-3 2-H		0-0 1B 1-2 3-H		0-0 1B 2B		4 0 3 2 0 1 0												
Von Joshua, L (8, PR)										0 1 0 0 0 0 0												
Tom Haller, L OBP: 0.400, SLG: 0.381 (8, 2)										0 0 0 0 0 0 0												
Bill Russell, R OBP: 0.299, SLG: 0.320 (1, 4)		0-0 F9 ②		0-0 4-3 ③			0-0 F7 ①	0-0 F5 ②		3 0 0 0 0 0 1												
Jim Lefebvre, S OBP: 0.348, SLG: 0.429 (8, 4)										1 0 0 0 0 0 1												
Bobby Valentine, R OBP: 0.269, SLG: 0.250 (1, 5) X		0-0 F7 ③			0-0 F3 ①		0-0 1B E 1B 2-H	0-0 1B		4 1 2 1 0 0 0												
Al Downing, R OBP: 0.300, SLG: 0.222 (1, 1)			0-3 K ①			0-0 F8 ②		0-0 1B E 1B 1-3	0-3 K ③	2 0 0 0 0 1 0												
Willie Crawford, L OBP: 0.414, SLG: 0.500 (7, PH)										1 1 1 0 0 0 0												
Pete Mikkelsen, R (7, 1)										1 0 0 0 0 1 2												
<b>Inning Stats</b>	R: 1 E: 0 K: 1 S: 7	H: 2 LOB: 1 BB: 0 P: 7	R: 0 E: 0 K: 1 S: 5	H: 0 LOB: 0 BB: 0 P: 5	R: 0 E: 0 K: 1 S: 5	H: 0 LOB: 0 BB: 0 P: 5	R: 1 E: 0 K: 0 S: 3	H: 1 LOB: 1 BB: 2 P: 11	R: 0 E: 0 K: 0 S: 3	H: 0 LOB: 0 BB: 0 P: 3	R: 1 E: 1 K: 2 S: 9	H: 2 LOB: 1 BB: 0 P: 9	R: 2 E: 1 K: 1 S: 9	H: 3 LOB: 2 BB: 0 P: 9	R: 1 E: 0 K: 1 S: 7	H: 2 LOB: 2 BB: 0 P: 7	R: 0 E: 0 K: 0 S: 3	H: 0 LOB: 0 BB: 0 P: 3	1B: 9 2B: 1 3B: 0 HR: 0	SF: 0 SAC: 0 DP: 0 HBP: 0	WP: 0 PB: 0 SB: 2 CS: 0	PA: 39
<b>PITCHER</b>	IP WLS BF H R ER SO BB IBB HBP BLK WP HR S P ERA WHIP																					
Bob Gibson, R ERA: 3.13 (1, 1)	8.0 L 36 10 6 4 7 2 0 0 0 0 0 0 48 56 4.50 1.500																					
Don Shaw, L ERA: (9, 1)	1.0 3 0 0 0 0 0 0 0 0 0 0 0 3 3 0.00 0.000																					

livebaseballscores.com

AB	37
R	6
H	10
RBI	6
BB	2
SO	7
LOB	12



Batter	1	2	3	4	5	6	7	8	9	AB R H RBI BB SO LOB
Lou Brock, L OBP: 0.406, SLG: 0.473 (1, 7)	0-0 4-3		0-0 F7		0-0 BB S BB 1B	0-0 G4-6-3			0-0 F7	5 1 1 0 0 0 1
Matty Alou, L OBP: 0.366, SLG: 0.404 (1, 8)	0-0 FC6-4 1B		0-0 F7		0-0 P4 1-2			0-0 S 1B	0-0 G3	5 0 2 0 0 0 1
Ted Simmons, S OBP: 0.399, SLG: 0.469 (1, 2)	0-3 K		0-0 F9		4-0 BB BB 1B BB			0-0 F9 1-2	0-0 G3	4 1 0 0 1 1 2
Joe Torre, R OBP: 0.400, SLG: 0.514 (1, 5)	0-0 FC6-4 1-2f			0-0 5-3	4-0 BB BB 1B BB			0-0 F8		3 1 0 0 1 0 2
Jose Cardenal, R OBP: 0.288, SLG: 0.377 (1, 9)		4-0 BB BB 2B BB		0-0 E 1B G1-2-3 1B	4-0 1B BB 1B BB			0-0 F9		2 1 1 1 2 0 1
Julian Javier, R OBP: 0.329, SLG: 0.385 (1, 4)		0-0 P6		0-0 E 1B	0-0 1B			0-0 1B		4 0 3 2 0 0 1
Jim Beauchamp, R OBP: 0.296, SLG: 0.360 (1, 3)		0-0 1-H E 2B		0-0 E5 1-2 2-3	0-0 F8			0-0 B2		4 1 1 1 0 0 5
Dal Maxvill, R OBP: 0.254, SLG: 0.180 (1, 6)		0-0 F9		0-0 G1-2-3		0-0 1-3		0-3 K		3 0 0 0 0 0 3
Bob Burda, L OBP: 0.524, SLG: 0.412 (8, PH)										1 0 0 0 0 1 1
Dick Schofield, S OBP: 0.324, SLG: 0.375 (9, 6)										0 0 0 0 0 0 0
Bob Gibson, R OBP: 0.269, SLG: 0.360 (1, 1)		0-0 F8				0-0 F7		0-3 K		3 0 1 0 0 0 0
Leron Lee, L OBP: 0.286, SLG: 0.421 (8, PH)										1 0 0 0 0 1 1
Don Shaw, L (9, 1)										0 0 0 0 0 0 0

Inning Stats	R: 0	H: 1	E: 0	K: 1	S: 6	LOB: 1	BB: 0	P: 6	R: 2	H: 1	E: 1	K: 0	S: 4	LOB: 0	BB: 1	P: 8	R: 0	H: 0	E: 0	K: 0	S: 3	LOB: 0	BB: 0	P: 3	R: 0	H: 2	E: 1	K: 0	S: 5	LOB: 2	BB: 0	P: 5	R: 3	H: 2	E: 0	K: 0	S: 5	LOB: 2	BB: 3	P: 17	R: 0	H: 1	E: 0	K: 0	S: 3	LOB: 0	BB: 0	P: 3	R: 0	H: 1	E: 0	K: 0	S: 4	LOB: 1	BB: 0	P: 4	R: 0	H: 1	E: 0	K: 2	S: 8	LOB: 1	BB: 0	P: 8	R: 0	H: 0	E: 0	K: 0	S: 3	LOB: 0	BB: 0	P: 3	1B: 8	SF: 0	2B: 1	SAC: 0	3B: 0	DP: 2	HR: 0	HBP: 0	WP: 0	PA: 39
--------------	------	------	------	------	------	--------	-------	------	------	------	------	------	------	--------	-------	------	------	------	------	------	------	--------	-------	------	------	------	------	------	------	--------	-------	------	------	------	------	------	------	--------	-------	-------	------	------	------	------	------	--------	-------	------	------	------	------	------	------	--------	-------	------	------	------	------	------	------	--------	-------	------	------	------	------	------	------	--------	-------	------	-------	-------	-------	--------	-------	-------	-------	--------	-------	--------

PITCHER	IP	WLS	BF	H	R	ER	SO	BB	IBB	HBP	BLK	WP	HR	S	P	ERA	WHIP
Al Downing, L ERA: 2.48 (1, 1)	6.0		28	7	5	4	1	4	0	0	0	0	0	26	42	6.00	1.833
Pete Mikkelsen, R ERA: 3.86 (7, 1)	3.0	W	11	2	0	0	2	0	0	0	0	0	0	15	15	0.00	0.667

**BOTTOM**

**Los Angeles Dodgers @ St. Louis Cardinals**  
 Busch Stadium, St. Louis, MO  
 Wed May 19 1971, 7:05 PM CDT  
 Att. 13,869 - Unknown

livebaseballscorecards.com

<b>AB</b>	<b>35</b>
<b>R</b>	<b>5</b>
<b>H</b>	<b>9</b>
<b>RBI</b>	<b>4</b>
<b>BB</b>	<b>4</b>
<b>SO</b>	<b>3</b>
<b>LOB</b>	<b>18</b>





Batter	1	2	3	4	5	6	7	8	9	AB R H RBI BB SO LOB	TOP																				
Bill Russell, R (1, 4) OBP: 0.288, SLG: 0.307	0-0 L7		0-0 F9		0-3 K			0-3 K		4 0 0 0 0 2 2	<b>Los Angeles Dodgers @ St. Louis Cardinals</b> Busch Stadium, St. Louis, MO Thu May 20 1971, 3:33 AM CDT Att. 11,875 - Unknown <a href="http://livebaseballscorecards.com">livebaseballscorecards.com</a>																				
Manny Mota, R (1, 9) OBP: 0.364, SLG: 0.348	0-0 6-3		0-0 F9			0-0 L7		4-0 FC6-4 BB		3 0 0 0 1 0 1																					
Willie Davis, L (1, 8) OBP: 0.390, SLG: 0.494	0-0 WP 1B			0-0 F8		0-0 F8		0-0 F7		4 0 1 0 0 0 1																					
Dick Allen, R (1, 7) OBP: 0.356, SLG: 0.398	0-3 K 1-2			0-0 F8		0-0 1B 1B		0-0 FC6-4 1-2f		4 0 1 0 0 1 2																					
Wes Parker, S (1, 3) OBP: 0.339, SLG: 0.368		0-0 F8		0-0 2B		0-0 1B 1B		0-0 1B		4 0 3 0 0 0 0																					
Steve Garvey, R (1, 5) OBP: 0.314, SLG: 0.371		0-0 5-3		0-0 5-3		0-3 K		0-0 L6		4 0 0 0 0 1 4																					
Bill Sudakis, S (1, 2) OBP: 0.311, SLG: 0.314		4-0 CS BB			0-0 F8		0-0 F8		0-0 F7	3 0 0 0 1 0 1																					
Bobby Valentine, R (1, 6) OBP: 0.233, SLG: 0.214		0-0 CS 1-2	0-0 F3		0-0 6-3		0-0 F9		0-0 F9	4 0 0 0 0 0 1																					
Bill Singer, R (1, 1) OBP: 0.217, SLG: 0.053			1-0 HBP		4-0 BB		0-3 K			1 0 0 0 1 1 0																					
<b>Inning Stats</b>	R: 0 E: 0 K: 1 S: 6	H: 1 LOB: 1 BB: 0 P: 6	R: 0 E: 0 K: 0 S: 2	H: 0 LOB: 0 BB: 1 P: 6	R: 0 E: 0 K: 0 S: 3	H: 0 LOB: 1 BB: 0 P: 4	R: 0 E: 0 K: 0 S: 4	H: 1 LOB: 1 BB: 0 P: 4	R: 0 E: 0 K: 1 S: 5	H: 0 LOB: 1 BB: 1 P: 9	R: 0 E: 0 K: 1 S: 7	H: 2 LOB: 2 BB: 0 P: 7	R: 0 E: 0 K: 1 S: 5	H: 0 LOB: 0 BB: 0 P: 5	R: 0 E: 0 K: 1 S: 5	H: 0 LOB: 1 BB: 1 P: 9	R: 0 E: 0 K: 0 S: 4	H: 1 LOB: 1 BB: 0 P: 4	1B: 4 2B: 1 3B: 0 HR: 0	SF: 0 SAC: 0 DP: 0 HBP: 1	WP: 1 PB: 0 SB: 0 CS: 1	PA: 36									
<b>PITCHER</b> Steve Carlton, L (1, 1) ERA: 2.6	IP 9.0	WLS W	BF 35	H 5	R 0	ER 0	SO 5	BB 3	IBB 0	HBP 1	BLK 0	WP 1	HR 0	S 41	P 54	ERA 0.00	WHIP 0.889														
											<b>PITCHER</b>	IP	WLS	BF	H	R	ER	SO	BB	IBB	HBP	BLK	WP	HR	S	P	ERA	WHIP			







**Los Angeles Dodgers @ Chicago Cubs**  
 Wrigley Field, Chicago, IL  
 Fri May 21 1971, 3:33 AM CDT  
 Att. 11,859 - Sunny - 53 F

<b>AB</b>	<b>38</b>
<b>R</b>	<b>8</b>
<b>H</b>	<b>12</b>
<b>RBI</b>	<b>7</b>
<b>BB</b>	<b>4</b>
<b>SO</b>	<b>4</b>
<b>LOB</b>	<b>19</b>



Batter	1	2	3	4	5	6	7	8	9	AB	R	H	RBI	BB	SO	LOB
<b>Maury Wills, S</b> OBP: 0.335, SLG: 0.342 (1, 6) X	0-0 F8		0-0 1B 1B	0-0 P4-3		0-0 P4-3		0-0 F9		5	1	1	0	0	0	1
<b>Bill Buckner, L</b> OBP: 0.302, SLG: 0.333 (1, 9) X (9, 3)	0-0 1B		0-0 1B 1B	0-0 P4-3			0-0 P4-3	0-0 F7		5	1	2	0	0	0	0
<b>Willie Davis, L</b> OBP: 0.390, SLG: 0.491 (1, 8) X	0-0 F7		0-0 1B 1B		0-0 F7		0-0 2B 1B	0-0 1-3		5	2	2	2	0	0	1
<b>Dick Allen, R</b> OBP: 0.353, SLG: 0.389 <b>Von Joshua, L</b> (7, 7) S	0-3 K		0-0 P4-3		0-3 K		4-0 2B BB		0-0 6-3	3	1	0	0	1	2	3
<b>Wes Parker, S</b> OBP: 0.354, SLG: 0.383 <b>Willie Crawford, L</b> OBP: 0.400, SLG: 0.481 (9, PH) X (9, 9)		0-0 BB 1B	4-0 WP 1B IBB		4-0 BB		0-0 1B 2B		0-0 P4-3	2	1	2	2	2	0	0
<b>Duke Sims, L</b> OBP: 0.388, SLG: 0.457 (1, 2) X		4-0 P4-6-3 BB	0-0 F9		0-0 G3		0-0 E 1B		0-0 F9	4	1	1	1	1	0	4
<b>Jim Lefebvre, S</b> OBP: 0.356, SLG: 0.433 <b>Bill Russell, R</b> OBP: 0.288, SLG: 0.307 (7, PR) X (7, 4)	0-0 F8		0-0 WP 1B		0-3 K		0-0 E6 F9 1B			4	0	2	2	0	1	2
<b>Bobby Valentine, R</b> OBP: 0.235, SLG: 0.219 (1, 5) X	0-0 P4-6-3		0-0 L8		0-0 K		0-0 F9			0	0	0	0	0	0	0
<b>Claude Osteen, L</b> OBP: 0.172, SLG: 0.115 (1, 1) X			0-0 1B 1B 1B		0-0 F5		0-3 K	0-0 1-3		4	0	1	0	0	0	5

Inning Stats	R: 0	H: 1	E: 0	LOB: 1	K: 1	BB: 0	S: 6	P: 6	R: 0	H: 1	E: 0	LOB: 1	K: 0	BB: 1	S: 3	P: 7	R: 4	H: 5	E: 0	LOB: 2	K: 0	BB: 1	S: 8	P: 12	R: 0	H: 0	E: 0	LOB: 0	K: 0	BB: 0	S: 3	P: 3	R: 0	H: 1	E: 0	LOB: 1	K: 2	BB: 0	S: 8	P: 8	R: 4	H: 4	E: 1	LOB: 2	K: 0	BB: 1	S: 7	P: 11	R: 0	H: 0	E: 0	LOB: 0	K: 0	BB: 0	S: 3	P: 3	R: 0	H: 0	E: 0	LOB: 0	K: 0	BB: 0	S: 3	P: 3	R: 0	H: 0	E: 0	LOB: 0	K: 0	BB: 0	S: 3	P: 3	1B: 11	SF: 0	2B: 1	SAC: 0	3B: 0	DP: 1	HR: 0	HBP: 0	WP: 1	PA: 42	PB: 0	SB: 2	CS: 0
--------------	------	------	------	--------	------	-------	------	------	------	------	------	--------	------	-------	------	------	------	------	------	--------	------	-------	------	-------	------	------	------	--------	------	-------	------	------	------	------	------	--------	------	-------	------	------	------	------	------	--------	------	-------	------	-------	------	------	------	--------	------	-------	------	------	------	------	------	--------	------	-------	------	------	------	------	------	--------	------	-------	------	------	--------	-------	-------	--------	-------	-------	-------	--------	-------	--------	-------	-------	-------

PITCHER	IP	WLS	BF	H	R	ER	SO	BB	IBB	HBP	BLK	WP	HR	S	P	ERA	WHIP
<b>Bill Hands, R</b> ERA: 3.9 (1, 1)	3.0	L	17	7	4	4	1	1	1	0	0	1	0	17	25	12.00	2.667
<b>Ray Newman, L</b> ERA: (4, 1)	2.0		7	0	0	0	1	1	0	0	0	0	0	8	12	0.00	0.500
<b>Earl Stephenson, L</b> ERA: 3.68 (6, 1)	1.1		9	4	4	4	2	1	0	0	0	0	0	12	16	27.00	3.750
<b>Jim Colborn, R</b> ERA: 3.18 (7, 1)	0.2		3	1	0	0	0	0	0	0	0	0	0	3	3	0.00	1.500
<b>Ron Tompkins, R</b> ERA: 3.97 (8, 1)	2.0		6	0	0	0	0	0	0	0	0	0	0	6	6	0.00	0.000

PITCHER	IP	WLS	BF	H	R	ER	SO	BB	IBB	HBP	BLK	WP	HR	S	P	ERA	WHIP
---------	----	-----	----	---	---	----	----	----	-----	-----	-----	----	----	---	---	-----	------





Batter	1	2	3	4	5	6	7	8	9	AB R H RBI BB SO LOB	TOP
Maury Wills, S OBP: 0.331, SLG: 0.338 (1, 6) X	0-0 F8 ① X	0-0 FC6-4 ③ X			0-0 1B S 1B		0-0 F5 ① X		0-0 L9 ② X	5 0 1 0 0 0 4	<b>Los Angeles Dodgers @ Chicago Cubs</b> Wrigley Field, Chicago, IL Sat May 22 1971, 3:33 AM CDT Att. 27,538 - Sunny - 56 F <a href="http://livebaseballscorecards.com">livebaseballscorecards.com</a>
Bill Buckner, L OBP: 0.297, SLG: 0.337 (1, 9) X	0-0 B3-1 ② X		0-0 1B 2B		0-0 F7 ① X		0-0 L6 ② X	0-0 4-3 ③ X	5 1 1 0 0 0 3		
Willie Davis, L OBP: 0.393, SLG: 0.488 (1, 8) B B B	4-0 BB		0-0 2-H 1B		0-0 F9 ② X		0-0 F7 ③ X		3 0 1 1 1 0 1		
Wes Parker, S OBP: 0.352, SLG: 0.380 (1, 3) S S S	0-3 K ③ X		0-0 F7 ① X		0-0 2-3 1B		0-0 F8 ① X		4 0 1 0 0 0 1 2		
Duke Sims, L OBP: 0.381, SLG: 0.446 (1, 2) X		0-0 CS 1B	0-0 F9 ② X		0-0 F9 ③ X		0-0 4-3 ② X		4 0 1 0 0 0 3		
Jim Lefebvre, S OBP: 0.351, SLG: 0.423 (1, 4) X		0-0 1-2 1B 1B	0-0 F5 ③ X		0-0 3-1 ① X		0-0 3-1 ③ X		4 1 1 0 0 0 1		
Willie Crawford, L OBP: 0.382, SLG: 0.452 (1, 7) X		0-0 F8 ② X		0-0 F8 ① X		0-0 1B		0-0 F7 ① X	4 0 1 0 0 0 1		
Bobby Valentine, R OBP: 0.263, SLG: 0.250 (1, 5) X		0-0 1-2 1B 1B		0-0 F8 ② X		0-0 F8 ② X		0-0 E 1B	4 0 2 0 0 0 1		
Don Sutton, R OBP: 0.250, SLG: 0.118 Jim Brewer, L (5, 1) Tom Haller, L OBP: 0.392, SLG: 0.372 (6, PH) Joe Moeller, R (6, 1) Von Joshua, L (9, PH)		0-0 1-3 2-H FC6-4 1B		0-0 4-3 ③ X		0-0 G3 ③ X		0-0 E7 ③ X	2 0 1 1 0 0 0 0 0 0 0 0 0 0 1 0 0 0 0 0 1 0 0 0 0 0 0 0 1 0 0 0 0 0 1		
<b>Inning Stats</b>	R: 0 H: 0 E: 0 LOB: 1 K: 1 BB: 1 S: 5 P: 9	R: 1 H: 4 E: 0 LOB: 2 K: 0 BB: 0 S: 6 P: 6	R: 1 H: 2 E: 0 LOB: 1 K: 0 BB: 0 S: 5 P: 5	R: 0 H: 0 E: 0 LOB: 0 K: 0 BB: 0 S: 3 P: 3	R: 0 H: 2 E: 0 LOB: 2 K: 0 BB: 0 S: 5 P: 5	R: 0 H: 1 E: 0 LOB: 1 K: 0 BB: 0 S: 4 P: 4	R: 0 H: 0 E: 0 LOB: 0 K: 0 BB: 0 S: 3 P: 3	R: 0 H: 0 E: 0 LOB: 0 K: 0 BB: 0 S: 3 P: 3	R: 0 H: 1 E: 1 LOB: 2 K: 0 BB: 0 S: 5 P: 5	1B: 9 SF: 0 2B: 1 SAC: 0 3B: 0 DP: 0 HR: 0 HBP: 0	WP: 0 PA: 38 PB: 0 SB: 1 CS: 1
<b>PITCHER</b> Milt Pappas, R ERA: 3.77 (1, 1)	IP WLS BF H R ER SO BB IBB HBP BLK WP HR S P ERA WHIP										
	9.0 W 38 10 2 2 1 1 0 0 0 0 0 0 39 43 2.00 1.222										

AB	37
R	2
H	10
RBI	2
BB	1
SO	1
LOB	18



Batter	1	2	3	4	5	6	7	8	9	AB	R	H	RBI	BB	SO	LOB
Don Kessinger, S (1, 6) OBP: 0.303, SLG: 0.302	0-0 4-3		0-0 L8		0-0 1B	0-0 1B				4	1	2	0	0	0	2
Glenn Beckert, R (1, 4) OBP: 0.370, SLG: 0.401	0-0 P6		0-0 FC6		0-0 SF7	0-0 G1-6-3				3	0	1	2	0	0	2
Billy Williams, L (1, 7) OBP: 0.388, SLG: 0.561	0-0 3-1		0-0 FC6		4-0 1B	4-0 BB				3	0	0	0	1	0	2
Jim Hickman, R (1, 3) OBP: 0.342, SLG: 0.361		0-0 G6-4-3		0-3 K	0-0 SF7					3	0	1	1	0	1	0
Ron Santo, R (1, 5) OBP: 0.387, SLG: 0.543		0-0 G6-4-3		4-0 BB	0-0 S					3	0	1	1	1	1	1
Johnny Callison, L (1, 9) OBP: 0.326, SLG: 0.342		0-3 K		0-0 G6-4-3	4-0 BB					3	0	0	0	1	1	1
Brock Davis, L (1, 8) OBP: 0.417, SLG: 0.455			0-0 1B							2	2	2	0	0	0	0
Jose Ortiz, R (5, PH) OBP: 0.364, SLG: 0.400										2	0	0	0	0	1	3
Chris Cannizzaro, R (1, 2) OBP: 0.333, SLG: 0.301			0-0 F9		0-0 SF7	4-0 BB				3	1	1	1	1	0	1
Milt Pappas, R (1, 1) OBP: 0.192, SLG: 0.167			0-0 1B		0-0 SF7	0-0 FC1-6				3	1	2	0	0	0	1

Inning Stats	R: 0	H: 0	R: 0	H: 1	R: 1	H: 3	R: 0	H: 0	R: 4	H: 5	R: 0	H: 1	R: 0	H: 0	R: 0	H: 0	
E: 0	LOB: 0	E: 0	LOB: 0	E: 0	LOB: 2	E: 0	LOB: 0	E: 0	LOB: 3	E: 0	LOB: 1	E: 0	LOB: 0	E: 0	LOB: 0	E: 0	LOB: 0
K: 0	BB: 0	K: 1	BB: 0	K: 0	BB: 0	K: 1	BB: 1	K: 1	BB: 2	K: 1	BB: 1	K: 0	BB: 0	K: 0	BB: 0	K: 0	BB: 0
S: 3	P: 3	S: 5	P: 5	S: 6	P: 6	S: 4	P: 8	S: 10	P: 18	S: 3	P: 7	S: 5	P: 5	S: 3	P: 3	S: 3	P: 3

PITCHER	IP	WLS	BF	H	R	ER	SO	BB	IBB	HBP	BLK	WP	HR	S	P	ERA	WHIP
Don Sutton, R (1, 1) ERA: 4.6	4.2	L	23	9	5	5	2	2	0	0	0	0	0	25	33	9.64	2.357
Jim Brewer, L (5, 1) ERA: 2.81	0.1		2	0	0	0	1	1	0	0	0	0	0	3	7	0.00	3.000
Joe Moeller, R (6, 1) ERA: 1.59	3.0		10	1	0	0	1	1	0	0	0	0	0	11	15	0.00	0.667

**Los Angeles Dodgers @ Chicago Cubs**  
Wrigley Field, Chicago, IL  
Sat May 22 1971, 3:33 AM CDT  
Att. 27,538 - Sunny - 56 F

AB	29
R	5
H	10
RBI	5
BB	4
SO	4
LOB	13



WP	PA	ERA	WHIP
0	35		



Batter	1	2	3	4	5	6	7	8	9	AB R H RBI BB SO LOB	TOP											
Maury Wills, S OBP: 0.335, SLG: 0.342 (1, 6) X	0-0 G3		0-0 1B 1-2		0-0 P6		0-0 CS 1B			4 0 2 0 0 0 0	<p>Los Angeles Dodgers @ Chicago Cubs</p> <p>Wrigley Field, Chicago, IL</p> <p>Sun May 23 1971, 3:33 AM CDT</p> <p>Att. 27,168 - Cloudy - 64 F</p>											
Bill Buckner, L OBP: 0.284, SLG: 0.322 (1, 9) X	0-0 3-1		0-3 K		0-3 K		0-0 CS 1-2	0-0 3-1		4 0 0 0 0 2 2												
Willie Davis, L OBP: 0.395, SLG: 0.488 (1, 8) X	0-0 1B		0-0 1B 1-3 2-H		0-0 3-1			0-0 F7		4 0 2 1 0 0 0												
Wes Parker, S OBP: 0.350, SLG: 0.383 (1, 3) X	0-0 G3		0-0 F8		0-0 2B			0-0 L5		4 0 1 0 0 0 3												
Duke Sims, L OBP: 0.375, SLG: 0.462 Von Joshua, L (9, PR) (9, 7)		0-3 K		0-0 F9		0-0 F7			0-0 HR 3B	4 0 1 0 0 1 1 0 1 0 0 0 0 0												
Jim Lefebvre, S OBP: 0.358, SLG: 0.467 (1, 4)		0-3 K		0-0 E9 1B		0-0 F5			0-0 HR	4 2 2 2 0 1 1												
Willie Crawford, L OBP: 0.368, SLG: 0.429 Tom Haller, L OBP: 0.392, SLG: 0.372 (1, 7) (9, 2)		0-0 3-1		0-0 1B 2-H		0-0 4-3			0-3 K	4 0 1 1 0 1 2 0 0 0 0 0 0 0												
Bobby Valentine, R OBP: 0.238, SLG: 0.225 (1, 5)			0-0 B2-3		0-0 F8		0-0 P6		0-3 K	4 0 0 0 0 1 2												
Al Downing, R OBP: 0.304, SLG: 0.238 Pete Mikkelsen, R (7, 1) Dick Allen, R OBP: 0.351, SLG: 0.386 Jim Brewer, L (9, PH) (9, 1)			0-0 1B 1B		0-3 K		0-3 K		0-3 K	3 1 1 0 0 2 1 0 0 0 0 0 0 0 1 0 0 0 0 1 1 0 0 0 0 0 0 0												
<b>Inning Stats</b>	R: 0 E: 0 K: 0 S: 4	H: 1 LOB: 1 BB: 0 P: 4	R: 0 E: 0 K: 2 S: 7	H: 0 LOB: 0 BB: 0 P: 7	R: 1 E: 0 K: 1 S: 8	H: 3 LOB: 2 BB: 0 P: 8	R: 1 E: 1 K: 1 S: 7	H: 2 LOB: 1 BB: 0 P: 7	R: 0 E: 0 K: 1 S: 5	H: 0 LOB: 0 BB: 0 P: 5		R: 0 E: 0 K: 0 S: 4	H: 1 LOB: 1 BB: 0 P: 4	R: 0 E: 0 K: 1 S: 5	H: 1 LOB: 0 BB: 0 P: 5	R: 0 E: 0 K: 3 S: 11	H: 0 LOB: 0 BB: 0 P: 3	R: 2 E: 0 K: 3 S: 11	H: 2 LOB: 1 BB: 0 P: 11	1B: 7 2B: 1 3B: 1 HR: 1	SF: 0 SAC: 0 DP: 0 HBP: 0	WP: 0 PB: 0 SB: 0 CS: 1
<b>PITCHER</b> Fergie Jenkins, R ERA: 2.81 (1, 1)	IP 9.0	WLS L	BF 36	H 10	R 4	ER 3	SO 9	BB 0	IBB 0	HBP 0	BLK 0	WP 0	HR 1	S 54	P 54	ERA 3.00	WHIP 1.111					

livebaseballscorecards.com

AB	36
R	4
H	10
RBI	4
BB	0
SO	9
LOB	13



Batter	1	2	3	4	5	6	7	8	9	AB	R	H	RBI	BB	SO	LOB
Don Kessinger, S OBP: 0.302, SLG: 0.301 (1, 6)	0-0 HBP 1B 1B		0-0 SH1-4 1-2		0-0 G3		0-0 L9	0-0 4-3		4	0	1	0	0	0	2
Glenn Beckert, R OBP: 0.382, SLG: 0.419 (1, 4)	0-0 HBP 1B		0-0 FC6-4 1B		0-0 2B		0-0 E6 2B 1B		0-0 P5	5	1	4	0	0	0	0
Billy Williams, L OBP: 0.393, SLG: 0.566 (1, 7)	1-0 G6-4-3 HBP		0-0 P4		0-0 3-1		0-0 2B 1B		0-0 FC6-4 1B	4	1	2	1	0	0	3
Jim Hickman, R OBP: 0.344, SLG: 0.392 (1, 3)	0-3 K		0-0 FC6-4 1-2f			0-0 HR	0-0 2B 1B		0-0 FC6-4 1-2f	5	1	2	2	0	1	6
Ron Santo, R OBP: 0.387, SLG: 0.552 (1, 5)	0-0 G6-4-3 1-2f			0-0 2B		0-0 2B	0-0 F9		0-3 K	5	0	2	0	0	1	5
Johnny Callison, L OBP: 0.331, SLG: 0.347 (1, 9)		0-0 G6-4-3 1B		0-3 K		0-0 P5		0-0 FC2-6 1B		4	0	2	0	0	1	2
Chris Cannizzaro, R OBP: 0.319, SLG: 0.286 (1, 2)		0-0 G6-4-3 1-2f		0-3 K		0-0 4-3 2-3		0-0 FC2-6 1B 1B 1-2f		4	0	0	0	0	1	4
Jose Ortiz, R OBP: 0.358, SLG: 0.392 (1, 8)		0-0 5-3		0-3 K		0-0 6-3		0-0 1B 1B 1-2		4	0	1	0	0	1	2
Fergie Jenkins, R OBP: 0.289, SLG: 0.429 (1, 1)			4-0 1B SH1-4 BB		0-0 5-3		0-3 K	0-0 1B		3	0	1	0	1	1	0

Inning Stats	R: 0	H: 2	R: 0	H: 1	R: 0	H: 1	R: 0	H: 1	R: 1	H: 2	R: 2	H: 3	R: 0	H: 3	R: 0	H: 1	1B: 10	SF: 0	WP: 0	PA: 41
	E: 0	LOB: 2	E: 0	LOB: 0	E: 0	LOB: 1	E: 0	LOB: 1	E: 0	LOB: 1	E: 1	LOB: 1	E: 0	LOB: 2	E: 0	LOB: 1	2B: 4	SAC: 1	PB: 0	
	K: 1	BB: 0	K: 0	BB: 0	K: 3	BB: 0	K: 0	BB: 0	K: 0	BB: 0	K: 1	BB: 0	K: 0	BB: 0	K: 1	BB: 0	3B: 0	DP: 2	SB: 0	
	S: 6	P: 7	S: 3	P: 3	S: 4	P: 8	S: 10	P: 10	S: 5	P: 5	S: 8	P: 8	S: 5	P: 5	S: 6	P: 6	HR: 1	HBP: 1	CS: 0	

PITCHER	IP	WLS	BF	H	R	ER	SO	BB	IBB	HBP	BLK	WP	HR	S	P	ERA	WHIP
Al Downing, L ERA: 2.63 (1, 1)	6.2		30	10	3	3	5	1	0	1	0	0	1	38	43	4.05	1.650
Pete Mikkelsen, R ERA: 3.65 (7, 1)	1.1	W	7	4	0	0	0	0	0	0	0	0	0	7	7	0.00	3.000
Jim Brewer, L ERA: 2.65 (9, 1)	1.0	S	4	1	0	0	1	0	0	0	0	0	0	6	6	0.00	1.000

**BOTTOM**

**Los Angeles Dodgers @ Chicago Cubs**  
 Wrigley Field, Chicago, IL  
 Sun May 23 1971, 3:33 AM CDT  
 Att. 27,168 - Cloudy - 64 F

[livebaseballscorecards.com](http://livebaseballscorecards.com)

<b>AB</b>	<b>38</b>
<b>R</b>	<b>3</b>
<b>H</b>	<b>15</b>
<b>RBI</b>	<b>3</b>
<b>BB</b>	<b>1</b>
<b>SO</b>	<b>6</b>
<b>LOB</b>	<b>24</b>





Batter	1	2	3	4	5	6	7	8	9	AB R H RBI BB SO LOB	TOP		
<b>Bobby Bonds, R</b> (1, 9) OBP: 0.383, SLG: 0.604	0-0 5-3		0-0 6-3		0-0 F4	0-0 F9			0-0 3B	5 1 1 0 0 0 1			
<b>Chris Speier, R</b> (1, 6) OBP: 0.343, SLG: 0.329	0-0 1B 2B		0-0 6-3			0-0 2B 1B	0-0 1-3 1B		0-0 F6	5 2 3 0 0 0 1			
<b>Willie Mays, R</b> (1, 8) OBP: 0.446, SLG: 0.631 <b>Jimmy Rosario, S</b> (6, 8) OBP: 0.351, SLG: 0.277	4-0 1B BB		0-3 K			0-0 F2	0-0 F5		0-0 1B 3B	2 0 0 0 1 1 1 2 1 1 1 0 0 1			
<b>Willie McCovey, L</b> (1, 3) OBP: 0.412, SLG: 0.532 <b>Frank Johnson, R</b> (8, 3) OBP: 0.176, SLG: 0.133	0-0 1-3 2-H BB 1B			0-0 F5		0-0 1B 2B	0-0 1-3		0-0 F2	4 1 2 1 0 0 1 1 0 0 0 0 0 1			
<b>Dick Dietz, R</b> (1, 2) OBP: 0.439, SLG: 0.440	4-0 1-2 G6-3 BB			0-0 6-3		0-3 K	4-0 BB		0-0 3-H 1B	3 0 1 1 2 1 2			
<b>Tito Fuentes, S</b> (1, 4) OBP: 0.293, SLG: 0.302	0-0 G6-3 1-2f			0-0 F9		0-0 2-3 3-H 1B	0-3 K		0-0 3-H F8	5 1 1 1 0 1 6			
<b>Al Gallagher, R</b> (1, 5) OBP: 0.355, SLG: 0.363		0-0 4-3			0-0 1B	0-0 1-H 3-H 1B		0-0 6-3		4 1 2 2 0 0 0	<b>AB 39</b>		
<b>George Foster, R</b> (1, 7) OBP: 0.304, SLG: 0.417		0-3 K2-3			0-0 F4	0-0 1-2 HR 1B		0-3 K		4 1 1 0 0 2 1	<b>R 9</b>		
<b>Juan Marichal, R</b> (1, 1) OBP: 0.129, SLG: 0.200		0-3 K			0-3 K	0-0 1-H 2-H HR		0-3 K		4 1 1 3 0 3 1	<b>H 13</b>		
<b>Inning Stats</b>	R: 1 E: 0 K: 0 S: 4 H: 2 LOB: 2 BB: 2 P: 12	R: 0 E: 0 K: 2 S: 7 H: 0 LOB: 0 BB: 0 P: 7	R: 0 E: 0 K: 1 S: 5 H: 0 LOB: 0 BB: 0 P: 5	R: 0 E: 0 K: 0 S: 3 H: 0 LOB: 0 BB: 0 P: 3	R: 0 E: 0 K: 1 S: 6 H: 1 LOB: 1 BB: 0 P: 6	R: 6 E: 0 K: 1 S: 11 H: 6 LOB: 0 BB: 0 P: 11	R: 0 E: 0 K: 1 S: 6 H: 1 LOB: 2 BB: 1 P: 10	R: 0 E: 0 K: 2 S: 7 H: 0 LOB: 0 BB: 0 P: 7	R: 2 E: 0 K: 0 S: 6 H: 3 LOB: 1 BB: 0 P: 6	1B: 8 2B: 2 3B: 2 HR: 1 SF: 0 SAC: 0 DP: 1 HBP: 0	<b>WP: 0 PA: 42</b>		
<b>PITCHER</b>	IP WLS BF H R ER SO BB IBB HBP BLK WP HR S P ERA WHIP											<b>PITCHER</b>	IP WLS BF H R ER SO BB IBB HBP BLK WP HR S P ERA WHIP
<b>Bill Singer, R</b> (1, 1) ERA: 5.18	5.2 L 27 9 7 7 5 2 0 0 0 0 0 1 35 43 11.12 1.941												
<b>Jose Pena, R</b> (6, 1) ERA:	2.1 9 1 0 0 3 1 0 0 0 0 0 0 14 18 0.00 0.857												
<b>Sandy Vance, R</b> (9, 1) ERA: 7.65	1.0 6 3 2 2 0 0 0 0 0 0 0 0 6 6 18.00 3.000												

San Francisco Giants @ Los Angeles Dodgers  
 Dodger Stadium, Los Angeles, CA  
 Tue May 25 1971, 7:05 PM PDT  
 Att: 40,042 - Unknown


livebaseballscorecards.com

**AB 39**  
**R 9**  
**H 13**  
**RBI 9**  
**BB 3**  
**SO 8**  
**LOB 16**







Batter	1	2	3	4	5	6	7	8	9	AB R H RBI BB SO LOB	TOP										
<b>Bobby Bonds, R</b> OBP: 0.378, SLG: 0.589 (1, 8) (9, 9)	0-0 6-3		4-0 G6-4-3 BB		0-0 5-3		0-0 F7		0-0 F9	4 0 0 0 1 0 2											
<b>Chris Speier, R</b> OBP: 0.344, SLG: 0.349 (1, 6)	0-0 F9		0-0 G6-4-3 1-2f		0-0 HR		0-0 6-3		0-0 1B	5 1 2 2 0 0 1											
<b>Willie Mays, R</b> OBP: 0.444, SLG: 0.649 (1, 3)	0-0 HR 1B		0-3 K		0-0 HR			0-0 F9	0-0 SF9	4 2 2 2 0 1 0											
<b>Dick Dietz, R</b> OBP: 0.449, SLG: 0.471 (1, 2)	0-0 HR 1B			0-0 SH 1B 1B	4-0 BB			0-0 2B 1B	0-3 K	4 1 3 2 1 1 1											
<b>Al Gallagher, R</b> OBP: 0.353, SLG: 0.360 (1, 5)	0-3 K			0-0 SH 1B	0-3 K			0-0 F9		4 0 1 0 0 2 2											
<b>Tito Fuentes, S</b> OBP: 0.300, SLG: 0.316 (1, 4)		0-0 5-3 1B		0-0 SH G6-4-3		0-3 K		0-0 2B		3 0 2 0 0 1 0											
<b>Frank Johnson, R</b> OBP: 0.158, SLG: 0.118 <b>John Cumberland, R</b> (9, 1)		0-0 5-3		0-3 K		0-0 F9		0-0 6-3		4 0 0 0 0 1 6 0 0 0 0 0 0 0	<b>AB 35</b> <b>R 6</b> <b>H 11</b> <b>RBI 6</b> <b>BB 2</b> <b>SO 7</b> <b>LOB 17</b>										
<b>George Foster, R</b> OBP: 0.302, SLG: 0.410 (1, 9) (9, 7)		0-0 F9		0-0 G6-4-3 1-2f		0-0 F8			0-0 SH 1B 1B	4 1 1 0 0 0 4											
<b>Gaylord Perry, R</b> OBP: 0.083, SLG: 0.083 <b>Jimmy Rosario, S</b> OBP: 0.351, SLG: 0.277 (9, PH) (9, 8)		0-3 K			0-0 2-3		0-0 F3		0-0 SH 1B SF9	3 0 0 0 0 1 1 0 1 0 0 0 0 0											
<b>Inning Stats</b>	R: 2 E: 0 K: 1 S: 7	H: 2 LOB: 0 BB: 0 P: 7	R: 0 E: 0 K: 1 S: 6	H: 1 LOB: 1 BB: 0 P: 6	R: 0 E: 0 K: 1 S: 4	H: 2 LOB: 2 BB: 0 P: 7	R: 2 E: 0 K: 1 S: 7	H: 2 LOB: 1 BB: 1 P: 11	R: 0 E: 0 K: 1 S: 5	H: 0 LOB: 0 BB: 0 P: 5	R: 0 E: 0 K: 0 S: 3	H: 0 LOB: 0 BB: 0 P: 3	R: 0 E: 0 K: 0 S: 5	H: 2 LOB: 2 BB: 0 P: 5	R: 2 E: 1 K: 1 S: 8	H: 2 LOB: 1 BB: 0 P: 8	1B: 7 2B: 1 3B: 0 HR: 3	SF: 1 SAC: 2 DP: 2 HBP: 0	WP: 0 PB: 0 SB: 0 CS: 0	PA: 40	
<b>PITCHER</b> <b>Claude Osteen, L</b> ERA: 2.98 <b>Joe Moeller, R</b> ERA: 2.25 <b>Jim Brewer, L</b> ERA: 2.5	IP WLS BF H R ER SO BB IBB HBP BLK WP HR S P ERA WHIP	5.0 L 13 3 2 2 1 0 0 0 0 0 0 15 15 6.00 1.000	1.0 4 1 0 0 1 0 0 0 0 0 0 0 6 6 0.00 1.000																		

San Francisco Giants @ Los Angeles Dodgers  
 Dodger Stadium, Los Angeles, CA  
 Wed May 26 1971, 7:05 PM PDT  
 Att: 27,541 - Unknown

livebaseballscorecards.com

Batter	1	2	3	4	5	6	7	8	9	AB	R	H	RBI	BB	SO	LOB
Maury Wills, S OBP: 0.337, SLG: 0.343 (1, 6)	0-0 6-3		0-0 4-3		0-0 1-3 2-H CS 1B		0-0 1-3			4	0	1	1	0	0	0
Bill Buckner, L OBP: 0.283, SLG: 0.319 (1, 9)	0-0 6-3		0-0 F9		0-0 1-2 3-H CS 1B		0-0 6-3			4	0	1	1	0	0	0
Willie Davis, L OBP: 0.389, SLG: 0.477 (1, 8)	0-0 1B		0-0 3-1		0-0 1-2 2-3 F9			0-0 F4		4	0	1	0	0	0	2
Wes Parker, S OBP: 0.346, SLG: 0.373 (1, 3)	0-0 G3			0-0 4-3		0-0 4-3 1B		B B B B 4-0 G6-3 BB		3	1	1	0	1	0	1
Dick Allen, R OBP: 0.340, SLG: 0.370 (1, 7)		0-0 E3 1B SF8		0-3 K		0-0 4-3		0-0 G6-3		4	1	0	0	0	1	2
Jim Lefebvre, S OBP: 0.352, SLG: 0.451 (1, 4)		0-0 1-3 1B		0-0 F9		0-0 1-2 2-H FC5-4 1B		0-0 F3		4	0	2	1	0	0	0
Duke Sims, L OBP: 0.362, SLG: 0.446 (1, 2)		0-0 SF8			0-0 6-3		0-0 F8		0-0 1-3	2	0	0	1	0	0	1
Bill Sudakis, S OBP: 0.306, SLG: 0.308 (9, PH)		0-0 3-H F8			B B B B 4-0 1B BB		0-0 FC5-4		0-0 F7	1	0	0	0	0	0	0
Bobby Valentine, R OBP: 0.229, SLG: 0.200 (1, 5)		0-0 F8			0-0 1B BB		0-0 1-2 1B			3	1	0	0	1	0	2
Claude Osteen, L OBP: 0.167, SLG: 0.111 (1, 1)		0-0 G1			0-0 1B 1B			0-0 4-3		1	0	0	0	0	0	1
Willie Crawford, L OBP: 0.400, SLG: 0.486 (5, PH)										1	1	1	0	0	0	0
Joe Moeller, R (6, 1)										1	0	0	0	0	0	0
Jim Brewer, L (9, 1)										0	0	0	0	0	0	0
Manny Mota, R OBP: 0.358, SLG: 0.342 (9, 7)										0	0	0	0	0	0	0

Inning Stats	R: 0	H: 1	E: 0	K: 0	S: 4	H: 1	LOB: 1	BB: 0	P: 4	R: 1	H: 1	E: 1	K: 0	S: 5	H: 0	LOB: 0	BB: 0	P: 3	R: 0	H: 0	E: 0	K: 0	S: 3	R: 0	H: 0	E: 0	K: 1	S: 5	R: 2	H: 3	E: 0	K: 0	S: 5	R: 1	H: 2	E: 0	K: 0	S: 5	R: 0	H: 0	E: 0	K: 0	S: 3	R: 0	H: 0	E: 0	K: 0	S: 2	R: 0	H: 0	E: 0	K: 0	S: 3	R: 0	H: 0	E: 0	K: 0	S: 3	1B: 7	SF: 1	2B: 0	SAC: 0	3B: 0	DP: 1	HR: 0	HBP: 0	WP: 0	PA: 35
--------------	------	------	------	------	------	------	--------	-------	------	------	------	------	------	------	------	--------	-------	------	------	------	------	------	------	------	------	------	------	------	------	------	------	------	------	------	------	------	------	------	------	------	------	------	------	------	------	------	------	------	------	------	------	------	------	------	------	------	------	------	-------	-------	-------	--------	-------	-------	-------	--------	-------	--------

PITCHER	IP	WLS	BF	H	R	ER	SO	BB	IBB	HBP	BLK	WP	HR	S	P	ERA	WHIP
Gaylord Perry, R ERA: 2.76 (1, 1)	8.0	W	32	7	4	3	1	2	0	0	0	0	0	32	40	3.38	1.125
John Cumberland, L ERA: 2.16 (9, 1)	1.0	S	3	0	0	0	0	0	0	0	0	0	0	3	3	0.00	0.000

**BOTTOM**

**San Francisco Giants @ Los Angeles Dodgers**  
Dodger Stadium, Los Angeles, CA

Wed May 26 1971, 7:05 PM PDT  
Att. 27,541 - Unknown

<b>AB</b>	<b>32</b>
<b>R</b>	<b>4</b>
<b>H</b>	<b>7</b>
<b>RBI</b>	<b>4</b>
<b>BB</b>	<b>2</b>
<b>SO</b>	<b>1</b>
<b>LOB</b>	<b>9</b>



Batter	1	2	3	4	5	6	7	8	9	AB R H RBI BB SO LOB	TOP
<b>Bobby Bonds, R</b> (1, 9) OBP: 0.371, SLG: 0.576	0-0 F4		0-0 F3			0-0 6-3		0-0 5-3		4 0 0 0 0 0 0	
<b>Chris Speier, R</b> (1, 6) OBP: 0.342, SLG: 0.347 <b>Hal Lanier, R</b> (2, 6) OBP: 0.257, SLG: 0.254 <b>Fran Healy, R</b> (9, PH) OBP: 0.588, SLG: 1.000	0-0 F6		0-0 6-3			0-3 K		0-0 5-3	1 0 0 0 0 0 0 2 0 0 0 0 1 0 1 0 0 0 0 0 0		
<b>Willie Mays, R</b> (1, 8) OBP: 0.434, SLG: 0.630	0-3 K			0-3 K		0-3 K		0-0 5-3	4 0 0 0 0 3 0		
<b>Willie McCovey, L</b> (1, 3) OBP: 0.408, SLG: 0.523		0-0 FC4-6 1B		0-0 1-3			0-0 F6	0-3 K	4 0 1 0 0 1 0		
<b>Dick Dietz, R</b> (1, 2) OBP: 0.447, SLG: 0.489		0-3 K		0-3 K			0-0 HR		3 1 1 1 0 2 1		
<b>Tito Fuentes, S</b> (1, 4) OBP: 0.294, SLG: 0.310		0-0 FC4-6 1B 1-2f			0-0 F7		0-0 G3		3 0 0 0 0 0 1		
<b>Al Gallagher, R</b> (1, 5) OBP: 0.352, SLG: 0.359		0-0 1-3 1B			0-0 4-3		0-0 6-3		3 0 1 0 0 0 0		
<b>George Foster, R</b> (1, 7) OBP: 0.303, SLG: 0.408		0-3 K			0-0 FC5-4 1B			0-0 F8	3 0 1 0 0 1 2		
<b>Ron Bryant, S</b> (1, 1) OBP: 0.154, SLG: 0.192 <b>Frank Johnson, R</b> (5, PH) OBP: 0.154, SLG: 0.114 <b>John Cumberland, R</b> (5, 1) <b>Jimmy Rosario, S</b> (8, PH) OBP: 0.345, SLG: 0.271 <b>Frank Reberger, L</b> (8, 1) OBP: 0.400, SLG: 0.400			0-0 F6		0-0 FC5-4 1-2f			0-0 F3	1 0 0 0 0 0 0 1 0 0 0 0 0 1 0 0 0 0 0 0 0 1 0 0 0 0 0 0 0 0 0 0 0 0 0		
<b>Inning Stats</b>	R: 0 E: 0 K: 1 S: 5 H: 0 LOB: 0 BB: 0 P: 5	R: 0 E: 0 K: 2 S: 9 H: 2 LOB: 2 BB: 0 P: 9	R: 0 E: 0 K: 0 S: 3 H: 0 LOB: 0 BB: 0 P: 3	R: 0 E: 0 K: 2 S: 7 H: 0 LOB: 0 BB: 0 P: 7	R: 0 E: 0 K: 0 S: 4 H: 1 LOB: 1 BB: 0 P: 4	R: 0 E: 0 K: 2 S: 7 H: 0 LOB: 0 BB: 0 P: 7	R: 1 E: 0 K: 0 S: 4 H: 1 LOB: 0 BB: 0 P: 4	R: 0 E: 0 K: 0 S: 3 H: 0 LOB: 0 BB: 0 P: 3	R: 0 E: 0 K: 1 S: 5 H: 0 LOB: 0 BB: 0 P: 5	1B: 3 2B: 0 3B: 0 HR: 1 SF: 0 SAC: 0 DP: 0 HBP: 0	WP: 0 PB: 0 SB: 0 CS: 0 PA: 31
<b>PITCHER</b> <b>Don Sutton, R</b> (1, 1) ERA: 4.14	IP: 9.0 WLS: W BF: 31 H: 4 R: 1 ER: 1 SO: 8 BB: 0 IBB: 0 HBP: 0 BLK: 0 WP: 0 HR: 1 S: 47 P: 47 ERA: 1.00 WHIP: 0.444										

San Francisco Giants @ Los Angeles Dodgers  
Dodger Stadium, Los Angeles, CA  
Thu May 27 1971, 7:05 PM PDT  
Att. 24,723 - Unknown

[livebaseballscorecards.com](http://livebaseballscorecards.com)

**AB** 31  
**R** 1  
**H** 4  
**RBI** 1  
**BB** 0  
**SO** 8  
**LOB** 5



Batter	1	2	3	4	5	6	7	8	9	AB	R	H	RBI	BB	SO	LOB
Maury Wills, S OBP: 0.335, SLG: 0.339 (1, 6)	4-0 FC6-4 E 1B BB	0-0 G4-6-3		0-0 SF7		0-0 5-3				2	1	0	1	1	0	1
Manny Mota, R OBP: 0.349, SLG: 0.333 (1, 9)	0-0 E4 FC6-4 1-2	0-3 K		0-3 K			0-3 K			2	0	0	0	0	1	1
Bill Russell, R OBP: 0.283, SLG: 0.301 (4, 9)										2	0	0	0	0	2	2
Willie Davis, L OBP: 0.386, SLG: 0.472 (1, 8)	0-0 FC6-4 S 1B 1-2f 2-3		0-3 K		0-0 FC4-6 1B		0-0 F4			4	1	1	0	0	1	2
Wes Parker, S OBP: 0.349, SLG: 0.372 (1, 3)	4-0 FC5-4 1B BB 1-2		0-3 K		0-0 FC4-6 CS 1-2f		0-0 1B			3	0	1	0	1	1	1
Dick Allen, R OBP: 0.344, SLG: 0.370 (1, 7)	0-0 FC5-4 1B 1-2 2-H 3-H		0-3 K		4-0 CS 1B BB 1-2		0-0 5-3			3	0	1	2	1	1	1
Jim Lefebvre, S OBP: 0.359, SLG: 0.453 (1, 4)	0-0 FC5-4			0-0 SH 1B SF7 1B		0-0 CS 1B 1-2		0-0 G3		4	1	2	0	0	0	2
Bill Sudakis, S OBP: 0.303, SLG: 0.357 (1, 2)	0-0 F7			0-0 F9		0-0 CS 1-2 2-3		0-0 HR		4	1	1	1	0	1	3
Bobby Valentine, R OBP: 0.250, SLG: 0.224 (1, 5)		0-0 1B S G4-6-3 1B		0-0 SH 1B 1-2		0-0 F7		0-0 5-3		4	1	2	0	0	0	0
Don Sutton, R OBP: 0.273, SLG: 0.158 (1, 1)		0-0 SH G4-6-3 1B 1-3		0-0 SH 1-2 2-3		0-0 4-3				2	0	1	0	0	0	0

Inning Stats	R: 2	H: 1	E: 1	K: 0	S: 5	H: 1	LOB: 2	BB: 2	P: 13	R: 1	H: 2	E: 0	K: 1	S: 6	R: 0	H: 0	E: 0	K: 3	S: 9	R: 1	H: 2	E: 1	K: 1	S: 8	R: 0	H: 2	E: 0	K: 0	S: 3	R: 1	H: 1	E: 0	K: 0	S: 4	R: 0	H: 1	E: 0	K: 1	S: 6	R: 0	H: 0	E: 0	K: 1	S: 5	R: 0	H: 0	E: 0	K: 1	S: 5
--------------	------	------	------	------	------	------	--------	-------	-------	------	------	------	------	------	------	------	------	------	------	------	------	------	------	------	------	------	------	------	------	------	------	------	------	------	------	------	------	------	------	------	------	------	------	------	------	------	------	------	------

PITCHER	IP	WLS	BF	H	R	ER	SO	BB	IBB	HBP	BLK	WP	HR	S	P	ERA	WHIP
Ron Bryant, L ERA: 2.38 (1, 1)	4.0	L	20	5	4	2	5	2	0	0	0	0	0	28	36	4.50	1.750
John Cumberland, L ERA: 2.25 (5, 1)	3.0		12	4	1	1	1	1	0	0	0	0	1	13	17	3.00	1.667
Frank Reberger, R ERA: 4.02 (8, 1)	1.0		3	0	0	0	1	0	0	0	0	0	0	5	5	0.00	0.000

**BOTTOM**

**San Francisco Giants @ Los Angeles Dodgers**  
**Dodger Stadium, Los Angeles, CA**  
 Thu May 27 1971, 7:05 PM PDT  
 Att. 24,723 - Unknown

livebaseballscorecards.com

<b>AB</b>	<b>30</b>
<b>R</b>	<b>5</b>
<b>H</b>	<b>9</b>
<b>RBI</b>	<b>4</b>
<b>BB</b>	<b>3</b>
<b>SO</b>	<b>7</b>
<b>LOB</b>	<b>13</b>



WP: 0	PA: 36
PB: 0	
SB: 2	
CS: 3	



Batter	1	2	3	4	5	6	7	8	9	AB R H RBI BB SO LOB	TOP								
Tony Taylor, R (1, 4) OBP: 0.288, SLG: 0.287	0-0 5-3		0-0 F8		0-0 4-3		0-0 1-3		0-0 F7	5 0 0 0 0 0 1	Philadelphia Phillies @ Los Angeles Dodgers Dodger Stadium, Los Angeles, CA Fri May 28 1971, 7:05 PM PDT Att. 27,309 - Unknown								
Don Money, R (1, 5) OBP: 0.230, SLG: 0.300	0-0 5-3		0-0 F9		0-0 6-3		0-0 F8			4 0 0 0 0 0 1									
Willie Montanez, L (1, 8) OBP: 0.364, SLG: 0.548	0-0 L8		0-0 F8		4-0 BB BB		0-0 L8			3 0 0 0 1 0 1									
Deron Johnson, R (1, 3) OBP: 0.289, SLG: 0.340		0-0 1B SF8 1B		0-0 6-3	4-0 BB BB		4-0 BB BB			2 1 1 0 2 0 0									
Roger Freed, R (1, 9) OBP: 0.329, SLG: 0.333		0-0 1B 1-2 1B		0-3 K	0-0 F9		0-0 G6-4-3 1-2f			4 0 1 0 0 1 3									
Joe Lis, R (1, 7) OBP: 0.348, SLG: 0.429		0-3 K		0-0 2B 1B		0-0 P4		0-3 K		4 0 1 0 0 2 2									
Mike Ryan, R (1, 2) OBP: 0.209, SLG: 0.463		0-0 1-2 2-3 1B		0-0 1-3 2B		0-0 5-3		0-0 F7		4 0 2 0 0 0 0									
Larry Bowa, S (1, 6) OBP: 0.260, SLG: 0.263		0-0 SF8		4-0 IBB		0-0 F5		0-0 F9		2 0 0 1 1 0 0									
Chris Short, R (1, 1) OBP: 0.208, SLG: 0.095		0-3 K		0-0 F9			0-0 1-3 1B		0-0 HR	2 0 0 0 0 1 5									
Bill Champion, R (4, 1) OBP: 0.500, SLG: 0.500										0 0 0 0 0 0 0									
Bobby Pfeil, R (7, PH) OBP: 0.500, SLG: 0.400										1 0 1 0 0 0 0									
Joe Hoerner, R (7, 1)										0 0 0 0 0 0 0									
Byron Browne, R (9, PH) OBP: 0.261, SLG: 0.300										1 1 1 1 0 0 0									
<b>Inning Stats</b>	R: 0 E: 0 K: 0 S: 3	H: 0 LOB: 0 BB: 0 P: 3	R: 1 E: 0 K: 2 S: 10	H: 3 LOB: 2 BB: 0 P: 10	R: 0 E: 0 K: 1 S: 7	H: 2 LOB: 3 BB: 1 P: 11	R: 0 E: 0 K: 0 S: 3	H: 0 LOB: 2 BB: 2 P: 11	R: 0 E: 0 K: 0 S: 4	H: 1 LOB: 1 BB: 0 P: 4	R: 0 E: 0 K: 1 S: 4	H: 0 LOB: 0 BB: 1 P: 8	R: 1 E: 0 K: 0 S: 4	H: 1 LOB: 0 BB: 0 P: 4	1B: 5 2B: 1 3B: 0 HR: 1	SF: 1 SAC: 0 DP: 1 HBP: 0	WP: 0 PB: 0 SB: 0 CS: 0	PA: 37	
<b>PITCHER</b> Al Downing, L (1, 1) ERA: 2.56	IP: 9.0 WLS: W BF: 37 H: 7 R: 2 ER: 2 SO: 4 BB: 3 IBB: 1 HBP: 0 BLK: 0 WP: 0 HR: 1 S: 41 P: 57 ERA: 2.00 WHIP: 1.111																		
<b>PITCHER</b>	IP	WLS	BF	H	R	ER	SO	BB	IBB	HBP	BLK	WP	HR	S	P	ERA	WHIP		

AB	32
R	2
H	7
RBI	2
BB	4
SO	4
LOB	13



Batter	1	2	3	4	5	6	7	8	9
Maury Wills, S OBP: 0.347, SLG: 0.345 (1, 6)	0-0 FC6-2 2B 1B	0-3 K 2-3		4-0 BB BB		4-0 BB BB		0-0 1-2 1B	
Willie Davis, L OBP: 0.381, SLG: 0.473 (1, 8)	0-0 1B 2B		0-0 G3	0-0 SF7		0-0 4-3		0-0 F7	
Wes Parker, S OBP: 0.347, SLG: 0.366 (1, 3)	0-0 FC6-2 1B		0-0 F9	4-0 G6-4-3 BB			0-0 F2		
Dick Allen, R OBP: 0.335, SLG: 0.359 (1, 7)	0-0 P6		0-3 K	0-0 G6-4-3			0-0 5-3		
Jim Lefebvre, S OBP: 0.375, SLG: 0.467 (1, 4)	0-0 1B			0-0 1B	0-0 G4-6-3 1B		0-0 F3		
Bill Sudakis, S OBP: 0.314, SLG: 0.383 (1, 2)	0-3 K			0-0 1B 2B 1B	0-0 F2		0-0 1B 2B		
Bobby Valentine, R OBP: 0.268, SLG: 0.264 (1, 5)		0-0 CS 2B		0-0 1B 2B 1B	0-0 G4-6-3		0-0 5-3		
Bill Russell, R OBP: 0.291, SLG: 0.302 (1, 9)				0-0 2B SF7 1B		0-0 F5	0-0 F3		
Al Downing, R OBP: 0.333, SLG: 0.320 (1, 1)		0-3 K		0-0 BB 2B		0-0 F8	0-0 1B		

Inning Stats	R: 1	H: 3	E: 0	K: 1	S: 8	LOB: 2	BB: 0	P: 8	R: 0	H: 1	E: 0	K: 2	S: 7	LOB: 2	BB: 1	P: 11	R: 0	H: 0	E: 0	K: 1	S: 5	LOB: 0	BB: 0	P: 5	R: 4	H: 5	E: 0	K: 0	S: 7	LOB: 2	BB: 2	P: 15	R: 0	H: 1	E: 0	K: 0	S: 3	LOB: 0	BB: 0	P: 3	R: 0	H: 0	E: 0	K: 0	S: 3	LOB: 1	BB: 1	P: 7	R: 0	H: 0	E: 0	K: 0	S: 3	LOB: 0	BB: 0	P: 3	R: 1	H: 3	E: 0	K: 0	S: 6	LOB: 2	BB: 0	P: 6
--------------	------	------	------	------	------	--------	-------	------	------	------	------	------	------	--------	-------	-------	------	------	------	------	------	--------	-------	------	------	------	------	------	------	--------	-------	-------	------	------	------	------	------	--------	-------	------	------	------	------	------	------	--------	-------	------	------	------	------	------	------	--------	-------	------	------	------	------	------	------	--------	-------	------

PITCHER	IP	WLS	BF	H	R	ER	SO	BB	IBB	HBP	BLK	WP	HR	S	P	ERA	WHIP
Chris Short, L ERA: 3.25 (1, 1)	3.0	L	18	9	5	5	4	1	0	0	0	0	0	25	29	15.00	3.333
Bill Champion, R ERA: 4.88 (4, 1)	3.0		11	1	0	0	0	3	0	0	0	0	0	8	20	0.00	1.333
Joe Hoerner, L ERA: 3.44 (7, 1)	2.0		9	3	1	1	0	0	0	0	0	0	0	9	9	4.50	1.500

**BOTTOM**

Philadelphia Phillies @ Los Angeles Dodgers  
 Dodger Stadium, Los Angeles, CA  
 Fri May 28 1971, 7:05 PM PDT  
 Att. 27,309 - Unknown

AB	R	H	RBI	BB	SO	LOB
3	0	2	0	2	1	2
4	1	1	1	0	0	3
3	0	0	0	1	0	2
4	0	0	0	0	1	5
4	1	3	1	0	0	0
4	2	2	0	0	1	3
4	1	2	1	0	0	2
3	1	1	0	1	0	1
4	0	2	3	0	1	2

AB	33
R	6
H	13
RBI	6
BB	4
SO	4
LOB	20

WP: 0 PA: 38  
 PB: 0  
 SB: 0  
 CS: 1





Batter	1	2	3	4	5	6	7	8	9	AB R H RBI BB SO LOB	TOP											
Denny Doyle, L (1, 4) OBP: 0.273, SLG: 0.347	0-0 4-3			0-0 F8		0-0 G3		0-0 F8		4 0 0 0 0 0 2	Philadelphia Phillies @ Los Angeles Dodgers Dodger Stadium, Los Angeles, CA Sat May 29 1971, 7:05 PM PDT Att: 35,843 - Unknown											
Oscar Gamble, L (1, 7) OBP: 0.500, SLG: 1.500	0-3 K			0-0 HR		0-0 F5		0-0 2B		4 1 2 3 0 1 0												
Willie Montanez, L (1, 8) OBP: 0.355, SLG: 0.533	0-0 F7			0-0 L3		0-0 1-3		0-0 F8		4 0 0 0 0 0 1												
Deron Johnson, R (1, 3) OBP: 0.282, SLG: 0.331		0-3 K		0-0 F8		0-0 F9		0-0 F8		4 0 0 0 0 1 0												
Tim McCarver, L (1, 2) OBP: 0.267, SLG: 0.307		0-0 4-3		0-0 4-3		0-0 F7		0-0 L9		4 0 0 0 0 0 0												
Roger Freed, R (1, 9) OBP: 0.321, SLG: 0.324		0-3 K		0-0 6-3		0-3 K		0-0 5-3		4 0 0 0 0 2 0												
Don Money, R (1, 5) OBP: 0.239, SLG: 0.323			0-0 L3		0-0 3B		0-0 2B 1B			3 1 2 0 0 0 0												
Larry Bowa, S (1, 6) OBP: 0.266, SLG: 0.266			0-0 4-3		4-0 BB		0-0 2B 1B			2 1 1 0 1 0 0												
Rick Wise, R (1, 1) OBP: 0.174, SLG: 0.273			0-0 4-3		0-3 K		0-3 K			1 0 0 0 0 0 0												
Woodie Fryman, R (3, 1)										1 0 0 0 0 1 2												
Ron Stone, L (8, PH) OBP: 0.292, SLG: 0.279										1 0 0 0 0 1 2												
Bill Champion, R (8, 1) OBP: 0.500, SLG: 0.500										0 0 0 0 0 0 0												
<b>Inning Stats</b>	R: 0 E: 0 K: 1 S: 5	H: 0 LOB: 0 BB: 0 P: 5	R: 0 E: 0 K: 2 S: 7	H: 0 LOB: 0 BB: 0 P: 7	R: 0 E: 0 K: 0 S: 3	H: 0 LOB: 0 BB: 0 P: 3	R: 1 E: 0 K: 0 S: 4	H: 1 LOB: 0 BB: 0 P: 4	R: 0 E: 0 K: 1 S: 6	H: 1 LOB: 2 BB: 1 P: 10	R: 0 E: 0 K: 0 S: 3	H: 0 LOB: 0 BB: 0 P: 3	R: 0 E: 0 K: 1 S: 5	H: 0 LOB: 0 BB: 0 P: 5	R: 2 E: 0 K: 1 S: 8	H: 3 LOB: 1 BB: 0 P: 8	R: 0 E: 0 K: 0 S: 3	H: 0 LOB: 0 BB: 0 P: 3	1B: 2 2B: 1 3B: 1 HR: 1	SF: 0 SAC: 0 DP: 0 HBP: 0	WP: 0 PB: 0 SB: 0 CS: 0	PA: 33
<b>PITCHER</b> Bill Singer, R (1, 1) ERA: 4.94	IP: 9.0 WLS: W BF: 33 H: 5 R: 3 ER: 3 SO: 6 BB: 1 IBB: 0 HBP: 0 BLK: 0 WP: 0 HR: 1 S: 44 P: 48 ERA: 3.00 WHIP: 0.667											<b>PITCHER</b>	IP: 9.0 WLS: W BF: 33 H: 5 R: 3 ER: 3 SO: 6 BB: 1 IBB: 0 HBP: 0 BLK: 0 WP: 0 HR: 1 S: 44 P: 48 ERA: 3.00 WHIP: 0.667									

AB	32
R	3
H	5
RBI	3
BB	1
SO	6
LOB	7



WP: 0	PA: 33
PB: 0	
SB: 0	
CS: 0	

livebaseballscorecards.com

Batter	1	2	3	4	5	6	7	8	9	AB	R	H	RBI	BB	SO	LOB				
<b>Maury Wills, S</b> (1, 6) <small>OBP: 0.349, SLG: 0.350</small> <b>Bill Buckner, L</b> (7, PR) <small>OBP: 0.283, SLG: 0.319</small> (8, 9)	4-0  BB	0-0  3-H	0-0  ③		0-0  ①		0-0  2B			3	1	1	1	1	0	2				
<b>Willie Crawford, L</b> (1, 9) <small>OBP: 0.422, SLG: 0.571</small> (8, 7)	0-0  1-3 2B	0-0  3B		0-0  1B	0-0  ②		0-3  ②			5	2	3	0	0	1	1				
<b>Willie Davis, L</b> (1, 8) <small>OBP: 0.383, SLG: 0.473</small> <b>Bill Russell, R</b> (7, 8) <small>OBP: 0.288, SLG: 0.299</small> (8, 4)	0-0  2-3 3-H	0-0  ③		0-0  1-2 2B 1B	0-0  1B		0-0  ③			4	1	2	1	0	0	2				
<b>Wes Parker, S</b> (1, 3) <small>OBP: 0.348, SLG: 0.365</small>	0-0  3-H		0-0  ①	4-0  1-2 2-3 2B BB	0-0  1-3 1B		0-0  ①			3	1	1	1	1	0	0				
<b>Dick Allen, R</b> (1, 7) <small>OBP: 0.339, SLG: 0.354</small> <b>Von Joshua, L</b> (8, 8)	4-0  BB BB		0-0  ②	4-0  1-2 2-3 3-H 2B BB	0-3  ③		0-0  ②			2	1	0	1	2	1	2				
<b>Jim Lefebvre, S</b> (1, 4) <small>OBP: 0.390, SLG: 0.484</small> <b>Steve Garvey, R</b> (8, 5) <small>OBP: 0.306, SLG: 0.361</small>	4-0  1-2 BB		0-0  1B	0-0  1-3 2-H 3-H 2B		0-0  ①		0-0  ③		3	1	2	2	1	0	0				
<b>Tom Haller, L</b> (1, 2) <small>OBP: 0.382, SLG: 0.370</small>	0-0  ③		0-0  1-3 1B 1B	0-0  3-H		0-0  ②		0-0  ③		3	1	1	1	0	0	2				
<b>Bobby Valentine, R</b> (1, 5) <small>OBP: 0.283, SLG: 0.255</small> (8, 6)		1-0  SH5-4 SF9 HBP	4-0  1-2 1B BB	0-3  ②		0-0  ③				2	1	0	0	1	1	1				
<b>Bill Singer, R</b> (1, 1) <small>OBP: 0.222, SLG: 0.087</small>		0-0  SH5-4 1-3	0-0  1-2 2-H 3-H 1B	0-0  ③		0-0  ①				3	0	1	2	0	0	1				
<b>Inning Stats</b>	R: 2 E: 0 K: 0 S: 4	H: 1 LOB: 2 BB: 3 P: 16	R: 1 E: 0 K: 0 S: 4	H: 1 LOB: 1 BB: 0 P: 5	R: 2 E: 0 K: 0 S: 6	H: 3 LOB: 2 BB: 1 P: 10	R: 4 E: 1 K: 1 S: 8	H: 3 LOB: 1 BB: 2 P: 16	R: 0 E: 0 K: 1 S: 7	H: 2 LOB: 2 BB: 0 P: 7	R: 0 E: 0 K: 0 S: 3	H: 0 LOB: 0 BB: 0 P: 3	R: 0 E: 0 K: 1 S: 6	H: 1 LOB: 1 BB: 0 P: 6	R: 0 E: 0 K: 0 S: 3	H: 0 LOB: 0 BB: 0 P: 3	1B: 7 2B: 3 3B: 1 HR: 0	SF: 3 SAC: 1 DP: 0 HBP: 1	WP: 0 PB: 0 SB: 1 CS: 0	PA: 42
<b>PITCHER</b> <b>Rick Wise, R</b> (1, 1) <small>ERA: 3.93</small> <b>Woodie Fryman, L</b> (3, 1) <small>ERA: 3.03</small> <b>Bill Champion, R</b> (8, 1) <small>ERA: 4.68</small>	IP WLS L	BF H R ER SO	H R ER SO	H R ER SO	BB IBB HBP BLK	WP HR S P	ERA WHIP	<b>PITCHER</b> IP WLS BF H R ER SO BB IBB HBP BLK WP HR S P ERA WHIP												

**BOTTOM**

Philadelphia Phillies @ Los Angeles Dodgers  
 Dodger Stadium, Los Angeles, CA  
 Sat May 29 1971, 7:05 PM PDT  
 Att. 35,843 - Unknown

livebaseballscores.com

<b>AB</b>	<b>31</b>
<b>R</b>	<b>9</b>
<b>H</b>	<b>11</b>
<b>RBI</b>	<b>9</b>
<b>BB</b>	<b>6</b>
<b>SO</b>	<b>3</b>
<b>LOB</b>	<b>12</b>





Batter	1	2	3	4	5	6	7	8	9	10	11	12	AB R H RBI BB SO LOB	TOP											
Tony Taylor, R OBP: 0.294, SLG: 0.303 (1, 4)	0-0 4-3 SF7 2B		0-0 1B			0-3 K		0-0 SH2-4		0-0 6-3		0-0 F9	5 1 2 0 0 1 1												
Oscar Gamble, L OBP: 0.222, SLG: 0.667 (1, 7)	0-0 4-3 2-3		0-0 4-3			0-0 1-3		0-0 P6		0-0 4-3			5 0 0 0 0 0 4												
Willie Montanez, L OBP: 0.351, SLG: 0.523 (1, 8) (7, 3)	0-0 SF7 3-H			0-0 F8		0-0 G3		1-0 FC5-4 HBP		0-0 4-3			3 0 0 1 0 0 1												
Deron Johnson, R OBP: 0.283, SLG: 0.331 (1, 3) Terry Harmon, R OBP: 0.313, SLG: 0.370 (7, PR) Byron Browne, R OBP: 0.280, SLG: 0.318 (7, 8)	0-3 K			0-0 F9		0-0 FC1-6 1B		0-0 FC5-4 1-2f		0-0 6-3 SH1-4 1B			3 0 1 0 0 1 0 0 0 0 0 0 0 0 2 0 1 0 0 0 2												
Roger Freed, R OBP: 0.326, SLG: 0.329 (1, 9) Denny Doyle, L OBP: 0.273, SLG: 0.347 (9, PR) Ron Stone, L OBP: 0.292, SLG: 0.279 (9, 9)		0-0 5-3		0-0 FC5-4 1B		0-0 FC1-6 1-2f FC3-2-5		0-0 SH5-4 1B		0-0 SH1-4 1-2			4 0 2 0 0 0 1 0 0 0 0 0 0 0 0 0 0 0 0 0 0												
Don Money, R OBP: 0.233, SLG: 0.314 (1, 5)		0-0 L9		0-0 FC5-4 1-2f		0-0 E4 FC3-2-5		0-0 SH5-4 1-2		0-0 6-3 2-3			4 0 0 0 0 0 3												
Tim McCarver, L OBP: 0.257, SLG: 0.295 (1, 2)		0-3 K			0-0 P4		0-0 FC3-2-5 1-3 3-H		0-0 F7		0-0 4-3		5 0 0 0 0 1 5												
Larry Bowa, S OBP: 0.259, SLG: 0.258 (1, 6)			0-0 5-3		0-0 5-3		0-0 F9		0-0 6-3			0-3 K	5 0 0 0 0 1 4												
Ken Reynolds, L OBP: 0.500, SLG: 0.400 (1, 1) Joe Lis, R OBP: 0.344, SLG: 0.423 (12, PH) Darrell Brandon, R OBP: 0.250, SLG: 0.250 (12, 1)			0-3 K		0-0 F9			0-0 SH2-4 1B		1-0 4-3 6-3 HBP		0-3 K	3 0 1 0 0 1 0 1 0 0 0 0 1 0 0 0 0 0 0 0 0												
<b>Inning Stats</b>	R: 1 E: 0 K: 1 S: 6	H: 1 LOB: 0 BB: 0 P: 6	R: 0 E: 0 K: 1 S: 5	H: 0 LOB: 0 BB: 0 P: 5	R: 0 E: 0 K: 0 S: 4	H: 1 LOB: 1 BB: 0 P: 4	R: 0 E: 0 K: 0 S: 3	H: 0 LOB: 0 BB: 0 P: 3	R: 0 E: 0 K: 1 S: 5	H: 0 LOB: 0 BB: 0 P: 5	R: 0 E: 0 K: 0 S: 4	H: 1 LOB: 2 BB: 0 P: 4	R: 0 E: 0 K: 0 S: 3	H: 1 LOB: 1 BB: 0 P: 4	R: 0 E: 0 K: 0 S: 4	H: 1 LOB: 1 BB: 0 P: 4	R: 0 E: 0 K: 2 S: 7	H: 0 LOB: 0 BB: 0 P: 7	1B: 6 2B: 1 3B: 0 HR: 0	SF: 1 SAC: 3 DP: 0 HBP: 2	WP: 0 PB: 0 SB: 0 CS: 0	PA: 46			
<b>PITCHER</b>	IP WLS BF H R ER SO BB IBB HBP BLK WP HR S P ERA WHIP																								
Claude Osteen, L ERA: 2.76 (1, 1)	10.0	39	6	1	1	4	0	0	2	0	0	0	0	0	0	0	0	0	0	0	0	0	0	0.90	0.600
Jim Brewer, L ERA: 2.25 (11, 1)	2.0	7	1	0	0	2	0	0	0	0	0	0	0	0	0	0	0	0	0	0	0	0	0	0.00	0.500

Philadelphia Phillies @ Los Angeles Dodgers  
Dodger Stadium, Los Angeles, CA  
Sun May 30 1971, 3:33 AM PDT  
Att. 36,385 - Unknown

livebaseballscorecards.com

AB	40
R	1
H	7
RBI	1
BB	0
SO	6
LOB	21




Batter	1	2	3	4	5	6	7	8	9	10	11	12	AB	R	H	RBI	BB	SO	LOB	
Maury Wills, S OBP: 0.350, SLG: 0.354 (1, 6)	4-0 BB G5-4-3			0-3 K		0-0 6-3			0-0 6-3		0-0 2B		4	0	1	0	1	1	1	
Willie Davis, L OBP: 0.379, SLG: 0.466 (1, 8)	0-0 L7			0-3 K		0-0 S 1B			0-0 1-3		0-0 4-3		5	0	1	1	0	1	2	
Wes Parker, S OBP: 0.344, SLG: 0.361 (1, 3)	0-0 G5-4-3 1-2			0-3 K		0-0 5-3 1-2			0-0 1B				5	0	1	0	0	2	2	
Dick Allen, R OBP: 0.347, SLG: 0.362 (1, 7)		0-0 G5-4-3 1B				0-0 S 1B			0-0 F7		0-0 F8		0-0 1B SF7 1B	5	1	3	0	0	1	
Jim Lefebvre, S OBP: 0.381, SLG: 0.469 (1, 4)		0-0 G5-4-3 1-2				0-0 F8			0-0 F7		0-0 4-3		0-0 1B IBB	5	0	1	0	0	2	
Bill Sudakis, S OBP: 0.307, SLG: 0.359 (1, 2)		0-3 K				0-3 K 1-2			0-3 K		0-0 P2		4-0 1B IBB	4	0	0	0	1	3	1
Bobby Valentine, R OBP: 0.286, SLG: 0.237 Jim Brewer, L Willie Crawford, L (12, PH) OBP: 0.413, SLG: 0.571			0-0 5-3			0-0 6-3			0-0 F8		0-0 F9		0-0 SF7 3-H	4	0	0	0	0	0	1
Bill Russell, R OBP: 0.279, SLG: 0.288 (1, 9)			0-3 K			0-0 E6 SH2-3 1B			0-0 5-3		0-0 P4			4	1	0	0	0	1	0
Claude Osteen, L OBP: 0.156, SLG: 0.103 Steve Garvey, R OBP: 0.303, SLG: 0.358 (11, 5)			0-0 F7			0-0 SH2-3			0-0 4-3		0-3 K			2	0	0	0	0	0	0
						2-3								1	0	0	0	0	1	0

Inning Stats	R: 0	H: 0	E: 0	LOB: 0	K: 0	BB: 1	S: 2	R: 0	H: 1	E: 0	LOB: 0	K: 1	BB: 0	S: 5	R: 0	H: 0	E: 0	LOB: 0	K: 1	BB: 0	S: 5	R: 0	H: 0	E: 0	LOB: 0	K: 3	BB: 0	S: 9	R: 0	H: 1	E: 1	LOB: 1	K: 0	BB: 0	S: 5	R: 0	H: 0	E: 0	LOB: 0	K: 1	BB: 0	S: 5	R: 0	H: 0	E: 0	LOB: 0	K: 0	BB: 0	S: 3	R: 0	H: 1	E: 0	LOB: 1	K: 0	BB: 0	S: 4	R: 0	H: 0	E: 0	LOB: 0	K: 0	BB: 0	S: 3	R: 0	H: 0	E: 0	LOB: 0	K: 0	BB: 0	S: 6	R: 0	H: 1	E: 0	LOB: 1	K: 1	BB: 0	S: 6	R: 1	H: 2	E: 0	LOB: 2	K: 1	BB: 1	S: 6	1B: 6	SF: 1	2B: 1	SAC: 1	3B: 0	DP: 2	HR: 0	HBP: 0
PITCHER	IP	WLS	BF	H	R	ER	SO	BB	IBB	HBP	BLK	WP	HR	S	P	ERA	WHIP																			IP	WLS	BF	H	R	ER	SO	BB	IBB	HBP	BLK	WP	HR	S	P	ERA	WHIP																																								
Ken Reynolds, L ERA: 2.23 Darrell Brandon, R ERA: 1.37	(1, 1)	11.0	38	5	1	0	8	1	0	0	0	0	0	53	57	0.00	0.545																			(12, 1)	0.2	L	5	2	1	1	1	0	1	0	0	0	0	6	10	13.50	3.000																																							

**Philadelphia Phillies @ Los Angeles Dodgers**  
**Dodger Stadium, Los Angeles, CA**  
 Sun May 30 1971, 3:33 AM PDT  
 Att: 36,385 - Unknown

AB	39
R	2
H	7
RBI	2
BB	2
SO	9
LOB	10

WP: 0 PA: 43  
 PB: 0  
 SB: 2  
 CS: 0





Batter	1	2	3	4	5	6	7	8	9	AB R H RBI BB SO LOB	TOP											
Ron Hunt, R (1, 4) OBP: 0.393, SLG: 0.338	0-0 L7			0-0 F3		0-0 G6-4-3		4-0 BB 1-2 2-3 BB		3 0 0 0 1 0 1	<b>Montreal Expos @ Los Angeles Dodgers</b> <b>Dodger Stadium, Los Angeles, CA</b> Mon May 31 1971, 7:05 PM PDT Att. 22,195 - Unknown <a href="http://livebaseballscorecards.com">livebaseballscorecards.com</a>											
Rusty Staub, L (1, 9) Claude Raymond, R (8, 1) OBP: 0.417, SLG: 0.484	0-0 F7			0-0 1B		0-0 4-3		0-0 F7		4 0 1 0 0 0 3 0 0 0 0 0 0 0												
Bob Bailey, R (1, 5) OBP: 0.369, SLG: 0.417	0-3 K			0-3 K			0-0 L7		0-0 G3 2B	4 0 1 0 0 2 1												
Ron Fairly, L (1, 3) OBP: 0.418, SLG: 0.418		4-0 BB CS		0-0 4-3			0-3 K		0-0 G3 2-3	3 0 0 0 1 1 2												
Jim Fairey, L (1, 7) Ron Swoboda, R (9, PH) OBP: 0.279, SLG: 0.281		0-3 K			0-0 F7		0-0 4-3		0-3 K	3 0 0 0 0 1 1 1 0 0 0 0 1 1												
Clyde Mashore, R (1, 8) OBP: 0.324, SLG: 0.371		0-0 F8			0-0 E5			4-0 BB BB BB	0-3 K	3 0 0 0 1 1 1												
John Boccabella, R (1, 2) OBP: 0.239, SLG: 0.432				0-0 G4-6-3 1B		0-3 K		0-0 F9		3 0 1 0 0 1 2												
Bobby Wine, R (1, 6) Mack Jones, L (8, PH) OBP: 0.237, SLG: 0.198				0-0 G4-6-3		0-0 F3		0-3 K		2 0 0 0 0 0 2 1 0 0 0 0 1 1												
Ernie McAnally, R (1, 1) John O'Donoghue, R (3, 1) Boots Day, L (6, PH) Howie Reed, R (6, 1) Jim Gosger, L (8, PH) Ron Brand, R (8, 6) OBP: 0.216, SLG: 0.255				0-3 K		0-0 G6-4-3 1B		4-0 BB 1-2 BB		1 0 0 0 0 1 0 0 0 0 0 0 0 0 1 0 1 0 0 0 0 0 0 0 0 0 0 0 0 0 0 0 1 0 0 0 0 0 0 0 0 0												
<b>Inning Stats</b>	R: 0 E: 0 K: 1 S: 5	H: 0 LOB: 0 BB: 0 P: 5	R: 0 E: 0 K: 1 S: 4	H: 0 LOB: 0 BB: 1 P: 8	R: 0 E: 0 K: 1 S: 5	H: 1 LOB: 0 BB: 0 P: 5	R: 0 E: 0 K: 1 S: 6	H: 1 LOB: 1 BB: 0 P: 6	R: 0 E: 1 K: 1 S: 6	H: 0 LOB: 1 BB: 0 P: 6		R: 0 E: 0 K: 0 S: 3	H: 1 LOB: 0 BB: 0 P: 3	R: 0 E: 0 K: 1 S: 5	H: 0 LOB: 0 BB: 0 P: 5	R: 0 E: 0 K: 1 S: 5	H: 0 LOB: 3 BB: 3 P: 17	R: 0 E: 0 K: 2 S: 8	H: 1 LOB: 1 BB: 0 P: 8	1B: 3 2B: 1 3B: 0 HR: 0	SF: 0 SAC: 0 DP: 2 HBP: 0	WP: 0 PB: 0 SB: 0 CS: 1
<b>PITCHER</b>	IP WLS BF H R ER SO BB IBB HBP BLK WP HR S P ERA WHIP																					
Don Sutton, R (1, 1) ERA: 3.74	7.2 W 27 3 0 0 7 3 0 0 0 0 0 0 38 50 0.00 0.783																					
Jim Brewer, L (8, 1) ERA: 2.11	1.1 S 6 1 0 0 2 1 0 0 0 0 0 0 9 13 0.00 1.500																					

**Montreal Expos @ Los Angeles Dodgers**  
**Dodger Stadium, Los Angeles, CA**  
 Mon May 31 1971, 7:05 PM PDT  
 Att. 22,195 - Unknown  
[livebaseballscorecards.com](http://livebaseballscorecards.com)

AB	29
R	0
H	4
RBI	0
BB	4
SO	9
LOB	15



Batter	1	2	3	4	5	6	7	8	9	AB	R	H	RBI	BB	SO	LOB
Maury Wills, S OBP: 0.348, SLG: 0.351 (1, 6)	0-0 1-3 1B	0-0 2-3 3-H 1B		0-0 F8			0-0 F7			4	0	1	1	0	0	0
Willie Crawford, L OBP: 0.400, SLG: 0.533 (1, 9)	4-0 BB	0-0 F4		0-0 3-1			0-0 6-3			3	0	0	0	1	0	3
Willie Davis, L OBP: 0.376, SLG: 0.462 (1, 8)	0-0 F8		0-0 HR 1B	0-0 6-3			0-0 3-1			4	1	1	0	0	0	1
Dick Allen, R OBP: 0.350, SLG: 0.386 (1, 7)	0-0 F9		0-0 1-H HR		0-0 5-3			0-0 4-3 1B 1B		4	2	2	2	0	0	1
Wes Parker, S OBP: 0.347, SLG: 0.360 (1, 3)		0-0 F8	0-0 S BB 1B		4-0 BB BB BB G5-4-3 BB			0-0 F1		3	0	1	0	1	0	1
Jim Lefebvre, S OBP: 0.385, SLG: 0.460 (1, 4)		4-0 1B 1B BB	4-0 1-2 BB		0-0 G5-4-3 1-2f			0-0 4-3		2	1	0	0	2	0	2
Duke Sims, L OBP: 0.367, SLG: 0.442 (1, 2)		0-0 1B BB 1B	0-0 F7		0-3 K			4-0 1B IBB		3	0	1	0	1	1	2
Bobby Valentine, R OBP: 0.269, SLG: 0.230 (1, 5)		4-0 BB BB BB 1B BB	0-0 F7		0-0 F9			0-0 1-3 2-H 1B		2	0	0	0	1	0	2
Bill Buckner, L OBP: 0.290, SLG: 0.326 (8, PH)		1-2 BB		0-0 F7						1	0	1	1	0	0	0
Steve Garvey, R OBP: 0.303, SLG: 0.358 (9, 5)		1-2 BB		0-0 F7						0	0	0	0	0	0	0
Don Sutton, R OBP: 0.240, SLG: 0.136 (1, 1)		0-3 K		0-0 1-3			0-0 F6			3	0	0	0	0	1	5
Jim Brewer, L (8, 1)										1	0	0	0	0	0	2

Inning Stats	R: 0	H: 0	E: 0	K: 0	S: 3	L: 0	LOB: 1	BB: 1	P: 7	R: 1	H: 2	E: 0	K: 1	S: 7	L: 0	LOB: 3	BB: 2	P: 15	R: 2	H: 3	E: 0	K: 0	S: 6	R: 0	H: 0	E: 0	K: 0	S: 3	L: 0	LOB: 0	BB: 0	P: 3	R: 0	H: 0	E: 0	K: 0	S: 2	R: 0	H: 0	E: 0	K: 1	S: 5	L: 0	LOB: 0	BB: 0	P: 5	R: 0	H: 0	E: 0	K: 0	S: 3	L: 0	LOB: 0	BB: 0	P: 3	R: 1	H: 2	E: 0	K: 0	S: 5	L: 0	LOB: 2	BB: 1	P: 9
--------------	------	------	------	------	------	------	--------	-------	------	------	------	------	------	------	------	--------	-------	-------	------	------	------	------	------	------	------	------	------	------	------	--------	-------	------	------	------	------	------	------	------	------	------	------	------	------	--------	-------	------	------	------	------	------	------	------	--------	-------	------	------	------	------	------	------	------	--------	-------	------

PITCHER	IP	WLS	BF	H	R	ER	SO	BB	IBB	HBP	BLK	WP	HR	S	P	ERA	WHIP
Ernie McAnally, R ERA: 5.79 (1, 1)	2.0	L	14	5	3	3	1	3	0	0	0	0	1	13	25	13.50	4.000
John O'Donoghue, L ERA: 5.59 (3, 1)	3.0		10	0	0	0	0	2	0	0	0	0	0	8	16	0.00	0.667
Howie Reed, R ERA: 3.71 (6, 1)	2.0		6	0	0	0	1	0	0	0	0	0	0	8	8	0.00	0.000
Claude Raymond, R ERA: 3.71 (8, 1)	1.0		6	2	1	1	0	0	1	0	0	0	0	5	9	9.00	2.000

**BOTTOM**

**Montreal Expos @ Los Angeles Dodgers**  
**Dodger Stadium, Los Angeles, CA**  
 Mon May 31 1971, 7:05 PM PDT  
 Att. 22,195 - Unknown

<b>AB</b>	<b>30</b>
<b>R</b>	<b>4</b>
<b>H</b>	<b>7</b>
<b>RBI</b>	<b>4</b>
<b>BB</b>	<b>6</b>
<b>SO</b>	<b>2</b>
<b>LOB</b>	<b>19</b>



WP	PA	3B	SF	SAC	DP	HBP
0	36	0	0	0	1	0



Batter	1	2	3	4	5	6	7	8	9	AB R H RBI BB SO LOB	TOP	
Ron Hunt, R (1, 4) OBP: 0.399, SLG: 0.347	0-0 F4	0-0 E5 1-H 2-H 1B		0-3 K		0-0 K			0-0 CS 1B	5 0 3 1 0 1 2		
Clyde Mashore, R (1, 8) OBP: 0.300, SLG: 0.342 Rusty Staub, L (7, PH) OBP: 0.412, SLG: 0.477 (7, 9)	0-0 L6	0-0 1-3		0-0 F2					0-0 F9 1-2	3 0 0 0 0 0 3 2 0 0 0 0 0 1		
Bob Bailey, R (1, 7) OBP: 0.370, SLG: 0.407 Boots Day, L (9, 7) OBP: 0.276, SLG: 0.258	4-0 FC6-4 BB		0-3 K		0-0 6-3				0-3 CS BB	3 0 0 0 2 2 0 0 0 0 0 0 0 0		
Ron Swoboda, R (1, 9) OBP: 0.375, SLG: 0.396 (7, 8)	0-0 FC6-4 1-2f		4-0 FC5-4 BB		1-0 FC5-4 HBP				0-0 4-3 1-2	2 0 0 0 1 0 2		
John Bateman, R (1, 2) OBP: 0.280, SLG: 0.349		0-0 F4	0-0 FC5-4 1-2f		0-3 K				0-0 S SH1-4 1B	4 1 1 0 0 1 2		
Coco Laboy, R (1, 5) OBP: 0.356, SLG: 0.343		0-0 1B 1B	0-0 F9		0-0 FC5-4 1-2f				0-0 SH1-4 1-2 1B	4 1 2 0 0 0 2		
Ron Fairly, L (1, 3) OBP: 0.421, SLG: 0.416		0-0 1B E 1B 1-2		0-0 F8		4-0 SH1-3 1B BB			0-0 F2 2-3	3 2 1 0 1 0 2		
Bobby Wine, R (1, 6) OBP: 0.241, SLG: 0.203		0-3 K		0-0 FC 1B		0-0 SH1-3 1-2			0-0 SH1-4 1-2	2 0 1 1 0 1 2		
Steve Renko, R (1, 1) OBP: 0.194, SLG: 0.323 Mike Marshall, R (7, 1)		0-0 E E 1B 1-2 2-H		0-0 FC		0-0 5-3			0-3 K	3 1 1 1 0 0 2 1 0 0 0 0 1 1		
<b>Inning Stats</b>	R: 0 E: 0 K: 0 S: 3 H: 0 LOB: 1 BB: 1 P: 7	R: 3 E: 1 K: 1 S: 9 H: 4 LOB: 1 BB: 0 P: 9	R: 0 E: 0 K: 1 S: 5 H: 0 LOB: 1 BB: 1 P: 9	R: 0 E: 0 K: 1 S: 7 H: 1 LOB: 2 BB: 0 P: 7	R: 0 E: 0 K: 1 S: 5 H: 0 LOB: 1 BB: 0 P: 6	R: 1 E: 0 K: 0 S: 3 H: 1 LOB: 1 BB: 1 P: 7	R: 0 E: 0 K: 0 S: 2 H: 0 LOB: 0 BB: 1 P: 6	R: 1 E: 0 K: 1 S: 7 H: 2 LOB: 1 BB: 0 P: 7	R: 0 E: 0 K: 1 S: 5 H: 1 LOB: 0 BB: 0 P: 5	1B: 9 2B: 0 3B: 0 HR: 0 SF: 0 SAC: 2 DP: 0 HBP: 1	WP: 0 PB: 0 SB: 1 CS: 2 PA: 39	
<b>PITCHER</b>	IP WLS BF H R ER SO BB IBB HBP BLK WP HR S P ERA WHIP											
Al Downing, L (1, 1) ERA: 2.59	6.0 L 28 6 4 2 4 3 0 1 0 0 0 32 45 3.00 1.500											
Joe Moeller, R (7, 1) ERA: 2.45	2.0 8 2 1 1 1 1 0 0 0 0 0 9 13 4.50 1.500											
Pete Mikkelsen, R (9, 1) ERA: 3.51	1.0 3 1 0 0 0 1 0 0 0 0 0 5 5 0.00 1.000											

**Montreal Expos @ Los Angeles Dodgers**  
Dodger Stadium, Los Angeles, CA

Tue Jun 01 1971, 7:05 PM PDT  
Att: 10,571 - Unknown

AB	32
R	5
H	9
RBI	3
BB	4
SO	6
LOB	19



WP: 0	PA: 39
PB: 0	
SB: 1	
CS: 2	

ERA	WHIP

Batter	1	2	3	4	5	6	7	8	9	AB	R	H	RBI	BB	SO	LOB
Maury Wills, S OBP: 0.354, SLG: 0.351 (1, 6)	0-0 6-3 4-3 1B 1B		0-0 F6		4-0 1B BB		4-0 BB 1B HBP BB	0-0 4-3		3	2	1	0	2	0	0
Willie Crawford, L OBP: 0.364, SLG: 0.480 (1, 9)	0-0 4-3 1-2		0-0 G3		0-0 F5		0-0 F7		0-3 K	5	0	0	0	0	1	3
Willie Davis, L OBP: 0.377, SLG: 0.465 (1, 8)	0-0 6-3 2-3			0-0 4-3	0-0 BB 1B		0-0 F8		0-0 FC3-6 2B	5	0	2	0	0	0	2
Dick Allen, R OBP: 0.357, SLG: 0.389 (1, 7)	0-0 1B 3-H			0-3 K	4-0 1-2 BB		0-0 HBP BB 1B		0-0 E5 FC3-6	4	0	2	1	1	1	1
Wes Parker, S OBP: 0.349, SLG: 0.354 (1, 3)	0-0 1-3			4-0 BB BB BB	0-0 L9		4-0 1-2 2-3 BB		0-0 FC3-6 1-2 2-3	3	0	0	0	2	0	6
Jim Lefebvre, S OBP: 0.386, SLG: 0.447 (1, 4)		0-3 K		4-0 1-2 BB BB		0-0 F8	1-0 1-2 2-3 3-H HBP		0-3 K	3	0	0	1	1	2	2
Duke Sims, L OBP: 0.363, SLG: 0.427 (1, 2)		0-0 3-1		4-0 1-2 2-3 BB		0-0 F5	0-3 K			3	0	0	0	1	1	3
Bobby Valentine, R OBP: 0.268, SLG: 0.219 (1, 5)			0-0 F9		0-0 F8		4-0 BB	0-3 K		3	0	0	0	1	1	3
Al Downing, R OBP: 0.310, SLG: 0.296 (1, 1)			0-3 K		0-3 K		0-0 4-1		0-0 F7	2	0	0	0	0	2	0
Von Joshua, L (6, PH)										1	0	0	0	0	0	1
Joe Moeller, R (7, 1)										0	0	0	0	0	0	0
Bill Buckner, L (8, PH)										1	0	0	0	0	0	0
Pete Mikkelsen, R (9, 1)										0	0	0	0	0	0	0

Inning Stats	R: 1	H: 2	E: 0	K: 0	S: 5	LOB: 1	BB: 0	P: 5	R: 0	H: 0	E: 0	K: 1	S: 5	LOB: 0	BB: 0	P: 5	R: 0	H: 0	E: 0	K: 1	S: 5	LOB: 0	BB: 0	P: 5	R: 0	H: 0	E: 0	K: 1	S: 5	LOB: 3	BB: 3	P: 17	R: 0	H: 1	E: 0	K: 1	S: 6	LOB: 3	BB: 2	P: 14	R: 0	H: 0	E: 0	K: 0	S: 3	LOB: 1	BB: 1	P: 7	R: 1	H: 1	E: 0	K: 1	S: 6	LOB: 3	BB: 2	P: 15	R: 0	H: 0	E: 0	K: 1	S: 5	LOB: 0	BB: 0	P: 5	R: 0	H: 1	E: 1	K: 2	S: 9	LOB: 2	BB: 0	P: 9	1B: 4	SF: 0	2B: 1	SAC: 0	3B: 0	DP: 0	HR: 0	HBP: 1	WP: 0	PA: 42
--------------	------	------	------	------	------	--------	-------	------	------	------	------	------	------	--------	-------	------	------	------	------	------	------	--------	-------	------	------	------	------	------	------	--------	-------	-------	------	------	------	------	------	--------	-------	-------	------	------	------	------	------	--------	-------	------	------	------	------	------	------	--------	-------	-------	------	------	------	------	------	--------	-------	------	------	------	------	------	------	--------	-------	------	-------	-------	-------	--------	-------	-------	-------	--------	-------	--------

PITCHER	IP	WLS	BF	H	R	ER	SO	BB	IBB	HBP	BLK	WP	HR	S	P	ERA	WHIP
Steve Renko, R (1, 1) ERA: 3.07	6.2	W	33	4	2	2	4	8	0	1	0	0	0	32	65	2.70	1.800
Mike Marshall, R (7, 1) ERA: 4.18	2.1	S	9	1	0	0	4	0	0	0	0	0	0	17	17	0.00	0.429

BOTTOM

Montreal Expos @ Los Angeles Dodgers  
 Dodger Stadium, Los Angeles, CA  
 Tue Jun 01 1971, 7:05 PM PDT  
 Att. 10,571 - Unknown

livebaseballscores.com

AB	33
R	2
H	5
RBI	2
BB	8
SO	8
LOB	21







Batter	1	2	3	4	5	6	7	8	9
Maury Wills, S OBP: 0.360, SLG: 0.358 (1, 6)	0-0 F8		0-0 1B 1B	0-0 1B		0-0 G4-6-3		0-0 1B	
Willie Crawford, L OBP: 0.367, SLG: 0.473 (1, 9)	0-0 F8		0-0 1B 1B	0-0 F4			0-0 FC4-6 1B	0-3 K	
Willie Davis, L OBP: 0.373, SLG: 0.459 (1, 8)	0-0 E1		0-0 1B 1B	0-0 F8			0-0 FC4-6 1-2f	0-0 4-3	
Dick Allen, R OBP: 0.354, SLG: 0.391 (1, 7)	0-3 K		0-0 1B 2B	0-3 K			0-3 K		
Wes Parker, S OBP: 0.342, SLG: 0.347 (1, 3)		0-0 4-3	0-0 4-3		0-3 K		0-0 6-3		
Jim Lefebvre, S OBP: 0.398, SLG: 0.486 (1, 4)		0-0 1B	0-0 1B 1B		0-0 1-3			0-0 HR	
Tom Haller, L OBP: 0.390, SLG: 0.440 (1, 2)		0-0 F8	0-0 1B 1B		0-3 K			0-0 HR	
Bobby Valentine, R OBP: 0.280, SLG: 0.250 (1, 5)		0-0 F3	0-0 1B			0-0 F8		0-0 1B 2B	
Bill Singer, R OBP: 0.222, SLG: 0.087 (1, 1)			0-0 F7			0-0 G4-6-3 1B		0-0 E6 1B	
Claude Osteen, L OBP: 0.152, SLG: 0.100 (3, PH)									
Bill Buckner, L OBP: 0.284, SLG: 0.320 (3, PH)									
Bob O'Brien, L OBP: 0.333, SLG: 0.333 (4, 1)			0-0 F3						

Inning Stats	R: 0	H: 0	E: 1	K: 1	S: 6	LOB: 1	BB: 0	P: 6	R: 0	H: 1	E: 0	K: 0	S: 4	LOB: 1	BB: 0	P: 4	R: 5	H: 7	E: 0	K: 0	S: 10	LOB: 2	BB: 0	P: 10	R: 0	H: 1	E: 0	K: 1	S: 6	LOB: 1	BB: 0	P: 6	R: 0	H: 0	E: 0	K: 2	S: 7	LOB: 0	BB: 0	P: 7	R: 0	H: 1	E: 0	K: 0	S: 3	LOB: 0	BB: 0	P: 3	R: 0	H: 1	E: 0	K: 1	S: 6	LOB: 1	BB: 0	P: 6	R: 2	H: 4	E: 1	K: 1	S: 9	LOB: 2	BB: 0	P: 9
--------------	------	------	------	------	------	--------	-------	------	------	------	------	------	------	--------	-------	------	------	------	------	------	-------	--------	-------	-------	------	------	------	------	------	--------	-------	------	------	------	------	------	------	--------	-------	------	------	------	------	------	------	--------	-------	------	------	------	------	------	------	--------	-------	------	------	------	------	------	------	--------	-------	------

PITCHER	IP	WLS	BF	H	R	ER	SO	BB	IBB	HBP	BLK	WP	HR	S	P	ERA	WHIP
Carl Morton, R ERA: 4.04 (1, 1)	2.2	L	16	7	5	5	1	0	0	0	0	0	0	18	18	16.88	2.625
Howie Reed, R ERA: 3.44 (3, 1)	1.1		6	2	0	0	1	0	0	0	0	0	0	8	8	0.00	1.500
Jim Britton, R ERA: (5, 1)	2.0		6	1	0	0	2	0	0	0	0	0	0	10	10	0.00	0.500
John O'Donoghue, L ERA: 6.17 (7, 1)	2.0		11	5	2	2	2	0	0	0	0	0	2	15	15	9.00	2.500

**BOTTOM**

**Montreal Expos @ Los Angeles Dodgers**  
**Dodger Stadium, Los Angeles, CA**  
 Wed Jun 02 1971, 7:05 PM PDT  
 Att. 10,911 - Unknown

AB	R	H	RBI	BB	SO	LOB
5	1	3	0	0	0	1
5	1	2	0	0	1	3
5	1	1	1	0	0	4
4	1	1	2	0	3	3
4	0	0	0	0	1	2
4	2	3	2	0	0	0
4	1	2	1	0	1	1
4	0	2	1	0	0	1
0	0	0	0	0	0	0
1	0	0	0	0	0	0
1	0	0	0	0	0	2
2	0	1	0	0	0	1

AB	39
R	7
H	15
RBI	7
BB	0
SO	6
LOB	18

WP: 0 PA: 39  
 PB: 0  
 SB: 0  
 CS: 0





Batter	1	2	3	4	5	6	7	8	9	AB R H RBI BB SO LOB	TOP	
<b>Bud Harrelson, S</b> (1, 6) OBP: 0.373, SLG: 0.383	0-0 F2		0-3 K		0-0 FC1-6 2-H 2B		0-0 SH2-3 1B	0-0 F6		5 0 2 1 0 1 2		
<b>Tim Foli, R</b> (1, 4) OBP: 0.328, SLG: 0.362 (8, 5)	0-0 6-3		4-0 1B BB		0-0 FC1-6 2-3		0-0 SH2-3 1-2		0-3 K	3 0 0 0 1 1 1		
<b>Tommie Agee, R</b> (1, 9) OBP: 0.347, SLG: 0.425	0-0 CS 1B		0-0 1-2 1B		0-3 K		0-0 5-3		0-0 F2	5 0 2 0 0 1 2		
<b>Donn Clendenon, R</b> (1, 3) OBP: 0.300, SLG: 0.430	0-0 CS 1-2	0-3 K	0-0 4-3		0-0 6-3		0-0 3-1		0-3 K	5 0 0 0 0 2 3		
<b>Cleon Jones, R</b> (1, 7) OBP: 0.337, SLG: 0.416		4-0 1B BB		0-0 G6-4-3 1B		0-0 E S E 1B		0-0 E5 CS		3 1 2 0 1 0 0		
<b>Bob Aspromonte, R</b> (1, 5) OBP: 0.302, SLG: 0.406 <b>Al Weis, S</b> (8, PR) (8, 4)		0-0 1-2 1B		0-0 G6-4-3 1-2f		0-0 F8 1-3		0-0 E6 1B E 1-2		4 0 1 0 0 0 3 0 1 0 0 0 0 0		
<b>Jerry Grote, R</b> (1, 2) OBP: 0.339, SLG: 0.380		0-3 K		0-0 4-3		0-0 E5 1B 3-H		0-0 F9		4 0 0 0 0 1 3		
<b>Don Hahn, R</b> (1, 8) OBP: 0.379, SLG: 0.320		0-0 F8		0-0 SH1-4 2B 1B		0-0 1-2 1B		0-0 E 1B 1-3		4 1 3 0 0 0 2		
<b>Tom Seaver, R</b> (1, 1) OBP: 0.265, SLG: 0.250			0-0 5-3		0-0 SH1-4 1-2		0-0 F8		0-0 E5 1-2 3-H	3 0 0 0 0 0 3		
<b>Inning Stats</b>	R: 0 E: 0 K: 0 S: 3 H: 1 LOB: 0 BB: 0 P: 3	R: 0 E: 0 K: 2 S: 8 H: 1 LOB: 2 BB: 1 P: 12	R: 0 E: 0 K: 1 S: 6 H: 1 LOB: 2 BB: 1 P: 10	R: 0 E: 0 K: 0 S: 3 H: 1 LOB: 0 BB: 0 P: 3	R: 1 E: 0 K: 1 S: 7 H: 2 LOB: 1 BB: 0 P: 7	R: 1 E: 1 K: 0 S: 6 H: 2 LOB: 2 BB: 0 P: 6	R: 0 E: 0 K: 0 S: 4 H: 1 LOB: 1 BB: 0 P: 4	R: 1 E: 3 K: 0 S: 6 H: 1 LOB: 2 BB: 0 P: 6	R: 0 E: 0 K: 2 S: 7 H: 0 LOB: 0 BB: 0 P: 7	1B: 9 2B: 1 3B: 0 HR: 0 SF: 0 SAC: 2 DP: 1 HBP: 0	WP: 0 PB: 0 SB: 1 CS: 2 PA: 41	
<b>PITCHER</b> <b>Claude Osteen, L</b> (1, 1) ERA: 2.63 <b>Pete Mikkelsen, R</b> (9, 1) ERA: 3.38	IP 8.0 WLS L BF 37 H 10 R 3 ER 1 SO 4 BB 2 IBB 0 HBP 0 BLK 0 WP 0 HR 0 S 43 P 51 ERA 1.12 WHIP 1.500											<b>PITCHER</b> IP 1.0 WLS  BF 3 H 0 R 0 ER 0 SO 2 BB 0 IBB 0 HBP 0 BLK 0 WP 0 HR 0 S 7 P 7 ERA 0.00 WHIP 0.000

**New York Mets @ Los Angeles Dodgers**  
 Dodger Stadium, Los Angeles, CA  
 Fri Jun 04 1971, 7:05 PM PDT  
 Att. 32,495 - Unknown

AB	36
R	3
H	10
RBI	1
BB	2
SO	6
LOB	19







Batter	1	2	3	4	5	6	7	8	9	AB R H RBI BB SO LOB	TOP							
<b>Tommie Agee, R</b> (1, 8) OBP: 0.350, SLG: 0.427	0-3 K		0-0 4-3 1B		0-0 1B WP 1B		0-0 6-3			4 0 2 0 0 1 0	<b>New York Mets @ Los Angeles Dodgers</b> <b>Dodger Stadium, Los Angeles, CA</b> Sat Jun 05 1971, 7:05 PM PDT Att. 27,801 - Unknown							
<b>Bud Harrelson, S</b> (1, 6) OBP: 0.371, SLG: 0.381	0-0 F5		0-0 4-3 1-2		0-0 1-3 1B			0-0 4-3		4 0 1 0 0 0 1								
<b>Art Shamsky, L</b> (1, 9) OBP: 0.308, SLG: 0.386	0-0 F4		0-0 F8		0-0 3-1			0-0 G3		4 0 0 0 0 0 2								
<b>Cleon Jones, R</b> (1, 7) OBP: 0.343, SLG: 0.422 <b>Ken Singleton, S</b> (5, 7) OBP: 0.312, SLG: 0.222		0-0 G4-6-3 1B		0-0 1B 1B		0-0 4-3		0-0 3-1		2 0 2 0 0 0 0 2 0 0 0 0 0 0								
<b>Ed Kranepool, L</b> (1, 3) OBP: 0.370, SLG: 0.554		0-0 G4-6-3 1-2f		0-0 F6		0-0 1B 1B		0-0 F9		4 0 1 0 0 0 2								
<b>Ken Boswell, L</b> (1, 4) OBP: 0.326, SLG: 0.391		0-0 S 1B		0-0 1B 1-2 1B		0-0 G5-4-3 1-2 1B		0-0 3-1		4 0 3 0 0 0 0								
<b>Jerry Grote, R</b> (1, 2) OBP: 0.337, SLG: 0.373		4-0 BB BB BB 1-2 BB		0-0 F8		0-0 G5-4-3 1-2f		0-3 K		3 0 0 0 1 1 4								
<b>Tim Foli, R</b> (1, 5) OBP: 0.328, SLG: 0.361		0-0 F3		0-0 1-2 2-H 1B			0-0 6-3			3 0 1 0 0 0 2								
<b>Nolan Ryan, R</b> (1, 1) OBP: 0.176, SLG: 0.067 <b>Ray Sadecki, L</b> (5, 1) OBP: 0.500, SLG: 0.500 <b>Dave Marshall, L</b> (7, PH) OBP: 0.356, SLG: 0.372 <b>Danny Frisella, L</b> (7, 1)			0-0 F9		0-0 F8		0-0 4-3			2 0 0 0 0 0 0 0 0 0 0 0 0 0 1 0 0 0 0 0 0 0 0 0 0 0 0 0								
<b>Inning Stats</b>	R: 0 E: 0 K: 1 S: 5	H: 0 LOB: 0 BB: 0 P: 5	R: 0 E: 0 K: 0 S: 4	H: 2 LOB: 2 BB: 1 P: 8	R: 0 E: 0 K: 0 S: 4	H: 1 LOB: 1 BB: 0 P: 4	R: 0 E: 0 K: 0 S: 5	H: 3 LOB: 2 BB: 0 P: 5	R: 0 E: 0 K: 0 S: 4	H: 2 LOB: 1 BB: 0 P: 4		R: 0 E: 0 K: 0 S: 3	H: 0 LOB: 0 BB: 0 P: 3	R: 0 E: 0 K: 1 S: 5	H: 0 LOB: 0 BB: 0 P: 5	1B: 10 2B: 0 3B: 0 HR: 0	SF: 0 SAC: 0 DP: 2 HBP: 0	WP: 1 PB: 0 SB: 1 CS: 0
<b>PITCHER</b>	IP WLS BF H R ER SO BB IBB HBP BLK WP HR S P ERA WHIP																	
<b>Don Sutton, R</b> (1, 1) ERA: 3.52 <b>Pete Mikkelsen, R</b> (6, 1) ERA: 2.93	5.0 W 21 8 0 0 1 1 0 0 0 0 1 0 22 26 0.00 1.800																	
	4.0 S 13 2 0 0 1 0 0 0 0 0 0 0 15 15 0.00 0.500																	

livebaseballscorecards.com

<b>AB</b>	33
<b>R</b>	0
<b>H</b>	10
<b>RBI</b>	0
<b>BB</b>	1
<b>SO</b>	2
<b>LOB</b>	11



Batter	1	2	3	4	5	6	7	8	9	AB	R	H	RBI	BB	SO	LOB
Maury Wills, S OBP: 0.360, SLG: 0.358 (1, 6)	0-3 K		0-0 SH5-3 1B		0-0 F7	0-0 F3				4	0	1	0	0	1	1
Willie Crawford, L OBP: 0.358, SLG: 0.468 (1, 9)	0-0 F7		0-0 SH5-3 1-2		0-0 WP FC5 2B			0-0 E4 SH5-3		3	0	1	0	0	0	0
Willie Davis, L OBP: 0.370, SLG: 0.450 (1, 8)	0-0 S 1B		0-3 K		4-0 BB 2-3 BB			0-0 SH5-3 1-2		2	1	1	0	1	1	1
Dick Allen, R OBP: 0.365, SLG: 0.413 (1, 7)	0-0 1-H 1B			0-0 2B 1B	4-0 1-2 BB			4-0 BB BB		2	1	2	1	2	0	0
Jim Lefebvre, S OBP: 0.392, SLG: 0.482 (1, 4)	0-0 F9			0-0 F8 1-H 2B	0-0 FC5 3-H			0-3 K		4	0	1	1	0	1	6
Duke Sims, L OBP: 0.346, SLG: 0.404 (1, 2)		0-3 K		0-0 F8 2-3		0-0 F9		0-0 4-3		4	0	0	0	0	1	3
Bill Buckner, L OBP: 0.271, SLG: 0.304 (1, 3)		0-0 4-3		0-0 6-3		0-0 1-3			0-0 G3	4	0	0	0	0	0	1
Wes Parker, S OBP: 0.338, SLG: 0.342 (9, 3)										0	0	0	0	0	0	0
Steve Garvey, R OBP: 0.302, SLG: 0.381 (1, 5)			0-0 F9		0-0 4-3			0-3 K HR		4	1	1	1	0	1	1
Don Sutton, R OBP: 0.231, SLG: 0.130 (1, 1)			0-0 6-3			0-3 K			0-0 F9	1	0	0	0	0	0	0
Von Joshua, L (5, PH)										1	0	0	0	0	1	0
Pete Mikkelsen, R OBP: 0.286, SLG: 0.167 (6, 1)										2	0	1	0	0	0	0

Inning Stats	R: 1	H: 2	E: 0	K: 1	S: 7	H: 2	LOB: 1	BB: 0	P: 7	R: 0	H: 0	E: 0	K: 1	S: 5	H: 0	LOB: 0	BB: 0	P: 5	R: 0	H: 1	E: 0	K: 1	S: 6	H: 2	LOB: 1	BB: 0	P: 5	R: 1	H: 2	E: 0	K: 1	S: 5	H: 1	LOB: 3	BB: 2	P: 14	R: 0	H: 0	E: 1	K: 1	S: 6	H: 0	LOB: 2	BB: 1	P: 10	R: 0	H: 0	E: 0	K: 1	S: 5	H: 0	LOB: 0	BB: 0	P: 5	1B: 5	2B: 2	3B: 0	HR: 1	SF: 0	SAC: 2	DP: 0	HBP: 0	WP: 1	PB: 0	SB: 1	CS: 0	PA: 36
--------------	------	------	------	------	------	------	--------	-------	------	------	------	------	------	------	------	--------	-------	------	------	------	------	------	------	------	--------	-------	------	------	------	------	------	------	------	--------	-------	-------	------	------	------	------	------	------	--------	-------	-------	------	------	------	------	------	------	--------	-------	------	-------	-------	-------	-------	-------	--------	-------	--------	-------	-------	-------	-------	--------


PITCHER	IP	WLS	BF	H	R	ER	SO	BB	IBB	HBP	BLK	WP	HR	S	P	ERA	WHIP
Nolan Ryan, R ERA: 1.32 (1, 1)	4.2	L	22	6	2	2	4	2	0	0	0	1	0	28	36	3.86	1.714
Ray Sadecki, L ERA: 2.78 (5, 1)	1.1		6	2	1	1	0	0	0	0	0	0	1	6	6	6.75	1.500
Danny Frisella, R ERA: 1.96 (7, 1)	2.0		8	0	0	0	2	1	0	0	0	0	0	11	15	0.00	0.500

**BOTTOM**

**New York Mets @ Los Angeles Dodgers**  
**Dodger Stadium, Los Angeles, CA**

Sat Jun 05 1971, 7:05 PM PDT  
Att. 27,801 - Unknown

<b>AB</b>	<b>31</b>
<b>R</b>	<b>3</b>
<b>H</b>	<b>8</b>
<b>RBI</b>	<b>3</b>
<b>BB</b>	<b>3</b>
<b>SO</b>	<b>6</b>
<b>LOB</b>	<b>13</b>



PITCHER	IP	WLS	BF	H	R	ER	SO	BB	IBB	HBP	BLK	WP	HR	S	P	ERA	WHIP
---------	----	-----	----	---	---	----	----	----	-----	-----	-----	----	----	---	---	-----	------



**New York Mets @ Los Angeles Dodgers**  
**Dodger Stadium, Los Angeles, CA**  
 Sun Jun 06 1971, 3:33 AM PDT  
 Att: 48,227 - Unknown

livebaseballscorecards.com

AB	31
R	3
H	6
RBI	3
BB	4
SO	2
LOB	15



Batter	1	2	3	4	5	6	7	8	9	AB	R	H	RBI	BB	SO	LOB
Don Hahn, R (1, 8) OBP: 0.371, SLG: 0.315	0-3 K		0-0 1B		0-0 F9		0-0 L8			4	0	1	0	0	1	0
Bud Harrelson, S (1, 6) OBP: 0.369, SLG: 0.378	0-0 P6		0-0 F7		0-0 F7			0-0 G5-4-3 1B		4	0	1	0	0	0	1
Tommie Agee, R (1, 9) OBP: 0.353, SLG: 0.431	0-0 4-3			0-0 1B 2B		4-0 FC6-4 BB		0-0 G5-4-3 1-2f		3	1	1	0	1	0	1
Donn Clendenon, R (1, 3) OBP: 0.298, SLG: 0.423		0-0 6-3		0-0 WP E 2-H 1B		0-0 FC6-4 1-2f		0-0 5-3		4	1	1	1	0	0	1
Bob Aspromonte, R (1, 5) OBP: 0.306, SLG: 0.405		0-0 6-3		4-0 G5-3 E 2-3 BB		0-0 6-3 1-2			0-0 E SF9 1B	3	0	1	0	1	0	1
Tom Seaver, R (9, PR) OBP: 0.265, SLG: 0.250										0	1	0	0	0	0	0
Ken Singleton, S (1, 7) OBP: 0.333, SLG: 0.231		4-0 BB		0-0 E5 G5-3 1-2 3-H		4-0 BB			0-0 SF9 E L5 1B	2	0	1	1	2	0	1
Duffy Dyer, R (1, 2) OBP: 0.364, SLG: 0.500		0-0 F9		0-0 G5-3 1-2 2-3f		0-0 L7			0-0 E1 1-2 2-3	4	0	0	0	0	0	7
Tim Foli, R (1, 4) OBP: 0.317, SLG: 0.351			0-0 F8		0-0 F9		0-0 F9		0-0 SF9	3	0	0	1	0	0	1
Jerry Koosman, R (1, 1) OBP: 0.250, SLG: 0.167			0-0 1-3			0-0 L6		0-3 K		1	0	0	0	0	0	0
Dave Marshall, L (5, PH) OBP: 0.353, SLG: 0.368									0-0 L5 3-H	1	0	0	0	0	0	0
Ron Taylor, R (5, 1)										1	0	0	0	0	0	0
Al Weis, S (7, PH)										1	0	0	0	0	0	0
Tug McGraw, R (7, 1) OBP: 0.600, SLG: 0.750										1	0	0	0	0	0	0
Jerry Grote, R (9, PH) OBP: 0.335, SLG: 0.370										1	0	0	0	0	0	2

Inning Stats	R: 0	H: 0	E: 0	K: 1	S: 5	P: 5	R: 0	H: 0	E: 0	K: 0	S: 3	P: 7	R: 0	H: 1	E: 0	K: 0	S: 4	P: 4	R: 2	H: 2	E: 1	K: 0	S: 5	P: 9	R: 0	H: 0	E: 0	K: 0	S: 3	P: 3	R: 0	H: 0	E: 0	K: 0	S: 3	P: 11	R: 0	H: 0	E: 0	K: 1	S: 5	P: 5	R: 0	H: 1	E: 0	K: 0	S: 3	P: 3	R: 1	H: 2	E: 1	K: 0	S: 5	P: 5	1B: 5	SF: 1	2B: 2	SAC: 0	3B: 0	DP: 3	HR: 0	HBP: 0	WP: 1	PA: 36
--------------	------	------	------	------	------	------	------	------	------	------	------	------	------	------	------	------	------	------	------	------	------	------	------	------	------	------	------	------	------	------	------	------	------	------	------	-------	------	------	------	------	------	------	------	------	------	------	------	------	------	------	------	------	------	------	-------	-------	-------	--------	-------	-------	-------	--------	-------	--------

PITCHER	IP	WLS	BF	H	R	ER	SO	BB	IBB	HBP	BLK	WP	HR	S	P	ERA	WHIP	PITCHER	IP	WLS	BF	H	R	ER	SO	BB	IBB	HBP	BLK	WP	HR	S	P	ERA	WHIP
Al Downing, L (1, 1) ERA: 2.56	8.0	W	33	6	3	2	2	4	0	0	0	1	0	33	49	2.25	1.250	Jim Brewer, L (9, 1) ERA: 2.01	1.0	S	3	0	0	0	0	0	0	0	0	0	3	3	0.00	0.000	

Batter	1	2	3	4	5	6	7	8	9
Maury Wills, S OBP: 0.358, SLG: 0.356 (1, 6)	0-0 G3		0-0 5-3		0-0 F5		0-0 G1-6-3 1B		
Manny Mota, R OBP: 0.345, SLG: 0.329 (1, 9) (2, 7)	0-0 1B 1B		0-0 4-3		0-3 K		0-0 G1-6-3 1-2f		
Willie Davis, L OBP: 0.372, SLG: 0.449 (1, 8)	0-0 F8			4-0 2B SF9 BB	0-0 E3 3B 1B		0-3 K		
Dick Allen, R OBP: 0.365, SLG: 0.413 (1, 7) Bill Russell, R OBP: 0.294, SLG: 0.330 (1, 7) (2, 9)	0-0 1-2 1B			0-0 SF9 1-3 1B 2B	0-0 3B		0-0 P4		
Wes Parker, S OBP: 0.332, SLG: 0.337 (1, 3)	0-0 4-3			0-0 SF9 2-3 3-H	0-0 F7		0-3 K		
Jim Lefebvre, S OBP: 0.391, SLG: 0.479 (1, 4)		0-0 1-3		0-0 2B BB 1B		0-0 6-3			
Bill Sudakis, S OBP: 0.312, SLG: 0.354 (1, 2) Tom Haller, L OBP: 0.365, SLG: 0.407 (5, 2)		0-0 5-3		4-0 2B BB		0-0 F9			
Steve Garvey, R OBP: 0.295, SLG: 0.371 (1, 5)		0-0 5-3		0-0 F2		0-0 4-3			
Al Downing, R OBP: 0.313, SLG: 0.333 (1, 1) Jim Brewer, L (9, 1)			0-0 6-3	0-0 2B 1-H 2-H		0-3 K			

Inning Stats	R: 0	H: 2	E: 0	LOB: 2	K: 0	BB: 0	S: 5	P: 5
	R: 0	H: 0	E: 0	LOB: 0	K: 0	BB: 0	S: 3	P: 3
	R: 0	H: 0	E: 0	LOB: 0	K: 0	BB: 0	S: 3	P: 3
	R: 3	H: 3	E: 0	LOB: 2	K: 0	BB: 2	S: 5	P: 13
	R: 1	H: 2	E: 1	LOB: 1	K: 1	BB: 0	S: 7	P: 7
	R: 0	H: 0	E: 0	LOB: 0	K: 0	BB: 0	S: 3	P: 3
	R: 0	H: 1	E: 0	LOB: 0	K: 1	BB: 0	S: 5	P: 5
	R: 0	H: 0	E: 0	LOB: 0	K: 2	BB: 0	S: 7	P: 7

PITCHER	IP	WLS	BF	H	R	ER	SO	BB	IBB	HBP	BLK	WP	HR	S	P	ERA	WHIP
Jerry Koosman, L ERA: 2.82 (1, 1)	4.0	L	18	5	3	3	0	2	0	0	0	0	0	16	24	6.75	1.750
Ron Taylor, R ERA: 1.8 (5, 1)	2.0		8	2	1	1	1	0	0	0	0	0	0	10	10	4.50	1.000
Tug McGraw, L ERA: 1.99 (7, 1)	2.0		6	1	0	0	3	0	0	0	0	0	0	12	12	0.00	0.500

**BOTTOM**


**New York Mets @ Los Angeles Dodgers**  
**Dodger Stadium, Los Angeles, CA**  
 Sun Jun 06 1971, 3:33 AM PDT  
 Att. 48,227 - Unknown

AB	R	H	RBI	BB	SO	LOB
4	0	1	0	0	0	0
4	0	1	0	0	1	1
3	2	1	0	1	1	1
0	0	0	0	0	0	0
4	1	3	1	0	0	0
3	0	0	1	0	1	3
3	1	1	1	0	0	0
1	0	0	0	1	0	0
1	0	0	0	0	0	0
3	0	0	0	0	0	2
3	0	1	1	0	1	0
0	0	0	0	0	0	0

1B: 5	SF: 1	WP: 0	PA: 32
2B: 2	SAC: 0	PB: 0	
3B: 1	DP: 1	SB: 0	
HR: 0	HBP: 0	CS: 0	

livebaseballscorecards.com

**AB 29**  
**R 4**  
**H 8**  
**RBI 4**  
**BB 2**  
**SO 4**  
**LOB 7**











Batter	1	2	3	4	5	6	7	8	9	AB R H RBI BB SO LOB	TOP		
Maury Wills, S (1, 6) X OBP: 0.360, SLG: 0.360	0-0 L7		4-0 CS BB		0-0 F3		0-0 2B 2B		0-0 6-3	4 1 1 0 1 0 1	<b>Los Angeles Dodgers @ Philadelphia Phillies</b> <b>Veterans Stadium, Philadelphia, PA</b> Wed Jun 09 1971, 7:05 PM EDT Att: 19,004 - Unknown		
Bill Russell, R (1, 9) S S S OBP: 0.287, SLG: 0.320	0-3 K		0-3 K		0-3 K		0-3 K		0-3 K	5 0 0 0 0 5 3			
Willie Davis, L (1, 8) X OBP: 0.369, SLG: 0.460	0-0 2B		0-3 K 1-2		0-0 F8		0-0 WP SF7 2B		0-0 3B	5 1 3 1 0 1 2			
Dick Allen, R (1, 7) X OBP: 0.367, SLG: 0.405	0-0 6-3			0-3 K		0-0 F8	0-0 SF7 2B		0-0 F8	4 0 0 1 0 1 2			
Wes Parker, S (1, 3) S S S OBP: 0.329, SLG: 0.338		0-3 K		0-0 F8 2B		0-0 2B 1B	0-0 6-3			4 1 2 0 0 1 0			
Jim Lefebvre, S (1, 4) X OBP: 0.397, SLG: 0.496		0-0 6-3		4-0 BB		0-3 K		0-0 BB 1B		3 0 1 0 1 1 1			
Steve Garvey, R (1, 5) X OBP: 0.314, SLG: 0.410		0-0 HR		0-0 F8 2-3		0-0 1B 2B 1-H		4-0 BB 1B G5-4-3		3 1 2 2 1 0 2			
Duke Sims, L (1, 2) X OBP: 0.351, SLG: 0.408		0-0 1B		0-0 3-4-3		0-0 2-3 1B		0-0 F7		4 0 2 0 0 0 4			
Claude Osteen, L (1, 1) S S S OBP: 0.167, SLG: 0.121 Sandy Vance, R (4, 1) Manny Mota, R (6, PH) OBP: 0.346, SLG: 0.325 Jose Pena, R (6, 1) Bill Sudakis, S (8, PH) OBP: 0.208, SLG: 0.348 Joe Moeller, R (8, 1)		0-0 G3		4-0 BB		0-0 B1		0-0 G5-4-3 1-2f		1 0 0 0 0 0 1 0 0 0 0 1 0 0 1 0 0 0 0 0 2 0 0 0 0 0 0 0 1 0 0 0 0 0 2 0 0 0 0 0 0 0			
<b>Inning Stats</b>	R: 0 H: 1 E: 0 LOB: 1 K: 1 BB: 0 S: 6 P: 6	R: 1 H: 2 E: 0 LOB: 1 K: 1 BB: 0 S: 7 P: 7	R: 0 H: 0 E: 0 LOB: 0 K: 2 BB: 1 S: 6 P: 10	R: 0 H: 1 E: 0 LOB: 2 K: 1 BB: 1 S: 6 P: 10	R: 0 H: 0 E: 0 LOB: 1 K: 1 BB: 1 S: 5 P: 9	R: 1 H: 3 E: 0 LOB: 2 K: 1 BB: 0 S: 8 P: 8	R: 2 H: 2 E: 0 LOB: 0 K: 1 BB: 0 S: 7 P: 7	R: 0 H: 1 E: 0 LOB: 1 K: 0 BB: 1 S: 3 P: 7	R: 0 H: 1 E: 0 LOB: 1 K: 1 BB: 0 S: 6 P: 6	1B: 4 SF: 1 2B: 5 SAC: 0 3B: 1 DP: 1 HR: 1 HBP: 0	WP: 1 PA: 40 PB: 0 SB: 0 CS: 1		
<b>PITCHER</b>	IP WLS BF H R ER SO BB IBB HBP BLK WP HR S P ERA WHIP											<b>PITCHER</b>	IP WLS BF H R ER SO BB IBB HBP BLK WP HR S P ERA WHIP
Ken Reynolds, L (1, 1) ERA: 2.98	7.0 W 34 10 4 4 8 4 0 0 0 1 1 46 62 5.14 2.000												
Woodie Fryman, L (8, 1) ERA: 3.35	2.0 S 6 1 0 0 1 0 0 0 0 0 0 0 8 8 0.00 0.500												

livebaseballscorecards.com

**AB 35**  
**R 4**  
**H 11**  
**RBI 4**  
**BB 4**  
**SO 9**  
**LOB 20**



Batter	1	2	3	4	5	6	7	8	9	AB	R	H	RBI	BB	SO	LOB
Larry Bowa, S OBP: 0.264, SLG: 0.266 (1, 6)	0-0 1B E 1B	0-0 5-3		0-0 F7		0-0 F7		0-0 FC1-6 4-3 1B		5	2	1	0	0	0	1
Terry Harmon, R OBP: 0.310, SLG: 0.351 (1, 4)	0-0 1-3 HR 1B	0-0 1-3		0-0 4-3		0-0 F8		0-0 4-3		5	1	1	0	0	0	1
Willie Montanez, L OBP: 0.330, SLG: 0.489 (1, 8)	0-0 E1 1-2 HR 3-H	0-0 CS 1B		4-0 1B E BB		0-0 G3		0-0 1B		4	2	2	1	1	0	1
Deron Johnson, R OBP: 0.300, SLG: 0.356 (1, 3)	0-0 1-H 2-H HR	0-0 CS	0-0 F7	0-0 E8 1B		0-0 K		0-0 F9		5	1	2	3	0	1	1
Don Money, R OBP: 0.248, SLG: 0.347 (1, 5)	0-0 1-3		4-0 HR BB	0-0 6-3		0-0 HR				3	2	1	1	1	0	1
Roger Freed, R OBP: 0.326, SLG: 0.309 (1, 9)	0-0 BB 1B		0-0 1-H HR		0-0 L4		0-3 K			1	0	1	0	0	0	0
Byron Browne, R OBP: 0.273, SLG: 0.379 (1, PR)										3	1	1	2	0	1	0
Joe Lis, R OBP: 0.321, SLG: 0.385 (1, 7)	0-0 F9		0-0 F8		0-3 K		0-0 S 1B			4	0	1	0	0	1	1
Ron Stone, L OBP: 0.333, SLG: 0.297 (7, PR)										0	0	0	0	0	0	0
Mike Ryan, R OBP: 0.254, SLG: 0.426 (1, 2)	4-0 1-2 BB		0-0 1B		0-0 2B		0-3 K			3	0	2	0	1	1	1
Ken Reynolds, L OBP: 0.273, SLG: 0.200 (1, 1)	0-0 4-3		0-0 4-3		0-3 K			0-0 FC1-6 1B		3	0	0	0	0	1	4
Woodie Fryman, R OBP: 0.250, SLG: 0.250 (8, 1)										1	0	1	0	0	0	0

Inning Stats	R: 4	H: 4	E: 1	LOB: 2	K: 0	S: 8	P: 12	R: 0	H: 1	E: 0	LOB: 0	K: 0	S: 3	R: 2	H: 2	E: 0	LOB: 1	K: 0	S: 5	R: 1	H: 1	E: 1	LOB: 1	K: 0	S: 4	R: 0	H: 1	E: 0	LOB: 1	K: 2	S: 8	R: 0	H: 0	E: 0	LOB: 0	K: 0	S: 3	R: 1	H: 2	E: 0	LOB: 2	K: 3	S: 11	R: 1	H: 2	E: 0	LOB: 1	K: 0	S: 5
--------------	------	------	------	--------	------	------	-------	------	------	------	--------	------	------	------	------	------	--------	------	------	------	------	------	--------	------	------	------	------	------	--------	------	------	------	------	------	--------	------	------	------	------	------	--------	------	-------	------	------	------	--------	------	------

PITCHER	IP	WLS	BF	H	R	ER	SO	BB	IBB	HBP	BLK	WP	HR	S	P	ERA	WHIP
Claude Osteen, L ERA: 2.98 (1, 1)	3.0	L	18	7	6	5	0	2	0	0	0	0	2	16	24	15.00	3.000
Sandy Vance, R ERA: 6.95 (4, 1)	2.0		9	2	1	0	2	1	0	0	0	0	0	12	16	0.00	1.500
Jose Pena, R ERA: 1.69 (6, 1)	2.0		8	2	1	1	3	0	0	0	0	0	1	14	14	4.50	1.000
Joe Moeller, R ERA: 2.74 (8, 1)	1.0		5	2	1	1	0	0	0	0	0	0	0	5	5	9.00	2.000

**BOTTOM**

Los Angeles Dodgers @ Philadelphia Phillies  
Veterans Stadium, Philadelphia, PA

Wed Jun 09 1971, 7:05 PM EDT  
Att. 19,004 - Unknown

AB	37
R	9
H	13
RBI	7
BB	3
SO	5
LOB	11



WP	PA	ERA	WHIP
0	41		



Batter	1	2	3	4	5	6	7	8	9	AB R H RBI BB SO LOB	TOP	
Maury Wills, S (1, 6) x OBP: 0.353, SLG: 0.352	0-0 F8			x 0-0 4-3		0-3 K		x 0-0 4-3	x 0-0 P5	5 0 0 0 0 1 2		
Willie Crawford, L (1, 9) x OBP: 0.352, SLG: 0.446	0-0 4-3			x 0-0 F7		4-0 1B BB		x 0-0 4-3		3 0 0 0 1 0 0		
Willie Davis, L (1, 8) x OBP: 0.371, SLG: 0.478	0-0 5-3			x 0-0 HR		0-0 L8		x 0-0 2B		4 1 2 1 0 0 1		
Dick Allen, R (1, 7) OBP: 0.370, SLG: 0.403		B B B B		x 0-0 L3 BB		0-0 6-3		x 0-0 6-3		3 0 1 0 1 0 1		
Jim Lefebvre, S (1, 4) OBP: 0.386, SLG: 0.480		x 0-0 L3			x 0-0 F2	x 0-0 4-3			x 0-0 L7	4 0 0 0 0 0 3		
Wes Parker, S (1, 3) OBP: 0.336, SLG: 0.343		x 0-0 4-3			B B B B	4-0 1B BB		x 0-0 4-3 1B	x 0-0 BB 2B 1B	3 1 2 0 1 0 0		
Tom Haller, L (1, 2) OBP: 0.352, SLG: 0.377			x 0-0 P4		0-3 K		x 0-0 F8	x 0-0 L8		4 0 0 0 0 1 3	AB 33	
Steve Garvey, R (1, 5) OBP: 0.319, SLG: 0.408			x 0-0 5-3		x 0-0 1B		x 0-0 4-3	B B B B	4-0 2B BB	3 0 1 0 1 0 1	R 2	
Don Sutton, R (1, 1) OBP: 0.222, SLG: 0.125			0-3 K		x 0-0 4-3		x 0-0 F7	x 0-0 2B		1 0 0 0 0 0 1 0	H 7	
Bill Buckner, L (5, PH) OBP: 0.269, SLG: 0.301										1 0 0 0 0 0 0 2	RBI 2	
Bob O'Brien, L (5, 1) OBP: 0.333, SLG: 0.333										0 0 0 0 0 0 0 0	BB 4	
Duke Sims, L (7, PH) OBP: 0.346, SLG: 0.404										1 0 0 0 0 0 0 1	SO 3	
Joe Moeller, R (7, 1) OBP: 0.346, SLG: 0.404										0 0 0 0 0 0 0 0	LOB 14	
Manny Mota, R (8, PH) OBP: 0.356, SLG: 0.346									1-3 2-H	1 0 1 1 0 0 0 0		
<b>Inning Stats</b>	R: 0 H: 0 E: 0 LOB: 0 K: 0 BB: 0 S: 3 P: 3	R: 0 H: 0 E: 0 LOB: 0 K: 0 BB: 1 S: 2 P: 6	R: 0 H: 0 E: 0 LOB: 0 K: 1 BB: 0 S: 5 P: 5	R: 1 H: 1 E: 0 LOB: 0 K: 0 BB: 0 S: 4 P: 4	R: 0 H: 1 E: 0 LOB: 2 K: 1 BB: 1 S: 6 P: 10	R: 0 H: 1 E: 0 LOB: 2 K: 1 BB: 1 S: 6 P: 10	R: 0 H: 1 E: 0 LOB: 1 K: 0 BB: 0 S: 4 P: 4	R: 0 H: 1 E: 0 LOB: 1 K: 0 BB: 0 S: 4 P: 4	R: 1 H: 2 E: 0 LOB: 2 K: 0 BB: 1 S: 5 P: 9	1B: 4 SF: 0 2B: 3 SAC: 0 3B: 0 DP: 1 HR: 1 HBP: 0	WP: 0 PA: 37 PB: 0 SB: 0 CS: 0	
<b>PITCHER</b> Rick Wise, R (1, 1) ERA: 3.09	IP WLS BF H R ER SO BB IBB HBP BLK WP HR S P ERA WHIP											
	9.0 W 37 7 2 2 3 4 0 0 0 0 0 1 39 55 2.00 1.222											

Los Angeles Dodgers @ Philadelphia Phillies  
Veterans Stadium, Philadelphia, PA  
Thu Jun 10 1971, 7:05 PM EDT  
Att. 19,493 - Unknown

livebaseballscores.com



Batter	1	2	3	4	5	6	7	8	9	AB	R	H	RBI	BB	SO	LOB
Terry Harmon, R OBP: 0.326, SLG: 0.366 (1, 4)	0-0 S 1B	0-0 P3		0-0 2-H 1B			0-0 F2			4	2	2	1	0	0	0
Tim McCarver, L OBP: 0.275, SLG: 0.314 (1, 2)	0-0 F8		0-3 K	0-0 2-H 1B			0-0 F8			4	0	1	1	0	1	1
Willie Montanez, L OBP: 0.333, SLG: 0.490 (1, 8)	0-0 1-H 1B		0-0 S 1B				0-0 F8			4	1	2	1	0	0	0
Deron Johnson, R OBP: 0.300, SLG: 0.351 (1, 3)	4-0 1-2 1B		0-0 F2				0-0 4-3			3	0	0	0	1	0	1
Oscar Gamble, L OBP: 0.296, SLG: 0.440 (1, 9)	0-0 F7		4-0 1-2 FC6-4 BB				0-0 F8			3	0	0	0	1	1	2
Don Money, R OBP: 0.255, SLG: 0.351 (1, 5)	0-0 1-2 2-H 1B		0-0 1-2 FC6-4				0-0 1B			4	0	2	1	0	0	2
Byron Browne, R OBP: 0.250, SLG: 0.344 (1, 7)	0-0 F3			0-0 L7			0-0 F9			3	0	0	0	0	0	3
Larry Bowa, S OBP: 0.265, SLG: 0.267 (1, 6)		0-0 5-3		0-0 SH3-4 1B			0-0 F8			3	1	1	0	0	0	1
Rick Wise, R OBP: 0.129, SLG: 0.200 (1, 1)		0-3 K		0-0 SH3-4 1-2			0-3 K			2	0	0	0	0	2	1

Inning Stats	R: 2	H: 3	E: 0	K: 0	S: 6	LOB: 2	BB: 1	P: 10	R: 0	H: 0	E: 0	K: 1	S: 5	LOB: 0	BB: 0	P: 5	R: 0	H: 1	E: 0	K: 1	S: 6	LOB: 2	BB: 1	P: 10	R: 0	H: 3	E: 0	K: 0	S: 5	LOB: 1	BB: 0	P: 5	R: 0	H: 0	E: 0	K: 0	S: 3	LOB: 0	BB: 0	P: 3	R: 0	H: 1	E: 0	K: 1	S: 6	LOB: 1	BB: 0	P: 6	R: 0	H: 0	E: 0	K: 0	S: 3	LOB: 0	BB: 0	P: 3	R: 0	H: 0	E: 0	K: 1	S: 5	LOB: 0	BB: 0	P: 5
--------------	------	------	------	------	------	--------	-------	-------	------	------	------	------	------	--------	-------	------	------	------	------	------	------	--------	-------	-------	------	------	------	------	------	--------	-------	------	------	------	------	------	------	--------	-------	------	------	------	------	------	------	--------	-------	------	------	------	------	------	------	--------	-------	------	------	------	------	------	------	--------	-------	------

PITCHER	IP	WLS	BF	H	R	ER	SO	BB	IBB	HBP	BLK	WP	HR	S	P	ERA	WHIP
Don Sutton, R ERA: 3.77 (1, 1)	4.0	L	20	7	4	4	2	2	0	0	0	0	0	22	30	9.00	2.250
Bob O'Brien, L ERA: 3.54 (5, 1)	2.0		7	1	0	0	1	0	0	0	0	0	0	9	9	0.00	0.500
Joe Moeller, R ERA: 2.52 (7, 1)	2.0		6	0	0	0	1	0	0	0	0	0	0	8	8	0.00	0.000

**BOTTOM**

Los Angeles Dodgers @ Philadelphia Phillies  
Veterans Stadium, Philadelphia, PA

Thu Jun 10 1971, 7:05 PM EDT  
Att. 19,493 - Unknown

AB	30
R	4
H	8
RBI	4
BB	2
SO	4
LOB	11



WP	HR	S	P	ERA	WHIP
0	0	1	33	0	0



Batter	1	2	3	4	5	6	7	8	9	AB	R	H	RBI	BB	SO	LOB	TOP										
<b>Maury Wills, S</b> (1, 6) <small>OBP: 0.351, SLG: 0.350</small> <b>Bobby Valentine, R</b> (7, 6) <small>OBP: 0.282, SLG: 0.254</small>	0-0 F7	0-0 1B 1B 1B		0-0 E4		0-0 F7		0-0 2B 1B		4	1	1	2	0	0	0											
<b>Willie Crawford, L</b> (1, 9) <small>OBP: 0.355, SLG: 0.457</small>	0-3 K	0-0 1B SF8 1B		0-0 F3		0-0 1-3		0-0 E 2B		5	2	2	1	0	1	1											
<b>Willie Davis, L</b> (1, 8) <small>OBP: 0.373, SLG: 0.478</small> <b>Bill Russell, R</b> (7, 8) <small>OBP: 0.285, SLG: 0.317</small>	0-0 4-3	0-0 SF8 1B 1B		0-0 F8		0-0 F8		0-0 HR 1B		4	2	2	2	0	0	1											
<b>Dick Allen, R</b> (1, 7) <small>OBP: 0.372, SLG: 0.441</small> <b>Bill Buckner, L</b> (7, 7) <small>OBP: 0.266, SLG: 0.298</small> (8, 3)		HR		0-0 5-3				0-0 HR 1B		3	2	2	4	0	0	1											
<b>Wes Parker, S</b> (1, 3) <small>OBP: 0.350, SLG: 0.369</small> <b>Von Joshua, L</b> (8, PR) (8, 7)		HR				0-0 1B 1B		0-0 G1-6-3 1B		4	1	4	2	1	0	0											
<b>Jim Lefebvre, S</b> (1, 4) <small>OBP: 0.379, SLG: 0.470</small>		1B 1B		0-0 F2		0-0 F2		0-0 G1-6-3 1B		5	1	1	0	0	0	5											
<b>Duke Sims, L</b> (1, 2) <small>OBP: 0.359, SLG: 0.413</small>		0-0 6-3 1B 1B		0-0 F9		0-0 G6-4-3 1B		0-0 1B		5	1	3	0	0	0	0											
<b>Steve Garvey, R</b> (1, 5) <small>OBP: 0.308, SLG: 0.392</small>		0-0 6-3		0-3 K		0-0 G6-4-3		0-0 F3		5	0	0	0	0	1	5											
<b>Al Downing, R</b> (1, 1) <small>OBP: 0.297, SLG: 0.294</small>		4-0 1B 1B 1B BB		0-0 6-3				0-0 1-3		4	1	0	0	1	1	0											
<b>Inning Stats</b>	R: 0 E: 0 K: 1 S: 5	H: 0 LOB: 0 BB: 0 P: 5	R: 8 E: 0 K: 0 S: 11	H: 8 LOB: 1 BB: 1 P: 15	R: 0 E: 0 K: 1 S: 5	H: 0 LOB: 0 BB: 0 P: 5	R: 0 E: 1 K: 0 S: 4	H: 0 LOB: 1 BB: 0 P: 4	R: 0 E: 0 K: 0 S: 4	H: 2 LOB: 1 BB: 0 P: 4	R: 0 E: 0 K: 1 S: 5	H: 0 LOB: 0 BB: 0 P: 5	R: 2 E: 0 K: 0 S: 6	H: 4 LOB: 1 BB: 0 P: 6	R: 2 E: 1 K: 0 S: 6	H: 2 LOB: 2 BB: 1 P: 10	R: 0 E: 0 K: 0 S: 3	H: 0 LOB: 0 BB: 0 P: 3	1B: 12 2B: 1 3B: 0 HR: 3	SF: 1 SAC: 0 DP: 2 HBP: 0	WP: 0 PB: 0 SB: 0 CS: 0	PA: 45					
<b>PITCHER</b>	IP	WLS	BF	H	R	ER	SO	BB	IBB	HBP	BLK	WP	HR	S	P	ERA	WHIP										
<b>Jim Britton, R</b> (1, 1) <small>ERA: 21.6</small>	1.1	L	12	7	8	8	1	1	0	0	0	0	2	13	17	54.00	6.000										
<b>John Strohmayr, R</b> (2, 1) <small>ERA: 6.63</small>	3.2		14	3	0	0	1	0	0	0	0	0	0	16	16	0.00	0.818										
<b>Howie Reed, R</b> (6, 1) <small>ERA: 3.74</small>	2.0		9	4	2	2	1	0	0	0	0	0	1	11	11	9.00	2.000										
<b>John O'Donoghue, L</b> (8, 1) <small>ERA: 6.39</small>	1.0		7	2	2	1	0	1	0	0	0	0	0	6	10	9.00	3.000										
<b>Claude Raymond, R</b> (9, 1) <small>ERA: 4.05</small>	1.0		3	0	0	0	0	0	0	0	0	0	0	3	3	0.00	0.000										

**Los Angeles Dodgers @ Montreal Expos**  
 Jarry Park, Montreal, QB  
 Fri Jun 11 1971, 7:05 PM EDT  
 Att. 20,929 - Unknown

**AB** 42  
**R** 12  
**H** 16  
**RBI** 11  
**BB** 2  
**SO** 3  
**LOB** 14



WP: 0 PA: 45  
 PB: 0  
 SB: 0  
 CS: 0

ERA: 21.6  
 WHIP: 6.000  
 0.00 0.818  
 9.00 2.000  
 9.00 3.000  
 0.00 0.000

Batter	1	2	3	4	5	6	7	8	9	AB	R	H	RBI	BB	SO	LOB
Ron Hunt, R OBP: 0.388, SLG: 0.339 (1, 4)	0-0 F9		0-0 F8		0-0 1-3			0-0 F6		4	0	0	0	0	0	1
Clyde Mashore, R OBP: 0.241, SLG: 0.268 (1, 8)	0-0 5-3		0-0 5-3			0-0 5-3			0-0 5-3	4	0	0	0	0	0	0
Rusty Staub, L OBP: 0.425, SLG: 0.497 (1, 9)	0-0 4-3			0-0 F9		0-0 F6			0-0 HR	4	1	1	1	0	0	0
Bob Bailey, R OBP: 0.366, SLG: 0.386 (1, 7)		4-0 BB		0-0 F8		0-0 5-3			0-0 WP 1B	3	0	1	0	1	0	0
John Bateman, R OBP: 0.289, SLG: 0.402 (1, 2)		4-0 BB		0-0 1B			0-0 L5		0-0 WP 1B	3	0	2	0	1	0	0
Coco Laboy, R OBP: 0.311, SLG: 0.310 (1, 5)		0-0 G5-4-3		0-3 K			0-0 F4		0-0 F6	4	0	0	0	0	1	5
Ron Fairly, L OBP: 0.410, SLG: 0.395 (1, 3)		4-0 BB			0-3 K		0-3 K		0-0 F4	3	0	0	0	1	2	2
Bobby Wine, R OBP: 0.236, SLG: 0.184 (1, 6)		0-0 F8			0-0 5-3			0-0 F5		3	0	0	0	0	0	2
Jim Britton, R (1, 1) John Strohmayr, R (2, 1) Ron Brand, R (5, PH) Howie Reed, R (6, 1) John O'Donoghue, R (8, 1) Ron Swoboda, R (8, PH) Claude Raymond, R (9, 1)			0-0 F8			0-0 1B		0-0 4-3		0	0	0	0	0	0	0

**BOTTOM**

**Los Angeles Dodgers @ Montreal Expos**  
**Jarry Park, Montreal, QB**  
 Fri Jun 11 1971, 7:05 PM EDT  
 Att. 20,929 - Unknown

AB	31
R	1
H	5
RBI	1
BB	3
SO	3
LOB	10



Inning Stats	R	H	E	K	S	H	LOB	BB	P	R	H	E	K	S	WP	HR	S	P	ERA	WHIP	R	H	E	K	S	WP	HR	S	P	ERA	WHIP						
Al Downing, L ERA: 2.42 (1, 1)	0	0	0	0	3	0	0	0	3	0	0	0	0	3	1	1	37	49	1.00	0.889	0	0	0	0	0	0	0	0	0	0	0	0	0	0	0	0	0

WP	1	PA	34
PB	0	SB	0
CS	0		




Batter	1	2	3	4	5	6	7	8	9	AB R H RBI BB SO LOB	TOP											
Willie Crawford, L (1, 9) OBP: 0.363, SLG: 0.486	0-0 HR 1B	0-0 4-3			0-0 1B 3B		0-0 F8			4 2 2 1 0 0 1	<b>Los Angeles Dodgers @ Montreal Expos</b> Jarry Park, Montreal, QB Sat Jun 12 1971, 7:05 PM EDT Att. 21,576 - Unknown <a href="http://livebaseballscorecards.com">livebaseballscorecards.com</a>											
Willie Davis, L (1, 8) OBP: 0.371, SLG: 0.475	0-0 F8	0-3 K			0-0 1B			0-0 4-3		4 0 1 1 0 1 2												
Wes Parker, S (1, 3) OBP: 0.344, SLG: 0.362	0-0 F8				0-0 F8			0-0 F4		4 0 0 0 0 1 2												
Dick Allen, R (1, 7) OBP: 0.370, SLG: 0.437	0-0 HR 1B				0-0 F8			0-0 F7		4 1 1 0 0 1 1												
Jim Lefebvre, S (1, 4) OBP: 0.376, SLG: 0.485	0-0 HR				0-0 F8			0-0 6-3		4 1 1 3 0 0 0												
Tom Haller, L (1, 2) OBP: 0.333, SLG: 0.354	0-0 F8				0-0 3-1			0-0 1-3		4 0 0 0 0 0 0												
Steve Garvey, R (1, 5) OBP: 0.307, SLG: 0.396		0-0 1B 4-3 2B			0-3 K			0-0 1-3		4 1 1 0 0 1 0												
Bobby Valentine, R (1, 6) OBP: 0.284, SLG: 0.257		0-0 4-3 4-3 1B			0-0 5-3			0-0 F2		3 0 1 0 0 0 0												
Maury Wills, S (9, 6) OBP: 0.351, SLG: 0.350		2-3 K								0 0 0 0 0 0 0												
Bill Singer, R (1, 1) OBP: 0.219, SLG: 0.107		0-0 4-3			0-3 K					3 0 0 0 0 2 2												
Jim Brewer, L (8, 1)		1-2 K								0 0 0 0 0 0 0												
<b>Inning Stats</b>	R: 3 E: 0 K: 0 S: 6	H: 3 LOB: 0 BB: 0 P: 6	R: 1 E: 0 K: 1 S: 7	H: 2 LOB: 1 BB: 0 P: 7	R: 0 E: 0 K: 2 S: 7	H: 0 LOB: 0 BB: 0 P: 7	R: 0 E: 0 K: 1 S: 5	H: 0 LOB: 0 BB: 0 P: 5	R: 1 E: 0 K: 1 S: 7	H: 2 LOB: 1 BB: 0 P: 7	R: 0 E: 0 K: 0 S: 3	H: 0 LOB: 0 BB: 0 P: 3	R: 0 E: 0 K: 1 S: 5	H: 0 LOB: 0 BB: 0 P: 5	R: 0 E: 0 K: 0 S: 3	H: 0 LOB: 0 BB: 0 P: 3	R: 0 E: 0 K: 0 S: 3	H: 0 LOB: 0 BB: 0 P: 3	1B: 4 2B: 1 3B: 1 HR: 1	SF: 0 SAC: 0 DP: 0 HBP: 0	WP: 0 PB: 0 SB: 1 CS: 0	PA: 34
<b>PITCHER</b>	IP WLS BF H R ER SO BB IBB HBP BLK WP HR S P ERA WHIP																				ERA WHIP	
Bill Stoneman, R (1, 1) ERA: 2.77	7.0 L 28 7 5 5 6 0 0 0 0 0 1 40 40 6.43 1.000																					
Mike Marshall, R (8, 1) ERA: 4.32	2.0 6 0 0 0 0 0 0 0 0 0 0 0 6 6 0.00 0.000																					







Batter	1	2	3	4	5	6	7	8	9	AB R H RBI BB SO LOB	TOP		
Maury Wills, S (1, 6) OBP: 0.352, SLG: 0.360	0-0 G1-6-3 1B		0-0 F8		0-0 1B 3B		0-0 F7		0-0 F9	5 1 2 2 0 0 0	<b>Los Angeles Dodgers @ Montreal Expos</b> Jarry Park, Montreal, QB Sun Jun 13 1971, 3:33 AM EDT Att. 28,116 - Unknown  livebaseballscorecards.com  <b>AB 37</b> <b>R 7</b> <b>H 12</b> <b>RBI 7</b> <b>BB 3</b> <b>SO 3</b> <b>LOB 12</b>  		
Willie Crawford, L (1, 9) OBP: 0.365, SLG: 0.481	0-0 F8		0-0 G3		0-0 4-3 1B		0-0 L4		0-0 2B 1B	5 0 2 1 0 0 1			
Willie Davis, L (1, 8) OBP: 0.368, SLG: 0.473	0-0 G1-6-3 1-2f		0-0 4-3		0-0 F6		0-0 4-3		0-0 1-3 2B	5 0 1 0 0 0 2			
Dick Allen, R (1, 7) OBP: 0.362, SLG: 0.426		0-0 5-3		0-3 K	0-0 4-3 1-2		0-0 5-3		0-0 F9	5 0 0 0 0 1 3			
Wes Parker, S (1, 3) OBP: 0.350, SLG: 0.367		0-0 BB HR 1B		0-0 1B	0-0 F8		4-0 BB 1B BB			3 2 2 0 1 0 1			
Jim Lefebvre, S (1, 4) OBP: 0.366, SLG: 0.471		0-0 F9		0-0 F5		0-0 G3		0-3 K		4 0 0 0 0 1 3			
Duke Sims, L (1, 2) OBP: 0.364, SLG: 0.406		4-0 BB BB BB HR BB		0-0 F9		0-0 L3		4-0 BB 1B 1-2 BB		2 1 0 0 2 0 1			
Bobby Valentine, R (1, 5) OBP: 0.318, SLG: 0.333		0-0 1-2 HR			0-0 1B 3B 1B		0-0 1B		0-0 1-3 2-H 1B	4 2 4 4 0 0 0			
Claude Osteen, L (1, 1) OBP: 0.175, SLG: 0.135		0-0 G3		0-0 1-2 3B 1B		0-0 G3		0-3 K		4 1 1 0 0 1 1			
<b>Inning Stats</b>	R: 0 E: 0 K: 0 S: 3 H: 1 LOB: 0 BB: 0 P: 3	R: 3 E: 0 K: 0 S: 5 H: 2 LOB: 0 BB: 1 P: 9	R: 0 E: 0 K: 0 S: 3 H: 0 LOB: 0 BB: 0 P: 3	R: 0 E: 0 K: 1 S: 6 H: 1 LOB: 1 BB: 0 P: 6	R: 3 E: 0 K: 0 S: 7 H: 4 LOB: 1 BB: 0 P: 7	R: 0 E: 0 K: 0 S: 4 H: 1 LOB: 1 BB: 0 P: 4	R: 0 E: 0 K: 0 S: 3 H: 0 LOB: 0 BB: 0 P: 3	R: 1 E: 0 K: 1 S: 5 H: 1 LOB: 2 BB: 2 P: 13	R: 0 E: 0 K: 1 S: 7 H: 2 LOB: 2 BB: 0 P: 7	1B: 9 2B: 1 3B: 1 HR: 1 SF: 0 SAC: 0 DP: 1 HBP: 0	WP: 0 PB: 0 SB: 0 CS: 0 PA: 40		
<b>PITCHER</b>	IP WLS BF H R ER SO BB IBB HBP BLK WP HR S P ERA WHIP											<b>PITCHER</b>	IP WLS BF H R ER SO BB IBB HBP BLK WP HR S P ERA WHIP
Steve Renko, R (1, 1) ERA: 3.05	7.2 L 34 9 7 7 2 3 0 0 0 0 0 1 35 47 8.22 1.565												
Claude Raymond, R (8, 1) ERA: 3.8	1.1 6 3 0 0 0 1 0 0 0 0 0 0 8 8 0.00 2.250												

Batter	1	2	3	4	5	6	7	8	9	AB	R	H	RBI	BB	SO	LOB
Ron Hunt, R OBP: 0.392, SLG: 0.339 (1, 4)	0-0 SH1-3 1B FC6-5 1B		4-0 1B BB		0-0 L5			0-0 5-3		3	1	1	0	1	0	0
Ron Swoboda, R OBP: 0.360, SLG: 0.391 (1, 8)	0-0 FC6-5 SH1-3 1-2 1B		0-0 FC5-4 1-3 1B		0-0 1-3			0-0 2B		4	0	3	0	0	0	0
Rusty Staub, L OBP: 0.417, SLG: 0.485 (1, 9)	0-0 SH1-3 1-2 2-3		0-0 L6		0-0 G5-4-3 1B			0-0 F8		3	0	1	0	0	0	3
Bob Bailey, R OBP: 0.367, SLG: 0.391 (1, 5)	0-0 FC6-5 FC6-4 2-3 3-H		0-0 FC5-4 1-2f		0-3 K			0-0 2-3 1B		4	0	1	1	0	1	4
John Bateman, R OBP: 0.282, SLG: 0.396 (1, 2)	0-0 FC6-4 1-2f				0-0 G3 2B			0-0 2-3 1-2		4	0	1	0	0	0	3
Clyde Mashore, R OBP: 0.222, SLG: 0.246 (1, 7)		0-0 L9		0-0 G3 2-3			0-0 F4	0-3 K		4	0	0	0	0	1	2
Ron Fairly, L OBP: 0.402, SLG: 0.416 (1, 3)		0-0 G3		0-0 F4			0-0 F9	0-0 3-1		4	0	0	0	0	0	2
Bobby Wine, R OBP: 0.229, SLG: 0.178 (1, 6)		0-0 F8		0-0 1-3			0-0 6-3			3	0	0	0	0	0	1
Claude Raymond, R (8, 1)										0	0	0	0	0	0	0
Steve Renko, R OBP: 0.205, SLG: 0.333 (1, 1)			0-3 K		0-0 6-3			0-0 1-3		2	0	0	0	0	1	0
Gary Sutherland, R OBP: 0.289, SLG: 0.368 (8, 6)										1	0	0	0	0	0	0

<b>Inning Stats</b>	R: 1 E: 0 K: 0 S: 5	H: 2 LOB: 1 BB: 0 P: 5	R: 0 E: 0 K: 0 S: 3	H: 0 LOB: 0 BB: 0 P: 3	R: 0 E: 0 K: 1 S: 6	H: 1 LOB: 2 BB: 1 P: 10	R: 0 E: 0 K: 0 S: 4	H: 1 LOB: 1 BB: 0 P: 4	R: 0 E: 0 K: 0 S: 3	H: 0 LOB: 0 BB: 0 P: 3	R: 0 E: 0 K: 1 S: 5	H: 1 LOB: 0 BB: 0 P: 5	R: 0 E: 0 K: 0 S: 3	H: 0 LOB: 0 BB: 0 P: 3	R: 0 E: 0 K: 0 S: 4	H: 1 LOB: 1 BB: 0 P: 4	R: 0 E: 0 K: 1 S: 6	H: 1 LOB: 1 BB: 0 P: 6	1B: 5 2B: 2 3B: 0 HR: 0	SF: 0 SAC: 1 DP: 1 HBP: 0	WP: 0 PB: 0 SB: 0 CS: 0	PA: 34												
<b>PITCHER</b> Claude Osteen, L ERA: 2.83 (1, 1)	IP 9.0	WLS W	BF 34	H 7	R 1	ER 1	SO 3	BB 1	IBB 0	HBP 0	BLK 0	WP 0	HR 0	S 39	P 43	ERA 1.00	WHIP 0.889																	
																	<b>PITCHER</b>	IP	WLS	BF	H	R	ER	SO	BB	IBB	HBP	BLK	WP	HR	S	P	ERA	WHIP

**BOTTOM**

**Los Angeles Dodgers @ Montreal Expos**  
**Jarry Park, Montreal, QB**  
 Sun Jun 13 1971, 3:33 AM EDT  
 Att. 28,116 - Unknown

livebaseballscorecards.com

<b>AB</b>	<b>32</b>
<b>R</b>	<b>1</b>
<b>H</b>	<b>7</b>
<b>RBI</b>	<b>1</b>
<b>BB</b>	<b>1</b>
<b>SO</b>	<b>3</b>
<b>LOB</b>	<b>15</b>





Batter	1	2	3	4	5	6	7	8	9	AB R H RBI BB SO LOB	TOP													
Maury Wills, S (1, 6) OBP: 0.346, SLG: 0.353	0-3 K		0-0 F9	0-0 F8			0-0 4-3			4 0 0 0 0 1 2														
Willie Crawford, L (1, 9) OBP: 0.348, SLG: 0.458	0-3 K		0-0 F7			0-0 F9		0-0 3-1		4 0 0 0 0 1 0														
Willie Davis, L (1, 8) OBP: 0.366, SLG: 0.482	0-0 HR		0-0 F7			0-0 F9		0-0 F7		4 1 1 1 0 0 0														
Dick Allen, R (1, 7) OBP: 0.360, SLG: 0.419	0-3 K			4-0 SH 2B E BB		0-3 K		0-0 6-3		3 1 0 0 1 2 0														
Wes Parker, S (1, 3) OBP: 0.349, SLG: 0.364		0-0 WP BB 1B		0-0 E4 2B SH		0-0 F8		0-0 F5		4 1 1 0 0 0 1														
Jim Lefebvre, S (1, 4) OBP: 0.359, SLG: 0.462		0-0 P6		0-0 SH 2B 1-2 2-3		0-0 3-1		0-3 K		3 0 0 0 0 1 1														
Duke Sims, L (1, 2) OBP: 0.360, SLG: 0.394		4-0 WP BB 1-2		0-3 K		0-0 F7		0-0 P6		3 0 0 0 1 1 3														
Bobby Valentine, R (1, 5) OBP: 0.318, SLG: 0.346		0-0 P3 1-2 2-3		0-0 2B 1-3 2-H 3-H		0-3 K				3 0 1 2 0 1 2														
Don Sutton, R (1, 1) OBP: 0.200, SLG: 0.111		0-0 P4		0-3 K		0-0 F7				3 0 0 0 0 1 4														
Jim Brewer, L (7, 1)										0 0 0 0 0 0 0														
<b>Inning Stats</b>	R: 1 E: 0 K: 3 S: 10	H: 1 LOB: 0 BB: 0 P: 10	R: 0 E: 0 K: 0 S: 4	H: 1 LOB: 2 BB: 1 P: 8	R: 0 E: 0 K: 0 S: 3	H: 0 LOB: 0 BB: 0 P: 3	R: 2 E: 1 K: 2 S: 10	H: 1 LOB: 2 BB: 1 P: 14	R: 0 E: 0 K: 1 S: 5	H: 0 LOB: 0 BB: 0 P: 5	R: 0 E: 0 K: 1 S: 5	H: 0 LOB: 0 BB: 0 P: 5	R: 0 E: 0 K: 0 S: 3	H: 0 LOB: 0 BB: 0 P: 3	R: 0 E: 0 K: 1 S: 5	H: 0 LOB: 0 BB: 0 P: 5	R: 0 E: 0 K: 1 S: 5	H: 0 LOB: 0 BB: 0 P: 5	R: 0 E: 0 K: 1 S: 5	H: 0 LOB: 0 BB: 0 P: 5	1B: 1 2B: 1 3B: 0 HR: 1	SF: 0 SAC: 1 DP: 0 HBP: 0	WP: 1 PB: 0 SB: 0 CS: 0	PA: 34
<b>PITCHER</b>	IP WLS BF H R ER SO BB IBB HBP BLK WP HR S P ERA WHIP																							
Tom Seaver, R (1, 1) ERA: 2.06	7.0 L 28 3 3 2 7 2 0 0 0 0 1 1 40 48 2.57 0.714																							
Ron Taylor, R (8, 1) ERA: 2.55	2.0 6 0 0 0 1 0 0 0 0 0 0 0 8 8 0.00 0.000																							

Los Angeles Dodgers @ New York Mets  
 Shea Stadium, Flushing, NY  
 Mon Jun 14 1971, 7:05 PM EDT  
 Att. 35,233 - Unknown

livebaseballscorecards.com

AB	31
R	3
H	3
RBI	3
BB	2
SO	8
LOB	13



BOTTOM

Los Angeles Dodgers @ New York Mets  
Shea Stadium, Flushing, NY  
Mon Jun 14 1971, 7:05 PM EDT  
Att. 35,233 - Unknown

livebaseballscorecards.com

AB	34
R	2
H	7
RBI	2
BB	1
SO	6
LOB	13



WP:	0	PA:	35
PB:	0	SB:	0
CS:	0		

AB R H RBI BB SO LOB

4	0	1	0	0	0	0
3	0	1	0	0	0	0
1	0	0	0	0	0	2
3	0	0	0	1	0	1
4	0	0	0	0	0	2
3	1	2	0	0	1	1
1	0	0	0	0	1	0
4	0	1	0	0	0	2
4	1	1	1	0	2	3
4	0	0	0	0	1	2
2	0	0	0	0	1	0
1	0	1	1	0	0	0
0	0	0	0	0	0	0

Batter	1	2	3	4	5	6	7	8	9
Bud Harrelson, S OBP: 0.364, SLG: 0.373 (1, 6)	0-0 F7 ①		0-0 F8 ②		0-0 F2 ③		0-0 FC4 1-2 1B		
Ken Boswell, L OBP: 0.325, SLG: 0.360 Donn Clendenon, R OBP: 0.287, SLG: 0.396 (7, PH) (8, 3)	0-0 1B		0-0 2-3 ③			0-0 F9 ①	0-0 FC4 1-2f ③		
Ken Singleton, S OBP: 0.366, SLG: 0.291 (1, 9)	0-0 F8 ②			4-0 1B BB		0-0 F8 ②		0-0 F7 ①	
Ed Kranepool, L OBP: 0.333, SLG: 0.497 (1, 3) (8, 7)	0-0 G3 ③			0-0 F9 ①		0-0 5-3 ③		0-0 F8 ②	
Art Shamsky, L OBP: 0.329, SLG: 0.477 Tim Foli, R OBP: 0.310, SLG: 0.336 (1, 7) (8, 4)		0-0 3B		0-3 K ②			0-0 2B 2B	0-3 K ③	
Bob Aspromonte, R OBP: 0.302, SLG: 0.373 (1, 5)		0-0 5-3 ①		0-0 1-2 1B		0-0 F9 ①		0-0 F8 ①	
Jerry Grote, R OBP: 0.345, SLG: 0.372 (1, 2)		0-3 K ②		0-3 K ③		0-0 4-3 1B 2B		0-0 4-3 ②	
Don Hahn, R OBP: 0.333, SLG: 0.317 (1, 8)		0-3 K ③			0-0 5-3 ①		0-0 4-3 ②	0-0 6-3 ③	
Tom Seaver, R OBP: 0.256, SLG: 0.243 Dave Marshall, L OBP: 0.383, SLG: 0.394 Ron Taylor, R (8, 1)			0-0 5-3 ①		0-3 K ②		0-0 1B 1B		

Inning Stats	R: 0	H: 1	E: 0	LOB: 1	K: 0	BB: 0	S: 4	P: 4	R: 0	H: 1	E: 0	LOB: 1	K: 2	BB: 0	S: 8	P: 8	R: 0	H: 0	E: 0	LOB: 0	K: 0	BB: 0	S: 3	R: 0	H: 1	E: 0	LOB: 2	K: 2	BB: 1	S: 8	P: 12	R: 0	H: 0	E: 0	LOB: 0	K: 1	BB: 0	S: 5	P: 5	R: 0	H: 0	E: 0	LOB: 0	K: 0	BB: 0	S: 3	P: 3	R: 2	H: 4	E: 0	LOB: 2	K: 0	BB: 0	S: 7	P: 7	R: 0	H: 0	E: 0	LOB: 0	K: 1	BB: 0	S: 5	P: 5	R: 0	H: 0	E: 0	LOB: 0	K: 0	BB: 0	S: 3	P: 3	1B: 4	SF: 0	2B: 2	SAC: 0	3B: 1	DP: 0	HR: 0	HBP: 0	WP: 0	PA: 35
--------------	------	------	------	--------	------	-------	------	------	------	------	------	--------	------	-------	------	------	------	------	------	--------	------	-------	------	------	------	------	--------	------	-------	------	-------	------	------	------	--------	------	-------	------	------	------	------	------	--------	------	-------	------	------	------	------	------	--------	------	-------	------	------	------	------	------	--------	------	-------	------	------	------	------	------	--------	------	-------	------	------	-------	-------	-------	--------	-------	-------	-------	--------	-------	--------

PITCHER	IP	WLS	BF	H	R	ER	SO	BB	IBB	HBP	BLK	WP	HR	S	P	ERA	WHIP
Don Sutton, R ERA: 3.69 (1, 1)	6.2	W	28	7	2	2	5	1	0	0	0	0	0	37	41	2.70	1.200
Jim Brewer, L ERA: 1.57 (7, 1)	2.1	S	7	0	0	0	1	0	0	0	0	0	0	9	9	0.00	0.000



Batter	1	2	3	4	5	6	7	8	9	AB R H RBI BB SO LOB	TOP		
Maury Wills, S OBP: 0.345, SLG: 0.352 (1, 6) (8, 5) (8, 6)	0-0 F7 ①		0-0 4-3 ③		0-0 1B ③ 2-H 3-H		0-3 K ③			4 0 1 2 0 1 0			
Willie Crawford, L OBP: 0.333, SLG: 0.437 (1, 9)	0-0 4-3 ②			0-3 K ①	0-0 5-3 ③			0-0 F8 ①		4 0 0 0 0 1 1			
Willie Davis, L OBP: 0.368, SLG: 0.482 (1, 8)	0-0 1B ③			0-0 4-3 1B ②		0-3 K ①		0-0 F7 ②		4 0 2 0 0 1 0			
Dick Allen, R OBP: 0.358, SLG: 0.412 (1, 7)	0-3 K ③			0-0 4-3 1-2 ②		4-0 BB BB BB BB		0-0 F2 ③		3 0 0 0 1 1 2			
Wes Parker, S OBP: 0.351, SLG: 0.368 (1, 3)		0-0 6-3 ①		0-0 6-3 ③		4-0 BB BB BB BB			0-0 2B ①	3 0 1 0 1 0 1			
Jim Lefebvre, S OBP: 0.350, SLG: 0.449 (1, 4)		0-3 K ②			0-0 F5 ①	0-0 F7 ②			0-3 K ①	4 0 0 0 0 2 3			
Tom Haller, L OBP: 0.329, SLG: 0.348 (1, 2)		0-3 K ③			0-0 2B 1B 1B ①	0-3 K ③			0-3 K ②	4 1 1 0 0 3 3			
Bobby Valentine, R OBP: 0.315, SLG: 0.353 (8, 6) (8, 5)			0-0 F7 ①		0-0 1B 2B ②		0-0 F7 ①		0-3 K ③	4 1 1 0 0 1 1			
Al Downing, R OBP: 0.275, SLG: 0.270 (1, 1)			0-3 K ②		0-3 K ②		0-0 F9 ②			3 0 0 0 0 2 2			
<b>Inning Stats</b>	R: 0 E: 0 K: 1 S: 6 H: 1 LOB: 1 BB: 0 P: 6	R: 0 E: 0 K: 2 S: 7 H: 0 LOB: 0 BB: 0 P: 7	R: 0 E: 0 K: 1 S: 5 H: 0 LOB: 0 BB: 0 P: 5	R: 0 E: 0 K: 1 S: 6 H: 1 LOB: 1 BB: 0 P: 6	R: 2 E: 0 K: 1 S: 8 H: 3 LOB: 1 BB: 0 P: 8	R: 0 E: 0 K: 2 S: 7 H: 0 LOB: 2 BB: 2 P: 15	R: 0 E: 0 K: 1 S: 5 H: 0 LOB: 0 BB: 0 P: 5	R: 0 E: 0 K: 0 S: 3 H: 0 LOB: 0 BB: 0 P: 3	R: 0 E: 0 K: 3 S: 10 H: 1 LOB: 1 BB: 0 P: 10	1B: 4 2B: 2 3B: 0 HR: 0 SF: 0 SAC: 0 DP: 0 HBP: 0	WP: 0 PB: 0 SB: 0 CS: 0 PA: 35		
<b>PITCHER</b>	IP WLS BF H R ER SO BB IBB HBP BLK WP HR S P ERA WHIP											<b>PITCHER</b>	IP WLS BF H R ER SO BB IBB HBP BLK WP HR S P ERA WHIP
Nolan Ryan, R ERA: 1.78 (1, 1)	8.0 L 31 5 2 2 9 2 0 0 0 0 0 0 47 55 2.25 0.875												
Danny Frisella, R ERA: 1.8 (9, 1)	1.0 4 1 0 0 3 0 0 0 0 0 0 0 10 10 0.00 1.000												

Los Angeles Dodgers @ New York Mets  
Shea Stadium, Flushing, NY  
Tue Jun 15 1971, 3:33 AM EDT  
Att. 36,512 - Unknown

livebaseballscorecards.com

AB	33
R	2
H	6
RBI	2
BB	2
SO	12
LOB	13







Batter	1	2	3	4	5	6	7	8	9	AB R H RBI BB SO LOB	TOP	
Maury Wills, S OBP: 0.338, SLG: 0.344 (1, 6) X	0-0 L1 ① X	0-0 P4 ③			0-0 4-3 ③		0-0 G6-3 ② ③ 1-2f		0-3 K ③	5 0 0 0 0 1 3	<b>Los Angeles Dodgers @ New York Mets</b> Shea Stadium, Flushing, NY Wed Jun 16 1971, 3:33 AM EDT Att. 23,823 - Unknown  <a href="http://livebaseballscorecards.com">livebaseballscorecards.com</a>	
Willie Crawford, L OBP: 0.340, SLG: 0.433 (1, 9) X	0-0 4-3 ②		0-3 K ①			0-0 E 1B		4-0 5-3 2B BB	3 1 1 0 1 1 0			
Willie Davis, L OBP: 0.370, SLG: 0.480 (1, 8) B B B	4-0 1B 1B BB		0-0 CS 1B			0-0 F7		0-0 5-3 1-2	3 1 1 0 1 0 2			
Dick Allen, R OBP: 0.360, SLG: 0.419 (1, 7) X	0-0 1B 1-3 1B		0-3 K 1-2			0-0 E8 1-3		0-0 1B 2B 2-H	4 0 2 1 0 1 2			
Wes Parker, S OBP: 0.357, SLG: 0.372 (1, 3) X	0-0 1B 1-2 3-H			0-3 K ①		4-0 G4-6-3 IBB		0-0 1B 2-3	3 0 2 1 1 1 0			
Jim Lefebvre, S OBP: 0.341, SLG: 0.437 (1, 4) X	0-0 P4 ③		0-0 5-3 ②			0-0 G4-6-3 ② ③ 1-2f		0-0 L6 ②	4 0 0 0 0 0 7			
Tom Haller, L OBP: 0.337, SLG: 0.347 (1, 2) B B B B		4-0 1B B1-5-4 BB		0-0 P5 ③			0-0 1B 1B	0-0 P6 ③	3 0 1 0 1 0 2			
Bobby Valentine, R OBP: 0.333, SLG: 0.364 (1, 5) X		0-0 1B B1-5-4 1B			4-0 CS BB		0-0 1B G6-3 1B	0-0 P4 ①	3 0 2 0 1 0 0			
Bill Singer, R OBP: 0.206, SLG: 0.100 (6, 1) Joe Moeller, R Bob O'Brien, L Manny Mota, R Jose Peña, R Joe Ferguson, R (7, PH) (7, 1) (8, PH)		0-0 B1-5-4 ① ②			0-0 5-3 ① ② 1-2		0-0 F9 ①	0-0 F8 ②	2 0 0 0 0 0 3 0 0 0 0 0 0 0 0 0 0 0 0 0 0 1 0 0 0 0 0 2 0 0 0 0 0 0 0 1 0 0 0 0 0 0			
<b>Inning Stats</b>	R: 1 H: 2 E: 0 LOB: 2 K: 0 BB: 1 S: 5 P: 9	R: 0 H: 1 E: 0 LOB: 1 K: 0 BB: 1 S: 3 P: 7	R: 0 H: 1 E: 0 LOB: 0 K: 2 BB: 0 S: 7 P: 7	R: 0 H: 0 E: 0 LOB: 0 K: 1 BB: 0 S: 5 P: 5	R: 0 H: 0 E: 0 LOB: 0 K: 0 BB: 1 S: 2 P: 6	R: 0 H: 1 E: 1 LOB: 2 K: 0 BB: 1 S: 4 P: 8	R: 0 H: 2 E: 0 LOB: 1 K: 0 BB: 0 S: 4 P: 4	R: 1 H: 2 E: 0 LOB: 2 K: 0 BB: 1 S: 5 P: 9	R: 0 H: 0 E: 0 LOB: 0 K: 1 BB: 0 S: 5 P: 5	1B: 8 SF: 0 2B: 1 SAC: 0 3B: 0 DP: 3 HR: 0 HBP: 0	WP: 0 PA: 37 PB: 0 SB: 0 CS: 2	
<b>PITCHER</b>	IP WLS BF H R ER SO BB IBB HBP BLK WP HR S P ERA WHIP											
Charlie Williams, R ERA: 3.29 (1, 1)	6.0 W 24 5 1 1 3 3 1 0 0 0 0 0 26 42 1.50 1.333											
Jerry Koosman, L ERA: 2.89 (7, 1)	1.1 8 4 1 1 0 1 0 0 0 0 0 0 7 11 6.75 3.750											
Tug McGraw, L ERA: 1.93 (8, 1)	1.2 S 5 0 0 0 1 0 0 0 0 0 0 0 7 7 0.00 0.000											



BOTTOM

Los Angeles Dodgers @ New York Mets  
Shea Stadium, Flushing, NY  
Wed Jun 16 1971, 3:33 AM EDT  
Att. 23,823 - Unknown

livebaseballscorecards.com

AB 32  
R 7  
H 9  
RBI 6  
BB 9  
SO 8  
LOB 21



WP: 0 PA: 41  
PB: 0  
SB: 0  
CS: 1

AB R H RBI BB SO LOB

4 0 1 2 1 1 0  
4 2 2 2 1 0 2  
0 0 0 0 0 0 0

3 0 1 1 1 0 2  
0 0 0 0 0 0 0  
1 0 0 0 0 1 0

3 1 2 0 2 0 2

4 0 0 0 1 1 3

3 1 0 0 1 2 4

3 1 1 0 1 0 1  
0 0 0 0 0 0 0

3 2 2 1 1 0 0

2 0 0 0 0 1 1  
2 0 0 0 0 2 6

1B: 4 SF: 0  
2B: 2 SAC: 0  
3B: 1 DP: 0  
HR: 2 HBP: 0

Batter	1	2	3	4	5	6	7	8	9
Bud Harrelson, S OBP: 0.359, SLG: 0.365 (1, 6)	0-3 K		0-0 F8		4-0 1B BB	0-0 E2 1B		0-0 6-3	
Mike Jorgensen, L OBP: 0.500, SLG: 1.600 Don Hahn, R OBP: 0.340, SLG: 0.318 (1, 8) (9, 8)	0-0 HR		0-0 F9		0-0 P5	4-0 BB 1B		0-0 HR	
Art Shamsky, L OBP: 0.338, SLG: 0.471 Jerry Koosman, R OBP: 0.259, SLG: 0.167 Tug McGraw, R OBP: 0.400, SLG: 0.600 (1, 7) (7, 1) (8, 1)	4-0 CS BB		0-0 4-3		0-0 1-3 2-H 1B	0-0 4-3		0-3 K	
Ed Kranepool, L OBP: 0.348, SLG: 0.521 (1, 3)	4-0 1-2 BB BB			0-0 FC6-5 2B	0-0 4-3		0-0 2B 3B	4-0 BB	
Ken Singleton, S OBP: 0.364, SLG: 0.279 (1, 9)	4-0 1-2 BB			0-0 FC6-5 2-3		0-0 4-3	0-3 K	0-0 6-3	
Ken Boswell, L OBP: 0.323, SLG: 0.352 (1, 4)	0-3 K		0-0 F8	0-0 F8		4-0 BB 1B BB	0-3 K		
Bob Aspromonte, R OBP: 0.301, SLG: 0.366 Tim Foli, R OBP: 0.311, SLG: 0.336 (1, 5) (7, PR) (8, 5)		0-0 F7	0-0 F9		0-0 F9	0-0 1B BB 1B	4-0 2B BB		
Duffy Dyer, R OBP: 0.382, SLG: 0.483 (1, 2)		0-0 G3		0-0 1B 1B	0-0 1B BB	4-0 1-2 2-3 E BB	0-0 1-3 3-H 2B		
Charlie Williams, R Dave Marshall, L OBP: 0.376, SLG: 0.385 (1, 1) (6, PH) (7, 7)		0-0 6-3		0-3 K	0-3 K	0-3 K			

Inning Stats	R: 1	H: 1	E: 0	K: 2	S: 7	LOB: 2	BB: 3	P: 19
	R: 0	H: 0	E: 0	K: 0	S: 3	LOB: 0	BB: 0	P: 3
	R: 0	H: 0	E: 0	K: 0	S: 3	LOB: 0	BB: 0	P: 3
	R: 0	H: 1	E: 0	K: 0	S: 4	LOB: 1	BB: 0	P: 4
	R: 1	H: 2	E: 0	K: 1	S: 7	LOB: 2	BB: 1	P: 11
	R: 3	H: 2	E: 1	K: 1	S: 7	LOB: 2	BB: 3	P: 19
	R: 1	H: 2	E: 0	K: 3	S: 11	LOB: 3	BB: 1	P: 15
	R: 1	H: 1	E: 0	K: 1	S: 6	LOB: 1	BB: 1	P: 10

PITCHER	IP	WLS	BF	H	R	ER	SO	BB	IBB	HBP	BLK	WP	HR	S	P	ERA	WHIP
Bill Singer, R ERA: 4.66 (1, 1)	5.1	L	26	5	5	4	3	6	0	0	0	0	1	26	50	6.75	2.062
Joe Moeller, R ERA: 2.49 (6, 1)	0.1		3	1	0	0	1	1	0	0	0	0	0	4	8	0.00	6.000
Bob O'Brien, L ERA: 3.48 (6, 1)	0.1		1	0	0	0	0	0	0	0	0	0	0	1	1	0.00	0.000
Jose Pena, R ERA: 3.68 (7, 1)	2.0		11	3	2	2	4	2	0	0	0	0	1	17	25	9.00	2.500

WP	HR	S	P	ERA	WHIP
0	1	1	1	6.75	2.062
0	0	0	0	0.00	6.000
0	0	0	0	0.00	0.000
0	1	17	25	9.00	2.500



Batter	1	2	3	4	5	6	7	8	9	AB R H RBI BB SO LOB	TOP		
Jimmy Wynn, R (1, 8) OBP: 0.310, SLG: 0.300	4-0 1B FC4-6 BB		0-3 K			4-0 1B BB		0-0 4-3		2 1 0 0 2 1 0			
Joe Morgan, L (1, 4) OBP: 0.336, SLG: 0.362	0-0 1-3 FC4-6 1B		0-0 F8			0-0 1-2 G6-4-3 1B		0-0 G3		4 0 2 0 0 0 0			
Cesar Cedeno, R (1, 9) (7, 7) OBP: 0.281, SLG: 0.392	0-0 FC4-6 1-2f 3-H				0-0 F4		0-0 G6-4-3 1-2f		0-0 1B	4 0 1 1 0 0 3			
Bob Watson, R (1, 7) (7, 3) OBP: 0.339, SLG: 0.406	0-0 6-3 1-2				0-0 F9		0-3 K		0-3 K	4 0 0 0 0 2 2			
Denis Menke, R (1, 3) (7, 6) OBP: 0.327, SLG: 0.316	0-0 5-3				0-0 F9		0-0 3B 2B		4-0 1B WP BB	3 2 1 0 1 0 1			
Jack Hiatt, R (1, 2) OBP: 0.488, SLG: 0.397		0-3 K			0-0 F8		4-0 3B BB		0-3 K	2 0 0 0 1 1 0			
Jay Schlueter, R (7, PR)										0 1 0 0 0 0 0			
Johnny Edwards, L (7, 2) OBP: 0.273, SLG: 0.300										1 0 0 0 0 1 1			
Doug Rader, R (1, 5) OBP: 0.264, SLG: 0.300		0-0 6-3			0-0 5-3		0-0 F8		0-0 WP 1-2 1B	4 0 1 0 0 0 2			
Roger Metzger, S (1, 6) OBP: 0.266, SLG: 0.291		0-0 F9			0-0 1-3		0-0 1-H 2-H 3B		0-0 1-3 2-H	2 0 0 0 0 0 0			
Jesus Alou, R (7, PH) OBP: 0.349, SLG: 0.401										2 0 1 2 0 0 1			
Don Wilson, R (1, 1) OBP: 0.103, SLG: 0.128			0-3 K				0-3 K		0-0 5-3	3 0 0 0 0 2 2			
Marty Martinez, S (9, PH) OBP: 0.300, SLG: 0.333										1 0 0 0 0 0 1			
<b>Inning Stats</b>	R: 1 E: 0 K: 0 S: 4 H: 1 LOB: 1 BB: 1 P: 8	R: 0 E: 0 K: 1 S: 5 H: 0 LOB: 0 BB: 0 P: 5	R: 0 E: 0 K: 2 S: 7 H: 0 LOB: 0 BB: 0 P: 7	R: 0 E: 0 K: 0 S: 3 H: 0 LOB: 0 BB: 0 P: 3	R: 0 E: 0 K: 0 S: 3 H: 0 LOB: 0 BB: 0 P: 3	R: 0 E: 0 K: 1 S: 5 H: 1 LOB: 1 BB: 1 P: 9	R: 2 E: 0 K: 1 S: 7 H: 2 LOB: 2 BB: 1 P: 11	R: 0 E: 0 K: 1 S: 6 H: 1 LOB: 1 BB: 0 P: 6	R: 1 E: 0 K: 1 S: 6 H: 1 LOB: 1 BB: 1 P: 10	1B: 4 2B: 1 3B: 1 HR: 0 SF: 0 SAC: 0 DP: 1 HBP: 0	WP: 3 PB: 0 SB: 1 CS: 0 PA: 36		
<b>PITCHER</b> Claude Osteen, L (1, 1) ERA: 2.93 Jim Brewer, L (9, 1) ERA: 1.52	IP WLS BF H R ER SO BB IBB HBP BLK WP HR S P ERA WHIP	8.0 W 32 5 4 4 6 4 0 0 0 0 0 0 40 56 4.50 1.125	1.0 S 4 1 0 0 1 0 0 0 0 0 1 0 6 6 0.00 1.000									<b>PITCHER</b> IP WLS BF H R ER SO BB IBB HBP BLK WP HR S P ERA WHIP	

Houston Astros @ Los Angeles Dodgers  
Dodger Stadium, Los Angeles, CA  
Fri Jun 18 1971, 7:05 PM PDT  
Att. 20,756 - Unknown

livebaseballscorecards.com

AB	32
R	4
H	6
RBI	3
BB	4
SO	7
LOB	13



Batter	1	2	3	4	5	6	7	8	9	AB	R	H	RBI	BB	SO	LOB
Maury Wills, S OBP: 0.343, SLG: 0.354 (1, 6)	0-0 FC4-6 1B		0-0 F6		0-0 4-3		0-0 SH FC5-2 2B	0-0 1B		5	0	3	0	0	0	1
Bill Buckner, L OBP: 0.265, SLG: 0.296 (1, 9)	0-0 FC4-6 G3-6-3 1-2f		0-0 4-3		0-0 1B		0-0 SH FC5-2 BB 1B	0-0 F8		4	1	1	1	0	0	2
Willie Davis, L OBP: 0.372, SLG: 0.478 (1, 8)	0-0 G3-6-3 1-2f		0-0 F7		0-0 1B		4-0 1-2 BB FC5-2 1B			3	1	1	0	1	0	1
Dick Allen, R OBP: 0.358, SLG: 0.421 (1, 7)		0-0 SH G3 2B		0-0 F4		0-0 F8		0-0 FC5-2 1B		4	1	1	0	0	0	5
Wes Parker, S OBP: 0.363, SLG: 0.376 (1, 3)		4-0 BB BB BB G3 SH SF8 BB		0-0 1-3		0-0 SH1-3 1B		0-0 1-3 2-H 3-H 1B		3	1	2	2	1	0	0
Jim Lefebvre, S OBP: 0.343, SLG: 0.438 (1, 4)		0-0 SH SF8 G3 1-2 2-3		0-0 1B		0-0 SH1-3 1B		0-0 F6		2	0	1	0	0	0	2
Duke Sims, L OBP: 0.357, SLG: 0.384 (1, 2)		0-0 G3 1-2 2-3 3-H		0-0 F4		4-0 BB BB BB BB		0-3 K		3	0	0	1	1	1	5
Bobby Valentine, R OBP: 0.330, SLG: 0.363 (1, 5)		0-0 SF8 2-3 3-H		0-0 E5 4-3 1B		0-0 F4		0-0 F4		3	1	1	1	0	0	2
Claude Osteen, L OBP: 0.159, SLG: 0.122 (1, 1) Jim Brewer, L (9, 1)		0-0 4-3		0-3 K		0-3 K		0-0 4-3		4	0	0	0	0	2	4
										0	0	0	0	0	0	0

<b>Inning Stats</b>	R: 0 E: 0 K: 0 S: 3	H: 1 LOB: 0 BB: 0 P: 3	R: 2 E: 0 K: 0 S: 5	H: 1 LOB: 1 BB: 1 P: 9	R: 0 E: 0 K: 0 S: 3	H: 0 LOB: 0 BB: 0 P: 3	R: 0 E: 0 K: 0 S: 4	H: 1 LOB: 1 BB: 0 P: 4	R: 1 E: 1 K: 1 S: 8	H: 3 LOB: 2 BB: 0 P: 8	R: 0 E: 0 K: 1 S: 6	H: 1 LOB: 2 BB: 1 P: 10	R: 2 E: 0 K: 1 S: 8	H: 2 LOB: 2 BB: 1 P: 12	R: 0 E: 0 K: 0 S: 4	H: 1 LOB: 1 BB: 0 P: 4	1B: 8 2B: 2 3B: 0 HR: 0	SF: 1 SAC: 3 DP: 1 HBP: 0	WP: 0 PB: 0 SB: 0 CS: 0	PA: 38														
<b>PITCHER</b> Don Wilson, R ERA: 3.27 (1, 1)	IP 8.0	WLS L	BF 38	H 10	R 5	ER 5	SO 3	BB 3	IBB 0	HBP 0	BLK 0	WP 0	HR 0	S 41	P 53	ERA 5.62	WHIP 1.625	IP 8.0	WLS L	BF 38	H 10	R 5	ER 5	SO 3	BB 3	IBB 0	HBP 0	BLK 0	WP 0	HR 0	S 41	P 53	ERA 5.62	WHIP 1.625

**BOTTOM**

**Houston Astros @ Los Angeles Dodgers**  
**Dodger Stadium, Los Angeles, CA**  
 Fri Jun 18 1971, 7:05 PM PDT  
 Att. 20,756 - Unknown

[livebaseballscorecards.com](http://livebaseballscorecards.com)

<b>AB</b>	<b>31</b>
<b>R</b>	<b>5</b>
<b>H</b>	<b>10</b>
<b>RBI</b>	<b>5</b>
<b>BB</b>	<b>3</b>
<b>SO</b>	<b>3</b>
<b>LOB</b>	<b>22</b>





Batter	1	2	3	4	5	6	7	8	9	AB R H RBI BB SO LOB	TOP											
Jimmy Wynn, R (1, 8) OBP: 0.309, SLG: 0.305	0-0 5-3		0-0 L7			0-0 2B		0-0 5-3		4 0 1 0 0 0 0	<b>Houston Astros @ Los Angeles Dodgers</b> <b>Dodger Stadium, Los Angeles, CA</b> Sat Jun 19 1971, 7:05 PM PDT Att. 24,677 - Unknown <a href="http://livebaseballscorecards.com">livebaseballscorecards.com</a>											
Joe Morgan, L (1, 4) OBP: 0.331, SLG: 0.356	0-0 F7		0-3 K			0-0 F5		0-0 F5	4 0 0 0 0 1 1													
Cesar Cedeno, R (1, 9) OBP: 0.280, SLG: 0.387	4-0 BB			0-0 6-3		0-0 5-3		0-0 4-3	3 0 0 0 1 0 1													
Bob Watson, R (1, 7) OBP: 0.338, SLG: 0.400	0-0 L3			0-0 F9		0-0 1-3		4-0 BB	3 0 0 0 1 0 2													
Denis Menke, R (1, 3) OBP: 0.322, SLG: 0.310		0-0 F3		0-0 4-3		0-0 6-3		0-0 1-3	4 0 0 0 0 0 1													
Johnny Edwards, L (1, 2) OBP: 0.268, SLG: 0.294		0-0 F7		0-3 K		0-0 4-3			3 0 0 0 0 1 0													
Doug Rader, R (1, 5) OBP: 0.265, SLG: 0.297		4-0 BB		0-3 K		0-0 5-3			2 0 0 0 1 1 0													
Roger Metzger, S (1, 6) OBP: 0.267, SLG: 0.289		0-0 4-3		4-0 BB				0-0 F6	2 0 0 0 1 0 1													
Jack Billingham, R (1, 1) OBP: 0.129, SLG: 0.100			0-0 4-3		0-0 L3			0-0 L3	2 0 0 0 0 0 1													
Denny Lemaster, R (6, 1)									0 0 0 0 0 0 0													
Rich Chiles, L (8, PH) OBP: 0.391, SLG: 0.524									1 0 0 0 0 0 0													
George Culver, R (8, 1)									0 0 0 0 0 0 0													
<b>Inning Stats</b>	R: 0 E: 0 K: 0 S: 3	H: 0 LOB: 1 BB: 1 P: 7	R: 0 E: 0 K: 0 S: 3	H: 0 LOB: 1 BB: 1 P: 7	R: 0 E: 0 K: 1 S: 5	H: 0 LOB: 0 BB: 0 P: 5	R: 0 E: 0 K: 0 S: 3	H: 0 LOB: 0 BB: 0 P: 3	R: 0 E: 0 K: 2 S: 7	H: 0 LOB: 1 BB: 1 P: 11	R: 0 E: 0 K: 0 S: 4	H: 1 LOB: 1 BB: 0 P: 4	R: 0 E: 0 K: 0 S: 3	H: 0 LOB: 0 BB: 0 P: 3	R: 0 E: 0 K: 0 S: 3	H: 0 LOB: 0 BB: 0 P: 3	R: 0 E: 0 K: 0 S: 3	H: 0 LOB: 1 BB: 1 P: 7	1B: 0 2B: 1 3B: 0 HR: 0	SF: 0 SAC: 0 DP: 0 HBP: 0	WP: 0 PB: 0 SB: 0 CS: 0	PA: 32
<b>PITCHER</b> Don Sutton, R (1, 1) ERA: 3.38	IP: 9.0 WLS: W BF: 32 H: 1 R: 0 ER: 0 SO: 3 BB: 4 IBB: 0 HBP: 0 BLK: 0 WP: 0 HR: 0 S: 34 P: 50 ERA: 0.00 WHIP: 0.556											<b>PITCHER</b>	IP: 9.0 WLS: W BF: 32 H: 1 R: 0 ER: 0 SO: 3 BB: 4 IBB: 0 HBP: 0 BLK: 0 WP: 0 HR: 0 S: 34 P: 50 ERA: 0.00 WHIP: 0.556									

Houston Astros @ Los Angeles Dodgers  
 Dodger Stadium, Los Angeles, CA  
 Sat Jun 19 1971, 7:05 PM PDT  
 Att. 24,677 - Unknown

AB	28
R	0
H	1
RBI	0
BB	4
SO	3
LOB	7



Batter	1	2	3	4	5	6	7	8	9	AB	R	H	RBI	BB	SO	LOB
Maury Wills, S OBP: 0.338, SLG: 0.348 (1, 6)	0-3 K		0-0 6-3		0-0 FC6-4		0-3 K			4	0	0	0	0	2	1
Bill Buckner, L OBP: 0.265, SLG: 0.295 (1, 9)	0-0 G3		0-0 4-3			0-0 2B	0-0 F7			4	1	1	0	0	0	0
Willie Davis, L OBP: 0.374, SLG: 0.483 (1, 8)	0-0 1B			0-0 F7		0-0 1B	0-0 F8			4	1	2	1	0	0	0
Dick Allen, R OBP: 0.357, SLG: 0.417 (1, 7)	0-0 4-3			0-0 F6		0-0 1B		0-0 5-3		4	1	1	0	0	0	1
Wes Parker, S OBP: 0.369, SLG: 0.382 (1, 3)		0-0 BB		0-0 1B		0-0 FC6-4		0-0 4-3		4	1	3	1	0	0	0
Jim Lefebvre, S OBP: 0.347, SLG: 0.436 (1, 4)		4-0 BB		0-0 F8		0-0 FC6-4		0-3 K		3	0	1	1	1	1	1
Tom Haller, L OBP: 0.329, SLG: 0.338 (1, 2)		0-0 F8			0-0 G3	0-0 FC6-4				2	0	0	0	0	0	2
Manny Mota, R OBP: 0.348, SLG: 0.337 (6, PH)						1-2 FC6-4				1	0	0	0	0	0	2
Duke Sims, L OBP: 0.357, SLG: 0.384 (7, 2)						2-3 FC6-4				0	0	0	0	0	0	0
Bobby Valentine, R OBP: 0.320, SLG: 0.351 (1, 5)		0-0 G5-4-3			0-0 F4	0-0 FC6-4				3	0	0	1	0	0	3
Don Sutton, R OBP: 0.212, SLG: 0.133 (1, 1)			0-3 K			0-0 FC6-4	0-0 1-3			3	0	1	0	0	1	1

Inning Stats	R: 0	H: 1	E: 0	K: 1	S: 6	LOB: 1	BB: 0	P: 6	R: 0	H: 1	E: 0	K: 0	S: 3	LOB: 1	BB: 1	P: 7	R: 0	H: 0	E: 0	K: 1	S: 5	LOB: 0	BB: 0	P: 5	R: 0	H: 1	E: 0	K: 0	S: 4	LOB: 1	BB: 0	P: 4	R: 0	H: 1	E: 0	K: 0	S: 4	LOB: 1	BB: 0	P: 4	R: 4	H: 5	E: 0	K: 0	S: 8	LOB: 1	BB: 0	P: 8	R: 0	H: 0	E: 0	K: 1	S: 5	LOB: 0	BB: 0	P: 5	R: 0	H: 0	E: 0	K: 1	S: 5	LOB: 0	BB: 0	P: 5
--------------	------	------	------	------	------	--------	-------	------	------	------	------	------	------	--------	-------	------	------	------	------	------	------	--------	-------	------	------	------	------	------	------	--------	-------	------	------	------	------	------	------	--------	-------	------	------	------	------	------	------	--------	-------	------	------	------	------	------	------	--------	-------	------	------	------	------	------	------	--------	-------	------

PITCHER	IP	WLS	BF	H	R	ER	SO	BB	IBB	HBP	BLK	WP	HR	S	P	ERA	WHIP
Jack Billingham, R ERA: 3.1 (1, 1)	5.0	L	24	9	4	4	2	1	0	0	0	0	0	27	31	7.20	2.000
Denny Lemaster, L ERA: 2.05 (6, 1)	2.0		6	0	0	0	1	0	0	0	0	0	0	8	8	0.00	0.000
George Culver, R ERA: 2.23 (8, 1)	1.0		3	0	0	0	1	0	0	0	0	0	0	5	5	0.00	0.000

**BOTTOM**

**Houston Astros @ Los Angeles Dodgers**  
 Dodger Stadium, Los Angeles, CA

Sat Jun 19 1971, 7:05 PM PDT  
 Att. 24,677 - Unknown

AB	32
R	4
H	9
RBI	4
BB	1
SO	4
LOB	11

livebaseballscorecards.com



WP: 0	PA: 33
PB: 0	
SB: 0	
CS: 0	



Batter	1	2	3	4	5	6	7	8	9	AB	R	H	RBI	BB	SO	LOB	TOP										
Jimmy Wynn, R OBP: 0.309, SLG: 0.306 (1, 8)	0-0 1-3	0-0 2-H 1B	0-0 1-H 2-H 1B		0-0 6-3		0-0 F8		0-0 F6	6	0	2	2	0	0	0											
Joe Morgan, L OBP: 0.334, SLG: 0.360 (1, 4)	0-0 1B	0-0 F8	0-0 F9		0-0 2B 1B		0-0 WP S 1B		0-0 F8	6	1	3	0	0	0	2											
Cesar Cedeno, R OBP: 0.283, SLG: 0.392 (1, 9)	0-0 F7		0-3 K	0-0 G6-4-3 1B	0-0 1-3 2B		0-0 F8		0-0 F8	5	0	2	0	0	1	2											
Bob Watson, R OBP: 0.343, SLG: 0.402 (1, 7)	0-0 WP BB 1B		0-0 E 1B	0-0 G6-4-3 1-2f	0-0 5-3		0-0 BB BB BB BB	4-0 4-0 BB BB BB	4-0 BB	4	1	2	1	1	0	3											
Cesar Geronimo, L OBP: 0.278, SLG: 0.353 (9, 7)	2-H 1B		0-0 E 1B	1-2f	0-0 5-3		0-0 BB		0-0 BB	0	0	0	0	0	0	0											
Denis Menke, R OBP: 0.328, SLG: 0.310 (1, 3)	4-0 WP BB		0-0 F9	0-0 1B 1B		0-0 1B 1B	0-0 SH5-3 WP BB	0-0 5-3		3	2	1	0	2	0	3											
Jack Hiatt, R OBP: 0.457, SLG: 0.388 (1, 2)	0-0 5-3		0-0 E5 1B 1B	0-0 1B 1B	0-0 1-3 1B	0-0 1-3 1B	0-0 SH5-3	0-0 6-3		4	1	1	0	0	0	3											
Doug Rader, R OBP: 0.276, SLG: 0.313 (1, 5)		0-0 1B 2B	0-0 1-3 2-H 1B 1B	0-0 1-2 3-H 1B	0-0 FC6-4 1B	0-0 1-2 3-H 1B	0-0 3-H 1B	0-0 F8		5	2	4	3	0	0	0											
Roger Metzger, S OBP: 0.266, SLG: 0.287 (1, 6)		0-0 5-3	0-0 1-2 3-H 1B 1B	0-0 1-2f 1B	0-0 FC6-4		0-0 F5	0-0 1-3		5	1	1	1	0	0	4											
Larry Dierker, R OBP: 0.116, SLG: 0.119 (1, 1)		0-0 F8	0-0 1-2 2-H E 1B		0-0 3-1	0-0 4-3		0-0 1-3		1	0	0	0	0	0	1											
Jim Ray, R OBP: 0.167, SLG: 0.167 (2, 1)										4	1	1	1	0	0	1											
Fred Gladding, L (9, 1)										0	0	0	0	0	0	0											
<b>Inning Stats</b>	R: 1 E: 0 K: 0 S: 5	H: 2 LOB: 2 BB: 1 P: 9	R: 1 E: 0 K: 0 S: 5	H: 2 LOB: 1 BB: 0 P: 5	R: 5 E: 2 K: 1 S: 11	H: 5 LOB: 1 BB: 0 P: 11	R: 1 E: 0 K: 0 S: 6	H: 4 LOB: 2 BB: 0 P: 6	R: 0 E: 0 K: 0 S: 5	H: 2 LOB: 2 BB: 0 P: 5	R: 1 E: 0 K: 0 S: 4	H: 1 LOB: 1 BB: 1 P: 8	R: 0 E: 0 K: 0 S: 4	H: 1 LOB: 2 BB: 1 P: 8	R: 0 E: 0 K: 0 S: 3	H: 0 LOB: 0 BB: 0 P: 3	R: 0 E: 0 K: 0 S: 3	H: 0 LOB: 0 BB: 0 P: 3	1B: 15 2B: 2 3B: 0 HR: 0	SF: 0 SAC: 1 DP: 1 HBP: 0	WP: 3 PB: 0 SB: 2 CS: 0	PA: 47					
<b>PITCHER</b>	IP	WLS	BF	H	R	ER	SO	BB	IBB	HBP	BLK	WP	HR	S	P	ERA	WHIP										
Al Downing, L ERA: 2.33 (1, 1)	2.2	L	18	8	7	2	1	1	0	0	0	1	0	19	23	6.75	3.375										
Joe Moeller, R ERA: 2.45 (3, 1)	0.1		2	1	0	0	0	0	0	0	0	0	0	2	2	0.00	3.000										
Sandy Vance, R ERA: 6.84 (4, 1)	3.0		16	7	2	2	0	1	0	0	0	1	0	15	19	6.00	2.667										
Pete Mikkelsen, R ERA: 2.67 (7, 1)	3.0		11	1	0	0	0	1	0	0	0	1	0	10	14	0.00	0.667										

Houston Astros @ Los Angeles Dodgers  
Dodger Stadium, Los Angeles, CA

Sun Jun 20 1971, 3:33 AM PDT  
Att. 24,277 - Unknown

livebaseballscorecards.com

AB	43
R	9
H	17
RBI	8
BB	3
SO	1
LOB	19



BOTTOM

Houston Astros @ Los Angeles Dodgers  
Dodger Stadium, Los Angeles, CA

AB 37  
R 7  
H 15  
RBI 6  
BB 1  
SO 0  
LOB 12



WP: 1 PA: 40  
PB: 1  
SB: 0  
CS: 0

Sun Jun 20 1971, 3:33 AM PDT  
Att. 24,277 - Unknown

AB R H RBI BB SO LOB

4	1	2	1	0	0	1
5	1	3	1	0	0	0
4	1	1	1	1	0	2
5	1	1	2	0	0	4
4	1	2	0	0	0	0
4	0	1	0	0	0	2
3	0	0	1	0	0	1
4	1	2	0	0	0	1
1	0	1	0	0	0	0
0	0	0	0	0	0	0
1	0	0	0	0	0	1
0	0	0	0	0	0	0
0	0	0	0	0	0	0
1	1	1	0	0	0	0

Batter	1	2	3	4	5	6	7	8	9
Maury Wills, S OBP: 0.339, SLG: 0.350 (1, 6)	0-0 1B 1B	0-0 SF8		0-0 L9		0-0 6-3			0-0 L4-6 1B 1B
Bill Buckner, L OBP: 0.279, SLG: 0.316 (1, 9)	0-0 1B 1B	0-0 3-H 2B		0-0 4-3			0-0 F9		0-0 WP PB 1B
Willie Davis, L OBP: 0.375, SLG: 0.479 (1, 8)	0-0 1B 1B	4-0 G6-4-3 IBB		0-0 L9			0-0 L8		0-0 L4-6
Dick Allen, R OBP: 0.353, SLG: 0.412 (1, 7)	0-0 1B 1B	0-0 G6-4-3			0-0 L5		0-0 6-3		0-0 F3
Wes Parker, S OBP: 0.371, SLG: 0.388 (1, 3)	0-0 1B 1B		0-0 4-3 SF7 2B		0-0 F9			0-0 G3	
Jim Lefebvre, S OBP: 0.345, SLG: 0.431 (1, 4)	0-0 G4-6-3		0-0 4-3		0-0 F7			0-0 4-3 1B	
Tom Haller, L OBP: 0.315, SLG: 0.325 (1, 2)	0-0 F6		0-0 SF7			0-0 F9		0-0 4-3	
Bobby Valentine, R OBP: 0.327, SLG: 0.367 (1, 5)		0-0 1B SF8 2B				0-0 6-3		0-0 F8	
Al Downing, R OBP: 0.283, SLG: 0.289 (3, 1)			0-0 F8			0-0 1B			0-0 1B 1B
Joe Moeller, R OBP: 0.337, SLG: 0.429 (3, PH)									
Willie Crawford, L OBP: 0.337, SLG: 0.429 (4, 1)		2B 1B							
Sandy Vance, R OBP: 1.000, SLG: 1.000 (6, PH)									
Bobby Darwin, R OBP: 0.286, SLG: 0.167 (7, 1)									
Pete Mikkelsen, R OBP: 0.362, SLG: 0.389 (9, PH)									

Inning Stats	R: 4 E: 0 K: 0 S: 7	H: 5 LOB: 0 BB: 0 P: 7	R: 1 E: 0 K: 0 S: 5	H: 3 LOB: 2 BB: 1 P: 9	R: 1 E: 0 K: 0 S: 5	H: 2 LOB: 1 BB: 0 P: 5	R: 0 E: 0 K: 0 S: 3	H: 0 LOB: 0 BB: 0 P: 3	R: 0 E: 0 K: 0 S: 3	H: 0 LOB: 0 BB: 0 P: 3	R: 0 E: 0 K: 0 S: 4	H: 1 LOB: 1 BB: 0 P: 4	R: 0 E: 0 K: 0 S: 3	H: 0 LOB: 0 BB: 0 P: 3	R: 0 E: 0 K: 0 S: 4	H: 1 LOB: 1 BB: 0 P: 4	R: 1 E: 0 K: 0 S: 5	H: 3 LOB: 1 BB: 0 P: 5	1B: 12 2B: 4 3B: 0 HR: 0	SF: 2 SAC: 0 DP: 3 HBP: 0	WP: 1 PB: 1 SB: 0 CS: 0	PA: 40
--------------	------------------------------	---------------------------------	------------------------------	---------------------------------	------------------------------	---------------------------------	------------------------------	---------------------------------	------------------------------	---------------------------------	------------------------------	---------------------------------	------------------------------	---------------------------------	------------------------------	---------------------------------	------------------------------	---------------------------------	-----------------------------------	------------------------------------	----------------------------------	--------

PITCHER	IP	WLS	BF	H	R	ER	SO	BB	IBB	HBP	BLK	WP	HR	S	P	ERA	WHIP
Larry Dierker, R ERA: 2.15 (1, 1)	1.1		11	8	5	5	0	0	0	0	0	0	0	11	11	33.75	6.000
Jim Ray, R ERA: 2.51 (2, 1)	6.2	W	25	5	2	2	0	0	1	0	0	0	0	24	28	2.70	0.750
Fred Gladding, R ERA: 1.29 (9, 1)	1.0	S	4	2	0	0	0	0	0	0	0	1	0	4	4	0.00	2.000



Batter	1	2	3	4	5	6	7	8	9	AB R H RBI BB SO LOB	TOP
Lou Brock, L (1, 7) OBP: 0.383, SLG: 0.436	0-0 F7		4-0 BB			0-0 G5-4-3 1B		0-0 4-3		3 0 1 0 1 0 0	<b>St. Louis Cardinals @ Los Angeles Dodgers</b> <b>Dodger Stadium, Los Angeles, CA</b> Mon Jun 21 1971, 7:05 PM PDT Att. 18,480 - Unknown
Matty Alou, L (1, 8) OBP: 0.353, SLG: 0.401	0-0 F5		0-0 F7			0-0 G5-4-3 1B		0-0 G3		4 0 1 0 0 0 1	
Jim Beauchamp, R (1, 3) OBP: 0.308, SLG: 0.394	0-0 5-3			0-3 K		0-0 G5-4-3		0-0 5-3		4 0 0 0 0 1 2	
Joe Torre, R (1, 5) OBP: 0.414, SLG: 0.524		0-0 1B		0-0 G6-4-3 1B		0-0 F7		0-0 1B		4 0 3 0 0 0 1	
Jose Cardenal, R (1, 9) OBP: 0.302, SLG: 0.393		0-0 F7		0-0 G6-4-3			0-0 6-3	0-0 F8		4 0 0 0 0 0 3	
Ted Sizemore, R (1, 4) OBP: 0.333, SLG: 0.350 (8, 6)		0-0 F5			0-0 4-3		0-0 F9			3 0 0 0 0 0 1	
Jerry McNertney, R (1, 2) OBP: 0.328, SLG: 0.545		0-0 F8			0-0 F7		0-0 P6			3 0 0 0 0 0 1	
Dal Maxvill, R (1, 6) OBP: 0.314, SLG: 0.244 Julian Javier, R (8, PH) OBP: 0.273, SLG: 0.342 (8, 4)			0-0 F3		0-0 FC6-4 1B			0-0 6-3		2 0 1 0 0 0 0 1 0 0 0 0 0 0	
Bob Gibson, R (1, 1) OBP: 0.267, SLG: 0.345 Luis Melendez, R (8, PH) OBP: 0.314, SLG: 0.262 Rudy Arroyo, L (8, 1)			0-0 5-3		0-0 FC6-4			0-0 6-3		2 0 0 0 0 0 1 1 0 0 0 0 0 0 0 0 0 0 0 0 0	
<b>Inning Stats</b>	R: 0 H: 0 E: 0 LOB: 0 K: 0 BB: 0 S: 3 P: 3	R: 0 H: 1 E: 0 LOB: 1 K: 0 BB: 0 S: 4 P: 4	R: 0 H: 0 E: 0 LOB: 1 K: 0 BB: 1 S: 3 P: 7	R: 0 H: 1 E: 0 LOB: 0 K: 1 BB: 0 S: 5 P: 5	R: 0 H: 1 E: 0 LOB: 1 K: 0 BB: 0 S: 4 P: 4	R: 0 H: 2 E: 0 LOB: 1 K: 0 BB: 0 S: 4 P: 4	R: 0 H: 0 E: 0 LOB: 0 K: 0 BB: 0 S: 3 P: 3	R: 0 H: 0 E: 0 LOB: 0 K: 0 BB: 0 S: 3 P: 3	R: 0 H: 1 E: 0 LOB: 1 K: 0 BB: 0 S: 4 P: 4	1B: 6 SF: 0 2B: 0 SAC: 0 3B: 0 DP: 2 HR: 0 HBP: 0	
<b>PITCHER</b> Bob O'Brien, L (1, 1) ERA: 2.43	IP WLS BF H R ER SO BB IBB HBP BLK WP HR S P ERA WHIP										
	9.0 W 32 6 0 0 1 1 0 0 0 0 0 0 0 33 37 0.00 0.778										

livebaseballscores.com

<b>AB</b>	31
<b>R</b>	0
<b>H</b>	6
<b>RBI</b>	0
<b>BB</b>	1
<b>SO</b>	1
<b>LOB</b>	10







Batter	1	2	3	4	5	6	7	8	9	AB	R	H	RBI	BB	SO	LOB	TOP										
Jose Cardenal, R (1, 9) OBP: 0.300, SLG: 0.390	0-0 6-3	0-0 4-3		0-0 P3		0-0 3B 1B		0-0 F5		5	1	1	0	0	0	1											
Matty Alou, L (1, 8) OBP: 0.350, SLG: 0.398	0-0 5-3		0-0 6-3		0-0 1B FC6-5 1B	0-3 K		0-0 F8		5	1	1	0	0	1	1											
Lou Brock, L (1, 7) OBP: 0.386, SLG: 0.450	0-0 1B 2B		0-0 L6		0-0 1B FC6-5 1B	0-0 2-H 3B				5	1	3	1	0	1	0											
Joe Torre, R (1, 5) OBP: 0.421, SLG: 0.527	4-0 1B IBB		0-0 FC6-4 1B		0-0 1B FC6-5 1B	0-0 F7				4	1	3	0	1	0	1											
Jim Beauchamp, R (1, 3) OBP: 0.312, SLG: 0.396 Joe Hague, L (5, PH) OBP: 0.342, SLG: 0.424	0-0 1-3 2-H 1B		0-0 FC6-4		0-0 F7		0-3 K		0-0 F9	2	0	1	1	0	0	1											
Ted Sizemore, R (1, 4) OBP: 0.330, SLG: 0.351	0-3 K			0-0 WP 1B 2B	0-0 1-2 2-H 3-H 1B	0-0 FC6-5		0-0 6-3	0-0 F9	5	1	1	1	0	1	5											
Jerry McNertney, R (1, 2) OBP: 0.369, SLG: 0.586		0-0 1B G4-6-3 2B		0-0 FC5-4 1B	0-0 1-3 2-H 1B		4-0 BB			3	1	3	2	1	0	0											
Dal Maxvill, R (1, 6) OBP: 0.312, SLG: 0.245		0-0 G4-6-3 1B		0-0 FC5-4 FC5-6 1B	0-3 K		0-3 K			4	0	1	0	0	2	4											
Steve Carlton, L (1, 1) OBP: 0.217, SLG: 0.289		0-0 G4-6-3		0-0 FC5-6		0-0 1-3		0-0 P6		4	0	0	0	0	0	2											
Inning Stats	R: 1 E: 0 K: 1 S: 7	H: 2 LOB: 2 BB: 1 P: 11	R: 1 E: 0 K: 0 S: 4	H: 2 LOB: 0 BB: 0 P: 4	R: 0 E: 0 K: 0 S: 4	H: 1 LOB: 1 BB: 0 P: 4	R: 1 E: 0 K: 0 S: 5	H: 2 LOB: 1 BB: 0 P: 5	R: 2 E: 0 K: 1 S: 9	H: 4 LOB: 2 BB: 0 P: 9	R: 1 E: 0 K: 1 S: 7	H: 2 LOB: 1 BB: 0 P: 7	R: 0 E: 0 K: 2 S: 7	H: 0 LOB: 1 BB: 1 P: 11	R: 0 E: 0 K: 0 S: 3	H: 0 LOB: 0 BB: 0 P: 3	R: 0 E: 0 K: 1 S: 6	H: 1 LOB: 1 BB: 0 P: 6	1B: 10 2B: 3 3B: 1 HR: 0	SF: 0 SAC: 0 DP: 1 HBP: 0	WP: 1 PB: 0 SB: 1 CS: 0	PA: 42					
PITCHER	IP	WLS	BF	H	R	ER	SO	BB	IBB	HBP	BLK	WP	HR	S	P	ERA	WHIP										
Claude Osteen, L (1, 1) ERA: 3.2	4.0	L	21	9	5	5	1	0	1	0	0	1	0	22	26	11.25	2.250										
Joe Moeller, R (5, 1) ERA: 2.6	2.0		10	4	1	1	2	0	0	0	0	0	0	14	14	4.50	2.000										
Jose Pena, R (7, 1) ERA: 2.61	3.0		11	1	0	0	3	1	0	0	0	0	0	16	20	0.00	0.667										


St. Louis Cardinals @ Los Angeles Dodgers  
Dodger Stadium, Los Angeles, CA  
Tue Jun 22 1971, 7:05 PM PDT  
Att: 21,004 - Unknown

AB	40
R	6
H	14
RBI	5
BB	2
SO	6
LOB	19







Batter	1	2	3	4	5	6	7	8	9	10	AB R H RBI BB SO LOB	TOP												
Jose Cardenal, R (1, 9) OBP: 0.296, SLG: 0.385	0-0 6-3		0-3 K		0-0 FC6-4			0-0 SF8		0-0 SH5-3	3 0 0 1 0 1 2	<b>St. Louis Cardinals @ Los Angeles Dodgers</b> Dodger Stadium, Los Angeles, CA Wed Jun 23 1971, 7:05 PM PDT Att. 19,910 - Unknown <a href="http://livebaseballscorecards.com">livebaseballscorecards.com</a>												
Matty Alou, L (1, 8) OBP: 0.355, SLG: 0.401	0-0 F7		0-0 1B			0-0 F7		0-0 1B		0-0 1B	5 1 3 0 0 0 0													
Lou Brock, L (1, 7) OBP: 0.386, SLG: 0.447	0-3 K		0-0 L5			0-0 1-3			4-0 BB S	0-0 1B	4 0 1 1 1 1 2													
Joe Torre, R (1, 5) OBP: 0.417, SLG: 0.521	0-0 5-3			0-3 K		0-0 F8			0-0 F9	0-0 1B	5 0 1 1 0 1 2													
Joe Hague, L (1, 3) OBP: 0.338, SLG: 0.414		0-0 3-1		0-0 F9			0-0 G3		4-0 BB	0-3 K	4 0 0 0 1 1 2													
Julian Javier, R (1, 4) OBP: 0.265, SLG: 0.331		0-0 P4		0-0 F7			0-0 P4		0-0 F9	0-0 4-3	5 0 0 0 0 0 4													
Jerry McNertney, R (1, 2) OBP: 0.362, SLG: 0.557		0-3 K			0-3 K		0-0 F8		4-0 BB		3 0 0 0 1 2 0													
Dal Maxvill, R (1, 6) OBP: 0.306, SLG: 0.240			0-0 E6		0-3 K			0-0 SF8	0-0 3-1		2 0 0 0 0 1 0													
Jim Beachamp, R (8, PH) OBP: 0.318, SLG: 0.412											1 1 1 0 0 0 0													
Dick Schofield, S (8, 6) OBP: 0.357, SLG: 0.310											1 0 0 0 0 0 3													
Jerry Reuss, L (1, 1) OBP: 0.200, SLG: 0.156			0-3 K		4-0 FC6-4			0-0 5-3		0-0 1B	1 0 0 0 1 1 1													
Bob Burda, L (8, PH) OBP: 0.471, SLG: 0.464										0-0 SH5-3	1 0 0 0 0 0 1													
Moe Drabowsky, R (8, 1) OBP: 0.329, SLG: 0.274											0 0 0 0 0 0 0													
Luis Melendez, R (10, PH) OBP: 0.329, SLG: 0.274											1 1 1 0 0 0 0													
Chuck Taylor, R (10, 1) OBP: 0.329, SLG: 0.274											0 0 0 0 0 0 0													
Don Shaw, L (10, 1) OBP: 0.329, SLG: 0.274											0 0 0 0 0 0 0													
<b>Inning Stats</b>	R: 0 E: 0 K: 1 S: 6	H: 0 LOB: 1 BB: 0 P: 6	R: 0 E: 0 K: 1 S: 5	H: 0 LOB: 0 BB: 0 P: 5	R: 0 E: 1 K: 2 S: 9	H: 1 LOB: 2 BB: 0 P: 9	R: 0 E: 0 K: 1 S: 5	H: 0 LOB: 0 BB: 0 P: 5	R: 0 E: 0 K: 2 S: 7	H: 0 LOB: 1 BB: 1 P: 11	R: 0 E: 0 K: 0 S: 3	H: 0 LOB: 0 BB: 0 P: 3	R: 0 E: 0 K: 0 S: 3	H: 0 LOB: 0 BB: 0 P: 3	R: 1 E: 0 K: 0 S: 4	H: 2 LOB: 1 BB: 0 P: 4	R: 0 E: 0 K: 0 S: 3	H: 0 LOB: 3 BB: 3 P: 15	R: 2 E: 0 K: 1 S: 9	H: 4 LOB: 2 BB: 0 P: 9	1B: 6 2B: 1 3B: 0 HR: 0	SF: 1 SAC: 1 DP: 0 HBP: 0	WP: 0 PB: 1 SB: 2 CS: 0	PA: 42
<b>PITCHER</b>	IP WLS BF H R ER SO BB IBB HBP BLK WP HR S P ERA WHIP																							
Don Sutton, R (1, 1) ERA: 3.19	9.0																							
Jim Brewer, L (10, 1) ERA: 2.1	0.1	L	5	4	2	2	0	0	0	0	0	0	0	0	5	5	54.00	12.000						
Pete Mikkelsen, R (10, 1) ERA: 2.62	0.2		2	0	0	0	1	0	0	0	0	0	0	0	4	4	0.00	0.000						

**BOTTOM**

**St. Louis Cardinals @ Los Angeles Dodgers**  
 Dodger Stadium, Los Angeles, CA  
 Wed Jun 23 1971, 7:05 PM PDT  
 Att: 19,910 - Unknown

[livebaseballscorecards.com](http://livebaseballscorecards.com)

<b>AB</b>	<b>35</b>
<b>R</b>	<b>1</b>
<b>H</b>	<b>6</b>
<b>RBI</b>	<b>1</b>
<b>BB</b>	<b>9</b>
<b>SO</b>	<b>4</b>
<b>LOB</b>	<b>25</b>



AB R H RBI BB SO LOB

4 0 0 1 1 0 4

5 0 1 0 0 1 3

5 0 2 0 0 0 3

3 0 1 0 2 1 2

4 0 0 0 1 1 6

0 0 0 0 0 0 0

3 0 0 0 2 0 3

4 0 1 0 0 1 2

1 0 0 0 0 0 0

2 1 0 0 3 0 0

1B: 6 SF: 0

E: 0 LOB: 1 2B: 0 SAC: 1

K: 0 BB: 1 3B: 0 DP: 3

S: 3 P: 7 HR: 0 HBP: 0

WP: 0 PA: 45

PB: 0

SB: 0

CS: 0

1B: 6 SF: 0

E: 0 LOB: 1 2B: 0 SAC: 1

K: 0 BB: 1 3B: 0 DP: 3

S: 3 P: 7 HR: 0 HBP: 0

WP: 0 PA: 45

PB: 0

SB: 0

CS: 0

1B: 6 SF: 0

E: 0 LOB: 1 2B: 0 SAC: 1

K: 0 BB: 1 3B: 0 DP: 3

S: 3 P: 7 HR: 0 HBP: 0

WP: 0 PA: 45

PB: 0

SB: 0

CS: 0

1B: 6 SF: 0

E: 0 LOB: 1 2B: 0 SAC: 1

K: 0 BB: 1 3B: 0 DP: 3

S: 3 P: 7 HR: 0 HBP: 0

WP: 0 PA: 45

PB: 0

SB: 0

CS: 0

1B: 6 SF: 0

E: 0 LOB: 1 2B: 0 SAC: 1

K: 0 BB: 1 3B: 0 DP: 3

S: 3 P: 7 HR: 0 HBP: 0

WP: 0 PA: 45

PB: 0

SB: 0

CS: 0

1B: 6 SF: 0

E: 0 LOB: 1 2B: 0 SAC: 1

K: 0 BB: 1 3B: 0 DP: 3

S: 3 P: 7 HR: 0 HBP: 0

WP: 0 PA: 45

PB: 0

SB: 0

CS: 0

1B: 6 SF: 0

E: 0 LOB: 1 2B: 0 SAC: 1

K: 0 BB: 1 3B: 0 DP: 3

S: 3 P: 7 HR: 0 HBP: 0

WP: 0 PA: 45

PB: 0

SB: 0

CS: 0

1B: 6 SF: 0

E: 0 LOB: 1 2B: 0 SAC: 1

K: 0 BB: 1 3B: 0 DP: 3

S: 3 P: 7 HR: 0 HBP: 0

WP: 0 PA: 45

PB: 0

SB: 0

CS: 0

1B: 6 SF: 0

E: 0 LOB: 1 2B: 0 SAC: 1

K: 0 BB: 1 3B: 0 DP: 3

S: 3 P: 7 HR: 0 HBP: 0

WP: 0 PA: 45

PB: 0

SB: 0

CS: 0

1B: 6 SF: 0

E: 0 LOB: 1 2B: 0 SAC: 1

K: 0 BB: 1 3B: 0 DP: 3

S: 3 P: 7 HR: 0 HBP: 0

WP: 0 PA: 45

PB: 0

SB: 0

CS: 0

1B: 6 SF: 0

E: 0 LOB: 1 2B: 0 SAC: 1

K: 0 BB: 1 3B: 0 DP: 3

S: 3 P: 7 HR: 0 HBP: 0

WP: 0 PA: 45

PB: 0

SB: 0

CS: 0

1B: 6 SF: 0

E: 0 LOB: 1 2B: 0 SAC: 1

K: 0 BB: 1 3B: 0 DP: 3

S: 3 P: 7 HR: 0 HBP: 0

WP: 0 PA: 45

PB: 0

SB: 0

CS: 0

1B: 6 SF: 0

E: 0 LOB: 1 2B: 0 SAC: 1

K: 0 BB: 1 3B: 0 DP: 3

S: 3 P: 7 HR: 0 HBP: 0

WP: 0 PA: 45

PB: 0

SB: 0

CS: 0

1B: 6 SF: 0

E: 0 LOB: 1 2B: 0 SAC: 1

K: 0 BB: 1 3B: 0 DP: 3

S: 3 P: 7 HR: 0 HBP: 0

WP: 0 PA: 45

PB: 0

SB: 0

CS: 0

1B: 6 SF: 0

E: 0 LOB: 1 2B: 0 SAC: 1

K: 0 BB: 1 3B: 0 DP: 3

S: 3 P: 7 HR: 0 HBP: 0

WP: 0 PA: 45

PB: 0

SB: 0

CS: 0

1B: 6 SF: 0

E: 0 LOB: 1 2B: 0 SAC: 1

K: 0 BB: 1 3B: 0 DP: 3

S: 3 P: 7 HR: 0 HBP: 0

WP: 0 PA: 45

PB: 0

SB: 0

CS: 0

1B: 6 SF: 0

E: 0 LOB: 1 2B: 0 SAC: 1

K: 0 BB: 1 3B: 0 DP: 3

S: 3 P: 7 HR: 0 HBP: 0

WP: 0 PA: 45

PB: 0

SB: 0

CS: 0

1B: 6 SF: 0

E: 0 LOB: 1 2B: 0 SAC: 1

K: 0 BB: 1 3B: 0 DP: 3

S: 3 P: 7 HR: 0 HBP: 0

WP: 0 PA: 45

PB: 0

SB: 0

CS: 0

1B: 6 SF: 0

E: 0 LOB: 1 2B: 0 SAC: 1

K: 0 BB: 1 3B: 0 DP: 3

S: 3 P: 7 HR: 0 HBP: 0

WP: 0 PA: 45

PB: 0

SB: 0

CS: 0

1B: 6 SF: 0

E: 0 LOB: 1 2B: 0 SAC: 1

K: 0 BB: 1 3B: 0 DP: 3

S: 3 P: 7 HR: 0 HBP: 0

WP: 0 PA: 45

PB: 0

SB: 0

CS: 0

1B: 6 SF: 0

E: 0 LOB: 1 2B: 0 SAC: 1

K: 0 BB: 1 3B: 0 DP: 3

S: 3 P: 7 HR: 0 HBP: 0

WP: 0 PA: 45

PB: 0

SB: 0

CS: 0

1B: 6 SF: 0

E: 0 LOB: 1 2B: 0 SAC: 1

K: 0 BB: 1 3B: 0 DP: 3

S: 3 P: 7 HR: 0 HBP: 0

WP: 0 PA: 45

PB: 0

SB: 0

CS: 0

1B: 6 SF: 0

E: 0 LOB: 1 2B: 0 SAC: 1

K: 0 BB: 1 3B: 0 DP: 3

S: 3 P: 7 HR: 0 HBP: 0

WP: 0 PA: 45

PB: 0

SB: 0

CS: 0

1B: 6 SF: 0

E: 0 LOB: 1 2B: 0 SAC: 1

K: 0 BB: 1 3B: 0 DP: 3

S: 3 P: 7 HR: 0 HBP: 0

WP: 0 PA: 45

PB: 0

SB: 0

CS: 0

1B: 6 SF: 0

E: 0 LOB: 1 2B: 0 SAC: 1

K: 0 BB: 1 3B: 0 DP: 3

S: 3 P: 7 HR: 0 HBP: 0

WP: 0 PA: 45

PB: 0

SB: 0

CS: 0

1B: 6 SF: 0

E: 0 LOB: 1 2B: 0 SAC: 1

K: 0 BB: 1 3B: 0 DP: 3

S: 3 P: 7 HR: 0 HBP: 0

WP: 0 PA: 45

PB: 0

SB: 0

CS: 0

1B: 6 SF: 0

E: 0 LOB: 1 2B: 0 SAC: 1

K: 0 BB: 1 3B: 0 DP: 3

S: 3 P: 7 HR: 0 HBP: 0

WP: 0 PA: 45

PB: 0

SB: 0

CS: 0

1B: 6 SF: 0

E: 0 LOB: 1 2B: 0 SAC: 1

K: 0 BB: 1 3B: 0 DP: 3

S: 3 P: 7 HR: 0 HBP: 0

WP: 0 PA: 45

PB: 0

SB: 0

CS: 0

1B: 6 SF: 0

E: 0 LOB: 1 2B: 0 SAC: 1

K: 0 BB: 1 3B: 0 DP: 3

S: 3 P: 7 HR: 0 HBP: 0

WP: 0 PA: 45

PB: 0

SB: 0



Batter	1	2	3	4	5	6	7	8	9	AB R H RBI BB SO LOB	TOP
Jose Cardenal, R (1, 9) OBP: 0.298, SLG: 0.383	0-0 B5-3	0-3 K			0-0 1B		0-3 K	4-0 BB		4 0 1 1 1 2 2	
Matty Alou, L (1, 8) OBP: 0.359, SLG: 0.404	4-0 BB SF8 BB		0-0 E 1B		0-0 1B		0-0 B3	0-0 SF8		3 1 2 1 1 0 1	
Lou Brock, L (1, 7) OBP: 0.390, SLG: 0.448	4-0 1-2 BB BB		0-0 F5		0-0 1B		0-0 1-2 FC6-4 1B	0-0 1-3		4 0 2 0 1 0 3	
Joe Torre, R (1, 5) OBP: 0.415, SLG: 0.516	4-0 1-2 2-3 BB		0-0 E5		0-0 F3		0-0 FC6-4		0-0 4-3	3 0 0 0 1 0 6	
Dick Schofield, S (8, 5) OBP: 0.352, SLG: 0.305			0-0 1-2 G6-4-3		0-0 F3		0-0 1-2f			1 0 0 0 0 0 0	
Jim Beauchamp, R (1, 3) OBP: 0.310, SLG: 0.404	0-0 SF8		0-0 G6-4-3		0-3 K			0-0 E7 1B	0-0 F9	2 0 0 1 0 1 5	
Chris Zachary, L (5, 1) OBP: 0.294, SLG: 0.294			0-0 1-2f					1B		0 0 0 0 0 0 0	
Ted Sizemore, R (8, PH) OBP: 0.329, SLG: 0.349										1 1 0 0 0 0 0	
Don Shaw, L (8, 1) OBP: 0.457, SLG: 0.448										0 0 0 0 0 0 0	
Bob Burda, L (9, PH) OBP: 0.457, SLG: 0.448										1 0 0 0 0 0 0	
Julian Javier, R (1, 4) OBP: 0.263, SLG: 0.327	0-0 F8		0-0 G6-4-3 1B		0-0 5-3			0-0 F8	0-0 F8	5 0 1 0 0 0 3	
Jerry McNertney, R (1, 2) OBP: 0.347, SLG: 0.531		0-0 F9		0-0 L7		0-0 4-3		0-0 1B BB		3 0 0 0 0 0 1	
Bob Stinson, S (6, 2) OBP: 1.000, SLG: 1.000								2-3 BB 1B		1 1 1 0 0 0 0	
Dal Maxvill, R (1, 6) OBP: 0.304, SLG: 0.232		0-0 F9		0-0 G6-4-3		0-0 1-3		4-0 BB 1B		3 1 0 0 1 0 1	
Reggie Cleveland, R (1, 1) OBP: 0.114, SLG: 0.143		0-0 1B			0-0 F8		4-0 1B BB	0-0 BB		1 0 1 0 0 0 0	
Rudy Arroyo, L (2, 1) OBP: 0.338, SLG: 0.281								1-2 2-3 3-H 1B		0 0 0 0 0 0 0	
Bob Reynolds, R (3, 1) OBP: 0.338, SLG: 0.281										0 0 0 0 0 0 0	
Luis Melendez, R (5, PH) OBP: 0.338, SLG: 0.281										2 0 1 1 1 0 0	
Inning Stats	R: 1 H: 0 E: 0 LOB: 2 K: 0 BB: 3 S: 3 P: 15	R: 0 H: 1 E: 0 LOB: 1 K: 1 BB: 0 S: 6 P: 6	R: 0 H: 1 E: 1 LOB: 1 K: 0 BB: 0 S: 4 P: 4	R: 0 H: 1 E: 0 LOB: 0 K: 0 BB: 0 S: 3 P: 3	R: 0 H: 3 E: 0 LOB: 3 K: 1 BB: 0 S: 8 P: 8	R: 0 H: 0 E: 0 LOB: 0 K: 0 BB: 0 S: 3 P: 3	R: 0 H: 1 E: 0 LOB: 2 K: 1 BB: 1 S: 6 P: 10	R: 3 H: 2 E: 1 LOB: 2 K: 0 BB: 2 S: 6 P: 14	R: 0 H: 0 E: 0 LOB: 0 K: 0 BB: 0 S: 3 P: 3	1B: 9 SF: 2 2B: 0 SAC: 0 3B: 0 DP: 2 HR: 0 HBP: 0	WP: 0 PA: 42 PB: 0 SB: 0 CS: 0
PITCHER	IP WLS BF H R ER SO BB IBB HBP BLK WP HR S P ERA WHIP										
Al Downing, L (1, 1) ERA: 2.34	7.1 W 36 9 4 2 3 5 0 0 0 0 0 0 37 57 2.46 1.909										
Jose Pena, R (8, 1) ERA: 2.25	1.2 S 6 0 0 0 0 1 0 0 0 0 0 0 5 9 0.00 0.600										

St. Louis Cardinals @ Los Angeles Dodgers  
Dodger Stadium, Los Angeles, CA  
Thu Jun 24 1971, 3:33 AM PDT  
Att: 19,282 - Unknown

AB	34
R	4
H	9
RBI	4
BB	6
SO	3
LOB	22



Batter	1	2	3	4	5	6	7	8	9
Maury Wills, S OBP: 0.338, SLG: 0.346 (1, 6)	F9	2B 1B	G6-4-3 1B		F9		4-3		
Willie Crawford, L OBP: 0.345, SLG: 0.434 (1, 7)	G3	PB 2B 2B	G6-4-3		P4		K		
Willie Davis, L OBP: 0.372, SLG: 0.491 Bobby Valentine, R OBP: 0.314, SLG: 0.345 (1, 8) (6, 8)	4-3	6-3 1B 2B		F9	K			5-3	
Dick Allen, R OBP: 0.363, SLG: 0.413 (1, 5)		K		BB BB BB BB	BB BB			2B 1B	
Wes Parker, S OBP: 0.375, SLG: 0.383 Manny Mota, R OBP: 0.359, SLG: 0.376 (1, 3) (6, 9)		BB BB		BB BB BB BB	BB BB			1B	
Duke Sims, L OBP: 0.363, SLG: 0.379 (1, 2)		BB		BB BB BB BB	HR BB			2B	
Jim Lefebvre, S OBP: 0.344, SLG: 0.432 (1, 4)		G3		BB BB BB BB	HR BB			K	
Bill Buckner, L OBP: 0.282, SLG: 0.328 (1, 9) (6, 3)		1B 3B 1B		BB BB BB BB	1B HR			F8	
Al Downing, R OBP: 0.289, SLG: 0.286 Jose Pena, R (8, 1)		1B 3B 1B		BB BB BB BB	1B BB 1B			K	

AB	R	H	RBI	BB	SO	LOB
5	1	2	0	0	0	0
5	1	1	2	0	1	3
4	1	1	1	0	1	0
1	0	0	0	0	0	0
4	0	2	0	1	1	1
1	2	1	1	2	0	0
2	0	1	0	0	1	1
3	2	0	0	2	1	4
5	2	3	4	0	0	4
3	1	2	2	1	1	2
4	1	1	1	0	2	3
0	0	0	0	0	0	0


**BOTTOM**

**St. Louis Cardinals @ Los Angeles Dodgers**  
**Dodger Stadium, Los Angeles, CA**

Thu Jun 24 1971, 3:33 AM PDT  
Att. 19,282 - Unknown

livebaseballscorecards.com

<b>AB</b>	<b>37</b>
<b>R</b>	<b>11</b>
<b>H</b>	<b>14</b>
<b>RBI</b>	<b>11</b>
<b>BB</b>	<b>6</b>
<b>SO</b>	<b>8</b>
<b>LOB</b>	<b>18</b>



Inning Stats		R: 0	H: 0	E: 0	LOB: 0	K: 0	BB: 0	S: 3	P: 3
R: 8	H: 7	E: 0	LOB: 1	K: 1	BB: 2	S: 12	P: 20		
R: 0	H: 2	E: 0	LOB: 2	K: 0	BB: 1	S: 4	P: 8		
R: 3	H: 2	E: 0	LOB: 1	K: 1	BB: 3	S: 6	P: 18		
R: 0	H: 0	E: 0	LOB: 0	K: 1	BB: 0	S: 5	P: 5		
R: 0	H: 1	E: 1	LOB: 2	K: 2	BB: 0	S: 9	P: 9		
R: 0	H: 0	E: 0	LOB: 0	K: 2	BB: 0	S: 7	P: 7		
R: 0	H: 2	E: 0	LOB: 2	K: 1	BB: 0	S: 7	P: 7		

PITCHER		IP	WLS	BF	H	R	ER	SO	BB	IBB	HBP	BLK	WP	HR	S	P	ERA	WHIP
Reggie Cleveland, R ERA: 4.63 (1, 1)	L	1.1		10	4	6	6	1	2	0	0	0	0	0	10	18	40.50	4.500
Rudy Arroyo, L ERA: 5.4 (2, 1)		0.2		7	4	2	2	0	1	0	0	0	0	6	10	27.00	7.500	
Bob Reynolds, R ERA: 15.75 (3, 1)		2.0		10	3	3	3	1	3	0	0	0	0	1	9	21	13.50	3.000
Chris Zachary, R ERA: 6.44 (5, 1)		3.0		11	1	0	0	5	0	0	0	0	0	0	21	21	0.00	0.333
Don Shaw, L ERA: 4.18 (8, 1)		1.0		5	2	0	0	1	0	0	0	0	0	7	7	0.00	2.000	

WP	PA	ERA	WHIP
0	43		



Batter	1	2	3	4	5	6	7	8	9	AB R H RBI BB SO LOB	TOP
<b>Enzo Hernandez, R</b> (1, 6) <small>OBP: 0.333, SLG: 0.290</small> <b>Angel Bravo, L</b> (9, PH) <small>OBP: 0.313, SLG: 0.268</small> <b>Tommy Dean, R</b> (9, 6) <small>OBP: 0.150, SLG: 0.081</small>	1-0  1B	0-0  1B		0-0  6-3			0-0  1B		4-0  1B IBB	3 1 2 0 0 0 2 0 0 0 0 1 0 0 0 0 0 0 0 0 0	
<b>Dave Campbell, R</b> (1, 4) <small>OBP: 0.280, SLG: 0.328</small> (9, 5)	0-0  1B	0-3  K			0-0  5-3		0-0  1B		0-0  1B	5 0 3 2 0 1 1	
<b>Cito Gaston, R</b> (1, 8) <small>OBP: 0.288, SLG: 0.417</small> <b>Dick Kelley, R</b> (9, 1) <small>OBP: 0.333, SLG: 0.333</small>	0-0  1B		0-0  F7		0-0  1B		0-0  1B		0-3  K	5 0 2 1 0 1 4 0 0 0 0 0 0 0	
<b>Nate Colbert, R</b> (1, 3) <small>OBP: 0.388, SLG: 0.514</small>	0-0  1B		0-3  K		0-0  1B			0-0  F6	0-3  K	5 0 0 0 0 2 5	
<b>Ollie Brown, R</b> (1, 9) <small>OBP: 0.365, SLG: 0.357</small> (9, 8)	0-0  6-3		0-0  F3			0-0  1B		0-0  F8		4 0 1 0 0 0 1	
<b>Ivan Murrell, R</b> (1, 7) <small>OBP: 0.288, SLG: 0.397</small>		0-0  HR		0-0  3-1		0-0  F1		0-0  F7		4 1 1 1 0 0 1	
<b>Ed Spiezio, R</b> (1, 5) <small>OBP: 0.290, SLG: 0.338</small> <b>Leron Lee, L</b> (9, PH) <small>OBP: 0.365, SLG: 0.389</small> <b>Fred Kendall, R</b> (9, 2) <small>OBP: 0.200, SLG: 0.097</small>		0-0  HR		0-0  1B		0-0  F8			0-0  5-3	3 1 2 1 0 0 1 1 0 0 0 0 0 0 0 0 0 0 0 0 0	<b>AB</b> 38 <b>R</b> 5 <b>H</b> 14 <b>RBI</b> 5 <b>BB</b> 1 <b>SO</b> 5 <b>LOB</b> 18
<b>Bob Barton, R</b> (1, 2) <small>OBP: 0.321, SLG: 0.384</small> <b>Don Mason, L</b> (9, PR) <small>OBP: 0.292, SLG: 0.246</small> (9, 4)		0-0  6-3		0-0  2B		0-3  K			0-0  1B	4 0 2 0 0 1 1 0 1 0 0 0 0 0	
<b>Dave Roberts, L</b> (1, 1) <small>OBP: 0.135, SLG: 0.162</small> <b>Larry Stahl, L</b> (9, PH) <small>OBP: 0.333, SLG: 0.404</small> (9, 9)		0-0  1-3		0-0  L6			0-0  4-3		0-0  1B	3 0 0 0 0 0 2 1 1 1 0 0 0 0	
<b>Inning Stats</b>	R: 1 H: 2 E: 0 LOB: 1 K: 0 BB: 0 S: 4 P: 5	R: 2 H: 3 E: 0 LOB: 1 K: 1 BB: 0 S: 8 P: 8	R: 0 H: 0 E: 0 LOB: 0 K: 1 BB: 0 S: 5 P: 5	R: 0 H: 2 E: 0 LOB: 2 K: 0 BB: 0 S: 5 P: 5	R: 0 H: 1 E: 0 LOB: 0 K: 0 BB: 0 S: 3 P: 3	R: 0 H: 1 E: 0 LOB: 1 K: 1 BB: 0 S: 6 P: 6	R: 0 H: 2 E: 0 LOB: 1 K: 0 BB: 0 S: 4 P: 4	R: 0 H: 0 E: 0 LOB: 0 K: 0 BB: 0 S: 3 P: 3	R: 2 H: 3 E: 0 LOB: 2 K: 2 BB: 1 S: 10 P: 14	1B: 10 SF: 0 2B: 3 SAC: 0 3B: 0 DP: 3 HR: 2 HBP: 1	WP: 1 PA: 40 PB: 0 SB: 0 CS: 0
<b>PITCHER</b> <b>Bob O'Brien, L</b> (1, 1) <small>ERA: 3.16</small> <b>Joe Moeller, R</b> (2, 1) <small>ERA: 2.18</small> <b>Pete Mikkelsen, R</b> (8, 1) <small>ERA: 3.03</small> <b>Jim Brewer, L</b> (9, 1) <small>ERA: 2.05</small>	IP WLS BF H R ER SO BB IBB HBP BLK WP HR S P ERA WHIP 1.2 0 10 5 3 3 0 0 0 1 0 1 2 9 10 16.20 3.000 5.1 0 20 6 0 0 3 0 0 0 0 0 0 26 26 0.00 1.125 1.1 L 8 3 2 2 0 0 0 1 0 0 0 0 7 11 13.50 2.250 0.2 0 2 0 0 0 2 0 0 0 0 0 0 6 6 0.00 0.000	<b>PITCHER</b> IP WLS BF H R ER SO BB IBB HBP BLK WP HR S P ERA WHIP									

**San Diego Padres @ Los Angeles Dodgers**  
 Dodger Stadium, Los Angeles, CA  
 Fri Jun 25 1971, 7:05 PM PDT  
 Att. 40,388 - Unknown

AB	38
R	5
H	14
RBI	5
BB	1
SO	5
LOB	18

BOTTOM

San Diego Padres @ Los Angeles Dodgers  
Dodger Stadium, Los Angeles, CA

AB 31  
R 4  
H 7  
RBI 3  
BB 5  
SO 2  
LOB 15



WP: 0 PA: 36  
PB: 0  
SB: 0  
CS: 0

ERA WHIP

Fri Jun 25 1971, 7:05 PM PDT  
Att. 40,388 - Unknown

AB R H RBI BB SO LOB

3 1 1 0 1 0 4

3 1 1 2 1 0 2

4 0 0 0 0 0 6

4 0 2 1 0 0 0

4 0 1 0 0 1 2

4 0 0 0 0 0 1

4 1 1 0 0 0 0

3 1 1 0 0 0 0

1 0 0 0 0 0 0

0 0 0 0 0 0 0  
0 0 0 0 2 0 0  
0 0 0 0 1 0 0  
0 0 0 0 0 0 0  
0 0 0 0 0 0 0  
1 0 0 0 0 1 0

1B: 7 SF: 0  
2B: 0 SAC: 0  
3B: 0 DP: 3  
HR: 0 HBP: 0

Batter	1	2	3	4	5	6	7	8	9
Maury Wills, S OBP: 0.340, SLG: 0.346 (1, 6) X	0-0 4-3 BB 6-3 1B		4-0 1-2 G4-6-3 BB		0-0 L4		0-0 F6		
Manny Mota, R OBP: 0.364, SLG: 0.375 (1, 7) B B B	4-0 1-2 4-3 E BB		0-0 F8			0-0 F9	0-0 1-3 2-H 3-H 1B		
Willie Davis, L OBP: 0.366, SLG: 0.484 (1, 8) X	0-0 4-3 1-2 2-3		0-0 G4-6-3 1-2f			0-0 4-3	0-0 F9		
Dick Allen, R OBP: 0.365, SLG: 0.415 (1, 5) X	0-0 6-3 2-H 3-H			0-0 G6-4-3 1B		0-0 FC4 1B		0-0 F7	
Wes Parker, S OBP: 0.374, SLG: 0.381 (1, 3) S S S	0-3 K			0-0 G6-4-3 1-2f		0-0 FC4 1-2f		0-0 G6-4-3 1B	
Jim Lefebvre, S OBP: 0.337, SLG: 0.422 (1, 4) X		0-0 5-3		0-0 F9			0-0 F7	0-0 G6-4-3 1-2f	
Bobby Valentine, R OBP: 0.312, SLG: 0.342 (1, 9) X		0-0 6-3			0-0 L6		0-0 BB 1B 1B		0-0 6-3
Joe Ferguson, R OBP: 0.250, SLG: 0.333 Duke Sims, L OBP: 0.360, SLG: 0.376 (1, 2) (8, 2)		0-0 F1			0-0 6-3		0-0 BB 1B		0-0 F7
Bob O'Brien, L OBP: 0.167, SLG: 0.167 Joe Moeller, R (2, 1) Billy Grabarkewitz, R OBP: 0.375, SLG: 0.308 Pete Mikkelsen, R OBP: 0.259, SLG: 0.167 Jim Brewer, L (9, 1) Bobby Darwin, R OBP: 0.250, SLG: 0.250 (9, PH)			4-0 BB BB		4-0 BB BB		4-0 BB 1B 1-2 2-3 BB		0-3 K

Inning Stats	R: 2	H: 1	E: 1	K: 1	S: 6	LOB: 0	BB: 1	P: 10	R: 0	H: 0	E: 0	K: 0	S: 3	LOB: 0	BB: 0	P: 3	R: 0	H: 1	E: 0	K: 0	S: 3	LOB: 0	BB: 0	P: 3	R: 0	H: 0	E: 0	K: 0	S: 3	LOB: 1	BB: 1	P: 7	R: 0	H: 1	E: 0	K: 0	S: 4	LOB: 1	BB: 0	P: 4	R: 2	H: 3	E: 0	K: 0	S: 6	LOB: 2	BB: 1	P: 10	R: 0	H: 1	E: 0	K: 0	S: 3	LOB: 0	BB: 0	P: 3	R: 0	H: 0	E: 0	K: 1	S: 5	LOB: 0	BB: 0	P: 5	1B: 7	SF: 0	2B: 0	SAC: 0	3B: 0	DP: 3	HR: 0	HBP: 0	WP: 0	PA: 36
--------------	------	------	------	------	------	--------	-------	-------	------	------	------	------	------	--------	-------	------	------	------	------	------	------	--------	-------	------	------	------	------	------	------	--------	-------	------	------	------	------	------	------	--------	-------	------	------	------	------	------	------	--------	-------	-------	------	------	------	------	------	--------	-------	------	------	------	------	------	------	--------	-------	------	-------	-------	-------	--------	-------	-------	-------	--------	-------	--------

PITCHER	IP	WLS	BF	H	R	ER	SO	BB	IBB	HBP	BLK	WP	HR	S	P	ERA	WHIP
Dave Roberts, L ERA: 2.33 (1, 1)	8.0	W	33	7	4	3	1	5	0	0	0	0	0	30	50	3.38	1.500
Dick Kelley, L ERA: 4.72 (9, 1)	1.0	S	3	0	0	0	1	0	0	0	0	0	0	5	5	0.00	0.000



Batter	1	2	3	4	5	6	7	8	9	AB R H RBI BB SO LOB	TOP	
<b>Tommy Dean, R</b> (1, 6) <small>OBP: 0.136, SLG: 0.073</small> <b>Garry Jestadt, R</b> (9, PH) <small>OBP: 0.258, SLG: 0.263</small>	0-0 1-3		0-0 3-1			0-0 6-3		0-0 1-3	4-0 BB 1-2 BB	4 0 0 0 0 0 0 0 0 0 0 1 0 0	<b>San Diego Padres @ Los Angeles Dodgers</b> Dodger Stadium, Los Angeles, CA Sat Jun 26 1971, 7:05 PM PDT Unknown <a href="http://livebaseballscorecards.com">livebaseballscorecards.com</a>	
<b>Dave Campbell, R</b> (1, 4) <small>OBP: 0.282, SLG: 0.329</small>	0-0 1B 1B		0-3 K			0-0 F6		0-0 FC5-4 1B	0-3 K	5 0 2 0 0 2 3		
<b>Cito Gaston, R</b> (1, 8) <small>OBP: 0.288, SLG: 0.415</small>	0-0 G5-4-3 1-2 1B					0-0 6-3		0-0 FC5-4 FC5-4 1-2f		4 0 1 0 0 0 1		
<b>Nate Colbert, R</b> (1, 3) <small>OBP: 0.386, SLG: 0.521</small>	0-0 G5-4-3 1-2f					0-0 E5 G5-4-3		0-0 FC5-4 1-2f		4 1 1 1 0 0 3		
<b>Ollie Brown, R</b> (1, 9) <small>OBP: 0.366, SLG: 0.357</small>		0-0 5-3				0-0 G5-4-3 1-2f		4-0 2B BB	0-0 1B 1B 1B	3 1 1 0 1 0 1		
<b>Ivan Murrell, R</b> (1, 7) <small>OBP: 0.287, SLG: 0.400</small>		0-0 5-3				0-3 K		0-0 1-3 2B	0-0 F7	4 0 1 0 0 1 1		
<b>Ed Spiezio, R</b> (1, 5) <small>OBP: 0.295, SLG: 0.343</small>		0-0 1B				0-0 F2		0-0 F4	0-0 1B 1-3 1B	4 0 2 0 0 0 2		
<b>Bob Barton, R</b> (1, 2) <small>OBP: 0.319, SLG: 0.381</small>		0-3 K				0-0 1B		0-0 1-3	0-0 F3	4 0 1 0 0 1 5		
<b>Fred Norman, S</b> (1, 1) <small>OBP: 0.125, SLG: 0.125</small> <b>Leron Lee, L</b> (7, PH) <small>OBP: 0.359, SLG: 0.382</small> <b>Bob Miller, R</b> (7, 1) <b>Fred Kendall, R</b> (9, PH) <small>OBP: 0.222, SLG: 0.125</small> <b>Don Mason, L</b> (9, PR) <small>OBP: 0.292, SLG: 0.246</small>			0-0 5-3			0-3 K		0-0 1-3	0-0 BB 1-3 3-H 1B	2 0 0 0 0 1 1 1 0 0 0 0 0 2 0 0 0 0 0 0 0 1 0 1 1 0 0 0 0 0 0 0 0 0 0		
<b>Inning Stats</b>	R: 0 H: 2 E: 0 LOB: 1 K: 0 BB: 0 S: 4 P: 4	R: 0 H: 1 E: 0 LOB: 1 K: 1 BB: 0 S: 6 P: 6	R: 0 H: 0 E: 0 LOB: 0 K: 1 BB: 0 S: 5 P: 5	R: 0 H: 0 E: 1 LOB: 0 K: 0 BB: 0 S: 3 P: 3	R: 0 H: 1 E: 0 LOB: 1 K: 2 BB: 0 S: 8 P: 8	R: 0 H: 0 E: 0 LOB: 0 K: 0 BB: 0 S: 3 P: 3	R: 1 H: 2 E: 0 LOB: 2 K: 0 BB: 1 S: 5 P: 9	R: 0 H: 1 E: 0 LOB: 1 K: 0 BB: 0 S: 4 P: 4	R: 1 H: 3 E: 0 LOB: 3 K: 1 BB: 1 S: 8 P: 12	1B: 8 SF: 0 2B: 1 SAC: 0 3B: 0 DP: 2 HR: 1 HBP: 0		WP: 0 PA: 38 PB: 0 SB: 0 CS: 0
<b>PITCHER</b> <b>Claude Osteen, L</b> (1, 1) <small>ERA: 3.13</small> <b>Jim Brewer, L</b> (9, 1) <small>ERA: 2.01</small>	IP WLS BF H R ER SO BB IBB HBP BLK WP HR S P ERA WHIP 8.1 W 34 9 2 2 4 1 0 0 0 0 1 41 45 2.16 1.200											<b>PITCHER</b> IP WLS BF H R ER SO BB IBB HBP BLK WP HR S P ERA WHIP

Batter	1	2	3	4	5	6	7	8	9	AB R H RBI BB SO LOB
--------	---	---	---	---	---	---	---	---	---	----------------------

<b>Maury Wills, S</b> <small>OBP: 0.342, SLG: 0.346</small> (1, 6)	4-0  BB		0-0  F8		0-0  3B 1B		0-0  G3			3 2 1 0 1 0 0
<b>Manny Mota, R</b> <small>OBP: 0.369, SLG: 0.400</small> (1, 7)	0-0  F4		0-0  5-3		0-0  1B 3B		0-0  1B			4 1 2 2 0 0 1
<b>Willie Davis, L</b> <small>OBP: 0.372, SLG: 0.498</small> (1, 8)	0-0  FC6-4 1-3 2B		0-0  3B		0-0  G6-4-3 1B		0-0  F5			4 0 3 1 0 0 1
<b>Dick Allen, R</b> <small>OBP: 0.364, SLG: 0.409</small> (1, 5)	4-0  FC6-4 IBB		0-0  F3		0-0  F6		0-3  K			3 0 0 0 1 1 2
<b>Wes Parker, S</b> <small>OBP: 0.369, SLG: 0.375</small> (1, 3)	0-0  FC6-4 1-2f 2-3 3-H		0-0  F9		0-0  G6-4-3 1-2f		0-0  4-3			4 0 0 1 0 0 3
<b>Jim Lefebvre, S</b> <small>OBP: 0.330, SLG: 0.413</small> (1, 4)	0-0  5-3		0-0  4-3		0-0  4-3		0-0  4-3			4 0 0 0 0 0 2
<b>Bobby Valentine, R</b> <small>OBP: 0.305, SLG: 0.333</small> (1, 9)		0-0  F8		0-0  E1		0-0  5-3				3 0 0 0 0 0 0
<b>Joe Ferguson, R</b> <small>OBP: 0.200, SLG: 0.267</small> (1, 2)		0-3  K		0-0  L5		0-0  6-3				3 0 0 0 0 1 1
<b>Claude Osteen, L</b> <small>OBP: 0.167, SLG: 0.114</small> (1, 1)		0-3  K			4-0  1B 3B BB		0-0  G3			2 1 0 0 1 1 0
<b>Jim Brewer, L</b> (9, 1)										0 0 0 0 0 0 0

Inning Stats	R: 1	H: 1	E: 0	K: 0	S: 4	LOB: 2	BB: 2	P: 12	R: 0	H: 0	E: 0	K: 2	S: 7	LOB: 0	BB: 0	P: 7	R: 0	H: 1	E: 0	K: 0	S: 4	LOB: 1	BB: 0	P: 4	R: 0	H: 0	E: 1	K: 0	S: 4	LOB: 1	BB: 0	P: 4	R: 3	H: 3	E: 0	K: 0	S: 5	LOB: 0	BB: 1	P: 9	R: 0	H: 0	E: 0	K: 0	S: 3	LOB: 0	BB: 0	P: 3	R: 0	H: 1	E: 0	K: 0	S: 4	LOB: 1	BB: 0	P: 4	R: 0	H: 0	E: 0	K: 1	S: 5	LOB: 0	BB: 0	P: 5	1B: 3	SF: 0	2B: 1	SAC: 0	3B: 2	DP: 1	HR: 0	HBP: 0	WP: 0	PA: 33
--------------	------	------	------	------	------	--------	-------	-------	------	------	------	------	------	--------	-------	------	------	------	------	------	------	--------	-------	------	------	------	------	------	------	--------	-------	------	------	------	------	------	------	--------	-------	------	------	------	------	------	------	--------	-------	------	------	------	------	------	------	--------	-------	------	------	------	------	------	------	--------	-------	------	-------	-------	-------	--------	-------	-------	-------	--------	-------	--------

PITCHER	IP	WLS	BF	H	R	ER	SO	BB	IBB	HBP	BLK	WP	HR	S	P	ERA	WHIP
<b>Fred Norman, L</b> <small>ERA: 5.01</small> (1, 1)	6.0	L	26	5	4	4	2	2	1	0	0	0	0	27	39	6.00	1.167
<b>Bob Miller, R</b> <small>ERA: 2.2</small> (7, 1)	2.0		7	1	0	0	1	0	0	0	0	0	0	9	9	0.00	0.500

**BOTTOM**

**San Diego Padres @ Los Angeles Dodgers**  
 Dodger Stadium, Los Angeles, CA  
 Sat Jun 26 1971, 7:05 PM PDT  
 Unknown

<b>AB</b>	<b>30</b>
<b>R</b>	<b>4</b>
<b>H</b>	<b>6</b>
<b>RBI</b>	<b>4</b>
<b>BB</b>	<b>3</b>
<b>SO</b>	<b>3</b>
<b>LOB</b>	<b>10</b>



WP	HR	S	P	ERA	WHIP
0	0	1	33		





Batter	1	2	3	4	5	6	7	8	9	10	11	12	13	AB R H RBI BB SO LOB
Maury Wills, S OBP: 0.348, SLG: 0.351 (1, 6)	0-0 G3-6 1B		0-0 G6-3 1B		0-0 3-1		0-0 6-3		0-0 FC3-6 1B		0-0 BB BB 1B	0-0 F8		7 0 4 0 0 0 2
Willie Crawford, L OBP: 0.331, SLG: 0.414 Manny Mota, R OBP: 0.381, SLG: 0.416 (11, PH) (12, 7)	0-0 F3		0-0 G6-3 1-2f		0-0 F5		0-0 F5		0-0 FC3-6 FC4-6 1-2f		4-0 BB BB 1B		0-0 G3 2B	5 0 0 0 0 0 5 1 0 1 0 1 0 0
Willie Davis, L OBP: 0.366, SLG: 0.497 (1, 8)	0-0 G3-6-1 1-2f			0-0 F7		0-0 F2	0-0 3B		0-0 FC4-6 1-2f		0-0 F7		0-0 G3 2-3	7 0 1 0 0 0 6
Dick Allen, R OBP: 0.362, SLG: 0.416 (1, 5)		0-0 6-3		0-3 K		0-0 F9	4-0 IBB		0-3 K		0-3 K		0-0 HR	6 1 1 1 1 3 4
Wes Parker, S OBP: 0.375, SLG: 0.379 (1, 3)		4-0 FC3-6 BB		4-0 1B BB		0-0 1B 2B	0-0 G3			0-0 L8		4-0 BB		3 1 1 1 3 0 2
Tom Haller, L OBP: 0.309, SLG: 0.318 Billy Grabarkewitz, R OBP: 0.369, SLG: 0.302 Jim Brewer, L (12, 1)		0-0 FC3-6 1-2f		0-0 1B		0-0 2B 1B		0-0 F6		0-3 K		0-0 F8		5 1 2 1 0 1 1 1 0 0 0 0 0 3 0 0 0 0 0 0 0
Jim Lefebvre, S OBP: 0.330, SLG: 0.416 (1, 4)		0-0 4-3		0-3 K		0-0 2B		0-0 F8		0-0 1B			0-0 E6 SH1-4	6 0 2 1 0 1 3
Bill Buckner, L OBP: 0.294, SLG: 0.328 (1, 9)			0-0 4-3		0-0 3-1 1B	4-0 IBB		4-0 BB		0-0 4-3			0-0 SH1-4	3 0 1 0 2 0 1
Doyle Alexander, R (1, 1)			4-0 1B		0-3 K	0-3 K		0-0 4-3				0-0 BB 1B BB 1B	0-0 6-3	2 0 0 0 1 2 3 1 0 0 0 0 0 1 0 0 0 0 0 0 0 1 1 1 0 0 0 0 1 0 0 0 0 0 1

Inning Stats	R: 0	H: 1	E: 0	LOB: 0	K: 0	P: 3	R: 0	H: 0	E: 0	LOB: 1	K: 0	P: 7	R: 0	H: 1	E: 0	LOB: 1	K: 0	P: 7	R: 0	H: 1	E: 0	LOB: 2	K: 2	P: 12	R: 0	H: 1	E: 0	LOB: 1	K: 1	P: 6	R: 2	H: 3	E: 0	LOB: 2	K: 1	P: 8	R: 0	H: 1	E: 0	LOB: 2	K: 0	P: 8	R: 0	H: 0	E: 0	LOB: 1	K: 0	P: 7	R: 0	H: 1	E: 0	LOB: 1	K: 1	P: 6	R: 0	H: 1	E: 0	LOB: 1	K: 1	P: 6	R: 1	H: 2	E: 1	LOB: 3	K: 1	P: 15	R: 0	H: 0	E: 1	LOB: 1	K: 0	P: 4	R: 1	H: 2	E: 0	LOB: 0	K: 0	P: 3	1B: 9	SF: 0	WP: 0	PA: 58
--------------	------	------	------	--------	------	------	------	------	------	--------	------	------	------	------	------	--------	------	------	------	------	------	--------	------	-------	------	------	------	--------	------	------	------	------	------	--------	------	------	------	------	------	--------	------	------	------	------	------	--------	------	------	------	------	------	--------	------	------	------	------	------	--------	------	------	------	------	------	--------	------	-------	------	------	------	--------	------	------	------	------	------	--------	------	------	-------	-------	-------	--------


PITCHER	IP	WLS	BF	H	R	ER	SO	BB	IBB	HBP	BLK	WP	HR	S	P	ERA	WHIP
Steve Arlin, R ERA: 4.33 (1, 1)	6.0		27	7	2	2	4	3	1	0	0	0	0	31	47	3.00	1.667
Dick Kelley, L ERA: 4.63 (7, 1)	0.2		3	1	0	0	0	0	0	0	0	0	0	3	3	0.00	1.500
Bob Miller, R ERA: 2.09 (7, 1)	2.1		10	1	0	0	1	1	1	0	0	0	0	10	18	0.00	0.857
Danny Coombs, L ERA: 6.7 (10, 1)	3.2	L	18	5	2	2	2	2	0	0	0	0	1	20	28	4.91	1.909

**BOTTOM**

**San Diego Padres @ Los Angeles Dodgers**  
Dodger Stadium, Los Angeles, CA

Sat Jun 26 1971, 7:05 PM PDT  
Att: 28,213 - Unknown

AB	49
R	4
H	14
RBI	4
BB	8
SO	7
LOB	32





Batter	1	2	3	4	5	6	7	8	9	AB R H RBI BB SO LOB	TOP																													
Enzo Hernandez, R (1, 6) OBP: 0.332, SLG: 0.289	0-0 F7		0-0 4-3			0-0 4-3 2-H 1B			0-0 5-3	4 0 1 1 0 0 0	<b>San Diego Padres @ Los Angeles Dodgers</b> Dodger Stadium, Los Angeles, CA Sun Jun 27 1971, 3:33 AM PDT Att. 17,555 - Unknown <a href="http://livebaseballscorecards.com">livebaseballscorecards.com</a>																													
Dave Campbell, R (1, 4) OBP: 0.275, SLG: 0.320 Don Mason, L (3, 4) OBP: 0.284, SLG: 0.239	0-0 F5			0-0 L5		0-0 4-3 1-2		0-0 F9	1 0 0 0 0 0 0 3 0 0 0 0 0 1																															
Cito Gaston, R (1, 8) OBP: 0.283, SLG: 0.407	0-3 K			0-0 F9		0-3 K		0-0 3-1	4 0 0 0 0 2 1																															
Nate Colbert, R (1, 3) OBP: 0.381, SLG: 0.513		4-0 G6-3 PB 1B BB		0-3 K		0-0 5-3			2 1 0 0 1 1 0																															
Leron Lee, L (1, 7) OBP: 0.384, SLG: 0.469		0-0 G6-3 1-2 1B			0-0 G6-4-3 1B		0-0 F8		3 0 2 0 0 0 0																															
Ollie Brown, R (1, 9) OBP: 0.361, SLG: 0.351		0-0 G6-3 1-2f 2-3			0-0 G6-4-3 1-2f		0-3 K		3 0 0 0 0 1 3																															
Ed Spiezio, R (1, 5) OBP: 0.293, SLG: 0.333		0-0 F6 3-H			0-0 F8			0-0 5-3	3 0 0 0 0 0 0																															
Bob Barton, R (1, 2) OBP: 0.321, SLG: 0.387			0-0 6-3			0-0 1B 2B		0-0 5-3	3 1 1 0 0 0 0																															
Tom Phoebus, R (1, 1) OBP: 0.235, SLG: 0.226 Angel Bravo, L (6, PH) OBP: 0.300, SLG: 0.256 Danny Coombs, R (6, 1) OBP: 0.267, SLG: 0.286 Larry Stahl, L (8, PH) OBP: 0.325, SLG: 0.399 Dick Kelley, R (8, 1) OBP: 0.333, SLG: 0.333			0-3 K			0-3 K		0-0 3-1	1 0 0 0 0 1 0 1 0 0 0 0 1 1 0 0 0 0 0 0 0 1 0 0 0 0 0 0 0 0 0 0 0 0 0																															
<b>Inning Stats</b>	R: 0 E: 0 K: 1 S: 5	H: 0 LOB: 0 BB: 0 P: 5	R: 1 E: 0 K: 0 S: 3	H: 1 LOB: 0 BB: 1 P: 7	R: 0 E: 0 K: 1 S: 5	H: 0 LOB: 0 BB: 0 P: 5	R: 0 E: 0 K: 1 S: 5	H: 0 LOB: 0 BB: 0 P: 5	R: 0 E: 0 K: 1 S: 3	H: 0 LOB: 0 BB: 0 P: 3		R: 1 E: 0 K: 2 S: 9	H: 2 LOB: 1 BB: 0 P: 9	R: 0 E: 0 K: 1 S: 5	H: 0 LOB: 0 BB: 0 P: 5	R: 0 E: 0 K: 0 S: 3	H: 0 LOB: 0 BB: 0 P: 3	R: 0 E: 0 K: 0 S: 3	H: 0 LOB: 0 BB: 0 P: 3	1B: 3 2B: 1 3B: 0 HR: 0	SF: 0 SAC: 0 DP: 2 HBP: 0	WP: 0 PB: 1 SB: 0 CS: 0	PA: 30																	
PITCHER Don Sutton, R (1, 1) ERA: 3.02	IP 9.0	WLS W	BF 30	H 4	R 2	ER 1	SO 6	BB 1	IBB 0	HBP 0	BLK 0	WP 0	HR 0	S 41	P 45	ERA 1.00	WHIP 0.556						PITCHER	IP	WLS	BF	H	R	ER	SO	BB	IBB	HBP	BLK	WP	HR	S	P	ERA	WHIP



Batter	1	2	3	4	5	6	7	8	9
Maury Wills, S OBP: 0.342, SLG: 0.345 (1, 6)	0-0 4-3		0-0 4-3	0-0 FC4-6		0-0 F8		0-3 K	
Willie Crawford, L OBP: 0.328, SLG: 0.409 (1, 7)	0-0 E4		0-0 1B	0-0 4-3		0-0 F7			
Willie Davis, L OBP: 0.371, SLG: 0.503 (1, 8)	0-0 1-2		0-0 F6		0-0 HR		0-0 S		
Dick Allen, R OBP: 0.364, SLG: 0.430 (1, 5)	0-3 K			0-0 BB	0-0 HR		0-0 F3		
Wes Parker, S OBP: 0.376, SLG: 0.381 (1, 3)	0-0 FC5			0-0 1B	0-0 G3		0-0 2-3		
Duke Sims, L OBP: 0.348, SLG: 0.361 (1, 2)		0-0 F8		0-0 F8	0-0 6-3		0-0 F8		
Billy Grabarkewitz, R OBP: 0.377, SLG: 0.291 (1, 4)		0-0 F5		4-0 1B	4-0 CS		0-0 F8		
Bill Buckner, L OBP: 0.293, SLG: 0.326 (1, 9)		0-0 3-1		0-0 WP	0-0 CS	0-0 L6		0-0 4-3	
Don Sutton, R OBP: 0.256, SLG: 0.222 (1, 1)			0-0 5-3	0-0 FC4-6		0-0 2B		0-0 2-3	

Inning Stats	R: 0	H: 1	E: 1	K: 1	S: 7	LOB: 2	BB: 0	P: 7
	R: 0	H: 0	E: 0	K: 0	S: 3	LOB: 0	BB: 0	P: 3
	R: 0	H: 1	E: 0	K: 0	S: 4	LOB: 1	BB: 0	P: 4
	R: 4	H: 4	E: 1	K: 0	S: 7	LOB: 1	BB: 1	P: 11
	R: 2	H: 2	E: 0	K: 0	S: 4	LOB: 0	BB: 1	P: 8
	R: 0	H: 1	E: 0	K: 0	S: 4	LOB: 1	BB: 0	P: 4
	R: 1	H: 2	E: 0	K: 0	S: 5	LOB: 1	BB: 0	P: 5
	R: 0	H: 0	E: 0	K: 1	S: 5	LOB: 0	BB: 0	P: 5

PITCHER	IP	WLS	BF	H	R	ER	SO	BB	IBB	HBP	BLK	WP	HR	S	P	ERA	WHIP
Tom Phoebus, R ERA: 4.7 (1, 1)	5.0	L	25	8	6	6	1	2	0	0	0	1	1	25	33	10.80	2.000
Danny Coombs, L ERA: 6.61 (6, 1)	2.0		9	3	1	1	0	0	0	0	0	0	0	9	9	4.50	1.500
Dick Kelley, L ERA: 4.5 (8, 1)	1.0		3	0	0	0	1	0	0	0	0	0	0	5	5	0.00	0.000

AB R H RBI BB SO LOB

**BOTTOM**

5	0	0	0	0	1	2
4	0	1	0	0	0	2
4	2	3	0	0	0	1
4	2	2	2	0	1	3
4	1	2	1	0	0	2
4	0	0	0	0	0	3
2	1	0	0	2	0	1
4	1	1	2	0	0	0
4	0	2	2	0	0	0

AB	35
R	7
H	11
RBI	7
BB	2
SO	2
LOB	14



1B: 8	SF: 0	WP: 1	PA: 38
2B: 2	SAC: 0	PB: 0	
3B: 0	DP: 0	SB: 1	
HR: 1	HBP: 0	CS: 1	

**San Diego Padres @ Los Angeles Dodgers**  
 Dodger Stadium, Los Angeles, CA  
 Sun Jun 27 1971, 3:33 AM PDT  
 Att. 17,555 - Unknown

livebaseballscorecards.com



Batter	1	2	3	4	5	6	7	8	9	AB R H RBI BB SO LOB	TOP	
Maury Wills, S OBP: 0.343, SLG: 0.350 (1, 6) X	0-0 P6		0-0 F7	0-0 1B 2B		0-0 4-3		0-0 BB 1B		5 1 2 0 0 0 1		
Willie Crawford, L OBP: 0.354, SLG: 0.458 (1, 7) X	0-0 HR		4-0 1B BB	2-3 1B		0-0 2B		4-0 BB		3 2 3 2 2 0 0		
Willie Davis, L OBP: 0.372, SLG: 0.502 (1, 8) X	0-0 G3		0-0 1B 1B	1-2 1B		0-0 P6		0-3 K		5 1 2 1 0 1 4		
Dick Allen, R OBP: 0.357, SLG: 0.421 (1, 5) S S	0-3 K		0-3 K	0-0 5-3				0-3 K		5 0 0 0 0 3 7		
Wes Parker, S OBP: 0.380, SLG: 0.385 (1, 3) X		0-0 FC4 1B	0-0 1-H 2B 1B		0-0 F7		0-0 1B 1B		0-0 F8	5 1 3 2 0 0 0		
Tom Haller, L OBP: 0.314, SLG: 0.333 (1, 2) X		0-0 F8	0-0 2-H 2B		0-0 F9		0-0 G4-6-3 1B		0-0 P5	5 0 2 1 0 0 1		
Jim Lefebvre, S OBP: 0.327, SLG: 0.410 (1, 4) X		0-0 FC4 1B	0-0 F8		0-0 L9		0-0 G4-6-3 1-2f		0-0 F9	5 0 1 0 0 0 3		
Bill Buckner, L OBP: 0.306, SLG: 0.338 (1, 9) X		0-0 FC4 FC6-4 1-2f 2-3		0-0 G2-6-4 1B		0-0 4-3 SH3 2B 1B		0-0 1B 1B		4 1 3 0 0 0 2		
Al Downing, R OBP: 0.277, SLG: 0.273 (1, 1) X		0-0 FC6-4 1-2f		0-0 G2-6-4 1-2f		0-0 SH3 1-2		0-3 K		2 0 0 0 0 0 3		
Pete Mikkelsen, R OBP: 0.250, SLG: 0.143 (7, 1)										1 0 0 0 0 1 1		
Jim Brewer, L OBP: 0.250, SLG: 0.143 (9, 1)										0 0 0 0 0 0 0		
<b>Inning Stats</b>	R: 1 E: 0 K: 1 S: 6 H: 1 LOB: 0 BB: 0 P: 6	R: 0 E: 0 K: 0 S: 5 H: 2 LOB: 2 BB: 0 P: 5	R: 3 E: 0 K: 1 S: 8 H: 3 LOB: 1 BB: 1 P: 12	R: 1 E: 0 K: 0 S: 6 H: 4 LOB: 2 BB: 0 P: 6	R: 0 E: 0 K: 0 S: 3 H: 0 LOB: 0 BB: 0 P: 3	R: 1 E: 0 K: 0 S: 5 H: 2 LOB: 1 BB: 0 P: 5	R: 0 E: 0 K: 0 S: 4 H: 2 LOB: 1 BB: 0 P: 4	R: 0 E: 0 K: 3 S: 11 H: 2 LOB: 3 BB: 1 P: 15	R: 0 E: 0 K: 0 S: 3 H: 0 LOB: 0 BB: 0 P: 3	1B: 12 SF: 0 2B: 3 SAC: 1 3B: 0 DP: 2 HR: 1 HBP: 0	WP: 0 PA: 43 PB: 0 SB: 0 CS: 0	
<b>PITCHER</b>	IP WLS BF H R ER SO BB IBB HBP BLK WP HR S P ERA WHIP											
Milt Pappas, R ERA: 4.36 (1, 1)	6.0 L 30 12 6 6 2 1 0 0 0 0 1 33 37 9.00 2.167											
Joe Decker, R ERA: 3.12 (7, 1)	1.1 8 4 0 0 1 1 0 0 0 0 0 9 13 0.00 3.750											
Ray Newman, L ERA: 3.07 (8, 1)	0.2 2 0 0 0 2 0 0 0 0 0 0 6 6 0.00 0.000											
Phil Regan, R ERA: 4.07 (9, 1)	1.0 3 0 0 0 0 0 0 0 0 0 0 3 3 0.00 0.000											

Los Angeles Dodgers @ Chicago Cubs  
Wrigley Field, Chicago, IL  
Mon Jun 28 1971, 3:33 AM CDT  
Att. 16,567 - Unknown - 87 F

livebaseballscorecards.com

AB 40  
R 6  
H 16  
RBI 6  
BB 2  
SO 5  
LOB 22



BOTTOM

Los Angeles Dodgers @ Chicago Cubs  
Wrigley Field, Chicago, IL  
Mon Jun 28 1971, 3:33 AM CDT  
Att: 16,567 - Unknown - 87 F

livebaseballscores.com

AB	34
R	4
H	11
RBI	4
BB	0
SO	3
LOB	10



WP:	0	PA:	34
PB:	0		
SB:	0		
CS:	0		

AB R H RBI BB SO LOB

4 0 0 0 0 1 1

4 1 2 0 0 0 1

4 1 1 0 0 1 1

4 1 2 1 0 0 0

4 1 3 2 0 1 0

4 0 1 1 0 0 2

4 0 0 0 0 0 4

1B:	9	SF:	0
2B:	1	SAC:	0
3B:	0	DP:	4
HR:	1	HBP:	0

1B:	9	SF:	0
2B:	1	SAC:	0
3B:	0	DP:	4
HR:	1	HBP:	0

1B:	9	SF:	0
2B:	1	SAC:	0
3B:	0	DP:	4
HR:	1	HBP:	0

1B:	9	SF:	0
2B:	1	SAC:	0
3B:	0	DP:	4
HR:	1	HBP:	0

1B:	9	SF:	0
2B:	1	SAC:	0
3B:	0	DP:	4
HR:	1	HBP:	0

Batter	1	2	3	4	5	6	7	8	9
Don Kessinger, S (1, 6) OBP: 0.361, SLG: 0.369	0-0 5-3		0-3 K			0-0 F8		0-0 B1-3	
Glenn Beckert, R (1, 4) OBP: 0.373, SLG: 0.403	0-0 P4			0-0 G3-6-3 1B			0-0 2B 1B 1B	0-0 F8	
Billy Williams, L (1, 7) OBP: 0.380, SLG: 0.504	0-3 K		0-0 G3-6-3 1-2f				0-0 1B 1B 2B	0-0 4-3	
Ron Santo, R (1, 5) OBP: 0.378, SLG: 0.515		0-0 F9		0-0 1-3			0-0 1B 1B	0-0 1B 1B	
Jim Hickman, R (1, 8) OBP: 0.335, SLG: 0.446					0-3 K		0-0 1-2 3-H 1B	0-0 1B 1B	
Joe Pepitone, L (1, 3) OBP: 0.371, SLG: 0.536					0-0 F8		0-0 F8	0-0 1B	
Chris Cannizzaro, R (1, 2) OBP: 0.338, SLG: 0.315					0-0 6-3		0-0 G5-4-3 1-2f	0-0 G6-4-3 1B	
Johnny Callison, L (1, 9) OBP: 0.307, SLG: 0.315						0-0 G3		0-0 F8	
Milt Pappas, R (1, 1) OBP: 0.225, SLG: 0.189									
14 Ernie Banks, R (6, PH) OBP: 0.200, SLG: 0.243									
Joe Deckert, R (7, 1) OBP: 1.000, SLG: 1.000									
Ray Newman, L (8, 1) OBP: 0.333, SLG: 0.278									
Ray Webster, L (8, PH) OBP: 0.333, SLG: 0.278									
Phil Regan, R (9, 1)									

Inning Stats	R: 0	H: 0	E: 0	K: 1	S: 5	R: 1	H: 1	E: 0	K: 0	S: 4	R: 0	H: 1	E: 0	K: 1	S: 5	R: 0	H: 1	E: 0	K: 0	S: 3	R: 0	H: 0	E: 0	K: 1	S: 5	R: 0	H: 0	E: 0	K: 0	S: 3	R: 2	H: 4	E: 0	K: 0	S: 6	R: 0	H: 1	E: 0	K: 0	S: 4	R: 1	H: 3	E: 0	K: 0	S: 5	1B: 9	SF: 0	2B: 1	SAC: 0	3B: 0	DP: 4	HR: 1	HBP: 0	WP: 0	PA: 34
--------------	------	------	------	------	------	------	------	------	------	------	------	------	------	------	------	------	------	------	------	------	------	------	------	------	------	------	------	------	------	------	------	------	------	------	------	------	------	------	------	------	------	------	------	------	------	-------	-------	-------	--------	-------	-------	-------	--------	-------	--------

PITCHER	IP	WLS	BF	H	R	ER	SO	BB	IBB	HBP	BLK	WP	HR	S	P	ERA	WHIP
Al Downing, L (1, 1) ERA: 2.44	6.0	W	22	6	3	3	3	0	0	0	0	0	1	28	28	4.50	1.000
Pete Mikkelsen, R (7, 1) ERA: 3.07	2.1		10	4	1	1	0	0	0	0	0	0	0	10	10	3.86	1.714
Jim Brewer, L (9, 1) ERA: 1.85	0.2	S	2	1	0	0	0	0	0	0	0	0	0	2	2	0.00	1.500



Batter	1	2	3	4	5	6	7	8	9	AB R H RBI BB SO LOB	TOP											
<b>Bobby Valentine, R</b> (1, 6) OBP: 0.299, SLG: 0.328	0-0 6-3		0-0 F8		0-0 SF9		0-0 F2		0-0 L4-3	4 0 0 1 0 0 3	<b>Los Angeles Dodgers @ Chicago Cubs</b> Wrigley Field, Chicago, IL Tue Jun 29 1971, 3:33 AM CDT Att. 16,580 - Unknown - 93 F											
<b>Willie Crawford, L</b> (1, 7) OBP: 0.343, SLG: 0.443	0-0 1-3		0-0 F9		0-0 4-3			0-0 F7		4 0 0 0 0 0 2												
<b>Willie Davis, L</b> (1, 8) OBP: 0.373, SLG: 0.505	0-0 F8			0-0 F7		0-0 4-3 B1-3 1B		0-0 S 2B		4 1 2 0 0 0 0												
<b>Dick Allen, R</b> (1, 5) OBP: 0.359, SLG: 0.426		0-3 K		0-0 1B		0-0 B1-3 1-2		0-0 2B		4 0 2 1 0 1 1												
<b>Wes Parker, S</b> (1, 3) OBP: 0.378, SLG: 0.380		4-0 FC3-6 BB		0-0 F7		0-0 4-3 2-3		0-0 F7		3 0 0 0 1 0 3												
<b>Tom Haller, L</b> (1, 2) OBP: 0.311, SLG: 0.323		0-0 FC3-6 1-2f		0-0 F5		0-0 4-1		4-0 BB		3 0 0 0 1 0 3												
<b>Jim Lefebvre, S</b> (1, 4) OBP: 0.326, SLG: 0.412		0-0 F8			0-0 E SF9 2B		0-0 F8	0-0 P5		4 1 1 0 0 0 3												
<b>Bill Buckner, L</b> (1, 9) OBP: 0.318, SLG: 0.357			0-0 SH1-3 2B		0-0 L4		0-0 P4-3 1B		0-0 FC6-4 1B	4 0 3 0 0 0 1												
<b>Bob O'Brien, L</b> (1, 1) OBP: 0.125, SLG: 0.125			0-0 SH1-3		0-0 E3		0-0 P4-3		0-0 FC6-4 L4-3	2 0 0 0 0 0 2												
<b>Joe Moeller, R</b> (7, 1)										0 0 0 0 0 0 0												
<b>Maury Wills, S</b> (9, PH) OBP: 0.342, SLG: 0.348										1 0 0 0 0 0 1												
<b>Inning Stats</b>	R: 0 E: 0 K: 0 S: 3	H: 0 LOB: 0 BB: 0 P: 3	R: 0 E: 0 K: 1 S: 5	H: 0 LOB: 1 BB: 1 P: 9	R: 0 E: 0 K: 0 S: 4	H: 1 LOB: 1 BB: 0 P: 4	R: 0 E: 0 K: 0 S: 4	H: 1 LOB: 1 BB: 0 P: 4	R: 1 E: 1 K: 0 S: 5	H: 1 LOB: 1 BB: 0 P: 5	R: 0 E: 0 K: 0 S: 4	H: 1 LOB: 1 BB: 0 P: 4	R: 0 E: 0 K: 0 S: 4	H: 1 LOB: 1 BB: 0 P: 4	R: 1 E: 0 K: 0 S: 5	H: 2 LOB: 2 BB: 1 P: 9	R: 0 E: 0 K: 0 S: 3	H: 1 LOB: 0 BB: 0 P: 3	1B: 4 2B: 5 3B: 0 HR: 0	SF: 1 SAC: 1 DP: 1 HBP: 0	WP: 0 PB: 0 SB: 1 CS: 0	PA: 37
<b>PITCHER</b>	IP WLS BF H R ER SO BB IBB HBP BLK WP HR S P ERA WHIP																					
<b>Bill Hands, R</b> (1, 1) ERA: 3.25	8.0 W 34 7 2 1 1 2 0 0 0 0 0 0 34 42 1.12 1.125																					
<b>Phil Regan, R</b> (9, 1) ERA: 3.98	1.0 S 3 1 0 0 0 0 0 0 0 0 0 0 3 3 0.00 1.000																					

<b>AB</b>	33
<b>R</b>	2
<b>H</b>	8
<b>RBI</b>	2
<b>BB</b>	2
<b>SO</b>	1
<b>LOB</b>	19



Batter	1	2	3	4	5	6	7	8	9
Don Kessinger, S OBP: 0.356, SLG: 0.365 (1, 6)	0-0 P4 ①		0-0 F8 ③		0-0 6-3 ③		0-0 G4-6-3 ② ③ 1-2f		
Glenn Beckert, R OBP: 0.372, SLG: 0.403 Paul Popovich, S OBP: 0.279, SLG: 0.339 (1, 4) (7, 4)	0-0 F7 ②			0-0 FC4-6 1B		0-0 6-3 ①		0-0 1B SF8 1B	
Billy Williams, L OBP: 0.384, SLG: 0.507 (1, 7)	0-0 1B			0-0 E3 FC4-6 1-3		0-0 1B		0-0 1B	
Ron Santo, R OBP: 0.373, SLG: 0.509 (1, 5)	0-0 F8 ③			0-0 FC4-6 1-2f		0-0 F7 ②		0-0 SF8 ①	
Jim Hickman, R OBP: 0.333, SLG: 0.441 (1, 8)		0-0 G4-6-3 1B		0-0 F8 ②		0-0 L7 ③		0-0 F7 ②	
Joe Pepitone, L OBP: 0.365, SLG: 0.526 (1, 3)		0-0 G4-6-3 1-2f		0-0 4-3 ③			0-0 P4 ①	0-0 G3 ③	
Chris Cannizzaro, R OBP: 0.338, SLG: 0.316 (1, 2)		0-0 F8 ③			0-0 P4 ①		0-0 1B 1B		
Johnny Callison, L OBP: 0.313, SLG: 0.320 (1, 9)			0-0 4-3 ①		0-0 SH1-4 1B		0-0 1B 1-3 1B		
Bill Hands, R OBP: 0.140, SLG: 0.100 Phil Regan, R (1, 1) (9, 1)			0-0 L5 ②		0-0 SH1-4 1-2		0-0 G4-6-3 1B 2-3 3-H		

Inning Stats	R: 0	H: 1	E: 0	LOB: 1	K: 0	BB: 0	S: 4	P: 4
	R: 0	H: 1	E: 0	LOB: 0	K: 0	BB: 0	S: 3	P: 3
	R: 0	H: 0	E: 0	LOB: 0	K: 0	BB: 0	S: 3	P: 3
	R: 1	H: 1	E: 1	LOB: 1	K: 0	BB: 0	S: 5	P: 5
	R: 0	H: 1	E: 0	LOB: 1	K: 0	BB: 0	S: 4	P: 4
	R: 0	H: 1	E: 0	LOB: 1	K: 0	BB: 0	S: 4	P: 4
	R: 1	H: 3	E: 0	LOB: 1	K: 0	BB: 0	S: 5	P: 5
	R: 1	H: 2	E: 0	LOB: 1	K: 0	BB: 0	S: 5	P: 5

PITCHER	IP	WLS	BF	H	R	ER	SO	BB	IBB	HBP	BLK	WP	HR	S	P	ERA	WHIP
Bob O'Brien, L ERA: 2.87 (1, 1)	6.1		27	8	2	1	0	0	0	0	0	0	0	27	27	1.42	1.263
Joe Moeller, R ERA: 2.34 (7, 1)	1.2	L	6	2	1	1	0	0	0	0	0	0	0	6	6	5.40	1.200

AB R H RBI BB SO LOB

**BOTTOM**

4	0	0	0	0	0	3
3	1	1	0	0	0	0
1	1	1	0	0	0	0
4	0	3	0	0	0	1
3	0	0	2	0	0	3
4	0	1	0	0	0	3
4	0	0	0	0	0	3
3	1	1	0	0	0	0
3	0	2	0	0	0	0
2	0	1	1	0	0	0
0	0	0	0	0	0	0

AB	31
R	3
H	10
RBI	3
BB	0
SO	0
LOB	13



1B: 10	SF: 1	WP: 0	PA: 33
2B: 0	SAC: 1	PB: 0	
3B: 0	DP: 2	SB: 0	
HR: 0	HBP: 0	CS: 0	

**Los Angeles Dodgers @ Chicago Cubs**  
Wrigley Field, Chicago, IL  
Tue Jun 29 1971, 3:33 AM CDT  
Att: 16,580 - Unknown - 93 F

livebaseballscorecards.com



Batter	1	2	3	4	5	6	7	8	9	AB	R	H	RBI	BB	SO	LOB	TOP																		
Maury Wills, S OBP: 0.336, SLG: 0.342 (1, 6) X	0-0 6-3	0-0 FC6-5		0-0 5-3		0-0 L6		0-0 5-3		5	0	0	0	0	0	2																			
Manny Mota, R OBP: 0.364, SLG: 0.396 Sandy Vance, R (8, 1)	0-0 F8	0-0 P4-3		0-0 P4-3			0-0 F9	0-0 P4-3		5	0	0	0	0	0	2																			
Willie Davis, L OBP: 0.380, SLG: 0.513 (1, 8) X	0-0 S BB E 1B		0-0 2B		0-0 FC6-4 1B		0-0 FC6-5 WP 1B		0-0 P4-3	5	2	4	0	0	0	0																			
Dick Allen, R OBP: 0.357, SLG: 0.420 (1, 5) B B B B (8, 7)	4-0 1B BB		0-0 F9		0-0 FC6-4 1B		0-0 FC6-5 1-3		0-0 P4	4	1	0	0	1	0	3																			
Wes Parker, S OBP: 0.375, SLG: 0.377 (1, 3) X	0-0 E5 1B 1-2 2-H		0-3 K		0-0 1B		0-3 K		0-0 6-3	5	0	1	0	0	2	3																			
Bobby Valentine, R OBP: 0.312, SLG: 0.365 (1, 9) X	0-0 1B		0-0 2B		0-0 P5			0-0 1B 3B		4	1	3	2	0	0	2																			
Billy Grabarkewitz, R OBP: 0.384, SLG: 0.293 (1, 4) X	0-0 P4		4-0 BB		0-0 F9			0-0 2B 1B		3	1	1	1	1	0	4																			
Joe Ferguson, R OBP: 0.200, SLG: 0.300 (1, 2) X		0-0 F7	0-0 G3		0-0 F9			0-0 P4 1-H 2B		4	0	1	1	0	0	2																			
Claude Osteen, L OBP: 0.176, SLG: 0.149 Jose Pena, R (7, 1) Jim Lefebvre, S OBP: 0.324, SLG: 0.410 (8, PH) (8, 5)		0-0 FC6-5 2B		0-0 5-3		0-0 3-1		0-0 P4		3	0	1	0	0	0	0																			
<b>Inning Stats</b>	R: 2 E: 1 K: 0 S: 6	H: 2 LOB: 2 BB: 1 P: 10	R: 0 E: 0 K: 0 S: 4	H: 1 LOB: 1 BB: 0 P: 4	R: 1 E: 0 K: 1 S: 7	H: 2 LOB: 2 BB: 1 P: 11	R: 0 E: 0 K: 0 S: 3	H: 0 LOB: 0 BB: 0 P: 3	R: 0 E: 0 K: 0 S: 5	H: 2 LOB: 2 BB: 0 P: 5	R: 0 E: 0 K: 0 S: 3	H: 0 LOB: 0 BB: 0 P: 3	R: 0 E: 0 K: 1 S: 6	H: 1 LOB: 1 BB: 0 P: 6	R: 2 E: 0 K: 0 S: 6	H: 3 LOB: 1 BB: 0 P: 6	R: 0 E: 0 K: 0 S: 3	H: 0 LOB: 0 BB: 0 P: 3	1B: 6 2B: 4 3B: 1 HR: 0	SF: 0 SAC: 0 DP: 0 HBP: 0	WP: 1 PB: 0 SB: 1 CS: 0	PA: 41													
<b>PITCHER</b> Ken Holtzman, L ERA: 3.73 (1, 1)	IP 9.0	WLS W	BF 41	H 11	R 5	ER 3	SO 2	BB 2	IBB 0	HBP 0	BLK 0	WP 1	HR 0	S 43	P 51	ERA 3.00	WHIP 1.444	<b>PITCHER</b>	IP 9.0	WLS W	BF 41	H 11	R 5	ER 3	SO 2	BB 2	IBB 0	HBP 0	BLK 0	WP 1	HR 0	S 43	P 51	ERA 3.00	WHIP 1.444

**Los Angeles Dodgers @ Chicago Cubs**  
 Wrigley Field, Chicago, IL  
 Wed Jun 30 1971, 3:33 AM CDT  
 Att. 22,283 - Unknown - 93 F

[livebaseballscorecards.com](http://livebaseballscorecards.com)

<b>AB</b>	<b>39</b>
<b>R</b>	<b>5</b>
<b>H</b>	<b>11</b>
<b>RBI</b>	<b>4</b>
<b>BB</b>	<b>2</b>
<b>SO</b>	<b>2</b>
<b>LOB</b>	<b>19</b>



Batter	1	2	3	4	5	6	7	8	9
<b>Hector Torres, R</b> OBP: 0.278, SLG: 0.294 (1, 6)	0-0 4-3		0-0 G6-4-3			0-0 2B	0-0 E6		
<b>Paul Popovich, S</b> OBP: 0.278, SLG: 0.379 (1, 4)	0-3 K		0-0 P8			0-0 P8	0-0 HR		
<b>Billy Williams, L</b> OBP: 0.386, SLG: 0.521 (1, 7)	0-0 F8			0-0 F8		0-0 HR	0-0 HR		
<b>Ron Santo, R</b> OBP: 0.375, SLG: 0.505 (1, 5)		0-0 F9		4-0 BB		4-0 HR	0-3 K		
<b>Jim Hickman, R</b> OBP: 0.327, SLG: 0.432 (1, 9)		0-0 5-3		0-0 P4		0-0 F8	0-0 P4		
<b>Joe Pepitone, L</b> OBP: 0.371, SLG: 0.553 (1, 3)		0-0 FC6-4 1B		0-0 4-3		0-0 HR		0-0 SF9 3B	
<b>Chris Cannizzaro, R</b> OBP: 0.329, SLG: 0.309 (1, 2)		0-0 FC6-4			0-0 6-3	0-0 5-3		0-0 SF9	
<b>Brock Davis, L</b> OBP: 0.376, SLG: 0.421 (1, 8)			0-0 1B 3B		0-0 3-1		0-0 SH1-4 HR 1B	0-3 K	
<b>Ken Holtzman, R</b> OBP: 0.167, SLG: 0.235 (1, 1)			0-0 G6-4-3 1B		0-3 K		0-0 SH1-4	0-0 6-3	

Inning Stats	R: 0	H: 0	E: 0	K: 1	S: 5	LOB: 0	BB: 0	P: 5
	R: 0	H: 1	E: 0	K: 0	S: 4	LOB: 1	BB: 0	P: 4
	R: 1	H: 2	E: 0	K: 0	S: 4	LOB: 0	BB: 0	P: 4
	R: 0	H: 0	E: 0	K: 0	S: 3	LOB: 1	BB: 1	P: 7
	R: 0	H: 0	E: 0	K: 1	S: 5	LOB: 0	BB: 0	P: 5
	R: 4	H: 3	E: 0	K: 0	S: 6	LOB: 0	BB: 1	P: 10
	R: 4	H: 3	E: 1	K: 1	S: 9	LOB: 0	BB: 0	P: 9
	R: 1	H: 1	E: 0	K: 1	S: 6	LOB: 0	BB: 0	P: 6

PITCHER	IP	WLS	BF	H	R	ER	SO	BB	IBB	HBP	BLK	WP	HR	S	P	ERA	WHIP
<b>Claude Osteen, L</b> ERA: 3.44 (1, 1)	6.1	L	29	8	8	7	2	2	0	0	0	0	2	31	39	9.95	1.579
<b>Jose Pena, R</b> ERA: 2.84 (7, 1)	0.2		3	1	1	1	1	0	0	0	0	0	1	5	5	13.50	1.500
<b>Sandy Vance, R</b> ERA: 6.92 (8, 1)	1.0		4	1	1	1	1	0	0	0	0	0	0	6	6	9.00	1.000

AB R H RBI BB SO LOB

4	2	1	0	0	0	2
4	1	1	3	0	1	1
4	2	2	2	0	0	0
2	1	0	0	2	1	0
4	0	0	0	0	0	3
4	2	3	3	0	0	1
3	0	0	1	0	0	1
4	2	2	0	0	1	0
3	0	1	1	0	1	0

1B: 3	SF: 1	WP: 0	PA: 36
2B: 2	SAC: 1	PB: 0	
3B: 2	DP: 1	SB: 0	
HR: 3	HBP: 0	CS: 0	
WP: 0	PA: 36	ERA	WHIP

**Los Angeles Dodgers @ Chicago Cubs**  
 Wrigley Field, Chicago, IL  
 Wed Jun 30 1971, 3:33 AM CDT  
 Att: 22,283 - Unknown - 93 F

livebaseballscorecards.com

AB	32
R	10
H	10
RBI	10
BB	2
SO	4
LOB	8





Batter	1	2	3	4	5	6	7	8	9	AB R H RBI BB SO LOB	TOP
Maury Wills, S OBP: 0.334, SLG: 0.340 (1, 6) X	0-0 6-3		0-0 F5		0-0 1B	0-0 L9			0-0 F7	5 1 1 0 0 0 2	<b>Los Angeles Dodgers @ San Diego Padres</b> San Diego Stadium, San Diego, CA Thu Jul 01 1971, 10:05 PM EDT Att. 5,555 - Unknown <a href="http://livebaseballscorecards.com">livebaseballscorecards.com</a>
Manny Mota, R OBP: 0.366, SLG: 0.391 (1, 7) B B B	4-0 1-3 BB		0-0 FC6-4		0-3 K		0-0 5-3	0-0 1B	4 0 1 0 1 1 2		
Willie Davis, L OBP: 0.377, SLG: 0.508 (1, 8) X	0-0 1-3		0-0 E 1B		0-0 F6		0-0 4-3	0-3 K	5 0 1 0 0 1 3		
Dick Allen, R OBP: 0.355, SLG: 0.417 (1, 5) X	0-0 F3		0-0 E4 FC4-6		0-0 2B 1B		0-0 6-3		4 1 1 1 0 0 3		
Wes Parker, S OBP: 0.374, SLG: 0.379 (1, 3) X		0-0 F3	0-0 FC4-6		0-0 2B		0-0 5-3		4 0 1 1 0 0 3		
Bobby Valentine, R OBP: 0.310, SLG: 0.362 (1, 9) X		0-0 F3		0-0 5-3	0-3 K2-3		0-0 E 1B		4 0 1 0 0 1 1		
Billy Grabarkewitz, R OBP: 0.403, SLG: 0.317 (1, 4) X		0-0 2B		4-0 BB		0-0 F9	4-0 G5-4-3 BB		2 0 1 0 2 0 0		
Joe Ferguson, R OBP: 0.167, SLG: 0.250 (1, 2) B B B B		0-3 K		0-0 F8		0-0 F5	0-0 G5-4-3		4 0 0 0 0 1 4		
Don Sutton, R OBP: 0.279, SLG: 0.250 (1, 1) X			0-0 FC6-4 1B		0-0 6-3		0-0 1B	0-3 K	4 0 2 0 0 1 1		
<b>Inning Stats</b>	R: 0 H: 0 E: 0 LOB: 1 K: 0 BB: 1 S: 3 P: 7	R: 0 H: 1 E: 0 LOB: 1 K: 1 BB: 0 S: 6 P: 6	R: 0 H: 2 E: 1 LOB: 3 K: 0 BB: 0 S: 6 P: 6	R: 0 H: 0 E: 0 LOB: 1 K: 0 BB: 1 S: 3 P: 7	R: 2 H: 3 E: 0 LOB: 1 K: 2 BB: 0 S: 10 P: 10	R: 0 H: 1 E: 0 LOB: 1 K: 0 BB: 0 S: 4 P: 4	R: 0 H: 0 E: 0 LOB: 0 K: 0 BB: 0 S: 3 P: 3	R: 0 H: 1 E: 1 LOB: 1 K: 0 BB: 1 S: 3 P: 7	R: 0 H: 1 E: 0 LOB: 1 K: 2 BB: 0 S: 8 P: 8	1B: 7 SF: 0 2B: 2 SAC: 0 3B: 0 DP: 1 HR: 0 HBP: 0	
<b>PITCHER</b> Fred Norman, L ERA: 4.31 Bob Miller, R ERA: 1.98	IP WLS BF H R ER SO BB IBB HBP BLK WP HR S P ERA WHIP										
	(1, 1) 8.0 L 35 8 2 2 3 3 0 0 0 0 0 0 0 38 50 2.25 1.375										
	(9, 1) 1.0 4 1 0 0 2 0 0 0 0 0 0 0 8 8 0.00 1.000										

AB	36
R	2
H	9
RBI	2
BB	3
SO	5
LOB	19







Batter	1	2	3	4	5	6	7	8	9	AB R H RBI BB SO LOB	TOP		
Maury Wills, S (1, 6) OBP: 0.331, SLG: 0.337 Bobby Valentine, R (9, 6) OBP: 0.310, SLG: 0.362	0-3 K		0-0 F6	0-0 F9		0-0 FC3		0-0 1B	0-0 FC4	6 0 1 0 0 1 5 0 0 0 0 0 0 0			
Willie Crawford, L (1, 7) OBP: 0.345, SLG: 0.472	0-0 2B		0-0 HR		0-0 E3	0-3 K		0-0 F8		5 1 2 1 0 1 4			
Willie Davis, L (1, 8) OBP: 0.372, SLG: 0.500	0-0 F8		0-0 F5		0-0 F4	0-0 FC4-6		0-0 4-3		5 0 0 0 0 0 6			
Dick Allen, R (1, 5) OBP: 0.359, SLG: 0.418 Billy Grabarkewitz, R (9, 4) OBP: 0.403, SLG: 0.317	0-3 K		0-0 1B		0-0 G6-3		4-0 1B		0-0 BB	4 2 2 0 1 1 2 0 0 0 0 0 0 0			
Wes Parker, S (1, 3) OBP: 0.374, SLG: 0.379		0-0 F7	0-3 K			0-0 1B	0-0 5-3		0-0 BB	5 2 2 0 0 1 2			
Duke Sims, L (1, 2) OBP: 0.342, SLG: 0.354		0-0 G3		0-3 K		0-0 F7	0-0 1B		0-0 L8	5 0 1 1 0 1 3			
Jim Lefebvre, S (1, 4) OBP: 0.330, SLG: 0.409		4-0 HR		0-0 F8		0-0 1B	0-0 F3		4-0 BB	3 3 1 0 2 0 1			
Bill Buckner, L (1, 9) OBP: 0.333, SLG: 0.393		0-0 HR		0-0 1B		0-0 E	0-0 G3		0-0 FC3-6	5 1 4 5 0 0 1			
Doyle Alexander, R (1, 1) OBP: 0.375, SLG: 0.167		0-3 K		4-0 BB		0-0 E		0-3 K	0-0 FC3-6	4 0 1 1 1 2 1			
<b>Inning Stats</b>	R: 0 E: 0 K: 2 S: 8 H: 1 LOB: 1 BB: 0 P: 8	R: 2 E: 0 K: 1 S: 6 H: 1 LOB: 0 BB: 1 P: 10	R: 1 E: 0 K: 1 S: 7 H: 2 LOB: 1 BB: 0 P: 7	R: 0 E: 0 K: 1 S: 6 H: 1 LOB: 2 BB: 1 P: 10	R: 0 E: 1 K: 0 S: 3 H: 0 LOB: 0 BB: 0 P: 3	R: 2 E: 1 K: 1 S: 10 H: 4 LOB: 3 BB: 0 P: 10	R: 1 E: 0 K: 0 S: 4 H: 1 LOB: 1 BB: 1 P: 8	R: 0 E: 0 K: 1 S: 6 H: 1 LOB: 1 BB: 0 P: 6	R: 3 E: 0 K: 0 S: 6 H: 3 LOB: 1 BB: 1 P: 10	1B: 11 2B: 1 3B: 0 HR: 2 SF: 0 SAC: 0 DP: 1 HBP: 0	WP: 0 PB: 0 SB: 0 CS: 0 PA: 46		
<b>PITCHER</b>	IP WLS BF H R ER SO BB IBB HBP BLK WP HR S P ERA WHIP											<b>PITCHER</b>	IP WLS BF H R ER SO BB IBB HBP BLK WP HR S P ERA WHIP
Clay Kirby, R (1, 1) ERA: 3.49	5.1 L 28 9 5 4 5 2 0 0 0 0 0 2 36 44 6.75 2.062												
Danny Coombs, L (6, 1) ERA: 6.57	1.2 7 1 1 1 1 1 0 0 0 0 0 0 8 12 5.40 1.200												
Al Severinsen, R (8, 1) ERA: 3.72	1.0 6 3 2 2 1 0 0 0 0 0 0 0 8 8 18.00 3.000												
Dick Kelley, L (9, 1) ERA: 4.5	1.0 5 1 1 1 0 1 0 0 0 0 0 0 4 8 9.00 2.000												

Los Angeles Dodgers @ San Diego Padres  
San Diego Stadium, San Diego, CA

AB	42
R	9
H	14
RBI	8
BB	4
SO	7
LOB	25



Fri Jul 02 1971, 10:05 PM EDT  
Att: 10,027 - Unknown

livebaseballscorecards.com

Batter	1	2	3	4	5	6	7	8	9	AB	R	H	RBI	BB	SO	LOB
Enzo Hernandez, R (1, 6) OBP: 0.332, SLG: 0.294	0-3 K		0-0 FC4 FC1-5 1-2 1B		0-0 6-3		0-0 1B		0-0 FC5-4 1-2f 1B	5	0	2	0	0	1	1
Dave Campbell, R (1, 4) OBP: 0.281, SLG: 0.322	0-0 6-3		0-0 FC1-5 1-2 2-3f FC4		0-0 F7		0-0 1B		0-0 1B	5	0	2	0	0	0	2
Larry Stahl, L (1, 9) OBP: 0.322, SLG: 0.412	0-0 6-3		0-0 FC4 1-2f 2-3				0-0 F5		0-0 4-3	5	0	0	0	0	0	6
Nate Colbert, R (1, 3) OBP: 0.373, SLG: 0.518		0-0 F8	0-0 6-3				0-0 F8		0-3 K	4	0	0	0	0	1	2
Leron Lee, L (1, 7) OBP: 0.376, SLG: 0.470		0-0 2B					0-0 2B		0-0 5-3	4	2	3	0	0	0	0
Cito Gaston, R (1, 8) OBP: 0.286, SLG: 0.419		0-0 1B 2-H					0-0 2B 2-H		0-0 1B	4	0	3	2	0	0	1
Ed Spiezio, R (1, 5) OBP: 0.299, SLG: 0.373		0-0 1B 2-3					0-0 F8		0-0 L6	4	0	1	0	0	0	3
Bob Barton, R (1, 2) Fred Norman, S (9, PR) OBP: 0.311, SLG: 0.367 OBP: 0.111, SLG: 0.111		0-0 G6-4-3 1-2f					0-3 K		0-0 FC5-4 BB	3	0	0	0	0	1	1
Clay Kirby, R (1, 1) Danny Coombs, R (6, 1) Angel Erivo, L (7, PH) Al Severinsen, R (8, 1) Dick Kelley, R (9, 1) Ollie Brown, R (9, PH) OBP: 0.286, SLG: 0.189 OBP: 0.267, SLG: 0.286 OBP: 0.283, SLG: 0.239 OBP: 0.253, SLG: 0.333 OBP: 0.359, SLG: 0.349			0-0 FC1-5 1B				0-0 6-3		0-3 K	2	0	1	0	0	0	0

**BOTTOM**

**Los Angeles Dodgers @ San Diego Padres**  
San Diego Stadium, San Diego, CA

Fri Jul 02 1971, 10:05 PM EDT  
Att. 10,027 - Unknown

[livebaseballscorecards.com](http://livebaseballscorecards.com)

<b>AB</b>	<b>38</b>
<b>R</b>	<b>2</b>
<b>H</b>	<b>12</b>
<b>RBI</b>	<b>2</b>
<b>BB</b>	<b>1</b>
<b>SO</b>	<b>4</b>
<b>LOB</b>	<b>19</b>



Inning Stats	R: 0 H: 0 E: 0 K: 5 S: 5	H: 0 LOB: 0 BB: 0 P: 5	R: 1 H: 3 E: 0 K: 0 S: 5	H: 3 LOB: 1 BB: 0 P: 5	R: 0 H: 2 E: 0 K: 0 S: 5	H: 2 LOB: 2 BB: 0 P: 5	R: 0 H: 1 E: 0 K: 1 S: 6	H: 1 LOB: 1 BB: 0 P: 6	R: 0 H: 0 E: 0 K: 0 S: 3	H: 0 LOB: 0 BB: 0 P: 3	R: 1 H: 2 E: 0 K: 0 S: 5	H: 2 LOB: 1 BB: 0 P: 5	R: 0 H: 2 E: 0 K: 0 S: 5	H: 2 LOB: 2 BB: 0 P: 5	R: 0 H: 1 E: 0 K: 1 S: 6	H: 1 LOB: 1 BB: 0 P: 6	R: 0 H: 1 E: 0 K: 1 S: 6	H: 1 LOB: 2 BB: 1 P: 10	R: 0 H: 1 E: 0 K: 1 S: 6	H: 1 LOB: 2 BB: 1 P: 10	1B: 8 SF: 0 2B: 4 SAC: 0 3B: 0 DP: 1 HR: 0 HBP: 0	WP: 0 PA: 39 PB: 0 SB: 0 CS: 0
--------------	--------------------------	------------------------	--------------------------	------------------------	--------------------------	------------------------	--------------------------	------------------------	--------------------------	------------------------	--------------------------	------------------------	--------------------------	------------------------	--------------------------	------------------------	--------------------------	-------------------------	--------------------------	-------------------------	--	---

PITCHER	Doyle Alexander, R (1, 1) ERA: 2.12	IP: 9.0 WLS: W BF: 39 H: 12 R: 2 ER: 2 SO: 4 BB: 1 IBB: 0 HBP: 0 BLK: 0 WP: 0 HR: 0 S: 46 P: 50 ERA: 2.00 WHIP: 1.444	PITCHER		IP: WLS: BF: H: R: ER: SO: BB: IBB: HBP: BLK: WP: HR: S: P: ERA: WHIP:
---------	--	---	---------	--	--











Batter	1	2	3	4	5	6	7	8	9	AB	R	H	RBI	BB	SO	LOB
Chris Speier, R OBP: 0.337, SLG: 0.354 (1, 6)	0-3 K			0-0 6-3		0-0 F8	0-0 G3 1-H 2-H 3-H 2B		0-3 K	5	0	1	3	0	2	1
Tito Fuentes, S OBP: 0.310, SLG: 0.357 (1, 4)	0-0 F7			0-3 K		0-0 SF9 1-2 1B	0-0 G3 2-3		0-0 G3	5	0	1	0	0	1	1
Willie Mays, R OBP: 0.414, SLG: 0.538 (1, 3)	0-0 F9			0-0 6-3		4-0 1-2 2-3 BB	4-0 FC5-4 BB		0-0 F8	3	0	0	0	2	0	0
Bobby Bonds, R OBP: 0.387, SLG: 0.558 (1, 8)		0-3 K			4-0 F9 BB BB	0-0 SF9 2-3 3-H	0-0 FC5-4 1-2f			2	0	0	1	1	1	2
Ken Henderson, S OBP: 0.365, SLG: 0.424 (1, 9)		0-0 1-3			0-0 F8	0-0 G3		0-0 F3		4	0	0	0	0	0	3
Dick Dietz, R OBP: 0.423, SLG: 0.435 (1, 2)		0-0 4-3			4-0 1-2 BB		0-0 SH2-4 1B 2B 1B	4-0 1B BB		2	1	1	0	2	0	0
Bernie Williams, R OBP: 0.300, SLG: 0.250 (1, 7)			0-0 F2		0-0 F9 2-3		0-0 SH2-4 2B 1B	0-3 K		4	1	1	0	0	1	3
Hal Lanier, R OBP: 0.260, SLG: 0.270 (1, 5)			0-0 6-3		0-0 G3		0-0 SH2-4	0-0 1B		1	0	0	0	0	0	0
Fran Healy, R OBP: 0.459, SLG: 0.528 (5, PH)										1	0	0	0	0	0	2
Al Gallagher, R OBP: 0.319, SLG: 0.329 (6, 5)										1	0	1	0	0	0	0
Juan Marichal, R OBP: 0.146, SLG: 0.278 (1, 1)			0-0 F2			0-0 BB 1B SF9 1B	4-0 2B BB	0-0 F5		2	1	1	0	0	0	0
Jimmy Rosario, S OBP: 0.358, SLG: 0.300 (7, PH)										0	1	0	0	1	0	0
Jerry Johnson, R OBP: 0.358, SLG: 0.300 (8, 1)										0	0	0	0	0	0	0
Steve Hamilton, L OBP: 0.358, SLG: 0.300 (8, 1)										0	0	0	0	0	0	0
Don Carrithers, R OBP: 0.358, SLG: 0.300 (8, 1)										0	0	0	0	0	0	0
Ed Goodson, L OBP: 0.273, SLG: 0.238 (8, PH)										1	0	0	0	0	0	2
Rich Robertson, R OBP: 0.067, SLG: 0.067 (9, 1)										0	0	0	0	0	0	0

Inning Stats	R: 0	H: 0	E: 0	LOB: 0	K: 1	BB: 0	S: 5	R: 0	H: 0	E: 0	LOB: 0	K: 1	BB: 0	S: 5	R: 0	H: 0	E: 0	LOB: 2	K: 0	BB: 2	S: 3	R: 1	H: 2	E: 0	LOB: 2	K: 0	BB: 1	S: 5	R: 3	H: 3	E: 0	LOB: 2	K: 0	BB: 2	S: 6	R: 0	H: 1	E: 0	LOB: 2	K: 1	BB: 1	S: 6	R: 0	H: 0	E: 0	LOB: 0	K: 1	BB: 0	S: 5	1B: 5	SF: 1	2B: 1	SAC: 1	3B: 0	DP: 0	HR: 0	HBP: 0	WP: 0	PA: 39
--------------	------	------	------	--------	------	-------	------	------	------	------	--------	------	-------	------	------	------	------	--------	------	-------	------	------	------	------	--------	------	-------	------	------	------	------	--------	------	-------	------	------	------	------	--------	------	-------	------	------	------	------	--------	------	-------	------	-------	-------	-------	--------	-------	-------	-------	--------	-------	--------

PITCHER	IP	WLS	BF	H	R	ER	SO	BB	IBB	HBP	BLK	WP	HR	S	P	ERA	WHIP
Claude Osteen, L ERA: 3.53 (1, 1)	6.1		27	4	4	4	3	4	0	0	0	0	0	29	45	5.68	1.263
Jim Brewer, L ERA: 1.82 (7, 1)	0.2		4	1	0	0	0	1	0	0	0	0	0	3	7	0.00	3.000
Pete Mikkelsen, R ERA: 2.93 (8, 1)	2.0	W	8	1	0	0	2	1	0	0	0	0	0	11	15	0.00	1.000

BOTTOM

Los Angeles Dodgers @ San Francisco Giants  
Candlestick Park, San Francisco, CA

AB	31
R	4
H	6
RBI	4
BB	6
SO	5
LOB	14




PITCHER	IP	WLS	BF	H	R	ER	SO	BB	IBB	HBP	BLK	WP	HR	S	P	ERA	WHIP
---------	----	-----	----	---	---	----	----	----	-----	-----	-----	----	----	---	---	-----	------

Sun Jul 04 1971, 6:33 AM EDT  
Att. 30,663 - Unknown

livebaseballscores.com



Batter	1	2	3	4	5	6	7	8	9	AB R H RBI BB SO LOB	TOP									
Maury Wills, S OBP: 0.331, SLG: 0.334 (1, 6) X	0-0 1-3 ①		0-0 FC4-6 1B 1B		0-0 FC 1B 3B		0-0 F8 ① X	0-0 FC5-4 ③ 1-2f		5 1 1 0 0 0 2	<p>Los Angeles Dodgers @ San Francisco Giants Candlestick Park, San Francisco, CA</p> <p>Mon Jul 05 1971, 6:33 AM EDT Att. 29,518 - Unknown</p> <p>livebaseballscorecards.com</p> <p><b>AB</b> 37 <b>R</b> 7 <b>H</b> 12 <b>RBI</b> 7 <b>BB</b> 2 <b>SO</b> 2 <b>LOB</b> 12</p> 									
Willie Crawford, L OBP: 0.358, SLG: 0.496 (1, 7) X	0-0 F7		0-0 FC4-6 1B		0-0 1-2 2-3 3B 1B		0-0 HR		0-0 3-1 ①	5 2 3 1 0 0 0										
Willie Davis, L OBP: 0.364, SLG: 0.495 (1, 8) X	0-0 6-3 ③		0-0 FC4-6 1-2f 2-3		0-0 SF8 1-H 2-H 3-H 3B		0-0 F7 ②		0-0 F9 ②	5 1 1 3 0 0 2										
Dick Allen, R OBP: 0.358, SLG: 0.424 (1, 5) X		0-0 G6-3 1B	0-0 F8 ③		0-0 SF8 ① 3-H		0-0 6-3 ③		4-0 BB	3 0 1 1 1 0 2										
Wes Parker, S OBP: 0.375, SLG: 0.381 (1, 3) X		0-0 G6-3 1-2f		0-0 F9 ① X	0-0 F8 ②			0-0 1B SF9 1B	0-0 4-3 ③	5 1 1 0 0 0 2										
Duke Sims, L OBP: 0.361, SLG: 0.366 (1, 2) X		0-0 BB 1B		0-3 K ② S S	0-3 K ③ S S			0-0 4-3 SF9 1B 1B		4 1 2 0 0 2 0										
Jim Lefebvre, S OBP: 0.335, SLG: 0.430 (1, 4) X		4-0 BB BB BB		0-0 2B		0-0 F8 ①		0-0 SF9 ① 1-2 3-H		2 0 1 1 1 0 0										
Bill Buckner, L OBP: 0.327, SLG: 0.390 (1, 9) X		0-0 F5 ③		0-0 F7 ③		0-0 F8 ②		0-0 4-3 ② 2-3		4 0 0 0 0 0 4										
Don Sutton, R OBP: 0.283, SLG: 0.256 (1, 1) X			0-0 G3 ①		0-0 1B WP 3B 1B		0-0 F4 ③		0-0 FC5-4 ③ 3-H	3 1 1 0 0 0 0										
Jim Brewer, L OBP: 0.250, SLG: 0.250 (7, 1) X										1 0 1 1 0 0 0										
<b>Inning Stats</b>	R: 0 H: 0 E: 0 K: 0 S: 3	H: 0 LOB: 0 BB: 0 P: 3	R: 0 H: 2 E: 0 K: 0 S: 4	H: 2 LOB: 2 BB: 1 P: 8	R: 0 H: 2 E: 0 K: 0 S: 5	H: 2 LOB: 2 BB: 0 P: 5	R: 0 H: 1 E: 0 K: 1 S: 6	H: 1 LOB: 1 BB: 0 P: 6	R: 4 H: 3 E: 0 K: 1 S: 9	H: 3 LOB: 0 BB: 0 P: 9	R: 0 H: 0 E: 0 K: 0 S: 3	H: 0 LOB: 0 BB: 0 P: 3	R: 1 H: 1 E: 0 K: 0 S: 4	H: 1 LOB: 0 BB: 0 P: 4	R: 2 H: 3 E: 0 K: 0 S: 6	H: 3 LOB: 1 BB: 0 P: 6	R: 0 H: 0 E: 0 K: 0 S: 3	H: 0 LOB: 1 BB: 1 P: 7	1B: 9 SF: 2 2B: 1 SAC: 0 3B: 1 DP: 1 HR: 1 HBP: 0	WP: 1 PA: 41 PB: 0 SB: 0 CS: 0
<b>PITCHER</b> Gaylord Perry, R ERA: 3.63 (1, 1)	IP 8.0 WLS L BF 37 H 12 R 7 ER 7 SO 2 BB 1 IBB 0 HBP 0 BLK 0 WP 1 HR 1 S 40 P 44 ERA 7.88 WHIP 1.625											<b>PITCHER</b> Don McMahon, R ERA: 4.62 (9, 1)	IP 1.0 WLS L BF 4 H 0 R 0 ER 0 SO 0 BB 1 IBB 0 HBP 0 BLK 0 WP 0 HR 0 S 3 P 7 ERA 0.00 WHIP 1.000							








Batter	1	2	3	4	5	6	7	8	9	AB R H RBI BB SO LOB
Maury Wills, S (1, 6) OBP: 0.330, SLG: 0.332	0-0 FC4-6 1B		0-0 4-3	0-0 6-3			0-0 F8		0-0 L3	5 0 1 0 0 0 2
Willie Crawford, L (1, 7) OBP: 0.359, SLG: 0.507	0-3 K		0-0 1B 3B		0-0 F8		0-0 1B 1B		0-0 P6	5 1 2 0 0 1 1
Willie Davis, L (1, 8) OBP: 0.363, SLG: 0.493	0-0 FC4-6 1B 1-2f		0-0 F7		0-0 1B 1B		0-0 F7			4 0 1 0 0 0 3
Dick Allen, R (1, 5) OBP: 0.363, SLG: 0.429	0-0 1-3 1B		0-0 1B		0-0 P4		0-0 1-3 1B			4 0 3 1 0 0 1
Wes Parker, S (1, 3) OBP: 0.373, SLG: 0.379	0-0 F7		0-0 G3		0-0 1-2 1B		0-0 4-3			4 0 1 0 0 0 5
Duke Sims, L (1, 2) OBP: 0.358, SLG: 0.362		0-3 K		0-0 1B 1B 1B		0-0 P5		0-0 F8		4 0 1 0 0 1 2
Jim Lefebvre, S (1, 4) OBP: 0.333, SLG: 0.427		0-0 F5		0-0 1-2 L3 1B		0-0 L9		0-0 6-3		4 0 1 0 0 0 0
Bill Buckner, L (1, 9) OBP: 0.325, SLG: 0.382		4-0 BB		0-0 1-2 L3		0-0 P6		0-3 K		3 0 0 0 1 1 2
Bob O'Brien, L (1, 1) OBP: 0.111, SLG: 0.111		0-0 2-3		0-0 2-3 1B		0-3 K		0-0 F7		1 0 0 0 0 0 1
Jose Pena, R (4, 1) OBP: 0.500, SLG: 0.500										2 0 1 0 0 1 0
Tom Haller, L (9, PH) OBP: 0.308, SLG: 0.319										1 0 0 0 0 0 0

Inning Stats	R: 0 E: 0 K: 1 S: 7	H: 2 LOB: 2 BB: 0 P: 7	R: 0 E: 0 K: 1 S: 5	H: 0 LOB: 1 BB: 1 P: 9	R: 1 E: 0 K: 0 S: 5	H: 2 LOB: 1 BB: 0 P: 5	R: 0 E: 0 K: 0 S: 5	H: 3 LOB: 2 BB: 0 P: 5	R: 0 E: 0 K: 0 S: 5	H: 2 LOB: 2 BB: 0 P: 5	R: 0 E: 0 K: 1 S: 5	H: 0 LOB: 0 BB: 0 P: 5	R: 0 E: 0 K: 0 S: 5	H: 2 LOB: 2 BB: 0 P: 5	R: 0 E: 0 K: 1 S: 5	H: 0 LOB: 0 BB: 0 P: 5	R: 0 E: 0 K: 0 S: 3	H: 0 LOB: 0 BB: 0 P: 3	1B: 10 2B: 1 3B: 1 HR: 0	SF: 0 SAC: 0 DP: 1 HBP: 0	WP: 0 PB: 0 SB: 0 CS: 0	PA: 38
--------------	------------------------------	---------------------------------	------------------------------	---------------------------------	------------------------------	---------------------------------	------------------------------	---------------------------------	------------------------------	---------------------------------	------------------------------	---------------------------------	------------------------------	---------------------------------	------------------------------	---------------------------------	------------------------------	---------------------------------	-----------------------------------	------------------------------------	----------------------------------	--------

PITCHER	IP	WLS	BF	H	R	ER	SO	BB	IBB	HBP	BLK	WP	HR	S	P	ERA	WHIP
Fergie Jenkins, R (1, 1) ERA: 2.93	9.0	W	38	11	1	1	4	1	0	0	0	0	0	45	49	1.00	1.333

**Chicago Cubs @ Los Angeles Dodgers**  
 Dodger Stadium, Los Angeles, CA  
 Tue Jul 06 1971, 7:05 PM PDT  
 Att: 18,671 - Unknown - 65 F

<b>AB</b>	<b>37</b>
<b>R</b>	<b>1</b>
<b>H</b>	<b>11</b>
<b>RBI</b>	<b>1</b>
<b>BB</b>	<b>1</b>
<b>SO</b>	<b>4</b>
<b>LOB</b>	<b>17</b>





Batter	1	2	3	4	5	6	7	8	9	AB R H RBI BB SO LOB	TOP		
Don Kessinger, S (1, 6) OBP: 0.359, SLG: 0.368	0-0 F9		0-3 K			4-0 1B HR BB	0-0 FC3-6 FC5-4		0-0 1B	4 2 1 1 1 1 1			
Glenn Beckert, R (1, 4) OBP: 0.375, SLG: 0.400	0-0 F9		0-0 6-3			0-0 1B HR	0-0 FC5-4		0-0 1B	5 1 2 0 0 0 1			
Jim Hickman, R (1, 9) (6, 3) OBP: 0.332, SLG: 0.450	0-0 F9			0-0 1B L6-4		0-0 1B HR	0-0 L8		0-0 1B	5 1 3 4 0 0 1			
Ron Santo, R (1, 5) OBP: 0.379, SLG: 0.498 Paul Popovich, S (6, PR) OBP: 0.275, SLG: 0.356 (6, 5)		4-0 1B BB		0-0 1B L6-4		0-0 1B BB BB FC4-6		0-0 L3	0-0 P8	2 0 1 0 1 0 1 2 1 0 0 0 0 2			
Cleo James, R (1, 7) OBP: 0.400, SLG: 0.250		0-0 P3		0-0 1B		4-0 1B FC4-6 BB		0-0 L6		3 0 1 0 1 0 1			
Brock Davis, L (1, 8) OBP: 0.376, SLG: 0.404		0-0 1B FC4-6		0-0 4-3		4-0 1B FC4-6 BB		0-0 G3		3 0 1 0 1 0 1			
14 Ernie Banks, R (1, 3) OBP: 0.191, SLG: 0.227 Billy Williams, L (6, PH) OBP: 0.382, SLG: 0.513 Johnny Callison, L (6, 9) OBP: 0.306, SLG: 0.312		0-3 K		0-0 5-3		0-0 1B FC4-6		0-0 F9		2 0 0 0 0 1 2 1 0 0 1 0 0 2 1 0 0 0 0 0 0	AB 36 R 6 H 11 RBI 6 BB 4 SO 5 LOB 17		
Chris Cannizzaro, R (1, 2) OBP: 0.313, SLG: 0.299		0-0 1B FC4-6		0-3 K		0-0 1B G4-6-3		0-0 K		4 1 1 0 0 1 4			
Milt Pappas, R (1, 1) OBP: 0.213, SLG: 0.182 Phil Regan, R (9, 1)		0-0 F8		0-3 K		0-0 1B FC3-6		0-3 K		4 0 1 0 0 2 1 0 0 0 0 0 0 0			
<b>Inning Stats</b>	R: 0 H: 0 E: 0 LOB: 0 K: 0 BB: 0 S: 3 P: 3	R: 0 H: 1 E: 0 LOB: 2 K: 1 BB: 1 S: 6 P: 10	R: 0 H: 0 E: 0 LOB: 0 K: 1 BB: 0 S: 5 P: 5	R: 0 H: 2 E: 0 LOB: 1 K: 0 BB: 0 S: 4 P: 4	R: 0 H: 0 E: 0 LOB: 0 K: 2 BB: 0 S: 7 P: 7	R: 4 H: 3 E: 0 LOB: 2 K: 0 BB: 3 S: 5 P: 17	R: 0 H: 1 E: 0 LOB: 1 K: 0 BB: 0 S: 4 P: 4	R: 0 H: 0 E: 0 LOB: 0 K: 0 BB: 0 S: 3 P: 3	R: 2 H: 4 E: 0 LOB: 2 K: 1 BB: 0 S: 9 P: 9	1B: 9 SF: 0 2B: 2 SAC: 0 3B: 0 DP: 2 HR: 1 HBP: 0	WP: 0 PA: 40 PB: 0 SB: 0 CS: 0		
<b>PITCHER</b>	IP WLS BF H R ER SO BB IBB HBP BLK WP HR S P ERA WHIP											<b>PITCHER</b>	IP WLS BF H R ER SO BB IBB HBP BLK WP HR S P ERA WHIP
Al Downing, L (1, 1) ERA: 2.45	5.0 L 24 6 4 4 4 4 4 0 0 0 0 1 28 44 7.20 2.000												
Pete Mikkelsen, R (6, 1) ERA: 2.74	3.0 9 1 0 0 0 0 0 0 0 0 0 0 9 9 0.00 0.333												
Bob O'Brien, L (9, 1) ERA: 3.0	1.0 7 4 2 2 1 0 0 0 0 0 0 0 9 9 18.00 4.000												

Chicago Cubs @ Los Angeles Dodgers  
Dodger Stadium, Los Angeles, CA  
Wed Jul 07 1971, 7:05 PM PDT  
Unknown

livebaseballscorecards.com



Batter	1	2	3	4	5	6	7	8	9	AB	R	H	RBI	BB	SO	LOB
--------	---	---	---	---	---	---	---	---	---	----	---	---	-----	----	----	-----

<b>Maury Wills, S</b> <small>OBP: 0.331, SLG: 0.331</small> (1, 6)	0-0 <b>4-3</b> 		4-0 		0-0 <b>F7</b> 			0-0 <b>F7</b> 	0-0 	4	0	1	0	1	0	0
<b>Willie Crawford, L</b> <small>OBP: 0.354, SLG: 0.510</small> (1, 7)	0-0 <b>F5</b> 		0-0 <b>F8</b> 			0-0 <b>4-3</b> 			0-0 	5	1	1	0	0	1	4
<b>Willie Davis, L</b> <small>OBP: 0.359, SLG: 0.488</small> (1, 8)	0-0 <b>F8</b> 			0-0 <b>F2</b> 		0-0 <b>P6</b> 			0-0 <b>SF8</b> 	3	0	0	1	0	0	0
<b>Dick Allen, R</b> <small>OBP: 0.367, SLG: 0.442</small> (1, 5)		4-0 		0-0 		0-3 <b>K</b> 			0-0 	3	1	2	1	1	1	0
<b>Wes Parker, S</b> <small>OBP: 0.372, SLG: 0.377</small> (1, 3)		0-0 <b>1-3</b> 		0-0 <b>FC6-4</b> 			0-0 <b>6-3</b> 		0-0 	4	2	1	0	0	0	2
<b>Duke Sims, L</b> <small>OBP: 0.362, SLG: 0.366</small> (1, 2)		0-0 <b>P3</b> 		0-0 		0-0 <b>3-1</b> 			0-0 	4	1	2	1	0	0	1
<b>Jim Lefebvre, S</b> <small>OBP: 0.332, SLG: 0.421</small> (1, 4)		0-3 <b>K</b> 		0-3 <b>K</b> 			0-0 <b>4-3</b> 		4-0 	3	0	0	0	1	2	2
<b>Bill Buckner, L</b> <small>OBP: 0.329, SLG: 0.385</small> (1, 9)			0-0 <b>F9</b> 		0-0 <b>F8</b> 			0-0 	0-0 	4	0	2	2	0	0	0
<b>Al Downing, R</b> <small>OBP: 0.255, SLG: 0.250</small> (1, 1)			0-0 <b>5-3</b> 		0-0 <b>F9</b> 			0-0 	0-0 	2	0	0	0	0	0	0
<b>Pete Mikkelsen, R</b> <small>OBP: 0.250, SLG: 0.143</small> (6, 1)								0-0 <b>G3-6-3</b> 	0-0 	0	0	0	0	0	0	0
<b>Tom Haller, L</b> <small>OBP: 0.306, SLG: 0.316</small> (8, PH)									0-0 	1	0	0	0	0	0	1
<b>Bob O'Brien, L</b> <small>OBP: 0.111, SLG: 0.111</small> (9, 1)									1-2 	0	0	0	0	0	0	0
<b>Manny Mota, R</b> <small>OBP: 0.377, SLG: 0.400</small> (9, PH)									3-H 	1	0	0	0	0	0	2

Inning Stats	R: 0	H: 0	E: 0	K: 0	S: 3	R: 0	H: 0	E: 0	K: 1	S: 5	R: 0	H: 0	E: 0	K: 0	S: 3	R: 1	H: 2	E: 0	K: 1	S: 7	R: 0	H: 0	E: 0	K: 0	S: 3	R: 0	H: 0	E: 0	K: 1	S: 5	R: 0	H: 1	E: 0	K: 0	S: 3	R: 4	H: 6	E: 0	K: 1	S: 11	1B: 7	SF: 1	WP: 1	PA: 38
--------------	------	------	------	------	------	------	------	------	------	------	------	------	------	------	------	------	------	------	------	------	------	------	------	------	------	------	------	------	------	------	------	------	------	------	------	------	------	------	------	-------	-------	-------	-------	--------

PITCHER	IP	WLS	BF	H	R	ER	SO	BB	IBB	HBP	BLK	WP	HR	S	P	ERA	WHIP
<b>Milt Pappas, R</b> <small>ERA: 4.19</small>	(1, 1)	8.1	W	34	7	5	5	3	3	0	0	0	1	37	49	5.40	1.200
<b>Phil Regan, R</b> <small>ERA: 3.8</small>	(9, 1)	0.2	S	4	2	0	1	0	0	0	0	0	0	6	6	0.00	3.000

**BOTTOM**

**Chicago Cubs @ Los Angeles Dodgers**  
 Dodger Stadium, Los Angeles, CA  
 Wed Jul 07 1971, 7:05 PM PDT  
 Unknown

livebaseballscores.com

<b>AB</b>	<b>34</b>
<b>R</b>	<b>5</b>
<b>H</b>	<b>9</b>
<b>RBI</b>	<b>5</b>
<b>BB</b>	<b>3</b>
<b>SO</b>	<b>4</b>
<b>LOB</b>	<b>12</b>











Batter	1	2	3	4	5	6	7	8	9	AB R H RBI BB SO LOB
<b>Don Kessinger, S</b> (1, 6) OBP: 0.363, SLG: 0.373	0-3 K		0-0 1B 1B		0-0 2B 1B		0-0 6-3 S 1B		0-0 SH1-4 1B 2B	5 3 4 0 0 1 0
<b>Glenn Beckert, R</b> (1, 4) OBP: 0.372, SLG: 0.394	0-0 5-3		0-0 E 1B 1B		0-0 L7		0-0 6-3		0-0 SH1-4	4 1 1 0 0 0 2
<b>Billy Williams, L</b> (1, 7) OBP: 0.384, SLG: 0.523	0-0 F9		0-0 E2 1B 1B		0-0 6-3 1-H 2B		0-0 G3		0-0 G4-6-3 1B	5 0 3 3 0 0 1
<b>Joe Pepitone, L</b> (1, 3) OBP: 0.367, SLG: 0.540		0-0 P3	0-0 FC6-4 1B		0-0 6-3		0-0 F7		0-0 G4-6-3	5 0 1 1 0 0 3
<b>Ron Santo, R</b> (1, 5) OBP: 0.376, SLG: 0.490		0-0 6-3	0-0 FC6-4 1-2f		0-0 1-4-3			0-3 K		4 0 0 0 0 1 3
<b>Jim Hickman, R</b> (1, 9) OBP: 0.345, SLG: 0.456		4-0 BB		0-0 1B		0-0 E 1B		0-0 E5 FC4-6		3 0 2 0 1 0 0
<b>Cleo James, R</b> (8, PR) OBP: 0.250, SLG: 0.143										0 0 0 0 0 0 0
<b>Brock Davis, L</b> (1, 8) OBP: 0.372, SLG: 0.399		0-0 4-3		0-0 P6		0-0 F7		0-0 FC4-6		4 0 0 0 0 0 4
<b>J.C. Martin, L</b> (1, 2) OBP: 0.333, SLG: 0.400			0-0 F9	0-0 L4		0-3 K		4-0 IBB		3 0 0 0 1 1 2
<b>Ken Holtzman, R</b> (1, 1) OBP: 0.167, SLG: 0.214			0-0 P3	0-3 K		0-0 6-3		0-0 P4		4 0 0 0 0 1 4

Inning Stats	R: 0 E: 0 K: 1 S: 5	H: 0 LOB: 0 BB: 0 P: 5	R: 0 E: 0 K: 0 S: 3	H: 0 LOB: 1 BB: 1 P: 7	R: 2 E: 1 K: 0 S: 7	H: 4 LOB: 2 BB: 0 P: 7	R: 0 E: 0 K: 1 S: 6	H: 1 LOB: 1 BB: 0 P: 6	R: 1 E: 0 K: 0 S: 5	H: 2 LOB: 1 BB: 0 P: 5	R: 0 E: 1 K: 1 S: 6	H: 1 LOB: 1 BB: 0 P: 6	R: 0 E: 0 K: 0 S: 4	H: 1 LOB: 1 BB: 0 P: 4	R: 0 E: 2 K: 1 S: 6	H: 0 LOB: 2 BB: 1 P: 10	R: 1 E: 0 K: 0 S: 4	H: 2 LOB: 0 BB: 0 P: 4	1B: 9 2B: 2 3B: 0 HR: 0	SF: 0 SAC: 1 DP: 1 HBP: 0	WP: 0 PB: 0 SB: 1 CS: 0	PA: 40
--------------	------------------------------	---------------------------------	------------------------------	---------------------------------	------------------------------	---------------------------------	------------------------------	---------------------------------	------------------------------	---------------------------------	------------------------------	---------------------------------	------------------------------	---------------------------------	------------------------------	----------------------------------	------------------------------	---------------------------------	----------------------------------	------------------------------------	----------------------------------	--------


PITCHER	IP	WLS	BF	H	R	ER	SO	BB	IBB	HBP	BLK	WP	HR	S	P	ERA	WHIP
<b>Joe Moeller, R</b> (1, 1) ERA: 2.38	7.0	L	31	9	3	2	3	1	0	0	0	0	0	36	40	2.57	1.429
<b>Jim Brewer, L</b> (8, 1) ERA: 1.82	2.0		9	2	1	1	1	0	1	0	0	0	0	10	14	4.50	1.000

**TOP**

**Chicago Cubs @ Los Angeles Dodgers**  
Dodger Stadium, Los Angeles, CA

Thu Jul 08 1971, 7:05 PM PDT  
Att. 21,166 - Unknown - 71 F

<b>AB</b>	<b>37</b>
<b>R</b>	<b>4</b>
<b>H</b>	<b>11</b>
<b>RBI</b>	<b>4</b>
<b>BB</b>	<b>2</b>
<b>SO</b>	<b>4</b>
<b>LOB</b>	<b>19</b>









Batter	1	2	3	4	5	6	7	8	9	AB R H RBI BB SO LOB
Maury Wills, S (1, 6) OBP: 0.327, SLG: 0.333	0-0 F7		0-0 FC6			0-0 1B 3B	0-0 4-3		0-3 K	5 1 1 0 0 1 2
Willie Crawford, L (1, 7) OBP: 0.358, SLG: 0.510	0-0 F7		0-0 F9			0-0 G4-3 1B	0-0 1B			4 0 2 2 0 0 1
Willie Davis, L (1, 8) OBP: 0.358, SLG: 0.486	0-0 F6		0-0 F4			0-0 G4-3 1-2f	0-0 F8			4 0 0 0 0 0 3
Dick Allen, R (1, 5) OBP: 0.375, SLG: 0.440		0-0 1B		0-0 6-3		0-0 1B 1B		4-0 BB		3 1 2 0 1 0 0
Wes Parker, S (1, 3) OBP: 0.371, SLG: 0.374		0-0 F8		0-0 6-3		0-0 1B 1B		0-0 G4-6-3		4 0 1 0 0 0 2
Duke Sims, L (1, 2) OBP: 0.359, SLG: 0.363		0-0 F4		0-3 K		0-0 1B		0-0 F6		4 0 1 1 0 1 1
Jim Lefebvre, S (1, 4) OBP: 0.332, SLG: 0.420		0-0 6-3			0-0 F6	0-0 F9			0-0 G3 1B	4 0 1 0 0 0 3
Bill Buckner, L (1, 9) OBP: 0.333, SLG: 0.394			0-0 SH1-3 2B		0-0 G1		0-0 4-3 SH1-4 1B		0-0 G3	4 2 2 0 0 0 1
Claude Osteen, L (1, 1) OBP: 0.182, SLG: 0.176			0-0 SH1-3		0-0 F7		0-0 SH1-4		0-0 F9	1 0 0 0 0 0 0
Jim Brewer, L (9, 1) OBP: 0.250, SLG: 0.250										0 0 0 0 0 0 0
Pete Mikkelsen, R (9, 1) OBP: 0.250, SLG: 0.143										0 0 0 0 0 0 0
Tom Haller, L (9, PH) OBP: 0.303, SLG: 0.313										1 0 0 0 0 0 1

Inning Stats	R: 0	H: 0	E: 0	K: 0	S: 3	R: 0	H: 1	E: 1	K: 0	S: 4	R: 0	H: 0	E: 0	K: 1	S: 5	R: 0	H: 0	E: 0	K: 0	S: 3	R: 2	H: 5	E: 0	K: 0	S: 7	R: 1	H: 2	E: 0	K: 0	S: 5	R: 0	H: 0	E: 0	K: 0	S: 2	R: 0	H: 1	E: 0	K: 1	S: 6	1B: 8	2B: 1	3B: 1	HR: 0	SF: 0	SAC: 2	DP: 2	HBP: 0	WP: 0	PB: 0	SB: 1	CS: 0	PA: 37
--------------	------	------	------	------	------	------	------	------	------	------	------	------	------	------	------	------	------	------	------	------	------	------	------	------	------	------	------	------	------	------	------	------	------	------	------	------	------	------	------	------	-------	-------	-------	-------	-------	--------	-------	--------	-------	-------	-------	-------	--------

PITCHER	IP	WLS	BF	H	R	ER	SO	BB	IBB	HBP	BLK	WP	HR	S	P	ERA	WHIP
Juan Marichal, R (1, 1) ERA: 2.75	6.2		29	9	4	3	1	0	0	0	0	0	0	31	31	4.05	1.350
Steve Hamilton, L (7, 1) ERA: 3.38	0.1		1	0	0	0	0	0	0	0	0	0	0	1	1	0.00	0.000
Don McMahon, R (8, 1) ERA: 4.46	1.0	W	3	0	0	0	0	1	0	0	0	0	0	2	6	0.00	1.000
Jerry Johnson, R (9, 1) ERA: 2.61	1.0	S	4	1	0	0	1	0	0	0	0	0	0	6	6	0.00	1.000

**BOTTOM**

**San Francisco Giants @ Los Angeles Dodgers**  
**Dodger Stadium, Los Angeles, CA**

Fri Jul 09 1971, 7:05 PM PDT  
 Att. 53,564 - Unknown

livebaseballscorecards.com

<b>AB</b>	<b>34</b>
<b>R</b>	<b>4</b>
<b>H</b>	<b>10</b>
<b>RBI</b>	<b>3</b>
<b>BB</b>	<b>1</b>
<b>SO</b>	<b>2</b>
<b>LOB</b>	<b>14</b>





Batter	1	2	3	4	5	6	7	8	9	AB R H RBI BB SO LOB	TOP									
Chris Speier, R (1, 6) OBP: 0.334, SLG: 0.350	0-0 5-3		0-0 F6		0-0 G3 1B		0-0 F7		0-0 F3	5 0 1 0 0 0 0	<p>San Francisco Giants @ Los Angeles Dodgers Dodger Stadium, Los Angeles, CA</p> <p>Sat Jul 10 1971, 3:33 AM PDT Att: 52,715 - Unknown</p> <p>livebaseballscorecards.com</p>									
Tito Fuentes, S (1, 4) OBP: 0.304, SLG: 0.351	0-0 4-3		0-0 1-3		0-0 G3 1-2		0-0 4-3		0-0 BB 2B 1B	5 1 1 0 0 0 1										
Willie Mays, R (1, 8) OBP: 0.420, SLG: 0.522	0-0 1B		0-3 K		0-0 F4		0-3 K		4-0 BB BB BB BB 1-2 2B BB	4 1 1 0 1 2 1										
Willie McCovey, L (1, 3) OBP: 0.395, SLG: 0.495	0-0 4-3			0-0 F8		0-0 G1		4-0 BB 1B BB	0-3 K	4 0 0 0 1 1 3										
Bobby Bonds, R (1, 9) OBP: 0.388, SLG: 0.557		0-0 1B 1B		0-0 F4		0-0 1B PB 1B		0-0 BB 1B	0-0 WP 2B	5 1 4 2 0 0 0										
Ken Henderson, S (1, 7) OBP: 0.373, SLG: 0.418		0-3 K		0-0 S 1B		0-0 F8 PB 1B		0-3 K	0-0 F7	5 0 2 0 0 2 4										
Dick Dietz, R (1, 2) OBP: 0.425, SLG: 0.430		0-0 F3		4-0 BB		0-0 F8		0-3 K		3 0 0 0 1 1 4										
Hal Lanier, R (1, 5) OBP: 0.281, SLG: 0.282		0-0 1B		0-0 F7		4-0 IBB		4-0 BB		2 0 1 0 2 0 2										
Gaylord Perry, R (1, 1) OBP: 0.111, SLG: 0.113		0-3 K		0-0 F8		0-0 1-3		0-3 K		4 0 0 0 0 2 7										
Jerry Johnson, R (9, 1)										0 0 0 0 0 0 0										
<b>Inning Stats</b>	R: 0 E: 0 K: 0 S: 4	H: 1 LOB: 1 BB: 0 P: 4	R: 0 E: 0 K: 2 S: 9	H: 2 LOB: 2 BB: 0 P: 9	R: 0 E: 0 K: 1 S: 5	H: 0 LOB: 0 BB: 0 P: 5	R: 0 E: 0 K: 0 S: 4	H: 1 LOB: 2 BB: 1 P: 8	R: 0 E: 0 K: 1 S: 4	H: 0 LOB: 0 BB: 0 P: 5	R: 0 E: 0 K: 1 S: 5	H: 0 LOB: 0 BB: 0 P: 5	R: 0 E: 0 K: 3 S: 10	H: 1 LOB: 3 BB: 2 P: 18	R: 2 E: 0 K: 1 S: 7	H: 2 LOB: 1 BB: 1 P: 11	1B: 9 2B: 1 3B: 0 HR: 0	SF: 0 SAC: 0 DP: 0 HBP: 0	WP: 1 PB: 1 SB: 1 CS: 0	PA: 42
<b>PITCHER</b>	IP WLS BF H R ER SO BB IBB HBP BLK WP HR S P ERA WHIP																			
Don Sutton, R (1, 1) ERA: 2.75	7.0 L 30 7 1 1 4 1 1 0 0 0 0 0 36 44 1.29 1.143																			
Jose Pena, R (8, 1) ERA: 2.66	2.0 12 3 2 2 4 3 0 0 0 1 0 17 29 9.00 3.000																			







Batter	1	2	3	4	5	6	7	8	9	AB R H RBI BB SO LOB	TOP									
Chris Speier, R (1, 6) OBP: 0.332, SLG: 0.348	0-3 K2-3		0-0 F3		0-0 F8		0-0 G3		0-0 1B	5 0 1 0 0 1 1	<p>San Francisco Giants @ Los Angeles Dodgers Dodger Stadium, Los Angeles, CA</p> <p>Sun Jul 11 1971, 3:33 AM PDT Att: 41,825 - Unknown</p> <p>livebaseballscorecards.com</p>									
Tito Fuentes, S (1, 4) OBP: 0.300, SLG: 0.346	0-0 F5		0-0 F6		0-0 F6		0-0 F8		0-0 F6	5 0 0 0 0 0 2										
Willie Mays, R (1, 8) OBP: 0.424, SLG: 0.522	4-0 BB		4-0 1B HR BB		0-0 F8			0-0 FC5-4 1B		2 1 1 0 2 0 0										
Willie McCovey, L (1, 3) Ed Goodson, L (7, 3) OBP: 0.394, SLG: 0.492 OBP: 0.259, SLG: 0.231	0-0 G3		0-0 1-2 HR 1B			0-0 4-3		0-0 FC5-4 1-2f 1B		3 1 1 0 0 0 1 1 0 0 0 0 0 1										
Bobby Bonds, R (1, 9) OBP: 0.389, SLG: 0.565		0-0 1B 1B	0-0 1-H 2-H HR		0-3 K		0-0 F9			4 1 2 3 0 1 1										
Ken Henderson, S (1, 7) Jimmy Rosario, S (2, 7) OBP: 0.372, SLG: 0.417 OBP: 0.387, SLG: 0.324		0-3 K	0-0 F8		4-0 BB		0-0 1-2 1B			1 0 0 0 0 1 1 2 0 1 0 1 0 0										
Dick Dietz, R (1, 2) OBP: 0.420, SLG: 0.423		0-0 F9		0-3 K		0-3 K		0-0 F6		4 0 0 0 0 2 4										
Hal Lanier, R (1, 5) OBP: 0.280, SLG: 0.281		0-0 1-2 1B		0-0 F7			0-0 F3		0-0 F6	4 0 1 0 0 0 0										
Ron Bryant, S (1, 1) Don Carrithers, R (1, 1) Al Gallagher, R (2, PH) Rich Robertson, R (2, 1) Steve Stone, R (2, 1) Fran Healy, R (7, PH) Don McMahon, R (7, 1) Bernie Williams, R (9, PH) OBP: 0.182, SLG: 0.209 OBP: 0.315, SLG: 0.324 OBP: 0.067, SLG: 0.067		0-0 6-3		0-0 F9			0-0 G3 WP 1B		0-3 K	0 0 0 0 0 0 0 0 0 0 0 0 0 0 1 0 0 0 0 0 2 0 0 0 0 0 0 0 1 0 0 0 0 0 0 1 0 1 0 0 0 0 0 0 0 0 0 0 0 1 0 0 0 0 1 0										
<b>Inning Stats</b>	R: 0 E: 0 K: 1 S: 5	H: 0 LOB: 1 BB: 1 P: 9	R: 0 E: 0 K: 1 S: 7	H: 2 LOB: 2 BB: 0 P: 7	R: 3 E: 0 K: 0 S: 5	H: 2 LOB: 0 BB: 1 P: 9	R: 0 E: 0 K: 1 S: 5	H: 0 LOB: 0 BB: 0 P: 5	R: 0 E: 0 K: 2 S: 7	H: 0 LOB: 1 BB: 1 P: 11		R: 0 E: 0 K: 0 S: 4	H: 1 LOB: 1 BB: 0 P: 4	R: 0 E: 0 K: 0 S: 5	H: 2 LOB: 2 BB: 0 P: 5	R: 0 E: 0 K: 1 S: 6	H: 1 LOB: 1 BB: 0 P: 6	1B: 7 2B: 0 3B: 0 HR: 1	SF: 0 SAC: 0 DP: 0 HBP: 0	WP: 1 PB: 0 SB: 0 CS: 0
<b>PITCHER</b> Al Downing, L (1, 1) ERA: 2.49	IP: 9.0 WLS: W BF: 38 H: 8 R: 3 ER: 3 SO: 6 BB: 3 IBB: 0 HBP: 0 BLK: 0 WP: 1 HR: 1 S: 47 P: 59 ERA: 3.00 WHIP: 1.222											<b>PITCHER</b>	IP: 9.0 WLS: W BF: 38 H: 8 R: 3 ER: 3 SO: 6 BB: 3 IBB: 0 HBP: 0 BLK: 0 WP: 1 HR: 1 S: 47 P: 59 ERA: 3.00 WHIP: 1.222							



Batter	1	2	3	4	5	6	7	8	9	AB	R	H	RBI	BB	SO	LOB
Maury Wills, S OBP: 0.327, SLG: 0.331 Bill Russell, R OBP: 0.279, SLG: 0.310	4-0 BB 2B BB	0-0 F6	0-0 F5		0-0 F3	0-0 G3				4	1	0	0	1	0	2
Manny Mota, R OBP: 0.382, SLG: 0.402	4-0 2B SF8 BB	0-0 E PB 1B 1B	0-0 6-3		0-0 2B		0-0 1B 1B			4	2	3	0	1	0	1
Willie Davis, L OBP: 0.363, SLG: 0.489	0-0 1B 2B	0-0 E1 S 1B		0-0 1B SH2-3 1B	0-0 F9		0-0 1B			5	3	3	1	0	0	2
Dick Allen, R OBP: 0.374, SLG: 0.437	0-3 K	0-0 1B 1B		0-0 F8 SH2-3 1B		0-0 6-3	0-3 K			5	0	2	2	0	2	4
Wes Parker, S OBP: 0.373, SLG: 0.375	4-0 1B BB	0-0 F8 1B		0-0 SH2-3		0-3 K	0-0 F7			3	1	1	1	1	1	2
Jim Lefebvre, S OBP: 0.328, SLG: 0.415	0-0 SF8	0-0 F8		0-0 F8		0-0 1B 1B	0-0 F7			4	1	1	1	0	0	5
Bobby Darwin, R OBP: 0.462, SLG: 0.636 Bobby Valentine, R OBP: 0.297, SLG: 0.342	0-0 1B 1B		0-0 F6	4-0 BB		0-0 1B 1B		0-0 F4		3	1	2	1	1	0	0
Joe Ferguson, R OBP: 0.250, SLG: 0.282	0-0 1B		0-0 E FC5 PB 1B	0-3 K		0-0 1B 1B	0-0 F9			5	2	3	2	0	1	2
Al Downing, R OBP: 0.250, SLG: 0.245	0-3 K		0-0 FC5 PB		0-0 F9		0-0 1-3			5	0	1	2	0	1	3

Inning Stats	R: 4	H: 3	E: 0	LOB: 2	K: 2	P: 22	R: 2	H: 3	E: 1	LOB: 1	K: 0	P: 6	R: 1	H: 1	E: 1	LOB: 1	K: 0	P: 5	R: 1	H: 2	E: 0	LOB: 2	K: 1	P: 11	R: 0	H: 1	E: 0	LOB: 1	K: 0	P: 4	R: 3	H: 4	E: 0	LOB: 1	K: 1	P: 9	R: 0	H: 2	E: 0	LOB: 2	K: 1	P: 7	R: 0	H: 0	E: 0	LOB: 0	K: 0	P: 3
1B: 14	SF: 1	WP: 0	PA: 45	2B: 2	SAC: 1	PB: 2	3B: 0	DP: 0	SB: 1	HR: 0	HBP: 0	CS: 0	BB: 4																																			

PITCHER	IP	WLS	BF	H	R	ER	SO	BB	IBB	HBP	BLK	WP	HR	S	P	ERA	WHIP
Ron Bryant, L ERA: 3.21	(1, 1)	0.2	L	7	2	4	1	3	0	0	0	0	0	6	18	54.00	7.500
Don Carrithers, R ERA: 3.68	(1, 1)	0.1		2	1	0	1	0	0	0	0	0	0	4	4	0.00	3.000
Rich Robertson, R ERA: 4.61	(2, 1)	0.1		5	3	2	1	0	0	0	0	0	0	5	5	27.00	9.000
Steve Stone, R ERA: 4.03	(2, 1)	4.2		23	8	5	4	2	1	0	0	0	0	26	30	7.71	1.929
Don McMahon, R ERA: 4.26	(7, 1)	2.0		8	2	0	1	0	0	0	0	0	0	10	10	0.00	1.000

BOTTOM

San Francisco Giants @ Los Angeles Dodgers  
 Dodger Stadium, Los Angeles, CA  
 Sun Jul 11 1971, 3:33 AM PDT  
 Att. 41,825 - Unknown

AB 39  
 R 11  
 H 16  
 RBI 10  
 BB 4  
 SO 5  
 LOB 21



WP: 0 PA: 45  
 PB: 2  
 SB: 1  
 CS: 0

ERA WHIP



Batter	1	2	3	4	5	6	7	8	9	AB R H RBI BB SO LOB	TOP
Maury Wills, S OBP: 0.328, SLG: 0.332 (1, 6) X	0-0 F8 ①		0-0 F7 ③		0-0 4-3 ②			0-0 SH1 3B 1B	0-0 2-3 1B	5 1 2 0 0 0 0	
Bill Buckner, L OBP: 0.337, SLG: 0.407 (1, 9) X	0-0 F8 ②			0-0 F7 ① X	0-0 4-5 2B			0-0 SH1 1-2	0-0 4-3 ③	4 0 1 0 0 0 2	
Willie Davis, L OBP: 0.367, SLG: 0.505 (1, 8) X	0-0 1B			0-0 HR	0-0 4-5 2-3	0-0 L8 ①		0-0 1B 3B		4 2 3 2 0 0 0	
Dick Allen, R OBP: 0.375, SLG: 0.447 (1, 5) S S	0-3 K ③			0-0 HR		0-3 K ②		0-0 1-4-3 1B		4 1 2 2 0 2 1	
Wes Parker, S OBP: 0.369, SLG: 0.370 (1, 3) X		0-0 4-3 ①		0-3 K ②		0-0 F6 ③		0-0 1-4-3 1-2		4 0 0 0 0 1 1	
Willie Crawford, L OBP: 0.365, SLG: 0.503 (1, 7) X		0-0 F5		0-0 HR 1B		4-0 S BB		0-0 6-3		3 1 1 0 1 0 1	
Jim Lefebvre, S OBP: 0.331, SLG: 0.426 (1, 4) X		0-0 F5 ③		0-0 HR 1-H		0-0 F6 ①		4-0 1B 6-3 BB		3 1 1 2 1 0 1	
Duke Sims, L OBP: 0.343, SLG: 0.346 (1, 2) S S			0-3 K ①	0-3 K ③		0-0 F8 ②		0-0 F7 ①		4 0 0 0 0 2 2	
Claude Osteen, L OBP: 0.169, SLG: 0.164 (1, 1) S S			0-3 K ②		0-3 K ①	0-0 F8 ③		0-0 6-3 ②		4 0 0 0 0 2 2	
<b>Inning Stats</b>	R: 0 H: 1 E: 0 LOB: 1 K: 1 BB: 0 S: 6 P: 6	R: 0 H: 0 E: 0 LOB: 0 K: 0 BB: 0 S: 3 P: 3	R: 0 H: 0 E: 0 LOB: 0 K: 2 BB: 0 S: 7 P: 7	R: 4 H: 4 E: 0 LOB: 0 K: 2 BB: 0 S: 11 P: 11	R: 0 H: 1 E: 0 LOB: 1 K: 1 BB: 0 S: 5 P: 5	R: 0 H: 0 E: 0 LOB: 0 K: 1 BB: 0 S: 5 P: 5	R: 0 H: 0 E: 0 LOB: 1 K: 0 BB: 1 S: 3 P: 7	R: 2 H: 3 E: 0 LOB: 1 K: 0 BB: 0 S: 6 P: 6	R: 0 H: 1 E: 0 LOB: 2 K: 0 BB: 1 S: 4 P: 8	1B: 5 SF: 0 2B: 1 SAC: 1 3B: 1 DP: 0 HR: 3 HBP: 0	WP: 0 PA: 38 PB: 0 SB: 1 CS: 0
<b>PITCHER</b>	IP WLS BF H R ER SO BB IBB HBP BLK WP HR S P ERA WHIP										
Ron Reed, R ERA: 3.37 (1, 1)	8.0 L 34 9 6 6 7 1 0 0 0 0 3 46 50 6.75 1.250										
Bob Priddy, R ERA: 3.74 (9, 1)	1.0 5 1 0 0 0 1 0 0 0 0 0 4 8 0.00 2.000										

Los Angeles Dodgers @ Atlanta Braves  
Atlanta Stadium, Atlanta, GA  
Thu Jul 15 1971, 7:05 PM EDT  
Att: 11,431 - Unknown

livebaseballscorecards.com

AB 35  
R 6  
H 10  
RBI 6  
BB 2  
SO 7  
LOB 10









Batter	1	2	3	4	5	6	7	8	9
<b>Felix Millan, R</b> OBP: 0.354, SLG: 0.387 (1, 4)	0-0 1B SF9 1B		0-0 6-3		0-0 F4		0-0 5-3		
<b>Ralph Garr, L</b> OBP: 0.368, SLG: 0.447 <b>Bob Didier, S</b> OBP: 0.253, SLG: 0.264 (1, 7) (8, 2)	0-0 SF9 1B 1-2 1B		0-0 1B 1B		0-0 E S SF9 1B 2-H		0-3 K		
<b>Hank Aaron, R</b> OBP: 0.399, SLG: 0.626 (1, 3) (8, 9)	0-0 FC6-4 1B 1-2 2-3		0-0 BB 1B 1-3		0-0 SF9 1B 1-H		0-0 E6		
<b>Darrell Evans, L</b> OBP: 0.381, SLG: 0.449 (1, 5)	0-3 K		4-0 1B BB 1-2		0-0 CS 1B		0-0 F8		
<b>Mike Lum, L</b> OBP: 0.374, SLG: 0.438 (1, 9) (8, 7)	0-0 SF9 2-3 3-H		0-0 3-1		0-0 CS 1B 1-2		0-0 FC6-4 1B		0-0 F7
<b>Earl Williams, R</b> OBP: 0.306, SLG: 0.449 (1, 2) (8, 3)	0-0 FC6-4 1-2f		0-0 F9		0-0 FC6-4 1B 1-2f		0-0 F7		0-0 F7
<b>Sonny Jackson, L</b> OBP: 0.325, SLG: 0.365 (1, 8)		0-0 6-3		0-0 E S 1-5 1B		0-0 PB 1B 1-2		0-0 1B	
<b>Marty Perez, R</b> OBP: 0.240, SLG: 0.266 (1, 6)		0-0 F4		0-0 1-5 1-Hf		0-0 F8 1-2 2-3		0-3 K2-3	
<b>Phil Niekro, R</b> OBP: 0.155, SLG: 0.161 (1, 1)		0-0 F8		0-0 E6 1B		0-3 K			

Inning Stats	R: 1	H: 3	E: 0	LOB: 2	K: 1	S: 8	P: 8	R: 0	H: 0	E: 0	LOB: 0	K: 0	S: 3	R: 0	H: 2	E: 0	LOB: 2	K: 0	S: 4	R: 0	H: 1	E: 0	LOB: 0	K: 0	S: 3	R: 2	H: 3	E: 1	LOB: 0	K: 0	S: 5	R: 0	H: 2	E: 0	LOB: 2	K: 1	S: 7	R: 0	H: 0	E: 1	LOB: 1	K: 1	S: 6	R: 0	H: 1	E: 0	LOB: 1	K: 1	S: 6
--------------	------	------	------	--------	------	------	------	------	------	------	--------	------	------	------	------	------	--------	------	------	------	------	------	--------	------	------	------	------	------	--------	------	------	------	------	------	--------	------	------	------	------	------	--------	------	------	------	------	------	--------	------	------

PITCHER	IP	WLS	BF	H	R	ER	SO	BB	IBB	HBP	BLK	WP	HR	S	P	ERA	WHIP
<b>Don Sutton, R</b> ERA: 2.8 (1, 1)	7.0	L	31	11	3	3	3	1	0	0	0	0	0	36	40	3.86	1.714
<b>Pete Mikkelsen, R</b> ERA: 2.52 (8, 1)	1.0		4	1	0	0	1	0	0	0	0	0	0	6	6	0.00	1.000

**BOTTOM**

AB	R	H	RBI	BB	SO	LOB
4	1	1	0	0	0	1
4	1	3	1	0	1	0
0	0	0	0	0	0	0
3	0	2	1	0	0	0
3	0	1	0	1	1	4
3	0	1	1	0	0	2
4	0	0	0	0	0	3
4	0	3	0	0	0	0
4	0	0	0	0	1	4
3	1	1	0	0	1	2

**Los Angeles Dodgers @ Atlanta Braves**  
Atlanta Stadium, Atlanta, GA

**AB 32**  
**R 3**  
**H 12**  
**RBI 3**  
**BB 1**  
**SO 4**  
**LOB 16**

**WP: 0** **PA: 36**  
**PB: 1**  
**SB: 2**  
**CS: 1**



livebaseballscorecards.com

Fri Jul 16 1971, 7:05 PM EDT  
Att. 15,884 - Unknown



Batter	1	2	3	4	5	6	7	8	9	AB R H RBI BB SO LOB	TOP													
<b>Maury Wills, S</b> (1, 6) <small>OBP: 0.330, SLG: 0.334</small> <b>Bill Russell, R</b> (8, PH) <small>OBP: 0.277, SLG: 0.308</small> (8, 6)	0-0 G3		0-3 K		0-0 6-3			0-0 F8		3 0 0 0 0 1 0 1 0 0 0 0 0 0	<b>Los Angeles Dodgers @ Atlanta Braves</b> Atlanta Stadium, Atlanta, GA Sat Jul 17 1971, 3:33 AM EDT Att. 21,698 - Unknown													
<b>Manny Mota, R</b> (1, 7) <small>OBP: 0.372, SLG: 0.389</small>	0-0 F9		0-0 5-3		0-0 6-3			0-0 F9		4 0 0 0 0 0 0														
<b>Willie Davis, L</b> (1, 8) <small>OBP: 0.362, SLG: 0.497</small>	0-0 G3		0-0 6-3			0-0 F7		0-0 F8		4 0 0 0 0 0 0														
<b>Dick Allen, R</b> (1, 5) <small>OBP: 0.375, SLG: 0.446</small>		0-0 2B 1B		0-0 F7		0-0 1B 1B		0-0 F3		4 0 2 0 0 0 0														
<b>Wes Parker, S</b> (1, 3) <small>OBP: 0.367, SLG: 0.371</small>		0-0 1-3 2B		0-0 F9		0-0 1-2 G6-4-3 1B		0-0 E5		4 0 2 0 0 0 0														
<b>Jim Lefebvre, S</b> (1, 4) <small>OBP: 0.326, SLG: 0.416</small>		4-0 BB		0-3 K 2B		0-0 G6-4-3 1-2 1B		0-0 F9		3 0 0 0 1 1 3														
<b>Bobby Darwin, R</b> (1, 9) <small>OBP: 0.412, SLG: 0.600</small>		0-0 F4		0-0 1-3 2B		0-3 K		0-0 F7		4 0 1 0 0 1 4														
<b>Joe Ferguson, R</b> (1, 2) <small>OBP: 0.233, SLG: 0.262</small>		0-0 F4		0-0 F7		0-0 F9				3 0 0 0 0 0 5														
<b>Doyle Alexander, R</b> (1, 1) <small>OBP: 0.250, SLG: 0.100</small> <b>Jose Pena, R</b> (6, 1) <small>OBP: 0.500, SLG: 0.500</small> <b>Bobby Valentine, R</b> (7, PH) <small>OBP: 0.294, SLG: 0.338</small> <b>Mike Strahler, R</b> (7, 1)		0-3 K		0-3 K		0-3 K				2 0 0 0 0 2 3 0 0 0 0 0 0 0 1 0 0 0 0 1 0 0 0 0 0 0 0 0														
<b>Inning Stats</b>	R: 0 E: 0 K: 0 S: 3	H: 0 LOB: 0 BB: 0 P: 3	R: 0 E: 0 K: 1 S: 7	H: 2 LOB: 3 BB: 1 P: 11	R: 0 E: 0 K: 1 S: 5	H: 0 LOB: 0 BB: 0 P: 5	R: 0 E: 1 K: 1 S: 7	H: 1 LOB: 2 BB: 0 P: 7	R: 0 E: 0 K: 1 S: 5	H: 0 LOB: 0 BB: 0 P: 5	R: 0 E: 0 K: 2 S: 7	H: 0 LOB: 0 BB: 0 P: 7	R: 0 E: 0 K: 2 S: 7	H: 0 LOB: 0 BB: 0 P: 7	R: 0 E: 0 K: 0 S: 3	H: 0 LOB: 0 BB: 0 P: 3	R: 0 E: 1 K: 0 S: 4	H: 0 LOB: 1 BB: 0 P: 4	R: 0 E: 0 K: 0 S: 4	H: 0 LOB: 1 BB: 0 P: 4	1B: 3 2B: 2 3B: 0 HR: 0	SF: 0 SAC: 0 DP: 1 HBP: 0	WP: 0 PB: 0 SB: 0 CS: 0	PA: 34
<b>PITCHER</b> <b>George Stone, L</b> (1, 1) <small>ERA: 2.78</small>	IP: 9.0 WLS: W BF: 34 H: 5 R: 0 ER: 0 SO: 6 BB: 1 IBB: 0 HBP: 0 BLK: 0 WP: 0 HR: 0 S: 45 P: 49 ERA: 0.00 WHIP: 0.667																				<b>PITCHER</b> IP: WLS: BF: H: R: ER: SO: BB: IBB: HBP: BLK: WP: HR: S: P: ERA: WHIP			

<b>AB</b>	33
<b>R</b>	0
<b>H</b>	5
<b>RBI</b>	0
<b>BB</b>	1
<b>SO</b>	6
<b>LOB</b>	15



WP: 0	PA: 34
PB: 0	
SB: 0	
CS: 0	

Batter	1	2	3	4	5	6	7	8	9	AB	R	H	RBI	BB	SO	LOB
Felix Millan, R OBP: 0.354, SLG: 0.386 (1, 4)	0-0 3-1	0-0 6-3			0-0 4-3	0-0 HR 1B		4-0 BB BB		4	1	1	2	1	0	1
Ralph Garr, L OBP: 0.365, SLG: 0.451 (1, 7)	0-0 5-3		0-0 6-3		0-3 K	0-0 HR		0-0 F8		5	1	1	3	0	1	2
Hank Aaron, R OBP: 0.399, SLG: 0.633 Bob Didier, S OBP: 0.253, SLG: 0.264 (1, 3) (9, 2)	0-0 1B		0-0 HR		0-0 F8	0-3 K		0-0 F5		5	1	2	1	0	1	2
Darrell Evans, L OBP: 0.382, SLG: 0.467 (1, 5)	0-0 F2		0-0 4-3			0-0 F9		4-0 HR BB		4	1	1	1	1	0	1
Mike Lum, L OBP: 0.371, SLG: 0.429 (1, 9)		4-0 1B 2B BB		0-0 F2		0-0 4-3		0-0 4-3		4	1	0	0	1	0	3
Earl Williams, R OBP: 0.309, SLG: 0.449 (1, 2) (9, 3)		0-0 F3		0-0 F9		0-0 1B BB 1B		0-0 1B		4	1	2	0	0	0	1
Sonny Jackson, L OBP: 0.327, SLG: 0.367 (1, 8)		0-0 2B 1B		0-0 F6		0-0 BB 1B 1B		0-0 F9		4	2	2	0	0	0	1
Marty Perez, R OBP: 0.245, SLG: 0.271 (1, 6)		0-0 F8		0-0 FC4-6 1B		0-0 BB 1B		0-0 F7		4	1	2	0	0	0	3
George Stone, L OBP: 0.225, SLG: 0.256 (1, 1)		0-0 2B		0-0 FC4-6		4-0 HR BB		0-0 E7 BB 1B		3	1	2	3	1	0	1

Inning Stats	R: 0	H: 1	E: 0	LOB: 1	K: 0	BB: 0	S: 4	P: 4	R: 2	H: 2	E: 0	LOB: 1	K: 0	BB: 1	S: 5	P: 9	R: 1	H: 1	E: 0	LOB: 0	K: 0	BB: 0	S: 4	P: 4	R: 0	H: 0	E: 0	LOB: 0	K: 1	BB: 0	S: 5	P: 5	R: 6	H: 5	E: 0	LOB: 0	K: 1	BB: 1	S: 10	P: 14	R: 1	H: 2	E: 0	LOB: 1	K: 0	BB: 0	S: 5	P: 5	R: 0	H: 1	E: 1	LOB: 3	K: 0	BB: 2	S: 4	P: 12
--------------	------	------	------	--------	------	-------	------	------	------	------	------	--------	------	-------	------	------	------	------	------	--------	------	-------	------	------	------	------	------	--------	------	-------	------	------	------	------	------	--------	------	-------	-------	-------	------	------	------	--------	------	-------	------	------	------	------	------	--------	------	-------	------	-------

PITCHER	IP	WLS	BF	H	R	ER	SO	BB	IBB	HBP	BLK	WP	HR	S	P	ERA	WHIP
Doyle Alexander, R ERA: 3.94 (1, 1)	5.2	L	26	8	6	6	1	1	0	0	0	0	1	27	31	9.53	1.588
Jose Pena, R ERA: 3.92 (6, 1)	0.1		4	2	3	3	1	1	0	0	0	0	1	5	9	81.00	9.000
Mike Strahler, R ERA: 4.5 (7, 1)	2.0		11	3	1	1	0	2	0	0	0	0	1	9	17	4.50	2.500

**BOTTOM**

**Los Angeles Dodgers @ Atlanta Braves**  
Atlanta Stadium, Atlanta, GA

Sat Jul 17 1971, 3:33 AM EDT  
Att. 21,698 - Unknown

livebaseballscorecards.com

AB	37
R	10
H	13
RBI	10
BB	4
SO	2
LOB	15

**Braves**

1B:	9	SF:	0	WP:	0	PA:	41
2B:	1	SAC:	0	PB:	0		
3B:	0	DP:	0	SB:	0		
HR:	3	HBP:	0	CS:	0		









Batter	1	2	3	4	5	6	7	8	9	AB R H RBI BB SO LOB	TOP											
<b>Bobby Valentine, R</b> (1, 6) OBP: 0.287, SLG: 0.329	0-0 F8			0-0 F7		0-0 6-3			0-0 6-3	4 0 0 0 0 0 0												
<b>Manny Mota, R</b> (1, 7) OBP: 0.362, SLG: 0.378	0-3 K			0-3 K			0-0 L9		0-0 5-3	4 0 0 0 0 2 0												
<b>Willie Davis, L</b> (1, 8) OBP: 0.358, SLG: 0.489	0-0 F8			0-0 F6			0-0 4-3			3 0 0 0 0 0 0												
<b>Dick Allen, R</b> (1, 5) OBP: 0.376, SLG: 0.456		0-0 6-3			0-0 E5			0-0 F2		3 0 0 0 0 0 0												
<b>Wes Parker, S</b> (1, 3) OBP: 0.364, SLG: 0.367		0-0 5-3			0-0 G4-6-3			0-0 6-3		3 0 0 0 0 0 1												
<b>Jim Lefebvre, S</b> (1, 4) OBP: 0.328, SLG: 0.411		0-0 6-3			1-0 HBP			0-3 K		2 0 0 0 0 1 0												
<b>Bobby Darwin, R</b> (1, 9) OBP: 0.350, SLG: 0.500			0-3 K		0-3 K			0-3 K		3 0 0 0 0 3 1												
<b>Joe Ferguson, R</b> (1, 2) OBP: 0.261, SLG: 0.341			4-0 BB			0-0 5-3			0-0 HR	2 1 1 1 1 0 0												
<b>Bill Singer, R</b> (1, 1) OBP: 0.200, SLG: 0.097			0-0 L5-3			0-3 K			0-0 5-3	1 0 0 0 0 0 1												
<b>Billy Grabarkewitz, R</b> (6, PH) OBP: 0.384, SLG: 0.284										1 0 0 0 0 1 0												
<b>Joe Moeller, R</b> (6, 1)										0 0 0 0 0 0 0												
<b>Maury Wills, S</b> (9, PH) OBP: 0.331, SLG: 0.335			1-2							1 0 0 0 0 0 0												
<b>Inning Stats</b>	R: 0 E: 0 K: 1 S: 5	H: 0 LOB: 0 BB: 0 P: 5	R: 0 E: 0 K: 0 S: 3	H: 0 LOB: 0 BB: 0 P: 3	R: 0 E: 0 K: 1 S: 4	H: 0 LOB: 0 BB: 1 P: 8	R: 0 E: 0 K: 1 S: 5	H: 0 LOB: 0 BB: 0 P: 5	R: 0 E: 1 K: 1 S: 5	H: 0 LOB: 1 BB: 0 P: 6	R: 0 E: 0 K: 1 S: 5	H: 0 LOB: 0 BB: 0 P: 5	R: 0 E: 0 K: 2 S: 7	H: 0 LOB: 0 BB: 0 P: 7	R: 0 E: 0 K: 0 S: 7	H: 0 LOB: 0 BB: 0 P: 7	R: 1 E: 0 K: 0 S: 4	H: 1 LOB: 0 BB: 0 P: 4	1B: 0 2B: 1 3B: 0 HR: 1	SF: 0 SAC: 0 DP: 2 HBP: 1	WP: 0 PB: 0 SB: 0 CS: 0	PA: 29
<b>PITCHER</b> <b>Luke Walker, L</b> (1, 1) ERA: 3.91	IP: 9.0 WLS: W BF: 29 H: 1 R: 1 ER: 1 SO: 7 BB: 1 IBB: 0 HBP: 1 BLK: 0 WP: 0 HR: 1 S: 41 P: 46 ERA: 1.00 WHIP: 0.222																				<b>PITCHER</b> IP: WLS: BF: H: R: ER: SO: BB: IBB: HBP: BLK: WP: HR: S: P: ERA: WHIP:	

**Los Angeles Dodgers @ Pittsburgh Pirates**  
**Three Rivers Stadium, Pittsburgh, PA**  
 Sun Jul 18 1971, 3:38 AM EDT  
 Att: 48,230 - Unknown

<b>AB</b>	27
<b>R</b>	1
<b>H</b>	1
<b>RBI</b>	1
<b>BB</b>	1
<b>SO</b>	7
<b>LOB</b>	3




Batter	1	2	3	4	5	6	7	8	9	AB R H RBI BB SO LOB
Gene Clines, R (1, 9) OBP: 0.409, SLG: 0.430	0-0 L8		H 1-0 1-2 3B HBP		X 0-0 L8		X 0-0 2B			3 1 1 0 0 0 0
Vic Davalillo, L (1, 3) OBP: 0.302, SLG: 0.338	0-0 5-3 1B		X 0-0 SF9 3B		0-3 K		0-3 K			4 1 2 2 0 2 1
Al Oliver, L (1, 8) OBP: 0.317, SLG: 0.405	0-0 5-3 1-2		X 0-0 SF9		X 0-0 1B SF9 1B		X 0-0 G3			3 1 1 1 0 0 2
Willie Stargell, L (1, 7) OBP: 0.383, SLG: 0.673	0-3 K		X 0-0 L3		X 0-0 1-3 HR 1B		0-3 K			4 1 1 0 0 2 1
Richie Hebner, L (1, 5) OBP: 0.355, SLG: 0.545		X 0-0 F7		X 0-0 1-3		X 0-0 SF9		X 0-0 HR		3 1 1 2 0 0 0
Milt May, L (1, 2) OBP: 0.303, SLG: 0.423		X 0-0 G6-4-3 1B		X 0-0 1B		X 0-0 1-H HR		X 0-0 5-3		4 1 3 2 0 0 0
Bill Mazaroski, R (1, 4) OBP: 0.354, SLG: 0.354		X 0-0 G6-4-3 1-2f		X 0-0 F8		X 0-0 F8		X 0-0 F3		4 0 0 0 0 0 2
Gene Alley, R (1, 6) OBP: 0.314, SLG: 0.349			X 0-0 3B HBP 1B		X 0-0 4-3		X 0-0 F7			3 1 1 0 0 0 1
Luke Walker, L (1, 1) OBP: 0.129, SLG: 0.036			0-3 K		0-3 K		0-3 K			3 0 0 0 0 3 1

Inning Stats	R: 0 E: 0 K: 1 S: 6	H: 1 LOB: 1 BB: 0 P: 6	R: 0 E: 0 K: 0 S: 3	H: 1 LOB: 0 BB: 0 P: 3	R: 3 E: 0 K: 1 S: 7	H: 2 LOB: 0 BB: 0 P: 8	R: 0 E: 0 K: 0 S: 4	H: 1 LOB: 1 BB: 0 P: 4	R: 0 E: 0 K: 2 S: 7	H: 0 LOB: 0 BB: 0 P: 7	R: 3 E: 0 K: 0 S: 6	H: 3 LOB: 0 BB: 0 P: 6	R: 0 E: 0 K: 2 S: 8	H: 1 LOB: 1 BB: 0 P: 8	R: 1 E: 0 K: 1 S: 6	H: 1 LOB: 0 BB: 0 P: 6	1B: 6 2B: 1 3B: 1 HR: 2	SF: 2 SAC: 0 DP: 1 HBP: 1	WP: 0 PB: 0 SB: 0 CS: 0	PA: 34
--------------	------------------------------	---------------------------------	------------------------------	---------------------------------	------------------------------	---------------------------------	------------------------------	---------------------------------	------------------------------	---------------------------------	------------------------------	---------------------------------	------------------------------	---------------------------------	------------------------------	---------------------------------	----------------------------------	------------------------------------	----------------------------------	--------

PITCHER	IP	WLS	BF	H	R	ER	SO	BB	IBB	HBP	BLK	WP	HR	S	P	ERA	WHIP
Bill Singer, R (1, 1) ERA: 4.69	5.0	L	20	5	3	3	4	0	0	1	0	0	0	27	28	5.40	1.000
Joe Moeller, R (6, 1) ERA: 3.02	3.0		14	5	4	4	3	0	0	0	0	0	2	20	20	12.00	1.667

**Los Angeles Dodgers @ Pittsburgh Pirates**  
 Three Rivers Stadium, Pittsburgh, PA  
 Sun Jul 18 1971, 3:38 AM EDT  
 Att. 48,230 - Unknown

<b>AB</b>	<b>31</b>
<b>R</b>	<b>7</b>
<b>H</b>	<b>10</b>
<b>RBI</b>	<b>7</b>
<b>BB</b>	<b>0</b>
<b>SO</b>	<b>7</b>
<b>LOB</b>	<b>8</b>





Batter	1	2	3	4	5	6	7	8	9	AB R H RBI BB SO LOB	TOP		
Maury Wills, S (1, 6) OBP: 0.332, SLG: 0.339 Bobby Valentine, R (8, 6) OBP: 0.287, SLG: 0.329	0-0 6-3	0-0 4-3 1B 2B		0-0 4-3		0-0 L8		0-0 2B 1B		5 2 2 3 0 0 1 0 0 0 0 0 0 0			
Bill Buckner, L (1, 9) OBP: 0.325, SLG: 0.395	0-0 4-3	0-0 4-3			0-0 L9	0-0 FC6-4		0-0 WP 2B		5 0 1 2 0 0 2			
Willie Davis, L (1, 8) OBP: 0.358, SLG: 0.488	0-0 BB 1B	0-0 3-H 1B			0-0 G3		0-0 L3	0-3 K		5 0 2 1 0 1 2			
Dick Allen, R (1, 5) OBP: 0.382, SLG: 0.466	4-0 1-2 BB	0-3 K			0-0 HR		4-0 1B BB	4-0 BB		2 1 1 1 3 1 1			
Wes Parker, S (1, 3) OBP: 0.362, SLG: 0.365	0-3 K		0-0 F9		0-0 L8		0-0 1-2 G6-4-3 1B	0-0 F7		5 0 1 0 0 1 4			
Willie Crawford, L (1, 7) OBP: 0.355, SLG: 0.494		0-0 HR	0-3 K		4-0 WP 1B 1B BB		0-0 G6-4-3	0-0 4-3		4 2 1 1 1 1 2			
Duke Sims, L (1, 2) OBP: 0.348, SLG: 0.350 Billy Grabarkewitz, R (8, PR) OBP: 0.384, SLG: 0.284 Tom Haller, L (8, 2) OBP: 0.296, SLG: 0.304		0-0 FC6-4 1B	0-3 K		0-3 K		0-0 K	0-0 SH5-4 1B 1B	0-0 F7	4 0 2 0 0 2 1 0 1 0 0 0 0 0 1 0 0 0 0 0 0			
Bill Russell, R (1, 4) OBP: 0.287, SLG: 0.331		0-0 FC6-4 1B 2B		0-3 K		0-0 WP 1B 1B		0-0 SH5-4 1B 1B	0-0 1B	5 3 3 0 0 1 1			
Claude Osteen, L (1, 1) OBP: 0.190, SLG: 0.186		0-0 2B 4-3 1B		0-0 4-3		0-0 1H 2-H 1B		0-0 SH5-4	0-0 1-3	4 1 2 2 0 0 1			
<b>Inning Stats</b>	R: 0 E: 0 K: 1 S: 6 H: 1 LOB: 2 P: 10	R: 4 E: 0 K: 1 S: 10 H: 5 LOB: 1 BB: 0 P: 10	R: 0 E: 0 K: 2 S: 7 H: 0 LOB: 0 BB: 0 P: 7	R: 0 E: 0 K: 1 S: 5 H: 0 LOB: 0 BB: 0 P: 5	R: 1 E: 0 K: 0 S: 4 H: 1 LOB: 0 BB: 0 P: 4	R: 2 E: 0 K: 1 S: 7 H: 2 LOB: 1 BB: 1 P: 11	R: 0 E: 0 K: 0 S: 3 H: 1 LOB: 1 BB: 1 P: 7	R: 3 E: 0 K: 1 S: 9 H: 4 LOB: 2 BB: 1 P: 13	R: 0 E: 0 K: 0 S: 4 H: 1 LOB: 1 BB: 0 P: 4	1B: 11 SF: 0 2B: 2 SAC: 1 3B: 0 DP: 1 HR: 2 HBP: 0	WP: 2 PA: 45 PB: 0 SB: 1 CS: 0		
<b>PITCHER</b>	IP WLS BF H R ER SO BB IBB HBP BLK WP HR S P ERA WHIP											<b>PITCHER</b>	IP WLS BF H R ER SO BB IBB HBP BLK WP HR S P ERA WHIP
Nelson Bries, R (1, 1) ERA: 4.33	5.0 L 23 7 5 5 5 1 0 0 0 0 2 32 36 9.00 1.600												
Bob Veale, L (6, 1) ERA: 6.14	1.0 6 2 2 2 1 1 0 0 0 0 1 0 7 11 18.00 3.000												
Mudcat Grant, R (7, 1) ERA: 3.53	1.1 9 5 3 3 0 1 0 0 0 0 0 0 8 12 20.25 4.500												
Bob Moose, R (8, 1) ERA: 3.61	1.2 7 1 0 0 0 1 1 0 0 0 0 1 0 8 12 0.00 1.200												

Los Angeles Dodgers @ Pittsburgh Pirates  
 Three Rivers Stadium, Pittsburgh, PA  
 Mon Jul 19 1971, 7:05 PM EDT  
 Att: 17,437 - Unknown

livebaseballscorecards.com

AB	40
R	10
H	15
RBI	10
BB	4
SO	7
LOB	15



BOTTOM

Los Angeles Dodgers @ Pittsburgh Pirates  
Three Rivers Stadium, Pittsburgh, PA

Mon Jul 19 1971, 7:05 PM EDT  
Att. 17,437 - Unknown

livebaseballscorecards.com

AB	36
R	4
H	11
RBI	4
BB	1
SO	3
LOB	12



WP:	0	PA:	39
PB:	0	SB:	0
CS:	0		

AB R H RBI BB SO LOB

5	0	1	1	0	0	1
5	1	3	0	0	0	0
5	1	3	2	0	0	2
3	1	1	0	0	0	3
4	0	2	0	0	0	0
4	0	0	0	0	2	4
3	0	0	0	1	1	0
3	0	0	1	0	0	0
1	0	0	0	0	0	0
1	0	0	0	0	0	0
0	0	0	0	0	0	0
1	0	0	0	0	0	2
0	0	0	0	0	0	0
0	0	0	0	0	0	0
1	1	1	0	0	0	0

1B:	9	SF:	1
2B:	1	SAC:	0
3B:	0	DP:	2
HR:	1	HBP:	1

WP HR S P ERA WHIP

IP	WLS	BF	H	R	ER	SO	BB	IBB	HBP	BLK	WP	HR	S	P	ERA	WHIP
9.0	W	39	11	4	4	3	1	0	1	0	0	1	43	48	4.00	1.333

Batter	1	2	3	4	5	6	7	8	9
Bill Mazerowski, R OBP: 0.348, SLG: 0.347 (1, 4)	0-0 L7 ①		0-0 F8 ③		0-0 F8 ③		0-0 F8 ①		0-0 1B 2-H 1B
Gene Clines, R OBP: 0.416, SLG: 0.436 (1, 8)	0-0 1B 1B			0-0 L8 ①		0-0 HR 1B	0-0 L4-3 ②		0-0 1B 1-2 G6-3 1B
Roberto Clemente, R OBP: 0.363, SLG: 0.528 (1, 9)	0-0 1B 1-2 G4-6-3 1B			0-0 6-3 ②		0-0 HR 1-H 1B	0-0 1B 1B		0-0 G6-3 ② ③ 1-2f
Willie Stargell, L OBP: 0.385, SLG: 0.670 (1, 7)	0-0 G4-6-3 ② ③ 1-2f			1-0 1B HBP		0-0 BB SF9 1B	0-0 F3 ③		
Manny Sanguillen, R OBP: 0.351, SLG: 0.419 (1, 2)		0-0 4-3 ①		0-0 1B 1-2		0-0 FC5 BB 1B		0-0 6-3 ①	
Richie Hebner, L OBP: 0.351, SLG: 0.537 (1, 5)		0-0 F8 ②		0-0 L9 ③		0-3 K ①		0-3 K ②	
Al Oliver, L OBP: 0.316, SLG: 0.401 (1, 3)		0-0 6-3 ③			0-3 K ①	4-0 1B 1-2 2-3 BB		0-0 1-3 ③	
Jackie Hernandez, R OBP: 0.256, SLG: 0.318 (1, 6)			0-0 6-3 ①		0-0 6-3 ②	0-0 SF9 ②		0-0 6-3 ①	
Nelson Briles, R OBP: 0.286, SLG: 0.450 (5, PH)			0-0 4-3 ②		0-0 E4 ②	0-0 FC5 ③		0-0 1B 2B	
Rennie Stennett, R OBP: 0.308, SLG: 0.250 (6, 1)									
Bob Veale, S OBP: 0.250, SLG: 0.250 (6, PH)									
Jose Pagan, R OBP: 0.336, SLG: 0.365 (7, 1)									
Mudcat Grant, R OBP: 0.370, SLG: 0.429 (8, 1)									
Bob Moose, R OBP: 0.188, SLG: 0.133 (9, PH)									
Charlie Sands, L OBP: 0.556, SLG: 0.769 (9, PH)									

Inning Stats	R: 0	H: 2	E: 0	LOB: 1	K: 0	BB: 0	S: 4	R: 0	H: 0	E: 0	LOB: 0	K: 0	BB: 0	S: 3	R: 0	H: 1	E: 0	LOB: 2	K: 0	BB: 0	S: 4	R: 0	H: 0	E: 1	LOB: 1	K: 1	BB: 0	S: 6	R: 3	H: 4	E: 0	LOB: 2	K: 1	BB: 1	S: 9	R: 0	H: 1	E: 0	LOB: 1	K: 0	BB: 0	S: 4	R: 0	H: 0	E: 0	LOB: 0	K: 1	BB: 0	S: 5	R: 1	H: 3	E: 0	LOB: 1	K: 0	BB: 0	S: 5	1B: 9	SF: 1	2B: 1	SAC: 0	3B: 0	DP: 2	HR: 1	HBP: 1	WP: 0	PA: 39
--------------	------	------	------	--------	------	-------	------	------	------	------	--------	------	-------	------	------	------	------	--------	------	-------	------	------	------	------	--------	------	-------	------	------	------	------	--------	------	-------	------	------	------	------	--------	------	-------	------	------	------	------	--------	------	-------	------	------	------	------	--------	------	-------	------	-------	-------	-------	--------	-------	-------	-------	--------	-------	--------

PITCHER Claude Osteen, L (1, 1) IP WLS BF H R ER SO BB IBB HBP BLK WP HR S P ERA WHIP

IP	WLS	BF	H	R	ER	SO	BB	IBB	HBP	BLK	WP	HR	S	P	ERA	WHIP
9.0	W	39	11	4	4	3	1	0	1	0	0	1	43	48	4.00	1.333





Batter	1	2	3	4	5	6	7	8	9
<b>Pete Rose, S</b> (1, 9) OBP: 0.387, SLG: 0.425	0-0 F7		0-0 FC6-4			0-0 1-3	0-0 2B		
<b>Bernie Carbo, L</b> (1, 7) OBP: 0.357, SLG: 0.348 <b>Buddy Bradford, R</b> (7, PH) OBP: 0.308, SLG: 0.306	0-0 F8		0-0 1-3			0-3 K	0-3 K		
<b>Lee May, R</b> (1, 3) OBP: 0.338, SLG: 0.550	0-3 K			0-0 5-3		0-3 K	0-3 K		
<b>Tony Perez, R</b> (1, 5) OBP: 0.313, SLG: 0.423 <b>Dave Concepcion, R</b> (8, PR) OBP: 0.254, SLG: 0.258		0-0 1B		0-0 F6			4-0 1B	4-0 1B	
<b>Johnny Bench, R</b> (1, 2) OBP: 0.303, SLG: 0.467		0-0 F4		0-0 HR			0-0 1B	0-0 FC5-4	
<b>George Foster, R</b> (1, 8) OBP: 0.296, SLG: 0.391		0-0 1B		0-3 K			0-0 2B	0-0 FC5-4	
<b>Tommy Helms, R</b> (1, 4) OBP: 0.287, SLG: 0.341		0-0 G6-4-3			0-0 F7		0-0 2B	0-0 FC4-6	
<b>Woody Woodward, R</b> (1, 6) OBP: 0.290, SLG: 0.278			0-3 K		0-0 F9		0-0 2B	0-0 FC6-4	
<b>Don Gullett, R</b> (1, 1) OBP: 0.140, SLG: 0.119 <b>Clay Carroll, R</b> (9, 1) OBP: 0.200, SLG: 0.200			0-0 FC6-4		0-3 K		0-0 SH1-4		

AB	R	H	RBI	BB	SO	LOB
4	0	1	1	0	0	1
3	0	0	0	0	1	1
1	0	0	0	0	1	1
4	0	0	0	0	3	1
2	1	1	0	2	0	0
0	1	0	0	0	0	0
4	2	3	2	0	0	1
4	1	2	0	0	1	1
4	1	1	3	0	0	3
4	1	1	1	0	1	1
2	0	1	0	0	1	0
0	0	0	0	0	0	0

AB	32
R	7
H	10
RBI	7
BB	2
SO	8
LOB	10

Inning Stats		R: 0	H: 0	R: 0	H: 2	R: 0	H: 1	R: 1	H: 1	R: 0	H: 0	R: 0	H: 0	R: 5	H: 5	R: 1	H: 1
R: 0		E: 0	LOB: 0	E: 0	LOB: 1	E: 0	LOB: 1	E: 0	LOB: 0	E: 0	LOB: 0	E: 0	LOB: 0	E: 0	LOB: 1	E: 0	LOB: 1
K: 1		K: 1	BB: 0	K: 0	BB: 0	K: 1	BB: 0	K: 1	BB: 0	K: 2	BB: 0	K: 2	BB: 0	K: 2	BB: 1	K: 0	BB: 1
S: 5		S: 5	P: 5	S: 4	P: 4	S: 6	P: 6	S: 6	P: 6	S: 5	P: 5	S: 7	P: 7	S: 12	P: 16	S: 4	P: 8

PITCHER															IP	WLS	BF	H	R	ER	SO	BB	IBB	HBP	BLK	WP	HR	S	P	ERA	WHIP
<b>Don Sutton, R</b> (1, 1) ERA: 3.04															6.0	L	26	8	6	6	6	1	0	0	0	0	1	37	41	9.00	1.500
<b>Jim Brewer, L</b> (7, 1) ERA: 2.43															1.0		4	1	0	0	2	0	0	0	0	0	0	8	8	0.00	1.000
<b>Mike Strahler, R</b> (8, 1) ERA: 6.0															1.0		5	1	1	0	1	0	0	0	1	0	4	8	9.00	2.000	

**Los Angeles Dodgers @ Cincinnati Reds**  
Riverfront Stadium, Cincinnati, OH  
Tue Jul 20 1971, 7:05 PM EDT  
Att. 20,024 - Unknown

livebaseballscorecards.com





Batter	1	2	3	4	5	6	7	8	9	AB R H RBI BB SO LOB	TOP
Maury Wills, S (1, 6) OBP: 0.328, SLG: 0.334	0-3 K		0-0 5-3		0-0 2-3 1B		0-0 F8			4 0 1 0 0 1 1	<b>Los Angeles Dodgers @ Cincinnati Reds</b> Riverfront Stadium, Cincinnati, OH Wed Jul 21 1971, 7:05 PM EDT Att: 20,086 - Unknown
Bill Buckner, L (1, 9) OBP: 0.322, SLG: 0.389	0-3 K		0-3 K		0-0 2-3 1B		0-0 F6			4 0 1 1 0 2 1	
Willie Davis, L (1, 8) OBP: 0.359, SLG: 0.485	0-0 F8			0-0 FC4-6 1B	0-0 2-3			0-3 K		4 1 1 0 0 1 2	
Dick Allen, R (1, 5) OBP: 0.384, SLG: 0.470		0-0 2B		0-0 FC4-6 1B	0-0 F8			0-0 F7		4 0 2 0 0 0 2	
Willie Crawford, L (1, 7) OBP: 0.346, SLG: 0.480		0-0 F9		0-0 E6 FC4-6		0-3 K		0-0 F8		4 0 0 0 0 1 3	
Wes Parker, S (1, 3) OBP: 0.357, SLG: 0.358		0-0 F2		0-0 FC4-6 G3-6-1		4-0 BB		0-0 F7		3 0 0 1 1 0 3	
Duke Sims, L (1, 2) OBP: 0.339, SLG: 0.341		0-0 F8		0-0 G3-6-1		0-3 K		0-0 3-1		4 0 0 0 0 1 4	
Bill Russell, R (1, 4) OBP: 0.287, SLG: 0.329			0-0 F8		0-0 4-3	0-0 4-3		0-3 K		4 0 0 0 0 1 1	
Doyle Alexander, R (1, 1) OBP: 0.308, SLG: 0.182			0-0 5-3 1B		0-0 1B 1B		0-0 5-3			1 0 1 0 0 0 0	
Jose Pena, R (3, 1) OBP: 0.667, SLG: 0.667										1 1 1 0 0 0 0	
Billy Grabarkewitz, R (7, PH) OBP: 0.379, SLG: 0.279										1 0 0 0 0 0 0	
Pete Mikkelsen, R (7, 1) OBP: 0.250, SLG: 0.143										0 0 0 0 0 0 0	
<b>Inning Stats</b>	R: 0 H: 0 E: 0 LOB: 0 K: 2 BB: 0 S: 7 P: 7	R: 0 H: 1 E: 0 LOB: 1 K: 0 BB: 0 S: 4 P: 4	R: 0 H: 1 E: 0 LOB: 1 K: 1 BB: 0 S: 6 P: 6	R: 1 H: 2 E: 1 LOB: 1 K: 0 BB: 0 S: 5 P: 5	R: 1 H: 3 E: 0 LOB: 2 K: 0 BB: 0 S: 6 P: 6	R: 0 H: 0 E: 0 LOB: 1 K: 2 BB: 1 S: 7 P: 11	R: 0 H: 0 E: 0 LOB: 0 K: 0 BB: 0 S: 3 P: 3	R: 0 H: 0 E: 0 LOB: 0 K: 1 BB: 0 S: 5 P: 5	R: 0 H: 0 E: 0 LOB: 0 K: 1 BB: 0 S: 5 P: 5	1B: 6 SF: 0 2B: 1 SAC: 0 3B: 0 DP: 1 HR: 0 HBP: 0	WP: 0 PA: 35 PB: 0 SB: 0 CS: 0
<b>PITCHER</b> Gary Nolan, R (1, 1) ERA: 3.09	IP WLS BF H R ER SO BB IBB HBP BLK WP HR S P ERA WHIP										

livebaseballscorecards.com

<b>AB</b>	34
<b>R</b>	2
<b>H</b>	7
<b>RBI</b>	2
<b>BB</b>	1
<b>SO</b>	7
<b>LOB</b>	17



Batter	1	2	3	4	5	6	7	8	9
<b>Pete Rose, S</b> OBP: 0.390, SLG: 0.427 (1, 9) X	0-0 CS 1B		0-0 SF9 1B			4-0 BB			
<b>Bernie Carbo, L</b> OBP: 0.360, SLG: 0.351 (1, 7) X	0-0 FC5-4 1B		0-0 5-3 1B	0-0 4-3		0-0 1-3			
<b>Buddy Bradford, R</b> OBP: 0.308, SLG: 0.306 (9, 7)	1-2 1B		1-3 1B						
<b>Lee May, R</b> OBP: 0.334, SLG: 0.543 (1, 3) X	0-0 FC5-4 1B		0-0 5-3	0-3 K			0-0 G3		
<b>Tony Perez, R</b> OBP: 0.312, SLG: 0.422 (1, 5) X	0-0 1B		0-0 SF9	0-3 K			0-0 5-3		
<b>Johnny Bench, R</b> OBP: 0.305, SLG: 0.468 (1, 2) X	0-0 1B		0-0 1B		0-3 K		0-0 6-3		
<b>George Foster, R</b> OBP: 0.296, SLG: 0.388 (1, 8) S	0-3 K		0-0 1B		0-3 K		0-3 K		
<b>Dave Concepcion, R</b> OBP: 0.254, SLG: 0.254 (1, 4) X		0-0 5-3	4-0 1B		0-0 F8		0-3 K		
<b>Woody Woodward, R</b> OBP: 0.283, SLG: 0.271 (1, 6) X		0-0 G3	0-0 E5			0-0 4-3	0-0 6-3		
<b>Gary Nolan, R</b> OBP: 0.118, SLG: 0.102 (1, 1) S		0-3 K	0-0 1B			0-0 F9			

Inning Stats	R: 1	H: 4	E: 0	K: 1	S: 8	LOB: 2	BB: 0	P: 8	R: 0	H: 0	E: 0	K: 1	S: 5	LOB: 0	BB: 0	P: 5	R: 5	H: 5	E: 1	K: 0	S: 9	LOB: 2	BB: 1	P: 13	R: 0	H: 0	E: 0	K: 2	S: 7	LOB: 0	BB: 0	P: 7	R: 0	H: 0	E: 0	K: 0	S: 3	LOB: 1	BB: 1	P: 7	R: 0	H: 0	E: 0	K: 0	S: 3	LOB: 0	BB: 0	P: 3	R: 0	H: 0	E: 0	K: 2	S: 7	LOB: 0	BB: 0	P: 7
--------------	------	------	------	------	------	--------	-------	------	------	------	------	------	------	--------	-------	------	------	------	------	------	------	--------	-------	-------	------	------	------	------	------	--------	-------	------	------	------	------	------	------	--------	-------	------	------	------	------	------	------	--------	-------	------	------	------	------	------	------	--------	-------	------

PITCHER	IP	WLS	BF	H	R	ER	SO	BB	IBB	HBP	BLK	WP	HR	S	P	ERA	WHIP
<b>Doyle Alexander, R</b> ERA: 4.73 (1, 1)	2.2	L	18	9	6	4	2	1	0	0	0	0	0	21	25	13.50	3.750
<b>Jose Pena, R</b> ERA: 3.38 (3, 1)	3.1		11	0	0	0	4	1	0	0	0	0	0	18	22	0.00	0.300
<b>Pete Mikkelsen, R</b> ERA: 2.42 (7, 1)	2.0		6	0	0	0	2	0	0	0	0	0	0	10	10	0.00	0.000

**Los Angeles Dodgers @ Cincinnati Reds**  
Riverfront Stadium, Cincinnati, OH  
Wed Jul 21 1971, 7:05 PM EDT  
Att. 20,086 - Unknown

AB	32
R	6
H	9
RBI	6
BB	2
SO	8
LOB	10



WP	HR	S	P	ERA	WHIP
0	0	0	0	0	0





Batter	1	2	3	4	5	6	7	8	9	AB	R	H	RBI	BB	SO	LOB						
<b>Pete Rose, S</b> (1, 9) OBP: 0.386, SLG: 0.423	0-0 5-3			0-0 6-3	0-0 6-3			0-0 6-3		4	0	0	0	0	0	0						
<b>Hal McRae, R</b> (1, 7) OBP: 0.265, SLG: 0.363 <b>Wayne Granger, R</b> (9, 1) OBP: 0.500, SLG: 1.333	0-0 F8			0-0 F9		0-0 F9		0-0 HR		4	1	1	1	0	0	0						
<b>Lee May, R</b> (1, 3) OBP: 0.336, SLG: 0.542	0-0 1-3			0-0 1B 1B		0-0 F8		0-0 E7 1B		4	1	2	0	0	0	0						
<b>Tony Perez, R</b> (1, 5) OBP: 0.316, SLG: 0.426		0-0 5-3		0-0 1B 1-2		0-0 1B		0-0 1B 2-H		4	0	3	1	0	0	0						
<b>Johnny Bench, R</b> (1, 2) OBP: 0.302, SLG: 0.462		0-0 6-3		0-0 F5		0-0 F9		0-3 K		4	0	0	0	0	1	4						
<b>Tommy Helms, R</b> (1, 4) OBP: 0.287, SLG: 0.338		0-0 F7			4-0 HR BB		0-0 F3		0-0 5-3	3	1	0	0	1	0	0						
<b>George Foster, R</b> (1, 8) OBP: 0.295, SLG: 0.397			0-0 5-3		0-0 HR 1-H		0-0 5-3		0-3 K	4	1	1	2	0	1	0						
<b>Woody Woodward, R</b> (1, 6) OBP: 0.276, SLG: 0.264			0-0 5-3		0-0 5-3		0-0 6-3		0-3 K	4	0	0	0	0	1	0						
<b>Jim McGlothlin, R</b> (1, 1) OBP: 0.219, SLG: 0.300 <b>Jim Merritt, L</b> (1, 1) OBP: 0.217, SLG: 0.318 <b>Al Ferrara, R</b> (8, PH) OBP: 0.271, SLG: 0.128 (9, 7)			0-3 K		0-0 4-3			0-3 K		0	0	0	0	0	0	0						
<b>Inning Stats</b>	R: 0 E: 0 K: 0 S: 3	H: 0 LOB: 0 BB: 0 P: 3	R: 0 E: 0 K: 0 S: 3	H: 0 LOB: 0 BB: 0 P: 3	R: 0 E: 0 K: 1 S: 5	H: 0 LOB: 0 BB: 0 P: 5	R: 0 E: 0 K: 0 S: 5	H: 2 LOB: 2 BB: 0 P: 5	R: 2 E: 0 K: 0 S: 4	H: 1 LOB: 0 BB: 1 P: 8	R: 0 E: 0 K: 0 S: 4	H: 1 LOB: 1 BB: 0 P: 4	R: 0 E: 0 K: 0 S: 3	H: 0 LOB: 0 BB: 0 P: 3	R: 2 E: 1 K: 2 S: 10	H: 3 LOB: 1 BB: 0 P: 10	R: 0 E: 0 K: 2 S: 7	H: 0 LOB: 0 BB: 0 P: 7	1B: 5 2B: 0 3B: 0 HR: 2	SF: 0 SAC: 0 DP: 0 HBP: 0	WP: 0 PB: 0 SB: 0 CS: 0	PA: 35
<b>PITCHER</b> <b>Al Downing, L</b> (1, 1) ERA: 2.45	IP 9.0	WLS W	BF 35	H 7	R 4	ER 3	SO 5	BB 1	IBB 0	HBP 0	BLK 0	WP 0	HR 2	S 44	P 48	ERA 3.00	WHIP 0.889					

**BOTTOM**

**Los Angeles Dodgers @ Cincinnati Reds**  
Riverfront Stadium, Cincinnati, OH  
Thu Jul 22 1971, 7:05 PM EDT  
Att. 26,744 - Unknown

[livebaseballscorecards.com](http://livebaseballscorecards.com)

<b>AB</b>	<b>34</b>
<b>R</b>	<b>4</b>
<b>H</b>	<b>7</b>
<b>RBI</b>	<b>4</b>
<b>BB</b>	<b>1</b>
<b>SO</b>	<b>5</b>
<b>LOB</b>	<b>4</b>





Batter	1	2	3	4	5	6	7	8	9	AB R H RBI BB SO LOB	TOP		
Felix Millan, R (1, 4) OBP: 0.363, SLG: 0.382	0-0 L9		0-0 6-3		0-0 4-3 1B G3	4-0 1-2 2-3 BB		0-0 E S 1B		4 1 2 1 1 0 0	<p>Atlanta Braves @ Los Angeles Dodgers Dodger Stadium, Los Angeles, CA</p> <p>Fri Jul 23 1971, 7:05 PM PDT Att. 21,705 - Unknown</p>		
Ralph Garr, L (1, 7) OBP: 0.371, SLG: 0.452	0-0 F7		0-3 K		0-0 G3	0-0 F9		0-3 3-H K	5 0 0 0 0 2 5				
Mike Lum, L (1, 9) OBP: 0.372, SLG: 0.429	4-0 BB				0-0 F3	0-0 4-3		0-0 F8	4 0 0 0 1 0 2				
Orlando Cepeda, R (1, 3) OBP: 0.331, SLG: 0.494	0-0 F6				0-0 HR 1B	0-0 3-H 1B		0-3 K	5 1 3 1 0 1 1				
Darrell Evans, L (1, 5) OBP: 0.354, SLG: 0.436 Gil Garrido, R (9, 5) OBP: 0.264, SLG: 0.163		0-3 K			0-3 K	0-3 K		0-0 E3	5 0 0 0 0 3 3 0 0 0 0 0 0 0				
Earl Williams, R (1, 2) OBP: 0.315, SLG: 0.455		0-0 HR			0-0 1-H HR	4-0 BB 1B BB		4-0 F8	3 2 2 3 2 0 1				
Sonny Jackson, L (1, 8) OBP: 0.313, SLG: 0.351		0-0 L4			0-0 E S 1B	0-0 F6		0-0 3-1	5 0 1 0 0 1 4				
Marty Perez, R (1, 6) OBP: 0.256, SLG: 0.282		0-3 K			0-0 E5	0-0 BB 1B		0-0 G4 1B 2B	4 1 2 0 0 1 1				
George Stone, L (1, 1) OBP: 0.205, SLG: 0.233 Cecil Upshaw, R (9, 1)			0-0 6-3		0-3 K	0-3 K		0-0 G4	4 0 0 0 0 2 5 0 0 0 0 0 0 0				
<b>Inning Stats</b>	R: 0 H: 0 E: 0 LOB: 1 K: 0 BB: 1 S: 3 P: 7	R: 1 H: 1 E: 0 LOB: 0 K: 2 BB: 0 S: 8 P: 8	R: 0 H: 0 E: 0 LOB: 0 K: 1 BB: 0 S: 5 P: 5	R: 2 H: 3 E: 1 LOB: 2 K: 2 BB: 0 S: 11 P: 11	R: 1 H: 2 E: 0 LOB: 1 K: 1 BB: 0 S: 7 P: 7	R: 0 H: 1 E: 0 LOB: 3 K: 1 BB: 2 S: 6 P: 14	R: 0 H: 0 E: 1 LOB: 2 K: 1 BB: 1 S: 6 P: 10	R: 1 H: 2 E: 0 LOB: 1 K: 1 BB: 0 S: 7 P: 7	R: 0 H: 1 E: 0 LOB: 1 K: 1 BB: 0 S: 6 P: 6	1B: 7 SF: 0 2B: 1 SAC: 0 3B: 0 DP: 0 HR: 2 HBP: 0	WP: 0 PA: 43 PB: 0 SB: 2 CS: 0		
<b>PITCHER</b>	IP WLS BF H R ER SO BB IBB HBP BLK WP HR S P ERA WHIP											<b>PITCHER</b>	IP WLS BF H R ER SO BB IBB HBP BLK WP HR S P ERA WHIP
Bill Singer, R (1, 1) ERA: 4.8	5.0 L 23 6 4 4 6 1 0 0 0 0 0 2 34 38 7.20 1.400												
Mike Strahler, R (6, 1) ERA: 3.6	2.0 11 1 0 0 2 3 0 0 0 0 0 0 12 24 0.00 2.000												
Joe Moeller, R (8, 1) ERA: 3.09	2.0 9 3 1 1 2 0 0 0 0 0 0 0 13 13 4.50 1.500												

livebaseballscorecards.com

AB	39
R	5
H	10
RBI	5
BB	4
SO	10
LOB	22



Batter	1	2	3	4	5	6	7	8	9	AB R H RBI BB SO LOB
Maury Wills, S (1, 6) OBP: 0.327, SLG: 0.333	0-0 F7		0-0 1B		0-0 F7			0-0 3-1 2B 2-3 1B	0-0 G3	5 1 2 0 0 0 1
Bill Buckner, L (1, 9) OBP: 0.324, SLG: 0.404	0-0 6-3		0-0 G3-6-1 1B		0-0 5-3			0-0 2-3		4 0 1 0 0 0 1
Willie Davis, L (1, 8) OBP: 0.353, SLG: 0.479	0-0 5-3		0-0 G3-6-1					0-0 3-1		4 0 0 0 0 0 3
Dick Allen, R (1, 5) OBP: 0.382, SLG: 0.470		0-0 L9		0-3 K				0-0 F8		4 0 1 1 0 1 0
Wes Parker, S (1, 3) OBP: 0.355, SLG: 0.358		0-0 F9		0-0 4-3				0-0 F8		4 0 0 0 0 0 1
Willie Crawford, L (1, 7) OBP: 0.367, SLG: 0.525		0-0 S 1B		0-0 HBP 1B				0-0 HR		4 2 4 1 0 0 0
Joe Ferguson, R (1, 2) OBP: 0.264, SLG: 0.306		4-0 BB		1-0 HBP				0-0 F8		2 0 0 0 1 0 1
Bill Russell, R (1, 4) Manny Mota, R (9, PH) OBP: 0.280, SLG: 0.320 OBP: 0.369, SLG: 0.386		0-0 F3		0-0 4-3				0-0 6-3		3 0 0 0 0 0 4 1 0 1 1 0 0 0
Bill Singer, R (1, 1) Bobby Valentine, R (5, PH) Mike Strahler, R (6, 1) Bobby Darwin, R (7, PH) Joe Moeller, R (8, 1) Jim Lefebvre, S (9, PH) OBP: 0.144, SLG: 0.094 OBP: 0.280, SLG: 0.321 OBP: 0.318, SLG: 0.450 OBP: 0.327, SLG: 0.410			0-3 K		0-0 4-3			0-3 K		1 0 0 0 0 0 1 0 1 0 0 0 0 0 0 0 0 0 0 0 0 0 0 0 1 0 0 0 0 0 1 0 0 0 0 0 0 0 0 0 1 0 0 0 0 0 0 1

Inning Stats	R: 0	H: 0	E: 0	K: 0	S: 3	R: 0	H: 1	E: 0	K: 0	S: 4	R: 0	H: 2	E: 0	K: 1	S: 6	R: 0	H: 1	E: 0	K: 1	S: 6	R: 0	H: 0	E: 0	K: 0	S: 3	R: 1	H: 1	E: 0	K: 1	S: 6	R: 1	H: 2	E: 0	K: 0	S: 5	R: 1	H: 2	E: 0	K: 0	S: 5
	0	0	0	0	3	0	1	0	0	4	0	2	0	1	6	0	1	0	1	6	0	0	0	0	3	1	1	0	0	6	1	2	0	0	5	1	2	0	0	5
	0	0	0	0	3	0	1	0	0	4	0	2	0	1	6	0	1	0	1	6	0	0	0	3	1	1	0	0	6	1	2	0	0	5	1	2	0	0	5	

**BOTTOM**

**Atlanta Braves @ Los Angeles Dodgers**  
**Dodger Stadium, Los Angeles, CA**

Fri Jul 23 1971, 7:05 PM PDT  
Att. 21,705 - Unknown

livebaseballscorecards.com

AB	35
R	3
H	9
RBI	3
BB	1
SO	3
LOB	12



WP:	0	PA:	37
PB:	0		
SB:	1		
CS:	0		



Batter	1	2	3	4	5	6	7	8	9	10	11	12	13	AB R H RBI BB SO LOB	TOP
Felix Millan, R (1, 4) OBP: 0.362, SLG: 0.381	0-0 SH1-3 1B		0-0 F7		0-0 6-3			0-0 5-3		0-0 1B		0-3 K		6 0 2 0 0 1 3	
Ralph Garr, L (1, 7) OBP: 0.372, SLG: 0.451 Oscar Brown, R (10, 7) OBP: 0.167, SLG: 0.167	0-0 SH1-3 1-2		0-0 CS 1B			0-0 1-3		4-0 1B BB		0-0 4-3 1-2		0-3 K	3 0 1 0 1 0 1 1 0 0 0 0 1 0		
Hank Aaron, R (1, 3) OBP: 0.406, SLG: 0.651	4-0 G6-4-3 BB		0-0 CS 1-2	0-0 FC5-4 1B		0-0 HR		0-0 G4-3 1B		0-3 K		0-3 K	5 1 3 1 1 2 0		
Earl Williams, R (1, 2) OBP: 0.309, SLG: 0.445	0-0 G6-4-3 1-2f		0-0 F9	0-0 F9		0-0 5-3		0-0 G4-3 1-2f		0-3 K		0-3 K	6 0 0 0 0 2 5		
Mike Lum, L (1, 9) OBP: 0.369, SLG: 0.424		0-0 1B 1B		0-0 F6		0-0 4-3		0-0 L9		0-0 F6		0-0 F6	5 0 1 0 0 0 1		
Zoilo Versalles, R (1, 5) OBP: 0.255, SLG: 0.358		0-0 L4		0-0 FC5-4 1-2f			0-0 3-1 G1 1B		0-0 F8		0-0 5-3		5 0 1 0 0 0 2		
Sonny Jackson, L (1, 8) OBP: 0.315, SLG: 0.352		0-0 G5-4-3 1B		0-0 4-3		0-0 4-3		0-0 G1 1-2		0-3 K		0-0 BB 1B	5 0 2 0 0 1 1		
Marty Perez, R (1, 6) OBP: 0.259, SLG: 0.282		0-0 G5-4-3 1-2f		0-0 SH1-4 1B		0-0 3-1		0-0 3-1 2-3		0-0 F7		4-0 BB 1B	4 0 1 0 1 0 3		
Ron Reed, R (1, 1) OBP: 0.078, SLG: 0.078 Jim Nash, R (11, 1) OBP: 0.179, SLG: 0.205 Orlando Cepeda, R (12, PH) OBP: 0.330, SLG: 0.492 Bob Priddy, R (12, 1) OBP: 0.100, SLG: 0.100		0-0 4-3		0-0 4-3		0-0 SH1-4		0-0 6-3		0-3 K		0-3 K	3 0 0 0 0 1 1 0 0 0 0 0 0 0 1 0 0 0 0 1 2 0 0 0 0 0 0 0		
<b>Inning Stats</b>	R: 0 H: 1 E: 0 K: 0 S: 3 LOB: 1 BB: 1 P: 7	R: 0 H: 2 E: 0 K: 0 S: 4 LOB: 1 BB: 0 P: 4	R: 0 H: 1 E: 0 K: 0 S: 3 LOB: 0 BB: 0 P: 3	R: 0 H: 1 E: 0 K: 0 S: 4 LOB: 1 BB: 0 P: 4	R: 0 H: 1 E: 0 K: 0 S: 4 LOB: 0 BB: 0 P: 4	R: 1 H: 1 E: 0 K: 0 S: 4 LOB: 0 BB: 0 P: 4	R: 0 H: 1 E: 0 K: 0 S: 4 LOB: 1 BB: 0 P: 4	R: 0 H: 1 E: 0 K: 0 S: 3 LOB: 1 BB: 1 P: 7	R: 0 H: 0 E: 0 K: 1 S: 5 LOB: 0 BB: 0 P: 5	R: 0 H: 1 E: 0 K: 1 S: 6 LOB: 1 BB: 0 P: 6	R: 0 H: 0 E: 0 K: 2 S: 7 LOB: 0 BB: 0 P: 7	R: 0 H: 1 E: 0 K: 2 S: 8 LOB: 2 BB: 1 P: 12	R: 0 H: 0 E: 0 K: 3 S: 9 LOB: 0 BB: 0 P: 9	1B: 10 SF: 0 2B: 0 SAC: 2 3B: 0 DP: 3 HR: 1 HBP: 0	WP: 0 PA: 50 PB: 0 SB: 1 CS: 1
<b>PITCHER</b>	IP WLS BF H R ER SO BB IBB HBP BLK WP HR S P ERA WHIP Claude Osteen, L (1, 1) 7.1 30 9 1 1 0 9 2 0 0 0 0 1 28 36 1.23 1.500 Jim Brewer, L (8, 1) 5.2 19 2 0 0 9 1 0 0 0 0 0 36 40 0.00 0.529														

Atlanta Braves @ Los Angeles Dodgers  
Dodger Stadium, Los Angeles, CA  
Sat Jul 24 1971, 7:05 PM PDT  
Att. 45,260 - Unknown

livebaseballscorecards.com

AB	44
R	1
H	11
RBI	1
BB	3
SO	9
LOB	19



Batter	1	2	3	4	5	6	7	8	9	10	11	12	13	AB R H RBI BB SO LOB
Maury Wills, S OBP: 0.322, SLG: 0.328 (1, 6)	0-0 F7		0-0 G3			0-0 6-3		0-0 G3			0-3 K		0-0 E4	6 0 0 0 0 1 3
Bill Buckner, L OBP: 0.321, SLG: 0.399 (1, 9) (8, 3)	0-0 4-3			0-0 G3		0-0 F7			0-0 1B		0-0 F4			5 0 1 0 0 0 0
Willie Davis, L OBP: 0.349, SLG: 0.473 (1, 8)	0-0 F6			0-0 F7		0-0 F8			0-3 K		0-0 5-3			5 0 0 0 0 1 1
Dick Allen, R OBP: 0.379, SLG: 0.466 (1, 5)		0-0 6-3		0-0 1B			0-0 E6 FC5-6		0-3 K			0-0 F9		5 0 1 0 0 1 1
Willie Crawford, L OBP: 0.358, SLG: 0.511 (1, 7) (8, 9)		0-0 F7		0-0 F5			0-0 FC5-6 G3 1-2f		0-0 F9			0-0 3-1		5 0 0 0 0 0 3
Jim Lefebvre, S OBP: 0.325, SLG: 0.417 (1, 4)		0-0 4-3					0-0 G3 1-2			0-0 F8		0-0 6-3		5 1 1 1 0 0 1
Wes Parker, S OBP: 0.353, SLG: 0.355 (1, 3)			0-0 F7				0-0 G3						4-0 SH1-4 BB E BB	3 0 0 0 0 0 1
Jim Brewer, L OBP: 0.400, SLG: 0.400 (8, 1)							0-0 F7							1 0 1 0 0 0 0
Tom Haller, L OBP: 0.292, SLG: 0.292 (13, PH)														0 0 0 0 1 0 0
Bill Russell, R OBP: 0.280, SLG: 0.320 (13, PR)														0 1 0 0 0 0 0
Duke Sims, L OBP: 0.340, SLG: 0.339 (1, 2)			0-0 5-6-3 1B				0-0 3-1			0-0 F5			4-0 E SH1-4 BB	4 0 1 0 1 0 1
Claude Osteen, L OBP: 0.185, SLG: 0.180 (1, 1)														2 0 0 0 0 1 1
Manny Mota, R OBP: 0.365, SLG: 0.380 (8, 7)			0-0 5-6-3 1-2				0-3 K		0-0 F8				0-0 SH1-4	2 0 0 0 0 0 1

Inning Stats	R: 0	H: 0	E: 0	LOB: 0	K: 0	BB: 0	S: 3	P: 3	R: 0	H: 0	E: 0	LOB: 0	K: 0	BB: 0	S: 3	P: 3	R: 0	H: 0	E: 0	LOB: 0	K: 0	BB: 0	S: 4	P: 4	R: 0	H: 1	E: 0	LOB: 1	K: 0	BB: 0	S: 4	P: 4	R: 1	H: 1	E: 0	LOB: 0	K: 1	BB: 0	S: 6	P: 6	R: 0	H: 0	E: 0	LOB: 0	K: 0	BB: 0	S: 3	P: 3	R: 0	H: 0	E: 1	LOB: 1	K: 0	BB: 0	S: 4	P: 4	R: 0	H: 0	E: 0	LOB: 0	K: 0	BB: 0	S: 3	P: 3	R: 0	H: 1	E: 0	LOB: 1	K: 2	BB: 0	S: 8	P: 8	R: 0	H: 1	E: 0	LOB: 1	K: 0	BB: 0	S: 4	P: 4	R: 0	H: 0	E: 0	LOB: 0	K: 1	BB: 0	S: 5	P: 5	R: 0	H: 0	E: 0	LOB: 0	K: 0	BB: 0	S: 3	P: 3	R: 1	H: 0	E: 1	LOB: 2	K: 0	BB: 2	S: 2	P: 10	1B: 4	SF: 0	2B: 0	SAC: 1	3B: 0	DP: 0	HR: 1	HBP: 0	WP: 0	PA: 46
--------------	------	------	------	--------	------	-------	------	------	------	------	------	--------	------	-------	------	------	------	------	------	--------	------	-------	------	------	------	------	------	--------	------	-------	------	------	------	------	------	--------	------	-------	------	------	------	------	------	--------	------	-------	------	------	------	------	------	--------	------	-------	------	------	------	------	------	--------	------	-------	------	------	------	------	------	--------	------	-------	------	------	------	------	------	--------	------	-------	------	------	------	------	------	--------	------	-------	------	------	------	------	------	--------	------	-------	------	------	------	------	------	--------	------	-------	------	-------	-------	-------	-------	--------	-------	-------	-------	--------	-------	--------

PITCHER	IP	WLS	BF	H	R	ER	SO	BB	IBB	HBP	BLK	WP	HR	S	P	ERA	WHIP
Ron Reed, R ERA: 3.06 (1, 1)	10.0		36	5	1	1	3	0	0	0	0	0	1	42	42	0.90	0.500
Jim Nash, R ERA: 5.47 (11, 1)	1.0		3	0	0	0	1	0	0	0	0	0	0	5	5	0.00	0.000
Bob Priddy, R ERA: 3.63 (12, 1)	1.1	L	7	0	1	0	0	2	0	0	0	0	0	5	13	0.00	1.500

**Atlanta Braves @ Los Angeles Dodgers**  
 Dodger Stadium, Los Angeles, CA  
 Sat Jul 24 1971, 7:05 PM PDT  
 Att: 45,260 - Unknown

AB	43
R	2
H	5
RBI	1
BB	2
SO	4
LOB	13



PITCHER	IP	WLS	BF	H	R	ER	SO	BB	IBB	HBP	BLK	WP	HR	S	P	ERA	WHIP
---------	----	-----	----	---	---	----	----	----	-----	-----	-----	----	----	---	---	-----	------



Batter	1	2	3	4	5	6	7	8	9	AB R H RBI BB SO LOB	TOP											
<b>Felix Millan, R</b> (1, 4) OBP: 0.363, SLG: 0.382	0-0 2B 1B		0-0 CS 1B		0-0 F8		0-0 F8		0-0 5-3	5 0 2 1 0 0 4												
<b>Ralph Garr, L</b> (1, 7) OBP: 0.374, SLG: 0.455	0-0 1-H 2B		0-0 SF9			0-0 F7		0-0 BB 1B		3 0 2 1 0 0 0												
<b>Hank Aaron, R</b> (1, 3) OBP: 0.407, SLG: 0.648	0-0 L4		0-3 K			0-0 G3-6-3 1B		4-0 E BB		3 0 1 0 1 1 2												
<b>Darrell Evans, L</b> (1, 5) OBP: 0.346, SLG: 0.425 <b>Gil Garrido, R</b> (8, 5) OBP: 0.264, SLG: 0.163	0-3 K			0-3 K		0-0 G3-6-3 1B		0-0 E3 FC5-4		4 0 0 0 0 2 3 0 0 0 0 0 0 0												
<b>Mike Lum, L</b> (1, 9) OBP: 0.367, SLG: 0.421		0-0 F8		0-0 6-3			0-0 1B SH 1B	0-0 F8		4 1 1 0 0 0 2												
<b>Earl Williams, R</b> (1, 2) OBP: 0.308, SLG: 0.442		0-0 F3		0-0 F7			0-0 SH 1B	0-0 FC5-4		4 0 1 0 0 0 2												
<b>Sonny Jackson, L</b> (1, 8) OBP: 0.314, SLG: 0.351		0-0 4-3			0-0 4-3 1B		0-0 F7		0-0 G3	4 0 1 0 0 0 2												
<b>Marty Perez, R</b> (1, 6) OBP: 0.265, SLG: 0.292			0-0 SH 1B 2B		0-0 4-3		0-0 SH		0-0 SH2-4 1B	3 1 2 1 0 0 1												
<b>Phil Niekro, R</b> (1, 1) OBP: 0.145, SLG: 0.150			0-0 SH 1B SF9		0-0 5-3		0-0 F4		0-0 SH2-4	2 1 0 0 0 0 3												
<b>Inning Stats</b>	R: 0 E: 0 K: 1 S: 6	H: 2 LOB: 1 BB: 0 P: 6	R: 0 E: 0 K: 0 S: 3	H: 0 LOB: 0 BB: 0 P: 3	R: 2 E: 1 K: 1 S: 7	H: 2 LOB: 1 BB: 0 P: 7	R: 0 E: 0 K: 1 S: 5	H: 0 LOB: 0 BB: 0 P: 5	R: 0 E: 0 K: 0 S: 4	H: 1 LOB: 1 BB: 0 P: 4	R: 0 E: 0 K: 0 S: 3	H: 1 LOB: 0 BB: 0 P: 3	R: 1 E: 1 K: 0 S: 6	H: 2 LOB: 2 BB: 0 P: 6	R: 0 E: 1 K: 0 S: 4	H: 1 LOB: 2 BB: 1 P: 8	R: 0 E: 0 K: 0 S: 4	H: 1 LOB: 1 BB: 0 P: 4	1B: 8 2B: 3 3B: 0 HR: 0	SF: 1 SAC: 3 DP: 2 HBP: 0	WP: 0 PB: 0 SB: 0 CS: 1	PA: 37
<b>PITCHER</b>	IP WLS BF H R ER SO BB IBB HBP BLK WP HR S P ERA WHIP												<b>PITCHER</b>	IP WLS BF H R ER SO BB IBB HBP BLK WP HR S P ERA WHIP								
<b>Don Sutton, R</b> (1, 1) ERA: 3.02	7.0 L 28 8 3 2 3 0 0 0 0 0 0 0 34 34 2.57 1.143																					
<b>Pete Mikkelsen, R</b> (8, 1) ERA: 2.33	2.0 9 2 0 0 0 1 0 0 0 0 0 0 8 12 0.00 1.500																					

**Atlanta Braves @ Los Angeles Dodgers**  
**Dodger Stadium, Los Angeles, CA**  
 Sun Jul 25 1971, 3:33 AM PDT  
 Att: 20,271 - Unknown

<b>AB</b>	<b>32</b>
<b>R</b>	<b>3</b>
<b>H</b>	<b>10</b>
<b>RBI</b>	<b>3</b>
<b>BB</b>	<b>1</b>
<b>SO</b>	<b>3</b>
<b>LOB</b>	<b>19</b>



livebaseballscorecards.com





Batter	1	2	3	4	5	6	7	8	9	AB R H RBI BB SO LOB	TOP																	
Bill Mazerowski, R (1, 4) OBP: 0.325, SLG: 0.317	0-0 F8	0-0 FC6-4 1B	0-0 FC6-4 1-2f			0-0 3-1			0-0 6-3	5 0 1 1 0 0 2	<b>Pittsburgh Pirates @ Los Angeles Dodgers</b> Dodger Stadium, Los Angeles, CA Tue Jul 27 1971, 7:05 PM PDT Att. 26,564 - Unknown <a href="http://livebaseballscorecards.com">livebaseballscorecards.com</a>																	
Gene Clines, R (1, 7) OBP: 0.389, SLG: 0.393	4-0 2B 1B BB	0-0 FC6-4 1-2f		0-0 L4-3		0-0 L4-3		0-0 L1-3	4 1 0 0 1 0 1																			
Roberto Clemente, R (1, 9) OBP: 0.359, SLG: 0.527	0-0 1B 1-3 2B		0-3 K	0-0 L3		0-0 4-3			4 0 1 0 0 1 0																			
Manny Sanguillen, R (1, 2) OBP: 0.360, SLG: 0.436	0-0 FC5-4 1B 2-3 3-H		0-0 1B 2B	0-0 6-3		0-0 2B			4 1 3 1 0 0 0																			
Bob Robertson, R (1, 3) OBP: 0.352, SLG: 0.489	0-0 P4		0-0 FC3-6 1B 1B 2-H		0-0 P6		0-0 5-3		4 1 1 1 0 0 3																			
Jose Pagan, R (1, 5) OBP: 0.315, SLG: 0.333	0-0 FC5-4 1-2f		0-0 FC3-6 1B		0-0 F8		0-3 K		4 0 1 0 0 1 2																			
Al Oliver, L (1, 8) OBP: 0.316, SLG: 0.398		0-0 L8	0-0 FC3-6 1B 1B 1-2f 2-3		0-0 P6		0-0 3-1		4 1 0 0 0 0 2																			
Jackie Hernandez, R (1, 6) OBP: 0.244, SLG: 0.298		0-0 E5 WP 1B 1B	0-0 1B 1B 1-2 3-H		0-0 4-3		0-3 K		4 1 2 1 0 1 0																			
Dock Ellis, S (1, 1) OBP: 0.250, SLG: 0.211 Mudcat Grant, R (7, 1) OBP: 0.375, SLG: 0.429 Vic Davalillo, L (9, PH) OBP: 0.302, SLG: 0.333		0-3 K	0-0 FC6-4 1B 1-2 2-H		0-3 K		0-0 F7		3 0 1 1 0 2 1 0 0 0 0 0 0 0 1 0 0 0 0 0 0																			
<b>Inning Stats</b>	R: 1 E: 0 K: 0 S: 5	H: 2 LOB: 2 BB: 1 P: 9	R: 1 E: 1 K: 1 S: 7	H: 2 LOB: 1 BB: 0 P: 7	R: 3 E: 0 K: 1 S: 10	H: 5 LOB: 2 BB: 0 P: 10	R: 0 E: 0 K: 0 S: 3	H: 0 LOB: 0 BB: 0 P: 3	R: 0 E: 0 K: 1 S: 5	H: 0 LOB: 0 BB: 0 P: 5	R: 0 E: 0 K: 0 S: 4	H: 1 LOB: 1 BB: 0 P: 4	R: 0 E: 0 K: 2 S: 7	H: 0 LOB: 0 BB: 0 P: 7	R: 0 E: 0 K: 0 S: 3	H: 0 LOB: 0 BB: 0 P: 3	1B: 7 2B: 3 3B: 0 HR: 0	SF: 0 SAC: 0 DP: 0 HBP: 0	WP: 1 PB: 0 SB: 0 CS: 0	PA: 38								
<b>PITCHER</b>	IP WLS BF H R ER SO BB IBB HBP BLK WP HR S P ERA WHIP																											
Al Downing, L (1, 1) ERA: 2.67	2.2		17	8	5	5	2	1	0	0	0	1	0	20	24	16.88	3.375											
Doyle Alexander, R (3, 1) ERA: 4.17	4.1	W	15	2	0	0	1	0	0	0	0	0	0	17	17	0.00	0.462											
Pete Mikkelsen, R (8, 1) ERA: 2.25	2.0	S	6	0	0	0	2	0	0	0	0	0	0	10	10	0.00	0.000											







Batter	1	2	3	4	5	6	7	8	9	AB R H RBI BB SO LOB	TOP	
Bill Mazerowski, R (1, 4) OBP: 0.321, SLG: 0.315	0-0 F7		0-0 F9 G3 1B		0-0 F5		0-0 SF8		0-0 5-3-5 1-3f	4 0 1 1 0 0 1	<b>Pittsburgh Pirates @ Los Angeles Dodgers</b> Dodger Stadium, Los Angeles, CA Wed Jul 28 1971, 7:05 PM PDT Att: 30,798 - Unknown <a href="http://livebaseballscorecards.com">livebaseballscorecards.com</a>	
Al Oliver, L (1, 8) OBP: 0.315, SLG: 0.399	0-3 K		0-0 G3 1-2		0-0 1B 2B		0-0 F8			4 1 1 0 0 1 1		
Roberto Clemente, R (1, 9) OBP: 0.363, SLG: 0.528	4-0 FC3-6 BB		0-0 F9 2-3		0-0 1B		0-0 1B SF8 1B			3 1 2 1 1 0 1		
Willie Stargell, L (1, 7) OBP: 0.390, SLG: 0.650	0-0 FC3-6 1-2f		0-3 K		0-0 F8		0-0 1-3 1B			4 0 1 0 0 1 3		
Bob Robertson, R (1, 3) OBP: 0.351, SLG: 0.497		0-0 HR		0-3 K		0-3 K		0-0 SF8		3 1 1 2 0 2 0		
Manny Sanguillen, R (1, 2) OBP: 0.359, SLG: 0.434		0-0 5-3		0-0 FC6-4 1B		0-0 4-3		0-0 F8		4 0 1 0 0 0 1		
Jose Pagan, R (1, 5) OBP: 0.313, SLG: 0.331		0-0 1B		0-0 FC6-4 FC6 1-2f		0-3 K		0-3 K		4 0 1 0 0 2 2		
Jackie Hernandez, R (1, 6) OBP: 0.252, SLG: 0.320		0-0 F8		0-0 FC6 1-2f		0-0 SF8 3B		0-0 5-3-5 1B		4 1 2 0 0 0 2		
Luke Walker, L (1, 1) OBP: 0.114, SLG: 0.031		0-3 K		0-0 6-3		0-3 K		0-0 F8		4 0 0 0 0 2 3		
<b>Inning Stats</b>	R: 0 E: 0 K: 1 S: 5 H: 0 LOB: 1 BB: 1 P: 9	R: 1 E: 0 K: 1 S: 7 H: 2 LOB: 1 BB: 0 P: 7	R: 0 E: 0 K: 1 S: 6 H: 1 LOB: 1 BB: 0 P: 6	R: 0 E: 0 K: 1 S: 6 H: 1 LOB: 1 BB: 0 P: 6	R: 1 E: 0 K: 0 S: 5 H: 2 LOB: 1 BB: 0 P: 5	R: 0 E: 0 K: 2 S: 7 H: 0 LOB: 0 BB: 0 P: 7	R: 1 E: 0 K: 1 S: 6 H: 1 LOB: 0 BB: 0 P: 6	R: 1 E: 0 K: 1 S: 7 H: 2 LOB: 1 BB: 0 P: 7	R: 0 E: 0 K: 0 S: 3 H: 1 LOB: 0 BB: 0 P: 3	1B: 7 2B: 2 3B: 1 HR: 1 SF: 2 SAC: 0 DP: 1 HBP: 0	WP: 0 PB: 0 SB: 0 CS: 0 PA: 37	
<b>PITCHER</b> Bill Singer, R (1, 1) ERA: 4.82 Jose Pena, R (8, 1) ERA: 3.12	IP WLS BF H R ER SO BB IBB HBP BLK WP HR S P ERA WHIP	7.0 L 31 9 4 4 7 1 0 0 0 0 0 1 44 48 5.14 1.429	2.0 6 1 0 0 1 0 0 0 0 0 0 0 8 8 0.00 0.500	<b>PITCHER</b> IP WLS BF H R ER SO BB IBB HBP BLK WP HR S P ERA WHIP								ERA WHIP

AB	34
R	4
H	10
RBI	4
BB	1
SO	8
LOB	14



Batter	1	2	3	4	5	6	7	8	9	AB R H RBI BB SO LOB
Maury Wills, S OBP: 0.321, SLG: 0.327 (1, 6)	0-3 K		0-0 F8			0-0 F8			0-0 4-3 1B	4 0 1 0 0 1 0
Bill Buckner, L OBP: 0.317, SLG: 0.405 (1, 9)	0-0 E6 BB		0-0 4-3			0-0 G3			0-0 F2	4 0 0 0 0 0 2
Willie Davis, L OBP: 0.344, SLG: 0.463 (1, 8)	4-0 BB BB BB				0-0 6-3			0-0 4-3	0-0 4-3	3 0 0 0 1 0 2
Dick Allen, R OBP: 0.373, SLG: 0.456 (1, 5)	0-0 G5-4-3				0-0 F4			0-0 5-3	0-0 5-3	4 0 0 0 0 0 4
Wes Parker, S OBP: 0.355, SLG: 0.361 (1, 3)					0-0 G3			0-0 6-3		3 0 1 0 0 0 0
Jim Lefebvre, S OBP: 0.320, SLG: 0.405 (1, 4)					0-0 G5-4-3			0-0 F7		3 0 0 0 0 1 1
Willie Crawford, L OBP: 0.358, SLG: 0.526 (1, 7)					0-0 4-3			0-0 4-3		3 0 1 0 0 0 0
Joe Ferguson, R OBP: 0.250, SLG: 0.288 (1, 2)					0-0 FC6-4			0-0 5-3		3 0 0 0 0 0 1
Bill Singer, R OBP: 0.184, SLG: 0.088 (1, 1)					0-0 G3				0-0 4-3 1B	2 0 0 0 0 1 0
Jose Pena, R OBP: 0.667, SLG: 0.667 (8, 1)										0 0 0 0 0 0 0
Manny Mota, R OBP: 0.369, SLG: 0.385 (9, PH)										1 0 1 0 0 0 0

Inning Stats	R: 0	H: 0	E: 1	LOB: 1	K: 1	BB: 1	S: 5	P: 9	R: 0	H: 2	E: 0	LOB: 1	K: 0	BB: 0	S: 4	P: 4	R: 0	H: 0	E: 0	LOB: 0	K: 0	BB: 0	S: 3	P: 3	R: 0	H: 0	E: 0	LOB: 0	K: 1	BB: 0	S: 5	P: 5	R: 0	H: 0	E: 0	LOB: 0	K: 0	BB: 0	S: 3	P: 3	R: 0	H: 0	E: 0	LOB: 0	K: 0	BB: 0	S: 3	P: 3	R: 0	H: 2	E: 0	LOB: 2	K: 0	BB: 0	S: 5	P: 5
--------------	------	------	------	--------	------	-------	------	------	------	------	------	--------	------	-------	------	------	------	------	------	--------	------	-------	------	------	------	------	------	--------	------	-------	------	------	------	------	------	--------	------	-------	------	------	------	------	------	--------	------	-------	------	------	------	------	------	--------	------	-------	------	------

PITCHER	IP	WLS	BF	H	R	ER	SO	BB	IBB	HBP	BLK	WP	HR	S	P	ERA	WHIP
Luke Walker, L ERA: 3.59 (1, 1)	9.0	W	31	4	0	0	3	1	0	0	0	0	0	36	40	0.00	0.556

**BOTTOM**

**Pittsburgh Pirates @ Los Angeles Dodgers**  
**Dodger Stadium, Los Angeles, CA**  
 Wed Jul 28 1971, 7:05 PM PDT  
 Att. 30,798 - Unknown

AB	30
R	0
H	4
RBI	0
BB	1
SO	3
LOB	10



WP: 0	PA: 31
PB: 0	
SB: 0	
CS: 0	



Batter	1	2	3	4	5	6	7	8	9	AB R H RBI BB SO LOB	TOP		
<b>Bill Mazeroski, R</b> (1, 4) <small>OBP: 0.321, SLG: 0.311</small> <b>Vic Davalillo, L</b> (6, PH) <small>OBP: 0.305, SLG: 0.337</small> <b>Nelson Briles, R</b> (6, 1) <small>OBP: 0.286, SLG: 0.450</small> <b>Dave Giusti, R</b> (9, 1) <small>OBP: 0.143, SLG: 0.077</small>	0-0 		0-0 		4-0 	0-0 		0-0 		2 0 0 0 1 0 0 1 1 1 1 0 0 0 0 0 0 0 0 0 0 0 0 0 0 0 0 0	<b>Pittsburgh Pirates @ Los Angeles Dodgers</b> Dodger Stadium, Los Angeles, CA Thu Jul 29 1971, 7:05 PM PDT Att. 23,590 - Unknown		
<b>Gene Clines, R</b> (1, 8) <small>OBP: 0.395, SLG: 0.413</small>	4-0 		0-0 		0-0 	0-0 		0-0 		4 1 2 4 1 0 2			
<b>Roberto Clemente, R</b> (1, 9) <small>OBP: 0.361, SLG: 0.524</small>	0-3 		0-0 	0-0 	0-3 	0-0 		0-0 		6 0 1 0 0 2 3			
<b>Willie Stargell, L</b> (1, 7) <small>OBP: 0.390, SLG: 0.655</small>	0-0 			0-0 		0-0 	0-0 		0-0 			5 1 2 1 0 0 1	
<b>Manny Sanguillen, R</b> (1, 2) <small>OBP: 0.359, SLG: 0.436</small>		0-0 		0-0 		0-0 	0-0 		0-0 			5 1 2 0 0 0 1	
<b>Bob Robertson, R</b> (1, 3) <small>OBP: 0.352, SLG: 0.503</small>		0-0 		4-0 		0-0 	0-3 		0-0 			4 1 1 2 1 1 1	
<b>Jose Pagan, R</b> (1, 5) <small>OBP: 0.311, SLG: 0.328</small>		0-0 		0-0 		0-3 	0-0 					4 0 1 0 0 1 2	
<b>Jackie Hernandez, R</b> (1, 6) <small>OBP: 0.259, SLG: 0.341</small>		0-0 			0-0 	0-0 		0-0 		4 2 2 0 0 0 1			
<b>Steve Blass, R</b> (1, 1) <small>OBP: 0.127, SLG: 0.164</small> <b>Bob Veale, S</b> (4, 1) <small>OBP: 0.286, SLG: 0.286</small> <b>Dave Cash, R</b> (6, PH) <small>OBP: 0.391, SLG: 0.407</small> (6, 4)			0-0 		0-3 	0-0 		0-0 		1 0 0 0 0 0 0 1 0 0 0 0 1 1 2 1 2 0 0 0 0			
<b>Inning Stats</b>	R: 0 H: 0 E: 0 LOB: 1 K: 1 BB: 1 S: 5 P: 9	R: 0 H: 1 E: 0 LOB: 1 K: 0 BB: 0 S: 4 P: 4	R: 0 H: 1 E: 0 LOB: 0 K: 0 BB: 0 S: 3 P: 3	R: 0 H: 1 E: 0 LOB: 2 K: 0 BB: 1 S: 4 P: 8	R: 1 H: 1 E: 0 LOB: 1 K: 2 BB: 1 S: 8 P: 12	R: 6 H: 6 E: 0 LOB: 0 K: 1 BB: 0 S: 11 P: 11	R: 1 H: 1 E: 0 LOB: 0 K: 1 BB: 0 S: 6 P: 6	R: 0 H: 1 E: 0 LOB: 1 K: 0 BB: 0 S: 4 P: 4	R: 0 H: 2 E: 0 LOB: 1 K: 0 BB: 0 S: 4 P: 4	1B: 9 SF: 0 2B: 1 SAC: 1 3B: 1 DP: 0 HR: 3 HBP: 0	WP: 0 PA: 43 PB: 0 SB: 1 CS: 1		
<b>PITCHER</b>	IP WLS BF H R ER SO BB IBB HBP BLK WP HR S P ERA WHIP											<b>PITCHER</b>	IP WLS BF H R ER SO BB IBB HBP BLK WP HR S P ERA WHIP
<b>Claude Osteen, L</b> (1, 1) <small>ERA: 3.38</small>	5.2 L 28 8 5 5 4 3 0 0 0 0 0 1 32 44 7.94 1.941												
<b>Pete Mikkelsen, R</b> (6, 1) <small>ERA: 2.56</small>	0.1 3 2 2 2 0 0 0 0 0 0 0 1 3 3 54.00 6.000												
<b>Jose Pena, R</b> (7, 1) <small>ERA: 3.1</small>	3.0 12 4 1 1 1 0 0 0 0 0 1 14 14 3.00 1.333												

livebaseballscorecards.com

AB	39
R	8
H	14
RBI	8
BB	3
SO	5
LOB	12



BOTTOM

Pittsburgh Pirates @ Los Angeles Dodgers  
Dodger Stadium, Los Angeles, CA

livebaseballscorecards.com

AB 38  
R 5  
H 12  
RBI 5  
BB 3  
SO 5  
LOB 18



WP: 0 PA: 41  
PB: 0  
SB: 0  
CS: 1

ERA WHIP

Steve Blass, R (1, 1)  
Bob Veale, L (4, 1)  
Nelson Briles, R (6, 1)  
Dave Giusti, R (9, 1)

Thu Jul 29 1971, 7:05 PM PDT  
Att. 23,590 - Unknown

AB R H RBI BB SO LOB

4 0 1 0 1 0 2

5 0 1 1 0 0 1

5 0 1 0 0 1 3

4 1 1 0 1 0 2

5 2 3 2 0 1 3

3 1 1 0 1 1 0

4 0 1 1 0 1 2

1 0 0 0 0 1 0

1 0 0 0 0 0 2

2 0 1 0 0 0 2

2 0 1 1 0 0 0

0 0 0 0 0 0 0

1 0 0 0 0 0 1

0 0 0 0 0 0 0

1 1 1 0 0 0 0

1B: 10 SF: 0  
2B: 1 SAC: 0  
3B: 0 DP: 0  
HR: 1 HBP: 0

1B: 10 SF: 0  
2B: 1 SAC: 0  
3B: 0 DP: 0  
HR: 1 HBP: 0

1B: 10 SF: 0  
2B: 1 SAC: 0  
3B: 0 DP: 0  
HR: 1 HBP: 0

1B: 10 SF: 0  
2B: 1 SAC: 0  
3B: 0 DP: 0  
HR: 1 HBP: 0

1B: 10 SF: 0  
2B: 1 SAC: 0  
3B: 0 DP: 0  
HR: 1 HBP: 0

1B: 10 SF: 0  
2B: 1 SAC: 0  
3B: 0 DP: 0  
HR: 1 HBP: 0

1B: 10 SF: 0  
2B: 1 SAC: 0  
3B: 0 DP: 0  
HR: 1 HBP: 0

4-0

5-3 1B  
1-2 BB

0-0

5-3 1B  
1-2 2-H

0-3

K

0-0

5-3

0-0

F5

4-0

FC3-6 BB

0-0

FC3-6 BB

0-0

F6

0-0

BB

0-0

1B 1B

0-0

L9

0-0

3-1

0-0

4-3

0-0

F2

0-0

FC3-6 BB

4-0

FC3-6 BB

0-0

L8

0-0

F6

0-0

F7

0-0

L9

0-0

3-1

0-0

4-3

0-0

L6

0-0

1B

0-3

K

0-0

L8

0-0

F6

0-0

F7

0-0

F9

0-0

6-3

0-0

CS

0-0

L6

0-3

K

0-3

K

0-0

L8

0-0

F6

0-0

F7

0-0

F9

0-0

6-3

0-0

CS

0-0

L6

0-3

K

0-3

K

0-0

L8

0-0

F6

0-0

F7

0-0

F9

0-0

6-3

0-0

CS

0-0

L6

0-3

K

0-3

K

0-0

L8

0-0

F6

0-0

F7

0-0

F9

0-0

6-3

0-0

CS

0-0

L6

0-3

K

0-3

K

0-0

L8

0-0

F6

0-0

F7

0-0

FC6-4 1B

0-0

FC6-4

0-0

F9

0-0

F9

0-0

L6

0-0

1B

0-0

1B

0-0

1B

0-0

F6

0-0

F7

0-0

4-3

0-0

6-3

0-0

F9

4-0

HR

0-0

HR

0-0

F5

0-3

K

0-3

K

0-0

F6

0-0

F7

0-0

4-3

0-0

6-3

0-0

F9

4-0

HR

0-0

HR

0-0

F5

0-3

K

0-3

K

0-0

F6

0-0

F7

(1, 6)

Maury Wills, S  
OBP: 0.322, SLG: 0.326

(1, 9)

Bill Buckner, L  
OBP: 0.314, SLG: 0.400

(1, 8)

Willie Davis, L  
OBP: 0.342, SLG: 0.460

(1, 5)

Dick Allen, R  
OBP: 0.373, SLG: 0.454

(1, 7)

Willie Crawford, L  
OBP: 0.364, SLG: 0.548

(1, 4)

Jim Lefebvre, S  
OBP: 0.322, SLG: 0.404

(1, 3)

Wes Parker, S  
OBP: 0.354, SLG: 0.360

(1, 2)

Tom Haller, L  
OBP: 0.293, SLG: 0.294

(4, PH)

Manny Mota, R  
OBP: 0.366, SLG: 0.382

(5, 2)

Duke Sims, L  
OBP: 0.338, SLG: 0.333

(1, 1)

Claude Osteen, L  
OBP: 0.194, SLG: 0.190

(6, 1)

Pete Mikkelsen, R  
OBP: 0.250, SLG: 0.143

(6, PH)

Steve Garvey, R  
OBP: 0.305, SLG: 0.393

(7, 1)

Jose Pena, R  
OBP: 0.667, SLG: 0.667

(9, PH)

Bobby Valentine, R  
OBP: 0.283, SLG: 0.323

Batter

1

2

3

4

5

6

7

8

9

AB R H RBI BB SO LOB

4 0 1 0 1 0 2

5 0 1 1 0 0 1

5 0 1 0 0 1 3

4 1 1 0 1 0 2

5 2 3 2 0 1 3

3 1 1 0 1 1 0

4 0 1 1 0 1 2

1 0 0 0 0 1 0

1 0 0 0 0 0 2

2 0 1 0 0 0 2

2 0 1 1 0 0 0

0 0 0 0 0 0 0

1 0 0 0 0 0 1

0 0 0 0 0 0 0

1 1 1 0 0 0 0

1B: 10 SF: 0  
2B: 1 SAC: 0  
3B: 0 DP: 0  
HR: 1 HBP: 0

1B: 10 SF: 0  
2B: 1 SAC: 0  
3B: 0 DP: 0  
HR: 1 HBP: 0

1B: 10 SF: 0  
2B: 1 SAC: 0  
3B: 0 DP: 0  
HR: 1 HBP: 0

1B: 10 SF: 0  
2B: 1 SAC: 0  
3B: 0 DP: 0  
HR: 1 HBP: 0

1B: 10 SF: 0  
2B: 1 SAC: 0  
3B: 0 DP: 0  
HR: 1 HBP: 0

1B: 10 SF: 0  
2B: 1 SAC: 0  
3B: 0 DP: 0  
HR: 1 HBP: 0

1B: 10 SF: 0  
2B: 1 SAC: 0  
3B: 0 DP: 0  
HR: 1 HBP: 0

1B: 10 SF: 0  
2B: 1 SAC: 0  
3B: 0 DP: 0  
HR: 1 HBP: 0

1B: 10 SF: 0  
2B: 1 SAC: 0  
3B: 0 DP: 0  
HR: 1 HBP: 0

1B: 10 SF: 0  
2B: 1 SAC: 0  
3B: 0 DP: 0  
HR: 1 HBP: 0

1B: 10 SF: 0  
2B: 1 SAC: 0  
3B: 0 DP: 0  
HR: 1 HBP: 0

1B: 10 SF: 0  
2B: 1 SAC: 0  
3B: 0 DP: 0  
HR: 1 HBP: 0

1B: 10 SF: 0  
2B: 1 SAC: 0  
3B: 0 DP: 0  
HR: 1 HBP: 0

1B: 10 SF: 0  
2B: 1 SAC: 0  
3B: 0 DP: 0  
HR: 1 HBP: 0

1B: 10 SF: 0  
2B: 1 SAC: 0  
3B: 0 DP: 0  
HR: 1 HBP: 0

1B: 10 SF: 0  
2B: 1 SAC: 0  
3B: 0 DP: 0  
HR: 1 HBP: 0

1B: 10 SF: 0  
2B:



Batter	1	2	3	4	5	6	7	8	9	AB R H RBI BB SO LOB	TOP																													
<b>Pete Rose, S</b> (1, 9) OBP: 0.382, SLG: 0.427	0-3 <b>K</b>			x 0-0 <b>L6</b>	x 0-0 <b>4-3</b>			x 0-0 <b>HR</b>		4 1 1 1 0 1 2	<b>Cincinnati Reds @ Los Angeles Dodgers</b> <b>Dodger Stadium, Los Angeles, CA</b> Fri Jul 30 1971, 7:05 PM PDT Att. 20,848 - Unknown <a href="http://livebaseballscorecards.com">livebaseballscorecards.com</a>																													
<b>Bernie Carbo, L</b> (1, 7) OBP: 0.354, SLG: 0.345	0-0 <b>6-3</b>			x 0-0 <b>F7</b>		B B B 4-0 <b>FC4-6</b> <b>BB</b>		x 0-0 <b>F8</b>		3 0 0 0 1 0 0																														
<b>Lee May, R</b> (1, 3) OBP: 0.327, SLG: 0.543	0-3 <b>K</b>			x 0-0 <b>1B</b>		x 0-0 <b>FC4-6</b> <b>1-2f</b>		S S S 0-3 <b>K</b>		4 0 1 0 0 2 1																														
<b>Tony Perez, R</b> (1, 5) OBP: 0.313, SLG: 0.425		S S S 0-3 <b>K</b>		S S S 0-3 <b>K</b>		x 0-0 <b>F8</b>		S S S 0-3 <b>K</b>		4 0 0 0 0 3 2																														
<b>Johnny Bench, R</b> (1, 2) OBP: 0.293, SLG: 0.448		S S S 0-3 <b>K</b>			x 0-0 <b>1B</b> <b>1B</b>	x 0-0 <b>F8</b>		S S S 0-3 <b>K</b>		4 1 1 0 0 2 1																														
<b>Hal McRae, R</b> (1, 8) OBP: 0.280, SLG: 0.410		x 0-0 <b>E5</b> <b>CS</b>			x 0-0 <b>F3</b>		x 0-0 <b>5-3</b>	S S S 0-3 <b>K</b>		4 0 0 0 0 1 1																														
<b>Tommy Helms, R</b> (1, 4) OBP: 0.285, SLG: 0.335		0-0 <b>CS</b> <b>1-2</b>	x 0-0 <b>6-3</b>		x 0-0 <b>F8</b>		x 0-0 <b>1B</b>	x 0-0 <b>F7</b>		4 0 1 0 0 0 1																														
<b>Dave Concepcion, R</b> (1, 6) OBP: 0.259, SLG: 0.263			x 0-0 <b>6-3</b>		x 0-0 <b>1B</b> <b>1-2</b> <b>1B</b>		S S S 0-3 <b>K</b>			3 0 1 0 0 1 1																														
<b>Gary Nolan, R</b> (1, 1) OBP: 0.145, SLG: 0.132			x 0-0 <b>F8</b>		x 0-0 <b>1B</b> <b>1-3</b> <b>2-H</b>		x 0-0 <b>F9</b>			3 0 1 1 0 0 1																														
<b>Joe Gibbon, R</b> (7, 1)										0 0 0 0 0 0 0																														
<b>Inning Stats</b>	R: 0 E: 0 K: 2 S: 7	H: 0 LOB: 0 BB: 0 P: 7	R: 0 E: 1 K: 2 S: 7	H: 0 LOB: 0 BB: 0 P: 7	R: 0 E: 0 K: 0 S: 3	H: 0 LOB: 0 BB: 0 P: 3	R: 0 E: 0 K: 1 S: 6	H: 1 LOB: 1 BB: 0 P: 6	R: 1 E: 0 K: 0 S: 6	H: 3 LOB: 2 BB: 0 P: 6	R: 0 E: 0 K: 0 S: 3	H: 0 LOB: 1 BB: 1 P: 7	R: 0 E: 0 K: 1 S: 6	H: 1 LOB: 1 BB: 0 P: 6	R: 1 E: 0 K: 2 S: 8	H: 1 LOB: 0 BB: 0 P: 8	R: 0 E: 0 K: 2 S: 7	H: 0 LOB: 0 BB: 0 P: 7	1B: 5 2B: 0 3B: 0 HR: 1	SF: 0 SAC: 0 DP: 0 HBP: 0	WP: 0 PB: 0 SB: 0 CS: 1	PA: 35																		
<b>PITCHER</b> <b>Don Sutton, R</b> (1, 1) ERA: 2.97	IP 9.0	WLS W	BF 34	H 6	R 2	ER 2	SO 10	BB 1	IBB 0	HBP 0	BLK 0	WP 0	HR 1	S 53	P 57	ERA 2.00	WHIP 0.778						PITCHER	IP	WLS	BF	H	R	ER	SO	BB	IBB	HBP	BLK	WP	HR	S	P	ERA	WHIP



Batter	1	2	3	4	5	6	7	8	9
Maury Wills, S OBP: 0.321, SLG: 0.325 (1, 6)	0-0 F8		0-0 1-3			0-0 F8	0-0 1B		
Bill Buckner, L OBP: 0.313, SLG: 0.397 (1, 9)	0-0 1-3			0-0 SH5-3 1B		0-0 F8	0-0 L4		
Willie Davis, L OBP: 0.340, SLG: 0.456 (1, 8)	0-0 F7			0-0 SH5-3 1-2		0-0 F2		0-0 1-3	
Dick Allen, R OBP: 0.379, SLG: 0.467 (1, 5)		0-0 HR		4-0 BB			0-0 1B 1B	0-0 2B 3B 1B	
Willie Crawford, L OBP: 0.367, SLG: 0.552 (1, 7)		0-3 K		0-0 F7			0-0 1B 1-2 HR 1B	0-0 1-3 3B 2B	
Wes Parker, S OBP: 0.353, SLG: 0.357 (1, 3)		0-0 F4		0-0 4-3			0-3 K	4-0 3B IBB	
Jim Lefebvre, S OBP: 0.324, SLG: 0.413 (1, 4)		0-0 G3			0-0 G3		0-0 1-3 2-H HR 1B	0-0 1-H 2-H 3-H 3B	
Tom Haller, L OBP: 0.291, SLG: 0.319 (1, 2)			0-0 F7		0-0 F8		0-0 1-H 3-H HR	0-0 L6	
Don Sutton, R OBP: 0.228, SLG: 0.204 (1, 1)			0-0 4-3		0-3 K		0-0 1-3	0-0 6-3	

AB	R	H	RBI	BB	SO	LOB
4	0	1	0	0	0	0
4	0	1	0	0	0	1
3	0	0	0	0	0	0
3	3	3	1	1	0	0
4	2	2	0	0	1	2
3	1	0	0	1	1	4
4	1	2	4	0	0	0
4	1	1	3	0	0	1
4	0	0	0	0	1	1

**BOTTOM**

**Cincinnati Reds @ Los Angeles Dodgers**  
 Dodger Stadium, Los Angeles, CA  
 Fri Jul 30 1971, 7:05 PM PDT  
 Att. 20,848 - Unknown

AB	33
R	8
H	10
RBI	8
BB	2
SO	3
LOB	9



1B: 6	SF: 0	WP: 0	PA: 36
2B: 1	SAC: 1	PB: 0	
3B: 1	DP: 0	SB: 0	
HR: 2	HBP: 0	CS: 0	

Inning	R	H	E	K	S	P	BB	IBB	HBP	BLK	WP	HR	S	P	ERA	WHIP
1	0	0	0	0	3	3	1	0	0	0	0	2	31	35	7.11	1.105
2	1	1	0	1	6	6	0	1	0	0	0	0	9	13	16.20	2.400

PITCHER	IP	WLS	BF	H	R	ER	SO	BB	IBB	HBP	BLK	WP	HR	S	P	ERA	WHIP
Gary Nolan, R ERA: 3.46 (1, 1)	6.1	L	26	6	5	5	3	1	0	0	0	0	0	9	13	16.20	2.400
Joe Gibbon, L ERA: 3.18 (7, 1)	1.2		10	4	3	3	0	0	1	0	0	0	0	9	13	16.20	2.400

WP	HR	S	P	ERA	WHIP
0	0	0	0		
0	0	0	0		
0	0	0	0		
0	0	0	0		



Batter	1	2	3	4	5	6	7	8	9	AB R H RBI BB SO LOB	TOP									
<b>Pete Rose, S</b> (1, 9) OBP: 0.379, SLG: 0.423	0-0 F8		0-0 FC6-4			0-3 K		0-0 F9		4 0 0 0 0 1 1										
<b>Hal McRae, R</b> (1, 8) OBP: 0.275, SLG: 0.402	0-0 5-3			0-3 K		0-0 6-3		0-0 5-3		4 0 0 0 0 1 0										
<b>Lee May, R</b> (1, 3) OBP: 0.326, SLG: 0.542	0-3 K			0-0 E5		0-0 2B			0-0 E5	4 1 1 0 0 1 0										
<b>Tony Perez, R</b> (1, 5) OBP: 0.315, SLG: 0.427		0-3 K		4-0 BB		0-0 2B			0-0 F8	3 0 1 1 1 1 1										
<b>Johnny Bench, R</b> (1, 2) OBP: 0.290, SLG: 0.443		0-0 5-3		0-0 F5		0-3 K			0-0 F9	4 0 0 0 0 1 4										
<b>George Foster, R</b> (1, 7) OBP: 0.287, SLG: 0.383		0-0 F8		0-3 K			0-0 F8		0-3 K	4 0 0 0 0 2 3										
<b>Tommy Helms, R</b> (1, 4) OBP: 0.285, SLG: 0.335			0-0 FC6-4 1B		0-0 F7		0-0 F8			3 0 1 0 0 0 0										
<b>Dave Concepcion, R</b> (1, 6) OBP: 0.256, SLG: 0.260			0-0 F8		0-0 5-3		0-0 F9			3 0 0 0 0 0 1										
<b>Don Gullett, R</b> (1, 1) OBP: 0.122, SLG: 0.104			0-3 K		0-0 5-3			0-0 F3		3 0 0 0 0 1 1										
<b>Clay Carroll, R</b> (8, 1) OBP: 0.167, SLG: 0.167										0 0 0 0 0 0 0										
<b>Inning Stats</b>	R: 0 E: 0 K: 1 S: 5	H: 0 LOB: 0 BB: 0 P: 5	R: 0 E: 0 K: 1 S: 5	H: 0 LOB: 0 BB: 0 P: 5	R: 0 E: 0 K: 1 S: 6	H: 1 LOB: 1 BB: 0 P: 6	R: 0 E: 1 K: 2 S: 8	H: 0 LOB: 2 BB: 1 P: 12	R: 0 E: 0 K: 0 S: 3	H: 0 LOB: 0 BB: 0 P: 3	R: 1 E: 0 K: 2 S: 9	H: 2 LOB: 1 BB: 0 P: 9	R: 0 E: 0 K: 0 S: 3	H: 0 LOB: 0 BB: 0 P: 3	R: 0 E: 1 K: 1 S: 6	H: 0 LOB: 1 BB: 0 P: 6	1B: 1 2B: 2 3B: 0 HR: 0	SF: 0 SAC: 0 DP: 0 HBP: 0	WP: 0 PB: 0 SB: 0 CS: 0	PA: 33
<b>PITCHER</b>	IP WLS BF H R ER SO BB IBB HBP BLK WP HR S P ERA WHIP																			
<b>Al Downing, L</b> (1, 1) ERA: 2.6	8.0 W 29 3 1 1 7 1 0 0 0 0 0 0 42 46 1.12 0.500																			
<b>Jim Brewer, L</b> (9, 1) ERA: 2.09	1.0 S 4 0 0 0 1 0 0 0 0 0 0 0 6 6 0.00 0.000																			

Cincinnati Reds @ Los Angeles Dodgers  
Dodger Stadium, Los Angeles, CA  
Sat Jul 31 1971, 7:05 PM PDT  
Att: 26,087 - Unknown

AB	32
R	1
H	3
RBI	1
BB	1
SO	8
LOB	11



Batter	1	2	3	4	5	6	7	8	9
<b>Bobby Valentine, R</b> (1, 6) OBP: 0.278, SLG: 0.317 <b>Wes Parker, S</b> (9, 3) OBP: 0.353, SLG: 0.357	0-0 F9		0-0 F9			0-0 SH1-4		0-0 FC1-5 1B 1-2 2-3f	
<b>Manny Mota, R</b> (1, 7) OBP: 0.370, SLG: 0.385	0-0 1B			0-0 F8		0-0 F4		0-0 1B 2B 1B 1-3 2-H	
<b>Willie Crawford, L</b> (1, 8) OBP: 0.360, SLG: 0.544	0-0 F7			0-0 F8		0-0 F8		0-0 SF8	
<b>Dick Allen, R</b> (1, 3) OBP: 0.381, SLG: 0.473 <b>Jim Brewer, L</b> (9, 1) OBP: 0.400, SLG: 0.400	0-3 K			0-0 3B		0-0 F7		0-0 IBB 2B 1B 1-3	
<b>Jim Lefebvre, S</b> (1, 4) OBP: 0.323, SLG: 0.409		0-0 F8		0-3 K		0-0 F7		4-0 2B IBB 1-2	
<b>Steve Garvey, R</b> (1, 5) OBP: 0.316, SLG: 0.410		0-0 G4-6-3 1B		0-3 K		0-0 1B		0-0 2B 1-3 2-H 3-H	
<b>Bill Buckner, L</b> (1, 9) OBP: 0.308, SLG: 0.390		0-0 G4-6-3 1-2f		0-0 F7		0-0 L3		0-0 4-3	
<b>Joe Ferguson, R</b> (1, 2) OBP: 0.254, SLG: 0.278 <b>Billy Grabarkewitz, R</b> (8, PR) OBP: 0.379, SLG: 0.279 <b>Duke Sims, L</b> (9, 2) OBP: 0.338, SLG: 0.333			0-0 G3		0-0 F4			4-0 FC1-5 1B BB	
<b>Al Downing, R</b> (1, 1) OBP: 0.246, SLG: 0.242 <b>Maury Wills, S</b> (8, PH) OBP: 0.323, SLG: 0.327 (9, 6)			0-0 4-3			0-0 SH1-4 1B		0-0 FC1-5 1B 1-2	

AB	R	H	RBI	BB	SO	LOB
3	1	0	0	0	0	2
0	0	0	0	0	0	0
4	1	2	1	0	0	1
3	0	0	1	0	0	2
4	1	2	0	0	1	1
0	0	0	0	0	0	0
3	0	0	0	1	1	1
4	0	3	2	0	1	0
4	0	0	0	0	0	5
2	0	0	0	1	0	0
0	0	0	0	0	0	0
0	0	0	0	0	0	0
2	0	1	0	0	0	0
1	1	1	0	0	0	0
1B: 7	SF: 1					
2B: 1	SAC: 1					
3B: 1	DP: 1					
HR: 0	HBP: 0					

**BOTTOM**

**Cincinnati Reds @ Los Angeles Dodgers**  
**Dodger Stadium, Los Angeles, CA**  
 Sat Jul 31 1971, 7:05 PM PDT  
 Att. 26,087 - Unknown

livebaseballscorecards.com

<b>AB</b>	<b>30</b>
<b>R</b>	<b>4</b>
<b>H</b>	<b>9</b>
<b>RBI</b>	<b>4</b>
<b>BB</b>	<b>2</b>
<b>SO</b>	<b>3</b>
<b>LOB</b>	<b>12</b>



Inning Stats		R: 0	H: 1	E: 0	LOB: 1	K: 1	BB: 0	S: 6	P: 6								
<b>Don Gullett, L</b> (1, 1) ERA: 2.76	7.2	WLS: L	BF: 31	H: 8	R: 4	ER: 4	SO: 3	BB: 1	IBB: 0	HBP: 0	BLK: 0	WP: 0	HR: 0	S: 36	P: 40	ERA: 4.70	WHIP: 1.174
<b>Clay Carroll, R</b> (8, 1) ERA: 2.04	0.1		3	1	0	0	0	0	1	0	0	0	0	2	6	0.00	3.000

PITCHER		IP	WLS	BF	H	R	ER	SO	BB	IBB	HBP	BLK	WP	HR	S	P	ERA	WHIP
<b>Don Gullett, L</b> (1, 1) ERA: 2.76	7.2	L	31	8	4	4	3	3	1	0	0	0	0	0	36	40	4.70	1.174
<b>Clay Carroll, R</b> (8, 1) ERA: 2.04	0.1		3	1	0	0	0	0	0	1	0	0	0	2	6	0.00	3.000	



Batter	1	2	3	4	5	6	7	8	9	10	11	AB R H RBI BB SO LOB	TOP																	
<b>Pete Rose, S</b> OBP: 0.377, SLG: 0.420 (1, 9)	X 0-0 6-3		X 0-0 4-3			X 0-0 FC6 1B 1-2 1B		X 0-0 4-3		X 0-3 K		5 0 1 0 0 1 0	<b>Cincinnati Reds @ Los Angeles Dodgers</b> Dodger Stadium, Los Angeles, CA Sun Aug 01 1971, 3:33 AM PDT Att. 20,323 - Unknown																	
<b>Ty Cline, L</b> OBP: 0.351, SLG: 0.215 (1, 8)	X 0-0 L5			X 0-0 L8		X 0-0 BB FC6 CS 1-2 2-3 1B		X 0-0 L9		X 0-0 5-3		4 0 1 0 0 0 0 0 0 0 0 0 0 0 1 0 0 0 0 0 0																		
<b>Johnny Bench, R</b> OBP: 0.289, SLG: 0.439 (1, 2)	B B B 0-0 G4-6-3 1-2 BB			X 0-0 F7		X 0-0 FC6 1-2 2-3f 1B			X 0-0 F9		X 0-0 F2			4 0 0 0 1 0 3																
<b>Tony Perez, R</b> OBP: 0.316, SLG: 0.433 (1, 3)	X 0-0 G4-6-3 1-2f			S S 0-3 K		X 0-0 SF8 3-H			B B B B 4-0 HR BB		X 0-0 HR			3 2 1 2 1 1 2																
<b>Bernie Carbo, L</b> OBP: 0.357, SLG: 0.346 (1, 7)		X 0-0 5-3			X 0-0 G4-6-3 1B				X 0-0 F9		X 0-0 5-3			2 0 1 0 1 0 0 1 0 0 0 0 0 1 1 0 0 0 0 0 0																
<b>Lee May, R</b> OBP: 0.326, SLG: 0.541 (9, PH)																														
<b>Buddy Bradford, R</b> OBP: 0.306, SLG: 0.299 (9, 7)																														
<b>Jimmy Stewart, S</b> OBP: 0.284, SLG: 0.279 (1, 5)	X 0-0 4-3			X 0-0 G4-6-3 1-2f		X 0-0 L 3-H	X 0-0 6-3		X 0-0 HR					4 0 0 0 0 0 4 1 1 1 2 0 0 0 0 0 0 0 0 0 0																
<b>Al Ferrara, R</b> OBP: 0.288, SLG: 0.233 (9, PH)																														
<b>Dave Concepcion, R</b> OBP: 0.256, SLG: 0.260 (9, 5)																														
<b>Tommy Helms, R</b> OBP: 0.285, SLG: 0.337 (1, 4)	X 0-0 F8			X 0-0 2B			X 0-0 5-3		X 0-0 6-3					4 0 1 0 0 0 0																
<b>Woody Woodward, R</b> OBP: 0.266, SLG: 0.260 (1, 6)			S S 0-3 K		X 0-0 F3		X 0-0 6-3			X 0-0 5-3			4 0 0 0 0 1 1																	
<b>Jim McGlothlin, R</b> OBP: 0.211, SLG: 0.278 (1, 1)			X 0-0 6-3			X 0-0 1B SF8 1B		X 0-0 F9		X 0-0 F6			2 1 1 0 0 0 0 0 0 0 0 0 0 0 2 0 0 0 0 0 0 0 0 0 0 0 0 0																	
<b>Wayne Granger, R</b> OBP: 0.500, SLG: 1.333 (6, 1)																														
<b>Hal McRae, R</b> OBP: 0.273, SLG: 0.398 (8, PH)																														
<b>Joe Gibbon, R</b> (11, 1)																														
<b>Inning Stats</b>	R: 0 E: 1 K: 0 S: 3	H: 0 LOB: 1 BB: 1 P: 7	R: 0 E: 0 K: 0 S: 3	H: 0 LOB: 0 BB: 0 P: 3	R: 0 E: 0 K: 1 S: 5	H: 0 LOB: 0 BB: 0 P: 5	R: 0 E: 0 K: 1 S: 5	H: 0 LOB: 0 BB: 0 P: 5	R: 0 E: 0 K: 0 S: 4	H: 2 LOB: 1 BB: 0 P: 4	R: 1 E: 0 K: 0 S: 5	H: 3 LOB: 2 BB: 1 P: 9	R: 0 E: 0 K: 0 S: 3	H: 0 LOB: 0 BB: 0 P: 3	R: 0 E: 0 K: 0 S: 3	H: 0 LOB: 0 BB: 0 P: 3	R: 2 E: 0 K: 0 S: 4	H: 1 LOB: 0 BB: 1 P: 8	R: 0 E: 0 K: 1 S: 5	H: 0 LOB: 0 BB: 0 P: 5	R: 1 E: 0 K: 0 S: 4	H: 1 LOB: 0 BB: 0 P: 4	1B: 4 2B: 1 3B: 0 HR: 2	SF: 1 SAC: 0 DP: 2 HBP: 0	WP: 1 PB: 0 SB: 0 CS: 1	PA: 42				
<b>PITCHER</b>	IP WLS BF H R ER SO BB IBB HBP BLK WP HR S P ERA WHIP																													
<b>Bill Singer, R</b> ERA: 4.59 (1, 1)	8.0		30	5	1	1	2	2	0	0	0	1	0	31	39	1.12	0.875													
<b>Jim Brewer, L</b> ERA: 2.37 (9, 1)	2.0		8	1	2	2	1	1	0	0	0	0	1	9	13	9.00	1.000													
<b>Pete Mikkelsen, R</b> ERA: 2.67 (11, 1)	1.0	W	4	1	1	1	0	0	0	0	0	0	1	4	4	9.00	1.000													

AB	38
R	4
H	7
RBI	4
BB	3
SO	3
LOB	11



Batter	1	2	3	4	5	6	7	8	9	10	11	AB R H RBI BB SO LOB	
Maury Wills, S OBP: 0.318, SLG: 0.322 (1, 6) (6, 5) (6, 6)	0-0 6-3		0-0 F7		0-0 G3	0-0 FC6-4		0-0 F8			0-3 K	6 0 0 0 0 1 7	
Manny Mota, R OBP: 0.374, SLG: 0.386 (1, 7)	0-0 6-3		0-0 1B		0-0 1B		0-0 5-3		0-0 F8		4-0 FC6-2 HBP CI	5 1 2 0 1 0 0	
Bill Buckner, L OBP: 0.309, SLG: 0.386 (1, 9)	0-0 WP 1B		0-0 L8		0-0 F3		0-0 4-3		0-0 4-3		1-0 CI FC6-2 HBP	5 1 1 1 0 0 2	
Dick Allen, R OBP: 0.380, SLG: 0.470 (1, 3) (9, 5)	0-0 1-H 1B		0-0 FC6 1B		0-0 5-3		0-3 K		0-3 K		0-0 FC6-2 CI	6 0 2 1 0 2 3	
Willie Crawford, L OBP: 0.357, SLG: 0.536 (1, 8)	0-3 K		0-0 FC6		0-0 1B		0-0 5-3		0-0 4-3		0-1 CI	5 1 1 1 0 1 3	
Jim Lefebvre, S OBP: 0.331, SLG: 0.417 (1, 4)		0-0 1B 2B		0-3 K		0-0 BB 1B		4-0 E 1B SF8 BB		0-0 G6-3 1B		4 1 3 0 1 1 0	
Steve Garvey, R OBP: 0.314, SLG: 0.406 (1, 9) (6, 6) (6, 5)		0-0 L4		0-0 L8		0-3 K		0-0 E4		0-0 G6-3		4 0 1 0 0 1 3	
Jim Brewer, L OBP: 0.400, SLG: 0.400 (9, 1)												0 0 0 0 0 0 0	
Duke Sims, L OBP: 0.337, SLG: 0.331 (10, PH)												1 0 0 0 0 0 1	
Pete Mikkelsen, R OBP: 0.250, SLG: 0.143 (11, 1)												0 0 0 0 0 0 0	
Tom Haller, L OBP: 0.298, SLG: 0.319 (1, 2)		0-3 K		0-0 L6		0-0 BB 1B		4-0 IBB			0-0 WP SH HBP 1B	3 0 1 1 1 1 1 1 1 1 0 0 0 0	
Joe Ferguson, R OBP: 0.267, SLG: 0.291 (11, PH)													
Bill Singer, R OBP: 0.220, SLG: 0.111 (1, 1)		0-0 2-H 1B				0-0 1-4-3		0-0 FC6-4 BB		0-0 SF8		0-0 SH HBP FC6-2 WP	2 0 1 0 1 0 0 0 0 0 1 0 0 0
Wes Parker, S OBP: 0.353, SLG: 0.357 (8, PH) (9, 3)													

BOTTOM

Cincinnati Reds @ Los Angeles Dodgers  
 Dodger Stadium, Los Angeles, CA  
 Sun Aug 01 1971, 3:33 AM PDT  
 Att. 20,323 - Unknown

livebaseballscores.com

AB	42
R	5
H	13
RBI	5
BB	4
SO	7
LOB	20



Inning Stats	R: 1	H: 2	E: 0	LOB: 1	K: 1	BB: 0	S: 7	P: 7	R: 0	H: 2	E: 0	LOB: 2	K: 1	BB: 0	S: 6	P: 6	R: 0	H: 2	E: 0	LOB: 2	K: 0	BB: 0	S: 5	P: 5	R: 0	H: 0	E: 0	LOB: 0	K: 1	BB: 0	S: 5	P: 5	R: 0	H: 1	E: 0	LOB: 1	K: 0	BB: 0	S: 4	P: 4	R: 1	H: 3	E: 0	LOB: 3	K: 1	BB: 1	S: 8	P: 12	R: 0	H: 0	E: 0	LOB: 0	K: 1	BB: 0	S: 5	P: 5	R: 1	H: 1	E: 1	LOB: 2	K: 0	BB: 2	S: 4	P: 12	R: 0	H: 0	E: 0	LOB: 0	K: 1	BB: 0	S: 5	P: 5	R: 0	H: 1	E: 0	LOB: 0	K: 1	BB: 0	S: 3	P: 3	R: 2	H: 1	E: 2	LOB: 3	K: 1	BB: 1	S: 7	P: 12	1B: 12	SF: 1	2B: 1	SAC: 1	3B: 0	DP: 1	HR: 0	HBP: 1	WP: 2	PA: 50
PITCHER	IP	WLS	BF	H	R	ER	SO	BB	IBB	HBP	BLK	WP	HR	S	P	ERA	WHIP																			PITCHER																		IP	WLS	BF	H	R	ER	SO	BB	IBB	HBP	BLK	WP	HR	S	P	ERA	WHIP																												
Jim McGlothlin, R ERA: 3.45	(1, 1)	5.2	27	10	2	2	4	1	0	0	0	1	0	34	38	3.18	1.941																																																																																	
Wayne Granger, R ERA: 2.88	(6, 1)	1.1	4	0	0	0	1	0	0	0	0	0	0	6	6	0.00	0.000																																																																																	
Clay Carroll, R ERA: 2.08	(8, 1)	3.0	12	2	1	1	1	1	1	0	0	0	0	12	20	3.00	1.000																																																																																	
Joe Gibbon, L ERA: 3.14	(11, 1)	0.2	L 7	1	2	0	1	0	1	1	0	1	0	7	12	0.00	1.500																																																																																	



Batter	1	2	3	4	5	6	7	8	9	AB R H RBI BB SO LOB	TOP																
Maury Wills, S (1, 6) OBP: 0.318, SLG: 0.321	0-0 6-3			x 0-0 F2		x 0-0 F9		x 0-0 1B		4 0 1 0 0 0 0	<b>Los Angeles Dodgers @ San Francisco Giants</b> <b>Candlestick Park, San Francisco, CA</b> Mon Aug 02 1971, 10:05 PM EDT Att: 23,892 - Unknown <a href="http://livebaseballscorecards.com">livebaseballscorecards.com</a>																
Manny Mota, R (1, 7) OBP: 0.371, SLG: 0.382	0-0 G4-6-3 1B		x 0-0 6-3		x 0-0 F9	x 0-0 F6			4 0 1 0 0 0 1																		
Willie Davis, L (1, 8) OBP: 0.339, SLG: 0.454	0-0 G4-6-3 1-2f		x 0-0 F2		x 0-0 F7		x 0-0 1B HR	4 1 1 0 0 0 1																			
Dick Allen, R (1, 3) OBP: 0.381, SLG: 0.479		0-3 K		x 0-0 HR		x 0-0 WP 1B		x 0-0 F9	4 1 2 1 0 1 1																		
Jim Lefebvre, S (1, 4) OBP: 0.330, SLG: 0.413		0-0 F8		x 0-0 6-3		x 4-0 1-2 IBB		x 0-0 F5	3 0 0 0 1 0 1																		
Willie Crawford, L (1, 9) OBP: 0.355, SLG: 0.530		0-3 K		x 0-0 4-3		x 0-0 F8		x 0-0 1-3 HR 1B	4 1 1 0 0 1 2																		
Steve Garvey, R (1, 5) OBP: 0.313, SLG: 0.422			x 0-0 F8		x 0-0 4-3		x 0-0 G3	x 0-0 1-H 3-H HR	4 1 1 3 0 0 0																		
Joe Ferguson, R (1, 2) OBP: 0.266, SLG: 0.339			x 0-0 6-3		x 0-0 F7		x 0-0 HR	x 0-0 F4	4 1 1 1 0 0 0																		
Pete Mikkelsen, R (9, 1) OBP: 0.250, SLG: 0.143									0 0 0 0 0 0 0																		
Claude Osteen, L (1, 1) OBP: 0.188, SLG: 0.185			x 0-0 F9		x 0-0 F7		x 0-0 F9		2 0 0 0 0 0 0																		
Jim Brewer, L (7, 1) OBP: 0.400, SLG: 0.400									0 0 0 0 0 0 0																		
Bobby Valentine, R (8, PH) OBP: 0.277, SLG: 0.315									1 0 0 0 0 0 0																		
Jose Pena, R (8, 1) OBP: 0.667, SLG: 0.667									0 0 0 0 0 0 0																		
Duke Sims, L (9, 2) OBP: 0.337, SLG: 0.331									0 0 0 0 0 0 0																		
<b>Inning Stats</b>	R: 0 E: 0 K: 0 S: 3	H: 1 LOB: 0 BB: 0 P: 3	R: 0 E: 0 K: 2 S: 7	H: 0 LOB: 0 BB: 0 P: 7	R: 0 E: 0 K: 0 S: 3	H: 0 LOB: 0 BB: 0 P: 3	R: 0 E: 0 K: 0 S: 3	H: 0 LOB: 0 BB: 0 P: 3	R: 1 E: 0 K: 0 S: 4	H: 1 LOB: 0 BB: 0 P: 4	R: 0 E: 0 K: 0 S: 3	H: 0 LOB: 0 BB: 0 P: 3	R: 0 E: 0 K: 0 S: 4	H: 1 LOB: 2 BB: 1 P: 8	R: 1 E: 0 K: 5 S: 5	H: 2 LOB: 1 BB: 0 P: 5	R: 3 E: 0 K: 0 S: 6	H: 3 LOB: 0 BB: 0 P: 6	1B: 5 2B: 0 3B: 0 HR: 3	SF: 0 SAC: 0 DP: 1 HBP: 0	WP: 1 PB: 0 SB: 0 CS: 0	PA: 35					
<b>PITCHER</b>	IP WLS BF H R ER SO BB IBB HBP BLK WP HR S P ERA WHIP											<b>PITCHER</b>	IP WLS BF H R ER SO BB IBB HBP BLK WP HR S P ERA WHIP														
John Cumberland, L (1, 1) ERA: 2.46	8.0		30	6	3	3	2	0	1	0	0	1	2	33	37	3.38	0.750										
Jerry Johnson, R (9, 1) ERA: 2.59	0.2		2	0	0	0	0	0	0	0	0	0	0	2	2	0.00	0.000										
Steve Hamilton, L (9, 1) ERA: 3.79	0.1	L	3	2	2	2	0	0	0	0	0	0	1	3	3	54.00	6.000										



Batter	1	2	3	4	5	6	7	8	9	AB R H RBI BB SO LOB
<b>Bobby Bonds, R</b> OBP: 0.387, SLG: 0.532 (1, 9) X	0-0 5-3			X 0-0 1B		X 0-0 6-3	4-0 L6-4 FC1-5 1-2 BB		X 0-0 F8	4 0 1 0 1 0 1
<b>Tito Fuentes, S</b> OBP: 0.307, SLG: 0.352 (1, 4) X	0-0 F5			X 0-0 F7		X 0-0 1B	0-0 FC1-5 1-2 2-3f		X 0-0 4-3	5 0 1 0 0 0 5
<b>Willie Mays, R</b> OBP: 0.422, SLG: 0.508 (1, 8) X	0-0 6-3			S S S 0-3 K		X 0-0 F9	0-0 L6-4 2-3			4 0 0 0 0 1 5
<b>Willie McCovey, L</b> OBP: 0.391, SLG: 0.489 (1, 3) S S S		0-3 K		X 0-0 F2		X 0-0 1-3		X 0-0 F7		4 0 0 0 0 1 2
<b>Dick Dietz, R</b> OBP: 0.405, SLG: 0.425 (1, 2) X		0-0 1-3			X 0-0 F6		X 0-0 HR	X 0-0 F5		4 1 1 1 0 0 0
<b>Ken Henderson, S</b> OBP: 0.387, SLG: 0.467 (1, 7) X		0-0 5-3			X 0-0 5-3 1B 1B		X 0-0 E 1B 3B 1B	4-0 S BB		3 1 2 0 1 0 0
<b>Chris Speier, R</b> OBP: 0.318, SLG: 0.333 (1, 6) X			0-0 CS 1B		X 0-0 5-3 1-2 1B		X 0-0 E6 1-3 3B 1B	0-3 K		4 1 3 0 0 1 1
<b>Al Gallagher, R</b> OBP: 0.336, SLG: 0.367 (1, 5) X			0-0 F8		X 0-0 5-3		X 0-0 1B 2-H 3-H 3B		X 0-0 3-1	3 0 1 2 0 0 3
<b>Frank Reberger, L</b> OBP: 0.231, SLG: 0.231 (7, PR)			1-2 F8		X 1-2 2-3					0 1 0 0 0 0 0
<b>Hal Lanier, R</b> OBP: 0.287, SLG: 0.291 (8, 5)										0 0 0 0 0 0 0
<b>Jimmy Rosario, S</b> OBP: 0.376, SLG: 0.306 (9, PH)										1 0 0 0 0 0 0
<b>John Cumberland, R</b> OBP: 0.207, SLG: 0.179 (1, 1) X			0-0 F7		X 0-0 4-3		X 0-0 FC1-5 BB 1B 3-H		X 4-0 F8 WP BB	3 0 1 1 0 0 2
<b>Jerry Johnson, R</b> (9, 1)										0 0 0 0 0 0 0
<b>Steve Hamilton, L</b> (9, 1)										0 0 0 0 0 0 0
<b>Dave Kingman, R</b> OBP: 0.455, SLG: 1.400 (9, PH)										0 0 0 0 1 0 0

**BOTTOM**

**Los Angeles Dodgers @ San Francisco Giants**  
Candlestick Park, San Francisco, CA  
Mon Aug 02 1971, 10:05 PM EDT  
Att. 23,892 - Unknown

livebaseballscorecards.com

<b>AB</b>	<b>35</b>
<b>R</b>	<b>4</b>
<b>H</b>	<b>10</b>
<b>RBI</b>	<b>4</b>
<b>BB</b>	<b>3</b>
<b>SO</b>	<b>3</b>
<b>LOB</b>	<b>19</b>



Inning Stats	R: 0	H: 0	E: 0	K: 0	S: 3	H: 0	LOB: 0	BB: 0	P: 3	R: 0	H: 0	E: 0	K: 1	S: 5	H: 0	LOB: 0	BB: 0	P: 5	R: 0	H: 1	E: 0	K: 0	S: 3	R: 0	H: 1	E: 0	K: 1	S: 6	R: 0	H: 2	E: 0	K: 0	S: 5	R: 0	H: 1	E: 0	K: 0	S: 4	R: 4	H: 5	E: 1	K: 0	S: 7	R: 0	H: 0	E: 0	K: 1	S: 5	R: 0	H: 0	E: 0	K: 0	S: 3	1B: 8	2B: 1	3B: 1	HR: 1	SF: 0	SAC: 0	DP: 1	HBP: 0	WP: 1	PB: 0	SB: 1	CS: 1	PA: 38
--------------	------	------	------	------	------	------	--------	-------	------	------	------	------	------	------	------	--------	-------	------	------	------	------	------	------	------	------	------	------	------	------	------	------	------	------	------	------	------	------	------	------	------	------	------	------	------	------	------	------	------	------	------	------	------	------	-------	-------	-------	-------	-------	--------	-------	--------	-------	-------	-------	-------	--------

PITCHER	IP	WLS	BF	H	R	ER	SO	BB	IBB	HBP	BLK	WP	HR	S	P	ERA	WHIP
<b>Claude Osteen, L</b> ERA: 3.46 (1, 1)	6.0		26	9	4	4	2	0	0	0	0	0	1	30	30	6.00	1.500
<b>Jim Brewer, L</b> ERA: 2.32 (7, 1)	1.0		4	1	0	0	0	1	0	0	0	0	0	3	7	0.00	2.000
<b>Jose Pena, R</b> ERA: 3.0 (8, 1)	1.0	W	4	0	0	0	1	1	0	0	0	0	0	5	9	0.00	1.000
<b>Pete Mikkelsen, R</b> ERA: 2.62 (9, 1)	1.0	S	4	0	0	0	0	1	0	0	0	1	0	3	7	0.00	1.000



Batter	1	2	3	4	5	6	7	8	9	AB R H RBI BB SO LOB	TOP																				
<b>Maury Wills, S</b> (1, 6) <small>OBP: 0.320, SLG: 0.331</small> <b>Bobby Valentine, R</b> (9, 6) <small>OBP: 0.277, SLG: 0.315</small>	0-3 	0-0 		0-0 	0-0 		0-0 		0-0 	6 2 3 2 0 1 2 0 0 0 0 0 0 0																					
<b>Manny Mota, R</b> (1, 7) <small>OBP: 0.376, SLG: 0.387</small>	0-0 	0-0 		4-3 		0-0 		0-0 	0-0 	6 2 3 1 0 0 1																					
<b>Willie Davis, L</b> (1, 8) <small>OBP: 0.344, SLG: 0.456</small>	0-0 	0-0 		0-0 		4-0 		0-0 	0-0 	5 1 3 0 1 0 2																					
<b>Dick Allen, R</b> (1, 3) <small>OBP: 0.381, SLG: 0.475</small> <b>Wes Parker, S</b> (8, 3) <small>OBP: 0.352, SLG: 0.357</small>	4-0 	0-3 		4-0 		0-3 		0-0 	0-0 	3 1 0 0 2 2 2 0 0 0 1 0 0 0																					
<b>Jim Lefebvre, S</b> (1, 4) <small>OBP: 0.324, SLG: 0.406</small>	0-0 		0-0 	0-3 		0-0 		0-0 	0-0 	5 0 0 1 0 1 4																					
<b>Willie Crawford, L</b> (1, 9) <small>OBP: 0.356, SLG: 0.525</small>	0-0 		0-0 		0-0 		0-0 	4-0 		4 1 1 0 1 0 2																					
<b>Steve Garvey, R</b> (1, 5) <small>OBP: 0.327, SLG: 0.430</small>	0-0 		0-0 		0-0 		4-0 	0-0 		4 1 3 2 1 0 0																					
<b>Joe Ferguson, R</b> (1, 2) <small>OBP: 0.290, SLG: 0.349</small>	0-0 		4-0 		0-0 		0-0 	0-0 		4 1 2 1 1 0 3																					
<b>Doyle Alexander, R</b> (1, 1) <small>OBP: 0.300, SLG: 0.222</small>	0-0 		0-0 		0-0 		0-0 	0-3 		5 0 1 0 0 1 7																					
<b>Inning Stats</b>	R: 4 E: 2 K: 1 S: 10	H: 4 LOB: 2 BB: 1 P: 14	R: 0 E: 0 K: 1 S: 6	H: 1 LOB: 1 BB: 0 P: 6	R: 0 E: 0 K: 0 S: 4	H: 2 LOB: 2 BB: 1 P: 8	R: 0 E: 0 K: 1 S: 6	H: 1 LOB: 2 BB: 1 P: 10	R: 0 E: 0 K: 0 S: 5	H: 2 LOB: 2 BB: 0 P: 5	R: 0 E: 0 K: 1 S: 5	H: 0 LOB: 1 BB: 1 P: 9	R: 3 E: 1 K: 0 S: 6	H: 2 LOB: 1 BB: 1 P: 10	R: 0 E: 0 K: 0 S: 4	H: 1 LOB: 2 BB: 1 P: 8	R: 2 E: 1 K: 1 S: 8	H: 3 LOB: 1 BB: 0 P: 8	1B: 14 2B: 1 3B: 1 HR: 0	SF: 2 SAC: 0 DP: 1 HBP: 0	WP: 0 PB: 1 SB: 1 CS: 0	PA: 50									
<b>PITCHER</b>	IP WLS BF H R ER SO BB IBB HBP BLK WP HR S P ERA WHIP																														
<b>Ron Bryant, L</b> (1, 1) <small>ERA: 3.38</small> <b>Jim Barr, R</b> (3, 1) <small>ERA: 5.4</small> <b>Don Carrithers, R</b> (6, 1) <small>ERA: 3.72</small> <b>Frank Reberger, R</b> (9, 1) <small>ERA: 3.89</small>	2.1 L	16 3	7 0	4 0	1 0	2 1	0 2	0 2	1 0	0 0	0 0	0 0	19 12	23 20	3.86 0.00	3.000 1.875															

Los Angeles Dodgers @ San Francisco Giants  
 Candlestick Park, San Francisco, CA  
 Tue Aug 03 1971, 6:33 AM EDT  
 Att: 21,226 - Unknown

AB	42
R	9
H	16
RBI	8
BB	6
SO	5
LOB	23



Batter	1	2	3	4	5	6	7	8	9	AB	R	H	RBI	BB	SO	LOB
<b>Bobby Bonds, R</b> OBP: 0.388, SLG: 0.532 (1, 9)	0-0 1B 1B		0-0 F3		0-0 F6			0-0 BB 1B		4	1	2	0	0	0	2
<b>Tito Fuentes, S</b> OBP: 0.306, SLG: 0.349 (1, 4)	0-3 K		0-0 F7			0-0 F7		4-0 BB BB BB 1B 1-2 BB		3	0	0	0	1	1	1
<b>Willie Mays, R</b> OBP: 0.418, SLG: 0.502 (1, 8)	0-0 F8			0-0 F8		0-0 5-3		0-0 F3		4	0	0	0	0	0	3
<b>Willie McCovey, L</b> OBP: 0.393, SLG: 0.489 (1, 3)	0-0 1-2 1B			0-0 F8		0-0 F7		0-0 1-3 2-H 1B		4	0	2	1	0	0	0
<b>Ken Henderson, S</b> OBP: 0.385, SLG: 0.463 (1, 7)	0-0 3-1			0-0 F4			4-0 BB BB BB BB FC6-4 BB	0-0 F4		3	0	0	0	1	0	4
<b>Dick Dietz, R</b> OBP: 0.401, SLG: 0.419 (1, 2)		0-3 K			0-0 4-3		0-0 FC6-4 1-2		0-0 4-3	4	0	0	0	0	1	1
<b>Chris Speier, R</b> OBP: 0.318, SLG: 0.333 (1, 6)		0-0 6-3			0-0 6-3		0-0 F4		0-0 1B	4	0	1	0	0	0	1
<b>Al Gallagher, R</b> OBP: 0.334, SLG: 0.365 (1, 5)			0-0 F4		0-0 BB 1B		0-0 G3		0-0 F3	4	0	1	0	0	0	2
<b>Ron Bryant, S</b> OBP: 0.216, SLG: 0.224 (1, 1)					0-0 5-3		4-0 BB BB BB BB 1-2 BB		0-0 L5	0	0	0	0	0	0	0
<b>Jim Barr, R</b> (3, 1)										1	0	0	0	0	0	0
<b>Fran Healy, R</b> OBP: 0.450, SLG: 0.471 (5, PH)										0	0	0	0	1	0	0
<b>Don Carrithers, R</b> OBP: 0.167, SLG: 0.167 (6, 1)										0	0	0	0	0	0	0
<b>Jimmy Rosario, S</b> OBP: 0.174, SLG: 0.304 (8, PH)										1	0	0	0	0	0	0
<b>Frank Reberger, L</b> OBP: 0.231, SLG: 0.231 (9, 1)										0	0	0	0	0	0	0
<b>Dave Kingman, R</b> OBP: 0.417, SLG: 1.273 (9, PH)										1	0	0	0	0	0	1

Inning Stats	R: 0	H: 2	E: 0	LOB: 2	K: 1	BB: 0	S: 7	P: 7	R: 0	H: 0	E: 0	LOB: 0	K: 1	BB: 0	S: 5	P: 5	R: 0	H: 0	E: 0	LOB: 0	K: 0	BB: 0	S: 3	P: 3	R: 0	H: 0	E: 0	LOB: 0	K: 0	BB: 0	S: 3	P: 3	R: 0	H: 1	E: 0	LOB: 2	K: 0	BB: 1	S: 4	P: 8	R: 0	H: 0	E: 0	LOB: 0	K: 0	BB: 0	S: 3	P: 3	R: 0	H: 0	E: 0	LOB: 1	K: 0	BB: 1	S: 3	P: 7	R: 1	H: 2	E: 0	LOB: 2	K: 0	BB: 1	S: 5	P: 9	R: 0	H: 1	E: 0	LOB: 1	K: 0	BB: 0	S: 4	P: 4	1B: 6	SF: 0	2B: 0	SAC: 0	3B: 0	DP: 0	HR: 0	HBP: 0	WP: 0	PA: 36
<b>PITCHER</b> <b>Doyle Alexander, R</b> ERA: 3.55 (1, 1)	IP	WLS	BF	H	R	ER	SO	BB	IBB	HBP	BLK	WP	HR	S	P	ERA	WHIP	IP	WLS	BF	H	R	ER	SO	BB	IBB	HBP	BLK	WP	HR	S	P	ERA	WHIP	IP	WLS	BF	H	R	ER	SO	BB	IBB	HBP	BLK	WP	HR	S	P	ERA	WHIP																															

**BOTTOM**

**Los Angeles Dodgers @ San Francisco Giants**  
Candlestick Park, San Francisco, CA

Tue Aug 03 1971, 6:33 AM EDT  
Att. 21,226 - Unknown

[livebaseballscorecards.com](http://livebaseballscorecards.com)

<b>AB</b>	<b>33</b>
<b>R</b>	<b>1</b>
<b>H</b>	<b>6</b>
<b>RBI</b>	<b>1</b>
<b>BB</b>	<b>3</b>
<b>SO</b>	<b>2</b>
<b>LOB</b>	<b>15</b>





Batter	1	2	3	4	5	6	7	8	9	AB R H RBI BB SO LOB	TOP																						
Maury Wills, S OBP: 0.319, SLG: 0.330 (1, 6)	0-3 K		0-0 1B		0-3 K		0-0 FC6-4			4 0 1 0 0 2 1	<b>Los Angeles Dodgers @ Houston Astros</b> Astrodome, Houston, TX Wed Aug 04 1971, 8:05 PM EDT Att. 23,338 - Dome																						
Bill Buckner, L OBP: 0.308, SLG: 0.384 (1, 9)	0-0 6-3		0-0 1B			0-0 1-3		0-0 F8		4 0 1 0 0 0 0																							
Willie Davis, L OBP: 0.341, SLG: 0.452 (1, 8)	0-0 E3		0-0 L6			0-0 L9		0-0 L8		4 0 0 0 0 0 2																							
Dick Allen, R OBP: 0.385, SLG: 0.475 (1, 3)	0-0 1B		0-3 K2-3			4-0 BB		4-0 BB		2 0 1 0 2 1 2																							
Willie Crawford, L OBP: 0.354, SLG: 0.518 (1, 7)	0-3 K			0-3 K		4-0 BB		0-0 4-3		3 0 0 0 1 2 3																							
Jim Lefebvre, S OBP: 0.320, SLG: 0.400 (1, 4)		0-3 K		0-0 F3		0-0 4-3		0-0 4-3		4 0 0 0 0 1 2																							
Steve Garvey, R OBP: 0.320, SLG: 0.419 (1, 5)		0-3 K		0-0 F2			0-0 F6		0-0 6-3	4 0 0 0 0 1 0																							
Joe Ferguson, R OBP: 0.288, SLG: 0.343 (1, 2)		0-3 K			0-0 F7		0-0 FC6-4		0-0 6-3	4 0 1 0 0 1 0																							
Al Downing, R OBP: 0.239, SLG: 0.234 Duke Sims, L OBP: 0.335, SLG: 0.330 Jim Brewer, L OBP: 0.400, SLG: 0.400 (1, 1) (7, PH) (7, 1)			0-0 F9		0-3 K		0-0 F8			2 0 0 0 0 1 0 1 0 0 0 0 0 1 0 0 0 0 0 0 0																							
<b>Inning Stats</b>	R: 0 E: 1 K: 2 S: 9	H: 1 LOB: 2 BB: 0 P: 9	R: 0 E: 0 K: 3 S: 9	H: 0 LOB: 0 BB: 0 P: 9	R: 0 E: 0 K: 1 S: 7	H: 2 LOB: 2 BB: 0 P: 7	R: 0 E: 0 K: 1 S: 5	H: 0 LOB: 0 BB: 0 P: 5	R: 0 E: 0 K: 2 S: 7	H: 0 LOB: 0 BB: 0 P: 7	R: 0 E: 0 K: 0 S: 3	H: 0 LOB: 2 BB: 2 P: 11	R: 0 E: 0 K: 0 S: 4	H: 1 LOB: 1 BB: 0 P: 4	R: 0 E: 0 K: 0 S: 3	H: 0 LOB: 1 BB: 1 P: 7	R: 0 E: 0 K: 0 S: 3	H: 0 LOB: 0 BB: 0 P: 3	1B: 4 2B: 0 3B: 0 HR: 0	SF: 0 SAC: 0 DP: 0 HBP: 0	WP: 0 PB: 0 SB: 0 CS: 0	PA: 35											
<b>PITCHER</b> Ken Forsch, R ERA: 2.86 (1, 1)	IP 9.0	WLS W	BF 35	H 4	R 0	ER 0	SO 9	BB 3	IBB 0	HBP 0	BLK 0	WP 0	HR 0	S 50	P 62	ERA 0.00	WHIP 0.778																
											<b>PITCHER</b>	IP	WLS	BF	H	R	ER	SO	BB	IBB	HBP	BLK	WP	HR	S	P	ERA	WHIP					

livebaseballscorecards.com

<b>AB</b>	32
<b>R</b>	0
<b>H</b>	4
<b>RBI</b>	0
<b>BB</b>	3
<b>SO</b>	9
<b>LOB</b>	11



Batter	1	2	3	4	5	6	7	8	9
Roger Metzger, S OBP: 0.289, SLG: 0.296 (1, 6)	0-0 F8		0-0 4-3			0-0 SH1-3 1B	0-0 F8		
Joe Morgan, L OBP: 0.361, SLG: 0.413 (1, 4)	0-0 G6-4-3 1B		0-0 F8			4-0 SH1-3 1B BB		0-0 L9	
Jimmy Wynn, R OBP: 0.328, SLG: 0.337 (1, 9)	0-0 G6-4-3 1-2f			0-0 G6-3 1B		0-0 SH1-3		0-0 5-3	
Cesar Cedeno, R OBP: 0.291, SLG: 0.403 (1, 8)		0-3 K		0-0 G6-3 1-2f		0-0 K 1B 2-H 3-H		0-0 6-3	
Doug Rader, R OBP: 0.316, SLG: 0.387 (1, 5)		0-0 4-3 1B		0-0 PB 2B		0-3 K 2-3			
Denis Menke, R OBP: 0.334, SLG: 0.325 (1, 3)		0-0 4-3		0-3 K 2-3			0-3 K		
Jesus Alou, R OBP: 0.334, SLG: 0.401 (1, 7)		0-0 F8			0-0 4-3		0-0 6-3		
Jack Hiatt, R OBP: 0.400, SLG: 0.333 (1, 2)			0-0 4-3 WP 1B		0-0 F3		0-0 1B 1B		
Ken Forsch, R OBP: 0.088, SLG: 0.061 (1, 1)			0-3 K 1-2		0-3 K		0-0 1B		

Inning Stats	R: 0	H: 1	E: 0	LOB: 0	K: 0	BB: 0	S: 3	P: 3
	R: 0	H: 1	E: 0	LOB: 1	K: 1	BB: 0	S: 6	P: 6
	R: 0	H: 2	E: 0	LOB: 1	K: 1	BB: 0	S: 6	P: 6
	R: 0	H: 0	E: 0	LOB: 0	K: 1	BB: 0	S: 5	P: 5
	R: 2	H: 2	E: 0	LOB: 0	K: 1	BB: 1	S: 6	P: 10
	R: 0	H: 2	E: 0	LOB: 2	K: 1	BB: 0	S: 7	P: 7
	R: 0	H: 0	E: 0	LOB: 0	K: 0	BB: 0	S: 3	P: 3

PITCHER	IP	WLS	BF	H	R	ER	SO	BB	IBB	HBP	BLK	WP	HR	S	P	ERA	WHIP
Al Downing, L ERA: 2.62 (1, 1)	6.0	L	23	7	2	2	5	1	0	0	0	1	0	32	36	3.00	1.333
Jim Brewer, L ERA: 2.24 (7, 1)	2.0		8	2	0	0	1	0	0	0	0	0	0	10	10	0.00	1.000

AB R H RBI BB SO LOB

4	1	1	0	0	0	3
3	1	1	0	1	0	1
3	0	1	0	0	0	1
4	0	1	2	0	1	1
3	0	2	0	0	1	1
3	0	0	0	0	2	2
3	0	0	0	0	0	1
3	0	2	0	0	0	0
3	0	1	0	0	2	1

AB	R	H	RBI	BB	SO	LOB
29	2	9	2	1	6	11

WP	PA
1	31

**Los Angeles Dodgers @ Houston Astros**  
Astrodome, Houston, TX  
Wed Aug 04 1971, 8:05 PM EDT  
Att. 23,338 - Dome

livebaseballscorecards.com

AB	R	H	RBI	BB	SO	LOB
29	2	9	2	1	6	11



1B	2B	3B	HR	SF	SAC	DP	HBP	WP	HR	S	P	ERA	WHIP
8	1	0	0	0	1	2	0	1	0	0	0	3.00	1.333



Batter	1	2	3	4	5	6	7	8	9	AB R H RBI BB SO LOB	TOP
Maury Wills, S OBP: 0.322, SLG: 0.332 (1, 6) X	0-0 4-3		0-0 FC4-8 1B	4-0 1-2 2-3 BB		0-0 S 1B		0-0 F7		4 0 2 0 1 0 2	
Bill Buckner, L OBP: 0.306, SLG: 0.378 (1, 9) X	0-0 1-3		0-0 FC4-6 1-2f	0-0 5-3		0-0 F8		1-0 SH 1B HBP		4 1 0 0 0 0 5	
Willie Davis, L OBP: 0.340, SLG: 0.450 (1, 8) X	0-0 F9		0-0 G3		0-0 G3 1B		0-0 F7		0-0 SH 1B IBB FC5-2	4 0 1 0 0 0 1	
Dick Allen, R OBP: 0.385, SLG: 0.471 (1, 3)		0-0 4-3		4-0 1B 1B BB	0-0 F8		0-3 K		4-0 FC5-2 1B 1-2 FC5-2 IBB	3 1 0 0 2 1 1 0 0 0 0 0 0 0	
Duke Sims, L OBP: 0.335, SLG: 0.330 (9, 2)											
Willie Crawford, L OBP: 0.356, SLG: 0.516 (1, 7)		1-0 BB HBP		0-0 1B 1-2 SF9 1B	0-0 G3		0-0 6-3		0-0 FC5-2 FC5-2 1B 1-2 2-3 3-H	3 1 1 0 0 0 1 1 0 1 1 0 0 0	
Wes Parker, S OBP: 0.353, SLG: 0.358 (9, 3)											
Jim Lefebvre, S OBP: 0.321, SLG: 0.398 (1, 4)		0-3 K		0-0 BB IBB 1B 1-3 2-H	4-0 BB BB			0-0 L7	0-0 FC5-2 FC5-2 1-2 2-3 3-Hf	4 0 1 1 1 1 4	
Tom Haller, L OBP: 0.311, SLG: 0.316 (1, 2)											
Manny Mota, R OBP: 0.374, SLG: 0.384 (9, 7)		4-0 1-2 BB		4-0 1-2 BB IBB	0-3 K			1-0 FC5-4 HBP	0-0 FC5-2 1-2 2-3 3-Hf	1 0 0 0 2 1 2 1 0 0 0 0 0 3	
Steve Garvey, R OBP: 0.311, SLG: 0.409 (1, 5)		0-0 G3		0-0 SF9		0-0 5-3		0-0 FC5-4 E 1B 1-2f	0-0 F9	4 0 0 1 0 0 6	
Bill Singer, R OBP: 0.222, SLG: 0.125 (1, 1)			0-3 K2-3	0-3 K		0-0 4-3		0-0 E9 1B 1-3		4 0 1 0 0 2 2	
<b>Inning Stats</b>	R: 0 E: 0 K: 0 S: 3 H: 0 LOB: 0 BB: 0 P: 3	R: 0 E: 0 K: 1 S: 5 H: 0 LOB: 2 BB: 1 P: 10	R: 0 E: 0 K: 1 S: 6 H: 1 LOB: 1 BB: 0 P: 6	R: 2 E: 0 K: 1 S: 7 H: 2 LOB: 3 BB: 3 P: 19	R: 0 E: 0 K: 1 S: 6 H: 1 LOB: 2 BB: 1 P: 10	R: 0 E: 0 K: 0 S: 4 H: 1 LOB: 1 BB: 0 P: 4	R: 0 E: 0 K: 1 S: 5 H: 0 LOB: 0 BB: 0 P: 5	R: 0 E: 1 K: 0 S: 4 H: 1 LOB: 2 BB: 0 P: 5	R: 1 E: 1 K: 0 S: 5 H: 1 LOB: 3 BB: 1 P: 10	1B: 7 2B: 0 3B: 0 HR: 0 SF: 1 SAC: 1 DP: 0 HBP: 3	WP: 0 PB: 0 SB: 1 CS: 0 PA: 44
<b>PITCHER</b>	IP WLS BF H R ER SO BB IBB HBP BLK WP HR S P ERA WHIP	IP WLS BF H R ER SO BB IBB HBP BLK WP HR S P ERA WHIP	IP WLS BF H R ER SO BB IBB HBP BLK WP HR S P ERA WHIP	IP WLS BF H R ER SO BB IBB HBP BLK WP HR S P ERA WHIP	IP WLS BF H R ER SO BB IBB HBP BLK WP HR S P ERA WHIP	IP WLS BF H R ER SO BB IBB HBP BLK WP HR S P ERA WHIP	IP WLS BF H R ER SO BB IBB HBP BLK WP HR S P ERA WHIP	IP WLS BF H R ER SO BB IBB HBP BLK WP HR S P ERA WHIP	IP WLS BF H R ER SO BB IBB HBP BLK WP HR S P ERA WHIP	IP WLS BF H R ER SO BB IBB HBP BLK WP HR S P ERA WHIP	IP WLS BF H R ER SO BB IBB HBP BLK WP HR S P ERA WHIP
Jack Billingham, R ERA: 3.65 (1, 1)	6.0 L 29 5 2 2 4 4 1 1 0 0 0 31 52 3.00 1.500										
George Culver, R ERA: 2.34 (7, 1)	1.0 3 0 0 0 1 0 0 0 0 0 0 0 5 5 0.00 0.000										
Fred Gladding, R ERA: 2.06 (8, 1)	1.0 7 1 1 0 0 0 0 0 2 0 0 0 5 7 0.00 1.000										
Denny Lemaster, L ERA: 3.05 (9, 1)	1.0 5 1 0 0 0 0 0 1 0 0 0 0 4 8 0.00 1.000										

Los Angeles Dodgers @ Houston Astros  
Astrodome, Houston, TX  
Thu Aug 05 1971, 8:05 PM EDT  
Att. 17,893 - Dome

AB	33
R	3
H	7
RBI	3
BB	6
SO	5
LOB	27



BOTTOM

Los Angeles Dodgers @ Houston Astros  
Astrodome, Houston, TX  
Thu Aug 05 1971, 8:05 PM EDT  
Att. 17,893 - Dome

livebaseballscorecards.com

AB	32
R	0
H	6
RBI	0
BB	4
SO	10
LOB	14



WP:	0	PA:	36
PB:	0	SB:	0
CS:	0		

AB R H RBI BB SO LOB

4 0 1 0 0 1 0

3 0 0 0 1 2 1

2 0 0 0 2 0 1

4 0 1 0 0 0 3

4 0 0 0 0 2 2

3 0 1 0 1 1 0

4 0 2 0 0 0 2

3 0 1 0 0 1 1

0 0 0 0 0 0 0

1 0 0 0 0 1 0

1 0 0 0 0 1 0

0 0 0 0 0 0 0

1 0 0 0 0 0 2

0 0 0 0 0 0 0

0 0 0 0 0 0 0

0 0 0 0 0 0 0

0 0 0 0 0 0 0

1 0 0 0 0 0 1

1 0 0 0 0 0 0

0 0 0 0 0 0 0

1 0 0 0 0 0 1

1 0 0 0 0 0 0

0 0 0 0 0 0 0

1 0 0 0 0 0 0

0 0 0 0 0 0 0

1 0 0 0 0 0 1

0 0 0 0 0 0 0

0 0 0 0 0 0 0

1 0 0 0 0 0 0

0 0 0 0 0 0 0

1 0 0 0 0 0 0

0 0 0 0 0 0 0

1 0 0 0 0 0 0

0 0 0 0 0 0 0

1 0 0 0 0 0 0

0 0 0 0 0 0 0

1 0 0 0 0 0 0

0 0 0 0 0 0 0

1 0 0 0 0 0 0

0 0 0 0 0 0 0

1 0 0 0 0 0 0

0 0 0 0 0 0 0

1 0 0 0 0 0 0

0 0 0 0 0 0 0

1 0 0 0 0 0 0

0 0 0 0 0 0 0

1 0 0 0 0 0 0

0 0 0 0 0 0 0

1 0 0 0 0 0 0

0 0 0 0 0 0 0

1 0 0 0 0 0 0

0 0 0 0 0 0 0

1 0 0 0 0 0 0

0 0 0 0 0 0 0

1 0 0 0 0 0 0

0 0 0 0 0 0 0

1 0 0 0 0 0 0

0 0 0 0 0 0 0

1 0 0 0 0 0 0

0 0 0 0 0 0 0

1 0 0 0 0 0 0

0 0 0 0 0 0 0

1 0 0 0 0 0 0

0 0 0 0 0 0 0

1 0 0 0 0 0 0

0 0 0 0 0 0 0

1 0 0 0 0 0 0

0 0 0 0 0 0 0

1 0 0 0 0 0 0

0 0 0 0 0 0 0

1 0 0 0 0 0 0

0 0 0 0 0 0 0

1 0 0 0 0 0 0

0 0 0 0 0 0 0

1 0 0 0 0 0 0

0 0 0 0 0 0 0

1 0 0 0 0 0 0

0 0 0 0 0 0 0

1 0 0 0 0 0 0

0 0 0 0 0 0 0

1 0 0 0 0 0 0

0 0 0 0 0 0 0

1 0 0 0 0 0 0

0 0 0 0 0 0 0

1 0 0 0 0 0 0

0 0 0 0 0 0 0

1 0 0 0 0 0 0

0 0 0 0 0 0 0

1 0 0 0 0 0 0

0 0 0 0 0 0 0

1 0 0 0 0 0 0

0 0 0 0 0 0 0

1 0 0 0 0 0 0

0 0 0 0 0 0 0

1 0 0 0 0 0 0

0 0 0 0 0 0 0

1 0 0 0 0 0 0

0 0 0 0 0 0 0

1 0 0 0 0 0 0

0 0 0 0 0 0 0

1 0 0 0 0 0 0

0 0 0 0 0 0 0

1 0 0 0 0 0 0

0 0 0 0 0 0 0

1 0 0 0 0 0 0

0 0 0 0 0 0 0

1 0 0 0 0 0 0

0 0 0 0 0 0 0

1 0 0 0 0 0 0

0 0 0 0 0 0 0

1 0 0 0 0 0 0

0 0 0 0 0 0 0

1 0 0 0 0 0 0

0 0 0 0 0 0 0

1 0 0 0 0 0 0

0 0 0 0 0 0 0

1 0 0 0 0 0 0

0 0 0 0 0 0 0

1 0 0 0 0 0 0

0 0 0 0 0 0 0

1 0 0 0 0 0 0

0 0 0 0 0 0 0

1 0 0 0 0 0 0

0 0 0 0 0 0 0

1 0 0 0 0 0 0

0 0 0 0 0 0 0

1 0 0 0 0 0 0

0 0 0 0 0 0 0

1 0 0 0 0 0 0

0 0 0 0 0 0 0

1 0 0 0 0 0 0

0 0 0 0 0 0 0

1 0 0 0 0 0 0

0 0 0 0 0 0 0

1 0 0 0 0 0 0

0 0 0 0 0 0 0

1 0 0 0 0 0 0

0 0 0 0 0 0 0

1 0 0 0 0 0 0

0 0 0 0 0 0 0

1 0 0 0 0 0 0

0 0 0 0 0 0 0

1 0 0 0 0 0 0

0 0 0 0 0 0 0

1 0 0 0 0 0 0

0 0 0 0 0 0 0

1 0 0 0 0 0 0

0 0 0 0 0 0 0

1 0 0 0 0 0 0

0 0 0 0 0 0 0

1 0 0 0 0 0 0

0 0 0 0 0 0 0

1 0 0 0 0 0 0

0 0 0 0 0 0 0

1 0 0 0 0 0 0

0 0 0 0 0 0 0

1 0 0 0 0 0 0

0 0 0 0 0 0 0

1 0 0 0 0 0 0

0 0 0 0 0 0 0

1 0 0 0 0 0 0

0 0 0 0 0 0 0

1 0 0 0 0 0 0

0 0 0 0 0 0 0

1 0 0 0 0 0 0

0 0 0 0 0 0 0

1 0 0 0 0 0 0

0 0 0 0 0 0 0

1 0 0 0 0 0 0

0 0 0 0 0 0 0

1 0 0 0 0 0 0

0 0 0 0 0 0 0

1 0 0 0 0 0 0

0 0 0 0 0 0 0

1 0 0 0 0 0 0

0 0 0 0 0 0 0

1 0 0 0 0 0 0

0 0 0 0 0 0 0

1 0 0 0 0 0 0

0 0 0 0 0 0 0

1 0 0 0 0 0 0

0 0 0 0 0 0 0

1 0 0 0 0 0 0

0 0 0 0 0 0 0

1 0 0 0 0 0 0

0 0 0 0 0 0 0

1 0 0 0 0 0 0

0 0 0 0 0 0 0

1 0 0 0 0 0 0

0 0 0 0 0 0 0

1 0 0 0 0 0 0

0 0 0 0 0 0 0

1 0 0 0 0 0 0

0 0 0 0 0 0 0

1 0 0 0 0 0 0

0 0 0 0 0 0 0

1 0 0 0 0 0 0

0 0 0 0 0 0 0

1 0 0 0 0 0 0

0 0 0 0 0 0 0

1 0 0 0 0 0 0

0 0 0 0 0 0 0

1 0 0 0 0 0 0

0 0 0 0 0 0 0

1 0 0 0 0 0 0

0 0 0 0 0 0 0

1 0 0 0 0 0 0

0 0 0 0 0 0 0

1 0 0 0 0 0 0

0 0 0 0 0 0 0

1 0 0 0 0 0 0

0 0 0 0 0 0 0

1 0 0 0 0 0 0

0 0 0 0 0 0 0

1 0 0 0 0 0 0

0 0 0 0 0 0 0

1 0 0 0 0 0 0

0 0 0 0 0 0 0

1 0 0 0 0 0 0

0 0 0 0 0 0 0

1 0 0 0 0 0 0

0 0 0 0 0 0 0

1 0 0 0 0 0 0

0 0 0 0 0 0 0

1 0 0 0 0 0 0

0 0 0 0 0 0 0

1 0 0 0 0 0 0

0 0 0 0 0 0 0

1 0 0 0 0 0 0

0 0 0 0 0 0 0

1 0 0 0 0 0 0

0 0 0 0 0 0 0

1 0 0 0 0 0 0

0 0 0 0 0 0 0

1 0 0 0 0 0 0

0 0 0 0 0 0 0

1 0 0 0 0 0 0

0 0 0 0 0 0 0

1 0 0 0 0 0 0

0 0 0 0 0 0 0

1 0 0 0 0 0 0

0 0 0 0 0 0 0



Batter	1	2	3	4	5	6	7	8	9	10	AB R H RBI BB SO LOB	TOP													
Maury Wills, S (1, 6) OBP: 0.323, SLG: 0.331	0-0 F8		0-0 F8			0-3 K		0-0 1B		4-0 1-2 IBB	4 0 1 0 1 1 2	<b>Los Angeles Dodgers @ St. Louis Cardinals</b> Busch Stadium, St. Louis, MO Sat Aug 07 1971, 7:05 PM CDT Att. 36,633 - Unknown <a href="http://livebaseballscores.com">livebaseballscores.com</a>													
Manny Mota, R (1, 7) OBP: 0.374, SLG: 0.385	0-0 P6			0-0 FC5-4 1B		0-0 1B WP 1B		0-0 F4		0-0 1-3	5 1 2 0 0 0 3														
Willie Davis, L (1, 8) OBP: 0.339, SLG: 0.448	0-0 F8			0-0 L8		0-0 S WP 1B		0-0 F9			4 0 1 1 0 0 2														
Dick Allen, R (1, 3) OBP: 0.384, SLG: 0.468		0-0 5-3		0-3 K		0-3 K		4-0 BB BB BB L3 BB			3 0 0 0 1 2 2														
Jim Lefebvre, S (1, 4) OBP: 0.317, SLG: 0.393		0-3 K		0-0 FC5-4 1-2		0-3 K		0-0 L3 1-2			4 0 0 0 0 2 3														
Steve Garvey, R (1, 5) OBP: 0.304, SLG: 0.399		0-0 P3			0-3 K		0-0 6-3		0-0 5-3		4 0 0 0 0 1 0														
Willie Crawford, L (1, 9) OBP: 0.352, SLG: 0.509			0-3 K		0-3 K		0-0 1-3			0-0 4-3	3 0 0 0 0 2 0														
Jim Brewer, L (7, 1) OBP: 0.400, SLG: 0.400											0 0 0 0 0 0 0														
Bill Buckner, L (10, PH) OBP: 0.304, SLG: 0.376											1 0 0 0 0 0 0														
Pete Mikkelsen, R (10, 1) OBP: 0.250, SLG: 0.143											0 0 0 0 0 0 0														
Joe Ferguson, R (1, 2) OBP: 0.286, SLG: 0.352					0-0 5-3		0-0 6-3			0-0 6-3	4 0 1 0 0 0 0														
Claude Osteen, L (1, 1) OBP: 0.197, SLG: 0.194						0-0 1B 1B				0-0 6-3	2 1 1 0 0 0 1														
Bill Russell, R (7, 9) OBP: 0.283, SLG: 0.323								0-0 P6		0-0 S 1B	2 0 1 0 0 0 0														
<b>Inning Stats</b>	R: 0 E: 0 K: 0 S: 3	H: 0 LOB: 0 BB: 0 P: 3	R: 0 E: 0 K: 1 S: 5	H: 0 LOB: 0 BB: 0 P: 5	R: 0 E: 0 K: 1 S: 6	H: 1 LOB: 1 BB: 0 P: 6	R: 0 E: 0 K: 1 S: 6	H: 1 LOB: 1 BB: 0 P: 6	R: 0 E: 0 K: 2 S: 7	H: 0 LOB: 0 BB: 0 P: 7	R: 0 E: 0 K: 3 S: 12	H: 3 LOB: 1 BB: 0 P: 12	R: 0 E: 0 K: 0 S: 3	H: 0 LOB: 0 BB: 0 P: 3	R: 0 E: 0 K: 0 S: 4	H: 1 LOB: 1 BB: 0 P: 4	R: 0 E: 0 K: 0 S: 2	H: 0 LOB: 0 BB: 1 P: 6	R: 0 E: 0 K: 0 S: 4	H: 1 LOB: 2 BB: 1 P: 8	1B: 6 2B: 2 3B: 0 HR: 0	SF: 0 SAC: 0 DP: 1 HBP: 0	WP: 1 PB: 0 SB: 2 CS: 0	PA: 38	
<b>PITCHER</b>	IP WLS BF H R ER SO BB IBB HBP BLK WP HR S P ERA WHIP																								
Steve Carlton, L (1, 1) ERA: 3.61	9.0																								
Frank Linzy, R (10, 1) ERA: 1.94	1.0	W	5	1	0	0	0	0	0	0	0	0	0	0	0	4	8	0.00	1.000						



BOTTOM

Los Angeles Dodgers @ St. Louis Cardinals  
Busch Stadium, St. Louis, MO  
Sat Aug 07 1971, 7:05 PM CDT  
Att: 36,633 - Unknown

livebaseballscorecards.com

AB 35  
R 3  
H 8  
RBI 2  
BB 4  
SO 3  
LOB 13



WP: 0 PA: 40  
PB: 0  
SB: 2  
CS: 0

AB R H RBI BB SO LOB

4 0 1 0 1 0 2

5 0 1 0 0 1 3

4 1 2 0 1 0 2

5 0 1 0 0 0 2

4 1 1 1 0 0 0

0 0 0 0 0 0 0

3 0 0 0 1 0 1

2 0 0 0 0 0 0

0 0 0 1 0 0 0

1 0 0 0 0 0 0

1B: 6 SF: 1  
2B: 1 SAC: 0  
3B: 1 DP: 1  
HR: 0 HBP: 0

Batter	1	2	3	4	5	6	7	8	9	10
Lou Brock, L (1, 7) OBP: 0.389, SLG: 0.439	0-0 6-3		4-0 6-3 BB			0-0 6-3	0-0 FC5-4 1-2 1B		0-0 FC6-4 1-2f	
Julian Javier, R (1, 4) OBP: 0.287, SLG: 0.357	0-0 1B 1B		0-0 6-3 1-2			0-0 6-3	0-0 FC5-4 1-2f			0-3 K
Matty Alou, L (1, 9) OBP: 0.358, SLG: 0.426	0-0 F9		0-0 6-3			0-0 1B		4-0 G4-6-3 BB		0-0 S E 1B
Joe Torre, R (1, 5) OBP: 0.423, SLG: 0.549	0-0 1-2 1B			0-0 6-3		0-0 5-3		0-0 G4-6-3 1-2f		0-0 S 1-H
Ted Simmons, S (1, 2) OBP: 0.357, SLG: 0.412	0-0 4-3			0-0 L8			0-0 3B 2B		0-0 L6	
Jim Beauchamp, R (1, 3) OBP: 0.288, SLG: 0.390		0-0 4-3			0-0 1-3		0-0 SF7 2-H 3B		0-0 F8	
Bob Burda, L (10, 3) OBP: 0.404, SLG: 0.380										
Jose Cruz, L (1, 8) OBP: 0.382, SLG: 0.398		0-0 1-3			0-0 G3		0-0 1-3		4-0 1B S BB	
Dal Maxvill, R (1, 6) OBP: 0.297, SLG: 0.265									0-3 K	
Jerry McNertney, R (7, PH) OBP: 0.342, SLG: 0.477		0-0 1-3			0-0 6-3		0-0 SF7 3-H		1-2 K	
Ted Kubiak, S (8, 6) OBP: 0.331, SLG: 0.347									0-0 FC6-4 2-3 1B	
Steve Carlton, L (1, 1) OBP: 0.214, SLG: 0.239			0-0 1-3		0-3 K		4-0 1B BB			
Ted Sizemore, R (9, PH) OBP: 0.315, SLG: 0.332										
Frank Linzy, R (10, 1) OBP: 0.333, SLG: 0.333										

Inning Stats	R: 0	H: 2	E: 0	LOB: 2	K: 0	BB: 0	S: 5	P: 5	R: 0	H: 0	E: 0	LOB: 0	K: 0	BB: 0	S: 3	P: 3	R: 0	H: 0	E: 0	LOB: 1	K: 0	BB: 1	S: 3	P: 7	R: 0	H: 0	E: 0	LOB: 0	K: 1	BB: 0	S: 5	P: 5	R: 0	H: 1	E: 0	LOB: 1	K: 0	BB: 0	S: 4	P: 4	R: 2	H: 3	E: 0	LOB: 2	K: 0	BB: 1	S: 6	P: 10	R: 0	H: 0	E: 0	LOB: 0	K: 0	BB: 1	S: 2	P: 6	R: 0	H: 1	E: 0	LOB: 2	K: 1	BB: 1	S: 6	P: 10	R: 1	H: 1	E: 1	LOB: 0	K: 1	BB: 0	S: 4	P: 4	1B: 6	SF: 1	2B: 1	SAC: 0	3B: 1	DP: 1	HR: 0	HBP: 0	WP: 0	PA: 40
--------------	------	------	------	--------	------	-------	------	------	------	------	------	--------	------	-------	------	------	------	------	------	--------	------	-------	------	------	------	------	------	--------	------	-------	------	------	------	------	------	--------	------	-------	------	------	------	------	------	--------	------	-------	------	-------	------	------	------	--------	------	-------	------	------	------	------	------	--------	------	-------	------	-------	------	------	------	--------	------	-------	------	------	-------	-------	-------	--------	-------	-------	-------	--------	-------	--------

PITCHER	IP	WLS	BF	H	R	ER	SO	BB	IBB	HBP	BLK	WP	HR	S	P	ERA	WHIP
Claude Osteen, L (1, 1) ERA: 3.43	6.2		28	6	2	2	1	2	0	0	0	0	0	28	36	2.70	1.200
Jim Brewer, L (7, 1) ERA: 2.14	2.1		9	1	0	0	1	2	0	0	0	0	0	9	17	0.00	1.286
Pete Mikkelsen, R (10, 1) ERA: 2.61	0.1	L	3	1	1	0	1	0	0	0	0	0	0	4	4	0.00	3.000



Batter	1	2	3	4	5	6	7	8	9	AB R H RBI BB SO LOB	TOP											
Maury Wills, S OBP: 0.322, SLG: 0.330 (1, 6) X	0-0 6-3 ①		0-0 F8 ③			0-0 FC4-6 G3 1B WP 1-2f ①		0-0 SH3-4 HR 1B ①	0-0 F7 ③	5 2 1 0 0 0 2	<b>Los Angeles Dodgers @ St. Louis Cardinals</b> Busch Stadium, St. Louis, MO Sun Aug 08 1971, 3:33 AM CDT Att: 45,195 - Unknown <a href="http://livebaseballscorecards.com">livebaseballscorecards.com</a>											
Manny Mota, R OBP: 0.374, SLG: 0.384 (1, 7) X	0-0 F8 ②			0-0 6-3 ①		0-0 WP G3 1B 1-2 ①		0-0 SH3-4 1-2 ①		3 0 1 0 0 0 0												
Willie Davis, L OBP: 0.338, SLG: 0.446 (1, 8) X	0-0 1B ①			0-0 4-3 ②		0-0 G3 1-2 2-3 ②		0-0 5-3 ②		4 0 1 0 0 0 3												
Dick Allen, R OBP: 0.385, SLG: 0.465 Bill Russell, R OBP: 0.283, SLG: 0.323 (1, 3) X (8, 9)	0-0 F3 ③			0-3 K ③		4-0 WP IBB ③		4-0 HR IBB ③		2 1 0 0 2 1 1 0 0 0 0 0 0 0												
Jim Lefebvre, S OBP: 0.316, SLG: 0.401 (1, 4)		0-3 K ①			0-0 5-3 ①	0-3 K ③		0-0 HR 1-H 2-H ③		4 1 1 3 0 2 2												
Wes Parker, S OBP: 0.352, SLG: 0.357 (1, 9) (8, 3)		0-0 6-3 ②			0-0 1B ②		0-0 F8 ①	0-0 6-3 ③		4 0 1 0 0 0 0												
Steve Garvey, R OBP: 0.303, SLG: 0.401 (1, 5)		0-0 P6 ③			0-0 F8 ②		0-0 2B ②		0-0 6-3 ①	4 0 1 0 0 0 1												
Joe Ferguson, R OBP: 0.284, SLG: 0.347 (1, 2)			0-0 F3 ①		0-0 6-4-3 ③		0-0 P3 ②		0-0 1B ②	4 0 1 0 0 0 2												
Don Sutton, R OBP: 0.230, SLG: 0.207 Jim Brewer, L OBP: 0.400, SLG: 0.400 (1, 1) (9, 1)			0-3 K ②			0-0 FC4-6 1B ①	0-0 P6 ③		0-0 P4 1-2 ②	4 0 1 0 0 1 2 0 0 0 0 0 0 0												
<b>Inning Stats</b>	R: 0 E: 0 K: 0 S: 4	H: 1 LOB: 1 BB: 0 P: 4	R: 0 E: 0 K: 1 S: 5	H: 0 LOB: 0 BB: 0 P: 5	R: 0 E: 0 K: 1 S: 5	H: 0 LOB: 0 BB: 0 P: 5	R: 0 E: 0 K: 0 S: 4	H: 1 LOB: 1 BB: 0 P: 4	R: 1 E: 0 K: 1 S: 7	H: 2 LOB: 2 BB: 1 P: 11		R: 0 E: 0 K: 0 S: 4	H: 1 LOB: 1 BB: 0 P: 4	R: 3 E: 0 K: 0 S: 5	H: 2 LOB: 0 BB: 1 P: 9	R: 0 E: 0 K: 0 S: 4	H: 1 LOB: 1 BB: 0 P: 4	1B: 6 2B: 1 3B: 0 HR: 1	SF: 0 SAC: 1 DP: 0 HBP: 0	WP: 1 PB: 0 SB: 1 CS: 0	PA: 37	
<b>PITCHER</b> Jerry Reuss, L ERA: 5.04 Moe Drabowsky, R ERA: 3.04	IP 8.0	WLS L	BF 33	H 7	R 4	ER 4	SO 4	BB 0	IBB 2	HBP 0	BLK 0	WP 1	HR 1	S 39	P 47	ERA 4.50	WHIP 0.875					
	IP 1.0	WLS L	BF 4	H 1	R 0	ER 0	SO 0	BB 0	IBB 0	HBP 0	BLK 0	WP 0	HR 0	S 4	P 4	ERA 0.00	WHIP 1.000					



Batter	1	2	3	4	5	6	7	8	9	AB	R	H	RBI	BB	SO	LOB
--------	---	---	---	---	---	---	---	---	---	----	---	---	-----	----	----	-----

Lou Brock, L OBP: 0.390, SLG: 0.438 (1, 7)	0-0 F7		0-3 K			4-0 FC5-6 BB			0-0 4-3 1B	3	1	1	0	1	1	1
Jose Cruz, L OBP: 0.385, SLG: 0.392 (1, 8)	4-0 G3-6 BB			4-0 SH5-3 E BB		0-0 FC5-6 G6-3			0-0 F8	2	1	0	0	2	0	3
Matty Alou, L OBP: 0.356, SLG: 0.423 (1, 9)	0-0 G3-6 1-2f			0-0 SH5-3		0-0 G6-3 1-2f			0-0 4-3	3	0	0	0	0	0	4
Joe Torre, R OBP: 0.422, SLG: 0.546 (1, 5)		0-0 4-3		0-0 E6 G6-3 2-H			0-0 6-3		0-0 1B 1B 2-H	4	0	1	1	0	0	0
Ted Simmons, S OBP: 0.356, SLG: 0.410 Bob Stinson, S OBP: 0.200, SLG: 0.200 (1, 2) (9, PR)		0-3 K		0-0 G6-3 1-2f			0-0 F8		0-0 1B 1B 1-2	4	0	1	0	0	1	1
Bob Burda, L OBP: 0.383, SLG: 0.358 Jim Beauchamp, R OBP: 0.286, SLG: 0.387 (1, 3) (9, PH)		0-0 4-3			0-0 G3		0-0 L9		0-3 K	3	0	0	0	0	0	0
Ted Kubiak, S OBP: 0.328, SLG: 0.343 (1, 4) (9, 6)			0-0 6-3		0-3 K			0-0 4-3		3	0	0	0	0	1	0
Dal Maxvill, R OBP: 0.299, SLG: 0.267 Joe Hague, L OBP: 0.320, SLG: 0.365 Moe Drabowsky, R (1, 6) (8, PH) (9, 1)			0-0 SH3-4 1B		0-0 F3			0-0 F8		2	0	1	0	0	0	0
Jerry Reuss, L OBP: 0.226, SLG: 0.111 Julian Javier, R OBP: 0.286, SLG: 0.356 (1, 1) (8, PH) (9, 4)			0-0 SH3-4			4-0 FC5-6 BB BB		0-3 K		0	0	0	0	1	0	0

Inning Stats	R: 0	H: 0	E: 0	K: 0	S: 2	LOB: 0	BB: 1	P: 6	R: 0	H: 0	E: 0	K: 1	S: 5	LOB: 0	BB: 0	P: 5	R: 1	H: 0	E: 1	K: 0	S: 3	LOB: 0	BB: 1	P: 7	R: 0	H: 0	E: 0	K: 1	S: 5	LOB: 0	BB: 0	P: 5	R: 0	H: 0	E: 0	K: 0	S: 2	LOB: 1	BB: 2	P: 10	R: 0	H: 0	E: 0	K: 0	S: 3	LOB: 0	BB: 0	P: 3	R: 0	H: 0	E: 0	K: 1	S: 5	LOB: 0	BB: 0	P: 5	R: 1	H: 3	E: 0	K: 1	S: 8	LOB: 2	BB: 0	P: 8	1B: 4	2B: 0	3B: 0	HR: 0	SF: 0	SAC: 2	DP: 3	HBP: 0	WP: 0	PB: 0	SB: 0	CS: 0	PA: 33
--------------	------	------	------	------	------	--------	-------	------	------	------	------	------	------	--------	-------	------	------	------	------	------	------	--------	-------	------	------	------	------	------	------	--------	-------	------	------	------	------	------	------	--------	-------	-------	------	------	------	------	------	--------	-------	------	------	------	------	------	------	--------	-------	------	------	------	------	------	------	--------	-------	------	-------	-------	-------	-------	-------	--------	-------	--------	-------	-------	-------	-------	--------

PITCHER	IP	WLS	BF	H	R	ER	SO	BB	IBB	HBP	BLK	WP	HR	S	P	ERA	WHIP
Don Sutton, R ERA: 2.87 (1, 1)	8.2	W	32	4	2	1	4	4	0	0	0	0	0	36	52	1.04	0.923
Jim Brewer, L ERA: 2.13 (9, 1)	0.1	S	1	0	0	0	1	0	0	0	0	0	0	3	3	0.00	0.000

**BOTTOM**

**Los Angeles Dodgers @ St. Louis Cardinals**  
 Busch Stadium, St. Louis, MO  
 Sun Aug 08 1971, 3:33 AM CDT  
 Att. 45,195 - Unknown

AB	27
R	2
H	4
RBI	1
BB	4
SO	5
LOB	11



WP	HR	S	P	ERA	WHIP
0	0	0	0	0.00	0.000



Batter	1	2	3	4	5	6	7	8	9	AB R H RBI BB SO LOB	TOP
Maury Wills, S OBP: 0.323, SLG: 0.330 (1, 6) X	0-0 4-3 ① X	0-0 L1-3 ② ③		0-0 1B 1B		0-0 FC9-6 1B	0-0 F7 ③			5 1 2 0 0 0 4	<b>Los Angeles Dodgers @ St. Louis Cardinals</b> Busch Stadium, St. Louis, MO Mon Aug 09 1971, 7:05 PM CDT Att: 26,723 - Unknown
Bill Buckner, L OBP: 0.306, SLG: 0.377 (1, 9) S S S	0-3 K ②		0-0 1B 1B	0-0 1B 1B		0-0 FC9-6 1B S ①		0-0 P5 ①		5 1 2 0 0 1 1	
Willie Davis, L OBP: 0.343, SLG: 0.450 (1, 8) X	0-0 1B		0-0 1B 1B	0-0 F6-4 1B		0-0 F9 1-2 ②		0-0 G3-6 1B		5 0 4 1 0 0 1	
Willie Crawford, L OBP: 0.349, SLG: 0.502 (1, 7) X	0-0 F2 ③		0-0 1B 1B ① X	0-0 F6-4 1-2 ③ ④		0-0 P5 ③		0-0 G3-6 ② ③ ④		5 1 1 1 0 0 5	
Jim Lefebvre, S OBP: 0.315, SLG: 0.395 (1, 4) X		0-0 E3 2B 2B	4-0 FC4-6 1B BB		0-3 K ①		0-0 F9 ①		0-0 6-3 ①	4 1 0 0 1 1 0	
Wes Parker, S OBP: 0.357, SLG: 0.371 (1, 3) X		0-0 2B 2B	0-0 FC4-6 1B		0-0 2B		0-0 1B 2B		0-0 5-3 ②	5 2 4 1 0 0 0	
Duke Sims, L OBP: 0.346, SLG: 0.337 (1, 2) X		0-0 2B 2B	0-0 FC4-6 ②		4-0 IBB		4-0 1B IBB		4-0 BB	2 0 1 2 3 0 2	
Steve Garvey, R OBP: 0.285, SLG: 0.390 (1, 5) X	0-0 F8 ① S S S		0-3 K ③		0-0 F8 ②		0-0 F8 ②		0-0 F8 ③	5 0 0 0 0 1 8	
Al Downing, R OBP: 0.254, SLG: 0.239 (1, 1) B B B B		4-0 L1-3 BB		0-3 K ① X	0-0 4-1 ③		0-0 1B ①-2 2-H			3 0 1 1 1 1 2	
Jim Brewer, L OBP: 0.400, SLG: 0.400 (8, 1) B B B B										0 0 0 0 0 0 0	
<b>Inning Stats</b>	R: 0 H: 1 E: 0 LOB: 1 K: 1 BB: 0 S: 6 P: 6	R: 2 H: 2 E: 1 LOB: 1 K: 0 BB: 1 S: 5 P: 9	R: 2 H: 4 E: 0 LOB: 2 K: 1 BB: 1 S: 8 P: 12	R: 1 H: 3 E: 0 LOB: 1 K: 1 BB: 0 S: 7 P: 7	R: 0 H: 1 E: 0 LOB: 2 K: 1 BB: 1 S: 6 P: 10	R: 0 H: 1 E: 0 LOB: 1 K: 0 BB: 0 S: 4 P: 4	R: 1 H: 2 E: 0 LOB: 2 K: 0 BB: 1 S: 5 P: 9	R: 0 H: 1 E: 0 LOB: 0 K: 0 BB: 0 S: 3 P: 3	R: 0 H: 0 E: 0 LOB: 1 K: 0 BB: 1 S: 3 P: 7	1B: 11 SF: 0 2B: 6 SAC: 0 3B: 0 DP: 3 HR: 0 HBP: 0	WP: 0 PA: 44 PB: 0 SB: 1 CS: 0
<b>PITCHER</b>	IP WLS BF H R ER SO BB IBB HBP BLK WP HR S P ERA WHIP										
Bob Gibson, R ERA: 3.39 (1, 1)	7.0 L 37 14 6 5 4 2 2 0 0 0 0 0 41 57 6.43 2.286										
Don Shaw, L ERA: 3.53 (8, 1)	2.0 7 1 0 0 0 1 0 0 0 0 0 0 6 10 0.00 1.000										

livebaseballscorecards.com

<b>AB</b>	<b>39</b>
<b>R</b>	<b>6</b>
<b>H</b>	<b>15</b>
<b>RBI</b>	<b>6</b>
<b>BB</b>	<b>5</b>
<b>SO</b>	<b>4</b>
<b>LOB</b>	<b>23</b>







Batter	1	2	3	4	5	6	7	8	9	AB R H RBI BB SO LOB	TOP											
Denny Doyle, L (1, 4) OBP: 0.281, SLG: 0.305	1-1 F9		0-0 F7		1-2 FC6-4		4-0 1-3 BB		0-0 6-3	4 0 0 0 1 0 1	Philadelphia Phillies @ Los Angeles Dodgers Dodger Stadium, Los Angeles, CA Tue Aug 10 1971, 7:05 PM PDT Att: 26,508 - Unknown											
Larry Bowa, S (1, 6) OBP: 0.290, SLG: 0.297	1-2 1B		1-1 G3		1-0 1B		1-1 1-3			4 0 2 0 0 0 1												
Tim McCarver, L (1, 2) OBP: 0.334, SLG: 0.436	2-1 F9		0-2 6-3		4-2 1B		0-0 F8			3 0 0 0 1 0 2												
Deron Johnson, R (1, 3) OBP: 0.342, SLG: 0.489	0-1 F2			0-0 6-3	1-3 K		1-2 F8			4 0 0 0 0 1 5												
Willie Montanez, L (1, 8) OBP: 0.332, SLG: 0.498		2-1 4-3		2-3 K		0-0 1B		0-0 P4		4 0 1 0 0 1 0												
Don Money, R (1, 5) OBP: 0.287, SLG: 0.357		1-3 K		1-1 E5		0-3 K		0-3 K		4 0 0 0 0 3 1												
Ron Stone, L (1, 9) OBP: 0.319, SLG: 0.313		2-0 1B		1-3 K		2-2 P6		0-0 1-3		4 1 1 0 0 1 2												
Oscar Gamble, L (1, 7) OBP: 0.266, SLG: 0.323		1-2 1B			0-0 1-3		0-0 1B		0-0 F7	4 0 2 1 0 0 0												
Barry Lersch, S (1, 1) OBP: 0.275, SLG: 0.200		0-0 F7			2-1 E6		1-2 6-3		0-3 K	2 0 0 0 0 0 1												
Byron Browne, R (6, PH) OBP: 0.246, SLG: 0.291										1 0 0 0 0 0 2												
Jim Bunning, R (6, 1) OBP: 0.154, SLG: 0.250										0 0 0 0 0 0 0												
Roger Freed, R (9, PH) OBP: 0.304, SLG: 0.311										1 0 0 0 0 1 0												
<b>Inning Stats</b>	R: 0 E: 0 K: 0 S: 10	H: 1 LOB: 1 BB: 0 P: 14	R: 1 E: 0 K: 1 S: 10	H: 2 LOB: 1 BB: 0 P: 16	R: 0 E: 0 K: 0 S: 6	H: 0 LOB: 0 BB: 0 P: 7	R: 0 E: 1 K: 2 S: 11	H: 0 LOB: 1 BB: 0 P: 15	R: 0 E: 1 K: 1 S: 16	H: 1 LOB: 3 BB: 1 P: 25	R: 0 E: 0 K: 1 S: 12	H: 2 LOB: 2 BB: 0 P: 15	R: 0 E: 0 K: 0 S: 6	H: 0 LOB: 1 BB: 1 P: 12	R: 0 E: 0 K: 1 S: 5	H: 0 LOB: 0 BB: 0 P: 5	R: 0 E: 0 K: 1 S: 5	H: 0 LOB: 0 BB: 0 P: 5	1B: 6 2B: 0 3B: 0 HR: 0	SF: 0 SAC: 0 DP: 0 HBP: 0	WP: 0 PB: 0 SB: 2 CS: 0	PA: 37
<b>PITCHER</b> Bill Singer, R (1, 1) ERA: 4.09	IP: 9.0 WLS: W BF: 37 H: 6 R: 1 ER: 1 SO: 7 BB: 2 IBB: 0 HBP: 0 BLK: 0 WP: 0 HR: 0 S: 81 P: 114 ERA: 1.00 WHIP: 0.889											<b>PITCHER</b>	IP: WLS: BF: H: R: ER: SO: BB: IBB: HBP: BLK: WP: HR: S: P: ERA: WHIP:									

livebaseballscorecards.com

AB	35
R	1
H	6
RBI	1
BB	2
SO	7
LOB	15







Batter	1	2	3	4	5	6	7	8	9	AB R H RBI BB SO LOB	TOP
Denny Doyle, L (1, 4) OBP: 0.281, SLG: 0.304	1-2 FC4-6 1B	2-2 G3			X 0-0 G3			X 0-0 F8		4 0 1 0 0 0 2	Philadelphia Phillies @ Los Angeles Dodgers Dodger Stadium, Los Angeles, CA Wed Aug 11 1971, 7:05 PM PDT Att: 20,135 - Unknown <a href="http://livebaseballscorecards.com">livebaseballscorecards.com</a>
Larry Bowa, S (1, 6) OBP: 0.288, SLG: 0.294	0-1 FC4-6 1-2f		1-1 5-3		S 2-1 4-3		X 0-0 1-3		4 0 0 0 0 0 1		
Tim McCarver, L (1, 2) OBP: 0.333, SLG: 0.432	4-2 G5-4-3 BB		2-0 F8		B 2-2 F2		X 0-0 F2		3 0 0 0 1 0 0		
Deron Johnson, R (1, 3) OBP: 0.342, SLG: 0.486	3-1 G5-4-3 1-2f 2-3		4-0 BB		C 1-2 5-3		S 0-3 K		3 0 0 0 1 1 2		
Willie Montanez, L (1, 8) OBP: 0.331, SLG: 0.495		2-3 K	0-1 P5		X 0-0 F9		S 1-2 1B		4 0 1 0 0 1 1		
Don Money, R (1, 5) OBP: 0.287, SLG: 0.355		X 0-0 BB 1B		X 0-0 5-3		B 1-2 5-3		B 3-2 5-3	4 1 1 0 0 0 1		
Ron Stone, L (1, 9) OBP: 0.320, SLG: 0.308		C 4-1 1B BB		X 0-0 F8		C 0-1 G3			2 0 0 0 1 0 0		
Oscar Gamble, L (1, 7) OBP: 0.262, SLG: 0.317		X 0-0 F7		S 0-3 K		X 0-0 L4			3 0 0 0 0 1 2		
Ken Reynolds, L (1, 1) OBP: 0.237, SLG: 0.229		0-2 1B		B 1-0 G3		C 1-1 4-3			2 0 1 1 0 0 0		
Bobby Pfeil, R (8, PH) OBP: 0.359, SLG: 0.448									1 0 0 0 0 0 0		
Bill Champion, R (8, 1) OBP: 0.091, SLG: 0.091		1-3 2-H 1B							0 0 0 0 0 0 0		
<b>Inning Stats</b>	R: 0 H: 1 E: 0 LOB: 1 K: 0 BB: 1 S: 9 P: 17	R: 1 H: 2 E: 0 LOB: 2 K: 1 BB: 1 S: 13 P: 21	R: 0 H: 0 E: 0 LOB: 1 K: 0 BB: 1 S: 5 P: 12	R: 0 H: 0 E: 0 LOB: 0 K: 1 BB: 0 S: 5 P: 5	R: 0 H: 0 E: 0 LOB: 0 K: 0 BB: 0 S: 4 P: 7	R: 0 H: 0 E: 0 LOB: 0 K: 0 BB: 0 S: 7 P: 10	R: 0 H: 0 E: 0 LOB: 0 K: 0 BB: 0 S: 6 P: 7	R: 0 H: 0 E: 0 LOB: 0 K: 0 BB: 0 S: 4 P: 5	R: 0 H: 1 E: 0 LOB: 1 K: 1 BB: 0 S: 10 P: 14	1B: 4 SF: 0 2B: 0 SAC: 0 3B: 0 DP: 1 HR: 0 HBP: 0	WP: 0 PA: 33 PB: 0 SB: 2 CS: 0
<b>PITCHER</b> Doyle Alexander, R (1, 1) ERA: 3.13	IP WLS BF H R ER SO BB IBB HBP BLK WP HR S P ERA WHIP										
	9.0 W 33 4 1 1 3 3 0 0 0 0 0 0 63 98 1.00 0.778										

Philadelphia Phillies @ Los Angeles Dodgers  
Dodger Stadium, Los Angeles, CA  
Wed Aug 11 1971, 7:05 PM PDT  
Att: 20,135 - Unknown

AB	30
R	1
H	4
RBI	1
BB	3
SO	3
LOB	9



Batter	1	2	3	4	5	6	7	8	9
Bill Russell, R OBP: 0.283, SLG: 0.340 (1, 4)	1-1 HR	0-0 L8			0-0 2B 1B	0-0 L5 3-H			
Manny Mota, R OBP: 0.371, SLG: 0.386 (1, 7)	0-0 5-3		0-2 L7		0-0 1-3 2B		0-0 L9		
Willie Davis, L OBP: 0.340, SLG: 0.445 (1, 8)	2-2 4-3		1-0 4-3		1-0 F8		0-0 CS 1B		
Dick Allen, R OBP: 0.389, SLG: 0.467 (1, 3)	4-1 BB		1-1 6-3		4-0 G6-4-3 IBB		0-0 F9		
Wes Parker, S OBP: 0.356, SLG: 0.371 (1, 9)	3-1 P6			0-0 6-3	1-2 G6-4-3		2-0 CS	0-0 1B E 1B	
Steve Garvey, R OBP: 0.299, SLG: 0.392 (1, 5)		2-1 P3		2-2 3B 1B		0-0 L8		0-0 FC6-4 1B	
Joe Ferguson, R OBP: 0.282, SLG: 0.342 (1, 2)		3-2 P4		0-3 K 1B		1-2 1B 1B		0-0 P6	
Bobby Valentine, R OBP: 0.286, SLG: 0.335 (1, 6)		0-0 1B 1B		0-0 1-H 3B		2-0 1B L5 1B		0-0 FC6-4	
Doyle Alexander, R OBP: 0.333, SLG: 0.273 (1, 1)		1-2 1-3 1B		0-2 F9		0-1 1-3 3-H 1B		0-0 1-3	

Inning Stats	R: 1	H: 1	E: 0	K: 0	S: 9	LOB: 1	BB: 1	P: 19	R: 0	H: 2	E: 0	K: 0	S: 10	LOB: 2	BB: 0	P: 16	R: 0	H: 0	E: 0	K: 0	S: 6	LOB: 0	BB: 0	P: 8	R: 1	H: 2	E: 0	K: 1	S: 11	LOB: 1	BB: 0	P: 13	R: 0	H: 2	E: 0	K: 0	S: 6	LOB: 2	BB: 1	P: 12	R: 1	H: 3	E: 0	K: 0	S: 8	LOB: 1	BB: 0	P: 11	R: 0	H: 1	E: 0	K: 0	S: 3	LOB: 0	BB: 0	P: 5	R: 1	H: 2	E: 1	K: 0	S: 5	LOB: 1	BB: 0	P: 5
--------------	------	------	------	------	------	--------	-------	-------	------	------	------	------	-------	--------	-------	-------	------	------	------	------	------	--------	-------	------	------	------	------	------	-------	--------	-------	-------	------	------	------	------	------	--------	-------	-------	------	------	------	------	------	--------	-------	-------	------	------	------	------	------	--------	-------	------	------	------	------	------	------	--------	-------	------

PITCHER	IP	WLS	BF	H	R	ER	SO	BB	IBB	HBP	BLK	WP	HR	S	P	ERA	WHIP
Ken Reynolds, L ERA: 4.09 (1, 1)	7.0	L	31	11	3	3	1	1	1	0	0	0	1	53	84	3.86	1.714
Bill Champion, R ERA: 4.55 (8, 1)	1.0		5	2	1	0	0	0	0	0	0	0	0	5	5	0.00	2.000

**BOTTOM**

Philadelphia Phillies @ Los Angeles Dodgers  
 Dodger Stadium, Los Angeles, CA  
 Wed Aug 11 1971, 7:05 PM PDT  
 Att. 20,135 - Unknown

AB	R	H	RBI	BB	SO	LOB
4	1	2	1	0	0	4
4	0	1	0	0	0	0
4	0	1	0	0	0	2
2	0	0	0	2	0	1
4	1	1	0	0	0	4
4	1	2	0	0	0	0
4	1	1	0	0	1	3
4	0	3	1	0	0	1
4	0	2	1	0	0	2

AB	34
R	4
H	13
RBI	3
BB	2
SO	1
LOB	17



WP	PA
0	37

1B	SF	WP	PA
10	0	0	37
2B	0	PB	0
3B	0	SB	0
HR	1	CS	1



Batter	1	2	3	4	5	6	7	8	9	10	11	12	13	AB R H RBI BB SO LOB	TOP											
Terry Harmon, R OBP: 0.308, SLG: 0.283 (1, 4) (9, 3)	0-0 6-3			3-1 FC4 1B		3-2 2B		0-1 FC6-4 1B		0-3 K			0-0 SH1-4 2B 1B	6 1 4 1 0 1 1												
Larry Bowa, S OBP: 0.286, SLG: 0.293 (1, 6) (9, 3)	2-1 6-3			0-0 FC4 5-3 1-2r		0-0 6-3		1-1 FC6-4 1-2r		1-0 4-3			0-2 SH1-4 2B 1B	6 1 1 0 0 0 5												
Tim McCarver, L OBP: 0.329, SLG: 0.426 (1, 2) (9, 4)	0-1 G3			1-1 5-3 2-3			0-1 5-3		0-0 4-3				0-0 SH1-4 1-2 2-3	5 0 0 0 0 0 1												
Deron Johnson, R OBP: 0.341, SLG: 0.484 Denny Doyle, L OBP: 0.279, SLG: 0.302 (1, 3) (9, PR) (9, 4)			2-0 4-3	0-0 1-3			1-1 P4		0-0 E 1B 1B			1-2 F8	2-1 1-3	4 0 1 0 0 0 1 2 0 0 0 0 0 2												
Don Money, R OBP: 0.287, SLG: 0.358 (1, 7)			1-1 F9				3-1 P4		0-1 E5 1B			0-1 F2	0-0 2B 2-H 3-H	6 0 2 2 0 0 1												
Willie Montanez, L OBP: 0.331, SLG: 0.492 (1, 8)			3-2 3-1				0-0 G4-3 1-2r		2-0 E 1B 1B			1-2 F7	2-1 1-3 BB	5 1 1 0 1 0 3												
Roger Freed, R OBP: 0.305, SLG: 0.309 Oscar Gamble, L OBP: 0.268, SLG: 0.323 (1, 9) (8, PR) (8, 9)				0-0 F9			4-1 CS BB		3-2 E5 1B 1-2			0-0 1B 1-2 2-H	0-1 1B	2 0 0 0 1 0 1 3 0 2 0 0 0 2												
John Vukovich, R OBP: 0.204, SLG: 0.188 Jim Bunning, R OBP: 0.148, SLG: 0.240 Bill Wilson, R OBP: 0.143, SLG: 0.143 Darrell Brandon, R OBP: 0.111, SLG: 0.111 (1, 5) (8, PH) (8, 1) (11, 1)			2-0 F8			1-1 CS 1-2	0-0 1-3		1-3 K			0-0 SH3-4 1B	0-0 B2	2 0 0 0 0 0 0 1 0 0 0 0 1 2 1 0 1 0 0 0 0 1 0 0 0 0 0 1												
Chris Short, R OBP: 0.192, SLG: 0.087 Bobby Pfeil, R OBP: 0.348, SLG: 0.433 (1, 1) (8, PH) (8, 5)			0-0 L3			1-2 3-1		2-1 F7		1-1 SH3-4 1B		0-0 F3		2 0 0 0 0 0 0 2 0 0 0 0 0 3												
<b>Inning Stats</b>	R: 0 E: 0 K: 0 S: 5	H: 0 LOB: 0 BB: 0 P: 7	R: 0 E: 0 K: 0 S: 7	H: 0 LOB: 0 BB: 0 P: 13	R: 0 E: 0 K: 0 S: 3	H: 0 LOB: 0 BB: 0 P: 5	R: 0 E: 1 K: 0 S: 6	H: 1 LOB: 1 BB: 0 P: 10	R: 0 E: 0 K: 0 S: 5	H: 1 LOB: 0 BB: 1 P: 11	R: 0 E: 0 K: 0 S: 11	H: 0 LOB: 0 BB: 0 P: 15	R: 1 E: 1 K: 1 S: 13	H: 2 LOB: 2 BB: 0 P: 22	R: 0 E: 1 K: 0 S: 8	H: 2 LOB: 2 BB: 0 P: 9	R: 0 E: 0 K: 0 S: 6	H: 0 LOB: 0 BB: 0 P: 7	R: 0 E: 0 K: 0 S: 6	H: 1 LOB: 1 BB: 0 P: 8	R: 2 E: 0 K: 0 S: 15	H: 3 LOB: 2 BB: 1 P: 22	1B: 10 2B: 2 3B: 0 HR: 0	SF: 0 SAC: 2 DP: 1 HBP: 0	WP: 0 PB: 0 SB: 0 CS: 1	PA: 53
<b>PITCHER</b>	IP WLS BF H R ER SO BB IBB HBP BLK WP HR S P ERA WHIP														IP WLS BF H R ER SO BB IBB HBP BLK WP HR S P ERA WHIP											
Claude Osteen, L ERA: 3.28 (1, 1)	9.0		34	7	1	0	1	1	0	0	0	0	0	0	0.00	0.889										
Jim Brewer, L ERA: 1.97 (10, 1)	3.0		11	2	0	0	1	0	0	0	0	0	0	0	0.00	0.667										
Pete Mikkelsen, R ERA: 2.87 (13, 1)	1.0	L	7	3	2	2	0	1	0	0	0	0	0	0	18.00	4.000										

Philadelphia Phillies @ Los Angeles Dodgers  
Dodger Stadium, Los Angeles, CA  
Thu Aug 12 1971, 7:05 PM PDT  
Att. 19,755 - Unknown

livebaseballscorecards.com

AB	48
R	3
H	12
RBI	3
BB	2
SO	2
LOB	23



Batter	1	2	3	4	5	6	7	8	9	10	11	12	13	AB R H RBI BB SO LOB
Bill Russell, R OBP: 0.274, SLG: 0.327 (1, 4)	0-0 P6		0-0 FC5-2-5		1-0 L8			0-0 4-3		2-3 K		0-0 F7		6 0 0 0 0 1 3
Manny Mota, R OBP: 0.375, SLG: 0.390 (1, 7)	2-1 P6		0-0 6-3			2-2 FC3-6 1B		1-1 BB FC4-2 1B		1-2 1B		0-0 5-3		6 0 3 0 0 0 2
Willie Davis, L OBP: 0.337, SLG: 0.440 (1, 8)	0-0 G3			1-1 1-3		1-1 FC3-6 1B		4-0 FC4-2 BB		0-0 L7			0-0 4-3	5 1 0 0 1 0 2
Dick Allen, R OBP: 0.394, SLG: 0.470 (1, 3)		4-1 G4-3 BB		3-2 3-1 1B		1-0 F3		4-2 FC4-2 BB		1-2 2-3 1B		0-0 1B		4 0 3 0 2 0 1
Wes Parker, S OBP: 0.355, SLG: 0.368 (1, 9)		2-1 G4-3 1-2f		0-0 3-1		1-1 1B		0-0 FC4-2 FC6-4		2-0 4-3		2-3 K		6 0 1 1 0 1 8
Steve Garvey, R OBP: 0.294, SLG: 0.385 (1, 5)		2-1 5-3		3-3 K		2-2 L8		1-2 FC6-4 1-2f		1-2 4-3		1-1 4-3		3 0 0 0 0 1 2
Maury Wills, S OBP: 0.321, SLG: 0.328 (8, PH) (9, 5)													5-3	3 0 0 0 0 0 4
Joe Ferguson, R OBP: 0.278, SLG: 0.333 (1, 2)			0-1 1B 1B		0-1 F9		1-3 K		0-0 6-3		1-0 P4			5 0 1 0 0 1 0
Bobby Valentine, R OBP: 0.289, SLG: 0.337 (1, 6)			0-1 1B 1B		0-0 SH1-4 1B		2-1 F8		2-1 1-3		0-0 5-3			5 0 2 0 0 0 0
Claude Osteen, L OBP: 0.205, SLG: 0.203 (1, 1)			0-0 FC5-2-5 1B		0-1 SH1-4		0-0 P6		1-3 K			1-2 1-3		2 0 1 0 0 0 0
Willie Crawford, L OBP: 0.350, SLG: 0.500 (9, PH)														1 0 0 0 0 1 0
Jim Brewer, L OBP: 0.400, SLG: 0.400 (10, 1)														0 0 0 0 0 0 0
Bill Buckner, L OBP: 0.308, SLG: 0.377 (12, PH)			2-3 1B											1 0 0 0 0 0 0
Pete Mikkelsen, R OBP: 0.250, SLG: 0.143 (13, 1)														0 0 0 0 0 0 0

Inning Stats	R: 0	H: 0	E: 0	LOB: 0	K: 0	S: 4	P: 6	R: 0	H: 0	E: 0	LOB: 0	K: 0	S: 5	P: 13	R: 0	H: 3	E: 0	LOB: 2	K: 0	S: 7	P: 7	R: 0	H: 1	E: 0	LOB: 1	K: 1	S: 9	P: 16	R: 0	H: 1	E: 0	LOB: 1	K: 0	S: 6	P: 7	R: 1	H: 2	E: 0	LOB: 1	K: 0	S: 12	P: 19	R: 0	H: 0	E: 0	LOB: 0	K: 1	S: 6	P: 9	R: 0	H: 1	E: 0	LOB: 3	K: 0	S: 9	P: 19	R: 0	H: 0	E: 0	LOB: 0	K: 1	S: 7	P: 10	R: 0	H: 2	E: 0	LOB: 2	K: 1	S: 11	P: 17	R: 0	H: 0	E: 0	LOB: 0	K: 0	S: 4	P: 6	R: 0	H: 0	E: 0	LOB: 0	K: 0	S: 5	P: 6	R: 0	H: 1	E: 0	LOB: 1	K: 1	S: 8	P: 13	1B: 11	SF: 0	2B: 0	SAC: 1	3B: 0	DP: 1	HR: 0	HBP: 0	WP: 0	PA: 51
--------------	------	------	------	--------	------	------	------	------	------	------	--------	------	------	-------	------	------	------	--------	------	------	------	------	------	------	--------	------	------	-------	------	------	------	--------	------	------	------	------	------	------	--------	------	-------	-------	------	------	------	--------	------	------	------	------	------	------	--------	------	------	-------	------	------	------	--------	------	------	-------	------	------	------	--------	------	-------	-------	------	------	------	--------	------	------	------	------	------	------	--------	------	------	------	------	------	------	--------	------	------	-------	--------	-------	-------	--------	-------	-------	-------	--------	-------	--------

PITCHER	IP	WLS	BF	H	R	ER	SO	BB	IBB	HBP	BLK	WP	HR	S	P	ERA	WHIP
Chris Short, L ERA: 3.87 (1, 1)	7.0		27	7	1	1	2	1	0	0	0	0	0	49	77	1.29	1.143
Bill Wilson, R ERA: 2.2 (8, 1)	3.0		14	3	0	0	2	2	0	0	0	0	0	27	46	0.00	1.667
Darrell Brandon, R ERA: 3.43 (11, 1)	3.0	W	10	1	0	0	1	0	0	0	0	0	0	17	25	0.00	0.333

**Philadelphia Phillies @ Los Angeles Dodgers**  
**Dodger Stadium, Los Angeles, CA**  
 Thu Aug 12 1971, 7:05 PM PDT  
 Att: 19,755 - Unknown

livebaseballscorecards.com

AB	47
R	1
H	11
RBI	1
BB	3
SO	5
LOB	22





Batter	1	2	3	4	5	6	7	8	9	AB R H RBI BB SO LOB	TOP
Ron Hunt, R OBP: 0.398, SLG: 0.359 (1, 5) X	0-0 SH5-4 1B		0-0 F9		0-0 F9		0-0 L4			4 0 1 0 0 0 1	
Boots Day, L OBP: 0.347, SLG: 0.356 (1, 8) X	0-0 SH5-4 1-2		0-0 4-3		0-0 E6			0-0 G3-6 1B		3 0 1 0 0 0 0	
Rusty Staub, L OBP: 0.373, SLG: 0.424 (1, 9) X	0-0 P6			0-0 F9	0-0 3-1			0-0 G3-6 1-2f		4 0 0 0 0 0 3	
Ron Fairly, L OBP: 0.374, SLG: 0.389 (1, 3) X	0-0 L8			4-0 2B BB		0-0 L3		0-0 F7		3 0 0 0 1 0 1	
Bob Bailey, R OBP: 0.366, SLG: 0.395 (1, 7) X		0-0 6-3 6-3 1B		0-3 K		0-0 3-1		0-3 K		4 0 1 0 0 2 1	
Gary Sutherland, R OBP: 0.308, SLG: 0.370 (1, 4) X		0-0 6-3 1-2		0-0 2B		0-0 L1		0-0 F8		4 0 1 0 0 0 1	
John Bateman, R OBP: 0.289, SLG: 0.348 (1, 2) X		0-0 6-3 2-3		4-0 IBB		0-0 F7		0-0 1B		3 0 1 0 1 0 1	
Stan Swanson, R OBP: 0.301, SLG: 0.316 (9, PR)										0 0 0 0 0 0 0	AB 32
Bobby Wine, R OBP: 0.251, SLG: 0.230 (1, 6) X		0-3 K		0-0 F8		0-0 F7		0-3 K		3 0 0 0 0 1 4	R 0
Ron Woods, R OBP: 0.345, SLG: 0.402 (9, PH)										1 0 0 0 0 1 1	H 6
Carl Morton, R OBP: 0.206, SLG: 0.277 (1, 1) X			0-3 K		0-3 K		0-0 1B			2 0 0 0 0 2 0	RBI 0
Jim Fairey, L OBP: 0.281, SLG: 0.268 (7, PH)										1 0 1 0 0 0 0	BB 2
Dan McGinn, L OBP: 0.286, SLG: 0.286 (7, 1) X										0 0 0 0 0 0 0	SO 6
<b>Inning Stats</b>	R: 0 H: 1 E: 0 LOB: 1 K: 0 BB: 0 S: 4 P: 4	R: 0 H: 1 E: 0 LOB: 1 K: 1 BB: 0 S: 6 P: 6	R: 0 H: 0 E: 0 LOB: 0 K: 1 BB: 0 S: 5 P: 5	R: 0 H: 1 E: 0 LOB: 3 K: 1 BB: 2 S: 6 P: 14	R: 0 H: 0 E: 1 LOB: 1 K: 1 BB: 0 S: 6 P: 6	R: 0 H: 0 E: 0 LOB: 0 K: 0 BB: 0 S: 3 P: 3	R: 0 H: 1 E: 0 LOB: 1 K: 0 BB: 0 S: 4 P: 4	R: 0 H: 1 E: 0 LOB: 0 K: 2 BB: 0 S: 8 P: 8	R: 0 H: 1 E: 0 LOB: 1 K: 2 BB: 0 S: 8 P: 8	1B: 5 SF: 0 2B: 1 SAC: 1 3B: 0 DP: 1 HR: 0 HBP: 0	WP: 0 PA: 35 PB: 0 SB: 0 CS: 0
<b>PITCHER</b> Don Sutton, R ERA: 2.74 (1, 1)	IP WLS BF H R ER SO BB IBB HBP BLK WP HR S P ERA WHIP										
	9.0 W 35 6 0 0 6 1 1 0 0 0 0 0 45 53 0.00 0.778										

**Montreal Expos @ Los Angeles Dodgers**  
**Dodger Stadium, Los Angeles, CA**  
 Fri Aug 13 1971, 7:05 PM PDT  
 Att: 26,861 - Unknown

livebaseballscorecards.com







Batter	1	2	3	4	5	6	7	8	9	AB R H RBI BB SO LOB	TOP											
Ron Hunt, R OBP: 0.394, SLG: 0.356 (1, 5) X	0-0 F8		0-0 5-3			0-0 F9		0-0 5-3		4 0 0 0 0 0 1												
Ron Woods, R OBP: 0.358, SLG: 0.418 (1, 8) X (8, 7)	0-0 4-3 2B		0-0 F8			0-0 G4-6-3 1B		4-0 2B BB		3 1 2 0 1 0 0												
Rusty Staub, L OBP: 0.372, SLG: 0.425 (1, 9) X	0-0 4-3 2-3				0-0 F8		0-0 G4-6-3 1-2f	0-0 2B 1-H 2-H		4 0 1 2 0 0 2												
Bob Bailey, R OBP: 0.363, SLG: 0.391 Boots Day, L OBP: 0.347, SLG: 0.356 (1, 7) X (8, 8)	0-0 F6				0-3 K		0-0 G3	0-0 6-3		4 0 0 0 0 1 2 0 0 0 0 0 0 0												
Gary Sutherland, R OBP: 0.313, SLG: 0.373 (1, 4) X		0-0 CS 1B			0-0 1B		0-0 5-3		0-0 F8	4 0 2 0 0 0 0												
John Bateman, R OBP: 0.267, SLG: 0.344 (1, 2) X		0-0 F3 1-2			0-3 K		0-0 F8		0-0 5-3	4 0 0 0 0 1 2												
Ron Fairly, L OBP: 0.378, SLG: 0.401 (1, 3) X		0-0 1B					0-0 L1		0-0 HR BB	3 1 2 1 1 1 0 0												
Bobby Wine, R OBP: 0.251, SLG: 0.230 (1, 6) X		0-0 4-3					0-0 F7		0-0 2B 5-3 1B	4 1 1 0 0 0 2												
Bill Stoneman, R OBP: 0.247, SLG: 0.147 (1, 1) X			0-0 6-3			0-3 K		0-3 K		3 0 0 0 0 2 1												
<b>Inning Stats</b>	R: 0 E: 0 K: 0 S: 4	H: 1 LOB: 1 BB: 0 P: 4	R: 0 E: 0 K: 0 S: 4	H: 2 LOB: 1 BB: 0 P: 4	R: 0 E: 0 K: 0 S: 3	H: 0 LOB: 0 BB: 0 P: 3	R: 0 E: 0 K: 2 S: 8	H: 1 LOB: 1 BB: 0 P: 8	R: 0 E: 0 K: 1 S: 5	H: 0 LOB: 0 BB: 0 P: 5	R: 0 E: 0 K: 0 S: 3	H: 1 LOB: 0 BB: 0 P: 3	R: 0 E: 0 K: 0 S: 3	H: 0 LOB: 0 BB: 0 P: 3	R: 3 E: 0 K: 1 S: 8	H: 3 LOB: 1 BB: 1 P: 12	R: 0 E: 0 K: 0 S: 3	H: 0 LOB: 1 BB: 1 P: 7	1B: 5 2B: 2 3B: 0 HR: 1	SF: 0 SAC: 0 DP: 1 HBP: 0	WP: 0 PB: 0 SB: 0 CS: 1	PA: 35
<b>PITCHER</b>	IP WLS BF H R ER SO BB IBB HBP BLK WP HR S P ERA WHIP																					
Al Downing, L ERA: 2.78 (1, 1)	7.2 L 30 8 3 3 4 1 0 0 0 0 1 37 41 3.52 1.174																					
Jose Pena, R ERA: 2.87 (8, 1)	1.1 5 0 0 0 0 1 0 0 0 0 0 4 8 0.00 0.750																					

**Montreal Expos @ Los Angeles Dodgers**  
 Dodger Stadium, Los Angeles, CA  
 Sat Aug 14 1971, 7:05 PM PDT  
 Att: 26,851 - Unknown

AB	33
R	3
H	8
RBI	3
BB	2
SO	4
LOB	10



Batter	1	2	3	4	5	6	7	8	9	AB	R	H	RBI	BB	SO	LOB
Bobby Valentine, R (1, 6) OBP: 0.294, SLG: 0.346 Duke Sims, L (9, PH) OBP: 0.344, SLG: 0.335	0-0 1-3 1B		0-0 5-3		0-0 2B		0-0 F8		0-0 F8	4	0	2	0	0	0	1
Manny Mota, R (1, 7) OBP: 0.373, SLG: 0.387	0-0 1-3 1-2		0-0 FC3-6 1B		0-0 F6		0-0 F9			4	0	1	0	0	0	2
Willie Davis, L (1, 8) OBP: 0.335, SLG: 0.436	0-0 5-3		0-0 FC3-6 1-2f		0-0 F6		0-0 L8			4	0	0	0	0	0	3
Dick Allen, R (1, 5) OBP: 0.395, SLG: 0.467	4-0 BB		0-3 K		0-0 6-3		4-0 BB			2	0	0	0	2	1	1
Willie Crawford, L (1, 9) OBP: 0.345, SLG: 0.490	0-0 F7		0-0 F8		0-0 4-3		0-0 G3			4	0	0	0	0	0	3
Wes Parker, S (1, 3) OBP: 0.356, SLG: 0.366		4-0 G4-6-3 1B BB		0-0 L4		0-3 K		4-0 1B BB		2	0	0	0	2	1	0
Tom Haller, L (1, 2) OBP: 0.336, SLG: 0.370		0-0 G4-6-3 1-2 1B		0-0 1B 1B		0-0 L8		0-3 K		4	0	2	0	0	1	1
Bill Russell, R (1, 4) OBP: 0.274, SLG: 0.326 Bill Buckner, L (9, PH) OBP: 0.302, SLG: 0.370		0-0 G4-6-3 1-2f 2-3		0-0 1-3 1B		0-0 5-3 1B		0-0 F7		3	0	2	0	0	0	2
Al Downing, R (1, 1) OBP: 0.243, SLG: 0.229 Jose Pena, R (8, 1) OBP: 0.667, SLG: 0.667 Jim Lefebvre, S (9, PH) OBP: 0.317, SLG: 0.397		0-0 6-3		0-0 G3		0-0 5-3		0-0 1B		1	0	0	0	0	0	0
										1	0	1	0	0	0	0

Inning Stats	R: 0	H: 1	R: 0	H: 1	R: 0	H: 1	R: 0	H: 2	R: 0	H: 1	R: 0	H: 0	R: 0	H: 1	R: 0	H: 0	R: 0	H: 1	R: 0	H: 1	1B: 7	SF: 0	WP: 0	PA: 37
	E: 0	LOB: 2	E: 0	LOB: 1	E: 0	LOB: 1	E: 0	LOB: 2	E: 0	LOB: 0	E: 0	LOB: 1	E: 0	LOB: 1	E: 0	LOB: 2	E: 0	LOB: 2	E: 0	LOB: 2	2B: 1	SAC: 0	PB: 0	
	K: 0	BB: 1	K: 0	BB: 1	K: 1	BB: 0	K: 0	BB: 0	K: 0	BB: 0	K: 0	BB: 0	K: 0	BB: 1	K: 1	BB: 1	K: 0	BB: 1	K: 1	BB: 1	3B: 0	DP: 1	SB: 1	
	S: 4	P: 8	S: 3	P: 7	S: 6	P: 6	S: 4	P: 4	S: 4	P: 5	S: 4	P: 4	S: 3	P: 7	S: 6	P: 10	S: 3	P: 7	S: 6	P: 10	HR: 0	HBP: 0	CS: 0	

PITCHER	IP	WLS	BF	H	R	ER	SO	BB	IBB	HBP	BLK	WP	HR	S	P	ERA	WHIP	PITCHER	IP	WLS	BF	H	R	ER	SO	BB	IBB	HBP	BLK	WP	HR	S	P	ERA	WHIP	
Bill Stoneman, R (1, 1) ERA: 2.99	9.0	W	37	8	0	0	3	4	0	0	0	0	0	39	55	0.00	1.333																			

**BOTTOM**

**Montreal Expos @ Los Angeles Dodgers**  
**Dodger Stadium, Los Angeles, CA**

Sat Aug 14 1971, 7:05 PM PDT  
 Att. 26,851 - Unknown

livebaseballscorecards.com

<b>AB</b>	<b>33</b>
<b>R</b>	<b>0</b>
<b>H</b>	<b>8</b>
<b>RBI</b>	<b>0</b>
<b>BB</b>	<b>4</b>
<b>SO</b>	<b>3</b>
<b>LOB</b>	<b>18</b>





Batter	1	2	3	4	5	6	7	8	9	AB R H RBI BB SO LOB	TOP											
Jim Fairey, L (1, 7) OBP: 0.296, SLG: 0.284	0-0 1B BB 1B	0-0 FC6-4 1B		0-0 2-H 1B		0-0 G3			0-0 SH2-3	4 1 3 1 0 0 1												
Boots Day, L (1, 8) OBP: 0.344, SLG: 0.353	0-0 1B BB 1B	0-0 FC6-4 1B		0-0 1-2 1B		0-0 4-3		0-0 4-3	0-0 1-3	5 1 1 0 0 0 3												
Rusty Staub, L (1, 9) OBP: 0.372, SLG: 0.425	0-0 1B BB 1B	0-0 1-3 1B			0-3 K		0-0 4-3		0-0 G3	5 1 2 0 0 1 1												
Ron Fairly, L (1, 3) OBP: 0.377, SLG: 0.397	4-0 1B BB	0-3 K			0-3 K		0-0			3 0 0 1 1 2 2												
Bob Bailey, R (1, 5) OBP: 0.362, SLG: 0.398	0-3 K		0-0 6-3		0-0 HR			0-3 K		4 1 1 1 0 2 3												
Gary Sutherland, R (1, 4) OBP: 0.317, SLG: 0.394	0-0 1B		0-0 6-3		0-0 F8			0-0 HR		4 1 2 3 0 0 0												
John Bateman, R (1, 2) OBP: 0.266, SLG: 0.344	0-3 K		0-3 K			0-0 FC1-6 1B		0-3 K		4 0 1 0 0 3 2												
Bobby Wine, R (1, 6) OBP: 0.251, SLG: 0.234	0-0 4-3			0-0 1B 2B		0-0 FC1-6		0-3 K		4 1 1 0 0 1 3												
Steve Renko, R (1, 1) OBP: 0.184, SLG: 0.240		0-0 F8		0-0 4-3		0-0 F9		0-0 SH2-3 1B		4 0 1 0 0 0 2												
<b>Inning Stats</b>	R: 3 E: 0 K: 2 S: 11	H: 4 LOB: 2 BB: 1 P: 15	R: 0 E: 0 K: 1 S: 7	H: 2 LOB: 2 BB: 0 P: 7	R: 0 E: 0 K: 1 S: 5	H: 0 LOB: 0 BB: 0 P: 5	R: 1 E: 0 K: 0 S: 4	H: 2 LOB: 0 BB: 0 P: 4	R: 1 E: 0 K: 2 S: 8	H: 1 LOB: 0 BB: 0 P: 8	R: 0 E: 0 K: 0 S: 4	H: 1 LOB: 1 BB: 0 P: 4	R: 0 E: 0 K: 0 S: 3	H: 0 LOB: 0 BB: 0 P: 3	R: 1 E: 0 K: 3 S: 10	H: 1 LOB: 0 BB: 0 P: 10	R: 0 E: 0 K: 0 S: 4	H: 1 LOB: 1 BB: 0 P: 4	1B: 9 2B: 1 3B: 0 HR: 2	SF: 0 SAC: 1 DP: 0 HBP: 0	WP: 0 PB: 0 SB: 0 CS: 1	PA: 39
<b>PITCHER</b>	IP WLS BF H R ER SO BB IBB HBP BLK WP HR S P ERA WHIP																					
Bill Singer, R (1, 1) ERA: 4.25	5.0 L 24 9 5 5 6 1 0 0 0 0 0 1 35 39 9.00 2.000																					
Joe Moeller, R (6, 1) ERA: 2.96	2.0 7 1 0 0 0 0 0 0 0 0 0 0 7 7 0.00 0.500																					
Pete Mikkelsen, R (8, 1) ERA: 2.92	2.0 8 2 1 1 3 0 0 0 0 0 0 1 14 14 4.50 1.000																					

**Montreal Expos @ Los Angeles Dodgers**  
 Dodger Stadium, Los Angeles, CA  
 Sun Aug 15 1971, 3:33 AM PDT  
 Att: 18,572 - Unknown

AB	37
R	6
H	12
RBI	6
BB	1
SO	9
LOB	17



Batter	1	2	3	4	5	6	7	8	9
Maury Wills, S OBP: 0.320, SLG: 0.327 (1, 6)	0-0 F3		0-0 L4		0-0 5-3		0-0 1B		0-0 P3
Wes Parker, S OBP: 0.354, SLG: 0.363 Joe Moeller, R (6, 1)	0-0 F5		0-0 F8		0-3 K		0-0 4-3		
Bill Sudakis, S OBP: 0.304, SLG: 0.343 Pete Mikkelsen, R OBP: 0.250, SLG: 0.143 (8, 1)									
Willie Davis, L OBP: 0.334, SLG: 0.434 (1, 8)	0-0 G3			0-0 P3		0-0 F8 1B 1B		0-0 G3	
Dick Allen, R OBP: 0.398, SLG: 0.469 (1, 3)		0-0 1B SF8 1B		4-0 1B BB		0-0 1-2 1B		0-0 6-3	
Willie Crawford, L OBP: 0.351, SLG: 0.494 (1, 7)		0-0 1-3 1B		0-0 1-3 G4-6-3 1B		0-0 P3		0-0 2B 1B	
Jim Lefebvre, S OBP: 0.316, SLG: 0.399 (1, 4)		0-0 F9		0-0 G4-6-3 1-2f		0-0 F8		0-0 1-H 2B	
Tom Haller, L OBP: 0.327, SLG: 0.362 (1, 2)		0-0 SF8			0-0 6-3	0-0 G3		0-0 F7	
Bobby Valentine, R OBP: 0.294, SLG: 0.340 (1, 5)		0-0 P6			4-0 2B WP BB		0-0 P6		0-0 F2
Bill Singer, R OBP: 0.204, SLG: 0.114 Bill Buckner, L OBP: 0.303, SLG: 0.373 (5, PH) (6, 9)			0-0 F8		0-0 WP 1-3 2B		0-0 4-3		0-0 F7

Inning Stats	R: 0	H: 0	E: 0	K: 0	S: 3	R: 1	H: 2	E: 0	K: 0	S: 5	R: 0	H: 0	E: 0	K: 0	S: 3	R: 0	H: 1	E: 0	K: 0	S: 3	R: 1	H: 1	E: 0	K: 1	S: 6	R: 0	H: 2	E: 0	K: 0	S: 5	R: 0	H: 1	E: 0	K: 0	S: 4	R: 1	H: 2	E: 0	K: 0	S: 5	R: 0	H: 0	E: 0	K: 0	S: 3	R: 0	H: 0	E: 0	K: 0	S: 3
	LOB: 0	BB: 0	P: 3	LOB: 1	BB: 0	P: 5	LOB: 0	BB: 0	P: 3	LOB: 1	BB: 0	P: 3	LOB: 0	BB: 0	P: 3	LOB: 1	BB: 1	P: 7	LOB: 1	BB: 1	P: 10	LOB: 2	BB: 0	P: 5	LOB: 1	BB: 0	P: 4	LOB: 1	BB: 0	P: 5	LOB: 0	BB: 0	P: 5	LOB: 1	BB: 0	P: 5	LOB: 0	BB: 0	P: 3	LOB: 0	BB: 0	P: 3	LOB: 0	BB: 0	P: 0	LOB: 0	BB: 0	P: 0		

PITCHER	IP	WLS	BF	H	R	ER	SO	BB	IBB	HBP	BLK	WP	HR	S	P	ERA	WHIP
Steve Renko, R ERA: 3.68 (1, 1)	9.0	W	37	9	3	3	1	2	0	0	0	1	0	37	45	3.00	1.222

**BOTTOM**

AB	R	H	RBI	BB	SO	LOB
5	0	1	0	0	0	1
3	0	0	0	0	1	1
0	0	0	0	0	0	0
1	0	0	0	0	0	1
0	0	0	0	0	0	0
4	0	1	0	0	0	0
3	1	2	0	1	0	0
4	1	3	0	0	0	2
4	0	1	1	0	0	6
3	0	0	1	0	0	3
3	1	0	0	1	0	1
1	0	0	0	0	0	0
3	0	1	0	0	0	0

<b>AB</b>	<b>34</b>
<b>R</b>	<b>3</b>
<b>H</b>	<b>9</b>
<b>RBI</b>	<b>2</b>
<b>BB</b>	<b>2</b>
<b>SO</b>	<b>1</b>
<b>LOB</b>	<b>15</b>



WP	PA	ERA	WHIP
1	37		

**Montreal Expos @ Los Angeles Dodgers**  
**Dodger Stadium, Los Angeles, CA**  
 Sun Aug 15 1971, 3:33 AM PDT  
 Att. 18,572 - Unknown

livebaseballscores.com



Batter	1	2	3	4	5	6	7	8	9	AB	R	H	RBI	BB	SO	LOB	TOP								
<b>Bud Harrelson, S</b> (1, 6) OBP: 0.342, SLG: 0.326	0-0 6-3			0-3 K	0-0 F9		0-3 K	0-0 L3		5	0	0	0	0	2	3									
<b>Wayne Garrett, L</b> (1, 5) OBP: 0.376, SLG: 0.299	0-0 G1			0-0 F5		0-0 1B 1B 1B	0-0 1B		0-0 3-1	5	1	2	0	0	0	0									
<b>Cleon Jones, R</b> (1, 7) OBP: 0.380, SLG: 0.472 <b>Dave Marshall, L</b> (9, PR) OBP: 0.327, SLG: 0.335 (9, 7)	0-0 F9			0-0 1B 1B		0-0 1B 1B 1B	0-3 K		0-0 1B	5	1	3	0	0	1	1									
<b>Ed Kranepool, L</b> (1, 3) OBP: 0.333, SLG: 0.435		0-0 6-3		0-0 BB 1B		0-0 1B 4-3 1B		0-0 P6	0-0 F8	5	1	2	0	0	0	1									
<b>Ken Boswell, L</b> (1, 4) OBP: 0.354, SLG: 0.396		0-0 P6		4-0 BB 1B		0-0 1B 4-3 1B		0-0 BB 1B	0-0 G3	4	2	2	2	1	0	1									
<b>Ken Singleton, S</b> (1, 9) OBP: 0.391, SLG: 0.358		0-3 K		0-0 4-3		0-0 4-3		4-0 1B SF8 BB		3	1	0	1	1	1	4									
<b>Jerry Grote, R</b> (1, 2) OBP: 0.337, SLG: 0.358			0-0 L3 1B		0-0 6-3	0-0 P3		0-0 1B 1B		4	0	2	1	0	0	1									
<b>Don Hahn, R</b> (1, 8) OBP: 0.323, SLG: 0.275			0-0 F9		0-0 5-3	0-0 PO 1B		0-0 SF8		3	0	1	2	0	0	1									
<b>Tom Seaver, R</b> (1, 1) OBP: 0.268, SLG: 0.324			0-0 L3		0-0 2B	0-0 PO	0-3 K	0-0 L3		4	0	2	0	0	1	1									
<b>Inning Stats</b>	R: 0 E: 0 K: 0 S: 3	H: 0 LOB: 0 BB: 0 P: 3	R: 0 E: 0 K: 1 S: 5	H: 0 LOB: 0 BB: 0 P: 5	R: 0 E: 0 K: 0 S: 3	H: 1 LOB: 0 BB: 0 P: 3	R: 0 E: 0 K: 1 S: 7	H: 2 LOB: 3 BB: 1 P: 11	R: 0 E: 0 K: 0 S: 4	H: 1 LOB: 1 BB: 0 P: 4	R: 4 E: 0 K: 0 S: 7	H: 5 LOB: 0 BB: 0 P: 7	R: 0 E: 0 K: 3 S: 10	H: 1 LOB: 1 BB: 0 P: 10	R: 2 E: 0 K: 0 S: 6	H: 3 LOB: 2 BB: 1 P: 10	R: 0 E: 0 K: 0 S: 4	H: 1 LOB: 1 BB: 0 P: 4	1B: 13 2B: 2 3B: 0 HR: 0	SF: 1 SAC: 0 DP: 1 HBP: 0	WP: 0 PB: 0 SB: 0 CS: 0	PA: 42			
<b>PITCHER</b>	IP	WLS	BF	H	R	ER	SO	BB	IBB	HBP	BLK	WP	HR	S	P	ERA	WHIP								
<b>Doyle Alexander, R</b> (1, 1) ERA: 3.47	5.0	L	23	8	4	4	2	1	0	0	0	0	0	26	30	7.20	1.800								
<b>Jose Pena, R</b> (6, 1) ERA: 3.18	2.2		13	5	2	2	3	1	0	0	0	0	0	18	22	6.75	2.250								
<b>Hoyt Wilhelm, R</b> (8, 1) ERA: 9.82	1.1		5	1	0	0	0	0	0	0	0	0	0	5	5	0.00	0.750								

**New York Mets @ Los Angeles Dodgers**  
**Dodger Stadium, Los Angeles, CA**  
 Mon Aug 16 1971, 7:05 PM PDT  
 Att: 26,821 - Unknown

<b>AB</b>	<b>38</b>
<b>R</b>	<b>6</b>
<b>H</b>	<b>14</b>
<b>RBI</b>	<b>6</b>
<b>BB</b>	<b>2</b>
<b>SO</b>	<b>5</b>
<b>LOB</b>	<b>13</b>



Batter	1	2	3	4	5	6	7	8	9
Maury Wills, S (1, 6) OBP: 0.319, SLG: 0.325 Bobby Valentine, R (9, 6) OBP: 0.292, SLG: 0.339	4-0 WP BB		0-0 6-3			0-0 4-3		0-0 F5	0-3 K
Bill Buckner, L (1, 9) OBP: 0.305, SLG: 0.375	0-0 F7 1-2		0-0 1B			0-0 FC6-4 1B		0-0 F5	
Willie Davis, L (1, 8) OBP: 0.335, SLG: 0.433	0-0 F2		0-3 K			4-0 FC6-4 1B		0-0 BB 1B	
Dick Allen, R (1, 5) OBP: 0.399, SLG: 0.467 Steve Garvey, R (9, 5) OBP: 0.291, SLG: 0.381	4-0 BB			0-3 K		0-0 FC6-4 1-2 2-3		4-0 BB	
Willie Crawford, L (1, 7) OBP: 0.345, SLG: 0.486	0-0 G3			0-0 3-1		0-0 F8		0-3 K	
Jim Lefebvre, S (1, 4) OBP: 0.312, SLG: 0.394		0-0 F9		0-3 K			0-0 G3		0-3 K
Wes Parker, S (1, 3) OBP: 0.355, SLG: 0.364		0-0 F8			0-0 F7		0-0 G6-4-3 1B		0-0 1B 1B
Tom Haller, L (1, 2) OBP: 0.320, SLG: 0.353 Hoyt Wilhelm, R (8, 1) Bill Sudakis, S (9, PH) OBP: 0.300, SLG: 0.338		0-0 3-1			0-3 K		0-0 G6-4-3 1-2		0-3 K
Doyle Alexander, R (1, 1) OBP: 0.308, SLG: 0.250 Jose Pena, R (6, 1) OBP: 0.667, SLG: 0.667 Duke Sims, L (8, 2) OBP: 0.351, SLG: 0.342			0-3 K		0-3 K			0-0 1B 1B	0-0 1B 1B

AB	R	H	RBI	BB	SO	LOB
3	0	0	0	1	0	1
1	0	0	0	0	1	2
4	0	2	0	0	0	2
3	0	1	0	1	1	2
2	0	0	0	2	1	2
0	0	0	0	0	0	0
4	0	0	0	0	1	7
4	0	0	0	0	2	0
4	0	2	0	0	0	0
3	0	0	0	0	1	1
0	0	0	0	0	0	0
1	0	0	0	0	1	1
2	0	0	0	0	2	0
0	0	0	0	0	0	0
2	0	2	0	0	0	0

**BOTTOM**

**New York Mets @ Los Angeles Dodgers**  
**Dodger Stadium, Los Angeles, CA**  
 Mon Aug 16 1971, 7:05 PM PDT  
 Att. 26,821 - Unknown

[livebaseballscorecards.com](http://livebaseballscorecards.com)

<b>AB</b>	<b>33</b>
<b>R</b>	<b>0</b>
<b>H</b>	<b>7</b>
<b>RBI</b>	<b>0</b>
<b>BB</b>	<b>4</b>
<b>SO</b>	<b>10</b>
<b>LOB</b>	<b>18</b>



1B: 7	SF: 0
2B: 0	SAC: 0
3B: 0	DP: 1
HR: 0	HBP: 0

WP: 1	PA: 37
PB: 0	
SB: 0	
CS: 0	

Inning Stats	R: 0	H: 0	E: 0	K: 0	S: 3	R: 0	H: 0	E: 0	K: 0	S: 3	R: 0	H: 1	E: 0	K: 2	S: 8	R: 0	H: 0	E: 0	K: 2	S: 7	R: 0	H: 0	E: 0	K: 2	S: 7	R: 0	H: 1	E: 0	K: 0	S: 4	R: 0	H: 1	E: 0	K: 0	S: 3	R: 0	H: 2	E: 0	K: 1	S: 7	R: 0	H: 2	E: 0	K: 3	S: 11	1B: 7	SF: 0	SAC: 0	DP: 1	HBP: 0	WP: 1	PA: 37
<b>PITCHER</b> Tom Seaver, R (1, 1) ERA: 2.0	IP: 9.0	WLS: W	BF: 37	H: 7	R: 0	ER: 0	SO: 10	BB: 4	IBB: 0	HBP: 0	BLK: 0	WP: 1	HR: 0	S: 53	P: 69	ERA: 0.00	WHIP: 1.222																																			
<b>PITCHER</b>	IP	WLS	BF	H	R	ER	SO	BB	IBB	HBP	BLK	WP	HR	S	P	ERA	WHIP																																			



Batter	1	2	3	4	5	6	7	8	9	AB R H RBI BB SO LOB	TOP									
Don Hahn, R (1, 8) OBP: 0.321, SLG: 0.269	0-0 1-3			4-0 L4-3 BB		0-0 F8			0-0 F8	3 0 0 0 1 0 1	<b>New York Mets @ Los Angeles Dodgers</b> <b>Dodger Stadium, Los Angeles, CA</b> Tue Aug 17 1971, 7:05 PM PDT Att: 23,171 - Unknown <a href="http://livebaseballscorecards.com">livebaseballscorecards.com</a>									
Ken Boswell, L (1, 4) OBP: 0.353, SLG: 0.394	0-0 3-1			0-0 L4-3			0-0 F9		0-0 1B	4 0 1 0 0 0 1										
Cleon Jones, R (1, 7) OBP: 0.378, SLG: 0.470	0-3 K			0-0 1B			0-0 1-3		0-3 K	4 0 1 0 0 2 2										
Donn Clendenon, R (1, 3) OBP: 0.284, SLG: 0.406		0-0 F9		0-3 K			0-0 6-3		0-3 K	4 0 0 0 0 2 3										
Tommie Agee, R (1, 9) OBP: 0.353, SLG: 0.416		0-0 F9			0-0 2-3			0-0 6-3		3 0 0 0 0 0 0										
Bob Aspromonte, R (1, 5) OBP: 0.294, SLG: 0.316		0-0 1-3			0-0 6-3			0-0 F7		3 0 0 0 0 0 0										
Danny Frisella, L (8, 1) OBP: 0.250, SLG: 0.250										0 0 0 0 0 0 0										
Jerry Grote, R (1, 2) OBP: 0.337, SLG: 0.358			0-0 F3		0-0 F8			0-0 1B		3 0 1 0 0 0 0										
Bud Harrelson, S (1, 6) OBP: 0.340, SLG: 0.324			0-0 F8		0-0 5-3			0-0 F3		3 0 0 0 0 0 1										
Nolan Ryan, R (1, 1) OBP: 0.182, SLG: 0.171			0-3 K		0-0 6-3			4-0 1B BB		1 0 0 0 0 1 0										
Charlie Williams, R (3, 1) OBP: 0.182, SLG: 0.100										0 0 0 0 0 0 0										
Ted Martinez, R (6, PH) OBP: 0.313, SLG: 0.290										1 0 0 0 0 0 0										
Tug McGraw, R (6, 1) OBP: 0.143, SLG: 0.214										0 0 0 0 0 0 0										
Wayne Garrett, L (8, 5) OBP: 0.382, SLG: 0.299										0 0 0 0 1 0 0										
<b>Inning Stats</b>	R: 0 E: 0 K: 1 S: 5	H: 0 LOB: 0 BB: 0 P: 5	R: 0 E: 0 K: 0 S: 3	H: 0 LOB: 0 BB: 0 P: 3	R: 0 E: 0 K: 1 S: 5	H: 0 LOB: 0 BB: 0 P: 5	R: 0 E: 0 K: 1 S: 5	H: 1 LOB: 1 BB: 1 P: 9	R: 0 E: 0 K: 0 S: 3	H: 0 LOB: 0 BB: 0 P: 3	R: 0 E: 0 K: 0 S: 3	H: 0 LOB: 0 BB: 0 P: 3	R: 0 E: 0 K: 0 S: 4	H: 1 LOB: 1 BB: 0 P: 4	R: 0 E: 0 K: 2 S: 8	H: 1 LOB: 2 BB: 1 P: 12	1B: 3 2B: 1 3B: 0 HR: 0	SF: 0 SAC: 0 DP: 1 HBP: 0	WP: 0 PB: 0 SB: 0 CS: 0	PA: 31
<b>PITCHER</b> Claude Osteen, L (1, 1) ERA: 3.15	IP: 9.0 WLS: W BF: 31 H: 3 R: 0 ER: 0 SO: 5 BB: 2 IBB: 0 HBP: 0 BLK: 0 WP: 0 HR: 0 S: 39 P: 47 ERA: 0.00 WHIP: 0.556																			



BOTTOM

New York Mets @ Los Angeles Dodgers  
Dodger Stadium, Los Angeles, CA

Tue Aug 17 1971, 7:05 PM PDT  
Att. 23,171 - Unknown

AB	30
R	4
H	8
RBI	4
BB	4
SO	2
LOB	17



WP:	0	PA:	34
PB:	0	SB:	1
CS:	1		

AB	R	H	RBI	BB	SO	LOB	
4	0	0	0	0	0	3	
4	2	2	0	0	0	1	
2	0	0	0	2	0	1	
4	1	1	1	0	1	3	
0	0	0	0	0	0	0	
4	0	0	0	0	1	4	
3	1	1	1	1	0	1	
4	0	2	1	0	0	1	
2	0	0	0	1	0	3	
3	0	2	1	0	0	0	
1B:	7	SF:	0	WP:	0	PA:	34
2B:	2	SAC:	0	PB:	0	SB:	1
3B:	0	DP:	2	CS:	1		
HR:	0	HBP:	0				

Batter	1	2	3	4	5	6	7	8	9
Maury Wills, S OBP: 0.316, SLG: 0.322 (1, 6)	F7	5-3-2		E3		FC4-6			
Bill Buckner, L OBP: 0.308, SLG: 0.377 (1, 9)	G3 1B		FC6-4 1B	F8			3-1		
Willie Davis, L OBP: 0.337, SLG: 0.432 (1, 8)	G3		FC6-4 BB				F8		
Dick Allen, R OBP: 0.398, SLG: 0.464 (1, 5)			FC6-4 1B		F4				
Steve Garvey, R OBP: 0.291, SLG: 0.381 (8, 5)							K		
Willie Crawford, L OBP: 0.341, SLG: 0.479 (1, 7)	F8		F3		G3			K	
Wes Parker, S OBP: 0.356, SLG: 0.364 (1, 3)		BB 2B	BB 1B		F6			F7	
Jim Lefebvre, S OBP: 0.314, SLG: 0.395 (1, 4)									4-3
Duke Sims, L OBP: 0.350, SLG: 0.339 (1, 2)		BB 2B	BB 4-3				G4-6-3 1B		
Claude Osteen, L OBP: 0.224, SLG: 0.236 (1, 1)									

Inning Stats	R	H	E	K	S	R	H	E	K	S	R	H	E	K	S	R	H	E	K	S	R	H	E	K	S	R	H	E	K	S
	1	2	0	0	5	1	1	0	0	3	0	0	0	0	3	0	2	0	0	3	0	0	0	0	5	0	0	0	0	7

PITCHER	IP	WLS	BF	H	R	ER	SO	BB	IBB	HBP	BLK	WP	HR	S	P	ERA	WHIP
Nolan Ryan, R ERA: 3.38 (1, 1)	2.2	L	15	5	4	4	0	3	0	0	0	0	0	12	24	13.50	3.000
Charlie Williams, R ERA: 5.23 (3, 1)	2.1		9	1	0	0	0	1	0	0	0	0	0	8	12	0.00	0.857
Tug McGraw, L ERA: 1.01 (6, 1)	2.0		7	2	0	0	1	0	0	0	0	0	0	9	9	0.00	1.000
Danny Frisella, R ERA: 2.34 (8, 1)	1.0		3	0	0	0	1	0	0	0	0	0	0	5	5	0.00	0.000



Batter	1	2	3	4	5	6	7	8	9	10	AB R H RBI BB SO LOB	TOP												
<b>Bud Harrelson, S</b> (1, 6) OBP: 0.337, SLG: 0.321	0-0 F2		0-0 FC1-6 1B 3B		0-0 FC3-6 PO			0-0 G3			4 1 0 0 0 0 2	<b>New York Mets @ Los Angeles Dodgers</b> <b>Dodger Stadium, Los Angeles, CA</b> Wed Aug 18 1971, 7:05 PM PDT Att. 27,203 - Unknown												
<b>Wayne Garrett, L</b> (1, 5) OBP: 0.387, SLG: 0.308	0-0 6-3 1B		0-0 3B 1B		0-0 PO	0-0 F9			0-0 6-3		4 1 2 0 0 0 0													
<b>Cleon Jones, R</b> (1, 7) OBP: 0.377, SLG: 0.472	0-0 6-3		0-0 3B			0-3 K			0-3 K		4 0 1 2 0 2 1													
<b>Ed Kranepool, L</b> (1, 3) OBP: 0.330, SLG: 0.431 <b>Donn Clendenon, R</b> (9, PH) OBP: 0.263, SLG: 0.404	0-0 6-3		0-3 K			0-0 F9			0-3 K		3 0 0 0 0 1 2 1 0 0 0 0 1 0													
<b>Ken Boswell, L</b> (1, 4) OBP: 0.349, SLG: 0.389		0-0 F8		0-0 G3			0-0 F9			0-0 P4	4 0 0 0 0 0 0													
<b>Tommie Agee, R</b> (1, 8) OBP: 0.352, SLG: 0.417		0-3 K		0-3 K			0-0 P6			0-0 1B 2B	4 1 1 0 0 2 0													
<b>Ken Singleton, S</b> (1, 9) OBP: 0.388, SLG: 0.356 <b>Don Hahn, R</b> (10, 8) OBP: 0.321, SLG: 0.269		0-3 K		0-0 4-3			0-0 3-1			0-0 1B	4 0 1 1 0 1 0 0 0 0 0 0 0 0													
<b>Jerry Grote, R</b> (1, 2) OBP: 0.336, SLG: 0.356			0-0 4-3		0-0 4-3			0-0 5-3		0-0 1B	4 0 1 0 0 0 0													
<b>Ray Sadecki, L</b> (1, 1) OBP: 0.297, SLG: 0.257 <b>Danny Frisella, L</b> (8, 1) OBP: 0.222, SLG: 0.222			0-0 FC1-6 1B		0-0 E3 FC3-6			0-3 K		0-0 4-3	3 0 1 0 0 1 0 1 0 0 0 0 0 1													
<b>Inning Stats</b>	R: 0 E: 0 K: 0 S: 4	H: 1 LOB: 1 BB: 0 P: 4	R: 0 E: 0 K: 2 S: 7	H: 0 LOB: 0 BB: 0 P: 7	R: 2 E: 0 K: 1 S: 8	H: 3 LOB: 1 BB: 0 P: 8	R: 0 E: 0 K: 1 S: 5	H: 0 LOB: 0 BB: 0 P: 5	R: 0 E: 1 K: 0 S: 3	H: 0 LOB: 0 BB: 0 P: 3	R: 0 E: 0 K: 1 S: 5		H: 0 LOB: 0 BB: 0 P: 5	R: 0 E: 0 K: 0 S: 3	H: 0 LOB: 0 BB: 0 P: 3	R: 0 E: 0 K: 1 S: 5	H: 0 LOB: 0 BB: 0 P: 5	R: 0 E: 0 K: 2 S: 7	H: 0 LOB: 0 BB: 0 P: 7	R: 1 E: 0 K: 0 S: 5	H: 3 LOB: 1 BB: 0 P: 5	1B: 5 2B: 1 3B: 1 HR: 0	SF: 0 SAC: 0 DP: 0 HBP: 0	WP: 0 PB: 0 SB: 0 CS: 0
<b>PITCHER</b> <b>Don Sutton, R</b> (1, 1) ERA: 2.72 <b>Jim Brewer, L</b> (9, 1) ERA: 2.05	IP 8.0	WLS L	BF 8	H 3	R 1	ER 1	SO 2	BB 0	IBB 0	HBP 0	BLK 0	WP 0	HR 0	S 12	P 12	ERA 4.50	WHIP 1.500							

livebaseballscorecards.com

AB	36
R	3
H	7
RBI	3
BB	0
SO	8
LOB	6









Batter	1	2	3	4	5	6	7	8	9	AB	R	H	RBI	BB	SO	LOB
Larry Bowa, S OBP: 0.289, SLG: 0.297 (1, 6)	1-1 P6		1-0 F9	0-3 K			0-1 2B 1B		0-0 F7	5	1	1	0	0	1	2
Terry Harmon, R OBP: 0.294, SLG: 0.277 (1, 4)	0-0 BB 1B		3-3 K2-3			0-3 K	0-0 1-H 2B		0-3 K	5	0	2	1	0	3	0
Willie Montanez, L OBP: 0.327, SLG: 0.489 (1, 8)	4-1 1-2 BB		0-0 F7			2-1 F7	3-3 K		0-0 F7	4	0	0	0	1	1	1
Deron Johnson, R OBP: 0.342, SLG: 0.492 (1, 3)	0-3 K			2-1 1B 1B		0-0 6-3		0-0 HR		4	2	2	1	0	1	2
Don Money, R OBP: 0.282, SLG: 0.351 (1, 7)	3-3 K			1-1 F8		0-0 F8		0-0 1B 2B		4	1	1	0	0	1	3
Tim McCarver, L OBP: 0.331, SLG: 0.425 (1, 2)		0-0 1B 2B		0-0 1B 2B 1B		1-2 3-1		0-0 5-3		4	1	2	0	0	0	1
Roger Freed, R OBP: 0.298, SLG: 0.297 (1, 9)		3-2 6-3		1-1 F9		1-2 F7		0-0 2-H 1B		3	0	0	0	0	0	3
Darrell Brandon, R OBP: 0.111, SLG: 0.111 (7, 1)										0	0	0	0	0	0	0
Joe Hoerner, R OBP: 0.111, SLG: 0.111 (8, 1)										0	0	0	0	0	0	0
Ron Stone, L OBP: 0.327, SLG: 0.319 (8, PH)										1	0	1	1	0	0	0
Dick Selma, R (9, 1)										0	0	0	0	0	0	0
John Vukovich, R OBP: 0.224, SLG: 0.211 (1, 5)		2-2 G6-4-3 1B		2-2 2B 1B		0-0 L5-3 1B		0-0 P3		4	0	3	1	0	0	1
Chris Short, R OBP: 0.189, SLG: 0.085 (1, 1)		0-0 G6-4-3		0-2 1B		0-0 L5-3		0-0 1-3		1	0	0	0	0	0	2
Barry Lersch, S OBP: 0.283, SLG: 0.213 (3, 1)										0	0	0	0	0	0	0
Byron Browne, R OBP: 0.281, SLG: 0.345 (4, PH)										1	0	1	1	0	0	0
Bill Champion, R OBP: 0.091, SLG: 0.091 (5, 1)										0	0	0	0	0	0	0
Oscar Gamble, L OBP: 0.273, SLG: 0.320 (7, 9)										2	0	0	0	0	0	2

Inning Stats	R: 0	H: 1	E: 0	K: 2	S: 10	H: 2	LOB: 1	BB: 1	P: 18	R: 0	H: 0	E: 0	K: 1	S: 5	R: 2	H: 4	E: 0	K: 1	S: 18	R: 0	H: 0	E: 0	K: 1	S: 6	R: 0	H: 0	E: 0	K: 1	S: 8	R: 1	H: 3	E: 0	K: 1	S: 8	R: 2	H: 3	E: 0	K: 0	S: 6	R: 0	H: 0	E: 0	K: 1	S: 5	1B: 8	2B: 5	3B: 0	HR: 1	SF: 0	SAC: 0	DP: 2	HBP: 0	WP: 0	PA: 39
--------------	------	------	------	------	-------	------	--------	-------	-------	------	------	------	------	------	------	------	------	------	-------	------	------	------	------	------	------	------	------	------	------	------	------	------	------	------	------	------	------	------	------	------	------	------	------	------	-------	-------	-------	-------	-------	--------	-------	--------	-------	--------

PITCHER	IP	WLS	BF	H	R	ER	SO	BB	IBB	HBP	BLK	WP	HR	S	P	ERA	WHIP
Al Downing, L ERA: 2.81 (1, 1)	3.2		18	7	2	2	3	1	0	0	0	0	0	38	61	4.91	2.182
Pete Mikkelsen, R ERA: 3.17 (4, 1)	3.2	W	16	6	3	3	3	0	0	0	0	0	1	29	36	7.36	1.636
Jim Brewer, L ERA: 2.0 (8, 1)	1.2	S	5	0	0	0	1	0	0	0	0	0	0	7	7	0.00	0.000

**BOTTOM**

Los Angeles Dodgers @ Philadelphia Phillies  
Veterans Stadium, Philadelphia, PA

Fri Aug 20 1971, 7:05 PM EDT  
Att. 30,006 - Unknown

livebaseballscores.com

AB	38
R	5
H	13
RBI	5
BB	1
SO	7
LOB	17





Batter	1	2	3	4	5	6	7	8	9	AB R H RBI BB SO LOB	TOP											
Maury Wills, S (1, 6) OBP: 0.317, SLG: 0.325	0-1 F9		1-0 6-3			2-1 6-3		1-0 F8		4 0 0 0 0 0 0												
Manny Mota, R (1, 7) OBP: 0.367, SLG: 0.380	0-0 CS WP 1B		0-0 5-3			2-3 K		2-2 P4		4 0 1 0 0 1 0												
Willie Davis, L (1, 8) OBP: 0.333, SLG: 0.429	1-0 4-3 1-3			0-0 4-3		0-0 PB 2B		1-3 K		4 0 1 0 0 1 1												
Dick Allen, R (1, 5) OBP: 0.400, SLG: 0.468		1-3 K		1-1 6-3		4-1 BB 2B		3-2 4-3		3 0 0 0 1 1 0												
Wes Parker, S (1, 3) OBP: 0.359, SLG: 0.363		4-1 1B BB		2-3 K		4-0 BB		2-3 K		2 0 0 0 2 2 0												
Jim Lefebvre, S (1, 4) OBP: 0.312, SLG: 0.399		1-2 F9		1-2 4-3 2B		0-0 F7		1-2 F3		4 0 1 0 0 0 4												
Joe Ferguson, R (1, 2) OBP: 0.284, SLG: 0.330		0-0 1-2 1B		2-2 F3		0-3 K				3 0 1 0 0 1 1												
Bill Russell, R (1, 9) OBP: 0.278, SLG: 0.328		2-3 K		2-1 4-3		0-0 G4-6-3 1B				3 0 1 0 0 1 3												
Bill Singer, R (1, 1) OBP: 0.200, SLG: 0.111			1-3 K		0-0 6-3		2-0 G4-6-3 1-2f			1 0 0 0 0 1 0												
Bobby Valentine, R (5, PH) OBP: 0.288, SLG: 0.333										1 0 0 0 0 0 1												
Doyle Alexander, R (5, 1) OBP: 0.308, SLG: 0.250										0 0 0 0 0 0 0												
Bill Sudakis, S (7, PH) OBP: 0.305, SLG: 0.343										1 0 0 0 0 0 1												
Joe Moeller, R (7, 1)										0 0 0 0 0 0 0												
<b>Inning Stats</b>	R: 0 E: 0 K: 0 S: 4	H: 1 LOB: 0 BB: 0 P: 5	R: 0 E: 0 K: 2 S: 12	H: 1 LOB: 2 BB: 1 P: 20	R: 0 E: 0 K: 1 S: 5	H: 0 LOB: 0 BB: 0 P: 7	R: 0 E: 0 K: 1 S: 6	H: 0 LOB: 0 BB: 0 P: 9	R: 0 E: 0 K: 1 S: 9	H: 1 LOB: 1 BB: 0 P: 14	R: 0 E: 0 K: 1 S: 8	H: 1 LOB: 3 BB: 2 P: 20	R: 0 E: 0 K: 1 S: 5	H: 1 LOB: 0 BB: 0 P: 7	R: 0 E: 0 K: 1 S: 11	H: 0 LOB: 0 BB: 0 P: 15	R: 0 E: 0 K: 1 S: 11	H: 0 LOB: 0 BB: 0 P: 17	1B: 3 2B: 2 3B: 0 HR: 0	SF: 0 SAC: 0 DP: 1 HBP: 0	WP: 1 PB: 1 SB: 0 CS: 1	PA: 33
<b>PITCHER</b> Woodie Fryman, L (1, 1) ERA: 2.69	IP: 9.0 WLS: W BF: 33 H: 5 R: 0 ER: 0 SO: 8 BB: 3 IBB: 0 HBP: 0 BLK: 0 WP: 1 HR: 0 S: 71 P: 114 ERA: 0.00 WHIP: 0.889																					
<b>PITCHER</b>	IP: 9.0 WLS: W BF: 33 H: 5 R: 0 ER: 0 SO: 8 BB: 3 IBB: 0 HBP: 0 BLK: 0 WP: 1 HR: 0 S: 71 P: 114 ERA: 0.00 WHIP: 0.889																					

Los Angeles Dodgers @ Philadelphia Phillies  
Veterans Stadium, Philadelphia, PA  
Sat Aug 21 1971, 7:05 PM EDT  
Att: 46,633 - Unknown

livebaseballscorecards.com

AB 30  
R 0  
H 5  
RBI 0  
BB 3  
SO 8  
LOB 11



Batter	1	2	3	4	5	6	7	8	9	AB	R	H	RBI	BB	SO	LOB
Terry Harmon, R OBP: 0.293, SLG: 0.272 (1, 4)	0-3 K	4-1 BB			0-0 F9			0-0 1-3		3	0	0	0	1	1	0
Larry Bowa, S OBP: 0.288, SLG: 0.297 (1, 6)	2-1 4-3	1-3 K			0-3 K			3-1 CS 1B		4	0	1	0	0	2	2
Tim McCarver, L OBP: 0.330, SLG: 0.423 (1, 2)	1-1 1B				0-1 F7			0-0 4-3 1-2		4	0	1	0	0	0	1
Willie Montanez, L OBP: 0.326, SLG: 0.489 (1, 8)	2-3 K				1-0 F7			3-2 2B 2B		4	1	1	0	0	1	1
Deron Johnson, R OBP: 0.345, SLG: 0.497 (1, 3)		1-1 BB 2B 1B			1-2 5-3			3-2 2B 2B 2-H		4	1	3	1	0	0	0
Ron Stone, L OBP: 0.331, SLG: 0.314 (1, 9)		4-2 2B SF7 BB 1-2			4-2 BB			1-1 4-3		2	1	0	0	2	0	2
Don Money, R OBP: 0.283, SLG: 0.354 (1, 5)		0-0 6-3 1-3 2-H 2B			1-0 F9			1-1 F8		3	0	1	1	0	0	2
Oscar Gamble, L OBP: 0.269, SLG: 0.317 (1, 7)		1-1 SF7 3-H			2-2 F7			1-1 F9		2	0	0	1	0	0	1
Woodie Fryman, R OBP: 0.133, SLG: 0.133 (1, 1)		0-0 6-3 2-3			0-0 1-3			1-2 6-3		3	0	0	0	0	0	2

Inning Stats	R: 0	H: 1	E: 0	K: 2	S: 11	LOB: 1	BB: 0	P: 16	R: 2	H: 2	E: 0	K: 1	S: 12	LOB: 2	BB: 2	P: 23	R: 0	H: 0	E: 0	K: 0	S: 5	LOB: 0	BB: 0	P: 7	R: 0	H: 0	E: 0	K: 0	S: 8	LOB: 1	BB: 1	P: 15	R: 0	H: 1	E: 0	K: 0	S: 8	LOB: 1	BB: 0	P: 9	R: 0	H: 0	E: 0	K: 0	S: 6	LOB: 0	BB: 0	P: 6	R: 0	H: 3	E: 0	K: 0	S: 11	LOB: 1	BB: 0	P: 21
PITCHER	IP	WLS	BF	H	R	ER	SO	BB	IBB	HBP	BLK	WP	HR	S	P	ERA	WHIP																																							
Bill Singer, R ERA: 4.26 (1, 1)	4.0	L	18	3	2	2	3	3	0	0	0	0	0	36	61	4.50	1.500																																							
Doyle Alexander, R ERA: 3.36 (5, 1)	2.0		7	1	0	0	1	0	0	0	0	0	0	14	15	0.00	0.500																																							
Joe Moeller, R ERA: 3.02 (7, 1)	2.0		8	3	1	1	0	0	0	0	0	0	0	17	29	4.50	1.500																																							

**BOTTOM**

Los Angeles Dodgers @ Philadelphia Phillies  
Veterans Stadium, Philadelphia, PA

Sat Aug 21 1971, 7:05 PM EDT  
Att. 46,633 - Unknown

AB 29  
R 3  
H 7  
RBI 3  
BB 3  
SO 4  
LOB 11



1B	2B	3B	HR	SF	SAC	DP	HBP	WP	PA	ERA	WHIP
4	3	0	0	1	0	0	0	0	33	0	0



Batter	1	2	3	4	5	6	7	8	9	AB R H RBI BB SO LOB	TOP	
Maury Wills, S (1, 6) OBP: 0.320, SLG: 0.326	4-0 BB G4-6-3		4-0 BB FC6-4		0-0 X 4-3		2-1 SAFE CS 1-2	2-2 1B FC3-6		2 0 1 0 2 0 0	<b>Los Angeles Dodgers @ Philadelphia Phillies</b> <b>Veterans Stadium, Philadelphia, PA</b> Sun Aug 22 1971, 3:33 AM EDT Att: 26,403 - Unknown <a href="http://livebaseballscorecards.com">livebaseballscorecards.com</a>	
Willie Davis, L (1, 8) OBP: 0.333, SLG: 0.426	0-1 X G4-6-3 1-2f		1-2 X FC6-4 1-2f		4-0 BB G6-4-3 1B BB		0-0 X FC3-6 BB 1-2f		3 0 0 0 1 0 3			
Wes Parker, S (1, 3) OBP: 0.360, SLG: 0.363	2-2 BB F9			0-0 X F3		2-2 BB G6-4-3 1B 1-2	4-2 BB G6-4-3 BB 1-2		3 0 1 0 1 0 0			
Dick Allen, R (1, 5) OBP: 0.396, SLG: 0.463		0-3 K		3-2 BB P6		0-0 X G6-4-3 1-2f 2-3	1-0 BB G6-4-3 1-2f		4 0 0 0 0 1 4			
Manny Mota, R (1, 7) OBP: 0.365, SLG: 0.377		0-0 P4		0-0 X 1B		0-1 F 5-3		3-2 1-3	4 0 1 0 0 0 1			
Jim Lefebvre, S (1, 4) OBP: 0.312, SLG: 0.400		0-0 E5		0-0 X F8		3-2 BB 1B 2B	3-3 K		4 1 1 0 0 1 1			
Joe Ferguson, R (1, 2) OBP: 0.276, SLG: 0.319 Willie Crawford, L (9, PH) OBP: 0.342, SLG: 0.483		0-0 P4		0-0 X 6-3		0-0 X 5-3	1-1 4-3		3 0 0 0 0 0 2 1 0 0 0 0 0 0			
Bill Russell, R (1, 9) OBP: 0.279, SLG: 0.344			0-0 X F7		0-0 X HR	2-1 BB F7		3 1 1 1 0 0 1				
Claude Osteen, L (1, 1) OBP: 0.218, SLG: 0.230 Bobby Valentine, R (7, PH) OBP: 0.291, SLG: 0.337 Jose Pena, R (7, 1) OBP: 0.667, SLG: 0.667			0-0 X 4-3		0-3 K	0-0 X CS 2-H 1B		2 0 0 0 0 1 0 1 0 1 1 0 0 0 0 0 0 0 0 0 0				
<b>Inning Stats</b>	R: 0 H: 0 E: 0 LOB: 0 K: 0 BB: 1 S: 5 P: 11	R: 0 H: 0 E: 1 LOB: 1 K: 1 BB: 0 S: 6 P: 6	R: 0 H: 0 E: 0 LOB: 1 K: 0 BB: 1 S: 5 P: 10	R: 0 H: 1 E: 0 LOB: 1 K: 0 BB: 0 S: 6 P: 9	R: 1 H: 1 E: 0 LOB: 0 K: 1 BB: 0 S: 6 P: 6	R: 0 H: 1 E: 0 LOB: 1 K: 0 BB: 1 S: 6 P: 12	R: 1 H: 2 E: 0 LOB: 0 K: 0 BB: 0 S: 8 P: 15	R: 0 H: 1 E: 0 LOB: 1 K: 0 BB: 1 S: 10 P: 17	R: 0 H: 0 E: 0 LOB: 0 K: 1 BB: 0 S: 11 P: 18	1B: 4 SF: 0 2B: 1 SAC: 0 3B: 0 DP: 3 HR: 1 HBP: 0	WP: 0 PA: 35 PB: 0 SB: 0 CS: 1	
<b>PITCHER</b>	IP WLS BF H R ER SO BB IBB HBP BLK WP HR S P ERA WHIP											IP WLS BF H R ER SO BB IBB HBP BLK WP HR S P ERA WHIP
Ken Reynolds, L (1, 1) ERA: 4.18	7.1 W 30 6 2 2 2 4 0 0 0 0 0 1 51 84 2.46 1.364											
Bill Wilson, R (8, 1) ERA: 2.96	1.2 S 4 0 0 0 1 0 0 0 0 0 0 0 12 20 0.00 0.000											



Batter	1	2	3	4	5	6	7	8	9
Larry Bowa, S OBP: 0.288, SLG: 0.297 (1, 6)	0-0 CS 1B		1-1 6-3		0-0 5-3		0-3 K		
Terry Harmon, R OBP: 0.286, SLG: 0.265 (1, 4)	2-3 1-2 K		0-3 K		0-0 5-3		0-3 K		
Tim McCarver, L OBP: 0.327, SLG: 0.419 (1, 2)	0-0 F7			0-0 F8	0-0 1-3			1-0 F8	
Deron Johnson, R OBP: 0.348, SLG: 0.498 (1, 3)		0-0 2B 6-3 1B		4-2 1B 1B 1B BB		3-2 G3 1B		1-3 K	
Don Money, R OBP: 0.288, SLG: 0.368 (1, 7)		0-0 1-3 2B		0-0 1-2 1B 1B		0-0 F9		2-1 3B	
Willie Montanez, L OBP: 0.326, SLG: 0.487 (1, 8)		1-0 6-3 3-H		2-2 1-2 2-3 1B 1B		0-0 G3 1-2		0-3 K	
Byron Browne, R OBP: 0.284, SLG: 0.333 (1, 9)		0-0 5-3		2-3 K		4-1 FC6-4 BB			
John Vukovich, R OBP: 0.225, SLG: 0.212 (1, 5)		0-0 P3		2-1 1-2 2-H 3-H 1B		1-1 FC6-4 1-2f			
Ken Reynolds, L OBP: 0.214, SLG: 0.205 Bill Wilson, R OBP: 0.125, SLG: 0.125 (1, 1) (8, 1)			3-2 4-3	2-3 K			0-0 F8		

Inning Stats	R: 0	H: 1	E: 0	K: 1	S: 5	LOB: 0	BB: 0	P: 7
	R: 1	H: 2	E: 0	K: 0	S: 5	LOB: 1	BB: 0	P: 6
	R: 0	H: 0	E: 0	K: 1	S: 8	LOB: 0	BB: 0	P: 12
	R: 2	H: 3	E: 0	K: 2	S: 16	LOB: 2	BB: 1	P: 28
	R: 0	H: 0	E: 0	K: 0	S: 3	LOB: 0	BB: 0	P: 3
	R: 0	H: 1	E: 0	K: 0	S: 8	LOB: 2	BB: 1	P: 16
	R: 0	H: 0	E: 0	K: 2	S: 7	LOB: 0	BB: 0	P: 7
	R: 0	H: 1	E: 0	K: 2	S: 10	LOB: 1	BB: 0	P: 14

PITCHER	IP	WLS	BF	H	R	ER	SO	BB	IBB	HBP	BLK	WP	HR	S	P	ERA	WHIP
Claude Osteen, L ERA: 3.18 (1, 1)	6.0	L	26	7	3	3	4	2	0	0	0	0	0	45	72	4.50	1.500
Jose Pena, R ERA: 3.0 (7, 1)	2.0		7	1	0	0	4	0	0	0	0	0	0	17	21	0.00	0.500

**BOTTOM**

Los Angeles Dodgers @ Philadelphia Phillies  
Veterans Stadium, Philadelphia, PA

Sun Aug 22 1971, 3:33 AM EDT  
Att. 26,403 - Unknown

AB	R	H	RBI	BB	SO	LOB
4	0	1	0	0	1	0
4	0	0	0	0	3	1
4	0	0	0	0	0	0
3	2	2	0	1	1	0
4	1	3	0	0	0	1
4	0	1	1	0	1	3
2	0	0	0	1	1	4
3	0	1	2	0	0	3
3	0	0	0	0	1	2
0	0	0	0	0	0	0

livebaseballscorecards.com

AB	31
R	3
H	8
RBI	3
BB	2
SO	8
LOB	14



WP: 0	PA: 33
PB: 0	
SB: 0	
CS: 1	



Batter	1	2	3	4	5	6	7	8	9	AB	R	H	RBI	BB	SO	LOB	TOP							
Maury Wills, S OBP: 0.323, SLG: 0.327 (1, 6)	0-0 S 1B	0-0 FC4-2		0-0 1-2 2-H 1B			4-0 E BB	0-0 G4-3		4	1	2	0	1	0	4								
Bill Buckner, L OBP: 0.309, SLG: 0.373 (1, 9)	0-0 F4	0-0 4-3			0-0 F4		0-0 E4		0-0 3-1	5	0	0	0	0	0	4								
Willie Davis, L OBP: 0.333, SLG: 0.428 (1, 8)	0-0 CS 1B		0-0 G3		0-0 3-1		0-3 K		0-0 2B	5	0	2	1	0	1	2								
Dick Allen, R OBP: 0.393, SLG: 0.458 (1, 5)	0-3 K		0-0 1-4-3		0-0 6-3		0-3 K		0-0 4-3	5	0	0	0	0	2	4								
Willie Crawford, L OBP: 0.336, SLG: 0.473 (1, 7)		0-0 4-3	0-0 F8			0-0 G3	0-0 4-3		0-0 G3	5	0	0	0	0	0	3								
Jim Lefebvre, S OBP: 0.316, SLG: 0.411 (1, 4)		0-0 1B BB 2B 1B		0-0 F5		0-0 HR		4-0 BB 1B BB		3	3	2	1	1	0	0								
Wes Parker, S OBP: 0.363, SLG: 0.371 (1, 3)		4-0 1B 2B BB		0-3 K		0-0 HR		4-0 1B 1-2 BB		2	2	1	1	2	1	0								
Tom Haller, L OBP: 0.329, SLG: 0.362 (1, 2)		0-0 2B FC4-2 1B		0-0 1B 1B		0-0 4-3		0-0 G4-3 1B		4	0	3	1	0	0	0								
Bill Russell, R OBP: 0.279, SLG: 0.344 (8, PR)										0	0	0	0	0	0	0								
Jose Pena, R OBP: 0.667, SLG: 0.667 (8, 1)		1-2 2-3 FC4-2 1B		0-0 1B 1B		0-0 6-3		0-0 F8		0	0	0	0	0	0	0								
Don Sutton, R OBP: 0.254, SLG: 0.219 (1, 1)										1	0	1	2	0	0	0								
Pete Mikkelsen, R OBP: 0.273, SLG: 0.200 (2, 1)										1	0	1	0	0	0	0								
Duke Sims, L OBP: 0.342, SLG: 0.330 (6, PH)										1	0	0	0	0	0	0								
Joe Moeller, R (6, 1)										0	0	0	0	0	0	0								
Bill Sudakis, S OBP: 0.301, SLG: 0.338 (8, PH)		1-3 2-H 3-H 2B		0-0 1B						1	0	0	0	0	0	2								
Inning Stats	R: 1 E: 0 K: 1 S: 6	H: 2 LOB: 1 BB: 0 P: 6	R: 2 E: 0 K: 0 S: 6	H: 3 LOB: 2 BB: 1 P: 10	R: 0 E: 0 K: 0 S: 3	H: 0 LOB: 0 BB: 0 P: 3	R: 0 E: 0 K: 1 S: 7	H: 3 LOB: 2 BB: 0 P: 7	R: 0 E: 0 K: 0 S: 3	H: 0 LOB: 0 BB: 0 P: 3	R: 2 E: 0 K: 0 S: 5	H: 2 LOB: 0 BB: 0 P: 5	R: 0 E: 1 K: 2 S: 8	H: 0 LOB: 2 BB: 1 P: 12	R: 1 E: 0 K: 0 S: 3	H: 1 LOB: 2 BB: 2 P: 11	R: 0 E: 0 K: 0 S: 4	H: 1 LOB: 1 BB: 0 P: 4	1B: 8 2B: 3 3B: 0 HR: 2	SF: 0 SAC: 0 DP: 2 HBP: 0	WP: 0 PB: 0 SB: 1 CS: 1	PA: 41		
PITCHER John Strohmayr, R ERA: 4.74 Mike Marshall, R ERA: 4.61	IP 6.0 3.0	WLS W S	BF 27 14	H 10 2	R 5 1	ER 5 1	SO 2 2	BB 1 3	IBB 0 0	HBP 0 0	BLK 0 0	WP 0 0	HR 2 0	S 30 15	P 34 27	ERA 7.50 3.00	WHIP 1.833 1.667							


Los Angeles Dodgers @ Montreal Expos  
 Jarry Park, Montreal, QB  
 Mon Aug 23 1971, 7:05 PM EDT  
 Att. 16,291 - Unknown - 45 F

AB	37
R	6
H	12
RBI	6
BB	4
SO	4
LOB	19







Batter	1	2	3	4	5	6	7	8	9	AB R H RBI BB SO LOB	TOP											
Maury Wills, S OBP: 0.326, SLG: 0.327 (1, 6)	4-0 BB 1B		0-0 F8	4-0 BB		0-0 3B 1B	0-0 F9			3 1 1 0 2 0 0												
Bill Buckner, L OBP: 0.314, SLG: 0.375 (1, 9)	0-0 1B 1-2 1B		4-0 E BB	0-0 G3		0-0 3B 1B	0-0 4-3			4 2 2 1 1 0 2												
Willie Davis, L OBP: 0.340, SLG: 0.437 (1, 8)	0-0 1B 1-3 2-3		0-0 E9 1B		0-0 BB 1B	0-0 SF9 3B		0-0 S 1B		5 1 5 3 0 0 0												
Dick Allen, R OBP: 0.393, SLG: 0.455 Steve Garvey, R OBP: 0.287, SLG: 0.375 (1, 5) (8, 5)	0-0 F3		4-0 BB		0-0 F9	4-0 1B BB		0-0 F8		3 0 0 0 2 0 4 0 0 0 0 0 0 0												
Willie Crawford, L OBP: 0.333, SLG: 0.466 (1, 7)	0-0 F4		0-0 F6		4-0 BB	0-3 K		0-0 L6		4 0 0 0 1 1 7												
Jim Lefebvre, S OBP: 0.312, SLG: 0.406 (1, 4)		0-0 G3	0-0 F7		0-0 F8	0-0 SF9		0-0 F7		4 0 0 1 0 0 5												
Wes Parker, S OBP: 0.364, SLG: 0.370 (1, 3)		0-0 F6		4-0 SH1-4 BB	0-3 K	0-0 1B		0-0 F8		4 0 1 0 1 1 2	AB 35 R 6 H 11 RBI 5 BB 8 SO 4 LOB 24											
Tom Haller, L OBP: 0.335, SLG: 0.369 Bill Russell, R OBP: 0.279, SLG: 0.344 Duke Sims, L OBP: 0.339, SLG: 0.327 (1, 2) (6, PR) (6, PH) (6, 2)		0-0 1B		0-3 K		0-0 F6		0-0 G3		3 0 2 0 0 1 1 0 1 0 0 0 0 0 2 0 0 0 0 0 2												
Al Downing, R OBP: 0.241, SLG: 0.216 Don Sutton, R OBP: 0.221, SLG: 0.215 (1, 1) (8, 1)		0-3 K		0-0 SH1-4		4-0 1B 3B BB	0-0 6-3		0-0 5-3	2 1 0 0 1 1 1 1 0 0 0 0 0 0												
Inning Stats	R: 0 E: 0 K: 0 S: 4	H: 2 LOB: 2 BB: 1 P: 8	R: 0 E: 0 K: 1 S: 6	H: 1 LOB: 1 BB: 0 P: 6	R: 1 E: 1 K: 0 S: 4	H: 1 LOB: 2 BB: 2 P: 12	R: 0 E: 0 K: 1 S: 5	H: 0 LOB: 2 BB: 2 P: 13	R: 0 E: 0 K: 1 S: 6	H: 1 LOB: 2 BB: 1 P: 10	R: 5 E: 0 K: 1 S: 10	H: 5 LOB: 2 BB: 2 P: 18	R: 0 E: 0 K: 0 S: 3	H: 0 LOB: 0 BB: 0 P: 3	R: 0 E: 0 K: 0 S: 4	H: 1 LOB: 1 BB: 0 P: 4	R: 0 E: 0 K: 0 S: 3	H: 0 LOB: 0 BB: 0 P: 3	1B: 10 2B: 0 3B: 1 HR: 0	SF: 1 SAC: 1 DP: 0 HBP: 0	WP: 0 PB: 0 SB: 1 CS: 0	PA: 45
PITCHER	IP WLS BF H R ER SO BB IBB HBP BLK WP HR S P ERA WHIP																					
Bill Stoneman, R ERA: 3.0 (1, 1)	5.0 L 29 8 5 4 3 7 0 0 0 0 0 0 28 56 7.20 3.000																					
Dan McGinn, L ERA: 6.45 (6, 1)	0.0 1 1 0 0 0 0 0 0 0 0 0 0 1 1 ∞ ∞																					
Howie Reed, R ERA: 3.66 (6, 1)	2.0 8 1 1 1 1 1 0 0 0 0 0 0 9 13 4.50 1.000																					
Claude Raymond, R ERA: 4.65 (8, 1)	2.0 7 1 0 0 0 0 0 0 0 0 0 0 7 7 0.00 0.500																					

Los Angeles Dodgers @ Montreal Expos  
 Jarry Park, Montreal, QB  
 Tue Aug 24 1971, 7:05 PM EDT  
 Att: 28,159 - Unknown

livebaseballscorecards.com





Batter	1	2	3	4	5	6	7	8	9	AB R H RBI BB SO LOB	TOP		
Maury Wills, S (1, 6) OBP: 0.325, SLG: 0.325	4-0 FC4-6 BB		0-0 5-3		0-0 SH1-4	0-0 4-3			0-3 K	3 0 0 0 1 1 2			
Bill Buckner, L (1, 9) OBP: 0.322, SLG: 0.384	0-0 FC4-6 1-2f		0-0 2B		0-0 1B		0-0 FC6-4 1B		4-0 1B BB	4 0 3 0 1 0 1			
Willie Davis, L (1, 8) OBP: 0.336, SLG: 0.433	0-0 G3-6-3 1-2f		0-0 F2		0-0 F3		0-0 F9		0-0 F8	5 0 0 0 0 0 6			
Dick Allen, R (1, 5) Steve Garvey, R (9, 5) OBP: 0.393, SLG: 0.456 OBP: 0.287, SLG: 0.375		0-0 1B SF8 2B		0-3 K	0-0 5-3		0-0 F9		0-0 1B	5 1 2 0 0 1 3 0 0 0 0 0 0 0			
Willie Crawford, L (1, 7) OBP: 0.338, SLG: 0.467		0-0 2-3 1B		4-0 S HR BB		0-0 BB SF7 1B		0-0 FC6-4 1-2f	0-0 L4	4 2 2 0 1 0 3			
Wes Parker, S (1, 3) OBP: 0.363, SLG: 0.369		0-3 K		0-0 F4 1-2		0-0 BB 1B		0-0 F7		4 0 1 0 0 1 3			
Tom Haller, L (1, 2) OBP: 0.345, SLG: 0.399		0-0 SF8 3-H		0-0 HR		4-0 1-2 2-3 BB		0-0 1B		2 1 2 3 1 0 0			
Bill Russell, R (1, 4) OBP: 0.274, SLG: 0.339		0-0 4-3		0-0 F6		0-0 SF7		0-0 F7		3 0 0 1 0 0 2			
Doyle Alexander, R (1, 1) Jim Brewer, L (8, 1) OBP: 0.300, SLG: 0.250 OBP: 0.333, SLG: 0.333			0-0 G3		0-0 SH1-4 1B	0-0 F9		0-3 K		4 0 1 0 0 1 3 0 0 0 0 0 0 0			
<b>Inning Stats</b>	R: 0 H: 0 E: 0 LOB: 0 K: 0 BB: 1 S: 2 P: 6	R: 1 H: 2 E: 0 LOB: 1 K: 1 BB: 0 S: 7 P: 7	R: 0 H: 1 E: 0 LOB: 1 K: 0 BB: 0 S: 4 P: 4	R: 2 H: 1 E: 0 LOB: 0 K: 1 BB: 1 S: 6 P: 10	R: 0 H: 2 E: 0 LOB: 2 K: 0 BB: 0 S: 5 P: 5	R: 1 H: 2 E: 0 LOB: 2 K: 0 BB: 1 S: 5 P: 9	R: 0 H: 1 E: 0 LOB: 1 K: 0 BB: 0 S: 4 P: 4	R: 0 H: 1 E: 0 LOB: 1 K: 1 BB: 0 S: 6 P: 6	R: 0 H: 1 E: 0 LOB: 2 K: 1 BB: 1 S: 6 P: 10	1B: 8 SF: 2 2B: 2 SAC: 1 3B: 0 DP: 1 HR: 1 HBP: 0	WP: 0 PA: 41 PB: 0 SB: 1 CS: 0		
<b>PITCHER</b>	IP WLS BF H R ER SO BB IBB HBP BLK WP HR S P ERA WHIP											<b>PITCHER</b>	IP WLS BF H R ER SO BB IBB HBP BLK WP HR S P ERA WHIP
Steve Renko, R (1, 1) ERA: 3.69	8.0 L 36 10 4 4 3 3 0 0 0 0 0 1 39 51 4.50 1.625												
Mike Marshall, R (9, 1) ERA: 4.55	1.0 5 1 0 0 1 1 0 0 0 0 0 0 6 10 0.00 2.000												

Los Angeles Dodgers @ Montreal Expos  
 Jarry Park, Montreal, QB  
 Wed Aug 25 1971, 7:05 PM EDT  
 Att: 18,037 - Unknown

livebaseballscorecards.com

AB	34
R	4
H	11
RBI	4
BB	4
SO	4
LOB	23







Batter	1	2	3	4	5	6	7	8	9	AB R H RBI BB SO LOB	TOP
<b>Maury Wills, S</b> (1, 6) <small>OBP: 0.325, SLG: 0.325</small> <b>Bobby Valentine, R</b> (5, 6) <small>OBP: 0.293, SLG: 0.340</small>	0-0  4-3 SH1-3 1B		0-0  1-3		0-0  F7		0-0  FC3-6 1-3 1B		0-0  SF9	3 0 1 0 0 0 0 1 0 1 1 0 0 0	
<b>Bill Buckner, L</b> (1, 9) <small>OBP: 0.321, SLG: 0.382</small>	0-0  SH1-3 1-2		0-0  6-3		0-0  FC6-4 1B		0-0  FC3-6 G4-6-3 1-2f		0-0  1-3	4 0 1 0 0 0 3	
<b>Willie Davis, L</b> (1, 8) <small>OBP: 0.336, SLG: 0.438</small>	0-0  4-3 2-3		0-0  HR		0-0  FC6-4 FC4-6 1-2f		0-0  G4-6-3 1-2f			4 1 1 1 0 0 4	
<b>Dick Allen, R</b> (1, 5) <small>OBP: 0.392, SLG: 0.453</small> <b>Steve Garvey, R</b> (8, 5) <small>OBP: 0.287, SLG: 0.375</small>	0-3  K		4-0  BB		0-0  FC4-6 1-2f			0-0  F8		3 0 0 0 1 1 2 0 0 0 0 0 0 0	
<b>Willie Crawford, L</b> (1, 7) <small>OBP: 0.337, SLG: 0.462</small>		4-0  2B BB	0-0  F8		0-0  4-3			0-0  F5		3 0 0 0 1 0 1	
<b>Wes Parker, S</b> (1, 3) <small>OBP: 0.362, SLG: 0.367</small>		0-0  F8		0-0  4-3		0-0  1B		0-0  G3		4 0 1 0 0 0 1	
<b>Tom Haller, L</b> (1, 2) <small>OBP: 0.349, SLG: 0.404</small>		0-3  K		4-0  BB		0-0  F8			0-0  1B SF9 2B	3 1 1 0 1 1 2	<b>AB 33</b> <b>R 2</b> <b>H 8</b> <b>RBI 2</b> <b>BB 3</b> <b>SO 6</b> <b>LOB 19</b>
<b>Bill Russell, R</b> (1, 4) <small>OBP: 0.273, SLG: 0.342</small>		0-0  1-3 2B		0-3  K		0-0  3-1			0-3  K	4 0 1 0 0 2 3	
<b>Claude Osteen, L</b> (1, 1) <small>OBP: 0.218, SLG: 0.230</small> <b>Joe Moeller, R</b> (1, 1) <small>OBP: 0.298, SLG: 0.333</small> <b>Bill Sudakis, S</b> (7, PH) <small>OBP: 0.298, SLG: 0.333</small> <b>Hoyt Wilhelm, R</b> (7, 1) <small>OBP: 0.342, SLG: 0.330</small> <b>Duke Sims, L</b> (9, PH)		0-3  K		0-3  K		0-0  E5 1B			0-0  2-3 1B	0 0 0 0 0 0 0 2 0 0 0 0 2 3 1 0 0 0 0 0 0 0 0 0 0 0 0 0 1 0 1 0 0 0 0	
<b>Inning Stats</b>	R: 0 H: 1 E: 0 LOB: 1 K: 1 BB: 0 S: 6 P: 6	R: 0 H: 1 E: 0 LOB: 2 K: 2 BB: 1 S: 8 P: 12	R: 1 H: 1 E: 0 LOB: 1 K: 0 BB: 1 S: 4 P: 8	R: 0 H: 0 E: 0 LOB: 1 K: 2 BB: 1 S: 7 P: 11	R: 0 H: 1 E: 0 LOB: 1 K: 0 BB: 0 S: 4 P: 4	R: 0 H: 1 E: 0 LOB: 1 K: 0 BB: 0 S: 4 P: 4	R: 0 H: 1 E: 1 LOB: 1 K: 0 BB: 0 S: 4 P: 4	R: 0 H: 0 E: 0 LOB: 0 K: 0 BB: 0 S: 3 P: 3	R: 1 H: 2 E: 0 LOB: 1 K: 1 BB: 0 S: 7 P: 7	1B: 5 SF: 1 2B: 2 SAC: 1 3B: 0 DP: 1 HR: 1 HBP: 0	WP: 0 PA: 38 PB: 0 SB: 0 CS: 0
<b>PITCHER</b> <b>Tom Seaver, R</b> (1, 1) <small>ERA: 1.96</small>	IP 9.0 WLS W BF 38 H 8 R 2 ER 2 SO 6 BB 3 IBB 0 HBP 0 BLK 0 WP 0 HR 1 S 47 P 59 ERA 2.00 WHIP 1.222						<b>PITCHER</b> IP WLS BF H R ER SO BB IBB HBP BLK WP HR S P ERA WHIP				

Los Angeles Dodgers @ New York Mets  
 Shea Stadium, Flushing, NY  
 Sat Aug 28 1971, 3:33 AM EDT  
 Unknown

livebaseballscorecards.com

BOTTOM

Los Angeles Dodgers @ New York Mets  
Shea Stadium, Flushing, NY  
Sat Aug 28 1971, 3:33 AM EDT  
Unknown

livebaseballscorecards.com

AB	36
R	9
H	12
RBI	9
BB	2
SO	5
LOB	11



WP:	0	PA:	38
PB:	0	SB:	1
CS:	0		

AB R H RBI BB SO LOB

5 2 3 0 0 0 1  
3 1 1 0 0 0 2  
2 0 0 0 0 0 1

3 2 2 1 1 0 2  
0 0 0 0 0 0 0

4 2 2 4 0 1 1

4 1 1 1 0 0 1

3 1 1 1 1 0 0

4 0 1 2 0 1 1

4 0 0 0 0 0 1

4 0 1 0 0 3 1

1B:	8	SF:	0
2B:	3	SAC:	0
3B:	0	DP:	0
HR:	1	HBP:	0

WP HR S P ERA WHIP

Batter	1	2	3	4	5	6	7	8	9
Ted Martinez, R OBP: 0.316, SLG: 0.310 (1, 6)									
Ken Boswell, L OBP: 0.350, SLG: 0.387 Wayne Garrett, L OBP: 0.354, SLG: 0.274 (6, PH) (7, 4)									
Cleon Jones, R OBP: 0.385, SLG: 0.491 Ken Singleton, S OBP: 0.381, SLG: 0.344 (1, 7) (7, 7)									
Donn Clendenon, R OBP: 0.288, SLG: 0.418 (1, 3)									
Tommie Agee, R OBP: 0.356, SLG: 0.430 (1, 9)									
Bob Aspromonte, R OBP: 0.294, SLG: 0.316 (1, 5)									
Jerry Grote, R OBP: 0.328, SLG: 0.343 (1, 2)									
Don Hahn, R OBP: 0.314, SLG: 0.262 (1, 8)									
Tom Seaver, R OBP: 0.256, SLG: 0.307 (1, 1)									

Inning Stats	R: 6	H: 6	LOB: 1	K: 1	S: 11	R: 2	H: 2	LOB: 1	K: 0	S: 5	R: 0	H: 2	LOB: 2	K: 0	S: 5	R: 0	H: 0	LOB: 0	K: 1	S: 5	R: 1	H: 2	LOB: 1	K: 0	S: 5	R: 0	H: 0	LOB: 0	K: 1	S: 5	R: 0	H: 0	LOB: 0	K: 1	S: 5	R: 0	H: 0	LOB: 0	K: 1	S: 5
--------------	------	------	--------	------	-------	------	------	--------	------	------	------	------	--------	------	------	------	------	--------	------	------	------	------	--------	------	------	------	------	--------	------	------	------	------	--------	------	------	------	------	--------	------	------

PITCHER	IP	WLS	BF	H	R	ER	SO	BB	IBB	HBP	BLK	WP	HR	S	P	ERA	WHIP
Claude Osteen, L ERA: 3.43 (1, 1)	0.0	L	6	5	6	6	0	1	0	0	0	0	0	5	9	∞	∞
Joe Moeller, R ERA: 3.07 (1, 1)	6.0		26	7	3	3	3	1	0	0	0	0	1	31	35	4.50	1.333
Hoyt Wilhelm, R ERA: 6.35 (7, 1)	2.0		6	0	0	0	2	0	0	0	0	0	0	10	10	0.00	0.000



Batter	1	2	3	4	5	6	7	8	9	AB R H RBI BB SO LOB	TOP									
Maury Wills, S OBP: 0.323, SLG: 0.322 (1, 6) X	0-0 P6 ①			X 0-0 P6 ①		X 0-0 F7 ②		X 0-0 FC6-4 ②		4 0 0 0 0 0 2										
Bill Buckner, L OBP: 0.324, SLG: 0.384 (1, 9) X	0-0 F7 ②			X 0-0 BB 1B		X 0-0 1B		X 0-0 F8 ③		4 0 2 0 0 0 2										
Willie Davis, L OBP: 0.333, SLG: 0.434 (1, 8) X	0-0 P6 ③			S.S. 0-3 K ②		S.S. 0-3 K ③		X 0-0 P4 ①		4 0 0 0 0 2 2										
Dick Allen, R OBP: 0.392, SLG: 0.452 (1, 5)		X 0-0 F9 ①		B.B.B.B. 4-0 FC3-6 BB 1-2		X 0-0 G5-4-3 1B		X 0-0 F7 ②		3 0 1 0 1 0 0										
Willie Crawford, L OBP: 0.336, SLG: 0.457 (1, 7)		B.B.B.B. 4-0 G4-6-3 BB		X 0-0 FC3-6 ③		X 0-0 G5-4-3 ① ②		X 0-0 6-3 ③		3 0 0 0 1 0 3										
Wes Parker, S OBP: 0.360, SLG: 0.365 (1, 3)		X 0-0 G4-6-3 ② ③		X 0-0 F8 ①		X 0-0 F8 ③				3 0 0 0 0 0 1										
Duke Sims, L OBP: 0.346, SLG: 0.340 (1, 2)			X 0-0 FC4-6 1B		S.S. 0-3 K ②		X 0-0 1B 2B			3 0 2 0 0 1 0										
Bobby Valentine, R OBP: 0.293, SLG: 0.340 (8, PR)										0 1 0 0 0 0 0										
Jim Brewer, L OBP: 0.333, SLG: 0.333 (8, 1)										0 0 0 0 0 0 0										
Bill Russell, R OBP: 0.269, SLG: 0.337 (1, 4)			X 0-0 FC4-6 CS 1-2		X 0-0 F8 ③					3 0 0 0 0 1 2										
Don Sutton, R OBP: 0.214, SLG: 0.209 (1, 1)			S.S. 0-3 K ② ③		S.S. 0-3 K ①		X 0-0 FC6-4 1B			2 0 0 0 0 2 1										
Tom Haller, L OBP: 0.353, SLG: 0.408 (8, PH) (8, 2)			1-2 K							1 0 1 1 0 0 0										
<b>Inning Stats</b>	R: 0 H: 0 E: 0 K: 0 S: 3	H: 0 LOB: 0 BB: 0 P: 3	R: 0 H: 0 E: 0 K: 0 S: 2	H: 0 LOB: 0 BB: 1 P: 6	R: 0 H: 1 E: 0 K: 1 S: 5	H: 1 LOB: 0 BB: 0 P: 5	R: 0 H: 1 E: 0 K: 1 S: 6	H: 1 LOB: 2 BB: 1 P: 10	R: 0 H: 0 E: 0 K: 1 S: 5	H: 0 LOB: 0 BB: 0 P: 5	R: 0 H: 1 E: 0 K: 2 S: 8	H: 1 LOB: 1 BB: 0 P: 8	R: 0 H: 1 E: 0 K: 0 S: 3	H: 1 LOB: 0 BB: 0 P: 3	R: 1 H: 2 E: 0 K: 1 S: 7	H: 2 LOB: 2 BB: 0 P: 7	R: 0 H: 0 E: 0 K: 0 S: 3	H: 0 LOB: 0 BB: 0 P: 3	1B: 5 SF: 0 2B: 1 SAC: 0 3B: 0 DP: 2 HR: 0 HBP: 0	WP: 0 PA: 32 PB: 0 SB: 0 CS: 1
<b>PITCHER</b> Gary Gentry, R ERA: 3.06 (1, 1)	IP 8.0 WLS 29 H 6 R 1 ER 1 SO 6 BB 2 IBB 0 HBP 0 BLK 0 WP 0 HR 0 S 39 P 47 ERA 1.12 WHIP 1.000																			
<b>PITCHER</b> Tug McGraw, L ERA: 1.83 (9, 1)	IP 1.0 WLS 3 H 0 R 0 ER 0 SO 0 BB 0 IBB 0 HBP 0 BLK 0 WP 0 HR 0 S 3 P 3 ERA 0.00 WHIP 0.000																			

**Los Angeles Dodgers @ New York Mets**  
 Shea Stadium, Flushing, NY  
 Sat Aug 28 1971, 7:05 PM EDT  
 Att: 43,492 - Unknown

livebaseballscorecards.com

AB	30
R	1
H	6
RBI	1
BB	2
SO	6
LOB	13



**BOTTOM**

**Los Angeles Dodgers @ New York Mets**  
 Shea Stadium, Flushing, NY  
 Sat Aug 28 1971, 7:05 PM EDT  
 Att. 43,492 - Unknown

[livebaseballscorecards.com](http://livebaseballscorecards.com)

<b>AB</b>	<b>28</b>
<b>R</b>	<b>2</b>
<b>H</b>	<b>6</b>
<b>RBI</b>	<b>2</b>
<b>BB</b>	<b>2</b>
<b>SO</b>	<b>7</b>
<b>LOB</b>	<b>7</b>



AB	R	H	RBI	BB	SO	LOB
4	0	0	0	0	0	1
4	0	1	0	0	1	0
2	1	1	1	2	1	0
3	0	1	0	0	0	2
3	0	0	0	0	0	1
2	0	0	0	0	0	1
1	0	0	0	0	1	0
3	1	1	0	0	1	0
2	0	1	0	0	1	0
1	0	1	1	0	0	0
0	0	0	0	0	0	0
0	0	0	0	0	0	0
2	0	0	0	0	2	1
1	0	0	0	0	0	1

Batter	1	2	3	4	5	6	7	8	9
<b>Bud Harrelson, S</b> OBP: 0.331, SLG: 0.315 (1, 6)	0-0 G3			0-0 G3		0-0 G6-3			0-0 F3
<b>Wayne Garrett, L</b> OBP: 0.351, SLG: 0.274 (1, 5)	0-3 K			0-0 CS 1B			0-0 P6		0-0 F9
<b>Cleon Jones, R</b> OBP: 0.388, SLG: 0.498 (1, 7) (9, 8)	0-3 K			4-0 1-2 BB			4-0 L3 BB		0-0 HR
<b>Ed Kranepool, L</b> OBP: 0.332, SLG: 0.441 (1, 3) (9, 9)		0-0 FC4-6 1B		0-0 L1			0-0 L3		
<b>Ken Boswell, L</b> OBP: 0.348, SLG: 0.384 (1, 4)		0-0 FC4-6 G1-6-3		0-0 4-3			0-0 F5		
<b>Art Shamsky, L</b> OBP: 0.279, SLG: 0.382 <b>Donn Clendenon, R</b> OBP: 0.286, SLG: 0.416 (8, PH) (9, 3)		0-0 G1-6-3		0-0 P4			0-3 K		
<b>Duffy Dyer, R</b> OBP: 0.313, SLG: 0.348 (1, 2)			0-0 F7		0-3 K		0-0 1B 2B		
<b>Don Hahn, R</b> OBP: 0.316, SLG: 0.265 <b>Tommie Agee, R</b> OBP: 0.357, SLG: 0.432 <b>Ted Martinez, R</b> OBP: 0.316, SLG: 0.310 <b>Tug McGraw, R</b> OBP: 0.143, SLG: 0.214 (8, PH) (8, PR) (9, 1)			0-3 K			0-0 G6-3 1B		0-0 WP 1B	
<b>Gary Gentry, R</b> OBP: 0.068, SLG: 0.069 <b>Ken Singleton, S</b> OBP: 0.379, SLG: 0.343 (8, PH) (9, 7)			0-3 K			0-3 K		0-0 4-3	

Inning Stats	R: 0	H: 0	R: 0	H: 1	R: 0	H: 0	R: 0	H: 0	R: 0	H: 1	R: 0	H: 0	R: 1	H: 2	R: 1	H: 1	1B: 4	SF: 0
	E: 0	LOB: 0	E: 0	LOB: 0	E: 0	LOB: 0	E: 0	LOB: 0	E: 0	LOB: 0	E: 0	LOB: 0	E: 0	LOB: 2	E: 0	LOB: 0	2B: 2	SAC: 0
	K: 2	BB: 0	K: 0	BB: 0	K: 2	BB: 0	K: 1	BB: 0	K: 0	BB: 1	K: 0	BB: 1	K: 1	BB: 0	K: 0	BB: 0	3B: 0	DP: 3
	S: 7	P: 7	S: 3	P: 3	S: 7	P: 7	S: 5	P: 5	S: 5	P: 5	S: 2	P: 6	S: 7	P: 7	S: 3	P: 3	HR: 1	HBP: 0

PITCHER	IP	WLS	BF	H	R	ER	SO	BB	IBB	HBP	BLK	WP	HR	S	P	ERA	WHIP
<b>Don Sutton, R</b> ERA: 2.76 (1, 1)	7.0		22	3	0	0	6	2	0	0	0	0	0	32	40	0.00	0.714
<b>Jim Brewer, L</b> ERA: 2.18 (8, 1)	1.2	L	8	3	2	2	1	0	0	0	0	1	1	10	10	10.80	1.800

WP	PA	ERA	WHIP
1	30		
0			
0			
1			



Batter	1	2	3	4	5	6	7	8	9	AB R H RBI BB SO LOB	TOP																
Willie Davis, L (1, 8) OBP: 0.333, SLG: 0.433	0-0 4-3		0-0 4-3		0-0 F9			0-0 F8 SH1-4 1B		4 0 1 0 0 0 0	<b>Los Angeles Dodgers @ New York Mets</b> Shea Stadium, Flushing, NY Sun Aug 29 1971, 3:33 AM EDT Att: 44,255 - Unknown <a href="http://livebaseballscorecards.com">livebaseballscorecards.com</a>																
Bobby Valentine, R (1, 6) OBP: 0.289, SLG: 0.335	0-0 F9		0-0 1-3		0-0 6-3			0-0 SH1-4 1-2		3 0 0 0 0 0 0																	
Wes Parker, S (1, 9) OBP: 0.363, SLG: 0.366	4-0 HR BB		0-0 E9 1B 1B		0-0 F9			4-0 BB		2 2 1 0 2 0 0																	
Dick Allen, R (1, 3) OBP: 0.393, SLG: 0.459	0-0 1-H HR		0-0 1B		0-0 F8			0-0 F8 2-3		4 1 2 3 0 0 2																	
Manny Mota, R (1, 7) OBP: 0.358, SLG: 0.370	0-0 5-3		0-0 4-3		0-0 6-3			0-3 K		4 0 0 0 0 1 3																	
Steve Garvey, R (1, 5) OBP: 0.286, SLG: 0.378		0-0 F9		0-0 F8			0-0 2B	0-0 4-3		4 0 1 0 0 0 0																	
Joe Ferguson, R (1, 2) OBP: 0.265, SLG: 0.305		0-3 K		0-3 K			0-0 5-3	0-0 F7		4 0 0 0 0 2 1																	
Bill Russell, R (1, 4) OBP: 0.269, SLG: 0.335		0-0 1B		0-0 F8			0-0 F7	0-0 P6		4 0 1 0 0 0 1																	
Bill Singer, R (1, 1) OBP: 0.189, SLG: 0.104		0-3 K		0-0 F8			0-0 5-3			3 0 0 0 0 1 2																	
<b>Inning Stats</b>	R: 2 H: 1 E: 0 LOB: 0 K: 0 BB: 1 S: 4 P: 8	R: 0 H: 1 E: 0 LOB: 1 K: 2 BB: 0 S: 8 P: 8	R: 1 H: 2 E: 1 LOB: 1 K: 0 BB: 0 S: 5 P: 5	R: 0 H: 0 E: 0 LOB: 0 K: 1 BB: 0 S: 5 P: 5	R: 0 H: 0 E: 0 LOB: 0 K: 0 BB: 0 S: 3 P: 3	R: 0 H: 0 E: 0 LOB: 0 K: 0 BB: 0 S: 3 P: 3	R: 0 H: 1 E: 0 LOB: 1 K: 0 BB: 0 S: 4 P: 4	R: 0 H: 1 E: 0 LOB: 2 K: 1 BB: 1 S: 6 P: 10	R: 0 H: 0 E: 0 LOB: 0 K: 0 BB: 0 S: 3 P: 3	1B: 4 SF: 0 2B: 1 SAC: 1 3B: 0 DP: 0 HR: 1 HBP: 0	WP: 0 PA: 35 PB: 0 SB: 0 CS: 0																
<b>PITCHER</b>	IP WLS BF H R ER SO BB IBB HBP BLK WP HR S P ERA WHIP											<b>PITCHER</b>	IP WLS BF H R ER SO BB IBB HBP BLK WP HR S P ERA WHIP														
Ray Sadecki, L (1, 1) ERA: 2.76	7.1	30	6	3	2	3	2	0	0	0	0	0	1	34	42	2.46	1.091										
Tug McGraw, L (8, 1) ERA: 1.8	1.2	5	0	0	0	1	0	0	0	0	0	0	0	7	7	0.00	0.000										







Batter	1	2	3	4	5	6	7	8	9	AB R H RBI BB SO LOB	TOP	
Bobby Valentine, R (1, 6) OBP: 0.287, SLG: 0.328 Maury Wills, S (9, 6) OBP: 0.323, SLG: 0.322	0-0 F8		4-0 1B BB 1B BB	0-0 F8			0-0 F8		0-0 FC6-4 1-2f	4 1 0 0 1 0 1 0 0 0 0 0 0 0		
Bill Buckner, L (1, 9) OBP: 0.322, SLG: 0.378 Manny Mota, R (9, 7) OBP: 0.358, SLG: 0.370	0-0 E4 1B		4-0 1B BB 1-2 1B BB			0-0 F7	0-3 K		0-0 F7	4 1 0 0 1 1 1 0 0 0 0 0 0 0		
Willie Davis, L (1, 8) OBP: 0.334, SLG: 0.433	0-0 1-3 1B		0-0 1B BB 1-2 2-3 1B 1B			0-0 F8	0-0 G3			4 1 2 0 0 0 0		
Dick Allen, R (1, 5) OBP: 0.396, SLG: 0.464 Steve Garvey, R (8, 5) OBP: 0.286, SLG: 0.378	0-3 K		0-0 1B BB 1-3 2-H 3-H 1B			0-0 2B		0-0 FC1-6 1B		4 0 3 2 0 1 2 0 0 0 0 0 0 0		
Willie Crawford, L (1, 7) OBP: 0.334, SLG: 0.455 Jim Lefebvre, S (1, PH) OBP: 0.312, SLG: 0.406	0-3 K		0-0 G3-6 1-3 3-H 1B			0-0 F4		0-0 FC1-6 FC1-6 1-2f		0 0 0 0 0 0 0 4 0 1 1 0 1 4		
Wes Parker, S (1, 3) OBP: 0.360, SLG: 0.362			0-3 K	0-3 K		0-0 4-3		0-0 FC1-6 FC4-6 1-2f		4 0 0 0 0 2 3		
Tom Haller, L (1, 2) OBP: 0.351, SLG: 0.404			0-0 E3 WP 1-3	0-0 G3-6 1-2f		0-0 FC6-4 1B		0-0 FC4-6 1-2f		4 0 1 0 0 0 3		
Bill Russell, R (1, 4) OBP: 0.264, SLG: 0.328			0-0 1-3		0-3 K		0-0 FC6-4 1-2f		0-0 6-3	4 0 0 0 0 1 2		
Al Downing, R (1, 1) OBP: 0.232, SLG: 0.208 Jim Brewer, L (8, 1) OBP: 0.429, SLG: 0.429			0-3 K		0-0 4-3		0-0 4-3		0-0 FC6-4 1B	3 0 0 0 0 1 2 1 0 1 0 0 0 0		
<b>Inning Stats</b>	R: 0 H: 1 E: 1 LOB: 2 K: 2 BB: 0 S: 9 P: 9	R: 0 H: 0 E: 1 LOB: 1 K: 2 BB: 0 S: 8 P: 8	R: 3 H: 3 E: 0 LOB: 1 K: 1 BB: 2 S: 7 P: 15	R: 0 H: 0 E: 0 LOB: 0 K: 1 BB: 0 S: 5 P: 5	R: 0 H: 1 E: 0 LOB: 1 K: 0 BB: 0 S: 4 P: 4	R: 0 H: 1 E: 0 LOB: 1 K: 0 BB: 0 S: 4 P: 4	R: 0 H: 0 E: 0 LOB: 0 K: 1 BB: 0 S: 5 P: 5	R: 0 H: 1 E: 0 LOB: 1 K: 0 BB: 0 S: 4 P: 4	R: 0 H: 1 E: 0 LOB: 1 K: 0 BB: 0 S: 4 P: 4	R: 0 H: 1 E: 0 LOB: 1 K: 0 BB: 0 S: 4 P: 4	1B: 7 SF: 0 2B: 1 SAC: 0 3B: 0 DP: 1 HR: 0 HBP: 0	WP: 1 PA: 38 PB: 0 SB: 0 CS: 0
<b>PITCHER</b>	IP WLS BF H R ER SO BB IBB HBP BLK WP HR S P ERA WHIP											
Ken Forsch, R (1, 1) ERA: 2.92	6.0 L 27 6 3 3 6 2 0 0 0 0 1 0 37 45 4.50 1.333											
Denny Lemaster, L (7, 1) ERA: 3.05	2.0 7 1 0 0 1 0 0 0 0 0 0 0 9 9 0.00 0.500											
Fred Gladding, R (9, 1) ERA: 2.22	1.0 4 1 0 0 0 0 0 0 0 0 0 0 4 4 0.00 1.000											

**Los Angeles Dodgers @ Houston Astros**  
 Astrodome, Houston, TX  
 Mon Aug 30 1971, 8:05 PM EDT  
 Att. 6,410 - Unknown

[livebaseballscorecards.com](http://livebaseballscorecards.com)

**AB 36**  
**R 3**  
**H 8**  
**RBI 3**  
**BB 2**  
**SO 7**  
**LOB 18**



BOTTOM

Los Angeles Dodgers @ Houston Astros  
Astrodome, Houston, TX  
Mon Aug 30 1971, 8:05 PM EDT  
Att. 6,410 - Unknown

livebaseballscorecards.com

AB	32
R	2
H	7
RBI	2
BB	1
SO	2
LOB	9



WP:	0	PA:	34
PB:	0	SB:	0
CS:	1		

AB R H RBI BB SO LOB

3	0	0	1	0	0	0
4	0	2	0	0	0	0
0	1	0	0	0	0	0
0	0	0	0	0	0	0
4	0	2	1	0	0	0
4	0	0	0	0	0	3
4	0	1	0	0	1	0
3	0	1	0	1	0	0
0	0	0	0	0	0	0
4	0	0	0	0	1	3
3	1	1	0	0	0	2
1	0	0	0	0	0	0
1	0	0	0	0	0	0
0	0	0	0	0	0	0
1	0	0	0	0	0	1

Batter	1	2	3	4	5	6	7	8	9
Jesus Alou, R (1, 7) OBP: 0.315, SLG: 0.368	0-0 4-3			0-0 F8		0-0 F9		0-0 SF7	
Denis Menke, R (1, 4) OBP: 0.344, SLG: 0.348	0-0 F6			0-0 F8		0-0 1B		0-0 2B	
Ron Cook, L (8, PR) OBP: 0.167, SLG: 0.167						1B		2B	
Fred Gladding, L (9, 1)									
Cesar Cedeno, R (1, 8) OBP: 0.298, SLG: 0.402	0-0 F3			0-0 5-3		0-0 1B		0-0 2B	
Bob Watson, R (1, 3) OBP: 0.355, SLG: 0.396		0-0 F9			0-0 F4	0-0 F9		0-0 6-3	
Doug Rader, R (1, 5) OBP: 0.302, SLG: 0.381		0-3 K			0-0 1B		0-0 F8		0-0 F4
Jimmy Wynn, R (1, 9) OBP: 0.320, SLG: 0.309		0-0 5-3			0-0 1B		0-0 F8		4-0 CS
Jack Hiatt, R (1, 2) OBP: 0.398, SLG: 0.351			0-0 F2		0-0 F3		0-3 K		0-0 F7
Larry Howard, R (1, 2) OBP: 0.143, SLG: 0.300									1-2
Roger Metzger, S (1, 6) OBP: 0.300, SLG: 0.306			0-0 6-3		0-0 1-3			0-0 4-3	
Ken Forsch, R (1, 1) OBP: 0.091, SLG: 0.070				0-0 4-3		0-0 3-1		0-0 4-3	
Cesar Geronimo, L (6, PH) OBP: 0.267, SLG: 0.286								2-3	
Denny Lemaster, R (7, 1) OBP: 0.167, SLG: 0.167									
Marty Martinez, S (8, PH) OBP: 0.220, SLG: 0.256									

Inning Stats	R: 0	H: 0	E: 0	LOB: 0	K: 0	BB: 0	S: 3	P: 3
	0	0	0	0	1	0	5	5
	0	0	0	0	0	0	3	3
	0	0	0	0	0	0	5	5
	0	0	0	0	0	0	3	3
	0	0	0	0	0	0	5	5
	0	0	0	0	0	0	5	5
	2	2	0	2	0	0	5	5
	0	0	0	0	0	0	6	6
	0	0	0	0	0	0	6	6
	0	0	0	0	0	0	6	6
	0	0	0	0	0	0	6	6

PITCHER	IP	WLS	BF	H	R	ER	SO	BB	IBB	HBP	BLK	WP	HR	S	P	ERA	WHIP
Al Downing, L (1, 1) ERA: 2.86	7.2	W	30	7	2	2	2	0	0	0	0	0	0	34	34	2.35	0.913
Jim Brewer, L (8, 1) ERA: 2.14	1.1	S	4	0	0	0	0	1	0	0	0	0	0	3	7	0.00	0.750



Batter	1	2	3	4	5	6	7	8	9	AB R H RBI BB SO LOB	TOP		
Bobby Valentine, R (1, 6) OBP: 0.295, SLG: 0.337	0-0 E1 1B SF8 1B	0-0 F9			0-0 1B 2-H 1B		0-0 SH1-4 1-2		0-0 1B SH5-4 1B	4 1 3 1 0 0 1			
Manny Mota, R (1, 7) OBP: 0.357, SLG: 0.368 Willie Crawford, L (9, 7) OBP: 0.334, SLG: 0.455	0-0 5-3		0-0 6-3		0-0 FC6-4 2-3 1B		0-0 F8 2-3		0-0 SH5-4 1-2 2-3	4 0 1 0 0 0 2 0 0 0 0 0 0 0			
Willie Davis, L (1, 8) OBP: 0.336, SLG: 0.436	0-0 2-3 HR 1B		0-0 F7		0-0 F5		0-0 3-H 0-3 2B		4-0 1B IBB	4 1 2 1 1 0 2			
Dick Allen, R (1, 3) OBP: 0.393, SLG: 0.461 Bill Russell, R (7, 9) OBP: 0.267, SLG: 0.332	0-0 1-2 3-H SF8		0-0 F8		0-0 FC6-4 1-2f		0-0 K		0-0 1B G6-4-3	3 0 0 1 0 1 3 1 0 1 1 0 0 0			
Wes Parker, S (1, 9) OBP: 0.361, SLG: 0.369 (7, 3)	0-0 2-H HR			0-0 F4		0-0 FC5-4 1B		0-0 F2	0-0 1-2f G6-4-3	5 1 2 2 0 0 3			
Jim Lefebvre, S (1, 4) OBP: 0.312, SLG: 0.402	0-0 F9			0-0 F6		0-3 K		4-0 BB		3 0 0 0 1 1 1			
Steve Garvey, R (1, 5) OBP: 0.281, SLG: 0.370				0-0 5-3		0-0 FC5-4 1-2f		0-0 F4		4 0 0 0 0 1 2			
Joe Ferguson, R (1, 2) OBP: 0.274, SLG: 0.299					4-0 SH4-1 1B BB		0-0 F9		0-0 L8	2 1 0 0 2 0 2			
Doyle Alexander, R (1, 1) OBP: 0.333, SLG: 0.267					0-0 SH4-1 1-2		0-0 F8 SH1-4 2B 1B		4-0 SH5-4 1B BB	2 2 1 0 1 1 1			
Inning Stats	R: 3 E: 1 K: 0 S: 6 H: 3 LOB: 0 BB: 0 P: 6	R: 0 E: 0 K: 2 S: 7 H: 0 LOB: 1 BB: 1 P: 11	R: 0 E: 0 K: 0 S: 3 H: 0 LOB: 0 BB: 0 P: 3	R: 0 E: 0 K: 0 S: 3 H: 0 LOB: 0 BB: 0 P: 3	R: 1 E: 0 K: 0 S: 5 H: 2 LOB: 2 BB: 1 P: 9	R: 0 E: 0 K: 1 S: 6 H: 1 LOB: 1 BB: 0 P: 6	R: 1 E: 0 K: 1 S: 7 H: 2 LOB: 1 BB: 0 P: 7	R: 0 E: 0 K: 0 S: 3 H: 0 LOB: 1 BB: 1 P: 7	R: 1 E: 0 K: 0 S: 4 H: 2 LOB: 2 BB: 2 P: 12	1B: 8 2B: 1 3B: 0 HR: 1 SF: 1 SAC: 3 DP: 1 HBP: 0	WP: 0 PB: 0 SB: 1 CS: 0 PA: 41		
PITCHER	IP WLS BF H R ER SO BB IBB HBP BLK WP HR S P ERA WHIP											PITCHER	IP WLS BF H R ER SO BB IBB HBP BLK WP HR S P ERA WHIP
Ron Cook, L (1, 1) ERA: 5.04	6.2 L 30 8 5 5 3 2 0 0 0 0 0 1 34 42 6.75 1.500												
Jim Ray, R (7, 1) ERA: 2.13	0.1 1 0 0 0 1 0 0 0 0 0 0 0 3 3 0.00 0.000												
Buddy Harris, R (8, 1) ERA: 5.4	1.1 9 2 1 1 0 2 1 0 0 0 0 0 6 18 6.75 3.000												
Denny Lemaster, L (9, 1) ERA: 3.02	0.2 1 0 0 0 0 0 0 0 0 0 0 0 0 1 1 0.00 0.000												

Los Angeles Dodgers @ Houston Astros  
Astrodome, Houston, TX  
Tue Aug 31 1971, 8:05 PM EDT  
Att. 7,340 - Unknown

AB	32
R	6
H	10
RBI	6
BB	5
SO	4
LOB	17



WP: 0	PA: 41
PB: 0	
SB: 1	
CS: 0	

ERA	WHIP

livebaseballscorecards.com





**Los Angeles Dodgers @ Houston Astros**  
 Astrodome, Houston, TX  
 Wed Sep 01 1971, 8:05 PM EDT  
 Att. 6,474 - Dome

<b>AB</b>	<b>37</b>
<b>R</b>	<b>9</b>
<b>H</b>	<b>10</b>
<b>RBI</b>	<b>8</b>
<b>BB</b>	<b>4</b>
<b>SO</b>	<b>7</b>
<b>LOB</b>	<b>10</b>



AB R H RBI BB SO LOB

3	2	1	1	1	0	1	5	1	1	0	0	1	2	3	1	1	1	1	0	1	3	1	1	2	0	1	2	4	1	1	1	0	1	1	4	1	1	1	0	1	0	2	1	1	1	2	0	0	3	1	2	1	0	0	1	1	0	1	0	0	2	2							
1	0	0	0	0	1	0	1	0	0	0	0	1	0	1	0	0	0	0	0	0	2	0	0	0	0	0	0	1	0	0	0	0	0	0	1	0	0	0	0	0	0	0	0	0	0	0	0	0	0	0	0	0	0	0	0	0	0	0	0	0	0	0	0	0	0	0	0	0	0

Batter	1	2	3	4	5	6	7	8	9
Maury Wills, S (1, 6) OBP: 0.324, SLG: 0.323 Bobby Valentine, R (8, PH) OBP: 0.294, SLG: 0.335	0-0 1B 1B	0-0 FC4 1B 1B	4-0 WP BB		0-0 1-3			0-3 K	
Bill Buckner, L (1, 9) OBP: 0.320, SLG: 0.375	0-0 1-3 1-2	0-0 BB 1B	0-3 K		0-0 4-3			0-0 4-3	
Willie Davis, L (1, 8) OBP: 0.338, SLG: 0.435 Bill Russell, R (6, 8) OBP: 0.266, SLG: 0.330	0-0 4-3 2-H 1B	4-0 1B 1B BB	0-0 F4			0-0 6-3		0-0 5-3	
Dick Allen, R (1, 5) OBP: 0.393, SLG: 0.460 Steve Garvey, R (4, 5) OBP: 0.278, SLG: 0.366	0-0 4-3 2-3	0-0 1B 1B	0-3 K			0-0 4-3		0-0 5-3	
Wes Parker, S (1, 3) OBP: 0.360, SLG: 0.368 Bill Sudakis, S (9, PH) OBP: 0.294, SLG: 0.329	0-0 1-3	0-0 1B 1B 1B		0-3 K		0-0 F7		0-0 F7	
Willie Crawford, L (1, 7) OBP: 0.333, SLG: 0.452		1-3		0-3 K		0-0 4-3			
Jim Lefebvre, S (1, 4) OBP: 0.316, SLG: 0.403		FC4 BB		4-0 BB		0-0 F7			
Tom Haller, L (1, 2) OBP: 0.356, SLG: 0.409 Duke Sims, L (7, PH) OBP: 0.345, SLG: 0.338		1B 1B		0-0 L7		0-0 F2			
Don Sutton, R (1, 1) OBP: 0.216, SLG: 0.211		FC4 1B		0-3 K				0-0 4-3	

Inning Stats	R: 1	H: 2	E: 0	K: 0	S: 5	R: 8	H: 8	E: 1	K: 1	S: 13	R: 0	H: 0	E: 0	K: 2	S: 7	R: 0	H: 0	E: 0	K: 1	S: 5	R: 0	H: 0	E: 0	K: 0	S: 3	R: 0	H: 0	E: 0	K: 1	S: 5	R: 0	H: 0	E: 0	K: 0	S: 3	R: 0	H: 0	E: 0	K: 1	S: 5	R: 0	H: 0	E: 0	K: 0	S: 3
--------------	------	------	------	------	------	------	------	------	------	-------	------	------	------	------	------	------	------	------	------	------	------	------	------	------	------	------	------	------	------	------	------	------	------	------	------	------	------	------	------	------	------	------	------	------	------

PITCHER	IP	WLS	BF	H	R	ER	SO	BB	IBB	HBP	BLK	WP	HR	S	P	ERA	WHIP
Jack Billingham, R (1, 1) ERA: 3.96	1.2	L	13	6	7	7	0	2	0	0	0	0	0	11	19	37.80	4.800
Denny Lemaster, L (2, 1) ERA: 3.32	0.0		4	4	2	2	0	0	0	0	0	0	0	4	4	∞	∞
Buddy Harris, R (2, 1) ERA: 4.8	3.1		12	0	0	0	6	2	0	0	0	1	0	22	30	0.00	0.600
George Culver, R (6, 1) ERA: 2.78	2.0		6	0	0	0	0	0	0	0	0	0	0	6	6	0.00	0.000
Fred Gladding, R (8, 1) ERA: 2.12	2.0		6	0	0	0	1	0	0	0	0	0	0	8	8	0.00	0.000

1B: 10 SF: 0  
2B: 0 SAC: 0  
3B: 0 DP: 0  
HR: 0 HBP: 0

WP: 1 PA: 41  
PB: 0  
SB: 0  
CS: 0





Batter	1	2	3	4	5	6	7	8	9	AB R H RBI BB SO LOB	TOP	
Maury Wills, S OBP: 0.323, SLG: 0.322 (1, 6) X	0-0 6-3		0-0 F4		0-0 F5		0-0 1B			4 0 1 0 0 0 1		
Bill Buckner, L OBP: 0.322, SLG: 0.377 (1, 9) X	0-0 4-3			0-0 FC3-6 1B	0-0 FC3-6 1B		0-0 F5			4 0 2 1 0 0 1		
Willie Davis, L OBP: 0.337, SLG: 0.434 (1, 8) X	0-0 PB 1B			0-0 FC3-6 1B 1-2f	0-0 FC3-6 S 1-2f			0-0 F9		4 1 1 0 0 0 2		
Dick Allen, R OBP: 0.393, SLG: 0.461 (1, 5) X	0-0 F3 1-2			0-0 1B 1-3	0-3 K 1-2			0-0 1B		4 0 2 0 0 1 2		
Wes Parker, S OBP: 0.357, SLG: 0.365 (1, 3) X		0-0 F5		0-0 F4		0-0 F3		0-0 F9		4 0 0 0 0 0 3		
Willie Crawford, L OBP: 0.332, SLG: 0.449 (1, 7) X		0-3 K		0-0 1B 1-2 3-H		0-0 L3		0-0 F7		4 0 1 1 0 1 1		
Jim Lefebvre, S OBP: 0.313, SLG: 0.398 (1, 4) X		0-0 G3		0-0 F9		0-0 F8			0-0 F9	4 0 0 0 0 0 2		
Tom Haller, L OBP: 0.354, SLG: 0.411 (1, 2) X			0-0 F7		0-0 E 2B		0-0 4-3		0-0 4-3	4 1 1 0 0 0 0		
Claude Osteen, L OBP: 0.225, SLG: 0.237 (1, 1) X			0-3 K		0-0 E1 1B 2-H		0-0 F9		0-0 G3	2 1 1 0 0 1 0		
Bill Russell, R OBP: 0.265, SLG: 0.329 (7, PH)										1 0 0 0 0 0 0		
Pete Mikkelsen, R OBP: 0.273, SLG: 0.200 (7, 1)										0 0 0 0 0 0 0		
Duke Sims, L OBP: 0.343, SLG: 0.337 (9, PH)										1 0 0 0 0 0 0		
<b>Inning Stats</b>	R: 0 E: 0 K: 0 S: 4 H: 1 LOB: 1 BB: 0 P: 4	R: 0 E: 0 K: 1 S: 5 H: 0 LOB: 0 BB: 0 P: 5	R: 0 E: 0 K: 1 S: 5 H: 0 LOB: 0 BB: 0 P: 5	R: 1 E: 0 K: 0 S: 6 H: 3 LOB: 2 BB: 0 P: 6	R: 2 E: 1 K: 1 S: 8 H: 3 LOB: 1 BB: 0 P: 8	R: 0 E: 0 K: 0 S: 3 H: 0 LOB: 0 BB: 0 P: 3	R: 0 E: 0 K: 0 S: 4 H: 1 LOB: 1 BB: 0 P: 4	R: 0 E: 0 K: 0 S: 4 H: 1 LOB: 1 BB: 0 P: 4	R: 0 E: 0 K: 0 S: 3 H: 0 LOB: 0 BB: 0 P: 3	1B: 8 2B: 1 3B: 0 HR: 0 SF: 0 SAC: 0 DP: 0 HBP: 0	WP: 0 PB: 1 SB: 1 CS: 0 PA: 36	
<b>PITCHER</b> Don Wilson, R ERA: 2.72 (1, 1)	IP: 9.0 WLS: W BF: 36 H: 9 R: 3 ER: 2 SO: 3 BB: 0 IBB: 0 HBP: 0 BLK: 0 WP: 0 HR: 0 S: 42 P: 42 ERA: 2.00 WHIP: 1.000											<b>PITCHER</b>

**Los Angeles Dodgers @ Houston Astros**  
 Astrodome, Houston, TX  
 Thu Sep 02 1971, 8:05 PM EDT  
 Att. 7,508 - Dome

livebaseballscores.com

<b>AB</b>	36
<b>R</b>	3
<b>H</b>	9
<b>RBI</b>	2
<b>BB</b>	0
<b>SO</b>	3
<b>LOB</b>	12



BOTTOM

Los Angeles Dodgers @ Houston Astros  
Astrodome, Houston, TX  
Thu Sep 02 1971, 8:05 PM EDT  
Att. 7,508 - Dome

livebaseballscorecards.com

AB 30  
R 9  
H 8  
RBI 8  
BB 4  
SO 5  
LOB 10



WP: 1 PA: 35  
PB: 0  
SB: 1  
CS: 0

AB R H RBI BB SO LOB

4 1 1 0 0 0 2

2 2 0 0 2 0 1

4 3 3 4 0 0 0

3 0 1 2 1 0 0  
0 1 0 0 0 0 0

3 0 0 1 0 0 1

4 0 0 0 0 3 1

3 0 1 1 1 1 0

4 1 2 0 0 0 2

1B: 4 SF: 1  
2B: 2 SAC: 0  
3B: 1 DP: 1  
HR: 1 HBP: 0

Batter	1	2	3	4	5	6	7	8	9
Jesus Alou, R (1, 9) OBP: 0.313, SLG: 0.365	0-0 2B 1B 1B		0-0 5-3		0-0 F7		0-0 1-3		
Joe Morgan, L (1, 4) OBP: 0.353, SLG: 0.412	0-0 F9		0-0 F9		4-0 IHR BB			4-0 1B SF8 BB	
Cesar Cedeno, R (1, 8) OBP: 0.301, SLG: 0.411	0-0 1-3 1B 2B		0-0 1-3		0-0 IHR			0-0 SF8 WP E 1B	
Bob Watson, R (1, 7) OBP: 0.355, SLG: 0.393 Cesar Geronimo, L (8, PR) OBP: 0.265, SLG: 0.344	0-0 G1-6-3 1B		0-0 F9		0-0 F9			4-0 E 2B IBB	
Denis Menke, R (1, 5) OBP: 0.339, SLG: 0.341	0-0 G1-6-3		0-0 6-3		0-0 5-3			0-0 SF8	
John Mayberry, L (1, 3) OBP: 0.263, SLG: 0.286		0-3 K	0-0 G3		0-3 K			0-3 K	
Larry Howard, R (1, 2) OBP: 0.200, SLG: 0.348		0-3 K			4-0 1B FC1-2 BB			0-0 6-3	
Marty Martinez, S (1, 6) OBP: 0.271, SLG: 0.333		0-0 3B			0-0 BB FC1-2 IHR 1B			0-0 3-H 2B	
Don Wilson, R (1, 1) OBP: 0.167, SLG: 0.158		0-3 K			0-0 FC1-2 BB IHR			0-0 6-3	

Inning Stats	R: 2	H: 3	E: 0	LOB: 0	K: 0	S: 5	P: 5	R: 0	H: 1	E: 0	LOB: 1	K: 3	S: 10	R: 0	H: 0	E: 0	LOB: 0	K: 0	S: 3	R: 0	H: 0	E: 0	LOB: 0	K: 0	S: 3	R: 4	H: 2	E: 0	LOB: 0	K: 0	S: 5	R: 0	H: 0	E: 0	LOB: 0	K: 1	S: 5	R: 0	H: 0	E: 0	LOB: 0	K: 0	S: 3	R: 3	H: 2	E: 1	LOB: 2	K: 1	S: 7
--------------	------	------	------	--------	------	------	------	------	------	------	--------	------	-------	------	------	------	--------	------	------	------	------	------	--------	------	------	------	------	------	--------	------	------	------	------	------	--------	------	------	------	------	------	--------	------	------	------	------	------	--------	------	------

PITCHER	IP	WLS	BF	H	R	ER	SO	BB	IBB	HBP	BLK	WP	HR	S	P	ERA	WHIP
Claude Osteen, L (1, 1) ERA: 3.57	6.0	L	25	6	6	6	4	2	0	0	0	0	0	31	39	9.00	1.333
Pete Mikkelsen, R (7, 1) ERA: 3.55	2.0		10	2	3	2	1	1	1	0	0	1	0	10	18	9.00	1.500

PITCHER	IP	WLS	BF	H	R	ER	SO	BB	IBB	HBP	BLK	WP	HR	S	P	ERA	WHIP
---------	----	-----	----	---	---	----	----	----	-----	-----	-----	----	----	---	---	-----	------



Batter	1	2	3	4	5	6	7	8	9	AB R H RBI BB SO LOB	TOP																	
<b>Pete Rose, S</b> (1, 9) OBP: 0.372, SLG: 0.409	0-3 K		0-3 K		0-0 4-3		0-0 CS 1B		4-0 FC6-5 1B BB	4 0 1 0 1 2 1																		
<b>Woody Woodward, R</b> (1, 5) OBP: 0.303, SLG: 0.284	0-0 F7			0-0 5-3	0-0 F8		0-0 F6		0-0 1B	5 0 1 1 0 0 1																		
<b>Lee May, R</b> (1, 3) OBP: 0.341, SLG: 0.560	0-3 K			0-0 1B 1B	0-0 1B			4-0 BB	0-0 FC6-5 2-3f	4 1 2 0 1 1 2																		
<b>Johnny Bench, R</b> (1, 2) OBP: 0.293, SLG: 0.424		4-0 L5-3 BB		0-0 E 1B FC5-2 1B	0-0 F8			0-0 F6		3 0 1 0 1 0 2																		
<b>Hal McRae, R</b> (1, 7) OBP: 0.289, SLG: 0.427		0-0 L5-3		0-0 E7 FC5-2 1B 1B		0-0 HR		0-3 K		4 2 2 2 0 1 2																		
<b>George Foster, R</b> (1, 8) OBP: 0.298, SLG: 0.393		0-0 F3		0-0 FC5-2 1B 1B		0-0 PB CS 2B		0-3 K		4 1 1 0 0 1 3																		
<b>Tommy Helms, R</b> (1, 4) OBP: 0.292, SLG: 0.341			0-0 4-3	0-0 1B 1B	0-0 5-3			0-3 K	0-3 K	4 0 1 1 0 1 1																		
<b>Jimmy Stewart, S</b> (9, 5) OBP: 0.301, SLG: 0.307				1-2 3-H	0-0 2-H					0 0 0 0 0 0 0	<b>AB 34</b>																	
<b>Dave Concepcion, R</b> (1, 6) OBP: 0.256, SLG: 0.262			0-0 1B	0-0 1B	0-3 K			4-0 SH2-4 1B BB		3 1 2 1 1 1 0	<b>R 5</b>																	
<b>Don Gullett, R</b> (1, 1) OBP: 0.119, SLG: 0.121			0-3 K	0-3 K	0-0 6-3			0-0 SH2-4		3 0 0 0 0 2 3	<b>H 11</b>																	
<b>Clay Carroll, R</b> (8, 1) OBP: 0.111, SLG: 0.111										0 0 0 0 0 0 0	<b>RBI 5</b>																	
<b>Joe Gibbon, R</b> (9, 1)										0 0 0 0 0 0 0	<b>BB 4</b>																	
<b>Inning Stats</b>	R: 0 E: 0 K: 2 S: 7	H: 0 LOB: 0 BB: 0 P: 7	R: 0 E: 0 K: 0 S: 2	H: 0 LOB: 0 BB: 1 P: 6	R: 0 E: 0 K: 2 S: 8	H: 1 LOB: 1 BB: 0 P: 8	R: 3 E: 1 K: 1 S: 10	H: 5 LOB: 2 BB: 0 P: 10	R: 0 E: 0 K: 0 S: 4	H: 1 LOB: 1 BB: 0 P: 4	R: 1 E: 0 K: 1 S: 6	H: 2 LOB: 0 BB: 0 P: 6	R: 0 E: 0 K: 0 S: 3	H: 1 LOB: 0 BB: 0 P: 3	R: 0 E: 0 K: 2 S: 7	H: 0 LOB: 1 BB: 1 P: 11	R: 1 E: 0 K: 1 S: 6	H: 1 LOB: 2 BB: 2 P: 14	1B: 9 2B: 2 3B: 0 HR: 1	SF: 0 SAC: 1 DP: 1 HBP: 0	WP: 0 PB: 1 SB: 0 CS: 2	PA: 39						
<b>PITCHER</b>	IP WLS BF H R ER SO BB IBB HBP BLK WP HR S P ERA WHIP																											
<b>Bill Singer, R</b> (1, 1) ERA: 4.34	5.0		24	9	4	4	5	1	0	0	0	0	0	1	33	37	7.20	2.000										
<b>Hoyt Wilhelm, R</b> (6, 1) ERA: 4.7	2.0		5	1	0	0	1	0	0	0	0	0	0	0	7	7	0.00	0.500										
<b>Jose Pena, R</b> (8, 1) ERA: 3.69	2.0	W	10	1	1	1	3	3	0	0	0	0	0	0	13	25	4.50	2.000										

**Cincinnati Reds @ Los Angeles Dodgers**  
**Dodger Stadium, Los Angeles, CA**  
 Fri Sep 03 1971, 7:05 PM PDT  
 Att. 16,792 - Unknown

**AB 34**  
**R 5**  
**H 11**  
**RBI 5**  
**BB 4**  
**SO 9**  
**LOB 15**



Batter	1	2	3	4	5	6	7	8	9	AB R H RBI BB SO LOB
Maury Wills, S (1, 6) OBP: 0.324, SLG: 0.323	0-0 F8		0-3 K		0-0 F5			0-0 1B 1B	0-0 3B 1B	5 2 2 1 0 1 3
Manny Mota, R (1, 7) OBP: 0.362, SLG: 0.382	0-0 4-3			0-0 1B 1B	0-0 F9			0-0 1B 1B	0-0 3B 1B	5 1 3 3 0 0 2
Willie Davis, L (1, 8) OBP: 0.338, SLG: 0.434	0-0 4-3			0-0 1B 1B	0-0 F9			0-0 1B 1B		4 0 2 1 0 0 2
Dick Allen, R (1, 3) OBP: 0.392, SLG: 0.459		0-0 5-3		0-0 1B		0-0 6-3		0-0 G6-4-3		4 0 1 1 0 0 2
Wes Parker, S (1, 9) OBP: 0.354, SLG: 0.362		0-3 K		0-0 L6		0-0 F2		0-0 4-3		4 0 0 0 0 1 3
Jim Lefebvre, S (1, 4) OBP: 0.312, SLG: 0.395		0-0 F4		0-3 K		0-0 F7				3 1 0 0 1 1 2
Bill Sudakis, S (1, 5) OBP: 0.292, SLG: 0.316			0-0 1-3	0-3 K			0-3 K			3 1 0 0 1 2 2
Joe Ferguson, R (1, 2) OBP: 0.284, SLG: 0.296										1 0 0 0 2 1 0
Bill Buckner, L (9, PH) OBP: 0.322, SLG: 0.377										0 0 0 0 0 0 0
Bobby Valentine, R (9, PH) OBP: 0.297, SLG: 0.338										1 1 1 0 0 0 0
Bill Singer, R (1, 1) OBP: 0.200, SLG: 0.102			0-3 K							1 0 0 0 0 1 1
Hoyt Wilhelm, R (6, 1)										0 0 0 0 0 0 0
Tom Paciorek, R (7, PH)										1 0 0 0 0 0 0
Jose Pena, R (8, 1) OBP: 0.667, SLG: 0.667										0 0 0 0 0 0 0
Ron Cey, R (9, PH)										1 0 0 0 0 1 3

Inning Stats	R: 0	H: 0	E: 0	K: 0	S: 3	R: 0	H: 0	E: 0	K: 1	S: 5	R: 0	H: 0	E: 0	K: 2	S: 7	R: 1	H: 3	E: 0	K: 2	S: 10	R: 0	H: 0	E: 0	K: 0	S: 3	R: 0	H: 0	E: 0	K: 2	S: 7	R: 1	H: 3	E: 0	K: 0	S: 5	R: 4	H: 3	E: 0	K: 1	S: 6	1B: 8	2B: 0	3B: 1	SF: 0	SAC: 0	DP: 1	HBP: 1	WP: 0	PB: 0	SB: 0	CS: 0	PA: 38
--------------	------	------	------	------	------	------	------	------	------	------	------	------	------	------	------	------	------	------	------	-------	------	------	------	------	------	------	------	------	------	------	------	------	------	------	------	------	------	------	------	------	-------	-------	-------	-------	--------	-------	--------	-------	-------	-------	-------	--------

PITCHER	IP	WLS	BF	H	R	ER	SO	BB	IBB	HBP	BLK	WP	HR	S	P	ERA	WHIP
Don Gullett, L (1, 1) ERA: 2.51	7.0		30	6	2	2	7	2	0	1	0	0	0	41	50	2.57	1.143
Clay Carroll, R (8, 1) ERA: 2.32	1.0		4	0	2	2	0	2	0	0	0	0	0	2	10	18.00	2.000
Joe Gibbon, L (9, 1) ERA: 3.08	0.1	L	4	3	2	2	1	0	0	0	0	0	0	6	6	54.00	9.000

BOTTOM

Cincinnati Reds @ Los Angeles Dodgers  
 Dodger Stadium, Los Angeles, CA  
 Fri Sep 03 1971, 7:05 PM PDT  
 Att. 16,792 - Unknown

livebaseballscorecards.com

AB	33
R	6
H	9
RBI	6
BB	4
SO	8
LOB	20





Batter	1	2	3	4	5	6	7	8	9	AB R H RBI BB SO LOB	TOP									
<b>Pete Rose, S</b> (1, 9) OBP: 0.371, SLG: 0.408	0-0 SH1-3 1B		0-0 6-3			0-0 F9		0-0 1-3		4 0 1 0 0 0 3	<b>Cincinnati Reds @ Los Angeles Dodgers</b> <b>Dodger Stadium, Los Angeles, CA</b> Sat Sep 04 1971, 7:05 PM PDT Att: 21,148 - Unknown <a href="http://livebaseballscorecards.com">livebaseballscorecards.com</a>									
<b>Hal McRae, R</b> (1, 7) OBP: 0.287, SLG: 0.422	0-0 SH1-3 1-2		0-0 F8			0-0 F4		0-0 6-3		3 0 0 0 0 0 3										
<b>Lee May, R</b> (1, 3) OBP: 0.339, SLG: 0.556	0-3 K		0-3 K			0-0 6-3		0-3 K		4 0 0 0 0 3 1										
<b>Tony Perez, R</b> (1, 5) OBP: 0.334, SLG: 0.455	0-0 1-3		0-3 K			0-0 6-3		0-3 K		4 0 0 0 0 2 1										
<b>Johnny Bench, R</b> (1, 2) OBP: 0.293, SLG: 0.423		0-0 BB E 1B	0-0 L7			0-0 6-3		0-0 F6		4 1 1 0 0 0 0										
<b>George Foster, R</b> (1, 8) OBP: 0.296, SLG: 0.390		0-3 K	0-3 K			0-0 5-3				3 0 0 0 0 2 1										
<b>Tommy Helms, R</b> (1, 4) OBP: 0.294, SLG: 0.342		4-0 BB BB BB	4-0 FC4 BB		0-0 F9		0-0 SH2-4 1B			2 0 1 0 1 0 0										
<b>Dave Concepcion, R</b> (8, PR) OBP: 0.256, SLG: 0.262		1-2 BB								0 0 0 0 0 0 0										
<b>Woody Woodward, R</b> (1, 6) OBP: 0.304, SLG: 0.285		0-0 FC4 1-2f 2-H	0-0 1-3		0-0 1-3		0-0 SH2-4 1B			3 0 1 0 0 0 1										
<b>Jim McGlothlin, R</b> (1, 1) OBP: 0.167, SLG: 0.217		0-0 5-3	0-0 1-3		0-0 1-3		0-0 SH2-4			2 0 0 0 0 0 1										
<b>Inning Stats</b>	R: 0 E: 0 K: 1 S: 6	H: 1 LOB: 1 BB: 0 P: 6	R: 1 E: 1 K: 1 S: 6	H: 1 LOB: 1 BB: 1 P: 10	R: 0 E: 0 K: 1 S: 5	H: 0 LOB: 0 BB: 0 P: 5	R: 0 E: 0 K: 2 S: 7	H: 0 LOB: 0 BB: 0 P: 7	R: 0 E: 0 K: 0 S: 3	H: 0 LOB: 0 BB: 0 P: 3	R: 0 E: 0 K: 0 S: 3	H: 0 LOB: 0 BB: 0 P: 3	R: 0 E: 0 K: 0 S: 5	H: 2 LOB: 3 BB: 0 P: 5	R: 0 E: 0 K: 2 S: 7	H: 0 LOB: 0 BB: 0 P: 7	1B: 4 2B: 0 3B: 0 HR: 0	SF: 0 SAC: 2 DP: 0 HBP: 0	WP: 0 PB: 0 SB: 0 CS: 0	PA: 32
<b>PITCHER</b> <b>Al Downing, L</b> (1, 1) ERA: 2.75	IP: 9.0 WLS: W BF: 32 H: 4 R: 1 ER: 0 SO: 7 BB: 1 IBB: 0 HBP: 0 BLK: 0 WP: 0 HR: 0 S: 45 P: 49 ERA: 0.00 WHIP: 0.556																			



Batter	1	2	3	4	5	6	7	8	9
Maury Wills, S OBP: 0.325, SLG: 0.324 (1, 6)	0-0 FC1-5-6-5 4-3 1B	0-0 6-3			0-0 FC1-5 1-2 1B			0-0 6-3	
Bill Buckner, L OBP: 0.318, SLG: 0.372 (1, 9) Bill Russell, R OBP: 0.265, SLG: 0.329 (9, 9)	0-0 4-3 1-2		0-0 4-3		0-0 FC1-5 1-2 2-3f G4-6-3			0-0 1-3	
Willie Davis, L OBP: 0.336, SLG: 0.431 (1, 8)	0-0 FC1-5-6-5 1B 2-3 E		0-0 F8		0-0 G4-6-3 1-2f			0-0 4-3	
Dick Allen, R OBP: 0.394, SLG: 0.459 (1, 5)	0-0 2-3 E 1B		4-0 FC6 BB		0-0 F3				
Willie Crawford, L OBP: 0.332, SLG: 0.452 (1, 7)	0-0 E4 1-H 3-H 2B		0-0 FC6 1-2f		0-0 4-3				
Wes Parker, S OBP: 0.352, SLG: 0.360 (1, 3)	0-0 4-3		0-0 L8		0-0 4-3				
Tom Haller, L OBP: 0.353, SLG: 0.410 (1, 2)		0-0 E7 4-3 1B		0-0 F7			0-0 G3		
Bobby Valentine, R OBP: 0.293, SLG: 0.333 (1, 4)		0-0 4-3 2-3		0-0 1-3			0-0 6-3		
Al Downing, R OBP: 0.235, SLG: 0.203 (1, 1)		0-0 G3			4-0 FC1-5 1B BB		0-0 4-3		

Inning Stats	R: 2	H: 3	E: 1	LOB: 1	K: 0	BB: 0	S: 6	P: 6
	R: 0	H: 1	E: 1	LOB: 1	K: 0	BB: 0	S: 4	P: 4
	R: 0	H: 0	E: 0	LOB: 1	K: 0	BB: 1	S: 3	P: 7
	R: 0	H: 0	E: 0	LOB: 0	K: 0	BB: 0	S: 3	P: 3
	R: 0	H: 1	E: 0	LOB: 1	K: 0	BB: 1	S: 3	P: 7
	R: 0	H: 0	E: 0	LOB: 0	K: 0	BB: 0	S: 3	P: 3
	R: 0	H: 0	E: 0	LOB: 0	K: 0	BB: 0	S: 3	P: 3
	R: 0	H: 0	E: 0	LOB: 0	K: 0	BB: 0	S: 3	P: 3


PITCHER	IP	WLS	BF	H	R	ER	SO	BB	IBB	HBP	BLK	WP	HR	S	P	ERA	WHIP
Jim McGlothlin, R ERA: 3.36 (1, 1)	8.0	L	30	5	2	2	0	2	0	0	0	0	0	28	36	2.25	0.875

**BOTTOM**

**Cincinnati Reds @ Los Angeles Dodgers**  
 Dodger Stadium, Los Angeles, CA  
 Sat Sep 04 1971, 7:05 PM PDT  
 Att. 21,148 - Unknown

AB	R	H	RBI	BB	SO	LOB
4	0	2	0	0	0	1
4	0	0	0	0	0	3
0	0	0	0	0	0	0
4	1	0	0	0	0	3
2	1	1	0	1	0	0
3	0	1	2	0	0	1
3	0	0	0	0	0	1
3	0	1	0	0	0	0
3	0	0	0	0	0	1
2	0	0	0	1	0	1

AB	28
R	2
H	5
RBI	2
BB	2
SO	0
LOB	11



1B:	4	SF:	0	WP:	0	PA:	30
2B:	1	SAC:	0	PB:	0		
3B:	0	DP:	1	SB:	0		
HR:	0	HBP:	0	CS:	0		



Batter	1	2	3	4	5	6	7	8	9	AB R H RBI BB SO LOB	TOP																
<b>Pete Rose, S</b> (1, 9) OBP: 0.371, SLG: 0.410	4-0 E SF8 BB	0-0 F7		0-0 1B 3B		0-0 F8			0-0 L6	4 2 1 0 1 0 1																	
<b>Hal McRae, R</b> (1, 7) OBP: 0.288, SLG: 0.425	0-0 E4 2B	0-0		0-0 G6-4-3 1B		0-0 6-3			0-0 5-3	5 2 2 1 0 0 1 0 0 0 0 0 0 0																	
<b>Buddy Bradford, R</b> (9, 7) OBP: 0.299, SLG: 0.287	1-3	1-3 2B		3-H 0-3 K		0-3 K			0-0 F9	4 0 1 3 0 2 1 0 0 0 0 0 0 0																	
<b>Lee May, R</b> (1, 3) OBP: 0.337, SLG: 0.553	0-0 SF8	0-0 BB 1B		0-3 K		0-3 K			0-0 F9	4 0 1 3 0 2 1 0 0 0 0 0 0 0																	
<b>Woody Woodward, R</b> (9, 5) OBP: 0.304, SLG: 0.285	3-H 0-0	3-H 0-0 1B		0-0 G6-4-3 1-2f		0-0 F8			0-0 F8	4 1 2 1 0 0 1																	
<b>Tony Perez, R</b> (1, 5) OBP: 0.335, SLG: 0.457	2-H 0-0 1B 2B	1-2 BB 1B		0-0 G6-4-3 1-2f		0-0 F8			0-0 F8	4 1 2 1 0 0 1																	
<b>Johnny Bench, R</b> (1, 2) OBP: 0.298, SLG: 0.424	0-0 1B 2-H	4-0 FC6-4 BB		0-0 SH5-3 6-3 BB		4-0 SH5-3 6-3 BB			4-0 CS BB	1 1 1 1 3 0 0																	
<b>George Foster, R</b> (1, 8) OBP: 0.298, SLG: 0.391	0-0 1-2 1B	0-0 FC6-4 1-2f		0-0 SH5-3 1-2 1B		0-0 SH5-3 1-2 1B			0-0 F7 1-2	4 0 2 0 0 0 4																	
<b>Tommy Helms, R</b> (1, 4) OBP: 0.292, SLG: 0.340	0-0 G6-4-3 1-2f			0-0 F3		0-0 SH5-3 1-2 2-3			0-0 6-3	3 0 0 0 0 0 2																	
<b>Dave Concepcion, R</b> (1, 6) OBP: 0.253, SLG: 0.259		0-0 6-3		0-3 K		0-0 6-3 3-H			0-0 F7	4 0 0 1 0 1 1																	
<b>Ross Grimsley, L</b> (1, 1) OBP: 0.152, SLG: 0.114		0-0		0-0 1-3		0-3 K			0-3 K	3 1 1 0 0 1 1 1 0 0 0 0 1 0																	
<b>Wayne Granger, R</b> (5, 1) OBP: 0.250, SLG: 0.571		2B 1B		1-3 K		0-3 K			0-3 K																		
<b>Inning Stats</b>	R: 3 E: 1 K: 0 S: 6	H: 3 LOB: 1 BB: 1 P: 10	R: 2 E: 0 K: 0 S: 7	H: 4 LOB: 3 BB: 1 P: 11	R: 0 E: 0 K: 1 S: 5	H: 0 LOB: 0 BB: 0 P: 5	R: 1 E: 0 K: 1 S: 6	H: 2 LOB: 0 BB: 0 P: 6	R: 1 E: 0 K: 1 S: 6	H: 1 LOB: 1 BB: 1 P: 10	R: 0 E: 0 K: 1 S: 5	H: 0 LOB: 0 BB: 0 P: 5	R: 0 E: 0 K: 0 S: 2	H: 0 LOB: 0 BB: 1 P: 6	R: 0 E: 0 K: 1 S: 5	H: 0 LOB: 0 BB: 0 P: 5	R: 0 E: 0 K: 0 S: 3	H: 0 LOB: 0 BB: 0 P: 3	R: 0 E: 0 K: 0 S: 3	H: 0 LOB: 0 BB: 0 P: 3	1B: 7 2B: 2 3B: 1 HR: 0	SF: 1 SAC: 1 DP: 2 HBP: 0	WP: 0 PA: 39 PB: 0 SB: 0 CS: 1				
<b>PITCHER</b>	IP	WLS	BF	H	R	ER	SO	BB	IBB	HBP	BLK	WP	HR	S	P	ERA	WHIP										
<b>Doyle Alexander, R</b> (1, 1) ERA: 3.26	1.2	L	12	6	5	4	0	1	0	0	0	0	0	11	15	21.60	4.200										
<b>Joe Moeller, R</b> (2, 1) ERA: 3.05	0.1		3	1	0	0	0	1	0	0	0	0	0	2	6	0.00	6.000										
<b>Mike Strahler, R</b> (3, 1) ERA: 4.0	4.0		15	3	2	2	4	1	0	0	0	0	0	22	26	4.50	1.000										
<b>Hoyt Wilhelm, R</b> (7, 1) ERA: 3.38	3.0		9	0	0	0	1	1	0	0	0	0	0	10	14	0.00	0.333										

**Cincinnati Reds @ Los Angeles Dodgers**  
**Dodger Stadium, Los Angeles, CA**  
 Sun Sep 05 1971, 7:05 PM PDT  
 Att. 20,367 - Unknown

<b>AB</b>	<b>33</b>
<b>R</b>	<b>7</b>
<b>H</b>	<b>10</b>
<b>RBI</b>	<b>7</b>
<b>BB</b>	<b>4</b>
<b>SO</b>	<b>5</b>
<b>LOB</b>	<b>12</b>



livebaseballscorecards.com





Batter	1	2	3	4	5	6	7	8	9	AB R H RBI BB SO LOB	TOP
Ken Henderson, S (1, 7) OBP: 0.378, SLG: 0.453	0-3 K		0-3 K		0-0 F5		0-3 K			4 0 0 0 0 3 2	<p>San Francisco Giants @ Los Angeles Dodgers            Dodger Stadium, Los Angeles, CA</p> <p>Mon Sep 06 1971, 3:33 AM PDT            Att: 37,002 - Unknown</p>
Chris Speier, R (1, 6) OBP: 0.308, SLG: 0.322	0-3 K		0-3 K			0-0 F7		0-0 F8		4 0 0 0 0 2 0	
Willie Mays, R (1, 3) OBP: 0.439, SLG: 0.518	4-0 BB			0-0 E S WP 1B		4-0 FC6-4 BB		4-0 G6-4-3 BB		1 1 1 0 3 0 0	
Bobby Bonds, R (1, 9) OBP: 0.366, SLG: 0.518	0-0 F7			0-0 F8		0-0 FC6-4 S 1-2f		0-0 G6-4-3 1-2f		4 0 0 0 0 0 4	
Dick Dietz, R (1, 2) OBP: 0.385, SLG: 0.408		0-0 F9		0-0 E5 WP 1-3		0-3 K 1-2		0-0 1-3		4 0 0 0 0 1 2	
Al Gallagher, R (1, 5) OBP: 0.365, SLG: 0.418		4-0 BB		0-3 K 1-3 3-H		0-0 4-3 3B		4-0 1-3 BB		2 1 1 0 2 1 1	
Hal Lanier, R (1, 4) OBP: 0.290, SLG: 0.289		0-0 F8		0-0 2-3 1B		0-0 6-3		0-0 1-3		4 0 1 0 0 0 3	
Jimmy Rosario, S (1, 8) OBP: 0.338, SLG: 0.266 Bernie Williams, R (9, PH) OBP: 0.298, SLG: 0.236		0-3 K		0-0 2-3 1-2		0-0 4-3		0-3 K		3 0 0 1 0 1 2 1 0 0 0 0 1 1	
John Cumberland, R (1, 1) OBP: 0.146, SLG: 0.128 Jim Ray Hart, R (7, PH) OBP: 0.308, SLG: 0.348 Jerry Johnson, R (7, 1) OBP: 0.100, SLG: 0.111		0-3 K		0-3 K		0-0 1B				2 0 0 0 0 2 1 1 0 1 0 0 0 0 0 0 0 0 0 0 0	
<b>Inning Stats</b>	R: 0 H: 0 E: 0 LOB: 1 K: 2 BB: 1 S: 7 P: 11	R: 0 H: 0 E: 0 LOB: 1 K: 1 BB: 1 S: 5 P: 9	R: 0 H: 0 E: 0 LOB: 0 K: 3 BB: 0 S: 9 P: 9	R: 1 H: 1 E: 1 LOB: 2 K: 1 BB: 0 S: 6 P: 6	R: 0 H: 1 E: 0 LOB: 1 K: 1 BB: 0 S: 6 P: 6	R: 0 H: 0 E: 0 LOB: 1 K: 1 BB: 1 S: 5 P: 9	R: 1 H: 2 E: 0 LOB: 1 K: 1 BB: 0 S: 7 P: 7	R: 0 H: 0 E: 0 LOB: 0 K: 0 BB: 1 S: 2 P: 6	R: 0 H: 0 E: 0 LOB: 1 K: 1 BB: 1 S: 5 P: 9	1B: 3 SF: 0 2B: 1 SAC: 0 3B: 1 DP: 2 HR: 0 HBP: 0	
<b>PITCHER</b>	IP WLS BF H R ER SO BB IBB HBP BLK WP HR S P ERA WHIP										
Don Sutton, R (1, 1) ERA: 2.69	7.0 W 28 4 2 1 10 3 0 0 0 1 0 45 57 1.29 1.000										
Jim Brewer, L (8, 1) ERA: 2.08	2.0 S 7 0 0 0 1 2 0 0 0 0 0 7 15 0.00 1.000										

livebaseballscorecards.com

AB	30
R	2
H	4
RBI	1
BB	5
SO	11
LOB	16



Batter	1	2	3	4	5	6	7	8	9
Maury Wills, S OBP: 0.328, SLG: 0.339 (1, 6)	0-0 F7		0-0 SH1-4			0-0 HR	0-0 E7		
Bobby Valentine, R OBP: 0.299, SLG: 0.342 (1, 4)	0-0 F4		0-0 F7			0-0 F9		0-0 1B	
Willie Davis, L OBP: 0.334, SLG: 0.428 (1, 8)	0-0 4-3		0-0 G3			0-0 F8		0-0 1B	
Dick Allen, R OBP: 0.395, SLG: 0.465 (1, 3)		0-0 SH3-4		0-3 K		4-0 FC6-4		0-3 K	
Bill Russell, R OBP: 0.265, SLG: 0.329 (9, 9)									
Manny Mota, R OBP: 0.351, SLG: 0.371 (1, 7)		0-0 SH3-4		0-0 1-6-3		0-0 FC6-4		0-0 F3	
Wes Parker, S OBP: 0.351, SLG: 0.359 (1, 9)		0-0 1-3		0-0 F4			0-0 1B	0-3 K	
Steve Garvey, R OBP: 0.280, SLG: 0.380 (1, 5)		0-0 HR			0-0 4-3		0-3 K		
Tom Haller, L OBP: 0.354, SLG: 0.406 (1, 2)		0-0 F8			0-0 F7		4-0 1B	E	IBB
Don Sutton, R OBP: 0.224, SLG: 0.219 (1, 1)			0-0 SH1-4		0-0 6-3		0-0 F5		
Bill Buckner, L OBP: 0.316, SLG: 0.370 (7, PH)									
Jim Brewer, L OBP: 0.429, SLG: 0.429 (8, 1)									

Inning Stats	R: 0	H: 0	E: 0	K: 0	S: 3	P: 3	R: 2	H: 2	E: 0	K: 0	S: 5	R: 0	H: 1	E: 0	K: 0	S: 4	R: 0	H: 0	E: 0	K: 1	S: 5	R: 0	H: 0	E: 0	K: 0	S: 3	R: 1	H: 1	E: 0	K: 0	S: 4	R: 2	H: 2	E: 1	K: 1	S: 6	R: 0	H: 2	E: 0	K: 2	S: 9
	LOB: 0	BB: 0	P: 3	LOB: 0	BB: 0	P: 5	LOB: 1	BB: 0	P: 4	LOB: 0	BB: 0	LOB: 0	BB: 0	P: 3	LOB: 1	BB: 1	LOB: 1	BB: 1	P: 8	LOB: 1	BB: 1	P: 10	LOB: 2	BB: 0	P: 9	LOB: 2	BB: 0	P: 9	LOB: 0	SAC: 2	DP: 0	HBP: 0	1B: 4	SF: 0	2B: 2	3B: 0	HR: 2				

PITCHER	IP	WLS	BF	H	R	ER	SO	BB	IBB	HBP	BLK	WP	HR	S	P	ERA	WHIP
John Cumberland, L ERA: 2.96 (1, 1)	6.0	L	23	4	3	3	1	1	0	0	0	0	2	24	28	4.50	0.833
Jerry Johnson, R ERA: 2.47 (7, 1)	2.0		10	4	2	1	3	0	1	0	0	0	0	15	19	4.50	2.000

**BOTTOM**

San Francisco Giants @ Los Angeles Dodgers  
 Dodger Stadium, Los Angeles, CA  
 Mon Sep 06 1971, 3:33 AM PDT  
 Att. 37,002 - Unknown

AB	29
R	5
H	8
RBI	4
BB	2
SO	4
LOB	13



WP	HR	S	P	ERA	WHIP
0	0	0	0	0	0



Batter	1	2	3	4	5	6	7	8	9	AB	R	H	RBI	BB	SO	LOB	TOP												
Ken Henderson, S OBP: 0.377, SLG: 0.450 (1, 9) X	0-0 6-3 ①		0-0 F7 ③		4-0 BB 1-2			0-0 F4 ①		3	0	0	0	1	0	1													
Tito Fuentes, S OBP: 0.297, SLG: 0.345 Jim Willoughby, R (8, 1)	0-0 F5 ②			0-0 F5 ①	0-3 K ③			0-0 G1-6-3 ②		4	0	0	0	0	1	3													
Willie Mays, R OBP: 0.435, SLG: 0.512 (1, 3) X	0-0 F9 ③			0-0 6-3 ②		0-3 K ①			0-0 F3 ①	4	0	0	0	0	1	0													
Bobby Bonds, R OBP: 0.366, SLG: 0.516 (1, 8)		0-0 G5-4-3 BB PB 1B		0-0 6-3 ③		0-0 5-3 ②			0-3 K ②	4	1	1	0	0	1	0													
Dick Dietz, R OBP: 0.386, SLG: 0.407 (1, 2)		4-0 G5-4-3 BB 1-2			0-0 E 1-3 1B	0-3 K ③			0-3 K ③	3	1	1	0	1	2	0													
Al Gallagher, R OBP: 0.363, SLG: 0.414 (1, 5)		0-0 G5-4-3 ① ②			0-0 1-3 ①			0-0 6-3 ①		3	0	0	0	0	0	3													
Jim Ray Hart, R OBP: 0.310, SLG: 0.346 (1, 7)		0-0 4-3 ③			0-0 E7 1B 1B			0-0 F6 ②		3	1	1	1	0	0	0													
Chris Speier, R OBP: 0.307, SLG: 0.320 (1, 6)			0-0 4-3 ①		0-0 6-3 ②			0-0 F8 ③		3	0	0	0	0	0	1													
Ron Bryant, S OBP: 0.212, SLG: 0.220 Jim Barr, R Chris Arnold, R OBP: 1.000, SLG: 1.000 Don McMahon, R Steve Stone, R Steve Hamilton, L Fran Healy, R OBP: 0.404, SLG: 0.427 Frank Duffy, R OBP: 0.236, SLG: 0.209			0-3 K ②		0-0 BB 1B			0-0 G1-6-3 1B		0	0	0	0	0	0	0													
<b>Inning Stats</b>	R: 0 E: 0 K: 0 S: 3	H: 0 LOB: 0 BB: 0 P: 3	R: 1 E: 0 K: 0 S: 3	H: 1 LOB: 0 BB: 1 P: 7	R: 0 E: 0 K: 1 S: 5	H: 0 LOB: 0 BB: 0 P: 5	R: 0 E: 0 K: 0 S: 3	H: 0 LOB: 0 BB: 0 P: 3	R: 2 E: 1 K: 1 S: 8	H: 3 LOB: 2 BB: 1 P: 12	R: 0 E: 0 K: 2 S: 7	H: 0 LOB: 0 BB: 0 P: 7	R: 0 E: 0 K: 0 S: 3	H: 0 LOB: 0 BB: 0 P: 3	R: 0 E: 0 K: 0 S: 3	H: 1 LOB: 0 BB: 0 P: 3	R: 0 E: 0 K: 2 S: 7	H: 0 LOB: 0 BB: 0 P: 7	1B: 5 2B: 0 3B: 0 HR: 0	SF: 0 SAC: 0 DP: 2 HBP: 0	WP: 0 PB: 1 SB: 0 CS: 0	PA: 32							
<b>PITCHER</b> Claude Osteen, L ERA: 3.47 (1, 1)	IP 9.0	WLS W	BF 32	H 5	R 3	ER 1	SO 6	BB 2	IBB 0	HBP 0	BLK 0	WP 0	HR 0	S 42	P 50	ERA 1.00	WHIP 0.778												
										<b>PITCHER</b>																			
										IP WLS BF H R ER SO BB IBB HBP BLK WP HR S P ERA WHIP																			

San Francisco Giants @ Los Angeles Dodgers  
 Dodger Stadium, Los Angeles, CA  
 Tue Sep 07 1971, 7:05 PM PDT  
 Att: 36,356 - Unknown

livebaseballscorecards.com

AB 30  
 R 3  
 H 5  
 RBI 2  
 BB 2  
 SO 6  
 LOB 8







Batter	1	2	3	4	5	6	7	8	9	AB R H RBI BB SO LOB	TOP			
Ken Henderson, S (1, 9) OBP: 0.378, SLG: 0.451	0-0 4-3 2B		0-0 F8			0-0 F8			4-0 BB BB	3 0 1 0 1 0 0	<b>San Francisco Giants @ Los Angeles Dodgers</b> <b>Dodger Stadium, Los Angeles, CA</b> Wed Sep 08 1971, 7:05 PM PDT Att: 51,009 - Unknown			
Jim Howarth, L (1, 7) Jim Ray Hart, R (9, PH) Jimmy Rosario, S (9, PR) OBP: 0.333, SLG: 0.346 OBP: 0.338, SLG: 0.266	0-0 4-3 2-3		0-0 4-3			0-0 6-3		4-0 G5-3 1-2 BB	3 0 0 0 0 0 1 0 0 0 0 1 0 0 0 0 0 0 0 0 0					
Willie Mays, R (1, 3) OBP: 0.434, SLG: 0.508	0-3 K		0-3 K			0-0 6-3		4-0 1-2 2-3 BB	3 0 0 0 1 2 1					
Bobby Bonds, R (1, 8) OBP: 0.363, SLG: 0.512	0-0 5-3		0-0 6-3			0-3 K		0-0 G5-3 2-3f	4 0 0 0 0 1 4					
Al Gallagher, R (1, 5) OBP: 0.360, SLG: 0.411		0-0 6-3		0-0 F3		0-0 F9			3 0 0 0 0 0 0					
Dick Dietz, R (1, 2) OBP: 0.384, SLG: 0.404		0-0 5-3		0-0 6-3					3 0 0 0 0 0 0					
Chris Speier, R (1, 6) OBP: 0.307, SLG: 0.320		0-0 FC6 1B		0-0 6-3		0-0 F7			3 0 1 0 0 0 0					
Hal Lanier, R (1, 4) Steve Hamilton, L (8, 1) OBP: 0.286, SLG: 0.285	0-0 FC6 1-2f		0-0 4-3			0-0 4-3			3 0 0 0 0 0 1 0 0 0 0 0 0 0					
Juan Marichal, R (1, 1) Bernie Williams, R (6, PH) Don McMahon, R (6, 1) Chris Arnold, R (8, 4) OBP: 0.143, SLG: 0.233 OBP: 0.294, SLG: 0.233		0-3 K		0-3 K		0-0 F8			1 0 0 0 0 1 0 1 0 0 0 0 1 0 0 0 0 0 0 0 0 1 0 0 0 0 0 0					
<b>Inning Stats</b>	R: 0 E: 0 K: 1 S: 6 H: 1 LOB: 1 BB: 0 P: 6	R: 0 E: 0 K: 0 S: 4 H: 1 LOB: 1 BB: 0 P: 4	R: 0 E: 0 K: 1 S: 5 H: 0 LOB: 0 BB: 0 P: 5	R: 0 E: 0 K: 1 S: 5 H: 0 LOB: 0 BB: 0 P: 5	R: 0 E: 0 K: 0 S: 3 H: 0 LOB: 0 BB: 0 P: 3	R: 0 E: 0 K: 1 S: 5 H: 0 LOB: 0 BB: 0 P: 5	R: 0 E: 0 K: 1 S: 5 H: 0 LOB: 0 BB: 0 P: 5	R: 0 E: 0 K: 0 S: 3 H: 0 LOB: 0 BB: 0 P: 3	R: 0 E: 0 K: 0 S: 2 H: 0 LOB: 2 BB: 3 P: 14	1B: 1 2B: 1 3B: 0 HR: 0 SF: 0 SAC: 0 DP: 1 HBP: 0	WP: 0 PB: 0 SB: 0 CS: 0 PA: 31			
<b>PITCHER</b>	IP WLS BF H R ER SO BB IBB HBP BLK WP HR S P ERA WHIP												<b>PITCHER</b>	IP WLS BF H R ER SO BB IBB HBP BLK WP HR S P ERA WHIP
Bill Singer, R (1, 1) ERA: 4.14	8.1 W 29 2 0 0 5 2 0 0 0 0 0 0 37 45 0.00 0.480													
Jim Brewer, L (9, 1) ERA: 2.06	0.2 S 2 0 0 0 0 1 0 0 0 0 0 0 1 5 0.00 1.500													

livebaseballscorecards.com

<b>AB</b>	28
<b>R</b>	0
<b>H</b>	2
<b>RBI</b>	0
<b>BB</b>	3
<b>SO</b>	5
<b>LOB</b>	7



Batter	1	2	3	4	5	6	7	8	9	AB	R	H	RBI	BB	SO	LOB
Maury Wills, S OBP: 0.329, SLG: 0.338 (1, 6)	0-0 F6		0-0 3B 1B	0-0 4-3			0-0 SH3-4			3	1	1	0	0	0	2
Wes Parker, S OBP: 0.355, SLG: 0.367 (1, 9) (9, 3)	4-0 BB 1B BB		0-0 1-H G6-4-3 3B		0-0 S 1B		0-0 F8			3	2	2	1	1	0	1
Willie Davis, L OBP: 0.336, SLG: 0.427 (1, 8)	0-0 F7		0-0 G6-4-3 1B		0-0 F8		0-0 F5			4	0	1	0	0	0	3
Dick Allen, R OBP: 0.394, SLG: 0.461 (1, 3) Bill Russell, R OBP: 0.265, SLG: 0.329 (9, 9)	4-0 1B 1-2 BB		0-0 G6-4-3 1-2f 3-H		0-0 F8		0-0 5-3			3	0	0	0	1	0	2
Willie Crawford, L OBP: 0.330, SLG: 0.447 (1, 7)	0-0 1-3 2-H 1B		0-0 F2		0-0 4-3		0-0 F3			4	0	1	1	0	0	1
Steve Garvey, R OBP: 0.292, SLG: 0.395 (1, 5)	0-0 F9			4-0 SH5-4 1B BB		4-0 CS BB		0-0 6-3		2	0	0	0	2	0	2
Tom Haller, L OBP: 0.347, SLG: 0.395 (1, 2)		0-0 F5		0-0 SH5-4 1-2 1B		0-0 1-3 1-2		0-0 4-3		3	0	1	0	0	0	1
Bobby Valentine, R OBP: 0.298, SLG: 0.336 (1, 4)		0-0 5-3		0-0 F9		0-0 4-3				3	0	0	0	0	0	2
Bill Singer, R OBP: 0.211, SLG: 0.100 (1, 1) Jim Brewer, L OBP: 0.429, SLG: 0.429 (9, 1)		0-0 F3		0-0 SH5-4 1-2 2-3			1-0 SH3-4 HBP			1	0	0	0	0	0	0

Inning Stats	R: 1	H: 1	E: 0	K: 0	S: 4	LOB: 2	BB: 2	P: 12	R: 0	H: 0	E: 0	K: 0	S: 3	LOB: 0	BB: 0	P: 3	R: 2	H: 3	E: 0	K: 0	S: 5	LOB: 0	BB: 0	P: 5	R: 0	H: 1	E: 0	K: 0	S: 4	LOB: 2	BB: 1	P: 8	R: 0	H: 1	E: 0	K: 0	S: 4	LOB: 1	BB: 0	P: 4	R: 0	H: 0	E: 0	K: 0	S: 2	LOB: 0	BB: 1	P: 6	R: 0	H: 0	E: 0	K: 0	S: 3	LOB: 1	BB: 0	P: 4	R: 0	H: 0	E: 0	K: 0	S: 3	LOB: 0	BB: 0	P: 3
PITCHER	IP	WLS	BF	H	R	ER	SO	BB	IBB	HBP	BLK	WP	HR	S	P	ERA	WHIP																																															
Juan Marichal, R ERA: 2.98 (1, 1)	5.0	L	23	6	3	3	0	3	0	0	0	0	0	20	32	5.40	1.800																																															
Don McMahon, R ERA: 3.58 (6, 1)	2.0		7	0	0	0	0	1	0	1	0	0	0	5	10	0.00	0.500																																															
Steve Hamilton, L ERA: 3.14 (8, 1)	1.0		3	0	0	0	0	0	0	0	0	0	0	3	3	0.00	0.000																																															
	1B: 5	2B: 0	3B: 1	HR: 0	SF: 0	SAC: 2	DP: 1	HBP: 1	WP: 0	PB: 0	SB: 1	CS: 1	PA: 33																																																			

BOTTOM

San Francisco Giants @ Los Angeles Dodgers  
 Dodger Stadium, Los Angeles, CA  
 Wed Sep 08 1971, 7:05 PM PDT  
 Att. 51,009 - Unknown

livebaseballscores.com

AB	26
R	3
H	6
RBI	2
BB	4
SO	0
LOB	14





Batter	1	2	3	4	5	6	7	8	9	AB R H RBI BB SO LOB	TOP	
Maury Wills, S OBP: 0.331, SLG: 0.338 (1, 6)	4-0 BB G4-6-3		0-0 1-3			4-0 BB 2B	0-0 6-3		0-0 FC1-6 1B	3 1 1 0 2 0 0		
Bobby Valentine, R OBP: 0.296, SLG: 0.330 (1, 4)	0-0 G4-6-3 1-2f			0-0 5-3		4-0 BB 2B SF9	0-0 F8		0-0 FC1-6 1B 1-2f	4 1 0 0 1 0 2		
Willie Davis, L OBP: 0.334, SLG: 0.425 (1, 8)	0-0 G3			0-0 4-3		0-0 F7	0-0 L1		0-0 1B 1-3	5 0 1 0 0 0 2		
Dick Allen, R OBP: 0.394, SLG: 0.465 Willie Crawford, L OBP: 0.330, SLG: 0.447 (1, 3) (9, 7)		0-0 F9		0-0 2B		0-0 2B 1-3 2-H		0-3 K	0-0 4-3	5 1 2 1 0 1 2 0 0 0 0 0 0 0		
Manny Mota, R OBP: 0.364, SLG: 0.391 Bill Russell, R OBP: 0.265, SLG: 0.329 (1, 7) (8, PR) (8, 9)		0-0 1B		4-0 IBB		4-0 IBB 2B		0-0 1B E7		2 0 2 0 2 0 0 0 0 0 0 0 0 0		
Wes Parker, S OBP: 0.352, SLG: 0.365 (1, 9) (8, 7) (9, 3)		0-0 F7		0-3 K		0-0 SF9 3-H		0-0 1B E7 1-2 2-H		3 0 0 1 0 1 4		
Steve Garvey, R OBP: 0.296, SLG: 0.402 (1, 5)		0-3 K			0-0 5-3	0-0 2B 1-3 2-H		0-0 1B 2-3		4 0 2 1 0 1 1		
Tom Haller, L OBP: 0.350, SLG: 0.394 (1, 2)			0-0 1B CS		0-0 4-3	4-0 IBB		0-3 K		3 0 1 0 1 1 3		
Al Downing, R OBP: 0.227, SLG: 0.195 Hoyt Wilhelm, R (8, 1)			0-0 4-3 1-2		0-3 K	0-0 F9		0-3 K		3 0 0 0 0 1 4 1 0 0 0 0 1 0		
<b>Inning Stats</b>	R: 0 E: 0 K: 0 S: 2 H: 0 LOB: 0 BB: 1 P: 6	R: 0 E: 0 K: 1 S: 6 H: 1 LOB: 1 BB: 0 P: 6	R: 0 E: 0 K: 0 S: 3 H: 1 LOB: 0 BB: 0 P: 3	R: 0 E: 0 K: 1 S: 6 H: 1 LOB: 2 BB: 1 P: 10	R: 0 E: 0 K: 1 S: 5 H: 0 LOB: 0 BB: 0 P: 5	R: 3 E: 0 K: 0 S: 5 H: 2 LOB: 3 BB: 4 P: 21	R: 0 E: 0 K: 0 S: 3 H: 0 LOB: 0 BB: 0 P: 3	R: 0 E: 1 K: 2 S: 9 H: 2 LOB: 3 BB: 0 P: 9	R: 0 E: 0 K: 1 S: 7 H: 2 LOB: 2 BB: 0 P: 7	1B: 6 2B: 3 3B: 0 HR: 0 SF: 1 SAC: 0 DP: 1 HBP: 0	WP: 0 PB: 0 SB: 1 CS: 1 PA: 40	
<b>PITCHER</b>	IP WLS BF H R ER SO BB IBB HBP BLK WP HR S P ERA WHIP											
Fred Norman, L ERA: 3.76 (1, 1)	6.0 L 27 5 3 3 3 3 3 3 0 0 0 0 27 51 4.50 1.333											
Mike Corkins, R ERA: 8.31 (7, 1)	1.2 7 2 0 0 1 0 0 0 0 0 0 0 9 9 0.00 1.200											
Mike Caldwell, L ERA: (8, 1)	0.1 1 0 0 0 1 0 0 0 0 0 0 0 3 3 0.00 0.000											
Al Severinsen, R ERA: 3.36 (9, 1)	1.0 5 2 0 0 1 0 0 0 0 0 0 0 7 7 0.00 2.000											

Los Angeles Dodgers @ San Diego Padres  
San Diego Stadium, San Diego, CA  
Thu Sep 09 1971, 10:05 PM EDT  
Att. 7,627 - Unknown

livebaseballscorecards.com

AB 33  
R 3  
H 9  
RBI 3  
BB 6  
SO 6  
LOB 18







Batter	1	2	3	4	5	6	7	8	9	AB R H RBI BB SO LOB	TOP																
Maury Wills, S OBP: 0.330, SLG: 0.336 (1, 6)	0-0 5-3	0-0 4-3			0-0 G4-3		0-0 1-3		0-0 SF8 1B	5 1 1 1 0 0 1																	
Bobby Valentine, R OBP: 0.298, SLG: 0.333 (1, 4)	0-0 2B 1B		0-0 8-4-3 1B		0-0 6-3		0-0 6-3		0-0 SF8	4 1 2 1 0 0 0																	
Willie Davis, L OBP: 0.335, SLG: 0.426 (1, 8)	0-0 1-3 1B 2B		0-0 8-4-3 1-2f			0-0 F9		0-0 4-3	0-0 CS WP 1B	5 1 2 2 0 0 1																	
Dick Allen, R OBP: 0.397, SLG: 0.467 Bill Buckner, L OBP: 0.316, SLG: 0.370 (1, 3) (9, 7)	0-0 2-H 3-H 1B 1B		0-0 5-3		0-0 E FC9-2 1B		0-0 G5-4-3 1B		0-0 1-2 IBB	4 0 3 2 1 0 0 0 0 0 0 0 0 0																	
Manny Mota, R OBP: 0.362, SLG: 0.389 Jim Brewer, L OBP: 0.429, SLG: 0.429 (1, 7) (8, 1)	0-0 1-2 FC6-4 1B			0-0 6-3		0-0 E4 FC9-2 1-2		0-0 G5-4-3 1-2f	0-0 CS	4 0 1 0 0 0 2 0 0 0 0 0 0 0																	
Wes Parker, S OBP: 0.353, SLG: 0.366 (1, 9) (9, 3)	0-0 F9			0-0 1B		0-0 E6 FC9-2 1-2 2-3			0-0 1B 4-3 1B	4 1 2 0 0 0 4																	
Steve Garvey, R OBP: 0.291, SLG: 0.394 (1, 5)	0-0 1-2f FC6-4			0-0 F8		0-0 FC9-2 1-2 2-3 3-Hf			0-0 4-3	4 0 0 0 0 0 7																	
Tom Haller, L OBP: 0.345, SLG: 0.388 Joe Ferguson, R OBP: 0.304, SLG: 0.303 (1, 2) (9, PH) (9, 2)		0-3 K		0-0 F6		0-3 K			4-0 1B SF8 1B IBB	3 0 0 0 0 2 4 0 1 0 0 1 0 0																	
Don Sutton, R OBP: 0.228, SLG: 0.224 Willie Crawford, L OBP: 0.330, SLG: 0.447 Jim Lefebvre, S OBP: 0.313, SLG: 0.396 Bill Russell, R OBP: 0.265, SLG: 0.329 (1, 1) (8, 7) (9, PH) (9, PR) (9, 9)		0-0 1-3			0-0 G4-3 1B		0-0 F8		0-0 SF8 1B 1B	3 0 1 0 0 0 0 0 0 0 0 0 0 0 1 0 1 0 0 0 0 0 1 0 0 0 0 0																	
Inning Stats	R: 2 E: 0 K: 0 S: 7	H: 4 LOB: 2 BB: 0 P: 7	R: 0 E: 0 K: 1 S: 5	H: 0 LOB: 0 BB: 0 P: 5	R: 0 E: 0 K: 0 S: 3	H: 1 LOB: 0 BB: 0 P: 3	R: 0 E: 0 K: 0 S: 4	H: 1 LOB: 1 BB: 0 P: 4	R: 0 E: 2 K: 1 S: 8	H: 1 LOB: 3 BB: 0 P: 8	R: 0 E: 0 K: 0 S: 3	H: 0 LOB: 0 BB: 0 P: 3	R: 0 E: 0 K: 0 S: 3	H: 1 LOB: 0 BB: 0 P: 3	R: 4 E: 0 K: 0 S: 6	H: 4 LOB: 1 BB: 2 P: 14	1B: 12 2B: 2 3B: 0 HR: 0	SF: 1 SAC: 0 DP: 3 HBP: 0	WP: 1 PB: 0 SB: 0 CS: 1	PA: 41							
PITCHER	IP	WLS	BF	H	R	ER	SO	BB	IBB	HBP	BLK	WP	HR	S	P	ERA	WHIP										
Dave Roberts, L ERA: 1.95 (1, 1)	7.0		29	8	2	2	2	0	0	0	0	0	0	33	33	2.57	1.143										
Ed Acosta, R ERA: 2.42 (8, 1)	1.1	L	5	2	1	1	0	0	0	0	0	0	0	5	5	6.75	1.500										
Dick Kelley, L ERA: 3.61 (9, 1)	0.0		2	1	0	0	0	0	1	0	0	0	0	1	5	∞	∞										
Al Severinsen, R ERA: 3.48 (9, 1)	0.1		2	1	1	1	0	0	0	0	0	0	0	2	2	27.00	3.000										
Mike Caldwell, L ERA: (9, 1)	0.1		2	1	2	2	0	0	1	0	0	1	0	1	5	54.00	3.000										

Los Angeles Dodgers @ San Diego Padres  
San Diego Stadium, San Diego, CA  
Fri Sep 10 1971, 10:05 PM EDT  
Att. 13,367 - Unknown

AB	37
R	6
H	13
RBI	6
BB	2
SO	2
LOB	19



Batter	1	2	3	4	5	6	7	8	9
Enzo Hernandez, R (1, 6) OBP: 0.297, SLG: 0.255 Cito Gaston, R (7, PH) OBP: 0.267, SLG: 0.389 Tommy Dean, R (8, 6) OBP: 0.150, SLG: 0.105	0-0 6-3 1B		0-0 G3			0-0 FC 1B 1B	0-3 K		0-3 K
Don Mason, L (1, 4) OBP: 0.264, SLG: 0.268	0-0 6-3 1-2			0-0 F9		0-3 K		0-0 4-3 WP 2B	0-0 5-3
Larry Stahl, L (1, 9) OBP: 0.312, SLG: 0.388	0-0 F8			0-0 3-1		0-0 F8		0-0 4-3 2-3	
Nate Colbert, R (1, 3) OBP: 0.347, SLG: 0.472	0-3 K			0-0 F3		0-0 FC 1-2 1B		0-3 K 3-H	
Leron Lee, L (1, 7) OBP: 0.329, SLG: 0.424		0-0 F9			0-0 2B 3B	0-0 FC 1-2 2-3		0-0 E 1B 1B	
Johnny Jeter, R (1, 8) OBP: 0.200, SLG: 0.200		0-3 K			0-0 5-3	0-0 F8		0-0 E 1-2 1B	
Garry Jesteadt, R (1, 5) OBP: 0.326, SLG: 0.359		0-3 K			0-0 2B 3-H		0-3 K	0-0 E1 1-2 2-3	
Bob Barton, R (1, 2) OBP: 0.309, SLG: 0.342 Jerry Morales, R (7, PR) OBP: 0.333, SLG: 0.200 Fred Kendall, R (8, 2) OBP: 0.221, SLG: 0.206			0-0 F9		0-0 F1		0-0 1B	0-3 K	
Dave Roberts, L (1, 1) OBP: 0.189, SLG: 0.216 Ollie Brown, R (7, PH) OBP: 0.343, SLG: 0.361 Ed Acosta, S (8, 1) Dick Kelley, R (9, 1) OBP: 0.333, SLG: 0.333 Al Severinsen, R (9, 1) Mike Caldwell, R (9, 1) Rod Gaspar, S (9, PH)			0-0 F8		0-0 F7		0-0 F8		0-0 F3

AB	R	H	RBI	BB	SO	LOB
3	0	2	0	0	0	0
1	0	0	0	0	1	1
1	0	0	0	0	1	0
5	1	1	0	0	1	2
4	0	0	0	0	0	3
4	0	1	0	0	2	1
4	1	2	0	0	0	2
4	0	1	0	0	1	4
4	0	1	1	0	2	2
3	0	1	0	0	0	1
0	0	0	0	0	0	0
1	0	0	0	0	1	3
2	0	0	0	0	0	1
1	0	0	0	0	0	1
0	0	0	0	0	0	0
0	0	0	0	0	0	0
0	0	0	0	0	0	0
1	0	0	0	0	0	0

**BOTTOM**

**Los Angeles Dodgers @ San Diego Padres**  
San Diego Stadium, San Diego, CA

livebaseballscores.com

<b>AB</b>	<b>38</b>
<b>R</b>	<b>2</b>
<b>H</b>	<b>9</b>
<b>RBI</b>	<b>1</b>
<b>BB</b>	<b>0</b>
<b>SO</b>	<b>9</b>
<b>LOB</b>	<b>21</b>



Inning Stats	R: 0	H: 1	E: 0	K: 1	S: 6	LOB: 1	BB: 0	P: 6
	R: 0	H: 0	E: 0	K: 2	S: 7	LOB: 0	BB: 0	P: 7
	R: 0	H: 0	E: 0	K: 0	S: 3	LOB: 0	BB: 0	P: 3
	R: 0	H: 0	E: 0	K: 0	S: 3	LOB: 0	BB: 0	P: 3
	R: 1	H: 2	E: 0	K: 0	S: 5	LOB: 1	BB: 0	P: 5
	R: 0	H: 2	E: 0	K: 1	S: 8	LOB: 3	BB: 0	P: 8
	R: 0	H: 1	E: 0	K: 2	S: 8	LOB: 1	BB: 0	P: 8
	R: 1	H: 3	E: 1	K: 2	S: 11	LOB: 3	BB: 0	P: 11
	R: 0	H: 0	E: 0	K: 1	S: 5	LOB: 0	BB: 0	P: 5
	1B: 6	2B: 2	3B: 1	HR: 0	SF: 0	SAC: 0	DP: 0	HBP: 0

WP	PA	ERA	WHIP
1	38		
0			
0			

PITCHER	IP	WLS	BF	H	R	ER	SO	BB	IBB	HBP	BLK	WP	HR	S	P	ERA	WHIP
Don Sutton, R (1, 1) ERA: 2.68	7.2		33	9	2	2	7	0	0	0	0	1	0	47	47	2.35	1.174
Jim Brewer, L (8, 1) ERA: 2.02	1.1	W	5	0	0	0	2	0	0	0	0	0	0	9	9	0.00	0.000

PITCHER	IP	WLS	BF	H	R	ER	SO	BB	IBB	HBP	BLK	WP	HR	S	P	ERA	WHIP

Fri Sep 10 1971, 10:05 PM EDT  
Att. 13,367 - Unknown



Batter	1	2	3	4	5	6	7	8	9	AB R H RBI BB SO LOB	TOP																
Maury Wills, S OBP: 0.328, SLG: 0.334 (1, 6) X	0-0 4-3			X 0-0 F8	X 0-0 6-3		X 0-0 FC4 PB 1B 1-2f 2-3 3-H			4 1 0 1 0 0 3	<b>Los Angeles Dodgers @ San Diego Padres</b> San Diego Stadium, San Diego, CA Sun Sep 12 1971, 6:33 AM EDT Att. 6,950 - Unknown <a href="http://livebaseballscorecards.com">livebaseballscorecards.com</a>																
Bill Buckner, L OBP: 0.315, SLG: 0.368 (1, 9) X	0-0 4-3		X 0-0 F9		X 0-0 F9		X 0-0 1B 1-H 3-H			4 0 1 1 0 0 0																	
Willie Davis, L OBP: 0.334, SLG: 0.425 (1, 8) X	0-0 4-3		X 0-0 1B		X 0-0 4-3		X 0-0 F8 3			4 0 1 0 0 0 1																	
Dick Allen, R OBP: 0.396, SLG: 0.464 (1, 3)		X 0-0 F9		X 0-3 K		X 0-0 6-3		X 4-0 FC6-4 BB		3 0 0 0 1 1 1																	
Willie Crawford, L OBP: 0.329, SLG: 0.443 (1, 7)		X 0-0 6-3		X 0-3 K		X 4-0 1B SF7 BB		X 0-0 FC6-4 K2 1-2f		3 1 0 0 1 1 1																	
Steve Garvey, R OBP: 0.294, SLG: 0.396 (1, 5)		X 0-0 F3		X 0-0 E 2B 1B		X 0-0 1B FC4 1B		X 0-3 K2 1-2f		4 2 2 0 0 1 1																	
Tom Haller, L OBP: 0.343, SLG: 0.383 (1, 2)			X 4-0 G6-3 BB		X 0-3 K		X 0-0 SF7		X 0-0 4-3	2 0 0 1 1 1 1																	
Bobby Valentine, R OBP: 0.298, SLG: 0.333 (1, 4)			X 0-0 G6-3		X 0-0 E5		X 0-0 FC4 IBB PB 1B		X 0-3 K	3 1 1 0 0 0 2																	
Don Sutton, R OBP: 0.228, SLG: 0.224 (7, PR)			X 1-2f		X 1-2 2B		X 1-3 1B		X 0-3 K	0 1 0 0 0 0 0																	
Hoyt Wilhelm, R (7, 1)			X 0-3 K		X 0-0 2B		X 4-0 FC4 IBB		X 0-0 G3	1 0 0 0 0 1 0																	
Claude Osteen, L OBP: 0.226, SLG: 0.228 (3, 1)			X 0-0		X 0-0		X 0-0		X 0-0	0 0 0 0 0 0 0																	
Doyle Alexander, R OBP: 0.333, SLG: 0.267 (5, PH)			X 0-0		X 0-0		X 0-0		X 0-0	0 0 0 0 0 0 0																	
Bill Sudakis, S OBP: 0.350, SLG: 0.338 (5, PR)			X 0-0		X 0-0		X 0-0		X 0-0	1 0 1 2 0 0 0																	
Billy Grabarkewitz, R OBP: 0.379, SLG: 0.279 (5, 1)			X 0-0		X 0-0		X 0-0		X 0-0	0 0 0 0 0 0 0																	
Joe Moeller, R (5, 1)			X 0-0		X 0-0		X 0-0		X 0-0	0 0 0 0 0 0 0																	
Jim Lefebvre, S OBP: 0.314, SLG: 0.394 (7, PH)			X 0-0		X 0-0		X 0-0		X 0-0	0 0 0 0 0 0 0																	
Jim Lefebvre, S OBP: 0.314, SLG: 0.394 (7, 4)			X 0-0		X 0-0		X 0-0		X 0-0	1 0 0 0 1 0 0																	
<b>Inning Stats</b>	R: 0 E: 0 K: 0 S: 3	H: 0 LOB: 0 BB: 0 P: 3	R: 0 E: 0 K: 0 S: 3	H: 0 LOB: 0 BB: 0 P: 3	R: 0 E: 0 K: 1 S: 4	H: 0 LOB: 0 BB: 1 P: 8	R: 0 E: 0 K: 1 S: 6	H: 1 LOB: 1 BB: 0 P: 6	R: 2 E: 1 K: 2 S: 10	H: 2 LOB: 1 BB: 0 P: 10	R: 0 E: 0 K: 0 S: 3	H: 0 LOB: 0 BB: 0 P: 3	R: 4 E: 0 K: 0 S: 6	H: 3 LOB: 1 BB: 2 P: 14	R: 0 E: 0 K: 1 S: 4	H: 0 LOB: 1 BB: 1 P: 8	R: 0 E: 0 K: 1 S: 5	H: 0 LOB: 0 BB: 0 P: 5	1B: 5 2B: 2 3B: 0 HR: 0	SF: 1 SAC: 0 DP: 2 HBP: 0	WP: 0 PB: 1 SB: 0 CS: 0	PA: 36					
<b>PITCHER</b>	IP WLS BF H R ER SO BB IBB HBP BLK WP HR S P ERA WHIP	IP WLS BF H R ER SO BB IBB HBP BLK WP HR S P ERA WHIP	IP WLS BF H R ER SO BB IBB HBP BLK WP HR S P ERA WHIP	IP WLS BF H R ER SO BB IBB HBP BLK WP HR S P ERA WHIP	IP WLS BF H R ER SO BB IBB HBP BLK WP HR S P ERA WHIP	IP WLS BF H R ER SO BB IBB HBP BLK WP HR S P ERA WHIP	IP WLS BF H R ER SO BB IBB HBP BLK WP HR S P ERA WHIP	IP WLS BF H R ER SO BB IBB HBP BLK WP HR S P ERA WHIP	IP WLS BF H R ER SO BB IBB HBP BLK WP HR S P ERA WHIP	IP WLS BF H R ER SO BB IBB HBP BLK WP HR S P ERA WHIP	IP WLS BF H R ER SO BB IBB HBP BLK WP HR S P ERA WHIP	IP WLS BF H R ER SO BB IBB HBP BLK WP HR S P ERA WHIP	IP WLS BF H R ER SO BB IBB HBP BLK WP HR S P ERA WHIP	IP WLS BF H R ER SO BB IBB HBP BLK WP HR S P ERA WHIP	IP WLS BF H R ER SO BB IBB HBP BLK WP HR S P ERA WHIP	IP WLS BF H R ER SO BB IBB HBP BLK WP HR S P ERA WHIP	IP WLS BF H R ER SO BB IBB HBP BLK WP HR S P ERA WHIP	IP WLS BF H R ER SO BB IBB HBP BLK WP HR S P ERA WHIP	IP WLS BF H R ER SO BB IBB HBP BLK WP HR S P ERA WHIP	IP WLS BF H R ER SO BB IBB HBP BLK WP HR S P ERA WHIP	IP WLS BF H R ER SO BB IBB HBP BLK WP HR S P ERA WHIP	IP WLS BF H R ER SO BB IBB HBP BLK WP HR S P ERA WHIP	IP WLS BF H R ER SO BB IBB HBP BLK WP HR S P ERA WHIP	IP WLS BF H R ER SO BB IBB HBP BLK WP HR S P ERA WHIP			
Steve Arlin, R ERA: 3.37 (1, 1)	6.2 L 29 6 6 3 4 2 1 0 0 0 0 34 46 4.05 1.200																										
Mike Caldwell, L ERA: (7, 1)	0.1 1 0 0 0 0 0 0 0 0 0 0 0 1 1 0.00 0.000																										
Mike Corkins, R ERA: 5.68 (8, 1)	2.0 6 0 0 0 0 2 1 0 0 0 0 0 9 13 0.00 0.500																										



Batter	1	2	3	4	5	6	7	8	9	AB	R	H	RBI	BB	SO	LOB
Enzo Hernandez, R OBP: 0.297, SLG: 0.254 (1, 6)	0-0 F8	0-0 F8		4-0 2B BB			0-0 G6-4-3			3	0	0	0	1	0	3
Don Mason, L OBP: 0.271, SLG: 0.279 (1, 4)	0-0 2B 1B		0-0 FC3-6 1B	0-0 2B			0-0 G3			4	1	3	1	0	0	0
Johnny Jeter, R OBP: 0.222, SLG: 0.333 (1, 8)	0-0 1B 2B		0-0 FC3-6 1B				0-3 K			4	1	1	1	0	2	1
Nate Colbert, R OBP: 0.348, SLG: 0.472 (1, 3)	0-0 G6-4-3 1B		0-0 E5 1B				0-3 K			4	0	2	1	0	1	0
Cito Gaston, R OBP: 0.265, SLG: 0.386 (1, 9)	0-0 G6-4-3		0-3 K				0-0 F9			4	0	0	0	0	2	3
Ivan Murrell, R OBP: 0.267, SLG: 0.372 (1, 7)		0-0 F2	0-0 F8				0-3 K			4	0	0	0	0	2	2
Bob Barton, R OBP: 0.308, SLG: 0.341 (1, 2)		0-0 FC1-5 1B		0-0 F8			0-0 L9			4	0	1	0	0	1	0
Tommy Dean, R OBP: 0.159, SLG: 0.117 Leron Lee, L OBP: 0.328, SLG: 0.423 (1, 5) (9, PH)		0-0 FC1-5 1B		0-0 1-3			0-0 4-3			3	0	1	0	0	0	0
Steve Arlin, R OBP: 0.164, SLG: 0.159 Mike Caldwell, R Rod Gaspar, S Mike Corkins, R (1, 1) (7, 1) (7, PH) (8, 1)		0-0 FC1-5		0-0 E5 2B			4-0 G6-4-3 BB			2	1	0	0	0	0	2
		1-2 2-3f								0	0	0	0	0	0	0
										0	0	0	0	1	0	0
										0	0	0	0	0	0	0

Inning Stats	R: 2	H: 3	E: 0	K: 5	S: 5	LOB: 0	BB: 0	P: 5	R: 0	H: 2	E: 0	K: 5	S: 5	LOB: 2	BB: 0	P: 5	R: 0	H: 2	E: 2	K: 1	S: 7	LOB: 2	BB: 0	P: 7	R: 1	H: 1	E: 1	K: 0	S: 4	LOB: 2	BB: 1	P: 8	R: 0	H: 0	E: 0	K: 2	S: 7	LOB: 0	BB: 0	P: 7	R: 0	H: 0	E: 0	K: 1	S: 5	LOB: 0	BB: 0	P: 5	R: 0	H: 0	E: 0	K: 0	S: 2	LOB: 0	BB: 1	P: 6	R: 0	H: 0	E: 0	K: 2	S: 7	LOB: 0	BB: 0	P: 7	R: 0	H: 0	E: 0	K: 2	S: 7	LOB: 0	BB: 0	P: 7
--------------	------	------	------	------	------	--------	-------	------	------	------	------	------	------	--------	-------	------	------	------	------	------	------	--------	-------	------	------	------	------	------	------	--------	-------	------	------	------	------	------	------	--------	-------	------	------	------	------	------	------	--------	-------	------	------	------	------	------	------	--------	-------	------	------	------	------	------	------	--------	-------	------	------	------	------	------	------	--------	-------	------

PITCHER																	1B: 6	SF: 0	WP: 0	PA: 35								
IP	WLS	BF	H	R	ER	SO	BB	IBB	HBP	BLK	WP	HR	S	P	ERA	WHIP	2B: 2	SAC: 0	PB: 0	3B: 0	DP: 2	SB: 0	CS: 0	HR: 0	HBP: 0	ERA	WHIP	
Claude Osteen, L ERA: 3.52 (1, 1)	2.0		11	6	2	2	0	0	0	0	0	0	11	11	9.00	3.000												
Doyle Alexander, R ERA: 3.18 (3, 1)	2.0		9	2	1	0	1	0	0	0	0	0	10	14	0.00	1.500												
Joe Moeller, R ERA: 2.95 (5, 1)	2.0	W	6	0	0	0	3	0	0	0	0	0	12	12	0.00	0.000												
Hoyt Wilhelm, R ERA: 2.93 (7, 1)	3.0	S	9	0	0	0	4	1	0	0	0	0	16	20	0.00	0.333												

BOTTOM

Los Angeles Dodgers @ San Diego Padres  
San Diego Stadium, San Diego, CA  
Sun Sep 12 1971, 6:33 AM EDT  
Att. 6,950 - Unknown

livebaseballscorecards.com

AB	33
R	3
H	8
RBI	3
BB	2
SO	8
LOB	11







Batter	1	2	3	4	5	6	7	8	9	AB	R	H	RBI	BB	SO	LOB
Ken Henderson, S OBP: 0.371, SLG: 0.440 (1, 7)	0-0 4-3		0-0 G3		0-0 F7		0-0 4-3	0-0 5-3		5	0	0	0	0	0	1
Tito Fuentes, S OBP: 0.298, SLG: 0.352 (1, 4)	0-0 F6		0-0 5-3		0-0 6-3		0-0 PB 2B		0-0 6-3	5	1	1	0	0	0	0
Willie Mays, R OBP: 0.435, SLG: 0.499 Jim Howarth, L OBP: 0.364, SLG: 0.333 Don McMahon, R (8, 1) Chris Arnold, R OBP: 0.308, SLG: 0.500 (9, PH)	1-0 WP HBP		4-0 S BB		0-3 K		4-0 PB 2B BB		0-3 K2-3	1	0	0	0	1	1	0
Bobby Bonds, R OBP: 0.363, SLG: 0.512 (1, 9) (6, 8) (8, 9) (9, 8)	0-3 K 1-2		0-0 F6			0-0 FC4-6 1B	0-3 K 2B 1-2 2-H		0-3 K	5	0	1	0	0	3	3
Dave Kingman, R OBP: 0.338, SLG: 0.623 (1, 3)		0-0 SF9 3B		0-0 HBP 1B		0-3 K	0-0 1-3 2-H 2B			4	1	3	1	0	1	1
Al Gallagher, R OBP: 0.354, SLG: 0.403 (1, 5)		0-0 SF9		0-0 F9		0-0 FC4-6 1-2f	0-0 5-3			3	0	0	1	0	0	4
Chris Speier, R OBP: 0.305, SLG: 0.314 (1, 6)		0-3 K		1-0 FC5-4 HBP		0-3 K		0-0 E5		3	0	0	0	0	2	1
Russ Gibson, R OBP: 0.228, SLG: 0.309 Dick Dietz, R OBP: 0.382, SLG: 0.397 (7, PH) (8, 2)		0-0 FC6 1B		0-3 K		0-3 K	0-3 K	0-0 5-3		2	0	1	0	0	1	2
Juan Marichal, R OBP: 0.140, SLG: 0.228 Jim Barr, R (5, 1) Jim Ray Hart, R OBP: 0.385, SLG: 0.455 Jimmy Rosario, S OBP: 0.338, SLG: 0.266 Willie McCovey, L OBP: 0.389, SLG: 0.446 Bernie Williams, R OBP: 0.294, SLG: 0.233 (8, PH) (9, 9)		0-0 FC6 1-2f		0-0 FC5-4 1-2f		0-0 K	0-0 HR	0-0 F9		2	0	0	0	0	0	3

Inning Stats	R: 0	H: 0	E: 0	K: 1	S: 5	LOB: 1	BB: 0	P: 6	R: 1	H: 2	E: 0	K: 1	S: 7	LOB: 1	BB: 0	P: 7	R: 0	H: 0	E: 0	K: 0	S: 3	LOB: 1	BB: 1	P: 7	R: 0	H: 1	E: 0	K: 1	S: 6	LOB: 2	BB: 0	P: 7	R: 0	H: 0	E: 0	K: 2	S: 8	LOB: 1	BB: 0	P: 8	R: 3	H: 3	E: 1	K: 2	S: 11	LOB: 2	BB: 1	P: 15	R: 0	H: 0	E: 1	K: 0	S: 4	LOB: 1	BB: 0	P: 4	R: 0	H: 0	E: 0	K: 2	S: 7	LOB: 0	BB: 0	P: 7	1B: 3	SF: 1	2B: 2	SAC: 0	3B: 1	DP: 0	HR: 1	HBP: 2	WP: 1	PA: 40
PITCHER	IP	WLS	BF	H	R	ER	SO	BB	IBB	HBP	BLK	WP	HR	S	P	ERA	WHIP																																																									
Bill Singer, R ERA: 4.09 (1, 1)	6.2	W	32	7	4	2	8	2	0	2	0	1	1	44	54	2.70	1.350																																																									
Jim Brewer, L ERA: 1.95 (7, 1)	2.1	S	8	0	0	0	2	0	0	0	0	0	0	12	12	0.00	0.000																																																									

**BOTTOM**

Los Angeles Dodgers @ San Francisco Giants  
Candlestick Park, San Francisco, CA  
Mon Sep 13 1971, 10:05 PM EDT  
Att. 31,081 - Unknown

livebaseballscorecards.com

AB	35
R	4
H	7
RBI	3
BB	2
SO	10
LOB	17





Batter	1	2	3	4	5	6	7	8	9	AB R H RBI BB SO LOB	TOP			
Maury Wills, S OBP: 0.326, SLG: 0.332 (1, 6) X	0-0 4-3		0-3 K		0-0 F7		0-0 4-3		0-0 2B	5 1 1 0 0 1 1				
Bill Buckner, L OBP: 0.318, SLG: 0.371 (1, 9) X Manny Mota, R OBP: 0.363, SLG: 0.394 (9, PH) (9, 7)	0-0 G3			0-0 E3 FC4-6		0-0 1-3	0-0 1-3		0-0 1B L5 2B	4 0 0 0 0 0 1 1 0 1 3 0 0 0				
Willie Davis, L OBP: 0.333, SLG: 0.427 (1, 8) S S S	0-3 K			0-0 FC4-6 2B		0-0 G3		0-0 F5	0-0 1B	5 1 1 0 0 1 1				
Dick Allen, R OBP: 0.397, SLG: 0.470 (1, 5) X		0-0 1B FC6-4 1B		0-0 F3		0-0 BB S 1B		0-3 K	0-3 K	5 1 2 0 0 2 3				
Willie Crawford, L OBP: 0.338, SLG: 0.459 (1, 7) X Hoyt Wilhelm, R (9, 1)		0-0 FC6-4 1B		0-0 1B 2B		4-0 BB BB		4-0 1B BB	0-0 L5	3 1 2 1 2 0 2 0 0 0 0 0 0 0				
Wes Parker, S OBP: 0.354, SLG: 0.365 (1, 3) X		0-0 FC6-4 1B		0-0 1B		4-0 1-2 BB		0-0 1B		3 0 2 2 1 0 1				
Jim Lefebvre, S OBP: 0.308, SLG: 0.386 (1, 4) X		0-0 G6-4-3 1B		0-3 K		0-0 3-1		0-0 G3		4 0 0 0 0 1 7				
Duke Sims, L OBP: 0.346, SLG: 0.350 (1, 2) X Billy Grabarkewitz, R OBP: 0.379, SLG: 0.279 (9, PR) Tom Haller, L OBP: 0.341, SLG: 0.377 (9, 2)			0-0 F6		0-0 F7		0-0 3B		0-0 1B 2B 1B	4 0 2 0 0 0 0 0 1 0 0 0 0 0 0 0 0 0 0 0 0				
Al Downing, R OBP: 0.220, SLG: 0.188 (1, 1) S S S Joe Moeller, R (7, 1) Bill Sudakis, S OBP: 0.308, SLG: 0.346 (9, PH) Bill Russell, R OBP: 0.264, SLG: 0.327 (9, PR) (9, 9)			0-3 K		0-3 K		0-3 K		0-0 1B 2B 1B	3 0 0 0 0 3 1 0 0 0 0 0 0 0 1 0 1 0 0 0 0 0 1 0 0 0 0 0				
<b>Inning Stats</b>	R: 0 H: 0 E: 0 LOB: 0 K: 1 BB: 0 S: 5 P: 5	R: 1 H: 2 E: 0 LOB: 0 K: 0 BB: 0 S: 4 P: 4	R: 0 H: 0 E: 0 LOB: 0 K: 2 BB: 0 S: 7 P: 7	R: 2 H: 2 E: 1 LOB: 1 K: 1 BB: 0 S: 8 P: 8	R: 0 H: 0 E: 0 LOB: 0 K: 1 BB: 0 S: 5 P: 5	R: 0 H: 1 E: 0 LOB: 3 K: 0 BB: 2 S: 4 P: 12	R: 0 H: 1 E: 0 LOB: 1 K: 1 BB: 0 S: 6 P: 6	R: 0 H: 1 E: 0 LOB: 2 K: 1 BB: 1 S: 6 P: 10	R: 3 H: 5 E: 0 LOB: 1 K: 1 BB: 0 S: 9 P: 9	1B: 9 SF: 0 2B: 3 SAC: 0 3B: 1 DP: 2 HR: 0 HBP: 0	WP: 0 PA: 41 PB: 0 SB: 1 CS: 0			
<b>PITCHER</b>	IP WLS BF H R ER SO BB IBB HBP BLK WP HR S P ERA WHIP													
Gaylord Perry, R ERA: 2.99 (1, 1)	7.0		6 3 1 6 2 0 0 0 0 0 0 0 0 39 47 1.29 1.143											
Jerry Johnson, R ERA: 3.07 (8, 1)	1.0	L	8 4 3 3 1 1 0 0 0 0 0 0 0 9 13 27.00 5.000											
John Cumberland, L ERA: 2.85 (9, 1)	0.0		2 2 0 0 0 0 0 0 0 0 0 0 0 2 2 ∞ ∞											
Don McMahon, R ERA: 3.52 (9, 1)	1.0		2 0 0 0 1 0 0 0 0 0 0 0 0 4 4 0.00 0.000											

Los Angeles Dodgers @ San Francisco Giants  
Candlestick Park, San Francisco, CA  
Tue Sep 14 1971, 10:05 PM EDT  
Att: 31,907 - Unknown

livebaseballscorecards.com

AB 38  
R 6  
H 12  
RBI 6  
BB 3  
SO 8  
LOB 17



Batter	1	2	3	4	5	6	7	8	9	AB R H RBI BB SO LOB
Chris Speier, R (1, 6) OBP: 0.304, SLG: 0.318	0-0 F9		0-0 6-3		0-0 FC6-4		0-0 HR		0-0 6-3	5 1 1 1 0 0 2
Tito Fuentes, S (1, 4) OBP: 0.298, SLG: 0.353 Willie McCovey, L (9, PH) OBP: 0.382, SLG: 0.446 Jimmy Rosario, S (9, PR) OBP: 0.338, SLG: 0.266	0-0 F4		0-0 F8		0-0 F7		0-0 WP HR 2B		4-0 PB BB	4 1 1 0 0 0 2 0 0 0 0 1 0 0 0 0 0 0 0 0 0
Willie Mays, R (1, 8) OBP: 0.434, SLG: 0.495	0-0 F9			4-0 1B BB		0-0 F1	4-0 HR BB		0-3 K	3 1 0 0 2 1 1
Bobby Bonds, R (1, 9) OBP: 0.364, SLG: 0.522		0-0 HR		0-3 K		0-0 6-3	0-0 HR			4 2 2 4 0 1 1
Dave Kingman, R (1, 3) OBP: 0.333, SLG: 0.616		0-0 5-3		0-0 F3		0-0 2B	0-0 F5			4 0 1 0 0 0 1
Al Gallagher, R (1, 5) OBP: 0.356, SLG: 0.403		0-0 G3		0-0 1B		4-0 BB		0-0 4-3		3 0 1 0 1 0 0
Ken Henderson, S (1, 7) OBP: 0.368, SLG: 0.436		0-0 5-3		0-0 1-3		0-0 F7		0-0 4-3		4 0 0 0 0 0 4
Dick Dietz, R (1, 2) OBP: 0.383, SLG: 0.396			4-0 SH3-4 BB		0-0 FC6-4 1B		0-0 F9	0-0 6-3		3 0 1 0 1 0 0
Gaylord Perry, R (1, 1) OBP: 0.132, SLG: 0.148 Jim Ray Hart, R (7, PH) OBP: 0.375, SLG: 0.441 Jerry Johnson, R (8, 1) OBP: 0.091, SLG: 0.100 John Cumberland, R (9, 1) OBP: 0.154, SLG: 0.137 Russ Gibson, R (9, 2) OBP: 0.229, SLG: 0.309 Don McMahon, R (9, 1) Fran Healy, R (9, PH) OBP: 0.406, SLG: 0.422			0-0 SH3-4		0-0 F8		0-0 5-3		0-3 K2-3	1 0 0 0 0 0 1 1 0 1 0 0 0 0 1 0

Inning Stats	R: 0 E: 0 K: 0 S: 3	H: 0 LOB: 0 BB: 0 P: 3	R: 1 E: 0 K: 0 S: 4	H: 1 LOB: 0 BB: 0 P: 4	R: 0 E: 0 K: 0 S: 3	H: 0 LOB: 1 BB: 1 P: 7	R: 0 E: 0 K: 1 S: 6	H: 1 LOB: 2 BB: 1 P: 10	R: 0 E: 0 K: 0 S: 4	H: 1 LOB: 1 BB: 0 P: 4	R: 0 E: 0 K: 0 S: 4	H: 1 LOB: 2 BB: 1 P: 8	R: 4 E: 0 K: 0 S: 6	H: 3 LOB: 0 BB: 1 P: 10	R: 0 E: 0 K: 0 S: 3	H: 0 LOB: 0 BB: 0 P: 3	R: 0 E: 0 K: 2 S: 7	H: 0 LOB: 2 BB: 1 P: 11	1B: 2 2B: 2 3B: 0 HR: 3	SF: 0 SAC: 1 DP: 0 HBP: 0	WP: 1 PB: 1 SB: 0 CS: 0	PA: 39
--------------	------------------------------	---------------------------------	------------------------------	---------------------------------	------------------------------	---------------------------------	------------------------------	----------------------------------	------------------------------	---------------------------------	------------------------------	---------------------------------	------------------------------	----------------------------------	------------------------------	---------------------------------	------------------------------	----------------------------------	----------------------------------	------------------------------------	----------------------------------	--------

PITCHER	IP	WLS	BF	H	R	ER	SO	BB	IBB	HBP	BLK	WP	HR	S	P	ERA	WHIP
Al Downing, L (1, 1) ERA: 2.74	6.2		29	6	3	3	1	3	0	0	0	0	2	28	40	4.05	1.350
Joe Moeller, R (7, 1) ERA: 3.18	1.1	W	6	1	2	2	0	1	0	0	0	1	1	5	9	13.50	1.500
Hoyt Wilhelm, R (9, 1) ERA: 2.76	1.0	S	4	0	0	0	2	1	0	0	0	0	0	7	11	0.00	1.000

**BOTTOM**

Los Angeles Dodgers @ San Francisco Giants  
Candlestick Park, San Francisco, CA  
Tue Sep 14 1971, 10:05 PM EDT  
Att. 31,907 - Unknown

livebaseballscorecards.com

<b>AB</b>	<b>33</b>
<b>R</b>	<b>5</b>
<b>H</b>	<b>7</b>
<b>RBI</b>	<b>5</b>
<b>BB</b>	<b>5</b>
<b>SO</b>	<b>3</b>
<b>LOB</b>	<b>12</b>





Batter	1	2	3	4	5	6	7	8	9	AB R H RBI BB SO LOB	TOP
Enzo Hernandez, R (1, 6) OBP: 0.299, SLG: 0.256	0-0 S 1B	0-3 K			0-0 SH3 1-2		0-0 SH5-4 1B		0-0 1B	4 0 3 0 0 1 2	<b>San Diego Padres @ Los Angeles Dodgers</b> <b>Dodger Stadium, Los Angeles, CA</b> Wed Sep 15 1971, 7:05 PM PDT Att: 19,004 - Unknown <a href="http://livebaseballscorecards.com">livebaseballscorecards.com</a>
Don Mason, L (1, 4) OBP: 0.265, SLG: 0.270	0-0 F7 1-2		0-0 F6		0-0 F8		0-0 SH5-4 1-2		0-0 F9	4 0 0 0 0 0 3	
Johnny Jeter, R (1, 8) OBP: 0.273, SLG: 0.318	0-3 K		0-0 S 1B		0-0 5-3		0-3 K			4 0 1 0 0 2 3	
Nate Colbert, R (1, 3) OBP: 0.348, SLG: 0.468	0-0 6-3		0-0 F4 1-2		0-0 F9		0-0 F4			4 0 0 0 0 0 3	
Leron Lee, L (1, 7) OBP: 0.325, SLG: 0.418 Jerry Morales, R (9, 7) OBP: 0.286, SLG: 0.167		0-0 SH 1B 1B	0-0 F6		0-3 K		0-3 K			4 1 1 0 0 2 1 0 0 0 0 0 0 0	
Larry Stahl, L (1, 9) OBP: 0.316, SLG: 0.401		0-0 SH 1-2 FC5-2-6-1 1B		0-3 K		0-0 HR		0-3 K		4 1 2 1 0 2 0	
Garry Jesteadt, R (1, 5) OBP: 0.336, SLG: 0.362		0-0 SH FC5-2-6-1 1-3 2-H		0-3 K		0-0 1B 1B		0-3 K		3 0 1 0 0 2 0	
Bob Barton, R (1, 2) OBP: 0.308, SLG: 0.340		0-0 FC5-2-5-1 FC4-6 2-3 3-H		0-0 5-3		0-0 FC6-4 1-2 1B			0-0 5-3	4 0 1 0 0 0 2	
Dave Roberts, L (1, 1) OBP: 0.192, SLG: 0.218		0-0 FC4-6 1-2f		0-0 SH3 1B		0-0 FC6-4 1-2f			0-3 K	4 0 1 0 0 1 4	
<b>Inning Stats</b>	R: 0 E: 0 K: 1 S: 6 H: 1 LOB: 1 BB: 0 P: 6	R: 1 E: 1 K: 1 S: 8 H: 2 LOB: 2 BB: 0 P: 8	R: 0 E: 0 K: 0 S: 4 H: 1 LOB: 1 BB: 0 P: 4	R: 0 E: 0 K: 2 S: 7 H: 0 LOB: 0 BB: 0 P: 7	R: 0 E: 0 K: 0 S: 4 H: 1 LOB: 1 BB: 0 P: 4	R: 1 E: 0 K: 1 S: 8 H: 3 LOB: 2 BB: 0 P: 8	R: 0 E: 0 K: 1 S: 6 H: 1 LOB: 1 BB: 0 P: 6	R: 0 E: 0 K: 3 S: 9 H: 0 LOB: 0 BB: 0 P: 9	R: 0 E: 0 K: 1 S: 6 H: 1 LOB: 1 BB: 0 P: 6	1B: 9 2B: 0 3B: 0 HR: 1 SF: 0 SAC: 3 DP: 0 HBP: 0	WP: 0 PB: 0 SB: 2 CS: 0 PA: 38
<b>PITCHER</b> Don Sutton, R (1, 1) ERA: 2.61	IP 9.0 WLS L BF 38 H 10 R 2 ER 1 SO 10 BB 0 IBB 0 HBP 0 BLK 0 WP 0 HR 1 S 58 P 58 ERA 1.00 WHIP 1.111										

Batter	1	2	3	4	5	6	7	8	9	AB	R	H	RBI	BB	SO	LOB
Maury Wills, S (1, 6) OBP: 0.323, SLG: 0.329	0-0 6-3	0-0 FC6-4		0-0 FC6-4			0-0 5-3		0-0 L6	5	0	0	0	0	0	3
Bobby Valentine, R (1, 4) OBP: 0.293, SLG: 0.328	0-0 6-3		0-0 L7	0-0 F8			0-0 E6			4	0	0	0	0	0	1
Willie Davis, L (1, 8) OBP: 0.332, SLG: 0.426	0-0 E8		0-0 F8				0-0 G4-6-3			4	0	1	0	0	0	1
Dick Allen, R (1, 3) OBP: 0.398, SLG: 0.469	0-0 5-3		0-0 BB 1B					0-0 5-3		3	0	1	0	1	0	1
Manny Mota, R (1, 7) OBP: 0.369, SLG: 0.400		0-0 1B FC1-5	0-0 BB 1B			0-0 F4		0-0 FC6-4		4	0	3	0	0	0	1
Wes Parker, S (1, 9) OBP: 0.355, SLG: 0.365		0-0 F8 FC1-5	4-0 FC4-6			0-0 FC6-4		0-0 FC6-4		3	1	1	0	1	0	2
Steve Garvey, R (1, 5) OBP: 0.289, SLG: 0.389		0-0 FC1-5	0-0 FC4-6				0-0 6-3		0-0 FC6-4	4	0	0	0	0	0	6
Duke Sims, L (1, 2) OBP: 0.342, SLG: 0.344		0-0 F8		0-0 F7			0-0 4-3		0-3 K	3	0	0	0	0	0	2
Bill Sudakis, S (9, PH) OBP: 0.304, SLG: 0.342		2-3							0-3 K	1	0	0	0	0	1	0
Don Sutton, R (1, 1) OBP: 0.244, SLG: 0.241		0-0 FC6-4		0-0 FC6-4			0-0 F8			3	0	2	1	0	0	0
Jim Lefebvre, S (9, PH) OBP: 0.307, SLG: 0.385		1-2 3-H								1	0	0	0	0	1	0

<b>Inning Stats</b>	R: 0 E: 1 K: 0 S: 4	H: 1 LOB: 1 BB: 0 P: 4	R: 1 E: 0 K: 0 S: 6	H: 3 LOB: 2 BB: 0 P: 6	R: 0 E: 0 K: 0 S: 5	H: 2 LOB: 3 BB: 1 P: 9	R: 0 E: 0 K: 0 S: 4	H: 1 LOB: 1 BB: 0 P: 4	R: 0 E: 0 K: 0 S: 3	H: 0 LOB: 1 BB: 1 P: 7	R: 0 E: 0 K: 0 S: 3	H: 0 LOB: 0 BB: 0 P: 3	R: 0 E: 1 K: 0 S: 3	H: 0 LOB: 0 BB: 0 P: 3	R: 0 E: 0 K: 2 S: 7	H: 1 LOB: 1 BB: 0 P: 4	R: 0 E: 0 K: 2 S: 7	H: 0 LOB: 0 BB: 0 P: 7	1B: 8 2B: 0 3B: 0 HR: 0	SF: 0 SAC: 0 DP: 1 HBP: 0	WP: 0 PB: 0 SB: 1 CS: 0	PA: 37
---------------------	------------------------------	---------------------------------	------------------------------	---------------------------------	------------------------------	---------------------------------	------------------------------	---------------------------------	------------------------------	---------------------------------	------------------------------	---------------------------------	------------------------------	---------------------------------	------------------------------	---------------------------------	------------------------------	---------------------------------	----------------------------------	------------------------------------	----------------------------------	--------


<b>PITCHER</b> Dave Roberts, L (1, 1) ERA: 1.91	IP: 9.0 WLS: W BF: 37 H: 8 R: 1 ER: 1 SO: 2 BB: 2 IBB: 0 HBP: 0 BLK: 0 WP: 0 HR: 0 S: 39 P: 47 ERA: 1.00 WHIP: 1.111	<b>PITCHER</b>	IP: 9.0 WLS: W BF: 37 H: 8 R: 1 ER: 1 SO: 2 BB: 2 IBB: 0 HBP: 0 BLK: 0 WP: 0 HR: 0 S: 39 P: 47 ERA: 1.00 WHIP: 1.111
---	--	----------------	--

**BOTTOM**

**San Diego Padres @ Los Angeles Dodgers**  
Dodger Stadium, Los Angeles, CA

Wed Sep 15 1971, 7:05 PM PDT  
Att. 19,004 - Unknown

<b>AB</b>	<b>35</b>
<b>R</b>	<b>1</b>
<b>H</b>	<b>8</b>
<b>RBI</b>	<b>1</b>
<b>BB</b>	<b>2</b>
<b>SO</b>	<b>2</b>
<b>LOB</b>	<b>17</b>





Batter	1	2	3	4	5	6	7	8	9	AB R H RBI BB SO LOB	TOP											
Enzo Hernandez, R (1, 6) OBP: 0.297, SLG: 0.254	0-0 F3		0-0 G3		0-0 4-3		0-0 6-3			4 0 0 0 0 0 3	<b>San Diego Padres @ Los Angeles Dodgers</b> Dodger Stadium, Los Angeles, CA Thu Sep 16 1971, 7:05 PM PDT Att: 19,755 - Unknown											
Don Mason, L (1, 4) OBP: 0.262, SLG: 0.266	0-0 4-3		0-0 4-3			0-0 F4		0-3 K2-3		4 0 0 0 0 1 0												
Johnny Jeter, R (1, 8) OBP: 0.308, SLG: 0.462	0-3 K				0-0 FC6-4 1B		0-0 6-3		0-0 HR	4 1 2 1 0 1 0												
Nate Colbert, R (1, 3) OBP: 0.347, SLG: 0.472		0-0 F8		0-0 FC6-4 1-2f		0-0 HR		0-3 K		4 1 1 1 0 1 1												
Leron Lee, L (1, 7) OBP: 0.324, SLG: 0.415 Jerry Morales, R (8, 7) OBP: 0.286, SLG: 0.167		0-0 2B 1B		0-0 FC6-4 1-2f CS		0-3 K		0-0 F8		4 1 1 0 0 1 1 0 0 0 0 0 0 0												
Larry Stahl, L (1, 9) OBP: 0.319, SLG: 0.417		0-0 1-H 2B		0-0 CS 1-2	0-0 6-3		0-0 HR		0-3 K	4 1 2 2 0 1 0												
Garry Jesteadt, R (1, 5) OBP: 0.333, SLG: 0.359		0-0 F2			0-0 5-3		0-3 K		0-0 8-3 1B	4 0 1 0 0 1 1												
Bob Barton, R (1, 2) OBP: 0.310, SLG: 0.340		0-0 6-3			0-0 1B 1B		4-0 SH1-4 BB		0-0 9-3 1-2f	3 0 1 0 1 0 2												
Fred Norman, S (1, 1) OBP: 0.293, SLG: 0.263			0-0 L4		0-0 1-2 1B		0-0 SH1-4			2 0 1 0 0 0 0												
<b>Inning Stats</b>	R: 0 E: 0 K: 1 S: 5	H: 0 LOB: 0 BB: 0 P: 5	R: 1 E: 0 K: 0 S: 5	H: 2 LOB: 1 BB: 0 P: 5	R: 0 E: 0 K: 0 S: 3	H: 0 LOB: 0 BB: 0 P: 3	R: 0 E: 0 K: 0 S: 3	H: 1 LOB: 0 BB: 0 P: 3	R: 0 E: 0 K: 0 S: 5	H: 2 LOB: 2 BB: 0 P: 5	R: 1 E: 0 K: 1 S: 6	H: 1 LOB: 0 BB: 0 P: 6	R: 1 E: 0 K: 1 S: 6	H: 1 LOB: 1 BB: 1 P: 10	R: 1 E: 0 K: 2 S: 8	H: 1 LOB: 0 BB: 0 P: 8	R: 0 E: 0 K: 1 S: 5	H: 1 LOB: 0 BB: 0 P: 5	1B: 5 2B: 2 3B: 0 HR: 3	SF: 0 SAC: 1 DP: 1 HBP: 0	WP: 0 PB: 0 SB: 0 CS: 1	PA: 36
<b>PITCHER</b>	IP WLS BF H R ER SO BB IBB HBP BLK WP HR S P ERA WHIP																					
Doyle Alexander, R (1, 1) ERA: 3.27	6.0 L 24 7 3 3 2 0 0 0 0 0 0 2 28 28 4.50 1.167																					
Jose Pena, R (7, 1) ERA: 3.64	3.0 11 2 1 1 4 1 0 0 0 0 0 1 18 22 3.00 1.000																					

livebaseballscorecards.com

<b>AB</b>	33
<b>R</b>	4
<b>H</b>	9
<b>RBI</b>	4
<b>BB</b>	1
<b>SO</b>	6
<b>LOB</b>	8



Batter	1	2	3	4	5	6	7	8	9	AB R H RBI BB SO LOB
Maury Wills, S OBP: 0.321, SLG: 0.327 (1, 6)	0-3 K		0-3 K		0-0 SH1-4		0-0 4-3		0-0 F9	4 0 0 0 0 2 1
Bobby Valentine, R OBP: 0.293, SLG: 0.324 (1, 4)	1-0 FC5 BB HBP		0-3 K		0-0 4-3		0-0 5-3			3 0 0 0 0 1 1
Willie Davis, L OBP: 0.333, SLG: 0.425 (1, 8)	4-0 1-2 BB		0-0 F7		0-0 1B			0-0 F6		3 0 1 1 1 0 0
Dick Allen, R OBP: 0.395, SLG: 0.465 (1, 3)	0-0 F5			0-0 6-3	0-0 L8			0-0 5-3		4 0 0 0 0 0 3
Manny Mota, R OBP: 0.371, SLG: 0.406 (1, 7)	0-0 FC5 2-3f			0-0 1B		0-0 F9		0-0 2B		4 0 2 0 0 0 2
Wes Parker, S OBP: 0.354, SLG: 0.364 (1, 9)		0-0 F8		0-0 F8		0-0 1B		0-0 L8		4 0 1 0 0 0 2
Steve Garvey, R OBP: 0.289, SLG: 0.384 (1, 5)		0-3 K		4-0 1-2 BB		0-0 F8			0-0 6-3	3 0 0 0 1 1 1
Duke Sims, L OBP: 0.342, SLG: 0.344 (1, 2)		0-0 1B		0-0 L9		0-0 G3			0-0 1B	3 0 1 0 0 0 3
Doyle Alexander, R OBP: 0.343, SLG: 0.281 (1, 1)		0-0 F8			0-0 1B		0-3 K		0-3 K	2 1 1 0 0 0 1
Jose Pena, R OBP: 0.667, SLG: 0.667 (7, 1)										0 0 0 0 0 0 0
Joe Ferguson, R OBP: 0.301, SLG: 0.300 (7, 2)										1 0 0 0 0 1 0
Billy Grabarkewitz, R OBP: 0.386, SLG: 0.290 (9, PH)										1 0 1 0 0 0 0
Bill Sudakis, S OBP: 0.301, SLG: 0.338 (9, PH)										1 0 0 0 0 1 1

Inning Stats	R: 0	H: 0	E: 0	K: 1	S: 5	R: 0	H: 1	E: 0	K: 1	S: 6	R: 0	H: 0	E: 0	K: 2	S: 7	R: 0	H: 1	E: 0	K: 0	S: 4	R: 1	H: 2	E: 0	K: 0	S: 5	R: 0	H: 1	E: 0	K: 0	S: 4	R: 0	H: 0	E: 0	K: 1	S: 5	R: 0	H: 1	E: 0	K: 0	S: 4	R: 0	H: 1	E: 0	K: 1	S: 6	1B: 6	SF: 0	2B: 1	SAC: 1	3B: 0	DP: 0	HR: 0	HBP: 1	WP: 0	PA: 37
PITCHER Fred Norman, L ERA: 3.57 (1, 1)	IP	WLS	BF	H	R	ER	SO	BB	IBB	HBP	BLK	WP	HR	S	P	ERA	WHIP																		IP	WLS	BF	H	R	ER	SO	BB	IBB	HBP	BLK	WP	HR	S	P	ERA	WHIP				


**BOTTOM**

**San Diego Padres @ Los Angeles Dodgers**  
 Dodger Stadium, Los Angeles, CA

Thu Sep 16 1971, 7:05 PM PDT  
 Att. 19,755 - Unknown

livebaseballscores.com

AB	33
R	1
H	7
RBI	1
BB	2
SO	6
LOB	15





Batter	1	2	3	4	5	6	7	8	9	10	11	AB R H RBI BB SO LOB	TOP
Felix Millan, R (1.4) OBP: 0.332, SLG: 0.359	0-0 F9		0-0 6-3		0-0 5-3			0-0 L6	0-0 1-3			5 0 0 0 0 0 2	Atlanta Braves @ Los Angeles Dodgers Dodger Stadium, Los Angeles, CA Fri Sep 17 1971, 7:05 PM PDT Att. 32,952 - Unknown
Ralph Garr, L (1.7) OBP: 0.367, SLG: 0.429	0-0 L4-3 1B			0-0 FC4-6 1B			0-0 G5-4-3 1B	0-0 6-3		0-0 1-3		5 0 3 0 0 0 0	
Hank Aaron, R (1.3) OBP: 0.410, SLG: 0.674	0-0 L4-3 1-2			0-0 FC4-6 1B			0-0 G5-4-3 1-2f	0-0 HR		0-3 K		5 1 2 1 0 1 2	
Earl Williams, R (1.2) OBP: 0.328, SLG: 0.500		0-0 6-3		0-3 K			0-0 F7	0-0 E5		0-0 4-3		5 0 0 0 0 1 2	
Dusty Baker Jr., R (1.9) OBP: 0.220, SLG: 0.240		0-0 1B		0-0 FC4-6 1-2f 2-3			0-0 FC5-4 1B	0-3 K			0-0 6-3	5 0 2 0 0 1 3	
Zoilo Versalles, R (1.5) OBP: 0.235, SLG: 0.332		0-3 K		0-0 1-3			0-0 F8		0-0 5-3		0-0 F8	5 0 0 0 0 1 4	
Gil Garrido, R (11.5) OBP: 0.294, SLG: 0.231												0 0 0 0 0 0 0	
Mike Lum, L (1.8) OBP: 0.351, SLG: 0.406		0-3 K			0-0 F4		0-0 FC5-4 1-2 1B		0-0 HR		0-0 HR	5 2 3 2 0 1 1	
Marty Perez, R (1.6) OBP: 0.278, SLG: 0.314			0-0 5-3		0-0 E5 FC5-6		0-0 FC5-4 1-2f 2-3		0-0 2B		0-3 K	5 0 1 0 0 1 2	
George Stone, L (1.1) OBP: 0.194, SLG: 0.213			0-0 5-3		0-0 FC5-6 1-2f		0-0 F4		0-0 F7			2 0 0 0 0 0 1	
Tommie Aaron, R (7. PH) OBP: 0.264, SLG: 0.240												1 0 0 0 0 0 2	
Steve Barber, L (7.1) OBP: 0.214, SLG: 0.154												0 0 0 0 0 0 0	
Darrell Evans, L (9. PH) OBP: 0.337, SLG: 0.397												1 0 0 0 0 0 1	
Cecil Upshaw, R (9.1)												0 0 0 0 0 0 0	
<b>Inning Stats</b>	R: 0 H: 1 E: 0 LOB: 0 K: 0 BB: 0 S: 3 P: 3	R: 0 H: 1 E: 0 LOB: 1 K: 2 BB: 0 S: 8 P: 8	R: 0 H: 0 E: 0 LOB: 0 K: 0 BB: 0 S: 3 P: 3	R: 0 H: 2 E: 0 LOB: 2 K: 1 BB: 0 S: 7 P: 7	R: 0 H: 0 E: 1 LOB: 1 K: 0 BB: 0 S: 4 P: 4	R: 0 H: 1 E: 0 LOB: 0 K: 0 BB: 0 S: 3 P: 3	R: 0 H: 2 E: 0 LOB: 2 K: 0 BB: 0 S: 5 P: 5	R: 1 H: 1 E: 1 LOB: 1 K: 1 BB: 0 S: 7 P: 7	R: 1 H: 2 E: 0 LOB: 1 K: 0 BB: 0 S: 5 P: 5	R: 0 H: 0 E: 0 LOB: 0 K: 1 BB: 0 S: 5 P: 5	R: 1 H: 1 E: 0 LOB: 0 K: 1 BB: 0 S: 6 P: 6	1B: 7 SF: 0 2B: 2 SAC: 0 3B: 0 DP: 2 HR: 3 HBP: 0	WP: 0 PA: 44 PB: 0 SB: 0 CS: 0
<b>PITCHER</b>	IP WLS BF H R ER SO BB IBB HBP BLK WP HR S P ERA WHIP												
Claude Osteen, L (1.1) ERA: 3.45	7.2 30 8 1 1 3 0 0 0 0 0 1 36 36 1.17 1.043												
Jim Brewer, L (8.1) ERA: 2.04	1.1 7 2 1 1 1 0 0 0 0 0 1 9 9 6.75 1.500												
Hoyt Wilhelm, R (10.1) ERA: 2.95	2.0 L 7 1 1 1 2 0 0 0 0 0 1 11 11 4.50 0.500												

AB	44
R	3
H	11
RBI	3
BB	0
SO	6
LOB	20



livebaseballscores.com







Batter	1	2	3	4	5	6	7	8	9	AB	R	H	RBI	BB	SO	LOB
Maury Wills, S (1, 6) OBP: 0.324, SLG: 0.329	0-0 1-3 HR 1B	0-0 1-2 2-3 BB 1B		0-0 4-3		0-0 F8		0-0 1-2 1B		5	2	3	0	0	0	0
Bill Buckner, L (1, 9) OBP: 0.313, SLG: 0.366	0-0 1-3	0-0 3-H SF8		0-0 F7		0-0 F6		0-0 4-3		3	0	0	1	0	0	1
Jim Lefebvre, S (8, PH) OBP: 0.310, SLG: 0.388	1-2									1	0	0	0	0	0	2
Jose Pena, R (9, 1) OBP: 0.667, SLG: 0.667										0	0	0	0	0	0	0
Willie Davis, L (1, 8) OBP: 0.334, SLG: 0.430	0-0 2-H HR	0-0 1-2 2-H BB 1B		0-0 4-3			0-0 4-3		0-0 6-3	5	1	2	3	0	0	0
Dick Allen, R (1, 5) OBP: 0.397, SLG: 0.473	0-0 1B	4-0 1-2 2-3 BB BB			0-0 F7		0-0 HR		4-0 BB	3	1	2	1	2	0	0
Willie Crawford, L (1, 7) OBP: 0.339, SLG: 0.455	0-0 F7	4-0 1-2 2-3 3-H BB			0-0 L4		0-0 L7		0-0 F3	3	0	0	1	1	0	1
Billy Grabarkewitz, R (9, PH) OBP: 0.382, SLG: 0.286										1	0	0	0	0	0	1
Wes Parker, S (1, 3) OBP: 0.351, SLG: 0.363	0-0 4-3	0-0 F7			0-0 2B		0-3 K		0-3 K	5	0	1	0	0	2	5
Tom Haller, L (1, 2) OBP: 0.355, SLG: 0.378		4-0 1B SF8 BB	4-0 B1-6-4 BB		4-0 IBB			0-0 F4		1	1	0	0	3	0	0
Bobby Valentine, R (1, 4) OBP: 0.292, SLG: 0.321		0-0 4-3	0-3 K		0-0 F8			0-0 F8		4	0	0	0	0	1	4
Bill Singer, R (1, 1) OBP: 0.270, SLG: 0.093		4-0 1B BB	0-0 B1-6-4			0-0 6-3		0-0 1B		1	1	0	0	1	0	1
Joe Moeller, R (5, 1)										0	0	0	0	0	0	0
Steve Garvey, R (6, PH) OBP: 0.287, SLG: 0.382										0	0	0	0	0	0	0
Pete Mikkelsen, R (7, 1) OBP: 0.273, SLG: 0.200										0	0	0	0	0	0	0
Bill Sudakis, S (8, PH) OBP: 0.300, SLG: 0.341										1	0	1	0	0	0	0
Bill Russell, R (8, PR) OBP: 0.262, SLG: 0.325										0	0	0	0	0	0	0

Inning Stats	R: 2	H: 3	E: 0	K: 0	S: 6	LOB: 1	BB: 0	P: 6	R: 3	H: 2	E: 0	K: 0	S: 5	LOB: 3	BB: 4	P: 21	R: 0	H: 0	E: 0	K: 1	S: 4	LOB: 0	BB: 1	P: 8	R: 0	H: 0	E: 0	K: 0	S: 3	LOB: 0	BB: 0	P: 3	R: 0	H: 1	E: 0	K: 0	S: 4	LOB: 2	BB: 1	P: 8	R: 0	H: 0	E: 0	K: 0	S: 3	LOB: 0	BB: 0	P: 3	R: 1	H: 1	E: 0	K: 1	S: 6	LOB: 0	BB: 0	P: 6	R: 0	H: 2	E: 0	K: 0	S: 5	LOB: 2	BB: 0	P: 5	R: 0	H: 0	E: 0	K: 1	S: 5	LOB: 1	BB: 1	P: 9	1B: 6	SF: 1	2B: 1	3B: 0	HR: 2	SAC: 0	DP: 1	HBP: 0	WP: 0	PA: 42
--------------	------	------	------	------	------	--------	-------	------	------	------	------	------	------	--------	-------	-------	------	------	------	------	------	--------	-------	------	------	------	------	------	------	--------	-------	------	------	------	------	------	------	--------	-------	------	------	------	------	------	------	--------	-------	------	------	------	------	------	------	--------	-------	------	------	------	------	------	------	--------	-------	------	------	------	------	------	------	--------	-------	------	-------	-------	-------	-------	-------	--------	-------	--------	-------	--------

PITCHER	IP	WLS	BF	H	R	ER	SO	BB	IBB	HBP	BLK	WP	HR	S	P	ERA	WHIP
Jim Nash, R (1, 1) ERA: 5.0	1.2		12	5	5	5	0	2	0	0	0	0	1	10	18	27.00	4.200
Gary Neibauer, R (2, 1) ERA: 1.72	6.0	W	25	4	1	1	2	3	1	0	0	0	1	25	41	1.50	1.167
Steve Barber, L (8, 1) ERA: 5.09	1.1	S	5	0	0	0	1	1	0	0	0	0	0	6	10	0.00	0.750

**BOTTOM**

**Atlanta Braves @ Los Angeles Dodgers**  
**Dodger Stadium, Los Angeles, CA**

Sat Sep 18 1971, 3:33 AM PDT  
 Att. 25,482 - Unknown

livebaseballscorecards.com

<b>AB</b>	<b>34</b>
<b>R</b>	<b>6</b>
<b>H</b>	<b>9</b>
<b>RBI</b>	<b>6</b>
<b>BB</b>	<b>7</b>
<b>SO</b>	<b>3</b>
<b>LOB</b>	<b>15</b>





Batter	1	2	3	4	5	6	7	8	9	AB R H RBI BB SO LOB	TOP	
Felix Millan, R (1, 4) OBP: 0.333, SLG: 0.364 Gil Garrido, R (8, 4) OBP: 0.294, SLG: 0.231	0-0 FC5-4 1B		0-0 F7			0-0 6-3		0-0 F2		4 0 1 0 0 0 0 0 0 0 0 0 0 0		
Ralph Garr, L (1, 7) OBP: 0.368, SLG: 0.430 Oscar Brown, R (6, 7) OBP: 0.268, SLG: 0.289	0-0 G3			0-0 G3		0-0 5-3 1B		0-0 5-3		3 0 1 0 0 0 1 1 0 0 0 0 0 0		
Hank Aaron, R (1, 3) OBP: 0.411, SLG: 0.670 Tommye Aaron, R (7, 3) OBP: 0.259, SLG: 0.235	0-0 F7			0-0 L7		0-0 5-3 1-2		0-0 F9		3 0 0 0 0 0 2 1 0 0 0 0 0 0		
Earl Williams, R (1, 2) OBP: 0.329, SLG: 0.506 Bob Didier, S (7, 2) OBP: 0.247, SLG: 0.257	0-0 FC5-4 1-2f			0-0 1B		0-0 F6		0-0 5-3		3 0 1 0 0 0 2 1 0 0 0 0 0 0		
Dusty Baker Jr., R (1, 9) OBP: 0.208, SLG: 0.226		0-0 1-6-3		0-3 K		0-0 5-3				3 0 0 0 0 1 1		
Mike Lum, L (1, 8) OBP: 0.345, SLG: 0.400		0-0 F8			0-0 4-3		0-0 1-3			3 0 0 0 0 0 0		
Darrell Evans, L (1, 5) OBP: 0.342, SLG: 0.423		0-0 F8			4-0 BB		0-0 1-3			2 0 0 0 1 0 0		
Marty Perez, R (1, 6) OBP: 0.278, SLG: 0.313			0-0 6-3		0-3 K		0-0 F7			3 0 0 0 0 1 1		
Phil Niekro, R (1, 1) OBP: 0.148, SLG: 0.151 Ron Herbel, R (4, 1) OBP: 0.091, SLG: 0.091 Tom House, L (6, 1) OBP: 0.333, SLG: 0.333			0-3 K		0-3 K		0-0 F9			1 0 0 0 0 1 0 1 0 0 0 0 1 1 1 0 0 0 0 0 0		
<b>Inning Stats</b>	R: 0 H: 1 E: 0 LOB: 1 K: 0 BB: 0 S: 4 P: 4	R: 0 H: 0 E: 0 LOB: 0 K: 0 BB: 0 S: 3 P: 3	R: 0 H: 0 E: 0 LOB: 0 K: 1 BB: 0 S: 5 P: 5	R: 0 H: 1 E: 0 LOB: 1 K: 1 BB: 0 S: 6 P: 6	R: 0 H: 0 E: 0 LOB: 1 K: 2 BB: 1 S: 7 P: 11	R: 0 H: 1 E: 0 LOB: 1 K: 0 BB: 0 S: 4 P: 4	R: 0 H: 0 E: 0 LOB: 0 K: 0 BB: 0 S: 3 P: 3	R: 0 H: 0 E: 0 LOB: 0 K: 0 BB: 0 S: 3 P: 3	R: 0 H: 0 E: 0 LOB: 0 K: 0 BB: 0 S: 3 P: 3	1B: 3 SF: 0 2B: 0 SAC: 0 3B: 0 DP: 0 HR: 0 HBP: 0	WP: 0 PA: 31 PB: 0 SB: 0 CS: 0	
<b>PITCHER</b> Al Downing, L (1, 1) ERA: 2.64	IP WLS BF H R ER SO BB IBB HBP BLK WP HR S P ERA WHIP	9.0 W 31 3 0 0 4 1 0 0 0 0 0 0 38 42 0.00 0.444										

Atlanta Braves @ Los Angeles Dodgers  
Dodger Stadium, Los Angeles, CA  
Sun Sep 19 1971, 3:33 AM PDT  
Unknown

livebaseballscorecards.com

AB 30  
R 0  
H 3  
RBI 0  
BB 1  
SO 4  
LOB 8



Batter	1	2	3	4	5	6	7	8	9
Maury Wills, S (1, 6) Bill Russell, R (7, 6) OBP: 0.325, SLG: 0.329 OBP: 0.265, SLG: 0.327	0-0 1-3	0-0 F8		0-0 2B 1B		4-0 1B 1B BB	0-0 2-3 1B	0-0 FC6-4	
Bill Buckner, L (1, 9) OBP: 0.314, SLG: 0.370	0-0 1-3		0-0 F2	0-0 1B 2B		0-0 1B 1B	0-0 2-3		
Willie Davis, L (1, 8) Tom Paciorek, R (7, PH) (8, 7) OBP: 0.339, SLG: 0.440 OBP: 0.500, SLG: 0.500	0-0 2B		0-0 HR	0-0 1B		0-0 1B IBB BB	0-0 FC6-4		
Dick Allen, R (1, 3) Wes Parker, S (7, 3) OBP: 0.398, SLG: 0.472 OBP: 0.351, SLG: 0.362	0-0 6-3		0-0 L7	0-0 1B		4-0 BB 1B 1B	0-0 FC6-4		
Willie Crawford, L (1, 7) (8, 8) OBP: 0.340, SLG: 0.452		4-0 1B SF7 BB	0-0 G3	0-3 K2-3		0-0 1B BB 1B	0-0 F8		
Jim Lefebvre, S (1, 5) Steve Garvey, R (8, PH) (9, 5) OBP: 0.317, SLG: 0.391 OBP: 0.290, SLG: 0.382		0-0 1B 1B		0-0 1B FC6-4	4-0 G3-6 BB	4-0 1B BB		4-0 K BB	
Tom Haller, L (1, 2) OBP: 0.356, SLG: 0.378		0-3 K		0-0 1B FC6-4	0-0 G3-6	0-0 1B G4-6-3		0-3 K	
Bobby Valentine, R (1, 4) OBP: 0.293, SLG: 0.324		0-0 SF7		0-0 FC6-4 SH1-4	0-0 1B	0-0 F9		0-0 1B	
Al Downing, R (1, 1) OBP: 0.232, SLG: 0.202		0-0 1B		0-0 SH1-4	0-0 4-3	0-0 G4-6-3		0-0 FC6-4	

AB	R	H	RBI	BB	SO	LOB
3	2	1	1	1	0	2
2	1	1	0	0	0	2
5	2	2	1	0	0	1
4	2	4	3	0	0	0
1	0	1	1	0	0	0
3	1	1	0	1	0	1
1	0	0	0	0	0	1
4	2	1	1	1	1	3
2	1	2	1	2	0	0
0	0	0	0	1	0	0
5	0	2	2	0	2	4
4	1	2	2	0	0	3
4	0	2	0	0	0	3

BOTTOM	
<b>Atlanta Braves @ Los Angeles Dodgers</b> Dodger Stadium, Los Angeles, CA Sun Sep 19 1971, 3:33 AM PDT Unknown	
AB	38
R	12
H	19
RBI	12
BB	6
SO	3
LOB	20
WP	0
PA	46
PB	0
SB	0
CS	0

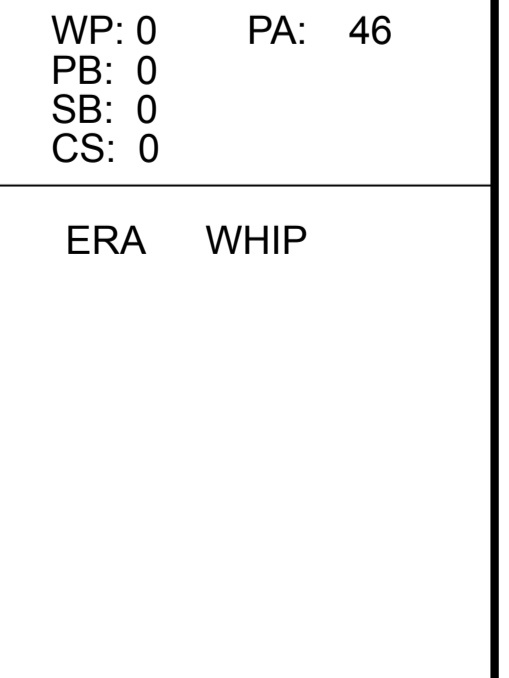
Inning Stats													
R	H	E	K	S	H	LOB	BB	P	R	H	E	K	S
0	1	0	0	4	2	0	1	4	1	1	0	0	4
1	2	0	1	7	2	1	7	3	1	0	0	1	11
0	0	0	0	3	0	0	3	0	0	0	0	0	7
5	4	0	0	6	1	3	6	3	5	1	0	3	18
1	2	0	0	5	1	0	5	2	0	0	0	5	10

PITCHER													
IP	WLS	BF	H	R	ER	SO	BB	IBB	HBP	BLK	WP	HR	S
3.2	L	20	8	6	6	1	1	0	0	0	0	1	25
1.1		12	6	5	5	1	2	1	0	0	0	0	11
3.0		14	5	1	1	1	2	0	0	0	0	0	14

PITCHER													
IP	WLS	BF	H	R	ER	SO	BB	IBB	HBP	BLK	WP	HR	S
14.73													2.455
33.75													6.000
3.00													2.333





Batter	1	2	3	4	5	6	7	8	9	AB R H RBI BB SO LOB	TOP
Sonny Jackson, L (1, 8) OBP: 0.306, SLG: 0.331	0-0 4-3		0-0 1B		0-0 1B			0-0 F9		4 0 2 0 0 0 0	<b>Atlanta Braves @ Los Angeles Dodgers</b> <b>Dodger Stadium, Los Angeles, CA</b> Sun Sep 19 1971, 3:38 AM PDT Att: 46,735 - Unknown
Ralph Garr, L (1, 7) OBP: 0.368, SLG: 0.428	0-0 4-3		0-0 F9		0-0 1B			0-0 6-3		4 0 1 0 0 0 1	
Felix Millan, R (1, 4) OBP: 0.333, SLG: 0.365	0-3 K2-3			0-0 2B	0-0 F6			0-0 F7		4 0 1 0 0 1 2	
Earl Williams, R (1, 2) Hal King, L (6, 2) OBP: 0.327, SLG: 0.503 OBP: 0.323, SLG: 0.332	0-3 K		0-0 F9		0-0 F9			0-0 4-3 2B	3 0 0 0 0 1 1 1 0 1 0 0 0 0		
Mike Lum, L (1, 9) OBP: 0.346, SLG: 0.399	0-0 FC4-6 1B		4-0 BB		0-3 K			0-0 4-3 2-3	3 0 1 0 1 1 1		
Darrell Evans, L (1, 5) OBP: 0.337, SLG: 0.416	0-0 FC4-6 1-2f		0-3 K		0-0 F9			0-0 G3	4 0 0 0 0 1 4		
Jim Breazeale, L (1, 3) OBP: 0.067, SLG: 0.071	0-0 F9		0-0 F7		0-0 F4			0-0 F7	4 0 0 0 0 0 4		
Marty Perez, R (1, 6) OBP: 0.276, SLG: 0.311			0-0 L3		0-0 F5			0-0 L8	3 0 0 0 0 0 0		
Ron Reed, R (1, 1) Dusty Baker Jr., R (7, PH) Pat Jarvis, R (7, 1) OBP: 0.151, SLG: 0.151 OBP: 0.204, SLG: 0.222 OBP: 0.143, SLG: 0.106			0-3 K		0-0 F7			0-0 L7	2 0 0 0 0 1 0 1 0 0 0 0 0 0 0 0 0 0 0 0 0		
<b>Inning Stats</b>	R: 0 E: 0 K: 1 S: 5 H: 0 LOB: 0 BB: 0 P: 5	R: 0 E: 0 K: 1 S: 6 H: 1 LOB: 1 BB: 0 P: 6	R: 0 E: 0 K: 1 S: 6 H: 1 LOB: 1 BB: 0 P: 6	R: 0 E: 0 K: 1 S: 6 H: 1 LOB: 2 BB: 1 P: 10	R: 0 E: 0 K: 0 S: 5 H: 2 LOB: 2 BB: 0 P: 5	R: 0 E: 0 K: 1 S: 5 H: 0 LOB: 0 BB: 0 P: 5	R: 0 E: 0 K: 0 S: 3 H: 0 LOB: 0 BB: 0 P: 3	R: 0 E: 0 K: 0 S: 3 H: 0 LOB: 0 BB: 0 P: 3	R: 0 E: 0 K: 0 S: 4 H: 1 LOB: 1 BB: 0 P: 4	1B: 4 2B: 2 3B: 0 HR: 0 SF: 0 SAC: 0 DP: 0 HBP: 0	
<b>PITCHER</b> Don Sutton, R (1, 1) ERA: 2.52	IP: 9.0 WLS: W BF: 34 H: 6 R: 0 ER: 0 SO: 5 BB: 1 IBB: 0 HBP: 0 BLK: 0 WP: 0 HR: 0 S: 43 P: 47 ERA: 0.00 WHIP: 0.778										

livebaseballscorecards.com

<b>AB</b>	<b>33</b>
<b>R</b>	<b>0</b>
<b>H</b>	<b>6</b>
<b>RBI</b>	<b>0</b>
<b>BB</b>	<b>1</b>
<b>SO</b>	<b>5</b>
<b>LOB</b>	<b>13</b>



Batter	1	2	3	4	5	6	7	8	9	AB	R	H	RBI	BB	SO	LOB
Maury Wills, S OBP: 0.323, SLG: 0.326 (1, 6)	0-0 4-3		0-0 G4-6-3		0-0 F7		0-0 6-3			4	0	0	0	0	0	2
Bill Buckner, L OBP: 0.313, SLG: 0.368 (1, 9)	0-0 F8		0-0 1B		0-3 K			0-0 F9		4	0	1	0	0	1	1
Willie Davis, L OBP: 0.338, SLG: 0.441 (1, 8)	0-0 6-3		0-3 K			0-0 F8		0-0 2B		4	0	1	0	0	1	1
Dick Allen, R OBP: 0.399, SLG: 0.472 (1, 3)		0-0 2B G3 1B		0-0 G4-6-3 1B		0-0 F9		0-0 F4		4	1	2	0	0	0	1
Wes Parker, S OBP: 0.351, SLG: 0.362 (9, 3)										0	0	0	0	0	0	0
Willie Crawford, L OBP: 0.342, SLG: 0.456 (1, 7)		0-0 G3 S 2B		0-0 G4-6-3		0-0 1B 1B		0-0 F4		4	2	2	0	0	0	2
Jim Lefebvre, S OBP: 0.317, SLG: 0.391 (1, 5)		0-0 G3		0-0 F3		0-0 1B				3	0	1	2	0	0	1
Duke Sims, L OBP: 0.340, SLG: 0.356 (1, 2)		0-3 K			0-0 HR		0-3 K			3	1	1	1	0	2	1
Bobby Valentine, R OBP: 0.294, SLG: 0.324 (1, 4)		0-0 F2			0-0 S 1B		0-0 F8			3	0	1	0	0	0	0
Don Sutton, R OBP: 0.247, SLG: 0.244 (1, 1)			0-0 G4-6-3 1B		0-3 K		0-0 F8			3	0	1	0	0	1	1

Inning Stats	R: 0	H: 0	E: 0	K: 0	S: 3	R: 2	H: 2	E: 0	K: 1	S: 7	R: 0	H: 2	E: 0	K: 1	S: 6	R: 0	H: 1	E: 0	K: 0	S: 3	R: 1	H: 2	E: 0	K: 2	S: 9	R: 1	H: 2	E: 0	K: 1	S: 7	R: 0	H: 1	E: 0	K: 0	S: 4
	LOB: 0	BB: 0	P: 3	LOB: 0	BB: 0	P: 7	LOB: 1	BB: 0	P: 6	LOB: 0	BB: 0	P: 3	LOB: 1	BB: 0	P: 9	LOB: 1	BB: 0	P: 7	LOB: 0	BB: 0	P: 3	LOB: 0	BB: 0	P: 3	LOB: 0	BB: 0	P: 4	LOB: 1	BB: 0	P: 4	LOB: 1	BB: 0	P: 4		

PITCHER	IP	WLS	BF	H	R	ER	SO	BB	IBB	HBP	BLK	WP	HR	S	P	ERA	WHIP
Ron Reed, R ERA: 3.61 (1, 1)	6.0	L	25	9	4	4	5	0	0	0	0	0	1	35	35	6.00	1.500
Pat Jarvis, R ERA: 3.99 (7, 1)	2.0		7	1	0	0	0	0	0	0	0	0	0	7	7	0.00	0.500


**BOTTOM**

**Atlanta Braves @ Los Angeles Dodgers**  
**Dodger Stadium, Los Angeles, CA**

Sun Sep 19 1971, 3:38 AM PDT  
 Att. 46,735 - Unknown

livebaseballscorecards.com

<b>AB</b>	<b>32</b>
<b>R</b>	<b>4</b>
<b>H</b>	<b>10</b>
<b>RBI</b>	<b>3</b>
<b>BB</b>	<b>0</b>
<b>SO</b>	<b>5</b>
<b>LOB</b>	<b>10</b>



1B: 7	SF: 0	WP: 0	PA: 32
2B: 2	SAC: 0	PB: 0	
3B: 0	DP: 2	SB: 2	
HR: 1	HBP: 0	CS: 0	



Los Angeles Dodgers @ Cincinnati Reds  
 Riverfront Stadium, Cincinnati, OH

Tue Sep 21 1971, 7:05 PM EDT  
 Att. 10,131 - Unknown

AB	33
R	3
H	6
RBI	3
BB	1
SO	4
LOB	8



AB R H RBI BB SO LOB

4	0	2	2	0	0	0	4	0	0	0	0	0	2	4	1	1	1	0	0	1	4	0	1	0	0	1	1	3	0	0	0	0	0	0	4	0	0	0	0	0	1	3	0	0	0	1	0	1	2	0	0	0	0	1	1	1	0	0	0	0	1	0	2	1	1	0	0	1	0
0	0	0	0	0	0	0	0	0	0	0	0	0	0	0	0	0	0	0	0	0	0	0	0	0	0	0	0	0	0	0	0	0	0	1	1	1	0	0	0	0	0	0	0	0	0	0	0	0	0	0	0	0	0	0	1	0	0	0	0	1	0	0	0	0	0	0	1	0	

Batter	1	2	3	4	5	6	7	8	9
Maury Wills, S (1, 6) OBP: 0.324, SLG: 0.331 Bill Russell, R (8, 6) OBP: 0.265, SLG: 0.327	0-0 2B		0-0 F3			0-0 F4		0-0 2B 1-H 2-H	
Bobby Valentine, R (1, 4) OBP: 0.290, SLG: 0.319	0-0 F3			0-0 5-3		0-0 F8		0-0 5-3	
Willie Davis, L (1, 8) OBP: 0.338, SLG: 0.444	0-0 F8			0-0 F6		0-0 F7		0-0 HR	
Dick Allen, R (1, 3) OBP: 0.398, SLG: 0.470	0-0 F9			0-0 F9		0-3 K		0-0 FC6-4 1B	
Manny Mota, R (1, 7) OBP: 0.370, SLG: 0.402 Bill Buckner, L (9, PH) OBP: 0.313, SLG: 0.367		0-0 1-3		0-0 5-3		0-0 4-3		0-0 FC6-4 1-2f	
Wes Parker, S (1, 9) OBP: 0.348, SLG: 0.359		0-0 F3		0-0 6-3		0-0 6-3		0-0 F7 1-3	
Jim Lefebvre, S (1, 5) OBP: 0.316, SLG: 0.387		0-0 F3		4-0 BB		0-0 5-3		0-0 F4	
Tom Haller, L (1, 2) OBP: 0.352, SLG: 0.374 Doyle Alexander, R (5, 1) OBP: 0.343, SLG: 0.281 Mike Strahler, R (6, 1) Billy Grabarkewitz, R (8, PH) OBP: 0.389, SLG: 0.296 Pete Mikkelsen, R (8, 1) OBP: 0.273, SLG: 0.200			0-3 K		0-0 F4			0-0 2B 1B	
Claude Osteen, L (1, 1) OBP: 0.216, SLG: 0.217 Joe Ferguson, R (5, 2) OBP: 0.304, SLG: 0.304			0-3 K		0-3 K			0-0 2B 1B 1-2	

Inning Stats	R: 0	H: 1	E: 0	K: 0	S: 4	R: 0	H: 0	E: 0	K: 0	S: 3	R: 0	H: 0	E: 0	K: 2	S: 7	R: 0	H: 0	E: 0	K: 0	S: 3	R: 0	H: 0	E: 0	K: 1	S: 5	R: 0	H: 0	E: 0	K: 1	S: 5	R: 2	H: 3	E: 0	K: 0	S: 6	R: 1	H: 2	E: 0	K: 0	S: 5	1B: 3	2B: 2	3B: 0	HR: 1	SF: 0	SAC: 0	DP: 0	HBP: 0	WP: 0	PA: 34
	LOB: 1	BB: 0	P: 4	LOB: 0	BB: 0	P: 3	LOB: 0	BB: 0	P: 7	LOB: 1	BB: 1	P: 7	LOB: 0	BB: 0	P: 5	LOB: 0	BB: 0	P: 5	LOB: 1	BB: 0	P: 6	LOB: 1	BB: 0	P: 5	LOB: 0	BB: 0	P: 6	LOB: 0	BB: 0	P: 5																				

PITCHER	IP	WLS	BF	H	R	ER	SO	BB	IBB	HBP	BLK	WP	HR	S	P	ERA	WHIP
Don Gullett, L (1, 1) ERA: 2.63	8.0	W	29	4	2	2	4	1	0	0	0	0	0	36	40	2.25	0.625
Wayne Granger, R (9, 1) ERA: 3.02	1.0	S	5	2	1	1	0	0	0	0	0	0	1	5	5	9.00	2.000


WP: 0	PA: 34
PB: 0	
SB: 1	
CS: 0	

Batter	1	2	3	4	5	6	7	8	9
<b>Pete Rose, S</b> OBP: 0.372, SLG: 0.418 (1, 9)	0-0 FC1-6 1B		0-0 1B		0-0 HR 1B	0-0 1-2 2-3 2B 1B		4-0 BB	
<b>Tommy Helms, R</b> OBP: 0.295, SLG: 0.334 (1, 4)	0-0 FC1-6 G6-4-3 1-2f		0-0 L5		4-0 HR BB	0-0 1-2 2-3 3-H 2B 1B		0-0 F8	
<b>Lee May, R</b> OBP: 0.333, SLG: 0.530 (1, 3)	0-0 G6-4-3 1-2f		0-0 1-3		0-0 HR	0-0 1-3 2-H 3-H 2B		0-3 K	
<b>Tony Perez, R</b> OBP: 0.326, SLG: 0.433 (1, 5)		0-0 F3		0-3 K	0-0 1B	4-0 G5-4-3 BB		0-3 K	
<b>Dave Concepcion, R</b> OBP: 0.245, SLG: 0.250 (6, PR) (7, 6)									
<b>Johnny Bench, R</b> OBP: 0.300, SLG: 0.425 (1, 2)		0-0 HR		0-0 G1-4-3 1B	0-0 F4	0-0 G5-4-3			
<b>Hal McRae, R</b> OBP: 0.291, SLG: 0.412 (1, 7)		0-3 K		0-0 G1-4-3		0-0 E 1B	0-0 FC6-4 1B		
<b>George Foster, R</b> OBP: 0.297, SLG: 0.384 (1, 8)		4-0 BB			0-0 G3	0-0 E3 1B FC1-5	0-0 FC6-4 1B		
<b>Woody Woodward, R</b> OBP: 0.323, SLG: 0.296 (1, 6) (7, 5)		0-0 F9			0-0 SH2-4 1B	0-0 1-3 2-H 1B 1B	0-0 4-3		
<b>Don Gullett, R</b> OBP: 0.133, SLG: 0.123 (1, 1)			0-0 1-3		0-0 SH2-4	0-0 FC1-5 1B 2B	0-3 K		
<b>Wayne Granger, R</b> OBP: 0.250, SLG: 0.571 (9, 1)									

AB	R	H	RBI	BB	SO	LOB
4	2	4	1	1	0	0
4	1	1	1	1	0	3
5	1	2	5	0	1	3
3	0	1	0	1	1	0
1	0	0	0	0	1	1
4	1	2	1	0	0	4
4	1	2	0	0	1	1
3	0	0	0	1	0	2
4	2	2	1	0	0	2
3	1	0	0	0	1	3
0	0	0	0	0	0	0

**Los Angeles Dodgers @ Cincinnati Reds**  
Riverfront Stadium, Cincinnati, OH  
Tue Sep 21 1971, 7:05 PM EDT  
Att. 10,131 - Unknown

<b>AB</b>	<b>35</b>
<b>R</b>	<b>9</b>
<b>H</b>	<b>14</b>
<b>RBI</b>	<b>9</b>
<b>BB</b>	<b>4</b>
<b>SO</b>	<b>5</b>
<b>LOB</b>	<b>19</b>



Inning Stats		R: 0	H: 1	E: 0	LOB: 0	K: 0	S: 3	R: 1	H: 1	E: 0	LOB: 1	K: 1	S: 6	R: 0	H: 1	E: 0	LOB: 1	K: 0	S: 4	R: 0	H: 1	E: 0	LOB: 0	K: 1	S: 5	R: 4	H: 4	E: 0	LOB: 3	K: 0	S: 8	R: 0	H: 1	E: 0	LOB: 1	K: 1	S: 6	R: 0	H: 0	E: 0	LOB: 1	K: 2	S: 7																	
<b>PITCHER</b>	<b>IP</b>	<b>WLS</b>	<b>BF</b>	<b>H</b>	<b>R</b>	<b>ER</b>	<b>SO</b>	<b>BB</b>	<b>IBB</b>	<b>HBP</b>	<b>BLK</b>	<b>WP</b>	<b>HR</b>	<b>S</b>	<b>P</b>	<b>ERA</b>	<b>WHIP</b>													<b>PITCHER</b>	<b>IP</b>	<b>WLS</b>	<b>BF</b>	<b>H</b>	<b>R</b>	<b>ER</b>	<b>SO</b>	<b>BB</b>	<b>IBB</b>	<b>HBP</b>	<b>BLK</b>	<b>WP</b>	<b>HR</b>	<b>S</b>	<b>P</b>	<b>ERA</b>	<b>WHIP</b>													
<b>Claude Osteen, L</b> ERA: 3.56 (1, 1)	4.2	L	21	7	5	5	2	2	0	0	0	0	0	23	31	9.64	1.929																																											
<b>Doyle Alexander, R</b> ERA: 3.55 (5, 1)	0.2		9	6	4	3	0	0	0	0	0	0	0	9	9	40.50	9.000																																											
<b>Mike Strahler, R</b> ERA: 3.38 (6, 1)	1.2		6	1	0	0	1	1	0	0	0	0	0	7	11	0.00	1.200																																											
<b>Pete Mikkelsen, R</b> ERA: 3.65 (8, 1)	1.0		4	0	0	0	2	1	0	0	0	0	0	7	11	0.00	1.000																																											

WP	HR	S	P	ERA	WHIP
0	0	0	0	0	0
0	0	0	0	0	0
0	0	0	0	0	0
0	0	0	0	0	0



Batter	1	2	3	4	5	6	7	8	9	AB R H RBI BB SO LOB	TOP																					
Maury Wills, S OBP: 0.322, SLG: 0.329 (1, 6) X	0-0 4-3		0-3 K		0-0 F8			0-0 F8		4 0 0 0 0 1 1																						
Bill Buckner, L OBP: 0.315, SLG: 0.375 (1, 9) X	0-0 FC1-5 2B		0-0 G3			0-0 1-3 2B		0-0 F3		4 0 2 0 0 0 0																						
Willie Davis, L OBP: 0.335, SLG: 0.442 (1, 8) X	0-0 FC1-5 1B		0-0 4-3			0-0 F2		0-0 F9		4 1 0 0 0 0 2																						
Dick Allen, R OBP: 0.398, SLG: 0.471 (1, 5) X	0-0 FC4-6 1B			0-0 L8		0-0 1-3 1B		0-0 F9		4 0 2 1 0 0 0																						
Willie Crawford, L OBP: 0.338, SLG: 0.450 (1, 7) X	0-0 FC4-6			0-0 F7		0-0 1-3		0-0 L9		4 0 0 0 0 0 3																						
Jim Lefebvre, S OBP: 0.314, SLG: 0.384 (1, 4)		0-0 F8		0-0 F9		0-0 F5		0-3 K		3 0 0 0 0 0 2																						
Jim Brewer, L OBP: 0.375, SLG: 0.375 (6, 1)										0 0 0 0 0 0 0																						
Duke Sims, L OBP: 0.339, SLG: 0.355 (9, PH)										1 0 0 0 0 1 0																						
Wes Parker, S OBP: 0.348, SLG: 0.358 (1, 3)		4-0 BB			0-0 G3			0-0 6-3		2 0 0 0 1 0 0																						
Tom Haller, L OBP: 0.348, SLG: 0.369 (1, 2)		0-3 K			0-0 G3			0-0 F9		3 0 0 0 0 1 1																						
Bill Singer, R OBP: 0.219, SLG: 0.107 (1, 1)		0-0 F4			0-0 1B			0-0 F8		2 0 1 0 0 0 1																						
Bobby Valentine, R OBP: 0.289, SLG: 0.318 (6, 4)										1 0 0 0 0 0 0																						
<b>Inning Stats</b>	R: 1 E: 0 K: 0 S: 5	H: 2 LOB: 1 BB: 0 P: 5	R: 0 E: 0 K: 1 S: 5	H: 0 LOB: 1 BB: 1 P: 9	R: 0 E: 0 K: 1 S: 5	H: 0 LOB: 0 BB: 0 P: 5	R: 0 E: 0 K: 0 S: 3	H: 0 LOB: 0 BB: 0 P: 3	R: 0 E: 0 K: 0 S: 4	H: 1 LOB: 1 BB: 0 P: 4	R: 0 E: 0 K: 0 S: 5	H: 2 LOB: 2 BB: 0 P: 5	R: 0 E: 0 K: 0 S: 3	H: 0 LOB: 0 BB: 0 P: 3	R: 0 E: 0 K: 1 S: 5	H: 0 LOB: 0 BB: 0 P: 5	1B: 3 2B: 2 3B: 0 HR: 0	SF: 0 SAC: 0 DP: 0 HBP: 0	WP: 0 PB: 0 SB: 1 CS: 0	PA: 33												
<b>PITCHER</b> Gary Nolan, R ERA: 3.03 (1, 1)	IP 9.0	WLS W	BF 33	H 5	R 1	ER 1	SO 3	BB 1	IBB 0	HBP 0	BLK 0	WP 0	HR 0	S 38	P 42	ERA 1.00	WHIP 0.667															
											<b>PITCHER</b>	IP	WLS	BF	H	R	ER	SO	BB	IBB	HBP	BLK	WP	HR	S	P	ERA	WHIP				

**Los Angeles Dodgers @ Cincinnati Reds**  
Riverfront Stadium, Cincinnati, OH  
Wed Sep 22 1971, 7:05 PM EDT  
Att: 10,013 - Unknown

<b>AB</b>	32
<b>R</b>	1
<b>H</b>	5
<b>RBI</b>	1
<b>BB</b>	1
<b>SO</b>	3
<b>LOB</b>	10



WP: 0	PA: 33
PB: 0	
SB: 1	
CS: 0	

Batter	1	2	3	4	5	6	7	8	9
<b>Pete Rose, S</b> OBP: 0.373, SLG: 0.419 (1, 9)	0-0 4-3 3B 2B	0-0 1-3			4-0 1-2 BB		0-0 E4 G1-6-3		
<b>Tommy Helms, R</b> OBP: 0.293, SLG: 0.331 (1, 4)	0-0 4-3 2-3		0-0 6-3		0-0 F8		0-0 G1-6-3 1-2f		
<b>Lee May, R</b> OBP: 0.333, SLG: 0.532 (1, 3)	0-0 1B 3B		0-3 K		0-0 5-3		0-3 K		
<b>Tony Perez, R</b> OBP: 0.327, SLG: 0.433 <b>Dave Concepcion, R</b> OBP: 0.245, SLG: 0.250 (1, 5) (9, 6)	0-0 1B		0-0 F6		0-0 1B 2B 1B		0-0 6-3		
<b>Johnny Bench, R</b> OBP: 0.299, SLG: 0.423 (1, 2)	0-0 F4		0-3 K		0-0 1B 2B 1B		0-0 F5		
<b>Bernie Carbo, L</b> OBP: 0.342, SLG: 0.343 <b>Buddy Bradford, R</b> OBP: 0.306, SLG: 0.285 (1, 7) (8, PH) (9, 7)	0-0 4-3		0-0 3-1		0-3 K		0-0 3-1		
<b>George Foster, R</b> OBP: 0.297, SLG: 0.386 (1, 8)		0-0 1-3	0-3 K		0-0 1H 2H 2B				
<b>Woody Woodward, R</b> OBP: 0.319, SLG: 0.292 (1, 6) (9, 5)		0-0 4-3			0-0 6-3		0-0 F9		
<b>Gary Nolan, R</b> OBP: 0.182, SLG: 0.162 (1, 1)		4-0 BB			0-0 BB 1B		0-3 K		

Inning Stats	R: 2 E: 0 K: 0 S: 6	H: 3 LOB: 1 BB: 0 P: 6	R: 0 E: 0 K: 0 S: 3	H: 0 LOB: 1 BB: 1 P: 7	R: 0 E: 0 K: 1 S: 5	H: 0 LOB: 0 BB: 0 P: 5	R: 0 E: 0 K: 2 S: 7	H: 0 LOB: 0 BB: 0 P: 7	R: 0 E: 0 K: 0 S: 4	H: 1 LOB: 2 BB: 1 P: 8	R: 2 E: 0 K: 2 S: 10	H: 3 LOB: 1 BB: 0 P: 10	R: 0 E: 1 K: 1 S: 5	H: 0 LOB: 0 BB: 0 P: 5	R: 0 E: 0 K: 0 S: 3	H: 0 LOB: 0 BB: 0 P: 3
1B: 4 2B: 2 3B: 1 HR: 0	SF: 0 SAC: 0 DP: 1 HBP: 0	WP: 0 PB: 0 SB: 0 CS: 0	PA: 33													

PITCHER	IP	WLS	BF	H	R	ER	SO	BB	IBB	HBP	BLK	WP	HR	S	P	ERA	WHIP
<b>Bill Singer, R</b> ERA: 4.31 (1, 1)	5.1	L	25	7	4	4	4	2	0	0	0	0	0	31	39	6.75	1.688
<b>Jim Brewer, L</b> ERA: 1.97 (6, 1)	2.2		8	0	0	0	2	0	0	0	0	0	0	12	12	0.00	0.000

**BOTTOM**

**Los Angeles Dodgers @ Cincinnati Reds**  
Riverfront Stadium, Cincinnati, OH  
Wed Sep 22 1971, 7:05 PM EDT  
Att. 10,013 - Unknown

[livebaseballscorecards.com](http://livebaseballscorecards.com)

<b>AB</b>	<b>31</b>
<b>R</b>	<b>4</b>
<b>H</b>	<b>7</b>
<b>RBI</b>	<b>4</b>
<b>BB</b>	<b>2</b>
<b>SO</b>	<b>6</b>
<b>LOB</b>	<b>13</b>





Batter	1	2	3	4	5	6	7	8	9	AB R H RBI BB SO LOB	TOP									
Maury Wills, S (1, 6) OBP: 0.322, SLG: 0.328	0-0 F9			0-0 F8		0-0 G3			0-0 G4-6-3 1B	4 0 1 0 0 0 0	<b>Los Angeles Dodgers @ Atlanta Braves</b> Atlanta Stadium, Atlanta, GA Fri Sep 24 1971, 7:05 PM EDT Att. 9,183 - Unknown <a href="http://livebaseballscorecards.com">livebaseballscorecards.com</a>									
Bill Buckner, L (1, 3) OBP: 0.311, SLG: 0.370 Bill Russell, R (9, 9) OBP: 0.265, SLG: 0.327	0-0 F8			0-0 3-1		0-3 K			0-0 G4-6-3 1-2f	4 0 0 0 0 1 1 0 0 0 0 0 0 0										
Willie Davis, L (1, 8) OBP: 0.338, SLG: 0.450	0-0 F6			0-0 HR			0-0 1B G6-4-3 1B		0-0 2B	4 2 3 1 0 0 0										
Dick Allen, R (1, 5) OBP: 0.399, SLG: 0.470 Wes Parker, S (9, 3) OBP: 0.348, SLG: 0.358		0-0 6-3		0-0 F8			0-0 1-3 1B G6-4-3		4-0 IBB	3 0 1 0 1 0 0 0 0 0 0 0 0 0										
Manny Mota, R (1, 7) OBP: 0.365, SLG: 0.395 Steve Garvey, R (9, 5) OBP: 0.290, SLG: 0.382		0-0 6-3			0-0 F5		0-0 1-2f G6-4-3		0-0 F3	4 0 0 0 0 0 3 0 0 0 0 0 0 0										
Willie Crawford, L (1, 9) OBP: 0.335, SLG: 0.446		0-0 1-3			0-0 E3 PB		0-0 L9			3 0 0 0 0 0 0										
Bobby Valentine, R (1, 4) OBP: 0.289, SLG: 0.318			0-0 B1-6-4 1B		0-0 5-3			0-0 L4		3 0 1 0 0 0 1										
Tom Haller, L (1, 2) OBP: 0.343, SLG: 0.363			0-0 F7		0-3 K			0-0 4-3		3 0 0 0 0 1 2										
Al Downing, R (1, 1) OBP: 0.224, SLG: 0.196			0-0 B1-6-4 1-2f			0-0 F9		0-0 4-3		3 0 0 0 0 0 1										
<b>Inning Stats</b>	R: 0 E: 0 K: 0 S: 3	H: 0 LOB: 0 BB: 0 P: 3	R: 0 E: 0 K: 0 S: 3	H: 0 LOB: 0 BB: 0 P: 3	R: 0 E: 0 K: 0 S: 3	H: 1 LOB: 0 BB: 0 P: 3	R: 1 E: 0 K: 0 S: 4	H: 1 LOB: 0 BB: 0 P: 4	R: 0 E: 1 K: 1 S: 5	H: 0 LOB: 0 BB: 0 P: 5	R: 1 E: 0 K: 0 S: 4	H: 2 LOB: 0 BB: 0 P: 4	R: 0 E: 0 K: 0 S: 3	H: 0 LOB: 0 BB: 0 P: 3	R: 0 E: 0 K: 0 S: 4	H: 2 LOB: 2 BB: 1 P: 8	1B: 4 2B: 1 3B: 0 HR: 1	SF: 0 SAC: 0 DP: 3 HBP: 0	WP: 0 PB: 1 SB: 0 CS: 0	PA: 32
<b>PITCHER</b>	IP WLS BF H R ER SO BB IBB HBP BLK WP HR S P ERA WHIP																			
Phil Niekro, R (1, 1) ERA: 3.08	7.0 L 24 4 2 2 2 0 0 0 0 0 0 1 28 28 2.57 0.571																			
Cecil Upshaw, R (8, 1) ERA: 3.51	2.0 8 2 0 0 0 0 0 1 0 0 0 0 7 11 0.00 1.000																			

<b>AB</b>	31
<b>R</b>	2
<b>H</b>	6
<b>RBI</b>	1
<b>BB</b>	1
<b>SO</b>	2
<b>LOB</b>	8



Batter	1	2	3	4	5	6	7	8	9	AB	R	H	RBI	BB	SO	LOB
Felix Millan, R OBP: 0.330, SLG: 0.361 (1, 4)	0-0 G3 1B		0-0 F2		0-0 F5			0-0 1B 4-3 1B		4	0	2	0	0	0	1
Ralph Garr, L OBP: 0.369, SLG: 0.438 (1, 7)	0-0 G3 1-2		0-0 1B			0-0 4-3		0-0 4-3 1-2		4	0	1	0	0	0	2
Hank Aaron, R OBP: 0.413, SLG: 0.673 (1, 3)	0-0 F6		0-0 L8			0-0 5-3		0-0 L3-6 BB 2-3 1B		4	0	1	0	0	0	2
Earl Williams, R OBP: 0.325, SLG: 0.496 (1, 2)	0-0 F8			0-3 K		0-0 1B		4-0 1-2 BB		3	0	1	0	1	1	1
Mike Lum, L OBP: 0.346, SLG: 0.398 (1, 9)		0-0 L9		0-0 G3		0-0 G3		0-0 L3-6 2-3		4	0	0	0	0	0	4
Zoilo Versalles, R OBP: 0.230, SLG: 0.324 (1, 5)		0-3 K		0-0 5-3			0-0 F9		0-0 F7	4	0	0	0	0	1	0
Sonny Jackson, L OBP: 0.307, SLG: 0.329 (1, 8)		0-0 FC6-4 1B			0-0 L9		0-0 1B		0-0 G3	4	0	2	0	0	0	0
Marty Perez, R OBP: 0.274, SLG: 0.311 (1, 6)		0-0 FC6-4 1-2f			0-0 F8		0-0 F8		0-0 L5	4	0	0	0	0	0	2
Phil Niekro, R OBP: 0.156, SLG: 0.159 (1, 1) Tommie Aaron, R OBP: 0.255, SLG: 0.231 (7, PH) Cecil Upshaw, R (8, 1)			0-0 6-3			0-0 1B		0-0 6-3		2	0	1	0	0	0	0
										1	0	0	0	0	0	1
										0	0	0	0	0	0	0

Inning Stats	R: 0	H: 1	E: 0	LOB: 1	K: 0	BB: 0	S: 4	P: 4	R: 0	H: 1	E: 0	LOB: 1	K: 0	BB: 0	S: 4	P: 4	R: 0	H: 2	E: 0	LOB: 2	K: 0	BB: 1	S: 3	P: 3	R: 0	H: 0	E: 0	LOB: 0	K: 0	BB: 0	S: 3	P: 3	1B: 8	SF: 0	2B: 1	SAC: 0	3B: 0	DP: 1	HR: 0	HBP: 0	WP: 0	PA: 35
--------------	------	------	------	--------	------	-------	------	------	------	------	------	--------	------	-------	------	------	------	------	------	--------	------	-------	------	------	------	------	------	--------	------	-------	------	------	-------	-------	-------	--------	-------	-------	-------	--------	-------	--------

PITCHER	IP	WLS	BF	H	R	ER	SO	BB	IBB	HBP	BLK	WP	HR	S	P	ERA	WHIP	PITCHER	IP	WLS	BF	H	R	ER	SO	BB	IBB	HBP	BLK	WP	HR	S	P	ERA	WHIP							
Al Downing, L ERA: 2.55 (1, 1)	9.0	W	35	8	0	0	2	1	0	0	0	0	0	38	42	0.00	1.000																									


**BOTTOM**

**Los Angeles Dodgers @ Atlanta Braves**  
Atlanta Stadium, Atlanta, GA

Fri Sep 24 1971, 7:05 PM EDT  
Att. 9,183 - Unknown

livebaseballscorecards.com

<b>AB</b>	<b>34</b>
<b>R</b>	<b>0</b>
<b>H</b>	<b>8</b>
<b>RBI</b>	<b>0</b>
<b>BB</b>	<b>1</b>
<b>SO</b>	<b>2</b>
<b>LOB</b>	<b>13</b>





Batter	1	2	3	4	5	6	7	8	9	AB R H RBI BB SO LOB	TOP									
Maury Wills, S OBP: 0.322, SLG: 0.329 (1, 6) X	0-0 6-3		0-0 1B		0-0 F8		0-0 SH3-4 1B		0-0 4-3	5 0 2 0 0 0 0										
Bill Buckner, L OBP: 0.308, SLG: 0.366 (1, 3) X	0-0 6-3		0-0 F5		0-0 F8		0-0 SH3-4		0-3 K	4 0 0 0 0 1 1										
Wes Parker, S OBP: 0.348, SLG: 0.358 (9, 3)									0-3 K	0 0 0 0 0 0 0										
Willie Davis, L OBP: 0.337, SLG: 0.448 (1, 8) X	0-0 1B		0-0 3-1			0-0 F9	0-0 6-3		0-3 K	5 0 1 0 0 1 2										
Dick Allen, R OBP: 0.400, SLG: 0.471 (1, 5) S S	0-3 K			4-0 FC6-4 BB		0-0 1B 2B	0-0 6-3			3 1 1 0 1 1 2										
Willie Crawford, L OBP: 0.337, SLG: 0.446 (1, 9) X		0-0 4-1		0-0 FC6-4 3B		0-0 1B HR 1B		0-0 S 1B		4 2 2 1 0 0 1										
Manny Mota, R OBP: 0.367, SLG: 0.405 (1, 7) S S		0-3 K		0-0 3B		0-0 HR 1B		0-0 6-3		4 1 2 1 0 1 1										
Duke Sims, L OBP: 0.345, SLG: 0.370 (1, 2) B B B B		4-0 FC4-6 BB		0-0 G3		0-0 HR		4-0 BB		2 1 1 3 2 0 1										
Bobby Valentine, R OBP: 0.285, SLG: 0.314 (1, 4) X	0-0 FC4-6		0-0 F4		0-0 F3		0-0 F3		0-0 F3	4 0 0 0 0 0 4										
Don Sutton, R OBP: 0.239, SLG: 0.235 (1, 1) X			0-0 F4		0-0 4-3	0-0 L9		0-0 F8		3 0 0 0 0 0 0										
Jim Brewer, L OBP: 0.333, SLG: 0.333 (7, 1) X										1 0 0 0 0 0 2										
<b>Inning Stats</b>	R: 0 E: 0 K: 1 S: 6	H: 1 LOB: 1 BB: 0 P: 6	R: 0 E: 0 K: 1 S: 5	H: 0 LOB: 1 BB: 1 P: 9	R: 0 E: 0 K: 0 S: 4	H: 1 LOB: 1 BB: 1 P: 4	R: 1 E: 0 K: 0 S: 4	H: 1 LOB: 1 BB: 1 P: 8	R: 0 E: 0 K: 0 S: 3	H: 0 LOB: 0 BB: 0 P: 3	R: 4 E: 0 K: 0 S: 7	H: 4 LOB: 0 BB: 0 P: 7	R: 0 E: 0 K: 0 S: 4	H: 1 LOB: 1 BB: 0 P: 4	R: 0 E: 0 K: 2 S: 7	H: 0 LOB: 0 BB: 0 P: 7	1B: 6 2B: 1 3B: 1 HR: 1	SF: 0 SAC: 1 DP: 0 HBP: 0	WP: 0 PB: 0 SB: 1 CS: 0	PA: 39
<b>PITCHER</b>	IP WLS BF H R ER SO BB IBB HBP BLK WP HR S P ERA WHIP																			
Ron Reed, R ERA: 3.72 (1, 1)	5.1 L 25 7 5 5 2 2 0 0 0 0 0 1 27 35 8.44 1.688																			
Jim Nash, R ERA: 4.94 (6, 1)	1.2 6 1 0 0 0 0 0 0 0 0 0 0 6 6 0.00 0.600																			
Steve Barber, L ERA: 4.93 (8, 1)	0.1 3 1 0 0 0 1 0 0 0 0 0 0 2 6 0.00 6.000																			
Pat Jarvis, R ERA: 4.1 (8, 1)	1.2 5 0 0 0 0 2 0 0 0 0 0 0 9 9 0.00 0.000																			

**Los Angeles Dodgers @ Atlanta Braves**  
Atlanta Stadium, Atlanta, GA

AB	35
R	5
H	9
RBI	5
BB	3
SO	4
LOB	14



Sat Sep 25 1971, 3:33 AM EDT  
Att. 7,887 - Unknown

livebaseballscorecards.com

BOTTOM

Los Angeles Dodgers @ Atlanta Braves  
Atlanta Stadium, Atlanta, GA

Sat Sep 25 1971, 3:33 AM EDT  
Att. 7,887 - Unknown

livebaseballscorecards.com

AB	37
R	4
H	11
RBI	4
BB	0
SO	7
LOB	13



WP:	0	PA:	38
PB:	0		
SB:	1		
CS:	0		

AB R H RBI BB SO LOB

5	1	3	1	0	0	1
5	0	3	1	0	0	1
4	0	0	0	0	1	5
4	0	0	0	0	1	2
4	1	1	0	0	2	0
4	1	2	1	0	1	0
4	1	1	1	0	0	1
4	0	0	0	0	2	3
1	0	0	0	0	0	0
0	0	0	0	0	0	0
1	0	0	0	0	0	0
0	0	0	0	0	0	0
1	0	1	0	0	0	0
0	0	0	0	0	0	0

1B:	9	SF:	0
2B:	1	SAC:	1
3B:	0	DP:	1
HR:	1	HBP:	0

WP:	0	PA:	38
PB:	0		
SB:	1		
CS:	0		

1B:	9	SF:	0
2B:	1	SAC:	1
3B:	0	DP:	1
HR:	1	HBP:	0

WP:	0	PA:	38
PB:	0		
SB:	1		
CS:	0		

Batter	1	2	3	4	5	6	7	8	9
Felix Millan, R OBP: 0.332, SLG: 0.365 (1, 4)	0-0 F3 ①		0-0 E7 1B 2-H		0-0 1B 2B		0-0 1B 1B		0-0 G2-6-4 1-2f ①②
Ralph Garr, L OBP: 0.370, SLG: 0.439 (1, 7)	0-0 L8 ②		0-0 1B 3-H		0-0 FC6-4 1B 2-3		0-0 1B 1-3		0-0 F7 ③
Hank Aaron, R OBP: 0.410, SLG: 0.667 (1, 3)	0-3 K ③		0-0 L7 ③		0-0 FC6-4 1-2f ③		0-0 F5 ②		
Earl Williams, R OBP: 0.323, SLG: 0.492 (1, 2)		0-0 F8 ①		0-0 6-3 ①		0-3 K ①	0-0 F8 ③		
Mike Lum, L OBP: 0.345, SLG: 0.397 (1, 9)		0-3 K ②		0-3 K ②		0-0 1B G3 1B		0-0 5-3 ①	
Darrell Evans, L OBP: 0.340, SLG: 0.438 (1, 5)		0-3 K ③		0-0 HR ③		0-0 1B G3 1B 1-3		0-0 3-1 ②	
Sonny Jackson, L OBP: 0.306, SLG: 0.328 (1, 8)			0-0 SH3 E 1B ③		0-0 F6 ③		0-0 G3 1-2 3-H ②		0-0 E6 S ③
Marty Perez, R OBP: 0.271, SLG: 0.308 (1, 6)			0-3 K ①		0-0 F7 ①		0-3 K ③		0-0 F7 1-2 ③
Ron Reed, R OBP: 0.149, SLG: 0.149 (1, 1)									0-0
Jim Nash, R OBP: 0.149, SLG: 0.170 (6, 1)									0-0
Jim Breaux, L OBP: 0.118, SLG: 0.125 (7, PH)									0-0
Steve Barber, L OBP: 0.214, SLG: 0.154 (8, 1)									0-0
Pat Jarvis, R OBP: 0.329, SLG: 0.328 (8, 1)									0-0
Hai King, L OBP: 0.329, SLG: 0.328 (9, PH)									0-0
Leo Foster, R OBP: 0.329, SLG: 0.328 (9, PR)									0-0


Inning Stats	R: 0 E: 0 K: 1 S: 5	H: 0 LOB: 0 BB: 0 P: 5	R: 0 E: 0 K: 2 S: 7	H: 0 LOB: 0 BB: 0 P: 7	R: 2 E: 1 K: 1 S: 8	H: 3 LOB: 1 BB: 0 P: 8	R: 1 E: 0 K: 1 S: 6	H: 1 LOB: 0 BB: 0 P: 6	R: 0 E: 0 K: 0 S: 5	H: 2 LOB: 2 BB: 0 P: 5	R: 1 E: 0 K: 2 S: 9	H: 2 LOB: 1 BB: 0 P: 9	R: 0 E: 0 K: 0 S: 5	H: 2 LOB: 2 BB: 0 P: 5	R: 0 E: 1 K: 0 S: 4	H: 0 LOB: 1 BB: 0 P: 4	R: 0 E: 0 K: 0 S: 3	H: 1 LOB: 1 BB: 0 P: 3
--------------	------------------------------	---------------------------------	------------------------------	---------------------------------	------------------------------	---------------------------------	------------------------------	---------------------------------	------------------------------	---------------------------------	------------------------------	---------------------------------	------------------------------	---------------------------------	------------------------------	---------------------------------	------------------------------	---------------------------------

PITCHER	IP	WLS	BF	H	R	ER	SO	BB	IBB	HBP	BLK	WP	HR	S	P	ERA	WHIP
Don Sutton, R ERA: 2.6 (1, 1)	6.1	W	28	9	4	4	7	0	0	0	0	0	0	42	42	5.68	1.421
Jim Brewer, L ERA: 1.9 (7, 1)	2.2	S	10	2	0	0	0	0	0	0	0	0	0	10	10	0.00	0.750

PITCHER	IP	WLS	BF	H	R	ER	SO	BB	IBB	HBP	BLK	WP	HR	S	P	ERA	WHIP
Don Sutton, R ERA: 2.6 (1, 1)	6.1	W	28	9	4	4	7	0	0	0	0	0	0	42	42	5.68	1.421
Jim Brewer, L ERA: 1.9 (7, 1)	2.2	S	10	2	0	0	0	0	0	0	0	0	0	10	10	0.00	0.750

PITCHER	IP	WLS	BF	H	R	ER	SO	BB	IBB	HBP	BLK	WP	HR	S	P	ERA	WHIP
Don Sutton, R ERA: 2.6 (1, 1)	6.1	W	28	9	4	4	7	0	0	0	0	0	0	42	42	5.68	1.421
Jim Brewer, L ERA: 1.9 (7, 1)	2.2	S	10	2	0	0	0	0	0	0	0	0	0	10	10	0.00	0.750



Batter	1	2	3	4	5	6	7	8	9	AB R H RBI BB SO LOB	TOP														
Maury Wills, S OBP: 0.322, SLG: 0.328 (1, 6)	0-0 F2		0-0 6-3		0-0 SH1-4		0-0 1B		0-0 F9	4 0 1 0 0 0 0	<p><b>Los Angeles Dodgers @ Atlanta Braves</b> Atlanta Stadium, Atlanta, GA</p> <p>Sun Sep 26 1971, 3:33 AM EDT Att: 18,923 - Unknown</p> <p>livebaseballscorecards.com</p> <table border="1"> <tr><td>AB</td><td>36</td></tr> <tr><td>R</td><td>5</td></tr> <tr><td>H</td><td>11</td></tr> <tr><td>RBI</td><td>4</td></tr> <tr><td>BB</td><td>1</td></tr> <tr><td>SO</td><td>5</td></tr> <tr><td>LOB</td><td>12</td></tr> </table> 	AB	36	R	5	H	11	RBI	4	BB	1	SO	5	LOB	12
AB	36																								
R	5																								
H	11																								
RBI	4																								
BB	1																								
SO	5																								
LOB	12																								
Bobby Valentine, R OBP: 0.291, SLG: 0.316 (1, 4)	0-0 1B		0-0 F8		0-0 1B		0-0 F8		4-0 BB	4 0 2 1 1 0 1															
Willie Davis, L OBP: 0.334, SLG: 0.444 (1, 8)	0-3 K			0-0 F7	0-0 L3		0-0 4-3		0-0 FC4-6	5 0 0 0 0 1 4															
Dick Allen, R OBP: 0.399, SLG: 0.475 (1, 5)		0-0 HR		0-0 F8		0-0 E5 FC1-6 SH1-3		0-3 K		4 1 1 1 0 1 0															
Manny Mota, R OBP: 0.367, SLG: 0.408 (1, 7)		0-0 F9		0-0 E 2B		0-0 SH1-3		0-0 E1 1B		3 1 1 0 0 0 0															
Wes Parker, S OBP: 0.348, SLG: 0.357 (1, 3)		0-0 F5		0-0 F8 2-H		0-0 FC1-6 1B		0-0 S 1B		4 0 1 0 0 0 1															
Willie Crawford, L OBP: 0.339, SLG: 0.450 (1, 9)		0-3 K			0-0 1B 2B	0-0 1B		0-3 K		4 1 2 0 0 2 2															
Duke Sims, L OBP: 0.348, SLG: 0.386 (1, 2)			0-0 HR		0-0 SH1-4 1B 2-3	0-0 G3		0-3 K		4 2 2 1 0 1 4															
Claude Osteen, L OBP: 0.220, SLG: 0.221 (1, 1)			0-0 4-3		0-0 1B SH1-4		0-0 4-3		0-0 4-3	3 0 1 1 0 0 0															
Hoyt Wilhelm, R (7, 1)					1-2 3-H					1 0 0 0 0 0 0															
Jim Brewer, L OBP: 0.333, SLG: 0.333 (9, 1)										0 0 0 0 0 0 0															
<b>Inning Stats</b>	R: 0 E: 0 K: 1 S: 5	H: 1 LOB: 0 BB: 0 P: 5	R: 1 E: 0 K: 1 S: 6	H: 1 LOB: 0 BB: 0 P: 6	R: 1 E: 0 K: 0 S: 4	H: 1 LOB: 0 BB: 0 P: 4	R: 2 E: 0 K: 0 S: 6	H: 4 LOB: 1 BB: 0 P: 6	R: 0 E: 1 K: 0 S: 5	H: 1 LOB: 2 BB: 0 P: 5	R: 0 E: 0 K: 0 S: 4	H: 1 LOB: 1 BB: 0 P: 4	R: 0 E: 1 K: 3 S: 11	H: 1 LOB: 2 BB: 0 P: 11	R: 0 E: 0 K: 0 S: 3	H: 0 LOB: 1 BB: 1 P: 7	1B: 7 2B: 3 3B: 0 HR: 2	SF: 0 SAC: 2 DP: 1 HBP: 0	WP: 0 PB: 0 SB: 2 CS: 0	PA: 39					
<b>PITCHER</b>	IP WLS BF H R ER SO BB IBB HBP BLK WP HR S P ERA WHIP																								
George Stone, L (1, 1) ERA: 3.6	4.0 L 18 7 5 4 2 0 0 0 0 0 0 2 22 22 9.00 1.750																								
Gary Neibauer, R (5, 1) ERA: 2.37	1.0 3 1 0 0 0 0 0 0 0 0 0 0 3 3 0.00 1.000																								
Tom House, L (6, 1) ERA: 3.95	2.0 9 2 0 0 0 0 0 0 0 0 0 0 9 9 0.00 1.000																								
Steve Barber, L (8, 1) ERA: 4.8	2.0 9 1 0 0 3 1 0 0 0 0 0 0 14 18 0.00 1.000																								











Batter	1	2	3	4	5	6	7	8	9	AB	R	H	RBI	BB	SO	LOB	TOP										
Roger Metzger, S (1, 6) OBP: 0.294, SLG: 0.299	0-3 K	0-0 5-3	0-0 FC4-6		0-0 4-3		0-0 F8		0-0 1B	6	0	1	1	0	1	3											
Joe Morgan, L (1, 4) OBP: 0.351, SLG: 0.409	4-0 S 1B	0-0 FC5 1B		0-0 F8	0-0 FC5-4 1B		0-0 SF7 3B		0-0 G3	5	2	3	1	1	0	1											
Cesar Cedeno, R (1, 8) OBP: 0.293, SLG: 0.397	0-3 K	0-0 1B		0-0 HR 1B	0-0 FC5-4 1B		0-0 SF7			4	1	2	1	0	1	2											
Bob Watson, R (1, 3) Marty Martinez, S (6, 5) OBP: 0.348, SLG: 0.397 OBP: 0.292, SLG: 0.339	0-0 1B 2B 1B	0-3 K		0-0 HR 1B		0-0 1B 6-3 1B	0-0 F7			4	3	3	3	0	1	2											
Jimmy Wynn, R (1, 9) OBP: 0.304, SLG: 0.298	0-0 2B 1B	0-0 FC5		0-0 1-3		0-0 F4		0-0 F4		5	1	1	0	0	0	3											
Jesus Alou, R (1, 7) OBP: 0.306, SLG: 0.361	0-0 1B 2B		0-0 4-3	0-0 4-3		0-0 6-3 2B 1B		0-0 4-3		5	2	2	1	0	0	0											
Denis Menke, R (1, 5) OBP: 0.331, SLG: 0.323	4-0 1B BB		0-0 1B		4-0 1B 5-3 4-3 BB	0-0 6-3		0-0 F9		3	1	1	1	2	0	1											
Larry Howard, R (1, 2) OBP: 0.265, SLG: 0.375	0-0 1B		0-3 K		0-0 5-3	0-0 2B			0-0 F9	5	0	2	3	0	1	2											
Ken Forsch, R (1, 1) OBP: 0.150, SLG: 0.153	0-3 K		0-0 FC4-6 1B		0-0 4-3 1B	0-3 K		0-0 F7		5	1	2	0	0	2	3											
<b>Inning Stats</b>	R: 4 E: 0 K: 3 S: 13	H: 4 LOB: 2 BB: 2 P: 21	R: 0 E: 0 K: 1 S: 7	H: 2 LOB: 2 BB: 0 P: 7	R: 0 E: 0 K: 1 S: 7	H: 2 LOB: 2 BB: 0 P: 7	R: 2 E: 0 K: 0 S: 5	H: 2 LOB: 0 BB: 0 P: 5	R: 2 E: 0 K: 0 S: 5	H: 2 LOB: 1 BB: 1 P: 9	R: 2 E: 0 K: 1 S: 8	H: 3 LOB: 1 BB: 0 P: 8	R: 1 E: 0 K: 0 S: 4	H: 1 LOB: 0 BB: 0 P: 4	R: 0 E: 0 K: 0 S: 3	H: 0 LOB: 0 BB: 0 P: 3	R: 0 E: 0 K: 0 S: 4	H: 1 LOB: 1 BB: 0 P: 4	1B: 13 2B: 2 3B: 1 HR: 1	SF: 1 SAC: 0 DP: 0 HBP: 0	WP: 0 PB: 0 SB: 1 CS: 0	PA: 47					
<b>PITCHER</b>	IP	WLS	BF	H	R	ER	SO	BB	IBB	HBP	BLK	WP	HR	S	P	ERA	WHIP										
Al Downing, L (1, 1) ERA: 2.68	1.1	L	12	6	4	4	3	2	0	0	0	0	0	16	24	27.00	6.000										
Doyle Alexander, R (2, 1) ERA: 3.8	3.2		18	6	4	4	2	1	0	0	0	0	1	21	25	9.82	1.909										
Joe Moeller, R (6, 1) ERA: 3.66	2.0		10	4	3	3	1	0	0	0	0	0	0	12	12	13.50	2.000										
Mike Strahler, R (8, 1) ERA: 2.84	2.0		7	1	0	0	0	0	0	0	0	0	0	7	7	0.00	0.500										

Houston Astros @ Los Angeles Dodgers  
Dodger Stadium, Los Angeles, CA  
Wed Sep 29 1971, 7:05 PM PDT  
Att: 34,802 - Unknown

AB	43
R	11
H	17
RBI	11
BB	3
SO	6
LOB	17



WP: 0	PA: 47
-------	--------





Batter	1	2	3	4	5	6	7	8	9	AB R H RBI BB SO LOB	TOP							
Roger Metzger, S (1, 6) OBP: 0.294, SLG: 0.299	0-3 K		0-0 4-3			0-0 5-3		0-0 S 1B		4 0 1 0 0 1 1								
Joe Morgan, L (1, 4) OBP: 0.351, SLG: 0.407	4-0 6-3 S BB		0-0 F5			0-0 1-3		0-0 F4 1-2		3 0 0 0 1 0 2								
Cesar Cedeno, R (1, 8) OBP: 0.293, SLG: 0.398	0-0 6-3 1-3			0-0 G2		0-0 1B 2B		0-3 K		4 1 1 0 0 1 2								
Bob Watson, R (1, 3) OBP: 0.347, SLG: 0.395	0-0 3-1			0-0 F3		0-0 2-H 1B		0-0 F6		4 0 1 1 0 0 2								
Jimmy Wynn, R (1, 9) OBP: 0.302, SLG: 0.295		0-3 K		0-0 F9		0-3 K			0-0 5-3	4 0 0 0 0 2 1								
Jesus Alou, R (1, 7) OBP: 0.305, SLG: 0.360 Derrel Thomas, S (9, PR)		0-0 F2			0-0 F4		0-0 5-3		0-0 CS 1B	4 0 1 0 0 0 0 0 0 0 0 0 0 0								
Denis Menke, R (1, 5) OBP: 0.328, SLG: 0.320		0-0 F8			0-0 F8		0-0 F8		0-3 K 1-2	4 0 0 0 0 1 1								
Johnny Edwards, L (1, 2) OBP: 0.291, SLG: 0.309			0-0 4-3 SH2 1B		4-0 BB BB		0-0 2B			2 0 2 0 1 0 0								
Jack Billingham, R (1, 1) OBP: 0.133, SLG: 0.123			0-0 SH2 1-2		0-0 L3		0-3 K			2 0 0 0 0 1 2								
<b>Inning Stats</b>	R: 0 E: 0 K: 1 S: 5	H: 0 LOB: 1 BB: 1 P: 9	R: 0 E: 0 K: 1 S: 5	H: 0 LOB: 0 BB: 0 P: 5	R: 0 E: 0 K: 0 S: 4	H: 1 LOB: 1 BB: 0 P: 4	R: 0 E: 0 K: 0 S: 3	H: 0 LOB: 0 BB: 0 P: 3	R: 0 E: 0 K: 1 S: 6	H: 1 LOB: 1 BB: 0 P: 6	R: 0 E: 0 K: 1 S: 5	H: 1 LOB: 1 BB: 0 P: 5	R: 0 E: 0 K: 1 S: 5	H: 1 LOB: 1 BB: 0 P: 5	1B: 4 2B: 2 3B: 0 HR: 0	SF: 0 SAC: 1 DP: 0 HBP: 0	WP: 0 PB: 0 SB: 2 CS: 1	PA: 34
<b>PITCHER</b> Don Sutton, R (1, 1) ERA: 2.54	IP: 9.0 WLS: W BF: 34 H: 6 R: 1 ER: 1 SO: 6 BB: 2 IBB: 0 HBP: 0 BLK: 0 WP: 0 HR: 0 S: 44 P: 52 ERA: 1.00 WHIP: 0.889											<b>PITCHER</b>	IP: 9.0 WLS: W BF: 34 H: 6 R: 1 ER: 1 SO: 6 BB: 2 IBB: 0 HBP: 0 BLK: 0 WP: 0 HR: 0 S: 44 P: 52 ERA: 1.00 WHIP: 0.889					

Houston Astros @ Los Angeles Dodgers  
Dodger Stadium, Los Angeles, CA

Thu Sep 30 1971, 7:05 PM PDT  
Att: 52,684 - Unknown

livebaseballscorecards.com

AB 31  
R 1  
H 6  
RBI 1  
BB 2  
SO 6  
LOB 11



Batter	1	2	3	4	5	6	7	8	9
Maury Wills, S OBP: 0.323, SLG: 0.329 (1, 6)	0-0 4-3		0-0 FC1-2 1B		0-0 4-3		0-0 1-3 1B		
Bill Buckner, L OBP: 0.306, SLG: 0.366 (1, 3) Wes Parker, S OBP: 0.347, SLG: 0.356 (8, 3)	0-0 L6		0-0 FC1-2		0-0 4-3		0-0 SF8		
Willie Davis, L OBP: 0.330, SLG: 0.438 (1, 8)	0-3 K		0-0 3-1		0-0 F5		0-0 F8		
Dick Allen, R OBP: 0.395, SLG: 0.468 (1, 5) Steve Garvey, R OBP: 0.290, SLG: 0.382 (9, 5)		0-3 K		0-0 FC4-6 SH G3 1B		0-0 4-3		0-0 L5	
Manny Mota, R OBP: 0.361, SLG: 0.398 (1, 7) Bill Russell, R OBP: 0.265, SLG: 0.327 (9, 9)		0-0 5-3		0-0 SH FC4-6		4-0 S BB		0-0 6-3	
Willie Crawford, L OBP: 0.334, SLG: 0.442 (1, 9) (9, 7)		0-3 K		0-0 FC4-6 G3		0-3 K		0-0 CS 1B	
Jim Lefebvre, S OBP: 0.314, SLG: 0.384 (1, 4)			0-0 1B BB FC1-2 1B		0-0 G3		0-0 4-3		0-0 CS
Duke Sims, L OBP: 0.357, SLG: 0.400 (1, 2)			4-0 FC1-2 1B BB		4-0 FC6-4 IBB		0-0 4-3		
Don Sutton, R OBP: 0.242, SLG: 0.239 (1, 1)			0-3 K		0-0 FC6-4		0-0 1B SF8 1B		

AB	R	H	RBI	BB	SO	LOB
4	0	2	0	0	0	0
3	0	0	1	0	0	3
0	0	0	0	0	0	0
4	0	0	0	0	1	4
4	1	1	0	0	1	0
0	0	0	0	0	0	0
2	0	0	0	1	0	0
0	0	0	0	0	0	0
4	0	1	0	0	2	3
3	0	1	1	0	0	2
1	0	0	0	2	0	0
3	1	1	0	0	1	4
1B: 6	SF: 1	2B: 0	SAC: 1	3B: 0	DP: 0	HR: 0
WP: 0	PA: 34	PB: 0	CS: 1	SB: 1		

**BOTTOM**

**Houston Astros @ Los Angeles Dodgers**  
Dodger Stadium, Los Angeles, CA

Thu Sep 30 1971, 7:05 PM PDT  
Att. 52,684 - Unknown

[livebaseballscorecards.com](http://livebaseballscorecards.com)

<b>AB</b>	<b>28</b>
<b>R</b>	<b>2</b>
<b>H</b>	<b>6</b>
<b>RBI</b>	<b>2</b>
<b>BB</b>	<b>3</b>
<b>SO</b>	<b>5</b>
<b>LOB</b>	<b>16</b>



Inning Stats	R: 0	H: 0	E: 0	LOB: 0	K: 1	BB: 0	S: 5	P: 5									
<b>PITCHER</b> Jack Billingham, R ERA: 3.39 (1, 1)	IP: 8.0	WLS: L	BF: 33	H: 6	R: 2	ER: 1	SO: 5	BB: 2	IBB: 1	HBP: 0	BLK: 0	WP: 0	HR: 0	S: 40	P: 52	ERA: 1.12	WHIP: 1.000