

Los Angeles Dodgers - 1971

Batter	1	2	3	4	5	6	7	8	9	AB	R	H	RBI	BB	SO	LOB	TOP					
Maury Wills, S OBP: 0.500, SLG: 0.500	L5		FC8-2			S BB 1B				4	0	2	1	0	0	1	Los Angeles Dodgers @ Houston Astros Astrodome, Houston, TX Mon Apr 05 1971, 7:05 PM EST Att: 22,421 - Unknown					
Bill Buckner, L	1-3			F8		P5	F9			4	0	0	0	0	0	3						
Willie Davis, L	P5			4-3		F8		F7		4	0	0	0	0	0	1						
Wes Parker, S OBP: 0.500, SLG: 0.333		1-3						F8		3	0	1	0	1	0	0						
Dick Allen, R		K		F8		F8		K		4	0	0	0	0	2	3						
Duke Sims, L OBP: 0.500, SLG: 0.750		4-3								4	0	2	0	0	0	0						
Steve Garvey, R OBP: 0.250, SLG: 0.500					1B	F8		5-3		4	1	1	0	0	0	1						
Bill Russell, R OBP: 0.750, SLG: 1.000			SH3-4 FC8-2 2B			K				4	1	3	1	0	1	1						
Bill Singer, R			SH3-4							1	0	0	0	0	1	1						
Tom Haller, L OBP: 1.000, SLG: 1.000										1	0	1	0	0	0	0						
Joe Moeller, R										0	0	0	0	0	0	0						
Jim Lefebvre, S										1	0	0	0	0	0	1						
Inning Stats	R: 0 E: 0 K: 0 S: 3	H: 0 LOB: 0 BB: 0 P: 3	R: 0 E: 0 K: 1 S: 5	H: 0 LOB: 0 BB: 0 P: 5	R: 1 E: 0 K: 0 S: 4	H: 2 LOB: 0 BB: 0 P: 4	R: 0 E: 0 K: 0 S: 4	H: 1 LOB: 1 BB: 0 P: 4	R: 0 E: 0 K: 2 S: 8	H: 1 LOB: 1 BB: 1 P: 8	R: 0 E: 0 K: 0 S: 4	H: 1 LOB: 2 BB: 0 P: 8	R: 1 E: 0 K: 0 S: 6	H: 3 LOB: 2 BB: 0 P: 6	R: 0 E: 0 K: 1 S: 5	H: 0 LOB: 0 BB: 0 P: 5	R: 0 E: 0 K: 0 S: 4	H: 2 LOB: 1 BB: 0 P: 4	1B: 7 2B: 4 3B: 0 HR: 0	SF: 0 SAC: 1 DP: 1 HBP: 0	WP: 0 PB: 0 SB: 1 CS: 0	PA: 36
PITCHER Larry Dierker, R ERA: 2.0	IP: 9.0 WLS: W BF: 36 H: 10 R: 2 ER: 2 SO: 4 BB: 1 IBB: 0 HBP: 0 BLK: 0 WP: 0 HR: 0 S: 43 P: 47 ERA: 2.00 WHIP: 1.222															PITCHER						

Batter	1	2	3	4	5	6	7	8	9	AB	R	H	RBI	BB	SO	LOB	BOTTOM			
Cesar Cedeno, R OBP: 0.750, SLG: 1.000	BB HBP 4-3 BB		FC5 2B	FC4-6 1B			5-3			3	1	2	1	1	0	0	Los Angeles Dodgers @ Houston Astros Astrodome, Houston, TX Mon Apr 05 1971, 7:05 PM EST Att: 22,421 - Unknown			
Joe Morgan, L	4-3 BB HBP		FC5 3B BB	FC4-6			G3			2	2	0	0	1	0	1				
Jimmy Wynn, R OBP: 0.500, SLG: 0.333	4-3 BB		F7			6-3		F8 SH1-4 1B		3	0	1	0	1	0	2				
Bob Watson, R	4-3		FC5 3B			5-3		SH1-4		3	1	0	1	0	0	4				
Cesar Geronimo, L	4-3		FC5 3B			5-3		SH1-4		0	0	0	0	0	0	0				
Denis Menke, R OBP: 0.500, SLG: 1.000	4-3		FC5 3B			G3				3	0	1	3	1	0	1				
Doug Rader, R	K		F7			4-3		F8 BB		4	0	0	0	0	1	4				
Johnny Edwards, L OBP: 0.250, SLG: 0.250			F7			K		F9		4	1	1	0	0	1	2				
Roger Metzger, S				4-3 1B		K				2	0	0	0	1	1	1				
Larry Dierker, R				4-3		K				3	0	0	0	0	0	2				
Inning Stats	R: 2 E: 0 K: 1 S: 5	H: 0 LOB: 1 BB: 2 P: 14	R: 0 E: 0 K: 0 S: 2	H: 0 LOB: 1 BB: 1 P: 6	R: 2 E: 0 K: 0 S: 5	H: 2 LOB: 1 BB: 1 P: 9	R: 1 E: 0 K: 0 S: 5	H: 2 LOB: 1 BB: 0 P: 5	R: 0 E: 0 K: 0 S: 3	H: 0 LOB: 0 BB: 0 P: 3	R: 0 E: 0 K: 2 S: 7	H: 0 LOB: 0 BB: 0 P: 7	R: 0 E: 0 K: 0 S: 3	H: 0 LOB: 0 BB: 0 P: 3	R: 0 E: 0 K: 0 S: 4	H: 1 LOB: 2 BB: 1 P: 8	1B: 3 2B: 1 3B: 1 HR: 0	SF: 0 SAC: 1 DP: 1 HBP: 1	WP: 0 PB: 0 SB: 0 CS: 0	PA: 34
PITCHER Bill Singer, R ERA: 7.5 Joe Moeller, R ERA:	IP: 6.0 WLS: L BF: 26 H: 4 R: 5 ER: 5 SO: 3 BB: 4 IBB: 0 HBP: 1 BLK: 0 WP: 0 HR: 0 S: 27 P: 44 ERA: 7.50 WHIP: 1.333															PITCHER				



Batter	1	2	3	4	5	6	7	8	9	AB	R	H	RBI	BB	SO	LOB	TOP																					
Maury Wills, S OBP: 0.250, SLG: 0.250 (1,6)	0-0 4-3		0-0 5-3		0-0 F7			0-0 6-3		4	0	0	0	0	0	0																						
Manny Mota, R OBP: 0.250, SLG: 0.250 (1,7)	0-0 5-3		0-0 P4			0-0 1-3			0-0 FC4-6 1B	4	0	1	0	0	0	0																						
Willie Davis, L OBP: 0.125, SLG: 0.125 (1,8)	0-0 1-3			0-0 4-3 HR 1B		0-0 F7			0-0 FC4-6 L6-3 1-2	4	1	1	0	0	0	1																						
Wes Parker, S OBP: 0.250, SLG: 0.143 (1,3)		0-0 6-3		0-0 F7		0-0 3-1			0-0 L6-3 1-2	4	0	0	0	0	0	2																						
Duke Sims, L OBP: 0.571, SLG: 0.714 (1,2)		0-0 1B 1B		0-0 4-3 1-2			0-0 G6-4-3 1B			3	0	2	0	0	0	1																						
Bill Buckner, L OBP: 0.286, SLG: 0.714 (1,9)		0-0 1B		0-0 1-2 HR			0-0 P6			3	1	2	2	0	0	1																						
Steve Garvey, R OBP: 0.143, SLG: 0.286 (1,5)		0-0 F9		0-0 5-3			0-0 G6-4-3 1-2			3	0	0	0	0	0	3																						
Bill Russell, R OBP: 0.429, SLG: 0.571 (1,4)		0-0 1-3			0-0 G3			0-0 1-3		3	0	0	0	0	0	2																						
Claude Osteen, L (1,1)			0-0 1-3		0-0 4-3			0-0 F9		3	0	0	0	0	0	0																						
Inning Stats	R: 0 E: 0 K: 0 S: 3	H: 0 LOB: 0 BB: 0 P: 3	R: 0 E: 0 K: 0 S: 5	H: 2 LOB: 2 BB: 0 P: 5	R: 0 E: 0 K: 0 S: 3	H: 0 LOB: 0 BB: 0 P: 3	R: 2 E: 0 K: 0 S: 5	H: 2 LOB: 0 BB: 0 P: 5	R: 0 E: 0 K: 0 S: 3	H: 0 LOB: 0 BB: 0 P: 3	R: 0 E: 0 K: 0 S: 3	H: 1 LOB: 0 BB: 0 P: 3	R: 0 E: 0 K: 0 S: 3	H: 0 LOB: 0 BB: 0 P: 3	R: 0 E: 0 K: 0 S: 3	H: 1 LOB: 0 BB: 0 P: 3	1B: 5 2B: 1 3B: 0 HR: 1	SF: 0 SAC: 0 DP: 2 HBP: 0	WP: 0 PB: 0 SB: 0 CS: 0	PA: 31																		
PITCHER	IP	WLS	BF	H	R	ER	SO	BB	IBB	HBP	BLK	WP	HR	S	P	ERA	WHIP	PITCHER				IP	WLS	BF	H	R	ER	SO	BB	IBB	HBP	BLK	WP	HR	S	P	ERA	WHIP
Don Wilson, R ERA: 2.57 (1,1)	7.0	L	25	5	2	2	0	0	0	0	0	0	1	25	25	2.57	0.714																					
Jim Ray, R ERA: (8,1)	2.0		6	1	0	0	0	0	0	0	0	0	0	6	6	0.00	0.500																					

Los Angeles Dodgers @ Houston Astros
Astrodome, Houston, TX
Tue Apr 06 1971, 7:05 PM EST
Att: 11,863 - Unknown

livebaseballscores.com



AB 31
R 2
H 6
RBI 2
BB 0
SO 0
LOB 10

Batter	1	2	3	4	5	6	7	8	9	AB	R	H	RBI	BB	SO	LOB	BOTTOM																					
Cesar Cedeno, R OBP: 0.500, SLG: 0.571 (1,9)	0-0 6-3		0-0 1-3		0-0 1B			0-0 F8		4	0	1	0	0	0	0																						
Joe Morgan, L (1,4)	0-0 L9		0-0 BB		0-0 G3			0-0 3-1		3	0	0	0	1	0	2																						
Jimmy Wynn, R OBP: 0.500, SLG: 0.200 (1,8)	4-0 BB		0-0 P4		4-0 BB		4-0 G6-4-3 BB		0-0 6-3	2	0	0	0	2	0	1																						
Bob Watson, R (1,7)	4-0 BB			0-0 F8		0-0 F9			0-0 5-3	3	0	0	0	1	0	1																						
Denis Menke, R OBP: 0.375, SLG: 0.571 (1,3)	0-0 P4			0-0 G4-3 1B		0-0 G6-4-3 1-2			0-0 F9	4	0	1	0	0	0	3																						
Doug Rader, R OBP: 0.125, SLG: 0.125 (1,5)		0-3 K		0-0 G4-3 1-2			0-0 1B		0-0 5-3	4	0	1	0	0	1	1																						
Johnny Edwards, L OBP: 0.286, SLG: 0.286 (1,2)		0-0 5-3			0-0 FC3-6 1B		0-0 P4			3	0	1	0	0	0	1																						
Roger Metzger, S (1,6)		0-0 1-3			0-0 FC3-6 1B SH1-4 1-2		0-0 F8			3	0	0	0	0	0	2																						
Don Wilson, R (1,1)			0-0 1-3		0-0 SH1-4		0-0 F5			1	0	0	0	0	0	0																						
Jesus Alou, R (7,PH)					0-0 1-2					1	0	0	0	0	0	1																						
Jim Ray, R (8,1)										0	0	0	0	0	0	0																						
Inning Stats	R: 0 E: 0 K: 0 S: 3	H: 0 LOB: 2 BB: 2 P: 11	R: 0 E: 0 K: 1 S: 5	H: 0 LOB: 0 BB: 0 P: 5	R: 0 E: 0 K: 0 S: 3	H: 0 LOB: 1 BB: 1 P: 7	R: 0 E: 0 K: 0 S: 3	H: 1 LOB: 0 BB: 0 P: 3	R: 0 E: 0 K: 0 S: 5	H: 2 LOB: 2 BB: 0 P: 5	R: 0 E: 0 K: 0 S: 2	H: 0 LOB: 0 BB: 1 P: 6	R: 0 E: 0 K: 0 S: 4	H: 1 LOB: 1 BB: 0 P: 4	R: 0 E: 0 K: 0 S: 3	H: 0 LOB: 0 BB: 0 P: 3	R: 0 E: 0 K: 0 S: 3	H: 0 LOB: 0 BB: 0 P: 3	1B: 4 2B: 0 3B: 0 HR: 0	SF: 0 SAC: 1 DP: 2 HBP: 0	WP: 0 PB: 0 SB: 0 CS: 0	PA: 33																
PITCHER	IP	WLS	BF	H	R	ER	SO	BB	IBB	HBP	BLK	WP	HR	S	P	ERA	WHIP	PITCHER				IP	WLS	BF	H	R	ER	SO	BB	IBB	HBP	BLK	WP	HR	S	P	ERA	WHIP
Claude Osteen, L ERA: (1,1)	9.0	W	33	4	0	0	1	4	0	0	0	0	0	31	47	0.00	0.889																					

Los Angeles Dodgers @ Houston Astros
Astrodome, Houston, TX
Tue Apr 06 1971, 7:05 PM EST
Att: 11,863 - Unknown

livebaseballscores.com



AB 28
R 0
H 4
RBI 0
BB 4
SO 1
LOB 12

Batter	1	2	3	4	5	6	7	8	9	AB	R	H	RBI	BB	SO	LOB	TOP								
Maury Wills, S OBP: 0.250, SLG: 0.250 (1, 6)	0-0 6-3		0-0 6-3			0-0 3-1 1B		0-0 F9		4	1	1	0	0	0	1									
Manny Mota, R OBP: 0.250, SLG: 0.250 (1, 7)	0-0 G3			0-0 FC4-6 1B		0-0 3-1		0-3 K		4	0	1	0	0	0	2									
Willie Davis, L OBP: 0.167, SLG: 0.167 (1, 8)	0-0 4-3			0-0 FC4-6 CS		0-0 1B			0-3 K	4	0	1	1	0	1	1									
Wes Parker, S OBP: 0.250, SLG: 0.182 (1, 3)		0-0 4-3		0-0 L9		0-0 6-3			0-0 G6-4-3 1B	4	0	1	0	0	0	2									
Bill Sudakis, S (1, 2)		1-0 1-3 HBP				0-0 F8			0-0 G6-4-3 1B	1	0	0	0	0	0	0									
Duke Sims, L OBP: 0.500, SLG: 0.625 Dick Allen, R (9, PH)									0-0 F9	1	0	0	0	0	0	0									
Steve Garvey, R OBP: 0.200, SLG: 0.222 (1, 5)		0-0 1-3				4-0 BB			0-0 6-3	2	0	0	0	1	0	1									
Bobby Valentine, R (1, 9)		0-3 K2-3				0-0 L7			0-0 4-3	3	0	0	0	0	1	2									
Bill Russell, R OBP: 0.400, SLG: 0.444 (1, 4)			0-0 5-3			0-3 K			4-0 CS BB	2	0	0	0	1	1	1									
Don Sutton, R OBP: 0.667, SLG: 0.500 (1, 1)			0-0 6-3			4-0 1B BB			0-0 1B	2	0	1	0	1	0	0									
Inning Stats	R: 0 E: 0 K: 0 S: 3	H: 0 LOB: 0 BB: 0 P: 3	R: 0 E: 0 K: 1 S: 5	H: 0 LOB: 1 BB: 0 P: 6	R: 0 E: 0 K: 0 S: 3	H: 0 LOB: 0 BB: 0 P: 3	R: 0 E: 0 K: 0 S: 3	H: 1 LOB: 1 BB: 0 P: 3	R: 0 E: 0 K: 1 S: 5	H: 0 LOB: 1 BB: 1 P: 9	R: 1 E: 0 K: 0 S: 4	H: 2 LOB: 1 BB: 1 P: 8	R: 0 E: 0 K: 0 S: 3	H: 0 LOB: 0 BB: 0 P: 3	R: 0 E: 0 K: 1 S: 5	H: 1 LOB: 1 BB: 0 P: 9	R: 0 E: 0 K: 1 S: 5	H: 1 LOB: 0 BB: 0 P: 5	1B: 5 2B: 0 3B: 0 HR: 0	SF: 0 SAC: 0 DP: 1 HBP: 1	WP: 0 PB: 0 SB: 1 CS: 2	PA: 32			
PITCHER	IP	WLS	BF	H	R	ER	SO	BB	IBB	HBP	BLK	WP	HR	S	P	ERA	WHIP								
Wade Blasingame, L ERA: 1.08 George Culver, R ERA:	8.1	W	31	5	1	1	4	3	0	1	0	0	0	35	48	1.08	0.960								
	0.2	S	1	0	0	0	0	0	0	0	0	0	0	1	1	0.00	0.000								

Los Angeles Dodgers @ Houston Astros
Astrodome, Houston, TX
Wed Apr 07 1971, 7:05 PM EST
Att: 11,009 - Unknown

AB	28
R	1
H	5
RBI	1
BB	3
SO	4
LOB	11



Batter	1	2	3	4	5	6	7	8	9	AB	R	H	RBI	BB	SO	LOB	BOTTOM								
Cesar Cedeno, R OBP: 0.333, SLG: 0.364 (3, 8)	0-0 4-3		0-0 F8			0-0 F7		0-0 E4 1B		4	1	0	0	0	0	2									
Joe Morgan, L (1, 4)	0-0 4-3			0-0 F8		0-0 F5		0-0 F9		4	0	0	0	0	0	1									
Jimmy Wynn, R OBP: 0.556, SLG: 0.200 Jesus Alou, R OBP: 0.750, SLG: 0.750 (3, 9)						0-0 FC6 1B		0-0 FC4-6 1B		0	0	0	0	1	0	0									
Bob Watson, R Cesar Geronimo, L (8, PR) (9, 7)						0-0 F8		0-0 FC6-4 1B		4	1	0	0	0	0	4									
Denis Menke, R OBP: 0.333, SLG: 0.545 (1, 3)		0-0 F2		0-0 FC6		0-0 2B		0-0 4-3		4	0	1	1	0	0	2									
Doug Radler, R OBP: 0.091, SLG: 0.091 (1, 5)		0-0 P4				0-3 K		0-0 P4		3	0	0	0	0	1	1									
Johnny Edwards, L OBP: 0.300, SLG: 0.300 (1, 2)						0-0 1B		0-0 F5		3	0	1	0	0	0	0									
Roger Metzger, S OBP: 0.222, SLG: 0.125 (1, 6)			0-0 F8			0-0 1B		0-0 F8		3	0	1	0	0	0	0									
Wade Blasingame, L George Culver, R (9, 1)			0-3 K			0-3 K		0-3 K		3	0	0	0	0	3	2									
Inning Stats	R: 0 E: 0 K: 0 S: 3	H: 0 LOB: 1 BB: 1 P: 7	R: 0 E: 0 K: 0 S: 3	H: 0 LOB: 0 BB: 0 P: 3	R: 0 E: 0 K: 1 S: 5	H: 0 LOB: 0 BB: 0 P: 5	R: 0 E: 0 K: 0 S: 4	H: 1 LOB: 1 BB: 0 P: 4	R: 0 E: 0 K: 2 S: 9	H: 2 LOB: 2 BB: 0 P: 9	R: 1 E: 0 K: 0 S: 5	H: 2 LOB: 1 BB: 0 P: 5	R: 0 E: 0 K: 1 S: 5	H: 0 LOB: 0 BB: 0 P: 5	R: 1 E: 1 K: 0 S: 5	H: 1 LOB: 1 BB: 0 P: 5	R: 0 E: 0 K: 0 S: 5	H: 0 LOB: 0 BB: 0 P: 5	1B: 5 2B: 1 3B: 0 HR: 0	SF: 0 SAC: 0 DP: 0 HBP: 0	WP: 0 PB: 0 SB: 0 CS: 0	PA: 32			
PITCHER	IP	WLS	BF	H	R	ER	SO	BB	IBB	HBP	BLK	WP	HR	S	P	ERA	WHIP								
Don Sutton, R ERA: 1.13	8.0	L	32	6	2	1	4	1	0	0	0	0	0	39	43	1.12	0.875								

Los Angeles Dodgers @ Houston Astros
Astrodome, Houston, TX
Wed Apr 07 1971, 7:05 PM EST
Att: 11,009 - Unknown

AB	31
R	2
H	6
RBI	2
BB	1
SO	4
LOB	12



Batter	1	2	3	4	5	6	7	8	9	AB	R	H	RBI	BB	SO	LOB	TOP					
Dave Campbell, R OBP: 0.389, SLG: 0.412										5	2	3	0	0	0	0	San Diego Padres @ Los Angeles Dodgers Dodger Stadium, Los Angeles, CA Fri Apr 09 1971, 6:05 PM PST Att: 31,413 - Unknown					
Larry Stahl, L OBP: 0.412, SLG: 0.563										4	2	2	1	0	2	1						
Cito Gaston, R OBP: 0.333, SLG: 0.353										4	1	1	0	1	2	2						
Nate Colbert, R OBP: 0.389, SLG: 0.800										4	1	1	3	1	0	2						
Ollie Brown, R OBP: 0.250, SLG: 0.154										4	0	0	0	1	0	2						
Ed Spiezio, R OBP: 0.385, SLG: 0.200 Ron Slocum, R										1	0	0	1	1	0	2						
Chris Cannizzaro, R OBP: 0.333, SLG: 0.250										2	0	0	0	0	1	1						
Tommy Dean, R										3	0	1	1	1	0	0						
Danny Coombs, R Al Ferrara, R Al Severinsen, R										4	0	0	0	0	2	5						
Inning Stats	R: 3 E: 1 K: 1 S: 8	H: 2 LOB: 2 BB: 2 P: 16	R: 3 E: 0 K: 1 S: 8	H: 3 LOB: 3 BB: 3 P: 20	R: 0 E: 0 K: 1 S: 5	H: 0 LOB: 0 BB: 0 P: 5	R: 0 E: 0 K: 1 S: 6	H: 1 LOB: 1 BB: 0 P: 6	R: 0 E: 0 K: 0 S: 4	H: 0 LOB: 0 BB: 0 P: 7	R: 0 E: 0 K: 0 S: 3	H: 0 LOB: 0 BB: 0 P: 3	R: 0 E: 0 K: 3 S: 10	H: 1 LOB: 1 BB: 0 P: 10	R: 0 E: 0 K: 1 S: 5	H: 0 LOB: 0 BB: 0 P: 5		1B: 5 2B: 3 3B: 0 HR: 0	SF: 0 SAC: 1 DP: 0 HBP: 0	WP: 2 PB: 2 SB: 0 CS: 0	PA: 41	
PITCHER	IP WLS BF H R ER SO BB IBB HBP BLK WP HR S P ERA WHIP	IP WLS BF H R ER SO BB IBB HBP BLK WP HR S P ERA WHIP	IP WLS BF H R ER SO BB IBB HBP BLK WP HR S P ERA WHIP	IP WLS BF H R ER SO BB IBB HBP BLK WP HR S P ERA WHIP	IP WLS BF H R ER SO BB IBB HBP BLK WP HR S P ERA WHIP	IP WLS BF H R ER SO BB IBB HBP BLK WP HR S P ERA WHIP	IP WLS BF H R ER SO BB IBB HBP BLK WP HR S P ERA WHIP	IP WLS BF H R ER SO BB IBB HBP BLK WP HR S P ERA WHIP	IP WLS BF H R ER SO BB IBB HBP BLK WP HR S P ERA WHIP	IP WLS BF H R ER SO BB IBB HBP BLK WP HR S P ERA WHIP	IP WLS BF H R ER SO BB IBB HBP BLK WP HR S P ERA WHIP	IP WLS BF H R ER SO BB IBB HBP BLK WP HR S P ERA WHIP	IP WLS BF H R ER SO BB IBB HBP BLK WP HR S P ERA WHIP	IP WLS BF H R ER SO BB IBB HBP BLK WP HR S P ERA WHIP	IP WLS BF H R ER SO BB IBB HBP BLK WP HR S P ERA WHIP	IP WLS BF H R ER SO BB IBB HBP BLK WP HR S P ERA WHIP	IP WLS BF H R ER SO BB IBB HBP BLK WP HR S P ERA WHIP	IP WLS BF H R ER SO BB IBB HBP BLK WP HR S P ERA WHIP	IP WLS BF H R ER SO BB IBB HBP BLK WP HR S P ERA WHIP	IP WLS BF H R ER SO BB IBB HBP BLK WP HR S P ERA WHIP	IP WLS BF H R ER SO BB IBB HBP BLK WP HR S P ERA WHIP	IP WLS BF H R ER SO BB IBB HBP BLK WP HR S P ERA WHIP

AB	35
R	6
H	8
RBI	6
BB	5
SO	10
LOB	15



Batter	1	2	3	4	5	6	7	8	9	AB	R	H	RBI	BB	SO	LOB	BOTTOM					
Maury Wills, S OBP: 0.353, SLG: 0.267										3	1	1	0	2	0	0	San Diego Padres @ Los Angeles Dodgers Dodger Stadium, Los Angeles, CA Fri Apr 09 1971, 6:05 PM PST Att: 31,413 - Unknown					
Manny Mota, R OBP: 0.250, SLG: 0.250 Duke Sims, L OBP: 0.444, SLG: 0.556										4	1	1	0	0	0	1						
Willie Davis, L OBP: 0.188, SLG: 0.188										4	0	1	1	0	0	0						
Wes Parker, S										3	0	1	0	1	1	2						
Dick Allen, R										4	0	1	1	0	1	2						
Bill Sudakis, S										4	0	0	0	0	1	4						
Steve Garvey, R OBP: 0.357, SLG: 0.545										2	1	1	1	2	0	2						
Bill Russell, R OBP: 0.308, SLG: 0.333 Jim Lefebvre, S										3	0	0	0	0	0	1						
Bill Singer, R Al Downing, R Bobby Valentine, R Pete Mikkelsen, R Bill Buckner, L OBP: 0.250, SLG: 0.625										0	0	0	0	0	0	0						
Inning Stats	R: 2 E: 0 K: 0 S: 5	H: 2 LOB: 1 BB: 1 P: 9	R: 1 E: 0 K: 0 S: 4	H: 1 LOB: 0 BB: 0 P: 4	R: 0 E: 0 K: 1 S: 5	H: 0 LOB: 0 BB: 0 P: 5	R: 0 E: 0 K: 0 S: 3	H: 0 LOB: 0 BB: 1 P: 7	R: 0 E: 0 K: 0 S: 5	H: 2 LOB: 2 BB: 0 P: 5	R: 0 E: 0 K: 0 S: 3	H: 0 LOB: 1 BB: 1 P: 7	R: 0 E: 0 K: 2 S: 7	H: 0 LOB: 1 BB: 1 P: 11	R: 0 E: 0 K: 0 S: 4	H: 1 LOB: 2 BB: 1 P: 8		1B: 5 2B: 0 3B: 0 HR: 1	SF: 0 SAC: 0 DP: 0 HBP: 0	WP: 0 PB: 0 SB: 0 CS: 0	PA: 38	
PITCHER	IP WLS BF H R ER SO BB IBB HBP BLK WP HR S P ERA WHIP	IP WLS BF H R ER SO BB IBB HBP BLK WP HR S P ERA WHIP	IP WLS BF H R ER SO BB IBB HBP BLK WP HR S P ERA WHIP	IP WLS BF H R ER SO BB IBB HBP BLK WP HR S P ERA WHIP	IP WLS BF H R ER SO BB IBB HBP BLK WP HR S P ERA WHIP	IP WLS BF H R ER SO BB IBB HBP BLK WP HR S P ERA WHIP	IP WLS BF H R ER SO BB IBB HBP BLK WP HR S P ERA WHIP	IP WLS BF H R ER SO BB IBB HBP BLK WP HR S P ERA WHIP	IP WLS BF H R ER SO BB IBB HBP BLK WP HR S P ERA WHIP	IP WLS BF H R ER SO BB IBB HBP BLK WP HR S P ERA WHIP	IP WLS BF H R ER SO BB IBB HBP BLK WP HR S P ERA WHIP	IP WLS BF H R ER SO BB IBB HBP BLK WP HR S P ERA WHIP	IP WLS BF H R ER SO BB IBB HBP BLK WP HR S P ERA WHIP	IP WLS BF H R ER SO BB IBB HBP BLK WP HR S P ERA WHIP	IP WLS BF H R ER SO BB IBB HBP BLK WP HR S P ERA WHIP	IP WLS BF H R ER SO BB IBB HBP BLK WP HR S P ERA WHIP	IP WLS BF H R ER SO BB IBB HBP BLK WP HR S P ERA WHIP	IP WLS BF H R ER SO BB IBB HBP BLK WP HR S P ERA WHIP	IP WLS BF H R ER SO BB IBB HBP BLK WP HR S P ERA WHIP	IP WLS BF H R ER SO BB IBB HBP BLK WP HR S P ERA WHIP	IP WLS BF H R ER SO BB IBB HBP BLK WP HR S P ERA WHIP	IP WLS BF H R ER SO BB IBB HBP BLK WP HR S P ERA WHIP



Batter	1	2	3	4	5	6	7	8	9	AB	R	H	RBI	BB	SO	LOB	TOP			
Dave Campbell, R (1.4) OBP: 0.409, SLG: 0.571	0-0 BLK 1B		0-3 K			0-0 5-3			0-0 HR	4	1	2	1	0	1	0	San Diego Padres @ Los Angeles Dodgers Dodger Stadium, Los Angeles, CA Sat Apr 10 1971, 6:05 PM PST Att: 19,705 - Unknown livebaseballscorecards.com			
Tommy Dean, R (1.6) OBP: 0.409, SLG: 0.889	0-3 K			0-0 2-3		0-0 4-3			0-0 4-3	4	0	0	0	0	1	1				
Cito Gaston, R (1.8) OBP: 0.318, SLG: 0.300	0-0 5-3			0-0 6-3			4-0 4-3 BB		0-0 6-3	3	0	0	0	1	0	1				
Nate Colbert, R (1.3) OBP: 0.409, SLG: 0.889	0-0 5-3			4-0 BB			0-0 4-3		0-0 HR	3	1	1	1	1	0	2				
Ollie Brown, R (1.9) OBP: 0.250, SLG: 0.125		0-0 5-3		0-0 L6			4-0 G4-6-3 BB		0-0 5-3	3	0	0	0	1	0	1				
Al Ferrara, R (1.7) OBP: 0.270, SLG: 0.200		0-0 F9			4-0 G4-6-3 BB					2	0	0	0	1	0	2				
Chris Cannizzaro, R (1.2) OBP: 0.270, SLG: 0.200		0-3 K			0-0 G4-6-3				0-0 F8	3	0	0	0	0	1	1				
Ron Slocum, R (1.5) OBP: 0.270, SLG: 0.200			0-3 K		0-0 6-3				0-3 K	3	0	0	0	0	2	0				
Dave Roberts, L (1.1) OBP: 0.154, SLG: 0.083			0-0 F5						0-0 5-3	2	0	0	0	0	0	0	SD WP: 0 PA: 32 R: 2 H: 3 RBI: 2 BB: 4 SO: 5 LOB: 8			
Al Santorini, R (6.1) OBP: 0.388, SLG: 0.533										0	0	0	0	0	0	0				
Ivan Murrell, R (8. PH) OBP: 0.388, SLG: 0.533										1	0	0	0	0	0	0				
Dick Kelley, R (8.1) OBP: 0.388, SLG: 0.533										0	0	0	0	0	0	0				
Inning Stats	R: 0 E: 0 K: 1 S: 6	H: 1 LOB: 1 BB: 0 P: 6	R: 0 E: 0 K: 1 S: 5	H: 0 LOB: 0 BB: 0 P: 5	R: 0 E: 0 K: 2 S: 7	H: 0 LOB: 0 BB: 0 P: 7	R: 0 E: 0 K: 0 S: 3	H: 0 LOB: 1 BB: 1 P: 7	R: 0 E: 0 K: 0 S: 2	H: 0 LOB: 0 BB: 0 P: 6	R: 0 E: 0 K: 0 S: 3	H: 0 LOB: 1 BB: 2 P: 10	R: 0 E: 0 K: 1 S: 5	H: 0 LOB: 0 BB: 0 P: 5	R: 2 E: 0 K: 0 S: 5	H: 2 LOB: 0 BB: 0 P: 5		1B: 1 2B: 0 3B: 0 HR: 2	SF: 0 SAC: 0 DP: 2 HBP: 0	WP: 0 PB: 0 SB: 0 CS: 0
PITCHER Claude Osteen, L (1.1) ERA: 1.0	IP: 9.0 WLS: W BF: 32 H: 3 R: 2 ER: 2 SO: 5 BB: 4 IBB: 0 HBP: 0 BLK: 1 WP: 0 HR: 2 S: 38 P: 54 ERA: 2.00 WHIP: 0.778															IP: 9.0 WLS: W BF: 32 H: 3 R: 2 ER: 2 SO: 5 BB: 4 IBB: 0 HBP: 0 BLK: 1 WP: 0 HR: 2 S: 38 P: 54 ERA: 2.00 WHIP: 0.778				

Batter	1	2	3	4	5	6	7	8	9	AB	R	H	RBI	BB	SO	LOB	BOTTOM			
Maury Wills, S (1.6) OBP: 0.273, SLG: 0.200	0-0 F9					0-3 K			0-0 6-3	5	0	0	0	0	1	6	San Diego Padres @ Los Angeles Dodgers Dodger Stadium, Los Angeles, CA Sat Apr 10 1971, 6:05 PM PST Att: 19,705 - Unknown livebaseballscorecards.com			
Bobby Valentine, R (9.6) OBP: 0.273, SLG: 0.200		0-0 4-3								0	0	0	0	0	0	0				
Manny Mota, R (1.9) OBP: 0.353, SLG: 0.353	0-0 E5 FC4-6		0-0 1-3		0-0 1B	0-0 1B		0-0 1B	0-0 S 1B	5	1	3	2	0	0	0				
Wes Parker, S (1.3) OBP: 0.381, SLG: 0.278	0-0 FC4-6		0-0 1B		0-0 1B	0-0 4-3		4-0 1B	4-0 BB 1B	4	1	2	0	1	0	4				
Dick Allen, R (1.7) OBP: 0.154, SLG: 0.083	0-3 K		0-0 G5-4-3		0-0 1B			0-0 1B	0-0 BB BB	3	0	0	0	1	1	4				
Willie Crawford, L (7. PR) OBP: 1.000, SLG: 1.000			0-0 G5-4-3		0-0 FC5-4			0-0 1B	0-0 2B 1B	1	2	1	1	0	0	0				
Bill Sudakis, S (1.2) OBP: 0.455, SLG: 1.000				4-0 G6-4-3		0-0 HR		4-0 2B	4-0 BB BB	3	3	2	2	2	0	1				
Steve Garvey, R (1.5) OBP: 0.388, SLG: 0.533		0-0 6-3		0-0 F9		0-0 BB 1B		0-0 2B	4-0 2B BB	4	1	1	1	1	0	3				
Willie Davis, L (1.8) OBP: 0.286, SLG: 0.381		0-0 S 2B		0-0 G6-4-3		0-0 6-3		0-0 BLK 1B	0-0 2B	5	0	3	3	0	0	2				
Bill Russell, R (1.4) OBP: 0.333, SLG: 0.313		0-0 E6			0-0 SH1-4 1B	4-0 1B		4-0 1B	4-0 3-1	4	1	1	0	1	0	4				
Claude Osteen, L (1.1) ERA: 1.0		0-3 K			0-0 SH1-4	4-0 1B		0-0 6-3		2	0	0	0	1	1	2	Dodgers WP: 0 PA: 44 R: 9 H: 13 RBI: 9 BB: 7 SO: 3 LOB: 26			
Inning Stats	R: 0 E: 1 K: 1 S: 6	H: 0 LOB: 1 BB: 0 P: 6	R: 1 E: 1 K: 1 S: 8	H: 2 LOB: 2 BB: 0 P: 8	R: 0 E: 0 K: 0 S: 3	H: 1 LOB: 0 BB: 0 P: 3	R: 0 E: 0 K: 0 S: 2	H: 0 LOB: 0 BB: 1 P: 6	R: 1 E: 0 K: 0 S: 6	H: 3 LOB: 2 BB: 0 P: 6	R: 2 E: 0 K: 1 S: 8	H: 3 LOB: 3 BB: 2 P: 16	R: 1 E: 0 K: 0 S: 4	H: 1 LOB: 2 BB: 1 P: 8	R: 4 E: 0 K: 0 S: 6	H: 3 LOB: 2 BB: 3 P: 18		1B: 8 2B: 3 3B: 0 HR: 2	SF: 0 SAC: 1 DP: 2 HBP: 0	WP: 0 PB: 0 SB: 3 CS: 0
PITCHER Dave Roberts, L (1.1) ERA: 5.68	IP: 5.1 WLS: L BF: 27 H: 8 R: 4 ER: 4 SO: 2 BB: 2 IBB: 1 HBP: 0 BLK: 0 WP: 0 HR: 2 S: 28 P: 40 ERA: 6.75 WHIP: 1.875															IP: 5.1 WLS: L BF: 27 H: 8 R: 4 ER: 4 SO: 2 BB: 2 IBB: 1 HBP: 0 BLK: 0 WP: 0 HR: 2 S: 28 P: 40 ERA: 6.75 WHIP: 1.875				
Al Santorini, R (6.1) ERA: 4.91	1.2 8 2 1 1 1 1 0 0 0 0 0 9 13 5.40 1.800															1.2 8 2 1 1 1 1 0 0 0 0 0 9 13 5.40 1.800				
Dick Kelley, L (8.1) ERA: 54.0	1.0 9 3 4 4 0 3 0 0 0 0 0 6 18 36.00 6.000															1.0 9 3 4 4 0 3 0 0 0 0 0 6 18 36.00 6.000				

Batter	1	2	3	4	5	6	7	8	9	AB	R	H	RBI	BB	SO	LOB	TOP						
Dave Campbell, R OBP: 0.407, SLG: 0.520 (1, 4)	5-3		5-3			1B SH3-4 5-3 BB		F8		4	1	1	1	1	0	0							
Tommy Dean, R (1, 6)	1B HR BB		5-3			SH3-4		F8		3	1	0	0	1	0	1							
Cito Gaston, R OBP: 0.407, SLG: 0.500 (1, 8)	1B HR		HR BB			5-3 1B		HR		4	3	3	1	1	1	0							
Nate Colbert, R OBP: 0.444, SLG: 1.091 (1, 3)	HR		HR			5-3		WP BB		4	2	2	6	1	0	1							
Ollie Brown, R OBP: 0.292, SLG: 0.200 (1, 9)	G4-6-3 1B		1B			6-3		K		4	0	2	0	0	1	2							
Larry Stahl, L OBP: 0.381, SLG: 0.650 (1, 7)	G4-6-3 1-2		3-1			HR		K		4	1	1	1	0	1	3							
Bob Barton, R (1, 2)		6-3			4-3	E6 4-3 SH3-4 1B		K		4	1	0	0	0	1	1	AB 34						
Ron Slocum, R (1, 5)		5-3			4-3	SH3-4		4-3		3	0	0	0	0	0	0	R 9						
Tom Phoebus, R OBP: 0.250, SLG: 0.500 Gary Ross, R Al Severinsen, R (1, 1) (6, 1) (9, 1)	F9		4-3		4-3	4-3		K		3	0	0	0	0	0	1	H 9						
										1	0	0	0	0	1	0	RBI 9						
										0	0	0	0	0	0	0	BB 4						
																	SO 5						
																	LOB 9						
Inning Stats	R: 3 E: 0 K: 0 S: 5	H: 3 LOB: 0 BB: 1 P: 9	R: 0 E: 0 K: 0 S: 3	H: 0 LOB: 0 BB: 0 P: 3	R: 2 E: 0 K: 0 S: 5	H: 2 LOB: 1 BB: 1 P: 9	R: 0 E: 0 K: 0 S: 3	H: 0 LOB: 0 BB: 0 P: 3	R: 1 E: 0 K: 0 S: 4	H: 1 LOB: 1 BB: 1 P: 8	R: 2 E: 1 K: 0 S: 6	H: 2 LOB: 1 BB: 0 P: 6	R: 1 E: 0 K: 3 S: 10	H: 1 LOB: 1 BB: 1 P: 14	R: 0 E: 0 K: 1 S: 5	H: 0 LOB: 0 BB: 0 P: 5	R: 0 E: 0 K: 1 S: 5	H: 0 LOB: 0 BB: 0 P: 5	1B: 5 2B: 0 3B: 0 HR: 4	SF: 0 SAC: 2 DP: 1 HBP: 0	WP: 1 PB: 0 CS: 1 SB: 0	PA: 40	
PITCHER	IP WLS BF H R ER SO BB IBB HBP BLK WP HR S P ERA WHIP	3.0 L 15 5 5 5 0 2 0 0 0 0 2 13 21 15.00 2.333	3.0 L 14 3 3 2 0 1 0 0 0 0 1 1 13 17 6.00 1.333	2.0 L 8 1 1 1 4 1 0 0 0 0 1 1 15 19 4.50 1.000	1.0 L 3 0 0 0 1 0 0 0 0 0 0 0 5 5 0.00 0.000																		

San Diego Padres @ Los Angeles Dodgers
Dodger Stadium, Los Angeles, CA
Sun Apr 11 1971, 3:33 AM PST
Att: 14,536 - Unknown

livebaseballscores.com

Batter	1	2	3	4	5	6	7	8	9	AB	R	H	RBI	BB	SO	LOB	BOTTOM					
Maury Wills, S OBP: 0.296, SLG: 0.217 (1, 6)	F7		E 3-1 BB			SF8			1B FC4-6 1B	3	2	1	1	1	0	1						
Bill Buckner, L OBP: 0.231, SLG: 0.462 (1, 9)	F9		E4 3-1 1B		FC1-6	F7			F5	5	1	1	0	0	0	3						
Willie Davis, L OBP: 0.308, SLG: 0.385 (1, 8)	F9		3-1			4-3			FC4-6 1B	5	0	2	1	0	0	1						
Wes Parker, S OBP: 0.385, SLG: 0.304 (1, 3)		3-1	FC5 E 1B			3-1			FC4-6 1B	5	1	2	2	0	0	1						
Dick Allen, R OBP: 0.222, SLG: 0.188 (1, 7)			E9 1-2			K			G6-4-3 1B	4	0	1	0	1	1	3						
Bill Sudakis, S OBP: 0.438, SLG: 0.769 Billy Grabarkewitz, R (1, 2) (9, PR)	K		K			1B			1B	5	1	2	1	0	3	4						
Steve Garvey, R OBP: 0.375, SLG: 0.474 (1, 5)			FC5 BB			FC6-4 SF8 1B			6-3 K	4	1	1	0	1	1	4	AB 38					
Bill Russell, R OBP: 0.364, SLG: 0.316 (1, 4)	4-3					FC6-4 1B			F7 K	3	0	1	1	1	0	2	R 7					
Don Sutton, R Willie Crawford, L Joe Moeller, R Duke Sims, L Bob O'Brien, L Bobby Valentine, R Charlie Hough, R (1, 1) (3, PR) (4, 1) (6, PR) (7, 1) (8, PR) (9, 1)			1B BB E 1B			F9			FC6-4 1B	0	0	0	0	0	0	0	H 12					
										1	1	1	0	0	0	0	RBI 6					
										1	0	0	0	0	0	0	BB 4					
										1	0	0	0	0	0	0	SO 6					
										1	0	0	0	0	0	0	LOB 22					
Inning Stats	R: 0 E: 0 K: 0 S: 3	H: 0 LOB: 0 BB: 0 P: 3	R: 0 E: 0 K: 1 S: 6	H: 1 LOB: 2 BB: 1 P: 10	R: 3 E: 2 K: 1 S: 9	H: 3 LOB: 2 BB: 1 P: 13	R: 0 E: 0 K: 0 S: 3	H: 0 LOB: 0 BB: 1 P: 7	R: 0 E: 0 K: 1 S: 5	H: 0 LOB: 0 BB: 0 P: 5	R: 2 E: 0 K: 0 S: 6	H: 3 LOB: 1 BB: 0 P: 6	R: 0 E: 0 K: 1 S: 6	H: 2 LOB: 1 BB: 0 P: 6	R: 0 E: 0 K: 1 S: 5	H: 0 LOB: 0 BB: 0 P: 5	R: 2 E: 0 K: 1 S: 8	H: 3 LOB: 2 BB: 1 P: 12	1B: 11 2B: 1 3B: 0 HR: 0	SF: 1 SAC: 0 DP: 1 HBP: 0	WP: 0 PB: 0 CS: 0	PA: 43
PITCHER	IP WLS BF H R ER SO BB IBB HBP BLK WP HR S P ERA WHIP	5.0 W 26 7 5 4 3 3 0 0 0 0 0 29 41 7.20 2.000	3.2 L 16 5 2 2 2 1 0 0 0 0 0 19 23 4.91 1.636	0.1 S 1 0 0 0 1 0 0 0 0 0 0 3 3 0.00 0.000																		

San Diego Padres @ Los Angeles Dodgers
Dodger Stadium, Los Angeles, CA
Sun Apr 11 1971, 3:33 AM PST
Att: 14,536 - Unknown

livebaseballscores.com

Batter	1	2	3	4	5	6	7	8	9	AB	R	H	RBI	BB	SO	LOB	TOP				
Don Kessinger, S OBP: 0.128, SLG: 0.167	4-3		K		4-3		F8			4	0	0	0	0	1	3	Chicago Cubs @ Los Angeles Dodgers Dodger Stadium, Los Angeles, CA Mon Apr 12 1971, 6:05 PM PST Att: 15,407 - Unknown - 63 F				
Glenn Beckert, R OBP: 0.323, SLG: 0.367	6-3		1B			F8		1B		4	1	2	1	0	0	0					
Billy Williams, L OBP: 0.448, SLG: 0.760	P4		FC4-6		G3			1B		4	0	2	0	0	0	0					
Ron Santo, R OBP: 0.250, SLG: 0.200		FC6-4	FC4-6		K			SF8		2	0	0	1	1	1	2					
Joe Pepitone, L OBP: 0.296, SLG: 0.500	P4				P6		2B	G3-6-3		3	1	0	0	1	0	2					
Johnny Callison, L OBP: 0.346, SLG: 0.238	FC6-4				5-3		F7			3	0	0	0	0	0	2					
Randy Hundley, R (9, PH)	FC6-4									1	0	0	0	0	0	0					
Jose Ortiz, R OBP: 0.458, SLG: 0.500	FC6-4				6-3		2B			4	0	1	1	0	0	1					
J.C. Martin, L OBP: 0.333, SLG: 0.231			S		G3		F2			2	1	0	0	1	0	1					
Hal Breeden, R (9, PH)			1B							1	0	0	0	0	1	0					
Ken Holtzman, R (1, 1)			P3		K					2	0	0	0	0	1	1					
Jim Hickman, R (7, PH)										0	0	0	0	1	0	0					
Jim Colborn, R (7, 1)										0	0	0	0	0	0	0					
Inning Stats	R: 0 E: 0 K: 0 S: 3	H: 0 LOB: 0 BB: 0 P: 3	R: 0 E: 0 K: 0 S: 3	H: 0 LOB: 1 BB: 1 P: 7	R: 1 E: 0 K: 1 S: 7	H: 2 LOB: 2 BB: 1 P: 11	R: 0 E: 0 K: 0 S: 3	H: 0 LOB: 0 BB: 0 P: 3	R: 0 E: 0 K: 1 S: 5	H: 0 LOB: 0 BB: 0 P: 5	R: 1 E: 0 K: 0 S: 4	H: 1 LOB: 2 BB: 2 P: 12	R: 1 E: 0 K: 0 S: 4	H: 2 LOB: 0 BB: 0 P: 4	R: 0 E: 0 K: 1 S: 5	H: 0 LOB: 0 BB: 0 P: 5	1B: 4 2B: 1 3B: 0 HR: 0	SF: 1 SAC: 0 DP: 1 HBP: 0	WP: 0 PB: 0 SB: 1 CS: 0	PA: 35	
PITCHER	IP	WLS	BF	H	R	ER	SO	BB	IBB	HBP	BLK	WP	HR	S	P	ERA	WHIP				
Sandy Vance, R ERA: 2.7	(1, 1)	6.2	W	27	3	2	2	3	4	0	0	0	0	29	45	2.70	1.050				
Jim Brewer, L ERA: 3.86	(7, 1)	2.1	S	8	2	1	1	1	0	0	0	0	0	10	10	3.86	0.857				

AB	30
R	3
H	5
RBI	3
BB	4
SO	4
LOB	12



Batter	1	2	3	4	5	6	7	8	9	AB	R	H	RBI	BB	SO	LOB	BOTTOM				
Maury Wills, S OBP: 0.290, SLG: 0.222	K		1B		F5		4-3			4	0	1	0	0	1	1	Chicago Cubs @ Los Angeles Dodgers Dodger Stadium, Los Angeles, CA Mon Apr 12 1971, 6:05 PM PST Att: 15,407 - Unknown - 63 F				
Manny Mota, R OBP: 0.286, SLG: 0.286	G3		4-3			L9		P6		4	0	0	0	0	0	1					
Wes Parker, S OBP: 0.367, SLG: 0.296	L4				F8		PB	4-3		4	1	1	0	0	0	0					
Dick Allen, R OBP: 0.227, SLG: 0.350		5-3				F9		6-3		4	1	1	1	0	0	1					
Wille Davis, L OBP: 0.306, SLG: 0.385					HR		1-2			0	0	0	0	0	0	0					
Bill Sudakis, S OBP: 0.421, SLG: 0.667		6-3			6-3			3B		2	1	0	0	1	0	0					
Jim Lefebvre, S OBP: 0.200, SLG: 0.600		6-3			6-3					3	0	1	2	0	0	0					
Steve Garvey, R OBP: 0.370, SLG: 0.591						HR		F8		3	1	1	1	0	0	1					
Bill Russell, R OBP: 0.360, SLG: 0.318					F8					3	0	1	0	0	0	0					
Sandy Vance, R (1, 1)					6-3					2	0	0	0	0	0	1					
Jim Brewer, L (7, 1)						F5		F9		1	0	0	0	0	0	0					
Inning Stats	R: 0 E: 0 K: 1 S: 5	H: 0 LOB: 0 BB: 0 P: 5	R: 0 E: 0 K: 0 S: 3	H: 0 LOB: 0 BB: 0 P: 3	R: 1 E: 0 K: 0 S: 5	H: 2 LOB: 1 BB: 0 P: 5	R: 1 E: 0 K: 0 S: 4	H: 1 LOB: 0 BB: 0 P: 4	R: 0 E: 0 K: 0 S: 4	H: 1 LOB: 1 BB: 0 P: 4	R: 2 E: 0 K: 0 S: 5	H: 2 LOB: 1 BB: 1 P: 9	R: 0 E: 0 K: 0 S: 3	H: 0 LOB: 0 BB: 0 P: 3	R: 0 E: 0 K: 0 S: 3	H: 0 LOB: 0 BB: 0 P: 3	1B: 3 2B: 0 3B: 1 HR: 2	SF: 0 SAC: 0 DP: 0 HBP: 0	WP: 0 PB: 1 SB: 1 CS: 0	PA: 31	
PITCHER	IP	WLS	BF	H	R	ER	SO	BB	IBB	HBP	BLK	WP	HR	S	P	ERA	WHIP				
Ken Holtzman, L ERA: 8.44	(1, 1)	6.0	L	25	6	4	4	1	1	0	0	0	0	26	30	6.00	1.167				
Jim Colborn, R ERA:	(7, 1)	2.0		6	0	0	0	0	0	0	0	0	0	6	6	0.00	0.000				



Batter	1	2	3	4	5	6	7	8	9	AB	R	H	RBI	BB	SO	LOB	TOP																			
Don Kessinger, S OBP: 0.143, SLG: 0.176	6-3		K			5-3		2H 1B		4	0	1	1	0	1	0	Chicago Cubs @ Los Angeles Dodgers Dodger Stadium, Los Angeles, CA Tue Apr 13 1971, 6:05 PM PST Att: 15,458 - Unknown - 61 F																			
Glenn Beckert, R OBP: 0.286, SLG: 0.324	F9			6-3		5-3		5-3		4	0	0	0	0	0	1																				
Billy Williams, L OBP: 0.455, SLG: 0.724	5-3			L3			1B G3-6-3		FC5-4 1B	4	1	2	0	0	0	0																				
Ron Santo, R OBP: 0.286, SLG: 0.292		K					1B G3-6-3		FC5-4 HBP 1B	4	0	2	0	0	1	1																				
Joe Pepitone, L OBP: 0.323, SLG: 0.600				4-3			G3-6-3		HBP 1B	4	1	2	1	0	0	2																				
Jim Hickman, R Johnny Callison, L OBP: 0.346, SLG: 0.238	6-3				5-3		F8		K	4	0	0	0	0	1	2																				
Jose Ortiz, R OBP: 0.464, SLG: 0.458					F2			SH1-4 BB	1-2 2-3 HBP	2	1	0	0	1	1	0																				
Ken Rudolph, R			K		K			SH1-4	K	3	0	0	0	0	3	3																				
Mitt Pappas, R OBP: 0.143, SLG: 0.286			K			P6		K		3	0	0	0	0	2	1																				
Inning Stats	R: 0 E: 0 K: 0 S: 3	H: 0 LOB: 0 BB: 0 P: 3	R: 1 E: 0 K: 2 S: 8	H: 1 LOB: 0 BB: 0 P: 8	R: 0 E: 0 K: 3 S: 9	H: 0 LOB: 0 BB: 0 P: 9	R: 0 E: 0 K: 0 S: 4	H: 1 LOB: 1 BB: 0 P: 4	R: 0 E: 0 K: 1 S: 5	H: 0 LOB: 0 BB: 0 P: 5	R: 1 E: 0 K: 0 S: 4	H: 2 LOB: 0 BB: 0 P: 4	R: 1 E: 0 K: 1 S: 6	H: 1 LOB: 1 BB: 0 P: 10	R: 0 E: 0 K: 2 S: 9	H: 2 LOB: 3 BB: 0 P: 10		1B: 5 2B: 1 3B: 0 HR: 1	SF: 0 SAC: 1 DP: 1 HBP: 1	WP: 0 PB: 0 SB: 0 CS: 0	PA: 35															
PITCHER	IP	WLS	BF	H	R	ER	SO	BB	IBB	HBP	BLK	WP	HR	S	P	ERA	WHIP	PITCHER		IP	WLS	BF	H	R	ER	SO	BB	IBB	HBP	BLK	WP	HR	S	P	ERA	WHIP
Bill Singer, R ERA: 6.46	(1, 1)	8.0	L	30	6	3	3	7	1	0	0	0	0	1	43	47	3.38	0.875																		
Pete Mikkelsen, R ERA:	(9, 1)	1.0		5	1	0	0	2	0	0	1	0	0	0	8	9	0.00	1.000																		

AB	32
R	3
H	7
RBI	2
BB	1
SO	9
LOB	10



Batter	1	2	3	4	5	6	7	8	9	AB	R	H	RBI	BB	SO	LOB	BOTTOM																			
Maury Wills, S OBP: 0.306, SLG: 0.250	1B 3-1	4-3			4-3		CS 1B		P4	5	1	2	0	0	0	0	Chicago Cubs @ Los Angeles Dodgers Dodger Stadium, Los Angeles, CA Tue Apr 13 1971, 6:05 PM PST Att: 15,458 - Unknown - 61 F																			
Willie Davis, L OBP: 0.397, SLG: 0.533	1B 3-1		4-3		FC7-4 2B		1-2 3B			4	1	3	0	0	0	0																				
Wes Parker, S OBP: 0.324, SLG: 0.258	3-1		F5		FC7-4 2-3		3-1			4	0	0	1	0	0	3																				
Dick Allen, R OBP: 0.192, SLG: 0.292	F3		P3			6-3		K		4	0	0	0	0	1	1																				
Duke Sims, L OBP: 0.500, SLG: 0.500 Bill Russell, R OBP: 0.360, SLG: 0.318	1B BB				G3 1B	P6		FC3-6 BB		2	0	1	0	2	0	0																				
Jim Lefebvre, S OBP: 0.333, SLG: 0.556 Willie Crawford, L OBP: 1.000, SLG: 1.000 Tom Haller, L OBP: 1.000, SLG: 1.000	1B FC5-4				F9		1B	FC3-6		4	0	2	1	0	0	2																				
Steve Garvey, R OBP: 0.355, SLG: 0.538	FC5-4				G3		1B	1-2 1B		4	0	1	0	0	1	4																				
Bill Buckner, L OBP: 0.235, SLG: 0.375		B4-3					P4		4-3	3	0	0	0	1	0	2																				
Bill Singer, R Pete Mikkelsen, R Bill Sudakis, S OBP: 0.400, SLG: 0.625	F9				5-3		K		4-3	3	0	0	0	0	1	2																				
Inning Stats	R: 2 E: 0 K: 0 S: 6	H: 3 LOB: 2 BB: 1 P: 10	R: 0 E: 0 K: 0 S: 3	H: 0 LOB: 0 BB: 0 P: 3	R: 0 E: 0 K: 0 S: 3	H: 0 LOB: 0 BB: 0 P: 3	R: 0 E: 0 K: 0 S: 4	H: 1 LOB: 2 BB: 1 P: 8	R: 0 E: 0 K: 0 S: 3	H: 1 LOB: 0 BB: 0 P: 3	R: 0 E: 0 K: 0 S: 5	H: 2 LOB: 2 BB: 0 P: 5	R: 0 E: 0 K: 1 S: 6	H: 2 LOB: 1 BB: 0 P: 6	R: 0 E: 0 K: 2 S: 7	H: 0 LOB: 1 BB: 1 P: 11		R: 0 E: 0 K: 0 S: 3	H: 0 LOB: 0 BB: 0 P: 3	1B: 7 2B: 2 3B: 1 HR: 0	SF: 0 SAC: 0 DP: 1 HBP: 0	WP: 0 PB: 0 SB: 0 CS: 1	PA: 37													
PITCHER	IP	WLS	BF	H	R	ER	SO	BB	IBB	HBP	BLK	WP	HR	S	P	ERA	WHIP	PITCHER		IP	WLS	BF	H	R	ER	SO	BB	IBB	HBP	BLK	WP	HR	S	P	ERA	WHIP
Mitt Pappas, R ERA: 1.0	(1, 1)	9.0	W	37	9	2	2	3	2	1	0	0	0	0	40	52	2.00	1.222																		



Batter	1	2	3	4	5	6	7	8	9	AB	R	H	RBI	BB	SO	LOB	TOP			
Matty Alou, L (1, 8) OBP: 0.273, SLG: 0.268	F7		P6						E7								5 0 2 0 0 0 0			
Ted Sizemore, R (1, 4) OBP: 0.212, SLG: 0.188	6-3		E8						5-3								5 0 1 0 0 0 3			
Lou Brock, L (1, 7) OBP: 0.462, SLG: 0.667	1B		G3														4 1 2 0 0 0 2			
Joe Torre, R (1, 5) OBP: 0.316, SLG: 0.568																	4 0 1 0 0 1 2			
Jose Cardenal, R (1, 9) OBP: 0.342, SLG: 0.387	FC6-4																4 0 2 0 0 0 3			
Ted Simmons, S (1, 2) OBP: 0.636, SLG: 0.708																	3 0 1 1 1 0 1			
Jim Beauchamp, R (1, 3) OBP: 0.444, SLG: 0.563																	2 0 0 0 2 1 2			
Dal Maxvill, R (1, 6) OBP: 0.188, SLG: 0.071																	3 0 0 0 1 0 2			
Reggie Cleveland, R (1, 1)																	4 0 0 0 0 0 3			
Inning Stats	R: 0 E: 0 K: 0 S: 5	H: 2 LOB: 2 BB: 0 P: 5	R: 0 E: 0 K: 0 S: 2	H: 0 LOB: 0 BB: 1 P: 6	R: 0 E: 1 K: 0 S: 4	H: 1 LOB: 1 BB: 0 P: 4	R: 0 E: 0 K: 1 S: 6	H: 1 LOB: 3 BB: 2 P: 14	R: 0 E: 0 K: 1 S: 5	H: 1 LOB: 1 BB: 1 P: 9	R: 0 E: 0 K: 0 S: 3	H: 1 LOB: 0 BB: 0 P: 3	R: 1 E: 0 K: 0 S: 5	H: 2 LOB: 1 BB: 0 P: 5	R: 0 E: 1 K: 0 S: 4	H: 0 LOB: 1 BB: 0 P: 4	1B: 8 2B: 2 3B: 0 HR: 0	SF: 0 SAC: 0 DP: 2 HBP: 0	WP: 0 PB: 0 SB: 0 CS: 0	PA: 38
PITCHER A Downing, L (1, 1) ERA: 0.61	IP: 9.0 WLS: W BF: 38 H: 9 R: 1 ER: 1 SO: 2 BB: 3 IBB: 1 HBP: 0 BLK: 0 WP: 0 HR: 0 S: 38 P: 54 ERA: 1.00 WHIP: 1.333															PITCHER				

St. Louis Cardinals @ Los Angeles Dodgers
 Dodger Stadium, Los Angeles, CA
 Thu Apr 15 1971, 6:05 PM PST
 Att: 12,632 - Unknown

livebaseballscores.com

AB 34
 R 1
 H 9
 RBI 1
 BB 4
 SO 2
 LOB 18




Batter	1	2	3	4	5	6	7	8	9	AB	R	H	RBI	BB	SO	LOB	BOTTOM					
Maury Wills, S (1, 6) OBP: 0.261, SLG: 0.220	4-3		4-3														5 0 1 1 0 0 4					
Willie Davis, L (1, 8) OBP: 0.306, SLG: 0.444	5-3																4 0 0 0 0 0 0					
Wes Parker, S (1, 3) OBP: 0.333, SLG: 0.308	1-3																4 0 2 0 0 0 0					
Dick Allen, R (1, 7) OBP: 0.176, SLG: 0.281																	4 0 0 0 0 1 2					
Duke Sims, L (1, 2) OBP: 0.500, SLG: 0.467																	3 1 1 0 1 1 2					
Steve Garvey, R (1, 5) OBP: 0.342, SLG: 0.469																	3 0 1 0 0 1 2					
Bill Sudakis, S (8, PH) (9, 5) OBP: 0.360, SLG: 0.500																	1 0 0 0 0 0 2					
Willie Crawford, L (1, 9) OBP: 0.333, SLG: 0.333																	4 0 0 0 0 1 2					
Bill Russell, R (1, 4) OBP: 0.424, SLG: 0.467																	4 1 2 1 0 1 0					
A Downing, R (1, 1) OBP: 0.500, SLG: 0.333																	1 0 1 0 1 0 0					
Tom Haller, L (9, PH) (9, 5) OBP: 1.000, SLG: 1.000																	0 0 0 0 1 0 0					
Inning Stats	R: 0 E: 0 K: 0 S: 3	H: 0 LOB: 0 BB: 0 P: 3	R: 0 E: 0 K: 2 S: 7	H: 0 LOB: 0 BB: 0 P: 7	R: 0 E: 0 K: 1 S: 5	H: 0 LOB: 1 BB: 1 P: 9	R: 0 E: 0 K: 0 S: 3	H: 0 LOB: 0 BB: 0 P: 3	R: 1 E: 0 K: 0 S: 6	H: 3 LOB: 2 BB: 0 P: 6	R: 0 E: 0 K: 1 S: 6	H: 1 LOB: 2 BB: 1 P: 10	R: 0 E: 0 K: 1 S: 6	H: 1 LOB: 1 BB: 0 P: 6	R: 0 E: 1 K: 0 S: 5	H: 1 LOB: 2 BB: 0 P: 5	R: 1 E: 0 K: 0 S: 3	H: 2 LOB: 2 BB: 1 P: 7	1B: 6 2B: 2 3B: 0 HR: 0	SF: 0 SAC: 1 DP: 0 HBP: 0	WP: 0 PB: 0 SB: 0 CS: 0	PA: 37
PITCHER Reggie Cleveland, R (1, 1) ERA: 6.97	IP: 8.1 WLS: L BF: 37 H: 8 R: 2 ER: 2 SO: 5 BB: 1 IBB: 2 HBP: 0 BLK: 0 WP: 0 HR: 0 S: 44 P: 56 ERA: 2.16 WHIP: 1.080															PITCHER						

St. Louis Cardinals @ Los Angeles Dodgers
 Dodger Stadium, Los Angeles, CA
 Thu Apr 15 1971, 6:05 PM PST
 Att: 12,632 - Unknown

livebaseballscores.com

AB 33
 R 2
 H 8
 RBI 2
 BB 3
 SO 5
 LOB 14



Batter	1	2	3	4	5	6	7	8	9	10	AB	R	H	RBI	BB	SO	LOB	TOP		
Norm Miller, L OBP: 0.273, SLG: 0.476 Cesar Cedeno, R OBP: 0.255, SLG: 0.313	3-1	4-3		F9			FC6-4 1B			K	4	0	1	1	0	0	1	Houston Astros @ Los Angeles Dodgers Dodger Stadium, Los Angeles, CA Fri Apr 16 1971, 6:05 PM PST Att: 18,492 - Unknown		
Joe Morgan, L OBP: 0.315, SLG: 0.277	4-3	F7			P6		F8			4-3	5	0	0	0	0	0	3			
Jimmy Wynn, R OBP: 0.500, SLG: 0.200	5-3			F8			L5				5	0	1	0	0	0	1			
Bob Watson, R OBP: 0.354, SLG: 0.476 Cesar Geronimo, L OBP: 0.286, SLG: 0.167		F8		1B	5-3		2B			6-3	4	1	2	0	0	0	0			
Denis Menke, R OBP: 0.353, SLG: 0.370				1B	1B		5-3			1B	4	1	2	0	0	0	1			
Doug Rader, R OBP: 0.271, SLG: 0.214				1B	2B		1B			5-3	4	1	1	1	0	0	1			
Johnny Edwards, L OBP: 0.250, SLG: 0.229 Jack Hiatt, R OBP: 0.600, SLG: 0.714				1B	2B		1B			F3	1	0	1	1	0	0	0			
Roger Metzger, S OBP: 0.318, SLG: 0.282				1B	4-3		2B			6-3	3	1	0	0	0	0	1			
Don Wilson, R OBP: 0.125, SLG: 0.125 George Culver, R OBP: 0.250, SLG: 0.388				1B	4-3		2B			5-3	4	1	1	2	0	0	0			
				1B	4-3		1B			K	3	0	1	0	0	0	1			
Inning Stats	R: 0 E: 0 K: 0 S: 3	H: 0 LOB: 0 BB: 0 P: 3	R: 4 E: 0 K: 0 S: 8	H: 5 LOB: 2 BB: 0 P: 8	R: 1 E: 0 K: 0 S: 5	H: 2 LOB: 1 BB: 0 P: 5	R: 0 E: 0 K: 0 S: 3	H: 0 LOB: 0 BB: 0 P: 3	R: 0 E: 0 K: 1 S: 6	H: 1 LOB: 1 BB: 0 P: 6	R: 0 E: 0 K: 0 S: 3	H: 0 LOB: 0 BB: 0 P: 3	R: 0 E: 0 K: 1 S: 5	H: 0 LOB: 0 BB: 0 P: 5	R: 0 E: 0 K: 2 S: 8	H: 1 LOB: 1 BB: 0 P: 8	1B: 7 2B: 3 3B: 0 HR: 0	SF: 0 SAC: 0 DP: 0 HBP: 0	WP: 0 PA: 40 PB: 0 SB: 0 CS: 0	
PITCHER	IP WLS BF H R ER SO BB IBB HBP BLK WP HR S P ERA WHIP	IP WLS BF H R ER SO BB IBB HBP BLK WP HR S P ERA WHIP	IP WLS BF H R ER SO BB IBB HBP BLK WP HR S P ERA WHIP	IP WLS BF H R ER SO BB IBB HBP BLK WP HR S P ERA WHIP	IP WLS BF H R ER SO BB IBB HBP BLK WP HR S P ERA WHIP	IP WLS BF H R ER SO BB IBB HBP BLK WP HR S P ERA WHIP	IP WLS BF H R ER SO BB IBB HBP BLK WP HR S P ERA WHIP	IP WLS BF H R ER SO BB IBB HBP BLK WP HR S P ERA WHIP	IP WLS BF H R ER SO BB IBB HBP BLK WP HR S P ERA WHIP	IP WLS BF H R ER SO BB IBB HBP BLK WP HR S P ERA WHIP	IP WLS BF H R ER SO BB IBB HBP BLK WP HR S P ERA WHIP	IP WLS BF H R ER SO BB IBB HBP BLK WP HR S P ERA WHIP	IP WLS BF H R ER SO BB IBB HBP BLK WP HR S P ERA WHIP	IP WLS BF H R ER SO BB IBB HBP BLK WP HR S P ERA WHIP	IP WLS BF H R ER SO BB IBB HBP BLK WP HR S P ERA WHIP	IP WLS BF H R ER SO BB IBB HBP BLK WP HR S P ERA WHIP	IP WLS BF H R ER SO BB IBB HBP BLK WP HR S P ERA WHIP	IP WLS BF H R ER SO BB IBB HBP BLK WP HR S P ERA WHIP	IP WLS BF H R ER SO BB IBB HBP BLK WP HR S P ERA WHIP	
Sandy Vance, R ERA: 6.75	1.1																			
Joe Moeller, R ERA: 2.53	5.2																			
Pete Mikkelsen, R ERA:	3.0																			

Batter	1	2	3	4	5	6	7	8	9	10	AB	R	H	RBI	BB	SO	LOB	BOTTOM			
Maury Wills, S OBP: 0.275, SLG: 0.239	5-3 PB 1B	F7		F8			F5			FC1-6 1B	5	1	2	0	0	0	1	Houston Astros @ Los Angeles Dodgers Dodger Stadium, Los Angeles, CA Fri Apr 16 1971, 6:05 PM PST Att: 18,492 - Unknown			
Bill Russell, R OBP: 0.395, SLG: 0.486	5-3			F8			L3			FC1-6 S	5	1	1	0	0	0	2				
Willie Davis, L OBP: 0.317, SLG: 0.475				SF7			F7			K	4	2	2	2	0	1	1				
Wes Parker, S OBP: 0.340, SLG: 0.302	P2			BB	E		F7			1B	4	1	1	1	1	1	1				
Dick Allen, R OBP: 0.205, SLG: 0.306				F9			6-3			P3	4	1	1	1	1	0	2				
Duke Sims, L OBP: 0.476, SLG: 0.421	K			BB	BB		F5			F7	4	0	1	0	1	1	2				
Steve Garvey, R OBP: 0.372, SLG: 0.486				1B	BB		F2			SF8	3	0	2	1	1	0	0				
Willie Crawford, L OBP: 0.286, SLG: 0.286 Tom Haller, L OBP: 0.750, SLG: 0.667 Bill Buckner, L OBP: 0.250, SLG: 0.388				P6	K		F9			1-3	1	0	0	0	0	0	1				
Sandy Vance, R Joe Moeller, R Billy Grabarkewitz, R Pete Mikkelsen, R				P6	K		F9			1-3	1	0	0	0	0	0	1				
				P3	K		6-3			K	0	0	0	0	0	0	0				
Inning Stats	R: 2 E: 0 K: 1 S: 8	H: 3 LOB: 1 BB: 0 P: 8	R: 0 E: 0 K: 0 S: 4	H: 1 LOB: 1 BB: 0 P: 4	R: 1 E: 1 K: 1 S: 6	H: 1 LOB: 3 BB: 3 P: 18	R: 0 E: 0 K: 1 S: 5	H: 0 LOB: 0 BB: 0 P: 5	R: 0 E: 0 K: 0 S: 3	H: 0 LOB: 0 BB: 0 P: 3	R: 0 E: 0 K: 0 S: 3	H: 0 LOB: 0 BB: 0 P: 3	R: 2 E: 0 K: 0 S: 6	H: 3 LOB: 1 BB: 0 P: 6	R: 0 E: 0 K: 2 S: 8	H: 1 LOB: 1 BB: 0 P: 8	R: 1 E: 0 K: 1 S: 6	H: 2 LOB: 2 BB: 1 P: 10	1B: 8 2B: 2 3B: 1 HR: 0	SF: 2 SAC: 0 DP: 0 HBP: 0	WP: 0 PA: 44 PB: 1 SB: 1 CS: 0
PITCHER	IP WLS BF H R ER SO BB IBB HBP BLK WP HR S P ERA WHIP	IP WLS BF H R ER SO BB IBB HBP BLK WP HR S P ERA WHIP	IP WLS BF H R ER SO BB IBB HBP BLK WP HR S P ERA WHIP	IP WLS BF H R ER SO BB IBB HBP BLK WP HR S P ERA WHIP	IP WLS BF H R ER SO BB IBB HBP BLK WP HR S P ERA WHIP	IP WLS BF H R ER SO BB IBB HBP BLK WP HR S P ERA WHIP	IP WLS BF H R ER SO BB IBB HBP BLK WP HR S P ERA WHIP	IP WLS BF H R ER SO BB IBB HBP BLK WP HR S P ERA WHIP	IP WLS BF H R ER SO BB IBB HBP BLK WP HR S P ERA WHIP	IP WLS BF H R ER SO BB IBB HBP BLK WP HR S P ERA WHIP	IP WLS BF H R ER SO BB IBB HBP BLK WP HR S P ERA WHIP	IP WLS BF H R ER SO BB IBB HBP BLK WP HR S P ERA WHIP	IP WLS BF H R ER SO BB IBB HBP BLK WP HR S P ERA WHIP	IP WLS BF H R ER SO BB IBB HBP BLK WP HR S P ERA WHIP	IP WLS BF H R ER SO BB IBB HBP BLK WP HR S P ERA WHIP	IP WLS BF H R ER SO BB IBB HBP BLK WP HR S P ERA WHIP	IP WLS BF H R ER SO BB IBB HBP BLK WP HR S P ERA WHIP	IP WLS BF H R ER SO BB IBB HBP BLK WP HR S P ERA WHIP	IP WLS BF H R ER SO BB IBB HBP BLK WP HR S P ERA WHIP		
Don Wilson, R ERA: 4.3	7.0																				
George Culver, R ERA: 2.25	2.2																				



Batter	1	2	3	4	5	6	7	8	9	AB R H RBI BB SO LOB	TOP											
Roger Metzger, S (1, 6) OBP: 0.286, SLG: 0.250	0-3 K		0-0 6-3		0-0 F7		0-0 FC4-6		0-0 FC6-4 WP	5 0 0 0 0 1 5	Houston Astros @ Los Angeles Dodgers Dodger Stadium, Los Angeles, CA Sat Apr 17 1971, 6:05 PM PST Att: 16,172 - Unknown											
Joe Morgan, L (1, 4) OBP: 0.322, SLG: 0.280	4-0 CS BB			0-0 G3		0-0 HR 1B	0-0 F5		0-0 SF8	3 1 1 1 1 0 1												
Jimmy Wynn, R (1, 8) Cesar Geronimo, L (8, 8) OBP: 0.250, SLG: 0.143	0-3 K			0-0 G6-4-3 1B		0-0 HR		0-0 4-3	0-0 K	4 1 2 2 0 1 1 1 0 0 0 0 1 1												
Bob Watson, R (1, 7) OBP: 0.346, SLG: 0.457		0-0 6-3		0-0 G6-4-3 1-2		0-0 F9		0-0 3B 1B		4 1 1 0 0 0 1												
Denis Menke, R (1, 3) OBP: 0.345, SLG: 0.360		0-3 K			0-0 E 1B	0-0 F3		0-0 F4		4 1 1 0 0 1 1												
Doug Radler, R (1, 5) OBP: 0.308, SLG: 0.289		4-0 BB			0-0 F9			0-0 1B		3 0 2 1 1 0 1												
Cesar Cedeno, R (1, 9) OBP: 0.236, SLG: 0.288		0-3 K			0-0 P5	0-0 F7		0-3 K		4 0 0 0 0 2 4												
Jack Hiatt, R (1, 2) OBP: 0.571, SLG: 0.600			0-0 5-3		0-0 E4 1B		4-0 FC4-6 BB		0-0 FC6-4 SF8 1B	3 1 1 0 1 0 1												
Wade Blasingame, L (1, 1) Denny Lemaster, R (9, 1)		0-3 K			0-0 1-2 2-H 1B			0-0 FC6-4 1B		4 0 2 1 0 2 1 0 0 0 0 0 0 0												
Inning Stats	R: 0 E: 0 K: 2 S: 6	H: 0 LOB: 0 BB: 1 P: 10	R: 0 E: 0 K: 2 S: 7	H: 0 LOB: 1 BB: 1 P: 11	R: 0 E: 0 K: 1 S: 5	H: 0 LOB: 0 BB: 0 P: 5	R: 0 E: 0 K: 0 S: 3	H: 1 LOB: 0 BB: 0 P: 3	R: 1 E: 1 K: 0 S: 6	H: 2 LOB: 2 BB: 0 P: 6		R: 2 E: 0 K: 0 S: 6	H: 3 LOB: 1 BB: 0 P: 6	R: 0 E: 0 K: 1 S: 5	H: 0 LOB: 1 BB: 1 P: 9	R: 1 E: 0 K: 1 S: 7	H: 2 LOB: 1 BB: 0 P: 7	R: 1 E: 0 K: 1 S: 7	H: 2 LOB: 1 BB: 0 P: 7	1B: 8 2B: 0 3B: 1 HR: 1	SF: 1 SAC: 0 DP: 1 HBP: 0	WP: 1 PB: 0 SB: 1 CS: 1
PITCHER	IP WLS BF H R ER SO BB IBB HBP BLK WP HR S P ERA WHIP											IP WLS BF H R ER SO BB IBB HBP BLK WP HR S P ERA WHIP										
Bill Singer, R (1, 1) ERA: 5.79	8.0 L 36 10 5 4 7 3 0 0 0 0 1 1 47 59 4.50 1.625																					
Jim Brewer, L (9, 1) ERA: 2.7	1.0 3 0 0 0 1 0 0 0 0 1 0 5 5 0.00 0.000																					

AB	35
R	5
H	10
RBI	5
BB	3
SO	8
LOB	17



Batter	1	2	3	4	5	6	7	8	9	AB R H RBI BB SO LOB	BOTTOM							
Maury Wills, S (1, 6) OBP: 0.268, SLG: 0.235	0-0 6-3		0-0 6-3			0-0 FC6-4 HR 1B	0-3 K		0-0 F5	5 1 1 0 0 1 3	Houston Astros @ Los Angeles Dodgers Dodger Stadium, Los Angeles, CA Sat Apr 17 1971, 6:05 PM PST Att: 16,172 - Unknown							
Manny Mota, R (1, 9) OBP: 0.286, SLG: 0.231	0-0 6-3		0-0 5-3			4-0 FC6-4 BB	0-3 K			3 0 0 0 1 1 2								
Wes Parker, S (1, 3) OBP: 0.333, SLG: 0.283	4-0 BB			0-0 5-3		0-0 FC6-4 HR		0-0 1-3		3 1 0 0 1 0 2								
Dick Allen, R (1, 7) OBP: 0.279, SLG: 0.436	4-0 BB			0-0 G6-4-3 1B		0-0 HR		0-0 1B		3 1 3 3 1 0 0								
Bill Sudakis, S (1, 2) OBP: 0.345, SLG: 0.458	0-0 F9			0-0 G6-4-3 1-2		0-0 G6-4-3 1B		0-0 F9		4 0 1 0 0 0 4								
Steve Garvey, R (1, 5) OBP: 0.340, SLG: 0.436		0-0 5-3			0-0 5-3	0-0 G6-4-3 1-2		0-0 5-3		4 0 0 0 0 0 2								
Bill Russell, R (1, 4) OBP: 0.357, SLG: 0.436		0-0 F8			0-0 F2		0-3 K		0-0 5-3	4 0 0 0 0 1 0								
Willie Davis, L (1, 8) OBP: 0.333, SLG: 0.488		0-0 4-3			4-0 BB		0-0 2B		0-0 F9	3 0 1 0 1 0 0								
Bill Singer, R (1, 1) Jim Brewer, L (9, 1) Billy Grabarkewitz, R (9, 5)			0-0 F8		0-0 4-3		4-0 BB		4-0 WP BB	2 0 0 0 1 0 1 0 0 0 0 0 0 0 0 0 0 0 1 0 0								
Inning Stats	R: 0 E: 0 K: 0 S: 3	H: 0 LOB: 2 BB: 2 P: 11	R: 0 E: 0 K: 0 S: 3	H: 0 LOB: 0 BB: 0 P: 3	R: 0 E: 0 K: 0 S: 3	H: 0 LOB: 0 BB: 0 P: 3	R: 0 E: 0 K: 0 S: 3	H: 1 LOB: 0 BB: 0 P: 3	R: 0 E: 0 K: 3 S: 10	H: 1 LOB: 2 BB: 1 P: 14		R: 0 E: 0 K: 0 S: 4	H: 1 LOB: 1 BB: 0 P: 4	R: 0 E: 0 K: 0 S: 3	H: 0 LOB: 1 BB: 1 P: 7	1B: 4 2B: 1 3B: 0 HR: 1	SF: 0 SAC: 0 DP: 2 HBP: 0	WP: 1 PB: 0 SB: 0 CS: 0
PITCHER	IP WLS BF H R ER SO BB IBB HBP BLK WP HR S P ERA WHIP											IP WLS BF H R ER SO BB IBB HBP BLK WP HR S P ERA WHIP						
Wade Blasingame, L (1, 1) ERA: 2.95	8.0 W 33 6 3 3 3 5 0 0 0 0 1 1 34 54 3.38 1.375																	
Denny Lemaster, L (9, 1) ERA:	1.0 S 4 0 0 0 0 1 0 0 0 0 1 0 3 7 0.00 1.000																	

AB	31
R	3
H	6
RBI	3
BB	6
SO	3
LOB	14



Batter	1	2	3	4	5	6	7	8	9	AB	R	H	RBI	BB	SO	LOB	TOP								
Roger Metzger, S (1, 6) OBP: 0.315, SLG: 0.327	4-3		1-2 1B		1-2 HR 1B	1-H SF9 3B		K		5	2	3	1	0	1	0									
Joe Morgan, L (1, 4) OBP: 0.313, SLG: 0.333	F7		F8		1-H 2-H HR 1B	SF9		4-3		4	1	1	4	0	0	2									
Denis Menke, R (1, 3) OBP: 0.367, SLG: 0.389	1B		F3		2B	3-H F9				4	1	2	0	1	0	2									
Bob Watson, R (1, 7) OBP: 0.351, SLG: 0.471	F8			6-3	2B			F7		5	2	2	1	0	0	2									
Doug Rader, R (1, 5) OBP: 0.316, SLG: 0.320		6-3		FC5-4 1B	2B			F9		5	0	2	1	0	0	1									
Jesus Alou, R (1, 9) OBP: 0.364, SLG: 0.300		6-3		FC5-4 1-2	2B			F2		5	0	1	0	0	0	2									
Cesar Cedeno, R (1, 8) OBP: 0.217, SLG: 0.263		F9		P1	P6			K		5	0	0	0	0	1	4									
Jack Hiatt, R (1, 2) OBP: 0.667, SLG: 0.692			FC3-6 1B		HR 1B	3B BB		1-2 2-H 1B		3	2	3	1	1	0	0									
Jack Billingham, R (1, 1) OBP: 0.182, SLG: 0.100 George Culver, R (9, 1)			FC3-6 1-2		K	K		1-2 2-H 1B		4	0	1	0	0	2	3									
Inning Stats	R: 0 E: 0 K: 0 S: 4	H: 1 LOB: 1 BB: 0 P: 4	R: 0 E: 0 K: 0 S: 3	H: 0 LOB: 0 BB: 0 P: 3	R: 0 E: 0 K: 0 S: 5	H: 2 LOB: 2 BB: 0 P: 5	R: 0 E: 0 K: 0 S: 4	H: 1 LOB: 1 BB: 0 P: 4	R: 5 E: 0 K: 1 S: 11	H: 6 LOB: 1 BB: 0 P: 11	R: 2 E: 0 K: 1 S: 6	H: 1 LOB: 0 BB: 1 P: 10	R: 1 E: 0 K: 1 S: 8	H: 4 LOB: 3 BB: 0 P: 8	R: 0 E: 0 K: 1 S: 5	H: 0 LOB: 1 BB: 1 P: 9	R: 0 E: 0 K: 0 S: 3	H: 0 LOB: 0 BB: 0 P: 3	1B: 10 2B: 3 3B: 1 HR: 1	SF: 1 SAC: 0 DP: 0 HBP: 0	WP: 0 PB: 0 SB: 0 CS: 0	PA: 43			
PITCHER	IP	WLS	BF	H	R	ER	SO	BB	IBB	HBP	BLK	WP	HR	S	P	ERA	WHIP								
Claude Osteen, L (1, 1) ERA: 3.07	4.1	L	22	9	5	5	1	0	0	0	0	0	1	24	24	10.38	2.077								
Sandy Vance, R (5, 1) ERA: 7.59	2.2		14	6	3	3	2	1	0	0	0	0	0	17	21	10.12	2.625								
Bob O'Brien, L (8, 1) ERA: 4.76	2.0		7	0	0	0	1	1	0	0	0	0	0	8	12	0.00	0.500								

Houston Astros @ Los Angeles Dodgers
Dodger Stadium, Los Angeles, CA
Sun Apr 18 1971, 6:05 PM PST
Att: 19,097 - Unknown

AB	40
R	8
H	15
RBI	8
BB	2
SO	4
LOB	16



Batter	1	2	3	4	5	6	7	8	9	AB	R	H	RBI	BB	SO	LOB	BOTTOM								
Bill Russell, R (1, 4) OBP: 0.326, SLG: 0.395	4-3			F5	6-3			1-3		4	0	0	0	0	0	1									
Willie Davis, L (1, 8) OBP: 0.347, SLG: 0.489	F4			HR 1B				FC6-4 1B		4	1	2	0	0	0	0									
Wes Parker, S (1, 3) OBP: 0.327, SLG: 0.340	4-3			1-H HR				FC6-4 1-2		4	1	1	2	0	0	1									
Dick Allen, R (1, 7) OBP: 0.277, SLG: 0.405			K	F2 1B BB				K		3	1	0	0	1	2	1									
Duke Sims, L (1, 2) OBP: 0.444, SLG: 0.391		F8		F2 1-2				3B 1B		4	1	1	0	0	0	1									
Steve Garvey, R (1, 5) OBP: 0.373, SLG: 0.500		K		CS 1B				E E BB		3	2	2	2	1	1	0									
Bill Buckner, L (1, 9) OBP: 0.292, SLG: 0.364			K	CS 1-2	WP BB			E9 1-H 1B		3	0	1	0	1	1	1									
Bobby Valentine, R (1, 6)			L5					4-3		3	0	0	0	0	1	2									
Jim Lefebvre, S (9, PH) OBP: 0.286, SLG: 0.429			L6					4-3		1	0	0	1	0	0	0									
Claude Osteen, L (1, 1) Sandy Vance, R (5, 1) Tom Haller, L (7, PH) OBP: 0.600, SLG: 0.500 Bob O'Brien, L (8, 1) Bill Sudakis, S (9, PH) OBP: 0.333, SLG: 0.440								4-3		1	0	0	0	0	0	0									
Inning Stats	R: 0 E: 0 K: 0 S: 3	H: 0 LOB: 0 BB: 0 P: 3	R: 0 E: 0 K: 2 S: 7	H: 0 LOB: 0 BB: 0 P: 7	R: 0 E: 0 K: 1 S: 5	H: 0 LOB: 0 BB: 0 P: 5	R: 3 E: 0 K: 0 S: 5	H: 3 LOB: 0 BB: 1 P: 9	R: 0 E: 0 K: 2 S: 7	H: 0 LOB: 1 BB: 1 P: 11	R: 0 E: 0 K: 0 S: 3	H: 0 LOB: 0 BB: 0 P: 3	R: 1 E: 1 K: 0 S: 4	H: 1 LOB: 1 BB: 1 P: 8	R: 0 E: 0 K: 1 S: 6	H: 1 LOB: 1 BB: 0 P: 6	R: 2 E: 0 K: 0 S: 5	H: 2 LOB: 2 BB: 0 P: 5	1B: 5 2B: 0 3B: 1 HR: 1	SF: 0 SAC: 0 DP: 0 HBP: 0	WP: 1 PB: 0 SB: 0 CS: 1	PA: 37			
PITCHER	IP	WLS	BF	H	R	ER	SO	BB	IBB	HBP	BLK	WP	HR	S	P	ERA	WHIP								
Jack Billingham, R (1, 1) ERA: 4.5	8.0	W	33	7	6	5	6	3	0	0	0	0	1	42	54	5.62	1.250								
George Culver, R (9, 1) ERA: 2.0	1.0	S	3	0	0	0	0	0	0	0	0	0	0	3	3	0.00	0.000								


Houston Astros @ Los Angeles Dodgers
Dodger Stadium, Los Angeles, CA
Sun Apr 18 1971, 6:05 PM PST
Att: 19,097 - Unknown

AB	33
R	6
H	7
RBI	5
BB	3
SO	6
LOB	9



Batter	1	2	3	4	5	6	7	8	9	AB	R	H	RBI	BB	SO	LOB	TOP		
Maury Wills, S OBP: 0.279, SLG: 0.255	0-0 2B		0-0 5-3		0-0 F7		0-0 F7		4-0 FC4-6 BB	4	0	1	0	1	0	1	Los Angeles Dodgers @ San Diego Padres San Diego Stadium, San Diego, CA Mon Apr 19 1971, 9:05 PM EST Att: 3,727 - Unknown livebaseballscorecards.com		
Wille Davis, L OBP: 0.352, SLG: 0.500	0-3 K		0-0 2B		0-0 F8			0-0 SH5-3 1B	5	2	2	0	0	1	3				
Wes Parker, S OBP: 0.350, SLG: 0.370	0-3 K		0-0 2B		0-0 P4			0-0 SH5-3 2B	4	1	2	1	1	1	2				
Dick Allen, R OBP: 0.275, SLG: 0.378	4-0 FC5-4 BB		0-0 P4		0-0 F9			0-0 SH5-3	3	0	0	0	1	0	3				
Manny Mota, R OBP: 0.296, SLG: 0.231	0-0 BB		0-0 P4		0-0 F9			1-2 2-3	0	0	0	0	0	0	0				
Steve Garvey, R OBP: 0.352, SLG: 0.467	0-0 FC5-4		0-0 4-3		0-0 6-3			4-0 2B FC4-2 IBB	3	0	0	0	0	0	3				
Bill Sudakis, S OBP: 0.355, SLG: 0.440	1-2							0-0 FC4-2 IBB	0	0	0	0	1	0	0				
Billy Grabarkewitz, R OBP: 0.271, SLG: 0.500		0-0 F8		0-0 5-3		4-0 BB		0-0 FC4-2 2B	3	0	1	2	1	0	0				
Duke Sims, L OBP: 0.452, SLG: 0.360	0-3 K		4-0 F7-6-3 BB		0-0 K			1-3 2-H 3-H 4-0 FC4-2 IBB	2	0	0	0	2	2	1				
Bill Russell, R OBP: 0.320, SLG: 0.370	4-0 BB		0-0 F7-6-3		0-0 5-3		0-0 FC4-2	1-2 2-3 3-H	3	0	0	0	1	0	4				
Don Sutton, R OBP: 0.600, SLG: 0.333	0-3 K		0-0 BB		4-0 BB		0-0 F9	0-3 K	1	0	0	0	1	1	1				
Jim Lefebvre, S OBP: 0.267, SLG: 0.400									1	0	0	0	0	0	0				
Pete Mikkelsen, R OBP: 0.267, SLG: 0.400									1	0	0	0	0	1	3				
Inning Stats	R: 0 E: 0 K: 2 S: 8	H: 1 LOB: 2 BB: 1 P: 12	R: 0 E: 0 K: 2 S: 7	H: 0 LOB: 1 BB: 1 P: 11	R: 1 E: 0 K: 0 S: 5	H: 2 LOB: 1 BB: 0 P: 5	R: 0 E: 0 K: 0 S: 2	H: 0 LOB: 0 BB: 1 P: 6	R: 0 E: 0 K: 0 S: 3	H: 0 LOB: 1 BB: 1 P: 9	R: 0 E: 0 K: 0 S: 3	H: 0 LOB: 0 BB: 0 P: 3	R: 2 E: 0 K: 1 S: 8	H: 3 LOB: 3 BB: 2 P: 16	R: 0 E: 0 K: 0 S: 2	H: 0 LOB: 1 BB: 2 P: 10	1B: 2 2B: 5 3B: 0 HR: 0	SF: 0 SAC: 1 DP: 2 HBP: 0	WP: 0 PA: 40 PB: 0 SB: 0 CS: 0
PITCHER	IP WLS BF L	H R ER SO	BB IBB HBP BLK	WP HR S P	ERA WHIP	PITCHER	IP WLS BF L	H R ER SO	BB IBB HBP BLK	WP HR S P	ERA WHIP								
Dave Roberts, L ERA: 3.86	(1, 1) 7.0	5 3 3 5	5 0 0 0	0 0 35 55	3.86 1.429	Al Severinsen, R ERA:	(8, 1) 2.0	1 0 0 1	2 2 0 0	0 0 8 24	0.00 1.500								

Batter	1	2	3	4	5	6	7	8	9	AB	R	H	RBI	BB	SO	LOB	BOTTOM		
Enzo Hernandez, R OBP: 0.600, SLG: 0.500	0-0 1B	0-0 FC4-6 BB			0-0 6-3		0-0 G3		4	0	1	0	0	0	1	Los Angeles Dodgers @ San Diego Padres San Diego Stadium, San Diego, CA Mon Apr 19 1971, 9:05 PM EST Att: 3,727 - Unknown livebaseballscorecards.com			
Dave Campbell, R OBP: 0.327, SLG: 0.362	0-0 1B	4-0 FC1-4 BB			0-0 5-3		0-0 6-3		3	1	1	0	1	0	0				
Cito Gaston, R OBP: 0.280, SLG: 0.326	0-0 1B	0-0 FC1-4			0-0 6-3		0-0 5-3		4	1	0	0	0	0	4				
Nate Colbert, R OBP: 0.480, SLG: 0.805	4-0 1B IBB		0-0 F3		0-0 5-3		0-0 6-3		3	0	1	0	1	0	0				
Ollie Brown, R OBP: 0.277, SLG: 0.238	0-0 FC5 1B		0-0 F8		0-0 F8		0-0 F9		4	0	2	1	0	0	1				
Larry Stahl, L OBP: 0.333, SLG: 0.486	0-0 1B		0-0 G3		0-0 F3		0-0 3-1		4	0	1	1	0	0	1				
Ed Spiezio, R OBP: 0.294, SLG: 0.143	0-0 FC5		0-0 P6		0-0 5-3		0-0 E6		4	0	0	0	0	0	3				
Don Mason, L OBP: 0.158, SLG: 0.158	2-3		0-0 P6		0-0 5-3		0-0 E6		0	0	0	0	0	0	0				
Chris Cannizzaro, R OBP: 0.257, SLG: 0.167		0-0 F8		0-0 F7		0-0 4-3		0-0 G6-4-3	4	0	0	0	0	0	1				
Dave Roberts, L OBP: 0.200, SLG: 0.200		0-0 FC4-6 1B		0-0 6-3		0-0 4-3			3	0	1	0	0	0	0				
Al Severinsen, R ERA:	(8, 1)								0	0	0	0	0	0	0				
Inning Stats	R: 2 E: 0 K: 0 S: 6	H: 4 LOB: 2 BB: 1 P: 10	R: 0 E: 0 K: 0 S: 4	H: 1 LOB: 2 BB: 1 P: 8	R: 0 E: 0 K: 0 S: 3	H: 0 LOB: 0 BB: 0 P: 3	R: 0 E: 0 K: 0 S: 3	H: 0 LOB: 0 BB: 0 P: 3	R: 0 E: 0 K: 0 S: 4	H: 1 LOB: 1 BB: 0 P: 4	R: 0 E: 0 K: 0 S: 3	H: 0 LOB: 0 BB: 0 P: 3	R: 0 E: 0 K: 0 S: 4	H: 1 LOB: 1 BB: 0 P: 4	R: 0 E: 1 K: 0 S: 3	H: 0 LOB: 1 BB: 0 P: 3	1B: 7 2B: 0 3B: 0 HR: 0	SF: 0 SAC: 0 DP: 1 HBP: 0	WP: 0 PA: 35 PB: 0 SB: 0 CS: 0
PITCHER	IP WLS BF W	H R ER SO	BB IBB HBP BLK	WP HR S P	ERA WHIP	PITCHER	IP WLS BF W	H R ER SO	BB IBB HBP BLK	WP HR S P	ERA WHIP								
Don Sutton, R ERA: 4.24	(1, 1) 6.0	6 2 2 0	1 1 0 0	0 0 10 10	0.00 0.333	Pete Mikkelsen, R ERA:	(7, 1) 3.0	1 0 0 0	0 0 10 10	0.00 0.333									

Batter	1	2	3	4	5	6	7	8	9	AB	R	H	RBI	BB	SO	LOB	TOP										
Maury Wills, S OBP: 0.273, SLG: 0.250 (1,6)	F7		FC1-2 1B	4-3			K		FC3-2	5	1	1	0	0	1	2	Los Angeles Dodgers @ San Diego Padres San Diego Stadium, San Diego, CA Tue Apr 20 1971, 9:05 PM EST Att. 4,523 - Unknown livebaseballscorecards.com										
Wille Davis, L OBP: 0.339, SLG: 0.474 (1,8)	E3		FC1-2 1B	4-3			K		K	5	1	1	0	0	2	2											
Wes Parker, S OBP: 0.344, SLG: 0.351 (1,3)			FC1-2 1B	4-3						3	1	0	0	1	0	3											
Dick Allen, R OBP: 0.309, SLG: 0.396 (1,7)					5-3					3	1	2	2	1	0	0											
Tom Haller, L OBP: 0.444, SLG: 0.375 (1,2)	L3				4-3				F8	4	1	1	1	0	0	4											
Billy Grabarkewitz, R OBP: 0.459, SLG: 0.286 (1,5)					5-3				F9	3	1	0	0	1	0	0											
Bill Buckner, L OBP: 0.250, SLG: 0.308 (1,9)										4	0	0	1	0	0	2											
Bill Russell, R OBP: 0.352, SLG: 0.388 (1,4)										3	0	2	2	1	0	0											
Al Downing, R OBP: 0.429, SLG: 0.333 (1,1)										3	0	1	0	0	1	2											
Inning Stats	R: 0 E: 1 K: 0 S: 3	H: 0 LOB: 2 BB: 2 P: 11	R: 0 E: 0 K: 0 S: 3	H: 0 LOB: 0 BB: 0 P: 3	R: 6 E: 0 K: 0 S: 9	H: 6 LOB: 1 BB: 1 P: 13	R: 0 E: 0 K: 0 S: 3	H: 0 LOB: 0 BB: 0 P: 3	R: 0 E: 0 K: 1 S: 5	H: 1 LOB: 0 BB: 0 P: 5	R: 0 E: 0 K: 2 S: 7	H: 0 LOB: 0 BB: 0 P: 7	R: 0 E: 0 K: 0 S: 3	H: 1 LOB: 0 BB: 1 P: 10	1B: 8 2B: 1 3B: 0 HR: 0	SF: 0 SAC: 1 DP: 1 HBP: 0		WP: 0 PA: 38 PB: 0 SB: 1 CS: 0									
PITCHER	IP	WLS	BF	H	R	ER	SO	BB	IBB	HBP	BLK	WP	HR	S	P	ERA	WHIP										
Steve Arlin, R ERA: 10.03 (1,1)	2.1	L	14	5	5	5	0	2	0	0	0	0	0	12	20	19.29	3.000										
Al Santorini, R ERA: 3.0 (3,1)	2.2		10	1	1	1	0	1	0	0	0	0	0	9	13	3.38	0.750										
Dick Kelley, L ERA: 13.5 (6,1)	2.0		6	1	0	0	3	0	0	0	0	0	0	12	12	0.00	0.500										
Gary Ross, R ERA: 2.7 (8,1)	2.0		8	1	0	0	1	1	0	0	0	0	0	9	13	0.00	1.000										

Batter	1	2	3	4	5	6	7	8	9	AB	R	H	RBI	BB	SO	LOB	BOTTOM										
Enzo Hernandez, R OBP: 0.500, SLG: 0.364 (1,6)	1-3		F2				6-3			3	0	0	0	1	0	0	Los Angeles Dodgers @ San Diego Padres San Diego Stadium, San Diego, CA Tue Apr 20 1971, 9:05 PM EST Att. 4,523 - Unknown livebaseballscorecards.com										
Dave Campbell, R OBP: 0.321, SLG: 0.340 (1,4)			5-3						F8	3	0	0	1	1	0	2											
Cito Gaston, R OBP: 0.278, SLG: 0.327 (1,8)			6-3							3	0	1	1	0	1	1											
Nate Colbert, R OBP: 0.463, SLG: 0.750 (1,3)									F8	3	0	0	0	1	1	2											
Ollie Brown, R OBP: 0.294, SLG: 0.244 (1,9)										3	0	1	0	1	1	2											
Al Ferrara, R (1,7)										3	0	0	0	1	0	3											
Ed Spiezio, R OBP: 0.286, SLG: 0.167 (1,5)										4	0	1	0	0	0	2											
Bob Barton, R OBP: 0.125, SLG: 0.125 (1,2)										4	1	1	0	0	0	1											
Steve Arlin, R OBP: 0.250, SLG: 0.250 (1,1)										1	0	0	0	0	0	1											
Al Santorini, R (3,1)										0	0	0	0	0	0	0											
Ivan Murrell, R (5, PH)										1	1	1	0	0	0	0											
Dick Kelley, R (8,1)										0	0	0	0	0	0	0											
Dave Robinson, S (7, PH)										1	0	0	0	0	0	0											
Gary Ross, R (8,1)										0	0	0	0	0	0	0											
Chris Cannizzaro, R OBP: 0.250, SLG: 0.167 (9, PH)										1	0	0	0	0	0	0											
Inning Stats	R: 0 E: 0 K: 1 S: 5	H: 0 LOB: 2 BB: 2 P: 13	R: 0 E: 0 K: 0 S: 4	H: 1 LOB: 1 BB: 0 P: 4	R: 0 E: 0 K: 0 S: 3	H: 0 LOB: 0 BB: 0 P: 3	R: 0 E: 0 K: 0 S: 3	H: 0 LOB: 1 BB: 1 P: 7	R: 2 E: 0 K: 1 S: 7	H: 2 LOB: 1 BB: 1 P: 11	R: 0 E: 0 K: 1 S: 4	H: 0 LOB: 0 BB: 1 P: 8	R: 0 E: 0 K: 0 S: 3	H: 0 LOB: 0 BB: 0 P: 3	R: 0 E: 0 K: 0 S: 5	H: 2 LOB: 2 BB: 0 P: 5	R: 0 E: 0 K: 0 S: 3	H: 0 LOB: 0 BB: 0 P: 3	1B: 5 2B: 0 3B: 0 HR: 0	SF: 1 SAC: 0 DP: 1 HBP: 0	WP: 0 PA: 36 PB: 0 SB: 1 CS: 0						
PITCHER	IP	WLS	BF	H	R	ER	SO	BB	IBB	HBP	BLK	WP	HR	S	P	ERA	WHIP										
Al Downing, L ERA: 1.14 (1,1)	9.0	W	36	5	2	2	3	5	0	0	0	0	0	37	57	2.00	1.111										



Batter	1	2	3	4	5	6	7	8	9	AB	R	H	RBI	BB	SO	LOB	TOP								
Maury Wills, S OBP: 0.296, SLG: 0.293	1-3		F5				G3-6-3		6-3	5	0	2	0	0	0	2									
Bill Buckner, L OBP: 0.250, SLG: 0.300	1B		F2				G3-6-3			4	0	1	0	0	0	2									
Willie Davis, L OBP: 0.397, SLG: 0.535	1B			1B					6-3	4	2	3	0	0	0	0									
Dick Allen, R OBP: 0.348, SLG: 0.483 Jim Brewer, L Pete Mikkelsen, R	F9			SF7					E5	4	0	1	0	0	1	3									
Wes Parker, S	K			SF7					G1-6-3	0	0	0	0	0	0	0									
Tom Haller, L Bobby Valentine, R		L8								3	1	1	3	1	1	1									
Duke Sims, L										0	1	0	0	0	0	0									
Steve Garvey, R										0	0	0	0	0	0	0									
Bill Russell, R										3	1	1	1	0	1	3									
Don Sutton, R Manny Mota, R										3	1	1	3	1	1	1									
										0	1	0	0	0	0	0									
										0	0	0	0	0	0	0									
										4	0	0	0	0	0	2									
										4	0	0	0	0	2	2									
										3	0	0	0	0	1	0									
										1	0	1	1	0	0	0									
Inning Stats	R: 0 E: 0 K: 1 S: 7	H: 2 LOB: 2 BB: 0 P: 7	R: 0 E: 0 K: 0 S: 3	H: 0 LOB: 0 BB: 0 P: 3	R: 0 E: 0 K: 1 S: 5	H: 0 LOB: 0 BB: 0 P: 5	R: 1 E: 0 K: 1 S: 7	H: 2 LOB: 1 BB: 0 P: 7	R: 0 E: 0 K: 0 S: 4	H: 1 LOB: 0 BB: 0 P: 4	R: 3 E: 0 K: 2 S: 10	H: 3 LOB: 0 BB: 0 P: 10	R: 0 E: 0 K: 0 S: 3	H: 1 LOB: 0 BB: 0 P: 3	R: 0 E: 1 K: 0 S: 3	H: 0 LOB: 0 BB: 0 P: 3	R: 1 E: 0 K: 1 S: 6	H: 1 LOB: 2 BB: 1 P: 10	1B: 9 2B: 0 3B: 0 HR: 1	SF: 1 SAC: 0 DP: 2 HBP: 0	WP: 0 PB: 0 SB: 2 CS: 0	PA: 37			
PITCHER	IP WLS BF H R ER SO BB IBB HBP BLK WP HR S P ERA WHIP	5.1 0 24 8 4 4 4 0 0 0 0 0 1 32 32 6.75 1.500	1.2 5 1 0 0 1 0 0 0 0 0 0 7 7 0.00 0.600	2.0 L 8 1 1 1 1 1 0 0 0 0 0 0 9 13 4.50 1.000																					

Los Angeles Dodgers @ Cincinnati Reds
Riverfront Stadium, Cincinnati, OH
Sat Apr 24 1971, 3:33 AM EST
Att: 13,787 - Unknown

AB	35
R	5
H	10
RBI	5
BB	1
SO	6
LOB	15

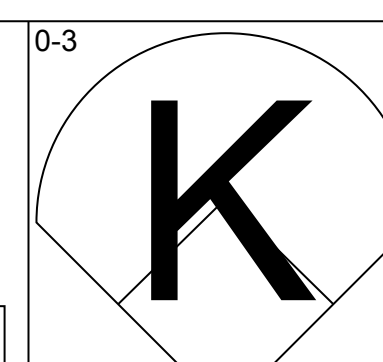
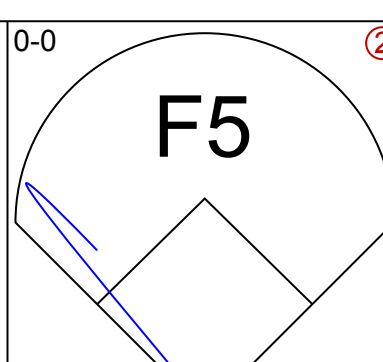
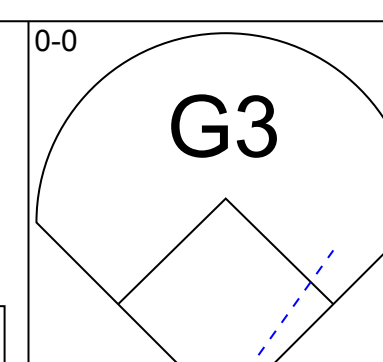
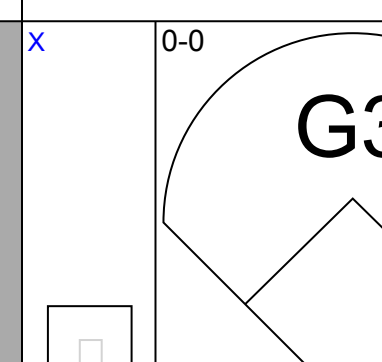
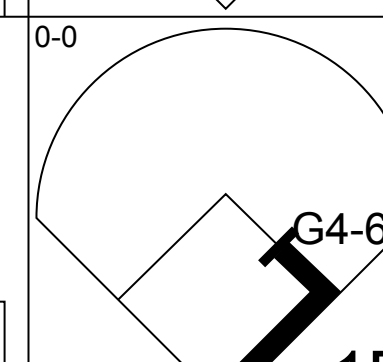
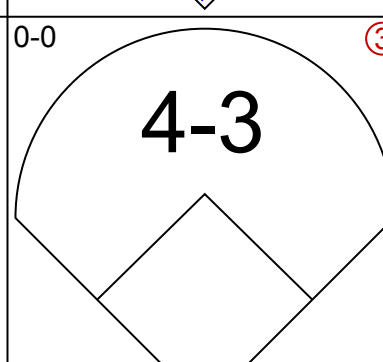
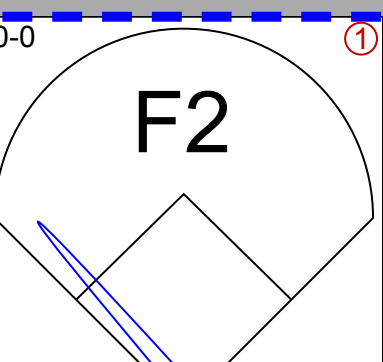
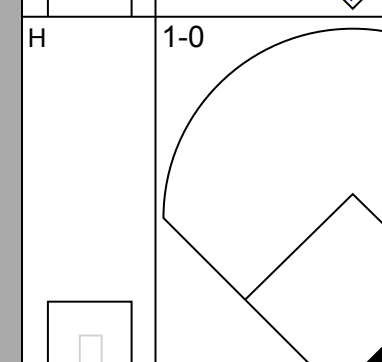
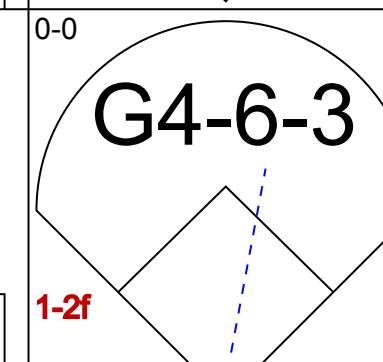
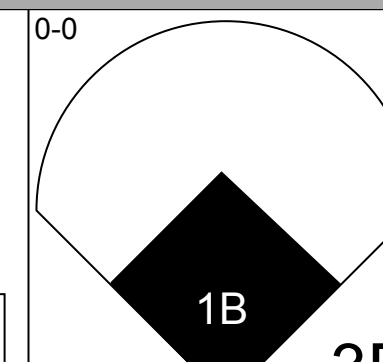
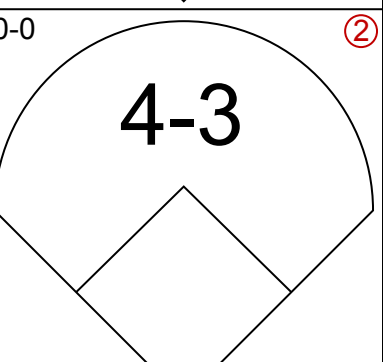
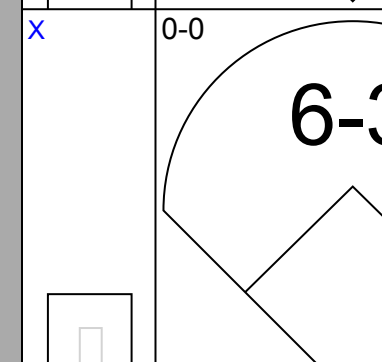
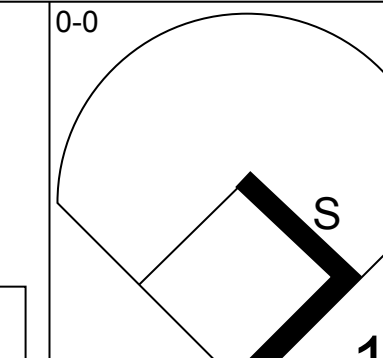
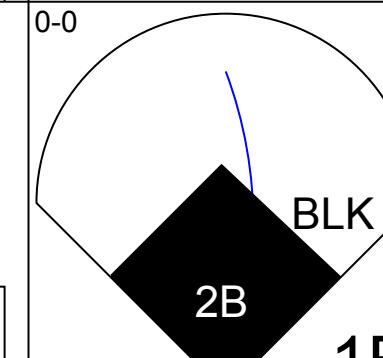
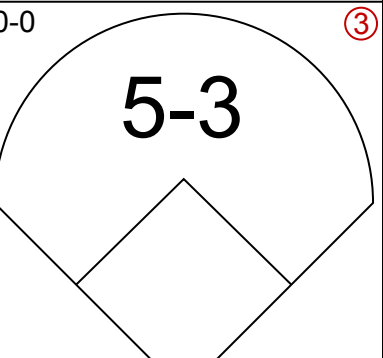
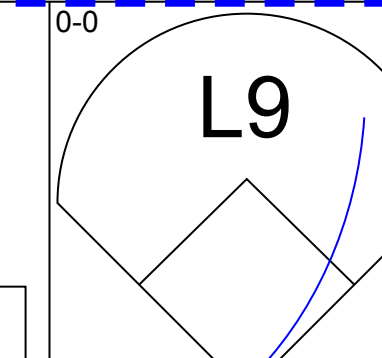
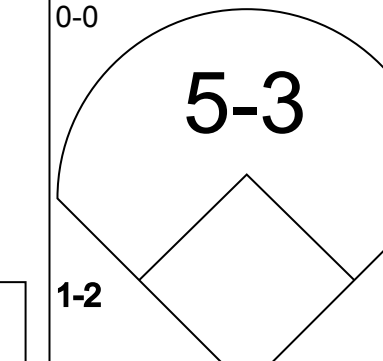
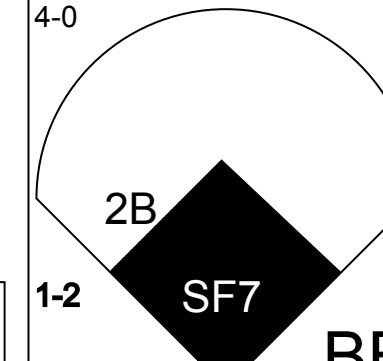


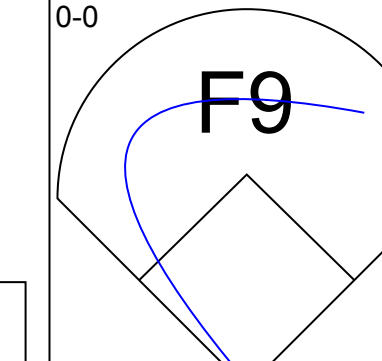
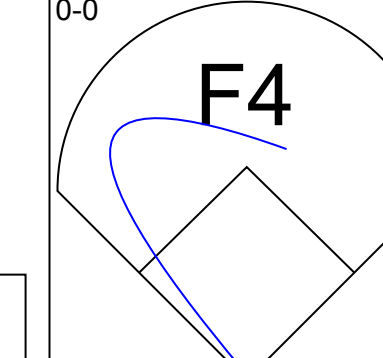
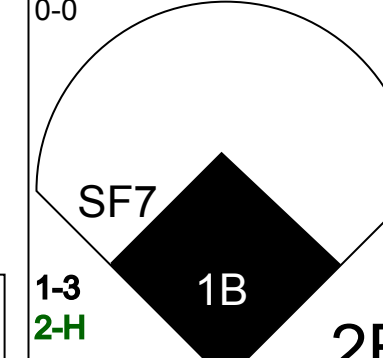


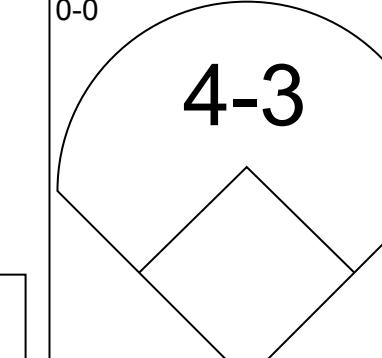
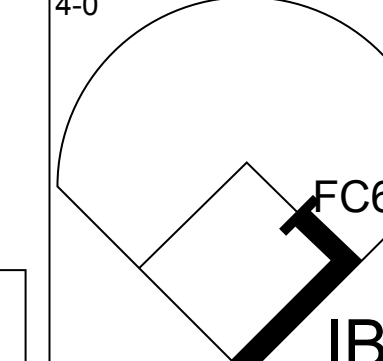
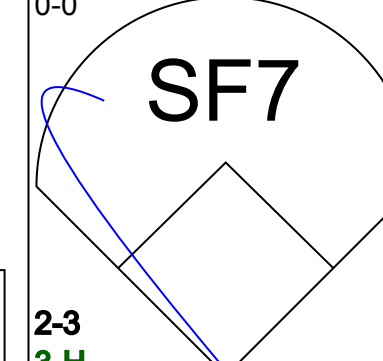


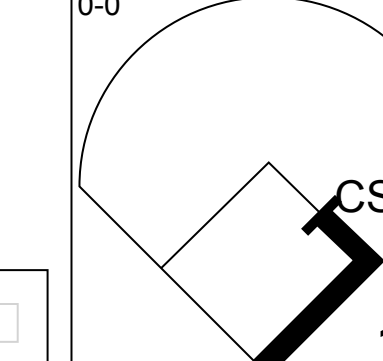
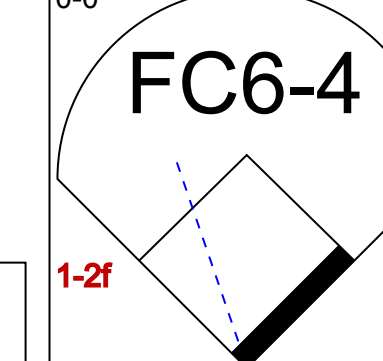
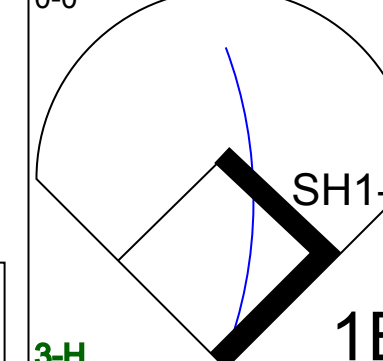


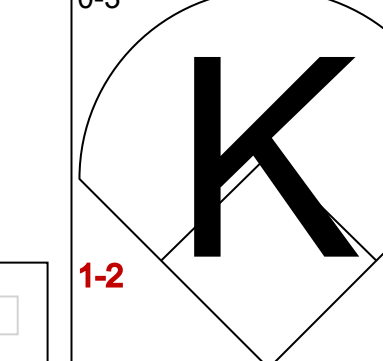
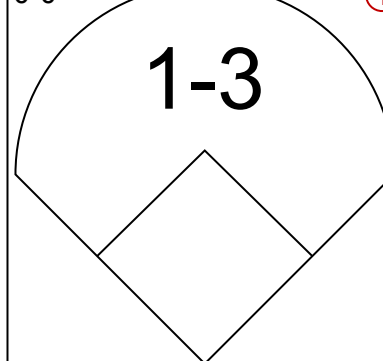
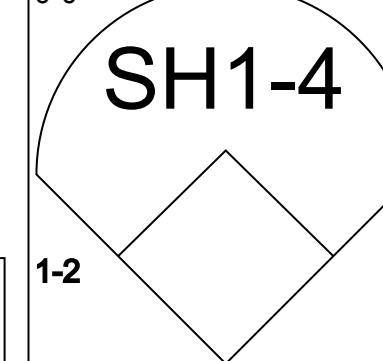
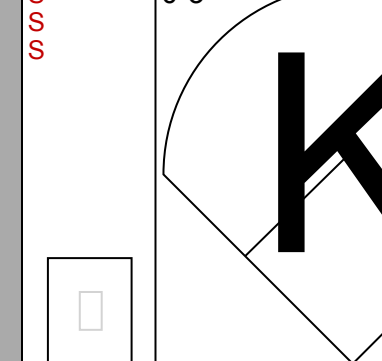
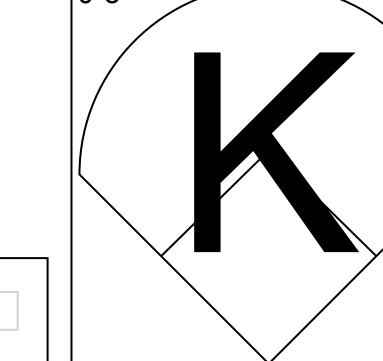


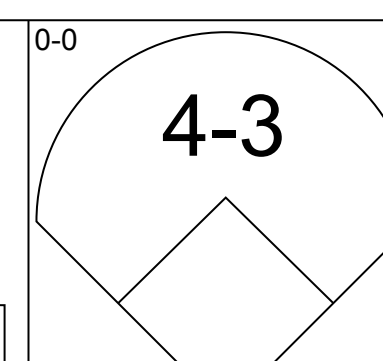
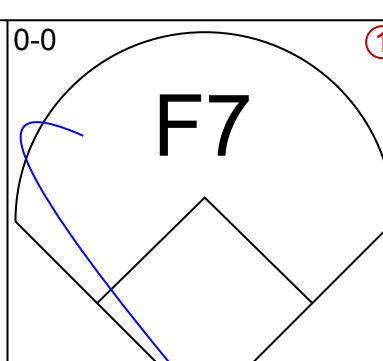
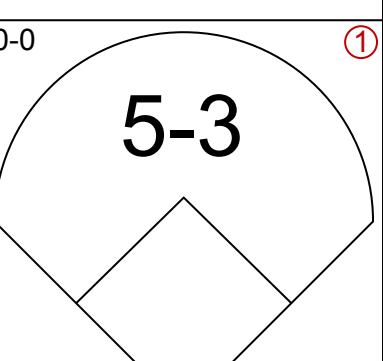
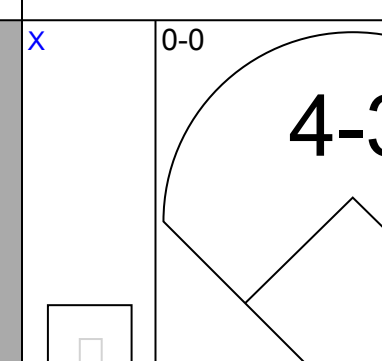
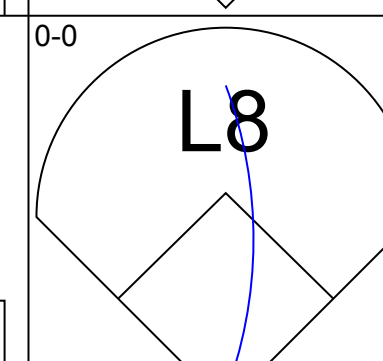
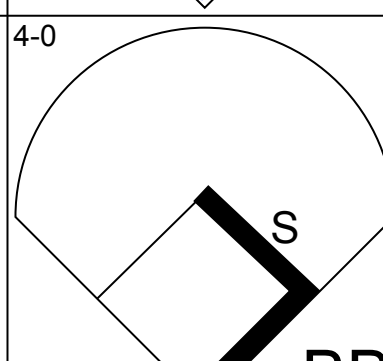
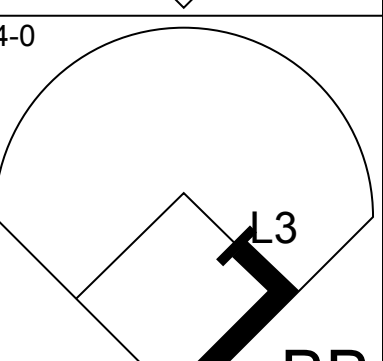
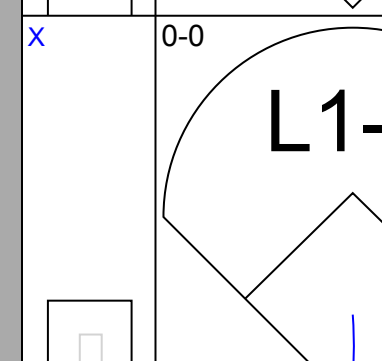
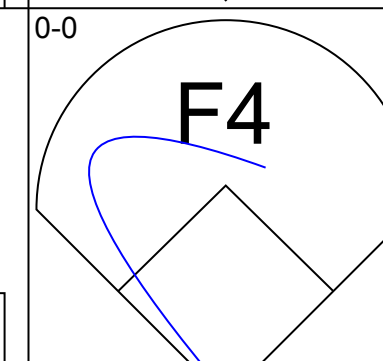
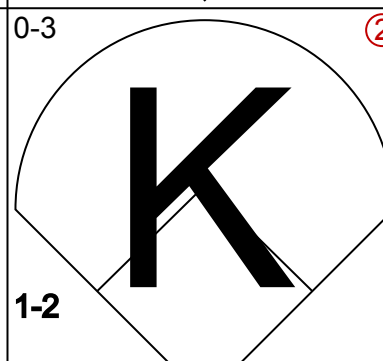
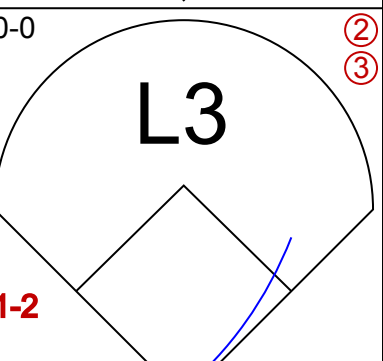
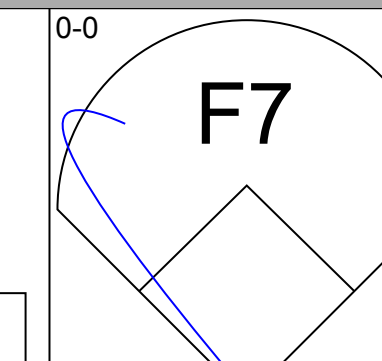
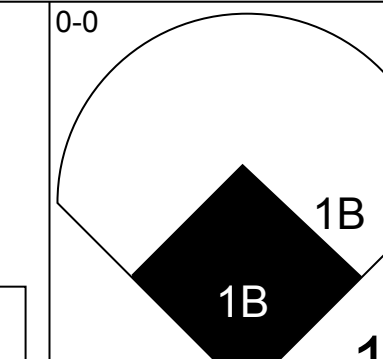
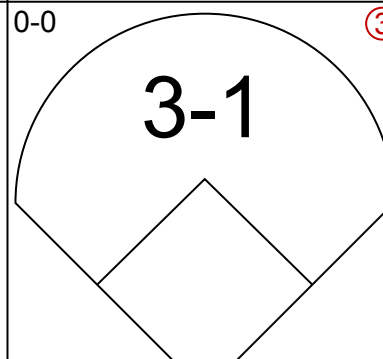


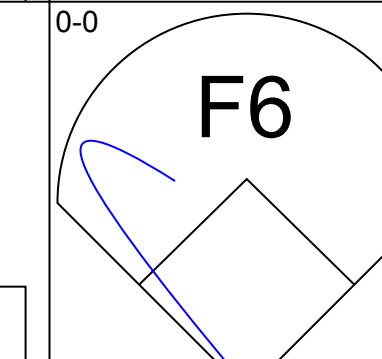
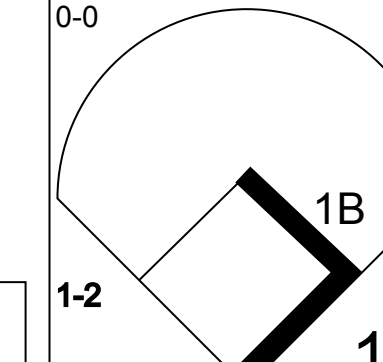
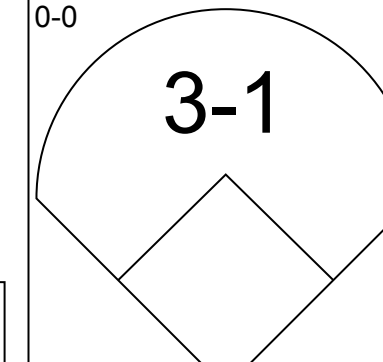

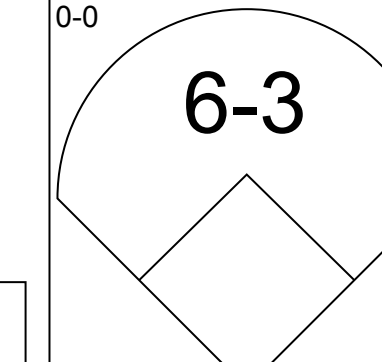
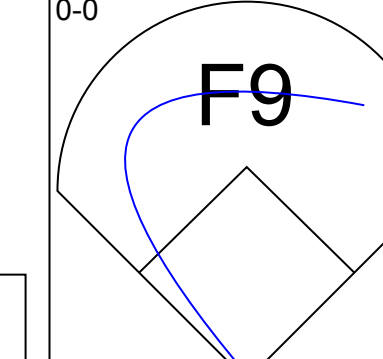
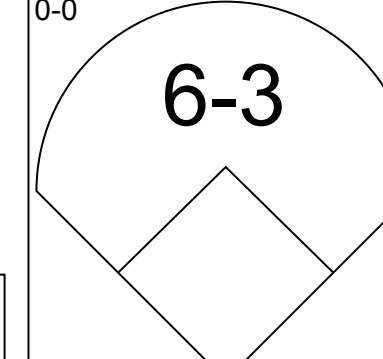

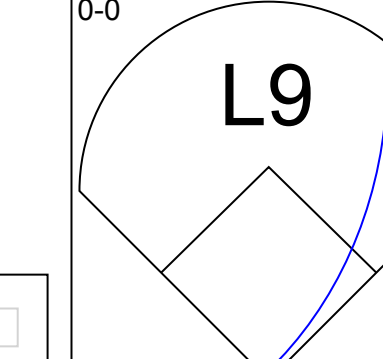
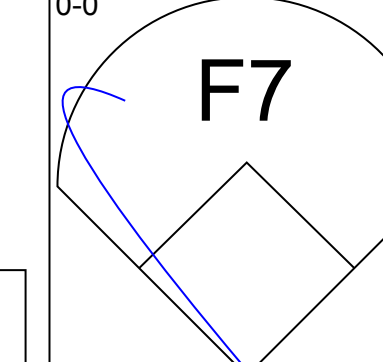
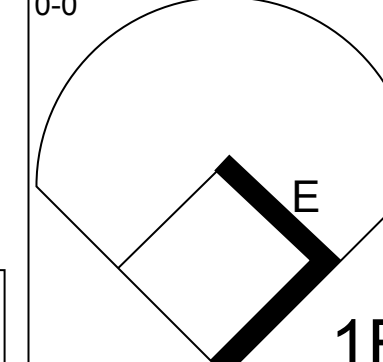

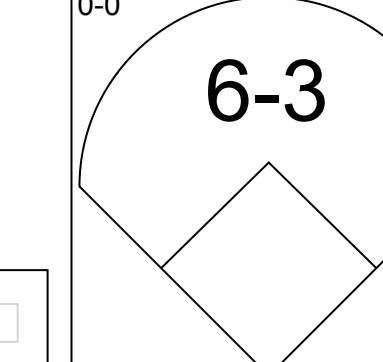
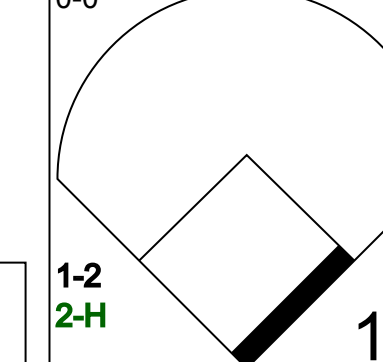
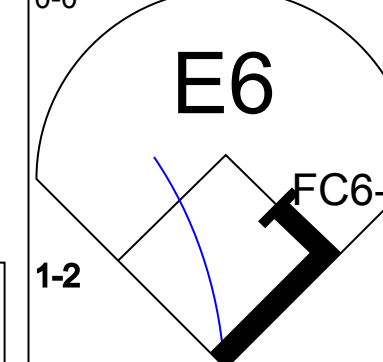


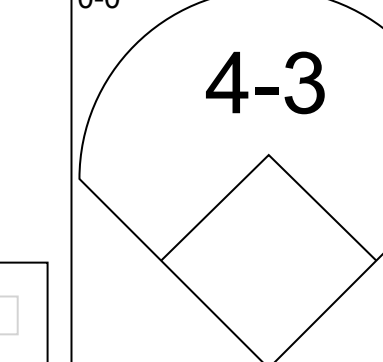
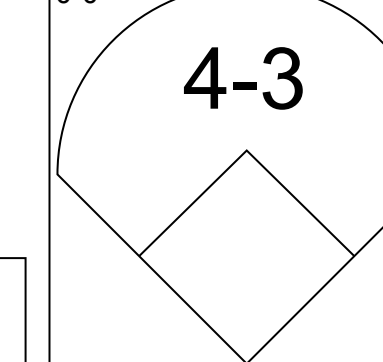
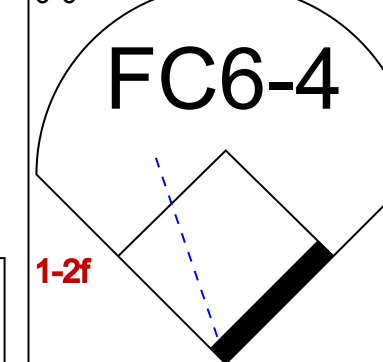
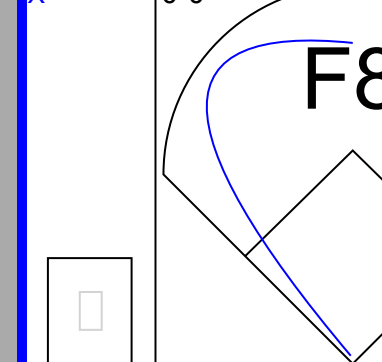
Batter	1	2	3	4	5	6	7	8	9	AB	R	H	RBI	BB	SO	LOB	BOTTOM							
Pete Rose, S OBP: 0.364, SLG: 0.475	L5		K				3-1		K	5	0	0	0	0	3	1								
Ty Cline, L Tommy Helms, R Don Gullett, R	1B									2	1	1	0	2	1	0								
Tony Perez, R	5-3									0	0	0	0	1	0	0								
Johnny Bench, R										4	0	0	0	1	2	4								
Bernie Carbo, L Frank Duffy, R	F7									4	0	1	0	0	2	1								
Willie Smith, L Hal McRae, R		F7								3	0	0	0	0	0	0								
Dave Concepcion, R										4	1	3	0	0	0	0								
Woody Woodward, R										4	0	1	1	0	1	3								
Wayne Simpson, R Wayne Granger, R Jimmy Stewart, S Clay Carroll, R Lee May, R										1	0	0	0	0	1	0								
										0	0	0	0	0	0	0								
										1	0	0	0	0	0	0								
										0	0	0	0	0	0	0								
										0	0	0	0	0	0	0								
										1	0	0	0	0	0	0								
Inning Stats	R: 1 E: 0 K: 0 S: 5	H: 2 LOB: 1 BB: 0 P: 5	R: 0 E: 0 K: 0 S: 3	H: 0 LOB: 0 BB: 0 P: 3	R: 0 E: 0 K: 3 S: 9	H: 0 LOB: 1 BB: 1 P: 13	R: 0 E: 0 K: 1 S: 5	H: 0 LOB: 0 BB: 0 P: 5	R: 1 E: 0 K: 1 S: 7	H: 2 LOB: 2 BB: 1 P: 11	R: 1 E: 0 K: 1 S: 7	H: 2 LOB: 1 BB: 0 P: 7	R: 0 E: 0 K: 1 S: 5	H: 0 LOB: 0 BB: 0 P: 5	R: 1 E: 0 K: 2 S: 10	H: 4 LOB: 2 BB: 0 P: 10	R: 0 E: 0 K: 2 S: 7	H: 0 LOB: 2 BB: 2 P: 15	1B: 6 2B: 2 3B: 1 HR: 1	SF: 0 SAC: 1 DP: 0 HBP: 0	WP: 0 PB: 0 SB: 2 CS: 0	PA: 40		
PITCHER	IP WLS BF H R ER SO BB IBB HBP BLK WP HR S P ERA WHIP	7.1 0 32 8 4 4 4 2 0 0 0 0 1 46 54 4.91 1.364	1.1 W 7 2 0 0 2 2 0 0 0 0 0 0 9 17 0.00 3.000	0.1 S 1 0 0 0 1 0 0 0 0 0 0 0 3 3 0.00 0.000																				


Los Angeles Dodgers @ Cincinnati Reds
Riverfront Stadium, Cincinnati, OH
Sat Apr 24 1971, 3:33 AM EST
Att: 13,787 - Unknown


AB	35
R	4
H	10
RBI	4
BB	4
SO	11
LOB	11



Batter	1	2	3	4	5	6	7	8	9	AB	R	H	RBI	BB	SO	LOB	TOP		
Bill Russell, R OBP: 0.338, SLG: 0.349 (1, 4)										4	0	0	0	0	1	1	Los Angeles Dodgers @ Cincinnati Reds Riverfront Stadium, Cincinnati, OH Sun Apr 25 1971, 3:33 AM EDT Unknown		
Bill Buckner, L OBP: 0.278, SLG: 0.303 Manny Mota, R OBP: 0.342, SLG: 0.294 (1, 9)										3	0	1	0	0	0	0			
Willie Davis, L OBP: 0.390, SLG: 0.547 (1, 8)										4	1	1	0	0	0	2			
Wes Parker, S OBP: 0.329, SLG: 0.329 (1, 3)										4	1	2	1	0	0	0			
Tom Haller, L OBP: 0.471, SLG: 0.538 (1, 2)										2	1	0	0	2	0	1			
Steve Garvey, R OBP: 0.338, SLG: 0.466 (1, 5)										4	1	1	1	0	0	2			
Willie Crawford, L OBP: 0.333, SLG: 0.300 (1, 7)										2	0	1	1	1	0	1			
Bobby Valentine, R OBP: 0.167, SLG: 0.091 Maury Willis, S OBP: 0.293, SLG: 0.289 (1, 6)										3	0	1	1	0	1	3			
Bill Singer, R (1, 1)										3	0	0	0	0	2	0			
Inning Stats	R: 0 E: 0 K: 1 S: 5	H: 1 LOB: 0 BB: 0 P: 5	R: 0 E: 0 K: 0 S: 4	H: 1 LOB: 2 BB: 1 P: 8	R: 0 E: 0 K: 0 S: 3	H: 0 LOB: 0 BB: 0 P: 3	R: 4 E: 0 K: 0 S: 7	H: 4 LOB: 1 BB: 1 P: 11	R: 0 E: 0 K: 0 S: 3	H: 0 LOB: 0 BB: 0 P: 3	R: 0 E: 0 K: 1 S: 5	H: 0 LOB: 1 BB: 1 P: 9	R: 0 E: 0 K: 0 S: 3	H: 0 LOB: 0 BB: 0 P: 3	R: 0 E: 0 K: 2 S: 7	H: 1 LOB: 0 BB: 0 P: 7	1B: 5 2B: 1 3B: 1 HR: 0	SF: 1 SAC: 1 DP: 1 HBP: 1	WP: 0 PA: 36 PB: 0 CS: 1 SB: 1
PITCHER	IP WLS BF H R ER SO BB IBB HBP BLK WP HR S P ERA WHIP																		
Milt Wilcox, R ERA: 7.5 (1, 1)	3.1 L 17 6 4 4 1 1 1 0 0 0 0 0 0 2 25 10.80 2.100																		
Wayne Granger, R ERA: 1.5 (4, 1)	0.2 2 0 0 0 0 0 0 0 0 0 0 0 0 2 2 0.00 0.000																		
Tony Cloninger, R ERA: 2.87 (5, 1)	3.0 11 0 0 0 2 1 0 0 0 0 0 0 0 13 18 0.00 0.333																		
Joe Gibbon, L ERA: 5.06 (8, 1)	2.0 6 1 0 0 2 0 0 0 0 0 0 0 0 10 10 0.00 0.500																		

Batter	1	2	3	4	5	6	7	8	9	AB	R	H	RBI	BB	SO	LOB	BOTTOM		
Pete Rose, S OBP: 0.343, SLG: 0.446 (1, 9)										4	0	0	0	0	0	0	Los Angeles Dodgers @ Cincinnati Reds Riverfront Stadium, Cincinnati, OH Sun Apr 25 1971, 3:33 AM EDT Unknown		
Ty Cline, L OBP: 0.538, SLG: 0.286 Joe Gibbon, R (8, 1)										2	0	0	0	2	0	0			
Tony Perez, R OBP: 0.239, SLG: 0.242 (1, 5)										4	0	0	0	0	1	2			
Johnny Bench, R OBP: 0.344, SLG: 0.627 (1, 2)										3	2	1	0	1	0	1			
Bernie Carbo, L OBP: 0.327, SLG: 0.311 (1, 7)										3	0	1	0	1	0	0			
Willie Smith, L OBP: 0.283, SLG: 0.378 (1, 3)										4	0	0	0	0	0	4			
Tommy Helms, R OBP: 0.220, SLG: 0.188 (1, 4)										4	0	2	1	0	0	2			
Dave Concepcion, R OBP: 0.313, SLG: 0.400 (1, 6)										4	0	1	1	0	0	2			
Milt Wilcox, R Wayne Granger, R Hal McRae, R Tony Cloninger, R Jimmy Stewart, S (1, 1)										1	0	0	0	0	0	2			
Inning Stats	R: 0 E: 0 K: 0 S: 3	H: 0 LOB: 0 BB: 0 P: 3	R: 1 E: 0 K: 0 S: 6	H: 3 LOB: 2 BB: 0 P: 6	R: 0 E: 0 K: 1 S: 5	H: 0 LOB: 1 BB: 1 P: 9	R: 0 E: 1 K: 0 S: 5	H: 1 LOB: 2 BB: 0 P: 5	R: 0 E: 0 K: 0 S: 2	H: 0 LOB: 0 BB: 1 P: 6	R: 1 E: 0 K: 0 S: 3	H: 1 LOB: 1 BB: 2 P: 11	R: 0 E: 0 K: 0 S: 3	H: 0 LOB: 0 BB: 0 P: 3	R: 0 E: 0 K: 0 S: 3	H: 0 LOB: 0 BB: 0 P: 3	1B: 5 2B: 1 3B: 0 HR: 0	SF: 0 SAC: 0 DP: 2 HBP: 0	WP: 0 PA: 35 PB: 0 CS: 0 SB: 1
PITCHER	IP WLS BF H R ER SO BB IBB HBP BLK WP HR S P ERA WHIP																		
Bill Singer, R ERA: 3.92 (1, 1)	9.0 W 35 5 2 2 1 4 0 0 0 0 0 0 0 33 49 2.00 1.000																		

Batter	1	2	3	4	5	6	7	8	9	AB	R	H	RBI	BB	SO	LOB	TOP										
Bill Russell, R (1, 8) <small>OBP: 0.338, SLG: 0.338</small> Dick Allen, R (8, PH) <small>OBP: 0.343, SLG: 0.475</small> Jim Brewer, L (8, 1)	F8			BB				K		2	0	0	0	1	0	1	Los Angeles Dodgers @ Cincinnati Reds Riverfront Stadium, Cincinnati, OH Sun Apr 25 1971, 3:38 AM EDT Att: 32,700 - Unknown										
Manny Mota, R (1, 9) <small>OBP: 0.357, SLG: 0.297</small>	4-3		K			CS		BB	1B	3	0	1	0	1	1												
Bill Sudakis, S (1, 7) <small>OBP: 0.325, SLG: 0.412</small>	F8			1B	2B		K	F2		4	0	1	0	0	1												
Wes Parker, S (1, 3) <small>OBP: 0.314, SLG: 0.312</small>		E6			L9		K		F9	4	0	0	0	0	1												
Steve Garvey, R (1, 5) <small>OBP: 0.333, SLG: 0.452</small>	F8			G6-4-3	1B		F4	K	4	0	1	0	0	1	1												
Jim Lefebvre, S (1, 4) <small>OBP: 0.283, SLG: 0.368</small>	L8			G6-4-3	1B		F8		4	0	1	0	0	0	3												
Duke Sims, L (1, 2) <small>OBP: 0.350, SLG: 0.265</small>	L6				4-3		F8		4	0	0	0	0	0	2												
Bobby Valentine, R (1, 6) <small>OBP: 0.267, SLG: 0.231</small>				B1-6-4	BB		F9	2B	2	0	1	0	1	0	0												
Al Downing, R (1, 1) <small>OBP: 0.333, SLG: 0.250</small> Billy Grabarkewitz, R (8, PH) <small>OBP: 0.438, SLG: 0.417</small> Willie Crawford, L (8, 8) <small>OBP: 0.333, SLG: 0.300</small>				B1-6-4	1-2		F9	1B	2	0	0	0	0	0	2												
Inning Stats	R: 0 E: 0 K: 0 S: 3	H: 0 LOB: 0 BB: 0 P: 3	R: 0 E: 1 K: 0 S: 4	H: 0 LOB: 1 BB: 0 P: 4	R: 0 E: 0 K: 1 S: 4	H: 0 LOB: 1 BB: 2 P: 12	R: 0 E: 0 K: 0 S: 4	H: 2 LOB: 1 BB: 0 P: 4	R: 0 E: 0 K: 2 S: 6	H: 1 LOB: 1 BB: 1 P: 10	R: 0 E: 0 K: 0 S: 3	H: 0 LOB: 0 BB: 0 P: 3	R: 0 E: 0 K: 1 S: 7	H: 2 LOB: 2 BB: 0 P: 7	R: 0 E: 0 K: 1 S: 6		H: 1 LOB: 1 BB: 0 P: 6	1B: 4 2B: 3 3B: 0 HR: 0	SF: 0 SAC: 0 DP: 3 HBP: 0	WP: 0 PB: 0 SB: 0 CS: 1	PA: 34						
PITCHER	IP	WLS	BF	H	R	ER	SO	BB	IBB	HBP	BLK	WP	HR	S	P	ERA	WHIP										
Don Gullett, L (1, 1) <small>ERA: 3.0</small>	9.0	W	34	6	0	0	5	3	0	0	0	0	0	41	53	0.00	1.000										

Batter	1	2	3	4	5	6	7	8	9	AB	R	H	RBI	BB	SO	LOB	BOTTOM										
Pete Rose, S (1, 9) <small>OBP: 0.338, SLG: 0.426</small>	4-3		6-3							3	0	0	0	1	0	0	Los Angeles Dodgers @ Cincinnati Reds Riverfront Stadium, Cincinnati, OH Sun Apr 25 1971, 3:38 AM EDT Att: 32,700 - Unknown										
Woody Woodward, R (1, 6) <small>OBP: 0.442, SLG: 0.435</small>	F8					BB		F9		3	0	0	0	1	0	1											
Tony Perez, R (1, 5) <small>OBP: 0.239, SLG: 0.288</small>	F8		F8					6-3		4	1	1	1	0	0	1											
Johnny Bench, R (1, 7) <small>OBP: 0.338, SLG: 0.619</small>		1B	BB	K				F6	1-3	4	1	1	0	0	1	1											
Lee May, R (1, 3) <small>OBP: 0.200, SLG: 0.200</small> Ty Cline, L (8, 8) <small>OBP: 0.500, SLG: 0.250</small>		1B	BB	FC5-2	1B			6-3	K	3	0	1	0	0	1	0											
Hal McRae, R (1, 8) <small>OBP: 0.283, SLG: 0.353</small>		1B	BB	FC5-2	1B			F8		2	0	1	0	1	0	0											
Tommy Helms, R (1, 4) <small>OBP: 0.245, SLG: 0.235</small>		1B	BB	FC5-2	1B			F8	2B	3	0	2	1	0	0	1											
Pat Corrales, R (1, 2) <small>OBP: 0.200, SLG: 0.200</small> Dave Concepcion, R (7, PH) <small>OBP: 0.294, SLG: 0.375</small>		1B	BB	FC5-2	1B			6-3		2	0	0	0	0	0	4											
Don Gullett, R (1, 1) <small>ERA: 1.99</small>		G1-2-3						1-3	E2	2	0	0	0	0	0	0											
Inning Stats	R: 0 E: 0 K: 0 S: 3	H: 0 LOB: 0 BB: 0 P: 3	R: 1 E: 0 K: 0 S: 5	H: 3 LOB: 2 BB: 1 P: 9	R: 0 E: 0 K: 1 S: 5	H: 0 LOB: 1 BB: 1 P: 9	R: 0 E: 0 K: 0 S: 4	H: 1 LOB: 1 BB: 0 P: 4	R: 0 E: 0 K: 0 S: 3	H: 0 LOB: 0 BB: 0 P: 3	R: 1 E: 0 K: 1 S: 7	H: 2 LOB: 1 BB: 0 P: 7	R: 0 E: 1 K: 0 S: 3	H: 0 LOB: 1 BB: 1 P: 7	R: 0 E: 0 K: 0 S: 3	H: 0 LOB: 0 BB: 0 P: 3		1B: 2 2B: 3 3B: 0 HR: 1	SF: 0 SAC: 1 DP: 1 HBP: 0	WP: 0 PB: 0 SB: 0 CS: 1	PA: 32						
PITCHER	IP	WLS	BF	H	R	ER	SO	BB	IBB	HBP	BLK	WP	HR	S	P	ERA	WHIP										
Al Downing, L (1, 1) <small>ERA: 1.47</small>	7.0	L	29	6	2	2	2	3	0	0	0	0	0	30	42	2.57	1.286										
Jim Brewer, L (8, 1) <small>ERA: 1.99</small>	1.0		3	0	0	0	0	0	0	0	0	0	0	3	3	0.00	0.000										

Batter	1	2	3	4	5	6	7	8	9	AB	R	H	RBI	BB	SO	LOB	TOP				
Maury Wills, S OBP: 0.279, SLG: 0.275 (1, 6)	6-3		F7			L8	SH5-4	F7		4	0	0	0	0	0	3	Los Angeles Dodgers @ Pittsburgh Pirates Three Rivers Stadium, Pittsburgh, PA Tue Apr 27 1971, 7:05 PM EDT Att: 6,518 - Cloudy				
Bill Buckner, L OBP: 0.289, SLG: 0.314 Manny Mota, R OBP: 0.400, SLG: 0.385 (1, 9)	FC4-6 1B			4-3						2	0	1	0	0	0	0					
Willie Davis, L OBP: 0.366, SLG: 0.519 (1, 8)	FC4-6 1-2			E1 1B		L9	SF8			4	0	0	1	0	0	2					
Wes Parker, S OBP: 0.308, SLG: 0.305 (1, 3)	K			1-2 1B		4-1	K			5	0	1	0	0	2	4					
Tom Haller, L OBP: 0.455, SLG: 0.471 (1, 2)		G3		K						4	2	1	0	1	1	2					
Steve Garvey, R OBP: 0.326, SLG: 0.439 (1, 5)		K2-3		K						4	2	1	0	0	2	3					
Willie Crawford, L OBP: 0.375, SLG: 0.308 (1, 7)		K				G3				3	2	1	1	1	1	0					
Bill Russell, R OBP: 0.333, SLG: 0.333 (1, 4)			3-1			4-3				4	1	1	0	0	0	3					
Claude Osteen, L OBP: 0.154, SLG: 0.083 Sandy Vance, R (3, 1) Jim Lefebvre, S (7, PH) Pete Mikkelsen, R (7, 1)	6-3					F5				1	0	0	0	0	0	0					
										1	0	0	0	0	0	0					
										1	0	0	0	0	0	0					
										0	0	0	1	1	0	0					
Inning Stats	R: 0 E: 0 K: 1 S: 6	H: 1 LOB: 1 BB: 0 P: 6	R: 0 E: 0 K: 2 S: 7	H: 0 LOB: 0 BB: 0 P: 7	R: 0 E: 0 K: 0 S: 3	H: 0 LOB: 0 BB: 0 P: 3	R: 0 E: 1 K: 2 S: 9	H: 1 LOB: 2 BB: 0 P: 9	R: 0 E: 0 K: 0 S: 3	H: 0 LOB: 0 BB: 0 P: 3	R: 0 E: 0 K: 0 S: 4	H: 1 LOB: 1 BB: 0 P: 4	R: 4 E: 1 K: 1 S: 9	H: 3 LOB: 2 BB: 2 P: 17	R: 3 E: 0 K: 0 S: 5	H: 3 LOB: 2 BB: 2 P: 13	R: 0 E: 0 K: 0 S: 3	H: 0 LOB: 0 BB: 0 P: 3	1B: 7 2B: 2 3B: 0 HR: 0	SF: 1 SAC: 1 DP: 0 HBP: 0	WP: 0 PA: 41 PB: 0 SB: 0 CS: 0
PITCHER	IP WLS BF H R ER SO BB IBB HBP BLK WP HR S P ERA WHIP																				
Dock Ellis, R (1, 1) ERA: 2.08	6.0 L 27 6 4 2 5 1 0 0 0 0 0 0 36 40 3.00 1.167																				
Bob Veale, L (7, 1) ERA: 20.25	1.0 7 2 3 3 1 1 1 0 0 0 0 0 7 15 27.00 3.000																				
Mudcat Grant, R (8, 1) ERA: 3.6	1.0 4 1 0 0 0 1 0 0 0 0 0 0 3 7 0.00 2.000																				
Jim Nelson, R (9, 1) ERA:	1.0 3 0 0 0 0 0 0 0 0 0 0 0 3 3 0.00 0.000																				

AB 35
R 7
H 9
RBI 7
BB 4
SO 6
LOB 17



Batter	1	2	3	4	5	6	7	8	9	AB	R	H	RBI	BB	SO	LOB	BOTTOM				
Dave Cash, R OBP: 0.441, SLG: 0.426 (1, 4)	F8		E5 1B							5	1	4	0	0	0	0	Los Angeles Dodgers @ Pittsburgh Pirates Three Rivers Stadium, Pittsburgh, PA Tue Apr 27 1971, 7:05 PM EDT Att: 6,518 - Cloudy				
Gene Clines, R (1, 8) OBP: 0.143, SLG: 0.077 Vic Davalillo, L (8, PH) OBP: 0.385, SLG: 0.385 (9, 8)	L9		L1-3	L9		L6-3				4	0	0	0	0	0	3					
Roberto Clemente, R (1, 9) OBP: 0.311, SLG: 0.386	K					4-3	5-3			5	1	1	1	0	1	1					
Willie Stargell, L (1, 7) OBP: 0.408, SLG: 0.889		F8 1B	WP 1B							4	1	3	2	1	1	0					
Bob Robertson, R (1, 3) OBP: 0.329, SLG: 0.444										5	1	2	0	0	0	1					
Manny Sanguillen, R (1, 2) OBP: 0.243, SLG: 0.309										4	0	1	0	1	0	2					
Jose Pagan, R (1, 5) OBP: 0.235, SLG: 0.071		FC5-2-6 1B	L3							4	0	0	0	0	0	7					
Gene Alley, R (1, 6) OBP: 0.235, SLG: 0.529										4	0	1	1	0	0	3					
Dock Ellis, S (1, 1) OBP: 0.250, SLG: 0.182 Bob Veale, S (7, 1) Mudcat Grant, R (8, 1) Richie Hebner, L (8, PH) Pete Mikkelsen, R (9, 1)	4-3									3	0	0	0	0	1	2					
										0	0	0	0	0	0	0					
										0	0	0	0	0	0	0					
										1	1	1	1	0	0	0					
										0	0	0	0	0	0	0					
Inning Stats	R: 0 E: 0 K: 1 S: 5	H: 0 LOB: 0 BB: 0 P: 5	R: 1 E: 1 K: 0 S: 6	H: 3 LOB: 2 BB: 0 P: 6	R: 2 E: 1 K: 0 S: 6	H: 4 LOB: 2 BB: 1 P: 10	R: 0 E: 0 K: 1 S: 6	H: 1 LOB: 1 BB: 0 P: 6	R: 0 E: 0 K: 0 S: 5	H: 1 LOB: 3 BB: 1 P: 9	R: 0 E: 0 K: 0 S: 4	H: 1 LOB: 1 BB: 0 P: 4	R: 0 E: 0 K: 1 S: 5	H: 0 LOB: 0 BB: 0 P: 5	R: 1 E: 0 K: 0 S: 5	H: 2 LOB: 1 BB: 0 P: 5	R: 1 E: 0 K: 0 S: 4	H: 1 LOB: 0 BB: 0 P: 4	1B: 10 2B: 2 3B: 0 HR: 2	SF: 0 SAC: 0 DP: 1 HBP: 0	WP: 1 PA: 42 PB: 0 SB: 0 CS: 0
PITCHER	IP WLS BF H R ER SO BB IBB HBP BLK WP HR S P ERA WHIP																				
Claude Osteen, L (1, 1) ERA: 2.88	2.1 15 3 0 0 1 0 0 0 0 0 0 16 20 0.00 1.091																				
Sandy Vance, R (3, 1) ERA: 5.65	3.2 W 15 3 0 0 1 1 0 0 0 0 0 16 20 0.00 1.091																				
Pete Mikkelsen, R (7, 1) ERA: 1.46	3.0 S 12 3 2 2 1 0 0 0 0 0 0 2 14 14 6.00 1.000																				

AB 40
R 5
H 13
RBI 5
BB 2
SO 3
LOB 20



Batter	1	2	3	4	5	6	7	8	9	AB	R	H	RBI	BB	SO	LOB	TOP					
Maury Wills, S OBP: 0.263, SLG: 0.258 Billy Grabarkewitz, R OBP: 0.369, SLG: 0.357	(1, 6) X 0-0 G1-4-3 1B		(1, 6) X 0-0 F8		(1, 6) X 0-0 4-3		(1, 6) X 0-0 F2		(1, 6) X 0-0 F2	3	0	1	0	0	0	2						
Manny Mota, R OBP: 0.404, SLG: 0.392	(7, PH) X 0-0 G1-4-3 1-2f		(7, PH) X 0-0 G5-4-3 1-2f				(7, PH) X 0-0 F3		(7, PH) X 0-0 1-2 2-H 1B	4	0	1	1	0	0	2						
Willie Davis, L OBP: 0.341, SLG: 0.471 Charlie Hough, R	(1, 8) X 0-0 F8			(1, 8) X 0-3 K2-3		(1, 8) X 0-0 5-3		(1, 8) X 0-3 K		4	0	0	0	0	2	2						
Dick Allen, R OBP: 0.338, SLG: 0.439	(1, 7)	(1, 7) X 0-0 5-3		(1, 7) X 4-0 BB		(1, 7) X 4-0 BB		(1, 7) X 0-0 E5 FC6-4		2	0	0	0	2	0	0						
Wes Parker, S OBP: 0.311, SLG: 0.319	(1, 3)	(1, 3) X 0-0 F7		(1, 3) X 0-0 L9		(1, 3) X 0-3 K		(1, 3) X 0-0 F5		4	0	0	0	0	1	3						
Tom Haller, L OBP: 0.462, SLG: 0.476	(1, 2)	(1, 2) X 0-0 1B PB 1B		(1, 2) X 0-0 L7				(1, 2) X 0-0 1B 1B		4	1	2	0	0	0	2						
Steve Garvey, R OBP: 0.330, SLG: 0.436	(1, 5)	(1, 5) X 0-0 1-3 1B						(1, 5) X 0-0 1B 1B		4	1	2	0	0	0	1						
Bill Russell, R OBP: 0.333, SLG: 0.338	(1, 4) (7, 6)	(1, 4) X 0-0 3-1						(1, 4) X 0-0 F7		4	0	1	0	0	0	4						
Bill Singer, R OBP: 0.125, SLG: 0.067 Joe Moeller, R	(1, 1) (5, 1)							(1, 1) X 0-0 SH1-4 1B		1	0	1	0	0	0	0						
Willie Crawford, L OBP: 0.409, SLG: 0.526	(7, PH) (7, 8)		(7, PH) X 0-0 G5-4-3 1B		(7, PH) X 0-0 SH1-4		(7, PH) X 0-0 1-2 1B		(7, PH) X 0-0 F7	2	0	1	1	0	0	0						
Inning Stats	R: 0 E: 0 K: 0 S: 3	H: 1 LOB: 0 BB: 0 P: 3	R: 0 E: 0 K: 0 S: 5	H: 2 LOB: 2 BB: 0 P: 5	R: 0 E: 0 K: 1 S: 3	H: 1 LOB: 1 BB: 1 P: 3	R: 0 E: 0 K: 1 S: 5	H: 0 LOB: 1 BB: 0 P: 9	R: 0 E: 0 K: 0 S: 4	H: 1 LOB: 2 BB: 0 P: 4	R: 0 E: 0 K: 1 S: 5	H: 0 LOB: 1 BB: 1 P: 9	R: 2 E: 0 K: 1 S: 9	H: 4 LOB: 2 BB: 0 P: 9	R: 0 E: 1 K: 0 S: 4	H: 0 LOB: 1 BB: 0 P: 4	R: 0 E: 0 K: 0 S: 3	H: 0 LOB: 0 BB: 0 P: 3	1B: 9 2B: 0 3B: 0 HR: 0	SF: 0 SAC: 1 DP: 2 HBP: 0	WP: 0 PB: 1 SB: 0 CS: 0	PA: 37
PITCHER Phil Niekro, R ERA: 2.93	(1, 1)	IP: 9.0 WLS: W BF: 37	H: 9 R: 2 ER: 2 SO: 3	BB: 2 IBB: 0 HBP: 0 BLK: 0	WP: 0 HR: 0 S: 41 P: 49	ERA: 2.00 WHIP: 1.222	PITCHER	IP: 9.0 WLS: W BF: 37	H: 9 R: 2 ER: 2 SO: 3	BB: 2 IBB: 0 HBP: 0 BLK: 0	WP: 0 HR: 0 S: 41 P: 49	ERA: 2.00 WHIP: 1.222	PITCHER	IP: 9.0 WLS: W BF: 37	H: 9 R: 2 ER: 2 SO: 3	BB: 2 IBB: 0 HBP: 0 BLK: 0	WP: 0 HR: 0 S: 41 P: 49	ERA: 2.00 WHIP: 1.222				

Los Angeles Dodgers @ Atlanta Braves
Atlanta Stadium, Atlanta, GA
Fri Apr 30 1971, 7:05 PM EDT
Att: 7,759 - Unknown

AB 34
R 2
H 9
RBI 2
BB 2
SO 3
LOB 18



Batter	1	2	3	4	5	6	7	8	9	AB	R	H	RBI	BB	SO	LOB	BOTTOM			
Sonny Jackson, L OBP: 0.372, SLG: 0.430	(1, 8) X 0-0 E1 1B		(1, 8) X 0-0 F8					(1, 8) X 0-0 F8		5	1	3	1	0	0	0				
Ralph Garr, L OBP: 0.426, SLG: 0.511	(1, 7) X 0-0 L5		(1, 7) X 0-0 2B					(1, 7) X 0-0 F7		5	1	2	0	0	0	3				
Hank Aaron, R OBP: 0.349, SLG: 0.600	(1, 9) X 4-0 FC6-4 BB		(1, 9) X 0-3 K					(1, 9) X 0-0 1-2 2-3 2B 1B		3	1	1	0	1	1	1				
Orlando Cepeda, R OBP: 0.337, SLG: 0.639	(1, 3) X 0-0 F8		(1, 3) X 0-0 5-3					(1, 3) X 0-0 SF8		3	0	0	1	0	0	3				
Felix Millan, R OBP: 0.413, SLG: 0.435	(1, 4) X 0-0 FC6-4 1-2f			(1, 4) X 0-0 SH G6-4-3 1B		(1, 4) X 0-0 2B E 1B		(1, 4) X 0-0 F8		4	2	2	1	0	0	2				
Clete Boyer, R OBP: 0.261, SLG: 0.195	(1, 5)	(1, 5) X 0-0 L3		(1, 5) X 0-0 G6-4-3 SH 1B		(1, 5) X 0-0 F7		(1, 5) X 0-0 L6		4	0	1	0	0	0	2				
Bob Didier, S OBP: 0.235, SLG: 0.250	(1, 2)	(1, 2) X 0-0 4-3		(1, 2) X 0-0 SH G6-4-3 1B		(1, 2) X 0-0 E 2B		(1, 2) X 0-3 K		3	1	1	1	0	1	0				
Gil Garrido, R OBP: 0.300, SLG: 0.222	(1, 6)	(1, 6) X 0-0 1B		(1, 6) X 0-0 G6-4-3 1-2f 2-3 3-H		(1, 6) X 4-0 E 2B IBB		(1, 6) X 0-0 F4		3	1	1	0	1	0	2				
Phil Niekro, R ERA: 5.4	(1, 1)	(1, 1) X 0-0 L8		(1, 1) X 0-0 F5		(1, 1) X 0-0 E5 2B		(1, 1) X 0-3 K		4	0	0	0	0	1	3				
Inning Stats	R: 0 E: 1 K: 0 S: 4	H: 1 LOB: 2 BB: 1 P: 8	R: 0 E: 0 K: 0 S: 4	H: 1 LOB: 1 BB: 0 P: 4	R: 0 E: 0 K: 1 S: 6	H: 1 LOB: 1 BB: 0 P: 6	R: 1 E: 0 K: 0 S: 5	H: 2 LOB: 1 BB: 0 P: 5	R: 6 E: 1 K: 0 S: 10	H: 6 LOB: 2 BB: 1 P: 14	R: 0 E: 0 K: 0 S: 3	H: 0 LOB: 0 BB: 0 P: 3	R: 0 E: 0 K: 1 S: 5	H: 0 LOB: 0 BB: 0 P: 5	R: 0 E: 0 K: 1 S: 5	H: 0 LOB: 0 BB: 0 P: 5	1B: 8 2B: 3 3B: 0 HR: 0	SF: 1 SAC: 1 DP: 1 HBP: 0	WP: 0 PB: 0 SB: 0 CS: 0	PA: 38
PITCHER Bill Singer, R ERA: 4.34 Joe Moeller, R ERA: 2.19 Charlie Hough, R ERA: 5.4	(1, 1) (5, 1) (7, 1)	IP: 4.1 WLS: L BF: 23	H: 9 R: 5 ER: 4 SO: 1	BB: 1 IBB: 0 HBP: 0 BLK: 0	WP: 0 HR: 0 S: 24 P: 28	ERA: 8.31 WHIP: 2.308	PITCHER	IP: 1.2 WLS: 9 BF: 2	H: 2 R: 2 ER: 0 SO: 0	BB: 0 IBB: 1 HBP: 0 BLK: 0	WP: 0 HR: 0 S: 8 P: 12	ERA: 0.00 WHIP: 1.200	PITCHER	IP: 2.0 WLS: 6 BF: 0	H: 0 R: 0 ER: 0 SO: 2	BB: 0 IBB: 0 HBP: 0 BLK: 0	WP: 0 HR: 0 S: 10 P: 10	ERA: 0.00 WHIP: 0.000		

Los Angeles Dodgers @ Atlanta Braves
Atlanta Stadium, Atlanta, GA
Fri Apr 30 1971, 7:05 PM EDT
Att: 7,759 - Unknown

AB 34
R 7
H 11
RBI 4
BB 2
SO 3
LOB 16



Batter	1	2	3	4	5	6	7	8	9	AB	R	H	RBI	BB	SO	LOB	TOP					
Maury Wills, S OBP: 0.280, SLG: 0.287 (1, 6)										5	1	3	0	0	1	0	Los Angeles Dodgers @ Atlanta Braves Atlanta Stadium, Atlanta, GA Sat May 01 1971, 7:05 PM EDT Att: 16,726 - Unknown					
Manny Mota, R OBP: 0.383, SLG: 0.370 Willie Davis, L OBP: 0.355, SLG: 0.483 (7, PH)										3	0	0	0	0	0	1						
Billy Grabarkewitz, R OBP: 0.435, SLG: 0.313 (1, 4)										2	0	0	0	3	0	2						
Dick Allen, R OBP: 0.341, SLG: 0.443 Sandy Vance, R (9, 1)										4	1	1	0	0	0	4						
Wes Parker, S OBP: 0.318, SLG: 0.327 (1, 3)										4	0	2	2	0	0	2						
Steve Garvey, R OBP: 0.344, SLG: 0.439 (1, 5)										4	1	2	0	1	0	2						
Bill Sudakis, S OBP: 0.133, SLG: 0.375 Duke Sims, L OBP: 0.362, SLG: 0.390 (7, 2)										3	0	1	0	0	1	1						
Bill Russell, R OBP: 0.330, SLG: 0.333 (7, 9)										4	1	1	0	0	0	4						
Claude Osteen, L OBP: 0.133, SLG: 0.071 Jim Ledford, S OBP: 0.346, SLG: 0.400 Jim Brewer, L (7, 1) Pete Mikkelsen, R (8, 1) Bobby Valentine, R OBP: 0.322, SLG: 0.188 Willie Crawford, L OBP: 0.400, SLG: 0.528 (9, 7)										2	0	0	0	0	2	0						
Inning Stats	R: 0 E: 0 K: 0 S: 3	H: 0 LOB: 1 BB: 1 P: 7	R: 0 E: 0 K: 0 S: 3	H: 1 LOB: 0 BB: 0 P: 3	R: 0 E: 0 K: 1 S: 6	H: 1 LOB: 1 BB: 0 P: 6	R: 1 E: 0 K: 0 S: 6	H: 3 LOB: 2 BB: 0 P: 6	R: 0 E: 0 K: 2 S: 7	H: 0 LOB: 0 BB: 0 P: 7	R: 0 E: 0 K: 0 S: 2	H: 0 LOB: 2 BB: 0 P: 6	R: 2 E: 0 K: 1 S: 9	H: 5 LOB: 2 BB: 0 P: 9	R: 0 E: 0 K: 0 S: 4	H: 1 LOB: 2 BB: 0 P: 5		R: 2 E: 1 K: 0 S: 6	H: 2 LOB: 3 BB: 2 P: 14	1B: 11 2B: 2 3B: 0 HR: 0	SF: 0 SAC: 1 DP: 2 HBP: 1	WP: 0 PB: 0 SB: 0 CS: 0
PITCHER	IP	WLS	BF	H	R	ER	SO	BB	IBB	HBP	BLK	WP	HR	S	P	ERA	WHIP					
George Stone, L ERA: 3.38 Bob Priddy, R ERA: 3.49 Ron Herbel, R ERA: 4.0 Steve Barber, L ERA: 12.27 Cecil Upshaw, R ERA: 3.1	(1, 1)	6.1	27	8	3	3	4	2	0	0	0	0	0	33	41	4.26	1.579					
Mike McQueen, L ERA: 2.31 (9, 1)	0.1	W	2	0	0	0	0	0	0	0	0	0	0	0	5	0.00	0.000					

AB	37
R	5
H	13
RBI	5
BB	4
SO	4
LOB	21



Batter	1	2	3	4	5	6	7	8	9	AB	R	H	RBI	BB	SO	LOB	BOTTOM					
Felix Millan, R OBP: 0.412, SLG: 0.478 (1, 4)										5	2	2	2	0	0	0	Los Angeles Dodgers @ Atlanta Braves Atlanta Stadium, Atlanta, GA Sat May 01 1971, 7:05 PM EDT Att: 16,726 - Unknown					
Ralph Garr, L OBP: 0.433, SLG: 0.511 (1, 7)										2	1	1	0	1	0	0						
Hank Aaron, R OBP: 0.368, SLG: 0.685 (1, 9)										3	2	2	4	1	0	1						
Orlando Cepeda, R OBP: 0.355, SLG: 0.644 (1, 3)										4	0	3	0	0	0	0						
Clete Boyer, R OBP: 0.240, SLG: 0.178 (1, 5)										4	0	0	0	0	1	4						
Sonny Jackson, L OBP: 0.367, SLG: 0.416 (1, 8)										3	1	0	0	1	0	1						
Bob Didier, S OBP: 0.200, SLG: 0.211 (1, 2)										3	0	0	0	0	0	1						
Gil Garrido, R OBP: 0.304, SLG: 0.238 Mike Lum, L OBP: 0.333, SLG: 0.150 (9, PH)										3	0	1	0	0	0	0						
George Stone, L ERA: 2.89 Bob Priddy, R ERA: 2.57 Earl Williams, R ERA: 0.574 Ron Herbel, R (8, 1) Steve Barber, L (9, 1) Cecil Upshaw, R (9, 1) Mike McQueen, L ERA: 2.20 (9, 1)										2	0	0	0	0	2	0						
Inning Stats	R: 2 E: 0 K: 1 S: 7	H: 2 LOB: 0 BB: 0 P: 7	R: 0 E: 0 K: 0 S: 3	H: 0 LOB: 0 BB: 0 P: 3	R: 0 E: 0 K: 1 S: 6	H: 1 LOB: 1 BB: 0 P: 6	R: 0 E: 0 K: 0 S: 4	H: 1 LOB: 1 BB: 0 P: 4	R: 0 E: 0 K: 1 S: 5	H: 0 LOB: 0 BB: 0 P: 5	R: 0 E: 0 K: 0 S: 3	H: 1 LOB: 1 BB: 1 P: 7	R: 0 E: 0 K: 1 S: 6	H: 1 LOB: 1 BB: 0 P: 6	R: 2 E: 0 K: 0 S: 4	H: 2 LOB: 0 BB: 1 P: 8		R: 3 E: 0 K: 0 S: 4	H: 2 LOB: 0 BB: 1 P: 8	1B: 6 2B: 1 3B: 0 HR: 3	SF: 0 SAC: 2 DP: 1 HBP: 0	WP: 1 PB: 0 SB: 0 CS: 1
PITCHER	IP	WLS	BF	H	R	ER	SO	BB	IBB	HBP	BLK	WP	HR	S	P	ERA	WHIP					
Claude Osteen, L ERA: 2.89 Jim Brewer, L ERA: 2.57 Pete Mikkelsen, R ERA: 1.84 Sandy Vance, R ERA: 7.2	(1, 1)	6.0	23	5	2	2	3	1	0	0	0	0	0	7	11	6.75	1.500					
Mike McQueen, L ERA: 2.31 (9, 1)	0.2	L	5	2	3	3	0	1	0	0	0	1	1	4	8	40.50	4.500					

AB	32
R	7
H	10
RBI	7
BB	3
SO	4
LOB	9



Batter	1	2	3	4	5	6	7	8	9	AB	R	H	RBI	BB	SO	LOB	TOP					
Maury Wills, S OBP: 0.288, SLG: 0.327 (1, 6)	0-0 3-1 1		0-0 6-3 3			0-0 HR 1		0-0 G6-4-3 1B 3		4	1	2	1	0	0	0	Los Angeles Dodgers @ Atlanta Braves Atlanta Stadium, Atlanta, GA Sun May 02 1971, 3:33 AM EDT Att: 34,906 - Unknown					
Billy Grabarkewitz, R OBP: 0.370, SLG: 0.250 (1, 4)	0-0 6-3 2			0-3 K 1		0-3 K 1		0-0 G6-4-3 3		4	0	0	0	0	2	1						
Willie Davis, L OBP: 0.351, SLG: 0.473 (1, 8)	0-0 CS 1B 3			0-0 4-3 2		0-0 F7 2			0-0 3-4-3 1	4	0	1	0	0	0	0						
Dick Allen, R OBP: 0.337, SLG: 0.432 (1, 7)	0-0 CS 1-2 3	0-0 1-4-3 1		0-0 1B 3		0-0 F9 3			0-0 5-3 2	4	0	1	0	0	0	0						
Wes Parker, S OBP: 0.306, SLG: 0.314 (1, 3)		0-0 F9 2		0-0 F7 3			0-0 F7 1		0-0 6-3 3	4	0	0	0	0	0	1						
Duke Sims, L OBP: 0.380, SLG: 0.419 (1, 2)		4-0 BB 3			0-0 2B 1		0-0 F8 2			2	0	1	0	1	0	0						
Steve Garvey, R OBP: 0.344, SLG: 0.429 (1, 5)		0-0 F4 3			0-0 F9 1		4-0 BB 3			2	0	0	0	1	0	2						
Bill Russell, R OBP: 0.320, SLG: 0.322 (1, 9)			0-0 G3 1		0-0 F7 2		0-0 F4 3			3	0	0	0	0	0	2						
Don Sutton, R OBP: 0.250, SLG: 0.100 (8, PH)			0-0 5-3 2		0-0 F6 3			0-3 K 1		2	0	0	0	0	0	1						
Willie Crawford, L OBP: 0.391, SLG: 0.500 Jim Brewer, L (8, 1)										1	0	0	0	0	1	0						
										0	0	0	0	0	0	0						
Inning Stats	R: 0 E: 0 K: 0 S: 3	H: 1 LOB: 0 BB: 0 P: 3	R: 0 E: 0 K: 0 S: 3	H: 0 LOB: 1 BB: 1 P: 7	R: 0 E: 0 K: 0 S: 3	H: 0 LOB: 0 BB: 0 P: 3	R: 0 E: 0 K: 1 S: 6	H: 1 LOB: 1 BB: 0 P: 6	R: 0 E: 0 K: 0 S: 4	H: 1 LOB: 0 BB: 0 P: 4	R: 1 E: 0 K: 0 S: 6	H: 1 LOB: 0 BB: 0 P: 6	R: 0 E: 0 K: 0 S: 3	H: 0 LOB: 1 BB: 1 P: 7	R: 0 E: 0 K: 1 S: 5	H: 1 LOB: 0 BB: 0 P: 5	R: 0 E: 0 K: 0 S: 3	H: 0 LOB: 0 BB: 0 P: 3	1B: 3 2B: 1 3B: 0 HR: 1	SF: 0 SAC: 0 DP: 1 HBP: 0	WP: 0 PB: 0 SB: 0 CS: 1	PA: 33
PITCHER Ron Reed, R ERA: 3.95 (1, 1)	IP: 9.0 WLS: W BF: 32 H: 5 R: 1 ER: 1 SO: 3 BB: 2 IBB: 0 HBP: 0 BLK: 0 WP: 0 HR: 1 S: 36 P: 44 ERA: 1.00 WHIP: 0.778															PITCHER	IP: 9.0 WLS: W BF: 32 H: 5 R: 1 ER: 1 SO: 3 BB: 2 IBB: 0 HBP: 0 BLK: 0 WP: 0 HR: 1 S: 36 P: 44 ERA: 1.00 WHIP: 0.778					

Batter	1	2	3	4	5	6	7	8	9	AB	R	H	RBI	BB	SO	LOB	BOTTOM					
Sonny Jackson, L OBP: 0.363, SLG: 0.430 (1, 8)	0-0 4-3 1		0-0 4-3 3		0-0 SF7 3B 1		0-0 F5 3			4	1	1	0	0	0	2	Los Angeles Dodgers @ Atlanta Braves Atlanta Stadium, Atlanta, GA Sun May 02 1971, 3:33 AM EDT Att: 34,906 - Unknown					
Ralph Garr, L OBP: 0.416, SLG: 0.495 (1, 7)	0-3 K 3			0-0 4-3 1	0-0 SF7 2		0-0 F7 1			3	0	0	1	0	1	0						
Hank Aaron, R OBP: 0.374, SLG: 0.727 (1, 9)	0-0 F2 3			0-0 HR 2B 1	0-0 F8 3		0-0 HR 1			4	2	2	1	0	0	0						
Orlando Cepeda, R OBP: 0.351, SLG: 0.659 (1, 3)		0-0 F3 1		0-0 HR 2H 1		0-0 5-3 1		0-0 1-3 2		4	1	1	2	0	0	0						
Felix Milan, R OBP: 0.406, SLG: 0.479 (1, 4)		0-0 6-3 2		0-0 PB FC1-5 2B 1		0-0 6-3 2		0-0 6-3 3		4	0	1	0	0	0	0						
Clete Boyer, R OBP: 0.245, SLG: 0.170 (1, 5)		0-0 5-3 3		4-0 FC1-5 BB 2-3 1		0-0 F9 3				2	0	0	0	1	0	0						
Gil Garrido, R OBP: 0.269, SLG: 0.208 (1, 6)			0-3 K 1	0-0 FC1-5 1-2 1		0-0 6-3 1				3	0	0	0	0	1	2						
Bob Didier, S OBP: 0.261, SLG: 0.273 (1, 2)			0-0 4-3 1B 1	0-0 4-1 3H 3		0-0 K 1				3	0	2	0	0	0	2						
Ron Reed, R OBP: 0.133, SLG: 0.133 (1, 1)			0-0 4-3 1-2 1		0-0 5-3 1		0-3 K 2			3	0	0	0	0	1	2						
Inning Stats	R: 0 E: 0 K: 1 S: 5	H: 0 LOB: 0 BB: 0 P: 5	R: 0 E: 0 K: 0 S: 3	H: 0 LOB: 0 BB: 0 P: 3	R: 0 E: 0 K: 1 S: 6	H: 1 LOB: 0 BB: 0 P: 6	R: 2 E: 0 K: 0 S: 6	H: 3 LOB: 2 BB: 1 P: 10	R: 1 E: 0 K: 0 S: 4	H: 1 LOB: 0 BB: 0 P: 4	R: 0 E: 0 K: 0 S: 3	H: 0 LOB: 0 BB: 0 P: 3	R: 0 E: 0 K: 1 S: 6	H: 1 LOB: 1 BB: 0 P: 6	R: 1 E: 0 K: 0 S: 4	H: 1 LOB: 0 BB: 0 P: 4		R: 0 E: 0 K: 0 S: 3	H: 0 LOB: 0 BB: 0 P: 3	1B: 2 2B: 2 3B: 1 HR: 2	SF: 1 SAC: 0 DP: 0 HBP: 0	WP: 0 PB: 1 SB: 0 CS: 0
PITCHER Don Sutton, R ERA: 4.75 Jim Brewer, L ERA: 3.35 (8, 1)	IP: 7.0 WLS: L BF: 28 H: 6 R: 3 ER: 3 SO: 3 BB: 1 IBB: 0 HBP: 0 BLK: 0 WP: 0 HR: 1 S: 33 P: 37 ERA: 3.86 WHIP: 1.000															PITCHER	IP: 7.0 WLS: L BF: 28 H: 6 R: 3 ER: 3 SO: 3 BB: 1 IBB: 0 HBP: 0 BLK: 0 WP: 0 HR: 1 S: 33 P: 37 ERA: 3.86 WHIP: 1.000					

Batter	1	2	3	4	5	6	7	8	9	AB	R	H	RBI	BB	SO	LOB	TOP			
Pete Rose, S OBP: 0.389, SLG: 0.415 (1, 9)										3	0	0	0	1	0	0	Cincinnati Reds @ Los Angeles Dodgers Dodger Stadium, Los Angeles, CA Tue May 04 1971, 7:05 PM PDT Att: 17,283 - Unknown			
Dave Concepcion, R OBP: 0.297, SLG: 0.326 (1, 8)										4	0	1	0	0	0	1				
Tony Perez, R OBP: 0.250, SLG: 0.290 (1, 5)										3	0	0	0	1	2	1				
Johnny Bench, R OBP: 0.354, SLG: 0.622 (1, 2)										3	0	0	0	1	1	1				
Lee May, R OBP: 0.353, SLG: 0.452 (1, 3)										4	0	0	0	0	1	2				
Hal McRae, R OBP: 0.281, SLG: 0.339 (1, 7)										3	0	2	0	0	0	0				
Tommy Helms, R OBP: 0.280, SLG: 0.282 (1, 4)										3	0	0	0	0	0	3				
Woody Woodward, R OBP: 0.385, SLG: 0.373 (1, 6)										3	0	0	0	0	1	0				
Jim McGlothlin, R OBP: 0.300, SLG: 0.556 (8, PH)										2	0	0	0	0	0	0				
Frank Duffy, R OBP: 0.250, SLG: 0.267 (8, 1)										1	0	0	0	0	0	0				
Clay Carroll, R OBP: 0.250, SLG: 0.267 (8, 1)										0	0	0	0	0	0	0				
Inning Stats	R: 0 E: 0 K: 1 S: 5	H: 0 LOB: 0 BB: 0 P: 5	R: 0 E: 0 K: 1 S: 6	H: 1 LOB: 1 BB: 0 P: 6	R: 0 E: 0 K: 0 S: 3	H: 0 LOB: 1 BB: 1 P: 7	R: 0 E: 0 K: 0 S: 4	H: 1 LOB: 2 BB: 1 P: 8	R: 0 E: 0 K: 1 S: 5	H: 0 LOB: 0 BB: 0 P: 5	R: 0 E: 0 K: 0 S: 3	H: 0 LOB: 0 BB: 0 P: 3	R: 0 E: 0 K: 0 S: 3	H: 0 LOB: 0 BB: 0 P: 3	R: 0 E: 0 K: 1 S: 5	H: 1 LOB: 1 BB: 1 P: 9	1B: 3 2B: 0 3B: 0 HR: 0	SF: 0 SAC: 0 DP: 1 HBP: 0	WP: 0 PB: 0 SB: 2 CS: 0	PA: 32
PITCHER Al Downing, L ERA: 1.15 (1, 1)	IP: 9.0 WLS: W BF: 32 H: 3 R: 0 ER: 0 SO: 5 BB: 3 IBB: 0 HBP: 0 BLK: 0 WP: 0 HR: 0 S: 39 P: 51 ERA: 0.00 WHIP: 0.667															PITCHER IP: WLS: BF: H: R: ER: SO: BB: IBB: HBP: BLK: WP: HR: S: P: ERA: WHIP:				

AB	29
R	0
H	3
RBI	0
BB	3
SO	5
LOB	8



Batter	1	2	3	4	5	6	7	8	9	AB	R	H	RBI	BB	SO	LOB	BOTTOM			
Maury Wills, S OBP: 0.296, SLG: 0.333 (1, 6)										4	0	2	1	0	1	0	Cincinnati Reds @ Los Angeles Dodgers Dodger Stadium, Los Angeles, CA Tue May 04 1971, 7:05 PM PDT Att: 17,283 - Unknown			
Billy Grabarkewitz, R OBP: 0.397, SLG: 0.261 (1, 4)										3	0	1	0	1	1	2				
Willie Davis, L OBP: 0.337, SLG: 0.454 (1, 8)										4	0	0	0	0	0	4				
Dick Allen, R OBP: 0.333, SLG: 0.416 (1, 7)										3	0	0	0	1	1	0				
Bill Russell, R OBP: 0.320, SLG: 0.322 (9, 7)										0	0	0	0	0	0	0				
Wes Parker, S OBP: 0.304, SLG: 0.340 (1, 3)										4	1	1	1	0	0	2				
Tom Haller, L OBP: 0.400, SLG: 0.400 (1, 2)										4	0	0	0	0	1	0				
Steve Garvey, R OBP: 0.340, SLG: 0.414 (1, 5)										3	1	0	0	1	1	0				
Bill Buckner, L OBP: 0.317, SLG: 0.342 (1, 9)										3	0	2	0	0	0	0				
Al Downing, R OBP: 0.357, SLG: 0.250 (1, 1)										2	0	1	0	0	1	1				
Inning Stats	R: 0 E: 0 K: 0 S: 3	H: 0 LOB: 2 BB: 2 P: 11	R: 1 E: 0 K: 1 S: 7	H: 2 LOB: 2 BB: 1 P: 11	R: 0 E: 0 K: 0 S: 3	H: 0 LOB: 0 BB: 0 P: 3	R: 0 E: 0 K: 2 S: 8	H: 1 LOB: 1 BB: 0 P: 8	R: 0 E: 0 K: 1 S: 5	H: 0 LOB: 0 BB: 0 P: 5	R: 0 E: 0 K: 1 S: 5	H: 0 LOB: 0 BB: 0 P: 5	R: 0 E: 0 K: 0 S: 6	H: 3 LOB: 3 BB: 0 P: 6	R: 1 E: 0 K: 1 S: 6	H: 1 LOB: 0 BB: 0 P: 6	1B: 6 2B: 0 3B: 0 HR: 1	SF: 0 SAC: 1 DP: 0 HBP: 0	WP: 0 PB: 0 SB: 0 CS: 0	PA: 34
PITCHER Jim McGlothlin, R ERA: 3.56 (1, 1)	IP: 7.0 WLS: L BF: 30 H: 6 R: 1 ER: 1 SO: 1 BB: 1 IBB: 0 HBP: 0 BLK: 0 WP: 0 HR: 0 S: 37 P: 49 ERA: 1.29 WHIP: 1.286															PITCHER IP: WLS: BF: H: R: ER: SO: BB: IBB: HBP: BLK: WP: HR: S: P: ERA: WHIP:				
Clay Carroll, R ERA: 2.41 (8, 1)	IP: 1.0 WLS: L BF: 4 H: 1 R: 1 ER: 1 SO: 1 BB: 0 IBB: 0 HBP: 0 BLK: 0 WP: 0 HR: 1 S: 6 P: 6 ERA: 9.00 WHIP: 1.000															PITCHER IP: WLS: BF: H: R: ER: SO: BB: IBB: HBP: BLK: WP: HR: S: P: ERA: WHIP:				


AB	30
R	2
H	7
RBI	2
BB	3
SO	6
LOB	9



Batter	1	2	3	4	5	6	7	8	9	AB	R	H	RBI	BB	SO	LOB	TOP				
Pete Rose, S OBP: 0.391, SLG: 0.398 (1, 9)	0-0 6-3		4-0 1B 2B BB	0-3 K			0-0 6-3	0-0 F8		4	1	0	0	1	1	3					
Ty Cline, L OBP: 0.415, SLG: 0.258 (1, 8)	4-0 FC6-4 BB		0-0 2B 1-2 2B 1B		0-0 L1-3		4-0 HR BB	4-0 SH1-3 1B BB		2	3	1	0	3	0	0					
Johnny Bench, R OBP: 0.356, SLG: 0.621 (1, 2)	0-0 F8		0-0 2B 1-3 2-H 2B		0-3 K		0-3 K	0-0 PB SH1-3 1B		5	1	2	1	0	2	3					
Tony Perez, R OBP: 0.257, SLG: 0.337 (7, 3)	0-0 FC6-4		0-0 4-3 2B		0-0 3-1		0-0 HR	0-0 F4		5	1	2	4	0	0	3					
Lee May, R OBP: 0.368, SLG: 0.543 Joe Gibbon, R (7, 1)		0-3 K	0-0 4-3				0-0 FC6-4 1B	0-0 SH1-3		4	1	2	2	0	1	1					
Wayne Granger, R (9, 1)			2-3 3-H 2B				0-0 HR	1-2 2-3 BB		0	0	0	0	0	0	0					
Bernie Carbo, L OBP: 0.372, SLG: 0.339 (1, 7)	4-0 CS BB		0-0 F7				0-0 FC6-4 FC6	0-0 F7		3	0	0	0	2	0	2					
Tommy Helms, R OBP: 0.276, SLG: 0.277 (1, 4)	0-0 1-2 1B				0-0 F6		0-0 F8	0-0 1-3		5	0	1	0	0	1	3					
Dave Concepcion, R OBP: 0.265, SLG: 0.319 (1, 6)	0-0 4-3				0-0 FC6			0-3 K		4	0	1	0	0	1	2					
Wayne Simpson, R OBP: 0.200, SLG: 0.200 Milt Wilcox, R (3, 1)			0-0 5-3		0-3 K			0-0 HR 2B		1	0	0	0	0	0	0					
Jimmy Stewart, S OBP: 0.353, SLG: 0.333 Woody Woodward, R OBP: 0.394, SLG: 0.383 (7, 5)					1-2					1	0	0	0	0	0	0					
										1	0	0	0	0	1	1					
										1	0	1	0	0	0	0					
										1	0	1	0	0	0	0					
Inning Stats	R: 0 E: 0 K: 0 S: 3	H: 0 LOB: 1 BB: 1 P: 7	R: 0 E: 0 K: 1 S: 5	H: 1 LOB: 1 BB: 1 P: 9	R: 3 E: 0 K: 0 S: 6	H: 3 LOB: 1 BB: 1 P: 10	R: 0 E: 0 K: 2 S: 8	H: 1 LOB: 1 BB: 0 P: 8	R: 0 E: 0 K: 1 S: 4	H: 1 LOB: 1 BB: 0 P: 4	R: 4 E: 0 K: 1 S: 8	H: 3 LOB: 0 BB: 1 P: 12	R: 0 E: 0 K: 1 S: 6	H: 1 LOB: 1 BB: 0 P: 6	R: 1 E: 0 K: 1 S: 6	H: 1 LOB: 2 BB: 2 P: 14	1B: 6 2B: 3 3B: 0 HR: 2	SF: 0 SAC: 1 DP: 0 HBP: 0	WP: 0 PB: 1 SB: 1 CS: 1	PA: 43	
PITCHER	IP	WLS	BF	H	R	ER	SO	BB	IBB	HBP	BLK	WP	HR	S	P	ERA	WHIP				
Bill Singer, R ERA: 4.99 Joe Moeller, R ERA: 1.99 Charlie Hough, R ERA: 4.15	(1, 1)	6.2	L	32	9	7	7	5	4	0	0	0	0	2	38	54	9.45	1.950			
	(7, 1)	1.1		5	1	0	0	1	0	0	0	0	0	0	7	7	0.00	0.750			
	(9, 1)	1.0		6	1	1	0	1	2	0	0	0	0	0	6	14	0.00	3.000			

Cincinnati Reds @ Los Angeles Dodgers
Dodger Stadium, Los Angeles, CA
Wed May 05 1971, 7:05 PM PDT
Att: 22,739 - Unknown


AB	36
R	8
H	11
RBI	7
BB	6
SO	7
LOB	18



Batter	1	2	3	4	5	6	7	8	9	AB	R	H	RBI	BB	SO	LOB	BOTTOM				
Maury Wills, S OBP: 0.313, SLG: 0.337 (1, 6)	0-0 4-3			0-0 SH5-4					4-0 1B BB	2	0	1	0	2	0	0					
Billy Grabarkewitz, R OBP: 0.417, SLG: 0.269 (1, 4)	4-0 WP BB		4-0 1-2 2-3 3-H BB	0-0 FC6-5 1B		0-0 F5		0-0 1B	0-0 1B BB	3	1	1	2	2	0	2					
Willie Davis, L OBP: 0.349, SLG: 0.461 (1, 8)	0-0 F9		0-0 4-3	0-0 1-3 1B			0-0 G6-4-3 1B	0-0 1B	0-0 1B 1B	5	0	3	0	0	0	4					
Dick Allen, R OBP: 0.326, SLG: 0.395 (1, 7)	0-3 K		4-0 L4-6 WP BB	0-3 K			0-0 G6-4-3 1-2	0-0 L7	0-0 L7	4	0	0	0	1	2	6					
Wes Parker, S OBP: 0.325, SLG: 0.349 (1, 3)		1-0 5-3 WP HBP	4-0 1-2 BB		0-0 4-3		0-0 1B	0-0 1B	0-0 1B	3	1	2	1	1	0	0					
Duke Sims, L OBP: 0.358, SLG: 0.391 Bill Sudakis, S OBP: 0.292, SLG: 0.357 (7, 2)		0-3 K	0-0 L4-6 2-3	0-0 L8		0-0 L8		0-0 L8	0-0 4-3	3	0	0	0	0	1	3					
Steve Garvey, R OBP: 0.337, SLG: 0.407 (1, 5)			0-0 5-3	0-3 K		0-0 5-3			0-0 G6-4-3 1B	4	0	1	0	0	1	2					
Bill Buckner, L OBP: 0.341, SLG: 0.350 Bill Russell, R OBP: 0.316, SLG: 0.318 (8, 9)		4-0 WP BB IBB		0-0 SH5-4 FC6-5 1B		0-0 4-3		0-0 G6-4-3	0-0 G6-4-3 1-2	2	2	1	0	1	0	0					
Bill Singer, R OBP: 0.167, SLG: 0.063 Joe Moeller, R (7, 1)		4-0 BB IBB		0-0 SH		0-3 K		0-0 1-3	0-0 1-3	1	0	0	0	1	1	0					
Manny Mota, R OBP: 0.377, SLG: 0.364 Charlie Hough, R (9, 1)		4-0 BB WP BB		0-0 FC6-5 SH5-4		0-0 K		0-0 1-3	0-0 1-3	1	0	0	0	0	0	0					
										1	0	0	0	0	0	0					
										0	0	0	0	0	0	0					
										0	0	0	0	0	0	0					
Inning Stats	R: 0 E: 0 K: 1 S: 5	H: 0 LOB: 3 BB: 4 P: 22	R: 2 E: 0 K: 1 S: 5	H: 0 LOB: 4 BB: 2 P: 12	R: 0 E: 0 K: 1 S: 4	H: 0 LOB: 1 BB: 2 P: 12	R: 1 E: 0 K: 1 S: 8	H: 2 LOB: 2 BB: 0 P: 8	R: 0 E: 0 K: 0 S: 3	H: 0 LOB: 0 BB: 0 P: 3	R: 0 E: 0 K: 0 S: 4	H: 2 LOB: 1 BB: 0 P: 4	R: 0 E: 0 K: 0 S: 3	H: 1 LOB: 0 BB: 0 P: 3	R: 1 E: 0 K: 0 S: 5	H: 3 LOB: 2 BB: 1 P: 9	1B: 9 2B: 1 3B: 0 HR: 0	SF: 0 SAC: 2 DP: 3 HBP: 1	WP: 4 PB: 0 SB: 1 CS: 0	PA: 42	
PITCHER	IP	WLS	BF	H	R	ER	SO	BB	IBB	HBP	BLK	WP	HR	S	P	ERA	WHIP				
Wayne Simpson, R ERA: 4.41 Milt Wilcox, R ERA: 5.4 Joe Gibbon, L ERA: 4.41 Wayne Granger, R ERA: 1.72	(1, 1)	2.0		14	0	2	2	2	6	1	0	0	0	10	39	9.00	3.000				
	(3, 1)	4.0	W	15	3	1	1	3	0	0	0	0	1	0	21	21	2.25	0.750			
	(7, 1)	2.2		12	6	1	1	0	1	0	0	0	0	11	15	3.38	2.625				
	(9, 1)	0.1	S	1	0	0	0	0	0	0	0	0	0	1	1	0.00	0.000				

Cincinnati Reds @ Los Angeles Dodgers
Dodger Stadium, Los Angeles, CA
Wed May 05 1971, 7:05 PM PDT
Att: 22,739 - Unknown

AB	31
R	4
H	9
RBI	3
BB	8
SO	5
LOB	21



Batter	1	2	3	4	5	6	7	8	9	AB	R	H	RBI	BB	SO	LOB	TOP					
Pete Rose, S OBP: 0.368, SLG: 0.382 (1,9)	0-0 4-3		0-0 6-3		0-0 1-3			0-0 5-3		4	0	0	0	0	0	1	Cincinnati Reds @ Los Angeles Dodgers Dodger Stadium, Los Angeles, CA Thu May 06 1971, 7:05 PM PDT Att: 10,780 - Unknown livebaseballscorecards.com					
Dave Concepcion, R OBP: 0.302, SLG: 0.327 (1,8)	0-0 CS 1B		4-0 FC6-4 BB			0-0 5-3		4-0 HR BB		2	1	1	0	2	0	0						
Johnny Bench, R OBP: 0.361, SLG: 0.646 (1,2)	0-0 BB 1-2 1B		0-0 FC6-4 1-2			0-0 F6		0-0 HR		4	1	2	2	0	0	1						
Tony Perez, R OBP: 0.257, SLG: 0.327 (1,5)	4-0 1-2 BB			0-0 F9		0-0 5-3		0-0 F9		3	0	0	0	1	0	0						
Lee May, R OBP: 0.381, SLG: 0.538 (1,3)	0-0 6-3			0-0 G6-4-3 1B			0-0 G5-4-3 1B	0-3 K		4	0	2	0	0	1	2						
Hal McRae, R OBP: 0.265, SLG: 0.318 (1,7)		0-0 F7		0-0 G6-4-3 1-2			0-0 G5-4-3 1-2	0-3 K		4	0	0	0	0	1	2						
Tommy Helms, R OBP: 0.286, SLG: 0.287 (1,4)		0-0 6-3			0-0 G6-4-3 1B		0-0 1B 1B	0-0 1-3		4	0	2	0	0	0	0						
Woody Woodward, R OBP: 0.386, SLG: 0.375 (1,6)		0-0 6-3			0-0 G6-4-3 1-2		0-0 1-3 1B	0-0 F8		4	0	1	0	0	0	1						
Jim Merritt, L OBP: 0.286, SLG: 0.429 (1,1)			0-3 K				0-0 1-3			1	0	0	0	0	1	0						
Tony Cloninger, R OBP: 0.500, SLG: 0.500 (3,1)										1	0	1	0	0	0	0						
Frank Duffy, R OBP: 0.235, SLG: 0.250 (7, PH)										1	0	0	0	0	0	2						
Clay Carroll, R (7,1)										0	0	0	0	0	0	0						
Inning Stats	R: 0 E: 0 K: 0 S: 4	H: 2 LOB: 2 BB: 1 P: 8	R: 0 E: 0 K: 0 S: 3	H: 0 LOB: 0 BB: 0 P: 3	R: 0 E: 0 K: 1 S: 5	H: 0 LOB: 1 BB: 1 P: 9	R: 0 E: 0 K: 0 S: 3	H: 1 LOB: 0 BB: 0 P: 3	R: 0 E: 0 K: 0 S: 4	H: 2 LOB: 1 BB: 0 P: 4	R: 0 E: 0 K: 0 S: 3	H: 0 LOB: 0 BB: 0 P: 3	R: 0 E: 0 K: 1 S: 5	H: 3 LOB: 2 BB: 0 P: 5	R: 2 E: 0 K: 1 S: 6	H: 1 LOB: 0 BB: 0 P: 10	R: 0 E: 0 K: 1 S: 5	H: 0 LOB: 0 BB: 0 P: 5	1B: 8 2B: 0 3B: 0 HR: 1	SF: 0 SAC: 0 DP: 3 HBP: 0	WP: 0 PB: 0 SB: 0 CS: 1	PA: 35
PITCHER Claude Osteen, L ERA: 2.75 (1,1)	IP: 9.0 WLS: W BF: 35 H: 9 R: 2 ER: 2 SO: 3 BB: 3 IBB: 0 HBP: 0 BLK: 0 WP: 0 HR: 1 S: 38 P: 50 ERA: 2.00 WHIP: 1.333																					

Batter	1	2	3	4	5	6	7	8	9	AB	R	H	RBI	BB	SO	LOB	BOTTOM			
Maury Wills, S OBP: 0.316, SLG: 0.339 (1,6)	0-0 L7	0-0 F8	0-0 G3			0-0 G3 SH1-4 1B		0-0 CS 1B		5	0	2	0	0	0	4	Cincinnati Reds @ Los Angeles Dodgers Dodger Stadium, Los Angeles, CA Thu May 06 1971, 7:05 PM PDT Att: 10,780 - Unknown livebaseballscorecards.com			
Manny Mota, R OBP: 0.375, SLG: 0.362 (1,9)	0-0 6-3		0-0 FC5 1B	0-0 F9		0-0 SH1-4 1-2		0-0 CS 1-2		3	0	1	0	0	0	0				
Willie Davis, L OBP: 0.355, SLG: 0.462 (1,8)	0-0 BB 1B		0-0 E 1-2 1B	0-0 4-3		0-0 G3 2-3				4	1	2	0	0	0	1				
Dick Allen, R OBP: 0.323, SLG: 0.381 (1,7)	4-0 FC5-4 BB		0-0 FC5 1B 2B	0-0 F8		0-0 1-3		0-0 1-3		3	1	0	0	1	0	3				
Wes Parker, S OBP: 0.323, SLG: 0.345 (1,3)	0-0 FC5-4 1-2		0-0 2B 1B 1B		0-0 4-3		0-0 4-3			4	1	1	1	0	0	2				
Jim Lefebvre, S OBP: 0.367, SLG: 0.552 (1,4)		0-0 F8	0-0 1B SF7 2B		0-0 HR		0-3 K			4	2	2	2	0	1	0				
Bill Sudakis, S OBP: 0.327, SLG: 0.364 (1,2)		0-0 2B 1B	0-0 1B BB		4-0 FC6-4 BB		0-0 3-1			2	0	1	0	2	0	0				
Billy Grabarkewitz, R OBP: 0.425, SLG: 0.333 (1,5)		0-0 1-3 2B	0-0 1-2 3-H 1B		0-3 K		0-3 K			4	0	2	1	0	2	1				
Claude Osteen, L OBP: 0.105, SLG: 0.059 (1,1)		0-3 K	0-0 SF7 3-H		0-0 FC6-4 1-2		0-0 4-3			3	0	0	1	0	1	3				
Inning Stats	R: 0 E: 0 K: 0 S: 4	H: 1 LOB: 2 BB: 1 P: 8	R: 0 E: 0 K: 1 S: 7	H: 2 LOB: 2 BB: 0 P: 7	R: 4 E: 1 K: 0 S: 8	H: 5 LOB: 2 BB: 1 P: 12	R: 0 E: 0 K: 0 S: 3	H: 0 LOB: 0 BB: 0 P: 3	R: 1 E: 0 K: 1 S: 6	H: 1 LOB: 1 BB: 1 P: 10	R: 0 E: 0 K: 0 S: 4	H: 1 LOB: 1 BB: 0 P: 4	R: 0 E: 0 K: 1 S: 5	H: 0 LOB: 0 BB: 0 P: 5	R: 0 E: 0 K: 1 S: 5	H: 1 LOB: 0 BB: 0 P: 5		1B: 8 2B: 2 3B: 0 HR: 1	SF: 1 SAC: 1 DP: 0 HBP: 0	WP: 0 PB: 0 SB: 0 CS: 1
PITCHER Jim Merritt, L ERA: 3.98 (1,1)	IP: 2.1 WLS: L BF: 15 H: 7 R: 4 ER: 4 SO: 1 BB: 1 IBB: 0 HBP: 0 BLK: 0 WP: 0 HR: 0 S: 16 P: 20 ERA: 15.43 WHIP: 3.429																			
Tony Cloninger, R ERA: 3.1 (3,1)	3.2 BF: 16 H: 3 R: 1 ER: 1 SO: 1 BB: 2 IBB: 0 HBP: 0 BLK: 0 WP: 0 HR: 1 S: 16 P: 24 ERA: 2.46 WHIP: 1.364																			
Clay Carroll, R ERA: 2.18 (7,1)	2.0 BF: 6 H: 1 R: 0 ER: 0 SO: 2 BB: 0 IBB: 0 HBP: 0 BLK: 0 WP: 0 HR: 0 S: 10 P: 10 ERA: 0.00 WHIP: 0.500																			

Batter	1	2	3	4	5	6	7	8	9	AB	R	H	RBI	BB	SO	LOB	TOP										
Gene Alley, R OBP: 0.352, SLG: 0.404 (1, 6)	F8		1B		4-3		F8		5-3	5	0	1	0	0	0	1	Pittsburgh Pirates @ Los Angeles Dodgers Dodger Stadium, Los Angeles, CA Sat May 08 1971, 7:05 PM PDT Att: 26,737 - Unknown										
Jose Pagan, R OBP: 0.241, SLG: 0.269 (1, 5)	K		L7		FC3-6 1B		HR		K	5	1	2	2	0	2	2											
Roberto Clemente, R OBP: 0.314, SLG: 0.370 (1, 9)	FC3-6 1B		1B		F9		2B	1B	1B	5	1	4	1	0	0	1											
Willie Stargell, L OBP: 0.382, SLG: 0.770 (1, 7)	FC3-6 1-2		K		FC3-6 1-2		1B	2B	K	5	1	1	1	0	2	5											
Bob Robertson, R OBP: 0.296, SLG: 0.389 (1, 3)		5-3	K			K				4	0	1	1	0	2	2											
Manny Sanguillen, R OBP: 0.290, SLG: 0.381 (1, 2)		4-3			F4		F9			4	0	0	0	0	0	1											
Al Oliver, L OBP: 0.278, SLG: 0.304 (1, 8)		1B			F3		G3		4-3	4	0	1	0	0	0	0											
Bill Mazerowski, R OBP: 0.300, SLG: 0.231 (1, 4)		F8			1B		5-3	6-3		4	0	1	0	0	0	1											
Nelson Briles, R OBP: 0.286, SLG: 0.714 (7, PH)			1B		K		HR	F8		2	1	1	0	0	1	1											
Gene Clines, R OBP: 0.281, SLG: 0.150 (7, PH)			1B							0	1	0	0	1	0	0											
Dave Giusti, R (7, 1)			1B							1	0	0	0	0	0	0											
Inning Stats	R: 0 E: 0 K: 1 S: 6	H: 1 LOB: 1 BB: 0 P: 6	R: 0 E: 0 K: 0 S: 4	H: 1 LOB: 1 BB: 0 P: 4	R: 1 E: 0 K: 2 S: 10	H: 3 LOB: 2 BB: 0 P: 10	R: 0 E: 0 K: 1 S: 6	H: 1 LOB: 1 BB: 0 P: 6	R: 0 E: 0 K: 0 S: 4	H: 0 LOB: 0 BB: 0 P: 5	R: 4 E: 0 K: 0 S: 7	H: 4 LOB: 1 BB: 1 P: 11	R: 0 E: 0 K: 0 S: 3	H: 0 LOB: 0 BB: 0 P: 3	R: 0 E: 0 K: 2 S: 8	H: 1 LOB: 1 BB: 0 P: 8	1B: 10 2B: 1 3B: 0 HR: 1	SF: 0 SAC: 0 DP: 0 HBP: 0	WP: 0 PB: 0 SB: 0 CS: 0	PA: 40							
PITCHER	IP	WLS	BF	H	R	ER	SO	BB	IBB	HBP	BLK	WP	HR	S	P	ERA	WHIP										
Al Downing, L ERA: 1.84 (1, 1)	6.2	L	31	10	5	5	5	1	0	0	0	0	1	40	44	6.75	1.650										
Pete Mikkelsen, R ERA: 1.59 (7, 1)	1.1		5	1	0	0	0	0	0	0	0	0	0	5	5	0.00	0.750										
Jim Brewer, L ERA: 2.45 (9, 1)	1.0		4	1	0	0	2	0	0	0	0	0	0	8	8	0.00	1.000										

Batter	1	2	3	4	5	6	7	8	9	AB	R	H	RBI	BB	SO	LOB	BOTTOM										
Maury Wills, S OBP: 0.333, SLG: 0.345 (1, 6)	CS 1B	5-3			5-3	1B		4-3		5	0	2	0	0	0	1	Pittsburgh Pirates @ Los Angeles Dodgers Dodger Stadium, Los Angeles, CA Sat May 08 1971, 7:05 PM PDT Att: 26,737 - Unknown										
Bill Buckner, L OBP: 0.358, SLG: 0.367 (1, 9)	CS 1B		F7		BB 1B	F8		1B		5	2	3	0	0	0	1											
Willie Davis, L OBP: 0.370, SLG: 0.470 (1, 8)	K		F8-4		BB 1B		FC6-4 1B	FC6-4 1B		5	1	4	0	0	1	2											
Dick Allen, R OBP: 0.333, SLG: 0.380 (1, 7)	S 1B		F8-4		1B	BB	FC6-4 1B	FC6-4 1B		4	0	1	1	1	0	4											
Wes Parker, S OBP: 0.323, SLG: 0.333 (1, 3)	FC4-6 BB			1B	BB	K	FC1-6 1B		4-3	3	0	1	0	2	1	3											
Jim Lefebvre, S OBP: 0.316, SLG: 0.459 (1, 4)	FC4-6			F7			FC1-6 BB			4	0	1	2	0	0	5											
Bill Russell, R OBP: 0.313, SLG: 0.315 (7, FR)	FC4-6			F7		1B	FC1-6 BB		K	1	0	0	0	0	1	0											
Tom Haller, L OBP: 0.444, SLG: 0.414 (1, 2)		SH1-4 BB		1B		F7		BB		3	0	2	0	2	0	2											
Billy Grabarkewitz, R OBP: 0.396, SLG: 0.342 (1, 5)			K		F9		F7		F3	4	0	0	0	0	2	6											
Duke Sims, L OBP: 0.345, SLG: 0.360 (9, PH)							K			1	0	0	0	0	0	1											
Al Downing, R OBP: 0.313, SLG: 0.214 (1, 1)		SH1-4		K			F8		G1	2	0	0	0	0	1	2											
Pete Mikkelsen, R (7, 1)										0	0	0	0	0	0	0											
Von Joshua, L (8, PH)										1	0	0	0	0	0	0											
Jim Brewer, L (9, 1)										0	0	0	0	0	0	0											
Inning Stats	R: 1 E: 0 K: 1 S: 7	H: 3 LOB: 2 BB: 1 P: 11	R: 0 E: 0 K: 1 S: 5	H: 0 LOB: 1 BB: 1 P: 9	R: 0 E: 0 K: 0 S: 3	H: 1 LOB: 0 BB: 0 P: 3	R: 0 E: 0 K: 1 S: 6	H: 1 LOB: 2 BB: 1 P: 10	R: 2 E: 0 K: 1 S: 8	H: 3 LOB: 2 BB: 1 P: 12	R: 0 E: 0 K: 0 S: 4	H: 1 LOB: 1 BB: 0 P: 4	R: 0 E: 0 K: 1 S: 7	H: 2 LOB: 3 BB: 1 P: 11	R: 0 E: 0 K: 0 S: 5	H: 2 LOB: 2 BB: 0 P: 5	R: 0 E: 0 K: 1 S: 6	H: 1 LOB: 1 BB: 0 P: 6	1B: 14 2B: 1 3B: 0 HR: 0	SF: 0 SAC: 1 DP: 1 HBP: 0	WP: 0 PB: 0 SB: 1 CS: 2	PA: 44					
PITCHER	IP	WLS	BF	H	R	ER	SO	BB	IBB	HBP	BLK	WP	HR	S	P	ERA	WHIP										
Nelson Briles, R ERA: 3.38 (1, 1)	6.0	W	29	9	3	3	4	4	0	0	0	0	0	33	49	4.50	2.167										
Dave Giusti, R ERA: 1.09 (7, 1)	3.0	S	15	5	0	0	2	1	0	0	0	0	0	18	22	0.00	2.000										



Batter	1	2	3	4	5	6	7	8	9	AB	R	H	RBI	BB	SO	LOB	TOP										
Gene Clines, R OBP: 0.357, SLG: 0.360 (1, 8)										5	3	4	1	0	0	1	Pittsburgh Pirates @ Los Angeles Dodgers Dodger Stadium, Los Angeles, CA Sun May 09 1971, 3:33 AM PDT Att: 26,349 - Unknown										
Gene Alley, R OBP: 0.328, SLG: 0.373 (1, 6)										4	0	0	1	0	0	6											
Roberto Clemente, R OBP: 0.319, SLG: 0.371 (1, 9)										5	0	2	3	0	0	0											
Willie Stargell, L OBP: 0.375, SLG: 0.755 Jackie Hernandez, R OBP: 0.327, SLG: 0.392 Vic Davallito, L OBP: 0.371, SLG: 0.486 (1, 7)										2	0	0	0	0	1	1											
Al Oliver, L OBP: 0.292, SLG: 0.311 (1, 3)										4	1	2	0	1	1	0											
Manny Sanguillen, R OBP: 0.268, SLG: 0.376 (1, 2)										4	1	1	1	0	1	2											
Jose Pagan, R OBP: 0.242, SLG: 0.267 (1, 5)										4	1	1	1	0	0	1											
Bill Mazerowski, R OBP: 0.324, SLG: 0.241 (1, 4)										3	1	1	0	1	0	1											
Steve Blass, R OBP: 0.297, SLG: 0.091 Bob Veale, L OBP: 0.297, SLG: 0.091 Mit May, L OBP: 0.297, SLG: 0.182 Dick Ellis, L OBP: 0.297, SLG: 0.200 Charlie Sands, L OBP: 0.297, SLG: 2.000 Mudcat Grant, R OBP: 0.297, SLG: 0.500 (1, 1)										1	1	1	0	0	0	0											
Inning Stats	R: 1 E: 0 K: 0 S: 4	H: 2 LOB: 0 BB: 0 P: 4	R: 0 E: 0 K: 1 S: 6	H: 1 LOB: 1 BB: 0 P: 6	R: 2 E: 0 K: 1 S: 7	H: 2 LOB: 0 BB: 0 P: 7	R: 0 E: 0 K: 0 S: 3	H: 1 LOB: 0 BB: 0 P: 3	R: 0 E: 0 K: 0 S: 4	H: 1 LOB: 1 BB: 0 P: 4	R: 0 E: 1 K: 1 S: 5	H: 0 LOB: 0 BB: 0 P: 5	R: 0 E: 0 K: 0 S: 3	H: 0 LOB: 0 BB: 0 P: 3	R: 0 E: 0 K: 0 S: 10	H: 7 LOB: 2 BB: 2 P: 18		R: 0 E: 0 K: 0 S: 3	H: 0 LOB: 0 BB: 0 P: 3	1B: 11 2B: 4 3B: 0 HR: 0	SF: 0 SAC: 2 DP: 3 HBP: 0	WP: 1 PB: 0 SB: 2 CS: 0	PA: 41				
PITCHER	IP	WLS	BF	H	R	ER	SO	BB	IBB	HBP	BLK	WP	HR	S	P	ERA	WHIP										
Sandy Vance, R ERA: 7.11 (1, 1)	4.0		16	6	3	3	2	0	0	0	0	1	0	20	20	6.75	1.500										
Bob O'Brien, L ERA: 5.25 (5, 1)	3.0		12	3	3	3	1	0	0	0	0	0	0	14	14	9.00	1.000										
Pete Mikkelsen, R ERA: 4.32 (8, 1)	0.2	L	7	3	1	1	0	1	1	0	0	0	0	5	13	13.50	6.000										
Jim Brewer, L ERA: 3.18 (8, 1)	0.1		3	2	4	4	0	0	0	0	0	0	0	3	3	108.00	6.000										
Jose Pena, R ERA: (9, 1)	1.0		3	0	0	0	0	0	0	0	0	0	0	3	3	0.00	0.000										

Batter	1	2	3	4	5	6	7	8	9	AB	R	H	RBI	BB	SO	LOB	BOTTOM										
Maury Wills, S OBP: 0.344, SLG: 0.350 (1, 6)										4	1	2	0	1	0	3	Pittsburgh Pirates @ Los Angeles Dodgers Dodger Stadium, Los Angeles, CA Sun May 09 1971, 3:33 AM PDT Att: 26,349 - Unknown										
Bill Buckner, L OBP: 0.339, SLG: 0.346 Manny Mota, R OBP: 0.364, SLG: 0.350 (1, 9)										3	0	0	0	0	0	2											
Willie Davis, L OBP: 0.379, SLG: 0.475 (1, 8)										5	1	3	0	0	1	1											
Dick Allen, R OBP: 0.336, SLG: 0.372 (1, 7)										2	1	0	1	2	1	2											
Wes Parker, S OBP: 0.319, SLG: 0.336 (1, 3)										5	1	1	1	0	1	4											
Duke Sims, L OBP: 0.365, SLG: 0.400 (1, 2)										5	0	3	1	0	1	0											
Jim Lefebvre, S OBP: 0.326, SLG: 0.452 (1, 4)										5	0	2	0	0	1	2											
Billy Grabarkewitz, R OBP: 0.415, SLG: 0.372 (1, 5)										5	1	3	0	0	2	4											
Sandy Vance, R Willie Crawford, L Bob O'Brien, L Pete Mikkelsen, R Jim Brewer, L Von Joshua, L Jose Pena, R (1, 1)										1	0	0	0	0	0	1											
Inning Stats	R: 1 E: 0 K: 0 S: 5	H: 2 LOB: 1 BB: 0 P: 5	R: 0 E: 0 K: 2 S: 8	H: 1 LOB: 0 BB: 0 P: 8	R: 0 E: 0 K: 1 S: 7	H: 2 LOB: 2 BB: 0 P: 7	R: 0 E: 0 K: 1 S: 5	H: 2 LOB: 1 BB: 0 P: 5	R: 0 E: 0 K: 2 S: 8	H: 1 LOB: 1 BB: 0 P: 8	R: 0 E: 0 K: 1 S: 6	H: 1 LOB: 0 BB: 0 P: 6	R: 0 E: 0 K: 2 S: 9	H: 2 LOB: 3 BB: 1 P: 13	1B: 12 2B: 2 3B: 0 HR: 0	SF: 1 SAC: 1 DP: 0 HBP: 0		WP: 2 PB: 0 SB: 0 CS: 0	PA: 44								
PITCHER	IP	WLS	BF	H	R	ER	SO	BB	IBB	HBP	BLK	WP	HR	S	P	ERA	WHIP										
Steve Blass, R ERA: 4.01 (1, 1)	5.1		28	10	5	5	4	2	0	0	0	0	0	10	10	0.00	0.600										
Bob Veale, L ERA: 8.1 (6, 1)	1.2	W	6	1	0	0	2	0	0	0	0	0	0	10	10	0.00	0.600										
Mudcat Grant, R ERA: 1.13 (8, 1)	2.0	S	10	3	0	0	3	1	0	0	0	0	0	15	19	0.00	2.000										



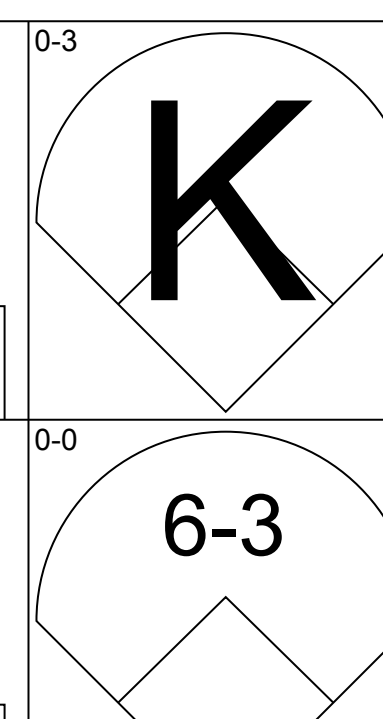
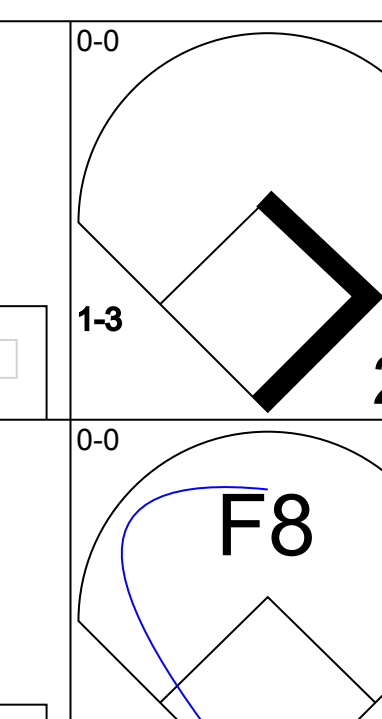
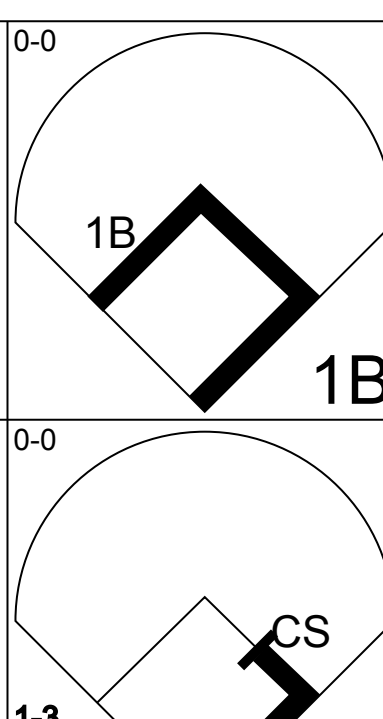
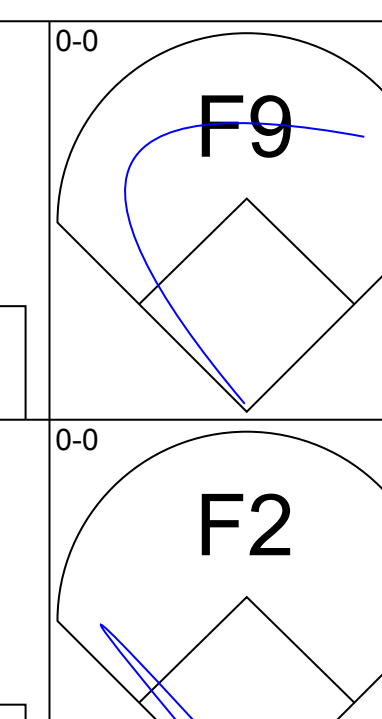
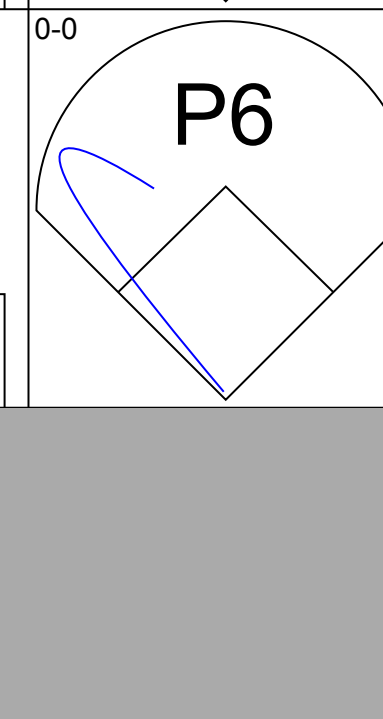

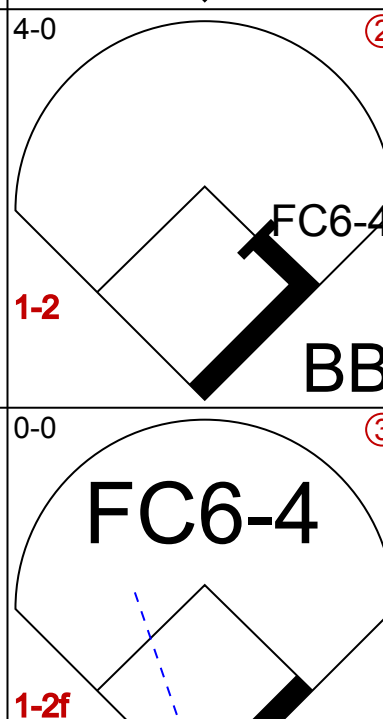


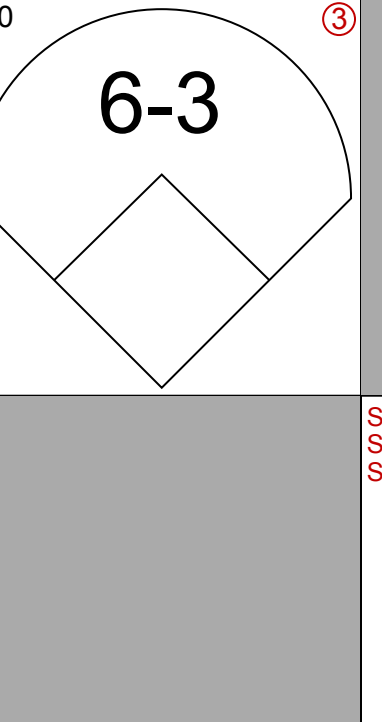


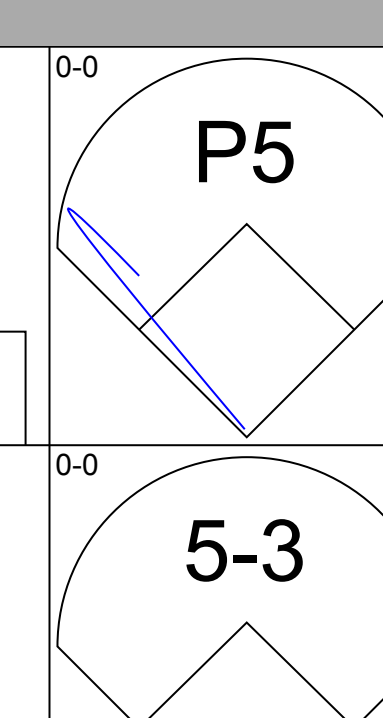
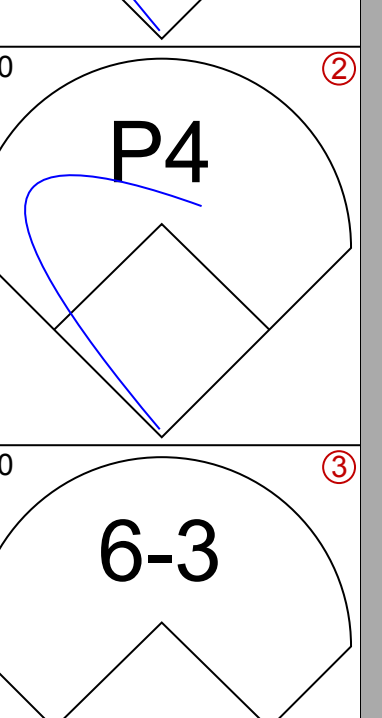
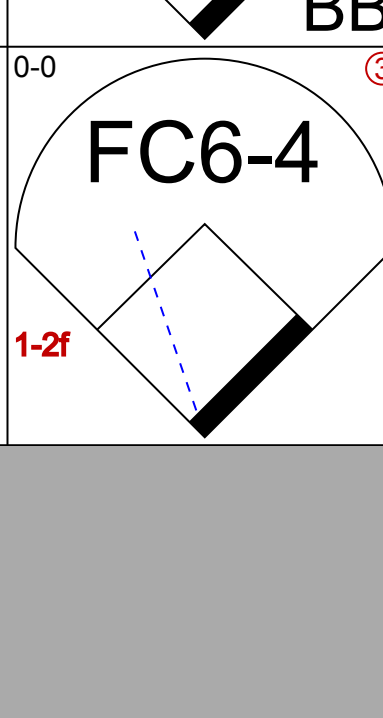

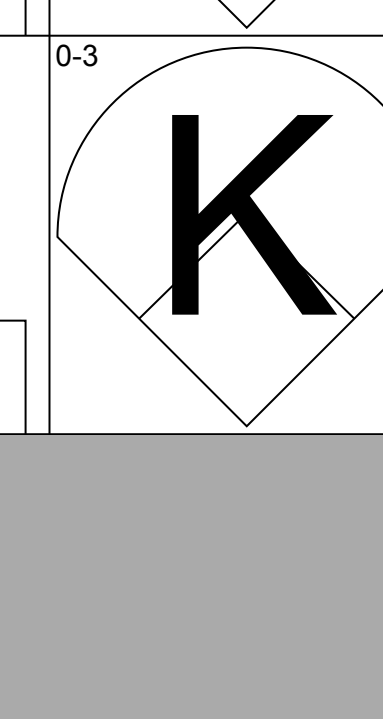

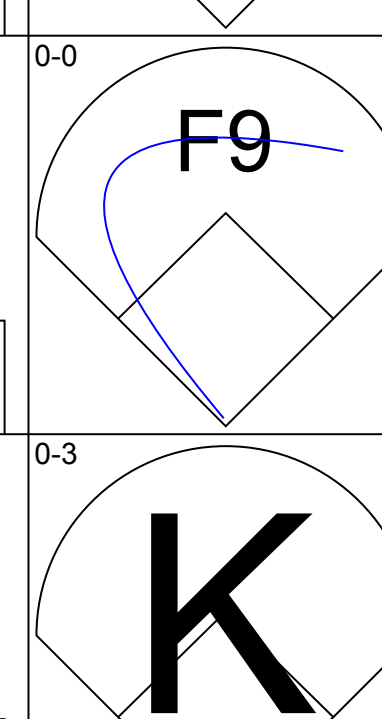

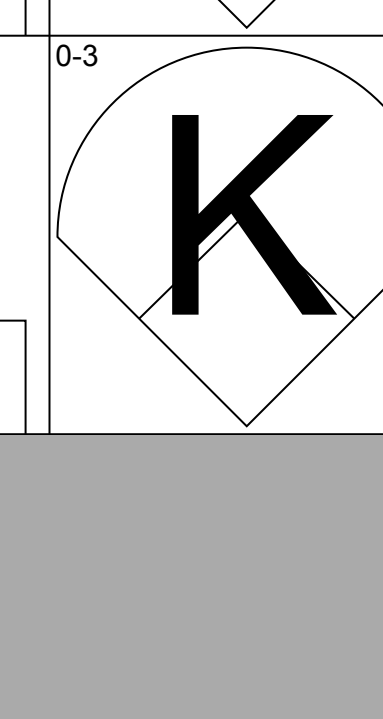
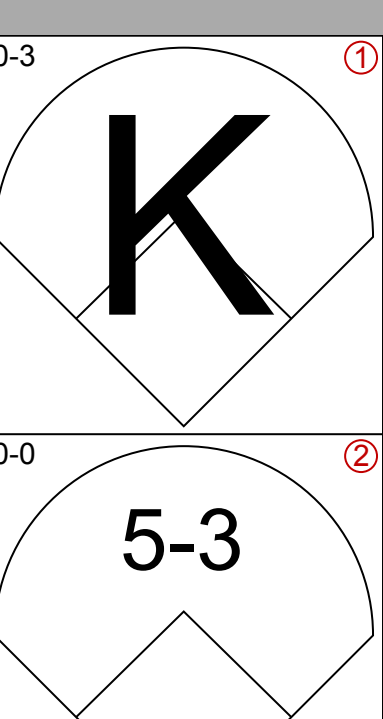
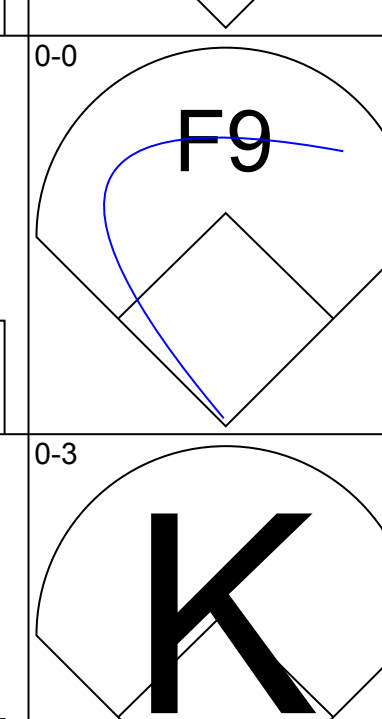
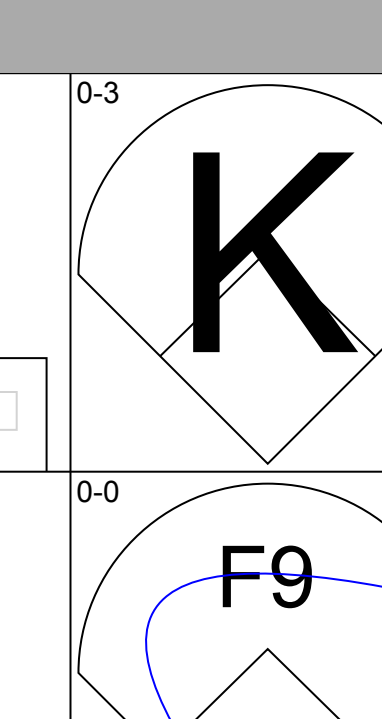
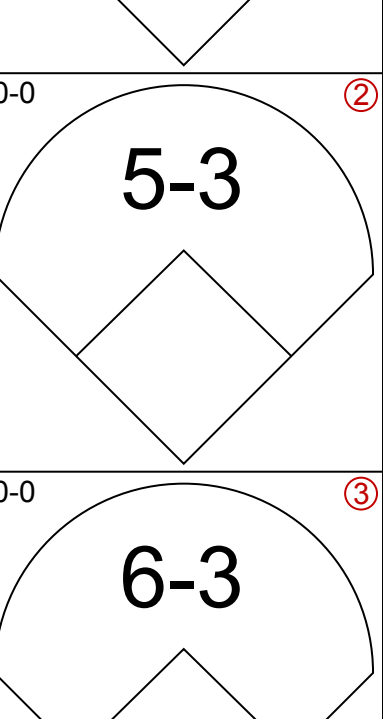
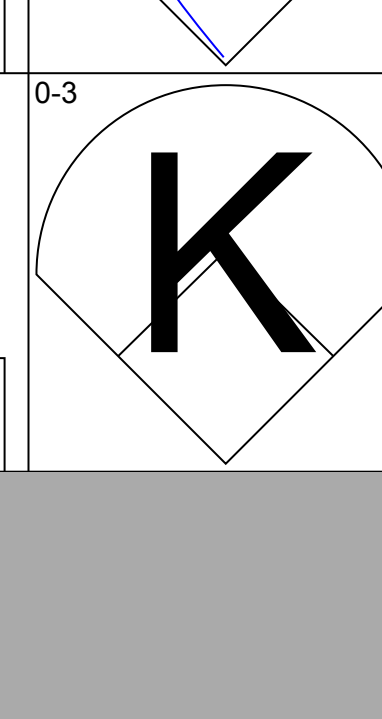
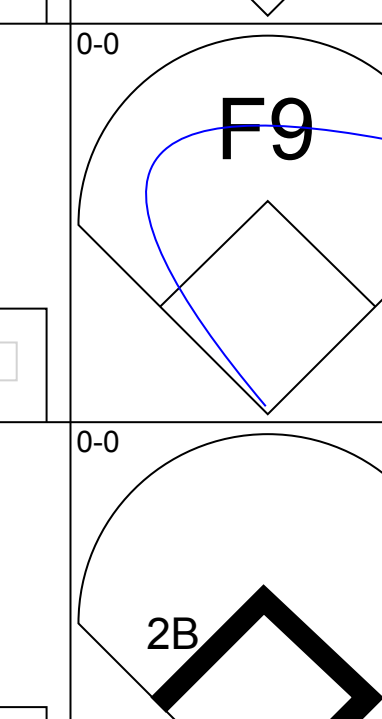
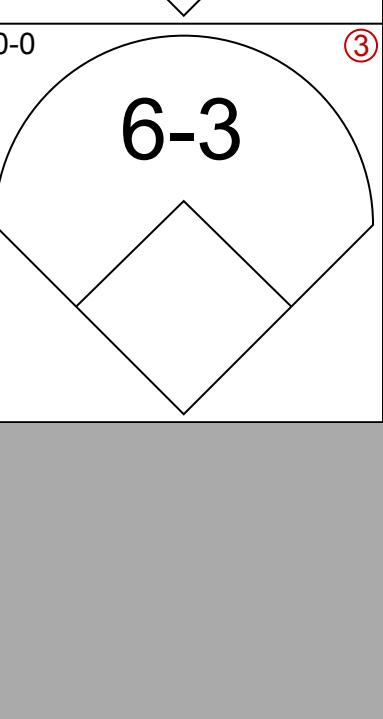
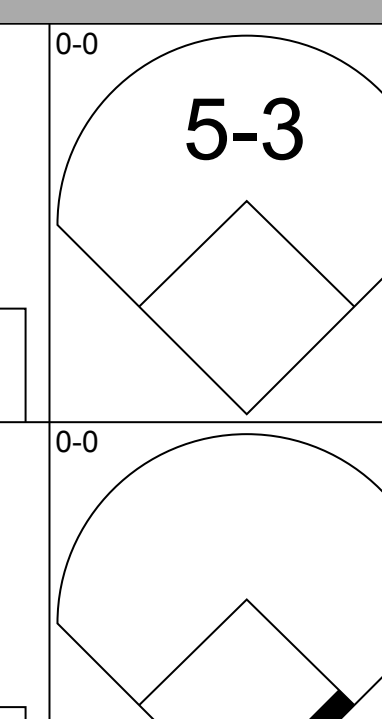
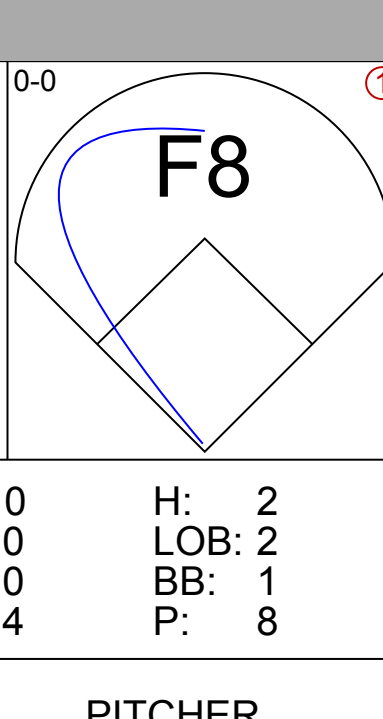
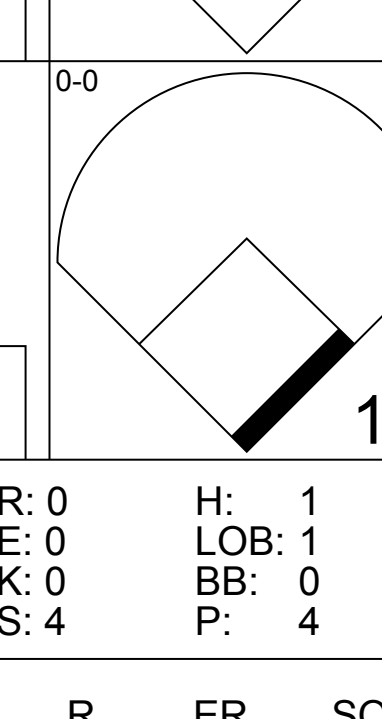
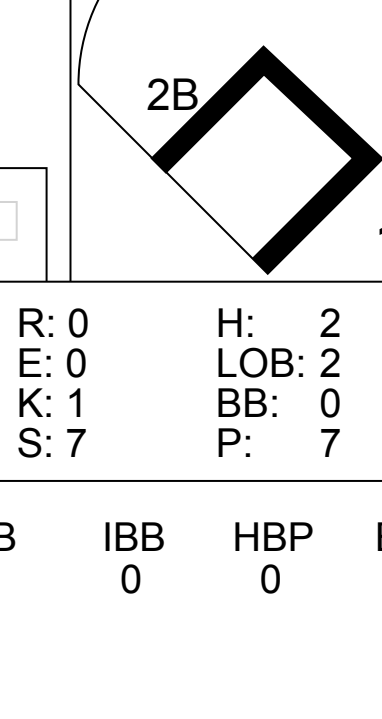
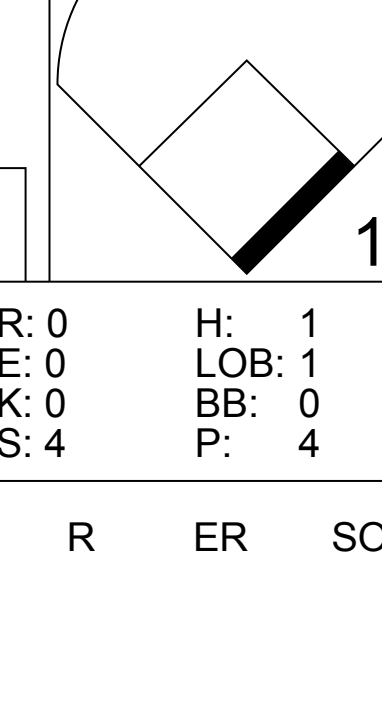
Batter	1	2	3	4	5	6	7	8	9	AB	R	H	RBI	BB	SO	LOB	TOP					
Dusty Baker Jr. R OBP: 0.130, SLG: 0.174 (1, 8)	0-3 K			0-3 K		0-0 G3		0-0 E6		4	0	0	0	0	2	1	Atlanta Braves @ Los Angeles Dodgers Dodger Stadium, Los Angeles, CA Tue May 11 1971, 7:05 PM PDT Att: 32,959 - Unknown					
Ralph Garr L OBP: 0.422, SLG: 0.500 (1, 7)	4-0 BB			0-3 K			0-0 F7	0-0 F9		3	0	0	0	1	1							
Hank Aaron R OBP: 0.360, SLG: 0.680 Sonny Jackson L OBP: 0.344, SLG: 0.392 (7, PR) (7, 8)	0-0 G6-4-3			0-0 5-3			0-0 1B SF9 2B	0-0 G6-4-3 1B		3	0	1	0	0	0	1						
Orlando Cepeda R OBP: 0.339, SLG: 0.636 (1, 3)		0-0 CS 1B			0-0 F8		0-0 1B 2-3 1B	0-0 G6-4-3 1-2		4	0	2	0	0	0	1						
Felix Millan R OBP: 0.433, SLG: 0.487 (1, 4)		0-0 5-3 1-2			0-3 K		0-0 SF9	0-0 6-3		3	0	0	1	0	1	1						
Earl Williams R OBP: 0.277, SLG: 0.474 (1, 5)		0-0 F7			0-0 F8		0-0 1-2 1B			3	0	1	0	0	0	0						
Gil Garrido R OBP: 0.255, SLG: 0.186 (1, 6)			0-0 F8			0-0 5-3	0-3 K			3	0	0	0	0	1	2						
Bob Didier S OBP: 0.205, SLG: 0.209 (1, 2)			0-0 5-3			0-0 1B		0-0 4-3		3	0	1	0	0	0	0						
Jim Nash R OBP: 0.230, SLG: 0.250 Pat Jarvis R OBP: 0.214, SLG: 0.083 Clete Boyer R OBP: 0.224, SLG: 0.232 Tom Kelley R OBP: 0.302, SLG: 0.219 Mike Lum L OBP: 0.302, SLG: 0.219 Steve Barber L OBP: 0.302, SLG: 0.219 (1, 1) (4, 1) (6, PH) (6, 1) (8, PH) (8, 1)			0-3 K			0-0 F7		0-0 F2		1	0	0	0	0	1	0						
Inning Stats	R: 0 E: 0 K: 1 S: 4	H: 0 LOB: 0 BB: 1 P: 8	R: 0 E: 0 K: 0 S: 3	H: 1 LOB: 0 BB: 0 P: 3	R: 0 E: 0 K: 1 S: 5	H: 0 LOB: 0 BB: 0 P: 5	R: 0 E: 0 K: 2 S: 7	H: 0 LOB: 0 BB: 0 P: 7	R: 0 E: 0 K: 1 S: 5	H: 0 LOB: 0 BB: 0 P: 5	R: 0 E: 0 K: 0 S: 4	H: 1 LOB: 1 BB: 0 P: 4	R: 1 E: 0 K: 1 S: 8	H: 3 LOB: 2 BB: 0 P: 8	R: 0 E: 1 K: 0 S: 4	H: 0 LOB: 1 BB: 0 P: 4	R: 0 E: 0 K: 0 S: 3	H: 1 LOB: 0 BB: 0 P: 3	1B: 5 2B: 1 3B: 0 HR: 0	SF: 1 SAC: 0 DP: 2 HBP: 0	WP: 0 PB: 0 SB: 0 CS: 1	PA: 32
PITCHER Claude Osteen L ERA: 2.51 (1, 1)	IP: 9.0 WLS: W BF: 32 H: 6 R: 1 ER: 1 SO: 6 BB: 1 IBB: 0 HBP: 0 BLK: 0 WP: 0 HR: 0 S: 43 P: 47 ERA: 1.00 WHIP: 0.778															PITCHER IP: WLS: BF: H: R: ER: SO: BB: IBB: HBP: BLK: WP: HR: S: P: ERA: WHIP						

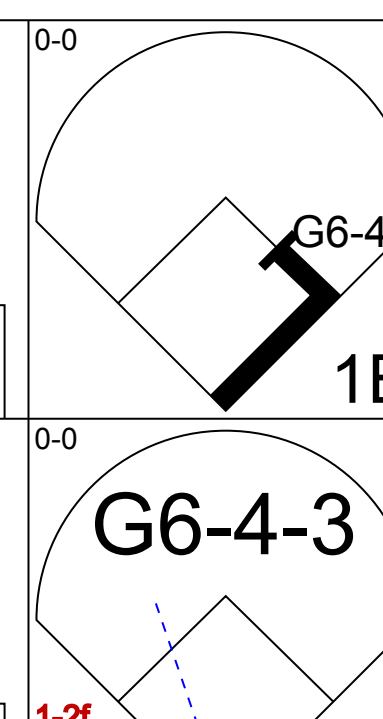
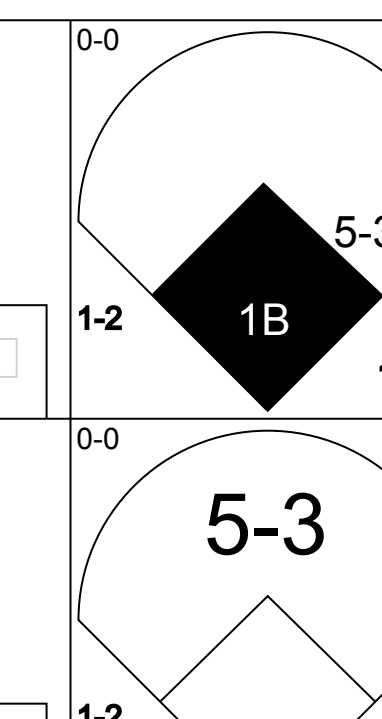
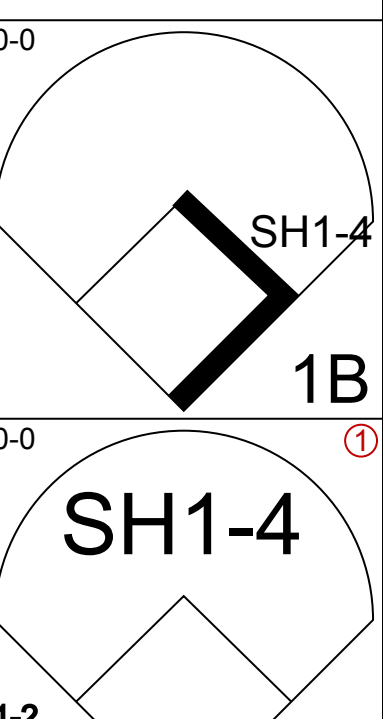
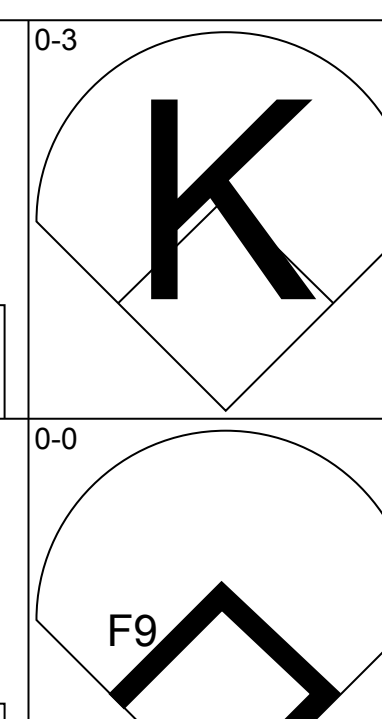
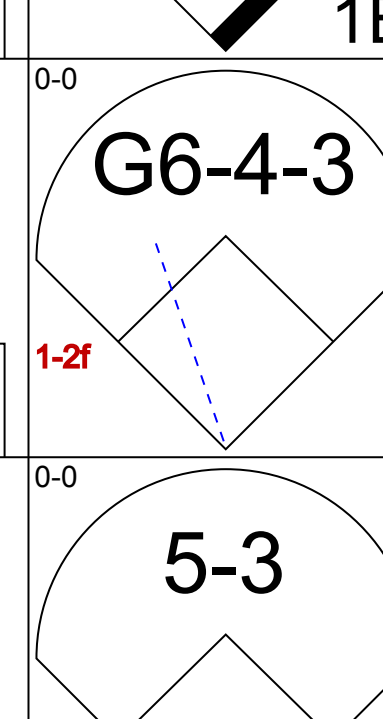
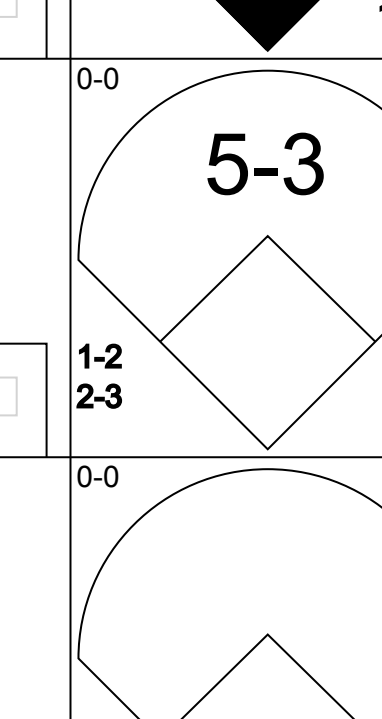
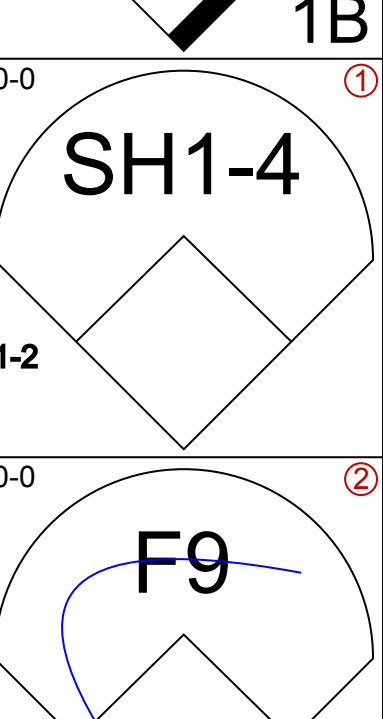
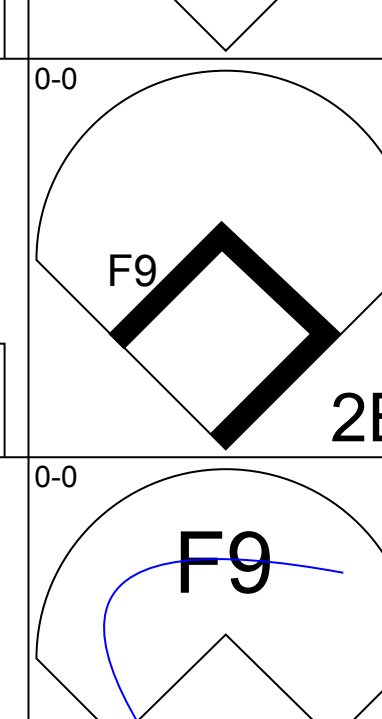
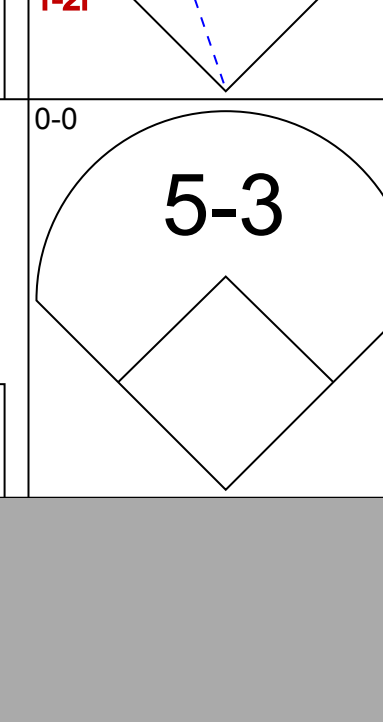
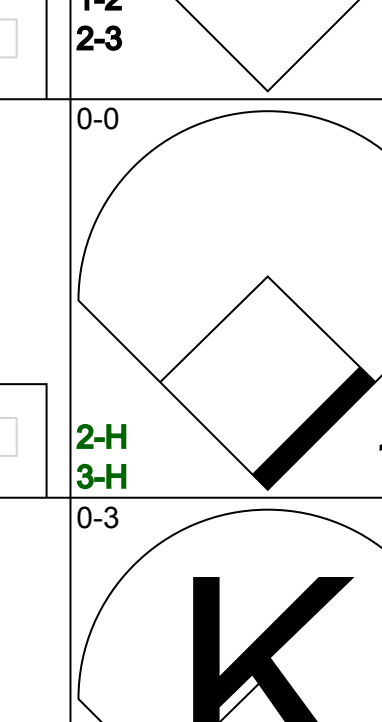
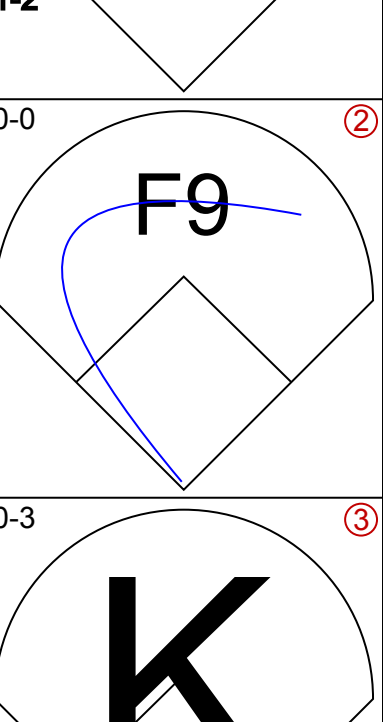
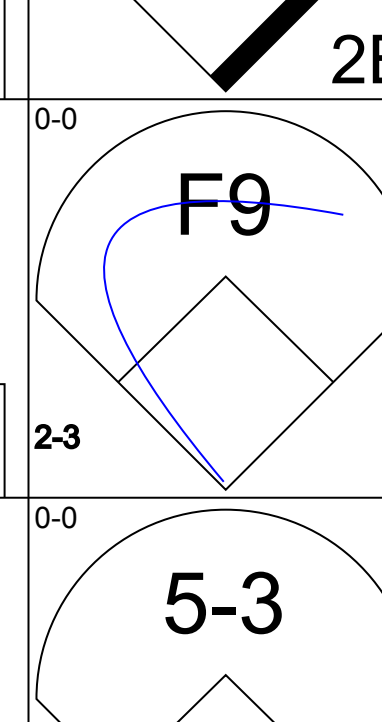
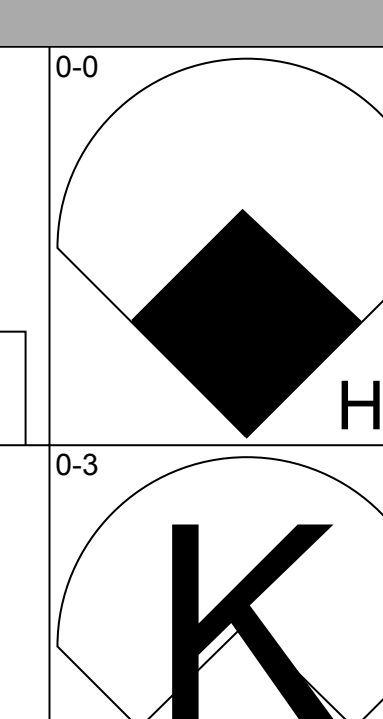
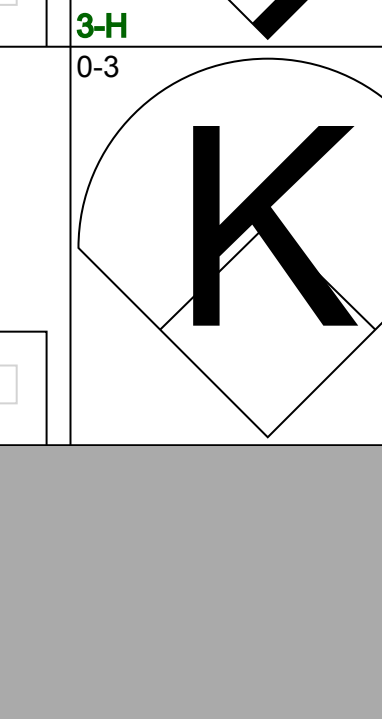
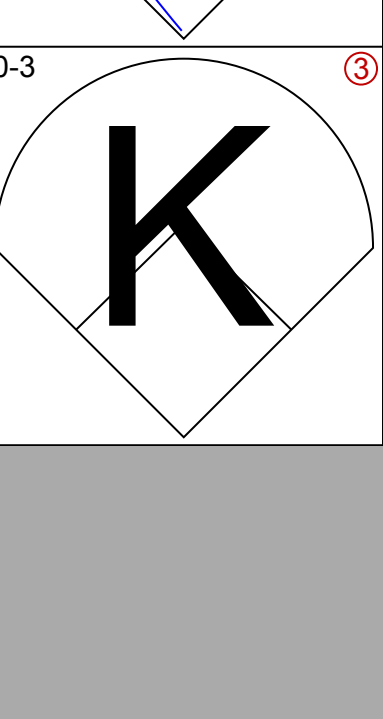
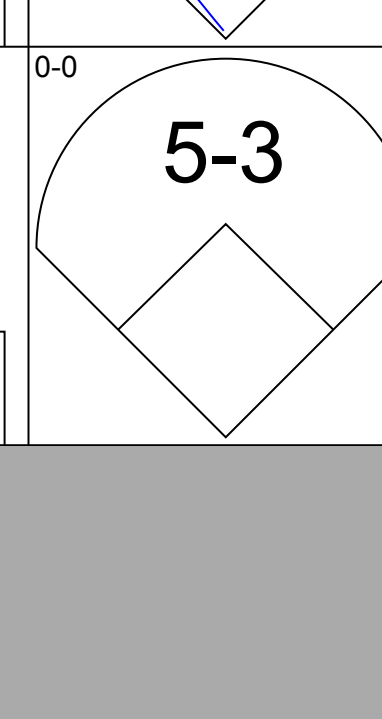
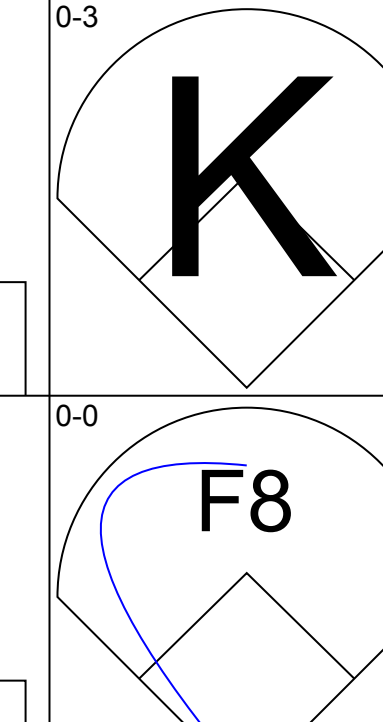
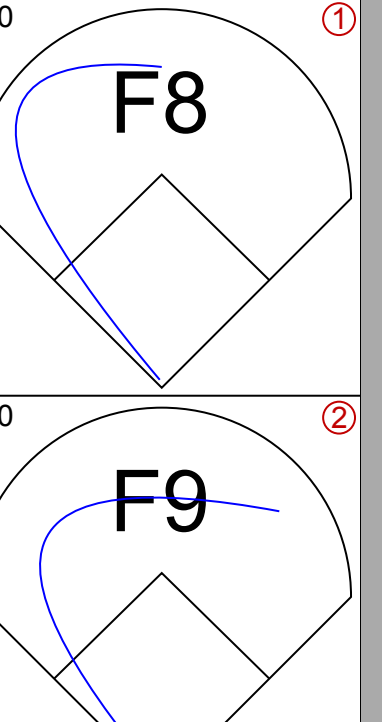
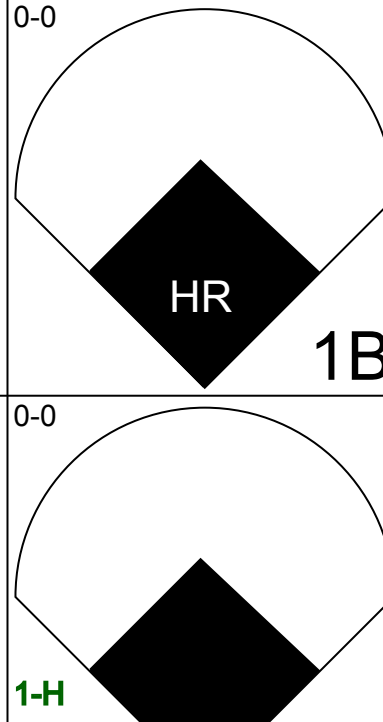
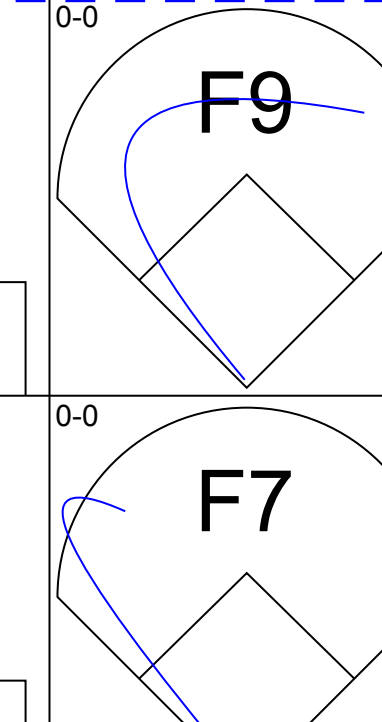
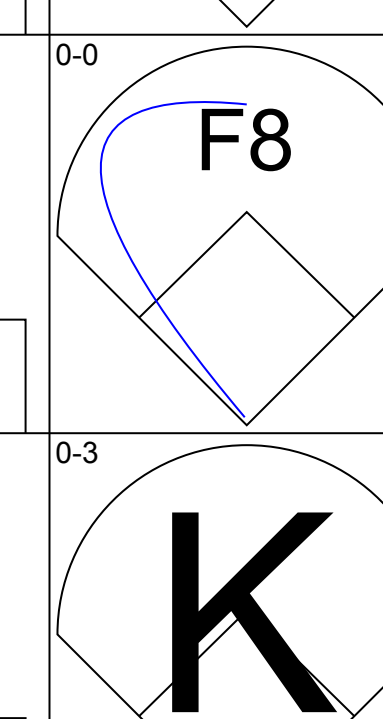
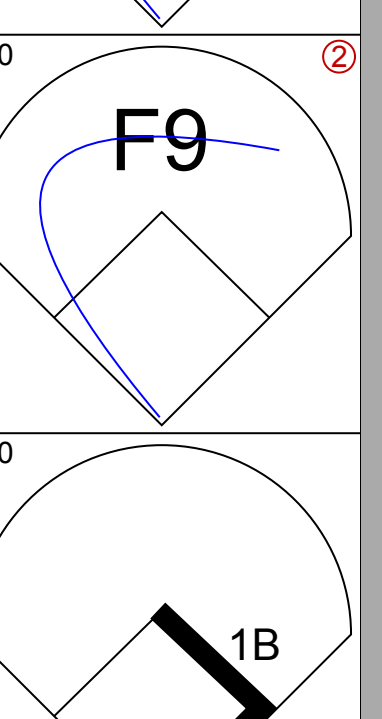
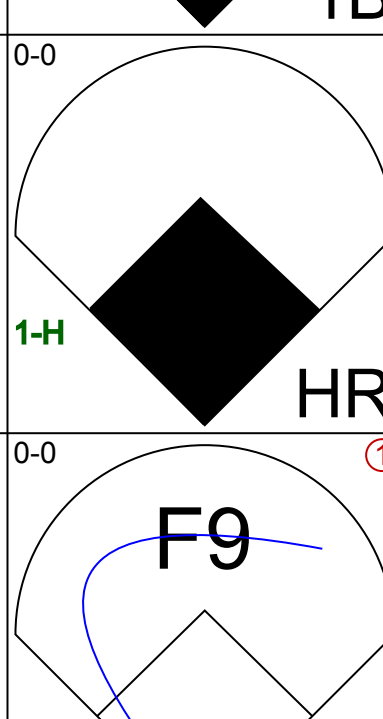
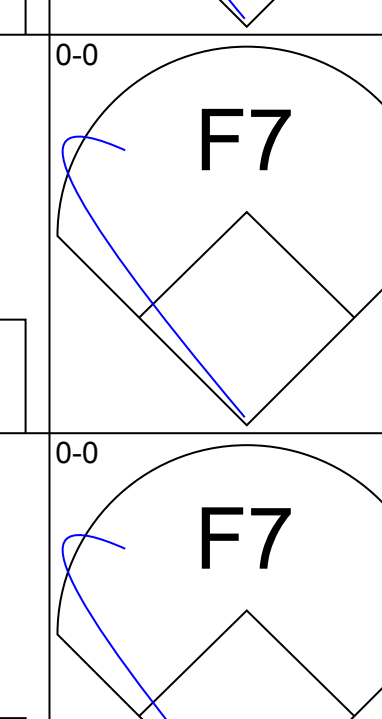
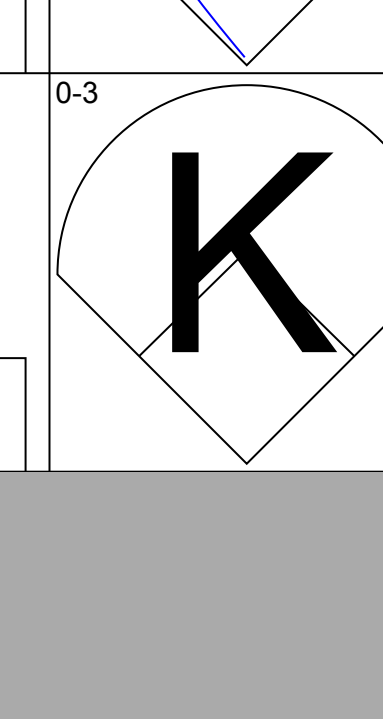
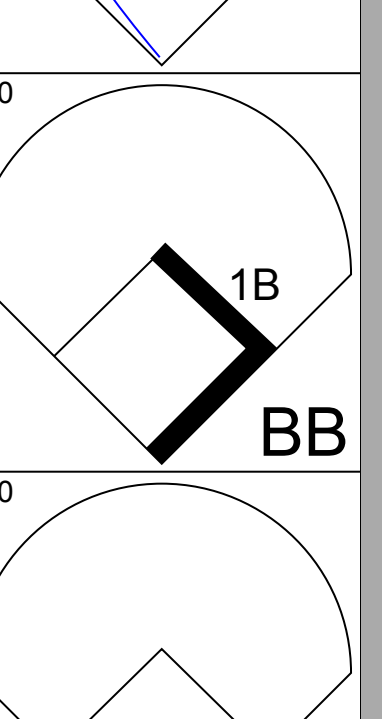
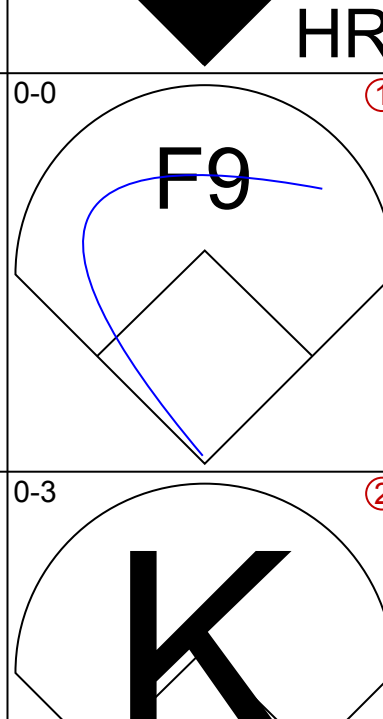
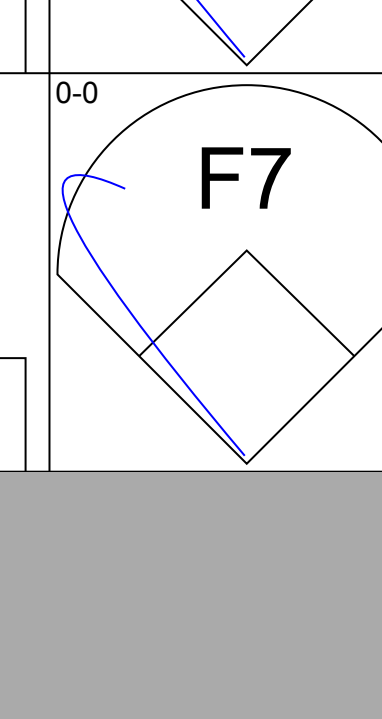
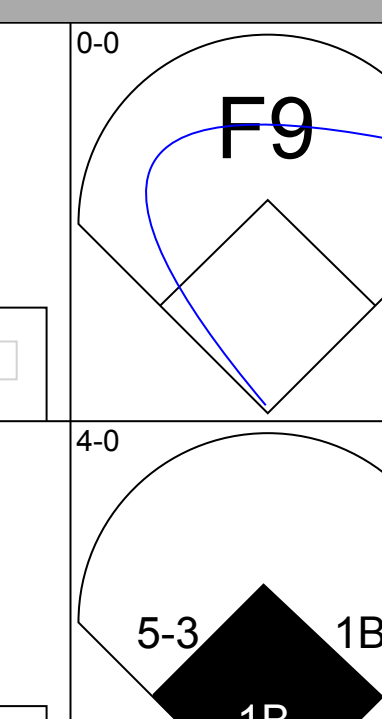


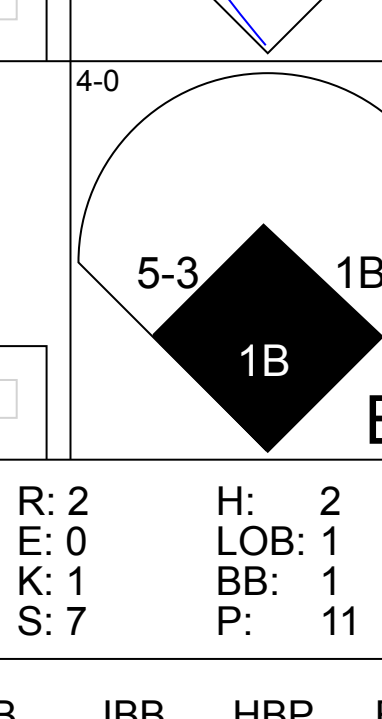
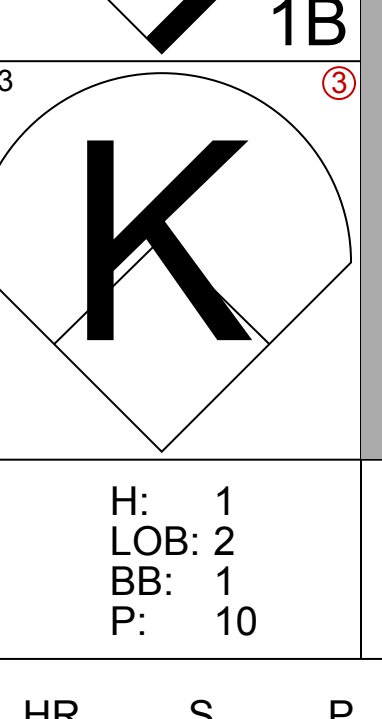
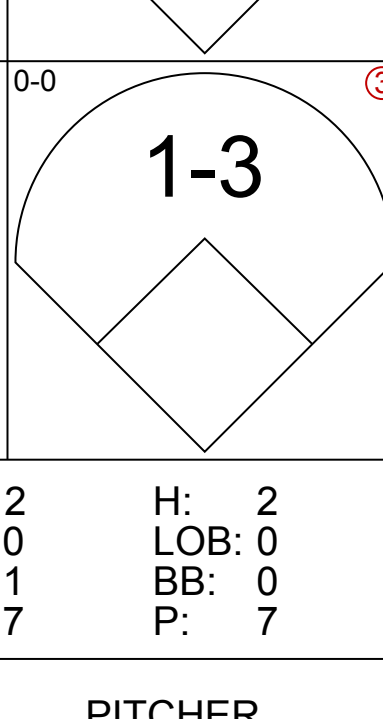
AB	30
R	1
H	6
RBI	1
BB	1
SO	6
LOB	8



Batter	1	2	3	4	5	6	7	8	9	AB	R	H	RBI	BB	SO	LOB	BOTTOM			
Billy Grabarkewitz R OBP: 0.397, SLG: 0.340 (1, 5)	0-0 6-3			0-3 K		0-0 G3		0-3 K		4	0	0	0	1	2	3	Atlanta Braves @ Los Angeles Dodgers Dodger Stadium, Los Angeles, CA Tue May 11 1971, 7:05 PM PDT Att: 32,959 - Unknown			
Bill Buckner L OBP: 0.333, SLG: 0.393 (1, 9)	0-0 4-1	0-0 5-3 BB		0-0 HR		0-0 F9				4	1	1	3	0	0	2				
Willie Davis L OBP: 0.398, SLG: 0.508 (1, 8)	0-0 BB 2B 1B		0-0 G4-6-3 1B	0-0 1B 3B			0-0 4-3 4-3 1B			4	2	4	0	0	0	0				
Dick Allen R OBP: 0.342, SLG: 0.371 (1, 7)	4-0 BB 2B BB		0-0 G4-6-3 1-2	0-0 1B		0-0 4-3		0-0 4-3 1-2		3	1	1	1	1	0	2				
Wes Parker S OBP: 0.324, SLG: 0.349 (1, 3)	0-0 1-2 2B		0-0 1B	0-0 F6		0-0 4-3		0-0 4-3 2-3		4	0	2	2	0	0	2				
Tom Haller L OBP: 0.400, SLG: 0.364 (1, 2)	0-0 G3		0-0 F7		0-0 6-3		0-0 F3			4	0	0	0	0	0	3				
Jim Lefebvre S OBP: 0.319, SLG: 0.435 (1, 4)		0-0 4-3 PB 1B		0-3 K	0-0 5-3		0-0 F3			4	0	1	0	0	1	0				
Bill Russell R OBP: 0.311, SLG: 0.333 (1, 6)		0-3 K		0-0 HR 3B		0-0 F6		0-3 K		4	1	1	0	0	2	1				
Claude Osteen L OBP: 0.174, SLG: 0.100 (1, 1)		0-0 4-3 2-3		4-0 HR BB		0-3 K		0-0 WP 1B		3	1	1	0	1	1	1				
Inning Stats	R: 2 E: 0 K: 0 S: 5	H: 2 LOB: 1 BB: 1 P: 9	R: 0 E: 0 K: 1 S: 6	H: 1 LOB: 2 BB: 1 P: 10	R: 0 E: 0 K: 0 S: 4	H: 2 LOB: 1 BB: 0 P: 4	R: 4 E: 0 K: 2 S: 11	H: 4 LOB: 1 BB: 1 P: 15	R: 0 E: 0 K: 0 S: 3	H: 0 LOB: 0 BB: 0 P: 3	R: 0 E: 0 K: 1 S: 5	H: 0 LOB: 0 BB: 0 P: 5	R: 0 E: 0 K: 0 S: 4	H: 1 LOB: 1 BB: 0 P: 4	R: 0 E: 0 K: 2 S: 8	H: 1 LOB: 1 BB: 0 P: 8	1B: 7 2B: 1 3B: 2 HR: 1	SF: 0 SAC: 0 DP: 1 HBP: 0	WP: 1 PB: 1 SB: 0 CS: 0	PA: 37
PITCHER Jim Nash R ERA: 4.85 Pat Jarvis R ERA: 4.5 Tom Kelley R ERA: 7.2 Steve Barber L ERA: 9.64 (1, 1) (4, 1) (6, 1) (8, 1)	IP: 3.2 WLS: L BF: 20 H: 7 R: 5 ER: 5 SO: 3 BB: 3 IBB: 0 HBP: 0 BLK: 0 WP: 0 HR: 1 S: 23 P: 35 ERA: 12.27 WHIP: 2.727															PITCHER IP: WLS: BF: H: R: ER: SO: BB: IBB: HBP: BLK: WP: HR: S: P: ERA: WHIP				



Batter	1	2	3	4	5	6	7	8	9	AB	R	H	RBI	BB	SO	LOB	TOP					
Sonny Jackson, L (1,8) OBP: 0.348, SLG: 0.403										4	0	2	0	0	1	1	Atlanta Braves @ Los Angeles Dodgers Dodger Stadium, Los Angeles, CA Wed May 12 1971, 7:05 PM PDT Att: 15,702 - Unknown					
Ralph Garr, L (1,7) OBP: 0.417, SLG: 0.492										4	0	1	0	0	0	3						
Hank Aaron, R (1,9) OBP: 0.356, SLG: 0.660										3	0	0	0	1	0	0						
Orlando Cepeda, R (1,3)										4	0	0	0	0	0	2						
Felix Millan, R (1,4) OBP: 0.420, SLG: 0.471											4	0	0	0	0	0						
Hal King, L (1,2) OBP: 0.265, SLG: 0.233										3	0	0	0	0	2	0						
Earl Williams, R (1,5) OBP: 0.267, SLG: 0.457										3	0	0	0	0	2	0						
Gil Garrido, R (1,6) OBP: 0.240, SLG: 0.174										3	0	0	0	0	0	0						
George Stone, L (1,1) OBP: 0.214, SLG: 0.214										2	0	1	0	0	0	0						
Mike Lum, L (8, PH) OBP: 0.326, SLG: 0.242										1	0	1	0	0	0	0						
Mike McQueen, L (8, 1) OBP: 0.200, SLG: 0.200										0	0	0	0	0	0	0						
Inning Stats	R: 0 E: 0 K: 1 S: 5	H: 0 LOB: 0 BB: 0 P: 5	R: 0 E: 0 K: 1 S: 5	H: 0 LOB: 0 BB: 0 P: 5	R: 0 E: 0 K: 1 S: 7	H: 2 LOB: 2 BB: 0 P: 7	R: 0 E: 0 K: 0 S: 3	H: 0 LOB: 0 BB: 0 P: 3	R: 0 E: 0 K: 1 S: 5	H: 0 LOB: 0 BB: 0 P: 5	R: 0 E: 0 K: 0 S: 4	H: 2 LOB: 2 BB: 1 P: 8	R: 0 E: 0 K: 1 S: 5	H: 0 LOB: 0 BB: 0 P: 5	R: 0 E: 0 K: 0 S: 4	H: 1 LOB: 1 BB: 0 P: 4	R: 0 E: 0 K: 0 S: 3	H: 0 LOB: 0 BB: 0 P: 3	1B: 4 2B: 1 3B: 0 HR: 0	SF: 0 SAC: 0 DP: 0 HBP: 0	WP: 0 PB: 0 SB: 0 CS: 1	PA: 32
PITCHER Don Sutton, R (1,1) ERA: 3.81	IP: 9.0 WLS: W BF: 32 H: 5 R: 0 ER: 0 SO: 5 BB: 1 IBB: 0 HBP: 0 BLK: 0 WP: 0 HR: 0 S: 41 P: 45 ERA: 0.00 WHIP: 0.667															PITCHER						

Batter	1	2	3	4	5	6	7	8	9	AB	R	H	RBI	BB	SO	LOB	BOTTOM			
Maury Wills, S (1,6) OBP: 0.356, SLG: 0.363										4	1	3	0	0	1	0	Atlanta Braves @ Los Angeles Dodgers Dodger Stadium, Los Angeles, CA Wed May 12 1971, 7:05 PM PDT Att: 15,702 - Unknown			
Manny Mota, R (1,9) OBP: 0.362, SLG: 0.365										3	0	1	0	0	0	3				
Willie Davis, L (1,8) OBP: 0.394, SLG: 0.500										4	0	1	2	0	0	2				
Dick Allen, R (1,7) OBP: 0.339, SLG: 0.396										4	1	1	1	0	2	3				
Wes Parker, S (1,3) OBP: 0.322, SLG: 0.346										4	1	1	0	0	1	0				
Jim Lefebvre, S (1,4) OBP: 0.314, SLG: 0.480										4	1	1	2	0	0	0				
Bill Sudakis, S (1,2) OBP: 0.316, SLG: 0.333										3	0	0	0	1	1	0				
Steve Garvey, R (1,5) OBP: 0.336, SLG: 0.404										3	0	1	0	0	1	0				
Don Sutton, R (1,1) OBP: 0.235, SLG: 0.071										2	1	0	0	1	1	2				
Inning Stats	R: 0 E: 0 K: 0 S: 3	H: 1 LOB: 0 BB: 0 P: 3	R: 1 E: 0 K: 2 S: 8	H: 1 LOB: 0 BB: 0 P: 8	R: 2 E: 0 K: 1 S: 7	H: 2 LOB: 1 BB: 1 P: 11	R: 0 E: 0 K: 1 S: 6	H: 1 LOB: 2 BB: 1 P: 10	R: 0 E: 0 K: 1 S: 6	H: 1 LOB: 1 BB: 0 P: 6	R: 2 E: 0 K: 1 S: 7	H: 2 LOB: 0 BB: 0 P: 7	R: 0 E: 0 K: 1 S: 6	H: 1 LOB: 0 BB: 0 P: 6	R: 0 E: 0 K: 0 S: 3	H: 0 LOB: 0 BB: 0 P: 3	1B: 6 2B: 1 3B: 0 HR: 2	SF: 0 SAC: 1 DP: 1 HBP: 0	WP: 0 PB: 0 SB: 0 CS: 0	PA: 34
PITCHER George Stone, L (1,1) ERA: 3.6	IP: 7.0 WLS: L BF: 31 H: 9 R: 5 ER: 5 SO: 7 BB: 2 IBB: 0 HBP: 0 BLK: 0 WP: 0 HR: 2 S: 43 P: 51 ERA: 6.43 WHIP: 1.571															PITCHER				
Mike McQueen, L (8, 1) ERA: 2.06	IP: 1.0 WLS: L BF: 3 H: 0 R: 0 ER: 0 SO: 0 BB: 0 IBB: 0 HBP: 0 BLK: 0 WP: 0 HR: 0 S: 3 P: 3 ERA: 0.00 WHIP: 0.000															PITCHER				



Batter	1	2	3	4	5	6	7	8	9	AB	R	H	RBI	BB	SO	LOB	TOP			
Maury Wills, S OBP: 0.353, SLG: 0.359										4	1	1	0	0	0	1	Los Angeles Dodgers @ San Francisco Giants Candlestick Park, San Francisco, CA Fri May 14, 1971, 10:05 PM EDT Att: 30,862 - Unknown			
Bill Buckner, L OBP: 0.328, SLG: 0.383										4	1	1	0	0	0	0				
Willie Davis, L OBP: 0.397, SLG: 0.515										4	0	2	1	0	0	0				
Dick Allen, R OBP: 0.328, SLG: 0.381										4	0	0	1	0	1	2				
Wes Parker, S OBP: 0.320, SLG: 0.338										3	1	0	0	1	0	1				
Duke Sims, L OBP: 0.358, SLG: 0.441										4	1	1	2	0	0	2				
Jim Lefebvre, S OBP: 0.327, SLG: 0.481										4	0	2	0	0	0	1				
Steve Garvey, R OBP: 0.327, SLG: 0.392										3	0	0	0	0	0	2				
Pete Mikkelsen, R OBP: 0.308, SLG: 0.330										0	0	0	0	0	0	0				
Tom Haller, L OBP: 0.390, SLG: 0.353										1	0	0	0	0	1	1				
Al Downing, R OBP: 0.333, SLG: 0.250										2	0	1	0	0	1	0				
Bill Russell, R OBP: 0.308, SLG: 0.330										1	0	0	0	0	1	0				
Willie Crawford, L OBP: 0.360, SLG: 0.455										1	0	0	0	0	0	1				
Inning Stats	R: 2 E: 0 K: 0 S: 6	H: 3 LOB: 1 BB: 0 P: 6	R: 0 E: 0 K: 0 S: 4	H: 1 LOB: 1 BB: 0 P: 4	R: 0 E: 0 K: 0 S: 3	H: 0 LOB: 0 BB: 0 P: 3	R: 2 E: 0 K: 1 S: 6	H: 2 LOB: 0 BB: 1 P: 10	R: 0 E: 0 K: 0 S: 4	H: 1 LOB: 1 BB: 0 P: 4	R: 0 E: 1 K: 1 S: 5	H: 0 LOB: 0 BB: 0 P: 5	R: 0 E: 0 K: 1 S: 5	H: 0 LOB: 0 BB: 0 P: 5	R: 0 E: 0 K: 1 S: 6	H: 1 LOB: 1 BB: 0 P: 6	1B: 5 2B: 2 3B: 0 HR: 1	SF: 0 SAC: 0 DP: 1 HBP: 0	WP: 0 PB: 0 SB: 0 CS: 0	PA: 36
PITCHER	IP WLS BF H R ER SO BB IBB HBP BLK WP HR S P ERA WHIP																			
Steve Stone, R ERA: 3.28	(1, 1) 6.0 26 7 4 4 1 1 0 0 0 0 1 27 31 6.00 1.333																			
Jerry Johnson, R ERA: 1.07	(7, 1) 3.0 10 1 0 0 3 0 0 0 0 0 0 16 16 0.00 0.333																			

AB 35
R 4
H 8
RBI 4
BB 1
SO 4
LOB 11



Batter	1	2	3	4	5	6	7	8	9	AB	R	H	RBI	BB	SO	LOB	BOTTOM			
Bobby Bonds, R OBP: 0.396, SLG: 0.589										3	2	1	0	2	0	0	Los Angeles Dodgers @ San Francisco Giants Candlestick Park, San Francisco, CA Fri May 14, 1971, 10:05 PM EDT Att: 30,862 - Unknown			
Chris Speier, R OBP: 0.358, SLG: 0.350										4	1	1	1	0	0	2				
Willie Mays, R OBP: 0.472, SLG: 0.706										4	1	1	1	1	2	2				
Willie McCovey, L OBP: 0.417, SLG: 0.581										3	1	3	1	1	0	0				
Ken Henderson, S OBP: 0.336, SLG: 0.402										4	1	1	1	0	0	3				
Dick Dietz, R OBP: 0.430, SLG: 0.439										3	1	0	0	1	1	3				
Tito Fuentes, S OBP: 0.292, SLG: 0.322										4	1	1	2	0	0	2				
Al Gallagher, R OBP: 0.336, SLG: 0.356										2	0	1	1	2	0	0				
Hal Lanier, R OBP: 0.274, SLG: 0.214										0	0	0	0	0	0	0				
Steve Stone, R George Foster, R Jerry Johnson, R	(1, 1) 5.2 (6, PH) 2.1 (7, 1) 1.3									2	0	0	0	0	0	1				
Inning Stats	R: 2 E: 0 K: 1 S: 8	H: 3 LOB: 1 BB: 0 P: 8	R: 0 E: 0 K: 0 S: 3	H: 0 LOB: 0 BB: 0 P: 3	R: 1 E: 0 K: 1 S: 6	H: 1 LOB: 1 BB: 1 P: 10	R: 0 E: 0 K: 0 S: 3	H: 0 LOB: 1 BB: 1 P: 7	R: 0 E: 0 K: 0 S: 2	H: 1 LOB: 0 BB: 0 P: 6	R: 0 E: 0 K: 1 S: 6	H: 1 LOB: 3 BB: 2 P: 14	R: 5 E: 2 K: 1 S: 9	H: 3 LOB: 1 BB: 2 P: 17	R: 0 E: 0 K: 0 S: 3	H: 0 LOB: 0 BB: 0 P: 3	1B: 7 2B: 0 3B: 0 HR: 2	SF: 0 SAC: 1 DP: 1 HBP: 0	WP: 0 PB: 0 SB: 1 CS: 1	PA: 40
PITCHER	IP WLS BF H R ER SO BB IBB HBP BLK WP HR S P ERA WHIP																			
Al Downing, L ERA: 2.12	(1, 1) 5.2 26 6 3 3 2 5 0 0 0 0 25 45 4.76 1.941																			
Pete Mikkelsen, R ERA: 4.26	(6, 1) 2.1 13 3 5 1 2 1 1 0 0 0 0 15 23 3.86 1.714																			

AB 31
R 8
H 9
RBI 7
BB 7
SO 4
LOB 17



Batter	1	2	3	4	5	6	7	8	9	AB	R	H	RBI	BB	SO	LOB	TOP			
Maury Wills, S OBP: 0.343, SLG: 0.348 (1, 6)	G3		4-3		4-3			4-3		4	0	0	0	0	0	1	Los Angeles Dodgers @ San Francisco Giants Candlestick Park, San Francisco, CA Sat May 15 1971, 6:33 AM EDT Att: 33,370 - Unknown AB 32 R 0 H 6 RBI 0 BB 2 SO 2 LOB 12			
Bill Buckner, L OBP: 0.309, SLG: 0.359 (1, 9)	3-1			G3		4-3		F8		4	0	0	0	0	0					
Willie Davis, L OBP: 0.393, SLG: 0.507 (1, 8)	F8			1B		F9			4-3	4	0	1	0	0	0					
Dick Allen, R OBP: 0.341, SLG: 0.404 (1, 7)				F7						4	0	3	0	0	0	1				
Wes Parker, S OBP: 0.318, SLG: 0.336 (1, 3)		G1-6-3				1-3			3-1	4	0	1	0	0	0	3				
Duke Sims, L OBP: 0.386, SLG: 0.435 (1, 2)				4-3						3	0	1	0	1	0	2				
Jim Lefebvre, S OBP: 0.322, SLG: 0.456 (1, 4)										3	0	0	0	1	0	3				
Billy Grabarkewitz, R OBP: 0.377, SLG: 0.320 (1, 5)			6-3			FC5-4				3	0	0	0	0	0	1				
Bill Singer, R OBP: 0.150, SLG: 0.056 (8, PH)										2	0	0	0	0	1	1				
Willie Crawford, L OBP: 0.346, SLG: 0.435 (8, 1)			K							1	0	0	0	0	1	0				
Jim Brewer, L (8, 1)										0	0	0	0	0	0	0				
Inning Stats	R: 0 E: 0 K: 0 S: 3	H: 0 LOB: 0 BB: 0 P: 3	R: 0 E: 0 K: 0 S: 4	H: 2 LOB: 1 BB: 0 P: 4	R: 0 E: 0 K: 1 S: 5	H: 0 LOB: 0 BB: 0 P: 5	R: 0 E: 0 K: 0 S: 5	H: 2 LOB: 2 BB: 0 P: 5	R: 0 E: 0 K: 0 S: 4	H: 1 LOB: 1 BB: 0 P: 4	R: 0 E: 0 K: 0 S: 3	H: 0 LOB: 0 BB: 0 P: 3	R: 0 E: 0 K: 1 S: 5	H: 0 LOB: 0 BB: 1 P: 5	R: 0 E: 0 K: 0 S: 4	H: 1 LOB: 2 BB: 1 P: 8	1B: 5 2B: 1 3B: 0 HR: 0	SF: 0 SAC: 0 DP: 1 HBP: 0	WP: 0 PB: 0 SB: 1 CS: 0	PA: 34
PITCHER Juan Marichal, R ERA: 1.6 (1, 1)	IP: 9.0 WLS: W BF: 34 H: 6 R: 0 ER: 0 SO: 2 BB: 2 IBB: 0 HBP: 0 BLK: 0 WP: 0 HR: 0 S: 36 P: 44 ERA: 0.00 WHIP: 0.889															PITCHER				

Batter	1	2	3	4	5	6	7	8	9	AB	R	H	RBI	BB	SO	LOB	BOTTOM			
Bobby Bonds, R OBP: 0.385, SLG: 0.570 (1, 9)	5-3		F3			K		F5		4	0	0	0	0	1	1	Los Angeles Dodgers @ San Francisco Giants Candlestick Park, San Francisco, CA Sat May 15 1971, 6:33 AM EDT Att: 33,370 - Unknown AB 25 R 1 H 2 RBI 1 BB 4 SO 8 LOB 10			
Chris Speier, R OBP: 0.348, SLG: 0.340 (1, 6)	6-3			F9		K		K		4	0	0	0	0	2	1				
Willie Mays, R OBP: 0.465, SLG: 0.698 (1, 8)	F4			F6				K		4	1	1	0	0	1	0				
Willie McCovey, L OBP: 0.405, SLG: 0.563 (1, 3)		F7		F9				F4		3	0	0	0	0	0	1				
Ken Henderson, S OBP: 0.344, SLG: 0.398 (1, 7)		L5-4				K		WP		1	0	0	0	2	1	0				
Dick Dietz, R OBP: 0.435, SLG: 0.440 (1, 2)						K		WP		2	0	1	1	1	1	0				
Tito Fuentes, S OBP: 0.285, SLG: 0.314 (1, 4)			L5-4					K		3	0	0	0	0	1	4				
Al Gallagher, R OBP: 0.336, SLG: 0.349 (9, 5)								E4		2	0	0	0	1	1	0				
Hal Lanier, R OBP: 0.274, SLG: 0.214 (9, 5)										0	0	0	0	0	0	0				
Juan Marichal, R OBP: 0.125, SLG: 0.087 (1, 1)				F7				SH3-4		2	0	0	0	0	0	3				
Inning Stats	R: 0 E: 0 K: 0 S: 3	H: 0 LOB: 0 BB: 0 P: 3	R: 0 E: 0 K: 0 S: 2	H: 0 LOB: 2 BB: 2 P: 10	R: 0 E: 0 K: 1 S: 5	H: 0 LOB: 0 BB: 0 P: 5	R: 0 E: 0 K: 0 S: 3	H: 0 LOB: 0 BB: 0 P: 3	R: 0 E: 1 K: 2 S: 8	H: 0 LOB: 1 BB: 0 P: 8	R: 1 E: 0 K: 1 S: 7	H: 2 LOB: 3 BB: 2 P: 15	R: 0 E: 0 K: 2 S: 7	H: 0 LOB: 0 BB: 0 P: 7	R: 0 E: 0 K: 2 S: 7	H: 0 LOB: 0 BB: 0 P: 7	1B: 1 2B: 2 3B: 0 HR: 0	SF: 0 SAC: 1 DP: 1 HBP: 0	WP: 1 PB: 0 SB: 0 CS: 0	PA: 30
PITCHER Bill Singer, R ERA: 4.55 Jim Brewer, L ERA: 2.92 (1, 1) (8, 1)	IP: 7.0 WLS: L BF: 27 H: 2 R: 1 ER: 1 SO: 6 BB: 3 IBB: 1 HBP: 0 BLK: 0 WP: 1 HR: 0 S: 35 P: 51 ERA: 1.29 WHIP: 0.714															PITCHER				

Batter	1	2	3	4	5	6	7	8	9	AB	R	H	RBI	BB	SO	LOB	TOP										
Maury Wills, S OBP: 0.351, SLG: 0.359 (1, 6)	B3		1B	SF8			F9 1B		K	4	1	2	1	0	1	0	Los Angeles Dodgers @ St. Louis Cardinals Busch Stadium, St. Louis, MO Tue May 18 1971, 7:05 PM CDT Att: 14,753 - Unknown livebaseballscorecards.com										
Bill Buckner, L OBP: 0.316, SLG: 0.352 Manny Mota, R OBP: 0.370, SLG: 0.364 (1, 9)	HBP		1B	G4-6-3			BB		5-3	2	1	1	0	0	0	2											
Willie Davis, L OBP: 0.393, SLG: 0.503 (1, 8)	1B		1B				F8		F8	5	1	2	1	0	0	2											
Dick Allen, R OBP: 0.348, SLG: 0.397 (1, 7)	G6-4-3		1B				F9			4	0	1	1	0	0	4											
Wes Parker, S OBP: 0.331, SLG: 0.359 (1, 3)		BB	SF7							2	0	1	1	1	0	0											
Tom Haller, L OBP: 0.400, SLG: 0.381 (1, 2)		1B	F8				4-3		G3	3	0	0	0	1	0	4											
Jim Lefebvre, S OBP: 0.353, SLG: 0.435 (1, 4)	F8			SH			G5-4-3		F7	3	1	1	0	1	0	2											
Bobby Valentine, R OBP: 0.227, SLG: 0.200 (1, 5)	F8			SH			G5-4-3		L4	4	0	1	0	0	0	2											
Don Sutton, R OBP: 0.222, SLG: 0.067 Willie Crawford, L OBP: 0.393, SLG: 0.480 Jim Brewer, L (7, 1)			9-3	SH					G3	1	0	0	0	0	0	0											
							1B			1	1	1	0	0	0	0											
										1	0	0	0	0	0	0											
Inning Stats	R: 0 E: 0 K: 0 S: 3	H: 1 LOB: 1 BB: 4	R: 0 E: 0 K: 0 S: 3	H: 1 LOB: 1 BB: 7	R: 3 E: 0 K: 0 S: 7	H: 4 LOB: 1 BB: 7	R: 1 E: 1 K: 0 S: 4	H: 1 LOB: 1 BB: 8	R: 0 E: 0 K: 0 S: 3	H: 0 LOB: 0 BB: 3	R: 0 E: 0 K: 0 S: 6	H: 3 LOB: 3 BB: 10	R: 0 E: 0 K: 1 S: 5	H: 0 LOB: 0 BB: 5	R: 0 E: 0 K: 1 S: 5	H: 0 LOB: 0 BB: 5	1B: 11 2B: 0 3B: 0 HR: 0	SF: 2 SAC: 1 DP: 3 HBP: 1	WP: 0 PA: 39 PB: 0 SB: 0 CS: 0								
PITCHER	IP	WLS	BF	H	R	ER	SO	BB	IBB	HBP	BLK	WP	HR	S	P	ERA	WHIP										
Reggie Cleveland, R ERA: 3.83	2.1	12	5	3	3	0	1	0	1	0	0	0	0	10	15	11.57	2.571										
Chuck Taylor, R ERA: 4.15	3.2	16	5	2	2	0	1	0	0	0	0	0	0	15	19	4.91	1.636										
Don Shaw, L ERA: 1.4	0.1	2	1	0	0	0	0	0	0	0	0	0	0	2	2	0.00	3.000										
Frank Linzy, R ERA: 1.4	1.2	6	0	0	0	0	1	0	0	0	0	0	0	5	9	0.00	0.600										
Moe Drabowsky, R ERA: 4.75	1.0	W	3	0	0	0	1	0	0	0	0	0	0	5	5	0.00	0.000										

Batter	1	2	3	4	5	6	7	8	9	AB	R	H	RBI	BB	SO	LOB	BOTTOM										
Lou Brock, L OBP: 0.413, SLG: 0.482 (1, 7)	WP									4	2	2	0	1	0	0	Los Angeles Dodgers @ St. Louis Cardinals Busch Stadium, St. Louis, MO Tue May 18 1971, 7:05 PM CDT Att: 14,753 - Unknown livebaseballscorecards.com										
Matty Alou, L OBP: 0.365, SLG: 0.404 (1, 8)	3B						FC3-6		SH5-3	4	2	2	0	1	0	1											
Ted Simmons, S OBP: 0.406, SLG: 0.484 (1, 2)	1B		K				E7		SH5-3	4	1	2	3	0	1	1											
Joe Torre, R OBP: 0.404, SLG: 0.526 (1, 5)	1B		F8				6-3			2	1	0	0	2	0	0											
Jose Cardenal, R OBP: 0.276, SLG: 0.375 (1, 9)	F2		F8							4	0	2	1	1	0	2											
Joe Hague, L OBP: 0.309, SLG: 0.378 (1, 3)	1B									4	0	2	1	0	2	4											
Julian Javier, R OBP: 0.303, SLG: 0.361 (1, 4)	SF9									2	0	0	1	1	1	1											
Ted Sizemore, R OBP: 0.283, SLG: 0.243 (1, 6)	FC5-4									4	0	1	0	0	1	4											
Reggie Cleveland, R Chuck Taylor, R Don Shaw, L Frank Linzy, R Jim Beauchamp, R Moe Drabowsky, R (1, 1)										1	0	0	0	0	0	0											
										2	0	0	0	0	2	3											
										0	0	0	0	0	0	0											
										0	0	0	0	0	0	0											
										1	0	0	0	0	0	1											
										0	0	0	0	0	0	0											
Inning Stats	R: 4 E: 0 K: 0 S: 6	H: 3 LOB: 1 BB: 1	R: 0 E: 0 K: 0 S: 3	H: 0 LOB: 0 BB: 0	R: 0 E: 0 K: 1 S: 5	H: 0 LOB: 0 BB: 0	R: 0 E: 0 K: 2 S: 8	H: 1 LOB: 1 BB: 0	R: 1 E: 1 K: 0 S: 4	H: 2 LOB: 0 BB: 0	R: 0 E: 0 K: 2 S: 8	H: 1 LOB: 2 BB: 1	R: 0 E: 0 K: 1 S: 6	H: 1 LOB: 0 BB: 0	R: 1 E: 0 K: 0 S: 3	H: 2 LOB: 3 BB: 2	1B: 8 2B: 2 3B: 1 HR: 0	SF: 1 SAC: 1 DP: 0 HBP: 1	WP: 1 PA: 42 PB: 0 SB: 4 CS: 1								
PITCHER	IP	WLS	BF	H	R	ER	SO	BB	IBB	HBP	BLK	WP	HR	S	P	ERA	WHIP										
Don Sutton, R ERA: 4.19	6.0	L	27	4	1	1	2	1	3	0	0	0	0	14	30	3.86	2.143										
Jim Brewer, L ERA: 2.87	2.1	L	14	4	1	1	2	1	3	0	0	0	0	14	30	3.86	2.143										

Batter	1	2	3	4	5	6	7	8	9	AB	R	H	RBI	BB	SO	LOB	TOP					
Bill Russell, R OBP: 0.288, SLG: 0.307 (1, 4)	L7		F9		K			K		4	0	0	0	0	2	2	Los Angeles Dodgers @ St. Louis Cardinals Busch Stadium, St. Louis, MO Thu May 20 1971, 3:33 AM CDT Att: 11,875 - Unknown livebaseballscorecards.com					
Manny Mota, R OBP: 0.364, SLG: 0.348 (1, 9)	6-3		F9			L7		FC6-4 BB		3	0	0	0	1	0	1						
Willie Davis, L OBP: 0.390, SLG: 0.494 (1, 8)	WP 1B			F8		F8		F7		4	0	1	0	0	0	1						
Dick Allen, R OBP: 0.356, SLG: 0.398 (1, 7)	K 1-2			F8		1B 1B		FC6-4 1-2		4	0	1	0	0	1	2						
Wes Parker, S OBP: 0.339, SLG: 0.368 (1, 3)		F8								4	0	3	0	0	0	0						
Steve Garvey, R OBP: 0.314, SLG: 0.371 (1, 5)		5-3		5-3		1B 1B		L6		4	0	0	0	0	1	4						
Bill Sudakis, S OBP: 0.311, SLG: 0.314 (1, 2)		CS BB				F8		F7		3	0	0	0	1	0	1						
Bobby Valentine, R OBP: 0.233, SLG: 0.214 (1, 6)	CS 1-2	F3		6-3		F9		F9		4	0	0	0	0	0	1						
Bill Singer, R OBP: 0.217, SLG: 0.053 (1, 1)			HBP		BB			K		1	0	0	0	1	1	0						
Inning Stats	R: 0 E: 0 K: 1 S: 6	H: 1 LOB: 1 BB: 0 P: 6	R: 0 E: 0 K: 0 S: 2	H: 0 LOB: 0 BB: 1 P: 6	R: 0 E: 0 K: 0 S: 3	H: 0 LOB: 1 BB: 0 P: 4	R: 0 E: 0 K: 0 S: 4	H: 1 LOB: 1 BB: 0 P: 4	R: 0 E: 0 K: 1 S: 5	H: 0 LOB: 1 BB: 1 P: 9	R: 0 E: 0 K: 1 S: 7	H: 2 LOB: 2 BB: 0 P: 7	R: 0 E: 0 K: 1 S: 5	H: 0 LOB: 0 BB: 0 P: 5	R: 0 E: 0 K: 1 S: 5	H: 0 LOB: 1 BB: 1 P: 9	R: 0 E: 0 K: 0 S: 4	H: 1 LOB: 1 BB: 0 P: 4	1B: 4 2B: 1 3B: 0 HR: 0	SF: 0 SAC: 0 DP: 0 HBP: 1	WP: 1 PB: 0 SB: 0 CS: 1	PA: 36
PITCHER Steve Carlton, L ERA: 2.6 (1, 1)	IP: 9.0 WLS: W BF: 35 H: 5 R: 0 ER: 0 SO: 5 BB: 3 IBB: 0 HBP: 1 BLK: 0 WP: 1 HR: 0 S: 41 P: 54 ERA: 0.00 WHIP: 0.889															PITCHER						

Batter	1	2	3	4	5	6	7	8	9	AB	R	H	RBI	BB	SO	LOB	BOTTOM	
Lou Brock, L OBP: 0.402, SLG: 0.473 (1, 7)	6-3		K	L8						4	0	1	1	0	1	3	Los Angeles Dodgers @ St. Louis Cardinals Busch Stadium, St. Louis, MO Thu May 20 1971, 3:33 AM CDT Att: 11,875 - Unknown livebaseballscorecards.com	
Matty Alou, L OBP: 0.363, SLG: 0.407 Dal Maxvill, R OBP: 0.254, SLG: 0.180 (1, 8) (8, 6)	1B 2B		L7		4-3		F9			4	1	1	0	0	0	1		
Ted Simmons, S OBP: 0.395, SLG: 0.459 (1, 2)	1B BB		1-4-3		3-1		K			3	1	0	0	1	1	1		
Joe Torre, R OBP: 0.396, SLG: 0.507 (1, 5)	F3			BB SF7 1B	K			5-3		4	1	1	0	0	1	2		
Jose Cardenal, R OBP: 0.294, SLG: 0.380 (1, 9)	1B 1-2 2-H			BB BB 1B		6-3		6-3		4	0	2	1	0	0	0		
Joe Hague, L OBP: 0.316, SLG: 0.412 (1, 3)	1-3 2-H			F8		4-3		HR		4	1	2	2	0	0	2		
Julian Javier, R OBP: 0.324, SLG: 0.368 (1, 4)		6-3		BB 1-2 2-3 BB		K		F3		3	0	0	0	1	1	0		
Ted Sizemore, R OBP: 0.285, SLG: 0.241 Luis Melendez, R OBP: 0.313, SLG: 0.300 (7, PR) (8, 8)		F8		SF7			SH5-4 2B BB			1	0	0	1	1	0	0		
Steve Carlton, L OBP: 0.208, SLG: 0.304 (1, 1)				3-H 4-0 BB		SH5-4				1	0	0	0	1	1	0		
Inning Stats	R: 2 E: 0 K: 0 S: 5	H: 3 LOB: 2 BB: 1 P: 9	R: 0 E: 0 K: 1 S: 5	H: 0 LOB: 0 BB: 0 P: 5	R: 0 E: 0 K: 1 S: 5	H: 0 LOB: 0 BB: 2 P: 13	R: 0 E: 0 K: 1 S: 5	H: 0 LOB: 0 BB: 0 P: 5	R: 1 E: 0 K: 1 S: 6	H: 1 LOB: 1 BB: 1 P: 10	R: 1 E: 0 K: 0 S: 4	H: 1 LOB: 0 BB: 0 P: 4	R: 1 E: 0 K: 0 S: 4	H: 1 LOB: 0 BB: 0 P: 4	1B: 4 2B: 2 3B: 0 HR: 1	SF: 1 SAC: 1 DP: 0 HBP: 0	WP: 0 PB: 0 SB: 0 CS: 0	PA: 34
PITCHER Bill Singer, R ERA: 4.68 (1, 1)	IP: 8.0 WLS: L BF: 34 H: 7 R: 5 ER: 5 SO: 5 BB: 4 IBB: 0 HBP: 0 BLK: 0 WP: 0 HR: 1 S: 40 P: 56 ERA: 5.62 WHIP: 1.375															PITCHER		

Batter	1	2	3	4	5	6	7	8	9	AB	R	H	RBI	BB	SO	LOB	TOP										
Maury Wills, S OBP: 0.335, SLG: 0.342	F8		1B	P4-3		P4-3		F9		5	1	1	0	0	0	1	Los Angeles Dodgers @ Chicago Cubs Wrigley Field, Chicago, IL Fri May 21 1971, 3:33 AM CDT Att: 11,859 - Sunny - 53 F										
Bill Buckner, L OBP: 0.302, SLG: 0.333	1B		1B	P4-3			P4-3	F7		5	1	2	0	0	0	0											
Willie Davis, L OBP: 0.390, SLG: 0.491	F7		1B					1-3		5	2	2	2	0	0	1											
Dick Allen, R OBP: 0.353, SLG: 0.389 Von Joshua, L	K		P4-3					2B	1B	3	1	0	0	1	2	3											
Wes Parker, S OBP: 0.356, SLG: 0.383 Willie Crawford, L OBP: 0.400, SLG: 0.481		BB	1B	WP	1B			P4-3		2	1	2	2	2	0	0											
Duke Sims, L OBP: 0.388, SLG: 0.457		BB	P4-6-3	BB				F9		4	1	1	1	1	0	4											
Jim Lefebvre, S OBP: 0.354, SLG: 0.433 Bill Russell, R OBP: 0.288, SLG: 0.307	F8		1B	WP	1B			E6	F9	4	0	2	2	0	1	2											
Bobby Valentine, R OBP: 0.235, SLG: 0.219	P4-6-3		L8					F9		4	0	1	0	0	0	5											
Claude Osteen, L OBP: 0.172, SLG: 0.115			1B	1B				1-3		4	1	1	0	0	1	3											
Inning Stats	R: 0 E: 0 K: 1 S: 6	H: 1 LOB: 1 BB: 0 P: 6	R: 0 E: 0 K: 0 S: 3	H: 1 LOB: 1 BB: 1 P: 7	R: 4 E: 0 K: 0 S: 8	H: 5 LOB: 2 BB: 1 P: 12	R: 0 E: 0 K: 0 S: 3	H: 0 LOB: 0 BB: 0 P: 3	R: 0 E: 0 K: 1 S: 5	H: 1 LOB: 1 BB: 0 P: 8	R: 4 E: 1 K: 0 S: 7	H: 4 LOB: 2 BB: 1 P: 11	R: 0 E: 0 K: 0 S: 3	H: 0 LOB: 0 BB: 0 P: 3	R: 0 E: 0 K: 0 S: 3	H: 0 LOB: 0 BB: 0 P: 3		1B: 11 2B: 1 3B: 0 HR: 0	SF: 0 SAC: 0 DP: 1 HBP: 0	WP: 1 PB: 0 SB: 2 CS: 0	PA: 42						
PITCHER	IP	WLS	BF	H	R	ER	SO	BB	IBB	HBP	BLK	WP	HR	S	P	ERA	WHIP										
Bill Hands, R ERA: 3.9	3.0	L	17	7	4	4	1	1	1	0	0	1	0	17	25	12.00	2.667										
Ray Newman, L ERA	2.0		7	0	0	0	1	1	0	0	0	0	0	8	12	0.00	0.500										
Earl Stephenson, L ERA: 3.68	1.1		9	4	4	2	1	0	0	0	0	0	0	12	16	27.00	3.750										
Jim Colborn, R ERA: 3.18	0.2		3	1	0	0	0	0	0	0	0	0	0	3	3	0.00	1.500										
Ron Tompkins, R ERA: 3.97	2.0		6	0	0	0	0	0	0	0	0	0	0	6	6	0.00	0.000										

Batter	1	2	3	4	5	6	7	8	9	AB	R	H	RBI	BB	SO	LOB	BOTTOM										
Don Kessinger, S OBP: 0.298, SLG: 0.297	1B		G6-4-3					F7		4	0	2	0	0	0	1	Los Angeles Dodgers @ Chicago Cubs Wrigley Field, Chicago, IL Fri May 21 1971, 3:33 AM CDT Att: 11,859 - Sunny - 53 F										
Paul Popovich, S OBP: 0.042, SLG: 0.042	SH1-3		P9					P8		3	0	0	0	0	1	1											
Billy Williams, L OBP: 0.391, SLG: 0.572	1B							FC5-4	1B	4	0	2	0	0	0	0											
Jim Hickman, R OBP: 0.345, SLG: 0.362	F3							FC5-4		4	0	1	0	0	1	3											
Ron Santo, R OBP: 0.384, SLG: 0.548	P6							1B	BB	3	0	1	0	1	0	3											
Johnny Callison, L OBP: 0.328, SLG: 0.350			F9					F8		4	0	0	0	0	1	3											
Chris Cannizzaro, R OBP: 0.325, SLG: 0.300	F8							F9		4	1	1	1	0	0	1											
Jose Ortiz, R OBP: 0.373, SLG: 0.412	F9							FC5-4	1B	4	0	1	0	0	0	0											
Bill Hands, R ERA: 3.9 Hector Torres, R OBP: 0.300, SLG: 0.222 Ray Newman, L ERA: 3.68 Earl Stephenson, L ERA: 3.18 Jim Colborn, R ERA: 3.18 14 Ernie Banks, R OBP: 0.295, SLG: 0.175 Ron Tompkins, R ERA: 3.97 Hal Breeden, R OBP: 0.143, SLG: 0.300			G6-4-3					F7		0	0	0	0	0	0	0											
Inning Stats	R: 0 E: 0 K: 0 S: 5	H: 2 LOB: 2 BB: 0 P: 5	R: 0 E: 0 K: 0 S: 3	H: 0 LOB: 0 BB: 0 P: 3	R: 0 E: 0 K: 0 S: 2	H: 0 LOB: 0 BB: 1 P: 6	R: 0 E: 0 K: 1 S: 6	H: 1 LOB: 1 BB: 0 P: 6	R: 1 E: 0 K: 1 S: 7	H: 2 LOB: 1 BB: 0 P: 7	R: 0 E: 0 K: 0 S: 6	H: 1 LOB: 1 BB: 0 P: 6	R: 0 E: 0 K: 0 S: 4	H: 1 LOB: 1 BB: 0 P: 4	R: 0 E: 0 K: 0 S: 4	H: 1 LOB: 2 BB: 1 P: 8		1B: 6 2B: 1 3B: 0 HR: 1	SF: 0 SAC: 1 DP: 1 HBP: 0	WP: 0 PB: 0 SB: 0 CS: 0	PA: 36						
PITCHER	IP	WLS	BF	H	R	ER	SO	BB	IBB	HBP	BLK	WP	HR	S	P	ERA	WHIP										
Claude Osteen, L ERA: 2.71	9.0	W	36	8	1	1	3	2	0	0	0	0	1	40	48	1.00	1.111										



Batter	1	2	3	4	5	6	7	8	9	AB	R	H	RBI	BB	SO	LOB	TOP			
Maury Wills, S OBP: 0.331, SLG: 0.338 (1, 6)	F8	FC6-4					F5		L9	5	0	1	0	0	0	4	Los Angeles Dodgers @ Chicago Cubs Wrigley Field, Chicago, IL Sat May 22 1971, 3:33 AM CDT Att: 27,538 - Sunny - 56 F			
Bill Buckner, L OBP: 0.297, SLG: 0.337 (1, 9)	B3-1					F7	L6		4-3	5	1	1	0	0	0	3				
Willie Davis, L OBP: 0.393, SLG: 0.488 (1, 8)						F9	F7			3	0	1	1	1	0	1				
Wes Parker, S OBP: 0.352, SLG: 0.380 (1, 3)	K					F7			F8	4	0	1	0	0	1	2				
Duke Sims, L OBP: 0.381, SLG: 0.446 (1, 2)						F9	F9		4-3	4	0	1	0	0	0	3				
Jim Lefebvre, S OBP: 0.351, SLG: 0.423 (1, 4)						F5			3-1	4	1	1	0	0	0	1				
Willie Crawford, L OBP: 0.382, SLG: 0.452 (1, 7)						F8			F7	4	0	1	0	0	0	1				
Bobby Valentine, R OBP: 0.263, SLG: 0.250 (1, 5)						F8			F8	4	0	2	0	0	0	1				
Don Sutton, R OBP: 0.250, SLG: 0.118 Jim Brewer, L (5, 1)						4-3			E7	2	0	1	1	0	0	0				
Tom Haller, L OBP: 0.392, SLG: 0.372 Joe Moeller, R (6, 1)										1	0	0	0	0	0	1				
Von Joshua, L (9, PH)										1	0	0	0	0	0	1				
Inning Stats	R: 0 E: 0 K: 1 S: 5	H: 0 LOB: 1 BB: 1 P: 9	R: 1 E: 0 K: 0 S: 6	H: 4 LOB: 2 BB: 0 P: 6	R: 1 E: 0 K: 0 S: 5	H: 2 LOB: 1 BB: 0 P: 5	R: 0 E: 0 K: 0 S: 3	H: 0 LOB: 0 BB: 0 P: 3	R: 0 E: 0 K: 0 S: 4	H: 1 LOB: 1 BB: 0 P: 4	R: 0 E: 0 K: 0 S: 3	H: 0 LOB: 0 BB: 0 P: 3	R: 0 E: 0 K: 0 S: 3	H: 0 LOB: 0 BB: 0 P: 3	R: 0 E: 1 K: 0 S: 5	H: 1 LOB: 2 BB: 0 P: 5	1B: 9 2B: 1 3B: 0 HR: 0	SF: 0 SAC: 0 DP: 0 HBP: 0	WP: 0 PB: 0 SB: 1 CS: 1	PA: 38
PITCHER Mitt Pappas, R ERA: 3.77 (1, 1)	IP: 9.0 WLS: W BF: 38 H: 10 R: 2 ER: 2 SO: 1 BB: 1 IBB: 0 HBP: 0 BLK: 0 WP: 0 HR: 0 S: 39 P: 43 ERA: 2.00 WHIP: 1.222															PITCHER IP: WLS: BF: H: R: ER: SO: BB: IBB: HBP: BLK: WP: HR: S: P: ERA: WHIP:				

Batter	1	2	3	4	5	6	7	8	9	AB	R	H	RBI	BB	SO	LOB	BOTTOM			
Don Kessinger, S OBP: 0.303, SLG: 0.302 (1, 6)	4-3		L8							4	1	2	0	0	0	2	Los Angeles Dodgers @ Chicago Cubs Wrigley Field, Chicago, IL Sat May 22 1971, 3:33 AM CDT Att: 27,538 - Sunny - 56 F			
Glenn Beckert, R OBP: 0.370, SLG: 0.401 (1, 4)	P6		FC6			SF7	G1-6-3		G1-6-3	3	0	1	2	0	0	2				
Billy Williams, L OBP: 0.388, SLG: 0.561 (1, 7)	3-1		FC6						F8	3	0	0	0	1	0	2				
Jim Hickman, R OBP: 0.342, SLG: 0.361 (1, 3)									F8	3	0	1	1	0	1	0				
Ron Santo, R OBP: 0.387, SLG: 0.543 (1, 5)			G6-4-3						K	3	0	1	1	1	1	1				
Johnny Callison, L OBP: 0.326, SLG: 0.342 (1, 9)			K			G6-4-3			F7	3	0	0	0	1	1	1				
Brock Davis, L OBP: 0.417, SLG: 0.455 Jose Ortiz, R OBP: 0.364, SLG: 0.400 (6, 8)									5-3	2	2	2	0	0	0	0				
Chris Cannizzaro, R OBP: 0.333, SLG: 0.301 (1, 2)									P5	2	0	0	0	0	1	3				
Mitt Pappas, R OBP: 0.192, SLG: 0.167 (1, 1)										3	1	1	1	1	0	1				
Inning Stats	R: 0 E: 0 K: 0 S: 3	H: 0 LOB: 0 BB: 0 P: 3	R: 0 E: 0 K: 1 S: 5	H: 1 LOB: 0 BB: 0 P: 5	R: 1 E: 0 K: 0 S: 6	H: 3 LOB: 2 BB: 0 P: 6	R: 0 E: 0 K: 1 S: 4	H: 0 LOB: 0 BB: 1 P: 8	R: 4 E: 0 K: 1 S: 10	H: 5 LOB: 3 BB: 2 P: 18	R: 0 E: 0 K: 0 S: 3	H: 1 LOB: 1 BB: 1 P: 7	R: 0 E: 0 K: 1 S: 5	H: 0 LOB: 0 BB: 0 P: 5	R: 0 E: 0 K: 0 S: 3	H: 0 LOB: 0 BB: 0 P: 3		1B: 9 2B: 1 3B: 0 HR: 0	SF: 2 SAC: 0 DP: 3 HBP: 0	WP: 0 PB: 0 SB: 1 CS: 0
PITCHER Don Sutton, R ERA: 4.6 Jim Brewer, L ERA: 2.81 Joe Moeller, R ERA: 1.59 (1, 1)	IP: 4.2 WLS: L BF: 23 H: 9 R: 5 ER: 5 SO: 2 BB: 2 IBB: 0 HBP: 0 BLK: 0 WP: 0 HR: 0 S: 25 P: 33 ERA: 9.64 WHIP: 2.357															PITCHER IP: WLS: BF: H: R: ER: SO: BB: IBB: HBP: BLK: WP: HR: S: P: ERA: WHIP:				



Batter	1	2	3	4	5	6	7	8	9	AB	R	H	RBI	BB	SO	LOB	TOP			
Maury Wills, S OBP: 0.335, SLG: 0.342	G3		1B		P6		CS			4	0	2	0	0	0	0	Los Angeles Dodgers @ Chicago Cubs Wrigley Field, Chicago, IL Sun May 23 1971, 3:33 AM CDT Att: 27,168 - Cloudy - 64 F			
Bill Buckner, L OBP: 0.284, SLG: 0.322	3-1		K		K		CS	3-1		4	0	0	0	0	2	2				
Willie Davis, L OBP: 0.395, SLG: 0.488	1B		1B		3-1			F7		4	0	2	1	0	0	0				
Wes Parker, S OBP: 0.350, SLG: 0.383	G3		F8					L5		4	0	1	0	0	0	3				
Duke Sims, L OBP: 0.375, SLG: 0.462 Von Joshua, L (9, PR)		K		F9		F7		HR		4	0	1	0	0	1	1				
Jim Lefebvre, S OBP: 0.356, SLG: 0.467		K		E9		F5		HR		4	2	2	2	0	1	1				
Willie Crawford, L OBP: 0.368, SLG: 0.429 Tom Haller, L OBP: 0.392, SLG: 0.372	3-1		1B		4-3			K		4	0	1	1	0	1	2				
Bobby Valentine, R OBP: 0.238, SLG: 0.225			B2-3		F8		P6	K		4	0	0	0	0	1	2				
Al Downing, R OBP: 0.304, SLG: 0.238 Pete Mikkelsen, R			1B		K		K	K		3	1	1	0	0	2	1				
Dick Allen, R OBP: 0.351, SLG: 0.386 Jim Brewer, L			1B		1B					0	0	0	0	0	0	0				
			1B							1	0	0	0	0	1	1				
										0	0	0	0	0	0	0				
Inning Stats	R: 0 E: 0 K: 0 S: 4	H: 1 LOB: 1 BB: 0 P: 4	R: 0 E: 0 K: 2 S: 7	H: 0 LOB: 0 BB: 0 P: 7	R: 1 E: 0 K: 1 S: 8	H: 3 LOB: 2 BB: 0 P: 8	R: 1 E: 1 K: 1 S: 7	H: 2 LOB: 1 BB: 0 P: 7	R: 0 E: 0 K: 0 S: 5	H: 1 LOB: 1 BB: 0 P: 4	R: 0 E: 0 K: 1 S: 5	H: 1 LOB: 0 BB: 0 P: 5	R: 0 E: 0 K: 0 S: 3	H: 0 LOB: 0 BB: 0 P: 3	R: 2 E: 0 K: 3 S: 11	H: 2 LOB: 1 BB: 0 P: 11	1B: 7 2B: 1 3B: 1 HR: 1	SF: 0 SAC: 0 DP: 0 HBP: 0	WP: 0 PB: 0 SB: 0 CS: 1	PA: 37
PITCHER Fergie Jenkins, R ERA: 2.81	IP: 9.0 WLS: L BF: 36 H: 10 R: 4 ER: 3 SO: 9 BB: 0 IBB: 0 HBP: 0 BLK: 0 WP: 0 HR: 1 S: 54 P: 54 ERA: 3.00 WHIP: 1.111															PITCHER				

Batter	1	2	3	4	5	6	7	8	9	AB	R	H	RBI	BB	SO	LOB	BOTTOM					
Don Kessinger, S OBP: 0.302, SLG: 0.301	HBP		SH1-4		G3		L9	4-3		4	0	1	0	0	0	2	Los Angeles Dodgers @ Chicago Cubs Wrigley Field, Chicago, IL Sun May 23 1971, 3:33 AM CDT Att: 27,168 - Cloudy - 64 F					
Glenn Beckert, R OBP: 0.382, SLG: 0.419	HBP		FC6-4		2B		E6	P5		5	1	4	0	0	0	0						
Billy Williams, L OBP: 0.393, SLG: 0.566	G6-4-3		P4		3-1		1B	FC6-4		4	1	2	1	0	0	3						
Jim Hickman, R OBP: 0.344, SLG: 0.392	K		FC6-4				HR	1B		5	1	2	2	0	1	6						
Ron Santo, R OBP: 0.387, SLG: 0.552	G6-4-3				2B		4-3	F9		5	0	2	0	0	1	5						
Johnny Callison, L OBP: 0.331, SLG: 0.347	G6-4-3		K		P5			FC2-6		4	0	2	0	0	1	2						
Chris Cannizzaro, R OBP: 0.319, SLG: 0.266	G6-4-3		K		4-3			FC2-6		4	0	0	0	0	1	4						
Jose Ortiz, R OBP: 0.358, SLG: 0.392	5-3		K		6-3			1B		4	0	1	0	0	1	2						
Fergie Jenkins, R OBP: 0.289, SLG: 0.429			1B		5-3		K	1B		3	0	1	0	1	1	0						
			SH1-4					1B														
			BB																			
Inning Stats	R: 0 E: 0 K: 1 S: 6	H: 2 LOB: 2 BB: 0 P: 7	R: 0 E: 0 K: 0 S: 3	H: 1 LOB: 0 BB: 0 P: 3	R: 0 E: 0 K: 0 S: 4	H: 1 LOB: 1 BB: 1 P: 8	R: 0 E: 0 K: 3 S: 10	H: 1 LOB: 1 BB: 0 P: 10	R: 0 E: 0 K: 0 S: 4	H: 1 LOB: 1 BB: 0 P: 4	R: 1 E: 0 K: 0 S: 5	H: 2 LOB: 1 BB: 0 P: 5	R: 2 E: 1 K: 1 S: 8	H: 3 LOB: 1 BB: 0 P: 8	R: 0 E: 0 K: 0 S: 5	H: 3 LOB: 2 BB: 0 P: 5		R: 0 E: 0 K: 1 S: 6	H: 1 LOB: 1 BB: 0 P: 6	1B: 10 2B: 4 3B: 0 HR: 1	SF: 0 SAC: 1 DP: 2 HBP: 1	WP: 0 PB: 0 SB: 0 CS: 0
PITCHER Al Downing, L ERA: 2.63 Pete Mikkelsen, R ERA: 3.65 Jim Brewer, L ERA: 2.65	IP: 6.2 WLS: W BF: 30 H: 10 R: 3 ER: 3 SO: 5 BB: 1 IBB: 0 HBP: 1 BLK: 0 WP: 0 HR: 0 S: 38 P: 43 ERA: 4.05 WHIP: 1.650															PITCHER						



Batter	1	2	3	4	5	6	7	8	9	AB	R	H	RBI	BB	SO	LOB	TOP			
Bobby Bonds, R OBP: 0.383, SLG: 0.604 (1, 9)	0-0 5-3		0-0 6-3		0-0 F4	0-0 F9			0-0 3B	5	1	1	0	0	0	1	San Francisco Giants @ Los Angeles Dodgers Dodger Stadium, Los Angeles, CA Tue May 25 1971, 7:05 PM PDT Att: 40,042 - Unknown livebaseballscorecards.com			
Chris Speier, R OBP: 0.343, SLG: 0.329 (1, 6)	0-0 1B		0-0 6-3			0-0 2B 1B	0-0 1-3 1B		0-0 F6	5	2	3	0	0	0	1				
Willie Mays, R OBP: 0.446, SLG: 0.631 (1, 8) Jimmy Rosario, S OBP: 0.351, SLG: 0.277 (6, 8)	4-0 1B		0-3 K			0-0 F2	0-0 F5		0-0 1B	2	0	0	0	1	1	1				
Willie McCovey, L OBP: 0.412, SLG: 0.532 (1, 3) Frank Johnson, R OBP: 0.176, SLG: 0.133 (8, 3)	0-0 1B				0-0 F5	0-0 1B	0-0 1-3 2B		0-0 F2	4	1	2	1	0	0	1				
Dick Dietz, R OBP: 0.439, SLG: 0.440 (1, 2)	4-0 1-2				0-0 6-3	0-3 K	4-0 BB		0-0 1B	3	0	1	1	2	1	2				
Tito Fuentes, S OBP: 0.293, SLG: 0.302 (1, 4)	0-0 G6-3				0-0 F9	0-0 1B	0-3 K		0-0 F8	5	1	1	1	0	1	6				
Al Gallagher, R OBP: 0.355, SLG: 0.363 (1, 5)					0-0 1B	0-0 1B			0-0 6-3	4	1	2	2	0	0	0				
George Foster, R OBP: 0.304, SLG: 0.417 (1, 7)					0-3 K2-3	0-0 F4	0-0 1-2		0-3 K	4	1	1	0	0	2	1				
Juan Marichal, R OBP: 0.129, SLG: 0.200 (1, 1)					0-3 K	0-3 K	0-0 1B		0-3 K	4	1	1	3	0	3	1				
Inning Stats	R: 1 E: 0 K: 0 S: 4	H: 2 LOB: 2 BB: 2 P: 12	R: 0 E: 0 K: 2 S: 7	H: 0 LOB: 0 BB: 0 P: 7	R: 0 E: 0 K: 1 S: 5	H: 0 LOB: 0 BB: 0 P: 5	R: 0 E: 0 K: 0 S: 3	H: 0 LOB: 1 BB: 0 P: 3	R: 0 E: 0 K: 1 S: 6	H: 1 LOB: 1 BB: 0 P: 6	R: 6 E: 0 K: 1 S: 11	H: 6 LOB: 0 BB: 0 P: 11	R: 0 E: 0 K: 2 S: 7	H: 0 LOB: 0 BB: 0 P: 7	R: 2 E: 0 K: 0 S: 6	H: 3 LOB: 1 BB: 0 P: 6	1B: 8 2B: 2 3B: 2 HR: 1	SF: 0 SAC: 0 DP: 1 HBP: 0	WP: 0 PB: 0 SB: 1 CS: 0	PA: 42
PITCHER	IP WLS BF H R ER SO BB IBB HBP BLK WP HR S P ERA WHIP																			
Bill Singer, R ERA: 5.18 (1, 1)	5.2 L 27 9 7 7 5 2 0 0 0 0 0 1 35 43 11.12 1.941																			
Jose Pena, R ERA (6, 1)	2.1 9 1 0 0 3 1 0 0 0 0 0 0 14 18 0.00 0.857																			
Sandy Vance, R ERA: 7.65 (9, 1)	1.0 6 3 2 2 0 0 0 0 0 0 0 0 6 6 18.00 3.000																			

Batter	1	2	3	4	5	6	7	8	9	AB	R	H	RBI	BB	SO	LOB	BOTTOM					
Maury Wills, S OBP: 0.339, SLG: 0.345 (1, 6)	0-0 4-3									4	0	2	0	0	0	1	San Francisco Giants @ Los Angeles Dodgers Dodger Stadium, Los Angeles, CA Tue May 25 1971, 7:05 PM PDT Att: 40,042 - Unknown livebaseballscorecards.com					
Manny Mota, R OBP: 0.358, SLG: 0.342 (1, 9) Sandy Vance, R (9, 1)	0-0 1-3									4	0	1	0	0	0	2						
Willie Davis, L OBP: 0.392, SLG: 0.482 (1, 8)	0-0 1-3									4	0	1	0	0	0	0						
Dick Allen, R OBP: 0.348, SLG: 0.382 (1, 7)										4	0	1	0	0	2	2						
Wes Parker, S OBP: 0.342, SLG: 0.373 (1, 3)										4	0	0	0	0	0	3						
Jim Lefebvre, S OBP: 0.345, SLG: 0.449 (1, 4)										3	0	0	0	0	2	1						
Duke Sims, L OBP: 0.374, SLG: 0.457 (1, 2)										3	1	1	0	0	0	0						
Bobby Valentine, R OBP: 0.227, SLG: 0.214 (1, 5) Jose Pena, R (6, 1)										2	0	0	0	0	0	0						
Willie Crawford, L OBP: 0.385, SLG: 0.472 (8, PH) (9, 9)										1	0	1	0	0	0	0						
Bill Singer, R OBP: 0.208, SLG: 0.050 (1, 1) Steve Garvey, R OBP: 0.308, SLG: 0.364 (6, 5)										1	0	0	0	0	1	0						
Inning Stats	R: 0 E: 0 K: 0 S: 3	H: 0 LOB: 0 BB: 0 P: 3	R: 0 E: 0 K: 2 S: 7	H: 0 LOB: 0 BB: 0 P: 7	R: 0 E: 0 K: 1 S: 5	H: 0 LOB: 0 BB: 0 P: 5	R: 0 E: 0 K: 1 S: 7	H: 3 LOB: 2 BB: 0 P: 7	R: 0 E: 0 K: 1 S: 5	H: 0 LOB: 0 BB: 0 P: 5	R: 0 E: 0 K: 0 S: 3	H: 1 LOB: 0 BB: 0 P: 3	R: 0 E: 0 K: 0 S: 4	H: 1 LOB: 1 BB: 0 P: 4	R: 0 E: 0 K: 0 S: 5	H: 2 LOB: 1 BB: 0 P: 5	R: 0 E: 0 K: 0 S: 3	H: 0 LOB: 0 BB: 0 P: 3	1B: 6 2B: 2 3B: 0 HR: 0	SF: 0 SAC: 0 DP: 1 HBP: 0	WP: 0 PB: 0 SB: 0 CS: 0	PA: 32
PITCHER	IP WLS BF H R ER SO BB IBB HBP BLK WP HR S P ERA WHIP																					
Juan Marichal, R ERA: 2.04 (1, 1)	9.0 W 32 7 1 1 5 0 0 0 0 0 0 0 42 42 1.00 0.778																					

Batter	1	2	3	4	5	6	7	8	9	AB	R	H	RBI	BB	SO	LOB	TOP										
Bobby Bonds, R OBP: 0.378, SLG: 0.589 (1, 8)	0-0 6-3		4-0 G6-4-3 BB		0-0 5-3		0-0 F7		0-0 F9	4	0	0	0	1	0	2	San Francisco Giants @ Los Angeles Dodgers Dodger Stadium, Los Angeles, CA Wed May 26 1971, 7:05 PM PDT Att: 27,541 - Unknown livebaseballscorecards.com										
Chris Speier, R OBP: 0.344, SLG: 0.349 (1, 6)	0-0 F9		0-0 G6-4-3 1-2				0-0 6-3		0-0 1B	5	1	2	2	0	0	1											
Willie Mays, R OBP: 0.444, SLG: 0.649 (1, 3)			0-3 K						0-0 F9	4	2	2	2	0	1	0											
Dick Dietz, R OBP: 0.449, SLG: 0.471 (1, 2)	0-0 1B				0-0 SH 1B				0-0 K	4	1	3	2	1	1	1											
Al Gallagher, R OBP: 0.353, SLG: 0.360 (1, 5)	0-3 K			0-0 SH 1B	0-3 K				0-0 F9	4	0	1	0	0	2	2											
Tito Fuentes, S OBP: 0.300, SLG: 0.316 (1, 4)		0-0 5-3 1B		0-0 SH G6-4-3		0-3 K			0-0 2B	3	0	2	0	0	1	0											
Frank Johnson, R OBP: 0.156, SLG: 0.118 John Cumberland, R (9, 1)	0-0 5-3		0-3 K		0-0 F9				0-0 6-3	4	0	0	0	0	1	6											
George Foster, R OBP: 0.302, SLG: 0.410 (9, 7)	0-0 F9		0-0 G6-4-3		0-0 F8				0-0 SH 1B	4	1	1	0	0	0	4											
Gaylord Perry, R OBP: 0.083, SLG: 0.083 Jimmy Rosario, S OBP: 0.351, SLG: 0.277 (9, PH)	0-3 K			0-0 2-3		0-0 F3			0-0 SH 1B	3	0	0	0	0	1	1											
Inning Stats	R: 2 E: 0 K: 1 S: 7	H: 2 LOB: 0 BB: 0 P: 7	R: 0 E: 0 K: 1 S: 6	H: 1 LOB: 1 BB: 0 P: 6	R: 0 E: 0 K: 1 S: 4	H: 2 LOB: 2 BB: 0 P: 8	R: 2 E: 1 K: 1 S: 7	H: 2 LOB: 1 BB: 1 P: 7	R: 2 E: 0 K: 1 S: 5	H: 0 LOB: 0 BB: 0 P: 5	R: 0 E: 0 K: 0 S: 3	H: 0 LOB: 0 BB: 0 P: 3	R: 0 E: 0 K: 0 S: 5	H: 2 LOB: 2 BB: 0 P: 5	R: 2 E: 1 K: 1 S: 8	H: 2 LOB: 1 BB: 0 P: 8		1B: 7 2B: 1 3B: 0 HR: 3	SF: 1 SAC: 2 DP: 2 HBP: 0	WP: 0 PB: 0 SB: 0 CS: 0	PA: 40						
PITCHER	IP	WLS	BF	H	R	ER	SO	BB	IBB	HBP	BLK	WP	HR	S	P	ERA	WHIP										
Claude Osteen, L ERA: 2.98 Joe Moeller, R ERA: 2.25 Jim Brewer, L ERA: 2.5	(1, 1) (6, 1) (9, 1)	5.0 L	23 13	7 3	4 2	4 2	5 1	2 0	0 0	0 0	0 0	0 0	3 15	31 15	39 15	7.20 6.00	1.800 1.000										

Batter	1	2	3	4	5	6	7	8	9	AB	R	H	RBI	BB	SO	LOB	BOTTOM										
Maury Wills, S OBP: 0.337, SLG: 0.343 (1, 6)	0-0 6-3		0-0 4-3		0-0 CS 1B		0-0 1-3			4	0	1	1	0	0	0	San Francisco Giants @ Los Angeles Dodgers Dodger Stadium, Los Angeles, CA Wed May 26 1971, 7:05 PM PDT Att: 27,541 - Unknown livebaseballscorecards.com										
Bill Buckner, L OBP: 0.283, SLG: 0.319 (1, 9)	0-0 6-3		0-0 F9		0-0 CS 1B		0-0 6-3			4	0	1	1	0	0	0											
Willie Davis, L OBP: 0.389, SLG: 0.477 (1, 8)	0-0 1B		0-0 3-1		0-0 F9				0-0 F4	4	0	1	0	0	0	2											
Wes Parker, S OBP: 0.346, SLG: 0.373 (1, 3)	0-0 G3			0-0 4-3		0-0 1B			0-0 F9	3	1	1	0	1	0	1											
Dick Allen, R OBP: 0.340, SLG: 0.370 (1, 7)		0-0 E3 1B		0-3 K		0-0 4-3			0-0 G6-3	4	1	0	0	0	1	2											
Jim Lefebvre, S OBP: 0.352, SLG: 0.451 (1, 4)		0-0 1B		0-0 F9		0-0 FC5-4 1B			0-0 F3	4	0	2	1	0	0	0											
Duke Sims, L OBP: 0.362, SLG: 0.446 Bill Sudakis, S OBP: 0.306, SLG: 0.308 (9, PH)	0-0 SF8			0-0 F9		0-0 6-3			0-0 1-3	2	0	0	1	0	0	1											
Bobby Valentine, R OBP: 0.229, SLG: 0.200 (1, 5)	0-0 F8			0-0 1B		0-0 FC5-4 1B			0-0 F7	3	1	0	0	1	0	2											
Claude Osteen, L OBP: 0.167, SLG: 0.111 Willie Crawford, L OBP: 0.400, SLG: 0.486 Joe Moeller, R Jim Brewer, L Manny Mota, R OBP: 0.358, SLG: 0.342 (9, 1)	0-0 G1			0-0 1B		0-0 1B			0-0 4-3	1	0	0	0	0	0	1											
Inning Stats	R: 0 E: 0 K: 0 S: 4	H: 1 LOB: 1 BB: 0 P: 4	R: 1 E: 1 K: 0 S: 5	H: 1 LOB: 1 BB: 0 P: 5	R: 0 E: 0 K: 1 S: 3	H: 0 LOB: 0 BB: 0 P: 3	R: 0 E: 0 K: 1 S: 5	H: 0 LOB: 0 BB: 0 P: 5	R: 2 E: 0 K: 0 S: 5	H: 3 LOB: 1 BB: 1 P: 9	R: 1 E: 0 K: 0 S: 3	H: 2 LOB: 1 BB: 0 P: 5	R: 0 E: 0 K: 0 S: 3	H: 0 LOB: 0 BB: 0 P: 3	R: 0 E: 0 K: 0 S: 2	H: 0 LOB: 0 BB: 1 P: 6		R: 0 E: 0 K: 0 S: 3	H: 0 LOB: 0 BB: 0 P: 3	1B: 7 2B: 0 3B: 0 HR: 0	SF: 1 SAC: 0 DP: 1 HBP: 0	WP: 0 PB: 0 SB: 0 CS: 2	PA: 35				
PITCHER	IP	WLS	BF	H	R	ER	SO	BB	IBB	HBP	BLK	WP	HR	S	P	ERA	WHIP										
Gaylord Perry, R ERA: 2.76 John Cumberland, L ERA: 2.16	(1, 1) (9, 1)	8.0 S	32 3	7 0	4 0	3 0	3 0	2 0	0 0	0 0	0 0	0 0	3 3	32 3	40 3	3.38 0.00	1.125 0.000										

Batter	1	2	3	4	5	6	7	8	9	AB	R	H	RBI	BB	SO	LOB	TOP					
Bobby Bonds, R OBP: 0.371, SLG: 0.576 (1,9)	F4		F3			6-3		5-3		4	0	0	0	0	0	0	San Francisco Giants @ Los Angeles Dodgers Dodger Stadium, Los Angeles, CA Thu May 27 1971, 7:05 PM PDT Att: 24,723 - Unknown					
Chris Speier, R OBP: 0.342, SLG: 0.347 (1,6)	F6		6-3			K		5-3		1	0	0	0	0	0	0						
Hal Lanier, R OBP: 0.257, SLG: 0.254 (2,6)	F6		6-3			K		5-3		2	0	0	0	0	1	0						
Fran Healy, R OBP: 0.598, SLG: 1.000 (9,PH)	F6		6-3			K		5-3		1	0	0	0	0	0	0						
Willie Mays, R OBP: 0.434, SLG: 0.630 (1,8)	K					K		5-3		4	0	0	0	0	3	0						
Willie McCovey, L OBP: 0.408, SLG: 0.523 (1,3)										4	0	1	0	0	1	0						
Dick Dietz, R OBP: 0.447, SLG: 0.489 (1,2)										3	1	1	1	0	2	1						
Tito Fuentes, S OBP: 0.294, SLG: 0.310 (1,4)										3	0	0	0	0	0	1						
Al Gallagher, R OBP: 0.352, SLG: 0.359 (1,5)										3	0	1	0	0	0	0						
George Foster, R OBP: 0.303, SLG: 0.408 (1,7)										3	0	1	0	0	1	2						
Ron Bryant, S OBP: 0.154, SLG: 0.192 (1,1)										1	0	0	0	0	0	0						
Frank Johnson, R OBP: 0.154, SLG: 0.114 (5,PH)										1	0	0	0	0	0	1						
John Cumberland, R OBP: 0.345, SLG: 0.271 (5,1)										0	0	0	0	0	0	0						
Jimmy Rosario, S OBP: 0.345, SLG: 0.271 (8,PH)										1	0	0	0	0	0	0						
Frank Reberger, L OBP: 0.400, SLG: 0.400 (8,1)										0	0	0	0	0	0	0						
Inning Stats	R: 0 E: 0 K: 1 S: 5	H: 0 LOB: 0 BB: 0 P: 5	R: 0 E: 0 K: 2 S: 9	H: 2 LOB: 2 BB: 0 P: 9	R: 0 E: 0 K: 0 S: 3	H: 0 LOB: 0 BB: 0 P: 3	R: 0 E: 0 K: 2 S: 7	H: 0 LOB: 0 BB: 0 P: 7	R: 0 E: 0 K: 0 S: 4	H: 1 LOB: 1 BB: 0 P: 4	R: 0 E: 0 K: 2 S: 7	H: 0 LOB: 0 BB: 0 P: 7	R: 1 E: 0 K: 0 S: 4	H: 1 LOB: 0 BB: 0 P: 4	R: 0 E: 0 K: 0 S: 3	H: 0 LOB: 0 BB: 0 P: 3	R: 0 E: 0 K: 1 S: 5	H: 0 LOB: 0 BB: 0 P: 5	1B: 3 2B: 0 3B: 0 HR: 1	SF: 0 SAC: 0 DP: 0 HBP: 0	WP: 0 PB: 0 SB: 0 CS: 0	PA: 31
PITCHER Don Sutton, R ERA: 4.14 (1,1)	IP: 9.0 WLS: W BF: 31 H: 4 R: 1 ER: 1 SO: 8 BB: 0 IBB: 0 HBP: 0 BLK: 0 WP: 0 HR: 1 S: 47 P: 47 ERA: 1.00 WHIP: 0.444																					

Batter	1	2	3	4	5	6	7	8	9	AB	R	H	RBI	BB	SO	LOB	BOTTOM			
Maury Wills, S OBP: 0.335, SLG: 0.339 (1,6)	FC6-4 1B BB	G4-6-3		SF7		5-3				2	1	0	1	1	0	1	San Francisco Giants @ Los Angeles Dodgers Dodger Stadium, Los Angeles, CA Thu May 27 1971, 7:05 PM PDT Att: 24,723 - Unknown			
Manny Mota, R OBP: 0.348, SLG: 0.333 (1,9)	E4			K						2	0	0	0	0	1	1				
Bill Russell, R OBP: 0.283, SLG: 0.301 (4,9)	E4 FC6-4	K		K						2	0	0	0	0	2	2				
Willie Davis, L OBP: 0.386, SLG: 0.472 (1,8)	FC6-4 1B S		K							4	1	1	0	0	1	2				
Wes Parker, S OBP: 0.349, SLG: 0.372 (1,3)	FC5-4 1B BB		K							3	0	1	0	1	1	1				
Dick Allen, R OBP: 0.344, SLG: 0.370 (1,7)	FC5-4 1B		K							3	0	1	2	1	1	1				
Jim Lefebvre, S OBP: 0.355, SLG: 0.453 (1,4)	FC5-4			SH SF7 1B						4	1	2	0	0	0	2				
Bill Sudakis, S OBP: 0.303, SLG: 0.357 (1,2)	F7			F9		CS				4	1	1	1	0	1	3				
Bobby Valentine, R OBP: 0.250, SLG: 0.224 (1,5)				SH 1B						4	1	2	0	0	0	0				
Don Sutton, R OBP: 0.273, SLG: 0.158 (1,1)				SH						2	0	1	0	0	0	0				
Inning Stats	R: 2 E: 1 K: 0 S: 5	H: 1 LOB: 2 BB: 2 P: 13	R: 1 E: 0 K: 1 S: 6	H: 2 LOB: 0 BB: 0 P: 6	R: 0 E: 0 K: 3 S: 9	H: 0 LOB: 0 BB: 0 P: 9	R: 1 E: 1 K: 1 S: 8	H: 2 LOB: 2 BB: 0 P: 8	R: 0 E: 0 K: 0 S: 3	H: 2 LOB: 1 BB: 1 P: 7	R: 1 E: 0 K: 0 S: 4	H: 1 LOB: 0 BB: 0 P: 4	R: 0 E: 0 K: 1 S: 6	H: 1 LOB: 0 BB: 0 P: 6	R: 0 E: 0 K: 1 S: 5	H: 0 LOB: 0 BB: 0 P: 5	1B: 8 2B: 0 3B: 0 HR: 1	SF: 1 SAC: 1 DP: 1 HBP: 0	WP: 0 PB: 0 SB: 2 CS: 3	PA: 36
PITCHER Ron Bryant, L ERA: 2.38 (1,1)	IP: 4.0 WLS: L BF: 20 H: 5 R: 4 ER: 2 SO: 5 BB: 2 IBB: 0 HBP: 0 BLK: 0 WP: 0 HR: 0 S: 28 P: 36 ERA: 4.50 WHIP: 1.750																			
John Cumberland, L ERA: 2.25 (5,1)	IP: 3.0 WLS: L BF: 12 H: 4 R: 1 ER: 1 SO: 1 BB: 0 IBB: 0 HBP: 0 BLK: 0 WP: 0 HR: 1 S: 13 P: 17 ERA: 3.00 WHIP: 1.667																			
Frank Reberger, R ERA: 4.02 (8,1)	IP: 1.0 WLS: L BF: 3 H: 0 R: 0 ER: 0 SO: 1 BB: 0 IBB: 0 HBP: 0 BLK: 0 WP: 0 HR: 0 S: 5 P: 5 ERA: 0.00 WHIP: 0.000																			

AB	31
R	1
H	4
RBI	1
BB	0
SO	8
LOB	5



AB	30
R	5
H	9
RBI	4
BB	3
SO	7
LOB	13



Batter	1	2	3	4	5	6	7	8	9	AB	R	H	RBI	BB	SO	LOB	TOP			
Tony Taylor, R (1.4) OBP: 0.288, SLG: 0.287	5-3		F8		4-3		1-3		F7	5	0	0	0	0	0	1				
Don Money, R (1.5) OBP: 0.230, SLG: 0.300	5-3		F9		6-3		F8			4	0	0	0	0	0	1				
Willie Montanez, L (1.8) OBP: 0.364, SLG: 0.548	L8		F8		BB		L8			3	0	0	0	1	0	1				
Deron Johnson, R (1.3) OBP: 0.289, SLG: 0.340		1B		6-3				4-0		2	1	1	0	2	0	0				
Roger Freed, R (1.9) OBP: 0.329, SLG: 0.333		1B		K			F9		G6-4-3	4	0	1	0	0	1	3				
Joe Lis, R (1.7) OBP: 0.348, SLG: 0.429		K		2B			P4		K	4	0	1	0	0	2	2				
Mike Ryan, R (1.2) OBP: 0.209, SLG: 0.463		1B					5-3		F7	4	0	2	0	0	0	0				
Larry Bowa, S (1.6) OBP: 0.260, SLG: 0.263		SF8					F5		F9	2	0	0	1	1	0	0				
Chris Short, R (1.1) OBP: 0.208, SLG: 0.095				F9						2	0	0	0	0	1	5				
Bill Champion, R (4.1) OBP: 0.500, SLG: 0.500										0	0	0	0	0	0	0				
Bobby Pfeil, R (7, PH) OBP: 0.500, SLG: 0.400										1	0	1	0	0	0	0				
Joe Hoerner, R (7.1)										0	0	0	0	0	0	0				
Byron Browne, R (9, PH) OBP: 0.281, SLG: 0.300									HR	1	1	1	1	0	0	0				
Inning Stats	R: 0 E: 0 K: 0 S: 3	H: 0 LOB: 0 BB: 0 P: 3	R: 1 E: 0 K: 2 S: 10	H: 3 LOB: 2 BB: 0 P: 10	R: 0 E: 0 K: 1 S: 3	H: 0 LOB: 0 BB: 0 P: 3	R: 0 E: 0 K: 1 S: 7	H: 2 LOB: 3 BB: 1 P: 11	R: 0 E: 0 K: 0 S: 3	H: 0 LOB: 2 BB: 2 P: 11	R: 0 E: 0 K: 0 S: 4	H: 1 LOB: 1 BB: 0 P: 4	R: 0 E: 0 K: 1 S: 4	H: 0 LOB: 0 BB: 1 P: 8	R: 1 E: 0 K: 0 S: 4	H: 1 LOB: 0 BB: 0 P: 4	1B: 5 2B: 1 3B: 0 HR: 1	SF: 1 SAC: 0 DP: 1 HBP: 0	WP: 0 PB: 0 SB: 0 CS: 0	PA: 37
PITCHER	IP WLS BF H R ER SO BB IBB HBP BLK WP HR S P ERA WHIP																			
Al Downing, L (1.1) ERA: 2.56	9.0 W 37 7 2 2 4 3 1 0 0 0 1 41 57 2.00 1.111																			

Philadelphia Phillies @ Los Angeles Dodgers
Dodger Stadium, Los Angeles, CA
Fri May 28 1971, 7:05 PM PDT
Att: 27,309 - Unknown

AB 32
R 2
H 7
RBI 2
BB 4
SO 4
LOB 13



Batter	1	2	3	4	5	6	7	8	9	AB	R	H	RBI	BB	SO	LOB	BOTTOM			
Maury Wills, S (1.6) OBP: 0.347, SLG: 0.345	2B									3	0	2	0	2	1	2				
Willie Davis, L (1.8) OBP: 0.381, SLG: 0.473										4	1	1	1	0	0	3				
Wes Parker, S (1.3) OBP: 0.347, SLG: 0.366										3	0	0	0	1	0	2				
Dick Allen, R (1.7) OBP: 0.335, SLG: 0.359										4	0	0	0	0	1	5				
Jim Lefebvre, S (1.4) OBP: 0.375, SLG: 0.467										4	1	3	1	0	0	0				
Bill Sudakis, S (1.2) OBP: 0.314, SLG: 0.383										4	2	2	0	0	1	3				
Bobby Valentine, R (1.5) OBP: 0.268, SLG: 0.264										4	1	2	1	0	0	2				
Bill Russell, R (1.9) OBP: 0.291, SLG: 0.302										3	1	1	0	1	0	1				
Al Downing, R (1.1) OBP: 0.333, SLG: 0.320										4	0	2	3	0	1	2				
Inning Stats	R: 1 E: 0 K: 1 S: 8	H: 3 LOB: 2 BB: 0 P: 8	R: 0 E: 0 K: 2 S: 7	H: 1 LOB: 1 BB: 1 P: 11	R: 0 E: 0 K: 1 S: 5	H: 0 LOB: 0 BB: 0 P: 5	R: 4 E: 0 K: 0 S: 7	H: 5 LOB: 2 BB: 2 P: 15	R: 0 E: 0 K: 0 S: 3	H: 1 LOB: 0 BB: 0 P: 3	R: 0 E: 0 K: 0 S: 3	H: 0 LOB: 1 BB: 1 P: 7	R: 0 E: 0 K: 0 S: 3	H: 0 LOB: 0 BB: 0 P: 3	R: 1 E: 0 K: 0 S: 6	H: 3 LOB: 2 BB: 0 P: 6	1B: 9 2B: 5 3B: 0 HR: 0	SF: 1 SAC: 0 DP: 3 HBP: 0	WP: 0 PB: 0 SB: 0 CS: 1	PA: 38
PITCHER	IP WLS BF H R ER SO BB IBB HBP BLK WP HR S P ERA WHIP																			
Chris Short, L (1.1) ERA: 3.25	3.0 L 18 8 5 5 4 1 0 0 0 0 0 8 29 15.00 3.333																			
Bill Champion, R (4.1) ERA: 4.59	3.0 11 1 0 0 0 3 0 0 0 0 0 8 20 0.00 1.333																			
Joe Hoerner, L (7.1) ERA: 3.44	2.0 9 3 1 1 0 0 0 0 0 0 0 9 9 4.50 1.500																			

Philadelphia Phillies @ Los Angeles Dodgers
Dodger Stadium, Los Angeles, CA
Fri May 28 1971, 7:05 PM PDT
Att: 27,309 - Unknown

AB 33
R 6
H 13
RBI 6
BB 4
SO 4
LOB 20



Batter	1	2	3	4	5	6	7	8	9	AB	R	H	RBI	BB	SO	LOB	TOP					
Denny Doyle, L (1,4) OBP: 0.273, SLG: 0.347	0-0 4-3			0-0 F8		0-0 G3		0-0 F8		4	0	0	0	0	0	2	Philadelphia Phillies @ Los Angeles Dodgers Dodger Stadium, Los Angeles, CA Sat May 29 1971, 7:05 PM PDT Att: 35,843 - Unknown					
Oscar Gamble, L (1,7) OBP: 0.500, SLG: 1.500	0-3 K			0-0 HR		0-0 F5		0-0 2B		4	1	2	3	0	1	0						
Willie Montanez, L (1,8) OBP: 0.355, SLG: 0.533	0-0 F7			0-0 L3		0-0 1-3		0-0 F8		4	0	0	0	0	0	1						
Deron Johnson, R (1,3) OBP: 0.282, SLG: 0.331		0-3 K		0-0 F8			0-0 F9		0-0 F8	4	0	0	0	0	1	0						
Tim McCarver, L (1,2) OBP: 0.267, SLG: 0.307		0-0 4-3			0-0 4-3		0-0 F7		0-0 L9	4	0	0	0	0	0	0						
Roger Freed, R (1,9) OBP: 0.321, SLG: 0.324		0-3 K			0-0 6-3		0-3 K		0-0 5-3	4	0	0	0	0	2	0						
Don Money, R (1,5) OBP: 0.239, SLG: 0.323			0-0 L3		0-0 3B			0-0 1B		3	1	2	0	0	0	0						
Larry Bowa, S (1,6) OBP: 0.266, SLG: 0.266			0-0 4-3		4-0 BB			0-0 2B		2	1	1	0	1	0	0						
Rick Wise, R (1,1) OBP: 0.174, SLG: 0.273			0-0 4-3		0-3 K			0-3 K		1	0	0	0	0	0	0						
Woodie Fryman, R (3,1) OBP: 0.292, SLG: 0.279										1	0	0	0	0	1	2						
Ron Stone, L (8, PH) OBP: 0.500, SLG: 0.500										1	0	0	0	0	1	2						
Bill Champion, R (8,1) OBP: 0.500, SLG: 0.500										0	0	0	0	0	0	0						
Inning Stats	R: 0 E: 0 K: 1 S: 5	H: 0 LOB: 0 BB: 0 P: 5	R: 0 E: 0 K: 2 S: 7	H: 0 LOB: 0 BB: 0 P: 7	R: 0 E: 0 K: 0 S: 3	H: 0 LOB: 0 BB: 0 P: 3	R: 1 E: 0 K: 0 S: 4	H: 1 LOB: 0 BB: 0 P: 4	R: 0 E: 0 K: 1 S: 6	H: 1 LOB: 2 BB: 1 P: 10	R: 0 E: 0 K: 0 S: 3	H: 0 LOB: 0 BB: 0 P: 3	R: 0 E: 0 K: 1 S: 5	H: 0 LOB: 0 BB: 0 P: 5	R: 2 E: 0 K: 1 S: 8	H: 3 LOB: 1 BB: 0 P: 8	R: 0 E: 0 K: 0 S: 3	H: 0 LOB: 0 BB: 0 P: 3	1B: 2 2B: 1 3B: 1 HR: 1	SF: 0 SAC: 0 DP: 0 HBP: 0	WP: 0 PB: 0 SB: 0 CS: 0	PA: 33
PITCHER Bill Singer, R (1,1) ERA: 4.94	IP: 9.0 WLS: W BF: 33 H: 5 R: 3 ER: 3 SO: 6 BB: 1 IBB: 0 HBP: 0 BLK: 0 WP: 0 HR: 1 S: 44 P: 48 ERA: 3.00 WHIP: 0.667															PITCHER						

Batter	1	2	3	4	5	6	7	8	9	AB	R	H	RBI	BB	SO	LOB	BOTTOM			
Maury Wills, S (1,6) OBP: 0.349, SLG: 0.350	4-0 2B	0-0 SF9	0-0 1-3		0-0 6-3		0-0 2B			3	1	1	1	1	0	2	Philadelphia Phillies @ Los Angeles Dodgers Dodger Stadium, Los Angeles, CA Sat May 29 1971, 7:05 PM PDT Att: 35,843 - Unknown			
Bill Buckner, L (7, PR) OBP: 0.283, SLG: 0.319	4-3 BB									0	0	0	0	0	0	0				
Willie Crawford, L (1,9) OBP: 0.422, SLG: 0.571	0-0 4-3	0-0 3B		0-0 E	0-0 3-1		0-3 K			5	2	3	0	0	1	1				
Willie Davis, L (1,8) OBP: 0.383, SLG: 0.473	0-0 4-3	0-0 F9		0-0 BB	0-0 1B		0-0 P4			4	1	2	1	0	0	2				
Bill Russell, R (7,8) OBP: 0.288, SLG: 0.299	0-0 2-3			1-2 2B	0-0 1B			0-0 1B		1	0	0	0	0	0	1				
Wes Parker, S (1,3) OBP: 0.348, SLG: 0.365	0-0 SF8		0-0 F7	4-0 2B	0-0 1B			0-0 G3		3	1	1	1	1	0	0				
Dick Allen, R (1,7) OBP: 0.339, SLG: 0.354	4-0 BB		0-0 4-3	4-0 2B	0-3 K			0-0 L7		2	1	0	1	2	1	2				
Von Joshua, L (8,8) OBP: 0.306, SLG: 0.361	4-0 BB		0-0 4-3	1-2 2B	0-0 1B			0-0 F9		1	0	0	0	0	0	0				
Jim Lefebvre, S (1,4) OBP: 0.390, SLG: 0.484	4-0 1-2		0-0 1B	1-3 2B	0-0 2B		0-0 F7		0-0 F9	3	1	2	2	1	0	0				
Steve Garvey, R (8,5) OBP: 0.306, SLG: 0.361	0-0 BB		0-0 1B	1-3 2B	0-0 2B					1	0	0	0	0	0	0				
Tom Haller, L (1,2) OBP: 0.382, SLG: 0.370	0-0 G3		0-0 1B	1-3 BB	0-0 SF7		0-0 F7		0-0 F7	3	1	1	1	0	0	2				
Bobby Valentine, R (1,5) OBP: 0.283, SLG: 0.255		1-0 SH5-4	4-0 1B	0-3 K				0-0 L1		2	1	0	0	1	1	1				
Bill Singer, R (1,1) OBP: 0.222, SLG: 0.087		0-0 SH5-4	0-0 1B	0-0 1-3				0-0 4-3		3	0	1	2	0	0	1				
Inning Stats	R: 2 E: 0 K: 0 S: 4	H: 1 LOB: 2 BB: 3 P: 16	R: 1 E: 0 K: 0 S: 4	H: 1 LOB: 1 BB: 0 P: 5	R: 2 E: 0 K: 0 S: 6	H: 3 LOB: 2 BB: 1 P: 10	R: 4 E: 1 K: 1 S: 8	H: 3 LOB: 1 BB: 2 P: 16	R: 0 E: 0 K: 1 S: 7	H: 2 LOB: 2 BB: 0 P: 7	R: 0 E: 0 K: 0 S: 3	H: 0 LOB: 0 BB: 0 P: 3	R: 0 E: 0 K: 1 S: 6	H: 1 LOB: 1 BB: 0 P: 6	R: 0 E: 0 K: 0 S: 3	H: 0 LOB: 0 BB: 0 P: 3	1B: 7 2B: 3 3B: 1 HR: 0	SF: 3 SAC: 1 DP: 0 HBP: 1	WP: 0 PB: 0 SB: 1 CS: 0	PA: 42
PITCHER Rick Wise, R (1,1) ERA: 3.93	IP: 2.2 WLS: L BF: 18 H: 5 R: 5 ER: 5 SO: 5 BB: 4 IBB: 0 HBP: 1 BLK: 0 WP: 0 HR: 0 S: 13 P: 30 ERA: 16.88 WHIP: 3.375															PITCHER				
Woodie Fryman, L (3,1) ERA: 3.03	4.1 BF: 21 H: 6 R: 4 ER: 4 SO: 3 BB: 2 IBB: 0 HBP: 0 BLK: 0 WP: 0 HR: 0 S: 25 P: 33 ERA: 8.31 WHIP: 1.846																			
Bill Champion, R (8,1) ERA: 4.68	1.0 BF: 3 H: 0 R: 0 ER: 0 SO: 0 BB: 0 IBB: 0 HBP: 0 BLK: 0 WP: 0 HR: 0 S: 3 P: 3 ERA: 0.00 WHIP: 0.000																			



Batter	1	2	3	4	5	6	7	8	9	10	11	12	AB	R	H	RBI	BB	SO	LOB	TOP							
Tony Taylor, R OBP: 0.294, SLG: 0.303 (1.4)	4-3 SF7 2B													5	1	2	0	0	1	1							
Oscar Gamble, L OBP: 0.222, SLG: 0.667 (1.7)	4-3													5	0	0	0	0	0	4							
Willie Montanez, L OBP: 0.351, SLG: 0.523 (1.8) (7.3)	SF7													3	0	0	1	0	0	1							
Deron Johnson, R OBP: 0.313, SLG: 0.370 (7. PR) Terry Harmon, R OBP: 0.280, SLG: 0.318 (7.8) Byron Browne, R OBP: 0.280, SLG: 0.318 (7.8)	K													3	0	1	0	0	1	0							
Roger Freed, R OBP: 0.326, SLG: 0.329 (9. PR) Denny Doyle, L OBP: 0.273, SLG: 0.347 (9.9) Ron Stone, L OBP: 0.292, SLG: 0.279 (9.9)	5-3													4	0	2	0	0	0	1							
Don Moray, R OBP: 0.233, SLG: 0.314 (1.5)	L9													4	0	0	0	0	0	3							
Tim McCarver, L OBP: 0.257, SLG: 0.295 (1.2)	K													5	0	0	0	0	1	5							
Larry Bowa, S OBP: 0.259, SLG: 0.258 (1.6)														5	0	0	0	0	1	4							
Ken Reynolds, L OBP: 0.300, SLG: 0.400 (1.1) Joe Lis, R OBP: 0.344, SLG: 0.423 (12. PH) Darrell Brandon, R OBP: 0.250, SLG: 0.250 (12.1)	K													3	0	1	0	0	1	0							
Inning Stats	R: 1 E: 0 K: 1 S: 6	H: 1 LOB: 0 BB: 0 P: 6	R: 0 E: 0 K: 1 S: 5	H: 0 LOB: 0 BB: 0 P: 5	R: 0 E: 0 K: 1 S: 6	H: 1 LOB: 1 BB: 0 P: 6	R: 0 E: 0 K: 0 S: 4	H: 1 LOB: 0 BB: 0 P: 4	R: 0 E: 0 K: 0 S: 3	H: 0 LOB: 0 BB: 0 P: 3	R: 0 E: 0 K: 1 S: 5	H: 1 LOB: 2 BB: 0 P: 5	R: 0 E: 0 K: 0 S: 4	H: 1 LOB: 2 BB: 0 P: 5	R: 0 E: 0 K: 0 S: 3	H: 1 LOB: 1 BB: 0 P: 4	R: 0 E: 0 K: 0 S: 4	H: 1 LOB: 1 BB: 0 P: 4	R: 0 E: 0 K: 2 S: 7	H: 0 LOB: 0 BB: 0 P: 7	1B: 6 2B: 1 3B: 0 HR: 0	SF: 1 SAC: 3 DP: 0 HBP: 2	WP: 0 PB: 0 SB: 0 CS: 0	PA: 46			
PITCHER	IP 10.0	WLS 10.0	BF 39	H 6	R 1	ER 1	SO 4	BB 0	IBB 0	HBP 0	BLK 0	WP 0	HR 0	S 45	P 47	ERA 0.90	WHIP 0.600										
Claude Osteen, L ERA: 2.78 (1.1)																											
Jim Brewer, L ERA: 2.25 (11.1)																											

Philadelphia Phillies @ Los Angeles Dodgers
Dodger Stadium, Los Angeles, CA

Sun May 30 1971, 3:33 AM PDT
Alt. 36,385 - Unknown

AB 40
R 1
H 7
RBI 1
BB 0
SO 6
LOB 21



Batter	1	2	3	4	5	6	7	8	9	10	11	12	AB	R	H	RBI	BB	SO	LOB	BOTTOM							
Maury Wills, S OBP: 0.350, SLG: 0.354 (1.6)	G5-4-3 BB													4	0	1	0	1	1	1							
Willie Davis, L OBP: 0.379, SLG: 0.466 (1.8)	L7													5	0	1	1	0	1	2							
Wes Parker, S OBP: 0.344, SLG: 0.361 (1.3)	G5-4-3													5	0	1	0	0	2	2							
Dick Allen, R OBP: 0.347, SLG: 0.362 (1.7)														5	1	3	0	0	0	1							
Jim Lefebvre, S OBP: 0.381, SLG: 0.469 (1.4)	G5-4-3													5	0	1	0	0	0	2							
Bill Sudakis, S OBP: 0.397, SLG: 0.359 (1.2)	K													4	0	0	0	1	3	1							
Bobby Valentine, R OBP: 0.266, SLG: 0.237 (1.5) Jim Brewer, L OBP: 0.413, SLG: 0.571 (12. PH) Willie Crawford, L OBP: 0.413, SLG: 0.571 (12.1)	5-3													4	0	0	0	0	0	1							
Bill Russell, R OBP: 0.279, SLG: 0.288 (1.9)	K													4	1	0	0	0	1	0							
Claude Osteen, L ERA: 2.23, SLG: 0.103 (1.1) Steve Garvey, R OBP: 0.303, SLG: 0.358 (11.5)	F7													2	0	0	0	0	0	0							
Inning Stats	R: 0 E: 0 K: 0 S: 2	H: 0 LOB: 0 BB: 1 P: 6	R: 0 E: 0 K: 1 S: 5	H: 1 LOB: 0 BB: 0 P: 5	R: 0 E: 0 K: 1 S: 6	H: 0 LOB: 0 BB: 0 P: 5	R: 0 E: 0 K: 3 S: 9	H: 0 LOB: 0 BB: 0 P: 9	R: 0 E: 0 K: 1 S: 6	H: 1 LOB: 1 BB: 0 P: 6	R: 0 E: 0 K: 0 S: 3	H: 0 LOB: 0 BB: 0 P: 3	R: 0 E: 0 K: 0 S: 4	H: 1 LOB: 1 BB: 0 P: 4	R: 0 E: 0 K: 0 S: 3	H: 0 LOB: 0 BB: 0 P: 3	R: 0 E: 0 K: 1 S: 6	H: 1 LOB: 1 BB: 0 P: 6	R: 1 E: 0 K: 1 S: 6	H: 2 LOB: 2 BB: 1 P: 10	1B: 6 2B: 1 3B: 0 HR: 0	SF: 1 SAC: 1 DP: 2 HBP: 0	WP: 0 PB: 0 SB: 2 CS: 0	PA: 43			
PITCHER	IP 11.0	WLS 11.0	BF 38	H 5	R 1	ER 1	SO 8	BB 1	IBB 0	HBP 0	BLK 0	WP 0	HR 0	S 53	P 57	ERA 0.00	WHIP 0.545										
Ken Reynolds, L ERA: 1.37 (1.1)																											
Darrell Brandon, R ERA: 1.37 (12.1)																											

Philadelphia Phillies @ Los Angeles Dodgers
Dodger Stadium, Los Angeles, CA

Sun May 30 1971, 3:33 AM PDT
Alt. 36,385 - Unknown

AB 39
R 2
H 7
RBI 2
BB 2
SO 9
LOB 10



Batter	1	2	3	4	5	6	7	8	9	AB	R	H	RBI	BB	SO	LOB	TOP				
Ron Hunt, R OBP: 0.393, SLG: 0.338 (1, 4)	L7			F3		G6-4-3		BB		3	0	0	0	1	0	1	Montreal Expos @ Los Angeles Dodgers Dodger Stadium, Los Angeles, CA Mon May 31 1971, 7:05 PM PDT Att: 22,195 - Unknown				
Rusty Staub, L OBP: 0.417, SLG: 0.484 Claude Raymond, R (8, 1)	F7			1B		4-3		F7		4	0	1	0	0	0	3					
Bob Bailey, R OBP: 0.369, SLG: 0.417 (1, 5)	K			K				L7		4	0	1	0	0	2	1					
Ron Fairly, L OBP: 0.418, SLG: 0.418 (1, 3)		CS		4-3				K		3	0	0	0	1	1	2					
Jim Fairey, L OBP: 0.279, SLG: 0.281 (8, 9)	K			F7				4-3		3	0	0	0	0	1	1					
Ron Swoboda, R OBP: 0.367, SLG: 0.412 (9, PH)	K			F7				4-3		1	0	0	0	0	1	1					
Clyde Mashore, R OBP: 0.324, SLG: 0.371 (1, 8)	F8			E5				BB		3	0	0	0	1	1	1					
John Boccabella, R OBP: 0.239, SLG: 0.432 (1, 2)				K				BB		3	0	1	0	0	1	2					
Bobby Wine, R OBP: 0.237, SLG: 0.198 Mack Jones, L OBP: 0.315, SLG: 0.404 (8, PH)				G4-6-3		F3		K		2	0	0	0	0	0	2					
Ernie McNally, R John O'Donoghue, R Boots Day, L Howie Reed, R Jim Gosper, L Ron Brand, R (1, 1) (3, 1) (6, PH) (6, 1) (8, PH) (8, 9)	K			K		G6-4-3		BB		1	0	0	0	0	1	0					
Inning Stats	R: 0 E: 0 K: 1 S: 5	H: 0 LOB: 0 BB: 0 P: 5	R: 0 E: 0 K: 1 S: 4	H: 0 LOB: 0 BB: 1 P: 8	R: 0 E: 0 K: 1 S: 5	H: 1 LOB: 0 BB: 0 P: 5	R: 0 E: 0 K: 1 S: 6	H: 1 LOB: 1 BB: 0 P: 6	R: 0 E: 1 K: 1 S: 3	H: 0 LOB: 0 BB: 0 P: 3	R: 0 E: 0 K: 1 S: 5	H: 0 LOB: 0 BB: 0 P: 5	R: 0 E: 0 K: 1 S: 5	H: 0 LOB: 3 BB: 3 P: 17	R: 0 E: 0 K: 2 S: 8	H: 1 LOB: 1 BB: 0 P: 8	1B: 3 2B: 1 3B: 0 HR: 0	SF: 0 SAC: 0 DP: 2 HBP: 0	WP: 0 PB: 0 SB: 0 CS: 1	PA: 33	
PITCHER	IP WLS BF H R ER SO BB IBB HBP BLK WP HR S P ERA WHIP	7.2 W 27 3 0 0 7 3 0 0 0 0 0 38 50 0.00 0.783	1.1 S 6 1 0 0 2 1 0 0 0 0 0 9 13 0.00 1.500																		

AB	29
R	0
H	4
RBI	0
BB	4
SO	9
LOB	15



Batter	1	2	3	4	5	6	7	8	9	AB	R	H	RBI	BB	SO	LOB	BOTTOM				
Maury Wills, S OBP: 0.348, SLG: 0.351 (1, 6)	1-3			F8				F7		4	0	1	1	0	0	0	Montreal Expos @ Los Angeles Dodgers Dodger Stadium, Los Angeles, CA Mon May 31 1971, 7:05 PM PDT Att: 22,195 - Unknown				
Willie Crawford, L OBP: 0.400, SLG: 0.533 (1, 9)	BB	1B		F4				6-3		3	0	0	0	1	0	3					
Willie Davis, L OBP: 0.376, SLG: 0.462 (1, 8)	F8			HR				3-1		4	1	1	0	0	0	1					
Dick Allen, R OBP: 0.350, SLG: 0.386 (1, 7)	F9			HR				4-3		4	2	2	2	0	0	1					
Wes Parker, S OBP: 0.347, SLG: 0.360 (1, 3)				S				F1		3	0	1	0	1	0	1					
Jim Lefebvre, S OBP: 0.385, SLG: 0.460 (1, 4)	1B	1B		BB				4-3		2	1	0	0	2	0	2					
Duke Sims, L OBP: 0.367, SLG: 0.442 (1, 2)	1B	1B		F7				K		3	0	1	0	1	1	2					
Bobby Valentine, R OBP: 0.269, SLG: 0.230 Bill Buckner, L OBP: 0.290, SLG: 0.326 Steve Garvey, R OBP: 0.303, SLG: 0.358 (1, 5) (8, PH) (9, 5)	1B	1B		F7				F9		2	0	0	0	1	0	2					
Don Sutton, R OBP: 0.240, SLG: 0.136 Jim Brewer, L (8, 1)	K			1-3				F6		3	0	0	0	0	1	5					
Inning Stats	R: 0 E: 0 K: 0 S: 3	H: 0 LOB: 1 BB: 1 P: 7	R: 1 E: 0 K: 1 S: 7	H: 2 LOB: 3 BB: 2 P: 15	R: 2 E: 0 K: 0 S: 6	H: 3 LOB: 2 BB: 1 P: 10	R: 0 E: 0 K: 0 S: 3	H: 0 LOB: 0 BB: 0 P: 3	R: 0 E: 0 K: 1 S: 5	H: 0 LOB: 0 BB: 0 P: 5	R: 0 E: 0 K: 0 S: 3	H: 0 LOB: 0 BB: 0 P: 3	R: 1 E: 0 K: 0 S: 5	H: 2 LOB: 2 BB: 1 P: 9	R: 0 E: 0 K: 0 S: 5	H: 1 LOB: 1 BB: 1 P: 9		1B: 6 2B: 0 3B: 0 HR: 1	SF: 0 SAC: 0 DP: 1 HBP: 0	WP: 0 PB: 0 SB: 1 CS: 0	PA: 36
PITCHER	IP WLS BF H R ER SO BB IBB HBP BLK WP HR S P ERA WHIP	2.0 L 14 5 3 3 1 3 3 0 0 0 0 8 13 25 13.50 4.000	3.0 10 0 0 0 0 2 0 0 0 0 0 0 8 16 0.00 0.667	2.0 6 0 0 0 1 0 0 0 0 0 0 0 8 8 0.00 0.000	1.0 6 2 1 1 0 0 1 0 0 0 0 0 5 9 9.00 2.000																



Batter	1	2	3	4	5	6	7	8	9	AB	R	H	RBI	BB	SO	LOB	TOP										
Ron Hunt, R OBP: 0.399, SLG: 0.347 (1, 4)	F4	E5		K					CS	5	0	3	1	0	1	2											
Clyde Mashore, R OBP: 0.300, SLG: 0.342 Rusty Staub, L OBP: 0.412, SLG: 0.477 (1, 8) (7, PH) (7, 9)	L6	1-3		F2			F9		F7	3	0	0	0	0	0	3											
Bob Bailey, R OBP: 0.370, SLG: 0.407 Boots Day, L OBP: 0.276, SLG: 0.258 (1, 7) (9, 7)	FC6-4			K	6-3				K	3	0	0	0	2	2	0											
Ron Swoboda, R OBP: 0.375, SLG: 0.396 (1, 9) (7, 8)	FC6-4			FC5-4	FC5-4		4-3			2	0	0	0	1	0	2											
John Bateman, R OBP: 0.280, SLG: 0.349 (1, 2)		F4	FC5-4		K				S	4	1	1	0	0	1	2											
Coco Laboy, R OBP: 0.326, SLG: 0.343 (1, 5)			F9		FC5-4				SH1-4	4	1	2	0	0	0	2											
Ron Fairly, L OBP: 0.421, SLG: 0.416 (1, 3)					F8				F2	3	2	1	0	1	0	2											
Bobby Wine, R OBP: 0.241, SLG: 0.203 (1, 6)		K			SH1-3				SH1-4	2	0	1	1	0	1	2											
Steve Renko, R OBP: 0.194, SLG: 0.323 Mike Marshall, R (7, 1)				FC			5-3		K	3	1	1	1	0	0	2											
Inning Stats	R: 0 E: 0 K: 0 S: 3	H: 0 LOB: 1 BB: 1 P: 7	R: 3 E: 1 K: 1 S: 9	H: 4 LOB: 1 BB: 0 P: 9	R: 0 E: 0 K: 1 S: 5	H: 0 LOB: 1 BB: 1 P: 9	R: 0 E: 0 K: 1 S: 7	H: 1 LOB: 2 BB: 0 P: 7	R: 0 E: 0 K: 0 S: 5	H: 0 LOB: 1 BB: 1 P: 6	R: 1 E: 0 K: 0 S: 3	H: 1 LOB: 1 BB: 1 P: 7	R: 0 E: 0 K: 0 S: 2	H: 0 LOB: 0 BB: 1 P: 6	R: 1 E: 0 K: 1 S: 7	H: 2 LOB: 1 BB: 0 P: 7	R: 0 E: 0 K: 1 S: 5	H: 1 LOB: 0 BB: 5 P: 5	1B: 9 2B: 0 3B: 0 HR: 0	SF: 0 SAC: 0 DP: 0 HBP: 1	WP: 0 PB: 0 SB: 1 CS: 2	PA: 39					
PITCHER	IP	WLS	BF	H	R	ER	SO	BB	IBB	HBP	BLK	WP	HR	S	P	ERA	WHIP										
Al Downing, L ERA: 2.59 Joe Moeller, R ERA: 2.45 Pete Mikkelsen, R ERA: 3.51 (1, 1) (7, 1) (9, 1)	6.0	L	28	6	4	2	4	3	0	1	0	0	0	32	45	3.00	1.500										
2.0	8	2	1	1	1	1	0	0	0	0	0	0	9	13	4.50	1.500											
1.0	3	1	0	0	0	1	0	0	0	0	0	0	5	5	0.00	1.000											

Montreal Expos @ Los Angeles Dodgers
Dodger Stadium, Los Angeles, CA
 Tue Jun 01 1971, 7:05 PM PDT
 Att: 10,571 - Unknown

AB	32
R	5
H	9
RBI	3
BB	4
SO	6
LOB	19



Batter	1	2	3	4	5	6	7	8	9	AB	R	H	RBI	BB	SO	LOB	BOTTOM										
Maury Wills, S OBP: 0.354, SLG: 0.351 (1, 6)			F6		1B			4-3		3	2	1	0	2	0	0											
Willie Crawford, L OBP: 0.364, SLG: 0.480 (1, 9)	4-3		G3		F5		F7		K	5	0	0	0	0	1	3											
Willie Davis, L OBP: 0.377, SLG: 0.465 (1, 8)	6-3			4-3			F8		FC3-6	5	0	2	0	0	0	2											
Dick Allen, R OBP: 0.357, SLG: 0.389 (1, 7)				K			HBP		E5	4	0	2	1	1	1	1											
Wes Parker, S OBP: 0.349, SLG: 0.354 (1, 3)	1-3				L9				FC3-6	3	0	0	0	2	0	6											
Jim Lefebvre, S OBP: 0.386, SLG: 0.447 (1, 4)			K				F8		K	3	0	0	1	1	2	2											
Duke Sims, L OBP: 0.363, SLG: 0.427 (1, 2)		3-1					F5		K	3	0	0	0	1	1	3											
Bobby Valentine, R OBP: 0.268, SLG: 0.219 (1, 5)		F9			F8				K	3	0	0	0	1	1	3											
Al Downing, R OBP: 0.310, SLG: 0.296 Von Joshua, L (6, PH) Joe Moeller, R (7, 1) Bill Buckner, L OBP: 0.287, SLG: 0.323 Pete Mikkelsen, R (9, 1)				K			4-1		F7	2	0	0	0	0	0	0											
Inning Stats	R: 1 E: 0 K: 0 S: 5	H: 2 LOB: 1 BB: 0 P: 5	R: 0 E: 0 K: 1 S: 5	H: 0 LOB: 0 BB: 0 P: 5	R: 0 E: 0 K: 1 S: 5	H: 0 LOB: 3 BB: 3 P: 17	R: 0 E: 0 K: 1 S: 6	H: 1 LOB: 2 BB: 2 P: 14	R: 0 E: 0 K: 0 S: 3	H: 0 LOB: 1 BB: 1 P: 7	R: 1 E: 0 K: 1 S: 6	H: 1 LOB: 3 BB: 2 P: 15	R: 0 E: 0 K: 1 S: 5	H: 0 LOB: 0 BB: 0 P: 5	R: 0 E: 1 K: 2 S: 9	H: 1 LOB: 2 BB: 0 P: 9	1B: 4 2B: 1 3B: 0 HR: 0	SF: 0 SAC: 0 DP: 0 HBP: 1	WP: 0 PB: 0 SB: 0 CS: 0	PA: 42							
PITCHER	IP	WLS	BF	H	R	ER	SO	BB	IBB	HBP	BLK	WP	HR	S	P	ERA	WHIP										
Steve Renko, R ERA: 3.07 Mike Marshall, R ERA: 4.16 (1, 1) (7, 1)	6.2	W	33	4	2	2	4	8	0	1	0	0	0	17	17	0.00	0.429										

Montreal Expos @ Los Angeles Dodgers
Dodger Stadium, Los Angeles, CA
 Tue Jun 01 1971, 7:05 PM PDT
 Att: 10,571 - Unknown

AB	33
R	2
H	5
RBI	2
BB	8
SO	8
LOB	21




Batter	1	2	3	4	5	6	7	8	9	AB	R	H	RBI	BB	SO	LOB	TOP					
Bud Harrelson, S OBP: 0.373, SLG: 0.383 (1, 6)	F2		K			FC1-6 2H 2B	SH2-3 1B	F6		5	0	2	1	0	1	2						
Tim Foli, R OBP: 0.328, SLG: 0.362 (1, 4) (8, 5)	6-3		1B BB			FC1-6 2-3	SH2-3 1-2		K	3	0	0	0	1	1	1						
Tommie Agee, R OBP: 0.347, SLG: 0.425 (1, 9)	1B CS		1B			K	5-3		F2	5	0	2	0	0	1	2						
Donn Clendenon, R OBP: 0.300, SLG: 0.430 (1, 3)	CS 1-2	K	4-3			6-3	3-1		K	5	0	0	0	0	2	3						
Cleon Jones, R OBP: 0.337, SLG: 0.416 (1, 7)		1B BB			G6-4-3 1B	E S E 1B		E5 CS		3	1	2	0	1	0	0						
Bob Aspromonte, R OBP: 0.302, SLG: 0.406 (1, 5) Al Weis, S (8, 4)		1B			G6-4-3 1-2	F8		E6 1B E		4	0	1	0	0	0	3						
Jerry Grote, R OBP: 0.339, SLG: 0.380 (1, 2)		K			4-3	E5 1B		F9		4	0	0	0	0	1	3						
Don Hahn, R OBP: 0.379, SLG: 0.320 (1, 8)		F8				SH1-4 2B 1B	1-2 1B	E 1B		4	1	3	0	0	0	2						
Tom Seaver, R OBP: 0.265, SLG: 0.250 (1, 1)			5-3			SH1-4 1-2	F8	E5		3	0	0	0	0	0	3						
Inning Stats	R: 0 E: 0 K: 0 S: 3	H: 1 LOB: 0 BB: 0 P: 3	R: 0 E: 0 K: 2 S: 8	H: 1 LOB: 2 BB: 1 P: 12	R: 0 E: 0 K: 1 S: 6	H: 1 LOB: 0 BB: 1 P: 10	R: 0 E: 0 K: 0 S: 3	H: 1 LOB: 0 BB: 0 P: 3	R: 1 E: 0 K: 1 S: 7	H: 2 LOB: 1 BB: 0 P: 7	R: 1 E: 1 K: 0 S: 6	H: 2 LOB: 2 BB: 0 P: 6	R: 0 E: 0 K: 0 S: 4	H: 1 LOB: 1 BB: 0 P: 4	R: 1 E: 3 K: 0 S: 6	H: 1 LOB: 2 BB: 0 P: 6	R: 0 E: 0 K: 2 S: 7	H: 0 LOB: 0 BB: 0 P: 7	1B: 9 2B: 1 3B: 0 HR: 0	SF: 0 SAC: 2 DP: 1 HBP: 0	WP: 0 PB: 0 SB: 1 CS: 2	PA: 41
PITCHER	IP	WLS	BF	H	R	ER	SO	BB	IBB	HBP	BLK	WP	HR	S	P	ERA	WHIP					
Claude Osteen, L ERA: 2.63 (1, 1)	8.0	L	37	10	3	1	4	2	0	0	0	0	0	43	51	1.12	1.500					
Pete Mikkelsen, R ERA: 3.35 (9, 1)	1.0		3	0	0	0	2	0	0	0	0	0	0	7	7	0.00	0.000					

New York Mets @ Los Angeles Dodgers
Dodger Stadium, Los Angeles, CA
Fri Jun 04 1971, 7:05 PM PDT
Att: 32,495 - Unknown

livebaseballscores.com

AB 36
R 3
H 10
RBI 1
BB 2
SO 6
LOB 19




Batter	1	2	3	4	5	6	7	8	9	AB	R	H	RBI	BB	SO	LOB	BOTTOM				
Maury Wills, S OBP: 0.362, SLG: 0.360 (1, 6)	1B		FC4 1-2 1B			4-3		K		4	0	2	0	0	1	0					
Willie Crawford, L OBP: 0.282, SLG: 0.458 (1, 9)	L8		FC4 1-2 2-3			G4-6-3 1B		K		4	0	1	0	0	1	3					
Willie Davis, L OBP: 0.366, SLG: 0.450 (1, 8)	F7		G3			G4-6-3 1-2		K		4	0	0	0	0	1	4					
Dick Allen, R OBP: 0.352, SLG: 0.406 (1, 7)	F9				F9		HR	F3		4	1	1	1	0	0	1					
Wes Parker, S OBP: 0.338, SLG: 0.342 (1, 3)		F6			F7		F7			3	0	0	0	0	0	0					
Jim Lefebvre, S OBP: 0.397, SLG: 0.482 (1, 4)			G4-6-3 1B		K		6-3			3	0	1	0	0	1	0					
Tom Haller, L OBP: 0.371, SLG: 0.415 (1, 2)		G4-6-3 1-2			K		F7			3	0	0	0	0	1	1					
Bobby Valentine, R OBP: 0.273, SLG: 0.243 (1, 5) Bill Buckner, L OBP: 0.282, SLG: 0.316 (8, PH) Steve Garvey, R OBP: 0.303, SLG: 0.358 (9, 5)			3-1			F4		K		2	0	0	0	0	0	0					
Claude Osteen, L OBP: 0.171, SLG: 0.125 (1, 1) Duke Sims, L OBP: 0.359, SLG: 0.422 (8, PH) Pete Mikkelsen, R (9, 1)			FC4 1B			4-3		F6		2	0	1	0	0	0	0					
Inning Stats	R: 0 E: 0 K: 0 S: 4	H: 1 LOB: 1 BB: 0 P: 4	R: 0 E: 0 K: 0 S: 3	H: 1 LOB: 0 BB: 0 P: 3	R: 0 E: 0 K: 1 S: 5	H: 0 LOB: 0 BB: 0 P: 5	R: 0 E: 0 K: 1 S: 5	H: 0 LOB: 0 BB: 0 P: 5	R: 0 E: 0 K: 0 S: 3	H: 1 LOB: 0 BB: 0 P: 3	R: 1 E: 0 K: 0 S: 4	H: 1 LOB: 0 BB: 0 P: 4	R: 0 E: 0 K: 2 S: 7	H: 0 LOB: 0 BB: 0 P: 7	R: 0 E: 0 K: 2 S: 7	H: 0 LOB: 0 BB: 0 P: 7	1B: 5 2B: 0 3B: 0 HR: 1	SF: 0 SAC: 0 DP: 2 HBP: 0	WP: 0 PB: 0 SB: 0 CS: 0	PA: 31	
PITCHER	IP	WLS	BF	H	R	ER	SO	BB	IBB	HBP	BLK	WP	HR	S	P	ERA	WHIP				
Tom Seaver, R ERA: 2.01 (1, 1)	9.0	W	31	6	1	1	6	0	0	0	0	0	1	43	43	1.00	0.667				

New York Mets @ Los Angeles Dodgers
Dodger Stadium, Los Angeles, CA
Fri Jun 04 1971, 7:05 PM PDT
Att: 32,495 - Unknown

livebaseballscores.com

AB 31
R 1
H 6
RBI 1
BB 0
SO 6
LOB 9



Batter	1	2	3	4	5	6	7	8	9	AB	R	H	RBI	BB	SO	LOB	TOP										
Tommie Agee, R (1, 8) OBP: 0.350, SLG: 0.427										4	0	2	0	0	1	0											
Bud Harrelson, S (1, 6) OBP: 0.371, SLG: 0.381										4	0	1	0	0	0	1											
Art Shamsky, L (1, 9) OBP: 0.308, SLG: 0.386										4	0	0	0	0	0	2											
Cleon Jones, R (1, 7) Ken Singleton, S (5, 7) OBP: 0.343, SLG: 0.422 OBP: 0.312, SLG: 0.222										2	0	2	0	0	0	0											
Ed Kranepool, L (1, 3) OBP: 0.370, SLG: 0.554										4	0	1	0	0	0	2											
Ken Boswell, L (1, 4) OBP: 0.326, SLG: 0.391										4	0	3	0	0	0	0											
Jerry Grote, R (1, 2) OBP: 0.337, SLG: 0.373										3	0	0	0	1	1	4											
Tim Foli, R (1, 5) OBP: 0.328, SLG: 0.361										3	0	1	0	0	0	2											
Nolan Ryan, R (1, 1) Ray Sadecki, L (5, 1) Dave Marshall, L (7, PH) Danny Frisella, L (7, 1) OBP: 0.176, SLG: 0.067 OBP: 0.500, SLG: 0.500 OBP: 0.356, SLG: 0.372										2	0	0	0	0	0	0											
Inning Stats	R: 0 E: 0 K: 1 S: 5	H: 0 LOB: 0 BB: 0 P: 5	R: 0 E: 0 K: 0 S: 4	H: 2 LOB: 2 BB: 1 P: 8	R: 0 E: 0 K: 0 S: 4	H: 1 LOB: 1 BB: 0 P: 4	R: 0 E: 0 K: 0 S: 5	H: 3 LOB: 2 BB: 0 P: 5	R: 0 E: 0 K: 0 S: 4	H: 2 LOB: 1 BB: 0 P: 4	R: 0 E: 0 K: 0 S: 4	H: 2 LOB: 0 BB: 0 P: 3	R: 0 E: 0 K: 0 S: 3	H: 0 LOB: 0 BB: 0 P: 3	R: 0 E: 0 K: 1 S: 5	H: 0 LOB: 0 BB: 0 P: 5	1B: 10 2B: 0 3B: 0 HR: 0	SF: 0 SAC: 0 DP: 2 HBP: 0	WP: 1 PB: 0 SB: 1 CS: 0	PA: 34							
PITCHER	IP	WLS	BF	H	R	ER	SO	BB	IBB	HBP	BLK	WP	HR	S	P	ERA	WHIP										
Don Sutton, R (1, 1) ERA: 3.52	5.0	W	21	8	0	0	1	1	0	0	0	1	0	22	26	0.00	1.800										
Pete Mikkelsen, R (6, 1) ERA: 2.93	4.0	S	13	2	0	0	1	0	0	0	0	0	0	15	15	0.00	0.500										

New York Mets @ Los Angeles Dodgers
Dodger Stadium, Los Angeles, CA
Sat Jun 05 1971, 7:05 PM PDT
Att: 27,801 - Unknown

AB 33
R 0
H 10
RBI 0
BB 1
SO 2
LOB 11

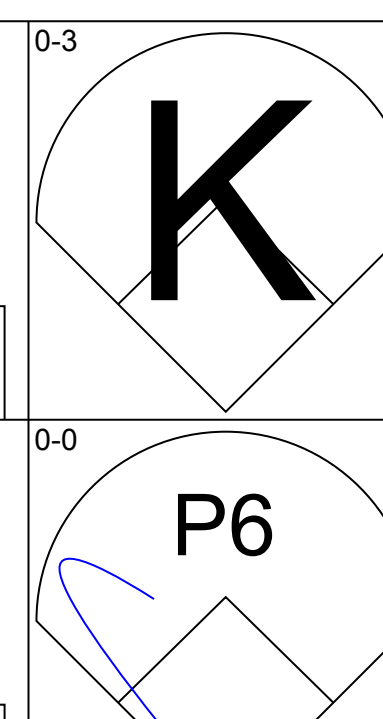
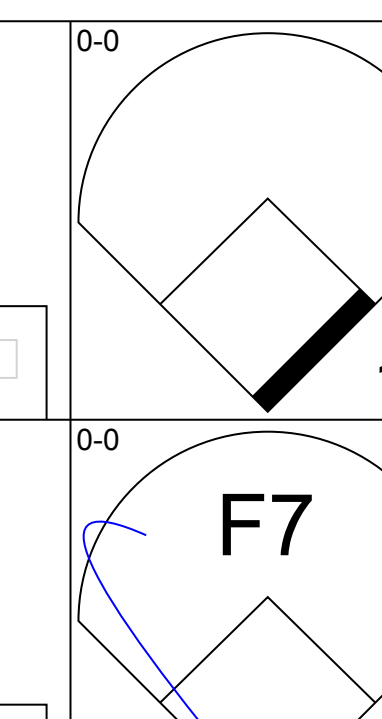
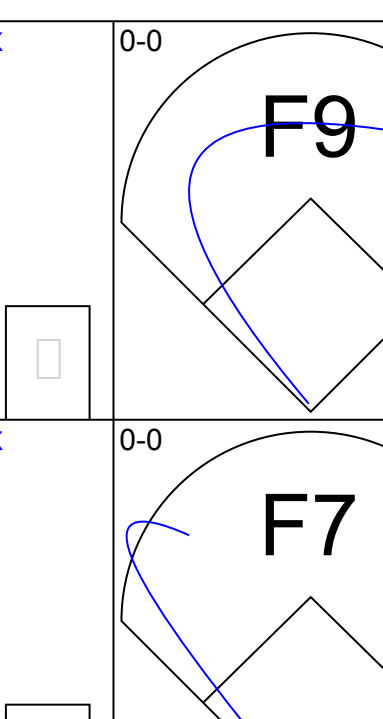
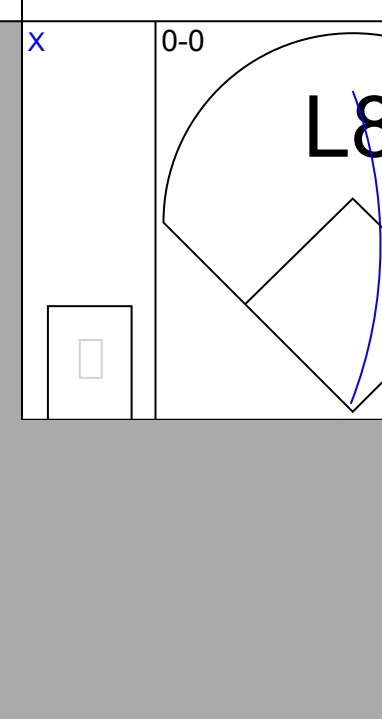
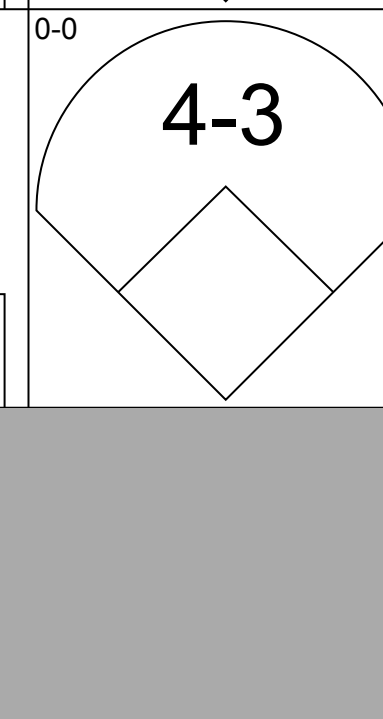


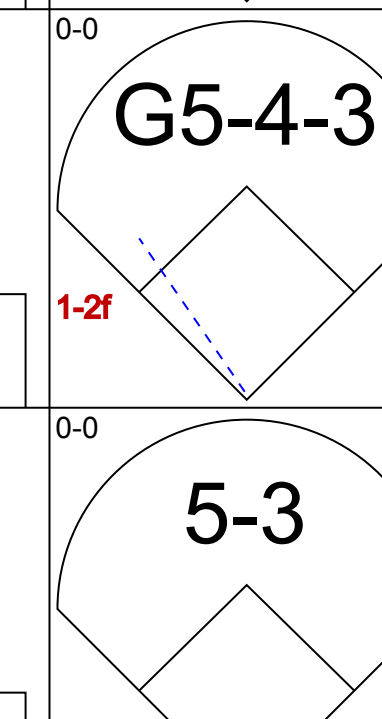

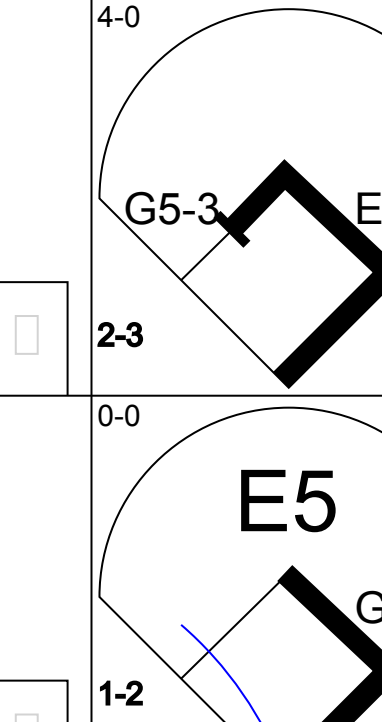
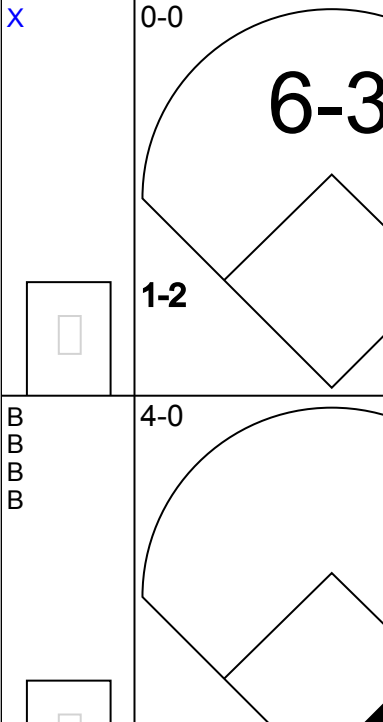

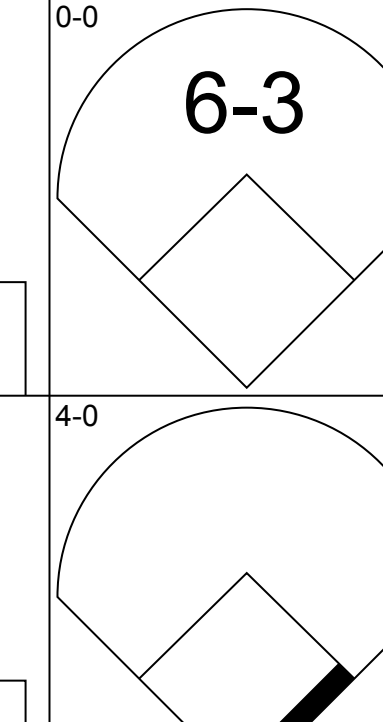
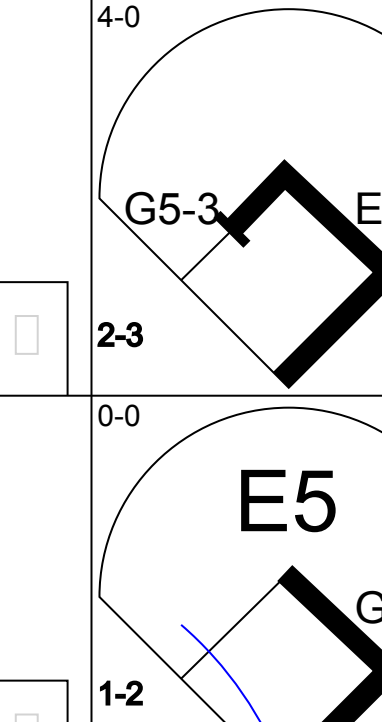
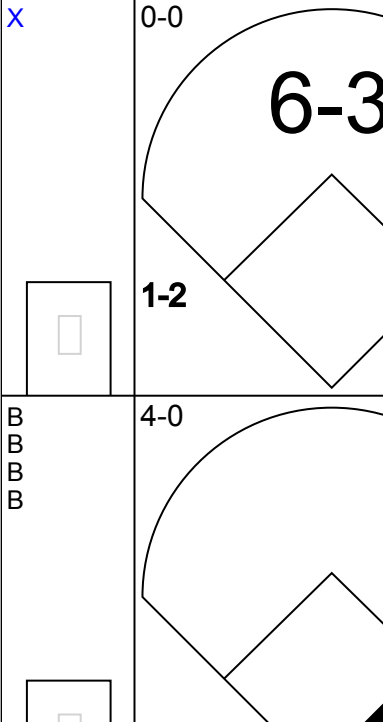

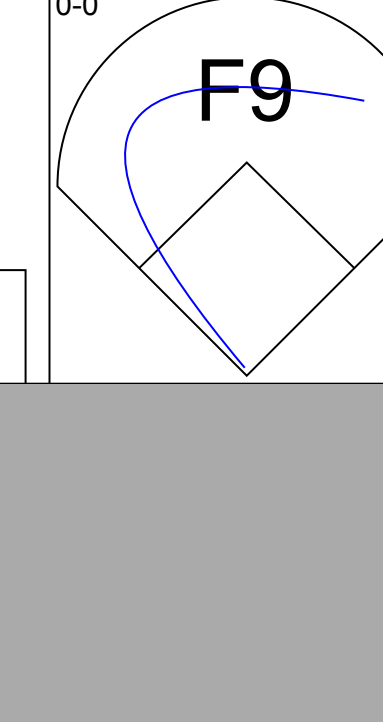
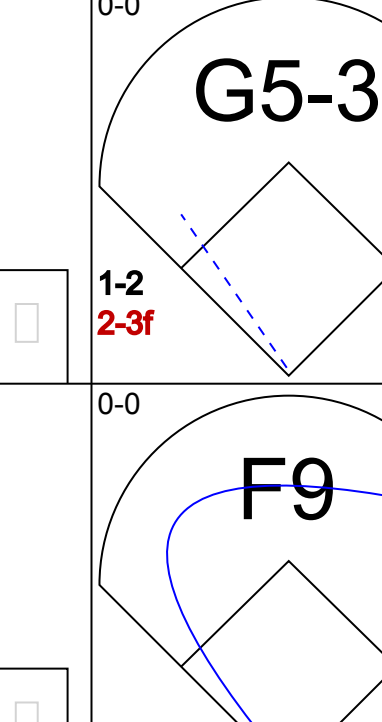
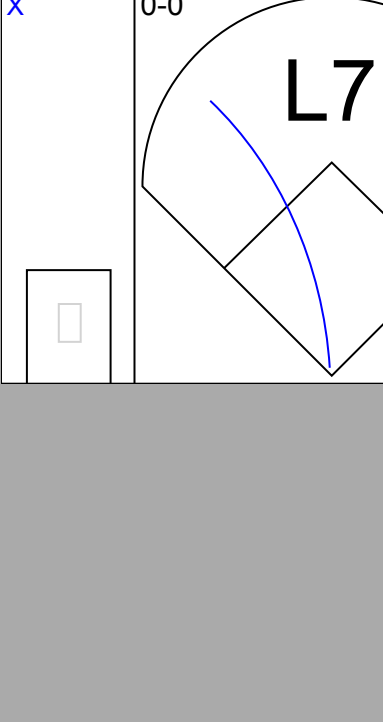
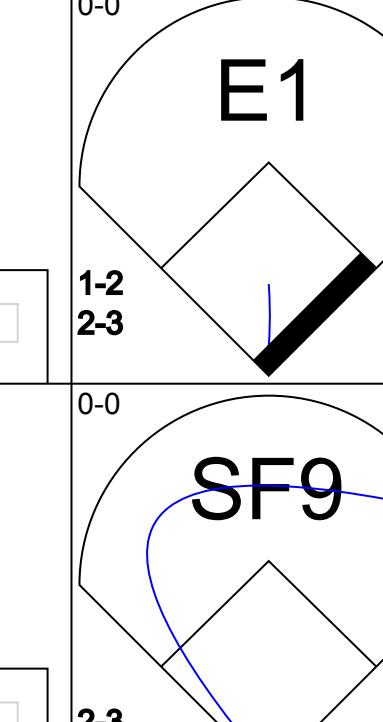
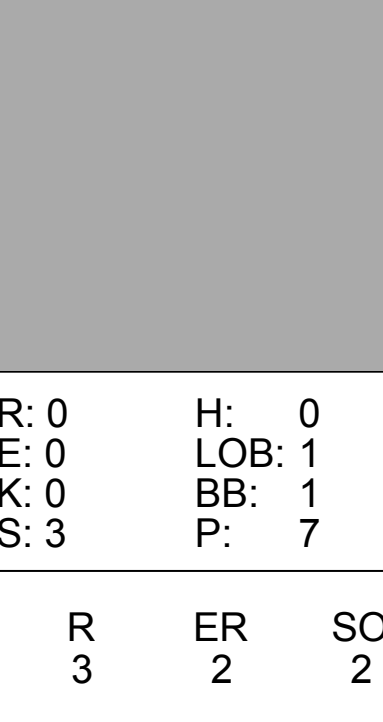
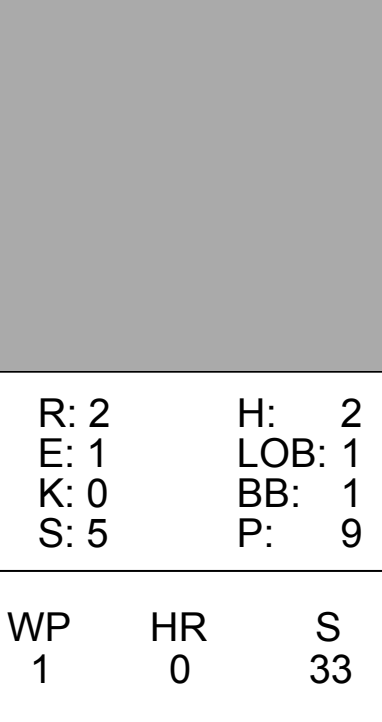
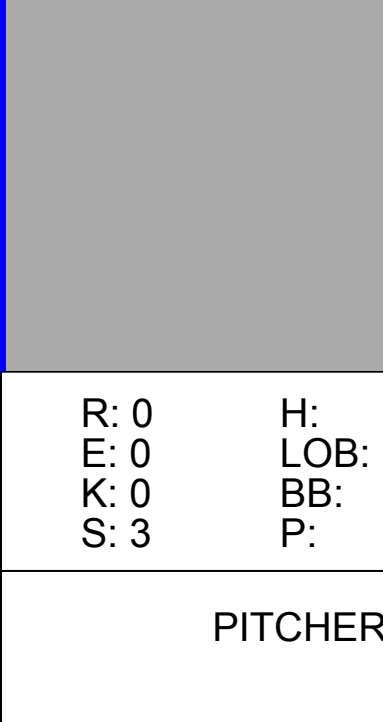
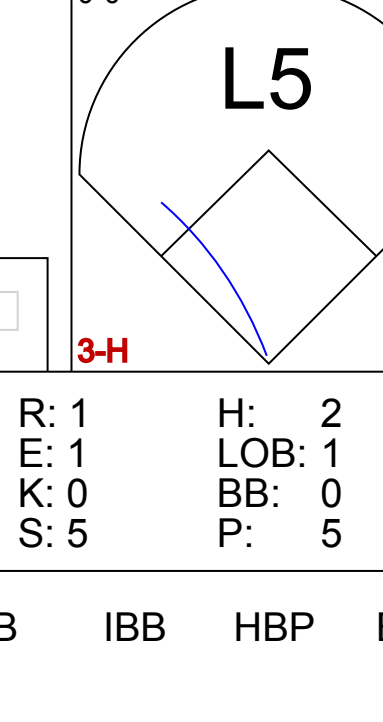
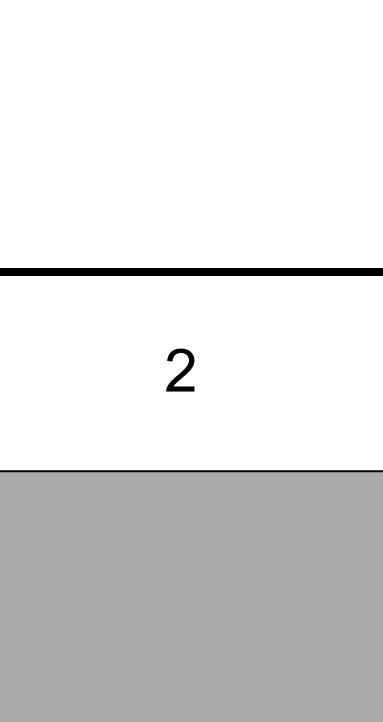
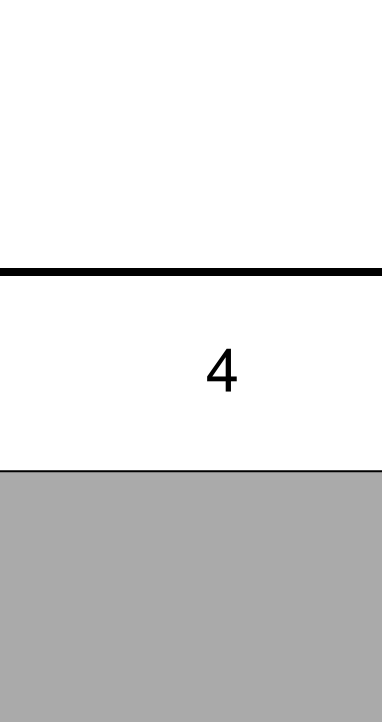
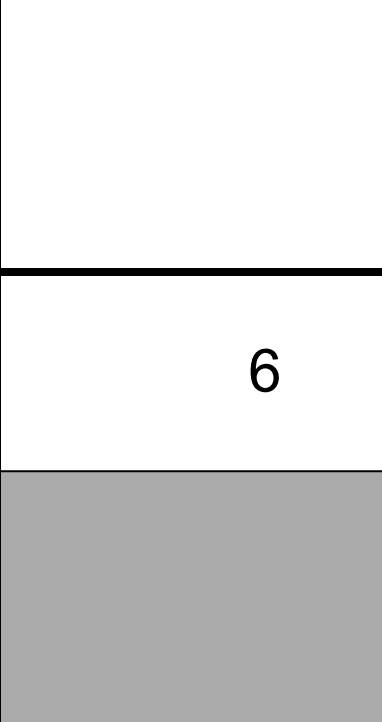
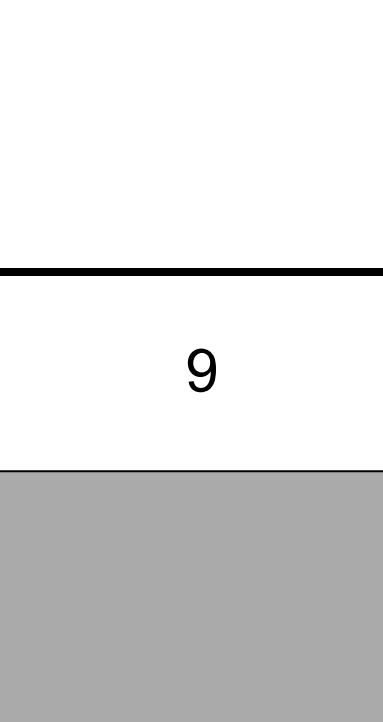
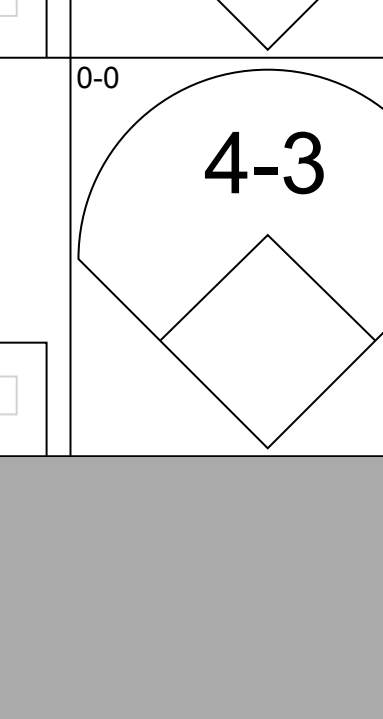
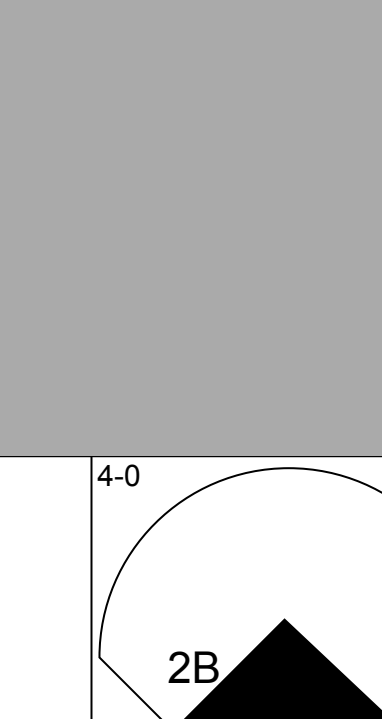


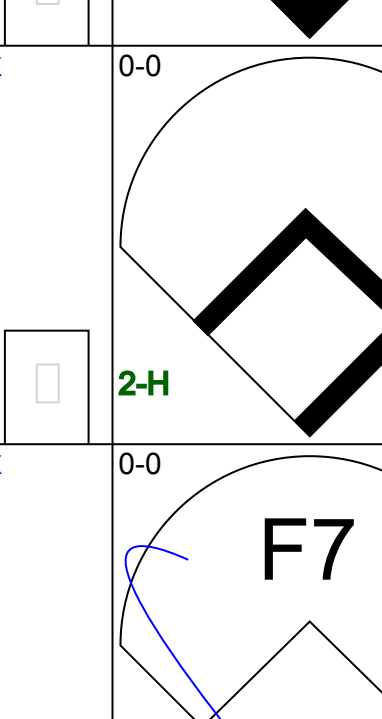

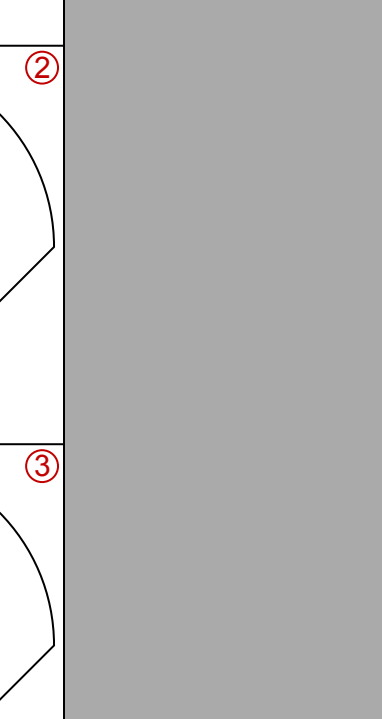


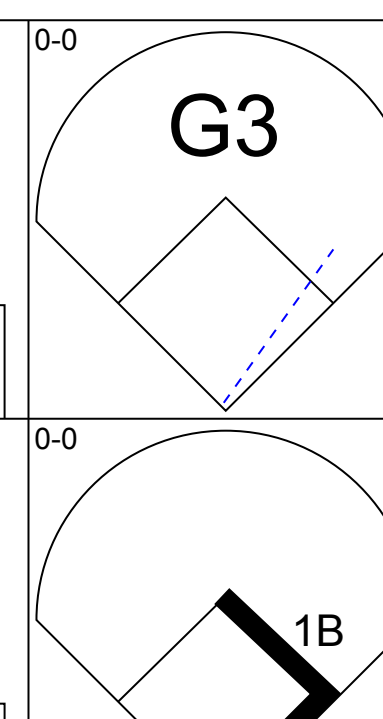
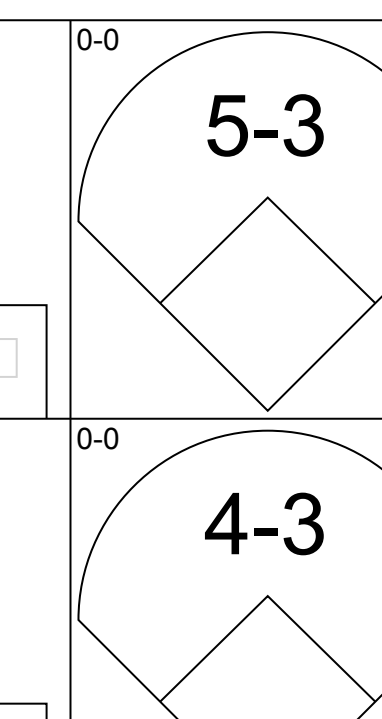
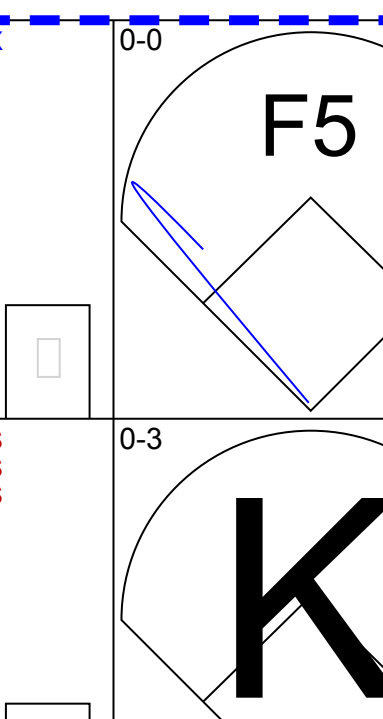
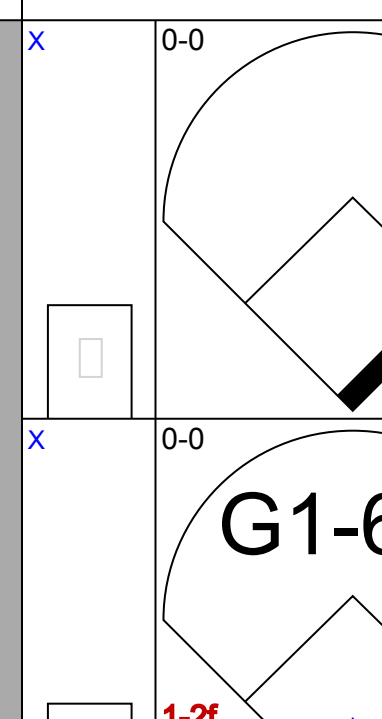
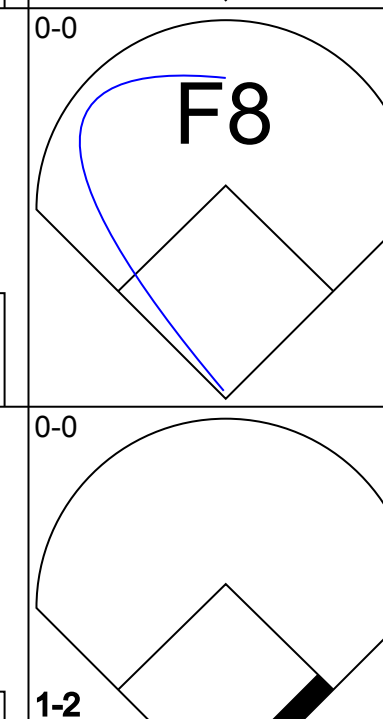

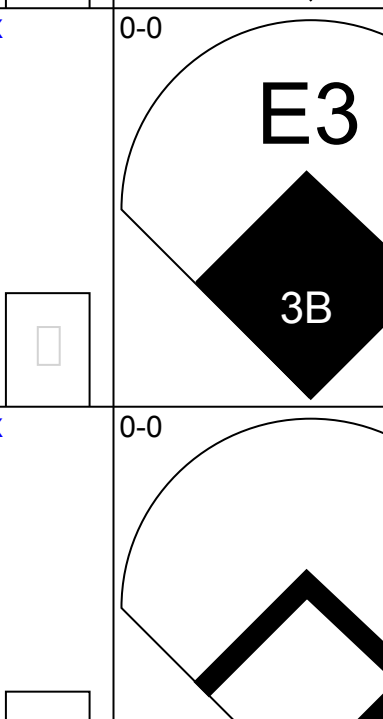

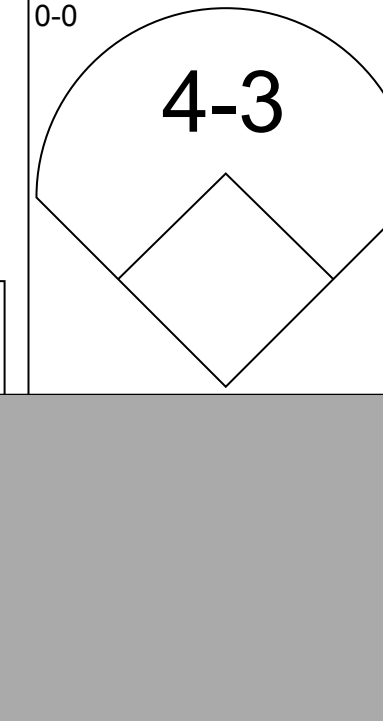
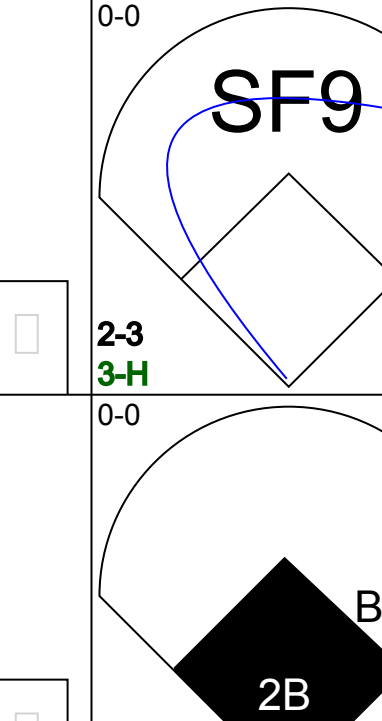
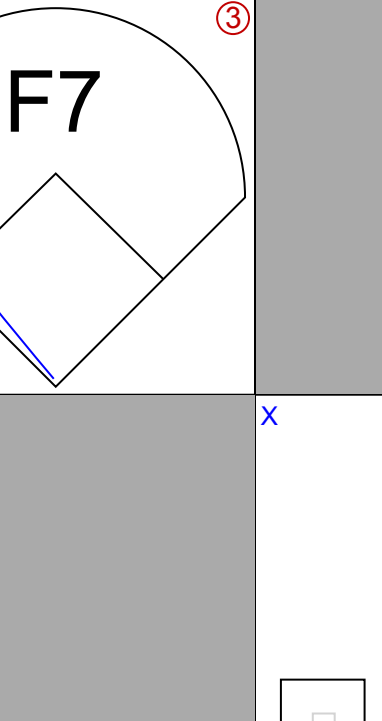


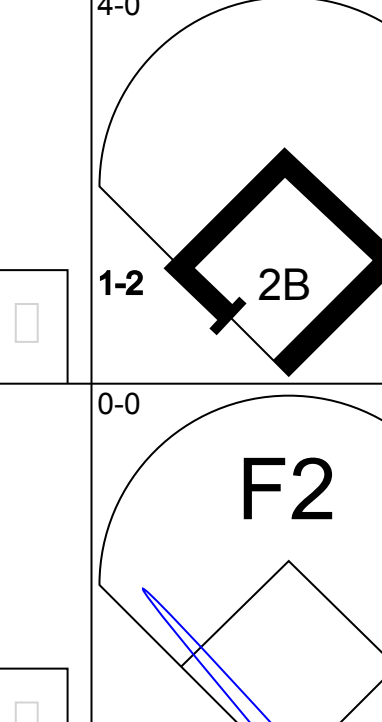
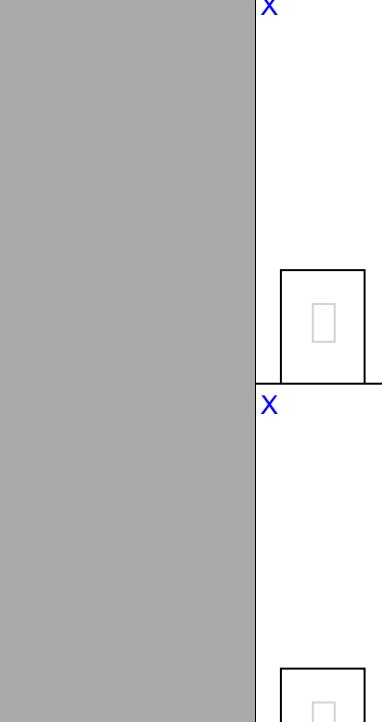


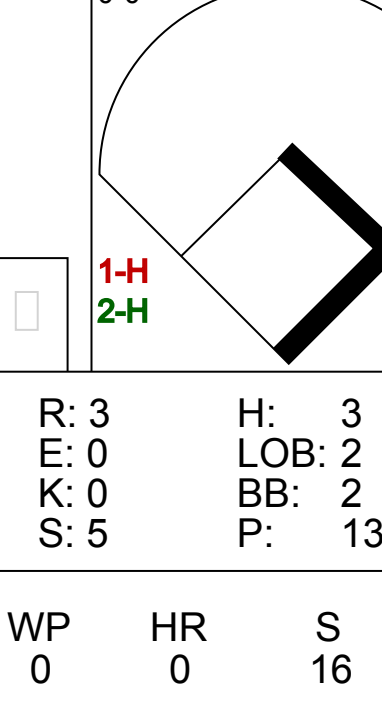
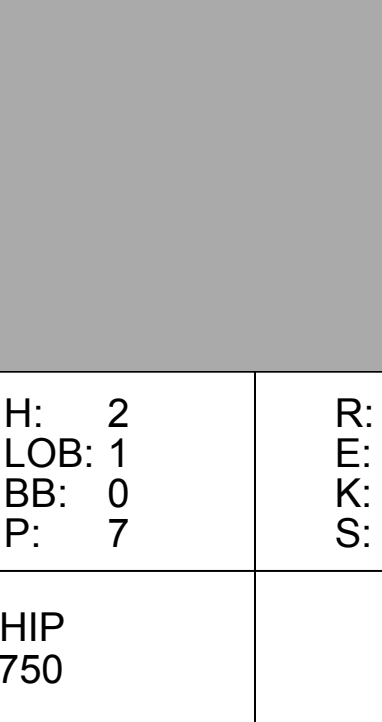


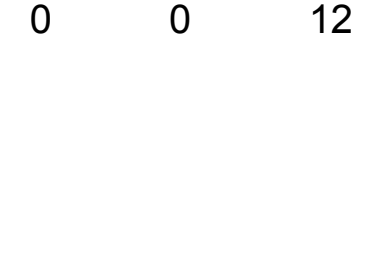

Batter	1	2	3	4	5	6	7	8	9	AB	R	H	RBI	BB	SO	LOB	BOTTOM										
Maury Wills, S (1, 6) OBP: 0.360, SLG: 0.358										4	0	1	0	0	1	1											
Willie Crawford, L (1, 9) OBP: 0.358, SLG: 0.468										3	0	1	0	0	0	0											
Willie Davis, L (1, 8) OBP: 0.370, SLG: 0.450										2	1	1	0	1	1	1											
Dick Allen, R (1, 7) OBP: 0.365, SLG: 0.413										2	1	2	1	2	0	0											
Jim Lefebvre, S (1, 4) OBP: 0.392, SLG: 0.482										4	0	1	1	0	1	6											
Duke Sims, L (1, 2) OBP: 0.346, SLG: 0.404										4	0	0	0	0	1	3											
Bill Buckner, L (1, 3) Wes Parker, S (9, 3) OBP: 0.231, SLG: 0.304 OBP: 0.338, SLG: 0.342										4	0	0	0	0	0	1											
Steve Garvey, R (1, 5) OBP: 0.302, SLG: 0.381										4	1	1	1	0	1	1											
Don Sutton, R (1, 1) Von Joshua, L (5, PH) Pete Mikkelsen, R (6, 1) OBP: 0.231, SLG: 0.130 OBP: 0.286, SLG: 0.167										1	0	0	0	0	0	0											
Inning Stats	R: 1 E: 0 K: 1 S: 7	H: 2 LOB: 1 BB: 0 P: 7	R: 0 E: 0 K: 1 S: 5	H: 0 LOB: 0 BB: 0 P: 5	R: 0 E: 0 K: 1 S: 6	H: 1 LOB: 1 BB: 0 P: 6	R: 1 E: 0 K: 0 S: 5	H: 2 LOB: 1 BB: 0 P: 5	R: 0 E: 0 K: 0 S: 6	H: 1 LOB: 3 BB: 2 P: 14	R: 1 E: 0 K: 0 S: 5	H: 2 LOB: 0 BB: 1 P: 10	R: 0 E: 0 K: 1 S: 5	H: 0 LOB: 2 BB: 1 P: 5	R: 0 E: 0 K: 1 S: 5	H: 0 LOB: 0 BB: 0 P: 5	1B: 5 2B: 2 3B: 0 HR: 1	SF: 0 SAC: 2 DP: 0 HBP: 0	WP: 1 PB: 0 SB: 1 CS: 0	PA: 36							
PITCHER	IP	WLS	BF	H	R	ER	SO	BB	IBB	HBP	BLK	WP	HR	S	P	ERA	WHIP										
Nolan Ryan, R (1, 1) ERA: 1.32	4.2	L	22	6	2	2	4	2	0	0	0	0	1	28	36	3.86	1.714										
Ray Sadecki, L (5, 1) ERA: 2.78	1.1		6	2	1	1	0	0	0	0	0	0	1	6	6	6.75	1.500										
Danny Frisella, R (7, 1) ERA: 1.96	2.0		8	0	0	0	2	1	0	0	0	0	0	11	15	0.00	0.500										

New York Mets @ Los Angeles Dodgers
Dodger Stadium, Los Angeles, CA
Sat Jun 05 1971, 7:05 PM PDT
Att: 27,801 - Unknown

AB 31
R 3
H 8
RBI 3
BB 3
SO 6
LOB 13



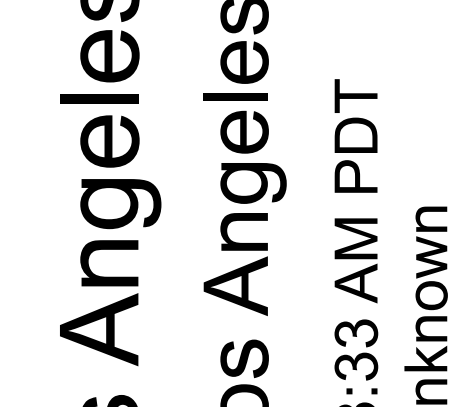
Batter	1	2	3	4	5	6	7	8	9	AB	R	H	RBI	BB	SO	LOB	TOP					
Don Hahn, R OBP: 0.371, SLG: 0.315 (1, 8)										4	0	1	0	0	1	0	New York Mets @ Los Angeles Dodgers Dodger Stadium, Los Angeles, CA Sun Jun 06 1971, 3:33 AM PDT Att: 48,227 - Unknown					
Bud Harrelson, S OBP: 0.369, SLG: 0.378 (1, 6)										4	0	1	0	0	0	1						
Tommie Agee, R OBP: 0.333, SLG: 0.431 (1, 9)										3	1	1	0	1	0	1						
Donn Clendenon, R OBP: 0.298, SLG: 0.423 (1, 3)										4	1	1	1	0	0	1						
Bob Aspromonte, R OBP: 0.306, SLG: 0.405 Tom Seaver, R OBP: 0.265, SLG: 0.250 (9, PR)										3	0	1	0	1	0	1						
Ken Singleton, S OBP: 0.333, SLG: 0.231 (1, 7)										2	0	1	1	2	0	1						
Duffy Dyer, R OBP: 0.364, SLG: 0.500 (1, 2)										4	0	0	0	0	0	7						
Tim Foli, R OBP: 0.317, SLG: 0.351 (1, 4)										3	0	0	1	0	0	1						
Jerry Koosman, R OBP: 0.249, SLG: 0.187 Dave Marshall, L OBP: 0.353, SLG: 0.368 Ron Taylor, R OBP: 0.353, SLG: 0.368 Al Weis, S OBP: 0.250, SLG: 0.170 Tug McGraw, R OBP: 0.330, SLG: 0.370 (5, PH)											1	0	0	0	0	0						
Inning Stats	R: 0 E: 0 K: 1 S: 5	H: 0 LOB: 0 BB: 0 P: 5	R: 0 E: 0 K: 0 S: 3	H: 0 LOB: 1 BB: 1 P: 7	R: 0 E: 0 K: 0 S: 4	H: 1 LOB: 1 BB: 0 P: 4	R: 2 E: 1 K: 0 S: 5	H: 2 LOB: 1 BB: 1 P: 9	R: 0 E: 0 K: 0 S: 3	H: 0 LOB: 0 BB: 0 P: 3	R: 0 E: 0 K: 0 S: 3	H: 0 LOB: 2 BB: 2 P: 11	R: 0 E: 0 K: 1 S: 5	H: 0 LOB: 0 BB: 0 P: 5	R: 0 E: 0 K: 0 S: 3	H: 1 LOB: 0 BB: 0 P: 3		R: 1 E: 1 K: 0 S: 5	H: 2 LOB: 1 BB: 0 P: 5	1B: 5 2B: 2 3B: 0 HR: 0	SF: 1 SAC: 0 DP: 3 HBP: 0	WP: 1 PB: 0 SB: 0 CS: 0
PITCHER	IP WLS BF H R ER SO BB IBB HBP BLK WP HR S P ERA WHIP																					
Al Downing, L ERA: 2.56 Jim Brewer, L ERA: 2.01 (1, 1) (9, 1)	8.0 W 33 6 3 2 2 4 0 0 0 1 0 33 49 2.25 1.250																					

Batter	1	2	3	4	5	6	7	8	9	AB	R	H	RBI	BB	SO	LOB	BOTTOM			
Maury Wills, S OBP: 0.358, SLG: 0.356 (1, 6)										4	0	1	0	0	0	0	New York Mets @ Los Angeles Dodgers Dodger Stadium, Los Angeles, CA Sun Jun 06 1971, 3:33 AM PDT Att: 48,227 - Unknown			
Manny Mota, R OBP: 0.345, SLG: 0.329 (1, 9) (2, 7)										4	0	1	0	0	1	1				
Willie Davis, L OBP: 0.372, SLG: 0.449 (1, 8)										3	2	1	0	1	1	1				
Dick Allen, R OBP: 0.365, SLG: 0.413 Bill Russell, R OBP: 0.294, SLG: 0.330 (1, 7) (1, 7) (2, 9)										0	0	0	0	0	0	0				
Wes Parker, S OBP: 0.332, SLG: 0.337 (1, 3)										4	1	3	1	0	0	0				
Jim Lefebvre, S OBP: 0.391, SLG: 0.479 (1, 4)										3	1	1	1	0	0	0				
Bill Sudakis, S OBP: 0.312, SLG: 0.354 Tom Haller, L OBP: 0.365, SLG: 0.407 (1, 2) (5, 2)										1	0	0	0	1	0	0				
Steve Garvey, R OBP: 0.295, SLG: 0.371 (1, 5)										3	0	0	0	0	2	2				
Al Downing, R OBP: 0.313, SLG: 0.333 Jim Brewer, L ERA: 1.99 (1, 1) (9, 1)										3	0	1	1	0	1	0				
Inning Stats	R: 0 E: 0 K: 0 S: 5	H: 2 LOB: 2 BB: 0 P: 5	R: 0 E: 0 K: 0 S: 3	H: 0 LOB: 0 BB: 0 P: 3	R: 0 E: 0 K: 0 S: 3	H: 0 LOB: 0 BB: 0 P: 3	R: 3 E: 0 K: 0 S: 5	H: 3 LOB: 2 BB: 2 P: 13	R: 1 E: 1 K: 1 S: 7	H: 2 LOB: 1 BB: 0 P: 7	R: 0 E: 0 K: 0 S: 3	H: 0 LOB: 0 BB: 0 P: 3	R: 0 E: 0 K: 1 S: 5	H: 1 LOB: 0 BB: 0 P: 5	R: 0 E: 0 K: 2 S: 7	H: 0 LOB: 0 BB: 0 P: 7		1B: 5 2B: 2 3B: 1 HR: 0	SF: 1 SAC: 0 DP: 1 HBP: 0	WP: 0 PB: 0 SB: 0 CS: 0
PITCHER	IP WLS BF H R ER SO BB IBB HBP BLK WP HR S P ERA WHIP																			
Jerry Koosman, L ERA: 2.82 Ron Taylor, R ERA: 1.5 Tug McGraw, L ERA: 1.99 (1, 1) (5, 1) (7, 1)	4.0 L 18 5 3 3 0 2 0 0 0 0 0 0 10 10 4.50 1.000																			

AB	31
R	3
H	6
RBI	3
BB	4
SO	2
LOB	15





AB	29
R	4
H	8
RBI	4
BB	2
SO	4
LOB	7



Batter	1	2	3	4	5	6	7	8	9	AB	R	H	RBI	BB	SO	LOB	TOP					
Maury Wills, S OBP: 0.359, SLG: 0.357 (1,6)										5	0	2	1	0	0	4	<p>Los Angeles Dodgers @ Philadelphia Phillies Veterans Stadium, Philadelphia, PA Tue Jun 08 1971, 7:05 PM EDT Att: 21,388 - Unknown</p>					
Bill Russell, R OBP: 0.298, SLG: 0.333 (1,9)										5	0	2	0	0	1	1						
Willie Davis, L OBP: 0.364, SLG: 0.438 (1,8)										5	0	0	0	0	1	4						
Dick Allen, R OBP: 0.376, SLG: 0.414 Von Joshua, L (9,7)										2	1	1	0	3	1	0						
Wes Parker, S OBP: 0.326, SLG: 0.330 (1,3)										4	1	0	0	0	3	5						
Jim Lefebvre, S OBP: 0.394, SLG: 0.500 (1,4)										3	1	1	2	1	1	2						
Steve Garvey, R OBP: 0.301, SLG: 0.370 (1,5)										3	0	1	0	1	1	2						
Tom Haller, L OBP: 0.373, SLG: 0.404 (1,2)										3	1	1	0	0	0	1						
Bill Singer, R OBP: 0.241, SLG: 0.120 Manny Mota, R OBP: 0.352, SLG: 0.329 Jim Brewer, L (8,1)										2	0	1	0	0	1	1						
Inning Stats	R: 0 E: 0 K: 2 S: 8	H: 1 LOB: 2 BB: 1 P: 12	R: 0 E: 0 K: 1 S: 4	H: 0 LOB: 0 BB: 1 P: 8	R: 0 E: 0 K: 1 S: 6	H: 2 LOB: 1 BB: 0 P: 6	R: 0 E: 0 K: 1 S: 6	H: 1 LOB: 1 BB: 0 P: 6	R: 1 E: 0 K: 0 S: 5	H: 3 LOB: 1 BB: 0 P: 5	R: 2 E: 0 K: 2 S: 9	H: 2 LOB: 1 BB: 1 P: 13	R: 0 E: 0 K: 0 S: 3	H: 0 LOB: 0 BB: 0 P: 3	R: 1 E: 0 K: 1 S: 5	H: 0 LOB: 3 BB: 3 P: 18		R: 0 E: 0 K: 1 S: 5	H: 0 LOB: 0 BB: 0 P: 5	1B: 8 2B: 2 3B: 0 HR: 1	SF: 0 SAC: 1 DP: 3 HBP: 1	WP: 1 PB: 0 SB: 2 CS: 1
PITCHER	IP WLS BF H R ER SO BB IBB HBP BLK WP HR S P ERA WHIP	7.0 L 30 9 3 3 7 3 0 0 0 1 1 41 53 3.86 1.714	0.2 6 0 1 1 1 3 0 1 0 0 0 4 17 13.50 4.500	1.1 4 0 0 0 1 0 0 0 0 0 0 6 6 0.00 0.000											IP WLS BF H R ER SO BB IBB HBP BLK WP HR S P ERA WHIP							

Batter	1	2	3	4	5	6	7	8	9	AB	R	H	RBI	BB	SO	LOB	BOTTOM					
Denny Doyle, L OBP: 0.273, SLG: 0.336 (1,4)										4	0	0	0	0	0	4	<p>Los Angeles Dodgers @ Philadelphia Phillies Veterans Stadium, Philadelphia, PA Tue Jun 08 1971, 7:05 PM EDT Att: 21,388 - Unknown</p>					
Tim McCarver, L OBP: 0.276, SLG: 0.316 (1,2)										4	1	2	0	0	2	1						
Willie Montanez, L OBP: 0.324, SLG: 0.489 (1,8)										4	1	1	2	0	0	1						
Ron Stone, L OBP: 0.333, SLG: 0.297 Byron Browne, R OBP: 0.297, SLG: 0.269 (8,PH) (9,7)										3	0	0	0	0	0	1						
Deron Johnson, R OBP: 0.298, SLG: 0.339 (1,3)										4	0	1	0	0	1	0						
Bobby Pfeil, R OBP: 0.357, SLG: 0.407 (1,5)										4	0	0	0	0	2	1						
Roger Freed, R OBP: 0.323, SLG: 0.305 (1,9)										3	0	0	0	1	1	1						
Larry Bowa, S OBP: 0.266, SLG: 0.268 (1,6)										3	0	1	0	0	0	1						
Chris Short, R OBP: 0.241, SLG: 0.120 Oscar Gamble, L OBP: 0.304, SLG: 0.500 Woodie Fryman, R (7,PH) Joe Hoerner, R (8,1)										0	0	0	0	1	0	0						
Inning Stats	R: 0 E: 0 K: 0 S: 4	H: 1 LOB: 1 BB: 0 P: 4	R: 0 E: 0 K: 1 S: 5	H: 1 LOB: 0 BB: 0 P: 5	R: 0 E: 0 K: 1 S: 6	H: 1 LOB: 1 BB: 0 P: 6	R: 0 E: 0 K: 1 S: 5	H: 0 LOB: 0 BB: 0 P: 5	R: 0 E: 0 K: 0 S: 3	H: 0 LOB: 2 BB: 2 P: 11	R: 2 E: 0 K: 0 S: 5	H: 2 LOB: 0 BB: 0 P: 5	R: 0 E: 0 K: 0 S: 4	H: 1 LOB: 1 BB: 0 P: 4	R: 0 E: 0 K: 2 S: 7	H: 0 LOB: 0 BB: 0 P: 7		R: 0 E: 0 K: 2 S: 7	H: 0 LOB: 0 BB: 0 P: 7	1B: 4 2B: 2 3B: 0 HR: 1	SF: 0 SAC: 1 DP: 1 HBP: 0	WP: 0 PB: 0 SB: 0 CS: 0
PITCHER	IP WLS BF H R ER SO BB IBB HBP BLK WP HR S P ERA WHIP	7.0 W 28 6 2 2 3 2 0 0 0 0 0 14 14 0.00 0.000	2.0 S 6 0 0 0 4 0 0 0 0 0 0 0 14 14 0.00 0.000											IP WLS BF H R ER SO BB IBB HBP BLK WP HR S P ERA WHIP								

Batter	1	2	3	4	5	6	7	8	9	AB	R	H	RBI	BB	SO	LOB	TOP										
Maury Wills, S OBP: 0.360, SLG: 0.360 (1, 6)	L7								6-3	4	1	1	0	1	0	1	Los Angeles Dodgers @ Philadelphia Phillies Veterans Stadium, Philadelphia, PA Wed Jun 09 1971, 7:05 PM EDT Att: 19,004 - Unknown AB 35 R 4 H 11 RBI 4 BB 4 SO 9 LOB 20 										
Bill Russell, R OBP: 0.287, SLG: 0.320 (1, 9)	K								K	5	0	0	0	0	5	3											
Willie Davis, L OBP: 0.369, SLG: 0.460 (1, 8)										5	1	3	1	0	1	2											
Dick Allen, R OBP: 0.367, SLG: 0.405 (1, 7)	6-3									4	0	0	1	0	1	2											
Wes Parker, S OBP: 0.329, SLG: 0.338 (1, 3)										4	1	2	0	0	1	0											
Jim Lefebvre, S OBP: 0.297, SLG: 0.496 (1, 4)	6-3									3	0	1	0	1	1	1											
Steve Garvey, R OBP: 0.314, SLG: 0.410 (1, 5)										3	1	2	2	1	0	2											
Duke Sims, L OBP: 0.351, SLG: 0.408 (1, 2)										4	0	2	0	0	0	4											
Claude Osteen, L Sandy Vance, R Manny Mota, R Jose Peña, R Bill Sudakis, S Joe Moeller, R (1, 1) (4, 1) (6, PH) (6, 1) (8, PH) (8, 1)	G3									1	0	0	0	0	0	1											
Inning Stats	R: 0 E: 0 K: 1 S: 6	H: 1 LOB: 1 BB: 0 P: 6	R: 1 E: 0 K: 1 S: 7	H: 2 LOB: 1 BB: 0 P: 7	R: 0 E: 0 K: 2 S: 6	H: 0 LOB: 0 BB: 1 P: 10	R: 0 E: 0 K: 1 S: 6	H: 1 LOB: 2 BB: 1 P: 10	R: 0 E: 0 K: 1 S: 5	H: 0 LOB: 1 BB: 1 P: 9	R: 1 E: 0 K: 1 S: 8	H: 3 LOB: 2 BB: 0 P: 8	R: 2 E: 0 K: 1 S: 7	H: 2 LOB: 0 BB: 0 P: 7	R: 0 E: 0 K: 0 S: 3	H: 1 LOB: 1 BB: 1 P: 7		R: 0 E: 0 K: 1 S: 6	H: 1 LOB: 1 BB: 0 P: 6	1B: 4 2B: 5 3B: 1 HR: 1	SF: 1 SAC: 0 DP: 1 HBP: 0	WP: 1 PB: 0 SB: 0 CS: 1	PA: 40				
PITCHER	IP	WLS	BF	H	R	ER	SO	BB	IBB	HBP	BLK	WP	HR	S	P	ERA	WHIP										
Ken Reynolds, L ERA: 2.98 (1, 1)	7.0	W	34	10	4	4	8	4	0	0	0	1	1	46	62	5.14	2.000										
Woodie Fryman, L ERA: 3.35 (8, 1)	2.0	S	6	1	0	0	1	0	0	0	0	0	0	8	8	0.00	0.500										

Batter	1	2	3	4	5	6	7	8	9	AB	R	H	RBI	BB	SO	LOB	BOTTOM										
Larry Bowa, S OBP: 0.264, SLG: 0.266 (1, 6)	1B	5-3								5	2	1	0	0	0	1	Los Angeles Dodgers @ Philadelphia Phillies Veterans Stadium, Philadelphia, PA Wed Jun 09 1971, 7:05 PM EDT Att: 19,004 - Unknown AB 37 R 9 H 13 RBI 7 BB 3 SO 5 LOB 11 										
Terry Harmon, R OBP: 0.310, SLG: 0.351 (1, 4)		1-3								5	1	1	0	0	0	1											
Willie Montanez, L OBP: 0.330, SLG: 0.489 (1, 8)	E1									4	2	2	1	1	0	1											
Deron Johnson, R OBP: 0.300, SLG: 0.356 (1, 3)		CS								5	1	2	3	0	1	1											
Don Money, R OBP: 0.248, SLG: 0.347 (1, 5)	1-3									3	2	1	1	1	0	1											
Roger Freed, R OBP: 0.326, SLG: 0.309 Byron Browne, R OBP: 0.273, SLG: 0.379 (1, 9) (1, PR) (2, 9) (8, 7)										1	0	1	0	0	0	0											
Joe Lis, R OBP: 0.321, SLG: 0.385 Ron Stone, L OBP: 0.333, SLG: 0.297 (1, 7) (7, PR) (8, 9)	F9									4	0	1	0	0	1	1											
Mike Ryan, R OBP: 0.254, SLG: 0.426 (1, 2)										3	0	2	0	1	1	1											
Ken Reynolds, L OBP: 0.273, SLG: 0.200 Woodie Fryman, R OBP: 0.250, SLG: 0.250 (1, 1) (8, 1)	4-3									3	0	0	0	0	1	4											
Inning Stats	R: 4 E: 1 K: 0 S: 8	H: 4 LOB: 2 BB: 1 P: 12	R: 0 E: 0 K: 0 S: 3	H: 1 LOB: 0 BB: 0 P: 3	R: 2 E: 0 K: 0 S: 5	H: 2 LOB: 1 BB: 1 P: 9	R: 1 E: 1 K: 0 S: 4	H: 1 LOB: 1 BB: 1 P: 8	R: 0 E: 0 K: 2 S: 8	H: 1 LOB: 1 BB: 0 P: 8	R: 0 E: 0 K: 0 S: 3	H: 0 LOB: 0 BB: 0 P: 3	R: 1 E: 0 K: 3 S: 11	H: 2 LOB: 2 BB: 0 P: 11	R: 1 E: 0 K: 0 S: 5	H: 2 LOB: 1 BB: 0 P: 5		R: 0 E: 0 K: 0 S: 3	H: 1 LOB: 1 BB: 0 P: 5	1B: 9 2B: 1 3B: 0 HR: 3	SF: 0 SAC: 0 DP: 0 HBP: 0	WP: 0 PB: 0 SB: 2 CS: 1	PA: 41				
PITCHER	IP	WLS	BF	H	R	ER	SO	BB	IBB	HBP	BLK	WP	HR	S	P	ERA	WHIP										
Claude Osteen, L ERA: 2.98 (1, 1)	3.0	L	18	7	6	5	0	2	0	0	0	0	0	12	16	0.00	1.500										
Sandy Vance, R ERA: 6.95 (4, 1)	2.0		9	2	1	0	2	1	0	0	0	0	0	14	14	4.50	1.000										
Jose Peña, R ERA: 1.69 (6, 1)	2.0		8	2	1	1	3	0	0	0	0	0	1	14	14	4.50	1.000										
Joe Moeller, R ERA: 2.74 (8, 1)	1.0		5	2	1	1	0	0	0	0	0	0	0	5	5	9.00	2.000										

Batter	1	2	3	4	5	6	7	8	9	AB	R	H	RBI	BB	SO	LOB	TOP			
Maury Wills, S OBP: 0.353, SLG: 0.352	F8			4-3		K		4-3	P5	5	0	0	0	0	1	2				
Willie Crawford, L OBP: 0.352, SLG: 0.446	4-3			F7		1B BB		4-3		3	0	0	0	1	0	0				
Willie Davis, L OBP: 0.371, SLG: 0.478	5-3			HR		L8				4	1	2	1	0	0	1				
Dick Allen, R OBP: 0.370, SLG: 0.403				6-3		1B		6-3		3	0	1	0	1	0	1				
Jim Lefebvre, S OBP: 0.386, SLG: 0.480	L3					F2			L7	4	0	0	0	0	0	3				
Wes Parker, S OBP: 0.336, SLG: 0.343	4-3					1B BB				3	1	2	0	1	0	0				
Tom Haller, L OBP: 0.352, SLG: 0.377				P4		K		F8	L8	4	0	0	0	0	1	3				
Steve Garvey, R OBP: 0.319, SLG: 0.408				5-3		1B		4-3	2B BB	3	0	1	0	1	0	1				
Don Sutton, R OBP: 0.222, SLG: 0.125				K		4-3		F7	1-3 2-H	1	0	0	0	0	1	0				
Bill Buckner, L OBP: 0.296, SLG: 0.301										1	0	0	0	0	0	2				
Bob O'Brien, L OBP: 0.333, SLG: 0.333										0	0	0	0	0	0	0				
Duke Simms, L OBP: 0.300, SLG: 0.404										1	0	0	0	0	0	1				
Joe Moeller, R OBP: 0.306, SLG: 0.340										0	0	0	0	0	0	0				
Manny Mota, R OBP: 0.306, SLG: 0.340										1	0	1	1	0	0	0				
Inning Stats	R: 0 E: 0 K: 0 S: 3	H: 0 LOB: 0 BB: 0 P: 3	R: 0 E: 0 K: 0 S: 2	H: 0 LOB: 0 BB: 1 P: 6	R: 0 E: 0 K: 1 S: 5	H: 0 LOB: 0 BB: 0 P: 5	R: 1 E: 0 K: 0 S: 4	H: 1 LOB: 2 BB: 1 P: 4	R: 0 E: 0 K: 1 S: 6	H: 1 LOB: 2 BB: 1 P: 10	R: 0 E: 0 K: 0 S: 4	H: 1 LOB: 1 BB: 0 P: 4	R: 0 E: 0 K: 0 S: 4	H: 1 LOB: 1 BB: 0 P: 4	R: 1 E: 0 K: 0 S: 5	H: 2 LOB: 2 BB: 1 P: 9	1B: 4 2B: 3 3B: 0 HR: 1	SF: 0 SAC: 0 DP: 1 HBP: 0	WP: 0 PB: 0 SB: 0 CS: 0	PA: 37
PITCHER Rick Wise, R ERA: 3.09	IP: 9.0 WLS: W BF: 37 H: 7 R: 2 ER: 2 SO: 3 BB: 4 IBB: 0 HBP: 0 BLK: 0 WP: 0 HR: 1 S: 39 P: 55 ERA: 2.00 WHIP: 1.222															PITCHER				

Los Angeles Dodgers @ Philadelphia Phillies
Veterans Stadium, Philadelphia, PA
Thu Jun 10 1971, 7:05 PM EDT
Att: 19,493 - Unknown

AB 33
R 2
H 7
RBI 2
BB 4
SO 3
LOB 14



Batter	1	2	3	4	5	6	7	8	9	AB	R	H	RBI	BB	SO	LOB	BOTTOM			
Terry Harmon, R OBP: 0.326, SLG: 0.366	1B	P3		1B			F2			4	2	2	1	0	0	0				
Tim McCarver, L OBP: 0.275, SLG: 0.314	F8			1B			F8			4	0	1	1	0	1	1				
Willie Montanez, L OBP: 0.333, SLG: 0.490	1B			1B			4-3			4	1	2	1	0	0	0				
Deron Johnson, R OBP: 0.300, SLG: 0.351	1B			F2			4-3			3	0	0	0	1	0	1				
Oscar Gamble, L OBP: 0.296, SLG: 0.440	F7			1B			F8			3	0	0	0	1	1	2				
Don Money, R OBP: 0.255, SLG: 0.351	1B			1B			1B			4	0	2	1	0	0	2				
Byron Browne, R OBP: 0.250, SLG: 0.344	F3			L7			F9			3	0	0	0	0	0	3				
Larry Bowa, S OBP: 0.265, SLG: 0.267		5-3		1B			F8			3	1	1	0	0	0	1				
Rick Wise, R OBP: 0.129, SLG: 0.200	K			1B			K			2	0	0	0	0	2	1				
Inning Stats	R: 2 E: 0 K: 0 S: 6	H: 3 LOB: 2 BB: 1 P: 10	R: 0 E: 0 K: 1 S: 5	H: 0 LOB: 0 BB: 0 P: 5	R: 0 E: 0 K: 1 S: 6	H: 1 LOB: 2 BB: 1 P: 10	R: 2 E: 0 K: 0 S: 5	H: 3 LOB: 1 BB: 0 P: 5	R: 0 E: 0 K: 0 S: 3	H: 0 LOB: 0 BB: 0 P: 3	R: 0 E: 0 K: 1 S: 6	H: 1 LOB: 1 BB: 0 P: 6	R: 0 E: 0 K: 0 S: 3	H: 0 LOB: 0 BB: 0 P: 3	R: 0 E: 0 K: 1 S: 5	H: 0 LOB: 0 BB: 0 P: 5	1B: 8 2B: 0 3B: 0 HR: 0	SF: 0 SAC: 1 DP: 0 HBP: 0	WP: 0 PB: 0 SB: 0 CS: 0	PA: 33
PITCHER Don Sutton, R ERA: 3.77	IP: 4.0 WLS: L BF: 20 H: 7 R: 4 ER: 4 SO: 2 BB: 2 IBB: 0 HBP: 0 BLK: 0 WP: 0 HR: 0 S: 22 P: 30 ERA: 9.00 WHIP: 2.250															PITCHER				
Bob O'Brien, L ERA: 3.54	IP: 2.0 WLS: L BF: 7 H: 1 R: 0 ER: 0 SO: 1 BB: 0 IBB: 0 HBP: 0 BLK: 0 WP: 0 HR: 0 S: 9 P: 9 ERA: 0.00 WHIP: 0.500																			
Joe Moeller, R ERA: 2.52	IP: 2.0 WLS: L BF: 6 H: 0 R: 0 ER: 0 SO: 1 BB: 0 IBB: 0 HBP: 0 BLK: 0 WP: 0 HR: 0 S: 8 P: 8 ERA: 0.00 WHIP: 0.000																			

Los Angeles Dodgers @ Philadelphia Phillies
Veterans Stadium, Philadelphia, PA
Thu Jun 10 1971, 7:05 PM EDT
Att: 19,493 - Unknown

AB 30
R 4
H 8
RBI 4
BB 2
SO 4
LOB 11



Batter	1	2	3	4	5	6	7	8	9	AB	R	H	RBI	BB	SO	LOB	TOP								
Maury Wills, S OBP: 0.351, SLG: 0.350 Bobby Valentine, R OBP: 0.282, SLG: 0.254	F7	1B		E4		F7		2B		4	1	1	2	0	0	0	Los Angeles Dodgers @ Montreal Expos Jarry Park, Montreal, QB Fri Jun 11 1971, 7:05 PM EDT Att: 20,929 - Unknown								
Willie Crawford, L OBP: 0.355, SLG: 0.457	K	1B		F3		1-3		E		5	2	2	1	0	1	1									
Willie Davis, L OBP: 0.373, SLG: 0.478 Bill Russell, R OBP: 0.285, SLG: 0.317	4-3	1B		F8				E9		4	2	2	2	0	0	1									
Dick Allen, R OBP: 0.372, SLG: 0.441 Bill Buckner, L OBP: 0.295, SLG: 0.298		HR		5-3				4-3		3	2	2	4	0	0	1									
Wes Parker, S OBP: 0.350, SLG: 0.369 Von Joshua, L OBP: 0.375, SLG: 0.470		HR						4-3		4	1	4	2	1	0	0									
Jim Lefebvre, S OBP: 0.375, SLG: 0.470		HR						4-3		0	0	0	0	0	0	0									
Duke Sims, L OBP: 0.359, SLG: 0.413		HR						4-3		5	1	1	0	0	0	5									
Steve Garvey, R OBP: 0.306, SLG: 0.392		HR						4-3		4	1	4	2	1	0	0									
Al Downing, R OBP: 0.297, SLG: 0.294		HR						4-3		0	0	0	0	0	0	1									
Inning Stats	R: 0 E: 0 K: 1 S: 5	H: 0 LOB: 0 BB: 0 P: 5	R: 8 E: 0 K: 0 S: 11	H: 8 LOB: 1 BB: 1 P: 15	R: 0 E: 0 K: 1 S: 5	H: 0 LOB: 0 BB: 0 P: 5	R: 0 E: 1 K: 0 S: 4	H: 0 LOB: 1 BB: 0 P: 4	R: 0 E: 0 K: 0 S: 4	H: 2 LOB: 1 BB: 0 P: 4	R: 0 E: 0 K: 1 S: 5	H: 0 LOB: 0 BB: 0 P: 5	R: 2 E: 0 K: 0 S: 6	H: 4 LOB: 1 BB: 0 P: 6	R: 2 E: 1 K: 0 S: 6	H: 2 LOB: 2 BB: 1 P: 10		R: 0 E: 0 K: 0 S: 3	H: 0 LOB: 0 BB: 0 P: 3	1B: 12 2B: 1 3B: 0 HR: 3	SF: 1 SAC: 0 DP: 2 HBP: 0	WP: 0 PB: 0 SB: 0 CS: 0	PA: 45		
PITCHER	IP	WLS	BF	H	R	ER	SO	BB	IBB	HBP	BLK	WP	HR	S	P	ERA	WHIP								
Jim Britton, R ERA: 21.6	1.1	L	12	7	8	8	1	1	0	0	0	0	2	13	17	54.00	6.000								
John Strohmayr, R ERA: 6.63	3.2		14	3	0	0	1	0	0	0	0	0	0	16	16	0.00	0.818								
Howie Reed, R ERA: 3.74	2.0		9	4	2	2	1	0	0	0	0	0	1	11	11	9.00	2.000								
John O'Donoghue, L ERA: 6.39	1.0		7	2	2	1	0	1	0	0	0	0	0	6	10	9.00	3.000								
Claude Raymond, R ERA: 4.05	1.0		3	0	0	0	0	0	0	0	0	0	0	3	3	0.00	0.000								



Batter	1	2	3	4	5	6	7	8	9	AB	R	H	RBI	BB	SO	LOB	BOTTOM								
Ron Hunt, R OBP: 0.388, SLG: 0.339	F9		F8		1-3			F6		4	0	0	0	0	0	1	Los Angeles Dodgers @ Montreal Expos Jarry Park, Montreal, QB Fri Jun 11 1971, 7:05 PM EDT Att: 20,929 - Unknown								
Clyde Mashore, R OBP: 0.241, SLG: 0.268	5-3		5-3			5-3			5-3	4	0	0	0	0	0	0									
Rusty Staub, L OBP: 0.425, SLG: 0.497	4-3			F9		F6		HR		4	1	1	1	0	0	0									
Bob Bailey, R OBP: 0.366, SLG: 0.386		G5-4-3		F8		5-3		WP	1B	3	0	1	0	1	0	0									
John Bateman, R OBP: 0.289, SLG: 0.402		G5-4-3			1B		L5	WP	1B	3	0	2	0	1	0	0									
Coco Laboy, R OBP: 0.311, SLG: 0.310		G5-4-3		K			F4		F6	4	0	0	0	0	1	5									
Ron Fairly, L OBP: 0.410, SLG: 0.395					K		K		F4	3	0	0	0	1	2	2									
Bobby Wine, R OBP: 0.236, SLG: 0.184					5-3				F5	3	0	0	0	0	0	2									
Jim Britton, R John Strohmayr, R Ron Fairly, L Howie Reed, R John O'Donoghue, R Ron Swoboda, R Claude Raymond, R			F8						4-3	0	0	0	0	0	0	0									
Inning Stats	R: 0 E: 0 K: 0 S: 3	H: 0 LOB: 0 BB: 0 P: 3	R: 0 E: 0 K: 0 S: 2	H: 0 LOB: 3 BB: 3 P: 14	R: 0 E: 0 K: 1 S: 3	H: 0 LOB: 0 BB: 0 P: 3	R: 0 E: 0 K: 1 S: 6	H: 1 LOB: 1 BB: 0 P: 6	R: 0 E: 0 K: 1 S: 6	H: 1 LOB: 1 BB: 0 P: 6	R: 0 E: 0 K: 0 S: 3	H: 0 LOB: 0 BB: 0 P: 3	R: 0 E: 0 K: 1 S: 5	H: 0 LOB: 0 BB: 0 P: 5	R: 0 E: 0 K: 0 S: 3	H: 0 LOB: 0 BB: 0 P: 3		R: 1 E: 0 K: 0 S: 6	H: 3 LOB: 2 BB: 0 P: 6	1B: 4 2B: 0 3B: 0 HR: 1	SF: 0 SAC: 0 DP: 1 HBP: 0	WP: 1 PB: 0 SB: 0 CS: 0	PA: 34		
PITCHER	IP	WLS	BF	H	R	ER	SO	BB	IBB	HBP	BLK	WP	HR	S	P	ERA	WHIP								
Al Downing, L ERA: 2.42	9.0	W	34	5	1	1	3	3	0	0	0	1	1	37	49	1.00	0.889								



Batter	1	2	3	4	5	6	7	8	9	AB	R	H	RBI	BB	SO	LOB	TOP					
Willie Crawford, L (1,9) OBP: 0.363, SLG: 0.486										4	2	2	1	0	0	1	Los Angeles Dodgers @ Montreal Expos Jarry Park, Montreal, QB Sat Jun 12 1971, 7:05 PM EDT Att: 21,576 - Unknown					
Willie Davis, L (1,8) OBP: 0.371, SLG: 0.475										4	0	1	1	0	1	2						
Wes Parker, S (1,3) OBP: 0.344, SLG: 0.362										4	0	0	0	0	1	2						
Dick Allen, R (1,7) OBP: 0.370, SLG: 0.437										4	1	1	0	0	1	1						
Jim Lefebvre, S (1,4) OBP: 0.376, SLG: 0.485										4	1	1	3	0	0	0						
Tom Haller, L (1,2) OBP: 0.333, SLG: 0.354										4	0	0	0	0	0	0						
Steve Garvey, R (1,5)										4	1	1	0	0	1	0						
Bobby Valentine, R (1,6) OBP: 0.284, SLG: 0.257										3	0	1	0	0	0	0						
Maury Willis, S (9,6) OBP: 0.351, SLG: 0.350										0	0	0	0	0	0	0						
Bill Singer, R (1,1) OBP: 0.219, SLG: 0.107										3	0	0	0	0	2	2						
Jim Brewer, L (8,1)										0	0	0	0	0	0	0						
Inning Stats	R: 3 E: 0 K: 0 S: 6	H: 3 LOB: 0 BB: 0 P: 6	R: 1 E: 0 K: 1 S: 7	H: 2 LOB: 1 BB: 0 P: 7	R: 0 E: 0 K: 2 S: 7	H: 0 LOB: 0 BB: 0 P: 7	R: 0 E: 0 K: 1 S: 5	H: 0 LOB: 0 BB: 0 P: 5	R: 1 E: 0 K: 1 S: 7	H: 2 LOB: 1 BB: 0 P: 7	R: 0 E: 0 K: 0 S: 3	H: 0 LOB: 0 BB: 0 P: 3	R: 0 E: 0 K: 1 S: 5	H: 0 LOB: 0 BB: 0 P: 5	R: 0 E: 0 K: 0 S: 3	H: 0 LOB: 0 BB: 0 P: 3	R: 0 E: 0 K: 0 S: 3	H: 0 LOB: 0 BB: 0 P: 3	1B: 4 2B: 1 3B: 1 HR: 1	SF: 0 SAC: 0 DP: 0 HBP: 0	WP: 0 PB: 0 SB: 1 CS: 0	PA: 34
PITCHER	IP WLS BF H R ER SO BB IBB HBP BLK WP HR S P ERA WHIP																					
Bill Stoneman, R (1,1) ERA: 2.77	7.0 L 28 7 5 5 6 0 0 0 0 0 0 1 40 40 6.43 1.000																					
Mike Marshall, R (8,1) ERA: 4.32	2.0 6 0 0 0 0 0 0 0 0 0 0 0 6 6 0.00 0.000																					

Batter	1	2	3	4	5	6	7	8	9	AB	R	H	RBI	BB	SO	LOB	BOTTOM			
Mack Jones, L (1,7) OBP: 0.321, SLG: 0.379										3	1	1	0	1	1	0	Los Angeles Dodgers @ Montreal Expos Jarry Park, Montreal, QB Sat Jun 12 1971, 7:05 PM EDT Att: 21,576 - Unknown			
Clyde Mashore, R (9,PH) OBP: 0.237, SLG: 0.263										1	0	0	0	0	0	0				
Ron Hunt, R (1,4) OBP: 0.390, SLG: 0.339										3	1	1	0	1	0	2				
Rusty Staub, L (1,9) OBP: 0.418, SLG: 0.487										4	0	0	0	0	0	5				
Ron Fairly, L (1,3) OBP: 0.412, SLG: 0.429										4	1	2	3	0	1	1				
Bob Bailey, R (1,5) OBP: 0.369, SLG: 0.394										4	0	2	0	0	0	2				
Boots Day, L (1,8) OBP: 0.303, SLG: 0.284										2	0	0	0	1	0	2				
Ron Swoboda, R (8,PH) OBP: 0.338, SLG: 0.350										1	0	0	0	0	1	1				
John Bateman, R (1,2) OBP: 0.283, SLG: 0.394										4	0	0	0	0	0	4				
Bobby Wine, R (1,6) OBP: 0.234, SLG: 0.182										2	0	0	0	0	0	1				
Jim Fahey, L (7,PH) OBP: 0.300, SLG: 0.303										1	0	1	0	0	0	0				
Gary Sutherland, R (8,6) OBP: 0.297, SLG: 0.378										1	0	0	0	0	0	0				
Bill Stoneman, R (1,1) OBP: 0.225, SLG: 0.139										2	0	0	0	0	2	1				
Jim Gosger, L (7,PH) OBP: 0.212, SLG: 0.250										1	0	0	0	0	0	1				
Mike Marshall, R (8,1) ERA: 4.32										0	0	0	0	0	0	0				
Ron Brand, R (9,PH) OBP: 0.385, SLG: 0.333										1	0	0	0	0	0	0				
Inning Stats	R: 3 E: 0 K: 0 S: 5	H: 2 LOB: 1 BB: 2 P: 13	R: 0 E: 0 K: 1 S: 5	H: 0 LOB: 0 BB: 0 P: 5	R: 0 E: 0 K: 1 S: 4	H: 1 LOB: 1 BB: 0 P: 4	R: 0 E: 0 K: 1 S: 5	H: 0 LOB: 0 BB: 0 P: 5	R: 0 E: 0 K: 1 S: 6	H: 1 LOB: 1 BB: 0 P: 6	R: 0 E: 0 K: 0 S: 5	H: 2 LOB: 2 BB: 0 P: 5	R: 0 E: 0 K: 1 S: 6	H: 1 LOB: 1 BB: 0 P: 6	R: 0 E: 0 K: 0 S: 3	H: 0 LOB: 0 BB: 0 P: 3	1B: 4 2B: 2 3B: 0 HR: 1	SF: 0 SAC: 0 DP: 0 HBP: 0	WP: 0 PB: 0 SB: 0 CS: 0	PA: 37
PITCHER	IP WLS BF H R ER SO BB IBB HBP BLK WP HR S P ERA WHIP																			
Bill Singer, R (1,1) ERA: 4.55	7.0 W 31 7 3 3 3 3 0 0 0 0 0 0 1 36 48 3.86 1.429																			
Jim Brewer, L (8,1) ERA: 1.71	2.0 S 6 0 0 0 0 1 0 0 0 0 0 0 8 8 0.00 0.000																			

Batter	1	2	3	4	5	6	7	8	9	AB	R	H	RBI	BB	SO	LOB	TOP									
Maury Wills, S OBP: 0.352, SLG: 0.360										5	1	2	2	0	0	0	Los Angeles Dodgers @ Montreal Expos Jarry Park, Montreal, QB Sun Jun 13 1971, 3:33 AM EDT Att: 28,116 - Unknown									
Willie Crawford, L OBP: 0.365, SLG: 0.481										5	0	2	1	0	0	1										
Willie Davis, L OBP: 0.368, SLG: 0.473										5	0	1	0	0	0	2										
Dick Allen, R OBP: 0.362, SLG: 0.426										5	0	0	0	0	1	3										
Wes Parker, S OBP: 0.350, SLG: 0.367										3	2	0	1	0	1											
Jim Lefebvre, S OBP: 0.366, SLG: 0.471										4	0	0	0	0	1	3										
Duke Sims, L OBP: 0.364, SLG: 0.406										2	1	0	0	2	0	1										
Bobby Valentine, R OBP: 0.318, SLG: 0.333										4	2	4	4	0	0	0										
Claude Osteen, L OBP: 0.175, SLG: 0.135										4	1	1	0	0	1	1										
Inning Stats	R: 0 E: 0 K: 0 S: 3	H: 1 LOB: 0 BB: 0 P: 3	R: 3 E: 0 K: 0 S: 5	H: 2 LOB: 0 BB: 1 P: 9	R: 0 E: 0 K: 1 S: 3	H: 0 LOB: 0 BB: 0 P: 3	R: 0 E: 0 K: 1 S: 6	H: 1 LOB: 1 BB: 0 P: 6	R: 3 E: 0 K: 0 S: 7	H: 4 LOB: 1 BB: 0 P: 7	R: 0 E: 0 K: 0 S: 4	H: 1 LOB: 1 BB: 0 P: 4	R: 0 E: 0 K: 0 S: 3	H: 0 LOB: 0 BB: 0 P: 3	R: 1 E: 0 K: 1 S: 5	H: 1 LOB: 2 BB: 2 P: 13	R: 0 E: 0 K: 1 S: 7	H: 2 LOB: 2 BB: 0 P: 7	1B: 9 2B: 1 3B: 1 HR: 1	SF: 0 SAC: 0 DP: 1 HBP: 0	WP: 0 PB: 0 SB: 0 CS: 0	PA: 40				
PITCHER	IP	WLS	BF	H	R	ER	SO	BB	IBB	HBP	BLK	WP	HR	S	P	ERA	WHIP									
Steve Renko, R ERA: 3.05	(1, 1)	7.2	L	34	9	7	7	2	3	0	0	0	0	1	35	47	8.22	1.565								
Claude Raymond, R ERA: 3.6	(8, 1)	1.1		6	3	0	0	1	0	0	0	0	0	0	8	8	0.00	2.250								

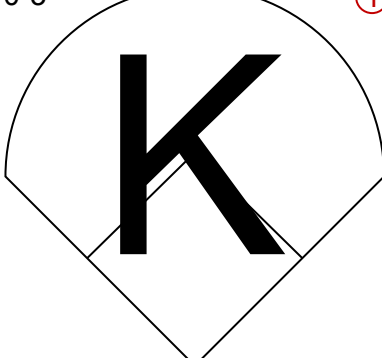
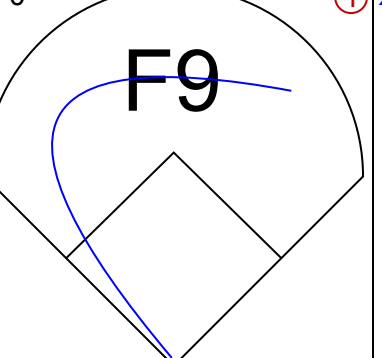
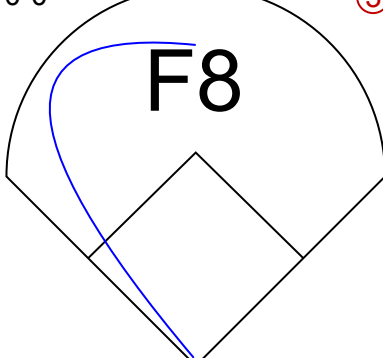
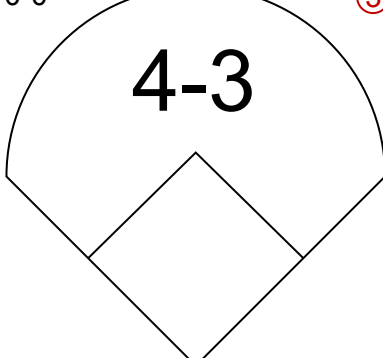
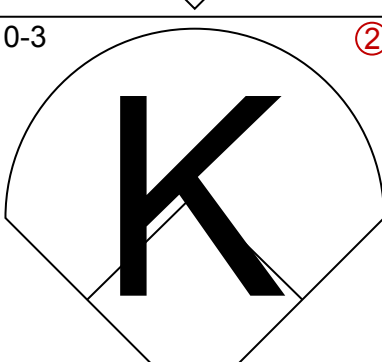
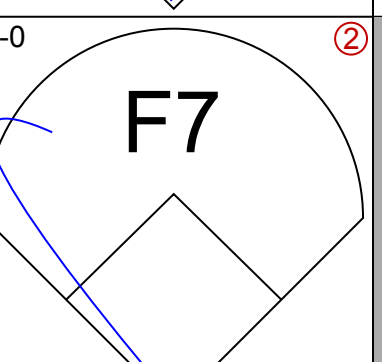
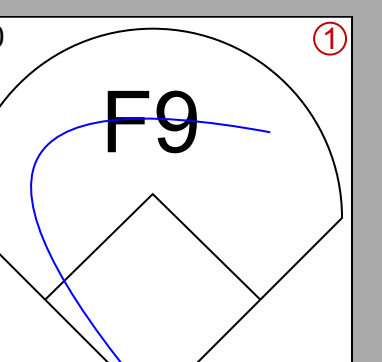
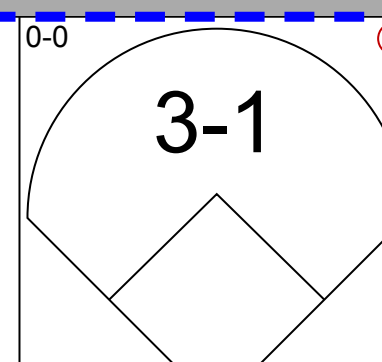
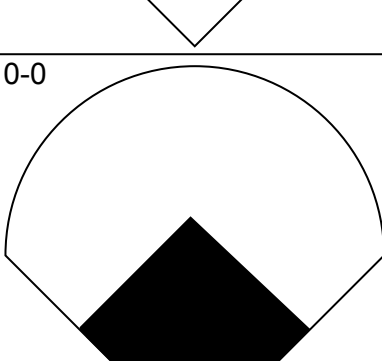
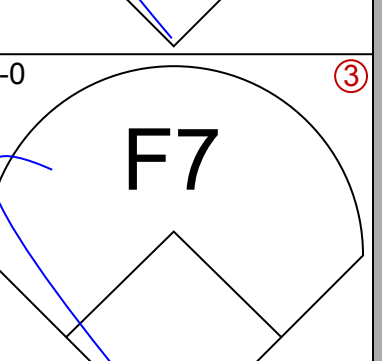
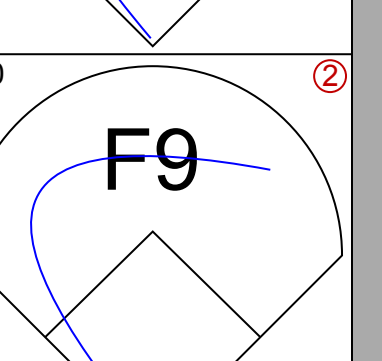
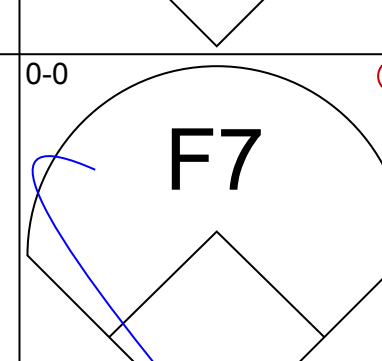
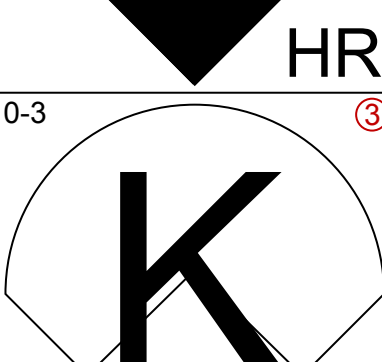
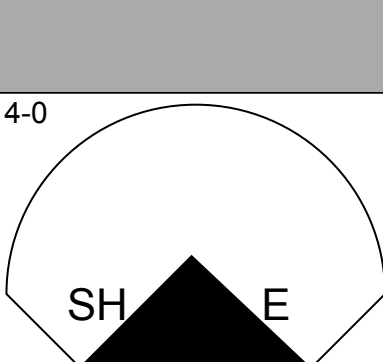
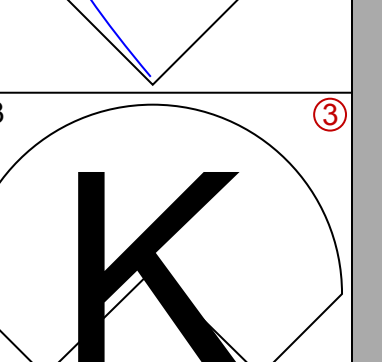
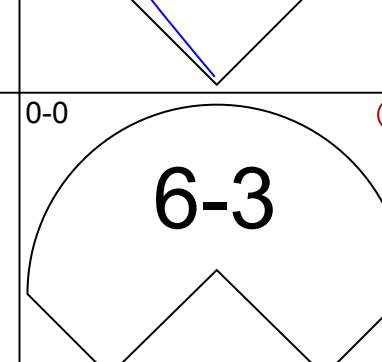
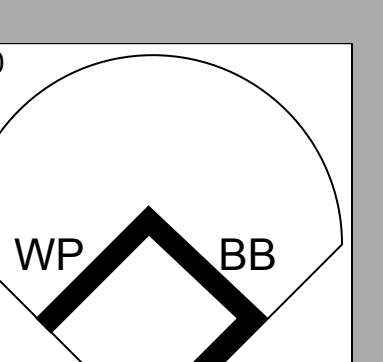
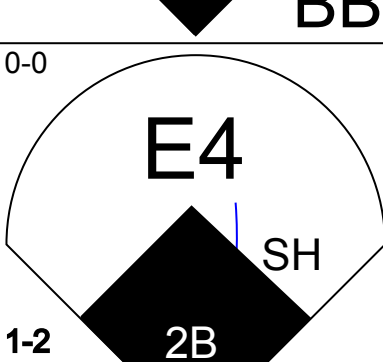
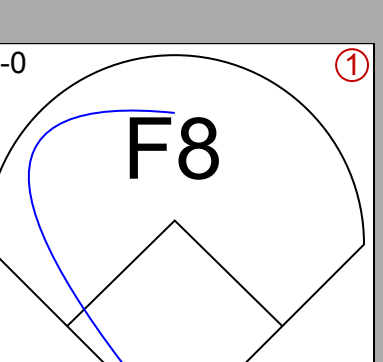
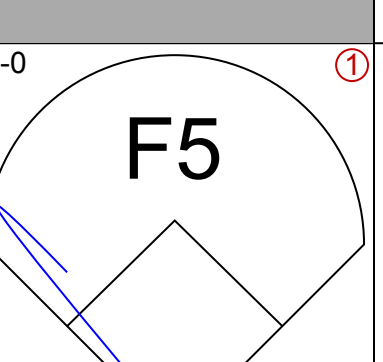
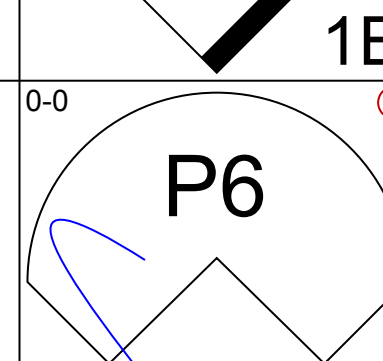
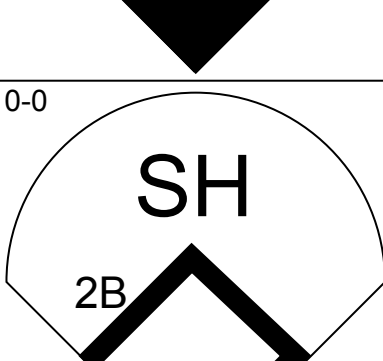
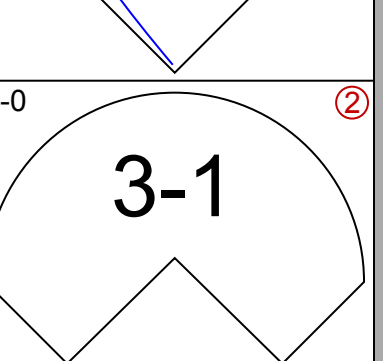
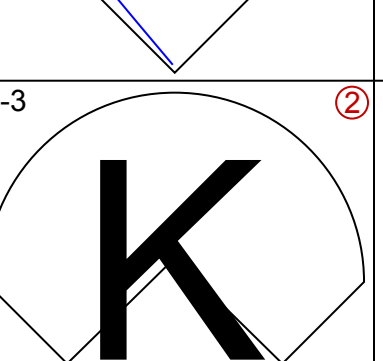
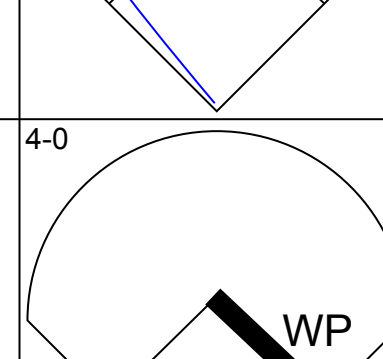
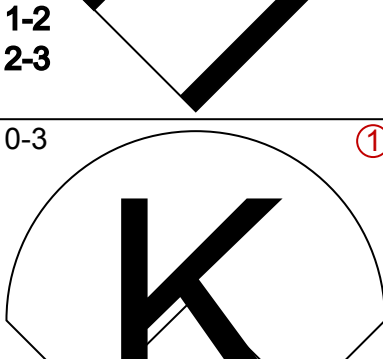
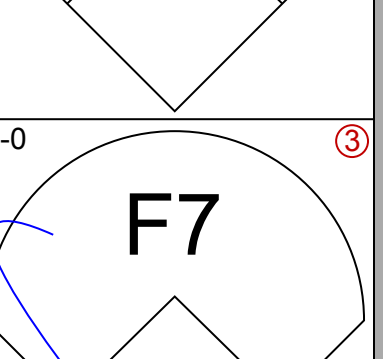
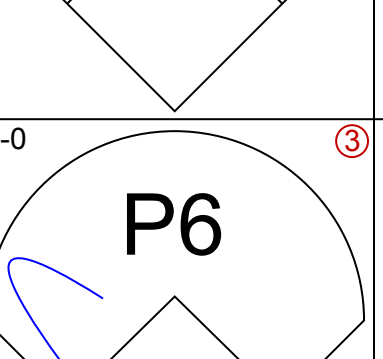
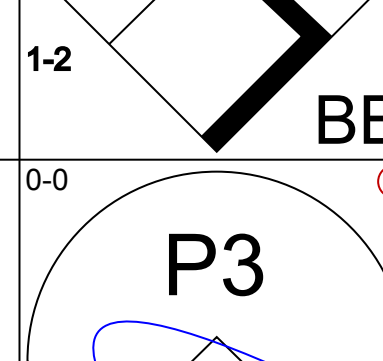
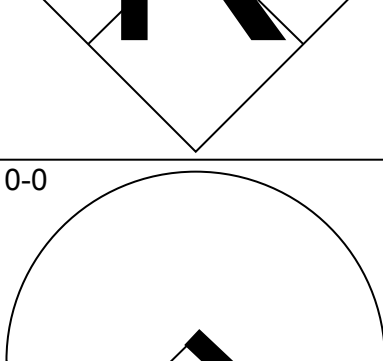
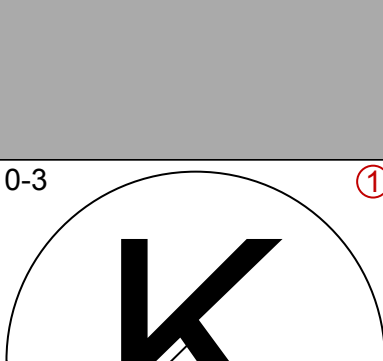
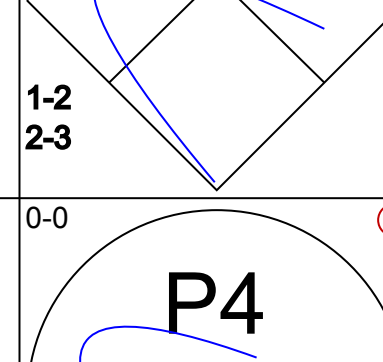
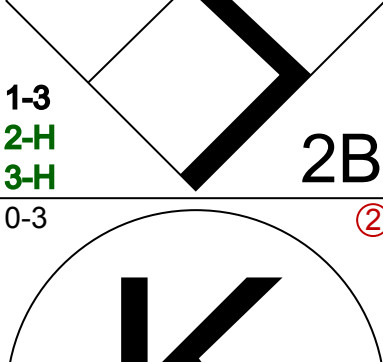
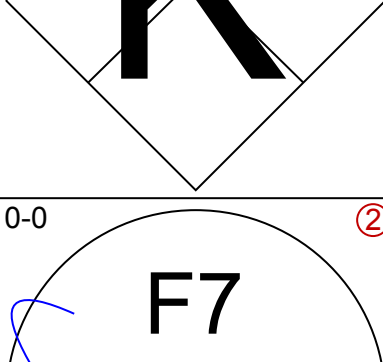

AB	37
R	7
H	12
RBI	7
BB	3
SO	3
LOB	12



Batter	1	2	3	4	5	6	7	8	9	AB	R	H	RBI	BB	SO	LOB	BOTTOM									
Ron Hunt, R OBP: 0.392, SLG: 0.339										3	1	1	0	1	0	0	Los Angeles Dodgers @ Montreal Expos Jarry Park, Montreal, QB Sun Jun 13 1971, 3:33 AM EDT Att: 28,116 - Unknown									
Ron Swoboda, R OBP: 0.360, SLG: 0.391										4	0	3	0	0	0	0										
Rusty Staub, L OBP: 0.417, SLG: 0.485										3	0	1	0	0	0	3										
Bob Bailey, R OBP: 0.367, SLG: 0.391										4	0	1	1	0	1	4										
John Bateman, R OBP: 0.282, SLG: 0.396										4	0	1	0	0	0	3										
Clyde Mashore, R OBP: 0.222, SLG: 0.246										4	0	0	0	0	1	2										
Ron Fairly, L OBP: 0.302, SLG: 0.416										4	0	0	0	0	0	2										
Bobby Wine, R OBP: 0.229, SLG: 0.178										3	0	0	0	0	0	1										
Steve Renko, R OBP: 0.205, SLG: 0.333	(1, 1)									2	0	0	0	0	1	0										
Gary Sutherland, R OBP: 0.289, SLG: 0.368	(8, 6)									1	0	0	0	0	0	0										
Inning Stats	R: 1 E: 0 K: 0 S: 5	H: 2 LOB: 1 BB: 0 P: 5	R: 0 E: 0 K: 0 S: 3	H: 0 LOB: 0 BB: 0 P: 3	R: 0 E: 0 K: 1 S: 6	H: 1 LOB: 2 BB: 1 P: 10	R: 0 E: 0 K: 0 S: 4	H: 1 LOB: 1 BB: 0 P: 4	R: 0 E: 0 K: 1 S: 5	H: 0 LOB: 0 BB: 0 P: 3	R: 0 E: 0 K: 1 S: 5	H: 1 LOB: 1 BB: 0 P: 5	R: 0 E: 0 K: 0 S: 3	H: 0 LOB: 0 BB: 0 P: 3	R: 0 E: 0 K: 0 S: 4	H: 1 LOB: 1 BB: 0 P: 4	R: 0 E: 0 K: 1 S: 6	H: 1 LOB: 1 BB: 0 P: 6	1B: 5 2B: 2 3B: 0 HR: 0	SF: 0 SAC: 1 DP: 1 HBP: 0	WP: 0 PB: 0 SB: 0 CS: 0	PA: 34				
PITCHER	IP	WLS	BF	H	R	ER	SO	BB	IBB	HBP	BLK	WP	HR	S	P	ERA	WHIP									
Claude Osteen, L ERA: 2.83	(1, 1)	9.0	W	34	7	1	1	3	1	0	0	0	0	0	39	43	1.00	0.889								

AB	32
R	1
H	7
RBI	1
BB	1
SO	3
LOB	15

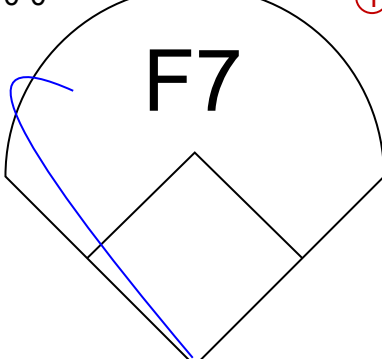
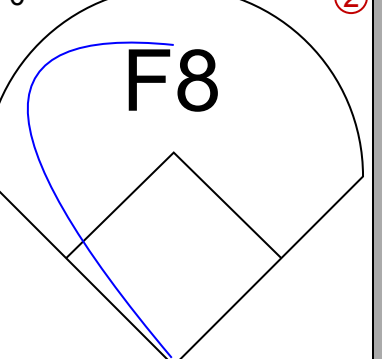
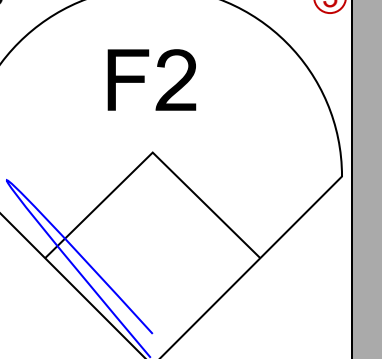
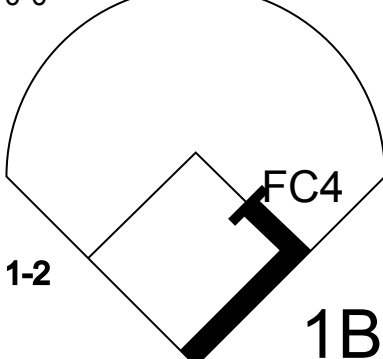
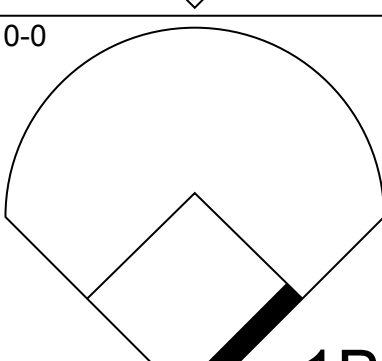
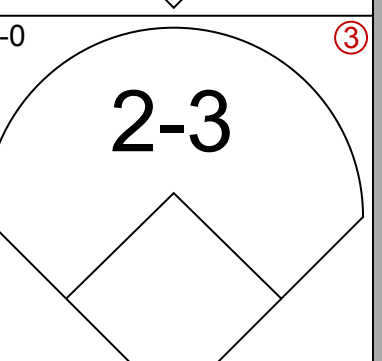
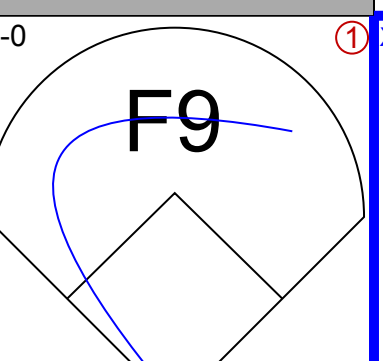
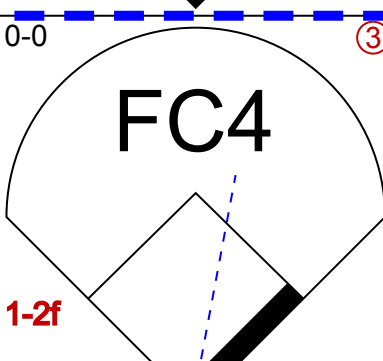
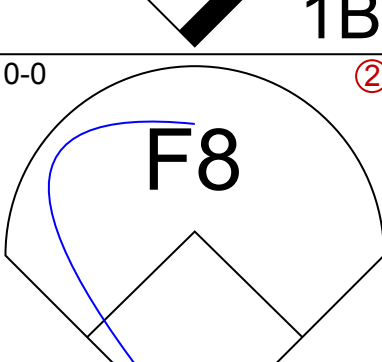
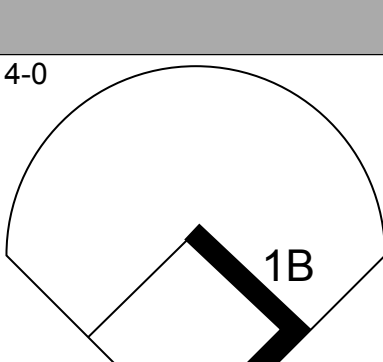
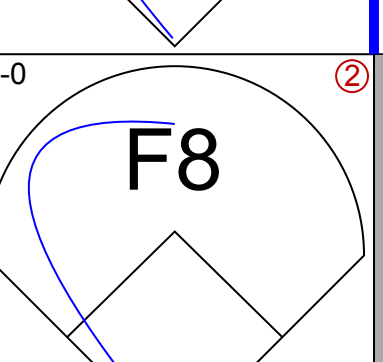
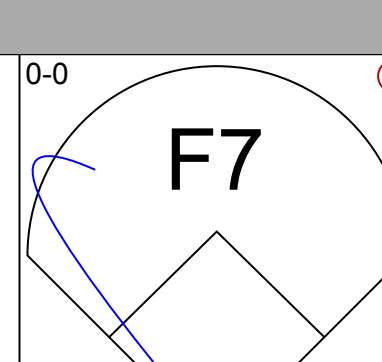
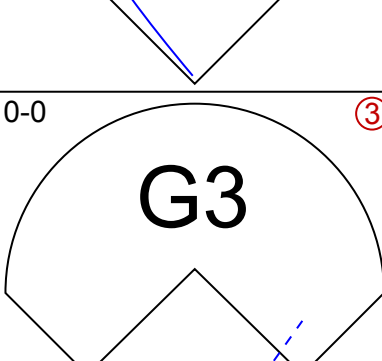
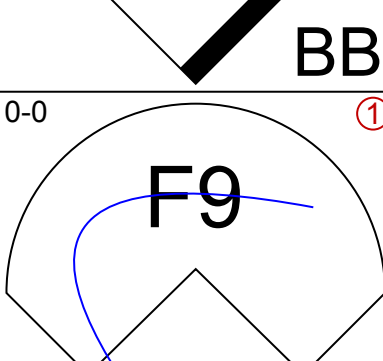
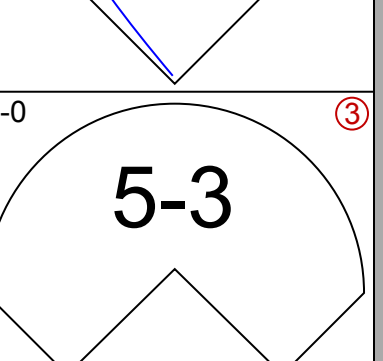
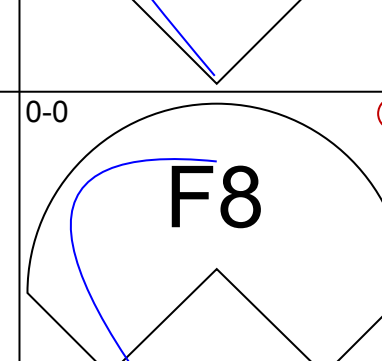
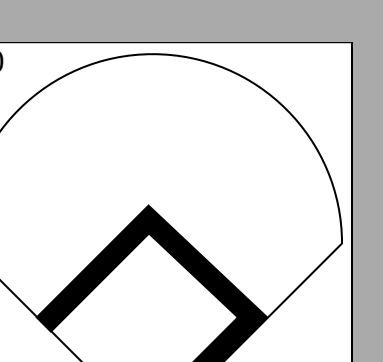
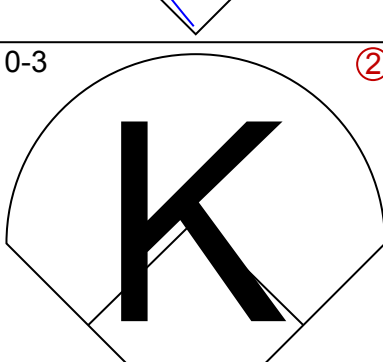
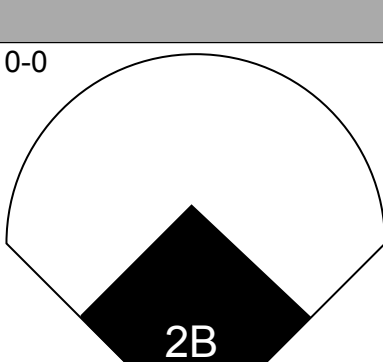
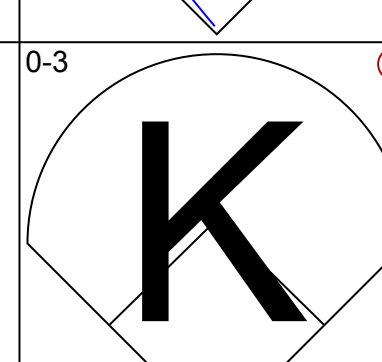
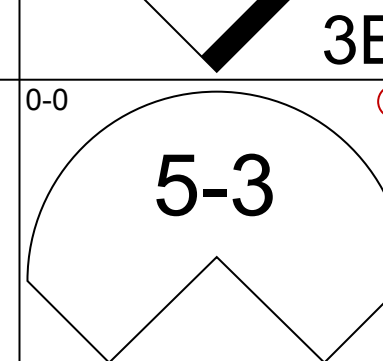
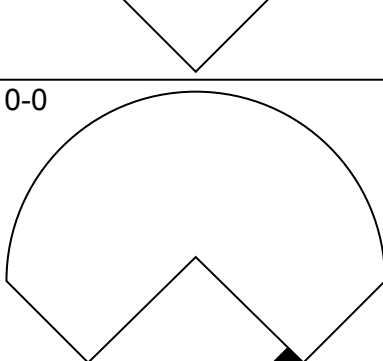
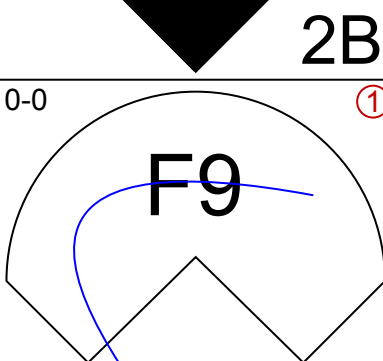
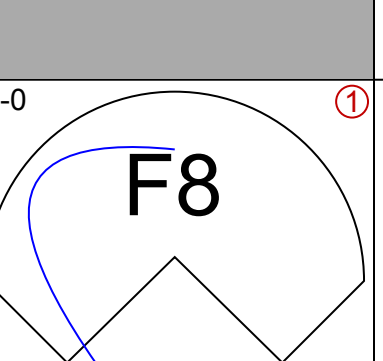
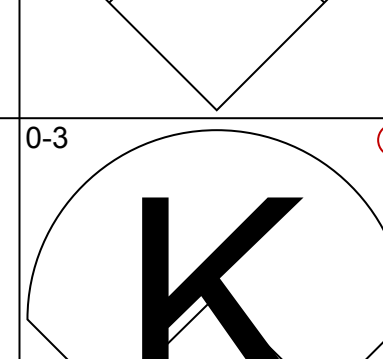
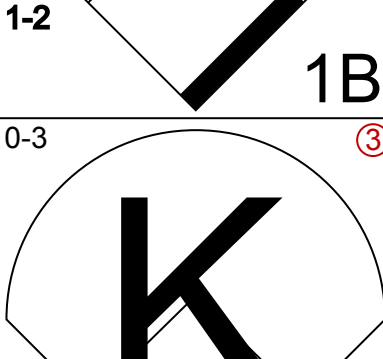
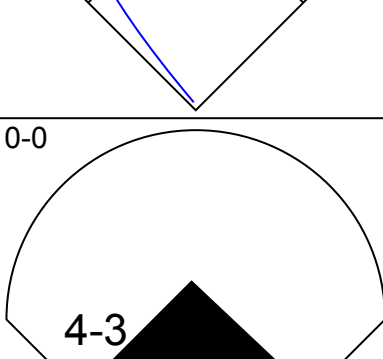
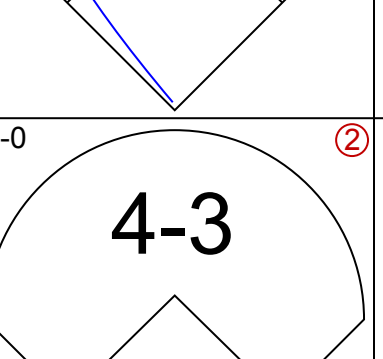
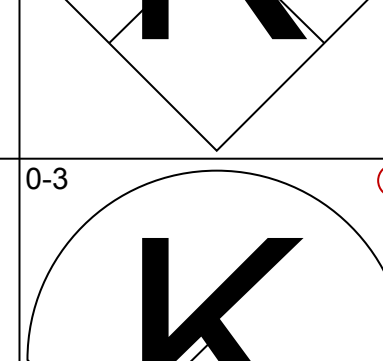
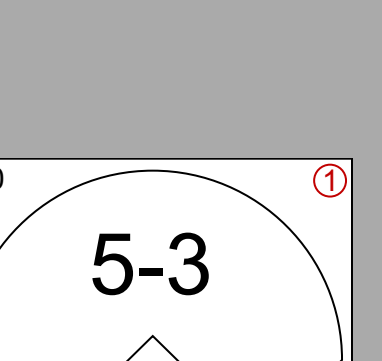
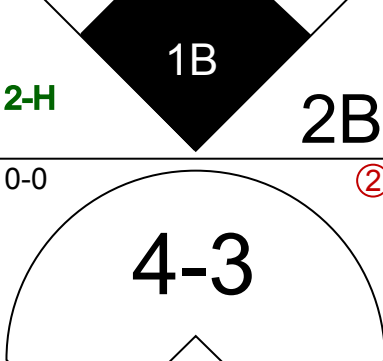
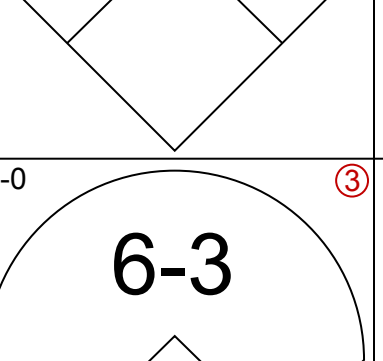
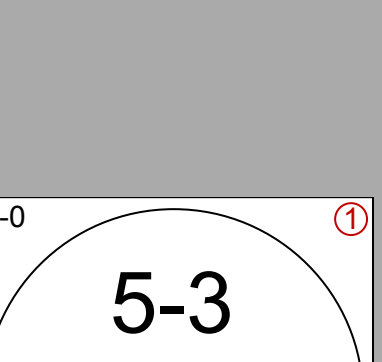
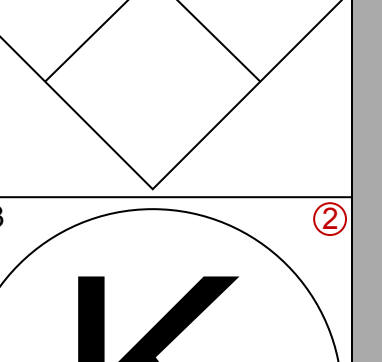
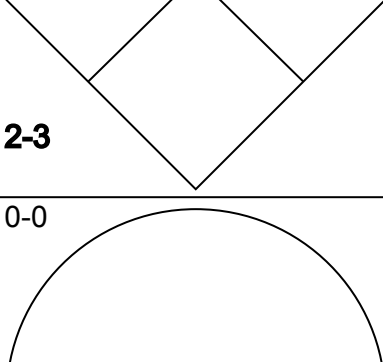



Batter	1	2	3	4	5	6	7	8	9	AB	R	H	RBI	BB	SO	LOB	TOP																					
Maury Wills, S OBP: 0.346, SLG: 0.353 (1, 6)										4	0	0	0	0	1	2																						
Willie Crawford, L OBP: 0.348, SLG: 0.458 (1, 9)										4	0	0	0	0	1	0																						
Willie Davis, L OBP: 0.366, SLG: 0.482 (1, 8)										4	1	1	1	1	0	0																						
Dick Allen, R OBP: 0.360, SLG: 0.419 (1, 7)										3	1	0	0	1	2	0																						
Wes Parker, S OBP: 0.349, SLG: 0.364 (1, 3)										4	1	1	0	0	0	1																						
Jim Lefebvre, S OBP: 0.355, SLG: 0.462 (1, 4)										3	0	0	0	0	1	1																						
Duke Sims, L OBP: 0.360, SLG: 0.394 (1, 2)										3	0	0	0	1	1	3																						
Bobby Valentine, R OBP: 0.318, SLG: 0.346 (1, 5)										3	0	1	2	0	1	2																						
Don Sutton, R OBP: 0.200, SLG: 0.111 Jim Brewer, L (7, 1)										3	0	0	0	0	1	4																						
																																						
Inning Stats	R: 1 E: 0 K: 3 S: 10	H: 1 LOB: 0 BB: 0 P: 10	R: 0 E: 0 K: 0 S: 4	H: 1 LOB: 2 BB: 1 P: 8	R: 0 E: 0 K: 0 S: 3	H: 0 LOB: 0 BB: 0 P: 3	R: 2 E: 1 K: 2 S: 10	H: 1 LOB: 2 BB: 1 P: 14	R: 0 E: 0 K: 1 S: 5	H: 0 LOB: 0 BB: 0 P: 5	R: 0 E: 0 K: 0 S: 3	H: 0 LOB: 0 BB: 0 P: 3	R: 0 E: 0 K: 1 S: 5	H: 0 LOB: 0 BB: 0 P: 5	R: 0 E: 0 K: 0 S: 3	H: 0 LOB: 0 BB: 0 P: 3	R: 0 E: 0 K: 1 S: 5	H: 0 LOB: 0 BB: 0 P: 5	1B: 1 2B: 1 3B: 0 HR: 1	SF: 0 SAC: 1 DP: 0 HBP: 0	WP: 1 PB: 0 SB: 0 CS: 0	PA: 34																
PITCHER	IP WLS BF H R ER SO BB IBB HBP BLK WP HR S P ERA WHIP																																					
Tom Seaver, R ERA: 2.06 Ron Taylor, R ERA: 2.55	(1, 1) (8, 1)	7.0 L	28 28	3 3	3 3	2 2	7 7	2 2	0 0	0 0	0 0	0 0	1 1	0 0	0 0	8 8	48 48	2.57 0.00	0.714 0.000																			

Los Angeles Dodgers @ New York Mets
Shea Stadium, Flushing, NY
Mon Jun 14 1971, 7:05 PM EDT
Att: 35,233 - Unknown

AB 31
R 3
H 3
RBI 3
BB 2
SO 8
LOB 13



Batter	1	2	3	4	5	6	7	8	9	AB	R	H	RBI	BB	SO	LOB	BOTTOM																	
Bud Harrelson, S OBP: 0.364, SLG: 0.373 (1, 6)										4	0	1	0	0	0	0																		
Ken Boswell, L OBP: 0.325, SLG: 0.360 Donn Clendenon, R OBP: 0.287, SLG: 0.396 (7, PH) (8, 3)										3	0	1	0	0	0	0																		
Ken Singleton, S OBP: 0.366, SLG: 0.291 (1, 9)										3	0	0	0	1	0	1																		
Ed Kranepool, L OBP: 0.333, SLG: 0.497 (1, 3) (8, 7)										4	0	0	0	0	0	2																		
Art Shamsky, L OBP: 0.325, SLG: 0.477 Tim Foli, R OBP: 0.310, SLG: 0.336 (8, 4)										3	1	2	0	0	1	1																		
Bob Aspromonte, R OBP: 0.302, SLG: 0.373 (1, 5)										4	0	1	0	0	0	2																		
Jerry Grote, R OBP: 0.345, SLG: 0.372 (1, 2)										4	1	1	1	1	0	3																		
Don Hahn, R OBP: 0.333, SLG: 0.317 (1, 8)										4	0	0	0	0	1	2																		
Tom Seaver, R OBP: 0.256, SLG: 0.243 Dave Marshall, L OBP: 0.383, SLG: 0.394 Ron Taylor, R (8, 1)										2	0	0	0	0	1	0																		
																																		
Inning Stats	R: 0 E: 0 K: 0 S: 4	H: 1 LOB: 1 BB: 0 P: 4	R: 0 E: 0 K: 2 S: 8	H: 1 LOB: 0 BB: 0 P: 8	R: 0 E: 0 K: 2 S: 3	H: 0 LOB: 0 BB: 0 P: 3	R: 0 E: 0 K: 2 S: 8	H: 1 LOB: 2 BB: 1 P: 12	R: 0 E: 0 K: 1 S: 5	H: 0 LOB: 0 BB: 0 P: 5	R: 0 E: 0 K: 0 S: 3	H: 0 LOB: 0 BB: 0 P: 3	R: 2 E: 0 K: 0 S: 7	H: 4 LOB: 2 BB: 0 P: 7	R: 0 E: 0 K: 1 S: 5	H: 0 LOB: 0 BB: 0 P: 5	R: 0 E: 0 K: 0 S: 3	H: 0 LOB: 0 BB: 0 P: 3	1B: 4 2B: 2 3B: 1 HR: 0	SF: 0 SAC: 0 DP: 0 HBP: 0	WP: 0 PB: 0 SB: 0 CS: 0	PA: 35												
PITCHER	IP WLS BF H R ER SO BB IBB HBP BLK WP HR S P ERA WHIP																																	
Don Sutton, R ERA: 3.69 Jim Brewer, L ERA: 1.57	(1, 1) (7, 1)	6.2 S	28 7	7 2	2 2	5 5	1 1	0 0	0 0	0 0	0 0	9 9	9 9	0.00 0.000	2.70 1.200																			

Los Angeles Dodgers @ New York Mets
Shea Stadium, Flushing, NY
Mon Jun 14 1971, 7:05 PM EDT
Att: 35,233 - Unknown


AB 34
R 2
H 7
RBI 2
BB 1
SO 6
LOB 13



Batter	1	2	3	4	5	6	7	8	9	AB	R	H	RBI	BB	SO	LOB	TOP			
Maury Wills, S OBP: 0.345, SLG: 0.352	(1, 6) F7		(0, 0) 4-3														4 0 1 2 0 1 0			
Willie Crawford, L OBP: 0.333, SLG: 0.437	(1, 9) 4-3																4 0 0 0 0 1 1			
Willie Davis, L OBP: 0.368, SLG: 0.482	(1, 8) 1B																4 0 2 0 0 1 0			
Dick Allen, R OBP: 0.358, SLG: 0.412	(1, 7) K																3 0 0 0 1 1 2			
Wes Parker, S OBP: 0.351, SLG: 0.368	(1, 3)																3 0 1 0 1 0 1			
Jim Lefebvre, S OBP: 0.350, SLG: 0.449	(1, 4) K																4 0 0 0 0 2 3			
Tom Haller, L OBP: 0.329, SLG: 0.348	(1, 2) K																4 1 1 0 0 3 3			
Bobby Valentine, R OBP: 0.315, SLG: 0.353	(1, 5) (8, 6) (8, 5)																4 1 1 0 0 1 1			
Al Downing, R OBP: 0.275, SLG: 0.270	(1, 1) K																3 0 0 0 0 2 2			
Inning Stats	R: 0 E: 0 K: 1 S: 6	H: 1 LOB: 1 BB: 0 P: 6	R: 0 E: 0 K: 2 S: 7	H: 0 LOB: 0 BB: 0 P: 7	R: 0 E: 0 K: 1 S: 5	H: 0 LOB: 0 BB: 0 P: 5	R: 0 E: 0 K: 1 S: 6	H: 1 LOB: 1 BB: 0 P: 6	R: 2 E: 0 K: 1 S: 8	H: 3 LOB: 1 BB: 0 P: 8	R: 0 E: 0 K: 2 S: 7	H: 0 LOB: 0 BB: 2 P: 15	R: 0 E: 0 K: 1 S: 5	H: 0 LOB: 0 BB: 0 P: 5	R: 0 E: 0 K: 3 S: 10	H: 1 LOB: 1 BB: 0 P: 10	1B: 4 2B: 2 3B: 0 HR: 0	SF: 0 SAC: 0 DP: 0 HBP: 0	WP: 0 PB: 0 SB: 0 CS: 0	PA: 35
PITCHER	IP WLS BF H R ER SO BB IBB HBP BLK WP HR S P ERA WHIP																			
Nolan Ryan, R ERA: 1.78	(1, 1) 8.0 L 31 5 2 2 9 2 0 0 0 0 0 0 47 55 2.25 0.875																			
Danny Frisella, R ERA: 1.8	(9, 1) 1.0 4 1 0 0 3 0 0 0 0 0 0 0 10 10 0.00 1.000																			

Los Angeles Dodgers @ New York Mets
Shea Stadium, Flushing, NY
Tue Jun 15 1971, 3:33 AM EDT
Att: 36,512 - Unknown


AB 33
R 2
H 6
RBI 2
BB 2
SO 12
LOB 13



Batter	1	2	3	4	5	6	7	8	9	AB	R	H	RBI	BB	SO	LOB	BOTTOM			
Don Hahn, R OBP: 0.340, SLG: 0.318	(1, 8) FC6-4 BB																3 0 1 0 1 0 3			
Bud Harrelson, S OBP: 0.358, SLG: 0.367	(1, 6) FC6-4 WP																4 0 0 0 0 1 4			
Cleon Jones, R OBP: 0.341, SLG: 0.418	(1, 7) K																4 0 1 0 0 3 1			
Donn Clendenon, R OBP: 0.278, SLG: 0.383	(1, 3) K																4 0 0 0 0 1 2			
Ken Singleton, S OBP: 0.371, SLG: 0.293	(1, 9) FC1-6 BB																3 0 1 0 1 1 0			
Bob Aspromonte, R OBP: 0.297, SLG: 0.367	(1, 5) FC1-6 G6-4-3																3 0 0 0 0 1 2			
Jerry Grote, R OBP: 0.340, SLG: 0.366	(1, 2) G6-4-3																3 0 0 0 0 0 1			
Tim Foli, R OBP: 0.311, SLG: 0.336	(1, 4) E6																3 0 1 0 0 0 0			
Nolan Ryan, R OBP: 0.143, SLG: 0.053	(1, 1) E: 0 K: 0 S: 7	H: 0 LOB: 0 BB: 1 P: 11	R: 0 E: 0 K: 0 S: 2	H: 0 LOB: 0 BB: 1 P: 6	R: 0 E: 1 K: 1 S: 6	H: 0 LOB: 1 BB: 0 P: 6	R: 0 E: 0 K: 1 S: 6	H: 1 LOB: 1 BB: 0 P: 6	R: 0 E: 0 K: 0 S: 3	H: 0 LOB: 0 BB: 0 P: 3	R: 0 E: 0 K: 1 S: 6	H: 2 LOB: 1 BB: 0 P: 6	R: 0 E: 0 K: 2 S: 7	H: 0 LOB: 0 BB: 0 P: 7	R: 0 E: 0 K: 0 S: 4	H: 2 LOB: 1 BB: 0 P: 4	1B: 5 2B: 1 3B: 0 HR: 0	SF: 0 SAC: 0 DP: 3 HBP: 0	WP: 1 PB: 0 SB: 0 CS: 1	PA: 32
PITCHER	IP WLS BF H R ER SO BB IBB HBP BLK WP HR S P ERA WHIP																			
Al Downing, L ERA: 2.23	(1, 1) 9.0 W 32 5 0 0 8 2 0 0 0 0 1 0 46 54 0.00 0.778																			

Los Angeles Dodgers @ New York Mets
Shea Stadium, Flushing, NY
Tue Jun 15 1971, 3:33 AM EDT
Att: 36,512 - Unknown

AB 30
R 0
H 5
RBI 0
BB 2
SO 8
LOB 14



Batter	1	2	3	4	5	6	7	8	9	AB	R	H	RBI	BB	SO	LOB	TOP			
Jimmy Wynn, R (1, 8) OBP: 0.310, SLG: 0.300	4-0 1B FC4-6 BB		0-3 K			4-0 1B BB		0-0 4-3		2	1	0	0	2	1	0	Houston Astros @ Los Angeles Dodgers Dodger Stadium, Los Angeles, CA Fri Jun 18 19:71, 7:05 PM PDT Att: 20,756 - Unknown			
Joe Morgan, L (1, 4) OBP: 0.336, SLG: 0.362	0-0 FC4-6 1B		0-0 F8			0-0 G6-4-3 1B		0-0 G3		4	0	2	0	0	0	0				
Cesar Cedeno, R (1, 9) OBP: 0.281, SLG: 0.392	0-0 FC4-6 1-2 3-H				0-0 F4		0-0 G6-4-3 1-2		0-0 1B	4	0	1	1	0	0	3				
Bob Watson, R (1, 7) OBP: 0.339, SLG: 0.406	0-0 6-3 1-2				0-0 F9		0-3 K		0-3 K	4	0	0	0	0	2	2				
Denis Menke, R (1, 3) OBP: 0.327, SLG: 0.316	0-0 5-3				0-0 F9		0-0 3B 2B		4-0 1B WP BB	3	2	1	0	1	0	1				
Jack Hiatt, R (1, 2) OBP: 0.468, SLG: 0.397 Jay Schlueter, R (7, PR)		0-3 K			0-0 F8		4-0 3B BB		0-3 K	2	0	0	0	1	1	0				
Johnny Edwards, L (7, 2) OBP: 0.273, SLG: 0.300										0	1	0	0	0	0	0				
Doug Rader, R (1, 5) OBP: 0.264, SLG: 0.300		0-0 6-3			0-0 5-3		0-0 F8		0-0 1B WP	4	0	1	0	0	0	2				
Roger Metzger, S (1, 6) OBP: 0.266, SLG: 0.291 Jesus Alou, R (7, PH)		0-0 F9			0-0 1-3		0-0 3B		0-0 1-3	2	0	0	0	0	0	0				
Don Wilson, R (1, 1) OBP: 0.103, SLG: 0.128 Marty Martinez, S (9, PH)			0-3 K			0-3 K		0-0 F8		0-0 5-3	3	0	0	0	0	2				
Inning Stats	R: 1 E: 0 K: 0 S: 4	H: 1 LOB: 1 BB: 1 P: 8	R: 0 E: 0 K: 1 S: 5	H: 0 LOB: 0 BB: 0 P: 5	R: 0 E: 0 K: 2 S: 7	H: 0 LOB: 0 BB: 0 P: 7	R: 0 E: 0 K: 0 S: 3	H: 0 LOB: 0 BB: 0 P: 3	R: 0 E: 0 K: 1 S: 5	H: 1 LOB: 1 BB: 1 P: 9	R: 2 E: 0 K: 1 S: 7	H: 2 LOB: 2 BB: 1 P: 11	R: 0 E: 0 K: 1 S: 6	H: 1 LOB: 1 BB: 0 P: 6	R: 1 E: 0 K: 1 S: 6	H: 1 LOB: 1 BB: 1 P: 10	1B: 4 2B: 1 3B: 1 HR: 0	SF: 0 SAC: 0 DP: 1 HBP: 0	WP: 3 PB: 0 SB: 1 CS: 0	PA: 36
PITCHER	IP WLS BF H R ER SO BB IBB HBP BLK WP HR S P ERA WHIP																			
Claude Osteen, L (1, 1) ERA: 2.93	8.0 W 32 5 4 4 6 4 0 0 0 0 0 0 40 56 4.50 1.125																			
Jim Brewer, L (9, 1) ERA: 1.52	1.0 S 4 1 0 0 1 0 0 0 0 0 1 0 6 6 0.00 1.000																			

Batter	1	2	3	4	5	6	7	8	9	AB	R	H	RBI	BB	SO	LOB	BOTTOM			
Maury Wills, S (1, 6) OBP: 0.343, SLG: 0.354	0-0 FC4-6 1B		0-0 F6		0-0 4-3		0-0 SH FC5-2 2B		0-0 1B	5	0	3	0	0	0	1	Houston Astros @ Los Angeles Dodgers Dodger Stadium, Los Angeles, CA Fri Jun 18 19:71, 7:05 PM PDT Att: 20,756 - Unknown			
Bill Buckner, L (1, 9) OBP: 0.285, SLG: 0.296	0-0 FC4-6 1-2 G3-6-3		0-0 4-3		0-0 1B		0-0 SH FC5-2 1B		0-0 F8	4	1	1	1	0	0	2				
Willie Davis, L (1, 8) OBP: 0.372, SLG: 0.478	0-0 G3-6-3 1-2		0-0 F7		0-0 1B		4-0 1B FC5-2 BB			3	1	1	0	1	0	1				
Dick Allen, R (1, 7) OBP: 0.358, SLG: 0.421		0-0 SH G3 2B		0-0 F4		0-0 F8		0-0 FC5-2 1B		4	1	1	0	0	0	5				
Wes Parker, S (1, 3) OBP: 0.363, SLG: 0.376		4-0 G3 SH SF8 BB		0-0 1-3		0-0 SH1-3 1B		0-0 1-3 2-H 3-H		3	1	2	2	1	0	0				
Jim Lefebvre, S (1, 4) OBP: 0.343, SLG: 0.438		0-0 SH SF8 G3		0-0 1B		0-0 SH1-3 1B		0-0 F6		2	0	1	0	0	0	2				
Duke Sims, L (1, 2) OBP: 0.357, SLG: 0.384		0-0 G3 1-2 2-3 3-H		0-0 F4		4-0 BB		0-3 K		3	0	0	1	1	1	5				
Bobby Valentine, R (1, 5) OBP: 0.330, SLG: 0.363		0-0 SF8 2-3 3-H			0-0 E5 4-3 1B		0-0 F4		0-0 F4	3	1	1	1	0	0	2				
Claude Osteen, L (1, 1) OBP: 0.159, SLG: 0.122 Jim Brewer, L (9, 1)		0-0 4-3		0-3 K		0-3 K		0-0 4-3		4	0	0	0	0	2	4				
Inning Stats	R: 0 E: 0 K: 0 S: 3	H: 1 LOB: 0 BB: 1 P: 3	R: 2 E: 0 K: 0 S: 5	H: 1 LOB: 1 BB: 1 P: 9	R: 0 E: 0 K: 0 S: 3	H: 0 LOB: 0 BB: 0 P: 3	R: 0 E: 0 K: 0 S: 4	H: 1 LOB: 1 BB: 0 P: 4	R: 1 E: 1 K: 1 S: 8	H: 3 LOB: 2 BB: 0 P: 8	R: 0 E: 0 K: 1 S: 6	H: 1 LOB: 2 BB: 1 P: 10	R: 2 E: 0 K: 1 S: 8	H: 2 LOB: 2 BB: 1 P: 12	R: 0 E: 0 K: 0 S: 4	H: 1 LOB: 1 BB: 0 P: 4		1B: 8 2B: 2 3B: 0 HR: 0	SF: 1 SAC: 3 DP: 1 HBP: 0	WP: 0 PB: 0 SB: 0 CS: 0
PITCHER	IP WLS BF H R ER SO BB IBB HBP BLK WP HR S P ERA WHIP																			
Don Wilson, R (1, 1) ERA: 3.27	8.0 L 38 10 5 5 3 3 0 0 0 0 0 0 41 53 5.62 1.625																			



Batter	1	2	3	4	5	6	7	8	9	AB	R	H	RBI	BB	SO	LOB	TOP			
Jimmy Wynn, R (1, 8) OBP: 0.309, SLG: 0.305	5-3		L7					5-3		4	0	1	0	0	0	0				
Joe Morgan, L (1, 4) OBP: 0.331, SLG: 0.356	F7		K					F5		4	0	0	0	0	1	1				
Cesar Cedeno, R (1, 9) OBP: 0.280, SLG: 0.387	BB			6-3				5-3		3	0	0	0	1	0	1				
Bob Watson, R (1, 7) OBP: 0.338, SLG: 0.400	L3			F9				1-3		3	0	0	0	1	0	2				
Denis Menke, R (1, 3) OBP: 0.322, SLG: 0.310		F3		4-3				6-3		4	0	0	0	0	0	1				
Johnny Edwards, L (1, 2) OBP: 0.288, SLG: 0.294		F7			K			4-3		3	0	0	0	0	1	0				
Doug Rader, R (1, 5) OBP: 0.265, SLG: 0.297		BB			K			5-3		2	0	0	0	1	1	0				
Roger Metzger, S (1, 6) OBP: 0.267, SLG: 0.289		4-3						F6		2	0	0	0	1	0	1				
Jack Billingham, R (1, 1) OBP: 0.129, SLG: 0.100								L3		2	0	0	0	0	0	1				
Denny Lemaster, R (6, 1)			4-3							0	0	0	0	0	0	0				
Rich Chiles, L (8, PH) OBP: 0.391, SLG: 0.524										1	0	0	0	0	0	0				
George Culver, R (8, 1)										0	0	0	0	0	0	0				
Inning Stats	R: 0 E: 0 K: 0 S: 3	H: 0 LOB: 1 BB: 1 P: 7	R: 0 E: 0 K: 0 S: 3	H: 0 LOB: 1 BB: 1 P: 7	R: 0 E: 0 K: 1 S: 5	H: 0 LOB: 0 BB: 0 P: 5	R: 0 E: 0 K: 0 S: 3	H: 0 LOB: 0 BB: 0 P: 3	R: 0 E: 0 K: 2 S: 7	H: 0 LOB: 1 BB: 1 P: 11	R: 0 E: 0 K: 0 S: 4	H: 1 LOB: 1 BB: 0 P: 4	R: 0 E: 0 K: 0 S: 3	H: 0 LOB: 0 BB: 0 P: 3	R: 0 E: 0 K: 0 S: 3	H: 0 LOB: 1 BB: 1 P: 7	1B: 0 2B: 1 3B: 0 HR: 0	SF: 0 SAC: 0 DP: 0 HBP: 0	WP: 0 PB: 0 SB: 0 CS: 0	PA: 32
PITCHER Don Sutton, R (1, 1) ERA: 3.38	IP: 9.0 WLS: W BF: 32 H: 1 R: 0 ER: 0 SO: 3 BB: 4 IBB: 0 HBP: 0 BLK: 0 WP: 0 HR: 0 S: 34 P: 50 ERA: 0.00 WHIP: 0.556																			

Houston Astros @ Los Angeles Dodgers
 Dodger Stadium, Los Angeles, CA
 Sat Jun 19 1971, 7:05 PM PDT
 Att: 24,677 - Unknown

AB	28
R	0
H	1
RBI	0
BB	4
SO	3
LOB	7



Batter	1	2	3	4	5	6	7	8	9	AB	R	H	RBI	BB	SO	LOB	BOTTOM			
Maury Wills, S (1, 6) OBP: 0.338, SLG: 0.348	K		6-3		FC6-4			K		4	0	0	0	0	2	1				
Bill Buckner, L (1, 9) OBP: 0.285, SLG: 0.295	G3		4-3			2B	F7			4	1	1	0	0	0	0				
Willie Davis, L (1, 8) OBP: 0.374, SLG: 0.483	1B			F7		1B	F8			4	1	2	1	0	0	0				
Dick Allen, R (1, 7) OBP: 0.357, SLG: 0.417	4-3			F6		1B	F8			4	1	1	0	0	0	1				
Wes Parker, S (1, 3) OBP: 0.369, SLG: 0.382		BB				FC6-4		4-3		4	1	3	1	0	0	0				
Jim Lefebvre, S (1, 4) OBP: 0.347, SLG: 0.436		G5-4-3		F8		FC6-4		K		3	0	1	1	1	1	1				
Tom Haller, L (1, 2) OBP: 0.329, SLG: 0.338					G3					2	0	0	0	0	0	2				
Manny Mota, R (6, PH) OBP: 0.348, SLG: 0.337		F8				FC6-4				1	0	0	0	0	0	2				
Duke Sims, L (7, 2) OBP: 0.357, SLG: 0.384						FC6-4				0	0	0	0	0	0	0				
Bobby Valentine, R (1, 5) OBP: 0.320, SLG: 0.351		G5-4-3			F4					3	0	0	1	0	0	3				
Don Sutton, R (1, 1) OBP: 0.212, SLG: 0.133				K		FC6-4		1-3		3	0	1	0	0	1	1				
Inning Stats	R: 0 E: 0 K: 1 S: 6	H: 1 LOB: 1 BB: 0 P: 6	R: 0 E: 0 K: 0 S: 3	H: 1 LOB: 1 BB: 1 P: 7	R: 0 E: 0 K: 1 S: 5	H: 0 LOB: 0 BB: 0 P: 5	R: 0 E: 0 K: 0 S: 4	H: 1 LOB: 1 BB: 0 P: 4	R: 0 E: 0 K: 0 S: 4	H: 1 LOB: 1 BB: 0 P: 4	R: 4 E: 0 K: 0 S: 8	H: 5 LOB: 1 BB: 0 P: 8	R: 0 E: 0 K: 1 S: 5	H: 0 LOB: 0 BB: 0 P: 5	R: 0 E: 0 K: 1 S: 5	H: 0 LOB: 0 BB: 0 P: 5	1B: 8 2B: 1 3B: 0 HR: 0	SF: 0 SAC: 0 DP: 1 HBP: 0	WP: 0 PB: 0 SB: 0 CS: 0	PA: 33
PITCHER Jack Billingham, R (1, 1) ERA: 3.1	IP: 5.0 WLS: L BF: 24 H: 9 R: 4 ER: 4 SO: 2 BB: 1 IBB: 0 HBP: 0 BLK: 0 WP: 0 HR: 0 S: 27 P: 31 ERA: 7.20 WHIP: 2.000																			
PITCHER Denny Lemaster, L (6, 1) ERA: 2.05	IP: 2.0 WLS: L BF: 6 H: 0 R: 0 ER: 0 SO: 1 BB: 0 IBB: 0 HBP: 0 BLK: 0 WP: 0 HR: 0 S: 8 P: 8 ERA: 0.00 WHIP: 0.000																			
PITCHER George Culver, R (8, 1) ERA: 2.23	IP: 1.0 WLS: L BF: 3 H: 0 R: 0 ER: 0 SO: 1 BB: 0 IBB: 0 HBP: 0 BLK: 0 WP: 0 HR: 0 S: 5 P: 5 ERA: 0.00 WHIP: 0.000																			

Houston Astros @ Los Angeles Dodgers
 Dodger Stadium, Los Angeles, CA
 Sat Jun 19 1971, 7:05 PM PDT
 Att: 24,677 - Unknown

AB	32
R	4
H	9
RBI	4
BB	1
SO	4
LOB	11



Batter	1	2	3	4	5	6	7	8	9	AB	R	H	RBI	BB	SO	LOB	TOP			
Lou Brock, L OBP: 0.383, SLG: 0.436 (1, 7)	F7		BB					4-3		3	0	1	0	1	0	0				
Matty Alou, L OBP: 0.353, SLG: 0.401 (1, 8)	F5		F7						G3	4	0	1	0	0	0	1				
Jim Beauchamp, R OBP: 0.308, SLG: 0.394 (1, 3)	5-3								5-3	4	0	0	0	0	1	2				
Joe Torre, R OBP: 0.414, SLG: 0.524 (1, 5)										4	0	3	0	0	0	1				
Jose Cardenal, R OBP: 0.302, SLG: 0.393 (1, 9)	F7									4	0	0	0	0	0	3				
Ted Sizemore, R OBP: 0.333, SLG: 0.350 (1, 4) (8, 6)	F5									3	0	0	0	0	0	1				
Jerry McNertney, R OBP: 0.328, SLG: 0.545 (1, 2)	F8									3	0	0	0	0	0	1				
Dal Maxvill, R OBP: 0.314, SLG: 0.244 (8, PH)			F3							2	0	1	0	0	0	0				
Julian Javier, R OBP: 0.273, SLG: 0.342 (8, 4)										1	0	0	0	0	0	0				
Bob Gibson, R OBP: 0.267, SLG: 0.345 (1, 1)										2	0	0	0	0	0	1				
Luis Melendez, R OBP: 0.314, SLG: 0.262 (8, PH)			5-3							1	0	0	0	0	0	0				
Rudy Arroyo, L (8, 1)										0	0	0	0	0	0	0				
Inning Stats	R: 0 E: 0 K: 0 S: 3	H: 0 LOB: 0 BB: 0 P: 3	R: 0 E: 0 K: 0 S: 4	H: 1 LOB: 1 BB: 0 P: 4	R: 0 E: 0 K: 0 S: 3	H: 0 LOB: 1 BB: 1 P: 7	R: 0 E: 0 K: 1 S: 5	H: 1 LOB: 0 BB: 0 P: 5	R: 0 E: 0 K: 0 S: 4	H: 1 LOB: 1 BB: 0 P: 4	R: 0 E: 0 K: 0 S: 3	H: 0 LOB: 0 BB: 0 P: 3	R: 0 E: 0 K: 0 S: 3	H: 0 LOB: 0 BB: 0 P: 3	R: 0 E: 0 K: 0 S: 4	H: 1 LOB: 1 BB: 0 P: 4	1B: 6 2B: 0 3B: 0 HR: 0	SF: 0 SAC: 0 DP: 2 HBP: 0	WP: 0 PB: 0 SB: 0 CS: 0	PA: 32
PITCHER Bob O'Brien, L ERA: 2.43 (1, 1)	IP: 9.0 WLS: W BF: 32 H: 6 R: 0 ER: 0 SO: 1 BB: 1 IBB: 0 HBP: 0 BLK: 0 WP: 0 HR: 0 S: 33 P: 37 ERA: 0.00 WHIP: 0.778															PITCHER				

St. Louis Cardinals @ Los Angeles Dodgers
 Dodger Stadium, Los Angeles, CA
 Mon Jun 21 1971, 7:05 PM PDT
 Att: 18,480 - Unknown

AB	31
R	0
H	6
RBI	0
BB	1
SO	1
LOB	10



Batter	1	2	3	4	5	6	7	8	9	AB	R	H	RBI	BB	SO	LOB	BOTTOM			
Bill Buckner, L OBP: 0.270, SLG: 0.306 (1, 9)	4-3		P4							4	0	0	0	0	0	0				
Willie Crawford, L OBP: 0.353, SLG: 0.463 (1, 7)	1B									4	2	3	0	0	0	0				
Willie Davis, L OBP: 0.380, SLG: 0.498 (1, 8)	3B		1B							4	2	3	2	0	0	1				
Dick Allen, R OBP: 0.352, SLG: 0.409 (1, 5)	K									4	0	1	2	0	2	1				
Wes Parker, S OBP: 0.367, SLG: 0.384 (1, 3)	5-3									3	0	0	0	0	0	1				
Jim Lefebvre, S OBP: 0.343, SLG: 0.423 (1, 4)			K							3	0	0	0	1	1	1				
Tom Haller, L OBP: 0.304, SLG: 0.313 (1, 2)										3	0	0	0	0	0	3				
Bobby Valentine, R OBP: 0.318, SLG: 0.356 (1, 6)										3	0	0	0	0	1	2				
Bob O'Brien, L OBP: 0.167, SLG: 0.167 (1, 1)										3	0	0	0	0	0	0				
Inning Stats	R: 1 E: 0 K: 1 S: 7	H: 2 LOB: 1 BB: 0 P: 7	R: 0 E: 0 K: 1 S: 5	H: 0 LOB: 0 BB: 0 P: 5	R: 0 E: 0 K: 1 S: 6	H: 0 LOB: 1 BB: 0 P: 6	R: 0 E: 1 K: 1 S: 8	H: 0 LOB: 0 BB: 0 P: 6	R: 0 E: 0 K: 1 S: 3	H: 0 LOB: 0 BB: 0 P: 3	R: 2 E: 0 K: 1 S: 8	H: 3 LOB: 2 BB: 1 P: 12	R: 0 E: 0 K: 0 S: 3	H: 0 LOB: 0 BB: 0 P: 3	R: 1 E: 0 K: 0 S: 4	H: 1 LOB: 0 BB: 0 P: 4	1B: 4 2B: 1 3B: 1 HR: 1	SF: 0 SAC: 1 DP: 0 HBP: 0	WP: 0 PB: 1 SB: 1 CS: 0	PA: 33
PITCHER Bob Gibson, R ERA: 4.24 Rudy Arroyo, L ERA: 4.09 (8, 1)	IP: 7.0 WLS: L BF: 29 H: 6 R: 3 ER: 3 SO: 4 BB: 1 IBB: 0 HBP: 0 BLK: 0 WP: 0 HR: 0 S: 36 P: 40 ERA: 3.86 WHIP: 1.000															PITCHER				

St. Louis Cardinals @ Los Angeles Dodgers
 Dodger Stadium, Los Angeles, CA
 Mon Jun 21 1971, 7:05 PM PDT
 Att: 18,480 - Unknown

AB	31
R	4
H	7
RBI	4
BB	1
SO	4
LOB	9



Batter	1	2	3	4	5	6	7	8	9	AB	R	H	RBI	BB	SO	LOB	TOP						
Tommy Dean, R (1,6) OBP: 0.136, SLG: 0.073 Garry Jesteadt, R (9, PH) OBP: 0.258, SLG: 0.263	0-0 1-3		0-0 3-1		0-0 6-3		0-0 1-3	0-0 1-3	4-0 BB	4	0	0	0	0	0	0							
Dave Campbell, R (1,4) OBP: 0.282, SLG: 0.329	0-0 1B		0-3 K		0-0 F6		0-0 1B	0-0 FC5-4	0-3 K	5	0	2	0	0	2	3							
Cito Gaston, R (1,8) OBP: 0.288, SLG: 0.415	0-0 1B			0-0 6-3		0-0 6-3		0-0 FC5-4		4	0	1	0	0	0	1							
Nate Colbert, R (1,3) OBP: 0.386, SLG: 0.521	0-0 G5-4-3			0-0 E5				0-0 FC5-4		4	1	1	1	0	0	3							
Ollie Brown, R (1,9) OBP: 0.366, SLG: 0.357		0-0 5-3		0-0 G5-4-3			4-0 2B		0-0 1B	3	1	1	0	1	0	1							
Ivan Murrell, R (1,7) OBP: 0.287, SLG: 0.400		0-0 5-3			0-3 K		0-0 2B		0-0 F7	4	0	1	0	0	1	1							
Ed Spiezio, R (1,5) OBP: 0.295, SLG: 0.343					0-0 F2		0-0 F4		0-0 1B	4	0	2	0	0	0	2							
Bob Barton, R (1,2) OBP: 0.319, SLG: 0.381		0-3 K			0-0 1B		0-0 1-3		0-0 F3	4	0	1	0	0	1	5							
Fred Norman, S (1,1) OBP: 0.125, SLG: 0.125 Leron Lee, L (7, PH) OBP: 0.359, SLG: 0.382 Bob Miller, R (7, 1) Fred Kendall, R (9, PH) OBP: 0.222, SLG: 0.125 Don Mason, L (9, PR) OBP: 0.292, SLG: 0.246			0-0 5-3		0-3 K		0-0 1-3		0-0 BB	2	0	0	0	0	1	1							
Inning Stats	R: 0 E: 0 K: 0 S: 4	H: 2 LOB: 1 BB: 0 P: 4	R: 0 E: 0 K: 1 S: 6	H: 1 LOB: 1 BB: 0 P: 6	R: 0 E: 0 K: 1 S: 5	H: 0 LOB: 0 BB: 0 P: 5	R: 0 E: 1 K: 0 S: 3	H: 0 LOB: 0 BB: 0 P: 3	R: 0 E: 0 K: 2 S: 8	H: 1 LOB: 1 BB: 0 P: 8	R: 0 E: 0 K: 0 S: 3	H: 0 LOB: 0 BB: 0 P: 3	R: 1 E: 0 K: 0 S: 5	H: 2 LOB: 2 BB: 1 P: 9	R: 0 E: 0 K: 0 S: 4	H: 1 LOB: 1 BB: 0 P: 4	R: 1 E: 0 K: 1 S: 8	H: 3 LOB: 3 BB: 1 P: 12	1B: 8 2B: 1 3B: 0 HR: 1	SF: 0 SAC: 0 DP: 2 HBP: 0	WP: 0 PB: 0 SB: 0 CS: 0	PA: 38	
PITCHER	IP Claude Osteen, L (1,1) ERA: 3.13 WLS BF H R ER SO BB IBB HBP BLK WP HR S P ERA WHIP	8.1 W 34 9 2 2 4 1 0 0 0 0 1 41 45 2.16 1.200	0.2 S 4 1 0 0 1 1 0 0 0 0 0 5 9 0.00 3.000																				

San Diego Padres @ Los Angeles Dodgers
 Dodger Stadium, Los Angeles, CA
 Sat Jun 26 1971, 7:05 PM PDT
 Unknown

livebaseballscorecards.com

AB 36
 R 2
 H 10
 RBI 2
 BB 2
 SO 5
 LOB 19




Batter	1	2	3	4	5	6	7	8	9	AB	R	H	RBI	BB	SO	LOB	BOTTOM					
Maury Wills, S (1,6) OBP: 0.342, SLG: 0.346	4-0 2B		0-0 F8		0-0 3B		0-0 G3			3	2	1	0	1	0	0						
Manny Mota, R (1,7) OBP: 0.368, SLG: 0.400	0-0 F4		0-0 5-3		0-0 1B		0-0 1B		0-0 1B	4	1	2	2	0	0	1						
Willie Davis, L (1,8) OBP: 0.372, SLG: 0.498	0-0 FC6-4		0-0 3B		0-0 1B		0-0 F5			4	0	3	1	0	0	1						
Dick Allen, R (1,5) OBP: 0.364, SLG: 0.409	4-0 FC6-4		0-0 F3		0-0 F6			0-3 K		3	0	0	0	1	1	2						
Wes Parker, S (1,3) OBP: 0.369, SLG: 0.375	0-0 FC6-4			0-0 F9		0-0 G6-4-3		0-0 4-3		4	0	0	1	0	0	3						
Jim Lefebvre, S (1,4) OBP: 0.330, SLG: 0.413	0-0 5-3			0-0 4-3			0-0 4-3		0-0 4-3	4	0	0	0	0	0	2						
Bobby Valentine, R (1,9) OBP: 0.305, SLG: 0.333		0-0 F8		0-0 E1		0-0 5-3				3	0	0	0	0	0	0						
Joe Ferguson, R (1,2) OBP: 0.200, SLG: 0.267		0-3 K		0-0 L5		0-0 6-3				3	0	0	0	0	1	1						
Claude Osteen, L (1,1) OBP: 0.167, SLG: 0.114 Jim Brewer, L (9, 1)		0-3 K			4-0 1B		0-0 G3			2	1	0	0	1	1	0						
Inning Stats	R: 1 E: 0 K: 0 S: 4	H: 1 LOB: 2 BB: 2 P: 12	R: 0 E: 0 K: 2 S: 7	H: 0 LOB: 0 BB: 0 P: 7	R: 0 E: 0 K: 0 S: 4	H: 1 LOB: 1 BB: 0 P: 4	R: 0 E: 1 K: 0 S: 4	H: 0 LOB: 1 BB: 0 P: 4	R: 3 E: 0 K: 0 S: 5	H: 3 LOB: 0 BB: 1 P: 9	R: 0 E: 0 K: 0 S: 3	H: 0 LOB: 0 BB: 0 P: 3	R: 0 E: 0 K: 0 S: 4	H: 1 LOB: 1 BB: 0 P: 4	R: 0 E: 0 K: 1 S: 5	H: 0 LOB: 0 BB: 0 P: 5	1B: 3 2B: 1 3B: 2 HR: 0	SF: 0 SAC: 0 DP: 1 HBP: 0	WP: 0 PB: 0 SB: 0 CS: 0	PA: 33		
PITCHER	IP Fred Norman, L (1,1) ERA: 5.01 WLS BF H R ER SO BB IBB HBP BLK WP HR S P ERA WHIP	6.0 L 26 5 4 4 2 2 0 0 0 0 0 0 9 9 6.00 1.167	2.0 7 1 0 0 1 0 0 0 0 0 0 0 9 9 0.00 0.500																			

San Diego Padres @ Los Angeles Dodgers
 Dodger Stadium, Los Angeles, CA
 Sat Jun 26 1971, 7:05 PM PDT
 Unknown

livebaseballscorecards.com

AB 30
 R 4
 H 6
 RBI 4
 BB 3
 SO 3
 LOB 10



Batter	1	2	3	4	5	6	7	8	9	10	11	12	13	AB	R	H	RBI	BB	SO	LOB	TOP						
Tommy Dean, R OBP: 0.145, SLG: 0.089 Ollie Brown, R OBP: 0.365, SLG: 0.355 Danny Coombs, R OBP: 0.267, SLG: 0.286														4	1	1	0	0	1	3							
Dave Campbell, R OBP: 0.276, SLG: 0.322														6	0	0	0	0	0	3							
Larry Stahl, L OBP: 0.327, SLG: 0.401														6	0	1	1	0	2	0							
Nate Colbert, R OBP: 0.382, SLG: 0.517														6	1	1	0	0	0	1							
Leron Lee, L OBP: 0.371, SLG: 0.459														6	1	3	2	0	1	1							
Ivan Murrell, R OBP: 0.284, SLG: 0.394														5	0	1	0	0	2	2							
Ed Spiezio, R OBP: 0.299, SLG: 0.341														4	0	1	0	1	1	1							
Fred Kendall, R OBP: 0.205, SLG: 0.114 Bob Barton, R OBP: 0.321, SLG: 0.382														3	0	0	0	0	0	2							
Steve Arlin, R OBP: 0.162, SLG: 0.182 Angel Bravy, L OBP: 0.170, SLG: 0.202 Dick Kelley, L OBP: 0.239, SLG: 0.339 Bob Miller, R OBP: 0.297, SLG: 0.413 Ole Castro, R OBP: 0.250, SLG: 0.244														2	0	1	0	0	0	0							
Inning Stats	R: 1 E: 0 K: 1 S: 7	H: 2 LOB: 1 BB: 0 P: 7	R: 0 E: 1 K: 0 S: 5	H: 2 LOB: 2 BB: 0 P: 5	R: 0 E: 0 K: 1 S: 5	H: 0 LOB: 0 BB: 0 P: 5	R: 1 E: 0 K: 0 S: 4	H: 1 LOB: 0 BB: 0 P: 4	R: 0 E: 0 K: 0 S: 4	H: 1 LOB: 1 BB: 0 P: 4	R: 0 E: 0 K: 2 S: 7	H: 0 LOB: 0 BB: 0 P: 7	R: 1 E: 0 K: 1 S: 9	H: 2 LOB: 1 BB: 0 P: 9	R: 0 E: 0 K: 1 S: 6	H: 1 LOB: 2 BB: 1 P: 10	R: 0 E: 0 K: 0 S: 3	H: 0 LOB: 0 BB: 0 P: 3	1B: 6 2B: 3 3B: 0 HR: 1	SF: 0 SAC: 0 DP: 0 HBP: 0	W/P: 0 PB: 0 SB: 0 CS: 0	PA: 50					
PITCHER	IP 8.0	WLS 31	H 7	R 2	ER 2	SO 3	BB 0	IBB 0	HBP 0	BLK 0	WP 0	HR 1	S 37	P 37	ERA 2.25	WHIP 0.875											
Doyle Alexander, R ERA: 2.25	3.0	11	2	1	1	4	0	0	0	0	0	0	19	19	3.00	0.667											
Pete Mikkelsen, R ERA: 3.03	2.0	W	8	1	0	0	1	1	0	0	0	0	0	9	13	0.00	1.000										
Jim Brewer, L ERA: 1.89																											

San Diego Padres @ Los Angeles Dodgers
Dodger Stadium, Los Angeles, CA
Sat Jun 26 1971, 7:05 PM PDT
Att. 28,213 - Unknown

livebaseballscores.com

AB 49
R 3
H 10
RBI 3
BB 1
SO 8
LOB 18

Batter	1	2	3	4	5	6	7	8	9	10	11	12	13	AB	R	H	RBI	BB	SO	LOB	BOTTOM						
Maury Wills, S OBP: 0.348, SLG: 0.351														7	0	4	0	0	0	2							
Wille Crawford, L OBP: 0.331, SLG: 0.414 Manny Mota, R OBP: 0.381, SLG: 0.416														5	0	0	0	0	0	5							
Wille Davis, L OBP: 0.366, SLG: 0.497															7	0	1	0	0	6							
Dick Allen, R OBP: 0.302, SLG: 0.416															6	1	1	1	1	3	4						
Wes Parker, S OBP: 0.375, SLG: 0.379															3	1	1	1	3	0	2						
Tom Haller, L OBP: 0.309, SLG: 0.318 Billy Grabarkewitz, R OBP: 0.369, SLG: 0.302 Jim Brewer, L															5	1	2	1	0	1	1						
Jim Lefebvre, S OBP: 0.330, SLG: 0.416														6	0	2	1	0	1	3							
Bill Buckner, L OBP: 0.294, SLG: 0.328														3	0	1	0	2	0	1							
Doyle Alexander, R ERA: 2.25	2.1	10	1	0	0	1	1	1	0	0	10	18	0.00	0.857													
Pete Mikkelsen, R ERA: 3.03	3.2	L	18	5	2	2	2	2	0	0	0	0	1	20	28	4.91	1.909										
Joe Ferguson, R ERA: 2.09																											
Jim Brewer, L ERA: 1.89																											
Inning Stats	R: 0 E: 0 K: 0 S: 3	H: 1 LOB: 0 BB: 0 P: 3	R: 0 E: 0 K: 0 S: 3	H: 0 LOB: 1 BB: 1 P: 7	R: 0 E: 0 K: 0 S: 3	H: 1 LOB: 1 BB: 1 P: 7	R: 0 E: 0 K: 2 S: 8	H: 1 LOB: 2 BB: 1 P: 12	R: 0 E: 0 K: 1 S: 6	H: 1 LOB: 1 BB: 0 P: 6	R: 0 E: 0 K: 1 S: 6	H: 1 LOB: 1 BB: 0 P: 6	R: 1 E: 0 K: 1 S: 7	H: 2 LOB: 3 BB: 2 P: 15	R: 0 E: 1 K: 0 S: 4	H: 0 LOB: 1 BB: 0 P: 4	R: 1 E: 0 K: 0 S: 3	H: 2 LOB: 0 BB: 0 P: 3	1B: 9 2B: 3 3B: 1 HR: 1	SF: 0 SAC: 1 DP: 2 HBP: 0	W/P: 0 PB: 0 SB: 0 CS: 0	PA: 58					
PITCHER	IP 6.0	WLS 27	H 7	R 2	ER 2	SO 4	BB 3	IBB 1	HBP 0	BLK 0	WP 0	HR 0	S 31	P 47	ERA 3.00	WHIP 1.667											
Steve Arlin, R ERA: 4.33	0.2	3	1	0	0	0	0	0	0	0	3	3	0.00	1.500													
Dick Kelley, L ERA: 4.63	2.1	10	1	0	0	1	1	1	0	0	10	18	0.00	0.857													
Bob Miller, R ERA: 2.09	3.2	L	18	5	2	2	2	2	0	0	0	0	1	20	28	4.91	1.909										
Danny Coombs, L ERA: 6.7																											

San Diego Padres @ Los Angeles Dodgers
Dodger Stadium, Los Angeles, CA
Sat Jun 26 1971, 7:05 PM PDT
Att. 28,213 - Unknown

livebaseballscores.com

AB 49
R 4
H 14
RBI 4
BB 8
SO 7
LOB 32

Batter	1	2	3	4	5	6	7	8	9	AB	R	H	RBI	BB	SO	LOB	TOP			
Enzo Hernandez, R OBP: 0.332, SLG: 0.289 (1, 6)	F7		4-3			4-3 2H 1B			5-3	4	0	1	1	0	0	0	San Diego Padres @ Los Angeles Dodgers Dodger Stadium, Los Angeles, CA Sun Jun 27 1971, 3:33 AM PDT Att: 17,555 - Unknown livebaseballscorecards.com			
Dave Campbell, R OBP: 0.275, SLG: 0.320 Don Mason, L OBP: 0.284, SLG: 0.239 (1, 4) (3, 4)	F5			L5		4-3			F9	1	0	0	0	0	0	0				
Cito Gaston, R OBP: 0.283, SLG: 0.407 (1, 8)	K			F9		K			3-1	4	0	0	0	0	2	1				
Nate Colbert, R OBP: 0.381, SLG: 0.513 (1, 3)		G6-3 1B PB BB		K					5-3	2	1	0	0	1	1	0				
Leron Lee, L OBP: 0.384, SLG: 0.469 (1, 7)		G6-3 1B				G6-4-3 1B			F8	3	0	2	0	0	0	0				
Ollie Brown, R OBP: 0.361, SLG: 0.351 (1, 9)		G6-3 1-2 2-3				G6-4-3 1-2			K	3	0	0	0	0	1	3				
Ed Spiezio, R OBP: 0.293, SLG: 0.333 (1, 5)		F6 3-H				F8			5-3	3	0	0	0	0	0	0				
Bob Barton, R OBP: 0.321, SLG: 0.387 (1, 2)			6-3						5-3	3	1	1	0	0	0	0				
Tom Phoebus, R OBP: 0.235, SLG: 0.226 (6, PH)			K						3-1	1	0	0	0	0	1	0				
Angel Bravo, L OBP: 0.300, SLG: 0.256 Danny Coombs, R OBP: 0.267, SLG: 0.286 Larry Stahl, L OBP: 0.325, SLG: 0.399 Dick Kelley, R OBP: 0.333, SLG: 0.333 (8, 1) (8, 1)						K				1	0	0	0	0	1	1				
										0	0	0	0	0	0	0				
										0	0	0	0	0	0	0				
Inning Stats	R: 0 E: 0 K: 1 S: 5	H: 0 LOB: 0 BB: 0 P: 5	R: 1 E: 0 K: 0 S: 3	H: 1 LOB: 0 BB: 1 P: 7	R: 0 E: 0 K: 1 S: 5	H: 0 LOB: 0 BB: 0 P: 5	R: 0 E: 0 K: 0 S: 5	H: 0 LOB: 0 BB: 0 P: 5	R: 0 E: 0 K: 2 S: 9	H: 2 LOB: 1 BB: 0 P: 9	R: 0 E: 0 K: 1 S: 5	H: 0 LOB: 0 BB: 0 P: 5	R: 0 E: 0 K: 0 S: 3	H: 0 LOB: 0 BB: 0 P: 3	R: 0 E: 0 K: 0 S: 3	H: 0 LOB: 0 BB: 0 P: 3	1B: 3 2B: 1 3B: 0 HR: 0	SF: 0 SAC: 0 DP: 2 HBP: 0	WP: 0 PB: 1 SB: 0 CS: 0	PA: 30
PITCHER Don Sutton, R ERA: 3.02 (1, 1)	IP: 9.0 WLS: W BF: 30 H: 4 R: 2 ER: 1 SO: 6 BB: 1 IBB: 0 HBP: 0 BLK: 0 WP: 0 HR: 0 S: 41 P: 45 ERA: 1.00 WHIP: 0.556															PITCHER IP: WLS: BF: H: R: ER: SO: BB: IBB: HBP: BLK: WP: HR: S: P: ERA: WHIP				

Batter	1	2	3	4	5	6	7	8	9	AB	R	H	RBI	BB	SO	LOB	BOTTOM			
Maury Wills, S OBP: 0.342, SLG: 0.345 (1, 6)	4-3		4-3	FC4-6 1-2		F8			K	5	0	0	0	0	1	2	San Diego Padres @ Los Angeles Dodgers Dodger Stadium, Los Angeles, CA Sun Jun 27 1971, 3:33 AM PDT Att: 17,555 - Unknown livebaseballscorecards.com			
Willie Crawford, L OBP: 0.328, SLG: 0.409 (1, 7)	E4 FC5 1B			4-3		F7				4	0	1	0	0	0	2				
Willie Davis, L OBP: 0.371, SLG: 0.503 (1, 8)			F6							4	2	3	0	0	0	1				
Dick Allen, R OBP: 0.364, SLG: 0.430 (1, 5)	K			BB 1B 1B					F3	4	2	2	2	0	1	3				
Wes Parker, S OBP: 0.376, SLG: 0.381 (1, 3)	FC5 2-3f			BB 1B 1B		G3				4	1	2	1	0	0	2				
Duke Sims, L OBP: 0.348, SLG: 0.361 (1, 2)		F8		F8		6-3			F8	4	0	0	0	0	0	3				
Billy Grabarkewitz, R OBP: 0.377, SLG: 0.291 (1, 4)		F5		1B BB 1B					F8	2	1	0	0	2	0	1				
Bill Buckner, L OBP: 0.293, SLG: 0.326 (1, 9)		3-1		1B WP 1B		CS			L6	4	1	1	2	0	0	0				
Don Sutton, R OBP: 0.256, SLG: 0.222 (1, 1)			5-3						2-3	4	0	2	2	0	0	0				
				FC4-6 1B						1	0	0	0	0	0	0				
				1B 1B						0	0	0	0	0	0	0				
Inning Stats	R: 0 E: 1 K: 1 S: 7	H: 1 LOB: 2 BB: 0 P: 7	R: 0 E: 0 K: 0 S: 3	H: 0 LOB: 0 BB: 0 P: 3	R: 0 E: 0 K: 0 S: 4	H: 1 LOB: 1 BB: 0 P: 4	R: 4 E: 1 K: 0 S: 7	H: 4 LOB: 1 BB: 1 P: 11	R: 2 E: 0 K: 0 S: 4	H: 2 LOB: 0 BB: 1 P: 8	R: 0 E: 0 K: 0 S: 4	H: 1 LOB: 1 BB: 0 P: 4	R: 1 E: 0 K: 0 S: 5	H: 2 LOB: 1 BB: 0 P: 5	R: 0 E: 0 K: 1 S: 5	H: 0 LOB: 0 BB: 0 P: 5		1B: 8 2B: 2 3B: 0 HR: 1	SF: 0 SAC: 0 DP: 0 HBP: 0	WP: 1 PB: 0 SB: 1 CS: 1
PITCHER Tom Phoebus, R ERA: 4.7 Danny Coombs, L ERA: 6.1 Dick Kelley, L ERA: 4.5 (1, 1) (6, 1) (8, 1)	IP: 5.0 WLS: L BF: 25 H: 8 R: 6 ER: 6 SO: 6 BB: 2 IBB: 0 HBP: 0 BLK: 0 WP: 1 HR: 1 S: 25 P: 33 ERA: 10.80 WHIP: 2.000															PITCHER IP: WLS: BF: H: R: ER: SO: BB: IBB: HBP: BLK: WP: HR: S: P: ERA: WHIP				



Batter	1	2	3	4	5	6	7	8	9	AB	R	H	RBI	BB	SO	LOB	TOP						
Maury Wills, S OBP: 0.343, SLG: 0.350 (1, 6)										5	1	2	0	0	0	1	Los Angeles Dodgers @ Chicago Cubs Wrigley Field, Chicago, IL Mon Jun 28 1971, 3:33 AM CDT Att: 16,567 - Unknown - 87 F						
Willie Crawford, L OBP: 0.354, SLG: 0.458 (1, 7)										3	2	3	2	2	0	0							
Willie Davis, L OBP: 0.372, SLG: 0.502 (1, 8)										5	1	2	1	0	1	4							
Dick Allen, R OBP: 0.357, SLG: 0.421 (1, 5)										5	0	0	0	0	3	7							
Wes Parker, S OBP: 0.380, SLG: 0.385 (1, 3)										5	1	3	2	0	0	0							
Tom Haller, L OBP: 0.314, SLG: 0.333 (1, 2)										5	0	2	1	0	0	1							
Jim Lefebvre, S OBP: 0.327, SLG: 0.410 (1, 4)										5	0	1	0	0	0	3							
Bill Buckner, L OBP: 0.306, SLG: 0.338 (1, 9)										4	1	3	0	0	0	2							
Al Downing, R OBP: 0.277, SLG: 0.273 (1, 1)										2	0	0	0	0	0	3							
Pete Mikkelsen, R OBP: 0.250, SLG: 0.143 Jim Brewer, L (9, 1)										1	0	0	0	0	1	1							
										0	0	0	0	0	0	0							
Inning Stats	R: 1 E: 0 K: 1 S: 6	H: 1 LOB: 0 BB: 0 P: 6	R: 0 E: 0 K: 0 S: 5	H: 2 LOB: 2 BB: 0 P: 5	R: 3 E: 0 K: 1 S: 8	H: 3 LOB: 1 BB: 1 P: 12	R: 1 E: 0 K: 0 S: 6	H: 4 LOB: 2 BB: 0 P: 6	R: 0 E: 0 K: 0 S: 3	H: 0 LOB: 0 BB: 0 P: 3	R: 1 E: 0 K: 0 S: 5	H: 2 LOB: 1 BB: 0 P: 5	R: 0 E: 0 K: 0 S: 4	H: 2 LOB: 1 BB: 0 P: 4	R: 0 E: 0 K: 3 S: 11	H: 2 LOB: 3 BB: 1 P: 15	R: 0 E: 0 K: 0 S: 3	H: 0 LOB: 0 BB: 0 P: 3	1B: 12 2B: 3 3B: 0 HR: 1	SF: 0 SAC: 1 DP: 2 HBP: 0	WP: 0 PB: 0 SB: 0 CS: 0	PA: 43	
PITCHER	IP WLS BF H R ER SO BB IBB HBP BLK WP HR S P ERA WHIP																						
Milt Pappas, R ERA: 4.36 Joe Decker, R ERA: 3.12 Ray Newman, L ERA: 3.07 Phil Regan, R ERA: 4.07	(1, 1) (7, 1) (8, 1) (9, 1)	6.0 1.1 0.2 1.0	L 8 2 3	30 4 0 0	12 0 0 0	6 0 0 0	2 1 0 0	0 0 0 0	0 0 0 0	0 0 0 0	0 0 0 0	0 0 0 0	0 0 0 0	0 0 0 0	0 0 0 0	0 0 0 0	0 0 0 0	0 0 0 0	0 0 0 0	0 0 0 0	0 0 0 0	0 0 0 0	0 0 0 0

AB	40
R	6
H	16
RBI	6
BB	2
SO	5
LOB	22




Batter	1	2	3	4	5	6	7	8	9	AB	R	H	RBI	BB	SO	LOB	BOTTOM	
Don Kessinger, S OBP: 0.361, SLG: 0.369 (1, 6)										4	0	0	0	0	1	1	Los Angeles Dodgers @ Chicago Cubs Wrigley Field, Chicago, IL Mon Jun 28 1971, 3:33 AM CDT Att: 16,567 - Unknown - 87 F	
Glenn Beckert, R OBP: 0.373, SLG: 0.403 (1, 4)										4	1	2	0	0	0	1		
Billy Williams, L OBP: 0.380, SLG: 0.504 (1, 7)										4	1	1	0	0	1	1		
Ron Santo, R OBP: 0.378, SLG: 0.515 (1, 5)										4	1	2	1	0	0	0		
Jim Hickman, R OBP: 0.335, SLG: 0.446 (1, 8)										4	1	3	2	0	1	0		
Joe Pepitone, L OBP: 0.371, SLG: 0.536 (1, 3)										4	0	1	1	0	0	2		
Chris Cannizzaro, R OBP: 0.339, SLG: 0.315 (1, 2)										4	0	0	0	0	0	4		
Johnny Callison, L OBP: 0.307, SLG: 0.315 (1, 9)										3	0	1	0	0	0	0		
Milt Pappas, R ERA: 4.36 Joe Decker, R ERA: 3.12 Ray Newman, L ERA: 3.07 Phil Regan, R ERA: 4.07	(1, 1) (5, PH) (7, 1) (8, 1) (9, 1)	6.0 2.1 0.2 1.0	W 10 S 2	22 4 1 0	3 1 0 0	3 1 0 0	3 0 0 0	3 0 0 0	3 0 0 0	1	0	0	0	0	0	1		
Inning Stats	R: 0 E: 0 K: 1 S: 5	H: 0 LOB: 0 BB: 0 P: 5	R: 1 E: 0 K: 0 S: 4	H: 1 LOB: 0 BB: 0 P: 4	R: 0 E: 0 K: 1 S: 5	H: 1 LOB: 0 BB: 0 P: 5	R: 0 E: 0 K: 0 S: 3	H: 0 LOB: 0 BB: 0 P: 3	R: 2 E: 0 K: 0 S: 6	H: 4 LOB: 1 BB: 0 P: 6	R: 0 E: 0 K: 0 S: 4	H: 1 LOB: 1 BB: 0 P: 4	R: 1 E: 0 K: 0 S: 5	H: 3 LOB: 1 BB: 0 P: 5	1B: 9 2B: 1 3B: 0 HR: 1	SF: 0 SAC: 0 DP: 4 HBP: 0		WP: 0 PB: 0 SB: 0 CS: 0
PITCHER	IP WLS BF H R ER SO BB IBB HBP BLK WP HR S P ERA WHIP																	
Al Downing, L ERA: 2.44 Pete Mikkelsen, R ERA: 3.07 Jim Brewer, L ERA: 1.85	(1, 1) (7, 1) (9, 1)	2.1 S 2	10 1 0	4 1 0	1 1 0	0 0 0	0 0 0	0 0 0	0 0 0	0 0 0	0 0 0	0 0 0	0 0 0	0 0 0	0 0 0	0 0 0	0 0 0	




Batter	1	2	3	4	5	6	7	8	9	AB	R	H	RBI	BB	SO	LOB	TOP		
Bobby Valentine, R OBP: 0.299, SLG: 0.328 (1,6)	0-0 6-3		0-0 F8		0-0 SF9		0-0 F2		0-0 L4-3	4	0	0	1	0	0	3	Los Angeles Dodgers @ Chicago Cubs Wrigley Field, Chicago, IL Tue Jun 29 1971, 3:33 AM CDT Att: 16,580 - Unknown - 93 F		
Willie Crawford, L OBP: 0.343, SLG: 0.443 (1,7)	0-0 1-3		0-0 F9		0-0 4-3			0-0 F7		4	0	0	0	0	0	2			
Willie Davis, L OBP: 0.373, SLG: 0.505 (1,8)	0-0 F8			0-0 F7		0-0 4-3 B1-3 1B		0-0 S 2B		4	1	2	0	0	0	0			
Dick Allen, R OBP: 0.359, SLG: 0.426 (1,5)		0-3 K		0-0 1B		0-0 B1-3		0-0 2B		4	0	2	1	0	1	1			
Wes Parker, S OBP: 0.378, SLG: 0.380 (1,3)		4-0 FC3-6 BB		0-0 F7		0-0 4-3		0-0 F7		3	0	0	0	1	0	3			
Tom Haller, L OBP: 0.311, SLG: 0.323 (1,2)		0-0 FC3-6 1-2		0-0 F5		0-0 4-1		0-0 BB		3	0	0	0	1	0	3			
Jim Lefebvre, S OBP: 0.326, SLG: 0.412 (1,4)		0-0 F8			0-0 E SF9 2B		0-0 F8		0-0 P5	4	1	1	0	0	0	3			
Bill Buckner, L OBP: 0.318, SLG: 0.357 (1,9)			0-0 SH1-3 2B		0-0 L4		0-0 P4-3 1B		0-0 FC6-4 1B	4	0	3	0	0	0	1			
Bob O'Brien, L OBP: 0.125, SLG: 0.125 (1,1)			0-0 SH1-3		0-0 E3		0-0 P4-3		0-0 FC6-4 L4-3	2	0	0	0	0	0	2			
Joe Moeller, R (7, 1)										0	0	0	0	0	0	0			
Maury Wills, S OBP: 0.342, SLG: 0.348 (9, PH)										1	0	0	0	0	0	1			
Inning Stats	R: 0 E: 0 K: 0 S: 3	H: 0 LOB: 0 BB: 0 P: 3	R: 0 E: 0 K: 1 S: 5	H: 0 LOB: 1 BB: 1 P: 9	R: 0 E: 0 K: 0 S: 4	H: 1 LOB: 1 BB: 0 P: 4	R: 0 E: 0 K: 0 S: 4	H: 1 LOB: 1 BB: 0 P: 4	R: 1 E: 1 K: 0 S: 5	H: 1 LOB: 1 BB: 0 P: 5	R: 0 E: 0 K: 0 S: 4	H: 1 LOB: 1 BB: 0 P: 4	R: 0 E: 0 K: 0 S: 4	H: 1 LOB: 2 BB: 1 P: 9	R: 0 E: 0 K: 0 S: 3	H: 1 LOB: 0 BB: 0 P: 3	1B: 4 2B: 5 3B: 0 HR: 0	SF: 1 SAC: 1 DP: 1 HBP: 0	WP: 0 PA: 37 PB: 0 SB: 1 CS: 0
PITCHER	IP WLS BF H R ER SO BB IBB HBP BLK WP HR S P ERA WHIP	8.0 W 34 7 2 1 1 2 0 0 0 0 0 0 34 42 1.12 1.125	1.0 S 3 1 0 0 0 0 0 0 0 0 0 0 3 3 0.00 1.000																

Batter	1	2	3	4	5	6	7	8	9	AB	R	H	RBI	BB	SO	LOB	BOTTOM		
Don Kessinger, S OBP: 0.356, SLG: 0.365 (1,6)	0-0 P4		0-0 F8		0-0 6-3		0-0 G4-6-3			4	0	0	0	0	0	3	Los Angeles Dodgers @ Chicago Cubs Wrigley Field, Chicago, IL Tue Jun 29 1971, 3:33 AM CDT Att: 16,580 - Unknown - 93 F		
Glenn Beckert, R OBP: 0.372, SLG: 0.403 (1,4)	0-0 F7			0-0 E FC4-6 1B		0-0 6-3		0-0 1B SF8 1B		3	1	1	0	0	0	0			
Paul Popovich, S OBP: 0.279, SLG: 0.339 (7,4)										1	1	1	0	0	0	0			
Billy Williams, L OBP: 0.384, SLG: 0.507 (1,7)	0-0 1B			0-0 E3 FC4-6 1-3 1B		0-0 1B		0-0 1-3 1B		4	0	3	0	0	0	1			
Ron Santo, R OBP: 0.373, SLG: 0.509 (1,5)	0-0 F8			0-0 FC4-6 1-2 3-H		0-0 F7		0-0 SF8		3	0	0	2	0	0	3			
Jim Hickman, R OBP: 0.333, SLG: 0.441 (1,8)				0-0 F8		0-0 L7		0-0 F7		4	0	1	0	0	0	3			
Joe Pepitone, L OBP: 0.365, SLG: 0.526 (1,3)				0-0 G4-6-3 1-2		0-0 4-3		0-0 P4		4	0	0	0	0	0	3			
Chris Cannizzaro, R OBP: 0.339, SLG: 0.316 (1,2)				0-0 F8			0-0 P4			3	1	1	0	0	0	0			
Johnny Callison, L OBP: 0.313, SLG: 0.320 (1,9)				0-0 4-3			0-0 SH1-4 1B			3	0	2	0	0	0	0			
Bill Hands, R OBP: 0.140, SLG: 0.100 (1,1)				0-0 L5			0-0 SH1-4 1B			2	0	1	1	0	0	0			
Phil Regan, R (9, 1)										0	0	0	0	0	0	0			
Inning Stats	R: 0 E: 0 K: 0 S: 4	H: 1 LOB: 1 BB: 0 P: 4	R: 0 E: 0 K: 0 S: 3	H: 1 LOB: 0 BB: 0 P: 3	R: 0 E: 0 K: 0 S: 3	H: 0 LOB: 0 BB: 0 P: 3	R: 1 E: 1 K: 0 S: 5	H: 1 LOB: 1 BB: 0 P: 5	R: 0 E: 0 K: 0 S: 4	H: 1 LOB: 1 BB: 0 P: 4	R: 0 E: 0 K: 0 S: 4	H: 1 LOB: 1 BB: 0 P: 4	R: 1 E: 0 K: 0 S: 5	H: 2 LOB: 1 BB: 0 P: 5	R: 0 E: 0 K: 0 S: 3	H: 1 LOB: 0 BB: 0 P: 3	1B: 10 2B: 0 3B: 0 HR: 0	SF: 1 SAC: 1 DP: 2 HBP: 0	WP: 0 PA: 33 PB: 0 SB: 0 CS: 0
PITCHER	IP WLS BF H R ER SO BB IBB HBP BLK WP HR S P ERA WHIP	6.1 L 6 2 1 1 0 0 0 0 0 0 0 6 6 5.40 1.200																	



Batter	1	2	3	4	5	6	7	8	9	AB	R	H	RBI	BB	SO	LOB	TOP					
Maury Wills, S OBP: 0.336, SLG: 0.342	6-3	FC6-5		5-3		L6		5-3		5	0	0	0	0	0	2	Los Angeles Dodgers @ Chicago Cubs Wrigley Field, Chicago, IL Wed Jun 30 1971, 3:33 AM CDT Att: 22,283 - Unknown - 93 F livebaseballscorecards.com AB 39 R 5 H 11 RBI 4 BB 2 SO 2 LOB 19 					
Manny Mota, R OBP: 0.384, SLG: 0.396 Sandy Vance, R (8, 1)	F8	P4-3		P4-3			F9	P4-3		5	0	0	0	0	0	2						
Willie Davis, L OBP: 0.380, SLG: 0.513	BB E 1B		2B	FC6-4 1B		FC6-5 WP 1B		P4-3		5	2	4	0	0	0	0						
Dick Allen, R OBP: 0.357, SLG: 0.420	E 1B BB		F9	FC6-4 1B		FC6-5		P4		4	1	0	0	1	0	3						
Wes Parker, S OBP: 0.375, SLG: 0.377	E5 1B		K	1B		K		6-3		5	0	1	0	0	2	3						
Bobby Valentine, R OBP: 0.312, SLG: 0.365	1B		2B	P5				1B		4	1	3	2	0	0	2						
Billy Grabarkewitz, R OBP: 0.384, SLG: 0.293	P4		BB	F9				2B 1B		3	1	1	1	1	0	4						
Joe Ferguson, R OBP: 0.200, SLG: 0.300		F7	G3			F9		P4 2B		4	0	1	1	0	0	2						
Claude Osteen, L OBP: 0.176, SLG: 0.149 Jose Pena, R (7, 1) Jim Lefebvre, S OBP: 0.324, SLG: 0.410 (8, PH) (8, 5)	FC6-5 2B		5-3			3-1		P4		3	0	1	0	0	0	0						
Inning Stats	R: 2 E: 1 K: 0 S: 6	H: 2 LOB: 2 BB: 1 P: 10	R: 0 E: 0 K: 0 S: 4	H: 1 LOB: 1 BB: 0 P: 4	R: 1 E: 0 K: 1 S: 7	H: 2 LOB: 2 BB: 1 P: 11	R: 0 E: 0 K: 0 S: 3	H: 0 LOB: 0 BB: 0 P: 3	R: 0 E: 0 K: 0 S: 5	H: 2 LOB: 2 BB: 0 P: 5	R: 0 E: 0 K: 0 S: 3	H: 0 LOB: 0 BB: 0 P: 3	R: 0 E: 0 K: 1 S: 6	H: 1 LOB: 1 BB: 0 P: 6	R: 2 E: 0 K: 0 S: 6	H: 3 LOB: 1 BB: 0 P: 6		R: 0 E: 0 K: 0 S: 3	H: 0 LOB: 0 BB: 0 P: 3	1B: 6 2B: 4 3B: 1 HR: 0	SF: 0 SAC: 0 DP: 0 HBP: 0	WP: 1 PB: 0 SB: 1 CS: 0
PITCHER Ken Holtzman, L ERA: 3.73	IP: 9.0 WLS: W BF: 41 H: 11 R: 5 ER: 3 SO: 2 BB: 2 IBB: 0 HBP: 0 BLK: 0 WP: 1 HR: 0 S: 43 P: 51 ERA: 3.00 WHIP: 1.444															PITCHER	IP: 9.0 WLS: W BF: 41 H: 11 R: 5 ER: 3 SO: 2 BB: 2 IBB: 0 HBP: 0 BLK: 0 WP: 1 HR: 0 S: 43 P: 51 ERA: 3.00 WHIP: 1.444					

Batter	1	2	3	4	5	6	7	8	9	AB	R	H	RBI	BB	SO	LOB	BOTTOM					
Hector Torres, R OBP: 0.278, SLG: 0.294	4-3		G6-4-3			2B	E6 HR			4	2	1	0	0	0	2	Los Angeles Dodgers @ Chicago Cubs Wrigley Field, Chicago, IL Wed Jun 30 1971, 3:33 AM CDT Att: 22,283 - Unknown - 93 F livebaseballscorecards.com AB 32 R 10 H 10 RBI 10 BB 2 SO 4 LOB 8 					
Paul Popovich, S OBP: 0.278, SLG: 0.379	K		P8			P8	HR			4	1	1	3	0	1	1						
Billy Williams, L OBP: 0.386, SLG: 0.521	F8				F8	HR	HR			4	2	2	2	0	0	0						
Ron Santo, R OBP: 0.375, SLG: 0.505		F9		BB		HR	K			2	1	0	0	2	1	0						
Jim Hickman, R OBP: 0.327, SLG: 0.432	5-3		P4			F8	P4			4	0	0	0	0	0	3						
Joe Pepitone, L OBP: 0.371, SLG: 0.553		FC6-4 1B		4-3		HR		SF9 3B		4	2	3	3	0	0	1						
Chris Cannizzaro, R OBP: 0.329, SLG: 0.399		FC6-4			6-3	5-3		SF9		3	0	0	1	0	0	1						
Brock Davis, L OBP: 0.376, SLG: 0.421			1B		3-1		E SH1-4 HR	K		4	2	2	0	0	1	0						
Ken Holtzman, R OBP: 0.167, SLG: 0.235			3B		K		SH1-4	6-3		3	0	1	1	0	1	0						
Inning Stats	R: 0 E: 0 K: 1 S: 5	H: 0 LOB: 0 BB: 0 P: 5	R: 0 E: 0 K: 0 S: 4	H: 1 LOB: 1 BB: 0 P: 4	R: 1 E: 0 K: 0 S: 4	H: 2 LOB: 0 BB: 0 P: 4	R: 0 E: 0 K: 0 S: 3	H: 0 LOB: 1 BB: 1 P: 7	R: 0 E: 0 K: 1 S: 5	H: 0 LOB: 0 BB: 0 P: 5	R: 4 E: 0 K: 0 S: 6	H: 3 LOB: 0 BB: 1 P: 10	R: 4 E: 1 K: 1 S: 9	H: 3 LOB: 0 BB: 0 P: 9	R: 1 E: 0 K: 1 S: 6	H: 1 LOB: 0 BB: 0 P: 6		R: 0 E: 0 K: 1 S: 3	H: 0 LOB: 0 BB: 0 P: 3	1B: 3 2B: 2 3B: 2 HR: 3	SF: 1 SAC: 1 DP: 1 HBP: 0	WP: 0 PB: 0 SB: 0 CS: 0
PITCHER Claude Osteen, L ERA: 3.44 Jose Pena, R ERA: 2.84 Sandy Vance, R ERA: 6.92	IP: 6.1 WLS: L BF: 29 H: 8 R: 8 ER: 7 SO: 2 BB: 2 IBB: 0 HBP: 0 BLK: 0 WP: 0 HR: 2 S: 31 P: 39 ERA: 9.95 WHIP: 1.579															PITCHER	IP: 6.1 WLS: L BF: 29 H: 8 R: 8 ER: 7 SO: 2 BB: 2 IBB: 0 HBP: 0 BLK: 0 WP: 0 HR: 2 S: 31 P: 39 ERA: 9.95 WHIP: 1.579					

Batter	1	2	3	4	5	6	7	8	9	AB	R	H	RBI	BB	SO	LOB	TOP					
Maury Wills, S OBP: 0.334, SLG: 0.340 (1, 6)	6-3		F5			L9			F7	5	1	1	0	0	0	2	Los Angeles Dodgers @ San Diego Padres San Diego Stadium, San Diego, CA Thu Jul 01 1971, 10:05 PM EDT Att: 5,555 - Unknown livebaseballscorecards.com					
Manny Mota, R OBP: 0.366, SLG: 0.391 (1, 7)	1-3 BB		FC6-4 1B			K			5-3	4	0	1	0	1	1	2						
Willie Davis, L OBP: 0.377, SLG: 0.508 (1, 8)	1-3					F6			4-3	5	0	1	0	0	1	3						
Dick Allen, R OBP: 0.355, SLG: 0.417 (1, 5)	F3		E4 FC4-6 1B						6-3	4	1	1	1	0	0	3						
Wes Parker, S OBP: 0.374, SLG: 0.379 (1, 3)		F3	FC4-6 1-2						5-3	4	0	1	1	0	0	3						
Bobby Valentine, R OBP: 0.310, SLG: 0.362 (1, 9)	F3					K2-3				4	0	1	0	0	1	1						
Billy Grabarkewitz, R OBP: 0.403, SLG: 0.317 (1, 4)									F9	2	0	1	0	2	0	0						
Joe Ferguson, R OBP: 0.167, SLG: 0.250 (1, 2)									F5	4	0	0	0	0	1	4						
Don Sutton, R OBP: 0.279, SLG: 0.250 (1, 1)										4	0	2	0	0	1	1						
Inning Stats	R: 0 E: 0 K: 0 S: 3	H: 0 LOB: 1 BB: 1 P: 7	R: 0 E: 0 K: 1 S: 6	H: 1 LOB: 1 BB: 0 P: 6	R: 0 E: 1 K: 0 S: 6	H: 2 LOB: 3 BB: 0 P: 6	R: 0 E: 0 K: 0 S: 3	H: 0 LOB: 1 BB: 1 P: 7	R: 2 E: 0 K: 2 S: 10	H: 3 LOB: 1 BB: 0 P: 10	R: 0 E: 0 K: 0 S: 4	H: 1 LOB: 0 BB: 0 P: 4	R: 0 E: 0 K: 0 S: 3	H: 0 LOB: 0 BB: 0 P: 3	R: 0 E: 1 K: 0 S: 3	H: 1 LOB: 1 BB: 1 P: 7	R: 0 E: 0 K: 2 S: 8	H: 1 LOB: 1 BB: 0 P: 8	1B: 7 2B: 2 3B: 0 HR: 0	SF: 0 SAC: 0 DP: 1 HBP: 0	WP: 0 PB: 0 SB: 1 CS: 0	PA: 39
PITCHER	IP	WLS	BF	H	R	ER	SO	BB	IBB	HBP	BLK	WP	HR	S	P	ERA	WHIP					
Fred Norman, L ERA: 4.31 (1, 1)	8.0	L	35	8	2	2	3	3	0	0	0	0	0	38	50	2.25	1.375					
Bob Miller, R ERA: 1.99 (9, 1)	1.0		4	1	0	0	2	0	0	0	0	0	0	8	8	0.00	1.000					



Batter	1	2	3	4	5	6	7	8	9	AB	R	H	RBI	BB	SO	LOB	BOTTOM					
Enzo Hernandez, R OBP: 0.331, SLG: 0.292 (1, 6)	F2								6-3	4	0	1	1	0	0	0	Los Angeles Dodgers @ San Diego Padres San Diego Stadium, San Diego, CA Thu Jul 01 1971, 10:05 PM EDT Att: 5,555 - Unknown livebaseballscorecards.com					
Dave Campbell, R OBP: 0.279, SLG: 0.321 Angel Bravo, L OBP: 0.288, SLG: 0.244 (1, 4) (9, PH)	F7		3-H 1B						F7	2	0	0	0	1	1	1						
Larry Stahl, L OBP: 0.331, SLG: 0.425 (1, 9)										4	0	2	0	0	0	2						
Nate Colbert, R OBP: 0.378, SLG: 0.525 (1, 3)	FC6-4 1B									4	0	2	0	0	0	2						
Leron Lee, L OBP: 0.360, SLG: 0.430 (1, 7)										3	0	0	0	0	2	1						
Cito Gaston, R OBP: 0.280, SLG: 0.408 (1, 8)										4	0	0	0	0	0	2						
Ed Spiezio, R OBP: 0.300, SLG: 0.377 (1, 5)										3	0	1	0	0	0	0						
Bob Barton, R OBP: 0.313, SLG: 0.373 (1, 2)										3	1	1	0	0	0	0						
Fred Norman, S OBP: 0.111, SLG: 0.111 Ollie Brown, R OBP: 0.360, SLG: 0.350 Bob Miller, R (8, PH) (9, 1)										1	0	0	0	0	0	1						
										1	0	0	0	0	1	0						
										0	0	0	0	0	0	0						
Inning Stats	R: 0 E: 0 K: 0 S: 4	H: 1 LOB: 0 BB: 0 P: 4	R: 0 E: 0 K: 0 S: 3	H: 0 LOB: 0 BB: 0 P: 3	R: 1 E: 1 K: 1 S: 7	H: 1 LOB: 1 BB: 0 P: 7	R: 0 E: 0 K: 1 S: 6	H: 1 LOB: 1 BB: 0 P: 6	R: 0 E: 0 K: 0 S: 3	H: 1 LOB: 0 BB: 0 P: 3	R: 0 E: 0 K: 1 S: 4	H: 0 LOB: 0 BB: 1 P: 8	R: 0 E: 0 K: 0 S: 3	H: 0 LOB: 0 BB: 0 P: 3	R: 0 E: 0 K: 1 S: 5	H: 0 LOB: 0 BB: 0 P: 5	R: 0 E: 0 K: 0 S: 3	H: 1 LOB: 1 BB: 0 P: 4	1B: 4 2B: 0 3B: 1 HR: 0	SF: 0 SAC: 1 DP: 3 HBP: 1	WP: 0 PB: 0 SB: 0 CS: 0	PA: 32
PITCHER	IP	WLS	BF	H	R	ER	SO	BB	IBB	HBP	BLK	WP	HR	S	P	ERA	WHIP					
Don Sutton, R ERA: 2.82 (1, 1)	9.0	W	32	5	1	0	4	1	0	1	0	0	0	38	43	0.00	0.667					



Batter	1	2	3	4	5	6	7	8	9	AB	R	H	RBI	BB	SO	LOB	TOP					
Maury Wills, S OBP: 0.331, SLG: 0.337 Bobby Valentine, R OBP: 0.310, SLG: 0.362	(1,6) 0-3 K		(1,6) 0-0 F6	(1,6) 0-0 F9		(1,6) 0-0 FC3		(1,6) 0-0 FC4	(1,6) 0-0 FC4	6	0	1	0	0	1	5	Los Angeles Dodgers @ San Diego Padres San Diego Stadium, San Diego, CA Fri Jul 02 1971, 10:05 PM EDT Att: 10,027 - Unknown livebaseballscorecards.com					
Willie Crawford, L OBP: 0.345, SLG: 0.472	(1,7) 0-0 2B		(1,7) 0-0 HR		(1,7) 0-0 E3	(1,7) 0-3 K		(1,7) 0-0 F8		5	1	2	1	0	1	4						
Willie Davis, L OBP: 0.372, SLG: 0.500	(1,8) 0-0 F8		(1,8) 0-0 F5		(1,8) 0-0 F4	(1,8) 0-0 FC4-6		(1,8) 0-0 4-3		5	0	0	0	0	0	6						
Dick Allen, R OBP: 0.359, SLG: 0.418 Billy Grabarkewitz, R OBP: 0.403, SLG: 0.317	(1,5) 0-3 K		(1,5) 0-0 1B		(1,5) 0-0 G6-3		(1,5) 4-0 1B		(1,5) 0-0 BB 1B	4	2	2	0	1	1	2						
Wes Parker, S OBP: 0.374, SLG: 0.379	(1,3) 0-0 F7		(1,3) 0-3 K			(1,3) 0-0 1B	(1,3) 0-0 5-3		(1,3) 0-0 BB 1B	5	2	2	0	0	1	2						
Duke Sims, L OBP: 0.342, SLG: 0.354	(1,2) 0-0 G3			(1,2) 0-3 K		(1,2) 0-0 F7	(1,2) 0-0 1B		(1,2) 0-0 L8	5	0	1	1	0	1	3						
Jim Lefebvre, S OBP: 0.330, SLG: 0.409	(1,4) 4-0 HR		(1,4) 0-0 F8		(1,4) 0-0 F8	(1,4) 0-0 1B	(1,4) 0-0 F3		(1,4) 4-0 1B	3	3	1	0	2	0	1						
Bill Buckner, L OBP: 0.333, SLG: 0.393	(1,9) 0-0 HR		(1,9) 0-0 1B		(1,9) 0-0 BB	(1,9) 0-0 1B	(1,9) 0-0 G3		(1,9) 0-0 FC3-6	5	1	4	5	0	0	1						
Doyle Alexander, R OBP: 0.375, SLG: 0.167	(1,1) 0-3 K		(1,1) 0-0 BB		(1,1) 4-0 BB	(1,1) 0-0 1B		(1,1) 0-3 K	(1,1) 0-0 FC3-6	4	0	1	1	1	2	1						
Inning Stats	R: 0 E: 0 K: 2 S: 8	H: 1 LOB: 1 BB: 0 P: 8	R: 2 E: 0 K: 1 S: 6	H: 1 LOB: 0 BB: 1 P: 10	R: 1 E: 0 K: 1 S: 7	H: 2 LOB: 1 BB: 0 P: 7	R: 0 E: 0 K: 1 S: 6	H: 1 LOB: 2 BB: 1 P: 10	R: 0 E: 1 K: 0 S: 3	H: 0 LOB: 0 BB: 0 P: 3	R: 2 E: 1 K: 1 S: 10	H: 4 LOB: 3 BB: 0 P: 10	R: 1 E: 0 K: 0 S: 4	H: 1 LOB: 1 BB: 1 P: 8	R: 0 E: 0 K: 1 S: 6	H: 1 LOB: 1 BB: 0 P: 6	R: 3 E: 0 K: 0 S: 6	H: 3 LOB: 1 BB: 1 P: 10	1B: 11 2B: 1 3B: 0 HR: 2	SF: 0 SAC: 0 DP: 1 HBP: 0	WP: 0 PB: 0 SB: 0 CS: 0	PA: 46
PITCHER	IP WLS BF H R ER SO BB IBB HBP BLK WP HR S P ERA WHIP																					
Clay Kirby, R ERA: 3.49	(1,1) 5.1 L 28 9 5 4 5 2 0 0 0 0 0 2 36 44 6.75 2.062																					
Danny Coombs, L ERA: 6.57	(6,1) 1.2 7 1 1 1 1 1 0 0 0 0 0 0 8 12 5.40 1.200																					
Al Severinsen, R ERA: 3.72	(8,1) 1.0 6 3 2 2 1 0 0 0 0 0 0 0 8 8 18.00 3.000																					
Dick Kelley, L ERA: 4.5	(9,1) 1.0 5 1 1 1 0 1 0 0 0 0 0 0 4 8 9.00 2.000																					

Batter	1	2	3	4	5	6	7	8	9	AB	R	H	RBI	BB	SO	LOB	BOTTOM					
Enzo Hernandez, R OBP: 0.332, SLG: 0.294	(1,6) 0-3 K		(1,6) 0-0 FC4		(1,6) 0-0 6-3		(1,6) 0-0 1B		(1,6) 0-0 FC5-4	5	0	2	0	0	1	1	Los Angeles Dodgers @ San Diego Padres San Diego Stadium, San Diego, CA Fri Jul 02 1971, 10:05 PM EDT Att: 10,027 - Unknown livebaseballscorecards.com					
Dave Campbell, R OBP: 0.281, SLG: 0.322	(1,4) 0-0 6-3		(1,4) 0-0 FC1-5		(1,4) 0-0 F7		(1,4) 0-0 1B		(1,4) 0-0 1B	5	0	2	0	0	0	2						
Larry Stahl, L OBP: 0.322, SLG: 0.412	(1,9) 0-0 6-3		(1,9) 0-0 FC4		(1,9) 0-0 F5		(1,9) 0-0 4-3		(1,9) 0-0 F3	5	0	0	0	0	0	6						
Nate Colbert, R OBP: 0.373, SLG: 0.518	(1,3) 0-0 F8		(1,3) 0-0 6-3		(1,3) 0-0 F8		(1,3) 0-3 K			4	0	0	0	0	1	2						
Leron Lee, L OBP: 0.376, SLG: 0.470	(1,7) 0-0 2B		(1,7) 0-0 FC6-4		(1,7) 0-0 2B		(1,7) 0-0 5-3			4	2	3	0	0	0	0						
Cito Gaston, R OBP: 0.286, SLG: 0.419	(1,8) 0-0 1B		(1,8) 0-0 FC6-4		(1,8) 0-0 FC5-4		(1,8) 0-0 1B			4	0	3	2	0	0	1						
Ed Spiezio, R OBP: 0.299, SLG: 0.373	(1,5) 0-0 1B		(1,5) 0-0 FC5-4		(1,5) 0-0 F8		(1,5) 0-0 L6			4	0	1	0	0	0	3						
Bob Barton, R OBP: 0.311, SLG: 0.367 Fred Norman, S OBP: 0.111, SLG: 0.111	(1,2) 0-0 G6-4-3		(1,2) 0-0 1B		(1,2) 0-3 K		(1,2) 0-0 F7		(1,2) 0-0 FC5-4	3	0	0	0	1	1	3						
Clay Kirby, R OBP: 0.286, SLG: 0.169 Danny Coombs, R OBP: 0.287, SLG: 0.286 Angel Brundo, R OBP: 0.283, SLG: 0.239 Al Severinsen, R OBP: 0.350, SLG: 0.333 Dick Kelley, R OBP: 0.350, SLG: 0.349 Ollie Brown, R OBP: 0.250, SLG: 0.349	(1,1) 0-0 FC1-5		(1,1) 0-0 1B		(1,1) 0-0 6-3		(1,1) 0-0 6-3		(1,1) 0-3 K	2	0	1	0	0	0	0						
Inning Stats	R: 0 E: 0 K: 1 S: 5	H: 0 LOB: 0 BB: 0 P: 5	R: 1 E: 0 K: 0 S: 5	H: 3 LOB: 1 BB: 0 P: 5	R: 0 E: 0 K: 0 S: 5	H: 2 LOB: 2 BB: 0 P: 5	R: 0 E: 0 K: 1 S: 6	H: 1 LOB: 1 BB: 0 P: 6	R: 0 E: 0 K: 0 S: 3	H: 0 LOB: 0 BB: 0 P: 3	R: 1 E: 0 K: 0 S: 5	H: 2 LOB: 1 BB: 0 P: 5	R: 0 E: 0 K: 0 S: 5	H: 2 LOB: 2 BB: 0 P: 5	R: 0 E: 0 K: 1 S: 6	H: 1 LOB: 1 BB: 0 P: 6	R: 0 E: 0 K: 1 S: 6	H: 1 LOB: 2 BB: 1 P: 10	1B: 8 2B: 4 3B: 0 HR: 0	SF: 0 SAC: 0 DP: 1 HBP: 0	WP: 0 PB: 0 SB: 0 CS: 0	PA: 39
PITCHER	IP WLS BF H R ER SO BB IBB HBP BLK WP HR S P ERA WHIP																					
Doyle Alexander, R ERA: 2.12	(1,1) 9.0 W 39 12 2 2 4 1 0 0 0 0 0 0 46 50 2.00 1.444																					

Batter	1	2	3	4	5	6	7	8	9	AB	R	H	RBI	BB	SO	LOB	TOP			
Maury Wills, S OBP: 0.330, SLG: 0.336	0-0 G6-3 1B			0-0 4-3			0-0 4-3		0-0 5-3	4	0	1	0	0	0	2	Los Angeles Dodgers @ San Diego Padres San Diego Stadium, San Diego, CA Sat Jul 03 1971, 10:05 PM EDT Att: 39,105 - Unknown livebaseballscorecards.com			
Manny Mota, R OBP: 0.370, SLG: 0.389	0-0 G6-3 1-2f			0-0 F9			0-0 1B		4-0 2B IBB	3	0	1	0	1	0	1				
Willie Davis, L OBP: 0.373, SLG: 0.503	0-0 F5			0-0 F7			0-0 G5-4-3 1B		0-0 2B 1-3 2-H	4	0	2	1	0	0	0				
Dick Allen, R OBP: 0.355, SLG: 0.412		0-0 6-3			0-0 F8		0-0 G5-4-3 1B		0-3 K	4	0	0	0	0	1	5				
Wes Parker, S OBP: 0.374, SLG: 0.379		0-0 F9			0-0 G5-4-3 1B			0-3 K		3	0	1	0	0	1	0				
Bobby Valentine, R OBP: 0.303, SLG: 0.353		0-0 F3			0-0 G5-4-3 1-2f			0-0 4-3		3	0	0	0	0	0	1				
Billy Grabarkewitz, R OBP: 0.400, SLG: 0.306			4-0 G5-4-3 BB			0-3 K		0-0 5-3		2	0	0	0	1	1	0				
Joe Ferguson, R OBP: 0.185, SLG: 0.259			0-0 G5-4-3 1-2f			0-0 F8		0-0 SH2-4 2B 1B		3	0	1	0	0	0	1				
Bill Russell, R OBP: 0.285, SLG: 0.317										0	1	0	0	0	0	0				
Duke Sims, L OBP: 0.342, SLG: 0.354										0	0	0	0	0	0	0				
Al Downing, R OBP: 0.285, SLG: 0.261			0-0 3-1			0-3 K		0-0 SH2-4 1-2		2	0	0	0	0	1	0				
Inning Stats	R: 0 E: 0 K: 0 S: 3	H: 1 LOB: 0 BB: 0 P: 3	R: 0 E: 0 K: 0 S: 3	H: 0 LOB: 0 BB: 0 P: 3	R: 0 E: 0 K: 0 S: 2	H: 0 LOB: 0 BB: 1 P: 6	R: 0 E: 0 K: 0 S: 3	H: 0 LOB: 0 BB: 0 P: 3	R: 0 E: 0 K: 2 S: 7	H: 0 LOB: 0 BB: 0 P: 7	R: 0 E: 0 K: 0 S: 4	H: 2 LOB: 1 BB: 0 P: 4	R: 0 E: 0 K: 1 S: 5	H: 0 LOB: 0 BB: 0 P: 5	R: 1 E: 0 K: 1 S: 7	H: 2 LOB: 3 BB: 1 P: 11	1B: 5 2B: 1 3B: 0 HR: 0	SF: 0 SAC: 1 DP: 4 HBP: 0	WP: 0 PB: 0 SB: 0 CS: 0	PA: 31
PITCHER Dave Roberts, L ERA: 2.4	IP: 9.0 WLS: L BF: 31	H: 6 R: 1 ER: 1 SO: 4	BB: 1 IBB: 1 HBP: 0 BLK: 0	WP: 0 HR: 0 S: 37 P: 45	ERA: 1.00 WHIP: 0.778															

Batter	1	2	3	4	5	6	7	8	9	AB	R	H	RBI	BB	SO	LOB	BOTTOM			
Enzo Hernandez, R OBP: 0.328, SLG: 0.289	0-0 6-3		0-0 7-4 2-3f			0-0 FC5-4 1B 1-2f		0-0 FC5-4 1-2f		4	0	0	0	0	0	3	Los Angeles Dodgers @ San Diego Padres San Diego Stadium, San Diego, CA Sat Jul 03 1971, 10:05 PM EDT Att: 39,105 - Unknown livebaseballscorecards.com			
Dave Campbell, R OBP: 0.281, SLG: 0.321	0-0 F8			0-3 K		0-0 1B 1-2		0-0 F7		4	0	1	0	0	1	0				
Leron Lee, L OBP: 0.371, SLG: 0.460	0-0 4-3			0-0 G5-4-3 1B		0-0 F7		0-3 K		4	0	1	0	0	1	2				
Nate Colbert, R OBP: 0.369, SLG: 0.510		0-0 6-3		0-0 G5-4-3 1-2f		0-0 F6		0-3 K		4	0	0	0	0	1	1				
Ollie Brown, R OBP: 0.355, SLG: 0.345		0-0 F9			0-0 F8		0-0 4-3			3	0	0	0	0	0	0				
Cito Gaston, R OBP: 0.286, SLG: 0.419		0-0 1B			0-0 6-3		0-0 F9			3	0	1	0	0	0	0				
Ed Spiezio, R OBP: 0.294, SLG: 0.366		0-3 K			0-0 F7			0-0 F8		3	0	0	0	0	1	1				
Bob Barton, R OBP: 0.312, SLG: 0.367			0-0 7-4 SH3-4 1B			0-0 F8		0-0 5-3		3	0	1	0	0	0	0				
Dave Roberts, L OBP: 0.171, SLG: 0.195			0-0 SH3-4 1-2			0-0 FC5-4 1B		0-0 FC5-4 1B		2	0	2	0	0	0	0				
Inning Stats	R: 0 E: 0 K: 0 S: 3	H: 0 LOB: 0 BB: 0 P: 3	R: 0 E: 0 K: 1 S: 6	H: 1 LOB: 0 BB: 0 P: 6	R: 0 E: 0 K: 0 S: 3	H: 1 LOB: 0 BB: 0 P: 3	R: 0 E: 0 K: 1 S: 5	H: 1 LOB: 0 BB: 0 P: 5	R: 0 E: 0 K: 0 S: 3	H: 0 LOB: 0 BB: 0 P: 3	R: 0 E: 0 K: 0 S: 4	H: 0 LOB: 0 BB: 0 P: 3	R: 0 E: 0 K: 2 S: 7	H: 1 LOB: 0 BB: 0 P: 7	R: 0 E: 0 K: 0 S: 7	H: 0 LOB: 0 BB: 0 P: 7		1B: 6 2B: 1 3B: 0 HR: 0	SF: 0 SAC: 1 DP: 2 HBP: 0	WP: 0 PB: 0 SB: 0 CS: 0
PITCHER Al Downing, L ERA: 2.28	IP: 9.0 WLS: W BF: 31	H: 6 R: 0 ER: 0 SO: 4	BB: 0 IBB: 0 HBP: 0 BLK: 0	WP: 0 HR: 0 S: 39 P: 39	ERA: 0.00 WHIP: 0.667															

Batter	1	2	3	4	5	6	7	8	9	AB	R	H	RBI	BB	SO	LOB	TOP			
Don Kessinger, S OBP: 0.359, SLG: 0.370	4-3		E6 1B SF9			F7			G3	5	1	1	0	0	0	1				
Glenn Beckert, R OBP: 0.375, SLG: 0.400	1B BB		2B 1B	F3		P3			1-3	4	1	1	0	1	0	2				
Billy Williams, L OBP: 0.383, SLG: 0.514	1B		SF9				K		G3	3	0	1	1	1	1	0				
Ron Santo, R OBP: 0.376, SLG: 0.498	F9		1B 2B				1B			4	1	2	1	0	1	5				
Jim Hickman, R OBP: 0.326, SLG: 0.432	L8		1B BB			F8	F8			3	0	0	0	1	0	3				
Brock Davis, L OBP: 0.372, SLG: 0.406		P6	1B			14 1B				4	0	2	1	0	0	1				
14 Ernie Banks, R OBP: 0.200, SLG: 0.238	5-3		K					F8		4	0	1	0	0	1	2	AB 35			
Chris Cannizzaro, R OBP: 0.314, SLG: 0.293	6-3			F7		G5-4-3		K		4	0	0	0	0	1	2	R 3			
Fergie Jenkins, R OBP: 0.266, SLG: 0.400			1B E 1B	1B 2B		F9		6-3		4	0	2	0	0	0	0	H 10			
Inning Stats	R: 0 E: 0 K: 0 S: 4	H: 1 LOB: 2 BB: 1 P: 8	R: 0 E: 0 K: 0 S: 3	H: 0 LOB: 0 BB: 0 P: 3	R: 3 E: 1 K: 1 S: 9	H: 4 LOB: 2 BB: 1 P: 13	R: 0 E: 0 K: 1 S: 7	H: 2 LOB: 3 BB: 1 P: 11	R: 0 E: 0 K: 0 S: 4	H: 2 LOB: 0 BB: 0 P: 4	R: 0 E: 0 K: 1 S: 6	H: 1 LOB: 1 BB: 0 P: 6	R: 0 E: 0 K: 1 S: 5	H: 0 LOB: 0 BB: 0 P: 5	R: 0 E: 0 K: 0 S: 3	H: 0 LOB: 0 BB: 0 P: 3	1B: 8 2B: 2 3B: 0 HR: 0	SF: 1 SAC: 0 DP: 1 HBP: 0	WP: 0 PA: 39	
PITCHER	IP WLS BF H R ER SO BB IBB HBP BLK WP HR S P ERA WHIP	3.1 L 19 7 3 0 1 2 0 0 0 0 0 19 27 0.00 2.700	5.2 20 3 0 0 3 0 1 0 0 0 0 25 29 0.00 0.529											IP WLS BF H R ER SO BB IBB HBP BLK WP HR S P ERA WHIP						
Bob O'Brien, L ERA: 2.63																				
Jose Pena, R ERA: 1.96																				

Chicago Cubs @ Los Angeles Dodgers
Dodger Stadium, Los Angeles, CA
Tue Jul 06 1971, 7:05 PM PDT
Att: 18,671 - Unknown - 65 F

AB 35
R 3
H 10
RBI 3
BB 3
SO 4
LOB 16



Batter	1	2	3	4	5	6	7	8	9	AB	R	H	RBI	BB	SO	LOB	BOTTOM			
Maury Wills, S OBP: 0.330, SLG: 0.332	FC4-6 1B		4-3	6-3			F8		L3	5	0	1	0	0	0	2				
Willie Crawford, L OBP: 0.359, SLG: 0.507	K		1B 3B			F8	1B		P6	5	1	2	0	0	1	1				
Willie Davis, L OBP: 0.363, SLG: 0.493	FC4-6 1B 1-2		F7			1B	F7			4	0	1	0	0	0	3				
Dick Allen, R OBP: 0.363, SLG: 0.429	1B		1B			P4	1B		1B	4	0	3	1	0	0	1				
Wes Parker, S OBP: 0.373, SLG: 0.379	F7		G3			1B	4-3			4	0	1	0	0	0	5				
Duke Sims, L OBP: 0.358, SLG: 0.362		K		1B 1B		P5		F8		4	0	1	0	0	1	2				
Jim Lefebvre, S OBP: 0.333, SLG: 0.427		F5		1B L3 1B		L9		6-3		4	0	1	0	0	0	0	AB 37			
Bill Buckner, L OBP: 0.325, SLG: 0.382		BB		L3		P6		K		3	0	0	0	1	1	2	R 1			
Bob O'Brien, L OBP: 0.111, SLG: 0.111		2-3				K		F7		1	0	0	0	0	0	1	H 11			
Jose Pena, R OBP: 0.500, SLG: 0.500										2	0	1	0	0	1	0	RBI 1			
Tom Haller, L OBP: 0.308, SLG: 0.319										1	0	0	0	0	0	0	BB 1			
Inning Stats	R: 0 E: 0 K: 1 S: 7	H: 2 LOB: 2 BB: 0 P: 7	R: 0 E: 0 K: 1 S: 5	H: 0 LOB: 1 BB: 1 P: 9	R: 1 E: 0 K: 0 S: 5	H: 2 LOB: 1 BB: 0 P: 5	R: 0 E: 0 K: 0 S: 5	H: 3 LOB: 2 BB: 0 P: 5	R: 0 E: 0 K: 1 S: 5	H: 2 LOB: 2 BB: 0 P: 5	R: 0 E: 0 K: 1 S: 5	H: 2 LOB: 2 BB: 0 P: 5	R: 0 E: 0 K: 1 S: 5	H: 0 LOB: 0 BB: 0 P: 5	R: 0 E: 0 K: 0 S: 3	H: 0 LOB: 0 BB: 0 P: 3	1B: 10 2B: 1 3B: 1 HR: 0	SF: 0 SAC: 0 DP: 1 HBP: 0	WP: 0 PA: 38	
PITCHER	IP WLS BF H R ER SO BB IBB HBP BLK WP HR S P ERA WHIP	9.0 W 38 11 1 1 1 4 1 0 0 0 0 45 49 1.00 1.333											IP WLS BF H R ER SO BB IBB HBP BLK WP HR S P ERA WHIP							
Fergie Jenkins, R ERA: 2.93																				

Chicago Cubs @ Los Angeles Dodgers
Dodger Stadium, Los Angeles, CA
Tue Jul 06 1971, 7:05 PM PDT
Att: 18,671 - Unknown - 65 F

AB 37
R 1
H 11
RBI 1
BB 1
SO 4
LOB 17



Batter	1	2	3	4	5	6	7	8	9	AB	R	H	RBI	BB	SO	LOB	TOP									
Don Kessinger, S OBP: 0.359, SLG: 0.368 (1, 6)	F9		K			1B HR	FC3-6 FC5-4		1B	4	2	1	1	1	1	1	Chicago Cubs @ Los Angeles Dodgers Dodger Stadium, Los Angeles, CA Wed Jul 07 1971, 7:05 PM PDT Unknown livebaseballscorecards.com									
Glenn Beckert, R OBP: 0.275, SLG: 0.400 (1, 4)	F9		6-3			1B HR	FC5-4		1B	5	1	2	0	0	0	1										
Jim Hickman, R OBP: 0.332, SLG: 0.450 (1, 9) (6, 3)	F9				L6-4 1B	HR	L8		1B	5	1	3	4	0	0	1										
Ron Santo, R OBP: 0.191, SLG: 0.498 Paul Popovich, S OBP: 0.275, SLG: 0.356 (6, PR) (6, 5)		1B BB			L6-4	BB FC4-6 1B		L3	P8	2	0	1	0	1	0	1										
Cleo James, R OBP: 0.400, SLG: 0.250 (1, 7)	P3				1-2	FC4-6 BB 1B		L6		3	0	1	0	1	0	1										
Brock Davis, L OBP: 0.376, SLG: 0.404 (1, 8)					4-3	FC4-6 BB		G3		3	0	1	0	1	0	1										
14 Ernie Banks, R OBP: 0.382, SLG: 0.513 Billy Williams, L OBP: 0.306, SLG: 0.312 Johnny Callison, L OBP: 0.306, SLG: 0.312 (1, 3) (6, PH) (6, 9)	K				5-3	FC4-6 G4-6-3		F9		2	0	0	0	0	1	2										
Chris Cannizzaro, R OBP: 0.313, SLG: 0.299 (1, 2)	FC4-6				K	G4-6-3			1B 2B	4	1	1	0	0	1	4										
Mitt Pappas, R OBP: 0.213, SLG: 0.182 Phil Regan, R (9, 1)			F8		K			K		4	0	1	0	0	2	1										
								FC3-6 1B		0	0	0	0	0	0	0										
Inning Stats	R: 0 E: 0 K: 0 S: 3	H: 0 LOB: 0 BB: 0 P: 3	R: 0 E: 0 K: 1 S: 6	H: 1 LOB: 2 BB: 1 P: 10	R: 0 E: 0 K: 1 S: 5	H: 0 LOB: 0 BB: 0 P: 5	R: 0 E: 0 K: 0 S: 4	H: 2 LOB: 1 BB: 0 P: 4	R: 0 E: 0 K: 2 S: 7	H: 0 LOB: 0 BB: 0 P: 7	R: 4 E: 0 K: 0 S: 5	H: 3 LOB: 2 BB: 3 P: 17	R: 0 E: 0 K: 0 S: 4	H: 1 LOB: 1 BB: 0 P: 4	R: 0 E: 0 K: 0 S: 3	H: 0 LOB: 0 BB: 0 P: 3		R: 2 E: 0 K: 1 S: 9	H: 4 LOB: 2 BB: 0 P: 9	1B: 9 2B: 2 3B: 0 HR: 1	SF: 0 SAC: 0 DP: 2 HBP: 0	WP: 0 PB: 0 SB: 0 CS: 0	PA: 40			
PITCHER	IP	WLS	BF	H	R	ER	SO	BB	IBB	HBP	BLK	WP	HR	S	P	ERA		WHIP								
Al Downing, L ERA: 2.45 (1, 1)	5.0	L	24	6	4	4	4	4	0	0	0	0	1	28	44	7.20		2.000								
Pete Mikkelsen, R ERA: 2.74 (6, 1)	3.0		9	1	0	0	0	0	0	0	0	0	0	9	9	0.00		0.333								
Bob O'Brien, L ERA: 3.0 (9, 1)	1.0		7	4	2	2	1	0	0	0	0	0	0	9	9	18.00	4.000									

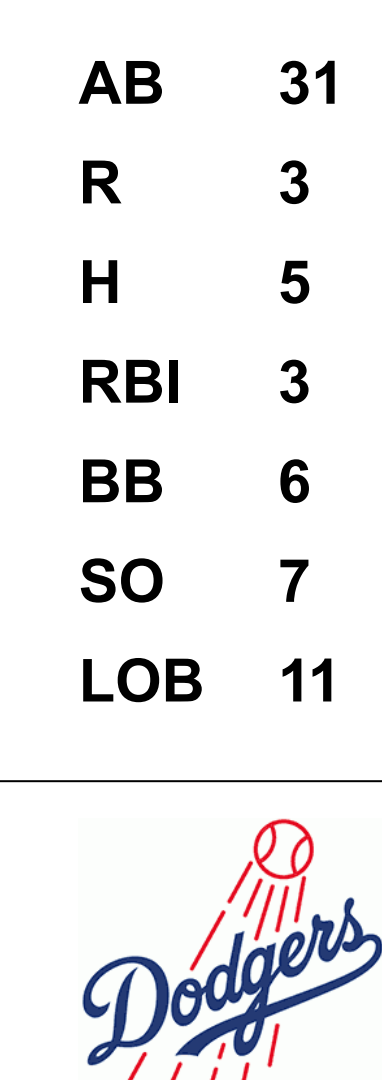
Batter	1	2	3	4	5	6	7	8	9	AB	R	H	RBI	BB	SO	LOB	BOTTOM								
Maury Wills, S OBP: 0.331, SLG: 0.331 (1, 6)	4-3		S BB					F7		4	0	1	0	1	0	0	Chicago Cubs @ Los Angeles Dodgers Dodger Stadium, Los Angeles, CA Wed Jul 07 1971, 7:05 PM PDT Unknown livebaseballscorecards.com								
Willie Crawford, L OBP: 0.354, SLG: 0.510 (1, 7)	F5		F8			4-3			1B	5	1	1	0	0	1	4									
Willie Davis, L OBP: 0.359, SLG: 0.488 (1, 8)	F8				F2		P6		SF8	3	0	0	1	0	0	0									
Dick Allen, R OBP: 0.367, SLG: 0.442 (1, 5)		1-3 BB			FC6-4 1B	K			HR	3	1	2	1	1	1	0									
Wes Parker, S OBP: 0.372, SLG: 0.377 (1, 3)	1-3				FC6-4 S 1B		6-3		WP 1B 1B	4	2	1	0	0	0	2									
Duke Sims, L OBP: 0.362, SLG: 0.366 (1, 2)	P3				1-2 1B		3-1		WP 1B 1B	4	1	2	1	0	0	1									
Jim Lefebvre, S OBP: 0.332, SLG: 0.421 Bill Russell, R OBP: 0.285, SLG: 0.317 (6, PR) (6, 9)	K				K		4-3		1B FC1-2 BB	3	0	0	0	1	2	2									
Bill Buckner, L OBP: 0.329, SLG: 0.385 (1, 9)			F9						1B FC1-2 1B	4	0	2	2	0	0	0									
Al Downing, R OBP: 0.255, SLG: 0.250 Pete Mikkelsen, R OBP: 0.250, SLG: 0.143 Tom Haller, L OBP: 0.306, SLG: 0.316 Bob O'Brien, L OBP: 0.111, SLG: 0.111 Manny Mota, R OBP: 0.377, SLG: 0.400 (1, 1) (6, 1) (6, PH) (9, 1) (6, PH)					5-3				1B FC1-2 1B	2	0	0	0	0	0	0									
								G3-6-3		1	0	0	0	0	0	0									
									1B	1	0	0	0	0	0	0									
									1B	1	0	0	0	0	0	0									
									1B	1	0	0	0	0	0	2									
Inning Stats	R: 0 E: 0 K: 0 S: 3	H: 0 LOB: 0 BB: 0 P: 3	R: 0 E: 0 K: 1 S: 5	H: 0 LOB: 1 BB: 1 P: 9	R: 0 E: 0 K: 0 S: 3	H: 0 LOB: 1 BB: 1 P: 7	R: 1 E: 0 K: 1 S: 7	H: 2 LOB: 1 BB: 0 P: 7	R: 0 E: 0 K: 0 S: 3	H: 0 LOB: 0 BB: 0 P: 3	R: 0 E: 0 K: 1 S: 5	H: 0 LOB: 0 BB: 0 P: 5	R: 0 E: 0 K: 0 S: 3	H: 0 LOB: 0 BB: 0 P: 3	R: 0 E: 0 K: 0 S: 3	H: 1 LOB: 0 BB: 0 P: 3		R: 4 E: 0 K: 1 S: 11	H: 6 LOB: 3 BB: 1 P: 15	1B: 7 2B: 0 3B: 1 HR: 1	SF: 1 SAC: 0 DP: 1 HBP: 0	WP: 1 PB: 0 SB: 2 CS: 0	PA: 38		
PITCHER	IP	WLS	BF	H	R	ER	SO	BB	IBB	HBP	BLK	WP	HR	S	P	ERA	WHIP								
Mitt Pappas, R ERA: 4.19 (1, 1)	8.1	W	34	7	5	5	3	3	0	0	0	0	0	37	49	5.40	1.200								
Phil Regan, R ERA: 3.8 (9, 1)	0.2	S	4	2	0	0	1	0	0	0	0	0	0	6	6	0.00	3.000								

Batter	1	2	3	4	5	6	7	8	9	AB	R	H	RBI	BB	SO	LOB	TOP										
Don Kessinger, S OBP: 0.357, SLG: 0.364 (1, 6)	0-3 K		0-0 L4		0-0 6-3		4-0 G6-4-3 BB		0-0 3-1	4	0	0	0	1	1	0	Chicago Cubs @ Los Angeles Dodgers Dodger Stadium, Los Angeles, CA Wed Jul 07 1971, 7:05 PM PDT Att: 31,604 - Unknown										
Glenn Beckert, R OBP: 0.374, SLG: 0.396 (1, 4)	0-0 6-3		0-0 6-3		4-0 HR BB		0-0 G6-4-3 1-2			3	1	0	0	1	0	1											
Billy Williams, L OBP: 0.381, SLG: 0.519 (1, 7)	0-0 F8		0-0 F8		0-0 HR			0-0 F2		4	1	1	2	0	0	0											
Ron Santo, R OBP: 0.380, SLG: 0.497 (1, 5)		4-0 FC4-6 BB		0-0 1B E 1B		0-0 F8		0-0 5-3		3	1	1	0	1	0	0											
Jim Hickman, R OBP: 0.339, SLG: 0.453 (1, 3)		0-0 FC4-6 HBP 1B 1-2		0-0 E8 SH5-3 1B 1-H		0-0 SH2-3 1B		4-0 1B BB		3	1	2	0	1	0	1											
Brock Davis, L OBP: 0.382, SLG: 0.410 (1, 8)		0-0 HBP 1B 1-2		0-0 4-3		0-0 SH2-3		0-0 1B BB		3	0	2	0	0	0	1											
Cleo James, R OBP: 0.250, SLG: 0.143 (1, 9)		0-0 F9		0-0 SH5-3		0-0 1-3		0-0 F5		3	0	0	1	0	0	5											
J.C. Martin, L OBP: 0.339, SLG: 0.421 (1, 2)		1-0 HBP		0-0 P5		0-0 P5			0-0 4-3	3	0	0	0	0	0	1											
Juan Pizarro, L Ray Newman, L (8, 1)	0-3 K			0-0 4-3			0-0 F9		0-3 K	3	0	0	0	0	1	3											
Inning Stats	R: 0 E: 0 K: 1 S: 5	H: 0 LOB: 0 BB: 0 P: 5	R: 0 E: 0 K: 1 S: 6	H: 1 LOB: 3 BB: 1 P: 11	R: 0 E: 0 K: 0 S: 3	H: 0 LOB: 0 BB: 0 P: 3	R: 2 E: 1 K: 0 S: 5	H: 2 LOB: 0 BB: 0 P: 5	R: 2 E: 0 K: 0 S: 4	H: 1 LOB: 0 BB: 1 P: 8	R: 0 E: 0 K: 0 S: 2	H: 0 LOB: 0 BB: 1 P: 6	R: 0 E: 0 K: 0 S: 4	H: 1 LOB: 2 BB: 1 P: 8	R: 0 E: 0 K: 1 S: 5	H: 0 LOB: 0 BB: 0 P: 5	1B: 5 2B: 0 3B: 0 HR: 1	SF: 0 SAC: 2 DP: 1 HBP: 1	WP: 0 PB: 0 SB: 0 CS: 0	PA: 37							
PITCHER	IP	WLS	BF	H	R	ER	SO	BB	IBB	HBP	BLK	WP	HR	S	P	ERA	WHIP										
Doyle Alexander, R ERA: 2.63 (1, 1)	7.0	L	29	5	4	3	2	3	0	1	0	0	1	29	42	3.86	1.143										
Pete Mikkelsen, R ERA: 2.63 (8, 1)	2.0		8	1	0	0	1	1	0	0	0	0	0	9	13	0.00	1.000										

AB 30
R 4
H 6
RBI 3
BB 4
SO 3
LOB 12



Batter	1	2	3	4	5	6	7	8	9	AB	R	H	RBI	BB	SO	LOB	BOTTOM										
Bobby Valentine, R OBP: 0.296, SLG: 0.343 (1, 6)	0-0 F8		0-0 F3			0-0 F9	0-0 5-3		0-3 K	5	0	0	0	0	1	1	Chicago Cubs @ Los Angeles Dodgers Dodger Stadium, Los Angeles, CA Wed Jul 07 1971, 7:05 PM PDT Att: 31,604 - Unknown										
Manny Mota, R OBP: 0.373, SLG: 0.390 (1, 7)	0-0 5-3		0-0 F9			4-0 BB		0-0 F9		3	0	0	0	1	0	0											
Willie Davis, L OBP: 0.355, SLG: 0.483 (1, 8)	0-0 3-1			0-3 K		0-0 P6		0-0 4-3		4	0	0	0	0	1	1											
Dick Allen, R OBP: 0.369, SLG: 0.439 (1, 5)		0-0 6-3		4-0 WP 1B BB		0-3 K		4-0 BB BB		2	0	0	0	2	1	1											
Wes Parker, S OBP: 0.373, SLG: 0.377 (1, 3)		0-0 6-3		0-0 WP 1B			0-0 F3	4-0 BB		3	0	1	0	1	0	0											
Jim Lefebvre, S OBP: 0.335, SLG: 0.422 (1, 4)		0-0 BB 1B		0-0 F8 1-3 2-3			0-0 F8 1B HR 1B	0-3 K		4	1	2	0	0	1	4											
Joe Ferguson, R OBP: 0.226, SLG: 0.267 (1, 2)		4-0 BB			0-0 F9		0-0 F9	1-2 HR 1B		3	1	1	0	1	0	0											
Bill Russell, R OBP: 0.279, SLG: 0.310 Maury Willis, S OBP: 0.330, SLG: 0.330 (9, PH)		0-0 P5			0-0 F9		0-3 K		0-0 2-3	3	0	0	0	0	1	4											
Doyle Alexander, R OBP: 0.300, SLG: 0.125 Bobby Darwin, R OBP: 0.400, SLG: 1.000 Pete Mikkelsen, R OBP: 0.250, SLG: 0.143 Billy Grabarkewitz, R OBP: 0.393, SLG: 0.292 (9, PH)			0-3 K		0-3 K		0-0 HR		4-0 BB	2	0	0	0	0	2	0											
Inning Stats	R: 0 E: 0 K: 0 S: 3	H: 0 LOB: 0 BB: 0 P: 3	R: 0 E: 0 K: 0 S: 4	H: 1 LOB: 2 BB: 1 P: 8	R: 0 E: 0 K: 1 S: 5	H: 0 LOB: 0 BB: 0 P: 5	R: 0 E: 0 K: 1 S: 5	H: 1 LOB: 1 BB: 1 P: 9	R: 0 E: 0 K: 1 S: 5	H: 0 LOB: 2 BB: 2 P: 13	R: 0 E: 0 K: 1 S: 5	H: 0 LOB: 1 BB: 1 P: 9	R: 0 E: 0 K: 1 S: 5	H: 0 LOB: 1 BB: 1 P: 9	1B: 4 2B: 0 3B: 0 HR: 1	SF: 0 SAC: 0 DP: 0 HBP: 0	WP: 2 PB: 0 SB: 0 CS: 0	PA: 37									
PITCHER	IP	WLS	BF	H	R	ER	SO	BB	IBB	HBP	BLK	WP	HR	S	P	ERA	WHIP										
Juan Pizarro, L ERA: 3.52 (1, 1)	7.2	W	32	5	3	3	5	5	0	0	0	0	1	37	57	3.52	1.304										
Ray Newman, L ERA: 2.37 (8, 1)	1.1	S	5	0	0	0	2	1	0	0	0	0	0	8	12	0.00	0.750										



Batter	1	2	3	4	5	6	7	8	9	AB	R	H	RBI	BB	SO	LOB	TOP					
Don Kessinger, S OBP: 0.363, SLG: 0.373 (1, 6)										5	3	4	0	0	1	0	Chicago Cubs @ Los Angeles Dodgers Dodger Stadium, Los Angeles, CA Thu Jul 08 1971, 7:05 PM PDT Att: 21,166 - Unknown - 71 F					
Glenn Beckert, R OBP: 0.372, SLG: 0.394 (1, 4)										4	1	1	0	0	0	2						
Billy Williams, L OBP: 0.384, SLG: 0.523 (1, 7)										5	0	3	3	0	0	1						
Joe Pepitone, L OBP: 0.367, SLG: 0.540 (1, 3)										5	0	1	1	0	0	3						
Ron Santo, R OBP: 0.376, SLG: 0.490 (1, 5)										4	0	0	0	0	1	3						
Jim Hickman, R OBP: 0.345, SLG: 0.456 Cleo James, R OBP: 0.250, SLG: 0.143 (8, PR) (8, 9)										3	0	2	0	1	0	0						
Brock Davis, L OBP: 0.372, SLG: 0.399 (1, 8)										4	0	0	0	0	0	4						
J.C. Martin, L OBP: 0.333, SLG: 0.400 (1, 2)										3	0	0	0	1	1	2						
Ken Holtzman, R OBP: 0.167, SLG: 0.214 (1, 1)										4	0	0	0	0	1	4						
Inning Stats	R: 0 E: 0 K: 1 S: 5	H: 0 LOB: 0 BB: 0 P: 5	R: 2 E: 1 K: 0 S: 7	H: 4 LOB: 2 BB: 0 P: 7	R: 0 E: 0 K: 1 S: 6	H: 1 LOB: 1 BB: 0 P: 6	R: 1 E: 0 K: 0 S: 5	H: 2 LOB: 1 BB: 0 P: 5	R: 0 E: 1 K: 0 S: 6	H: 1 LOB: 1 BB: 0 P: 6	R: 0 E: 0 K: 0 S: 4	H: 1 LOB: 0 BB: 0 P: 4	R: 0 E: 2 K: 1 S: 6	H: 0 LOB: 2 BB: 1 P: 10	R: 1 E: 0 K: 0 S: 4	H: 2 LOB: 0 BB: 0 P: 4		1B: 9 2B: 2 3B: 0 HR: 0	SF: 0 SAC: 1 DP: 1 HBP: 0	WP: 0 PB: 0 SB: 1 CS: 0	PA: 40	
PITCHER	IP	WLS	BF	H	R	ER	SO	BB	IBB	HBP	BLK	WP	HR	S	P	ERA	WHIP					
Joe Moeller, R ERA: 2.38 Jim Brewer, L ERA: 1.82	(1, 1)	7.0	L	31	9	3	2	3	1	0	0	0	0	0	36	40	2.57	1.429				
PITCHER	IP	WLS	BF	H	R	ER	SO	BB	IBB	HBP	BLK	WP	HR	S	P	ERA	WHIP					

AB	37
R	4
H	11
RBI	4
BB	2
SO	4
LOB	19



Batter	1	2	3	4	5	6	7	8	9	AB	R	H	RBI	BB	SO	LOB	BOTTOM					
Bobby Valentine, R OBP: 0.299, SLG: 0.345 (1, 6)										5	0	2	0	0	0	0	Chicago Cubs @ Los Angeles Dodgers Dodger Stadium, Los Angeles, CA Thu Jul 08 1971, 7:05 PM PDT Att: 21,166 - Unknown - 71 F					
Manny Mota, R OBP: 0.370, SLG: 0.385 (1, 7)										4	1	1	0	0	0	2						
Willie Davis, L OBP: 0.362, SLG: 0.491 (1, 8)										4	1	4	0	0	0	0						
Dick Allen, R OBP: 0.371, SLG: 0.438 (1, 5)										3	0	1	1	1	1	2						
Wes Parker, S OBP: 0.372, SLG: 0.375 (1, 3)										4	0	1	0	0	0	5						
Jim Lefebvre, S OBP: 0.333, SLG: 0.423 (1, 4)										4	0	1	1	0	0	2						
Bobby Darwin, R OBP: 0.333, SLG: 0.625 (1, 9)										3	0	0	0	1	1	4						
Joe Ferguson, R OBP: 0.200, SLG: 0.235 (1, 2)										4	0	0	0	0	2	1						
Joe Moeller, R Maury Wills, S OBP: 0.323, SLG: 0.329 Jim Brewer, L OBP: 0.250, SLG: 0.250 Billy Grabarkewitz, R OBP: 0.388, SLG: 0.288 (1, PH) (7, PH) (8, 1) (9, PH)										2	0	0	0	0	2	0						
Inning Stats	R: 2 E: 0 K: 0 S: 7	H: 4 LOB: 2 BB: 0 P: 7	R: 0 E: 0 K: 2 S: 7	H: 0 LOB: 0 BB: 0 P: 7	R: 0 E: 0 K: 0 S: 3	H: 1 LOB: 0 BB: 0 P: 3	R: 0 E: 0 K: 0 S: 3	H: 0 LOB: 1 BB: 1 P: 7	R: 0 E: 0 K: 1 S: 7	H: 2 LOB: 3 BB: 1 P: 11	R: 0 E: 0 K: 2 S: 7	H: 0 LOB: 0 BB: 0 P: 7	R: 0 E: 0 K: 0 S: 3	H: 1 LOB: 0 BB: 0 P: 3	R: 0 E: 0 K: 1 S: 7	H: 2 LOB: 2 BB: 0 P: 7		R: 0 E: 0 K: 1 S: 5	H: 0 LOB: 0 BB: 0 P: 5	1B: 8 2B: 2 3B: 0 HR: 0	SF: 0 SAC: 0 DP: 2 HBP: 0	WP: 0 PB: 0 SB: 0 CS: 0
PITCHER	IP	WLS	BF	H	R	ER	SO	BB	IBB	HBP	BLK	WP	HR	S	P	ERA	WHIP					
Ken Holtzman, L ERA: 3.66	(1, 1)	9.0	W	37	10	2	2	7	1	1	0	0	0	0	49	57	2.00	1.222				
PITCHER	IP	WLS	BF	H	R	ER	SO	BB	IBB	HBP	BLK	WP	HR	S	P	ERA	WHIP					

AB	35
R	2
H	10
RBI	2
BB	2
SO	7
LOB	16



Batter	1	2	3	4	5	6	7	8	9	AB	R	H	RBI	BB	SO	LOB	TOP				
Chris Speier, R OBP: 0.336, SLG: 0.352 (1, 6)	3-1	6-3			6-3		1B 2B		FC1-6	6	2	2	0	0	0	3					
Tito Fuentes, S OBP: 0.305, SLG: 0.353 (1, 4)	F6		6-3		BB		F7		FC1-6	6	1	2	0	0	0	4					
Willie Mays, R OBP: 0.420, SLG: 0.526 (1, 8) (9, 3)	1B	BB	K		BB		1B		2B	3	1	2	1	2	1	0					
Willie McCovey, L OBP: 0.399, SLG: 0.505 Jimmy Rosario, S OBP: 0.350, SLG: 0.320 (9, PR) (9, 8)	BB	1B	K		BB		F4		1B	5	0	2	2	0	2	3					
Bobby Bonds, R OBP: 0.383, SLG: 0.550 (1, 9) (9, 3)	1-2	BB			4-3		K		F7	4	0	0	0	1	1	5					
Ken Henderson, S OBP: 0.372, SLG: 0.419 (1, 7)	F9				F3		1B		1B	4	1	1	0	1	0	3					
Dick Dietz, R OBP: 0.428, SLG: 0.435 (1, 2)		F7			1B		1B		1B	5	1	4	2	0	0	0					
Hal Lanier, R OBP: 0.269, SLG: 0.279 (1, 5)		SH3-4			1B		B2		F8	5	0	2	0	0	0	5					
Juan Marichal, R OBP: 0.145, SLG: 0.289 (7, 1) Steve Hamilton, L OBP: 0.245, SLG: 0.483 (8, PH) Don McMahon, R OBP: 0.280, SLG: 0.240 (9, PH) Ed Goodson, L OBP: 0.280, SLG: 0.240 Jerry Johnson, R (9, 1)		SH3-4			5-3		G6-4-3		FC6-4	2	0	0	0	0	0	4					
Inning Stats	R: 0 E: 0 K: 0 S: 4	H: 1 LOB: 3 BB: 2 P: 12	R: 0 E: 0 K: 0 S: 4	H: 1 LOB: 1 BB: 0 P: 4	R: 0 E: 0 K: 2 S: 7	H: 0 LOB: 0 BB: 0 P: 7	R: 0 E: 0 K: 0 S: 5	H: 2 LOB: 2 BB: 0 P: 5	R: 0 E: 0 K: 2 S: 8	H: 1 LOB: 2 BB: 1 P: 12	R: 1 E: 0 K: 0 S: 5	H: 2 LOB: 1 BB: 0 P: 5	R: 0 E: 0 K: 0 S: 4	H: 1 LOB: 1 BB: 0 P: 4	R: 5 E: 1 K: 0 S: 10	H: 6 LOB: 2 BB: 1 P: 14	1B: 14 2B: 2 3B: 0 HR: 0	SF: 0 SAC: 1 DP: 1 HBP: 0	WP: 0 PB: 0 SB: 1 CS: 0	PA: 47	
PITCHER	IP	WLS	BF	H	R	ER	SO	BB	IBB	HBP	BLK	WP	HR	S	P	ERA	WHIP				
Claude Osteen, L ERA: 3.47 (1, 1)	8.0		37	11	2	2	4	3	0	0	0	0	0	42	54	2.25	1.750				
Jim Brewer, L ERA: 2.5 (9, 1)	0.0	L	3	3	1	1	0	0	0	0	0	0	0	3	3	∞	∞				
Pete Mikkelsen, R ERA: 2.57 (9, 1)	1.0		7	2	4	2	0	0	1	0	0	0	0	6	10	18.00	2.000				

San Francisco Giants @ Los Angeles Dodgers
Dodger Stadium, Los Angeles, CA
Fri Jul 09 1971, 7:05 PM PDT
Att: 53,564 - Unknown

AB 42
R 7
H 16
RBI 6
BB 4
SO 4
LOB 28





Batter	1	2	3	4	5	6	7	8	9	AB	R	H	RBI	BB	SO	LOB	BOTTOM					
Maury Wills, S OBP: 0.327, SLG: 0.333 (1, 6)	F7		FC6			1B	4-3		K	5	1	1	0	0	1	2						
Willie Crawford, L OBP: 0.358, SLG: 0.510 (1, 7)	F7		F9			1B	1B			4	0	2	2	0	0	1						
Willie Davis, L OBP: 0.358, SLG: 0.486 (1, 8)	F6		F4			G4-3	F8			4	0	0	0	0	0	3						
Dick Allen, R OBP: 0.375, SLG: 0.440 (1, 5)		E	1B		6-3	1B	1B		G4-6-3	3	1	2	0	1	0	0						
Wes Parker, S OBP: 0.371, SLG: 0.374 (1, 3)		F8			6-3	1B	1B		G4-6-3	4	0	1	0	0	0	2						
Duke Sims, L OBP: 0.359, SLG: 0.363 (1, 2)		F4			K	1B	1B		F6	4	0	1	1	0	1	1						
Jim Lefebvre, S OBP: 0.332, SLG: 0.420 (1, 4)		6-3				F6	F9		G3	4	0	1	0	0	0	3						
Bill Buckner, L OBP: 0.333, SLG: 0.394 (1, 9)			SH1-3			G1			G3	4	2	2	0	0	0	1						
Claude Osteen, L OBP: 0.182, SLG: 0.176 (1, 1) Jim Brewer, L OBP: 0.250, SLG: 0.250 (9, 1) Pete Mikkelsen, R OBP: 0.250, SLG: 0.143 (9, PH) Tom Haller, L OBP: 0.303, SLG: 0.313 (9, 1)			SH1-3			F7	SH1-4		F9	1	0	0	0	0	0	0						
Inning Stats	R: 0 E: 0 K: 0 S: 3	H: 0 LOB: 0 BB: 0 P: 3	R: 0 E: 1 K: 0 S: 4	H: 1 LOB: 1 BB: 0 P: 4	R: 1 E: 1 K: 0 S: 5	H: 1 LOB: 1 BB: 0 P: 5	R: 0 E: 0 K: 1 S: 5	H: 0 LOB: 0 BB: 0 P: 5	R: 0 E: 0 K: 0 S: 7	H: 0 LOB: 0 BB: 0 P: 3	R: 2 E: 0 K: 0 S: 5	H: 5 LOB: 2 BB: 0 P: 7	R: 1 E: 0 K: 0 S: 5	H: 2 LOB: 1 BB: 0 P: 5	R: 0 E: 0 K: 0 S: 2	H: 0 LOB: 0 BB: 1 P: 6	R: 0 E: 0 K: 1 S: 6	H: 1 LOB: 1 BB: 0 P: 6	1B: 8 2B: 1 3B: 1 HR: 0	SF: 0 SAC: 2 DP: 2 HBP: 0	WP: 0 PB: 0 SB: 1 CS: 0	PA: 37
PITCHER	IP	WLS	BF	H	R	ER	SO	BB	IBB	HBP	BLK	WP	HR	S	P	ERA	WHIP					
Juan Marichal, R ERA: 2.75 (7, 1)	0.1		1	0	0	0	0	0	0	0	0	0	0	1	1	0.00	0.000					
Don McMahon, R ERA: 4.46 (8, 1)	1.0	W	3	0	0	0	0	1	0	0	0	0	0	2	6	0.00	1.000					
Jerry Johnson, R ERA: 2.61 (9, 1)	1.0	S	4	1	0	0	1	0	0	0	0	0	0	6	6	0.00	1.000					

San Francisco Giants @ Los Angeles Dodgers
Dodger Stadium, Los Angeles, CA
Fri Jul 09 1971, 7:05 PM PDT
Att: 53,564 - Unknown

AB 34
R 4
H 10
RBI 3
BB 1
SO 2
LOB 14



Batter	1	2	3	4	5	6	7	8	9	AB	R	H	RBI	BB	SO	LOB	TOP		
Chris Speier, R OBP: 0.332, SLG: 0.348	0-3 K2-3		0-0 F3		0-0 F8		0-0 G3		0-0 1B	5	0	1	0	0	1	1	<p>San Francisco Giants @ Los Angeles Dodgers Dodger Stadium, Los Angeles, CA</p> <p>Sun Jul 11 1971, 3:33 AM PDT Att: 41,825 - Unknown</p> <p>livebaseballscorecards.com</p> <p>AB 35 R 3 H 8 RBI 3 BB 3 SO 6 LOB 13</p> 		
Tito Fuentes, S OBP: 0.500, SLG: 0.346	0-0 F5		0-0 F6		0-0 F6		0-0 F8		0-0 F6	5	0	0	0	0	0	2			
Willie Mays, R OBP: 0.424, SLG: 0.522	4-0 BB		4-0 1B HR		0-0 F8				0-0 FC5-4 1B	2	1	1	0	2	0	0			
Willie McCovey, L OBP: 0.394, SLG: 0.492 Ed Goodson, L OBP: 0.259, SLG: 0.231	0-0 G3		0-0 1-2 HR		0-0 1B		0-0 4-3		0-0 FC5-4 1B	3	1	1	0	0	0	1			
Bobby Bonds, R OBP: 0.389, SLG: 0.565			0-0 1B		0-0 1B		0-3 K		0-0 F9	4	1	2	3	0	1	1			
Ken Henderson, S OBP: 0.372, SLG: 0.417 Jimmy Rosario, S OBP: 0.387, SLG: 0.324			0-3 K		0-0 F8		4-0 BB		0-0 1-2 1B	1	0	0	0	0	1	1			
Dick Dietz, R OBP: 0.420, SLG: 0.423			0-0 F9		0-3 K		0-3 K		0-0 F6	4	0	0	0	0	2	4			
Hal Lanier, R OBP: 0.280, SLG: 0.281			0-0 1-2 1B		0-0 F7		0-0 F3		0-0 F6	4	0	1	0	0	0	0			
Ron Bryant, S OBP: 0.182, SLG: 0.209 Don Carrithers, R OBP: 0.312, SLG: 0.304 Al Gallagher, R OBP: 0.287, SLG: 0.287 Steve Stone, R OBP: 0.423, SLG: 0.492 Don McMahon, R OBP: 0.306, SLG: 0.346	0-0 6-3		0-0 F9		0-0 F9		0-0 G3 WP		0-3 K	0	0	0	0	0	0	0			
Inning Stats	R: 0 E: 0 K: 1 S: 5	H: 0 LOB: 1 BB: 1 P: 9	R: 0 E: 0 K: 1 S: 7	H: 2 LOB: 2 BB: 0 P: 7	R: 3 E: 0 K: 0 S: 5	H: 2 LOB: 0 BB: 1 P: 9	R: 0 E: 0 K: 1 S: 5	H: 0 LOB: 0 BB: 0 P: 5	R: 0 E: 0 K: 2 S: 7	H: 0 LOB: 1 BB: 1 P: 11	R: 0 E: 0 K: 0 S: 4	H: 1 LOB: 0 BB: 0 P: 4	R: 0 E: 0 K: 0 S: 5	H: 2 LOB: 2 BB: 0 P: 5	R: 0 E: 0 K: 1 S: 6	H: 1 LOB: 1 BB: 0 P: 6		1B: 7 2B: 0 3B: 0 HR: 1	SF: 0 SAC: 0 DP: 0 HBP: 0
PITCHER Al Downing, L ERA: 2.49	IP: 9.0 WLS: W BF: 38 H: 8 R: 3 ER: 3 SO: 6 BB: 3 IBB: 0 HBP: 0 BLK: 0 WP: 1 HR: 1 S: 47 P: 59 ERA: 3.00 WHIP: 1.222															PITCHER			

Batter	1	2	3	4	5	6	7	8	9	AB	R	H	RBI	BB	SO	LOB	BOTTOM		
Maury Wills, S OBP: 0.327, SLG: 0.331 Bill Russell, R OBP: 0.279, SLG: 0.310	4-0 BB 2B	0-0 F6	0-0 F5		0-0 F3	0-0 G3				4	1	0	0	1	0	2	<p>San Francisco Giants @ Los Angeles Dodgers Dodger Stadium, Los Angeles, CA</p> <p>Sun Jul 11 1971, 3:33 AM PDT Att: 41,825 - Unknown</p> <p>livebaseballscorecards.com</p> <p>AB 39 R 11 H 16 RBI 10 BB 4 SO 5 LOB 21</p> 		
Manny Mota, R OBP: 0.382, SLG: 0.402	4-0 2B SF8	0-0 E PB 1B	0-0 6-3		0-0 1B	0-0 2B		0-0 1B		4	2	3	0	1	0	1			
Willie Davis, L OBP: 0.363, SLG: 0.489	0-0 1B	0-0 E1 S 1B		0-0 1B SH2-3	0-0 F9		0-0 1B		0-0 1B	5	3	3	1	0	0	2			
Dick Allen, R OBP: 0.374, SLG: 0.437	0-3 K	0-0 1B 1B		0-0 F8 SH2-3 1B	0-0 6-3	0-3 K		0-3 K		5	0	2	2	0	2	4			
Wes Parker, S OBP: 0.373, SLG: 0.375	4-0 1B	0-0 F8 1B		0-0 SH2-3	0-3 K	0-0 F7		0-0 F7		3	1	1	1	1	1	2			
Jim Lefebvre, S OBP: 0.326, SLG: 0.415	0-0 SF8	0-0 F8		0-0 F8	0-0 1B	0-0 1B		0-0 F7		4	1	1	1	0	0	5			
Bobby Darwin, R OBP: 0.462, SLG: 0.636 Bobby Valentine, R OBP: 0.297, SLG: 0.342	0-0 1B		0-0 F6		4-0 BB	0-0 1B		0-0 F4		3	1	2	1	1	0	0			
Joe Ferguson, R OBP: 0.250, SLG: 0.282	0-0 1B		0-0 E FC5 PB 1B		0-3 K	0-0 1B		0-0 F9		5	2	3	2	0	1	2			
Al Downing, R OBP: 0.250, SLG: 0.245	0-3 K		0-0 FC5 PB 1B		0-0 F9	0-0 1B		0-0 1-3		5	0	1	2	0	1	3			
Inning Stats	R: 4 E: 0 K: 2 S: 10	H: 3 LOB: 3 BB: 3 P: 22	R: 2 E: 1 K: 0 S: 6	H: 3 LOB: 1 BB: 0 P: 6	R: 1 E: 1 K: 0 S: 5	H: 1 LOB: 1 BB: 0 P: 5	R: 1 E: 0 K: 1 S: 7	H: 2 LOB: 2 BB: 1 P: 11	R: 0 E: 0 K: 0 S: 4	H: 1 LOB: 1 BB: 0 P: 4	R: 3 E: 0 K: 1 S: 9	H: 4 LOB: 1 BB: 0 P: 9	R: 0 E: 0 K: 1 S: 7	H: 2 LOB: 2 BB: 0 P: 7	R: 0 E: 0 K: 0 S: 3	H: 0 LOB: 0 BB: 0 P: 3		1B: 14 2B: 2 3B: 0 HR: 0	SF: 1 SAC: 1 DP: 0 HBP: 0
PITCHER Ron Bryant, L ERA: 3.21 Don Carrithers, R ERA: 3.69 Rich Robertson, R ERA: 4.61 Steve Stone, R ERA: 4.03 Don McMahon, R ERA: 4.29	IP: 0.2 WLS: L BF: 7 H: 2 R: 4 ER: 4 SO: 1 BB: 0 IBB: 0 HBP: 0 BLK: 0 WP: 0 HR: 0 S: 6 P: 18 ERA: 54.00 WHIP: 7.500															PITCHER			

Batter	1	2	3	4	5	6	7	8	9	AB	R	H	RBI	BB	SO	LOB	TOP		
Maury Wills, S OBP: 0.328, SLG: 0.332 (1,6)										5	1	2	0	0	0	0	Los Angeles Dodgers @ Atlanta Braves Atlanta Stadium, Atlanta, GA Thu Jul 15 1971, 7:05 PM EDT Att: 11,431 - Unknown		
Bill Buckner, L OBP: 0.337, SLG: 0.407 (1,9)										4	0	1	0	0	0	2			
Willie Davis, L OBP: 0.367, SLG: 0.505 (1,8)										4	2	3	2	0	0	0			
Dick Allen, R OBP: 0.375, SLG: 0.447 (1,5)										4	1	2	2	0	2	1			
Wes Parker, S OBP: 0.369, SLG: 0.370 (1,3)										4	0	0	0	0	1	1			
Willie Crawford, L OBP: 0.365, SLG: 0.503 (1,7)										3	1	1	0	1	0	1			
Jim Lefebvre, S OBP: 0.331, SLG: 0.426 (1,4)										3	1	1	2	1	0	1			
Duke Sims, L OBP: 0.343, SLG: 0.346 (1,2)										4	0	0	0	0	2	2			
Claude Osteen, L OBP: 0.169, SLG: 0.164 (1,1)										4	0	0	0	0	2	2			
Inning Stats	R: 0 E: 0 K: 1 S: 6	H: 1 LOB: 1 BB: 0 P: 6	R: 0 E: 0 K: 0 S: 3	H: 0 LOB: 0 BB: 0 P: 3	R: 0 E: 0 K: 2 S: 7	H: 0 LOB: 0 BB: 0 P: 7	R: 4 E: 0 K: 2 S: 11	H: 4 LOB: 0 BB: 0 P: 11	R: 0 E: 0 K: 1 S: 5	H: 0 LOB: 0 BB: 0 P: 5	R: 0 E: 0 K: 0 S: 3	H: 0 LOB: 1 BB: 1 P: 7	R: 2 E: 0 K: 0 S: 6	H: 3 LOB: 1 BB: 0 P: 6	R: 0 E: 0 K: 0 S: 4	H: 1 LOB: 2 BB: 1 P: 8	1B: 5 2B: 1 3B: 1 HR: 3	SF: 0 SAC: 1 DP: 0 HBP: 0	WP: 0 PA: 38 PB: 0 SB: 1 CS: 0
PITCHER	IP WLS BF H R ER SO BB IBB HBP BLK WP HR S P ERA WHIP																		
Ron Reed, R ERA: 3.37 (1,1)	8.0 L 34 9 6 6 7 1 0 0 0 0 0 3 46 50 6.75 1.250																		
Bob Priddy, R ERA: 3.74 (9,1)	1.0 5 1 0 0 0 1 0 0 0 0 0 0 4 8 0.00 2.000																		

AB	35
R	6
H	10
RBI	6
BB	2
SO	7
LOB	10




Batter	1	2	3	4	5	6	7	8	9	AB	R	H	RBI	BB	SO	LOB	BOTTOM			
Felix Millan, R OBP: 0.355, SLG: 0.389 (1,4)										4	0	1	0	0	0	0	Los Angeles Dodgers @ Atlanta Braves Atlanta Stadium, Atlanta, GA Thu Jul 15 1971, 7:05 PM EDT Att: 11,431 - Unknown			
Ralph Garr, L OBP: 0.364, SLG: 0.443 (1,7)										4	0	1	0	0	1	1				
Hank Aaron, R OBP: 0.398, SLG: 0.626 (1,3)										4	0	0	0	0	0	1				
Earl Williams, R OBP: 0.311, SLG: 0.456 (1,2)										3	0	1	0	0	1	1				
Darrell Evans, L OBP: 0.378, SLG: 0.452 (1,5)										3	0	1	0	0	0	1				
Zoilo Versalles, R OBP: 0.273, SLG: 0.389 (1,6)										3	0	1	0	0	1	0				
Mike Lum, L OBP: 0.377, SLG: 0.439 (1,9)										3	0	0	0	0	0	2				
Sonny Jackson, L OBP: 0.320, SLG: 0.361 (1,8)										2	0	1	0	1	0	0				
Ron Reed, R OBP: 0.091, SLG: 0.091 (1,1)										2	0	0	0	0	1	1				
Leo Foster, R (8, PH)										1	0	0	0	0	0	3				
Bob Priddy, R OBP: 0.100, SLG: 0.100 (9,1)										0	0	0	0	0	0	0				
Inning Stats	R: 0 E: 0 K: 0 S: 3	H: 1 LOB: 0 BB: 0 P: 3	R: 0 E: 0 K: 1 S: 5	H: 1 LOB: 0 BB: 0 P: 5	R: 0 E: 0 K: 1 S: 5	H: 1 LOB: 0 BB: 0 P: 5	R: 0 E: 0 K: 0 S: 3	H: 0 LOB: 0 BB: 0 P: 3	R: 0 E: 0 K: 0 S: 3	H: 0 LOB: 0 BB: 0 P: 3	R: 0 E: 0 K: 1 S: 6	H: 1 LOB: 1 BB: 0 P: 6	R: 0 E: 0 K: 0 S: 4	H: 2 LOB: 2 BB: 1 P: 8	R: 0 E: 0 K: 1 S: 5	H: 0 LOB: 0 BB: 0 P: 5	1B: 6 2B: 1 3B: 0 HR: 0	SF: 0 SAC: 0	DP: 3 HBP: 0	WP: 0 PA: 30 PB: 0 SB: 0 CS: 1
PITCHER	IP WLS BF H R ER SO BB IBB HBP BLK WP HR S P ERA WHIP																			
Claude Osteen, L ERA: 3.28 (1,1)	9.0 W 30 6 0 0 4 1 0 0 0 0 0 0 37 41 0.00 0.778																			




Batter	1	2	3	4	5	6	7	8	9	AB	R	H	RBI	BB	SO	LOB	TOP					
Maury Wills, S (1,6) OBP: 0.332, SLG: 0.337										4	0	3	1	0	1	0	Los Angeles Dodgers @ Atlanta Braves Atlanta Stadium, Atlanta, GA Fri Jul 16 1971, 7:05 PM EDT Att: 15,884 - Unknown					
Bill Buckner, L (1,9) OBP: 0.335, SLG: 0.403										4	0	1	0	0	2	2						
Willie Davis, L (1,8) OBP: 0.366, SLG: 0.503										4	0	1	0	0	1	3						
Dick Allen, R (1,5) OBP: 0.374, SLG: 0.445										4	0	1	0	0	1	1						
Wes Parker, S (1,3) OBP: 0.366, SLG: 0.366										4	0	0	0	0	0	3						
Willie Crawford, L (1,7) OBP: 0.356, SLG: 0.491										4	0	0	0	0	1	1						
Jim Lefebvre, S (1,4) OBP: 0.327, SLG: 0.421										3	0	0	0	0	0	0						
Tom Haller, L (1,2) OBP: 0.301, SLG: 0.310										3	1	1	0	0	0	0						
Don Sutton, R (1,1) OBP: 0.260, SLG: 0.234										2	0	0	0	0	0	1						
Bobby Valentine, R (8, PH) OBP: 0.299, SLG: 0.340										1	0	0	0	0	0	0						
Pete Mikkelsen, R (8, 1) OBP: 0.250, SLG: 0.143										0	0	0	0	0	0	0						
Inning Stats	R: 0 E: 0 K: 2 S: 9	H: 2 LOB: 2 BB: 0 P: 9	R: 0 E: 0 K: 0 S: 3	H: 0 LOB: 0 BB: 0 P: 3	R: 0 E: 0 K: 0 S: 4	H: 2 LOB: 1 BB: 0 P: 4	R: 0 E: 0 K: 0 S: 3	H: 0 LOB: 0 BB: 0 P: 3	R: 1 E: 1 K: 1 S: 7	H: 2 LOB: 1 BB: 0 P: 7	R: 0 E: 0 K: 0 S: 3	H: 0 LOB: 0 BB: 0 P: 3	R: 0 E: 0 K: 0 S: 3	H: 0 LOB: 0 BB: 0 P: 3	R: 0 E: 0 K: 1 S: 5	H: 0 LOB: 0 BB: 0 P: 5	R: 0 E: 0 K: 2 S: 8	H: 1 LOB: 1 BB: 0 P: 8	1B: 7 2B: 0 3B: 0 HR: 0	SF: 0 SAC: 0 DP: 0 HBP: 0	WP: 0 PB: 0 SB: 1 CS: 2	PA: 33
PITCHER Phil Niekro, R (1,1) ERA: 2.89	IP: 9.0 WLS: W BF: 33 H: 7 R: 1 ER: 0 SO: 6 BB: 0 IBB: 0 HBP: 0 BLK: 0 WP: 0 HR: 0 S: 45 P: 45 ERA: 0.00 WHIP: 0.778															PITCHER						

Batter	1	2	3	4	5	6	7	8	9	AB	R	H	RBI	BB	SO	LOB	BOTTOM			
Felix Millan, R (1,4) OBP: 0.354, SLG: 0.387										4	1	1	0	0	0	1	Los Angeles Dodgers @ Atlanta Braves Atlanta Stadium, Atlanta, GA Fri Jul 16 1971, 7:05 PM EDT Att: 15,884 - Unknown			
Ralph Garr, L (1,7) OBP: 0.368, SLG: 0.447										4	1	3	1	0	1	0				
Bob Didier, S (8, 2) OBP: 0.253, SLG: 0.264										0	0	0	0	0	0	0				
Hank Aaron, R (1,3) OBP: 0.399, SLG: 0.626										3	0	2	1	0	0	0				
Darrell Evans, L (1,5) OBP: 0.381, SLG: 0.449										3	0	1	0	1	1	4				
Mike Lum, L (1,9) OBP: 0.374, SLG: 0.438										3	0	1	1	0	0	2				
Earl Williams, R (1,2) OBP: 0.306, SLG: 0.449										4	0	0	0	0	0	3				
Sonny Jackson, L (1,8) OBP: 0.325, SLG: 0.365										4	0	3	0	0	0	0				
Marty Perez, R (1,6) OBP: 0.240, SLG: 0.266										4	0	0	0	0	1	4				
Phil Niekro, R (1,1) OBP: 0.155, SLG: 0.161										3	1	1	0	0	1	2				
Inning Stats	R: 1 E: 0 K: 1 S: 8	H: 3 LOB: 2 BB: 0 P: 8	R: 0 E: 0 K: 0 S: 3	H: 0 LOB: 0 BB: 0 P: 3	R: 0 E: 0 K: 0 S: 4	H: 2 LOB: 2 BB: 1 P: 8	R: 0 E: 0 K: 0 S: 3	H: 1 LOB: 0 BB: 0 P: 3	R: 2 E: 1 K: 0 S: 5	H: 3 LOB: 0 BB: 0 P: 5	R: 0 E: 0 K: 1 S: 7	H: 2 LOB: 2 BB: 0 P: 7	R: 0 E: 1 K: 1 S: 6	H: 0 LOB: 1 BB: 0 P: 6	R: 0 E: 0 K: 1 S: 6	H: 1 LOB: 1 BB: 0 P: 6	1B: 12 2B: 1 3B: 0 HR: 0	SF: 2 SAC: 0 DP: 1 HBP: 0	WP: 0 PB: 1 SB: 2 CS: 1	PA: 36
PITCHER Don Sutton, R (1,1) ERA: 2.8	IP: 7.0 WLS: L BF: 31 H: 11 R: 3 ER: 3 SO: 3 BB: 1 IBB: 0 HBP: 0 BLK: 0 WP: 0 HR: 0 S: 36 P: 40 ERA: 3.86 WHIP: 1.714															PITCHER				
PITCHER Pete Mikkelsen, R (8, 1) ERA: 2.52	IP: 1.0 WLS: L BF: 4 H: 1 R: 0 ER: 0 SO: 1 BB: 0 IBB: 0 HBP: 0 BLK: 0 WP: 0 HR: 0 S: 6 P: 6 ERA: 0.00 WHIP: 1.000															PITCHER				



Batter	1	2	3	4	5	6	7	8	9	AB	R	H	RBI	BB	SO	LOB	TOP					
Maury Wills, S (1,6) OBP: 0.330, SLG: 0.334 Bill Russell, R (8,PH) OBP: 0.277, SLG: 0.308 (8,6)	G3		K		6-3			F8		3	0	0	0	0	1	0	Los Angeles Dodgers @ Atlanta Braves Atlanta Stadium, Atlanta, GA Sat Jul 17 1971, 3:33 AM EDT Att: 21,698 - Unknown AB 33 R 0 H 5 RBI 0 BB 1 SO 6 LOB 15 					
Manny Mota, R (1,7) OBP: 0.372, SLG: 0.389	F9		5-3		6-3			F9		4	0	0	0	0	0	0						
Willie Davis, L (1,8) OBP: 0.362, SLG: 0.497	G3		6-3					F8		4	0	0	0	0	0	0						
Dick Allen, R (1,5) OBP: 0.375, SLG: 0.446					F7					4	0	2	0	0	0	0						
Wes Parker, S (1,3) OBP: 0.367, SLG: 0.371					F9					4	0	2	0	0	0	0						
Jim Lefebvre, S (1,4) OBP: 0.326, SLG: 0.416					K					3	0	0	0	1	1	3						
Bobby Darwin, R (1,9) OBP: 0.412, SLG: 0.600										4	0	1	0	0	1	4						
Joe Ferguson, R (1,2) OBP: 0.233, SLG: 0.262					F7					3	0	0	0	0	0	5						
Doyle Alexander, R (1,1) OBP: 0.250, SLG: 0.100 Jose Pena, R (6,1) OBP: 0.500, SLG: 0.500 Bobby Valentine, R (7,PH) OBP: 0.294, SLG: 0.338 Mike Strahler, R (7,1)										2	0	0	0	0	2	3						
Inning Stats	R: 0 E: 0 K: 0 S: 3	H: 0 LOB: 0 BB: 0 P: 3	R: 0 E: 0 K: 1 S: 7	H: 2 LOB: 3 BB: 1 P: 11	R: 0 E: 0 K: 1 S: 5	H: 0 LOB: 0 BB: 0 P: 5	R: 0 E: 1 K: 1 S: 7	H: 1 LOB: 2 BB: 0 P: 7	R: 0 E: 0 K: 1 S: 5	H: 0 LOB: 0 BB: 0 P: 5	R: 0 E: 0 K: 2 S: 4	H: 2 LOB: 1 BB: 0 P: 4	R: 0 E: 0 K: 2 S: 7	H: 0 LOB: 0 BB: 0 P: 7	R: 0 E: 0 K: 0 S: 3	H: 0 LOB: 0 BB: 0 P: 3	R: 0 E: 1 K: 0 S: 4	H: 0 LOB: 1 BB: 0 P: 4	1B: 3 2B: 2 3B: 0 HR: 0	SF: 0 SAC: 0 DP: 1 HBP: 0	WP: 0 PB: 0 SB: 0 CS: 0	PA: 34
PITCHER George Stone, L (1,1) ERA: 2.78	IP: 9.0 WLS: W BF: 34 H: 5 R: 0 ER: 0 SO: 6 BB: 1 IBB: 0 HBP: 0 BLK: 0 WP: 0 HR: 0 S: 45 P: 49 ERA: 0.00 WHIP: 0.667																					

Batter	1	2	3	4	5	6	7	8	9	AB	R	H	RBI	BB	SO	LOB	BOTTOM	
Felix Millan, R (1,4) OBP: 0.354, SLG: 0.386	3-1	6-3			4-3	HR		BB		4	1	1	2	1	0	1	Los Angeles Dodgers @ Atlanta Braves Atlanta Stadium, Atlanta, GA Sat Jul 17 1971, 3:33 AM EDT Att: 21,698 - Unknown AB 37 R 10 H 13 RBI 10 BB 4 SO 2 LOB 15 	
Ralph Garr, L (1,7) OBP: 0.365, SLG: 0.451	5-3		6-3		K	HR		F8		5	1	1	3	0	1	2		
Hank Aaron, R (1,3) OBP: 0.399, SLG: 0.633 Bob Didier, S (9,2) OBP: 0.253, SLG: 0.264					F8	K		F5		5	1	2	1	0	1	2		
Darrell Evans, L (1,5) OBP: 0.382, SLG: 0.467	F2		4-3		F9					4	1	1	1	1	0	1		
Mike Lum, L (1,9) OBP: 0.371, SLG: 0.429		1B	F2		4-3	4-3		4-3		4	1	0	0	1	0	3		
Earl Williams, R (1,2) OBP: 0.305, SLG: 0.449 (9,3)		F3			F9	1B		1B		4	1	2	0	0	0	1		
Sonny Jackson, L (1,8) OBP: 0.327, SLG: 0.367		2B	1B		F6	1B		F9		4	2	2	0	0	0	1		
Marty Perez, R (1,6) OBP: 0.245, SLG: 0.271		F8			FC4-6	1B		F7		4	1	2	0	0	0	3		
George Stone, L (1,1) OBP: 0.225, SLG: 0.256					FC4-6	1B		E7		3	1	2	3	1	0	1		
Inning Stats	R: 0 E: 0 K: 0 S: 4	H: 1 LOB: 1 BB: 0 P: 4	R: 2 E: 0 K: 0 S: 5	H: 2 LOB: 1 BB: 1 P: 9	R: 1 E: 0 K: 0 S: 4	H: 1 LOB: 0 BB: 0 P: 4	R: 0 E: 0 K: 0 S: 4	H: 1 LOB: 1 BB: 0 P: 4	R: 0 E: 0 K: 1 S: 10	H: 5 LOB: 0 BB: 1 P: 14	R: 1 E: 0 K: 0 S: 5	H: 2 LOB: 1 BB: 0 P: 5	R: 0 E: 1 K: 0 S: 4	H: 1 LOB: 3 BB: 2 P: 12	1B: 9 2B: 1 3B: 0 HR: 3	SF: 0 SAC: 0 DP: 0 HBP: 0	WP: 0 PB: 0 SB: 0 CS: 0	PA: 41
PITCHER Doyle Alexander, R (1,1) ERA: 3.94 Jose Pena, R (6,1) ERA: 3.92 Mike Strahler, R (7,1) ERA: 4.5	IP: 5.2 WLS: L BF: 26 H: 8 R: 6 ER: 6 SO: 1 BB: 1 IBB: 0 HBP: 0 BLK: 0 WP: 0 HR: 1 S: 27 P: 31 ERA: 9.53 WHIP: 1.588																	

Batter	1	2	3	4	5	6	7	8	9	AB	R	H	RBI	BB	SO	LOB	TOP			
Bobby Valentine, R (1, 6) OBP: 0.287, SLG: 0.329										4	0	0	0	0	0	0				
Manny Mota, R (1, 7) OBP: 0.362, SLG: 0.378										4	0	0	0	0	2	0				
Willie Davis, L (1, 8) OBP: 0.358, SLG: 0.489										3	0	0	0	0	0	0				
Dick Allen, R (1, 5) OBP: 0.376, SLG: 0.456										3	0	0	0	0	0	0				
Wes Parker, S (1, 3) OBP: 0.364, SLG: 0.367										3	0	0	0	0	0	1				
Jim Lefebvre, S (1, 4) OBP: 0.326, SLG: 0.411										2	0	0	0	0	1	0				
Bobby Darwin, R (1, 9) OBP: 0.350, SLG: 0.500										3	0	0	0	0	3	1				
Joe Ferguson, R (1, 2) OBP: 0.261, SLG: 0.341										2	1	1	1	1	0	0				
Bill Singer, R (1, 1) OBP: 0.200, SLG: 0.097										1	0	0	0	0	0	1				
Billy Grabarkewitz, R (6, PH) OBP: 0.354, SLG: 0.254										1	0	0	0	0	1	0				
Joe Moeller, R (6, 1)										0	0	0	0	0	0	0				
Maury Wills, S (9, PH) OBP: 0.331, SLG: 0.335										1	0	0	0	0	0	0				
Inning Stats	R: 0 E: 0 K: 1 S: 5	H: 0 LOB: 0 BB: 0 P: 5	R: 0 E: 0 K: 0 S: 3	H: 0 LOB: 0 BB: 0 P: 3	R: 0 E: 0 K: 1 S: 4	H: 0 LOB: 0 BB: 1 P: 8	R: 0 E: 0 K: 1 S: 5	H: 0 LOB: 0 BB: 0 P: 5	R: 0 E: 0 K: 1 S: 5	H: 0 LOB: 0 BB: 0 P: 5	R: 0 E: 0 K: 0 S: 3	H: 0 LOB: 0 BB: 0 P: 3	R: 0 E: 0 K: 2 S: 7	H: 0 LOB: 0 BB: 0 P: 7	R: 1 E: 0 K: 0 S: 4	H: 1 LOB: 0 BB: 0 P: 4	1B: 0 2B: 1 3B: 0 HR: 1	SF: 0 SAC: 0 DP: 2 HBP: 1	WP: 0 PB: 0 SB: 0 CS: 0	PA: 29
PITCHER Luke Walker, L (1, 1) ERA: 3.91	IP: 9.0 WLS: W BF: 29 H: 1 R: 1 ER: 1 SO: 7 BB: 1 IBB: 0 HBP: 1 BLK: 0 WP: 0 HR: 1 S: 41 P: 46 ERA: 1.00 WHIP: 0.222															PITCHER				

Los Angeles Dodgers @ Pittsburgh Pirates
Three Rivers Stadium, Pittsburgh, PA
Sun Jul 18 1971, 3:38 AM EDT
Att: 48,230 - Unknown

AB	27
R	1
H	1
RBI	1
BB	1
SO	7
LOB	3



Batter	1	2	3	4	5	6	7	8	9	AB	R	H	RBI	BB	SO	LOB	BOTTOM			
Gene Clines, R (1, 9) OBP: 0.408, SLG: 0.430										3	1	1	0	0	0	0				
Vic Davallio, L (1, 3) OBP: 0.302, SLG: 0.338										4	1	2	2	0	2	1				
Al Oliver, L (1, 8) OBP: 0.317, SLG: 0.405										3	1	1	1	0	0	2				
Willie Stargell, L (1, 7) OBP: 0.383, SLG: 0.673										4	1	1	0	0	2	1				
Richie Hebner, L (1, 5) OBP: 0.355, SLG: 0.545										3	1	1	2	0	0	0				
Milt May, L (1, 2) OBP: 0.303, SLG: 0.423										4	1	3	2	0	0	0				
Bill Mazerowski, R (1, 4) OBP: 0.354, SLG: 0.354										4	0	0	0	0	0	2				
Gene Alley, R (1, 6) OBP: 0.314, SLG: 0.349										3	1	1	0	0	0	1				
Luke Walker, L (1, 1) OBP: 0.129, SLG: 0.036										3	0	0	0	0	3	1				
Inning Stats	R: 0 E: 0 K: 1 S: 6	H: 1 LOB: 1 BB: 0 P: 6	R: 0 E: 0 K: 0 S: 3	H: 1 LOB: 0 BB: 0 P: 3	R: 3 E: 0 K: 1 S: 7	H: 2 LOB: 0 BB: 0 P: 8	R: 0 E: 0 K: 0 S: 4	H: 1 LOB: 1 BB: 0 P: 4	R: 0 E: 0 K: 2 S: 7	H: 0 LOB: 0 BB: 0 P: 7	R: 3 E: 0 K: 0 S: 6	H: 3 LOB: 0 BB: 0 P: 6	R: 0 E: 0 K: 2 S: 8	H: 1 LOB: 1 BB: 0 P: 8	R: 1 E: 0 K: 1 S: 6	H: 1 LOB: 0 BB: 0 P: 6	1B: 6 2B: 1 3B: 1 HR: 2	SF: 2 SAC: 0 DP: 1 HBP: 1	WP: 0 PB: 0 SB: 0 CS: 0	PA: 34
PITCHER Bill Singer, R (1, 1) ERA: 4.69	IP: 5.0 WLS: L BF: 20 H: 5 R: 4 ER: 3 SO: 4 BB: 0 IBB: 0 HBP: 1 BLK: 0 WP: 0 HR: 0 S: 27 P: 28 ERA: 5.40 WHIP: 1.000															PITCHER				
Joe Moeller, R (6, 1) ERA: 3.02	IP: 3.0 WLS: L BF: 14 H: 5 R: 4 ER: 4 SO: 3 BB: 0 IBB: 0 HBP: 0 BLK: 0 WP: 0 HR: 2 S: 20 P: 20 ERA: 12.00 WHIP: 1.667															PITCHER				

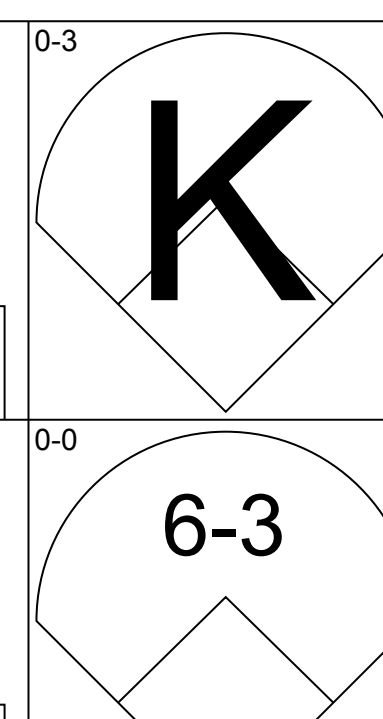
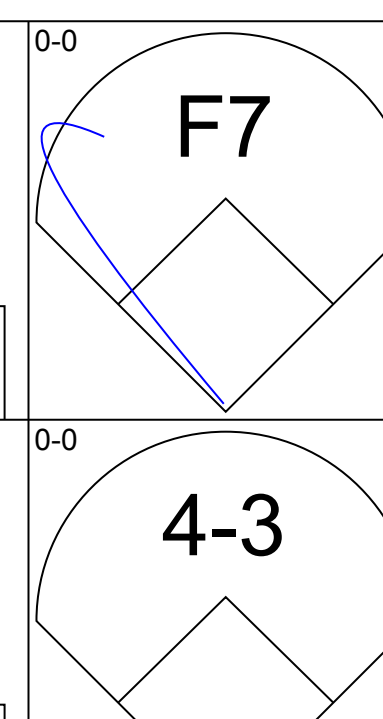
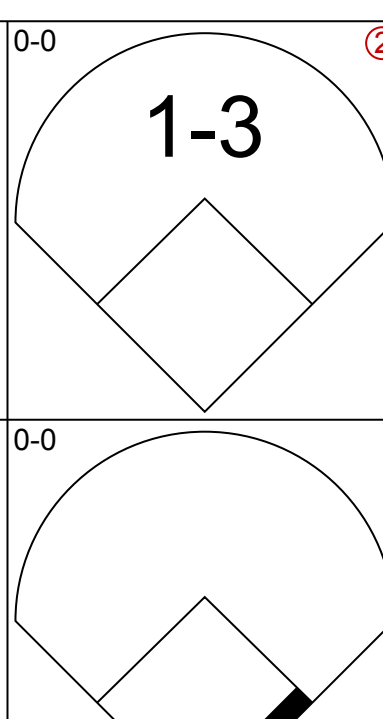
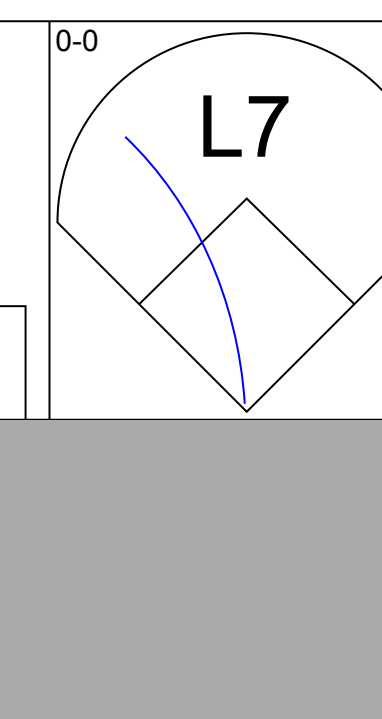
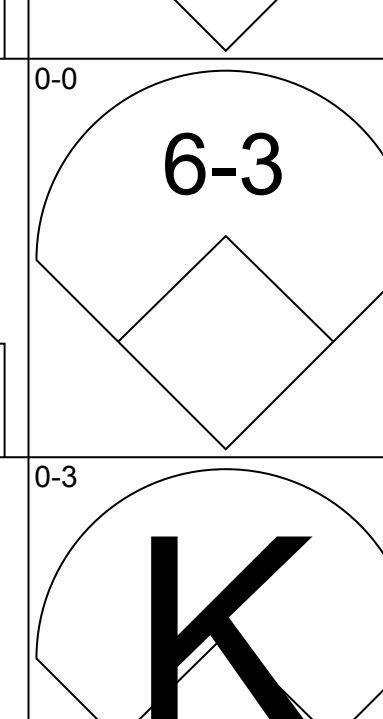
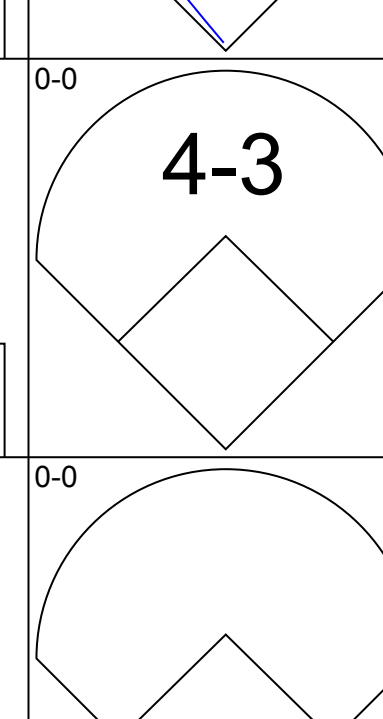
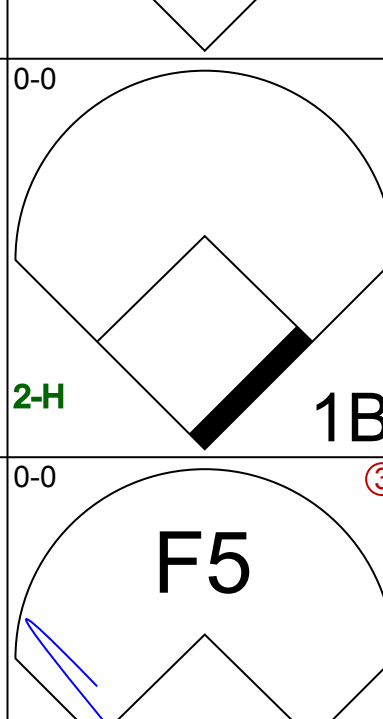
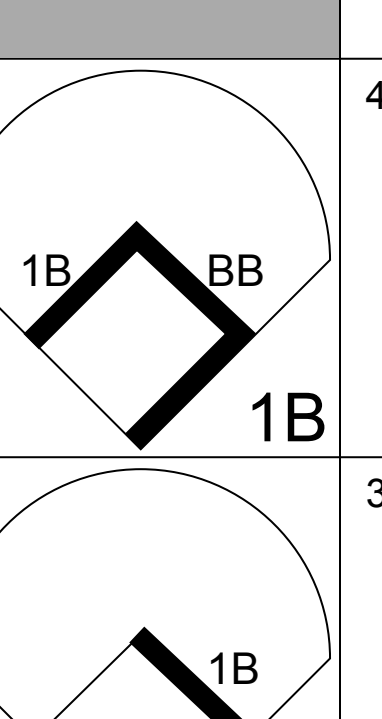
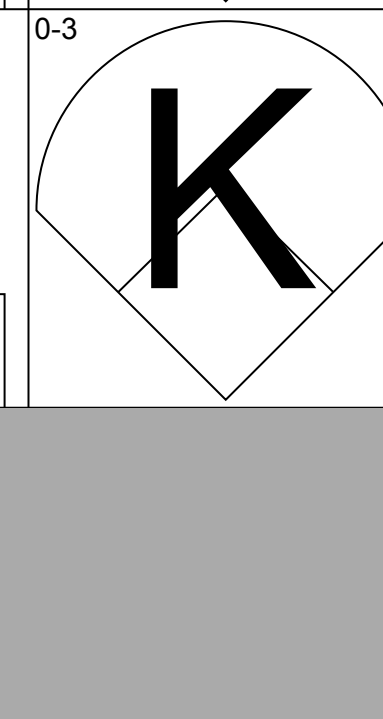
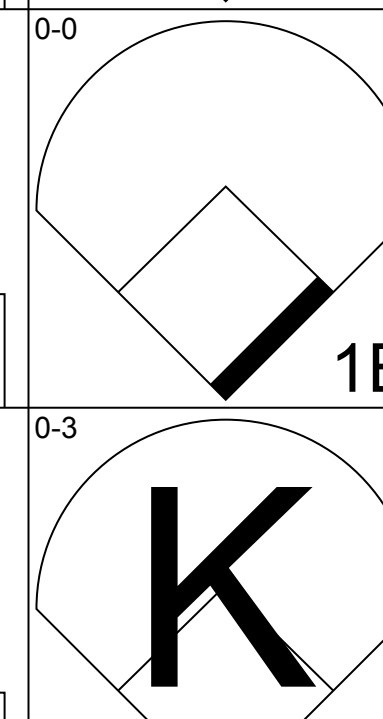
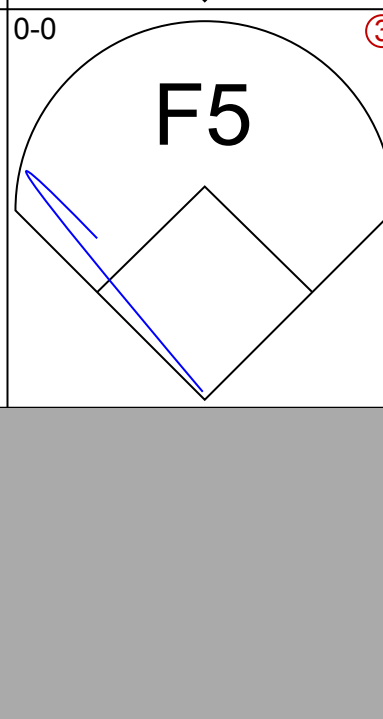
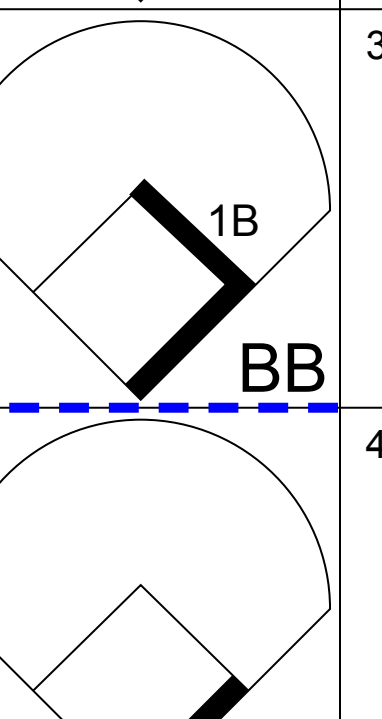
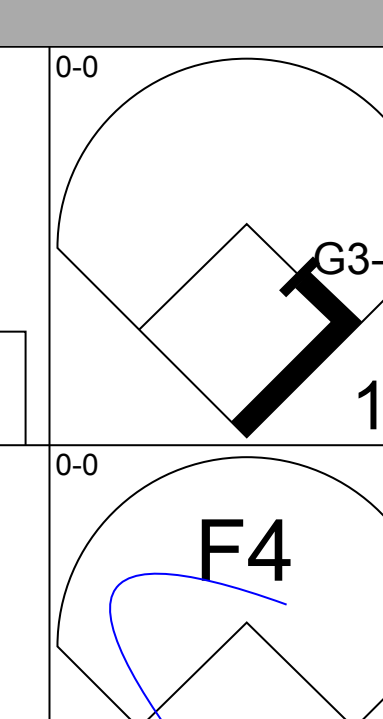
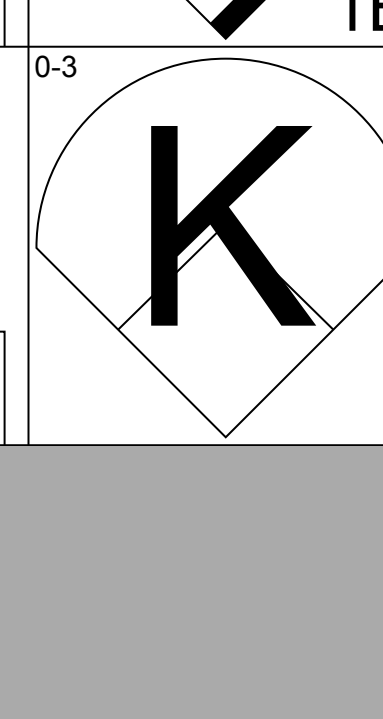
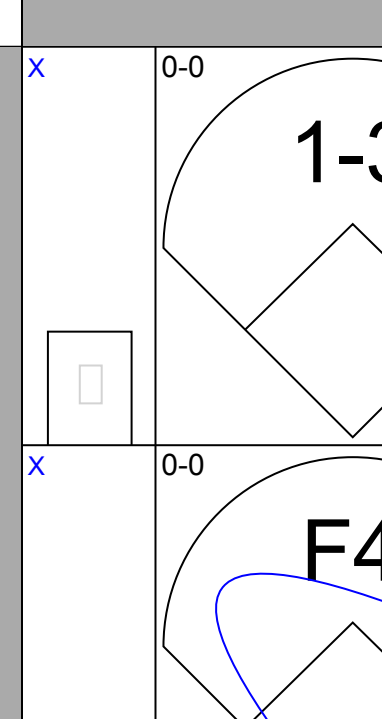
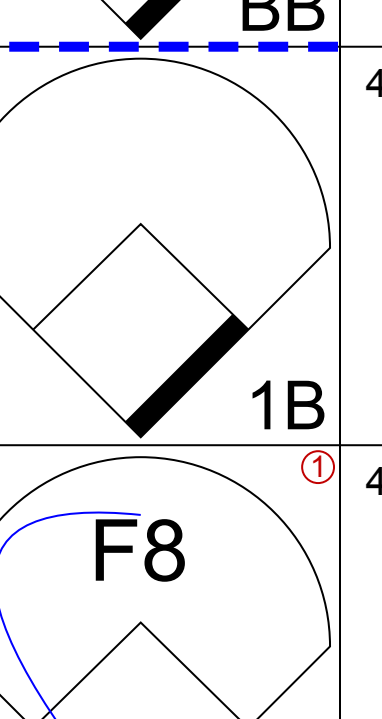
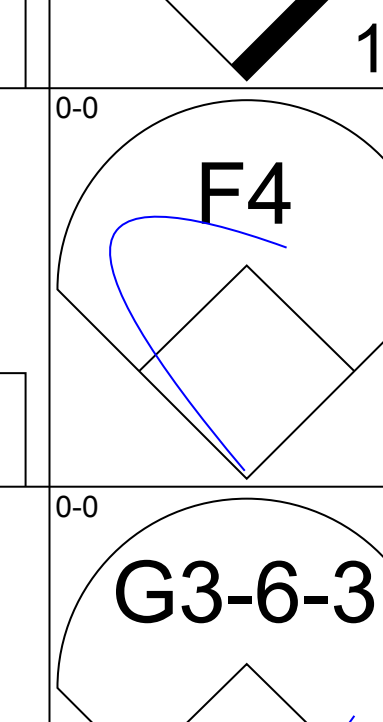
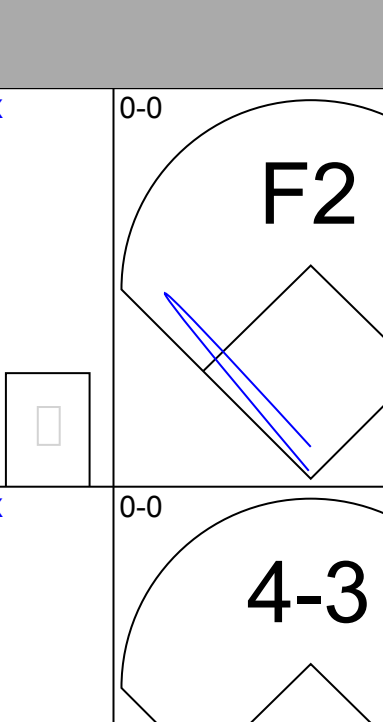
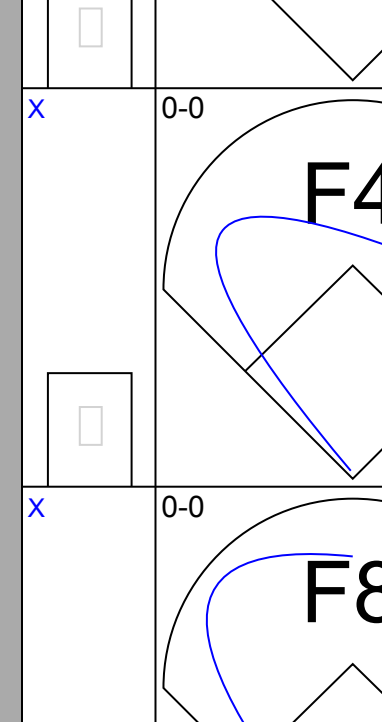
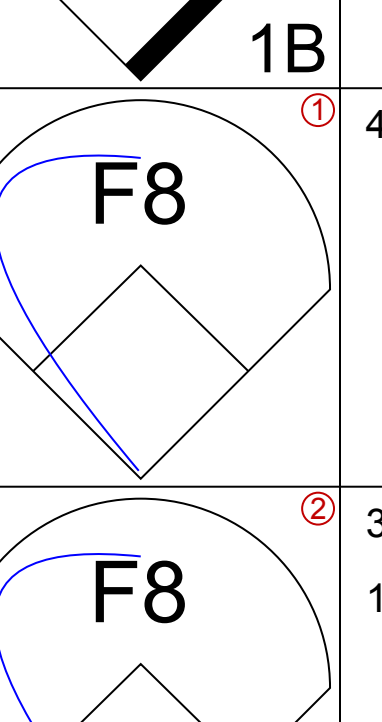
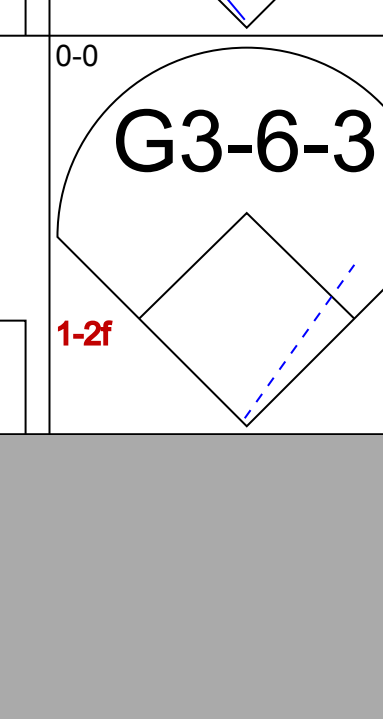
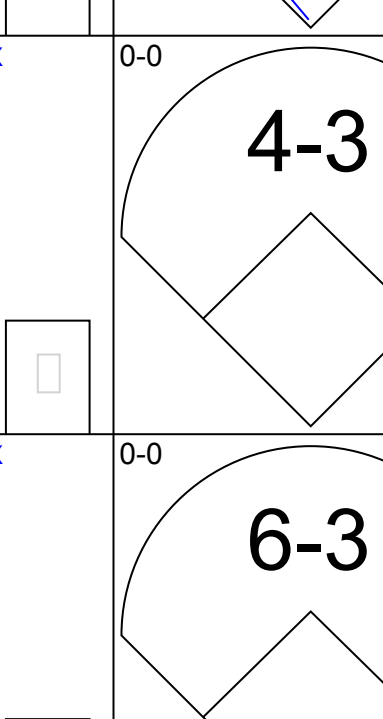
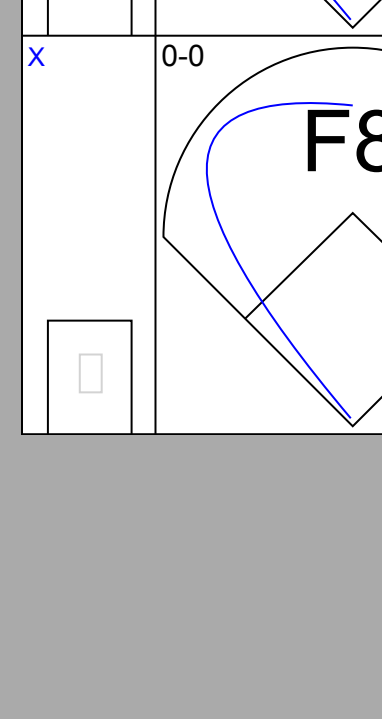
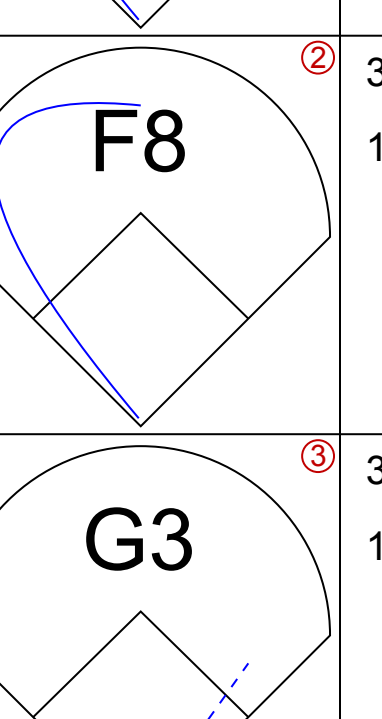
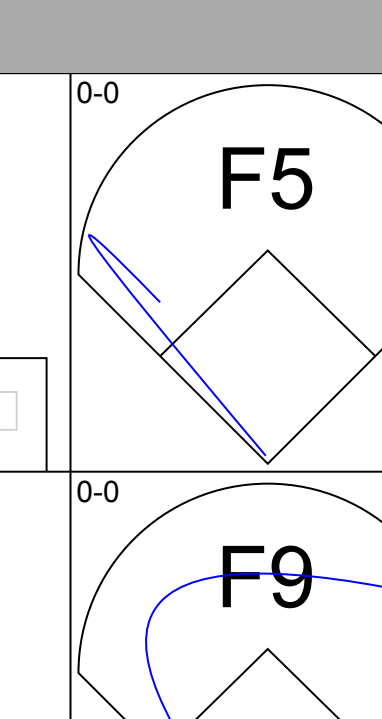
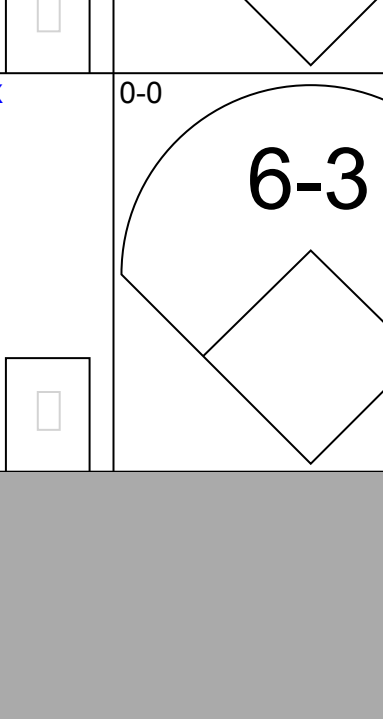
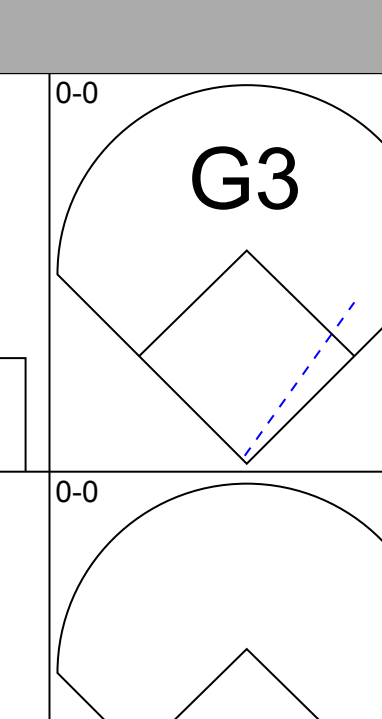
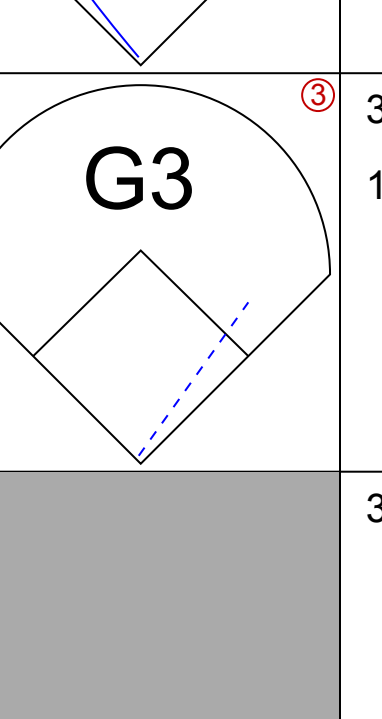
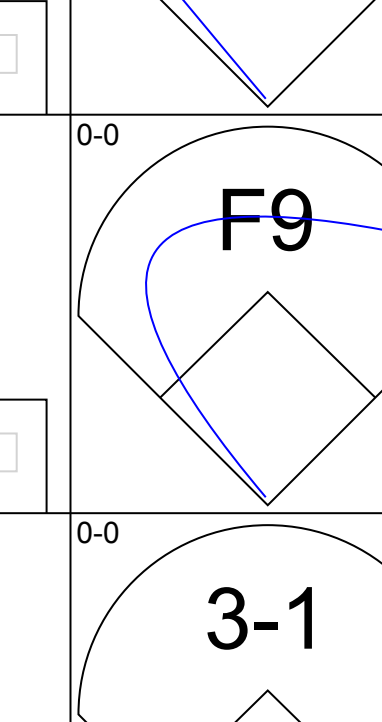
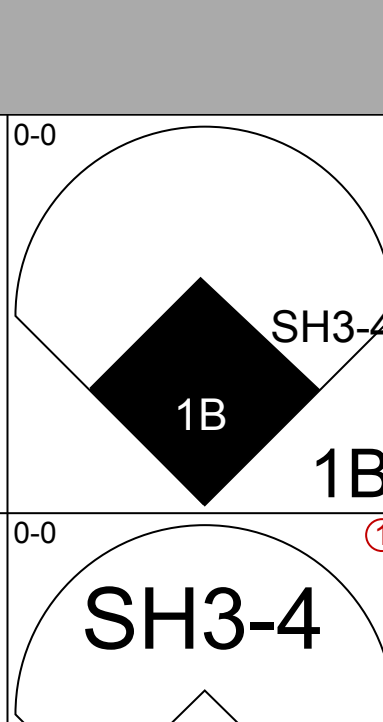
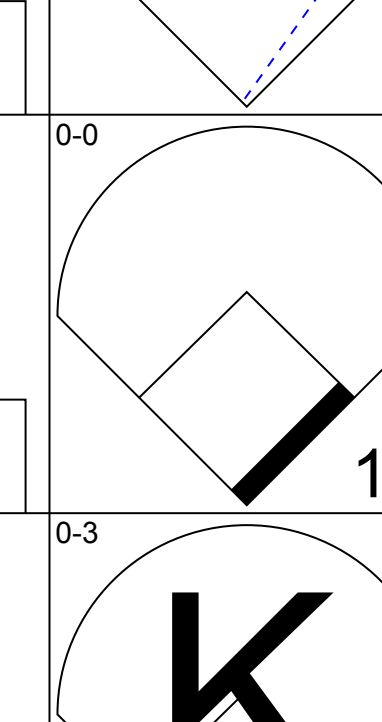
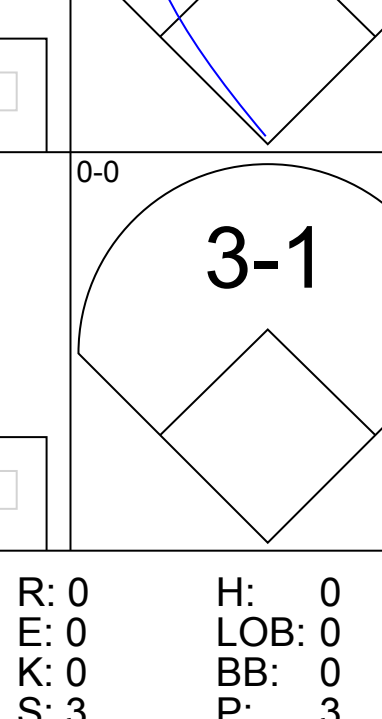
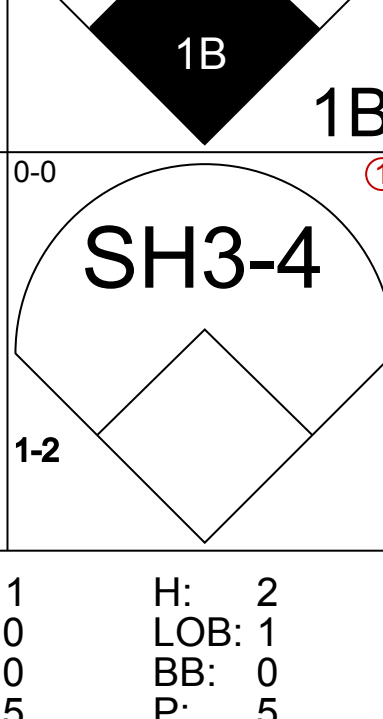
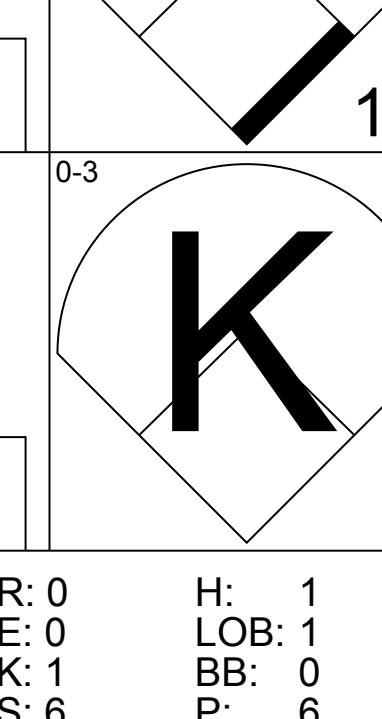
Los Angeles Dodgers @ Pittsburgh Pirates
Three Rivers Stadium, Pittsburgh, PA
Sun Jul 18 1971, 3:38 AM EDT
Att: 48,230 - Unknown

AB	31
R	7
H	10
RBI	7
BB	0
SO	7
LOB	8



Batter	1	2	3	4	5	6	7	8	9	AB	R	H	RBI	BB	SO	LOB	TOP																					
Maury Wills, S OBP: 0.332, SLG: 0.339 Bobby Valentine, R OBP: 0.287, SLG: 0.329	6-3	4-3 1B 2B		4-3		L8		2B 1B		5	2	3	0	0	1		Los Angeles Dodgers @ Pittsburgh Pirates Three Rivers Stadium, Pittsburgh, PA Mon Jul 19 1971, 7:05 PM EDT Att: 17,437 - Unknown																					
Bill Buckner, L OBP: 0.325, SLG: 0.395	4-3	4-3			L9	FC6-4		WP 2B		5	0	1	2	0	2																							
Willie Davis, L OBP: 0.358, SLG: 0.488					G3		L3	K		5	0	2	1	0	1	2																						
Dick Allen, R OBP: 0.382, SLG: 0.466						HR		1B BB		2	1	1	1	3	1	1																						
Wes Parker, S OBP: 0.362, SLG: 0.365	K			F9		L8		F7		5	0	1	0	0	1	4																						
Willie Crawford, L OBP: 0.355, SLG: 0.494										4	2	1	1	1	1	2																						
Duke Sims, L OBP: 0.346, SLG: 0.350 Billy Grabarkewitz, R OBP: 0.384, SLG: 0.284 Tom Haller, L OBP: 0.290, SLG: 0.304										4	0	2	0	0	2	1																						
Bill Russell, R OBP: 0.287, SLG: 0.331										0	1	0	0	0	0	0																						
Claude Osteen, L OBP: 0.190, SLG: 0.186										1	0	0	0	0	0	0																						
Inning Stats	R: 0 E: 0 K: 1 S: 6	H: 1 LOB: 2 BB: 1 P: 10	R: 4 E: 0 K: 1 S: 10	H: 5 LOB: 1 BB: 0 P: 10	R: 0 E: 0 K: 2 S: 7	H: 0 LOB: 0 BB: 0 P: 7	R: 0 E: 0 K: 1 S: 5	H: 0 LOB: 0 BB: 0 P: 5	R: 1 E: 0 K: 0 S: 4	H: 1 LOB: 0 BB: 0 P: 4	R: 2 E: 0 K: 1 S: 7	H: 2 LOB: 1 BB: 1 P: 11	R: 0 E: 0 K: 0 S: 3	H: 1 LOB: 1 BB: 1 P: 7	R: 3 E: 0 K: 1 S: 9	H: 4 LOB: 2 BB: 1 P: 13		R: 0 E: 0 K: 0 S: 4	H: 1 LOB: 1 BB: 0 P: 4	1B: 11 2B: 2 3B: 0 HR: 2	SF: 0 SAC: 1 DP: 1 HBP: 0	WP: 2 PB: 0 SB: 1 CS: 0	PA: 45															
PITCHER	IP	WLS	BF	H	R	ER	SO	BB	IBB	HBP	BLK	WP	HR	S	P	ERA	WHIP	PITCHER				IP	WLS	BF	H	R	ER	SO	BB	IBB	HBP	BLK	WP	HR	S	P	ERA	WHIP
Nelson Briles, R ERA: 4.33	5.0	L	23	7	5	5	5	1	0	0	0	0	2	32	36	9.00	1.600																					
Bob Veale, L ERA: 8.14	1.0		6	2	2	2	1	1	0	0	0	1	0	7	11	18.00	3.000																					
Mudcat Grant, R ERA: 3.53	1.1		9	5	3	3	0	1	0	0	0	0	0	8	12	20.25	4.500																					
Bob Moose, R ERA: 3.61	1.2		7	1	0	0	1	1	0	0	0	1	0	8	12	0.00	1.200																					
Batter	1	2	3	4	5	6	7	8	9	AB	R	H	RBI	BB	SO	LOB	BOTTOM																					
Bill Mazerolski, R OBP: 0.348, SLG: 0.347	L7		F8		F8		F8			5	0	1	1	0	0	1	Los Angeles Dodgers @ Pittsburgh Pirates Three Rivers Stadium, Pittsburgh, PA Mon Jul 19 1971, 7:05 PM EDT Att: 17,437 - Unknown																					
Gene Clines, R OBP: 0.416, SLG: 0.436										5	1	3	0	0	0	0																						
Roberto Clemente, R OBP: 0.363, SLG: 0.528										5	1	3	2	0	0	2																						
Willie Stargell, L OBP: 0.385, SLG: 0.670										3	1	1	0	0	0	3																						
Manny Sanguillen, R OBP: 0.351, SLG: 0.419										4	0	2	0	0	0	0																						
Richie Hebner, L OBP: 0.351, SLG: 0.537										4	0	0	0	0	2	4																						
Al Oliver, L OBP: 0.316, SLG: 0.401										3	0	0	0	1	1	0																						
Jackie Hernandez, R OBP: 0.256, SLG: 0.318										3	0	0	1	0	0	0																						
Nelson Briles, R OBP: 0.288, SLG: 0.450 Renaldo Starnett, R OBP: 0.290, SLG: 0.250 Bob Veale, S OBP: 0.296, SLG: 0.365 Jose Pagan, R OBP: 0.275, SLG: 0.429 Mudcat Grant, R OBP: 0.316, SLG: 0.429 Bob Moose, R OBP: 0.356, SLG: 0.769 Charlie Sands, L OBP: 0.260, SLG: 0.318										1	0	0	0	0	0	0																						
Inning Stats	R: 0 E: 0 K: 0 S: 4	H: 2 LOB: 1 BB: 0 P: 4	R: 0 E: 0 K: 0 S: 3	H: 0 LOB: 0 BB: 0 P: 3	R: 0 E: 0 K: 0 S: 3	H: 0 LOB: 0 BB: 0 P: 3	R: 0 E: 0 K: 0 S: 4	H: 1 LOB: 2 BB: 0 P: 5	R: 0 E: 0 K: 1 S: 6	H: 0 LOB: 1 BB: 0 P: 6	R: 3 E: 0 K: 1 S: 9	H: 4 LOB: 2 BB: 1 P: 13	R: 0 E: 0 K: 0 S: 4	H: 1 LOB: 1 BB: 0 P: 4	R: 0 E: 0 K: 1 S: 5	H: 0 LOB: 1 BB: 0 P: 5		R: 1 E: 0 K: 0 S: 5	H: 3 LOB: 1 BB: 0 P: 5	1B: 9 2B: 1 3B: 0 HR: 1	SF: 1 SAC: 0 DP: 2 HBP: 1	WP: 0 PB: 0 SB: 0 CS: 0	PA: 39															
PITCHER	IP	WLS	BF	H	R	ER	SO	BB	IBB	HBP	BLK	WP	HR	S	P	ERA	WHIP	PITCHER				IP	WLS	BF	H	R	ER	SO	BB	IBB	HBP	BLK	WP	HR	S	P	ERA	WHIP
Claude Osteen, L ERA: 3.32	9.0	W	39	11	4	4	3	1	0	1	0	0	1	43	48	4.00	1.333																					

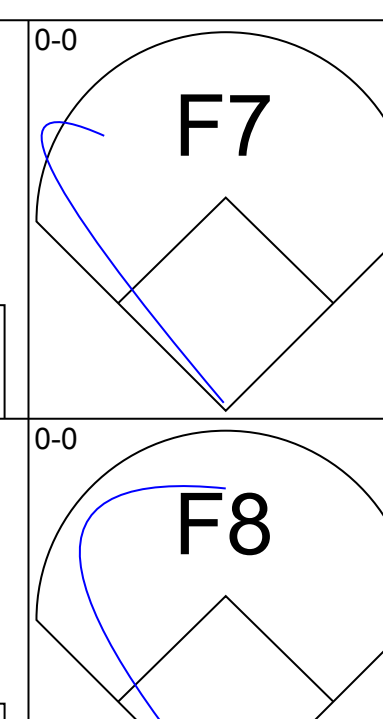
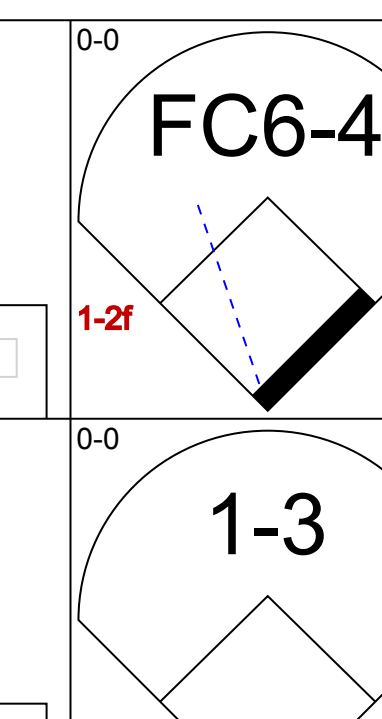
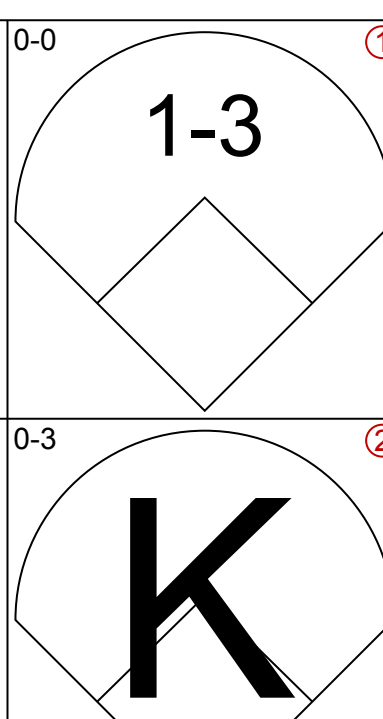
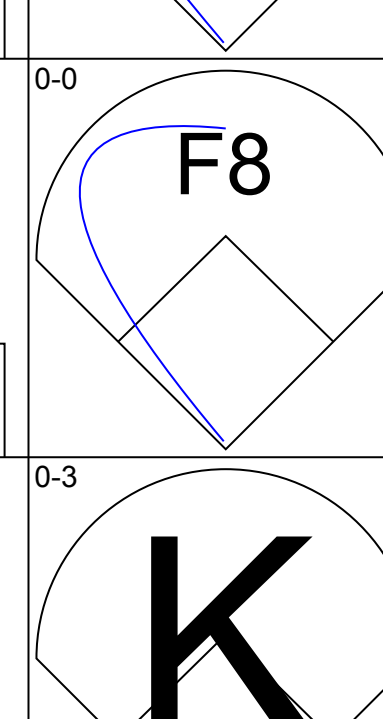
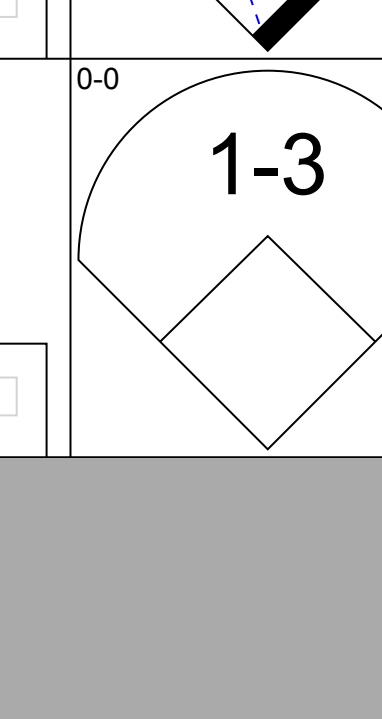
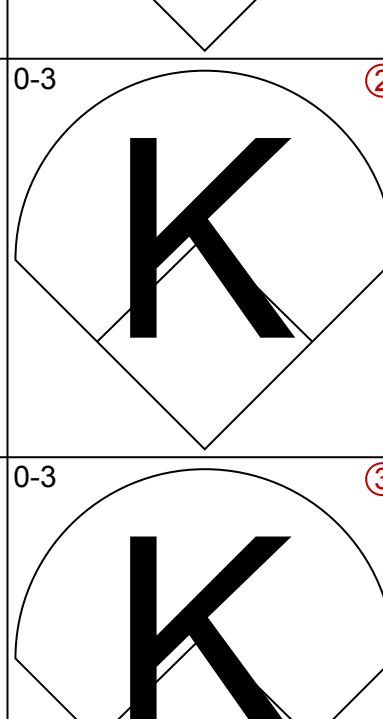
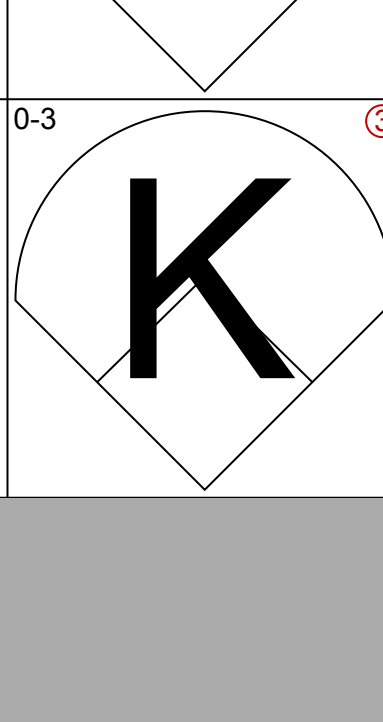
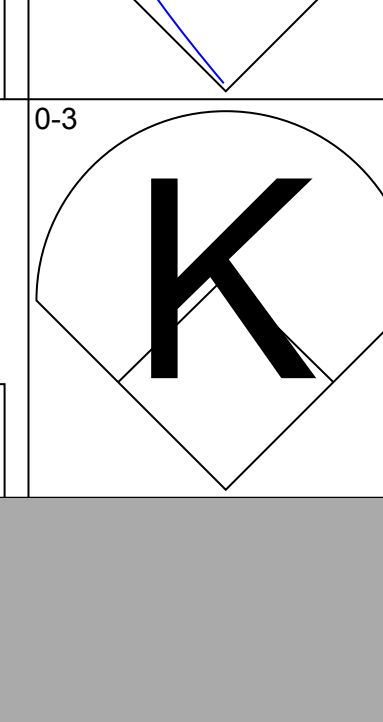
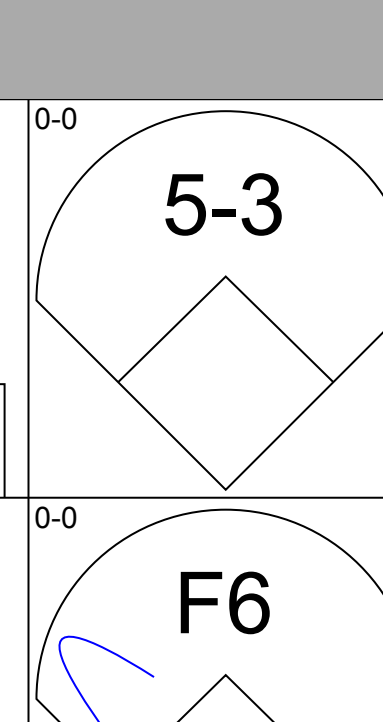
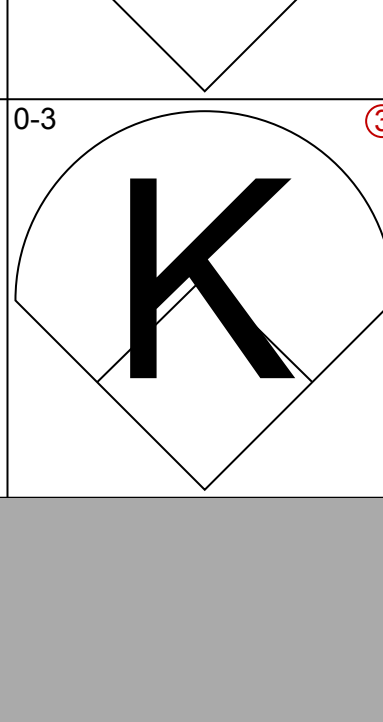
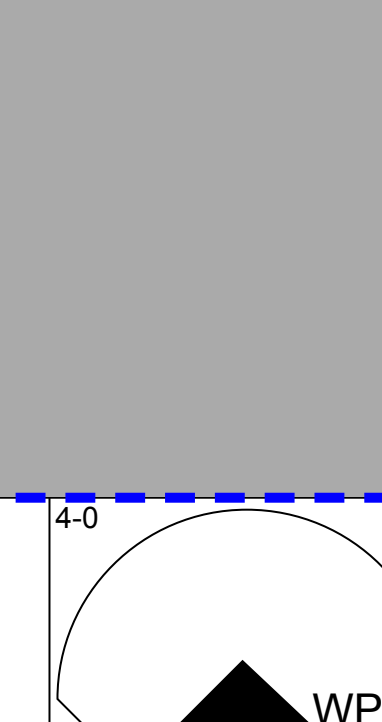
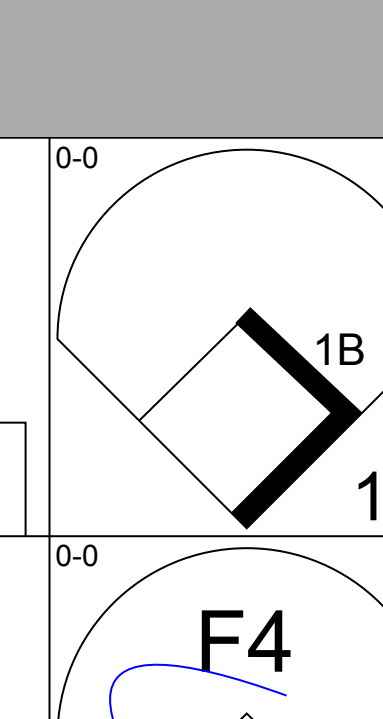
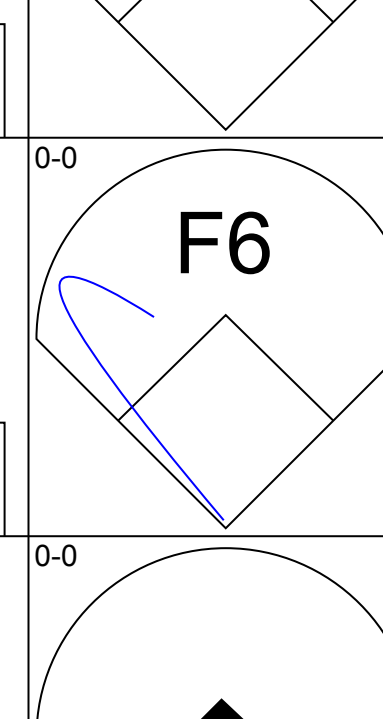
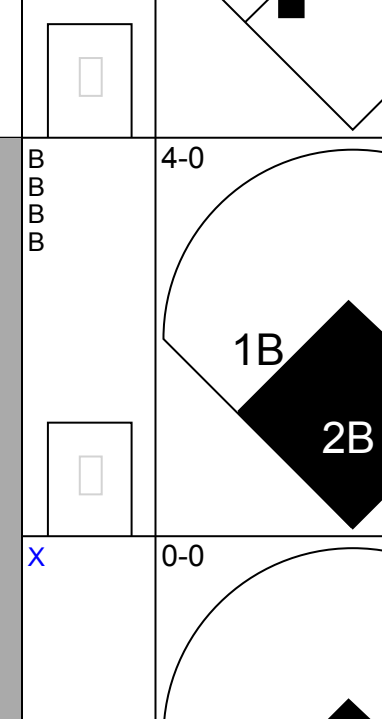
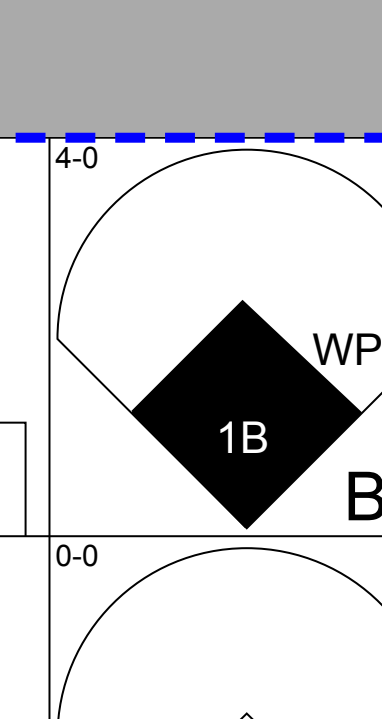

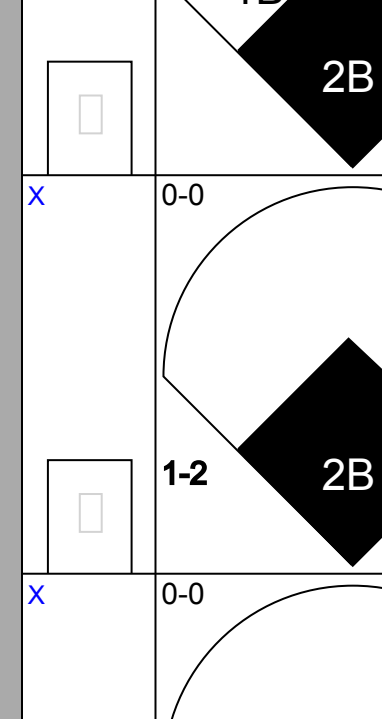
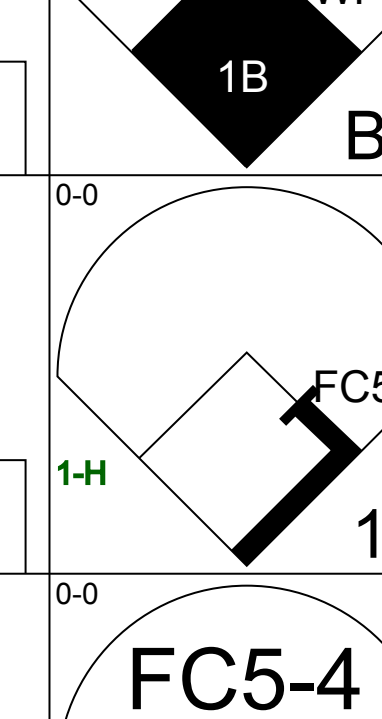

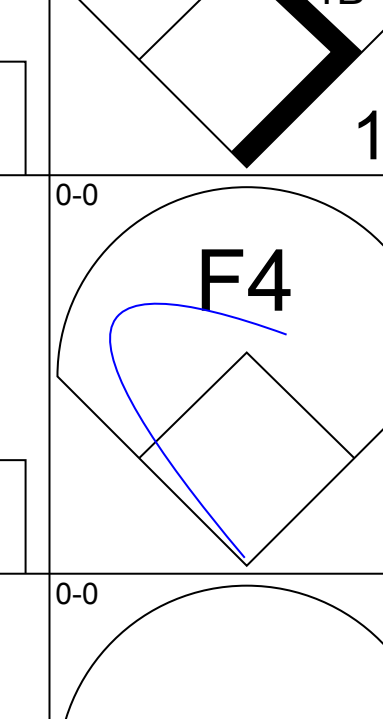
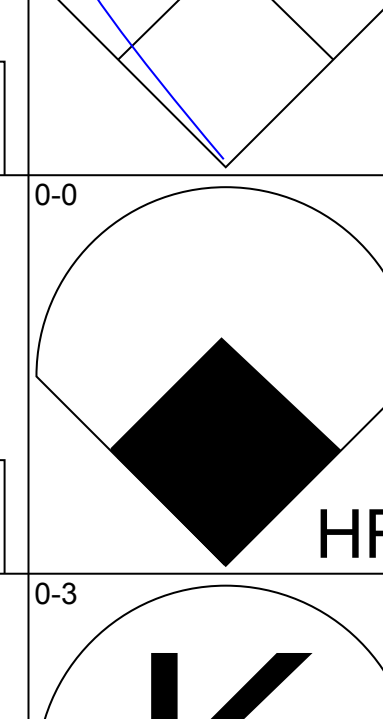
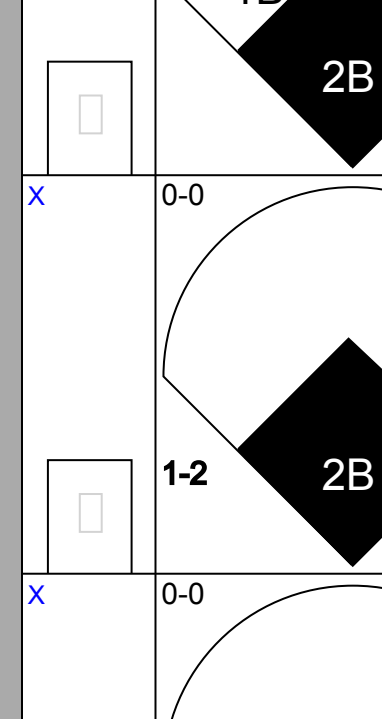
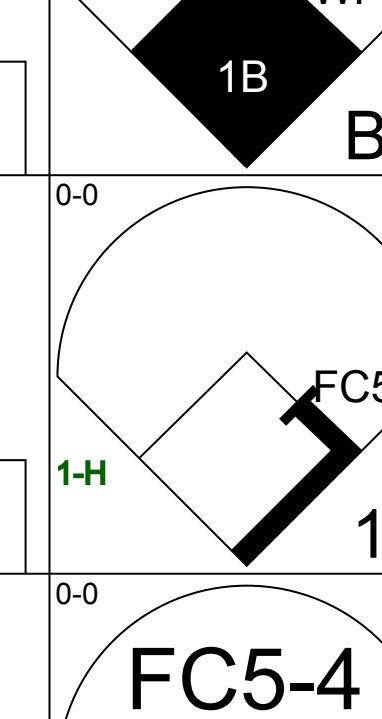

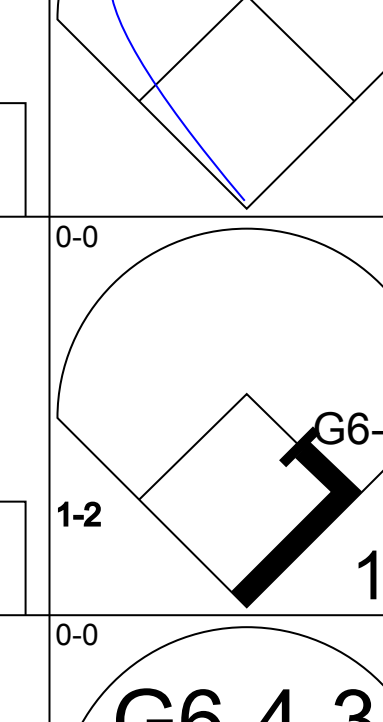
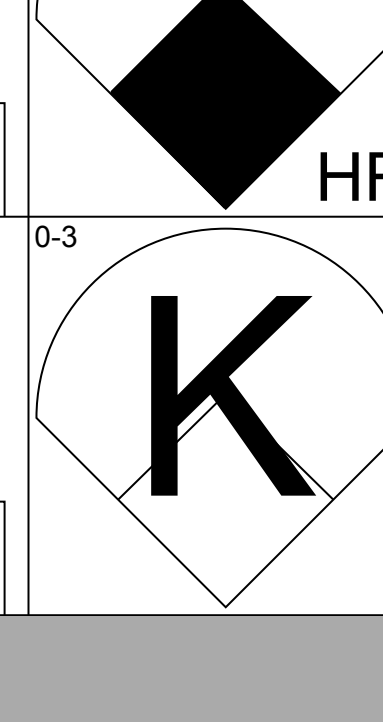
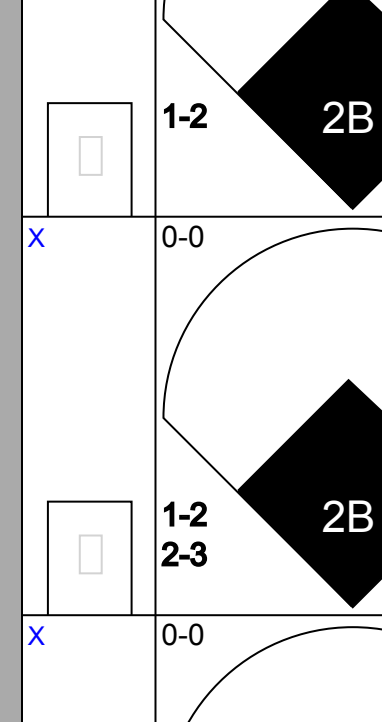
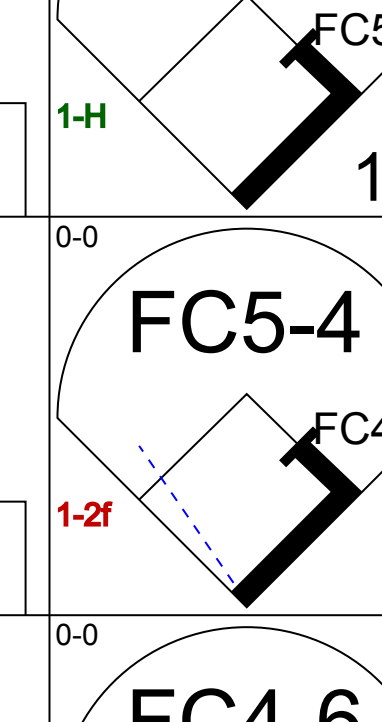

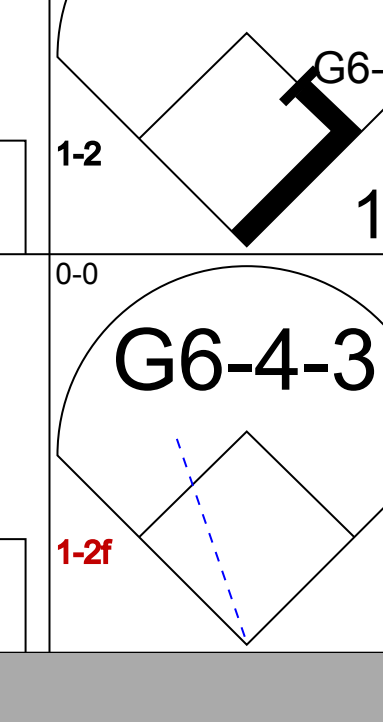
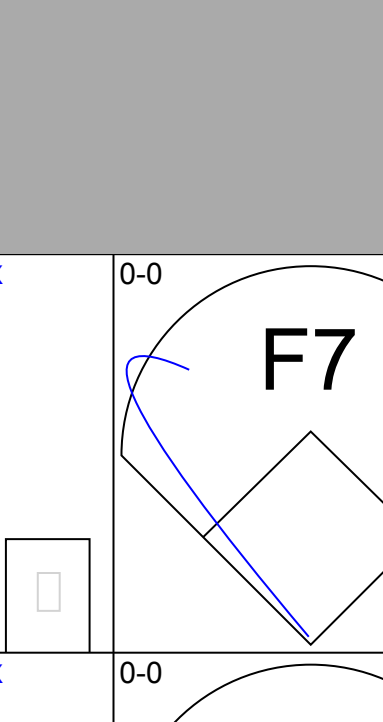
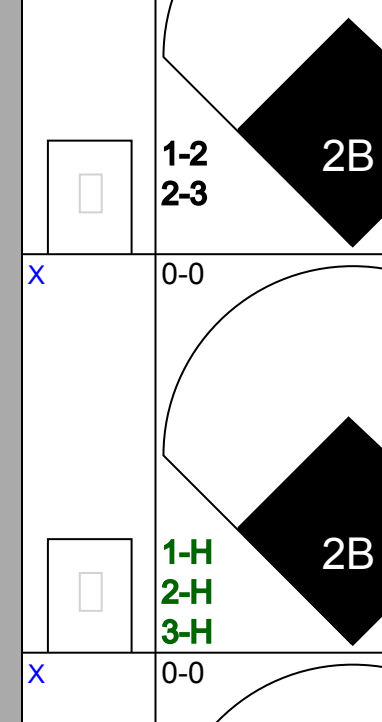
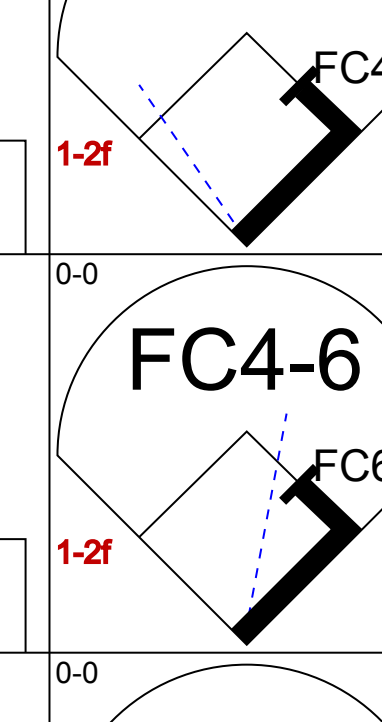

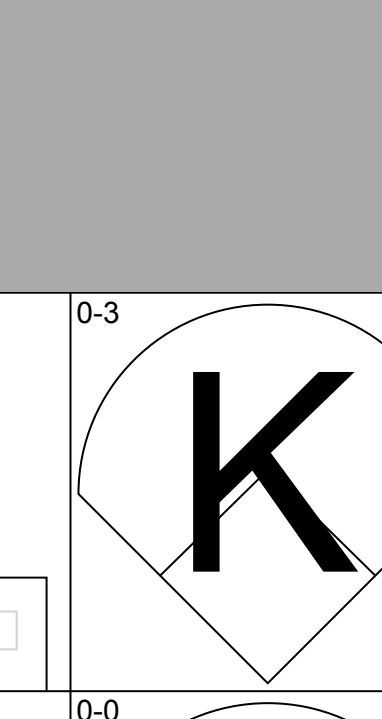
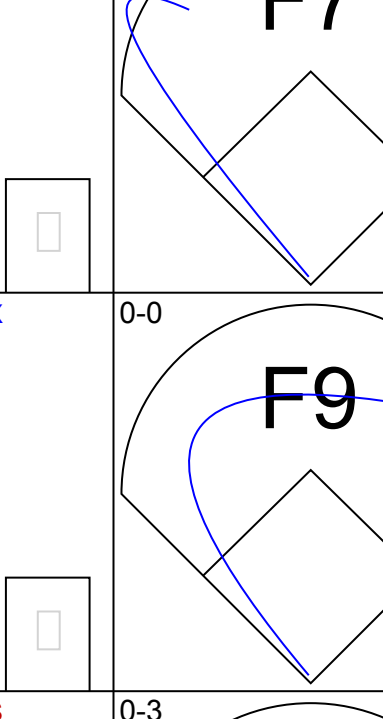
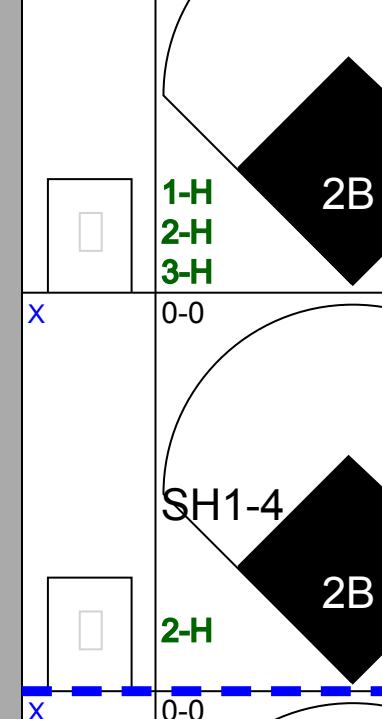
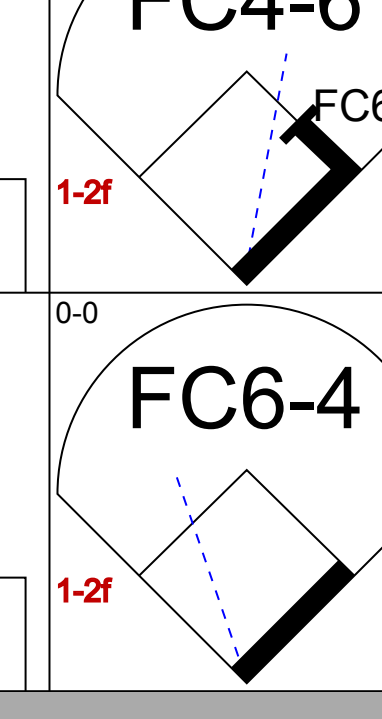

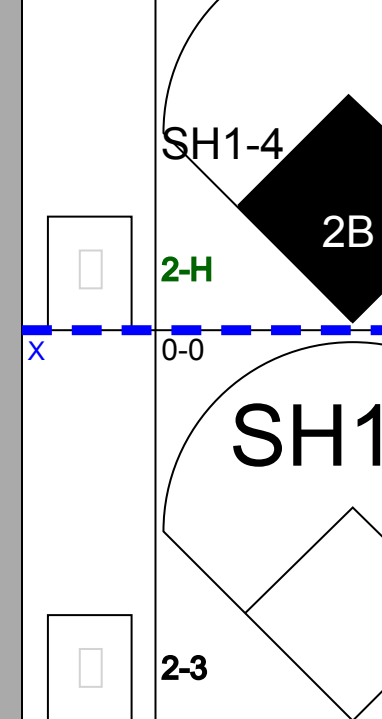
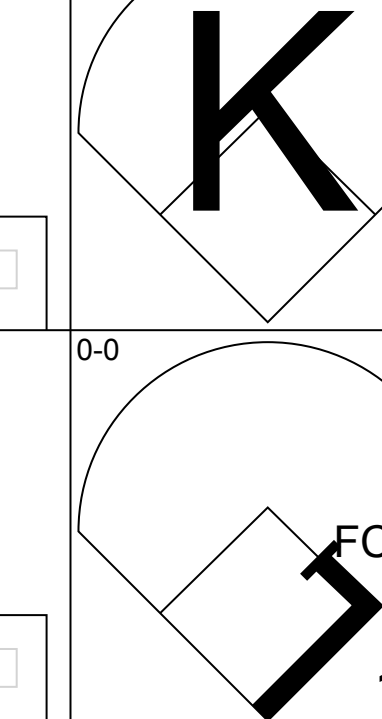
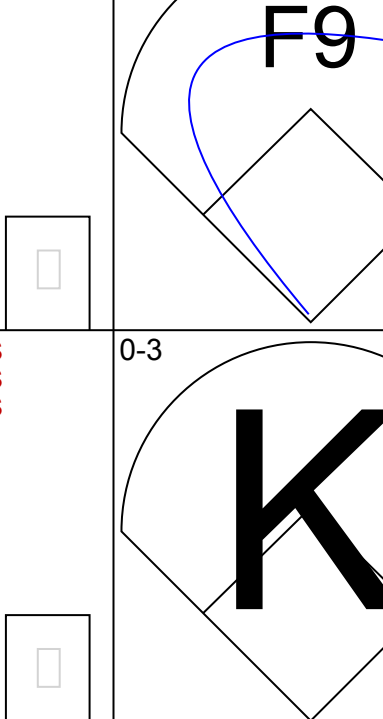
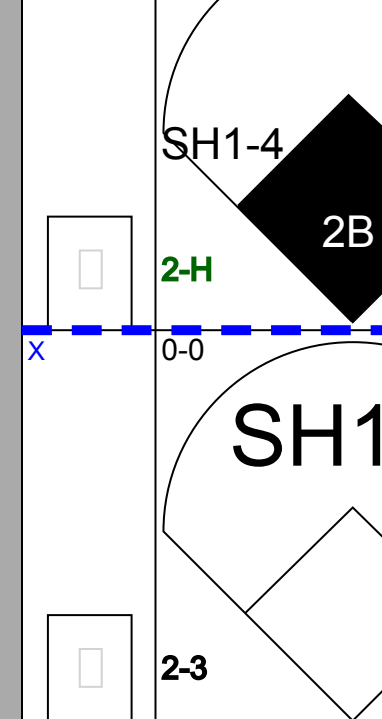


Batter	1	2	3	4	5	6	7	8	9	AB	R	H	RBI	BB	SO	LOB	TOP						
Maury Wills, S OBP: 0.328, SLG: 0.335										4	0	0	0	0	1	2							
Manny Mota, R OBP: 0.365, SLG: 0.381										4	0	2	1	0	0	0							
Willie Davis, L OBP: 0.360, SLG: 0.487										3	0	1	0	1	1	1							
Dick Allen, R OBP: 0.383, SLG: 0.466										4	0	2	0	0	1	1							
Wes Parker, S OBP: 0.358, SLG: 0.361										4	0	0	0	0	0	4							
Bobby Valentine, R OBP: 0.281, SLG: 0.323										3	0	0	0	0	0	1							
Bill Buckner, L OBP: 0.323, SLG: 0.392										1	0	0	0	0	0	3							
Joe Ferguson, R OBP: 0.245, SLG: 0.319										3	0	0	0	0	0	0							
Willie Crawford, L OBP: 0.353, SLG: 0.491										1	0	0	0	0	0	3							
Bill Russell, R OBP: 0.294, SLG: 0.338										3	1	2	0	0	0	0							
Don Sutton, R OBP: 0.255, SLG: 0.229										1	0	0	0	0	0	0							
Jim Brewer, L OBP: 0.250, SLG: 0.250										0	0	0	0	0	0	0							
Bobby Darwin, R OBP: 0.333, SLG: 0.474										1	0	0	0	0	1	1							
Mike Strahler, R OBP: 0.333, SLG: 0.474										0	0	0	0	0	0	0							
Inning Stats	R: 0 E: 0 K: 2 S: 7	H: 0 LOB: 0 BB: 7 P: 7	R: 0 E: 0 K: 0 S: 3	H: 1 LOB: 0 BB: 0 P: 3	R: 0 E: 0 K: 0 S: 3	H: 0 LOB: 0 BB: 0 P: 3	R: 0 E: 0 K: 1 S: 6	H: 1 LOB: 1 BB: 0 P: 6	R: 0 E: 0 K: 0 S: 3	H: 0 LOB: 0 BB: 0 P: 3	R: 1 E: 0 K: 0 S: 5	H: 2 LOB: 1 BB: 0 P: 5	R: 0 E: 0 K: 0 S: 3	H: 0 LOB: 0 BB: 0 P: 3	R: 0 E: 0 K: 1 S: 6	H: 1 LOB: 1 BB: 0 P: 6	R: 0 E: 0 K: 0 S: 5	H: 2 LOB: 3 BB: 1 P: 9	1B: 7 2B: 0 3B: 0 HR: 0	SF: 0 SAC: 1 DP: 1 HBP: 0	WP: 0 PB: 0 SB: 0 CS: 0	PA: 34	
PITCHER	IP WLS BF H R ER SO BB IBB HBP BLK WP HR S P ERA WHIP	8.0 W 30 6 1 1 4 1 0 0 0 0 0 0 37 41 1.12 0.875	1.0 S 4 1 0 0 0 0 0 0 0 0 0 0 4 4 0.00 1.000																				

Los Angeles Dodgers @ Cincinnati Reds
Riverfront Stadium, Cincinnati, OH
Tue Jul 20 1971, 7:05 PM EDT
Att: 20,024 - Unknown

AB	32
R	1
H	7
RBI	1
BB	1
SO	4
LOB	16



Batter	1	2	3	4	5	6	7	8	9	AB	R	H	RBI	BB	SO	LOB	BOTTOM	
Pete Rose, S OBP: 0.397, SLG: 0.425										4	0	1	1	0	0	1		
Bernie Carbo, L OBP: 0.357, SLG: 0.348										3	0	0	0	0	1	1		
Buddy Bradford, R OBP: 0.308, SLG: 0.306										1	0	0	0	0	1	1		
Lee May, R OBP: 0.338, SLG: 0.550										4	0	0	0	0	3	1		
Tony Perez, R OBP: 0.313, SLG: 0.423										2	1	1	0	2	0	0		
Dave Concepcion, R OBP: 0.254, SLG: 0.258										0	1	0	0	0	0	0		
Johnny Bench, R OBP: 0.303, SLG: 0.467										4	2	3	2	0	0	1		
George Foster, R OBP: 0.296, SLG: 0.391										4	1	2	0	0	1	1		
Tommy Helms, R OBP: 0.287, SLG: 0.341										4	1	1	3	0	0	3		
Woody Woodward, R OBP: 0.290, SLG: 0.278										4	1	1	1	0	1	1		
Don Gullett, R OBP: 0.140, SLG: 0.119										2	0	1	0	0	1	0		
Clay Carroll, R OBP: 0.200, SLG: 0.200										0	0	0	0	0	0	0		
Inning Stats	R: 0 E: 0 K: 1 S: 5	H: 2 LOB: 1 BB: 0 P: 4	R: 0 E: 0 K: 0 S: 4	H: 1 LOB: 1 BB: 0 P: 4	R: 0 E: 0 K: 1 S: 6	H: 1 LOB: 1 BB: 0 P: 6	R: 1 E: 0 K: 1 S: 6	H: 1 LOB: 0 BB: 0 P: 6	R: 0 E: 0 K: 2 S: 7	H: 0 LOB: 0 BB: 0 P: 7	R: 5 E: 0 K: 2 S: 12	H: 5 LOB: 1 BB: 1 P: 16	R: 1 E: 0 K: 0 S: 4	H: 1 LOB: 1 BB: 1 P: 8	1B: 6 2B: 3 3B: 0 HR: 1	SF: 0 SAC: 1 DP: 1 HBP: 0	WP: 1 PB: 0 SB: 1 CS: 0	PA: 35
PITCHER	IP WLS BF H R ER SO BB IBB HBP BLK WP HR S P ERA WHIP	6.0 L 26 8 6 6 6 1 0 0 0 0 0 8 8 3.04	1.0 4 1 0 0 2 0 0 0 0 0 0 0 8 8 0.00 1.000	1.0 5 1 1 1 0 1 0 0 0 1 0 4 8 9.00 2.000														

Los Angeles Dodgers @ Cincinnati Reds
Riverfront Stadium, Cincinnati, OH
Tue Jul 20 1971, 7:05 PM EDT
Att: 20,024 - Unknown

AB	32
R	7
H	10
RBI	7
BB	2
SO	8
LOB	10



Batter	1	2	3	4	5	6	7	8	9	AB	R	H	RBI	BB	SO	LOB	TOP					
Maury Wills, S OBP: 0.328, SLG: 0.334	0-3 K		0-0 5-3		0-0 2-3 1B		0-0 F8			4	0	1	0	0	1	1	Los Angeles Dodgers @ Cincinnati Reds Riverfront Stadium, Cincinnati, OH Wed Jul 21 1971, 7:05 PM EDT Att: 20,086 - Unknown					
Bill Buckner, L OBP: 0.322, SLG: 0.389	0-3 K		0-3 K		0-0 2-3 1B		0-0 F6			4	0	1	1	0	2	1						
Willie Davis, L OBP: 0.359, SLG: 0.485	0-0 F8			0-0 E FC4-6 1B	0-0 2-3			0-3 K		4	1	1	0	0	1	2						
Dick Allen, R OBP: 0.384, SLG: 0.470		0-0 2B		0-0 FC4-6 E 1B	0-0 F8			0-0 F7		4	0	2	0	0	0	2						
Willie Crawford, L OBP: 0.346, SLG: 0.480	0-0 F9		0-0 E6 FC4-6		0-3 K			0-0 F8		4	0	0	0	0	1	3						
Wes Parker, S OBP: 0.357, SLG: 0.358	0-0 F2		0-0 FC4-6 G3-6-1		0-0 BB			0-0 F7		3	0	0	1	1	0	3						
Duke Sims, L OBP: 0.339, SLG: 0.341	0-0 F8		0-0 G3-6-1		0-3 K			0-0 3-1		4	0	0	0	0	1	4						
Bill Russell, R OBP: 0.287, SLG: 0.329			0-0 F8		0-0 4-3			0-3 K		4	0	0	0	0	1	1						
Doyle Alexander, R OBP: 0.308, SLG: 0.182			0-0 5-3 1B		0-0 1B 1B					1	0	1	0	0	0	0						
Jose Pena, R OBP: 0.657, SLG: 0.657 (7, PH)										1	1	1	0	0	0	0						
Billy Grabarkewitz, R OBP: 0.379, SLG: 0.279 (7, PH)										1	0	0	0	0	0	0						
Pete Mikkelsen, R OBP: 0.250, SLG: 0.143										0	0	0	0	0	0	0						
Inning Stats	R: 0 E: 0 K: 2 S: 7	H: 0 LOB: 0 BB: 0 P: 7	R: 0 E: 0 K: 0 S: 4	H: 1 LOB: 1 BB: 0 P: 4	R: 0 E: 0 K: 1 S: 6	H: 1 LOB: 1 BB: 0 P: 6	R: 1 E: 0 K: 0 S: 5	H: 2 LOB: 1 BB: 0 P: 5	R: 1 E: 0 K: 0 S: 6	H: 3 LOB: 2 BB: 0 P: 6	R: 0 E: 0 K: 2 S: 7	H: 0 LOB: 1 BB: 1 P: 11	R: 0 E: 0 K: 0 S: 3	H: 0 LOB: 0 BB: 0 P: 3	R: 0 E: 0 K: 1 S: 5	H: 0 LOB: 0 BB: 0 P: 5	R: 0 E: 0 K: 1 S: 5	H: 0 LOB: 0 BB: 0 P: 5	1B: 6 2B: 1 3B: 0 HR: 0	SF: 0 SAC: 0 DP: 1 HBP: 0	WP: 0 PB: 0 SB: 0 CS: 0	PA: 35
PITCHER Gary Nolan, R ERA: 3.09	IP: 9.0 WLS: W BF: 35 H: 7 R: 2 ER: 2 SO: 7 BB: 1 IBB: 0 HBP: 0 BLK: 0 WP: 0 HR: 0 S: 48 P: 52 ERA: 2.00 WHIP: 0.889															PITCHER	IP: 9.0 WLS: W BF: 35 H: 7 R: 2 ER: 2 SO: 7 BB: 1 IBB: 0 HBP: 0 BLK: 0 WP: 0 HR: 0 S: 48 P: 52 ERA: 2.00 WHIP: 0.889					

Batter	1	2	3	4	5	6	7	8	9	AB	R	H	RBI	BB	SO	LOB	BOTTOM			
Pete Rose, S OBP: 0.390, SLG: 0.427	0-0 CS 1B		0-0 1B F7		4-0 BB					3	1	2	0	1	0	2	Los Angeles Dodgers @ Cincinnati Reds Riverfront Stadium, Cincinnati, OH Wed Jul 21 1971, 7:05 PM EDT Att: 20,086 - Unknown			
Bernie Carbo, L OBP: 0.380, SLG: 0.351	0-0 FC5-4 1B		0-0 5-3 1B	0-0 4-3		0-0 1-3				4	1	2	0	0	0	1				
Buddy Bradford, R OBP: 0.308, SLG: 0.306	0-0 FC5-4 1B		0-0 5-3 1B	0-3 K		0-0 G3				4	1	0	0	0	1	3				
Lee May, R OBP: 0.334, SLG: 0.543	0-0 FC5-4 1B		0-0 5-3 1B	0-3 K		0-0 5-3				3	0	1	1	0	1	0				
Tony Perez, R OBP: 0.312, SLG: 0.422	0-0 1B		0-0 SF9	0-3 K		0-0 5-3				4	1	2	1	0	1	0				
Johnny Bench, R OBP: 0.305, SLG: 0.468	0-0 1B		0-0 1B 1B	0-3 K		0-0 6-3				4	1	2	1	0	1	0				
George Foster, R OBP: 0.296, SLG: 0.388	0-3 K		0-0 E BB 1B	0-3 K		0-3 K		0-3 K		4	1	1	2	0	3	2				
Dave Concepcion, R OBP: 0.254, SLG: 0.254		0-0 5-3	4-0 E 1B BB		0-0 F8			0-3 K		3	1	0	0	1	1	0				
Woody Woodward, R OBP: 0.283, SLG: 0.271		0-0 G3	0-0 E5 1B		0-0 4-3			0-0 6-3		4	0	0	0	0	0	2				
Gary Nolan, R OBP: 0.118, SLG: 0.102		0-3 K	0-0 1B		0-0 F9					3	0	1	2	0	1	0				
Inning Stats	R: 1 E: 0 K: 1 S: 8	H: 4 LOB: 2 BB: 0 P: 8	R: 0 E: 0 K: 1 S: 5	H: 0 LOB: 0 BB: 0 P: 5	R: 5 E: 1 K: 0 S: 9	H: 5 LOB: 2 BB: 1 P: 13	R: 0 E: 0 K: 2 S: 7	H: 0 LOB: 0 BB: 0 P: 7	R: 0 E: 0 K: 2 S: 7	H: 0 LOB: 0 BB: 0 P: 7	R: 0 E: 0 K: 0 S: 3	H: 0 LOB: 1 BB: 1 P: 7	R: 0 E: 0 K: 0 S: 3	H: 0 LOB: 0 BB: 0 P: 3	R: 0 E: 0 K: 2 S: 7	H: 0 LOB: 0 BB: 0 P: 7	1B: 9 2B: 0 3B: 0 HR: 0	SF: 1 SAC: 0 DP: 0 HBP: 0	WP: 0 PB: 0 SB: 0 CS: 1	PA: 35
PITCHER Doyle Alexander, R ERA: 4.73	IP: 2.2 WLS: L BF: 18 H: 9 R: 6 ER: 4 SO: 2 BB: 1 IBB: 0 HBP: 0 BLK: 0 WP: 0 HR: 0 S: 21 P: 25 ERA: 13.50 WHIP: 3.750															PITCHER	IP: 2.2 WLS: L BF: 18 H: 9 R: 6 ER: 4 SO: 2 BB: 1 IBB: 0 HBP: 0 BLK: 0 WP: 0 HR: 0 S: 21 P: 25 ERA: 13.50 WHIP: 3.750			
PITCHER Jose Pena, R ERA: 3.39	IP: 3.1 WLS: 0 BF: 11 H: 0 R: 0 ER: 0 SO: 4 BB: 1 IBB: 0 HBP: 0 BLK: 0 WP: 0 HR: 0 S: 18 P: 22 ERA: 0.00 WHIP: 0.300															PITCHER	IP: 3.1 WLS: 0 BF: 11 H: 0 R: 0 ER: 0 SO: 4 BB: 1 IBB: 0 HBP: 0 BLK: 0 WP: 0 HR: 0 S: 18 P: 22 ERA: 0.00 WHIP: 0.300			
PITCHER Pete Mikkelsen, R ERA: 2.42	IP: 2.0 WLS: 0 BF: 6 H: 0 R: 0 ER: 0 SO: 2 BB: 0 IBB: 0 HBP: 0 BLK: 0 WP: 0 HR: 0 S: 10 P: 10 ERA: 0.00 WHIP: 0.000															PITCHER	IP: 2.0 WLS: 0 BF: 6 H: 0 R: 0 ER: 0 SO: 2 BB: 0 IBB: 0 HBP: 0 BLK: 0 WP: 0 HR: 0 S: 10 P: 10 ERA: 0.00 WHIP: 0.000			

Batter	1	2	3	4	5	6	7	8	9	AB	R	H	RBI	BB	SO	LOB	TOP		
Maury Wills, S OBP: 0.326, SLG: 0.332	0-0 SH FC3-6 1B	0-0 1-3	0-0 F8			0-0 4-3		0-0 4-3	0-0 4-3	5	1	1	0	0	0	1			
Bill Buckner, L OBP: 0.325, SLG: 0.407	0-0 SH FC3-6 1-3	0-0 HR		0-0 F6			0-0 4-3		0-0 2B 1B	4	1	2	1	0	0	0			
Willie Davis, L OBP: 0.357, SLG: 0.484	0-0 FC3-6 2B 1-2 3-H	0-0 L3		0-0 1-3			0-0 G3		0-0 2B 1-H	5	1	1	1	0	0	1			
Dick Allen, R OBP: 0.383, SLG: 0.470	0-0 1-H 1B 2B	0-3 K		0-0 F9			0-0 5-3			4	1	1	1	0	1	0			
Willie Crawford, L OBP: 0.354, SLG: 0.491	0-0 1B FC 2-H 1B		0-0 2B 1B		0-0 L3			0-0 2B		4	2	3	1	0	0	0			
Wes Parker, S OBP: 0.359, SLG: 0.362	0-0 FC 1B 1-3 1B		0-0 1B 2B		0-0 F7			0-0 F9		4	2	2	1	0	0	1			
Tom Haller, L OBP: 0.286, SLG: 0.292	0-0 FC 1B 1-2 3-H		0-0 F8		0-0 L9			0-3 K		4	0	0	1	0	1	3			
Bill Russell, R OBP: 0.286, SLG: 0.327	0-0 1-3 2-H 1B		0-3 K		0-0 1-3			0-0 F7		4	0	1	1	0	1	2			
Al Downing, R OBP: 0.238, SLG: 0.233	0-0 5-3		0-0 2-H 1B		0-0 4-3			0-0 4-3		4	0	1	1	0	0	1			
Inning Stats	R: 5 E: 1 K: 0 S: 9	H: 5 LOB: 1 BB: 0 P: 9	R: 1 E: 0 K: 1 S: 6	H: 1 LOB: 0 BB: 0 P: 6	R: 2 E: 0 K: 1 S: 8	H: 3 LOB: 1 BB: 0 P: 8	R: 0 E: 0 K: 0 S: 3	H: 0 LOB: 0 BB: 0 P: 3	R: 0 E: 0 K: 0 S: 3	H: 0 LOB: 0 BB: 0 P: 3	R: 0 E: 0 K: 0 S: 3	H: 0 LOB: 0 BB: 0 P: 3	R: 0 E: 0 K: 1 S: 6	H: 1 LOB: 1 BB: 0 P: 6	R: 0 E: 0 K: 0 S: 4	H: 2 LOB: 2 BB: 0 P: 4	1B: 7 2B: 4 3B: 0 HR: 1	SF: 0 SAC: 1 DP: 0 HBP: 0	WP: 0 PA: 39 PB: 0 SB: 0 CS: 0
PITCHER	IP WLS BF H R ER SO BB IBB HBP BLK WP HR S P ERA WHIP																		
Jim McGlothlin, R ERA: 3.62	(1, 1) 0.1 L 6 4 5 4 0 0 0 0 0 0 0 0 6 6 108.00 12.000																		
Jim Merritt, L ERA: 4.55	(1, 1) 7.2 29 6 3 3 3 0 0 0 0 0 1 35 35 3.52 0.783																		
Wayne Granger, R ERA: 3.18	(9, 1) 1.0 4 2 0 0 0 0 0 0 0 0 0 4 4 0.00 2.000																		

Los Angeles Dodgers @ Cincinnati Reds
 Riverfront Stadium, Cincinnati, OH
 Thu Jul 22 1971, 7:05 PM EDT
 Att: 26,744 - Unknown


AB 38
R 8
H 12
RBI 8
BB 0
SO 3
LOB 9

Batter	1	2	3	4	5	6	7	8	9	AB	R	H	RBI	BB	SO	LOB	BOTTOM				
Pete Rose, S OBP: 0.386, SLG: 0.423	0-0 5-3			0-0 6-3	0-0 6-3			0-0 6-3		4	0	0	0	0	0	0					
Hal McRae, R OBP: 0.285, SLG: 0.363	0-0 F8			0-0 F9		0-0 F9		0-0 HR		4	1	1	1	0	0	0					
Wayne Granger, R OBP: 0.500, SLG: 1.333										0	0	0	0	0	0	0					
Lee May, R OBP: 0.336, SLG: 0.542	0-0 1-3			0-0 1B 1B		0-0 F8		0-0 E7 1B 1B		4	1	2	0	0	0	0					
Tony Perez, R OBP: 0.316, SLG: 0.426		0-0 5-3		0-0 1-2 1B		0-0 1B		0-0 2-H 1B		4	0	3	1	0	0	0					
Johnny Bench, R OBP: 0.302, SLG: 0.462		0-0 6-3		0-0 F5		0-0 F9		0-3 K		4	0	0	0	0	1	4					
Tommy Helms, R OBP: 0.287, SLG: 0.338		0-0 F7			4-0 HR BB		0-0 F3		0-0 5-3	3	1	0	0	1	0	0					
George Foster, R OBP: 0.295, SLG: 0.397			0-0 5-3		0-0 1-H HR		0-0 5-3		0-3 K	4	1	1	2	0	1	0					
Woody Woodward, R OBP: 0.276, SLG: 0.264			0-0 5-3		0-0 5-3		0-0 6-3		0-3 K	4	0	0	0	0	1	0					
Jim McGlothlin, R OBP: 0.219, SLG: 0.300			0-3 K		0-0 4-3			0-3 K		0	0	0	0	0	0	0					
Jim Merritt, L OBP: 0.217, SLG: 0.318										2	0	0	0	0	1	0					
Al Ferrara, R OBP: 0.271, SLG: 0.128										1	0	0	0	0	1	0					
Inning Stats	R: 0 E: 0 K: 0 S: 3	H: 0 LOB: 0 BB: 0 P: 3	R: 0 E: 0 K: 0 S: 3	H: 0 LOB: 0 BB: 0 P: 3	R: 0 E: 0 K: 1 S: 5	H: 0 LOB: 0 BB: 0 P: 5	R: 0 E: 0 K: 0 S: 5	H: 2 LOB: 2 BB: 0 P: 5	R: 2 E: 0 K: 0 S: 4	H: 1 LOB: 0 BB: 1 P: 8	R: 0 E: 0 K: 0 S: 4	H: 1 LOB: 1 BB: 0 P: 4	R: 0 E: 0 K: 0 S: 3	H: 0 LOB: 0 BB: 0 P: 3	R: 2 E: 1 K: 2 S: 10	H: 3 LOB: 1 BB: 0 P: 10	R: 0 E: 0 K: 2 S: 7	H: 0 LOB: 0 BB: 0 P: 7	1B: 5 2B: 0 3B: 0 HR: 2	SF: 0 SAC: 0 DP: 0 HBP: 0	WP: 0 PA: 35 PB: 0 SB: 0 CS: 0
PITCHER	IP WLS BF H R ER SO BB IBB HBP BLK WP HR S P ERA WHIP																				
Al Downing, L ERA: 2.45	(1, 1) 9.0 W 35 7 4 3 5 1 0 0 0 0 0 2 44 48 3.00 0.889																				

Los Angeles Dodgers @ Cincinnati Reds
 Riverfront Stadium, Cincinnati, OH
 Thu Jul 22 1971, 7:05 PM EDT
 Att: 26,744 - Unknown


AB 34
R 4
H 7
RBI 4
BB 1
SO 5
LOB 4

Batter	1	2	3	4	5	6	7	8	9	AB	R	H	RBI	BB	SO	LOB	TOP							
Felix Millan, R OBP: 0.363, SLG: 0.382 (1, 4)	L9		6-3		4-3 G3 1B	4-0 BB		E S 1B		4	1	2	1	1	0	0	Atlanta Braves @ Los Angeles Dodgers Dodger Stadium, Los Angeles, CA Fri Jul 23 1971, 7:05 PM PDT Att: 21,705 - Unknown							
Ralph Garr, L OBP: 0.371, SLG: 0.452 (1, 7)	F7		K		G3	F9		K		5	0	0	0	0	2	5								
Mike Lum, L OBP: 0.372, SLG: 0.429 (1, 9)	BB				F3	4-3		F8	F6	4	0	0	0	1	0	2								
Orlando Cepeda, R OBP: 0.331, SLG: 0.494 (1, 3)	F6				HR 1B	1B		K		5	1	3	1	0	1	1								
Darrell Evans, L OBP: 0.354, SLG: 0.436 Gil Garrido, R OBP: 0.264, SLG: 0.163 (1, 5) (9, 5)		K			K	K		E3	F8	5	0	0	0	0	3	3								
Earl Williams, R OBP: 0.315, SLG: 0.455 (1, 2)		HR			HR			F8		3	2	2	3	2	0	1								
Sonny Jackson, L OBP: 0.313, SLG: 0.351 (1, 8)	L4				E S 1B			F6	3-1	5	0	1	0	0	1	4								
Marty Perez, R OBP: 0.256, SLG: 0.282 (1, 6)	K				E5					4	1	2	0	0	1	1								
George Stone, L OBP: 0.205, SLG: 0.233 Cecil Upshaw, R (9, 1)			6-3		K			G4 1B 2B		4	0	0	0	0	2	5								
										0	0	0	0	0	0	0								
Inning Stats	R: 0 E: 0 K: 0 S: 3	H: 0 LOB: 1 BB: 1 P: 7	R: 1 E: 0 K: 2 S: 8	H: 1 LOB: 0 BB: 0 P: 8	R: 0 E: 0 K: 1 S: 5	H: 0 LOB: 0 BB: 0 P: 5	R: 2 E: 1 K: 2 S: 11	H: 3 LOB: 2 BB: 0 P: 11	R: 1 E: 0 K: 1 S: 7	H: 2 LOB: 1 BB: 1 P: 7	R: 0 E: 0 K: 1 S: 6	H: 1 LOB: 3 BB: 2 P: 14	R: 0 E: 1 K: 1 S: 6	H: 0 LOB: 2 BB: 1 P: 10	R: 1 E: 0 K: 1 S: 7	H: 2 LOB: 1 BB: 0 P: 7	R: 0 E: 0 K: 1 S: 6	H: 1 LOB: 1 BB: 0 P: 6	1B: 7 2B: 1 3B: 0 HR: 2	SF: 0 SAC: 0 DP: 0 HBP: 0	WP: 0 PB: 0 SB: 2 CS: 0	PA: 43		
PITCHER	IP WLS BF H R ER SO BB IBB HBP BLK WP HR S P ERA WHIP	5.0 L 23 6 4 4 6 1 0 0 0 0 2 34 38 7.20 1.400	2.0 11 1 0 0 2 3 0 0 0 0 0 12 24 0.00 2.000	2.0 9 3 1 1 2 0 0 0 0 0 0 13 13 4.50 1.500																				



Batter	1	2	3	4	5	6	7	8	9	AB	R	H	RBI	BB	SO	LOB	BOTTOM							
Maury Wills, S OBP: 0.327, SLG: 0.333 (1, 6)	F7		1B		F7			3-1 2B 2-3 1B	G3	5	1	2	0	0	0	1	Atlanta Braves @ Los Angeles Dodgers Dodger Stadium, Los Angeles, CA Fri Jul 23 1971, 7:05 PM PDT Att: 21,705 - Unknown							
Bill Buckner, L OBP: 0.324, SLG: 0.404 (1, 9)	6-3		G3-6 1B		5-3			2-3		4	0	1	0	0	0	1								
Willie Davis, L OBP: 0.353, SLG: 0.479 (1, 8)	5-3		G3-6-1 1-2		6-3			3-1		4	0	0	0	0	0	3								
Dick Allen, R OBP: 0.382, SLG: 0.470 (1, 5)		L9			K			F8		4	0	1	1	0	1	0								
Wes Parker, S OBP: 0.355, SLG: 0.358 (1, 3)		F9			4-3			F8		4	0	0	0	0	0	1								
Willie Crawford, L OBP: 0.367, SLG: 0.525 (1, 7)		S 1B			HBP 1B			HR		4	2	4	1	0	0	0								
Joe Ferguson, R OBP: 0.264, SLG: 0.306 (1, 2)		4-0 BB			1-2 HBP			F8		2	0	0	0	1	0	1								
Bill Russell, R OBP: 0.280, SLG: 0.320 Manny Mota, R OBP: 0.369, SLG: 0.386 (1, 4) (9, PH)		F3			4-3			6-3		3	0	0	0	0	0	4								
										1	0	1	1	0	0	0								
Inning Stats	R: 0 E: 0 K: 0 S: 3	H: 0 LOB: 0 BB: 0 P: 3	R: 0 E: 0 K: 0 S: 4	H: 1 LOB: 2 BB: 1 P: 8	R: 0 E: 0 K: 1 S: 6	H: 2 LOB: 1 BB: 0 P: 6	R: 0 E: 0 K: 1 S: 6	H: 1 LOB: 2 BB: 0 P: 7	R: 0 E: 0 K: 0 S: 3	H: 0 LOB: 0 BB: 0 P: 3	R: 0 E: 0 K: 0 S: 3	H: 0 LOB: 0 BB: 0 P: 3	R: 1 E: 0 K: 1 S: 6	H: 1 LOB: 0 BB: 0 P: 6	R: 1 E: 0 K: 0 S: 5	H: 2 LOB: 1 BB: 0 P: 5		R: 1 E: 0 K: 0 S: 5	H: 2 LOB: 1 BB: 0 P: 5	1B: 6 2B: 2 3B: 0 HR: 1	SF: 0 SAC: 0 DP: 1 HBP: 1	WP: 0 PB: 0 SB: 1 CS: 0	PA: 37	
PITCHER	IP WLS BF H R ER SO BB IBB HBP BLK WP HR S P ERA WHIP	8.1 W 35 9 3 3 3 1 0 1 0 0 1 39 44 3.24 1.200	0.2 S 2 0 0 0 0 0 0 0 0 0 0 2 2 0.00 0.000																					



Batter	1	2	3	4	5	6	7	8	9	10	11	12	13	AB R H RBI BB SO LOB	TOP																										
Felix Millan, R OBP: 0.362, SLG: 0.381 (1, 4)														6 0 2 0 0 1 3	<p>Atlanta Braves @ Los Angeles Dodgers Dodger Stadium, Los Angeles, CA</p> <p>Sat Jul 24 1971, 7:05 PM PDT Att. 45,260 - Unknown</p> <p>livebaseballscorecards.com</p> <p>AB 44 R 1 H 11 RBI 1 BB 3 SO 9 LOB 19</p>																										
Ralph Garr, L OBP: 0.372, SLG: 0.451 (1, 7) Oscar Brown, R OBP: 0.167, SLG: 0.167 (10, 7)														3 0 1 0 1 0 1 1 0 0 0 0 1 0																											
Hank Aaron, R OBP: 0.406, SLG: 0.651 (1, 3)														5 1 3 1 1 2 0 6 0 0 0 0 2 5																											
Earl Williams, R OBP: 0.309, SLG: 0.445 (1, 2)														5 0 1 0 0 0 1 5 0 1 0 0 0 2																											
Mike Lum, L OBP: 0.369, SLG: 0.424 (1, 9)														5 0 2 0 0 1 1																											
Zolto Versailles, R OBP: 0.255, SLG: 0.358 (1, 5)														4 0 1 0 1 0 3																											
Sonny Jackson, L OBP: 0.315, SLG: 0.352 (1, 8)														3 0 0 0 0 1 1 0 0 0 0 0 0 0 1 0 0 0 0 1 2 0 0 0 0 0 0 0																											
Marty Perez, R OBP: 0.259, SLG: 0.282 (1, 6)														0 0																											
Ron Reed, R OBP: 0.078, SLG: 0.078 (1, 1) Jim Nash, R OBP: 0.179, SLG: 0.205 (11, 1) Orlando Cepeda, R OBP: 0.330, SLG: 0.492 (12, PH) Bob Priddy, R OBP: 0.100, SLG: 0.100 (12, 1)														1B: 10 SF: 0 2B: 0 SAC: 2 3B: 0 DP: 3 HR: 1 HBP: 0																											
Inning Stats	R: 0 H: 1 E: 0 K: 0 S: 3				R: 0 H: 2 E: 0 K: 0 S: 4				R: 0 H: 1 E: 0 K: 0 S: 3				R: 0 H: 1 E: 0 K: 0 S: 4				R: 0 H: 1 E: 0 K: 0 S: 4				R: 0 H: 0 E: 0 K: 1 S: 5				R: 0 H: 1 E: 0 K: 2 S: 7				R: 0 H: 0 E: 0 K: 3 S: 9				1B: 10 SF: 0 2B: 0 SAC: 2 3B: 0 DP: 3 HR: 1 HBP: 0				W/P: 0 PA: 50 PB: 0 SB: 1 CS: 1				
PITCHER	IP WLS BF H R ER SO BB IBB HBP BLK WP HR S P ERA WHIP													IP WLS BF H R ER SO BB IBB HBP BLK WP HR S P ERA WHIP																											
Claude Osteen, L ERA: 3.23 (1, 1)	7.1 WLS 30 H 9 R 1 ER 1 SO 0 BB 2 IBB 0 HBP 0 BLK 0 WP 0 HR 1 S 28 P 36 ERA 1.23 WHIP 1.500													IP WLS BF H R ER SO BB IBB HBP BLK WP HR S P ERA WHIP																											
Jim Brewer, L ERA: 2.14 (8, 1)	5.2 W 19 2 0 0 9 1 0 0 0 0 0 0 0 0 36 40 0.00 0.529													IP WLS BF H R ER SO BB IBB HBP BLK WP HR S P ERA WHIP																											

Batter	1	2	3	4	5	6	7	8	9	10	11	12	13	AB R H RBI BB SO LOB	BOTTOM																						
Maury Wills, S OBP: 0.322, SLG: 0.328 (1, 6)														6 0 0 0 0 1 3	<p>Atlanta Braves @ Los Angeles Dodgers Dodger Stadium, Los Angeles, CA</p> <p>Sat Jul 24 1971, 7:05 PM PDT Att. 45,260 - Unknown</p> <p>livebaseballscorecards.com</p> <p>AB 43 R 2 H 5 RBI 1 BB 2 SO 4 LOB 13</p>																						
Bill Buckner, L OBP: 0.321, SLG: 0.399 (8, 3)														5 0 1 0 0 0 0 5 0 0 0 0 1 1																							
Wille Davis, L OBP: 0.349, SLG: 0.473 (1, 8)														5 0 1 0 0 1 1 5 0 0 0 0 0 3																							
Dick Allen, R OBP: 0.379, SLG: 0.466 (1, 5)														5 0 1 0 0 1 1 5 0 0 0 0 0 3																							
Willie Crawford, L OBP: 0.356, SLG: 0.511 (1, 7) (8, 9)														5 1 1 1 0 0 1 5 0 0 0 0 0 1																							
Jim Lefebvre, S OBP: 0.325, SLG: 0.417 (1, 4)														5 1 1 1 0 0 1 5 0 0 0 0 0 1																							
Wes Parker, S OBP: 0.353, SLG: 0.355 (8, 1) Jim Brewer, L OBP: 0.400, SLG: 0.400 (8, 1) Tom Haller, L OBP: 0.292, SLG: 0.292 (13, PH) Bill Russell, R OBP: 0.280, SLG: 0.320 (13, PR)														3 0 0 0 0 0 1 1 0 1 0 0 0 0 0 0 0 0 1 0 0 0 1 1 0 0 0 0																							
Duke Sims, L OBP: 0.340, SLG: 0.339 (1, 2)														4 0 1 0 1 0 1 2 0 0 0 0 1 1 2 0 0 0 0 0 1																							
Claude Osteen, L OBP: 0.185, SLG: 0.180 (1, 1) Manny Mota, R OBP: 0.365, SLG: 0.380 (8, 7)														2 0 0 0 0 1 1 2 0 0 0 0 0 1																							
Inning Stats	R: 0 H: 0 E: 0 K: 0 S: 3				R: 0 H: 0 E: 0 K: 0 S: 3				R: 0 H: 1 E: 1 K: 0 S: 4				R: 0 H: 0 E: 0 K: 2 S: 8				R: 0 H: 1 E: 0 K: 1 S: 5				R: 0 H: 0 E: 0 K: 1 S: 5				R: 0 H: 0 E: 0 K: 0 S: 3				1B: 4 SF: 0 2B: 0 SAC: 1 3B: 0 DP: 0 HR: 1 HBP: 0				W/P: 0 PA: 46 PB: 0 SB: 0 CS: 0				
PITCHER	IP WLS BF H R ER SO BB IBB HBP BLK WP HR S P ERA WHIP													IP WLS BF H R ER SO BB IBB HBP BLK WP HR S P ERA WHIP																							
Ron Reed, R ERA: 3.06 (1, 1)	10.0 WLS 36 H 5 R 1 ER 1 SO 3 BB 0 IBB 0 HBP 0 BLK 0 WP 0 HR 1 S 42 P 42 ERA 0.90 WHIP 0.500													IP WLS BF H R ER SO BB IBB HBP BLK WP HR S P ERA WHIP																							
Jim Nash, R ERA: 5.47 (11, 1)	1.0 3 0 0 0 0 1 0 0 0 0 0 0 0 5 5 0.00 0.000													IP WLS BF H R ER SO BB IBB HBP BLK WP HR S P ERA WHIP																							
Bob Priddy, R ERA: 3.63 (12, 1)	1.1 L 7 0 1 0 0 0 2 0 0 0 0 0 0 5 13 0.00 1.500													IP WLS BF H R ER SO BB IBB HBP BLK WP HR S P ERA WHIP																							

Batter	1	2	3	4	5	6	7	8	9	AB	R	H	RBI	BB	SO	LOB	TOP									
Felix Millan, R OBP: 0.363, SLG: 0.382 (1, 4)										5	0	2	1	0	0	4	Atlanta Braves @ Los Angeles Dodgers Dodger Stadium, Los Angeles, CA Sun Jul 25 1971, 3:33 AM PDT Att: 20,271 - Unknown									
Ralph Garr, L OBP: 0.374, SLG: 0.455 (1, 7)										3	0	2	1	0	0	0										
Hank Aaron, R OBP: 0.407, SLG: 0.648 (1, 3)										3	0	1	0	1	1	2										
Darrell Evans, L OBP: 0.346, SLG: 0.425 Gil Garrido, R OBP: 0.294, SLG: 0.163 (8, 5)										4	0	0	0	0	2	3										
Mike Lum, L OBP: 0.367, SLG: 0.421 (1, 9)										4	1	1	0	0	0	2										
Earl Williams, R OBP: 0.308, SLG: 0.442 (1, 2)										4	0	1	0	0	0	2										
Sonny Jackson, L OBP: 0.314, SLG: 0.351 (1, 8)										4	0	1	0	0	0	2										
Marty Perez, R OBP: 0.265, SLG: 0.292 (1, 6)										3	1	2	1	0	0	1										
Phil Niekro, R OBP: 0.145, SLG: 0.150 (1, 1)										2	1	0	0	0	0	3										
Inning Stats	R: 0 E: 0 K: 1 S: 6	H: 2 LOB: 1 BB: 0 P: 6	R: 0 E: 0 K: 0 S: 3	H: 0 LOB: 0 BB: 0 P: 3	R: 2 E: 1 K: 1 S: 7	H: 2 LOB: 1 BB: 0 P: 7	R: 0 E: 0 K: 1 S: 5	H: 0 LOB: 0 BB: 0 P: 5	R: 0 E: 0 K: 0 S: 4	H: 1 LOB: 1 BB: 0 P: 4	R: 0 E: 0 K: 0 S: 3	H: 1 LOB: 2 BB: 0 P: 3	R: 1 E: 1 K: 0 S: 6	H: 2 LOB: 2 BB: 0 P: 6	R: 0 E: 1 K: 0 S: 4	H: 1 LOB: 2 BB: 1 P: 8	R: 0 E: 0 K: 0 S: 4	H: 1 LOB: 1 BB: 0 P: 4	R: 0 E: 0 K: 0 S: 4	H: 1 LOB: 1 BB: 0 P: 4	1B: 8 2B: 3 3B: 0 HR: 0	SF: 1 SAC: 3 DP: 2 HBP: 0	WP: 0 PB: 0 SB: 0 CS: 1	PA: 37		
PITCHER	IP	WLS	BF	H	R	ER	SO	BB	IBB	HBP	BLK	WP	HR	S	P	ERA	WHIP									
Don Sutton, R ERA: 3.02 Pete Mikkelsen, R ERA: 2.33	(1, 1)	7.0	L	28	8	3	2	3	0	0	0	0	0	0	34	34	2.57	1.143								
PITCHER	IP	WLS	BF	H	R	ER	SO	BB	IBB	HBP	BLK	WP	HR	S	P	ERA	WHIP									
Don Sutton, R ERA: 2.97	(1, 1)	9.0	W	35	7	1	1	6	2	0	0	0	0	45	53	1.00	1.000									

Batter	1	2	3	4	5	6	7	8	9	AB	R	H	RBI	BB	SO	LOB	BOTTOM								
Bobby Valentine, R OBP: 0.279, SLG: 0.319 (1, 6)										4	0	1	0	0	1	1	Atlanta Braves @ Los Angeles Dodgers Dodger Stadium, Los Angeles, CA Sun Jul 25 1971, 3:33 AM PDT Att: 20,271 - Unknown								
Bill Buckner, L OBP: 0.319, SLG: 0.396 (1, 9)										4	0	1	0	0	0	0									
Willie Davis, L OBP: 0.348, SLG: 0.471 (1, 8)										4	0	1	0	0	1	1									
Dick Allen, R OBP: 0.378, SLG: 0.464 (1, 5)										4	0	1	0	0	0	2									
Willie Crawford, L OBP: 0.361, SLG: 0.519 (1, 7)										3	1	1	0	1	1	0									
Jim Lefebvre, S OBP: 0.324, SLG: 0.412 (1, 4)										3	0	0	1	1	0	2									
Wes Parker, S OBP: 0.354, SLG: 0.359 (1, 3)										4	0	2	0	0	1	1									
Duke Sims, L OBP: 0.333, SLG: 0.331 (1, 2)										4	0	0	0	0	2	3									
Don Sutton, R OBP: 0.245, SLG: 0.220 Tom Haller, L OBP: 0.269, SLG: 0.290 Pete Mikkelsen, R OBP: 0.250, SLG: 0.143 (7, PH) (8, 1)										2	0	0	0	0	0	1									
Inning Stats	R: 0 E: 0 K: 0 S: 4	H: 2 LOB: 1 BB: 0 P: 4	R: 0 E: 0 K: 0 S: 3	H: 0 LOB: 0 BB: 0 P: 3	R: 0 E: 0 K: 0 S: 3	H: 0 LOB: 0 BB: 0 P: 3	R: 0 E: 0 K: 0 S: 4	H: 1 LOB: 2 BB: 1 P: 8	R: 0 E: 0 K: 1 S: 6	H: 1 LOB: 1 BB: 0 P: 6	R: 0 E: 0 K: 1 S: 5	H: 0 LOB: 0 BB: 0 P: 5	R: 1 E: 0 K: 0 S: 5	H: 2 LOB: 1 BB: 0 P: 5	R: 0 E: 0 K: 1 S: 6	H: 1 LOB: 1 BB: 0 P: 6	R: 0 E: 0 K: 3 S: 9	H: 0 LOB: 1 BB: 1 P: 13	R: 0 E: 0 K: 0 S: 9	H: 0 LOB: 1 BB: 1 P: 13	1B: 5 2B: 1 3B: 1 HR: 0	SF: 0 SAC: 0 DP: 0 HBP: 0	WP: 0 PB: 0 SB: 0 CS: 0	PA: 35	
PITCHER	IP	WLS	BF	H	R	ER	SO	BB	IBB	HBP	BLK	WP	HR	S	P	ERA	WHIP								
Phil Niekro, R ERA: 2.97	(1, 1)	9.0	W	35	7	1	1	6	2	0	0	0	0	45	53	1.00	1.000								

Batter	1	2	3	4	5	6	7	8	9	AB	R	H	RBI	BB	SO	LOB	TOP										
Bill Mazerolski, R OBP: 0.325, SLG: 0.317 (1, 4)										5	0	1	1	0	0	2											
Gena Clines, R OBP: 0.389, SLG: 0.393 (1, 7)										4	1	0	0	1	0	1											
Roberto Clemente, R OBP: 0.359, SLG: 0.527 (1, 9)										4	0	1	0	0	1	0											
Manny Sanguillen, R OBP: 0.360, SLG: 0.436 (1, 2)										4	1	3	1	0	0	0											
Bob Robertson, R OBP: 0.352, SLG: 0.489 (1, 3)										4	1	1	1	0	0	3											
Jose Pagan, R OBP: 0.315, SLG: 0.333 (1, 5)										4	0	1	0	0	1	2											
Al Oliver, L OBP: 0.316, SLG: 0.398 (1, 8)										4	1	0	0	0	0	2											
Jackie Hernandez, R OBP: 0.244, SLG: 0.298 (1, 6)										4	1	2	1	0	1	0											
Dock Ellis, S OBP: 0.250, SLG: 0.211 (1, 1)										3	0	1	1	0	2	1											
Mudcat Grant, R OBP: 0.375, SLG: 0.429 (7, 1)										0	0	0	0	0	0	0											
Vic Davalillo, L OBP: 0.302, SLG: 0.333 (9, PH)										1	0	0	0	0	0	0											
Inning Stats	R: 1 E: 0 K: 0 S: 5	H: 2 LOB: 2 BB: 1 P: 9	R: 1 E: 1 K: 1 S: 7	H: 2 LOB: 1 BB: 0 P: 7	R: 3 E: 0 K: 1 S: 10	H: 5 LOB: 2 BB: 0 P: 10	R: 0 E: 0 K: 0 S: 3	H: 0 LOB: 0 BB: 0 P: 3	R: 0 E: 0 K: 0 S: 5	H: 0 LOB: 0 BB: 0 P: 5	R: 0 E: 0 K: 0 S: 4	H: 1 LOB: 1 BB: 0 P: 4	R: 0 E: 0 K: 2 S: 7	H: 0 LOB: 0 BB: 0 P: 7	R: 0 E: 0 K: 0 S: 3	H: 0 LOB: 0 BB: 0 P: 3	1B: 7 2B: 3 3B: 0 HR: 0	SF: 0 SAC: 0 DP: 0 HBP: 0	WP: 1 PB: 0 SB: 0 CS: 0	PA: 38							
PITCHER	IP	WLS	BF	H	R	ER	SO	BB	IBB	HBP	BLK	WP	HR	S	P	ERA	WHIP										
Al Downing, L ERA: 2.67 (1, 1)	2.2		17	8	5	5	2	1	0	0	0	1	0	20	24	16.88	3.375										
Doyle Alexander, R ERA: 4.17 (3, 1)	4.1	W	15	2	0	0	1	0	0	0	0	0	0	17	17	0.00	0.462										
Pete Mikkelsen, R ERA: 2.25 (8, 1)	2.0	S	6	0	0	0	2	0	0	0	0	0	0	10	10	0.00	0.000										

Pittsburgh Pirates @ Los Angeles Dodgers
Dodger Stadium, Los Angeles, CA
Tue Jul 27 1971, 7:05 PM PDT
Att: 26,564 - Unknown

AB	37
R	5
H	10
RBI	5
BB	1
SO	5
LOB	11




Batter	1	2	3	4	5	6	7	8	9	AB	R	H	RBI	BB	SO	LOB	BOTTOM										
Maury Wills, S OBP: 0.321, SLG: 0.327 (1, 6)										4	1	1	1	0	0	3											
Bill Buckner, L OBP: 0.323, SLG: 0.412 (1, 9)										4	1	2	5	0	0	0											
Willie Davis, L OBP: 0.345, SLG: 0.466 (1, 8)										4	0	0	0	0	1	3											
Dick Allen, R OBP: 0.377, SLG: 0.461 (1, 5)										4	0	1	0	0	0	0											
Willie Crawford, L OBP: 0.359, SLG: 0.529 (1, 7)										4	2	1	1	0	0	1											
Jim Lefebvre, S OBP: 0.323, SLG: 0.410 (1, 4)										4	0	1	0	0	2	0											
Wes Parker, S OBP: 0.355, SLG: 0.361 (1, 3)										4	2	2	0	0	0	2											
Duke Sims, L OBP: 0.337, SLG: 0.331 (1, 2)										3	1	1	0	1	0	1											
Al Downing, R OBP: 0.238, SLG: 0.233 (1, 1)										0	0	0	0	0	0	0											
Doyle Alexander, R OBP: 0.333, SLG: 0.231 (3, 1)										2	0	1	0	0	0	0											
Tom Haller, L OBP: 0.295, SLG: 0.296 (7, PH)										1	0	1	1	0	0	0											
Bill Russell, R OBP: 0.280, SLG: 0.320 (7, PR)										0	1	0	0	0	0	0											
Pete Mikkelsen, R OBP: 0.250, SLG: 0.143 (8, 1)										0	0	0	0	0	0	0											
Inning Stats	R: 0 E: 0 K: 0 S: 3	H: 0 LOB: 0 BB: 0 P: 3	R: 0 E: 0 K: 0 S: 3	H: 0 LOB: 0 BB: 0 P: 3	R: 1 E: 0 K: 1 S: 8	H: 4 LOB: 2 BB: 0 P: 8	R: 0 E: 0 K: 1 S: 5	H: 0 LOB: 0 BB: 0 P: 5	R: 0 E: 0 K: 0 S: 3	H: 0 LOB: 0 BB: 0 P: 3	R: 0 E: 0 K: 0 S: 3	H: 0 LOB: 0 BB: 0 P: 3	R: 6 E: 0 K: 0 S: 8	H: 5 LOB: 1 BB: 1 P: 12	R: 1 E: 0 K: 1 S: 7	H: 2 LOB: 1 BB: 0 P: 7	1B: 9 2B: 0 3B: 0 HR: 2	SF: 0 SAC: 0 DP: 0 HBP: 0	WP: 0 PB: 0 SB: 0 CS: 0	PA: 35							
PITCHER	IP	WLS	BF	H	R	ER	SO	BB	IBB	HBP	BLK	WP	HR	S	P	ERA	WHIP										
Dock Ellis, R ERA: 2.54 (1, 1)	6.2	L	28	8	6	6	2	1	0	0	0	0	0	31	35	8.10	1.350										
Mudcat Grant, R ERA: 3.66 (7, 1)	1.1		7	3	2	2	1	0	0	0	0	0	2	9	9	13.50	2.250										

Pittsburgh Pirates @ Los Angeles Dodgers
Dodger Stadium, Los Angeles, CA
Tue Jul 27 1971, 7:05 PM PDT
Att: 26,564 - Unknown

AB	34
R	8
H	11
RBI	8
BB	1
SO	3
LOB	10




Batter	1	2	3	4	5	6	7	8	9	AB	R	H	RBI	BB	SO	LOB	TOP		
Bill Mazerolski, R OBP: 0.321, SLG: 0.315 (1, 4)	F7		F9 G3 1B		F5		SF8		5-3-5	4	0	1	1	0	0	1			
Al Oliver, L OBP: 0.315, SLG: 0.399 (1, 8)	K		G3				F8			4	1	1	0	0	1	1			
Roberto Clemente, R OBP: 0.363, SLG: 0.528 (1, 9)	FC3-6 BB		F9						1B SF8 1B	3	1	2	1	1	0	1			
Willie Stargell, L OBP: 0.390, SLG: 0.650 (1, 7)	FC3-6		K		F8				1B	4	0	1	0	0	1	3			
Bob Robertson, R OBP: 0.351, SLG: 0.497 (1, 3)		HR		K		K		SF8		3	1	1	2	0	2	0			
Manny Sanguillen, R OBP: 0.359, SLG: 0.434 (1, 2)	5-3			FC6-4 1B		4-3		F8		4	0	1	0	0	0	1			
Jose Pagan, R OBP: 0.313, SLG: 0.331 (1, 5)				FC6-4 FC6 1B		K		K		4	0	1	0	0	2	2			
Jackie Hernandez, R OBP: 0.252, SLG: 0.320 (1, 6)	F8		FC6				SF8 3B		5-3-5 1B	4	1	2	0	0	0	2			
Luke Walker, L OBP: 0.114, SLG: 0.031 (1, 1)	K				6-3		K		F8	4	0	0	0	0	2	3			
Inning Stats	R: 0 H: 0 E: 0 K: 1 S: 5	H: 0 LOB: 1 BB: 1 P: 9	R: 1 H: 2 E: 0 K: 1 S: 7	H: 2 LOB: 1 BB: 0 P: 7	R: 0 H: 1 E: 0 K: 1 S: 6	H: 1 LOB: 1 BB: 0 P: 6	R: 0 H: 1 E: 0 K: 0 S: 6	H: 1 LOB: 1 BB: 0 P: 6	R: 1 H: 2 E: 0 K: 2 S: 7	H: 0 LOB: 0 BB: 0 P: 7	R: 1 H: 1 E: 0 K: 1 S: 6	H: 1 LOB: 1 BB: 0 P: 6	R: 1 H: 2 E: 0 K: 1 S: 7	H: 2 LOB: 1 BB: 0 P: 7	R: 0 H: 1 E: 0 K: 0 S: 3	H: 1 LOB: 0 BB: 3 P: 3	1B: 7 2B: 2 3B: 1 HR: 1	SF: 2 SAC: 0 DP: 1 HBP: 0	WP: 0 PA: 37 PB: 0 SB: 0 CS: 0
PITCHER	IP	WLS	BF	H	R	ER	SO	BB	IBB	HBP	BLK	WP	HR	S	P	ERA	WHIP		
Bill Singer, R ERA: 4.82 (1, 1)	7.0	L	31	9	4	4	7	1	0	0	0	0	1	44	48	5.14	1.429		
Jose Pena, R ERA: 3.12 (8, 1)	2.0		6	1	0	0	1	0	0	0	0	0	0	8	8	0.00	0.500		

Pittsburgh Pirates @ Los Angeles Dodgers
Dodger Stadium, Los Angeles, CA
Wed Jul 28 1971, 7:05 PM PDT
Att: 30,798 - Unknown

AB 34
R 4
H 10
RBI 4
BB 1
SO 8
LOB 14



Batter	1	2	3	4	5	6	7	8	9	AB	R	H	RBI	BB	SO	LOB	BOTTOM		
Maury Wills, S OBP: 0.321, SLG: 0.327 (1, 6)	K		F8			F8			4-3 1B	4	0	1	0	0	1	0			
Bill Buckner, L OBP: 0.317, SLG: 0.405 (1, 9)	E6 BB		4-3			G3			F2	4	0	0	0	0	0	2			
Willie Davis, L OBP: 0.344, SLG: 0.463 (1, 8)	G5-4-3 BB			6-3		4-3			4-3	3	0	0	0	1	0	2			
Dick Allen, R OBP: 0.373, SLG: 0.456 (1, 5)	G5-4-3			F4		5-3			5-3	4	0	0	0	0	0	4			
Wes Parker, S OBP: 0.355, SLG: 0.361 (1, 3)			G5-4-3 1B		G3		6-3			3	0	1	0	0	0	0			
Jim Lefebvre, S OBP: 0.320, SLG: 0.405 (1, 4)	G5-4-3				K				F7	3	0	0	0	0	1	1			
Willie Crawford, L OBP: 0.358, SLG: 0.526 (1, 7)					4-3				4-3	3	0	1	0	0	0	0			
Joe Ferguson, R OBP: 0.250, SLG: 0.288 (1, 2)			FC6-4		F4				5-3	3	0	0	0	0	0	1			
Bill Singer, R OBP: 0.184, SLG: 0.088 (1, 1)					G3					2	0	0	0	0	1	0			
Jose Pena, R OBP: 0.667, SLG: 0.667 (8, 1)										0	0	0	0	0	0	0			
Manny Mota, R OBP: 0.368, SLG: 0.385 (9, PH)									4-3 1B	1	0	1	0	0	0	0			
Inning Stats	R: 0 H: 0 E: 1 K: 1 S: 5	H: 2 LOB: 1 BB: 0 P: 4	R: 0 H: 0 E: 0 K: 0 S: 3	H: 0 LOB: 0 BB: 0 P: 3	R: 0 H: 0 E: 0 K: 0 S: 3	H: 0 LOB: 0 BB: 0 P: 3	R: 0 H: 0 E: 0 K: 1 S: 5	H: 0 LOB: 0 BB: 0 P: 5	R: 0 H: 0 E: 0 K: 0 S: 3	H: 0 LOB: 0 BB: 0 P: 3	R: 0 H: 2 E: 0 K: 0 S: 5	H: 2 LOB: 2 BB: 0 P: 5	R: 0 H: 0 E: 0 K: 0 S: 3	H: 0 LOB: 0 BB: 0 P: 3	R: 0 H: 0 E: 0 K: 0 S: 5	H: 2 LOB: 2 BB: 0 P: 5	1B: 4 2B: 0 3B: 0 HR: 0	SF: 0 SAC: 0 DP: 2 HBP: 0	WP: 0 PA: 31 PB: 0 SB: 0 CS: 0
PITCHER	IP	WLS	BF	H	R	ER	SO	BB	IBB	HBP	BLK	WP	HR	S	P	ERA	WHIP		
Luke Walker, L ERA: 3.59 (1, 1)	9.0	W	31	4	0	0	3	1	0	0	0	0	0	36	40	0.00	0.556		

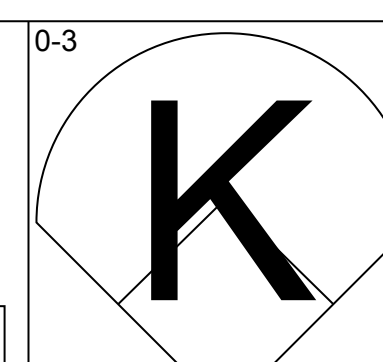
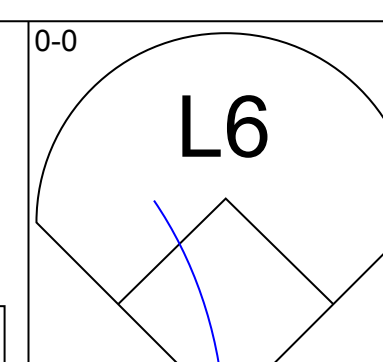
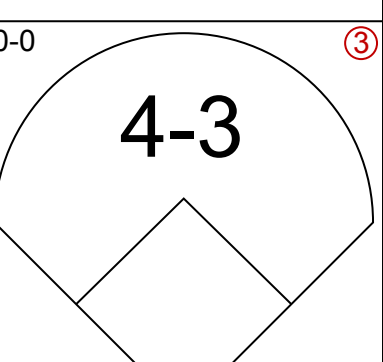
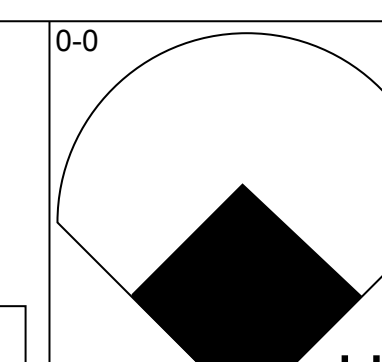
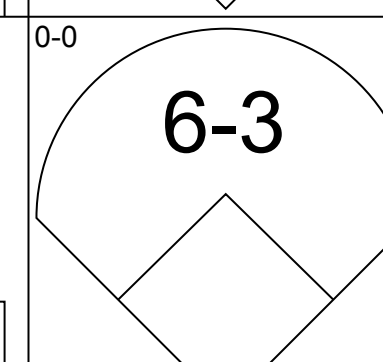
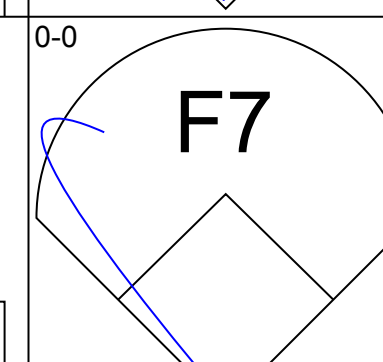
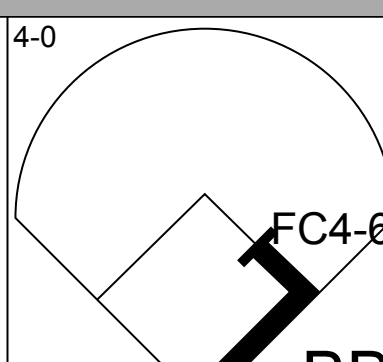
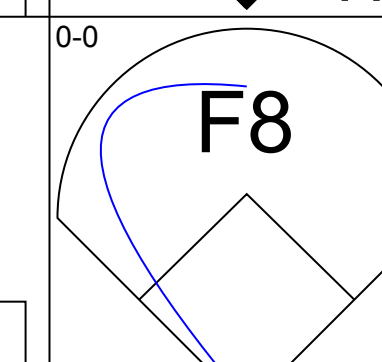
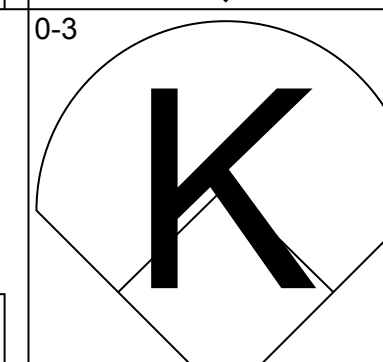
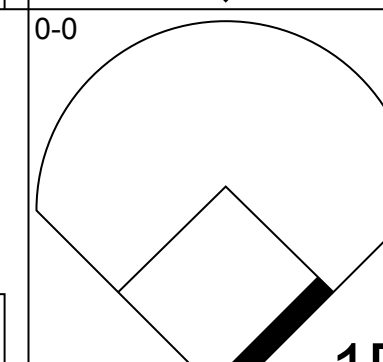
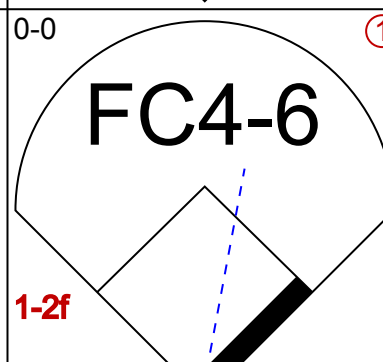
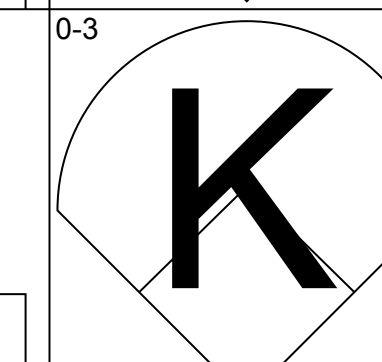
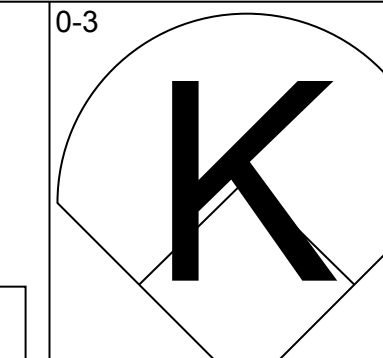
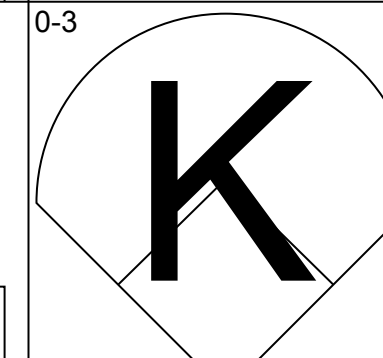
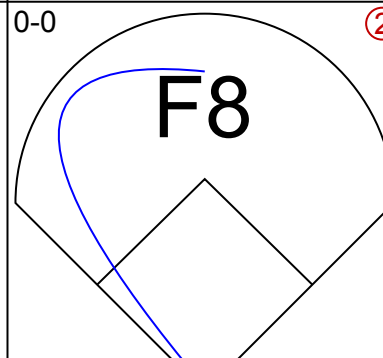
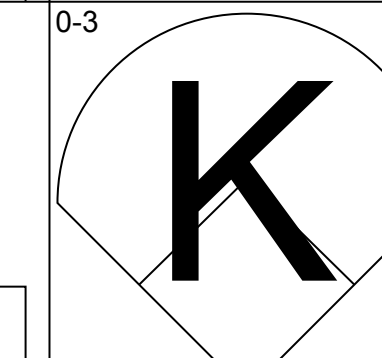
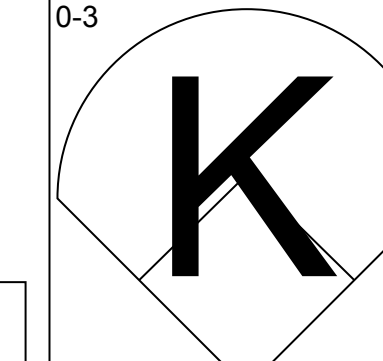
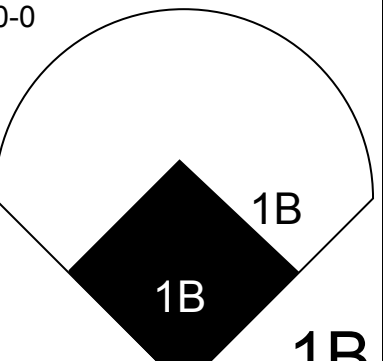
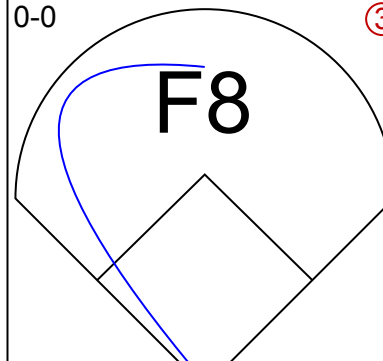
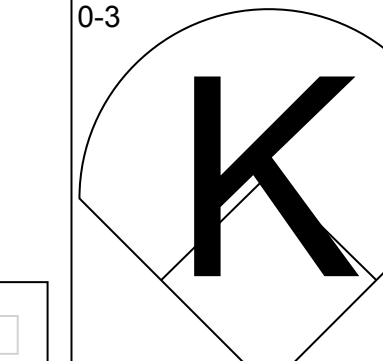
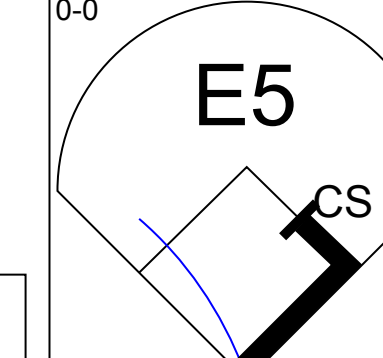
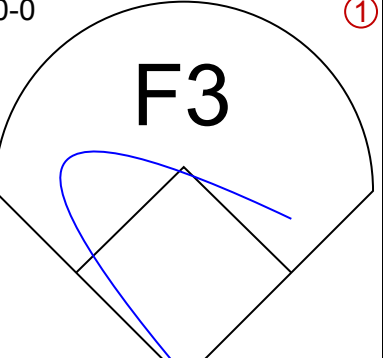
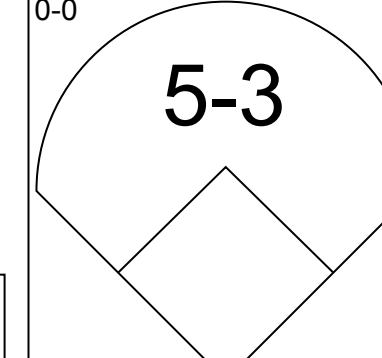
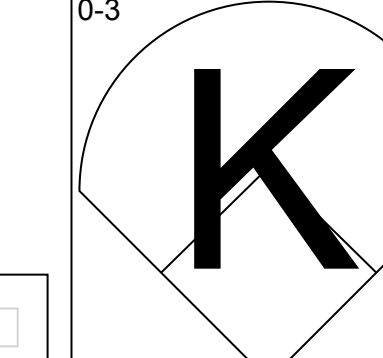
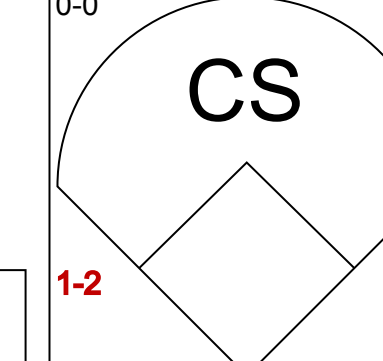
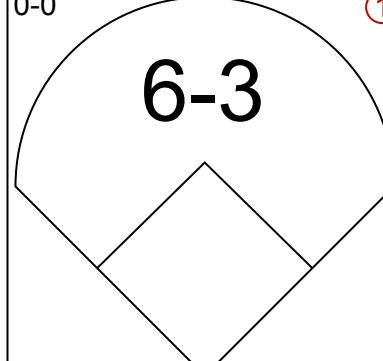
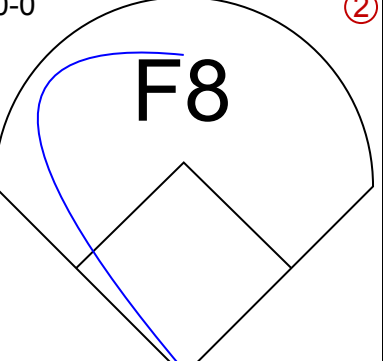
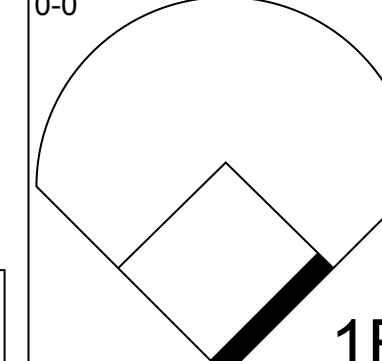
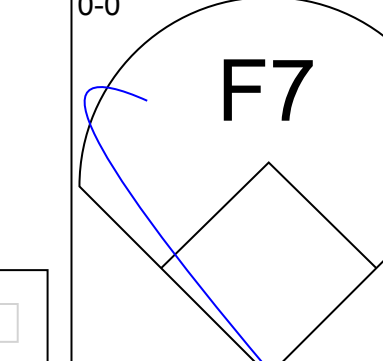
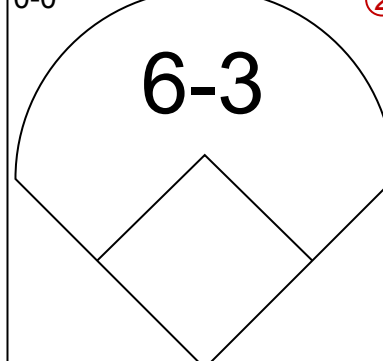
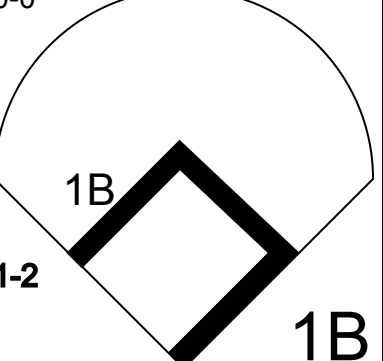
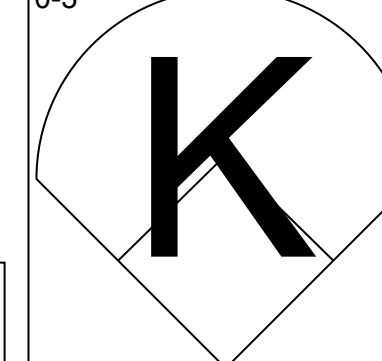
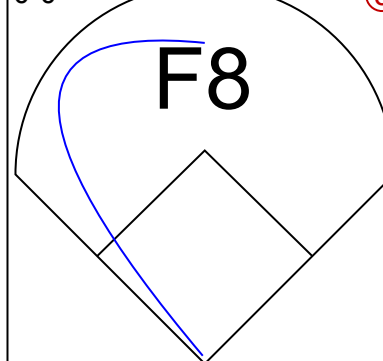
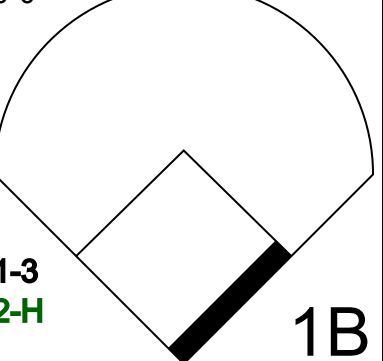
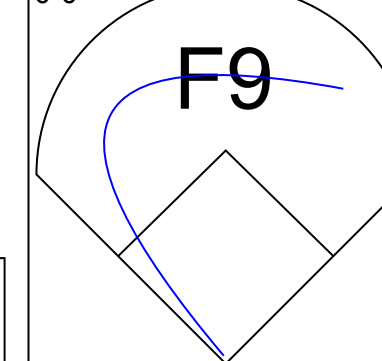
Pittsburgh Pirates @ Los Angeles Dodgers
Dodger Stadium, Los Angeles, CA
Wed Jul 28 1971, 7:05 PM PDT
Att: 30,798 - Unknown

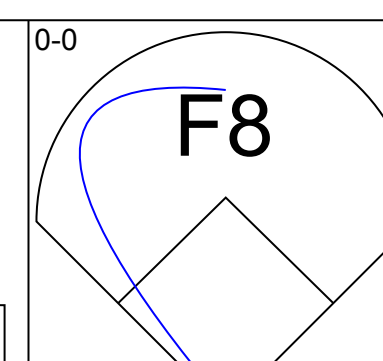
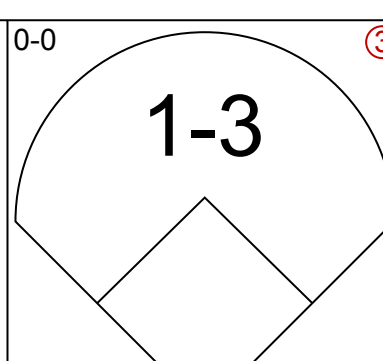
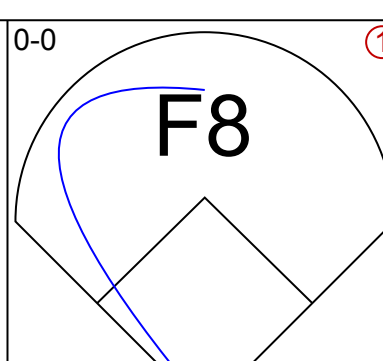
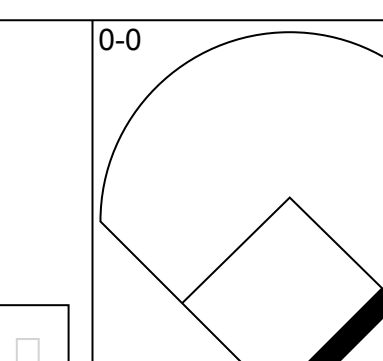
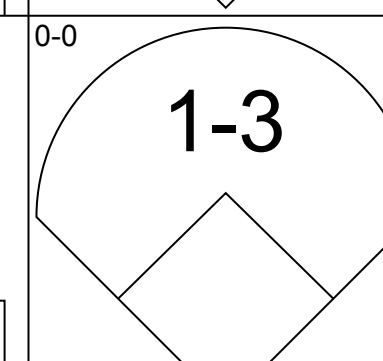
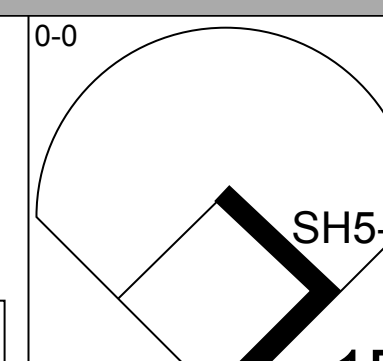
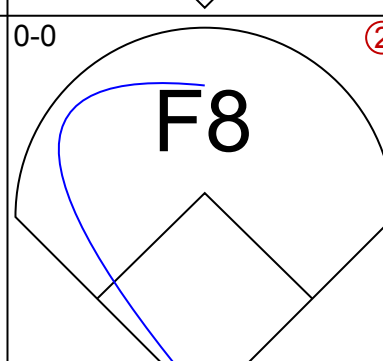
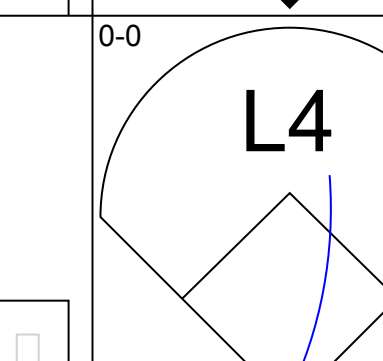
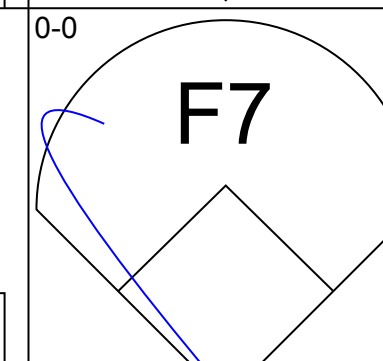
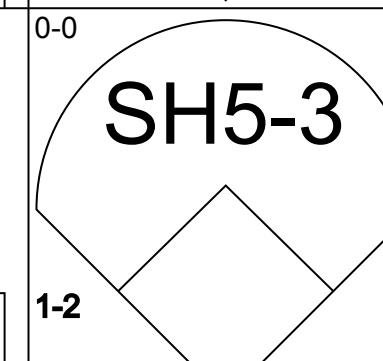
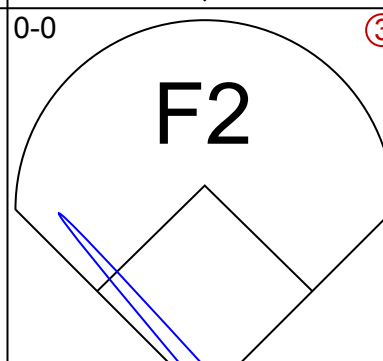
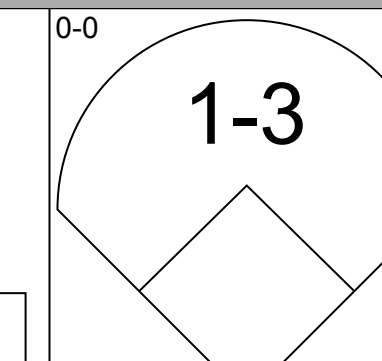
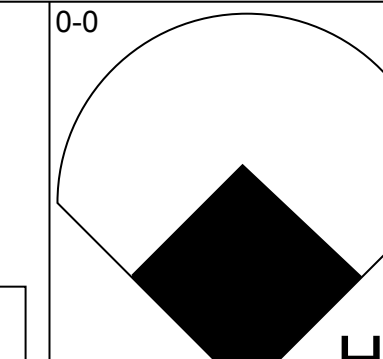
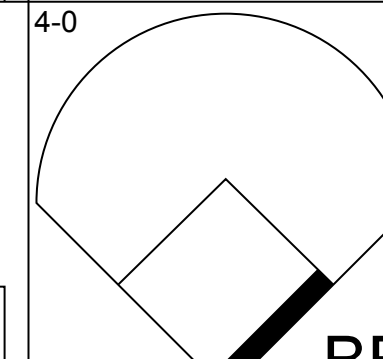
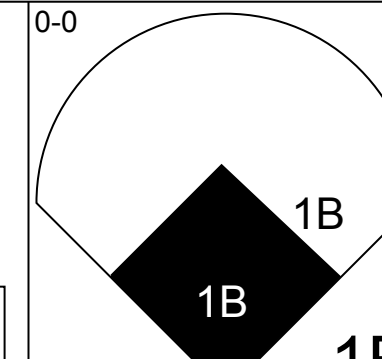
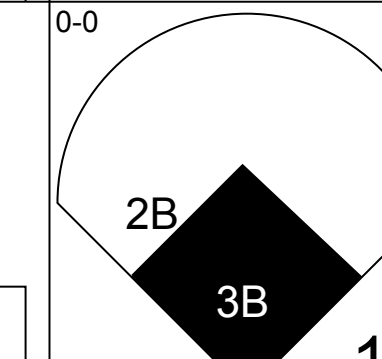
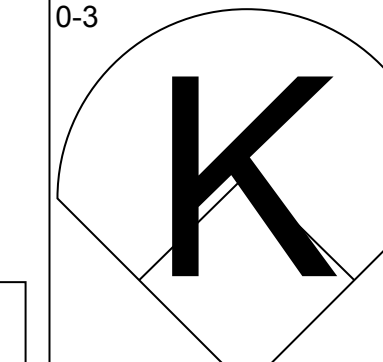
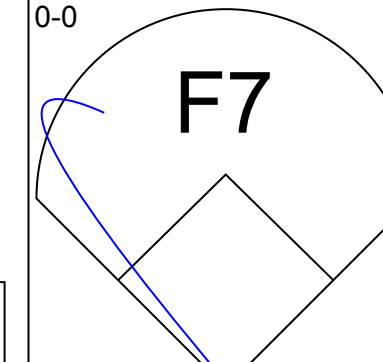
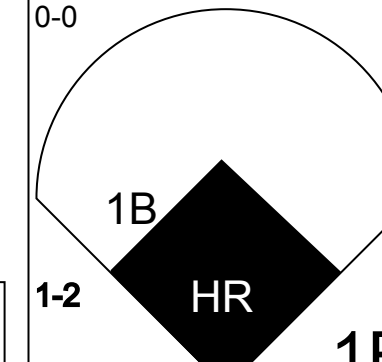
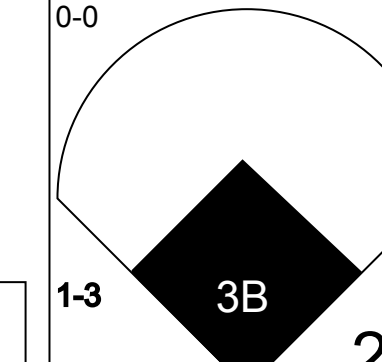
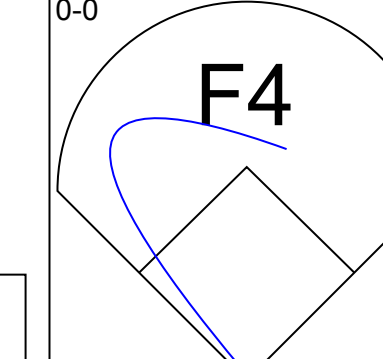
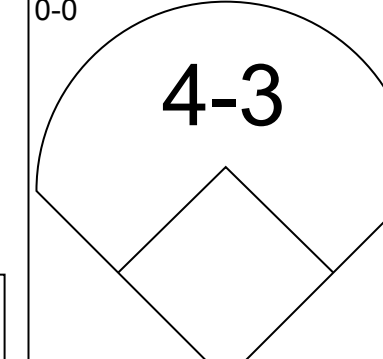
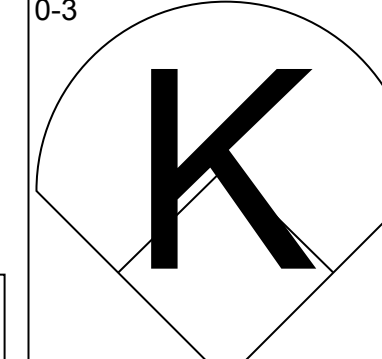
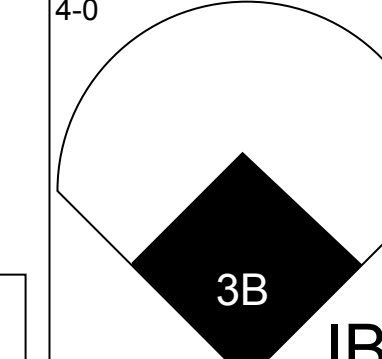
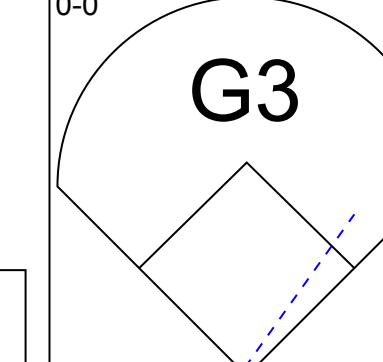
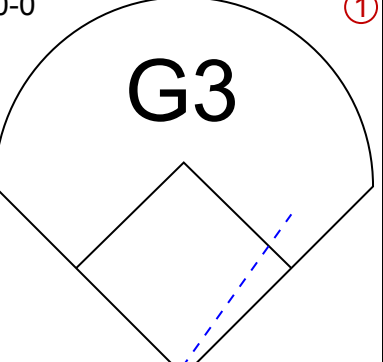
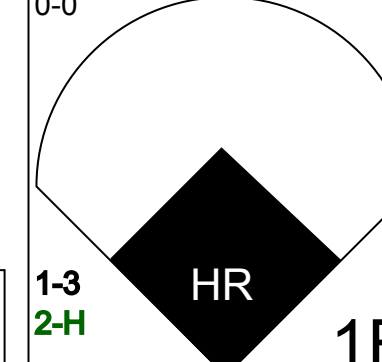
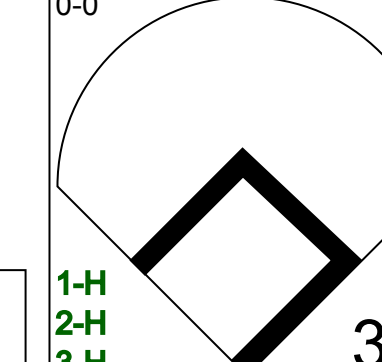
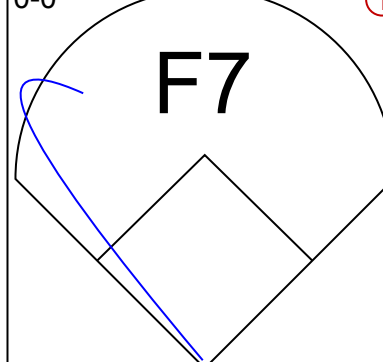
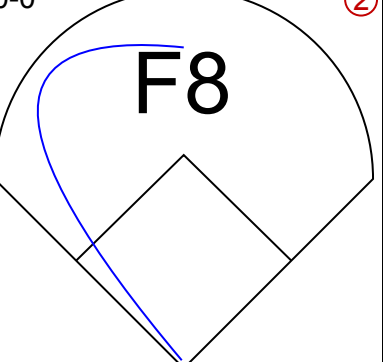
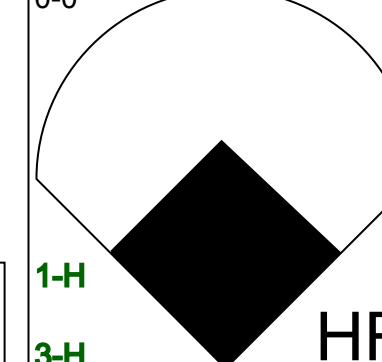
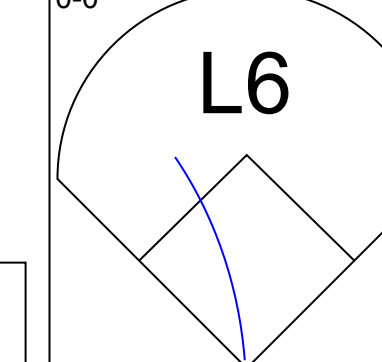
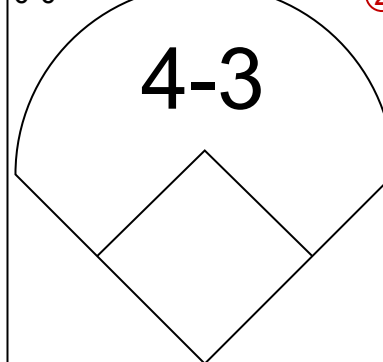
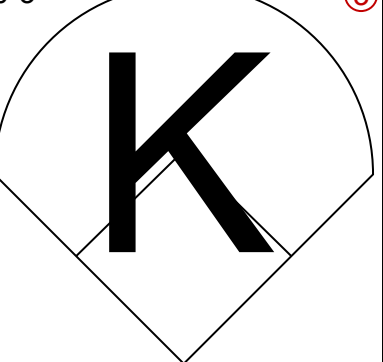
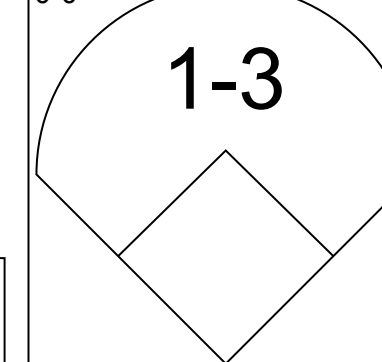
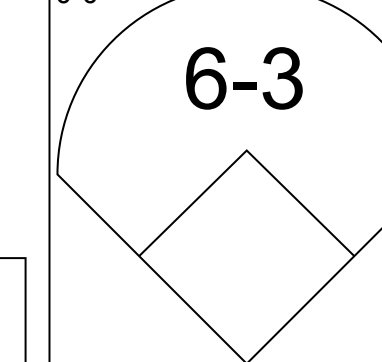
AB 30
R 0
H 4
RBI 0
BB 1
SO 3
LOB 10



Batter	1	2	3	4	5	6	7	8	9	AB	R	H	RBI	BB	SO	LOB	TOP					
Bill Mazerolski, R (1,4) OBP: 0.321, SLG: 0.311	F9		6-3		FC5-4 BB	HR		SH3-4		2	0	0	0	1	0	0	Pittsburgh Pirates @ Los Angeles Dodgers Dodger Stadium, Los Angeles, CA Thu Jul 29 1971, 7:05 PM PDT Att: 23,590 - Unknown					
Vic Davallillo, L (6,PH) OBP: 0.305, SLG: 0.337										1	1	1	1	0	0	0						
Nelson Briles, R (6,1) OBP: 0.286, SLG: 0.450										0	0	0	0	0	0	0						
Dave Giusti, R (9,1) OBP: 0.143, SLG: 0.077										0	0	0	0	0	0	0						
Gena Clines, R (1,8) OBP: 0.395, SLG: 0.413	F	S	CS		FC5-4	HR		L6		4	1	2	4	1	0	2						
Roberto Clemente, R (1,9) OBP: 0.361, SLG: 0.524	K		L	6-3	K	6-3				6	0	1	0	0	2	3						
Willie Stargell, L (1,7) OBP: 0.390, SLG: 0.655	1-3			6-3	K	6-3				5	1	2	1	0	0	1						
Manny Sanguillen, R (1,2) OBP: 0.359, SLG: 0.436		3-1								5	1	2	0	0	0	1						
Bob Robertson, R (1,3) OBP: 0.352, SLG: 0.503	F3									4	1	1	2	1	1	1						
Jose Pagan, R (1,5) OBP: 0.311, SLG: 0.328										4	0	1	0	0	1	2						
Jackie Hernandez, R (1,6) OBP: 0.259, SLG: 0.341	4-3									4	2	2	0	0	0	1						
Steve Blass, R (1,1) OBP: 0.127, SLG: 0.164			6-3							1	0	0	0	0	0	0						
Bob Veale, S (4,1) OBP: 0.286, SLG: 0.286										1	0	0	0	0	1	1						
Dave Cash, R (6,PH) OBP: 0.391, SLG: 0.407										2	1	2	0	0	0	0						
Inning Stats	R: 0 E: 0 K: 1 S: 5	H: 0 LOB: 1 BB: 1 P: 9	R: 0 E: 0 K: 0 S: 4	H: 1 LOB: 1 BB: 0 P: 4	R: 0 E: 0 K: 0 S: 3	H: 1 LOB: 0 BB: 0 P: 3	R: 0 E: 0 K: 0 S: 4	H: 1 LOB: 2 BB: 1 P: 8	R: 1 E: 0 K: 2 S: 8	H: 1 LOB: 1 BB: 1 P: 12	R: 6 E: 0 K: 1 S: 11	H: 6 LOB: 0 BB: 0 P: 11	R: 1 E: 0 K: 1 S: 6	H: 1 LOB: 0 BB: 0 P: 6	R: 0 E: 0 K: 0 S: 4	H: 1 LOB: 1 BB: 0 P: 4	R: 0 E: 0 K: 0 S: 4	H: 2 LOB: 1 BB: 0 P: 4	1B: 9 2B: 1 3B: 1 HR: 3	SF: 0 SAC: 1 DP: 0 HBP: 0	WP: 0 PB: 0 SB: 1 CS: 1	PA: 43
PITCHER	IP WLS BF H R ER SO BB IBB HBP BLK WP HR S P ERA WHIP																					
Claude Osteen, L (1,1) ERA: 3.38	5.2 L 28 8 5 5 4 3 0 0 0 0 1 32 44 7.94 1.941																					
Pete Mikkelsen, R (6,1) ERA: 2.56	0.1 3 2 2 2 0 0 0 0 0 0 1 3 3 54.00 6.000																					
Jose Pena, R (7,1) ERA: 3.1	3.0 12 4 1 1 1 0 0 0 0 0 1 14 14 3.00 1.333																					

Batter	1	2	3	4	5	6	7	8	9	AB	R	H	RBI	BB	SO	LOB	BOTTOM					
Maury Wills, S (1,6) OBP: 0.322, SLG: 0.326	4-3			F9						4	0	1	0	1	0	2	Pittsburgh Pirates @ Los Angeles Dodgers Dodger Stadium, Los Angeles, CA Thu Jul 29 1971, 7:05 PM PDT Att: 23,590 - Unknown					
Bill Buckner, L (1,9) OBP: 0.314, SLG: 0.400	6-3		FC6-4		6-3					5	0	1	1	0	0	1						
Willie Davis, L (1,8) OBP: 0.342, SLG: 0.460	F9		F9							5	0	1	0	0	1	3						
Dick Allen, R (1,5) OBP: 0.373, SLG: 0.454		HR		L6						4	1	1	0	1	0	2						
Willie Crawford, L (1,7) OBP: 0.364, SLG: 0.548										5	2	3	2	0	1	3						
Jim Lefebvre, S (1,4) OBP: 0.322, SLG: 0.404	F5									3	1	1	0	1	1	0						
Wes Parker, S (1,3) OBP: 0.354, SLG: 0.360		K								4	0	1	1	0	1	2						
Tom Haller, L (1,2) OBP: 0.293, SLG: 0.294										1	0	0	0	0	1	0						
Manny Mota, R (4,PH) OBP: 0.366, SLG: 0.382										1	0	0	0	0	0	2						
Duke Sims, L (5,2) OBP: 0.338, SLG: 0.333										2	0	1	0	0	0	2						
Claude Osteen, L (1,1) OBP: 0.194, SLG: 0.190										2	0	1	1	0	0	0						
Pete Mikkelsen, R (6,1) OBP: 0.250, SLG: 0.143										0	0	0	0	0	0	0						
Steve Garvey, R (6,PH) OBP: 0.305, SLG: 0.393										1	0	0	0	0	0	1						
Jose Pena, R (7,1) OBP: 0.667, SLG: 0.667										0	0	0	0	0	0	0						
Bobby Valentine, R (9,PH) OBP: 0.283, SLG: 0.323										1	1	1	0	0	0	0						
Inning Stats	R: 0 E: 0 K: 0 S: 3	H: 0 LOB: 0 BB: 0 P: 3	R: 2 E: 0 K: 2 S: 8	H: 1 LOB: 0 BB: 1 P: 12	R: 0 E: 0 K: 0 S: 4	H: 1 LOB: 1 BB: 0 P: 4	R: 2 E: 0 K: 0 S: 7	H: 4 LOB: 2 BB: 0 P: 7	R: 0 E: 0 K: 1 S: 6	H: 2 LOB: 1 BB: 0 P: 6	R: 0 E: 0 K: 1 S: 6	H: 1 LOB: 1 BB: 0 P: 6	R: 0 E: 0 K: 0 S: 3	H: 0 LOB: 0 BB: 0 P: 3	R: 0 E: 0 K: 0 S: 4	H: 1 LOB: 2 BB: 1 P: 8	R: 1 E: 0 K: 1 S: 7	H: 2 LOB: 2 BB: 1 P: 11	1B: 10 2B: 1 3B: 0 HR: 1	SF: 0 SAC: 0 DP: 0 HBP: 0	WP: 0 PB: 0 SB: 0 CS: 1	PA: 41
PITCHER	IP WLS BF H R ER SO BB IBB HBP BLK WP HR S P ERA WHIP																					
Steve Blass, R (1,1) ERA: 2.98	3.1 W 7 3 0 0 1 0 0 0 0 0 0 9 9 0.00 1.800																					
Bob Veale, L (4,1) ERA: 6.51	1.2 W 7 3 0 0 1 0 0 0 0 0 0 9 9 0.00 1.800																					
Nelson Briles, R (6,1) ERA: 4.22	3.0 14 3 1 1 1 2 0 0 0 0 0 14 22 3.00 1.667																					
Dave Giusti, R (9,1) ERA: 2.8	1.0 S 4 1 0 0 1 0 0 0 0 0 0 6 6 0.00 1.000																					

Batter	1	2	3	4	5	6	7	8	9	AB	R	H	RBI	BB	SO	LOB	TOP					
Pete Rose, S OBP: 0.382, SLG: 0.427 (1, 9)										4	1	1	1	0	1	2	Cincinnati Reds @ Los Angeles Dodgers Dodger Stadium, Los Angeles, CA Fri Jul 30 1971, 7:05 PM PDT Att: 20,848 - Unknown					
Bernie Carbo, L OBP: 0.354, SLG: 0.345 (1, 7)										3	0	0	0	1	0	0						
Lee May, R OBP: 0.327, SLG: 0.543 (1, 3)										4	0	1	0	0	2	1						
Tony Perez, R OBP: 0.313, SLG: 0.425 (1, 5)										4	0	0	0	0	3	2						
Johnny Bench, R OBP: 0.293, SLG: 0.448 (1, 2)										4	1	1	0	0	2	1						
Hal McRae, R OBP: 0.280, SLG: 0.410 (1, 8)										4	0	0	0	0	1	1						
Tommy Helms, R OBP: 0.285, SLG: 0.335 (1, 4)										4	0	1	0	0	0	1						
Dave Concepcion, R OBP: 0.259, SLG: 0.263 (1, 6)										3	0	1	0	0	1	1						
Gary Nolan, R OBP: 0.145, SLG: 0.132 Joe Gibbon, R (7, 1)										3	0	1	1	0	0	1						
Inning Stats	R: 0 E: 0 K: 2 S: 7	H: 0 LOB: 0 BB: 0 P: 7	R: 0 E: 1 K: 2 S: 7	H: 0 LOB: 0 BB: 0 P: 7	R: 0 E: 0 K: 0 S: 3	H: 0 LOB: 0 BB: 0 P: 3	R: 0 E: 0 K: 1 S: 6	H: 1 LOB: 1 BB: 0 P: 6	R: 1 E: 0 K: 0 S: 6	H: 3 LOB: 2 BB: 0 P: 6	R: 0 E: 0 K: 0 S: 3	H: 0 LOB: 1 BB: 1 P: 7	R: 0 E: 0 K: 1 S: 6	H: 1 LOB: 1 BB: 0 P: 6	R: 1 E: 0 K: 2 S: 8	H: 1 LOB: 0 BB: 0 P: 8	R: 0 E: 0 K: 2 S: 7	H: 0 LOB: 0 BB: 0 P: 7	1B: 5 2B: 0 3B: 0 HR: 1	SF: 0 SAC: 0 DP: 0 HBP: 0	WP: 0 PB: 0 SB: 0 CS: 1	PA: 35
PITCHER Don Sutton, R ERA: 2.97 (1, 1)	IP: 9.0 WLS: W BF: 34 H: 6 R: 2 ER: 2 SO: 10 BB: 1 IBB: 0 HBP: 0 BLK: 0 WP: 0 HR: 1 S: 53 P: 57 ERA: 2.00 WHIP: 0.778															PITCHER						

Batter	1	2	3	4	5	6	7	8	9	AB	R	H	RBI	BB	SO	LOB	BOTTOM					
Maury Wills, S OBP: 0.321, SLG: 0.325 (1, 6)										4	0	1	0	0	0	0	Cincinnati Reds @ Los Angeles Dodgers Dodger Stadium, Los Angeles, CA Fri Jul 30 1971, 7:05 PM PDT Att: 20,848 - Unknown					
Bill Buckner, L OBP: 0.313, SLG: 0.397 (1, 9)										4	0	1	0	0	0	1						
Willie Davis, L OBP: 0.340, SLG: 0.456 (1, 8)										3	0	0	0	0	0	0						
Dick Allen, R OBP: 0.379, SLG: 0.467 (1, 5)										3	3	3	1	1	0	0						
Willie Crawford, L OBP: 0.367, SLG: 0.552 (1, 7)										4	2	2	0	0	1	2						
Wes Parker, S OBP: 0.353, SLG: 0.357 (1, 3)										3	1	0	0	1	1	4						
Jim Lefebvre, S OBP: 0.324, SLG: 0.413 (1, 4)										4	1	2	4	0	0	0						
Tom Haller, L OBP: 0.291, SLG: 0.319 (1, 2)										4	1	1	3	0	0	1						
Don Sutton, R OBP: 0.228, SLG: 0.204 (1, 1)										4	0	0	0	0	1	1						
Inning Stats	R: 0 E: 0 K: 0 S: 3	H: 0 LOB: 0 BB: 0 P: 3	R: 1 E: 0 K: 1 S: 6	H: 1 LOB: 0 BB: 0 P: 6	R: 0 E: 0 K: 0 S: 3	H: 0 LOB: 0 BB: 0 P: 3	R: 0 E: 0 K: 0 S: 4	H: 1 LOB: 2 BB: 1 P: 8	R: 0 E: 0 K: 1 S: 5	H: 0 LOB: 0 BB: 0 P: 5	R: 0 E: 0 K: 0 S: 3	H: 0 LOB: 0 BB: 0 P: 3	R: 4 E: 0 K: 1 S: 10	H: 5 LOB: 1 BB: 0 P: 10	R: 3 E: 0 K: 0 S: 6	H: 3 LOB: 1 BB: 1 P: 10	R: 0 E: 0 K: 0 S: 7	H: 0 LOB: 0 BB: 0 P: 7	1B: 6 2B: 1 3B: 1 HR: 2	SF: 0 SAC: 1 DP: 0 HBP: 0	WP: 0 PB: 0 SB: 0 CS: 0	PA: 36
PITCHER Gary Nolan, R ERA: 3.46 Joe Gibbon, L ERA: 3.16 (7, 1)	IP: 6.1 WLS: L BF: 26 H: 6 R: 5 ER: 5 SO: 3 BB: 1 IBB: 0 HBP: 0 BLK: 0 WP: 0 HR: 2 S: 31 P: 35 ERA: 7.11 WHIP: 1.105															PITCHER						

AB	33
R	2
H	6
RBI	2
BB	1
SO	10
LOB	10



AB	33
R	8
H	10
RBI	8
BB	2
SO	3
LOB	9



Batter	1	2	3	4	5	6	7	8	9	AB	R	H	RBI	BB	SO	LOB	TOP			
Pete Rose, S OBP: 0.379, SLG: 0.423 (1,9)	F8		FC6-4			K		F9		4	0	0	0	0	1	1	Cincinnati Reds @ Los Angeles Dodgers Dodger Stadium, Los Angeles, CA Sat Jul 31 1971, 7:05 PM PDT Att: 26,087 - Unknown			
Hal McRae, R OBP: 0.275, SLG: 0.402 (1,8)	5-3			K		6-3		5-3		4	0	0	0	0	1	0				
Lee May, R OBP: 0.326, SLG: 0.542 (1,3)	K			E5		2B		E5		4	1	1	0	0	1	0				
Tony Perez, R OBP: 0.315, SLG: 0.427 (1,5)		K			BB			F8		3	0	1	1	1	1	1				
Johnny Bench, R OBP: 0.290, SLG: 0.443 (1,2)	5-3			F5		K		F9		4	0	0	0	0	1	4				
George Foster, R OBP: 0.287, SLG: 0.383 (1,7)	F8			K				F8		4	0	0	0	0	2	3				
Tommy Helms, R OBP: 0.285, SLG: 0.335 (1,4)			FC6-4			F7		F8		3	0	1	0	0	0	0				
Dave Concepcion, R OBP: 0.256, SLG: 0.260 (1,6)			F8			5-3		F9		3	0	0	0	0	0	1				
Don Gullett, R OBP: 0.122, SLG: 0.104 Clay Carroll, R OBP: 0.167, SLG: 0.167 (8,1)			K			5-3		F3		3	0	0	0	0	1	1				
Inning Stats	R: 0 E: 0 K: 1 S: 5	H: 0 LOB: 0 BB: 0 P: 5	R: 0 E: 0 K: 1 S: 5	H: 0 LOB: 0 BB: 0 P: 5	R: 0 E: 0 K: 1 S: 6	H: 1 LOB: 1 BB: 0 P: 6	R: 0 E: 0 K: 2 S: 8	H: 0 LOB: 2 BB: 1 P: 12	R: 0 E: 0 K: 0 S: 3	H: 0 LOB: 0 BB: 0 P: 3	R: 1 E: 0 K: 0 S: 9	H: 2 LOB: 1 BB: 0 P: 9	R: 0 E: 0 K: 0 S: 3	H: 0 LOB: 0 BB: 0 P: 3	R: 0 E: 1 K: 1 S: 6	H: 0 LOB: 1 BB: 0 P: 6	1B: 1 2B: 2 3B: 0 HR: 0	SF: 0 SAC: 0 DP: 0 HBP: 0	WP: 0 PB: 0 SB: 0 CS: 0	PA: 33
PITCHER	IP	WLS	BF	H	R	ER	SO	BB	IBB	HBP	BLK	WP	HR	S	P	ERA	WHIP			
Al Downing, L ERA: 2.6 Jim Brewer, L ERA: 2.09	(1,1)	8.0	W	29	3	1	1	7	1	0	0	0	0	42	46	1.12	0.500			
PITCHER	IP	WLS	BF	H	R	ER	SO	BB	IBB	HBP	BLK	WP	HR	S	P	ERA	WHIP			
	(9,1)	1.0	S	4	0	0	0	1	0	0	0	0	0	6	6	0.00	0.000			

Batter	1	2	3	4	5	6	7	8	9	AB	R	H	RBI	BB	SO	LOB	BOTTOM			
Bobby Valentine, R OBP: 0.278, SLG: 0.317 Wes Parker, S OBP: 0.353, SLG: 0.357 (9,3)	F9		F9			SH1-4		FC1-5		3	1	0	0	0	0	2	Cincinnati Reds @ Los Angeles Dodgers Dodger Stadium, Los Angeles, CA Sat Jul 31 1971, 7:05 PM PDT Att: 26,087 - Unknown			
Manny Mota, R OBP: 0.370, SLG: 0.385 (1,7)				F8		F4		1B		4	1	2	1	0	0	1				
Willie Crawford, L OBP: 0.360, SLG: 0.544 (1,8)	F7			F8		F8		SF8		3	0	0	1	0	0	2				
Dick Allen, R OBP: 0.381, SLG: 0.473 Jim Brewer, L OBP: 0.400, SLG: 0.400 (9,1)	K					F7		1B		4	1	2	0	0	1	1				
Jim Lefebvre, S OBP: 0.323, SLG: 0.409 (1,4)		F8				F7		2B		3	0	0	0	1	1	1				
Steve Garvey, R OBP: 0.316, SLG: 0.410 (1,5)				G4-6-3		K		1B		4	0	3	2	0	1	0				
Bill Buckner, L OBP: 0.308, SLG: 0.390 (1,9)			G4-6-3			F7		4-3		4	0	0	0	0	0	5				
Joe Ferguson, R OBP: 0.254, SLG: 0.278 Billy Grabarkewitz, R OBP: 0.379, SLG: 0.279 Duke Sims, L OBP: 0.336, SLG: 0.333 (9,2)			G3			F4		FC1-5		2	0	0	0	1	0	0				
Al Downing, R OBP: 0.246, SLG: 0.242 Maury Wills, S OBP: 0.323, SLG: 0.327 (8,6)			4-3			SH1-4		FC1-5		2	0	1	0	0	0	0				
Inning Stats	R: 0 E: 0 K: 1 S: 6	H: 1 LOB: 1 BB: 0 P: 6	R: 0 E: 0 K: 0 S: 3	H: 1 LOB: 0 BB: 0 P: 3	R: 0 E: 0 K: 0 S: 3	H: 0 LOB: 0 BB: 0 P: 3	R: 0 E: 0 K: 1 S: 6	H: 1 LOB: 1 BB: 0 P: 6	R: 0 E: 0 K: 1 S: 5	H: 0 LOB: 0 BB: 0 P: 5	R: 0 E: 0 K: 0 S: 4	H: 1 LOB: 1 BB: 0 P: 4	R: 0 E: 0 K: 0 S: 4	H: 1 LOB: 1 BB: 0 P: 4	R: 4 E: 0 K: 0 S: 7	H: 4 LOB: 3 BB: 2 P: 15	1B: 7 2B: 1 3B: 1 HR: 0	SF: 1 SAC: 1 DP: 1 HBP: 0	WP: 0 PB: 0 SB: 0 CS: 0	PA: 34
PITCHER	IP	WLS	BF	H	R	ER	SO	BB	IBB	HBP	BLK	WP	HR	S	P	ERA	WHIP			
Don Gullett, L ERA: 2.76 Clay Carroll, R ERA: 2.04	(1,1)	7.2	L	31	8	4	4	3	1	0	0	0	0	2	6	0.00	3.000			
PITCHER	IP	WLS	BF	H	R	ER	SO	BB	IBB	HBP	BLK	WP	HR	S	P	ERA	WHIP			
	(8,1)	0.1		3	1	0	0	0	0	1	0	0	0	2	6	0.00	3.000			

Batter	1	2	3	4	5	6	7	8	9	10	11	AB	R	H	RBI	BB	SO	LOB	TOP				
Pete Rose, S OBP: 0.377, SLG: 0.420 (1, 9)	6-3		4-3			FC6 1B 1-2		4-3		K		5	0	1	0	0	1	0					
Ty Cline, L OBP: 0.251, SLG: 0.215 (1, 8)	L5			L8		BB FC6 CS 1B 1-2 2-3		L9			5-3	4	0	1	0	0	0	0					
Clay Carroll, R OBP: 0.167, SLG: 0.167 (8, 1)	WP											0	0	0	0	0	0	0					
George Foster, R OBP: 0.286, SLG: 0.381 (11, PH)												1	0	0	0	0	0	0					
Johnny Bench, R OBP: 0.289, SLG: 0.439 (1, 2)	G4-6-3 BB			F7		FC6 BB 1-2 2-3		FC6		F9		4	0	0	0	1	0	3					
Tony Perez, R OBP: 0.316, SLG: 0.433 (1, 3)	G4-6-3											3	2	1	2	1	1	2					
Bernie Carbo, L OBP: 0.357, SLG: 0.346 (1, 7)																							
Lee May, R OBP: 0.326, SLG: 0.541 (9, PH)	5-3											2	0	1	0	1	0	0					
Buddy Bradford, R OBP: 0.300, SLG: 0.299 (9, 7)						G4-6-3 1B 1-2 2-3		BB		F9		1	0	0	0	0	0	1					
Jimmy Stewart, S OBP: 0.284, SLG: 0.279 (1, 5)												4	0	0	0	0	0	4					
Al Ferrara, R OBP: 0.288, SLG: 0.233 (9, PH)	4-3					G4-6-3 1B 1-2		L		6-3		1	1	1	2	0	0	0					
Dave Concepcion, R OBP: 0.256, SLG: 0.260 (9, 5)												0	0	0	0	0	0	0					
Tommy Helms, R OBP: 0.285, SLG: 0.337 (1, 4)	F8											4	0	1	0	0	0	0					
Woody Woodward, R OBP: 0.266, SLG: 0.260 (1, 6)				K								4	0	0	0	0	1	1					
Jim McGlothlin, R OBP: 0.271, SLG: 0.278 (6, 1)												2	1	1	0	0	0	0					
Wayne Granger, R OBP: 0.500, SLG: 1.333 (8, PH)	6-3											0	0	0	0	0	0	0					
Hal McRae, R OBP: 0.275, SLG: 0.398 (8, 8)						1B SF8 1B				F9		2	0	0	0	0	0	0					
Joe Gibbon, R (11, 1)												0	0	0	0	0	0	0					
Inning Stats	R: 0 E: 1 K: 0 S: 3	H: 0 LOB: 1 BB: 1 P: 7	R: 0 E: 0 K: 0 S: 3	H: 0 LOB: 0 BB: 0 P: 3	R: 0 E: 0 K: 1 S: 5	H: 0 LOB: 0 BB: 0 P: 5	R: 0 E: 0 K: 1 S: 5	H: 2 LOB: 1 BB: 0 P: 5	R: 1 E: 0 K: 0 S: 5	H: 3 LOB: 2 BB: 1 P: 9	R: 0 E: 0 K: 0 S: 3	H: 0 LOB: 0 BB: 0 P: 3	R: 2 E: 0 K: 0 S: 4	H: 1 LOB: 0 BB: 1 P: 8	R: 0 E: 0 K: 1 S: 5	H: 0 LOB: 0 BB: 0 P: 5	R: 1 E: 0 K: 0 S: 4	H: 1 LOB: 0 BB: 0 P: 4	1B: 4 2B: 1 3B: 0 HR: 2	SF: 1 SAC: 0 DP: 2 HBP: 0	WP: 1 PB: 0 SB: 0 CS: 1	PA: 42	
Bill Singer, R ERA: 4.50 (1, 1)	IP: 8.0	WLS: 8	BF: 30	H: 5	R: 1	ER: 1	SO: 2	BB: 2	IBB: 0	HBP: 0	BLK: 0	WP: 0	HR: 0	S: 31	P: 39	ERA: 1.12	WHIP: 0.875						
Jim Brewer, L ERA: 2.37 (9, 1)	2.0		8	1	2	2	1	1	0	0	0	0	1	9	13	9.00	1.000						
Pete Mikkelsen, R ERA: 2.67 (11, 1)	1.0	W	4	1	1	1	0	0	0	0	0	0	1	4	4	9.00	1.000						

Cincinnati Reds @ Los Angeles Dodgers
Dodger Stadium, Los Angeles, CA
Sun Aug 01 1971, 3:33 AM PDT
Att: 20,323 - Unknown

AB 38
R 4
H 7
RBI 4
BB 3
SO 3
LOB 11





Batter	1	2	3	4	5	6	7	8	9	10	11	AB	R	H	RBI	BB	SO	LOB	BOTTOM				
Maury Wills, S OBP: 0.318, SLG: 0.322 (1, 6)	6-3		F7			G3 FC6-4 1-2 2-3		F8			K	6	0	0	0	1	7						
Manny Mota, R OBP: 0.374, SLG: 0.386 (1, 7)	6-3							5-3			F8	5	1	2	0	1	0	0					
Bill Buckner, L OBP: 0.309, SLG: 0.386 (1, 9)	WP 1B																						
Dick Allen, R OBP: 0.380, SLG: 0.470 (1, 3)	1B		L8			F3		4-3				5	1	1	1	0	0	2					
Willie Crawford, L OBP: 0.357, SLG: 0.536 (1, 8)	K																						
Jim Lefebvre, S OBP: 0.331, SLG: 0.417 (1, 4)																							
Steve Garvey, R OBP: 0.374, SLG: 0.406 (1, 5)																							
Jim Brewer, L OBP: 0.220, SLG: 0.400 (8, 1)																							
Duke Sims, L OBP: 0.250, SLG: 0.331 (11, PH)																							
Pete Mikkelsen, R OBP: 0.256, SLG: 0.143 (11, 1)																							
Tom Haller, L OBP: 0.298, SLG: 0.319 (1, 2)																							
Joe Ferguson, R OBP: 0.267, SLG: 0.291 (11, PH)																							
Bill Singer, R OBP: 0.220, SLG: 0.111 (1, 1)																							
Wes Parker, S OBP: 0.353, SLG: 0.357 (9, 3)																							
Inning Stats	R: 1 E: 0 K: 1 S: 7	H: 2 LOB: 1 BB: 0 P: 7	R: 0 E: 0 K: 1 S: 6	H: 2 LOB: 2 BB: 0 P: 6	R: 0 E: 0 K: 0 S: 5	H: 2 LOB: 2 BB: 0 P: 5	R: 0 E: 0 K: 1 S: 5	H: 0 LOB: 0 BB: 0 P: 5	R: 0 E: 0 K: 0 S: 4	H: 0 LOB: 0 BB: 0 P: 5	R: 1 E: 1 K: 0 S: 4	H: 1 LOB: 2 BB: 0 P: 12	R: 0 E: 0 K: 1 S: 5	H: 0 LOB: 0 BB: 0 P: 5	R: 0 E: 0 K: 0 S: 3	H: 1 LOB: 0 BB: 0 P: 3	R: 2 E: 2 K: 1 S: 7	H: 1 LOB: 3 BB: 1 P: 12	1B: 12 2B: 1 3B: 0 HR: 0	SF: 1 SAC: 1 DP: 1 HBP: 1	WP: 2 PB: 0 SB: 0 CS: 0	PA: 50	
Jim McGlothlin, R ERA: 3.45 (1, 1)	IP: 5.2	WLS: 1	BF: 27	H: 10	R: 2	ER: 2	SO: 4	BB: 1	IBB: 0	HBP: 0	BLK: 0	WP: 1	HR: 0	S: 34	P: 38	ERA: 3.18	WHIP: 1.941						
Wayne Granger, R ERA: 2.88 (6, 1)	1.1		4	0	0	0	1	0	0	0	0	0	0	6	6	0.00	0.000						
Clay Carroll, R ERA: 2.08 (8, 1)	3.0		12	2	1	1	1	1	0	0	0	0	0	12	20	3.00	1.000						
Joe Gibbon, L ERA: 3.14 (11, 1)	0.2	L	7	1	2	0	1	0	1	1	0	1	0	7	12	0.00	1.500						

Cincinnati Reds @ Los Angeles Dodgers
Dodger Stadium, Los Angeles, CA
Sun Aug 01 1971, 3:33 AM PDT
Att: 20,323 - Unknown

AB 42
R 5
H 13
RBI 5
BB 4
SO 7
LOB 20




Batter	1	2	3	4	5	6	7	8	9	AB	R	H	RBI	BB	SO	LOB	TOP										
Maury Wills, S OBP: 0.318, SLG: 0.321	0-0 6-3			0-0 F2		0-0 F9		0-0 1B		4	0	1	0	0	0	0	Los Angeles Dodgers @ San Francisco Giants Candlestick Park, San Francisco, CA Mon Aug 02 1971, 10:05 PM EDT Att: 23,892 - Unknown AB 34 R 5 H 8 RBI 5 BB 1 SO 2 LOB 6 										
Manny Mota, R OBP: 0.371, SLG: 0.382	0-0 G4-6-3 1B			0-0 6-3			0-0 F9	0-0 F6		4	0	1	0	0	0	1											
Willie Davis, L OBP: 0.339, SLG: 0.454	0-0 G4-6-3 1-2			0-0 F2			0-0 F7		0-0 1B HR	4	1	1	0	0	0	1											
Dick Allen, R OBP: 0.381, SLG: 0.479		0-3 K			0-0 HR		0-0 WP 1B		0-0 F9	4	1	2	1	0	1	1											
Jim Lefebvre, S OBP: 0.330, SLG: 0.413		0-0 F8			0-0 6-3		4-0 1-2 IBB		0-0 F5	3	0	0	0	1	0	1											
Willie Crawford, L OBP: 0.355, SLG: 0.530		0-3 K			0-0 4-3		0-0 F8		0-0 1-3 HR	4	1	1	0	0	1	2											
Steve Garvey, R OBP: 0.313, SLG: 0.422				0-0 F8		0-0 4-3		0-0 G3	0-0 1-3 3H HR	4	1	1	3	0	0	0											
Joe Ferguson, R OBP: 0.266, SLG: 0.339				0-0 6-3		0-0 F7		0-0 HR	0-0 F4	4	1	1	1	0	0	0											
Pete Mikkelsen, R OBP: 0.250, SLG: 0.143				0-0 6-3		0-0 F7			0-0 F4	0	0	0	0	0	0	0											
Claude Osteen, L OBP: 0.188, SLG: 0.185				0-0 F9		0-0 F7		0-0 F9		2	0	0	0	0	0	0											
Jim Brewer, L OBP: 0.400, SLG: 0.400				0-0 F9		0-0 F7		0-0 F9		0	0	0	0	0	0	0											
Bobby Valentine, R OBP: 0.277, SLG: 0.315				0-0 F9		0-0 F7		0-0 F9		1	0	0	0	0	0	0											
Jose Pena, R OBP: 0.667, SLG: 0.667				0-0 F9		0-0 F7		0-0 F9		0	0	0	0	0	0	0											
Duke Sims, L OBP: 0.337, SLG: 0.331				0-0 F9		0-0 F7		0-0 F9		0	0	0	0	0	0	0											
Inning Stats	R: 0 E: 0 K: 0 S: 3	H: 1 LOB: 0 BB: 0 P: 3	R: 0 E: 0 K: 2 S: 7	H: 0 LOB: 0 BB: 0 P: 7	R: 0 E: 0 K: 0 S: 3	H: 0 LOB: 0 BB: 0 P: 3	R: 0 E: 0 K: 0 S: 3	H: 0 LOB: 0 BB: 0 P: 3	R: 1 E: 0 K: 0 S: 4	H: 1 LOB: 0 BB: 0 P: 4	R: 0 E: 0 K: 0 S: 3	H: 0 LOB: 0 BB: 0 P: 3	R: 0 E: 0 K: 0 S: 4	H: 1 LOB: 2 BB: 1 P: 8	R: 1 E: 0 K: 0 S: 5	H: 2 LOB: 1 BB: 0 P: 5		R: 3 E: 0 K: 0 S: 6	H: 3 LOB: 0 BB: 0 P: 6	1B: 5 2B: 0 3B: 0 HR: 3	SF: 0 SAC: 0 DP: 1 HBP: 0	WP: 1 PB: 0 SB: 0 CS: 0	PA: 35				
PITCHER	IP	WLS	BF	H	R	ER	SO	BB	IBB	HBP	BLK	WP	HR	S	P	ERA	WHIP	PITCHER									
John Cumberland, L ERA: 2.46	8.0		30	6	3	3	2	0	1	0	0	1	2	33	37	3.38	0.750										
Jerry Johnson, R ERA: 2.59	0.2	L	2	0	0	0	0	0	0	0	0	0	0	2	2	0.00	0.000										
Steve Hamilton, L ERA: 3.79	0.1	L	3	2	2	2	0	0	0	0	0	0	1	3	3	54.00	6.000										
Batter	1	2	3	4	5	6	7	8	9	AB	R	H	RBI	BB	SO	LOB	BOTTOM										
Bobby Bonds, R OBP: 0.387, SLG: 0.532	0-0 5-3			0-0 1B		0-0 6-3	4-0 L6-4 FC1-5 1-2 BB		0-0 F8	4	0	1	0	1	0	1	Los Angeles Dodgers @ San Francisco Giants Candlestick Park, San Francisco, CA Mon Aug 02 1971, 10:05 PM EDT Att: 23,892 - Unknown AB 35 R 4 H 10 RBI 4 BB 3 SO 3 LOB 19 										
Tito Fuentes, S OBP: 0.307, SLG: 0.352	0-0 F5			0-0 F7		0-0 1B	0-0 FC1-5 1-2 2-3F		0-0 4-3	5	0	1	0	0	0	5											
Willie Mays, R OBP: 0.422, SLG: 0.508	0-0 6-3			0-3 K		0-0 F9	0-0 L6-4 2-3			4	0	0	0	0	1	5											
Willie McCovey, L OBP: 0.391, SLG: 0.489		0-3 K		0-0 F2		0-0 1-3		0-0 F7		4	0	0	0	0	1	2											
Dick Dietz, R OBP: 0.405, SLG: 0.425		0-0 1-3			0-0 F6		0-0 HR	0-0 F5		4	1	1	1	0	0	0											
Ken Henderson, S OBP: 0.387, SLG: 0.467		0-0 5-3		0-0 5-3 1B		0-0 1B	0-0 E 3B 1B	4-0 S BB		3	1	2	0	1	0	0											
Chris Speier, R OBP: 0.316, SLG: 0.333				0-0 CS 1B		0-0 1-2 1B	0-0 E6 3B 1B	0-3 K		4	1	3	0	0	1	1											
Al Gallagher, R OBP: 0.336, SLG: 0.367				0-0 F8		0-0 5-3	0-0 1B 3B 1B	0-0 3-1		3	0	1	2	0	0	3											
Frank Reberger, L OBP: 0.231, SLG: 0.231				0-0 F8		0-0 5-3	0-0 1B 3B 1B	0-0 3-1		0	1	0	0	0	0	0											
Hal Lanier, R OBP: 0.287, SLG: 0.291				0-0 F8		0-0 5-3	0-0 1B 3B 1B	0-0 3-1		0	0	0	0	0	0	0											
Jimmy Rosario, S OBP: 0.376, SLG: 0.306				0-0 F8		0-0 5-3	0-0 1B 3B 1B	0-0 3-1		1	0	0	0	0	0	0											
John Cumberland, R OBP: 0.207, SLG: 0.179				0-0 F7		0-0 4-3	0-0 FC1-5 BB 1B	4-0 F8 WP		3	0	1	1	0	0	2											
Jerry Johnson, R				0-0 F7		0-0 4-3	0-0 FC1-5 BB 1B	4-0 F8 WP		0	0	0	0	0	0	0											
Steve Hamilton, L				0-0 F7		0-0 4-3	0-0 FC1-5 BB 1B	4-0 F8 WP		0	0	0	0	0	0	0											
Dave Kingman, R OBP: 0.355, SLG: 1.400				0-0 F7		0-0 4-3	0-0 FC1-5 BB 1B	4-0 F8 WP		0	0	0	0	1	0	0											
Inning Stats	R: 0 E: 0 K: 0 S: 3	H: 0 LOB: 0 BB: 0 P: 3	R: 0 E: 0 K: 1 S: 5	H: 0 LOB: 0 BB: 0 P: 5	R: 0 E: 0 K: 1 S: 3	H: 1 LOB: 0 BB: 0 P: 3	R: 0 E: 0 K: 1 S: 6	H: 1 LOB: 1 BB: 0 P: 6	R: 0 E: 0 K: 0 S: 5	H: 2 LOB: 2 BB: 0 P: 5	R: 0 E: 0 K: 0 S: 4	H: 1 LOB: 1 BB: 0 P: 4	R: 4 E: 1 K: 0 S: 7	H: 5 LOB: 2 BB: 1 P: 11	R: 0 E: 0 K: 1 S: 5	H: 0 LOB: 1 BB: 1 P: 9	R: 0 E: 0 K: 0 S: 3	H: 0 LOB: 1 BB: 1 P: 7	1B: 8 2B: 1 3B: 1 HR: 1	SF: 0 SAC: 0 DP: 1 HBP: 0	WP: 1 PB: 0 SB: 1 CS: 1	PA: 38					
PITCHER	IP	WLS	BF	H	R	ER	SO	BB	IBB	HBP	BLK	WP	HR	S	P	ERA	WHIP	PITCHER									
Claude Osteen, L ERA: 3.46	6.0		26	9	4	4	2	0	0	0	0	0	1	30	30	6.00	1.500										
Jim Brewer, L ERA: 2.32	1.0		4	1	0	0	0	1	0	0	0	0	0	3	7	0.00	2.000										
Jose Pena, R ERA: 3.0	1.0	W	4	0	0	0	1	1	0	0	0	0	0	5	9	0.00	1.000										
Pete Mikkelsen, R ERA: 2.62	1.0	S	4	0	0	0	0	1	0	0	0	1	0	3	7	0.00	1.000										

Batter	1	2	3	4	5	6	7	8	9	AB	R	H	RBI	BB	SO	LOB	TOP					
Maury Wills, S OBP: 0.319, SLG: 0.330 (1, 6)	0-3 K ①		X 0-0 1B 1B		X 0-3 K ③		X 0-0 FC6-4 1-2			4	0	1	0	0	2	1						
Bill Buckner, L OBP: 0.308, SLG: 0.384 (1, 9)	0-0 6-3 ②		X 0-0 1-2 1B		X 0-0 1-3 ①		X 0-0 F8 ①			4	0	1	0	0	0	0						
Willie Davis, L OBP: 0.341, SLG: 0.452 (1, 8)	0-0 E3 1B ①		X 0-0 L6 ②		X 0-0 L9 ②		X 0-0 L8 ②			4	0	0	0	0	0	2						
Dick Allen, R OBP: 0.385, SLG: 0.475 (1, 3)	0-0 1-2 1B ①		X 0-3 K2-3 ③		X 4-0 BB BB ①		X 4-0 BB BB ③			2	0	1	0	2	1	2						
Willie Crawford, L OBP: 0.354, SLG: 0.518 (1, 7)	0-3 K ③		X 0-3 K ①		X 4-0 1-2 BB ③		X 0-0 4-3 ③			3	0	0	0	1	2	3						
Jim Lefebvre, S OBP: 0.320, SLG: 0.400 (1, 4)		X 0-3 K ①		X 0-0 F3 ②		X 0-0 4-3 ③		X 0-0 4-3 ①		4	0	0	0	0	1	2						
Steve Garvey, R OBP: 0.320, SLG: 0.419 (1, 5)		X 0-3 K ②		X 0-0 F2 ③		X 0-0 F6 ①		X 0-0 6-3 ②		4	0	0	0	0	1	0						
Joe Ferguson, R OBP: 0.288, SLG: 0.343 (1, 2)		X 0-3 K ③		X 0-0 F7 ①		X 0-0 FC6-4 1B ②		X 0-0 6-3 ③		4	0	1	0	0	1	0						
Al Downing, R OBP: 0.239, SLG: 0.234 (7, PH)			X 0-0 F9 ①		X 0-3 K ②		X 0-0 F8 ②			2	0	0	0	0	1	0						
Duke Sims, L OBP: 0.335, SLG: 0.330 (7, 1)			X 0-0 F9 ①		X 0-3 K ②		X 0-0 F8 ②			1	0	0	0	0	0	1						
Jim Brewer, L OBP: 0.400, SLG: 0.400 (7, 1)			X 0-0 F9 ①		X 0-3 K ②		X 0-0 F8 ②			0	0	0	0	0	0	0						
Inning Stats	R: 0 E: 1 K: 2 S: 9	H: 1 LOB: 2 BB: 0 P: 9	R: 0 E: 0 K: 3 S: 9	H: 0 LOB: 0 BB: 0 P: 9	R: 0 E: 0 K: 1 S: 7	H: 2 LOB: 2 BB: 0 P: 7	R: 0 E: 0 K: 1 S: 5	H: 0 LOB: 0 BB: 0 P: 5	R: 0 E: 0 K: 2 S: 7	H: 0 LOB: 0 BB: 0 P: 7	R: 0 E: 0 K: 0 S: 3	H: 0 LOB: 2 BB: 2 P: 11	R: 0 E: 0 K: 0 S: 4	H: 1 LOB: 1 BB: 0 P: 4	R: 0 E: 0 K: 0 S: 3	H: 0 LOB: 1 BB: 1 P: 7	R: 0 E: 0 K: 0 S: 3	H: 0 LOB: 0 BB: 0 P: 3	1B: 4 2B: 0 3B: 0 HR: 0	SF: 0 SAC: 0 DP: 0 HBP: 0	WP: 0 PB: 0 SB: 0 CS: 0	PA: 35
PITCHER Ken Forsch, R ERA: 2.86 (1, 1)	IP: 9.0 WLS: W BF: 35 H: 4 R: 0 ER: 0 SO: 9 BB: 3 IBB: 0 HBP: 0 BLK: 0 WP: 0 HR: 0 S: 50 P: 62 ERA: 0.00 WHIP: 0.778															PITCHER	IP: 9.0 WLS: W BF: 35 H: 4 R: 0 ER: 0 SO: 9 BB: 3 IBB: 0 HBP: 0 BLK: 0 WP: 0 HR: 0 S: 50 P: 62 ERA: 0.00 WHIP: 0.778					

Los Angeles Dodgers @ Houston Astros
Astrodome, Houston, TX
Wed Aug 04 1971, 8:05 PM EDT
Att: 23,338 - Dome


AB 32
R 0
H 4
RBI 0
BB 3
SO 9
LOB 11



Batter	1	2	3	4	5	6	7	8	9	AB	R	H	RBI	BB	SO	LOB	BOTTOM			
Roger Metzger, S OBP: 0.289, SLG: 0.296 (1, 6)	0-0 F8 ①		X 0-0 4-3 ②		X 0-0 SH1-3 BB 1B ③		X 0-0 F8 ③			4	1	1	0	0	0	3				
Joe Morgan, L OBP: 0.361, SLG: 0.413 (1, 4)	0-0 G6-4-3 1B ①		X 0-0 F8 ③		X 4-0 SH1-3 BB 1B ②		X 0-0 L9 ①			3	1	1	0	1	0	1				
Jimmy Wynn, R OBP: 0.328, SLG: 0.337 (1, 9)	0-0 G6-4-3 1-2 ③		X 0-0 G6-3 1B ②		X 0-0 SH1-3 ①		X 0-0 5-3 ②			3	0	1	0	0	0	1				
Cesar Cedeno, R OBP: 0.291, SLG: 0.403 (1, 8)		X 0-3 K ①		X 0-0 G6-3 1-2 ②		X 0-0 SH1-3 K 1B ②		X 0-0 6-3 ③		4	0	1	2	0	1	1				
Doug Rader, R OBP: 0.316, SLG: 0.387 (1, 5)		X 0-0 4-3 1B ①		X 0-0 PB 2B ②		X 0-3 K 2-3 ③		X 0-0 K ③		3	0	2	0	0	1	1				
Denis Menke, R OBP: 0.334, SLG: 0.325 (1, 3)		X 0-0 4-3 1-2 ②		X 0-3 K 2-3 ③		X 0-3 K ③		X 0-3 K ①		3	0	0	0	0	2	2				
Jesus Alou, R OBP: 0.334, SLG: 0.401 (1, 7)		X 0-0 F8 ③		X 0-0 4-3 ①		X 0-0 6-3 ②		X 0-0 6-3 ②		3	0	0	0	0	0	1				
Jack Hiatt, R OBP: 0.400, SLG: 0.333 (1, 2)			X 0-0 4-3 WP 1B ①		X 0-0 F3 ②		X 0-0 1B 1B ①			3	0	2	0	0	0	0				
Ken Forsch, R OBP: 0.088, SLG: 0.061 (1, 1)			X 0-3 K 1-2 ①		X 0-3 K ③		X 0-0 1-2 1B ③			3	0	1	0	0	2	1				
Inning Stats	R: 0 E: 0 K: 0 S: 3	H: 1 LOB: 0 BB: 0 P: 3	R: 0 E: 0 K: 1 S: 6	H: 1 LOB: 0 BB: 0 P: 6	R: 0 E: 0 K: 1 S: 6	H: 1 LOB: 1 BB: 0 P: 6	R: 0 E: 0 K: 1 S: 5	H: 0 LOB: 0 BB: 0 P: 5	R: 2 E: 0 K: 1 S: 7	H: 2 LOB: 2 BB: 1 P: 10	R: 0 E: 0 K: 1 S: 7	H: 2 LOB: 2 BB: 0 P: 7	R: 0 E: 0 K: 0 S: 3	H: 0 LOB: 0 BB: 0 P: 3	R: 0 E: 0 K: 0 S: 3	H: 0 LOB: 0 BB: 0 P: 3	1B: 8 2B: 1 3B: 0 HR: 0	SF: 0 SAC: 1 DP: 2 HBP: 0	WP: 1 PB: 1 SB: 0 CS: 0	PA: 31
PITCHER Al Downing, L ERA: 2.62 Jim Brewer, L ERA: 2.24 (7, 1)	IP: 6.0 WLS: L BF: 23 H: 7 R: 2 ER: 2 SO: 5 BB: 1 IBB: 0 HBP: 0 BLK: 0 WP: 1 HR: 0 S: 32 P: 36 ERA: 3.00 WHIP: 1.333															PITCHER	IP: 2.0 WLS: L BF: 8 H: 2 R: 0 ER: 0 SO: 1 BB: 0 IBB: 0 HBP: 0 BLK: 0 WP: 0 HR: 0 S: 10 P: 10 ERA: 0.00 WHIP: 1.000			

Los Angeles Dodgers @ Houston Astros
Astrodome, Houston, TX
Wed Aug 04 1971, 8:05 PM EDT
Att: 23,338 - Dome


AB 29
R 2
H 9
RBI 2
BB 1
SO 6
LOB 11



Batter	1	2	3	4	5	6	7	8	9	10	AB	R	H	RBI	BB	SO	LOB									
Maury Wills, S OBP: 0.323, SLG: 0.331 (1, 6)	F8		F8			K		1B		IBB	4	0	1	0	1	1	2									
Manny Mota, R OBP: 0.374, SLG: 0.385 (1, 7)	P6			FC5-4 1B		1B WP 1B		F4		1-3	5	1	2	0	0	0	3									
Willie Davis, L OBP: 0.339, SLG: 0.448 (1, 8)	F8		L8			S WP 1B 1-3 2-H		F9			4	0	1	1	0	0	2									
Dick Allen, R OBP: 0.384, SLG: 0.468 (1, 3)		5-3		K		K			4-0 BB L3		3	0	0	0	1	2	2									
Jim Lefebvre, S OBP: 0.317, SLG: 0.393 (1, 4)		K		FC5-4 1-2		K			0-0 L3 1-2		4	0	0	0	0	2	3									
Steve Garvey, R OBP: 0.304, SLG: 0.399 (1, 5)		P3				K			0-0 5-3		4	0	0	0	0	1	0									
Willie Crawford, L OBP: 0.352, SLG: 0.509 (1, 9)			K			K				0-0 4-3	3	0	0	0	0	0	2									
Jim Brewer, L OBP: 0.400, SLG: 0.400 (7, 1)											0	0	0	0	0	0	0									
Bill Buckner, L OBP: 0.304, SLG: 0.376 (10, PH)											1	0	0	0	0	0	0									
Pete Mikkelsen, R OBP: 0.250, SLG: 0.143 (10, 1)											0	0	0	0	0	0	0									
Joe Ferguson, R OBP: 0.286, SLG: 0.352 (1, 2)						5-3				0-0 6-3	4	0	1	0	0	0	0									
Claude Osteen, L OBP: 0.197, SLG: 0.194 (1, 1)										0-0 S 1B	2	1	1	0	0	0	1									
Bill Russell, R OBP: 0.283, SLG: 0.323 (7, 9)						1B 1B					2	0	1	0	0	0	0									
Inning Stats	R: 0 E: 0 K: 0 S: 3	H: 0 LOB: 0 BB: 0 P: 3	R: 0 E: 0 K: 1 S: 5	H: 0 LOB: 0 BB: 0 P: 5	R: 0 E: 0 K: 1 S: 6	H: 1 LOB: 1 BB: 0 P: 6	R: 0 E: 0 K: 2 S: 6	H: 1 LOB: 1 BB: 0 P: 6	R: 0 E: 0 K: 2 S: 7	H: 0 LOB: 0 BB: 0 P: 7	R: 2 E: 0 K: 3 S: 12	H: 3 LOB: 1 BB: 0 P: 12	R: 0 E: 0 K: 0 S: 3	H: 0 LOB: 0 BB: 0 P: 3	R: 0 E: 0 K: 0 S: 2	H: 1 LOB: 1 BB: 1 P: 4	R: 0 E: 0 K: 0 S: 4	H: 0 LOB: 0 BB: 1 P: 6	R: 0 E: 0 K: 0 S: 4	H: 1 LOB: 2 BB: 1 P: 8	1B: 6 2B: 2 3B: 0 HR: 0	SF: 0 SAC: 0 DP: 1 HBP: 0	WP: 1 PB: 0 SB: 2 CS: 0	PA: 38		
PITCHER	IP 9.0	WLS 33	BF 6	H 2	R 2	ER 2	SO 8	BB 1	IBB 0	HBP 0	BLK 0	WP 1	HR 0	S 48	P 52	ERA 2.00	WHIP 0.778									
Steve Carlton, L ERA: 3.61	(1, 1)	1.0	W	5	1	0	0	0	1	0	0	0	0	0	4	8	0.00	1.000								
Frank Linzy, R ERA: 1.94	(10, 1)																									

Los Angeles Dodgers @ St. Louis Cardinals
 Busch Stadium, St. Louis, MO
 Sat/Aug 07 1971, 7:05 PM CDT
 Att: 36,633 - Unknown


AB 36
R 2
H 7
RBI 1
BB 2
SO 8
LOB 13



Batter	1	2	3	4	5	6	7	8	9	10	AB	R	H	RBI	BB	SO	LOB									
Lou Brock, L OBP: 0.389, SLG: 0.439 (1, 7)	6-3		6-3 BB			6-3			FC6-4 1-2		4	0	1	0	1	0	2									
Julian Javier, R OBP: 0.287, SLG: 0.357 (1, 4)			6-3			6-3		FC5-4 1B 1-2		0-0 K	5	0	1	0	0	1	3									
Matty Alou, L OBP: 0.358, SLG: 0.426 (1, 9)			6-3					1B	4-0 BB G4-6-3		4	1	2	0	1	0	2									
Joe Torre, R OBP: 0.423, SLG: 0.549 (1, 5)						6-3		5-3	0-0 G4-6-3 1-2		5	0	1	0	0	0	2									
Ted Simmons, S OBP: 0.357, SLG: 0.412 (1, 2)			4-3			L8			0-0 3B 2B		4	1	1	0	0	0	2									
Jim Beauchamp, R OBP: 0.288, SLG: 0.390 (1, 3)						1-3			0-0 F8		4	1	1	1	0	0	0									
Bob Burda, L OBP: 0.404, SLG: 0.380 (10, 3)											0	0	0	0	0	0	0									
Jose Cruz, L OBP: 0.382, SLG: 0.398 (1, 8)			1-3			G3			4-0 1B S BB		3	0	0	0	1	0	1									
Dal Maxvill, R OBP: 0.297, SLG: 0.285 (1, 6)									0-0 1B S BB		2	0	0	0	0	0	0									
Jerry McNertney, R OBP: 0.342, SLG: 0.477 (7, PH)			1-3			6-3			0-0 K		0	0	0	1	0	0	0									
Ted Kubiak, S OBP: 0.331, SLG: 0.347 (8, 6)									1-2 K		1	0	0	0	0	1	1									
Steve Carlton, L OBP: 0.214, SLG: 0.239 (1, 1)									0-0 FC6-4 1B		2	0	0	0	1	1	0									
Ted Sizemore, R OBP: 0.315, SLG: 0.332 (9, PH)			1-3			K					1	0	1	0	0	0	0									
Frank Linzy, R OBP: 0.333, SLG: 0.333 (10, 1)									0-0 FC6-4 1B		0	0	0	0	0	0	0									
Inning Stats	R: 0 E: 0 K: 0 S: 5	H: 2 LOB: 2 BB: 0 P: 5	R: 0 E: 0 K: 0 S: 3	H: 0 LOB: 0 BB: 0 P: 3	R: 0 E: 0 K: 0 S: 3	H: 0 LOB: 1 BB: 1 P: 7	R: 0 E: 0 K: 0 S: 3	H: 0 LOB: 0 BB: 0 P: 3	R: 0 E: 0 K: 1 S: 5	H: 0 LOB: 0 BB: 0 P: 5	R: 0 E: 0 K: 1 S: 4	H: 1 LOB: 1 BB: 0 P: 4	R: 2 E: 0 K: 0 S: 6	H: 3 LOB: 2 BB: 1 P: 10	R: 0 E: 0 K: 0 S: 2	H: 0 LOB: 0 BB: 1 P: 6	R: 0 E: 0 K: 1 S: 6	H: 1 LOB: 2 BB: 1 P: 10	R: 1 E: 1 K: 1 S: 4	H: 1 LOB: 0 BB: 0 P: 4	1B: 6 2B: 1 3B: 1 HR: 0	SF: 1 SAC: 0 DP: 1 HBP: 0	WP: 0 PB: 0 SB: 2 CS: 0	PA: 40		
PITCHER	IP 6.2	WLS 28	BF 6	H 2	R 2	ER 2	SO 1	BB 2	IBB 0	HBP 0	BLK 0	WP 0	HR 0	S 28	P 36	ERA 2.70	WHIP 1.200									
Claude Osteen, L ERA: 3.43	(1, 1)	2.1	9	1	0	0	1	2	0	0	0	0	0	0	0	17	0.00	1.286								
Jim Brewer, L ERA: 2.14	(7, 1)																									
Pete Mikkelsen, R ERA: 2.61	(10, 1)	0.1	L	3	1	1	0	1	0	0	0	0	0	0	4	4	0.00	3.000								

Los Angeles Dodgers @ St. Louis Cardinals
 Busch Stadium, St. Louis, MO
 Sat/Aug 07 1971, 7:05 PM CDT
 Att: 36,633 - Unknown

AB 35
R 3
H 8
RBI 2
BB 4
SO 3
LOB 13



Batter	1	2	3	4	5	6	7	8	9	AB	R	H	RBI	BB	SO	LOB	TOP																					
Maury Wills, S OBP: 0.322, SLG: 0.330 (1, 6)	0-0 6-3		0-0 F8			0-0 FC4-6 G3 1B 1-2 WP		0-0 SH3-4 HR 1B	0-0 F7	5	2	1	0	0	0	2																						
Manny Mota, R OBP: 0.374, SLG: 0.384 (1, 7)	0-0 F8			0-0 6-3		0-0 WP G3 1-2 1B		0-0 SH3-4		3	0	1	0	0	0	0																						
Willie Davis, L OBP: 0.338, SLG: 0.446 (1, 8)	0-0 1B			0-0 4-3		0-0 G3 1-2 2-3		0-0 5-3		4	0	1	0	0	0	3																						
Dick Allen, R OBP: 0.385, SLG: 0.465 Bill Russell, R OBP: 0.293, SLG: 0.323 (1, 3) (8, 9)	0-0 F3			0-3 K		4-0 WP IBB		4-0 HR IBB		2	1	0	0	2	1	1																						
Jim Lefebvre, S OBP: 0.316, SLG: 0.401 (1, 4)		0-3 K		0-0 5-3		0-3 K 1-2 2-3 3-H		0-0 HR		4	1	1	3	0	2	2																						
Wes Parker, S OBP: 0.352, SLG: 0.357 (8, 3)	0-0 6-3			0-0 1B		0-0 1B		0-0 F8	0-0 6-3	4	0	1	0	0	0	0																						
Steve Garvey, R OBP: 0.303, SLG: 0.401 (1, 5)	0-0 P6			0-0 F8		0-0 F8 2B		0-0 6-3		4	0	1	0	0	0	1																						
Joe Ferguson, R OBP: 0.284, SLG: 0.347 (1, 2)			0-0 F3		0-0 6-4-3		0-0 P3		0-0 S 1B	4	0	1	0	0	0	2																						
Don Sutton, R OBP: 0.230, SLG: 0.207 Jim Brewer, L OBP: 0.400, SLG: 0.400 (1, 1) (9, 1)			0-3 K		0-0 FC4-6 1B		0-0 P6		0-0 P4 1-2	4	0	1	0	0	1	2																						
Inning Stats	R: 0 E: 0 K: 0 S: 4	H: 1 LOB: 1 BB: 0 P: 4	R: 0 E: 0 K: 1 S: 5	H: 0 LOB: 0 BB: 0 P: 5	R: 0 E: 0 K: 1 S: 5	H: 0 LOB: 0 BB: 0 P: 5	R: 0 E: 0 K: 1 S: 4	H: 1 LOB: 1 BB: 0 P: 4	R: 1 E: 0 K: 0 S: 7	H: 2 LOB: 2 BB: 1 P: 11	R: 0 E: 0 K: 0 S: 4	H: 1 LOB: 1 BB: 0 P: 4	R: 3 E: 0 K: 0 S: 5	H: 2 LOB: 0 BB: 1 P: 9	R: 0 E: 0 K: 0 S: 4	H: 1 LOB: 1 BB: 0 P: 4	1B: 6 2B: 1 3B: 0 HR: 1	SF: 0 SAC: 1 DP: 0 HBP: 0	WP: 1 PB: 0 SB: 1 CS: 0	PA: 37																		
PITCHER	IP	WLS	BF	H	R	ER	SO	BB	IBB	HBP	BLK	WP	HR	S	P	ERA	WHIP	PITCHER				IP	WLS	BF	H	R	ER	SO	BB	IBB	HBP	BLK	WP	HR	S	P	ERA	WHIP
Jerry Reuss, L ERA: 5.04 Moe Drabowsky, R ERA: 3.04 (1, 1) (9, 1)	8.0	L	33	7	4	4	4	0	2	0	0	1	1	39	47	4.50	0.875					1.0	4	1	0	0	0	0	0	0	0	0	4	4	0.00	1.000		

Los Angeles Dodgers @ St. Louis Cardinals
 Busch Stadium, St. Louis, MO
 Sun Aug 08 1971, 3:33 AM CDT
 Att: 45,195 - Unknown

AB	34
R	4
H	8
RBI	3
BB	2
SO	4
LOB	13



Batter	1	2	3	4	5	6	7	8	9	AB	R	H	RBI	BB	SO	LOB	BOTTOM																					
Lou Brock, L OBP: 0.390, SLG: 0.438 (1, 7)	0-0 F7		0-3 K			4-0 FC5-6 BB			0-0 4-3 1B	3	1	1	0	1	1	1																						
Jose Cruz, L OBP: 0.385, SLG: 0.392 (1, 8)	4-0 G3-6 BB			4-0 SH5-3 E BB		0-0 FC5-6 G6-3 1-2 2-3		0-0 F8		2	1	0	0	2	0	3																						
Matty Alou, L OBP: 0.356, SLG: 0.423 (1, 9)	0-0 G3-6 1-2			0-0 SH5-3 1-2		0-0 G6-3 1-2		0-0 4-3		3	0	0	0	0	0	4																						
Joe Torre, R OBP: 0.422, SLG: 0.546 (1, 5)		0-0 4-3		0-0 E6 G6-3 2H		0-0 6-3		0-0 1B		4	0	1	1	0	0	0																						
Ted Simmons, S OBP: 0.356, SLG: 0.410 Bob Stinson, S OBP: 0.200, SLG: 0.200 (1, 2) (9, PR)		0-3 K		0-0 G6-3 1-2		0-0 F8		0-0 1B		4	0	1	0	0	1	1																						
Bob Burda, L OBP: 0.383, SLG: 0.358 Jim Beauchamp, R OBP: 0.286, SLG: 0.387 (1, 3) (9, PH)		0-0 4-3			0-0 G3		0-0 L9		0-3 K	3	0	0	0	0	0	0																						
Ted Kubiak, S OBP: 0.328, SLG: 0.343 (1, 4) (9, 6)			0-0 6-3		0-3 K			0-0 4-3		3	0	0	0	0	1	0																						
Daf Maxvill, R OBP: 0.299, SLG: 0.267 Joe Hagus, L OBP: 0.320, SLG: 0.365 Moe Drabowsky, R (1, 6) (8, PH) (9, 1)								0-0 F8		2	0	1	0	0	0	0																						
Jerry Reuss, L OBP: 0.226, SLG: 0.111 Julian Javier, R OBP: 0.286, SLG: 0.356 (1, 1) (8, PH) (9, 4)								0-0 K		0	0	0	0	1	0	0																						
Inning Stats	R: 0 E: 0 K: 0 S: 2	H: 0 LOB: 0 BB: 1 P: 6	R: 0 E: 0 K: 1 S: 5	H: 0 LOB: 0 BB: 0 P: 5	R: 0 E: 0 K: 1 S: 6	H: 1 LOB: 1 BB: 0 P: 6	R: 1 E: 1 K: 0 S: 3	H: 0 LOB: 0 BB: 1 P: 7	R: 0 E: 0 K: 0 S: 5	H: 0 LOB: 0 BB: 0 P: 5	R: 0 E: 0 K: 0 S: 2	H: 0 LOB: 1 BB: 2 P: 10	R: 0 E: 0 K: 0 S: 3	H: 0 LOB: 0 BB: 0 P: 3	R: 0 E: 0 K: 1 S: 5	H: 0 LOB: 0 BB: 0 P: 5	R: 1 E: 0 K: 1 S: 8	H: 3 LOB: 2 BB: 0 P: 8	1B: 4 2B: 0 3B: 0 HR: 0	SF: 0 SAC: 2 DP: 3 HBP: 0	WP: 0 PB: 0 SB: 0 CS: 0	PA: 33																
PITCHER	IP	WLS	BF	H	R	ER	SO	BB	IBB	HBP	BLK	WP	HR	S	P	ERA	WHIP	PITCHER				IP	WLS	BF	H	R	ER	SO	BB	IBB	HBP	BLK	WP	HR	S	P	ERA	WHIP
Don Sutton, R ERA: 2.87 Jim Brewer, L ERA: 2.13 (1, 1) (9, 1)	8.2	W	32	4	2	1	4	4	0	0	0	0	0	36	52	1.04	0.923					0.1	S	1	0	0	0	1	0	0	0	0	3	3	0.00	0.000		

Los Angeles Dodgers @ St. Louis Cardinals
 Busch Stadium, St. Louis, MO
 Sun Aug 08 1971, 3:33 AM CDT
 Att: 45,195 - Unknown

AB	27
R	2
H	4
RBI	1
BB	4
SO	5
LOB	11



Batter	1	2	3	4	5	6	7	8	9	AB	R	H	RBI	BB	SO	LOB	TOP				
Maury Wills, S OBP: 0.323, SLG: 0.330 (1, 6)	4-3	L1-3		1B		FC9-6	F7			5	1	2	0	0	0	4	Los Angeles Dodgers @ St. Louis Cardinals Busch Stadium, St. Louis, MO Mon Aug 09 1971, 7:05 PM CDT Att: 26,723 - Unknown livebaseballscorecards.com				
Bill Buckner, L OBP: 0.306, SLG: 0.377 (1, 9)	K		1B	1B		FC9-6		P5		5	1	2	0	0	1						
Willie Davis, L OBP: 0.343, SLG: 0.450 (1, 8)			1B	1B		F9				5	0	4	1	0	0	1					
Willie Crawford, L OBP: 0.349, SLG: 0.502 (1, 7)	F2		1B	F6-4		P5		G3-6		5	1	1	1	0	0	5					
Jim Lefebvre, S OBP: 0.315, SLG: 0.395 (1, 4)		E3	FC4-6				F9		6-3	4	1	0	0	1	1	0					
Wes Parker, S OBP: 0.357, SLG: 0.371 (1, 3)		2B	FC4-6						5-3	5	2	4	1	0	0	0					
Duke Sims, L OBP: 0.346, SLG: 0.337 (1, 2)		2B	FC4-6							2	0	1	2	3	0	2					
Steve Garvey, R OBP: 0.295, SLG: 0.390 (1, 5)		F8	K				F8		F8	5	0	0	0	0	1	8					
Al Downing, R OBP: 0.254, SLG: 0.239 (1, 1)										3	0	1	1	1	1	2					
Jim Brewer, L OBP: 0.400, SLG: 0.400 (8, 1)		L1-3		K			4-1			0	0	0	0	0	0	0					
Inning Stats	R: 0 E: 0 K: 1 S: 6	H: 1 LOB: 1 BB: 0 P: 6	R: 2 E: 1 K: 0 S: 5	H: 2 LOB: 1 BB: 1 P: 9	R: 2 E: 0 K: 1 S: 8	H: 4 LOB: 2 BB: 1 P: 12	R: 1 E: 0 K: 1 S: 7	H: 3 LOB: 1 BB: 0 P: 7	R: 0 E: 0 K: 0 S: 4	H: 1 LOB: 1 BB: 0 P: 4	R: 1 E: 0 K: 0 S: 5	H: 2 LOB: 2 BB: 1 P: 9	R: 0 E: 0 K: 0 S: 3	H: 1 LOB: 0 BB: 0 P: 3	R: 0 E: 0 K: 0 S: 3	H: 0 LOB: 1 BB: 1 P: 7	1B: 11 2B: 6 3B: 0 HR: 0	SF: 0 SAC: 0 DP: 3 HBP: 0	WP: 0 PB: 0 SB: 1 CS: 0	PA: 44	
PITCHER	IP	WLS	BF	H	R	ER	SO	BB	IBB	HBP	BLK	WP	HR	S	P	ERA	WHIP				
Bob Gibson, R ERA: 3.39 (1, 1)	7.0	L	37	14	6	5	4	2	2	0	0	0	0	41	57	6.43	2.286				
Don Shaw, L ERA: 3.53 (8, 1)	2.0		7	1	0	0	0	1	0	0	0	0	0	6	10	0.00	1.000				

Batter	1	2	3	4	5	6	7	8	9	AB	R	H	RBI	BB	SO	LOB	BOTTOM				
Lou Brock, L OBP: 0.390, SLG: 0.437 (1, 7)	K		1B	4-3			4-3	FC4-6		4	1	1	0	1	1	3	Los Angeles Dodgers @ St. Louis Cardinals Busch Stadium, St. Louis, MO Mon Aug 09 1971, 7:05 PM CDT Att: 26,723 - Unknown livebaseballscorecards.com				
Julian Javier, R OBP: 0.289, SLG: 0.358 (1, 4)										4	0	2	0	0	1	2					
Don Shaw, L (8, 1)	6-3									0	0	0	0	0	0	0					
Jerry McNertney, R (9, PH)			3-1				K			1	0	0	0	0	0	0					
Matty Alou, L OBP: 0.352, SLG: 0.418 (1, 9)	F8		3-1				4-3			5	0	0	1	0	1	4					
Joe Torre, R OBP: 0.419, SLG: 0.542 (1, 5)		5-3	FC				5-3			5	0	1	0	0	0	4					
Bob Stinson, S OBP: 0.200, SLG: 0.200 (9, PR)										0	0	0	0	0	0	0					
Ted Simmons, S OBP: 0.356, SLG: 0.408 (1, 2)		WP	5-3				F8			4	2	1	0	1	0	4					
Jim Beauchamp, R OBP: 0.276, SLG: 0.377 (1, 3)							F8			4	0	0	0	0	2	2					
Jose Cruz, L OBP: 0.394, SLG: 0.394 (1, 8)		WP					5-3			2	2	1	0	2	0	0					
Dal Maxvill, R OBP: 0.302, SLG: 0.271 (1, 6)							6-3			4	0	2	2	0	0	2					
Bob Gibson, R OBP: 0.222, SLG: 0.333 (1, 1)										2	0	0	0	0	1	2					
Ted Sizemore, R OBP: 0.319, SLG: 0.337 (7, PH)			P3							2	0	2	2	0	0	0					
Jim Brewer, L ERA: 2.06 (8, 4)							4-3	FC4-6		2	0	2	2	0	0	0					
Inning Stats	R: 0 E: 0 K: 1 S: 5	H: 0 LOB: 0 BB: 0 P: 5	R: 2 E: 0 K: 1 S: 5	H: 1 LOB: 2 BB: 2 P: 13	R: 1 E: 0 K: 0 S: 6	H: 2 LOB: 0 BB: 0 P: 6	R: 0 E: 0 K: 2 S: 9	H: 2 LOB: 2 BB: 0 P: 9	R: 0 E: 0 K: 0 S: 3	H: 0 LOB: 0 BB: 0 P: 3	R: 0 E: 0 K: 1 S: 6	H: 1 LOB: 2 BB: 1 P: 10	R: 2 E: 0 K: 0 S: 5	H: 2 LOB: 1 BB: 1 P: 9	R: 0 E: 0 K: 0 S: 4	H: 1 LOB: 0 BB: 0 P: 4	1B: 10 2B: 0 3B: 0 HR: 0	SF: 0 SAC: 0 DP: 0 HBP: 0	WP: 2 PB: 0 SB: 0 CS: 0	PA: 41	
PITCHER	IP	WLS	BF	H	R	ER	SO	BB	IBB	HBP	BLK	WP	HR	S	P	ERA	WHIP				
Al Downing, L ERA: 2.75 (1, 1)	7.2		36	9	5	5	6	4	0	0	0	0	0	44	60	5.87	1.696				
Jim Brewer, L ERA: 2.06 (8, 1)	1.1	S	5	1	0	0	0	0	0	0	0	0	0	5	5	0.00	0.750				

Batter	1	2	3	4	5	6	7	8	9	AB	R	H	RBI	BB	SO	LOB	TOP			
Denny Doyle, L (1,4) OBP: 0.281, SLG: 0.305	F9		F7		FC6-4 1B		1-3 BB		6-3	4	0	0	0	1	0	1				
Larry Bowa, S (1,6) OBP: 0.290, SLG: 0.297	1B		G3		1B		1-3			4	0	2	0	0	0	1				
Tim McCarver, L (1,2) OBP: 0.334, SLG: 0.436	F9		6-3		BB		F8			3	0	0	0	1	0	2				
Deron Johnson, R (1,3) OBP: 0.342, SLG: 0.489	F2			6-3	K		F8			4	0	0	0	0	1	5				
Willie Montanez, L (1,8) OBP: 0.332, SLG: 0.498		4-3		K			P4			4	0	1	0	0	1	0				
Don Money, R (1,5) OBP: 0.287, SLG: 0.357		K		E5			K			4	0	0	0	0	3	1				
Ron Stone, L (1,9) OBP: 0.319, SLG: 0.313		1B		K			P6			4	1	1	0	0	1	2				
Oscar Gamble, L (1,7) OBP: 0.266, SLG: 0.323		1B								4	0	2	1	0	0	0				
Barry Lersch, S (1,1) OBP: 0.275, SLG: 0.200										2	0	0	0	0	0	1				
Byron Browne, R (6,PH) OBP: 0.246, SLG: 0.291										1	0	0	0	0	0	2				
Jim Bunning, R (6,1) OBP: 0.194, SLG: 0.250										0	0	0	0	0	0	0				
Roger Freed, R (9,PH) OBP: 0.304, SLG: 0.311										1	0	0	0	0	1	0				
Inning Stats	R: 0 E: 0 K: 0 S: 10	H: 1 LOB: 1 BB: 0 P: 14	R: 1 E: 0 K: 1 S: 10	H: 2 LOB: 1 BB: 0 P: 16	R: 0 E: 0 K: 2 S: 6	H: 0 LOB: 0 BB: 0 P: 7	R: 0 E: 1 K: 2 S: 11	H: 0 LOB: 1 BB: 0 P: 15	R: 0 E: 0 K: 1 S: 12	H: 2 LOB: 2 BB: 1 P: 15	R: 0 E: 0 K: 0 S: 6	H: 0 LOB: 1 BB: 1 P: 12	R: 0 E: 0 K: 1 S: 5	H: 0 LOB: 0 BB: 0 P: 5	R: 0 E: 0 K: 1 S: 5	H: 0 LOB: 0 BB: 0 P: 5	1B: 6 2B: 0 3B: 0 HR: 0	SF: 0 SAC: 0 DP: 0 HBP: 0	WP: 0 PB: 0 SB: 2 CS: 0	PA: 37
PITCHER Bill Singer, R (1,1) ERA: 4.09	IP: 9.0 WLS: W BF: 37 H: 6 R: 1 ER: 1 SO: 7 BB: 2 IBB: 0 HBP: 0 BLK: 0 WP: 0 HR: 0 S: 81 P: 114 ERA: 1.00 WHIP: 0.889																			

Philadelphia Phillies @ Los Angeles Dodgers
Dodger Stadium, Los Angeles, CA
Tue Aug 10 1971, 7:05 PM PDT
Att: 26,508 - Unknown

AB	35
R	1
H	6
RBI	1
BB	2
SO	7
LOB	15



Batter	1	2	3	4	5	6	7	8	9	AB	R	H	RBI	BB	SO	LOB	BOTTOM			
Bill Buckner, L (1,9) OBP: 0.309, SLG: 0.378	P4		CS		4-3			E S 1B		4	1	2	0	0	0	1				
Wes Parker, S (1,3) OBP: 0.359, SLG: 0.372	6-3		CS		G5-4-3 1B		F8	2B 1B		4	1	2	1	0	0	0				
Willie Davis, L (1,8) OBP: 0.340, SLG: 0.446	4-3				P5		G3	F9		4	0	0	0	0	0	2				
Dick Allen, R (1,5) OBP: 0.388, SLG: 0.469					G5-4-3					3	2	2	0	1	0	1				
Steve Garvey, R (9,5) OBP: 0.295, SLG: 0.390					1B			1B		0	0	0	0	0	0	0				
Willie Crawford, L (1,7) OBP: 0.351, SLG: 0.502					HR		4-3			4	1	2	2	0	1	2				
Tom Haller, L (1,2) OBP: 0.324, SLG: 0.350					HR		4-3	1B		3	1	2	3	1	0	0				
Bobby Valentine, R (1,6) OBP: 0.276, SLG: 0.314					HR		F2	1B		4	0	1	0	0	1	3				
Bill Russell, R (1,4) OBP: 0.278, SLG: 0.316					FC4-6 1B		K			3	0	0	0	0	1	1				
Bill Singer, R (1,1) OBP: 0.208, SLG: 0.116					K		K			3	0	0	0	0	2	1				
Inning Stats	R: 0 E: 0 K: 0 S: 9	H: 0 LOB: 0 BB: 0 P: 13	R: 1 E: 1 K: 1 S: 10	H: 2 LOB: 0 BB: 0 P: 16	R: 0 E: 0 K: 1 S: 7	H: 1 LOB: 0 BB: 0 P: 12	R: 0 E: 0 K: 0 S: 6	H: 1 LOB: 0 BB: 0 P: 8	R: 2 E: 0 K: 1 S: 9	H: 3 LOB: 1 BB: 0 P: 10	R: 0 E: 0 K: 0 S: 5	H: 0 LOB: 1 BB: 1 P: 9	R: 0 E: 0 K: 1 S: 6	H: 0 LOB: 0 BB: 0 P: 9	R: 3 E: 0 K: 1 S: 11	H: 4 LOB: 2 BB: 1 P: 19	1B: 9 2B: 1 3B: 0 HR: 1	SF: 0 SAC: 0 DP: 1 HBP: 0	WP: 0 PB: 0 SB: 1 CS: 2	PA: 35
PITCHER Barry Lersch, R (1,1) ERA: 4.02 Jim Bunning, R (6,1) ERA: 5.62	IP: 5.0 WLS: L BF: 19 H: 7 R: 3 ER: 2 SO: 3 BB: 0 IBB: 0 HBP: 0 BLK: 0 WP: 0 HR: 1 S: 41 P: 59 ERA: 3.60 WHIP: 1.400																			

Philadelphia Phillies @ Los Angeles Dodgers
Dodger Stadium, Los Angeles, CA
Tue Aug 10 1971, 7:05 PM PDT
Att: 26,508 - Unknown

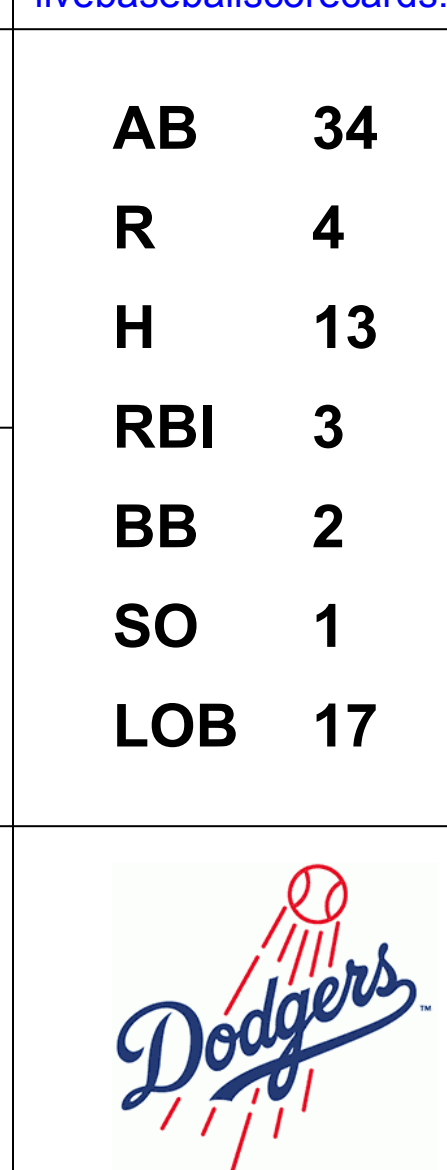
AB	32
R	6
H	11
RBI	6
BB	2
SO	5
LOB	11



Batter	1	2	3	4	5	6	7	8	9	AB	R	H	RBI	BB	SO	LOB	TOP			
Denny Doyle, L (1,4) OBP: 0.281, SLG: 0.304	1-2 FC4-6 1B	2-2 G3			0-0 G3			0-0 F8		4	0	1	0	0	0	2	Philadelphia Phillies @ Los Angeles Dodgers Dodger Stadium, Los Angeles, CA Wed Aug 11 1971, 7:05 PM PDT Att: 20,135 - Unknown			
Larry Bowa, S (1,6) OBP: 0.286, SLG: 0.294	0-1 FC4-6 S		1-1 5-3		2-1 4-3			0-0 1-3		4	0	0	0	0	0	1				
Tim McCarver, L (1,2) OBP: 0.333, SLG: 0.432	4-2 G5-4-3 BB		2-0 F8			2-2 F2			0-0 F2	3	0	0	0	1	0	0				
Deron Johnson, R (1,3) OBP: 0.342, SLG: 0.486	3-1 G5-4-3		4-0 BB			1-2 5-3			0-3 K	3	0	0	0	1	1	2				
Willie Montanez, L (1,8)		2-3 K	0-1 P5			0-0 F9			1-2 1B	4	0	1	0	0	1	1				
Don Money, R (1,5) OBP: 0.387, SLG: 0.355		0-0 BB 1B		0-0 5-3			1-2 5-3		3-2 5-3	4	1	1	0	0	0	1				
Ron Stone, L (1,9) OBP: 0.320, SLG: 0.308		4-1 1B BB		0-0 F8			0-1 G3			2	0	0	0	1	0	0				
Oscar Gamble, L (1,7) OBP: 0.262, SLG: 0.317		0-0 F7		0-3 K			0-0 L4			3	0	0	0	0	1	2				
Ken Reynolds, L (1,1) OBP: 0.237, SLG: 0.229	0-2 1B				1-0 G3			1-1 4-3		2	0	1	1	0	0	0				
Bobby Pfeil, R (8, PH) OBP: 0.359, SLG: 0.448										1	0	0	0	0	0	0				
Bill Champion, R (8, 1) OBP: 0.091, SLG: 0.091	1-3 2-H 1B									0	0	0	0	0	0	0				
Inning Stats	R: 0 E: 0 K: 0 S: 9	H: 1 LOB: 1 BB: 1 P: 17	R: 1 E: 0 K: 1 S: 13	H: 2 LOB: 2 BB: 1 P: 21	R: 0 E: 0 K: 0 S: 5	H: 0 LOB: 1 BB: 1 P: 12	R: 0 E: 0 K: 1 S: 5	H: 0 LOB: 0 BB: 0 P: 5	R: 0 E: 0 K: 0 S: 4	H: 0 LOB: 0 BB: 0 P: 7	R: 0 E: 0 K: 0 S: 6	H: 0 LOB: 0 BB: 0 P: 7	R: 0 E: 0 K: 0 S: 4	H: 0 LOB: 0 BB: 0 P: 5	R: 0 E: 0 K: 1 S: 10	H: 1 LOB: 1 BB: 0 P: 14	1B: 4 2B: 0 3B: 0 HR: 0	SF: 0 SAC: 0 DP: 1 HBP: 0	WP: 0 PB: 0 SB: 2 CS: 0	PA: 33
PITCHER Doyle Alexander, R (1,1) ERA: 3.13	IP: 9.0 WLS: W BF: 33 H: 4 R: 1 ER: 1 SO: 3 BB: 3 IBB: 0 HBP: 0 BLK: 0 WP: 0 HR: 0 S: 63 P: 98 ERA: 1.00 WHIP: 0.778															PITCHER				

Batter	1	2	3	4	5	6	7	8	9	AB	R	H	RBI	BB	SO	LOB	BOTTOM			
Bill Russell, R (1,4) OBP: 0.283, SLG: 0.340	1-1 HR	0-0 L8			0-0 2B 1B	0-0 L5				4	1	2	1	0	0	4	Philadelphia Phillies @ Los Angeles Dodgers Dodger Stadium, Los Angeles, CA Wed Aug 11 1971, 7:05 PM PDT Att: 20,135 - Unknown			
Manny Mota, R (1,7) OBP: 0.371, SLG: 0.386	0-0 5-3		0-2 L7		0-0 2B	1-3 2B		0-0 L9		4	0	1	0	0	0	0				
Willie Davis, L (1,8) OBP: 0.340, SLG: 0.445	2-2 4-3		1-0 4-3		1-0 F8		0-0 CS 1B			4	0	1	0	0	0	2				
Dick Allen, R (1,3) OBP: 0.389, SLG: 0.467	4-1 BB		1-1 6-3		4-0 G6-4-3 IBB		0-0 F9			2	0	0	0	2	0	1				
Wes Parker, S (1,9) OBP: 0.358, SLG: 0.371	3-1 P6			0-0 6-3	1-2 G6-4-3	2-0 CS	0-0 1B E 1B			4	1	1	0	0	0	4				
Steve Garvey, R (1,5) OBP: 0.296, SLG: 0.392		2-1 P3		2-2 3B 1B		0-0 L8		0-0 FC6-4 1B		4	1	2	0	0	0	0				
Joe Ferguson, R (1,2) OBP: 0.282, SLG: 0.342		3-2 P4		0-3 K		1-2 1B 1B		0-0 P6		4	1	1	0	0	1	3				
Bobby Valentine, R (1,6) OBP: 0.286, SLG: 0.335		0-0 1B		0-0 3B		2-0 1B 1B		0-0 FC6-4 1B		4	0	3	1	0	0	1				
Doyle Alexander, R (1,1) OBP: 0.333, SLG: 0.273		1-2 1B		0-2 F9		0-1 1B		0-0 1-3		4	0	2	1	0	0	2				
Inning Stats	R: 1 E: 0 K: 0 S: 9	H: 1 LOB: 1 BB: 1 P: 19	R: 0 E: 0 K: 0 S: 10	H: 2 LOB: 2 BB: 0 P: 16	R: 0 E: 0 K: 1 S: 6	H: 0 LOB: 0 BB: 0 P: 8	R: 1 E: 0 K: 1 S: 11	H: 2 LOB: 1 BB: 0 P: 13	R: 0 E: 0 K: 0 S: 6	H: 2 LOB: 2 BB: 1 P: 12	R: 1 E: 0 K: 0 S: 8	H: 3 LOB: 1 BB: 0 P: 11	R: 0 E: 0 K: 0 S: 3	H: 1 LOB: 0 BB: 0 P: 5	R: 1 E: 1 K: 0 S: 5	H: 2 LOB: 1 BB: 0 P: 5	1B: 10 2B: 2 3B: 1 HR: 1	SF: 0 SAC: 0 DP: 2 HBP: 0	WP: 0 PB: 0 SB: 0 CS: 1	PA: 37
PITCHER Ken Reynolds, L (1,1) ERA: 4.09	IP: 7.0 WLS: L BF: 31 H: 11 R: 3 ER: 3 SO: 1 BB: 1 IBB: 0 HBP: 0 BLK: 0 WP: 0 HR: 1 S: 53 P: 84 ERA: 3.86 WHIP: 1.714															PITCHER				
Bill Champion, R (8, 1) ERA: 4.55	IP: 1.0 WLS: L BF: 5 H: 2 R: 1 ER: 0 SO: 0 BB: 0 IBB: 0 HBP: 0 BLK: 0 WP: 0 HR: 0 S: 5 P: 5 ERA: 0.00 WHIP: 2.000															PITCHER				

AB	30
R	1
H	4
RBI	1
BB	3
SO	3
LOB	9




Batter	1	2	3	4	5	6	7	8	9	10	11	12	13	AB	R	H	RBI	BB	SO	LOB	TOP	
Terry Harmon, R OBP: 0.266, SLG: 0.283 (9, 3)	6-3			FC4 1B		2B		FC6-4 1B		K			SH1-4 2B 1B	6	1	4	1	0	1	1		
Larry Bova, S OBP: 0.286, SLG: 0.293 (1, 6)	6-3			FC4 5-3 1-2		6-3		FC6-4 1-2		4-3			SH1-4 2B 1B	6	1	1	0	0	0	5		
Tim McCarver, L OBP: 0.329, SLG: 0.426 (1, 2)	G3			5-3			5-3		4-3			F9	SH1-4 1-2 2-3	5	0	0	0	0	0	1		
Deron Johnson, R OBP: 0.341, SLG: 0.484 (9, PR)		4-3																				
Denny Doyle, L OBP: 0.279, SLG: 0.302 (9, 4)				1-3			P4					F8	1-3	4	0	1	0	0	0	1		
Don Money, R OBP: 0.287, SLG: 0.358 (1, 7)							P4					F2		6	0	2	2	0	0	1		
Willie Montanez, L OBP: 0.331, SLG: 0.492 (1, 8)																						
Roger Freed, R OBP: 0.305, SLG: 0.309 (8, PR)																						
Oscar Gamble, L OBP: 0.266, SLG: 0.323 (8, 9)																						
John Vukovich, R OBP: 0.204, SLG: 0.188 (6, PH)																						
Jim Eunning, R OBP: 0.146, SLG: 0.240 (8, 1)																						
Bill Wilson, R OBP: 0.143, SLG: 0.143 (11, 1)																						
Darrell Brandon, R OBP: 0.111, SLG: 0.111 (11, 1)																						
Chris Short, R OBP: 0.192, SLG: 0.087 (6, PH)																						
Bobby Pfeil, R OBP: 0.345, SLG: 0.433 (8, 5)																						
Inning Stats	R: 0 E: 0 K: 0 S: 5	H: 0 LOB: 0 BB: 0 P: 7	R: 0 E: 0 K: 0 S: 7	H: 0 LOB: 0 BB: 0 P: 13	R: 0 E: 0 K: 0 S: 3	H: 0 LOB: 0 BB: 0 P: 5	R: 0 E: 1 K: 0 S: 6	H: 1 LOB: 1 BB: 0 P: 10	R: 0 E: 0 K: 0 S: 11	H: 0 LOB: 0 BB: 0 P: 10	R: 1 E: 1 K: 1 S: 13	H: 2 LOB: 2 BB: 0 P: 22	R: 0 E: 0 K: 1 S: 7	H: 1 LOB: 1 BB: 0 P: 9	R: 0 E: 0 K: 0 S: 6	H: 0 LOB: 0 BB: 0 P: 7	R: 0 E: 0 K: 0 S: 15	H: 3 LOB: 2 BB: 1 P: 22	1B: 10 2B: 2 3B: 0 HR: 0	SF: 0 SAC: 2 DP: 1 HBP: 0	W/P: 0 P/B: 0 SB: 0 CS: 1	PA: 53
PITCHER	IP	WLS	BF	H	R	ER	SO	BB	IBB	HBP	BLK	WP	HR	S	P	ERA	WHIP					
Claude Osteen, L ERA: 3.28	9.0		34	7	1	0	1	1	0	0	0	0	0	64	102	0.00	0.889					
Jim Brewer, L ERA: 1.97	3.0		11	2	0	0	1	0	0	0	0	0	0	19	24	0.00	0.667					
Pete Mikkelsen, R ERA: 2.87	1.0	L	7	3	2	2	0	1	0	0	0	0	0	15	22	18.00	4.000					

Philadelphia Phillies @ Los Angeles Dodgers
 Dodger Stadium, Los Angeles, CA
 Thu Aug 12 1971, 7:05 PM PDT
 Att. 19,755 - Unknown

livebaseballscorecards.com

AB 48
 R 3
 H 12
 RBI 3
 BB 2
 SO 2
 LOB 23




Batter	1	2	3	4	5	6	7	8	9	10	11	12	13	AB	R	H	RBI	BB	SO	LOB	BOTTOM							
Bill Russell, R OBP: 0.274, SLG: 0.327 (1, 4)	P6		FC5-2-5		L8			4-3		K		F7		6	0	0	0	0	1	3								
Manny Mota, R OBP: 0.375, SLG: 0.390 (1, 7)	P6		6-3			FC3-6 1B		BB FC4-2 1B		1B		5-3		6	0	3	0	0	0	2								
Wille Davis, L OBP: 0.337, SLG: 0.440 (1, 8)	G3			1-3		FC3-6 1B		FC4-2 BB		L7			4-3	5	1	0	0	1	0	2								
Dick Allen, R OBP: 0.394, SLG: 0.470 (1, 3)																												
Wes Parker, S OBP: 0.355, SLG: 0.368 (1, 9)																												
Steve Garvey, R OBP: 0.294, SLG: 0.385 (9, PH)																												
Maurly Wilts, S OBP: 0.321, SLG: 0.328 (9, 5)																												
Joe Ferguson, R OBP: 0.278, SLG: 0.333 (1, 2)																												
Bobby Valentine, R OBP: 0.289, SLG: 0.337 (1, 6)																												
Claude Osteen, L OBP: 0.205, SLG: 0.203 (9, PH)																												
Willie Crawford, L OBP: 0.350, SLG: 0.590 (10, 1)																												
Jim Brewer, L OBP: 0.400, SLG: 0.400 (12, PH)																												
Bill Buckner, L OBP: 0.308, SLG: 0.377 (13, 1)																												
Pete Mikkelsen, R OBP: 0.250, SLG: 0.143 (13, 1)																												
Inning Stats	R: 0 E: 0 K: 0 S: 4	H: 0 LOB: 0 BB: 0 P: 6	R: 0 E: 0 K: 0 S: 5	H: 0 LOB: 0 BB: 1 P: 13	R: 0 E: 0 K: 0 S: 7	H: 3 LOB: 2 BB: 0 P: 7	R: 0 E: 0 K: 0 S: 9	H: 1 LOB: 1 BB: 0 P: 16	R: 0 E: 0 K: 1 S: 12	H: 2 LOB: 1 BB: 0 P: 19	R: 0 E: 0 K: 1 S: 6	H: 0 LOB: 0 BB: 0 P: 9	R: 0 E: 0 K: 0 S: 9	H: 1 LOB: 3 BB: 2 P: 19	R: 0 E: 0 K: 1 S: 7	H: 0 LOB: 0 BB: 0 P: 10	R: 0 E: 0 K: 0 S: 11	H: 2 LOB: 2 BB: 0 P: 17	R: 0 E: 0 K: 0 S: 4	H: 0 LOB: 0 BB: 0 P: 6	R: 0 E: 0 K: 0 S: 5	H: 0 LOB: 0 BB: 0 P: 6	R: 0 E: 0 K: 1 S: 8	H: 1 LOB: 1 BB: 0 P: 13	1B: 11 2B: 0 3B: 0 HR: 0	SF: 0 SAC: 1 DP: 1 HBP: 0	W/P: 0 P/B: 0 SB: 2 CS: 0	PA: 51
PITCHER	IP	WLS	BF	H	R	ER	SO	BB	IBB	HBP	BLK	WP	HR	S	P	ERA	WHIP											
Chris Short, L ERA: 3.87	7.0		27	7	1	1	2	1	0	0	0	0	0	49	77	1.29	1.143											
Bill Wilson, R ERA: 2.2	3.0		14	3	0	0	2	2	0	0	0	0	0	27	46	0.00	1.667											
Darrell Brandon, R ERA: 3.43	3.0	W	10	1	0	0	1	0	0	0	0	0	0	17	25	0.00	0.333											

Philadelphia Phillies @ Los Angeles Dodgers
 Dodger Stadium, Los Angeles, CA
 Thu Aug 12 1971, 7:05 PM PDT
 Att. 19,755 - Unknown

livebaseballscorecards.com

AB 47
 R 1
 H 11
 RBI 1
 BB 3
 SO 5
 LOB 22



Batter	1	2	3	4	5	6	7	8	9	AB	R	H	RBI	BB	SO	LOB	TOP					
Ron Hunt, R OBP: 0.398, SLG: 0.359 (1, 5)										4	0	1	0	0	0	1	Montreal Expos @ Los Angeles Dodgers Dodger Stadium, Los Angeles, CA Fri Aug 13 1971, 7:05 PM PDT Att: 26,861 - Unknown					
Boots Day, L OBP: 0.347, SLG: 0.356 (1, 8)										3	0	1	0	0	0	0						
Rusty Staub, L OBP: 0.373, SLG: 0.424 (1, 9)										4	0	0	0	0	0	3						
Ron Fairly, L OBP: 0.374, SLG: 0.389 (1, 3)										3	0	0	0	1	0	1						
Bob Bailey, R OBP: 0.366, SLG: 0.395 (1, 7)										4	0	1	0	0	2	1						
Gary Sutherland, R OBP: 0.308, SLG: 0.370 (1, 4)										4	0	1	0	0	0	1						
John Bateman, R OBP: 0.269, SLG: 0.348 (1, 2)										3	0	1	0	1	0	1						
Stan Swanson, R OBP: 0.301, SLG: 0.316 (9, PR)										0	0	0	0	0	0	0						
Bobby Wine, R OBP: 0.251, SLG: 0.230 (1, 6)										3	0	0	0	0	1	4						
Ron Woods, R OBP: 0.345, SLG: 0.402 (9, PH)										1	0	0	0	0	1	1						
Carl Morton, R OBP: 0.206, SLG: 0.277 (1, 1)										2	0	0	0	0	2	0						
Jim Fahey, L OBP: 0.281, SLG: 0.268 (7, PH)										1	0	1	0	0	0	0						
Dan McGinn, L OBP: 0.286, SLG: 0.286 (7, 1)										0	0	0	0	0	0	0						
Inning Stats	R: 0 E: 0 K: 0 S: 4	H: 1 LOB: 1 BB: 0 P: 4	R: 0 E: 0 K: 1 S: 6	H: 1 LOB: 1 BB: 0 P: 6	R: 0 E: 0 K: 1 S: 5	H: 0 LOB: 0 BB: 2 P: 5	R: 0 E: 0 K: 1 S: 6	H: 1 LOB: 3 BB: 0 P: 14	R: 0 E: 1 K: 1 S: 6	H: 0 LOB: 1 BB: 0 P: 6	R: 0 E: 0 K: 0 S: 3	H: 0 LOB: 0 BB: 0 P: 3	R: 0 E: 0 K: 0 S: 4	H: 1 LOB: 1 BB: 0 P: 4	R: 0 E: 0 K: 0 S: 3	H: 1 LOB: 1 BB: 0 P: 3	R: 0 E: 0 K: 2 S: 8	H: 1 LOB: 1 BB: 0 P: 8	1B: 5 2B: 1 3B: 0 HR: 0	SF: 0 SAC: 1 DP: 1 HBP: 0	WP: 0 PB: 0 SB: 0 CS: 0	PA: 35
PITCHER Don Sutton, R ERA: 2.74 (1, 1)	IP: 9.0 WLS: W BF: 35 H: 6 R: 0 ER: 0 SO: 6 BB: 1 IBB: 1 HBP: 0 BLK: 0 WP: 0 HR: 0 S: 45 P: 53 ERA: 0.00 WHIP: 0.778															PITCHER	IP: 9.0 WLS: W BF: 35 H: 6 R: 0 ER: 0 SO: 6 BB: 1 IBB: 1 HBP: 0 BLK: 0 WP: 0 HR: 0 S: 45 P: 53 ERA: 0.00 WHIP: 0.778					

AB	32
R	0
H	6
RBI	0
BB	2
SO	6
LOB	13



Batter	1	2	3	4	5	6	7	8	9	AB	R	H	RBI	BB	SO	LOB	BOTTOM			
Bill Russell, R OBP: 0.268, SLG: 0.320 (1, 4)										4	0	0	0	0	1	1	Montreal Expos @ Los Angeles Dodgers Dodger Stadium, Los Angeles, CA Fri Aug 13 1971, 7:05 PM PDT Att: 26,861 - Unknown			
Bill Buckner, L OBP: 0.303, SLG: 0.371 (1, 9)										4	0	0	0	0	0	0				
Willie Davis, L OBP: 0.337, SLG: 0.439 (1, 8)										3	0	1	0	0	0	0				
Wes Parker, S OBP: 0.355, SLG: 0.367 (1, 3)										3	0	1	0	0	0	1				
Willie Crawford, L OBP: 0.350, SLG: 0.498 (1, 7)										3	1	1	0	0	1	1				
Steve Garvey, R OBP: 0.291, SLG: 0.381 (1, 5)										2	0	0	0	0	0	1				
Tom Haller, L OBP: 0.331, SLG: 0.366 (1, 2)										3	1	2	1	0	0	1				
Bobby Valentine, R OBP: 0.290, SLG: 0.337 (1, 6)										3	0	1	0	0	0	1				
Don Sutton, R OBP: 0.219, SLG: 0.197 (1, 1)										3	0	0	1	0	0	1				
Inning Stats	R: 0 E: 0 K: 1 S: 5	H: 0 LOB: 0 BB: 0 P: 5	R: 0 E: 0 K: 1 S: 6	H: 1 LOB: 1 BB: 0 P: 6	R: 0 E: 0 K: 0 S: 3	H: 0 LOB: 0 BB: 0 P: 3	R: 0 E: 0 K: 0 S: 3	H: 0 LOB: 0 BB: 0 P: 3	R: 2 E: 0 K: 0 S: 6	H: 3 LOB: 1 BB: 0 P: 6	R: 0 E: 0 K: 0 S: 3	H: 1 LOB: 0 BB: 0 P: 3	R: 0 E: 0 K: 0 S: 4	H: 1 LOB: 1 BB: 0 P: 4	R: 0 E: 0 K: 0 S: 3	H: 0 LOB: 0 BB: 0 P: 3		1B: 5 2B: 1 3B: 0 HR: 0	SF: 0 SAC: 1 DP: 1 HBP: 0	WP: 0 PB: 0 SB: 0 CS: 0
PITCHER Carl Morton, R ERA: 4.44 (1, 1)	IP: 6.0 WLS: L BF: 22 H: 5 R: 2 ER: 2 SO: 2 BB: 0 IBB: 0 HBP: 0 BLK: 0 WP: 0 HR: 0 S: 26 P: 26 ERA: 3.00 WHIP: 0.833															PITCHER Dan McGinn, L ERA: 6.29 (7, 1)	IP: 2.0 WLS: 7 BF: 1 H: 0 R: 0 ER: 0 SO: 0 BB: 0 IBB: 0 HBP: 0 BLK: 0 WP: 0 HR: 0 S: 7 P: 7 ERA: 0.00 WHIP: 0.500			



Batter	1	2	3	4	5	6	7	8	9	AB	R	H	RBI	BB	SO	LOB	TOP			
Jim Fahey, L OBP: 0.296, SLG: 0.284 (1, 7)										4	1	3	1	0	0	1				
Boots Day, L OBP: 0.344, SLG: 0.353 (1, 8)										5	1	1	0	0	0	3				
Rusty Staub, L OBP: 0.372, SLG: 0.425 (1, 9)										5	1	2	0	0	1	1				
Ron Fairly, L OBP: 0.377, SLG: 0.397 (1, 3)										3	0	0	1	1	2	2				
Bob Bailey, R OBP: 0.362, SLG: 0.398 (1, 5)										4	1	1	1	0	2	3				
Gary Sutherland, R OBP: 0.317, SLG: 0.394 (1, 4)										4	1	2	3	0	0	0				
John Bateman, R OBP: 0.266, SLG: 0.344 (1, 2)										4	0	1	0	0	3	2				
Bobby Wine, R OBP: 0.251, SLG: 0.234 (1, 6)										4	1	1	0	0	1	3				
Steve Renko, R OBP: 0.184, SLG: 0.240 (1, 1)										4	0	1	0	0	0	2				
Inning Stats	R: 3 E: 0 K: 2 S: 11	H: 4 LOB: 2 BB: 1 P: 15	R: 0 E: 0 K: 1 S: 7	H: 2 LOB: 2 BB: 0 P: 7	R: 0 E: 0 K: 1 S: 5	H: 0 LOB: 0 BB: 0 P: 5	R: 1 E: 0 K: 0 S: 4	H: 2 LOB: 0 BB: 0 P: 4	R: 1 E: 0 K: 2 S: 8	H: 1 LOB: 1 BB: 0 P: 8	R: 0 E: 0 K: 0 S: 3	H: 0 LOB: 0 BB: 0 P: 3	R: 1 E: 0 K: 3 S: 10	H: 1 LOB: 0 BB: 0 P: 10	R: 0 E: 0 K: 0 S: 4	H: 1 LOB: 1 BB: 0 P: 4	1B: 9 2B: 1 3B: 0 HR: 2	SF: 0 SAC: 1 DP: 0 HBP: 0	WP: 0 PB: 0 SB: 0 CS: 1	PA: 39
PITCHER	IP WLS BF H R ER SO BB IBB HBP BLK WP HR S P ERA WHIP																			
Bill Singer, R ERA: 4.25 (1, 1)	5.0 L 24 9 5 5 6 1 0 0 0 0 0 1 35 39 9.00 2.000																			
Joe Moeller, R ERA: 2.96 (6, 1)	2.0 7 1 0 0 0 0 0 0 0 0 0 0 7 7 0.00 0.500																			
Pete Mikkelsen, R ERA: 2.92 (8, 1)	2.0 8 2 1 1 3 0 0 0 0 0 0 1 14 14 4.50 1.000																			

Montreal Expos @ Los Angeles Dodgers
Dodger Stadium, Los Angeles, CA
Sun Aug 15 1971, 3:33 AM PDT
Att: 18,572 - Unknown

AB	37
R	6
H	12
RBI	6
BB	1
SO	9
LOB	17



Batter	1	2	3	4	5	6	7	8	9	AB	R	H	RBI	BB	SO	LOB	BOTTOM					
Maury Wills, S OBP: 0.320, SLG: 0.327 (1, 6)										5	0	1	0	0	0	1						
Wes Parker, S OBP: 0.354, SLG: 0.363 (1, 9)										3	0	0	0	0	0	1						
Joe Moeller, R (6, 1)										0	0	0	0	0	0	0						
Bill Sudakis, S OBP: 0.304, SLG: 0.343 (7, PH)										1	0	0	0	0	0	1						
Pete Mikkelsen, R OBP: 0.250, SLG: 0.143 (8, 1)										0	0	0	0	0	0	0						
Willie Davis, L OBP: 0.334, SLG: 0.434 (1, 8)										4	0	1	0	0	0	0						
Dick Allen, R OBP: 0.398, SLG: 0.469 (1, 3)										3	1	2	0	1	0	0						
Willie Crawford, L OBP: 0.351, SLG: 0.494 (1, 7)										4	1	3	0	0	0	2						
Jim Lefebvre, S OBP: 0.316, SLG: 0.399 (1, 4)										4	0	1	1	0	0	6						
Tom Haller, L OBP: 0.327, SLG: 0.362 (1, 2)										3	0	0	1	0	0	3						
Bobby Valentine, R OBP: 0.294, SLG: 0.340 (1, 5)										3	1	0	0	1	0	1						
Bill Singer, R OBP: 0.204, SLG: 0.114 (1, 1)										1	0	0	0	0	0	0						
Bill Buckner, L OBP: 0.303, SLG: 0.373 (5, PH) (6, 9)										3	0	1	0	0	0	0						
Inning Stats	R: 0 E: 0 K: 0 S: 3	H: 0 LOB: 0 BB: 0 P: 3	R: 1 E: 0 K: 0 S: 5	H: 2 LOB: 1 BB: 0 P: 5	R: 0 E: 0 K: 0 S: 3	H: 0 LOB: 0 BB: 0 P: 3	R: 0 E: 0 K: 0 S: 3	H: 1 LOB: 1 BB: 1 P: 7	R: 1 E: 0 K: 1 S: 6	H: 1 LOB: 1 BB: 1 P: 10	R: 0 E: 0 K: 0 S: 5	H: 2 LOB: 2 BB: 0 P: 5	R: 0 E: 0 K: 0 S: 4	H: 1 LOB: 1 BB: 0 P: 4	R: 1 E: 0 K: 0 S: 5	H: 2 LOB: 1 BB: 0 P: 5	R: 0 E: 0 K: 0 S: 3	H: 0 LOB: 0 BB: 0 P: 3	1B: 7 2B: 2 3B: 0 HR: 0	SF: 1 SAC: 0 DP: 1 HBP: 0	WP: 1 PB: 0 SB: 0 CS: 0	PA: 37
PITCHER	IP WLS BF H R ER SO BB IBB HBP BLK WP HR S P ERA WHIP																					
Steve Renko, R ERA: 3.88 (1, 1)	9.0 W 37 9 3 3 1 2 0 0 0 0 1 0 37 45 3.00 1.222																					

Montreal Expos @ Los Angeles Dodgers
Dodger Stadium, Los Angeles, CA
Sun Aug 15 1971, 3:33 AM PDT
Att: 18,572 - Unknown

AB	34
R	3
H	9
RBI	2
BB	2
SO	1
LOB	15



Batter	1	2	3	4	5	6	7	8	9	AB	R	H	RBI	BB	SO	LOB	TOP					
Bud Harrelson, S (1, 6) OBP: 0.342, SLG: 0.326	0-0 6-3			0-3 K	0-0 F9		0-3 K	0-0 L3		5	0	0	0	0	2	3						
Wayne Garrett, L (1, 5) OBP: 0.376, SLG: 0.299	0-0 G1			0-0 F5		0-0 1B 1B			0-0 3-1	5	1	2	0	0	0	0						
Cleon Jones, R (1, 7) OBP: 0.369, SLG: 0.472	0-0 F9			0-0 1B		0-0 1B			0-0	5	1	3	0	0	1	1						
Dave Marshall, L (9, PR) OBP: 0.327, SLG: 0.335				0-0 1B		1-2 1B			0-0 1B	0	0	0	0	0	0	0						
Ed Kranepool, L (1, 3) OBP: 0.333, SLG: 0.435		0-0 6-3		0-0 BB 1B		0-0 1B 4-3 1B		0-0 P6	0-0 F8	5	1	2	0	0	0	1						
Ken Boswell, L (1, 4) OBP: 0.354, SLG: 0.396		0-0 P6		0-0 1B		0-0 1B 4-3 1B		0-0 BB 1B	0-0 G3	4	2	2	2	1	0	1						
Ken Singleton, S (1, 9) OBP: 0.391, SLG: 0.358		0-3 K		0-0 4-3		0-0 4-3		0-0 1B SF8 BB		3	1	0	1	1	1	4						
Jerry Grote, R (1, 2) OBP: 0.337, SLG: 0.358			0-0 L3 1B		0-0 6-3	0-0 P3		0-0 1B 1B		4	0	2	1	0	0	1						
Don Hahn, R (1, 8) OBP: 0.323, SLG: 0.275			0-0 F9		0-0 5-3	0-0 PO 1B		0-0 SF8		3	0	1	2	0	0	1						
Tom Seaver, R (1, 1) OBP: 0.268, SLG: 0.324			0-0 L3		0-0 2B	0-0 PO	0-3 K	0-0 1B		4	0	2	0	0	1	1						
Inning Stats	R: 0 E: 0 K: 0 S: 3	H: 0 LOB: 0 BB: 0 P: 3	R: 0 E: 0 K: 1 S: 5	H: 0 LOB: 0 BB: 0 P: 5	R: 0 E: 0 K: 0 S: 3	H: 1 LOB: 0 BB: 0 P: 3	R: 0 E: 0 K: 1 S: 7	H: 2 LOB: 3 BB: 1 P: 11	R: 0 E: 0 K: 0 S: 4	H: 1 LOB: 1 BB: 0 P: 4	R: 4 E: 0 K: 0 S: 7	H: 5 LOB: 0 BB: 0 P: 7	R: 0 E: 0 K: 3 S: 10	H: 1 LOB: 1 BB: 0 P: 10	R: 2 E: 0 K: 0 S: 6	H: 3 LOB: 2 BB: 1 P: 10	R: 0 E: 0 K: 0 S: 4	H: 1 LOB: 1 BB: 0 P: 4	1B: 13 2B: 2 3B: 0 HR: 0	SF: 1 SAC: 0 DP: 1 HBP: 0	WP: 0 PB: 0 SB: 0 CS: 0	PA: 42
PITCHER	IP	WLS	BF	H	R	ER	SO	BB	IBB	HBP	BLK	WP	HR	S	P	ERA	WHIP					
Doyle Alexander, R (1, 1) ERA: 3.47	5.0	L	23	8	4	4	2	1	0	0	0	0	0	26	30	7.20	1.800					
Jose Pena, R (6, 1) ERA: 3.19	2.2		13	5	2	2	3	1	0	0	0	0	0	18	22	6.75	2.250					
Hoyt Wilhelm, R (8, 1) ERA: 9.82	1.1		5	1	0	0	0	0	0	0	0	0	0	5	5	0.00	0.750					

New York Mets @ Los Angeles Dodgers
Dodger Stadium, Los Angeles, CA
 Mon Aug 16 1971, 7:05 PM PDT
 Att: 26,821 - Unknown

AB 38
R 6
H 14
RBI 6
BB 2
SO 5
LOB 13





Batter	1	2	3	4	5	6	7	8	9	AB	R	H	RBI	BB	SO	LOB	BOTTOM					
Maury Wills, S (1, 6) OBP: 0.319, SLG: 0.325	4-0 WP BB		0-0 6-3			0-0 4-3		0-0 F5	0-3 K	3	0	0	0	1	0	1						
Bobby Valentine, R (9, 6) OBP: 0.292, SLG: 0.339			0-0			0-0 FC6-4 BB 1B		0-0 F5		4	0	2	0	0	0	2						
Bill Buckner, L (1, 9) OBP: 0.305, SLG: 0.375	0-0 F7		0-0			0-0 FC6-4 BB 1B		0-0 F5		4	0	2	0	0	0	2						
Willie Davis, L (1, 8) OBP: 0.335, SLG: 0.433	0-0 F2		0-3 K			0-0 FC6-4 BB 1B		0-0 BB 1B		3	0	1	0	1	1	2						
Dick Allen, R (1, 5) OBP: 0.399, SLG: 0.467	4-0		0-3 K			0-0 FC6-4		0-0 BB 1B		2	0	0	0	2	1	2						
Steve Garvey, R (9, 5) OBP: 0.291, SLG: 0.381			0-0 BB			0-0 1-2 2-3		0-0 BB		0	0	0	0	0	0	0						
Willie Crawford, L (1, 7) OBP: 0.345, SLG: 0.486	0-0 G3		0-0 3-1			0-0 F8		0-3 K		4	0	0	0	0	1	7						
Jim Lefebvre, S (1, 4) OBP: 0.312, SLG: 0.394		0-0 F9		0-3 K		0-0 G3		0-3 K		4	0	0	0	0	2	0						
Wes Parker, S (1, 3) OBP: 0.355, SLG: 0.364		0-0 F8				0-0 F7		0-0 1B	0-0 1B	4	0	2	0	0	0	0						
Tom Haller, L (1, 2) OBP: 0.320, SLG: 0.353		0-0 3-1				0-3 K		0-0 1B	0-3 K	3	0	0	0	0	1	1						
Hoyt Wilhelm, R (8, 1)						0-0 K		0-0 K		0	0	0	0	0	0	0						
Bill Sudakis, S (9, PH) OBP: 0.300, SLG: 0.338						0-0 K		0-0 K		1	0	0	0	0	1	1						
Doyle Alexander, R (1, 1) OBP: 0.308, SLG: 0.250			0-3 K			0-3 K		0-0 1B	0-0 1B	2	0	0	0	0	2	0						
Jose Pena, R (6, 1) OBP: 0.687, SLG: 0.667						0-3 K		0-0 1B	0-0 1B	0	0	0	0	0	0	0						
Duke Sims, L (8, 2) OBP: 0.351, SLG: 0.342						0-3 K		0-0 1B	1-2 1B	2	0	2	0	0	0	0						
Inning Stats	R: 0 E: 0 K: 0 S: 3	H: 0 LOB: 2 BB: 2 P: 11	R: 0 E: 0 K: 0 S: 3	H: 0 LOB: 0 BB: 0 P: 3	R: 0 E: 0 K: 2 S: 8	H: 1 LOB: 1 BB: 0 P: 8	R: 0 E: 0 K: 2 S: 7	H: 0 LOB: 0 BB: 0 P: 7	R: 0 E: 0 K: 0 S: 4	H: 1 LOB: 2 BB: 1 P: 8	R: 0 E: 0 K: 0 S: 3	H: 1 LOB: 0 BB: 0 P: 3	R: 0 E: 0 K: 1 S: 7	H: 2 LOB: 3 BB: 1 P: 11	R: 0 E: 0 K: 3 S: 11	H: 2 LOB: 2 BB: 0 P: 11	1B: 7 2B: 0 3B: 0 HR: 0	SF: 0 SAC: 0 DP: 1 HBP: 0	WP: 1 PB: 0 SB: 0 CS: 0	PA: 37		
PITCHER	IP	WLS	BF	H	R	ER	SO	BB	IBB	HBP	BLK	WP	HR	S	P	ERA	WHIP					
Tom Seaver, R (1, 1) ERA: 2.0	9.0	W	37	7	0	0	10	4	0	0	0	1	0	53	69	0.00	1.222					

New York Mets @ Los Angeles Dodgers
Dodger Stadium, Los Angeles, CA
 Mon Aug 16 1971, 7:05 PM PDT
 Att: 26,821 - Unknown

AB 33
R 0
H 7
RBI 0
BB 4
SO 10
LOB 18



Batter	1	2	3	4	5	6	7	8	9	AB	R	H	RBI	BB	SO	LOB	TOP			
Don Hahn, R OBP: 0.321, SLG: 0.269 (1, 8)	1-3			L4-3 BB		F8			F8	3	0	0	0	1	0	1	<p>New York Mets @ Los Angeles Dodgers Dodger Stadium, Los Angeles, CA Tue Aug 17 1971, 7:05 PM PDT Att: 23,171 - Unknown</p> <p>AB 29 R 0 H 3 RBI 0 BB 2 SO 5 LOB 8</p> 			
Ken Boswell, L OBP: 0.353, SLG: 0.394 (1, 4)	3-1			L4-3 1-2			F9		1B	4	0	1	0	0	0	1				
Cleon Jones, R OBP: 0.378, SLG: 0.470 (1, 7)	K						1-3		K	4	0	1	0	0	2	2				
Donn Clendenon, R OBP: 0.284, SLG: 0.406 (1, 3)			F9		K		6-3		K	4	0	0	0	0	2	3				
Tommie Agee, R OBP: 0.353, SLG: 0.416 (1, 9)		F9			2-3				6-3	3	0	0	0	0	0	0				
Bob Aspromonte, R OBP: 0.294, SLG: 0.316 Danny Frisella, L OBP: 0.250, SLG: 0.250 (8, 1)	1-3				6-3				F7	3	0	0	0	0	0	0				
Jerry Grote, R OBP: 0.337, SLG: 0.358 (1, 2)			F3			F8			1B	3	0	1	0	0	0	0				
Bud Harrelson, S OBP: 0.340, SLG: 0.324 (1, 6)			F8			5-3			F3	3	0	0	0	0	0	1				
Nolan Ryan, R OBP: 0.182, SLG: 0.171 Charlie Williams, R OBP: 0.152, SLG: 0.100 Ted Martinez, R OBP: 0.133, SLG: 0.290 Tug McGraw, R OBP: 0.143, SLG: 0.214 Wayne Garrett, L OBP: 0.362, SLG: 0.299 (8, 5)	K				6-3				1B BB	1	0	0	0	0	1	0				
Inning Stats	R: 0 E: 0 K: 1 S: 5	H: 0 LOB: 0 BB: 0 P: 5	R: 0 E: 0 K: 0 S: 3	H: 0 LOB: 0 BB: 0 P: 3	R: 0 E: 0 K: 1 S: 5	H: 0 LOB: 0 BB: 0 P: 5	R: 0 E: 0 K: 1 S: 5	H: 1 LOB: 1 BB: 1 P: 9	R: 0 E: 0 K: 0 S: 3	H: 0 LOB: 0 BB: 0 P: 3	R: 0 E: 0 K: 0 S: 3	H: 0 LOB: 0 BB: 0 P: 3	R: 0 E: 0 K: 0 S: 4	H: 1 LOB: 1 BB: 0 P: 4	R: 0 E: 0 K: 2 S: 8	H: 1 LOB: 2 BB: 1 P: 12		1B: 3 2B: 1 3B: 0 HR: 0	SF: 0 SAC: 0 DP: 1 HBP: 0	WP: 0 PB: 0 SB: 0 CS: 0
PITCHER Claude Osteen, L ERA: 3.15 (1, 1)	IP: 9.0 WLS: W BF: 31 H: 3 R: 0 ER: 0 SO: 5 BB: 2 IBB: 0 HBP: 0 BLK: 0 WP: 0 HR: 0 S: 39 P: 47 ERA: 0.00 WHIP: 0.556																			

Batter	1	2	3	4	5	6	7	8	9	AB	R	H	RBI	BB	SO	LOB	BOTTOM			
Maury Wills, S OBP: 0.316, SLG: 0.322 (1, 6)	F7	5-3-2 3-H		E3 CS		FC4-6 1-2				4	0	0	0	0	0	3	<p>New York Mets @ Los Angeles Dodgers Dodger Stadium, Los Angeles, CA Tue Aug 17 1971, 7:05 PM PDT Att: 23,171 - Unknown</p> <p>AB 30 R 4 H 8 RBI 4 BB 4 SO 2 LOB 17</p> 			
Bill Buckner, L OBP: 0.308, SLG: 0.377 (1, 9)	G3 1B		FC6-4 1B	F8 1-2			3-1			4	2	2	0	0	0	1				
Willie Davis, L OBP: 0.337, SLG: 0.432 (1, 8)	G3 1-2		FC6-4 BB		G3 BB		F8			2	0	0	0	2	0	1				
Dick Allen, R OBP: 0.398, SLG: 0.464 Steve Garvey, R OBP: 0.291, SLG: 0.381 (8, 5)			FC6-4 1B		F4		K			4	1	1	1	0	1	3				
Willie Crawford, L OBP: 0.341, SLG: 0.479 (1, 7)	F8		F3		G3			K		4	0	0	0	0	1	4				
Wes Parker, S OBP: 0.356, SLG: 0.364 (1, 3)		BB 2B BB		1B 1B		F6		F7		3	1	1	1	1	0	1				
Jim Lefebvre, S OBP: 0.314, SLG: 0.395 (1, 4)		F9						4-3		4	0	2	1	0	0	1				
Duke Sims, L OBP: 0.350, SLG: 0.339 (1, 2)		2B 5-3-2 BB		4-3		G4-6-3 1B		G4-6-3		2	0	0	0	1	0	3				
Claude Osteen, L OBP: 0.224, SLG: 0.236 (1, 1)				1-3 2-H 2B		1-3 2-H 1B			FC4-6 1B	3	0	2	1	0	0	0				
Inning Stats	R: 1 E: 0 K: 0 S: 5	H: 2 LOB: 1 BB: 0 P: 5	R: 1 E: 0 K: 0 S: 3	H: 1 LOB: 1 BB: 2 P: 11	R: 2 E: 0 K: 0 S: 6	H: 3 LOB: 2 BB: 1 P: 10	R: 0 E: 1 K: 0 S: 3	H: 0 LOB: 0 BB: 0 P: 3	R: 0 E: 0 K: 0 S: 4	H: 2 LOB: 1 BB: 0 P: 4	R: 0 E: 0 K: 1 S: 5	H: 0 LOB: 0 BB: 0 P: 5	R: 0 E: 0 K: 1 S: 5	H: 0 LOB: 0 BB: 0 P: 5	R: 0 E: 0 K: 1 S: 5	H: 0 LOB: 0 BB: 0 P: 5		1B: 7 2B: 2 3B: 0 HR: 0	SF: 0 SAC: 0 DP: 2 HBP: 0	WP: 0 PB: 0 SB: 1 CS: 1
PITCHER Nolan Ryan, R ERA: 3.38 Charlie Williams, R ERA: 5.23 Tug McGraw, L ERA: 1.91 Danny Frisella, R ERA: 2.34 (8, 1)	IP: 2.2 WLS: L BF: 15 H: 5 R: 4 ER: 4 SO: 4 BB: 3 IBB: 0 HBP: 0 BLK: 0 WP: 0 HR: 0 S: 12 P: 24 ERA: 13.50 WHIP: 3.000																			

Batter	1	2	3	4	5	6	7	8	9	10	AB	R	H	RBI	BB	SO	LOB	TOP			
Bud Harelson, S OBP: 0.337, SLG: 0.321 (1, 6)	F2		FC1-6 1B 3B		FC3-6			G3			4	1	0	0	0	0	2				
Wayne Garrett, L OBP: 0.387, SLG: 0.308 (1, 5)	6-3 1B		3B 1B		PO	F9			6-3		4	1	2	0	0	0	0				
Cleon Jones, R OBP: 0.377, SLG: 0.472 (1, 7)	6-3		3B		K			K		K	4	0	1	2	0	2	1				
Ed Kranepool, L Donn Clendenon, R OBP: 0.283, SLG: 0.404 (9, PH) (9, 3)	6-3		K		F9			K		K	3	0	0	0	0	1	2				
Ken Boswell, L OBP: 0.349, SLG: 0.389 (1, 4)		F8			G3			F9		P4	4	0	0	0	0	0	0				
Tommie Agee, R OBP: 0.352, SLG: 0.417 (10, 9)		K			K			P6		1B 2B	4	1	1	0	0	2	0				
Ken Singleton, S Don Hahn, R OBP: 0.321, SLG: 0.269 (10, 8)		K			4-3			3-1		2B 1B	4	0	1	1	0	1	0				
Jerry Grote, R OBP: 0.336, SLG: 0.356 (1, 2)			4-3		4-3			5-3		1B	4	0	1	0	0	0	0				
Ray Sadecki, L Danny Frisella, L OBP: 0.222, SLG: 0.222 (8, 1)			FC1-6 1B		E3 FC3-6			K		4-3	3	0	1	0	0	1	0				
Inning Stats	R: 0 E: 0 K: 0 S: 4	H: 1 LOB: 1 BB: 0 P: 4	R: 0 E: 0 K: 2 S: 7	H: 0 LOB: 0 BB: 0 P: 7	R: 2 E: 0 K: 1 S: 8	H: 3 LOB: 1 BB: 8 P: 8	R: 0 E: 0 K: 1 S: 5	H: 0 LOB: 0 BB: 0 P: 5	R: 0 E: 1 K: 0 S: 3	H: 0 LOB: 0 BB: 0 P: 3	R: 0 E: 0 K: 0 S: 3	H: 0 LOB: 0 BB: 0 P: 3	R: 0 E: 0 K: 1 S: 5	H: 0 LOB: 0 BB: 0 P: 5	R: 0 E: 0 K: 2 S: 7	H: 0 LOB: 0 BB: 0 P: 7	R: 1 E: 0 K: 0 S: 5	H: 3 LOB: 1 BB: 0 P: 5	1B: 5 2B: 1 3B: 1 HR: 0	SF: 0 SAC: 0 DP: 0 HBP: 0	WP: 0 PA: 37 PB: 0 SB: 0 CS: 0
PITCHER	IP 8.0	WLS L	BF 28	H 4	R 2	ER 2	SO 6	BB 0	IBB 0	HBP 0	BLK 0	WP 0	HR 0	S 40	P 40	ERA 2.25	WHIP 0.500				
Don Sutton, R ERA: 2.72 Jim Brewer, L ERA: 2.05 (9, 1)	2.0	L	8	3	1	1	2	0	0	0	0	0	0	12	12	4.50	1.500				

New York Mets @ Los Angeles Dodgers
Dodger Stadium, Los Angeles, CA
Wed Aug 18 1971, 7:05 PM PDT
Att: 27,203 - Unknown

AB 36
R 3
H 7
RBI 3
BB 0
SO 8
LOB 6





Batter	1	2	3	4	5	6	7	8	9	10	AB	R	H	RBI	BB	SO	LOB	BOTTOM			
Maury Wills, S OBP: 0.317, SLG: 0.327 (1, 6)	6-3 2B		L4			F8		6-3 2B		B1-4	5	0	2	1	0	0	1				
Manny Mota, R OBP: 0.364, SLG: 0.377 (1, 7)	6-3 2B		6-3			5-3		6-3 2B		K	5	0	0	1	0	1	4				
Willie Davis, L Jim Brewer, L Tom Haller, L OBP: 0.318, SLG: 0.351 (10, PH) (1, 3)	P5		1-3			P5		K		F7	4	0	0	0	0	1	3				
Dick Allen, R OBP: 0.395, SLG: 0.460 (10, 5)	5-3		5-3			L7		L6			4	0	0	0	0	0	1				
Wes Parker, S OBP: 0.358, SLG: 0.362 (10, 3)		K				6-3		1B BB			2	0	0	0	2	1	0				
Jim Lefebvre, S OBP: 0.314, SLG: 0.396 (1, 4)		2B				P4		K			4	0	1	0	0	2	2				
Steve Garvey, R Bill Buckner, L OBP: 0.311, SLG: 0.379 (10, 9)		K				K		F8		1B	3	0	0	0	0	2	1				
Duke Sims, L OBP: 0.349, SLG: 0.337 (1, 2)		L1				4-3		1B 2B		K	4	1	1	0	0	1	3				
Don Sutton, R Bill Sudakis, S Bill Russell, R OBP: 0.274, SLG: 0.326 (9, 8) (9, 8)			K			P6		2B 6-3 1B		B1-4 2B	2	0	0	0	0	1	0				
Willie Crawford, L OBP: 0.343, SLG: 0.484 (10, PH)											1	0	1	0	0	0	0				
Inning Stats	R: 0 E: 0 K: 0 S: 4	H: 1 LOB: 1 BB: 0 P: 4	R: 0 E: 0 K: 2 S: 8	H: 1 LOB: 1 BB: 0 P: 8	R: 0 E: 0 K: 1 S: 5	H: 0 LOB: 0 BB: 5 P: 5	R: 0 E: 0 K: 1 S: 5	H: 0 LOB: 1 BB: 1 P: 9	R: 0 E: 0 K: 1 S: 5	H: 0 LOB: 0 BB: 0 P: 5	R: 0 E: 0 K: 0 S: 3	H: 0 LOB: 0 BB: 0 P: 3	R: 2 E: 0 K: 1 S: 8	H: 3 LOB: 2 BB: 8 P: 8	R: 0 E: 0 K: 2 S: 8	H: 1 LOB: 2 BB: 12 P: 12	R: 0 E: 0 K: 1 S: 6	H: 1 LOB: 1 BB: 6 P: 6	1B: 3 2B: 4 3B: 0 HR: 0	SF: 0 SAC: 0 DP: 0 HBP: 0	WP: 0 PA: 39 PB: 0 SB: 0 CS: 0
PITCHER	IP 7.1	WLS W	BF 28	H 5	R 2	ER 2	SO 5	BB 1	IBB 0	HBP 0	BLK 0	WP 0	HR 0	S 37	P 41	ERA 2.46	WHIP 0.818				
Ray Sadecki, L ERA: 2.72 Danny Frisella, R ERA: 2.25 (8, 1)	2.2	W	11	2	0	0	4	1	0	0	0	0	0	18	22	0.00	1.125				

New York Mets @ Los Angeles Dodgers
Dodger Stadium, Los Angeles, CA
Wed Aug 18 1971, 7:05 PM PDT
Att: 27,203 - Unknown

AB 37
R 2
H 7
RBI 2
BB 2
SO 9
LOB 16



Batter	1	2	3	4	5	6	7	8	9	AB	R	H	RBI	BB	SO	LOB	TOP								
Maury Wills, S OBP: 0.319, SLG: 0.328 (1, 6)	2-2 6-3		0-1 G3 1B HR	4-0 BB		0-0 F2		0-0 1B 2B 1B	0-0 F2	5	2	2	0	1	0	0	Los Angeles Dodgers @ Philadelphia Phillies Veterans Stadium, Philadelphia, PA Fri Aug 20 1971, 7:05 PM EDT Att: 30,006 - Unknown AB 40 R 9 H 14 RBI 9 BB 5 SO 6 LOB 24 								
Manny Mota, R OBP: 0.369, SLG: 0.383 (1, 7)	1-0 WP BB 1B		0-0 1-2 HR 1B	2-0 F8		3-2 6-3		3-2 2B 1B		5	2	3	0	0	0	2									
Wes Parker, S OBP: 0.358, SLG: 0.365 (1, 3)	3-1 P6		3-2 G3		0-0 SH1-3 1B 1B		3-2 1-6-3		0-0 1-H 2-H 3-H 1B 2B	5	2	2	2	0	0	3									
Dick Allen, R OBP: 0.401, SLG: 0.471 (8, PR) Steve Garvey, R OBP: 0.297, SLG: 0.375 (8, 5)	4-0 WP 1-2 BB		1-0 2-H 3-H HR		0-0 SH1-3 1B 1B		4-1 1B BB		0-0 2-H 1B	3	2	3	4	2	0	0									
Jim Lefebvre, S OBP: 0.313, SLG: 0.398 (1, 4)	1-2 F8		0-0 6-3		0-0 SH1-3		0-0 B5		0-0 1-H 2B	4	0	1	1	0	0	3									
Bobby Valentine, R OBP: 0.289, SLG: 0.335 Bill Buckner, L OBP: 0.314, SLG: 0.380 (5, PH) (5, 9)		3-2 P5	1-2 F3		4-0 1B IBB		0-0 FC6-4 1B		0-0 F2	2	0	0	0	0	0	0									
Joe Ferguson, R OBP: 0.329, SLG: 0.329 Duke Sims, L OBP: 0.344, SLG: 0.332 (5, PH) (5, 2)		4-2 BB		1-0 5-3		2-3 K		1-3 K		1	0	0	0	1	0	0									
Bill Russell, R OBP: 0.277, SLG: 0.328 (1, 8)		3-3 K		0-0 1B		0-0 1B		3-1 FC6-4		5	0	2	2	0	2	3									
Al Downing, R OBP: 0.237, SLG: 0.222 Pete Mikkelsen, R OBP: 0.200, SLG: 0.111 Jim Brewer, L OBP: 0.333, SLG: 0.333 (6, 1)		0-0 L3		1-1 6-3		0-0 6-3		0-0 5-3		2	0	0	0	0	0	2									
Inning Stats	R: 0 E: 0 K: 0 S: 9	H: 1 LOB: 2 BB: 1 P: 20	R: 0 E: 0 K: 1 S: 9	H: 0 LOB: 1 BB: 1 P: 19	R: 3 E: 0 K: 0 S: 11	H: 3 LOB: 0 BB: 0 P: 16	R: 0 E: 0 K: 0 S: 5	H: 1 LOB: 2 BB: 1 P: 13	R: 2 E: 0 K: 1 S: 8	H: 3 LOB: 1 BB: 1 P: 14	R: 0 E: 0 K: 0 S: 8	H: 0 LOB: 0 BB: 0 P: 14	R: 0 E: 0 K: 1 S: 8	H: 1 LOB: 2 BB: 1 P: 16	R: 4 E: 0 K: 1 S: 12	H: 5 LOB: 2 BB: 0 P: 16		R: 0 E: 0 K: 2 S: 7	H: 0 LOB: 0 BB: 0 P: 7	1B: 11 2B: 2 3B: 0 HR: 1	SF: 0 SAC: 1 DP: 0 HBP: 0	WP: 1 PB: 0 SB: 1 CS: 0	PA: 46		
PITCHER	IP	WLS	BF	H	R	ER	SO	BB	IBB	HBP	BLK	WP	HR	S	P	ERA	WHIP								
Chris Short, L ERA: 3.93	2.0	L	11	3	2	2	1	2	0	0	0	1	0	21	42	9.00	2.500								
Barry Lersch, R ERA: 4.04	2.0		9	2	1	1	0	1	0	0	0	0	1	13	26	4.50	1.500								
Bill Champion, R ERA: 4.45	2.1		13	4	2	2	1	1	0	0	0	0	0	19	35	7.71	2.143								
Darrell Brandon, R ERA: 3.84	1.0		8	5	4	4	1	0	0	0	0	0	0	13	20	36.00	5.000								
Joe Hoerner, L ERA: 1.89	0.2		2	0	0	0	1	0	0	0	0	0	0	4	5	0.00	0.000								
Dick Selma, R ERA: 4.5	1.0		3	0	0	0	2	0	0	0	0	0	0	7	7	0.00	0.000								

Batter	1	2	3	4	5	6	7	8	9	AB	R	H	RBI	BB	SO	LOB	BOTTOM								
Larry Bowa, S OBP: 0.289, SLG: 0.297 (1, 6)	1-1 P6		1-0 F9	0-3 K			0-1 2B 1B		0-0 F7	5	1	1	0	0	1	2	Los Angeles Dodgers @ Philadelphia Phillies Veterans Stadium, Philadelphia, PA Fri Aug 20 1971, 7:05 PM EDT Att: 30,006 - Unknown AB 38 R 5 H 13 RBI 5 SO 7 LOB 17 								
Terry Harmon, R OBP: 0.294, SLG: 0.277 (1, 4)	0-0 BB 1B		3-3 K2-3		0-3 K		0-0 1-H 2B		0-3 K	5	0	2	1	0	3	0									
Willie Montanez, L OBP: 0.327, SLG: 0.489 (1, 8)	4-1 1-2 BB		0-0 F7		2-1 F7		3-3 K		0-0 F7	4	0	0	0	1	1	1									
Deron Johnson, R OBP: 0.342, SLG: 0.492 (1, 3)	0-3 K		2-1 1B 1B		0-0 6-3		0-0 HR			4	2	2	1	0	1	2									
Don Money, R OBP: 0.282, SLG: 0.351 (1, 7)	3-3 K		1-1 F8		0-0 F8		0-0 1B 2B			4	1	1	0	0	1	3									
Tim McCarver, L OBP: 0.331, SLG: 0.425 (1, 2)		0-0 1B 2B		0-0 1B 2B		1-2 3-1		0-0 5-3		4	1	2	0	0	0	1									
Roger Freed, R OBP: 0.298, SLG: 0.297 Darrell Brandon, R OBP: 0.111, SLG: 0.111 Joe Hoerner, R OBP: 0.111, SLG: 0.111 Ron Stone, L OBP: 0.327, SLG: 0.319 Dick Selma, R (9, 1)		3-2 6-3		1-1 F9		1-2 F7		0-0 2-H 1B		3	0	0	0	0	0	3									
John Vukovich, R OBP: 0.224, SLG: 0.211 (1, 5)		2-2 G6-4-3 1B		2-2 2B 1B		0-0 L5-3 1B		0-0 P3		4	0	3	1	0	0	1									
Chris Short, R OBP: 0.189, SLG: 0.085 Barry Lersch, S OBP: 0.283, SLG: 0.213 Byron Browne, R OBP: 0.281, SLG: 0.345 Bill Champion, R OBP: 0.091, SLG: 0.091 Oscar Gamble, L OBP: 0.273, SLG: 0.320 (7, 9)		0-0 G6-4-3		0-2 1B 2B		0-0 L5-3		0-0 1-3		1	0	0	0	0	0	2									
Inning Stats	R: 0 E: 0 K: 2 S: 10	H: 1 LOB: 2 BB: 1 P: 18	R: 0 E: 0 K: 0 S: 8	H: 2 LOB: 0 BB: 0 P: 13	R: 0 E: 0 K: 1 S: 5	H: 0 LOB: 0 BB: 0 P: 9	R: 2 E: 0 K: 1 S: 18	H: 4 LOB: 2 BB: 0 P: 24	R: 0 E: 0 K: 1 S: 6	H: 0 LOB: 0 BB: 0 P: 8	R: 0 E: 0 K: 0 S: 8	H: 0 LOB: 0 BB: 0 P: 10	R: 1 E: 0 K: 1 S: 8	H: 3 LOB: 1 BB: 0 P: 11	R: 2 E: 0 K: 0 S: 6	H: 3 LOB: 1 BB: 0 P: 6		R: 0 E: 0 K: 1 S: 5	H: 0 LOB: 0 BB: 0 P: 5	1B: 8 2B: 5 3B: 0 HR: 1	SF: 0 SAC: 0 DP: 2 HBP: 0	WP: 0 PB: 0 SB: 0 CS: 0	PA: 39		
PITCHER	IP	WLS	BF	H	R	ER	SO	BB	IBB	HBP	BLK	WP	HR	S	P	ERA	WHIP								
Al Downing, L ERA: 2.81	3.2		18	7	2	2	3	1	0	0	0	0	0	38	61	4.91	2.182								
Pete Mikkelsen, R ERA: 3.17	3.2	W	16	6	3	3	3	0	0	0	0	0	1	29	36	7.36	1.636								
Jim Brewer, L ERA: 2.0	1.2	S	5	0	0	0	1	0	0	0	0	0	0	7	7	0.00	0.000								

Batter	1	2	3	4	5	6	7	8	9	AB	R	H	RBI	BB	SO	LOB	TOP					
Maury Wills, S OBP: 0.317, SLG: 0.325	F9		6-3			6-3		F8		4	0	0	0	0	0	0	Los Angeles Dodgers @ Philadelphia Phillies Veterans Stadium, Philadelphia, PA Sat Aug 21 1971, 7:05 PM EDT Att: 46,633 - Unknown					
Manny Mota, R OBP: 0.367, SLG: 0.380	CS WP 1B		5-3			K		P4		4	0	1	0	0	1	0						
Willie Davis, L OBP: 0.333, SLG: 0.429	4-3							K		4	0	1	0	0	1	1						
Dick Allen, R OBP: 0.400, SLG: 0.468		K								3	0	0	0	1	1	0						
Wes Parker, S OBP: 0.359, SLG: 0.363		1B BB								2	0	0	0	2	2	0						
Jim Lefebvre, S OBP: 0.312, SLG: 0.399	F9									4	0	1	0	0	0	4						
Joe Ferguson, R OBP: 0.284, SLG: 0.330										3	0	1	0	0	1	1						
Bill Russell, R OBP: 0.278, SLG: 0.328										3	0	1	0	0	1	3						
Bill Singer, R OBP: 0.200, SLG: 0.111										1	0	0	0	0	1	0						
Bobby Valentine, R OBP: 0.298, SLG: 0.333										1	0	0	0	0	0	1						
Doyle Alexander, R OBP: 0.308, SLG: 0.250										0	0	0	0	0	0	0						
Bill Sudakis, S OBP: 0.305, SLG: 0.343										1	0	0	0	0	0	1						
Joe Moeller, R OBP: 0.305, SLG: 0.343										0	0	0	0	0	0	0						
Inning Stats	R: 0 E: 0 K: 0 S: 4	H: 1 LOB: 0 BB: 0 P: 5	R: 0 E: 0 K: 2 S: 12	H: 1 LOB: 2 BB: 1 P: 20	R: 0 E: 0 K: 1 S: 5	H: 0 LOB: 0 BB: 0 P: 7	R: 0 E: 0 K: 1 S: 6	H: 0 LOB: 0 BB: 0 P: 9	R: 0 E: 0 K: 1 S: 9	H: 1 LOB: 1 BB: 0 P: 14	R: 0 E: 0 K: 1 S: 8	H: 1 LOB: 3 BB: 2 P: 20	R: 0 E: 0 K: 1 S: 5	H: 1 LOB: 0 BB: 0 P: 7	R: 0 E: 0 K: 1 S: 11	H: 0 LOB: 0 BB: 0 P: 15	R: 0 E: 0 K: 1 S: 11	H: 0 LOB: 0 BB: 0 P: 17	1B: 3 2B: 2 3B: 0 HR: 0	SF: 0 SAC: 0 DP: 1 HBP: 0	WP: 1 PB: 1 SB: 0 CS: 1	PA: 33
PITCHER Woodie Fryman, L ERA: 2.69	IP: 9.0 WLS: W BF: 33 H: 5 R: 0 ER: 0 SO: 8 BB: 3 IBB: 0 HBP: 0 BLK: 0 WP: 1 HR: 0 S: 71 P: 114 ERA: 0.00 WHIP: 0.889															PITCHER						

Batter	1	2	3	4	5	6	7	8	9	AB	R	H	RBI	BB	SO	LOB	BOTTOM					
Terry Harmon, R OBP: 0.293, SLG: 0.272	K									3	0	0	0	1	1	0	Los Angeles Dodgers @ Philadelphia Phillies Veterans Stadium, Philadelphia, PA Sat Aug 21 1971, 7:05 PM EDT Att: 46,633 - Unknown					
Larry Bowa, S OBP: 0.288, SLG: 0.297	4-3	BB								4	0	1	0	0	2	2						
Tim McCarver, L OBP: 0.330, SLG: 0.423	1B									4	0	1	0	0	0	1						
Willie Montanez, L OBP: 0.326, SLG: 0.489	K									4	1	1	0	0	1	1						
Deron Johnson, R OBP: 0.345, SLG: 0.497		BB 2B 1B								4	1	3	1	0	0	0						
Ron Stone, L OBP: 0.331, SLG: 0.314		2B SF7 BB								2	1	0	0	2	0	2						
Don Money, R OBP: 0.283, SLG: 0.354										3	0	1	1	0	0	2						
Oscar Gamble, L OBP: 0.269, SLG: 0.317		SF7								2	0	0	1	0	0	1						
Woodie Fryman, R OBP: 0.133, SLG: 0.133		6-3								3	0	0	0	0	0	2						
Inning Stats	R: 0 E: 0 K: 2 S: 11	H: 1 LOB: 1 BB: 0 P: 16	R: 2 E: 0 K: 1 S: 12	H: 2 LOB: 2 BB: 2 P: 23	R: 0 E: 0 K: 0 S: 5	H: 0 LOB: 0 BB: 0 P: 7	R: 0 E: 0 K: 0 S: 8	H: 0 LOB: 1 BB: 1 P: 15	R: 0 E: 0 K: 1 S: 6	H: 0 LOB: 0 BB: 0 P: 6	R: 0 E: 0 K: 0 S: 8	H: 1 LOB: 1 BB: 0 P: 9	R: 0 E: 0 K: 0 S: 6	H: 0 LOB: 0 BB: 0 P: 8	R: 1 E: 0 K: 0 S: 11	H: 3 LOB: 1 BB: 0 P: 21		R: 0 E: 0 K: 0 S: 11	H: 0 LOB: 0 BB: 0 P: 17	1B: 4 2B: 3 3B: 0 HR: 0	SF: 1 SAC: 0 DP: 0 HBP: 0	WP: 0 PB: 0 SB: 0 CS: 1
PITCHER Bill Singer, R ERA: 4.26	IP: 4.0 WLS: L BF: 18 H: 3 R: 2 ER: 2 SO: 3 BB: 3 IBB: 0 HBP: 0 BLK: 0 WP: 0 HR: 0 S: 36 P: 61 ERA: 4.50 WHIP: 1.500															PITCHER						
Doyle Alexander, R ERA: 3.39	2.0 7 1 0 0 1 0 0 0 0 0 0 14 15 0.00 0.500																					
Joe Moeller, R ERA: 3.02	2.0 8 3 1 1 0 0 0 0 0 0 0 17 29 4.50 1.500																					




Batter	1	2	3	4	5	6	7	8	9	AB	R	H	RBI	BB	SO	LOB	TOP					
Maury Wills, S OBP: 0.323, SLG: 0.327 (1, 6)										4	1	2	0	1	0	4	Los Angeles Dodgers @ Montreal Expos Jarry Park, Montreal, QB Mon Aug 23 1971, 7:05 PM EDT Att: 16,291 - Unknown - 45 F					
Bill Buckner, L OBP: 0.309, SLG: 0.373 (1, 9)										5	0	0	0	0	0	4						
Willie Davis, L OBP: 0.333, SLG: 0.428 (1, 8)										5	0	2	1	0	1	2						
Dick Allen, R OBP: 0.393, SLG: 0.458 (1, 5)										5	0	0	0	0	2	4						
Willie Crawford, L OBP: 0.336, SLG: 0.473 (1, 7)										5	0	0	0	0	0	3						
Jim Lefebvre, S OBP: 0.316, SLG: 0.411 (1, 4)										3	3	2	1	1	0	0						
Wes Parker, S OBP: 0.363, SLG: 0.371 (1, 3)										2	2	1	1	2	1	0						
Tom Haller, L OBP: 0.329, SLG: 0.362 (8, PR)										4	0	3	1	0	0	0						
Bill Russell, R OBP: 0.279, SLG: 0.344 (8, PR)										0	0	0	0	0	0	0						
Don Sutton, R OBP: 0.234, SLG: 0.219 (2, 1)										1	0	1	0	0	0	0						
Pete Mikkelsen, R OBP: 0.271, SLG: 0.200 (6, PH)										1	0	0	0	0	0	0						
Duke Sims, L OBP: 0.342, SLG: 0.330 (6, PH)										0	0	0	0	0	0	0						
Joe Moeller, R OBP: 0.291, SLG: 0.338 (8, PH)										1	0	0	0	0	0	0						
Bill Sudakis, S OBP: 0.301, SLG: 0.338 (8, 2)										1	0	0	0	0	0	2						
Inning Stats	R: 1 E: 0 K: 1 S: 6	H: 2 LOB: 1 BB: 0 P: 6	R: 2 E: 0 K: 0 S: 6	H: 3 LOB: 2 BB: 1 P: 10	R: 0 E: 0 K: 0 S: 3	H: 0 LOB: 0 BB: 0 P: 3	R: 0 E: 0 K: 1 S: 7	H: 3 LOB: 2 BB: 0 P: 7	R: 0 E: 0 K: 0 S: 3	H: 2 LOB: 0 BB: 0 P: 3	R: 2 E: 0 K: 0 S: 5	H: 2 LOB: 2 BB: 1 P: 5	R: 0 E: 1 K: 2 S: 8	H: 0 LOB: 2 BB: 1 P: 12	R: 1 E: 0 K: 0 S: 3	H: 1 LOB: 2 BB: 2 P: 11	R: 0 E: 0 K: 0 S: 4	H: 1 LOB: 1 BB: 0 P: 4	1B: 8 2B: 3 3B: 0 HR: 2	SF: 0 SAC: 0 DP: 2 HBP: 0	WP: 0 PB: 0 SB: 1 CS: 1	PA: 41
PITCHER	IP WLS BF H R ER SO BB IBB HBP BLK WP HR S P ERA WHIP																					
John Strommayer, R ERA: 4.74	(1, 1)	6.0 W 27 10 5 5 2 1 0 0 0 0 2 30 34 7.50 1.833																				
Mike Marshall, R ERA: 4.61	(7, 1)	3.0 S 14 2 1 1 2 3 0 0 0 0 0 0 15 27 3.00 1.667																				

Batter	1	2	3	4	5	6	7	8	9	AB	R	H	RBI	BB	SO	LOB	BOTTOM					
Ron Hunt, R OBP: 0.406, SLG: 0.364 (8, PR)										2	2	2	0	1	0	0	Los Angeles Dodgers @ Montreal Expos Jarry Park, Montreal, QB Mon Aug 23 1971, 7:05 PM EDT Att: 16,291 - Unknown - 45 F					
Bobby Wine, R OBP: 0.290, SLG: 0.233 (9, 6)										0	1	0	0	0	0							
Boots Day, L OBP: 0.343, SLG: 0.363 (1, 8)										4	2	2	4	0	1	4						
Rusty Staub, L OBP: 0.380, SLG: 0.446 (1, 9)										3	1	1	5	1	0	1						
Ron Fairly, L OBP: 0.387, SLG: 0.412 (1, 3)										4	1	1	1	1	1	4						
Jim Fairley, L OBP: 0.298, SLG: 0.321 (1, 7)										5	1	1	0	0	2	3						
Bob Bailey, R OBP: 0.357, SLG: 0.391 (1, 5)										4	1	1	0	0	1	0						
Gary Sutherland, R OBP: 0.324, SLG: 0.391 (9, 4)										4	1	1	0	0	0	0						
John Bateman, R OBP: 0.271, SLG: 0.350 (8, PR)										4	1	2	2	0	0	0						
Stan Swanson, R OBP: 0.298, SLG: 0.312 (9, 2)										0	0	0	0	0	0	0						
John Boccabella, R OBP: 0.279, SLG: 0.333 (9, 2)										0	0	0	0	0	0	0						
John Strommayer, R OBP: 0.250, SLG: 0.250 (6, PH)										1	0	0	0	0	0	0						
Jim Gosger, L OBP: 0.228, SLG: 0.220 (6, PH)										1	0	0	0	0	0	0						
Mike Marshall, R OBP: 0.231, SLG: 0.167 (7, 1)										1	1	0	0	0	0	1						
Inning Stats	R: 0 E: 0 K: 0 S: 4	H: 1 LOB: 1 BB: 0 P: 4	R: 5 E: 1 K: 1 S: 10	H: 5 LOB: 2 BB: 1 P: 15	R: 0 E: 0 K: 0 S: 3	H: 0 LOB: 0 BB: 0 P: 3	R: 3 E: 0 K: 0 S: 5	H: 2 LOB: 0 BB: 1 P: 9	R: 0 E: 0 K: 2 S: 8	H: 1 LOB: 2 BB: 1 P: 12	R: 0 E: 0 K: 2 S: 7	H: 0 LOB: 0 BB: 0 P: 7	R: 0 E: 1 K: 0 S: 6	H: 2 LOB: 1 BB: 0 P: 7	R: 4 E: 1 K: 0 S: 6	H: 2 LOB: 1 BB: 0 P: 7	R: 0 E: 0 K: 0 S: 4	H: 0 LOB: 0 BB: 0 P: 4	1B: 8 2B: 0 3B: 0 HR: 3	SF: 1 SAC: 2 DP: 0 HBP: 2	WP: 0 PB: 0 SB: 0 CS: 0	PA: 41
PITCHER	IP WLS BF H R ER SO BB IBB HBP BLK WP HR S P ERA WHIP																					
Don Sutton, R ERA: 2.88	(1, 1)	1.1 L 11 6 5 4 0 0 0 0 0 0 2 10 11 27.00 4.500																				
Pete Mikkelsen, R ERA: 3.39	(2, 1)	3.2 15 2 3 3 1 2 0 0 0 0 0 2 15 23 7.36 1.091																				
Joe Moeller, R ERA: 2.91	(6, 1)	2.0 8 1 0 0 4 1 0 0 0 0 0 0 15 19 0.00 1.000																				
Jose Pena, R ERA: 3.85	(8, 1)	1.0 7 2 4 3 0 0 0 0 1 0 0 1 6 7 27.00 2.000																				

Batter	1	2	3	4	5	6	7	8	9	AB	R	H	RBI	BB	SO	LOB	TOP					
Maury Wills, S OBP: 0.326, SLG: 0.327										3	1	1	0	2	0	0	Los Angeles Dodgers @ Montreal Expos Jarry Park, Montreal, QB Tue Aug 24 1971, 7:05 PM EDT Att: 28,159 - Unknown					
Bill Buckner, L OBP: 0.314, SLG: 0.375										4	2	2	1	1	0	2						
Willie Davis, L OBP: 0.340, SLG: 0.437										5	1	5	3	0	0	0						
Dick Allen, R OBP: 0.393, SLG: 0.455										3	0	0	0	2	0	4						
Steve Garvey, R OBP: 0.297, SLG: 0.375										0	0	0	0	0	0	0						
Willie Crawford, L OBP: 0.333, SLG: 0.466										4	0	0	0	1	1	7						
Jim Lefebvre, S OBP: 0.312, SLG: 0.406										4	0	0	1	0	0	5						
Wes Parker, S OBP: 0.364, SLG: 0.370										4	0	1	0	1	1	2						
Tom Haller, L OBP: 0.335, SLG: 0.369										3	0	2	0	0	1	1						
Bill Russell, R OBP: 0.279, SLG: 0.344										0	1	0	0	0	0	0						
Duke Sims, L OBP: 0.339, SLG: 0.327										2	0	0	0	0	0	2						
Al Downing, R OBP: 0.241, SLG: 0.216										2	1	0	0	1	1	1						
Don Sutton, R OBP: 0.221, SLG: 0.215										1	0	0	0	0	0	0						
Inning Stats	R: 0 E: 0 K: 0 S: 4	H: 2 LOB: 2 BB: 1 P: 8	R: 0 E: 0 K: 1 S: 6	H: 1 LOB: 1 BB: 0 P: 6	R: 1 E: 1 K: 0 S: 4	H: 1 LOB: 2 BB: 2 P: 12	R: 0 E: 0 K: 1 S: 5	H: 0 LOB: 2 BB: 1 P: 13	R: 0 E: 0 K: 1 S: 6	H: 1 LOB: 2 BB: 1 P: 10	R: 5 E: 0 K: 1 S: 10	H: 5 LOB: 2 BB: 2 P: 18	R: 0 E: 0 K: 0 S: 3	H: 0 LOB: 0 BB: 0 P: 3	R: 0 E: 0 K: 0 S: 4	H: 1 LOB: 1 BB: 0 P: 4	R: 0 E: 0 K: 0 S: 3	H: 0 LOB: 0 BB: 0 P: 3	1B: 10 2B: 0 3B: 1 HR: 0	SF: 1 SAC: 1 DP: 0 HBP: 0	WP: 0 PB: 0 SB: 1 CS: 0	PA: 45
PITCHER	IP WLS BF H R ER SO BB IBB HBP BLK WP HR S P ERA WHIP																					
Bill Stoneman, R ERA: 3.0	(1, 1) 5.0 L 29 8 5 4 3 7 0 0 0 0 0 0 0 28 56 7.20 3.000																					
Dan McGinn, L ERA: 6.45	(6, 1) 0.0 1 1 0 0 0 0 0 0 0 0 0 0 0 1 1 ∞ ∞																					
Howie Reed, R ERA: 3.66	(6, 1) 2.0 8 1 1 1 1 1 0 0 0 0 0 0 0 9 13 4.50 1.000																					
Claude Raymond, R ERA: 4.65	(8, 1) 2.0 7 1 0 0 0 0 0 0 0 0 0 0 0 7 7 0.00 0.500																					

Batter	1	2	3	4	5	6	7	8	9	AB	R	H	RBI	BB	SO	LOB	BOTTOM					
Ron Hunt, R OBP: 0.402, SLG: 0.359										5	0	0	0	0	0	3	Los Angeles Dodgers @ Montreal Expos Jarry Park, Montreal, QB Tue Aug 24 1971, 7:05 PM EDT Att: 28,159 - Unknown					
Ron Woods, R OBP: 0.360, SLG: 0.400										2	0	0	0	1	0	0						
Stan Swanson, R OBP: 0.294, SLG: 0.308										1	0	0	0	0	0	1						
Jim Gosger, L OBP: 0.226, SLG: 0.217										1	0	0	0	0	0	1						
Rusty Staub, L OBP: 0.377, SLG: 0.442										4	0	0	0	0	0	2						
Bob Bailey, R OBP: 0.358, SLG: 0.395										4	2	2	0	0	1	1						
Gary Sutherland, R OBP: 0.327, SLG: 0.393										4	0	2	1	0	1	0						
John Bateman, R OBP: 0.270, SLG: 0.349										4	0	1	0	0	1	3						
Ron Fairly, L OBP: 0.388, SLG: 0.420										3	1	1	2	0	1	2						
Bobby Wine, R OBP: 0.254, SLG: 0.235										2	1	1	0	1	0	1						
Jim Fatrej, L OBP: 0.296, SLG: 0.318										1	0	0	0	0	0	0						
Bill Stoneman, R ERA: 2.26	(1, 1) 7.2 W 34 8 4 4 5 2 0 0 0 0 0 0 0 41 50 2.26 1.304																					
Dan McGinn, L ERA: 2.88	(8, 1) 1.1 S 4 1 0 0 0 0 0 0 0 0 0 0 0 4 4 0.00 0.750																					
Howie Reed, R ERA: 3.66	(6, 1) 2.0 8 1 1 1 1 1 0 0 0 0 0 0 0 9 13 4.50 1.000																					
Ron Brand, R ERA: 2.99	(7, PH) 2.0 7 1 0 0 0 0 0 0 0 0 0 0 0 7 7 0.00 0.500																					
Claude Raymond, R ERA: 4.65	(8, PH) 2.0 7 1 0 0 0 0 0 0 0 0 0 0 0 7 7 0.00 0.500																					
Inning Stats	R: 0 E: 0 K: 0 S: 3	H: 0 LOB: 0 BB: 0 P: 3	R: 0 E: 0 K: 1 S: 6	H: 1 LOB: 1 BB: 0 P: 6	R: 1 E: 0 K: 0 S: 4	H: 1 LOB: 0 BB: 0 P: 4	R: 1 E: 0 K: 2 S: 9	H: 2 LOB: 3 BB: 1 P: 14	R: 0 E: 0 K: 1 S: 5	H: 0 LOB: 1 BB: 1 P: 9	R: 0 E: 0 K: 1 S: 6	H: 0 LOB: 1 BB: 0 P: 6	R: 0 E: 0 K: 0 S: 4	H: 1 LOB: 1 BB: 0 P: 4	R: 2 E: 0 K: 0 S: 5	H: 3 LOB: 0 BB: 0 P: 5	R: 0 E: 0 K: 0 S: 3	H: 1 LOB: 0 BB: 0 P: 3	1B: 7 2B: 1 3B: 0 HR: 1	SF: 0 SAC: 1 DP: 2 HBP: 1	WP: 2 PB: 0 SB: 2 CS: 0	PA: 38
PITCHER	IP WLS BF H R ER SO BB IBB HBP BLK WP HR S P ERA WHIP																					
Al Downing, L ERA: 2.88	(1, 1) 1.1 S 4 1 0 0 0 0 0 0 0 0 0 0 0 4 4 0.00 0.750																					
Don Sutton, R ERA: 2.88	(8, 1) 1.1 S 4 1 0 0 0 0 0 0 0 0 0 0 0 4 4 0.00 0.750																					



Batter	1	2	3	4	5	6	7	8	9	AB	R	H	RBI	BB	SO	LOB	TOP	
Maury Wills, S OBP: 0.325, SLG: 0.325 (1, 6)	4-0 FC4-6 BB		5-3		SH1-4	4-3			K	3	0	0	0	1	1	2		
Bill Buckner, L OBP: 0.322, SLG: 0.384 (1, 9)	0-0 FC4-6 G3-6-3								1B BB	4	0	3	0	1	0	1		
Willie Davis, L OBP: 0.336, SLG: 0.433 (1, 8)	0-0 G3-6-3				F3				F8	5	0	0	0	0	0	6		
Dick Allen, R OBP: 0.393, SLG: 0.456 Steve Garvey, R OBP: 0.297, SLG: 0.375 (9, 5)		1B SF8 2B		K	5-3				F9	5	1	2	0	0	1	3		
Willie Crawford, L OBP: 0.338, SLG: 0.467 (1, 7)				S HR BB		BB 1B SF7 1B			L4	4	2	2	0	1	0	3		
Wes Parker, S OBP: 0.363, SLG: 0.369 (1, 3)					F4				F7	4	0	1	0	0	1	3		
Tom Haller, L OBP: 0.345, SLG: 0.399 (1, 2)		SF8								2	1	2	3	1	0	0		
Bill Russell, R OBP: 0.274, SLG: 0.339 (1, 4)					F6				F7	3	0	0	1	0	0	2		
Doyle Alexander, R OBP: 0.300, SLG: 0.250 Jim Brewer, L OBP: 0.333, SLG: 0.333 (8, 1)			G3			SH1-4 1B			K	4	0	1	0	0	1	3		
Inning Stats	R: 0 E: 0 K: 0 S: 2	H: 0 LOB: 0 BB: 1 P: 6	R: 1 E: 0 K: 1 S: 7	H: 2 LOB: 1 BB: 0 P: 7	R: 0 E: 0 K: 0 S: 4	H: 1 LOB: 1 BB: 0 P: 4	R: 2 E: 0 K: 1 S: 6	H: 1 LOB: 2 BB: 0 P: 10	R: 0 E: 0 K: 0 S: 5	H: 2 LOB: 2 BB: 1 P: 9	R: 0 E: 0 K: 0 S: 4	H: 1 LOB: 1 BB: 0 P: 4	R: 0 E: 0 K: 1 S: 6	H: 1 LOB: 2 BB: 1 P: 10	1B: 8 2B: 2 3B: 0 HR: 1	SF: 2 SAC: 1 DP: 1 HBP: 0	WP: 0 PA: 41 SB: 0 CS: 1	
PITCHER	IP WLS BF H R ER SO BB IBB HBP BLK WP HR S P ERA WHIP	IP WLS BF H R ER SO BB IBB HBP BLK WP HR S P ERA WHIP																
Steve Renko, R ERA: 3.69 Mike Marshall, R ERA: 4.55 (9, 1)	8.0 L 36 10 4 4 3 3 0 0 0 0 1 39 51 4.50 1.625	1.0 5 1 0 0 1 1 0 0 0 0 0 6 10 0.00 2.000																

Los Angeles Dodgers @ Montreal Expos
 Jarry Park, Montreal, QB
 Wed Aug 25 1971, 7:05 PM EDT
 Att: 18,037 - Unknown

AB	34
R	4
H	11
RBI	4
BB	4
SO	4
LOB	23



Batter	1	2	3	4	5	6	7	8	9	AB	R	H	RBI	BB	SO	LOB	BOTTOM				
Ron Hunt, R OBP: 0.399, SLG: 0.356 (1, 4)	0-0 E5		K						F7	4	0	0	0	0	1	0					
Boots Day, L OBP: 0.348, SLG: 0.367 (1, 8)	0-0 F8								G3	4	1	2	0	0	0	1					
Rusty Staub, L OBP: 0.379, SLG: 0.449 (1, 9)	0-0 F8								1B 1B	4	0	3	1	0	0	1					
Ron Fairly, L OBP: 0.386, SLG: 0.418 (1, 3)	0-0 F9								1B 1B	4	0	1	0	0	0	4					
Jim Fairey, L OBP: 0.297, SLG: 0.319 Stan Swanson, R OBP: 0.291, SLG: 0.304 (9, PH)									F7	3	0	1	0	0	0	3					
Bob Bailey, R OBP: 0.356, SLG: 0.391 (1, 5)		G4-6-3 1B							K	1	0	0	0	0	1	0					
Gary Sutherland, R OBP: 0.321, SLG: 0.385 (1, 6)		G4-6-3 1B							F8	4	0	0	0	0	0	2					
John Bateman, R OBP: 0.269, SLG: 0.347 (1, 2)									F8	3	0	0	0	0	0	0					
Steve Renko, R OBP: 0.185, SLG: 0.250 Ron Brand, R OBP: 0.232, SLG: 0.204 Mike Marshall, R OBP: 0.231, SLG: 0.167 (9, 1)									F8	2	0	0	0	0	0	0					
Inning Stats	R: 0 E: 1 K: 0 S: 4	H: 0 LOB: 1 BB: 0 P: 4	R: 0 E: 0 K: 0 S: 3	H: 1 LOB: 0 BB: 0 P: 3	R: 0 E: 0 K: 1 S: 5	H: 0 LOB: 0 BB: 0 P: 5	R: 1 E: 0 K: 0 S: 6	H: 3 LOB: 2 BB: 0 P: 6	R: 0 E: 0 K: 0 S: 3	H: 0 LOB: 0 BB: 0 P: 3	R: 0 E: 0 K: 0 S: 4	H: 1 LOB: 1 BB: 0 P: 4	R: 0 E: 0 K: 0 S: 3	H: 0 LOB: 0 BB: 0 P: 3	R: 0 E: 0 K: 0 S: 5	H: 2 LOB: 2 BB: 0 P: 5	R: 0 E: 0 K: 1 S: 5	H: 0 LOB: 0 BB: 0 P: 5	1B: 6 2B: 0 3B: 1 HR: 0	SF: 0 SAC: 0 DP: 1 HBP: 0	WP: 1 PA: 34 SB: 0 CS: 0
PITCHER	IP WLS BF H R ER SO BB IBB HBP BLK WP HR S P ERA WHIP	IP WLS BF H R ER SO BB IBB HBP BLK WP HR S P ERA WHIP																			
Doyle Alexander, R ERA: 3.12 Jim Brewer, L ERA: 1.96 (8, 1)	7.2 W 30 7 1 1 1 0 0 0 0 0 0 32 32 1.17 0.913	1.1 S 4 0 0 0 1 0 0 0 0 0 6 6 0.00 0.000																			

Los Angeles Dodgers @ Montreal Expos
 Jarry Park, Montreal, QB
 Wed Aug 25 1971, 7:05 PM EDT
 Att: 18,037 - Unknown

AB	34
R	1
H	7
RBI	1
BB	0
SO	2
LOB	14



Batter	1	2	3	4	5	6	7	8	9	AB	R	H	RBI	BB	SO	LOB	TOP			
Maury Wills, S OBP: 0.325, SLG: 0.325 Bobby Valentine, R OBP: 0.293, SLG: 0.340	0-0 4-3 SH1-3 1B		0-0 1-3		0-0 F7		0-0 FC3-6 1B	0-0 SF9	3 0 1 0 0 0 0 1 0 1 1 0 0 0											
Bill Buckner, L OBP: 0.321, SLG: 0.382	0-0 SH1-3		0-0 6-3		0-0 FC6-4 1B		0-0 FC3-6 G4-6-3	0-0 1-3	4 0 1 0 0 0 3											
Willie Davis, L OBP: 0.336, SLG: 0.438	0-0 4-3		0-0 HR		0-0 FC6-4 FC4-6		0-0 G4-6-3		4 1 1 1 0 0 4											
Dick Allen, R OBP: 0.392, SLG: 0.453 Steve Garvey, R OBP: 0.297, SLG: 0.375	0-3 K		4-0 BB		0-0 FC4-6			0-0 F8	3 0 0 0 1 1 2 0 0 0 0 0 0 0											
Willie Crawford, L OBP: 0.337, SLG: 0.462		4-0 2B BB	0-0 F8				0-0 4-3	0-0 F5	3 0 0 0 1 0 1											
Wes Parker, S OBP: 0.362, SLG: 0.367		0-0 F8			0-0 4-3		0-0 1B	0-0 G3	4 0 1 0 0 0 1											
Tom Haller, L OBP: 0.349, SLG: 0.404		0-3 K			4-0 BB		0-0 F8	0-0 1B SF9	3 1 1 0 1 1 2								AB 33			
Bill Russell, R OBP: 0.273, SLG: 0.342		0-0 1-3 2B			0-3 K		0-0 3-1	0-3 K	4 0 1 0 0 2 3								R 2			
Claude Osteen, L OBP: 0.218, SLG: 0.230 Joe Moeller, R OBP: 0.355, SLG: 0.491 Bill Sudakis, S OBP: 0.298, SLG: 0.333 Hoyt Wilhelm, R OBP: 0.342, SLG: 0.330	0-3 K		0-3 K		0-3 K			0-0 E5 1B	0 0 0 0 0 0 0 2 0 0 0 0 2 3 1 0 0 0 0 0 0 0 0 0 0 0 0 0 1 0 1 0 0 0 0								H 8			
Inning Stats	R: 0 E: 0 K: 1 S: 6	H: 1 LOB: 1 BB: 0 P: 6	R: 0 E: 0 K: 2 S: 8	H: 1 LOB: 2 BB: 1 P: 12	R: 1 E: 0 K: 0 S: 4	H: 1 LOB: 1 BB: 1 P: 8	R: 0 E: 0 K: 2 S: 7	H: 0 LOB: 1 BB: 1 P: 11	R: 0 E: 0 K: 0 S: 4	H: 1 LOB: 1 BB: 0 P: 4	R: 0 E: 1 K: 0 S: 4	H: 1 LOB: 1 BB: 0 P: 4	R: 0 E: 0 K: 0 S: 3	H: 0 LOB: 0 BB: 0 P: 3	R: 1 E: 0 K: 1 S: 7	H: 2 LOB: 1 BB: 0 P: 7	1B: 5 2B: 2 3B: 0 HR: 1	SF: 1 SAC: 1 DP: 1 HBP: 0	WP: 0 PB: 0 SB: 0 CS: 0	PA: 38
PITCHER Tom Seaver, R ERA: 1.96	IP: 9.0 WLS: W BF: 38 H: 8 R: 2 ER: 2 SO: 6 BB: 3 IBB: 0 HBP: 0 BLK: 0 WP: 0 HR: 1 S: 47 P: 59 ERA: 2.00 WHIP: 1.222															PITCHER				

Los Angeles Dodgers @ New York Mets
Shea Stadium, Flushing, NY
Sat Aug 28 1971, 3:33 AM EDT
Unknown

AB 33
R 2
H 8
RBI 2
BB 3
SO 6
LOB 19



Batter	1	2	3	4	5	6	7	8	9	AB	R	H	RBI	BB	SO	LOB	BOTTOM			
Ted Martinez, R OBP: 0.316, SLG: 0.310	0-0 1B		0-0 2B			0-0 S 2B 1B		0-0 L4	5 2 3 0 0 0 1											
Ken Boswell, L OBP: 0.350, SLG: 0.387 Wayne Garrett, L OBP: 0.354, SLG: 0.274	0-0 1B BB		0-0 3-1			0-0 L9		0-0 4-3	3 1 1 0 0 0 2 2 0 0 0 0 0 1											
Cleon Jones, R OBP: 0.385, SLG: 0.491 Ken Singleton, S OBP: 0.381, SLG: 0.344	4-0 1B BB		0-0 4-3			0-0 2B			3 2 2 1 1 0 2 0 0 0 0 0 0 0											
Donn Clendenon, R OBP: 0.288, SLG: 0.418	0-0 1B 2B 1B		0-0 HR		0-3 K		0-0 5-3		4 2 2 4 0 1 1											
Tommy Agee, R OBP: 0.356, SLG: 0.430	0-0 2B 1B		0-0 F9		0-0 6-3		0-0 4-3		4 1 1 1 0 0 1											
Bob Aspromonte, R OBP: 0.294, SLG: 0.316	0-0 1B 2B		4-0 BB		0-0 F2			0-0 F7	3 1 1 1 1 0 0											
Jerry Grote, R OBP: 0.328, SLG: 0.343	0-0 E 1B		0-0 FC5-4		0-0 4-3		0-3 K		4 0 1 2 0 1 1								AB 36			
Don Hahn, R OBP: 0.314, SLG: 0.262	0-0 6-3		0-0 5-3		0-0 F8		0-0 F8		4 0 0 0 0 0 1								R 9			
Tom Seaver, R OBP: 0.256, SLG: 0.307	0-3 K		0-0 2B 1B		0-3 K			0-3 K	4 0 1 0 0 3 1								H 12			
Inning Stats	R: 6 E: 1 K: 1 S: 11	H: 6 LOB: 1 BB: 1 P: 15	R: 2 E: 0 K: 0 S: 5	H: 2 LOB: 1 BB: 1 P: 9	R: 0 E: 0 K: 0 S: 5	H: 2 LOB: 2 BB: 0 P: 5	R: 0 E: 0 K: 1 S: 5	H: 0 LOB: 0 BB: 0 P: 5	R: 0 E: 0 K: 0 S: 5	H: 2 LOB: 1 BB: 0 P: 5	R: 0 E: 0 K: 1 S: 5	H: 0 LOB: 0 BB: 0 P: 5	R: 0 E: 0 K: 1 S: 5	H: 0 LOB: 0 BB: 0 P: 5	R: 0 E: 0 K: 1 S: 5	H: 0 LOB: 0 BB: 0 P: 5	1B: 8 2B: 3 3B: 0 HR: 1	SF: 0 SAC: 0 DP: 0 HBP: 0	WP: 0 PB: 0 SB: 1 CS: 0	PA: 38
PITCHER Claude Osteen, L ERA: 3.43 Joe Moeller, R ERA: 3.07 Hoyt Wilhelm, R ERA: 6.35	IP: 0.0 WLS: L BF: 26 H: 7 R: 3 ER: 3 SO: 3 BB: 1 IBB: 0 HBP: 0 BLK: 0 WP: 0 HR: 0 S: 31 P: 35 ERA: 4.50 WHIP: 1.333															PITCHER				

Los Angeles Dodgers @ New York Mets
Shea Stadium, Flushing, NY
Sat Aug 28 1971, 3:33 AM EDT
Unknown

AB 36
R 9
H 12
RBI 9
BB 2
SO 5
LOB 11



Batter	1	2	3	4	5	6	7	8	9	AB	R	H	RBI	BB	SO	LOB	TOP								
Maury Wills, S OBP: 0.323, SLG: 0.322										4	0	0	0	0	0	2	Los Angeles Dodgers @ New York Mets Shea Stadium, Flushing, NY Sat Aug 28 1971, 7:05 PM EDT Att: 43,492 - Unknown								
Bill Buckner, L OBP: 0.324, SLG: 0.384										4	0	2	0	0	0	2									
Willie Davis, L OBP: 0.333, SLG: 0.434										4	0	0	0	0	2										
Dick Allen, R OBP: 0.392, SLG: 0.452										3	0	1	0	1	0	0									
Willie Crawford, L OBP: 0.336, SLG: 0.457										3	0	0	0	1	0	3									
Wes Parker, S OBP: 0.360, SLG: 0.365										3	0	0	0	0	0	1									
Duke Sims, L OBP: 0.346, SLG: 0.340										3	0	2	0	0	1	0									
Bobby Valentine, R OBP: 0.293, SLG: 0.340										0	1	0	0	0	0	0									
Jim Brewer, L OBP: 0.333, SLG: 0.333										0	0	0	0	0	0	0									
Bill Russell, R OBP: 0.269, SLG: 0.337										3	0	0	0	0	1	2									
Don Sutton, R OBP: 0.214, SLG: 0.209										2	0	0	0	0	2	1									
Tom Haller, L OBP: 0.353, SLG: 0.408										1	0	1	1	0	0	0									
Inning Stats	R: 0 E: 0 K: 0 S: 3	H: 0 LOB: 0 BB: 0 P: 3	R: 0 E: 0 K: 0 S: 2	H: 0 LOB: 0 BB: 1 P: 6	R: 0 E: 0 K: 1 S: 5	H: 1 LOB: 0 BB: 1 P: 5	R: 0 E: 0 K: 1 S: 6	H: 1 LOB: 2 BB: 1 P: 10	R: 0 E: 0 K: 1 S: 5	H: 0 LOB: 0 BB: 0 P: 5	R: 0 E: 0 K: 2 S: 8	H: 1 LOB: 1 BB: 0 P: 8	R: 0 E: 0 K: 0 S: 3	H: 1 LOB: 0 BB: 0 P: 3	R: 1 E: 0 K: 1 S: 7	H: 2 LOB: 2 BB: 0 P: 7	R: 0 E: 0 K: 0 S: 3	H: 0 LOB: 0 BB: 0 P: 3	1B: 5 2B: 1 3B: 0 HR: 0	SF: 0 SAC: 0 DP: 2 HBP: 0	WP: 0 PB: 0 SB: 0 CS: 1	PA: 32			
PITCHER	IP	WLS	BF	H	R	ER	SO	BB	IBB	HBP	BLK	WP	HR	S	P	ERA	WHIP								
Gary Gentry, R ERA: 3.06	(1, 1)	8.0	29	6	1	1	6	2	0	0	0	0	0	39	47	1.12	1.000								
Tug McGraw, L ERA: 1.83	(9, 1)	1.0	W	3	0	0	0	0	0	0	0	0	0	3	3	0.00	0.000								

Batter	1	2	3	4	5	6	7	8	9	AB	R	H	RBI	BB	SO	LOB	BOTTOM									
Bud Harrelson, S OBP: 0.331, SLG: 0.315										4	0	0	0	0	0	1	Los Angeles Dodgers @ New York Mets Shea Stadium, Flushing, NY Sat Aug 28 1971, 7:05 PM EDT Att: 43,492 - Unknown									
Wayne Garrett, L OBP: 0.351, SLG: 0.274										4	0	1	0	0	1	0										
Cleon Jones, R OBP: 0.388, SLG: 0.498										2	1	1	1	2	1	0										
Ed Kranepool, L OBP: 0.332, SLG: 0.441										3	0	1	0	0	0	2										
Ken Boswell, L OBP: 0.348, SLG: 0.384										3	0	0	0	0	0	1										
Art Shamsky, L OBP: 0.275, SLG: 0.382										2	0	0	0	0	0	1										
Donn Clendenon, R OBP: 0.286, SLG: 0.416										1	0	0	0	0	1	0										
Duffy Dyer, R OBP: 0.313, SLG: 0.348										3	1	1	0	0	1	0										
Don Hahn, R OBP: 0.316, SLG: 0.265										2	0	1	0	0	1	0										
Tommie Agee, R OBP: 0.337, SLG: 0.432										1	0	1	1	0	0	0										
Ted Martinez, R OBP: 0.316, SLG: 0.310										0	0	0	0	0	0	0										
Tug McGraw, R OBP: 0.143, SLG: 0.214										0	0	0	0	0	0	0										
Gary Gentry, R OBP: 0.068, SLG: 0.069										2	0	0	0	0	2	1										
Ken Singleton, S OBP: 0.379, SLG: 0.343										1	0	0	0	0	0	1										
Inning Stats	R: 0 E: 0 K: 2 S: 7	H: 0 LOB: 0 BB: 0 P: 7	R: 0 E: 0 K: 0 S: 3	H: 1 LOB: 0 BB: 0 P: 3	R: 0 E: 0 K: 2 S: 7	H: 0 LOB: 0 BB: 0 P: 7	R: 0 E: 0 K: 0 S: 3	H: 1 LOB: 1 BB: 1 P: 7	R: 0 E: 0 K: 1 S: 5	H: 0 LOB: 0 BB: 0 P: 5	R: 0 E: 0 K: 1 S: 5	H: 1 LOB: 0 BB: 0 P: 5	R: 0 E: 0 K: 0 S: 2	H: 0 LOB: 0 BB: 1 P: 6	R: 1 E: 0 K: 1 S: 7	H: 2 LOB: 2 BB: 0 P: 7	R: 1 E: 0 K: 0 S: 3	H: 1 LOB: 0 BB: 0 P: 3	1B: 4 2B: 2 3B: 0 HR: 1	SF: 0 SAC: 0 DP: 3 HBP: 0	WP: 1 PB: 0 SB: 0 CS: 1	PA: 30				
PITCHER	IP	WLS	BF	H	R	ER	SO	BB	IBB	HBP	BLK	WP	HR	S	P	ERA	WHIP									
Don Sutton, R ERA: 2.76	(1, 1)	7.0	L	8	3	2	2	1	0	0	0	0	1	1	10	10	10.80	1.800								
Jim Brewer, L ERA: 2.18	(8, 1)	1.2	L	8	3	2	2	1	0	0	0	0	1	1	10	10	10.80	1.800								



Batter	1	2	3	4	5	6	7	8	9	AB	R	H	RBI	BB	SO	LOB	TOP			
Willie Davis, L OBP: 0.333, SLG: 0.433 (1, 8)	0-0 4-3		0-0 4-3		0-0 F9			0-0 F8 SH1-4 1B		4	0	1	0	0	0	0	Los Angeles Dodgers @ New York Mets Shea Stadium, Flushing, NY Sun Aug 29 1971, 3:33 AM EDT Att: 44,255 - Unknown livebaseballscorecards.com			
Bobby Valentine, R OBP: 0.289, SLG: 0.335 (1, 6)	0-0 F9		0-0 1-3		0-0 6-3			0-0 SH1-4 1-2		3	0	0	0	0	0	0				
Wes Parker, S OBP: 0.363, SLG: 0.366 (1, 9)	4-0 HR		0-0 E9 1B		0-0 F9			4-0 BB		2	2	1	0	2	0	0				
Dick Allen, R OBP: 0.393, SLG: 0.459 (1, 3)	0-0 HR		0-0 1B		0-0 F8			0-0 F8 2-3		4	1	2	3	0	0	2				
Manny Mota, R OBP: 0.358, SLG: 0.370 (1, 7)	0-0 5-3		0-0 4-3		0-0 6-3			0-3 K		4	0	0	0	0	1	3				
Steve Garvey, R OBP: 0.286, SLG: 0.378 (1, 5)		0-0 F9		0-0 F8				0-0 4-3		4	0	1	0	0	0	0				
Joe Ferguson, R OBP: 0.265, SLG: 0.305 (1, 2)		0-3 K		0-3 K				0-0 5-3		4	0	0	0	0	2	1				
Bill Russell, R OBP: 0.269, SLG: 0.335 (1, 4)		0-0 1B		0-0 F8				0-0 F7 P6		4	0	1	0	0	0	1				
Bill Singer, R OBP: 0.189, SLG: 0.104 (1, 1)		0-3 K		0-0 F8				0-0 5-3		3	0	0	0	0	1	2				
Inning Stats	R: 2 E: 0 K: 0 S: 4	H: 1 LOB: 0 BB: 1 P: 8	R: 0 E: 0 K: 2 S: 8	H: 1 LOB: 1 BB: 0 P: 8	R: 1 E: 1 K: 0 S: 5	H: 2 LOB: 1 BB: 0 P: 5	R: 0 E: 0 K: 1 S: 5	H: 0 LOB: 0 BB: 0 P: 5	R: 0 E: 0 K: 0 S: 3	H: 0 LOB: 0 BB: 0 P: 3	R: 0 E: 0 K: 0 S: 4	H: 1 LOB: 1 BB: 0 P: 4	R: 0 E: 0 K: 1 S: 6	H: 1 LOB: 2 BB: 1 P: 10	R: 0 E: 0 K: 0 S: 3	H: 0 LOB: 0 BB: 0 P: 3	1B: 4 2B: 1 3B: 0 HR: 1	SF: 0 SAC: 1 DP: 0 HBP: 0	WP: 0 PB: 0 SB: 0 CS: 0	PA: 35
PITCHER	IP WLS BF H R ER SO BB IBB HBP BLK WP HR S P ERA WHIP	IP WLS BF H R ER SO BB IBB HBP BLK WP HR S P ERA WHIP																		
Ray Sadecki, L ERA: 2.76 (1, 1)	7.1	30	6	3	2	3	2	0	0	0	0	0	0	0	0	0	2.46	1.091		
Tug McGraw, L ERA: 1.6 (8, 1)	1.2	5	0	0	0	1	0	0	0	0	0	0	0	0	7	7	0.00	0.000		

Batter	1	2	3	4	5	6	7	8	9	AB	R	H	RBI	BB	SO	LOB	BOTTOM			
Bud Harrelson, S OBP: 0.329, SLG: 0.313 (1, 6)	0-0 P5		0-0 4-3		0-0 P4		0-0 FC6-4 1-2			4	0	0	0	0	0	2	Los Angeles Dodgers @ New York Mets Shea Stadium, Flushing, NY Sun Aug 29 1971, 3:33 AM EDT Att: 44,255 - Unknown livebaseballscorecards.com			
Wayne Garrett, L OBP: 0.348, SLG: 0.267 (1, 5)	0-0 4-3		4-0 2B BB		0-0 P6			0-0 4-3		3	1	0	0	1	0	0				
Cleon Jones, R OBP: 0.387, SLG: 0.498 (1, 7)	0-3 K		0-0 E 1-H 2B		0-0 F8			0-3 K		4	1	1	1	0	2	0				
Ed Kranepool, L OBP: 0.333, SLG: 0.445 (1, 3)		0-0 F8		0-0 2-H 2B		0-0 F7		0-0 1B		4	0	2	1	0	0	0				
Ken Boswell, L OBP: 0.344, SLG: 0.380 (1, 4)		0-0 F8		0-0 P4		0-0 F8		0-0 F8		4	0	0	0	0	0	2				
Ken Singleton, S OBP: 0.388, SLG: 0.365 (1, 9)		0-0 HR		0-0 G4-6-3 1B			0-0 1B 1B	4-0 SH1-4 1B BB		3	2	3	1	1	0	0				
Jerry Grote, R OBP: 0.328, SLG: 0.341 (1, 2)	4-0 BB		0-0 F9		0-0 F9			0-0 SH1-4 1-2		2	0	0	0	1	0	2				
Don Hahn, R OBP: 0.311, SLG: 0.260 (1, 8)	0-3 K		0-0 G4-6-3		0-0 G4-6-3 1-2		0-0 F8	0-3 K		3	0	0	0	0	1	3				
Ray Sadecki, L OBP: 0.286, SLG: 0.250 (1, 1)		0-0 4-3			0-0 F7			0-0 FC6-4 1B		3	0	1	0	0	0	0				
Tug McGraw, R OBP: 0.143, SLG: 0.214 (8, 1)										0	0	0	0	0	0	0				
Tommy Agee, R OBP: 0.359, SLG: 0.433 (9, PH)										1	0	1	1	0	0	0				
Inning Stats	R: 0 E: 0 K: 1 S: 5	H: 0 LOB: 0 BB: 0 P: 5	R: 1 E: 0 K: 1 S: 6	H: 1 LOB: 1 BB: 1 P: 10	R: 2 E: 1 K: 0 S: 5	H: 2 LOB: 1 BB: 1 P: 9	R: 0 E: 0 K: 0 S: 3	H: 1 LOB: 0 BB: 0 P: 3	R: 0 E: 0 K: 0 S: 3	H: 0 LOB: 0 BB: 0 P: 3	R: 0 E: 0 K: 0 S: 5	H: 2 LOB: 2 BB: 0 P: 5	R: 0 E: 0 K: 1 S: 6	H: 1 LOB: 1 BB: 0 P: 6	R: 1 E: 0 K: 1 S: 5	H: 1 LOB: 1 BB: 1 P: 9	1B: 5 2B: 2 3B: 0 HR: 1	SF: 0 SAC: 1 DP: 1 HBP: 0	WP: 0 PB: 0 SB: 0 CS: 0	PA: 36
PITCHER	IP WLS BF H R ER SO BB IBB HBP BLK WP HR S P ERA WHIP	IP WLS BF H R ER SO BB IBB HBP BLK WP HR S P ERA WHIP																		
Bill Singer, R ERA: 4.25 (1, 1)	8.2	36	8	4	4	4	3	0	0	0	0	1	41	53	4.15	1.269				

Batter	1	2	3	4	5	6	7	8	9	AB	R	H	RBI	BB	SO	LOB	TOP								
Bobby Valentine, R OBP: 0.295, SLG: 0.337 (1, 6)										4	1	3	1	0	0	1	Los Angeles Dodgers @ Houston Astros Astrodome, Houston, TX Tue Aug 31 1971, 8:05 PM EDT Att: 7,340 - Unknown AB 32 R 6 H 10 RBI 6 BB 5 SO 4 LOB 17 								
Manny Mota, R OBP: 0.357, SLG: 0.368 (1, 7)										4	0	1	0	0	0	2									
Willie Crawford, L OBP: 0.334, SLG: 0.455 (9, 7)										0	0	0	0	0	0	0									
Willie Davis, L OBP: 0.336, SLG: 0.436 (1, 8)										4	1	2	1	1	0	2									
Dick Allen, R OBP: 0.393, SLG: 0.461 (1, 3)										3	0	0	1	0	1	3									
Bill Russell, R OBP: 0.297, SLG: 0.332 (7, 9)										1	0	1	1	0	0	0									
Wes Parker, S OBP: 0.361, SLG: 0.369 (1, 9)										5	1	2	2	0	0	3									
Jim Lefebvre, S OBP: 0.312, SLG: 0.402 (1, 4)										3	0	0	0	1	1	1									
Steve Garvey, R OBP: 0.281, SLG: 0.370 (1, 5)										4	0	0	0	0	1	2									
Joe Ferguson, R OBP: 0.274, SLG: 0.299 (1, 2)										2	1	0	0	2	0	2									
Doyle Alexander, R OBP: 0.333, SLG: 0.267 (1, 1)										2	2	1	0	1	1	1									
Inning Stats	R: 3 E: 1 K: 0 S: 6	H: 3 LOB: 0 BB: 0 P: 6	R: 0 E: 0 K: 2 S: 7	H: 0 LOB: 1 BB: 1 P: 11	R: 0 E: 0 K: 0 S: 3	H: 0 LOB: 0 BB: 0 P: 3	R: 0 E: 0 K: 0 S: 3	H: 0 LOB: 0 BB: 0 P: 3	R: 1 E: 0 K: 1 S: 5	H: 2 LOB: 2 BB: 1 P: 9	R: 0 E: 0 K: 1 S: 6	H: 1 LOB: 1 BB: 0 P: 6	R: 1 E: 0 K: 1 S: 7	H: 2 LOB: 1 BB: 0 P: 7	R: 0 E: 0 K: 0 S: 3	H: 0 LOB: 1 BB: 1 P: 7	R: 1 E: 0 K: 0 S: 4	H: 2 LOB: 2 BB: 2 P: 12	1B: 8 2B: 1 3B: 0 HR: 1	SF: 1 SAC: 3 DP: 1 HBP: 0	WP: 0 PB: 0 SB: 1 CS: 0	PA: 41			
PITCHER	IP	WLS	BF	H	R	ER	SO	BB	IBB	HBP	BLK	WP	HR	S	P	ERA	WHIP								
Ron Cook, L ERA: 5.04 (1, 1)	6.2	L	30	8	5	5	3	2	0	0	0	0	1	34	42	6.75	1.500								
Jim Ray, R ERA: 2.13 (7, 1)	0.1		1	0	0	0	1	0	0	0	0	0	0	3	3	0.00	0.000								
Buddy Harris, R ERA: 5.4 (8, 1)	1.1		9	2	1	1	0	2	1	0	0	0	0	6	18	6.75	3.000								
Denny Lemaster, L ERA: 3.02 (9, 1)	0.2		1	0	0	0	0	0	0	0	0	0	0	1	1	0.00	0.000								

Batter	1	2	3	4	5	6	7	8	9	AB	R	H	RBI	BB	SO	LOB	BOTTOM								
Roger Metzger, S OBP: 0.301, SLG: 0.306 (1, 6)										3	0	1	0	1	0	2	Los Angeles Dodgers @ Houston Astros Astrodome, Houston, TX Tue Aug 31 1971, 8:05 PM EDT Att: 7,340 - Unknown AB 34 R 1 H 9 RBI 1 BB 2 SO 3 LOB 20 								
Denis Menke, R OBP: 0.343, SLG: 0.347 (1, 4)										4	0	1	0	0	1	3									
Cesar Cedeno, R OBP: 0.300, SLG: 0.403 (1, 8)										4	1	2	0	0	0	2									
Bob Watson, R OBP: 0.354, SLG: 0.394 (1, 3)										4	0	1	0	0	0	3									
Rich Chiles, L OBP: 0.297, SLG: 0.340 (1, 7)										4	0	1	1	0	1	1									
Doug Radler, R OBP: 0.301, SLG: 0.380 (1, 5)										2	0	0	0	0	1	2									
Joe Morgan, L OBP: 0.355, SLG: 0.417 (6, PH)										1	0	0	0	1	0	0									
Jimmy Wynn, R OBP: 0.319, SLG: 0.308 (1, 9)										4	0	1	0	0	0	4									
Johnny Edwards, L OBP: 0.278, SLG: 0.302 (1, 2)										4	0	1	0	0	0	1									
Ron Cook, L OBP: 0.256, SLG: 0.250 (1, 1)										2	0	1	0	0	0	0									
Jim Ray, R OBP: 0.222, SLG: 0.125 (7, PH)										0	0	0	0	0	0	0									
Cesar Cedeno, L OBP: 0.258, SLG: 0.276 (8, 1)										1	0	0	0	0	0	1									
Buddy Harris, R (8, 1)										0	0	0	0	0	0	0									
Denny Lemaster, R OBP: 0.292, SLG: 0.165 (9, 1)										0	0	0	0	0	0	0									
Jesus Alou, R OBP: 0.314, SLG: 0.367 (9, PH)										1	0	0	0	0	0	1									
Inning Stats	R: 0 E: 0 K: 0 S: 3	H: 1 LOB: 1 BB: 1 P: 7	R: 0 E: 0 K: 0 S: 3	H: 0 LOB: 0 BB: 0 P: 3	R: 0 E: 0 K: 0 S: 4	H: 1 LOB: 1 BB: 0 P: 4	R: 1 E: 0 K: 1 S: 7	H: 3 LOB: 1 BB: 0 P: 7	R: 0 E: 0 K: 0 S: 4	H: 1 LOB: 2 BB: 1 P: 8	R: 0 E: 0 K: 1 S: 6	H: 1 LOB: 1 BB: 0 P: 6	R: 0 E: 0 K: 1 S: 5	H: 0 LOB: 0 BB: 0 P: 5	R: 0 E: 0 K: 0 S: 4	H: 1 LOB: 1 BB: 0 P: 4	1B: 9 2B: 0 3B: 0 HR: 0	SF: 0 SAC: 0 DP: 2 HBP: 0	WP: 0 PB: 0 SB: 0 CS: 0	PA: 36					
PITCHER	IP	WLS	BF	H	R	ER	SO	BB	IBB	HBP	BLK	WP	HR	S	P	ERA	WHIP								
Doyle Alexander, R ERA: 2.87 (1, 1)	9.0	W	36	9	1	1	3	2	0	0	0	0	0	40	48	1.00	1.222								

Batter	1	2	3	4	5	6	7	8	9	AB	R	H	RBI	BB	SO	LOB	TOP										
Maury Wills, S OBP: 0.324, SLG: 0.323 Bobby Valentine, R OBP: 0.294, SLG: 0.335	0-0 1-3 1B	0-0 FC4 1B	4-0 WP BB		0-0 1-3			0-3 K		3	2	1	1	1	0	1											
Bill Buckner, L OBP: 0.320, SLG: 0.375	0-0 1-3	0-0 BB 1B	0-3 K		0-0 4-3			0-0 4-3		5	1	1	0	0	1	2											
Willie Davis, L OBP: 0.338, SLG: 0.435 Bill Russell, R OBP: 0.266, SLG: 0.330	0-0 4-3 2-H 1B	4-0 1B BB	0-0 F4		0-0 6-3			0-0 5-3		3	1	1	1	1	0	1											
Dick Allen, R OBP: 0.393, SLG: 0.460 Steve Garvey, R OBP: 0.276, SLG: 0.366	0-0 4-3	0-0 1B BB	0-3 K		0-0 4-3			0-0 5-3		3	1	1	2	0	1	2											
Wes Parker, S OBP: 0.360, SLG: 0.368 Bill Sudakis, S OBP: 0.294, SLG: 0.329	0-0 1-3	0-0 1B BB	0-3 K		0-0 F7			0-0 F7		4	1	1	1	0	1	1											
Willie Crawford, L OBP: 0.333, SLG: 0.452		0-0 1-3			0-3 K			0-0 4-3		4	1	1	1	0	1	0											
Jim Lefebvre, S OBP: 0.316, SLG: 0.403		0-0 FC4 BB	4-0 BB		0-0 F7			0-0 F7		2	1	1	1	2	0	0											
Tom Haller, L OBP: 0.356, SLG: 0.409 Duke Sims, L OBP: 0.345, SLG: 0.338		0-0 E 1B	0-0 L7		0-0 F2			0-0 F2		3	1	2	1	0	0	1											
Don Sutton, R OBP: 0.216, SLG: 0.211		0-0 FC4 1B			0-3 K			0-0 4-3		4	0	1	0	0	2	2											
Inning Stats	R: 1 E: 0 K: 0 S: 5	H: 2 LOB: 1 BB: 0 P: 5	R: 3 E: 1 K: 1 S: 13	H: 8 LOB: 2 BB: 2 P: 21	R: 0 E: 0 K: 2 S: 7	H: 0 LOB: 1 BB: 1 P: 11	R: 0 E: 0 K: 2 S: 7	H: 0 LOB: 0 BB: 0 P: 11	R: 0 E: 0 K: 1 S: 5	H: 0 LOB: 0 BB: 0 P: 5	R: 0 E: 0 K: 0 S: 3	H: 0 LOB: 0 BB: 0 P: 3	R: 0 E: 0 K: 0 S: 3	R: 0 E: 0 K: 1 S: 5	H: 0 LOB: 0 BB: 0 P: 5	R: 0 E: 0 K: 0 S: 3	H: 0 LOB: 0 BB: 0 P: 3	1B: 10 2B: 0 3B: 0 HR: 0	SF: 0 SAC: 0 DP: 0 HBP: 0	WP: 1 PB: 0 SB: 0 CS: 0	PA: 41						
PITCHER	IP	WLS	BF	H	R	ER	SO	BB	IBB	HBP	BLK	WP	HR	S	P	ERA	WHIP										
Jack Billingham, R ERA: 3.96	1.2	L	13	6	7	7	0	2	0	0	0	0	0	11	19	37.80	4.800										
Denny Lemaster, L ERA: 3.32	0.0		4	4	2	2	0	0	0	0	0	0	0	4	4	∞	∞										
Buddy Harris, R ERA: 4.8	3.1		12	0	0	0	6	2	0	0	0	1	0	22	30	0.00	0.600										
George Culver, R ERA: 2.78	2.0		6	0	0	0	0	0	0	0	0	0	0	6	6	0.00	0.000										
Fred Gladding, R ERA: 2.12	2.0		6	0	0	0	1	0	0	0	0	0	0	8	8	0.00	0.000										

Los Angeles Dodgers @ Houston Astros
 Astrodome, Houston, TX
 Wed Sep 01 1971, 8:05 PM EDT
 Att: 6,474 - Dome

AB	37
R	9
H	10
RBI	8
BB	4
SO	7
LOB	10



Batter	1	2	3	4	5	6	7	8	9	AB	R	H	RBI	BB	SO	LOB	BOTTOM										
Roger Metzger, S OBP: 0.301, SLG: 0.306 Marty Martinez, S OBP: 0.250, SLG: 0.268	0-0 4-3		4-0 FC6-4 BB		0-0 FC5-4 1B			0-3 K		1	0	0	0	0	0	0											
Joe Morgan, L OBP: 0.352, SLG: 0.414	0-0 1-3		0-0 FC6-4		0-0 F7			0-0 F9		4	0	0	1	0	0	2											
Cesar Cedeno, R OBP: 0.298, SLG: 0.400	0-0 F8		0-3 K		0-0 FC5-4			0-0 F9		4	0	0	0	0	1	2											
Bob Watson, R OBP: 0.353, SLG: 0.393		0-3 K		0-0 3-1 1B		0-3 K		0-0 F7		4	0	1	0	0	2	0											
John Mayberry, L OBP: 0.276, SLG: 0.303		0-3 K		0-0 3-1		0-0 G3		0-3 K		4	0	0	0	0	2	1											
Denis Menke, R OBP: 0.342, SLG: 0.344		0-3 K		1-0 HBP		0-0 F8		0-0 F8		3	0	0	0	0	1	0											
Johnny Edwards, L OBP: 0.278, SLG: 0.306			0-0 3B 2B	0-3 K		0-3 K				3	1	1	0	0	2	2											
Cesar Geronimo, L OBP: 0.265, SLG: 0.344			0-0 FC6-4 3B	0-0 F7		0-3 K		0-3 K		3	1	1	1	0	1	2											
Jack Billingham, R ERA: 3.96 Denny Lemaster, L ERA: 3.32 Buddy Harris, R ERA: 4.8 Jesus Alou, R OBP: 0.310, SLG: 0.396 George Culver, R OBP: 0.294, SLG: 0.329 Rich Chiles, S OBP: 0.294, SLG: 0.329 Fred Gladding, L ERA: 2.12			0-3 K		0-0 F4			0-3 K		0	0	0	0	0	0	0											
Inning Stats	R: 0 E: 0 K: 0 S: 3	H: 0 LOB: 0 BB: 0 P: 3	R: 0 E: 0 K: 3 S: 9	H: 0 LOB: 0 BB: 0 P: 9	R: 2 E: 0 K: 2 S: 9	H: 2 LOB: 1 BB: 1 P: 13	R: 0 E: 0 K: 1 S: 6	H: 1 LOB: 2 BB: 0 P: 7	R: 0 E: 0 K: 0 S: 4	H: 1 LOB: 1 BB: 0 P: 4	R: 0 E: 0 K: 1 S: 5	H: 0 LOB: 0 BB: 0 P: 5	R: 0 E: 0 K: 3 S: 9	R: 0 E: 0 K: 1 S: 5	H: 0 LOB: 0 BB: 0 P: 5	R: 0 E: 0 K: 1 S: 5	H: 0 LOB: 0 BB: 0 P: 5	1B: 2 2B: 1 3B: 1 HR: 0	SF: 0 SAC: 0 DP: 0 HBP: 1	WP: 0 PB: 0 SB: 0 CS: 0	PA: 33						
PITCHER	IP	WLS	BF	H	R	ER	SO	BB	IBB	HBP	BLK	WP	HR	S	P	ERA	WHIP										
Don Sutton, R ERA: 2.73	9.0	W	33	4	2	2	12	1	0	1	0	0	0	55	60	2.00	0.556										

Los Angeles Dodgers @ Houston Astros
 Astrodome, Houston, TX
 Wed Sep 01 1971, 8:05 PM EDT
 Att: 6,474 - Dome

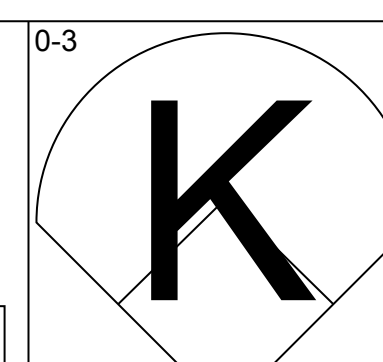
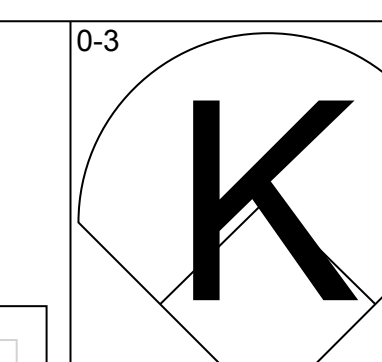
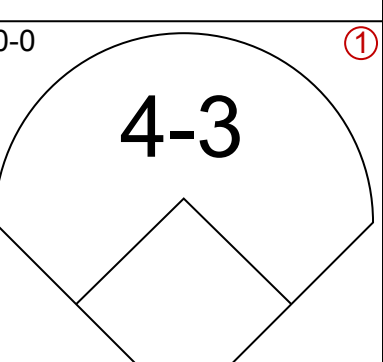
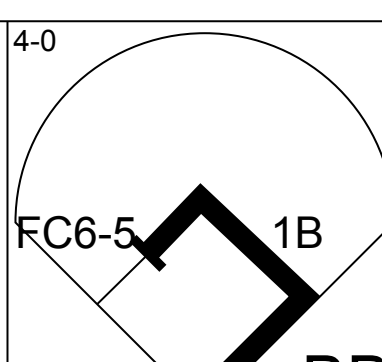
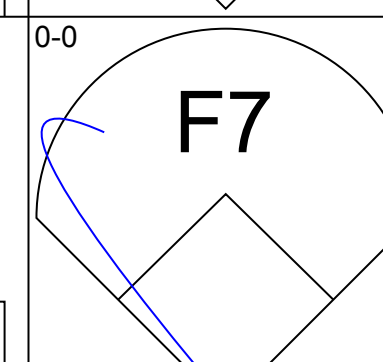
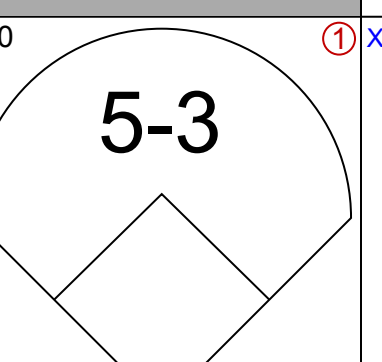
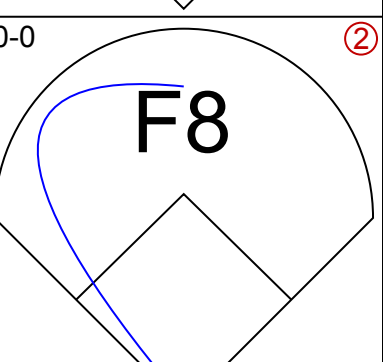
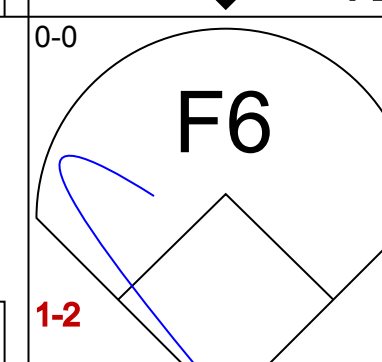
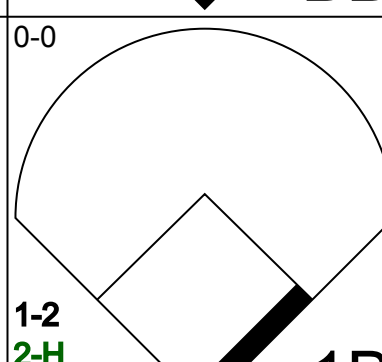
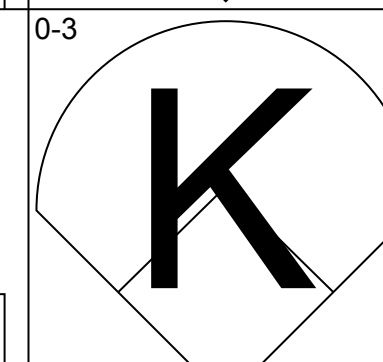
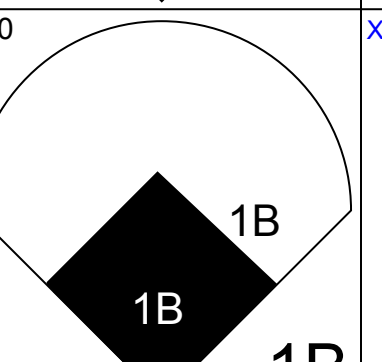
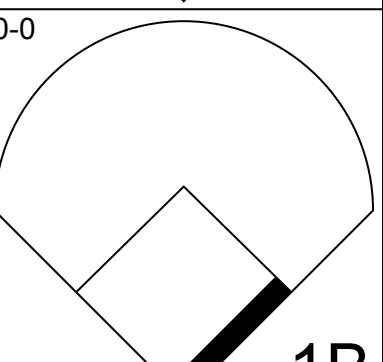
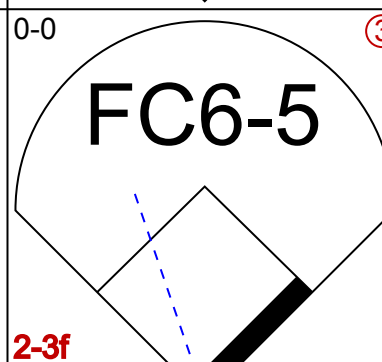
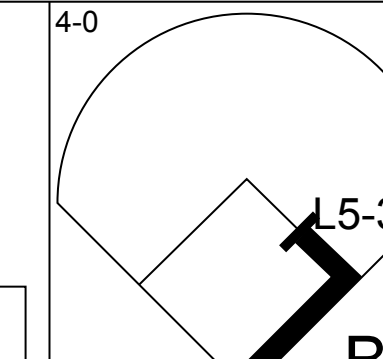
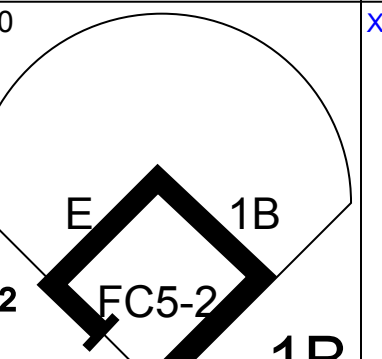
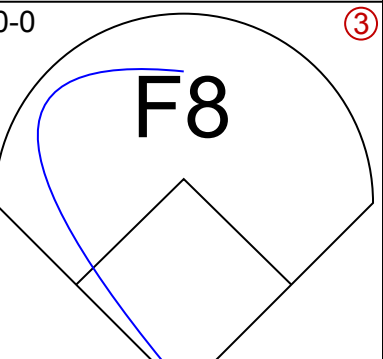
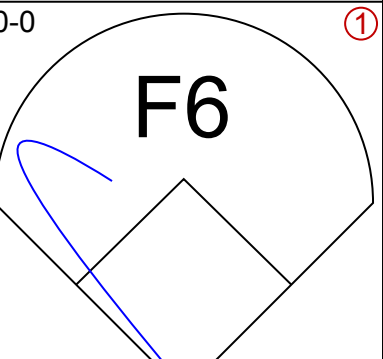
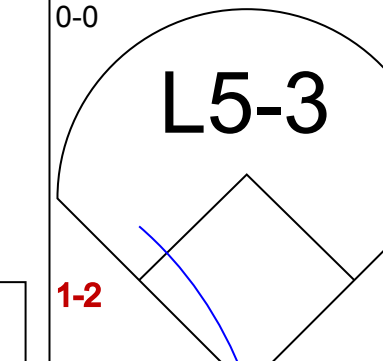
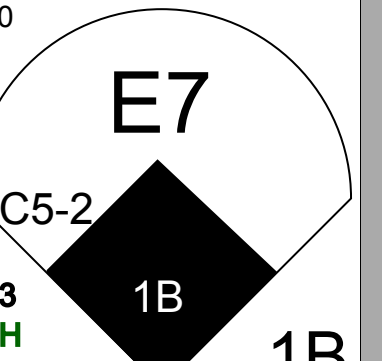
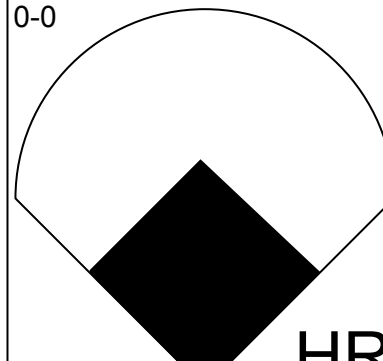
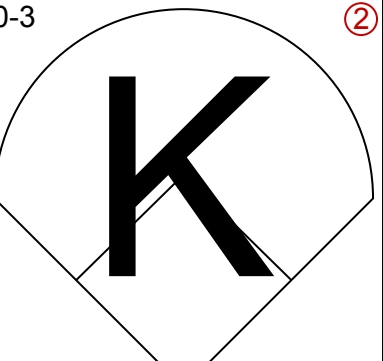
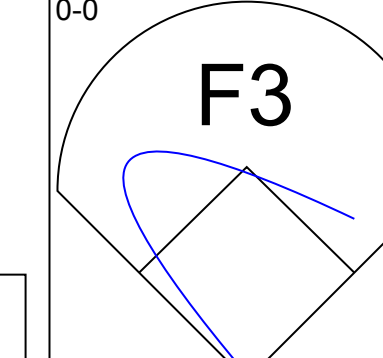
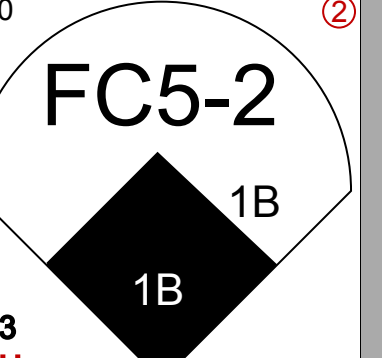
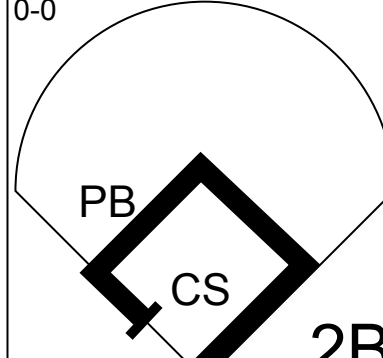
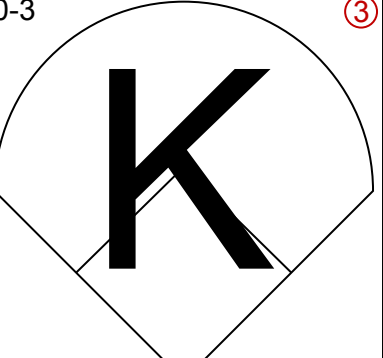
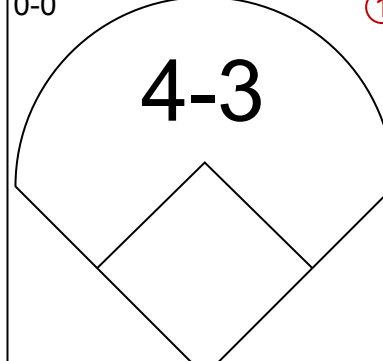
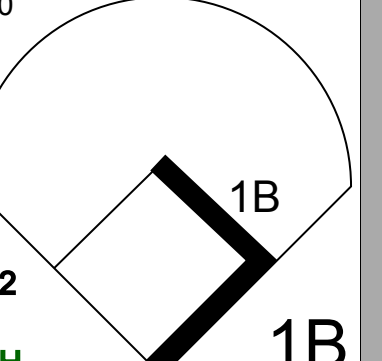
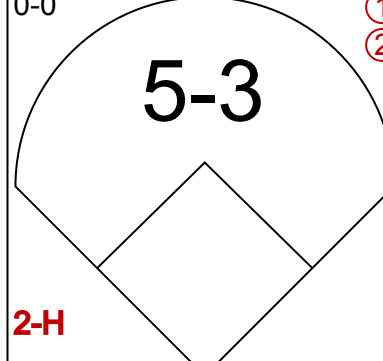
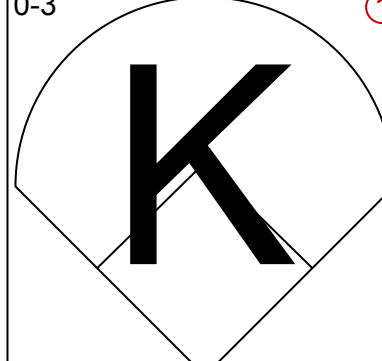
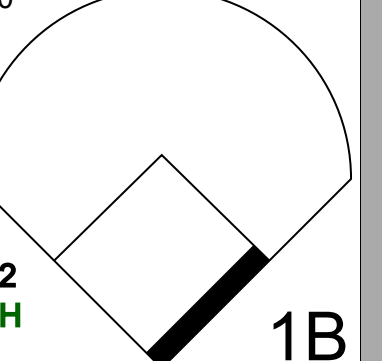
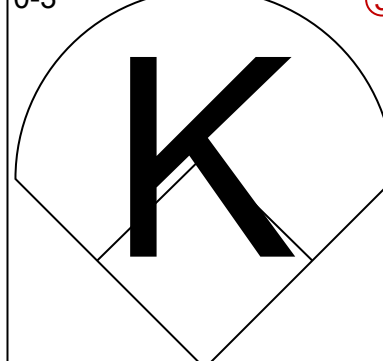



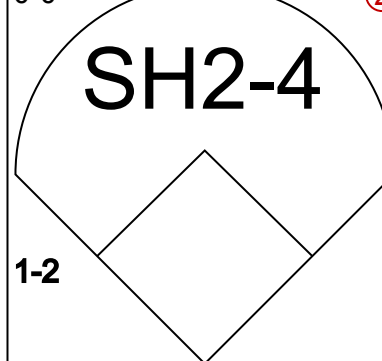
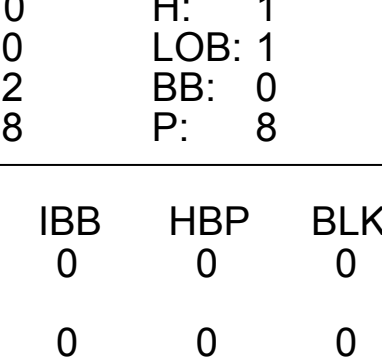
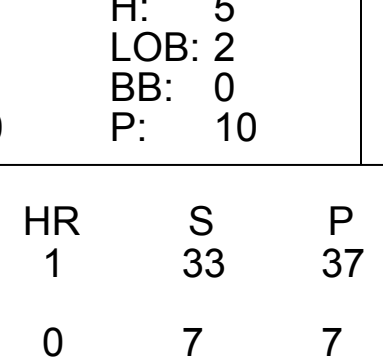
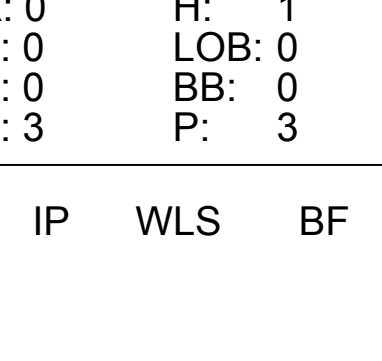
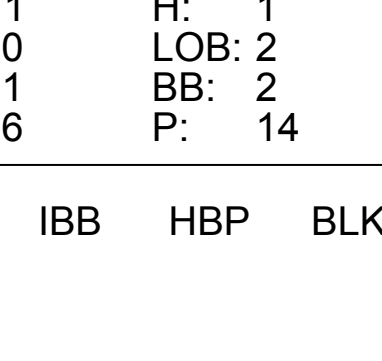
AB	31
R	2
H	4
RBI	2
BB	1
SO	12
LOB	10



Batter	1	2	3	4	5	6	7	8	9	AB	R	H	RBI	BB	SO	LOB	TOP					
Maury Wills, S OBP: 0.323, SLG: 0.322	6-3		F4		F5		1B			4	0	1	0	0	0	1	Los Angeles Dodgers @ Houston Astros Astrodome, Houston, TX Thu Sep 02 1971, 8:05 PM EDT Att: 7,508 - Dome					
Bill Buckner, L OBP: 0.322, SLG: 0.377	4-3				FC3-6 1B		F5			4	0	2	1	0	0	1						
Willie Davis, L OBP: 0.337, SLG: 0.434					FC3-6 1B		FC3-6		F9	4	1	1	0	0	0	2						
Dick Allen, R OBP: 0.393, SLG: 0.461	F3				1B		K		1B	4	0	2	0	0	1	2						
Wes Parker, S OBP: 0.357, SLG: 0.365		F5			F4		F3		F9	4	0	0	0	0	0	3						
Willie Crawford, L OBP: 0.332, SLG: 0.449		K			1B		L3		F7	4	0	1	1	0	1	1						
Jim Lefebvre, S OBP: 0.313, SLG: 0.398		G3			F9		F8		F9	4	0	0	0	0	0	2						
Tom Haller, L OBP: 0.354, SLG: 0.411			F7				4-3		4-3	4	1	1	0	0	0	0						
Claude Osteen, L OBP: 0.225, SLG: 0.237							E			2	1	1	0	0	1	0						
Bill Russell, R OBP: 0.265, SLG: 0.329			K		E1		F9		G3	1	0	0	0	0	0	0						
Pete Mikkelsen, R OBP: 0.273, SLG: 0.200					1B					0	0	0	0	0	0	0						
Duke Sims, L OBP: 0.343, SLG: 0.337					1B					1	0	0	0	0	0	0						
Inning Stats	R: 0 E: 0 K: 0 S: 4	H: 1 LOB: 1 BB: 0 P: 4	R: 0 E: 0 K: 1 S: 5	H: 0 LOB: 0 BB: 0 P: 5	R: 0 E: 0 K: 1 S: 5	H: 0 LOB: 0 BB: 0 P: 5	R: 1 E: 0 K: 0 S: 6	H: 3 LOB: 2 BB: 0 P: 6	R: 2 E: 1 K: 1 S: 8	H: 3 LOB: 1 BB: 0 P: 8	R: 0 E: 0 K: 0 S: 3	H: 0 LOB: 0 BB: 0 P: 3	R: 0 E: 0 K: 0 S: 4	H: 1 LOB: 1 BB: 0 P: 4	R: 0 E: 0 K: 0 S: 4	H: 1 LOB: 1 BB: 0 P: 4	R: 0 E: 0 K: 0 S: 3	H: 0 LOB: 0 BB: 0 P: 3	1B: 8 2B: 1 3B: 0 HR: 0	SF: 0 SAC: 0 DP: 0 HBP: 0	WP: 0 PB: 1 SB: 1 CS: 0	PA: 36
PITCHER Don Wilson, R ERA: 2.72	IP: 9.0 WLS: W BF: 36 H: 9 R: 3 ER: 2 SO: 3 BB: 0 IBB: 0 HBP: 0 BLK: 0 WP: 0 HR: 0 S: 42 P: 42 ERA: 2.00 WHIP: 1.000															PITCHER						

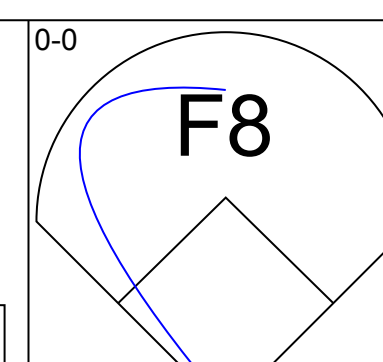
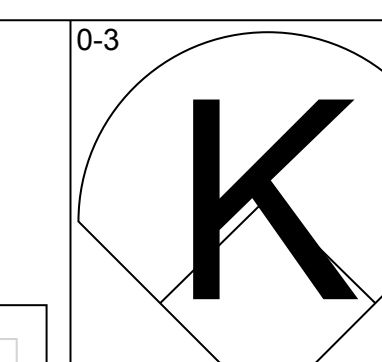
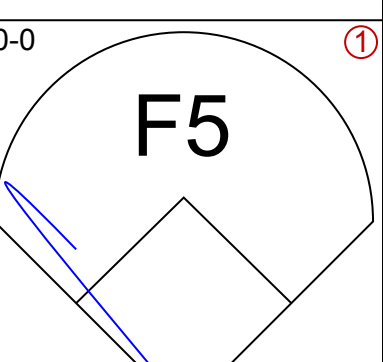
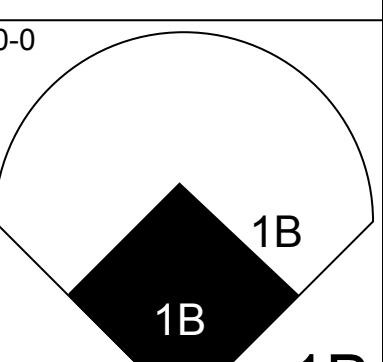
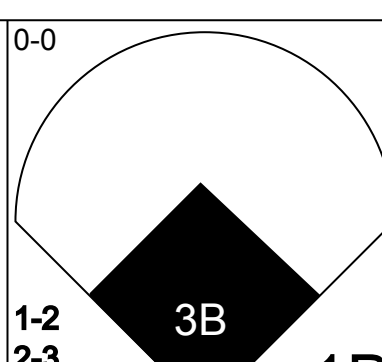
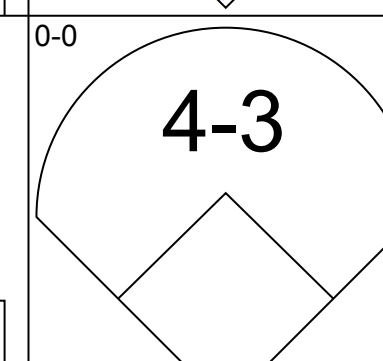
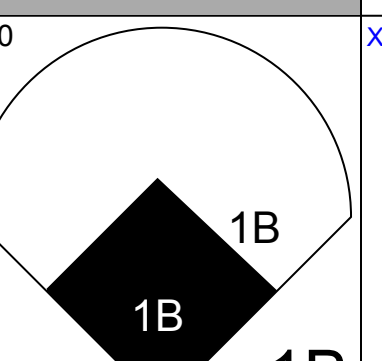
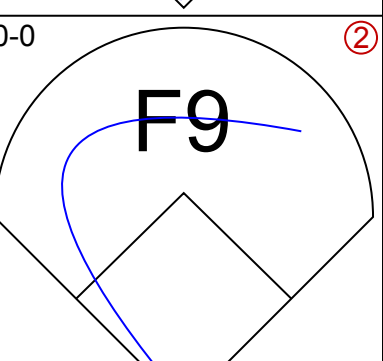

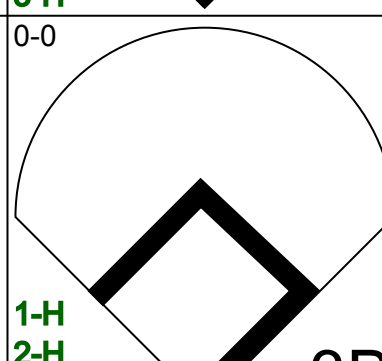
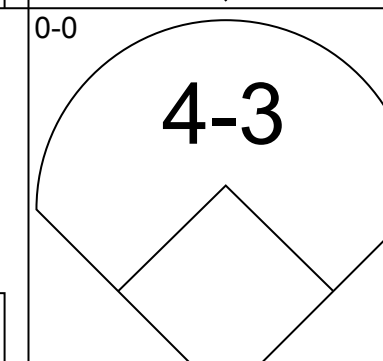
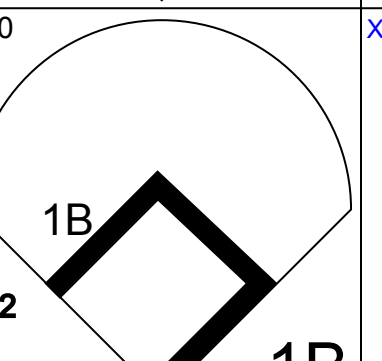
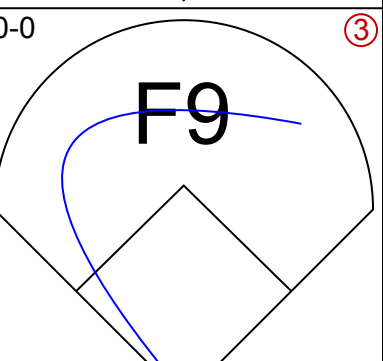

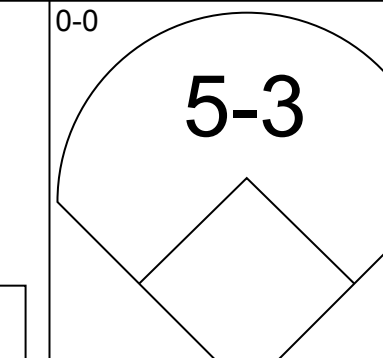
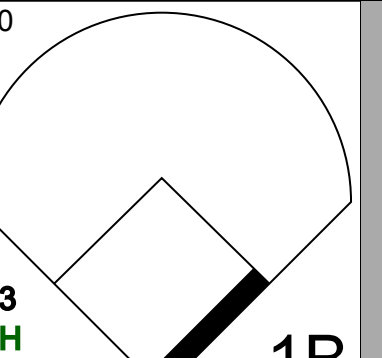
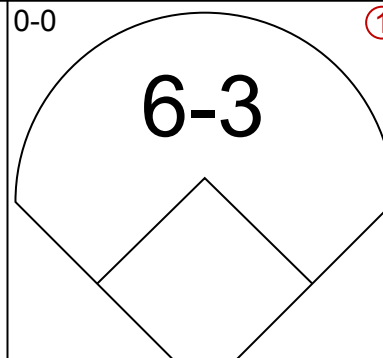
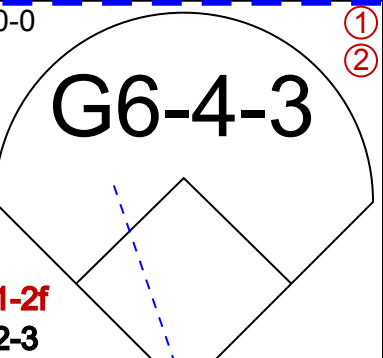
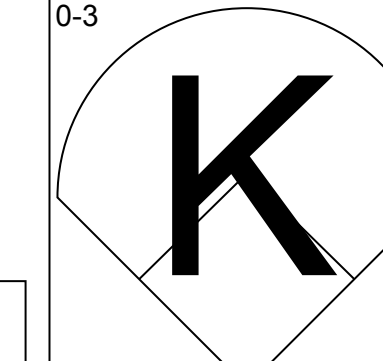
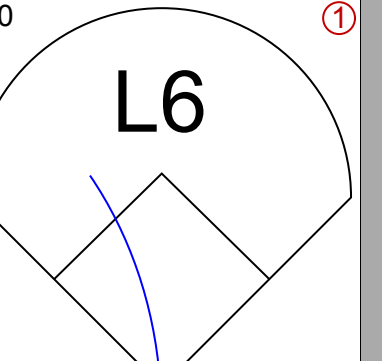
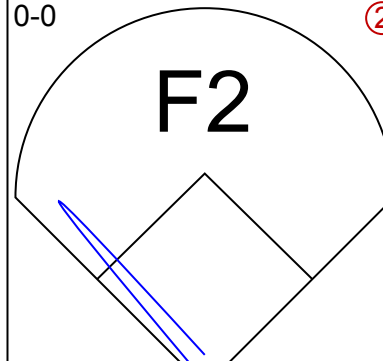
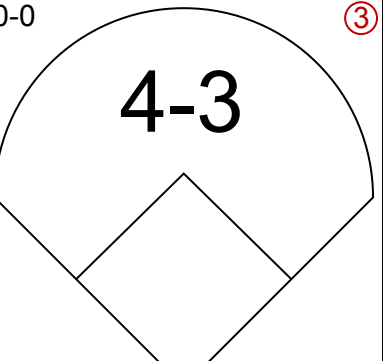
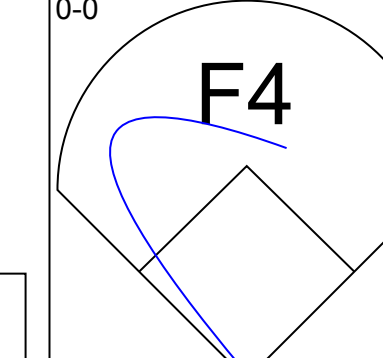

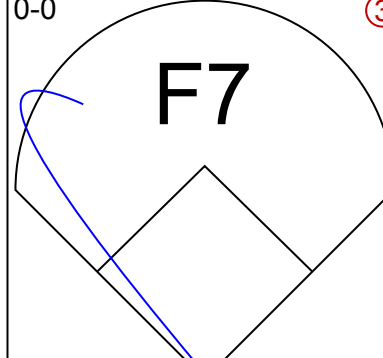
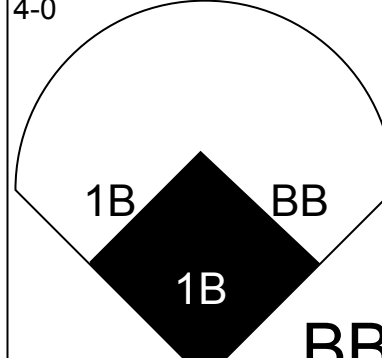
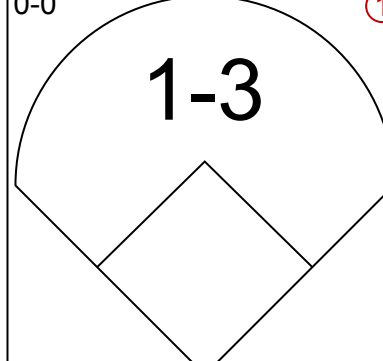

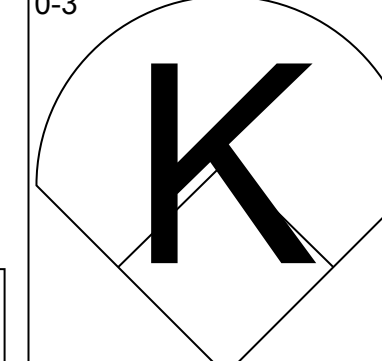
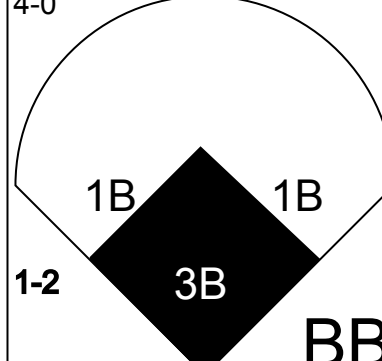
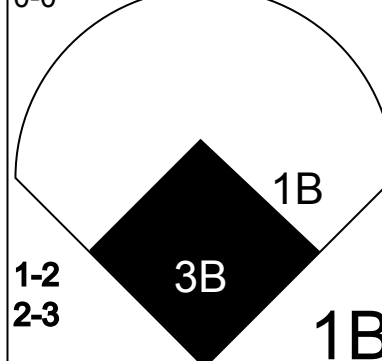

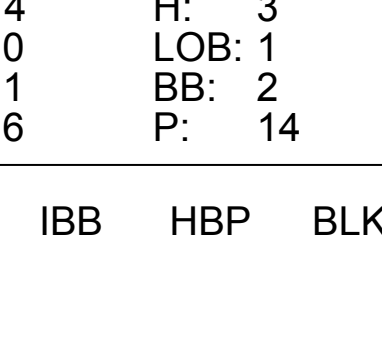

Batter	1	2	3	4	5	6	7	8	9	AB	R	H	RBI	BB	SO	LOB	BOTTOM			
Jesus Alou, R OBP: 0.313, SLG: 0.365	2B 1B		5-3		F7		1-3			4	1	1	0	0	0	2	Los Angeles Dodgers @ Houston Astros Astrodome, Houston, TX Thu Sep 02 1971, 8:05 PM EDT Att: 7,508 - Dome			
Joe Morgan, L OBP: 0.353, SLG: 0.412	F9		F9		IHR BB		1B SF8 BB			2	2	0	0	2	0	1				
Cesar Cedeno, R OBP: 0.301, SLG: 0.411	1B		1-3		IHR		SF8 WP E 1B			4	3	3	4	0	0	0				
Bob Watson, R OBP: 0.355, SLG: 0.393					F9		F9		E 2B IBB	3	0	1	2	1	0	0				
Cesar Geronimo, L OBP: 0.265, SLG: 0.344	G1-6-3				F9		E 2B			0	1	0	0	0	0	0				
Denis Menke, R OBP: 0.339, SLG: 0.341	G1-6-3				6-3		5-3		SF8	3	0	0	1	0	0	1				
John Mayberry, L OBP: 0.283, SLG: 0.286		K			G3		K		K	4	0	0	0	0	3	1				
Larry Howard, R OBP: 0.200, SLG: 0.348		K					6-3			3	0	1	1	1	1	0				
Marty Martinez, S OBP: 0.271, SLG: 0.333					IHR FC1-2 1B		1-3		F8	4	1	2	0	0	0	2				
Don Wilson, R OBP: 0.167, SLG: 0.158					FC1-2 IHR		6-3			3	1	0	0	0	1	3				
Inning Stats	R: 2 E: 0 K: 0 S: 5	H: 3 LOB: 0 BB: 0 P: 5	R: 0 E: 0 K: 3 S: 10	H: 1 LOB: 1 BB: 0 P: 10	R: 0 E: 0 K: 0 S: 3	H: 0 LOB: 0 BB: 0 P: 3	R: 0 E: 0 K: 0 S: 3	H: 0 LOB: 0 BB: 0 P: 3	R: 4 E: 0 K: 0 S: 5	H: 2 LOB: 0 BB: 2 P: 13	R: 0 E: 0 K: 1 S: 5	H: 0 LOB: 0 BB: 0 P: 5	R: 0 E: 0 K: 0 S: 3	H: 0 LOB: 0 BB: 0 P: 3	R: 3 E: 1 K: 1 S: 7	H: 2 LOB: 2 BB: 2 P: 15	1B: 4 2B: 2 3B: 1 HR: 1	SF: 1 SAC: 0 DP: 1 HBP: 0	WP: 1 PB: 0 SB: 1 CS: 0	PA: 35
PITCHER Claude Osteen, L ERA: 3.57	IP: 6.0 WLS: L BF: 25 H: 6 R: 6 ER: 6 SO: 4 BB: 2 IBB: 0 HBP: 0 BLK: 0 WP: 2 HR: 0 S: 31 P: 39 ERA: 9.00 WHIP: 1.333															PITCHER				
PITCHER Pete Mikkelsen, R ERA: 3.55	IP: 2.0 WLS: L BF: 10 H: 2 R: 3 ER: 2 SO: 1 BB: 1 IBB: 0 HBP: 0 BLK: 0 WP: 1 HR: 0 S: 10 P: 18 ERA: 9.00 WHIP: 1.500															PITCHER				



Batter	1	2	3	4	5	6	7	8	9	AB	R	H	RBI	BB	SO	LOB	TOP						
Pete Rose, S OBP: 0.372, SLG: 0.409 (1, 9)										4	0	1	0	1	2	1	Cincinnati Reds @ Los Angeles Dodgers Dodger Stadium, Los Angeles, CA Fri Sep 03 1971, 7:05 PM PDT Att: 16,792 - Unknown						
Woody Woodward, R OBP: 0.303, SLG: 0.284 (1, 5) (9, 4)										5	0	1	1	0	0	1							
Lee May, R OBP: 0.341, SLG: 0.560 (1, 3)										4	1	2	0	1	1	2							
Johnny Bench, R OBP: 0.293, SLG: 0.424 (1, 2)										3	0	1	0	1	0	2							
Hal McRae, R OBP: 0.289, SLG: 0.427 (1, 7)										4	2	2	2	0	1	2							
George Foster, R OBP: 0.298, SLG: 0.393 (1, 8)										4	1	1	0	0	1	3							
Tommy Helms, R OBP: 0.292, SLG: 0.341 (1, 4)										4	0	1	1	0	1	1							
Jimmy Stewart, S OBP: 0.301, SLG: 0.307 (9, 5)										0	0	0	0	0	0	0							
Dave Concepcion, R OBP: 0.256, SLG: 0.262 (1, 6)										3	1	2	1	1	1	0							
Don Gullett, R OBP: 0.119, SLG: 0.121 (1, 1)										3	0	0	0	0	2	3							
Clay Carroll, R OBP: 0.111, SLG: 0.111 (8, 1)										0	0	0	0	0	0	0							
Joe Gibbon, R (9, 1)										0	0	0	0	0	0	0							
Inning Stats	R: 0 E: 0 K: 2 S: 7	H: 0 LOB: 0 BB: 0 P: 7	R: 0 E: 0 K: 0 S: 2	H: 0 LOB: 0 BB: 1 P: 6	R: 0 E: 0 K: 2 S: 8	H: 1 LOB: 1 BB: 0 P: 8	R: 3 E: 1 K: 1 S: 10	H: 5 LOB: 2 BB: 0 P: 10	R: 0 E: 0 K: 0 S: 4	H: 1 LOB: 0 BB: 0 P: 4	R: 1 E: 0 K: 1 S: 6	H: 2 LOB: 0 BB: 0 P: 6	R: 0 E: 0 K: 0 S: 3	H: 1 LOB: 0 BB: 0 P: 3	R: 0 E: 0 K: 2 S: 7	H: 0 LOB: 1 BB: 1 P: 11	R: 1 E: 0 K: 1 S: 6	H: 1 LOB: 2 BB: 2 P: 14	1B: 9 2B: 2 3B: 0 HR: 1	SF: 0 SAC: 1 DP: 1 HBP: 0	WP: 0 PB: 1 SB: 0 CS: 2	PA: 39	
PITCHER	IP WLS BF H R ER SO BB IBB HBP BLK WP HR S P ERA WHIP																						
Bill Singer, R ERA: 4.34 (1, 1)	5.0	24	9	4	4	5	1	0	0	0	0	0	0	0	1	33	37	7.20	2.000				
Hoyt Wilhelm, R ERA: 4.7 (6, 1)	2.0	5	1	0	0	1	0	0	0	0	0	0	0	0	0	7	7	0.00	0.500				
Jose Pena, R ERA: 3.69 (8, 1)	2.0	W	10	1	1	1	3	3	0	0	0	0	0	0	0	13	25	4.50	2.000				

AB	34
R	5
H	11
RBI	5
BB	4
SO	9
LOB	15



Batter	1	2	3	4	5	6	7	8	9	AB	R	H	RBI	BB	SO	LOB	BOTTOM						
Maury Wills, S OBP: 0.324, SLG: 0.323 (1, 6)										5	2	2	1	0	1	3	Cincinnati Reds @ Los Angeles Dodgers Dodger Stadium, Los Angeles, CA Fri Sep 03 1971, 7:05 PM PDT Att: 16,792 - Unknown						
Manny Mota, R OBP: 0.382, SLG: 0.382 (1, 7)										5	1	3	3	0	0	2							
Willie Davis, L OBP: 0.338, SLG: 0.434 (1, 8)										4	0	2	1	0	0	2							
Dick Allen, R OBP: 0.392, SLG: 0.459 (1, 3)										4	0	1	1	0	0	2							
Wes Parker, S OBP: 0.354, SLG: 0.362 (1, 9)										4	0	0	0	0	1	3							
Jim Lefebvre, S OBP: 0.312, SLG: 0.395 (1, 4)										3	1	0	0	1	1	2							
Bill Sudakis, S OBP: 0.292, SLG: 0.316 (1, 5)										3	1	0	0	1	2	2							
Joe Ferguson, R OBP: 0.284, SLG: 0.296 (1, 2)										1	0	0	0	2	1	0							
Bill Buckner, L OBP: 0.322, SLG: 0.377 (9, PH)										0	0	0	0	0	0	0							
Bobby Valentine, R OBP: 0.297, SLG: 0.338 (9, PH)										1	1	1	0	0	0	0							
Bill Singer, R OBP: 0.200, SLG: 0.102 (1, 1)										1	0	0	0	0	1	1							
Hoyt Wilhelm, R (6, 1)										0	0	0	0	0	0	0							
Tom Paciorek, R (7, PH)										1	0	0	0	0	0	0							
Jose Pena, R OBP: 0.867, SLG: 0.667 (8, 1)										0	0	0	0	0	0	0							
Ron Cey, R (9, PH)										1	0	0	0	0	1	3							
Inning Stats	R: 0 E: 0 K: 0 S: 3	H: 0 LOB: 0 BB: 0 P: 3	R: 0 E: 0 K: 1 S: 5	H: 0 LOB: 0 BB: 0 P: 5	R: 0 E: 0 K: 2 S: 7	H: 0 LOB: 1 BB: 1 P: 11	R: 1 E: 0 K: 2 S: 10	H: 3 LOB: 2 BB: 0 P: 10	R: 0 E: 0 K: 0 S: 3	H: 0 LOB: 0 BB: 0 P: 3	R: 0 E: 0 K: 2 S: 7	H: 0 LOB: 0 BB: 0 P: 7	R: 1 E: 0 K: 0 S: 5	H: 3 LOB: 1 BB: 0 P: 5	R: 4 E: 0 K: 1 S: 6	H: 3 LOB: 1 BB: 2 P: 14	1B: 8 2B: 0 3B: 1 HR: 0	SF: 0 SAC: 0 DP: 1 HBP: 1	WP: 0 PB: 0 SB: 0 CS: 0	PA: 38			
PITCHER	IP WLS BF H R ER SO BB IBB HBP BLK WP HR S P ERA WHIP																						
Don Gullett, L ERA: 2.51 (1, 1)	7.0	30	6	2	2	7	2	0	0	0	0	0	0	0	0	41	50	2.57	1.143				
Clay Carroll, R ERA: 2.32 (8, 1)	1.0	4	0	2	2	0	2	0	0	0	0	0	0	0	2	10	18.00	2.000					
Joe Gibbon, L ERA: 3.08 (9, 1)	0.1	L	4	3	2	2	1	0	0	0	0	0	0	0	6	6	54.00	9.000					



Batter	1	2	3	4	5	6	7	8	9	AB	R	H	RBI	BB	SO	LOB	TOP			
Pete Rose, S OBP: 0.371, SLG: 0.408 (1,9)	0-0 SH1-3 1B		0-0 6-3			0-0 F9		0-0 1-3		4	0	1	0	0	0	3	Cincinnati Reds @ Los Angeles Dodgers Dodger Stadium, Los Angeles, CA Sat Sep 04 1971, 7:05 PM PDT Att: 21,148 - Unknown livebaseballscorecards.com			
Hal McRae, R OBP: 0.287, SLG: 0.422 (1,7)	0-0 SH1-3 1-2		0-0 F8			0-0 F4		0-0 6-3		3	0	0	0	0	0	3				
Lee May, R OBP: 0.339, SLG: 0.556 (1,3)	0-3 K		0-3 K			0-0 6-3			0-3 K	4	0	0	0	0	3	1				
Tony Perez, R OBP: 0.334, SLG: 0.455 (1,5)	0-0 1-3			0-3 K			0-0 6-3		0-3 K	4	0	0	0	0	2	1				
Johnny Bench, R OBP: 0.293, SLG: 0.423 (1,2)		0-0 BB E 1B		0-0 L7		0-0 6-3		0-0 6-3	0-0 F6	4	1	1	0	0	0	0				
George Foster, R OBP: 0.296, SLG: 0.390 (1,8)		0-3 K		0-3 K		0-0 5-3				3	0	0	0	0	2	1				
Tommy Helms, R OBP: 0.294, SLG: 0.342 (1,4)		4-0 FC4 BB			0-0 F9			0-0 SH2-4 1B		2	0	1	0	1	0	0				
Dave Concepcion, R OBP: 0.256, SLG: 0.262 (8, PR)		1-2 BB								0	0	0	0	0	0	0				
Woody Woodward, R OBP: 0.304, SLG: 0.285 (1,6)		0-0 FC4 1-2 2H			0-0 1-3			0-0 SH2-4 1B		3	0	1	0	0	0	1				
Jim McGlothlin, R OBP: 0.167, SLG: 0.217 (1,1)		0-0 5-3			0-0 1-3			0-0 SH2-4 1-2 2-3		2	0	0	0	0	0	1				
Inning Stats	R: 0 E: 0 K: 1 S: 6	H: 1 LOB: 1 BB: 0 P: 6	R: 1 E: 1 K: 1 S: 6	H: 1 LOB: 1 BB: 1 P: 10	R: 0 E: 0 K: 2 S: 5	H: 0 LOB: 0 BB: 0 P: 5	R: 0 E: 0 K: 2 S: 7	H: 0 LOB: 0 BB: 0 P: 7	R: 0 E: 0 K: 0 S: 3	H: 0 LOB: 0 BB: 0 P: 3	R: 0 E: 0 K: 0 S: 3	H: 0 LOB: 0 BB: 0 P: 3	R: 0 E: 0 K: 0 S: 3	H: 2 LOB: 2 BB: 0 P: 5	R: 0 E: 0 K: 2 S: 7	H: 0 LOB: 0 BB: 0 P: 7	1B: 4 2B: 0 3B: 0 HR: 0	SF: 0 SAC: 2 DP: 0 HBP: 0	WP: 0 PB: 0 SB: 0 CS: 0	PA: 32
PITCHER Al Downing, L ERA: 2.75 (1,1)	IP: 9.0 WLS: W BF: 32 H: 4 R: 1 ER: 0 SO: 7 BB: 1 IBB: 0 HBP: 0 BLK: 0 WP: 0 HR: 0 S: 45 P: 49 ERA: 0.00 WHIP: 0.556											PITCHER	IP: WLS: BF: H: R: ER: SO: BB: IBB: HBP: BLK: WP: HR: S: P: ERA: WHIP:							

Batter	1	2	3	4	5	6	7	8	9	AB	R	H	RBI	BB	SO	LOB	BOTTOM			
Maury Wills, S OBP: 0.325, SLG: 0.324 (1,6)	0-0 FC1-5-6 4-3 1B	0-0 6-3			0-0 FC1-5 1-2 1B			0-0 6-3		4	0	2	0	0	0	1	Cincinnati Reds @ Los Angeles Dodgers Dodger Stadium, Los Angeles, CA Sat Sep 04 1971, 7:05 PM PDT Att: 21,148 - Unknown livebaseballscorecards.com			
Bill Buckner, L OBP: 0.318, SLG: 0.372 (1,9)	0-0 4-3		0-0 4-3		0-0 FC1-5 1-2 2-3F G4-6-3			0-0 1-3		4	0	0	0	0	0	3				
Bill Russell, R OBP: 0.265, SLG: 0.329 (9,9)	1-2									0	0	0	0	0	0	0				
Willie Davis, L OBP: 0.336, SLG: 0.431 (1,8)	0-0 FC1-5-6-5 1B E 2-3		0-0 F8		0-0 G4-6-3 1-2			0-0 4-3		4	1	0	0	0	0	3				
Dick Allen, R OBP: 0.394, SLG: 0.459 (1,5)	0-0 E 1B 2-3		4-0 FC6 BB			0-0 F3				2	1	1	0	1	0	0				
Willie Crawford, L OBP: 0.332, SLG: 0.452 (1,7)	0-0 E4 1H 3H 2B		0-0 FC6 1-2F			0-0 4-3				3	0	1	2	0	0	1				
Wes Parker, S OBP: 0.352, SLG: 0.360 (1,3)	0-0 4-3				0-0 L8			0-0 4-3		3	0	0	0	0	0	1				
Tom Haller, L OBP: 0.353, SLG: 0.410 (1,2)		0-0 E7 4-3 1B		0-0 F7		0-0 G3				3	0	1	0	0	0	0				
Bobby Valentine, R OBP: 0.293, SLG: 0.333 (1,4)		0-0 4-3 2-3		0-0 1-3		0-0 6-3				3	0	0	0	0	0	1				
Al Downing, R OBP: 0.235, SLG: 0.203 (1,1)		0-0 G3			4-0 FC1-5 1B BB		0-0 4-3			2	0	0	0	1	0	1				
Inning Stats	R: 2 E: 1 K: 0 S: 6	H: 3 LOB: 1 BB: 0 P: 6	R: 0 E: 1 K: 0 S: 4	H: 1 LOB: 1 BB: 0 P: 4	R: 0 E: 0 K: 0 S: 3	H: 0 LOB: 1 BB: 1 P: 7	R: 0 E: 0 K: 0 S: 3	H: 0 LOB: 0 BB: 0 P: 3	R: 0 E: 0 K: 0 S: 3	H: 0 LOB: 0 BB: 0 P: 3	R: 0 E: 0 K: 0 S: 3	H: 0 LOB: 0 BB: 0 P: 3	R: 0 E: 0 K: 0 S: 3	H: 0 LOB: 0 BB: 0 P: 3	R: 0 E: 0 K: 0 S: 3	H: 0 LOB: 0 BB: 0 P: 3	1B: 4 2B: 1 3B: 0 HR: 0	SF: 0 SAC: 0 DP: 1 HBP: 0	WP: 0 PB: 0 SB: 0 CS: 0	PA: 30
PITCHER Jim McGlothlin, R ERA: 3.36 (1,1)	IP: 8.0 WLS: L BF: 30 H: 5 R: 2 ER: 2 SO: 0 BB: 2 IBB: 0 HBP: 0 BLK: 0 WP: 0 HR: 0 S: 28 P: 36 ERA: 2.25 WHIP: 0.875											PITCHER	IP: WLS: BF: H: R: ER: SO: BB: IBB: HBP: BLK: WP: HR: S: P: ERA: WHIP:							

Batter	1	2	3	4	5	6	7	8	9	AB	R	H	RBI	BB	SO	LOB	TOP										
Pete Rose, S OBP: 0.371, SLG: 0.410	F7	F7		1B		F8			L6	4	2	1	0	1	0	1	Cincinnati Reds @ Los Angeles Dodgers Dodger Stadium, Los Angeles, CA Sun Sep 05 1971, 7:05 PM PDT Att: 20,367 - Unknown										
Hal McRae, R OBP: 0.288, SLG: 0.425	E4					6-3			5-3	5	2	2	1	0	0	1											
Buddy Bradford, R OBP: 0.299, SLG: 0.287										0	0	0	0	0	0	0											
Lee May, R OBP: 0.337, SLG: 0.553	SF8									4	0	1	3	0	2	1											
Woody Woodward, R OBP: 0.304, SLG: 0.285										0	0	0	0	0	0	0											
Tony Perez, R OBP: 0.335, SLG: 0.457										4	1	2	1	0	0	1											
Johnny Bench, R OBP: 0.298, SLG: 0.424										1	1	1	1	3	0	0											
George Foster, R OBP: 0.298, SLG: 0.391										4	0	2	0	0	0	4											
Tommy Helms, R OBP: 0.292, SLG: 0.340	G6-4-3									3	0	0	0	0	0	2											
Dave Concepcion, R OBP: 0.253, SLG: 0.259										4	0	0	1	0	1	1											
Ross Grimsley, L OBP: 0.152, SLG: 0.114										3	1	1	0	0	1	1											
Wayne Granger, R OBP: 0.250, SLG: 0.571										1	0	0	0	0	1	0											
Inning Stats	R: 3 E: 1 K: 0 S: 6	H: 3 LOB: 1 BB: 1 P: 10	R: 2 E: 0 K: 0 S: 7	H: 4 LOB: 3 BB: 1 P: 11	R: 0 E: 0 K: 1 S: 5	H: 0 LOB: 0 BB: 0 P: 5	R: 1 E: 0 K: 1 S: 6	H: 2 LOB: 0 BB: 0 P: 6	R: 1 E: 0 K: 1 S: 6	H: 1 LOB: 1 BB: 1 P: 10	R: 0 E: 0 K: 1 S: 5	H: 0 LOB: 0 BB: 0 P: 5	R: 0 E: 0 K: 0 S: 2	H: 0 LOB: 0 BB: 1 P: 6	R: 0 E: 0 K: 1 S: 5	H: 0 LOB: 0 BB: 0 P: 5	R: 0 E: 0 K: 0 S: 3	H: 0 LOB: 0 BB: 0 P: 3	1B: 7 2B: 2 3B: 1 HR: 0	SF: 1 SAC: 1 DP: 2 HBP: 0	WP: 0 PB: 0 SB: 0 CS: 1	PA: 39					
PITCHER	IP	WLS	BF	H	R	ER	SO	BB	IBB	HBP	BLK	WP	HR	S	P	ERA	WHIP										
Doyle Alexander, R ERA: 3.26	1.2	L	12	6	5	4	0	1	0	0	0	0	0	11	15	21.60	4.200										
Joe Moeller, R ERA: 3.05	0.1		3	1	0	0	0	1	0	0	0	0	0	2	6	0.00	6.000										
Mike Strahler, R ERA: 4.0	4.0		15	3	2	2	4	1	0	0	0	0	0	22	26	4.50	1.000										
Hoyt Wilhelm, R ERA: 3.38	3.0		9	0	0	0	1	1	0	0	0	0	0	10	14	0.00	0.333										

Batter	1	2	3	4	5	6	7	8	9	AB	R	H	RBI	BB	SO	LOB	BOTTOM										
Maury Wills, S OBP: 0.326, SLG: 0.331						F7			F7	5	1	2	3	0	0	1	Cincinnati Reds @ Los Angeles Dodgers Dodger Stadium, Los Angeles, CA Sun Sep 05 1971, 7:05 PM PDT Att: 20,367 - Unknown										
Bobby Valentine, R OBP: 0.300, SLG: 0.344									E6	5	1	3	0	0	0	1											
Willie Davis, L OBP: 0.334, SLG: 0.429										5	0	1	0	0	0	4											
Dick Allen, R OBP: 0.394, SLG: 0.464										4	1	1	2	1	1	3											
Manny Mota, R OBP: 0.356, SLG: 0.376										4	0	0	0	0	1	2											
Wes Parker, S OBP: 0.352, SLG: 0.358										3	0	0	0	1	2	1											
Steve Garvey, R OBP: 0.279, SLG: 0.365										3	1	1	0	0	0	1											
Jim Lefebvre, S OBP: 0.312, SLG: 0.394										1	0	0	0	0	0	1											
Joe Ferguson, R OBP: 0.297, SLG: 0.303										1	1	1	0	1	0	0											
Tom Haller, L OBP: 0.355, SLG: 0.411										2	0	1	0	0	0	1											
Doyle Alexander, R ERA: 3.33, SLG: 0.287										0	0	0	0	0	0	0											
Joe Moeller, R										0	0	0	0	0	0	0											
Ron Cey, R										1	0	0	0	0	0	1											
Mike Strahler, R										1	0	0	0	0	0	1											
Bill Buckner, L OBP: 0.312, SLG: 0.371										1	0	0	0	0	0	0											
Hoyt Wilhelm, R										0	0	0	0	0	0	0											
Willie Crawford, R OBP: 0.331, SLG: 0.450										1	0	0	0	0	0	0											
Inning Stats	R: 0 E: 0 K: 0 S: 4	H: 1 LOB: 2 BB: 1 P: 8	R: 3 E: 0 K: 2 S: 10	H: 3 LOB: 1 BB: 1 P: 14	R: 0 E: 0 K: 2 S: 7	H: 0 LOB: 0 BB: 0 P: 7	R: 0 E: 0 K: 0 S: 4	H: 1 LOB: 1 BB: 0 P: 4	R: 2 E: 1 K: 1 S: 7	H: 2 LOB: 1 BB: 1 P: 11	R: 0 E: 0 K: 0 S: 3	H: 1 LOB: 0 BB: 0 P: 3	R: 0 E: 2 K: 0 S: 4	H: 0 LOB: 1 BB: 0 P: 4	R: 0 E: 1 K: 0 S: 5	H: 1 LOB: 2 BB: 0 P: 5	1B: 7 2B: 1 3B: 0 HR: 2	SF: 0 SAC: 0 DP: 2 HBP: 0	WP: 0 PB: 0 SB: 0 CS: 0	PA: 40							
PITCHER	IP	WLS	BF	H	R	ER	SO	BB	IBB	HBP	BLK	WP	HR	S	P	ERA	WHIP										
Ross Grimsley, L ERA: 3.58	4.1		22	7	5	5	4	2	0	0	1	0	0	28	36	10.38	2.077										
Wayne Granger, R ERA: 2.99	4.2	W	18	3	0	0	1	1	0	0	0	0	0	19	23	0.00	0.857										



Batter	1	2	3	4	5	6	7	8	9	AB	R	H	RBI	BB	SO	LOB	TOP			
Ken Henderson, S (1, 7) OBP: 0.378, SLG: 0.453										4	0	0	0	0	3	2	<p>San Francisco Giants @ Los Angeles Dodgers Dodger Stadium, Los Angeles, CA</p> <p>Mon Sep 06 1971, 3:33 AM PDT Att: 37,002 - Unknown</p> <p>livebaseballscores.com</p> <p>AB 30 R 2 H 4 RBI 1 BB 5 SO 11 LOB 16</p>			
Chris Speier, R (1, 6) OBP: 0.308, SLG: 0.322										4	0	0	0	0	2	0				
Willie Mays, R (1, 3) OBP: 0.439, SLG: 0.518										1	1	1	0	3	0	0				
Bobby Bonds, R (1, 9) OBP: 0.366, SLG: 0.518										4	0	0	0	0	0	4				
Dick Dietz, R (1, 2) OBP: 0.385, SLG: 0.408										4	0	0	0	0	1	2				
Al Gallacher, R (1, 5) OBP: 0.365, SLG: 0.418										2	1	1	0	2	1	1				
Hal Lanier, R (1, 4) OBP: 0.290, SLG: 0.289										4	0	1	0	0	0	3				
Jimmy Rosario, S (1, 8) OBP: 0.338, SLG: 0.266										3	0	0	1	0	1	2				
Bernie Williams, R (9, PH) OBP: 0.236, SLG: 0.236										1	0	0	0	0	1	1				
John Cumberland, R (1, 1) OBP: 0.146, SLG: 0.128										2	0	0	0	0	2	1				
Jim Ray Hart, R (7, PH) OBP: 0.308, SLG: 0.348										1	0	1	0	0	0	0				
Jerry Johnson, R (7, 1) OBP: 0.100, SLG: 0.111										0	0	0	0	0	0	0				
Inning Stats	R: 0 E: 0 K: 2 S: 7	H: 0 LOB: 1 BB: 1 P: 11	R: 0 E: 0 K: 1 S: 5	H: 0 LOB: 1 BB: 1 P: 9	R: 0 E: 0 K: 3 S: 9	H: 0 LOB: 0 BB: 0 P: 9	R: 1 E: 1 K: 1 S: 6	H: 1 LOB: 2 BB: 0 P: 6	R: 0 E: 0 K: 1 S: 5	H: 0 LOB: 1 BB: 1 P: 9	R: 1 E: 0 K: 1 S: 7	H: 2 LOB: 1 BB: 0 P: 7	R: 0 E: 0 K: 0 S: 2	H: 0 LOB: 0 BB: 1 P: 6	R: 0 E: 0 K: 1 S: 5	H: 0 LOB: 1 BB: 1 P: 9	1B: 3 2B: 1 3B: 1 HR: 0	SF: 0 SAC: 0 DP: 2 HBP: 0	WP: 1 PB: 0 SB: 2 CS: 0	PA: 35
PITCHER	IP WLS BF H R ER SO BB IBB HBP BLK WP HR S P ERA WHIP																			
Don Sutton, R (1, 1) ERA: 2.69	7.0 W 28 4 2 1 10 3 0 0 0 1 0 45 57 1.29 1.000																			
Jim Brewer, L (8, 1) ERA: 2.08	2.0 S 7 0 0 0 1 2 0 0 0 0 0 0 7 15 0.00 1.000																			

Batter	1	2	3	4	5	6	7	8	9	AB	R	H	RBI	BB	SO	LOB	BOTTOM			
Maury Wills, S (1, 6) OBP: 0.328, SLG: 0.339										3	1	2	2	0	0	0	<p>San Francisco Giants @ Los Angeles Dodgers Dodger Stadium, Los Angeles, CA</p> <p>Mon Sep 06 1971, 3:33 AM PDT Att: 37,002 - Unknown</p> <p>livebaseballscores.com</p> <p>AB 29 R 5 H 8 RBI 4 BB 2 SO 4 LOB 13</p>			
Bobby Valentine, R (1, 4) OBP: 0.295, SLG: 0.342										4	0	1	0	0	0	1				
Willie Davis, L (1, 8) OBP: 0.334, SLG: 0.428										4	0	1	0	0	0	1				
Dick Allen, R (1, 3) OBP: 0.395, SLG: 0.465										3	1	1	0	1	2	2				
Bill Russell, R (9, 9) OBP: 0.316, SLG: 0.329										0	0	0	0	0	0	0				
Manny Mota, R (1, 7) OBP: 0.351, SLG: 0.371										3	0	0	0	0	0	3				
Wes Parker, S (1, 9) OBP: 0.351, SLG: 0.359										4	1	1	0	0	1	3				
Steve Garvey, R (1, 5) OBP: 0.280, SLG: 0.380										3	1	1	2	0	1	1				
Tom Haller, L (1, 2) OBP: 0.354, SLG: 0.406										2	1	0	0	1	0	0				
Don Sutton, R (1, 1) OBP: 0.224, SLG: 0.219										2	0	1	0	0	0	0				
Bill Buckner, L (7, PH) OBP: 0.316, SLG: 0.370										1	0	0	0	0	0	2				
Jim Brewer, L (8, 1) OBP: 0.428, SLG: 0.429										0	0	0	0	0	0	0				
Inning Stats	R: 0 E: 0 K: 0 S: 3	H: 0 LOB: 0 BB: 0 P: 3	R: 2 E: 0 K: 0 S: 5	H: 2 LOB: 0 BB: 0 P: 5	R: 0 E: 0 K: 0 S: 4	H: 1 LOB: 1 BB: 0 P: 4	R: 0 E: 0 K: 1 S: 5	H: 0 LOB: 0 BB: 0 P: 5	R: 0 E: 0 K: 0 S: 3	H: 0 LOB: 0 BB: 0 P: 3	R: 1 E: 0 K: 0 S: 4	H: 1 LOB: 1 BB: 1 P: 8	R: 2 E: 1 K: 1 S: 6	H: 2 LOB: 1 BB: 1 P: 10	R: 0 E: 0 K: 2 S: 9	H: 2 LOB: 2 BB: 0 P: 9	1B: 4 2B: 2 3B: 0 HR: 2	SF: 0 SAC: 2 DP: 0 HBP: 0	WP: 0 PB: 0 SB: 0 CS: 0	PA: 33
PITCHER	IP WLS BF H R ER SO BB IBB HBP BLK WP HR S P ERA WHIP																			
John Cumberland, L (1, 1) ERA: 2.96	6.0 L 23 4 3 3 1 0 1 0 0 0 0 0 24 28 4.50 0.833																			
Jerry Johnson, R (7, 1) ERA: 2.47	2.0 10 4 2 1 3 0 1 0 0 0 0 0 15 19 4.50 2.000																			

Batter	1	2	3	4	5	6	7	8	9	AB	R	H	RBI	BB	SO	LOB	TOP			
Ken Henderson, S OBP: 0.377, SLG: 0.450 (1, 9)	0-0 6-3		0-0 F7		4-0 BB			0-0 F4		3	0	0	0	1	0	1	San Francisco Giants @ Los Angeles Dodgers Dodger Stadium, Los Angeles, CA Tue Sep 07 1971, 7:05 PM PDT Att: 36,356 - Unknown			
Tito Fuentes, S OBP: 0.297, SLG: 0.345 Jim Willoughby, R (8, 1)	0-0 F5			0-0 F5	0-3 K			0-0 G1-6-3		4	0	0	0	0	1	3				
Willie Mays, R OBP: 0.435, SLG: 0.512 (1, 3)	0-0 F9			0-0 6-3		0-3 K			0-0 F3	4	0	0	0	0	1	0				
Bobby Bonds, R OBP: 0.366, SLG: 0.516 (1, 8)		0-0 G5-4-3 BB PB 1B		0-0 6-3		0-0 5-3			0-3 K	4	1	1	0	0	1	0				
Dick Dietz, R OBP: 0.386, SLG: 0.407 (1, 2)		4-0 G5-4-3 BB 1-2		0-0 1-3 E 1B		0-3 K			0-3 K	3	1	1	0	1	2	0				
Al Gallagher, R OBP: 0.363, SLG: 0.414 (1, 5)		0-0 G5-4-3 1-2 2-3		0-0 1-3					0-0 6-3	3	0	0	0	0	0	3				
Jim Ray Hart, R OBP: 0.310, SLG: 0.346 (1, 7)		0-0 4-3 3-H		0-0 E7 1B 2-H					0-0 F6	3	1	1	1	0	0	0				
Chris Speier, R OBP: 0.307, SLG: 0.320 (1, 6)			0-0 4-3		0-0 6-3				0-0 F8	3	0	0	0	0	0	1				
Ron Bryant, S OBP: 0.212, SLG: 0.220 Jim Barr, R (1, 1)			0-3 K		0-0 BB 1B 2-H				0-0 G1-6-3 1B	0	0	0	0	0	0	0				
Chris Arnold, R OBP: 0.000, SLG: 0.000 Don McMahon, R (5, Ph) Steve Stone, R (7, 1) Steve Hamilton, L (7, 1) Fran Healy, R (5, Ph) Frank Duffy, R (8, 4) OBP: 0.205, SLG: 0.209										1	0	0	0	0	0	0				
Inning Stats	R: 0 E: 0 K: 0 S: 3	H: 0 LOB: 0 BB: 0 P: 3	R: 1 E: 0 K: 0 S: 3	H: 1 LOB: 0 BB: 1 P: 7	R: 0 E: 0 K: 1 S: 5	H: 0 LOB: 0 BB: 0 P: 5	R: 0 E: 0 K: 0 S: 3	H: 0 LOB: 0 BB: 0 P: 3	R: 2 E: 1 K: 1 S: 8	H: 3 LOB: 2 BB: 1 P: 12	R: 0 E: 0 K: 0 S: 7	H: 0 LOB: 0 BB: 0 P: 7	R: 0 E: 0 K: 0 S: 3	H: 0 LOB: 0 BB: 0 P: 3	R: 0 E: 0 K: 2 S: 7	H: 1 LOB: 0 BB: 0 P: 7	1B: 5 2B: 0 3B: 0 HR: 0	SF: 0 SAC: 0 DP: 2 HBP: 0	WP: 0 PB: 1 SB: 0 CS: 0	PA: 32
PITCHER Claude Osteen, L ERA: 3.47 (1, 1)	IP: 9.0 WLS: W BF: 32 H: 5 R: 3 ER: 1 SO: 6 BB: 2 IBB: 0 HBP: 0 BLK: 0 WP: 0 HR: 0 S: 42 P: 50 ERA: 1.00 WHIP: 0.778																			

Batter	1	2	3	4	5	6	7	8	9	AB	R	H	RBI	BB	SO	LOB	BOTTOM			
Maury Wills, S OBP: 0.329, SLG: 0.338 (1, 6)	4-0 1B 1B BB			0-0 4-3		0-0 4-3		0-0 S E 1B		4	2	1	0	1	1	2	San Francisco Giants @ Los Angeles Dodgers Dodger Stadium, Los Angeles, CA Tue Sep 07 1971, 7:05 PM PDT Att: 36,356 - Unknown			
Bobby Valentine, R OBP: 0.301, SLG: 0.341 (1, 4)	0-0 1B 1-3 1B	0-0 F9			0-0 6-3		4-0 BB BB	0-0 F4		4	2	1	0	1	0	1				
Willie Davis, L OBP: 0.336, SLG: 0.428 (1, 8)	0-0 1B 1-3 3-H 2B		0-0 F5		0-0 F7		4-0 1B 1-2 G4-3-6 BB	0-0 E2 1B 1-H		4	2	2	2	1	0	0				
Dick Allen, R OBP: 0.395, SLG: 0.464 Bill Russell, R OBP: 0.295, SLG: 0.329 (9, 9)	0-0 2B SF7 1B		0-0 6-3		0-3 K		0-0 G4-3-6 1B	0-0 4-3		5	1	2	2	0	1	1				
Manny Mota, R OBP: 0.354, SLG: 0.386 (1, 7)	0-0 1-3 3-H 2B		0-0		0-0		0-0 F8	0-0 G4-3-6 1-2 3-H		4	0	2	1	0	0	1				
Wes Parker, S OBP: 0.352, SLG: 0.361 (1, 9) (9, 3)	0-0 SF7		0-0 F7			4-0 HR BB		0-0 2B		2	1	1	1	1	0	1				
Steve Garvey, R OBP: 0.288, SLG: 0.399 (1, 5)	0-0 6-3			0-0 SH1-3 1B		0-0 HR 1-H		4-0 IBB		3	1	2	2	1	0	1				
Tom Haller, L OBP: 0.347, SLG: 0.396 (1, 2)	0-0 F8			0-0 F8		0-0 4-3		0-0 5-3		4	0	0	0	0	0	4				
Claude Osteen, L OBP: 0.229, SLG: 0.231 (1, 1)		0-0 F8		0-0 SH1-3 1-2		4-0 BB		0-0 F6		2	0	0	0	1	0	0				
Inning Stats	R: 4 E: 0 K: 0 S: 7	H: 4 LOB: 1 BB: 1 P: 11	R: 0 E: 0 K: 1 S: 5	H: 0 LOB: 0 BB: 0 P: 5	R: 0 E: 0 K: 0 S: 4	H: 1 LOB: 1 BB: 0 P: 4	R: 0 E: 0 K: 0 S: 4	H: 1 LOB: 1 BB: 0 P: 4	R: 0 E: 0 K: 1 S: 5	H: 0 LOB: 0 BB: 0 P: 5	R: 2 E: 0 K: 0 S: 4	H: 1 LOB: 2 BB: 2 P: 12	R: 2 E: 0 K: 0 S: 4	H: 2 LOB: 2 BB: 3 P: 16	R: 1 E: 1 K: 0 S: 5	H: 2 LOB: 1 BB: 0 P: 5		1B: 7 2B: 2 3B: 1 HR: 1	SF: 1 SAC: 1 DP: 1 HBP: 0	WP: 0 PB: 0 SB: 1 CS: 0
PITCHER Ron Bryant, L ERA: 3.79 Jim Barr, R ERA: 5.01 Don McMahon, R ERA: 3.68 Steve Stone, R ERA: 4.14 Steve Hamilton, L ERA: 3.21	IP: 0.0 WLS: L BF: 4 H: 3 R: 4 ER: 0 SO: 3 BB: 0 IBB: 0 HBP: 0 BLK: 0 WP: 0 HR: 0 S: 17 P: 17 ERA: 0.00 WHIP: 0.750																			
PITCHER Jim Willoughby, R ERA: 9.00 (8, 1)	IP: 1.0 WLS: L BF: 5 H: 2 R: 1 ER: 1 SO: 0 BB: 0 IBB: 0 HBP: 0 BLK: 0 WP: 0 HR: 0 S: 5 P: 5 ERA: 9.00 WHIP: 2.000																			

AB	30
R	3
H	5
RBI	2
BB	2
SO	6
LOB	8



Batter	1	2	3	4	5	6	7	8	9	AB	R	H	RBI	BB	SO	LOB	TOP
Ken Henderson, S (1,9) OBP: 0.378, SLG: 0.451	0-0 4-3 2B		0-0 F8			0-0 F8			4-0 BB BB BB	3	0	1	0	1	0	0	<p>San Francisco Giants @ Los Angeles Dodgers Dodger Stadium, Los Angeles, CA Wed Sep 08 1971, 7:05 PM PDT Att: 51,009 - Unknown</p>
Jim Howarth, L (1,7) Jim Ray Hart, R (9, PH) OBP: 0.333, SLG: 0.346 Jimmy Rosario, S (9, FR) OBP: 0.338, SLG: 0.266	0-0 4-3		0-0 4-3			0-0 6-3			4-0 G5-3 BB 1-2 BB	3	0	0	0	0	0	1	
Willie Mays, R (1,3) OBP: 0.434, SLG: 0.508	0-3 K			0-3 K			0-0 6-3		4-0 1-2 2-3 BB	3	0	0	0	1	2	1	
Bobby Bonds, R (1,8) OBP: 0.363, SLG: 0.512	0-0 5-3			0-0 6-3			0-3 K		0-0 G5-3 2-3	4	0	0	0	0	1	4	
Al Gallagher, R (1,5) OBP: 0.360, SLG: 0.411		0-0 6-3		0-0 F3			0-0 F9			3	0	0	0	0	0	0	
Dick Dietz, R (1,2) OBP: 0.384, SLG: 0.404		0-0 5-3			0-0 6-3			0-0 5-3		3	0	0	0	0	0	0	
Chris Speier, R (1,6) OBP: 0.307, SLG: 0.320		0-0 FC6 1B			0-0 6-3			0-0 F7		3	0	1	0	0	0	0	
Hal Lanier, R (1,4) OBP: 0.286, SLG: 0.285 Steve Hamilton, L (8,1)	0-0 FC6 1-2				0-0 4-3			0-0 4-3		3	0	0	0	0	0	1	
Juan Marichal, R (1,1) OBP: 0.143, SLG: 0.233 Bernie Williams, R (6, PH) OBP: 0.294, SLG: 0.233 Don McMahon, R (6,1) Chris Arnold, R (8,4) OBP: 0.500, SLG: 0.500			0-3 K			0-3 K			0-0 F8	1	0	0	0	0	1	0	
Inning Stats	R: 0 E: 0 K: 1 S: 6	H: 1 LOB: 1 BB: 0 P: 6	R: 0 E: 0 K: 0 S: 4	H: 1 LOB: 1 BB: 0 P: 4	R: 0 E: 0 K: 1 S: 5	H: 0 LOB: 0 BB: 0 P: 5	R: 0 E: 0 K: 1 S: 5	H: 0 LOB: 0 BB: 0 P: 5	R: 0 E: 0 K: 0 S: 3	H: 0 LOB: 0 BB: 0 P: 3	R: 0 E: 0 K: 0 S: 2	H: 0 LOB: 2 BB: 3 P: 14	1B: 1 2B: 1 3B: 0 HR: 0	SF: 0 SAC: 0 DP: 1 HBP: 0	WP: 0 PB: 0 SB: 0 CS: 0	PA: 31	
PITCHER	IP WLS BF H R ER SO BB IBB HBP BLK WP HR S P ERA WHIP																
Bill Singer, R (1,1) ERA: 4.14 Jim Brewer, L (9,1) ERA: 2.06	8.1 W 29 2 0 0 5 2 0 0 0 0 0 0 0 0 0.00 0.480																
0.2 S 2 0 0 0 0 1 0 0 0 0 0 0 0 1 0.00 1.500																	

Batter	1	2	3	4	5	6	7	8	9	AB	R	H	RBI	BB	SO	LOB	BOTTOM	
Maury Wills, S (1,6) OBP: 0.329, SLG: 0.338	0-0 F6		0-0 3B	0-0 4-3			0-0 SH3-4			3	1	1	0	0	0	2	<p>San Francisco Giants @ Los Angeles Dodgers Dodger Stadium, Los Angeles, CA Wed Sep 08 1971, 7:05 PM PDT Att: 51,009 - Unknown</p>	
Wes Parker, S (1,9) OBP: 0.355, SLG: 0.367	4-0 BB 1B BB		0-0 1B G6-4-3 3B		0-0 S 1B		0-0 F8			3	2	2	1	1	0	1		
Willie Davis, L (1,8) OBP: 0.336, SLG: 0.427	0-0 F7		0-0 G6-4-3 1B		0-0 F8		0-0 F5			4	0	1	0	0	0	3		
Dick Allen, R (1,3) OBP: 0.394, SLG: 0.461 Bill Russell, R (9,9) OBP: 0.295, SLG: 0.329	4-0 1B 1-2 BB		0-0 G6-4-3 1-2 3-H		0-0 F8			0-0 5-3		3	0	0	0	1	0	2		
Willie Crawford, L (1,7) OBP: 0.330, SLG: 0.447	0-0 1-3 2-H 1B		0-0 F2		0-0 4-3			0-0 F3		4	0	1	1	0	0	1		
Steve Garvey, R (1,5) OBP: 0.292, SLG: 0.395	0-0 F9			4-0 SH5-4 1B BB		4-0 CS BB		0-0 6-3		2	0	0	0	2	0	2		
Tom Haller, L (1,2) OBP: 0.347, SLG: 0.395		0-0 F5		0-0 SH5-4 1-2 1B		0-0 1-3 1-2				3	0	1	0	0	0	1		
Bobby Valentine, R (1,4) OBP: 0.298, SLG: 0.336		0-0 5-3		0-0 F9		0-0 4-3				3	0	0	0	0	0	2		
Bill Singer, R (1,1) OBP: 0.211, SLG: 0.100 Jim Brewer, L (9,1) OBP: 0.429, SLG: 0.429		0-0 F3		0-0 SH5-4 1-2 2-3			1-0 SH3-4 HBP			1	0	0	0	0	0	0		
Inning Stats	R: 1 E: 0 K: 0 S: 4	H: 1 LOB: 2 BB: 2 P: 12	R: 0 E: 0 K: 0 S: 3	H: 0 LOB: 0 BB: 0 P: 3	R: 2 E: 0 K: 0 S: 5	H: 3 LOB: 0 BB: 0 P: 5	R: 0 E: 0 K: 0 S: 4	H: 1 LOB: 2 BB: 1 P: 8	R: 0 E: 0 K: 0 S: 2	H: 0 LOB: 1 BB: 1 P: 6	R: 0 E: 0 K: 0 S: 3	H: 0 LOB: 0 BB: 0 P: 4	R: 0 E: 0 K: 0 S: 3	H: 0 LOB: 0 BB: 0 P: 3	1B: 5 2B: 0 3B: 1 HR: 0	SF: 0 SAC: 2 DP: 1 HBP: 1		WP: 0 PB: 0 SB: 1 CS: 1
PITCHER	IP WLS BF H R ER SO BB IBB HBP BLK WP HR S P ERA WHIP																	
Juan Marichal, R (1,1) ERA: 2.98 Don McMahon, R (6,1) ERA: 3.58 Steve Hamilton, L (8,1) ERA: 3.14	5.0 L 23 6 3 3 0 0 3 0 0 0 0 0 0 0 0.00 1.800																	
2.0 7 0 0 0 0 1 0 1 0 0 0 0 5 0.00 0.500																		
1.0 3 0 0 0 0 0 0 0 0 0 0 0 3 0.00 0.000																		

AB 28
R 0
H 2
RBI 0
BB 3
SO 5
LOB 7



AB 26
R 3
H 6
RBI 2
BB 4
SO 0
LOB 14



Batter	1	2	3	4	5	6	7	8	9	AB	R	H	RBI	BB	SO	LOB	TOP				
Maury Wills, S OBP: 0.327, SLG: 0.333 Manny Mota, R OBP: 0.361, SLG: 0.387	F7		1B		4-3		4-3		F8	4	0	1	0	0	0	0	Los Angeles Dodgers @ San Francisco Giants Candlestick Park, San Francisco, CA Mon Sep 13 1971, 10:05 PM EDT Att: 31,081 - Unknown				
Bill Buckner, L OBP: 0.321, SLG: 0.375 Bill Russell, R OBP: 0.264, SLG: 0.327	HR		1B		HR		4-3			2	1	2	0	0	0	0					
Willie Davis, L OBP: 0.334, SLG: 0.429	F9		F9		HR		4-3			4	1	1	2	0	0	3					
Dick Allen, R OBP: 0.397, SLG: 0.471	HR		K		6-3					4	1	2	2	0	1	3					
Willie Crawford, L OBP: 0.331, SLG: 0.454	E5				HR		B1		K	4	1	2	1	0	1	1					
Wes Parker, S OBP: 0.351, SLG: 0.363		F7			6-3		B1		1-5-3	4	0	0	0	0	0	2					
Jim Lefebvre, S OBP: 0.311, SLG: 0.390	F6				4-3		F6		F8	4	0	0	0	0	0	2					
Tom Haller, L OBP: 0.341, SLG: 0.377	6-3				K				F8	3	0	0	0	1	1	0					
Bill Singer, R OBP: 0.200, SLG: 0.094 Jim Brewer, L OBP: 0.375, SLG: 0.375			G3				F7		K	3	0	0	0	0	1	2					
Inning Stats	R: 2 E: 1 K: 0 S: 5	H: 2 LOB: 1 BB: 0 P: 5	R: 0 E: 0 K: 0 S: 3	H: 0 LOB: 0 BB: 0 P: 3	R: 0 E: 0 K: 1 S: 7	H: 2 LOB: 2 BB: 0 P: 7	R: 1 E: 0 K: 1 S: 6	H: 1 LOB: 0 BB: 0 P: 6	R: 2 E: 0 K: 0 S: 4	H: 1 LOB: 2 BB: 1 P: 5	R: 0 E: 0 K: 0 S: 3	H: 0 LOB: 0 BB: 0 P: 3	R: 0 E: 0 K: 1 S: 6	H: 1 LOB: 1 BB: 0 P: 6	R: 0 E: 0 K: 1 S: 5	H: 0 LOB: 0 BB: 0 P: 5		1B: 4 2B: 1 3B: 0 HR: 3	SF: 0 SAC: 0 DP: 0 HBP: 1	WP: 0 PB: 0 SB: 0 CS: 0	PA: 37
PITCHER	IP	WLS	BF	H	R	ER	SO	BB	IBB	HBP	BLK	WP	HR	S	P	ERA	WHIP				
Juan Marichal, R ERA: 3.07 Jim Barr, R ERA: 4.02 Don McMahon, R ERA: 3.56	4.2	L	20	5	4	4	2	0	0	1	0	0	2	23	24	7.71	1.071				

AB	35
R	5
H	8
RBI	5
BB	1
SO	5
LOB	13



Batter	1	2	3	4	5	6	7	8	9	AB	R	H	RBI	BB	SO	LOB	BOTTOM				
Ken Henderson, S OBP: 0.371, SLG: 0.440	4-3		G3		F7		4-3		5-3	5	0	0	0	0	0	1	Los Angeles Dodgers @ San Francisco Giants Candlestick Park, San Francisco, CA Mon Sep 13 1971, 10:05 PM EDT Att: 31,081 - Unknown				
Tito Fuentes, S OBP: 0.298, SLG: 0.352	F6		5-3		6-3		PB		6-3	5	1	1	0	0	0	0					
Willie Mays, R OBP: 0.335, SLG: 0.499 Jim Howarth, L OBP: 0.364, SLG: 0.333 Don McMahon, R OBP: 0.308, SLG: 0.500	WP		S		K		PB		K2-3	1	0	0	0	1	1	0					
Bobby Bonds, R OBP: 0.363, SLG: 0.512	K		F6				K		K	5	0	1	0	0	3	3					
Dave Kingman, R OBP: 0.338, SLG: 0.623			SF9		HBP		K		1-3	4	1	3	1	0	1	1					
Al Gallagher, R OBP: 0.354, SLG: 0.403			SF9		F9		FC4-6		5-3	3	0	0	1	0	0	4					
Chris Speier, R OBP: 0.305, SLG: 0.314			K		FC5-4		K		E5	3	0	0	0	0	2	1					
Russ Gibson, R OBP: 0.228, SLG: 0.309 Dick Dietz, R OBP: 0.382, SLG: 0.397			FC6		K		K		5-3	2	0	1	0	0	1	2					
Juan Marichal, R OBP: 0.340, SLG: 0.228 Jim Barr, R OBP: 0.340, SLG: 0.405 Jimmy Rosario, S OBP: 0.380, SLG: 0.285 Willie McCovey, L OBP: 0.340, SLG: 0.448 Bernie Williams, R OBP: 0.204, SLG: 0.233			FC6		FC5-4		K		F9	2	0	0	0	0	0	3					
Inning Stats	R: 0 E: 0 K: 1 S: 5	H: 0 LOB: 1 BB: 0 P: 6	R: 1 E: 0 K: 1 S: 7	H: 2 LOB: 1 BB: 0 P: 7	R: 0 E: 0 K: 0 S: 3	H: 0 LOB: 1 BB: 1 P: 7	R: 0 E: 0 K: 1 S: 6	H: 1 LOB: 2 BB: 0 P: 7	R: 0 E: 0 K: 2 S: 8	H: 1 LOB: 1 BB: 0 P: 8	R: 3 E: 1 K: 2 S: 11	H: 3 LOB: 2 BB: 1 P: 15	R: 0 E: 1 K: 0 S: 4	H: 0 LOB: 1 BB: 0 P: 4	R: 0 E: 0 K: 2 S: 7	H: 0 LOB: 0 BB: 0 P: 7		1B: 3 2B: 2 3B: 1 HR: 1	SF: 1 SAC: 0 DP: 0 HBP: 2	WP: 1 PB: 1 SB: 1 CS: 0	PA: 40
PITCHER	IP	WLS	BF	H	R	ER	SO	BB	IBB	HBP	BLK	WP	HR	S	P	ERA	WHIP				
Bill Singer, R ERA: 4.09 Jim Brewer, L ERA: 1.95	6.2	W	32	7	4	2	8	2	0	0	0	0	0	12	12	0.00	0.000				

AB	35
R	4
H	7
RBI	3
BB	2
SO	10
LOB	17



Batter	1	2	3	4	5	6	7	8	9	AB	R	H	RBI	BB	SO	LOB	TOP			
Maury Wills, S OBP: 0.326, SLG: 0.332	4-3		K		F7		4-3		2B	5	1	1	0	0	1	1	Los Angeles Dodgers @ San Francisco Giants Candlestick Park, San Francisco, CA Tue Sep 14 1971, 10:05 PM EDT Att: 31,907 - Unknown			
Bill Buckner, L OBP: 0.318, SLG: 0.371 Manny Mota, R OBP: 0.363, SLG: 0.394	G3			E3		1-3	1-3		2B	4	0	0	0	0	0	1				
Willie Davis, L OBP: 0.333, SLG: 0.427	K			FC4-6		G3		F5	1B	5	1	1	0	0	1					
Dick Allen, R OBP: 0.397, SLG: 0.470		1B		F3		BB		K	K	5	1	2	0	0	2	3				
Willie Crawford, L OBP: 0.338, SLG: 0.459 Hoyt Wilhelm, R OBP: 0.354, SLG: 0.365		FC6-4		1B		BB		1B	L5	3	1	2	1	2	0	2				
Wes Parker, S OBP: 0.354, SLG: 0.365		FC6-4		1B		BB		BB	3-H	3	0	2	2	1	0	1				
Jim Lefebvre, S OBP: 0.308, SLG: 0.386		G6-4-3		1B		BB		1B		4	0	0	0	0	1	7				
Duke Sims, L OBP: 0.340, SLG: 0.350 Billy Grabarkewitz, R OBP: 0.379, SLG: 0.279 Tom Haller, L OBP: 0.341, SLG: 0.377			F6		F7				1B	4	0	2	0	0	0	0				
Al Downing, R OBP: 0.220, SLG: 0.188 Joe Moeller, R OBP: 0.308, SLG: 0.346 Bill Russell, R OBP: 0.264, SLG: 0.327			K		K		K		2B	3	0	0	0	0	3	1				
Inning Stats	R: 0 E: 0 K: 1 S: 5	H: 0 LOB: 0 BB: 0 P: 5	R: 1 E: 0 K: 0 S: 4	H: 2 LOB: 0 BB: 0 P: 4	R: 0 E: 0 K: 2 S: 7	H: 0 LOB: 0 BB: 0 P: 7	R: 2 E: 1 K: 1 S: 8	H: 2 LOB: 1 BB: 0 P: 8	R: 0 E: 0 K: 0 S: 4	H: 1 LOB: 3 BB: 2 P: 12	R: 0 E: 0 K: 1 S: 6	H: 1 LOB: 1 BB: 0 P: 6	R: 0 E: 0 K: 1 S: 6	H: 1 LOB: 2 BB: 1 P: 10	R: 3 E: 0 K: 1 S: 9	H: 5 LOB: 1 BB: 0 P: 9		1B: 9 2B: 3 3B: 1 HR: 0	SF: 0 SAC: 0 DP: 2 HBP: 0	WP: 0 PB: 0 SB: 1 CS: 0
PITCHER	IP WLS BF H R ER SO BB IBB HBP BLK WP HR S P ERA WHIP																			
Gaylord Perry, R ERA: 2.99	7.0		29	6	3	1	6	2	0	0	0	0	0	0	0	39	47	1.29	1.143	
Jerry Johnson, R ERA: 3.07	1.0	L	8	4	3	3	1	1	0	0	0	0	0	0	0	9	13	27.00	5.000	
John Cumberland, L ERA: 2.85	0.0		2	2	0	0	0	0	0	0	0	0	0	0	2	2				
Don McMahon, R ERA: 3.52	1.0		2	0	0	0	1	0	0	0	0	0	0	0	4	4	0.00	0.000		

Batter	1	2	3	4	5	6	7	8	9	AB	R	H	RBI	BB	SO	LOB	BOTTOM			
Chris Speier, R OBP: 0.304, SLG: 0.318	F9		6-3		FC6-4				6-3	5	1	1	1	0	0	2	Los Angeles Dodgers @ San Francisco Giants Candlestick Park, San Francisco, CA Tue Sep 14 1971, 10:05 PM EDT Att: 31,907 - Unknown			
Tito Fuentes, S OBP: 0.298, SLG: 0.353 Willie McCovey, L OBP: 0.382, SLG: 0.446 Jimmy Rosario, S OBP: 0.338, SLG: 0.266	F4		F8		F7		HR		BB	4	1	1	0	0	0	2				
Willie Mays, R OBP: 0.434, SLG: 0.495	F9			1B		F1		HR	K	3	1	0	0	2	1	1				
Bobby Bonds, R OBP: 0.364, SLG: 0.522		HR		K		6-3		HR		4	2	2	4	0	1	1				
Dave Kingman, R OBP: 0.333, SLG: 0.616	5-3			F3				F5		4	0	1	0	0	0	1				
Al Gallagher, R OBP: 0.356, SLG: 0.403	G3			1B		2B			4-3	3	0	1	0	1	0	0				
Ken Henderson, S OBP: 0.368, SLG: 0.436	5-3			1-3		F7		4-3		4	0	0	0	0	0	4				
Dick Dietz, R OBP: 0.383, SLG: 0.396			SH3-4		FC6-4			F9	6-3	3	0	1	0	1	0	0				
Gaylord Perry, R OBP: 0.326, SLG: 0.332 Jim Ray Hart, R OBP: 0.375, SLG: 0.441 Jerry Johnson, R OBP: 0.379, SLG: 0.279 John Cumberland, L OBP: 0.341, SLG: 0.377 Russ Gibson, R OBP: 0.320, SLG: 0.300 Don McMahon, R OBP: 0.264, SLG: 0.327 Fran Healy, R OBP: 0.265, SLG: 0.422			SH3-4		F8			5-3	K2-3	1	0	0	0	0	0	1				
Inning Stats	R: 0 E: 0 K: 0 S: 3	H: 0 LOB: 0 BB: 0 P: 3	R: 1 E: 0 K: 0 S: 4	H: 1 LOB: 0 BB: 0 P: 4	R: 0 E: 0 K: 0 S: 3	H: 0 LOB: 1 BB: 1 P: 7	R: 0 E: 0 K: 1 S: 6	H: 1 LOB: 2 BB: 1 P: 10	R: 0 E: 0 K: 0 S: 4	H: 1 LOB: 1 BB: 1 P: 8	R: 4 E: 0 K: 0 S: 6	H: 3 LOB: 0 BB: 1 P: 10	R: 0 E: 0 K: 0 S: 3	H: 0 LOB: 0 BB: 0 P: 3	R: 0 E: 0 K: 2 S: 7	H: 0 LOB: 2 BB: 1 P: 11		1B: 2 2B: 2 3B: 0 HR: 3	SF: 0 SAC: 1 DP: 0 HBP: 0	WP: 1 PB: 1 SB: 0 CS: 0
PITCHER	IP WLS BF H R ER SO BB IBB HBP BLK WP HR S P ERA WHIP																			
Al Downing, L ERA: 2.74	1.1	W	6	1	2	2	0	1	0	0	0	1	1	5	9	13.50	1.500			
Joe Moeller, R ERA: 3.18	7.1		6	1	2	2	0	1	0	0	0	1	1	5	9	13.50	1.500			
Hoyt Wilhelm, R ERA: 2.76	1.0	S	4	0	0	0	2	1	0	0	0	0	0	7	11	0.00	1.000			

Batter	1	2	3	4	5	6	7	8	9	AB	R	H	RBI	BB	SO	LOB	TOP					
Enzo Hernandez, R (1, 6) OBP: 0.299, SLG: 0.256										4	0	3	0	0	1	2	San Diego Padres @ Los Angeles Dodgers Dodger Stadium, Los Angeles, CA Wed Sep 15 1971, 7:05 PM PDT Att: 19,004 - Unknown					
Don Mason, L (1, 4) OBP: 0.265, SLG: 0.270										4	0	0	0	0	0	3						
Johnny Jeter, R (1, 8) OBP: 0.273, SLG: 0.318										4	0	1	0	0	2	3						
Nate Colbert, R (1, 3) OBP: 0.348, SLG: 0.468										4	0	0	0	0	0	3						
Leron Lee, L (1, 7) OBP: 0.325, SLG: 0.418 Jerry Morales, R (9, 7) OBP: 0.286, SLG: 0.167										4	1	1	0	0	2	1						
Larry Stahl, L (1, 9) OBP: 0.316, SLG: 0.401										4	1	2	1	0	2	0						
Garry Jesteadt, R (1, 5) OBP: 0.336, SLG: 0.362										3	0	1	0	0	2	0						
Bob Barton, R (1, 2) OBP: 0.308, SLG: 0.340										4	0	1	0	0	0	2						
Dave Roberts, L (1, 1) OBP: 0.192, SLG: 0.218										4	0	1	0	0	1	4						
Inning Stats	R: 0 E: 0 K: 1 S: 6	H: 1 LOB: 1 BB: 0 P: 6	R: 1 E: 1 K: 1 S: 8	H: 2 LOB: 2 BB: 0 P: 8	R: 0 E: 0 K: 0 S: 4	H: 1 LOB: 1 BB: 0 P: 4	R: 0 E: 0 K: 2 S: 7	H: 0 LOB: 0 BB: 0 P: 7	R: 0 E: 0 K: 0 S: 4	H: 1 LOB: 1 BB: 0 P: 4	R: 1 E: 0 K: 1 S: 8	H: 3 LOB: 2 BB: 0 P: 8	R: 0 E: 0 K: 1 S: 6	H: 1 LOB: 0 BB: 0 P: 6	R: 0 E: 0 K: 3 S: 9	H: 0 LOB: 0 BB: 0 P: 9		R: 0 E: 0 K: 1 S: 6	H: 1 LOB: 1 BB: 0 P: 6	1B: 9 2B: 0 3B: 0 HR: 1	SF: 0 SAC: 0 DP: 0 HBP: 0	WP: 0 PB: 0 SB: 2 CS: 0
PITCHER Don Sutton, R (1, 1) ERA: 2.61	IP: 9.0 WLS: L BF: 38	H: 10 R: 2 ER: 1 SO: 10	BB: 0 IBB: 0 HBP: 0 BLK: 0	WP: 0 HR: 1 S: 58 P: 58	ERA: 1.00 WHIP: 1.111																	

Batter	1	2	3	4	5	6	7	8	9	AB	R	H	RBI	BB	SO	LOB	BOTTOM		
Maury Wills, S (1, 6) OBP: 0.323, SLG: 0.329										5	0	0	0	0	0	3	San Diego Padres @ Los Angeles Dodgers Dodger Stadium, Los Angeles, CA Wed Sep 15 1971, 7:05 PM PDT Att: 19,004 - Unknown		
Bobby Valentine, R (1, 4) OBP: 0.293, SLG: 0.328										4	0	0	0	0	0	1			
Willie Davis, L (1, 8) OBP: 0.332, SLG: 0.426										4	0	1	0	0	0	1			
Dick Allen, R (1, 3) OBP: 0.398, SLG: 0.469										3	0	1	0	1	0	1			
Manny Mota, R (1, 7) OBP: 0.369, SLG: 0.400										4	0	3	0	0	0	1			
Wes Parker, S (1, 9) OBP: 0.355, SLG: 0.365										3	1	1	0	1	0	2			
Steve Garvey, R (1, 5) OBP: 0.289, SLG: 0.389										4	0	0	0	0	0	6			
Duke Sims, L (1, 2) OBP: 0.342, SLG: 0.344 Bill Sudakis, S (9, PH) OBP: 0.304, SLG: 0.342										3	0	0	0	0	0	2			
Don Sutton, R (1, 1) OBP: 0.244, SLG: 0.241 Jim Lefebvre, S (9, PH) OBP: 0.307, SLG: 0.385										3	0	2	1	0	0	0			
Inning Stats	R: 0 E: 1 K: 0 S: 4	H: 3 LOB: 2 BB: 0 P: 6	R: 0 E: 0 K: 0 S: 5	H: 2 LOB: 3 BB: 1 P: 9	R: 0 E: 0 K: 0 S: 4	H: 1 LOB: 1 BB: 0 P: 4	R: 0 E: 0 K: 0 S: 3	H: 0 LOB: 0 BB: 0 P: 3	R: 0 E: 1 K: 0 S: 3	H: 0 LOB: 0 BB: 0 P: 3	R: 0 E: 0 K: 0 S: 4	H: 1 LOB: 1 BB: 0 P: 4	R: 0 E: 0 K: 2 S: 7	H: 0 LOB: 0 BB: 0 P: 7	1B: 8 2B: 0 3B: 0 HR: 0	SF: 0 SAC: 0 DP: 1 HBP: 0		WP: 0 PB: 0 SB: 1 CS: 0	PA: 37
PITCHER Dave Roberts, L (1, 1) ERA: 1.91	IP: 9.0 WLS: W BF: 37	H: 8 R: 1 ER: 1 SO: 2	BB: 2 IBB: 0 HBP: 0 BLK: 0	WP: 0 HR: 0 S: 39 P: 47	ERA: 1.00 WHIP: 1.111														

San Diego Padres

San Diego Padres @ Los Angeles Dodgers

San Diego Padres @ Los Angeles Dodgers

Batter	1	2	3	4	5	6	7	8	9	AB	R	H	RBI	BB	SO	LOB	TOP										
Enzo Hernandez, R OBP: 0.297, SLG: 0.254 (1, 6)	F3		G3		4-3		6-3			4	0	0	0	0	0	3											
Don Mason, L OBP: 0.262, SLG: 0.266 (1, 4)	4-3		4-3			F4		K2-3		4	0	0	0	0	1	0											
Johnny Jeter, R OBP: 0.308, SLG: 0.462 (1, 8)	K			FC6-4 1B		6-3		HR		4	1	2	1	0	1	0											
Nate Colbert, R OBP: 0.347, SLG: 0.472 (1, 3)		F8		FC6-4 FC6-4 1-2		HR		K		4	1	1	1	0	1	1											
Leron Lee, L OBP: 0.324, SLG: 0.415 Jerry Morales, R OBP: 0.286, SLG: 0.167 (1, 7) (8, 7)		2B 1B		FC6-4 CS 1-2		K		F8		4	1	1	0	0	1	1											
Larry Stahl, L OBP: 0.319, SLG: 0.417 (1, 9)		1B 2B		CS 1-2	6-3		HR		K	4	1	2	2	0	1	0											
Garry Jesteadt, R OBP: 0.333, SLG: 0.359 (1, 5)		F2			5-3		K		0-3 1B	4	0	1	0	0	1	1											
Bob Barton, R OBP: 0.310, SLG: 0.340 (1, 2)		6-3			1B 1B		SH1-4 BB		9-3 1-2	3	0	1	0	1	0	2											
Fred Norman, S OBP: 0.293, SLG: 0.263 (1, 1)			L4		1-2 1B		SH1-4			2	0	1	0	0	0	0											
Inning Stats	R: 0 E: 0 K: 1 S: 5	H: 0 LOB: 0 BB: 0 P: 5	R: 1 E: 0 K: 0 S: 5	H: 2 LOB: 1 BB: 0 P: 5	R: 0 E: 0 K: 0 S: 3	H: 0 LOB: 0 BB: 0 P: 3	R: 0 E: 0 K: 0 S: 3	H: 1 LOB: 0 BB: 0 P: 3	R: 0 E: 0 K: 0 S: 5	H: 2 LOB: 2 BB: 0 P: 5	R: 1 E: 0 K: 1 S: 6	H: 1 LOB: 1 BB: 0 P: 6	R: 1 E: 0 K: 1 S: 6	H: 1 LOB: 1 BB: 1 P: 10	R: 0 E: 0 K: 1 S: 8	H: 1 LOB: 0 BB: 0 P: 8	R: 0 E: 0 K: 1 S: 5	H: 1 LOB: 0 BB: 0 P: 5	1B: 5 2B: 2 HR: 3	SF: 0 SAC: 1 HBP: 0	WP: 0 PB: 0 SB: 0 CS: 1	PA: 36					
PITCHER	IP	WLS	BF	H	R	ER	SO	BB	IBB	HBP	BLK	WP	HR	S	P	ERA	WHIP										
Doyle Alexander, R ERA: 3.27 Jose Pena, R ERA: 3.64	(1, 1) (7, 1)	6.0 3.0	L 11	24 2	7 1	3 1	3 4	2 1	0 0	0 0	0 0	0 0	1 1	18 22	28 22	4.50 3.00	1.167 1.000										

San Diego Padres @ Los Angeles Dodgers
 Dodger Stadium, Los Angeles, CA
 Thu Sep 16 1971, 7:05 PM PDT
 Att: 19,755 - Unknown

livebaseballscores.com

AB 33
 R 4
 H 9
 RBI 4
 BB 1
 SO 6
 LOB 8




Batter	1	2	3	4	5	6	7	8	9	AB	R	H	RBI	BB	SO	LOB	BOTTOM										
Maury Wills, S OBP: 0.321, SLG: 0.327 (1, 6)	K		K		SH1-4 1-2		4-3		F9	4	0	0	0	0	2	1											
Bobby Valentine, R OBP: 0.283, SLG: 0.324 (1, 4)	FC5 BB HBP		K		4-3 2-3		5-3			3	0	0	0	0	1	1											
Willie Davis, L OBP: 0.333, SLG: 0.425 (1, 8)	4-0 1-2 BB		F7		1B 3-H			F6		3	0	1	1	1	0	0											
Dick Allen, R OBP: 0.395, SLG: 0.465 (1, 3)	F5			6-3	L8			5-3		4	0	0	0	0	0	3											
Manny Mota, R OBP: 0.371, SLG: 0.406 (1, 7)	FC5 2-3f			BB 1B		F9		2B		4	0	2	0	0	0	2											
Wes Parker, S OBP: 0.354, SLG: 0.364 (1, 9)		F8		F8		1B		L8		4	0	1	0	0	0	2											
Steve Garvey, R OBP: 0.289, SLG: 0.384 (1, 5)		K		4-0 1-2 BB		F8		6-3		3	0	0	0	1	1	1											
Duke Sims, L OBP: 0.342, SLG: 0.344 (1, 2)				L9		G3		1B		3	0	1	0	0	0	3											
Doyle Alexander, R OBP: 0.343, SLG: 0.281 Jose Pena, R OBP: 0.357, SLG: 0.667 Joe Ferguson, R OBP: 0.357, SLG: 0.300 Billy Grabarkewitz, R OBP: 0.386, SLG: 0.290 Bill Sudakis, S OBP: 0.351, SLG: 0.338 (1, 1) (7, 1) (7, 2) (9, PH) (9, PH)		F8		4-3 SH1-4 1B 1B		K		K		2	1	1	0	0	0	1											
Inning Stats	R: 0 E: 0 K: 1 S: 5	H: 0 LOB: 2 BB: 1 P: 10	R: 0 E: 0 K: 1 S: 6	H: 1 LOB: 1 BB: 0 P: 6	R: 0 E: 0 K: 2 S: 7	H: 0 LOB: 0 BB: 0 P: 7	R: 0 E: 0 K: 0 S: 4	H: 1 LOB: 2 BB: 1 P: 8	R: 0 E: 0 K: 0 S: 5	H: 2 LOB: 1 BB: 0 P: 5	R: 0 E: 0 K: 0 S: 4	H: 1 LOB: 1 BB: 0 P: 4	R: 0 E: 0 K: 1 S: 5	H: 0 LOB: 0 BB: 0 P: 5	R: 0 E: 0 K: 0 S: 4	H: 1 LOB: 1 BB: 0 P: 4	R: 0 E: 0 K: 1 S: 6	H: 1 LOB: 1 BB: 0 P: 6	1B: 6 2B: 1 3B: 0 HR: 0	SF: 0 SAC: 1 HBP: 1	WP: 0 PB: 0 SB: 0 CS: 0	PA: 37					
PITCHER	IP	WLS	BF	H	R	ER	SO	BB	IBB	HBP	BLK	WP	HR	S	P	ERA	WHIP										
Fred Norman, L ERA: 3.57	(1, 1)	9.0	W	37	7	1	1	6	2	0	1	0	0	46	55	1.00	1.000										

San Diego Padres @ Los Angeles Dodgers
 Dodger Stadium, Los Angeles, CA
 Thu Sep 16 1971, 7:05 PM PDT
 Att: 19,755 - Unknown

livebaseballscores.com

AB 33
 R 1
 H 7
 RBI 1
 BB 2
 SO 6
 LOB 15



Batter	1	2	3	4	5	6	7	8	9	10	11	AB	R	H	RBI	BB	SO	LOB	TOP			
Felix Millan, R OBP: 0.332, SLG: 0.359 (1, 4)	F9		6-3		5-3			L6	1-3			5	0	0	0	0	0	2				
Ralph Garr, L OBP: 0.367, SLG: 0.429 (1, 7)	L4-3 1B			FC4-6 1B			G5-4-3 1B	6-3		1-3		5	0	3	0	0	0	0				
Hank Aaron, R OBP: 0.410, SLG: 0.674 (1, 3)	L4-3 1-2			FC4-6 1B			G5-4-3 1-2			K		5	1	2	1	0	1	2				
Earl Williams, R OBP: 0.328, SLG: 0.500 (1, 2)		6-3		K			F7		E5	4-3		5	0	0	0	0	1	2				
Dusty Baker Jr., R OBP: 0.220, SLG: 0.240 (1, 9)				FC4-6 1-2 2-3			FC5-4 1B	K			6-3	5	0	2	0	0	1	3				
Zoilo Versalles, R OBP: 0.235, SLG: 0.332 Gil Garrido, R OBP: 0.294, SLG: 0.231 (1, 5)				1-3			F8		5-3		F8	5	0	0	0	0	1	4				
Mike Lum, L OBP: 0.351, SLG: 0.406 (1, 8)				1-3			F4					5	2	3	2	0	1	1				
Marty Perez, R OBP: 0.278, SLG: 0.314 (1, 6)			5-3		E5		FC5-4 1-2 2-3				K	5	0	1	0	0	1	2				
George Stone, L OBP: 0.194, SLG: 0.213 Tommy Aaron, R OBP: 0.264, SLG: 0.240 Steve Barber, L OBP: 0.214, SLG: 0.154 Darrell Evans, L OBP: 0.337, SLG: 0.397 Cecil Upshaw, R OBP: 0.337, SLG: 0.397 (1, 1)			5-3		FC5-6		F4			F7		2	0	0	0	0	0	1				
Inning Stats	R: 0 E: 0 K: 0 S: 3	H: 1 LOB: 0 BB: 0 P: 3	R: 0 E: 0 K: 2 S: 8	H: 1 LOB: 1 BB: 0 P: 8	R: 0 E: 0 K: 0 S: 3	H: 0 LOB: 0 BB: 0 P: 3	R: 0 E: 0 K: 1 S: 7	H: 2 LOB: 2 BB: 0 P: 7	R: 0 E: 0 K: 0 S: 4	H: 0 LOB: 1 BB: 0 P: 4	R: 1 E: 0 K: 1 S: 7	H: 1 LOB: 1 BB: 0 P: 7	R: 1 E: 0 K: 0 S: 5	H: 2 LOB: 1 BB: 0 P: 5	R: 0 E: 0 K: 1 S: 5	H: 0 LOB: 0 BB: 0 P: 5	R: 1 E: 0 K: 1 S: 6	H: 1 LOB: 0 BB: 0 P: 6	1B: 7 2B: 2 3B: 0 HR: 3	SF: 0 SAC: 0 DP: 2 HBP: 0	WP: 0 PB: 0 SB: 0 CS: 0	PA: 44
PITCHER	IP 7.2	WLS 1.1	BF 7	H 2	R 1	ER 1	SO 3	BB 0	IBB 0	HBP 0	BLK 0	WP 0	HR 1	S 9	P 9	ERA 6.75	WHIP 1.500					
Claude Osteen, L ERA: 3.45 Jim Brewer, L ERA: 2.04 Hoyt Wilhelm, R ERA: 2.95 (1, 1)																						

Atlanta Braves @ Los Angeles Dodgers
Dodger Stadium, Los Angeles, CA
Fri Sep 17 1971, 7:05 PM PDT
Att: 32,952 - Unknown

AB 44
R 3
H 11
RBI 3
BB 0
SO 6
LOB 20



Batter	1	2	3	4	5	6	7	8	9	10	11	AB	R	H	RBI	BB	SO	LOB	BOTTOM			
Maury Wills, S OBP: 0.322, SLG: 0.326 (1, 6)	K		4-0 1-2 BB		9-1-5 SH1-4 1B		L3 1-2			4-3		4	0	1	0	1	1	1				
Bobby Valentine, R OBP: 0.296, SLG: 0.327 (1, 4)	5-3		F9		SH1-4 1-2			FC6 1B		1B 1B		4	0	2	0	0	0	2				
Willie Davis, L OBP: 0.334, SLG: 0.425 (1, 8)	F8			2B 1B	9-1-5 2-3			FC6 1-2		1B 1B		5	1	2	0	0	0	2				
Dick Allen, R OBP: 0.394, SLG: 0.466 Willie Crawford, L OBP: 0.340, SLG: 0.459 (1, 3)		K		1B 2B			F9		F8		4-0 1B	4	1	1	0	0	1	1				
Manny Mota, R OBP: 0.375, SLG: 0.407 Bill Russell, R OBP: 0.262, SLG: 0.325 (1, 7)		6-3						1-3		1B 1B		2	0	1	2	0	0	0				
Bill Buckner, L OBP: 0.317, SLG: 0.370 (11, 9)				2H 3H 1B			FC4-6 HBP	1-3		F3		1	0	0	0	0	0	1				
Wes Parker, S OBP: 0.353, SLG: 0.362 (9, 3)		6-3			F9		FC4-6 2B		F5 WP 1B	K		5	0	1	0	0	1	5				
Jim Lefebvre, S OBP: 0.311, SLG: 0.389 (1, 5)											6-3	4	0	2	0	1	1	1				
Tom Haller, L OBP: 0.341, SLG: 0.380 Billy Grabarkewitz, R OBP: 0.386, SLG: 0.290 (11, PR)					L9		FC5-6 1B		F5		G3-6 1B	4	0	2	0	1	0	3				
Claude Osteen, L OBP: 0.218, SLG: 0.220 Jim Brewer, L OBP: 0.375, SLG: 0.375 Duke Sims, L OBP: 0.340, SLG: 0.343 Hoyt Wilhelm, R OBP: 0.337, SLG: 0.397 Bill Sudakis, S OBP: 0.298, SLG: 0.333 (1, 1)					F7		FC5-6 L3		F8		G3-6	3	0	0	0	0	1	4				
Inning Stats	R: 0 E: 0 K: 1 S: 5	H: 0 LOB: 0 BB: 0 P: 5	R: 0 E: 0 K: 1 S: 5	H: 0 LOB: 0 BB: 0 P: 5	R: 0 E: 0 K: 0 S: 4	H: 1 LOB: 1 BB: 1 P: 8	R: 2 E: 0 K: 2 S: 10	H: 3 LOB: 2 BB: 1 P: 14	R: 0 E: 0 K: 0 S: 3	H: 1 LOB: 0 BB: 0 P: 3	R: 0 E: 0 K: 0 S: 4	H: 1 LOB: 1 BB: 0 P: 4	R: 0 E: 0 K: 0 S: 3	H: 1 LOB: 1 BB: 1 P: 7	R: 0 E: 0 K: 1 S: 7	H: 2 LOB: 3 BB: 1 P: 11	R: 0 E: 0 K: 0 S: 3	H: 1 LOB: 1 BB: 0 P: 3	1B: 10 2B: 4 3B: 0 HR: 0	SF: 0 SAC: 1 DP: 3 HBP: 1	WP: 1 PB: 0 SB: 0 CS: 0	PA: 45
PITCHER	IP 6.0	WLS 2.0	BF 7	H 2	R 2	ER 2	SO 4	BB 2	IBB 0	HBP 0	BLK 0	WP 0	HR 0	S 30	P 39	ERA 3.00	WHIP 1.333					
George Stone, L ERA: 3.47 Steve Barber, L ERA: 5.19 Cecil Upshaw, R ERA: 3.6 (7, 1)																						

Atlanta Braves @ Los Angeles Dodgers
Dodger Stadium, Los Angeles, CA
Fri Sep 17 1971, 7:05 PM PDT
Att: 32,952 - Unknown

AB 39
R 2
H 12
RBI 2
BB 4
SO 5
LOB 25



Batter	1	2	3	4	5	6	7	8	9	AB	R	H	RBI	BB	SO	LOB	TOP					
Felix Millan, R OBP: 0.334, SLG: 0.365 (1, 4)										5	2	3	1	0	0	1	Atlanta Braves @ Los Angeles Dodgers Dodger Stadium, Los Angeles, CA Sat Sep 18 1971, 3:33 AM PDT Att: 25,482 - Unknown					
Ralph Garr, L OBP: 0.369, SLG: 0.430 (1, 7)										5	1	3	0	0	0	2						
Hank Aaron, R OBP: 0.413, SLG: 0.674 (1, 3)										4	1	3	1	1	1	0						
Mike Lum, L OBP: 0.347, SLG: 0.402 (1, 9)										4	0	0	1	0	0	5						
Earl Williams, R OBP: 0.329, SLG: 0.507 (1, 2)										5	1	2	2	0	1	4						
Darrell Evans, L OBP: 0.342, SLG: 0.427 Gil Garrido, R OBP: 0.294, SLG: 0.231 (1, 5) (9, 5)										5	3	3	3	0	0	1						
Sonny Jackson, L OBP: 0.304, SLG: 0.330 (1, 8)										5	0	1	0	0	0	2						
Marty Perez, R OBP: 0.280, SLG: 0.316 (1, 6)										4	1	2	1	0	0	1						
Jim Nash, R OBP: 0.149, SLG: 0.170 Gary Neibauer, R (2, 1) Steve Barber, L OBP: 0.214, SLG: 0.154 (8, 1)										1	0	0	0	0	0	1						
										2	0	0	0	0	2	1						
										0	0	0	0	0	0	0						
Inning Stats	R: 0 E: 0 K: 1 S: 5	H: 1 LOB: 0 BB: 0 P: 5	R: 2 E: 0 K: 0 S: 6	H: 3 LOB: 1 BB: 0 P: 6	R: 0 E: 0 K: 0 S: 5	H: 2 LOB: 2 BB: 0 P: 5	R: 1 E: 0 K: 1 S: 7	H: 2 LOB: 1 BB: 0 P: 7	R: 2 E: 0 K: 0 S: 6	H: 3 LOB: 1 BB: 0 P: 6	R: 2 E: 0 K: 0 S: 6	H: 3 LOB: 2 BB: 1 P: 10	R: 1 E: 0 K: 1 S: 6	H: 1 LOB: 0 BB: 0 P: 6	R: 1 E: 0 K: 0 S: 4	H: 2 LOB: 0 BB: 0 P: 4	R: 0 E: 0 K: 1 S: 5	H: 0 LOB: 0 BB: 0 P: 5	1B: 11 2B: 4 3B: 0 HR: 3	SF: 1 SAC: 1 DP: 2 HBP: 0	WP: 0 PB: 0 SB: 2 CS: 0	PA: 43
PITCHER	IP WLS BF H R ER SO BB IBB HBP BLK WP HR S P ERA WHIP																					
Bill Singer, R ERA: 4.24 Joe Moeller, R ERA: 3.39 Pete Mikkelsen, R ERA: 3.7 Jose Pena, R ERA: 3.56	(1, 1) (5, 1) (7, 1) (9, 1)	4.0 2.0 2.0 1.0	WLS L S	21 11 8 3	BF 11 8 3	H 10 4 2 0	R 5 2 2 0	ER 5 2 1 0	SO 2 1 0 1	BB 0 0 0 0	IBB 0 1 0 0	HBP 0 0 0 0	BLK 0 0 0 0	WP 0 0 0 0	HR 2 10 10 5	S 25 14 10 5	P 25 14 10 5	ERA 11.25 9.00 9.00 0.00	WHIP 2.500 2.000 1.500 0.000			

Batter	1	2	3	4	5	6	7	8	9	AB	R	H	RBI	BB	SO	LOB	BOTTOM					
Maury Wills, S OBP: 0.324, SLG: 0.329 (1, 6)										5	2	3	0	0	0	0	Atlanta Braves @ Los Angeles Dodgers Dodger Stadium, Los Angeles, CA Sat Sep 18 1971, 3:33 AM PDT Att: 25,482 - Unknown					
Bill Buckner, L OBP: 0.313, SLG: 0.366 Jim Lefebvre, S OBP: 0.310, SLG: 0.388 Jose Pena, R OBP: 0.667, SLG: 0.667 (1, 9) (8, PH) (9, 1)										3	0	0	1	0	0	1						
Willie Davis, L OBP: 0.334, SLG: 0.430 (1, 8)										5	1	2	3	0	0	0						
Dick Allen, R OBP: 0.397, SLG: 0.473 (1, 5)										3	1	2	1	2	0	0						
Willie Crawford, L OBP: 0.339, SLG: 0.455 Billy Grabarkewitz, R OBP: 0.382, SLG: 0.299 (1, 7) (9, PH)									3	0	0	1	1	0	1							
Wes Parker, S OBP: 0.351, SLG: 0.363 (1, 3)										5	0	1	0	0	2	5						
Tom Haller, L OBP: 0.355, SLG: 0.378 (1, 2)										1	1	0	0	3	0	0						
Bobby Valentine, R OBP: 0.292, SLG: 0.321 (1, 4)										4	0	0	0	0	1	4						
Bill Singer, R OBP: 0.324, SLG: 0.329 Steve Garvey, R OBP: 0.329, SLG: 0.329 Pete Mikkelsen, R OBP: 0.310, SLG: 0.388 Bill Sudakis, S OBP: 0.292, SLG: 0.321 Bill Russell, R OBP: 0.352, SLG: 0.325 (1, 1) (5, 1) (6, PH) (7, 1) (8, PH) (9, 9)										1	0	0	0	1	0	1						
										0	0	0	0	0	0	0						
										0	0	0	0	0	0	0						
										0	0	0	0	0	0	0						
Inning Stats	R: 2 E: 0 K: 0 S: 6	H: 3 LOB: 3 BB: 4 P: 21	R: 0 E: 0 K: 1 S: 4	H: 0 LOB: 0 BB: 1 P: 8	R: 0 E: 0 K: 0 S: 3	H: 0 LOB: 0 BB: 0 P: 3	R: 0 E: 0 K: 0 S: 4	H: 1 LOB: 2 BB: 1 P: 8	R: 0 E: 0 K: 0 S: 3	H: 0 LOB: 0 BB: 0 P: 3	R: 1 E: 0 K: 1 S: 6	H: 1 LOB: 0 BB: 0 P: 6	R: 0 E: 0 K: 0 S: 5	H: 2 LOB: 2 BB: 0 P: 5	R: 0 E: 0 K: 1 S: 5	H: 0 LOB: 1 BB: 1 P: 9	1B: 6 2B: 1 3B: 0 HR: 2	SF: 1 SAC: 0 DP: 1 HBP: 0	WP: 0 PB: 0 SB: 0 CS: 0	PA: 42		
PITCHER	IP WLS BF H R ER SO BB IBB HBP BLK WP HR S P ERA WHIP																					
Jim Nash, R ERA: 5.0 Gary Neibauer, R ERA: 1.72 Steve Barber, L ERA: 5.09	(1, 1) (2, 1) (8, 1)	1.2 6.0 1.1	WLS W S	12 25 5	BF 12 25 5	H 5 4 0	R 5 1 0	ER 5 1 0	SO 5 2 1	BB 2 3 1	IBB 0 1 0	HBP 0 0 0	BLK 0 0 0	WP 0 0 0	HR 1 25 6	S 10 41 10	P 10 41 10	ERA 27.00 1.50 0.00	WHIP 4.200 1.167 0.750			

AB 40
R 9
H 17
RBI 9
BB 1
SO 4
LOB 18



Batter	1	2	3	4	5	6	7	8	9	AB	R	H	RBI	BB	SO	LOB	TOP			
Felix Millan, R OBP: 0.333, SLG: 0.364 Gil Garrido, R OBP: 0.294, SLG: 0.231	FC5-4 1B		F7			6-3		F2		4	0	1	0	0	0	0	Atlanta Braves @ Los Angeles Dodgers Dodger Stadium, Los Angeles, CA Sun Sep 19 1971, 3:33 AM PDT Unknown			
Ralph Carr, L OBP: 0.368, SLG: 0.430 Oscar Brown, R OBP: 0.268, SLG: 0.289	G3			G3				5-3 1B	5-3	3	0	1	0	0	0	1				
Hank Aaron, R OBP: 0.411, SLG: 0.670 Tommye Aaron, R OBP: 0.259, SLG: 0.235	F7			L7		5-3		F9		3	0	0	0	0	2					
Earl Williams, R OBP: 0.329, SLG: 0.506 Bob Didier, S OBP: 0.247, SLG: 0.257	FC5-4 1-2					F6		5-3		3	0	1	0	0	2					
Dusty Baker Jr., R OBP: 0.208, SLG: 0.226		1-6-3						5-3		3	0	0	0	1	1					
Mike Lum, L OBP: 0.345, SLG: 0.400		F8				4-3		1-3		3	0	0	0	0	0					
Darrell Evans, L OBP: 0.342, SLG: 0.423		F8						1-3		2	0	0	0	1	0					
Marty Perez, R OBP: 0.278, SLG: 0.313			6-3					F7		3	0	0	0	1	1					
Phil Niekro, R OBP: 0.148, SLG: 0.151 Ron Herbel, R OBP: 0.091, SLG: 0.091 Tom House, L OBP: 0.333, SLG: 0.333								F9		1	0	0	0	1	0					
										1	0	0	0	1	1					
										1	0	0	0	0	0					
Inning Stats	R: 0 E: 0 K: 0 S: 4	H: 1 LOB: 1 BB: 0 P: 4	R: 0 E: 0 K: 0 S: 3	H: 0 LOB: 0 BB: 0 P: 3	R: 0 E: 0 K: 1 S: 5	H: 0 LOB: 0 BB: 0 P: 5	R: 0 E: 0 K: 1 S: 6	H: 1 LOB: 1 BB: 0 P: 6	R: 0 E: 0 K: 2 S: 7	H: 0 LOB: 1 BB: 1 P: 11	R: 0 E: 0 K: 0 S: 4	H: 1 LOB: 1 BB: 0 P: 4	R: 0 E: 0 K: 0 S: 3	H: 0 LOB: 0 BB: 0 P: 3	R: 0 E: 0 K: 0 S: 3	H: 0 LOB: 0 BB: 0 P: 3	1B: 3 2B: 0 3B: 0 HR: 0	SF: 0 SAC: 0 DP: 0 HBP: 0	WP: 0 PB: 0 SB: 0 CS: 0	PA: 31
PITCHER Al Downing, L ERA: 2.64	IP: 9.0 WLS: W BF: 31 H: 3 R: 0 ER: 0 SO: 4 BB: 1 IBB: 0 HBP: 0 BLK: 0 WP: 0 HR: 0 S: 38 P: 42 ERA: 0.00 WHIP: 0.444															PITCHER	IP: 9.0 WLS: W BF: 31 H: 3 R: 0 ER: 0 SO: 4 BB: 1 IBB: 0 HBP: 0 BLK: 0 WP: 0 HR: 0 S: 38 P: 42 ERA: 0.00 WHIP: 0.444			

Batter	1	2	3	4	5	6	7	8	9	AB	R	H	RBI	BB	SO	LOB	BOTTOM			
Maury Wills, S OBP: 0.325, SLG: 0.329 Bill Russell, R OBP: 0.265, SLG: 0.327	1-3	F8		E 2B 1B		1B BB	2-3 1B	FC6-4 1-2		3	2	1	1	1	0	2	Atlanta Braves @ Los Angeles Dodgers Dodger Stadium, Los Angeles, CA Sun Sep 19 1971, 3:33 AM PDT Unknown			
Bill Buckner, L OBP: 0.314, SLG: 0.370	1-3		F2	1B 2B		1B 1B	2-3		5	2	2	1	0	0	1					
Willie Davis, L OBP: 0.359, SLG: 0.440 Tom Paciorek, R OBP: 0.500, SLG: 0.500				1B HR		1B BB 1B	FC6-4 1B		4	2	4	3	0	0	0					
Dick Allen, R OBP: 0.398, SLG: 0.472 Wes Parker, S OBP: 0.351, SLG: 0.362	6-3		L7	1B		BB 1B	FC6-4 1-2		3	1	1	0	1	0	1					
Willie Crawford, L OBP: 0.340, SLG: 0.452		1B SF7 BB	G3	K2-3		1B BB 1B	F8		4	2	1	1	1	1	3					
Jim Lefebvre, S OBP: 0.317, SLG: 0.391 Steve Garvey, R OBP: 0.290, SLG: 0.382				1B FC6-4 1B		G3-6 BB	1B BB		2	1	2	1	2	0	0					
Tom Haller, L OBP: 0.356, SLG: 0.378				1B FC6-4 1B		G3-6 BB	1B BB		0	0	0	0	1	0	0					
Bobby Valentine, R OBP: 0.293, SLG: 0.324		SF7		FC6-4 SH1-4 1B		G4-6-3 1B	F9		4	1	2	2	0	0	3					
Al Downing, R OBP: 0.232, SLG: 0.202				SH1-4 1B		4-3	G4-6-3 1-2		4	0	2	0	0	0	3					
Inning Stats	R: 0 E: 0 K: 0 S: 4	H: 1 LOB: 1 BB: 0 P: 4	R: 1 E: 0 K: 1 S: 7	H: 2 LOB: 2 BB: 1 P: 11	R: 1 E: 0 K: 0 S: 4	H: 1 LOB: 0 BB: 0 P: 4	R: 4 E: 1 K: 1 S: 11	H: 6 LOB: 2 BB: 0 P: 11	R: 0 E: 0 K: 0 S: 3	H: 1 LOB: 1 BB: 1 P: 7	R: 5 E: 0 K: 0 S: 6	H: 4 LOB: 1 BB: 3 P: 18	R: 1 E: 0 K: 0 S: 5	H: 2 LOB: 1 BB: 0 P: 5	R: 0 E: 0 K: 1 S: 6	H: 2 LOB: 2 BB: 1 P: 10	1B: 16 2B: 2 3B: 0 HR: 1	SF: 1 SAC: 1 DP: 2 HBP: 0	WP: 0 PB: 0 SB: 0 CS: 0	PA: 46
PITCHER Phil Niekro, R ERA: 3.1 Ron Herbel, R ERA: 5.23 Tom House, L ERA: 5.59	IP: 3.2 WLS: L BF: 20 H: 8 R: 6 ER: 6 SO: 1 BB: 1 IBB: 0 HBP: 0 BLK: 0 WP: 0 HR: 1 S: 21 P: 25 ERA: 14.73 WHIP: 2.455															PITCHER Phil Niekro, R ERA: 3.1 Ron Herbel, R ERA: 5.23 Tom House, L ERA: 5.59	IP: 3.2 WLS: L BF: 20 H: 8 R: 6 ER: 6 SO: 1 BB: 1 IBB: 0 HBP: 0 BLK: 0 WP: 0 HR: 1 S: 21 P: 25 ERA: 14.73 WHIP: 2.455			

livebaseballscores.com

Braves

AB 30
R 0
H 3
RBI 0
BB 1
SO 4
LOB 8

livebaseballscores.com

Dodgers

AB 38
R 12
H 19
RBI 12
BB 6
SO 3
LOB 20

Batter	1	2	3	4	5	6	7	8	9	AB	R	H	RBI	BB	SO	LOB	TOP
Sony Jackson, L (1, 8) OBP: 0.306, SLG: 0.331	0-0 4-3		0-0 1B		0-0 1B			0-0 F9		4	0	2	0	0	0	0	Atlanta Braves @ Los Angeles Dodgers Dodger Stadium, Los Angeles, CA Sun Sep 19 1971, 3:38 AM PDT Att: 46,735 - Unknown
Ralph Garr, L (1, 7) OBP: 0.368, SLG: 0.428	0-0 4-3		0-0 F9		0-0 1B			0-0 6-3		4	0	1	0	0	0	1	
Felix Millan, R (1, 4) OBP: 0.333, SLG: 0.365	0-3 K2-3			0-0 2B				0-0 F7		4	0	1	0	0	1	2	
Earl Williams, R (1, 2) OBP: 0.327, SLG: 0.503		0-3 K		0-0 F9				0-0 F9		3	0	0	0	0	1	1	
Hal King, L (6, 2) OBP: 0.323, SLG: 0.332									0-0 4-3 2B	1	0	1	0	0	0	0	
Mike Lum, L (1, 9) OBP: 0.346, SLG: 0.399		0-0 FC4-6 1B		4-0 BB				0-3 K		3	0	1	0	1	1	1	
Darrell Evans, L (1, 5) OBP: 0.337, SLG: 0.416		0-0 FC4-6 1-2		0-3 K				0-0 F9		4	0	0	0	0	1	4	
Jim Breazeale, L (1, 3) OBP: 0.067, SLG: 0.071		0-0 F9		0-0 F7				0-0 F4		4	0	0	0	0	0	4	
Marty Perez, R (1, 6) OBP: 0.276, SLG: 0.311			0-0 L3		0-0 F5			0-0 L8		3	0	0	0	0	0	0	
Ron Reed, R (1, 1) OBP: 0.151, SLG: 0.151			0-3 K		0-0 F7			0-0 L7		2	0	0	0	0	1	0	
Dusty Baker Jr., R (7, PH) OBP: 0.204, SLG: 0.222										1	0	0	0	0	0	0	
Pat Jarvis, R (7, 1) OBP: 0.143, SLG: 0.106										0	0	0	0	0	0	0	
Inning Stats	R: 0 E: 0 K: 1 S: 5	H: 0 LOB: 0 BB: 0 P: 5	R: 0 E: 0 K: 1 S: 6	H: 1 LOB: 1 BB: 0 P: 6	R: 0 E: 0 K: 1 S: 6	H: 1 LOB: 2 BB: 0 P: 10	R: 0 E: 0 K: 0 S: 5	H: 0 LOB: 0 BB: 0 P: 5	R: 0 E: 0 K: 0 S: 3	H: 0 LOB: 0 BB: 0 P: 3	R: 0 E: 0 K: 0 S: 4	H: 1 LOB: 1 BB: 0 P: 4	1B: 4 2B: 2 3B: 0 HR: 0	SF: 0 SAC: 0 DP: 0 HBP: 0	WP: 0 PB: 0 SB: 0 CS: 0	PA: 34	
PITCHER Don Sutton, R (1, 1) ERA: 2.52	IP: 9.0 WLS: W BF: 34 H: 6 R: 0 ER: 0 SO: 5 BB: 1 IBB: 0 HBP: 0 BLK: 0 WP: 0 HR: 0 S: 43 P: 47 ERA: 0.00 WHIP: 0.778																

Batter	1	2	3	4	5	6	7	8	9	AB	R	H	RBI	BB	SO	LOB	BOTTOM			
Maury Wills, S (1, 6) OBP: 0.323, SLG: 0.326	0-0 4-3		0-0 G4-6-3 1-2		0-0 F7			0-0 6-3		4	0	0	0	0	0	2	Atlanta Braves @ Los Angeles Dodgers Dodger Stadium, Los Angeles, CA Sun Sep 19 1971, 3:38 AM PDT Att: 46,735 - Unknown			
Bill Buckner, L (1, 9) OBP: 0.313, SLG: 0.368	0-0 F8		0-0 1B		0-3 K			0-0 F9		4	0	1	0	0	1	1				
Willie Davis, L (1, 8) OBP: 0.338, SLG: 0.441	0-0 6-3		0-3 K		0-0 F8			0-0 2B		4	0	1	0	0	1	1				
Dick Allen, R (1, 3) OBP: 0.399, SLG: 0.472		0-0 2B G3 1B		0-0 G4-6-3 1B				0-0 F9		4	1	2	0	0	0	1				
Wes Parker, S (9, 3) OBP: 0.351, SLG: 0.362								0-0 F4		0	0	0	0	0	0	0				
Willie Crawford, L (1, 7) OBP: 0.342, SLG: 0.456		0-0 G3 1-3 S 2B		0-0 G4-6-3 1-2				0-0 F4		4	2	2	0	0	0	2				
Jim Lefebvre, S (1, 5) OBP: 0.317, SLG: 0.391		0-0 G3		0-0 F3				0-0 1B		3	0	1	2	0	0	1				
Duke Sims, L (1, 2) OBP: 0.340, SLG: 0.356		2-3 3-H 0-3 K						0-0 HR		3	1	1	1	0	2	1				
Bobby Valentine, R (1, 4) OBP: 0.294, SLG: 0.324		3-H 0-0 F2						0-0 S 1B		3	0	1	0	0	0	0				
Don Sutton, R (1, 1) OBP: 0.247, SLG: 0.244			0-0 G4-6-3 1B		0-3 K			0-0 F8		3	0	1	0	0	1	1				
Inning Stats	R: 0 E: 0 K: 0 S: 3	H: 0 LOB: 0 BB: 0 P: 3	R: 2 E: 0 K: 1 S: 7	H: 2 LOB: 0 BB: 0 P: 7	R: 0 E: 0 K: 1 S: 6	H: 2 LOB: 1 BB: 0 P: 6	R: 0 E: 0 K: 0 S: 3	H: 1 LOB: 0 BB: 0 P: 3	R: 1 E: 0 K: 2 S: 9	H: 2 LOB: 1 BB: 0 P: 9	R: 1 E: 0 K: 1 S: 7	H: 2 LOB: 1 BB: 0 P: 7	R: 0 E: 0 K: 0 S: 3	H: 0 LOB: 0 BB: 0 P: 3	R: 0 E: 0 K: 0 S: 4	H: 1 LOB: 1 BB: 0 P: 4	1B: 7 2B: 2 3B: 0 HR: 1	SF: 0 SAC: 0 DP: 2 HBP: 0	WP: 0 PB: 0 SB: 0 CS: 0	PA: 32
PITCHER Ron Reed, R (1, 1) ERA: 3.61	IP: 6.0 WLS: L BF: 25 H: 9 R: 4 ER: 4 SO: 4 BB: 0 IBB: 0 HBP: 0 BLK: 0 WP: 0 HR: 1 S: 35 P: 35 ERA: 6.00 WHIP: 1.500																			
Pat Jarvis, R (7, 1) ERA: 3.99	IP: 2.0 WLS: 7 BF: 1 H: 0 R: 0 ER: 0 SO: 0 BB: 0 IBB: 0 HBP: 0 BLK: 0 WP: 0 HR: 0 S: 7 P: 7 ERA: 0.00 WHIP: 0.500																			



Batter	1	2	3	4	5	6	7	8	9	AB	R	H	RBI	BB	SO	LOB	TOP		
Maury Wills, S OBP: 0.324, SLG: 0.331 Bill Russell, R OBP: 0.265, SLG: 0.327										4	0	2	2	0	0	0	Los Angeles Dodgers @ Cincinnati Reds Riverfront Stadium, Cincinnati, OH Tue Sep 21 1971, 7:05 PM EDT Att: 10,131 - Unknown AB 33 R 3 H 6 RBI 3 BB 1 SO 4 LOB 8 		
Bobby Valentine, R OBP: 0.290, SLG: 0.319										4	0	0	0	0	0	2			
Willie Davis, L OBP: 0.338, SLG: 0.444										4	1	1	1	0	0	1			
Dick Allen, R OBP: 0.398, SLG: 0.470										4	0	1	0	0	1	1			
Manny Mota, R OBP: 0.370, SLG: 0.402 Bill Buckner, L OBP: 0.313, SLG: 0.367										3	0	0	0	0	0	0			
Wes Parker, S OBP: 0.348, SLG: 0.359										4	0	0	0	0	0	1			
Jim Lefebvre, S OBP: 0.316, SLG: 0.387										3	0	0	0	1	0	1			
Tom Haller, L OBP: 0.352, SLG: 0.374 Doyle Alexander, R OBP: 0.343, SLG: 0.281 Mike Strahler, R OBP: 0.389, SLG: 0.296 Pete Mikkelsen, R OBP: 0.273, SLG: 0.200										2	0	0	0	0	1	1			
Claude Osteen, L OBP: 0.216, SLG: 0.217 Joe Ferguson, R OBP: 0.304, SLG: 0.304										1	0	0	0	0	1	0			
Inning Stats	R: 0 E: 0 K: 0 S: 4	H: 1 LOB: 1 BB: 0 P: 4	R: 0 E: 0 K: 0 S: 3	H: 0 LOB: 0 BB: 0 P: 3	R: 0 E: 0 K: 2 S: 7	H: 0 LOB: 0 BB: 0 P: 7	R: 0 E: 0 K: 0 S: 3	H: 0 LOB: 1 BB: 1 P: 7	R: 0 E: 0 K: 1 S: 5	H: 0 LOB: 0 BB: 0 P: 5	R: 0 E: 0 K: 1 S: 5	H: 0 LOB: 0 BB: 0 P: 5	R: 2 E: 0 K: 0 S: 6	H: 3 LOB: 1 BB: 0 P: 6	R: 1 E: 0 K: 0 S: 5	H: 2 LOB: 1 BB: 0 P: 5		1B: 3 2B: 2 3B: 0 HR: 1	SF: 0 SAC: 0 DP: 0 HBP: 0
PITCHER	IP WLS BF H R ER SO BB IBB HBP BLK WP HR S P ERA WHIP																		
Don Gullett, L ERA: 2.63 Wayne Granger, R ERA: 3.02	8.0 W 29 4 2 2 4 1 0 0 0 0 0 0 1 5 5 2.25 0.625																		

Batter	1	2	3	4	5	6	7	8	9	AB	R	H	RBI	BB	SO	LOB	BOTTOM		
Pete Rose, S OBP: 0.372, SLG: 0.418										4	2	4	1	1	0	0	Los Angeles Dodgers @ Cincinnati Reds Riverfront Stadium, Cincinnati, OH Tue Sep 21 1971, 7:05 PM EDT Att: 10,131 - Unknown AB 35 R 9 H 14 RBI 9 BB 4 SO 5 LOB 19 		
Tommy Helms, R OBP: 0.295, SLG: 0.334										4	1	1	1	1	0	3			
Lee May, R OBP: 0.333, SLG: 0.530										5	1	2	5	0	1	3			
Tony Perez, R OBP: 0.326, SLG: 0.433 Dave Concepcion, R OBP: 0.245, SLG: 0.290										3	0	1	0	1	1	0			
Johnny Bench, R OBP: 0.300, SLG: 0.425										4	1	2	1	0	0	4			
Hal McRae, R OBP: 0.291, SLG: 0.412										4	1	2	0	0	1	1			
George Foster, R OBP: 0.297, SLG: 0.384										3	0	0	0	1	0	2			
Woody Woodward, R OBP: 0.323, SLG: 0.296										4	2	2	1	0	0	2			
Don Gullett, R OBP: 0.133, SLG: 0.123 Wayne Granger, R OBP: 0.290, SLG: 0.571										3	1	0	0	0	1	3			
Inning Stats	R: 0 E: 0 K: 0 S: 3	H: 1 LOB: 0 BB: 0 P: 3	R: 1 E: 0 K: 1 S: 6	H: 1 LOB: 1 BB: 1 P: 10	R: 0 E: 0 K: 0 S: 4	H: 1 LOB: 0 BB: 0 P: 4	R: 0 E: 0 K: 1 S: 5	H: 1 LOB: 0 BB: 0 P: 5	R: 4 E: 0 K: 0 S: 7	H: 4 LOB: 1 BB: 1 P: 11	R: 4 E: 2 K: 0 S: 8	H: 5 LOB: 3 BB: 1 P: 12	R: 0 E: 0 K: 1 S: 6	H: 1 LOB: 1 BB: 0 P: 6	R: 0 E: 0 K: 2 S: 7	H: 0 LOB: 1 BB: 1 P: 11		1B: 11 2B: 1 3B: 0 HR: 2	SF: 0 SAC: 1 DP: 3 HBP: 0
PITCHER	IP WLS BF H R ER SO BB IBB HBP BLK WP HR S P ERA WHIP																		
Claude Osteen, L ERA: 3.56 Doyle Alexander, R ERA: 3.55 Mike Strahler, R ERA: 3.38 Pete Mikkelsen, R ERA: 3.85	4.2 L 21 6 4 3 0 0 0 0 0 0 0 0 9 9 40.50 9.000																		

Batter	1	2	3	4	5	6	7	8	9	AB	R	H	RBI	BB	SO	LOB	TOP			
Maury Wills, S OBP: 0.322, SLG: 0.329 (1, 6)	0-0 4-3		0-3 K		0-0 F8			0-0 F8		4	0	0	0	0	1	1	Los Angeles Dodgers @ Cincinnati Reds Riverfront Stadium, Cincinnati, OH Wed Sep 22 1971, 7:05 PM EDT Att: 10,013 - Unknown livebaseballscorecards.com			
Bill Buckner, L OBP: 0.315, SLG: 0.375 (1, 9)	0-0 FC1-5 2B		0-0 G3			0-0 1-3 2B		0-0 F3		4	0	2	0	0	0	0				
Willie Davis, L OBP: 0.335, SLG: 0.442 (1, 8)	0-0 FC1-5 1B		0-0 4-3			0-0 F2		0-0 F9		4	1	0	0	0	0	2				
Dick Allen, R OBP: 0.398, SLG: 0.471 (1, 5)	0-0 FC4-8 1B			0-0 L8		0-0 1-3 1B			0-0 F9	4	0	2	1	0	0	0				
Willie Crawford, L OBP: 0.338, SLG: 0.450 (1, 7)	0-0 FC4-6			0-0 F7		0-0 1-3 2B			0-0 L9	4	0	0	0	0	0	3				
Jim Lefebvre, S OBP: 0.314, SLG: 0.384 (1, 4)		0-0 F8		0-0 F9		0-0 F5			0-3 K	3	0	0	0	0	0	2				
Jim Brewer, L OBP: 0.375, SLG: 0.375 (6, 1)										0	0	0	0	0	0	0				
Duke Sims, L OBP: 0.339, SLG: 0.355 (9, PH)										1	0	0	0	0	1	0				
Wes Parker, S OBP: 0.348, SLG: 0.358 (1, 3)		4-0 BB			0-0 G3		0-0 6-3			2	0	0	0	1	0	0				
Tom Haller, L OBP: 0.348, SLG: 0.369 (1, 2)		0-3 K			0-0 G3		0-0 F9			3	0	0	0	0	1	1				
Bill Singer, R OBP: 0.219, SLG: 0.107 (1, 1)		0-0 F4			0-0 1B		0-0 F8			2	0	1	0	0	0	1				
Bobby Valentine, R OBP: 0.289, SLG: 0.318 (6, 4)										1	0	0	0	0	0	0				
Inning Stats	R: 1 E: 0 K: 0 S: 5	H: 2 LOB: 1 BB: 0 P: 5	R: 0 E: 0 K: 1 S: 5	H: 0 LOB: 1 BB: 1 P: 9	R: 0 E: 0 K: 1 S: 5	H: 0 LOB: 0 BB: 0 P: 5	R: 0 E: 0 K: 0 S: 3	H: 0 LOB: 0 BB: 0 P: 3	R: 0 E: 0 K: 0 S: 4	H: 1 LOB: 1 BB: 0 P: 4	R: 0 E: 0 K: 0 S: 5	H: 2 LOB: 2 BB: 0 P: 5	R: 0 E: 0 K: 0 S: 3	H: 0 LOB: 0 BB: 0 P: 3	R: 0 E: 0 K: 1 S: 5	H: 0 LOB: 0 BB: 0 P: 5	1B: 3 2B: 2 3B: 0 HR: 0	SF: 0 SAC: 0 DP: 0 HBP: 0	WP: 0 PB: 0 SB: 1 CS: 1	PA: 33
PITCHER Gary Nolan, R ERA: 3.03 (1, 1)	IP: 9.0 WLS: W BF: 33 H: 5 R: 1 ER: 1 SO: 3 BB: 1 IBB: 0 HBP: 0 BLK: 0 WP: 0 HR: 0 S: 38 P: 42 ERA: 1.00 WHIP: 0.667															PITCHER IP: 9.0 WLS: W BF: 33 H: 5 R: 1 ER: 1 SO: 3 BB: 1 IBB: 0 HBP: 0 BLK: 0 WP: 0 HR: 0 S: 38 P: 42 ERA: 1.00 WHIP: 0.667				

Batter	1	2	3	4	5	6	7	8	9	AB	R	H	RBI	BB	SO	LOB	BOTTOM			
Pete Rose, S OBP: 0.373, SLG: 0.419 (1, 9)	0-0 4-3 3B	0-0 1-3			4-0 1-2 BB		0-0 E4			3	1	1	0	1	0	1	Los Angeles Dodgers @ Cincinnati Reds Riverfront Stadium, Cincinnati, OH Wed Sep 22 1971, 7:05 PM EDT Att: 10,013 - Unknown livebaseballscorecards.com			
Tommy Helms, R OBP: 0.293, SLG: 0.331 (1, 4)	0-0 4-3		0-0 6-3		0-0 F8		0-0 G1-6-3			4	0	0	0	0	0	4				
Lee May, R OBP: 0.333, SLG: 0.532 (1, 3)	0-0 1B		0-3 K		0-0 5-3		0-3 K			4	1	1	1	0	2	2				
Tony Perez, R OBP: 0.327, SLG: 0.433 (1, 5)	0-0 1B		0-0 F6			0-0 1B		0-0 6-3		4	1	2	1	0	0	0				
Dave Concepcion, R OBP: 0.245, SLG: 0.250 (9, 6)	0-0 1B					0-0 2B				0	0	0	0	0	0	0				
Johnny Bench, R OBP: 0.299, SLG: 0.423 (1, 2)	0-0 F4			0-3 K		0-0 2B		0-0 F5		4	1	1	0	0	1	1				
Bernie Carbo, L OBP: 0.342, SLG: 0.343 (1, 7)	0-0 4-3			0-0 3-1		0-3 K		0-0 3-1		3	0	0	0	0	1	3				
Buddy Bradford, R OBP: 0.306, SLG: 0.285 (8, PH) (9, 7)										1	0	0	0	0	0	0				
George Foster, R OBP: 0.297, SLG: 0.386 (1, 8)		0-0 1-3		0-3 K		0-0 2B				3	0	1	2	0	1	0				
Woody Woodward, R OBP: 0.319, SLG: 0.292 (1, 6) (9, 5)		0-0 4-3			0-0 6-3		0-0 F9			3	0	0	0	0	0	1				
Gary Nolan, R OBP: 0.182, SLG: 0.162 (1, 1)		4-0 BB			0-0 1B		0-3 K			2	0	1	0	1	1	1				
Inning Stats	R: 2 E: 0 K: 0 S: 6	H: 3 LOB: 1 BB: 0 P: 6	R: 0 E: 0 K: 0 S: 3	H: 0 LOB: 1 BB: 1 P: 7	R: 0 E: 0 K: 2 S: 7	H: 0 LOB: 0 BB: 0 P: 7	R: 0 E: 0 K: 2 S: 4	H: 0 LOB: 2 BB: 1 P: 8	R: 2 E: 0 K: 2 S: 10	H: 3 LOB: 1 BB: 0 P: 10	R: 0 E: 1 K: 1 S: 5	H: 0 LOB: 0 BB: 0 P: 5	R: 0 E: 0 K: 0 S: 3	H: 0 LOB: 0 BB: 0 P: 3	R: 0 E: 0 K: 0 S: 3	H: 0 LOB: 0 BB: 0 P: 3	1B: 4 2B: 2 3B: 1 HR: 0	SF: 0 SAC: 0 DP: 1 HBP: 0	WP: 0 PB: 0 SB: 0 CS: 0	PA: 33
PITCHER Bill Singer, R ERA: 4.31 (1, 1)	IP: 5.1 WLS: L BF: 25 H: 7 R: 4 ER: 4 SO: 4 BB: 2 IBB: 0 HBP: 0 BLK: 0 WP: 0 HR: 0 S: 31 P: 39 ERA: 6.75 WHIP: 1.688															PITCHER IP: 5.1 WLS: L BF: 25 H: 7 R: 4 ER: 4 SO: 4 BB: 2 IBB: 0 HBP: 0 BLK: 0 WP: 0 HR: 0 S: 31 P: 39 ERA: 6.75 WHIP: 1.688				
PITCHER Jim Brewer, L ERA: 1.97 (6, 1)	IP: 2.2 WLS: 8 BF: 8 H: 0 R: 0 ER: 0 SO: 2 BB: 0 IBB: 0 HBP: 0 BLK: 0 WP: 0 HR: 0 S: 12 P: 12 ERA: 0.00 WHIP: 0.000															PITCHER IP: 2.2 WLS: 8 BF: 8 H: 0 R: 0 ER: 0 SO: 2 BB: 0 IBB: 0 HBP: 0 BLK: 0 WP: 0 HR: 0 S: 12 P: 12 ERA: 0.00 WHIP: 0.000				

Batter	1	2	3	4	5	6	7	8	9	AB	R	H	RBI	BB	SO	LOB	TOP								
Maury Wills, S OBP: 0.322, SLG: 0.328 (1, 6)	F9			F8		G3			G4-6-3 1B	4	0	1	0	0	0	0	Los Angeles Dodgers @ Atlanta Braves Atlanta Stadium, Atlanta, GA Fri Sep 24 1971, 7:05 PM EDT Att: 9,183 - Unknown								
Bill Buckner, L OBP: 0.311, SLG: 0.370 Bill Russell, R OBP: 0.265, SLG: 0.327 (1, 3) (9, 9)	F8			3-1		K			G4-6-3 1-2	4	0	0	0	0	1	1									
Willie Davis, L OBP: 0.338, SLG: 0.450 (1, 8)	F6			HR						4	2	3	1	0	0	0									
Dick Allen, R OBP: 0.399, SLG: 0.470 Wes Parker, S OBP: 0.346, SLG: 0.358 (1, 5) (9, 3)	6-3			F8					G6-4-3 1B	3	0	1	0	1	0	0									
Manny Mota, R OBP: 0.365, SLG: 0.395 Steve Garvey, R OBP: 0.290, SLG: 0.382 (1, 7) (9, 5)	6-3				F5				G6-4-3 1B	4	0	0	0	0	0	3									
Willie Crawford, L OBP: 0.335, SLG: 0.446 (1, 9) (9, 7)	1-3				E3 PB				L9	3	0	0	0	0	0	0									
Bobby Valentine, R OBP: 0.289, SLG: 0.318 (1, 4)					5-3				L4	3	0	1	0	0	0	1									
Tom Haller, L OBP: 0.343, SLG: 0.363 (1, 2)				F7		K			4-3	3	0	0	0	0	1	2									
Al Downing, R OBP: 0.224, SLG: 0.196 (1, 1)				B1-6-4					F9	3	0	0	0	0	0	1									
Inning Stats	R: 0 E: 0 K: 0 S: 3	H: 0 LOB: 0 BB: 0 P: 3	R: 0 E: 0 K: 0 S: 3	H: 0 LOB: 0 BB: 0 P: 3	R: 0 E: 0 K: 0 S: 3	H: 1 LOB: 0 BB: 0 P: 3	R: 1 E: 0 K: 0 S: 4	H: 1 LOB: 0 BB: 0 P: 4	R: 0 E: 1 K: 1 S: 6	H: 0 LOB: 1 BB: 0 P: 6	R: 0 E: 0 K: 0 S: 5	H: 0 LOB: 0 BB: 0 P: 5	R: 1 E: 0 K: 0 S: 4	H: 2 LOB: 0 BB: 0 P: 4	R: 0 E: 0 K: 0 S: 3	H: 0 LOB: 0 BB: 0 P: 3		R: 0 E: 0 K: 0 S: 4	H: 2 LOB: 2 BB: 1 P: 8	1B: 4 2B: 1 3B: 0 HR: 1	SF: 0 SAC: 0 DP: 3 HBP: 0	WP: 0 PB: 1 SB: 0 CS: 0	PA: 32		
PITCHER	IP	WLS	BF	H	R	ER	SO	BB	IBB	HBP	BLK	WP	HR	S	P	ERA	WHIP								
Phil Niekro, R ERA: 3.08 Cecil Upshaw, R ERA: 3.51 (1, 1) (8, 1)	7.0	L	24	4	2	2	2	0	0	0	0	0	1	28	28	2.57	0.571								

Batter	1	2	3	4	5	6	7	8	9	AB	R	H	RBI	BB	SO	LOB	BOTTOM								
Felix Millan, R OBP: 0.330, SLG: 0.361 (1, 4)	G3 1B		F2		F5					4	0	2	0	0	0	1	Los Angeles Dodgers @ Atlanta Braves Atlanta Stadium, Atlanta, GA Fri Sep 24 1971, 7:05 PM EDT Att: 9,183 - Unknown								
Ralph Garr, L OBP: 0.369, SLG: 0.438 (1, 7)	G3 1-2					4-3			4-3 1-2	4	0	1	0	0	0	2									
Hank Aaron, R OBP: 0.413, SLG: 0.673 (1, 3)	F6		L8			5-3			L3-6 BB 1B	4	0	1	0	0	0	2									
Earl Williams, R OBP: 0.325, SLG: 0.496 (1, 2)	F8			K					L3-6 BB 1B	3	0	1	0	1	1	1									
Mike Lum, L OBP: 0.346, SLG: 0.398 (1, 9)		L9		G3		G3			L3-6 2-3	4	0	0	0	0	0	4									
Zoilo Versalles, R OBP: 0.230, SLG: 0.324 (1, 5)		K			5-3				F7	4	0	0	0	0	1	0									
Sonny Jackson, L OBP: 0.307, SLG: 0.329 (1, 8)									G3	4	0	2	0	0	0	0									
Marty Perez, R OBP: 0.274, SLG: 0.311 (1, 6)		FC6-4 1B							L5	4	0	0	0	0	0	2									
Phil Niekro, R OBP: 0.156, SLG: 0.159 Tommye Aaron, R OBP: 0.235, SLG: 0.231 Cecil Upshaw, R (1, 1) (7, PH) (8, 1)			6-3							2	0	1	0	0	0	0									
Inning Stats	R: 0 E: 0 K: 0 S: 4	H: 1 LOB: 1 BB: 0 P: 4	R: 0 E: 0 K: 1 S: 6	H: 1 LOB: 1 BB: 0 P: 6	R: 0 E: 0 K: 0 S: 4	H: 1 LOB: 1 BB: 0 P: 4	R: 0 E: 0 K: 0 S: 5	H: 0 LOB: 0 BB: 0 P: 5	R: 0 E: 0 K: 0 S: 4	H: 1 LOB: 1 BB: 0 P: 4	R: 0 E: 0 K: 0 S: 4	H: 1 LOB: 1 BB: 0 P: 4	R: 0 E: 0 K: 0 S: 4	H: 1 LOB: 1 BB: 0 P: 4	R: 0 E: 0 K: 0 S: 4	H: 2 LOB: 2 BB: 1 P: 8		R: 0 E: 0 K: 0 S: 3	H: 0 LOB: 0 BB: 0 P: 3	1B: 8 2B: 1 3B: 0 HR: 0	SF: 0 SAC: 0 DP: 1 HBP: 0	WP: 0 PB: 0 SB: 0 CS: 0	PA: 35		
PITCHER	IP	WLS	BF	H	R	ER	SO	BB	IBB	HBP	BLK	WP	HR	S	P	ERA	WHIP								
Al Downing, L ERA: 2.55 (1, 1)	9.0	W	35	8	0	0	2	1	0	0	0	0	0	38	42	0.00	1.000								

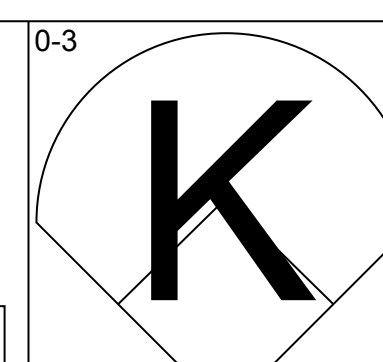
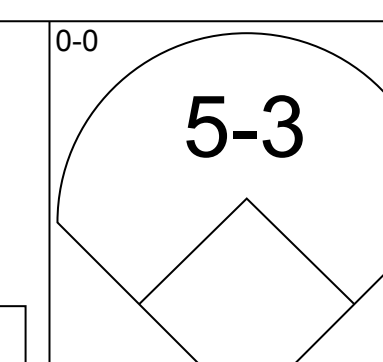
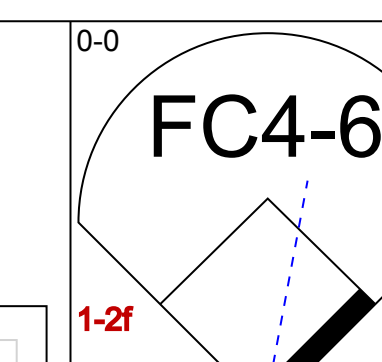
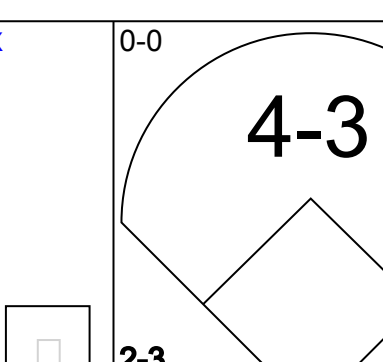
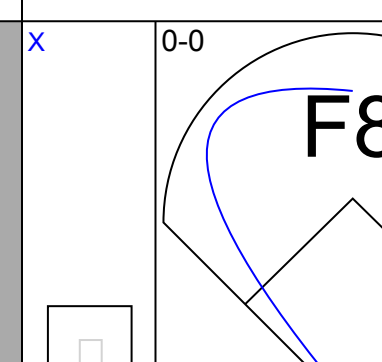
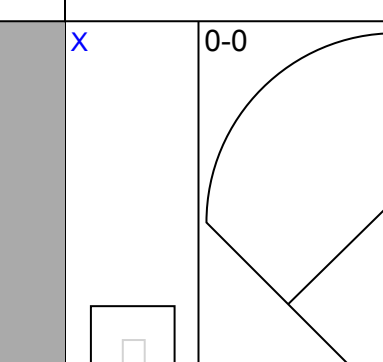
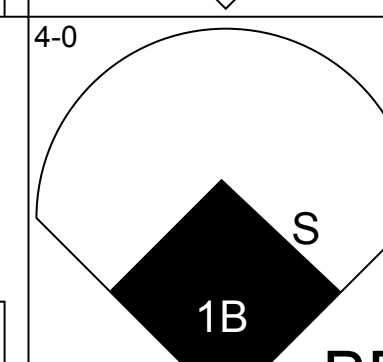
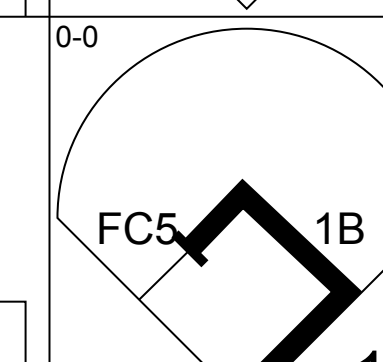
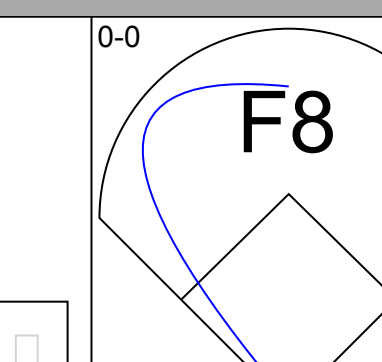
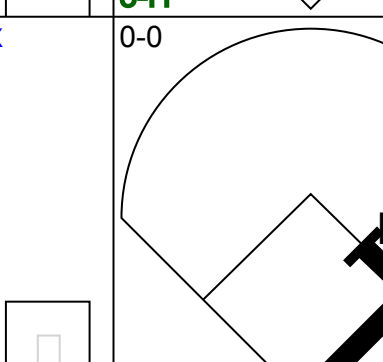
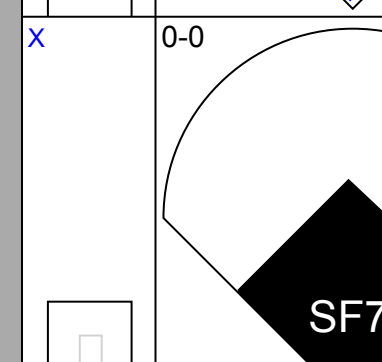
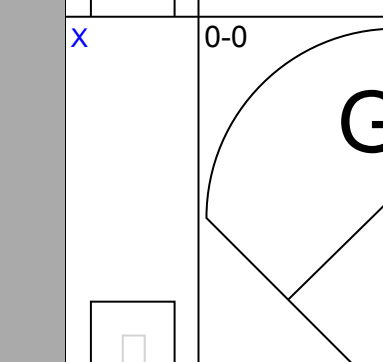
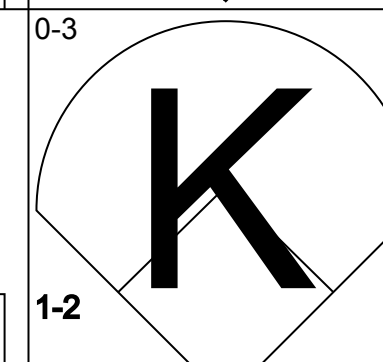
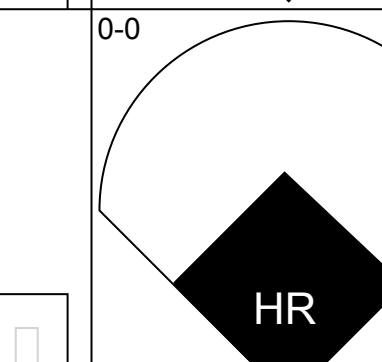
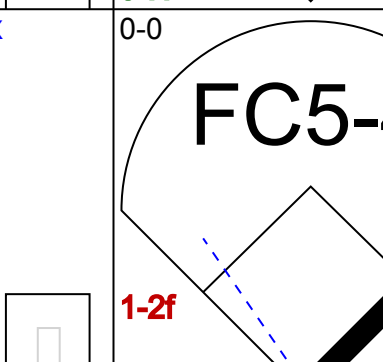
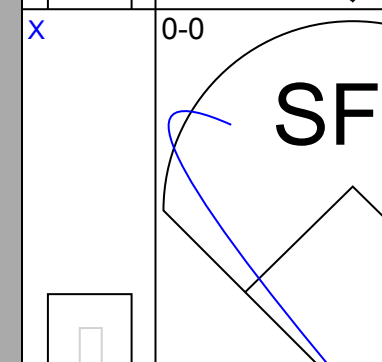
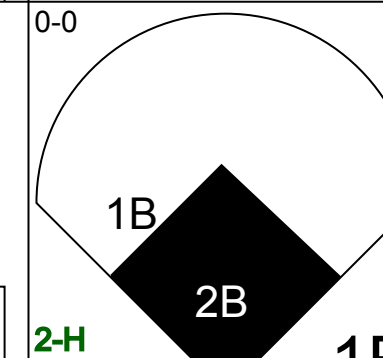
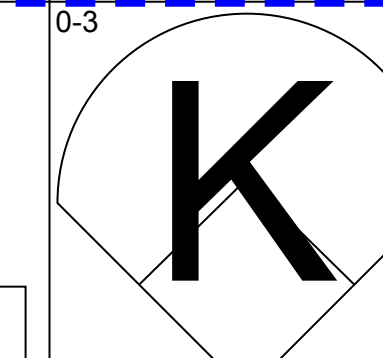
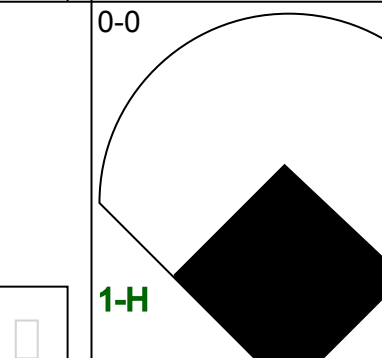

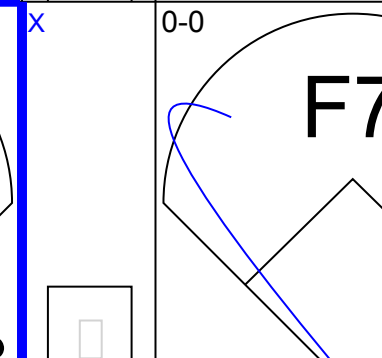
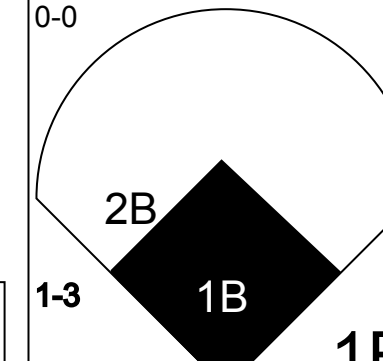
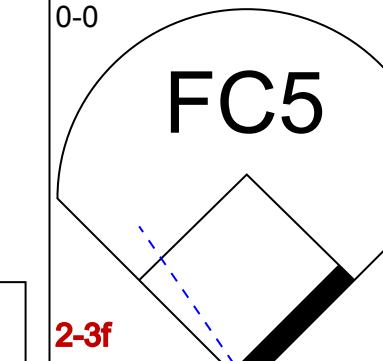
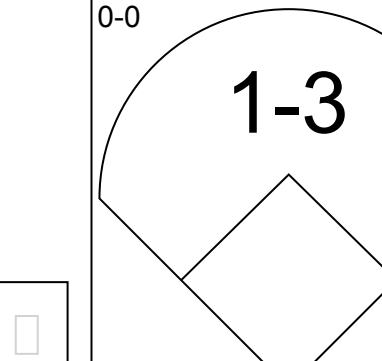
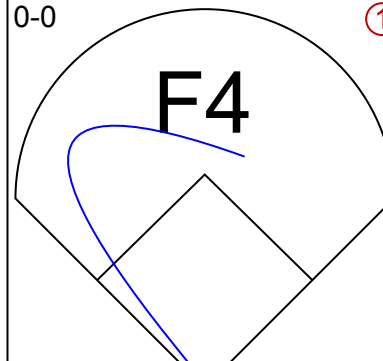
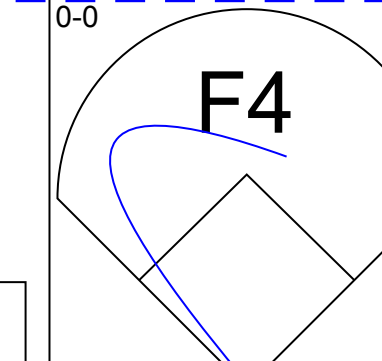
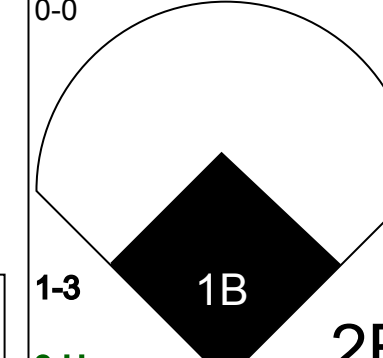
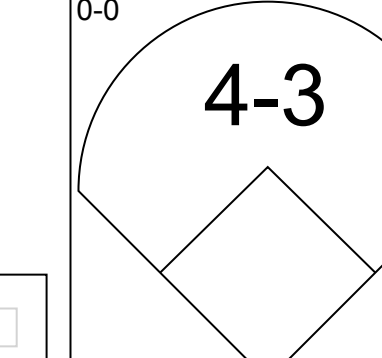
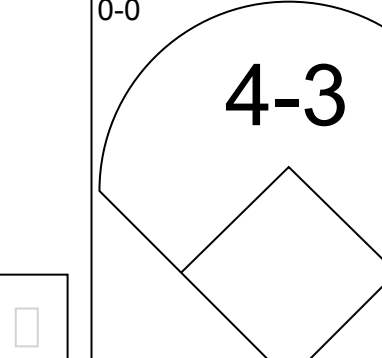

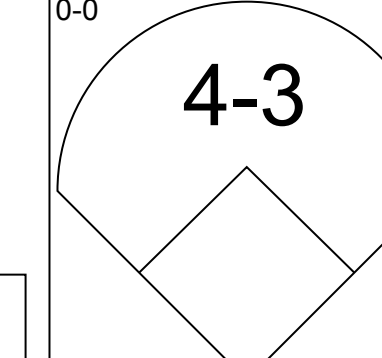
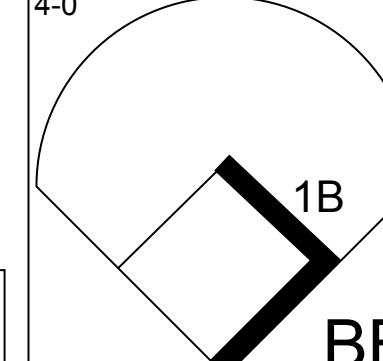
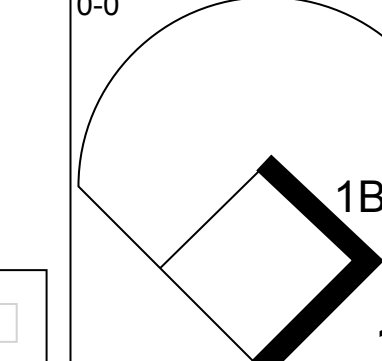
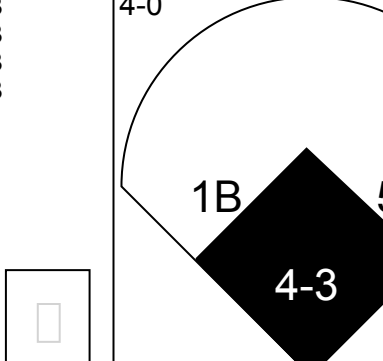
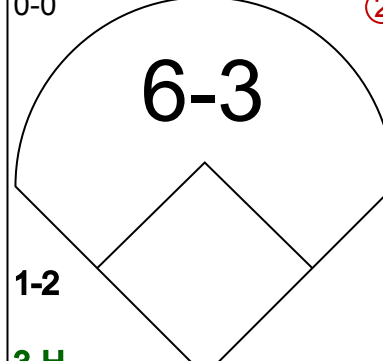
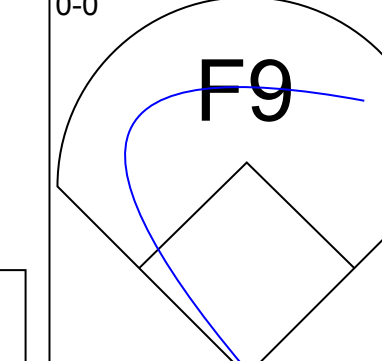
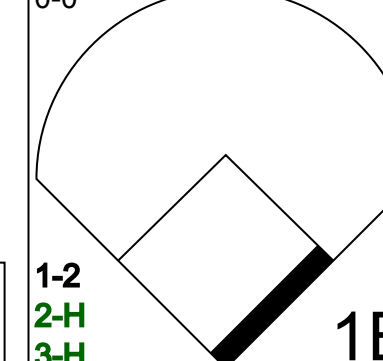
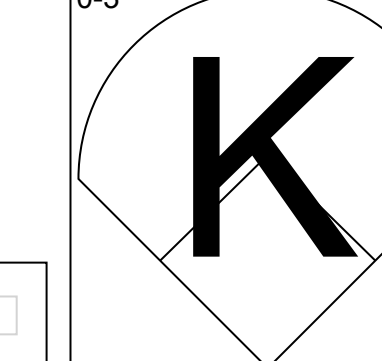
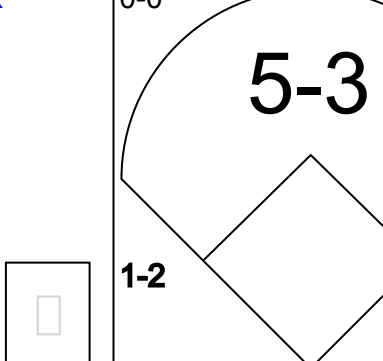
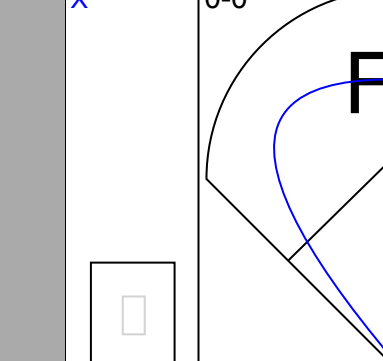
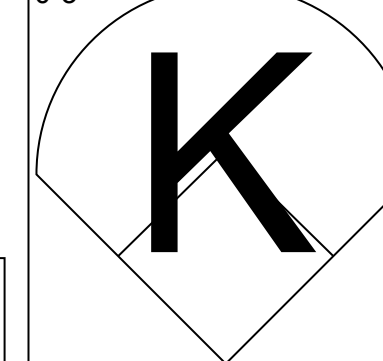
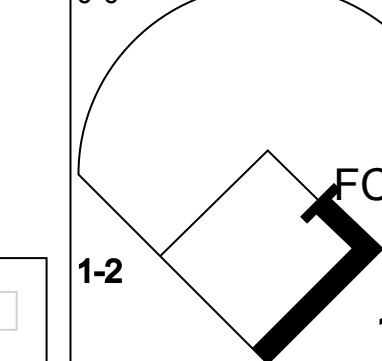
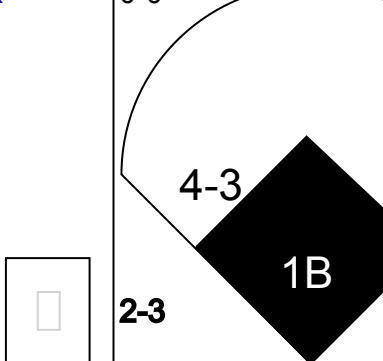

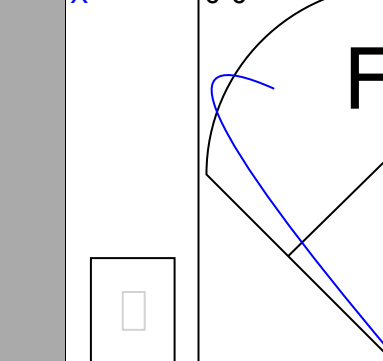


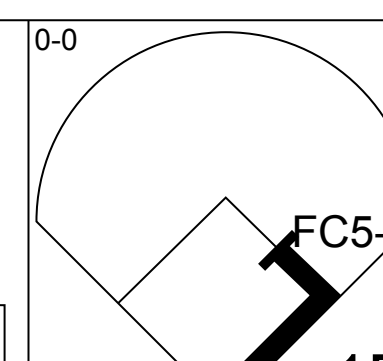
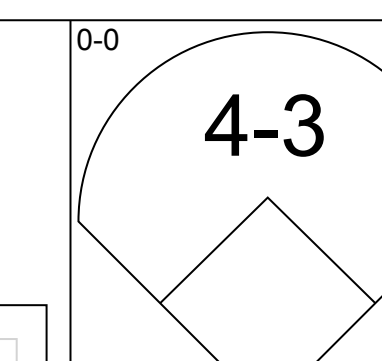

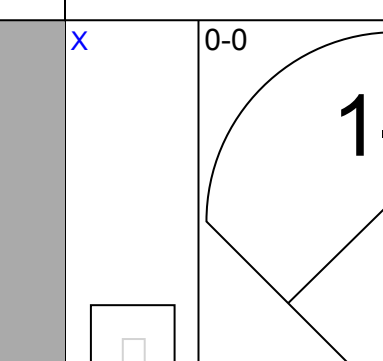
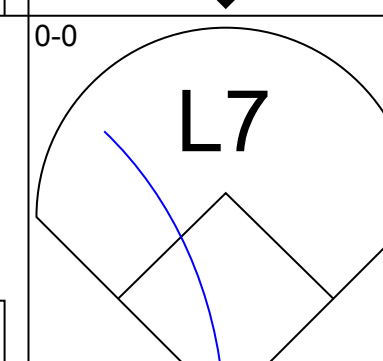
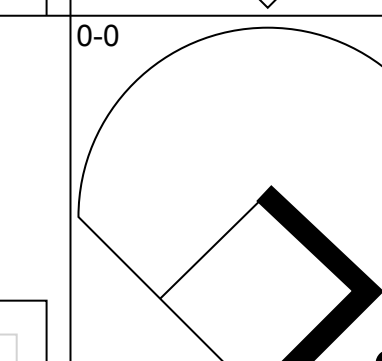

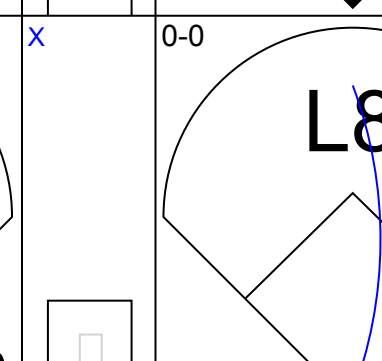
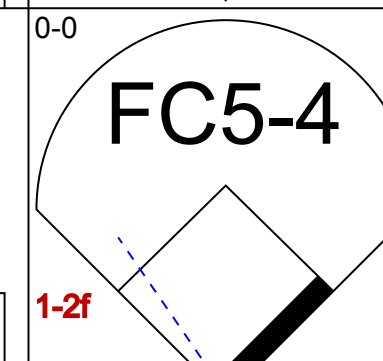
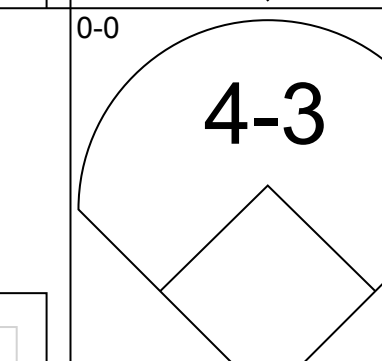

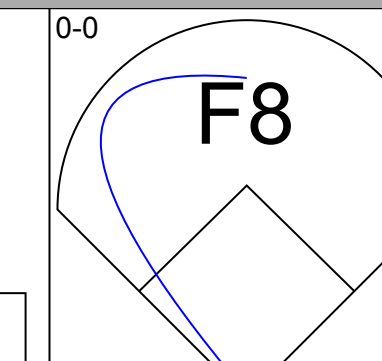
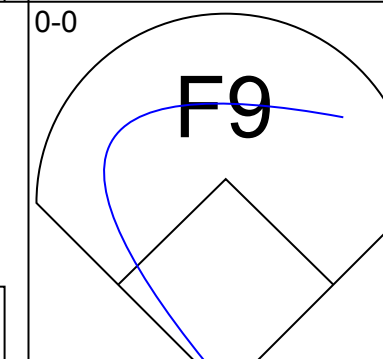
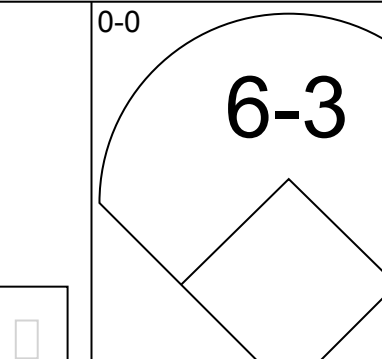
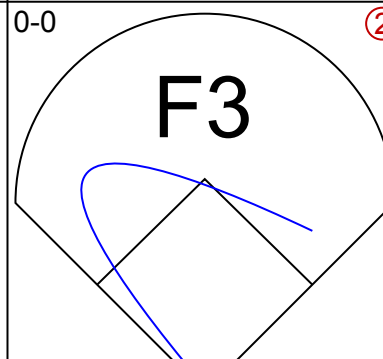
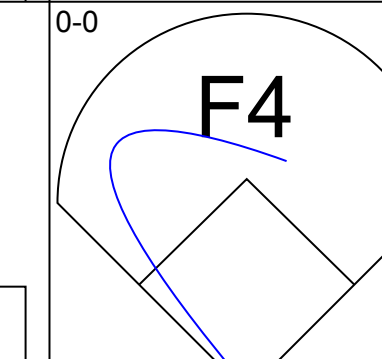

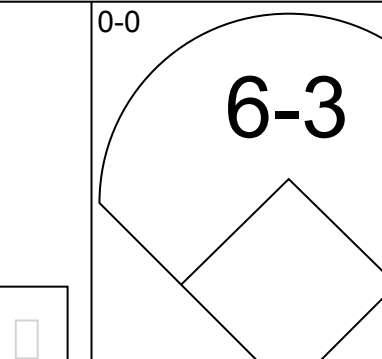

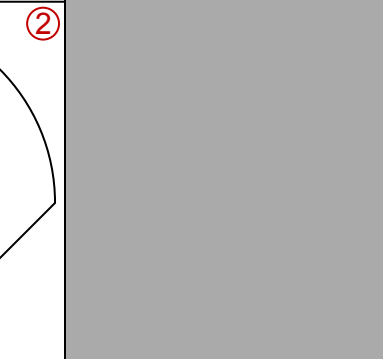
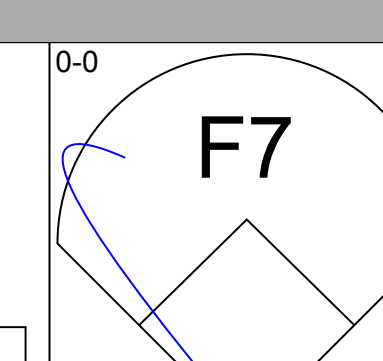
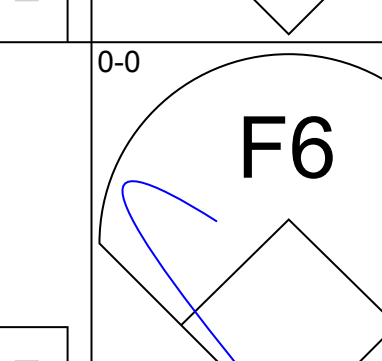

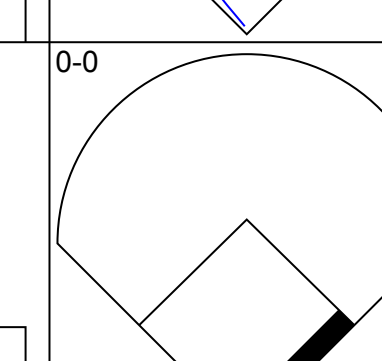
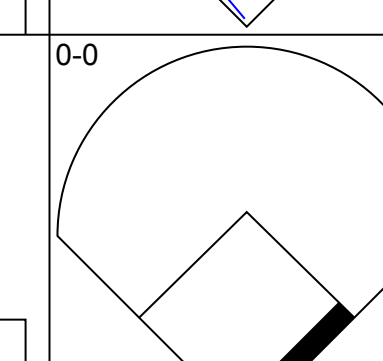

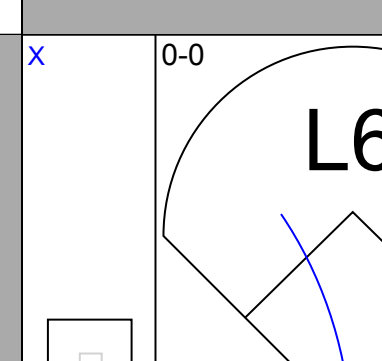
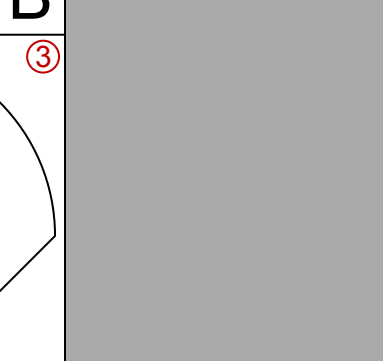
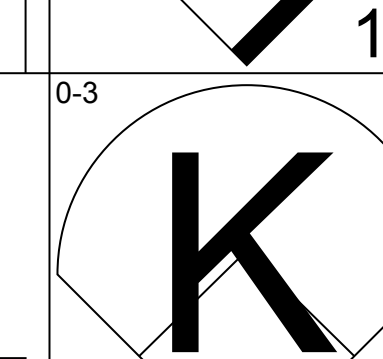
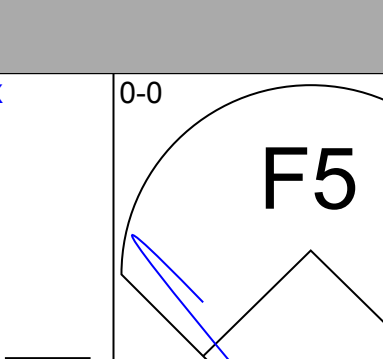
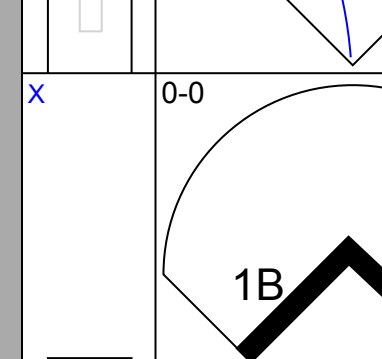
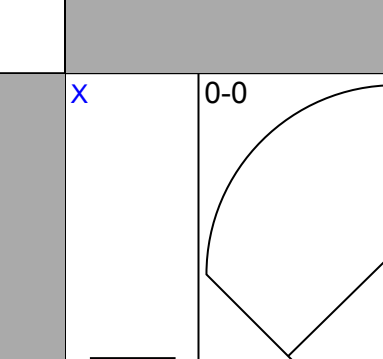

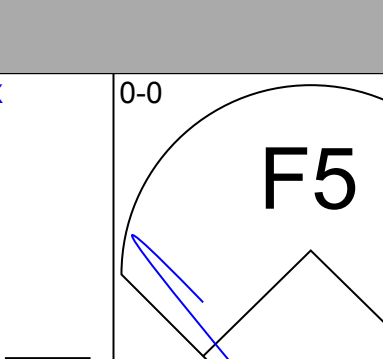
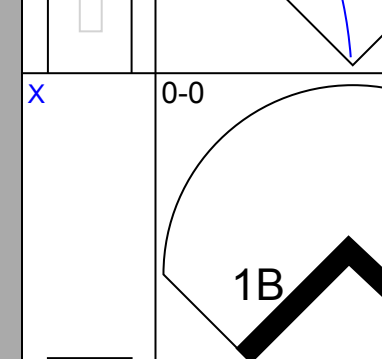
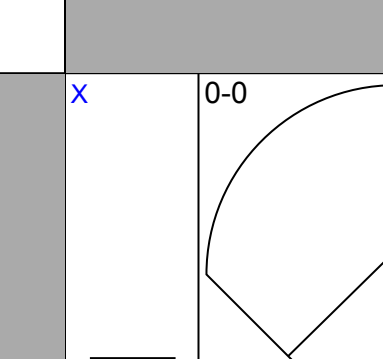
Batter	1	2	3	4	5	6	7	8	9	AB	R	H	RBI	BB	SO	LOB	TOP			
Maury Wills, S OBP: 0.322, SLG: 0.328	F2		6-3		SH1-4				F9	4	0	1	0	0	0	0	Los Angeles Dodgers @ Atlanta Braves Atlanta Stadium, Atlanta, GA Sun Sep 26 1971, 3:33 AM EDT Att: 18,923 - Unknown			
Bobby Valentine, R OBP: 0.291, SLG: 0.316	1B		F8		1B		F8	BB	FC4-6	4	0	2	1	1	0	1				
Willie Davis, L OBP: 0.334, SLG: 0.444	K			F7	L3		4-3		FC4-6	5	0	0	0	0	1	4				
Dick Allen, R OBP: 0.399, SLG: 0.475		HR		F8		E5		K		4	1	1	1	0	1	0				
Manny Mota, R OBP: 0.367, SLG: 0.408	F9			E	SH1-3		E1			3	1	1	0	0	0	0				
Wes Parker, S OBP: 0.348, SLG: 0.357	F5			2B	FC1-6		1B			4	0	1	0	0	0	1				
Willie Crawford, L OBP: 0.339, SLG: 0.450	K				1B		1B		K	4	1	2	0	0	2	2				
Duke Sims, L OBP: 0.348, SLG: 0.386					SH1-4		G3		K	4	2	2	1	0	1	4				
Claude Osteen, L OBP: 0.220, SLG: 0.221			4-3		1B				4-3	3	0	1	1	0	0	0				
Hoyt Wilhelm, R ERA: 2.37					SH1-4				4-3	1	0	0	0	0	0	0				
Jim Brewer, L OBP: 0.333, SLG: 0.333					1B					0	0	0	0	0	0	0				
Inning Stats	R: 0 E: 0 K: 1 S: 5	H: 1 LOB: 0 BB: 0 P: 5	R: 1 E: 0 K: 1 S: 6	H: 1 LOB: 0 BB: 0 P: 6	R: 1 E: 0 K: 0 S: 4	H: 1 LOB: 0 BB: 0 P: 4	R: 1 E: 0 K: 0 S: 4	H: 1 LOB: 0 BB: 0 P: 4	R: 2 E: 0 K: 0 S: 6	H: 4 LOB: 1 BB: 0 P: 6	R: 0 E: 1 K: 0 S: 5	H: 1 LOB: 2 BB: 0 P: 5	R: 0 E: 1 K: 3 S: 11	H: 1 LOB: 2 BB: 0 P: 11	R: 0 E: 0 K: 0 S: 3	H: 0 LOB: 1 BB: 1 P: 7	1B: 7 2B: 3 3B: 0 HR: 2	SF: 0 SAC: 2 DP: 1 HBP: 0	WP: 0 PB: 0 SB: 2 CS: 0	PA: 39
PITCHER	IP WLS BF H R ER SO BB IBB HBP BLK WP HR S P ERA WHIP																			
George Stone, L ERA: 3.6	(1, 1) 4.0 L 18 7 5 4 2 0 0 0 0 0 0 2 22 22 9.00 1.750																			
Gary Neibauer, R ERA: 2.37	(5, 1) 1.0 3 1 0 0 0 0 0 0 0 0 0 0 3 3 0.00 1.000																			
Tom House, L ERA: 3.95	(6, 1) 2.0 9 2 0 0 0 0 0 0 0 0 0 0 9 9 0.00 1.000																			
Steve Barber, L ERA: 4.8	(8, 1) 2.0 9 1 0 0 3 1 0 0 0 0 0 0 14 18 0.00 1.000																			

Batter	1	2	3	4	5	6	7	8	9	AB	R	H	RBI	BB	SO	LOB	BOTTOM					
Felix Millan, R OBP: 0.331, SLG: 0.362	5-3		F7				F3		F3	4	0	0	0	1	0	3	Los Angeles Dodgers @ Atlanta Braves Atlanta Stadium, Atlanta, GA Sun Sep 26 1971, 3:33 AM EDT Att: 18,923 - Unknown					
Ralph Garr, L OBP: 0.371, SLG: 0.439	F8		6-3		G1		1B		FC4	5	0	2	1	0	0	3						
Hank Aaron, R OBP: 0.409, SLG: 0.670	1B			L7		HR	K		F6	4	1	1	1	1	1	3						
Earl Williams, R OBP: 0.322, SLG: 0.490	F8			6-3		F9			BB	4	0	1	0	0	0	2						
Zoilo Versalles, R OBP: 0.232, SLG: 0.325	F4					6-3			1B	3	0	1	0	0	0	2						
Darrell Evans, L OBP: 0.342, SLG: 0.438									BB	0	0	0	0	1	0	0						
Mike Lum, L OBP: 0.343, SLG: 0.393			F9		F7		F7		F5	4	0	0	0	0	0	3						
Sonny Jackson, L OBP: 0.304, SLG: 0.326			3-1		F8		3-1		K	4	0	0	0	0	1	2						
Marty Perez, R OBP: 0.274, SLG: 0.310			F9				2B		K	4	1	2	0	0	1	2						
George Stone, L ERA: 3.6	(1, 1) 4.0 L 18 7 5 4 2 0 0 0 0 0 0 2 22 22 9.00 1.750																					
Gary Neibauer, R ERA: 2.37	(5, 1) 1.0 3 1 0 0 0 0 0 0 0 0 0 0 3 3 0.00 1.000																					
Oscar Brown, R OBP: 0.262, SLG: 0.262	(5, PH) 0.0 0 0 0 0 0 0 0 0 0 0 0 0 0 0 0 0																					
Tom House, L ERA: 3.95	(6, PH) 2.0 9 2 0 0 0 0 0 0 0 0 0 0 9 9 0.00 1.000																					
Tommie Aaron, R OBP: 0.262, SLG: 0.262	(8, PH) 0.0 0 0 0 0 0 0 0 0 0 0 0 0 0 0 0 0																					
Steve Barber, L ERA: 4.8	(8, PH) 2.0 9 1 0 0 3 1 0 0 0 0 0 0 14 18 0.00 1.000																					
Jim Breazelle, L OBP: 0.167, SLG: 0.176	(9, PH) 0.0 0 0 0 0 0 0 0 0 0 0 0 0 0 0 0 0																					
Inning Stats	R: 0 E: 0 K: 0 S: 4	H: 1 LOB: 2 BB: 1 P: 8	R: 0 E: 0 K: 0 S: 3	H: 0 LOB: 0 BB: 0 P: 3	R: 0 E: 0 K: 0 S: 3	H: 0 LOB: 0 BB: 0 P: 3	R: 0 E: 0 K: 0 S: 4	H: 1 LOB: 1 BB: 0 P: 4	R: 0 E: 0 K: 0 S: 4	H: 1 LOB: 2 BB: 1 P: 8	R: 1 E: 0 K: 0 S: 4	H: 1 LOB: 0 BB: 0 P: 4	R: 1 E: 0 K: 1 S: 8	H: 3 LOB: 2 BB: 0 P: 8	R: 0 E: 0 K: 2 S: 8	H: 1 LOB: 2 BB: 1 P: 12	R: 0 E: 1 K: 0 S: 4	H: 1 LOB: 1 BB: 0 P: 4	1B: 7 2B: 1 3B: 0 HR: 1	SF: 0 SAC: 0 DP: 0 HBP: 0	WP: 0 PB: 1 SB: 1 CS: 0	PA: 39
PITCHER	IP WLS BF H R ER SO BB IBB HBP BLK WP HR S P ERA WHIP																					
Claude Osteen, L ERA: 3.54	(1, 1) 6.1 W 27 6 2 2 2 0 2 0 0 0 0 0 1 25 33 2.84 1.263																					
Hoyt Wilhelm, R ERA: 2.7	(7, 1) 1.2 8 2 0 0 3 1 0 0 0 0 0 0 13 17 0.00 1.800																					
Jim Brewer, L ERA: 1.88	(9, 1) 1.0 S 4 1 0 0 0 0 0 0 0 0 0 0 4 4 0.00 1.000																					

Batter	1	2	3	4	5	6	7	8	9	AB	R	H	RBI	BB	SO	LOB	TOP			
Roger Metzger, S (1, 6) OBP: 0.296, SLG: 0.301	5-3			6-3		4-3		L6		4	0	0	0	0	0	0	Houston Astros @ Los Angeles Dodgers Dodger Stadium, Los Angeles, CA Tue Sep 28 1971, 7:05 PM PDT Att: 29,628 - Unknown livebaseballscorecards.com			
Joe Morgan, L (1, 4) OBP: 0.348, SLG: 0.403	G3			1B BB		BB		F6		2	1	0	0	2	0	0				
Cesar Cedeno, R (1, 8) OBP: 0.292, SLG: 0.396	5-3			1B PB		F7		K		4	0	1	0	0	1	1				
Bob Watson, R (1, 3) OBP: 0.345, SLG: 0.387		1-3		1B		K				3	0	1	1	0	1	0				
Rich Chiles, L (1, 7) OBP: 0.268, SLG: 0.336	6-3			1B 3-H		6-3				3	0	0	0	0	1	1				
Jimmy Wynn, R (1, 9) OBP: 0.305, SLG: 0.299	6-3					K		F8		3	0	0	0	0	1	0				
Denis Menke, R (1, 5) OBP: 0.328, SLG: 0.323				F8		6-3		F7		3	0	0	0	0	0	0				
Johnny Edwards, L (1, 2) OBP: 0.284, SLG: 0.302				F8		F7		G1-6-3 1B		3	0	1	0	0	0	0				
Don Wilson, R (1, 1) OBP: 0.181, SLG: 0.165				K		K		G1-6-3 1-2		3	0	0	0	0	2	1				
Inning Stats	R: 0 E: 0 K: 0 S: 3	H: 0 LOB: 0 BB: 0 P: 3	R: 0 E: 0 K: 0 S: 3	H: 0 LOB: 0 BB: 0 P: 3	R: 0 E: 0 K: 1 S: 5	H: 0 LOB: 0 BB: 0 P: 5	R: 1 E: 0 K: 1 S: 6	H: 2 LOB: 1 BB: 1 P: 10	R: 0 E: 0 K: 1 S: 5	H: 0 LOB: 0 BB: 0 P: 5	R: 0 E: 0 K: 1 S: 5	H: 0 LOB: 1 BB: 1 P: 9	R: 0 E: 0 K: 0 S: 3	H: 1 LOB: 1 BB: 0 P: 3	R: 0 E: 0 K: 1 S: 5	H: 0 LOB: 0 BB: 0 P: 5	1B: 3 2B: 0 3B: 0 HR: 0	SF: 0 SAC: 0 DP: 1 HBP: 0	WP: 0 PB: 1 SB: 0 CS: 0	PA: 30
PITCHER Bill Singer, R (1, 1) ERA: 4.16	IP: 9.0 WLS: W BF: 30 H: 3 R: 1 ER: 1 SO: 6 BB: 2 IBB: 0 HBP: 0 BLK: 0 WP: 0 HR: 0 S: 40 P: 48 ERA: 1.00 WHIP: 0.556																			

Batter	1	2	3	4	5	6	7	8	9	AB	R	H	RBI	BB	SO	LOB	BOTTOM			
Maury Wills, S (1, 6) OBP: 0.321, SLG: 0.328	F7			F8		L6				4	0	1	1	0	0	0	Houston Astros @ Los Angeles Dodgers Dodger Stadium, Los Angeles, CA Tue Sep 28 1971, 7:05 PM PDT Att: 29,628 - Unknown livebaseballscorecards.com			
Bill Buckner, L (1, 3) OBP: 0.307, SLG: 0.365	4-3			F8				2H 1B		4	0	1	0	0	0	1				
Tom Haller, L (9, 2) OBP: 0.343, SLG: 0.363						BB 1B		5-3		0	0	0	0	0	0	0				
Willie Davis, L (1, 8) OBP: 0.333, SLG: 0.442	G3			G3		F8				3	0	0	0	0	0	1				
Dick Allen, R (1, 5) OBP: 0.398, SLG: 0.473		L7				F4				2	0	0	0	1	0	0				
Willie Crawford, L (1, 9) OBP: 0.336, SLG: 0.446		F7				4-3		F7		3	0	0	0	0	0	2				
Manny Mota, R (1, 7) OBP: 0.383, SLG: 0.403		F9				6-3		K		3	0	0	0	0	1	2				
Duke Sims, L (1, 2) OBP: 0.352, SLG: 0.400				F6						2	1	1	1	1	0	0				
Billy Grabarkewitz, R (8, PR) OBP: 0.389, SLG: 0.296						HR		CS BB		0	0	0	0	0	0	0				
Wes Parker, S (9, 3) OBP: 0.348, SLG: 0.357										0	0	0	0	0	0	0				
Bobby Valentine, R (1, 4) OBP: 0.291, SLG: 0.314				F7		4-3		SH1-4 1B BB		2	1	0	0	1	0	0				
Bill Singer, R (1, 1) OBP: 0.212, SLG: 0.103				F9		K		SH1-4		2	0	0	0	0	1	0				
Inning Stats	R: 0 E: 0 K: 0 S: 3	H: 0 LOB: 0 BB: 0 P: 3	R: 0 E: 0 K: 0 S: 3	H: 0 LOB: 0 BB: 0 P: 3	R: 0 E: 0 K: 0 S: 3	H: 0 LOB: 0 BB: 0 P: 3	R: 0 E: 0 K: 0 S: 3	H: 0 LOB: 0 BB: 0 P: 3	R: 1 E: 0 K: 1 S: 6	H: 1 LOB: 0 BB: 0 P: 6	R: 0 E: 0 K: 1 S: 6	H: 1 LOB: 2 BB: 1 P: 10	R: 1 E: 0 K: 0 S: 3	H: 1 LOB: 1 BB: 2 P: 11	R: 0 E: 0 K: 0 S: 3	H: 1 LOB: 1 BB: 2 P: 11	1B: 2 2B: 0 3B: 0 HR: 1	SF: 0 SAC: 1 DP: 0 HBP: 0	WP: 0 PB: 0 SB: 0 CS: 1	PA: 29
PITCHER Don Wilson, R (1, 1) ERA: 2.45	IP: 8.0 WLS: L BF: 29 H: 3 R: 2 ER: 2 SO: 2 BB: 3 IBB: 0 HBP: 0 BLK: 0 WP: 0 HR: 1 S: 30 P: 42 ERA: 2.25 WHIP: 0.750																			

Batter	1	2	3	4	5	6	7	8	9	AB	R	H	RBI	BB	SO	LOB	TOP				
Roger Metzger, S OBP: 0.294, SLG: 0.299 (1, 6)										6	0	1	1	0	1	3	Houston Astros @ Los Angeles Dodgers Dodger Stadium, Los Angeles, CA Wed Sep 29 1971, 7:05 PM PDT Att: 34,802 - Unknown				
Joe Morgan, L OBP: 0.351, SLG: 0.409 (1, 4)										5	2	3	1	1	0	1					
Cesar Cedeno, R OBP: 0.293, SLG: 0.397 (1, 8)										4	1	2	1	0	1	2					
Bob Watson, R OBP: 0.348, SLG: 0.397 Marty Martinez, S OBP: 0.292, SLG: 0.339 (1, 3)										4	3	3	3	0	1	2					
Jimmy Wynn, R OBP: 0.304, SLG: 0.298 (1, 9)										5	1	1	0	0	0	3					
Jesus Alou, R OBP: 0.306, SLG: 0.361 (1, 7)										5	2	2	1	0	0	0					
Denis Menke, R OBP: 0.331, SLG: 0.323 (6, 3)										3	1	1	1	2	0	1					
Larry Howard, R OBP: 0.265, SLG: 0.375 (1, 2)										5	0	2	3	0	1	2					
Ken Forsch, R OBP: 0.150, SLG: 0.153 (1, 1)										5	1	2	0	0	2	3					
Inning Stats	R: 4 E: 0 K: 3 S: 13	H: 4 LOB: 2 BB: 2 P: 21	R: 0 E: 0 K: 1 S: 7	H: 2 LOB: 2 BB: 0 P: 7	R: 0 E: 0 K: 1 S: 7	H: 2 LOB: 2 BB: 0 P: 7	R: 2 E: 0 K: 0 S: 5	H: 2 LOB: 0 BB: 0 P: 5	R: 2 E: 0 K: 0 S: 5	H: 3 LOB: 1 BB: 1 P: 9	R: 1 E: 0 K: 0 S: 4	H: 1 LOB: 0 BB: 0 P: 4	R: 0 E: 0 K: 0 S: 3	H: 0 LOB: 0 BB: 0 P: 3	R: 0 E: 0 K: 0 S: 4	H: 1 LOB: 1 BB: 0 P: 4	1B: 13 2B: 2 3B: 1 HR: 1	SF: 1 SAC: 0 DP: 0 HBP: 0	WP: 0 PB: 0 SB: 1 CS: 0	PA: 47	
PITCHER	IP WLS BF H R ER SO BB IBB HBP BLK WP HR S P ERA WHIP	IP WLS BF H R ER SO BB IBB HBP BLK WP HR S P ERA WHIP	IP WLS BF H R ER SO BB IBB HBP BLK WP HR S P ERA WHIP	IP WLS BF H R ER SO BB IBB HBP BLK WP HR S P ERA WHIP	IP WLS BF H R ER SO BB IBB HBP BLK WP HR S P ERA WHIP	IP WLS BF H R ER SO BB IBB HBP BLK WP HR S P ERA WHIP	IP WLS BF H R ER SO BB IBB HBP BLK WP HR S P ERA WHIP	IP WLS BF H R ER SO BB IBB HBP BLK WP HR S P ERA WHIP	IP WLS BF H R ER SO BB IBB HBP BLK WP HR S P ERA WHIP	IP WLS BF H R ER SO BB IBB HBP BLK WP HR S P ERA WHIP	IP WLS BF H R ER SO BB IBB HBP BLK WP HR S P ERA WHIP	IP WLS BF H R ER SO BB IBB HBP BLK WP HR S P ERA WHIP	IP WLS BF H R ER SO BB IBB HBP BLK WP HR S P ERA WHIP	IP WLS BF H R ER SO BB IBB HBP BLK WP HR S P ERA WHIP	IP WLS BF H R ER SO BB IBB HBP BLK WP HR S P ERA WHIP	IP WLS BF H R ER SO BB IBB HBP BLK WP HR S P ERA WHIP	IP WLS BF H R ER SO BB IBB HBP BLK WP HR S P ERA WHIP	IP WLS BF H R ER SO BB IBB HBP BLK WP HR S P ERA WHIP	IP WLS BF H R ER SO BB IBB HBP BLK WP HR S P ERA WHIP	IP WLS BF H R ER SO BB IBB HBP BLK WP HR S P ERA WHIP	IP WLS BF H R ER SO BB IBB HBP BLK WP HR S P ERA WHIP
Al Downing, L ERA: 2.68 (1, 1)	3.2	18	6	4	4	2	1	0	0	0	0	0	1	21	25	9.82	1.909				
Doyle Alexander, R ERA: 3.5 (2, 1)	2.0	10	4	3	3	1	0	0	0	0	0	0	0	12	12	13.50	2.000				
Joe Moeller, R ERA: 3.66 (6, 1)	2.0	7	1	0	0	0	0	0	0	0	0	0	0	7	7	0.00	0.500				
Mike Strahler, R ERA: 2.84 (8, 1)																					

Batter	1	2	3	4	5	6	7	8	9	AB	R	H	RBI	BB	SO	LOB	BOTTOM				
Maury Wills, S OBP: 0.322, SLG: 0.328 (1, 6)										5	0	2	0	0	0	1	Houston Astros @ Los Angeles Dodgers Dodger Stadium, Los Angeles, CA Wed Sep 29 1971, 7:05 PM PDT Att: 34,802 - Unknown				
Bill Buckner, L OBP: 0.309, SLG: 0.369 Mike Strahler, R (8, 1)										4	0	2	0	0	0	4					
Willie Davis, L OBP: 0.332, SLG: 0.441 (1, 8)										4	0	1	0	0	0	2					
Dick Allen, R OBP: 0.396, SLG: 0.470 (1, 5)										4	0	0	0	0	0	3					
Willie Crawford, L OBP: 0.335, SLG: 0.444 (1, 9)										4	0	1	0	0	0	2					
Manny Mota, R OBP: 0.361, SLG: 0.401 (1, 7)										4	0	1	0	0	1	1					
Duke Sims, L OBP: 0.354, SLG: 0.402 (1, 2)										4	0	2	0	0	1	1					
Bobby Valentine, R OBP: 0.287, SLG: 0.310 (1, 4)										4	0	0	0	0	0	3					
Al Downing, R Doyle Alexander, R Bill Buckner, L Joe Moeller, R Tom Haller, L Wes Parker, S (1, 1) (2, 1) (5, 9) (6, 1) (7, 9) (8, 3)										0	0	0	0	0	0	0					
Inning Stats	R: 0 E: 0 K: 0 S: 4	H: 1 LOB: 1 BB: 0 P: 4	R: 0 E: 0 K: 1 S: 6	H: 1 LOB: 1 BB: 0 P: 6	R: 0 E: 0 K: 0 S: 4	H: 1 LOB: 1 BB: 0 P: 4	R: 0 E: 0 K: 1 S: 5	H: 0 LOB: 0 BB: 0 P: 5	R: 0 E: 0 K: 0 S: 3	H: 0 LOB: 0 BB: 0 P: 3	R: 0 E: 0 K: 0 S: 6	H: 3 LOB: 3 BB: 0 P: 6	R: 0 E: 0 K: 0 S: 4	H: 1 LOB: 1 BB: 0 P: 4	R: 0 E: 0 K: 0 S: 4	H: 1 LOB: 1 BB: 0 P: 4	1B: 9 2B: 1 3B: 0 HR: 0	SF: 0 SAC: 0 DP: 0 HBP: 0	WP: 0 PB: 0 SB: 0 CS: 0	PA: 37	
PITCHER	IP WLS BF H R ER SO BB IBB HBP BLK WP HR S P ERA WHIP	IP WLS BF H R ER SO BB IBB HBP BLK WP HR S P ERA WHIP	IP WLS BF H R ER SO BB IBB HBP BLK WP HR S P ERA WHIP	IP WLS BF H R ER SO BB IBB HBP BLK WP HR S P ERA WHIP	IP WLS BF H R ER SO BB IBB HBP BLK WP HR S P ERA WHIP	IP WLS BF H R ER SO BB IBB HBP BLK WP HR S P ERA WHIP	IP WLS BF H R ER SO BB IBB HBP BLK WP HR S P ERA WHIP	IP WLS BF H R ER SO BB IBB HBP BLK WP HR S P ERA WHIP	IP WLS BF H R ER SO BB IBB HBP BLK WP HR S P ERA WHIP	IP WLS BF H R ER SO BB IBB HBP BLK WP HR S P ERA WHIP	IP WLS BF H R ER SO BB IBB HBP BLK WP HR S P ERA WHIP	IP WLS BF H R ER SO BB IBB HBP BLK WP HR S P ERA WHIP	IP WLS BF H R ER SO BB IBB HBP BLK WP HR S P ERA WHIP	IP WLS BF H R ER SO BB IBB HBP BLK WP HR S P ERA WHIP	IP WLS BF H R ER SO BB IBB HBP BLK WP HR S P ERA WHIP	IP WLS BF H R ER SO BB IBB HBP BLK WP HR S P ERA WHIP	IP WLS BF H R ER SO BB IBB HBP BLK WP HR S P ERA WHIP	IP WLS BF H R ER SO BB IBB HBP BLK WP HR S P ERA WHIP	IP WLS BF H R ER SO BB IBB HBP BLK WP HR S P ERA WHIP	IP WLS BF H R ER SO BB IBB HBP BLK WP HR S P ERA WHIP	IP WLS BF H R ER SO BB IBB HBP BLK WP HR S P ERA WHIP
Ken Forsch, R ERA: 2.53 (1, 1)	9.0	37	10	0	0	2	0	0	0	0	0	0	0	41	41	0.00	1.111				



Batter	1	2	3	4	5	6	7	8	9	AB	R	H	RBI	BB	SO	LOB	TOP					
Roger Metzger, S OBP: 0.294, SLG: 0.299 (1, 6)	0-3 K		0-0 4-3		0-0 5-3			0-0 S 1B		4	0	1	0	0	1	1						
Joe Morgan, L OBP: 0.351, SLG: 0.407 (1, 4)	4-0 S BB		0-0 F5		0-0 1-3			0-0 F4 1-2		3	0	0	0	1	0	2						
Cesar Cedeno, R OBP: 0.293, SLG: 0.398 (1, 8)	0-0 6-3			0-0 G2		0-0 1B 2B		0-3 K		4	1	1	0	0	1	2						
Bob Watson, R OBP: 0.347, SLG: 0.395 (1, 3)	0-0 3-1			0-0 F3		0-0 1B		0-0 F6		4	0	1	1	0	0	2						
Jimmy Wynn, R OBP: 0.302, SLG: 0.295 (1, 9)		0-3 K		0-0 F9		0-3 K			0-0 5-3	4	0	0	0	0	2	1						
Jesus Alou, R OBP: 0.305, SLG: 0.360 Derrel Thomas, S (9, PR)		0-0 F2			0-0 F4			0-0 5-3		4	0	1	0	0	0	0						
Denis Menke, R OBP: 0.328, SLG: 0.320 (1, 5)		0-0 F8			0-0 F8			0-0 F8		4	0	0	0	0	1	1						
Johnny Edwards, L OBP: 0.291, SLG: 0.309 (1, 2)			0-0 4-3 SH2 1B		4-0 BB			0-0 2B		2	0	2	0	1	0	0						
Jack Billingham, R OBP: 0.133, SLG: 0.123 (1, 1)			0-0 SH2		0-0 L3			0-3 K		2	0	0	0	0	1	2						
Inning Stats	R: 0 E: 0 K: 1 S: 5	H: 0 LOB: 1 BB: 1 P: 9	R: 0 E: 0 K: 1 S: 5	H: 0 LOB: 0 BB: 0 P: 5	R: 0 E: 0 K: 0 S: 4	H: 1 LOB: 1 BB: 0 P: 4	R: 0 E: 0 K: 0 S: 3	H: 0 LOB: 0 BB: 0 P: 3	R: 0 E: 0 K: 0 S: 3	H: 0 LOB: 1 BB: 1 P: 7	R: 1 E: 0 K: 1 S: 7	H: 2 LOB: 1 BB: 0 P: 7	R: 0 E: 0 K: 1 S: 6	H: 1 LOB: 1 BB: 0 P: 6	R: 0 E: 0 K: 1 S: 6	H: 1 LOB: 1 BB: 0 P: 6	R: 0 E: 0 K: 1 S: 5	H: 1 LOB: 1 BB: 0 P: 5	1B: 4 2B: 2 3B: 0 HR: 0	SF: 0 SAC: 1 DP: 0 HBP: 0	WP: 0 PB: 0 SB: 2 CS: 1	PA: 34
PITCHER Don Sutton, R ERA: 2.54 (1, 1)	IP: 9.0 WLS: W BF: 34 H: 6 R: 1 ER: 1 SO: 6 BB: 2 IBB: 0 HBP: 0 BLK: 0 WP: 0 HR: 0 S: 44 P: 52 ERA: 1.00 WHIP: 0.889															PITCHER						

Houston Astros @ Los Angeles Dodgers
Dodger Stadium, Los Angeles, CA
Thu Sep 30 1971, 7:05 PM PDT
Att: 52,684 - Unknown

AB	31
R	1
H	6
RBI	1
BB	2
SO	6
LOB	11



Batter	1	2	3	4	5	6	7	8	9	AB	R	H	RBI	BB	SO	LOB	BOTTOM			
Maury Wills, S OBP: 0.323, SLG: 0.329 (1, 6)	0-0 4-3		0-0 FC1-2 1B		0-0 4-3		0-0 1B			4	0	2	0	0	0	0				
Bill Buckner, L OBP: 0.306, SLG: 0.366 Wes Parker, S (8, 3)	0-0 L6		0-0 FC1-2		0-0 4-3		0-0 SF8			3	0	0	1	0	0	3				
Willie Davis, L OBP: 0.330, SLG: 0.438 (1, 8)	0-3 K		0-0 3-1		0-0 F5		0-0 F8			4	0	0	0	0	1	4				
Dick Allen, R OBP: 0.395, SLG: 0.468 Steve Garvey, R OBP: 0.290, SLG: 0.382 (1, 5) (9, 5)		0-3 K		0-0 FC4-6 SH G3 1B		0-0 4-3		0-0 L5		4	1	1	0	0	1	0				
Manny Mota, R OBP: 0.361, SLG: 0.398 Bill Russell, R OBP: 0.265, SLG: 0.327 (1, 7) (9, 9)		0-0 5-3		0-0 SH FC4-6		4-0 S BB		0-0 6-3		2	0	0	0	1	0	0				
Willie Crawford, L OBP: 0.334, SLG: 0.442 (1, 9) (9, 7)		0-3 K		0-0 FC4-6 G3		0-3 K		0-0 CS 1B		4	0	1	0	0	2	3				
Jim Lefebvre, S OBP: 0.314, SLG: 0.384 (1, 4)			0-0 1B FC1-2 1B		0-0 G3		0-0 4-3		0-0 CS	3	0	1	1	0	0	2				
Duke Sims, L OBP: 0.357, SLG: 0.400 (1, 2)			4-0 FC1-2 1B		4-0 FC6-4 IBB			0-0 4-3		1	0	0	0	2	0	0				
Don Sutton, R OBP: 0.242, SLG: 0.239 (1, 1)			0-3 K		0-0 FC6-4			0-0 1B SF8 1B		3	1	1	0	0	1	4				
Inning Stats	R: 0 E: 0 K: 1 S: 5	H: 0 LOB: 0 BB: 0 P: 5	R: 0 E: 0 K: 2 S: 7	H: 0 LOB: 0 BB: 0 P: 7	R: 0 E: 0 K: 1 S: 7	H: 2 LOB: 3 BB: 1 P: 11	R: 1 E: 1 K: 0 S: 5	H: 1 LOB: 2 BB: 1 P: 9	R: 0 E: 0 K: 0 S: 3	H: 0 LOB: 0 BB: 0 P: 3	R: 0 E: 0 K: 1 S: 5	H: 0 LOB: 1 BB: 1 P: 9	R: 1 E: 0 K: 0 S: 5	H: 2 LOB: 1 BB: 0 P: 5	R: 0 E: 0 K: 0 S: 3	H: 1 LOB: 0 BB: 0 P: 3	1B: 6 2B: 0 3B: 0 HR: 0	SF: 1 SAC: 1 DP: 0 HBP: 0	WP: 0 PB: 0 SB: 1 CS: 1	PA: 34
PITCHER Jack Billingham, R ERA: 3.39 (1, 1)	IP: 8.0 WLS: L BF: 33 H: 6 R: 2 ER: 1 SO: 5 BB: 2 IBB: 1 HBP: 0 BLK: 0 WP: 0 HR: 0 S: 40 P: 52 ERA: 1.12 WHIP: 1.000															PITCHER				

Houston Astros @ Los Angeles Dodgers
Dodger Stadium, Los Angeles, CA
Thu Sep 30 1971, 7:05 PM PDT
Att: 52,684 - Unknown

AB	28
R	2
H	6
RBI	2
BB	3
SO	5
LOB	16

