Los Angeles Dodgers - 1972

Batter	1	2	3	4	5	6	7	8	9	AB	R	H	RBI	BB	SO	LOB
Maury Wills, S (1, 6)	6-3		F7		F7		1-3 1-2			4	0	0	0	0	0	3
Bill Buckner, L (1, 3) OBP: 0.250, SLG: 0.500	4-3		G3			2B 2B	E1 2-3			4	1	1	0	0	0	1
Willie Davis, L (1, 8) OBP: 0.250, SLG: 0.500	1B 2B			L9		P6	F9			4	1	1	0	0	0	3
Frank Robinson, R (1, 9) OBP: 0.250, SLG: 0.250	2-H 1B			F8		S S S K		4-3		4	0	1	1	0	1	1
Jim Lefebvre, S (1, 4) OBP: 0.250, SLG: 0.500	F8			G3		2-H 2B		S S S K		4	0	1	1	0	1	1
Willie Crawford, L (1, 7) OBP: 0.250, SLG: 0.250		G3			FC5-4 E 1B	4-3		S S S K		4	0	1	0	0	1	1
Jim Brewer, L (8, 1)										0	0	0	0	0	0	0
Duke Sims, L (1, 2) OBP: 0.250, SLG: 1.000		G3			E4 FC5-4 1-2		HR		4-3	4	1	1	1	0	0	1
Billy Grabarkewitz, R (1, 5)		6-3			FC5-4 1-2f 2-3		F8		5-3	4	0	0	0	0	0	2
Steve Garvey, R (9, 5)										0	0	0	0	0	0	0
Don Sutton, R (1, 1) OBP: 0.333, SLG: 0.333			4-3		F3		E 1-3 1B		4-3	3	0	1	0	0	0	2
Manny Mota, R (8, 7)										1	0	0	0	0	0	0
Inning Stats	R: 1 E: 0 K: 0 S: 5 H: 2 LOB: 1 BB: 0 P: 5	R: 0 E: 0 K: 0 S: 3 H: 0 LOB: 0 BB: 0 P: 3	R: 0 E: 0 K: 0 S: 3 H: 0 LOB: 0 BB: 0 P: 3	R: 0 E: 0 K: 0 S: 3 H: 0 LOB: 0 BB: 0 P: 3	R: 0 E: 1 K: 0 S: 5 H: 1 LOB: 2 BB: 0 P: 5	R: 1 E: 0 K: 1 S: 7 H: 2 LOB: 1 BB: 0 P: 7	R: 1 E: 1 K: 0 S: 6 H: 2 LOB: 2 BB: 0 P: 6	R: 0 E: 0 K: 2 S: 7 H: 0 LOB: 0 BB: 0 P: 7	R: 0 E: 0 K: 0 S: 3 H: 0 LOB: 0 BB: 0 P: 3	1B: 3 2B: 3 3B: 0 HR: 1	SF: 0 SAC: 0 DP: 0 HBP: 0						

PITCHER	IP	WLS	BF	H	R	ER	SO	BB	IBB	HBP	BLK	WP	HR	S	P	ERA	WHIP
Jack Billingham, R (1, 1) ERA: 3.18	5.2	L	23	5	2	2	1	0	0	0	0	0	0	25	25	3.18	0.882
Tom Hall, L (6, 1) ERA: 3.86	2.1		10	2	1	1	2	0	0	0	0	0	1	14	14	3.86	0.857
Jim McGlothlin, R (9, 1) ERA:	1.0		3	0	0	0	0	0	0	0	0	0	0	3	3	0.00	0.000

PITCHER	IP	WLS	BF	H	R	ER	SO	BB	IBB	HBP	BLK	WP	HR	S	P	ERA	WHIP

TOP

Los Angeles Dodgers @ Cincinnati Reds

Riverfront Stadium, Cincinnati, OH

Sat Apr 15 1972, 3:33 AM EST

Att. 37,895 - Unknown

livebaseballscorecards.com

AB	36
R	3
H	7
RBI	3
BB	0
SO	3
LOB	15

WP: 0	PA: 36		
PB: 0			
SB: 0			
CS: 0			

Batter	1	2	3	4	5	6	7	8	9	AB	R	H	RBI	BB	SO	LOB
Pete Rose, S (1, 7) OBP: 0.667, SLG: 1.000	G3 FC1-2 2B		1B			CI BB		L9 ②		3	0	2	0	0	0	0
Joe Morgan, L (1, 4)	G3 ① 2-3		F7 ②			4-0 1-2 BB		F9 ③		3	0	0	0	1	0	2
Bobby Tolan, L (1, 8)	FC1-2 ② WP 3-H		K ③			K ①			K ①	4	0	0	0	0	3	4
Johnny Bench, R (1, 2)	4-3 ③ 1-2			3-1 ①		P2 ②			F9 ②	4	0	0	0	0	0	3
Tony Perez, R (1, 3)		K ①		5-3 ②		F2 ③			K ③	4	0	0	0	0	2	2
Denis Menke, R (1, 5) OBP: 0.333, SLG: 1.333		HR		6-3 ③			E5 G4-6-3			3	1	1	1	0	0	0
Cesar Geronimo, L (1, 9)		4-3 ②			P6 ①		G4-6-3 ①② 1-2f			3	0	0	0	0	0	1
Dave Concepcion, R (1, 6)		1-3 ③			6-3 ②		F8 ③			3	0	0	0	0	0	0
Jack Billingham, R (1, 1) Tom Hall, L (6, 1) Julian Javier, R (8, PH) Jim McGlothlin, R (9, 1)			K ①		K ③			4-3 ①		2 0 1 0	0 0 0 0	0 0 0 0	0 0 0 0	0 0 0 0	2 0 0 0	0 0 0 0
Inning Stats	R: 0 E: 0 K: 0 S: 4 H: 1 LOB: 1 BB: 0 P: 4	R: 1 E: 0 K: 1 S: 6 H: 1 LOB: 0 BB: 0 P: 6	R: 0 E: 0 K: 2 S: 8 H: 1 LOB: 1 BB: 0 P: 8	R: 0 E: 0 K: 0 S: 3 H: 0 LOB: 0 BB: 0 P: 3	R: 0 E: 0 K: 1 S: 5 H: 0 LOB: 0 BB: 0 P: 5	R: 0 E: 1 K: 1 S: 6 H: 0 LOB: 2 BB: 1 P: 10	R: 0 E: 1 K: 0 S: 3 H: 0 LOB: 0 BB: 0 P: 3	R: 0 E: 0 K: 0 S: 3 H: 0 LOB: 0 BB: 0 P: 3	R: 0 E: 0 K: 2 S: 7 H: 0 LOB: 0 BB: 0 P: 7	1B: 1 2B: 1 3B: 0 HR: 1	SF: 0 SAC: 0 DP: 1 HBP: 0			WP: 1 PB: 0 SB: 0 CS: 0		PA: 32	

PITCHER		IP	WLS	BF	H	R	ER	SO	BB	IBB	HBP	BLK	WP	HR	S	P	ERA	WHIP
Don Sutton, R ERA: 1.29	(1, 1)	7.0	W	26	3	1	1	5	1	0	0	0	1	1	35	39	1.29	0.571
Jim Brewer, L ERA:	(8, 1)	2.0	S	6	0	0	0	2	0	0	0	0	0	0	10	10	0.00	0.000

PITCHER	IP	WLS	BF	H	R	ER	SO	BB	IBB	HBP	BLK	WP	HR	S	P	ERA	WHIP

BOTTOM

Los Angeles Dodgers @ Cincinnati Reds

Riverfront Stadium, Cincinnati, OH

Sat Apr 15 1972, 3:33 AM EST

Att. 37,895 - Unknown

livebaseballscorecards.com

AB	30
R	1
H	3
RBI	1
BB	1
SO	7
LOB	12

Los Angeles Dodgers @ Cincinnati Reds

Riverfront Stadium, Cincinnati, OH

Sun Apr 16 1972, 3:33 AM EST

Att. 16,410 - Overcast

TOP

livebaseballscorecards.com

Batter	1	2	3	4	5	6	7	8	9	AB	R	H	RBI	BB	SO	LOB
Maury Wills, S (1, 6)	F8		F7			K			G5-4-3 1-2f	4	0	0	0	0	1	1
Bill Buckner, L (1, 3) OBP: 0.125, SLG: 0.250	3-1			L3			K		4-3	4	0	0	0	0	1	0
Willie Davis, L (1, 8) OBP: 0.143, SLG: 0.286	K			F8			F7			3	0	0	0	0	1	0
Frank Robinson, R (1, 9) OBP: 0.143, SLG: 0.143		K		K			6-3			3	0	0	0	0	2	0
Jim Lefebvre, S (1, 4) OBP: 0.429, SLG: 0.714		1B 1B			1-3			E G1-4-3 2B		3	1	2	0	0	0	0
Willie Crawford, L (1, 7) OBP: 0.286, SLG: 0.286		G4-6-3 1-2 1B			F5			E1 G1-4-3 2-3		3	0	1	0	0	0	1
Duke Sims, L (1, 2) OBP: 0.200, SLG: 0.800		G4-6-3 1-2f			F2			G1-4-3 1-2f 3-H		1	0	0	0	0	0	2
Dick Dietz, R (2, 2)										2	0	0	0	0	0	1
Billy Grabarkewitz, R (1, 5)			P5			F2		K		3	0	0	0	0	1	0
Al Downing, R (1, 1)			L9			6-3			G5-4-3 BB	2	0	0	0	0	0	0
Pete Mikkelsen, R (7, 1)										0	0	0	0	0	0	0
Mike Strahler, R (8, 1)										0	0	0	0	0	0	0
Steve Garvey, R (9, PH)										0	0	0	0	1	0	0

	AB	R	H	RBI	BB	SO	LOB
	28	1	3	0	1	6	5

Inning Stats	1	2	3	4	5	6	7	8	9	1B	SF	WP	PA
R	0	0	0	0	0	0	0	1	0	2	0	0	29
E	0	0	0	0	0	0	0	0	0	1	0	0	
K	1	1	0	1	0	1	1	1	0	0	0	0	
S	5	6	3	5	3	5	5	6	2	0	3	0	
H	0	2	0	0	0	0	0	1	0	2B	SAC	PB	
LOB	0	1	0	0	0	0	0	0	0	1	0	0	
BB	0	0	0	0	0	0	0	0	1	0	0	0	
P	5	6	3	5	3	5	5	6	6	3B	DP	SB	
										0	3	0	
										HR	HBP	CS	
										0	0	0	

PITCHER		IP	WLS	BF	H	R	ER	SO	BB	IBB	HBP	BLK	WP	HR	S	P	ERA	WHIP
Gary Nolan, R	(1, 1)	7.0	W	22	2	0	0	5	0	0	0	0	0	0	32	32	0.00	0.286
ERA:																		
Clay Carroll, R	(8, 1)	2.0	S	7	1	1	0	1	1	0	0	0	0	0	8	12	0.00	1.000
ERA:																		

PITCHER	IP	WLS	BF	H	R	ER	SO	BB	IBB	HBP	BLK	WP	HR	S	P	ERA	WHIP

Batter	1	2	3	4	5	6	7	8	9	AB	R	H	RBI	BB	SO	LOB
Pete Rose, S (1, 7) OBP: 0.375, SLG: 0.429	6-3		FC6-4 (FC3-6) 1-2f		K		4-3	E BB		4	1	0	0	1	1	1
Joe Morgan, L (1, 4) OBP: 0.333, SLG: 0.429	4-3		FC3-6 (S) 1-2f		F7		WP S E BB	E4 1-H 2-H 3-H 3B		4	2	1	3	1	0	1
Bobby Tolan, L (1, 8) OBP: 0.333, SLG: 0.375 Cesar Geronimo, L (9, 8)	S 1B		2-3 1-2		P6		E S 1-3 BB	2B 2B		4 0	1 0	2 0	0 0	1 0	0 0	1 0
Johnny Bench, R (1, 2) OBP: 0.333, SLG: 0.286	BB 1-2			F3		1B BB E BB	E5 1-3 3-H	2B 2-H		3	1	1	1	2	0	1
Tony Perez, R (1, 3) OBP: 0.333, SLG: 0.571	K			HR		E G1-6-3 1-2 BB	K	BB		3	2	1	1	2	2	4
Denis Menke, R (1, 5) OBP: 0.625, SLG: 1.000		E7 F8 9-2 1B		1B BB		E3 G1-6-3 1-3 2-H 1B		2B 1B 1B P4		4	1	3	0	1	0	2
George Foster, R (1, 9) OBP: 0.400, SLG: 0.600		F8 2-3		1-2 1B		G1-6-3 1-2f 3-H		1B E 1-3 2B P4		5	1	2	0	0	0	4
Dave Concepcion, R (1, 6) OBP: 0.143, SLG: 0.143		9-2 3-Hf		F8		K		S E 2-3 3-H 1B		4	1	1	1	0	1	3
Gary Nolan, R (1, 1) Bernie Carbo, L (7, PH) Clay Carroll, R (8, 1)			FC6-4 BB	K			F7	K 1-2		1 1 1	0 0 0	0 0 0	0 0 0	1 0 0	1 0 1	2 0 2
Inning Stats	R: 0 E: 0 K: 1 S: 6 H: 1 LOB: 2 BB: 1 P: 10	R: 0 E: 1 K: 0 S: 3 H: 1 LOB: 0 BB: 0 P: 3	R: 0 E: 0 K: 0 S: 3 H: 0 LOB: 1 BB: 1 P: 7	R: 1 E: 0 K: 1 S: 7 H: 2 LOB: 2 BB: 1 P: 11	R: 0 E: 0 K: 1 S: 5 H: 0 LOB: 0 BB: 0 P: 5	R: 2 E: 1 K: 1 S: 5 H: 1 LOB: 0 BB: 2 P: 13	R: 1 E: 1 K: 1 S: 6 H: 0 LOB: 2 BB: 2 P: 14	R: 6 E: 1 K: 1 S: 11 H: 6 LOB: 2 BB: 2 P: 19		1B: 6 2B: 4 3B: 1 HR: 1 SF: 0 SAC: 0 DP: 2 HBP: 0						

PITCHER		IP	WLS	BF	H	R	ER	SO	BB	IBB	HBP	BLK	WP	HR	S	P	ERA	WHIP
Al Downing, L ERA: 2.7	(1, 1)	6.2	L	30	5	4	2	4	7	0	0	0	1	1	31	59	2.70	1.800
Pete Mikkelsen, R ERA: 81.0	(7, 1)	0.2		9	5	6	6	2	1	0	0	0	0	0	12	16	81.00	9.000
Mike Strahler, R ERA:	(8, 1)	0.2		4	1	0	0	0	1	0	0	0	0	0	3	7	0.00	3.000

PITCHER		IP	WLS	BF	H	R	ER	SO	BB	IBB	HBP	BLK	WP	HR	S	P	ERA	WHIP

BOTTOM

Los Angeles Dodgers @ Cincinnati Reds

Riverfront Stadium, Cincinnati, OH

Sun Apr 16 1972, 3:33 AM EST

Att. 16,410 - Overcast

livebaseballscorecards.com

AB	34
R	10
H	11
RBI	6
BB	9
SO	6
LOB	21

WP: 1 PB: 0 SB: 5 CS: 0

PA: 43

Batter	1	2	3	4	5	6	7	8	9	AB	R	H	RBI	BB	SO	LOB
Maury Wills, S (1, 6)	SSS 0-3 ① K	x 0-0 ② F3	x 0-0 ③ F8		x 0-0 ③ F8			x 0-0 ① 1-3	x 0-0 ② F8	6	0	0	0	0	1	7
Manny Mota, R (1, 7) OBP: 0.714, SLG: 1.167	x 0-0 ② F9	BBBB 4-0 BB 1B BB		x 0-0 5-3 1B		x 0-0 1B 1B		x 0-0 HR 1B	x 0-0 2-H HR	5	2	4	2	1	0	0
Willie Davis, L (1, 8) OBP: 0.385, SLG: 0.667	x 0-0 BB 1B 1B	x 0-0 BB 1-2 2-3 3-H 1B		x 0-0 ① F8		x 0-0 ① F9		x 0-0 1-H HR	BBBB 4-0 BB	5	2	3	3	1	0	2
Frank Robinson, R (1, 9) OBP: 0.385, SLG: 0.200 Bill Russell, R (9, 9)	BBBB 4-0 1B 1-2 BB	BBBB 4-0 1-2 2-3 3-H BB		x 0-0 ② 5-3 1-2		x 0-0 1-2 1B		BBBB 4-0 1B E BB	x 0-0 ③ F5	3 0	1 0	1 0	1 0	3 0	0 0	2 0
Jim Lefebvre, S (1, 4) OBP: 0.333, SLG: 0.500	x 0-0 FC6-4 1-2 2-H 1B	x 0-0 ③ F6		x 0-0 ③ P6		x 0-0 ② F7		x 0-0 ② F9		5	0	1	1	0	0	7
Wes Parker, S (1, 3) OBP: 0.400, SLG: 0.400	x 0-0 ③ FC6-4 1-2f		x 0-0 ① F8		x 0-0 FC1-5 1B 1B	x 0-0 ③ L9		x 0-0 E9 1-H 1B		5	0	2	0	0	0	4
Steve Garvey, R (1, 5) OBP: 0.500, SLG: 0.600		x 0-0 SH1-4 1B 1B 1B	x 0-0 FC6-5 2B		x 0-0 ① F8		x 0-0 ① G3	x 0-0 ③ F9		5	1	2	0	0	0	2
Chris Cannizzaro, R (1, 2) OBP: 0.600, SLG: 0.500		x 0-0 1B SH1-4 1-2 BB 1B	x 0-0 ② FC6-5 1B 2-3		x 0-0 FC1-5 1-2 1B		SSS 0-3 ② K		BBBB 4-0 SH1-4 HR BB	4	2	2	0	1	1	1
Bill Singer, R (1, 1) OBP: 0.333, SLG: 0.333 Hoyt Wilhelm, R (8, 1)		x 0-0 ① SH1-4 1-2 2-3	x 0-0 1-3 1B		x 0-0 ② FC1-5 1-2 2-3f		SSS 0-3 ③ K		x 0-0 ① SH1-4 1-2	3 0	0 0	1 0	0 0	0 0	1 0	2 0
Inning Stats	R: 1 E: 0 K: 1 S: 7 H: 2 LOB: 2 BB: 1 P: 11	R: 2 E: 0 K: 0 S: 6 H: 3 LOB: 3 BB: 2 P: 14	R: 0 E: 0 K: 0 S: 5 H: 2 LOB: 2 BB: 0 P: 5	R: 0 E: 0 K: 0 S: 4 H: 1 LOB: 1 BB: 0 P: 4	R: 0 E: 0 K: 0 S: 5 H: 2 LOB: 2 BB: 0 P: 5	R: 0 E: 0 K: 0 S: 5 H: 2 LOB: 2 BB: 0 P: 5	R: 0 E: 0 K: 2 S: 7 H: 0 LOB: 0 BB: 0 P: 7	R: 3 E: 1 K: 0 S: 6 H: 3 LOB: 1 BB: 1 P: 10	R: 2 E: 0 K: 0 S: 4 H: 1 LOB: 1 BB: 2 P: 12	1B: 13 2B: 1 3B: 0 HR: 2	SF: 0 SAC: 2 DP: 0 HBP: 0						

PITCHER		IP	WLS	BF	H	R	ER	SO	BB	IBB	HBP	BLK	WP	HR	S	P	ERA	WHIP
George Stone, L ERA: 16.2	(1, 1)	1.2	L	13	5	3	3	1	3	0	0	0	0	0	12	24	16.20	4.800
Gary Neibauer, R ERA: 3.18	(2, 1)	5.2		27	9	3	2	2	1	0	0	0	0	1	30	34	3.18	1.765
Mike McQueen, L ERA: 10.8	(8, 1)	1.2		9	2	2	2	0	2	0	0	0	0	1	7	15	10.80	2.400

PITCHER	IP	WLS	BF	H	R	ER	SO	BB	IBB	HBP	BLK	WP	HR	S	P	ERA	WHIP

TOP

Los Angeles Dodgers @ Atlanta Braves

Atlanta Stadium, Atlanta, GA

Mon Apr 17 1972, 6:05 PM EST

Att. 20,203 - Unknown

livebaseballscorecards.com

AB	41
R	8
H	16
RBI	7
BB	6
SO	3
LOB	27

WP: 0	PA: 49																	
PB: 0																		
SB: 0																		
CS: 0																		

BOTTOM

Los Angeles Dodgers @ Atlanta Braves

Atlanta Stadium, Atlanta, GA

Mon Apr 17 1972, 6:05 PM EST

Att. 20,203 - Unknown

livebaseballscorecards.com

Batter	1	2	3	4	5	6	7	8	9	AB	R	H	RBI	BB	SO	LOB
Felix Millan, R (1, 4) OBP: 0.263, SLG: 0.235	F7			F7		F8		F2		4	0	0	0	0	0	1
Ralph Garr, L (1, 7) OBP: 0.529, SLG: 0.563	1-3			K		1B		G3		4	0	1	0	0	1	1
Hank Aaron, R (1, 3) OBP: 0.286, SLG: 0.091	4-3			F7		1-3 1B			F5	4	0	1	0	0	0	0
Earl Williams, R (1, 2) OBP: 0.444, SLG: 0.533		K			HR 1B	F9			K 1B WP	4	2	1	0	0	2	2
Darrell Evans, L (1, 5) OBP: 0.389, SLG: 0.500		G3			1-H HR		F7		F8	4	1	1	2	0	0	1
Mike Lum, L (1, 9) OBP: 0.294, SLG: 0.143		5-3			5-3		F8		WP 1-2 1B	3	0	0	0	0	0	0
Mike McQueen, L (8, 1)										0	0	0	0	0	0	0
Jim Breazeale, L (9, PH) OBP: 0.200, SLG: 0.200										1	0	1	0	0	0	0
Dusty Baker Jr., R (1, 8) OBP: 0.071, SLG: 0.071			K		1-3		6-3		F8 1-3 2-H	4	0	0	0	0	1	1
Marty Perez, R (1, 6) OBP: 0.467, SLG: 0.417			F8		5-3			K		3	0	0	0	0	1	0
George Stone, L (1, 1)			K			K				0	0	0	0	0	0	0
Gary Neibauer, R (2, 1)										2	0	0	0	0	2	0
Oscar Brown, R (8, 9) OBP: 0.333, SLG: 0.333								1B		1	0	1	0	0	0	0
Inning Stats	R: 0 E: 0 K: 0 S: 3 / H: 0 LOB: 0 BB: 0 P: 3	R: 0 E: 0 K: 1 S: 5 / H: 0 LOB: 0 BB: 0 P: 5	R: 0 E: 0 K: 2 S: 7 / H: 0 LOB: 0 BB: 0 P: 7	R: 0 E: 0 K: 1 S: 5 / H: 0 LOB: 0 BB: 0 P: 5	R: 2 E: 0 K: 0 S: 5 / H: 2 LOB: 0 BB: 0 P: 5	R: 0 E: 0 K: 1 S: 7 / H: 2 LOB: 2 BB: 0 P: 7	R: 0 E: 0 K: 0 S: 3 / H: 0 LOB: 0 BB: 0 P: 3	R: 0 E: 0 K: 1 S: 6 / H: 1 LOB: 1 BB: 0 P: 6	R: 1 E: 0 K: 1 S: 7 / H: 1 LOB: 1 BB: 0 P: 7	1B: 5 2B: 0 3B: 0 HR: 1	SF: 0 SAC: 0 DP: 0 HBP: 0						

	AB	34
	R	3
	H	6
	RBI	2
	BB	0
	SO	7
	LOB	6

WP: 2 PB: 1 SB: 0 CS: 0 PA: 34

PITCHER		IP	WLS	BF	H	R	ER	SO	BB	IBB	HBP	BLK	WP	HR	S	P	ERA	WHIP
Bill Singer, R ERA: 2.57	(1, 1)	7.0	W	25	4	2	2	5	0	0	0	0	0	1	35	35	2.57	0.571
Hoyt Wilhelm, R ERA:	(8, 1)	2.0	S	9	2	1	0	2	0	0	0	0	1	0	13	13	0.00	1.000

PITCHER	IP	WLS	BF	H	R	ER	SO	BB	IBB	HBP	BLK	WP	HR	S	P	ERA	WHIP

Batter	1	2	3	4	5	6	7	8	9	AB	R	H	RBI	BB	SO	LOB
Maury Wills, S (1, 6)	L5		G3		G3		P4			4	0	0	0	0	0	0
Manny Mota, R (1, 7) OBP: 0.545, SLG: 0.800	4-3		4-3			2B 1B 1B		F8		4	1	1	0	0	0	0
Willie Davis, L (1, 8) OBP: 0.471, SLG: 0.750	E7 1B		P6			1-3 1B 2B		E S 1B		4	1	3	0	0	0	0
Frank Robinson, R (1, 9) OBP: 0.294, SLG: 0.143	K			F9		5-3		K 1-3		4	0	0	0	0	2	4
Jim Brewer, L (8, 1)										0	0	0	0	0	0	0
Jim Lefebvre, S (1, 4) OBP: 0.375, SLG: 0.500		F8		1B 1B		G5-4-3 2-H 3-H 1B		F8		4	0	2	2	0	0	1
Wes Parker, S (1, 3) OBP: 0.333, SLG: 0.333		6-3		G5-4-3 1-3 1B		G5-4-3 1-2f			F8	4	0	1	0	0	0	1
Steve Garvey, R (1, 5) OBP: 0.300, SLG: 0.333		E5 1B		G5-4-3 1-2f			F9		F4	4	0	0	0	0	0	2
Chris Cannizzaro, R (1, 2) OBP: 0.556, SLG: 0.875		1-2 1B			F8		HR		K	4	1	2	1	0	1	0
Tommy John, R (1, 1)		F8			G3		5-3			3	0	0	0	0	0	2
Bill Russell, R (8, 9)										0	0	0	0	0	0	0
Inning Stats	R: 0 E: 1 K: 1 S: 6 H: 1 LOB: 1 BB: 0 P: 6	R: 0 E: 1 K: 0 S: 5 H: 1 LOB: 2 BB: 0 P: 5	R: 0 E: 0 K: 0 S: 3 H: 0 LOB: 0 BB: 0 P: 3	R: 0 E: 0 K: 0 S: 4 H: 2 LOB: 1 BB: 0 P: 4	R: 0 E: 0 K: 0 S: 3 H: 0 LOB: 0 BB: 0 P: 3	R: 2 E: 0 K: 0 S: 5 H: 3 LOB: 0 BB: 0 P: 5	R: 1 E: 0 K: 0 S: 4 H: 1 LOB: 0 BB: 0 P: 4	R: 0 E: 0 K: 1 S: 6 H: 1 LOB: 1 BB: 0 P: 6	R: 0 E: 0 K: 1 S: 5 H: 0 LOB: 0 BB: 0 P: 5	1B: 7 2B: 1 3B: 0 HR: 1 SF: 0 SAC: 0 DP: 2 HBP: 0							

PITCHER	IP	WLS	BF	H	R	ER	SO	BB	IBB	HBP	BLK	WP	HR	S	P	ERA	WHIP
Tom Kelley, R (1, 1) ERA: 3.86	7.0	L	28	8	3	3	1	0	0	0	0	0	1	30	30	3.86	1.143
Ron Schueler, R (8, 1) ERA:	2.0		7	1	0	0	2	0	0	0	0	0	0	11	11	0.00	0.500

PITCHER	IP	WLS	BF	H	R	ER	SO	BB	IBB	HBP	BLK	WP	HR	S	P	ERA	WHIP

TOP

Los Angeles Dodgers @ Atlanta Braves

Atlanta Stadium, Atlanta, GA

Tue Apr 18 1972, 6:05 PM EST

Att. 6,147 - Unknown

livebaseballscorecards.com

AB	35
R	3
H	9
RBI	3
BB	0
SO	3
LOB	10

BOTTOM

Los Angeles Dodgers @ Atlanta Braves

Atlanta Stadium, Atlanta, GA

Tue Apr 18 1972, 6:05 PM EST

Att. 6,147 - Unknown

livebaseballscorecards.com

Batter	1	2	3	4	5	6	7	8	9	AB	R	H	RBI	BB	SO	LOB
Felix Millan, R (1, 4) OBP: 0.261, SLG: 0.200	6-3		F8		6-3 1-2			G4-6-3 BB BB		3	0	0	0	1	0	1
Ralph Garr, L (1, 9) OBP: 0.476, SLG: 0.474	1-3		1-3		6-3			G4-6-3 1-2 BB		3	0	0	0	1	0	1
Hank Aaron, R (1, 3) OBP: 0.278, SLG: 0.071	FC6-4 BB		F5			L5		G4-6-3 1-2f 2-3		3	0	0	0	1	0	2
Earl Williams, R (1, 2) OBP: 0.364, SLG: 0.421	FC6-4 1-2f			6-3		K		F9		4	0	0	0	0	1	2
Rico Carty, R (1, 7) OBP: 0.667, SLG: 0.500		4-3 WP 1B 1B		FC5-4 1B		BB			K	3	1	2	0	1	1	0
Dusty Baker Jr., R (1, 8) OBP: 0.056, SLG: 0.056		4-3 1-3		FC5-4 1-2f		4-3			K	4	0	0	0	0	1	3
Darrell Evans, L (1, 5) OBP: 0.409, SLG: 0.474		1B 3-H		F7			F8		BB	3	0	1	1	1	0	1
Marty Perez, R (1, 6) OBP: 0.474, SLG: 0.400		K			FC3-6 1B		G5-4-3 BB		4-3	3	0	1	0	1	1	2
Tom Kelley, R (1, 1) Paul Casanova, R (7, PH) Ron Schueler, R (8, 1)		K			FC3-6 6-3 1-2f		G5-4-3 1-2f			2 1 0	0 0 0	0 0 0	0 0 0	0 0 0	1 0 0	2 1 0
Inning Stats	R: 0 H: 0 E: 0 LOB: 1 K: 0 BB: 1 S: 3 P: 7	R: 1 H: 2 E: 0 LOB: 1 K: 2 BB: 0 S: 9 P: 9	R: 0 H: 0 E: 0 LOB: 0 K: 0 BB: 0 S: 3 P: 3	R: 0 H: 1 E: 0 LOB: 1 K: 0 BB: 0 S: 4 P: 4	R: 0 H: 1 E: 0 LOB: 1 K: 0 BB: 0 S: 4 P: 4	R: 0 H: 0 E: 0 LOB: 1 K: 1 BB: 1 S: 5 P: 9	R: 0 H: 0 E: 0 LOB: 0 K: 0 BB: 1 S: 2 P: 6	R: 0 H: 0 E: 0 LOB: 1 K: 0 BB: 2 S: 2 P: 10	R: 0 H: 0 E: 0 LOB: 1 K: 2 BB: 1 S: 7 P: 11	1B: 4 SF: 0 2B: 0 SAC: 0 3B: 0 DP: 2 HR: 0 HBP: 0						

	AB	29
	R	1
	H	4
	RBI	1
	BB	6
	SO	5
	LOB	15

PITCHER		IP	WLS	BF	H	R	ER	SO	BB	IBB	HBP	BLK	WP	HR	S	P	ERA	WHIP
Tommy John, L ERA: 1.29	(1, 1)	7.0	W	27	4	1	1	3	3	0	0	0	1	0	30	42	1.29	1.000
Jim Brewer, L ERA:	(8, 1)	2.0	S	8	0	0	0	2	3	0	0	0	0	0	9	21	0.00	1.500

PITCHER	IP	WLS	BF	H	R	ER	SO	BB	IBB	HBP	BLK	WP	HR	S	P	ERA	WHIP

Batter	1	2	3	4	5	6	7	8	9	AB	R	H	RBI	BB	SO	LOB
Maury Wills, S (1, 6) OBP: 0.045, SLG: 0.136	4-3 3B		K2-3			4-3		F7		4	1	1	0	0	1	2
Bill Buckner, L (1, 3) OBP: 0.250, SLG: 0.273	4-3 3-H			4-3			G3 1B		BBBBB E 1B 1B BB	3	0	1	1	1	0	0
Bill Russell, R (9, PR) (9, 9)										0	1	0	0	0	0	0
Willie Davis, L (1, 8) OBP: 0.429, SLG: 0.650	K			F5			G3 1-2		E5 1-3 1B 1B	4	1	1	0	0	1	1
Frank Robinson, R (1, 9) OBP: 0.278, SLG: 0.133	K			5-3			4-3		1B G6-4-3 2-H 3-H 1B	1	0	0	0	0	1	0
Manny Mota, R (4, PH) OBP: 0.500, SLG: 0.692 (4, 7)										3	1	1	2	0	0	1
Jim Lefebvre, S (1, 4) OBP: 0.350, SLG: 0.450		F8			K2-3		F4		G6-4-3 1-3 1B	4	0	1	0	0	1	1
Willie Crawford, L (1, 7) OBP: 0.182, SLG: 0.182 (4, 9)		F9			F7			K	G6-4-3 1-2f 3-H	4	0	0	0	0	1	1
Wes Parker, S (9, 3) OBP: 0.333, SLG: 0.333										0	0	0	0	0	0	0
Steve Garvey, R (1, 5) OBP: 0.286, SLG: 0.308		K			K			SH1-4 E 1B	F7	4	0	1	0	0	2	1
Chris Cannizzaro, R (1, 2) OBP: 0.417, SLG: 0.636			F4			F8		E5 SH1-4 1-2		3	0	0	0	0	0	1
Don Sutton, R (1, 1) OBP: 0.200, SLG: 0.200			F3			F8		SH1-4 1-2 2-3		2	0	0	0	0	0	0
Inning Stats	R: 1 H: 1 E: 0 LOB: 0 K: 2 BB: 0 S: 8 P: 8	R: 0 H: 0 E: 0 LOB: 0 K: 1 BB: 0 S: 5 P: 5	R: 0 H: 0 E: 0 LOB: 0 K: 1 BB: 0 S: 5 P: 5	R: 0 H: 0 E: 0 LOB: 0 K: 0 BB: 0 S: 3 P: 3	R: 0 H: 0 E: 0 LOB: 0 K: 2 BB: 0 S: 7 P: 7	R: 0 H: 0 E: 0 LOB: 0 K: 0 BB: 0 S: 3 P: 3	R: 0 H: 1 E: 0 LOB: 1 K: 0 BB: 0 S: 4 P: 4	R: 0 H: 1 E: 1 LOB: 2 K: 1 BB: 0 S: 7 P: 7	R: 3 H: 3 E: 1 LOB: 1 K: 0 BB: 1 S: 5 P: 9	1B: 5 SF: 0 2B: 0 SAC: 1 3B: 1 DP: 1 HR: 0 HBP: 0						

TOP

Los Angeles Dodgers @ Atlanta Braves

Atlanta Stadium, Atlanta, GA

Wed Apr 19 1972, 6:05 PM EST

Att. 5,391 - Unknown

livebaseballscorecards.com

AB	32
R	4
H	6
RBI	3
BB	1
SO	7
LOB	8

WP: 0 PA: 34
PB: 0
SB: 0
CS: 0

PITCHER		IP	WLS	BF	H	R	ER	SO	BB	IBB	HBP	BLK	WP	HR	S	P	ERA	WHIP
Phil Niekro, R ERA: 4.61	(1, 1)	8.0	L	28	3	1	1	7	0	0	0	0	0	0	42	42	1.12	0.375
Jim Nash, R ERA: 11.57	(9, 1)	1.0		6	3	3	3	0	1	0	0	0	0	0	5	9	27.00	4.000

PITCHER	IP	WLS	BF	H	R	ER	SO	BB	IBB	HBP	BLK	WP	HR	S	P	ERA	WHIP

Los Angeles Dodgers @ Atlanta Braves

Atlanta Stadium, Atlanta, GA

Wed Apr 19 1972, 6:05 PM EST

Att. 5,391 - Unknown

BOTTOM

Batter	1	2	3	4	5	6	7	8	9	AB	R	H	RBI	BB	SO	LOB
Felix Millan, R (1, 4) OBP: 0.222, SLG: 0.167	6-3		5-3		6-3			5-3		4	0	0	0	0	0	1
Ralph Garr, L (1, 9) OBP: 0.400, SLG: 0.391	F9		3-1			4-3			L6	4	0	0	0	0	0	1
Hank Aaron, R (1, 3) OBP: 0.227, SLG: 0.056	5-3			K		F8			6-3	4	0	0	0	0	1	0
Earl Williams, R (1, 2) OBP: 0.308, SLG: 0.348		5-3		L7		1-3			5-3	4	0	0	0	0	0	0
Rico Carty, R (1, 7) OBP: 0.556, SLG: 0.571		2B		E5			6-3			3	0	1	0	0	0	0
Darrell Evans, L (1, 5) OBP: 0.400, SLG: 0.429		K2-3		BB			F8			2	0	0	0	1	1	1
Mike Lum, L (1, 8) OBP: 0.250, SLG: 0.118		F9		G3			4-3			3	0	0	0	0	0	3
Marty Perez, R (1, 6) OBP: 0.455, SLG: 0.389			SH3 1B		F2			F9		3	0	1	0	0	0	0
Phil Niekro, R (1, 1)			SH3 1-2		6-3			4-3		1	0	0	0	0	0	0
Jim Breazeale, L (8, PH) OBP: 0.167, SLG: 0.167										1	0	0	0	0	0	0
Jim Nash, R (9, 1)										0	0	0	0	0	0	0
Inning Stats	R: 0 E: 0 K: 0 S: 3 H: 0 LOB: 0 BB: 0 P: 3	R: 0 E: 0 K: 1 S: 6 H: 1 LOB: 1 BB: 0 P: 6	R: 0 E: 0 K: 0 S: 4 H: 1 LOB: 1 BB: 0 P: 4	R: 0 E: 1 K: 1 S: 6 H: 0 LOB: 2 BB: 1 P: 10	R: 0 E: 0 K: 0 S: 3 H: 0 LOB: 0 BB: 0 P: 3	R: 0 E: 0 K: 0 S: 3 H: 0 LOB: 0 BB: 0 P: 3	R: 0 E: 0 K: 0 S: 3 H: 0 LOB: 0 BB: 0 P: 3	R: 0 E: 0 K: 0 S: 3 H: 0 LOB: 0 BB: 0 P: 3	R: 0 E: 0 K: 0 S: 3 H: 0 LOB: 0 BB: 0 P: 3	1B: 1 2B: 1 3B: 0 HR: 0	SF: 0 SAC: 1 DP: 0 HBP: 0					

PITCHER	IP	WLS	BF	H	R	ER	SO	BB	IBB	HBP	BLK	WP	HR	S	P	ERA	WHIP
Don Sutton, R (1, 1) ERA: 0.56	9.0	W	31	2	0	0	2	1	0	0	0	0	0	34	38	0.00	0.333

PITCHER	IP	WLS	BF	H	R	ER	SO	BB	IBB	HBP	BLK	WP	HR	S	P	ERA	WHIP

AB	29
R	0
H	2
RBI	0
BB	1
SO	2
LOB	6

PB: 0 SB: 0 CS: 0 PA: 31

livebaseballscorecards.com

Batter	1	2	3	4	5	6	7	8	9	AB	R	H	RBI	BB	SO	LOB
Maury Wills, S (1, 6) OBP: 0.115, SLG: 0.192	F9	1B 1B 1-2 2-3 1B	1-3 1B			1-3	6-3		L7	4	1	2	0	0	0	0
Bill Russell, R (7, PH) (7, 6)										2	0	0	0	0	0	3
Manny Mota, R (1, 7) OBP: 0.500, SLG: 0.813	1B 3B	1B 1B 1-2 2-3 3-H 1B	SF9 3-H			1-3		G3		3	2	2	2	0	0	0
Bill Buckner, L (7, 9) OBP: 0.231, SLG: 0.250										1	0	0	0	0	0	0
Willie Davis, L (1, 8) OBP: 0.423, SLG: 0.600	1B 1B 3-H 1B	1B E 1-2 2-H 3-H 1B	L3			E3 WP		3-1		5	2	2	3	0	0	1
Frank Robinson, R (1, 9) OBP: 0.300, SLG: 0.176	F9	E8 1B 1-H 2-H 1B		4-3		1-0 1-2 HBP		F8		2	1	1	1	0	0	1
Willie Crawford, L (2, 9) OBP: 0.214, SLG: 0.154										2	0	0	0	0	0	0
Jim Lefebvre, S (1, 4) OBP: 0.375, SLG: 0.458	1B 1-2 1B	FC6-4 3-H 1B		F9		F3			F8	4	0	2	1	0	0	2
Bobby Valentine, R (7, 4)										1	0	0	0	0	0	0
Wes Parker, S (1, 3) OBP: 0.286, SLG: 0.286	1-3 2-H 1B	FC6-4 G5-4-3 1-2f		6-3			F8		5-3	5	0	1	1	0	0	1
Steve Garvey, R (1, 5) OBP: 0.316, SLG: 0.389	K	G5-4-3 1-2f			K2-3		WP 2B 1B		1B 2B	5	2	2	0	0	2	3
Chris Cannizzaro, R (1, 2) OBP: 0.471, SLG: 0.688		1B 1B 1B 1B	F8		K		1-H 2B		1B 2-H 1B	5	1	3	2	0	1	0
Claude Osteen, L (1, 1) OBP: 0.600, SLG: 0.600		1B 1B 1B 1-2 1B	1B SF9 1B		F7		1-3		1-2 1B	5	2	3	0	0	0	1
Inning Stats	R: 2 E: 0 K: 1 S: 9 H: 4 LOB: 2 BB: 0 P: 9	R: 6 E: 1 K: 0 S: 9 H: 7 LOB: 0 BB: 0 P: 9	R: 1 E: 0 K: 0 S: 5 H: 2 LOB: 1 BB: 0 P: 5	R: 0 E: 0 K: 0 S: 3 H: 0 LOB: 0 BB: 0 P: 3	R: 0 E: 0 K: 2 S: 7 H: 0 LOB: 0 BB: 0 P: 7	R: 0 E: 1 K: 0 S: 4 H: 0 LOB: 2 BB: 0 P: 5	R: 1 E: 0 K: 0 S: 5 H: 2 LOB: 1 BB: 0 P: 5	R: 0 E: 0 K: 0 S: 3 H: 0 LOB: 0 BB: 0 P: 3	R: 1 E: 0 K: 0 S: 6 H: 3 LOB: 2 BB: 0 P: 6	1B: 15 2B: 2 3B: 1 HR: 0 SF: 1 SAC: 0 DP: 1 HBP: 1						

PITCHER		IP	WLS	BF	H	R	ER	SO	BB	IBB	HBP	BLK	WP	HR	S	P	ERA	WHIP
George Stone, L ERA: 30.38	(1, 1)	1.0	L	11	8	6	6	1	0	0	0	0	0	0	13	13	54.00	8.000
Steve Barber, L ERA: 5.0	(2, 1)	8.0		35	10	5	5	2	0	0	1	0	2	0	38	39	5.62	1.250

PITCHER	IP	WLS	BF	H	R	ER	SO	BB	IBB	HBP	BLK	WP	HR	S	P	ERA	WHIP

TOP

Los Angeles Dodgers @ Atlanta Braves

Atlanta Stadium, Atlanta, GA

Thu Apr 20 1972, 6:05 PM EST

Att. 5,031 - Unknown

livebaseballscorecards.com

AB	44
R	11
H	18
RBI	10
BB	0
SO	3
LOB	12

WP: 2	PA: 46		
PB: 0			
SB: 0			
CS: 0			

Batter	1	2	3	4	5	6	7	8	9	AB	R	H	RBI	BB	SO	LOB
Ralph Garr, L (1, 9) OBP: 0.345, SLG: 0.333	6-3		K		G3			F8		4	0	0	0	0	1	1
Felix Millan, R (1, 4) OBP: 0.258, SLG: 0.185	FC6-4 BB		F8			P4		1B		3	0	1	0	1	0	0
Hank Aaron, R (1, 3) OBP: 0.192, SLG: 0.045	FC6-4 1B 1-2f		F9			5-3		P6		4	0	0	0	0	0	2
Rico Carty, R (1, 7) OBP: 0.545, SLG: 0.556	1-2 1B			F8		1B			HR	2	0	1	0	0	0	0
Oscar Brown, R (5, 7) OBP: 0.600, SLG: 1.200										2	1	2	1	0	0	0
Earl Williams, R (1, 5) OBP: 0.300, SLG: 0.333	6-3			5-3		F9			G4-6-3 1B	4	0	1	0	0	0	3
Dusty Baker Jr., R (1, 8) OBP: 0.045, SLG: 0.045		F9		5-3			P4		K	4	0	0	0	0	1	1
Paul Casanova, R (1, 2) OBP: 0.200, SLG: 0.400		2B			F8		F7		G4-6-3 1-2f	4	0	1	0	0	0	1
Marty Perez, R (1, 6) OBP: 0.400, SLG: 0.333		5-3			P3		6-3			3	0	0	0	0	0	1
George Stone, L (1, 1)		4-3			1B			F7		0	0	0	0	0	0	0
Steve Barber, L (2, 1) OBP: 0.333, SLG: 0.333										3	0	1	0	0	0	1
Inning Stats	R: 0 H: 1 E: 0 LOB: 2 K: 0 BB: 1 S: 4 P: 8	R: 0 H: 1 E: 0 LOB: 1 K: 0 BB: 0 S: 4 P: 4	R: 0 H: 0 E: 0 LOB: 0 K: 1 BB: 0 S: 5 P: 5	R: 0 H: 0 E: 0 LOB: 0 K: 0 BB: 0 S: 3 P: 3	R: 0 H: 1 E: 0 LOB: 1 K: 0 BB: 0 S: 4 P: 4	R: 0 H: 1 E: 0 LOB: 1 K: 0 BB: 0 S: 4 P: 4	R: 0 H: 0 E: 0 LOB: 0 K: 0 BB: 0 S: 3 P: 3	R: 0 H: 1 E: 0 LOB: 1 K: 0 BB: 0 S: 4 P: 4	R: 1 H: 2 E: 0 LOB: 0 K: 1 BB: 0 S: 6 P: 6	1B: 5 SF: 0 2B: 1 SAC: 0 3B: 0 DP: 1 HR: 1 HBP: 0						

PITCHER	IP	WLS	BF	H	R	ER	SO	BB	IBB	HBP	BLK	WP	HR	S	P	ERA	WHIP
Claude Osteen, L (1, 1) ERA: 1.0	9.0	W	34	7	1	1	2	1	0	0	0	0	1	37	41	1.00	0.889

PITCHER	IP	WLS	BF	H	R	ER	SO	BB	IBB	HBP	BLK	WP	HR	S	P	ERA	WHIP

BOTTOM

Los Angeles Dodgers @ Atlanta Braves

Atlanta Stadium, Atlanta, GA

Thu Apr 20 1972, 6:05 PM EST

Att. 5,031 - Unknown

livebaseballscorecards.com

AB	33
R	1
H	7
RBI	1
BB	1
SO	2
LOB	10

WP: 0	PA: 34		
PB: 0			
SB: 0			
CS: 0			

San Diego Padres @ Los Angeles Dodgers

Dodger Stadium, Los Angeles, CA

Fri Apr 21 1972, 6:05 PM PST

Att. 30,320 - Unknown

TOP

livebaseballscorecards.com

Batter	1	2	3	4	5	6	7	8	9	AB	R	H	RBI	BB	SO	LOB
Enzo Hernandez, R (1, 6) OBP: 0.143, SLG: 0.150	4-3		4-3			5-3		P6		3	0	0	0	0	0	1
Gary Ross, R (6, 1)										0	0	0	0	0	0	0
Jerry Morales, R (8, PH) OBP: 0.250, SLG: 0.250										1	0	0	0	0	0	1
Ron Taylor, R (8, 1)										0	0	0	0	0	0	0
Derrel Thomas, S (1, 4) OBP: 0.435, SLG: 0.368	6-3			K		K		FC5 1-H 2B		4	0	1	1	0	2	0
Johnny Jeter, R (1, 8) OBP: 0.529, SLG: 0.688	F7			BB			F8	FC5 2-3		3	0	0	0	1	0	1
Nate Colbert, R (1, 3) OBP: 0.222, SLG: 0.520		6-3		L6			K		E6 1B 1B	4	1	0	0	0	1	1
Ollie Brown, R (1, 9) OBP: 0.267, SLG: 0.214		F4		L6			BB 1B		G6-4-3 1-2 1B	3	0	1	0	1	0	1
Cito Gaston, R (1, 7) OBP: 0.333, SLG: 0.400		K			6-3		FC6-4 1-2 1B		G6-4-3 1-2 2-H 1B	4	0	2	1	0	1	0
Dave Campbell, R (1, 5) OBP: 0.235, SLG: 0.188			1B		F3		FC6-4 1-2f		G6-4-3 1-2f 2-3	4	0	1	0	0	0	4
Bob Barton, R (1, 2) OBP: 0.111, SLG: 0.111			K		6-3			6-3	F9	4	0	0	0	0	1	2
Bill Greif, R (1, 1)										0	0	0	0	0	0	0
Ed Acosta, S (2, 1)										1	0	0	0	0	1	1
Rafael Robles, R (6, PH) OBP: 0.167, SLG: 0.167										2	1	1	0	0	0	0
(6, 6)						6-3		2B 1B								

	AB	33
	R	2
	H	6
	RBI	2
	BB	2
	SO	6
	LOB	12

Inning Stats										
	R: 0 H: 0 E: 0 LOB: 0 K: 0 BB: 0 S: 3 P: 3	R: 0 H: 0 E: 0 LOB: 0 K: 1 BB: 0 S: 5 P: 5	R: 0 H: 1 E: 0 LOB: 1 K: 2 BB: 0 S: 8 P: 8	R: 0 H: 0 E: 0 LOB: 1 K: 1 BB: 1 S: 5 P: 9	R: 0 H: 0 E: 0 LOB: 0 K: 0 BB: 0 S: 3 P: 3	R: 0 H: 0 E: 0 LOB: 0 K: 1 BB: 0 S: 5 P: 5	R: 0 H: 1 E: 0 LOB: 2 K: 1 BB: 1 S: 6 P: 10	R: 1 H: 2 E: 0 LOB: 1 K: 0 BB: 0 S: 5 P: 5	R: 1 H: 2 E: 1 LOB: 1 K: 0 BB: 0 S: 5 P: 5	1B: 5 SF: 0 2B: 1 SAC: 0 3B: 0 DP: 1 HR: 0 HBP: 0	WP: 0 PA: 35 PB: 0 SB: 0 CS: 0

PITCHER	IP	WLS	BF	H	R	ER	SO	BB	IBB	HBP	BLK	WP	HR	S	P	ERA	WHIP
Al Downing, L (1, 1) ERA: 1.72	9.0	W	35	6	2	1	6	2	0	0	0	0	0	45	53	1.00	0.889

PITCHER	IP	WLS	BF	H	R	ER	SO	BB	IBB	HBP	BLK	WP	HR	S	P	ERA	WHIP

Batter	1	2	3	4	5	6	7	8	9	AB	R	H	RBI	BB	SO	LOB
Maury Wills, S (1, 6) OBP: 0.143, SLG: 0.214	0-0 ① 1B, FC3-2-5-3, 1B	0-0 ① SH5-4 1-2 2-3	0-0 ② F5		S S S 0-3 ③ K		0-0 ③ 6-3			2	0	1	0	0	0	1
Bill Russell, R (5, PH) (6, 6)										2	0	0	0	0	1	1
Manny Mota, R (1, 7) OBP: 0.524, SLG: 0.789	0-0 FC3-2-5-3 1-3 1B 1B	0-0 F9 2-H 3-H 1B 1B	0-0 ③ F9			0-0 ① 4-3		0-0 ① F7		3	2	2	2	0	0	1
Bill Buckner, L (6, 9) OBP: 0.200, SLG: 0.214										2	0	0	0	0	0	0
Willie Davis, L (1, 8) OBP: 0.419, SLG: 0.667	0-0 ① FC3-2-5-3 1-3 3-H 1B	0-0 ② F9 2-3		0-0 2B SF8 1B	S S S 0-3 ② K	0-0 HR				5	3	2	1	0	1	3
Billy Grabarkewitz, R (9, 4)										0	0	0	0	0	0	0
Frank Robinson, R (1, 9) OBP: 0.364, SLG: 0.263	0-0 4-3 2-H 3-H 1B 1B	0-0 HR 3-H 1B		0-0 SF8 1-3 2B	B B B B 4-0 1B BB			0-0 HR		2	2	2	3	0	0	0
Willie Crawford, L (3, 9) OBP: 0.353, SLG: 0.533										2	1	2	1	1	0	0
Jim Lefebvre, S (1, 4) OBP: 0.393, SLG: 0.571	0-0 ② 4-3 2-3	0-0 1-H HR		0-0 ① F8		0-0 1-3 1B		0-0 ② L3		4	1	2	2	0	0	3
Bobby Valentine, R (7, 4)										1	0	0	0	0	0	0
Wes Parker, S (1, 3) OBP: 0.316, SLG: 0.294	0-0 WP 1B 3-H 1B	B B B B 4-0 BB		0-0 ② SF8 2-3 3-H		0-0 ③ L1		0-0 ③ L6		3	1	1	2	1	0	2
Steve Garvey, R (1, 5) OBP: 0.348, SLG: 0.409	0-0 ③ 1-H 1B	0-0 ③ 4-3		0-0 ③ 6-3			0-0 FC3-6 1B			4	0	2	1	0	0	2
Chris Cannizzaro, R (1, 2) OBP: 0.429, SLG: 0.600		0-0 SH5-4 BB 1B 1B	0-0 ① 4-3		S S S 0-3 ① K		0-0 ① FC3-6 1-2f			4	1	1	0	0	1	1
Al Downing, R (1, 1) OBP: 0.333, SLG: 0.200		B B B B 4-0 1-2 SH5-4 1B BB	0-0 1B		S S S 0-3 ② K		0-0 ② 4-3			3	1	1	0	1	1	1
Inning Stats	R: 4 H: 5 E: 0 LOB: 1 K: 0 BB: 0 S: 7 P: 7	R: 5 H: 4 E: 0 LOB: 1 K: 0 BB: 2 S: 7 P: 15	R: 0 H: 1 E: 0 LOB: 1 K: 0 BB: 0 S: 4 P: 4	R: 1 H: 2 E: 0 LOB: 1 K: 0 BB: 0 S: 5 P: 5	R: 0 H: 0 E: 0 LOB: 0 K: 3 BB: 0 S: 9 P: 9	R: 0 H: 1 E: 0 LOB: 2 K: 1 BB: 1 S: 6 P: 10	R: 0 H: 1 E: 1 LOB: 1 K: 0 BB: 0 S: 4 P: 4	R: 2 H: 2 E: 0 LOB: 0 K: 0 BB: 0 S: 5 P: 5		1B: 12 SF: 1 2B: 1 SAC: 1 3B: 0 DP: 0 HR: 3 HBP: 0					WP: 1 PA: 42 PB: 0 SB: 0 CS: 0	

PITCHER		IP	WLS	BF	H	R	ER	SO	BB	IBB	HBP	BLK	WP	HR	S	P	ERA	WHIP
Bill Greif, R ERA: 6.1	(1, 1)	1.1	L	11	7	7	7	0	1	0	0	0	1	0	10	14	47.25	6.000
Ed Acosta, R ERA: 7.71	(2, 1)	3.2		17	5	3	3	3	1	0	0	0	0	1	22	26	7.36	1.636
Gary Ross, R ERA: 6.0	(6, 1)	2.0		9	2	0	0	1	1	0	0	0	0	0	10	14	0.00	1.500
Ron Taylor, R ERA: 18.0	(8, 1)	1.0		5	2	2	2	0	0	0	0	0	0	2	5	5	18.00	2.000

PITCHER	IP	WLS	BF	H	R	ER	SO	BB	IBB	HBP	BLK	WP	HR	S	P	ERA	WHIP

BOTTOM

San Diego Padres @ Los Angeles Dodgers

Dodger Stadium, Los Angeles, CA

Fri Apr 21 1972, 6:05 PM PST

Att. 30,320 - Unknown

livebaseballscorecards.com

AB	37
R	12
H	16
RBI	12
BB	3
SO	4
LOB	15

San Diego Padres @ Los Angeles Dodgers

Dodger Stadium, Los Angeles, CA

Sat Apr 22 1972, 6:05 PM PST

Att. 27,973 - Unknown

livebaseballscorecards.com

Batter	1	2	3	4	5	6	7	8	9	AB	R	H	RBI	BB	SO	LOB
Dave Campbell, R (1, 5) OBP: 0.250, SLG: 0.167	BBBB 4-0 SH5-3 BB	SSS 0-3 ③ K			x 0-0 ② F3			x 0-0 ① F7		2	0	0	0	1	1	2
Larry Stahl, L (8, PH) OBP: 0.125, SLG: 0.067										1	0	0	0	0	0	0
Garry Jestadt, R (8, 5) OBP: 0.333, SLG: 0.333										0	0	0	0	0	0	0
Derrel Thomas, S (1, 4) OBP: 0.423, SLG: 0.364	x 0-0 ① SH5-3 1-2		x 0-0 ① F8		SSS 0-3 ③ K			x 0-0 CS 1B		3	0	1	0	0	1	0
Johnny Jeter, R (1, 8) OBP: 0.524, SLG: 0.650	x 0-0 1B		SSS 0-3 ② K			x 0-0 G1-4-3 1B		SSS 0-3 ② ③ K 1-2		4	0	2	0	0	2	1
Nate Colbert, R (1, 3) OBP: 0.194, SLG: 0.448	SSS 0-3 ② K		x 0-0 ③ F8			x 0-0 ① ② G1-4-3 1-2f			x 0-0 ① 5-3	4	0	0	0	0	1	3
Leron Lee, L (1, 7) OBP: 0.250, SLG: 0.250	x 0-0 ③ 4-3			x 0-0 ① 4-3		x 0-0 S 1B			x 0-0 ② 4-3	4	0	1	0	0	0	2
Ollie Brown, R (1, 9) OBP: 0.211, SLG: 0.167		x 0-0 ① 6-3		x 0-0 ② F7		x 0-0 ③ F8 1-2			x 0-0 ③ 5-3	4	0	0	0	0	0	1
Bob Barton, R (1, 2) OBP: 0.143, SLG: 0.143		x 0-0 ② 6-3		x 0-0 1B			x 0-0 ① 5-3			3	0	1	0	0	0	0
Enzo Hernandez, R (1, 6) OBP: 0.167, SLG: 0.174		x 0-0 1B 1B		x 0-0 ③ F8			x 0-0 ② F5			3	0	1	0	0	0	1
Fred Norman, S (1, 1) OBP: 0.333, SLG: 0.333		x 0-0 1-2 1B			SSS 0-3 ① K		x 0-0 ③ F8			3	0	1	0	0	1	0

TOP	
AB	31
R	0
H	7
RBI	0
BB	1
SO	6
LOB	10

Inning Stats	1	2	3	4	5	6	7	8	9			
	R: 0 H: 1	R: 0 H: 2	R: 0 H: 0	R: 0 H: 1	R: 0 H: 0	R: 0 H: 2	R: 0 H: 0	R: 0 H: 1	R: 0 H: 0	1B: 7 SF: 0	WP: 0 PA: 33
	E: 0 LOB: 2	E: 0 LOB: 2	E: 0 LOB: 0	E: 0 LOB: 1	E: 0 LOB: 0	E: 0 LOB: 1	E: 0 LOB: 0	E: 0 LOB: 1	E: 0 LOB: 0	2B: 1 SAC: 1	PB: 0
	K: 1 BB: 1	K: 1 BB: 0	K: 1 BB: 0	K: 0 BB: 0	K: 2 BB: 0	K: 0 BB: 0	K: 0 BB: 0	K: 1 BB: 0	K: 0 BB: 0	3B: 0 DP: 2	SB: 1
	S: 6 P: 10	S: 7 P: 7	S: 5 P: 5	S: 4 P: 4	S: 7 P: 7	S: 4 P: 4	S: 3 P: 3	S: 5 P: 5	S: 3 P: 3	HR: 0 HBP: 0	CS: 1

PITCHER		IP	WLS	BF	H	R	ER	SO	BB	IBB	HBP	BLK	WP	HR	S	P	ERA	WHIP
Bill Singer, R (1, 1) ERA: 1.13		9.0	W	33	7	0	0	6	1	0	0	0	0	0	44	48	0.00	0.889

PITCHER	IP	WLS	BF	H	R	ER	SO	BB	IBB	HBP	BLK	WP	HR	S	P	ERA	WHIP

Batter	1	2	3	4	5	6	7	8	9	AB	R	H	RBI	BB	SO	LOB
Maury Wills, S (1, 6) OBP: 0.125, SLG: 0.188	5-3		K			F5		5-3		4	0	0	0	0	1	0
Manny Mota, R (1, 7) OBP: 0.440, SLG: 0.652	F9			F8		F8		F9		4	0	0	0	0	0	0
Willie Davis, L (1, 8) OBP: 0.371, SLG: 0.588	4-3			3-1		3-1		F9		4	0	0	0	0	0	0
Frank Robinson, R (1, 9) OBP: 0.320, SLG: 0.227		F7		K			6-3			3	0	0	0	0	1	0
Jim Lefebvre, S (1, 4) OBP: 0.387, SLG: 0.645		5-3			F7		HR			3	1	1	1	0	0	0
Wes Parker, S (1, 3) OBP: 0.409, SLG: 0.368		1B			BB		1B			2	0	2	0	1	0	0
Steve Garvey, R (1, 5) OBP: 0.346, SLG: 0.400		P3			F7		FC5-4 1B			3	0	1	0	0	0	2
Chris Cannizzaro, R (1, 2) OBP: 0.417, SLG: 0.545			4-3		IBB		K			2	0	0	0	1	1	2
Bill Singer, R (1, 1) OBP: 0.167, SLG: 0.167			K		K		FC5-4			3	0	0	0	0	2	4
Inning Stats	R: 0 E: 0 K: 0 S: 3 H: 0 LOB: 0 BB: 0 P: 3	R: 0 E: 0 K: 0 S: 4 H: 1 LOB: 1 BB: 0 P: 4	R: 0 E: 0 K: 2 S: 7 H: 0 LOB: 0 BB: 0 P: 7	R: 0 E: 0 K: 1 S: 5 H: 0 LOB: 0 BB: 0 P: 5	R: 0 E: 0 K: 1 S: 5 H: 0 LOB: 2 BB: 2 P: 13	R: 0 E: 0 K: 0 S: 3 H: 0 LOB: 0 BB: 0 P: 3	R: 1 E: 0 K: 1 S: 8 H: 3 LOB: 2 BB: 0 P: 8	R: 0 E: 0 K: 0 S: 3 H: 0 LOB: 0 BB: 0 P: 3		1B: 3 2B: 0 3B: 0 HR: 1 SF: 0 SAC: 0 DP: 0 HBP: 0				WP: 0 PB: 0 SB: 0 CS: 0 PA: 30		

PITCHER	IP	WLS	BF	H	R	ER	SO	BB	IBB	HBP	BLK	WP	HR	S	P	ERA	WHIP
Fred Norman, L (1, 1) ERA: 2.45	8.0	L	30	4	1	1	5	1	1	0	0	0	1	38	46	1.12	0.625

PITCHER	IP	WLS	BF	H	R	ER	SO	BB	IBB	HBP	BLK	WP	HR	S	P	ERA	WHIP

BOTTOM

San Diego Padres @ Los Angeles Dodgers

Dodger Stadium, Los Angeles, CA

Sat Apr 22 1972, 6:05 PM PST

Att. 27,973 - Unknown

livebaseballscorecards.com

AB	28
R	1
H	4
RBI	1
BB	2
SO	5
LOB	8

San Diego Padres @ Los Angeles Dodgers

Dodger Stadium, Los Angeles, CA

Sun Apr 23 1972, 3:33 AM PST

Att. 24,752 - Unknown

livebaseballscorecards.com

Batter	1	2	3	4	5	6	7	8	9	AB	R	H	RBI	BB	SO	LOB
Dave Campbell, R (1, 5) OBP: 0.250, SLG: 0.182	5-3			F7		E8 1B 2-H 1B		F6		4	0	1	1	0	0	3
Derrel Thomas, S (1, 4) OBP: 0.400, SLG: 0.360	5-3			6-3		G6-4-3 2-3 1B		SF8 2-3 3-H		3	0	1	1	0	0	0
Johnny Jeter, R (1, 8) OBP: 0.480, SLG: 0.583	K			1B		G6-4-3 1-2f		F4		4	0	1	0	0	1	4
Nate Colbert, R (1, 3) OBP: 0.200, SLG: 0.424		G5-4-3 1B		F2			K		6-3	4	0	1	0	0	1	1
Cito Gaston, R (1, 7) OBP: 0.263, SLG: 0.316		G5-4-3 1-2f			6-3		6-3		5-3	4	0	0	0	0	0	1
Ollie Brown, R (1, 9) OBP: 0.174, SLG: 0.136		K			5-3		K		4-3	4	0	0	0	0	2	0
Bob Barton, R (1, 2) OBP: 0.167, SLG: 0.167			6-3		L9			SH 1B SF8 1B		3	0	1	0	0	0	0
Don Mason, L (8, PR)										0	1	0	0	0	0	0
Fred Kendall, R (8, 2) OBP: 0.286, SLG: 0.286										0	0	0	0	0	0	0
Enzo Hernandez, R (1, 6) OBP: 0.222, SLG: 0.231			6-3			SH3-4 E 1B		SF8 SH 1-2 1B		3	1	2	0	0	0	0
Clay Kirby, R (1, 1) OBP: 0.200, SLG: 0.200			K			SH3-4 1-2		SH 1-2 2-3		1	0	0	0	0	1	0

Inning Stats	1	2	3	4	5	6	7	8	9	
	R: 0 H: 0 E: 0 LOB: 0 K: 1 BB: 0 S: 5 P: 5	R: 0 H: 1 E: 0 LOB: 0 K: 1 BB: 0 S: 5 P: 5	R: 0 H: 0 E: 0 LOB: 0 K: 1 BB: 0 S: 5 P: 5	R: 0 H: 1 E: 0 LOB: 1 K: 0 BB: 0 S: 4 P: 4	R: 0 H: 0 E: 0 LOB: 0 K: 0 BB: 0 S: 3 P: 3	R: 1 H: 3 E: 1 LOB: 1 K: 0 BB: 0 S: 5 P: 5	R: 0 H: 0 E: 0 LOB: 0 K: 2 BB: 0 S: 7 P: 7	R: 1 H: 2 E: 0 LOB: 2 K: 0 BB: 0 S: 6 P: 6	R: 0 H: 0 E: 0 LOB: 0 K: 0 BB: 0 S: 3 P: 3	1B: 7 SF: 1 2B: 0 SAC: 2 3B: 0 DP: 2 HR: 0 HBP: 0

WP: 0 PA: 33 PB: 0 SB: 0 CS: 0

PITCHER		IP	WLS	BF	H	R	ER	SO	BB	IBB	HBP	BLK	WP	HR	S	P	ERA	WHIP
Tommy John, L ERA: 1.93	(1, 1)	7.0	L	27	7	2	2	5	0	0	0	0	0	0	37	37	2.57	1.000
Jim Brewer, L ERA:	(8, 1)	2.0		6	0	0	0	0	0	0	0	0	0	0	6	6	0.00	0.000

PITCHER	IP	WLS	BF	H	R	ER	SO	BB	IBB	HBP	BLK	WP	HR	S	P	ERA	WHIP

AB	30
R	2
H	7
RBI	2
BB	0
SO	5
LOB	9

Batter	1	2	3	4	5	6	7	8	9	AB	R	H	RBI	BB	SO	LOB
Maury Wills, S (1, 6) OBP: 0.162, SLG: 0.222	WP 2B	F3			K		FC6-4 BB		F7	4	0	1	0	1	1	2
Bill Buckner, L (1, 9) OBP: 0.250, SLG: 0.222	WP BB		FC4-6 1B		4-3		FC6-4 FC3-6 1-2f		6-3	4	0	1	0	1	0	1
Willie Davis, L (1, 8) OBP: 0.350, SLG: 0.526	F8 1-2 2-3		FC4-6 1-2f		WP S BB		FC3-6 BB 1-2f		F7	4	0	0	0	1	0	4
Jim Lefebvre, S (1, 4) OBP: 0.371, SLG: 0.588	K		K		K 1-3		FC6-4 BB 1-2			3	0	0	0	1	3	4
Willie Crawford, L (1, 7) OBP: 0.333, SLG: 0.632	K		F7			HR	FC6-4 1-2f			4	1	1	1	0	1	5
Wes Parker, S (1, 3) OBP: 0.346, SLG: 0.304		F6		F9		L7		3-1		4	0	0	0	0	0	0
Steve Garvey, R (1, 5) OBP: 0.333, SLG: 0.379		FC4-6 1B		F4		F8		6-3		4	0	1	0	0	0	0
Chris Cannizzaro, R (1, 2) OBP: 0.464, SLG: 0.542		FC4-6 1B 1-2f		BB		1B		BB		2	0	1	0	2	0	1
Bill Russell, R (8, PR)										0	0	0	0	0	0	0
Dick Dietz, R (9, 2)										0	0	0	0	0	0	0
Tommy John, R (1, 1) OBP: 0.167, SLG: 0.167		1-2 1B		F3		4-3		F7		3	0	1	0	0	0	2
Jim Brewer, L (8, 1)										0	0	0	0	0	0	0
Manny Mota, R (8, 7) OBP: 0.423, SLG: 0.625										1	0	0	0	0	0	1
Inning Stats	R: 0 E: 0 K: 2 S: 8 H: 1 LOB: 2 BB: 1 P: 12	R: 0 E: 0 K: 0 S: 5 H: 2 LOB: 2 BB: 0 P: 5	R: 0 E: 0 K: 1 S: 6 H: 1 LOB: 1 BB: 0 P: 6	R: 0 K: 0 S: 3 H: 0 LOB: 1 BB: 1 P: 7	R: 0 E: 0 K: 2 S: 7 H: 0 LOB: 1 BB: 1 P: 11	R: 1 E: 0 K: 0 S: 5 H: 2 LOB: 1 BB: 0 P: 5	R: 0 E: 0 K: 0 S: 3 H: 0 LOB: 2 BB: 2 P: 11	R: 0 E: 0 K: 0 S: 3 H: 0 LOB: 1 BB: 1 P: 7	R: 0 E: 0 K: 0 S: 3 H: 0 LOB: 0 BB: 0 P: 3	1B: 4 2B: 1 3B: 0 HR: 1	SF: 0 SAC: 0 DP: 0 HBP: 0					

PITCHER	IP	WLS	BF	H	R	ER	SO	BB	IBB	HBP	BLK	WP	HR	S	P	ERA	WHIP
Clay Kirby, R (1, 1) ERA: 2.35	9.0	W	39	6	1	1	5	6	0	0	0	2	1	43	67	1.00	1.333

PITCHER	IP	WLS	BF	H	R	ER	SO	BB	IBB	HBP	BLK	WP	HR	S	P	ERA	WHIP

BOTTOM

San Diego Padres @ Los Angeles Dodgers

Dodger Stadium, Los Angeles, CA

Sun Apr 23 1972, 3:33 AM PST

Att. 24,752 - Unknown

livebaseballscorecards.com

AB	33
R	1
H	6
RBI	1
BB	6
SO	5
LOB	20

WP: 2 PB: 0 SB: 1 CS: 0 PA: 39

Batter	1	2	3	4	5	6	7	8	9	AB	R	H	RBI	BB	SO	LOB
Ron Hunt, R (1, 4) OBP: 0.387, SLG: 0.292	G3			K		P4		K		4	0	0	0	0	2	1
Bob Bailey, R (1, 5) OBP: 0.345, SLG: 0.346	K			G3 BB		2B		1-2 1B		3	0	2	0	1	1	0
Mike Jorgensen, L (1, 3) OBP: 0.250, SLG: 0.261	K			G3 1-2		6-3		K		4	0	0	0	0	2	4
Ron Fairly, L (1, 9) OBP: 0.273, SLG: 0.250		F9		6-3		F7			F9	4	0	0	0	0	0	2
Ken Singleton, S (1, 7) OBP: 0.444, SLG: 0.429		L4			1B 1B 1B		K		BB	3	1	1	0	1	1	0
Boots Day, L (1, 8) OBP: 0.261, SLG: 0.273		K			G5-3 1B 1-2 1B		4-3			3	0	1	0	0	1	0
Clyde Mashore, R (9, PH) OBP: 0.667, SLG: 0.333										1	0	0	0	0	0	1
John Boccabella, R (1, 2) OBP: 0.182, SLG: 0.182			K	K		F7		F8		3	0	0	0	0	2	2
John Strohmayer, R (7, 1)										0	0	0	0	0	0	0
Tom Walker, R (8, 1)										0	0	0	0	0	0	0
Ron Woods, R (9, PH)										1	0	0	0	0	0	1
Tim Foli, R (1, 6) OBP: 0.304, SLG: 0.300			F7		1-2 2-H 1B			F3		3	0	1	1	0	0	0
Carl Morton, R (1, 1)										2	0	0	0	0	1	2
John Bateman, R (7, 2) OBP: 1.000, SLG: 1.000					G5-3 2-3f			1B BB		0	0	0	0	1	0	0
Inning Stats	R: 0 E: 0 K: 2 S: 7 H: 0 LOB: 0 BB: 0 P: 7	R: 0 E: 0 K: 1 S: 5 H: 0 LOB: 0 BB: 0 P: 5	R: 0 E: 0 K: 2 S: 7 H: 0 LOB: 0 BB: 0 P: 7	R: 0 E: 0 K: 1 S: 5 H: 0 LOB: 1 BB: 1 P: 9	R: 1 E: 0 K: 1 S: 7 H: 3 LOB: 1 BB: 0 P: 7	R: 0 E: 0 K: 0 S: 4 H: 1 LOB: 1 BB: 0 P: 4	R: 0 E: 0 K: 1 S: 5 H: 0 LOB: 0 BB: 0 P: 5	R: 0 E: 0 K: 2 S: 8 H: 1 LOB: 2 BB: 1 P: 12	R: 0 E: 0 K: 0 S: 3 H: 0 LOB: 1 BB: 1 P: 7	1B: 4 2B: 1 3B: 0 HR: 0 SF: 0 SAC: 0 DP: 1 HBP: 0						

TOP

Montreal Expos @ Los Angeles Dodgers

Dodger Stadium, Los Angeles, CA

Tue Apr 25 1972, 6:05 PM PST

Att. 15,411 - Unknown

livebaseballscorecards.com

AB	31
R	1
H	5
RBI	1
BB	3
SO	10
LOB	13

WP: 0 PB: 0 SB: 0 CS: 0 PA: 34

PITCHER	IP	WLS	BF	H	R	ER	SO	BB	IBB	HBP	BLK	WP	HR	S	P	ERA	WHIP
Don Sutton, R (1, 1) ERA: 0.76	7.2	W	29	5	1	1	9	2	0	0	0	0	0	45	53	1.17	0.913
Pete Richert, L (8, 1) ERA:	1.1	S	5	0	0	0	1	1	0	0	0	0	0	6	10	0.00	0.750

PITCHER	IP	WLS	BF	H	R	ER	SO	BB	IBB	HBP	BLK	WP	HR	S	P	ERA	WHIP

Batter	1	2	3	4	5	6	7	8	9	AB	R	H	RBI	BB	SO	LOB
Maury Wills, S (1, 6) OBP: 0.167, SLG: 0.200	6-3		F2			F8	1B 1B BB 1-2	4-3		4	1	0	0	1	0	1
Wes Parker, S (1, 3) OBP: 0.400, SLG: 0.346	2B BB 4-0		1B			E4 1B 1B	1B 1B 1-3 2-H			3	2	2	1	1	0	0
Willie Davis, L (1, 8) OBP: 0.364, SLG: 0.524	F7		F8			1B 1B 1B 1-3	1B 1B 1-3 3-H			4	1	2	1	0	0	2
Frank Robinson, R (1, 9) OBP: 0.345, SLG: 0.308	2B 1-H			F5		1B 1-2 3-H	L6			4	0	2	2	0	0	2
Bill Russell, R (8, 9)										0	0	0	0	0	0	0
Jim Lefebvre, S (1, 4) OBP: 0.359, SLG: 0.553	F8			4-3		1B 1-2 2-H	F8			4	0	1	1	0	0	3
Willie Crawford, L (1, 7) OBP: 0.320, SLG: 0.696		P5		F8		P5		HR		4	1	1	1	0	0	2
Steve Garvey, R (1, 5) OBP: 0.324, SLG: 0.344		BB CS 4-0			F7	F7		F8		3	0	0	0	1	0	2
Chris Cannizzaro, R (1, 2) OBP: 0.433, SLG: 0.500		P4 1-2			K		F3	P5		2	0	0	0	0	1	1
Dick Dietz, R (6, 2)										2	0	0	0	0	0	0
Don Sutton, R (1, 1) OBP: 0.250, SLG: 0.143			K		4-3		BB 1B BB 4-0	1B		2	1	0	0	1	1	0
Pete Richert, L (8, 1) OBP: 1.000, SLG: 1.000										1	0	1	0	0	0	0
Inning Stats	R: 1 H: 1 E: 0 LOB: 1 K: 0 BB: 1 S: 4 P: 8	R: 0 H: 0 E: 0 LOB: 0 K: 0 BB: 1 S: 2 P: 6	R: 0 H: 1 E: 0 LOB: 1 K: 1 BB: 0 S: 6 P: 6	R: 0 H: 0 E: 0 LOB: 0 K: 0 BB: 0 S: 3 P: 3	R: 0 H: 0 E: 0 LOB: 0 K: 1 BB: 0 S: 5 P: 5	R: 2 H: 3 E: 1 LOB: 2 K: 0 BB: 0 S: 7 P: 7	R: 2 H: 2 E: 0 LOB: 2 K: 0 BB: 2 S: 5 P: 13	R: 1 H: 2 E: 0 LOB: 1 K: 0 BB: 0 S: 5 P: 5		1B: 7 SF: 0 2B: 1 SAC: 0 3B: 0 DP: 0 HR: 1 HBP: 0						

BOTTOM

Montreal Expos @ Los Angeles Dodgers

Dodger Stadium, Los Angeles, CA

Tue Apr 25 1972, 6:05 PM PST

Att. 15,411 - Unknown

livebaseballscorecards.com

AB	33
R	6
H	9
RBI	6
BB	4
SO	2
LOB	13

WP: 0 PA: 37
PB: 0
SB: 0
CS: 1

PITCHER		IP	WLS	BF	H	R	ER	SO	BB	IBB	HBP	BLK	WP	HR	S	P	ERA	WHIP
Carl Morton, R ERA: 3.0	(1, 1)	6.0	L	25	5	3	2	2	2	0	0	0	0	0	27	35	3.00	1.167
John Strohmayer, R ERA: 4.76	(7, 1)	1.0		7	2	2	2	0	2	0	0	0	0	0	5	13	18.00	4.000
Tom Walker, R ERA: 4.5	(8, 1)	1.0		5	2	1	1	0	0	0	0	0	0	1	5	5	9.00	2.000

PITCHER	IP	WLS	BF	H	R	ER	SO	BB	IBB	HBP	BLK	WP	HR	S	P	ERA	WHIP

Montreal Expos @ Los Angeles Dodgers

Dodger Stadium, Los Angeles, CA

Wed Apr 26 1972, 6:05 PM PST

Att. 13,320 - Unknown

livebaseballscorecards.com

TOP

Batter	1	2	3	4	5	6	7	8	9	AB	R	H	RBI	BB	SO	LOB
Ron Hunt, R (1, 4) OBP: 0.371, SLG: 0.259	6-3		BB		F7			F9		3	0	0	0	1	0	1
Ron Woods, R (1, 8) OBP: 0.182, SLG: 0.200	2B		K			6-3		6-3		4	0	1	0	0	1	1
Clyde Mashore, R (1, 9) OBP: 0.400, SLG: 0.143	6-3			1-3		5-3		6-3		4	0	0	0	0	0	1
Bob Bailey, R (1, 5) OBP: 0.333, SLG: 0.310	K			5-3		FC5-4 BB			5-3	3	0	0	0	1	1	1
Ken Singleton, S (1, 7) OBP: 0.484, SLG: 0.480		G6-4-3 1B		1B		FC5-4 1-2f			1-3 1B	4	0	3	0	0	0	1
John Boccabella, R (1, 2) OBP: 0.192, SLG: 0.192		G6-4-3 1-2f		K			SH1-3 1B		1-3 1-2	4	0	1	0	0	1	3
Mike Jorgensen, L (1, 3) OBP: 0.290, SLG: 0.250		CS BB			K		SH1-3 1-2		FC6-4 BB	1	0	0	0	2	1	0
Tim Foli, R (1, 6) OBP: 0.296, SLG: 0.292		CS 1-2	F3		SH1-4 1B		F7		FC6-4 1-2f	4	0	1	0	0	0	3
Bill Stoneman, R (1, 1)			6-3		SH1-4 1-2		F8			2	0	0	0	0	0	1

	AB	29
	R	0
	H	6
	RBI	0
	BB	4
	SO	4
	LOB	12

Inning Stats	1	2	3	4	5	6	7	8	9
	R: 0 E: 0 K: 1 S: 6	R: 0 E: 0 K: 0 S: 2	R: 0 E: 0 K: 1 S: 5	R: 0 E: 0 K: 1 S: 6	R: 0 E: 0 K: 1 S: 6	R: 0 E: 0 K: 0 S: 3	R: 0 E: 0 K: 0 S: 4	R: 0 E: 0 K: 0 S: 3	R: 0 E: 0 K: 0 S: 4
	H: 1 LOB: 1 BB: 0 P: 6	H: 1 LOB: 0 BB: 1 P: 6	H: 0 LOB: 1 BB: 1 P: 9	H: 1 LOB: 1 BB: 0 P: 6	H: 1 LOB: 1 BB: 0 P: 6	H: 0 LOB: 1 BB: 1 P: 7	H: 1 LOB: 1 BB: 0 P: 4	H: 0 LOB: 0 BB: 0 P: 3	H: 1 LOB: 2 BB: 1 P: 8

	1B: 5	SF: 0	WP: 0	PA: 36
	2B: 1	SAC: 2	PB: 0	
	3B: 0	DP: 1	SB: 0	
	HR: 0	HBP: 0	CS: 1	

PITCHER	IP	WLS	BF	H	R	ER	SO	BB	IBB	HBP	BLK	WP	HR	S	P	ERA	WHIP
Claude Osteen, L (1, 1) ERA: 0.5	9.0	W	35	6	0	0	4	4	0	0	0	0	0	39	55	0.00	1.111

PITCHER	IP	WLS	BF	H	R	ER	SO	BB	IBB	HBP	BLK	WP	HR	S	P	ERA	WHIP

BOTTOM

Montreal Expos @ Los Angeles Dodgers

Dodger Stadium, Los Angeles, CA

Wed Apr 26 1972, 6:05 PM PST

Att. 13,320 - Unknown

livebaseballscorecards.com

Batter	1	2	3	4	5	6	7	8	9	AB	R	H	RBI	BB	SO	LOB
Maury Wills, S (1, 6) OBP: 0.152, SLG: 0.182	K		6-3		6-3			G3		4	0	0	0	0	1	1
Wes Parker, S (1, 3) OBP: 0.412, SLG: 0.345	FC4-6 BB		2-3 1B			F9		K		3	0	1	0	1	1	0
Willie Davis, L (1, 8) OBP: 0.354, SLG: 0.489	FC4-6 1-2f		K			F8			HR BB	3	1	0	0	1	1	3
Frank Robinson, R (1, 9) OBP: 0.333, SLG: 0.300	5-3			FC4-6 1B		F4			K	4	0	1	0	0	1	2
Jim Lefebvre, S (1, 4) OBP: 0.349, SLG: 0.524		4-3		F9			FC4-6 1B		F4	4	0	1	0	0	0	2
Willie Crawford, L (1, 7) OBP: 0.310, SLG: 0.741		F7		FC4-6 FC6-4 1-2f			FC4-6 1-2f		HR 1-H	4	1	1	2	0	0	2
Steve Garvey, R (1, 5) OBP: 0.297, SLG: 0.314		6-3		FC6-4 1-2f			F9			3	0	0	0	0	0	2
Dick Dietz, R (1, 2)			1B S BB		F8		F4			2	0	0	0	1	0	1
Claude Osteen, L (1, 1) OBP: 0.375, SLG: 0.375			K 1-2		K			K		3	0	0	0	0	3	1

	AB	30
	R	2
	H	4
	RBI	2
	BB	3
	SO	7
	LOB	14

Inning Stats	1	2	3	4	5	6	7	8	9	1B: 3	SF: 0	WP: 0	PA: 33
R:	0	0	0	0	0	0	0	0	2	2B: 0	SAC: 0	PB: 0	
E:	0	0	0	0	0	0	0	0	0	3B: 0	DP: 0	SB: 1	
K:	1	0	2	0	1	0	1	2	1	HR: 1	HBP: 0	CS: 0	
S:	5	3	8	4	5	3	4	7	5				
H:	0	0	1	1	0	0	1	0	1				
LOB:	1	0	2	1	0	0	1	0	0				
BB:	1	0	1	0	0	0	0	0	1				
P:	9	3	12	4	5	3	4	7	9				

PITCHER		IP	WLS	BF	H	R	ER	SO	BB	IBB	HBP	BLK	WP	HR	S	P	ERA	WHIP
Bill Stoneman, R ERA: 1.4	(1, 1)	8.2	L	33	4	2	2	7	3	0	0	0	0	1	44	56	2.08	0.808

PITCHER	IP	WLS	BF	H	R	ER	SO	BB	IBB	HBP	BLK	WP	HR	S	P	ERA	WHIP

Montreal Expos @ Los Angeles Dodgers

Dodger Stadium, Los Angeles, CA

Thu Apr 27 1972, 6:05 PM PST

Att. 13,677 - Unknown

TOP

Batter	1	2	3	4	5	6	7	8	9	AB	R	H	RBI	BB	SO	LOB
Ron Hunt, R (1, 4) OBP: 0.425, SLG: 0.323	BB, 1B, 1B		SH1-3 1-2	1-2 2-H, 1B		1-2 2-3 3-H, 1B	BBBB 1-2, BB		G1-6-4-3 1-2f	4	0	3	2	1	0	2
Ron Fairly, L (1, 9) OBP: 0.222, SLG: 0.200	SSS K		SSS K 2-3	6-3		SSS K	L4			5	0	0	0	0	3	9
Ron Woods, R (1, 8) OBP: 0.250, SLG: 0.267	BB 1-2, 1B		S 3-H, 1B		F7	SSS K		F7		5	0	2	1	0	1	3
Bob Bailey, R (1, 5) OBP: 0.342, SLG: 0.303	BBBB G5-4-3 1-2 2-3, BB		1-3 1-2		6-3		1B 1B, 1B	F7	6-3	4	1	1	0	1	0	1
Ken Singleton, S (1, 7) OBP: 0.500, SLG: 0.500	G5-4-3 1-2f			SH1-4 SF8, 1B	SSS K		WP 1B 1-3 SF9, 1B			5	2	3	0	0	1	3
Tim Foli, R (1, 6) OBP: 0.313, SLG: 0.310		F7		SH1-4 1-2 1B, 1B		1-3	SF9 WP 1-2 3-H 1B, 1B	F2		5	2	2	1	0	0	1
Mike Jorgensen, L (1, 3) OBP: 0.314, SLG: 0.296		P4	SH1-4 1-2 2-3			H 1-0 SSS 1B 1B, HBP	K2-3 1-2 2-3		1B FC1-5, 2B	3	1	1	0	0	1	2
John Boccabella, R (1, 2) OBP: 0.258, SLG: 0.241		1-3	1B IBB			1B BB 1-3 1B	SF9 2-3 3-H		FC1-5 2-3 1B	3	0	2	1	1	0	0
Ernie McAnally, R (1, 1) OBP: 0.200, SLG: 0.250 Denny Lemaster, R (4, 1) OBP: 0.667, SLG: 0.500 Mike Marshall, R (7, 1)			BLK SH1-3 1B, 1B	SF8 3-H		BBBB 1B 1-2 BB	BB 3-H, 1B		FC1-5 1-2 3-H 3-1-6-4-3	1 1 1	1 0 0	1 1 0	1 1 0	0 1 0	0 0 0	0 0 2
Inning Stats	R: 0 E: 0 K: 1 S: 6 H: 2 LOB: 2 BB: 1 P: 10	R: 0 E: 0 K: 0 S: 3 H: 0 LOB: 0 BB: 0 P: 3	R: 1 E: 0 K: 1 S: 7 H: 2 LOB: 1 BB: 0 P: 7	R: 2 E: 0 K: 0 S: 6 H: 3 LOB: 2 BB: 1 P: 10	R: 0 E: 0 K: 1 S: 5 H: 0 LOB: 0 BB: 0 P: 5	R: 1 E: 0 K: 2 S: 9 H: 2 LOB: 3 BB: 1 P: 14	R: 3 E: 0 K: 1 S: 9 H: 4 LOB: 2 BB: 1 P: 13	R: 0 E: 0 K: 0 S: 4 H: 1 LOB: 1 BB: 0 P: 4	R: 0 E: 0 K: 0 S: 4 H: 2 LOB: 1 BB: 0 P: 4	1B: 15 2B: 1 3B: 0 HR: 0 SF: 2 SAC: 2 DP: 2 HBP: 1						

livebaseballscorecards.com

AB	37
R	7
H	16
RBI	7
BB	4
SO	6
LOB	23

WP: 1 PA: 46
PB: 0
SB: 1
CS: 0

PITCHER		IP	WLS	BF	H	R	ER	SO	BB	IBB	HBP	BLK	WP	HR	S	P	ERA	WHIP
Al Downing, L ERA: 3.0	(1, 1)	5.1	L	27	8	4	4	3	2	1	1	1	0	0	29	42	6.75	1.875
Hoyt Wilhelm, R ERA: 8.1	(6, 1)	1.1		10	5	3	3	3	1	0	0	0	1	0	15	19	20.25	4.500
Pete Mikkelsen, R ERA: 27.0	(7, 1)	1.1		5	1	0	0	0	0	0	0	0	0	0	5	5	0.00	0.750
Pete Richert, L ERA:	(9, 1)	1.0		4	2	0	0	0	0	0	0	0	0	0	4	4	0.00	2.000

PITCHER		IP	WLS	BF	H	R	ER	SO	BB	IBB	HBP	BLK	WP	HR	S	P	ERA	WHIP

Montreal Expos @ Los Angeles Dodgers

Dodger Stadium, Los Angeles, CA

Thu Apr 27 1972, 6:05 PM PST

Att. 13,677 - Unknown

livebaseballscorecards.com

BOTTOM

Batter	1	2	3	4	5	6	7	8	9	AB	R	H	RBI	BB	SO	LOB
Maury Wills, S (1, 6) OBP: 0.143, SLG: 0.170	6-3		4-3		P6		2B 1B 1-3 2-H	1B		3	0	0	0	0	0	1
Bill Russell, R (7, PH) OBP: 0.333, SLG: 0.333 (8, 6)										2	0	2	1	0	0	0
Wes Parker, S (1, 3) OBP: 0.410, SLG: 0.364	BB			2B		F9	F7	G3		4	0	1	0	1	0	3
Pete Richert, L (9, 1) OBP: 1.000, SLG: 1.000										0	0	0	0	0	0	0
Willie Davis, L (1, 8) OBP: 0.340, SLG: 0.460	P5			F8		FC4-6 HBP 1B	F7		F5	5	0	1	0	0	0	4
Frank Robinson, R (1, 9) OBP: 0.342, SLG: 0.324	F9			L7		1-2 FC4-6 HBP	1-3 3-H 2B		E5	4	0	1	1	0	0	2
Willie Crawford, L (1, 7) OBP: 0.290, SLG: 0.690		K		K		FC4-6 BB 1-2f 2-3	F7		F8	2	0	0	0	0	2	1
Manny Mota, R (6, PH) OBP: 0.379, SLG: 0.556 (7, 7)										3	0	0	0	0	0	5
Jim Lefebvre, S (1, 4) OBP: 0.375, SLG: 0.511	4-3				G4-6-3 1B	BB 1-2		HR BB	G3	3	1	1	0	2	0	1
Duke Sims, L (1, 2) OBP: 0.125, SLG: 0.500	F8				G4-6-3 1-2f	F9		K		3	0	0	0	0	0	4
Pete Mikkelsen, R (7, 1)										0	0	0	0	0	0	0
Bill Buckner, L (8, PH) OBP: 0.238, SLG: 0.211 (9, 3)										1	0	0	0	0	1	1
Steve Garvey, R (1, 5) OBP: 0.341, SLG: 0.436			F4		2B 1B		1B 1B 1B	1-H HR		4	3	3	2	0	0	0
Al Downing, R (1, 1) OBP: 0.375, SLG: 0.429			5-3		1-H 2B		1B 1-2 2B 1B	K		2	0	1	1	0	0	0
Hoyt Wilhelm, R (6, 1)										0	0	0	0	0	0	0
Dick Dietz, R (7, 2) OBP: 0.222, SLG: 0.125										2	1	1	0	0	1	0

Inning Stats	1	2	3	4	5	6	7	8	9
	R: 0 H: 0 E: 0 LOB: 1 K: 0 BB: 1 S: 3 P: 7	R: 0 H: 0 E: 0 LOB: 0 K: 1 BB: 0 S: 5 P: 5	R: 0 H: 0 E: 0 LOB: 0 K: 0 BB: 0 S: 3 P: 3	R: 0 H: 1 E: 0 LOB: 1 K: 1 BB: 0 S: 6 P: 6	R: 1 H: 3 E: 0 LOB: 1 K: 0 BB: 0 S: 5 P: 5	R: 0 H: 1 E: 0 LOB: 3 K: 0 BB: 1 S: 4 P: 9	R: 2 H: 4 E: 0 LOB: 2 K: 0 BB: 0 S: 7 P: 7	R: 2 H: 2 E: 0 LOB: 1 K: 2 BB: 1 S: 9 P: 13	R: 0 H: 0 E: 1 LOB: 1 K: 0 BB: 0 S: 4 P: 4

AB	38
R	5
H	11
RBI	5
BB	3
SO	4
LOB	22

1B: 7 SF: 0
2B: 3 SAC: 0
3B: 0 DP: 1
HR: 1 HBP: 1

WP: 0 PA: 42
PB: 0
SB: 0
CS: 0

PITCHER		IP	WLS	BF	H	R	ER	SO	BB	IBB	HBP	BLK	WP	HR	S	P	ERA	WHIP
Ernie McAnally, R ERA: 3.45	(1, 1)	3.2		13	1	0	0	1	1	0	0	0	0	0	14	18	0.00	0.545
Denny Lemaster, L ERA: 9.95	(4, 1)	2.1	W	15	7	3	3	1	1	0	1	0	0	0	15	20	11.57	3.429
Mike Marshall, R ERA: 2.57	(7, 1)	3.0	S	14	3	2	2	2	1	0	0	0	0	1	17	21	6.00	1.333

PITCHER		IP	WLS	BF	H	R	ER	SO	BB	IBB	HBP	BLK	WP	HR	S	P	ERA	WHIP

New York Mets @ Los Angeles Dodgers

Dodger Stadium, Los Angeles, CA

Fri Apr 28 1972, 6:05 PM PST

Att. 51,210 - Unknown

TOP

livebaseballscorecards.com

Batter	1	2	3	4	5	6	7	8	9	AB	R	H	RBI	BB	SO	LOB
Bud Harrelson, S (1, 6) OBP: 0.295, SLG: 0.293	G3		F8			4-3		HR, 1B; 1-2, 2-3		4	1	1	0	0	0	0
Ken Boswell, L (1, 4) OBP: 0.268, SLG: 0.243	BB; G4-6-3		BB; G5-4-3			G3		HR; 1-2, 2-3, 3-H		2	1	1	1	2	0	0
Tommie Agee, R (1, 8) OBP: 0.318, SLG: 0.462	G4-6-3; 1-2f		G5-4-3; 1-2f			K		HR; 1-H, 2-H, 3-H		4	1	1	4	0	1	2
Rusty Staub, L (1, 9) OBP: 0.378, SLG: 0.385		4-3		L7			G3	4-3		4	0	0	0	0	0	0
Cleon Jones, R (1, 7) OBP: 0.432, SLG: 0.500		1B; 1B		F9			5-3	F8		4	1	1	0	0	0	0
Jim Fregosi, R (1, 5) OBP: 0.341, SLG: 0.472		1B; 1-3		6-3			K		5-3	4	0	1	0	0	1	0
Ed Kranepool, L (1, 3) OBP: 0.314, SLG: 0.355		1B; 1-2, 3-H			F9			F8	K	4	0	1	1	0	1	0
Jerry Grote, R (1, 2) OBP: 0.378, SLG: 0.500		K			F7			1B, SH, 1B	1B	4	1	2	0	0	1	2
Jon Matlack, L (1, 1) OBP: 0.200, SLG: 0.200		K			K			SH; 1B, 1B; HR; 1-2	2-3	3	1	0	0	0	2	3
Inning Stats	R: 0 E: 0 K: 0 S: 2 H: 0 LOB: 0 BB: 1 P: 6	R: 1 E: 0 K: 2 S: 10 H: 3 LOB: 2 BB: 0 P: 10	R: 0 E: 0 K: 0 S: 2 H: 0 LOB: 0 BB: 1 P: 6	R: 0 E: 0 K: 0 S: 3 H: 0 LOB: 0 BB: 0 P: 3	R: 0 E: 0 K: 1 S: 5 H: 0 LOB: 0 BB: 0 P: 5	R: 0 E: 0 K: 1 S: 5 H: 0 LOB: 0 BB: 0 P: 5	R: 0 E: 0 K: 1 S: 5 H: 0 LOB: 0 BB: 0 P: 5	R: 5 E: 0 K: 0 S: 8 H: 4 LOB: 0 BB: 0 P: 8	R: 0 E: 0 K: 1 S: 6 H: 1 LOB: 1 BB: 0 P: 6	1B: 7 2B: 0 3B: 0 HR: 1	SF: 0 SAC: 1 DP: 2 HBP: 0						

	AB	33
	R	6
	H	8
	RBI	6
	BB	2
	SO	6
	LOB	7

PITCHER		IP	WLS	BF	H	R	ER	SO	BB	IBB	HBP	BLK	WP	HR	S	P	ERA	WHIP
Bill Singer, R (1, 1) ERA: 2.7		7.1	L	29	6	5	5	5	2	0	0	0	0	0	37	45	6.14	1.091
Jim Brewer, L (8, 1) ERA: 1.17		1.2		7	2	1	1	1	0	0	0	0	0	1	9	9	5.40	1.200

PITCHER	IP	WLS	BF	H	R	ER	SO	BB	IBB	HBP	BLK	WP	HR	S	P	ERA	WHIP

Batter	1	2	3	4	5	6	7	8	9	AB	R	H	RBI	BB	SO	LOB
Wes Parker, S (1, 3) OBP: 0.419, SLG: 0.378	L6		1B		F8			1B		4	0	2	0	0	0	0
Manny Mota, R (1, 7) OBP: 0.333, SLG: 0.484	K		F9			F9		L6		4	0	0	0	0	1	2
Willie Davis, L (1, 8) OBP: 0.316, SLG: 0.426	K		L8			G3		F8		4	0	0	0	0	1	2
Frank Robinson, R (1, 9) OBP: 0.310, SLG: 0.289		F9	P4			K		5-3		4	0	0	0	0	1	2
Jim Lefebvre, S (1, 4) OBP: 0.365, SLG: 0.510		P4		F9			E9 2B		F8	4	0	1	0	0	0	0
Steve Garvey, R (1, 5) OBP: 0.333, SLG: 0.419		1B 1B 1B		L7			P3		6-3	4	1	1	0	0	0	1
Dick Dietz, R (1, 2) OBP: 0.231, SLG: 0.167		1B 1-3 1B		6-3			1-3		5-3	4	0	1	0	0	0	1
Bill Russell, R (1, 6) OBP: 0.444, SLG: 0.375		1-2 3-H 1B			6-3		IBB			2	0	1	1	1	0	0
Bill Singer, R (1, 1) OBP: 0.111, SLG: 0.111 Jim Brewer, L (8, 1)		K			6-3		G1			3 0	0 0	0 0	0 0	0 0	1 0	4 0
Inning Stats	R: 0 H: 0 E: 0 LOB: 0 K: 2 BB: 0 S: 7 P: 7	R: 1 H: 3 E: 0 LOB: 2 K: 1 BB: 0 S: 8 P: 8	R: 0 H: 1 E: 0 LOB: 1 K: 0 BB: 0 S: 4 P: 4	R: 0 H: 0 E: 0 LOB: 0 K: 0 BB: 0 S: 3 P: 3	R: 0 H: 0 E: 0 LOB: 0 K: 0 BB: 0 S: 3 P: 3	R: 0 H: 0 E: 0 LOB: 0 K: 1 BB: 0 S: 5 P: 5	R: 0 H: 1 E: 1 LOB: 2 K: 0 BB: 1 S: 4 P: 8	R: 0 H: 1 E: 0 LOB: 1 K: 0 BB: 0 S: 4 P: 4	R: 0 H: 0 E: 0 LOB: 0 K: 0 BB: 0 S: 3 P: 3	1B: 5 2B: 1 3B: 0 HR: 0	SF: 0 SAC: 0 DP: 0 HBP: 0						

PITCHER	IP	WLS	BF	H	R	ER	SO	BB	IBB	HBP	BLK	WP	HR	S	P	ERA	WHIP
Jon Matlack, L (1, 1) ERA: 1.2	9.0	W	34	6	1	1	4	0	1	0	0	0	0	41	45	1.00	0.667

PITCHER	IP	WLS	BF	H	R	ER	SO	BB	IBB	HBP	BLK	WP	HR	S	P	ERA	WHIP

BOTTOM

New York Mets @ Los Angeles Dodgers

Dodger Stadium, Los Angeles, CA

Fri Apr 28 1972, 6:05 PM PST

Att. 51,210 - Unknown

livebaseballscorecards.com

AB	33
R	1
H	6
RBI	1
BB	1
SO	4
LOB	12

WP: 0 PA: 34
PB: 0
SB: 0
CS: 0

Batter	1	2	3	4	5	6	7	8	9	AB	R	H	RBI	BB	SO	LOB
Bud Harrelson, S (1, 6) OBP: 0.313, SLG: 0.311	F9		1B	G6-4-3 1B				6-3		4	0	2	0	0	0	0
Ted Martinez, R (1, 4) OBP: 0.250, SLG: 0.375	WP 1B 2B		1-3 G6-4-3 1B	P5				K		4	1	2	0	0	1	1
Tommie Agee, R (1, 8) OBP: 0.292, SLG: 0.419	6-3		1-2f G6-4-3	1-2f G6-4-3				6-3		4	0	0	0	0	0	4
Rusty Staub, L (1, 9) OBP: 0.408, SLG: 0.419	2-H 1B			BB 1B FC1-2 1B		F7			5-3-5 1B	4	0	3	1	0	0	0
Cleon Jones, R (1, 7) OBP: 0.439, SLG: 0.500	K			1-2 FC1-2 BB 1B		1-3			1-2 5-3-5 1B	4	0	2	0	0	1	1
Jim Fregosi, R (1, 5) OBP: 0.333, SLG: 0.436		1-3		1-2 2-3 FC1-2 BB		L9			1-2 2-3f 5-3-5	3	0	0	0	1	0	2
Jim Beauchamp, R (1, 3) OBP: 0.125, SLG: 0.125		L7		1-2 2-3 3-Hf FC1-2			5-3		K	4	0	0	0	0	1	4
Jerry Grote, R (1, 2) OBP: 0.350, SLG: 0.457		4-3		K			F8			3	0	0	0	0	1	3
Jerry Koosman, R (1, 1) OBP: 0.500, SLG: 0.500			G3	P6			6-3			0	0	0	0	0	0	0
Jim McAndrew, R (1, 1)										1	0	0	0	0	0	0
Don Hahn, R (4, PH)										1	0	0	0	0	0	3
Danny Frisella, L (4, 1)										0	0	0	0	0	0	0
Dave Marshall, L (7, PH)										1	0	0	0	0	0	0
Chuck Taylor, R (7, 1)										0	0	0	0	0	0	0
Inning Stats	R: 1 E: 0 K: 1 S: 7 H: 2 LOB: 1 BB: 0 P: 7	R: 0 E: 0 K: 0 S: 3 H: 0 LOB: 0 BB: 0 P: 3	R: 0 E: 0 K: 0 S: 4 H: 2 LOB: 1 BB: 0 P: 4	R: 0 E: 0 K: 1 S: 7 H: 2 LOB: 3 BB: 1 P: 11	R: 0 E: 0 K: 0 S: 3 H: 1 LOB: 0 BB: 0 P: 3	R: 0 E: 0 K: 0 S: 3 H: 0 LOB: 0 BB: 0 P: 3	R: 0 E: 0 K: 0 S: 3 H: 0 LOB: 0 BB: 0 P: 3	R: 0 E: 0 K: 1 S: 5 H: 0 LOB: 0 BB: 0 P: 5	R: 0 E: 0 K: 1 S: 6 H: 2 LOB: 1 BB: 0 P: 6	1B: 8 2B: 2 3B: 0 HR: 0 SF: 0 SAC: 0 DP: 3 HBP: 0						

PITCHER	IP	WLS	BF	H	R	ER	SO	BB	IBB	HBP	BLK	WP	HR	S	P	ERA	WHIP
Tommy John, L (1, 1) ERA: 1.57	9.0	W	34	9	1	1	4	1	0	0	0	1	0	41	45	1.00	1.111

PITCHER	IP	WLS	BF	H	R	ER	SO	BB	IBB	HBP	BLK	WP	HR	S	P	ERA	WHIP

TOP

New York Mets @ Los Angeles Dodgers

Dodger Stadium, Los Angeles, CA

Sat Apr 29 1972, 7:05 PM PST

Att. 30,244 - Unknown

livebaseballscorecards.com

AB	33
R	1
H	9
RBI	1
BB	1
SO	4
LOB	18

WP: 1 PA: 34
PB: 0
SB: 0
CS: 0

Batter	1	2	3	4	5	6	7	8	9	AB	R	H	RBI	BB	SO	LOB
Wes Parker, S (1, 3) OBP: 0.396, SLG: 0.357 Bill Buckner, L (9, 3) OBP: 0.238, SLG: 0.211	4-3	4-3		F7			5-3	1B, 1B, 1B 3-H		5 0	1 0	1 0	1 0	0 0	0 0	0 0
Manny Mota, R (1, 7) OBP: 0.342, SLG: 0.472	HR, 1B	5-3		G3			1-3	1B, 1B 1-2		5	2	2	0	0	0	0
Willie Davis, L (1, 8) OBP: 0.339, SLG: 0.492	HR 1-H	K S S S			3-1		1B, 1B, 1B	1B, 1B 1-3 2-H		5	3	3	3	0	1	0
Frank Robinson, R (1, 9) OBP: 0.348, SLG: 0.405 Willie Crawford, L (8, 9) OBP: 0.313, SLG: 0.700	HR		P6		L9-3, 1B		1B 1-2	1B 1-3 3-H		4 1	1 0	3 1	1 1	0 0	0 0	0 0
Jim Lefebvre, S (1, 4) OBP: 0.386, SLG: 0.537 Bobby Valentine, R (8, PR) (9, 4)	2B, 2B		F7		L9-3 1-2		1-3 2-H	1-3 3-H		5 0	1 0	3 0	2 0	0 0	0 0	1 0
Steve Garvey, R (1, 5) OBP: 0.320, SLG: 0.396	6-3		S, 1B			P5	4-3	F7		5	1	1	0	0	0	5
Dick Dietz, R (1, 2) OBP: 0.353, SLG: 0.333	2-H 2B		1-H 1B			P3		B B B B B5-6-3, 1B, 1B BB		3	1	2	2	1	0	0
Bill Russell, R (1, 6) OBP: 0.538, SLG: 0.727	I I I IBB		S S S			HR		1-2 B5-6-3 1B		3	1	2	1	1	1	1
Tommy John, R (1, 1) OBP: 0.100, SLG: 0.100	S S S			P4		2-3		1-2f 2-3 B5-6-3		4	0	0	0	0	1	4
Inning Stats	R: 4 E: 0 K: 1 S: 10 H: 5 LOB: 2 BB: 1 P: 14	R: 0 E: 0 K: 1 S: 5 H: 0 LOB: 0 BB: 0 P: 5	R: 1 E: 0 K: 1 S: 7 H: 2 LOB: 1 BB: 0 P: 7	R: 0 E: 0 K: 0 S: 3 H: 0 LOB: 0 BB: 0 P: 3	R: 0 E: 0 K: 0 S: 3 H: 1 LOB: 0 BB: 0 P: 3	R: 1 E: 0 K: 0 S: 4 H: 1 LOB: 0 BB: 0 P: 4	R: 1 E: 0 K: 0 S: 6 H: 3 LOB: 2 BB: 0 P: 6	R: 4 E: 0 K: 0 S: 8 H: 6 LOB: 2 BB: 1 P: 12		1B: 13 2B: 3 3B: 0 HR: 3 SF: 0 SAC: 0 DP: 2 HBP: 0						

PITCHER		IP	WLS	BF	H	R	ER	SO	BB	IBB	HBP	BLK	WP	HR	S	P	ERA	WHIP
Jerry Koosman, L ERA: 10.45	(1, 1)	0.2	L	7	5	4	4	0	0	0	0	0	0	2	7	7	54.00	7.500
Jim McAndrew, R ERA: 2.7	(1, 1)	2.1		10	2	1	1	3	0	1	0	0	0	0	15	19	3.86	0.857
Danny Frisella, R ERA: 3.0	(4, 1)	3.0		10	2	1	1	0	0	0	0	0	0	1	10	10	3.00	0.667
Chuck Taylor, R ERA: 6.14	(7, 1)	2.0		15	9	5	5	0	1	0	0	0	0	0	14	18	22.50	5.000

PITCHER	IP	WLS	BF	H	R	ER	SO	BB	IBB	HBP	BLK	WP	HR	S	P	ERA	WHIP

BOTTOM

New York Mets @ Los Angeles Dodgers

Dodger Stadium, Los Angeles, CA

Sat Apr 29 1972, 7:05 PM PST

Att. 30,244 - Unknown

livebaseballscorecards.com

AB	40
R	11
H	18
RBI	11
BB	2
SO	3
LOB	11

WP: 0 PA: 42
PB: 0
SB: 1
CS: 0

Batter	1	2	3	4	5	6	7	8	9	AB	R	H	RBI	BB	SO	LOB
Bud Harrelson, S (1, 6) OBP: 0.308, SLG: 0.306	F5	F8			1B			P3		4	0	1	0	0	0	2
Ken Boswell, L (1, 4) OBP: 0.311, SLG: 0.275	BB		F8		1-2 1B			1B		3	0	2	0	1	0	0
Tommie Agee, R (1, 8) OBP: 0.294, SLG: 0.413	FC6-4 1-3 1B		6-3		3-1			K		3	0	1	0	0	0	2
Don Hahn, R (7, 8)										1	0	0	0	0	1	1
Rusty Staub, L (1, 9) OBP: 0.377, SLG: 0.383	K		F7			F7		L8		4	0	0	0	0	1	3
Cleon Jones, R (1, 7) OBP: 0.409, SLG: 0.462	FC6-4 1-2f			K		L9			G6-3 1B	3	0	0	0	0	1	2
John Milner, L (7, 7) OBP: 0.444, SLG: 0.444										1	0	1	0	0	0	0
Jim Fregosi, R (1, 5) OBP: 0.327, SLG: 0.419		G3 1B		F2		K			F3	4	0	1	0	0	1	1
Ed Kranepool, L (1, 3) OBP: 0.282, SLG: 0.314		P6		F8			F7		G6-3 1-2f	4	0	0	0	0	0	2
Duffy Dyer, R (1, 2) OBP: 0.333, SLG: 0.333		G3 1-2 1B			K		K			3	0	1	0	0	2	0
Buzz Capra, R (1, 1)		G3 1-2 2-3			4-3		4-3			1	0	0	0	0	0	2
Ray Sadecki, L (4, 1)										1	0	0	0	0	0	0
Wayne Garrett, L (7, PH)										1	0	0	0	0	0	0
Jerry Koosman, R (7, 1) OBP: 0.500, SLG: 0.500										0	0	0	0	0	0	0
Chuck Taylor, R (8, 1)										0	0	0	0	0	0	0
Inning Stats	R: 0 E: 0 K: 1 S: 6 H: 1 LOB: 2 BB: 1 P: 10	R: 0 E: 0 K: 0 S: 5 H: 2 LOB: 2 BB: 0 P: 5	R: 0 E: 0 K: 0 S: 3 H: 0 LOB: 0 BB: 0 P: 3	R: 0 E: 0 K: 1 S: 5 H: 0 LOB: 0 BB: 0 P: 5	R: 0 E: 0 K: 1 S: 7 H: 2 LOB: 2 BB: 0 P: 7	R: 0 E: 0 K: 1 S: 5 H: 0 LOB: 0 BB: 0 P: 5	R: 0 E: 0 K: 1 S: 5 H: 0 LOB: 0 BB: 0 P: 5	R: 0 E: 0 K: 1 S: 6 H: 1 LOB: 1 BB: 0 P: 6	R: 0 E: 0 K: 0 S: 3 H: 1 LOB: 0 BB: 0 P: 3	1B: 7 2B: 0 3B: 0 HR: 0	SF: 0 SAC: 0 DP: 1 HBP: 0						

PITCHER	IP	WLS	BF	H	R	ER	SO	BB	IBB	HBP	BLK	WP	HR	S	P	ERA	WHIP
Don Sutton, R (1, 1) ERA: 0.55	9.0	W	34	7	0	0	6	1	0	0	0	0	0	45	49	0.00	0.889

PITCHER	IP	WLS	BF	H	R	ER	SO	BB	IBB	HBP	BLK	WP	HR	S	P	ERA	WHIP

New York Mets @ Los Angeles Dodgers

Dodger Stadium, Los Angeles, CA

Sun Apr 30 1972, 3:33 AM PDT

Att. 21,989 - Unknown

TOP

livebaseballscorecards.com

AB	33
R	0
H	7
RBI	0
BB	1
SO	6
LOB	15

WP: 0 PB: 0 SB: 0 CS: 0 PA: 34

Batter	1	2	3	4	5	6	7	8	9	AB	R	H	RBI	BB	SO	LOB
Wes Parker, S (1, 3) OBP: 0.404, SLG: 0.356	F8		1B	BB		5-3				3	1	1	0	1	0	0
Bill Buckner, L (1, 9) OBP: 0.240, SLG: 0.217	G3		P5	1-2 WP 1B			1-3			4	1	1	0	0	0	1
Willie Davis, L (1, 8) OBP: 0.348, SLG: 0.492	1B		F7	1-H 2-H 1B			F5			4	0	2	2	0	0	1
Jim Lefebvre, S (1, 4) OBP: 0.361, SLG: 0.500 Bobby Valentine, R (8, 4)	F8		4-3	F8			S S S K			4 0	0 0	0 0	0 0	0 0	1 0	3 0
Willie Crawford, L (1, 7) OBP: 0.306, SLG: 0.676		1B 2B		4-3	4-3			S S S K		4	1	1	0	0	1	0
Steve Garvey, R (1, 5) OBP: 0.352, SLG: 0.423		1-3 2B 2-H 1B		1B HR 1B	P6			FC6-4 1B		4	2	3	1	0	0	0
Duke Sims, L (1, 2) OBP: 0.167, SLG: 0.417		1-3 1-2		1-3 HR 1B	F9			F7		4	1	1	0	0	0	2
Bill Russell, R (1, 6) OBP: 0.529, SLG: 0.933		CS 2B 2-H		1-H 3-H HR		6-3		FC6-4 1-2f		4	1	2	4	0	0	1
Don Sutton, R (1, 1) OBP: 0.182, SLG: 0.100		F9 2-3		6-3		S S S K				3	0	0	0	0	1	1
Inning Stats	R: 0 E: 0 K: 0 S: 4 H: 1 LOB: 1 BB: 0 P: 4	R: 2 E: 0 K: 0 S: 5 H: 3 LOB: 0 BB: 0 P: 5	R: 0 E: 0 K: 0 S: 4 H: 1 LOB: 1 BB: 0 P: 4	R: 5 E: 0 K: 0 S: 8 H: 5 LOB: 1 BB: 1 P: 12	R: 0 E: 0 K: 0 S: 3 H: 0 LOB: 0 BB: 0 P: 3	R: 0 E: 0 K: 1 S: 5 H: 0 LOB: 0 BB: 0 P: 5	R: 0 E: 0 K: 1 S: 5 H: 0 LOB: 0 BB: 0 P: 5	R: 0 E: 0 K: 1 S: 6 H: 1 LOB: 1 BB: 0 P: 6		1B: 8 2B: 2 3B: 0 HR: 1 SF: 0 SAC: 0 DP: 0 HBP: 0				WP: 1 PB: 0 SB: 0 CS: 1 PA: 35		

PITCHER		IP	WLS	BF	H	R	ER	SO	BB	IBB	HBP	BLK	WP	HR	S	P	ERA	WHIP
Buzz Capra, R ERA: 6.17	(1, 1)	3.2	L	20	9	7	7	0	1	0	0	0	0	1	19	23	17.18	2.727
Ray Sadecki, L ERA: 11.57	(4, 1)	2.1		8	1	0	0	1	0	0	0	0	1	0	10	10	0.00	0.429
Jerry Koosman, L ERA: 9.26	(7, 1)	1.1		5	1	0	0	2	0	0	0	0	0	0	9	9	0.00	0.750
Chuck Taylor, R ERA: 5.63	(8, 1)	0.2		2	0	0	0	0	0	0	0	0	0	0	2	2	0.00	0.000

PITCHER	IP	WLS	BF	H	R	ER	SO	BB	IBB	HBP	BLK	WP	HR	S	P	ERA	WHIP

BOTTOM

New York Mets @ Los Angeles Dodgers

Dodger Stadium, Los Angeles, CA

Sun Apr 30 1972, 3:33 AM PDT

Att. 21,989 - Unknown

livebaseballscorecards.com

AB	34
R	7
H	11
RBI	7
BB	1
SO	3
LOB	9

Batter	1	2	3	4	5	6	7	8	9	AB	R	H	RBI	BB	SO	LOB
Larry Bowa, S (1, 6) OBP: 0.273, SLG: 0.281	FC5-4 1B		5-3		BB			6-3		3	0	1	0	1	0	0
Terry Harmon, R (1, 4) OBP: 0.400, SLG: 0.462	FC5-4 G3 1B 1-2f		L6		4-3			HR BB		3	1	0	0	1	0	3
Willie Montanez, L (1, 8) OBP: 0.367, SLG: 0.490	G3 1-2 1B		G3			P6		1-H HR		4	1	2	2	0	0	0
Greg Luzinski, R (1, 7) OBP: 0.397, SLG: 0.667	G3 1-2 2-3			6-3		6-3		6-3		4	0	0	0	0	0	2
Don Money, R (1, 5) OBP: 0.339, SLG: 0.412	L6			BB CS		K			1B 2B	3	0	1	0	1	1	2
Tom Hutton, L (1, 3) OBP: 0.360, SLG: 0.375		FC5-4 1B		K 1-2			G3		G6-4-3 2-3 1B	4	0	2	0	0	1	1
Mike Anderson, R (1, 9) OBP: 0.259, SLG: 0.269		FC5-4 1-2f			5-3 1B		6-3		K	4	0	1	0	0	1	3
Mike Ryan, R (1, 2) OBP: 0.400, SLG: 0.308		L5			5-3 1-2		5-3		G6-4-3 1-2f	4	0	0	0	0	0	4
Dick Selma, R (1, 1)		6-3			K			P4		3	0	0	0	0	1	2
Inning Stats	R: 0 E: 0 K: 0 S: 5 H: 2 LOB: 2 BB: 0 P: 5	R: 0 E: 0 K: 0 S: 4 H: 1 LOB: 1 BB: 0 P: 4	R: 0 E: 0 K: 0 S: 3 H: 0 LOB: 0 BB: 0 P: 3	R: 0 E: 0 K: 1 S: 4 H: 0 LOB: 0 BB: 1 P: 8	R: 0 E: 0 K: 1 S: 6 H: 1 LOB: 2 BB: 1 P: 10	R: 0 E: 0 K: 1 S: 5 H: 0 LOB: 0 BB: 0 P: 5	R: 0 E: 0 K: 0 S: 3 H: 0 LOB: 0 BB: 0 P: 3	R: 2 E: 0 K: 0 S: 4 H: 1 LOB: 0 BB: 1 P: 8	R: 0 E: 0 K: 1 S: 6 H: 2 LOB: 1 BB: 0 P: 6	1B: 5 2B: 1 3B: 0 HR: 1 SF: 0 SAC: 0 DP: 1 HBP: 0							WP: 0 PB: 0 SB: 0 CS: 1 PA: 35

PITCHER		IP	WLS	BF	H	R	ER	SO	BB	IBB	HBP	BLK	WP	HR	S	P	ERA	WHIP
Claude Osteen, L ERA: 1.04	(1, 1)	8.0	L	31	5	2	2	3	3	0	0	0	0	1	34	46	2.25	1.000
Jim Brewer, L ERA: 1.04	(9, 1)	1.0		4	2	0	0	1	0	0	0	0	0	0	6	6	0.00	2.000

PITCHER	IP	WLS	BF	H	R	ER	SO	BB	IBB	HBP	BLK	WP	HR	S	P	ERA	WHIP

TOP

Philadelphia Phillies @ Los Angeles Dodgers

Dodger Stadium, Los Angeles, CA

Mon May 01 1972, 7:05 PM PDT

Att. 15,015 - Unknown

livebaseballscorecards.com

AB	32
R	2
H	7
RBI	2
BB	3
SO	4
LOB	17

BOTTOM

Philadelphia Phillies @ Los Angeles Dodgers
Dodger Stadium, Los Angeles, CA
Mon May 01 1972, 7:05 PM PDT
Att. 15,015 - Unknown

livebaseballscorecards.com

Batter	1	2	3	4	5	6	7	8	9	AB	R	H	RBI	BB	SO	LOB
Wes Parker, S (1, 3) OBP: 0.393, SLG: 0.333	F3		G3			4-3		BB		3	0	0	0	1	0	1
Willie Crawford, L (1, 7) OBP: 0.300, SLG: 0.639	F8		1-3				S BB	SF8 3-H		2	0	0	1	1	0	0
Jim Brewer, L (9, 1)										0	0	0	0	0	0	0
Willie Davis, L (1, 8) OBP: 0.329, SLG: 0.463	F9			F9			F9 1-2	F9		4	0	0	0	0	0	3
Frank Robinson, R (1, 9) OBP: 0.340, SLG: 0.378		G4-6-3 BB		6-3			F8		F9	3	0	0	0	1	0	1
Jim Lefebvre, S (1, 4) OBP: 0.354, SLG: 0.475		F7			P6		BB		4-3	3	0	0	0	1	0	1
Duke Sims, L (1, 2) OBP: 0.188, SLG: 0.375		G4-6-3 1-2f			F8		F8		1B	4	0	1	0	0	0	3
Maury Wills, S (9, PR) OBP: 0.143, SLG: 0.170										0	0	0	0	0	0	0
Steve Garvey, R (1, 5) OBP: 0.345, SLG: 0.400			4-3		F8			SH1-4 1B SF8 BB	F8	3	1	0	0	1	0	1
Bill Russell, R (1, 6) OBP: 0.550, SLG: 0.944			2B			K		SH1-4 1-2 1B		3	0	2	0	0	1	0
Claude Osteen, L (1, 1) OBP: 0.300, SLG: 0.300			F7			4-3		SH1-4 1-2 2-3		2	0	0	0	0	0	1
Manny Mota, R (8, PH) (9, 7) OBP: 0.342, SLG: 0.472										0	0	0	0	0	0	0

	AB	27
	R	1
	H	3
	RBI	1
	BB	5
	SO	1
	LOB	11

Inning Stats	1	2	3	4	5	6	7	8	9
	R: 0 H: 0 E: 0 LOB: 0 K: 0 BB: 0 S: 3 P: 3	R: 0 H: 0 E: 0 LOB: 0 K: 0 BB: 1 S: 2 P: 6	R: 0 H: 1 E: 0 LOB: 1 K: 0 BB: 0 S: 4 P: 4	R: 0 H: 0 E: 0 LOB: 0 K: 0 BB: 0 S: 3 P: 3	R: 0 H: 0 E: 0 LOB: 0 K: 0 BB: 0 S: 3 P: 3	R: 0 H: 0 E: 0 LOB: 0 K: 1 BB: 0 S: 5 P: 5	R: 0 H: 0 E: 0 LOB: 2 K: 0 BB: 2 S: 3 P: 11	R: 1 H: 1 E: 0 LOB: 2 K: 0 BB: 2 S: 4 P: 12	R: 0 H: 1 E: 0 LOB: 1 K: 0 BB: 0 S: 4 P: 4

	1B: 2	SF: 1	WP: 0	PA: 34
	2B: 1	SAC: 1	PB: 0	
	3B: 0	DP: 1	SB: 1	
	HR: 0	HBP: 0	CS: 0	

PITCHER	IP	WLS	BF	H	R	ER	SO	BB	IBB	HBP	BLK	WP	HR	S	P	ERA	WHIP
Dick Selma, R (1, 1) ERA: 2.57	9.0	W	34	3	1	1	1	5	0	0	0	0	0	31	51	1.00	0.889

PITCHER	IP	WLS	BF	H	R	ER	SO	BB	IBB	HBP	BLK	WP	HR	S	P	ERA	WHIP

Batter	1	2	3	4	5	6	7	8	9	AB	R	H	RBI	BB	SO	LOB
Larry Bowa, S (1, 6) OBP: 0.282, SLG: 0.290	F7		CS 1B		1B	FC6-4 1-2f		F7		5	0	2	0	0	0	1
Terry Harmon, R (1, 4) OBP: 0.500, SLG: 0.588	2B		F3 1-2		1-2 1B		BB 3B	BBBB		4	2	3	0	1	0	1
Willie Montanez, L (1, 8) OBP: 0.369, SLG: 0.500	2-H 2B		1B		SSS K		SSS K	F8		5	0	2	1	0	2	4
Greg Luzinski, R (1, 7) OBP: 0.397, SLG: 0.633	SSS K		F7		5-3		BBBB 1-2 3B BB		BBBB SH1-4 BB	3	1	0	0	2	1	4
Don Money, R (1, 5) OBP: 0.318, SLG: 0.382	F2			5-3		1-3	F8		1-2 SH1-4	4	0	0	0	0	0	3
Tom Hutton, L (1, 3) OBP: 0.400, SLG: 0.483		G1		1B		WP 1B 1B	1-H 2-H 3B		SSS K	5	1	3	2	0	1	1
Mike Anderson, R (1, 9) Darrell Brandon, R (4, 1) Byron Browne, R (6, PH) Ken Reynolds, L (8, 1) Pete Koegel, R (7, PH) Wayne Twitchell, R (7, 1) Joe Hoerner, R (9, 1) Tim McCarver, L (9, PH) Barry Lersch, S (8, 1) Chris Short, R (9, 1)		5-3		SSS K		1-2 WP 1B 1B	F7		F7	2 0 0 0 0 1 1 0 0 0 0 0 0 0 1 1 1 0 0 0 0 0 0 0 0 0 0 0 1 0 0 0 0 0 1 0 0 0 0 0 0 0 0 0 0 0 0 0 0 1 0 0 0 0 0 1 0 0 0 0 0 0 0						
Mike Ryan, R (1, 2) OBP: 0.368, SLG: 0.353		2B		F2		1-2 2-3 K		6-3		4	0	1	0	0	1	3
Woodie Fryman, R (1, 1) OBP: 0.125, SLG: 0.500 Roger Freed, R (4, 9) OBP: 0.500, SLG: 1.250		4-3			SSS K	2-H 3-H FC6-4 1B		HR		1 3	0 1	0 2	0 3	0 0	0 1	1 0
Inning Stats	R: 1 E: 0 K: 1 S: 7 H: 2 LOB: 1 BB: 0 P: 7	R: 0 E: 0 K: 0 S: 4 H: 1 LOB: 1 BB: 0 P: 4	R: 0 E: 0 K: 0 S: 4 H: 2 LOB: 1 BB: 0 P: 4	R: 0 E: 0 K: 1 S: 6 H: 1 LOB: 1 BB: 0 P: 6	R: 0 E: 0 K: 2 S: 9 H: 2 LOB: 2 BB: 0 P: 9	R: 2 E: 0 K: 1 S: 8 H: 3 LOB: 1 BB: 0 P: 8	R: 2 E: 0 K: 1 S: 7 H: 2 LOB: 1 BB: 1 P: 11	R: 1 E: 0 K: 0 S: 4 H: 1 LOB: 1 BB: 1 P: 8	R: 0 E: 0 K: 1 S: 5 H: 0 LOB: 1 BB: 1 P: 9	1B: 9 2B: 3 3B: 1 HR: 1	SF: 0 SAC: 1 DP: 0 HBP: 0						

TOP

Philadelphia Phillies @ Los Angeles Dodgers

Dodger Stadium, Los Angeles, CA

Tue May 02 1972, 7:05 PM PDT

Att. 14,770 - Unknown

livebaseballscorecards.com

AB	39
R	6
H	14
RBI	6
BB	3
SO	7
LOB	21

WP: 1 PB: 0 SB: 0 CS: 1 PA: 43

PITCHER		IP	WLS	BF	H	R	ER	SO	BB	IBB	HBP	BLK	WP	HR	S	P	ERA	WHIP
Al Downing, L (1, 1) ERA: 3.38		5.2		27	11	3	3	5	0	0	0	0	1	0	37	37	4.76	1.941
Pete Richert, L (6, 1) ERA: 5.79		2.1		12	3	3	3	1	2	0	0	0	0	1	12	20	11.57	2.143
Jim Brewer, L (9, 1) ERA: 0.93		1.0	W	4	0	0	0	1	1	0	0	0	0	0	5	9	0.00	1.000

PITCHER	IP	WLS	BF	H	R	ER	SO	BB	IBB	HBP	BLK	WP	HR	S	P	ERA	WHIP

Batter	1	2	3	4	5	6	7	8	9	AB	R	H	RBI	BB	SO	LOB
Wes Parker, S (1, 3) OBP: 0.393, SLG: 0.340	FC4-6 1B		6-3	4-3		F8		1-3 1B		5	0	2	0	0	0	2
Manny Mota, R (1, 7) OBP: 0.326, SLG: 0.450	FC4-6 S 1-2f			1B 1B	5-3		F8	SF9 3-H		4	1	1	1	0	0	1
Willie Davis, L (1, 8) OBP: 0.307, SLG: 0.431	F8 1-2			F8	G3		K	K		5	0	0	0	0	2	3
Frank Robinson, R (1, 9) OBP: 0.382, SLG: 0.440	K			1B BB 1-2 1B	BB 1B 1B		S 1B		1B BB 2B	5	2	4	0	0	1	1
Jim Lefebvre, S (1, 4) OBP: 0.386, SLG: 0.484		5-3		BB 1B 1-3 2-H 1B	BB 1-2 1B		FC6-4 1-2 BB		BB 1B IBB	3	1	2	1	2	0	0
Steve Garvey, R (1, 5) OBP: 0.355, SLG: 0.386 Maury Wills, S (9, PH) OBP: 0.160, SLG: 0.188	5-3			BB 1B IBB	FC5-4 1-2 2-3 BB		FC6-4 1-2f		BB 1-2 2-3 1B	2 1	1 0	0 1	0 0	2 0	0 0	2 0
Dick Dietz, R (1, 2) OBP: 0.381, SLG: 0.294 Bobby Valentine, R (8, PR) Duke Sims, L (9, 2) OBP: 0.176, SLG: 0.353	F3			1B 1-2 2-3 3-H BB	FC5-4 1-2f			1B SF7 BB	K	2 0 1	0 1 0	0 0 0	1 0 0	2 0 0	0 0 1	3 0 3
Bill Russell, R (1, 6) OBP: 0.560, SLG: 0.864			5-3	1-2 2-H 3-H 1B	F7			1B 1-3 SF9 1B	1-2 2-3 3-H BB	4	1	2	3	1	0	0
Al Downing, R (1, 1) OBP: 0.300, SLG: 0.333 Pete Richert, L (6, 1) OBP: 0.500, SLG: 0.500 Willie Crawford, L (8, PH) OBP: 0.300, SLG: 0.639 Billy Grabarkewitz, R (8, PH) Jim Brewer, L (9, 1)			G3	K		K		SF7 3-H		2 1 0 0 0	0 0 0 0 0	0 0 0 1 0	0 0 0 0 0	0 1 0 0 0	1 0 0 0 0	2 0 0 0 0
Inning Stats	R: 0 H: 1 E: 0 LOB: 1 K: 1 BB: 0 S: 6 P: 6	R: 0 H: 0 E: 0 LOB: 0 K: 0 BB: 0 S: 3 P: 3	R: 0 H: 0 E: 0 LOB: 0 K: 0 BB: 0 S: 3 P: 3	R: 4 H: 4 E: 0 LOB: 2 K: 1 BB: 2 S: 9 P: 17	R: 0 H: 2 E: 0 LOB: 3 K: 0 BB: 1 S: 5 P: 9	R: 0 H: 0 E: 0 LOB: 0 K: 1 BB: 0 S: 5 P: 5	R: 0 H: 1 E: 0 LOB: 2 K: 1 BB: 1 S: 6 P: 10	R: 2 H: 2 E: 0 LOB: 1 K: 1 BB: 1 S: 7 P: 11	R: 1 H: 2 E: 0 LOB: 3 K: 1 BB: 2 S: 5 P: 13	1B: 11 SF: 2 2B: 1 SAC: 0 3B: 0 DP: 0 HR: 0 HBP: 0						

PITCHER		IP	WLS	BF	H	R	ER	SO	BB	IBB	HBP	BLK	WP	HR	S	P	ERA	WHIP
Woodie Fryman, L ERA: 2.13	(1, 1)	3.1		17	5	4	4	1	1	1	0	0	0	0	17	25	10.80	1.800
Darrell Brandon, R ERA: 5.79	(4, 1)	1.2		8	2	0	0	1	1	0	0	0	0	0	9	13	0.00	1.800
Ken Reynolds, L ERA:	(6, 1)	1.0		3	0	0	0	1	0	0	0	0	0	0	5	5	0.00	0.000
Wayne Twitchell, R ERA: 8.53	(7, 1)	1.0		7	2	2	2	1	2	0	0	0	0	0	7	15	18.00	4.000
Joe Hoerner, L ERA: 5.4	(8, 1)	1.0		4	1	0	0	1	0	0	0	0	0	0	6	6	0.00	1.000

PITCHER		IP	WLS	BF	H	R	ER	SO	BB	IBB	HBP	BLK	WP	HR	S	P	ERA	WHIP
Barry Lersch, R ERA: 1.84	(9, 1)	0.0	L	3	2	1	1	0	0	1	0	0	0	0	2	6	∞	∞
Chris Short, L ERA: 11.57	(9, 1)	0.1		2	0	0	0	1	1	0	0	0	0	0	3	7	0.00	3.000

BOTTOM

Philadelphia Phillies @ Los Angeles Dodgers

Dodger Stadium, Los Angeles, CA

Tue May 02 1972, 7:05 PM PDT

Att. 14,770 - Unknown

livebaseballscorecards.com

AB	35
R	7
H	12
RBI	7
BB	7
SO	6
LOB	17

WP: 0 PA: 44
PB: 0
SB: 2
CS: 0

Batter	1	2	3	4	5	6	7	8	9	AB	R	H	RBI	BB	SO	LOB
Larry Bowa, S (1, 6) OBP: 0.280, SLG: 0.288	1-3		1-3		1B			F6	SH2-4 2-3	4	0	1	0	0	0	0
Tim McCarver, L (1, 2) OBP: 0.298, SLG: 0.404	F8			2B HBP	F8			WP 1B	6-3	4	2	1	0	0	0	2
Willie Montanez, L (1, 8) OBP: 0.371, SLG: 0.500	G3			1-3 2B	L4			1B E 1-2	K	4	2	1	0	1	1	2
Greg Luzinski, R (1, 7) OBP: 0.389, SLG: 0.609		6-3		K		G4-6-3 1B		F9		4	0	1	0	0	1	4
Tom Hutton, L (1, 3) OBP: 0.441, SLG: 0.500		1B		2B IBB		G4-6-3 1-2f		E 1-3 2-H	1B	3	1	2	1	1	0	1
Don Money, R (1, 5) OBP: 0.314, SLG: 0.390		F3		1-3 2-H 3-H 2B		1-3		E6 1B 2-H 3-H		4	0	1	2	0	0	1
Roger Freed, R (1, 9) OBP: 0.375, SLG: 0.750 Mike Anderson, R (9, 9) OBP: 0.250, SLG: 0.259		F7		K			6-3	FC4-6 1-2 1B		4 0	0 0	1 0	0 0	0 0	1 0	3 0
Denny Doyle, L (1, 4) OBP: 0.333, SLG: 0.304		L6		F9			K 1B	FC4-6 1-2f		4	0	1	0	0	0	4
Steve Carlton, L (1, 1) OBP: 0.375, SLG: 0.500		K			4-3		K 1-2		SH2-4 2B	4	0	1	0	0	2	1
Inning Stats	R: 0 E: 0 K: 0 S: 3 H: 0 LOB: 0 BB: 0 P: 3	R: 0 E: 0 K: 0 S: 4 H: 1 LOB: 1 BB: 0 P: 4	R: 0 E: 0 K: 1 S: 5 H: 0 LOB: 0 BB: 0 P: 5	R: 2 E: 0 K: 2 S: 9 H: 2 LOB: 2 BB: 1 P: 14	R: 0 E: 0 K: 0 S: 4 H: 1 LOB: 1 BB: 0 P: 4	R: 0 E: 0 K: 0 S: 3 H: 1 LOB: 0 BB: 0 P: 3	R: 0 E: 0 K: 1 S: 5 H: 1 LOB: 0 BB: 0 P: 5	R: 3 E: 1 K: 0 S: 7 H: 3 LOB: 2 BB: 1 P: 11	R: 0 E: 0 K: 1 S: 6 H: 1 LOB: 1 BB: 0 P: 6	1B: 7 2B: 3 3B: 0 HR: 0 SF: 0 SAC: 1 DP: 1 HBP: 1						

TOP

Philadelphia Phillies @ Los Angeles Dodgers
Dodger Stadium, Los Angeles, CA
Wed May 03 1972, 7:05 PM PDT
Att. 14,314 - Unknown

livebaseballscorecards.com

AB	35
R	5
H	10
RBI	3
BB	2
SO	5
LOB	18

WP: 1 PB: 0 SB: 0 CS: 0 PA: 39

PITCHER		IP	WLS	BF	H	R	ER	SO	BB	IBB	HBP	BLK	WP	HR	S	P	ERA	WHIP
Bill Singer, R ERA: 2.9	(1, 1)	7.2	L	34	9	5	3	4	0	2	1	0	1	0	39	48	3.52	1.174
Hoyt Wilhelm, R ERA: 7.36	(8, 1)	0.1		1	0	0	0	0	0	0	0	0	0	0	1	1	0.00	0.000
Pete Mikkelsen, R ERA: 18.0	(9, 1)	1.0		4	1	0	0	1	0	0	0	0	0	0	6	6	0.00	1.000

PITCHER	IP	WLS	BF	H	R	ER	SO	BB	IBB	HBP	BLK	WP	HR	S	P	ERA	WHIP

Batter	1	2	3	4	5	6	7	8	9	AB	R	H	RBI	BB	SO	LOB
Wes Parker, S (1, 3) OBP: 0.385, SLG: 0.333	1-3			F9	CS 1-2	4-3		E9 1B		4	0	1	0	0	0	0
Manny Mota, R (1, 7) OBP: 0.298, SLG: 0.409	F8			5-3		6-3		F9		4	0	0	0	0	0	1
Willie Davis, L (1, 8) OBP: 0.316, SLG: 0.434	P4			BB 1B		1B 1B		K		4	0	2	0	0	1	1
Frank Robinson, R (1, 9) OBP: 0.390, SLG: 0.434		K		FC6-4 1-2 BB		1-3 1B			F9	3	0	1	0	1	1	0
Jim Lefebvre, S (1, 4) OBP: 0.365, SLG: 0.456		K		FC6-4 1-2f		K			K	4	0	0	0	0	3	4
Steve Garvey, R (1, 5) OBP: 0.348, SLG: 0.393		6-3			1B 2B		5-3		F7	4	1	1	0	0	0	0
Dick Dietz, R (1, 2) OBP: 0.333, SLG: 0.250			K		F8		F7			3	0	0	0	0	1	1
Bill Russell, R (1, 6) OBP: 0.536, SLG: 0.800			K		CS 2-H 1B		K			3	0	1	1	0	2	0
Bill Singer, R (1, 1) OBP: 0.091, SLG: 0.091			6-3		K			5-3		2	0	0	0	0	1	1
Hoyt Wilhelm, R (8, 1)										0	0	0	0	0	0	0
Bobby Valentine, R (8, PH)										1	0	0	0	0	0	0
Pete Mikkelsen, R (9, 1)										0	0	0	0	0	0	0
Inning Stats	R: 0 E: 0 K: 0 S: 3 / H: 0 LOB: 0 BB: 0 P: 3	R: 0 E: 0 K: 2 S: 7 / H: 0 LOB: 0 BB: 0 P: 7	R: 0 E: 0 K: 2 S: 7 / H: 0 LOB: 0 BB: 0 P: 7	R: 0 E: 0 K: 0 S: 4 / H: 1 LOB: 2 BB: 1 P: 8	R: 1 E: 0 K: 1 S: 6 / H: 2 LOB: 0 BB: 0 P: 6	R: 0 E: 0 K: 1 S: 7 / H: 2 LOB: 2 BB: 0 P: 7	R: 0 E: 0 K: 1 S: 5 / H: 0 LOB: 0 BB: 0 P: 5	R: 0 E: 1 K: 1 S: 6 / H: 1 LOB: 1 BB: 0 P: 6	R: 0 E: 0 K: 1 S: 5 / H: 0 LOB: 0 BB: 0 P: 5	1B: 5 2B: 1 3B: 0 HR: 0	SF: 0 SAC: 0 DP: 0 HBP: 0						

PITCHER	IP	WLS	BF	H	R	ER	SO	BB	IBB	HBP	BLK	WP	HR	S	P	ERA	WHIP
Steve Carlton, L (1, 1) ERA: 1.47	9.0	W	33	6	1	1	9	1	0	0	0	0	0	50	54	1.00	0.778

PITCHER	IP	WLS	BF	H	R	ER	SO	BB	IBB	HBP	BLK	WP	HR	S	P	ERA	WHIP

BOTTOM

Philadelphia Phillies @ Los Angeles Dodgers

Dodger Stadium, Los Angeles, CA

Wed May 03 1972, 7:05 PM PDT

Att. 14,314 - Unknown

livebaseballscorecards.com

AB	32
R	1
H	6
RBI	1
BB	1
SO	9
LOB	8

1B: 5	SF: 0	WP: 0	PA: 34
2B: 1	SAC: 0	PB: 0	
3B: 0	DP: 0	SB: 0	
HR: 0	HBP: 0	CS: 1	

Batter	1	2	3	4	5	6	7	8	9	AB	R	H	RBI	BB	SO	LOB
Wes Parker, S (1, 3) OBP: 0.377, SLG: 0.317	K		F7		BB 2B		F8			3	0	0	0	1	1	0
Willie Crawford, L (1, 7) OBP: 0.295, SLG: 0.600	BB BB 1B		K		F8		K			4	0	1	0	0	2	1
Willie Davis, L (1, 8) OBP: 0.325, SLG: 0.488	F8		HR		1-3 2B		K			4	1	2	1	0	1	1
Frank Robinson, R (1, 9) OBP: 0.381, SLG: 0.411	1-2 BB		5-3		F9			6-3		3	0	0	0	1	0	2
Jim Lefebvre, S (1, 4) OBP: 0.359, SLG: 0.437	1-2 2-3 BB			K	G3			K		3	0	0	0	1	2	2
Steve Garvey, R (1, 5) OBP: 0.329, SLG: 0.369	F7			K		F8		6-3		4	0	0	0	0	1	3
Duke Sims, L (1, 2) OBP: 0.190, SLG: 0.333		K		1B		K			F2	4	0	1	0	0	2	0
Bill Russell, R (1, 6) OBP: 0.563, SLG: 0.828		G1-6-3 1B		1-2 FC6-4 1B		2B			6-3	4	0	3	0	0	0	0
Tommy John, R (1, 1) OBP: 0.083, SLG: 0.083 Bill Buckner, L (6, PH) OBP: 0.231, SLG: 0.208 Pete Mikkelsen, R (6, 1) Manny Mota, R (9, PH) OBP: 0.292, SLG: 0.400		1-2f G1-6-3		1-2f FC6-4		4-3			1-3	2 1 0 1	0 0 0 0	0 0 0 0	0 0 0 0	0 0 0 0	0 0 0 0	3 1 0 0
Inning Stats	R: 0 E: 0 K: 1 S: 6 H: 1 LOB: 3 BB: 2 P: 14	R: 0 E: 0 K: 1 S: 5 H: 1 LOB: 0 BB: 0 P: 5	R: 1 E: 0 K: 1 S: 6 H: 1 LOB: 0 BB: 0 P: 6	R: 0 E: 0 K: 2 S: 9 H: 2 LOB: 2 BB: 0 P: 9	R: 0 E: 0 K: 0 S: 4 H: 1 LOB: 2 BB: 1 P: 8	R: 0 E: 0 K: 1 S: 6 H: 1 LOB: 1 BB: 0 P: 6	R: 0 E: 0 K: 2 S: 7 H: 0 LOB: 0 BB: 0 P: 7	R: 0 E: 0 K: 1 S: 5 H: 0 LOB: 0 BB: 0 P: 5	R: 0 E: 0 K: 0 S: 3 H: 0 LOB: 0 BB: 0 P: 3	1B: 4 2B: 2 3B: 0 HR: 1 SF: 0 SAC: 0 DP: 1 HBP: 0						

PITCHER	IP	WLS	BF	H	R	ER	SO	BB	IBB	HBP	BLK	WP	HR	S	P	ERA	WHIP
Bill Stoneman, R (1, 1) ERA: 2.58	9.0	W	36	7	1	1	9	3	0	0	0	0	1	51	63	1.00	1.111

PITCHER	IP	WLS	BF	H	R	ER	SO	BB	IBB	HBP	BLK	WP	HR	S	P	ERA	WHIP

TOP

Los Angeles Dodgers @ Montreal Expos

Jarry Park, Montreal, QB

Fri May 05 1972, 7:05 PM EDT

Att. 20,042 - Unknown

livebaseballscorecards.com

AB	33
R	1
H	7
RBI	1
BB	3
SO	9
LOB	13

Batter	1	2	3	4	5	6	7	8	9	AB	R	H	RBI	BB	SO	LOB
Ron Hunt, R (1, 4) OBP: 0.309, SLG: 0.259	K		FC5-4 2B 2-H 3-H		E5 1B G1-2-3		6-3 2-3			4	0	1	2	0	1	2
Mike Jorgensen, L (1, 3) OBP: 0.375, SLG: 0.392	K		BB FC5-4		HBP 1B		K			2	0	0	0	1	2	2
Clyde Mashore, R (1, 9) OBP: 0.333, SLG: 0.348	4-3		FC5-4 1-2f 2-3		1B 1-2 2-3			1-3		4	0	1	0	0	0	2
Bob Bailey, R (1, 5) OBP: 0.319, SLG: 0.306 Bobby Wine, R (9, 5)		5-3	4-3		G1-2-3 3-Hf			5-3		4 0	0 0	0 0	0 0	0 0	0 0	5 0
Ken Singleton, S (1, 7) OBP: 0.394, SLG: 0.464		K		1B E 1B		4-3		1B		4	1	2	0	0	1	0
Tim Foli, R (1, 6) OBP: 0.276, SLG: 0.315		1-3		F9		L8		F7		4	0	0	0	0	0	2
Ron Woods, R (1, 8) OBP: 0.286, SLG: 0.269			SH5-4 1B 2B 1B	E5 B1-5 1B 1-H		F8				3	1	2	0	0	0	0
Terry Humphrey, R (1, 2) OBP: 0.625, SLG: 0.750 Carl Morton, R (7, PR) John Boccabella, R (8, 2) OBP: 0.208, SLG: 0.200			SH5-4 2B 1B 1-2	B1-5 3-3f			6-3 SH3-4 1B			3 0 0	1 0 0	2 0 0	0 0 0	0 0 0	0 0 0	1 0 0
Bill Stoneman, R (1, 1)			SH5-4 1-2 2-3		F6		SH3-4 1-2			1	0	0	0	0	0	0
Inning Stats	R: 0 E: 0 K: 2 S: 7 H: 0 LOB: 0 BB: 0 P: 7	R: 0 E: 0 K: 1 S: 5 H: 0 LOB: 0 BB: 0 P: 5	R: 2 E: 0 K: 0 S: 6 H: 3 LOB: 2 BB: 1 P: 10	R: 1 E: 1 K: 0 S: 4 H: 2 LOB: 0 BB: 0 P: 4	R: 0 E: 1 K: 0 S: 4 H: 1 LOB: 2 BB: 0 P: 5	R: 0 E: 0 K: 0 S: 3 H: 0 LOB: 0 BB: 0 P: 3	R: 0 E: 0 K: 1 S: 6 H: 1 LOB: 2 BB: 0 P: 6	R: 0 E: 0 K: 0 S: 4 H: 1 LOB: 1 BB: 0 P: 4		1B: 7 2B: 2 3B: 0 HR: 0 SF: 0 SAC: 2 DP: 2 HBP: 1						

PITCHER	IP	WLS	BF	H	R	ER	SO	BB	IBB	HBP	BLK	WP	HR	S	P	ERA	WHIP
Tommy John, L (1, 1) ERA: 1.93	5.0	L	22	6	3	2	3	1	0	1	0	0	0	26	31	3.60	1.400
Pete Mikkelsen, R (6, 1) ERA: 9.0	3.0		11	2	0	0	1	0	0	0	0	0	0	13	13	0.00	0.667

PITCHER	IP	WLS	BF	H	R	ER	SO	BB	IBB	HBP	BLK	WP	HR	S	P	ERA	WHIP

BOTTOM

Los Angeles Dodgers @ Montreal Expos

Jarry Park, Montreal, QB

Fri May 05 1972, 7:05 PM EDT

Att. 20,042 - Unknown

livebaseballscorecards.com

AB	29
R	3
H	8
RBI	2
BB	1
SO	4
LOB	14

PA: 33

WP: 0 PB: 0 SB: 0 CS: 0

Batter	1	2	3	4	5	6	7	8	9	10	11	12	13	AB	R	H	RBI	BB	SO	LOB
Bill Russell, R (1, 6) OBP: 0.543, SLG: 0.781 Maury Wills, S (5, 6) OBP: 0.151, SLG: 0.176	G4-3 1B		F4		FC6-4 1-2f			F9		FC6-5 CS 2-3		FC7-5 1-2 2-3f		3 3	0 0	1 0	0 0	0 0	2 3	
Bill Buckner, L (1, 3) OBP: 0.219, SLG: 0.200	G4-3 1-2f			G3		G1		FC6-4 1B		CS 1-2	F7	L1		6	0	1	0	0	0	3
Willie Davis, L (1, 8) OBP: 0.315, SLG: 0.465	4-3			F5		G6-4-3 1B		FC6-4 CS 1-2f			K		F9	6	0	1	0	0	1	1
Frank Robinson, R (1, 9) OBP: 0.406, SLG: 0.407		CS BB		1B BB		G6-4-3 1-2f		CS 1-2	5-3		BB		BB 1B	3	0	1	0	3	0	1
Willie Crawford, L (1, 7) OBP: 0.327, SLG: 0.581 Jim Brewer, L (11, 1) Billy Grabarkewitz, R (13, PH) Pete Richert, L (13, 1) OBP: 0.500, SLG: 0.500		K 1-2		1B 1-2			4-3		BB		BB 1-2		F9	3 0 1 0	0 0 0 0	1 0 0 0	0 0 0 0	2 0 0 0	1 0 1 0	1 0 1 0
Jim Lefebvre, S (1, 4) OBP: 0.345, SLG: 0.408		F9		3-1			4-3		F7		4-3		BB 1-2	5	0	0	0	1	0	5
Duke Sims, L (1, 2) OBP: 0.185, SLG: 0.269			4-3		4-3		1B BB		F7			K	4-3	5	0	0	0	1	1	3
Steve Garvey, R (1, 5) OBP: 0.347, SLG: 0.386			F7		6-3		FC6-4 1-2 1B			FC6-5 SH1-4 1B		FC7-5 1B 1B		5	0	3	0	0	0	0
Don Sutton, R (1, 1) OBP: 0.286, SLG: 0.167 Manny Mota, R (11, 7) OBP: 0.306, SLG: 0.413		1B			FC6-4 HBP		FC6-4 1-2f			SH1-4 1-2		FC7-5 1-2 1B		2 1	0 0	1 1	0 0	0 0	0 0	2 0
Inning Stats	R: 0 E: 0 K: 0 S: 3 H: 1 LOB: 0 BB: 0 P: 3	R: 0 E: 0 K: 1 S: 4 H: 0 LOB: 0 BB: 1 P: 8	R: 0 E: 0 K: 0 S: 4 H: 1 LOB: 1 BB: 0 P: 4	R: 0 E: 0 K: 0 S: 4 H: 1 LOB: 2 BB: 1 P: 8	R: 0 E: 0 K: 0 S: 3 H: 0 LOB: 1 BB: 0 P: 4	R: 0 E: 0 K: 0 S: 3 H: 1 LOB: 0 BB: 0 P: 3	R: 0 E: 0 K: 0 S: 4 H: 1 LOB: 2 BB: 1 P: 8	R: 0 E: 0 K: 0 S: 3 H: 1 LOB: 0 BB: 0 P: 3	R: 0 E: 0 K: 0 S: 3 H: 0 LOB: 1 BB: 1 P: 7	R: 0 E: 0 K: 0 S: 3 H: 1 LOB: 0 BB: 0 P: 3	R: 0 E: 0 K: 1 S: 5 H: 0 LOB: 2 BB: 2 P: 13	R: 0 E: 0 K: 1 S: 7 H: 2 LOB: 2 BB: 0 P: 7	R: 0 E: 0 K: 0 S: 4 H: 1 LOB: 2 BB: 1 P: 8	1B: 10 2B: 1 3B: 0 HR: 0 SF: 0 SAC: 1 DP: 3 HBP: 1	WP: 0 PB: 0 SB: 0 CS: 3	PA: 54				

PITCHER		IP	WLS	BF	H	R	ER	SO	BB	IBB	HBP	BLK	WP	HR	S	P	ERA	WHIP
Carl Morton, R ERA: 1.46	(1, 1)	10.0		37	7	0	0	1	4	0	1	0	0	0	34	51	0.00	1.100
Mike Marshall, R ERA: 1.04	(11, 1)	3.0	W	15	3	0	0	2	3	0	0	0	0	0	16	28	0.00	2.000

PITCHER	IP	WLS	BF	H	R	ER	SO	BB	IBB	HBP	BLK	WP	HR	S	P	ERA	WHIP

TOP

Los Angeles Dodgers @ Montreal Expos

Jarry Park, Montreal, QB

Sun May 07 1972, 3:33 AM EDT

Att. 22,003 - Unknown

livebaseballscorecards.com

AB	43
R	0
H	10
RBI	0
BB	7
SO	3
LOB	22

Batter	1	2	3	4	5	6	7	8	9	10	11	12	13	AB	R	H	RBI	BB	SO	LOB
Ron Hunt, R (1, 4) OBP: 0.311, SLG: 0.254	F9		L5			F8		F8			HBP BB BB		E PB 1B	5	0	1	0	1	0	0
Ron Fairly, L (1, 9) OBP: 0.250, SLG: 0.167 Clyde Mashore, R (13, PH) OBP: 0.357, SLG: 0.348	CS BB			F9		4-3			F4		HBP BB		E IBB	3 0	0 0	0 0	0 0	2 1	0 0	0 0
Mike Jorgensen, L (1, 3) OBP: 0.371, SLG: 0.364	1-2 BB			3-1		5-3			G3		HBP		E1	4	0	0	0	1	0	2
Bob Bailey, R (1, 5) OBP: 0.324, SLG: 0.303	F8			S HBP			G6-4-3 1B		K		3-1			4	0	1	0	0	1	4
Ken Singleton, S (1, 7) OBP: 0.394, SLG: 0.441		F9		1-2 BB			1-2 BB			F9		K		3	0	0	0	2	1	0
Boots Day, L (1, 8) OBP: 0.200, SLG: 0.184 Mike Marshall, R (11, 1)		K		6-3			G6-4-3 1-2f 2-3			F7		F9		4 1	0 0	0 0	0 0	0 0	1 0	4 0
Tim Foli, R (1, 6) OBP: 0.254, SLG: 0.288	1-3		6-3				5-3			F7		4-3		5	0	0	0	0	0	1
John Boccabella, R (1, 2) OBP: 0.207, SLG: 0.200		5-3	4-3					F9			F9		PB 1B E 1B	5	1	1	0	0	0	0
Carl Morton, R (1, 1) Ron Woods, R (11, 8) OBP: 0.267, SLG: 0.250		G3	K					4-3			F8		B3	3 2	0 0	0 0	0 0	0 0	1 0	0 1
Inning Stats	R: 0 E: 0 K: 0 S: 2 H: 0 LOB: 1 BB: 2 P: 10	R: 0 E: 0 K: 1 S: 5 H: 0 LOB: 0 BB: 0 P: 5	R: 0 E: 0 K: 0 S: 3 H: 0 LOB: 0 BB: 0 P: 3	R: 0 E: 0 K: 0 S: 3 H: 0 LOB: 2 BB: 1 P: 8	R: 0 E: 0 K: 1 S: 5 H: 0 LOB: 0 BB: 0 P: 5	R: 0 E: 0 K: 0 S: 3 H: 0 LOB: 0 BB: 0 P: 3	R: 0 E: 0 K: 0 S: 3 H: 1 LOB: 1 BB: 1 P: 7	R: 0 E: 0 K: 0 S: 3 H: 0 LOB: 0 BB: 0 P: 3	R: 0 E: 0 K: 1 S: 5 H: 0 LOB: 0 BB: 0 P: 5	R: 0 E: 0 K: 0 S: 3 H: 0 LOB: 0 BB: 0 P: 3	R: 0 E: 0 K: 0 S: 3 H: 0 LOB: 3 BB: 2 P: 12	R: 0 E: 0 K: 1 S: 5 H: 0 LOB: 0 BB: 0 P: 5	R: 1 E: 1 K: 0 S: 4 H: 2 LOB: 3 BB: 1 P: 8	1B: 3 2B: 0 3B: 0 HR: 0 SF: 0 SAC: 0 DP: 1 HBP: 2						

PITCHER		IP	WLS	BF	H	R	ER	SO	BB	IBB	HBP	BLK	WP	HR	S	P	ERA	WHIP
Don Sutton, R ERA: 0.42	(1, 1)	10.0		34	1	0	0	3	4	0	1	0	0	0	35	52	0.00	0.500
Jim Brewer, L ERA: 0.77	(11, 1)	2.0		9	0	0	0	1	2	0	1	0	0	0	8	17	0.00	1.000
Pete Richert, L ERA: 5.4	(13, 1)	0.1	L	5	2	1	0	0	0	1	0	0	0	0	4	8	0.00	6.000

PITCHER	IP	WLS	BF	H	R	ER	SO	BB	IBB	HBP	BLK	WP	HR	S	P	ERA	WHIP

BOTTOM

Los Angeles Dodgers @ Montreal Expos

Jarry Park, Montreal, QB

Sun May 07 1972, 3:33 AM EDT

Att. 22,003 - Unknown

livebaseballscorecards.com

AB	39
R	1
H	3
RBI	0
BB	7
SO	4
LOB	12

WP: 0 PA: 48
PB: 1
SB: 1
CS: 1

Batter	1	2	3	4	5	6	7	8	9	AB	R	H	RBI	BB	SO	LOB
Maury Wills, S (1, 6) OBP: 0.140, SLG: 0.164	K		1-3		F3		F8			4	0	0	0	0	1	1
Bill Buckner, L (1, 3) OBP: 0.194, SLG: 0.176	K		4-3		1-3			6-3		4	0	0	0	0	1	1
Willie Davis, L (1, 8) OBP: 0.312, SLG: 0.456	K			1B SF8 1B	K			F7		4	1	1	0	0	2	0
Frank Robinson, R (1, 9) OBP: 0.384, SLG: 0.381		K		F8		K		K		4	0	0	0	0	3	1
Willie Crawford, L (1, 7) OBP: 0.358, SLG: 0.596		CS 1B		SF8 1-3 1B		FC5-4 1B			F8	4	1	3	0	0	0	0
Jim Lefebvre, S (1, 4) OBP: 0.330, SLG: 0.392		F8 1-2		SF8 1-2 3-H		F7			4-3	3	0	0	1	0	0	2
Dick Dietz, R (1, 2) OBP: 0.357, SLG: 0.261			FC5-4 BB	HR 2-H 1B		FC5-4 1-2f			5-3	3	1	1	1	1	0	1
Steve Garvey, R (1, 5) OBP: 0.346, SLG: 0.425			FC5-4 1-2f 2B	HR 1-H			4-3			3	2	1	2	0	0	1
Claude Osteen, L (1, 1) OBP: 0.308, SLG: 0.385 Pete Mikkelsen, R (9, 1)		2B 1-H		K			K			3 0	0 0	1 0	1 0	0 0	2 0	0 0
Inning Stats	R: 0 E: 0 K: 3 S: 9 H: 0 LOB: 0 BB: 0 P: 9	R: 0 E: 0 K: 1 S: 5 H: 1 LOB: 0 BB: 0 P: 5	R: 1 E: 0 K: 0 S: 4 H: 1 LOB: 1 BB: 1 P: 8	R: 4 E: 0 K: 1 S: 9 H: 4 LOB: 0 BB: 0 P: 9	R: 0 E: 0 K: 1 S: 5 H: 0 LOB: 0 BB: 0 P: 5	R: 0 E: 0 K: 1 S: 6 H: 1 LOB: 1 BB: 0 P: 6	R: 0 E: 0 K: 1 S: 5 H: 0 LOB: 0 BB: 0 P: 5	R: 0 E: 0 K: 1 S: 5 H: 0 LOB: 0 BB: 0 P: 5	R: 0 E: 0 K: 0 S: 3 H: 0 LOB: 0 BB: 0 P: 3	1B: 5 2B: 1 3B: 0 HR: 1 SF: 1 SAC: 0 DP: 0 HBP: 0						

PITCHER	IP	WLS	BF	H	R	ER	SO	BB	IBB	HBP	BLK	WP	HR	S	P	ERA	WHIP
Ernie McAnally, R (1, 1) ERA: 5.03	4.0	L	18	6	5	5	5	1	0	0	0	0	1	27	31	11.25	1.750
Denny Lemaster, L (5, 1) ERA: 9.64	2.0		7	1	0	0	2	0	0	0	0	0	0	11	11	0.00	0.500
John Strohmayer, R (7, 1) ERA: 3.52	2.0		6	0	0	0	2	0	0	0	0	0	0	10	10	0.00	0.000
Tom Walker, R (9, 1) ERA: 3.6	1.0		3	0	0	0	0	0	0	0	0	0	0	3	3	0.00	0.000

PITCHER	IP	WLS	BF	H	R	ER	SO	BB	IBB	HBP	BLK	WP	HR	S	P	ERA	WHIP

TOP

Los Angeles Dodgers @ Montreal Expos

Jarry Park, Montreal, QB

Mon May 08 1972, 7:05 PM EDT

Att. 13,878 - Unknown

livebaseballscorecards.com

AB	32
R	5
H	7
RBI	5
BB	1
SO	9
LOB	7

PA: 34

WP: 0
PB: 0
SB: 0
CS: 1

Batter	1	2	3	4	5	6	7	8	9	AB	R	H	RBI	BB	SO	LOB
Ron Hunt, R (1, 4) OBP: 0.316, SLG: 0.279	PB 1B 1B	1-H 2B		F9 1-2		E6 G4-6-3 1-2 2-3			L4	5	1	2	1	0	0	4
Mike Jorgensen, L (1, 3) OBP: 0.373, SLG: 0.367	BB 1-H 1B	K		4-3		G4-6-3 1-2f			1B 1B	5	0	2	1	0	1	6
Ron Woods, R (1, 8) OBP: 0.343, SLG: 0.313	F3		CS BB		1B		G6-4-3 1B		1-2 1B	4	0	3	0	1	0	1
Bob Bailey, R (1, 5) OBP: 0.316, SLG: 0.286	1-2 BB		E5 1-2		F4		G6-4-3 1-2f		K	4	0	0	0	1	1	5
Ken Singleton, S (1, 7) OBP: 0.368, SLG: 0.406	F9		F9		F8		5-3		K	5	0	0	0	0	1	6
Tim Foli, R (1, 6) OBP: 0.239, SLG: 0.270	K		6-3		F9			F8		4	0	0	0	0	1	4
John Boccabella, R (1, 2) OBP: 0.226, SLG: 0.237		F9		1B 2B		E E 1B		F5		4	0	2	0	0	0	0
Ron Fairly, L (1, 9) OBP: 0.269, SLG: 0.178		2B 1B		L9		F4		FC6-4 BB		3	1	1	0	1	0	2
Ernie McAnally, R (1, 1) OBP: 0.167, SLG: 0.200 Clyde Mashore, R (4, PH) OBP: 0.379, SLG: 0.375 Denny Lemaster, R (5, 1) OBP: 0.667, SLG: 0.500 Hector Torres, R (6, PH) John Strohmayer, R (7, 1) John Bateman, R (8, PH) OBP: 0.333, SLG: 0.200 Tom Walker, R (9, 1)		K		F9 2-3 1B		E3 E 1-2		FC6-4 1-2f		1 1 0 1 0 1 0	0 1 0 0 0 0 0	0 0 0 0 0 0 0	0 0 0 0 0 0 0	0 0 0 0 0 0 0	1 0 0 0 0 0 0	1 0 0 1 0 1 0
Inning Stats	R: 1 H: 2 E: 0 LOB: 2 K: 1 BB: 1 S: 7 P: 11	R: 1 H: 2 E: 0 LOB: 1 K: 2 BB: 0 S: 9 P: 9	R: 0 H: 0 E: 1 LOB: 1 K: 0 BB: 1 S: 3 P: 7	R: 0 H: 2 E: 0 LOB: 2 K: 0 BB: 0 S: 5 P: 5	R: 0 H: 1 E: 0 LOB: 1 K: 0 BB: 0 S: 4 P: 4	R: 0 H: 1 E: 2 LOB: 2 K: 0 BB: 0 S: 5 P: 5	R: 0 H: 1 E: 0 LOB: 0 K: 0 BB: 0 S: 3 P: 3	R: 0 H: 0 E: 0 LOB: 1 K: 0 BB: 1 S: 3 P: 7	R: 0 H: 2 E: 0 LOB: 2 K: 2 BB: 0 S: 9 P: 9	1B: 9 2B: 2 3B: 0 HR: 0	SF: 0 SAC: 0 DP: 2 HBP: 0			WP: 0 PB: 1 SB: 0 CS: 1	PA: 41		

PITCHER	IP	WLS	BF	H	R	ER	SO	BB	IBB	HBP	BLK	WP	HR	S	P	ERA	WHIP
Claude Osteen, L (1, 1) ERA: 1.31	8.1	W	39	11	2	2	3	3	0	0	0	0	0	42	54	2.16	1.680
Pete Mikkelsen, R (9, 1) ERA: 8.1	0.2	S	2	0	0	0	2	0	0	0	0	0	0	6	6	0.00	0.000

PITCHER	IP	WLS	BF	H	R	ER	SO	BB	IBB	HBP	BLK	WP	HR	S	P	ERA	WHIP

BOTTOM

Los Angeles Dodgers @ Montreal Expos

Jarry Park, Montreal, QB

Mon May 08 1972, 7:05 PM EDT

Att. 13,878 - Unknown

livebaseballscorecards.com

AB	38
R	2
H	11
RBI	2
BB	3
SO	5
LOB	31

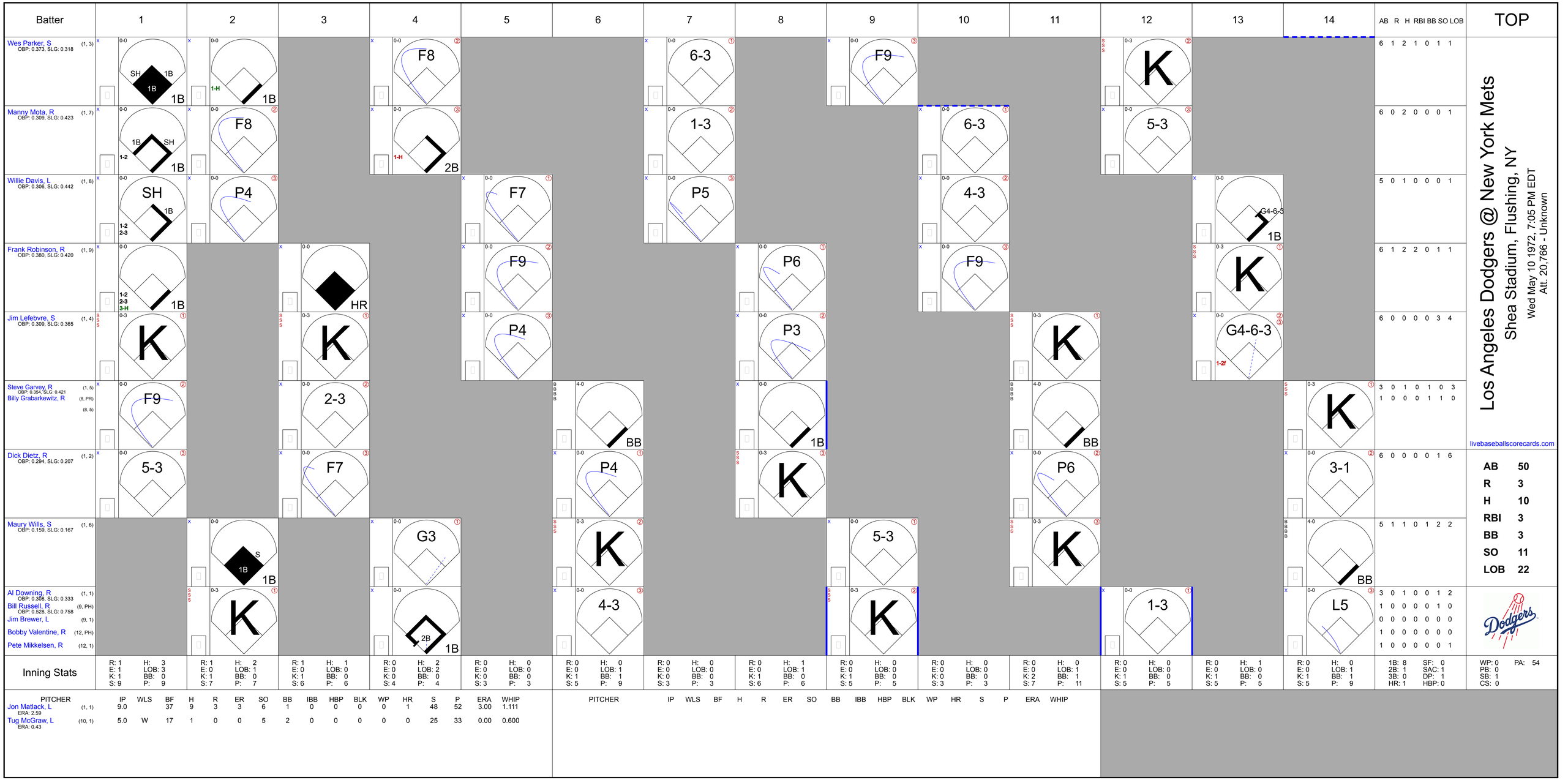
Batter
1
2
3
4
5
6
7
8
9
10
11
12
13
14
AB R H RBI BB SO LOB
TOP
Wes Parker, S (1, 3) OBP: 0.373, SLG: 0.318
Manny Mota, R (1, 7) OBP: 0.309, SLG: 0.423
Willie Davis, L (1, 8) OBP: 0.306, SLG: 0.442
Frank Robinson, R (1, 9) OBP: 0.380, SLG: 0.420
Jim Lefebvre, S (1, 4) OBP: 0.309, SLG: 0.365
Steve Garvey, R (1, 5) OBP: 0.354, SLG: 0.421
Billy Grabarkewitz, R (8, PR) (8, 5)
Dick Dietz, R (1, 2) OBP: 0.294, SLG: 0.207
Maury Wills, S (1, 6) OBP: 0.159, SLG: 0.167
Al Downing, R (1, 1) OBP: 0.308, SLG: 0.333
Bill Russell, R (9, PH) OBP: 0.528, SLG: 0.758
Jim Brewer, L (9, 1)
Bobby Valentine, R (12, PH)
Pete Mikkelsen, R (12, 1)
Inning Stats
PITCHER IP WLS BF H R ER SO BB IBB HBP BLK WP HR S P ERA WHIP
Jon Matlack, L (1, 1) ERA: 2.59
Tug McGraw, L (10, 1) ERA: 0.43
Los Angeles Dodgers @ New York Mets
Shea Stadium, Flushing, NY
Wed May 10 1972, 7:05 PM EDT
Att. 20,766 - Unknown
livebaseballscorecards.com
AB 50
R 3
H 10
RBI 3
BB 3
SO 11
LOB 22
1B: 8 SF: 0
2B: 1 SAC: 1
3B: 0 DP: 1
HR: 1 HBP: 0
PA: 54
WP: 0
PB: 0
SB: 1
CS: 0

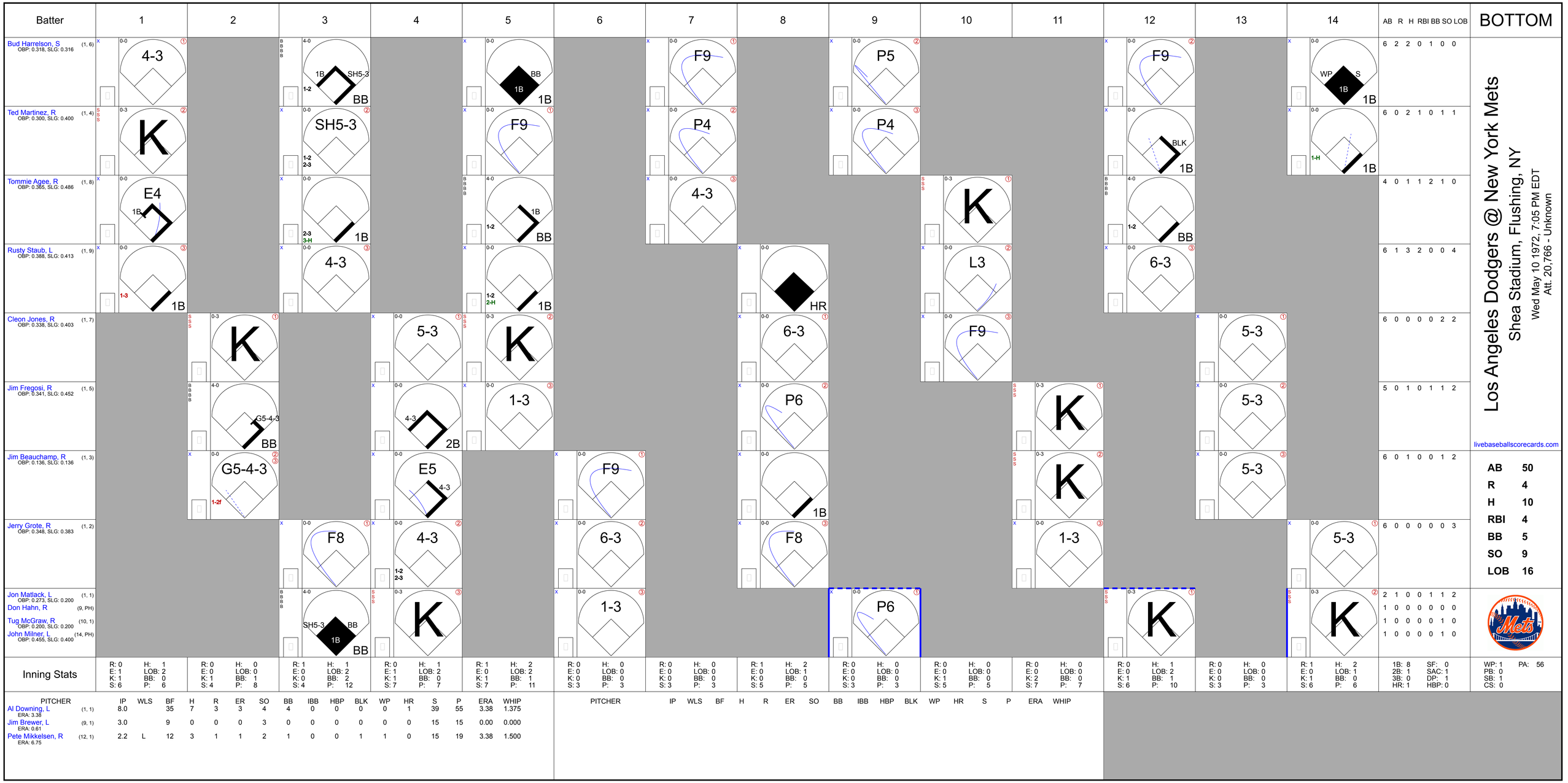
Batter
1
2
3
4
5
6
7
8
9
10
11
12
13
14
AB R H RBI BB SO LOB
BOTTOM
Bud Harrelson, S (1, 6) OBP: 0.318, SLG: 0.316
4-3
1B SH5-3 1-2 BB
BB 1B 1B
6 2 2 0 1 0 0
Ted Martinez, R (1, 4) OBP: 0.300, SLG: 0.400
K
SH5-3 1-2 2-3
F9
P4
P4
F9
BLK 1B
WP S 1B 1B
1-H 1B
6 0 2 1 0 1 1
Tommie Agee, R (1, 8) OBP: 0.365, SLG: 0.486
E4 1B
2-3 3-H 1B
1-2 1B BB
4-3
K
1-2 BB
4 0 1 1 2 1 0
Rusty Staub, L (1, 9) OBP: 0.388, SLG: 0.413
1-3 1B
4-3
1-2 2-H 1B
HR
L3
6-3
6 1 3 2 0 0 4
Cleon Jones, R (1, 7) OBP: 0.338, SLG: 0.403
K
5-3
K
6-3
F9
5-3
6 0 0 0 0 2 2
Jim Fregosi, R (1, 5) OBP: 0.341, SLG: 0.452
G5-4-3 BB
4-3 2B
1-3
P6
K
5-3
5 0 1 0 1 1 2
Jim Beauchamp, R (1, 3) OBP: 0.136, SLG: 0.136
G5-4-3 1-2f
E5 4-3
F9
1B
K
5-3
6 0 1 0 0 1 2
Jerry Grote, R (1, 2) OBP: 0.348, SLG: 0.383
F8
4-3 1-2 2-3
6-3
F8
1-3
5-3
6 0 0 0 0 0 3
Jon Matlack, L (1, 1) OBP: 0.273, SLG: 0.200
Don Hahn, R (9, PH)
Tug McGraw, R (10, 1) OBP: 0.200, SLG: 0.200
John Milner, L (14, PH) OBP: 0.455, SLG: 0.400
SH5-3 BB 1B BB
K
1-3
P6
K
K
2 1 0 0 1 1 2
1 0 0 0 0 0 0
1 0 0 0 0 1 0
1 0 0 0 0 1 0
Inning Stats
R: 0 E: 1 K: 1 S: 6 H: 1 LOB: 2 BB: 0 P: 6
R: 0 E: 0 K: 1 S: 4 H: 0 LOB: 0 BB: 1 P: 8
R: 1 E: 0 K: 0 S: 4 H: 1 LOB: 2 BB: 2 P: 12
R: 0 E: 1 K: 1 S: 7 H: 1 LOB: 2 BB: 0 P: 7
R: 1 E: 0 K: 1 S: 7 H: 2 LOB: 2 BB: 1 P: 11
R: 0 E: 0 K: 0 S: 3 H: 0 LOB: 0 BB: 0 P: 3
R: 0 E: 0 K: 0 S: 3 H: 0 LOB: 0 BB: 0 P: 3
R: 1 E: 0 K: 0 S: 5 H: 2 LOB: 1 BB: 0 P: 5
R: 0 E: 0 K: 0 S: 3 H: 0 LOB: 0 BB: 0 P: 3
R: 0 E: 0 K: 1 S: 5 H: 0 LOB: 0 BB: 0 P: 5
R: 0 E: 0 K: 2 S: 7 H: 0 LOB: 0 BB: 0 P: 7
R: 0 E: 0 K: 1 S: 6 H: 1 LOB: 2 BB: 1 P: 10
R: 0 E: 0 K: 0 S: 3 H: 0 LOB: 0 BB: 0 P: 3
R: 1 E: 0 K: 1 S: 6 H: 2 LOB: 1 BB: 0 P: 6
1B: 8 2B: 1 3B: 0 HR: 1
SF: 0 SAC: 1 DP: 1 HBP: 0
PITCHER IP WLS BF H R ER SO BB IBB HBP BLK WP HR S P ERA WHIP
Al Downing, L (1, 1) ERA: 3.38 8.0 35 7 3 3 4 4 0 0 0 0 1 39 55 3.38 1.375
Jim Brewer, L (9, 1) ERA: 0.61 3.0 9 0 0 0 3 0 0 0 0 0 0 15 15 0.00 0.000
Pete Mikkelsen, R (12, 1) ERA: 6.75 2.2 L 12 3 1 1 2 1 0 0 1 1 0 15 19 3.38 1.500
PITCHER IP WLS BF H R ER SO BB IBB HBP BLK WP HR S P ERA WHIP
Los Angeles Dodgers @ New York Mets
Shea Stadium, Flushing, NY
Wed May 10 1972, 7:05 PM EDT
Att. 20,766 - Unknown
livebaseballscorecards.com
AB 50
R 4
H 10
RBI 4
BB 5
SO 9
LOB 16
WP: 1 PB: 0 SB: 1 CS: 0
PA: 56

Batter	1	2	3	4	5	6	7	8	9	AB	R	H	RBI	BB	SO	LOB
Billy Grabarkewitz, R (1, 5)	6-3		BB G6-3		K 1-2			K		3	0	0	0	1	2	1
Bill Buckner, L (1, 9) OBP: 0.250, SLG: 0.216	CS 1B		G6-3 1-2f			BB G4-6-3			1B 1B	3	1	2	0	1	0	1
Willie Davis, L (1, 8) OBP: 0.314, SLG: 0.455	F9 1-2		2B			F9			1B 1-2	4	0	2	0	0	0	2
Willie Crawford, L (1, 7) OBP: 0.333, SLG: 0.549		K	L3			G4-6-3 1-2f			F8	4	0	0	0	0	1	4
Wes Parker, S (1, 3) OBP: 0.380, SLG: 0.319		BB 1B 1B		4-3			F8		L3 1-2 2-H	3	0	1	1	1	0	0
Duke Sims, L (1, 2) OBP: 0.194, SLG: 0.267		1B 1-2		K			P6		L3 1-2	4	0	1	0	0	1	2
Bill Russell, R (1, 6) OBP: 0.513, SLG: 0.722		1B 1-2 2-3		5-3			5-3			3	0	1	0	0	0	0
Bobby Valentine, R (1, 4)		K			CS BB			6-3		2	0	0	0	1	1	3
Bill Singer, R (1, 1) OBP: 0.077, SLG: 0.077		5-3			B1-4			K		2	0	0	0	0	0	4
Manny Mota, R (8, PH) OBP: 0.304, SLG: 0.415										1	0	0	0	0	1	0
Hoyt Wilhelm, R (8, 1)										0	0	0	0	0	0	0
Inning Stats	R: 0 H: 1 E: 0 LOB: 0 K: 0 BB: 0 S: 3 P: 3	R: 0 H: 2 E: 0 LOB: 3 K: 2 BB: 1 S: 9 P: 13	R: 0 H: 1 E: 0 LOB: 1 K: 0 BB: 1 S: 3 P: 7	R: 0 H: 0 E: 0 LOB: 0 K: 1 BB: 0 S: 5 P: 5	R: 0 H: 0 E: 0 LOB: 1 K: 1 BB: 1 S: 4 P: 8	R: 0 H: 0 E: 0 LOB: 0 K: 0 BB: 1 S: 2 P: 6	R: 0 H: 0 E: 0 LOB: 0 K: 0 BB: 0 S: 3 P: 3	R: 0 H: 0 E: 0 LOB: 0 K: 2 BB: 0 S: 7 P: 7	R: 1 H: 3 E: 0 LOB: 1 K: 0 BB: 0 S: 5 P: 5	1B: 6 SF: 0 2B: 3 SAC: 0 3B: 0 DP: 4 HR: 0 HBP: 0						

TOP

Los Angeles Dodgers @ New York Mets

Shea Stadium, Flushing, NY

Thu May 11 1972, 3:33 AM EDT

Att. 8,299 - Unknown

livebaseballscorecards.com

AB	29
R	1
H	7
RBI	1
BB	4
SO	6
LOB	17

WP: 0 PA: 33
PB: 0
SB: 0
CS: 2

PITCHER	IP	WLS	BF	H	R	ER	SO	BB	IBB	HBP	BLK	WP	HR	S	P	ERA	WHIP
Tom Seaver, R (1, 1) ERA: 1.93	8.0	W	29	5	1	1	6	4	0	0	0	0	0	37	53	1.12	1.125
Danny Frisella, R (9, 1) ERA: 1.8	1.0	S	4	2	0	0	0	0	0	0	0	0	0	4	4	0.00	2.000

PITCHER	IP	WLS	BF	H	R	ER	SO	BB	IBB	HBP	BLK	WP	HR	S	P	ERA	WHIP

Batter	1	2	3	4	5	6	7	8	9	AB	R	H	RBI	BB	SO	LOB
Bud Harrelson, S (1, 6) OBP: 0.326, SLG: 0.317	F2		1-2 1B		BBB E BB BB		4-3			3	0	1	0	1	0	0
Ken Boswell, L (1, 4) OBP: 0.246, SLG: 0.200	F7		P6		BBB 1-2 2-3 E BB			F5		3	0	0	0	1	0	2
John Milner, L (1, 7) OBP: 0.400, SLG: 0.357	K			G1-6-3 1B	F7			4-3		4	0	1	0	0	1	3
Rusty Staub, L (1, 9) OBP: 0.382, SLG: 0.397		4-3		G1-6-3 1-2f	G3 1-2 2-3 3-H			BBB 4-0 BB		3	0	0	0	1	0	3
Cleon Jones, R (1, 8) OBP: 0.333, SLG: 0.395		4-3		1B		1-3		1-6-3		4	0	1	0	0	0	1
Jim Fregosi, R (1, 5) OBP: 0.329, SLG: 0.434		K		F3		F7				3	0	0	0	0	1	1
Ed Kranepool, L (1, 3) OBP: 0.300, SLG: 0.481			G3		HR	4-1				3	1	1	1	0	0	0
Duffy Dyer, R (1, 2) OBP: 0.429, SLG: 0.500			K		BBB 4-0 BB SH2-3 E BB		K			2	1	0	0	1	2	0
Tom Seaver, R (1, 1) OBP: 0.176, SLG: 0.235			1B 1B		SH2-3 1-2		K			2	0	1	0	0	1	0
Danny Frisella, L (9, 1)										0	0	0	0	0	0	0
Inning Stats	R: 0 E: 0 K: 1 S: 5 H: 0 LOB: 0 BB: 0 P: 5	R: 0 E: 0 K: 1 S: 5 H: 0 LOB: 0 BB: 0 P: 5	R: 0 E: 0 K: 1 S: 7 H: 2 LOB: 2 BB: 0 P: 7	R: 0 E: 0 K: 0 S: 4 H: 2 LOB: 1 BB: 0 P: 4	R: 2 E: 1 K: 0 S: 4 H: 1 LOB: 2 BB: 3 P: 16	R: 0 E: 0 K: 0 S: 3 H: 0 LOB: 0 BB: 0 P: 3	R: 0 E: 0 K: 2 S: 7 H: 0 LOB: 0 BB: 0 P: 7	R: 0 E: 0 K: 0 S: 3 H: 0 LOB: 1 BB: 1 P: 7		1B: 4 2B: 0 3B: 0 HR: 1 SF: 0 SAC: 1 DP: 1 HBP: 0						

PITCHER		IP	WLS	BF	H	R	ER	SO	BB	IBB	HBP	BLK	WP	HR	S	P	ERA	WHIP
Bill Singer, R ERA: 2.61	(1, 1)	7.0	L	28	5	2	1	5	3	0	0	0	0	1	35	47	1.29	1.143
Hoyt Wilhelm, R ERA: 5.79	(8, 1)	1.0		4	0	0	0	0	1	0	0	0	0	0	3	7	0.00	1.000

PITCHER	IP	WLS	BF	H	R	ER	SO	BB	IBB	HBP	BLK	WP	HR	S	P	ERA	WHIP

BOTTOM

Los Angeles Dodgers @ New York Mets

Shea Stadium, Flushing, NY

Thu May 11 1972, 3:33 AM EDT

Att. 8,299 - Unknown

livebaseballscorecards.com

AB	27
R	2
H	5
RBI	1
BB	4
SO	5
LOB	10

Los Angeles Dodgers @ New York Mets

Shea Stadium, Flushing, NY

Thu May 11 1972, 7:05 PM EDT

Att. 20,433 - Unknown

TOP

livebaseballscorecards.com

Batter	1	2	3	4	5	6	7	8	9	AB	R	H	RBI	BB	SO	LOB
Bill Russell, R (1, 6) OBP: 0.500, SLG: 0.707	F9		K		6-3		2B 2-H 3-H		1B 1-2	5	0	2	2	0	1	1
Bill Buckner, L (1, 3) OBP: 0.227, SLG: 0.195	5-3		F9			1-3	P4		6-3	4	0	0	0	0	0	1
Wes Parker, S (9, PH) OBP: 0.375, SLG: 0.314 (9, 3)										1	0	0	0	0	0	2
Willie Davis, L (1, 8) OBP: 0.311, SLG: 0.476	6-3			HR		P5		E3 S 6-3 FC4-2		4	1	1	1	0	0	0
Frank Robinson, R (1, 9) OBP: 0.361, SLG: 0.397		F3		K		P4		6-3 1-2		4	0	0	0	0	1	1
Willie Crawford, L (1, 7) OBP: 0.361, SLG: 0.673		2B		HR			3B 2B	FC4-2 2-H		4	2	3	1	0	0	1
Billy Grabarkewitz, R (1, 5) OBP: 0.158, SLG: 0.125		K		K			2B 1B 3-H	K		4	1	1	1	0	3	2
Chris Cannizzaro, R (1, 2) OBP: 0.412, SLG: 0.467		L1		F9			2B 1B SH2-4 HBP 2-H		K	4	1	1	1	0	1	1
Bobby Valentine, R (1, 4) OBP: 0.273, SLG: 0.111			FC1-6 1B		K		SH2-4 2B HBP 1-2		6-3	3	1	1	0	0	1	0
Tommy John, R (1, 1) OBP: 0.071, SLG: 0.071			FC1-6 1-2f		6-3		SH2-4 1-2 2-3		1B 1B	2	0	0	0	0	0	1
Pete Richert, L (8, 1) OBP: 0.667, SLG: 0.667										1	0	1	0	0	0	0

Inning Stats	R: 0 E: 0 K: 0 S: 3	H: 0 LOB: 0 BB: 0 P: 3	R: 0 E: 0 K: 1 S: 6	H: 1 LOB: 1 BB: 0 P: 6	R: 0 E: 0 K: 1 S: 6	H: 1 LOB: 1 BB: 0 P: 6	R: 2 E: 0 K: 2 S: 9	H: 2 LOB: 0 BB: 0 P: 9	R: 0 E: 0 K: 1 S: 5	H: 0 LOB: 0 BB: 0 P: 5	R: 0 E: 0 K: 0 S: 3	H: 0 LOB: 0 BB: 0 P: 3	R: 4 E: 0 K: 0 S: 6	H: 4 LOB: 0 BB: 0 P: 7	R: 0 E: 1 K: 1 S: 6	H: 0 LOB: 1 BB: 0 P: 6	R: 0 E: 0 K: 1 S: 7	H: 2 LOB: 2 BB: 0 P: 7	1B: 4 2B: 3 3B: 1 HR: 2	SF: 0 SAC: 1 DP: 0 HBP: 1	WP: 0 PB: 0 SB: 1 CS: 0	PA: 38

PITCHER		IP	WLS	BF	H	R	ER	SO	BB	IBB	HBP	BLK	WP	HR	S	P	ERA	WHIP
Jim McAndrew, R ERA: 5.56	(1, 1)	6.0	L	26	7	6	6	5	0	0	1	0	0	2	35	36	9.00	1.167
Chuck Taylor, R ERA: 4.91	(7, 1)	1.0		3	1	0	0	0	0	0	0	0	0	0	3	3	0.00	1.000
Jerry Koosman, L ERA: 9.35	(8, 1)	2.0		9	2	0	0	2	0	0	0	0	0	0	13	13	0.00	1.000

PITCHER	IP	WLS	BF	H	R	ER	SO	BB	IBB	HBP	BLK	WP	HR	S	P	ERA	WHIP

AB	36
R	6
H	10
RBI	6
BB	0
SO	7
LOB	10

Batter	1	2	3	4	5	6	7	8	9	AB	R	H	RBI	BB	SO	LOB
Bud Harrelson, S (1, 6) OBP: 0.309, SLG: 0.299	F9		6-3			5-3	1-3		P6	5	0	0	0	0	0	3
Ted Martinez, R (1, 4) OBP: 0.314, SLG: 0.457	3B			1-3		FC6-4 1B		E6 2B	6-3	5	1	2	0	0	0	1
Tommie Agee, R (1, 8) OBP: 0.367, SLG: 0.494	K			G3-6 1B		FC6-4 1-2f		4-3 1B 1-H 2B	6-3	5	1	2	1	0	1	3
Rusty Staub, L (1, 9) OBP: 0.366, SLG: 0.378	G3			G3-6 1-2f		4-1		4-3 2-3		4	0	0	0	0	0	4
Cleon Jones, R (1, 7) OBP: 0.353, SLG: 0.413		1-3			G6-4-3 1B		FC1-6 1B SF8		FC6-4 1B 3-H	4	1	3	1	0	0	0
Jim Fregosi, R (1, 5) OBP: 0.337, SLG: 0.438		5-3			G6-4-3 1B 1-2		FC1-6 1B 1-2		FC6-4 PB 1B 1-2f	4	1	2	0	0	0	1
Jim Beauchamp, R (1, 3) OBP: 0.154, SLG: 0.154		1-3			G6-4-3 1-2f 2-3		FC1-6 E 1-2f 2-3		FC6-4 1B 1-H	4	0	1	1	0	0	4
Jerry Grote, R (1, 2) OBP: 0.342, SLG: 0.371			6-3		IBB		SF8 3-H		FC6-4 1-2f	2	0	0	1	1	0	1
Jim McAndrew, R (1, 1) Chuck Taylor, R (7, 1) Don Hahn, R (7, PH) Jerry Koosman, R (8, 1) OBP: 0.333, SLG: 0.333 Duffy Dyer, R (9, PH) OBP: 0.500, SLG: 0.714			G3		2-3		E6 1-2		2B	2 0 1 0 1	0 0 0 0 0	0 0 0 0 0	0 0 0 0 0	0 0 0 0 0	0 0 0 0 0	2 0 1 0 0
Inning Stats	R: 0 E: 0 K: 1 S: 6 H: 1 LOB: 1 BB: 0 P: 6	R: 0 E: 0 K: 0 S: 3 H: 0 LOB: 0 BB: 0 P: 3	R: 0 E: 0 K: 0 S: 3 H: 0 LOB: 0 BB: 0 P: 3	R: 0 E: 0 K: 0 S: 3 H: 1 LOB: 0 BB: 0 P: 3	R: 0 E: 0 K: 0 S: 4 H: 2 LOB: 2 BB: 1 P: 8	R: 0 E: 0 K: 0 S: 4 H: 1 LOB: 1 BB: 0 P: 4	R: 1 E: 1 K: 0 S: 6 H: 2 LOB: 2 BB: 0 P: 6	R: 3 E: 1 K: 0 S: 7 H: 3 LOB: 1 BB: 0 P: 7	R: 0 E: 0 K: 0 S: 4 H: 1 LOB: 1 BB: 0 P: 4	1B: 8 2B: 2 3B: 1 HR: 0	SF: 1 SAC: 0 DP: 2 HBP: 0					

PITCHER		IP	WLS	BF	H	R	ER	SO	BB	IBB	HBP	BLK	WP	HR	S	P	ERA	WHIP
Tommy John, L ERA: 2.02	(1, 1)	7.2	W	34	10	4	2	1	0	1	0	0	0	0	35	39	2.35	1.304
Pete Richert, L ERA: 4.26	(8, 1)	1.1	S	5	1	0	0	0	0	0	0	0	0	0	5	5	0.00	0.750

PITCHER	IP	WLS	BF	H	R	ER	SO	BB	IBB	HBP	BLK	WP	HR	S	P	ERA	WHIP

BOTTOM

Los Angeles Dodgers @ New York Mets

Shea Stadium, Flushing, NY

Thu May 11 1972, 7:05 PM EDT

Att. 20,433 - Unknown

livebaseballscorecards.com

AB	37
R	4
H	11
RBI	4
BB	1
SO	1
LOB	20

Batter	1	2	3	4	5	6	7	8	9	AB	R	H	RBI	BB	SO	LOB
Bill Russell, R (1, 6) OBP: 0.510, SLG: 0.778	F3	BBB 1-2 BB			F8	HR		PB 2B		4	1	2	1	1	0	0
Bill Buckner, L (1, 3) OBP: 0.224, SLG: 0.196	F7	4-3			1B HR 1B	G3		F7		5	1	1	0	0	0	3
Willie Davis, L (1, 8) OBP: 0.306, SLG: 0.463	E3 BB		F9		1-2 HR 1B	4-3		SSS 2-3 K S		5	1	1	0	0	1	1
Frank Robinson, R (1, 9) OBP: 0.379, SLG: 0.440 Manny Mota, R (6, 7) OBP: 0.298, SLG: 0.407	BBBB 1-2 BB		5-3		1-H 2-H HR	BBBB E7 BB		SSS 1-2 K		2 1	1 0	1 0	3 0	2 0	0 1	0 2
Willie Crawford, L (1, 7) (6, 9) OBP: 0.364, SLG: 0.661	SSS K		BBBB BB		2B 2B	E7 1-3		4-3		4	1	1	0	1	1	5
Billy Grabarkewitz, R (1, 5) OBP: 0.208, SLG: 0.190		WP 1B 1B	SSS K		SSS K		4-3 S 1B		6-3	5	1	2	0	0	2	2
Duke Sims, L (1, 2) OBP: 0.194, SLG: 0.286		F8 1-2		4-3	2-H 2B		4-3 1-3		G3	5	0	1	1	0	0	2
Bobby Valentine, R (1, 4) OBP: 0.375, SLG: 0.231		BB 2-H 1B		5-3	IBB		SSS K		PB 1B	4	0	2	1	1	1	1
Don Sutton, R (1, 1) OBP: 0.211, SLG: 0.118		SSS K		SSS K	3-1		SSS K		F8 1-2	5	0	0	0	0	3	5
Inning Stats	R: 0 E: 1 K: 1 S: 6 H: 0 LOB: 2 BB: 1 P: 10	R: 1 E: 0 K: 1 S: 7 H: 2 LOB: 2 BB: 1 P: 11	R: 0 E: 0 K: 1 S: 5 H: 0 LOB: 1 BB: 1 P: 9	R: 0 E: 0 K: 1 S: 5 H: 0 LOB: 0 BB: 0 P: 5	R: 4 E: 0 K: 1 S: 10 H: 5 LOB: 2 BB: 1 P: 14	R: 1 E: 1 K: 0 S: 4 H: 1 LOB: 1 BB: 1 P: 8	R: 0 E: 0 K: 2 S: 8 H: 1 LOB: 1 BB: 0 P: 8	R: 0 E: 0 K: 2 S: 9 H: 1 LOB: 2 BB: 0 P: 9	R: 0 E: 0 K: 0 S: 4 H: 1 LOB: 1 BB: 0 P: 4	1B: 6 2B: 3 3B: 0 HR: 2	SF: 0 SAC: 0 DP: 0 HBP: 0					

TOP

Los Angeles Dodgers @ Philadelphia Phillies
Veterans Stadium, Philadelphia, PA
Fri May 12 1972, 7:05 PM EDT
Att. 24,205 - Unknown

livebaseballscorecards.com

AB	40
R	6
H	11
RBI	6
BB	5
SO	9
LOB	21

PITCHER		IP	WLS	BF	H	R	ER	SO	BB	IBB	HBP	BLK	WP	HR	S	P	ERA	WHIP
Dick Selma, R ERA: 3.4	(1, 1)	4.2	L	25	7	5	5	5	3	0	0	0	1	1	32	44	9.64	2.143
Ken Reynolds, L ERA: 1.23	(5, 1)	3.1		16	3	1	1	4	1	1	0	0	0	1	22	30	2.70	1.200
Chris Short, L ERA: 8.1	(9, 1)	1.0		4	1	0	0	0	0	0	0	0	0	0	4	4	0.00	1.000

PITCHER	IP	WLS	BF	H	R	ER	SO	BB	IBB	HBP	BLK	WP	HR	S	P	ERA	WHIP

BOTTOM

Los Angeles Dodgers @ Philadelphia Phillies

Veterans Stadium, Philadelphia, PA

Fri May 12 1972, 7:05 PM EDT

Att. 24,205 - Unknown

livebaseballscorecards.com

Batter	1	2	3	4	5	6	7	8	9	AB	R	H	RBI	BB	SO	LOB
Larry Bowa, S (1, 6) OBP: 0.277, SLG: 0.263	3-1		P6			1-3		K		4	0	0	0	0	1	0
Tim McCarver, L (1, 2) OBP: 0.325, SLG: 0.394	F9		P6			P6			FC4 1B	4	0	1	0	0	0	0
Willie Montanez, L (1, 8) OBP: 0.320, SLG: 0.400	K			K		K			FC4 1-2f 2B	4	1	0	0	0	3	1
Greg Luzinski, R (1, 7) OBP: 0.364, SLG: 0.584		K		4-3			6-3		1-H 2B	4	0	1	1	0	1	0
Tom Hutton, L (1, 3) OBP: 0.373, SLG: 0.400		2B		3-1			E3		6-3	4	0	1	0	0	0	1
Don Money, R (1, 5) OBP: 0.375, SLG: 0.432		BB			FC4-6 1B		K		6-3	3	0	1	0	1	1	2
Mike Anderson, R (1, 9) OBP: 0.286, SLG: 0.278		F9			FC4-6 1-4-3 1-2f		K			3	0	0	0	0	1	4
Denny Doyle, L (1, 4) OBP: 0.354, SLG: 0.345		K2-3			1-4-3 1-2			K		3	0	0	0	0	2	3
Dick Selma, R (1, 1)			K		L6			5-3		1	0	0	0	0	1	0
Ken Reynolds, L (5, 1)										1	0	0	0	0	0	1
Deron Johnson, R (8, PH) OBP: 0.267, SLG: 0.425										1	0	0	0	0	0	0
Chris Short, R (9, 1)										0	0	0	0	0	0	0
Inning Stats	R: 0 E: 0 K: 1 S: 5 H: 0 LOB: 0 BB: 0 P: 5	R: 0 E: 0 K: 2 S: 8 H: 1 LOB: 2 BB: 1 P: 12	R: 0 E: 0 K: 1 S: 5 H: 0 LOB: 0 BB: 0 P: 5	R: 0 E: 0 K: 1 S: 5 H: 0 LOB: 0 BB: 0 P: 5	R: 0 E: 0 K: 0 S: 4 H: 1 LOB: 1 BB: 0 P: 4	R: 0 E: 0 K: 1 S: 5 H: 0 LOB: 0 BB: 0 P: 5	R: 0 E: 1 K: 2 S: 8 H: 0 LOB: 1 BB: 0 P: 8	R: 0 E: 0 K: 2 S: 7 H: 0 LOB: 0 BB: 0 P: 7	R: 1 E: 0 K: 0 S: 5 H: 2 LOB: 1 BB: 0 P: 5	1B: 2 2B: 2 3B: 0 HR: 0	SF: 0 SAC: 0 DP: 0 HBP: 0						

	AB	32
	R	1
	H	4
	RBI	1
	BB	1
	SO	10
	LOB	12

WP: 0 PB: 0 SB: 0 CS: 0 PA: 33

PITCHER	IP	WLS	BF	H	R	ER	SO	BB	IBB	HBP	BLK	WP	HR	S	P	ERA	WHIP
Don Sutton, R (1, 1) ERA: 0.52	9.0	W	33	4	1	1	10	1	0	0	0	0	0	52	56	1.00	0.556

PITCHER	IP	WLS	BF	H	R	ER	SO	BB	IBB	HBP	BLK	WP	HR	S	P	ERA	WHIP

Batter	1	2	3	4	5	6	7	8	9	AB	R	H	RBI	BB	SO	LOB
Bill Russell, R (1, 6) OBP: 0.481, SLG: 0.740	S S S 0-3 ① K		x 0-0 1B 2B	x 0-0 ③ 5-3		x 0-0 ③ F9			x 0-0 ② F7	5	0	1	0	0	1	3
Manny Mota, R (1, 7) OBP: 0.290, SLG: 0.390	x 0-0 ② 5-3		x 0-0 ① B3		x 0-0 6-3 BB 1B		x 0-0 ① 5-3		x 0-0 ③ G3	5	0	1	0	0	0	2
Willie Davis, L (1, 8) OBP: 0.304, SLG: 0.455	x 0-0 ③ 4-3		x 0-0 S 2-3 1B		x 0-0 ① F8		x 0-0 ② G3			4	0	1	0	0	0	1
Frank Robinson, R (1, 9) OBP: 0.374, SLG: 0.423		S S S 0-3 ① K	S S S 0-3 ② K 1-2		B B B 4-0 6-3 1-2 BB		x 0-0 ③ F7			3	0	0	0	1	2	2
Steve Garvey, R (1, 3) OBP: 0.349, SLG: 0.425		x 0-0 2B	x 0-0 ③ F9		x 0-0 ② 6-3 1-2 2-3			x 0-0 ① 5-3		4	0	1	0	0	0	4
Bill Buckner, L (8, 3) OBP: 0.224, SLG: 0.196										0	0	0	0	0	0	0
Billy Grabarkewitz, R (1, 5) OBP: 0.250, SLG: 0.250		x 0-0 ② 5-3		x 0-0 1B 2B	x 0-0 ③ 6-3			H 1-0 5-3-5 HBP		3	1	1	0	0	0	3
Chris Cannizzaro, R (1, 2) OBP: 0.395, SLG: 0.424		S S S 0-3 ③ K		x 0-0 ① F8		B B B B 4-0 BB		x 0-0 ② ③ 5-3-5 1-2f		3	0	0	0	1	1	3
Bobby Valentine, R (1, 4) OBP: 0.400, SLG: 0.294			x 0-0 E 1B	x 0-0 ② F7		S S S 0-3 ① K			x 0-0 SH1-4 1B	4	1	2	0	0	1	2
Claude Osteen, L (1, 1) OBP: 0.333, SLG: 0.400			x 0-0 SH 1-H	x 0-0 2-H 1B		S S S 0-3 ② K			x 0-0 ① SH1-4 1-2	2	1	1	1	0	1	1
Jim Brewer, L (9, 1)										0	0	0	0	0	0	0
Inning Stats	R: 0 E: 0 K: 1 S: 5 H: 0 LOB: 0 BB: 0 P: 5	R: 0 E: 0 K: 2 S: 8 H: 1 LOB: 1 BB: 0 P: 8	R: 2 E: 1 K: 1 S: 9 H: 3 LOB: 2 BB: 0 P: 9	R: 1 E: 0 K: 0 S: 5 H: 2 LOB: 1 BB: 0 P: 5	R: 0 E: 0 K: 0 S: 4 H: 1 LOB: 2 BB: 1 P: 8	R: 0 E: 0 K: 2 S: 7 H: 0 LOB: 1 BB: 1 P: 11	R: 0 E: 0 K: 0 S: 3 H: 0 LOB: 0 BB: 0 P: 3	R: 0 E: 0 K: 0 S: 2 H: 0 LOB: 0 BB: 0 P: 3	R: 0 E: 0 K: 0 S: 4 H: 1 LOB: 1 BB: 0 P: 4	1B: 5 2B: 4 3B: 0 HR: 0 SF: 0 SAC: 2 DP: 1 HBP: 1						

TOP

Los Angeles Dodgers @ Philadelphia Phillies
Veterans Stadium, Philadelphia, PA
Sat May 13 1972, 7:05 PM EDT
Att. 27,003 - Unknown

livebaseballscorecards.com

AB	33
R	3
H	8
RBI	1
BB	2
SO	6
LOB	21

PITCHER		IP	WLS	BF	H	R	ER	SO	BB	IBB	HBP	BLK	WP	HR	S	P	ERA	WHIP
Steve Carlton, L ERA: 1.83	(1, 1)	7.0	L	31	7	3	2	6	2	0	0	0	0	0	41	49	2.57	1.286
Barry Lersch, R ERA: 1.31	(8, 1)	2.0		7	1	0	0	0	0	0	1	0	0	0	6	7	0.00	0.500

PITCHER	IP	WLS	BF	H	R	ER	SO	BB	IBB	HBP	BLK	WP	HR	S	P	ERA	WHIP

WP: 0 PB: 0 SB: 1 CS: 0 PA: 38

Batter	1	2	3	4	5	6	7	8	9	AB	R	H	RBI	BB	SO	LOB
Larry Bowa, S (1, 6) OBP: 0.276, SLG: 0.255	6-3		BB		6-3		G4-6-3 1-2f			3	0	0	0	1	0	1
Terry Harmon, R (1, 4) OBP: 0.500, SLG: 0.517	4-3		1-3 1B			F8		F8		4	0	1	0	0	0	0
Willie Montanez, L (1, 8) OBP: 0.327, SLG: 0.404	G3		F3			2B 1B		1B		4	1	2	0	0	0	2
Greg Luzinski, R (1, 7) OBP: 0.369, SLG: 0.591		L3		FC4-6 1B		1-H 2B		SSS K		4	0	2	1	0	1	1
Don Money, R (1, 5) OBP: 0.370, SLG: 0.417		F8		F8		BB FC4-6		F8		3	0	0	0	1	0	2
Tim McCarver, L (1, 2) OBP: 0.321, SLG: 0.400		2B		1-2f FC4-6		1-2f FC4-6 FC6-4			4-3	4	0	1	0	0	0	3
Mike Anderson, R (1, 9) OBP: 0.284, SLG: 0.267		F8		1-3		1-2f FC6-4			BB 1B	3	0	0	0	1	0	4
Tom Hutton, L (1, 3) OBP: 0.355, SLG: 0.379			3-1		1-3		G3		1-2 G1-6-3 1B	3	0	0	0	0	0	0
Deron Johnson, R (9, PH) OBP: 0.283, SLG: 0.439										1	0	1	0	0	0	0
Roger Freed, R (9, PR) OBP: 0.300, SLG: 0.600										0	0	0	0	0	0	0
Steve Carlton, L (1, 1) OBP: 0.318, SLG: 0.381			F7		2-3		G4-6-3 1B		G1-6-3 1-2f	2	0	0	0	0	0	0
Pete Koegel, R (7, PH) OBP: 0.333, SLG: 0.200										1	0	1	0	0	0	0
Barry Lersch, S (8, 1)										0	0	0	0	0	0	0
Byron Browne, R (9, PH) OBP: 0.429, SLG: 0.333										1	0	0	0	0	0	2
Inning Stats	R: 0 E: 0 K: 0 S: 3 H: 0 LOB: 0 BB: 0 P: 3	R: 0 E: 0 K: 0 S: 4 H: 1 LOB: 1 BB: 0 P: 4	R: 0 E: 0 K: 0 S: 4 H: 1 LOB: 2 BB: 1 P: 8	R: 0 E: 0 K: 0 S: 4 H: 1 LOB: 1 BB: 0 P: 4	R: 0 E: 0 K: 0 S: 3 H: 0 LOB: 0 BB: 0 P: 3	R: 1 E: 0 K: 0 S: 5 H: 2 LOB: 2 BB: 1 P: 9	R: 0 E: 0 K: 0 S: 3 H: 1 LOB: 0 BB: 0 P: 3	R: 0 E: 0 K: 1 S: 6 H: 1 LOB: 1 BB: 0 P: 6	R: 0 E: 0 K: 0 S: 3 H: 1 LOB: 2 BB: 1 P: 7	1B: 6 2B: 2 3B: 0 HR: 0	SF: 0 SAC: 0 DP: 2 HBP: 0						

PITCHER	IP	WLS	BF	H	R	ER	SO	BB	IBB	HBP	BLK	WP	HR	S	P	ERA	WHIP
Claude Osteen, L (1, 1) ERA: 1.27	8.1	W	35	8	1	1	1	3	0	0	0	0	0	34	46	1.08	1.320
Jim Brewer, L (9, 1) ERA: 0.59	0.2	S	1	0	0	0	0	0	0	0	0	0	0	1	1	0.00	0.000

PITCHER	IP	WLS	BF	H	R	ER	SO	BB	IBB	HBP	BLK	WP	HR	S	P	ERA	WHIP

BOTTOM

Los Angeles Dodgers @ Philadelphia Phillies
Veterans Stadium, Philadelphia, PA
Sat May 13 1972, 7:05 PM EDT
Att. 27,003 - Unknown

livebaseballscorecards.com

AB	33
R	1
H	8
RBI	1
BB	3
SO	1
LOB	15

WP: 0 PB: 0 SB: 0 CS: 0 PA: 36

Batter	1	2	3	4	5	6	7	8	9	AB	R	H	RBI	BB	SO	LOB
Bill Russell, R (1, 6) OBP: 0.483, SLG: 0.717	5-3		5-3		1-0 HBP 2-3			0-0 G4-3 1B		3	0	1	0	0	0	0
Bill Buckner, L (1, 3) OBP: 0.226, SLG: 0.220	0-0 F4 2B		0-0 F9		0-0 G3			0-0 G4-3 1-2f		4	0	1	0	0	0	3
Willie Davis, L (1, 8) OBP: 0.303, SLG: 0.457	0-0 F4 2-3		0-3 K			0-0 F9			0-0 BB 1B 2B	4	1	1	0	0	1	1
Frank Robinson, R (1, 9) OBP: 0.368, SLG: 0.407		BBBB 4-0 SH3 PB 1B BB		0-0 F7		0-0 L9			0-0 F9	3	1	0	0	1	0	1
Willie Crawford, L (1, 7) OBP: 0.353, SLG: 0.639		0-0 SH3 1-3		0-0 F8		0-0 6-3			4-0 1B BB IBB	2	0	0	0	0	0	0
Manny Mota, R (9, PH) OBP: 0.302, SLG: 0.390 (9, 7)										0	0	0	0	1	0	0
Billy Grabarkewitz, R (1, 5) OBP: 0.250, SLG: 0.222		0-0 5-3		0-3 K			0-0 5-3		BBBB 4-0 1B 1-2 2-3 BB	3	0	0	0	1	1	1
Duke Sims, L (1, 2) OBP: 0.231, SLG: 0.297	BBBB 4-0 1B BB				0-0 FC6-4 1B		0-0 4-3		0-0 1-2 2-3 3-H 1B	2	0	1	0	1	0	0
Chris Cannizzaro, R (9, PH) OBP: 0.410, SLG: 0.441 (9, 2)										1	0	1	1	0	0	0
Bobby Valentine, R (1, 4) OBP: 0.391, SLG: 0.300		0-0 1-3 3-H 1B			0-0 FC6-4 E SH2 1-2f		0-0 F8		0-3 K	3	0	1	1	0	0	1
Jim Brewer, L (7, 1)										0	0	0	0	0	0	0
Steve Garvey, R (9, PH) OBP: 0.345, SLG: 0.420										1	0	0	0	0	1	3
Pete Mikkelsen, R (9, 1)										0	0	0	0	0	0	0
Al Downing, R (1, 1) OBP: 0.286, SLG: 0.308		SSS 0-3 K			0-0 SH2 1-2			0-0 6-3	SSS 0-3 K	1	0	0	0	0	1	2
Jim Lefebvre, S (7, 4) OBP: 0.302, SLG: 0.356										2	0	0	0	0	1	3
Inning Stats	R: 0 E: 0 K: 0 S: 3 H: 1 LOB: 0 BB: 0 P: 3	R: 1 E: 0 K: 1 S: 6 H: 1 LOB: 2 BB: 2 P: 14	R: 0 E: 0 K: 1 S: 5 H: 0 LOB: 0 BB: 0 P: 5	R: 0 E: 0 K: 1 S: 5 H: 0 LOB: 0 BB: 0 P: 5	R: 0 E: 1 K: 0 S: 4 H: 1 LOB: 2 BB: 0 P: 5	R: 0 E: 0 K: 0 S: 3 H: 0 LOB: 0 BB: 0 P: 3	R: 0 E: 0 K: 0 S: 3 H: 0 LOB: 0 BB: 0 P: 3	R: 0 E: 0 K: 0 S: 3 H: 1 LOB: 0 BB: 0 P: 3	R: 1 E: 0 K: 2 S: 9 H: 2 LOB: 3 BB: 2 P: 17	1B: 4 2B: 2 3B: 0 HR: 0 SF: 0 SAC: 2 DP: 1 HBP: 1							

TOP

Los Angeles Dodgers @ San Diego Padres

San Diego Stadium, San Diego, CA

Mon May 15 1972, 10:05 PM EDT

Att. 16,095 - Unknown

livebaseballscorecards.com

AB	29
R	2
H	6
RBI	2
BB	4
SO	5
LOB	15

WP: 0 PB: 1 SB: 0 CS: 0 PA: 36

PITCHER		IP	WLS	BF	H	R	ER	SO	BB	IBB	HBP	BLK	WP	HR	S	P	ERA	WHIP
Steve Arlin, R ERA: 1.82	(1, 1)	7.0		26	3	1	1	3	2	0	1	0	0	0	29	38	1.29	0.714
Mike Caldwell, L ERA: 2.25	(8, 1)	1.1	L	8	3	1	1	0	1	1	0	0	0	0	6	14	6.75	3.000
Mike Corkins, R ERA: 4.35	(9, 1)	0.2		2	0	0	0	2	0	0	0	0	0	0	6	6	0.00	0.000

BOTTOM

Batter	1	2	3	4	5	6	7	8	9	AB	R	H	RBI	BB	SO	LOB
Derrel Thomas, S (1, 4)	S S S 0-3 ① K		S S S 0-3 ② K			x 0-0 G3 SH1-4 1B	S S S 0-3 ③ K		x 0-0 ③ F2	3	0	1	0	0	2	0
Garry Jestadt, R (7, PH) (8, 4) OBP: 0.353, SLG: 0.500										2	0	0	0	0	1	3
Enzo Hernandez, R (1, 6) OBP: 0.196, SLG: 0.207	x 0-0 ② F5		x 0-0 E8			x 0-0 ① SH1-4 1-2		x 0-0 SH5-3 1B SF8 1B		3	1	1	0	0	0	0
Leron Lee, L (1, 7) OBP: 0.432, SLG: 0.582	x 0-0 ③ L7		x 0-0 ③ 1-3			x 0-0 ② G3 2-3		x 0-0 SH5-3 1-2 1B		4	0	1	0	0	0	2
Nate Colbert, R (1, 3) OBP: 0.313, SLG: 0.584		x 0-0 ① 5-3		S S S 0-3 ① K		S S S 0-3 ③ K		x 0-0 ① SH5-3 1-2 2-3		3	0	0	0	0	2	1
Johnny Jeter, R (1, 8) OBP: 0.305, SLG: 0.433		x 0-0 ② F8		S S S 0-3 ② K			x 0-0 ① 1-3	4-0 IBB		3	0	0	0	1	1	0
Jerry Morales, R (1, 9) OBP: 0.355, SLG: 0.481		x 0-0 3B		x 0-0 ③ L8			x 0-0 BB 1B 1B	x 0-0 ② SF8 3-H		3	0	2	1	0	0	0
Fred Kendall, R (1, 2) OBP: 0.246, SLG: 0.259	B B B 4-0 BB			x 0-0 ① F8			x 0-0 ② F7	S S S 0-3 ③ K		3	0	0	0	1	1	3
Dave Campbell, R (1, 5) OBP: 0.345, SLG: 0.342		x 0-0 ③ F7		x 0-0 ② 6-3			x 0-0 BB 1-2 1B		x 0-0 ① 5-3	4	0	1	0	0	0	2
Steve Arlin, R (1, 1) OBP: 0.125, SLG: 0.133			x 0-0 ① 1-3	x 0-0 ③ 6-3			B B B 4-0 1-2 2-3 BB		x 0-0 ② F5	2	0	0	0	0	0	0
Ollie Brown, R (7, PH) OBP: 0.224, SLG: 0.200										0	0	0	0	1	0	0
Mike Caldwell, R (8, 1)										0	0	0	0	0	0	0
Mike Corkins, R (9, 1)										0	0	0	0	0	0	0
Ed Spiezio, R (9, PH)										1	0	0	0	0	0	0
Inning Stats	R: 0 E: 0 K: 1 S: 5 H: 0 LOB: 0 BB: 0 P: 5	R: 0 E: 0 K: 0 S: 4 H: 1 LOB: 2 BB: 1 P: 8	R: 0 E: 1 K: 1 S: 6 H: 0 LOB: 1 BB: 0 P: 6	R: 0 E: 0 K: 2 S: 7 H: 0 LOB: 0 BB: 0 P: 7	R: 0 E: 0 K: 0 S: 3 H: 0 LOB: 0 BB: 0 P: 3	R: 0 E: 0 K: 1 S: 6 H: 1 LOB: 1 BB: 0 P: 6	R: 0 E: 0 K: 1 S: 7 H: 2 LOB: 3 BB: 1 P: 11	R: 1 E: 0 K: 1 S: 7 H: 2 LOB: 2 BB: 1 P: 11	R: 0 E: 0 K: 0 S: 3 H: 0 LOB: 0 BB: 0 P: 3	1B: 5 2B: 0 3B: 1 HR: 0	SF: 1 SAC: 2 DP: 0 HBP: 0						

PITCHER		IP	WLS	BF	H	R	ER	SO	BB	IBB	HBP	BLK	WP	HR	S	P	ERA	WHIP
Al Downing, L	(1, 1)	6.2		27	4	0	0	5	2	0	0	0	0	0	35	43	0.00	0.900
ERA: 2.83																		
Jim Brewer, L	(7, 1)	1.1	W	7	2	1	1	2	0	1	0	0	0	0	10	14	6.75	1.500
ERA: 1.08																		
Pete Mikkelsen, R	(9, 1)	1.0	S	3	0	0	0	0	0	0	0	0	0	0	3	3	0.00	0.000
ERA: 6.1																		

PITCHER	IP	WLS	BF	H	R	ER	SO	BB	IBB	HBP	BLK	WP	HR	S	P	ERA	WHIP

Los Angeles Dodgers @ San Diego Padres

San Diego Stadium, San Diego, CA

Mon May 15 1972, 10:05 PM EDT

Att. 16,095 - Unknown

livebaseballscorecards.com

AB	31
R	1
H	6
RBI	1
BB	3
SO	7
LOB	11

1B: 5 2B: 0 3B: 1 HR: 0 | SF: 1 SAC: 2 DP: 0 HBP: 0 | PA: 37

WP: 0 PB: 0 SB: 0 CS: 0

Batter	1	2	3	4	5	6	7	8	9	AB	R	H	RBI	BB	SO	LOB
Bill Russell, R (1, 6) OBP: 0.444, SLG: 0.655	F5		3-1		F9			5-3	FC1-4 1-2f	5	0	0	0	0	0	4
Bill Buckner, L (1, 3) OBP: 0.276, SLG: 0.273	1B			G6-4-3 1B		G3-6 1B		3B 1B	1-3	5	1	4	0	0	0	1
Willie Davis, L (1, 8) OBP: 0.301, SLG: 0.467	L4			F6		G3-6 1-2f		1-H FC2 3B		4	0	1	1	0	0	3
Frank Robinson, R (1, 9) OBP: 0.364, SLG: 0.393	K			G6-4-3 1-2f		K		1-0 BB FC2 HBP		3	0	0	0	0	2	2
Willie Crawford, L (1, 7) OBP: 0.347, SLG: 0.609		F5			4-0 BB S BB		4-3	FC2 1-2 3-H BB		3	0	0	0	1	0	2
Billy Grabarkewitz, R (1, 5) OBP: 0.278, SLG: 0.233		F9			F3 1-2		2B 1B	4-0 1-2 2-3 BB		3	1	1	0	1	0	1
Duke Sims, L (1, 2) OBP: 0.233, SLG: 0.317		1-3			F9		1-H 1B 2B	F7		4	0	1	1	0	0	4
Bobby Valentine, R (1, 4) OBP: 0.444, SLG: 0.348			B2-4 1B		4-0 BB IBB		2-H 1B		6-3	3	0	2	0	1	0	0
Bill Singer, R (1, 1) OBP: 0.176, SLG: 0.125			B2-4 1-2f		4-0 1-2 2-3 BB		K		FC1-4 1B	3	0	1	0	1	1	2
Inning Stats	R: 0 E: 0 K: 1 S: 6 H: 1 LOB: 1 BB: 0 P: 6	R: 0 E: 0 K: 0 S: 3 H: 0 LOB: 0 BB: 0 P: 3	R: 0 E: 0 K: 0 S: 3 H: 1 LOB: 0 BB: 0 P: 3	R: 0 E: 0 K: 0 S: 3 H: 1 LOB: 0 BB: 0 P: 3	R: 0 E: 0 K: 0 S: 3 H: 0 LOB: 3 BB: 3 P: 15	R: 0 E: 0 K: 1 S: 5 H: 1 LOB: 0 BB: 0 P: 5	R: 1 E: 0 K: 1 S: 7 H: 3 LOB: 1 BB: 0 P: 7	R: 1 E: 0 K: 0 S: 5 H: 2 LOB: 3 BB: 1 P: 10	R: 0 E: 0 K: 0 S: 4 H: 1 LOB: 1 BB: 0 P: 4	1B: 8 2B: 2 3B: 1 HR: 0 SF: 0 SAC: 0 DP: 3 HBP: 1						

PITCHER		IP	WLS	BF	H	R	ER	SO	BB	IBB	HBP	BLK	WP	HR	S	P	ERA	WHIP
Bill Greif, R ERA: 4.74	(1, 1)	7.1	L	29	8	2	2	3	2	1	0	0	0	0	32	44	2.46	1.364
Mark Schaeffer, L ERA:	(8, 1)	0.0		1	1	0	0	0	0	0	0	0	0	0	1	1	∞	∞
Ed Acosta, R ERA: 2.25	(8, 1)	0.2		4	0	0	0	0	1	0	1	0	0	0	2	7	0.00	1.500
Mike Caldwell, L ERA: 2.12	(9, 1)	1.0		4	1	0	0	0	0	0	0	0	0	0	4	4	0.00	1.000

PITCHER	IP	WLS	BF	H	R	ER	SO	BB	IBB	HBP	BLK	WP	HR	S	P	ERA	WHIP

TOP

Los Angeles Dodgers @ San Diego Padres

San Diego Stadium, San Diego, CA

Tue May 16 1972, 10:05 PM EDT

Att. 13,326 - Unknown

livebaseballscorecards.com

AB	33
R	2
H	10
RBI	2
BB	4
SO	3
LOB	19

WP: 0 PB: 0 SB: 1 CS: 0 PA: 38

Angeles Dodgers @ San Diego Padres

San Diego Stadium, San Diego, CA

Tue May 16 1972, 10:05 PM EDT

Att. 13,326 - Unknown

BOTTOM

Batter	1	2	3	4	5	6	7	8	9	AB	R	H	RBI	BB	SO	LOB
Derrel Thomas, S (1, 4) OBP: 0.264, SLG: 0.263	G6-4-3 1B			6-3		1-3			5-3	4	0	1	0	0	0	0
Enzo Hernandez, R (1, 6) OBP: 0.200, SLG: 0.202	G6-4-3 1-2f			BB CS			F4		5-3	2	0	0	0	1	0	1
Garry Jestadt, R (9, PH) OBP: 0.333, SLG: 0.471										1	0	0	0	0	0	0
Leron Lee, L (1, 7) OBP: 0.423, SLG: 0.563	K			F7 1-2			4-3		1B	4	0	1	0	0	1	1
Nate Colbert, R (1, 3) OBP: 0.310, SLG: 0.567		F8			F8		BB 1B		F9	3	0	0	0	1	0	1
Larry Stahl, L (1, 9) OBP: 0.280, SLG: 0.289		3-1			FC6-4 1B		1-2 1B			3	0	2	0	0	0	0
Johnny Jeter, R (1, 8) OBP: 0.296, SLG: 0.419		K			K		1-3			3	0	0	0	0	2	3
Fred Kendall, R (1, 2) OBP: 0.233, SLG: 0.246			K		FC6-4 1-2f			F2		3	0	0	0	0	1	1
Dave Campbell, R (1, 5) OBP: 0.333, SLG: 0.329			K			6-3		K		3	0	0	0	0	2	0
Bill Greif, R (1, 1)			K			4-3		F3		2	0	0	0	0	1	0
Mark Schaeffer, L (8, 1)										0	0	0	0	0	0	0
Ed Acosta, S (8, 1)										0	0	0	0	0	0	0
Jerry Morales, R (8, PH) OBP: 0.344, SLG: 0.464										1	0	0	0	0	0	0
Mike Caldwell, R (9, 1)										0	0	0	0	0	0	0

Inning Stats	1	2	3	4	5	6	7	8	9
	R: 0 E: 0 K: 1 S: 5	R: 0 E: 0 K: 1 S: 5	R: 0 E: 0 K: 3 S: 9	R: 0 E: 0 K: 0 S: 2	R: 0 E: 0 K: 1 S: 6	R: 0 E: 0 K: 0 S: 3	R: 0 E: 0 K: 0 S: 4	R: 0 E: 0 K: 1 S: 5	R: 0 E: 0 K: 0 S: 4
	H: 1 LOB: 0 BB: 0 P: 5	H: 0 LOB: 0 BB: 0 P: 5	H: 0 LOB: 0 BB: 0 P: 9	H: 0 LOB: 0 BB: 1 P: 6	H: 1 LOB: 1 BB: 0 P: 6	H: 0 LOB: 0 BB: 0 P: 3	H: 1 LOB: 2 BB: 1 P: 8	H: 0 LOB: 0 BB: 0 P: 5	H: 1 LOB: 1 BB: 0 P: 4

1B: 4	SF: 0
2B: 0	SAC: 0
3B: 0	DP: 1
HR: 0	HBP: 0

WP: 0	PA: 31
PB: 0	
SB: 0	
CS: 1	

PITCHER	IP	WLS	BF	H	R	ER	SO	BB	IBB	HBP	BLK	WP	HR	S	P	ERA	WHIP
Bill Singer, R (1, 1) ERA: 2.11	9.0	W	31	4	0	0	7	2	0	0	0	0	0	43	51	0.00	0.667

PITCHER	IP	WLS	BF	H	R	ER	SO	BB	IBB	HBP	BLK	WP	HR	S	P	ERA	WHIP

livebaseballscorecards.com

AB	29
R	0
H	4
RBI	0
BB	2
SO	7
LOB	7

Batter	1	2	3	4	5	6	7	8	9	AB	R	H	RBI	BB	SO	LOB
Bill Russell, R (1, 6) OBP: 0.418, SLG: 0.613	x 0-0 ① F2		SSS 0-3 ② K		x 0-0 ③ F8		SSS 0-3 ③ K			4	0	0	0	0	2	4
Manny Mota, R (1, 7) OBP: 0.284, SLG: 0.365	x 0-0 ② 5-3		x 0-0 ③ FC5-4 1-2f			x 0-0 ① 5-3		SSS 0-3 ① K		4	0	0	0	0	1	1
Willie Davis, L (1, 8) OBP: 0.291, SLG: 0.452	x 0-0 ③ 4-3			x 0-0 ① F5		SSS 0-3 ② K		x 0-0 ② 1-3		4	0	0	0	0	1	0
Frank Robinson, R (1, 9) OBP: 0.379, SLG: 0.407		BBBB 4-0 BB		BBBB 4-0 BB		x 0-0 2B		x 0-0 ③ 6-3		2	0	1	0	2	0	0
Steve Garvey, R (1, 3) OBP: 0.341, SLG: 0.412		x 0-0 ① L8		x 0-0 ② F9		SSS 0-3 ③ K			x 0-0 G4-6-3 1B	4	0	1	0	0	1	3
Billy Grabarkewitz, R (1, 5) OBP: 0.275, SLG: 0.235		SSS 0-3 ② K		x 0-0 ③ F8			x 0-0 1B 1B		x 0-0 ①② G4-6-3 1-2f	4	0	1	0	0	1	3
Chris Cannizzaro, R (1, 2) OBP: 0.372, SLG: 0.395		x 0-0 ③ 6-3			x 0-0 ① L6		x 0-0 ① F8		SSS 0-3 ③ K	4	0	0	0	0	1	2
Bobby Valentine, R (1, 4) OBP: 0.467, SLG: 0.385			SSS 0-3 ① K		x 0-0 1B		x 0-0 1-2 1B			3	0	2	0	0	1	0
Tommy John, R (1, 1) OBP: 0.125, SLG: 0.125			x 0-0 FC5-4 1B		SSS 0-3 ② K		x 0-0 ② F7			2	0	1	0	0	1	1
Jim Lefebvre, S (7, PH) OBP: 0.299, SLG: 0.352										1	0	0	0	0	0	2
Hoyt Wilhelm, R (7, 1)										0	0	0	0	0	0	0
Pete Richert, L (8, 1) OBP: 0.667, SLG: 0.667										0	0	0	0	0	0	0
Inning Stats	R: 0 H: 0 E: 0 LOB: 0 K: 0 BB: 0 S: 3 P: 3	R: 0 H: 0 E: 0 LOB: 1 K: 1 BB: 1 S: 5 P: 9	R: 0 H: 1 E: 0 LOB: 1 K: 2 BB: 0 S: 8 P: 8	R: 0 H: 0 E: 0 LOB: 1 K: 0 BB: 1 S: 3 P: 7	R: 0 H: 1 E: 0 LOB: 1 K: 1 BB: 0 S: 6 P: 6	R: 0 H: 1 E: 0 LOB: 1 K: 2 BB: 0 S: 8 P: 8	R: 0 H: 2 E: 0 LOB: 2 K: 1 BB: 0 S: 7 P: 7	R: 0 H: 0 E: 0 LOB: 0 K: 1 BB: 0 S: 5 P: 5	R: 0 H: 1 E: 0 LOB: 0 K: 1 BB: 0 S: 5 P: 5	1B: 5 SF: 0 2B: 1 SAC: 0 3B: 0 DP: 1 HR: 0 HBP: 0						

PITCHER	IP	WLS	BF	H	R	ER	SO	BB	IBB	HBP	BLK	WP	HR	S	P	ERA	WHIP
Fred Norman, L (1, 1) ERA: 1.9	9.0	W	34	6	0	0	9	2	0	0	0	0	0	50	58	0.00	0.889

PITCHER	IP	WLS	BF	H	R	ER	SO	BB	IBB	HBP	BLK	WP	HR	S	P	ERA	WHIP

TOP

Los Angeles Dodgers @ San Diego Padres

San Diego Stadium, San Diego, CA

Wed May 17 1972, 10:05 PM EDT

Att. 12,995 - Unknown

livebaseballscorecards.com

AB	32
R	0
H	6
RBI	0
BB	2
SO	9
LOB	16

Batter	1	2	3	4	5	6	7	8	9	AB	R	H	RBI	BB	SO	LOB
Derrel Thomas, S (1, 4) OBP: 0.274, SLG: 0.267	0-0 3-1 1-3 1B		0-0 ① SH3 1-2		0-0 ③ F9			BBBB 4-0 WP SF8 SH1-3 BB		2	1	1	0	1	0	0
Jerry Morales, R (1, 9) (9, 7) OBP: 0.343, SLG: 0.433	0-0 ① 1-3 1-2		0-0 FC6 F8 2-H			BBBB 4-0 G1-4-3 BB		0-0 ① SH1-3 1-2		2	0	0	0	1	0	1
Leron Lee, L (1, 7) OBP: 0.407, SLG: 0.541 Garry Jestadt, R (8, PH) OBP: 0.316, SLG: 0.471 Larry Stahl, L (9, 9) OBP: 0.280, SLG: 0.289	0-0 ② 3-1 2-3		0-0 ② F8 2-3			0-0 ① F7		0-0 ② SF8 2-H		3 0 0	0 0 0	0 0 0	0 1 0	0 0 0	0 0 0	3 0 0
Nate Colbert, R (1, 3) OBP: 0.317, SLG: 0.561	BBBB 4-0 FC5-4 BB		0-0 ③ F4			0-0 ②③ G1-4-3 1-2f		0-0 1B		3	0	1	0	1	0	2
Johnny Jeter, R (1, 8) OBP: 0.284, SLG: 0.402	0-0 ③ FC5-4 1-2f			0-0 ① 5-3			0-0 ① 4-3	0-0 ③ F8		4	0	0	0	0	0	3
Bob Barton, R (1, 2) OBP: 0.208, SLG: 0.174		0-0 ① 5-3		0-0 ② F9			0-0 ② L8			3	0	0	0	0	0	0
Dave Campbell, R (1, 5) OBP: 0.333, SLG: 0.321		0-0 ② F7		0-0 ③ L6			BBBB 4-0 1B BB			2	0	0	0	1	0	0
Enzo Hernandez, R (1, 6) OBP: 0.204, SLG: 0.206		0-0 ③ L5			0-0 ① 5-3		0-0 1-2 1B			3	0	1	0	0	0	0
Fred Norman, S (1, 1) OBP: 0.235, SLG: 0.294			0-0 SH3 E 1B		0-0 ② 1-3		0-0 ③ 1-3			3	1	1	0	0	0	2
Inning Stats	R: 0 H: 1 E: 0 LOB: 2 K: 0 BB: 1 S: 4 P: 8	R: 0 H: 0 E: 0 LOB: 0 K: 0 BB: 0 S: 3 P: 3	R: 1 H: 1 E: 1 LOB: 1 K: 0 BB: 0 S: 5 P: 5	R: 0 H: 0 E: 0 LOB: 0 K: 0 BB: 0 S: 3 P: 3	R: 0 H: 0 E: 0 LOB: 0 K: 0 BB: 0 S: 3 P: 3	R: 0 H: 0 E: 0 LOB: 0 K: 0 BB: 1 S: 2 P: 6	R: 0 H: 1 E: 0 LOB: 2 K: 0 BB: 1 S: 4 P: 8	R: 1 H: 1 E: 0 LOB: 1 K: 0 BB: 1 S: 4 P: 8		1B: 4 SF: 1 2B: 0 SAC: 2 3B: 0 DP: 1 HR: 0 HBP: 0						

PITCHER		IP	WLS	BF	H	R	ER	SO	BB	IBB	HBP	BLK	WP	HR	S	P	ERA	WHIP
Tommy John, L ERA: 1.73	(1, 1)	6.0	L	22	2	1	0	0	2	0	0	0	0	0	20	28	0.00	0.667
Hoyt Wilhelm, R ERA: 6.0	(7, 1)	1.1		7	1	1	1	0	2	0	0	0	0	0	5	13	6.75	2.250
Pete Richert, L ERA: 3.86	(8, 1)	0.2		3	1	0	0	0	0	0	0	0	1	0	3	3	0.00	1.500

PITCHER	IP	WLS	BF	H	R	ER	SO	BB	IBB	HBP	BLK	WP	HR	S	P	ERA	WHIP

BOTTOM

Los Angeles Dodgers @ San Diego Padres

San Diego Stadium, San Diego, CA

Wed May 17 1972, 10:05 PM EDT

Att. 12,995 - Unknown

livebaseballscorecards.com

AB	25
R	2
H	4
RBI	1
BB	4
SO	0
LOB	11

WP: 1 PA: 32
PB: 0
SB: 0
CS: 0

Batter	1	2	3	4	5	6	7	8	9	10	11	AB	R	H	RBI	BB	SO	LOB
Roger Metzger, S (1, 6) OBP: 0.265, SLG: 0.217	1-3		6-3		FC6-4 1-2f			1-3		BB	4-3	5	0	0	0	1	0	5
Cesar Cedeno, R (1, 8) OBP: 0.402, SLG: 0.443	BB		K			F9		5-3		F3		4	0	0	0	1	1	1
Jimmy Wynn, R (1, 9) OBP: 0.398, SLG: 0.568	F5			K		F6			BB HR 1B	1-3		5	1	1	0	0	1	2
Lee May, R (1, 3) OBP: 0.396, SLG: 0.589 Bobby Fenwick, R (11, PR) OBP: 0.313, SLG: 0.400 Fred Gladding, L (11, 1)	F4			G3		K			F7		E5 BB 1B SH2-3	5 0 0	0 1 0	0 0 0	0 0 0	0 0 0	1 0 0	2 0 0
Bob Watson, R (1, 7) OBP: 0.358, SLG: 0.438 (11, 3)		K					3-1		HR 1-2 BB		SH2-3 1-2 BB 1B	4	1	1	0	1	1	0
Johnny Edwards, L (1, 2) OBP: 0.379, SLG: 0.466		K			3B		BB		K		K	4	0	1	0	1	3	4
Doug Rader, R (1, 5) OBP: 0.292, SLG: 0.427		E S BB			K		K		HR 1-H 2-H		SH2-3 1-2 2-3 BB	3	1	1	3	2	2	2
Tommy Helms, R (1, 4) OBP: 0.235, SLG: 0.271		F3 1-3			1-3		5-3		4-3		SH2-3 1-2 2-3 3-H	4	0	0	1	0	0	3
Ken Forsch, R (1, 1) OBP: 0.143, SLG: 0.077 Jimmy Stewart, S (8, PH) OBP: 0.267, SLG: 0.414 George Culver, R (8, 1) Jim Ray, R (9, 1) OBP: 0.200, SLG: 0.200 Jesus Alou, R (11, PH) OBP: 0.455, SLG: 0.333 (11, 7)			1-3		FC6-4 BB			G3		F9	IBB	1 1 0 1 0	0 0 0 0 0	0 0 0 0 0	0 0 0 0 1	1 0 0 0 0	0 0 0 0 0	0 0 0 0 0
Inning Stats	R: 0 H: 0 E: 0 LOB: 1 K: 0 BB: 1 S: 3 P: 7	R: 0 H: 0 E: 0 LOB: 1 K: 2 BB: 1 S: 7 P: 11	R: 0 H: 0 E: 0 LOB: 0 K: 1 BB: 0 S: 5 P: 5	R: 0 H: 0 E: 0 LOB: 0 K: 1 BB: 0 S: 5 P: 5	R: 0 H: 0 E: 0 LOB: 2 K: 1 BB: 1 S: 6 P: 10	R: 0 H: 0 E: 0 LOB: 0 K: 1 BB: 0 S: 5 P: 5	R: 0 H: 0 E: 0 LOB: 1 K: 1 BB: 1 S: 5 P: 9	R: 0 H: 0 E: 0 LOB: 0 K: 0 BB: 0 S: 3 P: 3	R: 3 H: 2 E: 0 LOB: 0 K: 1 BB: 1 S: 7 P: 11	R: 0 H: 0 E: 0 LOB: 1 K: 0 BB: 1 S: 3 P: 7	R: 1 H: 1 E: 1 LOB: 3 K: 1 BB: 2 S: 7 P: 15	1B: 2 SF: 0 2B: 0 SAC: 1 3B: 1 DP: 0 HR: 1 HBP: 0					WP: 0 PA: 46 PB: 0 SB: 1 CS: 0	

PITCHER		IP	WLS	BF	H	R	ER	SO	BB	IBB	HBP	BLK	WP	HR	S	P	ERA	WHIP
Don Sutton, R ERA: 0.89	(1, 1)	9.0		35	3	3	3	8	5	0	0	0	0	1	46	66	3.00	0.889
Jim Brewer, L ERA: 0.96	(10, 1)	2.0	L	11	1	1	0	1	2	1	0	0	0	0	10	22	0.00	1.500

PITCHER	IP	WLS	BF	H	R	ER	SO	BB	IBB	HBP	BLK	WP	HR	S	P	ERA	WHIP

TOP

Houston Astros @ Los Angeles Dodgers

Dodger Stadium, Los Angeles, CA

Thu May 18 1972, 7:05 PM PDT

Att. 35,739 - Unknown

livebaseballscorecards.com

AB	37
R	4
H	4
RBI	4
BB	8
SO	9
LOB	19

Batter	1	2	3	4	5	6	7	8	9	10	11	AB	R	H	RBI	BB	SO	LOB
Bill Russell, R (1, 6) OBP: 0.411, SLG: 0.597	BBB 4-0 1B FC4 BB		x 0-0 ① F4	x 0-0 ③ F8		x 0-0 ③ P5			x 0-0 ① F8	x 0-0 1-3 2B		5	1	1	0	1	0	4
Bill Buckner, L (1, 3) OBP: 0.297, SLG: 0.283	x 0-0 1-3 FC4 1B		x 0-0 1B 1B 1B		x 0-0 ① G3		x 0-0 ① L3		BBBB 4-0 2B BB	x 0-0 ③ F2		5	2	2	0	1	0	2
Willie Davis, L (1, 8) OBP: 0.301, SLG: 0.450	x 0-0 ① FC4 S 1-2f 3-H		x 0-0 1-3 1B 1B		x 0-0 S 1B F7 1B		BBBB 4-0 BB		x 0-0 ② F2		x 0-0 ① F7	5	0	2	1	1	0	2
Frank Robinson, R (1, 9) OBP: 0.394, SLG: 0.429	BBBB 4-0 1-2 BB		x 0-0 G4-6-3 1-2 3-H 1B		x 0-0 1-2 1B		x 0-0 ② F7		x 0-0 1-H 2B	SSS 0-3 ② K		5	0	3	2	1	1	1
Willie Crawford, L (1, 7) OBP: 0.346, SLG: 0.580	x 0-0 ② F7		x 0-0 ②③ G4-6-3 1-2f		x 0-0 ②③ F7 2-H		x 0-0 ③ F7		IIII 4-0 FC6-4 IBB		x 0-0 1B	5	0	1	0	1	0	7
Steve Garvey, R (1, 5) OBP: 0.323, SLG: 0.389 Jim Brewer, L (10, 1) Manny Mota, R (11, PH) OBP: 0.279, SLG: 0.359	x 0-0 ③ F5			x 0-0 ① 1-3		x 0-0 ① F8		x 0-0 ① 4-3	x 0-0 ③ FC6-4 1-2f		x 0-0 ③ F9	5 0 1	0 0 0	0 0 0	0 0 0	0 0 0	0 0 0	4 0 1
Duke Sims, L (1, 2) OBP: 0.208, SLG: 0.283		SSS 0-3 ① K	x 0-0 ② 4-3		x 0-0 ② G3		SSS 0-3 ② K			x 0-0 ① P6		5	0	0	0	0	2	0
Bobby Valentine, R (1, 4) OBP: 0.543, SLG: 0.467		x 0-0 ② 1B	x 0-0 1B 1B		x 0-0 1B 1B		BBBB 4-0 BB			x 0-0 2B 1B		4	0	4	0	1	0	0
Don Sutton, R (1, 1) OBP: 0.261, SLG: 0.190 Billy Grabarkewitz, R (10, 5) OBP: 0.268, SLG: 0.229		x 0-0 ③ 4-3		x 0-0 1-3 1B		x 0-0 1-2 1B		SSS 0-3 ③ K		SSS 0-3 ② K		4 1	0 0	2 0	0 0	0 1	1 1	1 1
Inning Stats	R: 1 E: 0 K: 0 S: 4 H: 1 LOB: 2 BB: 2 P: 12	R: 0 E: 0 K: 1 S: 5 H: 1 LOB: 0 BB: 0 P: 5	R: 1 E: 0 K: 0 S: 5 H: 3 LOB: 1 BB: 0 P: 5	R: 0 E: 0 K: 0 S: 5 H: 2 LOB: 2 BB: 0 P: 5	R: 0 E: 0 K: 0 S: 4 H: 2 LOB: 2 BB: 0 P: 4	R: 0 E: 0 K: 0 S: 5 H: 2 LOB: 2 BB: 0 P: 5	R: 0 E: 0 K: 0 S: 3 H: 0 LOB: 1 BB: 1 P: 7	R: 0 E: 0 K: 2 S: 7 H: 0 LOB: 1 BB: 1 P: 11	R: 1 E: 0 K: 0 S: 4 H: 1 LOB: 2 BB: 2 P: 12	R: 0 E: 0 K: 1 S: 7 H: 2 LOB: 2 BB: 0 P: 7	R: 0 E: 0 K: 1 S: 6 H: 1 LOB: 1 BB: 0 P: 6	1B: 13 2B: 2 3B: 0 HR: 0	SF: 0 SAC: 0 DP: 1 HBP: 0			WP: 0 PB: 0 SB: 2 CS: 0		PA: 51

PITCHER		IP	WLS	BF	H	R	ER	SO	BB	IBB	HBP	BLK	WP	HR	S	P	ERA	WHIP
Ken Forsch, R ERA: 3.26	(1, 1)	7.0		32	11	2	2	1	3	0	0	0	0	0	31	43	2.57	2.000
George Culver, R ERA: 2.49	(8, 1)	1.1		6	0	1	1	2	2	0	0	0	0	0	8	16	6.75	1.500
Jim Ray, R ERA: 1.85	(9, 1)	1.2	W	9	3	0	0	1	0	1	0	0	0	0	10	14	0.00	1.800
Fred Gladding, R ERA: 1.42	(11, 1)	1.0	S	4	1	0	0	1	0	0	0	0	0	0	6	6	0.00	1.000

PITCHER	IP	WLS	BF	H	R	ER	SO	BB	IBB	HBP	BLK	WP	HR	S	P	ERA	WHIP

BOTTOM

Houston Astros @ Los Angeles Dodgers

Dodger Stadium, Los Angeles, CA

Thu May 18 1972, 7:05 PM PDT

Att. 35,739 - Unknown

livebaseballscorecards.com

AB	45
R	3
H	15
RBI	3
BB	6
SO	5
LOB	23

Batter	1	2	3	4	5	6	7	8	9	AB	R	H	RBI	BB	SO	LOB
Roger Metzger, S (1, 6) OBP: 0.272, SLG: 0.227	4-3		BB, 1B 1-2		6-3		1B			4	0	2	0	0	0	0
Jimmy Stewart, S (1, 3) OBP: 0.235, SLG: 0.364	F8		F3		5-3		K			4	0	0	0	0	1	3
Jimmy Wynn, R (1, 9) OBP: 0.402, SLG: 0.561	WP, E, 1B		K		BB			6-3		3	1	1	0	1	1	2
Cesar Cedeno, R (1, 8) OBP: 0.397, SLG: 0.431	E5 1-H		BB 1-2, 2-3		F8			6-3		3	0	0	0	1	0	1
Bob Watson, R (1, 7) OBP: 0.346, SLG: 0.422	4-3		F9			5-3		F9		4	0	0	0	0	0	4
Doug Rader, R (1, 5) OBP: 0.282, SLG: 0.412		5-3		F9		6-3			6-3	4	0	0	0	0	0	0
Jack Hiatt, R (1, 2) OBP: 0.308, SLG: 0.273 Jesus Alou, R (9, PH) OBP: 0.417, SLG: 0.300		5-3		L9		5-3			K	3 1	0 0	0 0	0 0	0 0	0 1	0 0
Tommy Helms, R (1, 4) OBP: 0.245, SLG: 0.280		F4		FC6-4, 1B			5-3		1B	4	0	2	0	0	0	0
Don Wilson, R (1, 1) OBP: 0.077, SLG: 0.077 Lee May, R (9, PH) OBP: 0.393, SLG: 0.583			BB, 1B	FC6-4 1-2f			6-3		5-3	3 1	0 0	1 0	0 0	0 0	0 0	1 1
Inning Stats	R: 1 E: 1 K: 0 S: 5 H: 1 LOB: 1 BB: 0 P: 5	R: 0 E: 0 K: 0 S: 3 H: 0 LOB: 0 BB: 0 P: 3	R: 0 E: 0 K: 1 S: 7 H: 2 LOB: 3 BB: 1 P: 11	R: 0 E: 0 K: 0 S: 4 H: 1 LOB: 1 BB: 0 P: 4	R: 0 E: 0 K: 0 S: 3 H: 0 LOB: 1 BB: 1 P: 7	R: 0 E: 0 K: 0 S: 3 H: 0 LOB: 0 BB: 0 P: 3	R: 0 E: 0 K: 1 S: 6 H: 1 LOB: 1 BB: 0 P: 6	R: 0 E: 0 K: 0 S: 3 H: 0 LOB: 0 BB: 0 P: 3	R: 0 E: 0 K: 1 S: 6 H: 1 LOB: 1 BB: 0 P: 6	1B: 6 2B: 0 3B: 0 HR: 0 SF: 0 SAC: 0 DP: 0 HBP: 0						

PITCHER	IP	WLS	BF	H	R	ER	SO	BB	IBB	HBP	BLK	WP	HR	S	P	ERA	WHIP
Claude Osteen, L (1, 1) ERA: 1.05	9.0	W	36	6	1	0	3	2	0	0	0	1	0	40	48	0.00	0.889

PITCHER	IP	WLS	BF	H	R	ER	SO	BB	IBB	HBP	BLK	WP	HR	S	P	ERA	WHIP

TOP

Houston Astros @ Los Angeles Dodgers

Dodger Stadium, Los Angeles, CA

Fri May 19 1972, 7:05 PM PDT

Att. 27,245 - Unknown

livebaseballscorecards.com

AB	34
R	1
H	6
RBI	0
BB	2
SO	3
LOB	12

WP: 1 PA: 36
PB: 0
SB: 0
CS: 0

Batter	1	2	3	4	5	6	7	8	9	AB	R	H	RBI	BB	SO	LOB
Bobby Valentine, R (1, 4) OBP: 0.487, SLG: 0.412	F6		F7		F4			1-3		4	0	0	0	0	0	2
Bill Buckner, L (1, 3) OBP: 0.294, SLG: 0.297	4-3		1-H 2-H 2B			1-3		6-3		4	0	1	2	0	0	0
Willie Davis, L (1, 8) OBP: 0.294, SLG: 0.439	L9		4-3			F9				3	0	0	0	0	0	1
Frank Robinson, R (1, 9) OBP: 0.393, SLG: 0.426		F5		F8		E 1B				3	0	1	0	0	0	0
Willie Crawford, L (1, 7) OBP: 0.346, SLG: 0.583		S S S K		1-3 2B		G3 1-3				3	0	1	0	0	1	1
Steve Garvey, R (1, 5) OBP: 0.313, SLG: 0.376		F9		1-3 2-3			5-3			3	0	0	0	0	0	1
Duke Sims, L (1, 2) OBP: 0.216, SLG: 0.271			B B B B FC5-4 BB	F4			F9			2	0	0	0	1	0	1
Bill Russell, R (1, 6) OBP: 0.395, SLG: 0.571			FC5-4 1B 1-2f 2B		F2		6-3			3	1	0	0	0	0	1
Claude Osteen, L (1, 1) OBP: 0.333, SLG: 0.389			1-2 2B 1B		3-1			4-3		3	1	1	0	0	0	0
Inning Stats	R: 0 E: 0 K: 0 S: 3 H: 0 LOB: 0 BB: 0 P: 3	R: 0 E: 0 K: 1 S: 5 H: 0 LOB: 0 BB: 0 P: 5	R: 2 E: 0 K: 0 S: 5 H: 2 LOB: 1 BB: 1 P: 9	R: 0 E: 0 K: 0 S: 4 H: 1 LOB: 1 BB: 0 P: 4	R: 0 E: 0 K: 0 S: 3 H: 0 LOB: 0 BB: 0 P: 3	R: 0 E: 1 K: 0 S: 4 H: 1 LOB: 1 BB: 0 P: 4	R: 0 E: 0 K: 0 S: 3 H: 0 LOB: 0 BB: 0 P: 3	R: 0 E: 0 K: 0 S: 3 H: 0 LOB: 0 BB: 0 P: 3		1B: 2 2B: 2 3B: 0 HR: 0 SF: 0 SAC: 0 DP: 0 HBP: 0						

PITCHER	IP	WLS	BF	H	R	ER	SO	BB	IBB	HBP	BLK	WP	HR	S	P	ERA	WHIP
Don Wilson, R (1, 1) ERA: 3.44	8.0	L	29	4	2	2	1	1	0	0	0	0	0	30	34	2.25	0.625

PITCHER	IP	WLS	BF	H	R	ER	SO	BB	IBB	HBP	BLK	WP	HR	S	P	ERA	WHIP

BOTTOM

Houston Astros @ Los Angeles Dodgers

Dodger Stadium, Los Angeles, CA

Fri May 19 1972, 7:05 PM PDT

Att. 27,245 - Unknown

livebaseballscorecards.com

AB	28
R	2
H	4
RBI	2
BB	1
SO	1
LOB	7

Houston Astros @ Los Angeles Dodgers

Dodger Stadium, Los Angeles, CA

Sat May 20 1972, 7:05 PM PDT

Att. 31,256 - Unknown

TOP

livebaseballscorecards.com

Batter	1	2	3	4	5	6	7	8	9	AB	R	H	RBI	BB	SO	LOB
Roger Metzger, S (1, 6) OBP: 0.271, SLG: 0.228	4-3		1B			6-3		FC6-4 1-2f		4	0	1	0	0	0	1
Cesar Cedeno, R (1, 8) OBP: 0.384, SLG: 0.416	1-3		F3			E6 1-3			F6	4	0	0	0	0	0	1
Jimmy Wynn, R (1, 9) OBP: 0.390, SLG: 0.542	6-3			E6 6-3		1-3 1-2f			F3	4	0	0	0	0	0	1
Lee May, R (1, 3) OBP: 0.378, SLG: 0.560		F9		6-3 2-3			L5		K	4	0	0	0	0	1	1
Bob Watson, R (1, 7) OBP: 0.346, SLG: 0.414		FC5-4 BB		4-3			6-3			2	0	0	0	1	0	1
Doug Rader, R (1, 5) OBP: 0.276, SLG: 0.402		FC5-4 FC4-6 1-2f		1-3			K			3	0	0	0	0	1	2
Jack Hiatt, R (1, 2) OBP: 0.250, SLG: 0.214		FC4-6 1-2f			F8			6-3		3	0	0	0	0	0	1
Tommy Helms, R (1, 4) OBP: 0.239, SLG: 0.272			F4		F8			6-3		3	0	0	0	0	0	0
Dave Roberts, L (1, 1) OBP: 0.250, SLG: 0.267			K		4-3			FC6-4 1B		2	0	0	0	0	1	0
Jesus Alou, R (8, PH) OBP: 0.462, SLG: 0.364										1	0	1	0	0	0	0
George Culver, R (8, 1)										0	0	0	0	0	0	0

	AB	30
	R	0
	H	2
	RBI	0
	BB	1
	SO	3
	LOB	8

Inning Stats										
1	R: 0	H: 0	E: 0	LOB: 0	K: 0	BB: 0	S: 3	P: 3		
2	R: 0	H: 0	E: 0	LOB: 1	K: 0	BB: 1	S: 3	P: 7		
3	R: 0	H: 1	E: 0	LOB: 1	K: 1	BB: 0	S: 6	P: 6		
4	R: 0	H: 0	E: 1	LOB: 1	K: 0	BB: 0	S: 4	P: 4		
5	R: 0	H: 0	E: 0	LOB: 0	K: 0	BB: 0	S: 3	P: 3		
6	R: 0	H: 0	E: 1	LOB: 0	K: 0	BB: 0	S: 3	P: 3		
7	R: 0	H: 0	E: 0	LOB: 0	K: 1	BB: 0	S: 5	P: 5		
8	R: 0	H: 1	E: 0	LOB: 1	K: 0	BB: 0	S: 4	P: 4		
9	R: 0	H: 0	E: 0	LOB: 0	K: 1	BB: 0	S: 5	P: 5		
	1B: 2	SF: 0	2B: 1	SAC: 0	3B: 0	DP: 1	HR: 0	HBP: 0		
	WP: 0	PA: 31	PB: 0		SB: 0		CS: 0			

PITCHER	IP	WLS	BF	H	R	ER	SO	BB	IBB	HBP	BLK	WP	HR	S	P	ERA	WHIP
Al Downing, L (1, 1) ERA: 2.32	9.0	W	31	2	0	0	3	1	0	0	0	0	0	36	40	0.00	0.333

PITCHER	IP	WLS	BF	H	R	ER	SO	BB	IBB	HBP	BLK	WP	HR	S	P	ERA	WHIP

Batter	1	2	3	4	5	6	7	8	9	AB	R	H	RBI	BB	SO	LOB
Bobby Valentine, R (1, 4) OBP: 0.465, SLG: 0.474	HR		F8		F9			F9		4	1	1	1	0	0	0
Manny Mota, R (1, 7) OBP: 0.278, SLG: 0.368	4-3 2B		K		L8			L7		4	0	1	0	0	1	0
Willie Davis, L (1, 8) OBP: 0.286, SLG: 0.426	4-3 2-3			G3	F9			F9		4	0	0	0	0	0	1
Frank Robinson, R (1, 9) OBP: 0.391, SLG: 0.423	L5			4-3 2B 1B		F3				3	1	1	0	0	0	1
Wes Parker, S (1, 3) OBP: 0.361, SLG: 0.301	F7			4-3 1-2		F4				3	0	0	0	0	0	2
Steve Garvey, R (1, 5) OBP: 0.314, SLG: 0.385		4-3		1B 2-H 2B		6-3				3	1	1	1	0	0	0
Chris Cannizzaro, R (1, 2) OBP: 0.370, SLG: 0.390		F4		BB 2-H 1B			5-3			3	0	1	1	0	0	0
Bill Russell, R (1, 6) OBP: 0.392, SLG: 0.556		4-3		BBBB 1-2 BB			6-3			2	0	0	0	1	0	0
Al Downing, R (1, 1) OBP: 0.235, SLG: 0.250			4-3	6-3			1-3			3	0	0	0	0	0	2
Inning Stats	R: 1 E: 0 K: 0 S: 5 H: 2 LOB: 1 BB: 0 P: 5	R: 0 E: 0 K: 0 S: 3 H: 0 LOB: 0 BB: 0 P: 3	R: 0 E: 0 K: 1 S: 5 H: 0 LOB: 0 BB: 0 P: 5	R: 2 E: 0 K: 0 S: 6 H: 3 LOB: 2 BB: 1 P: 10	R: 0 E: 0 K: 0 S: 3 H: 0 LOB: 0 BB: 0 P: 3	R: 0 E: 0 K: 0 S: 3 H: 0 LOB: 0 BB: 0 P: 3	R: 0 E: 0 K: 0 S: 3 H: 0 LOB: 0 BB: 0 P: 3	R: 0 E: 0 K: 0 S: 3 H: 0 LOB: 0 BB: 0 P: 3		1B: 2 2B: 2 3B: 0 HR: 1 SF: 0 SAC: 0 DP: 0 HBP: 0						

PITCHER		IP	WLS	BF	H	R	ER	SO	BB	IBB	HBP	BLK	WP	HR	S	P	ERA	WHIP
Dave Roberts, L ERA: 4.4	(1, 1)	7.0	L	27	5	3	3	1	1	0	0	0	0	1	28	32	3.86	0.857
George Culver, R ERA: 2.38	(8, 1)	1.0		3	0	0	0	0	0	0	0	0	0	0	3	3	0.00	0.000

PITCHER	IP	WLS	BF	H	R	ER	SO	BB	IBB	HBP	BLK	WP	HR	S	P	ERA	WHIP

BOTTOM

Houston Astros @ Los Angeles Dodgers

Dodger Stadium, Los Angeles, CA

Sat May 20 1972, 7:05 PM PDT

Att. 31,256 - Unknown

livebaseballscorecards.com

AB	29
R	3
H	5
RBI	3
BB	1
SO	1
LOB	6

WP: 0 PA: 30
PB: 0
SB: 0
CS: 0

Batter	1	2	3	4	5	6	7	8	9	AB	R	H	RBI	BB	SO	LOB
Roger Metzger, S (1, 6) OBP: 0.271, SLG: 0.222	4-3		4-3		BB		L5			3	0	0	0	1	0	1
Cesar Cedeno, R (1, 8) OBP: 0.372, SLG: 0.402	F3		6-3		F3		FC5-4 1-2f			4	0	0	0	0	0	2
Jimmy Wynn, R (1, 9) OBP: 0.386, SLG: 0.533	F3			1B		F7		E5 G5-4-3		4	0	1	0	0	0	0
Lee May, R (1, 3) OBP: 0.383, SLG: 0.567		K		1-3		HR		G5-4-3 1-2f		4	1	2	0	0	1	1
Bob Watson, R (1, 7) OBP: 0.351, SLG: 0.443		FC3-6		K		2-H		4-3		4	1	2	2	0	1	2
Johnny Edwards, L (1, 2) OBP: 0.364, SLG: 0.446		FC3-6 BB 1-2f		P6		F9			F9	4	0	0	0	0	0	3
Doug Rader, R (1, 5) OBP: 0.275, SLG: 0.392		BB 1-2		K		F9			F3	3	0	0	0	1	1	2
Tommy Helms, R (1, 4) OBP: 0.239, SLG: 0.271		P6			4-3		FC1-6		5-3	4	0	1	0	0	0	2
Jerry Reuss, L (1, 1) OBP: 0.188, SLG: 0.200			4-3		K		FC1-6 FC5-4 1-2f			3	0	0	0	0	1	1
Inning Stats	R: 0 E: 0 K: 0 S: 3 H: 0 LOB: 0 BB: 0 P: 3	R: 0 E: 0 K: 1 S: 6 H: 1 LOB: 2 BB: 1 P: 10	R: 0 E: 0 K: 0 S: 3 H: 0 LOB: 0 BB: 0 P: 3	R: 0 E: 0 K: 2 S: 9 H: 2 LOB: 2 BB: 0 P: 9	R: 0 E: 0 K: 1 S: 5 H: 0 LOB: 1 BB: 1 P: 9	R: 2 E: 0 K: 0 S: 5 H: 2 LOB: 0 BB: 0 P: 5	R: 0 E: 0 K: 0 S: 4 H: 1 LOB: 1 BB: 0 P: 4	R: 0 E: 1 K: 0 S: 3 H: 0 LOB: 0 BB: 0 P: 3	R: 0 E: 0 K: 0 S: 3 H: 0 LOB: 0 BB: 0 P: 3	1B: 4 2B: 1 3B: 0 HR: 1 SF: 0 SAC: 0 DP: 1 HBP: 0						

PITCHER		IP	WLS	BF	H	R	ER	SO	BB	IBB	HBP	BLK	WP	HR	S	P	ERA	WHIP
Bill Singer, R ERA: 2.17	(1, 1)	7.0	L	29	6	2	2	4	2	0	0	0	0	1	35	43	2.57	1.143
Jim Brewer, L ERA: 0.87	(8, 1)	2.0		6	0	0	0	0	0	0	0	0	0	0	6	6	0.00	0.000

PITCHER	IP	WLS	BF	H	R	ER	SO	BB	IBB	HBP	BLK	WP	HR	S	P	ERA	WHIP

TOP

Houston Astros @ Los Angeles Dodgers

Dodger Stadium, Los Angeles, CA

Sun May 21 1972, 3:33 AM PDT

Att. 33,928 - Unknown

livebaseballscorecards.com

AB	33
R	2
H	6
RBI	2
BB	2
SO	4
LOB	14

WP: 0 PB: 0 SB: 0 CS: 0 PA: 35

Batter	1	2	3	4	5	6	7	8	9	AB	R	H	RBI	BB	SO	LOB
Bobby Valentine, R (1, 4) OBP: 0.426, SLG: 0.429	6-3		K		F8		5-3			4	0	0	0	0	1	4
Manny Mota, R (1, 7) OBP: 0.289, SLG: 0.408	3-6 BB		FC6-4 1-2f			HR		1-3		3	1	1	1	1	0	1
Willie Davis, L (1, 8) OBP: 0.278, SLG: 0.414	3-6 1-2f			4-3		K		F8		4	0	0	0	0	1	1
Frank Robinson, R (1, 9) OBP: 0.378, SLG: 0.406		5-3		F8		K		F1		4	0	0	0	0	1	0
Wes Parker, S (1, 3) OBP: 0.391, SLG: 0.333		FC6-4 BB		2B		BB			FC5 SH1-4 1B	2	0	2	0	2	0	0
Steve Garvey, R (1, 5) OBP: 0.305, SLG: 0.374		FC6-4 1-2f		K		K			SH1-4 1-2	3	0	0	0	0	2	3
Maury Wills, S (9, PH) OBP: 0.159, SLG: 0.167										0	0	0	0	0	0	0
Chris Cannizzaro, R (1, 2) OBP: 0.367, SLG: 0.386		1-3			E5 SH1-3		SH3-4 1B		FC5 2-3	3	0	1	0	0	0	1
Willie Crawford, L (7, PR) OBP: 0.346, SLG: 0.583										0	0	0	0	0	0	0
Jim Brewer, L (8, 1)										0	0	0	0	0	0	0
Jim Lefebvre, S (9, PH) OBP: 0.296, SLG: 0.348										1	0	0	0	0	0	1
Bill Russell, R (1, 6) OBP: 0.383, SLG: 0.541			F8		SH1-3 1-2		SH3-4 1-2		L4	2	0	0	0	0	0	1
Bill Singer, R (1, 1) OBP: 0.211, SLG: 0.167			FC6-4 1B		K		K			2	0	1	0	0	1	1
Dick Dietz, R (7, PH) OBP: 0.286, SLG: 0.200										1	0	0	0	0	1	2
(8, 2)																
Inning Stats	R: 0 H: 0 E: 0 LOB: 0 K: 0 BB: 1 S: 2 P: 6	R: 0 H: 0 E: 0 LOB: 1 K: 0 BB: 1 S: 3 P: 7	R: 0 H: 1 E: 0 LOB: 1 K: 1 BB: 0 S: 6 P: 6	R: 0 H: 1 E: 0 LOB: 1 K: 1 BB: 0 S: 6 P: 6	R: 0 H: 0 E: 1 LOB: 1 K: 1 BB: 0 S: 6 P: 6	R: 1 H: 1 E: 0 LOB: 1 K: 3 BB: 1 S: 10 P: 14	R: 0 H: 1 E: 0 LOB: 2 K: 1 BB: 0 S: 6 P: 6	R: 0 H: 0 E: 0 LOB: 0 K: 0 BB: 0 S: 3 P: 3	R: 0 H: 1 E: 0 LOB: 1 K: 0 BB: 0 S: 4 P: 4	1B: 3 SF: 0 2B: 2 SAC: 3 3B: 0 DP: 1 HR: 1 HBP: 0							

PITCHER		IP	WLS	BF	H	R	ER	SO	BB	IBB	HBP	BLK	WP	HR	S	P	ERA	WHIP
Jerry Reuss, L ERA: 3.86	(1, 1)	9.0	W	35	5	1	1	7	3	0	0	0	0	1	46	58	1.00	0.889

PITCHER	IP	WLS	BF	H	R	ER	SO	BB	IBB	HBP	BLK	WP	HR	S	P	ERA	WHIP

BOTTOM

Houston Astros @ Los Angeles Dodgers

Dodger Stadium, Los Angeles, CA

Sun May 21 1972, 3:33 AM PDT

Att. 33,928 - Unknown

livebaseballscorecards.com

AB	29
R	1
H	5
RBI	1
BB	3
SO	7
LOB	15

WP: 0 PA: 35
PB: 0
SB: 0
CS: 0

Batter	1	2	3	4	5	6	7	8	9	AB	R	H	RBI	BB	SO	LOB
Bobby Bonds, R (1, 9) OBP: 0.310, SLG: 0.469	1B SF8 1B		BBBB 4-0 1B HR 1B BB BBBB 4-0 1-2 BB		L6		F7			3	2	1	0	2	0	2
Tito Fuentes, S (1, 4) OBP: 0.291, SLG: 0.371	F8 ①		0-0 1-2 HR 1B SSS 0-3 ③ K			5-3 ①		5-3 ①		3	1	1	0	0	1	4
Chris Arnold, R (4, 4) OBP: 0.375, SLG: 0.439										2	0	0	0	0	0	0
Ed Goodson, L (1, 3) OBP: 0.357, SLG: 0.538	BB 1-3 1B		1-2 2-3 HR 1B	F7 ①		4-3 ②		3-1 ②		5	1	2	0	0	0	0
Dave Kingman, R (1, 5) OBP: 0.309, SLG: 0.532	BBBB 1-2 BB		1-H 2-H 3-H HR	SSS K ②		HR		F5 ③		4	2	2	5	1	1	0
Chris Speier, R (1, 6) OBP: 0.340, SLG: 0.444	SF8 ② 3-H		6-3 ①	F9 ③		HR 2B			F8 ①	4	1	1	1	0	0	0
Ken Henderson, S (1, 8) OBP: 0.264, SLG: 0.309	F8 ③		6-3 ②		BBBB 4-0 1B BB	0-0 2-H HR			SSS K ②	4	1	1	2	1	1	2
Bernie Williams, R (1, 7) OBP: 0.250, SLG: 0.353		1-3 ①	HR		1-2 1B	5-3 ③			F8 ③	5	1	2	1	0	0	0
Dave Rader, L (1, 2) OBP: 0.282, SLG: 0.324		6-3 ②	BBBB 4-0 1B BB		L9 ①		3-1 ①			3	0	0	0	1	0	2
Sam McDowell, L (1, 1) OBP: 0.208, SLG: 0.174		SSS 0-3 K2-3 ③	0-0 1-3 BB 1B		SSS 0-3 K ②		G3 ②			4	0	1	0	0	2	2
Jim Barr, R (8, 1)										0	0	0	0	0	0	0
Inning Stats	R: 1 H: 2 E: 0 LOB: 2 K: 0 BB: 1 S: 5 P: 9	R: 0 H: 0 E: 0 LOB: 0 K: 1 BB: 0 S: 5 P: 5	R: 5 H: 5 E: 0 LOB: 3 K: 1 BB: 3 S: 10 P: 22	R: 0 H: 0 E: 0 LOB: 0 K: 1 BB: 0 S: 5 P: 5	R: 0 H: 1 E: 0 LOB: 2 K: 1 BB: 1 S: 6 P: 10	R: 3 H: 3 E: 0 LOB: 0 K: 0 BB: 0 S: 6 P: 6	R: 0 H: 0 E: 0 LOB: 0 K: 0 BB: 0 S: 3 P: 3	R: 0 H: 0 E: 0 LOB: 0 K: 0 BB: 0 S: 3 P: 3	R: 0 H: 0 E: 0 LOB: 0 K: 1 BB: 0 S: 5 P: 5	1B: 6 SF: 1 2B: 1 SAC: 0 3B: 0 DP: 0 HR: 4 HBP: 0						WP: 0 PA: 43 PB: 0 SB: 0 CS: 0

TOP

San Francisco Giants @ Los Angeles Dodgers

Dodger Stadium, Los Angeles, CA

Mon May 22 1972, 7:05 PM PDT

Att. 23,086 - Unknown

livebaseballscorecards.com

AB	37
R	9
H	11
RBI	9
BB	5
SO	5
LOB	12

PITCHER		IP	WLS	BF	H	R	ER	SO	BB	IBB	HBP	BLK	WP	HR	S	P	ERA	WHIP
Tommy John, L ERA: 2.84	(1, 1)	2.2		16	6	6	6	1	2	0	0	0	0	2	16	24	20.25	3.000
Mike Strahler, R ERA: 7.36	(3, 1)	3.0	L	17	5	3	3	3	3	0	0	0	0	2	20	32	9.00	2.667
Pete Mikkelsen, R ERA: 5.91	(6, 1)	0.1		1	0	0	0	0	0	0	0	0	0	0	1	1	0.00	0.000
Hoyt Wilhelm, R ERA: 4.5	(7, 1)	2.0		6	0	0	0	0	0	0	0	0	0	0	6	6	0.00	0.000
Pete Richert, L ERA: 3.38	(9, 1)	1.0		3	0	0	0	1	0	0	0	0	0	0	5	5	0.00	0.000

PITCHER	IP	WLS	BF	H	R	ER	SO	BB	IBB	HBP	BLK	WP	HR	S	P	ERA	WHIP

Batter	1	2	3	4	5	6	7	8	9	AB	R	H	RBI	BB	SO	LOB
Bobby Valentine, R (1, 4) OBP: 0.412, SLG: 0.435	F9		3B 2B		FC5-4 HR 1-2f		F8	K		4	2	1	0	0	0	1
Willie Crawford, L (8, PH) OBP: 0.341, SLG: 0.575										1	0	0	0	0	1	2
Pete Richert, L (9, 1) OBP: 0.667, SLG: 0.667										0	0	0	0	0	0	0
Manny Mota, R (1, 7) OBP: 0.296, SLG: 0.434	F4		1B 3B 2-H		F9		E5 BB		2B 1B	5	2	2	1	0	0	1
Willie Davis, L (1, 8) OBP: 0.289, SLG: 0.448	F7		FC5-4 1B 3-H		HR 1-H		F5		1B 2B 1-3	5	2	3	3	0	0	1
Frank Robinson, R (1, 9) OBP: 0.387, SLG: 0.398		BB 1-3 E 1B	F9		BB		BB 1-2		1-3	2	1	0	0	3	0	3
Wes Parker, S (1, 3) OBP: 0.370, SLG: 0.313		E4 1-3 1B 1-2	FC5-4 1-2f		F2		K		L4	5	1	0	0	0	1	7
Steve Garvey, R (1, 5) OBP: 0.309, SLG: 0.375		F8		K		4-3		FC5-4 1B	1B 2-H 3-H	5	0	2	2	0	1	2
Maury Wills, S (9, PR) OBP: 0.159, SLG: 0.167										0	0	0	0	0	0	0
Chris Cannizzaro, R (1, 2) OBP: 0.340, SLG: 0.354		1-3 1-2 2-3		6-3		F5		FC5-4 BB 1-2f	F9	4	0	0	0	0	0	3
Duke Sims, L (9, PH) OBP: 0.212, SLG: 0.265										1	0	0	0	0	0	1
Bill Russell, R (1, 6) OBP: 0.388, SLG: 0.551		1B 2-H 3-H		5-3		2B		F7		4	0	2	2	0	0	1
Tommy John, R (1, 1) OBP: 0.125, SLG: 0.125			F9		FC5-4 BB	6-3		1-2 BB		0	0	0	0	0	0	0
Mike Strahler, R (3, 1)										1	0	0	0	1	0	0
Pete Mikkelsen, R (6, 1)										0	0	0	0	0	0	0
Dick Dietz, R (6, PH) OBP: 0.278, SLG: 0.194										1	0	0	0	0	0	1
Hoyt Wilhelm, R (7, 1)										0	0	0	0	0	0	0
Jim Lefebvre, S (8, PH) (9, 4) OBP: 0.303, SLG: 0.348										0	0	0	0	1	0	0
Inning Stats	R: 0 E: 0 K: 0 S: 3 H: 0 LOB: 0 BB: 0 P: 3	R: 2 E: 1 K: 0 S: 4 H: 1 LOB: 1 BB: 1 P: 8	R: 2 E: 0 K: 0 S: 6 H: 3 LOB: 1 BB: 0 P: 6	R: 0 E: 0 K: 1 S: 5 H: 0 LOB: 0 BB: 0 P: 5	R: 2 E: 0 K: 0 S: 4 H: 1 LOB: 1 BB: 2 P: 12	R: 0 E: 0 K: 0 S: 4 H: 1 LOB: 1 BB: 0 P: 4	R: 0 E: 1 K: 1 S: 6 H: 0 LOB: 2 BB: 1 P: 10	R: 0 E: 0 K: 1 S: 6 H: 1 LOB: 2 BB: 1 P: 10	R: 2 E: 0 K: 0 S: 6 H: 3 LOB: 1 BB: 0 P: 6	1B: 5 2B: 3 3B: 1 HR: 1	SF: 0 SAC: 0 DP: 0 HBP: 0						

PITCHER		IP	WLS	BF	H	R	ER	SO	BB	IBB	HBP	BLK	WP	HR	S	P	ERA	WHIP
Sam McDowell, L ERA: 3.75	(1, 1)	7.2	W	36	7	6	4	2	5	0	0	0	0	1	35	55	4.70	1.565
Jim Barr, R ERA: 3.45	(8, 1)	1.1	S	7	3	2	2	1	0	0	0	0	0	0	9	9	13.50	2.250

PITCHER	IP	WLS	BF	H	R	ER	SO	BB	IBB	HBP	BLK	WP	HR	S	P	ERA	WHIP

BOTTOM

San Francisco Giants @ Los Angeles Dodgers

Dodger Stadium, Los Angeles, CA

Mon May 22 1972, 7:05 PM PDT

Att. 23,086 - Unknown

livebaseballscorecards.com

AB	38
R	8
H	10
RBI	8
BB	5
SO	3
LOB	23

1B: 5	SF: 0	WP: 0	PA: 43
2B: 3	SAC: 0	PB: 0	
3B: 1	DP: 0	SB: 0	
HR: 1	HBP: 0	CS: 0	

Batter	1	2	3	4	5	6	7	8	9	AB	R	H	RBI	BB	SO	LOB
Bobby Bonds, R (1, 9) OBP: 0.307, SLG: 0.480	S S S 0-3 ① K		x 0-0 HR		x 0-0 E5 1B		x 0-0 ② F9		x 0-0 ③ F7	5	1	1	1	0	1	1
Chris Arnold, R (1, 4) OBP: 0.365, SLG: 0.422	x 0-0 ② F9		x 0-0 ① F8		x 0-0 1-3 1B		x 0-0 ③ L8			4	0	1	0	0	0	1
Ed Goodson, L (1, 3) OBP: 0.278, SLG: 0.412	x 0-0 ③ 6-3		x 0-0 ② F8		x 0-0 ③ F5			x 0-0 ① 3-1		4	0	0	0	0	0	2
Dave Kingman, R (1, 5) OBP: 0.314, SLG: 0.531		x 0-0 S 2B 1B	x 0-0 ③ F5			S S S 0-3 ① K		x 0-0 HR 1B		4	2	2	0	0	1	0
Chris Speier, R (1, 6) OBP: 0.344, SLG: 0.463		B B B 4-0 2B 1-2 BB		x 0-0 ① 6-3		x 0-0 ② F8		x 0-0 1-H HR		3	1	1	2	1	0	0
Ken Henderson, S (1, 8) OBP: 0.256, SLG: 0.298		S S S 0-3 ① K		x 0-0 ② F6		x 0-0 ③ 3-1		x 0-0 ② 3-1		4	0	0	0	0	1	2
Bernie Williams, R (1, 7) OBP: 0.250, SLG: 0.368		x 0-0 1-3 2-H 2B		x 0-0 ③ 5-3			x 0-0 E5 2B	S S S 0-3 ③ K		4	1	1	1	0	1	0
Dave Rader, L (1, 2) OBP: 0.268, SLG: 0.308		x 0-0 ② F5			x 0-0 ① F8		x 0-0 ① L9		S S S 0-3 ① K	4	0	0	0	0	1	3
John Cumberland, R (1, 1) OBP: 0.111, SLG: 0.111 Don Carrithers, R (6, 1) OBP: 0.100, SLG: 0.100 Jim Howarth, L (7, PH) OBP: 0.481, SLG: 0.333 Jerry Johnson, R (7, 1) Jim Ray Hart, R (9, PH) OBP: 0.261, SLG: 0.381		S S S 0-3 ③ K			S S S 0-3 ② K		x 0-0 2-H 2B		x 0-0 ② F3	2 0 1 0 1	0 0 0 0 0	0 0 1 0 0	0 0 1 0 0	0 0 0 0 0	2 0 0 0 0	2 0 0 0 0
Inning Stats	R: 0 E: 0 K: 1 S: 5 H: 0 LOB: 0 BB: 0 P: 5	R: 1 E: 0 K: 2 S: 9 H: 2 LOB: 2 BB: 1 P: 13	R: 1 E: 0 K: 0 S: 4 H: 1 LOB: 0 BB: 0 P: 4	R: 0 E: 0 K: 0 S: 3 H: 0 LOB: 0 BB: 0 P: 3	R: 0 E: 1 K: 1 S: 7 H: 1 LOB: 2 BB: 0 P: 7	R: 0 E: 0 K: 1 S: 5 H: 0 LOB: 0 BB: 0 P: 5	R: 1 E: 1 K: 0 S: 5 H: 1 LOB: 1 BB: 0 P: 5	R: 2 E: 0 K: 1 S: 7 H: 2 LOB: 0 BB: 0 P: 7	R: 0 E: 0 K: 1 S: 5 H: 0 LOB: 0 BB: 0 P: 5	1B: 3 2B: 2 3B: 0 HR: 2	SF: 0 SAC: 0 DP: 0 HBP: 0						

PITCHER	IP	WLS	BF	H	R	ER	SO	BB	IBB	HBP	BLK	WP	HR	S	P	ERA	WHIP
Don Sutton, R (1, 1) ERA: 1.29	9.0	W	37	7	5	4	7	1	0	0	0	0	2	50	54	4.00	0.889

PITCHER	IP	WLS	BF	H	R	ER	SO	BB	IBB	HBP	BLK	WP	HR	S	P	ERA	WHIP

TOP

San Francisco Giants @ Los Angeles Dodgers
Dodger Stadium, Los Angeles, CA
Tue May 23 1972, 7:05 PM PDT
Att. 25,562 - Unknown

livebaseballscorecards.com

AB	36
R	5
H	7
RBI	5
BB	1
SO	7
LOB	11

WP: 0 PB: 0 SB: 1 CS: 0 PA: 37

Batter	1	2	3	4	5	6	7	8	9	AB	R	H	RBI	BB	SO	LOB
Bill Russell, R (1, 6) OBP: 0.378, SLG: 0.530	F9		1-2 FC 1B		5-3	2-3 K		K		5	0	1	0	0	2	2
Bobby Valentine, R (1, 4) OBP: 0.382, SLG: 0.400	6-3		FC 1B 1-H 2-H		5-3	E6 WP 3-H		1-3		5	1	0	0	0	0	2
Willie Davis, L (1, 8) OBP: 0.288, SLG: 0.443	F7		S 1B 2-H		F9	3-1 1-2				4	0	1	1	0	0	1
Frank Robinson, R (1, 9) OBP: 0.394, SLG: 0.462		HR	K 1-2			HR	4-3			3	2	2	2	0	1	1
Willie Crawford, L (7, 9) OBP: 0.337, SLG: 0.568										1	0	0	0	0	0	0
Manny Mota, R (1, 7) OBP: 0.318, SLG: 0.475		FC4-6 1B	F8			SH 2B	4-3 2B			4	1	3	0	0	0	1
Wes Parker, S (1, 3) OBP: 0.358, SLG: 0.301		K		6-3		SH WP 2-H	4-3 2-3			3	1	0	0	0	1	2
Steve Garvey, R (1, 5) OBP: 0.307, SLG: 0.364		FC4-6 FC6-4 1-2f		E4		S SH BB 3-H	4-3			3	1	0	0	1	0	2
Chris Cannizzaro, R (1, 2) OBP: 0.339, SLG: 0.340		FC6-4 1-2f		F9		SH WP SH1-4 E 1-H			SH1-4 BB	2	1	0	0	1	0	2
Don Sutton, R (1, 1) OBP: 0.280, SLG: 0.217			1B FC 1B	6-3		SH1-4 1-2		SH1-4 1-2		2	1	1	0	0	0	1
Inning Stats	R: 0 E: 0 K: 0 S: 3 H: 0 LOB: 0 BB: 0 P: 3	R: 1 E: 0 K: 1 S: 7 H: 2 LOB: 1 BB: 0 P: 7	R: 2 E: 1 K: 1 S: 8 H: 3 LOB: 1 BB: 0 P: 8	R: 0 E: 1 K: 0 S: 4 H: 0 LOB: 1 BB: 0 P: 4	R: 0 E: 0 K: 0 S: 3 H: 0 LOB: 0 BB: 0 P: 3	R: 5 E: 3 K: 1 S: 10 H: 2 LOB: 1 BB: 1 P: 14	R: 0 E: 0 K: 0 S: 4 H: 1 LOB: 1 BB: 0 P: 4	R: 0 E: 0 K: 1 S: 5 H: 0 LOB: 1 BB: 1 P: 9		1B: 4 2B: 2 3B: 0 HR: 2	SF: 0 SAC: 5 DP: 0 HBP: 0			WP: 3 PB: 0 SB: 2 CS: 0	PA: 38	

PITCHER	IP	WLS	BF	H	R	ER	SO	BB	IBB	HBP	BLK	WP	HR	S	P	ERA	WHIP
John Cumberland, L (1, 1) ERA: 9.13	5.0	L	24	7	6	4	2	0	0	0	0	0	2	28	28	7.20	1.400
Don Carrithers, R (6, 1) ERA: 4.34	1.0		6	0	2	0	1	1	0	0	0	3	0	7	11	0.00	1.000
Jerry Johnson, R (7, 1) ERA: 9.82	2.0		8	1	0	0	1	1	0	0	0	0	0	9	13	0.00	1.000

PITCHER	IP	WLS	BF	H	R	ER	SO	BB	IBB	HBP	BLK	WP	HR	S	P	ERA	WHIP

BOTTOM

San Francisco Giants @ Los Angeles Dodgers

Dodger Stadium, Los Angeles, CA

Tue May 23 1972, 7:05 PM PDT

Att. 25,562 - Unknown

livebaseballscorecards.com

AB	32
R	8
H	8
RBI	3
BB	2
SO	4
LOB	14

Batter	1	2	3	4	5	6	7	8	9	AB	R	H	RBI	BB	SO	LOB
Bobby Bonds, R (1, 8) OBP: 0.305, SLG: 0.474	SSS 0-3 ① K		x 0-0 6-3 1B			SSS 0-3 ① K			SSS 0-3 ① K	4	0	1	0	0	3	0
Chris Arnold, R (1, 4) OBP: 0.357, SLG: 0.408	x 0-0 ② 4-3		x 0-0 ② 6-3 1-2			x 0-0 G4-6-3 1B			x 0-0 ② F7	4	0	1	0	0	0	1
Ed Goodson, L (1, 3) OBP: 0.227, SLG: 0.333	x 0-0 ③ G3		x 0-0 ③ L9			x 0-0 ②③ G4-6-3 1-2f			x 0-0 ③ F8	4	0	0	0	0	0	2
Dave Kingman, R (1, 5) OBP: 0.308, SLG: 0.521		x 0-0 ① F8		x 0-0 ① 6-3			x 0-0 ① 1-3			3	0	0	0	0	0	0
Chris Speier, R (1, 6) OBP: 0.344, SLG: 0.457		BBBB 4-0 5-3 1B BB		SSS 0-3 ② K			SSS 0-3 ② K			2	1	0	0	1	2	0
Bernie Williams, R (1, 7) OBP: 0.233, SLG: 0.341		x 0-0 ② 5-3 1-2		x 0-0 ③ F8			x 0-0 ③ 5-3			3	0	0	0	0	0	1
Garry Maddox, R (1, 9) OBP: 0.264, SLG: 0.345		x 0-0 2-H 1B			x 0-0 ① L7			x 0-0 ① L7		3	0	1	1	0	0	0
Dave Rader, L (1, 2) OBP: 0.259, SLG: 0.296		x 0-0 ③ 5-3			x 0-0 ② 4-3			x 0-0 ② G3		3	0	0	0	0	0	1
Steve Stone, R (1, 1) OBP: 0.167, SLG: 0.091			x 0-0 ① 6-3		x 0-0 ③ 6-3			x 0-0 ③ 6-3		3	0	0	0	0	0	0

TOP

San Francisco Giants @ Los Angeles Dodgers
Dodger Stadium, Los Angeles, CA
Wed May 24 1972, 7:05 PM PDT
Att. 26,299 - Unknown

livebaseballscorecards.com

AB	29
R	1
H	3
RBI	1
BB	1
SO	5
LOB	5

Inning Stats	1	2	3	4	5	6	7	8	9
	R: 0 E: 0 K: 1 S: 5	R: 1 E: 0 K: 0 S: 4	R: 0 E: 0 K: 0 S: 4	R: 0 E: 0 K: 1 S: 5	R: 0 E: 0 K: 0 S: 3	R: 0 E: 0 K: 1 S: 5	R: 0 E: 0 K: 1 S: 5	R: 0 E: 0 K: 0 S: 3	R: 0 E: 0 K: 1 S: 5
	H: 0 LOB: 0 BB: 0 P: 5	H: 1 LOB: 1 BB: 1 P: 8	H: 1 LOB: 1 BB: 0 P: 4	H: 0 LOB: 0 BB: 0 P: 5	H: 0 LOB: 0 BB: 0 P: 3	H: 1 LOB: 0 BB: 0 P: 5	H: 0 LOB: 0 BB: 0 P: 5	H: 0 LOB: 0 BB: 0 P: 3	H: 0 LOB: 0 BB: 0 P: 5

| | | |

BOTTOM

Batter	1	2	3	4	5	6	7	8	9	AB	R	H	RBI	BB	SO	LOB
Bobby Valentine, R (1, 4) OBP: 0.390, SLG: 0.407	S 1B		F3			F9		1B 2-H 1B		4	0	2	0	0	0	0
Bill Buckner, L (1, 3) OBP: 0.292, SLG: 0.294	5-3 1-2			P6		F7		1-3 1B		4	0	1	0	0	0	1
Willie Davis, L (1, 8) OBP: 0.287, SLG: 0.438	K			S 1B		F8			P4	4	0	1	0	0	1	1
Frank Robinson, R (1, 9) OBP: 0.382, SLG: 0.445	F7			K 1-2			K		1-3	4	0	0	0	0	2	2
Willie Crawford, L (1, 7) OBP: 0.322, SLG: 0.538		4-3		5-3			K		F9	4	0	0	0	0	1	1
Steve Garvey, R (1, 5) OBP: 0.316, SLG: 0.382		F7			CS 1B		2B			3	0	2	0	0	0	0
Duke Sims, L (1, 2) OBP: 0.200, SLG: 0.250		F9			F9 1-2		K			3	0	0	0	0	1	2
Bill Russell, R (1, 6) OBP: 0.387, SLG: 0.535			5-3		S 1B			SH1-4 1B 1B		3	0	2	0	0	0	0
Claude Osteen, L (1, 1) OBP: 0.300, SLG: 0.350			6-3		K 1-2			SH1-4 1-2		2	0	0	0	0	1	1
Maury Wills, S (8, PH) OBP: 0.159, SLG: 0.167										0	0	0	0	0	0	0
Jim Brewer, L (9, 1)										0	0	0	0	0	0	0

Inning Stats	1	2	3	4	5	6	7	8	9
R	0	0	0	0	0	0	0	0	0
E	0	0	0	0	0	0	0	0	0
K	1	0	0	1	1	0	3	0	0
S	6	3	3	6	6	3	10	4	3
H	1	0	0	1	2	0	1	3	0
LOB	1	0	0	1	1	0	1	2	0
BB	0	0	0	0	0	0	0	0	0
P	6	3	3	6	6	3	10	4	3

1B	7
2B	1
3B	0
HR	0
SF	0
SAC	1
DP	0
HBP	0
WP	0
PB	0
SB	3
CS	1
PA	32

PITCHER	IP	WLS	BF	H	R	ER	SO	BB	IBB	HBP	BLK	WP	HR	S	P	ERA	WHIP
Steve Stone, R (1, 1) ERA: 1.99	9.0	W	32	8	0	0	6	0	0	0	0	0	0	44	44	0.00	0.889

PITCHER	IP	WLS	BF	H	R	ER	SO	BB	IBB	HBP	BLK	WP	HR	S	P	ERA	WHIP

San Francisco Giants @ Los Angeles Dodgers
Dodger Stadium, Los Angeles, CA
Wed May 24 1972, 7:05 PM PDT
Att. 26,299 - Unknown

livebaseballscorecards.com

AB	31
R	0
H	8
RBI	0
BB	0
SO	6
LOB	8

Batter	1	2	3	4	5	6	7	8	9	AB	R	H	RBI	BB	SO	LOB
Bill Russell, R (1, 6) OBP: 0.381, SLG: 0.533	6-3			6-3 SF7 2B		F8		5-3		4	1	1	0	0	0	0
Bobby Valentine, R (1, 4) OBP: 0.381, SLG: 0.414	F6			6-3 2-3			E 1B 2B	5-3		4	1	1	0	0	0	1
Willie Davis, L (1, 8) OBP: 0.280, SLG: 0.429	4-3			SF7 3-H			E4 1B 1B 2-3	G3		3	0	0	1	0	0	1
Frank Robinson, R (1, 9) OBP: 0.393, SLG: 0.451		B B B B 4-0 G4-3 BB		CS 1B			1B BB 1B 1-2 3-H		1-3	3	1	2	1	1	0	0
Manny Mota, R (1, 7) OBP: 0.315, SLG: 0.464		G4-3 1-2f		CS 1-2	F7		BB IBB 1B 1-3 2-H		F8	4	0	1	0	0	0	1
Wes Parker, S (1, 3) OBP: 0.354, SLG: 0.291		G3			F7		4-0 FC5 BB IBB 1-2		4-3	3	0	0	0	1	0	0
Steve Garvey, R (1, 5) OBP: 0.308, SLG: 0.372			F8		5-3		F4			3	0	0	0	0	0	3
Chris Cannizzaro, R (1, 2) OBP: 0.339, SLG: 0.327		1-3				S S S 0-3 K B B B B	4-0 BB 1-2 2-3 3-H			2	0	0	1	1	1	0
Al Downing, R (1, 1) OBP: 0.211, SLG: 0.222		4-3				F9	FC5 2-3f			2	0	0	0	0	0	0
Pete Mikkelsen, R (6, 1)										0	0	0	0	0	0	0
Jim Lefebvre, S (7, PH) OBP: 0.300, SLG: 0.344										1	0	0	0	0	0	3
Jim Brewer, L (7, 1)										0	0	0	0	0	0	0

TOP

Los Angeles Dodgers @ Houston Astros

Astrodome, Houston, TX

Fri May 26 1972, 8:05 PM EDT

Att. 36,328 - Unknown

livebaseballscorecards.com

AB	29
R	3
H	5
RBI	3
BB	3
SO	1
LOB	9

Inning Stats	1	2	3	4	5	6	7	8	9
	R: 0 E: 0 K: 0 S: 3	H: 0 LOB: 0 BB: 0 P: 3	R: 0 E: 0 K: 0 S: 2	H: 0 LOB: 0 BB: 1 P: 6	R: 0 E: 0 K: 0 S: 3	H: 0 LOB: 0 BB: 0 P: 3	R: 1 E: 0 K: 0 S: 4	H: 2 LOB: 0 BB: 0 P: 4	R: 0 E: 0 K: 0 S: 3	H: 0 LOB: 0 BB: 0 P: 3
	R: 0 E: 0 K: 1 S: 5	H: 0 LOB: 0 BB: 0 P: 5	R: 2 E: 1 K: 0 S: 6	H: 3 LOB: 3 BB: 2 P: 14	R: 0 E: 0 K: 0 S: 3	H: 0 LOB: 0 BB: 0 P: 3	R: 0 E: 0 K: 0 S: 3	H: 0 LOB: 0 BB: 0 P: 3		

	1B: 3	SF: 1	WP: 0	PA: 34
	2B: 2	SAC: 0	PB: 0	
	3B: 0	DP: 1	SB: 0	
	HR: 0	HBP: 0	CS: 1	

PITCHER	IP	WLS	BF	H	R	ER	SO	BB	IBB	HBP	BLK	WP	HR	S	P	ERA	WHIP
Dave Roberts, L (1, 1) ERA: 4.02	9.0	W	33	5	3	2	1	2	1	0	0	0	0	32	44	2.00	0.778

PITCHER	IP	WLS	BF	H	R	ER	SO	BB	IBB	HBP	BLK	WP	HR	S	P	ERA	WHIP

BOTTOM

Los Angeles Dodgers @ Houston Astros

Astrodome, Houston, TX

Fri May 26 1972, 8:05 PM EDT

Att. 36,328 - Unknown

livebaseballscorecards.com

Batter	1	2	3	4	5	6	7	8	9	AB	R	H	RBI	BB	SO	LOB
Roger Metzger, S (1, 6) OBP: 0.290, SLG: 0.259	G3 2B	4-3			K	SF8 3-H		S 1B 3-H		4	0	2	2	0	1	1
Jesus Alou, R (1, 9) OBP: 0.444, SLG: 0.375	G3 2-3		2-3 2B 1B		FC4-6 1B	L7		F7 1-2		5	1	2	0	0	0	5
Jimmy Wynn, R (1, 8) OBP: 0.380, SLG: 0.504	S BB		2-3 1-2		FC4-6 S 1-2f		S 1B 1B	F8		4	1	1	0	1	0	3
Lee May, R (1, 3) OBP: 0.353, SLG: 0.560	K 1-2		4-3 2B 2-H		K 1-2		F2 1-2			4	0	1	1	0	2	4
Bob Watson, R (1, 7) OBP: 0.370, SLG: 0.522	FC6-4 BB		4-3 2-3			BB E 1B 1B	F2			3	1	1	0	1	0	2
Doug Rader, R (1, 5) OBP: 0.250, SLG: 0.371	FC6-4 1-2f		6-3			F9	2-H 1B			4	0	1	1	0	0	5
Tommy Helms, R (1, 4) OBP: 0.256, SLG: 0.293		6-3		5-3		E6 1B BB SF8 1-2	F9			4	1	0	0	0	0	2
Jack Hiatt, R (1, 2) OBP: 0.320, SLG: 0.286		SH3-4 1B		K		BB 1B 1-2 2-3		SH5-4 1B 2B		3	0	2	0	1	1	0
Bobby Fenwick, R (8, PR) OBP: 0.350, SLG: 0.474										0	1	0	0	0	0	0
Johnny Edwards, L (9, 2) OBP: 0.364, SLG: 0.440										0	0	0	0	0	0	0
Dave Roberts, L (1, 1) OBP: 0.278, SLG: 0.294		SH3-4 1-2		5-3		1-2 2-3 3-H 1B		SH5-4 2-3		2	0	1	1	0	0	0
Inning Stats	R: 0 H: 1 E: 0 LOB: 3 K: 1 BB: 2 S: 6 P: 14	R: 0 H: 1 E: 0 LOB: 1 K: 0 BB: 0 S: 4 P: 4	R: 1 H: 2 E: 0 LOB: 1 K: 0 BB: 0 S: 5 P: 5	R: 0 H: 0 E: 0 LOB: 0 K: 1 BB: 0 S: 5 P: 5	R: 0 H: 1 E: 0 LOB: 1 K: 2 BB: 0 S: 8 P: 8	R: 2 H: 2 E: 1 LOB: 2 K: 0 BB: 1 S: 6 P: 10	R: 1 H: 2 E: 0 LOB: 1 K: 0 BB: 0 S: 5 P: 5	R: 1 H: 2 E: 0 LOB: 1 K: 0 BB: 0 S: 5 P: 5		1B: 8 SF: 1 2B: 3 SAC: 2 3B: 0 DP: 0 HR: 0 HBP: 0						

AB	33
R	5
H	11
RBI	5
BB	3
SO	4
LOB	22

WP: 0 PA: 39
PB: 0
SB: 4
CS: 0

PITCHER		IP	WLS	BF	H	R	ER	SO	BB	IBB	HBP	BLK	WP	HR	S	P	ERA	WHIP
Al Downing, L ERA: 2.25	(1, 1)	5.2		28	7	3	1	4	3	0	0	0	0	0	33	45	1.59	1.765
Pete Mikkelsen, R ERA: 5.73	(6, 1)	0.1		1	0	0	0	0	0	0	0	0	0	0	1	1	0.00	0.000
Jim Brewer, L ERA: 1.52	(7, 1)	2.0	L	10	4	2	2	0	0	0	0	0	0	0	10	10	9.00	2.000

PITCHER	IP	WLS	BF	H	R	ER	SO	BB	IBB	HBP	BLK	WP	HR	S	P	ERA	WHIP

Batter	1	2	3	4	5	6	7	8	9	AB	R	H	RBI	BB	SO	LOB
Bobby Valentine, R (1, 4) OBP: 0.382, SLG: 0.429	0-0 4-3 SF8 2B		0-0 ① 4-3		0-0 1B		0-3 ③ K	0-3 ② K		5	1	2	0	0	2	4
Bill Russell, R (1, 6) OBP: 0.373, SLG: 0.516	0-0 ① 4-3 2-3		0-0 ② F8		0-0 ③ F8			0-0 BB 1B 1B 0-0 ③ L9		5	1	1	0	0	0	5
Willie Davis, L (1, 8) OBP: 0.283, SLG: 0.425	1-0 2B HBP		0-3 ③ K			0-0 G4-6-3 1B		0-0 ① F5	0-0 ① F9	4	1	1	0	0	1	1
Frank Robinson, R (1, 9) OBP: 0.386, SLG: 0.440	0-0 ② SF8 3-H			0-3 ① K		0-0 ① ② G4-6-3 1-2f		4-0 E 1B BB 1-2 BB	0-0 ② F3	3	1	0	1	1	1	1
Manny Mota, R (1, 7) OBP: 0.340, SLG: 0.489	0-0 1-H 2B			0-0 ② 1B		1-0 HBP		0-0 E8 BB 1B 1-3 2-H 1B	0-0 ③ 4-3	4	1	3	2	0	0	0
Billy Grabarkewitz, R (1, 5) OBP: 0.273, SLG: 0.216 Bill Buckner, L (8, PH) OBP: 0.301, SLG: 0.294 Maury Wills, S (8, 5) OBP: 0.159, SLG: 0.167	0-3 ③ K			4-0 E 1B BB		0-3 ③ K		4-0 BB 1B IBB		2 0 0	1 1 0	0 0 0	0 1 0	1 1 0	2 0 0	2 0 0
Wes Parker, S (1, 3) OBP: 0.359, SLG: 0.292		0-3 ① K		0-0 CS 1-H 1B			0-0 ① F4	4-0 WP 1B BB 1-2 2-3 3-H		3	0	1	2	1	1	0
Chris Cannizzaro, R (1, 2) OBP: 0.323, SLG: 0.309 Duke Sims, L (8, PH) OBP: 0.214, SLG: 0.264 (8, 2)		0-3 ② K		0-0 ③ CS 1-2	0-3 ① K		0-0 ② 4-3	0-0 WP 1B 1-2 2-H 3-H		3 1	0 0	0 1	0 2	0 0	2 0	0 0
Bill Singer, R (1, 1) OBP: 0.227, SLG: 0.238 Pete Mikkelsen, R (7, 1)		0-3 ③ K			0-3 ② K		0-0 2B	4-0 BB 1-2 2-3		3 0	0 0	1 0	0 0	0 1	2 0	0 0
Inning Stats	R: 2 E: 0 K: 1 S: 7 H: 2 LOB: 1 BB: 0 P: 8	R: 0 E: 0 K: 3 S: 9 H: 0 LOB: 0 BB: 0 P: 9	R: 0 E: 0 K: 1 S: 5 H: 0 LOB: 0 BB: 0 P: 5	R: 1 E: 1 K: 1 S: 5 H: 2 LOB: 0 BB: 1 P: 9	R: 0 E: 0 K: 2 S: 8 H: 1 LOB: 1 BB: 0 P: 8	R: 0 E: 0 K: 1 S: 5 H: 1 LOB: 1 BB: 0 P: 6	R: 0 E: 0 K: 1 S: 6 H: 1 LOB: 1 BB: 0 P: 6	R: 4 E: 1 K: 1 S: 8 H: 3 LOB: 3 BB: 4 P: 24	R: 0 E: 0 K: 0 S: 3 H: 0 LOB: 0 BB: 0 P: 3	1B: 7 2B: 3 3B: 0 HR: 0 SF: 1 SAC: 0 DP: 1 HBP: 2						

PITCHER		IP	WLS	BF	H	R	ER	SO	BB	IBB	HBP	BLK	WP	HR	S	P	ERA	WHIP
Jerry Reuss, L ERA: 4.02	(1, 1)	7.1	L	31	8	5	4	10	2	0	2	0	0	0	47	57	4.91	1.364
Jim Ray, R ERA: 2.59	(8, 1)	0.0		5	2	2	2	0	2	1	0	0	1	0	2	14	∞	∞
Fred Gladding, R ERA: 1.13	(8, 1)	1.2		5	0	0	0	1	0	0	0	0	0	0	7	7	0.00	0.000

PITCHER	IP	WLS	BF	H	R	ER	SO	BB	IBB	HBP	BLK	WP	HR	S	P	ERA	WHIP

TOP

Los Angeles Dodgers @ Houston Astros

Astrodome, Houston, TX

Sat May 27 1972, 8:05 PM EDT

Att. 43,561 - Unknown

livebaseballscorecards.com

AB	33
R	7
H	10
RBI	7
BB	5
SO	11
LOB	13

WP: 1	PA: 42		
PB: 0			
SB: 0			
CS: 1			

BOTTOM

Los Angeles Dodgers @ Houston Astros

Astrodome, Houston, TX

Sat May 27 1972, 8:05 PM EDT

Att. 43,561 - Unknown

livebaseballscorecards.com

Batter	1	2	3	4	5	6	7	8	9	AB	R	H	RBI	BB	SO	LOB
Roger Metzger, S (1, 6) OBP: 0.293, SLG: 0.258	L7		G3		G6-3 1-2f		FC1-4 SH5-4 BB		G4-6-3 1B	4	0	1	0	1	0	1
Norm Miller, L (1, 9) OBP: 0.360, SLG: 0.364	1B		K			1B 2B 1B	SH5-4 1-2		G4-6-3 1-2f	4	1	2	0	0	1	1
Jimmy Wynn, R (1, 8) OBP: 0.383, SLG: 0.500	F7			1-3		2B 1-3 1B	FC1-4 HBP			3	1	1	0	0	0	1
Lee May, R (1, 3) OBP: 0.350, SLG: 0.550	K			1B SF9 1B		K	FC1-4 1-2f 2-3			4	1	1	0	0	2	5
Bob Watson, R (1, 7) OBP: 0.373, SLG: 0.529		1-3		1-3 1B		1B 1-3 3-H 2B	K			4	0	2	1	0	1	2
Johnny Edwards, L (1, 2) OBP: 0.361, SLG: 0.431		F9		SF9 3-H		1B IBB		F8		2	0	0	1	1	0	0
Doug Rader, R (1, 5) OBP: 0.250, SLG: 0.375		2B		K		K		4-3		4	0	1	0	0	2	4
Tommy Helms, R (1, 4) OBP: 0.263, SLG: 0.299		F9			G6-3 1B	FC6 1-2 2-3 3-H 1B		5-3		4	0	2	1	0	0	1
Jerry Reuss, L (1, 1) OBP: 0.158, SLG: 0.167			K		F3	FC6 1-2f			F7	3	0	0	0	0	1	4
Jim Ray, R (8, 1) OBP: 0.200, SLG: 0.200										0	0	0	0	0	0	0
Fred Gladding, L (8, 1)										0	0	0	0	0	0	0
Jimmy Stewart, S (9, PH) OBP: 0.270, SLG: 0.371										1	0	0	0	0	0	0

	AB	33
	R	3
	H	10
	RBI	3
	BB	2
	SO	7
	LOB	19

Inning Stats	1	2	3	4	5	6	7	8	9
	R: 0 H: 1 E: 0 LOB: 1 K: 1 BB: 0 S: 6 P: 6	R: 0 H: 1 E: 0 LOB: 1 K: 0 BB: 0 S: 4 P: 4	R: 0 H: 0 E: 0 LOB: 0 K: 2 BB: 0 S: 7 P: 7	R: 1 H: 2 E: 0 LOB: 1 K: 1 BB: 0 S: 7 P: 7	R: 0 H: 1 E: 0 LOB: 0 K: 0 BB: 0 S: 3 P: 3	R: 2 H: 4 E: 0 LOB: 3 K: 2 BB: 1 S: 11 P: 15	R: 0 H: 0 E: 0 LOB: 2 K: 1 BB: 1 S: 5 P: 10	R: 0 H: 0 E: 0 LOB: 0 K: 0 BB: 0 S: 3 P: 3	R: 0 H: 1 E: 0 LOB: 0 K: 0 BB: 0 S: 3 P: 3

	1B: 8	SF: 1	WP: 0	PA: 38
	2B: 2	SAC: 1	PB: 0	
	3B: 0	DP: 2	SB: 0	
	HR: 0	HBP: 1	CS: 0	

PITCHER		IP	WLS	BF	H	R	ER	SO	BB	IBB	HBP	BLK	WP	HR	S	P	ERA	WHIP
Bill Singer, R ERA: 2.39	(1, 1)	6.1		29	9	3	3	6	1	1	0	0	0	0	39	47	4.26	1.579
Pete Mikkelsen, R ERA: 4.61	(7, 1)	2.2	W	9	1	0	0	1	0	0	1	0	0	0	10	11	0.00	0.375

PITCHER	IP	WLS	BF	H	R	ER	SO	BB	IBB	HBP	BLK	WP	HR	S	P	ERA	WHIP

Batter	1	2	3	4	5	6	7	8	9	10	11	AB	R	H	RBI	BB	SO	LOB
Maury Wills, S (1, 5) OBP: 0.164, SLG: 0.159	BBBB 4-0 1B 1B BB	x 0-0 ③ 6-3			x 0-0 ① 4-3		x 0-0 ① 6-3		x 0-0 SF FC4-6 1-2 2-3 3-H		x 0-0 ② 4-3 2-3	3	1	0	0	1	0	0
Frank Robinson, R (9, PH) OBP: 0.383, SLG: 0.440												0	0	0	1	0	0	0
Steve Garvey, R (9, 5) OBP: 0.306, SLG: 0.368												1	0	0	0	0	0	1
Bill Buckner, L (1, 3) OBP: 0.308, SLG: 0.301	x 0-0 BB 1B 1-3 1B		x 0-0 ① F4		x 0-0 1B		x 0-0 ② L3		x 0-0 ① FC4-6 FC4-2 1-2f 2-3 3-H		x 0-0 E3 3-H	5	1	2	1	0	0	2
Jim Brewer, L (9, 1)												0	0	0	0	0	0	0
Bobby Valentine, R (11, PH) OBP: 0.377, SLG: 0.422												1	0	0	0	0	0	0
Claude Osteen, L (11, PR) OBP: 0.300, SLG: 0.350												0	0	0	0	0	0	0
Pete Richert, L (11, 1) OBP: 0.667, SLG: 0.667												0	0	0	0	0	0	0
Willie Davis, L (1, 8) OBP: 0.279, SLG: 0.412	BBBB 4-0 1B PB 1-2 BB	x 0-0 ② F6			x 0-0 ② F9		x 0-0 ③ F8		x 0-0 ② FC4-2 1-2 3-H		SSS 0-3 K	5	1	0	0	1	1	4
Jim Lefebvre, S (1, 4) OBP: 0.295, SLG: 0.337	SSS 0-3 ① K	x 0-0 1B			x 0-0 ③ F9			x 0-0 ① 4-3	x 0-0 ③ F7			5	0	1	0	0	1	6
Willie Crawford, L (1, 9) OBP: 0.304, SLG: 0.506	SSS 0-3 ② K		x 0-0 ③ F3			x 0-0 ① F8		x 0-0 ② F8		x 0-0 ① F8		5	0	0	0	0	1	4
Manny Mota, R (1, 7) OBP: 0.343, SLG: 0.484	x 0-0 PB 1-3 2-H 3-H 1B			x 0-0 ① F9		x 0-0 FC4-6 BB 1B		x 0-0 ③ F7		x 0-0 ② F9		5	0	2	2	0	0	0
Duke Sims, L (1, 2) OBP: 0.230, SLG: 0.281	x 0-0 ③ F8 2-3 3-H			x 0-0 ② F9		BBBB 4-0 FC4-6 1-2 BB			x 0-0 1B SF 2B	x 0-0 ③ 4-3		4	1	1	0	1	0	1
Bill Russell, R (1, 6) OBP: 0.374, SLG: 0.510		SSS 0-3 ① K		x 0-0 FC4 1B		x 0-0 ② FC4-6 S 1-2f 2-3			x 0-0 SF BB FC4-6 2-3 1B		x 0-0 E4 4-3 SH3-4 E	5	2	2	0	0	1	2
Tommy John, R (1, 1) OBP: 0.111, SLG: 0.111		x 0-0 ② 5-3		x 0-0 ③ FC4 1-2f		SSS 0-3 ③ K 1-2			BBBB 4-0 FC4-6 SF 1-2 FC4-2 BB		x 0-0 ① SH3-4 1-2	2	0	0	0	0	0	1
Hoyt Wilhelm, R (5, 1)												1	0	0	0	0	1	2
Wes Parker, S (9, PH) OBP: 0.365, SLG: 0.292												0	0	0	0	1	0	0
(9, 3)																		
Inning Stats	R: 3 E: 0 K: 2 S: 9 H: 2 LOB: 1 BB: 2 P: 17	R: 0 E: 0 K: 1 S: 5 H: 0 LOB: 0 BB: 0 P: 5	R: 0 E: 0 K: 0 S: 4 H: 1 LOB: 1 BB: 0 P: 4	R: 0 E: 0 K: 0 S: 4 H: 1 LOB: 1 BB: 0 P: 4	R: 0 E: 0 K: 0 S: 4 H: 1 LOB: 1 BB: 0 P: 4	R: 0 E: 0 K: 1 S: 6 H: 1 LOB: 2 BB: 1 P: 10	R: 0 E: 0 K: 0 S: 3 H: 0 LOB: 0 BB: 0 P: 3	R: 0 E: 0 K: 0 S: 3 H: 0 LOB: 0 BB: 0 P: 3	R: 2 E: 1 K: 0 S: 6 H: 2 LOB: 2 BB: 1 P: 10	R: 0 E: 0 K: 0 S: 3 H: 0 LOB: 0 BB: 0 P: 3	R: 1 E: 2 K: 1 S: 7 H: 0 LOB: 1 BB: 0 P: 7	1B: 7 2B: 1 3B: 0 HR: 0	SF: 1 SAC: 1 DP: 0 HBP: 0					

PITCHER		IP	WLS	BF	H	R	ER	SO	BB	IBB	HBP	BLK	WP	HR	S	P	ERA	WHIP
Larry Dierker, R ERA: 2.98	(1, 1)	8.0		35	8	5	4	4	3	0	0	0	0	0	40	52	4.50	1.375
Jim Ray, R ERA: 2.39	(9, 1)	2.0		8	0	0	0	0	1	0	0	0	0	0	7	11	0.00	0.500
Fred Gladding, R ERA: 1.0	(11, 1)	1.0	L	5	0	1	0	1	0	0	0	0	0	0	7	7	0.00	0.000

PITCHER	IP	WLS	BF	H	R	ER	SO	BB	IBB	HBP	BLK	WP	HR	S	P	ERA	WHIP

TOP

Los Angeles Dodgers @ Houston Astros

Astrodome, Houston, TX

Sun May 28 1972, 4:33 AM EDT

Att. 38,255 - Unknown

livebaseballscorecards.com

AB	42
R	6
H	8
RBI	4
BB	4
SO	5
LOB	23

WP: 0 PB: 1 SB: 1 CS: 0

PA: 48

Batter	1	2	3	4	5	6	7	8	9	10	11	AB	R	H	RBI	BB	SO	LOB
Roger Metzger, S (1, 6) OBP: 0.294, SLG: 0.268	S S S 0-3 K ①		x 0-0 1-3 ①		x 0-0 BB 2B 1B 2-3 ①		x 0-0 1B 2B ①	x 0-0 E6 3-H ①		S S S 0-3 K ③		6	2	2	0	0	2	2
Jesus Alou, R (1, 9) OBP: 0.458, SLG: 0.381 (10, 7) (11, 9)	x 0-0 6-3 1B ①		S S S 0-3 K ②		B B B 4-0 2B 1-2 BB ①		x 0-0 2B 1B 2-H ①	x 0-0 F6 ③			x 0-0 F7 ①	5	1	2	1	1	1	1
Jimmy Wynn, R (1, 8) OBP: 0.375, SLG: 0.493 (10, 9) (11, 8)	x 0-0 6-3 1-2 ②		x 0-0 6-3 ③		x 0-0 1-3 2-H 3-H 2B ①		x 0-0 F4 ①		x 0-0 5-3 ①		x 0-0 F8 ②	6	0	1	2	0	0	2
Lee May, R (1, 3) OBP: 0.342, SLG: 0.530	B B B B 4-0 BB ①			S S S 0-3 K ①	x 0-0 F3 ②		x 0-0 F7 ②		x 0-0 4-3 ②		x 0-0 4-3 ③	5	0	0	0	1	1	3
Bob Watson, R (1, 7) OBP: 0.383, SLG: 0.539 Cesar Cedeno, R (9, PH) OBP: 0.362, SLG: 0.378 (10, 8) Jimmy Stewart, S (11, 7) OBP: 0.270, SLG: 0.371	x 0-0 G3 ③			x 0-0 FC5-4 1B ①	B B B B 4-0 BB ①		x 0-0 1-H 2B ①		x 0-0 F8 ③			3 1 0	0 0 0	2 0 0	1 0 0	1 0 0	0 0 0	2 0 0
Doug Rader, R (1, 5) OBP: 0.242, SLG: 0.362		x 0-0 F8 ①		x 0-0 FC5-4 1-2f ②	x 0-0 F8 ③		x 0-0 F8 ③			x 0-0 5-3 ①		5	0	0	0	0	0	5
Tommy Helms, R (1, 4) OBP: 0.275, SLG: 0.326 Bobby Fenwick, R (10, PR) OBP: 0.350, SLG: 0.474 (11, 4)	x 0-0 4-3 WP 1B			x 0-0 1-3 ③		x 0-0 F6 ①		x 0-0 1-3 E 2B		x 0-0 2B		5 0	1 0	3 0	0 0	0 0	0 0	1 0
Jack Hiatt, R (1, 2) OBP: 0.333, SLG: 0.320	x 0-0 4-3 1-3 ②				x 0-0 1B 2B 2B	x 0-0 F9 ②		x 0-0 1-3 2-3 ①		I I I 4-0 IBB ②		4	1	1	0	1	0	2
Larry Dierker, R (1, 1) OBP: 0.217, SLG: 0.182 Jim Ray, R (9, 1) OBP: 0.200, SLG: 0.200 Bob Stinson, S (10, PH) OBP: 0.200, SLG: 0.200 Fred Gladding, L (11, 1)	S S S 0-3 K ③				x 0-0 4-3 ①	x 0-0 5-3 ③		x 0-0 6-3 ②		x 0-0 F7 ②		4 0 1 0	0 0 0 0	0 0 0 0	0 0 0 0	1 0 0 0	0 0 0 0	3 0 2 0
Inning Stats	R: 0 H: 1 E: 0 LOB: 2 K: 1 BB: 1 S: 6 P: 10	R: 0 H: 1 E: 0 LOB: 1 K: 1 BB: 0 S: 6 P: 6	R: 0 H: 0 E: 0 LOB: 0 K: 1 BB: 0 S: 5 P: 5	R: 0 H: 1 E: 0 LOB: 1 K: 1 BB: 0 S: 6 P: 6	R: 2 H: 3 E: 0 LOB: 3 K: 0 BB: 2 S: 6 P: 14	R: 0 H: 0 E: 0 LOB: 0 K: 0 BB: 0 S: 3 P: 3	R: 2 H: 3 E: 0 LOB: 1 K: 0 BB: 0 S: 6 P: 6	R: 1 H: 1 E: 1 LOB: 1 K: 0 BB: 0 S: 5 P: 5	R: 0 H: 0 E: 0 LOB: 0 K: 0 BB: 0 S: 3 P: 3	R: 0 H: 1 E: 0 LOB: 2 K: 1 BB: 1 S: 6 P: 10	R: 0 H: 0 E: 0 LOB: 0 K: 0 BB: 0 S: 3 P: 3	1B: 5 2B: 6 3B: 0 HR: 0	SF: 0 SAC: 0 DP: 0 HBP: 0			WP: 1 PB: 0 SB: 0 CS: 0	PA: 49		

PITCHER		IP	WLS	BF	H	R	ER	SO	BB	IBB	HBP	BLK	WP	HR	S	P	ERA	WHIP
Tommy John, L ERA: 2.96	(1, 1)	4.1		21	6	2	2	4	2	0	0	0	1	0	27	35	4.15	1.846
Hoyt Wilhelm, R ERA: 4.63	(5, 1)	3.2		17	4	3	2	0	1	0	0	0	0	0	16	20	4.91	1.364
Jim Brewer, L ERA: 1.4	(9, 1)	2.0	W	8	1	0	0	1	0	1	0	0	0	0	9	13	0.00	0.500
Pete Richert, L ERA: 3.0	(11, 1)	1.0	S	3	0	0	0	0	0	0	0	0	0	0	3	3	0.00	0.000

PITCHER	IP	WLS	BF	H	R	ER	SO	BB	IBB	HBP	BLK	WP	HR	S	P	ERA	WHIP

BOTTOM

Los Angeles Dodgers @ Houston Astros

Astrodome, Houston, TX

Sun May 28 1972, 4:33 AM EDT

Att. 38,255 - Unknown

livebaseballscorecards.com

AB	45
R	5
H	11
RBI	4
BB	4
SO	5
LOB	23

Batter	1	2	3	4	5	6	7	8	9	AB	R	H	RBI	BB	SO	LOB
Bill Russell, R (1, 6) OBP: 0.369, SLG: 0.519	SSS 0-3 ① K		x 0-0 E4 3B		x 0-0 ② F8		SSS 0-3 ③ K			4	1	1	0	0	2	0
Bill Buckner, L (1, 3) OBP: 0.317, SLG: 0.312	x 0-0 1B 1B		x 0-0 ① 4-3		x 0-0 ③ F8			x 0-0 S 1B		4	0	2	0	0	0	0
Willie Davis, L (1, 8) OBP: 0.278, SLG: 0.420	x 0-0 ② F7		x 0-0 ② F5			x 0-0 HR 3B		x 0-0 ① F9		4	1	1	0	0	0	2
Frank Robinson, R (1, 9) OBP: 0.386, SLG: 0.467	x 0-0 1-3 1B		x 0-0 ③ F9			x 0-0 3-H HR		x 0-0 ② F5 1-2		4	1	2	2	0	0	1
Manny Mota, R (1, 7) OBP: 0.330, SLG: 0.464	x 0-0 ③ F9			x 0-0 ① L9		x 0-0 ① 4-3		x 0-0 ③ G3		4	0	0	0	0	0	3
Jim Lefebvre, S (1, 4) OBP: 0.294, SLG: 0.364		x 0-0 ① F8		x 0-0 HR		x 0-0 ② F7			x 0-0 ① 4-3	4	1	1	1	0	0	0
Duke Sims, L (1, 2) OBP: 0.215, SLG: 0.262		x 0-0 ② F8		x 0-0 ② F5		x 0-0 ③ L9			x 0-0 ② F5	4	0	0	0	0	0	0
Steve Garvey, R (1, 5) OBP: 0.304, SLG: 0.390		x 0-0 HR		x 0-0 ③ F9			SSS 0-3 ① K		x 0-0 ③ 6-3	4	1	1	1	0	1	0
Don Sutton, R (1, 1) OBP: 0.250, SLG: 0.192 Jim Brewer, L (9, 1)		SSS 0-3 ③ K			x 0-0 ① 4-3		x 0-0 ② 1-3			3 0	0 0	0 0	0 0	0 0	1 0	0 0
Inning Stats	R: 0 E: 0 K: 1 S: 7 H: 2 LOB: 2 BB: 0 P: 7	R: 1 E: 0 K: 1 S: 6 H: 1 LOB: 0 BB: 0 P: 6	R: 1 E: 1 K: 0 S: 4 H: 1 LOB: 0 BB: 0 P: 4	R: 1 E: 0 K: 0 S: 4 H: 1 LOB: 0 BB: 0 P: 4	R: 0 E: 0 K: 0 S: 3 H: 0 LOB: 0 BB: 0 P: 3	R: 2 E: 0 K: 0 S: 5 H: 2 LOB: 0 BB: 0 P: 5	R: 0 E: 0 K: 2 S: 7 H: 0 LOB: 0 BB: 0 P: 7	R: 0 E: 0 K: 0 S: 4 H: 1 LOB: 1 BB: 0 P: 4	R: 0 E: 0 K: 0 S: 3 H: 0 LOB: 0 BB: 0 P: 3	1B: 3 2B: 0 3B: 2 HR: 3 SF: 0 SAC: 0 DP: 0 HBP: 0						

PITCHER		IP	WLS	BF	H	R	ER	SO	BB	IBB	HBP	BLK	WP	HR	S	P	ERA	WHIP
Charlie Williams, R ERA: 6.48	(1, 1)	5.0	L	22	7	5	5	2	0	0	0	0	0	3	26	26	9.00	1.400
Don Carrithers, R ERA: 3.82	(6, 1)	3.0		10	1	0	0	2	0	0	0	0	0	0	14	14	0.00	0.333
Jerry Johnson, R ERA: 9.17	(9, 1)	1.0		3	0	0	0	0	0	0	0	0	0	0	3	3	0.00	0.000

PITCHER	IP	WLS	BF	H	R	ER	SO	BB	IBB	HBP	BLK	WP	HR	S	P	ERA	WHIP

TOP

Los Angeles Dodgers @ San Francisco Giants
Candlestick Park, San Francisco, CA
Mon May 29 1972, 6:33 AM EDT
Att. 21,583 - Unknown

livebaseballscorecards.com

AB	35
R	5
H	8
RBI	4
BB	0
SO	4
LOB	6

Batter	1	2	3	4	5	6	7	8	9	AB	R	H	RBI	BB	SO	LOB
Bobby Bonds, R (1, 8) OBP: 0.321, SLG: 0.492	E6 4-3 S 1B		K			L5		K		4	1	0	0	0	2	2
Tito Fuentes, S (1, 4) OBP: 0.290, SLG: 0.376	4-3 1-3		5-3			L5		F8		4	0	0	0	0	0	3
Ed Goodson, L (1, 3) Damaso Blanco, R (9, PR)	FC6-4 3-H 1B			4-3			4-3		BB 1B	4 0	0 0	2 0	1 0	0 0	0 0	0 0
Dave Kingman, R (1, 5) OBP: 0.313, SLG: 0.500	K			F8			K		BB 1-2	3	0	0	0	1	2	1
Chris Speier, R (1, 6) OBP: 0.330, SLG: 0.430	FC6-4 1-2f			K			6-3		F6	4	0	0	0	0	1	3
Garry Maddox, R (1, 9) OBP: 0.307, SLG: 0.450		F5			F6			2B 2B	F5	4	1	1	0	0	0	2
Ken Henderson, S (1, 7) OBP: 0.243, SLG: 0.276		4-3			6-3			BB 2B	4-3	3	0	0	0	1	0	2
Fran Healy, R (1, 2) OBP: 0.222, SLG: 0.175 Jerry Johnson, R (9, 1)		4-3			F2			1-3 2-H 2B		2 0	0 0	0 0	0 0	0 0	0 0	0 0
Charlie Williams, R (1, 1) Don Carrithers, R (6, 1) OBP: 0.100, SLG: 0.100 Dave Rader, L (6, 2) OBP: 0.247, SLG: 0.282 Jim Howarth, L (8, PH) OBP: 0.500, SLG: 0.435			F5			4-3		L7		1 0 2 1	0 0 0 0	0 0 0 1	0 0 0 1	0 0 0 0	0 0 0 0	0 0 2 0
Inning Stats	R: 1 E: 1 K: 1 S: 7 H: 1 LOB: 1 BB: 0 P: 7	R: 0 E: 0 K: 0 S: 3 H: 0 LOB: 0 BB: 0 P: 3	R: 0 E: 0 K: 1 S: 5 H: 0 LOB: 0 BB: 0 P: 5	R: 0 E: 0 K: 1 S: 5 H: 0 LOB: 0 BB: 0 P: 5	R: 0 E: 0 K: 0 S: 3 H: 0 LOB: 0 BB: 0 P: 3	R: 0 E: 0 K: 0 S: 3 H: 0 LOB: 0 BB: 0 P: 3	R: 0 E: 0 K: 1 S: 5 H: 0 LOB: 0 BB: 0 P: 5	R: 1 E: 0 K: 1 S: 7 H: 2 LOB: 2 BB: 1 P: 11	R: 0 E: 0 K: 0 S: 4 H: 1 LOB: 2 BB: 1 P: 8	1B: 2 2B: 2 3B: 0 HR: 0	SF: 0 SAC: 0 DP: 0 HBP: 0						

PITCHER	IP	WLS	BF	H	R	ER	SO	BB	IBB	HBP	BLK	WP	HR	S	P	ERA	WHIP
Don Sutton, R (1, 1) ERA: 1.27	8.0	W	31	4	2	1	5	2	0	0	0	0	0	39	47	1.12	0.750
Jim Brewer, L (9, 1) ERA: 1.35	1.0	S	3	0	0	0	0	0	0	0	0	0	0	3	3	0.00	0.000

PITCHER	IP	WLS	BF	H	R	ER	SO	BB	IBB	HBP	BLK	WP	HR	S	P	ERA	WHIP

BOTTOM

Los Angeles Dodgers @ San Francisco Giants

Candlestick Park, San Francisco, CA

Mon May 29 1972, 6:33 AM EDT

Att. 21,583 - Unknown

livebaseballscorecards.com

AB	32
R	2
H	4
RBI	2
BB	2
SO	5
LOB	15

1B: 2	SF: 0	WP: 0	PA: 34
2B: 2	SAC: 0	PB: 0	
3B: 0	DP: 0	SB: 1	
HR: 0	HBP: 0	CS: 0	

Batter	1	2	3	4	5	6	7	8	9	AB	R	H	RBI	BB	SO	LOB
Bobby Valentine, R (1, 4) OBP: 0.365, SLG: 0.412	0-0 3B 1B	0-0 SF9 2-3 3-H			0-3 K		0-0 6-3		0-3 K	4	1	1	1	0	2	1
Bill Russell, R (1, 6) OBP: 0.362, SLG: 0.500	0-0 F4	0-0 F8			4-0 FC5-4 BB		0-3 K		0-0 4-3	4	0	0	0	1	1	4
Willie Davis, L (1, 8) OBP: 0.287, SLG: 0.437	0-0 1-H SF8 3B		0-0 F5		0-0 F4			0-0 HR 1B	0-0 1B	5	2	3	1	0	0	1
Frank Robinson, R (1, 9) OBP: 0.380, SLG: 0.484	0-0 SF8 3-H		0-0 F8		0-0 FC5-4 1-2f			0-0 1-H HR	0-0 1-3	4	1	1	3	0	0	2
Manny Mota, R (1, 7) OBP: 0.318, SLG: 0.446	0-0 F2		0-0 F8			0-0 F9		0-0 1-3		4	0	0	0	0	0	0
Wes Parker, S (1, 3) OBP: 0.361, SLG: 0.301		0-3 K		0-3 K		0-0 F9		0-0 2B		4	0	1	0	0	2	0
Steve Garvey, R (1, 5) OBP: 0.310, SLG: 0.388		0-0 1B BB SF9 1B		4-0 BB		0-3 K		0-0 F6		3	1	1	0	1	1	1
Dick Dietz, R (1, 2) OBP: 0.308, SLG: 0.188 Duke Sims, L (8, PH) OBP: 0.227, SLG: 0.262 (8, 2)		4-0 SF9 1B 1-2 BB		0-3 K			4-0 SH1-4 BB	4-0 IBB		1 0	0 0	0 0	0 0	2 1	1 0	1 0
Claude Osteen, L (1, 1) OBP: 0.304, SLG: 0.348 Pete Mikkelsen, R (8, 1)		0-0 1-2 2-3 1B		0-0 F7			0-0 SH1-4 1-2	0-3 K		3 0	0 0	1 0	0 0	0 0	1 0	3 0
Inning Stats	R: 2 E: 0 K: 0 S: 5 H: 2 LOB: 0 BB: 0 P: 5	R: 1 E: 0 K: 1 S: 7 H: 2 LOB: 2 BB: 1 P: 11	R: 0 E: 0 K: 0 S: 3 H: 0 LOB: 0 BB: 0 P: 3	R: 0 E: 0 K: 2 S: 7 H: 0 LOB: 1 BB: 1 P: 11	R: 0 E: 0 K: 1 S: 5 H: 0 LOB: 1 BB: 1 P: 9	R: 0 E: 0 K: 1 S: 5 H: 0 LOB: 0 BB: 0 P: 5	R: 0 E: 0 K: 1 S: 5 H: 0 LOB: 1 BB: 1 P: 9	R: 2 E: 0 K: 1 S: 8 H: 3 LOB: 2 BB: 1 P: 12	R: 0 E: 0 K: 1 S: 6 H: 1 LOB: 1 BB: 0 P: 6	1B: 5 2B: 1 3B: 1 HR: 1 SF: 2 SAC: 1 DP: 0 HBP: 0						

PITCHER		IP	WLS	BF	H	R	ER	SO	BB	IBB	HBP	BLK	WP	HR	S	P	ERA	WHIP
Sam McDowell, L ERA: 4.5	(1, 1)	7.1	L	33	7	5	5	6	4	0	0	0	0	1	41	57	6.14	1.500
Jim Barr, R ERA: 3.9	(8, 1)	1.2		7	1	0	0	2	0	1	0	0	0	0	10	14	0.00	0.600

PITCHER	IP	WLS	BF	H	R	ER	SO	BB	IBB	HBP	BLK	WP	HR	S	P	ERA	WHIP

TOP

Los Angeles Dodgers @ San Francisco Giants

Candlestick Park, San Francisco, CA

Tue May 30 1972, 10:05 PM EDT

Att. 10,098 - Unknown

livebaseballscorecards.com

AB	32
R	5
H	8
RBI	5
BB	5
SO	8
LOB	13

WP: 0 PA: 40
PB: 0
SB: 0
CS: 0

Batter	1	2	3	4	5	6	7	8	9	AB	R	H	RBI	BB	SO	LOB
Bobby Bonds, R (1, 9) OBP: 0.328, SLG: 0.492	F8		BB		SF9		CS 1B		BB	2	0	1	2	2	0	0
Tito Fuentes, S (1, 4) OBP: 0.293, SLG: 0.382	F4		1-3 2B		FC5-4		CS	1B	K	5	0	2	0	0	1	3
Ed Goodson, L (1, 3) OBP: 0.408, SLG: 0.489	F7		G3			1B		CS		4	0	2	0	0	0	2
Damaso Blanco, R (8, PR)										0	0	0	0	0	0	0
Al Gallagher, R (9, 5) OBP: 0.380, SLG: 0.333										0	0	0	0	0	0	0
Dave Kingman, R (1, 5) (9, 3) OBP: 0.323, SLG: 0.527		HR		CS 2B		F5		FC5 1B HBP		3	1	2	1	0	0	1
Chris Speier, R (1, 6) OBP: 0.328, SLG: 0.426		F9		F2		F8		1B		4	0	1	0	0	0	2
Garry Maddox, R (1, 7) OBP: 0.297, SLG: 0.434		F8		K		K		FC5		4	0	0	0	0	2	3
Ken Henderson, S (1, 8) OBP: 0.257, SLG: 0.305		6-3			1B SF9		1B	3B	G3 1B	4	2	3	0	0	0	0
Dave Rader, L (1, 2) OBP: 0.247, SLG: 0.281			F7		FC5-4		4-3		K	4	0	1	0	0	1	2
Sam McDowell, L (1, 1) OBP: 0.172, SLG: 0.143			B1		K		L3		G3	3	0	0	0	0	1	3
Jim Barr, R (8, 1)										0	0	0	0	0	0	0
Jim Howarth, L (9, PH) OBP: 0.485, SLG: 0.417										1	0	0	0	0	0	1
Inning Stats	R: 0 H: 0 E: 0 LOB: 0 K: 0 BB: 0 S: 3 P: 3	R: 1 H: 1 E: 0 LOB: 0 K: 0 BB: 0 S: 4 P: 4	R: 0 H: 1 E: 0 LOB: 2 K: 0 BB: 1 S: 4 P: 8	R: 0 H: 1 E: 0 LOB: 0 K: 1 BB: 0 S: 5 P: 5	R: 1 H: 2 E: 0 LOB: 1 K: 1 BB: 0 S: 7 P: 7	R: 0 H: 1 E: 0 LOB: 1 K: 1 BB: 0 S: 6 P: 6	R: 1 H: 2 E: 0 LOB: 0 K: 0 BB: 0 S: 4 P: 4	R: 0 H: 3 E: 0 LOB: 2 K: 0 BB: 0 S: 4 P: 5	R: 0 H: 1 E: 0 LOB: 2 K: 2 BB: 1 S: 8 P: 12	1B: 8 SF: 1 2B: 2 SAC: 0 3B: 1 DP: 0 HR: 1 HBP: 1						

PITCHER		IP	WLS	BF	H	R	ER	SO	BB	IBB	HBP	BLK	WP	HR	S	P	ERA	WHIP
Claude Osteen, L ERA: 1.35	(1, 1)	7.0	W	29	9	3	3	3	1	0	0	0	0	1	34	38	3.86	1.429
Pete Mikkelsen, R ERA: 4.02	(8, 1)	2.0	S	9	3	0	0	2	1	0	1	0	0	0	11	16	0.00	2.000

PITCHER		IP	WLS	BF	H	R	ER	SO	BB	IBB	HBP	BLK	WP	HR	S	P	ERA	WHIP

BOTTOM

Los Angeles Dodgers @ San Francisco Giants

Candlestick Park, San Francisco, CA

Tue May 30 1972, 10:05 PM EDT

Att. 10,098 - Unknown

livebaseballscorecards.com

AB	34
R	3
H	12
RBI	3
BB	2
SO	5
LOB	17

Batter	1	2	3	4	5	6	7	8	9	10	AB	R	H	RBI	BB	SO	LOB
Bobby Valentine, R (1, 4) OBP: 0.354, SLG: 0.438	F9		F2		HR		5-3		6-3		5	1	1	2	0	0	1
Bill Russell, R (1, 6) OBP: 0.355, SLG: 0.487	WP, S, 1B		F4		5-3		6-3		K		5	1	1	0	0	1	1
Willie Davis, L (1, 8) OBP: 0.285, SLG: 0.427	F9		6-3			E8, FC6-2	3-1			BB, 3B	4	1	0	0	1	0	1
Frank Robinson, R (1, 9) OBP: 0.390, SLG: 0.488	K, 1-H			L9, 1B		BB, FC6-2, SF8		FC1-5, SH3-4, 1B		K	3	1	2	0	1	1	0
Willie Crawford, L (8, PR) OBP: 0.301, SLG: 0.500 (8, 9)											1	0	0	0	0	1	1
Manny Mota, R (1, 7) OBP: 0.324, SLG: 0.462		S, HBP		F9		FC6-2, BB, BB, 1-2, 3-H		SH3-4, 1-2		CS, 3B	3	0	1	1	0	0	3
Wes Parker, S (1, 3) OBP: 0.363, SLG: 0.299		F6		L9, 1-2		BB, 1-2, 2-3		FC1-5, FC6-4, 2-3		1B, 3-H	4	0	1	0	1	0	4
Steve Garvey, R (1, 5) OBP: 0.306, SLG: 0.384		K, 1-2			S, HR, 1B	SF8, 3-H		FC6-4, 1-2f		F9	4	1	1	1	0	1	3
Dick Dietz, R (1, 2) OBP: 0.333, SLG: 0.182		IBB			L7, 1-2	BB, 1-2, 2-3			E1, 6-3, SH1-4		1	0	0	0	2	0	1
Duke Sims, L (7, 2) OBP: 0.224, SLG: 0.258											1	0	0	0	0	0	0
Al Downing, R (1, 1) OBP: 0.182, SLG: 0.190		F9			F4	F9			SH1-4, 1-2		3	0	0	0	0	0	6
Hoyt Wilhelm, R (7, 1)											0	0	0	0	0	0	0
Maury Wills, S (9, PH) OBP: 0.164, SLG: 0.159											0	0	0	0	0	0	0
Jim Brewer, L (9, 1)											0	0	0	0	0	0	0
Inning Stats	R: 1 E: 0 K: 1 S: 6 H: 1 LOB: 0 BB: 0 P: 6	R: 0 E: 0 K: 1 S: 5 H: 0 LOB: 2 BB: 1 P: 10	R: 0 E: 0 K: 0 S: 3 H: 0 LOB: 0 BB: 0 P: 3	R: 0 E: 0 K: 0 S: 3 H: 1 LOB: 0 BB: 0 P: 3	R: 2 E: 0 K: 0 S: 5 H: 2 LOB: 0 BB: 0 P: 5	R: 1 E: 1 K: 0 S: 4 H: 0 LOB: 3 BB: 3 P: 16	R: 0 E: 0 K: 0 S: 3 H: 0 LOB: 0 BB: 0 P: 3	R: 0 E: 0 K: 0 S: 4 H: 1 LOB: 1 BB: 0 P: 4	R: 0 E: 1 K: 1 S: 6 H: 0 LOB: 1 BB: 0 P: 6	R: 1 E: 0 K: 1 S: 6 H: 2 LOB: 1 BB: 1 P: 10	1B: 5 2B: 1 3B: 1 HR: 1 SF: 1 SAC: 2 DP: 1 HBP: 1						

PITCHER		IP	WLS	BF	H	R	ER	SO	BB	IBB	HBP	BLK	WP	HR	S	P	ERA	WHIP
Ron Bryant, L ERA: 3.39	(1, 1)	7.0		30	4	4	3	2	3	1	1	0	1	1	29	46	3.86	1.000
Jerry Johnson, R ERA: 8.24	(8, 1)	2.0		8	1	0	0	1	0	0	0	0	0	0	10	10	0.00	0.500
Don McMahon, R ERA: 3.47	(10, 1)	1.0	L	5	2	1	1	1	1	0	0	0	0	0	6	10	9.00	3.000

PITCHER	IP	WLS	BF	H	R	ER	SO	BB	IBB	HBP	BLK	WP	HR	S	P	ERA	WHIP

TOP

Los Angeles Dodgers @ San Francisco Giants
Candlestick Park, San Francisco, CA
Wed May 31 1972, 6:33 AM EDT
Att. 6,881 - Unknown

livebaseballscorecards.com

AB	34
R	5
H	7
RBI	4
BB	5
SO	4
LOB	21

WP: 2	PA: 43		
PB: 0			
SB: 3			
CS: 1			

Batter	1	2	3	4	5	6	7	8	9	10	AB	R	H	RBI	BB	SO	LOB
Bobby Bonds, R (1, 9) OBP: 0.330, SLG: 0.492	B B B B 4-0 2B SF7 BB		x 0-0 ① F3			S S S 0-3 ① K	x 0-0 2-H 2B			x 0-0 ① 6-3	4	1	1	1	1	0	0
Tito Fuentes, S (1, 4) OBP: 0.295, SLG: 0.385	x 0-0 E 1-3 2B		x 0-0 ② F8			B B B B 4-0 1B 2B BB	x 0-0 ③ 4-3			x 0-0 ② F8	4	1	1	0	1	0	1
Ed Goodson, L (1, 3) OBP: 0.389, SLG: 0.460	x 0-0 ① F5		x 0-0 ③ 1-3			x 0-0 1-2 2B 1B		x 0-0 ① F8		x 0-0 ③ G3	5	1	1	0	0	0	2
Dave Kingman, R (1, 5) OBP: 0.316, SLG: 0.518	x 0-0 ② SF7 2-3 3-H			S S S 0-3 ① K		S S S 0-3 ② K		x 0-0 ② 6-3			3	0	0	1	0	2	2
Chris Speier, R (1, 6) OBP: 0.332, SLG: 0.430	S S S 0-3 ③ K			S S S 0-3 ② K		x 0-0 1-H 2-H 2B		B B B B 4-0 S BB			3	0	1	2	1	2	1
Garry Maddox, R (1, 7) OBP: 0.287, SLG: 0.419		x 0-0 ① 6-3		S S S 0-3 ③ K2-3		x 0-0 ③ 6-3		x 0-0 ③ F6 1-2			4	0	0	0	0	1	2
Ken Henderson, S (1, 8)		x 0-0 PB 1B		x 0-0 G5-4-3 1B		B B B B 4-0 SH1-4 2B BB			x 0-0 ① 5-3		3	1	2	0	1	0	0
Russ Gibson, R (1, 2) OBP: 0.182, SLG: 0.364 Bernie Williams, R (9, PH) OBP: 0.208, SLG: 0.294 Fran Healy, R (10, 2) OBP: 0.222, SLG: 0.175		S S S 0-3 ② K		x 0-0 ① ② G5-4-3 1-2f			x 0-0 ① SH1-4 1-2		S S S 0-3 ② K		2 1 0	0 0 0	0 0 0	0 0 0	1 0 0	2 0 0
Ron Bryant, S (1, 1) OBP: 0.125, SLG: 0.188 Al Gallagher, R (7, PH) OBP: 0.375, SLG: 0.328 Jerry Johnson, R (8, 1) Chris Arnold, R (9, PH) OBP: 0.345, SLG: 0.392 Don McMahon, R (10, 1)		x 0-0 ③ 1-3 1-2		x 0-0 ③ 6-3			x 0-0 ② 6-3		x 0-0 ③ 4-3		2 1 0 1 0	0 0 0 0 0	0 0 0 0 0	0 0 0 0 0	0 0 0 0 0	1 1 0 0 0	1 1 0 0 0
Inning Stats	R: 1 H: 1 E: 1 LOB: 1 K: 1 BB: 1 S: 6 P: 10	R: 0 H: 1 E: 0 LOB: 1 K: 1 BB: 0 S: 6 P: 6	R: 0 H: 0 E: 0 LOB: 0 K: 0 BB: 0 S: 3 P: 3	R: 0 H: 0 E: 0 LOB: 0 K: 3 BB: 0 S: 9 P: 9	R: 0 H: 1 E: 0 LOB: 0 K: 0 BB: 0 S: 3 P: 3	R: 2 H: 2 E: 0 LOB: 1 K: 2 BB: 1 S: 9 P: 13	R: 1 H: 1 E: 0 LOB: 1 K: 0 BB: 1 S: 4 P: 8	R: 0 H: 0 E: 0 LOB: 1 K: 0 BB: 1 S: 3 P: 7	R: 0 H: 0 E: 0 LOB: 0 K: 1 BB: 0 S: 5 P: 5	R: 0 H: 0 E: 0 LOB: 0 K: 0 BB: 0 S: 3 P: 3	1B: 3 SF: 1 2B: 3 SAC: 1 3B: 0 DP: 1 HR: 0 HBP: 0						

PITCHER		IP	WLS	BF	H	R	ER	SO	BB	IBB	HBP	BLK	WP	HR	S	P	ERA	WHIP
Al Downing, L ERA: 2.59	(1, 1)	6.2		28	6	4	4	7	3	0	0	0	0	0	39	51	5.40	1.350
Hoyt Wilhelm, R ERA: 4.15	(7, 1)	1.1		5	0	0	0	0	1	0	0	0	0	0	4	8	0.00	0.750
Jim Brewer, L ERA: 1.26	(9, 1)	2.0	W	6	0	0	0	1	0	0	0	0	0	0	8	8	0.00	0.000

PITCHER	IP	WLS	BF	H	R	ER	SO	BB	IBB	HBP	BLK	WP	HR	S	P	ERA	WHIP

BOTTOM

Los Angeles Dodgers @ San Francisco Giants

Candlestick Park, San Francisco, CA

Wed May 31 1972, 6:33 AM EDT

Att. 6,881 - Unknown

livebaseballscorecards.com

AB	33
R	4
H	6
RBI	4
BB	4
SO	8
LOB	12

WP: 0 PA: 39
PB: 1
SB: 1
CS: 0

Los Angeles Dodgers @ San Francisco Giants

Candlestick Park, San Francisco, CA

Thu Jun 01 1972, 10:05 PM EDT

Att. 9,855 - Unknown

livebaseballscorecards.com

Batter	1	2	3	4	5	6	7	8	9	AB	R	H	RBI	BB	SO	LOB
Bobby Valentine, R (1, 4) OBP: 0.349, SLG: 0.429	SSS 0-3 ① K		x 0-0 ③ F8		x 0-0 ③ 5-3			x 0-0 1B		4	0	1	0	0	1	2
Bill Buckner, L (1, 9) OBP: 0.314, SLG: 0.309	x 0-0 1B			x 0-0 ① G3		x 0-0 ① F7		x 0-0 ① F4		4	0	1	0	0	0	1
Willie Davis, L (1, 8) OBP: 0.279, SLG: 0.418	x 0-0 ② F7			x 0-0 ② F7		x 0-0 ② F5		x 0-0 ② F6		4	0	0	0	0	0	2
Willie Crawford, L (1, 7) OBP: 0.289, SLG: 0.477	x 0-0 ③ G3			SSS 0-3 ③ K		x 0-0 ③ 4-3		x 0-0 ③ L9		4	0	0	0	0	1	2
Wes Parker, S (1, 3) OBP: 0.368, SLG: 0.300		x 0-0 ① F5			x 0-0 1B FC4 1B		x 0-0 ① 4-3		BBBB 4-0 BB E BB	3	2	1	0	1	0	0
Duke Sims, L (1, 2) OBP: 0.239, SLG: 0.250		SSS 0-3 ② K			x 0-0 ① F9		BBBB 4-0 1B BB		BBBB 4-0 FC6-4 1-2 BB	2	0	0	0	2	1	1
Steve Garvey, R (1, 5) OBP: 0.312, SLG: 0.388		x 0-0 ③ F9			x 0-0 SH5-4 E 1-2 1B		x 0-0 1-2 1B		x 0-0 ① FC6-4 1-2f 2-H	4	0	2	0	0	0	1
Bill Russell, R (1, 6) OBP: 0.344, SLG: 0.470			x 0-0 ① 6-3		x 0-0 FC4 SH5-4 1-2 2-H		SSS 0-3 ② K		SSS 0-3 ② K	4	0	0	0	0	2	4
Bill Singer, R (1, 1) OBP: 0.217, SLG: 0.227 Frank Robinson, R (7, PH) OBP: 0.387, SLG: 0.484 Mike Strahler, R (7, 1) Manny Mota, R (9, PH) OBP: 0.321, SLG: 0.457			SSS 0-3 ② K		x 0-0 ② SH5-4 1-2 2-3		x 0-0 ③ F7		x 0-0 ③ 4-3	1 1 0 1	0 0 0 0	0 0 0 0	0 0 0 0	0 0 0 0	1 0 0 0	0 2 0 1

Inning Stats	1	2	3	4	5	6	7	8	9						
	R: 0 H: 1 E: 0 LOB: 1 K: 1 BB: 0 S: 6 P: 6	R: 0 H: 0 E: 0 LOB: 0 K: 1 BB: 0 S: 5 P: 5	R: 0 H: 0 E: 0 LOB: 0 K: 1 BB: 0 S: 5 P: 5	R: 0 H: 0 E: 0 LOB: 0 K: 1 BB: 0 S: 5 P: 5	R: 1 H: 2 E: 1 LOB: 2 K: 0 BB: 0 S: 6 P: 6	R: 0 H: 0 E: 0 LOB: 0 K: 0 BB: 0 S: 3 P: 3	R: 0 H: 1 E: 0 LOB: 2 K: 1 BB: 1 S: 6 P: 10	R: 0 H: 1 E: 0 LOB: 1 K: 0 BB: 0 S: 4 P: 4	R: 1 H: 0 E: 1 LOB: 1 K: 1 BB: 2 S: 5 P: 13	1B: 5 SF: 0 2B: 0 SAC: 1 3B: 0 DP: 0 HR: 0 HBP: 0	WP: 0 PA: 36 PB: 0 SB: 0 CS: 0					

PITCHER	IP	WLS	BF	H	R	ER	SO	BB	IBB	HBP	BLK	WP	HR	S	P	ERA	WHIP
Steve Stone, R (1, 1) ERA: 1.6	9.0	W	36	5	2	0	6	3	0	0	0	0	0	45	57	0.00	0.889

PITCHER	IP	WLS	BF	H	R	ER	SO	BB	IBB	HBP	BLK	WP	HR	S	P	ERA	WHIP

AB	32
R	2
H	5
RBI	0
BB	3
SO	6
LOB	16

Batter	1	2	3	4	5	6	7	8	9	AB	R	H	RBI	BB	SO	LOB
Bobby Bonds, R (1, 9) OBP: 0.324, SLG: 0.481	S S S 0-3 K ①		x 0-0 5-3 ③		S S S 0-3 K ②		S S S 0-3 K ①			4	0	0	0	0	3	0
Tito Fuentes, S (1, 4) OBP: 0.299, SLG: 0.392	x 0-0 6-3 ②			x 0-0 1B SF9 1B	x 0-0 2B		x 0-0 6-3 ②			4	1	2	0	0	0	0
Ed Goodson, L (1, 3) OBP: 0.379, SLG: 0.444	x 0-0 4-3 ③			x 0-0 FC5-4 1-3 1B	S S S 0-3 K ③		x 0-0 3-1 ③			4	0	1	0	0	1	1
Dave Kingman, R (1, 5) OBP: 0.314, SLG: 0.509		x 0-0 5-3 ①		x 0-0 FC5-4 1B 1-2f 1B ①		H 1-0 SH4-3 BB E HBP		x 0-0 1-3 ①		3	2	0	0	0	0	2
Chris Speier, R (1, 6) OBP: 0.340, SLG: 0.430		B B B B 4-0 6-3 BB		x 0-0 SF9 3-H ②		B B B B 4-0 SH4-3 1-2 E BB		B B B B 4-0 1B BB		0	1	0	1	3	0	0
Ken Henderson, S (1, 8) OBP: 0.277, SLG: 0.321		x 0-0 6-3 1-2 ②		x 0-0 1-3 1B 1B		x 0-0 SH4-3 1-2 2-3 ①		x 0-0 1-2 1B		3	1	2	0	0	0	1
Garry Maddox, R (1, 7) OBP: 0.286, SLG: 0.413		x 0-0 5-3 ③		x 0-0 2-H 3-H 1B		x 0-0 F5 2-H 3-H ②		x 0-0 F6 ②		4	0	1	2	0	0	3
Dave Rader, L (1, 2) OBP: 0.247, SLG: 0.290			x 0-0 6-3 ①	x 0-0 L4 ③		x 0-0 2B		x 0-0 4-3 ③		4	0	1	0	0	0	3
Steve Stone, R (1, 1) OBP: 0.211, SLG: 0.167			S S S 0-3 K ②		S S S 0-3 K ①	S S S 0-3 K ③				3	0	0	0	0	3	1
Inning Stats	R: 0 E: 0 K: 1 S: 5 H: 0 LOB: 0 BB: 0 P: 5	R: 0 E: 0 K: 0 S: 3 H: 0 LOB: 1 BB: 1 P: 7	R: 0 E: 0 K: 1 S: 5 H: 0 LOB: 0 BB: 0 P: 5	R: 3 E: 0 K: 0 S: 7 H: 4 LOB: 1 BB: 0 P: 7	R: 0 E: 0 K: 3 S: 10 H: 1 LOB: 1 BB: 0 P: 10	R: 2 E: 1 K: 1 S: 6 H: 1 LOB: 1 BB: 1 P: 11	R: 0 E: 0 K: 1 S: 5 H: 0 LOB: 0 BB: 0 P: 5	R: 0 E: 0 K: 0 S: 4 H: 1 LOB: 2 BB: 1 P: 8		1B: 5 2B: 2 3B: 0 HR: 0	SF: 1 SAC: 1 DP: 0 HBP: 1			WP: 0 PB: 0 SB: 0 CS: 0	PA: 35	

PITCHER		IP	WLS	BF	H	R	ER	SO	BB	IBB	HBP	BLK	WP	HR	S	P	ERA	WHIP
Bill Singer, R ERA: 2.85	(1, 1)	6.0	L	27	6	5	5	6	2	0	1	0	0	0	36	45	7.50	1.333
Mike Strahler, R ERA: 4.76	(7, 1)	2.0		8	1	0	0	1	1	0	0	0	0	0	9	13	0.00	1.000

PITCHER	IP	WLS	BF	H	R	ER	SO	BB	IBB	HBP	BLK	WP	HR	S	P	ERA	WHIP

BOTTOM

Los Angeles Dodgers @ San Francisco Giants
Candlestick Park, San Francisco, CA
Thu Jun 01 1972, 10:05 PM EDT
Att. 9,855 - Unknown

livebaseballscorecards.com

AB	29
R	5
H	7
RBI	3
BB	3
SO	7
LOB	11

St. Louis Cardinals @ Los Angeles Dodgers

Dodger Stadium, Los Angeles, CA

Fri Jun 02 1972, 7:05 PM PDT

Att. 31,316 - Unknown

TOP

livebaseballscorecards.com

Batter	1	2	3	4	5	6	7	8	9	AB	R	H	RBI	BB	SO	LOB
Lou Brock, L (1, 7) OBP: 0.314, SLG: 0.356	1-3		4-3		3-1			1B 2B 1-2 1B		4	1	1	0	0	0	1
Ted Sizemore, R (1, 4) OBP: 0.309, SLG: 0.327	6-3			L6		G5-4-3 1B		2B 1-2 2-H 1B		4	0	2	1	0	0	0
Donn Clendenon, R (1, 3) OBP: 0.269, SLG: 0.304	P3			F9 1B 2B		G5-4-3 1-2f		1-3 2-H 2B		4	1	2	1	0	0	1
Joe Torre, R (1, 5) OBP: 0.394, SLG: 0.513		2B		F9 2-3		F9		S S S K		4	0	1	0	0	1	3
Ted Simmons, S (1, 2) OBP: 0.324, SLG: 0.432		5-3		1B 3-H			4-3	6-3		4	0	1	1	0	0	3
Brant Alyea, R (1, 9) OBP: 0.211, SLG: 0.222		5-3		S S S K			L8		1-3	4	0	0	0	0	1	2
Luis Melendez, R (1, 8) OBP: 0.247, SLG: 0.319		1-3	F9				1-3		F2	4	0	0	0	0	0	1
Dal Maxvill, R (1, 6) OBP: 0.241, SLG: 0.146			4-3	E4 SH2-4				B B B B 4-0 1B 1B BB	S S S K	3	1	0	0	1	1	0
Reggie Cleveland, R (1, 1) OBP: 0.208, SLG: 0.174 Al Santorini, R (6, 1) OBP: 0.250, SLG: 0.143 Charlie Hudson, L (6, 1) Tim Plodinec, R (7, 1) Dwain Anderson, R (8, PH) OBP: 0.188, SLG: 0.200 Joe Grzenda, R (8, 1)			5-3		SH2-4 1-2			S S S K		1 0 0 0 1 0	0 0 0 0 0 0	0 0 0 0 1 0	0 0 0 0 0 0	0 0 0 0 1 0	0 0 0 0 1 0	0 0 0 0 1 0
Inning Stats	R: 0 E: 0 K: 0 S: 3 H: 0 LOB: 0 BB: 0 P: 3	R: 0 E: 0 K: 0 S: 4 H: 1 LOB: 1 BB: 0 P: 4	R: 0 E: 0 K: 0 S: 3 H: 0 LOB: 0 BB: 0 P: 3	R: 1 E: 0 K: 1 S: 7 H: 2 LOB: 1 BB: 0 P: 7	R: 0 E: 1 K: 0 S: 4 H: 0 LOB: 1 BB: 0 P: 4	R: 0 E: 0 K: 0 S: 3 H: 1 LOB: 0 BB: 0 P: 3	R: 0 E: 0 K: 0 S: 3 H: 0 LOB: 0 BB: 0 P: 3	R: 2 E: 0 K: 2 S: 10 H: 3 LOB: 2 BB: 1 P: 14	R: 0 E: 0 K: 1 S: 5 H: 0 LOB: 0 BB: 0 P: 5	1B: 4 2B: 3 3B: 0 HR: 0 SF: 0 SAC: 1 DP: 1 HBP: 0						

	AB	33
	R	3
	H	7
	RBI	3
	BB	1
	SO	4
	LOB	12

WP: 0 PB: 0 SB: 0 CS: 0 PA: 35

PITCHER		IP	WLS	BF	H	R	ER	SO	BB	IBB	HBP	BLK	WP	HR	S	P	ERA	WHIP
Tommy John, L ERA: 3.05	(1, 1)	7.1	W	30	7	3	3	2	1	0	0	0	0	0	33	37	3.68	1.091
Jim Brewer, L ERA: 1.19	(8, 1)	1.2	S	5	0	0	0	2	0	0	0	0	0	0	9	9	0.00	0.000

PITCHER	IP	WLS	BF	H	R	ER	SO	BB	IBB	HBP	BLK	WP	HR	S	P	ERA	WHIP

Batter	1	2	3	4	5	6	7	8	9	AB	R	H	RBI	BB	SO	LOB
Bobby Valentine, R (1, 4) OBP: 0.352, SLG: 0.420	6-3			BBBB 1B FC3-2-5 BB	3-H CS 1B		F8	SSS K		4	0	1	1	1	1	0
Bill Buckner, L (1, 3) OBP: 0.341, SLG: 0.337	9-6 1B			1-3 FC3-2-5 1B 1B	1-2 CS	3B 1B	1B 1B 1B	4-3		5	3	4	0	0	0	0
Willie Davis, L (1, 8) OBP: 0.278, SLG: 0.414	9-6 1-2f			FC3-2-5 1B 1-2 3-H		SSS K	1B S WP 1-3 1B			4	1	1	0	0	1	4
Willie Crawford, L (1, 9) OBP: 0.297, SLG: 0.500		SSS K		G6-4-3 1-3 2-H 1B		1-H 2B 3B	F5 1-2			4	1	2	2	0	1	2
Manny Mota, R (1, 7) OBP: 0.328, SLG: 0.468		F8		G6-4-3 1-2f		BB FC6-2 3-H 2B	WP 1B 2-3 3-H 1B			4	1	2	2	0	0	2
Steve Garvey, R (1, 5) OBP: 0.324, SLG: 0.409		2-3			2B 3B	BBBB FC6-2 BB 1-H 3-H 1B				3	1	2	1	1	0	0
Duke Sims, L (1, 2) OBP: 0.267, SLG: 0.284		SSS K			6-3 1B 3-H 2B	BBBB FC6-2 1-2 2-3 BB	1-3 1B			3	1	2	1	1	1	0
Bill Russell, R (1, 6) OBP: 0.333, SLG: 0.455		4-3			6-3 2-3	FC6-2 1-2 2-3 3-Hf	L7			4	0	0	0	0	0	6
Tommy John, R (1, 1) OBP: 0.095, SLG: 0.095 Jim Brewer, L (8, 1)		F9			SSS K	F9		1-3		3 1	0 0	0 0	0 0	0 0	1 0	4 0
Inning Stats	R: 0 H: 1 E: 0 LOB: 0 K: 0 BB: 0 S: 3 P: 3	R: 0 H: 0 E: 0 LOB: 0 K: 1 BB: 0 S: 5 P: 5	R: 0 H: 0 E: 0 LOB: 0 K: 1 BB: 0 S: 5 P: 5	R: 1 H: 2 E: 0 LOB: 1 K: 0 BB: 1 S: 4 P: 8	R: 2 H: 3 E: 0 LOB: 0 K: 1 BB: 2 S: 7 P: 7	R: 2 H: 3 E: 0 LOB: 3 K: 1 BB: 2 S: 8 P: 16	R: 3 H: 5 E: 0 LOB: 2 K: 0 BB: 0 S: 8 P: 8	R: 0 H: 0 E: 0 LOB: 0 K: 1 BB: 0 S: 5 P: 5		1B: 10 SF: 0 2B: 3 SAC: 0 3B: 2 DP: 2 HR: 0 HBP: 0						

BOTTOM

St. Louis Cardinals @ Los Angeles Dodgers

Dodger Stadium, Los Angeles, CA

Fri Jun 02 1972, 7:05 PM PDT

Att. 31,316 - Unknown

livebaseballscorecards.com

AB	35
R	8
H	14
RBI	7
BB	3
SO	5
LOB	18

WP: 2 PA: 39
PB: 0
SB: 1
CS: 1

PITCHER		IP	WLS	BF	H	R	ER	SO	BB	IBB	HBP	BLK	WP	HR	S	P	ERA	WHIP
Reggie Cleveland, R ERA: 4.48	(1, 1)	5.1	L	22	8	5	5	4	1	0	0	0	0	0	29	33	8.44	1.688
Al Santorini, R ERA: 5.34	(6, 1)	0.0		2	1	0	0	0	1	0	0	0	0	0	1	5	∞	∞
Charlie Hudson, L ERA: 3.38	(6, 1)	1.1		7	2	2	2	0	1	0	0	0	0	0	6	10	13.50	2.250
Tim Plodinec, R ERA: 27.0	(7, 1)	0.1		4	3	1	1	0	0	0	0	0	1	0	4	4	27.00	9.000
Joe Grzenda, L ERA: 7.36	(8, 1)	1.0		3	0	0	0	1	0	0	0	0	0	0	5	5	0.00	0.000

PITCHER	IP	WLS	BF	H	R	ER	SO	BB	IBB	HBP	BLK	WP	HR	S	P	ERA	WHIP

Batter	1	2	3	4	5	6	7	8	9	AB	R	H	RBI	BB	SO	LOB
Lou Brock, L (1, 7) OBP: 0.318, SLG: 0.359	K		1B			1B		FC1-5-6		4	0	2	0	0	1	2
Ted Sizemore, R (1, 4) OBP: 0.307, SLG: 0.325	5-3		4-3			1B		K		4	0	1	0	0	1	4
Matty Alou, L (1, 3) OBP: 0.365, SLG: 0.408	4-3			F9		F5			5-3	4	0	0	0	0	0	2
Joe Torre, R (1, 5) OBP: 0.385, SLG: 0.500		P3		5-3		5-3			6-3	4	0	0	0	0	0	2
Ted Simmons, S (1, 2) OBP: 0.322, SLG: 0.428		G4-6-3 1B		K			F9		1-3	4	0	1	0	0	1	0
Jose Cruz, L (1, 8) OBP: 0.259, SLG: 0.245		G4-6-3 1-2f			F7		4-3			3	0	0	0	0	0	1
Luis Melendez, R (1, 9) OBP: 0.240, SLG: 0.309			F9		F9		K			3	0	0	0	0	1	0
Dal Maxvill, R (1, 6) OBP: 0.250, SLG: 0.160			1B		F9			1B		2	0	1	0	0	0	0
Donn Clendenon, R (8, PH) OBP: 0.283, SLG: 0.319										1	0	1	0	0	0	0
Ed Crosby, L (8, 6) OBP: 0.293, SLG: 0.248								1B		0	0	0	0	0	0	0
Scipio Spinks, R (1, 1) OBP: 0.179, SLG: 0.179			K			K		CS FC1-5-6 1-2 1B		3	0	1	0	0	2	1
Inning Stats	R: 0 E: 0 K: 1 S: 5 H: 0 LOB: 0 BB: 0 P: 5	R: 0 E: 0 K: 0 S: 3 H: 1 LOB: 0 BB: 0 P: 3	R: 0 E: 0 K: 1 S: 7 H: 2 LOB: 2 BB: 0 P: 7	R: 0 E: 0 K: 1 S: 5 H: 0 LOB: 0 BB: 0 P: 5	R: 0 E: 0 K: 0 S: 3 H: 0 LOB: 0 BB: 0 P: 3	R: 0 E: 0 K: 1 S: 7 H: 2 LOB: 2 BB: 0 P: 7	R: 0 E: 0 K: 1 S: 5 H: 0 LOB: 0 BB: 0 P: 5	R: 0 E: 0 K: 1 S: 6 H: 2 LOB: 1 BB: 0 P: 6	R: 0 E: 0 K: 0 S: 3 H: 0 LOB: 0 BB: 0 P: 3	1B: 7 2B: 0 3B: 0 HR: 0	SF: 0 SAC: 0 DP: 1 HBP: 0						

PITCHER	IP	WLS	BF	H	R	ER	SO	BB	IBB	HBP	BLK	WP	HR	S	P	ERA	WHIP
Don Sutton, R (1, 1) ERA: 1.14	9.0	W	32	7	0	0	6	0	0	0	0	0	0	44	44	0.00	0.778

PITCHER	IP	WLS	BF	H	R	ER	SO	BB	IBB	HBP	BLK	WP	HR	S	P	ERA	WHIP

TOP

St. Louis Cardinals @ Los Angeles Dodgers

Dodger Stadium, Los Angeles, CA

Sat Jun 03 1972, 7:05 PM PDT

Att. 32,488 - Unknown

livebaseballscorecards.com

AB	32
R	0
H	7
RBI	0
BB	0
SO	6
LOB	12

WP: 0 PB: 0 SB: 0 CS: 1 PA: 32

Batter	1	2	3	4	5	6	7	8	9	AB	R	H	RBI	BB	SO	LOB
Bobby Valentine, R (1, 4) OBP: 0.348, SLG: 0.405	L9		K			BB		6-3		3	0	0	0	1	1	0
Bill Buckner, L (1, 3) OBP: 0.326, SLG: 0.322	F7			1-3		K		F8		4	0	0	0	0	1	1
Willie Davis, L (1, 8) OBP: 0.274, SLG: 0.407	L3			G3		F6				3	0	0	0	0	0	1
Willie Crawford, L (1, 9) OBP: 0.298, SLG: 0.495		FC6-4 P5-1 1B 1B		K		L7				3	0	1	0	0	1	1
Manny Mota, R (1, 7) OBP: 0.336, SLG: 0.473		FC6-4 1-2 1B			E 1B 1B		5-3			3	1	2	0	0	0	0
Steve Garvey, R (1, 5) OBP: 0.324, SLG: 0.403		FC6-4 1-2f 2-3			1-3 1-3		BB			2	0	0	0	1	0	3
Duke Sims, L (1, 2) OBP: 0.269, SLG: 0.286		P5-1 3-Hf			3-H 1B		K			3	0	1	1	0	1	3
Bill Russell, R (1, 6) OBP: 0.326, SLG: 0.444			5-3		K		5-3			3	0	0	0	0	1	2
Don Sutton, R (1, 1) OBP: 0.226, SLG: 0.172			K		K			1-3		3	0	0	0	0	2	1
Inning Stats	R: 0 E: 0 K: 0 S: 3 H: 0 LOB: 0 BB: 0 P: 3	R: 0 E: 0 K: 0 S: 4 H: 2 LOB: 1 BB: 0 P: 4	R: 0 E: 0 K: 2 S: 7 H: 0 LOB: 0 BB: 0 P: 7	R: 0 E: 0 K: 1 S: 5 H: 0 LOB: 0 BB: 0 P: 5	R: 1 E: 1 K: 2 S: 9 H: 2 LOB: 1 BB: 0 P: 9	R: 0 E: 0 K: 1 S: 5 H: 0 LOB: 1 BB: 1 P: 9	R: 0 E: 0 K: 1 S: 5 H: 0 LOB: 1 BB: 1 P: 9	R: 0 E: 0 K: 0 S: 3 H: 0 LOB: 0 BB: 0 P: 3		1B: 4 2B: 1 3B: 0 HR: 0	SF: 0 SAC: 0 DP: 1 HBP: 0						

PITCHER	IP	WLS	BF	H	R	ER	SO	BB	IBB	HBP	BLK	WP	HR	S	P	ERA	WHIP
Scipio Spinks, R (1, 1) ERA: 2.55	8.0	L	29	4	1	0	7	2	0	0	0	0	0	41	49	0.00	0.750

PITCHER	IP	WLS	BF	H	R	ER	SO	BB	IBB	HBP	BLK	WP	HR	S	P	ERA	WHIP

BOTTOM

St. Louis Cardinals @ Los Angeles Dodgers

Dodger Stadium, Los Angeles, CA

Sat Jun 03 1972, 7:05 PM PDT

Att. 32,488 - Unknown

livebaseballscorecards.com

AB	27
R	1
H	4
RBI	1
BB	2
SO	7
LOB	12

1B: 4 2B: 1 3B: 0 HR: 0 SF: 0 SAC: 0 DP: 1 HBP: 0

WP: 0 PB: 0 SB: 0 CS: 0 PA: 29

Batter	1	2	3	4	5	6	7	8	9	AB	R	H	RBI	BB	SO	LOB
Lou Brock, L (1, 7) OBP: 0.315, SLG: 0.360	6-3			F8		E 2B	K		F8	5	0	1	0	0	1	2
Ted Sizemore, R (1, 4) OBP: 0.312, SLG: 0.331	6-3			1-3-5 2B		BB E	F8			3	0	1	0	1	0	2
Donn Clendenon, R (1, 3) OBP: 0.263, SLG: 0.294	K			1-3-5 2-3f		K 1-2 2-3		F9		4	0	0	0	0	2	3
Mike Fiore, L (9, 3) OBP: 0.250, SLG: 0.100										0	0	0	0	0	0	0
Joe Torre, R (1, 5) OBP: 0.388, SLG: 0.515		F3			HR	IBB		K		3	1	1	1	1	1	0
Ted Simmons, S (1, 2) OBP: 0.320, SLG: 0.429		F9			F8 2B	4-3		K		4	0	1	0	0	1	3
Luis Melendez, R (1, 9) OBP: 0.240, SLG: 0.306		6-3			F8 2-3		1B 1B 1B		K	4	1	1	0	0	1	1
Jose Cruz, L (1, 8) OBP: 0.259, SLG: 0.245			4-3		P4		1B 1-3 1B		K	4	0	1	0	0	1	1
Dal Maxvill, R (1, 6) OBP: 0.266, SLG: 0.185			K		6-3		1B 1-2 3-H		HR 1B	4	1	2	1	0	1	1
Bob Gibson, R (1, 1) OBP: 0.077, SLG: 0.192			F9			P4	K		HR 1-H	4	1	1	2	0	1	2
Inning Stats	R: 0 E: 0 K: 1 S: 5 H: 0 LOB: 0 BB: 0 P: 5	R: 0 E: 0 K: 0 S: 3 H: 0 LOB: 0 BB: 0 P: 3	R: 0 E: 0 K: 1 S: 5 H: 0 LOB: 0 BB: 0 P: 5	R: 0 E: 0 K: 0 S: 3 H: 1 LOB: 0 BB: 0 P: 3	R: 1 E: 0 K: 0 S: 5 H: 2 LOB: 1 BB: 0 P: 5	R: 0 E: 1 K: 1 S: 6 H: 1 LOB: 3 BB: 2 P: 14	R: 1 E: 0 K: 2 S: 10 H: 3 LOB: 2 BB: 0 P: 10	R: 0 E: 0 K: 2 S: 7 H: 0 LOB: 0 BB: 0 P: 7	R: 2 E: 0 K: 2 S: 9 H: 2 LOB: 0 BB: 0 P: 9	1B: 4 2B: 4 3B: 0 HR: 2 SF: 0 SAC: 0 DP: 1 HBP: 0	WP: 0 PB: 0 SB: 0 CS: 0 PA: 37					

TOP

St. Louis Cardinals @ Los Angeles Dodgers

Dodger Stadium, Los Angeles, CA

Sun Jun 04 1972, 3:33 AM PDT

Att. 43,818 - Unknown

livebaseballscorecards.com

AB	35
R	4
H	9
RBI	4
BB	2
SO	9
LOB	15

PITCHER		IP	WLS	BF	H	R	ER	SO	BB	IBB	HBP	BLK	WP	HR	S	P	ERA	WHIP
Claude Osteen, L ERA: 1.49	(1, 1)	6.0	L	26	7	2	2	3	1	1	0	0	0	1	30	38	3.00	1.333
Pete Richert, L ERA: 3.75	(7, 1)	3.0		11	2	2	2	6	0	0	0	0	0	1	23	23	6.00	0.667

PITCHER	IP	WLS	BF	H	R	ER	SO	BB	IBB	HBP	BLK	WP	HR	S	P	ERA	WHIP

Batter	1	2	3	4	5	6	7	8	9	AB	R	H	RBI	BB	SO	LOB
Bobby Valentine, R (1, 4) OBP: 0.344, SLG: 0.391	BBBB 4-0 CS BB			x 0-0 ① 1-3		S S S 0-3 ③ K			x 0-0 ③ F8	3	0	0	0	1	1	0
Bill Buckner, L (1, 9) OBP: 0.337, SLG: 0.333	x 0-0 ①② F2 1-2			x 0-0 1B 1B			x 0-0 G4-3-6-4 1B			3	0	2	0	0	0	1
Willie Davis, L (1, 8) OBP: 0.275, SLG: 0.406	x 0-0 ③ P6			x 0-0 ② 1-3 1B			S S S 0-3 ① K			3	0	1	0	0	1	1
Willie Crawford, L (1, 7) OBP: 0.290, SLG: 0.480		x 0-0 ① F8		x 0-0 ③ 1-3			x 0-0 ②③ G4-3-6-4 1-2f			3	0	0	0	0	0	2
Wes Parker, S (1, 3) OBP: 0.375, SLG: 0.311		x 0-0 ② 6-3			x 0-0 G4-6-3 1B			x 0-0 G4-3 1B		3	0	2	0	0	0	0
Steve Garvey, R (1, 5) OBP: 0.318, SLG: 0.394		x 0-0 ③ 5-3			x 0-0 ① F9			S S S 0-3 ① K		3	0	0	0	0	1	2
Duke Sims, L (1, 2) OBP: 0.259, SLG: 0.274			x 0-0 ① L6		x 0-0 ②③ G4-6-3 1-2f			x 0-0 ②③ G4-3 1-2f		3	0	0	0	0	0	2
Bill Russell, R (1, 6) OBP: 0.319, SLG: 0.433			x 0-0 ② F9			S S S 0-3 ① K			x 0-0 ① P4	3	0	0	0	0	1	0
Claude Osteen, L (1, 1) OBP: 0.280, SLG: 0.320 Pete Richert, L (7, 1) OBP: 0.667, SLG: 0.667 Manny Mota, R (9, PH) OBP: 0.333, SLG: 0.469			S S S 0-3 ③ K			S S S 0-3 ② K			x 0-0 ② F7	2 0 1	0 0 0	0 0 0	0 0 0	0 0 0	2 0 0	0 0 0
Inning Stats	R: 0 E: 0 K: 0 S: 2 H: 0 LOB: 0 BB: 1 P: 6	R: 0 E: 0 K: 0 S: 3 H: 0 LOB: 0 BB: 0 P: 3	R: 0 E: 0 K: 1 S: 5 H: 0 LOB: 0 BB: 0 P: 5	R: 0 E: 0 K: 0 S: 4 H: 2 LOB: 1 BB: 0 P: 4	R: 0 E: 0 K: 0 S: 3 H: 1 LOB: 0 BB: 0 P: 3	R: 0 E: 0 K: 3 S: 9 H: 0 LOB: 0 BB: 0 P: 9	R: 0 E: 0 K: 1 S: 5 H: 1 LOB: 0 BB: 0 P: 5	R: 0 E: 0 K: 1 S: 5 H: 1 LOB: 0 BB: 0 P: 5	R: 0 E: 0 K: 0 S: 3 H: 0 LOB: 0 BB: 0 P: 3	1B: 5 2B: 0 3B: 0 HR: 0 SF: 0 SAC: 0 DP: 3 HBP: 0						

PITCHER	IP	WLS	BF	H	R	ER	SO	BB	IBB	HBP	BLK	WP	HR	S	P	ERA	WHIP
Bob Gibson, R (1, 1) ERA: 3.2	9.0	W	28	5	0	0	6	1	0	0	0	0	0	39	43	0.00	0.667

PITCHER	IP	WLS	BF	H	R	ER	SO	BB	IBB	HBP	BLK	WP	HR	S	P	ERA	WHIP

BOTTOM

St. Louis Cardinals @ Los Angeles Dodgers

Dodger Stadium, Los Angeles, CA

Sun Jun 04 1972, 3:33 AM PDT

Att. 43,818 - Unknown

livebaseballscorecards.com

AB	27
R	0
H	5
RBI	0
BB	1
SO	6
LOB	8

WP: 0 PA: 28
PB: 0
SB: 0
CS: 1

Batter	1	2	3	4	5	6	7	8	9	AB	R	H	RBI	BB	SO	LOB
Don Kessinger, S (1, 6) OBP: 0.363, SLG: 0.306	G4-6-3, 1B 1B		5-3		4-3			G5-4-3 1-2f		4	0	1	0	0	0	1
Glenn Beckert, R (1, 4) OBP: 0.285, SLG: 0.312	G4-6-3 1-2 1B		2B			5-3		F7		4	0	2	0	0	0	1
Billy Williams, L (1, 7) OBP: 0.328, SLG: 0.446	G4-6-3 1-2f 2-3		4-3			F9			G4-3 1B	4	0	1	0	0	0	3
Ron Santo, R (1, 5) OBP: 0.363, SLG: 0.539	5-3			K		1B			G4-3 1-2f	4	0	1	0	0	1	2
Jim Hickman, R (1, 9) OBP: 0.374, SLG: 0.449		FC6-4 BB		F8		F8			BB	2	0	0	0	2	0	1
Carmen Fanzone, R (1, 3) OBP: 0.375, SLG: 0.448		F2		FC5-4 BB			6-3		K	3	0	0	0	1	1	2
Jose Cardenal, R (1, 8) OBP: 0.323, SLG: 0.467		FC6-4 1-2f		FC5-4 1-2f			6-3			3	0	0	0	0	0	2
Randy Hundley, R (1, 2) OBP: 0.262, SLG: 0.272		F7			P4		K			3	0	0	0	0	1	1
Bill Hands, R (1, 1)			K		F7			G5-4-3 BB		2	0	0	0	0	1	0
Steve Hamilton, L (7, 1)										0	0	0	0	0	0	0
Paul Popovich, S (8, PH) OBP: 0.250, SLG: 0.190										0	0	0	0	1	0	0
Gene Hiser, L (8, PR) OBP: 0.400, SLG: 0.294										0	0	0	0	0	0	0
Jack Aker, R (8, 1)										0	0	0	0	0	0	0
Inning Stats	R: 0 E: 0 K: 0 S: 4 H: 2 LOB: 1 BB: 0 P: 4	R: 0 E: 0 K: 0 S: 3 H: 0 LOB: 1 BB: 1 P: 7	R: 0 E: 0 K: 1 S: 6 H: 1 LOB: 1 BB: 0 P: 6	R: 0 E: 0 K: 1 S: 5 H: 0 LOB: 1 BB: 1 P: 9	R: 0 E: 0 K: 0 S: 3 H: 0 LOB: 0 BB: 0 P: 3	R: 0 E: 0 K: 0 S: 4 H: 1 LOB: 1 BB: 0 P: 4	R: 0 E: 0 K: 1 S: 5 H: 0 LOB: 0 BB: 0 P: 5	R: 0 E: 0 K: 0 S: 2 H: 0 LOB: 1 BB: 1 P: 6	R: 0 E: 0 K: 1 S: 5 H: 1 LOB: 1 BB: 1 P: 9	1B: 4 2B: 1 3B: 0 HR: 0 SF: 0 SAC: 0 DP: 3 HBP: 0						

PITCHER	IP	WLS	BF	H	R	ER	SO	BB	IBB	HBP	BLK	WP	HR	S	P	ERA	WHIP
Al Downing, L (1, 1) ERA: 2.26	9.0	W	33	5	0	0	4	4	0	0	0	0	0	37	53	0.00	1.000

PITCHER	IP	WLS	BF	H	R	ER	SO	BB	IBB	HBP	BLK	WP	HR	S	P	ERA	WHIP

TOP

Chicago Cubs @ Los Angeles Dodgers

Dodger Stadium, Los Angeles, CA

Tue Jun 06 1972, 7:05 PM PDT

Att. 24,361 - Unknown - 74 F

livebaseballscorecards.com

AB	29
R	0
H	5
RBI	0
BB	4
SO	4
LOB	13

PA: 33

WP: 0 PB: 0 SB: 0 CS: 0

BOTTOM

Chicago Cubs @ Los Angeles Dodgers

Dodger Stadium, Los Angeles, CA

Tue Jun 06 1972, 7:05 PM PDT

Att. 24,361 - Unknown - 74 F

livebaseballscorecards.com

Batter	1	2	3	4	5	6	7	8	9	AB	R	H	RBI	BB	SO	LOB
Bobby Valentine, R (1, 4) OBP: 0.347, SLG: 0.402	1B	F9			6-3		2B	F7		5	2	2	0	0	0	0
Bill Buckner, L (1, 3) (8, 9) OBP: 0.343, SLG: 0.340	F5	6-3			1B		1B 2B 2-3			4	1	2	0	0	0	1
Willie Davis, L (1, 8) OBP: 0.275, SLG: 0.403	1B BB 1-3 1B		K		F5		F6			4	1	1	0	0	1	3
Frank Robinson, R (1, 9) OBP: 0.396, SLG: 0.489	BB 1-2 1B		5-3			BB	2B 1-3 3-H 1B			3	1	2	1	1	0	0
Wes Parker, S (7, PR) (8, 3) OBP: 0.375, SLG: 0.311						1B				0	0	0	0	0	0	0
Willie Crawford, L (1, 7) OBP: 0.291, SLG: 0.475	1B 1-2 2-3 3-H 1B		K			F8	2B 1-3 3-H			3	0	1	1	0	1	1
Manny Mota, R (7, PH) (8, 7) OBP: 0.339, SLG: 0.482										1	0	1	1	0	0	0
Steve Garvey, R (1, 5) OBP: 0.316, SLG: 0.386	K			F4		L7	IBB			3	0	0	0	1	1	4
Duke Sims, L (1, 2) OBP: 0.271, SLG: 0.276	1-3 2-H 3-H 1B			G3		BB 1-2	1-3			3	0	1	2	1	0	3
Bill Russell, R (1, 6) OBP: 0.309, SLG: 0.420	F3			6-3		F7		K		4	0	0	0	0	1	4
Al Downing, R (1, 1) OBP: 0.154, SLG: 0.160		4-3			K		K	G2		4	0	0	0	0	2	0
Inning Stats	R: 3 E: 0 K: 1 S: 9 / H: 4 LOB: 2 BB: 1 P: 13	R: 0 E: 0 K: 0 S: 3 / H: 0 LOB: 0 BB: 0 P: 3	R: 0 E: 0 K: 2 S: 7 / H: 0 LOB: 0 BB: 0 P: 7	R: 0 E: 0 K: 0 S: 3 / H: 0 LOB: 0 BB: 0 P: 3	R: 0 E: 0 K: 1 S: 6 / H: 1 LOB: 1 BB: 0 P: 6	R: 0 E: 0 K: 0 S: 4 / H: 1 LOB: 2 BB: 1 P: 8	R: 2 E: 0 K: 1 S: 9 / H: 4 LOB: 3 BB: 1 P: 13	R: 0 E: 0 K: 1 S: 5 / H: 0 LOB: 0 BB: 0 P: 5		1B: 8 2B: 2 3B: 0 HR: 0	SF: 0 SAC: 0 DP: 0 HBP: 0		WP: 0 PB: 0 SB: 0 CS: 0	PA: 37			

	AB	34
	R	5
	H	10
	RBI	5
	BB	3
	SO	6
	LOB	16

PITCHER		IP	WLS	BF	H	R	ER	SO	BB	IBB	HBP	BLK	WP	HR	S	P	ERA	WHIP
Bill Hands, R ERA: 2.84	(1, 1)	6.2	L	31	9	5	5	5	2	0	0	0	0	0	39	47	6.75	1.650
Steve Hamilton, L ERA:	(7, 1)	0.1		3	1	0	0	0	0	1	0	0	0	0	2	6	0.00	3.000
Jack Aker, R ERA: 1.54	(8, 1)	1.0		3	0	0	0	1	0	0	0	0	0	0	5	5	0.00	0.000

PITCHER	IP	WLS	BF	H	R	ER	SO	BB	IBB	HBP	BLK	WP	HR	S	P	ERA	WHIP

Batter	1	2	3	4	5	6	7	8	9	AB	R	H	RBI	BB	SO	LOB
Don Kessinger, S (1, 6) OBP: 0.362, SLG: 0.302	B B B B 4-0 S HR BB		x 0-0 ① SH3-4 1-2		x 0-0 ② F7		x 0-0 ② G3			2	1	0	0	1	0	1
Glenn Beckert, R (1, 4) OBP: 0.279, SLG: 0.305	S S S 0-3 ① K 1-2		S S S 0-3 ② K		x 0-0 ③ 5-3		x 0-0 ③ 5-3			4	0	0	0	0	2	3
Billy Williams, L (1, 7) OBP: 0.337, SLG: 0.470	x 0-0 2-H HR		x 0-0 ③ 6-3			x 0-0 1B HR 1B		x 0-0 1-3 SH1-3 1B		4	2	3	2	0	0	1
Ron Santo, R (1, 5) OBP: 0.352, SLG: 0.522	S S S 0-3 ② K			S S S 0-3 ① K		x 0-0 ① L7		x 0-0 ① SH1-3 1-2		3	0	0	0	0	2	1
Rick Monday, L (1, 8) OBP: 0.424, SLG: 0.473	x 0-0 ③ F7			x 0-0 ② 4-3		x 0-0 1-2 HR 1B		x 0-0 ② 1-3 2-3		4	1	1	0	0	0	1
Jose Cardenal, R (1, 9) OBP: 0.322, SLG: 0.458		x 0-0 ① F9		B B B B 4-0 S BB		x 0-0 ② F8		x 0-0 ③ 4-3		3	0	0	0	1	0	3
Carmen Fanzone, R (1, 3) OBP: 0.370, SLG: 0.473		S S S 0-3 ② K		x 0-0 ③ F7 1-2		x 0-0 1-H 2-H HR			S S S 0-3 ① K	4	1	1	3	0	2	1
Randy Hundley, R (1, 2) OBP: 0.262, SLG: 0.271		x 0-0 ③ F7			x 0-0 FC3-6 1B	x 0-0 ③ F4			x 0-0 ② 6-3	4	0	1	0	0	0	0
Burt Hooton, R (1, 1) OBP: 0.138, SLG: 0.074			x 0-0 SH3-4 1B		x 0-0 ① FC3-6 1-2f		S S S 0-3 ① K		x 0-0 ③ 6-3	4	0	1	0	0	1	1
Inning Stats	R: 2 H: 1 E: 0 LOB: 0 K: 2 BB: 1 S: 8 P: 12	R: 0 H: 0 E: 0 LOB: 0 K: 1 BB: 0 S: 5 P: 5	R: 0 H: 1 E: 0 LOB: 1 K: 1 BB: 0 S: 6 P: 6	R: 0 H: 0 E: 0 LOB: 1 K: 1 BB: 1 S: 5 P: 9	R: 0 H: 1 E: 0 LOB: 1 K: 0 BB: 0 S: 4 P: 4	R: 3 H: 3 E: 0 LOB: 0 K: 0 BB: 0 S: 6 P: 6	R: 0 H: 0 E: 0 LOB: 0 K: 1 BB: 0 S: 5 P: 5	R: 0 H: 1 E: 0 LOB: 1 K: 0 BB: 0 S: 4 P: 4	R: 0 H: 0 E: 0 LOB: 0 K: 1 BB: 0 S: 5 P: 5	1B: 5 SF: 0 2B: 0 SAC: 2 3B: 0 DP: 0 HR: 2 HBP: 0						WP: 0 PA: 36 PB: 0 SB: 2 CS: 0	

Chicago Cubs @ Los Angeles Dodgers

Dodger Stadium, Los Angeles, CA

Wed Jun 07 1972, 7:05 PM PDT

Att. 16,210 - Unknown - 60 F

TOP

livebaseballscorecards.com

AB	32
R	5
H	7
RBI	5
BB	2
SO	7
LOB	12

PITCHER		IP	WLS	BF	H	R	ER	SO	BB	IBB	HBP	BLK	WP	HR	S	P	ERA	WHIP
Bill Singer, R ERA: 3.24	(1, 1)	6.0	L	26	6	5	5	5	2	0	0	0	0	2	34	42	7.50	1.333
Mike Strahler, R ERA: 3.52	(7, 1)	2.0		7	1	0	0	1	0	0	0	0	0	0	9	9	0.00	0.500
Hoyt Wilhelm, R ERA: 3.86	(9, 1)	1.0		3	0	0	0	1	0	0	0	0	0	0	5	5	0.00	0.000

PITCHER	IP	WLS	BF	H	R	ER	SO	BB	IBB	HBP	BLK	WP	HR	S	P	ERA	WHIP

Batter	1	2	3	4	5	6	7	8	9	AB	R	H	RBI	BB	SO	LOB
Bobby Valentine, R (1, 4) OBP: 0.340, SLG: 0.392	F4		5-3		4-3	6-3 1-2 2-3			L3 1B	5	0	1	0	0	0	2
Bill Buckner, L (1, 3) OBP: 0.355, SLG: 0.353	1B		1B 1B 1B		1B 1B		L8		F8	5	1	3	0	0	0	1
Willie Davis, L (1, 8) OBP: 0.278, SLG: 0.403	F8		1B 1-2 1B		1B 1-3 1B		K		L3 1-2	5	0	2	0	0	1	2
Frank Robinson, R (1, 9) OBP: 0.399, SLG: 0.489	K		1B 1-2 2-3 1B		G6-3 1-2 3-H 1B	6-3				4	0	2	1	0	1	1
Willie Crawford, L (1, 7) OBP: 0.281, SLG: 0.457		6-3	F5		G6-3 1-2f			F6		4	0	0	0	0	0	5
Steve Garvey, R (1, 5) OBP: 0.321, SLG: 0.389		E5 4-3 1B		1B		5-3		F8		4	0	2	0	0	0	0
Duke Sims, L (1, 2) OBP: 0.281, SLG: 0.288		4-3 2-3		K		WP BB 1B		1B 1B		4	0	2	0	0	1	2
Bill Russell, R (1, 6) OBP: 0.308, SLG: 0.415		K		F9		K		1B 1-2 1B		4	0	1	0	0	2	3
Bill Singer, R (1, 1) OBP: 0.200, SLG: 0.208			G3	K		WP 1-2 BB		F7		2	0	0	0	0	1	1
Jim Lefebvre, S (6, PH) OBP: 0.300, SLG: 0.364										0	0	0	0	1	0	0
Mike Strahler, R (7, 1)										0	0	0	0	0	0	0
Wes Parker, S (8, PH) OBP: 0.372, SLG: 0.308										1	0	0	0	0	0	2
Hoyt Wilhelm, R (9, 1)										0	0	0	0	0	0	0
Inning Stats	R: 0 E: 0 K: 1 S: 6 H: 1 LOB: 1 BB: 0 P: 6	R: 0 E: 1 K: 1 S: 6 H: 1 LOB: 1 BB: 0 P: 6	R: 0 E: 0 K: 0 S: 6 H: 3 LOB: 3 BB: 0 P: 6	R: 0 E: 0 K: 2 S: 8 H: 1 LOB: 1 BB: 0 P: 8	R: 1 E: 0 K: 0 S: 5 H: 3 LOB: 1 BB: 0 P: 5	R: 0 E: 0 K: 1 S: 6 H: 1 LOB: 2 BB: 1 P: 10	R: 0 E: 0 K: 1 S: 5 H: 0 LOB: 0 BB: 0 P: 5	R: 0 E: 0 K: 0 S: 5 H: 2 LOB: 2 BB: 0 P: 5	R: 0 E: 0 K: 0 S: 3 H: 1 LOB: 0 BB: 0 P: 3	1B: 13 2B: 1 3B: 0 HR: 0 SF: 0 SAC: 0 DP: 2 HBP: 0						

PITCHER	IP	WLS	BF	H	R	ER	SO	BB	IBB	HBP	BLK	WP	HR	S	P	ERA	WHIP
Burt Hooton, R (1, 1) ERA: 2.42	9.0	W	39	13	1	1	6	1	0	0	0	1	0	50	54	1.00	1.556

PITCHER	IP	WLS	BF	H	R	ER	SO	BB	IBB	HBP	BLK	WP	HR	S	P	ERA	WHIP

BOTTOM

Chicago Cubs @ Los Angeles Dodgers

Dodger Stadium, Los Angeles, CA

Wed Jun 07 1972, 7:05 PM PDT

Att. 16,210 - Unknown - 60 F

livebaseballscorecards.com

AB	38
R	1
H	13
RBI	1
BB	1
SO	6
LOB	19

WP: 1 PB: 0 SB: 0 CS: 0 PA: 39

Batter	1	2	3	4	5	6	7	8	9	AB	R	H	RBI	BB	SO	LOB
Don Kessinger, S (1, 6) OBP: 0.354, SLG: 0.294	6-3		4-3		K		FC3-6 CS 1-2f			4	0	0	0	0	1	2
Glenn Beckert, R (1, 4) OBP: 0.280, SLG: 0.306	5-3			BB 1B 1B	FC5-4 1-2f		CS 1-2	P6 FC1-4 BB		3	1	1	0	0	0	1
Paul Popovich, S (7, PH) OBP: 0.240, SLG: 0.182 (7, 4)										1	0	0	0	0	0	0
Billy Williams, L (1, 7) OBP: 0.335, SLG: 0.462	K			F4		4-3		BBBB FC1-4 1-2 BB		3	0	0	0	1	1	1
Ron Santo, R (1, 5) OBP: 0.349, SLG: 0.505		K		K		BBBB FC5 1B BB		K		3	0	0	0	1	3	3
Carmen Fanzone, R (1, 3) OBP: 0.375, SLG: 0.462		BBBB BB		BBBB 1B 1-2 BB		F4		FC1-4 S 1-2f 2-3		2	0	0	0	2	0	3
Jose Cardenal, R (1, 8) OBP: 0.326, SLG: 0.459		K		1-2 2-H 1B		1-2 1B		L6 1-2		4	0	2	1	0	1	3
Jim Hickman, R (1, 9) OBP: 0.362, SLG: 0.432		F9		K		FC5 2-3f			K	4	0	0	0	0	2	5
Randy Hundley, R (1, 2) OBP: 0.261, SLG: 0.270			F4		K		FC5-6 1B		F8	4	0	1	0	0	1	0
Juan Pizarro, L (1, 1) OBP: 0.125, SLG: 0.125			K		FC5-4 1B		FC5-6 1-2f FC3-6		K	3	0	1	0	0	1	1
Bill North, S (9, PH) OBP: 0.192, SLG: 0.160										1	0	0	0	0	1	0
Inning Stats	R: 0 H: 0 E: 0 LOB: 0 K: 1 BB: 0 S: 5 P: 5	R: 0 H: 0 E: 0 LOB: 1 K: 2 BB: 1 S: 7 P: 11	R: 0 H: 0 E: 0 LOB: 0 K: 1 BB: 0 S: 5 P: 5	R: 1 H: 2 E: 0 LOB: 2 K: 2 BB: 1 S: 9 P: 13	R: 0 H: 1 E: 0 LOB: 1 K: 2 BB: 0 S: 8 P: 8	R: 0 H: 1 E: 0 LOB: 2 K: 0 BB: 1 S: 4 P: 8	R: 0 H: 1 E: 0 LOB: 0 K: 0 BB: 0 S: 3 P: 3	R: 0 H: 0 E: 1 LOB: 2 K: 1 BB: 1 S: 6 P: 10	R: 0 H: 0 E: 0 LOB: 0 K: 2 BB: 0 S: 7 P: 7	1B: 5 SF: 0 2B: 0 SAC: 0 3B: 0 DP: 0 HR: 0 HBP: 0						

PITCHER		IP	WLS	BF	H	R	ER	SO	BB	IBB	HBP	BLK	WP	HR	S	P	ERA	WHIP
Tommy John, L ERA: 2.81	(1, 1)	8.0	W	33	5	1	1	9	4	0	0	0	0	0	47	63	1.12	1.125
Jim Brewer, L ERA: 1.15	(9, 1)	1.0	S	3	0	0	0	2	0	0	0	0	0	0	7	7	0.00	0.000

PITCHER	IP	WLS	BF	H	R	ER	SO	BB	IBB	HBP	BLK	WP	HR	S	P	ERA	WHIP

TOP

Chicago Cubs @ Los Angeles Dodgers

Dodger Stadium, Los Angeles, CA

Thu Jun 08 1972, 7:05 PM PDT

Att. 17,005 - Unknown - 68 F

livebaseballscorecards.com

AB	32
R	1
H	5
RBI	1
BB	4
SO	11
LOB	19

WP: 0	PA: 37		
PB: 0			
SB: 1			
CS: 1			

BOTTOM

Chicago Cubs @ Los Angeles Dodgers

Dodger Stadium, Los Angeles, CA

Thu Jun 08 1972, 7:05 PM PDT

Att. 17,005 - Unknown - 68 F

livebaseballscorecards.com

Batter	1	2	3	4	5	6	7	8	9	AB	R	H	RBI	BB	SO	LOB
Bobby Valentine, R (1, 4) OBP: 0.339, SLG: 0.390	F4			FC5 1B; 1B		F9		SH3-4 1-2		3	0	1	0	0	0	0
Bill Russell, R (1, 6) OBP: 0.306, SLG: 0.410	K			K		FC6-4 1B		F9 2-H		4	0	1	0	0	2	1
Willie Davis, L (1, 8) OBP: 0.277, SLG: 0.400	4-3			FC5 1-2 1B		FC6-4 FC6-4 1-2f		F6		4	0	1	0	0	0	1
Frank Robinson, R (1, 9) OBP: 0.398, SLG: 0.482		BBBB G6-4-3 BB		FC5 1-2 2-3f		FC6-4 1-2f				2	0	0	0	1	0	3
Manny Mota, R (1, 7) OBP: 0.331, SLG: 0.470		G6-4-3 1-2f		6-3			P4-3			3	0	0	0	0	0	3
Wes Parker, S (1, 3) OBP: 0.363, SLG: 0.299		L9			L8		F2			3	0	0	0	0	0	0
Steve Garvey, R (1, 5) OBP: 0.321, SLG: 0.408			F2		F9		HR			3	1	1	1	0	0	0
Chris Cannizzaro, R (1, 2) OBP: 0.323, SLG: 0.328			L4		2B		P4-3			3	0	1	0	0	0	0
Tommy John, R (1, 1) OBP: 0.087, SLG: 0.087			5-3		4-3			BBBB SH3-4 WP BB		2	0	0	0	0	0	1
Billy Grabarkewitz, R (8, PH) OBP: 0.289, SLG: 0.216										0	1	0	0	1	0	0
Jim Brewer, L (9, 1)										0	0	0	0	0	0	0

Inning Stats	1	2	3	4	5	6	7	8	9
R	0	0	0	0	0	0	1	0	
E	0	0	0	0	0	0	0	0	
K	1	0	0	1	0	0	0	0	
S	5	2	3	7	4	4	4	3	
H	0	0	0	2	1	1	1	0	
LOB	0	0	0	2	1	1	0	0	
BB	0	1	0	0	0	0	0	1	
P	5	6	3	7	4	4	4	7	

	AB	27
	R	2
	H	5
	RBI	1
	BB	2
	SO	2
	LOB	9

	1B:	3	SF:	0	WP:	2	PA:	30
	2B:	1	SAC:	1	PB:	0		
	3B:	0	DP:	1	SB:	0		
	HR:	1	HBP:	0	CS:	0		

PITCHER	IP	WLS	BF	H	R	ER	SO	BB	IBB	HBP	BLK	WP	HR	S	P	ERA	WHIP
Juan Pizarro, L (1, 1) ERA: 2.61	8.0	L	30	5	2	2	2	2	0	0	0	1	1	32	40	2.25	0.875

PITCHER	IP	WLS	BF	H	R	ER	SO	BB	IBB	HBP	BLK	WP	HR	S	P	ERA	WHIP

Batter	1	2	3	4	5	6	7	8	9	AB	R	H	RBI	BB	SO	LOB
Rennie Stennett, R (1, 4) OBP: 0.354, SLG: 0.520	E4 1B 1B	1B 1B		F3 ②		6-3 ② 2-3			F8 ①	5	1	1	0	0	0	1
Vic Davalillo, L (1, 7) OBP: 0.433, SLG: 0.517	0-0 1B 1-2 1B 1B	S S S 0-3 ① K		0-0 1B		0-0 ③ F9			0-0 ② 4-3	5	1	2	0	0	1	2
Roberto Clemente, R (1, 9) OBP: 0.372, SLG: 0.476	0-0 1B 1-3 2-H 1B 1B	0-0 1-3 1B		0-0 ③ 4-3			0-0 G4-6-3 1B		0-0 ③ 1-3	5	1	3	1	0	0	1
Willie Stargell, L (1, 3) OBP: 0.386, SLG: 0.640	0-0 E 1B FC6 1-2 3-H 1B	S S S 0-3 ② K			0-0 ① 5-3		0-0 ① ② G4-6-3 1-2f			4	1	1	1	0	1	3
Al Oliver, L (1, 8) OBP: 0.362, SLG: 0.428	0-0 E E 1-2 2-H 1B	0-0 ③ 4-3			0-0 FC3-6 1B		0-0 ③ G3			4	1	2	1	0	0	2
Richie Hebner, L (1, 5) OBP: 0.371, SLG: 0.496	S S S 0-3 ① K		0-0 ① F2		0-0 ② FC3-6 1-2f			0-0 1B		4	0	1	0	0	1	3
Manny Sanguillen, R (1, 2) OBP: 0.356, SLG: 0.441	0-0 E5 FC6 1-2 2-3		0-0 ② 6-3		0-0 ③ 5-3			0-0 ① F9		4	0	0	0	0	0	4
Jackie Hernandez, R (1, 6) OBP: 0.261, SLG: 0.301	0-0 ② FC6 1-2f 2-H 3-H		0-0 ③ 4-3			0-0 6-3 SH3-4 1B		S S S 0-3 ② K		4	0	1	1	0	1	2
Steve Blass, R (1, 1) OBP: 0.226, SLG: 0.233	S S S 0-3 ③ K			S S S 0-3 ① K		0-0 ① SH3-4 1-2		0-0 ③ 5-3		3	0	0	0	0	2	2
Inning Stats	R: 5 E: 3 K: 2 S: 13 H: 4 LOB: 1 BB: 0 P: 13	R: 0 E: 0 K: 2 S: 9 H: 2 LOB: 2 BB: 0 P: 9	R: 0 E: 0 K: 0 S: 3 H: 0 LOB: 0 BB: 0 P: 3	R: 0 E: 0 K: 1 S: 6 H: 1 LOB: 1 BB: 0 P: 6	R: 0 E: 0 K: 0 S: 4 H: 1 LOB: 1 BB: 0 P: 4	R: 0 E: 0 K: 0 S: 4 H: 1 LOB: 1 BB: 0 P: 4	R: 0 E: 0 K: 0 S: 3 H: 1 LOB: 0 BB: 0 P: 3	R: 0 E: 0 K: 1 S: 6 H: 1 LOB: 1 BB: 0 P: 6	R: 0 E: 0 K: 0 S: 3 H: 0 LOB: 0 BB: 0 P: 3	1B: 11 2B: 0 3B: 0 HR: 0 SF: 0 SAC: 1 DP: 1 HBP: 0						

PITCHER		IP	WLS	BF	H	R	ER	SO	BB	IBB	HBP	BLK	WP	HR	S	P	ERA	WHIP
Don Sutton, R ERA: 1.25	(1, 1)	7.0	L	32	10	5	2	5	0	0	0	0	0	0	42	42	2.57	1.429
Hoyt Wilhelm, R ERA: 3.38	(8, 1)	2.0		7	1	0	0	1	0	0	0	0	0	0	9	9	0.00	0.500

PITCHER	IP	WLS	BF	H	R	ER	SO	BB	IBB	HBP	BLK	WP	HR	S	P	ERA	WHIP

TOP

Pittsburgh Pirates @ Los Angeles Dodgers

Dodger Stadium, Los Angeles, CA

Fri Jun 09 1972, 7:05 PM PDT

Att. 35,078 - Unknown

livebaseballscorecards.com

AB	38
R	5
H	11
RBI	4
BB	0
SO	6
LOB	20

WP: 0 PA: 39
PB: 0
SB: 0
CS: 0

Batter	1	2	3	4	5	6	7	8	9	AB	R	H	RBI	BB	SO	LOB
Bobby Valentine, R (1, 4) OBP: 0.336, SLG: 0.379	BBBB 4-0 BB BB BB		x 0-0 ① 4-3		x 0-0 ② 6-3		x 0-0 ③ F3			3	0	0	0	1	0	0
Bill Buckner, L (1, 3) OBP: 0.360, SLG: 0.352	BBBB 4-0 1-2 BB BB		x 0-0 BB 1B		x 0-0 ③ F3			x 0-0 ① 6-3		3	0	1	0	1	0	0
Willie Davis, L (1, 8) OBP: 0.272, SLG: 0.392	SSS 0-3 ① K		x 0-0 ② F7			x 0-0 ① 4-3		x 0-0 ② F9		4	0	0	0	0	1	3
Frank Robinson, R (1, 9) OBP: 0.400, SLG: 0.500	x 0-0 ② F5		BBBB 4-0 1-2 BB			x 0-0 HR		x 0-0 ③ 5-3		3	1	1	1	1	0	2
Willie Crawford, L (1, 7) OBP: 0.297, SLG: 0.458	BBBB 4-0 1-2 2-3 BB		SSS 0-3 ③ K			BBBB 4-0 BB			x 0-0 G6-4-3 1B	2	0	1	0	2	1	2
Steve Garvey, R (1, 5) OBP: 0.313, SLG: 0.397	x 0-0 ③ F3			x 0-0 ① 6-3		x 0-0 ② L4			x 0-0 ① ② G6-4-3 1-2f	4	0	0	0	0	0	5
Duke Sims, L (1, 2) OBP: 0.269, SLG: 0.274		x 0-0 ① L8		x 0-0 ② L9		x 0-0 ③ L4			x 0-0 ③ P6	4	0	0	0	0	0	1
Bill Russell, R (1, 6) OBP: 0.300, SLG: 0.401		x 0-0 ② F6		x 0-0 ③ 4-3			x 0-0 ① F8			3	0	0	0	0	0	0
Don Sutton, R (1, 1) OBP: 0.212, SLG: 0.161 Billy Grabarkewitz, R (7, PH) OBP: 0.283, SLG: 0.211 Hoyt Wilhelm, R (8, 1)		SSS 0-3 ③ K			SSS 0-3 ① K		SSS 0-3 ② K			2	0	0	0	0	2	0
										1	0	0	0	0	1	0
										0	0	0	0	0	0	0
Inning Stats	R: 0 H: 0 E: 0 LOB: 3 K: 1 BB: 3 S: 5 P: 17	R: 0 H: 0 E: 0 LOB: 0 K: 1 BB: 0 S: 5 P: 5	R: 0 H: 1 E: 0 LOB: 2 K: 1 BB: 1 S: 6 P: 10	R: 0 H: 0 E: 0 LOB: 0 K: 0 BB: 0 S: 3 P: 3	R: 0 H: 0 E: 0 LOB: 0 K: 1 BB: 0 S: 5 P: 5	R: 1 H: 1 E: 0 LOB: 1 K: 0 BB: 1 S: 4 P: 8	R: 0 H: 0 E: 0 LOB: 0 K: 1 BB: 0 S: 5 P: 5	R: 0 H: 0 E: 0 LOB: 0 K: 0 BB: 0 S: 3 P: 3	R: 0 H: 1 E: 0 LOB: 0 K: 0 BB: 0 S: 3 P: 3	1B: 2 SF: 0 2B: 0 SAC: 0 3B: 0 DP: 1 HR: 1 HBP: 0							

PITCHER	IP	WLS	BF	H	R	ER	SO	BB	IBB	HBP	BLK	WP	HR	S	P	ERA	WHIP
Steve Blass, R (1, 1) ERA: 2.88	9.0	W	34	3	1	1	5	5	0	0	0	0	1	39	59	1.00	0.889

PITCHER	IP	WLS	BF	H	R	ER	SO	BB	IBB	HBP	BLK	WP	HR	S	P	ERA	WHIP

BOTTOM

Pittsburgh Pirates @ Los Angeles Dodgers

Dodger Stadium, Los Angeles, CA

Fri Jun 09 1972, 7:05 PM PDT

Att. 35,078 - Unknown

livebaseballscorecards.com

AB	29
R	1
H	3
RBI	1
BB	5
SO	5
LOB	13

Pittsburgh Pirates @ Los Angeles Dodgers

Dodger Stadium, Los Angeles, CA

Sat Jun 10 1972, 7:05 PM PDT

Att. 38,937 - Unknown

TOP

livebaseballscorecards.com

Batter	1	2	3	4	5	6	7	8	9	AB	R	H	RBI	BB	SO	LOB
Bill Mazeroski, R (1, 4) OBP: 0.308, SLG: 0.222	F3 1B 2B		F8			6-3		4-3		4	1	1	0	0	0	0
Rennie Stennett, R (1, 8) OBP: 0.350, SLG: 0.510	F3 2-3		F9			6-3		1B		4	0	1	0	0	0	1
Roberto Clemente, R (1, 9) OBP: 0.369, SLG: 0.471	FC6-4 1B 3-H			4-3		4-3		F8		4	0	1	1	0	0	1
Willie Stargell, L (1, 7) Vic Davalillo, L (9, PR) OBP: 0.383, SLG: 0.630 OBP: 0.433, SLG: 0.517	K			6-3			K		1-3 1B	4 0	0 0	1 0	0 0	0 0	2 0	1 0
Manny Sanguillen, R (1, 2) OBP: 0.359, SLG: 0.440	FC6-4 1-2f			1B			1B BB		1-3 1-2	3	0	1	0	1	0	2
Jose Pagan, R (1, 5) OBP: 0.356, SLG: 0.545		F9		F8			1-3 1B		F5	4	0	1	0	0	0	3
Bob Robertson, R (1, 3) OBP: 0.277, SLG: 0.227		F9			F9		IBB		F3	3	0	0	0	1	0	2
Jackie Hernandez, R (1, 6) OBP: 0.253, SLG: 0.291		4-3			4-3		4-3			3	0	0	0	0	0	2
Luke Walker, L (1, 1)			6-3		K			K		3	0	0	0	0	2	0

	AB	32
	R	1
	H	6
	RBI	1
	BB	2
	SO	4
	LOB	12

Inning Stats	1	2	3	4	5	6	7	8	9
	R: 1 E: 0 K: 1 S: 7	R: 0 E: 0 K: 0 S: 3	R: 0 E: 0 K: 0 S: 3	R: 0 E: 0 K: 0 S: 4	R: 0 E: 0 K: 1 S: 5	R: 0 E: 0 K: 0 S: 3	R: 0 E: 0 K: 1 S: 5	R: 0 E: 0 K: 1 S: 6	R: 0 E: 0 K: 0 S: 4
	H: 2 LOB: 1 BB: 0 P: 7	H: 0 LOB: 0 BB: 0 P: 3	H: 0 LOB: 0 BB: 0 P: 3	H: 1 LOB: 1 BB: 0 P: 4	H: 0 LOB: 0 BB: 0 P: 5	H: 0 LOB: 0 BB: 0 P: 3	H: 1 LOB: 2 BB: 2 P: 13	H: 1 LOB: 1 BB: 0 P: 6	H: 1 LOB: 2 BB: 0 P: 4

	1B	5	SF	0	WP	0	PA	34
	2B	1	SAC	0	PB	0		
	3B	0	DP	0	SB	0		
	HR	0	HBP	0	CS	0		

PITCHER		IP	WLS	BF	H	R	ER	SO	BB	IBB	HBP	BLK	WP	HR	S	P	ERA	WHIP
Claude Osteen, L ERA: 1.44	(1, 1)	8.1	W	32	6	1	1	4	1	1	0	0	0	0	38	46	1.08	0.840
Jim Brewer, L ERA: 1.13	(9, 1)	0.2	S	2	0	0	0	0	0	0	0	0	0	0	2	2	0.00	0.000

PITCHER	IP	WLS	BF	H	R	ER	SO	BB	IBB	HBP	BLK	WP	HR	S	P	ERA	WHIP

Batter	1	2	3	4	5	6	7	8	9	AB	R	H	RBI	BB	SO	LOB
Maury Wills, S (1, 6) OBP: 0.171, SLG: 0.167	L9		G6-3 1-2f			SH3-4 1-2		SH1-4 1B 1B		3	1	1	0	0	0	1
Bill Buckner, L (1, 3) OBP: 0.360, SLG: 0.361	4-3			2B		4-3 2-H		SH1-4 1-2		3	0	1	1	0	0	0
Manny Mota, R (1, 7) OBP: 0.336, SLG: 0.467	4-3			6-3		BB BBB 4-0		G4-3 2-H 1B		3	0	1	1	1	0	1
Frank Robinson, R (1, 9) OBP: 0.397, SLG: 0.493		BB 1B		5-3		F7		G4-3 1-2f		4	0	1	0	0	0	3
Wes Parker, S (1, 8) OBP: 0.354, SLG: 0.291		K		4-3			K			3	0	0	0	0	2	2
Steve Garvey, R (1, 5) OBP: 0.325, SLG: 0.405		G5-4-3 1-2 BB BBB 4-0			G6-4-3 1B		FC 1B			2	0	2	0	1	0	0
Bobby Valentine, R (1, 4) OBP: 0.328, SLG: 0.368		G5-4-3 1-2f			G6-4-3 1-2f		FC 1-2			3	0	0	0	0	0	4
Chris Cannizzaro, R (1, 2) OBP: 0.309, SLG: 0.311			K		4-3		F8			3	0	0	0	0	1	2
Claude Osteen, L (1, 1) OBP: 0.321, SLG: 0.357 Jim Brewer, L (9, 1)			G6-3 1B			WP SH3-4 4-3 1B	F8			3 0	1 0	2 0	0 0	0 0	0 0	2 0
Inning Stats	R: 0 E: 0 K: 0 S: 3 H: 0 LOB: 0 BB: 0 P: 3	R: 0 E: 0 K: 1 S: 5 H: 1 LOB: 1 BB: 1 P: 9	R: 0 E: 0 K: 1 S: 5 H: 1 LOB: 0 BB: 0 P: 5	R: 0 E: 0 K: 0 S: 4 H: 1 LOB: 1 BB: 0 P: 4	R: 0 E: 0 K: 0 S: 3 H: 1 LOB: 0 BB: 0 P: 3	R: 1 E: 0 K: 0 S: 4 H: 1 LOB: 1 BB: 1 P: 8	R: 0 E: 0 K: 1 S: 7 H: 1 LOB: 2 BB: 0 P: 7	R: 1 E: 0 K: 0 S: 4 H: 2 LOB: 0 BB: 0 P: 4		1B: 7 2B: 1 3B: 0 HR: 0 SF: 0 SAC: 2 DP: 4 HBP: 0						

PITCHER	IP	WLS	BF	H	R	ER	SO	BB	IBB	HBP	BLK	WP	HR	S	P	ERA	WHIP
Luke Walker, L (1, 1) ERA: 3.12	8.0	L	31	8	2	2	3	2	0	0	0	1	0	35	43	2.25	1.250

PITCHER	IP	WLS	BF	H	R	ER	SO	BB	IBB	HBP	BLK	WP	HR	S	P	ERA	WHIP

BOTTOM

Pittsburgh Pirates @ Los Angeles Dodgers

Dodger Stadium, Los Angeles, CA

Sat Jun 10 1972, 7:05 PM PDT

Att. 38,937 - Unknown

livebaseballscorecards.com

AB	27
R	2
H	8
RBI	2
BB	2
SO	3
LOB	15

Pittsburgh Pirates @ Los Angeles Dodgers

Dodger Stadium, Los Angeles, CA

Sun Jun 11 1972, 3:33 AM PDT

Att. 40,846 - Unknown

livebaseballscorecards.com

TOP

Batter	1	2	3	4	5	6	7	8	9	AB	R	H	RBI	BB	SO	LOB
Rennie Stennett, R (1, 7) OBP: 0.361, SLG: 0.523	L9		L8		1B 2B 2-H 3-H		FC4-6 1B		G3 1B	5	2	3	2	0	0	1
Vic Davalillo, L (9, 7) OBP: 0.433, SLG: 0.517										0	0	0	0	0	0	0
Gene Alley, R (1, 6) OBP: 0.376, SLG: 0.299 (8, 5)	F8			K S S S	1B 2-H		FC4-6 S HR 1-2f		G3 1-2	5	1	1	1	0	1	2
Roberto Clemente, R (1, 9) OBP: 0.370, SLG: 0.486	K S S S			F4	F6		HR 1-H		1B 2-H	5	1	2	3	0	1	1
Manny Sanguillen, R (1, 2) OBP: 0.360, SLG: 0.444		6-3		1B		1B FC4-6 2B	F3		F4	5	1	2	0	0	0	1
Jose Pagan, R (1, 5) OBP: 0.365, SLG: 0.542		F8		K S S S		FC4-6 1B 2-3		FC5-4 1B		4	0	2	0	0	1	1
Jackie Hernandez, R (8, PR) OBP: 0.253, SLG: 0.291 (8, 6)										0	0	0	0	0	0	0
Al Oliver, L (1, 8) OBP: 0.360, SLG: 0.424	K S S S				1B 2B 1B	FC4-6 1-2f 3-H		FC5-4 1-2f		4	1	1	1	0	1	2
Bob Robertson, R (1, 3) OBP: 0.268, SLG: 0.218			F5		K S S S	K S S S		F7		4	0	0	0	0	2	3
Bill Mazeroski, R (1, 4) OBP: 0.353, SLG: 0.308			1B		2B 1B 1-3	F7		F8		4	1	2	0	0	0	2
Bruce Kison, R (1, 1) OBP: 0.273, SLG: 0.364			K S S S		5-3		6-3		K S S S	3	0	0	0	0	1	3
Ramon Hernandez, S (8, 1)										1	0	0	0	0	1	0
Dave Giusti, R (9, 1)										0	0	0	0	0	0	0
Inning Stats	R: 0 E: 0 K: 1 S: 5 H: 0 LOB: 0 BB: 0 P: 5	R: 0 E: 0 K: 1 S: 5 H: 0 LOB: 0 BB: 0 P: 5	R: 0 E: 0 K: 1 S: 6 H: 1 LOB: 1 BB: 0 P: 6	R: 0 E: 0 K: 2 S: 8 H: 1 LOB: 1 BB: 0 P: 8	R: 3 E: 0 K: 1 S: 9 H: 4 LOB: 1 BB: 0 P: 9	R: 1 E: 0 K: 1 S: 7 H: 2 LOB: 1 BB: 0 P: 7	R: 2 E: 0 K: 0 S: 5 H: 2 LOB: 0 BB: 0 P: 5	R: 0 E: 0 K: 0 S: 4 H: 1 LOB: 1 BB: 0 P: 4	R: 1 E: 0 K: 1 S: 7 H: 2 LOB: 1 BB: 0 P: 7	1B: 10 2B: 2 3B: 0 HR: 1 SF: 0 SAC: 0 DP: 0 HBP: 0						

	AB	40
	R	7
	H	13
	RBI	7
	BB	0
	SO	8
	LOB	16

WP: 0 PA: 40
PB: 0
SB: 1
CS: 0

PITCHER		IP	WLS	BF	H	R	ER	SO	BB	IBB	HBP	BLK	WP	HR	S	P	ERA	WHIP
Al Downing, L ERA: 2.48	(1, 1)	4.2		20	6	3	3	6	0	0	0	0	0	0	32	32	5.79	1.286
Pete Mikkelsen, R ERA: 5.0	(5, 1)	2.1	L	12	5	3	3	1	0	0	0	0	0	1	14	14	11.57	2.143
Pete Richert, L ERA: 3.86	(8, 1)	2.0		8	2	1	1	1	0	0	0	0	0	0	10	10	4.50	1.000

PITCHER	IP	WLS	BF	H	R	ER	SO	BB	IBB	HBP	BLK	WP	HR	S	P	ERA	WHIP

Batter	1	2	3	4	5	6	7	8	9	AB	R	H	RBI	BB	SO	LOB
Maury Wills, S (1, 6) OBP: 0.187, SLG: 0.159	BBBB 4-0 FC6-4 BB		BBBB 4-0 IHR BB		SSS 0-3 ① K		x 0-0 ① F7		x 0-0 ② 4-3	3	1	0	0	2	1	0
Manny Mota, R (1, 7) OBP: 0.338, SLG: 0.496	x 0-0 ① F8		x 0-0 1-H IHR		x 0-0 ② F8		x 0-0 ② 5-3		x 0-0 1B 1B 2B	5	2	2	2	0	0	1
Willie Davis, L (1, 8) OBP: 0.281, SLG: 0.418 Bill Russell, R (7, PR) OBP: 0.300, SLG: 0.401 (8, 8) Wes Parker, S (9, PH) OBP: 0.359, SLG: 0.297	x 0-0 ② F7		x 0-0 1B		x 0-0 IHR		x 0-0 2B		x 0-0 1B 2-3 1B	4 0 1	1 0 0	3 0 1	1 0 0	0 0 0	0 0 0	1 0 0
Frank Robinson, R (1, 9) OBP: 0.391, SLG: 0.483	x 0-0 ③ FC6-4 1-2f		SSS 0-3 ② K		x 0-0 ③ F8		x 0-0 ③ F8		x 0-0 1-3 3-H 1B	5	0	1	1	0	1	3
Bill Buckner, L (1, 3) OBP: 0.361, SLG: 0.389		x 0-0 ① L9	x 0-0 ③ F7			x 0-0 HR		x 0-0 FC5-4 1B	x 0-0 ③ F8	5	1	2	1	0	0	3
Jim Lefebvre, S (1, 4) OBP: 0.289, SLG: 0.350		SSS 0-3 ② K		x 0-0 ① 3-1		x 0-0 ① F7		x 0-0 ① FC5-4 1-2f		4	0	0	0	0	1	1
Duke Sims, L (1, 2) OBP: 0.271, SLG: 0.267 Dick Dietz, R (8, PH) OBP: 0.326, SLG: 0.176 (9, 2)		BBBB 4-0 FC6-4 BB		SSS 0-3 ② K		x 0-0 ② F8		x 0-0 ② F8		2 1	0 0	0 0	0 0	1 0	1 0	0 1
Steve Garvey, R (1, 5) OBP: 0.329, SLG: 0.404		x 0-0 ③ FC6-4 1-2f		x 0-0 PB 1B		BBBB 4-0 BB		x 0-0 ③ F8		3	0	1	0	1	0	2
Al Downing, R (1, 1) OBP: 0.143, SLG: 0.148 Pete Mikkelsen, R (5, 1) Pete Richert, L (8, 1) OBP: 0.667, SLG: 0.667 Bobby Valentine, R (9, PH) OBP: 0.325, SLG: 0.364			SSS 0-3 ① K	SSS 0-3 ③ K 1-2		SSS 0-3 ③ K			SSS 0-3 ① K	2 1 0 1	0 0 0 0	0 0 0 0	0 0 0 0	0 1 0 1	2 1 0 0	1 1 0 0
Inning Stats	R: 0 H: 0 E: 0 LOB: 1 K: 0 BB: 1 S: 3 P: 7	R: 0 H: 0 E: 0 LOB: 1 K: 1 BB: 1 S: 5 P: 9	R: 2 H: 2 E: 0 LOB: 1 K: 2 BB: 1 S: 9 P: 13	R: 0 H: 1 E: 0 LOB: 1 K: 2 BB: 0 S: 8 P: 8	R: 1 H: 1 E: 0 LOB: 0 K: 1 BB: 0 S: 6 P: 6	R: 1 H: 1 E: 0 LOB: 1 K: 1 BB: 1 S: 6 P: 10	R: 0 H: 1 E: 0 LOB: 1 K: 0 BB: 0 S: 4 P: 4	R: 0 H: 1 E: 0 LOB: 1 K: 0 BB: 0 S: 4 P: 4	R: 1 H: 3 E: 0 LOB: 2 K: 1 BB: 0 S: 8 P: 8	1B: 5 SF: 0 2B: 2 SAC: 0 3B: 0 DP: 0 HR: 3 HBP: 0						WP: 0 PA: 41 PB: 1 SB: 0 CS: 0

PITCHER		IP	WLS	BF	H	R	ER	SO	BB	IBB	HBP	BLK	WP	HR	S	P	ERA	WHIP
Bruce Kison, R ERA: 2.45	(1, 1)	7.0	W	31	6	4	4	7	4	0	0	0	0	1	41	57	5.14	1.429
Ramon Hernandez, L ERA: 0.72	(8, 1)	1.2		8	3	1	1	1	0	0	0	0	0	0	10	10	5.40	1.800
Dave Giusti, R ERA: 3.14	(9, 1)	0.1	S	2	1	0	0	0	0	0	0	0	0	0	2	2	0.00	3.000

PITCHER	IP	WLS	BF	H	R	ER	SO	BB	IBB	HBP	BLK	WP	HR	S	P	ERA	WHIP

BOTTOM

Pittsburgh Pirates @ Los Angeles Dodgers

Dodger Stadium, Los Angeles, CA

Sun Jun 11 1972, 3:33 AM PDT

Att. 40,846 - Unknown

livebaseballscorecards.com

AB	37
R	5
H	10
RBI	5
BB	4
SO	8
LOB	14

Batter	1	2	3	4	5	6	7	8	9	AB	R	H	RBI	BB	SO	LOB
Maury Wills, S (1, 6) OBP: 0.177, SLG: 0.151	4-3		G3 2-3		F7			G3		4	0	0	0	0	0	1
Manny Mota, R (1, 7) OBP: 0.336, SLG: 0.496	F9		1B 3-H 2B			F9		F9		4	1	1	1	0	0	0
Bill Buckner, L (1, 3) OBP: 0.358, SLG: 0.385	4-3		2-H 1B			K			F2	4	0	1	1	0	1	0
Frank Robinson, R (1, 9) OBP: 0.388, SLG: 0.474		BB G5-3 1B BB	F8			K			K	3	0	0	0	1	2	1
Wes Parker, S (1, 8) OBP: 0.356, SLG: 0.296		BLK G5-3 1-2 1B		P6			K		4-3	4	0	1	0	0	1	0
Steve Garvey, R (1, 5) OBP: 0.324, SLG: 0.396		G5-3 1-2 2-3f		4-3			6-3			3	0	0	0	0	0	2
Duke Sims, L (1, 2) OBP: 0.273, SLG: 0.261		F9 2-3		F7			BB			2	0	0	0	1	0	1
Bobby Valentine, R (1, 4) OBP: 0.325, SLG: 0.373			G3 2B		L6		F7			3	1	1	0	0	0	1
Bill Singer, R (1, 1) OBP: 0.185, SLG: 0.192			K		6-3			6-3		2	0	0	0	0	1	1
Willie Crawford, L (8, PH) OBP: 0.294, SLG: 0.454										1	0	0	0	0	0	0
Jim Brewer, L (8, 1)										0	0	0	0	0	0	0
Inning Stats	R: 0 E: 0 K: 0 S: 3 H: 0 LOB: 0 BB: 0 P: 3	R: 0 E: 0 K: 0 S: 3 H: 1 LOB: 1 BB: 1 P: 7	R: 2 E: 0 K: 1 S: 8 H: 3 LOB: 1 BB: 0 P: 8	R: 0 E: 0 K: 0 S: 3 H: 0 LOB: 0 BB: 0 P: 3	R: 0 E: 0 K: 0 S: 3 H: 0 LOB: 0 BB: 0 P: 3	R: 0 E: 0 K: 2 S: 7 H: 0 LOB: 0 BB: 0 P: 7	R: 0 E: 0 K: 1 S: 5 H: 0 LOB: 1 BB: 1 P: 9	R: 0 E: 0 K: 0 S: 3 H: 0 LOB: 0 BB: 0 P: 3	R: 0 E: 0 K: 1 S: 5 H: 0 LOB: 0 BB: 0 P: 5	1B: 2 2B: 2 3B: 0 HR: 0 SF: 0 SAC: 0 DP: 1 HBP: 0						

PITCHER	IP	WLS	BF	H	R	ER	SO	BB	IBB	HBP	BLK	WP	HR	S	P	ERA	WHIP
Reggie Cleveland, R (1, 1) ERA: 3.75	9.0	W	32	4	2	2	5	2	0	0	1	0	0	40	48	2.00	0.667

PITCHER	IP	WLS	BF	H	R	ER	SO	BB	IBB	HBP	BLK	WP	HR	S	P	ERA	WHIP

TOP

Los Angeles Dodgers @ St. Louis Cardinals

Busch Stadium, St. Louis, MO

Mon Jun 12 1972, 7:05 PM CDT

Att. 18,059 - Unknown

livebaseballscorecards.com

AB	30
R	2
H	4
RBI	2
BB	2
SO	5
LOB	7

WP: 0 PA: 32
PB: 0
SB: 0
CS: 0

Batter	1	2	3	4	5	6	7	8	9	AB	R	H	RBI	BB	SO	LOB
Lou Brock, L (1, 7) OBP: 0.318, SLG: 0.362	1-3	FC6 1-2f			S 2-H 1B			F8		4	0	1	1	0	0	1
Bernie Carbo, L (1, 9) OBP: 0.379, SLG: 0.227	1B 1B 2B		F8		F7 1-2			F7		4	1	1	0	0	0	1
Luis Melendez, R (9, 9) OBP: 0.259, SLG: 0.312										0	0	0	0	0	0	0
Matty Alou, L (1, 3) OBP: 0.363, SLG: 0.411	1B SF7 2-3 1B		6-3		F7			F2		4	1	1	0	0	0	1
Joe Torre, R (1, 5) OBP: 0.385, SLG: 0.531	1-3 3-H 1B		P4			F7				3	0	1	1	0	0	0
Ted Simmons, S (1, 2) OBP: 0.305, SLG: 0.433	SF7 3-H			3-1		F5				2	0	0	1	0	0	0
Jose Cruz, L (1, 8) OBP: 0.265, SLG: 0.235	F8			F8		F8				3	0	0	0	0	0	1
Ed Crosby, L (1, 4) OBP: 0.280, SLG: 0.246		F7		F7			F9			3	0	0	0	0	0	0
Dal Maxvill, R (1, 6) OBP: 0.244, SLG: 0.190		FC6 1B			SH3 1B 1B		4-3			3	1	2	0	0	0	0
Reggie Cleveland, R (1, 1) OBP: 0.233, SLG: 0.207		K			SH3 1-2		K			2	0	0	0	0	2	1
Inning Stats	R: 2 H: 3 E: 0 LOB: 1 K: 0 BB: 0 S: 6 P: 6	R: 0 H: 1 E: 0 LOB: 1 K: 1 BB: 0 S: 6 P: 6	R: 0 H: 0 E: 0 LOB: 0 K: 0 BB: 0 S: 3 P: 3	R: 0 H: 0 E: 0 LOB: 0 K: 0 BB: 0 S: 3 P: 3	R: 1 H: 2 E: 0 LOB: 1 K: 0 BB: 0 S: 5 P: 5	R: 0 H: 0 E: 0 LOB: 0 K: 0 BB: 0 S: 3 P: 3	R: 0 H: 0 E: 0 LOB: 0 K: 1 BB: 0 S: 5 P: 5	R: 0 H: 0 E: 0 LOB: 0 K: 0 BB: 0 S: 3 P: 3		1B: 5 SF: 1 2B: 1 SAC: 1 3B: 0 DP: 0 HR: 0 HBP: 0						

BOTTOM

Los Angeles Dodgers @ St. Louis Cardinals

Busch Stadium, St. Louis, MO

Mon Jun 12 1972, 7:05 PM CDT

Att. 18,059 - Unknown

livebaseballscorecards.com

AB	28
R	3
H	6
RBI	3
BB	0
SO	2
LOB	5

WP: 0 PA: 30
PB: 0
SB: 1
CS: 0

PITCHER		IP	WLS	BF	H	R	ER	SO	BB	IBB	HBP	BLK	WP	HR	S	P	ERA	WHIP
Bill Singer, R ERA: 3.29	(1, 1)	7.0	L	27	6	3	3	2	0	0	0	0	0	0	31	31	3.86	0.857
Jim Brewer, L ERA: 1.09	(8, 1)	1.0		3	0	0	0	0	0	0	0	0	0	0	3	3	0.00	0.000

PITCHER	IP	WLS	BF	H	R	ER	SO	BB	IBB	HBP	BLK	WP	HR	S	P	ERA	WHIP

Batter	1	2	3	4	5	6	7	8	9	AB	R	H	RBI	BB	SO	LOB
Maury Wills, S (1, 6) OBP: 0.190, SLG: 0.167	6-3		1B			F7		SH1-4 1B	3-1	5	1	2	0	0	0	2
Manny Mota, R (1, 7) OBP: 0.336, SLG: 0.492	6-3		F8			E S 1B		SH1-4 1-2		3	1	1	0	0	0	1
Bill Buckner, L (1, 3) OBP: 0.354, SLG: 0.380	6-3			K		E8 S 1-3		S 2-H 1B		4	0	1	1	0	1	1
Frank Robinson, R (1, 9) OBP: 0.380, SLG: 0.462		P4		L7		5-3 2-3 3-H		K 1-2		4	0	0	0	0	1	2
Wes Parker, S (1, 8) OBP: 0.360, SLG: 0.297		1B BB		1B		F7		6-3		3	0	1	0	1	0	2
Duke Sims, L (1, 2) OBP: 0.272, SLG: 0.261		1-3 1B		4-3			F5		3-1	4	0	1	0	0	0	1
Steve Garvey, R (1, 5) OBP: 0.316, SLG: 0.387		K	6-3				4-3		6-3	4	0	0	0	0	1	1
Bobby Valentine, R (1, 4) OBP: 0.331, SLG: 0.377			L4	5-3			1B		S 1B	4	0	2	0	0	0	0
Tommy John, R (1, 1) OBP: 0.077, SLG: 0.077 Jim Brewer, L (7, 1)			6-3	6-3			1-3		BB 1-2	3 0	0 0	0 0	0 0	0 1	0 0	1 0
Inning Stats	R: 0 E: 0 K: 0 S: 3 H: 0 LOB: 0 BB: 0 P: 3	R: 0 E: 0 K: 1 S: 5 H: 1 LOB: 1 BB: 1 P: 9	R: 0 E: 0 K: 0 S: 4 H: 1 LOB: 1 BB: 0 P: 4	R: 0 E: 0 K: 1 S: 6 H: 1 LOB: 1 BB: 0 P: 6	R: 0 E: 0 K: 0 S: 3 H: 0 LOB: 0 BB: 0 P: 3	R: 1 E: 1 K: 0 S: 5 H: 1 LOB: 1 BB: 0 P: 5	R: 0 E: 0 K: 0 S: 4 H: 1 LOB: 1 BB: 0 P: 4	R: 1 E: 0 K: 1 S: 7 H: 2 LOB: 1 BB: 0 P: 7	R: 0 E: 0 K: 0 S: 4 H: 1 LOB: 2 BB: 1 P: 8	1B: 8 2B: 0 3B: 0 HR: 0 SF: 0 SAC: 1 DP: 0 HBP: 0						

PITCHER	IP	WLS	BF	H	R	ER	SO	BB	IBB	HBP	BLK	WP	HR	S	P	ERA	WHIP
Scipio Spinks, R (1, 1) ERA: 2.58	7.0	L	27	5	1	0	2	1	0	0	0	0	0	30	34	0.00	0.857
Diego Segui, R (8, 1) ERA: 3.07	2.0		10	3	1	1	1	1	0	0	0	0	0	11	15	4.50	2.000

PITCHER	IP	WLS	BF	H	R	ER	SO	BB	IBB	HBP	BLK	WP	HR	S	P	ERA	WHIP

TOP

Los Angeles Dodgers @ St. Louis Cardinals

Busch Stadium, St. Louis, MO

Tue Jun 13 1972, 7:05 PM CDT

Att. 15,292 - Unknown

livebaseballscorecards.com

AB	34
R	2
H	8
RBI	1
BB	2
SO	3
LOB	11

WP: 0 PA: 37
PB: 0
SB: 4
CS: 0

Batter	1	2	3	4	5	6	7	8	9	AB	R	H	RBI	BB	SO	LOB
Lou Brock, L (1, 7) OBP: 0.317, SLG: 0.365	K		3-1		K			4-3 SF9 2B		4	1	1	0	0	2	2
Bernie Carbo, L (1, 9) OBP: 0.364, SLG: 0.215	4-3		1-3			K		4-3 2-3		4	0	0	0	0	1	1
Donn Clendenon, R (1, 3) OBP: 0.306, SLG: 0.355	5-3			G5-4-3 1B		G5-4-3 1B		SF9 3-H		3	0	2	1	0	0	0
Joe Torre, R (1, 5) OBP: 0.378, SLG: 0.520		L5		G5-4-3 1-2f		G5-4-3 1-2f		6-3		4	0	0	0	0	0	2
Ted Simmons, S (1, 2) OBP: 0.304, SLG: 0.434		6-3		5-3			L4-6 2B		K	4	0	1	0	0	1	0
Luis Melendez, R (1, 8) OBP: 0.258, SLG: 0.310		1B 1B			5-3		L4-6 2-3		K	4	0	1	0	0	1	1
Dwain Anderson, R (1, 6) OBP: 0.321, SLG: 0.308		1-3 1B			FC1-5 1B		BB 1B		1B	3	0	3	0	1	0	0
Dal Maxvill, R (1, 4) OBP: 0.250, SLG: 0.198 Brant Alyea, R (7, PH) OBP: 0.238, SLG: 0.250 Ed Crosby, L (7, PR) OBP: 0.278, SLG: 0.244 (8, 4)		6-3			FC1-5 1-2		1-2 1B		F7	2 1 1	0 0 0	1 1 0	0 0 0	0 0 0	0 0 0	2 0 1
Scipio Spinks, R (1, 1) OBP: 0.156, SLG: 0.156 Jerry McNertney, R (7, PH) OBP: 0.423, SLG: 0.500 Diego Segui, R (8, 1) OBP: 0.125, SLG: 0.125			K	FC1-5 1-2 2-3f			K			2 1 0	0 0 0	0 0 0	0 0 0	1 1 0	2 2 0	2 2 0
Inning Stats	R: 0 E: 0 K: 1 S: 5 H: 0 LOB: 0 BB: 0 P: 5	R: 0 E: 0 K: 0 S: 5 H: 2 LOB: 2 BB: 0 P: 5	R: 0 E: 0 K: 1 S: 5 H: 0 LOB: 0 BB: 0 P: 5	R: 0 E: 0 K: 0 S: 3 H: 1 LOB: 0 BB: 0 P: 3	R: 0 E: 0 K: 1 S: 7 H: 2 LOB: 2 BB: 0 P: 7	R: 0 E: 0 K: 1 S: 5 H: 1 LOB: 0 BB: 0 P: 5	R: 0 E: 0 K: 1 S: 6 H: 2 LOB: 2 BB: 1 P: 10	R: 1 E: 0 K: 0 S: 4 H: 1 LOB: 0 BB: 0 P: 4	R: 0 E: 0 K: 2 S: 8 H: 1 LOB: 1 BB: 0 P: 8	1B: 8 2B: 3 3B: 0 HR: 0	SF: 1 SAC: 0 DP: 3 HBP: 0	WP: 0 PB: 0 SB: 0 CS: 0	PA: 35				

PITCHER		IP	WLS	BF	H	R	ER	SO	BB	IBB	HBP	BLK	WP	HR	S	P	ERA	WHIP
Tommy John, L ERA: 2.55	(1, 1)	6.2	W	26	8	0	0	4	1	0	0	0	0	0	33	37	0.00	1.350
Jim Brewer, L ERA: 1.27	(7, 1)	2.1	S	9	2	1	1	3	0	0	0	0	0	0	15	15	3.86	0.857

PITCHER	IP	WLS	BF	H	R	ER	SO	BB	IBB	HBP	BLK	WP	HR	S	P	ERA	WHIP

BOTTOM

Los Angeles Dodgers @ St. Louis Cardinals

Busch Stadium, St. Louis, MO

Tue Jun 13 1972, 7:05 PM CDT

Att. 15,292 - Unknown

livebaseballscorecards.com

AB	33
R	1
H	10
RBI	1
BB	1
SO	7
LOB	13

Batter	1	2	3	4	5	6	7	8	9	AB	R	H	RBI	BB	SO	LOB
Maury Wills, S (1, 6) OBP: 0.193, SLG: 0.171	4-3	4-3			5-3		1B			4	0	1	0	0	0	1
Bobby Valentine, R (1, 4) OBP: 0.328, SLG: 0.373	6-3		5-3		BB 1B		5-3			4	0	1	0	0	0	1
Willie Davis, L (1, 8) OBP: 0.289, SLG: 0.419	BBBB 1B 1B BB		F7		1-2 BB			G1-6-3 1B		2	0	1	0	2	0	0
Frank Robinson, R (1, 9) OBP: 0.377, SLG: 0.456	1-2 1B		E5		F7			F7		4	0	1	0	0	0	3
Bill Buckner, L (1, 3) OBP: 0.351, SLG: 0.376	1-2 2-3 1B		F9			4-3		G1-6-3 1-2f		4	0	1	0	0	0	2
Willie Crawford, L (1, 7) OBP: 0.285, SLG: 0.438	SSS K			SSS K		F6			4-3	4	0	0	0	0	2	3
Steve Garvey, R (1, 5) OBP: 0.309, SLG: 0.377		F3		1-3		6-3			F8	4	0	0	0	0	0	0
Duke Sims, L (1, 2) OBP: 0.271, SLG: 0.260		1B		F7			4-3		F8	4	0	1	0	0	0	0
Claude Osteen, L (1, 1) OBP: 0.300, SLG: 0.333		SSS K			4-3		4-3			2	0	0	0	0	1	1
Wes Parker, S (7, PH) OBP: 0.358, SLG: 0.294										1	0	0	0	0	0	0
Pete Mikkelsen, R (7, 1)										0	0	0	0	0	0	0
Inning Stats	R: 0 E: 0 K: 1 S: 7 H: 2 LOB: 3 BB: 1 P: 11	R: 0 E: 0 K: 1 S: 6 H: 1 LOB: 1 BB: 0 P: 6	R: 0 E: 1 K: 0 S: 4 H: 0 LOB: 1 BB: 0 P: 4	R: 0 E: 0 K: 1 S: 5 H: 0 LOB: 0 BB: 0 P: 5	R: 0 E: 0 K: 0 S: 4 H: 1 LOB: 2 BB: 1 P: 8	R: 0 E: 0 K: 0 S: 3 H: 0 LOB: 0 BB: 0 P: 3	R: 0 E: 0 K: 0 S: 4 H: 1 LOB: 1 BB: 0 P: 4	R: 0 E: 0 K: 0 S: 3 H: 1 LOB: 0 BB: 0 P: 3	R: 0 E: 0 K: 0 S: 3 H: 0 LOB: 0 BB: 0 P: 3	1B: 6 2B: 0 3B: 0 HR: 0	SF: 0 SAC: 0 DP: 1 HBP: 0					

TOP

Los Angeles Dodgers @ Chicago Cubs

Wrigley Field, Chicago, IL

Fri Jun 16 1972, 3:33 AM CDT

Att. 20,257 - Cloudy - 52 F

livebaseballscorecards.com

AB	33
R	0
H	6
RBI	0
BB	2
SO	3
LOB	11

PITCHER	IP	WLS	BF	H	R	ER	SO	BB	IBB	HBP	BLK	WP	HR	S	P	ERA	WHIP
Burt Hooton, R (1, 1) ERA: 2.13	9.0	W	35	6	0	0	3	2	0	0	0	0	0	39	47	0.00	0.889

PITCHER	IP	WLS	BF	H	R	ER	SO	BB	IBB	HBP	BLK	WP	HR	S	P	ERA	WHIP

WP: 0 PA: 35
PB: 0
SB: 0
CS: 0

Batter	1	2	3	4	5	6	7	8	9	AB	R	H	RBI	BB	SO	LOB
Don Kessinger, S (1, 6) OBP: 0.352, SLG: 0.297	5-3		K		SH1-4 (1-2)		FC6-4 (2-3) 1B			3	0	1	0	0	1	0
Glenn Beckert, R (1, 4) OBP: 0.291, SLG: 0.317	G1-6-3 1B		HR 2B		F8		FC6-4 (1-2f)			4	1	2	0	0	0	3
Billy Williams, L (1, 7) OBP: 0.345, SLG: 0.521	G1-6-3 (1-2f)		HR (2-H)		F6			FC1-6 1B		4	1	2	2	0	0	2
Jim Hickman, R (1, 9) OBP: 0.374, SLG: 0.475		HR	FC6-4 1B			F7		FC1-6 1B (1-2f) E		3	1	2	1	0	0	0
Rick Monday, L (8, 8) OBP: 0.416, SLG: 0.467										1	1	0	0	0	0	1
Jose Cardenal, R (1, 8) (8, 9) OBP: 0.362, SLG: 0.530		FC3-6 1B	FC6-4 (1-2f)			CS 1B		E S 1B (1-3)		4	0	3	0	0	0	1
Ron Santo, R (1, 5) OBP: 0.382, SLG: 0.551		FC3-6 (1-2) 1B		G6-4-3 1B		K (1-2)		F2 (1-2)		4	0	2	0	0	1	3
Carmen Fanzone, R (1, 3) OBP: 0.351, SLG: 0.402		FC3-6 G6-3 (1-2f 2-3)		F8				E4 1B SH5-4		3	0	0	0	1	0	3
Randy Hundley, R (1, 2) OBP: 0.255, SLG: 0.264		G6-3 (1-2f)		G6-4-3 (1-2f)				SH5-4 (1-2)	E5 (1-2 2-3 3-H)	3	0	0	0	0	0	5
Burt Hooton, R (1, 1) OBP: 0.147, SLG: 0.065			K					K	K	3	0	0	0	1	3	4
Inning Stats	R: 0 E: 0 K: 0 S: 3 / H: 1 LOB: 0 BB: 0 P: 3	R: 1 E: 0 K: 0 S: 5 / H: 3 LOB: 1 BB: 0 P: 5	R: 2 E: 0 K: 2 S: 10 / H: 3 LOB: 1 BB: 0 P: 10	R: 0 E: 0 K: 0 S: 3 / H: 1 LOB: 0 BB: 0 P: 3	R: 0 E: 0 K: 0 S: 3 / H: 0 LOB: 1 BB: 1 P: 7	R: 0 E: 0 K: 1 S: 5 / H: 1 LOB: 1 BB: 0 P: 5	R: 0 E: 1 K: 1 S: 7 / H: 1 LOB: 2 BB: 0 P: 7	R: 1 E: 1 K: 1 S: 8 / H: 2 LOB: 3 BB: 1 P: 12		1B: 9 2B: 2 3B: 0 HR: 2	SF: 0 SAC: 2 DP: 4 HBP: 0			WP: 0 PB: 0 SB: 1 CS: 1	PA: 36		

BOTTOM

Los Angeles Dodgers @ Chicago Cubs

Wrigley Field, Chicago, IL

Fri Jun 16 1972, 3:33 AM CDT

Att. 20,257 - Cloudy - 52 F

livebaseballscorecards.com

AB	32
R	4
H	12
RBI	3
BB	2
SO	5
LOB	22

PITCHER		IP	WLS	BF	H	R	ER	SO	BB	IBB	HBP	BLK	WP	HR	S	P	ERA	WHIP
Claude Osteen, L ERA: 1.66	(1, 1)	6.0	L	24	9	3	3	3	1	0	0	0	0	2	29	33	4.50	1.667
Pete Mikkelsen, R ERA: 4.5	(7, 1)	2.0		12	3	1	0	2	1	0	0	0	0	0	15	19	0.00	2.000

Batter	1	2	3	4	5	6	7	8	9	AB	R	H	RBI	BB	SO	LOB
Billy Grabarkewitz, R (1, 5) OBP: 0.280, SLG: 0.214	SSS 0-3 ① K			SSS 0-3 ① K		SSS 0-3 ① K		x 0-0 1-2 2-H 1B		4	0	1	1	0	3	0
Bobby Valentine, R (1, 4) OBP: 0.326, SLG: 0.369	x 0-0 ② 6-3			x 0-0 1B		x 0-0 ② 6-3		x 0-0 ① F8		4	0	1	0	0	0	2
Willie Davis, L (1, 8) OBP: 0.284, SLG: 0.411	x 0-0 ③ G3			x 0-0 ② L9		x 0-0 ③ F8		x 0-0 ② L8		4	0	0	0	0	0	3
Frank Robinson, R (1, 9) OBP: 0.369, SLG: 0.445 Hoyt Wilhelm, R (8, 1)		x 0-0 ① 1-3		SSS 0-3 ③ K			SSS 0-3 ① K	SSS 0-3 ③ K		4 0	0 0	0 0	0 0	0 0	3 0	3 0
Bill Buckner, L (1, 3) OBP: 0.348, SLG: 0.367		x 0-0 ② 6-3			x 0-0 ① 4-3		x 0-0 ② G3		BBBB 4-0 G6-3 BB	3	0	0	0	1	0	0
Duke Sims, L (1, 2) OBP: 0.270, SLG: 0.270		x 0-0 ③ F7			x 0-0 2B		x 0-0 ③ F8		x 0-0 ① ② G6-3 1-2f	4	0	1	0	0	0	1
Willie Crawford, L (1, 7) OBP: 0.307, SLG: 0.465			BBBB 4-0 G6-4-3 BB		BBBB 4-0 BB			x 0-0 1B 3B	x 0-0 1B	2	1	2	0	2	0	0
Maury Wills, S (1, 6) OBP: 0.196, SLG: 0.174			x 0-0 ① ② G6-4-3 1-2f		x 0-0 ② F5			x 0-0 BB 1B 3-H 1B	x 0-0 ③ 6-3	4	1	1	1	0	0	4
Al Downing, R (1, 1) OBP: 0.138, SLG: 0.143 Jim Lefebvre, S (5, PH) OBP: 0.267, SLG: 0.346 Mike Strahler, R (5, 1) Pete Richert, L (7, 1) OBP: 0.667, SLG: 0.667 Wes Parker, S (8, PH) OBP: 0.362, SLG: 0.294 (8, 9)			SSS 0-3 ③ K		x 0-0 ③ F9			BBBB 4-0 1B 1-2 BB		1 1 0 0 0	0 0 0 0 0	0 0 0 0 0	0 0 0 0 0	1 0 0 0 1	0 0 0 0 0	0 2 0 0 0
Inning Stats	R: 0 E: 0 K: 1 S: 5 H: 0 LOB: 0 BB: 0 P: 5	R: 0 E: 0 K: 0 S: 3 H: 0 LOB: 0 BB: 0 P: 3	R: 0 E: 0 K: 1 S: 4 H: 0 LOB: 0 BB: 1 P: 8	R: 0 E: 0 K: 2 S: 8 H: 1 LOB: 1 BB: 0 P: 8	R: 0 E: 0 K: 0 S: 4 H: 1 LOB: 2 BB: 1 P: 8	R: 0 E: 0 K: 1 S: 5 H: 0 LOB: 0 BB: 0 P: 5	R: 0 E: 0 K: 1 S: 5 H: 0 LOB: 0 BB: 0 P: 5	R: 2 E: 0 K: 1 S: 8 H: 3 LOB: 2 BB: 1 P: 12	R: 0 E: 0 K: 0 S: 3 H: 1 LOB: 1 BB: 1 P: 7	1B: 4 2B: 1 3B: 1 HR: 0	SF: 0 SAC: 0 DP: 2 HBP: 0						

TOP

Los Angeles Dodgers @ Chicago Cubs

Wrigley Field, Chicago, IL

Sat Jun 17 1972, 3:33 AM CDT

Att. 32,065 - Unknown - 58 F

livebaseballscorecards.com

AB	31
R	2
H	6
RBI	2
BB	4
SO	7
LOB	15

WP: 0 PB: 0 SB: 0 CS: 0 PA: 35

PITCHER		IP	W/L/S	BF	H	R	ER	SO	BB	IBB	HBP	BLK	WP	HR	S	P	ERA	WHIP
Milt Pappas, R ERA: 2.77	(1, 1)	7.0	W	28	5	2	2	6	3	0	0	0	0	0	37	49	2.57	1.143
Tom Phoebus, R ERA: 2.84	(8, 1)	2.0	S	7	1	0	0	1	1	0	0	0	0	0	8	12	0.00	1.000

PITCHER	IP	W/L	BF	H	R	ER	SO	BB	IBB	HBP	BLK	WP	HR	S	P	ERA	WHIP

Batter	1	2	3	4	5	6	7	8	9	AB	R	H	RBI	BB	SO	LOB
Don Kessinger, S (1, 6) OBP: 0.352, SLG: 0.293	5-3		SH1-4 1-2		F7		BB 1B			2	0	0	0	1	0	0
Glenn Beckert, R (1, 4) OBP: 0.290, SLG: 0.316	4-3		4-3 2-3		4-3		1-3 2-H 1B			4	0	1	1	0	0	1
Billy Williams, L (1, 7) OBP: 0.339, SLG: 0.512	F9		K		6-3		K			4	0	0	0	0	2	3
Jim Hickman, R (1, 9) OBP: 0.371, SLG: 0.464		E5 HR		E9 1B E		6-3		SF8 BB 1B		3	2	0	0	1	0	0
Bill North, S (8, PR) OBP: 0.185, SLG: 0.154 (9, 8)										0	1	0	0	0	0	0
Jose Cardenal, R (1, 8) OBP: 0.365, SLG: 0.546 (9, 9)		1-H HR		F5		K		SF8 S SF7 1-3 1B		4	2	2	2	0	1	1
Ron Santo, R (1, 5) OBP: 0.379, SLG: 0.545		L9		E7 1-H 1B 1B		4-3		SF8 1-3 3-H		3	1	1	1	0	0	0
Carmen Fanzone, R (1, 3) OBP: 0.348, SLG: 0.400		K		K			SH3-4 1B 1B	SF7 3-H		3	1	1	1	0	2	1
Randy Hundley, R (1, 2) OBP: 0.256, SLG: 0.265		6-3		2-H 1B			SH3-4 1-2	G3		3	0	1	1	0	0	1
Milt Pappas, R (1, 1) OBP: 0.320, SLG: 0.292			4-3 SH1-4 1B	K			F2			3	0	1	0	0	1	2
Tom Phoebus, R (8, 1)										0	0	0	0	0	0	0
Inning Stats	R: 0 E: 0 K: 0 S: 3 H: 0 LOB: 0 BB: 0 P: 3	R: 2 E: 1 K: 1 S: 7 H: 1 LOB: 0 BB: 0 P: 7	R: 0 E: 0 K: 1 S: 6 H: 1 LOB: 1 BB: 0 P: 6	R: 2 E: 2 K: 2 S: 10 H: 2 LOB: 1 BB: 0 P: 10	R: 0 E: 0 K: 0 S: 3 H: 0 LOB: 0 BB: 0 P: 3	R: 0 E: 0 K: 1 S: 5 H: 0 LOB: 0 BB: 0 P: 5	R: 1 E: 0 K: 1 S: 7 H: 2 LOB: 2 BB: 1 P: 11	R: 2 E: 0 K: 0 S: 4 H: 1 LOB: 1 BB: 1 P: 8		1B: 6 2B: 0 3B: 0 HR: 1	SF: 2 SAC: 2 DP: 0 HBP: 0					

PITCHER		IP	WLS	BF	H	R	ER	SO	BB	IBB	HBP	BLK	WP	HR	S	P	ERA	WHIP
Al Downing, L ERA: 2.46	(1, 1)	4.0	L	18	4	4	1	4	0	0	0	0	0	1	26	26	2.25	1.000
Mike Strahler, R ERA: 3.48	(5, 1)	2.2		11	2	1	1	1	1	0	0	0	0	0	12	16	3.38	1.125
Pete Richert, L ERA: 3.77	(7, 1)	0.1		1	0	0	0	1	0	0	0	0	0	0	3	3	0.00	0.000
Hoyt Wilhelm, R ERA: 4.24	(8, 1)	1.0		5	1	2	2	0	1	0	0	0	0	0	4	8	18.00	2.000

PITCHER	IP	WLS	BF	H	R	ER	SO	BB	IBB	HBP	BLK	WP	HR	S	P	ERA	WHIP

BOTTOM

Los Angeles Dodgers @ Chicago Cubs

Wrigley Field, Chicago, IL

Sat Jun 17 1972, 3:33 AM CDT

Att. 32,065 - Unknown - 58 F

livebaseballscorecards.com

AB	29
R	7
H	7
RBI	6
BB	2
SO	6
LOB	9

WP: 0	PB: 0	SB: 1	CS: 0
PA: 35			

Batter	1	2	3	4	5	6	7	8	9	10	11	AB	R	H	RBI	BB	SO	LOB
Maury Wills, S (1, 6) OBP: 0.184, SLG: 0.163	K		K		F7		K			L6	K	6	0	0	0	0	4	5
Bobby Valentine, R (1, 4) OBP: 0.321, SLG: 0.357	4-3		F6		G5-4-3 1-2f			G1-6-3 BB		F9		4	0	0	0	1	0	2
Willie Davis, L (1, 8) OBP: 0.286, SLG: 0.415	G3			HR 2B		1-3		G1-6-3 1-2f		1B		5	1	2	0	0	0	1
Frank Robinson, R (1, 9) OBP: 0.370, SLG: 0.458		K		2-H HR		F1		BB		K		4	1	1	2	1	2	1
Bill Buckner, L (1, 3) OBP: 0.338, SLG: 0.356 Jim Brewer, L (8, 1) Bill Russell, R (11, PH) OBP: 0.305, SLG: 0.406 (11, 7)		4-3		F7		4-3		F9			BB SH1-3 1B	4 0 1	0 0 0	0 0 1	0 0 0	0 0 0	0 0 0	1 0 0
Willie Crawford, L (1, 7) OBP: 0.305, SLG: 0.453 Manny Mota, R (11, PH) OBP: 0.336, SLG: 0.492 Pete Mikkelsen, R (11, 1)		1B BB		K			K		4-3		SH1-3 1-2	3 0 0	0 0 0	0 0 0	0 0 0	1 0 0	2 0 0	0 0 0
Chris Cannizzaro, R (1, 2) OBP: 0.315, SLG: 0.333		1-3 1B		K			HR 2B		L6		6-3	5	1	2	0	0	1	1
Billy Grabarkewitz, R (1, 5) OBP: 0.327, SLG: 0.311		K			SH BB		2-H HR		1B		BB IBB	3	1	2	2	2	1	2
Bill Singer, R (1, 1) OBP: 0.172, SLG: 0.179 Pete Richert, L (8, 1) OBP: 0.667, SLG: 0.667 Wes Parker, S (8, 3) OBP: 0.364, SLG: 0.292			K		SH G5-4-3 1-2		K		F7		1-2 2-3 BB	2 0 1	0 0 0	0 0 0	0 0 0	0 0 1	2 0 0	0 0 1
Inning Stats	R: 0 E: 0 K: 1 S: 5 H: 0 LOB: 0 BB: 0 P: 5	R: 0 E: 0 K: 2 S: 8 H: 1 LOB: 2 BB: 1 P: 12	R: 0 E: 0 K: 2 S: 7 H: 0 LOB: 0 BB: 0 P: 7	R: 2 E: 0 K: 2 S: 9 H: 2 LOB: 0 BB: 0 P: 9	R: 0 E: 0 K: 0 S: 3 H: 0 LOB: 1 BB: 1 P: 7	R: 0 E: 0 K: 0 S: 3 H: 0 LOB: 0 BB: 0 P: 3	R: 2 E: 0 K: 3 S: 11 H: 2 LOB: 0 BB: 0 P: 11	R: 0 E: 0 K: 0 S: 2 H: 0 LOB: 1 BB: 2 P: 10	R: 0 E: 0 K: 0 S: 4 H: 1 LOB: 1 BB: 0 P: 4	R: 0 E: 0 K: 1 S: 6 H: 1 LOB: 1 BB: 0 P: 6	R: 0 E: 0 K: 1 S: 6 H: 1 LOB: 3 BB: 2 P: 14	1B: 4 2B: 2 3B: 0 HR: 2 SF: 0 SAC: 2 DP: 2 HBP: 0						

PITCHER	IP	WLS	BF	H	R	ER	SO	BB	IBB	HBP	BLK	WP	HR	S	P	ERA	WHIP
Fergie Jenkins, R (1, 1) ERA: 2.94	9.0		36	6	4	4	10	4	0	0	0	0	2	52	68	4.00	1.111
Juan Pizarro, L (10, 1) ERA: 2.66	2.0	W	10	2	0	0	2	1	1	0	0	0	0	12	20	0.00	1.500

PITCHER	IP	WLS	BF	H	R	ER	SO	BB	IBB	HBP	BLK	WP	HR	S	P	ERA	WHIP

TOP

Los Angeles Dodgers @ Chicago Cubs

Wrigley Field, Chicago, IL

Sun Jun 18 1972, 3:33 AM CDT

Att. 35,018 - Sunny - 62 F

livebaseballscorecards.com

AB	38
R	4
H	8
RBI	4
BB	6
SO	12
LOB	14

PA: 46

WP: 0 PB: 0 SB: 0 CS: 0

Batter	1	2	3	4	5	6	7	8	9	10	11	AB	R	H	RBI	BB	SO	LOB
Don Kessinger, S (1, 6) OBP: 0.361, SLG: 0.298	0-0 E 1B 1B		4-0 G6-3 BB			0-0 ① F8		0-0 ① F7		4-0 SH3-4 BB	0-0 1-2 2-H 1B	4	1	2	1	2	0	0
Glenn Beckert, R (1, 4) OBP: 0.289, SLG: 0.319	0-0 FC4 1B 1-2		0-0 ①② G6-3 1-2f			0-0 ② F6		0-0 4-3 2B 2B		0-0 ① SH3-4 1-2		4	1	1	0	0	0	2
Billy Williams, L (1, 7) OBP: 0.340, SLG: 0.507	0-0 ① F9		0-0 ③ F8			0-0 1B		0-0 ② 4-3 2-3		4-0 IBB		4	0	1	0	1	0	3
Jim Hickman, R (1, 3) OBP: 0.374, SLG: 0.473 Bill North, S (8, PR) OBP: 0.179, SLG: 0.148 (9, 8)	0-0 1-2 2-H 1B			0-0 ① F8		0-0 ③ F2		0-0 3-H 2B		0-3 ② K		4 1	0 0	2 0	2 0	0 0	0 1	1 2
Jose Cardenal, R (1, 9) OBP: 0.361, SLG: 0.534	0-0 ② F8			0-0 ② F3			0-0 ① 1-3	4-0 IBB		0-0 ③ L7		4	0	0	0	1	0	4
Rick Monday, L (1, 8) OBP: 0.409, SLG: 0.458 Carmen Fanzone, R (8, PH) OBP: 0.343, SLG: 0.393 (9, 3)	0-3 ③ K			0-3 ③ K			0-0 ② F9	0-0 ③ F4			0-3 ① K	3 2	0 0	0 0	0 0	0 0	2 1	2 2
Ron Santo, R (1, 5) OBP: 0.379, SLG: 0.536		0-3 ① K			0-0 ① 6-3		4-0 HR BB		0-3 ① K		0-0 BB 1B 1B	4	2	1	0	1	2	0
Randy Hundley, R (1, 2) OBP: 0.267, SLG: 0.291		0-0 ② F9			0-0 ② 1B		0-0 1-H HR		0-0 ② 5-3		4-0 1-2 BB	4	1	2	2	1	0	0
Fergie Jenkins, R (1, 1) OBP: 0.240, SLG: 0.229 Ken Rudolph, R (9, PH) OBP: 0.278, SLG: 0.382 Juan Pizarro, L (10, 1) OBP: 0.125, SLG: 0.125 Paul Popovich, S (11, PH) OBP: 0.194, SLG: 0.143		0-0 ③ F3			0-0 ③ L9		0-0 ③ F6		0-3 ③ K		0-0 ② F7	3 1 0 1	0 0 0 0	0 0 0 0	0 0 0 0	0 1 0 0	0 0 0 0	0 0 0 2
Inning Stats	R: 1 E: 1 K: 1 S: 8 H: 2 LOB: 2 BB: 0 P: 8	R: 0 E: 0 K: 1 S: 5 H: 0 LOB: 0 BB: 0 P: 5	R: 0 E: 0 K: 0 S: 2 H: 0 LOB: 0 BB: 1 P: 6	R: 0 E: 0 K: 1 S: 5 H: 0 LOB: 0 BB: 0 P: 5	R: 0 E: 0 K: 0 S: 3 H: 1 LOB: 0 BB: 0 P: 3	R: 0 E: 0 K: 0 S: 4 H: 1 LOB: 1 BB: 0 P: 4	R: 2 E: 0 K: 0 S: 4 H: 1 LOB: 0 BB: 1 P: 8	R: 1 E: 0 K: 0 S: 5 H: 2 LOB: 2 BB: 1 P: 9	R: 0 E: 0 K: 2 S: 7 H: 0 LOB: 0 BB: 0 P: 7	R: 0 E: 0 K: 1 S: 5 H: 0 LOB: 2 BB: 2 P: 13	R: 1 E: 0 K: 1 S: 6 H: 2 LOB: 2 BB: 1 P: 10	1B: 6 2B: 2 3B: 0 HR: 1 SF: 0 SAC: 1 DP: 1 HBP: 0						WP: 0 PB: 0 SB: 0 CS: 0	PA: 46

PITCHER		IP	WLS	BF	H	R	ER	SO	BB	IBB	HBP	BLK	WP	HR	S	P	ERA	WHIP
Bill Singer, R ERA: 3.32	(1, 1)	7.1		29	6	4	3	3	2	0	0	0	0	1	33	41	3.68	1.091
Pete Richert, L ERA: 3.68	(8, 1)	0.1		1	0	0	0	0	0	0	0	0	0	0	1	1	0.00	0.000
Jim Brewer, L ERA: 1.19	(8, 1)	2.1		11	1	0	0	3	1	2	0	0	0	0	14	26	0.00	0.857
Pete Mikkelsen, R ERA: 4.79	(11, 1)	0.2	L	5	2	1	1	1	1	0	0	0	0	0	6	10	13.50	4.500

PITCHER	IP	WLS	BF	H	R	ER	SO	BB	IBB	HBP	BLK	WP	HR	S	P	ERA	WHIP

BOTTOM

Los Angeles Dodgers @ Chicago Cubs

Wrigley Field, Chicago, IL

Sun Jun 18 1972, 3:33 AM CDT

Att. 35,018 - Sunny - 62 F

livebaseballscorecards.com

AB	39
R	5
H	9
RBI	5
BB	6
SO	7
LOB	18

Los Angeles Dodgers @ Pittsburgh Pirates

Three Rivers Stadium, Pittsburgh, PA

Mon Jun 19 1972, 7:05 PM EDT

Att. 15,430 - Unknown

TOP

livebaseballscorecards.com

Batter	1	2	3	4	5	6	7	8	9	AB	R	H	RBI	BB	SO	LOB
Bobby Valentine, R (1, 4) OBP: 0.331, SLG: 0.377	G3 4-3 1B		F9		6-3			1B 3B	1B BB	4	1	2	0	1	0	1
Bill Buckner, L (1, 3) OBP: 0.347, SLG: 0.365	4-3 1-2		S 1B 2-H 1B		FC4-6 1B			1B 1B 3-H 1B	F9	5	0	3	2	0	0	3
Willie Davis, L (1, 8) OBP: 0.293, SLG: 0.419	G3 2-3		1-2 1B		FC4-6 1-2f			1B 1-2 1B	1-3 2-H 1B	5	0	3	1	0	0	2
Frank Robinson, R (1, 9) OBP: 0.361, SLG: 0.445	K		F4 2-3			F2		F8	K	5	0	0	0	0	2	7
Willie Crawford, L (1, 7) OBP: 0.304, SLG: 0.446		K		K		F3		1-2 1B 2-3		4	0	1	0	0	2	0
Billy Grabarkewitz, R (1, 5) OBP: 0.310, SLG: 0.292 Hoyt Wilhelm, R (6, 1) Duke Sims, L (8, PH) OBP: 0.268, SLG: 0.267 Mike Strahler, R (8, 1)		6-3		K		K		F8		3 0 1 0	0 0 0 0	0 0 0 0	0 0 0 0	0 0 0 0	2 0 0 0	0 0 3 0
Chris Cannizzaro, R (1, 2) OBP: 0.312, SLG: 0.329	K			1B			K	K		4	0	1	0	0	3	3
Bill Russell, R (1, 6) OBP: 0.310, SLG: 0.408			SH1-4 1B	G3			G6-4-3 1B		F9	4	1	2	0	0	0	1
Don Sutton, R (1, 1) OBP: 0.206, SLG: 0.156 Steve Garvey, R (6, 5) OBP: 0.311, SLG: 0.385			SH1-4 1-2		5-3		G6-4-3 1-2f		1B 2B	1 2	0 1	0 1	0 0	0 0	0 0	0 1

	AB	38
	R	3
	H	13
	RBI	3
	BB	1
	SO	9
	LOB	21

Inning Stats	1	2	3	4	5	6	7	8	9	1B: 11	SF: 0	WP: 0	PA: 40
R:	0	0	1	0	0	0	0	1	1	2B: 1	SAC: 1	PB: 0	
E:	0	0	0	0	0	0	0	0	0	3B: 1	DP: 1	SB: 1	
K:	1	2	0	2	0	1	1	1	1	HR: 0	HBP: 0	CS: 0	
S:	6	7	6	8	4	5	5	9	7				
H:	1	0	3	1	1	0	1	4	2				
LOB:	1	0	2	0	1	0	1	3	2				
BB:	0	0	0	0	0	0	0	0	1				
P:	6	7	6	8	4	5	5	9	11				

PITCHER		IP	WLS	BF	H	R	ER	SO	BB	IBB	HBP	BLK	WP	HR	S	P	ERA	WHIP
Dock Ellis, R ERA: 2.37	(1, 1)	7.1	W	32	11	2	2	7	0	0	0	0	0	0	46	46	2.46	1.500
Bob Miller, R ERA: 1.59	(8, 1)	1.2	S	8	2	1	1	2	1	0	0	0	0	0	11	15	5.40	1.800

PITCHER	IP	WLS	BF	H	R	ER	SO	BB	IBB	HBP	BLK	WP	HR	S	P	ERA	WHIP

Batter	1	2	3	4	5	6	7	8	9	AB	R	H	RBI	BB	SO	LOB
Dave Cash, R (1, 4) OBP: 0.316, SLG: 0.390	F9		4-3		WP 2B 2B	L4		E5 1B		5	2	1	0	0	0	0
Vic Davalillo, L (1, 7) OBP: 0.421, SLG: 0.500	BB 1B 1B		2B 1B		F5 2-3	FC6-4 1B		HR 2-H 1B		5	2	4	1	0	0	1
Roberto Clemente, R (1, 9) OBP: 0.369, SLG: 0.495	K		1-3 2B		4-3 3B 3-H 2B	FC6-4 1-2f		1-H HR		5	2	3	3	0	1	2
Willie Stargell, L (1, 3) OBP: 0.383, SLG: 0.604	1B 1B 1-2 BB		FC6-4 IBB		4-3 2-3		PB 2B BB	F7		2	2	0	0	3	0	1
Al Oliver, L (1, 8) OBP: 0.363, SLG: 0.446	1B 1-3 2-H 1B		K		2B 3-H 3B		2B SF7 1-2 BB			4	3	3	3	1	1	3
Manny Sanguillen, R (1, 2) OBP: 0.361, SLG: 0.450	1-3 3-H 1B		FC6-4 1-2f		3-H 2B		K	5-3		5	0	2	2	0	1	5
Richie Hebner, L (1, 5) OBP: 0.398, SLG: 0.500		L8		4-3	F5		SF7 PB 1-3 2-H 2B	E9 1B		5	1	2	1	0	0	1
Gene Alley, R (1, 6) OBP: 0.363, SLG: 0.321		4-3		F4		HR	SF7 2-3 3-H	4-3		4	1	1	2	0	0	1
Dock Ellis, S (1, 1) OBP: 0.120, SLG: 0.120 Bob Miller, R (8, 1)		K		K		5-3	4-3 3-H			4 0	0 0	0 0	0 0	0 0	2 0	0 0
Inning Stats	R: 2 E: 0 K: 1 S: 7 H: 3 LOB: 2 BB: 1 P: 11	R: 0 E: 0 K: 1 S: 5 H: 0 LOB: 0 BB: 0 P: 5	R: 0 E: 0 K: 1 S: 7 H: 2 LOB: 3 BB: 1 P: 11	R: 0 E: 0 K: 1 S: 5 H: 0 LOB: 0 BB: 0 P: 5	R: 3 E: 0 K: 0 S: 7 H: 4 LOB: 1 BB: 0 P: 7	R: 1 E: 0 K: 0 S: 5 H: 2 LOB: 1 BB: 0 P: 5	R: 3 E: 0 K: 1 S: 6 H: 1 LOB: 0 BB: 2 P: 14	R: 4 E: 2 K: 0 S: 8 H: 4 LOB: 1 BB: 0 P: 8		1B: 7 2B: 5 3B: 1 HR: 3 SF: 1 SAC: 0 DP: 0 HBP: 0						

PITCHER		IP	WLS	BF	H	R	ER	SO	BB	IBB	HBP	BLK	WP	HR	S	P	ERA	WHIP
Don Sutton, R ERA: 1.72	(1, 1)	5.2	L	29	11	6	6	4	1	1	0	0	1	1	35	43	9.53	2.118
Hoyt Wilhelm, R ERA: 4.91	(6, 1)	1.1		7	1	3	2	1	2	0	0	0	0	0	7	15	13.50	2.250
Mike Strahler, R ERA: 5.56	(8, 1)	1.0		8	4	4	3	0	0	0	0	0	0	2	8	8	27.00	4.000

PITCHER	IP	WLS	BF	H	R	ER	SO	BB	IBB	HBP	BLK	WP	HR	S	P	ERA	WHIP

BOTTOM

Los Angeles Dodgers @ Pittsburgh Pirates

Three Rivers Stadium, Pittsburgh, PA

Mon Jun 19 1972, 7:05 PM EDT

Att. 15,430 - Unknown

livebaseballscorecards.com

AB	39
R	13
H	16
RBI	12
BB	4
SO	5
LOB	14

Batter	1	2	3	4	5	6	7	8	9	10	AB	R	H	RBI	BB	SO	LOB
Bobby Valentine, R (1, 4) OBP: 0.320, SLG: 0.363	F7	F6			5-3		6-3 2-3		K		5	0	0	0	0	1	2
Bill Buckner, L (1, 7) OBP: 0.342, SLG: 0.359	E7 1B 3B	F8			1B		E5 3-H		K		5	1	1	0	0	1	0
Jim Brewer, L (9, 1)											0	0	0	0	0	0	0
Willie Davis, L (1, 8) OBP: 0.291, SLG: 0.415	1-2 3B 1B	F6			F2		K			F7	5	1	1	0	0	1	2
Frank Robinson, R (1, 9) OBP: 0.367, SLG: 0.461	1-H 2-H 3B	F3				K		SH3-4 1B		G3 1B 1B	5	1	3	2	0	1	0
Wes Parker, S (1, 3) OBP: 0.368, SLG: 0.298	K			L4		G5-3 1B		SH3-4 1-2		G3 1-2 1B	4	1	2	0	0	1	1
Duke Sims, L (1, 2) OBP: 0.282, SLG: 0.286	G3			3-1 2B		G5-3 1-2 1B		IBB		G3 1-2 2-3	4	0	2	0	1	0	3
Billy Grabarkewitz, R (1, 5) OBP: 0.295, SLG: 0.275		6-3		3-1 2-3		G5-3 1-2 2-3f		K		2-H 3-H 1B	3	0	0	0	0	0	3
Manny Mota, R (8, PH) OBP: 0.333, SLG: 0.489											1	0	0	0	0	1	2
Steve Garvey, R (8, 5) OBP: 0.311, SLG: 0.385											0	0	0	0	0	0	0
Jim Lefebvre, S (10, PH) OBP: 0.293, SLG: 0.352											1	0	1	2	0	0	0
(10, 5)																	
Bill Russell, R (1, 6) OBP: 0.308, SLG: 0.404		K		F4			E7 6-3 E 1B	4-3			4	1	1	0	0	1	3
Pete Richert, L (8, 1) OBP: 0.667, SLG: 0.667											0	0	0	0	0	0	0
Willie Crawford, L (9, 7) OBP: 0.304, SLG: 0.446											0	0	0	0	0	0	0
Claude Osteen, L (1, 1) OBP: 0.303, SLG: 0.333		1B			F7		F8		F8		3	0	1	0	0	0	1
Maury Wills, S (8, 6) OBP: 0.182, SLG: 0.161											1	0	0	0	0	0	0
Inning Stats	R: 2 E: 1 K: 1 S: 8 H: 2 LOB: 1 BB: 0 P: 8	R: 0 E: 0 K: 1 S: 6 H: 1 LOB: 1 BB: 0 P: 6	R: 0 E: 0 K: 0 S: 3 H: 0 LOB: 0 BB: 0 P: 3	R: 0 E: 0 K: 0 S: 4 H: 1 LOB: 1 BB: 0 P: 4	R: 0 E: 0 K: 0 S: 4 H: 1 LOB: 1 BB: 0 P: 4	R: 0 E: 0 K: 1 S: 6 H: 2 LOB: 1 BB: 0 P: 6	R: 1 E: 2 K: 1 S: 7 H: 1 LOB: 1 BB: 0 P: 7	R: 0 E: 0 K: 1 S: 6 H: 1 LOB: 2 BB: 1 P: 10	R: 0 E: 0 K: 2 S: 7 H: 0 LOB: 0 BB: 0 P: 7	R: 2 E: 0 K: 0 S: 5 H: 3 LOB: 1 BB: 0 P: 5	1B: 10 2B: 1 3B: 1 HR: 0 SF: 0 SAC: 1 DP: 1 HBP: 0						

PITCHER	IP	WLS	BF	H	R	ER	SO	BB	IBB	HBP	BLK	WP	HR	S	P	ERA	WHIP
Bob Moose, R (1, 1) ERA: 3.27	9.1	L	41	11	5	3	7	0	1	0	0	0	0	54	58	2.89	1.179
Dave Giusti, R (10, 1) ERA: 2.9	0.2		2	1	0	0	0	0	0	0	0	0	0	2	2	0.00	1.500

PITCHER	IP	WLS	BF	H	R	ER	SO	BB	IBB	HBP	BLK	WP	HR	S	P	ERA	WHIP

TOP

Los Angeles Dodgers @ Pittsburgh Pirates

Three Rivers Stadium, Pittsburgh, PA

Wed Jun 21 1972, 7:05 PM EDT

Att. 15,209 - Unknown

livebaseballscorecards.com

AB	41
R	5
H	12
RBI	4
BB	1
SO	7
LOB	17

WP: 0	PA: 43		
PB: 0			
SB: 0			
CS: 0			

Batter	1	2	3	4	5	6	7	8	9	10	AB	R	H	RBI	BB	SO	LOB
Dave Cash, R (1, 4) OBP: 0.313, SLG: 0.385	G3	4-3			F9			5-3 1B		F7	5	0	1	0	0	0	1
Al Oliver, L (1, 8) OBP: 0.361, SLG: 0.447	6-3		1B 2B		6-3			F1			4	1	1	0	0	0	1
Roberto Clemente, R (1, 9) OBP: 0.367, SLG: 0.488	BB		K		6-3			5-3			3	0	0	0	1	1	2
Willie Stargell, L (1, 7) OBP: 0.380, SLG: 0.597	F8		FC6-4 1B			F8		F5			4	0	1	1	0	0	2
Manny Sanguillen, R (1, 2) OBP: 0.354, SLG: 0.441		6-3	FC6-4 FC6-4			1-3			F9		4	0	0	0	0	0	1
Jose Pagan, R (1, 5) OBP: 0.338, SLG: 0.500						F4			K		4	1	1	0	0	1	1
Dave Giusti, R (10, 1)		HR 1B	FC6-4								0	0	0	0	0	0	0
Bob Robertson, R (1, 3) OBP: 0.261, SLG: 0.244		HR		5-3			F9		F3		4	1	1	2	0	0	0
Gene Alley, R (1, 6) OBP: 0.370, SLG: 0.324		SH1-4 BB		CS 1B			F8			L6-4-3 1B	2	0	1	0	1	0	0
Rennie Stennett, R (10, PH) OBP: 0.357, SLG: 0.504											1	0	1	0	0	0	0
Bob Moose, R (1, 1) OBP: 0.194, SLG: 0.167											2	0	0	0	0	1	1
Jackie Hernandez, R (10, 5) OBP: 0.242, SLG: 0.278		SH1-4		K			6-3			L6-4-3	0	0	0	0	0	0	0
Gene Clines, R (10, PH) OBP: 0.385, SLG: 0.422											1	0	0	0	0	0	1
Inning Stats	R: 0 H: 0 E: 0 LOB: 1 K: 0 BB: 1 S: 3 P: 7	R: 2 H: 2 E: 0 LOB: 1 K: 0 BB: 1 S: 5 P: 9	R: 1 H: 2 E: 0 LOB: 1 K: 1 BB: 0 S: 7 P: 7	R: 0 H: 1 E: 0 LOB: 1 K: 1 BB: 0 S: 5 P: 5	R: 0 H: 0 E: 0 LOB: 0 K: 0 BB: 0 S: 3 P: 3	R: 0 H: 0 E: 0 LOB: 0 K: 0 BB: 0 S: 3 P: 3	R: 0 H: 0 E: 0 LOB: 0 K: 0 BB: 0 S: 3 P: 3	R: 0 H: 1 E: 0 LOB: 1 K: 0 BB: 0 S: 4 P: 4	R: 0 H: 0 E: 0 LOB: 0 K: 1 BB: 0 S: 5 P: 5	R: 0 H: 1 E: 0 LOB: 0 K: 0 BB: 0 S: 3 P: 3	1B: 5 SF: 0 2B: 2 SAC: 1 3B: 0 DP: 2 HR: 1 HBP: 0						

PITCHER	IP	WLS	BF	H	R	ER	SO	BB	IBB	HBP	BLK	WP	HR	S	P	ERA	WHIP
Claude Osteen, L (1, 1) ERA: 1.81	7.2		30	6	3	3	2	2	0	0	0	0	1	32	40	3.52	1.043
Pete Richert, L (8, 1) ERA: 3.6	0.1		1	0	0	0	0	0	0	0	0	0	0	1	1	0.00	0.000
Jim Brewer, L (9, 1) ERA: 1.13	2.0	W	6	1	0	0	1	0	0	0	0	0	0	8	8	0.00	0.500

PITCHER	IP	WLS	BF	H	R	ER	SO	BB	IBB	HBP	BLK	WP	HR	S	P	ERA	WHIP

BOTTOM

Los Angeles Dodgers @ Pittsburgh Pirates

Three Rivers Stadium, Pittsburgh, PA

Wed Jun 21 1972, 7:05 PM EDT

Att. 15,209 - Unknown

livebaseballscorecards.com

AB	34
R	3
H	7
RBI	3
BB	2
SO	3
LOB	10

Batter	1	2	3	4	5	6	7	8	9	AB	R	H	RBI	BB	SO	LOB
Felix Millan, R (1, 4) OBP: 0.283, SLG: 0.310	5-3		1-2 1B			SH5-3 1-2		F8		3	0	1	0	0	0	0
Ralph Garr, L (1, 8) OBP: 0.346, SLG: 0.378	F5		5-3			K		F7		4	0	0	0	0	1	3
Hank Aaron, R (1, 9) OBP: 0.349, SLG: 0.444	6-3			K		F4			G3	4	0	0	0	0	1	1
Rico Carty, R (1, 7) OBP: 0.430, SLG: 0.472		K2-3		K			1B 1B G6-3 1B		4-3	4	1	1	0	0	2	0
Orlando Cepeda, R (1, 3) OBP: 0.369, SLG: 0.513		6-3		4-3			G6-3 1B 1-2 1B		F3	4	0	1	0	0	0	0
Earl Williams, R (1, 2) OBP: 0.337, SLG: 0.398		G1			6-3		G6-3 1-2 2-3 1B			3	0	1	0	0	0	0
Sonny Jackson, L (1, 5) OBP: 0.125, SLG: 0.125			F8		G3		G6-3 1-2f 2-3 3-H			3	0	0	0	0	0	2
Marty Perez, R (1, 6) OBP: 0.293, SLG: 0.292			F7		F8		5-3			3	0	0	0	0	0	1
Phil Niekro, R (1, 1) OBP: 0.190, SLG: 0.268			1B 1B			SH5-3 HBP		6-3		2	0	1	0	0	0	0

TOP

Atlanta Braves @ Los Angeles Dodgers

Dodger Stadium, Los Angeles, CA

Fri Jun 23 1972, 7:05 PM PDT

Att. 53,107 - Unknown

livebaseballscorecards.com

AB	30
R	1
H	5
RBI	0
BB	0
SO	4
LOB	7

Inning Stats	1	2	3	4	5	6	7	8	9
R	0	0	0	0	0	0	1	0	0
E	0	0	0	0	0	0	0	0	0
K	0	1	0	2	0	1	0	0	0
S	3	5	5	7	3	5	5	3	3
H	0	0	2	0	0	0	3	0	0
LOB	0	0	2	0	0	1	1	0	0
BB	0	0	0	0	0	0	0	0	0
P	3	5	5	7	3	6	5	3	3

1B	5	
2B	0	
3B	0	
HR	0	
SF	0	
SAC	1	
DP	1	
HBP	1	
WP	0	
PB	0	
SB	0	
CS	0	
PA	32	

PITCHER	IP	WLS	BF	H	R	ER	SO	BB	IBB	HBP	BLK	WP	HR	S	P	ERA	WHIP
Al Downing, L (1, 1) ERA: 2.32	9.0	W	32	5	1	1	4	0	0	1	0	0	0	39	40	1.00	0.556

PITCHER	IP	WLS	BF	H	R	ER	SO	BB	IBB	HBP	BLK	WP	HR	S	P	ERA	WHIP

Batter	1	2	3	4	5	6	7	8	9	AB	R	H	RBI	BB	SO	LOB
Bobby Valentine, R (1, 4) OBP: 0.318, SLG: 0.360	F9		1B			4-3		L7		4	0	1	0	0	0	0
Bill Buckner, L (1, 7) OBP: 0.346, SLG: 0.359	BB		1-3 1B			L7		4-3		3	0	1	0	1	0	0
Willie Davis, L (1, 8) OBP: 0.290, SLG: 0.416	F5		F5			HR 2B		F5		4	1	1	0	0	0	3
Frank Robinson, R (1, 9) OBP: 0.366, SLG: 0.475	K			K		2-H HR				3	1	1	2	0	2	1
Wes Parker, S (1, 3) OBP: 0.361, SLG: 0.291		F5		G3		4-3				3	0	0	0	0	0	0
Duke Sims, L (1, 2) OBP: 0.283, SLG: 0.287		3-1		F9			FC1-6 1B			3	0	1	0	0	0	0
Billy Grabarkewitz, R (1, 5) OBP: 0.281, SLG: 0.259		K			F3		FC1-6 S 1-2f			3	0	0	0	0	1	1
Bill Russell, R (1, 6) OBP: 0.302, SLG: 0.396			6-3		5-3		F7 1-2			3	0	0	0	0	0	1
Al Downing, R (1, 1) OBP: 0.125, SLG: 0.129			K		5-3		F9			3	0	0	0	0	1	1
Inning Stats	R: 0 E: 0 K: 1 S: 5 H: 0 LOB: 1 BB: 1 P: 9	R: 0 E: 0 K: 1 S: 5 H: 0 LOB: 0 BB: 0 P: 5	R: 0 E: 0 K: 1 S: 7 H: 2 LOB: 2 BB: 0 P: 7	R: 0 E: 0 K: 1 S: 5 H: 0 LOB: 0 BB: 0 P: 5	R: 0 E: 0 K: 0 S: 3 H: 0 LOB: 0 BB: 0 P: 3	R: 2 E: 0 K: 0 S: 5 H: 2 LOB: 0 BB: 0 P: 5	R: 0 E: 0 K: 0 S: 4 H: 1 LOB: 1 BB: 0 P: 4	R: 0 E: 0 K: 0 S: 3 H: 0 LOB: 0 BB: 0 P: 3		1B: 3 2B: 1 3B: 0 HR: 1	SF: 0 SAC: 0 DP: 0 HBP: 0					

PITCHER	IP	WLS	BF	H	R	ER	SO	BB	IBB	HBP	BLK	WP	HR	S	P	ERA	WHIP
Phil Niekro, R (1, 1) ERA: 3.38	8.0	L	30	5	2	2	4	1	0	0	0	0	1	37	41	2.25	0.750

PITCHER	IP	WLS	BF	H	R	ER	SO	BB	IBB	HBP	BLK	WP	HR	S	P	ERA	WHIP

BOTTOM

Atlanta Braves @ Los Angeles Dodgers

Dodger Stadium, Los Angeles, CA

Fri Jun 23 1972, 7:05 PM PDT

Att. 53,107 - Unknown

livebaseballscorecards.com

AB	29
R	2
H	5
RBI	2
BB	1
SO	4
LOB	7

Atlanta Braves @ Los Angeles Dodgers

Dodger Stadium, Los Angeles, CA

Sat Jun 24 1972, 7:05 PM PDT

Unknown

TOP

livebaseballscorecards.com

Batter	1	2	3	4	5	6	7	8	9	AB	R	H	RBI	BB	SO	LOB
Felix Millan, R (1, 4) OBP: 0.286, SLG: 0.317	FC1-5 2B		F4		5-3		E9 1-3 3-H 1B			4	0	2	1	0	0	0
Ralph Garr, L (1, 9) OBP: 0.341, SLG: 0.371	FC1-5 1B 2-3		6-3		F8		F3			4	0	0	0	0	0	3
Mike Lum, L (1, 8) OBP: 0.306, SLG: 0.316	BB 1-3 1B		1B			F4		F7		4	0	2	0	0	0	0
Rico Carty, R (1, 7) OBP: 0.431, SLG: 0.470	BBB					L7		K		3	0	1	0	1	1	0
Oscar Brown, R (8, 7) OBP: 0.263, SLG: 0.556	G5-4-3 1-2 BB		1-3 1B							0	0	0	0	0	0	0
Orlando Cepeda, R (1, 3) OBP: 0.352, SLG: 0.488	G5-4-3 1-2f		F2			K		F4		4	0	0	0	0	1	5
Earl Williams, R (1, 2) OBP: 0.340, SLG: 0.397		F7		5-3			1B 1B		BB FC8-4	3	1	1	0	1	0	0
Sonny Jackson, L (1, 5) OBP: 0.182, SLG: 0.182	1B			2-3			K		K	3	0	1	0	0	1	1
Hank Aaron, R (9, PH) OBP: 0.347, SLG: 0.442										1	0	0	0	0	1	1
Gil Garrido, R (9, 5) OBP: 0.750, SLG: 0.667										0	0	0	0	0	0	0
Marty Perez, R (1, 6) OBP: 0.288, SLG: 0.286		K		F7			F8		FC8-4 1-2f	4	0	0	0	0	1	3
Tom Kelley, R (1, 1) OBP: 0.161, SLG: 0.103		K			K		E 1B 1-3 1B		F8	4	0	1	0	0	2	2
Inning Stats	R: 0 E: 0 K: 0 S: 4 H: 2 LOB: 2 BB: 1 P: 8	R: 0 E: 0 K: 2 S: 8 H: 1 LOB: 1 BB: 0 P: 8	R: 0 E: 0 K: 0 S: 5 H: 2 LOB: 2 BB: 0 P: 5	R: 0 E: 0 K: 0 S: 3 H: 0 LOB: 0 BB: 0 P: 3	R: 0 E: 0 K: 1 S: 5 H: 0 LOB: 0 BB: 0 P: 5	R: 0 E: 0 K: 1 S: 5 H: 0 LOB: 0 BB: 0 P: 5	R: 1 E: 1 K: 1 S: 8 H: 3 LOB: 2 BB: 0 P: 8	R: 0 E: 0 K: 1 S: 5 H: 0 LOB: 0 BB: 0 P: 5	R: 0 E: 0 K: 1 S: 5 H: 0 LOB: 1 BB: 1 P: 9	1B: 7 2B: 1 3B: 0 HR: 0	SF: 0 SAC: 0 DP: 1 HBP: 0						

	AB	34
	R	1
	H	8
	RBI	1
	BB	2
	SO	7
	LOB	15

WP: 0 PB: 0 SB: 0 CS: 0 PA: 36

PITCHER		IP	WLS	BF	H	R	ER	SO	BB	IBB	HBP	BLK	WP	HR	S	P	ERA	WHIP
Don Sutton, R ERA: 1.68	(1, 1)	8.0	L	32	8	1	1	6	1	0	0	0	0	0	43	47	1.12	1.125
Pete Richert, L ERA: 3.38	(9, 1)	1.0		4	0	0	0	1	1	0	0	0	0	0	5	9	0.00	1.000

PITCHER	IP	WLS	BF	H	R	ER	SO	BB	IBB	HBP	BLK	WP	HR	S	P	ERA	WHIP

Atlanta Braves @ Los Angeles Dodgers

Dodger Stadium, Los Angeles, CA

Sat Jun 24 1972, 7:05 PM PDT

Unknown

livebaseballscorecards.com

BOTTOM

Batter	1	2	3	4	5	6	7	8	9	AB	R	H	RBI	BB	SO	LOB
Bobby Valentine, R (1, 4) OBP: 0.310, SLG: 0.350	F8			6-3		6-3		4-3		4	0	0	0	0	0	0
Bill Buckner, L (1, 7) OBP: 0.344, SLG: 0.356	F7			4-3		BB, 1B, 1B		F5		4	0	1	0	0	0	0
Willie Davis, L (1, 8) OBP: 0.290, SLG: 0.413	F7			G3		1-2: BB, 1B			4-3	4	0	1	0	0	0	0
Frank Robinson, R (1, 9) OBP: 0.364, SLG: 0.467		K			6-3	4-0: BB 1-2 2-3			K	3	0	0	0	1	2	0
Wes Parker, S (1, 3) OBP: 0.351, SLG: 0.282		6-3			6-3	K			F8	4	0	0	0	0	1	3
Duke Sims, L (1, 2) OBP: 0.285, SLG: 0.282		G3			4-0: 1B, BB		4-3			2	0	0	0	1	0	0
Billy Grabarkewitz, R (1, 5) OBP: 0.277, SLG: 0.255			K		1-3: FC6-4, 1B		6-3			1	0	0	0	0	1	0
Steve Garvey, R (4, 5) OBP: 0.314, SLG: 0.386										2	0	1	0	0	0	0
Bill Russell, R (1, 6) OBP: 0.297, SLG: 0.389			F8		FC6-4 1-2f		6-3			3	0	0	0	0	0	2
Don Sutton, R (1, 1) OBP: 0.194, SLG: 0.147			4-3			6-3		6-3		2	0	0	0	0	0	0
Willie Crawford, L (8, PH) OBP: 0.301, SLG: 0.443										1	0	0	0	0	0	0
Pete Richert, L (9, 1) OBP: 0.667, SLG: 0.667										0	0	0	0	0	0	0

	AB	30
	R	0
	H	3
	RBI	0
	BB	2
	SO	4
	LOB	5

Inning Stats	1	2	3	4	5	6	7	8	9
	R: 0 E: 0 K: 0 S: 3	R: 0 E: 0 K: 1 S: 5	R: 0 E: 0 K: 1 S: 5	R: 0 E: 0 K: 0 S: 3	R: 0 E: 0 K: 0 S: 4	R: 0 E: 0 K: 1 S: 7	R: 0 E: 0 K: 0 S: 3	R: 0 E: 0 K: 0 S: 3	R: 0 E: 0 K: 1 S: 5
	H: 0 LOB: 0 BB: 0 P: 3	H: 0 LOB: 0 BB: 0 P: 5	H: 0 LOB: 0 BB: 0 P: 5	H: 0 LOB: 0 BB: 0 P: 3	H: 1 LOB: 2 BB: 1 P: 8	H: 2 LOB: 3 BB: 1 P: 11	H: 0 LOB: 0 BB: 0 P: 3	H: 0 LOB: 0 BB: 0 P: 3	H: 0 LOB: 0 BB: 0 P: 5

	1B: 3	SF: 0	WP: 0	PA: 32
	2B: 0	SAC: 0	PB: 0	
	3B: 0	DP: 0	SB: 0	
	HR: 0	HBP: 0	CS: 0	

PITCHER	IP	WLS	BF	H	R	ER	SO	BB	IBB	HBP	BLK	WP	HR	S	P	ERA	WHIP
Tom Kelley, R (1, 1) ERA: 3.61	9.0	W	32	3	0	0	4	2	0	0	0	0	0	38	46	0.00	0.556

PITCHER	IP	WLS	BF	H	R	ER	SO	BB	IBB	HBP	BLK	WP	HR	S	P	ERA	WHIP

Atlanta Braves @ Los Angeles Dodgers

Dodger Stadium, Los Angeles, CA

Sat Jun 24 1972, 7:05 PM PDT

Att. 46,424 - Unknown

livebaseballscorecards.com

TOP

Batter	1	2	3	4	5	6	7	8	9	AB	R	H	RBI	BB	SO	LOB
Sonny Jackson, L (1, 5) OBP: 0.125, SLG: 0.125	G3		6-3		1-3		F8		5-3	5	0	0	0	0	0	5
Felix Millan, R (1, 4) OBP: 0.288, SLG: 0.319	4-3			2B FC6-4 1B	5-3		5-3		1B 2-3 4-3 1B	5	2	2	0	0	0	3
Hank Aaron, R (1, 9) OBP: 0.357, SLG: 0.473	F8			FC6-4 1-3 SF7 2B		G4-6-3 1B		HR	1-3 4-3 3-H 1B	5	2	4	2	0	0	0
Rico Carty, R (1, 7) OBP: 0.433, SLG: 0.467		L9		B B B 4-0 FC6-4 BB	S S S 0-3 K			1B	4-3 1-2 3-H	3	0	1	0	1	1	1
Oscar Brown, R (8, PR) (8, 7) OBP: 0.250, SLG: 0.526										1	0	0	1	0	0	1
Mike Lum, L (1, 8) OBP: 0.301, SLG: 0.311		F8		FC6-4 1-2f 2-3 3-H		G4-6-3 1-2f		1-2 1B	F2	5	0	1	1	0	0	4
Earl Williams, R (1, 3) OBP: 0.339, SLG: 0.396		S S S K		SF7 3-H			1B 1B FC6-4 1B	F7		3	1	1	1	0	1	2
Paul Casanova, R (1, 2) OBP: 0.224, SLG: 0.234			F7	L6			FC6-4 1-2 1B	S S S K		4	0	1	0	0	1	3
Marty Perez, R (1, 6) OBP: 0.296, SLG: 0.295			1-3 1B		1-3 SH1-4 1B		1-2 2-3 FC6-4 1B	4-3		4	0	3	0	0	0	2
Ron Schueler, R (1, 1) OBP: 0.176, SLG: 0.188			1-3 1-2		SH1-4 1-2		1-2f 2-3 3-H FC6-4		1B 1B 2B	1	0	0	0	0	0	1
Ralph Garr, L (7, PH) OBP: 0.340, SLG: 0.370										1	0	0	1	0	0	2
Pat Jarvis, R (7, 1) OBP: 0.182, SLG: 0.273										1	1	1	0	0	0	0
Inning Stats	R: 0 E: 0 K: 0 S: 3 H: 0 LOB: 0 BB: 0 P: 3	R: 0 E: 0 K: 1 S: 5 H: 0 LOB: 0 BB: 0 P: 5	R: 0 E: 0 K: 0 S: 4 H: 1 LOB: 1 BB: 0 P: 4	R: 2 E: 0 K: 0 S: 5 H: 2 LOB: 1 BB: 1 P: 9	R: 0 E: 0 K: 0 S: 4 H: 1 LOB: 1 BB: 0 P: 4	R: 0 E: 0 K: 1 S: 5 H: 1 LOB: 0 BB: 0 P: 5	R: 1 E: 0 K: 0 S: 6 H: 3 LOB: 2 BB: 0 P: 6	R: 1 E: 0 K: 1 S: 8 H: 3 LOB: 2 BB: 0 P: 8	R: 2 E: 0 K: 0 S: 6 H: 3 LOB: 1 BB: 0 P: 6	1B: 11 2B: 2 3B: 0 HR: 1 SF: 1 SAC: 1 DP: 1 HBP: 0							

AB	38
R	6
H	14
RBI	6
BB	1
SO	3
LOB	24

WP: 0 PB: 0 SB: 0 CS: 0 PA: 41

PITCHER		IP	WLS	BF	H	R	ER	SO	BB	IBB	HBP	BLK	WP	HR	S	P	ERA	WHIP
Bill Singer, R (1, 1) ERA: 3.4		6.0		26	8	3	3	2	1	0	0	0	0	0	29	33	4.50	1.500
Jim Brewer, L (7, 1) ERA: 1.3		2.0		9	3	1	1	1	0	0	0	0	0	1	11	11	4.50	1.500
Hoyt Wilhelm, R (9, 1) ERA: 5.59		1.0	L	6	3	2	2	0	0	0	0	0	0	0	6	6	18.00	3.000

PITCHER	IP	WLS	BF	H	R	ER	SO	BB	IBB	HBP	BLK	WP	HR	S	P	ERA	WHIP

Batter	1	2	3	4	5	6	7	8	9	AB	R	H	RBI	BB	SO	LOB
Bobby Valentine, R (1, 4) OBP: 0.306, SLG: 0.351	K	G4-6-3 1-2f		F6		F8		1B 2B		5	0	1	0	0	1	2
Manny Mota, R (1, 7) OBP: 0.349, SLG: 0.500	WP BB SF8 1B		4-3	1B		1B		2-3 1B		5	1	4	0	0	0	0
Willie Davis, L (1, 8) OBP: 0.296, SLG: 0.420	E WP 1-2 BB		1B 3B	F4		F4		IBB		3	1	1	0	2	0	2
Willie Crawford, L (1, 9) OBP: 0.307, SLG: 0.440 Hoyt Wilhelm, R (9, 1)	1-2 2-3 BB		1B SF9 3-H 1B	K		K		K		3 0	1 0	1 0	1 0	1 0	2 0	2 0
Bill Buckner, L (1, 3) (7, 9) OBP: 0.340, SLG: 0.353	SF8 2-3 3-H		1B 1B 1-3 1B		1-3		F5		1-3	4	1	1	1	0	0	0
Steve Garvey, R (1, 5) OBP: 0.316, SLG: 0.391	K		SF9 3-H		G3 BB		K		2B	3	0	1	1	1	2	2
Chris Cannizzaro, R (1, 2) OBP: 0.341, SLG: 0.351		FC1-5 1B 1B	1B 1B 1-3 1B		1-2 G3 BB		1B		6-3	4	0	3	0	1	0	1
Bill Russell, R (1, 6) OBP: 0.302, SLG: 0.391 Jim Lefebvre, S (9, PH) OBP: 0.291, SLG: 0.349		FC1-5 1-2 1B	1-2 3-H 1B		G3 1-2 2-3		K		K	4 1	0 0	2 0	1 0	0 0	1 1	3 1
Bill Singer, R (1, 1) OBP: 0.156, SLG: 0.161 Jim Brewer, L (7, 1) Wes Parker, S (7, 3) OBP: 0.349, SLG: 0.280 Frank Robinson, R (8, PH) OBP: 0.362, SLG: 0.465		FC1-5 G4-6-3 1-2 2-3f	K		4-3			6-3		3 0 1 1	0 0 0 0	0 0 0 0	0 0 0 0	0 0 0 0	1 0 0 1	6 0 0 2
Inning Stats	R: 1 H: 1 E: 1 LOB: 2 K: 2 BB: 2 S: 8 P: 16	R: 0 H: 2 E: 0 LOB: 1 K: 0 BB: 0 S: 4 P: 4	R: 3 H: 5 E: 0 LOB: 2 K: 1 BB: 0 S: 10 P: 10	R: 0 H: 1 E: 0 LOB: 1 K: 1 BB: 0 S: 6 P: 6	R: 0 H: 0 E: 0 LOB: 2 K: 0 BB: 2 S: 3 P: 11	R: 0 H: 1 E: 0 LOB: 1 K: 1 BB: 0 S: 6 P: 6	R: 0 H: 1 E: 0 LOB: 1 K: 2 BB: 0 S: 8 P: 8	R: 0 H: 2 E: 0 LOB: 2 K: 1 BB: 1 S: 6 P: 10	R: 0 H: 1 E: 0 LOB: 1 K: 1 BB: 0 S: 6 P: 6	1B: 11 2B: 2 3B: 1 HR: 0	SF: 2 SAC: 0 DP: 1 HBP: 0			WP: 1 PB: 0 SB: 0 CS: 0	PA: 44		

PITCHER	IP	WLS	BF	H	R	ER	SO	BB	IBB	HBP	BLK	WP	HR	S	P	ERA	WHIP
Ron Schueler, R (1, 1) ERA: 3.21	6.0		31	10	4	4	5	4	0	0	0	1	0	37	53	6.00	2.333
Pat Jarvis, R (7, 1) ERA: 4.54	3.0	W	13	4	0	0	4	0	1	0	0	0	0	20	24	0.00	1.333

PITCHER	IP	WLS	BF	H	R	ER	SO	BB	IBB	HBP	BLK	WP	HR	S	P	ERA	WHIP

BOTTOM

Atlanta Braves @ Los Angeles Dodgers

Dodger Stadium, Los Angeles, CA

Sat Jun 24 1972, 7:05 PM PDT

Att. 46,424 - Unknown

livebaseballscorecards.com

AB	37
R	4
H	14
RBI	4
BB	5
SO	9
LOB	21

Atlanta Braves @ Los Angeles Dodgers

Dodger Stadium, Los Angeles, CA

Sun Jun 25 1972, 3:33 AM PDT

Att. 30,021 - Unknown

TOP

livebaseballscorecards.com

Batter	1	2	3	4	5	6	7	8	9	AB	R	H	RBI	BB	SO	LOB
Oscar Brown, R (1, 9) OBP: 0.261, SLG: 0.500	S S S 0-3 ① K			x 0-0 6-3 1B		x 0-0 ③ F9		S S S 0-3 ② K		3	0	1	0	0	1	0
Jim Breazeale, L (8, PH) OBP: 0.222, SLG: 0.346										1	0	0	0	0	1	2
Joe Hoerner, R (8, 1)										0	0	0	0	0	0	0
Felix Millan, R (1, 4) OBP: 0.288, SLG: 0.318	x 0-0 ② F8			x 0-0 ① L7			x 0-0 1B 1B	x 0-0 ③		4	0	1	0	0	0	3
Hank Aaron, R (1, 3) OBP: 0.356, SLG: 0.466	S S S 0-3 ③ K			x 0-0 ② 6-3 1-2			x 0-0 ① F8		B B B B 4-0 1B 4-3 BB	3	0	0	0	1	1	2
Rico Carty, R (1, 7) OBP: 0.429, SLG: 0.462		x 0-0 G6-4-3 1B		x 0-0 ③ 6-3			S S S 0-3 ② K		x 0-0 ① 4-3 1-2	4	0	1	0	0	1	3
Earl Williams, R (1, 5) OBP: 0.341, SLG: 0.398		x 0-0 ① ② G6-4-3 1-2f			x 0-0 ① F9		x 0-0 1-3 1B		x 0-0 2-3 1B	4	0	2	0	0	0	1
Paul Casanova, R (1, 2) OBP: 0.208, SLG: 0.216		x 0-0 ③ 5-3			S S S 0-3 ② K		x 0-0 ③ F3		x 0-0 ② L5	4	0	0	0	0	1	4
Mike Lum, L (1, 8) OBP: 0.299, SLG: 0.308 (8, 9)			x 0-0 ① 4-3		S S S 0-3 ③ K			x 0-0 1B 1B	x 0-0 ③ 4-3	4	0	1	0	0	1	2
Marty Perez, R (1, 6) OBP: 0.296, SLG: 0.296			x 0-0 ② 6-3			x 0-0 ① 1-4-3		x 0-0 1-2 1B		3	0	1	0	0	0	0
George Stone, L (1, 1)			S S S 0-3 ③ K			x 0-0 ② 5-3		x 0-0 ① F8		2	0	0	0	0	1	0
Cecil Upshaw, R (7, 1)										0	0	0	0	0	0	0
Orlando Cepeda, R (8, PH) OBP: 0.348, SLG: 0.482										1	0	0	0	0	0	2
Sonny Jackson, L (8, 8) OBP: 0.125, SLG: 0.125										0	0	0	0	0	0	0
Inning Stats	R: 0 E: 0 K: 2 S: 7 H: 0 LOB: 0 BB: 0 P: 7	R: 0 E: 0 K: 0 S: 3 H: 1 LOB: 0 BB: 0 P: 3	R: 0 E: 0 K: 1 S: 5 H: 0 LOB: 0 BB: 0 P: 5	R: 0 E: 0 K: 0 S: 4 H: 1 LOB: 1 BB: 0 P: 4	R: 0 E: 0 K: 2 S: 7 H: 0 LOB: 0 BB: 0 P: 7	R: 0 E: 0 K: 0 S: 3 H: 0 LOB: 0 BB: 0 P: 3	R: 0 E: 0 K: 1 S: 7 H: 2 LOB: 2 BB: 0 P: 7	R: 0 E: 0 K: 1 S: 7 H: 2 LOB: 2 BB: 0 P: 7	R: 0 E: 0 K: 0 S: 4 H: 1 LOB: 2 BB: 1 P: 8	1B: 7 2B: 0 3B: 0 HR: 0	SF: 0 SAC: 0 DP: 1 HBP: 0						

	AB	33
	R	0
	H	7
	RBI	0
	BB	1
	SO	7
	LOB	19

WP: 0 PB: 0 SB: 0 CS: 0 PA: 34

PITCHER		IP	WLS	BF	H	R	ER	SO	BB	IBB	HBP	BLK	WP	HR	S	P	ERA	WHIP
Tommy John, L ERA: 2.32	(1, 1)	7.0	W	26	6	0	0	6	0	0	0	0	0	0	38	38	0.00	0.857
Pete Mikkelsen, R ERA: 4.37	(8, 1)	2.0	S	8	1	0	0	1	1	0	0	0	0	0	9	13	0.00	1.000

PITCHER	IP	WLS	BF	H	R	ER	SO	BB	IBB	HBP	BLK	WP	HR	S	P	ERA	WHIP

Batter	1	2	3	4	5	6	7	8	9	AB	R	H	RBI	BB	SO	LOB
Bobby Valentine, R (1, 4) OBP: 0.305, SLG: 0.349	P4			FC6-4 1B		F7	E5 1-2 2-3			4	0	1	0	0	0	2
Willie Davis, L (1, 8) OBP: 0.291, SLG: 0.414	F8			P2		F9	4-3			4	0	0	0	0	0	4
Manny Mota, R (1, 7) OBP: 0.347, SLG: 0.514	6-3			P3		HR		L5		4	1	1	1	0	0	1
Wes Parker, S (1, 3) OBP: 0.340, SLG: 0.272		P4		FC6-4 1-2f		F8		6-3		4	0	0	0	0	0	1
Steve Garvey, R (1, 5) OBP: 0.325, SLG: 0.399		P6			1B SF7 1B		SH1-4 1B 1B	E 1B 1B 1B		4	3	3	0	0	0	0
Bill Buckner, L (1, 9) OBP: 0.339, SLG: 0.353		P6			P3		SH1-4 1-2	E6 1-3 1B 1B		3	1	1	0	0	0	1
Chris Cannizzaro, R (1, 2) OBP: 0.360, SLG: 0.364			F8		SF7 1-3 1B		FC1-5 1B IBB	E5 2-H 3-H 1B		3	0	2	2	1	0	0
Bill Russell, R (1, 6) OBP: 0.301, SLG: 0.390			6-3		SF7 1-2 3-H		E FC1-5 1-2 2-H 1B	E5 1-3		3	0	1	2	0	0	1
Tommy John, R (1, 1) OBP: 0.069, SLG: 0.069 Pete Mikkelsen, R (8, 1)			F3		F3		FC1-5 E 1-2 2-3f			3 0	0 0	0 0	0 0	0 0	0 0	3 0
Inning Stats	R: 0 E: 0 K: 0 S: 3 H: 0 LOB: 0 BB: 0 P: 3	R: 0 E: 0 K: 0 S: 3 H: 0 LOB: 0 BB: 0 P: 3	R: 0 E: 0 K: 0 S: 3 H: 0 LOB: 0 BB: 0 P: 3	R: 0 E: 0 K: 0 S: 4 H: 1 LOB: 1 BB: 0 P: 4	R: 1 E: 0 K: 0 S: 5 H: 2 LOB: 1 BB: 0 P: 5	R: 1 E: 0 K: 0 S: 4 H: 1 LOB: 0 BB: 0 P: 4	R: 1 E: 1 K: 0 S: 6 H: 2 LOB: 3 BB: 1 P: 10	R: 2 E: 2 K: 0 S: 6 H: 3 LOB: 1 BB: 0 P: 6		1B: 8 2B: 0 3B: 0 HR: 1	SF: 1 SAC: 1 DP: 0 HBP: 0						

PITCHER		IP	WLS	BF	H	R	ER	SO	BB	IBB	HBP	BLK	WP	HR	S	P	ERA	WHIP
George Stone, L ERA: 7.01	(1, 1)	6.1	L	26	6	3	3	0	0	1	0	0	0	1	25	29	4.26	0.947
Cecil Upshaw, R ERA: 4.95	(7, 1)	0.2		3	0	0	0	0	0	0	0	0	0	0	3	3	0.00	0.000
Joe Hoerner, L ERA: 3.28	(8, 1)	1.0		6	3	2	1	0	0	0	0	0	0	0	6	6	9.00	3.000

PITCHER	IP	WLS	BF	H	R	ER	SO	BB	IBB	HBP	BLK	WP	HR	S	P	ERA	WHIP

BOTTOM

Atlanta Braves @ Los Angeles Dodgers

Dodger Stadium, Los Angeles, CA

Sun Jun 25 1972, 3:33 AM PDT

Att. 30,021 - Unknown

livebaseballscorecards.com

AB	32
R	5
H	9
RBI	5
BB	1
SO	0
LOB	13

1B: 8 SF: 1
2B: 0 SAC: 1
3B: 0 DP: 0
HR: 1 HBP: 0

WP: 0 PA: 35
PB: 0
SB: 0
CS: 0

Cincinnati Reds @ Los Angeles Dodgers

Dodger Stadium, Los Angeles, CA

Mon Jun 26 1972, 7:05 PM PDT

Att. 33,130 - Unknown

TOP

livebaseballscorecards.com

Batter	1	2	3	4	5	6	7	8	9	AB	R	H	RBI	BB	SO	LOB
Pete Rose, S (1, 7) OBP: 0.343, SLG: 0.374	G3-6 1B	FC5 2-3f		FC4-6 1B 1B	L8			L4		5	1	2	0	0	0	3
Joe Morgan, L (1, 4) OBP: 0.423, SLG: 0.450	G3-6 1-2f		SH1-3 S 1B 1B	1-2 FC4-6 1B	L8			4-3		5	1	2	0	0	0	1
Bobby Tolan, L (1, 8) OBP: 0.356, SLG: 0.431	K		SH1-3 1-3	1-2f 2-3 FC4-6 S 1B		F5		PB BB		3	1	0	0	1	1	2
Johnny Bench, R (1, 2) OBP: 0.381, SLG: 0.579		E BB BB BB	2B 3-H 1B	1B 1-2 1B BB		F8		5-3 1-2		3	2	1	1	2	0	1
Tony Perez, R (1, 3) OBP: 0.332, SLG: 0.513		F9	1-3 2B	1B 1-2 2-H 3-H 1B		FC5-4 1B			K	5	0	3	2	0	1	1
George Foster, R (1, 9) OBP: 0.253, SLG: 0.333		F9	P4	1-3 2-H BB 1B		1-2f FC5-4			F3	5	0	1	1	0	0	4
Denis Menke, R (1, 5) OBP: 0.357, SLG: 0.367		1-2 BB E BB		1-2 FC6-4 BB			5-3		BB	1	0	0	0	4	0	0
Dave Concepcion, R (1, 6) OBP: 0.273, SLG: 0.275		E6 FC5 BB 1-2 2-3	F9	FC6-4 1-2f			L3		P6	5	0	0	0	0	0	9
Gary Nolan, R (1, 1) OBP: 0.170, SLG: 0.116		1-2 2-3 3-H BB		4-3	K		K			3	0	0	1	1	2	0

	AB	35
	R	5
	H	9
	RBI	5
	BB	8
	SO	4
	LOB	21

Inning Stats	1	2	3	4	5	6	7	8	9
	R: 0 E: 0 K: 1 S: 5 H: 1 LOB: 0 BB: 0 P: 5	R: 1 E: 1 K: 0 S: 4 H: 0 LOB: 3 BB: 3 P: 16	R: 1 E: 0 K: 0 S: 6 H: 3 LOB: 3 BB: 1 P: 10	R: 3 E: 0 K: 0 S: 7 H: 4 LOB: 3 BB: 2 P: 15	R: 0 E: 0 K: 1 S: 5 H: 0 LOB: 0 BB: 0 P: 5	R: 0 E: 0 K: 0 S: 4 H: 1 LOB: 1 BB: 0 P: 4	R: 0 E: 0 K: 1 S: 5 H: 0 LOB: 0 BB: 0 P: 5	R: 0 E: 0 K: 0 S: 3 H: 0 LOB: 1 BB: 1 P: 7	R: 0 E: 0 K: 1 S: 5 H: 0 LOB: 1 BB: 1 P: 9

	1B: 8	SF: 0
	2B: 1	SAC: 1
	3B: 0	DP: 1
	HR: 0	HBP: 0

	WP: 0	PA: 44
	PB: 1	
	SB: 2	
	CS: 0	

PITCHER		IP	WLS	BF	H	R	ER	SO	BB	IBB	HBP	BLK	WP	HR	S	P	ERA	WHIP
Claude Osteen, L ERA: 2.11	(1, 1)	3.2	L	23	7	5	4	1	5	0	0	0	0	0	20	40	9.82	3.273
Jose Pena, R ERA:	(4, 1)	1.1		6	1	0	0	1	1	0	0	0	0	0	7	11	0.00	1.500
Mike Strahler, R ERA: 4.73	(6, 1)	2.0		7	1	0	0	1	0	0	0	0	0	0	9	9	0.00	0.500
Hoyt Wilhelm, R ERA: 5.06	(8, 1)	2.0		8	0	0	0	1	2	0	0	0	0	0	8	16	0.00	1.000

PITCHER	IP	WLS	BF	H	R	ER	SO	BB	IBB	HBP	BLK	WP	HR	S	P	ERA	WHIP

Batter	1	2	3	4	5	6	7	8	9	AB	R	H	RBI	BB	SO	LOB
Bill Buckner, L (1, 3) OBP: 0.331, SLG: 0.344	F5		6-3		K			4-3		4	0	0	0	0	1	1
Willie Davis, L (1, 8) OBP: 0.291, SLG: 0.411	4-3 1B 1B		4-3			3-1		F8		4	0	1	0	0	0	0
Manny Mota, R (1, 7) OBP: 0.364, SLG: 0.534	4-3 1-2 1B			4-3 2B		1B		1B 1B		4	0	4	0	0	0	0
Willie Crawford, L (1, 9) OBP: 0.306, SLG: 0.434	4-3 1-2 2-3			K	K	K		1-2 1B		4	0	1	0	0	2	4
Duke Sims, L (1, 2) OBP: 0.276, SLG: 0.272	K			4-3 2-3		5-3		F3		4	0	0	0	0	1	6
Steve Garvey, R (1, 5) OBP: 0.323, SLG: 0.392		5-3		F8			6-3		B B B B 4-0 G5-4-3 BB	3	0	0	0	1	0	1
Bobby Valentine, R (1, 4) OBP: 0.310, SLG: 0.353		P4			1B		1B		F8	4	0	2	0	0	0	1
Bill Russell, R (1, 6) OBP: 0.294, SLG: 0.381		6-3			F9		K		G5-4-3 1-2f	4	0	0	0	0	1	3
Claude Osteen, L (1, 1) OBP: 0.284, SLG: 0.324 Jose Pena, R (4, 1) Jim Lefebvre, S (5, PH) OBP: 0.288, SLG: 0.346 Mike Strahler, R (6, 1) Wes Parker, S (7, PH) OBP: 0.338, SLG: 0.270 Hoyt Wilhelm, R (8, 1)			F2		K		F7			1 0 1 0 1 0	0 0 0 0 0 0	0 0 0 0 0 0	0 0 0 0 0 0	0 0 1 0 0 0	0 0 1 0 0 0	0 0 1 0 1 0
Inning Stats	R: 0 E: 0 K: 1 S: 7 H: 2 LOB: 2 BB: 0 P: 7	R: 0 E: 0 K: 0 S: 3 H: 0 LOB: 0 BB: 0 P: 3	R: 0 E: 0 K: 0 S: 3 H: 0 LOB: 0 BB: 0 P: 3	R: 0 E: 0 K: 1 S: 6 H: 1 LOB: 1 BB: 0 P: 6	R: 0 E: 0 K: 2 S: 8 H: 1 LOB: 1 BB: 0 P: 8	R: 0 E: 0 K: 1 S: 6 H: 1 LOB: 1 BB: 0 P: 6	R: 0 E: 0 K: 1 S: 6 H: 1 LOB: 1 BB: 0 P: 6	R: 0 E: 0 K: 0 S: 5 H: 2 LOB: 2 BB: 0 P: 5	R: 0 E: 0 K: 0 S: 2 H: 0 LOB: 0 BB: 1 P: 6	1B: 7 2B: 1 3B: 0 HR: 0	SF: 0 SAC: 0 DP: 1 HBP: 0						

PITCHER	IP	WLS	BF	H	R	ER	SO	BB	IBB	HBP	BLK	WP	HR	S	P	ERA	WHIP
Gary Nolan, R (1, 1) ERA: 1.93	9.0	W	35	8	0	0	6	1	0	0	0	0	0	46	50	0.00	1.000

PITCHER	IP	WLS	BF	H	R	ER	SO	BB	IBB	HBP	BLK	WP	HR	S	P	ERA	WHIP

BOTTOM

Cincinnati Reds @ Los Angeles Dodgers

Dodger Stadium, Los Angeles, CA

Mon Jun 26 1972, 7:05 PM PDT

Att. 33,130 - Unknown

livebaseballscorecards.com

AB	34
R	0
H	8
RBI	0
BB	1
SO	6
LOB	18

WP: 0 PB: 0 SB: 0 CS: 0 PA: 35

Batter	1	2	3	4	5	6	7	8	9	AB	R	H	RBI	BB	SO	LOB
Pete Rose, S (1, 7) OBP: 0.348, SLG: 0.376	6-3	1-2 1B			1B 1B	BBB 4-0 SF7-4 BB 1-2 2-3 3-H BB		L4		4	0	2	1	1	0	0
Joe Morgan, L (1, 4) OBP: 0.423, SLG: 0.444	1-3	L6			P6	BBBB 4-0 SF7-4 1-2 2-3 3-H BB		BBBB 4-0 BB		3	0	0	1	2	0	3
Bobby Tolan, L (1, 8) OBP: 0.357, SLG: 0.432	0-0 FC5-4 1B		4-3		1-3 1B	SF7-4 1-2 2-3 3-H		4-3		4	0	2	1	0	0	1
Johnny Bench, R (1, 2) OBP: 0.374, SLG: 0.567	FC5-4 1-2f		F7		1-3 1-2		F6		F8	5	0	0	0	0	0	3
Tony Perez, R (1, 3) OBP: 0.333, SLG: 0.508		E 1B 1B	L7		BBBB 4-0 BB		E4 1B		SSS K	4	1	1	0	1	1	0
George Foster, R (1, 9) OBP: 0.273, SLG: 0.341		E G6-4-3 1-2 1B		H 1-0 FC1-6-4 HBP	SSS K		1-2 1B		E5	4	1	2	0	0	1	3
Denis Menke, R (1, 5) OBP: 0.353, SLG: 0.363		E3 G6-4-3 1-3 2-H		SSS K		E BB 1B	F7		1-3	5	1	1	0	0	1	5
Dave Concepcion, R (1, 6) OBP: 0.268, SLG: 0.270		G6-4-3 1-2f 3-H		FC1-6-4 FC6-4 1-2f		E5 BB S BB 1-3	SSS K			4	1	0	0	0	1	5
Don Gullett, R (1, 1) OBP: 0.385, SLG: 0.417		1B 1B		FC6-4 1-2f		E6 BB BB SF7-4 1-2		4-3		3	1	1	0	0	0	3
Ted Uhlaender, L (8, PH) OBP: 0.247, SLG: 0.181										1	0	0	0	0	0	0
Tom Hall, L (8, 1)										0	0	0	0	0	0	0
Clay Carroll, R (8, 1)										0	0	0	0	0	0	0

TOP

Cincinnati Reds @ Los Angeles Dodgers

Dodger Stadium, Los Angeles, CA

Tue Jun 27 1972, 7:05 PM PDT

Att. 27,395 - Unknown

livebaseballscorecards.com

AB	37
R	5
H	9
RBI	3
BB	4
SO	4
LOB	23

Inning Stats	1	2	3	4	5	6	7	8	9
	R: 0 E: 0 K: 0 S: 4	R: 2 E: 1 K: 0 S: 7	R: 0 E: 0 K: 0 S: 3	R: 0 E: 0 K: 1 S: 5	R: 0 E: 0 K: 1 S: 7	R: 3 E: 2 K: 0 S: 4	R: 0 E: 1 K: 1 S: 7	R: 0 E: 0 K: 0 S: 3	R: 0 E: 1 K: 1 S: 6
	H: 1 LOB: 1 BB: 0 P: 4	H: 4 LOB: 2 BB: 0 P: 7	H: 0 LOB: 0 BB: 0 P: 3	H: 0 LOB: 1 BB: 0 P: 6	H: 2 LOB: 3 BB: 1 P: 11	H: 1 LOB: 0 BB: 2 P: 12	H: 1 LOB: 2 BB: 0 P: 7	H: 0 LOB: 1 BB: 1 P: 7	H: 0 LOB: 1 BB: 0 P: 6

| | | | | | | | | | |

Batter	1	2	3	4	5	6	7	8	9	AB	R	H	RBI	BB	SO	LOB
Bobby Valentine, R (1, 4) OBP: 0.314, SLG: 0.356 Willie Crawford, L (9, PH) OBP: 0.303, SLG: 0.431	4-3		FC4 1B		P8			BB HBP 2B 1B	6-3	4 1	1 0	2 0	0 0	0 0	0 0	0 0
Willie Davis, L (1, 8) OBP: 0.294, SLG: 0.410	FC4 1B		F8			6-3 BB		P6		3	0	1	0	1	0	2
Manny Mota, R (1, 7) OBP: 0.361, SLG: 0.523	FC4 1B 1-2f		FC4 1-2f			6-3 1-2		BB 2B HBP 1-2		3	1	0	0	0	0	3
Frank Robinson, R (1, 9) OBP: 0.365, SLG: 0.463	1B 1-3		5-3			F2		2B 4-3 BB 1-2 2-3		3	1	1	0	1	0	2
Wes Parker, S (1, 3) OBP: 0.342, SLG: 0.279	F9			L6 BB		F9		4-3 2B 1-3 2-H 3-H		3	0	1	2	1	0	3
Steve Garvey, R (1, 5) OBP: 0.327, SLG: 0.408		HR		F3			BB	4-3 2-3 3-H		3	1	1	2	1	0	2
Chris Cannizzaro, R (1, 2) OBP: 0.344, SLG: 0.346		K		L6 1-2			F9	K		4	0	0	0	0	2	3
Bill Russell, R (1, 6) OBP: 0.289, SLG: 0.374 Bill Buckner, L (9, PH) OBP: 0.329, SLG: 0.342		P4			6-3			K	5-3	3 1	0 0	0 0	0 0	0 0	1 0	1 0
Al Downing, R (1, 1) OBP: 0.118, SLG: 0.121 Pete Richert, L (6, 1) OBP: 0.667, SLG: 0.667 Dick Dietz, R (7, PH) OBP: 0.318, SLG: 0.171 Pete Mikkelsen, R (8, 1) Jim Lefebvre, S (9, PH) OBP: 0.286, SLG: 0.343		K			K			5-3	4-3	2 0 1 0 1	0 0 0 0 0	0 0 0 0 0	0 0 0 0 0	0 0 0 0 0	2 0 0 0 0	0 0 1 0 0
Inning Stats	R: 0 E: 0 K: 0 S: 5 H: 2 LOB: 2 BB: 0 P: 5	R: 1 E: 0 K: 2 S: 8 H: 1 LOB: 0 BB: 0 P: 8	R: 0 E: 0 K: 0 S: 4 H: 1 LOB: 1 BB: 0 P: 4	R: 0 E: 0 K: 0 S: 2 H: 0 LOB: 0 BB: 1 P: 6	R: 0 E: 0 K: 1 S: 5 H: 0 LOB: 0 BB: 0 P: 5	R: 0 E: 0 K: 0 S: 3 H: 0 LOB: 1 BB: 1 P: 7	R: 0 E: 0 K: 1 S: 5 H: 0 LOB: 1 BB: 1 P: 9	R: 3 E: 0 K: 1 S: 7 H: 2 LOB: 1 BB: 1 P: 12	R: 0 E: 0 K: 0 S: 3 H: 0 LOB: 0 BB: 0 P: 3	1B: 4 2B: 2 3B: 0 HR: 1	SF: 0 SAC: 0 DP: 1 HBP: 1					

PITCHER		IP	WLS	BF	H	R	ER	SO	BB	IBB	HBP	BLK	WP	HR	S	P	ERA	WHIP
Don Gullett, L ERA: 6.08	(1, 1)	7.0	W	27	4	1	1	4	3	0	0	0	0	1	32	44	1.29	1.000
Tom Hall, L ERA: 2.73	(8, 1)	0.1		5	2	3	3	0	1	0	1	0	0	0	3	8	81.00	9.000
Clay Carroll, R ERA: 1.47	(8, 1)	1.2	S	5	0	0	0	1	0	0	0	0	0	0	7	7	0.00	0.000

PITCHER	IP	WLS	BF	H	R	ER	SO	BB	IBB	HBP	BLK	WP	HR	S	P	ERA	WHIP

BOTTOM

Cincinnati Reds @ Los Angeles Dodgers

Dodger Stadium, Los Angeles, CA

Tue Jun 27 1972, 7:05 PM PDT

Att. 27,395 - Unknown

livebaseballscorecards.com

AB	32
R	4
H	6
RBI	4
BB	4
SO	5
LOB	17

1B: 4	SF: 0	WP: 0	PA: 37
2B: 2	SAC: 0	PB: 0	
3B: 0	DP: 1	SB: 0	
HR: 1	HBP: 1	CS: 0	

Batter	1	2	3	4	5	6	7	8	9	AB	R	H	RBI	BB	SO	LOB
Roger Metzger, S (1, 6) OBP: 0.278, SLG: 0.243	S S S 0-3 ① K		x 0-0 ② F9			x 0-0 ① 4-3		S S S 0-3 ③ K		4	0	0	0	0	2	1
Cesar Cedeno, R (1, 8) OBP: 0.414, SLG: 0.546	x 0-0 ② 6-3		x 0-0 ③ F6			x 0-0 ② F3			x 0-0 ① F8	4	0	0	0	0	0	0
Jimmy Wynn, R (1, 9) OBP: 0.378, SLG: 0.476	S S S 0-3 ③ K			x 0-0 ① 4-3		x 0-0 ③ L7			x 0-0 ② F3	4	0	0	0	0	1	0
Lee May, R (1, 3) OBP: 0.344, SLG: 0.508		B B B B 4-0 BB BB		S S S 0-3 ② K			x 0-0 E5 G4-6-3		S S S 0-3 ③ K	3	0	0	0	1	2	0
Bob Watson, R (1, 7) OBP: 0.378, SLG: 0.498		x 0-0 ① F7		x 0-0 1B			x 0-0 ① F4			3	0	1	0	0	0	2
Doug Rader, R (1, 5) OBP: 0.304, SLG: 0.461		S S S 0-3 ② K		x 0-0 ③ F8			x 0-0 ② ③ G4-6-3 1-2f			3	0	0	0	0	1	3
Johnny Edwards, L (1, 2) OBP: 0.352, SLG: 0.382		B B B B 4-0 FC5-4 1-2 BB		S S S 0-3 ① K				S S S 0-3 ① K		2	0	0	0	1	2	0
Tommy Helms, R (1, 4) OBP: 0.278, SLG: 0.333		x 0-0 ③ FC5-4 1-2f		x 0-0 ② 6-3				x 0-0 1B		3	0	1	0	0	0	2
Jerry Reuss, L (1, 1) OBP: 0.147, SLG: 0.097			x 0-0 ① 3-1	S S S 0-3 ③ K				x 0-0 ② F8		2	0	0	0	0	1	0
Norm Miller, L (8, PH) OBP: 0.289, SLG: 0.308										1	0	0	0	0	0	1
Jim York, R (8, 1)										0	0	0	0	0	0	0

TOP

Houston Astros @ Los Angeles Dodgers

Dodger Stadium, Los Angeles, CA

Wed Jun 28 1972, 7:05 PM PDT

Att. 22,053 - Unknown

livebaseballscorecards.com

AB	29
R	0
H	2
RBI	0
BB	2
SO	9
LOB	9

Inning Stats																																		
	R: 0	H: 0		R: 0	H: 0		R: 0	H: 0		R: 0	H: 1		R: 0	H: 0		R: 0	H: 0		R: 0	H: 0		R: 0	H: 1		R: 0	H: 0		1B: 2	SF: 0		WP: 0	PA: 31	
	E: 0	LOB: 0		E: 0	LOB: 2		E: 0	LOB: 0		E: 0	LOB: 1		E: 0	LOB: 0		E: 0	LOB: 0		E: 1	LOB: 0		E: 0	LOB: 1		E: 0	LOB: 0		2B: 0	SAC: 0		PB: 0		
	K: 2	BB: 0		K: 1	BB: 2		K: 0	BB: 0		K: 1	BB: 0		K: 2	BB: 0		K: 0	BB: 0		K: 0	BB: 0		E: 0	BB: 0		K: 2	BB: 0		3B: 0	DP: 1		SB: 0		
	S: 7	P: 7		S: 5	P: 13		S: 3	P: 3		S: 6	P: 6		S: 7	P: 7		S: 3	P: 3		S: 3	P: 3		K: 2	P: 8		S: 8	P: 8		HR: 0	HBP: 0		CS: 0		

PITCHER	IP	WLS	BF	H	R	ER	SO	BB	IBB	HBP	BLK	WP	HR	S	P	ERA	WHIP
Don Sutton, R (1, 1) ERA: 1.55	9.0	W	31	2	0	0	9	2	0	0	0	0	0	47	55	0.00	0.444

PITCHER	IP	WLS	BF	H	R	ER	SO	BB	IBB	HBP	BLK	WP	HR	S	P	ERA	WHIP

Houston Astros @ Los Angeles Dodgers

Dodger Stadium, Los Angeles, CA

Wed Jun 28 1972, 7:05 PM PDT

Att. 22,053 - Unknown

BOTTOM

Batter	1	2	3	4	5	6	7	8	9	AB	R	H	RBI	BB	SO	LOB
Bobby Valentine, R (1, 4) OBP: 0.307, SLG: 0.350	F7			6-3	SF9 1-2 3-H		5-3			3	0	0	1	0	0	0
Willie Davis, L (1, 8) OBP: 0.293, SLG: 0.405	F6			BBBB 1-3 BB	4-3			6-3		3	0	0	0	1	0	1
Manny Mota, R (1, 7) OBP: 0.358, SLG: 0.516	6-3			1-3 1-2		1B 6-3 1B		F5		4	1	1	0	0	0	1
Frank Robinson, R (1, 9) OBP: 0.372, SLG: 0.466		BBBB CS BB		SSS K		6-3 1-3 SF9 1B		1B		3	1	2	0	1	1	1
Wes Parker, S (1, 3) OBP: 0.339, SLG: 0.285		SSS K 1-2			1B 2B	6-3 2-3 3-H		SSS K		4	1	1	1	0	2	3
Steve Garvey, R (1, 5) OBP: 0.322, SLG: 0.403		F7			SSS K	SF9 3-H				2	0	0	1	0	1	1
Chris Cannizzaro, R (1, 2) OBP: 0.344, SLG: 0.345			5-3		2B 1B 2-H 1B	5-3				3	1	1	1	0	0	0
Bill Russell, R (1, 6) OBP: 0.290, SLG: 0.379			1-3		1B SF9 1-3 2B		6-3			3	1	1	0	0	0	0
Don Sutton, R (1, 1) OBP: 0.205, SLG: 0.162			G1		SF9 2-3 3-H 1B		4-3			3	0	1	1	0	0	0
Inning Stats	R: 0 E: 0 K: 0 S: 3 H: 0 LOB: 0 BB: 0 P: 3	R: 0 E: 0 K: 1 S: 4 H: 0 LOB: 0 BB: 1 P: 8	R: 0 E: 0 K: 0 S: 3 H: 0 LOB: 0 BB: 0 P: 3	R: 0 E: 0 K: 1 S: 5 H: 0 LOB: 1 BB: 1 P: 9	R: 3 E: 0 K: 1 S: 9 H: 4 LOB: 1 BB: 0 P: 9	R: 2 E: 0 K: 0 S: 5 H: 2 LOB: 0 BB: 0 P: 5	R: 0 E: 0 K: 0 S: 3 H: 0 LOB: 0 BB: 0 P: 3	R: 0 E: 0 K: 1 S: 6 H: 1 LOB: 1 BB: 0 P: 6		1B: 5 2B: 2 3B: 0 HR: 0 SF: 2 SAC: 0 DP: 0 HBP: 0					

livebaseballscorecards.com

AB	28
R	5
H	7
RBI	5
BB	2
SO	4
LOB	7

WP: 0 PA: 32
PB: 0
SB: 0
CS: 1

PITCHER		IP	WLS	BF	H	R	ER	SO	BB	IBB	HBP	BLK	WP	HR	S	P	ERA	WHIP
Jerry Reuss, L ERA: 3.86	(1, 1)	7.0	L	28	6	5	5	3	2	0	0	0	0	0	32	40	6.43	1.143
Jim York, R ERA: 3.68	(8, 1)	1.0		4	1	0	0	1	0	0	0	0	0	0	6	6	0.00	1.000

PITCHER		IP	WLS	BF	H	R	ER	SO	BB	IBB	HBP	BLK	WP	HR	S	P	ERA	WHIP

Houston Astros @ Los Angeles Dodgers

Dodger Stadium, Los Angeles, CA

Thu Jun 29 1972, 3:33 AM PDT

Att. 21,382 - Unknown

TOP

livebaseballscorecards.com

Batter	1	2	3	4	5	6	7	8	9	AB	R	H	RBI	BB	SO	LOB
Roger Metzger, S (1, 6) OBP: 0.280, SLG: 0.249	HR 1B	E 1-3 FC5-2 2B		F7		4-3			F3	5	1	2	0	0	0	2
Cesar Cedeno, R (1, 8) OBP: 0.410, SLG: 0.551	1-H HR	E5 S 2-3 3-H			F5 BB		1-3 1B		FC5 E 1B 1-2	5	2	1	2	0	0	2
Jimmy Wynn, R (1, 9) OBP: 0.382, SLG: 0.474	BBBB FC5 BB BB	FC5-2 1-2 3-H			BBBB BB		CS 1B		E5 1B 1-3 2-H	3	1	1	0	2	0	3
Lee May, R (1, 3) OBP: 0.345, SLG: 0.502	BBBB G5-3 FC5 1-2 BB	F8			F4		SSS K 1-2		1B IBB	3	0	0	0	2	1	4
Bob Watson, R (1, 7) OBP: 0.378, SLG: 0.496	FC5 1-2 2-3f		5-3		SSS K			4-3 SH1-4 1B	1-2 2-H 3-H 1B	5	0	2	2	0	1	3
Doug Rader, R (1, 5) OBP: 0.300, SLG: 0.454	G5-3 2-3f		5-3			6-3		SH1-4 1-2	F4	4	0	0	0	0	0	4
Tommy Helms, R (1, 4) OBP: 0.281, SLG: 0.358		HR	F7			1B 3B		4-3 2-3	F3	5	2	2	1	0	0	3
Larry Howard, R (1, 2) OBP: 0.317, SLG: 0.351		4-3		F9		3-H 1B		4-3		3	0	1	1	0	0	0
Jimmy Stewart, S (8, PH) OBP: 0.273, SLG: 0.339										1	0	0	0	0	0	1
Johnny Edwards, L (8, 2) OBP: 0.352, SLG: 0.382										0	0	0	0	0	0	0
Larry Dierker, R (1, 1) OBP: 0.200, SLG: 0.179		2B E 1B		SSS K		SSS K			E E 1B	3	1	1	0	0	2	1
Jim Ray, R (6, 1) OBP: 0.200, SLG: 0.200										0	0	0	0	0	0	0
Fred Gladding, L (8, 1)										0	0	0	0	0	0	0
Norm Miller, L (9, PH) OBP: 0.304, SLG: 0.325										1	1	1	0	0	0	0
Tom Griffin, R (9, 1) OBP: 0.250, SLG: 0.583										0	0	0	0	0	0	0

Inning Stats																															
	R: 2	E: 0	K: 0	S: 4	H: 2	LOB: 1	BB: 2	P: 12	R: 2	E: 1	K: 0	S: 7	H: 3	LOB: 2	BB: 0	P: 7	R: 0	E: 0	K: 0	S: 3	H: 0	LOB: 0	BB: 0	P: 3	R: 0	E: 0	K: 1	S: 5	H: 0	LOB: 0	BB: 0	P: 5
	R: 0	E: 0	K: 1	S: 5	H: 0	LOB: 1	BB: 1	P: 9	R: 1	E: 0	K: 1	S: 7	H: 2	LOB: 1	BB: 0	P: 7	R: 0	E: 0	K: 1	S: 5	H: 1	LOB: 0	BB: 0	P: 5	R: 0	E: 0	K: 0	S: 4	H: 1	LOB: 1	BB: 0	P: 4
	R: 3	E: 2	K: 0	S: 7	H: 2	LOB: 2	BB: 1	P: 11	1B: 7	2B: 1	3B: 1	HR: 2	SF: 0	SAC: 1	DP: 1	HBP: 0	WP: 0	PB: 0	SB: 1	CS: 1	PA: 43											

PITCHER		IP	WLS	BF	H	R	ER	SO	BB	IBB	HBP	BLK	WP	HR	S	P	ERA	WHIP
Tommy John, L (1, 1) ERA: 2.62		1.1		10	5	4	3	0	2	0	0	0	0	2	8	16	20.25	5.250
Mike Strahler, R (2, 1) ERA: 3.71		3.2		13	0	0	0	2	1	0	0	0	0	0	16	20	0.00	0.273
Pete Mikkelsen, R (6, 1) ERA: 3.9		3.0		13	5	2	1	2	0	0	0	0	0	0	17	17	3.00	1.667
Jim Brewer, L (9, 1) ERA: 1.27		1.0	L	7	1	2	0	0	0	1	0	0	0	0	6	10	0.00	1.000

PITCHER		IP	WLS	BF	H	R	ER	SO	BB	IBB	HBP	BLK	WP	HR	S	P	ERA	WHIP

AB	38
R	8
H	11
RBI	6
BB	4
SO	4
LOB	23

Batter	1	2	3	4	5	6	7	8	9	AB	R	H	RBI	BB	SO	LOB
Bobby Valentine, R (1, 4) OBP: 0.298, SLG: 0.339	6-3		6-3		F3 1-2 3-H		F8		K	5	0	0	0	0	1	1
Willie Davis, L (1, 8) OBP: 0.295, SLG: 0.405	6-3 1B		G3		F7		G3		1B	5	0	2	0	0	0	1
Manny Mota, R (1, 7) OBP: 0.365, SLG: 0.525	6-3 1-2			FC4-6 1B		FC6-4 1B			4-3	5	0	3	0	0	0	2
Bill Buckner, L (1, 9) OBP: 0.322, SLG: 0.333	4-3			FC4-6 1-2f		FC6-4 1-3 1-2f 1B	6-3			4	1	0	0	0	0	4
Wes Parker, S (1, 3) OBP: 0.337, SLG: 0.279		B B B B G4-3 BB		F8		1-3 1-2		6-3		3	0	0	0	1	0	2
Steve Garvey, R (1, 5) OBP: 0.325, SLG: 0.421		G4-3 1-2f		4-3		BB HR 2-H 1B		HR		4	2	2	2	0	0	2
Chris Cannizzaro, R (1, 2) OBP: 0.361, SLG: 0.356		1B			FC6-4 1B	B B B HR 1-2 BB		F9		3	1	2	0	1	0	0
Bill Russell, R (1, 6) OBP: 0.286, SLG: 0.375 Jim Lefebvre, S (6, PH) OBP: 0.292, SLG: 0.376 Maury Wills, S (7, 6) OBP: 0.180, SLG: 0.160	1-3				FC6-4 1B 1-2f BLK	HR 1-H 2-H		4-3		2 1 1	1 1 0	0 1 0	0 3 0	0 0 0	0 0 0	2 0 0
Tommy John, R (1, 1) OBP: 0.069, SLG: 0.069 Mike Strahler, R (2, 1) Willie Crawford, L (5, PH) OBP: 0.308, SLG: 0.435 Pete Mikkelsen, R (6, 1) Jim Brewer, L (9, 1) Duke Sims, L (9, PH) OBP: 0.273, SLG: 0.270			K		BLK 1-3 1B	K			K	0 1 1 1 0 1	0 0 0 0 0 0	0 0 1 0 0 0	0 0 0 0 0 0	0 0 0 1 0 1	0 1 0 0 0 0	0 0 0 0 0 0
Inning Stats	R: 0 E: 0 K: 0 S: 4 H: 1 LOB: 1 BB: 0 P: 4	R: 0 E: 0 K: 0 S: 3 H: 1 LOB: 1 BB: 1 P: 7	R: 0 E: 0 K: 1 S: 5 H: 0 LOB: 0 BB: 0 P: 5	R: 0 E: 0 K: 0 S: 4 H: 1 LOB: 1 BB: 0 P: 4	R: 1 E: 0 K: 0 S: 5 H: 2 LOB: 1 BB: 0 P: 5	R: 4 E: 0 K: 1 S: 8 H: 3 LOB: 0 BB: 1 P: 12	R: 0 E: 0 K: 0 S: 4 H: 1 LOB: 1 BB: 0 P: 4	R: 1 E: 0 K: 0 S: 4 H: 1 LOB: 0 BB: 0 P: 4	R: 0 E: 0 K: 2 S: 8 H: 1 LOB: 1 BB: 0 P: 8	1B: 8 2B: 1 3B: 0 HR: 2 SF: 0 SAC: 0 DP: 1 HBP: 0				WP: 0 PB: 0 SB: 0 CS: 0		PA: 39

PITCHER		IP	WLS	BF	H	R	ER	SO	BB	IBB	HBP	BLK	WP	HR	S	P	ERA	WHIP
Larry Dierker, R ERA: 2.89	(1, 1)	5.2		24	7	3	3	1	1	0	0	1	0	0	25	29	4.76	1.412
Jim Ray, R ERA: 4.79	(6, 1)	1.2		9	3	3	3	1	1	0	0	0	0	2	10	14	16.20	2.400
Fred Gladding, R ERA: 3.0	(8, 1)	0.2	W	2	0	0	0	0	0	0	0	0	0	0	2	2	0.00	0.000
Tom Griffin, R ERA: 1.8	(9, 1)	1.0	S	4	1	0	0	2	0	0	0	0	0	0	8	8	0.00	1.000

PITCHER	IP	WLS	BF	H	R	ER	SO	BB	IBB	HBP	BLK	WP	HR	S	P	ERA	WHIP

BOTTOM

Houston Astros @ Los Angeles Dodgers

Dodger Stadium, Los Angeles, CA

Thu Jun 29 1972, 3:33 AM PDT

Att. 21,382 - Unknown

livebaseballscorecards.com

AB	37
R	6
H	11
RBI	5
BB	2
SO	4
LOB	14

Batter	1	2	3	4	5	6	7	8	9	AB	R	H	RBI	BB	SO	LOB
Lee Lacy, R (1, 4) OBP: 0.200, SLG: 0.200	F9		6-3		F8		F7		1B	5	0	1	0	0	0	3
Willie Davis, L (1, 8) OBP: 0.297, SLG: 0.409	6-3			G1-6-3 1B		HR 2B	4-3		F9	5	1	2	0	0	0	1
Manny Mota, R (1, 7) OBP: 0.357, SLG: 0.512	F9			G1-6-3 1-2f		5-3		5-3		4	0	0	0	0	0	2
Jim Lefebvre, S (1, 5) OBP: 0.282, SLG: 0.363		K		F9		F8		L5		4	0	0	0	0	1	1
Wes Parker, S (1, 3) OBP: 0.353, SLG: 0.309		WP 1B			1B 1B BB	2-H HR		HR BB		2	2	2	2	2	0	0
Chris Cannizzaro, R (1, 2) OBP: 0.366, SLG: 0.396		F8			F4	1B 1B		1-H HR		4	1	2	2	0	0	2
Bill Russell, R (1, 6) OBP: 0.291, SLG: 0.378		6-3 1-2			1B 1-2 1B	FC5-4 1-2 1B		F3		4	0	2	0	0	0	1
Bobby Valentine, R (1, 9) OBP: 0.297, SLG: 0.337			6-3		1-2 2-3 1B	FC5-4 1-2f			F7	4	0	1	0	0	0	2
Claude Osteen, L (1, 1) OBP: 0.286, SLG: 0.314			6-3		F7		F5		L5	1	0	0	0	0	0	0
Steve Garvey, R (5, PH) OBP: 0.324, SLG: 0.419										1	0	0	0	0	0	3
Jose Pena, R (5, 1)										0	0	0	0	0	0	0
Bill Buckner, L (7, PH) OBP: 0.320, SLG: 0.331										1	0	0	0	0	0	0
Hoyt Wilhelm, R (7, 1)										0	0	0	0	0	0	0
Dick Dietz, R (9, PH) OBP: 0.311, SLG: 0.167										1	0	0	0	0	0	0
Inning Stats	R: 0 E: 0 K: 0 S: 3 H: 0 LOB: 0 BB: 0 P: 3	R: 0 E: 0 K: 1 S: 6 H: 1 LOB: 1 BB: 0 P: 6	R: 0 E: 0 K: 0 S: 3 H: 0 LOB: 0 BB: 0 P: 3	R: 0 E: 0 K: 0 S: 3 H: 1 LOB: 0 BB: 0 P: 3	R: 0 E: 0 K: 0 S: 5 H: 2 LOB: 3 BB: 1 P: 9	R: 2 E: 0 K: 0 S: 7 H: 4 LOB: 2 BB: 0 P: 7	R: 0 E: 0 K: 0 S: 3 H: 0 LOB: 0 BB: 0 P: 3	R: 2 E: 0 K: 0 S: 4 H: 1 LOB: 0 BB: 1 P: 8	R: 0 E: 0 K: 0 S: 4 H: 1 LOB: 1 BB: 0 P: 4	1B: 7 2B: 1 3B: 0 HR: 2 SF: 0 SAC: 0 DP: 1 HBP: 0	WP: 1 PB: 0 SB: 0 CS: 0 PA: 38					

PITCHER	IP	WLS	BF	H	R	ER	SO	BB	IBB	HBP	BLK	WP	HR	S	P	ERA	WHIP
Ron Bryant, L (1, 1) ERA: 2.75	9.0	W	38	10	4	4	1	2	0	0	0	1	2	38	46	4.00	1.333

PITCHER	IP	WLS	BF	H	R	ER	SO	BB	IBB	HBP	BLK	WP	HR	S	P	ERA	WHIP

TOP

Los Angeles Dodgers @ San Francisco Giants
Candlestick Park, San Francisco, CA
Fri Jun 30 1972, 10:05 PM EDT
Att. 15,931 - Unknown

livebaseballscorecards.com

AB	36
R	4
H	10
RBI	4
BB	2
SO	1
LOB	15

Batter	1	2	3	4	5	6	7	8	9	AB	R	H	RBI	BB	SO	LOB
Bobby Bonds, R (1, 9) OBP: 0.314, SLG: 0.442	F8		HR 2B		BBBB 4-0 F9 S 2B BB	SSS 0-3 K		L7		4	2	1	0	1	1	2
Jim Howarth, L (1, 8) OBP: 0.356, SLG: 0.355	SSS 0-3 K		2-H 0-0 HR		F6	4-3		6-3		5	1	1	2	0	1	3
Chris Speier, R (1, 6) OBP: 0.351, SLG: 0.440	HR		5-3		1-3 F9		BBBB 4-0 2B BB	5-3		4	2	1	1	1	0	1
Willie McCovey, L (1, 3) OBP: 0.309, SLG: 0.329	BBBB 4-0 FC6-4 BB		3-1		3-H 2B		1-H BB 2B			3	0	2	2	1	0	0
Dave Kingman, R (1, 7) OBP: 0.297, SLG: 0.469	1-2f FC6-4			F5	6-3		5-3			4	0	0	0	0	0	3
Dave Rader, L (1, 2) OBP: 0.303, SLG: 0.332		F9		2-1		4-3	F3			4	0	0	0	0	0	1
Al Gallagher, R (1, 5) OBP: 0.367, SLG: 0.331		F8		HR 3B		BBBB 4-0 FC S 1B BB	BBBB 4-0 BB BB			2	2	1	0	2	0	0
Tito Fuentes, S (1, 4) OBP: 0.301, SLG: 0.369		F3		3-H HR		1-3 0-0 FC 1B S	BBBB 4-0 1-2 2-3 BB			3	1	1	2	1	0	1
Ron Bryant, S (1, 1) OBP: 0.139, SLG: 0.167			SSS 0-3 K	6-3		1-3 3-H 0-0 1B	3-1			4	0	1	1	0	1	3
Inning Stats	R: 1 H: 1 E: 0 LOB: 1 K: 1 BB: 1 S: 6 P: 10	R: 0 H: 0 E: 0 LOB: 0 K: 0 BB: 0 S: 3 P: 3	R: 2 H: 2 E: 0 LOB: 0 K: 1 BB: 0 S: 7 P: 7	R: 2 H: 2 E: 0 LOB: 0 K: 0 BB: 0 S: 5 P: 5	R: 1 H: 1 E: 0 LOB: 1 K: 0 BB: 1 S: 4 P: 8	R: 1 H: 1 E: 0 LOB: 2 K: 1 BB: 1 S: 7 P: 11	R: 1 H: 1 E: 0 LOB: 3 K: 0 BB: 3 S: 4 P: 16	R: 0 H: 0 E: 0 LOB: 0 K: 0 BB: 0 S: 3 P: 3		1B: 1 SF: 0 2B: 3 SAC: 0 3B: 1 DP: 0 HR: 3 HBP: 0				WP: 0 PA: 39 PB: 0 SB: 3 CS: 0		

BOTTOM

Los Angeles Dodgers @ San Francisco Giants

Candlestick Park, San Francisco, CA

Fri Jun 30 1972, 10:05 PM EDT

Att. 15,931 - Unknown

livebaseballscorecards.com

AB	33
R	8
H	8
RBI	8
BB	6
SO	3
LOB	14

PITCHER		IP	WLS	BF	H	R	ER	SO	BB	IBB	HBP	BLK	WP	HR	S	P	ERA	WHIP
Claude Osteen, L ERA: 2.46	(1, 1)	4.0	L	18	5	5	5	2	1	0	0	0	0	3	21	25	11.25	1.500
Jose Pena, R ERA: 5.4	(5, 1)	2.0		11	2	2	2	1	2	0	0	0	0	0	11	19	9.00	2.000
Hoyt Wilhelm, R ERA: 5.01	(7, 1)	2.0		10	1	1	1	0	3	0	0	0	0	0	7	19	4.50	2.000

PITCHER	IP	WLS	BF	H	R	ER	SO	BB	IBB	HBP	BLK	WP	HR	S	P	ERA	WHIP

Batter	1	2	3	4	5	6	7	8	9	AB	R	H	RBI	BB	SO	LOB
Lee Lacy, R (1, 4) OBP: 0.111, SLG: 0.111	F4		F4	F9		L6		1-3		4	0	0	0	0	0	4
Duke Sims, L (8, PH) OBP: 0.271, SLG: 0.267										1	0	0	0	0	0	1
(8, 2)																
Bobby Valentine, R (1, 8) OBP: 0.300, SLG: 0.335	BBBB 4-0 5-3 HR BB		L9		BB 1B 1-3 1B		6-3		6-3	4	2	1	0	1	0	0
Manny Mota, R (1, 7) OBP: 0.352, SLG: 0.503	5-3 1-2		F9		1-3 BB 1-2 1B		5-3		F7	5	0	1	0	0	0	1
Steve Garvey, R (1, 3) OBP: 0.330, SLG: 0.441	2-H HR			F8	BBB L3-6 1-3 1-2 2-3 BB		1B 2B		4-3	4	2	2	2	1	0	0
Wes Parker, S (1, 9) OBP: 0.356, SLG: 0.320	SSS			1B 2B	1-3 1-2 2-3 3-H		2-H 1B			4	1	2	2	0	1	2
(8, 3)	K															
Jim Lefebvre, S (1, 5) OBP: 0.273, SLG: 0.350		F8		5-3	L3-6 2-3		F8			4	0	0	0	0	0	4
(8, 4)																
Chris Cannizzaro, R (1, 2) OBP: 0.365, SLG: 0.387		6-3	BBB 4-0 E 1B BB			4-3		1B		2	0	0	0	1	0	0
Willie Davis, L (8, PH) OBP: 0.299, SLG: 0.411										1	0	1	0	0	0	0
Claude Osteen, L (8, PR) OBP: 0.286, SLG: 0.314										0	0	0	0	0	0	0
Jim Brewer, L (8, 1)										0	0	0	0	0	0	0
Bill Russell, R (1, 6) OBP: 0.295, SLG: 0.386		2B	E 1-2 2-H 1B			6-3		F7		4	0	2	1	0	0	1
Al Downing, R (1, 1) OBP: 0.111, SLG: 0.114	SSS	K	E4 1-2 2-3			1B		K		2	0	0	0	0	1	3
Pete Richert, L (5, 1) OBP: 0.750, SLG: 0.750										1	0	1	0	0	0	0
Willie Crawford, L (8, PH) OBP: 0.306, SLG: 0.432										1	0	0	0	0	1	1
(8, 9)																

TOP

Los Angeles Dodgers @ San Francisco Giants
Candlestick Park, San Francisco, CA
Sat Jul 01 1972, 6:33 AM EDT
Att. 13,872 - Unknown

livebaseballscorecards.com

AB	37
R	5
H	10
RBI	5
BB	3
SO	3
LOB	17

Inning Stats	1	2	3	4	5	6	7	8	9					
	R: 2 E: 0 K: 1 S: 6	H: 1 LOB: 0 BB: 1 P: 10	R: 0 E: 0 K: 1 S: 6	H: 1 LOB: 1 BB: 0 P: 6	R: 0 E: 0 K: 0 S: 3	H: 0 LOB: 0 BB: 0 P: 3	R: 1 E: 1 K: 0 S: 6	H: 2 LOB: 3 BB: 1 P: 10	R: 1 E: 0 K: 0 S: 4	H: 2 LOB: 1 BB: 1 P: 8	R: 0 E: 0 K: 0 S: 4	H: 1 LOB: 1 BB: 0 P: 4	R: 1 E: 0 K: 0 S: 5	H: 2 LOB: 1 BB: 0 P: 5
	R: 0 E: 0 K: 1 S: 6	H: 1 LOB: 1 BB: 0 P: 6	R: 0 E: 0 K: 0 S: 3	H: 0 LOB: 0 BB: 0 P: 3	1B: 6 2B: 4 3B: 0 HR: 1	SF: 0 SAC: 0 DP: 1 HBP: 0	WP: 0 PB: 0 SB: 0 CS: 0	PA: 40						

PITCHER		IP	WLS	BF	H	R	ER	SO	BB	IBB	HBP	BLK	WP	HR	S	P	ERA	WHIP
Sam McDowell, L ERA: 4.3	(1, 1)	4.0		22	6	4	4	2	3	0	0	0	0	1	23	35	9.00	2.250
Randy Moffitt, R ERA: 3.72	(5, 1)	5.0	W	18	4	1	1	1	0	0	0	0	0	0	20	20	1.80	0.800

PITCHER	IP	WLS	BF	H	R	ER	SO	BB	IBB	HBP	BLK	WP	HR	S	P	ERA	WHIP

Batter	1	2	3	4	5	6	7	8	9	AB	R	H	RBI	BB	SO	LOB
Bobby Bonds, R (1, 9) OBP: 0.312, SLG: 0.441	5-3	E 2B 1-H		F8		5-3		K		5	1	1	1	0	1	1
Jim Howarth, L (1, 8) OBP: 0.364, SLG: 0.364	FC6 1B HR 1B	E4 BB 2-H		4-3		L9				4	1	2	0	0	0	0
Chris Speier, R (1, 6) OBP: 0.356, SLG: 0.440	FC6 1-2 1B	BB 1-2			5-3		G5-4-3 1B BB			2	0	1	0	2	0	0
Willie McCovey, L (1, 3) OBP: 0.317, SLG: 0.371	FC6 HR 1-2f 2-3	4-3			HR		G5-4-3 1-2 1B			4	2	2	1	0	0	4
Dave Kingman, R (1, 7) OBP: 0.300, SLG: 0.478	HR 1-H 3-H		K		E S HR BB		G5-4-3 1-2f 2-3			3	2	1	3	1	1	2
Dave Rader, L (1, 2) OBP: 0.302, SLG: 0.346	6-3		6-3		1-H HR		F6			4	1	1	2	0	0	1
Al Gallagher, R (1, 5) OBP: 0.371, SLG: 0.331 Damaso Blanco, R (9, 5) OBP: 0.400, SLG: 0.400		6-3 1B			4-3			FC6-4 BB		3 0	0 0	1 0	0 0	1 0	0 0	0 0
Tito Fuentes, S (1, 4) OBP: 0.300, SLG: 0.367		2B 1B	K		5-3			FC6-4 SH1-4 1-2f		4	1	1	0	0	1	2
Sam McDowell, L (1, 1) OBP: 0.174, SLG: 0.222 Randy Moffitt, R (5, 1)		K		F3		K		SH1-4 1-2		2 1	0 0	0 0	0 0	0 0	1 1	1 0
Inning Stats	R: 3 H: 3 E: 0 LOB: 0 K: 0 BB: 0 S: 6 P: 6	R: 2 H: 3 E: 1 LOB: 2 K: 1 BB: 1 S: 8 P: 12	R: 0 H: 1 E: 0 LOB: 1 K: 2 BB: 0 S: 8 P: 8	R: 0 H: 0 E: 0 LOB: 0 K: 0 BB: 0 S: 3 P: 3	R: 3 H: 2 E: 0 LOB: 0 K: 0 BB: 1 S: 5 P: 9	R: 0 H: 0 E: 0 LOB: 0 K: 1 BB: 0 S: 5 P: 5	R: 0 H: 1 E: 0 LOB: 1 K: 0 BB: 1 S: 3 P: 7	R: 0 H: 0 E: 0 LOB: 1 K: 1 BB: 1 S: 5 P: 9		1B: 6 SF: 0 2B: 1 SAC: 1 3B: 0 DP: 1 HR: 3 HBP: 0				WP: 0 PA: 37 PB: 0 SB: 1 CS: 0		

BOTTOM

Los Angeles Dodgers @ San Francisco Giants

Candlestick Park, San Francisco, CA

Sat Jul 01 1972, 6:33 AM EDT

Att. 13,872 - Unknown

livebaseballscorecards.com

AB	32
R	8
H	10
RBI	7
BB	4
SO	5
LOB	11

PITCHER		IP	WLS	BF	H	R	ER	SO	BB	IBB	HBP	BLK	WP	HR	S	P	ERA	WHIP
Al Downing, L ERA: 2.92	(1, 1)	4.1	L	24	9	8	7	3	2	0	0	0	0	3	28	36	14.54	2.538
Pete Richert, L ERA: 2.61	(5, 1)	2.2		9	1	0	0	1	1	0	0	0	0	0	10	14	0.00	0.750
Jim Brewer, L ERA: 1.24	(8, 1)	1.0		4	0	0	0	1	1	0	0	0	0	0	5	9	0.00	1.000

PITCHER	IP	WLS	BF	H	R	ER	SO	BB	IBB	HBP	BLK	WP	HR	S	P	ERA	WHIP

Batter	1	2	3	4	5	6	7	8	9	AB	R	H	RBI	BB	SO	LOB
Bobby Valentine, R (1, 8) OBP: 0.297, SLG: 0.333	5-3		SF8 3-H		1B 2-3 1B			K 1B 1B	FC5-4 1-2f	4	1	1	1	0	1	1
Bill Buckner, L (1, 9) OBP: 0.330, SLG: 0.337	F7		BBBB G4-6-3 1-2 BB		1-3 3-H 1B			1B 1-2 1B		3	0	2	1	1	0	0
Wes Parker, S (1, 3) OBP: 0.354, SLG: 0.318	6-3		G4-6-3 1-2f		SSS K			1-2 2-H 1B		4	0	1	1	0	1	4
Steve Garvey, R (1, 5) OBP: 0.329, SLG: 0.437		S 1B		F3		6-3		F2		4	0	1	0	0	0	2
Willie Crawford, L (1, 7) OBP: 0.298, SLG: 0.419		F6 1-2		G3		P6		F8		4	0	0	0	0	0	3
Jim Lefebvre, S (1, 4) OBP: 0.265, SLG: 0.339		L9		SSS K		P5		F5		4	0	0	0	0	1	3
Duke Sims, L (1, 2) OBP: 0.271, SLG: 0.267		F8			FC6 1B		4-3		4-3	4	0	1	0	0	0	1
Bill Russell, R (1, 6) OBP: 0.294, SLG: 0.388			1B SF8 2B		FC6 1B SH2-4 1-2f 1B		F8		6-3	4	2	1	0	0	0	1
Don Sutton, R (1, 1) OBP: 0.220, SLG: 0.179 Pete Richert, L (7, 1) OBP: 0.750, SLG: 0.750 Lee Lacy, R (9, PH) OBP: 0.200, SLG: 0.200			BB 2-3 1B		SH2-4 1-2		4-3		FC5-4 1B	2 0 1	0 0 0	1 0 1	0 0 0	0 0 0	0 0 0	0 0 0
Inning Stats	R: 0 E: 0 K: 0 S: 3 H: 0 LOB: 0 BB: 0 P: 3	R: 0 E: 0 K: 0 S: 4 H: 1 LOB: 1 BB: 0 P: 4	R: 1 E: 0 K: 0 S: 4 H: 2 LOB: 1 BB: 1 P: 8	R: 0 E: 0 K: 1 S: 5 H: 0 LOB: 0 BB: 0 P: 5	R: 1 E: 0 K: 1 S: 8 H: 3 LOB: 2 BB: 0 P: 8	R: 0 E: 0 K: 0 S: 3 H: 0 LOB: 0 BB: 0 P: 3	R: 0 E: 0 K: 0 S: 3 H: 0 LOB: 0 BB: 0 P: 3	R: 1 E: 0 K: 1 S: 8 H: 2 LOB: 2 BB: 0 P: 8	R: 0 E: 0 K: 0 S: 4 H: 1 LOB: 1 BB: 0 P: 4	1B: 8 2B: 1 3B: 0 HR: 0 SF: 1 SAC: 1 DP: 1 HBP: 0						

PITCHER		IP	WLS	BF	H	R	ER	SO	BB	IBB	HBP	BLK	WP	HR	S	P	ERA	WHIP
Juan Marichal, R ERA: 3.75	(1, 1)	4.2		20	6	2	2	1	1	0	0	0	0	0	21	25	3.86	1.500
Don McMahon, R ERA: 2.92	(5, 1)	2.1	W	7	0	0	0	1	0	0	0	0	0	0	9	9	0.00	0.000
Jerry Johnson, R ERA: 5.63	(8, 1)	2.0	S	10	3	1	1	1	0	0	0	0	1	0	12	12	4.50	1.500

PITCHER		IP	WLS	BF	H	R	ER	SO	BB	IBB	HBP	BLK	WP	HR	S	P	ERA	WHIP

TOP

Los Angeles Dodgers @ San Francisco Giants

Candlestick Park, San Francisco, CA

Sun Jul 02 1972, 6:33 AM EDT

Att. 23,285 - Unknown

livebaseballscorecards.com

AB	34
R	3
H	9
RBI	3
BB	1
SO	3
LOB	15

WP: 1 PA: 37
PB: 0
SB: 1
CS: 0

BOTTOM

Los Angeles Dodgers @ San Francisco Giants
Candlestick Park, San Francisco, CA
Sun Jul 02 1972, 6:33 AM EDT
Att. 23,285 - Unknown

livebaseballscorecards.com

Batter	1	2	3	4	5	6	7	8	9	AB	R	H	RBI	BB	SO	LOB
Bobby Bonds, R (1, 9) OBP: 0.313, SLG: 0.440	6-3		F3		E S E 1B 2-H		FC6-5 1B HR 1-2 2-3f	1B 1-2		5	2	2	1	0	0	2
Jim Howarth, L (1, 8) OBP: 0.366, SLG: 0.366	G3		6-3 1B		F8 1-3		HR 1B 1-2 2-3	F7		5	1	2	0	0	0	3
Chris Speier, R (1, 6) OBP: 0.350, SLG: 0.432	F7		6-3 1-2		E6 3-H		L6	FC5 2-3f		5	0	0	0	0	0	6
Willie McCovey, L (1, 3) OBP: 0.324, SLG: 0.402		BBBB 1B BB BB	6-3		F8		HR 1-H 2-H 3-H			3	2	1	4	1	0	2
Dave Kingman, R (1, 7) OBP: 0.302, SLG: 0.487		BBBB 1B SF8 1-2 BB		F6		6-3	HR			3	2	1	1	1	0	0
Dave Rader, L (1, 2) OBP: 0.305, SLG: 0.349		FC6-4 1B 1-3 2-H		F5		F5	HR 1B			4	0	2	1	0	0	0
Al Gallagher, R (1, 5) OBP: 0.361, SLG: 0.323		SF8 3-H		L6		F8	L8			3	0	0	1	0	0	1
Tito Fuentes, S (1, 4) OBP: 0.306, SLG: 0.370		SSS K			BBBB 1B SH3-4 BB		FC6-5 1B 1B FC5 1B 1B			3	1	2	0	1	1	1
Juan Marichal, R (1, 1) OBP: 0.212, SLG: 0.250		FC6-4 1-2f			SH3-4 1-2		1B FC6-5 HR 1-2 1B	SSS K		1	0	0	0	0	0	1
Don McMahon, R (5, 1) OBP: 0.250, SLG: 0.250										1	0	1	0	0	0	0
Bernie Williams, R (7, PR) OBP: 0.190, SLG: 0.268										0	1	0	0	0	0	0
Jerry Johnson, R (8, 1)										1	0	0	0	0	1	1
Inning Stats	R: 0 E: 0 K: 0 S: 3 H: 0 LOB: 0 BB: 0 P: 3	R: 2 E: 0 K: 1 S: 6 H: 1 LOB: 1 BB: 2 P: 14	R: 0 E: 0 K: 0 S: 4 H: 1 LOB: 1 BB: 0 P: 4	R: 0 E: 0 K: 0 S: 3 H: 0 LOB: 0 BB: 0 P: 3	R: 2 E: 1 K: 0 S: 5 H: 1 LOB: 1 BB: 1 P: 9	R: 0 E: 0 K: 0 S: 3 H: 0 LOB: 0 BB: 0 P: 3	R: 5 E: 0 K: 0 S: 9 H: 6 LOB: 1 BB: 0 P: 9	R: 0 E: 0 K: 1 S: 7 H: 2 LOB: 2 BB: 0 P: 7		1B: 9 2B: 0 3B: 0 HR: 2	SF: 1 SAC: 1 DP: 0 HBP: 0					

	AB	34
	R	9
	H	11
	RBI	8
	BB	3
	SO	2
	LOB	17

WP: 0 PB: 0 SB: 1 CS: 0 PA: 39

PITCHER		IP	WLS	BF	H	R	ER	SO	BB	IBB	HBP	BLK	WP	HR	S	P	ERA	WHIP
Don Sutton, R ERA: 2.05	(1, 1)	6.2	L	32	8	9	8	1	3	0	0	0	0	2	31	43	10.80	1.650
Pete Richert, L ERA: 2.45	(7, 1)	1.1		7	3	0	0	1	0	0	0	0	0	0	9	9	0.00	2.250

PITCHER	IP	WLS	BF	H	R	ER	SO	BB	IBB	HBP	BLK	WP	HR	S	P	ERA	WHIP

Batter	1	2	3	4	5	6	7	8	9	AB	R	H	RBI	BB	SO	LOB
Lee Lacy, R (1, 4) OBP: 0.214, SLG: 0.214	4-3 G3 1B		F9			6-3	1-3			4	0	1	0	0	0	0
Jose Pena, R (7, 1)										0	0	0	0	0	0	0
Pete Richert, L (8, 1) OBP: 0.750, SLG: 0.750										0	0	0	0	0	0	0
Manny Mota, R (1, 7) OBP: 0.356, SLG: 0.500	G3 1-2			5-3		BBBB 4-0 HR BB		G3-6 1B		3	1	1	0	1	0	1
Willie Davis, L (1, 8) OBP: 0.302, SLG: 0.421	4-3 2-3			BBBB 4-0 FC4-6 BB		0-0 1-H HR		0-0 G3-6 1-2f		3	1	1	2	1	0	2
Wes Parker, S (1, 3) OBP: 0.346, SLG: 0.311	1-3			0-0 FC4-6 FC4-6 1-2f		4-3		4-3		4	0	0	0	0	0	2
Bill Buckner, L (1, 9) OBP: 0.328, SLG: 0.335		F7		FC4-6 1-2f		FC6-4 1B			6-3	4	0	1	0	0	0	1
Steve Garvey, R (1, 5) OBP: 0.323, SLG: 0.429		6-3			SSS K	FC6-4 1-2f			4-3	4	0	0	0	0	1	1
Chris Cannizzaro, R (1, 2) OBP: 0.364, SLG: 0.379		3-1			BBBB 4-0 5-3 BB		6-3		F9	2	0	0	0	1	0	0
Jim Lefebvre, S (7, 4) OBP: 0.263, SLG: 0.336										1	0	0	0	0	0	0
Bill Russell, R (1, 6) OBP: 0.295, SLG: 0.387			G5-4-3 1B		5-3 1-2		F8			3	0	1	0	0	0	1
Tommy John, R (1, 1) OBP: 0.067, SLG: 0.067										1	0	0	0	0	0	1
Willie Crawford, L (5, PH) OBP: 0.296, SLG: 0.416			G5-4-3 1-2f		F7		HR			1	0	0	0	0	0	1
Mike Strahler, R (5, 1)										0	0	0	0	0	0	0
Duke Sims, L (7, PH) OBP: 0.276, SLG: 0.298										1	1	1	1	0	0	0
(7, 2)																

TOP

Los Angeles Dodgers @ Montreal Expos

Jarry Park, Montreal, QB

Tue Jul 04 1972, 7:05 PM EDT

Att. 17,382 - Unknown

livebaseballscorecards.com

AB	31
R	3
H	6
RBI	3
BB	3
SO	1
LOB	10

Inning Stats	1	2	3	4	5	6	7	8	9
R	0	0	0	0	0	2	1	0	0
E	0	0	0	0	0	0	0	0	0
K	0	0	0	0	1	0	0	0	0
S	4	3	3	3	5	5	4	3	3
H	1	0	1	0	0	2	1	1	0
LOB	1	0	0	1	1	1	0	0	0
BB	0	0	0	1	1	1	0	0	0
P	4	3	3	7	9	9	4	3	3

1B	4
2B	0
3B	0
HR	2
SF	0
SAC	0
DP	2
HBP	0
WP	0
PB	0
SB	0
CS	0
PA	34

PITCHER		IP	WLS	BF	H	R	ER	SO	BB	IBB	HBP	BLK	WP	HR	S	P	ERA	WHIP
Carl Morton, R ERA: 4.24	(1, 1)	7.0	W	29	6	3	3	1	3	0	0	0	0	2	28	40	3.86	1.286
Mike Marshall, R ERA: 2.27	(8, 1)	2.0	S	5	0	0	0	0	0	0	0	0	0	0	5	5	0.00	0.000

PITCHER		IP	WLS	BF	H	R	ER	SO	BB	IBB	HBP	BLK	WP	HR	S	P	ERA	WHIP

Batter	1	2	3	4	5	6	7	8	9	AB	R	H	RBI	BB	SO	LOB
Ron Hunt, R (1, 4) OBP: 0.336, SLG: 0.288	6-3	1-3			F8 SH3-4 CS BB		F9	4-3		4	1	0	0	1	0	4
Tim Foli, R (1, 6) OBP: 0.276, SLG: 0.283	6-3		6-3		SH3-4 1-2		F8			3	0	0	0	0	0	0
Mike Jorgensen, L (1, 3) OBP: 0.333, SLG: 0.356	3-1		BBBB CS BB		BBBB CS BB		F9			2	0	0	0	2	0	0
Ron Woods, R (1, 8) OBP: 0.264, SLG: 0.333 (7, 7)		F5	1-2 HR		F8 2-3			E5 BB 1B		4	2	1	1	0	0	2
Terry Humphrey, R (1, 2) OBP: 0.216, SLG: 0.216		BBBBB S 1B 1B BB	F9		CS 1-2 3-H	IBB 1B		SSS K		3	1	1	0	1	1	1
Ron Fairly, L (1, 9) OBP: 0.353, SLG: 0.409		S 1-2 1B 1B		HR		F4		IIII 1B BB IBB		3	2	2	1	1	0	1
Bob Bailey, R (1, 5) OBP: 0.292, SLG: 0.336		1-H 2-H 3B 1B	F9			K		BBBB 1B 1-2 2-3 BB		3	1	1	2	1	1	1
Clyde Mashore, R (1, 7) OBP: 0.272, SLG: 0.341 Boots Day, L (6, PH) (7, 8) OBP: 0.341, SLG: 0.327		F6		SSS K		1-2 IBB		1-2 2-3 3-H 1B		2	0	0	0	0	1	1
										1	0	1	1	1	0	0
Carl Morton, R (1, 1) OBP: 0.233, SLG: 0.345 Mike Marshall, R (8, 1)		1-H 3B		F8		K		F9		3	0	1	1	0	1	2
										1	0	0	0	0	0	3
Inning Stats	R: 0 E: 0 K: 0 S: 3 H: 0 LOB: 0 BB: 0 P: 3	R: 3 E: 0 K: 0 S: 6 H: 3 LOB: 1 BB: 1 P: 10	R: 1 E: 0 K: 0 S: 3 H: 1 LOB: 0 BB: 1 P: 7	R: 1 E: 0 K: 1 S: 6 H: 1 LOB: 0 BB: 0 P: 6	R: 1 E: 0 K: 0 S: 2 H: 0 LOB: 0 BB: 2 P: 10	R: 0 E: 0 K: 2 S: 8 H: 1 LOB: 2 BB: 1 P: 12	R: 0 E: 0 K: 0 S: 3 H: 0 LOB: 0 BB: 0 P: 3	R: 1 E: 1 K: 1 S: 7 H: 1 LOB: 3 BB: 2 P: 15		1B: 4 2B: 0 3B: 1 HR: 2	SF: 0 SAC: 1 DP: 0 HBP: 0						

BOTTOM

Los Angeles Dodgers @ Montreal Expos

Jarry Park, Montreal, QB

Tue Jul 04 1972, 7:05 PM EDT

Att. 17,382 - Unknown

livebaseballscorecards.com

AB	29
R	7
H	7
RBI	6
BB	7
SO	4
LOB	15

PITCHER		IP	WLS	BF	H	R	ER	SO	BB	IBB	HBP	BLK	WP	HR	S	P	ERA	WHIP
Tommy John, L ERA: 3.04	(1, 1)	4.0	L	18	5	5	5	1	2	0	0	0	0	2	18	26	11.25	1.750
Mike Strahler, R ERA: 3.79	(5, 1)	2.0		9	1	1	1	2	2	1	0	0	0	0	10	22	4.50	1.500
Jose Pena, R ERA: 3.86	(7, 1)	1.1		7	0	1	0	1	1	1	0	0	0	0	7	15	0.00	0.750
Pete Richert, L ERA: 2.38	(8, 1)	0.2		3	1	0	0	0	0	0	0	0	0	0	3	3	0.00	1.500

PITCHER	IP	WLS	BF	H	R	ER	SO	BB	IBB	HBP	BLK	WP	HR	S	P	ERA	WHIP

Batter	1	2	3	4	5	6	7	8	9	AB	R	H	RBI	BB	SO	LOB
Lee Lacy, R (1, 4) OBP: 0.263, SLG: 0.278	0-0 2B 6-3 1B	0-0 1-2 2-3 3-H 2B 1B		0-0 ② 4-3			0-0 E2 FC5-4 1-3		0-0 ① SF8 3-H	4	2	2	2	0	0	1
Willie Davis, L (1, 8) OBP: 0.304, SLG: 0.428	0-0 CS 1-3 2B	0-0 1-H 2-H 3-H 2B		0-0 ③ F9			0-0 ① F4		0-0 ② F7	5	0	2	3	0	0	3
Manny Mota, R (1, 7) OBP: 0.346, SLG: 0.486	0-0 ① 6-3 3-H	0-0 ② F8			0-0 ① L9		0-0 ② FC5-4 CS 1-2f 3-H		0-0 ③ FC6-4 1-2f	5	0	0	2	0	0	4
Wes Parker, S (1, 3) OBP: 0.344, SLG: 0.305	B B B B	S S S 0-3 ③ K			0-0 ② F8		0-0 ③ CS 1-2	0-0 ① L4		3	0	0	0	1	1	1
Jim Lefebvre, S (1, 5) OBP: 0.255, SLG: 0.325	0-0 ③ FC5-4 1-2f	S S S 0-3 ① K			S S S 0-3 ③ K			0-0 ② 4-3		4	0	0	0	0	2	1
Chris Cannizzaro, R (1, 2) OBP: 0.360, SLG: 0.367		0-0 ① 4-3	0-0 ② F4			0-0 ① F7		B B B B 4-0 BB		3	0	0	0	1	0	0
Bobby Valentine, R (1, 9) OBP: 0.302, SLG: 0.337		0-0 1B 1B 1B	0-0 1B			0-0 ② 1-3		0-0 ③ F4		4	1	2	0	0	0	1
Bill Russell, R (1, 6) OBP: 0.294, SLG: 0.385		0-0 1B BB 1-3 2B 1B	S S S 0-3 ③ K			0-0 ③ F8			0-0 E5 FC SF8	4	2	1	0	0	1	1
Claude Osteen, L (1, 1) OBP: 0.308, SLG: 0.316		B B B 4-0 1B 1-2 2B BB		0-0 ① 5-3			0-0 E FC5-4 1B		0-0 FC FC6-4 2-3	3	2	1	0	1	0	1
Inning Stats	R: 1 E: 0 K: 0 S: 4 H: 2 LOB: 1 BB: 1 P: 8	R: 4 E: 0 K: 1 S: 9 H: 4 LOB: 1 BB: 1 P: 13	R: 0 E: 0 K: 2 S: 8 H: 1 LOB: 1 BB: 0 P: 8	R: 0 E: 0 K: 0 S: 3 H: 0 LOB: 0 BB: 0 P: 3	R: 0 E: 0 K: 1 S: 5 H: 0 LOB: 0 BB: 0 P: 5	R: 0 E: 0 K: 0 S: 3 H: 0 LOB: 0 BB: 0 P: 3	R: 1 E: 1 K: 0 S: 4 H: 1 LOB: 0 BB: 0 P: 4	R: 0 E: 0 K: 0 S: 3 H: 0 LOB: 1 BB: 1 P: 7	R: 1 E: 1 K: 0 S: 5 H: 0 LOB: 1 BB: 0 P: 5	1B: 6 2B: 2 3B: 0 HR: 0	SF: 1 SAC: 0 DP: 0 HBP: 0						

TOP

Los Angeles Dodgers @ Montreal Expos

Jarry Park, Montreal, QB

Wed Jul 05 1972, 7:05 PM EDT

Att. 15,146 - Unknown

livebaseballscorecards.com

AB	35
R	7
H	8
RBI	7
BB	3
SO	4
LOB	13

PITCHER		IP	WLS	BF	H	R	ER	SO	BB	IBB	HBP	BLK	WP	HR	S	P	ERA	WHIP
Balor Moore, L ERA: 6.88	(1, 1)	5.0	L	23	7	5	5	4	2	0	0	0	0	0	29	37	9.00	1.800
Tom Walker, R ERA: 2.62	(6, 1)	2.0		7	1	1	0	0	0	0	0	0	0	0	7	7	0.00	0.500
John Strohmayer, R ERA: 3.43	(8, 1)	2.0		9	0	1	0	0	1	0	0	0	0	0	8	12	0.00	0.500

PITCHER	IP	WLS	BF	H	R	ER	SO	BB	IBB	HBP	BLK	WP	HR	S	P	ERA	WHIP

BOTTOM

Los Angeles Dodgers @ Montreal Expos

Jarry Park, Montreal, QB

Wed Jul 05 1972, 7:05 PM EDT

Att. 15,146 - Unknown

livebaseballscorecards.com

Batter	1	2	3	4	5	6	7	8	9	AB	R	H	RBI	BB	SO	LOB
Ron Hunt, R (1, 4) OBP: 0.334, SLG: 0.287	6-3		1B		F8		6-3			4	0	1	0	0	0	2
Tim Foli, R (1, 6) OBP: 0.275, SLG: 0.282	L6-3 1B		F9		6-3			F9		4	0	1	0	0	0	2
Mike Jorgensen, L (1, 3) OBP: 0.328, SLG: 0.350	L6-3 1-2		F9			G3		K		4	0	0	0	0	1	2
Ron Woods, R (1, 8) OBP: 0.255, SLG: 0.320		F8	1-3			6-3		4-3		4	0	0	0	0	0	1
Terry Humphrey, R (1, 2) OBP: 0.225, SLG: 0.212		1B G3 HR BB		K		BB			F3	2	1	0	0	2	1	0
Ron Fairly, L (1, 9) OBP: 0.346, SLG: 0.400		G3 1-2		F4		G3			F3	4	0	0	0	0	0	2
Bob Bailey, R (1, 5) OBP: 0.295, SLG: 0.336		HR 1B 2-3		F8			WP 1B BB		F6	3	1	1	0	1	0	0
Clyde Mashore, R (1, 7) OBP: 0.284, SLG: 0.381		HR 1-H 3-H			FC3-6 BB		K 1-2			2	1	1	3	1	1	1
Balor Moore, L (1, 1) Boots Day, L (5, PH) OBP: 0.339, SLG: 0.326 Tom Walker, R (6, 1) Ken Singleton, S (7, PH) OBP: 0.310, SLG: 0.332 John Strohmayer, R (8, 1)		K			FC3-6 1-2f		1B 2-H			1 1 0 1 0	0 0 0 0 0	0 0 0 1 0	0 0 0 0 0	0 0 0 0 0	1 0 0 0 0	0 1 0 0 0

	AB	30
	R	3
	H	5
	RBI	3
	BB	4
	SO	4
	LOB	11

Inning Stats	1	2	3	4	5	6	7	8	9	1B: 4	SF: 0	WP: 1	PA: 34
	R: 0 E: 0 K: 0 S: 3 H: 1 LOB: 0 BB: 0 P: 3	R: 3 E: 0 K: 1 S: 7 H: 2 LOB: 0 BB: 1 P: 11	R: 0 E: 0 K: 0 S: 4 H: 1 LOB: 1 BB: 0 P: 4	R: 0 E: 0 K: 1 S: 5 H: 0 LOB: 0 BB: 0 P: 5	R: 0 E: 0 K: 0 S: 3 H: 0 LOB: 1 BB: 1 P: 7	R: 0 E: 0 K: 0 S: 3 H: 0 LOB: 1 BB: 1 P: 7	R: 0 E: 0 K: 1 S: 5 H: 1 LOB: 1 BB: 1 P: 9	R: 0 E: 0 K: 1 S: 5 H: 0 LOB: 0 BB: 0 P: 5	R: 0 E: 0 K: 0 S: 3 H: 0 LOB: 0 BB: 0 P: 3	2B: 1 3B: 0 HR: 1	SAC: 0 DP: 1 HBP: 0	PB: 0 SB: 0 CS: 0	

PITCHER	IP	WLS	BF	H	R	ER	SO	BB	IBB	HBP	BLK	WP	HR	S	P	ERA	WHIP
Claude Osteen, L (1, 1) ERA: 2.51	9.0	W	34	5	3	3	4	4	0	0	0	1	1	38	54	3.00	1.000

PITCHER	IP	WLS	BF	H	R	ER	SO	BB	IBB	HBP	BLK	WP	HR	S	P	ERA	WHIP

Batter	1	2	3	4	5	6	7	8	9	AB	R	H	RBI	BB	SO	LOB
Lee Lacy, R (1, 4) OBP: 0.280, SLG: 0.261	S S S 0-3 ① K		x 0-0 ① 6-3		x 0-0 ① 1B 1B 1B		x 0-0 ② 1-3	x 0-0 ③ 1-3	B B B B 4-0 1B 1-2 BB	5	1	1	0	1	1	2
Bill Buckner, L (1, 3) OBP: 0.333, SLG: 0.341	x 0-0 ② G3		x 0-0 ② 4-3		x 0-0 ② 1B 1-2 1B		x 0-0 S 1B	S S S K 1B	x 0-0 1-3 2-H 3-H 1B	6	0	3	2	0	1	0
Willie Davis, L (1, 8) OBP: 0.301, SLG: 0.423	S S S 0-3 ③ K		x 0-0 1B 1B		x 0-0 ② L9		S S S 0-3 ③ K 1-2	x 0-0 F4	x 0-0 F6	6	0	1	0	0	2	5
Manny Mota, R (1, 7) OBP: 0.349, SLG: 0.486 Bobby Valentine, R (2, 7) OBP: 0.315, SLG: 0.348		H 1-0 3-1 BB 1B HBP	x 0-0 FC4-6 1-3 1B		x 0-0 FC6 1-3 2-H 1B			H 1-0 SH3-4 1B HBP	x 0-0 BB HR 1B	0 3	1 2	0 3	0 1	0 0	0 0	0 0
Willie Crawford, L (1, 9) OBP: 0.301, SLG: 0.410		B B B B 4-0 3-1 1-2 1B BB	x 0-0 ③ FC4-6 1-2f		x 0-0 ③ FC6 1-2f			x 0-0 ① SH3-4 1-2	B B B B 4-0 HR 1-2 BB	2	2	0	0	2	0	4
Jim Lefebvre, S (1, 5) OBP: 0.261, SLG: 0.346		x 0-0 ① 3-1 1-2 2-3		x 0-0 ① L3		x 0-0 ① 4-3		I I I 4-0 1B 1B IBB	x 0-0 1-H 2-H HR	4	2	1	3	1	0	2
Duke Sims, L (1, 2) OBP: 0.281, SLG: 0.290		I I I I 4-0 1B IBB	x 0-0 ② 1-3		x 0-0 ② L6			x 0-0 ② F7	B B B B 4-0 3B BB	3	1	0	0	2	0	2
Bill Russell, R (1, 6) OBP: 0.301, SLG: 0.400		x 0-0 ② 1-3 2-H 3-H 1B	x 0-0 ③ 5-3		x 0-0 ③ 1-3			x 0-0 1B 1-3 2-H 1B	x 0-0 1-H 1B 3B	5	1	3	4	0	0	0
Al Downing, R (1, 1) OBP: 0.103, SLG: 0.105 Wes Parker, S (8, PH) OBP: 0.347, SLG: 0.309 Jim Brewer, L (8, 1)		x 0-0 ③ 4-3			S S S 0-3 ① K		x 0-0 ① 6-3	x 0-0 1-3 3-H 1B	S 0-1 CI BB 1B	3 1 0	0 0 1	0 1 0	0 1 0	1 0 0	1 0 0	1 0 0
Inning Stats	R: 0 H: 0 E: 0 LOB: 0 K: 2 BB: 0 S: 7 P: 7	R: 2 H: 1 E: 0 LOB: 1 K: 0 BB: 2 S: 3 P: 12	R: 0 H: 2 E: 0 LOB: 2 K: 0 BB: 0 S: 5 P: 5	R: 0 H: 0 E: 0 LOB: 0 K: 0 BB: 0 S: 3 P: 3	R: 1 H: 3 E: 0 LOB: 2 K: 1 BB: 0 S: 8 P: 8	R: 0 H: 0 E: 0 LOB: 0 K: 0 BB: 0 S: 3 P: 3	R: 0 H: 1 E: 0 LOB: 1 K: 1 BB: 0 S: 6 P: 6	R: 2 H: 2 E: 0 LOB: 2 K: 0 BB: 1 S: 5 P: 10	R: 6 H: 4 E: 1 LOB: 2 K: 1 BB: 3 S: 10 P: 22	1B: 11 SF: 0 2B: 0 SAC: 1 3B: 1 DP: 0 HR: 1 HBP: 2						

TOP

Los Angeles Dodgers @ Montreal Expos

Jarry Park, Montreal, QB

Thu Jul 06 1972, 7:05 PM EDT

Att. 20,026 - Unknown

livebaseballscorecards.com

AB	38
R	11
H	13
RBI	11
BB	6
SO	5
LOB	16

WP: 0 PA: 48
PB: 0
SB: 1
CS: 0

PITCHER		IP	WLS	BF	H	R	ER	SO	BB	IBB	HBP	BLK	WP	HR	S	P	ERA	WHIP
Mike Torrez, R ERA: 2.68	(1, 1)	7.2	L	36	9	5	5	4	1	2	2	0	0	0	39	53	5.87	1.304
Mike Marshall, R ERA: 2.25	(8, 1)	0.1		1	0	0	0	0	0	0	0	0	0	0	1	1	0.00	0.000
Joe Gilbert, L ERA: 7.54	(9, 1)	0.2		6	2	4	4	1	2	0	0	0	0	1	6	14	54.00	6.000
Tom Walker, R ERA: 2.86	(9, 1)	0.1		5	2	2	1	0	1	0	0	0	0	0	4	8	27.00	9.000

PITCHER	IP	WLS	BF	H	R	ER	SO	BB	IBB	HBP	BLK	WP	HR	S	P	ERA	WHIP

Los Angeles Dodgers @ Montreal Expos

Jarry Park, Montreal, QB

Thu Jul 06 1972, 7:05 PM EDT

Att. 20,026 - Unknown

BOTTOM

Batter	1	2	3	4	5	6	7	8	9	AB	R	H	RBI	BB	SO	LOB
Ron Hunt, R (1, 4) OBP: 0.339, SLG: 0.288	SH1-4 1B		BB		5-3	K			G6-3 BB	3	0	1	0	2	1	0
Tim Foli, R (1, 6) OBP: 0.275, SLG: 0.279	SH1-4 1-2		E6 E 1-2		HR BB		F3		F5	3	1	0	0	1	0	2
Mike Jorgensen, L (1, 3) OBP: 0.330, SLG: 0.362	G5-4-3 BB		F6 1-2 2-3		1-H HR		K		G6-3 1-2f	4	1	1	2	1	1	3
Bob Bailey, R (1, 5) OBP: 0.298, SLG: 0.345	G5-4-3 1-2f		BB		F8		3B			3	0	1	0	1	0	2
Ron Woods, R (1, 8) OBP: 0.254, SLG: 0.317		F8	F8		1B		6-3			4	0	1	0	0	0	4
Ron Fairly, L (1, 9) OBP: 0.344, SLG: 0.394		BB		6-3	F9			K		3	0	0	0	1	1	1
Clyde Mashore, R (1, 7) OBP: 0.293, SLG: 0.420		F7		1-3		HR		S 1B		4	1	2	1	0	0	1
Terry Humphrey, R (1, 2) OBP: 0.228, SLG: 0.209		K		FC6-4 BB		F9		K 1-2		2	0	0	0	1	1	1
Tim McCarver, L (8, PH) OBP: 0.311, SLG: 0.330										1	0	0	0	0	1	1
John Boccabella, R (9, 2) OBP: 0.253, SLG: 0.300										0	0	0	0	0	0	0
Mike Torrez, R (1, 1) OBP: 0.214, SLG: 0.195			F9	FC6-4 1-2f		F9		K		3	0	0	0	0	0	1
Mike Marshall, R (8, 1)										0	0	0	0	0	0	0
Ken Singleton, S (8, PH) OBP: 0.309, SLG: 0.330										1	0	0	0	0	1	1
Joe Gilbert, R (9, 1)										0	0	0	0	0	0	0
Tom Walker, R (9, 1)										0	0	0	0	0	0	0
Inning Stats	R: 0 E: 0 K: 0 S: 3 H: 1 LOB: 1 BB: 1 P: 7	R: 0 E: 0 K: 1 S: 5 H: 0 LOB: 1 BB: 1 P: 9	R: 0 E: 2 K: 0 S: 4 H: 0 LOB: 3 BB: 2 P: 12	R: 0 E: 0 K: 0 S: 3 H: 0 LOB: 1 BB: 1 P: 7	R: 2 E: 0 K: 0 S: 5 H: 2 LOB: 1 BB: 1 P: 9	R: 1 E: 0 K: 1 S: 6 H: 1 LOB: 0 BB: 0 P: 6	R: 0 E: 0 K: 1 S: 6 H: 1 LOB: 1 BB: 0 P: 6	R: 0 E: 0 K: 3 S: 10 H: 1 LOB: 1 BB: 0 P: 10	R: 0 E: 0 K: 0 S: 2 H: 0 LOB: 0 BB: 1 P: 6	1B: 3 2B: 0 3B: 1 HR: 2 SF: 0 SAC: 1 DP: 2 HBP: 0						

	AB	31
	R	3
	H	6
	RBI	3
	BB	7
	SO	6
	LOB	17

PITCHER	IP	WLS	BF	H	R	ER	SO	BB	IBB	HBP	BLK	WP	HR	S	P	ERA	WHIP
Al Downing, L (1, 1) ERA: 2.98	7.0	W	32	5	3	3	3	6	0	0	0	0	2	32	56	3.86	1.571
Jim Brewer, L (8, 1) ERA: 1.18	2.0	S	7	1	0	0	3	1	0	0	0	0	0	12	16	0.00	1.000

PITCHER	IP	WLS	BF	H	R	ER	SO	BB	IBB	HBP	BLK	WP	HR	S	P	ERA	WHIP

livebaseballscorecards.com

Batter	1	2	3	4	5	6	7	8	9	AB	R	H	RBI	BB	SO	LOB
Lee Lacy, R (1, 4) OBP: 0.300, SLG: 0.286	4-3		K		E SF9 1B	2-H S 1B		5-3		5	2	2	1	0	1	2
Bobby Valentine, R (1, 7) OBP: 0.317, SLG: 0.349	4-3		1-2 1B		E5 1B 1-3 SF7	1-H 1B		F8		5	1	2	1	0	0	2
Willie Davis, L (1, 8) OBP: 0.299, SLG: 0.420	4-3		K		SF9 3-H	F9			BB 1B	4	0	1	1	0	1	3
Frank Robinson, R (1, 9) OBP: 0.368, SLG: 0.459 Willie Crawford, L (9, 9) OBP: 0.301, SLG: 0.410		F8	F8		1-3 1B		F7		K	5 0	0 0	1 0	0 0	0 0	1 0	3 0
Jim Lefebvre, S (1, 5) OBP: 0.252, SLG: 0.336		5-3		6-3	SF7 3-H		F6		F6	4	0	0	1	0	0	1
Wes Parker, S (1, 3) OBP: 0.354, SLG: 0.331		1-2 1B		F8	F9		HR		1-2 BB	4	1	2	1	1	0	1
Chris Cannizzaro, R (1, 2) OBP: 0.379, SLG: 0.392		1-2 1B		1B 2B		4-0 FC5-6 BB	CS 1B		K	4	1	3	0	1	1	2
Maury Wills, S (1, 6) OBP: 0.192, SLG: 0.165		5-3		2-H 1B		FC5-6 6-3 1-2f 1B	CS 1-2	4-0 SH2-4 BB		3	1	1	1	1	0	3
Don Sutton, R (1, 1) OBP: 0.227, SLG: 0.190			1B 1B	F4		6-3 1-2		SH2-4 1-2		3	0	1	0	0	0	2
Inning Stats	R: 0 E: 0 K: 0 S: 3 H: 0 LOB: 0 BB: 0 P: 3	R: 0 E: 0 K: 0 S: 5 H: 2 LOB: 2 BB: 0 P: 5	R: 0 E: 0 K: 2 S: 9 H: 2 LOB: 2 BB: 0 P: 9	R: 1 E: 0 K: 0 S: 5 H: 2 LOB: 1 BB: 0 P: 5	R: 2 E: 1 K: 0 S: 6 H: 2 LOB: 1 BB: 0 P: 6	R: 2 E: 0 K: 0 S: 5 H: 2 LOB: 1 BB: 1 P: 9	R: 1 E: 0 K: 0 S: 4 H: 2 LOB: 0 BB: 0 P: 4	R: 0 E: 0 K: 0 S: 3 H: 0 LOB: 1 BB: 1 P: 7	R: 0 E: 0 K: 2 S: 8 H: 1 LOB: 2 BB: 1 P: 12	1B: 11 2B: 1 3B: 0 HR: 1 SF: 2 SAC: 1 DP: 0 HBP: 0						

TOP

Los Angeles Dodgers @ New York Mets

Shea Stadium, Flushing, NY

Fri Jul 07 1972, 7:05 PM EDT

Att. 48,817 - Unknown

livebaseballscorecards.com

AB	37
R	6
H	13
RBI	6
BB	3
SO	4
LOB	19

WP: 0 PB: 0 SB: 1 CS: 1 PA: 44

PITCHER	IP	WLS	BF	H	R	ER	SO	BB	IBB	HBP	BLK	WP	HR	S	P	ERA	WHIP
Jon Matlack, L (1, 1) ERA: 2.7	6.0	L	30	10	5	3	2	1	0	0	0	0	0	33	37	4.50	1.833
Buzz Capra, R (7, 1) ERA: 4.58	3.0		13	3	1	1	2	2	0	0	0	0	1	15	23	3.00	1.667

PITCHER	IP	WLS	BF	H	R	ER	SO	BB	IBB	HBP	BLK	WP	HR	S	P	ERA	WHIP

Batter	1	2	3	4	5	6	7	8	9	AB	R	H	RBI	BB	SO	LOB
Bud Harrelson, S (1, 6) OBP: 0.324, SLG: 0.271	E1 G3 FC1-6 1B		BBBB 4-0 G4-6-3 BB			SSS 0-3 ② K			x 0-0 G4-6-3 1B	3	1	2	0	1	1	0
Ken Boswell, L (1, 4) OBP: 0.230, SLG: 0.262	x 0-0 ① G3 2-3		x 0-0 ②③ G4-6-3 1-2f			x 0-0 ③ F7			x 0-0 ②③ G4-6-3 1-2f	4	0	0	0	0	0	3
Dave Marshall, L (1, 9) OBP: 0.300, SLG: 0.365	BBBB 4-0 FC1-6 BB			x 0-0 ① F9			x 0-0 ① F8			2	0	0	0	1	0	0
John Milner, L (1, 7) OBP: 0.341, SLG: 0.477	x 0-0 ② FC1-6 1-2f 3-H			SSS 0-3 ② K			x 0-0 ② F2			3	0	0	1	0	1	1
Jim Fregosi, R (1, 5) OBP: 0.322, SLG: 0.384	x 0-0 ③ F8			x 0-0 ③ F7			x 0-0 ③ 6-3			3	0	0	0	0	0	1
Ed Kranepool, L (1, 3) OBP: 0.284, SLG: 0.322		x 0-0 ① 4-3			x 0-0 ① F7			x 0-0 G6-4-3 1B		3	0	1	0	0	0	0
Ted Martinez, R (1, 8) OBP: 0.299, SLG: 0.357		x 0-0 ② F9			SSS 0-3 ② K			x 0-0 ① F7		3	0	0	0	0	1	1
Jerry Grote, R (1, 2) OBP: 0.302, SLG: 0.318		SSS 0-3 ③ K			x 0-0 ③ F4			x 0-0 ②③ G6-4-3 1-2f		3	0	0	0	0	1	1
Jon Matlack, L (1, 1) OBP: 0.243, SLG: 0.156			SSS 0-3 ① K			x 0-0 ① F8			x 0-0 ① F8	1	0	0	0	0	1	0
Wayne Garrett, L (6, PH) OBP: 0.375, SLG: 0.291										1	0	0	0	0	0	0
Buzz Capra, R (7, 1) OBP: 0.400, SLG: 0.250										0	0	0	0	0	0	0
Jim Beauchamp, R (9, PH) OBP: 0.235, SLG: 0.229										1	0	0	0	0	0	0
Inning Stats	R: 1 E: 1 K: 0 S: 4 H: 1 LOB: 1 BB: 1 P: 8	R: 0 E: 0 K: 1 S: 5 H: 0 LOB: 0 BB: 0 P: 5	R: 0 E: 0 K: 1 S: 4 H: 0 LOB: 0 BB: 1 P: 8	R: 0 E: 0 K: 1 S: 5 H: 0 LOB: 0 BB: 0 P: 5	R: 0 E: 0 K: 1 S: 5 H: 0 LOB: 0 BB: 0 P: 5	R: 0 E: 0 K: 1 S: 5 H: 0 LOB: 0 BB: 0 P: 5	R: 0 E: 0 K: 0 S: 3 H: 0 LOB: 0 BB: 0 P: 3	R: 0 E: 0 K: 0 S: 3 H: 1 LOB: 0 BB: 0 P: 3	R: 0 E: 0 K: 0 S: 3 H: 1 LOB: 0 BB: 0 P: 3	1B: 3 2B: 0 3B: 0 HR: 0 SF: 0 SAC: 0 DP: 3 HBP: 0				WP: 0 PB: 0 SB: 0 CS: 0	PA: 29	

PITCHER	IP	WLS	BF	H	R	ER	SO	BB	IBB	HBP	BLK	WP	HR	S	P	ERA	WHIP
Don Sutton, R (1, 1) ERA: 1.91	9.0	W	29	3	1	0	5	2	0	0	0	0	0	37	45	0.00	0.556

PITCHER	IP	WLS	BF	H	R	ER	SO	BB	IBB	HBP	BLK	WP	HR	S	P	ERA	WHIP

BOTTOM

Los Angeles Dodgers @ New York Mets

Shea Stadium, Flushing, NY

Fri Jul 07 1972, 7:05 PM EDT

Att. 48,817 - Unknown

livebaseballscorecards.com

AB	27
R	1
H	3
RBI	1
BB	2
SO	5
LOB	7

Batter	1	2	3	4	5	6	7	8	9	AB	R	H	RBI	BB	SO	LOB
Lee Lacy, R (1, 4) OBP: 0.324, SLG: 0.313	G6-3 1B			FC3-6 1B		K	F9			4	0	2	0	0	1	2
Bill Buckner, L (1, 7) OBP: 0.337, SLG: 0.341	G6-3 1-2f			FC3-6 1-2		BB		K		3	0	1	0	1	1	1
Willie Davis, L (1, 8) OBP: 0.295, SLG: 0.414	F8			FC3-6 1-2f 2-3		F5		K		4	0	0	0	0	1	3
Frank Robinson, R (1, 9) OBP: 0.362, SLG: 0.450		F7		F6		G3		K		4	0	0	0	0	1	3
Wes Parker, S (1, 3) OBP: 0.352, SLG: 0.335		F5		F7			6-3 1B 2B		F9	4	1	1	0	0	0	2
Jim Lefebvre, S (1, 5) OBP: 0.258, SLG: 0.355		L3			G3 2B		F8		2B	4	0	2	0	0	0	1
Chris Cannizzaro, R (1, 2) OBP: 0.367, SLG: 0.377			5-3		G3 2-3		6-3 2-3		5-3	4	0	0	0	0	0	3
Maury Wills, S (1, 6) OBP: 0.194, SLG: 0.160			F8		F7		1B BB		1-3	3	0	0	0	1	0	2
Tommy John, R (1, 1) OBP: 0.063, SLG: 0.063			F8		6-3		1-2 3-H 1B			2	0	0	0	0	0	1
Manny Mota, R (7, PH) OBP: 0.353, SLG: 0.489										1	0	1	1	0	0	0
Pete Mikkelsen, R (7, 1)										0	0	0	0	0	0	0
Pete Richert, L (7, 1) OBP: 0.750, SLG: 0.750										0	0	0	0	0	0	0
Inning Stats	R: 0 E: 0 K: 0 S: 3 H: 1 LOB: 0 BB: 0 P: 3	R: 0 E: 0 K: 0 S: 3 H: 0 LOB: 0 BB: 0 P: 3	R: 0 E: 0 K: 0 S: 3 H: 0 LOB: 0 BB: 0 P: 3	R: 0 E: 0 K: 0 S: 5 H: 2 LOB: 2 BB: 0 P: 5	R: 0 E: 0 K: 0 S: 4 H: 1 LOB: 1 BB: 0 P: 4	R: 0 E: 0 K: 1 S: 5 H: 0 LOB: 1 BB: 1 P: 9	R: 1 E: 0 K: 0 S: 5 H: 2 LOB: 2 BB: 1 P: 9	R: 0 E: 0 K: 3 S: 9 H: 0 LOB: 0 BB: 0 P: 9	R: 0 E: 0 K: 0 S: 4 H: 1 LOB: 1 BB: 0 P: 4	1B: 4 2B: 3 3B: 0 HR: 0	SF: 0 SAC: 0 DP: 1 HBP: 0					

PITCHER	IP	WLS	BF	H	R	ER	SO	BB	IBB	HBP	BLK	WP	HR	S	P	ERA	WHIP
Jim McAndrew, R (1, 1) ERA: 2.99	7.0	W	28	6	1	1	1	2	0	0	0	0	0	28	36	1.29	1.143
Danny Frisella, R (8, 1) ERA: 1.78	2.0	S	7	1	0	0	3	0	0	0	0	0	0	13	13	0.00	0.500

PITCHER	IP	WLS	BF	H	R	ER	SO	BB	IBB	HBP	BLK	WP	HR	S	P	ERA	WHIP

TOP

Los Angeles Dodgers @ New York Mets

Shea Stadium, Flushing, NY

Sat Jul 08 1972, 3:33 AM EDT

Att. 41,065 - Unknown

livebaseballscorecards.com

AB	33
R	1
H	7
RBI	1
BB	2
SO	4
LOB	18

WP: 0	PA: 35		
PB: 0			
SB: 0			
CS: 0			

Batter	1	2	3	4	5	6	7	8	9	AB	R	H	RBI	BB	SO	LOB
Willie Mays, R (1, 8) OBP: 0.418, SLG: 0.348	K		K			F9		E 2B		4	1	1	0	0	2	2
Bud Harrelson, S (1, 6) OBP: 0.323, SLG: 0.271	E5 WP S		FC G6-4-3 1-2 3-H			5-3		E1 2-H 1B		4	1	1	1	0	0	1
Tommie Agee, R (1, 9) OBP: 0.328, SLG: 0.381 Wayne Garrett, L (7, 4) OBP: 0.371, SLG: 0.288	K 1-3		G6-4-3 1-2f			4-3		K		3 1	0 0	0 0	0 0	0 0	1 1	3 0
Jim Fregosi, R (1, 5) OBP: 0.321, SLG: 0.382	5-3			L4-3 1B			4-3	F2		4	0	1	0	0	0	1
John Milner, L (1, 7) OBP: 0.339, SLG: 0.471		K		L4-3 1-2			1B WP 1B	G3		4	1	1	0	0	1	1
Jim Beauchamp, R (1, 3) OBP: 0.226, SLG: 0.220 Ed Kranepool, L (7, PH) OBP: 0.288, SLG: 0.326 (8, 3)		K		6-3			4-3 WP 1-3 1B			2 1	0 0	0 1	0 0	0 0	1 0	0 0
Ted Martinez, R (1, 4) OBP: 0.293, SLG: 0.349 (7, 9)		6-3			L6		4-3 1-3 3-H			3	0	0	0	0	0	1
Duffy Dyer, R (1, 2) OBP: 0.319, SLG: 0.477			SH FC 2B		F8		BB			2	1	1	0	1	0	0
Jim McAndrew, R (1, 1) OBP: 0.087, SLG: 0.045 Dave Marshall, L (7, PH) OBP: 0.296, SLG: 0.359 Danny Frisella, L (8, 1)			SH 2-3 FC		6-3		F8			1 1 0	0 0 0	0 0 0	0 0 0	0 0 0	0 0 0	0 2 0
Inning Stats	R: 0 H: 0 E: 1 LOB: 1 K: 2 BB: 0 S: 8 P: 8	R: 0 H: 0 E: 0 LOB: 0 K: 2 BB: 0 S: 7 P: 7	R: 1 H: 1 E: 1 LOB: 1 K: 1 BB: 0 S: 7 P: 7	R: 0 H: 1 E: 0 LOB: 0 K: 0 BB: 0 S: 3 P: 3	R: 0 H: 0 E: 0 LOB: 0 K: 0 BB: 0 S: 3 P: 3	R: 0 H: 0 E: 0 LOB: 0 K: 0 BB: 0 S: 3 P: 3	R: 1 H: 2 E: 0 LOB: 2 K: 0 BB: 1 S: 5 P: 9	R: 2 H: 2 E: 1 LOB: 0 K: 1 BB: 0 S: 7 P: 7		1B: 4 SF: 0 2B: 3 SAC: 1 3B: 0 DP: 2 HR: 0 HBP: 0						

PITCHER		IP	WLS	BF	H	R	ER	SO	BB	IBB	HBP	BLK	WP	HR	S	P	ERA	WHIP
Tommy John, L ERA: 2.83	(1, 1)	6.0		21	2	1	0	5	0	0	0	0	1	0	31	31	0.00	0.333
Pete Mikkelsen, R ERA: 4.13	(7, 1)	0.2	L	5	2	1	1	0	1	0	0	0	1	0	4	8	13.50	4.500
Pete Richert, L ERA: 2.25	(7, 1)	1.1		6	2	2	0	1	0	0	0	0	0	0	8	8	0.00	1.500

PITCHER	IP	WLS	BF	H	R	ER	SO	BB	IBB	HBP	BLK	WP	HR	S	P	ERA	WHIP

BOTTOM

Los Angeles Dodgers @ New York Mets

Shea Stadium, Flushing, NY

Sat Jul 08 1972, 3:33 AM EDT

Att. 41,065 - Unknown

livebaseballscorecards.com

AB	30
R	4
H	6
RBI	1
BB	1
SO	6
LOB	11

WP: 2 PA: 32
PB: 0
SB: 1
CS: 0

TOP

Los Angeles Dodgers @ New York Mets

Shea Stadium, Flushing, NY

Sun Jul 09 1972, 3:33 AM EDT

Att. 50,084 - Unknown

livebaseballscorecards.com

Batter	1	2	3	4	5	6	7	8	9	AB	R	H	RBI	BB	SO	LOB
Lee Lacy, R (1, 4) OBP: 0.359, SLG: 0.351	1B		G3		K		F3		2-H: 1B	5	1	3	1	0	1	1
Bill Buckner, L (1, 7) OBP: 0.338, SLG: 0.342	1-3: 1B		G3 1-2		F2		L8		1-H	5	0	2	0	0	0	2
Willie Davis, L (1, 8) OBP: 0.301, SLG: 0.419	1-2 3-H: 1B		F2			SH3-4: BB 1B		BB 1B		4	0	3	1	0	0	1
Frank Robinson, R (1, 9) OBP: 0.360, SLG: 0.443	F3		K			SH3-4 1-2 BB		K		3	0	0	0	1	2	4
Wes Parker, S (1, 3) OBP: 0.351, SLG: 0.331	F7			L8		SH3-4 1-2 2-3		G4-6-3 1-2 BB		2	0	0	0	1	0	2
Jim Lefebvre, S (1, 5) OBP: 0.258, SLG: 0.348	F6			L3		IBB		G4-6-3 1-2f		3	0	0	0	1	0	4
Duke Sims, L (1, 2) OBP: 0.273, SLG: 0.281		F6		1-4-3		K			E4 SH1 1B	4	0	0	0	0	1	3
Billy Grabarkewitz, R (9, PR) OBP: 0.277, SLG: 0.255										0	1	0	0	0	0	0
Chris Cannizzaro, R (9, 2) OBP: 0.367, SLG: 0.377										0	0	0	0	0	0	0
Maury Wills, S (1, 6) OBP: 0.189, SLG: 0.155		2-3			1-3	6-3			SH1 1-2	3	0	0	0	0	0	3
Claude Osteen, L (1, 1) OBP: 0.302, SLG: 0.333		K			2B		F8		F8	4	0	1	0	0	1	2

AB	33
R	2
H	9
RBI	2
BB	3
SO	5
LOB	22

Inning Stats	1	2	3	4	5	6	7	8	9	1B: 8	SF: 0	WP: 0	PA: 38
R	1	0	0	0	0	0	0	0	1	2B: 1	SAC: 2	PB: 0	
E	0	0	0	0	0	0	0	0	1	3B: 0	DP: 1	SB: 0	
K	0	1	1	0	1	1	0	1	0	HR: 0	HBP: 0	CS: 0	
S	6	5	6	3	6	6	3	5	5				
H	3	0	1	0	1	1	0	1	2				
LOB	2	0	0	0	0	3	0	1	2				
BB	0	0	0	0	0	2	0	1	0				
P	6	5	6	3	6	14	3	9	5				

PITCHER	IP	WLS	BF	H	R	ER	SO	BB	IBB	HBP	BLK	WP	HR	S	P	ERA	WHIP
Tom Seaver, R (1, 1) ERA: 2.9	9.0	L	38	9	2	1	5	2	1	0	0	0	0	45	57	1.00	1.222

PITCHER	IP	WLS	BF	H	R	ER	SO	BB	IBB	HBP	BLK	WP	HR	S	P	ERA	WHIP

Batter	1	2	3	4	5	6	7	8	9	AB	R	H	RBI	BB	SO	LOB
Willie Mays, R (1, 8) OBP: 0.414, SLG: 0.345	CS 1B		F9		K		F7			4	0	1	0	0	1	5
Bud Harrelson, S (1, 6) OBP: 0.322, SLG: 0.271	K 1-2		5-3			SH1-3 1B		F7		4	0	1	0	0	1	2
John Milner, L (1, 7) OBP: 0.339, SLG: 0.465	HBP			6-3		SH1-3 1-2		4-3		2	0	0	0	0	0	0
Jim Fregosi, R (1, 5) (9, 3) OBP: 0.320, SLG: 0.379	4-3			6-3		1-3		FC6-4 1B		4	0	1	0	0	0	2
Jim Beauchamp, R (1, 3) OBP: 0.218, SLG: 0.212		5-3		6-3		K		FC6-4 1-2f		2	0	0	0	0	0	0
Ed Kranepool, L (5, 3) OBP: 0.287, SLG: 0.324										1	0	0	0	0	1	1
Jerry Grote, R (8, PH) (9, 5) OBP: 0.300, SLG: 0.315										1	0	0	0	0	0	1
Duffy Dyer, R (1, 2) OBP: 0.317, SLG: 0.477		F8			SH1-3 FC1-2 2B		F9		F9	4	0	1	0	0	0	0
Ted Martinez, R (1, 9) OBP: 0.292, SLG: 0.342		5-3			FC1-2 SH1-3 BB		4-3		F8	3	0	0	0	1	0	0
Wayne Garrett, L (1, 4) OBP: 0.370, SLG: 0.289			4-3		SH1-3 1-2 2-3		1B 1B		F8	3	0	1	0	0	0	0
Tom Seaver, R (1, 1) OBP: 0.271, SLG: 0.372			BB		FC1-2 2-3 3-H		1-3 1B			2	0	1	0	1	0	2
Inning Stats	R: 0 H: 1 E: 0 LOB: 1 K: 1 BB: 0 S: 5 P: 6	R: 0 H: 0 E: 0 LOB: 0 K: 0 BB: 0 S: 3 P: 3	R: 0 H: 0 E: 0 LOB: 1 K: 0 BB: 1 S: 3 P: 7	R: 0 H: 0 E: 0 LOB: 0 K: 0 BB: 0 S: 3 P: 3	R: 0 H: 1 E: 0 LOB: 2 K: 1 BB: 1 S: 6 P: 10	R: 0 H: 1 E: 0 LOB: 1 K: 1 BB: 0 S: 6 P: 6	R: 0 H: 2 E: 0 LOB: 2 K: 0 BB: 0 S: 5 P: 5	R: 0 H: 1 E: 0 LOB: 1 K: 0 BB: 0 S: 4 P: 4	R: 0 H: 0 E: 0 LOB: 0 K: 0 BB: 0 S: 3 P: 3	1B: 5 2B: 1 3B: 0 HR: 0	SF: 0 SAC: 2 DP: 0 HBP: 1			WP: 0 PB: 0 SB: 0 CS: 1	PA: 35		

PITCHER	IP	WLS	BF	H	R	ER	SO	BB	IBB	HBP	BLK	WP	HR	S	P	ERA	WHIP
Claude Osteen, L (1, 1) ERA: 2.32	9.0	W	35	6	0	0	3	2	0	1	0	0	0	38	47	0.00	0.889

PITCHER	IP	WLS	BF	H	R	ER	SO	BB	IBB	HBP	BLK	WP	HR	S	P	ERA	WHIP

BOTTOM

Los Angeles Dodgers @ New York Mets

Shea Stadium, Flushing, NY

Sun Jul 09 1972, 3:33 AM EDT

Att. 50,084 - Unknown

livebaseballscorecards.com

AB	30
R	0
H	6
RBI	0
BB	2
SO	3
LOB	13

Batter	1	2	3	4	5	6	7	8	9	10	11	AB	R	H	RBI	BB	SO	LOB
Lee Lacy, R (1, 4) OBP: 0.356, SLG: 0.333	BBBB 4-0 HBP BB		x 0-0 ② F8		x 0-0 FC6-4 1B		x 0-0 ② F7		x 0-0 ① 5-3	x 0-0 ③ 6-3		5	0	1	0	1	0	3
Willie Davis, L (1, 8) OBP: 0.308, SLG: 0.434	x 0-0 ① F2		x 0-0 PB 1B 1B		x 0-0 ② F7		x 0-0 1B 1-2 1B		x 0-0 HR		x 0-0 BB 1B SF8 1B	6	3	4	1	0	0	2
Manny Mota, R (1, 7) OBP: 0.363, SLG: 0.492	H 1-0 1-2 HBP		x 0-0 1B 1-H 1B		x 0-0 ③ FC6-4 1-2f		x 0-0 1-2 2-H 1B		x 0-0 ② 6-3		x 0-0 BB 1B 1-2 1B	5	1	3	2	0	0	1
Frank Robinson, R (1, 9) OBP: 0.363, SLG: 0.440	x 0-0 ② F7		x 0-0 1-3 1B			x 0-0 ① F3	x 0-0 ③ 6-3		BBBB 4-0 WP 1B BB		BBBB 4-0 1B 1-2 2-3 BB	4	0	1	0	2	0	4
Wes Parker, S (1, 3) OBP: 0.351, SLG: 0.333	x 0-0 ③ F7		x 0-0 ③ F9			x 0-0 ② 6-3		x 0-0 FC3-6 1B	x 0-0 WP 1-2 1B		x 0-0 ① SF8 3-H	5	0	2	1	0	0	4
Billy Grabarkewitz, R (1, 5) OBP: 0.257, SLG: 0.233 Bill Buckner, L (11, PH) OBP: 0.342, SLG: 0.346 Jim Lefebvre, S (11, 5) OBP: 0.258, SLG: 0.348		SSS 0-3 ① K		x 0-0 ① F8		x 0-0 ③ F8		x 0-0 ① FC3-6 1B 1-2f	SSS 0-3 ③ K 1-2 2-3		x 0-0 ② 1B 1-3 2-H	5 1 0	0 0 0	0 1 0	0 1 0	0 0 0	2 0 0	3 0 0
Dick Dietz, R (1, 2) OBP: 0.320, SLG: 0.250 Willie Crawford, L (10, PR) OBP: 0.301, SLG: 0.410 Pete Richert, L (10, 1) OBP: 0.600, SLG: 0.600		x 0-0 ② F8		SSS 0-3 ② K			x 0-0 HR	SSS 0-3 ② K	BBBB 4-0 SH5-4 BB		SSS 0-3 ③ K	4 0 1	1 0 0	1 0 0	1 0 0	1 0 1	2 0 1	1 0 1
Maury Wills, S (1, 6) OBP: 0.191, SLG: 0.159		x 0-0 ③ L4		x 0-0 ③ 5-3			x 0-0 ① 4-3	x 0-0 1-2 1B		x 0-0 ① SH5-4 1-2		4	0	1	0	0	0	0
Al Downing, R (1, 1) OBP: 0.098, SLG: 0.100 Bobby Valentine, R (7, PH) OBP: 0.321, SLG: 0.352 Jim Brewer, L (7, 1) Steve Garvey, R (8, PH) OBP: 0.321, SLG: 0.426 Pete Mikkelsen, R (8, 1) Chris Cannizzaro, R (10, PH) OBP: 0.364, SLG: 0.374 (10, 2)			SSS 0-3 ① K		SSS 0-3 ① K		x 0-0 1B 1B 1B	x 0-0 ③ F9		SSS 0-3 ② K		2 1 0 1 0 1	0 1 0 0 0 0	0 1 0 0 0 0	0 0 0 0 0 0	2 0 0 0 0 1	0 0 0 2 0 2	0 0 0 0 0 0
Inning Stats	R: 0 E: 0 K: 0 S: 3 H: 0 LOB: 2 BB: 1 P: 8	R: 0 E: 0 K: 1 S: 5 H: 0 LOB: 0 BB: 0 P: 5	R: 1 E: 0 K: 1 S: 8 H: 3 LOB: 2 BB: 0 P: 8	R: 0 E: 0 K: 1 S: 5 H: 0 LOB: 0 BB: 0 P: 5	R: 0 E: 0 K: 1 S: 6 H: 1 LOB: 1 BB: 0 P: 6	R: 0 E: 0 K: 0 S: 3 H: 0 LOB: 0 BB: 0 P: 3	R: 2 E: 0 K: 0 S: 7 H: 4 LOB: 2 BB: 0 P: 7	R: 0 E: 0 K: 1 S: 7 H: 2 LOB: 2 BB: 0 P: 7	R: 1 E: 0 K: 1 S: 7 H: 2 LOB: 2 BB: 1 P: 11	R: 0 E: 0 K: 1 S: 5 H: 0 LOB: 2 BB: 1 P: 9	R: 2 E: 0 K: 1 S: 7 H: 3 LOB: 1 BB: 1 P: 11	1B: 13 2B: 0 3B: 0 HR: 2	SF: 1 SAC: 1 DP: 0 HBP: 1	WP: 1 PB: 1 SB: 0 CS: 0	PA: 52			

PITCHER		IP	WLS	BF	H	R	ER	SO	BB	IBB	HBP	BLK	WP	HR	S	P	ERA	WHIP
Ken Reynolds, L ERA: 3.74	(1, 1)	6.2		30	8	3	3	4	1	0	1	0	0	1	36	41	4.05	1.350
Dick Selma, R ERA: 5.13	(7, 1)	0.1		1	0	0	0	0	0	0	0	0	0	0	1	1	0.00	0.000
Mac Scarce, L ERA: 9.0	(8, 1)	3.0	L	17	6	3	3	3	2	0	0	0	1	1	21	29	9.00	2.667
Darrell Brandon, R ERA: 3.3	(11, 1)	1.0		4	1	0	0	1	1	0	0	0	0	0	5	9	0.00	2.000

PITCHER	IP	WLS	BF	H	R	ER	SO	BB	IBB	HBP	BLK	WP	HR	S	P	ERA	WHIP

TOP

Los Angeles Dodgers @ Philadelphia Phillies
Veterans Stadium, Philadelphia, PA
Mon Jul 10 1972, 7:05 PM EDT
Unknown

livebaseballscorecards.com

AB	45
R	6
H	15
RBI	6
BB	4
SO	8
LOB	23

Batter	1	2	3	4	5	6	7	8	9	10	11	AB	R	H	RBI	BB	SO	LOB
Larry Bowa, S (1, 6) OBP: 0.302, SLG: 0.302	B B B B 4-0 HR 1B BB	x 0-0 ②③ G4-3 1-2f			x 0-0 ② F8		S S S 0-3 ③ K			x 0-0 ① F8		4	1	0	0	1	1	4
Terry Harmon, R (1, 4) OBP: 0.387, SLG: 0.336	x 0-0 1-2 HR 1B	x 0-0 ① 5-3			x 0-0 ③ F9			x 0-0 SH3-4 1B 1B		x 0-0 1B		5	2	3	0	0	0	1
Don Money, R (1, 5) OBP: 0.316, SLG: 0.354	x 0-0 1-H 2-H HR	S S S 0-3 ② K				x 0-0 CS 1B		x 0-0 ① SH3-4 1-2		x 0-0 ② F9		4	1	2	3	0	1	1
Deron Johnson, R (1, 3) OBP: 0.230, SLG: 0.304 Tom Hutton, L (7, 3) OBP: 0.333, SLG: 0.394	S S S 0-3 ① K	x 0-0 ③ F9				x 0-0 ①② F2 1-2		I N T 4-0 1B IBB		x 0-0 ③ F7		3 1	0 0	0 0	0 0	0 1	1 0	1 1
Greg Luzinski, R (1, 7) OBP: 0.320, SLG: 0.426 Bill Robinson, R (9, 7) OBP: 0.290, SLG: 0.452	x 0-0 ② 1-3	x 0-0 ① F3				x 0-0 ③ L5		x 0-0 CS 1-3 2-H 1B			x 0-0 ① F9	4 1	0 0	1 0	1 0	0 0	0 0	0 0
Roger Freed, R (1, 9) OBP: 0.309, SLG: 0.444	H 1-0 HBP	S S S 0-3 ② K					x 0-0 SH1-4 1B 1B	x 0-0 ②③ F2 1-2			S S S 0-3 ② K	4	0	1	0	0	2	2
Willie Montanez, L (1, 8) OBP: 0.305, SLG: 0.347	x 0-0 ③ F7	x 0-0 ③ F8					x 0-0 ① SH1-4 1-2		x 0-0 ① F8		S S S 0-3 ③ K	4	0	0	0	0	1	1
John Bateman, R (1, 2) OBP: 0.327, SLG: 0.383 Oscar Gamble, L (7, PR) OBP: 0.367, SLG: 0.368 Mike Ryan, R (8, 2) OBP: 0.292, SLG: 0.364		S S S 0-3 ① K			x 0-0 FC5-6 1B		I N T 4-0 1B IBB		S S S 0-3 ② K			2 0 1	0 0 0	1 0 0	0 0 0	1 0 0	1 0 1	0 0 0
Ken Reynolds, L (1, 1) OBP: 0.154, SLG: 0.083 Dick Selma, R (7, 1) OBP: 0.200, SLG: 0.211 Joe Lis, R (7, PH) OBP: 0.410, SLG: 0.440 Mac Scarce, L (8, 1) Darrell Brandon, R (11, 1) OBP: 0.167, SLG: 0.167 Pete Koegel, R (11, 3) OBP: 0.263, SLG: 0.257		x 0-0 G4-3 1B			x 0-0 ① FC5-6 1-2f		x 0-0 ② 1-2 2-H 1B		S S S 0-3 ③ K			2 0 1 1 0 0	0 0 0 0 0 0	1 0 0 0 0 0	0 0 0 0 0 0	0 0 0 1 0 0	0 0 0 0 0 0	1 0 0 0 0 0
Inning Stats	R: 3 H: 2 E: 0 LOB: 1 K: 1 BB: 1 S: 7 P: 12	R: 0 H: 1 E: 0 LOB: 0 K: 1 BB: 0 S: 5 P: 5	R: 0 H: 0 E: 0 LOB: 0 K: 1 BB: 0 S: 5 P: 5	R: 0 H: 0 E: 0 LOB: 0 K: 1 BB: 0 S: 5 P: 5	R: 0 H: 1 E: 0 LOB: 1 K: 0 BB: 0 S: 4 P: 4	R: 0 H: 1 E: 0 LOB: 0 K: 0 BB: 0 S: 3 P: 3	R: 0 H: 2 E: 0 LOB: 2 K: 1 BB: 1 S: 6 P: 10	R: 1 H: 2 E: 0 LOB: 1 K: 0 BB: 1 S: 4 P: 8	R: 0 H: 0 E: 0 LOB: 0 K: 2 BB: 0 S: 7 P: 7	R: 0 H: 1 E: 0 LOB: 0 K: 0 BB: 0 S: 4 P: 4	R: 0 H: 0 E: 0 LOB: 0 K: 2 BB: 0 S: 7 P: 7						

PITCHER		IP	WLS	BF	H	R	ER	SO	BB	IBB	HBP	BLK	WP	HR	S	P	ERA	WHIP
Al Downing, L ERA: 3.06	(1, 1)	6.0		23	5	3	3	4	1	0	1	0	0	1	29	34	4.50	1.000
Jim Brewer, L ERA: 1.16	(7, 1)	1.0		5	2	0	0	1	0	1	0	0	0	0	6	10	0.00	2.000
Pete Mikkelsen, R ERA: 4.15	(8, 1)	2.0		8	2	1	1	2	0	1	0	0	0	0	11	15	4.50	1.000
Pete Richert, L ERA: 2.08	(10, 1)	2.0	W	7	1	0	0	2	0	0	0	0	0	0	11	11	0.00	0.500

PITCHER	IP	WLS	BF	H	R	ER	SO	BB	IBB	HBP	BLK	WP	HR	S	P	ERA	WHIP

BOTTOM

Los Angeles Dodgers @ Philadelphia Phillies
Veterans Stadium, Philadelphia, PA

Mon Jul 10 1972, 7:05 PM EDT
Unknown

livebaseballscorecards.com

AB	37
R	4
H	10
RBI	4
BB	3
SO	9
LOB	12

1B: 9	SF: 0	WP: 0	PA: 43
2B: 0	SAC: 2	PB: 0	
3B: 0	DP: 1	SB: 0	
HR: 1	HBP: 1	CS: 2	

Batter	1	2	3	4	5	6	7	8	9	AB	R	H	RBI	BB	SO	LOB
Lee Lacy, R (1, 4) OBP: 0.347, SLG: 0.348	6-3		F3		2B		5-3			4	0	1	0	0	0	0
Willie Davis, L (1, 8) OBP: 0.307, SLG: 0.431	1-3			1B	P6			K		4	0	1	0	0	1	2
Willie Crawford, L (8, 9) OBP: 0.301, SLG: 0.410										0	0	0	0	0	0	0
Manny Mota, R (1, 7) OBP: 0.371, SLG: 0.514	P4			1B		BB 1B		HR		4	1	3	1	0	0	0
Frank Robinson, R (1, 9) OBP: 0.359, SLG: 0.433		K		F8	P4			1B		3	0	0	0	0	1	3
Bobby Valentine, R (6, 9) OBP: 0.324, SLG: 0.356										1	0	1	0	0	0	0
(8, 8)																
Wes Parker, S (1, 3) OBP: 0.344, SLG: 0.326		F8		F8		F9		F8		4	0	0	0	0	0	4
Chris Cannizzaro, R (1, 2) OBP: 0.368, SLG: 0.367		BB		F2		BB		F9		2	0	0	0	2	0	3
Billy Grabarkewitz, R (1, 5) OBP: 0.243, SLG: 0.219		K	6-3		F9			F8		4	0	0	0	0	1	3
(7, 6)																
Maury Wills, S (1, 6) OBP: 0.186, SLG: 0.155			F7		1-3		F8		1-3	3	0	0	0	0	0	0
Hoyt Wilhelm, R (7, 1)										0	0	0	0	0	0	0
Dick Dietz, R (9, PH) OBP: 0.314, SLG: 0.244										1	0	0	0	0	0	0
Mike Strahler, R (1, 1)					2B BB				F7	1	0	0	0	1	1	0
Jose Pena, R (5, 1)			K				K			0	0	0	0	0	0	0
Steve Garvey, R (7, PH) OBP: 0.319, SLG: 0.422										2	0	0	0	0	1	0
(7, 5)																
Inning Stats	R: 0 E: 0 K: 0 S: 3 H: 0 LOB: 0 BB: 0 P: 3	R: 0 E: 0 K: 2 S: 7 H: 0 LOB: 1 BB: 1 P: 11	R: 0 E: 0 K: 1 S: 5 H: 0 LOB: 0 BB: 0 P: 5	R: 0 E: 0 K: 0 S: 5 H: 2 LOB: 2 BB: 0 P: 5	R: 0 E: 0 K: 0 S: 4 H: 1 LOB: 2 BB: 1 P: 8	R: 0 E: 0 K: 0 S: 4 H: 1 LOB: 2 BB: 1 P: 8	R: 0 E: 0 K: 1 S: 5 H: 0 LOB: 0 BB: 0 P: 5	R: 1 E: 0 K: 1 S: 7 H: 2 LOB: 1 BB: 0 P: 7	R: 0 E: 0 K: 0 S: 3 H: 0 LOB: 0 BB: 0 P: 3	1B: 4 2B: 1 3B: 0 HR: 1 SF: 0 SAC: 0 DP: 0 HBP: 0						

PITCHER	IP	WLS	BF	H	R	ER	SO	BB	IBB	HBP	BLK	WP	HR	S	P	ERA	WHIP
Woodie Fryman, L (1, 1) ERA: 4.25	9.0	W	36	6	1	1	5	3	0	0	0	0	1	43	55	1.00	1.000

PITCHER	IP	WLS	BF	H	R	ER	SO	BB	IBB	HBP	BLK	WP	HR	S	P	ERA	WHIP

TOP

Los Angeles Dodgers @ Philadelphia Phillies
Veterans Stadium, Philadelphia, PA
Mon Jul 10 1972, 7:05 PM EDT
Att. 20,159 - Unknown

livebaseballscorecards.com

AB	33
R	1
H	6
RBI	1
BB	3
SO	5
LOB	15

WP: 0	PA: 36
PB: 0	
SB: 0	
CS: 0	

Batter	1	2	3	4	5	6	7	8	9	AB	R	H	RBI	BB	SO	LOB
Larry Bowa, S (1, 6) OBP: 0.306, SLG: 0.300	BBBB 4-0 F8 E 1B BB		BBBB 4-0 E 1B BB		4-0 FC5-4 BB 0-0 F9	x 0-0 ③ P6				2	2	0	0	3	0	3
Don Money, R (1, 5) OBP: 0.314, SLG: 0.351	x 0-0 ① F8 1-3		x 0-0 E5 1B 1-2 1B		x 0-0 ① FC5-4 1B 1-2f 1B	x 0-0 ① P1		x 0-0 G6-4-3 BB 1B		5	2	1	0	0	0	3
Tom Hutton, L (1, 7) OBP: 0.346, SLG: 0.402 (7, 3)	x 0-0 CS 3-H 1B		x 0-0 1B 1-2 1B 2-H		x 0-0 1B 1-2 3B 1B	x 0-0 ② 4-3		BBBB 4-0 G6-4-3 1-2 BB		4	1	3	2	1	0	0
Deron Johnson, R (1, 3) OBP: 0.238, SLG: 0.311 Bill Robinson, R (6, PR) OBP: 0.281, SLG: 0.438 (7, 7)	SSS 0-3 ②③ K 1-2		SSS 0-3 ② K		x 0-0 1-2 3B 1B 2-H	x 0-0 HR 1B		x 0-0 ①② G6-4-3 1-2f 2-3		4 1	1 1	2 0	1 0	0 0	2 0	3 2
Willie Montanez, L (1, 8) OBP: 0.309, SLG: 0.369		x 0-0 ① F7	x 0-0 1-2 1B 2-H		x 0-0 1-H SF9 3B 2-H	x 0-0 1-H HR		x 0-0 ③ 4-3		5	2	3	5	0	0	1
Oscar Gamble, L (1, 9) OBP: 0.373, SLG: 0.371		BBBB 4-0 FC6-4 BB	x 0-0 ③ F8		x 0-0 ② SF9 3-H	x 0-0 1B				2	0	1	1	1	0	2
John Bateman, R (1, 2) OBP: 0.324, SLG: 0.378		x 0-0 ② FC6-4 1-2f	x 0-0 ① 5-3		x 0-0 1B BB 1B	x 0-0 ③ F8				4	0	1	0	0	0	2
Denny Doyle, L (1, 4) OBP: 0.296, SLG: 0.288		x 0-0 ③ F7	x 0-0 ② F8		BBBB 4-0 1B 1-2 BB	x 0-0 ① P2				3	0	0	0	1	0	1
Woodie Fryman, R (1, 1) OBP: 0.194, SLG: 0.267			x 0-0 ① 6-3		x 0-0 ③ 1-3		x 0-0 ② 1-3			4	0	1	0	0	0	0
Inning Stats	R: 1 H: 1 E: 0 LOB: 0 K: 1 BB: 1 S: 5 P: 9	R: 0 H: 0 E: 0 LOB: 1 K: 0 BB: 1 S: 3 P: 7	R: 2 H: 2 E: 1 LOB: 2 K: 1 BB: 1 S: 8 P: 12	R: 0 H: 0 E: 0 LOB: 0 K: 0 BB: 0 S: 3 P: 3	R: 4 H: 5 E: 0 LOB: 3 K: 0 BB: 2 S: 8 P: 16	R: 2 H: 3 E: 0 LOB: 1 K: 0 BB: 0 S: 6 P: 6	R: 0 H: 0 E: 0 LOB: 0 K: 0 BB: 0 S: 3 P: 3	R: 0 H: 1 E: 0 LOB: 1 K: 0 BB: 1 S: 3 P: 7		1B: 10 SF: 1 2B: 0 SAC: 0 3B: 1 DP: 1 HR: 1 HBP: 0						

PITCHER		IP	WLS	BF	H	R	ER	SO	BB	IBB	HBP	BLK	WP	HR	S	P	ERA	WHIP
Mike Strahler, R ERA: 4.63	(1, 1)	4.1	L	22	5	6	4	2	4	0	0	0	0	0	22	38	8.31	2.077
Jose Pena, R ERA: 7.11	(5, 1)	1.2		12	6	3	3	0	1	0	0	0	0	1	11	15	16.20	4.200
Hoyt Wilhelm, R ERA: 4.62	(7, 1)	2.0		7	1	0	0	0	1	0	0	0	0	0	6	10	0.00	1.000

PITCHER	IP	WLS	BF	H	R	ER	SO	BB	IBB	HBP	BLK	WP	HR	S	P	ERA	WHIP

BOTTOM

Los Angeles Dodgers @ Philadelphia Phillies

Veterans Stadium, Philadelphia, PA

Mon Jul 10 1972, 7:05 PM EDT

Att. 20,159 - Unknown

livebaseballscorecards.com

AB	34
R	9
H	12
RBI	9
BB	6
SO	2
LOB	17

Batter	1	2	3	4	5	6	7	8	9	AB	R	H	RBI	BB	SO	LOB
Lee Lacy, R (1, 4) OBP: 0.377, SLG: 0.380	F9 1B 1B		1-3			BB 1B		E WP 1B		4	1	3	0	0	0	0
Willie Davis, L (1, 8) OBP: 0.304, SLG: 0.426	K		K			F8		E3 1-3		4	0	0	0	0	2	3
Manny Mota, R (1, 7) OBP: 0.368, SLG: 0.508	1-2 1B			6-3		F3		F8 3-H		4	0	1	0	0	0	2
Frank Robinson, R (1, 9) OBP: 0.357, SLG: 0.427	F9 2-3			F9		FC6-4 1-2 BB		P6		3	0	0	0	1	0	3
Wes Parker, S (1, 3) OBP: 0.338, SLG: 0.319	P4			E3		FC6-4 1-2f		F8		4	0	0	0	0	0	5
Chris Cannizzaro, R (1, 2) OBP: 0.357, SLG: 0.354		F8		K			F8		F8	4	0	0	0	0	1	1
Billy Grabarkewitz, R (1, 5) OBP: 0.244, SLG: 0.221		F8			K		1B		F8	4	0	1	0	0	1	0
Maury Wills, S (1, 6) OBP: 0.182, SLG: 0.150		6-3			K		P6		K	3	0	0	0	0	1	1
Bobby Valentine, R (9, PH) OBP: 0.322, SLG: 0.354										1	0	0	0	0	1	0
Don Sutton, R (1, 1) OBP: 0.217, SLG: 0.182			K		5-3		K			2	0	0	0	0	1	0
Dick Dietz, R (7, PH) OBP: 0.308, SLG: 0.238										1	0	0	0	0	1	1
Pete Mikkelsen, R (7, 1)										0	0	0	0	0	0	0
Inning Stats	R: 0 H: 2 E: 0 LOB: 2 K: 1 BB: 0 S: 7 P: 7	R: 0 H: 0 E: 0 LOB: 0 K: 0 BB: 0 S: 3 P: 3	R: 0 H: 0 E: 0 LOB: 0 K: 2 BB: 0 S: 7 P: 7	R: 0 H: 0 E: 1 LOB: 1 K: 1 BB: 0 S: 6 P: 6	R: 0 H: 0 E: 0 LOB: 0 K: 2 BB: 0 S: 7 P: 7	R: 0 H: 1 E: 0 LOB: 2 K: 0 BB: 1 S: 4 P: 8	R: 0 H: 1 E: 0 LOB: 1 K: 1 BB: 0 S: 6 P: 6	R: 1 H: 1 E: 1 LOB: 1 K: 0 BB: 0 S: 5 P: 5	R: 0 H: 0 E: 0 LOB: 0 K: 1 BB: 0 S: 5 P: 5	1B: 5 SF: 0 2B: 0 SAC: 0 3B: 0 DP: 0 HR: 0 HBP: 0						WP: 1 PA: 35 PB: 0 SB: 0 CS: 0	

PITCHER	IP	WLS	BF	H	R	ER	SO	BB	IBB	HBP	BLK	WP	HR	S	P	ERA	WHIP
Steve Carlton, L (1, 1) ERA: 2.52	9.0	W	35	5	1	0	8	1	0	0	0	1	0	50	54	0.00	0.667

PITCHER	IP	WLS	BF	H	R	ER	SO	BB	IBB	HBP	BLK	WP	HR	S	P	ERA	WHIP

TOP

Los Angeles Dodgers @ Philadelphia Phillies
Veterans Stadium, Philadelphia, PA
Tue Jul 11 1972, 7:05 PM EDT
Att. 18,443 - Unknown

livebaseballscorecards.com

AB	34
R	1
H	5
RBI	0
BB	1
SO	8
LOB	16

BOTTOM

Los Angeles Dodgers @ Philadelphia Phillies
Veterans Stadium, Philadelphia, PA
Tue Jul 11 1972, 7:05 PM EDT
Att. 18,443 - Unknown

livebaseballscorecards.com

Batter	1	2	3	4	5	6	7	8	9	AB	R	H	RBI	BB	SO	LOB
Larry Bowa, S (1, 6) OBP: 0.308, SLG: 0.298	H 1-0 FC4-6 HBP	BBB 4-0 1-2 2B BB		SSS 0-3 ③ K			X 0-0 ② 4-3			2	1	0	0	1	1	1
Don Money, R (1, 5) OBP: 0.313, SLG: 0.354	X 0-0 ① FC4-6 4-3 S 1-2f	X 0-0 1-H 2-H 3-H 2B			X 0-0 F8		SSS 0-3 ③ K			4	0	1	3	0	1	1
Tom Hutton, L (1, 7) (7, 3) OBP: 0.344, SLG: 0.395	X 0-0 ② 4-3 1-3	X 0-0 ③ F9			BBB 4-0 FC6 BB			X 0-0 ① F8		3	0	0	0	1	0	2
Deron Johnson, R (1, 3) OBP: 0.233, SLG: 0.303 Bill Robinson, R (7, 7) OBP: 0.273, SLG: 0.424	X 0-0 ③ 5-3		X 0-0 ① F9		SSS 0-3 ② K			SSS 0-3 ② K		3 1	0 0	0 0	0 0	0 0	1 1	2 0
Willie Montanez, L (1, 8) OBP: 0.309, SLG: 0.365		BBB 4-0 4-3 S 1B BB	X 0-0 ② 3-1		X 0-0 ③ FC6 1-2f			X 0-0 ③ 1-3		3	1	0	0	1	0	1
Oscar Gamble, L (1, 9) OBP: 0.360, SLG: 0.356		X 0-0 ① 4-3 1-3	X 0-0 ③ P5			SSS 0-3 ① K				3	0	0	0	0	1	1
John Bateman, R (1, 2) OBP: 0.324, SLG: 0.376		SSS 0-3 ② K		X 0-0 G3 SH1-3 1B		X 0-0 ② 4-3				3	0	1	0	0	1	1
Denny Doyle, L (1, 4) OBP: 0.298, SLG: 0.290		X 0-0 1B 2B 1B 3-H		X 0-0 ① SH1-3 1-2		SSS 0-3 ③ K				2	1	1	1	0	1	0
Steve Carlton, L (1, 1) OBP: 0.270, SLG: 0.241		X 0-0 BB 2B 1B 1-3		X 0-0 ② G3 2-3			SSS 0-3 ① K			3	1	1	0	0	1	1

	AB	27
	R	4
	H	4
	RBI	4
	BB	3
	SO	8
	LOB	10

Inning Stats	1	2	3	4	5	6	7	8	9
	R: 0 E: 0 K: 0 S: 3	H: 0 LOB: 1 BB: 0 P: 4	R: 4 E: 0 K: 1 S: 8	H: 3 LOB: 1 BB: 2 P: 16	R: 0 E: 0 K: 0 S: 3	H: 0 LOB: 0 BB: 0 P: 3	R: 0 E: 0 K: 1 S: 6	H: 1 LOB: 1 BB: 0 P: 6	R: 0 E: 0 K: 1 S: 5	H: 0 LOB: 1 BB: 1 P: 9	R: 0 E: 0 K: 2 S: 7	H: 0 LOB: 0 BB: 0 P: 7	R: 0 E: 0 K: 2 S: 7	H: 0 LOB: 0 BB: 0 P: 7	R: 0 E: 0 K: 1 S: 5	H: 0 LOB: 0 BB: 0 P: 5

	1B: 3	SF: 0	WP: 0	PA: 32
	2B: 1	SAC: 1	PB: 0	
	3B: 0	DP: 0	SB: 2	
	HR: 0	HBP: 1	CS: 0	

PITCHER	IP	WLS	BF	H	R	ER	SO	BB	IBB	HBP	BLK	WP	HR	S	P	ERA	WHIP
Don Sutton, R (1, 1) ERA: 2.09	6.0	L	26	4	4	4	5	3	0	1	0	0	0	32	45	6.00	1.167
Pete Mikkelsen, R (7, 1) ERA: 3.9	2.0		6	0	0	0	3	0	0	0	0	0	0	12	12	0.00	0.000

PITCHER	IP	WLS	BF	H	R	ER	SO	BB	IBB	HBP	BLK	WP	HR	S	P	ERA	WHIP

Batter	1	2	3	4	5	6	7	8	9	AB	R	H	RBI	BB	SO	LOB
Lee Lacy, R (1, 4) OBP: 0.379, SLG: 0.382	0-0 1B G1-6-3 1B	0-0 1B 3-H 1B		0-0 P6 ①	0-0 6-3 ③			0-0 5-3 ①		5	1	2	1	0	0	2
Manny Mota, R (1, 7) OBP: 0.374, SLG: 0.510	0-0 G1-6-3 1-2 1B	0-0 G4-6-3 1-2 1B		0-0 3B 1-2 2-H 1B		0-0 L3 ①		0-0 6-3 ②		5	1	3	1	0	0	0
Willie Davis, L (1, 8) OBP: 0.305, SLG: 0.425	0-0 G1-6-3 ① ② 1-2f 2-H	0-0 G4-6-3 ② ③ 1-2f		0-0 F9 ②		0-0 FC5-4 1B		0-0 1B 1B		5	0	2	0	0	0	5
Wes Parker, S (1, 3) OBP: 0.344, SLG: 0.337	0-0 1B		0-0 6-3 ①	0-0 1B 1-H 2-H 3B		0-0 FC5-4 S ② 1-2f 2B		0-0 1B 1-2 1B		5	2	3	2	0	0	1
Bill Buckner, L (1, 9) OBP: 0.348, SLG: 0.358	0-0 F8 ③		0-0 6-3 1B	0-0 BB 3-H 1B		0-0 1-H 2B		0-0 P5 ③		5	0	3	2	0	0	3
Bobby Valentine, R (1, 6) OBP: 0.324, SLG: 0.352		0-0 2B 1B	0-0 6-3 ② 1-2	B B B B 4-0 BB 1-2		0-0 6-3 ③			0-0 6-3 ①	4	1	1	0	1	0	2
Duke Sims, L (1, 2) OBP: 0.277, SLG: 0.293		0-0 WP 1-H 2B 2B	0-0 6-3 ③	0-0 3-1 ③			S S S 0-3 K ①		0-0 1B	5	1	2	1	0	1	3
Billy Grabarkewitz, R (1, 5) OBP: 0.253, SLG: 0.236		0-0 SH5-4 1B 2-H 2B		B B B B 4-0 1B 1B BB	S S S 0-3 K ①		0-0 6-3 ②		S S S 0-3 K ②	4	2	1	1	1	2	1
Tommy John, R (1, 1) OBP: 0.083, SLG: 0.083		0-0 SH5-4 ① 2-3		0-0 1B 1-2 3B 1B	0-0 4-3 ②		0-0 4-3 ③		S S S 0-3 K ③	4	1	1	0	0	1	1
Inning Stats	R: 1 E: 0 K: 0 S: 5 H: 3 LOB: 1 BB: 0 P: 5	R: 3 E: 0 K: 0 S: 7 H: 5 LOB: 1 BB: 0 P: 7	R: 0 E: 0 K: 0 S: 4 H: 1 LOB: 1 BB: 0 P: 4	R: 4 E: 0 K: 0 S: 7 H: 4 LOB: 2 BB: 2 P: 15	R: 0 E: 0 K: 1 S: 5 H: 0 LOB: 0 BB: 0 P: 5	R: 1 E: 0 K: 0 S: 5 H: 2 LOB: 1 BB: 0 P: 5	R: 0 E: 0 K: 1 S: 5 H: 0 LOB: 0 BB: 0 P: 5	R: 0 E: 0 K: 0 S: 5 H: 2 LOB: 2 BB: 0 P: 5	R: 0 E: 0 K: 2 S: 8 H: 1 LOB: 1 BB: 0 P: 8	1B: 14 2B: 3 3B: 1 HR: 0 SF: 0 SAC: 1 DP: 2 HBP: 0							

PITCHER		IP	WLS	BF	H	R	ER	SO	BB	IBB	HBP	BLK	WP	HR	S	P	ERA	WHIP
Bill Champion, R ERA: 4.6	(1, 1)	1.1	L	10	7	4	4	0	0	0	0	0	1	0	10	10	27.00	5.250
Barry Lersch, R ERA: 3.65	(2, 1)	2.1		12	5	4	4	0	1	0	0	0	0	0	11	15	15.43	2.571
Wayne Twitchell, R ERA: 5.4	(4, 1)	2.1		11	3	1	1	1	1	0	0	0	0	0	12	16	3.86	1.714
Mac Scarce, L ERA: 5.4	(7, 1)	2.0		8	2	0	0	1	0	0	0	0	0	0	10	10	0.00	1.000
Dick Selma, R ERA: 5.05	(9, 1)	1.0		4	1	0	0	2	0	0	0	0	0	0	8	8	0.00	1.000

PITCHER	IP	WLS	BF	H	R	ER	SO	BB	IBB	HBP	BLK	WP	HR	S	P	ERA	WHIP

TOP

Los Angeles Dodgers @ Philadelphia Phillies
Veterans Stadium, Philadelphia, PA
Wed Jul 12 1972, 7:05 PM EDT
Att. 15,533 - Unknown

livebaseballscorecards.com

AB	42
R	9
H	18
RBI	8
BB	2
SO	4
LOB	18

WP: 1 PB: 0 SB: 1 CS: 0 PA: 45

Batter	1	2	3	4	5	6	7	8	9	AB	R	H	RBI	BB	SO	LOB
Larry Bowa, S (1, 6) OBP: 0.313, SLG: 0.310	6-3 3B	S 1B 1B		K		F8		FC6-4 1B 3-H		5	1	3	1	0	1	1
Terry Harmon, R (1, 4) OBP: 0.380, SLG: 0.330	6-3 3-H	1-2 1B			5-3		K	FC6-4 1-2f		5	0	1	1	0	1	2
Don Money, R (1, 5) OBP: 0.314, SLG: 0.358	1B 5-3 1B 1B	K 2-3			1B 2B		K		E5 5-3	5	2	2	0	0	2	2
Deron Johnson, R (1, 3) OBP: 0.239, SLG: 0.307	5-3 1-2		K		FC6-4 2-H 1B		1B 1B		F8	5	0	2	1	0	1	2
Greg Luzinski, R (1, 7) OBP: 0.321, SLG: 0.423	B B B B 1B 1B BB		1-3		FC6-4 1-2f		FC5-4 1-2 1B		5-3 1-2	4	1	1	0	1	0	2
Roger Freed, R (1, 9) OBP: 0.315, SLG: 0.433	1B 1-2 2-3 1B		B B B B BB		K		FC5-4 1-2f		K	4	0	1	0	1	2	4
Willie Montanez, L (1, 8) OBP: 0.310, SLG: 0.366 Wayne Twitchell, R (4, 1) Pete Koegel, R (6, PH) OBP: 0.256, SLG: 0.250 Mac Scarce, L (7, 1) Joe Lis, R (8, PH) OBP: 0.403, SLG: 0.431 Mike Ryan, R (9, 2) OBP: 0.292, SLG: 0.364	1-3 2-H 3-H 1B		F9			F7		F9		2 0 1 0 1 0	0 0 0 0 0 0	1 0 0 0 0 0	2 0 0 0 0 0	0 0 0 0 0 0	0 0 0 0 0 0	1 0 0 0 0 0
John Bateman, R (1, 2) OBP: 0.322, SLG: 0.381 Oscar Gamble, L (8, PR) OBP: 0.360, SLG: 0.356 Dick Selma, R (9, 1) OBP: 0.200, SLG: 0.211		6-3		K		6-3		6-3 1B 2B		4 0 0	0 1 0	1 0 0	0 0 0	0 0 0	1 0 0	0 0 0
Bill Champion, R (1, 1) OBP: 0.192, SLG: 0.280 Barry Lersch, S (2, 1) Bill Robinson, R (4, 8) OBP: 0.278, SLG: 0.417		L6		F9		1B		6-3 2-3		0 1 3	0 0 0	0 0 1	0 0 0	0 0 0	0 0 0	0 0 1
Inning Stats	R: 3 E: 0 K: 0 S: 6 H: 4 LOB: 2 BB: 1 P: 10	R: 0 E: 0 K: 1 S: 7 H: 2 LOB: 2 BB: 0 P: 7	R: 0 E: 0 K: 1 S: 5 H: 0 LOB: 1 BB: 1 P: 9	R: 0 E: 0 K: 2 S: 7 H: 0 LOB: 0 BB: 0 P: 7	R: 1 E: 0 K: 1 S: 7 H: 2 LOB: 1 BB: 0 P: 7	R: 0 E: 0 K: 0 S: 4 H: 1 LOB: 1 BB: 0 P: 4	R: 0 E: 0 K: 2 S: 9 H: 2 LOB: 2 BB: 0 P: 9	R: 1 E: 0 K: 0 S: 5 H: 2 LOB: 2 BB: 0 P: 5	R: 0 E: 1 K: 1 S: 6 H: 0 LOB: 1 BB: 0 P: 6	1B: 10 2B: 2 3B: 1 HR: 0	SF: 0 SAC: 0 DP: 0 HBP: 0						

PITCHER	IP	WLS	BF	H	R	ER	SO	BB	IBB	HBP	BLK	WP	HR	S	P	ERA	WHIP
Tommy John, L (1, 1) ERA: 3.03	9.0	W	42	13	5	5	8	2	0	0	0	0	0	56	64	5.00	1.667

PITCHER	IP	WLS	BF	H	R	ER	SO	BB	IBB	HBP	BLK	WP	HR	S	P	ERA	WHIP

BOTTOM

Los Angeles Dodgers @ Philadelphia Phillies

Veterans Stadium, Philadelphia, PA

Wed Jul 12 1972, 7:05 PM EDT

Att. 15,533 - Unknown

AB	40
R	5
H	13
RBI	5
BB	2
SO	8
LOB	15

livebaseballscorecards.com

Montreal Expos @ Los Angeles Dodgers

Dodger Stadium, Los Angeles, CA

Fri Jul 14 1972, 7:05 PM PDT

Att. 39,067 - Unknown

TOP

livebaseballscorecards.com

Batter	1	2	3	4	5	6	7	8	9	AB	R	H	RBI	BB	SO	LOB
Ron Hunt, R (1, 4) OBP: 0.347, SLG: 0.300	F3		2B		1B 1B	F8	F9		S S S K	5	1	2	0	0	0	2
Mike Jorgensen, L (9, PH) OBP: 0.326, SLG: 0.360										1	0	0	0	0	1	1
Hector Torres, R (9, 4) OBP: 0.169, SLG: 0.226										0	0	0	0	0	0	0
Tim Foli, R (1, 6) OBP: 0.288, SLG: 0.298	F9		F3		1-3 BB 1B 1B	1B		F9		5	0	2	0	0	0	1
Clyde Mashore, R (1, 9) OBP: 0.322, SLG: 0.431	S S S K			SH2-4 1B 1B	B B B 1-2 1B BB	S S S K		5-3		4	2	1	0	1	2	1
Ron Woods, R (1, 8) OBP: 0.268, SLG: 0.336		1-3		SH2-4 1-2	1-3 2-H 3-H 1B		F7	S S S K		1	0	0	0	0	0	0
Boots Day, L (5, PH) OBP: 0.332, SLG: 0.314 (5, 8)										3	1	1	1	0	1	0
Ken Singleton, S (1, 7) OBP: 0.328, SLG: 0.370		B B B 1B BB		E 2-H 1B 1B	1B IBB		E2 1B 2B		1B 1B 2B	3	3	2	1	2	0	0
Bob Bailey, R (1, 5) OBP: 0.315, SLG: 0.344	G4-6-3 1-2 1B			E4 1B 1-2	S S S K		2B 1-2 1B 1B		1B G5-4-3 2-3 1B	5	2	3	0	0	1	4
Ron Fairly, L (1, 3) OBP: 0.339, SLG: 0.397	G4-6-3 1-2f			F2	1-2 2-H 3-H 1B		1B 1-3 2-H 2B		G5-4-3 1-3 3-H 1B	5	0	3	4	0	0	4
Terry Humphrey, R (1, 2) OBP: 0.254, SLG: 0.229		4-3		1-3 2-H 1B	S S S K		F8		G5-4-3 1-2f 3-H	5	0	1	1	0	1	5
Balor Moore, L (1, 1) OBP: 0.167, SLG: 0.250		F8	S S S K			G3	2-3 3-H 1B		2B	5	0	2	1	0	1	2

	AB	R	H	RBI	BB	SO	LOB
	42	9	17	8	3	7	20

Inning Stats	1	2	3	4	5	6	7	8	9
R	0	0	0	2	3	0	2	0	2
E	0	0	0	1	0	0	1	0	0
K	1	0	0	1	2	1	0	1	1
S	5	3	4	9	10	6	7	5	8
H	0	1	1	3	4	1	3	0	4
LOB	0	1	1	2	2	1	2	0	1
BB	0	1	0	0	2	0	0	0	0
P	5	7	4	9	18	6	7	5	8

1B	13
2B	4
3B	0
HR	0
SF	0
SAC	1
DP	2
HBP	0

WP	0
PB	0
SB	0
CS	0
PA	46

PITCHER		IP	WLS	BF	H	R	ER	SO	BB	IBB	HBP	BLK	WP	HR	S	P	ERA	WHIP
Claude Osteen, L ERA: 2.46	(1, 1)	4.0	L	21	7	5	4	2	2	0	0	0	0	0	23	31	9.00	2.250
Pete Mikkelsen, R ERA: 3.93	(5, 1)	2.0		9	3	0	0	3	0	1	0	0	0	0	14	18	0.00	1.500
Mike Strahler, R ERA: 4.56	(7, 1)	0.1		3	1	2	0	0	0	0	0	0	0	0	3	3	0.00	3.000
Pete Richert, L ERA: 1.95	(7, 1)	1.2		7	2	0	0	1	0	0	0	0	0	0	9	9	0.00	1.200
Jose Pena, R ERA: 8.59	(9, 1)	1.0		6	4	2	2	1	0	0	0	0	0	0	8	8	18.00	4.000

PITCHER		IP	WLS	BF	H	R	ER	SO	BB	IBB	HBP	BLK	WP	HR	S	P	ERA	WHIP

Batter	1	2	3	4	5	6	7	8	9	AB	R	H	RBI	BB	SO	LOB
Lee Lacy, R (1, 4) OBP: 0.355, SLG: 0.356	4-3			4-3		F9		E6		4	0	0	0	0	0	3
Willie Davis, L (1, 8) OBP: 0.301, SLG: 0.420	K			G3		F5		4-3		4	0	0	0	0	1	4
Manny Mota, R (1, 7) OBP: 0.376, SLG: 0.508	K			F4			BB G6-4-3		FC6-4 BB SF7 1B	3	1	1	0	1	1	0
Frank Robinson, R (1, 9) OBP: 0.355, SLG: 0.421		F8			6-3		G6-4-3 1-2f		BB FC6-4 1-2	3	0	0	0	1	0	1
Wes Parker, S (1, 3) OBP: 0.342, SLG: 0.335		6-3			K		1B		FC6-4 FC6-4 1-2f 2-3	4	0	1	0	0	1	2
Bobby Valentine, R (1, 6) OBP: 0.318, SLG: 0.347		L9			F8		5-3		SF7 3-H	3	0	0	1	0	0	1
Chris Cannizzaro, R (1, 2) OBP: 0.353, SLG: 0.350			F3			1B		K	FC6-4 1-2f	4	0	1	0	0	1	1
Billy Grabarkewitz, R (1, 5) OBP: 0.244, SLG: 0.227			F8			K		K		3	0	0	0	0	2	1
Claude Osteen, L (1, 1) Pete Mikkelsen, R (5, 1) Steve Garvey, R (6, PH) OBP: 0.322, SLG: 0.425 Mike Strahler, R (7, 1) Pete Richert, L (7, 1) OBP: 0.600, SLG: 0.600 Jim Lefebvre, S (8, PH) OBP: 0.263, SLG: 0.359 Jose Pena, R (9, 1)			3-1			1-2 1B		E 2B		1 0 1 0 0 1 0	0 0 0 0 0 0 0	0 0 1 0 0 1 0	0 0 0 0 0 0 0	0 0 0 0 0 0 0	0 0 0 0 0 0 0	0 0 0 0 0 0 0
Inning Stats	R: 0 H: 0 E: 0 LOB: 0 K: 2 BB: 0 S: 7 P: 7	R: 0 H: 0 E: 0 LOB: 0 K: 0 BB: 0 S: 3 P: 3	R: 0 H: 0 E: 0 LOB: 0 K: 0 BB: 0 S: 3 P: 3	R: 0 H: 0 E: 0 LOB: 0 K: 0 BB: 0 S: 3 P: 3	R: 0 H: 0 E: 0 LOB: 0 K: 1 BB: 0 S: 5 P: 5	R: 0 H: 2 E: 0 LOB: 2 K: 1 BB: 0 S: 7 P: 7	R: 0 H: 1 E: 0 LOB: 1 K: 0 BB: 1 S: 3 P: 7	R: 0 H: 1 E: 1 LOB: 2 K: 2 BB: 0 S: 9 P: 9	R: 1 H: 1 E: 0 LOB: 1 K: 0 BB: 1 S: 4 P: 8	1B: 4 SF: 1 2B: 1 SAC: 0 3B: 0 DP: 1 HR: 0 HBP: 0						

PITCHER	IP	WLS	BF	H	R	ER	SO	BB	IBB	HBP	BLK	WP	HR	S	P	ERA	WHIP
Balor Moore, L (1, 1) ERA: 4.88	9.0	W	34	5	1	1	6	2	0	0	0	0	0	44	52	1.00	0.778

PITCHER	IP	WLS	BF	H	R	ER	SO	BB	IBB	HBP	BLK	WP	HR	S	P	ERA	WHIP

BOTTOM

Montreal Expos @ Los Angeles Dodgers

Dodger Stadium, Los Angeles, CA

Fri Jul 14 1972, 7:05 PM PDT

Att. 39,067 - Unknown

livebaseballscorecards.com

AB	31
R	1
H	5
RBI	1
BB	2
SO	6
LOB	13

WP: 0 PA: 34
PB: 0
SB: 0
CS: 0

Montreal Expos @ Los Angeles Dodgers

Dodger Stadium, Los Angeles, CA

Sat Jul 15 1972, 3:33 AM PDT

Att. 42,102 - Unknown

TOP

livebaseballscorecards.com

Batter	1	2	3	4	5	6	7	8	9	AB	R	H	RBI	BB	SO	LOB
Ron Hunt, R (1, 4) (8, 5) OBP: 0.351, SLG: 0.305	BB, SH1-4, 1B		1-6-3, 1B		FC5-4, 1B	F8		L5		5	0	3	0	0	0	3
Tim Foli, R (1, 6) OBP: 0.287, SLG: 0.295	SH1-4 1-2		1-6-3 1-2		F6		K	1B, BB		3	0	0	0	1	1	2
Clyde Mashore, R (1, 9) OBP: 0.314, SLG: 0.419	F8		K		FC5-4, S, E 1-2f		K	1-3 2-H, 1B		3	1	0	0	0	1	3
Boots Day, L (7, PH) (7, 8) OBP: 0.333, SLG: 0.316										2	0	1	1	0	1	0
Ron Woods, R (1, 8) OBP: 0.270, SLG: 0.330	BB, BB		1-3		E5 1-H		BB, BB, 1B	6-3		2	0	0	0	1	0	1
Jim Fairey, L (7, PH) (7, 7) OBP: 0.266, SLG: 0.317										2	0	1	0	0	0	2
Ken Singleton, S (1, 7) (7, 9) OBP: 0.333, SLG: 0.369	BB 1-2 2-3			1B, 1B	L7		BB 1-2		6-3	3	1	1	0	2	0	1
Bob Bailey, R (1, 5) OBP: 0.314, SLG: 0.340	K			F7		K	BB 1-2 2-3		F2	3	0	0	0	1	2	4
John Boccabella, R (1, 3) (8, 2) OBP: 0.256, SLG: 0.294		6-3		1B 1-2		1B	F3		K	5	0	2	0	0	1	3
Terry Humphrey, R (1, 2) OBP: 0.255, SLG: 0.231		6-3		1-3 2-H, 1B		F9		3-1, 1B, BB		3	0	1	1	0	0	1
Tim McCarver, L (8, PH) OBP: 0.313, SLG: 0.324										0	1	0	0	1	0	0
Hector Torres, R (8, 4) OBP: 0.169, SLG: 0.226										0	0	0	0	0	0	0
Mike Torrez, R (1, 1) OBP: 0.213, SLG: 0.196		6-3		FC1-2-5-4-6 1-3 3-H		1-2, 1B		3-1 1-2		3	0	1	0	0	0	2
Mike Marshall, R (7, 1)										1	0	0	0	0	0	0
Coco Laboy, R (7, 5)										0	0	0	0	0	0	0
Ron Fairly, L (8, PH) (8, 3) OBP: 0.337, SLG: 0.395										1	0	0	0	0	0	1

	AB	36
	R	3
	H	10
	RBI	2
	BB	6
	SO	6
	LOB	23

Inning Stats																		
	R: 0	H: 1	R: 0	H: 0	R: 0	H: 1	R: 1	H: 3	R: 1	H: 1	R: 0	H: 2	R: 0	H: 1	R: 1	H: 1	R: 0	H: 0
	E: 0	LOB: 3	E: 0	LOB: 0	E: 0	LOB: 1	E: 0	LOB: 1	E: 1	LOB: 1	E: 0	LOB: 2	E: 0	LOB: 3	E: 0	LOB: 2	E: 0	LOB: 0
	K: 1	BB: 2	K: 0	BB: 0	K: 1	BB: 0	K: 0	BB: 1	K: 0	BB: 0	K: 1	BB: 0	K: 2	BB: 2	K: 0	BB: 2	K: 1	BB: 0
	S: 6	P: 14	S: 3	P: 3	S: 6	P: 6	S: 5	P: 5	S: 5	P: 5	S: 7	P: 7	S: 8	P: 16	S: 4	P: 12	S: 5	P: 5

	1B: 10	SF: 0	WP: 0	PA: 43
	2B: 1	SAC: 1	PB: 0	
	3B: 0	DP: 1	SB: 1	
	HR: 0	HBP: 0	CS: 0	

PITCHER		IP	WLS	BF	H	R	ER	SO	BB	IBB	HBP	BLK	WP	HR	S	P	ERA	WHIP
Al Downing, L ERA: 2.98	(1, 1)	6.0		28	8	2	1	3	2	0	0	0	0	0	32	40	1.50	1.667
Bill Singer, R ERA: 3.43	(7, 1)	1.2	L	10	1	1	1	2	4	0	0	0	0	0	10	26	5.40	3.000
Jim Brewer, L ERA: 1.13	(8, 1)	1.1		5	1	0	0	1	0	0	0	0	0	0	7	7	0.00	0.750

PITCHER	IP	WLS	BF	H	R	ER	SO	BB	IBB	HBP	BLK	WP	HR	S	P	ERA	WHIP

Montreal Expos @ Los Angeles Dodgers

Dodger Stadium, Los Angeles, CA

Sat Jul 15 1972, 3:33 AM PDT

Att. 42,102 - Unknown

livebaseballscorecards.com

BOTTOM

Batter	1	2	3	4	5	6	7	8	9	AB	R	H	RBI	BB	SO	LOB
Lee Lacy, R (1, 4) OBP: 0.373, SLG: 0.365	1B 2B 1B	1-6-3			5-3		BBBB 4-3 BB		BB 1B	4	1	2	0	1	0	2
Manny Mota, R (1, 7) OBP: 0.381, SLG: 0.505	L3 1-3 1B		6-3		BBBB 2B 4-1 BB		F6		BBBB 1-2 BB	3	1	1	0	2	0	1
Willie Davis, L (1, 8) OBP: 0.300, SLG: 0.420	L3 1-2		F7		4-1 1-3 2B		4-3 1-2		F8	5	0	1	0	0	0	5
Wes Parker, S (1, 3) OBP: 0.348, SLG: 0.343	WP 3-H 2B		1B		4-1 2-3 3-H		IBB		L9	4	0	2	2	1	0	3
Bill Buckner, L (1, 9) OBP: 0.341, SLG: 0.350	L9 2-3		L8		1-3		F7			4	0	0	0	0	0	5
Jim Brewer, L (8, 1)										0	0	0	0	0	0	0
Jim Lefebvre, S (1, 5) OBP: 0.263, SLG: 0.356		F7		SSS K		1B		4-3		4	0	1	0	0	1	0
Bobby Valentine, R (1, 6) OBP: 0.321, SLG: 0.350		SH1-4 1B 1B		F8		FC3-6 1B		F3		4	0	2	0	0	0	0
Duke Sims, L (1, 2) OBP: 0.283, SLG: 0.299		SH1-4 1-2 1B		1B		FC3-6 1-2f		F5		4	0	2	0	0	0	1
Al Downing, R (1, 1) OBP: 0.095, SLG: 0.098		SH1-4 1-2 2-3		SSS K		G1			F9	1	0	0	0	0	1	1
Willie Crawford, L (6, PH) OBP: 0.299, SLG: 0.407										1	0	0	0	0	0	1
Bill Singer, R (7, 1) OBP: 0.156, SLG: 0.161										0	0	0	0	0	0	0
Frank Robinson, R (8, 9) OBP: 0.354, SLG: 0.419										1	0	0	0	0	0	0
Inning Stats	R: 1 E: 0 K: 0 S: 5 H: 3 LOB: 1 BB: 0 P: 5	R: 0 E: 0 K: 0 S: 5 H: 2 LOB: 2 BB: 0 P: 5	R: 0 E: 0 K: 0 S: 4 H: 1 LOB: 1 BB: 0 P: 4	R: 0 E: 0 K: 2 S: 8 H: 1 LOB: 1 BB: 0 P: 8	R: 1 E: 0 K: 0 S: 4 H: 1 LOB: 1 BB: 1 P: 8	R: 0 E: 0 K: 0 S: 4 H: 2 LOB: 1 BB: 0 P: 4	R: 0 E: 0 K: 0 S: 3 H: 0 LOB: 2 BB: 2 P: 11	R: 0 E: 0 K: 0 S: 3 H: 0 LOB: 0 BB: 0 P: 3	R: 0 E: 0 K: 0 S: 4 H: 1 LOB: 2 BB: 1 P: 8	1B: 9 2B: 3 3B: 0 HR: 0	SF: 0 SAC: 1 DP: 1 HBP: 0					

	AB	35
	R	2
	H	11
	RBI	2
	BB	4
	SO	2
	LOB	19

WP: 1 PB: 0 SB: 0 CS: 0 PA: 40

PITCHER	IP	WLS	BF	H	R	ER	SO	BB	IBB	HBP	BLK	WP	HR	S	P	ERA	WHIP
Mike Torrez, R (1, 1) ERA: 2.87	6.0		28	10	2	2	2	2	0	0	0	1	0	30	38	3.00	2.000
Mike Marshall, R (7, 1) ERA: 1.8	3.0	W	12	1	0	0	0	1	1	0	0	0	0	10	18	0.00	0.667

PITCHER	IP	WLS	BF	H	R	ER	SO	BB	IBB	HBP	BLK	WP	HR	S	P	ERA	WHIP

Batter	1	2	3	4	5	6	7	8	9	AB	R	H	RBI	BB	SO	LOB
Tim McCarver, L (1, 5) OBP: 0.320, SLG: 0.332	S S S 0-3 ① K		x 0-0 1B E 1-3 1B		x 0-0 1B			x 0-0 1B		4	1	3	0	0	1	0
Ron Hunt, R (1, 4) OBP: 0.353, SLG: 0.308	x 0-0 WP 1B		x 0-0 FC3-6 1-2 3-H 1B		x 0-0 ③ F8			x 0-0 ① F8		4	0	2	1	0	0	2
Mike Jorgensen, L (1, 3) OBP: 0.325, SLG: 0.358	x 0-0 ② P4 1-3		x 0-0 ② FC3-6 1-2f 2-H			x 0-0 S 1B		S S S 0-3 ② K		4	0	1	0	0	1	3
Ron Fairly, L (1, 9) OBP: 0.332, SLG: 0.388	S S S 0-3 ③ K		S S S 0-3 ③ K			S S S 0-3 ① K 1-2		x 0-0 ③ F8		4	0	0	0	0	3	4
Ken Singleton, S (1, 7) OBP: 0.328, SLG: 0.363		x 0-0 ① F7		x 0-0 ① F7		x 0-0 ② L6			x 0-0 ① F2	4	0	0	0	0	0	1
Boots Day, L (1, 8) OBP: 0.327, SLG: 0.310		x 0-0 ② F7		x 0-0 ② P6		x 0-0 ③ F8			x 0-0 ② 6-3	4	0	0	0	0	0	1
Tim Foli, R (1, 6) OBP: 0.283, SLG: 0.290		S S S 0-3 ③ K		x 0-0 ③ F8			x 0-0 ① P6		x 0-0 ③ F9	4	0	0	0	0	1	0
Terry Humphrey, R (1, 2) OBP: 0.250, SLG: 0.226			x 0-0 ① F9		x 0-0 ① 1-3		x 0-0 ② L5			3	0	0	0	0	0	0
Bill Stoneman, R (1, 1) OBP: 0.140, SLG: 0.098 Jim Fairey, L (7, PH) OBP: 0.262, SLG: 0.313 Tom Walker, R (7, 1)			x 0-0 1B 1B 1B		x 0-0 ② F7		x 0-0 ③ 5-3			2	1	1	0	0	0	0
										1	0	0	0	0	0	0
										0	0	0	0	0	0	0
Inning Stats	R: 0 E: 0 K: 2 S: 8 H: 1 LOB: 1 BB: 0 P: 8	R: 0 E: 0 K: 1 S: 5 H: 0 LOB: 0 BB: 0 P: 5	R: 2 E: 1 K: 1 S: 8 H: 3 LOB: 1 BB: 0 P: 8	R: 0 E: 0 K: 0 S: 3 H: 0 LOB: 0 BB: 0 P: 3	R: 0 E: 0 K: 0 S: 4 H: 1 LOB: 1 BB: 0 P: 4	R: 0 E: 0 K: 1 S: 6 H: 1 LOB: 1 BB: 0 P: 6	R: 0 E: 0 K: 0 S: 3 H: 0 LOB: 0 BB: 0 P: 3	R: 0 E: 0 K: 1 S: 6 H: 1 LOB: 1 BB: 0 P: 6	R: 0 E: 0 K: 0 S: 3 H: 0 LOB: 0 BB: 0 P: 3	1B: 7 2B: 0 3B: 0 HR: 0 SF: 0 SAC: 0 DP: 0 HBP: 0						

TOP

Montreal Expos @ Los Angeles Dodgers

Dodger Stadium, Los Angeles, CA

Sun Jul 16 1972, 7:05 PM PDT

Att. 31,823 - Unknown

livebaseballscorecards.com

AB	34
R	2
H	7
RBI	1
BB	0
SO	6
LOB	11

PITCHER		IP	WLS	BF	H	R	ER	SO	BB	IBB	HBP	BLK	WP	HR	S	P	ERA	WHIP
Don Sutton, R ERA: 2.02	(1, 1)	9.0	W	34	7	2	1	6	0	0	0	0	1	0	46	46	1.00	0.778

PITCHER	IP	WLS	BF	H	R	ER	SO	BB	IBB	HBP	BLK	WP	HR	S	P	ERA	WHIP

WP: 2 PB: 0 SB: 1 CS: 0 PA: 34

Batter	1	2	3	4	5	6	7	8	9	AB	R	H	RBI	BB	SO	LOB
Lee Lacy, R (1, 4) OBP: 0.366, SLG: 0.373	6-3	6-3		FC6-4 (1-2f)			2B			4	0	1	0	0	0	1
Manny Mota, R (1, 7) OBP: 0.379, SLG: 0.500	E 1B, 1B	6-3			F9		6-3			4	1	1	0	0	0	1
Willie Davis, L (1, 8) OBP: 0.305, SLG: 0.424	E9 (1-H) 3B, 1B		FC5-4, 1B		G4-6-3, 1B		G3			4	1	3	0	0	0	1
Wes Parker, S (1, 3) OBP: 0.350, SLG: 0.340	3B, BB		FC5-4, FC6-4 (1-2f)		G4-6-3 (1-2f)			FC1-6, BB		2	1	0	0	2	0	2
Bill Buckner, L (1, 9) OBP: 0.340, SLG: 0.358	SF8 (1-H, 2-H) 3B		FC6-4 (1-2f)			G3		FC1-6, FC6-4 (1-2f)		4	1	1	2	0	0	2
Bobby Valentine, R (1, 6) OBP: 0.316, SLG: 0.344	SF8 (3-H)		F7			F7		FC6-4 (1-2f)		3	0	0	1	0	0	2
Duke Sims, L (1, 2) OBP: 0.288, SLG: 0.300	FC6-4, BB			P5		1B		F9		3	0	1	0	1	0	1
Steve Garvey, R (1, 5) OBP: 0.322, SLG: 0.424	FC6-4 (1-2f)			FC6-4, 1B		F8				3	0	1	0	0	0	2
Don Sutton, R (1, 1) OBP: 0.204, SLG: 0.170		6-3		F9			F9			3	0	0	0	0	0	1
Inning Stats	R: 4 E: 1 K: 0 S: 6 H: 3 LOB: 1 BB: 2 P: 14	R: 0 E: 0 K: 0 S: 3 H: 0 LOB: 0 BB: 0 P: 3	R: 0 E: 0 K: 0 S: 4 H: 1 LOB: 1 BB: 0 P: 4	R: 0 E: 0 K: 0 S: 4 H: 1 LOB: 1 BB: 0 P: 4	R: 0 E: 0 K: 0 S: 3 H: 1 LOB: 0 BB: 0 P: 3	R: 0 E: 0 K: 0 S: 4 H: 1 LOB: 1 BB: 0 P: 4	R: 0 E: 0 K: 0 S: 4 H: 1 LOB: 1 BB: 0 P: 4	R: 0 E: 0 K: 0 S: 3 H: 0 LOB: 1 BB: 1 P: 7		1B: 6 2B: 1 3B: 1 HR: 0 SF: 1 SAC: 0 DP: 1 HBP: 0						

PITCHER	IP	WLS	BF	H	R	ER	SO	BB	IBB	HBP	BLK	WP	HR	S	P	ERA	WHIP
Bill Stoneman, R (1, 1) ERA: 3.08	6.0	L	26	7	4	4	0	2	0	0	0	0	0	24	32	6.00	1.500
Tom Walker, R (7, 1) ERA: 2.28	2.0		8	1	0	0	0	1	0	0	0	0	0	7	11	0.00	1.000

PITCHER	IP	WLS	BF	H	R	ER	SO	BB	IBB	HBP	BLK	WP	HR	S	P	ERA	WHIP

BOTTOM

Montreal Expos @ Los Angeles Dodgers

Dodger Stadium, Los Angeles, CA

Sun Jul 16 1972, 7:05 PM PDT

Att. 31,823 - Unknown

livebaseballscorecards.com

AB	30
R	4
H	8
RBI	3
BB	3
SO	0
LOB	13

Batter	1	2	3	4	5	6	7	8	9	10	AB	R	H	RBI	BB	SO	LOB
Bud Harrelson, S (1, 6) OBP: 0.309, SLG: 0.262	F3		5-3			SH, FC6-5 1-2		1-3		F9 ②	4	0	0	0	0	0	1
Willie Mays, R (1, 8) OBP: 0.412, SLG: 0.338	E6 2B 4-3		K			F9 ①		F9 ②		1-2 1B	5	1	1	0	0	1	2
Jim Fregosi, R (1, 5) OBP: 0.311, SLG: 0.382	4-3 1-3 2B			F6 ①		FC6-5 ② 1-2 2-3f		F9 ③		F7 ③	4	0	1	0	0	0	2
Wayne Garrett, L (8, 5) OBP: 0.386, SLG: 0.307											1	0	0	0	0	0	2
Rusty Staub, L (1, 9) OBP: 0.376, SLG: 0.472	4-3 ② 2-3 3-H			3-1 ②		G3 ③			L6-4, SH2-4 1B		4	0	1	1	0	0	3
Bill Sudakis, S (1, 3) OBP: 0.217, SLG: 0.100	F9 ③			K			K		SH2-4 ① 1-2		3	0	0	0	0	2	1
Duffy Dyer, R (1, 2) OBP: 0.310, SLG: 0.426		1-3 ①			F5 ①		K		E5		4	0	0	0	0	1	1
Dave Schneck, L (1, 7) OBP: 0.353, SLG: 0.765		L9 ②			F3 ②		FC5 1B		L6-4 ②③ 2-3		4	0	1	0	0	0	2
Ted Martinez, R (1, 4) OBP: 0.275, SLG: 0.310		K			F8 ③		1-2 1B			F9 ①	4	0	1	0	0	1	0
Jon Matlack, L (1, 1) OBP: 0.273, SLG: 0.184			5-3 ①			FC6-5, SH 1B	FC5 2-3f			1B 1B	3	0	1	0	0	0	2
John Milner, L (10, PH) OBP: 0.352, SLG: 0.451											1	0	1	0	0	0	0
Danny Frisella, L (10, 1)											0	0	0	0	0	0	0
Inning Stats	R: 1 E: 1 K: 0 S: 5 / H: 1 LOB: 1 BB: 0 P: 5	R: 0 E: 0 K: 1 S: 5 / H: 0 LOB: 0 BB: 0 P: 5	R: 0 E: 0 K: 1 S: 5 / H: 0 LOB: 0 BB: 0 P: 5	R: 0 E: 0 K: 1 S: 5 / H: 0 LOB: 0 BB: 0 P: 5	R: 0 E: 0 K: 0 S: 3 / H: 0 LOB: 0 BB: 0 P: 3	R: 0 E: 0 K: 0 S: 5 / H: 1 LOB: 2 BB: 0 P: 5	R: 0 E: 0 K: 2 S: 9 / H: 2 LOB: 2 BB: 0 P: 9	R: 0 E: 0 K: 0 S: 3 / H: 0 LOB: 0 BB: 0 P: 3	R: 0 E: 1 K: 0 S: 4 / H: 1 LOB: 1 BB: 0 P: 4	R: 0 E: 0 K: 0 S: 5 / H: 2 LOB: 2 BB: 0 P: 5	1B: 6 2B: 2 3B: 0 HR: 0	SF: 0 SAC: 2 DP: 1 HBP: 0					

PITCHER	IP	WLS	BF	H	R	ER	SO	BB	IBB	HBP	BLK	WP	HR	S	P	ERA	WHIP
Tommy John, L (1, 1) ERA: 2.78	9.0		34	5	1	0	5	0	0	0	0	0	0	44	44	0.00	0.556
Jim Brewer, L (10, 1) ERA: 1.1	1.0	W	5	2	0	0	0	0	0	0	0	0	0	5	5	0.00	2.000

PITCHER	IP	WLS	BF	H	R	ER	SO	BB	IBB	HBP	BLK	WP	HR	S	P	ERA	WHIP

TOP

New York Mets @ Los Angeles Dodgers

Dodger Stadium, Los Angeles, CA

Tue Jul 18 1972, 7:05 PM PDT

Att. 24,324 - Unknown

livebaseballscorecards.com

AB	37
R	1
H	7
RBI	1
BB	0
SO	5
LOB	16

WP: 0 PB: 0 SB: 0 CS: 0 PA: 39

Batter	1	2	3	4	5	6	7	8	9	10	AB	R	H	RBI	BB	SO	LOB
Lee Lacy, R (1, 4) OBP: 0.342, SLG: 0.347	1-3		5-3		FC5-4 1-2f		K		F9		5	0	0	0	0	1	5
Willie Davis, L (1, 8) OBP: 0.304, SLG: 0.420	K			F6		1B BB 1B	4-3			G3	5	0	1	0	0	1	2
Manny Mota, R (1, 7) OBP: 0.379, SLG: 0.495	4-3			1B 1B		BBBB 4-0 1-2 1B BB		1-3		6-3	4	1	1	0	1	0	0
Frank Robinson, R (1, 9) OBP: 0.355, SLG: 0.432		6-3		1B 1-3 1B		F9		6-3		HR	5	1	2	1	0	0	2
Wes Parker, S (1, 3) OBP: 0.357, SLG: 0.348		K		G6-4-3 1-3 3-H 1B		1-2 2-3 1B		CS 1B			4	0	3	1	0	1	0
Steve Garvey, R (1, 5) OBP: 0.321, SLG: 0.421	1B			G6-4-3 1-2f		F3		CS 1-2	K		4	0	1	0	0	1	5
Bobby Valentine, R (1, 6) OBP: 0.319, SLG: 0.347	F6				FC6-5 S 1B	F7				5-3 1B	4	0	2	0	0	0	4
Chris Cannizzaro, R (1, 2) OBP: 0.353, SLG: 0.350 Maury Wills, S (7, PR) OBP: 0.182, SLG: 0.150 Dick Dietz, R (8, 2) OBP: 0.302, SLG: 0.233			F8		FC6-5 FC1-6 1-3			SH3 1B		5-3 1-2	3 0 1	0 0 0	1 0 0	0 0 0	0 0 0	0 0 0	1 0 1
Tommy John, R (1, 1) OBP: 0.079, SLG: 0.079 Jim Lefebvre, S (9, PH) OBP: 0.267, SLG: 0.356 Jim Brewer, L (10, 1)			4-3		FC1-6 FC5-4 1-2f			SH3 1-2		IBB	2 0 0	0 0 0	0 0 0	0 1 0	0 0 0	0 0 0	1 0 0
Inning Stats	R: 0 H: 0 E: 0 LOB: 0 K: 1 BB: 0 S: 5 P: 5	R: 0 H: 1 E: 0 LOB: 1 K: 1 BB: 0 S: 6 P: 6	R: 0 H: 0 E: 0 LOB: 0 K: 0 BB: 0 S: 3 P: 3	R: 1 H: 3 E: 0 LOB: 1 K: 0 BB: 0 S: 5 P: 5	R: 0 H: 1 E: 0 LOB: 1 K: 0 BB: 0 S: 4 P: 4	R: 0 H: 2 E: 0 LOB: 3 K: 0 BB: 1 S: 5 P: 9	R: 0 H: 1 E: 0 LOB: 2 K: 1 BB: 0 S: 6 P: 6	R: 0 H: 1 E: 0 LOB: 0 K: 0 BB: 0 S: 3 P: 3	R: 0 H: 1 E: 0 LOB: 2 K: 1 BB: 1 S: 6 P: 10	R: 1 H: 1 E: 0 LOB: 0 K: 0 BB: 0 S: 3 P: 3	1B: 10 SF: 0 2B: 0 SAC: 1 3B: 0 DP: 1 HR: 1 HBP: 0						WP: 0 PA: 41 PB: 0 SB: 1 CS: 1

PITCHER		IP	WLS	BF	H	R	ER	SO	BB	IBB	HBP	BLK	WP	HR	S	P	ERA	WHIP
Jon Matlack, L ERA: 2.31	(1, 1)	9.0		37	10	1	0	4	1	1	0	0	0	0	43	51	0.00	1.222
Danny Frisella, R ERA: 1.91	(10, 1)	0.2	L	3	1	1	1	0	0	0	0	0	0	1	3	3	13.50	1.500

PITCHER	IP	WLS	BF	H	R	ER	SO	BB	IBB	HBP	BLK	WP	HR	S	P	ERA	WHIP

BOTTOM

New York Mets @ Los Angeles Dodgers

Dodger Stadium, Los Angeles, CA

Tue Jul 18 1972, 7:05 PM PDT
Att. 24,324 - Unknown

livebaseballscorecards.com

AB	37
R	2
H	11
RBI	2
BB	2
SO	4
LOB	21

Batter	1	2	3	4	5	6	7	8	9	AB	R	H	RBI	BB	SO	LOB
Bud Harrelson, S (1, 6) OBP: 0.311, SLG: 0.262	B B B B 4-0 FC5-4 BB		x 0-0 ① 3-1		x 0-0 ② F6		x 0-0 1-2 1B		x 0-0 ③ L5	4	0	1	0	1	0	2
Willie Mays, R (1, 8) OBP: 0.404, SLG: 0.329	x 0-0 ① FC5-4 G4-6-3 1-2f		x 0-0 ② 6-3		x 0-0 ③ F8		x 0-0 ③ F7			4	0	0	0	0	0	3
John Milner, L (1, 3) OBP: 0.345, SLG: 0.441	x 0-0 ② ③ G4-6-3 1-2f		x 0-0 ③ G3			x 0-0 ① 4-3		x 0-0 ① F6		4	0	0	0	0	0	1
Jim Fregosi, R (1, 5) OBP: 0.310, SLG: 0.380		x 0-0 ① 6-3		x 0-0 ① 4-3		x 0-0 1B		x 0-0 ② F9		4	0	1	0	0	0	0
Cleon Jones, R (1, 7) OBP: 0.322, SLG: 0.340		S S S 0-3 ② K		x 0-0 1B		S S S 0-3 ② K		x 0-0 ③ 6-3		4	0	1	0	0	2	1
Dave Schneck, L (1, 9) OBP: 0.429, SLG: 0.750		H 1-0 BB 1B HBP		x 0-0 1-2 1B		x 0-0 ③ F8			x 0-0 FC4-6 1B	3	0	2	0	0	0	1
Ted Martinez, R (1, 4) OBP: 0.274, SLG: 0.309		x 0-0 BB 1-2 1B		x 0-0 ② F4			S S S 0-3 ① K		x 0-0 ① FC4-6 BB 1-2f	4	0	1	0	0	1	3
Jerry Grote, R (1, 2) OBP: 0.303, SLG: 0.300	B B B B 4-0 1-2 2-3 BB		x 0-0 ③ L9				x 0-0 FC6-4 1B		B B B B 4-0 1-2 BB	2	0	1	0	2	0	2
Tom Seaver, R (1, 1) OBP: 0.245, SLG: 0.333 Ray Sadecki, L (7, 1) OBP: 0.200, SLG: 0.200 Duffy Dyer, R (9, PH) OBP: 0.308, SLG: 0.423		x 0-0 ③ L7			x 0-0 ① F8		x 0-0 ② FC6-4 1B 1-2f		S S S 0-3 ② K	3 0 1	0 0 0	0 0 0	0 0 0	0 0 1	0 0 0	4 0 2
Inning Stats	R: 0 H: 0 E: 0 LOB: 0 K: 0 BB: 1 S: 2 P: 6	R: 0 H: 1 E: 0 LOB: 3 K: 1 BB: 1 S: 6 P: 11	R: 0 H: 0 E: 0 LOB: 0 K: 0 BB: 0 S: 3 P: 3	R: 0 H: 2 E: 0 LOB: 2 K: 0 BB: 0 S: 5 P: 5	R: 0 H: 0 E: 0 LOB: 0 K: 0 BB: 0 S: 3 P: 3	R: 0 H: 1 E: 0 LOB: 1 K: 1 BB: 0 S: 6 P: 6	R: 0 H: 2 E: 0 LOB: 2 K: 1 BB: 0 S: 7 P: 7	R: 0 H: 0 E: 0 LOB: 0 K: 0 BB: 0 S: 3 P: 3	R: 0 H: 1 E: 0 LOB: 2 K: 1 BB: 1 S: 6 P: 10	1B: 7 SF: 0 2B: 0 SAC: 0 3B: 0 DP: 1 HR: 0 HBP: 1						WP: 0 PA: 37 PB: 0 SB: 0 CS: 0	

PITCHER	IP	WLS	BF	H	R	ER	SO	BB	IBB	HBP	BLK	WP	HR	S	P	ERA	WHIP
Claude Osteen, L (1, 1) ERA: 2.3	9.0	W	37	7	0	0	4	3	0	1	0	0	0	41	54	0.00	1.111

PITCHER	IP	WLS	BF	H	R	ER	SO	BB	IBB	HBP	BLK	WP	HR	S	P	ERA	WHIP

TOP

New York Mets @ Los Angeles Dodgers

Dodger Stadium, Los Angeles, CA

Wed Jul 19 1972, 7:05 PM PDT

Att. 29,821 - Unknown

livebaseballscorecards.com

AB	33
R	0
H	7
RBI	0
BB	3
SO	4
LOB	19

Batter	1	2	3	4	5	6	7	8	9	AB	R	H	RBI	BB	SO	LOB
Lee Lacy, R (1, 4) OBP: 0.346, SLG: 0.342	S S S 0-3 ① K		x 0-0 ② 4-3		B B B 4-0 G1-6-3 BB		x 0-0 1B 1B 1B	x 0-0 ② FC4-6 1-2f 2-3		4	1	1	0	1	1	2
Manny Mota, R (1, 7) OBP: 0.376, SLG: 0.488	x 0-0 ② 6-3		x 0-0 ③ 4-3		x 0-0 ①② G1-6-3 1-2f		x 0-0 1B SF8 1B 1-2	S S S 0-3 ③ K		5	1	1	0	0	1	3
Willie Davis, L (1, 8) OBP: 0.306, SLG: 0.421	x 0-0 ③ F6			x 0-0 1B 1B 1B	x 0-0 ③ F8		x 0-0 1B 1B 1B 1-3 2-H			4	1	2	1	0	0	0
Frank Robinson, R (1, 9) OBP: 0.357, SLG: 0.433		x 0-0 ① 5-3		x 0-0 1-3 1B 1B 1-3		B B B 4-0 SH1 BB	x 0-0 ② SF8 3-H			2	1	1	1	1	0	0
Wes Parker, S (1, 3) OBP: 0.361, SLG: 0.349		B B B 4-0 BB BB		x 0-0 ① 1-3 1-2		x 0-0 ① SH1 1-2	x 0-0 1B 1-2			2	0	1	0	1	0	2
Bobby Valentine, R (1, 6) OBP: 0.322, SLG: 0.347		B B B 4-0 BB 1-2		x 0-0 S 2B 1B 2-H 3-H		x 0-0 ② F9	x 0-0 ③ 1-3			3	1	1	2	1	0	3
Duke Sims, L (1, 2) OBP: 0.288, SLG: 0.294	S S S 0-3 ② K			x 0-0 ② F6 1-2		H 1-0 HBP		S S S 0-3 ① K		3	0	0	0	0	2	3
Steve Garvey, R (1, 5) OBP: 0.324, SLG: 0.427		x 0-0 ③ F7		x 0-0 2B 2-H		x 0-0 ③ F9		x 0-0 FC4-6 BB 1B		4	0	2	1	0	0	4
Claude Osteen, L (1, 1) OBP: 0.292, SLG: 0.304			x 0-0 ① 4-3	x 0-0 ③ 6-3			x 0-0 ① 4-3	B B B 4-0 FC4-6 BB 1-2		3	0	0	0	1	0	1
Inning Stats	R: 0 H: 0 E: 0 LOB: 0 K: 1 BB: 0 S: 5 P: 5	R: 0 H: 0 E: 0 LOB: 2 K: 1 BB: 2 S: 5 P: 13	R: 0 H: 0 E: 0 LOB: 0 K: 0 BB: 0 S: 3 P: 3	R: 3 H: 4 E: 0 LOB: 1 K: 0 BB: 0 S: 7 P: 7	R: 0 H: 0 E: 0 LOB: 0 K: 0 BB: 1 S: 2 P: 6	R: 0 H: 0 E: 0 LOB: 2 K: 0 BB: 1 S: 3 P: 8	R: 2 H: 4 E: 0 LOB: 2 K: 0 BB: 0 S: 7 P: 7	R: 0 H: 1 E: 0 LOB: 2 K: 2 BB: 1 S: 8 P: 12		1B: 8 SF: 1 2B: 1 SAC: 1 3B: 0 DP: 1 HR: 0 HBP: 1						

PITCHER		IP	WLS	BF	H	R	ER	SO	BB	IBB	HBP	BLK	WP	HR	S	P	ERA	WHIP
Tom Seaver, R ERA: 3.02	(1, 1)	6.2	L	32	8	5	5	2	4	0	1	0	0	0	31	48	6.75	1.800
Ray Sadecki, L ERA: 3.91	(7, 1)	1.1		6	1	0	0	2	1	0	0	0	0	0	9	13	0.00	1.500

PITCHER	IP	WLS	BF	H	R	ER	SO	BB	IBB	HBP	BLK	WP	HR	S	P	ERA	WHIP

BOTTOM

New York Mets @ Los Angeles Dodgers

Dodger Stadium, Los Angeles, CA

Wed Jul 19 1972, 7:05 PM PDT

Att. 29,821 - Unknown

livebaseballscorecards.com

AB	30
R	5
H	9
RBI	5
BB	5
SO	4
LOB	18

WP: 0 PA: 38
PB: 0
SB: 1
CS: 0

Batter	1	2	3	4	5	6	7	8	9	AB	R	H	RBI	BB	SO	LOB
Bud Harrelson, S (1, 6) OBP: 0.310, SLG: 0.262	0-0 1B		0-0 ① F8		0-0 E5 2B		0-0 ② F2			4	1	1	0	0	0	1
Willie Mays, R (1, 8) OBP: 0.406, SLG: 0.335	0-0 ① F8 1-1		0-0 E6 S 1-3		0-0 1-H 2B		4-0 IBB			3	0	1	1	1	0	1
John Milner, L (1, 3) OBP: 0.338, SLG: 0.431	S S S 0-3 ② K		0-0 ② 1-3 1-2		0-0 ② F7		S S S 0-3 ③ K			4	0	0	0	0	2	5
Jim Fregosi, R (1, 5) OBP: 0.305, SLG: 0.373 Wayne Garrett, L (8, 5) OBP: 0.386, SLG: 0.307	0-0 ③ F8		S S S 0-3 ③ K 2-3		0-0 ③ F8			0-0 ① 2-3		4 0	0 0	0 0	0 0	0 0	1 0	3 0
Cleon Jones, R (1, 7) OBP: 0.321, SLG: 0.339		0-0 FC6-4 SF8 1B 1B		0-0 ① F8		0-0 ① 6-3		0-0 ② F7		4	1	1	0	0	0	0
Dave Schneck, L (1, 9) OBP: 0.400, SLG: 0.667		0-0 1-2 FC6-4 1B		S S S 0-3 K FC5-4		0-0 ② F6		S S S 0-3 ③ K		4	0	1	0	0	2	0
Ted Martinez, R (1, 4) OBP: 0.268, SLG: 0.302		0-0 ① FC6-4 1-2f 2-3		0-0 ② FC5-4 1-2f		0-0 ③ 5-3			0-0 ① F9	4	0	0	0	0	0	3
Jerry Grote, R (1, 2) OBP: 0.296, SLG: 0.294		0-0 ② SF8 3-H		S S S 0-3 ③ K			0-0 E5 SH1-4		0-0 ② 1-4-3	3	0	0	1	0	1	1
Gary Gentry, R (1, 1) OBP: 0.214, SLG: 0.158		S S S 0-3 ③ K			S S S 0-3 ① K		0-0 ① SH1-4 1-2		0-0 ③ L7	3	0	0	0	0	2	1
Inning Stats	R: 0 H: 1 E: 1 LOB: 1 K: 1 BB: 0 S: 6 P: 6	R: 1 H: 2 E: 0 LOB: 1 K: 1 BB: 0 S: 7 P: 7	R: 0 H: 0 E: 1 LOB: 1 K: 1 BB: 0 S: 6 P: 6	R: 0 H: 0 E: 0 LOB: 1 K: 2 BB: 0 S: 8 P: 8	R: 1 H: 1 E: 1 LOB: 1 K: 1 BB: 0 S: 7 P: 7	R: 0 H: 0 E: 0 LOB: 0 K: 0 BB: 0 S: 3 P: 3	R: 0 H: 0 E: 1 LOB: 2 K: 1 BB: 1 S: 6 P: 10	R: 0 H: 0 E: 0 LOB: 0 K: 1 BB: 0 S: 5 P: 5	R: 0 H: 0 E: 0 LOB: 0 K: 0 BB: 0 S: 3 P: 3	1B: 3 SF: 1 2B: 1 SAC: 1 3B: 0 DP: 0 HR: 0 HBP: 0						

PITCHER		IP	WLS	BF	H	R	ER	SO	BB	IBB	HBP	BLK	WP	HR	S	P	ERA	WHIP
Al Downing, L ERA: 2.89	(1, 1)	7.0	L	30	4	2	1	7	0	1	0	0	0	0	43	47	1.29	0.571
Jim Brewer, L ERA: 1.06	(8, 1)	2.0		6	0	0	0	1	0	0	0	0	0	0	8	8	0.00	0.000

PITCHER	IP	WLS	BF	H	R	ER	SO	BB	IBB	HBP	BLK	WP	HR	S	P	ERA	WHIP

TOP

New York Mets @ Los Angeles Dodgers

Dodger Stadium, Los Angeles, CA

Thu Jul 20 1972, 7:05 PM PDT

Att. 24,213 - Unknown

livebaseballscorecards.com

AB	33
R	2
H	4
RBI	2
BB	1
SO	8
LOB	15

WP: 0 PA: 36
PB: 1
SB: 1
CS: 0

New York Mets @ Los Angeles Dodgers

Dodger Stadium, Los Angeles, CA

Thu Jul 20 1972, 7:05 PM PDT

Att. 24,213 - Unknown

livebaseballscorecards.com

BOTTOM

Batter	1	2	3	4	5	6	7	8	9	AB	R	H	RBI	BB	SO	LOB
Lee Lacy, R (1, 4) OBP: 0.341, SLG: 0.338	0-0 5-3 WP 6-3 1B	0-3 K		0-3 K			0-0 L4			4	1	1	0	0	2	3
Manny Mota, R (1, 7) OBP: 0.373, SLG: 0.484	0-0 5-3 1-3	0-0 L4			0-0 8-3 1B		0-0 F9			4	0	1	0	0	0	2
Willie Davis, L (1, 8) OBP: 0.305, SLG: 0.419	0-0 6-3 3-H		0-0 G4-6-3 1B		0-0 F5			0-0 4-3		4	0	1	1	0	0	1
Frank Robinson, R (1, 9) OBP: 0.356, SLG: 0.430	0-0 BB S 1B		0-0 F6		0-0 8-3 1-2f			0-0 F2		4	0	1	0	0	0	2
Wes Parker, S (1, 3) OBP: 0.363, SLG: 0.349	4-0 BB 1-2 BB		0-0 G4-6-3 1-2f			0-0 2-3 1B		0-3 K		3	0	1	0	1	1	1
Bobby Valentine, R (1, 6) OBP: 0.325, SLG: 0.344	4-0 1-2 2-3 BB			0-0 F3		0-3 K			4-0 SH3-4 BB	2	0	0	0	2	1	1
Dick Dietz, R (1, 2) OBP: 0.304, SLG: 0.222 Maury Wills, S (9, PH) OBP: 0.182, SLG: 0.150	0-3 K			4-0 FC1-6 BB		0-0 2-3 1-2			0-0 SH3-4 1-2	2	0	0	0	1	1	4
										0	0	0	0	0	0	0
Steve Garvey, R (1, 5) OBP: 0.322, SLG: 0.428		0-0 2B		0-0 FC1-6 1B 1-2f		0-0 F9			0-0 F8	4	0	1	0	0	0	3
Al Downing, R (1, 1) OBP: 0.114, SLG: 0.116 Bill Buckner, L (7, PH) OBP: 0.338, SLG: 0.356 Jim Brewer, L (8, 1) Jim Lefebvre, S (9, PH) OBP: 0.265, SLG: 0.354		0-0 F3		0-0 1-2 1B			0-0 F8		0-3 K	2	0	1	0	0	0	1
										1	0	0	0	0	0	0
										0	0	0	0	0	0	0
										1	0	0	0	0	1	1

	AB	31
	R	1
	H	7
	RBI	1
	BB	4
	SO	6
	LOB	19

Inning Stats										
	R: 1	H: 2	R: 0	H: 1	R: 0	H: 1	R: 0	H: 1	R: 0	H: 1
	E: 0	LOB: 3	E: 0	LOB: 1	K: 0	LOB: 0	K: 1	LOB: 2	K: 0	LOB: 0
	K: 1	BB: 2	K: 1	BB: 0	S: 3	BB: 0	BB: 1	BB: 0	S: 3	BB: 0
	S: 7	P: 15	S: 6	P: 6		P: 3	P: 10	P: 6		P: 3

	R: 0	H: 1	R: 0	H: 0	R: 0	H: 0	R: 0	H: 0	1B: 6	SF: 0	WP: 1	PA: 36
	E: 0	LOB: 1	E: 0	LOB: 0	E: 0	LOB: 0	E: 0	LOB: 1	2B: 2	SAC: 1	PB: 0	
	K: 0	BB: 0	K: 1	BB: 0	K: 1	BB: 0	K: 1	BB: 1	3B: 0	DP: 2	SB: 1	
	S: 6	P: 6	S: 3	P: 3	S: 5	P: 5	S: 5	P: 9	HR: 0	HBP: 0	CS: 0	

PITCHER	IP	WLS	BF	H	R	ER	SO	BB	IBB	HBP	BLK	WP	HR	S	P	ERA	WHIP
Gary Gentry, R (1, 1) ERA: 3.52	9.0	W	36	7	1	1	6	4	0	0	0	1	0	44	60	1.00	1.222

PITCHER	IP	WLS	BF	H	R	ER	SO	BB	IBB	HBP	BLK	WP	HR	S	P	ERA	WHIP

Batter	1	2	3	4	5	6	7	8	9	AB	R	H	RBI	BB	SO	LOB
Terry Harmon, R (1, 6) OBP: 0.378, SLG: 0.325	L8		5-3			L8		1B		4	0	1	0	0	0	0
Denny Doyle, L (1, 4) OBP: 0.300, SLG: 0.292	L8			4-3		F5		F9		4	0	0	0	0	0	1
Tom Hutton, L (1, 3) OBP: 0.355, SLG: 0.388	F5			4-3		K		F6		4	0	0	0	0	1	1
Joe Lis, R (1, 7) OBP: 0.384, SLG: 0.393		L7		BB			F7		K	3	0	0	0	1	1	0
Willie Montanez, L (1, 8) OBP: 0.314, SLG: 0.359		F8		1-3			1B		F3	4	0	1	0	0	0	1
Don Money, R (1, 5) OBP: 0.318, SLG: 0.358		1B			F6		FC1-6		K	4	0	2	0	0	1	0
Oscar Gamble, L (1, 9) OBP: 0.346, SLG: 0.370		1-3			4-3		FC1-6			3	0	0	0	0	0	3
John Bateman, R (1, 2) OBP: 0.316, SLG: 0.373			K		2B		F2			3	0	1	0	0	1	2
Ken Reynolds, L (1, 1) OBP: 0.125, SLG: 0.067			1-3		6-3			K		2	0	0	0	0	0	1
Bill Robinson, R (8, PH) OBP: 0.308, SLG: 0.462										1	0	0	0	0	1	0
Darrell Brandon, R (8, 1) OBP: 0.167, SLG: 0.167										0	0	0	0	0	0	0
Inning Stats	R: 0 E: 0 K: 0 S: 3 H: 0 LOB: 0 BB: 0 P: 3	R: 0 E: 0 K: 0 S: 4 H: 1 LOB: 1 BB: 0 P: 4	R: 0 E: 0 K: 1 S: 5 H: 0 LOB: 0 BB: 0 P: 5	R: 0 E: 0 K: 0 S: 3 H: 0 LOB: 1 BB: 1 P: 7	R: 0 E: 0 K: 0 S: 4 H: 1 LOB: 1 BB: 0 P: 4	R: 0 E: 0 K: 1 S: 5 H: 0 LOB: 0 BB: 0 P: 5	R: 0 E: 0 K: 0 S: 5 H: 2 LOB: 2 BB: 0 P: 5	R: 0 E: 0 K: 1 S: 6 H: 1 LOB: 1 BB: 0 P: 6	R: 0 E: 0 K: 2 S: 7 H: 0 LOB: 0 BB: 0 P: 7	1B: 4 2B: 1 3B: 0 HR: 0 SF: 0 SAC: 0 DP: 0 HBP: 0						

PITCHER		IP	WLS	BF	H	R	ER	SO	BB	IBB	HBP	BLK	WP	HR	S	P	ERA	WHIP
Don Sutton, R ERA: 1.9	(1, 1)	9.0	W	33	5	0	0	5	1	0	0	0	0	0	42	46	0.00	0.667

PITCHER		IP	WLS	BF	H	R	ER	SO	BB	IBB	HBP	BLK	WP	HR	S	P	ERA	WHIP

TOP

Philadelphia Phillies @ Los Angeles Dodgers
Dodger Stadium, Los Angeles, CA
Fri Jul 21 1972, 7:05 PM PDT
Att. 21,678 - Unknown

livebaseballscorecards.com

AB	32
R	0
H	5
RBI	0
BB	1
SO	5
LOB	9

PA: 33

WP: 0
PB: 0
SB: 0
CS: 0

Batter	1	2	3	4	5	6	7	8	9	AB	R	H	RBI	BB	SO	LOB
Lee Lacy, R (1, 4) OBP: 0.337, SLG: 0.345	4-3	FC4-6 1-2f			3B 2B		K			4	1	1	0	0	1	2
Willie Davis, L (1, 8) OBP: 0.307, SLG: 0.429	F7		SH1-3 2B		2-H 3B			L6		4	0	2	1	0	0	0
Manny Mota, R (1, 7) OBP: 0.373, SLG: 0.479	6-3		SH1-3 2-3		2-4-5-2 IBB			5-3		2	0	0	0	1	0	0
Frank Robinson, R (1, 9) OBP: 0.354, SLG: 0.424		BBBB HR BB	F2		K2-4-5-2 1-2f			F3		3	1	0	0	1	1	3
Wes Parker, S (1, 3) OBP: 0.363, SLG: 0.363		1-H HR	F7			K				3	1	1	2	0	1	1
Bobby Valentine, R (1, 6) OBP: 0.325, SLG: 0.344		5-3		F6		CS 1B				3	0	1	0	0	0	0
Steve Garvey, R (1, 5) OBP: 0.318, SLG: 0.422		3-1		F3		F7 1-2				3	0	0	0	0	0	1
Dick Dietz, R (1, 2) OBP: 0.305, SLG: 0.213		BBBB 1B BB		F3			F7			2	0	0	0	1	0	0
Don Sutton, R (1, 1) OBP: 0.212, SLG: 0.180		FC4-6 1-2 1B			K		6-3			3	0	1	0	0	1	0
Inning Stats	R: 0 E: 0 K: 0 S: 3 H: 0 LOB: 0 BB: 0 P: 3	R: 2 E: 0 K: 0 S: 5 H: 2 LOB: 2 BB: 2 P: 13	R: 0 E: 0 K: 0 S: 4 H: 1 LOB: 1 BB: 0 P: 4	R: 0 E: 0 K: 0 S: 3 H: 0 LOB: 0 BB: 0 P: 3	R: 1 E: 0 K: 2 S: 8 H: 2 LOB: 2 BB: 1 P: 12	R: 0 E: 0 K: 1 S: 5 H: 1 LOB: 0 BB: 0 P: 5	R: 0 E: 0 K: 1 S: 5 H: 0 LOB: 0 BB: 0 P: 5	R: 0 E: 0 K: 0 S: 3 H: 0 LOB: 0 BB: 0 P: 3		1B: 2 2B: 3 3B: 1 HR: 1 SF: 0 SAC: 1 DP: 1 HBP: 0				WP: 0 PB: 0 SB: 0 CS: 1	PA: 31	

PITCHER		IP	WLS	BF	H	R	ER	SO	BB	IBB	HBP	BLK	WP	HR	S	P	ERA	WHIP
Ken Reynolds, L ERA: 4.18	(1, 1)	7.0	L	28	6	3	3	4	2	1	0	0	0	1	33	45	3.86	1.143
Darrell Brandon, R ERA: 3.17	(8, 1)	1.0		3	0	0	0	0	0	0	0	0	0	0	3	3	0.00	0.000

PITCHER	IP	WLS	BF	H	R	ER	SO	BB	IBB	HBP	BLK	WP	HR	S	P	ERA	WHIP

BOTTOM

Philadelphia Phillies @ Los Angeles Dodgers
Dodger Stadium, Los Angeles, CA
Fri Jul 21 1972, 7:05 PM PDT
Att. 21,678 - Unknown

livebaseballscorecards.com

AB	27
R	3
H	6
RBI	3
BB	3
SO	4
LOB	7

Batter	1	2	3	4	5	6	7	8	9	AB	R	H	RBI	BB	SO	LOB
Larry Bowa, S (1, 6) OBP: 0.302, SLG: 0.296	F6		FC4-6 1-2f		F9			2-3		4	0	0	0	0	0	2
Denny Doyle, L (1, 4) OBP: 0.300, SLG: 0.291	1B		F7			4-3		F7		4	0	1	0	0	0	1
Tom Hutton, L (1, 3) OBP: 0.353, SLG: 0.382	F8			4-3		F3			BBBB 2B HR BB	3	1	0	0	1	0	1
Greg Luzinski, R (1, 7) OBP: 0.321, SLG: 0.427	F9			SSS K		6-3			1-3 HR 2B	4	1	1	0	0	1	1
Willie Montanez, L (1, 8) OBP: 0.319, SLG: 0.377		F7		2B			G6-4-3 1B		2-H 3-H HR	4	1	3	3	0	0	0
Oscar Gamble, L (1, 9) OBP: 0.345, SLG: 0.368		4-3		F7			1-2 G6-4-3		L7	3	0	1	0	0	0	1
Roger Freed, R (9, PH) OBP: 0.313, SLG: 0.452							1B			1	0	0	0	0	0	0
Don Money, R (1, 5) OBP: 0.314, SLG: 0.354		5-3			5-3		G6-4-3 1-2f 2-3		SSS K	4	0	0	0	0	1	2
John Bateman, R (1, 2) OBP: 0.314, SLG: 0.369			L7		1B		6-3		5-3	4	0	1	0	0	0	1
Bill Champion, R (1, 1) OBP: 0.214, SLG: 0.296					F3			F7		1	0	1	0	0	0	0
Joe Lis, R (5, PH) OBP: 0.378, SLG: 0.387										1	0	0	0	0	0	1
Woodie Fryman, R (5, 1) OBP: 0.188, SLG: 0.258										0	0	0	0	0	0	0
Bill Robinson, R (8, PH) OBP: 0.300, SLG: 0.450										1	0	0	0	0	0	0
Wayne Twitchell, R (8, 1)			FC4-6 1B							0	0	0	0	0	0	0
Inning Stats	R: 0 E: 0 K: 0 S: 4 H: 1 LOB: 1 BB: 0 P: 4	R: 0 E: 0 K: 0 S: 3 H: 0 LOB: 0 BB: 0 P: 3	R: 0 E: 0 K: 0 S: 4 H: 1 LOB: 1 BB: 0 P: 4	R: 0 E: 0 K: 1 S: 6 H: 1 LOB: 1 BB: 0 P: 6	R: 0 E: 0 K: 0 S: 4 H: 1 LOB: 1 BB: 0 P: 4	R: 0 E: 0 K: 0 S: 3 H: 0 LOB: 0 BB: 0 P: 3	R: 0 E: 0 K: 0 S: 4 H: 2 LOB: 1 BB: 0 P: 4	R: 0 E: 0 K: 0 S: 3 H: 0 LOB: 0 BB: 0 P: 3	R: 3 E: 0 K: 1 S: 7 H: 2 LOB: 0 BB: 1 P: 11	1B: 5 2B: 2 3B: 0 HR: 1 SF: 0 SAC: 0 DP: 1 HBP: 0						

PITCHER		IP	WLS	BF	H	R	ER	SO	BB	IBB	HBP	BLK	WP	HR	S	P	ERA	WHIP
Bill Singer, R ERA: 3.34	(1, 1)	8.0	W	31	7	2	2	1	1	0	0	0	0	0	32	36	2.25	1.000
Jim Brewer, L ERA: 1.21	(9, 1)	1.0	S	4	1	1	1	1	0	0	0	0	0	1	6	6	9.00	1.000

PITCHER	IP	WLS	BF	H	R	ER	SO	BB	IBB	HBP	BLK	WP	HR	S	P	ERA	WHIP

TOP

Philadelphia Phillies @ Los Angeles Dodgers

Dodger Stadium, Los Angeles, CA

Sat Jul 22 1972, 7:05 PM PDT

Att. 22,178 - Unknown

livebaseballscorecards.com

AB	34
R	3
H	8
RBI	3
BB	1
SO	2
LOB	10

WP: 0	PB: 0	SB: 0	CS: 0	PA:	35

BOTTOM

Philadelphia Phillies @ Los Angeles Dodgers
Dodger Stadium, Los Angeles, CA
Sat Jul 22 1972, 7:05 PM PDT
Att. 22,178 - Unknown

livebaseballscorecards.com

Batter	1	2	3	4	5	6	7	8	9	AB	R	H	RBI	BB	SO	LOB
Lee Lacy, R (1, 4) OBP: 0.319, SLG: 0.326	S S S 0-3 ① K		x 0-0 ② 5-3		x 0-0 ① F9	x 0-0 ③ L9		x 0-0 ③ F3		5	0	0	0	0	1	4
Bill Buckner, L (1, 7) OBP: 0.341, SLG: 0.369	x 0-0 CS 1B		x 0-0 ③ 3-1		x 0-0 E4 FC3-6		x 0-0 1B 3B			4	1	2	0	0	0	1
Willie Davis, L (1, 8) OBP: 0.312, SLG: 0.433	x 0-0 ② FC6-4 1-2 1B			x 0-0 HR 1B	x 0-0 ② FC3-6 1B 1-2f		x 0-0 S 3-H 1B			4	1	3	1	0	0	1
Frank Robinson, R (1, 9) OBP: 0.356, SLG: 0.438	x 0-0 ③ FC6-4 1-2f			x 0-0 1-H HR	x 0-0 1-3 1B		x 0-0 ① F8 1-2			4	1	2	2	0	0	2
Wes Parker, S (1, 3) OBP: 0.361, SLG: 0.361		x 0-0 ① 6-3		x 0-0 WP SH1-4 5-3 1B	S S S 0-3 ③ K		x 0-0 ② F6			4	1	1	0	0	1	3
Bobby Valentine, R (1, 6) OBP: 0.325, SLG: 0.348		x 0-0 ② 5-3		x 0-0 ① SH1-4 1-2		x 0-0 2B	x 0-0 ③ L1			3	0	1	0	0	0	1
Steve Garvey, R (1, 5) OBP: 0.321, SLG: 0.421	S S S 0-3 ③ K			4-0 WP IBB		x 0-0 ① L9		x 0-0 FC6-4 1B		3	0	1	0	1	1	1
Maury Wills, S (9, 5) OBP: 0.182, SLG: 0.150										0	0	0	0	0	0	0
Dick Dietz, R (1, 2) OBP: 0.317, SLG: 0.220			x 0-0 1-4-3 1B	x 0-0 ② 5-3 1-2 2-H		4-0 IBB		x 0-0 ① FC6-4 SH3-4 1-2f		3	0	1	1	1	0	2
Bill Singer, R (1, 1) OBP: 0.143, SLG: 0.147			x 0-0 ① 1-4-3 1-2	x 0-0 ③ 4-3		x 0-0 ② F8		x 0-0 ② SH3-4 1-2		3	0	0	0	0	0	4
Jim Brewer, L (9, 1)										0	0	0	0	0	0	0
Inning Stats	R: 0 H: 2 E: 0 LOB: 1 K: 1 BB: 0 S: 6 P: 6	R: 0 H: 0 E: 0 LOB: 0 K: 1 BB: 0 S: 5 P: 5	R: 0 H: 1 E: 0 LOB: 1 K: 0 BB: 0 S: 4 P: 4	R: 3 H: 3 E: 0 LOB: 1 K: 0 BB: 1 S: 6 P: 10	R: 0 H: 1 E: 1 LOB: 2 K: 1 BB: 0 S: 7 P: 7	R: 0 H: 1 E: 0 LOB: 2 K: 0 BB: 1 S: 4 P: 8	R: 1 H: 2 E: 0 LOB: 1 K: 0 BB: 0 S: 5 P: 5	R: 0 H: 1 E: 0 LOB: 1 K: 0 BB: 0 S: 4 P: 4		1B: 8 SF: 0 2B: 1 SAC: 2 3B: 1 DP: 0 HR: 1 HBP: 0						

	AB	33
	R	4
	H	11
	RBI	4
	BB	2
	SO	3
	LOB	19

WP: 1 PA: 37
PB: 0
SB: 1
CS: 1

PITCHER		IP	WLS	BF	H	R	ER	SO	BB	IBB	HBP	BLK	WP	HR	S	P	ERA	WHIP
Bill Champion, R ERA: 4.72	(1, 1)	4.0	L	18	6	3	3	2	0	1	0	0	1	1	21	25	6.75	1.500
Woodie Fryman, L ERA: 4.53	(5, 1)	3.0		15	4	1	1	1	0	1	0	0	0	0	16	20	3.00	1.333
Wayne Twitchell, R ERA: 5.03	(8, 1)	1.0		4	1	0	0	0	0	0	0	0	0	0	4	4	0.00	1.000

PITCHER	IP	WLS	BF	H	R	ER	SO	BB	IBB	HBP	BLK	WP	HR	S	P	ERA	WHIP

Batter	1	2	3	4	5	6	7	8	9	AB	R	H	RBI	BB	SO	LOB
Terry Harmon, R (1, 4) OBP: 0.388, SLG: 0.342	SH1-4 2B		FC4-6 1B		F8		BBB 4-0 FC6-4 BB			3	0	2	0	1	0	0
Larry Bowa, S (1, 6) OBP: 0.300, SLG: 0.294	0-0 ① SH1-4 2-3		0-0 ② FC4-6 1-2f			0-0 ① 5-3	0-0 ③ FC6-4 1-2f			3	0	0	0	0	0	3
Don Money, R (1, 5) OBP: 0.311, SLG: 0.349	SSS 0-3 ② K		0-0 ③ 5-3			0-0 ② 5-3		SSS 0-3 ① K		4	0	0	0	0	2	2
Deron Johnson, R (1, 3) OBP: 0.233, SLG: 0.297 Tom Hutton, L (7, 3) OBP: 0.351, SLG: 0.380	SSS 0-3 ③ K			4-3 2B		0-0 ③ L7		0-0 ② L8		3 1	0 0	1 0	0 0	0 0	1 0	1 0
Greg Luzinski, R (1, 7) OBP: 0.324, SLG: 0.429 Bill Robinson, R (7, PR) OBP: 0.293, SLG: 0.439 (7, 7)		0-0 BB 1B		0-0 ① 6-3			0-0 SH 3B 1B	SSS 0-3 ③ K		3 1	0 1	2 1	0 0	0 0	0 1	1 0
Willie Montanez, L (1, 8) OBP: 0.317, SLG: 0.373		0-0 ① L3		0-0 ② 4-3 2-3			0-0 SH 3B 1-2		SSS 0-3 ① K	3	1	0	0	0	1	2
Roger Freed, R (1, 9) OBP: 0.310, SLG: 0.434		BBB 4-0 G6-4-3 BB 1-2		SSS 0-3 ③ K			SSS 0-3 ① K		0-0 ② F3	3	0	0	0	1	2	3
John Bateman, R (1, 2) OBP: 0.306, SLG: 0.358		0-0 ②③ G6-4-3 1-2f			0-0 ① 5-3		SSS 0-3 ② K		0-0 ③ F4	4	0	0	0	0	1	4
Steve Carlton, L (1, 1) OBP: 0.254, SLG: 0.258			0-0 ① F8		SSS 0-3 ② K		0-0 1-H 2-H 3B			3	0	1	2	0	1	0
Inning Stats	R: 0 E: 0 K: 2 S: 8 H: 1 LOB: 1 BB: 0 P: 8	R: 0 E: 0 K: 0 S: 3 H: 1 LOB: 1 BB: 1 P: 7	R: 0 E: 0 K: 0 S: 4 H: 1 LOB: 1 BB: 0 P: 4	R: 0 E: 0 K: 1 S: 6 H: 1 LOB: 1 BB: 0 P: 6	R: 0 E: 0 K: 1 S: 5 H: 0 LOB: 0 BB: 0 P: 5	R: 0 E: 0 K: 0 S: 3 H: 0 LOB: 0 BB: 0 P: 3	R: 2 E: 0 K: 2 S: 10 H: 2 LOB: 2 BB: 1 P: 14	R: 0 E: 0 K: 2 S: 7 H: 0 LOB: 0 BB: 0 P: 7	R: 0 E: 0 K: 1 S: 5 H: 0 LOB: 0 BB: 0 P: 5	1B: 3 2B: 2 3B: 1 HR: 0 SF: 0 SAC: 2 DP: 1 HBP: 0						

PITCHER		IP	WLS	BF	H	R	ER	SO	BB	IBB	HBP	BLK	WP	HR	S	P	ERA	WHIP
Tommy John, L ERA: 2.76	(1, 1)	7.0	L	29	6	2	2	6	2	0	0	0	0	0	39	47	2.57	1.143
Pete Richert, L ERA: 1.82	(8, 1)	2.0		6	0	0	0	3	0	0	0	0	0	0	12	12	0.00	0.000

PITCHER	IP	WLS	BF	H	R	ER	SO	BB	IBB	HBP	BLK	WP	HR	S	P	ERA	WHIP

TOP

Philadelphia Phillies @ Los Angeles Dodgers
Dodger Stadium, Los Angeles, CA
Sun Jul 23 1972, 3:33 AM PDT
Att. 21,288 - Unknown

livebaseballscorecards.com

AB	31
R	2
H	6
RBI	2
BB	2
SO	9
LOB	16

PA: 35

WP: 0 PB: 0 SB: 0 CS: 0

BOTTOM

Philadelphia Phillies @ Los Angeles Dodgers

Dodger Stadium, Los Angeles, CA

Sun Jul 23 1972, 3:33 AM PDT

Att. 21,288 - Unknown

livebaseballscorecards.com

Batter	1	2	3	4	5	6	7	8	9	AB	R	H	RBI	BB	SO	LOB
Lee Lacy, R (1, 4) OBP: 0.306, SLG: 0.312	L8		5-3		F2			4-3		4	0	0	0	0	0	1
Willie Davis, L (1, 8) OBP: 0.312, SLG: 0.431	F9		L9		2-3 1B			F9		4	0	1	0	0	0	0
Manny Mota, R (1, 7) OBP: 0.371, SLG: 0.475	1B			5-3	F9			E7		4	0	1	0	0	0	2
Frank Robinson, R (1, 9) OBP: 0.351, SLG: 0.431	F5			5-3		E5 K		F8		4	0	0	0	0	0	2
Wes Parker, S (1, 3) OBP: 0.363, SLG: 0.360		1B		BBBB 4-0 1B BB		SSS 0-3 1-2 K			F8	3	0	1	0	1	1	1
Bobby Valentine, R (1, 6) OBP: 0.324, SLG: 0.346		F8		1-3 1B		F8			5-3	4	0	1	0	0	0	1
Steve Garvey, R (1, 5) OBP: 0.316, SLG: 0.414		F8		SSS 0-3 K			F5		6-3	4	0	0	0	0	1	3
Dick Dietz, R (1, 2) OBP: 0.318, SLG: 0.226		L7			1B S 1B		SSS 0-3 K			3	0	1	0	0	1	1
Tommy John, R (1, 1) OBP: 0.075, SLG: 0.075			SSS 0-3 K		SSS 0-3 1-2 K		SSS 0-3 K			2	0	0	0	0	2	1
Billy Grabarkewitz, R (7, PH) OBP: 0.241, SLG: 0.224										1	0	0	0	0	1	0
Pete Richert, L (8, 1) OBP: 0.600, SLG: 0.600										0	0	0	0	0	0	0

	AB	33
	R	0
	H	5
	RBI	0
	BB	1
	SO	6
	LOB	12

Inning Stats	1	2	3	4	5	6	7	8	9
	R: 0 H: 1 E: 0 LOB: 1 K: 0 BB: 0 S: 4 P: 4	R: 0 H: 1 E: 0 LOB: 1 K: 0 BB: 0 S: 4 P: 4	R: 0 H: 0 E: 0 LOB: 0 K: 1 BB: 0 S: 5 P: 5	R: 0 H: 1 E: 0 LOB: 2 K: 1 BB: 1 S: 6 P: 10	R: 0 H: 2 E: 0 LOB: 2 K: 1 BB: 0 S: 7 P: 7	R: 0 H: 0 E: 1 LOB: 0 K: 1 BB: 0 S: 5 P: 5	R: 0 H: 0 E: 0 LOB: 0 K: 2 BB: 0 S: 7 P: 7	R: 0 H: 0 E: 1 LOB: 1 K: 0 BB: 0 S: 4 P: 4	R: 0 H: 0 E: 0 LOB: 0 K: 0 BB: 0 S: 3 P: 3

	1B: 5	SF: 0	WP: 0	PA: 34
	2B: 0	SAC: 0	PB: 0	
	3B: 0	DP: 0	SB: 1	
	HR: 0	HBP: 0	CS: 0	

PITCHER	IP	WLS	BF	H	R	ER	SO	BB	IBB	HBP	BLK	WP	HR	S	P	ERA	WHIP
Steve Carlton, L (1, 1) ERA: 2.48	9.0	W	34	5	0	0	6	1	0	0	0	0	0	45	49	0.00	0.667

PITCHER	IP	WLS	BF	H	R	ER	SO	BB	IBB	HBP	BLK	WP	HR	S	P	ERA	WHIP

Batter	1	2	3	4	5	6	7	8	9	AB	R	H	RBI	BB	SO	LOB
Lee Lacy, R (1, 4) OBP: 0.301, SLG: 0.306	F9		G3-6 1B		FC5 S 1-3 2-3f		L8		4-3	5	0	1	0	0	0	3
Bill Buckner, L (1, 7) OBP: 0.347, SLG: 0.371	BB 1B SF7 1B		G3-6 1-2f		4-3 1-2		S E 2-H 1B		BBBB S BB	4	2	2	1	1	0	3
Willie Davis, L (1, 8) OBP: 0.316, SLG: 0.436	BB 1-2 1B		4-3			SH3-4 PB 2B	E8 1-H 1B		F9 1-2	5	2	3	1	0	0	1
Frank Robinson, R (1, 9) OBP: 0.355, SLG: 0.430	BBBB 1-2 2-3 BB			SSS K		BBBB PB SH3-4 BB			5-3	3	0	1	1	2	1	1
Wes Parker, S (1, 3) OBP: 0.363, SLG: 0.359	SF7 3-H			BBBB G6-4-3 BB		SH3-4 1-2 2-3	4-3			1	0	0	1	1	0	1
Bobby Valentine, R (1, 5) OBP: 0.319, SLG: 0.341	F8			G6-4-3 1-2f		5-3 2-3 3-H		F9		4	0	0	0	0	0	4
Duke Sims, L (1, 2) OBP: 0.287, SLG: 0.288		SSS K			BBBB FC5 BB BB	SSS K		F8		3	0	0	0	1	2	1
Bill Russell, R (1, 6) OBP: 0.300, SLG: 0.394		F5			BBBB E 1-2 BB		E3 SH5-4 1B	SSS K		3	1	0	0	1	1	0
Claude Osteen, L (1, 1) OBP: 0.294, SLG: 0.367		5-3			SSS K		SH5-4 1-2		HR	3	1	1	1	0	1	2

Inning Stats																						
	R: 1	H: 2	R: 0	H: 0	R: 0	H: 1	R: 0	H: 0	R: 0	H: 0	R: 1	H: 1	R: 3	H: 3	R: 0	H: 0	R: 1	H: 1	1B: 6	SF: 1	WP: 0	PA: 40
	E: 0	LOB: 2	E: 0	LOB: 0	E: 0	LOB: 0	E: 0	LOB: 0	E: 1	LOB: 2	E: 0	LOB: 1	E: 2	LOB: 1	E: 0	LOB: 0	E: 0	LOB: 1	2B: 1	SAC: 2	PB: 1	
	K: 0	BB: 1	K: 1	BB: 0	K: 0	BB: 0	K: 1	BB: 1	K: 1	BB: 2	K: 1	BB: 1	K: 0	BB: 0	K: 1	BB: 0	K: 0	BB: 1	3B: 0	DP: 2	SB: 3	
	S: 5	P: 9	S: 5	P: 5	S: 3	P: 3	S: 4	P: 8	S: 5	P: 13	S: 6	P: 10	S: 7	P: 7	S: 5	P: 5	S: 4	P: 8	HR: 1	HBP: 0	CS: 0	

PITCHER		IP	WLS	BF	H	R	ER	SO	BB	IBB	HBP	BLK	WP	HR	S	P	ERA	WHIP
Ken Forsch, R ERA: 4.03	(1, 1)	5.0		22	4	2	1	3	5	0	0	0	0	0	23	43	1.80	1.800
Jim Ray, R ERA: 3.72	(6, 1)	1.2	L	8	2	3	0	1	0	0	0	0	0	0	10	10	0.00	1.200
Tom Griffin, R ERA: 2.67	(7, 1)	1.1		5	1	0	0	1	0	0	0	0	0	0	7	7	0.00	0.750
Jim York, R ERA: 4.91	(9, 1)	1.0		5	1	1	1	0	1	0	0	0	0	1	4	8	9.00	2.000

PITCHER	IP	WLS	BF	H	R	ER	SO	BB	IBB	HBP	BLK	WP	HR	S	P	ERA	WHIP

TOP

Los Angeles Dodgers @ Houston Astros

Astrodome, Houston, TX

Thu Jul 27 1972, 4:33 AM EDT

Att. 22,037 - Dome

livebaseballscorecards.com

AB	31
R	6
H	8
RBI	5
BB	6
SO	5
LOB	16

Batter	1	2	3	4	5	6	7	8	9	AB	R	H	RBI	BB	SO	LOB
Roger Metzger, S (1, 6) OBP: 0.278, SLG: 0.252	WP 5-3 2B		K		F3			G6-4-3 1-2f		4	1	1	0	0	1	3
Cesar Cedeno, R (1, 8) OBP: 0.416, SLG: 0.585	6-3 2-3		2-H 1B			BBBB CS BB			HR	3	1	2	2	1	0	1
Jimmy Wynn, R (1, 9) OBP: 0.373, SLG: 0.483	5-3 3-H			F8		L6 1-2			F3	4	0	0	1	0	0	1
Jim York, R (9, 1)										0	0	0	0	0	0	0
Lee May, R (1, 3) OBP: 0.352, SLG: 0.524	K			3-1 2B		K			F2	4	0	1	0	0	2	0
Bob Watson, R (1, 7) OBP: 0.371, SLG: 0.456		F7		3-1 2-3			5-3		K	4	0	0	0	0	1	1
Doug Rader, R (1, 5) OBP: 0.302, SLG: 0.435		6-3		K			F9		L8	4	0	0	0	0	1	1
Tommy Helms, R (1, 4) OBP: 0.274, SLG: 0.354		F8			5-3 FC6-2 2B		3B			3	0	2	0	0	0	0
Larry Howard, R (1, 2) OBP: 0.295, SLG: 0.321			E6 SH1-4 1B		5-3 2-3		5-3			3	1	0	0	0	0	2
Ken Forsch, R (1, 1) OBP: 0.143, SLG: 0.118			SH1-4 1-2		FC6-2 3-H			G6-4-3 1B		1	0	0	0	0	0	1
Jim Ray, R (6, 1) OBP: 0.083, SLG: 0.083										0	0	0	0	0	0	0
Tom Griffin, R (7, 1) OBP: 0.294, SLG: 0.588										0	0	0	0	0	0	0
Jesus Alou, R (8, PH) OBP: 0.354, SLG: 0.293										1	0	1	0	0	0	0
(9, 9)																
Inning Stats	R: 1 E: 0 K: 1 S: 6 H: 1 LOB: 0 BB: 0 P: 6	R: 0 E: 0 K: 0 S: 3 H: 0 LOB: 0 BB: 0 P: 3	R: 1 E: 1 K: 1 S: 6 H: 1 LOB: 1 BB: 0 P: 6	R: 0 E: 0 K: 1 S: 6 H: 1 LOB: 1 BB: 0 P: 6	R: 0 E: 0 K: 0 S: 4 H: 1 LOB: 1 BB: 0 P: 4	R: 0 E: 0 K: 1 S: 4 H: 0 LOB: 0 BB: 1 P: 8	R: 0 E: 0 K: 0 S: 4 H: 1 LOB: 1 BB: 0 P: 4	R: 1 E: 0 K: 0 S: 4 H: 2 LOB: 0 BB: 0 P: 4	R: 0 E: 0 K: 1 S: 5 H: 0 LOB: 0 BB: 0 P: 5	1B: 2 2B: 3 3B: 1 HR: 1	SF: 0 SAC: 1 DP: 1 HBP: 0						

PITCHER		IP	WLS	BF	H	R	ER	SO	BB	IBB	HBP	BLK	WP	HR	S	P	ERA	WHIP
Claude Osteen, L ERA: 2.28	(1, 1)	9.0	W	33	7	3	2	5	1	0	0	0	1	1	42	46	2.00	0.889

PITCHER	IP	WLS	BF	H	R	ER	SO	BB	IBB	HBP	BLK	WP	HR	S	P	ERA	WHIP

BOTTOM

Los Angeles Dodgers @ Houston Astros

Astrodome, Houston, TX

Thu Jul 27 1972, 4:33 AM EDT

Att. 22,037 - Dome

livebaseballscorecards.com

AB	31
R	3
H	7
RBI	3
BB	1
SO	5
LOB	10

1B: 2	SF: 0	WP: 1	PA: 33
2B: 3	SAC: 1	PB: 0	
3B: 1	DP: 1	SB: 0	
HR: 1	HBP: 0	CS: 1	

Batter	1	2	3	4	5	6	7	8	9	AB	R	H	RBI	BB	SO	LOB
Lee Lacy, R (1, 4) OBP: 0.299, SLG: 0.304	F8		K		6-3		HR 1B			4	1	1	0	0	1	0
Bill Buckner, L (1, 7) OBP: 0.350, SLG: 0.388	F3		FC5-4 1B			G3	HR			4	1	2	3	0	0	0
Willie Davis, L (1, 8) OBP: 0.315, SLG: 0.434	1B 1B		K			K	F8			4	1	1	0	0	2	1
Frank Robinson, R (1, 9) OBP: 0.354, SLG: 0.427	1B		FC5-4			F7		K		4	0	1	1	0	1	1
Wes Parker, S (1, 3) OBP: 0.361, SLG: 0.354	K			L5			BB	F8		3	1	0	0	1	1	1
Bobby Valentine, R (1, 5) OBP: 0.318, SLG: 0.343 Jim Brewer, L (8, 1)		F7		F6			WP 1B 2B	F7		4 0	1 0	1 0	1 0	0 0	0 0	0 0
Duke Sims, L (1, 2) OBP: 0.280, SLG: 0.280		3-1		F4			K		4-3	4	0	0	0	0	1	1
Bill Russell, R (1, 6) OBP: 0.302, SLG: 0.395 Willie Crawford, L (7, PH) OBP: 0.297, SLG: 0.404 Maury Wills, S (7, 6) OBP: 0.180, SLG: 0.149		1B			5-3		K		6-3	2 1 1	0 0 0	1 0 0	0 0 0	0 0 0	0 1 0	0 1 0
Al Downing, R (1, 1) OBP: 0.109, SLG: 0.111 Pete Mikkelsen, R (6, 1) Manny Mota, R (7, PH) OBP: 0.373, SLG: 0.478 Pete Richert, L (7, 1) OBP: 0.600, SLG: 0.600 Jim Lefebvre, S (8, 5) OBP: 0.264, SLG: 0.351		F9			F9		1B HR 1B		K	2 0 1 0 1	0 0 1 0 0	0 0 1 0 0	0 0 1 0 0	0 0 0 0 0	0 0 0 0 1	1 0 0 0 0
Inning Stats	R: 1 H: 2 E: 0 LOB: 1 K: 1 BB: 0 S: 7 P: 7	R: 0 H: 1 E: 0 LOB: 1 K: 0 BB: 0 S: 4 P: 4	R: 0 H: 1 E: 0 LOB: 1 K: 2 BB: 0 S: 8 P: 8	R: 0 H: 0 E: 0 LOB: 0 K: 0 BB: 0 S: 3 P: 3	R: 0 H: 0 E: 0 LOB: 0 K: 0 BB: 0 S: 3 P: 3	R: 0 H: 0 E: 0 LOB: 0 K: 1 BB: 0 S: 5 P: 5	R: 5 H: 4 E: 0 LOB: 0 K: 2 BB: 1 S: 11 P: 15	R: 0 H: 0 E: 0 LOB: 0 K: 1 BB: 0 S: 5 P: 5	R: 0 H: 0 E: 0 LOB: 0 K: 1 BB: 0 S: 5 P: 5	1B: 6 SF: 0 2B: 1 SAC: 0 3B: 0 DP: 0 HR: 1 HBP: 0						WP: 1 PA: 36 PB: 0 SB: 0 CS: 0

PITCHER		IP	WLS	BF	H	R	ER	SO	BB	IBB	HBP	BLK	WP	HR	S	P	ERA	WHIP
Don Wilson, R ERA: 3.41	(1, 1)	6.2		27	6	4	4	6	1	0	0	0	1	0	38	42	5.40	1.050
Fred Gladding, R ERA: 3.29	(7, 1)	0.1	L	3	2	2	2	0	0	0	0	0	0	1	3	3	54.00	6.000
Jim Ray, R ERA: 3.61	(8, 1)	2.0		6	0	0	0	2	0	0	0	0	0	0	10	10	0.00	0.000

PITCHER	IP	WLS	BF	H	R	ER	SO	BB	IBB	HBP	BLK	WP	HR	S	P	ERA	WHIP

TOP

Los Angeles Dodgers @ Houston Astros

Astrodome, Houston, TX

Fri Jul 28 1972, 8:05 PM EDT

Att. 13,283 - Dome

livebaseballscorecards.com

AB	35
R	6
H	8
RBI	6
BB	1
SO	8
LOB	6

BOTTOM

Batter	1	2	3	4	5	6	7	8	9	AB	R	H	RBI	BB	SO	LOB
Roger Metzger, S (1, 6) OBP: 0.278, SLG: 0.251	FC3-6 1B		FC3-6 1B 1-2f		L9		FC5-4 WP 1-2f		K	5	0	1	0	0	1	3
Cesar Cedeno, R (1, 8) OBP: 0.410, SLG: 0.575	FC3-6 G6-4-3 1-2f		F7		F7		F7 1-2		K	5	0	0	0	0	1	4
Jimmy Wynn, R (1, 9) OBP: 0.375, SLG: 0.482	G6-4-3 1-2f		FC5-4 1B 1-2			BBBB 1B 2B BB	F4			3	1	1	0	1	0	2
Lee May, R (1, 3) OBP: 0.353, SLG: 0.524		2B SF7 1B	FC5-4 1-2f			2B 1B 1-2 1B		K		4	2	2	0	0	1	2
Bob Watson, R (1, 7) OBP: 0.373, SLG: 0.457		2B 1-3		BBBB G6-4-3 BB		F3		F8		3	0	1	0	1	0	2
Doug Rader, R (1, 5) OBP: 0.304, SLG: 0.437		K		K		1B 2B 1-3 2-H		2B BB		3	2	1	1	1	2	3
Tommy Helms, R (1, 4) OBP: 0.277, SLG: 0.360		SF7 3-H		G6-4-3 1-2f		G6-4-3 1B 2-H 3-H		2B 1-H		3	0	2	4	0	0	1
Larry Howard, R (1, 2) OBP: 0.283, SLG: 0.306		5-3			K	G6-4-3 1-2f		5-3		4	0	0	0	0	1	3
Don Wilson, R (1, 1) OBP: 0.125, SLG: 0.103			FC3-6 1B		E4		FC5-4 1B		4-3	2	0	1	0	0	0	0
Fred Gladding, L (7, 1)										0	0	0	0	0	0	0
Jesus Alou, R (7, PH) OBP: 0.364, SLG: 0.305										1	0	1	0	0	0	0
Jim Ray, R (8, 1) OBP: 0.083, SLG: 0.083										0	0	0	0	0	0	0
Jimmy Stewart, S (9, PH) OBP: 0.241, SLG: 0.313										1	0	0	0	0	0	0
Inning Stats	R: 0 E: 0 K: 0 S: 3 H: 1 LOB: 0 BB: 0 P: 3	R: 1 E: 0 K: 1 S: 7 H: 2 LOB: 1 BB: 0 P: 7	R: 0 E: 0 K: 0 S: 5 H: 2 LOB: 2 BB: 0 P: 5	R: 0 E: 0 K: 1 S: 4 H: 0 LOB: 0 BB: 1 P: 8	R: 0 E: 1 K: 1 S: 6 H: 0 LOB: 1 BB: 0 P: 6	R: 3 E: 0 K: 0 S: 5 H: 3 LOB: 0 BB: 1 P: 9	R: 0 E: 0 K: 0 S: 4 H: 1 LOB: 1 BB: 0 P: 4	R: 1 E: 0 K: 1 S: 6 H: 1 LOB: 1 BB: 1 P: 10	R: 0 E: 0 K: 2 S: 7 H: 0 LOB: 0 BB: 0 P: 7	1B: 7 2B: 3 3B: 0 HR: 0	SF: 1 SAC: 0 DP: 3 HBP: 0					

PITCHER		IP	WLS	BF	H	R	ER	SO	BB	IBB	HBP	BLK	WP	HR	S	P	ERA	WHIP
Al Downing, L ERA: 3.05	(1, 1)	5.1		24	7	4	4	3	2	0	0	0	0	0	28	36	6.75	1.688
Pete Mikkelsen, R ERA: 3.86	(6, 1)	0.2	W	2	1	0	0	0	0	0	0	0	0	0	2	2	0.00	1.500
Pete Richert, L ERA: 2.01	(7, 1)	1.2		8	2	1	1	1	1	0	0	0	1	0	9	13	5.40	1.800
Jim Brewer, L ERA: 1.18	(8, 1)	1.1	S	4	0	0	0	2	0	0	0	0	0	0	8	8	0.00	0.000

PITCHER	IP	WLS	BF	H	R	ER	SO	BB	IBB	HBP	BLK	WP	HR	S	P	ERA	WHIP

Los Angeles Dodgers @ Houston Astros

Astrodome, Houston, TX

Fri Jul 28 1972, 8:05 PM EDT

Att. 13,283 - Dome

livebaseballscorecards.com

AB	34
R	5
H	10
RBI	5
BB	3
SO	6
LOB	20

WP: 1	PA: 38		
PB: 0			
SB: 0			
CS: 0			

Batter	1	2	3	4	5	6	7	8	9	AB	R	H	RBI	BB	SO	LOB
Lee Lacy, R (1, 4) OBP: 0.306, SLG: 0.305	0-0 1B WP 1B		0-0 4-3			4-0 FC3-6 BB	0-0 F2			3	0	1	0	1	0	2
Willie Davis, L (1, 8) OBP: 0.312, SLG: 0.429	0-3 K 1-2		0-0 F4			0-0 FC3-6 1B 1-2f 2B		0-0 F8		4	1	0	0	0	1	2
Manny Mota, R (1, 7) OBP: 0.376, SLG: 0.478	0-0 E 2-3 1B			0-3 K		0-0 2B 1B 1-2 1B		0-3 K		4	1	2	0	0	2	0
Frank Robinson, R (1, 9) OBP: 0.356, SLG: 0.430	0-0 E5 1-2			4-0 PO BB		0-0 1B 1-3 2-H 2B		0-0 6-3		3	0	1	1	1	0	1
Wes Parker, S (1, 3) OBP: 0.363, SLG: 0.354	0-0 6-3			0-0 F6		0-0 2-3 3-H 1B			4-0 BB	3	0	1	1	1	0	3
Bobby Valentine, R (1, 5) OBP: 0.313, SLG: 0.338		0-3 K		0-0 PO 1-2	0-0 6-3	0-0 5-3			0-3 K	4	0	0	0	0	2	3
Chris Cannizzaro, R (1, 2) OBP: 0.353, SLG: 0.350 Billy Grabarkewitz, R (7, PR) OBP: 0.241, SLG: 0.224 Duke Sims, L (7, 2) OBP: 0.278, SLG: 0.278		0-0 F8			0-0 5-3		0-0 SH3-4 1B		0-3 K	3 0 1	0 0 0	1 0 0	0 0 0	0 0 0	0 0 1	0 0 1
Bill Russell, R (1, 6) OBP: 0.298, SLG: 0.389		0-0 F9			0-0 5-3		0-0 SH3-4 1-2		0-3 K	3	0	0	0	0	1	1
Don Sutton, R (1, 1) OBP: 0.204, SLG: 0.173 Bill Buckner, L (7, PH) OBP: 0.348, SLG: 0.386 Pete Mikkelsen, R (7, 1)			0-3 K			0-3 K	0-0 F7			2 1 0	0 0 0	0 0 0	0 0 0	0 0 0	2 0 0	0 2 0
Inning Stats	R: 0 E: 1 K: 1 S: 7 H: 2 LOB: 2 BB: 0 P: 7	R: 0 E: 0 K: 1 S: 5 H: 0 LOB: 0 BB: 0 P: 5	R: 0 E: 0 K: 1 S: 5 H: 0 LOB: 0 BB: 0 P: 5	R: 0 E: 0 K: 1 S: 4 H: 0 LOB: 0 BB: 1 P: 8	R: 0 E: 0 K: 0 S: 3 H: 0 LOB: 0 BB: 0 P: 3	R: 2 E: 0 K: 1 S: 8 H: 3 LOB: 2 BB: 1 P: 12	R: 0 E: 0 K: 0 S: 4 H: 1 LOB: 2 BB: 0 P: 4	R: 0 E: 0 K: 1 S: 5 H: 0 LOB: 0 BB: 0 P: 5	R: 0 E: 0 K: 3 S: 9 H: 0 LOB: 1 BB: 1 P: 13	1B: 5 2B: 1 3B: 0 HR: 0	SF: 0 SAC: 1 DP: 0 HBP: 0						

Los Angeles Dodgers @ Houston Astros

Astrodome, Houston, TX

Sat Jul 29 1972, 4:33 AM EDT

Att. 27,082 - Unknown

TOP

livebaseballscorecards.com

AB	31
R	2
H	6
RBI	2
BB	3
SO	9
LOB	15

PITCHER		IP	WLS	BF	H	R	ER	SO	BB	IBB	HBP	BLK	WP	HR	S	P	ERA	WHIP
Jerry Reuss, L ERA: 3.87	(1, 1)	5.2	W	23	5	2	2	5	2	0	0	0	1	0	31	39	3.18	1.235
Tom Griffin, R ERA: 2.52	(6, 1)	3.1	S	12	1	0	0	4	1	0	0	0	0	0	19	23	0.00	0.600

PITCHER		IP	WLS	BF	H	R	ER	SO	BB	IBB	HBP	BLK	WP	HR	S	P	ERA	WHIP

BOTTOM

Los Angeles Dodgers @ Houston Astros

Astrodome, Houston, TX

Sat Jul 29 1972, 4:33 AM EDT

Att. 27,082 - Unknown

Batter	1	2	3	4	5	6	7	8	9	AB	R	H	RBI	BB	SO	LOB
Roger Metzger, S (1, 6) OBP: 0.274, SLG: 0.248	F7		K		4-3		E1 6-3 S HR 2-H	F9		5	1	0	0	0	1	0
Cesar Cedeno, R (1, 8) OBP: 0.410, SLG: 0.571	E5 E S 1B		S 1B 1B		K		6-3 1-3	1-0 S HBP		4	2	1	0	0	1	1
Jimmy Wynn, R (1, 9) OBP: 0.375, SLG: 0.479	K 1-3		FC5 1B 1-2 1B		F8		HR BB	1-3 1-2		4	1	1	0	1	1	3
Lee May, R (1, 3) OBP: 0.355, SLG: 0.532	3B 1B 3-H		K 2-3		L7		1-H 3-H HR			4	2	2	4	0	1	3
Bob Watson, R (1, 7) OBP: 0.376, SLG: 0.465	1-H 3B		1-2 3-H 1B			K	1B HBP			3	0	2	2	0	1	0
Johnny Edwards, L (1, 2) OBP: 0.341, SLG: 0.382	G3		FC5 2-3f			5-3	BB 1-3 1B			4	0	1	0	0	0	3
Doug Rader, R (1, 5) OBP: 0.304, SLG: 0.433		K	K			K	4-0 1-2 BB			3	0	0	0	1	3	0
Tommy Helms, R (1, 4) OBP: 0.280, SLG: 0.369		G1-6-4 1B	CS 3B			5-3 / F8				4	0	2	0	0	0	3
Jerry Reuss, L (1, 1) OBP: 0.196, SLG: 0.186		G1-6-4 1-2f	K 3-H				E 2B	F8		2	0	0	0	0	1	2
Tom Griffin, R (6, 1) OBP: 0.316, SLG: 0.632										2	1	1	0	0	0	0
Inning Stats	R: 2 E: 1 K: 1 S: 8 H: 2 LOB: 1 BB: 0 P: 8	R: 0 E: 0 K: 1 S: 5 H: 1 LOB: 0 BB: 0 P: 5	R: 1 E: 0 K: 2 S: 10 H: 3 LOB: 2 BB: 0 P: 10	R: 0 E: 0 K: 2 S: 7 H: 1 LOB: 0 BB: 0 P: 7	R: 0 E: 0 K: 1 S: 6 H: 0 LOB: 1 BB: 0 P: 6	R: 0 E: 0 K: 2 S: 7 H: 0 LOB: 0 BB: 0 P: 7	R: 4 E: 1 K: 0 S: 7 H: 3 LOB: 3 BB: 2 P: 16	R: 0 E: 0 K: 0 S: 3 H: 0 LOB: 1 BB: 0 P: 4		1B: 6 2B: 1 3B: 2 HR: 1	SF: 0 SAC: 0 DP: 1 HBP: 2					WP: 1 PB: 0 SB: 4 CS: 1	PA: 39

	AB	35
	R	7
	H	10
	RBI	6
	BB	2
	SO	9
	LOB	15

livebaseballscorecards.com

PITCHER		IP	WLS	BF	H	R	ER	SO	BB	IBB	HBP	BLK	WP	HR	S	P	ERA	WHIP
Don Sutton, R ERA: 1.89	(1, 1)	6.0	L	25	7	3	1	9	0	0	0	0	1	0	43	43	1.50	1.167
Pete Mikkelsen, R ERA: 3.65	(7, 1)	2.0		14	3	4	0	0	2	0	2	0	0	1	10	20	0.00	2.500

PITCHER	IP	WLS	BF	H	R	ER	SO	BB	IBB	HBP	BLK	WP	HR	S	P	ERA	WHIP

Batter	1	2	3	4	5	6	7	8	9	AB	R	H	RBI	BB	SO	LOB
Lee Lacy, R (1, 4) OBP: 0.310, SLG: 0.327	0-0 S 1B 1B	0-0 5-3 ③			0-0 4-3 ① 1-2		0-0 1B 3B		0-0 5-3 ①	5	2	2	0	0	0	2
Bill Buckner, L (1, 3) OBP: 0.358, SLG: 0.397	B B B B 4-0 1B 1-2 BB		0-0 F5 ①		0-0 2B 2-H 2B		0-0 1B 3-H 1B		0-0 1B	4	1	3	2	1	0	0
Willie Davis, L (1, 8) OBP: 0.313, SLG: 0.429	0-0 S 1-3 2-H 1B		0-0 F5 ②		0-0 F9 ②		0-0 1-3 1B		0-0 F5 ②	5	0	2	1	0	0	2
Manny Mota, R (1, 7) OBP: 0.383, SLG: 0.485 Billy Grabarkewitz, R (5, 5) OBP: 0.236, SLG: 0.218	B B B B 4-0 G6-4-3 1-2 BB	B B B B 4-0 BB			0-0 2-H 2B		S S S 0-3 K ②		0-0 1-3 ③	1 2	0 0	1 0	1 0	2 0	0 1	0 3
Willie Crawford, L (1, 9) OBP: 0.290, SLG: 0.393	S S S 0-3 K ①		0-0 F9 ③		0-0 4-3 ③		0-0 4-3 ③			4	0	0	0	0	1	7
Bobby Valentine, R (1, 5) OBP: 0.308, SLG: 0.332 (5, 7)	0-0 G6-4-3 ② ③ 1-2f			0-0 6-3 ①		0-0 5-3 ①		0-0 F4 ①		4	0	0	0	0	0	3
Chris Cannizzaro, R (1, 2) OBP: 0.350, SLG: 0.341		B B B B 4-0 FC5-4 BB		S S S 0-3 K ②		0-0 6-3 ②		0-0 F7 ②		3	0	0	0	1	1	0
Bill Russell, R (1, 6) OBP: 0.297, SLG: 0.387		0-0 FC5-4 ① SH1-4 1-2f		0-0 F7 ③		0-0 4-3 ③		0-0 1B		4	0	1	0	0	0	1
Bill Singer, R (1, 1) OBP: 0.143, SLG: 0.147 Mike Strahler, R (4, 1)		0-0 SH1-4 ② 1-2			B B B B 4-0 4-3 2B BB		S S S 0-3 K ①	S S S 0-3 K ③		0 2	0 1	0 0	0 0	0 1	0 2	0 1
Inning Stats	R: 1 H: 2 E: 0 LOB: 2 K: 1 BB: 2 S: 6 P: 14	R: 0 H: 0 E: 0 LOB: 1 K: 0 BB: 1 S: 3 P: 7	R: 0 H: 0 E: 0 LOB: 1 K: 0 BB: 1 S: 3 P: 7	R: 0 H: 0 E: 0 LOB: 0 K: 1 BB: 0 S: 5 P: 5	R: 2 H: 2 E: 0 LOB: 1 K: 0 BB: 1 S: 5 P: 9	R: 0 H: 0 E: 0 LOB: 0 K: 0 BB: 0 S: 3 P: 3	R: 1 H: 3 E: 0 LOB: 2 K: 2 BB: 0 S: 10 P: 10	R: 0 H: 1 E: 0 LOB: 1 K: 1 BB: 0 S: 6 P: 6	R: 0 H: 1 E: 0 LOB: 1 K: 0 BB: 0 S: 4 P: 4	1B: 6 SF: 0 2B: 2 SAC: 1 3B: 1 DP: 1 HR: 0 HBP: 0						

PITCHER		IP	WLS	BF	H	R	ER	SO	BB	IBB	HBP	BLK	WP	HR	S	P	ERA	WHIP
Ron Reed, R ERA: 3.49	(1, 1)	7.0	W	32	7	4	4	4	5	0	0	0	0	0	35	55	5.14	1.714
Cecil Upshaw, R ERA: 4.38	(8, 1)	2.0	S	8	2	0	0	1	0	0	0	0	0	0	10	10	0.00	1.000

PITCHER	IP	WLS	BF	H	R	ER	SO	BB	IBB	HBP	BLK	WP	HR	S	P	ERA	WHIP

TOP

Los Angeles Dodgers @ Atlanta Braves

Atlanta Stadium, Atlanta, GA

Sun Jul 30 1972, 3:33 AM EDT

Unknown

livebaseballscorecards.com

AB	34
R	4
H	9
RBI	4
BB	5
SO	5
LOB	19

WP: 0	PA: 40					
PB: 0						
SB: 2						
CS: 0						

Batter	1	2	3	4	5	6	7	8	9	AB	R	H	RBI	BB	SO	LOB
Dusty Baker Jr., R (1, 8) OBP: 0.378, SLG: 0.455	F4	E5 1B BB 2-3		G3 1-2 3-H	K		F3			5	1	0	1	0	1	3
Ralph Garr, L (1, 7) OBP: 0.366, SLG: 0.406	3B BB 1B	E 1B 1-2 BB		2B 1B 2-H 1B	FC4-6 WP 1-2f			1B 2B		4	4	3	1	1	0	1
Hank Aaron, R (1, 3) OBP: 0.390, SLG: 0.488 Paul Casanova, R (6, 2) OBP: 0.247, SLG: 0.319	3B 1-2 BB	E7 1-H 2-H 3-H 1B		F3	BB 1-2			K		2 1	1 0	1 0	2 0	2 0	0 1	1 1
Earl Williams, R (1, 2) OBP: 0.345, SLG: 0.464 (6, 3) Jim Breazeale, L (9, 3) OBP: 0.171, SLG: 0.265	SF9 1-H 2-H 3B	5-3		2B BB 1-3 1B	K			WP BB 1B 2-H 1B		5 0	3 0	3 0	3 0	0 0	1 0	3 0
Darrell Evans, L (1, 5) OBP: 0.377, SLG: 0.452	SF9 3-H	4-3		2B 2B 1-2 BB		F8		FC5 1B 1-2 BB		2	1	0	1	2	0	0
Mike Lum, L (1, 9) OBP: 0.316, SLG: 0.351	F7	F8		2B 1-3 2-H 3-H 2B		G6-4-3 HBP		1B 1-2 2-H		4	1	2	3	0	0	0
Felix Millan, R (1, 4) OBP: 0.299, SLG: 0.323		6-3	6-3	2B 2-H 3-H		G6-4-3 1-2f		F9		5	0	1	2	0	0	3
Marty Perez, R (1, 6) OBP: 0.266, SLG: 0.257		E WP 1B HBP		1B F6			F8	FC5 2-3f		4	2	1	0	0	0	3
Ron Reed, R (1, 1) OBP: 0.175, SLG: 0.200 Cecil Upshaw, R (8, 1) OBP: 0.200, SLG: 0.200	K 1-2	E5 G3 1-3 1B			FC4-6 1B		F2			4 0	1 0	1 0	0 0	0 0	1 0	2 0
Inning Stats	R: 3 E: 0 K: 0 S: 5 H: 2 LOB: 0 BB: 1 P: 9	R: 3 E: 2 K: 1 S: 7 H: 1 LOB: 1 BB: 1 P: 12	R: 0 E: 0 K: 0 S: 3 H: 0 LOB: 0 BB: 0 P: 3	R: 6 E: 1 K: 0 S: 9 H: 5 LOB: 1 BB: 1 P: 13	R: 0 E: 0 K: 2 S: 8 H: 1 LOB: 2 BB: 1 P: 12	R: 0 E: 0 K: 0 S: 2 H: 0 LOB: 0 BB: 0 P: 3	R: 0 E: 0 K: 0 S: 3 H: 0 LOB: 0 BB: 0 P: 3	R: 2 E: 0 K: 1 S: 8 H: 3 LOB: 2 BB: 1 P: 12		1B: 8 2B: 3 3B: 1 HR: 0 SF: 1 SAC: 0 DP: 1 HBP: 2				WP: 4 PB: 0 SB: 0 CS: 0 PA: 44		

PITCHER		IP	WLS	BF	H	R	ER	SO	BB	IBB	HBP	BLK	WP	HR	S	P	ERA	WHIP
Bill Singer, R ERA: 3.57	(1, 1)	3.2	L	24	7	12	4	1	3	0	1	0	2	0	22	35	9.82	2.727
Mike Strahler, R ERA: 4.5	(4, 1)	4.1		20	5	2	2	3	2	0	1	0	2	0	23	32	4.15	1.615

PITCHER	IP	WLS	BF	H	R	ER	SO	BB	IBB	HBP	BLK	WP	HR	S	P	ERA	WHIP

BOTTOM

Los Angeles Dodgers @ Atlanta Braves

Atlanta Stadium, Atlanta, GA

Sun Jul 30 1972, 3:33 AM EDT

Unknown

livebaseballscorecards.com

AB	36
R	14
H	12
RBI	13
BB	5
SO	4
LOB	17

Batter	1	2	3	4	5	6	7	8	9	AB	R	H	RBI	BB	SO	LOB
Lee Lacy, R (1, 4) OBP: 0.322, SLG: 0.351	G3 F3-2 2B		1B 1B 1-2 BB	1-3 2B		5-3			K	4	1	2	0	1	1	0
Willie Davis, L (1, 8) OBP: 0.311, SLG: 0.426	G3 2-3		1B 1B 1-2 2-3 1B	F8		G3			4-3	5	1	1	0	0	0	3
Manny Mota, R (1, 7) OBP: 0.383, SLG: 0.481	F3-2 3-H		1B 1B 1-3 2-H 3-H 1B	1-3		K			BB	4	0	1	2	1	1	3
Frank Robinson, R (1, 9) OBP: 0.360, SLG: 0.445		HR	K		FC4-6 1B		F4		1-3 1B	5	1	3	1	0	1	2
Wes Parker, S (1, 3) OBP: 0.364, SLG: 0.355		FC5-4 1B	1B 1-2 3-H 1B		FC4-6 1B BB 1-2f		K		F3	5	0	2	1	0	1	3
Dick Dietz, R (1, 2) OBP: 0.329, SLG: 0.232		K	1-2 2-H 1B		1B 1-2 BB		F8			3	0	1	0	1	1	1
Bill Russell, R (1, 6) OBP: 0.296, SLG: 0.384		FC5-4 S 1-2f	K		1-2 2-3 1B			5-3		4	0	1	0	0	1	3
Maury Wills, S (1, 5) OBP: 0.176, SLG: 0.145 Steve Garvey, R (8, PH) OBP: 0.315, SLG: 0.412 (8, 5)	5-3 1-2			1-3	F7			K		3 1	0 0	0 0	0 0	0 0	0 1	4 0
Tommy John, R (1, 1) OBP: 0.116, SLG: 0.116 Jim Brewer, L (7, 1) Chris Cannizzaro, R (7, 2) OBP: 0.347, SLG: 0.339			1B BB 1B 1B	2B 1B	F8			6-3		3 0 1	1 0 0	2 0 0	0 0 0	0 0 0	0 0 0	3 0 0
Inning Stats	R: 0 E: 0 K: 0 S: 3 H: 1 LOB: 0 BB: 0 P: 3	R: 1 E: 0 K: 1 S: 7 H: 2 LOB: 1 BB: 0 P: 7	R: 3 E: 0 K: 2 S: 11 H: 5 LOB: 2 BB: 1 P: 15	R: 0 E: 0 K: 0 S: 5 H: 2 LOB: 2 BB: 0 P: 5	R: 0 E: 0 K: 0 S: 5 H: 2 LOB: 3 BB: 1 P: 9	R: 0 E: 0 K: 1 S: 5 H: 0 LOB: 0 BB: 0 P: 5	R: 0 E: 0 K: 1 S: 5 H: 0 LOB: 0 BB: 0 P: 5	R: 0 E: 0 K: 1 S: 5 H: 0 LOB: 0 BB: 0 P: 5	R: 0 E: 0 K: 1 S: 6 H: 1 LOB: 2 BB: 1 P: 10	1B: 10 2B: 3 3B: 0 HR: 1 SF: 0 SAC: 0 DP: 1 HBP: 0						

PITCHER		IP	WLS	BF	H	R	ER	SO	BB	IBB	HBP	BLK	WP	HR	S	P	ERA	WHIP
George Stone, L ERA: 5.25	(1, 1)	4.1		24	11	4	4	3	2	0	0	0	0	1	28	36	8.31	3.000
Pat Jarvis, R ERA: 3.71	(5, 1)	2.2	W	9	1	0	0	2	0	0	0	0	0	0	13	13	0.00	0.375
Joe Hoerner, L ERA: 3.74	(8, 1)	2.0	S	8	1	0	0	2	1	0	0	0	0	0	11	15	0.00	1.000

PITCHER	IP	WLS	BF	H	R	ER	SO	BB	IBB	HBP	BLK	WP	HR	S	P	ERA	WHIP

TOP

Los Angeles Dodgers @ Atlanta Braves

Atlanta Stadium, Atlanta, GA

Sun Jul 30 1972, 3:38 AM EDT

Att. 20,486 - Unknown

livebaseballscorecards.com

AB	38
R	4
H	13
RBI	4
BB	3
SO	7
LOB	22

1B: 10	SF: 0	WP: 0	PA: 41
2B: 3	SAC: 0	PB: 0	
3B: 0	DP: 1	SB: 1	
HR: 1	HBP: 0	CS: 0	

BOTTOM

Los Angeles Dodgers @ Atlanta Braves

Atlanta Stadium, Atlanta, GA

Sun Jul 30 1972, 3:38 AM EDT

Att. 20,486 - Unknown

Batter	1	2	3	4	5	6	7	8	9	AB	R	H	RBI	BB	SO	LOB
Oscar Brown, R (1, 9) OBP: 0.219, SLG: 0.361	F8		K		L7		HR, 1B 2-3	K		5	1	1	0	0	2	2
Ralph Garr, L (1, 7) OBP: 0.367, SLG: 0.415	4-3		FC6-4, 1B		L6		HR 1-H 3-H			4	1	2	3	0	0	0
Hank Aaron, R (1, 3) OBP: 0.385, SLG: 0.481	F8		FC6-4 1-2f		4-3		F8			4	0	0	0	0	0	1
Earl Williams, R (1, 2) OBP: 0.346, SLG: 0.473		K		HR		WP, 1B	K			4	2	2	1	0	2	0
Dusty Baker Jr., R (1, 8) OBP: 0.376, SLG: 0.452		E6, E		E, 1B		F7 1-2	K			4	0	1	0	0	1	1
Felix Millan, R (1, 4) OBP: 0.296, SLG: 0.319		E4, FC6-4 1-2		F8		F9		K		4	0	0	0	0	1	3
Darrell Evans, L (1, 5) OBP: 0.376, SLG: 0.449		F7		F7		1B 2-H		E1, 1B		4	0	1	1	0	0	3
Marty Perez, R (1, 6) OBP: 0.266, SLG: 0.257		FC6-4 1-2f		E6 1-2		F2		1B 1-2		4	0	1	0	0	0	4
George Stone, L (1, 1) Pat Jarvis, R (5, 1) OBP: 0.188, SLG: 0.313 Larvell Blanks, R (7, PH) OBP: 0.474, SLG: 0.500 Joe Hoerner, R (8, 1)			K	K			1B, HR, 2B	K		2 0 1 1	0 0 1 0	0 0 1 0	0 0 1 0	0 0 0 0	2 0 0 1	2 0 0 2
Inning Stats	R: 0 E: 0 K: 0 S: 3 H: 0 LOB: 0 BB: 0 P: 3	R: 0 E: 2 K: 1 S: 7 H: 0 LOB: 2 BB: 0 P: 7	R: 0 E: 0 K: 2 S: 8 H: 1 LOB: 1 BB: 0 P: 8	R: 1 E: 1 K: 1 S: 8 H: 2 LOB: 2 BB: 0 P: 8	R: 0 E: 0 K: 0 S: 3 H: 0 LOB: 0 BB: 0 P: 3	R: 1 E: 0 K: 0 S: 5 H: 2 LOB: 1 BB: 0 P: 5	R: 3 E: 0 K: 2 S: 10 H: 3 LOB: 0 BB: 0 P: 10	R: 0 E: 1 K: 3 S: 11 H: 1 LOB: 2 BB: 0 P: 11		1B: 6 2B: 1 3B: 0 HR: 2 SF: 0 SAC: 0 DP: 0 HBP: 0						

PITCHER	IP	WLS	BF	H	R	ER	SO	BB	IBB	HBP	BLK	WP	HR	S	P	ERA	WHIP
Tommy John, L (1, 1) ERA: 2.93	6.0		28	7	4	4	4	0	0	0	0	1	1	36	36	6.00	1.167
Jim Brewer, L (7, 1) ERA: 1.3	2.0	L	9	2	1	1	5	0	0	0	0	0	1	19	19	4.50	1.000

PITCHER	IP	WLS	BF	H	R	ER	SO	BB	IBB	HBP	BLK	WP	HR	S	P	ERA	WHIP

AB	37
R	5
H	9
RBI	5
BB	0
SO	9
LOB	18

WP: 1 PA: 37
PB: 0
SB: 0
CS: 0

livebaseballscorecards.com

Batter	1	2	3	4	5	6	7	8	9	AB	R	H	RBI	BB	SO	LOB
Lee Lacy, R (1, 4) OBP: 0.317, SLG: 0.345	K		5-3	F9		L6			E SF8 1B	5	1	1	0	0	1	2
Bill Buckner, L (1, 7) (7, 3) OBP: 0.363, SLG: 0.413	F5		HR		BB 1B 1B		FC4-6 BB		E3 G6-4-3 1-3	4	1	2	1	1	0	1
Willie Davis, L (1, 8) OBP: 0.310, SLG: 0.422	K		BLK BB		F8		F8		SF8 3-H	3	0	0	1	1	1	2
Frank Robinson, R (1, 9) OBP: 0.357, SLG: 0.440		L8	5-3 1-2		BB 1B 1-2		F8		G6-4-3 1-2f	5	0	1	0	0	0	3
Wes Parker, S (1, 3) OBP: 0.366, SLG: 0.352		BB BB		1B BB	F9		FC4-6 1-2f			2	1	0	0	2	0	3
Chris Cannizzaro, R (1, 2) OBP: 0.351, SLG: 0.338		K		1B 1-2 1B	BB 1-2 2-3			6-3		3	0	1	0	1	1	1
Bill Russell, R (1, 6) OBP: 0.300, SLG: 0.384		FC6-4 BB 1-2		K	L5			5-3 1B		3	0	1	0	1	1	5
Maury Wills, S (1, 5) OBP: 0.172, SLG: 0.142 Steve Garvey, R (8, PH) (8, 5) OBP: 0.314, SLG: 0.410		FC6-4 1-2f		F7		G3		5-3 1-2		3 1	0 0	0 0	0 0	0 0	0 0	4 1
Claude Osteen, L (1, 1) OBP: 0.296, SLG: 0.365 Pete Richert, L (7, 1) OBP: 0.600, SLG: 0.600 Willie Crawford, L (7, 7) OBP: 0.288, SLG: 0.390			K	1-2 2-H 1B		4-3		G3		3 0 1	0 0 0	1 0 0	1 0 0	0 0 0	1 0 0	0 0 1
Inning Stats	R: 0 H: 0 E: 0 LOB: 0 K: 2 BB: 0 S: 7 P: 7	R: 0 H: 0 E: 0 LOB: 2 K: 1 BB: 2 S: 5 P: 13	R: 1 H: 1 E: 0 LOB: 1 K: 1 BB: 1 S: 6 P: 10	R: 1 H: 2 E: 0 LOB: 2 K: 1 BB: 1 S: 7 P: 11	R: 0 H: 2 E: 0 LOB: 3 K: 0 BB: 1 S: 5 P: 9	R: 0 H: 0 E: 0 LOB: 1 K: 0 BB: 0 S: 3 P: 3	R: 0 H: 0 E: 0 LOB: 0 K: 0 BB: 1 S: 3 P: 7	R: 0 H: 1 E: 0 LOB: 1 K: 0 BB: 0 S: 4 P: 4	R: 1 H: 1 E: 1 LOB: 0 K: 0 BB: 0 S: 4 P: 4	1B: 6 SF: 1 2B: 0 SAC: 0 3B: 0 DP: 1 HR: 1 HBP: 0							

PITCHER		IP	WLS	BF	H	R	ER	SO	BB	IBB	HBP	BLK	WP	HR	S	P	ERA	WHIP
Denny McLain, R ERA: 5.32	(1, 1)	7.0	W	32	5	2	2	5	6	0	0	1	0	1	36	60	2.57	1.571
Jim Hardin, R ERA: 3.38	(8, 1)	2.0	S	8	2	1	0	0	0	0	0	0	0	0	8	8	0.00	1.000

PITCHER	IP	WLS	BF	H	R	ER	SO	BB	IBB	HBP	BLK	WP	HR	S	P	ERA	WHIP

TOP

Los Angeles Dodgers @ Atlanta Braves

Atlanta Stadium, Atlanta, GA

Mon Jul 31 1972, 7:05 PM EDT

Att. 10,023 - Unknown

livebaseballscorecards.com

AB	33
R	3
H	7
RBI	3
BB	6
SO	5
LOB	23

WP: 0 PA: 40
PB: 0
SB: 0
CS: 0

Batter	1	2	3	4	5	6	7	8	9	AB	R	H	RBI	BB	SO	LOB
Oscar Brown, R (1, 9) OBP: 0.221, SLG: 0.382	F3		F4		F9		1B 3B 2-H 3-H			4	1	1	2	0	0	0
Ralph Garr, L (1, 7) OBP: 0.369, SLG: 0.416	BB 1B		G3			4-3	1B 3-H			4	0	2	1	0	0	0
Hank Aaron, R (1, 3) OBP: 0.384, SLG: 0.476	BB 1-2		K S S S			6-3	F3			3	0	0	0	1	1	1
Earl Williams, R (1, 2) OBP: 0.346, SLG: 0.471	F8			FC5-4 1B		6-3		F8		3	0	1	0	0	0	2
Paul Casanova, R (7, 2) OBP: 0.245, SLG: 0.316										1	0	0	0	0	0	0
Dusty Baker Jr., R (1, 8) OBP: 0.375, SLG: 0.448	F7			F8			1B 2B 1B	F3		4	1	1	0	0	0	3
Felix Millan, R (1, 4) OBP: 0.295, SLG: 0.318		F9		FC5-4 1-2f			2B 3B 1B 1-3	5-3		4	1	1	0	0	0	1
Darrell Evans, L (1, 5) OBP: 0.375, SLG: 0.451		4-3		L9			3B 2B 1-3 3-H			3	1	1	1	0	0	1
Marty Perez, R (1, 6) OBP: 0.266, SLG: 0.258		FC4-6 1B			F7		5-3			3	0	1	0	0	0	2
Denny McLain, R (1, 1)		FC4-6 1-2f			K S S S		K S S S			2	0	0	0	0	1	1
Larvell Blanks, R (7, PH) OBP: 0.450, SLG: 0.474										1	0	0	0	0	1	2
Jim Hardin, R (8, 1) OBP: 0.235, SLG: 0.286										0	0	0	0	0	0	0
Inning Stats	R: 0 H: 1 E: 0 LOB: 2 K: 0 BB: 1 S: 4 P: 8	R: 0 H: 1 E: 0 LOB: 1 K: 0 BB: 0 S: 4 P: 4	R: 0 H: 0 E: 0 LOB: 0 K: 1 BB: 0 S: 5 P: 5	R: 0 H: 1 E: 0 LOB: 1 K: 0 BB: 0 S: 4 P: 4	R: 0 H: 0 E: 0 LOB: 0 K: 1 BB: 0 S: 5 P: 5	R: 0 H: 0 E: 0 LOB: 0 K: 0 BB: 0 S: 3 P: 3	R: 4 H: 5 E: 0 LOB: 1 K: 1 BB: 0 S: 10 P: 10	R: 0 H: 0 E: 0 LOB: 0 K: 0 BB: 0 S: 3 P: 3		1B: 6 SF: 0 2B: 1 SAC: 0 3B: 1 DP: 0 HR: 0 HBP: 0						WP: 0 PA: 33 PB: 0 SB: 0 CS: 0

PITCHER		IP	WLS	BF	H	R	ER	SO	BB	IBB	HBP	BLK	WP	HR	S	P	ERA	WHIP
Claude Osteen, L ERA: 2.37	(1, 1)	6.0	L	25	6	3	3	2	1	0	0	0	0	0	28	32	4.50	1.167
Pete Richert, L ERA: 2.16	(7, 1)	2.0		8	2	1	1	1	0	0	0	0	0	0	10	10	4.50	1.000

PITCHER	IP	WLS	BF	H	R	ER	SO	BB	IBB	HBP	BLK	WP	HR	S	P	ERA	WHIP

BOTTOM

Los Angeles Dodgers @ Atlanta Braves

Atlanta Stadium, Atlanta, GA

Mon Jul 31 1972, 7:05 PM EDT

Att. 10,023 - Unknown

livebaseballscorecards.com

AB	32
R	4
H	8
RBI	4
BB	1
SO	3
LOB	13

Batter	1	2	3	4	5	6	7	8	9	AB	R	H	RBI	BB	SO	LOB
Bobby Bonds, R (1, 9) OBP: 0.334, SLG: 0.480	1-3		K	F5		F9			5-3	5	0	0	0	0	1	4
Garry Maddox, R (1, 8) OBP: 0.298, SLG: 0.450	F9		FC6-4 1-2 1B		1-3		F4		4-3	5	0	1	0	0	0	0
Chris Speier, R (1, 6) OBP: 0.349, SLG: 0.417	2B		FC6-4 1-2f		FC3-6 BB		6-3		6-3	4	0	1	0	1	0	2
Willie McCovey, L (1, 3) OBP: 0.297, SLG: 0.372	F6			4-3	FC3-6 1-2f		L9			4	0	0	0	0	0	2
Tito Fuentes, S (1, 4) OBP: 0.298, SLG: 0.385		5-3		1B 1B 1B	F7			SH SF4 2B		4	2	2	0	0	0	1
Al Gallagher, R (1, 5) OBP: 0.336, SLG: 0.296		4-3		F9		6-3		SH 2-3		3	0	0	0	0	0	1
Dave Rader, L (1, 2) OBP: 0.306, SLG: 0.340		1-3		1B 1-3 1B		F7		F6		4	0	1	0	0	0	2
Ken Henderson, S (1, 7) OBP: 0.269, SLG: 0.316			1-3	S 1-3 3-H 1B		HR 1B		SF4 3-H		3	1	2	2	0	0	0
Ron Bryant, S (1, 1) OBP: 0.231, SLG: 0.204			BB 1B	BB 1-2		HR 1-H		K2-3		0	0	0	0	1	0	0
Chris Arnold, R (4, PH) OBP: 0.296, SLG: 0.315										0	0	0	0	1	0	0
Randy Moffitt, R (4, 1)										0	0	0	0	0	0	0
Bernie Williams, R (6, PH) OBP: 0.227, SLG: 0.397										1	1	1	2	0	0	0
Jerry Johnson, R (6, 1)										1	0	0	0	0	1	1
Inning Stats	R: 0 E: 0 K: 0 S: 4 H: 1 LOB: 1 BB: 0 P: 4	R: 0 E: 0 K: 0 S: 3 H: 0 LOB: 0 BB: 0 P: 3	R: 0 E: 0 K: 1 S: 6 H: 1 LOB: 2 BB: 1 P: 10	R: 1 E: 0 K: 0 S: 6 H: 3 LOB: 3 BB: 1 P: 10	R: 0 E: 0 K: 0 S: 3 H: 0 LOB: 1 BB: 1 P: 7	R: 2 E: 0 K: 0 S: 5 H: 2 LOB: 0 BB: 0 P: 5	R: 0 E: 0 K: 0 S: 3 H: 0 LOB: 0 BB: 0 P: 3	R: 1 E: 1 K: 1 S: 7 H: 1 LOB: 1 BB: 0 P: 7	R: 0 E: 0 K: 0 S: 3 H: 0 LOB: 0 BB: 0 P: 3	1B: 5 2B: 2 3B: 0 HR: 1 SF: 1 SAC: 1 DP: 0 HBP: 0						

PITCHER	IP	WLS	BF	H	R	ER	SO	BB	IBB	HBP	BLK	WP	HR	S	P	ERA	WHIP
Al Downing, L (1, 1) ERA: 3.09	7.0		31	7	3	3	1	3	0	0	0	0	1	30	42	3.86	1.429
Jim Brewer, L (8, 1) ERA: 1.26	2.0	L	8	1	1	0	1	0	0	0	0	0	0	10	10	0.00	0.500

PITCHER	IP	WLS	BF	H	R	ER	SO	BB	IBB	HBP	BLK	WP	HR	S	P	ERA	WHIP

TOP

San Francisco Giants @ Los Angeles Dodgers

Dodger Stadium, Los Angeles, CA

Tue Aug 01 1972, 7:05 PM PDT

Att. 23,918 - Unknown

livebaseballscorecards.com

AB	34
R	4
H	8
RBI	4
BB	3
SO	2
LOB	13

PA: 39

WP: 0
PB: 0
SB: 1
CS: 0

Batter	1	2	3	4	5	6	7	8	9	AB	R	H	RBI	BB	SO	LOB
Lee Lacy, R (1, 4) OBP: 0.323, SLG: 0.350	1B	6-3		G3			FC4-5			4	1	2	0	0	0	1
Willie Davis, L (1, 8) OBP: 0.309, SLG: 0.420	BB		4-3		F6		FC4-5			4	1	1	0	0	0	2
Manny Mota, R (1, 7) OBP: 0.389, SLG: 0.492	BB		1B		3B		L4-3			3	1	2	0	1	0	2
Frank Robinson, R (1, 9) OBP: 0.353, SLG: 0.433	F9		K		5-3			F9		4	0	0	0	0	1	5
Wes Parker, S (1, 3) OBP: 0.368, SLG: 0.354	G6-4-3		1B		G3			3-1		4	0	2	2	0	0	1
Bobby Valentine, R (1, 5) OBP: 0.307, SLG: 0.331	G6-4-3		1B			L7		6-3		4	0	1	1	0	0	2
Chris Cannizzaro, R (1, 2) OBP: 0.342, SLG: 0.328		6-3	L4			F4			6-3	4	0	0	0	0	0	2
Bill Russell, R (1, 6) OBP: 0.300, SLG: 0.387		6-3		6-3		F6			F8	3	0	1	0	0	0	0
Bill Buckner, L (9, PH) OBP: 0.361, SLG: 0.411										1	0	0	0	0	0	0
Al Downing, R (1, 1) OBP: 0.104, SLG: 0.106		6-3		K			FC4-5		6-3	2	0	0	0	0	1	1
Willie Crawford, L (7, PH) OBP: 0.293, SLG: 0.395										1	0	1	0	0	0	0
Jim Brewer, L (8, 1)										0	0	0	0	0	0	0
Jim Lefebvre, S (9, PH) OBP: 0.262, SLG: 0.349										1	0	0	0	0	0	0
Inning Stats	R: 2 E: 0 K: 0 S: 5 H: 3 LOB: 1 BB: 1 P: 9	R: 0 E: 0 K: 0 S: 4 H: 1 LOB: 1 BB: 0 P: 4	R: 1 E: 0 K: 1 S: 8 H: 3 LOB: 2 BB: 0 P: 8	R: 0 E: 0 K: 1 S: 5 H: 0 LOB: 0 BB: 0 P: 5	R: 0 E: 0 K: 0 S: 4 H: 1 LOB: 1 BB: 0 P: 4	R: 0 E: 0 K: 0 S: 3 H: 0 LOB: 0 BB: 0 P: 3	R: 0 E: 0 K: 0 S: 4 H: 2 LOB: 1 BB: 0 P: 4	R: 0 E: 0 K: 0 S: 3 H: 0 LOB: 0 BB: 0 P: 3	R: 0 E: 0 K: 0 S: 3 H: 0 LOB: 0 BB: 0 P: 3	1B: 8 2B: 2 3B: 1 HR: 0	SF: 0 SAC: 0 DP: 2 HBP: 0						

PITCHER	IP	WLS	BF	H	R	ER	SO	BB	IBB	HBP	BLK	WP	HR	S	P	ERA	WHIP
Ron Bryant, L (1, 1) ERA: 2.67	3.0		16	7	3	3	1	1	0	0	0	0	0	17	21	9.00	2.667
Randy Moffitt, R (4, 1) ERA: 2.63	2.0		7	1	0	0	1	0	0	0	0	0	0	9	9	0.00	0.500
Jerry Johnson, R (6, 1) ERA: 5.36	4.0	W	13	2	0	0	0	0	0	0	0	0	0	13	13	0.00	0.500

PITCHER	IP	WLS	BF	H	R	ER	SO	BB	IBB	HBP	BLK	WP	HR	S	P	ERA	WHIP

BOTTOM

San Francisco Giants @ Los Angeles Dodgers

Dodger Stadium, Los Angeles, CA

Tue Aug 01 1972, 7:05 PM PDT

Att. 23,918 - Unknown

livebaseballscorecards.com

AB	35
R	3
H	10
RBI	3
BB	1
SO	2
LOB	16

1B: 8 2B: 2 3B: 1 HR: 0 SF: 0 SAC: 0 DP: 2 HBP: 0

WP: 0 PB: 0 SB: 0 CS: 0 PA: 36

Batter	1	2	3	4	5	6	7	8	9	AB	R	H	RBI	BB	SO	LOB
Bobby Bonds, R (1, 9) OBP: 0.339, SLG: 0.493	1-3 1B	5-3			G5-4-3 2-3 1B	1-H 2-H HR	F8		2B	6	2	4	3	0	0	2
Garry Maddox, R (1, 8) OBP: 0.295, SLG: 0.444	F5	K	K		G5-4-3 1-2f 3-H	E S 1B 1B		K	4-3	6	1	1	0	0	2	3
Chris Speier, R (1, 6) OBP: 0.349, SLG: 0.418	1-3 1-2	K	2B		1B 1B 1-3 HBP			K		4	1	1	0	0	2	1
Willie McCovey, L (1, 3) OBP: 0.306, SLG: 0.376 Frank Reberger, L (8, PR) OBP: 0.154, SLG: 0.154 Jim Barr, R (8, 1) OBP: 0.136, SLG: 0.182	2B 2-H 1B	3-1	F5		1B 1-2 3-H 1B			FC6-4 BB		4 0 0	1 0 0	2 0 0	2 0 0	1 0 0	0 0 0	1 0 0
Tito Fuentes, S (1, 4) OBP: 0.299, SLG: 0.388	1-H 2B	6-3		F8 1-2 2-H 1B				FC6-4 1-2f		5	0	2	2	0	0	1
Dave Rader, L (1, 2) OBP: 0.307, SLG: 0.345	6-3	4-3		1B 2B F8					G5-4-3 1B	5	1	2	0	0	0	3
Al Gallagher, R (1, 5) OBP: 0.333, SLG: 0.289		4-3	BB		5-3	K			G5-4-3 1-2f	4	0	0	0	1	1	2
Ken Henderson, S (1, 7) OBP: 0.275, SLG: 0.325		2B	K		BB HR 2-H 1B	E6 SH1-4			HR 1B	5	2	3	1	0	1	1
Steve Stone, R (1, 1) OBP: 0.136, SLG: 0.107 Chris Arnold, R (5, PH) OBP: 0.305, SLG: 0.338 Don McMahon, R (5, 1) OBP: 0.250, SLG: 0.250 Jim Howarth, L (6, PH) OBP: 0.366, SLG: 0.350 Randy Moffitt, R (6, 1) Jerry Johnson, R (6, 1) Ed Goodson, L (8, 3) OBP: 0.324, SLG: 0.427		K			1B G5-4-3 2B	HR BB 1-2	SH1-4 1-2		HR 1-H	1 1 0 0 0 0 1	0 1 0 1 0 0 1	0 1 0 0 0 0 2	0 0 0 1 0 0 2	1 0 0 0 0 0 0	1 0 0 0 0 0 0	1 0 0 0 0 0 0
Inning Stats	R: 2 E: 0 K: 0 S: 6 H: 3 LOB: 1 BB: 0 P: 6	R: 0 E: 0 K: 1 S: 6 H: 1 LOB: 1 BB: 0 P: 6	R: 0 E: 0 K: 2 S: 7 H: 0 LOB: 0 BB: 0 P: 7	R: 0 E: 0 K: 1 S: 5 H: 0 LOB: 1 BB: 1 P: 9	R: 1 E: 0 K: 0 S: 5 H: 3 LOB: 1 BB: 0 P: 5	R: 6 E: 0 K: 0 S: 9 H: 6 LOB: 2 BB: 1 P: 14	R: 0 E: 1 K: 1 S: 6 H: 0 LOB: 1 BB: 0 P: 6	R: 0 E: 0 K: 2 S: 7 H: 0 LOB: 1 BB: 1 P: 11	R: 2 E: 0 K: 0 S: 6 H: 4 LOB: 1 BB: 0 P: 6	1B: 9 2B: 6 3B: 0 HR: 2	SF: 0 SAC: 1 DP: 2 HBP: 1						

TOP

San Francisco Giants @ Los Angeles Dodgers
Dodger Stadium, Los Angeles, CA
Wed Aug 02 1972, 7:05 PM PDT
Att. 24,193 - Unknown

livebaseballscorecards.com

AB	42
R	11
H	17
RBI	10
BB	3
SO	7
LOB	15

WP: 0 PB: 0 SB: 1 CS: 0 PA: 47

PITCHER		IP	WLS	BF	H	R	ER	SO	BB	IBB	HBP	BLK	WP	HR	S	P	ERA	WHIP
Don Sutton, R ERA: 2.25	(1, 1)	5.2		29	11	8	8	4	2	0	0	0	0	1	35	43	12.71	2.294
Pete Mikkelsen, R ERA: 4.02	(6, 1)	3.1	W	18	6	3	3	3	1	0	1	0	0	1	22	27	8.10	2.100

PITCHER	IP	WLS	BF	H	R	ER	SO	BB	IBB	HBP	BLK	WP	HR	S	P	ERA	WHIP

Batter	1	2	3	4	5	6	7	8	9	AB	R	H	RBI	BB	SO	LOB
Lee Lacy, R (1, 4) OBP: 0.336, SLG: 0.373	BBBB 4-0 4-3 HR BB		x 0-0 ① 6-3	x 0-0 E4 1-H 2-H 3-H 3B		x 0-0 E 1-2 1B 1B		x 0-0 ① SH1-4 1-2		3	3	2	3	1	0	0
Manny Mota, R (1, 7) OBP: 0.382, SLG: 0.481	x 0-0 ① 4-3 1-2		x 0-0 ② F4	x 0-0 ③ F7		x 0-0 E3 1B 1-2 2-3		x 0-0 ② 4-3 2-3		5	0	0	0	0	0	5
Willie Davis, L (1, 8) OBP: 0.313, SLG: 0.430	x 0-0 2-H HR		x 0-0 ③ 4-3		x 0-0 ① F6	x 0-0 G6-4-3 1-3 2-H 3-H 1B		x 0-0 3-H 1B		5	1	3	5	0	0	0
Bill Buckner, L (1, 9) OBP: 0.358, SLG: 0.410	x 0-0 ② 6-3			x 0-0 ① F6	x 0-0 2B	x 0-0 ② ③ G6-4-3 1-2f		x 0-0 ③ 6-3		5	0	1	0	0	0	3
Wes Parker, S (1, 3) OBP: 0.368, SLG: 0.367	x 0-0 1B			x 0-0 HR	SSS 0-3 ② K		x 0-0 ① F8		x 0-0 ① 6-3	5	1	2	1	0	1	1
Bobby Valentine, R (1, 5) OBP: 0.308, SLG: 0.328 Pete Mikkelsen, R (6, 1) Willie Crawford, L (9, PH) OBP: 0.291, SLG: 0.392	SSS 0-3 ③ K			BBBB 4-0 BB E BB	x 0-0 ③ F3		SSS 0-3 ② K		x 0-0 ② F7	2 1 1	1 0 0	0 0 0	0 0 0	1 0 0	1 1 0	2 0 0
Bill Russell, R (1, 6) OBP: 0.315, SLG: 0.420		x 0-0 CS 1B	BBBB 4-0 1-2 BB E BB		x 0-0 1B 3B	x 0-0 WP 1B		x 0-0 HR		4	3	4	1	1	0	0
Steve Yeager, R (1, 2) OBP: 0.500, SLG: 0.333		SSS 0-3 ① ② K 1-2	BBBB 4-0 1-2 2-3 BB E BB		x 0-0 E 1B 1B 3-H 1B	x 0-0 ③ 1-6-3 1-2				3	2	1	1	1	1	2
Don Sutton, R (1, 1) OBP: 0.196, SLG: 0.167 Jim Lefebvre, S (6, 5) OBP: 0.265, SLG: 0.347 Maury Wills, S (8, PR) OBP: 0.172, SLG: 0.142 (9, 5)	SSS 0-3 ③ K			x 0-0 ② F9	SSS 0-3 ① K			BBBB 4-0 4-3 SH1-4 1B BB		2 1 0	0 0 1	0 0 0	0 1 0	0 1 0	1 1 0	3 1 0
Inning Stats	R: 2 H: 2 E: 0 LOB: 1 K: 1 BB: 1 S: 7 P: 11	R: 0 H: 1 E: 0 LOB: 0 K: 2 BB: 0 S: 7 P: 7	R: 0 H: 0 E: 0 LOB: 0 K: 0 BB: 0 S: 3 P: 3	R: 5 H: 2 E: 1 LOB: 0 K: 0 BB: 3 S: 5 P: 17	R: 0 H: 1 E: 0 LOB: 1 K: 1 BB: 0 S: 6 P: 6	R: 3 H: 4 E: 1 LOB: 1 K: 1 BB: 0 S: 9 P: 9	R: 0 H: 1 E: 0 LOB: 1 K: 1 BB: 0 S: 6 P: 6	R: 1 H: 1 E: 0 LOB: 1 K: 0 BB: 1 S: 4 P: 8	R: 1 H: 1 E: 0 LOB: 0 K: 0 BB: 0 S: 3 P: 3	1B: 7 SF: 0 2B: 2 SAC: 1 3B: 2 DP: 2 HR: 3 HBP: 0						WP: 1 PA: 43 PB: 0 SB: 0 CS: 1

BOTTOM

San Francisco Giants @ Los Angeles Dodgers

Dodger Stadium, Los Angeles, CA

Wed Aug 02 1972, 7:05 PM PDT

Att. 24,193 - Unknown

livebaseballscorecards.com

AB	37
R	12
H	13
RBI	11
BB	5
SO	6
LOB	17

PITCHER		IP	WLS	BF	H	R	ER	SO	BB	IBB	HBP	BLK	WP	HR	S	P	ERA	WHIP
Steve Stone, R ERA: 2.95	(1, 1)	4.0		20	5	7	6	3	4	0	0	0	0	2	22	38	13.50	2.250
Don McMahon, R ERA: 2.74	(5, 1)	1.0		4	1	0	0	1	0	0	0	0	0	0	6	6	0.00	1.000
Randy Moffitt, R ERA: 3.27	(6, 1)	0.1		6	4	3	3	1	0	0	0	0	0	0	8	8	81.00	12.000
Jerry Johnson, R ERA: 5.19	(6, 1)	1.2		5	1	0	0	1	0	0	0	0	1	0	7	7	0.00	0.600
Jim Barr, R ERA: 3.06	(8, 1)	1.2	L	8	2	2	2	0	1	0	0	0	0	1	7	11	10.80	1.800

PITCHER	IP	WLS	BF	H	R	ER	SO	BB	IBB	HBP	BLK	WP	HR	S	P	ERA	WHIP

Batter	1	2	3	4	5	6	7	8	9	AB	R	H	RBI	BB	SO	LOB
Bobby Bonds, R (1, 9) OBP: 0.336, SLG: 0.488	S S S 0-3 ① K			x 0-0 ① F9		x 0-0 ① FC6-4 S 1-2f 2-3		x 0-0 ② F9		4	0	0	0	0	1	4
Garry Maddox, R (1, 8) OBP: 0.292, SLG: 0.438	S S S 0-3 ② K			x 0-0 ② F7		S S S 0-3 ② K 1-2		S S S 0-3 ③ K		4	0	0	0	0	3	4
Chris Speier, R (1, 6) OBP: 0.351, SLG: 0.416	S S S 0-3 ③ K			B B B B 4-0 BB		x 0-0 ③ 4-3			B B B B 4-0 G6-3 BB	2	0	0	0	2	1	2
Ed Goodson, L (1, 3) OBP: 0.315, SLG: 0.415		x 0-0 ① F7		x 0-0 ③ 1-3			x 0-0 ① 4-3		x 0-0 ①② G6-3 1-2f	4	0	0	0	0	0	2
Tito Fuentes, S (1, 4) OBP: 0.299, SLG: 0.389		x 0-0 ② 6-3			x 0-0 ① 4-3		x 0-0 ② 4-3		x 0-0 2B	4	0	1	0	0	0	0
Ken Henderson, S (1, 7) OBP: 0.271, SLG: 0.320		x 0-0 ③ F8			x 0-0 ② 5-3		x 0-0 ③ 6-3		x 0-0 ③ 1-3	4	0	0	0	0	0	1
Al Gallagher, R (1, 5) OBP: 0.329, SLG: 0.285			x 0-0 ① 6-3		S S S 0-3 ③ K			x 0-0 ① 6-3		3	0	0	0	0	1	0
Dave Rader, L (1, 2) OBP: 0.311, SLG: 0.348			x 0-0 ② F9			x 0-0 FC6-4 E 1B		x 0-0 BB 1B		3	0	2	0	0	0	0
Frank Reberger, L (1, 1) OBP: 0.133, SLG: 0.133			S S S 0-3 ③ K			x 0-0 E5 FC6-4 1-2		B B B 4-0 1-2 BB		2	0	0	0	1	1	1
Dave Kingman, R (8, PH) OBP: 0.300, SLG: 0.473										0	0	0	0	1	0	0
Damaso Blanco, R (8, PR) OBP: 0.333, SLG: 0.333										0	0	0	0	0	0	0
Don McMahon, R (8, 1) OBP: 0.250, SLG: 0.250										0	0	0	0	0	0	0
Inning Stats	R: 0 E: 0 K: 3 S: 9 H: 0 LOB: 0 BB: 0 P: 9	R: 0 E: 0 K: 0 S: 3 H: 0 LOB: 0 BB: 0 P: 3	R: 0 E: 0 K: 1 S: 5 H: 0 LOB: 0 BB: 0 P: 5	R: 0 E: 0 K: 0 S: 3 H: 0 LOB: 1 BB: 1 P: 7	R: 0 E: 0 K: 1 S: 5 H: 0 LOB: 0 BB: 0 P: 5	R: 0 E: 1 K: 1 S: 7 H: 1 LOB: 2 BB: 0 P: 7	R: 0 E: 0 K: 0 S: 3 H: 0 LOB: 0 BB: 0 P: 3	R: 0 E: 0 K: 1 S: 6 H: 1 LOB: 2 BB: 1 P: 10	R: 0 E: 0 K: 0 S: 3 H: 1 LOB: 1 BB: 1 P: 7	1B: 2 2B: 1 3B: 0 HR: 0	SF: 0 SAC: 0 DP: 1 HBP: 0						

TOP

San Francisco Giants @ Los Angeles Dodgers
Dodger Stadium, Los Angeles, CA
Thu Aug 03 1972, 7:05 PM PDT
Att. 25,070 - Unknown

livebaseballscorecards.com

AB	30
R	0
H	3
RBI	0
BB	3
SO	7
LOB	14

WP: 0 PB: 0 SB: 1 CS: 0 PA: 33

PITCHER	IP	WLS	BF	H	R	ER	SO	BB	IBB	HBP	BLK	WP	HR	S	P	ERA	WHIP
Tommy John, L (1, 1) ERA: 2.72	9.0	W	33	3	0	0	7	3	0	0	0	0	0	44	56	0.00	0.667

PITCHER	IP	WLS	BF	H	R	ER	SO	BB	IBB	HBP	BLK	WP	HR	S	P	ERA	WHIP

Batter	1	2	3	4	5	6	7	8	9	AB	R	H	RBI	BB	SO	LOB
Lee Lacy, R (1, 4) OBP: 0.326, SLG: 0.362	E4 4-3 1B		K		K			6-3 2-3		4	1	0	0	0	2	2
Manny Mota, R (1, 7) OBP: 0.380, SLG: 0.478	4-3 1-2		3-1			5-3		3-H 1B		4	0	1	1	0	0	1
Willie Davis, L (1, 8) OBP: 0.315, SLG: 0.431	SH5-4 2-H 1B			3-1 S SF8 1B		F8		F2		4	1	2	1	0	0	1
Bill Buckner, L (1, 9) OBP: 0.355, SLG: 0.407	SH5-4 1-2			3-1 1-3		F8				2	0	0	0	0	0	1
Wes Parker, S (1, 3) OBP: 0.365, SLG: 0.364	4-3			SF8 3-H			F8			2	0	0	1	0	0	1
Bobby Valentine, R (1, 5) OBP: 0.304, SLG: 0.324		1-3		F6			5-3			3	0	0	0	0	0	0
Bill Russell, R (1, 6) OBP: 0.320, SLG: 0.424		F6 E 1B			FC1-6 1B		F8			3	0	2	0	0	0	0
Steve Yeager, R (1, 2) OBP: 0.429, SLG: 0.200		F6 1-3			FC1-6 SH1-4 1-2f			6-3 SH2 1B BB		2	1	0	0	1	0	2
Tommy John, R (1, 1) OBP: 0.114, SLG: 0.114			F9		SH1-4 1-2			SH2 1-2		1	0	0	0	0	0	0
Inning Stats	R: 1 E: 1 K: 0 S: 5 H: 1 LOB: 1 BB: 0 P: 5	R: 0 E: 1 K: 0 S: 3 H: 1 LOB: 1 BB: 0 P: 3	R: 0 E: 0 K: 1 S: 5 H: 0 LOB: 0 BB: 0 P: 5	R: 1 E: 0 K: 0 S: 4 H: 1 LOB: 0 BB: 0 P: 4	R: 0 E: 0 K: 1 S: 6 H: 1 LOB: 1 BB: 0 P: 6	R: 0 E: 0 K: 0 S: 3 H: 0 LOB: 0 BB: 0 P: 3	R: 0 E: 0 K: 0 S: 3 H: 0 LOB: 0 BB: 0 P: 3	R: 1 E: 0 K: 0 S: 4 H: 1 LOB: 1 BB: 1 P: 8		1B: 5 2B: 0 3B: 0 HR: 0 SF: 1 SAC: 3 DP: 0 HBP: 0						

PITCHER	IP	WLS	BF	H	R	ER	SO	BB	IBB	HBP	BLK	WP	HR	S	P	ERA	WHIP
Frank Reberger, R (1, 1) ERA: 2.64	7.0	L	25	4	2	1	2	0	0	0	0	0	0	29	29	1.29	0.571
Don McMahon, R (8, 1) ERA: 2.86	1.0		5	1	1	1	0	1	0	0	0	0	0	4	8	9.00	2.000

PITCHER	IP	WLS	BF	H	R	ER	SO	BB	IBB	HBP	BLK	WP	HR	S	P	ERA	WHIP

BOTTOM

San Francisco Giants @ Los Angeles Dodgers

Dodger Stadium, Los Angeles, CA

Thu Aug 03 1972, 7:05 PM PDT

Att. 25,070 - Unknown

livebaseballscorecards.com

AB	25
R	3
H	5
RBI	3
BB	1
SO	2
LOB	8

WP: 0 PA: 30
PB: 0
SB: 1
CS: 0

Batter	1	2	3	4	5	6	7	8	9	AB	R	H	RBI	BB	SO	LOB
Derrel Thomas, S (1, 6) OBP: 0.297, SLG: 0.297	F6		4-3			K		F7		4	0	0	0	0	1	0
Dave Roberts, R (1, 5) OBP: 0.288, SLG: 0.344	4-3			5-3			K		5-3	4	0	0	0	0	1	0
Larry Stahl, L (1, 7) OBP: 0.309, SLG: 0.341	BB			4-3			BB 1B BB		F8	2	0	0	0	2	0	0
Nate Colbert, R (1, 3) OBP: 0.320, SLG: 0.549	F8			K			K		2B	4	1	1	0	0	2	2
Cito Gaston, R (1, 9) OBP: 0.314, SLG: 0.394		K			F9		BB 1B 1-2		2B 2-H	4	1	2	1	0	1	0
Curt Blefary, L (1, 2) OBP: 0.326, SLG: 0.380		F8			K		BB 1-2 2-3		2B IBB	2	0	0	0	2	1	0
Garry Jestadt, R (1, 4) OBP: 0.279, SLG: 0.327		F9			5-3		K		2B 1-3 2-H	4	0	1	1	0	1	3
Johnny Jeter, R (1, 8) OBP: 0.271, SLG: 0.323			L8			6-3		F8	FC5-4 IBB	3	0	0	0	1	0	0
Mike Caldwell, R (1, 1) OBP: 0.037, SLG: 0.037			K			K		K	FC5-4 1-2f	4	0	0	0	0	3	3
Inning Stats	R: 0 E: 0 K: 0 S: 3 H: 0 LOB: 1 BB: 1 P: 7	R: 0 E: 0 K: 1 S: 5 H: 0 LOB: 0 BB: 0 P: 5	R: 0 E: 0 K: 1 S: 5 H: 0 LOB: 0 BB: 0 P: 5	R: 0 E: 0 K: 1 S: 5 H: 0 LOB: 0 BB: 0 P: 5	R: 0 E: 0 K: 1 S: 5 H: 0 LOB: 0 BB: 0 P: 5	R: 0 E: 0 K: 2 S: 7 H: 0 LOB: 0 BB: 0 P: 7	R: 0 E: 0 K: 3 S: 10 H: 1 LOB: 3 BB: 2 P: 18	R: 0 E: 0 K: 1 S: 5 H: 0 LOB: 0 BB: 0 P: 5	R: 2 E: 0 K: 0 S: 6 H: 3 LOB: 3 BB: 2 P: 14	1B: 1 2B: 3 3B: 0 HR: 0 SF: 0 SAC: 0 DP: 0 HBP: 0						

PITCHER		IP	WLS	BF	H	R	ER	SO	BB	IBB	HBP	BLK	WP	HR	S	P	ERA	WHIP
Bill Singer, R ERA: 3.45	(1, 1)	8.2	L	34	4	2	2	10	3	1	0	0	0	0	50	66	2.08	0.808
Jim Brewer, L ERA: 1.25	(9, 1)	0.1		2	0	0	0	0	0	1	0	0	0	0	1	5	0.00	0.000

PITCHER	IP	WLS	BF	H	R	ER	SO	BB	IBB	HBP	BLK	WP	HR	S	P	ERA	WHIP

TOP

San Diego Padres @ Los Angeles Dodgers

Dodger Stadium, Los Angeles, CA

Fri Aug 04 1972, 7:05 PM PDT

Att. 15,990 - Unknown

livebaseballscorecards.com

AB	31
R	2
H	4
RBI	2
BB	5
SO	10
LOB	8

Inning Stats	R: 0 E: 0 K: 0 S: 3	H: 0 LOB: 1 BB: 1 P: 7	R: 0 E: 0 K: 1 S: 5	H: 0 LOB: 0 BB: 0 P: 5	R: 0 E: 0 K: 1 S: 5	H: 0 LOB: 0 BB: 0 P: 5	R: 0 E: 0 K: 1 S: 5	H: 0 LOB: 0 BB: 0 P: 5	R: 0 E: 0 K: 2 S: 7	H: 0 LOB: 0 BB: 0 P: 7	R: 0 E: 0 K: 3 S: 10	H: 1 LOB: 3 BB: 2 P: 18	R: 0 E: 0 K: 1 S: 5	H: 0 LOB: 0 BB: 0 P: 5	R: 2 E: 0 K: 0 S: 6	H: 3 LOB: 3 BB: 2 P: 14	1B: 1 2B: 3 3B: 0 HR: 0	SF: 0 SAC: 0 DP: 0 HBP: 0	WP: 0 PB: 0 SB: 0 CS: 0	PA: 36

San Diego Padres @ Los Angeles Dodgers

Dodger Stadium, Los Angeles, CA

Fri Aug 04 1972, 7:05 PM PDT

Att. 15,990 - Unknown

livebaseballscorecards.com

BOTTOM

Batter	1	2	3	4	5	6	7	8	9	AB	R	H	RBI	BB	SO	LOB
Lee Lacy, R (1, 4) OBP: 0.324, SLG: 0.353	F8		BB CS			F8			F8	3	0	0	0	1	0	0
Willie Davis, L (1, 8) OBP: 0.312, SLG: 0.427	4-3		CS 1-2	K		L7			4-3	4	0	0	0	0	1	0
Manny Mota, R (1, 7) OBP: 0.381, SLG: 0.482	1B S			2B			6-3		5-3	4	0	2	0	0	0	0
Frank Robinson, R (1, 9) OBP: 0.349, SLG: 0.429	K 1-2			K			K			3	0	0	0	0	3	2
Wes Parker, S (1, 3) OBP: 0.364, SLG: 0.364		K		K			1B CS			3	0	1	0	0	2	1
Bobby Valentine, R (1, 5) OBP: 0.301, SLG: 0.320		5-3			6-3		CS 1-2	F8		3	0	0	0	0	0	0
Bill Russell, R (1, 6) OBP: 0.320, SLG: 0.422		5-3			F8			1B		3	0	1	0	0	0	0
Steve Yeager, R (1, 2) OBP: 0.300, SLG: 0.125			1-3		4-3			P6		3	0	0	0	0	0	1
Bill Singer, R (1, 1) OBP: 0.132, SLG: 0.135 Jim Brewer, L (9, 1)			4-3			5-3		K		3 0	0 0	0 0	0 0	0 0	1 0	1 0

	AB	29
	R	0
	H	4
	RBI	0
	BB	1
	SO	7
	LOB	5

Inning Stats	1	2	3	4	5	6	7	8	9	1B	SF	WP	PA	32
R	0	0	0	0	0	0	0	0	0	3	0	0		
E	0	0	0	0	0	0	0	0	0	1	0	0		
K	1	1	0	3	0	1	1	1	0	2	0	1		
S	6	5	2	10	3	3	5	6	3	3	0	0		
H	1	0	0	1	0	0	1	1	0	1	0	0		
LOB	1	0	0	1	0	0	0	1	0	0	0	0		
BB	0	0	1	0	0	0	0	0	0	0	0	1		
P	6	5	6	10	3	3	5	6	3	2	0	0		
										1	0	0		
										3	0	0		
										0	0	0		

PITCHER	IP	WLS	BF	H	R	ER	SO	BB	IBB	HBP	BLK	WP	HR	S	P	ERA	WHIP
Mike Caldwell, L (1, 1) ERA: 2.91	9.0	W	30	4	0	0	7	1	0	0	0	0	0	43	47	0.00	0.556

PITCHER	IP	WLS	BF	H	R	ER	SO	BB	IBB	HBP	BLK	WP	HR	S	P	ERA	WHIP

San Diego Padres @ Los Angeles Dodgers

Dodger Stadium, Los Angeles, CA

Sat Aug 05 1972, 7:05 PM PDT

Att. 22,581 - Unknown

TOP

livebaseballscorecards.com

Batter	1	2	3	4	5	6	7	8	9	AB	R	H	RBI	BB	SO	LOB
Derrel Thomas, S (1, 6) OBP: 0.297, SLG: 0.296	6-3		6-3			FC6-4, 1B, 1B		F8		4	0	1	0	0	0	0
Dave Roberts, R (1, 5) OBP: 0.291, SLG: 0.347	P4		6-3			FC6-4, 1-2, 1B		FC6-4, 1B		4	0	2	0	0	0	0
Jerry Morales, R (1, 7) OBP: 0.310, SLG: 0.352	4-3			K		FC6-4, 1-2f 2-3		K		4	0	0	0	0	2	3
Nate Colbert, R (1, 3) OBP: 0.319, SLG: 0.545		BBB, FC4, BB		5-3		FC6-4, 1-2f		FC6-4, 1-2f		3	0	0	0	1	0	3
Cito Gaston, R (1, 9) OBP: 0.313, SLG: 0.392 Enzo Hernandez, R (9, PR) OBP: 0.243, SLG: 0.238		FC4, 1B, 1-2f		K			6-3		SH1-4, 1B	4 0	0 0	1 0	0 0	0 0	1 0	1 0
Garry Jestadt, R (1, 4) OBP: 0.280, SLG: 0.327		FC6-4, 1-2, 1B			6-3		F7		SH1-4, 1-2	3	0	1	0	0	0	0
Johnny Jeter, R (1, 8) OBP: 0.271, SLG: 0.322		K			2-3		1B, 1B		F2	4	0	1	0	0	1	4
Joe Goddard, R (1, 2) OBP: 0.200, SLG: 0.111 Fred Kendall, R (9, PH) OBP: 0.241, SLG: 0.285		FC6-4, 1-2f			F3		1-2, 1B		F8	3 1	0 0	1 0	0 0	0 0	0 0	2 2
Clay Kirby, R (1, 1) OBP: 0.111, SLG: 0.067			6-3			1-3	K			3	0	0	0	0	1	2

	AB	33
	R	0
	H	7
	RBI	0
	BB	1
	SO	5
	LOB	17

Inning Stats	1	2	3	4	5	6	7	8	9	1B: 7	SF: 0	WP: 0	PA: 35
R:	0	0	0	0	0	0	0	0	0	2B: 0	SAC: 1	PB: 0	
E:	0	0	0	0	0	0	0	0	0	3B: 0	DP: 0	SB: 0	
K:	0	1	0	2	0	0	1	1	0	HR: 0	HBP: 0	CS: 0	
S:	3	6	3	7	3	5	7	6	4				
H:	0	1	0	0	0	2	2	1	1				
LOB:	0	2	0	0	0	2	2	1	2				
BB:	0	1	0	0	0	0	0	0	0				
P:	3	10	3	7	3	5	7	6	4				

PITCHER		IP	WLS	BF	H	R	ER	SO	BB	IBB	HBP	BLK	WP	HR	S	P	ERA	WHIP
Claude Osteen, L ERA: 2.25	(1, 1)	8.0	W	32	7	0	0	5	1	0	0	0	0	0	41	45	0.00	1.000
Jim Brewer, L ERA: 1.23	(9, 1)	1.0	S	3	0	0	0	0	0	0	0	0	0	0	3	3	0.00	0.000

PITCHER	IP	WLS	BF	H	R	ER	SO	BB	IBB	HBP	BLK	WP	HR	S	P	ERA	WHIP

Batter	1	2	3	4	5	6	7	8	9	AB	R	H	RBI	BB	SO	LOB
Lee Lacy, R (1, 4) OBP: 0.315, SLG: 0.343	K		G5-4-3 1-2f		K		K			4	0	0	0	0	3	4
Manny Mota, R (1, 7) OBP: 0.383, SLG: 0.478	E BB		F4			6-3		F8 SH1-4 1B BB		2	1	0	0	2	0	0
Willie Davis, L (1, 8) OBP: 0.309, SLG: 0.424	F6 1-2			F9		E4 1B		SH1-4 1-2		3	0	0	0	0	0	1
Bill Buckner, L (1, 9) OBP: 0.349, SLG: 0.400	F5			G3		L7		F8 2-3		4	0	0	0	0	0	3
Wes Parker, S (1, 3) OBP: 0.366, SLG: 0.364		F8		4-3		1-2 1B		1B IBB		3	0	1	0	1	0	0
Bobby Valentine, R (1, 5) OBP: 0.304, SLG: 0.327 Maury Wills, S (9, 5) OBP: 0.172, SLG: 0.142		2B			6-3	P4		1-3 3-H 1B		4 0	0 0	2 0	1 0	0 0	0 0	2 0
Bill Russell, R (1, 6) OBP: 0.315, SLG: 0.415		K			5-3		5-3	L8		4	0	0	0	0	1	3
Steve Yeager, R (1, 2) OBP: 0.308, SLG: 0.100		K			2B BB		K			2	0	0	0	1	2	1
Claude Osteen, L (1, 1) OBP: 0.333, SLG: 0.396 Jim Brewer, L (9, 1)			G5-4-3 BB		1-3 2B		H 1-0 HBP			1 0	0 0	1 0	0 0	1 0	0 0	0 0
Inning Stats	R: 0 E: 1 K: 1 S: 5 H: 0 LOB: 1 BB: 1 P: 9	R: 0 E: 0 K: 2 S: 8 H: 1 LOB: 1 BB: 0 P: 8	R: 0 E: 0 K: 0 S: 2 H: 0 LOB: 0 BB: 1 P: 6	R: 0 E: 0 K: 0 S: 3 H: 0 LOB: 0 BB: 0 P: 3	R: 0 E: 0 K: 1 S: 6 H: 1 LOB: 2 BB: 1 P: 10	R: 0 E: 1 K: 0 S: 5 H: 1 LOB: 2 BB: 0 P: 5	R: 0 E: 0 K: 2 S: 7 H: 0 LOB: 1 BB: 0 P: 8	R: 1 E: 0 K: 0 S: 4 H: 1 LOB: 2 BB: 2 P: 12		1B: 2 2B: 2 3B: 0 HR: 0	SF: 0 SAC: 1 DP: 1 HBP: 1		WP: 0 PB: 0 SB: 0 CS: 0	PA: 34		

PITCHER	IP	WLS	BF	H	R	ER	SO	BB	IBB	HBP	BLK	WP	HR	S	P	ERA	WHIP
Clay Kirby, R (1, 1) ERA: 3.07	8.0	L	34	4	1	1	6	4	1	1	0	0	0	40	61	1.12	1.000

PITCHER	IP	WLS	BF	H	R	ER	SO	BB	IBB	HBP	BLK	WP	HR	S	P	ERA	WHIP

BOTTOM

San Diego Padres @ Los Angeles Dodgers

Dodger Stadium, Los Angeles, CA

Sat Aug 05 1972, 7:05 PM PDT

Att. 22,581 - Unknown

livebaseballscorecards.com

AB	27
R	1
H	4
RBI	1
BB	5
SO	6
LOB	14

Batter	1	2	3	4	5	6	7	8	9	AB	R	H	RBI	BB	SO	LOB
Derrel Thomas, S (1, 6) OBP: 0.296, SLG: 0.296	F8		CS 1B			L9		F4		4	0	1	0	0	0	0
Dave Roberts, R (1, 5) OBP: 0.286, SLG: 0.341	5-3		F4			5-3		6-3		4	0	0	0	0	0	1
Larry Stahl, L (1, 7) OBP: 0.304, SLG: 0.335	K		CS 1-2	K		K			4-3	4	0	0	0	0	3	0
Nate Colbert, R (1, 3) OBP: 0.319, SLG: 0.541		F8		G4-6-3 1B			K		F3	4	0	1	0	0	1	0
Cito Gaston, R (1, 9) OBP: 0.311, SLG: 0.389		6-3		G4-6-3 1-2f			FC5 BB 1B		L7	4	0	1	0	0	0	1
Curt Blefary, L (1, 2) OBP: 0.326, SLG: 0.378		1B 1B			L9		K			3	0	1	0	0	1	1
Garry Jestadt, R (1, 4) OBP: 0.287, SLG: 0.329		1-3 1B			1-3		BB 1-2			2	0	1	0	1	0	0
Johnny Jeter, R (1, 8) OBP: 0.272, SLG: 0.322		K			S 1B		FC5 2-3f			3	0	1	0	0	1	4
Fred Norman, S (1, 1) OBP: 0.250, SLG: 0.179			F7		K 1-2			F9		2	0	0	0	0	1	1
Gary Ross, R (6, 1) OBP: 0.222, SLG: 0.222										0	0	0	0	0	0	0
Jerry Morales, R (8, PH) OBP: 0.309, SLG: 0.350										1	0	0	0	0	0	0
Ed Acosta, S (8, 1)										0	0	0	0	0	0	0
Inning Stats	R: 0 E: 0 K: 1 S: 5 H: 0 LOB: 0 BB: 0 P: 5	R: 0 E: 0 K: 1 S: 7 H: 2 LOB: 2 BB: 0 P: 7	R: 0 E: 0 K: 0 S: 3 H: 1 LOB: 0 BB: 0 P: 3	R: 0 E: 0 K: 1 S: 5 H: 1 LOB: 0 BB: 0 P: 5	R: 0 E: 0 K: 1 S: 6 H: 1 LOB: 1 BB: 0 P: 6	R: 0 E: 0 K: 1 S: 5 H: 0 LOB: 0 BB: 0 P: 5	R: 0 E: 0 K: 2 S: 8 H: 1 LOB: 2 BB: 1 P: 12	R: 0 E: 0 K: 0 S: 3 H: 0 LOB: 0 BB: 0 P: 3	R: 0 E: 0 K: 0 S: 3 H: 0 LOB: 0 BB: 0 P: 3	1B: 6 2B: 0 3B: 0 HR: 0 SF: 0 SAC: 0 DP: 1 HBP: 0						

PITCHER		IP	WLS	BF	H	R	ER	SO	BB	IBB	HBP	BLK	WP	HR	S	P	ERA	WHIP
Don Sutton, R ERA: 2.14	(1, 1)	9.0	W	32	6	0	0	7	1	0	0	0	0	0	45	49	0.00	0.778

PITCHER	IP	WLS	BF	H	R	ER	SO	BB	IBB	HBP	BLK	WP	HR	S	P	ERA	WHIP

TOP

San Diego Padres @ Los Angeles Dodgers

Dodger Stadium, Los Angeles, CA

Sun Aug 06 1972, 3:33 AM PDT

Att. 15,768 - Unknown

livebaseballscorecards.com

AB	31
R	0
H	6
RBI	0
BB	1
SO	7
LOB	8

WP: 0	PA: 33		
PB: 0			
SB: 1			
CS: 1			

Batter	1	2	3	4	5	6	7	8	9	AB	R	H	RBI	BB	SO	LOB
Lee Lacy, R (1, 4) OBP: 0.325, SLG: 0.359	F9			1-3		FC1-5; 1B	4-3; E; 2B	1-2; 2-H; 1B		5	1	3	1	0	0	0
Bill Buckner, L (1, 9) OBP: 0.350, SLG: 0.400	F8			FC4-6; 1B		WP; FC1-5; 1-2; 1B	4-3; 2-3	F9		5	1	2	0	0	0	3
Willie Davis, L (1, 8) OBP: 0.309, SLG: 0.422	F5			F8		FC1-5; WP; 1-2; 2-3f; 1B	E4; 3-H; 1B			4	2	1	1	0	0	3
Manny Mota, R (1, 7) OBP: 0.385, SLG: 0.476		5-3		FC4-6; 1-2f		1B; 1-2; 2-3; 1B; IBB	2-H; 1B			3	1	1	1	1	0	1
Wes Parker, S (1, 3) OBP: 0.368, SLG: 0.366		6-3			1B; 1B	1B; 1-2; 2-H; 3-H; 1B	6-3			4	0	2	2	0	0	0
Bobby Valentine, R (1, 5) OBP: 0.307, SLG: 0.330		F8			F9	1-3; 2-H; 1B		E; 1B; 1B		4	1	2	1	0	0	1
Bill Russell, R (1, 6) OBP: 0.317, SLG: 0.414			4-3		1-2; 1B	4-0; IBB		F8		3	0	1	0	1	0	1
Steve Yeager, R (1, 2) OBP: 0.235, SLG: 0.071			K		L9	K		F7		4	0	0	0	0	2	6
Don Sutton, R (1, 1) OBP: 0.183, SLG: 0.155			6-3		K	K		E6; 1-2; 1B		4	0	0	0	0	2	6
Inning Stats	R: 0 E: 0 K: 0 S: 3 H: 0 LOB: 0 BB: 0 P: 3	R: 0 E: 0 K: 0 S: 3 H: 0 LOB: 0 BB: 0 P: 3	R: 0 E: 0 K: 1 S: 5 H: 0 LOB: 0 BB: 0 P: 5	R: 0 E: 0 K: 0 S: 4 H: 1 LOB: 1 BB: 0 P: 4	R: 0 E: 0 K: 1 S: 7 H: 2 LOB: 2 BB: 0 P: 7	R: 3 E: 0 K: 2 S: 11 H: 4 LOB: 3 BB: 2 P: 19	R: 2 E: 1 K: 0 S: 5 H: 3 LOB: 0 BB: 0 P: 5	R: 1 E: 1 K: 0 S: 6 H: 2 LOB: 2 BB: 0 P: 6		1B: 11 2B: 1 3B: 0 HR: 0 SF: 0 SAC: 0 DP: 0 HBP: 0						

PITCHER		IP	WLS	BF	H	R	ER	SO	BB	IBB	HBP	BLK	WP	HR	S	P	ERA	WHIP
Fred Norman, L ERA: 3.29	(1, 1)	5.1	L	23	6	3	3	2	0	1	0	0	1	0	26	30	5.06	1.125
Gary Ross, R ERA: 2.11	(6, 1)	1.2		9	4	2	1	2	0	1	0	0	0	0	12	16	5.40	2.400
Ed Acosta, R ERA: 5.01	(8, 1)	1.0		6	2	1	0	0	0	0	0	0	0	0	6	6	0.00	2.000

PITCHER	IP	WLS	BF	H	R	ER	SO	BB	IBB	HBP	BLK	WP	HR	S	P	ERA	WHIP

BOTTOM

San Diego Padres @ Los Angeles Dodgers

Dodger Stadium, Los Angeles, CA

Sun Aug 06 1972, 3:33 AM PDT

Att. 15,768 - Unknown

livebaseballscorecards.com

AB	36
R	6
H	12
RBI	6
BB	2
SO	4
LOB	21

WP: 1	PA: 38		
PB: 0			
SB: 0			
CS: 0			

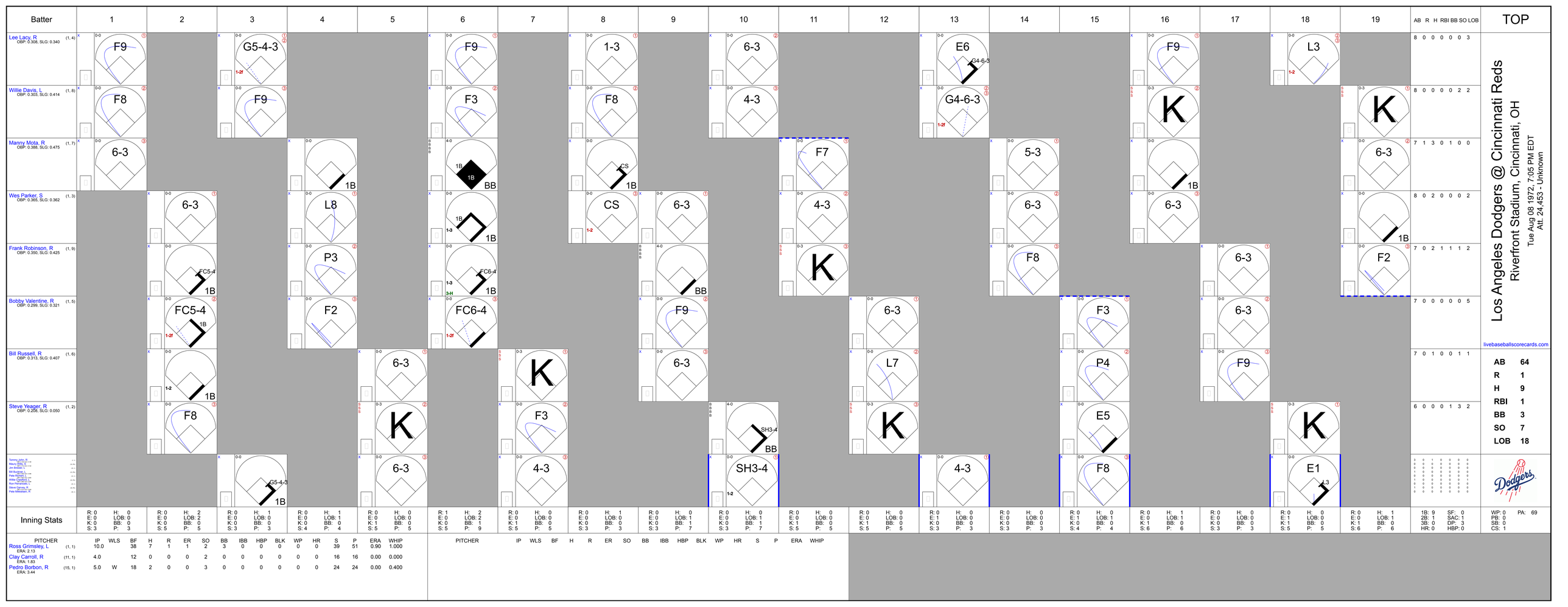

Los Angeles Dodgers @ Cincinnati Reds

Riverfront Stadium, Cincinnati, OH

Tue Aug 08 1972, 7:05 PM EDT

Att. 24,453 - Unknown

livebaseballscorecards.com

Batter	1	2	3	4	5	6	7	8	9	10	11	12	13	14	15	16	17	18	19	AB	R	H	RBI	BB	SO	LOB
Lee Lacy, R (1, 4) OBP: 0.308, SLG: 0.340	F9		G5-4-3 1-2f			F9		1-3		6-3			E6 G4-6-3			F9		L3 1-2		8	0	0	0	0	0	3
Willie Davis, L (1, 8) OBP: 0.303, SLG: 0.414	F8		F9			F3		F8		4-3			G4-6-3 1-2f			K			K	8	0	0	0	0	2	2
Manny Mota, R (1, 7) OBP: 0.388, SLG: 0.475	6-3			1B		1B 1B BB		CS 1B			F7			5-3		1B			6-3	7	1	3	0	1	0	0
Wes Parker, S (1, 3) OBP: 0.365, SLG: 0.362		6-3		L8		1B 1-3 1B		CS 1-2	6-3		4-3			6-3		6-3			1B	8	0	2	0	0	0	2
Frank Robinson, R (1, 9) OBP: 0.350, SLG: 0.425		FC5-4 1B		P3		FC6-4 1-3 3-H 1B			BB		K			F8			6-3		F2	7	0	2	1	1	1	2
Bobby Valentine, R (1, 5) OBP: 0.299, SLG: 0.321		FC5-4 1B 1-2f		F2		FC6-4 1-2f			F9			6-3			F3		6-3			7	0	0	0	0	0	5
Bill Russell, R (1, 6) OBP: 0.313, SLG: 0.407		1-2 1B			6-3		K		6-3			L7			P4		F9			7	0	1	0	0	1	1
Steve Yeager, R (1, 2) OBP: 0.208, SLG: 0.050		F8			K		F3			SH3-4 BB		K			E5			K		6	0	0	0	1	3	2
Tommy John, B (2, 4)			G5-4-3 1B		6-3		4-3			SH3-4 1-2			4-3		F8			E1 L3								
Mary Rich, S (2, 6)																										
Jim Brewer, L (2, 5)																										
Bill Buckner, L (2, 8)																										
Pete Richert, L (2, 9)																										
Willie Crawford, L (2, 10)																										
Ron Perranoski, L (2, 7)																										
Steve Garvey, R (2, 3)																										
Pete Mikkelsen, R (2, 1)																										

Inning Stats	1	2	3	4	5	6	7	8	9	10	11	12	13	14	15	16	17	18	19	AB	R	H	RBI	BB	SO	LOB
	R: 0 E: 0 K: 0 S: 3	H: 0 LOB: 0 BB: 0 P: 3	R: 0 E: 0 K: 0 S: 5	H: 2 LOB: 2 BB: 0 P: 5	R: 0 E: 0 K: 0 S: 3	H: 1 LOB: 0 BB: 0 P: 3	R: 0 E: 0 K: 0 S: 4	H: 1 LOB: 1 BB: 0 P: 4	R: 0 E: 0 K: 1 S: 5	H: 0 LOB: 0 BB: 0 P: 5	R: 1 E: 0 K: 0 S: 5	H: 2 LOB: 2 BB: 1 P: 9	R: 0 E: 0 K: 1 S: 5	H: 0 LOB: 0 BB: 0 P: 5	R: 0 E: 0 K: 0 S: 3	H: 1 LOB: 0 BB: 0 P: 3	R: 0 E: 0 K: 0 S: 3	H: 0 LOB: 0 BB: 0 P: 3	R: 0 E: 1 K: 0 S: 3	H: 0 LOB: 1 BB: 0 P: 4	R: 0 E: 1 K: 0 S: 4	H: 0 LOB: 1 BB: 0 P: 4	R: 0 E: 1 K: 1 S: 6	H: 1 LOB: 1 BB: 0 P: 6	R: 0 E: 0 K: 0 S: 3	H: 0 LOB: 0 BB: 0 P: 3	R: 0 E: 0 K: 1 S: 5	H: 0 LOB: 0 BB: 0 P: 5	R: 0 E: 0 K: 1 S: 6	H: 1 LOB: 1 BB: 0 P: 6	1B: 9 2B: 1 3B: 0 HR: 0	SF: 0 SAC: 1 DP: 3 HBP: 0	WP: 0 PB: 0 SB: 0 CS: 1	PA: 69

PITCHER		IP	WLS	BF	H	R	ER	SO	BB	IBB	HBP	BLK	WP	HR	S	P	ERA	WHIP
Ross Grimsley, L ERA: 2.13	(1, 1)	10.0		38	7	1	1	2	3	0	0	0	0	0	39	51	0.90	1.000
Clay Carroll, R ERA: 1.83	(11, 1)	4.0		12	0	0	0	2	0	0	0	0	0	0	16	16	0.00	0.000
Pedro Borbon, R ERA: 3.44	(15, 1)	5.0	W	18	2	0	0	3	0	0	0	0	0	0	24	24	0.00	0.400

PITCHER	IP	WLS	BF	H	R	ER	SO	BB	IBB	HBP	BLK	WP	HR	S	P	ERA	WHIP

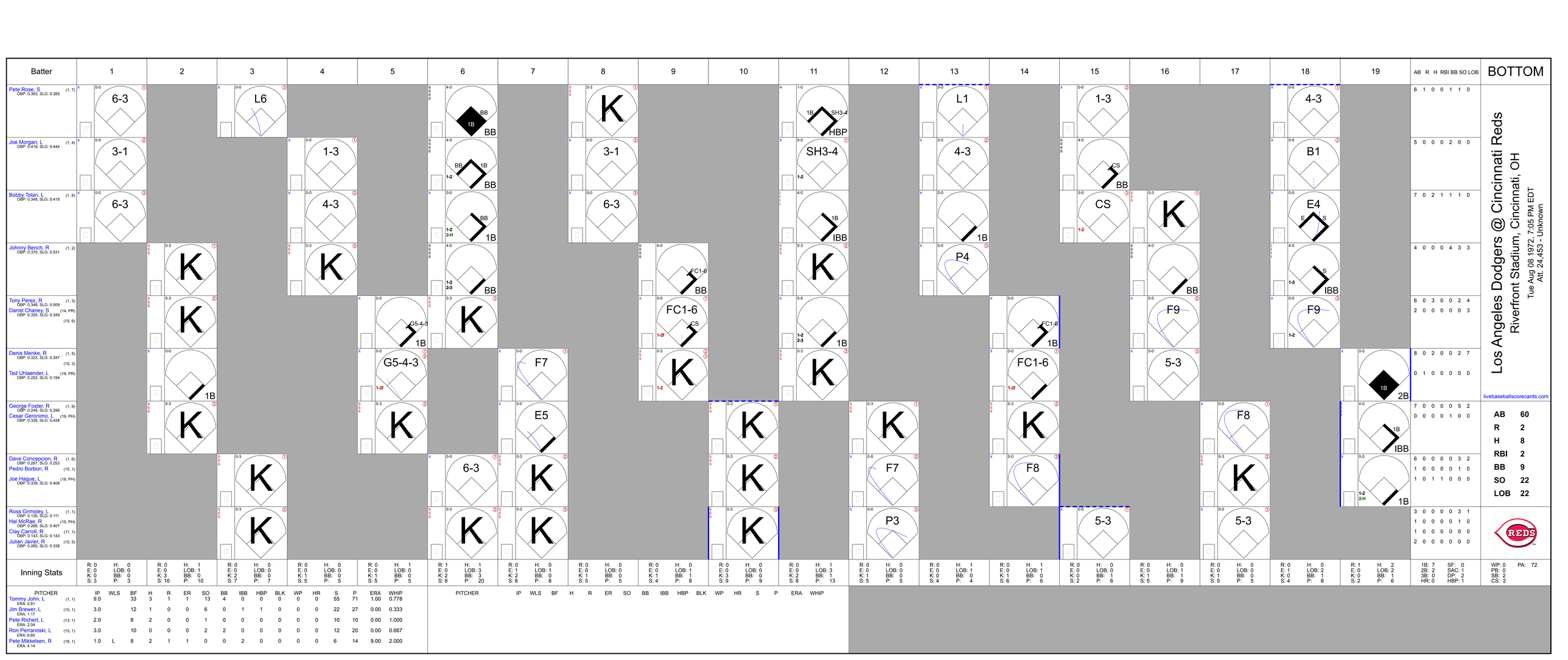
Batter
1
2
3
4
5
6
7
8
9
10
11
12
13
14
15
16
17
18
19
AB R H RBI BB SO LOB
BOTTOM
Pete Rose, S (1, 7) OBP: 0.363, SLG: 0.385
6-3
3-1
6-3
L6
1-3
4-3
K
K
G5-4-3 1B
F7
E5
6-3
K
K
K
BB
1B BB
BB
1B
BB
FC1-6 BB
FC1-6 CS
K
1B SH3-4 HBP
SH3-4
1B IBB
K
1-2 2-3 1B
K
L1
4-3
1B
P4
1-3
CS BB
CS
K
BB
F9
5-3
FC1-6 1B
FC1-6
K
F8
F8
5-3
4-3
B1
E4 E S
S IBB
F9
1B 2B
1B IBB
1B
F8
K
5-3
6 1 0 0 1 1 0
5 0 0 0 2 0 0
7 0 2 1 1 1 0
4 0 0 0 4 3 3
6 0 3 0 0 2 4
2 0 0 0 0 0 3
8 0 2 0 0 2 7
0 1 0 0 0 0 0
7 0 0 0 0 5 2
0 0 0 0 1 0 0
6 0 0 0 0 3 2
1 0 0 0 0 1 0
1 0 1 1 0 0 0
3 0 0 0 0 3 1
1 0 0 0 0 1 0
1 0 0 0 0 0 0
2 0 0 0 0 0 0
Joe Morgan, L (1, 4) OBP: 0.419, SLG: 0.444
Bobby Tolan, L (1, 8) OBP: 0.348, SLG: 0.418
Johnny Bench, R (1, 2) OBP: 0.370, SLG: 0.531
Tony Perez, R (1, 3) OBP: 0.348, SLG: 0.509
Darrel Chaney, S (14, PR) OBP: 0.355, SLG: 0.349
(15, 6)
Denis Menke, R (1, 5) OBP: 0.323, SLG: 0.347
(15, 3)
Ted Uhlaender, L (19, PR) OBP: 0.252, SLG: 0.194
George Foster, R (1, 9) OBP: 0.248, SLG: 0.296
Cesar Geronimo, L (19, PH) OBP: 0.328, SLG: 0.428
Dave Concepcion, R (1, 6) OBP: 0.267, SLG: 0.253
Pedro Borbon, R (15, 1)
Joe Hague, L (19, PH) OBP: 0.339, SLG: 0.408
Ross Grimsley, L (1, 1) OBP: 0.130, SLG: 0.111
Hal McRae, R (10, PH) OBP: 0.266, SLG: 0.407
Clay Carroll, R (11, 1) OBP: 0.143, SLG: 0.143
Julian Javier, R (15, 5) OBP: 0.280, SLG: 0.338
Los Angeles Dodgers @ Cincinnati Reds
Riverfront Stadium, Cincinnati, OH
Tue Aug 08 1972, 7:05 PM EDT
Att. 24,453 - Unknown
livebaseballscorecards.com
AB 60
R 2
H 8
RBI 2
BB 9
SO 22
LOB 22
REDS
Inning Stats
1: R: 0 E: 0 K: 0 S: 3 | H: 0 LOB: 0 BB: 0 P: 3
2: R: 0 E: 0 K: 3 S: 10 | H: 1 LOB: 1 BB: 0 P: 10
3: R: 0 E: 0 K: 2 S: 7 | H: 0 LOB: 0 BB: 0 P: 7
4: R: 0 E: 0 K: 1 S: 5 | H: 0 LOB: 0 BB: 0 P: 5
5: R: 0 E: 0 K: 1 S: 5 | H: 1 LOB: 0 BB: 0 P: 5
6: R: 1 E: 0 K: 2 S: 8 | H: 1 LOB: 3 BB: 3 P: 20
7: R: 0 E: 1 K: 2 S: 8 | H: 0 LOB: 1 BB: 0 P: 8
8: R: 0 E: 0 K: 1 S: 5 | H: 0 LOB: 0 BB: 0 P: 5
9: R: 0 E: 0 K: 1 S: 4 | H: 0 LOB: 1 BB: 1 P: 8
10: R: 0 E: 0 K: 3 S: 9 | H: 0 LOB: 0 BB: 0 P: 9
11: R: 0 E: 0 K: 2 S: 8 | H: 1 LOB: 3 BB: 1 P: 13
12: R: 0 E: 0 K: 1 S: 5 | H: 0 LOB: 0 BB: 0 P: 5
13: R: 0 E: 0 K: 0 S: 4 | H: 1 LOB: 1 BB: 0 P: 4
14: R: 0 E: 0 K: 1 S: 6 | H: 1 LOB: 1 BB: 0 P: 6
15: R: 0 E: 0 K: 0 S: 2 | H: 0 LOB: 0 BB: 1 P: 6
16: R: 0 E: 0 K: 1 S: 5 | H: 0 LOB: 1 BB: 1 P: 9
17: R: 0 E: 0 K: 1 S: 5 | H: 0 LOB: 0 BB: 0 P: 5
18: R: 0 E: 1 K: 0 S: 4 | H: 0 LOB: 2 BB: 1 P: 8
19: R: 1 E: 0 K: 0 S: 2 | H: 2 LOB: 2 BB: 1 P: 6
1B: 7 2B: 2 3B: 0 HR: 0
SF: 0 SAC: 1 DP: 2 HBP: 1
WP: 0 PB: 0 SB: 2 CS: 2
PA: 72
PITCHER IP WLS BF H R ER SO BB IBB HBP BLK WP HR S P ERA WHIP
Tommy John, L (1, 1) ERA: 2.61 9.0 33 3 1 1 13 4 0 0 0 0 0 55 71 1.00 0.778
Jim Brewer, L (10, 1) ERA: 1.17 3.0 12 1 0 0 6 0 1 1 0 0 0 22 27 0.00 0.333
Pete Richert, L (13, 1) ERA: 2.04 2.0 8 2 0 0 1 0 0 0 0 0 0 10 10 0.00 1.000
Ron Perranoski, L (15, 1) ERA: 6.65 3.0 10 0 0 0 2 2 0 0 0 0 0 12 20 0.00 0.667
Pete Mikkelsen, R (18, 1) ERA: 4.14 1.0 L 8 2 1 1 0 0 2 0 0 0 0 6 14 9.00 2.000
PITCHER IP WLS BF H R ER SO BB IBB HBP BLK WP HR S P ERA WHIP

Batter	1	2	3	4	5	6	7	8	9	AB	R	H	RBI	BB	SO	LOB
Lee Lacy, R (1, 4) OBP: 0.301, SLG: 0.331	S S S 0-3 ① K		x 0-0 ② FC5-4 1B 1-2f 2-3		x 0-0 ② 6-3		x 0-0 ② ③ G6-4-3 1-2f		x 0-0 ② ③ G6-3 1-2f	4	0	0	0	0	1	4
Willie Crawford, L (9, PH) OBP: 0.287, SLG: 0.387										1	0	0	0	0	0	2
Willie Davis, L (1, 8) OBP: 0.303, SLG: 0.412	S S S 0-3 ② K		x 0-0 ③ S 1B 1-3 3-H		x 0-0 ③ G3			x 0-0 ① 4-3		4	0	1	1	0	1	0
Manny Mota, R (1, 7) OBP: 0.386, SLG: 0.470	x 0-0 ③ F8		x 0-0 ③ 5-3 1-2			x 0-0 ① 1-3		B B B B 4-0 BB BB		3	0	0	0	1	0	2
Wes Parker, S (1, 3) OBP: 0.367, SLG: 0.362		S S S 0-3 ① K		S S S 0-3 ① K		x 0-0 1B		B B B B 4-0 G6-4-3 1-2 BB		3	0	1	0	1	2	0
Frank Robinson, R (1, 9) OBP: 0.349, SLG: 0.433		x 0-0 ② 5-3		x 0-0 HR		x 0-0 ② P3		x 0-0 ② ③ G6-4-3 1-2f		4	1	1	1	0	0	3
Bobby Valentine, R (1, 5) OBP: 0.300, SLG: 0.321		x 0-0 ③ F2		x 0-0 BB 1B		x 0-0 ③ F9			x 0-0 4-3 1B 1B	3	0	1	0	0	0	1
Bill Russell, R (1, 6) OBP: 0.319, SLG: 0.414			x 0-0 FC5-4 E 1B 1B	B B B B 4-0 G5-4-3 1-2 BB			x 0-0 1B 2B		x 0-0 ① 4-3 1-2	3	1	2	0	1	0	1
Steve Yeager, R (1, 2) OBP: 0.192, SLG: 0.045			x 0-0 ① P4	x 0-0 ② ③ G5-4-3 1-2f			x 0-0 G6-4-3 2-3 1B		x 0-0 1B 2-H 1B	2	0	0	0	0	0	3
Chris Cannizzaro, R (7, PH) OBP: 0.351, SLG: 0.338										2	0	2	1	0	0	0
(7, 2)																
Bill Singer, R (1, 1) OBP: 0.125, SLG: 0.128			x 0-0 FC5 FC5-4 1-2		x 0-0 ① 6-3		S S S 0-3 ① K		x 0-0 G6-3 1-2 1B	2	0	0	0	0	0	1
Al Downing, R (6, 1) OBP: 0.104, SLG: 0.106										0	0	0	0	0	0	0
Steve Garvey, R (6, 5) OBP: 0.311, SLG: 0.407										1	0	0	0	0	1	2
Bill Buckner, L (9, PH) OBP: 0.352, SLG: 0.401										1	1	1	0	0	0	0
Jim Lefebvre, S (9, PH) OBP: 0.269, SLG: 0.351										1	0	1	0	0	0	0
Inning Stats	R: 0 E: 0 K: 2 S: 7 H: 0 LOB: 0 BB: 0 P: 7	R: 0 E: 0 K: 1 S: 5 H: 0 LOB: 0 BB: 0 P: 5	R: 1 E: 1 K: 0 S: 6 H: 2 LOB: 2 BB: 0 P: 6	R: 1 E: 0 K: 1 S: 6 H: 2 LOB: 1 BB: 1 P: 10	R: 0 E: 0 K: 0 S: 3 H: 0 LOB: 0 BB: 0 P: 3	R: 0 E: 0 K: 0 S: 4 H: 1 LOB: 1 BB: 0 P: 4	R: 0 E: 0 K: 1 S: 6 H: 2 LOB: 1 BB: 0 P: 6	R: 0 E: 0 K: 0 S: 2 H: 0 LOB: 1 BB: 2 P: 10	R: 1 E: 0 K: 0 S: 5 H: 3 LOB: 1 BB: 0 P: 5	1B: 8 2B: 1 3B: 0 HR: 1 SF: 0 SAC: 0 DP: 4 HBP: 0						

PITCHER		IP	WLS	BF	H	R	ER	SO	BB	IBB	HBP	BLK	WP	HR	S	P	ERA	WHIP
Tom Hall, L ERA: 2.43	(1, 1)	7.1	W	31	7	2	1	5	3	0	0	0	0	1	38	50	1.23	1.364
Clay Carroll, R ERA: 1.92	(8, 1)	1.2	S	6	3	1	1	0	0	0	0	0	0	0	6	6	5.40	1.800

PITCHER	IP	WLS	BF	H	R	ER	SO	BB	IBB	HBP	BLK	WP	HR	S	P	ERA	WHIP

TOP

Los Angeles Dodgers @ Cincinnati Reds

Riverfront Stadium, Cincinnati, OH

Wed Aug 09 1972, 7:05 PM EDT

Att. 26,146 - Unknown

livebaseballscorecards.com

AB	34
R	3
H	10
RBI	3
BB	3
SO	5
LOB	19

Batter	1	2	3	4	5	6	7	8	9	AB	R	H	RBI	BB	SO	LOB
Pete Rose, S (1, 7) OBP: 0.365, SLG: 0.388	BBBB 4-0 2B BB	SSS 0-3 ③ K 3-H		x 0-0 ② FC4-6 1-2f 2-3 3-H		x 0-0 G3 1-3 2-H 3-H 2B		x 0-0 1B		4	1	2	3	1	1	2
Ted Uhlaender, L (1, 9) OBP: 0.245, SLG: 0.188 George Foster, R (6, PH) OBP: 0.244, SLG: 0.291 (7, 9)	SSS 0-3 ① K		x 0-0 ① F9	x 0-0 ③ F7		SSS 0-3 ① K		x 0-0 ② L4		3 2	0 0	0 0	0 0	0 0	1 1	3 3
Bobby Tolan, L (1, 8) OBP: 0.346, SLG: 0.414	x 0-0 ② F7		BBBB 4-0 FC5-4 BB		SSS 0-3 ① K2-3	x 0-0 ② G3 2-3 3-H		SSS 0-3 ③ K		4	0	0	1	1	2	3
Johnny Bench, R (1, 2) OBP: 0.369, SLG: 0.531	x 0-0 1-H 2B		x 0-0 ② FC5-4 1-2f		x 0-0 ② P6	x 0-0 ③ F7				4	0	1	1	0	0	2
Tony Perez, R (1, 3) OBP: 0.350, SLG: 0.513	BBBB 4-0 BB		SSS 0-3 ③ K		x 0-0 3B		SSS 0-3 ① K			3	0	1	0	1	2	1
Denis Menke, R (1, 5) OBP: 0.325, SLG: 0.345	x 0-0 ③ P4			BBBB 4-0 1B BB FC4-6 BB	x 0-0 ③ 5-3		BBBB 4-0 4-3 BB			2	1	0	0	2	0	3
Darrel Chaney, S (1, 4) OBP: 0.359, SLG: 0.343		x 0-0 ① F8		BBBB 4-0 FC4-6 1B 1-2 BB		BBBB 4-0 1B 2B 1B BB	x 0-0 ② 4-3 1-2			2	1	0	0	2	0	1
Dave Concepcion, R (1, 6) OBP: 0.270, SLG: 0.257		x 0-0 SH2-4 WP 1B		x 0-0 ① F9		x 0-0 1B 1-2 2B 1B	x 0-0 ③ 6-3			4	2	2	0	0	0	3
Tom Hall, L (1, 1) OBP: 0.143, SLG: 0.143 Clay Carroll, R (8, 1) OBP: 0.125, SLG: 0.125		x 0-0 ② SH2-4 1-3		x 0-0 FC4-6 1-2 2-3 1B		x 0-0 2B G3 1-2 2-3 1B		x 0-0 ① F8		2 1	1 0	2 0	0 0	0 0	0 0	0 0
Inning Stats	R: 1 H: 1 E: 0 LOB: 2 K: 1 BB: 2 S: 6 P: 14	R: 1 H: 1 E: 0 LOB: 0 K: 1 BB: 0 S: 6 P: 6	R: 0 H: 0 E: 0 LOB: 1 K: 1 BB: 1 S: 5 P: 9	R: 1 H: 1 E: 0 LOB: 2 K: 0 BB: 2 S: 4 P: 12	R: 0 H: 1 E: 0 LOB: 1 K: 1 BB: 0 S: 6 P: 6	R: 3 H: 3 E: 0 LOB: 1 K: 1 BB: 1 S: 8 P: 12	R: 0 H: 0 E: 0 LOB: 1 K: 1 BB: 1 S: 5 P: 9	R: 0 H: 1 E: 0 LOB: 1 K: 1 BB: 0 S: 6 P: 6		1B: 5 SF: 0 2B: 2 SAC: 1 3B: 1 DP: 0 HR: 0 HBP: 0				WP: 1 PA: 39 PB: 0 SB: 0 CS: 0		

PITCHER		IP	WLS	BF	H	R	ER	SO	BB	IBB	HBP	BLK	WP	HR	S	P	ERA	WHIP
Bill Singer, R ERA: 3.76	(1, 1)	5.0	L	28	7	6	6	4	6	0	0	0	1	0	30	54	10.80	2.600
Al Downing, L ERA: 3.02	(6, 1)	3.0		11	1	0	0	3	1	0	0	0	0	0	16	20	0.00	0.667

PITCHER	IP	WLS	BF	H	R	ER	SO	BB	IBB	HBP	BLK	WP	HR	S	P	ERA	WHIP

BOTTOM

Los Angeles Dodgers @ Cincinnati Reds

Riverfront Stadium, Cincinnati, OH

Wed Aug 09 1972, 7:05 PM EDT

Att. 26,146 - Unknown

livebaseballscorecards.com

AB	31
R	6
H	8
RBI	5
BB	7
SO	7
LOB	21

Batter	1	2	3	4	5	6	7	8	9	AB	R	H	RBI	BB	SO	LOB
Lee Lacy, R (1, 4) OBP: 0.304, SLG: 0.333	G4-6-3 1B 1B	5-3			F7		F9	G4-3 1-2 2-H 1B		5	0	2	1	0	0	2
Bill Buckner, L (1, 9) OBP: 0.352, SLG: 0.401	G4-6-3 1-2 1B		F7		6-3		1B 1B	G4-3 1-2f		5	1	2	0	0	0	2
Willie Davis, L (1, 8) OBP: 0.306, SLG: 0.414	G4-6-3 1-2f 2-3		G3 1B		1B 1B 1B		1B 1-3 1B		S S S K	5	2	3	0	0	1	2
Wes Parker, S (1, 3) OBP: 0.367, SLG: 0.363	6-3		G3 1-2		1B 1-2 1B		1B 1-3 3-H 1B		5-3	5	1	2	1	0	0	2
Willie Crawford, L (1, 7) OBP: 0.302, SLG: 0.419		HR		SH5-4 E 1B	1-3 2-H 1B		2-H 3-H 1B		4-3	5	1	4	4	0	0	0
Bobby Valentine, R (1, 5) OBP: 0.296, SLG: 0.317	6-3			E9 SH5-4 1-2	S S S K		6-3			4	0	0	0	0	1	3
Bill Russell, R (1, 6) OBP: 0.320, SLG: 0.413	1-3			SH5-4 1-2 2-3		F7		S 1B 1B		3	1	1	0	0	0	0
Chris Cannizzaro, R (1, 2) OBP: 0.354, SLG: 0.333	B B B B 1B BB			G4-6-3 IBB	S S S K			F3		2	0	0	0	2	1	1
Claude Osteen, L (1, 1) OBP: 0.344, SLG: 0.404 Jim Brewer, L (8, 1)	1-2 1B			G4-6-3 1-2f		F7		1B 1-2 1B		4 0	0 0	2 0	0 0	0 0	0 0	3 0
Inning Stats	R: 0 E: 0 K: 0 S: 4 H: 2 LOB: 1 BB: 0 P: 4	R: 1 E: 0 K: 0 S: 5 H: 2 LOB: 2 BB: 1 P: 9	R: 0 E: 0 K: 0 S: 3 H: 1 LOB: 0 BB: 0 P: 3	R: 0 E: 1 K: 0 S: 4 H: 1 LOB: 2 BB: 1 P: 8	R: 1 E: 0 K: 1 S: 8 H: 3 LOB: 2 BB: 0 P: 8	R: 0 E: 0 K: 1 S: 5 H: 0 LOB: 0 BB: 0 P: 5	R: 3 E: 0 K: 0 S: 6 H: 4 LOB: 0 BB: 0 P: 6	R: 1 E: 0 K: 0 S: 5 H: 3 LOB: 1 BB: 0 P: 5	R: 0 E: 0 K: 1 S: 5 H: 0 LOB: 0 BB: 0 P: 5	1B: 15 2B: 0 3B: 0 HR: 1 SF: 0 SAC: 1 DP: 3 HBP: 0						

PITCHER		IP	WLS	BF	H	R	ER	SO	BB	IBB	HBP	BLK	WP	HR	S	P	ERA	WHIP
Jack Billingham, R ERA: 3.48	(1, 1)	5.0		24	9	2	2	1	1	1	0	0	0	1	24	32	3.60	2.000
Don Gullett, L ERA: 5.74	(6, 1)	1.2	L	8	4	3	3	1	0	0	0	0	0	0	10	10	16.20	2.400
Pedro Borbon, R ERA: 3.5	(7, 1)	1.1		6	3	1	1	0	0	0	0	0	0	0	6	6	6.75	2.250
Ed Sprague, R ERA: 3.29	(9, 1)	1.0		3	0	0	0	1	0	0	0	0	0	0	5	5	0.00	0.000

PITCHER	IP	WLS	BF	H	R	ER	SO	BB	IBB	HBP	BLK	WP	HR	S	P	ERA	WHIP

TOP

Los Angeles Dodgers @ Cincinnati Reds

Riverfront Stadium, Cincinnati, OH

Thu Aug 10 1972, 7:05 PM EDT

Att. 28,279 - Unknown

livebaseballscorecards.com

AB	38
R	6
H	16
RBI	6
BB	2
SO	3
LOB	15

WP: 0	PB: 0	SB: 1	CS: 0
PA: 41			

Batter	1	2	3	4	5	6	7	8	9	AB	R	H	RBI	BB	SO	LOB
Pete Rose, S (1, 7) OBP: 0.368, SLG: 0.392	WP 5-3 1B		1-3 2-H 1B		3-H 1B			F9 ①		4	0	3	2	0	0	1
Hal McRae, R (1, 9) OBP: 0.254, SLG: 0.387	5-3 ① 1-2		1-3 ② 2-3		F9 ③			FC3-6 ② 1B 1-2f		3	0	0	0	0	0	3
Don Gullett, R (6, 1) OBP: 0.375, SLG: 0.357										0	0	0	0	0	0	0
Pedro Borbon, R (7, 1)										0	0	0	0	0	0	0
Julian Javier, R (8, PH) OBP: 0.276, SLG: 0.333										1	0	0	0	0	0	1
Ed Sprague, R (9, 1)										0	0	0	0	0	0	0
Bobby Tolan, L (1, 8) OBP: 0.345, SLG: 0.413	6-3 ② 2-3		3-1 ③			1-3 ①		FC6-4 1B 1-2		4	0	1	0	0	0	2
Johnny Bench, R (1, 2) OBP: 0.366, SLG: 0.525	L7 ③			5-3 ①		F8 ②		FC6-4 ③ 1-2f		4	0	0	0	0	0	3
Tony Perez, R (1, 3) OBP: 0.349, SLG: 0.510		G6-4-3 1B		6-3 ②		S S S K ③ 0-3			F8 ①	4	0	1	0	0	1	0
Denis Menke, R (1, 5) OBP: 0.321, SLG: 0.340		G6-4-3 ① ② 1-2f		5-3 ③			L7 ① 0-0		F7 ②	4	0	0	0	0	0	1
Dave Concepcion, R (1, 6) OBP: 0.270, SLG: 0.256		F9 ③			P4 ①		G6-3 1B		F4 ③	4	0	1	0	0	0	0
Darrel Chaney, S (1, 4) OBP: 0.359, SLG: 0.342			SH3 1B 1B		3-1 ②		G6-3 ② ③ 1-2f			3	1	1	0	0	0	1
Jack Billingham, R (1, 1) OBP: 0.067, SLG: 0.045										0	0	0	0	0	0	0
George Foster, R (5, PH) OBP: 0.256, SLG: 0.319 (6, 9)			SH3 ① 1-2		1B 3B			FC3-6 1B		2	1	2	0	0	0	0
Inning Stats	R: 0 H: 1 E: 0 LOB: 1 K: 0 BB: 0 S: 4 P: 4	R: 0 H: 1 E: 0 LOB: 0 K: 0 BB: 0 S: 3 P: 3	R: 1 H: 2 E: 0 LOB: 1 K: 0 BB: 0 S: 5 P: 5	R: 0 H: 0 E: 0 LOB: 0 K: 0 BB: 0 S: 3 P: 3	R: 1 H: 2 E: 0 LOB: 1 K: 0 BB: 0 S: 5 P: 5	R: 0 H: 0 E: 0 LOB: 0 K: 1 BB: 0 S: 5 P: 5	R: 0 H: 1 E: 0 LOB: 0 K: 0 BB: 0 S: 3 P: 3	R: 0 H: 2 E: 0 LOB: 2 K: 0 BB: 0 S: 5 P: 5	R: 0 H: 0 E: 0 LOB: 0 K: 0 BB: 0 S: 3 P: 3	1B: 8 SF: 0 2B: 0 SAC: 1 3B: 1 DP: 2 HR: 0 HBP: 0						

PITCHER	IP	WLS	BF	H	R	ER	SO	BB	IBB	HBP	BLK	WP	HR	S	P	ERA	WHIP
Claude Osteen, L (1, 1) ERA: 2.25	7.2	W	30	9	2	2	1	0	0	0	0	1	0	32	32	2.35	1.174
Jim Brewer, L (8, 1) ERA: 1.14	1.1	S	4	0	0	0	0	0	0	0	0	0	0	4	4	0.00	0.000

PITCHER	IP	WLS	BF	H	R	ER	SO	BB	IBB	HBP	BLK	WP	HR	S	P	ERA	WHIP

BOTTOM

Los Angeles Dodgers @ Cincinnati Reds

Riverfront Stadium, Cincinnati, OH

Thu Aug 10 1972, 7:05 PM EDT

Att. 28,279 - Unknown

livebaseballscorecards.com

AB	33
R	2
H	9
RBI	2
BB	0
SO	1
LOB	12

Batter	1	2	3	4	5	6	7	8	9	10	AB	R	H	RBI	BB	SO	LOB
Lee Lacy, R (1, 4) OBP: 0.312, SLG: 0.333	BBBB 4-0 G4-6-3 BB		x 0-0 ② 1-3 1-2		BBBB 4-0 1B BB		x 0-0 ③ 5-3			x 0-0 SH1-4 1B 1B	3	1	1	0	2	0	1
Willie Davis, L (1, 8) OBP: 0.305, SLG: 0.413	x 0-0 ①② G4-6-3 1-2f		x 0-0 ③ 4-3		x 0-0 1-3 1B			SSS 0-3 ① K		x 0-0 ① SH1-4 1-2	4	0	1	0	0	1	2
Manny Mota, R (1, 7) OBP: 0.386, SLG: 0.464	x 0-0 ③ 6-3			x 0-0 ① 5-3	IIII 4-0 G6-4-3 IBB			x 0-0 ② L7		IIII 4-0 1B IBB	3	0	0	0	2	0	0
Frank Robinson, R (1, 9) OBP: 0.343, SLG: 0.426		x 0-0 ① F9		x 0-0 ② 5-3	x 0-0 ②③ G6-4-3 1-2f			SSS 0-3 ③ K		x 0-0 ② F2	5	0	0	0	0	1	5
Wes Parker, S (1, 3) OBP: 0.374, SLG: 0.371		x 0-0 FC4-6 1B		x 0-0 1B 1B		x 0-0 ① 6-3			x 0-0 FC1-6 1B	x 0-0 1-3 2-H 1B	5	1	4	1	0	0	0
Bobby Valentine, R (1, 5) OBP: 0.296, SLG: 0.317 Maury Wills, S (9, PH) OBP: 0.169, SLG: 0.139 (9, 5)		x 0-0 ② FC4-6 FC6-4 1-2f		x 0-0 FC5 1B 1-2 1B		x 0-0 ② 6-3			x 0-0 ① FC1-6 1B 1B 1-2f G1-2-3	x 0-0 ③ B3	3 2	0 0	1 0	0 0	0 0	0 0	1 3
Bill Russell, R (1, 6) OBP: 0.322, SLG: 0.414		x 0-0 ③ FC6-4 1-2f		x 0-0 1-2 2-H 1B		x 0-0 ③ L9			x 0-0 1B 1-2 1B		4	0	2	1	0	0	1
Chris Cannizzaro, R (1, 2) OBP: 0.358, SLG: 0.338			x 0-0 FC1-6 1B	x 0-0 ③ FC5 2-3f			x 0-0 ① 5-3		x 0-0 1-2 2-3 1B		4	0	2	0	0	0	2
Don Sutton, R (1, 1) OBP: 0.175, SLG: 0.148 Jim Lefebvre, S (9, PH) OBP: 0.268, SLG: 0.349 Jim Brewer, L (9, 1)			x 0-0 ① FC1-6 1-3 1-2f		x 0-0 ① 5-3		SSS 0-3 ② K		x 0-0 ②③ G1-2-3 3-Hf		3 1 0	0 0 0	0 0 0	0 0 0	0 0 0	1 0 0	1 3 0
Inning Stats	R: 0 H: 0 E: 0 LOB: 0 K: 0 BB: 1 S: 2 P: 6	R: 0 H: 1 E: 0 LOB: 1 K: 0 BB: 0 S: 4 P: 4	R: 0 H: 1 E: 0 LOB: 1 K: 0 BB: 0 S: 4 P: 4	R: 1 H: 3 E: 0 LOB: 2 K: 0 BB: 0 S: 6 P: 6	R: 0 H: 1 E: 0 LOB: 2 K: 0 BB: 2 S: 3 P: 11	R: 0 H: 0 E: 0 LOB: 0 K: 0 BB: 0 S: 3 P: 3	R: 0 H: 0 E: 0 LOB: 0 K: 1 BB: 0 S: 5 P: 5	R: 0 H: 0 E: 0 LOB: 0 K: 2 BB: 0 S: 7 P: 7	R: 0 H: 3 E: 0 LOB: 2 K: 0 BB: 0 S: 5 P: 5	R: 1 H: 2 E: 0 LOB: 2 K: 0 BB: 1 S: 5 P: 9	1B: 11 2B: 0 3B: 0 HR: 0	SF: 0 SAC: 1 DP: 3 HBP: 0						

PITCHER	IP	WLS	BF	H	R	ER	SO	BB	IBB	HBP	BLK	WP	HR	S	P	ERA	WHIP
Mike Caldwell, L (1, 1) ERA: 2.81	10.0	L	42	11	2	2	3	2	2	0	0	0	0	44	60	1.80	1.300

PITCHER	IP	WLS	BF	H	R	ER	SO	BB	IBB	HBP	BLK	WP	HR	S	P	ERA	WHIP

TOP

Los Angeles Dodgers @ San Diego Padres

San Diego Stadium, San Diego, CA

Fri Aug 11 1972, 10:05 PM EDT

Att. 17,448 - Unknown

livebaseballscorecards.com

AB	37
R	2
H	11
RBI	2
BB	4
SO	3
LOB	19

WP: 0	PA: 42		
PB: 0			
SB: 0			
CS: 0			

Batter	1	2	3	4	5	6	7	8	9	10	AB	R	H	RBI	BB	SO	LOB
Derrel Thomas, S (1, 6) OBP: 0.290, SLG: 0.303	S S S 0-3 K ①		x 0-0 6-3 ③			x 0-0 B3 ①			S S S 0-3 K ①		4	0	0	0	0	2	1
Dave Roberts, R (1, 5) OBP: 0.287, SLG: 0.347	x 0-0 3-1 ②			x 0-0 F8 ①		S S S 0-3 K ②			S S S 0-3 K ②		4	0	0	0	0	2	1
Johnny Jeter, R (1, 8) OBP: 0.269, SLG: 0.318	S S S 0-3 K ③			x 0-0 F3 ②		x 0-0 F8 ③			x 0-0 F8 ③		4	0	0	0	0	1	1
Nate Colbert, R (1, 3) OBP: 0.316, SLG: 0.525		x 0-0 F4 ①		S S S 0-3 K ③			S S S 0-3 K ①			x 0-0 6-3 ①	4	0	0	0	0	2	0
Cito Gaston, R (1, 9) OBP: 0.311, SLG: 0.384		x 0-0 4-3 ②			S S S 0-3 K ①		x 0-0 L9 ②			x 0-0 F9 ②	4	0	0	0	0	1	0
Garry Jestadt, R (1, 4) OBP: 0.278, SLG: 0.360		x 0-0 HR			x 0-0 G3 ②		x 0-0 F6 ③			x 0-0 L8 ③	4	1	1	1	0	0	0
Jerry Morales, R (1, 7) OBP: 0.311, SLG: 0.361		x 0-0 5-3 ③			x 0-0 1B			S S S 0-3 K ①			3	0	1	0	0	1	0
Pat Corrales, R (1, 2) OBP: 0.252, SLG: 0.178			x 0-0 4-3 ①		S S S 0-3 K ③			x 0-0 F8 ②			3	0	0	0	0	1	1
Mike Caldwell, R (1, 1) OBP: 0.067, SLG: 0.067			S S S 0-3 K ②			x 0-0 1B		S S S 0-3 K ③			3	0	1	0	0	2	0
Inning Stats	R: 0 E: 0 K: 2 S: 7 H: 0 LOB: 0 BB: 0 P: 7	R: 1 E: 0 K: 0 S: 4 H: 1 LOB: 0 BB: 0 P: 4	R: 0 E: 0 K: 1 S: 5 H: 0 LOB: 0 BB: 0 P: 5	R: 0 E: 0 K: 1 S: 5 H: 0 LOB: 0 BB: 0 P: 5	R: 0 E: 0 K: 2 S: 8 H: 1 LOB: 1 BB: 0 P: 8	R: 0 E: 0 K: 1 S: 6 H: 1 LOB: 1 BB: 0 P: 6	R: 0 E: 0 K: 1 S: 5 H: 0 LOB: 0 BB: 0 P: 5	R: 0 E: 0 K: 2 S: 7 H: 0 LOB: 0 BB: 0 P: 7	R: 0 E: 0 K: 2 S: 7 H: 0 LOB: 0 BB: 0 P: 7	R: 0 E: 0 K: 0 S: 3 H: 0 LOB: 0 BB: 0 P: 3	1B: 2 2B: 0 3B: 0 HR: 1	SF: 0 SAC: 0 DP: 0 HBP: 0						

PITCHER	IP	WLS	BF	H	R	ER	SO	BB	IBB	HBP	BLK	WP	HR	S	P	ERA	WHIP
Don Sutton, R (1, 1) ERA: 2.1	8.0		27	3	1	1	10	0	0	0	0	0	1	47	47	1.12	0.375
Jim Brewer, L (9, 1) ERA: 1.11	2.0	W	6	0	0	0	2	0	0	0	0	0	0	10	10	0.00	0.000

PITCHER	IP	WLS	BF	H	R	ER	SO	BB	IBB	HBP	BLK	WP	HR	S	P	ERA	WHIP

BOTTOM

Los Angeles Dodgers @ San Diego Padres

San Diego Stadium, San Diego, CA

Fri Aug 11 1972, 10:05 PM EDT
Att. 17,448 - Unknown

livebaseballscorecards.com

AB	33
R	1
H	3
RBI	1
BB	0
SO	12
LOB	4

WP: 0 PB: 0 SB: 0 CS: 0 PA: 33

Los Angeles Dodgers @ San Diego Padres

San Diego Stadium, San Diego, CA

Sat Aug 12 1972, 10:05 PM EDT

Att. 10,956 - Unknown

TOP

livebaseballscorecards.com

Batter	1	2	3	4	5	6	7	8	9	AB	R	H	RBI	BB	SO	LOB
Lee Lacy, R (1, 4) OBP: 0.309, SLG: 0.335	K		F9		4-3 SF9 2B	G4-3 1-2f			1-3	5	1	1	0	0	1	3
Bill Buckner, L (1, 9) OBP: 0.353, SLG: 0.405	G3		G3 2B		4-3 2-3		6-3		S 1B	5	0	2	0	0	0	1
Willie Davis, L (1, 8) OBP: 0.306, SLG: 0.412	1B HR BB		G3 2-3		SF9 3-H		4-3 S 1B		K 1-2	3	1	1	1	1	1	2
Wes Parker, S (1, 3) OBP: 0.375, SLG: 0.370	1-3 HR 1B		BB BB		3-1		4-3 1-3			3	1	1	0	1	0	1
Willie Crawford, L (1, 7) OBP: 0.313, SLG: 0.439	1-H 3-H HR		1-2 BB			BB 5-4-3 1B BB	6-3			2	2	1	3	2	0	1
Bobby Valentine, R (1, 5) OBP: 0.292, SLG: 0.312	5-3		F8			5-4-3 1-2		4-3		4	0	0	0	0	0	4
Bill Russell, R (1, 6) OBP: 0.321, SLG: 0.409		6-3		F5		1B BB IBB		L5		3	0	0	0	1	0	0
Chris Cannizzaro, R (1, 2) OBP: 0.355, SLG: 0.331		F7		F3		1-2 2-3 1B BB		5-3		3	0	0	0	1	0	0
Tommy John, R (1, 1) OBP: 0.122, SLG: 0.122		2-3		K		1-2 2-3 3-H G4-3 1B			K	2	0	0	0	0	1	0
Manny Mota, R (6, PH) OBP: 0.389, SLG: 0.466										1	0	1	1	0	0	0
Pete Mikkelsen, R (6, 1)										1	0	0	0	0	1	0

AB	32
R	5
H	7
RBI	5
BB	6
SO	4
LOB	12

Inning Stats	1	2	3	4	5	6	7	8	9
	R: 3 E: 0 K: 1 S: 7	H: 2 LOB: 0 BB: 1 P: 11	R: 0 E: 0 K: 0 S: 3	H: 0 LOB: 0 BB: 0 P: 3	R: 0 E: 0 K: 0 S: 4	H: 1 LOB: 3 BB: 2 P: 12	R: 0 E: 0 K: 1 S: 5	H: 0 LOB: 0 BB: 0 P: 5	R: 1 E: 0 K: 0 S: 4	H: 1 LOB: 0 BB: 0 P: 4	R: 1 E: 0 K: 0 S: 3	H: 1 LOB: 2 BB: 3 P: 15	R: 0 E: 0 K: 0 S: 4	H: 1 LOB: 1 BB: 0 P: 4	R: 0 E: 0 K: 0 S: 3	H: 0 LOB: 0 BB: 0 P: 3	R: 0 E: 0 K: 2 S: 8	H: 1 LOB: 1 BB: 0 P: 8

| | | | | | | | | | |

Batter	1	2	3	4	5	6	7	8	9	AB	R	H	RBI	BB	SO	LOB
Derrel Thomas, S (1, 6) OBP: 0.289, SLG: 0.309	4-3		6-3		WP 3B		L7			4	1	1	0	0	0	0
Dave Roberts, R (1, 5) OBP: 0.290, SLG: 0.350	1B 1B		2B 6-3 1B		L6 3-H			F8		4	1	2	0	0	0	0
Jerry Morales, R (1, 7) OBP: 0.314, SLG: 0.367 (8, 8)	F8		1-3 2B		1B 1B			F7		4	0	2	0	0	0	1
Nate Colbert, R (1, 3) OBP: 0.318, SLG: 0.525	1-3 1B		6-3 3-H		1-3 1B			6-3		4	0	2	1	0	0	1
Cito Gaston, R (1, 9) OBP: 0.310, SLG: 0.381	K		K			5-3			FC4 1B	4	0	1	0	0	2	3
Garry Jestadt, R (1, 4) OBP: 0.273, SLG: 0.353		5-3		6-3		5-3			FC4 1-2f	4	0	0	0	0	0	1
Johnny Jeter, R (1, 8) OBP: 0.266, SLG: 0.314 Fred Norman, S (8, 1) OBP: 0.250, SLG: 0.179 Fred Kendall, R (9, PH) OBP: 0.246, SLG: 0.307		1-3		L8		F9			K	3 0 1	0 0 0	0 0 0	0 0 0	0 0 0	0 0 1	0 0 1
Pat Corrales, R (1, 2) OBP: 0.257, SLG: 0.184 Curt Blefary, L (7, PH) OBP: 0.314, SLG: 0.393 (8, 2)		1B		6-3			G3		4-3	2 2	0 0	1 0	0 0	0 0	0 0	0 1
Steve Arlin, R (1, 1) OBP: 0.262, SLG: 0.208 Gary Ross, R (6, 1) OBP: 0.222, SLG: 0.222 Larry Stahl, L (7, PH) OBP: 0.301, SLG: 0.330 (8, 7)		K			6-3		1-3			2 0 1	0 0 0	0 0 0	0 0 0	1 0 0	1 0 0	1 0 0
Inning Stats	R: 0 H: 2 E: 0 LOB: 2 K: 1 BB: 0 S: 7 P: 7	R: 0 H: 1 E: 0 LOB: 1 K: 1 BB: 0 S: 6 P: 6	R: 1 H: 2 E: 0 LOB: 1 K: 1 BB: 0 S: 7 P: 7	R: 0 H: 0 E: 0 LOB: 0 K: 0 BB: 0 S: 3 P: 3	R: 1 H: 3 E: 0 LOB: 2 K: 0 BB: 0 S: 5 P: 5	R: 0 H: 0 E: 0 LOB: 0 K: 0 BB: 0 S: 3 P: 3	R: 0 H: 0 E: 0 LOB: 0 K: 0 BB: 0 S: 3 P: 3	R: 0 H: 0 E: 0 LOB: 0 K: 0 BB: 0 S: 3 P: 3	R: 0 H: 1 E: 0 LOB: 1 K: 1 BB: 0 S: 6 P: 6	1B: 7 2B: 1 3B: 1 HR: 0	SF: 0 SAC: 0 DP: 0 HBP: 0						

PITCHER	IP	WLS	BF	H	R	ER	SO	BB	IBB	HBP	BLK	WP	HR	S	P	ERA	WHIP
Tommy John, L (1, 1) ERA: 2.64	5.0	W	22	8	2	2	3	0	0	0	0	1	0	28	28	3.60	1.600
Pete Mikkelsen, R (6, 1) ERA: 3.77	4.0	S	13	1	0	0	1	0	0	0	0	0	0	15	15	0.00	0.250

PITCHER	IP	WLS	BF	H	R	ER	SO	BB	IBB	HBP	BLK	WP	HR	S	P	ERA	WHIP

BOTTOM

Los Angeles Dodgers @ San Diego Padres

San Diego Stadium, San Diego, CA

Sat Aug 12 1972, 10:05 PM EDT

Att. 10,956 - Unknown

livebaseballscorecards.com

AB	35
R	2
H	9
RBI	1
BB	0
SO	4
LOB	9

WP: 1 PA: 35
PB: 0
SB: 0
CS: 0

Los Angeles Dodgers @ San Diego Padres

San Diego Stadium, San Diego, CA

Sun Aug 13 1972, 6:33 AM EDT

Att. 9,834 - Unknown

TOP

livebaseballscorecards.com

Batter	1	2	3	4	5	6	7	8	9	AB	R	H	RBI	BB	SO	LOB
Lee Lacy, R (1, 4) OBP: 0.317, SLG: 0.339	K		K			BB		1B HR 1B	L3-6 1B 1B	4	1	2	0	1	2	1
Bill Buckner, L (1, 9) OBP: 0.354, SLG: 0.405	F8			G3		F7		HR 1B	1B	5	1	2	1	0	0	1
Willie Davis, L (1, 8) OBP: 0.308, SLG: 0.426	F9			HR		K		HR	L3-6	5	2	2	4	0	1	3
Wes Parker, S (1, 3) OBP: 0.370, SLG: 0.364		F8		K		4-3		F8	6-3	5	0	0	0	0	1	2
Willie Crawford, L (1, 7) OBP: 0.322, SLG: 0.444		BB		5-3			G4-6-3 1B	S SH1-3 1B		3	0	2	0	1	0	0
Bobby Valentine, R (1, 5) OBP: 0.293, SLG: 0.313		L7			1B		G4-6-3	SH1-3		3	0	1	0	0	0	2
Bill Russell, R (1, 6) OBP: 0.324, SLG: 0.408			E5 FC1-6		F9		BB 1B	S IBB		3	0	1	0	1	0	1
Chris Cannizzaro, R (1, 2) OBP: 0.353, SLG: 0.324			F9		F9		BB	F6		3	0	0	0	1	0	4
Bill Singer, R (1, 1) OBP: 0.119, SLG: 0.122			FC1-6		5-3		K		1B 1B 2B	2	0	0	0	0	0	2
Frank Robinson, R (7, PH) OBP: 0.342, SLG: 0.424										1	0	0	0	0	1	2
Ron Perranoski, L (7, 1)										0	0	0	0	0	0	0
Jim Brewer, L (8, 1)										0	0	0	0	0	0	0
Maury Wills, S (8, 5) OBP: 0.176, SLG: 0.154										1	1	1	0	0	0	0
Inning Stats	R: 0 E: 0 K: 1 S: 5 H: 0 LOB: 0 BB: 0 P: 5	R: 0 E: 0 K: 0 S: 2 H: 0 LOB: 0 BB: 1 P: 6	R: 0 E: 1 K: 1 S: 6 H: 0 LOB: 1 BB: 0 P: 6	R: 1 E: 0 K: 1 S: 6 H: 1 LOB: 0 BB: 0 P: 6	R: 0 E: 0 K: 0 S: 4 H: 1 LOB: 1 BB: 0 P: 4	R: 0 E: 0 K: 1 S: 5 H: 0 LOB: 1 BB: 1 P: 9	R: 0 E: 0 K: 1 S: 6 H: 2 LOB: 2 BB: 1 P: 10	R: 3 E: 0 K: 0 S: 7 H: 4 LOB: 2 BB: 1 P: 11	R: 1 E: 0 K: 0 S: 5 H: 3 LOB: 1 BB: 0 P: 5	1B: 8 2B: 2 3B: 0 HR: 2 SF: 0 SAC: 1 DP: 2 HBP: 0						

AB	35
R	5
H	11
RBI	5
BB	4
SO	5
LOB	18

WP: 0 PB: 0 SB: 3 CS: 1 PA: 40

PITCHER		IP	WLS	BF	H	R	ER	SO	BB	IBB	HBP	BLK	WP	HR	S	P	ERA	WHIP
Clay Kirby, R ERA: 3.15	(1, 1)	8.0	L	37	10	5	5	5	3	1	0	0	0	2	43	59	5.62	1.625
Mike Corkins, R ERA: 3.72	(9, 1)	1.0		3	1	0	0	0	0	0	0	0	0	0	3	3	0.00	1.000

PITCHER	IP	WLS	BF	H	R	ER	SO	BB	IBB	HBP	BLK	WP	HR	S	P	ERA	WHIP

BOTTOM

Los Angeles Dodgers @ San Diego Padres

San Diego Stadium, San Diego, CA

Sun Aug 13 1972, 6:33 AM EDT

Att. 9,834 - Unknown

livebaseballscorecards.com

Batter	1	2	3	4	5	6	7	8	9	AB	R	H	RBI	BB	SO	LOB
Derrel Thomas, S (1, 6) OBP: 0.286, SLG: 0.304	K		4-3 2-3		5-3		FC5-4 1B 1-2f		E4 1-3	5	0	0	0	0	1	3
Dave Roberts, R (1, 5) OBP: 0.288, SLG: 0.347	6-3		F7		G3		1B 1-2		4-3	5	0	1	0	0	0	3
Larry Stahl, L (1, 7) OBP: 0.299, SLG: 0.332	F9			4-3 1B 2B	1-3		F7		K	5	1	1	0	0	1	4
Nate Colbert, R (1, 3) OBP: 0.319, SLG: 0.531		F4		4-3		HR		WP S 1B	K	5	1	2	1	0	1	3
Cito Gaston, R (1, 9) OBP: 0.306, SLG: 0.375		6-3		4-3 2-3		4-3		K 1-2		4	0	0	0	0	1	2
Garry Jestadt, R (1, 4) OBP: 0.277, SLG: 0.356		1B		BB 1B 3-H 1B		K		F7		4	1	2	1	0	1	1
Jerry Morales, R (1, 8) OBP: 0.317, SLG: 0.364		K		1B 1-2 BB		L8		WP IBB		2	0	0	0	2	1	1
Fred Kendall, R (1, 2) OBP: 0.257, SLG: 0.313			4-3 SH1-4 HBP	1-3 2-H 1B			FC5-6 1B	F7 1-2 2-3		3	0	2	1	0	0	2
Clay Kirby, R (1, 1) OBP: 0.101, SLG: 0.061 Mike Corkins, R (9, 1) OBP: 0.304, SLG: 0.435 Johnny Jeter, R (9, 8) OBP: 0.269, SLG: 0.317			SH1-4 1-2	K			FC5-6 FC5-4 1-2f		E 1B	2 0 1	0 0 0	0 0 1	0 0 0	0 0 0	1 0 0	3 0 0

	AB	36
	R	3
	H	9
	RBI	3
	BB	2
	SO	7
	LOB	22

Inning Stats										
	R: 0	H: 0	R: 0	H: 1	R: 0	H: 0	R: 2	H: 3	R: 0	H: 0
	E: 0	LOB: 0	E: 0	LOB: 1	E: 0	LOB: 1	E: 0	LOB: 2	E: 0	LOB: 0
	K: 1	BB: 0	K: 1	BB: 0	K: 0	BB: 0	K: 1	BB: 1	K: 0	BB: 0
	S: 5	P: 5	S: 6	P: 6	S: 3	P: 4	S: 8	P: 12	S: 3	P: 3

Inning Stats										
	R: 1	H: 1	R: 0	H: 2	R: 0	H: 1	R: 0	H: 1	1B: 7	SF: 0
	E: 0	LOB: 0	E: 0	LOB: 2	E: 1	LOB: 2	E: 0	LOB: 1	2B: 1	SAC: 1
	K: 1	BB: 0	K: 0	BB: 0	K: 2	BB: 0	K: 1	BB: 1	3B: 0	DP: 0
	S: 6	P: 6	S: 5	P: 5	S: 9	P: 9	S: 6	P: 10	HR: 1	HBP: 1

	WP: 1	PA: 40
	PB: 0	
	SB: 1	
	CS: 0	

PITCHER		IP	WLS	BF	H	R	ER	SO	BB	IBB	HBP	BLK	WP	HR	S	P	ERA	WHIP
Bill Singer, R ERA: 3.8	(1, 1)	6.0		25	5	3	3	4	1	0	1	0	0	1	31	36	4.50	1.000
Ron Perranoski, L ERA: 6.35	(7, 1)	1.0	W	6	3	0	0	0	0	0	0	0	0	0	6	6	0.00	3.000
Jim Brewer, L ERA: 1.07	(8, 1)	2.0	S	9	1	0	0	3	0	1	0	0	1	0	14	18	0.00	0.500

PITCHER	IP	WLS	BF	H	R	ER	SO	BB	IBB	HBP	BLK	WP	HR	S	P	ERA	WHIP

Pittsburgh Pirates @ Los Angeles Dodgers

Dodger Stadium, Los Angeles, CA

Tue Aug 15 1972, 7:05 PM PDT

Att. 27,484 - Unknown

TOP

livebaseballscorecards.com

Batter	1	2	3	4	5	6	7	8	9	AB	R	H	RBI	BB	SO	LOB
Rennie Stennett, R (1, 9) OBP: 0.314, SLG: 0.400	0-0 G6-3 1B	0-0 1B 2-H 3-H		0-0 E5 FC6-4		0-0 ② F8			0-3 ① K	5	0	2	2	0	1	0
Dave Cash, R (1, 4) OBP: 0.303, SLG: 0.361	0-0 ①② G6-3 1-2f	0-0 1-2 1B		0-0 ③ FC6-4 1-2f		0-3 ③ K			0-0 ② F9	5	0	1	0	0	1	2
Al Oliver, L (1, 8) OBP: 0.348, SLG: 0.439	0-0 ③ 4-3	0-0 ③ 4-3			1-0 1B 1B HBP		0-0 L6-3 1B		0-3 ③ K	4	1	1	0	0	1	2
Willie Stargell, L (1, 3) OBP: 0.393, SLG: 0.598		0-0 ① 4-3	0-0 ① 4-3		0-0 ① F6		0-0 ①② L6-3 1-2			4	0	0	0	0	0	2
Manny Sanguillen, R (1, 2) OBP: 0.342, SLG: 0.440		0-0 BB 1B 2B 1B	0-0 ② 6-3		0-0 1-3 1B 1B		0-3 ③ K			4	1	2	0	0	1	0
Bob Robertson, R (1, 7) OBP: 0.287, SLG: 0.302		0-0 BB 1-2 2B 1B	0-3 ③ K		0-0 ② F3			0-3 ① K		4	1	1	0	0	2	2
Richie Hebner, L (1, 5) OBP: 0.401, SLG: 0.545		0-3 ② K		0-0 HR	0-0 1-2 3-H FC6-4 1B			4-0 G6-3 1B BB		3	1	2	2	1	1	2
Gene Alley, R (1, 6) OBP: 0.343, SLG: 0.336		4-0 1-2 2-3 2B 1B BB		0-0 ① 5-3	0-0 ③ FC6-4 1-2f			0-0 1-2 G6-3 1B		3	1	1	0	1	0	2
Bruce Kison, R (1, 1) OBP: 0.156, SLG: 0.219 Bob Johnson, L (4, 1) OBP: 0.207, SLG: 0.214 Roberto Clemente, R (8, PH) OBP: 0.351, SLG: 0.490 Ramon Hernandez, S (8, 1) OBP: 0.182, SLG: 0.273		0-0 1-3 2-H 3-H 1B 2B		0-0 ② 5-3		0-3 ① K		0-0 ②③ G6-3 1-2f 2-3		2 1 1 0	1 0 0 0	1 0 0 0	2 0 0 0	0 1 0 0	0 0 2 0	0 0 0 0

Inning Stats																								
	R: 0	H: 1	R: 4	H: 5	R: 0	H: 0	R: 1	H: 1	R: 1	H: 2	R: 0	H: 0	R: 0	H: 1	R: 0	H: 1	R: 0	H: 0	1B: 9	SF: 0	WP: 0	PA: 39
	E: 0	LOB: 0	E: 0	LOB: 2	E: 0	LOB: 0	E: 1	LOB: 1	E: 0	LOB: 2	E: 0	LOB: 0	E: 0	LOB: 0	E: 0	LOB: 1	E: 0	LOB: 0	2B: 2	SAC: 0	PB: 0	
	K: 0	BB: 0	K: 1	BB: 1	K: 1	BB: 0	K: 0	BB: 0	K: 0	BB: 0	K: 2	BB: 0	K: 1	BB: 0	K: 1	BB: 1	K: 2	BB: 0	3B: 0	DP: 3	SB: 0	
	S: 3	P: 3	S: 10	P: 14	S: 5	P: 5	S: 5	P: 5	S: 5	P: 6	S: 7	P: 7	S: 5	P: 5	S: 5	P: 9	S: 7	P: 7	HR: 1	HBP: 1	CS: 0	

PITCHER		IP	WLS	BF	H	R	ER	SO	BB	IBB	HBP	BLK	WP	HR	S	P	ERA	WHIP
Claude Osteen, L ERA: 2.51	(1, 1)	4.1		23	8	6	6	2	1	0	1	0	0	1	25	30	12.46	2.077
Pete Richert, L ERA: 1.89	(5, 1)	2.2	W	9	2	0	0	3	0	0	0	0	0	0	15	15	0.00	0.750
Jim Brewer, L ERA: 1.04	(8, 1)	2.0	S	7	1	0	0	3	1	0	0	0	0	0	12	16	0.00	1.000

PITCHER	IP	WLS	BF	H	R	ER	SO	BB	IBB	HBP	BLK	WP	HR	S	P	ERA	WHIP

AB	36
R	6
H	11
RBI	6
BB	2
SO	8
LOB	14

Batter	1	2	3	4	5	6	7	8	9	AB	R	H	RBI	BB	SO	LOB
Lee Lacy, R (1, 4) OBP: 0.316, SLG: 0.337	E4 1B 1B	G4-6-3 1-3 1B		SH5-4 1-2 2-3		4-3	K			4	1	1	0	0	1	2
Bill Buckner, L (1, 9) OBP: 0.355, SLG: 0.405	F8	G4-6-3 1-2f		S 2-3 3-H 1B		HR 1B		6-3		5	1	2	1	0	0	3
Willie Davis, L (1, 8) OBP: 0.309, SLG: 0.433	1B 1B 1-3 1B		F4	SF8 1-2 3-H		1-H HR		4-3		4	2	2	3	0	0	0
Wes Parker, S (1, 3) OBP: 0.370, SLG: 0.362	1B 1-3 3-H 1B		1-3	6-3		F7		BBBB BB		4	0	1	1	1	0	1
Willie Crawford, L (1, 7) OBP: 0.314, SLG: 0.430	K		3-1		K	F5		K		5	0	0	0	0	3	3
Bobby Valentine, R (1, 5) OBP: 0.298, SLG: 0.316 Maury Wills, S (8, 5) OBP: 0.176, SLG: 0.154	FC5-4 1-2 3-H 1B			BBBB 1B 1B BB	4-3		E BB 1B			3 0	1 0	2 0	1 0	1 0	0 0	0 0
Bill Russell, R (1, 6) OBP: 0.330, SLG: 0.411	FC5-4 1-2f			1B 1-3 1B	S 1B		BBBB 1-2 BB			3	1	2	0	1	0	2
Chris Cannizzaro, R (1, 2) OBP: 0.356, SLG: 0.325		F6		SH5-4 1B 1-3 3-H 1B	1-2 IBB		F2 2-3			3	1	1	1	1	0	2
Claude Osteen, L (1, 1) OBP: 0.365, SLG: 0.414 Pete Richert, L (5, 1) OBP: 0.500, SLG: 0.500 Jim Lefebvre, S (7, PH) OBP: 0.266, SLG: 0.346 Jim Brewer, L (8, 1)		BBBB 1B BB		SH5-4 1B SF8 1-2 3-H 1B	K		F2			1 1 1 0	1 0 0 0	1 0 0 0	1 0 0 0	1 1 0 0	0 2 2 0	0 2 2 0
Inning Stats	R: 2 E: 1 K: 1 S: 9 H: 3 LOB: 2 BB: 0 P: 9	R: 0 E: 0 K: 0 S: 3 H: 1 LOB: 1 BB: 1 P: 7	R: 0 E: 0 K: 0 S: 3 H: 0 LOB: 0 BB: 0 P: 3	R: 4 E: 0 K: 0 S: 7 H: 4 LOB: 1 BB: 1 P: 11	R: 0 E: 0 K: 2 S: 8 H: 1 LOB: 2 BB: 1 P: 12	R: 2 E: 0 K: 0 S: 5 H: 2 LOB: 0 BB: 0 P: 5	R: 0 E: 1 K: 1 S: 6 H: 1 LOB: 2 BB: 1 P: 10	R: 0 E: 0 K: 1 S: 5 H: 0 LOB: 1 BB: 1 P: 9		1B: 11 2B: 0 3B: 0 HR: 1	SF: 1 SAC: 1 DP: 1 HBP: 0					

PITCHER		IP	WLS	BF	H	R	ER	SO	BB	IBB	HBP	BLK	WP	HR	S	P	ERA	WHIP
Bruce Kison, R ERA: 3.08	(1, 1)	3.1		20	8	6	4	1	2	0	0	0	0	0	20	28	10.80	3.000
Bob Johnson, R ERA: 3.57	(4, 1)	3.2	L	17	4	2	2	3	1	1	0	0	0	1	21	29	4.91	1.364
Ramon Hernandez, L ERA: 1.89	(8, 1)	1.0		4	0	0	0	1	1	0	0	0	0	0	5	9	0.00	1.000

PITCHER	IP	WLS	BF	H	R	ER	SO	BB	IBB	HBP	BLK	WP	HR	S	P	ERA	WHIP

BOTTOM

Pittsburgh Pirates @ Los Angeles Dodgers

Dodger Stadium, Los Angeles, CA

Tue Aug 15 1972, 7:05 PM PDT

Att. 27,484 - Unknown

livebaseballscorecards.com

AB	34
R	8
H	12
RBI	8
BB	5
SO	5
LOB	17

WP: 0	PA: 41		
PB: 0			
SB: 2			
CS: 0			

Pittsburgh Pirates @ Los Angeles Dodgers

Dodger Stadium, Los Angeles, CA

Wed Aug 16 1972, 7:05 PM PDT

Att. 28,318 - Unknown

livebaseballscorecards.com

Batter	1	2	3	4	5	6	7	8	9	AB	R	H	RBI	BB	SO	LOB
Vic Davalillo, L (1, 9) OBP: 0.374, SLG: 0.430	4-3			5-3		F7		5-3		4	0	0	0	0	0	0
Dave Cash, R (1, 4) OBP: 0.308, SLG: 0.369	L4			E 1B 1B		1B			BLK 1B 2B	4	1	3	0	0	0	0
Al Oliver, L (1, 8) OBP: 0.349, SLG: 0.440	F3			E5 G4-6-3 1-3 1B		4-3			2-H HR 1B	4	1	2	1	0	0	0
Willie Stargell, L (1, 3) OBP: 0.392, SLG: 0.602		6-3		G4-6-3 1-2f			F3		1-H HR	4	1	1	2	0	0	2
Gene Clines, R (9, 7) OBP: 0.367, SLG: 0.414										0	0	0	0	0	0	0
Richie Hebner, L (1, 5) OBP: 0.402, SLG: 0.543		F8			BB BB BB 4-0 BB		1B		F6	3	0	1	0	1	0	0
Manny Sanguillen, R (1, 2) OBP: 0.339, SLG: 0.436		5-3			F4		F5		F8	4	0	0	0	0	0	2
Bob Robertson, R (1, 7) OBP: 0.283, SLG: 0.297 (9, 3)			SSS 0-3 K		SSS 0-3 K		F4		SSS 0-3 K	4	0	0	0	0	3	2
Gene Alley, R (1, 6) OBP: 0.343, SLG: 0.333			4-3		BB BB BB 4-0 1-2 BB			4-3		2	0	0	0	1	0	0
Nelson Briles, R (1, 1) OBP: 0.167, SLG: 0.191			2-3		SSS 0-3 K			L4		2	0	0	0	0	1	2
Milt May, L (8, PH) OBP: 0.313, SLG: 0.322										1	0	0	0	0	0	0
Ramon Hernandez, S (8, 1) OBP: 0.182, SLG: 0.273										0	0	0	0	0	0	0
Bob Miller, R (8, 1)										0	0	0	0	0	0	0

Inning Stats	1	2	3	4	5	6	7	8	9		
	R: 0 H: 0	R: 0 H: 0	R: 0 H: 0	R: 0 H: 2	R: 0 H: 0	R: 0 H: 1	R: 0 H: 1	R: 0 H: 0	R: 3 H: 3	1B: 5 SF: 0	WP: 0 PA: 34
	E: 0 LOB: 0	E: 0 LOB: 0	E: 0 LOB: 0	E: 1 LOB: 1	E: 0 LOB: 2	E: 0 LOB: 0	E: 0 LOB: 1	E: 0 LOB: 0	E: 0 LOB: 0	2B: 1 SAC: 0	PB: 0
	K: 0 BB: 0	K: 0 BB: 0	K: 1 BB: 0	K: 0 BB: 0	K: 2 BB: 2	K: 0 BB: 0	K: 0 BB: 0	K: 0 BB: 0	K: 1 BB: 0	3B: 0 DP: 1	SB: 0
	S: 3 P: 3	S: 3 P: 3	S: 5 P: 5	S: 4 P: 4	S: 7 P: 15	S: 3 P: 3	S: 4 P: 4	S: 3 P: 3	S: 8 P: 8	HR: 1 HBP: 0	CS: 0

PITCHER	IP	WLS	BF	H	R	ER	SO	BB	IBB	HBP	BLK	WP	HR	S	P	ERA	WHIP
Don Sutton, R (1, 1) ERA: 2.14	9.0	L	34	7	3	3	4	2	0	0	1	0	1	40	48	3.00	1.000

PITCHER	IP	WLS	BF	H	R	ER	SO	BB	IBB	HBP	BLK	WP	HR	S	P	ERA	WHIP

Batter	1	2	3	4	5	6	7	8	9	AB	R	H	RBI	BB	SO	LOB
Lee Lacy, R (1, 4) OBP: 0.319, SLG: 0.341	4-3		1-2 2B 1B		FC4-6 1B		6-3			4	1	2	0	0	0	1
Bill Buckner, L (1, 9) OBP: 0.354, SLG: 0.402	4-3		F7		1-2f FC4-6 CS			FC1-6 1B		4	0	1	0	0	0	3
Willie Davis, L (1, 8) OBP: 0.308, SLG: 0.434	4-3		1-H 2-H 2B		S S S 1-2 K			1-2f FC1-6 S		4	0	1	2	0	1	2
Wes Parker, S (1, 3) OBP: 0.375, SLG: 0.361		F8	I I I FC6-4 IBB			B B B B G3-6-3 BB		1-2 G4-6-3 BB		1	0	0	0	3	0	0
Willie Crawford, L (1, 7) OBP: 0.309, SLG: 0.423		4-3	1-2f FC6-4			1-2f G3-6-3		1-2f G4-6-3		3	0	0	0	0	0	3
Manny Mota, R (8, PH) (9, 7) OBP: 0.387, SLG: 0.465										1	0	0	0	0	0	2
Bobby Valentine, R (1, 5) OBP: 0.301, SLG: 0.322	2B			F3		5-3			G6-4-3 1B	4	0	2	0	0	0	0
Bill Russell, R (1, 6) OBP: 0.333, SLG: 0.414	S S S K			F9 S 1B			1-4-3 S 1B		F2	3	0	2	0	0	1	1
Maury Wills, S (9, PH) OBP: 0.174, SLG: 0.153										1	0	0	0	0	0	1
Chris Cannizzaro, R (1, 2) OBP: 0.348, SLG: 0.316			F8	F9 1-3			F1 1-2		1-2f G6-4-3	4	0	0	0	0	0	3
Don Sutton, R (1, 1) OBP: 0.182, SLG: 0.156			1B 2B 1B	6-3			2-3 1-4-3			3	1	1	0	0	0	2
Inning Stats	R: 0 H: 0 E: 0 LOB: 0 K: 0 BB: 0 S: 3 P: 3	R: 0 H: 1 E: 0 LOB: 1 K: 1 BB: 0 S: 6 P: 6	R: 2 H: 3 E: 0 LOB: 2 K: 0 BB: 1 S: 6 P: 10	R: 0 H: 1 E: 0 LOB: 1 K: 0 BB: 0 S: 4 P: 4	R: 0 H: 1 E: 0 LOB: 0 K: 1 BB: 0 S: 5 P: 5	R: 0 H: 0 E: 0 LOB: 0 K: 0 BB: 1 S: 2 P: 6	R: 0 H: 1 E: 0 LOB: 1 K: 0 BB: 0 S: 4 P: 4	R: 0 H: 1 E: 0 LOB: 1 K: 0 BB: 1 S: 3 P: 7	R: 0 H: 1 E: 0 LOB: 0 K: 0 BB: 0 S: 3 P: 3	1B: 7 SF: 0 2B: 2 SAC: 0 3B: 0 DP: 3 HR: 0 HBP: 0						

PITCHER		IP	WLS	BF	H	R	ER	SO	BB	IBB	HBP	BLK	WP	HR	S	P	ERA	WHIP
Nelson Briles, R ERA: 3.23	(1, 1)	7.0		28	7	2	2	2	1	1	0	0	0	0	30	38	2.57	1.143
Ramon Hernandez, L ERA: 1.88	(8, 1)	0.1		3	1	0	0	0	1	0	0	0	0	0	2	6	0.00	6.000
Bob Miller, R ERA: 1.88	(8, 1)	1.2	W	4	1	0	0	0	0	0	0	0	0	0	4	4	0.00	0.600

PITCHER	IP	WLS	BF	H	R	ER	SO	BB	IBB	HBP	BLK	WP	HR	S	P	ERA	WHIP

BOTTOM

Pittsburgh Pirates @ Los Angeles Dodgers

Dodger Stadium, Los Angeles, CA

Wed Aug 16 1972, 7:05 PM PDT

Att. 28,318 - Unknown

livebaseballscorecards.com

AB	32
R	2
H	9
RBI	2
BB	3
SO	2
LOB	18

Batter	1	2	3	4	5	6	7	8	9	AB	R	H	RBI	BB	SO	LOB
Gene Clines, R (1, 9) OBP: 0.363, SLG: 0.410	L9		L5-3		L7		K		1B	5	0	1	0	0	1	0
Dave Cash, R (1, 4) OBP: 0.312, SLG: 0.370	6-3		1-3 1B		5-3		G1 BB		G1-6-3 1-2 1B	4	0	2	0	1	0	0
Al Oliver, L (1, 8) OBP: 0.350, SLG: 0.439	HBP 1B		1-3 1-2		1B		G1 1-2		G1-6-3 1-2f	5	0	2	0	0	0	4
Willie Stargell, L (1, 3) OBP: 0.390, SLG: 0.597	1-2 HBP		4-3		K		6-3			3	0	0	0	0	1	3
Manny Sanguillen, R (1, 2) OBP: 0.343, SLG: 0.446	F2			2B G3 1B		HR		G5-4-3 1B		4	2	3	1	0	0	2
Bob Robertson, R (1, 7) OBP: 0.286, SLG: 0.301		F9		G3 1-3 2B		FC1-6 BB		G5-4-3 1-2f		3	0	1	0	1	0	1
Richie Hebner, L (1, 5) OBP: 0.403, SLG: 0.546		FC4-6 1B		G3 2-3 3-H		FC1-6 FC5-4 1-2f		2B		4	0	2	1	0	0	2
Gene Alley, R (1, 6) OBP: 0.338, SLG: 0.328		FC4-6 1-2f		4-3		F9		1-3		4	0	0	0	0	0	4
Bob Moose, R (1, 1) OBP: 0.267, SLG: 0.226 Roberto Clemente, R (9, PH) OBP: 0.350, SLG: 0.488		4-3		G3		FC5-4 1-2f			G3	3 1	0 0	0 0	0 0	0 0	0 0	3 0
Inning Stats	R: 0 H: 1 E: 0 LOB: 2 K: 0 BB: 0 S: 4 P: 5	R: 0 H: 1 E: 0 LOB: 1 K: 0 BB: 0 S: 4 P: 4	R: 0 H: 1 E: 0 LOB: 1 K: 0 BB: 0 S: 4 P: 4	R: 1 H: 2 E: 0 LOB: 1 K: 0 BB: 0 S: 5 P: 5	R: 0 H: 1 E: 0 LOB: 1 K: 1 BB: 0 S: 6 P: 6	R: 1 H: 1 E: 0 LOB: 1 K: 0 BB: 1 S: 4 P: 8	R: 0 H: 0 E: 0 LOB: 1 K: 1 BB: 1 S: 5 P: 9	R: 0 H: 2 E: 0 LOB: 1 K: 0 BB: 0 S: 4 P: 4	R: 0 H: 2 E: 0 LOB: 1 K: 0 BB: 0 S: 4 P: 4	1B: 8 SF: 0 2B: 2 SAC: 0 3B: 0 DP: 2 HR: 1 HBP: 1						

TOP

Pittsburgh Pirates @ Los Angeles Dodgers

Dodger Stadium, Los Angeles, CA

Thu Aug 17 1972, 7:05 PM PDT

Att. 29,777 - Unknown

livebaseballscorecards.com

AB	36
R	2
H	11
RBI	2
BB	2
SO	2
LOB	19

PITCHER		IP	WLS	BF	H	R	ER	SO	BB	IBB	HBP	BLK	WP	HR	S	P	ERA	WHIP
Al Downing, L ERA: 2.97	(1, 1)	8.1	W	38	11	2	2	2	2	0	1	0	0	1	39	48	2.16	1.560
Pete Richert, L ERA: 1.86	(9, 1)	0.2	S	1	0	0	0	0	0	0	0	0	0	0	1	1	0.00	0.000

PITCHER	IP	WLS	BF	H	R	ER	SO	BB	IBB	HBP	BLK	WP	HR	S	P	ERA	WHIP

Batter	1	2	3	4	5	6	7	8	9	AB	R	H	RBI	BB	SO	LOB
Lee Lacy, R (1, 4) OBP: 0.323, SLG: 0.337	B B B B 4-0 1B SF7 BB		x 0-0 ② 4-3		x 0-0 ③ 6-3		B B B B 4-0 FC4-6 BB			2	1	0	0	2	0	0
Bill Buckner, L (1, 9) OBP: 0.352, SLG: 0.400	x 0-0 3-1 1-3 1B		x 0-0 ③ 4-3			x 0-0 ① 3-1	x 0-0 ② FC4-6 1-2f 2-3			4	0	1	0	0	0	2
Willie Davis, L (1, 8) OBP: 0.310, SLG: 0.436	x 0-0 ① SF7 3-H			x 0-0 BB 1B 1B		x 0-0 3B 1B	x 0-0 ③ F7			3	2	2	1	0	0	2
Wes Parker, S (1, 3) OBP: 0.376, SLG: 0.367	x 0-0 ② 3-1 2-3			B B B B 4-0 CS 1B 1-2 BB		x 0-0 1-H SH5-3 3B		x 0-0 ① G3		3	1	1	1	1	0	1
Willie Crawford, L (1, 7) OBP: 0.307, SLG: 0.415	x 0-0 ③ F7			x 0-0 ① L7		4-0 SH5-3 IBB		x 0-0 ② G3		3	0	0	0	1	0	3
Bobby Valentine, R (1, 5) OBP: 0.301, SLG: 0.322		x 0-0 ① 6-3		x 0-0 ② L7		x 0-0 ② SH5-3 1-2 3-H		x 0-0 1B 1B		3	0	1	1	0	0	2
Bill Russell, R (1, 6) OBP: 0.336, SLG: 0.415		x 0-0 ② 4-3		x 0-0 1-2 2-H 1B		x 0-0 ③ F5		x 0-0 1-3 1B		4	0	2	1	0	0	1
Chris Cannizzaro, R (1, 2) OBP: 0.346, SLG: 0.314		S S S 0-3 ③ K		0-0 ③ CS 2-3	S S S 0-3 ① K		x 0-0 FC4-6 SH1-3 1B	x 0-0 ③ F7		4	0	1	0	0	2	2
Al Downing, R (1, 1) OBP: 0.100, SLG: 0.102 Pete Richert, L (9, 1) OBP: 0.500, SLG: 0.500			S S S 0-3 ① K		x 0-0 ② 4-3		x 0-0 ① SH1-3 1-2			2 0	0 0	0 0	0 0	0 0	1 0	0 0
Inning Stats	R: 1 H: 1 E: 0 LOB: 1 K: 0 BB: 1 S: 4 P: 8	R: 0 H: 0 E: 0 LOB: 0 K: 1 BB: 0 S: 5 P: 5	R: 0 H: 0 E: 0 LOB: 0 K: 1 BB: 0 S: 5 P: 5	R: 1 H: 2 E: 0 LOB: 1 K: 0 BB: 1 S: 4 P: 8	R: 0 H: 0 E: 0 LOB: 0 K: 1 BB: 0 S: 5 P: 5	R: 2 H: 2 E: 0 LOB: 1 K: 0 BB: 1 S: 5 P: 9	R: 0 H: 1 E: 0 LOB: 2 K: 0 BB: 1 S: 4 P: 8	R: 0 H: 2 E: 0 LOB: 2 K: 0 BB: 0 S: 5 P: 5		1B: 7 SF: 1 2B: 0 SAC: 2 3B: 1 DP: 0 HR: 0 HBP: 0						

PITCHER		IP	WLS	BF	H	R	ER	SO	BB	IBB	HBP	BLK	WP	HR	S	P	ERA	WHIP
Bob Moose, R ERA: 3.23	(1, 1)	8.0	L	35	8	4	4	3	3	1	0	0	0	0	37	53	4.50	1.375

PITCHER	IP	WLS	BF	H	R	ER	SO	BB	IBB	HBP	BLK	WP	HR	S	P	ERA	WHIP

BOTTOM

Pittsburgh Pirates @ Los Angeles Dodgers

Dodger Stadium, Los Angeles, CA

Thu Aug 17 1972, 7:05 PM PDT

Att. 29,777 - Unknown

livebaseballscorecards.com

AB	28
R	4
H	8
RBI	4
BB	4
SO	3
LOB	13

Batter	1	2	3	4	5	6	7	8	9	AB	R	H	RBI	BB	SO	LOB
Don Kessinger, S (1, 6) OBP: 0.366, SLG: 0.330	L6	4-3			F7			S 1B	1B 1B 1-2 2-H 3-H	5	0	2	2	0	0	0
Jose Cardenal, R (1, 9) OBP: 0.344, SLG: 0.454	FC4-6 S 1B BB	L3			F8			F9 1-2	1B 1-3 2-H	4	1	1	1	1	0	1
Billy Williams, L (1, 7) OBP: 0.394, SLG: 0.579 Bill North, S (9, 7) OBP: 0.226, SLG: 0.171	FC4-6 1-2 BB		K		F8			F7	F8	4 0	0 0	0 0	0 0	1 0	1 0	3 0
Joe Pepitone, L (1, 3) OBP: 0.297, SLG: 0.394	FC4-6 1B BB 1-2f 2-3		CS 1B			G3		F9		4	1	1	0	0	0	3
Ron Santo, R (1, 5) OBP: 0.368, SLG: 0.473	BB BB 1-3 3-H 1B		K 1-2			6-3			5-3	4	0	1	1	0	1	1
Rick Monday, L (1, 8) OBP: 0.360, SLG: 0.388	BB 1-2 BB			3-1		4-3			1-3	3	0	0	0	1	0	0
Paul Popovich, S (1, 4) OBP: 0.253, SLG: 0.256	1-2 2-3 3-H BB			P5-3			P3-1		1B 1B BB	2	1	0	1	2	0	0
Ken Rudolph, R (1, 2) OBP: 0.258, SLG: 0.317	F8			1B			F8		BB 1-3 1B	4	1	2	0	0	0	3
Fergie Jenkins, R (1, 1) OBP: 0.229, SLG: 0.261		K		K			K		1B 1-2 1B BB	3	1	0	0	1	3	1
Inning Stats	R: 2 E: 0 K: 0 S: 4 H: 1 LOB: 3 BB: 4 P: 20	R: 0 E: 0 K: 1 S: 5 H: 0 LOB: 0 BB: 0 P: 5	R: 0 E: 0 K: 2 S: 7 H: 1 LOB: 1 BB: 0 P: 7	R: 0 E: 0 K: 1 S: 6 H: 1 LOB: 1 BB: 0 P: 6	R: 0 E: 0 K: 0 S: 3 H: 0 LOB: 0 BB: 0 P: 3	R: 0 E: 0 K: 0 S: 3 H: 0 LOB: 0 BB: 0 P: 3	R: 0 E: 0 K: 1 S: 5 H: 0 LOB: 0 BB: 0 P: 5	R: 0 E: 0 K: 0 S: 4 H: 1 LOB: 1 BB: 0 P: 4	R: 3 E: 0 K: 0 S: 6 H: 3 LOB: 2 BB: 2 P: 14	1B: 7 2B: 1 3B: 0 HR: 0 SF: 0 SAC: 0 DP: 1 HBP: 0						

PITCHER		IP	WLS	BF	H	R	ER	SO	BB	IBB	HBP	BLK	WP	HR	S	P	ERA	WHIP
Bill Singer, R ERA: 3.73	(1, 1)	7.0	L	27	3	2	2	5	4	0	0	0	0	0	33	49	2.57	1.000
Ron Perranoski, L ERA: 6.93	(8, 1)	2.0		12	4	3	3	0	2	0	0	0	0	0	10	18	13.50	3.000

PITCHER	IP	WLS	BF	H	R	ER	SO	BB	IBB	HBP	BLK	WP	HR	S	P	ERA	WHIP

Chicago Cubs @ Los Angeles Dodgers

Dodger Stadium, Los Angeles, CA

Fri Aug 18 1972, 7:05 PM PDT

Att. 20,824 - Unknown

TOP

livebaseballscorecards.com

AB	33
R	5
H	7
RBI	5
BB	6
SO	5
LOB	12

WP: 0 PB: 0 SB: 2 CS: 1 PA: 39

BOTTOM

Chicago Cubs @ Los Angeles Dodgers

Dodger Stadium, Los Angeles, CA

Fri Aug 18 1972, 7:05 PM PDT

Att. 20,824 - Unknown

livebaseballscorecards.com

Batter	1	2	3	4	5	6	7	8	9	AB	R	H	RBI	BB	SO	LOB
Lee Lacy, R (1, 4) OBP: 0.320, SLG: 0.333	0-0 L6		0-0 F8		0-3 K		0-0 FC5-4 1B 1-2f		0-0 1B	5	0	1	0	0	1	1
Bill Buckner, L (1, 9) OBP: 0.349, SLG: 0.396	0-0 1-3		0-0 P4-3		0-0 P4		0-0 1-2 1B		0-0 P4-3	5	0	1	0	0	0	1
Willie Davis, L (1, 8) OBP: 0.309, SLG: 0.433	0-0 E3		BBBB 4-0 BB BB BB		0-0 L8		0-0 F5			3	0	0	0	1	0	2
Wes Parker, S (1, 3) OBP: 0.378, SLG: 0.367	0-0 L6		BBBB 4-0 BB 1-2 BB			0-0 F7		0-0 1B		3	0	1	0	1	0	1
Willie Crawford, L (1, 7) OBP: 0.316, SLG: 0.420		0-0 1B 1B	BBBB 4-0 1-2 2-3 BB			0-0 1B		SSS 0-3 K		3	0	2	0	1	1	1
Bobby Valentine, R (1, 5) OBP: 0.304, SLG: 0.325		0-0 1-2 1B	0-0 F8			0-0 1B		SSS 0-3 K		4	0	2	0	0	1	4
Bill Russell, R (1, 6) OBP: 0.334, SLG: 0.413		0-0 F3		0-0 P4-6-3 1B		SSS 0-3 K		SSS 0-3 K		4	0	1	0	0	2	4
Chris Cannizzaro, R (1, 2) OBP: 0.344, SLG: 0.313		0-0 F7		0-0 P4-6-3 1-2f			0-0 FC5-4 1B		0-0 F2	4	0	1	0	0	0	3
Bill Singer, R (1, 1) OBP: 0.114, SLG: 0.116 Billy Grabarkewitz, R (7, PH) OBP: 0.233, SLG: 0.215 Ron Perranoski, L (8, 1) Jim Lefebvre, S (9, PH) OBP: 0.265, SLG: 0.344		0-0 F9		SSS 0-3 K			0-0 F8		0-0 F2	2 1 0 1	0 0 0 0	0 0 0 0	0 0 0 0	0 0 0 0	1 0 0 0	2 1 0 0

	AB	35
	R	0
	H	9
	RBI	0
	BB	3
	SO	6
	LOB	20

Inning Stats	1	2	3	4	5	6	7	8	9	1B: 9	SF: 0	WP: 0	PA: 38
R	0	0	0	0	0	0	0	0	0	2B: 0	SAC: 0	PB: 0	
E	1	0	0	0	0	0	0	0	0	3B: 0	DP: 1	SB: 0	
K	0	0	0	1	1	1	0	3	0	HR: 0	HBP: 0	CS: 0	
S	4	5	3	5	5	6	5	10	4				
H	0	2	0	1	0	2	2	1	1				
LOB	1	2	3	0	0	1	2	1	1				
BB	0	0	3	0	0	0	0	0	0				
P	4	5	15	5	5	6	5	10	4				

PITCHER	IP	WLS	BF	H	R	ER	SO	BB	IBB	HBP	BLK	WP	HR	S	P	ERA	WHIP
Fergie Jenkins, R (1, 1) ERA: 2.88	9.0	W	38	9	0	0	6	3	0	0	0	0	0	47	59	0.00	1.333

PITCHER	IP	WLS	BF	H	R	ER	SO	BB	IBB	HBP	BLK	WP	HR	S	P	ERA	WHIP

Chicago Cubs @ Los Angeles Dodgers

Dodger Stadium, Los Angeles, CA

Sat Aug 19 1972, 7:05 PM PDT

Att. 48,073 - Unknown - 68 F

livebaseballscorecards.com

TOP

Batter	1	2	3	4	5	6	7	8	9	AB	R	H	RBI	BB	SO	LOB
Don Kessinger, S (1, 6) OBP: 0.366, SLG: 0.329	2-3		5-3			1-6-3			G4-6-3 1B	4	0	1	0	0	0	0
Jose Cardenal, R (1, 8) OBP: 0.340, SLG: 0.449	5-3			6-3			4-3		F3	4	0	0	0	0	0	1
Joe Pepitone, L (1, 3) OBP: 0.296, SLG: 0.409	HR			4-3			1-3		G4-6-3 1-2f	4	1	1	1	0	0	1
Jim Hickman, R (1, 9) OBP: 0.385, SLG: 0.466	K			K			6-3			3	0	0	0	0	2	0
Ron Santo, R (1, 5) OBP: 0.367, SLG: 0.472		E5 3-6			K			FC 1B 1B		3	1	1	0	0	1	0
Carmen Fanzone, R (1, 7) OBP: 0.349, SLG: 0.414		F9			K			F8		3	0	0	0	0	1	2
Glenn Beckert, R (1, 4) OBP: 0.296, SLG: 0.344		3-6 1-2f			F8			FC 1B 1-2		3	0	0	0	0	0	2
Ken Rudolph, R (1, 2) OBP: 0.250, SLG: 0.308			4-3			6-3		P4-6-3 1-3 2-H 1B		2	0	0	0	0	0	0
Billy Williams, L (8, PH) OBP: 0.395, SLG: 0.580										1	0	1	1	0	0	0
Randy Hundley, R (8, 2) OBP: 0.259, SLG: 0.306										0	0	0	0	0	0	0
Burt Hooton, R (1, 1) OBP: 0.150, SLG: 0.107			6-3			K		P4-6-3 1-2f		1	0	0	0	0	0	0
Bill Bonham, R (3, 1) OBP: 0.400, SLG: 0.250										1	0	0	0	0	1	0
Paul Popovich, S (8, PH) OBP: 0.250, SLG: 0.253										1	0	0	0	0	0	2
Juan Pizarro, L (8, 1) OBP: 0.150, SLG: 0.150										0	0	0	0	0	0	0

Inning Stats										
	R: 1 E: 0 K: 1 S: 6	H: 1 LOB: 0 BB: 0 P: 6	R: 0 E: 1 K: 0 S: 3	H: 0 LOB: 0 BB: 0 P: 3	R: 0 E: 0 K: 0 S: 3	H: 0 LOB: 0 BB: 0 P: 3	R: 0 E: 0 K: 1 S: 5	H: 0 LOB: 0 BB: 0 P: 5	R: 0 E: 0 K: 2 S: 7	H: 0 LOB: 0 BB: 0 P: 7
	R: 0 E: 0 K: 1 S: 5	H: 0 LOB: 0 BB: 0 P: 5	R: 0 E: 0 K: 0 S: 3	H: 0 LOB: 0 BB: 0 P: 3	R: 1 E: 0 K: 0 S: 5	H: 2 LOB: 1 BB: 0 P: 5	R: 0 E: 0 K: 0 S: 3	H: 1 LOB: 0 BB: 0 P: 3	1B: 3 2B: 1 3B: 0 HR: 1	SF: 0 SAC: 0 DP: 3 HBP: 0

	AB	30
	R	2
	H	4
	RBI	2
	BB	0
	SO	5
	LOB	8

WP: 0 PB: 0 SB: 0 CS: 0 PA: 30

PITCHER	IP	WLS	BF	H	R	ER	SO	BB	IBB	HBP	BLK	WP	HR	S	P	ERA	WHIP
Tommy John, L (1, 1) ERA: 2.61	9.0	W	30	4	2	2	5	0	0	0	0	0	1	40	40	2.00	0.444

PITCHER	IP	WLS	BF	H	R	ER	SO	BB	IBB	HBP	BLK	WP	HR	S	P	ERA	WHIP

Batter	1	2	3	4	5	6	7	8	9	AB	R	H	RBI	BB	SO	LOB
Lee Lacy, R (1, 4) OBP: 0.324, SLG: 0.347	S S S 0-3 ① K		x 0-0 1B 3B		S S S 0-3 ① K		x 0-0 FC4-6 2-3 1B			4	1	2	0	0	2	0
Manny Mota, R (1, 7) OBP: 0.385, SLG: 0.462	x 0-0 ② G3		x 0-0 BB 1B 3-H 1B		x 0-0 ② 4-3		x 0-0 ② FC4-6 CS 1-2f 3-H			4	1	1	2	0	0	1
Willie Davis, L (1, 8) OBP: 0.309, SLG: 0.430	x 0-0 ③ 4-3		B B B 4-0 1B 1-2 BB		x 0-0 ③ 1-3		0-0 ③ CS 1-2	x 0-0 ① 1-3		3	0	0	0	1	0	0
Wes Parker, S (1, 3) OBP: 0.379, SLG: 0.369		x 0-0 1B FC5-2 1B	x 0-0 G6-4-3 1-3 2-H 1B			x 0-0 ① L9		x 0-0 ② F8		4	0	2	1	0	0	0
Bill Buckner, L (1, 9) OBP: 0.352, SLG: 0.401		x 0-0 ① F7	x 0-0 ② ③ G6-4-3 1-2f			x 0-0 6-3 2B		x 0-0 1B		4	0	2	0	0	0	3
Bobby Valentine, R (1, 5) OBP: 0.306, SLG: 0.325		x 0-0 FC5-2 1-3 1B 1B		B B B 4-0 FC5-4 1B BB		x 0-0 ② 6-3 2-3		x 0-0 ③ F4		3	1	1	0	1	0	2
Bill Russell, R (1, 6) OBP: 0.334, SLG: 0.412		x 0-0 ② FC5-2 1B 1-2 None 3-H		x 0-0 FC5-4 1-2 1B	S S S 0-3 ③ K					3	0	1	0	0	1	3
Steve Yeager, R (1, 2) OBP: 0.241, SLG: 0.083		x 0-0 1-3 2-H 1B		x 0-0 ① ② FC5-4 1-2 2-3			B B B 4-0 1B SH2-1-4 FC4-6 BB			2	1	1	1	1	0	2
Tommy John, R (1, 1) OBP: 0.118, SLG: 0.118		0-0 ③ 3-H	x 0-0 ① 5-3	S S S 0-3 ③ K2-3			x 0-0 ① SH2-1-4 1-2			3	0	0	0	0	1	3
Inning Stats	R: 0 H: 0 E: 0 LOB: 0 K: 1 BB: 0 S: 5 P: 5	R: 1 H: 3 E: 0 LOB: 1 K: 0 BB: 0 S: 5 P: 5	R: 2 H: 3 E: 0 LOB: 1 K: 0 BB: 1 S: 5 P: 9	R: 0 H: 1 E: 0 LOB: 1 K: 1 BB: 1 S: 5 P: 9	R: 0 H: 0 E: 0 LOB: 0 K: 1 BB: 0 S: 5 P: 5	R: 0 H: 1 E: 0 LOB: 1 K: 1 BB: 0 S: 6 P: 6	R: 1 H: 1 E: 0 LOB: 0 K: 0 BB: 1 S: 3 P: 7	R: 0 H: 1 E: 0 LOB: 1 K: 0 BB: 0 S: 4 P: 4		1B: 8 SF: 0 2B: 2 SAC: 1 3B: 1 DP: 2 HR: 0 HBP: 0						

BOTTOM

Chicago Cubs @ Los Angeles Dodgers

Dodger Stadium, Los Angeles, CA

Sat Aug 19 1972, 7:05 PM PDT

Att. 48,073 - Unknown - 68 F

livebaseballscorecards.com

AB	30
R	4
H	10
RBI	4
BB	3
SO	4
LOB	14

WP: 0 PA: 35
PB: 0
SB: 0
CS: 1

PITCHER		IP	WLS	BF	H	R	ER	SO	BB	IBB	HBP	BLK	WP	HR	S	P	ERA	WHIP
Burt Hooton, R ERA: 2.83	(1, 1)	2.1	L	13	5	3	3	1	1	0	0	0	0	0	13	17	11.57	2.571
Bill Bonham, R ERA: 3.16	(3, 1)	4.2		17	4	1	1	3	2	0	0	0	0	0	21	29	1.93	1.286
Juan Pizarro, L ERA: 3.98	(8, 1)	1.0		4	1	0	0	0	0	0	0	0	0	0	4	4	0.00	1.000

PITCHER	IP	WLS	BF	H	R	ER	SO	BB	IBB	HBP	BLK	WP	HR	S	P	ERA	WHIP

Batter	1	2	3	4	5	6	7	8	9	AB	R	H	RBI	BB	SO	LOB
Paul Popovich, S (1, 6) OBP: 0.257, SLG: 0.253	P6-3		4-3 1B	K		P8		BB		4	1	1	0	1	1	1
Jose Cardenal, R (1, 8) (9, 9) OBP: 0.343, SLG: 0.450	HR 1B		4-3 1-2	1-2 1B			FC4-6 BB	G3		4	1	2	0	1	0	2
Billy Williams, L (1, 7) OBP: 0.394, SLG: 0.576	K		BB 1B 2-H 1B	G3			FC4-6 2B E 1-2f		3-1	5	2	1	1	0	1	4
Jim Hickman, R (1, 9) OBP: 0.385, SLG: 0.474 Rick Monday, L (9, 8) OBP: 0.360, SLG: 0.388	1-H HR		1B 1-2 BB		6-3		K		K	4 0	1 0	1 0	2 0	1 0	2 0	1 0
Ron Santo, R (1, 5) OBP: 0.373, SLG: 0.480	1B		1-2 2-H 1B		FC6-4 1B		E 1-3 2B		F6	5	0	4	1	0	0	0
Joe Pepitone, L (1, 3) OBP: 0.289, SLG: 0.399	F3		F5		F2		E3 2-3 3-H			4	0	0	0	0	0	5
Glenn Beckert, R (1, 4) OBP: 0.294, SLG: 0.341		4-3	L7		FC6-4 1-2f		L6			4	0	0	0	0	0	5
Randy Hundley, R (1, 2) OBP: 0.262, SLG: 0.309		K		FC5-6 1B		6-3		G2-6-4 1B		4	0	2	0	0	1	0
Rick Reuschel, R (1, 1) OBP: 0.219, SLG: 0.200 Jack Aker, R (8, 1)		4-3		FC5-6 1B 1-2f		F7		G2-6-4 1-2f		4 0	0 0	0 0	0 0	0 0	0 0	2 0
Inning Stats	R: 2 E: 0 K: 1 S: 8 H: 3 LOB: 1 BB: 0 P: 8	R: 0 E: 0 K: 1 S: 5 H: 0 LOB: 0 BB: 0 P: 5	R: 2 E: 0 K: 0 S: 6 H: 3 LOB: 2 BB: 1 P: 10	R: 0 E: 0 K: 1 S: 7 H: 2 LOB: 2 BB: 0 P: 7	R: 0 E: 0 K: 0 S: 4 H: 1 LOB: 1 BB: 0 P: 4	R: 0 E: 0 K: 0 S: 3 H: 0 LOB: 0 BB: 0 P: 3	R: 1 E: 1 K: 1 S: 7 H: 1 LOB: 2 BB: 1 P: 11	R: 0 E: 0 K: 0 S: 3 H: 1 LOB: 1 BB: 1 P: 7	R: 0 E: 0 K: 1 S: 5 H: 0 LOB: 0 BB: 0 P: 5	1B: 9 2B: 1 3B: 0 HR: 1	SF: 0 SAC: 0 DP: 1 HBP: 0						

TOP

Chicago Cubs @ Los Angeles Dodgers

Dodger Stadium, Los Angeles, CA

Sun Aug 20 1972, 3:33 AM PDT

Att. 19,854 - Sunny - 78 F

livebaseballscorecards.com

AB	38
R	5
H	11
RBI	4
BB	3
SO	5
LOB	20

PITCHER		IP	WLS	BF	H	R	ER	SO	BB	IBB	HBP	BLK	WP	HR	S	P	ERA	WHIP
Claude Osteen, L ERA: 2.62	(1, 1)	7.0	L	34	10	5	4	4	2	0	0	0	0	1	40	48	5.14	1.714
Pete Mikkelsen, R ERA: 3.61	(8, 1)	2.0		7	1	0	0	1	1	0	0	0	0	0	8	12	0.00	1.000

PITCHER	IP	WLS	BF	H	R	ER	SO	BB	IBB	HBP	BLK	WP	HR	S	P	ERA	WHIP

Chicago Cubs @ Los Angeles Dodgers

Dodger Stadium, Los Angeles, CA

Sun Aug 20 1972, 3:33 AM PDT

Att. 19,854 - Sunny - 78 F

livebaseballscorecards.com

BOTTOM

Batter	1	2	3	4	5	6	7	8	9	AB	R	H	RBI	BB	SO	LOB
Billy Grabarkewitz, R (1, 4) OBP: 0.242, SLG: 0.215 Jim Lefebvre, S (1, PR) OBP: 0.264, SLG: 0.348 (2, 4)	H 1-0 P6-3 HBP	x 0-0 ③ F8			x 0-0 4-3 2B		S S S 0-3 ② K		x 0-0 ① FC1-5 P4-6-3 1-2 2-3f	0 4	0 0	0 1	0 0	0 0	0 1	0 2
Manny Mota, R (1, 8) OBP: 0.382, SLG: 0.455	x 0-0 ①② P6-3 1-2f	B B B B 4-0 BB			x 0-0 ① 5-3		x 0-0 ③ L9		x 0-0 ②③ P4-6-3 1-2f	4	0	0	0	1	0	4
Bill Buckner, L (1, 9) OBP: 0.354, SLG: 0.403	x 0-0 BB 2B 1B	x 0-0 ① F8			x 0-0 ② 4-3 2-3			x 0-0 4-3 1B P6-3 1B		4	2	2	0	0	0	2
Wes Parker, S (1, 3) OBP: 0.380, SLG: 0.368	B B B B 4-0 1-2 2B BB	x 0-0 ② P6			x 0-0 ③ 3-1			x 0-0 4-3 1-2 1B		3	1	1	0	1	0	2
Willie Crawford, L (1, 7) OBP: 0.315, SLG: 0.421	x 0-0 1B 1-H 2-H 2B	S S S 0-3 ③ K				x 0-0 ① P6-3		x 0-0 ① 4-3 1-2 2-3		4	0	1	2	0	1	3
Bobby Valentine, R (1, 5) OBP: 0.308, SLG: 0.325	x 0-0 2-3 1B		B B B B 4-0 FC6-4 BB			x 0-0 ② P6-3		x 0-0 ② P6-3 3-H		3	0	1	1	1	0	1
Bill Russell, R (1, 6) OBP: 0.333, SLG: 0.408	x 0-0 ③ P6-3		x 0-0 ① FC6-4 FC6 1-2f			B B B B 4-0 BB		S S S 0-3 ③ K		3	0	0	0	1	1	4
Steve Yeager, R (1, 2) OBP: 0.219, SLG: 0.074 Chris Cannizzaro, R (9, PH) OBP: 0.348, SLG: 0.313		S S S 0-3 ① K	S S S 0-3 ② K			x 0-0 ③ F4			B B B B 4-0 FC1-5 1B BB	3 0	0 0	0 0	0 0	0 1	2 0	2 0
Claude Osteen, L (1, 1) OBP: 0.354, SLG: 0.400 Maury Wills, S (7, PH) OBP: 0.173, SLG: 0.152 Pete Mikkelsen, R (8, 1) Steve Garvey, R (9, PH) OBP: 0.314, SLG: 0.409		x 0-0 ② 1-3	x 0-0 ③ FC6 1-2f				x 0-0 ① 5-3		x 0-0 FC1-5 1B 1-2	2 1 0 1	0 0 0 0	0 0 0 1	0 0 0 0	0 0 0 0	0 0 0 0	1 0 0 0
Inning Stats	R: 2 H: 3 E: 0 LOB: 2 K: 0 BB: 1 S: 5 P: 10	R: 0 H: 0 E: 0 LOB: 0 K: 1 BB: 0 S: 5 P: 5	R: 0 H: 0 E: 0 LOB: 1 K: 1 BB: 1 S: 5 P: 9	R: 0 H: 0 E: 0 LOB: 1 K: 1 BB: 1 S: 5 P: 9	R: 0 H: 1 E: 0 LOB: 1 K: 0 BB: 0 S: 4 P: 4	R: 0 H: 0 E: 0 LOB: 1 K: 0 BB: 1 S: 3 P: 7	R: 0 H: 0 E: 0 LOB: 0 K: 1 BB: 0 S: 5 P: 5	R: 1 H: 2 E: 0 LOB: 1 K: 1 BB: 0 S: 7 P: 7	R: 0 H: 1 E: 0 LOB: 1 K: 0 BB: 1 S: 3 P: 7	1B: 5 SF: 0 2B: 2 SAC: 0 3B: 0 DP: 2 HR: 0 HBP: 1						WP: 0 PA: 38 PB: 0 SB: 0 CS: 0	

	AB	32
	R	3
	H	7
	RBI	3
	BB	5
	SO	5
	LOB	21

PITCHER		IP	WLS	BF	H	R	ER	SO	BB	IBB	HBP	BLK	WP	HR	S	P	ERA	WHIP
Rick Reuschel, R ERA: 2.82	(1, 1)	7.0	W	31	6	3	3	4	4	0	1	0	0	0	34	51	3.86	1.429
Jack Aker, R ERA: 2.72	(8, 1)	2.0	S	7	1	0	0	1	1	0	0	0	0	0	8	12	0.00	1.000

PITCHER	IP	WLS	BF	H	R	ER	SO	BB	IBB	HBP	BLK	WP	HR	S	P	ERA	WHIP

St. Louis Cardinals @ Los Angeles Dodgers

Dodger Stadium, Los Angeles, CA

Mon Aug 21 1972, 7:05 PM PDT

Att. 17,582 - Unknown

TOP

livebaseballscorecards.com

Batter	1	2	3	4	5	6	7	8	9	AB	R	H	RBI	BB	SO	LOB
Lou Brock, L (1, 7) OBP: 0.344, SLG: 0.385	B B B B 4-0 F8 1B SF9 BB		0-0 ② 3-1		0-0 ③ 5-3			0-0 S 1B 2B	0-0 ③ G3	4	2	1	0	1	0	3
Ted Sizemore, R (1, 4) OBP: 0.321, SLG: 0.352	0-0 1-2 1B		0-0 ③ F9			S S S 0-3 ① K		0-0 WP 4-3 2-H 1B		4	0	2	1	0	1	0
Bernie Carbo, L (1, 9) OBP: 0.379, SLG: 0.357	0-0 ① F8 2-3			0-0 HR		0-0 2B		0-0 ② 4-3 1-2		4	1	2	1	0	0	3
Ted Simmons, S (1, 2) OBP: 0.322, SLG: 0.460	0-0 ② SF9 3-H			0-0 ① 6-3		0-0 ② 1-3		0-0 ③ F3 2-3		3	0	0	1	0	0	2
Luis Melendez, R (1, 8) OBP: 0.314, SLG: 0.374	0-0 ③ F9			0-0 ② 1-3		0-0 ③ F7			0-0 S 2B 1B	4	1	1	0	0	0	2
Ed Crosby, L (1, 5) OBP: 0.272, SLG: 0.255		0-0 ① F9		0-0 ③ F5			0-0 ① F8		S S S 0-3 ① K 1-2	4	0	0	0	0	1	1
Ron Allen, S (1, 3) OBP: 0.286, SLG: 0.364 Matty Alou, L (7, PH) OBP: 0.350, SLG: 0.389 (7, 3)		0-0 ② 3-1			S S S 0-3 ① K		0-0 ② 4-3		S S S 0-3 ② K	2	0	0	0	0	1	0
										2	0	0	0	0	1	1
Dal Maxvill, R (1, 6) OBP: 0.308, SLG: 0.271		S S S 0-3 ③ K			0-0 FC5-6 1B		0-0 ③ 6-3		4-0 2B IBB	3	0	1	0	1	1	0
Bob Gibson, R (1, 1) OBP: 0.178, SLG: 0.397			S S S 0-3 ① K		0-0 ② FC5-6 1-2f			S S S 0-3 ① K	0-0 1-3 2-H 2B	4	0	1	1	0	2	1
Inning Stats	R: 1 H: 1 E: 0 LOB: 1 K: 0 BB: 1 S: 4 P: 8	R: 0 H: 0 E: 0 LOB: 0 K: 1 BB: 0 S: 5 P: 5	R: 0 H: 0 E: 0 LOB: 0 K: 1 BB: 0 S: 5 P: 5	R: 1 H: 1 E: 0 LOB: 0 K: 0 BB: 0 S: 4 P: 4	R: 0 H: 1 E: 0 LOB: 1 K: 1 BB: 0 S: 6 P: 6	R: 0 H: 1 E: 0 LOB: 1 K: 1 BB: 0 S: 6 P: 6	R: 0 H: 0 E: 0 LOB: 0 K: 0 BB: 0 S: 3 P: 3	R: 1 H: 2 E: 0 LOB: 1 K: 1 BB: 0 S: 7 P: 7	R: 1 H: 2 E: 0 LOB: 2 K: 2 BB: 1 S: 9 P: 13	1B: 4 SF: 1 2B: 3 SAC: 0 3B: 0 DP: 0 HR: 1 HBP: 0						WP: 1 PA: 37 PB: 0 SB: 2 CS: 0	

	AB	34
	R	4
	H	8
	RBI	4
	BB	2
	SO	7
	LOB	13

PITCHER		IP	WLS	BF	H	R	ER	SO	BB	IBB	HBP	BLK	WP	HR	S	P	ERA	WHIP
Don Sutton, R ERA: 2.19	(1, 1)	8.0	L	31	6	3	3	5	1	0	0	0	1	1	40	44	3.38	0.875
Pete Richert, L ERA: 2.04	(9, 1)	1.0		6	2	1	1	2	0	1	0	0	0	0	9	13	9.00	2.000

PITCHER	IP	WLS	BF	H	R	ER	SO	BB	IBB	HBP	BLK	WP	HR	S	P	ERA	WHIP

Batter	1	2	3	4	5	6	7	8	9	AB	R	H	RBI	BB	SO	LOB
Bobby Valentine, R (1, 5) OBP: 0.314, SLG: 0.328	BBBB 4-0 BB		x 0-0 E8 1B			x 0-0 6-3 ①		x 0-0 1B 1B		3	0	2	0	1	0	0
Bill Buckner, L (1, 9) OBP: 0.352, SLG: 0.401	x 0-0 P6 ①		x 0-0 4-3 ③			x 0-0 5-3 ②		x 0-0 1-2 1B		4	0	1	0	0	0	2
Willie Davis, L (1, 8) OBP: 0.306, SLG: 0.426 Pete Richert, L (9, 1) OBP: 0.500, SLG: 0.500	x 0-0 P4 ②			SSS 0-3 K ①		x 0-0 L9 ③		x 0-0 F7 ③		4 0	0 0	0 0	0 0	0 0	1 0	3 0
Wes Parker, S (1, 3) OBP: 0.382, SLG: 0.370	x 0-0 6-3 ③			x 0-0 1B			x 0-0 WP 1B		x 0-0 1-3 ①	4	0	2	0	0	0	1
Willie Crawford, L (1, 7) OBP: 0.314, SLG: 0.418		x 0-0 6-3 ①		SSS 0-3 K ②			SSS 0-3 K ① 1-2		x 0-0 BB 1B	4	0	1	0	0	2	2
Jim Lefebvre, S (1, 4) OBP: 0.264, SLG: 0.342		x 0-0 F8 ②		x 0-0 4-3 ③			x 0-0 L9 ②		BBBB 4-0 1-2 BB	3	0	0	0	1	0	2
Bill Russell, R (1, 6) OBP: 0.329, SLG: 0.402		x 0-0 4-3 ③			x 0-0 6-3 ①		SSS 0-3 K ③		x 0-0 F9 ②	4	0	0	0	0	1	3
Steve Yeager, R (1, 2) OBP: 0.206, SLG: 0.069 Manny Mota, R (8, PH) OBP: 0.383, SLG: 0.455 (9, 8)			SSS 0-3 K ①		x 0-0 1-3 ②			x 0-0 G1-6-3 1B	x 0-0 F9 ③	2 2	0 0	0 1	0 0	1 0	0 0	0 2
Don Sutton, R (1, 1) OBP: 0.176, SLG: 0.152 Chris Cannizzaro, R (8, PH) OBP: 0.346, SLG: 0.311 (9, 2)			SSS 0-3 K ②		x 0-0 F2 ③			x 0-0 ①② G1-6-3 1-2f		2 1	0 0	0 0	0 0	1 0	0 0	0 1
Inning Stats	R: 0 H: 0 E: 0 LOB: 1 K: 0 BB: 1 S: 3 P: 7	R: 0 H: 0 E: 0 LOB: 0 K: 0 BB: 0 S: 3 P: 3	R: 0 H: 1 E: 1 LOB: 1 K: 2 BB: 0 S: 8 P: 8	R: 0 H: 1 E: 0 LOB: 1 K: 2 BB: 0 S: 8 P: 8	R: 0 H: 0 E: 0 LOB: 0 K: 0 BB: 0 S: 3 P: 3	R: 0 H: 0 E: 0 LOB: 0 K: 0 BB: 0 S: 3 P: 3	R: 0 H: 1 E: 0 LOB: 1 K: 2 BB: 0 S: 8 P: 8	R: 0 H: 3 E: 0 LOB: 2 K: 0 BB: 0 S: 5 P: 5	R: 0 H: 1 E: 0 LOB: 2 K: 0 BB: 1 S: 4 P: 8	1B: 7 2B: 0 3B: 0 HR: 0	SF: 0 SAC: 0 DP: 1 HBP: 0						

PITCHER	IP	WLS	BF	H	R	ER	SO	BB	IBB	HBP	BLK	WP	HR	S	P	ERA	WHIP
Bob Gibson, R (1, 1) ERA: 2.76	9.0	W	35	7	0	0	6	2	0	0	0	1	0	45	53	0.00	1.000

PITCHER	IP	WLS	BF	H	R	ER	SO	BB	IBB	HBP	BLK	WP	HR	S	P	ERA	WHIP

BOTTOM

St. Louis Cardinals @ Los Angeles Dodgers

Dodger Stadium, Los Angeles, CA

Mon Aug 21 1972, 7:05 PM PDT

Att. 17,582 - Unknown

livebaseballscorecards.com

AB	33
R	0
H	7
RBI	0
BB	2
SO	6
LOB	16

1B: 7	SF: 0	WP: 1	PA: 35
2B: 0	SAC: 0	PB: 0	
3B: 0	DP: 1	SB: 0	
HR: 0	HBP: 0	CS: 0	

Batter	1	2	3	4	5	6	7	8	9	AB	R	H	RBI	BB	SO	LOB
Lou Brock, L (1, 7) OBP: 0.346, SLG: 0.385	G3		BBBB 4-0 CS BB			S 1B		1-3		3	0	1	0	1	0	1
Ted Sizemore, R (1, 4) OBP: 0.318, SLG: 0.347	5-3		0-0 CS 1-2	F9		6-3 1-2		F9		4	0	0	0	0	0	2
Luis Melendez, R (1, 8) OBP: 0.309, SLG: 0.368	5-3			1-3		F9			F8	4	0	0	0	0	0	1
Ted Simmons, S (1, 2) OBP: 0.324, SLG: 0.460		L3 1B		3-1			G1-6-3 1B		4-3	4	0	2	0	0	0	0
Matty Alou, L (1, 3) OBP: 0.349, SLG: 0.388		L3 1-2			6-3		G1-6-3 1-2f		1B	4	0	1	0	0	0	2
Jose Cruz, L (9, PR) OBP: 0.279, SLG: 0.270										0	0	0	0	0	0	0
Dwain Anderson, R (1, 5) OBP: 0.359, SLG: 0.361		1B			2B		1B		1-2 1B	4	0	4	0	0	0	0
Jorge Roque, R (1, 9) OBP: 0.105, SLG: 0.056		K			K		4-3		4-3	3	0	0	0	0	2	3
Joe Torre, R (9, PH) OBP: 0.357, SLG: 0.449										1	0	0	0	0	0	2
Dal Maxvill, R (1, 6) OBP: 0.308, SLG: 0.272			6-3		4-3			SH3 1B		3	0	1	0	0	0	1
Rick Wise, R (1, 1) OBP: 0.197, SLG: 0.243			F8			F2		SH3 1-2		2	0	0	0	0	0	0
Inning Stats	R: 0 H: 0 E: 0 LOB: 0 K: 0 BB: 0 S: 3 P: 3	R: 0 H: 2 E: 0 LOB: 1 K: 1 BB: 0 S: 6 P: 6	R: 0 H: 0 E: 0 LOB: 0 K: 0 BB: 1 S: 2 P: 6	R: 0 H: 0 E: 0 LOB: 0 K: 0 BB: 0 S: 3 P: 3	R: 0 H: 1 E: 0 LOB: 1 K: 1 BB: 0 S: 6 P: 6	R: 0 H: 1 E: 0 LOB: 1 K: 0 BB: 0 S: 4 P: 4	R: 0 H: 2 E: 0 LOB: 1 K: 0 BB: 0 S: 4 P: 4	R: 0 H: 1 E: 0 LOB: 1 K: 0 BB: 0 S: 4 P: 4	R: 0 H: 2 E: 0 LOB: 2 K: 0 BB: 0 S: 5 P: 5	1B: 8 SF: 0 2B: 2 SAC: 1 3B: 0 DP: 2 HR: 0 HBP: 0						

PITCHER	IP	WLS	BF	H	R	ER	SO	BB	IBB	HBP	BLK	WP	HR	S	P	ERA	WHIP
Al Downing, L (1, 1) ERA: 2.8	9.0	W	34	9	0	0	2	1	0	0	0	0	0	37	41	0.00	1.111

PITCHER	IP	WLS	BF	H	R	ER	SO	BB	IBB	HBP	BLK	WP	HR	S	P	ERA	WHIP

TOP

St. Louis Cardinals @ Los Angeles Dodgers

Dodger Stadium, Los Angeles, CA

Tue Aug 22 1972, 7:05 PM PDT

Att. 21,021 - Unknown

livebaseballscorecards.com

AB	32
R	0
H	9
RBI	0
BB	1
SO	2
LOB	12

WP: 0 PA: 35
PB: 0
SB: 1
CS: 1

Batter	1	2	3	4	5	6	7	8	9	AB	R	H	RBI	BB	SO	LOB
Lee Lacy, R (1, 4) OBP: 0.322, SLG: 0.345	1-3		G3 1B		K		K			4	0	1	0	0	2	0
Manny Mota, R (1, 7) OBP: 0.381, SLG: 0.452	E4 1B 1B		G3 1-2		1-5-3		2-3			4	1	1	0	0	0	1
Willie Davis, L (1, 8) OBP: 0.308, SLG: 0.427	G5-3 1B 1B 2-H		F5		S 1B			G3		4	0	2	1	0	0	1
Wes Parker, S (1, 3) OBP: 0.383, SLG: 0.370	1-2 1B		G3		BB 1-2			1-3		3	0	1	0	1	0	1
Bill Buckner, L (1, 9) OBP: 0.348, SLG: 0.395	G5-3 2-3f			F9	L4			1-3		4	0	0	0	0	0	4
Bobby Valentine, R (1, 5) OBP: 0.311, SLG: 0.325 Maury Wills, S (8, 5) OBP: 0.173, SLG: 0.152		5-3		4-3		5-3				3 0	0 0	0 0	0 0	0 0	0 0	0 0
Bill Russell, R (1, 6) OBP: 0.329, SLG: 0.401		2-3		S 1B		4-3				3	0	1	0	0	0	0
Chris Cannizzaro, R (1, 2) OBP: 0.351, SLG: 0.313		1B		1-2 IBB		K				2	0	1	0	1	1	0
Al Downing, R (1, 1) OBP: 0.094, SLG: 0.096		G3		4-3			K			3	0	0	0	0	1	3
Inning Stats	R: 1 E: 1 K: 0 S: 5 H: 3 LOB: 1 BB: 0 P: 5	R: 0 E: 0 K: 0 S: 4 H: 1 LOB: 1 BB: 0 P: 4	R: 0 E: 0 K: 0 S: 4 H: 1 LOB: 1 BB: 0 P: 4	R: 0 E: 0 K: 0 S: 4 H: 1 LOB: 2 BB: 1 P: 8	R: 0 E: 0 K: 1 S: 6 H: 1 LOB: 2 BB: 1 P: 10	R: 0 E: 0 K: 1 S: 5 H: 0 LOB: 0 BB: 0 P: 5	R: 0 E: 0 K: 2 S: 7 H: 0 LOB: 0 BB: 0 P: 7	R: 0 E: 0 K: 0 S: 3 H: 0 LOB: 0 BB: 0 P: 3		1B: 7 2B: 0 3B: 0 HR: 0	SF: 0 SAC: 0 DP: 1 HBP: 0					

PITCHER	IP	WLS	BF	H	R	ER	SO	BB	IBB	HBP	BLK	WP	HR	S	P	ERA	WHIP
Rick Wise, R (1, 1) ERA: 3.44	8.0	L	32	7	1	1	4	1	1	0	0	0	0	38	46	1.12	1.000

PITCHER	IP	WLS	BF	H	R	ER	SO	BB	IBB	HBP	BLK	WP	HR	S	P	ERA	WHIP

BOTTOM

St. Louis Cardinals @ Los Angeles Dodgers

Dodger Stadium, Los Angeles, CA

Tue Aug 22 1972, 7:05 PM PDT

Att. 21,021 - Unknown

livebaseballscorecards.com

AB	30
R	1
H	7
RBI	1
BB	2
SO	4
LOB	10

PA: 32

St. Louis Cardinals @ Los Angeles Dodgers

Dodger Stadium, Los Angeles, CA

Wed Aug 23 1972, 7:05 PM PDT

Att. 17,265 - Unknown

livebaseballscorecards.com

TOP

Batter	1	2	3	4	5	6	7	8	9	AB	R	H	RBI	BB	SO	LOB
Lou Brock, L (1, 7) OBP: 0.345, SLG: 0.383	BBBB 4-0 1B BB		SSS 0-3 K			x 0-0 ① F7		x 0-0 ② 1-3		3	0	0	0	1	1	0
Ted Sizemore, R (1, 4) OBP: 0.322, SLG: 0.350	x 0-0 8-2-3 1-3 1B			x 0-0 ① 4-3		x 0-0 1B 1B		BBBB 4-0 BB		3	0	2	0	1	0	0
Bernie Carbo, L (1, 9) OBP: 0.374, SLG: 0.351	x 0-0 ①② 8-2-3 1-2f			x 0-0 ② 4-3		x 0-0 ② F7		x 0-0 ③ G3		4	0	0	0	0	0	4
Ted Simmons, S (1, 2) OBP: 0.325, SLG: 0.460	x 0-0 ③ F8			x 0-0 BB 1B		x 0-0 1-2 1B			x 0-0 ① 1-3	4	0	2	0	0	0	1
Matty Alou, L (1, 3) OBP: 0.348, SLG: 0.385		x 0-0 ① 6-3		BBBB 4-0 FC6-4 1-2 BB		x 0-0 ③ 1-3			SSS 0-3 ② K	3	0	0	0	1	1	2
Luis Melendez, R (1, 8) OBP: 0.304, SLG: 0.362		x 0-0 ② F9		x 0-0 ③ FC6-4 1-2f			SSS 0-3 ① K		x 0-0 ③ P4	4	0	0	0	0	1	2
Dwain Anderson, R (1, 5) OBP: 0.346, SLG: 0.347		x 0-0 ③ 6-3			x 0-0 ① 1-3		x 0-0 ② 1-3			3	0	0	0	0	0	0
Dal Maxvill, R (1, 6) Diego Segui, R (7, 1) OBP: 0.305, SLG: 0.269 OBP: 0.083, SLG: 0.083			SSS 0-3 ① K		x 0-0 ② 5-3		x 0-0 ③ 6-3			3 0	0 0	0 0	0 0	0 0	1 0	0 0
Don Durham, R (1, 1) OBP: 0.455, SLG: 1.000 Ed Crosby, L (7, 6) OBP: 0.271, SLG: 0.254			SSS 0-3 ② K		SSS 0-3 ③ K			x 0-0 ① F9		2 1	0 0	0 0	0 0	0 0	2 0	0 0
Inning Stats	R: 0 H: 1 E: 0 LOB: 1 K: 0 BB: 1 S: 3 P: 7	R: 0 H: 0 E: 0 LOB: 0 K: 0 BB: 0 S: 3 P: 3	R: 0 H: 0 E: 0 LOB: 0 K: 3 BB: 0 S: 9 P: 9	R: 0 H: 1 E: 0 LOB: 2 K: 0 BB: 1 S: 4 P: 8	R: 0 H: 0 E: 0 LOB: 0 K: 1 BB: 0 S: 5 P: 5	R: 0 H: 2 E: 0 LOB: 2 K: 0 BB: 0 S: 5 P: 5	R: 0 H: 0 E: 0 LOB: 0 K: 1 BB: 0 S: 5 P: 5	R: 0 H: 0 E: 0 LOB: 1 K: 0 BB: 1 S: 3 P: 7	R: 0 H: 0 E: 0 LOB: 0 K: 1 BB: 0 S: 5 P: 5	1B: 4 SF: 0 2B: 1 SAC: 0 3B: 0 DP: 1 HR: 0 HBP: 0						

	AB	30
	R	0
	H	4
	RBI	0
	BB	3
	SO	6
	LOB	9

WP: 0 PA: 33
PB: 0
SB: 0
CS: 0

PITCHER		IP	WLS	BF	H	R	ER	SO	BB	IBB	HBP	BLK	WP	HR	S	P	ERA	WHIP
Bill Singer, R ERA: 3.49	(1, 1)	9.0	W	33	4	0	0	6	3	0	0	0	0	0	42	54	0.00	0.778

PITCHER		IP	WLS	BF	H	R	ER	SO	BB	IBB	HBP	BLK	WP	HR	S	P	ERA	WHIP

Batter	1	2	3	4	5	6	7	8	9	AB	R	H	RBI	BB	SO	LOB
Lee Lacy, R (1, 4) OBP: 0.321, SLG: 0.340	K		K		F8		1B 1B BB 1-2			3	1	0	0	1	2	0
Manny Mota, R (1, 7) OBP: 0.383, SLG: 0.453	1B SF7 1B		F3		F8		1B 1-3 2-H 1B			4	1	2	1	0	0	0
Willie Davis, L (1, 8) OBP: 0.311, SLG: 0.432	S 1-3 1B		2B			G3	1B 1-2 3-H 1B			4	0	3	1	0	0	0
Wes Parker, S (1, 3) OBP: 0.381, SLG: 0.367	SF7 1-2 3-H		K			FC6-4 BB	K			2	0	0	1	1	2	3
Bill Buckner, L (1, 9) OBP: 0.343, SLG: 0.390	6-3			F9		F7		1-3		4	0	0	0	0	0	2
Steve Garvey, R (1, 5) OBP: 0.314, SLG: 0.408		K		1B 9-2 1B		FC6-4 1-2f		K		3	0	1	0	0	1	1
Maury Wills, S (7, 5) OBP: 0.172, SLG: 0.151										1	0	0	0	0	1	0
Bill Russell, R (1, 6) OBP: 0.331, SLG: 0.403		K		1-3 1B			CS 1B	F2		4	0	2	0	0	1	0
Chris Cannizzaro, R (1, 2) OBP: 0.351, SLG: 0.314		1B		9-2 3-Hf			K 1-2			3	0	1	0	0	1	3
Bill Singer, R (1, 1) OBP: 0.128, SLG: 0.111		K			K		BB 1B BB			2	1	0	0	1	2	1
Inning Stats	R: 1 H: 2 E: 0 LOB: 1 K: 1 BB: 0 S: 7 P: 7	R: 0 H: 1 E: 0 LOB: 1 K: 3 BB: 0 S: 10 P: 10	R: 0 H: 1 E: 0 LOB: 1 K: 2 BB: 0 S: 8 P: 8	R: 0 H: 2 E: 0 LOB: 1 K: 0 BB: 0 S: 4 P: 4	R: 0 H: 0 E: 0 LOB: 0 K: 1 BB: 0 S: 5 P: 5	R: 0 H: 0 E: 0 LOB: 1 K: 0 BB: 1 S: 3 P: 7	R: 2 H: 3 E: 0 LOB: 2 K: 2 BB: 2 S: 9 P: 17	R: 0 H: 0 E: 0 LOB: 0 K: 1 BB: 0 S: 5 P: 5		1B: 8 SF: 1 2B: 2 SAC: 0 3B: 0 DP: 1 HR: 0 HBP: 0						

PITCHER	IP	WLS	BF	H	R	ER	SO	BB	IBB	HBP	BLK	WP	HR	S	P	ERA	WHIP
Don Durham, R (1, 1) ERA: 4.54	6.2	L	28	7	3	3	8	3	0	0	0	0	0	41	53	4.05	1.500
Diego Segui, R (7, 1) ERA: 2.48	1.1		6	2	0	0	2	0	0	0	0	0	0	10	10	0.00	1.500

PITCHER	IP	WLS	BF	H	R	ER	SO	BB	IBB	HBP	BLK	WP	HR	S	P	ERA	WHIP

BOTTOM

St. Louis Cardinals @ Los Angeles Dodgers

Dodger Stadium, Los Angeles, CA

Wed Aug 23 1972, 7:05 PM PDT
Att. 17,265 - Unknown

livebaseballscorecards.com

AB	30
R	3
H	9
RBI	3
BB	3
SO	10
LOB	10

WP: 0 PA: 34
PB: 0
SB: 1
CS: 1

TOP

Los Angeles Dodgers @ Pittsburgh Pirates

Three Rivers Stadium, Pittsburgh, PA

Fri Aug 25 1972, 7:05 PM EDT

Unknown

livebaseballscorecards.com

Batter	1	2	3	4	5	6	7	8	9	10	11	12	AB	R	H	RBI	BB	SO	LOB
Lee Lacy, R (1, 4) OBP: 0.323, SLG: 0.338	BBBB 4-0 L3 BB		x 0-0 1B		x 0-0 ③ F8		SSS 0-3 ③ K		x 0-0 ③ 6-3		BBBB 4-0 1-2 BB		4	0	1	0	1	1	5
Frank Robinson, R (11, PH) OBP: 0.344, SLG: 0.424													0	0	0	0	1	0	0
Pete Richert, L (11, 1) OBP: 0.500, SLG: 0.500													0	0	0	0	0	0	0
Manny Mota, R (1, 7) OBP: 0.376, SLG: 0.444	SSS 0-3 ① K		x 0-0 ② F9			x 0-0 ① 6-3		x 0-0 ① 4-3		x 0-0 ① 4-3	x 0-0 ③ F9		6	0	0	0	0	1	5
Willie Davis, L (1, 8) OBP: 0.308, SLG: 0.426	x 0-0 ②③ L3 1-2		x 0-0 ③ F7			x 0-0 ② F4		x 0-0 ② G3		x 0-0 ② F8		SSS 0-3 ① K	6	0	0	0	0	1	2
Wes Parker, S (1, 3) OBP: 0.383, SLG: 0.366		x 0-0 HR 1B		x 0-0 ① F7		BBBB 4-0 BB		x 0-0 ③ 4-3		BBBB 4-0 BB		x 0-0 ② F6	4	1	1	0	2	0	0
Bill Buckner, L (1, 9) OBP: 0.343, SLG: 0.392		x 0-0 ① F2		x 0-0 2B		x 0-0 ③ G3			x 0-0 9-5 SH 1B	x 0-0 ③ F3		x 0-0 ③ F5	6	0	2	0	0	0	3
Steve Garvey, R (1, 5) OBP: 0.318, SLG: 0.424		x 0-0 1-H HR		x 0-0 ② 4-3			x 0-0 BB 1B		x 0-0 SH HBP 9-5 1-2		BBBB 4-0 E BB		3	1	2	2	0	0	1
Maury Wills, S (9, PH) OBP: 0.178, SLG: 0.151 (9, 5)													0	0	0	0	1	0	0
Bill Russell, R (1, 6) OBP: 0.329, SLG: 0.397	BBBB 4-0 G6-4-3 BB		x 0-0 ③ 4-3				x 0-0 ① F8		x 0-0 ①② 9-5 1-2 2-3f		x 0-0 ① 6-3 1-3		4	0	0	0	1	0	5
Steve Yeager, R (1, 2) OBP: 0.237, SLG: 0.065	x 0-0 ②③ G6-4-3 1-2f				SSS 0-3 ① K		BBBB 4-0 1-2 BB		III 4-0 HBP IBB		x 0-0 ② 4-3		2	0	0	0	2	1	1
Jim Lefebvre, S (11, PH) OBP: 0.263, SLG: 0.340 (11, 4)													1	0	0	0	0	0	1
Tommy John, R (1, 1) OBP: 0.111, SLG: 0.111		SSS 0-3 ① K			x 0-0 ② F3		x 0-0 ② F3		H 1-0 1-2 2-3 HBP		BBBB 4-0 BB BB		3	0	0	0	0	1	2
Willie Crawford, L (9, PH) OBP: 0.317, SLG: 0.418													0	0	0	0	0	0	0
Jim Brewer, L (9, 1)													0	0	0	0	0	0	0
Chris Cannizzaro, R (11, PH) OBP: 0.354, SLG: 0.314 (11, 2)													0	0	0	0	1	0	0
Inning Stats	R: 0 E: 0 K: 1 S: 4 / H: 0 LOB: 0 BB: 1 P: 8	R: 2 E: 0 K: 0 S: 4 / H: 2 LOB: 0 BB: 1 P: 8	R: 0 E: 0 K: 1 S: 6 / H: 1 LOB: 1 BB: 0 P: 6	R: 0 E: 0 K: 0 S: 4 / H: 1 LOB: 1 BB: 0 P: 4	R: 0 E: 0 K: 1 S: 5 / H: 0 LOB: 0 BB: 0 P: 5	R: 0 E: 0 K: 0 S: 3 / H: 0 LOB: 1 BB: 1 P: 7	R: 0 E: 0 K: 1 S: 6 / H: 1 LOB: 2 BB: 1 P: 10	R: 0 E: 0 K: 0 S: 3 / H: 0 LOB: 0 BB: 0 P: 3	R: 0 E: 1 K: 0 S: 4 / H: 1 LOB: 3 BB: 1 P: 9	R: 0 E: 0 K: 0 S: 3 / H: 0 LOB: 1 BB: 1 P: 7	R: 0 E: 1 K: 0 S: 3 / H: 0 LOB: 3 BB: 3 P: 15	R: 0 E: 0 K: 1 S: 5 / H: 0 LOB: 0 BB: 0 P: 5	1B: 4 2B: 3 3B: 0 HR: 1	SF: 0 SAC: 1 DP: 3 HBP: 1					

	AB	39
	R	2
	H	6
	RBI	2
	BB	9
	SO	5
	LOB	25

WP: 0 PB: 0 SB: 0 CS: 0 PA: 50

PITCHER	IP	WLS	BF	H	R	ER	SO	BB	IBB	HBP	BLK	WP	HR	S	P	ERA	WHIP
Steve Blass, R (1, 1) ERA: 2.6	11.0		47	6	2	2	4	8	1	1	0	0	1	45	82	1.64	1.273
Dave Giusti, R (12, 1) ERA: 1.87	1.0	W	3	0	0	0	1	0	0	0	0	0	0	5	5	0.00	0.000

PITCHER	IP	WLS	BF	H	R	ER	SO	BB	IBB	HBP	BLK	WP	HR	S	P	ERA	WHIP

Batter	1	2	3	4	5	6	7	8	9	10	11	12	AB	R	H	RBI	BB	SO	LOB
Rennie Stennett, R (1, 8) (12, 7) OBP: 0.305, SLG: 0.399	HR	F8			1-6-3		4-3		K			F9	6	1	1	1	0	1	3
Dave Cash, R (1, 4) OBP: 0.312, SLG: 0.368	4-3		6-3		FC5-4 1B			1-3		F8		E6 1B	6	1	1	0	0	0	0
Roberto Clemente, R (1, 9) OBP: 0.347, SLG: 0.476	4-3		WP 1B		FC5-4 1-2f			WP 1B		2-3		1B IBB	5	0	2	0	1	0	1
Willie Stargell, L (1, 3) OBP: 0.390, SLG: 0.585	1B BB		K 1-2			4-3		F3 1-2		K		K	5	0	0	0	1	3	4
Manny Sanguillen, R (1, 2) OBP: 0.339, SLG: 0.436	1-2 1B		6-3			6-3		4-3			6-3	1-2 2-H 1B	6	0	2	1	0	0	2
Bob Robertson, R (1, 7) OBP: 0.285, SLG: 0.309	K	F3				F8			6-3		4-3 2B		5	0	1	0	0	1	2
Vic Davalillo, L (11, PR) (12, 8) OBP: 0.372, SLG: 0.424													0	0	0	0	0	0	0
Richie Hebner, L (1, 5) OBP: 0.406, SLG: 0.556		4-3		F6			K		HR		4-3 IBB		4	1	1	1	1	1	0
Gene Alley, R (1, 6) OBP: 0.334, SLG: 0.324		SH2-4 1B		6-3			SH2-4	1B	F8		4-3 1-2 2-3		5	0	2	0	0	0	2
Steve Blass, R (1, 1) OBP: 0.185, SLG: 0.190		SH2-4 1-2			K		SH2-4 1-2		2B		K		2	0	1	0	0	1	0
Gene Clines, R (11, PH) OBP: 0.362, SLG: 0.410													1	0	0	0	0	1	2
Dave Giusti, R (12, 1)													0	0	0	0	0	0	0
Inning Stats	R: 1 E: 0 K: 1 S: 7 H: 2 LOB: 2 BB: 1 P: 11	R: 0 E: 0 K: 0 S: 4 H: 1 LOB: 1 BB: 0 P: 4	R: 0 E: 0 K: 1 S: 6 H: 1 LOB: 1 BB: 0 P: 6	R: 0 E: 0 K: 0 S: 3 H: 0 LOB: 0 BB: 0 P: 3	R: 0 E: 0 K: 1 S: 6 H: 1 LOB: 1 BB: 0 P: 6	R: 0 E: 0 K: 0 S: 3 H: 0 LOB: 0 BB: 0 P: 3	R: 0 E: 0 K: 1 S: 6 H: 1 LOB: 1 BB: 0 P: 6	R: 0 E: 0 K: 0 S: 4 H: 1 LOB: 1 BB: 0 P: 4	R: 1 E: 0 K: 1 S: 7 H: 2 LOB: 1 BB: 0 P: 7	R: 0 E: 0 K: 1 S: 5 H: 0 LOB: 0 BB: 0 P: 5	R: 0 E: 0 K: 1 S: 6 H: 1 LOB: 2 BB: 1 P: 10	R: 1 E: 1 K: 1 S: 6 H: 1 LOB: 2 BB: 1 P: 10	1B: 7 2B: 2 3B: 0 HR: 2	SF: 0 SAC: 2 DP: 0 HBP: 0	WP: 2 PB: 0 SB: 0 CS: 0	PA: 50			

PITCHER	IP	WLS	BF	H	R	ER	SO	BB	IBB	HBP	BLK	WP	HR	S	P	ERA	WHIP
Tommy John, L (1, 1) ERA: 2.53	8.0		32	7	1	1	4	1	0	0	0	2	1	39	43	1.12	1.000
Jim Brewer, L (9, 1) ERA: 1.14	2.0		8	2	1	1	2	0	0	0	0	0	1	12	12	4.50	1.000
Pete Richert, L (11, 1) ERA: 1.96	1.2	L	10	2	1	0	2	0	2	0	0	0	0	12	20	0.00	1.200

PITCHER	IP	WLS	BF	H	R	ER	SO	BB	IBB	HBP	BLK	WP	HR	S	P	ERA	WHIP

BOTTOM

Los Angeles Dodgers @ Pittsburgh Pirates

Three Rivers Stadium, Pittsburgh, PA

Fri Aug 25 1972, 7:05 PM EDT

Unknown

livebaseballscorecards.com

AB	45
R	3
H	11
RBI	3
BB	3
SO	8
LOB	16

Los Angeles Dodgers @ Pittsburgh Pirates

Three Rivers Stadium, Pittsburgh, PA

Fri Aug 25 1972, 7:05 PM EDT

Att. 39,574 - Unknown

livebaseballscorecards.com

TOP

Batter	1	2	3	4	5	6	7	8	9	AB	R	H	RBI	BB	SO	LOB
Lee Lacy, R (1, 4) OBP: 0.321, SLG: 0.333	B B B B 4-0 G3 1B 3-1 BB		x 0-0 ① 1-3			x 0-0 E1 HR		x 0-0 ① L9		3	2	0	0	1	0	0
Bill Buckner, L (1, 9) OBP: 0.345, SLG: 0.403	x 0-0 3-1 G3 1-2 1B		x 0-0 ② F8			x 0-0 1-H HR		x 0-0 ② 1-3		4	1	2	2	0	0	0
Willie Davis, L (1, 8) OBP: 0.307, SLG: 0.425	x 0-0 ① G3 1-2 2-3		S S S 0-3 ③ K			x 0-0 ① L9		x 0-0 1B		4	0	1	0	0	1	2
Wes Parker, S (1, 3) OBP: 0.379, SLG: 0.361	x 0-0 ② 3-1 2-3 3-H			x 0-0 ① 4-3		x 0-0 ② 1-3		S S S 0-3 ③ K		4	0	0	1	0	1	2
Willie Crawford, L (1, 7) OBP: 0.311, SLG: 0.409	S S S 0-3 ③ K			x 0-0 ② L9		x 0-0 ③ 3-1			S S S 0-3 ① K	4	0	0	0	0	2	1
Steve Garvey, R (1, 5) OBP: 0.317, SLG: 0.419 Maury Wills, S (9, 5) OBP: 0.178, SLG: 0.151		H 1-0 G6-4-3 HBP		x 0-0 ③ 6-3			S S S 0-3 ① K		x 0-0 ② F9	3 0	0 0	0 0	0 0	0 0	1 0	0 0
Bill Russell, R (1, 6) OBP: 0.328, SLG: 0.399		x 0-0 ① ② G6-4-3 1-2f			x 0-0 ① L5		x 0-0 3-1 BLK 2B		x 0-0 ③ 6-3	4	1	1	0	0	0	1
Chris Cannizzaro, R (1, 2) OBP: 0.354, SLG: 0.310		B B B B 4-0 FC4-6 BB			x 0-0 ② F8		x 0-0 ② 3-1 2-3			2	0	0	0	1	0	1
Claude Osteen, L (1, 1) OBP: 0.338, SLG: 0.381		x 0-0 ③ FC4-6 1-2f			x 0-0 ③ F7		x 0-0 ③ 6-3 3-H			3	0	0	0	0	0	1
Inning Stats	R: 1 H: 1 E: 0 LOB: 1 K: 1 BB: 1 S: 6 P: 10	R: 0 H: 0 E: 0 LOB: 1 K: 0 BB: 1 S: 2 P: 7	R: 0 H: 0 E: 0 LOB: 0 K: 1 BB: 0 S: 5 P: 5	R: 0 H: 0 E: 0 LOB: 0 K: 0 BB: 0 S: 3 P: 3	R: 0 H: 0 E: 0 LOB: 0 K: 0 BB: 0 S: 3 P: 3	R: 2 H: 1 E: 1 LOB: 0 K: 0 BB: 0 S: 5 P: 5	R: 1 H: 1 E: 0 LOB: 0 K: 1 BB: 0 S: 6 P: 6	R: 0 H: 1 E: 0 LOB: 1 K: 1 BB: 0 S: 6 P: 6	R: 0 H: 0 E: 0 LOB: 0 K: 1 BB: 0 S: 5 P: 5	1B: 2 SF: 0 2B: 1 SAC: 0 3B: 0 DP: 1 HR: 1 HBP: 1						WP: 0 PA: 34 PB: 0 SB: 0 CS: 0	

	AB	31
	R	4
	H	4
	RBI	3
	BB	2
	SO	5
	LOB	8

PITCHER		IP	WLS	BF	H	R	ER	SO	BB	IBB	HBP	BLK	WP	HR	S	P	ERA	WHIP
Bruce Kison, R ERA: 2.97	(1, 1)	7.0	L	27	3	4	3	3	2	0	1	1	0	1	30	39	3.86	0.714
Ramon Hernandez, L ERA: 1.82	(8, 1)	2.0		7	1	0	0	2	0	0	0	0	0	0	11	11	0.00	0.500

PITCHER	IP	WLS	BF	H	R	ER	SO	BB	IBB	HBP	BLK	WP	HR	S	P	ERA	WHIP

BOTTOM

Los Angeles Dodgers @ Pittsburgh Pirates

Three Rivers Stadium, Pittsburgh, PA

Fri Aug 25 1972, 7:05 PM EDT

Att. 39,574 - Unknown

livebaseballscorecards.com

Batter	1	2	3	4	5	6	7	8	9	AB	R	H	RBI	BB	SO	LOB
Rennie Stennett, R (1, 8) (8, 7) (9, 8) OBP: 0.299, SLG: 0.391	4-3	F9		6-3 (2-3)			F9		F9	5	0	0	0	0	0	3
Dave Cash, R (1, 4) OBP: 0.313, SLG: 0.371	5-3		5-3	FC5-4 (3-H) 1B			1B 2B		F3	5	1	2	1	0	0	0
Gene Clines, R (1, 9) (9, 7) OBP: 0.366, SLG: 0.421	3B		E 1B	FC5-4 (1-2f)			FC6-4 (2-H) 1B		L9	5	0	3	1	0	0	1
Willie Stargell, L (1, 3) OBP: 0.389, SLG: 0.581	4-3		E9 (1-3) 1B		F8		FC6-4 (1-2f)			4	0	1	0	0	0	2
Ramon Hernandez, S (8, 1) OBP: 0.182, SLG: 0.273										0	0	0	0	0	0	0
Manny Sanguillen, R (1, 2) OBP: 0.339, SLG: 0.433		F3	IBB		6-3		G2			3	0	0	0	1	0	1
Bob Robertson, R (1, 7) (8, 3) OBP: 0.284, SLG: 0.305		1B 1B BB	F5		F8			F8		3	1	0	0	1	0	3
Richie Hebner, L (1, 5) OBP: 0.404, SLG: 0.552		1B 1B (1-2) (FC1-2-5-1-2-5)	4-3			F5			F9	4	0	1	0	0	0	3
Jackie Hernandez, R (1, 6) OBP: 0.224, SLG: 0.260		(FC1-2-5-1-2-5) 1B (1-3) (2-H)		1-3		4-3		BB		3	0	1	1	1	0	0
Bruce Kison, R (1, 1) OBP: 0.179, SLG: 0.308		FC1-2-5-1-2-5 (1-3) (3-H)		WP 1B 2B		K		5-3		3	1	1	0	0	1	2
Vic Davalillo, L (8, 8) OBP: 0.372, SLG: 0.424										0	0	0	0	0	0	0
Roberto Clemente, R (8, PH) (9, 9) OBP: 0.346, SLG: 0.474										1	0	0	0	0	0	1
Inning Stats	R: 0 E: 0 K: 0 S: 4 H: 1 LOB: 1 BB: 0 P: 4	R: 1 E: 0 K: 0 S: 5 H: 2 LOB: 2 BB: 1 P: 9	R: 0 E: 1 K: 0 S: 5 H: 2 LOB: 3 BB: 1 P: 9	R: 1 E: 0 K: 0 S: 5 H: 2 LOB: 1 BB: 0 P: 5	R: 0 E: 0 K: 0 S: 3 H: 0 LOB: 0 BB: 0 P: 3	R: 0 E: 0 K: 1 S: 5 H: 0 LOB: 0 BB: 0 P: 5	R: 1 E: 0 K: 0 S: 5 H: 2 LOB: 1 BB: 0 P: 5	R: 0 E: 0 K: 0 S: 3 H: 0 LOB: 1 BB: 1 P: 7	R: 0 E: 0 K: 0 S: 3 H: 0 LOB: 0 BB: 0 P: 3	1B: 6 2B: 2 3B: 1 HR: 0 SF: 0 SAC: 0 DP: 0 HBP: 0							

PITCHER	IP	WLS	BF	H	R	ER	SO	BB	IBB	HBP	BLK	WP	HR	S	P	ERA	WHIP
Claude Osteen, L (1, 1) ERA: 2.64	9.0	W	39	9	3	3	1	2	1	0	0	1	0	38	50	3.00	1.222

PITCHER	IP	WLS	BF	H	R	ER	SO	BB	IBB	HBP	BLK	WP	HR	S	P	ERA	WHIP

AB	36
R	3
H	9
RBI	3
BB	3
SO	1
LOB	16

WP: 1 PB: 0 SB: 0 CS: 0 PA: 39

Batter	1	2	3	4	5	6	7	8	9	AB	R	H	RBI	BB	SO	LOB
Lee Lacy, R (1, 4) OBP: 0.319, SLG: 0.330	SSS 0-3 ① K	x 0-0 ③ L9		x 0-0 ③ FC6 1-2f			x 0-0 ② F4		x 0-0 2B 1B	5	0	1	0	0	1	1
Bill Buckner, L (1, 9) OBP: 0.349, SLG: 0.408	x 0-0 E 1B 1B	BBBB 4-0 2B BB			x 0-0 ① F3		x 0-0 ③ 1-3		x 0-0 1-3 2B	4	2	2	0	1	0	0
Willie Davis, L (1, 8) OBP: 0.310, SLG: 0.435	x 0-0 E9 1-H 4-3 1B	x 0-0 1-H 1B 2B			x 0-0 ② F6			x 0-0 HR	x 0-0 ③ L9	5	3	3	2	0	0	2
Wes Parker, S (1, 3) OBP: 0.381, SLG: 0.361	x 0-0 ② 4-3 3-H	x 0-0 G4-6-3 3-H 1B			x 0-0 ③ F7			BBBB 4-0 FC5-4 BB		3	0	1	2	1	0	0
Willie Crawford, L (1, 7) OBP: 0.315, SLG: 0.413	BBBB 4-0 2B BB	x 0-0 ① ② G4-6-3 1-2f				x 0-0 WP 2B		x 0-0 ① F8		3	1	1	0	1	0	2
Steve Garvey, R (1, 5) OBP: 0.316, SLG: 0.420	x 0-0 1-H 1B 2B	x 0-0 ③ F3				SSS 0-3 ① K 2-3		x 0-0 ② FC5-4 1-2f		4	1	1	1	0	1	2
Bill Russell, R (1, 6) OBP: 0.330, SLG: 0.400	x 0-0 ③ 2-H 1B			x 0-0 G6-4-3 1B		x 0-0 ② 1-3		x 0-0 ③ 6-3		4	0	2	1	0	0	2
Chris Cannizzaro, R (1, 2) OBP: 0.347, SLG: 0.303		SSS 0-3 ① K		x 0-0 ① ② G6-4-3 1-2f		SSS 0-3 ③ K			x 0-0 ① F4	4	0	0	0	0	2	2
Don Sutton, R (1, 1) OBP: 0.181, SLG: 0.157		x 0-0 ② 6-3		x 0-0 FC6 1B			x 0-0 ① F8		x 0-0 ② F8	4	0	1	0	0	0	0
Inning Stats	R: 4 H: 4 E: 1 LOB: 1 K: 1 BB: 1 S: 8 P: 12	R: 0 H: 0 E: 0 LOB: 0 K: 1 BB: 0 S: 5 P: 5	R: 2 H: 2 E: 0 LOB: 0 K: 0 BB: 1 S: 4 P: 8	R: 0 H: 2 E: 0 LOB: 1 K: 0 BB: 0 S: 4 P: 4	R: 0 H: 0 E: 0 LOB: 0 K: 0 BB: 0 S: 3 P: 3	R: 0 H: 1 E: 0 LOB: 1 K: 2 BB: 0 S: 8 P: 8	R: 0 H: 0 E: 0 LOB: 0 K: 0 BB: 0 S: 3 P: 3	R: 1 H: 1 E: 0 LOB: 1 K: 0 BB: 1 S: 4 P: 8	R: 0 H: 2 E: 0 LOB: 2 K: 0 BB: 0 S: 5 P: 5	1B: 7 SF: 0 2B: 4 SAC: 0 3B: 0 DP: 2 HR: 1 HBP: 0						

TOP

Los Angeles Dodgers @ Pittsburgh Pirates

Three Rivers Stadium, Pittsburgh, PA

Sat Aug 26 1972, 3:33 AM EDT
Att. 20,174 - Unknown

livebaseballscorecards.com

AB	36
R	7
H	12
RBI	6
BB	3
SO	4
LOB	11

WP: 1 PA: 39
PB: 0
SB: 0
CS: 0

PITCHER		IP	WLS	BF	H	R	ER	SO	BB	IBB	HBP	BLK	WP	HR	S	P	ERA	WHIP
Dock Ellis, R ERA: 3.14	(1, 1)	4.0	L	19	8	6	6	2	2	0	0	0	0	0	21	29	13.50	2.500
Bob Johnson, R ERA: 3.3	(5, 1)	3.0		10	1	0	0	2	0	0	0	0	1	0	14	14	0.00	0.333
Bob Miller, R ERA: 1.98	(8, 1)	2.0		10	3	1	1	0	1	0	0	0	0	1	9	13	4.50	2.000

PITCHER	IP	WLS	BF	H	R	ER	SO	BB	IBB	HBP	BLK	WP	HR	S	P	ERA	WHIP

BOTTOM

Los Angeles Dodgers @ Pittsburgh Pirates

Three Rivers Stadium, Pittsburgh, PA

Sat Aug 26 1972, 3:33 AM EDT

Att. 20,174 - Unknown

livebaseballscorecards.com

Batter	1	2	3	4	5	6	7	8	9	AB	R	H	RBI	BB	SO	LOB
Vic Davalillo, L (1, 8) OBP: 0.367, SLG: 0.418	5-3	FC6-4 1-2f			5-3			4-3		4	0	0	0	0	0	2
Rennie Stennett, R (1, 4) OBP: 0.298, SLG: 0.388	E8 SF8 1B		1-3		F7			1-4-3		4	1	1	0	0	0	0
Gene Clines, R (1, 9) OBP: 0.361, SLG: 0.417	SF8 3-H		L5-3		K			K		3	0	0	1	0	2	0
Willie Stargell, L (1, 3) OBP: 0.390, SLG: 0.586	2B		K			F5			2B 2B	4	1	2	0	0	1	0
Richie Hebner, L (1, 5) OBP: 0.402, SLG: 0.547	F9			1B BB		F3			6-3	3	0	0	0	1	0	2
Milt May, L (1, 2) OBP: 0.305, SLG: 0.323		G3		F7		L4			1B 2-H 2B	4	1	1	1	0	0	1
Bob Robertson, R (1, 7) OBP: 0.281, SLG: 0.301		F8		K			K		F7	4	0	0	0	0	2	2
Gene Alley, R (1, 6) OBP: 0.340, SLG: 0.328		1B BB		1-2 1B			5-3		1B 2-H	3	0	2	1	1	0	0
Dock Ellis, S (1, 1) OBP: 0.125, SLG: 0.125 Bill Mazeroski, R (4, PH) OBP: 0.273, SLG: 0.314 Bob Johnson, L (5, 1) OBP: 0.200, SLG: 0.207 Jose Pagan, R (7, PH) OBP: 0.303, SLG: 0.447 Bob Miller, R (8, 1) Manny Sanguillen, R (9, PH) OBP: 0.338, SLG: 0.432		FC6-4 1-2 1B		K			F6		F2	1 1 0 1 0 0 1	0 0 0 0 0 0 0	1 0 0 0 0 0 0	0 0 0 0 0 0 0	0 1 0 0 0 0 0	0 2 0 0 0 0 1	0 0 0 0 0 0 1
Inning Stats	R: 1 E: 1 K: 0 S: 5 H: 2 LOB: 1 BB: 0 P: 5	R: 0 E: 0 K: 0 S: 4 H: 1 LOB: 2 BB: 1 P: 8	R: 0 E: 0 K: 1 S: 5 H: 0 LOB: 0 BB: 0 P: 5	R: 0 E: 0 K: 2 S: 8 H: 1 LOB: 2 BB: 1 P: 12	R: 0 E: 0 K: 1 S: 5 H: 0 LOB: 0 BB: 0 P: 5	R: 0 E: 0 K: 0 S: 3 H: 0 LOB: 0 BB: 0 P: 3	R: 0 E: 0 K: 1 S: 5 H: 0 LOB: 0 BB: 0 P: 5	R: 0 E: 0 K: 1 S: 5 H: 0 LOB: 0 BB: 0 P: 5	R: 2 E: 0 K: 0 S: 6 H: 3 LOB: 1 BB: 0 P: 6	1B: 4 2B: 3 3B: 0 HR: 0 SF: 1 SAC: 0 DP: 0 HBP: 0						

	AB	33
	R	3
	H	7
	RBI	3
	BB	2
	SO	6
	LOB	10

PITCHER		IP	WLS	BF	H	R	ER	SO	BB	IBB	HBP	BLK	WP	HR	S	P	ERA	WHIP
Don Sutton, R ERA: 2.22	(1, 1)	9.0	W	36	7	3	3	6	2	0	0	0	0	0	46	54	3.00	1.000

PITCHER		IP	WLS	BF	H	R	ER	SO	BB	IBB	HBP	BLK	WP	HR	S	P	ERA	WHIP

Los Angeles Dodgers @ Pittsburgh Pirates

Three Rivers Stadium, Pittsburgh, PA

Sun Aug 27 1972, 3:33 AM EDT

Att. 25,672 - Unknown

TOP

livebaseballscorecards.com

Batter	1	2	3	4	5	6	7	8	9	AB	R	H	RBI	BB	SO	LOB
Bobby Valentine, R (1, 4) OBP: 0.313, SLG: 0.327	F9		2B 1B		F4		HR 1B		SH3 1-2	4	1	2	0	0	0	0
Bill Buckner, L (1, 9) OBP: 0.353, SLG: 0.424	2B 1B 1B		1-3 2B		F9		1-H HR		1-3	5	2	3	2	0	0	1
Willie Davis, L (1, 8) OBP: 0.309, SLG: 0.432	F9		L4		F5		F8		1B 2-H 1B	5	0	1	1	0	0	3
Wes Parker, S (1, 3) OBP: 0.386, SLG: 0.372	1-3 1B 2B		G6-4-3 IBB			F9		2B 2B	1-2 1B	4	2	3	0	1	0	0
Frank Robinson, R (1, 7) OBP: 0.345, SLG: 0.424	2-H 3-H 1B		G6-4-3 1-2f			1B		6-3	K	5	0	2	2	0	1	6
Jim Brewer, L (9, 1)										0	0	0	0	0	0	0
Steve Garvey, R (1, 5) OBP: 0.312, SLG: 0.413	3-1			5-3		F8		5-3		4	0	0	0	0	0	3
Maury Wills, S (8, 5) OBP: 0.178, SLG: 0.151										0	0	0	0	0	0	0
Bill Russell, R (1, 6) OBP: 0.329, SLG: 0.396		F3		4-3		4-3		2B IBB		3	1	0	0	1	0	1
Steve Yeager, R (1, 2) OBP: 0.250, SLG: 0.063		K		BB			K	1-H 2-H 2B		1	0	0	0	1	1	0
Lee Lacy, R (7, PH) OBP: 0.317, SLG: 0.329										1	0	0	0	0	1	0
Chris Cannizzaro, R (7, 2) OBP: 0.350, SLG: 0.313										1	0	1	2	0	0	0
Al Downing, R (1, 1) OBP: 0.091, SLG: 0.093		6-3		K			4-3		SH3 1B 1B	2	0	0	0	0	1	1
Willie Crawford, L (7, PH) OBP: 0.313, SLG: 0.411										1	0	0	0	0	0	0
Pete Mikkelsen, R (7, 1)										0	0	0	0	0	0	0
Pete Richert, L (8, 1) OBP: 0.500, SLG: 0.500										0	0	0	0	0	0	0
Manny Mota, R (9, PH) OBP: 0.378, SLG: 0.446										1	1	1	0	0	0	0
(9, 7)																

Inning Stats	1	2	3	4	5	6	7	8	9
	R: 2 E: 0 K: 0 S: 6	H: 3 LOB: 1 BB: 0 P: 6	R: 0 E: 0 K: 1 S: 5	H: 0 LOB: 0 BB: 0 P: 5	R: 0 E: 0 K: 0 S: 4	H: 2 LOB: 2 BB: 1 P: 8	R: 0 E: 0 K: 1 S: 5	H: 0 LOB: 1 BB: 1 P: 9	R: 0 E: 0 K: 0 S: 3	H: 0 LOB: 0 BB: 0 P: 3	R: 0 E: 0 K: 0 S: 4	H: 1 LOB: 1 BB: 0 P: 4	R: 2 E: 0 K: 1 S: 7	H: 2 LOB: 0 BB: 0 P: 7	R: 2 E: 0 K: 0 S: 4	H: 2 LOB: 1 BB: 1 P: 8	R: 1 E: 0 K: 1 S: 8	H: 3 LOB: 2 BB: 0 P: 8

1B: 8	SF: 0
2B: 4	SAC: 1
3B: 0	DP: 1
HR: 1	HBP: 0

WP: 0	PA: 41
PB: 0	
SB: 0	
CS: 0	

AB	37
R	7
H	13
RBI	7
BB	3
SO	4
LOB	15

PITCHER		IP	WLS	BF	H	R	ER	SO	BB	IBB	HBP	BLK	WP	HR	S	P	ERA	WHIP
Nelson Briles, R ERA: 3.28	(1, 1)	8.1	L	37	11	7	7	3	1	2	0	0	0	1	40	52	7.56	1.440
Ramon Hernandez, L ERA: 1.81	(9, 1)	0.1		3	2	0	0	0	0	0	0	0	0	0	3	3	0.00	6.000
Dave Giusti, R ERA: 1.86	(9, 1)	0.1		1	0	0	0	1	0	0	0	0	0	0	3	3	0.00	0.000

PITCHER		IP	WLS	BF	H	R	ER	SO	BB	IBB	HBP	BLK	WP	HR	S	P	ERA	WHIP

Batter	1	2	3	4	5	6	7	8	9	AB	R	H	RBI	BB	SO	LOB
Gene Clines, R (1, 8) OBP: 0.367, SLG: 0.427	H 1-0 1-3 1B HBP	x 0-0 ③ L9		x 0-0 3B		x 0-0 ① SH1-4 1-2		x 0-0 FC4-6 1B		3	1	2	0	0	0	2
(6, 7)																
Dave Giusti, R (9, 1)										0	0	0	0	0	0	0
Rennie Stennett, R (1, 4) OBP: 0.300, SLG: 0.389	x 0-0 ① 1-3 1-2		x 0-0 1B 1B 1B	SSS 0-3 ② K		x 0-0 SF8 2-3 1B		x 0-0 FC4-6 L7-4 1B 1-2f		5	1	2	0	0	1	3
(6, 8)																
Roberto Clemente, R (1, 9) OBP: 0.350, SLG: 0.476	x 0-0 2-H 1B		x 0-0 ① L7	BBB 4-0 BB		x 0-0 ② SF8 1-2 3-H		x 0-0 1-2 1B		3	0	2	2	1	0	1
Willie Stargell, L (1, 3) OBP: 0.388, SLG: 0.581	SSS 0-3 ② K		x 0-0 BB 1B 1-3 1B	x 0-0 ③ F7		SSS 0-3 ③ K		x 0-0 ②③ L7-4 2-3		5	0	1	0	0	2	6
Manny Sanguillen, R (1, 2) OBP: 0.339, SLG: 0.431	x 0-0 ③ F8		x 0-0 BB 1-2 3-H 1B		x 0-0 ① 6-3		x 0-0 SH2-4 1B 1B		x 0-0 ① F9	5	1	2	1	0	0	1
Bob Robertson, R (1, 7) OBP: 0.278, SLG: 0.297		x 0-0 ① G2	SSS 0-3 ② K		x 0-0 ② 2-3		x 0-0 ① SH2-4 1-2		x 0-0 ② F6	3	0	0	0	0	1	2
Bill Mazeroski, R (6, 4) OBP: 0.268, SLG: 0.308										1	0	0	0	0	0	0
Richie Hebner, L (1, 5) OBP: 0.408, SLG: 0.549		x 0-0 ② L4	BBB 4-0 FC6 1-2 2-3 BB		x 0-0 1B		x 0-0 FC6-4 2-H 1B		x 0-0 1B	4	0	3	1	1	0	0
Gene Alley, R (1, 6) OBP: 0.334, SLG: 0.322		x 0-0 E5 E	x 0-0 ③ FC6 1-2f		x 0-0 ③ F9		x 0-0 ② F9		x 0-0 ③ F8	5	0	0	0	0	0	6
Nelson Briles, R (1, 1) OBP: 0.164, SLG: 0.185		x 0-0 E5 1-2		SSS 0-3 ① K		x 0-0 1B SH1-4 SF8 1B		x 0-0 ③ FC6-4 1-2f		4	1	1	0	0	1	2
Ramon Hernandez, S (9, 1) OBP: 0.182, SLG: 0.273										0	0	0	0	0	0	0
Vic Davalillo, L (9, 7) OBP: 0.367, SLG: 0.418										0	0	0	0	0	0	0
Inning Stats	R: 1 E: 0 K: 1 S: 6 H: 1 LOB: 1 BB: 0 P: 7	R: 0 E: 2 K: 0 S: 5 H: 0 LOB: 2 BB: 0 P: 5	R: 1 E: 0 K: 1 S: 8 H: 3 LOB: 3 BB: 1 P: 12	R: 0 E: 0 K: 2 S: 8 H: 1 LOB: 2 BB: 1 P: 12	R: 0 E: 0 K: 0 S: 4 H: 1 LOB: 1 BB: 0 P: 4	R: 1 E: 0 K: 1 S: 7 H: 2 LOB: 1 BB: 0 P: 7	R: 1 E: 0 K: 0 S: 5 H: 2 LOB: 1 BB: 0 P: 5	R: 0 E: 0 K: 0 S: 4 H: 2 LOB: 1 BB: 0 P: 4	R: 0 E: 0 K: 0 S: 4 H: 1 LOB: 1 BB: 0 P: 4	1B: 12 2B: 1 3B: 1 HR: 0	SF: 1 SAC: 2 DP: 1 HBP: 1						

PITCHER		IP	WLS	BF	H	R	ER	SO	BB	IBB	HBP	BLK	WP	HR	S	P	ERA	WHIP
Al Downing, L ERA: 2.87	(1, 1)	6.0		31	8	3	3	5	2	0	1	0	0	0	38	47	4.50	1.667
Pete Mikkelsen, R ERA: 3.7	(7, 1)	1.1	W	8	4	1	1	0	0	0	0	0	0	0	8	8	6.75	3.000
Pete Richert, L ERA: 1.93	(8, 1)	0.2		1	0	0	0	0	0	0	0	0	0	0	1	1	0.00	0.000
Jim Brewer, L ERA: 1.13	(9, 1)	1.0	S	4	1	0	0	0	0	0	0	0	0	0	4	4	0.00	1.000

PITCHER	IP	WLS	BF	H	R	ER	SO	BB	IBB	HBP	BLK	WP	HR	S	P	ERA	WHIP

BOTTOM

Los Angeles Dodgers @ Pittsburgh Pirates

Three Rivers Stadium, Pittsburgh, PA

Sun Aug 27 1972, 3:33 AM EDT

Att. 25,672 - Unknown

livebaseballscorecards.com

AB	38
R	4
H	13
RBI	4
BB	2
SO	5
LOB	23

WP: 0 PA: 44
PB: 0
SB: 0
CS: 0

Batter	1	2	3	4	5	6	7	8	9	AB	R	H	RBI	BB	SO	LOB
Lee Lacy, R (1, 4) OBP: 0.312, SLG: 0.322	P4-3		5-3		6-3			F8		4	0	0	0	0	0	1
Bill Buckner, L (1, 9) OBP: 0.348, SLG: 0.418	F8		P4-3		P4-3			P4-3		4	0	0	0	0	0	1
Willie Davis, L (1, 8) OBP: 0.312, SLG: 0.441	1B		HR			P4-6-3 1B		F5		4	1	3	1	0	0	0
Wes Parker, S (1, 3) OBP: 0.385, SLG: 0.370	P4-3		P4-3			P4-6-3 1-2f			FC6-4 1B	4	0	1	0	0	0	2
Frank Robinson, R (1, 7) OBP: 0.344, SLG: 0.421		5-3		P4-3		1B			SSS K	4	0	1	0	0	1	1
Bobby Valentine, R (1, 5) OBP: 0.312, SLG: 0.326		FC6-4 1B		6-3		F8			F8	4	0	1	0	0	0	2
Bill Russell, R (1, 6) OBP: 0.328, SLG: 0.394		FC6-4 S 1-2f		5-3			CS 1B		FC6-4 1-2f	4	0	1	0	0	0	2
Chris Cannizzaro, R (1, 2) OBP: 0.354, SLG: 0.315	BBBB 1-2 BB				SH3-4 1B		SSS K 1-2			2	0	1	0	1	1	1
Bill Singer, R (1, 1) OBP: 0.122, SLG: 0.106		F9			SH3-4 1-2		F5			2	0	0	0	0	0	2
Inning Stats	R: 0 E: 0 K: 0 S: 4 H: 1 LOB: 1 BB: 0 P: 4	R: 0 E: 0 K: 0 S: 4 H: 1 LOB: 2 BB: 1 P: 8	R: 1 E: 0 K: 0 S: 4 H: 1 LOB: 0 BB: 0 P: 4	R: 0 E: 0 K: 0 S: 3 H: 0 LOB: 0 BB: 0 P: 3	R: 0 E: 0 K: 0 S: 4 H: 1 LOB: 1 BB: 0 P: 4	R: 0 E: 0 K: 0 S: 4 H: 2 LOB: 1 BB: 0 P: 4	R: 0 E: 0 K: 1 S: 5 H: 1 LOB: 0 BB: 0 P: 5	R: 0 E: 0 K: 0 S: 3 H: 0 LOB: 0 BB: 0 P: 3	R: 0 E: 0 K: 1 S: 6 H: 1 LOB: 1 BB: 0 P: 6	1B: 7 2B: 1 3B: 0 HR: 1 SF: 0 SAC: 1 DP: 2 HBP: 0	WP: 0 PB: 0 SB: 1 CS: 1 PA: 34					

PITCHER	IP	WLS	BF	H	R	ER	SO	BB	IBB	HBP	BLK	WP	HR	S	P	ERA	WHIP
Milt Pappas, R (1, 1) ERA: 3.18	9.0	W	34	8	1	1	2	1	0	0	0	0	1	37	41	1.00	1.000

PITCHER	IP	WLS	BF	H	R	ER	SO	BB	IBB	HBP	BLK	WP	HR	S	P	ERA	WHIP

TOP

Los Angeles Dodgers @ Chicago Cubs

Wrigley Field, Chicago, IL

Tue Aug 29 1972, 3:33 AM CDT

Att. 20,309 - Sunny - 75 F

livebaseballscorecards.com

AB	32
R	1
H	8
RBI	1
BB	1
SO	2
LOB	12

Batter	1	2	3	4	5	6	7	8	9	AB	R	H	RBI	BB	SO	LOB
Don Kessinger, S (1, 6) OBP: 0.368, SLG: 0.332	3-1		E6			E6 1B 2B		4-3		4	1	0	0	0	0	0
Jose Cardenal, R (1, 9) OBP: 0.351, SLG: 0.454	1B		5-3			1-2 2B 1B		L7		4	1	2	0	0	0	1
Billy Williams, L (1, 7) OBP: 0.398, SLG: 0.602	6-3			F5		1-H 2-H 2B				3	0	1	2	0	0	0
Joe Pepitone, L (1, 3) OBP: 0.307, SLG: 0.415		L8		G6-4-3 1B		F8				3	0	1	0	0	0	1
Ron Santo, R (1, 5) OBP: 0.381, SLG: 0.499		BB		G6-4-3 1-2f		F8				2	0	0	0	1	0	2
Elrod Hendricks, L (1, 2) OBP: 0.252, SLG: 0.182		K			F6		FC4-6 BB			2	0	0	0	1	1	1
Bill North, S (1, 8) OBP: 0.239, SLG: 0.171		4-3			4-3		FC4-6 P4-6-3 1-2f			3	0	0	0	0	0	2
Paul Popovich, S (1, 4) OBP: 0.263, SLG: 0.275			P7		P8		P4-6-3 1-2f			3	0	0	0	0	0	1
Milt Pappas, R (1, 1) OBP: 0.268, SLG: 0.302			4-3			K		1-3		3	0	0	0	0	1	0
Inning Stats	R: 0 E: 0 K: 0 S: 3 H: 1 LOB: 0 BB: 0 P: 3	R: 0 E: 0 K: 1 S: 5 H: 0 LOB: 1 BB: 1 P: 9	R: 0 E: 1 K: 0 S: 4 H: 0 LOB: 1 BB: 0 P: 4	R: 0 E: 0 K: 0 S: 3 H: 1 LOB: 0 BB: 0 P: 3	R: 0 E: 0 K: 0 S: 3 H: 0 LOB: 0 BB: 0 P: 3	R: 2 E: 1 K: 1 S: 8 H: 2 LOB: 1 BB: 0 P: 8	R: 0 E: 0 K: 0 S: 2 H: 0 LOB: 0 BB: 1 P: 6	R: 0 E: 0 K: 0 S: 3 H: 0 LOB: 0 BB: 0 P: 3		1B: 3 2B: 1 3B: 0 HR: 0 SF: 0 SAC: 0 DP: 2 HBP: 0						

PITCHER		IP	WLS	BF	H	R	ER	SO	BB	IBB	HBP	BLK	WP	HR	S	P	ERA	WHIP
Bill Singer, R ERA: 3.37	(1, 1)	8.0	L	29	4	2	1	2	2	0	0	0	0	0	31	39	1.12	0.750

PITCHER	IP	WLS	BF	H	R	ER	SO	BB	IBB	HBP	BLK	WP	HR	S	P	ERA	WHIP

BOTTOM

Los Angeles Dodgers @ Chicago Cubs

Wrigley Field, Chicago, IL

Tue Aug 29 1972, 3:33 AM CDT

Att. 20,309 - Sunny - 75 F

livebaseballscorecards.com

AB	27
R	2
H	4
RBI	2
BB	2
SO	2
LOB	8

PA: 29

Batter	1	2	3	4	5	6	7	8	9	10	11	AB	R	H	RBI	BB	SO	LOB
Lee Lacy, R (1, 4) OBP: 0.312, SLG: 0.323	F8	FC6-4 1-2 1B	F9		P6-4-3 1-3 1B		E1 1-3 2-H		SH1-4 1-2	FC6-4 1-2f		6	0	2	0	0	0	4
Bill Buckner, L (1, 9) OBP: 0.350, SLG: 0.418	S 1B 1B	FC6-4 1B 1-2f 2-3 2B	2-3 1B		P6-4-3 1-2f		5-3		IBB 2-3 1B		F8	7	2	3	0	0	0	6
Willie Davis, L (1, 8) OBP: 0.314, SLG: 0.439	F9 1-2	1-3 3-H 2B 1B	L4			F8	G6-4-3 IBB		1-2 IBB		F8	5	1	1	1	2	0	3
Wes Parker, S (1, 3) OBP: 0.383, SLG: 0.372	1B 1B 2-H 1B	1-H 3-H 2B		P4-3		5-3	G6-4-3 1-2f		F6		F9	7	1	2	3	0	0	6
Frank Robinson, R (1, 7) OBP: 0.350, SLG: 0.420 Jim Brewer, L (9, 1)	1B 1-3 1B	BB		F9		BB		4-3 SH2-3 BB	K			3 0	0 0	1 0	0 0	3 0	1 0	3 0
Bobby Valentine, R (1, 5) OBP: 0.314, SLG: 0.327 (9, 7)	1-2 3-H 1B	K		1B		1-3		SH2-3 1-2		K		5	0	2	1	0	2	3
Bill Russell, R (1, 6) OBP: 0.331, SLG: 0.397	5-3		2B 2B	P4-3			BB 1B 1B	4-3 2-3		1B FC1-2-5 BB		5	2	2	0	1	0	4
Chris Cannizzaro, R (1, 2) OBP: 0.358, SLG: 0.322		F6	1B 2-H 2B		K		E 1-2 BB	2-3		FC1-2-5 1-3 1B		5	1	2	1	1	1	1
Tommy John, R (1, 1) OBP: 0.125, SLG: 0.125 Pete Mikkelsen, R (0, 1) Ron Perranoski, L (0, 1) Willie Crawford, L (0, PH) Mike Strahler, R (0, 1) Manny Mota, R (1, PH) OBP: 0.000, SLG: 0.667 Pete Richert, L (0, 1) OBP: 0.000, SLG: 0.000 Steve Garvey, R (0, PH) OBP: 0.417, SLG: 0.474 (0, 5)		FC6-4 1B 1B 1B	K		1B 1B		E 1-2 2-H 1B		1B SH1-4 1B	FC1-2-5 1-2 3-H FC6-4		2 0 0 1 0 1 0 2	1 0 0 0 0 0 0 0	1 0 0 1 0 1 0 0	0 0 0 0 0 0 0 0	0 0 0 0 0 0 0 0	1 0 0 0 0 0 0 0	1 0 0 0 0 0 0 2
Inning Stats	R: 2 E: 0 K: 0 S: 7 H: 4 LOB: 2 BB: 0 P: 7	R: 3 E: 0 K: 1 S: 9 H: 4 LOB: 2 BB: 1 P: 13	R: 1 E: 0 K: 1 S: 8 H: 3 LOB: 2 BB: 0 P: 8	R: 0 E: 0 K: 0 S: 4 H: 1 LOB: 1 BB: 0 P: 4	R: 0 E: 0 K: 1 S: 6 H: 2 LOB: 1 BB: 0 P: 6	R: 0 E: 0 K: 0 S: 3 H: 0 LOB: 1 BB: 1 P: 7	R: 2 E: 1 K: 0 S: 5 H: 2 LOB: 2 BB: 2 P: 13	R: 0 E: 0 K: 0 S: 3 H: 0 LOB: 1 BB: 1 P: 7	R: 0 E: 0 K: 1 S: 7 H: 2 LOB: 3 BB: 1 P: 11	R: 0 E: 0 K: 1 S: 6 H: 1 LOB: 2 BB: 1 P: 10	R: 0 E: 0 K: 0 S: 3 H: 0 LOB: 0 BB: 0 P: 3	1B: 16 2B: 3 3B: 0 HR: 0	SF: 0 SAC: 2 DP: 2 HBP: 0		WP: 0 PB: 0 SB: 1 CS: 0	PA: 58		

PITCHER		IP	WLS	BF	H	R	ER	SO	BB	IBB	HBP	BLK	WP	HR	S	P	ERA	WHIP
Fergie Jenkins, R ERA: 3.23	(1, 1)	1.2		13	8	5	5	0	0	0	0	0	0	0	13	13	27.00	4.800
Bill Bonham, R ERA: 3.9	(2, 1)	4.1		22	7	3	2	3	3	0	0	0	0	0	25	37	4.15	2.308
Burt Hooton, R ERA: 2.73	(7, 1)	3.0		15	3	0	0	1	1	2	0	0	0	0	14	26	0.00	1.333
Jack Aker, R ERA: 2.84	(10, 1)	2.0	W	8	1	0	0	1	1	0	0	0	0	0	9	13	0.00	1.000

PITCHER	IP	WLS	BF	H	R	ER	SO	BB	IBB	HBP	BLK	WP	HR	S	P	ERA	WHIP

TOP

Los Angeles Dodgers @ Chicago Cubs

Wrigley Field, Chicago, IL

Wed Aug 30 1972, 3:33 AM CDT

Att. 15,556 - Unknown - 78 F

livebaseballscorecards.com

AB	49
R	8
H	19
RBI	7
BB	7
SO	5
LOB	33

Batter	1	2	3	4	5	6	7	8	9	10	11	AB	R	H	RBI	BB	SO	LOB
Don Kessinger, S (1, 6) OBP: 0.367, SLG: 0.330	F8		2B WP 1B 1-2	F3	FC6-4 1-2f			FC5-4 BB		K		5	1	1	0	1	1	1
Jose Cardenal, R (1, 8) OBP: 0.355, SLG: 0.464	HR		WP 2B 1-3 2-H	2B BB		L6-3 BB		FC5-4 BB WP 1-2f		F6		4	3	2	2	2	0	1
Billy Williams, L (1, 7) OBP: 0.401, SLG: 0.603	BB		WP 2B BB 2-H 3-H	1B 2B 1-H	L6-3 1-2	BB		BB IBB 1-2		K		3	2	1	1	3	1	1
Jim Hickman, R (1, 9) OBP: 0.383, SLG: 0.477	F9		BB G6-3 2B 1-H	BB 1B 2-H		BB		F4			HR	5	2	3	3	1	0	3
Ron Santo, R (1, 5) OBP: 0.384, SLG: 0.496 (6, 4)	F8		G6-3 BB	1-2 BB		6-3		1-2 2-3 BB				2	0	0	0	3	0	2
Joe Pepitone, L (1, 3) OBP: 0.305, SLG: 0.406		L3	G6-3 1-2 2-3 BB	F9			K	K				4	0	0	0	1	2	5
Ken Rudolph, R (1, 2) OBP: 0.260, SLG: 0.314	F9		G6-3 1-2f 2-3 3-H	F9			1B	F8				4	0	1	0	0	0	2
Jim Tyrone, R (7, PR)												0	0	0	0	0	0	0
Randy Hundley, R (8, 2) OBP: 0.259, SLG: 0.304												1	0	0	0	0	0	0
Paul Popovich, S (1, 4) OBP: 0.265, SLG: 0.276	P4-3		P7		FC3-6 1B		F8		CS 1B			3	0	1	0	0	0	1
Carmen Fanzone, R (5, PR) OBP: 0.358, SLG: 0.410 (6, 5)												2	0	1	0	0	0	1
Fergie Jenkins, R (1, 1) OBP: 0.231, SLG: 0.253			1B 2B 1B	5-3	FC3-6 FC6-4 1-2f		K	K	K 1-2			0	0	0	0	0	0	0
Bill Bonham, R (2, 1) OBP: 0.375, SLG: 0.286												3	1	1	0	0	0	1
Burt Hooton, R (7, 1) OBP: 0.148, SLG: 0.105												1	0	0	0	0	1	1
Bill North, S (9, PH) OBP: 0.237, SLG: 0.169												1	0	0	0	0	1	1
Jack Aker, R (10, 1)												0	0	0	0	0	0	0
Inning Stats	R: 1 H: 1 E: 0 LOB: 1 K: 0 BB: 1 S: 4 P: 8	R: 0 H: 0 E: 0 LOB: 0 K: 0 BB: 0 S: 3 P: 3	R: 5 H: 4 E: 0 LOB: 1 K: 0 BB: 3 S: 6 P: 18	R: 2 H: 2 E: 0 LOB: 2 K: 0 BB: 2 S: 5 P: 13	R: 0 H: 1 E: 0 LOB: 1 K: 0 BB: 0 S: 4 P: 4	R: 0 H: 0 E: 0 LOB: 1 K: 0 BB: 2 S: 2 P: 10	R: 0 H: 1 E: 0 LOB: 1 K: 2 BB: 0 S: 8 P: 8	R: 0 H: 0 E: 0 LOB: 3 K: 2 BB: 3 S: 5 P: 17	R: 0 H: 1 E: 0 LOB: 0 K: 1 BB: 0 S: 5 P: 5	R: 0 H: 0 E: 0 LOB: 0 K: 2 BB: 0 S: 7 P: 7	R: 1 H: 1 E: 0 LOB: 0 K: 0 BB: 0 S: 1 P: 1	1B: 6 SF: 0 2B: 4 SAC: 0 3B: 0 DP: 2 HR: 2 HBP: 0						

PITCHER		IP	WLS	BF	H	R	ER	SO	BB	IBB	HBP	BLK	WP	HR	S	P	ERA	WHIP
Tommy John, L ERA: 2.78	(1, 1)	2.0		12	4	5	5	0	2	0	0	0	1	1	10	18	22.50	3.000
Pete Mikkelsen, R ERA: 3.88	(3, 1)	0.0		3	1	0	0	0	2	0	0	0	1	0	1	9	∞	∞
Ron Perranoski, L ERA: 7.09	(3, 1)	2.0		9	2	3	3	0	2	0	0	0	0	0	7	15	13.50	2.000
Mike Strahler, R ERA: 4.2	(5, 1)	2.0		8	1	0	0	0	2	0	0	0	0	0	6	14	0.00	1.500
Pete Richert, L ERA: 1.84	(7, 1)	2.0		10	1	0	0	3	2	1	0	0	1	0	13	25	0.00	1.500

PITCHER		IP	WLS	BF	H	R	ER	SO	BB	IBB	HBP	BLK	WP	HR	S	P	ERA	WHIP
Jim Brewer, L ERA: 1.22	(9, 1)	2.0	L	7	2	1	1	3	0	0	0	0	0	1	13	13	4.50	1.000

BOTTOM

Los Angeles Dodgers @ Chicago Cubs

Wrigley Field, Chicago, IL

Wed Aug 30 1972, 3:33 AM CDT

Att. 15,556 - Unknown - 78 F

livebaseballscorecards.com

AB	38
R	9
H	11
RBI	6
BB	11
SO	6
LOB	20

WP: 4	PA: 49		
PB: 0			
SB: 0			
CS: 1			

Batter	1	2	3	4	5	6	7	8	9	AB	R	H	RBI	BB	SO	LOB
Lee Lacy, R (1, 4) OBP: 0.315, SLG: 0.326	0-0 1B 2B 1B	0-0 6-3			0-0 1B	0-0 FC6-4 1-2f		0-0 E5 FC6-4 1-2 2-3 3-H		4	1	2	0	0	0	3
Manny Mota, R (8, PH) OBP: 0.378, SLG: 0.446										1	0	0	0	0	0	2
(8, 7)																
Bill Buckner, L (1, 9) OBP: 0.348, SLG: 0.415	0-0 E 5-3 1-2 1B		0-0 4-3		0-0 5-3		0-0 G3	0-0 FC6-4 1-2f		5	1	1	0	0	0	3
Maury Wills, S (8, 5) OBP: 0.178, SLG: 0.151										0	0	0	0	0	0	0
Willie Davis, L (1, 8) OBP: 0.313, SLG: 0.440	0-3 K		0-0 F9		0-0 3B		0-0 6-3		0-0 F9	5	0	1	0	0	1	2
Wes Parker, S (1, 3) OBP: 0.383, SLG: 0.378	0-0 E6 1B 1-3 2-H 2B		0-0 2B		0-0 4-3		0-0 F9		0-0 4-3	5	1	2	1	0	0	1
Frank Robinson, R (1, 7) OBP: 0.348, SLG: 0.415	0-0 5-3 3-H		0-0 F4			BBBB 4-0 SH2-4 1B BB		SSS 0-3 K	0-0 F8	4	1	0	1	1	1	2
(8, 9)																
Bobby Valentine, R (1, 5) OBP: 0.317, SLG: 0.328	0-0 CS 2-H 1B			0-0 E8 4-3		0-0 SH2-4 1-2		BBBB 4-0 BB E BB BB		2	1	1	1	1	0	0
(8, 4)																
Bill Russell, R (1, 6) OBP: 0.327, SLG: 0.393	0-0 CS 1-2	SSS 0-3 K		0-0 4-3 1-2		0-0 6-3		0-0 F7		4	0	0	0	0	1	3
Chris Cannizzaro, R (1, 2) OBP: 0.366, SLG: 0.324		0-0 5-3 1B		SSS 0-3 K		BBBB 4-0 1B BB		BBBB 4-0 E BB 1-2 BB		2	0	1	0	2	1	1
Claude Osteen, L (1, 1) OBP: 0.347, SLG: 0.379		0-0 5-3 1-2		0-0 G3		0-0 FC6-4 1-2 2-H 1B		BBBB 4-0 E 1-2 2-3 BB		3	0	1	1	1	0	2
Inning Stats	R: 3 H: 4 E: 1 LOB: 0 K: 1 BB: 0 S: 8 P: 8	R: 0 H: 1 E: 0 LOB: 1 K: 1 BB: 0 S: 6 P: 6	R: 0 H: 1 E: 0 LOB: 1 K: 0 BB: 0 S: 4 P: 4	R: 0 H: 0 E: 1 LOB: 1 K: 1 BB: 0 S: 6 P: 6	R: 0 H: 2 E: 0 LOB: 1 K: 0 BB: 0 S: 4 P: 4	R: 1 H: 1 E: 0 LOB: 2 K: 0 BB: 2 S: 4 P: 12	R: 0 H: 0 E: 0 LOB: 0 K: 0 BB: 0 S: 3 P: 3	R: 1 H: 0 E: 1 LOB: 3 K: 1 BB: 3 S: 6 P: 18	R: 0 H: 0 E: 0 LOB: 0 K: 0 BB: 0 S: 3 P: 3	1B: 6 SF: 0 2B: 2 SAC: 1 3B: 1 DP: 0 HR: 0 HBP: 0						

PITCHER		IP	WLS	BF	H	R	ER	SO	BB	IBB	HBP	BLK	WP	HR	S	P	ERA	WHIP
Rick Reuschel, R ERA: 3.16	(1, 1)	6.0	L	28	9	4	2	3	2	0	0	0	0	0	32	40	3.00	1.833
Dan McGinn, L ERA: 4.89	(7, 1)	1.2		8	0	1	0	1	3	0	0	0	0	0	7	19	0.00	1.800
Jack Aker, R ERA: 2.78	(8, 1)	1.1		5	0	0	0	0	0	0	0	0	0	0	5	5	0.00	0.000

PITCHER	IP	WLS	BF	H	R	ER	SO	BB	IBB	HBP	BLK	WP	HR	S	P	ERA	WHIP

TOP

Los Angeles Dodgers @ Chicago Cubs

Wrigley Field, Chicago, IL

Thu Aug 31 1972, 3:33 AM CDT

Att. 11,405 - Unknown - 85 F

livebaseballscorecards.com

AB	35
R	5
H	9
RBI	4
BB	5
SO	4
LOB	19

WP: 0	PA: 42		
PB: 0			
SB: 0			
CS: 1			

Batter	1	2	3	4	5	6	7	8	9	AB	R	H	RBI	BB	SO	LOB
Don Kessinger, S (1, 6) OBP: 0.366, SLG: 0.334	5-3		K			5-3		3B		4	0	1	0	0	1	0
Jose Cardenal, R (1, 8) OBP: 0.352, SLG: 0.459	4-3			F6			F8	F6		4	0	0	0	0	0	1
Billy Williams, L (1, 7) OBP: 0.400, SLG: 0.600	F8			4-3			BB HR 1B	4-3		4	1	1	0	0	0	1
Jim Hickman, R (1, 9) OBP: 0.384, SLG: 0.476		1B		F9			BBBB 1-2 HR BB		5-3	3	1	1	0	1	0	0
Ron Santo, R (1, 5) OBP: 0.387, SLG: 0.505		F4			G5-4-3 1B		1-H 2-H HR		BBBBB FC4-6 BB	3	1	2	3	1	0	1
Joe Pepitone, L (1, 3) OBP: 0.299, SLG: 0.398		L4			F6		SSS K		FC4-6 FC5-4 1-2f	4	0	0	0	0	1	3
Carmen Fanzone, R (1, 4) OBP: 0.355, SLG: 0.406		SSS K			G5-4-3 1-2f		1B		FC5-4 1-2f	4	0	1	0	0	1	3
Randy Hundley, R (1, 2) OBP: 0.257, SLG: 0.301 Jack Aker, R (8, 1)			5-3			5-3	F5			3 0	0 0	0 0	0 0	0 0	0 0	1 0
Rick Reuschel, R (1, 1) OBP: 0.212, SLG: 0.194 Jim Tyrone, R (6, PH) Dan McGinn, L (7, 1) OBP: 0.286, SLG: 0.571 Elrod Hendricks, L (8, 2) OBP: 0.252, SLG: 0.182 Bill North, S (8, PH) OBP: 0.234, SLG: 0.167 Ken Rudolph, R (9, 2) OBP: 0.260, SLG: 0.314			5-3			6-3		F8		1 1 0 0 1 0	0 0 0 0 0 0	0 0 0 0 0 0	0 0 0 0 0 0	0 0 0 0 0 0	0 0 0 0 0 0	0 0 0 0 0 0
Inning Stats	R: 0 E: 0 K: 0 S: 3 H: 0 LOB: 0 BB: 0 P: 3	R: 0 E: 0 K: 1 S: 6 H: 1 LOB: 1 BB: 0 P: 6	R: 0 E: 0 K: 1 S: 5 H: 0 LOB: 0 BB: 0 P: 5	R: 0 E: 0 K: 0 S: 3 H: 0 LOB: 0 BB: 0 P: 3	R: 0 E: 0 K: 0 S: 3 H: 1 LOB: 0 BB: 0 P: 3	R: 0 E: 0 K: 0 S: 3 H: 0 LOB: 0 BB: 0 P: 3	R: 3 E: 0 K: 1 S: 8 H: 3 LOB: 1 BB: 1 P: 12	R: 0 E: 0 K: 0 S: 4 H: 1 LOB: 1 BB: 0 P: 4	R: 0 E: 0 K: 0 S: 3 H: 0 LOB: 1 BB: 1 P: 7	1B: 4 2B: 0 3B: 1 HR: 1	SF: 0 SAC: 0 DP: 1 HBP: 0					

PITCHER	IP	WLS	BF	H	R	ER	SO	BB	IBB	HBP	BLK	WP	HR	S	P	ERA	WHIP
Claude Osteen, L (1, 1) ERA: 2.65	9.0	W	34	6	3	3	3	2	0	0	0	0	1	38	46	3.00	0.889

PITCHER	IP	WLS	BF	H	R	ER	SO	BB	IBB	HBP	BLK	WP	HR	S	P	ERA	WHIP

BOTTOM

Los Angeles Dodgers @ Chicago Cubs

Wrigley Field, Chicago, IL

Thu Aug 31 1972, 3:33 AM CDT

Att. 11,405 - Unknown - 85 F

livebaseballscorecards.com

AB	32
R	3
H	6
RBI	3
BB	2
SO	3
LOB	10

1B: 4	SF: 0	WP: 0	PA: 34
2B: 0	SAC: 0	PB: 0	
3B: 1	DP: 1	SB: 0	
HR: 1	HBP: 0	CS: 0	

Batter	1	2	3	4	5	6	7	8	9	AB	R	H	RBI	BB	SO	LOB
Lee Lacy, R (1, 4) OBP: 0.318, SLG: 0.323	K		BB		BB			3-1		2	0	0	0	2	1	0
Manny Mota, R (1, 7) OBP: 0.383, SLG: 0.448	4-3		1-2 1B		1-2 BB			FC6-4 1B		3	0	2	0	1	0	0
Willie Davis, L (1, 8) OBP: 0.310, SLG: 0.437	G3		K		F9			P5		4	0	0	0	0	1	5
Wes Parker, S (1, 3) OBP: 0.382, SLG: 0.376		5-3 1B		6-3		4-3		FC6-4 1-2f		4	0	1	0	0	0	1
Bill Buckner, L (1, 9) OBP: 0.347, SLG: 0.419		5-3 1-2		SF7 3B		3-1			P4	4	1	1	0	0	0	1
Bobby Valentine, R (1, 5) OBP: 0.313, SLG: 0.325		F9		SF7 3-H		L9			K	3	0	0	1	0	1	1
Bill Russell, R (1, 6) OBP: 0.324, SLG: 0.388		K		K			F9		5-3	4	0	0	0	0	2	1
Chris Cannizzaro, R (1, 2) OBP: 0.361, SLG: 0.319			K		5-3		K			3	0	0	0	0	2	0
Don Sutton, R (1, 1) OBP: 0.173, SLG: 0.151			K		K		K			3	0	0	0	0	3	0
Inning Stats	R: 0 E: 0 K: 1 S: 5	R: 0 E: 0 K: 1 S: 6	R: 0 E: 0 K: 3 S: 10	R: 1 E: 0 K: 1 S: 6	R: 0 E: 0 K: 1 S: 5	R: 0 E: 0 K: 0 S: 3	R: 0 E: 0 K: 2 S: 7	R: 0 E: 0 K: 0 S: 4	R: 0 E: 0 K: 1 S: 5							
	H: 0 LOB: 0 BB: 0 P: 5	H: 1 LOB: 1 BB: 0 P: 6	H: 1 LOB: 2 BB: 1 P: 14	H: 1 LOB: 0 BB: 0 P: 6	H: 0 LOB: 2 BB: 2 P: 13	H: 0 LOB: 0 BB: 0 P: 3	H: 0 LOB: 0 BB: 0 P: 7	H: 1 LOB: 1 BB: 0 P: 4	H: 0 LOB: 0 BB: 0 P: 5							

PITCHER		IP	WLS	BF	H	R	ER	SO	BB	IBB	HBP	BLK	WP	HR	S	P	ERA	WHIP
Rick Wise, R ERA: 3.28	(1, 1)	9.0	W	34	4	1	1	10	3	0	0	0	0	0	51	63	1.00	0.778

PITCHER	IP	WLS	BF	H	R	ER	SO	BB	IBB	HBP	BLK	WP	HR	S	P	ERA	WHIP

TOP

Los Angeles Dodgers @ St. Louis Cardinals

Busch Stadium, St. Louis, MO

Fri Sep 01 1972, 7:05 PM CDT

Unknown

livebaseballscorecards.com

AB	30
R	1
H	4
RBI	1
BB	3
SO	10
LOB	9

1B: 3	SF: 1	WP: 0	PA: 34
2B: 0	SAC: 0	PB: 0	
3B: 1	DP: 0	SB: 1	
HR: 0	HBP: 0	CS: 0	

Batter	1	2	3	4	5	6	7	8	9	AB	R	H	RBI	BB	SO	LOB
Lou Brock, L (1, 7) OBP: 0.350, SLG: 0.389	6-3		K	6-3			F7			4	0	0	0	0	1	1
Ted Sizemore, R (1, 4) OBP: 0.322, SLG: 0.345	F8		WP, BB, 1B / 1B		6-3		E5 / 1-H, 1B / 1B			4	2	2	0	0	0	0
Bernie Carbo, L (1, 9) OBP: 0.398, SLG: 0.398	HBP, HBP / BB		WP / 1-2, 1B / BB		G3		0-0 / 3-H, 1B			2	1	1	1	2	0	0
Joe Torre, R (1, 3) OBP: 0.357, SLG: 0.438	HBP / 1-2, HBP		WP / 1-H, 2-H, 2B / 1B		F9		F3			3	1	1	2	0	0	1
Ted Simmons, S (1, 2) OBP: 0.329, SLG: 0.461	HBP / 1-2, 2-3		1-H, 2B			F8		4-3		3	0	1	1	0	0	0
Luis Melendez, R (1, 8) OBP: 0.314, SLG: 0.363	K		K			6-3		5-3		4	0	0	0	0	2	4
Dwain Anderson, R (1, 6) OBP: 0.319, SLG: 0.311		F8	F8			F9		F9		4	0	0	0	0	0	1
Ed Crosby, L (1, 5) OBP: 0.260, SLG: 0.244		K		K			F7			3	0	0	0	0	2	0
Rick Wise, R (1, 1) OBP: 0.205, SLG: 0.260		K		6-3			1B / E / 1B			3	1	1	0	0	1	0
Inning Stats	R: 0 E: 0 K: 1 S: 5 / H: 0 LOB: 3 BB: 1 P: 11	R: 0 E: 0 K: 2 S: 7 / H: 0 LOB: 0 BB: 0 P: 7	R: 3 E: 0 K: 2 S: 10 / H: 3 LOB: 1 BB: 1 P: 14	R: 0 E: 0 K: 1 S: 5 / H: 0 LOB: 0 BB: 0 P: 5	R: 0 E: 0 K: 0 S: 3 / H: 0 LOB: 0 BB: 0 P: 3	R: 0 E: 0 K: 0 S: 3 / H: 0 LOB: 0 BB: 0 P: 3	R: 2 E: 1 K: 0 S: 6 / H: 3 LOB: 1 BB: 0 P: 6	R: 0 E: 0 K: 0 S: 3 / H: 0 LOB: 0 BB: 0 P: 3		1B: 5 2B: 1 3B: 0 HR: 0 / SF: 0 SAC: 0 DP: 0 HBP: 2						

PITCHER	IP	WLS	BF	H	R	ER	SO	BB	IBB	HBP	BLK	WP	HR	S	P	ERA	WHIP
Don Sutton, R (1, 1) ERA: 2.3	8.0	L	34	6	5	4	6	2	0	2	0	2	0	42	52	4.50	1.000

PITCHER	IP	WLS	BF	H	R	ER	SO	BB	IBB	HBP	BLK	WP	HR	S	P	ERA	WHIP

BOTTOM

Los Angeles Dodgers @ St. Louis Cardinals

Busch Stadium, St. Louis, MO

Fri Sep 01 1972, 7:05 PM CDT

Unknown

livebaseballscorecards.com

AB	30
R	5
H	6
RBI	4
BB	2
SO	6
LOB	7

1B: 5	SF: 0	WP: 2	PA: 34
2B: 1	SAC: 0	PB: 0	
3B: 0	DP: 0	SB: 0	
HR: 0	HBP: 2	CS: 0	

Los Angeles Dodgers @ St. Louis Cardinals

Busch Stadium, St. Louis, MO

Fri Sep 01 1972, 7:05 PM CDT

Att. 17,953 - Unknown

livebaseballscorecards.com

TOP

Batter	1	2	3	4	5	6	7	8	9	AB	R	H	RBI	BB	SO	LOB
Lee Lacy, R (1, 4) OBP: 0.313, SLG: 0.317	5-3	F8 2-3			4-3		L4			4	0	0	0	0	0	3
Bill Buckner, L (1, 9) OBP: 0.343, SLG: 0.414	4-3	L5			6-3			4-3		4	0	0	0	0	0	2
Willie Davis, L (1, 8) OBP: 0.312, SLG: 0.436	FC4-6 1B		K			G4-6-3 BB		L4		3	0	1	0	1	1	0
Wes Parker, S (1, 3) OBP: 0.378, SLG: 0.372	FC4-6 1-2f		1-6-3			G4-6-3 1-2f		6-3		4	0	0	0	0	0	2
Willie Crawford, L (1, 7) OBP: 0.315, SLG: 0.410		4-3	F8			E S 1B			K	4	0	1	0	0	1	0
Bobby Valentine, R (1, 5) OBP: 0.315, SLG: 0.323		3B BB		5-3		P6 1-3			E BB	2	1	0	0	2	0	1
Bill Russell, R (1, 6) OBP: 0.329, SLG: 0.396		1B 1-H 3B		6-3			6-3 1B		S 1-3 IBB	3	1	2	1	1	0	0
Steve Yeager, R (1, 2) OBP: 0.256, SLG: 0.059										2	0	0	0	0	0	1
Manny Mota, R (9, PH) OBP: 0.382, SLG: 0.447		F8 1B HBP		4-3			F7		P4 1-2	1	0	0	0	0	0	2
Chris Cannizzaro, R (9, 2) OBP: 0.361, SLG: 0.319										0	0	0	0	0	0	0
Al Downing, R (1, 1) OBP: 0.102, SLG: 0.103		1-2 3-H 1B			K		6-3 1-2		K	4	0	1	1	0	2	3

Inning Stats																																		
	R: 0	H: 1	E: 0	LOB: 1	K: 0	BB: 0	S: 4	P: 4	R: 2	H: 2	E: 0	LOB: 2	K: 0	BB: 1	S: 5	P: 10	R: 0	H: 0	E: 0	LOB: 0	K: 1	BB: 0	S: 5	P: 5	R: 0	H: 0	E: 0	LOB: 0	K: 0	BB: 0	S: 3	P: 3	R: 0	H: 0	E: 0	LOB: 0	K: 1	BB: 0	S: 5	P: 5
	R: 0	H: 1	E: 0	LOB: 1	K: 0	BB: 1	S: 3	P: 7	R: 0	H: 1	E: 0	LOB: 1	K: 0	BB: 0	S: 4	P: 4	R: 0	H: 0	E: 0	LOB: 0	K: 0	BB: 0	S: 3	P: 3	R: 0	H: 0	E: 1	LOB: 2	K: 2	BB: 2	S: 7	P: 15	1B: 4	SF: 0	2B: 0	SAC: 0	3B: 1	DP: 1	HR: 0	HBP: 1	WP: 0	PA: 36	PB: 0	SB: 2	CS: 0

PITCHER	IP	WLS	BF	H	R	ER	SO	BB	IBB	HBP	BLK	WP	HR	S	P	ERA	WHIP
Al Santorini, R (1, 1) ERA: 4.78	8.0	L	31	5	2	2	2	2	0	1	0	0	0	32	41	2.25	0.875
Diego Segui, R (9, 1) ERA: 2.67	1.0		5	0	0	0	2	1	1	0	0	0	0	7	15	0.00	1.000

PITCHER	IP	WLS	BF	H	R	ER	SO	BB	IBB	HBP	BLK	WP	HR	S	P	ERA	WHIP

AB	31
R	2
H	5
RBI	2
BB	4
SO	4
LOB	14

Batter	1	2	3	4	5	6	7	8	9	AB	R	H	RBI	BB	SO	LOB
Lou Brock, L (1, 7) OBP: 0.349, SLG: 0.387	BBBB 4-0 E S 2B BB		x 0-0 ① F7		x 0-0 ② 1-3			x 0-0 ② F6		3	1	0	0	1	0	0
Ted Sizemore, R (1, 4) OBP: 0.324, SLG: 0.349	x 0-0 1-H 2B		x 0-0 1B		x 0-0 ③ F8			x 0-0 ③ 6-3		4	0	2	1	0	0	0
Bernie Carbo, L (1, 9) OBP: 0.393, SLG: 0.392	x 0-0 ① P4		x 0-0 ② F9			x 0-0 ① G3			x 0-0 ① F9	4	0	0	0	0	0	2
Joe Torre, R (1, 3) OBP: 0.354, SLG: 0.434	SSS 0-3 ② K		x 0-0 ③ F9			x 0-0 ② F8			SSS 0-3 ② K	4	0	0	0	0	2	2
Luis Melendez, R (1, 8) OBP: 0.310, SLG: 0.357	x 0-0 ③ F8			x 0-0 ① F8		x 0-0 ③ F9			x 0-0 ③ F9	4	0	0	0	0	0	1
Skip Jutze, R (1, 2)		SSS 0-3 ① K		SSS 0-3 ② K			SSS 0-3 ① K			3	0	0	0	0	3	0
Dwain Anderson, R (1, 5) (8, 6) OBP: 0.328, SLG: 0.321		x 0-0 CS 1B		x 0-0 1B			x 0-0 ② F9			3	0	2	0	0	0	0
Mick Kelleher, R (1, 6)		BBBB 4-0 ② 1-2 BB		x 0-0 ③ 4-3			SSS 0-3 ③ K			1	0	0	0	1	0	1
Jerry McNertney, R (7, PH) OBP: 0.308, SLG: 0.333										1	0	0	0	0	1	0
Ed Crosby, L (8, 5) OBP: 0.260, SLG: 0.244										0	0	0	0	0	0	0
Al Santorini, R (1, 1) OBP: 0.118, SLG: 0.063		x 0-0 ③ 1-3			SSS 0-3 ① K			x 0-0 ① F8		2	0	0	0	0	1	1
Ted Simmons, S (8, PH) OBP: 0.329, SLG: 0.460										1	0	0	0	0	0	0
Diego Segui, R (9, 1) OBP: 0.083, SLG: 0.083										0	0	0	0	0	0	0
Inning Stats	R: 1 E: 0 K: 1 S: 6 H: 1 LOB: 1 BB: 1 P: 10	R: 0 E: 0 K: 1 S: 5 H: 1 LOB: 1 BB: 1 P: 9	R: 0 E: 0 K: 0 S: 4 H: 1 LOB: 1 BB: 0 P: 4	R: 0 E: 0 K: 1 S: 6 H: 1 LOB: 1 BB: 0 P: 6	R: 0 E: 0 K: 1 S: 5 H: 0 LOB: 0 BB: 0 P: 5	R: 0 E: 0 K: 0 S: 3 H: 0 LOB: 0 BB: 0 P: 3	R: 0 E: 0 K: 2 S: 7 H: 0 LOB: 0 BB: 0 P: 7	R: 0 E: 0 K: 0 S: 3 H: 0 LOB: 0 BB: 0 P: 3	R: 0 E: 0 K: 1 S: 5 H: 0 LOB: 0 BB: 0 P: 5	1B: 3 2B: 1 3B: 0 HR: 0	SF: 0 SAC: 0 DP: 0 HBP: 0					

PITCHER		IP	WLS	BF	H	R	ER	SO	BB	IBB	HBP	BLK	WP	HR	S	P	ERA	WHIP
Al Downing, L ERA: 2.77	(1, 1)	9.0	W	32	4	1	1	7	2	0	0	0	0	0	44	52	1.00	0.667

PITCHER	IP	WLS	BF	H	R	ER	SO	BB	IBB	HBP	BLK	WP	HR	S	P	ERA	WHIP

Los Angeles Dodgers @ St. Louis Cardinals

Busch Stadium, St. Louis, MO

Fri Sep 01 1972, 7:05 PM CDT

Att. 17,953 - Unknown

BOTTOM

livebaseballscorecards.com

AB	30
R	1
H	4
RBI	1
BB	2
SO	7
LOB	7

Batter	1	2	3	4	5	6	7	8	9	AB	R	H	RBI	BB	SO	LOB
Lee Lacy, R (1, 4) OBP: 0.319, SLG: 0.321	0-0 CS 1B	0-3 K		0-0 1-6-3 1-2 2-3		0-0 2-H 1B		4-0 BB		4	0	2	1	1	1	3
Bill Buckner, L (1, 9) OBP: 0.338, SLG: 0.408	0-0 F2 1-2	0-0 6-3		0-0 F8		0-0 4-3		0-0 4-3		5	0	0	0	0	0	6
Willie Davis, L (1, 8) OBP: 0.311, SLG: 0.436	0-0 L1		0-0 F8		0-0 L6-4 2B		0-0 F7		0-0 F8	5	0	1	0	0	0	0
Wes Parker, S (1, 3) OBP: 0.376, SLG: 0.368		0-0 F7	4-0 FC4-6 BB		0-0 P6		0-0 F8		0-0 1-3	4	0	0	0	1	0	1
Willie Crawford, L (1, 7) OBP: 0.321, SLG: 0.409		4-0 WP 1B 3B BB	0-0 FC4-6 1-2f		4-0 BB		0-0 1B 1B		0-0 E3 1B	3	1	1	0	2	0	1
Bobby Valentine, R (1, 5) OBP: 0.319, SLG: 0.327		0-0 WP 1-2 3B 1B	0-0 F6		0-0 L6-4 2-3		0-0 1-2 1B		0-0 1-2 1B	5	1	3	0	0	0	3
Bill Russell, R (1, 6) OBP: 0.330, SLG: 0.393		4-0 1-2 2-3 3B IBB		1-0 1-6-3 BB HBP		0-0 5-3	0-0 1-3		0-0 1-3	3	1	0	0	1	0	4
Steve Yeager, R (1, 2) OBP: 0.277, SLG: 0.135	0-0 1-H 2-H 3-H 3B 3B			0-3 K		4-0 SH1-4 1B BB		0-3 K		3	2	1	3	1	2	1
Doug Rau, L (1, 1) OBP: 0.667, SLG: 1.500	0-0 3-H 3B			4-0 1-6-3 1-2 BB		0-0 SH1-4 1-2		0-0 5-3		2	0	1	1	1	0	0
Inning Stats	R: 0 E: 0 K: 0 S: 3 H: 1 LOB: 0 BB: 0 P: 3	R: 4 E: 0 K: 1 S: 8 H: 3 LOB: 1 BB: 2 P: 16	R: 0 E: 0 K: 0 S: 3 H: 0 LOB: 1 BB: 1 P: 7	R: 0 E: 0 K: 1 S: 5 H: 0 LOB: 2 BB: 1 P: 10	R: 0 E: 0 K: 0 S: 3 H: 1 LOB: 1 BB: 1 P: 7	R: 1 E: 0 K: 0 S: 4 H: 1 LOB: 1 BB: 1 P: 8	R: 0 E: 0 K: 0 S: 5 H: 2 LOB: 2 BB: 0 P: 5	R: 0 E: 0 K: 1 S: 5 H: 0 LOB: 1 BB: 1 P: 9	R: 0 E: 1 K: 0 S: 5 H: 1 LOB: 2 BB: 0 P: 5	1B: 6 2B: 2 3B: 2 HR: 0	SF: 0 SAC: 1 DP: 1 HBP: 1						

TOP

Los Angeles Dodgers @ St. Louis Cardinals

Busch Stadium, St. Louis, MO

Sat Sep 02 1972, 3:33 AM CDT

Att. 9,237 - Unknown

livebaseballscorecards.com

AB	34
R	5
H	9
RBI	5
BB	7
SO	3
LOB	19

WP: 1 PB: 0 SB: 0 CS: 1 PA: 43

PITCHER		IP	WLS	BF	H	R	ER	SO	BB	IBB	HBP	BLK	WP	HR	S	P	ERA	WHIP
Don Durham, R ERA: 4.5	(1, 1)	1.1	L	9	4	4	4	0	1	1	0	0	1	0	7	15	27.00	3.750
Lowell Palmer, R ERA: 2.92	(2, 1)	4.2		20	2	1	1	2	4	0	1	0	0	0	19	36	1.93	1.286
Rich Folkers, L ERA:	(7, 1)	2.0		9	2	0	0	1	1	0	0	0	0	0	10	14	0.00	1.500
Ray Bare, R ERA: 0.84	(9, 1)	1.0		5	1	0	0	0	0	0	0	0	0	0	5	5	0.00	1.000

PITCHER	IP	WLS	BF	H	R	ER	SO	BB	IBB	HBP	BLK	WP	HR	S	P	ERA	WHIP

Batter	1	2	3	4	5	6	7	8	9	AB	R	H	RBI	BB	SO	LOB
Lou Brock, L (1, 7) OBP: 0.348, SLG: 0.384	6-3		F8			F8		F7		3	0	0	0	0	0	0
Rich Folkers, L (7, 1)										0	0	0	0	0	0	0
Jerry McNertney, R (8, PH) OBP: 0.302, SLG: 0.326										1	0	0	0	0	0	0
Ray Bare, R (9, 1)										0	0	0	0	0	0	0
Ted Sizemore, R (1, 4) OBP: 0.321, SLG: 0.345	6-3			F2		6-3		F3		4	0	0	0	0	0	0
Bernie Carbo, L (1, 9) OBP: 0.391, SLG: 0.388	P6			K			BB, 1B, BB		K	3	1	0	0	1	2	0
Joe Torre, R (1, 5) OBP: 0.353, SLG: 0.432		F3		4-3			1-2, 1B, BB		6-3	3	0	0	0	1	0	0
Ted Simmons, S (1, 3) OBP: 0.328, SLG: 0.460		2B			F9		L5		L5	4	0	1	0	0	0	2
Luis Melendez, R (1, 8) OBP: 0.307, SLG: 0.354		5-3			P3		F8			3	0	0	0	0	0	3
Skip Jutze, R (1, 2) OBP: 0.333, SLG: 0.500		P5			2B		1-2, 2-H, 1B			3	0	2	1	0	0	1
Dwain Anderson, R (1, 6) OBP: 0.319, SLG: 0.313			5-3		F9		F8			3	0	0	0	0	0	3
Don Durham, R (1, 1) OBP: 0.500, SLG: 0.929										0	0	0	0	0	0	0
Lowell Palmer, R (2, 1)			F9			F5		4-3		1	0	0	0	0	0	0
Jose Cruz, L (6, PH) OBP: 0.282, SLG: 0.277										2	0	0	0	0	0	0
(7, 7)																
Inning Stats	R: 0 H: 0 E: 0 LOB: 0 K: 0 BB: 0 S: 3 P: 3	R: 0 H: 1 E: 0 LOB: 1 K: 0 BB: 0 S: 4 P: 4	R: 0 H: 0 E: 0 LOB: 0 K: 0 BB: 0 S: 3 P: 3	R: 0 H: 0 E: 0 LOB: 0 K: 1 BB: 0 S: 5 P: 5	R: 0 H: 1 E: 0 LOB: 1 K: 0 BB: 0 S: 4 P: 4	R: 0 H: 0 E: 0 LOB: 0 K: 0 BB: 0 S: 3 P: 3	R: 1 H: 1 E: 0 LOB: 2 K: 0 BB: 2 S: 4 P: 12	R: 0 H: 0 E: 0 LOB: 0 K: 0 BB: 0 S: 3 P: 3	R: 0 H: 0 E: 0 LOB: 0 K: 1 BB: 0 S: 5 P: 5	1B: 1 SF: 0 2B: 2 SAC: 0 3B: 0 DP: 0 HR: 0 HBP: 0							

PITCHER	IP	WLS	BF	H	R	ER	SO	BB	IBB	HBP	BLK	WP	HR	S	P	ERA	WHIP
Doug Rau, L (1, 1) ERA: 1.0	9.0	W	32	3	1	1	2	2	0	0	0	0	0	34	42	1.00	0.556

PITCHER	IP	WLS	BF	H	R	ER	SO	BB	IBB	HBP	BLK	WP	HR	S	P	ERA	WHIP

BOTTOM

Los Angeles Dodgers @ St. Louis Cardinals

Busch Stadium, St. Louis, MO

Sat Sep 02 1972, 3:33 AM CDT

Att. 9,237 - Unknown

livebaseballscorecards.com

AB	30
R	1
H	3
RBI	1
BB	2
SO	2
LOB	9

WP: 0 PA: 32
PB: 0
SB: 0
CS: 0

Los Angeles Dodgers @ St. Louis Cardinals

Busch Stadium, St. Louis, MO

Sun Sep 03 1972, 3:33 AM CDT

Att. 15,064 - Unknown

livebaseballscorecards.com

TOP

Batter	1	2	3	4	5	6	7	8	9	AB	R	H	RBI	BB	SO	LOB
Lee Lacy, R (1, 4) OBP: 0.314, SLG: 0.315	K		K			5-3		4-3		4	0	0	0	0	2	0
Bill Buckner, L (1, 9) Manny Mota, R (3, 7) OBP: 0.340, SLG: 0.408 OBP: 0.387, SLG: 0.452	HBP			E SF8 1B		3B 1B		1B 1B		0 3	0 3	0 3	0 0	0 0	0 0	0 0
Willie Davis, L (1, 8) OBP: 0.314, SLG: 0.438	E 1B			K		3B 1B		1B 1B		4	1	3	0	0	1	1
Wes Parker, S (1, 3) OBP: 0.377, SLG: 0.376	3-1			SF8		HR 3B		K 1B		3	1	2	4	0	0	1
Willie Crawford, L (1, 7) (3, 9) OBP: 0.325, SLG: 0.423		G6-4-3 BB		F7		HR		K		3	1	1	2	1	1	2
Bobby Valentine, R (1, 5) OBP: 0.316, SLG: 0.324		P4			F2	K		P5		4	0	0	0	0	1	3
Bill Russell, R (1, 6) OBP: 0.329, SLG: 0.391		G6-4-3			K	L5		CS 1B		4	0	1	0	0	1	1
Steve Yeager, R (1, 2) OBP: 0.255, SLG: 0.122			F8		K	F3		6-3		4	0	0	0	0	1	1
Bill Singer, R (1, 1) OBP: 0.115, SLG: 0.100 Pete Richert, L (8, 1) OBP: 0.500, SLG: 0.500 Maury Wills, S (8, 5) OBP: 0.176, SLG: 0.150			F7			6-3	K	F8		3 0 1	0 0 0	0 0 0	0 0 0	0 0 0	1 0 0	0 0 0

Inning Stats																																	
	R: 0	E: 1	K: 1	S: 5	H: 1	LOB: 1	BB: 0	P: 6	R: 0	E: 0	K: 0	S: 2	H: 0	LOB: 0	BB: 1	P: 6	R: 0	E: 0	K: 1	S: 5	H: 0	LOB: 0	BB: 0	P: 5	R: 1	E: 1	K: 1	S: 6	H: 1	LOB: 0	BB: 0	P: 6
	R: 0	E: 0	K: 2	S: 7	H: 0	LOB: 0	BB: 0	P: 7	R: 4	E: 0	K: 1	S: 9	H: 4	LOB: 0	BB: 0	P: 9	R: 0	E: 0	K: 1	S: 5	H: 0	LOB: 0	BB: 0	P: 5	R: 1	E: 0	K: 1	S: 8	H: 3	LOB: 2	BB: 0	P: 8
	R: 0	E: 0	K: 0	S: 3	H: 1	LOB: 0	BB: 0	P: 3	1B: 8	2B: 0	3B: 1	HR: 1	SF: 1	SAC: 0	DP: 1	HBP: 1	WP: 0	PB: 0	SB: 0	CS: 1	PA: 36											

PITCHER		IP	WLS	BF	H	R	ER	SO	BB	IBB	HBP	BLK	WP	HR	S	P	ERA	WHIP
Reggie Cleveland, R ERA: 3.89	(1, 1)	7.0	L	27	6	5	4	7	1	0	1	0	0	1	39	44	5.14	1.000
Joe Grzenda, L ERA: 4.68	(8, 1)	2.0		9	4	1	1	1	0	0	0	0	0	0	11	11	4.50	2.000

PITCHER	IP	WLS	BF	H	R	ER	SO	BB	IBB	HBP	BLK	WP	HR	S	P	ERA	WHIP

AB	33
R	6
H	10
RBI	6
BB	1
SO	8
LOB	9

Batter	1	2	3	4	5	6	7	8	9	AB	R	H	RBI	BB	SO	LOB
Lou Brock, L (1, 7) OBP: 0.346, SLG: 0.383	K		G4-6-3		1B		E5		F8	5	0	1	0	0	1	2
Ted Sizemore, R (1, 4) OBP: 0.317, SLG: 0.342	K		E5		F8		K			4	0	0	0	0	2	3
Bernie Carbo, L (1, 9) OBP: 0.390, SLG: 0.384	F9		PO	P6		F9		BB		3	0	0	0	1	0	0
Joe Torre, R (1, 5) OBP: 0.355, SLG: 0.435		2B		F9		L5		1-2 BB		3	1	1	0	1	0	0
Ted Simmons, S (1, 3) OBP: 0.329, SLG: 0.463		4-3 1B		1B		6-3		F8		4	1	2	1	0	0	2
Jose Cruz, L (1, 8) OBP: 0.286, SLG: 0.286		4-3		1-2 1B				F8		3	1	2	0	0	0	1
Luis Melendez, R (8, PH) (9, 8) OBP: 0.306, SLG: 0.352							1B FC6-4			1	0	0	0	0	0	2
Skip Jutze, R (1, 2) OBP: 0.400, SLG: 0.500		CS 1B		4-3			FC6-4 1B	4-3		4	0	2	1	0	0	4
Dwain Anderson, R (1, 6) OBP: 0.317, SLG: 0.310		4-3			SH3-4 1B		FC6-4 E		P6	4	0	1	1	0	0	2
Reggie Cleveland, R (1, 1) OBP: 0.265, SLG: 0.242			G4-6-3 HBP		SH3-4		F8		3-1	0	0	0	0	0	0	0
Bill Voss, L (7, PH) OBP: 0.267, SLG: 0.269										1	0	0	0	0	0	1
Joe Grzenda, R (8, 1)										0	0	0	0	0	0	0
Jorge Roque, R (9, PH) OBP: 0.095, SLG: 0.050										1	0	0	0	0	0	0
Inning Stats	R: 0 E: 0 K: 2 S: 7 H: 0 LOB: 0 BB: 0 P: 7	R: 2 E: 0 K: 0 S: 5 H: 3 LOB: 0 BB: 0 P: 5	R: 0 E: 1 K: 0 S: 2 H: 0 LOB: 0 BB: 0 P: 3	R: 0 E: 0 K: 0 S: 5 H: 2 LOB: 2 BB: 0 P: 5	R: 0 E: 0 K: 0 S: 4 H: 2 LOB: 1 BB: 0 P: 4	R: 0 E: 0 K: 0 S: 3 H: 0 LOB: 0 BB: 0 P: 3	R: 1 E: 1 K: 1 S: 8 H: 2 LOB: 2 BB: 0 P: 8	R: 0 E: 0 K: 0 S: 3 H: 0 LOB: 2 BB: 2 P: 11	R: 0 E: 0 K: 0 S: 3 H: 0 LOB: 0 BB: 0 P: 3	1B: 6 2B: 2 3B: 1 HR: 0	SF: 0 SAC: 1 DP: 1 HBP: 1						

PITCHER		IP	WLS	BF	H	R	ER	SO	BB	IBB	HBP	BLK	WP	HR	S	P	ERA	WHIP
Bill Singer, R ERA: 3.39	(1, 1)	7.0	W	31	9	3	3	3	2	0	1	0	0	0	34	43	3.86	1.571
Pete Richert, L ERA: 1.76	(8, 1)	2.0	S	6	0	0	0	0	0	0	0	0	0	0	6	6	0.00	0.000

PITCHER	IP	WLS	BF	H	R	ER	SO	BB	IBB	HBP	BLK	WP	HR	S	P	ERA	WHIP

BOTTOM

Los Angeles Dodgers @ St. Louis Cardinals

Busch Stadium, St. Louis, MO

Sun Sep 03 1972, 3:33 AM CDT

Att. 15,064 - Unknown

livebaseballscorecards.com

AB	33
R	3
H	9
RBI	3
BB	2
SO	3
LOB	17

1B: 6 2B: 2 3B: 1 HR: 0 SF: 0 SAC: 1 DP: 1 HBP: 1

WP: 0 PB: 0 SB: 0 CS: 1 PA: 38

Batter	1	2	3	4	5	6	7	8	9	AB	R	H	RBI	BB	SO	LOB
Pete Rose, S (1, 7) OBP: 0.377, SLG: 0.410	6-3		6-3		F9		E6		FC3-6 1-3 1B	5	0	1	0	0	0	1
Joe Morgan, L (1, 4) OBP: 0.412, SLG: 0.444	G3			K	1B 2-H 1B		K		FC3-6 1-2f 3-H 2B	5	1	1	2	0	2	2
Bobby Tolan, L (1, 8) OBP: 0.338, SLG: 0.396	1-3			4-3	1-2 1B		F7		1-H 2B	5	0	2	1	0	0	1
Johnny Bench, R (1, 5) OBP: 0.372, SLG: 0.517 (9, 2)		F8		HR	F9			BB S	5-3	4	1	1	1	1	0	3
Tony Perez, R (1, 3) OBP: 0.357, SLG: 0.509		G4-6-3 1B		HBP 1B		S 1B		K 1-2		4	0	3	0	0	1	1
Hal McRae, R (1, 9) OBP: 0.273, SLG: 0.414		G4-6-3 1-2f		1-2 HBP		K 1-2		F7		3	0	0	0	0	1	3
Dave Concepcion, R (1, 6) OBP: 0.281, SLG: 0.265			K	5-3		F3		F8		3	0	0	0	0	1	3
Joe Hague, L (8, PH) OBP: 0.340, SLG: 0.400										1	0	0	0	0	0	1
Darrel Chaney, S (8, 6) OBP: 0.358, SLG: 0.340										0	0	0	0	0	0	0
Bill Plummer, R (1, 2) OBP: 0.245, SLG: 0.330			HR		2B 1B	K			FC3-6 1B BB	3	2	2	1	0	1	1
Denis Menke, R (9, PH) OBP: 0.330, SLG: 0.366 (9, 5)										0	1	0	0	1	0	0
Jim McGlothlin, R (1, 1) OBP: 0.233, SLG: 0.256			5-3		K		4-3		P5	2	0	0	0	0	1	1
Pedro Borbon, R (5, 1) OBP: 0.125, SLG: 0.067										0	0	0	0	0	0	0
Ted Uhlaender, L (7, PH) OBP: 0.234, SLG: 0.178										1	0	0	0	0	0	0
Clay Carroll, R (7, 1) OBP: 0.125, SLG: 0.125										0	0	0	0	0	0	0
Cesar Geronimo, L (9, PH) OBP: 0.329, SLG: 0.408										1	0	0	0	0	0	1
Ed Sprague, R (9, 1)										0	0	0	0	0	0	0
Tom Hall, L (9, 1) OBP: 0.172, SLG: 0.111										0	0	0	0	0	0	0
Inning Stats	R: 0 E: 0 K: 0 S: 3 H: 0 LOB: 0 BB: 0 P: 3	R: 0 E: 0 K: 0 S: 3 H: 1 LOB: 0 BB: 0 P: 3	R: 1 E: 0 K: 1 S: 6 H: 1 LOB: 0 BB: 0 P: 6	R: 1 E: 0 K: 1 S: 7 H: 2 LOB: 2 BB: 0 P: 8	R: 1 E: 0 K: 1 S: 8 H: 3 LOB: 2 BB: 0 P: 8	R: 0 E: 0 K: 2 S: 8 H: 1 LOB: 1 BB: 0 P: 8	R: 0 E: 1 K: 1 S: 6 H: 0 LOB: 1 BB: 0 P: 6	R: 0 E: 0 K: 1 S: 5 H: 0 LOB: 1 BB: 1 P: 9	R: 2 E: 0 K: 0 S: 5 H: 2 LOB: 1 BB: 1 P: 9	1B: 6 2B: 2 3B: 0 HR: 2 SF: 0 SAC: 0 DP: 1 HBP: 1						

PITCHER		IP	WLS	BF	H	R	ER	SO	BB	IBB	HBP	BLK	WP	HR	S	P	ERA	WHIP
Tommy John, L ERA: 2.86	(1, 1)	5.0		22	7	3	3	3	0	0	1	0	0	2	27	28	5.40	1.400
Pete Mikkelsen, R ERA: 3.98	(6, 1)	3.1		15	2	2	2	4	2	0	0	0	0	0	21	29	5.40	1.200
Pete Richert, L ERA: 1.75	(9, 1)	0.1		2	1	0	0	0	0	0	0	0	0	0	2	2	0.00	3.000
Jim Brewer, L ERA: 1.21	(9, 1)	0.1	W	1	0	0	0	0	0	0	0	0	0	0	1	1	0.00	0.000

PITCHER	IP	WLS	BF	H	R	ER	SO	BB	IBB	HBP	BLK	WP	HR	S	P	ERA	WHIP

TOP

Cincinnati Reds @ Los Angeles Dodgers

Dodger Stadium, Los Angeles, CA

Mon Sep 04 1972, 7:05 PM PDT

Unknown

livebaseballscorecards.com

AB	37
R	5
H	10
RBI	5
BB	2
SO	7
LOB	18

WP: 0 PA: 40
PB: 0
SB: 2
CS: 0

Batter	1	2	3	4	5	6	7	8	9	AB	R	H	RBI	BB	SO	LOB
Lee Lacy, R (1, 4) OBP: 0.313, SLG: 0.314	5-3		CS, 1B 2-H		6-3		1-3		K	4	0	1	1	0	0	1
Jim Lefebvre, S (9, PH) OBP: 0.261, SLG: 0.337										1	0	0	0	0	1	2
Manny Mota, R (1, 7) OBP: 0.388, SLG: 0.455	4-3		CS 1-2	F8	K			4-3, SH1-4 1B 1B	2B 1-3 2-H	5	1	2	1	0	1	0
Willie Davis, L (1, 8) OBP: 0.314, SLG: 0.438	1-3			1B 1B	G3			SH1-4 1-2		3	0	1	0	0	0	0
Wes Parker, S (1, 3) OBP: 0.374, SLG: 0.372		L5		K		5-3		4-3 2-3		4	0	0	0	0	1	2
Willie Crawford, L (1, 9) OBP: 0.336, SLG: 0.429		BBBB G6-4-3 BB		1-2 1B		BBBB G6-4-3 BB		3-H 1B		2	0	2	1	2	0	0
Bobby Valentine, R (1, 5) OBP: 0.312, SLG: 0.320		G6-4-3 1-2f		F9		G6-4-3 1-2f		4-3		4	0	0	0	0	0	5
Maury Wills, S (9, 5) OBP: 0.176, SLG: 0.150										0	0	0	0	0	0	0
Bill Russell, R (1, 6) OBP: 0.333, SLG: 0.396			6-3		HR 1B		2B		BB SH3-4 2B	3	2	2	0	1	0	0
Steve Yeager, R (1, 2) OBP: 0.278, SLG: 0.227			SH1-4 1B 1B		1-H HR		L8		SH3-4 1-2	3	2	2	2	0	0	1
Tommy John, R (1, 1) OBP: 0.125, SLG: 0.125			SH1-4 1-2		HR		K		2B IBB	0	0	0	0	0	0	0
Billy Grabarkewitz, R (5, PH) OBP: 0.250, SLG: 0.263										1	1	1	1	0	0	0
Pete Mikkelsen, R (6, 1)										1	0	0	0	0	1	1
Pete Richert, L (9, 1) OBP: 0.500, SLG: 0.500										0	0	0	0	0	0	0
Jim Brewer, L (9, 1)										0	0	0	0	0	0	0
Bill Buckner, L (9, PH) OBP: 0.342, SLG: 0.408										0	0	0	0	1	0	0
Inning Stats	R: 0 E: 0 K: 0 S: 3 H: 0 LOB: 0 BB: 0 P: 3	R: 0 E: 0 K: 0 S: 2 H: 0 LOB: 0 BB: 1 P: 6	R: 1 E: 0 K: 0 S: 4 H: 2 LOB: 0 BB: 0 P: 4	R: 0 E: 0 K: 1 S: 7 H: 2 LOB: 2 BB: 0 P: 7	R: 3 E: 0 K: 1 S: 8 H: 3 LOB: 0 BB: 0 P: 8	R: 0 E: 0 K: 0 S: 2 H: 0 LOB: 0 BB: 1 P: 6	R: 0 E: 0 K: 1 S: 6 H: 1 LOB: 1 BB: 0 P: 6	R: 1 E: 0 K: 0 S: 5 H: 2 LOB: 1 BB: 0 P: 5	R: 1 E: 0 K: 1 S: 5 H: 1 LOB: 2 BB: 2 P: 13	1B: 7 2B: 2 3B: 0 HR: 2 SF: 0 SAC: 3 DP: 2 HBP: 0	WP: 0 PB: 0 SB: 0 CS: 1 PA: 39					

PITCHER		IP	WLS	BF	H	R	ER	SO	BB	IBB	HBP	BLK	WP	HR	S	P	ERA	WHIP
Jim McGlothlin, R ERA: 3.83	(1, 1)	4.0		18	7	4	4	1	1	0	0	0	0	2	19	23	9.00	2.000
Pedro Borbon, R ERA: 3.25	(5, 1)	2.0		6	0	0	0	1	1	0	0	0	0	0	7	11	0.00	0.500
Clay Carroll, R ERA: 2.54	(7, 1)	2.0		9	3	1	1	1	0	0	0	0	0	0	11	11	4.50	1.500
Ed Sprague, R ERA: 3.93	(9, 1)	0.1	L	3	0	1	1	0	1	1	0	0	0	0	1	9	27.00	3.000
Tom Hall, L ERA: 2.59	(9, 1)	0.1		2	1	0	0	1	0	0	0	0	0	0	4	4	0.00	3.000

PITCHER	IP	WLS	BF	H	R	ER	SO	BB	IBB	HBP	BLK	WP	HR	S	P	ERA	WHIP

BOTTOM

Cincinnati Reds @ Los Angeles Dodgers

Dodger Stadium, Los Angeles, CA

Mon Sep 04 1972, 7:05 PM PDT

Unknown

livebaseballscorecards.com

AB	31
R	6
H	11
RBI	6
BB	4
SO	4
LOB	12

Cincinnati Reds @ Los Angeles Dodgers

Dodger Stadium, Los Angeles, CA

Mon Sep 04 1972, 7:05 PM PDT

Att. 40,366 - Unknown

TOP

livebaseballscorecards.com

Batter	1	2	3	4	5	6	7	8	9	AB	R	H	RBI	BB	SO	LOB
Pete Rose, S (1, 7) OBP: 0.376, SLG: 0.409	0-0 2-3 1B 1B	0-0 P4 ③			0-0 F9 ①	0-0 2B E 2-H 1B	0-0 F8 ②		0-0 F9 ②③ 1-2	6	1	2	1	0	0	6
Joe Morgan, L (1, 4) OBP: 0.412, SLG: 0.448	0-0 2-3 ① 1-2		0-0 L9 ①		0-0 1B 1-3 2B	0-0 E 1-3 2B	0-0 4-3 ③			5	2	2	0	0	0	3
Bobby Tolan, L (1, 8) OBP: 0.338, SLG: 0.395	0-0 6-3 ②		H 1-0 FC6-4 HBP		0-0 E 2-H 3-H 1B	0-0 E4 BB 1B 2-H 3-H		0-0 2-3 ①		4	2	1	3	0	0	1
Johnny Bench, R (1, 2) OBP: 0.374, SLG: 0.515	0-0 ③ 2-H 1B	0-0 F8 ②			0-0 F9 ②	B B B 4-0 1B 1-2 BB		B B B 4-0 1B BB		3	0	1	0	2	0	2
Tony Perez, R (1, 3) OBP: 0.359, SLG: 0.513		0-0 1B FC5-4 2B	0-0 FC6-4 ③ 1-2f		0-0 E5 E 2-H	0-0 G4-6-3 1-3 2-H 1B		0-0 1-2 1B		5	1	3	1	0	0	1
Hal McRae, R (1, 9) OBP: 0.275, SLG: 0.411		0-0 FC5-4 2-3 1B		0-0 F7 ①	0-0 E6 1-2	0-0 G4-6-3 ②③ 1-2f		0-0 F8 ②		3	0	1	0	0	0	1
Cesar Geronimo, L (5, 9) OBP: 0.325, SLG: 0.404										2	0	0	0	0	0	4
Denis Menke, R (1, 5) OBP: 0.327, SLG: 0.362	0-0 ①			0-0 ②	0-0 ③		0-0 ①	0-0 ③		4	0	0	1	0	0	3
Darrel Chaney, S (7, 5) OBP: 0.356, SLG: 0.338	0-0 FC5-4 E ① 1-2f 3-H			0-0 5-3 ②	0-0 L8 ③		0-0 F7 ①	0-0 F2 ③		1	0	0	0	0	0	2
Dave Concepcion, R (1, 6) OBP: 0.280, SLG: 0.264	0-0 E5 1-2		S S S 0-3 K ③			0-0 SH1-4 1B 1B	0-0 E6 SH		0-0 5-3 ①	5	1	1	0	0	1	1
Don Gullett, R (1, 1) OBP: 0.333, SLG: 0.321	S S S 0-3 K ②				0-0 2B 1B 1B	0-0 SH1-4 ① 1-2	0-0 SH 1-2		0-0 E5 F9	2	1	1	0	0	1	2
Pedro Borbon, R (7, 1) OBP: 0.118, SLG: 0.063										1	0	0	0	0	0	0
Inning Stats	R: 0 E: 0 K: 0 S: 4 H: 2 LOB: 2 BB: 0 P: 4	R: 1 E: 1 K: 1 S: 8 H: 2 LOB: 2 BB: 0 P: 8	R: 0 E: 0 K: 0 S: 3 H: 0 LOB: 1 BB: 0 P: 4	R: 0 E: 0 K: 1 S: 5 H: 0 LOB: 0 BB: 0 P: 5	R: 3 E: 2 K: 0 S: 8 H: 3 LOB: 2 BB: 0 P: 8	R: 4 E: 1 K: 0 S: 7 H: 4 LOB: 1 BB: 1 P: 11	R: 0 E: 2 K: 0 S: 5 H: 0 LOB: 2 BB: 0 P: 5	R: 0 E: 0 K: 0 S: 4 H: 1 LOB: 2 BB: 1 P: 8	R: 0 E: 1 K: 0 S: 3 H: 0 LOB: 0 BB: 0 P: 3	1B: 9 2B: 3 3B: 0 HR: 0 SF: 0 SAC: 2 DP: 1 HBP: 1							

	AB	41
	R	8
	H	12
	RBI	6
	BB	2
	SO	2
	LOB	26

WP: 0 PB: 0 SB: 0 CS: 0 PA: 46

PITCHER		IP	WLS	BF	H	R	ER	SO	BB	IBB	HBP	BLK	WP	HR	S	P	ERA	WHIP
Claude Osteen, L ERA: 2.85	(1, 1)	5.1	L	29	10	7	6	2	0	0	1	0	0	0	32	33	10.12	1.875
Mike Strahler, R ERA: 3.98	(6, 1)	1.2		9	1	1	0	0	1	0	0	0	0	0	8	12	0.00	1.200
Ron Perranoski, L ERA: 6.59	(8, 1)	2.0		8	1	0	0	0	1	0	0	0	0	0	7	11	0.00	1.000

PITCHER		IP	WLS	BF	H	R	ER	SO	BB	IBB	HBP	BLK	WP	HR	S	P	ERA	WHIP

Batter	1	2	3	4	5	6	7	8	9	AB	R	H	RBI	BB	SO	LOB
Lee Lacy, R (1, 4) OBP: 0.312, SLG: 0.313	F9		3B			F9	FC6-4 1-2f		4-3	1	0	0	0	0	0	0
Steve Garvey, R (2, 5) OBP: 0.315, SLG: 0.424										1	0	1	0	0	0	0
Bobby Valentine, R (5, 5) OBP: 0.310, SLG: 0.317										3	0	0	0	0	0	3
Manny Mota, R (1, 7) OBP: 0.385, SLG: 0.450	K		1-3			1-2 1B		5-3	K	5	0	1	0	0	2	1
Willie Davis, L (1, 8) OBP: 0.314, SLG: 0.436	G3			K		8-6-4 2-3f		HR 1B		4	1	1	0	0	1	2
Wes Parker, S (1, 3) OBP: 0.370, SLG: 0.368		F9		6-3			L6	L6		4	0	0	0	0	0	1
Frank Robinson, R (1, 9) OBP: 0.349, SLG: 0.424		6-3		K			1B SF9 1B BB	1-H HR		3	2	1	2	1	1	0
Billy Grabarkewitz, R (1, 5) OBP: 0.271, SLG: 0.286 (2, 4)		1B			K		SF9 1B 1B 1-2 1B	BB 1B		4	1	3	0	0	1	0
Bill Russell, R (1, 6) OBP: 0.335, SLG: 0.396		F8			F8		1B 1-2 2-3 1B	BB 1-2		3	0	1	0	1	0	1
Chris Cannizzaro, R (1, 2) OBP: 0.354, SLG: 0.314			6-3		5-3		SF9 2-3 3-H	F9		3	0	0	1	0	0	2
Claude Osteen, L (1, 1) OBP: 0.342, SLG: 0.373			6-3			8-6-4 1B	FC6-4 1-2 3-H 1B		5-3	1	0	0	0	0	0	0
Mike Strahler, R (6, 1) OBP: 0.444, SLG: 0.167										1	0	1	0	0	0	0
Jim Lefebvre, S (7, PH) OBP: 0.265, SLG: 0.341										1	0	1	1	0	0	0
Ron Perranoski, L (8, 1)										0	0	0	0	0	0	0
Maury Wills, S (9, PH) OBP: 0.175, SLG: 0.148										1	0	0	0	0	0	0
Inning Stats	R: 0 E: 0 K: 1 S: 5 H: 0 LOB: 0 BB: 0 P: 5	R: 0 E: 0 K: 0 S: 4 H: 1 LOB: 1 BB: 0 P: 4	R: 0 E: 0 K: 0 S: 4 H: 1 LOB: 1 BB: 0 P: 4	R: 0 E: 0 K: 2 S: 7 H: 0 LOB: 0 BB: 0 P: 7	R: 0 E: 0 K: 1 S: 5 H: 0 LOB: 0 BB: 0 P: 5	R: 0 E: 0 K: 0 S: 4 H: 2 LOB: 1 BB: 0 P: 4	R: 2 E: 0 K: 0 S: 6 H: 3 LOB: 2 BB: 1 P: 10	R: 2 E: 0 K: 0 S: 6 H: 3 LOB: 2 BB: 1 P: 10	R: 0 E: 0 K: 1 S: 5 H: 0 LOB: 0 BB: 0 P: 5	1B: 8 2B: 1 3B: 1 HR: 1	SF: 1 SAC: 0 DP: 1 HBP: 0						

PITCHER		IP	WLS	BF	H	R	ER	SO	BB	IBB	HBP	BLK	WP	HR	S	P	ERA	WHIP
Don Gullett, L ERA: 4.04	(1, 1)	6.2	W	27	7	2	2	4	1	0	0	0	0	0	34	38	2.70	1.200
Pedro Borbon, R ERA: 3.36	(7, 1)	2.1	S	11	3	2	2	1	1	0	0	0	0	1	12	16	7.71	1.714

PITCHER	IP	WLS	BF	H	R	ER	SO	BB	IBB	HBP	BLK	WP	HR	S	P	ERA	WHIP

BOTTOM

Cincinnati Reds @ Los Angeles Dodgers

Dodger Stadium, Los Angeles, CA

Mon Sep 04 1972, 7:05 PM PDT

Att. 40,366 - Unknown

livebaseballscorecards.com

AB	35
R	4
H	10
RBI	4
BB	2
SO	5
LOB	10

1B: 8 SF: 1
2B: 1 SAC: 0
3B: 1 DP: 1
HR: 1 HBP: 0

WP: 0 PA: 38
PB: 0
SB: 0
CS: 0

Cincinnati Reds @ Los Angeles Dodgers

Dodger Stadium, Los Angeles, CA

Tue Sep 05 1972, 7:05 PM PDT

Att. 18,155 - Unknown

TOP

livebaseballscorecards.com

Batter	1	2	3	4	5	6	7	8	9	AB	R	H	RBI	BB	SO	LOB
Pete Rose, S (1, 7) OBP: 0.377, SLG: 0.416	G3 2B		L9			HR		4-3	L9	5	1	2	1	0	0	1
Joe Morgan, L (1, 4) OBP: 0.409, SLG: 0.444	L8			K		K		K		4	0	0	0	0	3	1
Bobby Tolan, L (1, 8) OBP: 0.336, SLG: 0.392	G3 2-3			K		4-3		4-3		4	0	0	0	0	1	1
Johnny Bench, R (1, 2) OBP: 0.375, SLG: 0.514	K			K		1B			BB E 1B PB	3	1	1	0	1	2	1
Tony Perez, R (1, 3) OBP: 0.358, SLG: 0.510		6-3			K	6-3			E9 1B PB 2B 1-3 1B	4	1	1	0	0	1	1
Cesar Geronimo, L (1, 9) OBP: 0.329, SLG: 0.406		4-3			1B		FC6-4 1B		F7 1-2 3-H	4	0	2	0	0	0	1
Darrel Chaney, S (1, 5) OBP: 0.353, SLG: 0.335		F8			1-2 1B		K		F7	4	0	1	0	0	1	2
Dave Concepcion, R (1, 6) OBP: 0.279, SLG: 0.264			5-3		K		F9		2B 2-3 1B	4	1	1	0	0	1	3
Ross Grimsley, L (1, 1) OBP: 0.121, SLG: 0.105			K		F5		FC6-4 1-2f		2B 1-H 3-H	2	0	0	0	0	1	2
Ed Sprague, R (6, 1)										0	0	0	0	0	0	0
Ted Uhlaender, L (7, PH) OBP: 0.232, SLG: 0.176										1	0	0	0	0	0	1
Dave Tomlin, L (7, 1)										0	0	0	0	0	0	0
Joe Hague, L (9, PH) OBP: 0.343, SLG: 0.408										1	0	1	2	0	0	0

	AB	36
	R	4
	H	9
	RBI	3
	BB	1
	SO	10
	LOB	14

Inning Stats	1	2	3	4	5	6	7	8	9	1B: 6	SF: 0	WP: 0	PA: 37
	R: 0 E: 0 K: 1 S: 6 H: 1 LOB: 1 BB: 0 P: 6	R: 0 E: 0 K: 0 S: 3 H: 0 LOB: 0 BB: 0 P: 3	R: 0 E: 0 K: 1 S: 5 H: 0 LOB: 0 BB: 0 P: 5	R: 0 E: 0 K: 3 S: 9 H: 0 LOB: 0 BB: 0 P: 9	R: 0 E: 0 K: 2 S: 9 H: 2 LOB: 2 BB: 0 P: 9	R: 1 E: 0 K: 1 S: 7 H: 2 LOB: 1 BB: 0 P: 7	R: 0 E: 0 K: 1 S: 6 H: 1 LOB: 1 BB: 0 P: 6	R: 0 E: 0 K: 1 S: 5 H: 0 LOB: 0 BB: 0 P: 5	R: 3 E: 1 K: 0 S: 6 H: 3 LOB: 1 BB: 1 P: 10	2B: 2 3B: 0 HR: 1	SAC: 0 DP: 0 HBP: 0	PB: 1 SB: 0 CS: 0	

PITCHER	IP	WLS	BF	H	R	ER	SO	BB	IBB	HBP	BLK	WP	HR	S	P	ERA	WHIP
Don Sutton, R (1, 1) ERA: 2.37	9.0	W	37	9	4	4	10	1	0	0	0	0	1	56	60	4.00	1.111

PITCHER	IP	WLS	BF	H	R	ER	SO	BB	IBB	HBP	BLK	WP	HR	S	P	ERA	WHIP

Batter	1	2	3	4	5	6	7	8	9	AB	R	H	RBI	BB	SO	LOB
Billy Grabarkewitz, R (1, 4) OBP: 0.287, SLG: 0.330	L6		FC4-6 BB		K	1B		HR 2-H		4	1	2	2	1	1	1
Manny Mota, R (1, 7) OBP: 0.382, SLG: 0.453	6-3		FC4-6 2B 1B 1-2f 2-3		4-3 1-2	4-3		3B		5	1	1	0	0	0	5
Willie Davis, L (1, 8) OBP: 0.315, SLG: 0.438	1B		2B 1-3 3-H		F8		K	G3		5	1	2	1	0	1	2
Wes Parker, S (1, 3) OBP: 0.371, SLG: 0.368	G3		1B 2-H 3-H			1B 2B BB	4-3			3	1	1	2	1	0	1
Frank Robinson, R (1, 9) OBP: 0.351, SLG: 0.435		F8	F3			2B WP 1-2 1B	HR			4	2	2	1	0	0	1
Steve Garvey, R (1, 5) OBP: 0.318, SLG: 0.429		K		G4-6-3 1B		WP SF9 1-3 2-H 2B	F9			4	1	2	1	0	1	0
Bill Russell, R (1, 6) OBP: 0.332, SLG: 0.392		6-3		K		SF9 2-H 3-H		6-3		3	0	0	1	0	1	1
Steve Yeager, R (1, 2) OBP: 0.293, SLG: 0.250			FC4-6 SH1-4 2B 1B	G4-6-3 1-2f		K		SH1-4 HR 1B		4	2	2	0	0	1	1
Don Sutton, R (1, 1) OBP: 0.195, SLG: 0.173			SH1-4 1-2	4-3 1B		1B 1B		SH1-4 1-2		2	0	2	0	0	0	0
Inning Stats	R: 0 H: 1 E: 0 LOB: 1 K: 0 BB: 0 S: 4 P: 4	R: 0 H: 0 E: 0 LOB: 0 K: 1 BB: 0 S: 5 P: 5	R: 3 H: 3 E: 0 LOB: 1 K: 0 BB: 1 S: 6 P: 10	R: 0 H: 1 E: 0 LOB: 0 K: 1 BB: 0 S: 5 P: 5	R: 0 H: 1 E: 0 LOB: 1 K: 1 BB: 0 S: 6 P: 6	R: 3 H: 4 E: 0 LOB: 2 K: 1 BB: 1 S: 9 P: 13	R: 1 H: 1 E: 0 LOB: 0 K: 1 BB: 0 S: 6 P: 6	R: 2 H: 3 E: 0 LOB: 1 K: 0 BB: 0 S: 6 P: 6		1B: 9 SF: 1 2B: 2 SAC: 2 3B: 1 DP: 1 HR: 2 HBP: 0						

PITCHER		IP	WLS	BF	H	R	ER	SO	BB	IBB	HBP	BLK	WP	HR	S	P	ERA	WHIP
Ross Grimsley, L ERA: 2.75	(1, 1)	5.0	L	24	8	6	6	3	2	0	0	0	0	0	28	36	10.80	2.000
Ed Sprague, R ERA: 3.86	(6, 1)	1.0		5	2	0	0	1	0	0	0	0	1	0	7	7	0.00	2.000
Dave Tomlin, L ERA: 9.0	(7, 1)	2.0		10	4	3	3	1	0	0	0	0	0	2	12	12	13.50	2.000

PITCHER	IP	WLS	BF	H	R	ER	SO	BB	IBB	HBP	BLK	WP	HR	S	P	ERA	WHIP

BOTTOM

Cincinnati Reds @ Los Angeles Dodgers

Dodger Stadium, Los Angeles, CA

Tue Sep 05 1972, 7:05 PM PDT

Att. 18,155 - Unknown

livebaseballscorecards.com

AB	34
R	9
H	14
RBI	8
BB	2
SO	5
LOB	12

WP: 1	PA: 39		
PB: 0			
SB: 0			
CS: 0			

Batter	1	2	3	4	5	6	7	8	9	AB	R	H	RBI	BB	SO	LOB
Pete Rose, S (1, 7) OBP: 0.378, SLG: 0.418	0-0 1B 1B	0-0 1B 2-H		0-0 6-3 ②		0-3 K ③			0-0 E5 SF9	5	2	3	1	0	1	2
Joe Morgan, L (1, 4) OBP: 0.409, SLG: 0.445	0-0 L7 ①	0-0 1B 1-2		0-0 L6 ③			0-0 S 1B		0-0 SF9 ① 3-H	4	0	2	1	0	0	1
Bobby Tolan, L (1, 8) OBP: 0.334, SLG: 0.390	0-0 1B 1-3	0-3 K ③			0-0 4-3 ①		0-0 B2 ① 1-2		0-0 4-3 ②	5	1	1	0	0	1	3
Johnny Bench, R (1, 5) (9, 2) OBP: 0.373, SLG: 0.511	0-0 BB 2-H 3-H		0-0 1-3 ①		0-0 F9 ②		0-0 6-3 ②		0-0 5-3 ③	5	0	1	2	0	0	1
Tony Perez, R (1, 3) OBP: 0.359, SLG: 0.508	B B B B 4-0 G1-6-3 1-2 BB		0-0 5-3 ②		0-0 F8 ③		B B B B 4-0 BB			2	0	0	0	2	0	0
Hal McRae, R (1, 9) OBP: 0.289, SLG: 0.427 Cesar Geronimo, L (6, PR) OBP: 0.327, SLG: 0.404 (6, 9)	0-0 G1-6-3 ② ③ 1-2f		0-0 2B 2B	H 1-0 1B SF7 HBP			0-3 K ③			2 1	1 1	1 0	0 0	0 0	0 1	2 2
Dave Concepcion, R (1, 6) OBP: 0.285, SLG: 0.271	B B B B 4-0 S 1B BB	0-0 2B 2-H		0-0 SF7 1-3 1B				0-3 K ①		3	1	2	1	1	1	0
Bill Plummer, R (1, 2) OBP: 0.235, SLG: 0.319 Denis Menke, R (9, 5) OBP: 0.327, SLG: 0.362	0-0 F9 ① 1-2	0-0 5-3 ③			0-0 SF7 ① 1-2 3-H			0-0 6-3 ②		3 0	0 0	0 0	1 0	0 0	0 0	2 0
Wayne Simpson, R (1, 1) OBP: 0.070, SLG: 0.093 Clay Carroll, R (9, 1) OBP: 0.125, SLG: 0.125	0-3 K ②		0-0 F7 ①		0-3 K ②			0-0 5-3 ③		4 0	0 0	0 0	0 0	0 0	2 0	3 0
Inning Stats	R: 2 E: 0 K: 0 S: 5 H: 3 LOB: 1 BB: 1 P: 9	R: 1 E: 0 K: 2 S: 9 H: 2 LOB: 2 BB: 1 P: 13	R: 1 E: 0 K: 0 S: 5 H: 2 LOB: 1 BB: 0 P: 5	R: 0 E: 0 K: 0 S: 3 H: 0 LOB: 0 BB: 0 P: 3	R: 0 E: 0 K: 0 S: 3 H: 0 LOB: 0 BB: 0 P: 3	R: 1 E: 0 K: 2 S: 8 H: 1 LOB: 2 BB: 0 P: 9	R: 0 E: 0 K: 1 S: 6 H: 1 LOB: 2 BB: 1 P: 10	R: 0 E: 0 K: 1 S: 5 H: 0 LOB: 0 BB: 0 P: 5	R: 1 E: 1 K: 0 S: 4 H: 1 LOB: 0 BB: 0 P: 4	1B: 8 2B: 2 3B: 0 HR: 0	SF: 2 SAC: 0 DP: 1 HBP: 1						

PITCHER	IP	WLS	BF	H	R	ER	SO	BB	IBB	HBP	BLK	WP	HR	S	P	ERA	WHIP
Al Downing, L (1, 1) ERA: 2.91	7.0	L	33	9	5	5	5	3	0	1	0	0	0	39	52	6.43	1.714
Ron Perranoski, L (8, 1) ERA: 6.16	2.0		7	1	1	0	1	0	0	0	0	0	0	9	9	0.00	0.500

PITCHER	IP	WLS	BF	H	R	ER	SO	BB	IBB	HBP	BLK	WP	HR	S	P	ERA	WHIP

TOP

Cincinnati Reds @ Los Angeles Dodgers

Dodger Stadium, Los Angeles, CA

Wed Sep 06 1972, 7:05 PM PDT

Att. 16,965 - Unknown

livebaseballscorecards.com

AB	34
R	6
H	10
RBI	6
BB	3
SO	6
LOB	16

PA: 40	WP: 0	PB: 0	SB: 2	CS: 0		

Batter	1	2	3	4	5	6	7	8	9	AB	R	H	RBI	BB	SO	LOB
Billy Grabarkewitz, R (1, 4) OBP: 0.286, SLG: 0.359	S S S 0-3 ① K		S S S 0-3 ② K		x 0-0 2-H 3-H HR		x 0-0 ③ 6-3			4	1	1	3	0	2	3
Manny Mota, R (1, 7) OBP: 0.381, SLG: 0.450	x 0-0 E5 G3 1B		x 0-0 G3		x 0-0 ③ F8			x 0-0 ① 5-3		4	0	1	0	0	0	1
Willie Davis, L (1, 8) OBP: 0.312, SLG: 0.435	x 0-0 ② G3 2-3			x 0-0 ① F9		x 0-0 ① F5		x 0-0 ② 4-3		4	0	0	0	0	0	1
Wes Parker, S (1, 3) OBP: 0.368, SLG: 0.364	x 0-0 ③ 6-3			x 0-0 ② 4-3		x 0-0 ② 1-6-3		x 0-0 ③ 4-3		4	0	0	0	0	0	1
Frank Robinson, R (1, 9) OBP: 0.350, SLG: 0.432		x 0-0 ① P4		S S S 0-3 ③ K		x 0-0 ③ 4-3			x 0-0 FC1-4 BB 1B	4	0	1	0	0	1	0
Steve Garvey, R (1, 5) OBP: 0.314, SLG: 0.423		S S S 0-3 ② K			x 0-0 ① F8		S S S 0-3 ① K		S S S 0-3 ① K	4	0	0	0	0	3	1
Bill Russell, R (1, 6) OBP: 0.333, SLG: 0.390		x 0-0 ③ F8			B B B 4-0 E 1B HR BB		x 0-0 ② 1-3		B B B 4-0 FC1-4 1-2 BB	2	1	0	0	2	0	0
Steve Yeager, R (1, 2) OBP: 0.290, SLG: 0.250			S S S 0-3 ① K		x 0-0 ② L7		x 0-0 1B		x 0-0 ② FC1-4 FC6-4 1-2f 2-3	4	0	1	0	0	1	3
Al Downing, R (1, 1) OBP: 0.131, SLG: 0.133 Willie Crawford, L (7, PH) OBP: 0.339, SLG: 0.431 Ron Perranoski, L (8, 1) Jim Lefebvre, S (9, PH) OBP: 0.264, SLG: 0.339			x 0-0 1B		x 0-0 E4 1-3 HR 1B		x 0-0 1-2 1B		x 0-0 ③ FC6-4 1-2f	2 1 0 1	1 0 0 0	2 1 0 0	0 0 0 0	0 0 0 0	0 0 0 0	0 0 0 2
Inning Stats	R: 0 E: 1 K: 1 S: 6 H: 1 LOB: 1 BB: 0 P: 6	R: 0 E: 0 K: 1 S: 5 H: 0 LOB: 0 BB: 0 P: 5	R: 0 E: 0 K: 2 S: 8 H: 1 LOB: 1 BB: 0 P: 8	R: 0 E: 0 K: 1 S: 5 H: 0 LOB: 0 BB: 0 P: 5	R: 3 E: 1 K: 0 S: 5 H: 2 LOB: 0 BB: 1 P: 9	R: 0 E: 0 K: 0 S: 3 H: 0 LOB: 0 BB: 0 P: 3	R: 0 E: 0 K: 1 S: 7 H: 2 LOB: 2 BB: 0 P: 7	R: 0 E: 0 K: 0 S: 3 H: 0 LOB: 0 BB: 0 P: 3	R: 0 E: 0 K: 1 S: 6 H: 1 LOB: 2 BB: 1 P: 10	1B: 6 2B: 0 3B: 0 HR: 1	SF: 0 SAC: 0 DP: 0 HBP: 0						

PITCHER	IP	WLS	BF	H	R	ER	SO	BB	IBB	HBP	BLK	WP	HR	S	P	ERA	WHIP
Wayne Simpson, R (1, 1) ERA: 3.98	8.1	W	34	7	3	3	7	2	0	0	0	0	1	46	54	3.24	1.080
Clay Carroll, R (9, 1) ERA: 2.52	0.2	S	2	0	0	0	0	0	0	0	0	0	0	2	2	0.00	0.000

PITCHER	IP	WLS	BF	H	R	ER	SO	BB	IBB	HBP	BLK	WP	HR	S	P	ERA	WHIP

BOTTOM

Cincinnati Reds @ Los Angeles Dodgers

Dodger Stadium, Los Angeles, CA

Wed Sep 06 1972, 7:05 PM PDT

Att. 16,965 - Unknown

livebaseballscorecards.com

AB	34
R	3
H	7
RBI	3
BB	2
SO	7
LOB	12

WP: 0 PB: 0 SB: 0 CS: 0 PA: 36

Batter	1	2	3	4	5	6	7	8	9	AB	R	H	RBI	BB	SO	LOB
Oscar Brown, R (1, 9) OBP: 0.233, SLG: 0.336	0-0 ① 5-3			0-0 ① 6-3	0-0 1-H 2B		0-0 ③ FC6-4 1-2f			4	0	1	1	0	0	2
Felix Millan, R (1, 4) OBP: 0.296, SLG: 0.315	0-0 ② 6-3			0-0 ③ HR 1B	0-0 ③ 5-3			0-0 ① 6-3		4	1	1	0	0	0	1
Hank Aaron, R (1, 3) OBP: 0.390, SLG: 0.495	0-0 ③ F8			0-0 ② F8		0-0 ① 6-3		0-0 ② F7		4	0	0	0	0	0	1
Earl Williams, R (1, 2) OBP: 0.337, SLG: 0.461		0-0 ① F9		0-0 1-H HR		S S S 0-3 ② K		0-0 ③ P6		4	1	1	2	0	1	0
Dusty Baker Jr., R (1, 8) OBP: 0.375, SLG: 0.489		0-0 ② 6-3		0-0 1B		0-0 ③ F7			0-0 HR	4	1	2	1	0	0	0
Rico Carty, R (1, 7) OBP: 0.389, SLG: 0.410 Mike Lum, L (9, 7) OBP: 0.333, SLG: 0.366		0-0 ③ 6-3		0-0 ③ 6-3			0-0 ① 1-3		0-0 ① F9	4 0	0 0	0 0	0 0	0 0	0 0	1 0
Darrell Evans, L (1, 5) OBP: 0.369, SLG: 0.416			0-0 ① F8		0-0 ① F8		0-0 1B 1B		0-0 F7 1B	4	0	2	0	0	0	0
Marty Perez, R (1, 6) OBP: 0.273, SLG: 0.263			0-0 ② 6-3		H 1-0 2B HBP		0-0 1-3 FC6-4 1B		0-0 ② ③ F7 1-2	3	1	1	0	0	0	1
Jimmy Freeman, L (1, 1) Ron Schueler, R (9, 1) OBP: 0.214, SLG: 0.220			0-0 ③ 4-3		S S S 0-3 ② K		S S S 0-3 ② K			3 0	0 0	0 0	0 0	0 0	2 0	3 0
Inning Stats	R: 0 E: 0 K: 0 S: 3 H: 0 LOB: 0 BB: 0 P: 3	R: 0 E: 0 K: 0 S: 3 H: 0 LOB: 0 BB: 0 P: 3	R: 0 E: 0 K: 0 S: 3 H: 0 LOB: 0 BB: 0 P: 3	R: 2 E: 0 K: 0 S: 6 H: 3 LOB: 1 BB: 0 P: 6	R: 1 E: 0 K: 1 S: 6 H: 1 LOB: 1 BB: 0 P: 7	R: 0 E: 0 K: 1 S: 5 H: 0 LOB: 0 BB: 0 P: 5	R: 0 E: 0 K: 1 S: 7 H: 2 LOB: 2 BB: 0 P: 7	R: 0 E: 0 K: 0 S: 3 H: 0 LOB: 0 BB: 0 P: 3	R: 1 E: 0 K: 0 S: 4 H: 2 LOB: 0 BB: 0 P: 4	1B: 5 2B: 1 3B: 0 HR: 2	SF: 0 SAC: 0 DP: 0 HBP: 1						

PITCHER	IP	WLS	BF	H	R	ER	SO	BB	IBB	HBP	BLK	WP	HR	S	P	ERA	WHIP
Doug Rau, L (1, 1) ERA: 2.25	7.0	L	28	6	3	3	3	0	0	1	0	0	1	33	34	3.86	0.857
Mike Strahler, R (8, 1) ERA: 4.01	2.0		7	2	1	1	0	0	0	0	0	0	1	7	7	4.50	1.000

PITCHER	IP	WLS	BF	H	R	ER	SO	BB	IBB	HBP	BLK	WP	HR	S	P	ERA	WHIP

Atlanta Braves @ Los Angeles Dodgers

Dodger Stadium, Los Angeles, CA

Thu Sep 07 1972, 7:05 PM PDT

Att. 13,461 - Unknown

TOP

livebaseballscorecards.com

AB	34
R	4
H	8
RBI	4
BB	0
SO	3
LOB	9

WP: 0 PB: 0 SB: 0 CS: 0 PA: 35

Batter	1	2	3	4	5	6	7	8	9	AB	R	H	RBI	BB	SO	LOB
Billy Grabarkewitz, R (1, 4) OBP: 0.284, SLG: 0.347	BBBB 4-0 E BB		x 0-0 5-3 ②		SSS 0-3 K ①			x 0-0 6-3 ①		3	0	0	0	1	1	0
Manny Mota, R (1, 7) OBP: 0.382, SLG: 0.451	x 0-0 F8 ①		x 0-0 1B 1B		x 0-0 G4-6-3 1B			x 0-0 4-3 ②		4	0	2	0	0	0	1
Willie Davis, L (1, 8) OBP: 0.312, SLG: 0.433	x 0-0 E5 G4-6-3 1-2		x 0-0 1-3 1B		x 0-0 ②③ G4-6-3 1-2f			x 0-0 ③ 4-3		4	0	1	0	0	0	2
Wes Parker, S (1, 3) OBP: 0.367, SLG: 0.361	x 0-0 ②③ G4-6-3 1-2f		x 0-0 ③ F7			SSS 0-3 K ①			BBBB 4-0 1B BB	3	1	0	0	1	1	4
Frank Robinson, R (1, 9) OBP: 0.354, SLG: 0.442		BBBB 4-0 BB		x 0-0 HR		SSS 0-3 K ②			BBBB 4-0 L5-4 1B 1-2 BB	2	1	1	1	2	1	0
Steve Garvey, R (1, 5) OBP: 0.313, SLG: 0.420		x 0-0 F7 ①		x 0-0 P4 ①		x 0-0 6-3 ③			x 0-0 1-2 2-H 1B	4	0	1	1	0	0	1
Bill Russell, R (1, 6) OBP: 0.330, SLG: 0.386		x 0-0 F8 ②		x 0-0 F7 ②			x 0-0 F4 ①		x 0-0 F7 ①	4	0	0	0	0	0	3
Steve Yeager, R (1, 2) OBP: 0.292, SLG: 0.255 Willie Crawford, L (9, PH) OBP: 0.338, SLG: 0.429		SSS 0-3 K ③		x 0-0 1B			x 0-0 F7 ②		x 0-0 ②③ L5-4 2-3	3 1	0 0	1 0	0 0	0 0	1 0	1 2
Doug Rau, L (1, 1) OBP: 0.400, SLG: 0.750 Bobby Valentine, R (7, PH) OBP: 0.309, SLG: 0.316 Mike Strahler, R (8, 1) OBP: 0.444, SLG: 0.167			SSS 0-3 K ①	x 0-0 G3 ③			x 0-0 4-3 ③			2 1 0	0 0 0	0 0 0	0 0 0	0 0 0	1 0 0	1 0 0
Inning Stats	R: 0 H: 0 E: 1 LOB: 1 K: 0 BB: 1 S: 3 P: 7	R: 0 H: 0 E: 0 LOB: 1 K: 1 BB: 1 S: 5 P: 9	R: 0 H: 2 E: 0 LOB: 2 K: 1 BB: 0 S: 7 P: 7	R: 1 H: 2 E: 0 LOB: 1 K: 0 BB: 0 S: 5 P: 5	R: 0 H: 1 E: 0 LOB: 0 K: 1 BB: 0 S: 5 P: 5	R: 0 H: 0 E: 0 LOB: 0 K: 2 BB: 0 S: 7 P: 7	R: 0 H: 0 E: 0 LOB: 0 K: 0 BB: 0 S: 3 P: 3	R: 0 H: 0 E: 0 LOB: 0 K: 0 BB: 0 S: 3 P: 3	R: 1 H: 1 E: 0 LOB: 1 K: 0 BB: 2 S: 3 P: 11	1B: 5 SF: 0 2B: 1 SAC: 0 3B: 0 DP: 3 HR: 1 HBP: 0						WP: 0 PA: 35 PB: 0 SB: 0 CS: 0	

PITCHER		IP	WLS	BF	H	R	ER	SO	BB	IBB	HBP	BLK	WP	HR	S	P	ERA	WHIP
Jimmy Freeman, L ERA: 3.71	(1, 1)	8.0	W	32	5	2	2	5	4	0	0	0	0	1	38	54	2.25	1.125
Ron Schueler, R ERA: 3.91	(9, 1)	1.0	S	3	1	0	0	0	0	0	0	0	0	0	3	3	0.00	1.000

PITCHER	IP	WLS	BF	H	R	ER	SO	BB	IBB	HBP	BLK	WP	HR	S	P	ERA	WHIP

BOTTOM

Atlanta Braves @ Los Angeles Dodgers

Dodger Stadium, Los Angeles, CA

Thu Sep 07 1972, 7:05 PM PDT

Att. 13,461 - Unknown

livebaseballscorecards.com

AB	31
R	2
H	6
RBI	2
BB	4
SO	5
LOB	15

Atlanta Braves @ Los Angeles Dodgers

Dodger Stadium, Los Angeles, CA

Fri Sep 08 1972, 7:05 PM PDT

Att. 16,035 - Unknown

livebaseballscorecards.com

TOP

Batter	1	2	3	4	5	6	7	8	9	AB	R	H	RBI	BB	SO	LOB
Sonny Jackson, L (1, 6) OBP: 0.315, SLG: 0.384	4-3		BBB 4-0 FC5-4 BB		1-4-3			BB SH3-4 1B 1B	F8	4	1	1	0	1	0	1
Felix Millan, R (1, 4) OBP: 0.294, SLG: 0.312	F7		0-0 FC5-4 S HR 1-2f		F8			SH3-4 1-2	P4	4	1	0	0	0	0	2
Darrell Evans, L (1, 5) OBP: 0.370, SLG: 0.415	WP 1B 1B		SSS 0-3 K 1-2		F9			BBBB 4-0 BB 1B BB		3	1	1	0	1	1	1
Earl Williams, R (1, 3) OBP: 0.340, SLG: 0.468	WP 1-2 1B		0-0 HR 2-H			5-3		BBBB 4-0 1B 1-2 2-3 BB		3	1	2	2	1	0	0
Dusty Baker Jr., R (1, 8) OBP: 0.376, SLG: 0.488	BBBB 4-0 1-2 2-3 BB		0-0 6-3			5-3		0-0 1-2 2-H 3-H 1B		3	0	1	2	1	0	0
Rico Carty, R (1, 7) OBP: 0.387, SLG: 0.415	6-3			0-0 3B		5-3		SSS 0-3 K		4	0	1	0	0	1	5
Oscar Brown, R (8, 9) OBP: 0.233, SLG: 0.336										0	0	0	0	0	0	0
Mike Lum, L (1, 9) OBP: 0.330, SLG: 0.362 (8, 7)		0-0 G3		0-0 F5			0-0 F6	0-0 F7		4	0	0	0	0	0	3
Bob Didier, S (1, 2) OBP: 0.250, SLG: 0.250		0-0 4-3		SSS 0-3 K			0-0 F8		0-0 WP 1B	4	0	1	0	0	1	1
Mike McQueen, L (1, 1) OBP: 0.133, SLG: 0.133		SSS 0-3 K		0-0 4-3			0-0 F9		SSS 0-3 K 1-2	2	0	0	0	0	1	1
Cecil Upshaw, R (6, 1) OBP: 0.143, SLG: 0.143										0	0	0	0	0	0	0
Rod Gilbreath, R (7, PH) OBP: 0.320, SLG: 0.227										1	0	0	0	0	0	0
Larry Jaster, L (7, 1)										0	0	0	0	0	0	0
Tom House, L (8, 1)										1	0	0	0	0	1	1
Inning Stats	R: 0 E: 0 K: 0 S: 5 H: 2 LOB: 3 BB: 1 P: 9	R: 0 E: 0 K: 1 S: 5 H: 0 LOB: 0 BB: 0 P: 5	R: 2 E: 0 K: 1 S: 6 H: 1 LOB: 0 BB: 1 P: 10	R: 0 E: 0 K: 1 S: 6 H: 1 LOB: 1 BB: 0 P: 6	R: 0 E: 0 K: 0 S: 3 H: 0 LOB: 0 BB: 0 P: 3	R: 0 E: 0 K: 0 S: 3 H: 0 LOB: 0 BB: 0 P: 3	R: 0 E: 0 K: 0 S: 3 H: 0 LOB: 0 BB: 0 P: 3	R: 2 E: 0 K: 1 S: 7 H: 2 LOB: 2 BB: 2 P: 15	R: 0 E: 0 K: 1 S: 6 H: 1 LOB: 1 BB: 0 P: 6	1B: 5 2B: 0 3B: 1 HR: 1	SF: 0 SAC: 1 DP: 0 HBP: 0				WP: 2 PB: 0 SB: 1 CS: 0	PA: 38	

	AB	33
	R	4
	H	7
	RBI	4
	BB	4
	SO	5
	LOB	15

PITCHER		IP	WLS	BF	H	R	ER	SO	BB	IBB	HBP	BLK	WP	HR	S	P	ERA	WHIP
Bill Singer, R ERA: 3.46	(1, 1)	7.1	L	32	6	4	4	3	4	0	0	0	1	1	34	50	4.91	1.364
Jim Brewer, L ERA: 1.18	(8, 1)	1.2		6	1	0	0	2	0	0	0	0	1	0	10	10	0.00	0.600

PITCHER		IP	WLS	BF	H	R	ER	SO	BB	IBB	HBP	BLK	WP	HR	S	P	ERA	WHIP

Atlanta Braves @ Los Angeles Dodgers

Dodger Stadium, Los Angeles, CA

Fri Sep 08 1972, 7:05 PM PDT

Att. 16,035 - Unknown

livebaseballscorecards.com

BOTTOM

Batter	1	2	3	4	5	6	7	8	9	AB	R	H	RBI	BB	SO	LOB
Billy Grabarkewitz, R (1, 4) OBP: 0.281, SLG: 0.333	F4		FC4-6 BB		F8		F9		K	4	0	0	0	1	1	1
Manny Mota, R (1, 7) OBP: 0.385, SLG: 0.448	1B BB		F9			1B E SF7 BB		1B G5-4-3 BB	F9	2	2	0	0	3	0	2
Willie Davis, L (1, 8) OBP: 0.311, SLG: 0.431	F6		FC4-6 FC6-4 1-2f			L4 1-2		G5-4-3 1-3 1B	F7	5	0	1	0	0	0	4
Wes Parker, S (1, 3) OBP: 0.368, SLG: 0.362	1B 1-3		FC6-4 1-2f			SF7 E 2-3 1B		G5-4-3 1-2f 3-H		4	1	2	0	0	0	2
Frank Robinson, R (1, 9) OBP: 0.353, SLG: 0.439	F7			5-3		SF7 1-2 3-H		1B BB		2	0	0	1	1	0	2
Steve Garvey, R (1, 5) OBP: 0.312, SLG: 0.418		K		5-3		E5 2-H		BB 1-3 1B		4	0	1	0	0	1	0
Bill Russell, R (1, 6) OBP: 0.332, SLG: 0.385		S 1B		K		5-3		1-2 BB		3	0	1	0	1	1	1
Steve Yeager, R (1, 2) OBP: 0.279, SLG: 0.241		5-3 1-2			F9		4-3	2-3		3	0	0	0	0	0	1
Jim Lefebvre, S (8, PH) OBP: 0.262, SLG: 0.337										1	0	0	0	0	0	3
Chris Cannizzaro, R (9, 2) OBP: 0.354, SLG: 0.314										0	0	0	0	0	0	0
Bill Singer, R (1, 1) OBP: 0.109, SLG: 0.094		1-3			K		F8		BB	3	0	0	0	0	1	1
Jim Brewer, L (8, 1)										0	0	0	0	0	0	0
Bobby Valentine, R (9, PH) OBP: 0.311, SLG: 0.316										0	0	0	0	1	0	0

	AB	31
	R	3
	H	5
	RBI	1
	BB	7
	SO	4
	LOB	17

Inning Stats										
	R: 0 H: 1 E: 0 LOB: 2 K: 0 BB: 1 S: 4 P: 8	R: 0 H: 1 E: 0 LOB: 1 K: 1 BB: 0 S: 6 P: 6	R: 0 H: 0 E: 0 LOB: 1 K: 0 BB: 1 S: 3 P: 7	R: 0 H: 0 E: 0 LOB: 0 K: 1 BB: 0 S: 5 P: 5	R: 0 H: 0 E: 0 LOB: 0 K: 1 BB: 0 S: 5 P: 5	R: 2 H: 1 E: 2 LOB: 1 K: 0 BB: 1 S: 5 P: 9	R: 0 H: 0 E: 0 LOB: 0 K: 0 BB: 0 S: 3 P: 3	R: 1 H: 2 E: 0 LOB: 3 K: 0 BB: 3 S: 4 P: 16	R: 0 H: 0 E: 0 LOB: 1 K: 1 BB: 1 S: 5 P: 9	1B: 5 SF: 1 2B: 0 SAC: 0 3B: 0 DP: 1 HR: 0 HBP: 0	WP: 0 PA: 39 PB: 0 SB: 1 CS: 0

PITCHER		IP	WLS	BF	H	R	ER	SO	BB	IBB	HBP	BLK	WP	HR	S	P	ERA	WHIP
Mike McQueen, L ERA: 4.53	(1, 1)	5.2		24	3	2	0	3	3	0	0	0	0	0	27	39	0.00	1.059
Cecil Upshaw, R ERA: 3.88	(6, 1)	0.1		1	0	0	0	0	0	0	0	0	0	0	1	1	0.00	0.000
Larry Jaster, L ERA: 5.4	(7, 1)	1.2	W	9	2	1	1	0	3	0	0	0	0	0	6	18	5.40	3.000
Tom House, L ERA:	(8, 1)	1.1	S	5	0	0	0	1	1	0	0	0	0	0	6	10	0.00	0.750

PITCHER	IP	WLS	BF	H	R	ER	SO	BB	IBB	HBP	BLK	WP	HR	S	P	ERA	WHIP

Houston Astros @ Los Angeles Dodgers

Dodger Stadium, Los Angeles, CA

Sat Sep 09 1972, 7:05 PM PDT

Att. 17,138 - Unknown

livebaseballscorecards.com

Batter	1	2	3	4	5	6	7	8	9	AB	R	H	RBI	BB	SO	LOB
Roger Metzger, S (1, 6) OBP: 0.292, SLG: 0.268	BBBB 4-0 G5-4-3 BB		x 0-0 1-3 ①		x 0-0 G6-4-3 ②③ 1-2f			SSS 0-3 K ③		3	0	0	0	1	1	1
Jimmy Wynn, R (1, 9) OBP: 0.387, SLG: 0.466	x 0-0 G5-4-3 ①② 1-2f		x 0-0 1B			x 0-0 6-3 ①			x 0-0 F8 ①	4	0	1	0	0	0	1
Cesar Cedeno, R (1, 8) OBP: 0.389, SLG: 0.556	x 0-0 6-3 ③		SSS 0-3 K ②			x 0-0 L9 ②			BBBB 4-0 G5-4-3 BB	3	0	0	0	1	1	1
Lee May, R (1, 3) OBP: 0.342, SLG: 0.499		x 0-0 6-3 ①	x 0-0 L9 ③			x 0-0 F8 ③			x 0-0 G5-4-3 ②③ 1-2f	4	0	0	0	0	0	2
Bob Watson, R (1, 7) OBP: 0.377, SLG: 0.451		x 0-0 6-3 1B 1B		x 0-0 6-3 ①			x 0-0 F9 ①			3	0	1	0	0	0	0
Doug Rader, R (1, 5) OBP: 0.308, SLG: 0.437		x 0-0 6-3 1-2 1B		x 0-0 F9 ②			x 0-0 4-3 ②			3	0	1	0	0	0	0
Tommy Helms, R (1, 4) OBP: 0.302, SLG: 0.367		x 0-0 6-3 ② 1-2 2-3		x 0-0 6-3 ③			x 0-0 5-3 ③			3	0	0	0	0	0	2
Larry Howard, R (1, 2) OBP: 0.284, SLG: 0.295		BBBB 4-0 BB			SSS 0-3 K ①			x 0-0 5-3 ①		2	0	0	0	1	1	0
Jerry Reuss, L (1, 1) OBP: 0.185, SLG: 0.150		SSS 0-3 K ③			BBBB 4-0 G6-4-3 BB			x 0-0 L7 ②		1	0	0	0	1	1	3
Jim York, R (6, 1)										0	0	0	0	0	0	0
Jesus Alou, R (8, PH) OBP: 0.376, SLG: 0.388										1	0	0	0	0	0	0
Jim Ray, R (8, 1) OBP: 0.063, SLG: 0.063										0	0	0	0	0	0	0

Inning Stats	1	2	3	4	5	6	7	8	9		
	R: 0 H: 0	R: 0 H: 2	R: 0 H: 1	R: 0 H: 0	R: 0 H: 0	R: 0 H: 0	R: 0 H: 0	R: 0 H: 0	R: 0 H: 0	1B: 3 SF: 0	WP: 0 PA: 31
	E: 0 LOB: 0	E: 0 LOB: 3	E: 0 LOB: 1	E: 0 LOB: 0	E: 0 LOB: 0	E: 0 LOB: 0	E: 0 LOB: 0	E: 0 LOB: 0	E: 0 LOB: 0	2B: 0 SAC: 0	PB: 0
	K: 0 BB: 1	K: 1 BB: 1	K: 1 BB: 0	K: 0 BB: 0	K: 1 BB: 1	K: 0 BB: 0	K: 0 BB: 0	K: 1 BB: 0	K: 0 BB: 1	3B: 0 DP: 3	SB: 0
	S: 2 P: 6	S: 7 P: 11	S: 6 P: 6	S: 3 P: 3	S: 4 P: 8	S: 3 P: 3	S: 3 P: 3	S: 5 P: 5	S: 2 P: 6	HR: 0 HBP: 0	CS: 0

PITCHER	IP	WLS	BF	H	R	ER	SO	BB	IBB	HBP	BLK	WP	HR	S	P	ERA	WHIP
Claude Osteen, L (1, 1) ERA: 2.73	9.0	W	31	3	0	0	4	4	0	0	0	0	0	35	51	0.00	0.778

PITCHER	IP	WLS	BF	H	R	ER	SO	BB	IBB	HBP	BLK	WP	HR	S	P	ERA	WHIP

AB	27
R	0
H	3
RBI	0
BB	4
SO	4
LOB	10

Batter	1	2	3	4	5	6	7	8	9	AB	R	H	RBI	BB	SO	LOB
Billy Grabarkewitz, R (1, 4) OBP: 0.280, SLG: 0.330	F7	6-3			K		1B			4	0	1	0	0	1	1
Manny Mota, R (1, 7) OBP: 0.384, SLG: 0.446	1B BLK E 1B		4-3		G3		F9			4	1	1	0	0	0	2
Willie Davis, L (1, 8) OBP: 0.314, SLG: 0.432	S E 1-3 1B 1B		L8			BB BB	1-2 1B			3	1	2	0	1	0	0
Wes Parker, S (1, 3) OBP: 0.367, SLG: 0.359	FC1 S 1-2 3-H 1B		F8			WP BB 1-2 BB	F7			3	1	0	0	1	0	3
Frank Robinson, R (1, 9) OBP: 0.355, SLG: 0.438	K 1-2 2-3			G4-6-3 1B		FC5 WP 1-2 BB		5-3		3	0	1	0	1	1	2
Steve Garvey, R (1, 5) OBP: 0.314, SLG: 0.430	2-H 3-H 1B			G4-6-3 1-2f		F7 1-2 2-3		HR		4	1	2	3	0	0	3
Maury Wills, S (9, 5) OBP: 0.175, SLG: 0.148										0	0	0	0	0	0	0
Bill Russell, R (1, 6) OBP: 0.331, SLG: 0.382	F9			5-3		BB		F9		3	0	0	0	1	0	1
Steve Yeager, R (1, 2) OBP: 0.278, SLG: 0.242		K			FC5-6 1B	FC5 2-3f		F6		4	0	1	0	0	1	3
Claude Osteen, L (1, 1) OBP: 0.329, SLG: 0.357		K			FC5-6 1-2f		1-3			3	0	0	0	0	1	1
Inning Stats	R: 3 E: 1 K: 1 S: 9 H: 3 LOB: 1 BB: 0 P: 9	R: 0 E: 0 K: 2 S: 7 H: 0 LOB: 0 BB: 0 P: 7	R: 0 E: 0 K: 0 S: 3 H: 0 LOB: 0 BB: 0 P: 3	R: 0 E: 0 K: 0 S: 3 H: 1 LOB: 0 BB: 0 P: 3	R: 0 E: 0 K: 1 S: 6 H: 1 LOB: 1 BB: 0 P: 6	R: 0 E: 0 K: 0 S: 2 H: 0 LOB: 3 BB: 4 P: 18	R: 0 E: 0 K: 0 S: 5 H: 2 LOB: 2 BB: 0 P: 5	R: 1 E: 0 K: 0 S: 4 H: 1 LOB: 0 BB: 0 P: 4		1B: 7 2B: 0 3B: 0 HR: 1	SF: 0 SAC: 0 DP: 1 HBP: 0						

BOTTOM

Houston Astros @ Los Angeles Dodgers

Dodger Stadium, Los Angeles, CA

Sat Sep 09 1972, 7:05 PM PDT

Att. 17,138 - Unknown

livebaseballscorecards.com

AB	31
R	4
H	8
RBI	3
BB	4
SO	4
LOB	16

WP: 1 PB: 0 SB: 2 CS: 0 PA: 35

PITCHER		IP	WLS	BF	H	R	ER	SO	BB	IBB	HBP	BLK	WP	HR	S	P	ERA	WHIP
Jerry Reuss, L ERA: 3.88	(1, 1)	5.1	L	23	5	3	0	4	3	0	0	1	0	0	28	40	0.00	1.500
Jim York, R ERA: 4.41	(6, 1)	1.2		8	2	0	0	0	1	0	0	0	1	0	7	11	0.00	1.800
Jim Ray, R ERA: 4.15	(8, 1)	1.0		4	1	1	1	0	0	0	0	0	0	1	4	4	9.00	1.000

PITCHER	IP	WLS	BF	H	R	ER	SO	BB	IBB	HBP	BLK	WP	HR	S	P	ERA	WHIP

Houston Astros @ Los Angeles Dodgers

Dodger Stadium, Los Angeles, CA

Sun Sep 10 1972, 3:33 AM PDT

Att. 15,758 - Unknown

TOP

livebaseballscorecards.com

Batter	1	2	3	4	5	6	7	8	9	AB	R	H	RBI	BB	SO	LOB
Roger Metzger, S (1, 6) OBP: 0.290, SLG: 0.266	6-3		G3		K		4-3			4	0	0	0	0	1	1
Jimmy Wynn, R (1, 9) OBP: 0.388, SLG: 0.465	K		1B SF9 1B		1B BB		6-3			3	1	1	1	1	1	0
Cesar Cedeno, R (1, 8) OBP: 0.392, SLG: 0.556	S BB		S 1B		L4			CS 1B		3	0	2	0	1	0	1
Lee May, R (1, 3) OBP: 0.343, SLG: 0.499	FC4-6 BB		SF9		FC6-4 1B			6-3		2	0	1	1	1	0	1
Bob Watson, R (1, 7) OBP: 0.376, SLG: 0.451	FC4-6		K		FC6-4			2B		4	0	1	0	0	1	5
Johnny Edwards, L (1, 2) OBP: 0.356, SLG: 0.371		L4-3 BB		FC6 BB		K		4-3		2	0	0	0	2	1	1
Doug Rader, R (1, 5) OBP: 0.306, SLG: 0.433		L4-3		K		F7			K	4	0	0	0	0	2	2
Tommy Helms, R (1, 4) OBP: 0.299, SLG: 0.364		F7		FC6 FC6-4		F9			F4	4	0	0	0	0	0	1
Dave Roberts, L (1, 1) OBP: 0.264, SLG: 0.333			E G3 1B BB	FC6-4			6-3		K	2	1	0	0	1	0	1
Fred Gladding, L (8, 1)										0	0	0	0	0	0	0
Tom Griffin, R (8, 1) OBP: 0.261, SLG: 0.522										0	0	0	0	0	0	0
Mike Cosgrove, L (8, 1)										0	0	0	0	0	0	0
Jesus Alou, R (9, PH) OBP: 0.372, SLG: 0.384										1	0	0	0	0	1	0
Totals										**AB 29**	**R 2**	**H 5**	**RBI 2**	**BB 6**	**SO 7**	**LOB 13**

Inning Stats	1	2	3	4	5	6	7	8	9
	R: 0 E: 0 K: 1 S: 5 H: 0 LOB: 2 BB: 2 P: 13	R: 0 E: 0 K: 0 S: 2 H: 0 LOB: 0 BB: 1 P: 6	R: 2 E: 1 K: 1 S: 7 H: 2 LOB: 1 BB: 1 P: 11	R: 0 E: 1 K: 1 S: 5 H: 0 LOB: 1 BB: 1 P: 9	R: 0 E: 0 K: 1 S: 6 H: 1 LOB: 2 BB: 1 P: 10	R: 0 E: 0 K: 1 S: 5 H: 0 LOB: 0 BB: 0 P: 5	R: 0 E: 0 K: 0 S: 3 H: 0 LOB: 0 BB: 0 P: 3	R: 0 E: 0 K: 0 S: 4 H: 2 LOB: 1 BB: 0 P: 4	R: 0 E: 0 K: 2 S: 7 H: 0 LOB: 0 BB: 0 P: 7

1B: 4	SF: 1	WP: 0	PA: 36
2B: 2	SAC: 0	PB: 0	
3B: 0	DP: 1	SB: 2	
HR: 0	HBP: 0	CS: 1	

PITCHER		IP	WLS	BF	H	R	ER	SO	BB	IBB	HBP	BLK	WP	HR	S	P	ERA	WHIP
Don Sutton, R ERA: 2.3	(1, 1)	7.0		29	3	2	0	5	6	0	0	0	0	0	33	57	0.00	1.286
Ron Perranoski, L ERA: 5.97	(8, 1)	1.0	W	4	2	0	0	0	0	0	0	0	0	0	4	4	0.00	2.000
Jim Brewer, L ERA: 1.17	(9, 1)	1.0	S	3	0	0	0	2	0	0	0	0	0	0	7	7	0.00	0.000

PITCHER	IP	WLS	BF	H	R	ER	SO	BB	IBB	HBP	BLK	WP	HR	S	P	ERA	WHIP

Batter	1	2	3	4	5	6	7	8	9	AB	R	H	RBI	BB	SO	LOB
Billy Grabarkewitz, R (1, 4) OBP: 0.276, SLG: 0.324	6-3		FC6-5 2-3			BB 1B 1B	FC6-4 1-2f	FC5 2-3f		5	0	1	0	0	0	5
Manny Mota, R (1, 7) OBP: 0.385, SLG: 0.446	4-3		1-3			BB 1-2 1B		2B 1B		4	1	2	0	0	0	1
Willie Davis, L (1, 8) OBP: 0.317, SLG: 0.434	BB			G3		FC5-4 1-2 2-3 BB		1B 1-3 1B 2B		2	1	1	0	2	0	0
Wes Parker, S (1, 3) OBP: 0.366, SLG: 0.358	F8			5-3		F2		1B 1B E 2-3 3-H 1B		4	1	1	1	0	0	4
Frank Robinson, R (1, 9) OBP: 0.354, SLG: 0.436		K		E6 FC5-4		L7		E 1-2 3-H 1B		4	0	1	1	0	1	3
Steve Garvey, R (1, 5) OBP: 0.314, SLG: 0.427 Maury Wills, S (8, PR) OBP: 0.175, SLG: 0.148 (9, 5)	5-3			FC5-4 1-2f		FC5-4 1-2f		E1 FC5 1-3 2-H 1B		4 0	0 0	1 0	0 0	0 0	0 0	4 0
Bill Russell, R (1, 6) OBP: 0.327, SLG: 0.378	5-3				F3		1-3	F2		4	0	0	0	0	0	2
Steve Yeager, R (1, 2) OBP: 0.293, SLG: 0.262 Jim Lefebvre, S (8, PH) OBP: 0.266, SLG: 0.337 Jim Brewer, L (9, 1)			FC6-5 SH2-4 1B		5-3		FC5-4 1B	IBB		3 0 0	0 0 0	2 0 0	0 0 0	0 1 0	0 0 0	0 0 0
Don Sutton, R (1, 1) OBP: 0.182, SLG: 0.171 Bobby Valentine, R (7, PH) OBP: 0.310, SLG: 0.315 Ron Perranoski, L (8, 1) Willie Crawford, L (8, PH) OBP: 0.338, SLG: 0.429 Chris Cannizzaro, R (8, PH) OBP: 0.353, SLG: 0.313 (9, 2)			SH2-4 1-2		F9		FC5-4 FC6-4 1-2f	F9		1 1 0 0 1	0 0 0 0 0	0 0 0 0 3	0 0 0 0 0	0 1 0 0 0	0 0 0 0 0	0 1 0 0 3
Inning Stats	R: 0 H: 0 E: 0 LOB: 1 K: 0 BB: 1 S: 3 P: 7	R: 0 H: 0 E: 0 LOB: 0 K: 1 BB: 0 S: 5 P: 5	R: 0 H: 1 E: 0 LOB: 1 K: 0 BB: 0 S: 4 P: 4	R: 0 H: 0 E: 1 LOB: 1 K: 0 BB: 0 S: 4 P: 4	R: 0 H: 0 E: 0 LOB: 0 K: 0 BB: 0 S: 3 P: 3	R: 0 H: 2 E: 0 LOB: 3 K: 0 BB: 1 S: 5 P: 9	R: 0 H: 1 E: 0 LOB: 1 K: 0 BB: 0 S: 4 P: 4	R: 3 H: 5 E: 1 LOB: 3 K: 0 BB: 1 S: 8 P: 12		1B: 8 SF: 0 2B: 1 SAC: 1 3B: 0 DP: 0 HR: 0 HBP: 0						

PITCHER		IP	WLS	BF	H	R	ER	SO	BB	IBB	HBP	BLK	WP	HR	S	P	ERA	WHIP
Dave Roberts, L ERA: 4.35	(1, 1)	7.0		30	6	2	2	1	2	0	0	0	0	0	30	38	2.57	1.143
Fred Gladding, R ERA: 3.05	(8, 1)	0.0	L	3	3	1	1	0	0	0	0	0	0	0	3	3	∞	∞
Tom Griffin, R ERA: 3.02	(8, 1)	0.1		2	0	0	0	0	0	1	0	0	0	0	1	5	0.00	0.000
Mike Cosgrove, L ERA:	(8, 1)	0.2		2	0	0	0	0	0	0	0	0	0	0	2	2	0.00	0.000

PITCHER	IP	WLS	BF	H	R	ER	SO	BB	IBB	HBP	BLK	WP	HR	S	P	ERA	WHIP

BOTTOM

Houston Astros @ Los Angeles Dodgers

Dodger Stadium, Los Angeles, CA

Sun Sep 10 1972, 3:33 AM PDT

Att. 15,758 - Unknown

livebaseballscorecards.com

AB	33
R	3
H	9
RBI	2
BB	3
SO	1
LOB	23

Houston Astros @ Los Angeles Dodgers

Dodger Stadium, Los Angeles, CA

Mon Sep 11 1972, 7:05 PM PDT

Att. 10,703 - Unknown

TOP

livebaseballscorecards.com

Batter	1	2	3	4	5	6	7	8	9	AB	R	H	RBI	BB	SO	LOB
Roger Metzger, S (1, 6) OBP: 0.289, SLG: 0.265	F9		6-3 2-3		L7	1B 1-2 3-H		K S S S		5	0	1	1	0	1	2
Jimmy Wynn, R (1, 9) OBP: 0.391, SLG: 0.478	G6-3 1B		3B 3-H		1B 1-2 BB B B B	F8			HR	4	1	3	2	1	0	2
Cesar Cedeno, R (1, 8) OBP: 0.390, SLG: 0.553	G6-3 1-2f		F7		FC5 BB 1-3 2-H 1B		6-3		K S S S	5	0	1	1	0	1	2
Lee May, R (1, 3) OBP: 0.345, SLG: 0.501		5-3 1B		5-3	BB 1-2 B B B		2B		K S S S	4	0	2	0	1	1	0
Bob Watson, R (1, 7) OBP: 0.374, SLG: 0.448		F8		FC5-4 BB B B B	FC5 2-3f		K S S S		G3	4	0	0	0	1	1	5
Doug Rader, R (1, 5) OBP: 0.307, SLG: 0.433		5-3 1-2		FC5-4 FC5-4 1-2f		G5-3 1B 1B	BB B B B			3	0	1	0	1	0	2
Tommy Helms, R (1, 4) OBP: 0.299, SLG: 0.363		6-3		FC5-4 1-2f		1B G5-3 1B 1-2 1B	F7			4	1	1	0	0	0	4
Larry Howard, R (1, 2) OBP: 0.283, SLG: 0.294			6-3 SH3-4 3B 1B		K S S S	G5-3 1-2 2-3f		F6		4	1	1	0	0	1	2
Don Wilson, R (1, 1) OBP: 0.149, SLG: 0.154			SH3-4 1-2		BB 1B B B B	1B 2-3		L6		1	1	1	0	1	0	0
Jerry Reuss, L (7, 1) OBP: 0.182, SLG: 0.148										1	0	0	0	0	0	0

	AB	35
	R	4
	H	11
	RBI	4
	BB	5
	SO	5
	LOB	19

Inning Stats	1	2	3	4	5	6	7	8	9
	R: 0 E: 0 K: 0 S: 3	H: 1 LOB: 0 BB: 0 P: 3	R: 0 E: 0 K: 0 S: 4	H: 1 LOB: 1 BB: 0 P: 4	R: 1 E: 0 K: 0 S: 5	H: 2 LOB: 1 BB: 0 P: 5	R: 0 E: 0 K: 0 S: 3	H: 0 LOB: 1 BB: 1 P: 7	R: 1 E: 0 K: 1 S: 6	H: 1 LOB: 3 BB: 3 P: 18	R: 1 E: 0 K: 0 S: 6	H: 4 LOB: 2 BB: 0 P: 6	R: 0 E: 0 K: 1 S: 6	H: 1 LOB: 2 BB: 1 P: 10	R: 0 E: 0 K: 1 S: 5	H: 0 LOB: 0 BB: 0 P: 5	R: 1 E: 0 K: 2 S: 8	H: 1 LOB: 0 BB: 0 P: 8

1B: 8	SF: 0	WP: 0	PA: 41
2B: 1	SAC: 1	PB: 0	
3B: 1	DP: 2	SB: 0	
HR: 1	HBP: 0	CS: 0	

PITCHER		IP	WLS	BF	H	R	ER	SO	BB	IBB	HBP	BLK	WP	HR	S	P	ERA	WHIP
Al Downing, L ERA: 2.97	(1, 1)	5.2	L	28	9	3	3	1	4	0	0	0	0	0	26	42	4.76	2.294
Pete Mikkelsen, R ERA: 3.88	(6, 1)	1.1		6	1	0	0	1	1	0	0	0	0	0	7	11	0.00	1.500
Pete Richert, L ERA: 1.86	(8, 1)	2.0		7	1	1	1	3	0	0	0	0	0	1	13	13	4.50	0.500

PITCHER	IP	WLS	BF	H	R	ER	SO	BB	IBB	HBP	BLK	WP	HR	S	P	ERA	WHIP

Batter	1	2	3	4	5	6	7	8	9	AB	R	H	RBI	BB	SO	LOB
Billy Grabarkewitz, R (1, 4) OBP: 0.281, SLG: 0.321	G2		FC6-4 BB		K		1B 1-2 2-H 1B		K	4	0	1	1	1	2	3
Manny Mota, R (1, 7) OBP: 0.385, SLG: 0.446	F6		FC6-4 1-2f		4-3		1B 1-2 2-H 1B		1B 1-2 2-H	5	0	2	2	0	0	3
Willie Davis, L (1, 8) OBP: 0.314, SLG: 0.430	6-3			F4		3-1	K		L8	5	0	0	0	0	1	4
Wes Parker, S (1, 3) OBP: 0.363, SLG: 0.355		4-3		F7		K		5-3		4	0	0	0	0	1	0
Willie Crawford, L (1, 9) OBP: 0.338, SLG: 0.425 Bobby Valentine, R (8, PH) OBP: 0.309, SLG: 0.314 (9, 9)		K		1B BB		L8		F8		2 1	0 0	0 0	0 0	1 0	1 0	0 0
Steve Garvey, R (1, 5) OBP: 0.313, SLG: 0.425	5-3			1B 1-2			F7	K		4	0	1	0	0	1	0
Bill Russell, R (1, 6) OBP: 0.329, SLG: 0.376			FC6-4 BB	F8			5-3		BB 1B	2	1	0	0	2	0	2
Steve Yeager, R (1, 2) OBP: 0.304, SLG: 0.275			FC6-4 SH1-4 1-2f		SH1-4 1B		1B 1B 1B		K	4	1	2	0	0	1	2
Al Downing, R (1, 1) OBP: 0.131, SLG: 0.133 Pete Mikkelsen, R (6, 1) Jim Lefebvre, S (7, PH) OBP: 0.270, SLG: 0.341 Pete Richert, L (8, 1) OBP: 0.500, SLG: 0.500 Frank Robinson, R (9, PH) OBP: 0.355, SLG: 0.436 Maury Wills, S (9, PR) OBP: 0.175, SLG: 0.148			SH1-4 1-2		SH1-4 1-2		1B 1B 1B 1-2		1B BB 1-2	0 0 1 0 0 0	0 0 1 0 0 0	0 0 1 0 0 0	0 0 0 0 0 0	0 0 0 0 1 0	0 0 0 0 0 0	0 0 0 0 0 0
Inning Stats	R: 0 E: 0 K: 0 S: 3 H: 0 LOB: 0 BB: 0 P: 3	R: 0 E: 0 K: 1 S: 5 H: 0 LOB: 0 BB: 0 P: 5	R: 0 E: 0 K: 0 S: 3 H: 0 LOB: 2 BB: 2 P: 11	R: 0 E: 0 K: 0 S: 4 H: 1 LOB: 2 BB: 1 P: 8	R: 0 E: 0 K: 1 S: 6 H: 1 LOB: 1 BB: 0 P: 6	R: 0 E: 0 K: 1 S: 5 H: 0 LOB: 0 BB: 0 P: 5	R: 2 E: 0 K: 1 S: 9 H: 4 LOB: 2 BB: 0 P: 9	R: 0 E: 0 K: 1 S: 5 H: 0 LOB: 0 BB: 0 P: 5	R: 1 E: 0 K: 2 S: 8 H: 1 LOB: 2 BB: 2 P: 16	1B: 7 2B: 0 3B: 0 HR: 0 SF: 0 SAC: 2 DP: 0 HBP: 0						

PITCHER		IP	WLS	BF	H	R	ER	SO	BB	IBB	HBP	BLK	WP	HR	S	P	ERA	WHIP
Don Wilson, R ERA: 2.79	(1, 1)	6.2	W	29	6	2	2	3	3	0	0	0	0	0	32	44	2.70	1.350
Jerry Reuss, L ERA: 3.88	(7, 1)	2.1	S	10	1	1	1	4	2	0	0	0	0	0	16	24	3.86	1.286

PITCHER	IP	WLS	BF	H	R	ER	SO	BB	IBB	HBP	BLK	WP	HR	S	P	ERA	WHIP

BOTTOM

Houston Astros @ Los Angeles Dodgers

Dodger Stadium, Los Angeles, CA

Mon Sep 11 1972, 7:05 PM PDT

Att. 10,703 - Unknown

livebaseballscorecards.com

AB	32
R	3
H	7
RBI	3
BB	5
SO	7
LOB	14

WP: 0 PB: 0 SB: 0 CS: 0 PA: 39

Batter	1	2	3	4	5	6	7	8	9	10	AB	R	H	RBI	BB	SO	LOB
Billy Grabarkewitz, R (1, 4) OBP: 0.273, SLG: 0.310	K		F8		F4			L7			4	0	0	0	0	1	1
Manny Mota, R (1, 7) OBP: 0.384, SLG: 0.446	4-3 2B		1-3			5-3		F7			4	0	1	0	0	0	0
Willie Davis, L (1, 8) OBP: 0.312, SLG: 0.427	4-3 2-3			F5		F6			4-3		4	0	0	0	0	0	1
Frank Robinson, R (1, 9) OBP: 0.357, SLG: 0.444	F3			F4		HR			FC6-4 BB		3	1	1	1	1	0	1
Wes Parker, S (1, 3) OBP: 0.362, SLG: 0.352		S BB		F7		K			K		3	0	0	0	1	2	1
Steve Garvey, R (1, 5) OBP: 0.312, SLG: 0.422		F7			E7 1B 1B		F8		FC6-4 1-2f		4	1	1	0	0	0	2
Bill Russell, R (1, 6) OBP: 0.326, SLG: 0.372		L9			F9		F9			F6	4	0	0	0	0	0	2
Chris Cannizzaro, R (1, 2) OBP: 0.346, SLG: 0.306		F9 1-2			F9		6-3			F4	4	0	0	0	0	0	2
Tommy John, R (1, 1) OBP: 0.136, SLG: 0.136			F8		2-H 1B			F7		F3	3	0	1	1	0	0	0
Terrance McDermott, R (10, PH)											1	0	0	0	0	0	0
Jim Brewer, L (10, 1)											0	0	0	0	0	0	0

TOP

Los Angeles Dodgers @ San Francisco Giants
Candlestick Park, San Francisco, CA
Tue Sep 12 1972, 10:05 PM EDT
Att. 5,507 - Unknown

livebaseballscorecards.com

	AB	34
	R	2
	H	4
	RBI	2
	BB	2
	SO	3
	LOB	10

Inning Stats	1	2	3	4	5	6	7	8	9	10
R	0	0	0	0	1	1	0	0	0	0
E	0	0	0	0	1	0	0	0	0	0
K	1	0	0	0	0	1	0	0	1	0
S	6	3	3	3	5	6	3	3	5	3
H	1	0	0	0	2	1	0	0	0	0
LOB	1	1	0	0	1	0	0	0	1	0
BB	0	1	0	0	0	0	0	0	1	0
P	6	7	3	3	5	6	3	3	9	3

	1B	2	SF	0
	2B	1	SAC	0
	3B	0	DP	0
	HR	1	HBP	0

	WP	0	PA	36
	PB	0		
	SB	1		
	CS	0		

PITCHER	IP	WLS	BF	H	R	ER	SO	BB	IBB	HBP	BLK	WP	HR	S	P	ERA	WHIP
Ron Bryant, L (1, 1) ERA: 2.78	10.0	W	36	4	2	1	3	2	0	0	0	0	1	40	48	0.90	0.600

Batter	1	2	3	4	5	6	7	8	9	10	AB	R	H	RBI	BB	SO	LOB
Bobby Bonds, R (1, 9) OBP: 0.317, SLG: 0.432	6-3		FC6-4 1B		E5 1B SF9		FC6-4 FC4-6 1-2f			BBBB 4-0 SH1-4 E BB	4	2	1	0	1	0	1
Tito Fuentes, S (1, 4) OBP: 0.303, SLG: 0.382	6-3		FC6-4 1-2f		1-3 1B		FC4-6 1-2f			SH1-4 1-2	4	0	1	0	0	0	2
Chris Speier, R (1, 6) OBP: 0.363, SLG: 0.420	1B		F8		SF9 3-H		G3			IIII 4-0 E IBB	3	0	1	1	1	0	2
Ken Henderson, S (1, 7) OBP: 0.316, SLG: 0.440	F8			1-3	1-3			G3		F6	5	0	0	0	0	0	4
Jim Ray Hart, R (1, 5) OBP: 0.356, SLG: 0.604		6-3		HR		FC5-4 1B		F7		E6 1-2 2-H	5	1	2	1	0	0	1
Dave Kingman, R (1, 3) OBP: 0.303, SLG: 0.459		BBBB 4-0 FC6-4 BB		S 1B		SSS 0-3 K		SSS 0-3 K			3	0	1	0	1	2	1
Garry Maddox, R (1, 8) OBP: 0.286, SLG: 0.419		FC6-4 1-2f		SSS K		FC5-4 1-2f			5-3		4	0	0	0	0	1	3
Dave Rader, L (1, 2) OBP: 0.307, SLG: 0.341		4-3		F9 1-2		G3			4-3		4	0	0	0	0	0	3
Ron Bryant, S (1, 1) OBP: 0.222, SLG: 0.200			1-3		F8		FC6-4 1B		F9		4	0	1	0	0	0	0
Inning Stats	R: 0 E: 0 K: 0 S: 4 H: 1 LOB: 1 BB: 0 P: 4	R: 0 E: 0 K: 0 S: 3 H: 0 LOB: 1 BB: 1 P: 7	R: 0 E: 0 K: 0 S: 4 H: 1 LOB: 1 BB: 0 P: 4	R: 1 E: 0 K: 1 S: 7 H: 2 LOB: 1 BB: 0 P: 7	R: 1 E: 1 K: 0 S: 5 H: 1 LOB: 1 BB: 0 P: 5	R: 0 E: 0 K: 1 S: 6 H: 1 LOB: 1 BB: 0 P: 6	R: 0 E: 0 K: 0 S: 4 H: 1 LOB: 1 BB: 0 P: 4	R: 0 E: 0 K: 1 S: 5 H: 0 LOB: 0 BB: 0 P: 5	R: 0 E: 0 K: 0 S: 3 H: 0 LOB: 0 BB: 0 P: 3	R: 1 E: 1 K: 0 S: 3 H: 0 LOB: 2 BB: 2 P: 11	1B: 6 2B: 0 3B: 0 HR: 1 SF: 1 SAC: 1 DP: 0 HBP: 0						

PITCHER		IP	WLS	BF	H	R	ER	SO	BB	IBB	HBP	BLK	WP	HR	S	P	ERA	WHIP
Tommy John, L ERA: 2.76	(1, 1)	9.0		36	7	2	1	3	1	0	0	0	0	1	41	45	1.00	0.889
Jim Brewer, L ERA: 1.16	(10, 1)	0.2	L	5	0	1	0	0	1	1	0	0	0	0	3	11	0.00	1.500

PITCHER	IP	WLS	BF	H	R	ER	SO	BB	IBB	HBP	BLK	WP	HR	S	P	ERA	WHIP

BOTTOM

Los Angeles Dodgers @ San Francisco Giants
Candlestick Park, San Francisco, CA
Tue Sep 12 1972, 10:05 PM EDT
Att. 5,507 - Unknown

livebaseballscorecards.com

AB	36
R	3
H	7
RBI	2
BB	3
SO	3
LOB	17

Batter	1	2	3	4	5	6	7	8	9	AB	R	H	RBI	BB	SO	LOB
Billy Grabarkewitz, R (1, 4) OBP: 0.265, SLG: 0.300	F4	F2	F8					K		4	0	0	0	0	1	0
Manny Mota, R (1, 7) OBP: 0.382, SLG: 0.444	1B	F9	F7					6-3		4	0	1	0	0	0	0
Willie Davis, L (1, 8) OBP: 0.312, SLG: 0.427	F8		E4 L1-3			1B			F6	3	0	1	0	0	0	1
Ron Perranoski, L (6, 1)										0	0	0	0	0	0	0
Jim Lefebvre, S (9, PH) OBP: 0.269, SLG: 0.339										1	0	0	0	0	0	0
Wes Parker, S (1, 3) OBP: 0.360, SLG: 0.350	K		L1-3 1-2			4-3			E5 1B	2	0	0	0	0	1	2
Terrance McDermott, R (5, 3)										2	0	0	0	0	0	1
Willie Crawford, L (1, 9) OBP: 0.336, SLG: 0.422		1-3	K				6-3		1-3 1B	4	0	1	0	0	1	0
Steve Garvey, R (1, 5) OBP: 0.311, SLG: 0.423		2B		E5			G3		F4	4	0	1	0	0	0	2
Bill Russell, R (1, 6) OBP: 0.323, SLG: 0.368		F8		F7			K		1-3	4	0	0	0	0	1	4
Chris Cannizzaro, R (1, 2) OBP: 0.342, SLG: 0.302		F8		K				5-3		3	0	0	0	0	1	2
Bill Singer, R (1, 1) OBP: 0.107, SLG: 0.093			5-3		L5					1	0	0	0	0	0	0
Doug Rau, L (3, 1) OBP: 0.400, SLG: 0.750										0	0	0	0	0	0	0
Frank Robinson, R (5, PH) OBP: 0.356, SLG: 0.443										1	0	0	0	0	0	1
Mike Strahler, R (5, 1) OBP: 0.444, SLG: 0.167										0	0	0	0	0	0	0
Bobby Valentine, R (6, 8) OBP: 0.311, SLG: 0.325								HR		1	1	1	1	0	0	0
Inning Stats	R: 0 E: 0 K: 1 S: 6 H: 1 LOB: 1 BB: 0 P: 6	R: 0 E: 0 K: 0 S: 4 H: 1 LOB: 1 BB: 0 P: 4	R: 0 E: 0 K: 0 S: 3 H: 0 LOB: 0 BB: 0 P: 3	R: 0 E: 1 K: 1 S: 5 H: 0 LOB: 0 BB: 0 P: 5	R: 0 E: 1 K: 1 S: 6 H: 0 LOB: 1 BB: 0 P: 6	R: 0 E: 0 K: 0 S: 4 H: 1 LOB: 1 BB: 0 P: 4	R: 0 E: 0 K: 1 S: 5 H: 0 LOB: 0 BB: 0 P: 5	R: 1 E: 0 K: 1 S: 6 H: 1 LOB: 0 BB: 0 P: 6	R: 0 E: 1 K: 0 S: 5 H: 1 LOB: 2 BB: 0 P: 5	1B: 3 2B: 2 3B: 0 HR: 1	SF: 0 SAC: 0 DP: 1 HBP: 0					

TOP

Los Angeles Dodgers @ San Francisco Giants
Candlestick Park, San Francisco, CA
Wed Sep 13 1972, 10:05 PM EDT
Att. 4,340 - Unknown

livebaseballscorecards.com

AB	34
R	1
H	5
RBI	1
BB	0
SO	5
LOB	13

WP: 0 PB: 0 SB: 0 CS: 0 PA: 34

PITCHER		IP	WLS	BF	H	R	ER	SO	BB	IBB	HBP	BLK	WP	HR	S	P	ERA	WHIP
Jim Barr, R ERA: 2.8	(1, 1)	9.0	W	34	5	1	1	5	0	0	0	0	0	1	44	44	1.00	0.556

PITCHER		IP	WLS	BF	H	R	ER	SO	BB	IBB	HBP	BLK	WP	HR	S	P	ERA	WHIP

Batter	1	2	3	4	5	6	7	8	9	AB	R	H	RBI	BB	SO	LOB
Bobby Bonds, R (1, 8) OBP: 0.318, SLG: 0.432	F2	1-3 2-H 2B	K		BB BB		K			4	0	1	1	1	2	1
Tito Fuentes, S (1, 4) OBP: 0.307, SLG: 0.382	E S FC4-6 BB	BB	E4 2-H		1-2 BB			1B 1B		2	1	1	0	3	0	0
Chris Speier, R (1, 6) OBP: 0.364, SLG: 0.419	FC4-6 1-3 BB	F5	F8		K			1-2 1B		4	0	1	0	1	1	7
Willie McCovey, L (1, 3) OBP: 0.311, SLG: 0.385	FC4-6 1-2f 3-H		6-3	K		K		F4		5	0	0	1	0	2	3
Jim Ray Hart, R (1, 5) OBP: 0.344, SLG: 0.569	F4		E5 2B	F6		1B 1B		L7		5	1	1	0	0	0	3
Ken Henderson, S (1, 7) OBP: 0.319, SLG: 0.444		FC6-4 1B	1-H 3B 2B	5-3		G3-6-3 1-3 1B		F3		5	1	3	1	0	0	2
Dave Rader, L (1, 2) OBP: 0.306, SLG: 0.338		F8	3B BB		F8	G3-6-3 1-2f				3	1	0	0	1	0	3
Gary Matthews, R (1, 9) OBP: 0.235, SLG: 0.353		FC6-4 1-2f 1B 2B	1-H 2-H 2B 3B		E5 1-3		5-3			4	2	1	2	0	0	1
Jim Barr, R (1, 1) OBP: 0.209, SLG: 0.279		2B 1-2 1B	E 3-H 2B		1-3 1-3		F9			4	1	2	1	0	0	1
Inning Stats	R: 1 E: 0 K: 0 S: 3 H: 0 LOB: 1 BB: 2 P: 11	R: 1 E: 0 K: 0 S: 6 H: 3 LOB: 3 BB: 1 P: 10	R: 5 E: 2 K: 1 S: 10 H: 3 LOB: 1 BB: 1 P: 14	R: 0 E: 0 K: 1 S: 5 H: 0 LOB: 0 BB: 0 P: 5	R: 0 E: 1 K: 1 S: 6 H: 0 LOB: 3 BB: 2 P: 14	R: 0 E: 0 K: 1 S: 6 H: 2 LOB: 1 BB: 0 P: 6	R: 0 E: 0 K: 1 S: 5 H: 0 LOB: 0 BB: 0 P: 5	R: 0 E: 0 K: 0 S: 5 H: 2 LOB: 2 BB: 0 P: 5		1B: 6 2B: 3 3B: 1 HR: 0	SF: 0 SAC: 0 DP: 1 HBP: 0					

PITCHER		IP	WLS	BF	H	R	ER	SO	BB	IBB	HBP	BLK	WP	HR	S	P	ERA	WHIP
Bill Singer, R ERA: 3.63	(1, 1)	2.1	L	17	5	6	4	0	4	0	0	0	0	0	13	29	15.43	3.857
Doug Rau, L ERA: 2.04	(3, 1)	1.2		7	1	1	0	2	0	0	0	0	0	0	11	11	0.00	0.600
Mike Strahler, R ERA: 3.89	(5, 1)	1.0		6	0	0	0	1	2	0	0	0	0	0	6	14	0.00	2.000
Ron Perranoski, L ERA: 5.45	(6, 1)	3.0		12	4	0	0	2	0	0	0	0	0	0	16	16	0.00	1.333

PITCHER	IP	WLS	BF	H	R	ER	SO	BB	IBB	HBP	BLK	WP	HR	S	P	ERA	WHIP

BOTTOM

Los Angeles Dodgers @ San Francisco Giants

Candlestick Park, San Francisco, CA

Wed Sep 13 1972, 10:05 PM EDT

Att. 4,340 - Unknown

livebaseballscorecards.com

AB	36
R	7
H	10
RBI	6
BB	6
SO	5
LOB	21

PA: 42

WP: 0 PB: 0 SB: 1 CS: 0

Batter	1	2	3	4	5	6	7	8	9	AB	R	H	RBI	BB	SO	LOB
Billy Grabarkewitz, R (1, 4) OBP: 0.270, SLG: 0.298	x 0-0 L4-3 1B			x 0-0 ① F9	B B B 4-0 G6-4-3 BB		S S S 0-3 ① K		x 0-0 ② F7	4	0	1	0	1	1	0
Manny Mota, R (1, 7) OBP: 0.380, SLG: 0.441	x 0-0 ① ② L4-3 1-2			x 0-0 ② 6-3	x 0-0 ② ③ G6-4-3 1-2f		x 0-0 F8 1B 1B		x 0-0 ③ F9	5	1	1	0	0	0	4
Willie Davis, L (1, 8) OBP: 0.312, SLG: 0.425	x 0-0 ③ F6			x 0-0 E4 1B 1B		x 0-0 BB 1B FC7-6 1B	x 0-0 ② F8 1-2			4	2	1	0	0	0	1
Wes Parker, S (1, 3) OBP: 0.363, SLG: 0.354		x 0-0 ① F4		x 0-0 1B 1-2 1B		x 0-0 FC7-6 BB 1-2 1B	x 0-0 FC4 2-H 1B			4	0	3	1	0	0	0
Willie Crawford, L (1, 9) OBP: 0.339, SLG: 0.421		x 0-0 ② F7		x 0-0 1-2 2-H 1B	B B B B 4-0 FC7-6 E 1-2 2-3 BB		x 0-0 ③ FC4 1-2f			3	1	1	1	1	0	1
Bobby Valentine, R (1, 5) OBP: 0.308, SLG: 0.321 Maury Wills, S (8, 5) OBP: 0.175, SLG: 0.148		x 0-0 ③ F7		x 0-0 ③ L1		x 0-0 ① FC7-6 FC6-4 1-2 2-3f 3-H		x 0-0 ① F9		4 0	0 0	0 0	1 0	0 0	0 0	4 0
Bill Russell, R (1, 6) OBP: 0.319, SLG: 0.364			S S S 0-3 ① K		x 0-0 ① 6-3	x 0-0 ② FC6-4 WP 1-2f 2-H		x 0-0 ② F8		4	0	0	0	0	1	1
Steve Yeager, R (1, 2) OBP: 0.313, SLG: 0.278		x 0-0 ② F8			x 0-0 2B 1B	B B B B 4-0 2-3 BB		x 0-0 ③ F7		3	0	1	0	1	0	0
Claude Osteen, L (1, 1) OBP: 0.325, SLG: 0.365		x 0-0 ③ F6			x 0-0 1-3 2B	x 0-0 ③ F7			x 0-0 ① G3	4	0	1	0	0	0	2
Inning Stats	R: 0 H: 1 E: 0 LOB: 0 K: 0 BB: 0 S: 3 P: 3	R: 0 H: 0 E: 0 LOB: 0 K: 0 BB: 0 S: 3 P: 3	R: 0 H: 0 E: 0 LOB: 0 K: 1 BB: 0 S: 5 P: 5	R: 1 H: 2 E: 1 LOB: 2 K: 0 BB: 0 S: 6 P: 6	R: 0 H: 2 E: 0 LOB: 2 K: 0 BB: 1 S: 4 P: 8	R: 2 H: 2 E: 1 LOB: 2 K: 0 BB: 2 S: 5 P: 13	R: 1 H: 2 E: 0 LOB: 1 K: 1 BB: 0 S: 7 P: 7	R: 0 H: 0 E: 0 LOB: 0 K: 0 BB: 0 S: 3 P: 3	R: 0 H: 0 E: 0 LOB: 0 K: 0 BB: 0 S: 3 P: 3	1B: 8 SF: 0 2B: 2 SAC: 0 3B: 0 DP: 2 HR: 0 HBP: 0				WP: 1 PA: 38 PB: 0 SB: 0 CS: 0		

PITCHER		IP	WLS	BF	H	R	ER	SO	BB	IBB	HBP	BLK	WP	HR	S	P	ERA	WHIP
Don Wilson, R ERA: 2.81	(1, 1)	5.0	L	23	7	3	2	1	2	0	0	0	0	0	23	31	3.60	1.800
Jim Ray, R ERA: 4.1	(6, 1)	1.0		4	0	0	0	0	1	0	0	0	1	0	3	7	0.00	1.000
Mike Cosgrove, L ERA: 3.38	(7, 1)	2.0		8	2	1	1	1	0	0	0	0	0	0	10	10	4.50	1.000
Fred Gladding, R ERA: 2.98	(9, 1)	1.0		3	0	0	0	0	0	0	0	0	0	0	3	3	0.00	0.000

PITCHER	IP	WLS	BF	H	R	ER	SO	BB	IBB	HBP	BLK	WP	HR	S	P	ERA	WHIP

TOP

Los Angeles Dodgers @ Houston Astros

Astrodome, Houston, TX

Fri Sep 15 1972, 8:05 PM EDT

Att. 16,762 - Unknown

livebaseballscorecards.com

AB	35
R	4
H	9
RBI	3
BB	3
SO	2
LOB	13

BOTTOM

Los Angeles Dodgers @ Houston Astros

Astrodome, Houston, TX

Fri Sep 15 1972, 8:05 PM EDT

Att. 16,762 - Unknown

livebaseballscorecards.com

Batter	1	2	3	4	5	6	7	8	9	AB	R	H	RBI	BB	SO	LOB
Roger Metzger, S (1, 6) OBP: 0.290, SLG: 0.264	6-3		L8			1-3		6-3		4	0	0	0	0	0	0
Jimmy Wynn, R (1, 9) OBP: 0.388, SLG: 0.470	BB G4-6-3		F7			F8			1-3	3	0	0	0	1	0	0
Cesar Cedeno, R (1, 8) OBP: 0.391, SLG: 0.552	G4-6-3 1-2f			K			FC5 1B 1B		F4	4	0	1	0	0	1	1
Lee May, R (1, 3) OBP: 0.348, SLG: 0.499		HR 1B		K			K		K	4	1	1	0	0	3	1
Bob Watson, R (1, 7) OBP: 0.375, SLG: 0.452		1-H HR		4-3			K			3	1	1	2	0	1	1
Doug Rader, R (1, 5) OBP: 0.309, SLG: 0.432		BB CS			BB L4-3		1-2 1B			1	0	1	0	2	0	0
Tommy Helms, R (1, 4) OBP: 0.297, SLG: 0.360		1-2 5-3			F7		FC5 2-3f			3	0	0	0	0	0	4
Larry Howard, R (1, 2) OBP: 0.285, SLG: 0.290		1-3			1-2 L4-3			4-3		3	0	0	0	0	0	1
Don Wilson, R (1, 1) OBP: 0.147, SLG: 0.152			K			F9		F6		1	0	0	0	0	1	0
Jim Ray, R (6, 1) OBP: 0.063, SLG: 0.063										0	0	0	0	0	0	0
Gary Sutherland, R (6, PH)										1	0	0	0	0	0	0
Mike Cosgrove, L (7, 1)										0	0	0	0	0	0	0
Jesus Alou, R (8, PH) OBP: 0.368, SLG: 0.379										1	0	0	0	0	0	0
Fred Gladding, L (9, 1)										0	0	0	0	0	0	0
Inning Stats	R: 0 E: 0 K: 0 S: 2 H: 0 LOB: 0 BB: 1 P: 6	R: 2 E: 0 K: 0 S: 4 H: 2 LOB: 0 BB: 1 P: 8	R: 0 E: 0 K: 1 S: 5 H: 0 LOB: 0 BB: 0 P: 5	R: 0 E: 0 K: 2 S: 7 H: 0 LOB: 0 BB: 0 P: 7	R: 0 E: 0 K: 0 S: 2 H: 0 LOB: 0 BB: 1 P: 6	R: 0 E: 0 K: 0 S: 3 H: 0 LOB: 0 BB: 0 P: 3	R: 0 E: 0 K: 2 S: 9 H: 2 LOB: 2 BB: 0 P: 9	R: 0 E: 0 K: 0 S: 3 H: 0 LOB: 0 BB: 0 P: 3	R: 0 E: 0 K: 1 S: 5 H: 0 LOB: 0 BB: 0 P: 5	1B: 3 2B: 1 3B: 0 HR: 1 SF: 0 SAC: 0 DP: 2 HBP: 0	WP: 0 PB: 0 SB: 0 CS: 1 PA: 31					

PITCHER	IP	WLS	BF	H	R	ER	SO	BB	IBB	HBP	BLK	WP	HR	S	P	ERA	WHIP
Claude Osteen, L (1, 1) ERA: 2.7	9.0	W	31	4	2	2	6	3	0	0	0	0	1	40	52	2.00	0.778

PITCHER	IP	WLS	BF	H	R	ER	SO	BB	IBB	HBP	BLK	WP	HR	S	P	ERA	WHIP

AB	28
R	2
H	4
RBI	2
BB	3
SO	6
LOB	8

Batter	1	2	3	4	5	6	7	8	9	AB	R	H	RBI	BB	SO	LOB
Billy Grabarkewitz, R (1, 4) OBP: 0.279, SLG: 0.297	F8		HR BB	4-3		1B BB	2B 1B		L8	4	2	1	1	2	0	1
Manny Mota, R (1, 7) Maury Wills, S (5, 5) OBP: 0.379, SLG: 0.440 OBP: 0.186, SLG: 0.168	4-3		HR 1B	L6		K	2B		1B	3 3	1 0	1 2	0 2	0 0	0 1	1 1
Willie Davis, L (1, 8) OBP: 0.315, SLG: 0.433	S 1B		HR		G4-6-3 1B	G1-6-3 1B		K	F8	6	1	4	3	0	1	1
Wes Parker, S (1, 3) Terrance McDermott, R (8, PH) (8, 3) OBP: 0.365, SLG: 0.356 OBP: 0.250, SLG: 0.250	BB		2B	G4-6-3	G1-6-3			1B 1B		3 1	1 1	1 1	0 0	1 0	0 0	3 0
Willie Crawford, L (1, 9) OBP: 0.340, SLG: 0.420	K		1-3	1B 1B			K	1B		5	1	2	0	0	2	3
Bobby Valentine, R (1, 5) (5, 7) OBP: 0.314, SLG: 0.331		K	3B	1B 1B			2B WP BB	1B		4	1	3	2	1	1	0
Bill Russell, R (1, 6) OBP: 0.320, SLG: 0.367		K	F2	1B			WP 1B 2B	K		5	1	2	1	0	2	3
Steve Yeager, R (1, 2) OBP: 0.318, SLG: 0.286		5-3		4-3 SH3-4 1B		1B	K	K		5	0	2	0	0	2	3
Don Sutton, R (1, 1) OBP: 0.195, SLG: 0.165			F9	SH3-4		1-3	1B 2B BB		6-3	3	1	0	0	1	0	3
Inning Stats	R: 0 E: 0 K: 1 S: 6	H: 1 LOB: 2 BB: 1 P: 10	R: 0 E: 0 K: 2 S: 7	H: 0 LOB: 0 BB: 0 P: 7	R: 4 E: 0 K: 0 S: 7	H: 4 LOB: 1 BB: 1 P: 11	R: 0 E: 0 K: 0 S: 4	H: 1 LOB: 1 BB: 0 P: 4	R: 1 E: 0 K: 0 S: 7	H: 5 LOB: 3 BB: 0 P: 7	R: 0 E: 0 K: 1 S: 5	H: 1 LOB: 1 BB: 1 P: 9	R: 4 E: 0 K: 2 S: 9	H: 3 LOB: 1 BB: 2 P: 17	R: 1 E: 0 K: 3 S: 12	H: 3 LOB: 2 BB: 0 P: 12	R: 0 E: 0 K: 0 S: 4	H: 1 LOB: 1 BB: 0 P: 4	1B: 14 2B: 3 3B: 1 HR: 1	SF: 0 SAC: 1 DP: 2 HBP: 0	WP: 1 PB: 0 SB: 1 CS: 0	PA: 48

PITCHER		IP	WLS	BF	H	R	ER	SO	BB	IBB	HBP	BLK	WP	HR	S	P	ERA	WHIP
Ken Forsch, R ERA: 4.08	(1, 1)	4.0	L	21	7	5	5	3	2	0	0	0	0	1	25	33	11.25	2.250
Dave Roberts, L ERA: 4.38	(5, 1)	1.0		6	4	0	0	0	0	0	0	0	0	0	6	6	0.00	4.000
J.R. Richard, R ERA: 12.71	(6, 1)	1.2		10	3	4	4	3	3	0	0	0	1	0	13	25	21.60	3.600
Jim York, R ERA: 4.41	(7, 1)	1.1		7	4	1	1	3	0	0	0	0	0	0	13	13	6.75	3.000
Fred Gladding, R ERA: 2.91	(9, 1)	1.0		4	1	0	0	0	0	0	0	0	0	0	4	4	0.00	1.000

PITCHER	IP	WLS	BF	H	R	ER	SO	BB	IBB	HBP	BLK	WP	HR	S	P	ERA	WHIP

TOP

Los Angeles Dodgers @ Houston Astros

Astrodome, Houston, TX

Sat Sep 16 1972, 8:05 PM EDT

Att. 14,245 - Unknown

livebaseballscorecards.com

AB	42
R	10
H	19
RBI	9
BB	5
SO	9
LOB	19

Batter	1	2	3	4	5	6	7	8	9	AB	R	H	RBI	BB	SO	LOB
Roger Metzger, S (1, 6) OBP: 0.291, SLG: 0.265	L8		F5		1B			2B 1B		4	0	2	0	0	0	1
Jimmy Wynn, R (1, 9) OBP: 0.389, SLG: 0.471	K			2B BB	K			1-3 2B		3	0	1	0	1	2	1
Cesar Cedeno, R (1, 8) OBP: 0.390, SLG: 0.548	1-3			L8		6-3		G6-4-3 BB		3	0	0	0	1	0	1
Lee May, R (1, 3) OBP: 0.345, SLG: 0.495		F8		K		K		G6-4-3 1-2f		4	0	0	0	0	2	4
Bob Watson, R (1, 7) OBP: 0.376, SLG: 0.455		F8		1-3 2B		6-3			WP 1B	4	0	2	0	0	0	0
Johnny Edwards, L (1, 2) OBP: 0.356, SLG: 0.372		K		BB			F6		F8 1-2	1	0	0	0	1	1	0
Bob Stinson, S (7, 2)										2	0	0	0	0	0	1
Doug Rader, R (1, 5) OBP: 0.307, SLG: 0.429			K	F7			F9		L7	4	0	0	0	0	1	4
Tommy Helms, R (1, 4) OBP: 0.297, SLG: 0.359			F8		G6-4-3 1B		F3		F8	4	0	1	0	0	0	1
Ken Forsch, R (1, 1) OBP: 0.167, SLG: 0.143			1B	G6-4-3 1-2f				F8		1	0	1	0	0	0	0
Dave Roberts, L (5, 1) OBP: 0.264, SLG: 0.333										0	0	0	0	0	0	0
Jimmy Stewart, S (5, PH) OBP: 0.240, SLG: 0.304										1	0	0	0	0	0	1
J.R. Richard, R (6, 1)										0	0	0	0	0	0	0
Jim York, R (7, 1)										0	0	0	0	0	0	0
Norm Miller, L (8, PH) OBP: 0.345, SLG: 0.429										1	0	0	0	0	0	0
Fred Gladding, L (9, 1)										0	0	0	0	0	0	0
Inning Stats	R: 0 E: 0 K: 1 S: 5 H: 0 LOB: 0 BB: 0 P: 5	R: 0 E: 0 K: 1 S: 5 H: 0 LOB: 0 BB: 0 P: 5	R: 0 E: 0 K: 1 S: 6 H: 1 LOB: 1 BB: 0 P: 6	R: 0 E: 0 K: 1 S: 6 H: 1 LOB: 3 BB: 2 P: 14	R: 0 E: 0 K: 1 S: 6 H: 2 LOB: 1 BB: 0 P: 6	R: 0 E: 0 K: 1 S: 5 H: 0 LOB: 0 BB: 0 P: 5	R: 0 E: 0 K: 0 S: 3 H: 0 LOB: 0 BB: 0 P: 3	R: 0 E: 0 K: 0 S: 4 H: 2 LOB: 2 BB: 1 P: 8	R: 0 E: 0 K: 0 S: 4 H: 1 LOB: 1 BB: 0 P: 4	1B: 5 2B: 2 3B: 0 HR: 0	SF: 0 SAC: 0 DP: 2 HBP: 0						

PITCHER	IP	WLS	BF	H	R	ER	SO	BB	IBB	HBP	BLK	WP	HR	S	P	ERA	WHIP
Don Sutton, R (1, 1) ERA: 2.22	9.0	W	35	7	0	0	6	3	0	0	0	1	0	44	56	0.00	1.111

PITCHER	IP	WLS	BF	H	R	ER	SO	BB	IBB	HBP	BLK	WP	HR	S	P	ERA	WHIP

BOTTOM

Los Angeles Dodgers @ Houston Astros

Astrodome, Houston, TX

Sat Sep 16 1972, 8:05 PM EDT

Att. 14,245 - Unknown

livebaseballscorecards.com

AB	32
R	0
H	7
RBI	0
BB	3
SO	6
LOB	14

1B: 5	SF: 0	WP: 1	PA: 35
2B: 2	SAC: 0	PB: 0	
3B: 0	DP: 2	SB: 0	
HR: 0	HBP: 0	CS: 0	

Los Angeles Dodgers @ Houston Astros

Astrodome, Houston, TX

Sun Sep 17 1972, 4:33 AM EDT

Att. 9,213 - Unknown

TOP

livebaseballscorecards.com

Batter	1	2	3	4	5	6	7	8	9	AB	R	H	RBI	BB	SO	LOB
Billy Grabarkewitz, R (1, 4) OBP: 0.288, SLG: 0.303	6-3		HR, S, BB	WP, 1-3, 3-H, 2B	K		G6-4-3, BB		K	4	1	1	1	2	2	3
Wes Parker, S (1, 3) OBP: 0.366, SLG: 0.357	4-3		1-2, HR, BB	2-3, 3-H, K		FC5-4, 1B, 1B	G6-4-3, 1-2f		1B	5	2	2	0	1	1	3
Willie Davis, L (1, 8) OBP: 0.317, SLG: 0.439	L3		1-H, 2-H, HR	G3		FC5-4, 1-2, 1B		BB, 1B, 1B	F9	6	2	3	3	0	0	2
Frank Robinson, R (1, 7) OBP: 0.354, SLG: 0.438		L7	6-3		5-3	K		FC6-4, 1-2, BB		4	0	0	0	1	1	2
Willie Crawford, L (1, 9) OBP: 0.345, SLG: 0.422		FC4-6, 1B		1B, 1B	1B, BB	FC5-4, 1B, 1-2f, 2-3, PB		K		4	3	2	0	1	1	4
Bobby Valentine, R (1, 5) OBP: 0.320, SLG: 0.338		FC4-6, 1-2f, S		1B, 1-3, 1B	1B, 1B, 1-3, 1B	PB, 1-3, 3-H, 1B		FC6-4, 1-2, 2-H, 1B		5	1	4	2	0	0	1
Bill Russell, R (1, 6) OBP: 0.321, SLG: 0.367	K, 1-2			1B, 1-3, 3-H, 2B, 1B	1B, 1-2, 3-H, 1B	5-3, 1-2, 3-H		FC6-4, 1-2f, 2-3		5	1	2	2	0	1	4
Steve Yeager, R (1, 2) OBP: 0.333, SLG: 0.305			5-3	2B, WP, 1-3, 3-H, 1B	1-2, 2-3, 1B		SH5-4, 1-2, 1B	5-3		5	1	3	1	0	0	2
Al Downing, R (1, 1) OBP: 0.129, SLG: 0.131			K	K	K		SH5-4, 1-2		F8	1	0	0	0	0	1	0
Pete Mikkelsen, R (3, 1)										1	0	0	0	0	1	2
Steve Garvey, R (5, PH) OBP: 0.310, SLG: 0.422										1	0	0	0	0	1	3
Ron Perranoski, L (5, 1)										0	0	0	0	0	0	0
Pete Richert, L (5, 1) OBP: 0.500, SLG: 0.500										0	0	0	0	0	0	0
Jim Brewer, L (7, 1)										0	0	0	0	0	0	0
Doug Rau, L (8, 1) OBP: 0.400, SLG: 0.750										0	0	0	0	0	0	0
Terrance McDermott, R (9, PH) OBP: 0.200, SLG: 0.200										1	0	0	0	0	0	0
Inning Stats	R: 0 E: 0 K: 0 S: 3 H: 0 LOB: 0 BB: 0 P: 3	R: 0 E: 0 K: 1 S: 6 H: 1 LOB: 1 BB: 0 P: 6	R: 3 E: 0 K: 1 S: 6 H: 1 LOB: 0 BB: 2 P: 14	R: 4 E: 0 K: 2 S: 12 H: 5 LOB: 1 BB: 0 P: 12	R: 1 E: 0 K: 2 S: 10 H: 3 LOB: 3 BB: 1 P: 14	R: 2 E: 0 K: 1 S: 8 H: 3 LOB: 1 BB: 0 P: 8	R: 0 E: 0 K: 0 S: 3 H: 1 LOB: 1 BB: 1 P: 7	R: 1 E: 0 K: 1 S: 7 H: 2 LOB: 2 BB: 1 P: 11	R: 0 E: 0 K: 1 S: 6 H: 1 LOB: 1 BB: 0 P: 6	1B: 15 2B: 1 3B: 0 HR: 1 SF: 0 SAC: 1 DP: 1 HBP: 0						

	AB	42
	R	11
	H	17
	RBI	9
	BB	5
	SO	9
	LOB	26

WP: 1 PB: 1 SB: 2 CS: 0 PA: 48

PITCHER		IP	WLS	BF	H	R	ER	SO	BB	IBB	HBP	BLK	WP	HR	S	P	ERA	WHIP
Larry Dierker, R ERA: 3.32	(1, 1)	3.0		16	5	6	6	2	2	0	0	0	0	1	18	26	18.00	2.333
Jerry Reuss, L ERA: 4.11	(4, 1)	1.0		5	2	1	1	2	0	0	0	0	1	0	9	9	9.00	2.000
Tom Griffin, R ERA: 2.98	(5, 1)	0.1		5	3	1	1	0	1	0	0	0	0	0	4	8	27.00	12.000
Jim Ray, R ERA: 4.07	(5, 1)	0.2		2	0	0	0	2	0	0	0	0	0	0	6	6	0.00	0.000
Mike Cosgrove, L ERA: 5.4	(6, 1)	0.2		5	3	2	1	1	0	0	0	0	0	0	7	7	13.50	4.500

PITCHER		IP	WLS	BF	H	R	ER	SO	BB	IBB	HBP	BLK	WP	HR	S	P	ERA	WHIP
George Culver, R ERA: 2.75	(6, 1)	1.1	W	5	1	0	0	0	1	0	0	0	0	0	4	8	0.00	1.500
Dave Roberts, L ERA: 4.42	(8, 1)	0.1		4	2	1	1	1	1	0	0	0	0	0	5	9	27.00	9.000
Fred Gladding, R ERA: 2.8	(8, 1)	1.2	S	6	1	0	0	1	0	0	0	0	0	0	8	8	0.00	0.600

Batter	1	2	3	4	5	6	7	8	9	AB	R	H	RBI	BB	SO	LOB
Roger Metzger, S (1, 6) OBP: 0.293, SLG: 0.267	5-3		3B 1B	F8	BB 1B		BB 1-2 2B BB	E4 2B		5	3	2	1	1	0	2
Jimmy Wynn, R (1, 9) OBP: 0.393, SLG: 0.480	3-1		1-H 5-3 3B	1-2 2-H 3B 1B	BB 1-2		1-3 2-H 2B 1B	1-3 2B 2B		5	4	4	3	1	0	0
Cesar Cedeno, R (1, 8) OBP: 0.392, SLG: 0.553	4-3		5-3 3-H	1-H 2-H 3B	L8		1-H 3-H 1B 2B	2B IBB		5	2	2	5	1	0	3
Lee May, R (1, 3) OBP: 0.348, SLG: 0.505		G4-6-3 1B 1B	HR	K	F3	E BB 2-H 1B		1-H 2-H 3-H 2B		6	1	4	5	0	1	1
Bob Watson, R (1, 7) OBP: 0.377, SLG: 0.453		1-2 G4-6-3 1B	BB		6-3	F9	E 1-2 BB	F9		4	0	1	0	2	0	1
Doug Rader, R (1, 5) OBP: 0.307, SLG: 0.426		1-2f 2-3 G4-6-3	K		F8	FC6-4 BB	F4	BB		4	0	0	0	2	1	5
Tommy Helms, R (1, 4) OBP: 0.295, SLG: 0.356		BB		1-3	E5 BB 1B	1-2f FC6-4	1-2 2-3 E6	F8		5	1	0	0	1	0	5
Larry Howard, R (1, 2) OBP: 0.295, SLG: 0.296		L8		1B 1B 1B	1-2 1B BB		BB 1B 1B K			4	3	2	0	1	1	5
Larry Dierker, R (1, 1) OBP: 0.364, SLG: 0.167 Jerry Reuss, L (4, 1) OBP: 0.176, SLG: 0.148 Jimmy Stewart, S (4, PH) OBP: 0.346, SLG: 0.212 Tom Griffin, R (5, 1) OBP: 0.250, SLG: 0.625 Jim Ray, R (5, 1) OBP: 0.000, SLG: 0.000 Jesus Alou, R (5, PH) OBP: 0.310, SLG: 0.586 Mike Cosgrove, L (6, 1) George Culver, R (6, 1) OBP: 0.000, SLG: 0.000 Gary Sutherland, R (7, PH) Dave Roberts, L (8, 1) OBP: 0.286, SLG: 0.333 Fred Gladding, L (8, 1)			K	1B 3B 1B	1B 1-2 2-H 1B		F6	K		1 0 1 0 0 0 0 0 1 0	0 0 1 0 0 0 0 0 0 0	0 0 1 0 0 0 0 0 0 0	0 0 0 0 0 0 0 0 0 1	0 0 0 0 1 0 0 0 0 0	1 0 0 0 0 0 0 0 0 0	0 0 0 0 0 0 0 0 1 0
Inning Stats	R: 0 E: 0 K: 0 S: 3 H: 0 LOB: 0 BB: 0 P: 3	R: 0 E: 0 K: 0 S: 4 H: 2 LOB: 2 BB: 1 P: 8	R: 3 E: 0 K: 2 S: 10 H: 3 LOB: 1 BB: 1 P: 14	R: 3 E: 0 K: 1 S: 9 H: 4 LOB: 1 BB: 0 P: 9	R: 2 E: 1 K: 0 S: 6 H: 2 LOB: 3 BB: 2 P: 14	R: 0 E: 0 K: 0 S: 3 H: 0 LOB: 1 BB: 1 P: 7	R: 4 E: 1 K: 1 S: 10 H: 4 LOB: 3 BB: 2 P: 18	R: 3 E: 1 K: 1 S: 8 H: 2 LOB: 2 BB: 2 P: 16		1B: 11 2B: 3 3B: 2 HR: 1	SF: 0 SAC: 0 DP: 1 HBP: 0					

BOTTOM

Los Angeles Dodgers @ Houston Astros

Astrodome, Houston, TX

Sun Sep 17 1972, 4:33 AM EDT

Att. 9,213 - Unknown

livebaseballscorecards.com

AB	43
R	15
H	17
RBI	15
BB	9
SO	5
LOB	23

WP: 0 PA: 52
PB: 0
SB: 0
CS: 0

PITCHER		IP	WLS	BF	H	R	ER	SO	BB	IBB	HBP	BLK	WP	HR	S	P	ERA	WHIP
Al Downing, L ERA: 3.07	(1, 1)	2.2		14	5	3	3	1	2	0	0	0	0	1	14	22	10.12	2.625
Pete Mikkelsen, R ERA: 4.28	(3, 1)	1.1		8	4	3	3	2	0	0	0	0	0	0	12	12	20.25	3.000
Ron Perranoski, L ERA: 5.35	(5, 1)	0.2		6	2	2	0	0	1	0	0	0	0	0	5	9	0.00	4.500
Pete Richert, L ERA: 2.34	(5, 1)	1.2	L	10	2	3	3	0	3	0	0	0	0	0	7	19	16.20	3.000
Jim Brewer, L ERA: 1.26	(7, 1)	0.2		6	2	1	1	1	1	0	0	0	0	0	7	11	13.50	4.500

PITCHER		IP	WLS	BF	H	R	ER	SO	BB	IBB	HBP	BLK	WP	HR	S	P	ERA	WHIP
Doug Rau, L ERA: 2.89	(8, 1)	1.0		8	2	3	2	1	1	1	0	0	0	0	8	16	18.00	3.000

Batter	1	2	3	4	5	6	7	8	9	10	AB	R	H	RBI	BB	SO	LOB
Billy Grabarkewitz, R (1, 4) OBP: 0.282, SLG: 0.296	K		6-3			F2	FC5 2-3f			SH1-4 1-2	3	0	0	0	0	1	0
Manny Mota, R (7, PH) OBP: 0.379, SLG: 0.439											1	0	0	0	0	0	3
Pete Mikkelsen, R (7, 1)											0	0	0	0	0	0	0
Claude Osteen, L (10, PH) OBP: 0.325, SLG: 0.365											0	0	0	0	0	0	0
Pete Richert, L (10, 1) OBP: 0.500, SLG: 0.500											0	0	0	0	0	0	0
Wes Parker, S (1, 3) OBP: 0.367, SLG: 0.356	F5			F7		CS 1B		K		FC4-6 BB	4	0	1	0	1	1	0
Willie Davis, L (1, 8) OBP: 0.316, SLG: 0.441	F2			3B		F9 1-2		F7		FC4-6 BB 1-2f 2-3	5	0	1	0	0	0	3
Frank Robinson, R (1, 7) OBP: 0.357, SLG: 0.447		HR		F9			1B FC1-2 1B	K		BB 1-2	4	1	2	1	1	1	1
Willie Crawford, L (1, 9) OBP: 0.350, SLG: 0.420		G3		BB			FC1-2 2B 1-3 1B		K	BB 1-2 2-3 3-H	3	1	1	1	2	1	0
Bobby Valentine, R (1, 5) OBP: 0.316, SLG: 0.333 (7, 4)		F8		5-3			FC1-2 2B 1-2 3-H		F9	F4	5	0	0	0	0	0	7
Bill Russell, R (1, 6) OBP: 0.323, SLG: 0.371		K	K				FC5 2B 1-3 2-H		S 1B		4	0	2	1	0	2	0
Steve Yeager, R (1, 2) OBP: 0.320, SLG: 0.291			5-3		F7		F2		K 1-2		4	0	0	0	0	1	3
Tommy John, R (1, 1) OBP: 0.131, SLG: 0.131			F6		5-3		IBB			FC4-6 SH1-4 BB BB	2	0	0	0	0	0	0
Jim Lefebvre, S (7, PH) OBP: 0.273, SLG: 0.339											0	0	0	0	1	0	0
Maury Wills, S (7, 5) OBP: 0.191, SLG: 0.168											0	1	0	0	1	0	0
Inning Stats	R: 0 E: 0 K: 1 S: 5 / H: 0 LOB: 0 BB: 0 P: 5	R: 1 E: 0 K: 1 S: 6 / H: 1 LOB: 0 BB: 0 P: 6	R: 0 E: 0 K: 0 S: 3 / H: 0 LOB: 0 BB: 0 P: 3	R: 0 E: 0 K: 0 S: 4 / H: 1 LOB: 2 BB: 1 P: 8	R: 0 E: 0 K: 1 S: 5 / H: 0 LOB: 0 BB: 0 P: 5	R: 0 E: 0 K: 0 S: 3 / H: 1 LOB: 0 BB: 0 P: 3	R: 1 E: 0 K: 0 S: 6 / H: 3 LOB: 3 BB: 1 P: 10	R: 0 E: 0 K: 2 S: 7 / H: 0 LOB: 0 BB: 0 P: 7	R: 0 E: 0 K: 2 S: 8 / H: 1 LOB: 1 BB: 0 P: 8	R: 1 E: 0 K: 0 S: 3 / H: 0 LOB: 3 BB: 4 P: 19	1B: 4 2B: 1 3B: 1 HR: 1	SF: 0 SAC: 1 DP: 0 HBP: 0					

PITCHER		IP	WLS	BF	H	R	ER	SO	BB	IBB	HBP	BLK	WP	HR	S	P	ERA	WHIP
Steve Arlin, R ERA: 3.76	(1, 1)	7.0		28	6	2	2	3	1	1	0	0	0	1	32	40	2.57	1.000
Steve Simpson, R ERA: 1.35	(8, 1)	2.2	L	12	1	1	1	4	3	0	0	0	0	0	17	29	3.38	1.500
Gary Ross, R ERA: 2.57	(10, 1)	0.1		2	0	0	0	0	1	0	0	0	0	0	1	5	0.00	3.000

PITCHER	IP	WLS	BF	H	R	ER	SO	BB	IBB	HBP	BLK	WP	HR	S	P	ERA	WHIP

TOP

Los Angeles Dodgers @ San Diego Padres

San Diego Stadium, San Diego, CA

Mon Sep 18 1972, 10:05 PM EDT

Att. 2,556 - Unknown

livebaseballscorecards.com

AB	35
R	3
H	7
RBI	3
BB	6
SO	7
LOB	17

WP: 0 PB: 0 SB: 1 CS: 1 PA: 42

Batter	1	2	3	4	5	6	7	8	9	10	AB	R	H	RBI	BB	SO	LOB
Derrel Thomas, S (1, 6) OBP: 0.291, SLG: 0.314 Johnny Jeter, R (10, PH) OBP: 0.275, SLG: 0.316	6-3	4-3			FC6-4 FC5-4 1-2f		S 1-2 BB			FC6-4 HBP	3 0	0 0	0 0	0 0	1 0	0 0	3 0
Dave Roberts, R (1, 4) OBP: 0.277, SLG: 0.326	K	F8			FC5-4 1-2f		K 1-2 2-3			FC6-4 1-2f	5	0	0	0	0	2	4
Leron Lee, L (1, 7) OBP: 0.359, SLG: 0.524	K	K				G3		F8		4-3	5	0	0	0	0	2	1
Nate Colbert, R (1, 3) OBP: 0.328, SLG: 0.524		1B 2B	5-3			F9		5-3			4	1	1	0	0	0	0
Cito Gaston, R (1, 8) OBP: 0.308, SLG: 0.358		SH BB SF8 2-H 1B		6-3		FC6-4 1B		1-3			4	1	2	1	0	0	0
Randy Elliott, R (1, 9) OBP: 0.242, SLG: 0.258	SH 1-2 BB		K			FC6-4 1-2f			K		3	0	0	0	1	2	1
Dave Hilton, R (1, 5) OBP: 0.233, SLG: 0.241	SH 1-2 2-3		4-3				6-3		5-3		3	0	0	0	0	0	0
Fred Kendall, R (1, 2) OBP: 0.238, SLG: 0.324 Gary Ross, R (10, 1) OBP: 0.167, SLG: 0.167	SF8 3-H				K		L7		5-3		3 0	0 0	0 0	1 0	0 0	1 0	0 0
Steve Arlin, R (1, 1) OBP: 0.260, SLG: 0.203 Curt Blefary, L (7, PH) OBP: 0.331, SLG: 0.355 Enzo Hernandez, R (7, PR) OBP: 0.234, SLG: 0.224 Steve Simpson, R (8, 1) Pat Corrales, R (10, 2) OBP: 0.275, SLG: 0.195 Jerry Morales, R (10, PH) OBP: 0.312, SLG: 0.360	K				FC6-4 1B		S S BB			F6	2 0 0 0 0 0 1	0 0 0 0 0 0 0	1 0 0 0 0 0 0	0 1 0 0 0 0 0	0 0 0 0 0 0 0	1 0 0 0 0 0 0	2 0 0 0 0 0 0
Inning Stats	R: 0 E: 0 K: 2 S: 7 H: 0 LOB: 0 BB: 0 P: 7	R: 2 E: 0 K: 1 S: 8 H: 2 LOB: 2 BB: 1 P: 12	R: 0 E: 0 K: 1 S: 5 H: 0 LOB: 0 BB: 0 P: 5	R: 0 E: 0 K: 1 S: 5 H: 0 LOB: 0 BB: 0 P: 5	R: 0 E: 0 K: 1 S: 6 H: 1 LOB: 1 BB: 0 P: 6	R: 0 E: 0 K: 0 S: 4 H: 1 LOB: 1 BB: 0 P: 4	R: 0 E: 0 K: 1 S: 5 H: 0 LOB: 3 BB: 2 P: 13	R: 0 E: 0 K: 0 S: 3 H: 0 LOB: 0 BB: 0 P: 3	R: 0 E: 0 K: 1 S: 5 H: 0 LOB: 0 BB: 0 P: 5	R: 0 E: 0 K: 0 S: 3 H: 0 LOB: 1 BB: 0 P: 4	1B: 3 2B: 1 3B: 0 HR: 0	SF: 1 SAC: 1 DP: 0 HBP: 1					

PITCHER		IP	WLS	BF	H	R	ER	SO	BB	IBB	HBP	BLK	WP	HR	S	P	ERA	WHIP
Tommy John, L ERA: 2.77	(1, 1)	6.0		24	4	2	2	6	1	0	0	0	0	0	35	39	3.00	0.833
Pete Mikkelsen, R ERA: 4.06	(7, 1)	3.0	W	11	0	0	0	2	2	0	0	0	0	0	13	21	0.00	0.667
Pete Richert, L ERA: 2.29	(10, 1)	1.0	S	4	0	0	0	0	0	0	1	0	0	0	3	4	0.00	0.000

PITCHER	IP	WLS	BF	H	R	ER	SO	BB	IBB	HBP	BLK	WP	HR	S	P	ERA	WHIP

BOTTOM

Los Angeles Dodgers @ San Diego Padres

San Diego Stadium, San Diego, CA

Mon Sep 18 1972, 10:05 PM EDT

Att. 2,556 - Unknown

livebaseballscorecards.com

AB	33
R	2
H	4
RBI	2
BB	3
SO	8
LOB	11

WP: 0	PB: 0	SB: 3	CS: 0
PA: 39			

Batter	1	2	3	4	5	6	7	8	9	AB	R	H	RBI	BB	SO	LOB
Billy Grabarkewitz, R (1, 4) OBP: 0.273, SLG: 0.286	SSS 0-3 ① K		x 0-0 ③ 5-3		x 0-0 ③ 6-3		x 0-0 ③ 3-1		SSS 0-3 ③ K	5	0	0	0	0	2	2
Wes Parker, S (1, 3) OBP: 0.366, SLG: 0.355	x 0-0 ② L9			x 0-0 ① F7		x 0-0 ① 4-3		x 0-0 E8 FC1-6 1B		4	0	1	0	0	0	0
Willie Davis, L (1, 8) OBP: 0.319, SLG: 0.441	BBBB 4-0 BB			x 0-0 ② F8		x 0-0 PB 1B		BBBB 4-0 FC1-6 BB		2	0	1	0	2	0	0
Frank Robinson, R (1, 7) OBP: 0.356, SLG: 0.445	SSS 0-3 ③ K			x 0-0 BB 1B 1B		x 0-0 ② F2 1-2		x 0-0 ① F4		4	1	1	0	0	1	4
Willie Crawford, L (1, 9) OBP: 0.348, SLG: 0.415		x 0-0 ① L7		BBBB 4-0 1B 1-2 BB		SSS 0-3 ③ K		x 0-0 ② FC1-6 1-2f 2-3		3	0	0	0	1	1	3
Bobby Valentine, R (1, 5) OBP: 0.318, SLG: 0.338		x 0-0 ② F7		x 0-0 1-3 2-H 1B			x 0-0 1B 2B	x 0-0 ③ F7		4	1	2	1	0	0	2
Bill Russell, R (1, 6) OBP: 0.320, SLG: 0.367		x 0-0 ③ F9		SSS 0-3 ③ K			x 0-0 ① F8		x 0-0 ① 4-3	4	0	0	0	0	1	3
Steve Yeager, R (1, 2) OBP: 0.317, SLG: 0.289			x 0-0 ① F8		x 0-0 ① F9		SSS 0-3 ② K		x 0-0 1B	4	0	1	0	0	1	1
Bill Singer, R (1, 1) OBP: 0.105, SLG: 0.091			x 0-0 ② 5-3		x 0-0 ② 6-3		x 0-0 2-H 1B		SSS 0-3 ② K	1	0	0	0	0	0	0
Mike Strahler, R (4, 1) OBP: 0.400, SLG: 0.143										1	0	0	0	0	0	0
Manny Mota, R (7, PH) OBP: 0.380, SLG: 0.440										1	0	1	1	0	0	0
Doug Rau, L (7, 1) OBP: 0.400, SLG: 0.750										0	0	0	0	0	0	0
Jim Lefebvre, S (9, PH) OBP: 0.271, SLG: 0.337										1	0	0	0	0	1	1
Inning Stats	R: 0 E: 0 K: 2 S: 7 H: 0 LOB: 1 BB: 1 P: 11	R: 0 E: 0 K: 0 S: 3 H: 0 LOB: 0 BB: 0 P: 3	R: 0 E: 0 K: 0 S: 3 H: 0 LOB: 0 BB: 0 P: 3	R: 1 E: 0 K: 1 S: 7 H: 2 LOB: 2 BB: 1 P: 11	R: 0 E: 0 K: 0 S: 3 H: 0 LOB: 0 BB: 0 P: 3	R: 0 E: 0 K: 1 S: 6 H: 1 LOB: 1 BB: 0 P: 6	R: 1 E: 0 K: 1 S: 7 H: 2 LOB: 1 BB: 0 P: 7	R: 0 E: 1 K: 0 S: 4 H: 1 LOB: 2 BB: 1 P: 8	R: 0 E: 0 K: 2 S: 8 H: 1 LOB: 1 BB: 0 P: 8	1B: 6 2B: 1 3B: 0 HR: 0 SF: 0 SAC: 0 DP: 0 HBP: 0						

PITCHER		IP	WLS	BF	H	R	ER	SO	BB	IBB	HBP	BLK	WP	HR	S	P	ERA	WHIP
Clay Kirby, R ERA: 3.15	(1, 1)	5.0	W	19	2	1	1	3	2	0	0	0	0	0	23	31	1.80	0.800
Mike Corkins, R ERA: 3.6	(6, 1)	4.0	S	18	5	1	1	4	1	0	0	0	0	0	25	29	2.25	1.500

PITCHER		IP	WLS	BF	H	R	ER	SO	BB	IBB	HBP	BLK	WP	HR	S	P	ERA	WHIP

TOP

Los Angeles Dodgers @ San Diego Padres

San Diego Stadium, San Diego, CA

Tue Sep 19 1972, 10:05 PM EDT

Att. 6,260 - Unknown

livebaseballscorecards.com

AB	34
R	2
H	7
RBI	2
BB	3
SO	7
LOB	16

WP: 0 PB: 1 SB: 0 CS: 0 PA: 37

Batter	1	2	3	4	5	6	7	8	9	AB	R	H	RBI	BB	SO	LOB
Enzo Hernandez, R (1, 6) OBP: 0.232, SLG: 0.222	F8		SH3-4 1-2		SH2-4 1-2		6-3			2	0	0	0	0	0	1
Dave Roberts, R (1, 4) OBP: 0.279, SLG: 0.330	5-3		FC4-6 BB 2-3 1B		4-3 2-H 2B		6-3			4	0	2	1	0	0	1
Leron Lee, L (1, 7) OBP: 0.361, SLG: 0.520	4-3		BBB FC4-6 1-2 BB		4-3 2-3			BBB 1B SF9 BB		2	1	0	0	2	0	1
Nate Colbert, R (1, 3) OBP: 0.327, SLG: 0.522		6-3	FC4-6 1-2f 2-3 3-H		SSS K			1-3 SF9 2B 1B		4	1	1	1	0	1	3
Johnny Grubb, L (1, 8) OBP: 0.444, SLG: 0.588 Jerry Morales, R (7, 8) OBP: 0.311, SLG: 0.360		1B 3B	F7			3-1		SF9 1-2 3-H		3 0	1 0	1 0	0 1	0 0	0 0	2 0
Randy Elliott, R (1, 9) OBP: 0.270, SLG: 0.314		FC6-4 3-H 1B		5-3		SSS 0-3 K		2-H 2B		4	0	2	2	0	1	0
Dave Hilton, R (1, 5) OBP: 0.235, SLG: 0.242		FC6-4 1-2f		G6-3 1B		6-3		1-3		4	0	1	0	0	0	2
Fred Kendall, R (1, 2) OBP: 0.242, SLG: 0.324		F9		G6-3 1-2f			SH1-4 1B	IBB		3	0	1	0	1	0	2
Clay Kirby, R (1, 1) OBP: 0.107, SLG: 0.069 Johnny Jeter, R (5, PH) OBP: 0.274, SLG: 0.315 Mike Corkins, R (6, 1) OBP: 0.263, SLG: 0.324			1B SH3-4 FC4-6 1B		E8 SH2-4 2B		SH1-4 1-2	1-3		1 1 1	1 1 0	1 0 0	0 0 0	0 0 0	0 0 0	0 0 2
Inning Stats	R: 0 H: 0 E: 0 LOB: 0 K: 0 BB: 0 S: 3 P: 3	R: 1 H: 2 E: 0 LOB: 1 K: 0 BB: 0 S: 5 P: 5	R: 1 H: 2 E: 0 LOB: 2 K: 0 BB: 1 S: 5 P: 9	R: 0 H: 1 E: 0 LOB: 0 K: 0 BB: 0 S: 3 P: 3	R: 1 H: 1 E: 1 LOB: 1 K: 1 BB: 0 S: 7 P: 7	R: 0 H: 0 E: 0 LOB: 0 K: 1 BB: 0 S: 5 P: 5	R: 0 H: 1 E: 0 LOB: 1 K: 0 BB: 0 S: 4 P: 4	R: 2 H: 2 E: 0 LOB: 2 K: 0 BB: 2 S: 5 P: 13		1B: 6 SF: 1 2B: 2 SAC: 3 3B: 1 DP: 1 HR: 0 HBP: 0						

PITCHER	IP	WLS	BF	H	R	ER	SO	BB	IBB	HBP	BLK	WP	HR	S	P	ERA	WHIP
Bill Singer, R (1, 1) ERA: 3.67	3.0	L	14	4	2	2	0	1	0	0	0	0	0	13	17	6.00	1.667
Mike Strahler, R (4, 1) ERA: 3.58	3.0		11	2	1	0	2	0	0	0	0	0	0	15	15	0.00	0.667
Doug Rau, L (7, 1) ERA: 3.48	2.0		11	3	2	2	0	1	1	0	0	0	0	9	17	9.00	2.000

PITCHER	IP	WLS	BF	H	R	ER	SO	BB	IBB	HBP	BLK	WP	HR	S	P	ERA	WHIP

BOTTOM

Los Angeles Dodgers @ San Diego Padres

San Diego Stadium, San Diego, CA

Tue Sep 19 1972, 10:05 PM EDT

Att. 6,260 - Unknown

livebaseballscorecards.com

AB	29
R	5
H	9
RBI	5
BB	3
SO	2
LOB	14

Batter	1	2	3	4	5	6	7	8	9	AB	R	H	RBI	BB	SO	LOB
Billy Grabarkewitz, R (1, 4) OBP: 0.265, SLG: 0.278	S S S 0-3 ① K	S S S 0-3 ③ K		x 0-0 ② SF9 2-3 3-H		x 0-0 ③ 5-3		S S S 0-3 ② K		4	0	0	1	0	3	5
Wes Parker, S (1, 9) (8, 3) OBP: 0.368, SLG: 0.358	x 0-0 1B 1B	x 0-0 1B SF8 1B	x 0-0 ③ 6-3		x 0-0 L1-3 1B	x 0-0 ③ F6				5	1	3	0	0	0	3
Willie Davis, L (1, 8) OBP: 0.318, SLG: 0.439	x 0-0 ② F6	x 0-0 1-3 1B			x 0-0 ① G3		x 0-0 ① ② L1-3 1-2		x 0-0 ① L9	5	0	1	0	0	0	2
Frank Robinson, R (1, 7) (8, 9) Willie Crawford, L (9, 9) OBP: 0.348, SLG: 0.415	x 0-0 1-2 1B	x 0-0 ① SF8 3-H			S S S 0-3 ② K		x 0-0 ③ F8		x 0-0 ② L4	4 0	0 0	1 0	1 0	0 0	1 0	0 0
Terrance McDermott, R (1, 3) OBP: 0.222, SLG: 0.222 Chris Cannizzaro, R (8, 2) OBP: 0.341, SLG: 0.300	x 0-0 ③ F5	x 0-0 ② L9			S S S 0-3 ③ K			x 0-0 1B 1B 1B 1B	x 0-0 ③ F8	4 1	1 0	1 0	0 0	0 0	1 0	3 0
Bobby Valentine, R (1, 5) OBP: 0.320, SLG: 0.339 Maury Wills, S (8, 5) OBP: 0.191, SLG: 0.168	x 0-0 FC4-6-4 1B	S S S 0-3 ③ K			x 0-0 ① F7			x 0-0 1-2 1B 1B 1B		4 0	1 0	2 0	0 0	0 0	1 0	1 0
Bill Russell, R (1, 6) OBP: 0.324, SLG: 0.371	x 0-0 ① FC4-6-4 1-2f 1B		x 0-0 SH3-4 1B SF9 1B		x 0-0 5-3 3B 1B			x 0-0 1B 1-2 2-3 1B		4	2	3	0	0	0	1
Steve Yeager, R (1, 2) OBP: 0.327, SLG: 0.301 Manny Mota, R (8, PH) OBP: 0.382, SLG: 0.442 (8, 7)	x 0-0 1-2 1B		x 0-0 SF9 SH3-4 1-2 1B		x 0-0 ② 5-3 1-2			x 0-0 1-3 2-H 3-H 1B		3 1	0 0	2 1	0 2	0 0	0 0	1 0
Claude Osteen, L (1, 1) OBP: 0.325, SLG: 0.390	x 0-0 ② F7		x 0-0 ① SH3-4 1-2 2-3		x 0-0 2-H 3B			S S S 0-3 ① K		3	0	1	1	0	1	4
Inning Stats	R: 0 H: 2 E: 0 LOB: 2 K: 1 BB: 0 S: 7 P: 7	R: 0 H: 2 E: 0 LOB: 2 K: 1 BB: 0 S: 7 P: 7	R: 1 H: 2 E: 0 LOB: 1 K: 1 BB: 0 S: 7 P: 7	R: 1 H: 2 E: 0 LOB: 1 K: 0 BB: 0 S: 5 P: 5	R: 0 H: 0 E: 0 LOB: 0 K: 2 BB: 0 S: 7 P: 7	R: 1 H: 2 E: 0 LOB: 1 K: 0 BB: 0 S: 5 P: 5	R: 0 H: 1 E: 0 LOB: 0 K: 0 BB: 0 S: 3 P: 3	R: 2 H: 4 E: 0 LOB: 2 K: 2 BB: 0 S: 11 P: 11	R: 0 H: 0 E: 0 LOB: 0 K: 0 BB: 0 S: 3 P: 3	1B: 14 SF: 2 2B: 1 SAC: 1 3B: 1 DP: 1 HR: 0 HBP: 0						WP: 0 PA: 41 PB: 0 SB: 0 CS: 0	

PITCHER	IP	WLS	BF	H	R	ER	SO	BB	IBB	HBP	BLK	WP	HR	S	P	ERA	WHIP
Fred Norman, L (1, 1) ERA: 3.51	7.0	L	34	14	5	5	5	0	0	0	0	0	0	44	44	6.43	2.000
Gary Ross, R (8, 1) ERA: 2.51	2.0		7	1	0	0	2	0	0	0	0	0	0	11	11	0.00	0.500

PITCHER	IP	WLS	BF	H	R	ER	SO	BB	IBB	HBP	BLK	WP	HR	S	P	ERA	WHIP

TOP

Los Angeles Dodgers @ San Diego Padres

San Diego Stadium, San Diego, CA

Wed Sep 20 1972, 10:05 PM EDT

Att. 4,582 - Unknown

livebaseballscorecards.com

AB	38
R	5
H	15
RBI	5
BB	0
SO	7
LOB	20

BOTTOM

Los Angeles Dodgers @ San Diego Padres

San Diego Stadium, San Diego, CA

Wed Sep 20 1972, 10:05 PM EDT

Att. 4,582 - Unknown

livebaseballscorecards.com

Batter	1	2	3	4	5	6	7	8	9	AB	R	H	RBI	BB	SO	LOB
Enzo Hernandez, R (1, 6) OBP: 0.229, SLG: 0.219	L8		6-3		F6		6-3			4	0	0	0	0	0	1
Dave Roberts, R (1, 4) OBP: 0.276, SLG: 0.327	K		5-3		L9			4-3		4	0	0	0	0	1	1
Leron Lee, L (1, 7) OBP: 0.363, SLG: 0.522	1B			G4-3 PB 1B		6-3		F8		1	0	1	0	0	0	0
Jerry Morales, R (2, 8) OBP: 0.312, SLG: 0.360										3	0	1	0	0	0	0
Nate Colbert, R (1, 3) OBP: 0.328, SLG: 0.521	5-3			G4-3 1-2 BB		1B 2B 1B		F9		3	1	1	0	1	0	1
Cito Gaston, R (1, 8) OBP: 0.310, SLG: 0.363 (2, 7)		F7 2B		G4-3 1-2f 2-3		1-2 2B 1B			6-3	4	1	2	0	0	0	2
Randy Elliott, R (1, 9) OBP: 0.244, SLG: 0.282		F7 2-3		6-3		K			6-3	4	0	0	0	0	1	4
Dave Hilton, R (1, 5) OBP: 0.263, SLG: 0.297		6-3			E 1B 5-3 1B	1-H 2-H 2B			6-3	4	1	2	2	0	0	1
Fred Kendall, R (1, 2) OBP: 0.243, SLG: 0.324		5-3			E7 1-3 1B		F7			3	0	1	0	0	0	1
Fred Norman, S (1, 1) OBP: 0.234, SLG: 0.143			6-3		5-3 3-H		4-3			3	0	0	1	0	0	1
Gary Ross, R (8, 1) OBP: 0.167, SLG: 0.167										0	0	0	0	0	0	0
Inning Stats	R: 0 E: 0 K: 1 S: 6 H: 1 LOB: 1 BB: 0 P: 6	R: 0 E: 0 K: 0 S: 4 H: 1 LOB: 1 BB: 0 P: 4	R: 0 E: 0 K: 0 S: 3 H: 0 LOB: 0 BB: 0 P: 3	R: 0 E: 0 K: 0 S: 3 H: 1 LOB: 1 BB: 1 P: 7	R: 1 E: 1 K: 0 S: 5 H: 2 LOB: 1 BB: 0 P: 5	R: 2 E: 0 K: 1 S: 7 H: 3 LOB: 1 BB: 0 P: 7	R: 0 E: 0 K: 0 S: 3 H: 0 LOB: 0 BB: 0 P: 3	R: 0 E: 0 K: 0 S: 3 H: 0 LOB: 0 BB: 0 P: 3	R: 0 E: 0 K: 0 S: 3 H: 0 LOB: 0 BB: 0 P: 3	1B: 6 2B: 2 3B: 0 HR: 0	SF: 0 SAC: 0 DP: 1 HBP: 0						

PITCHER	IP	WLS	BF	H	R	ER	SO	BB	IBB	HBP	BLK	WP	HR	S	P	ERA	WHIP
Claude Osteen, L (1, 1) ERA: 2.67	9.0	W	34	8	3	2	2	1	0	0	0	0	0	37	41	2.00	1.000

PITCHER	IP	WLS	BF	H	R	ER	SO	BB	IBB	HBP	BLK	WP	HR	S	P	ERA	WHIP

AB	33
R	3
H	8
RBI	3
BB	1
SO	2
LOB	12

PA: 34

WP: 0 PB: 1 SB: 0 CS: 0

Batter	1	2	3	4	5	6	7	8	9	10	11	AB	R	H	RBI	BB	SO	LOB
Bobby Bonds, R (1, 9) OBP: 0.322, SLG: 0.436	K	2-H 1B			6-3			6-3		F8		5	0	1	0	0	1	1
Chris Speier, R (1, 6) OBP: 0.357, SLG: 0.403	E6 BB BB		4-3 1B BB		K			5-3			K	4	0	0	0	1	2	0
Ken Henderson, S (1, 7) OBP: 0.318, SLG: 0.438	K		1-2 4-3 1B		F7			F9			F3	4	0	1	0	0	1	1
Gary Matthews, R (8, 7) OBP: 0.306, SLG: 0.484												1	0	0	0	0	0	0
Willie McCovey, L (1, 3) OBP: 0.315, SLG: 0.407	1-2 BB BB		4-3 1-2 2-3			K			F9		F6	4	0	0	0	1	1	2
Dave Kingman, R (1, 5) OBP: 0.309, SLG: 0.476	1-2 2-3 BB		K			F4			G4-6-3 1B			3	0	1	0	1	1	2
Dave Rader, L (1, 2) OBP: 0.305, SLG: 0.338	G3		L9			F2			G4-6-3 1-2f			4	0	0	0	0	0	6
Tito Fuentes, S (1, 4) OBP: 0.304, SLG: 0.375		K		K			4-3			F8		4	0	0	0	0	2	0
Garry Maddox, R (1, 8) OBP: 0.284, SLG: 0.418		E5 S 1B		K			F7			K		4	0	0	0	0	2	0
Jim Willoughby, R (1, 1) OBP: 0.185, SLG: 0.154		1-2 K		F8			5-3			BB		3	0	0	0	1	1	1
Inning Stats	R: 0 E: 1 K: 2 S: 8 H: 0 LOB: 3 BB: 2 P: 16	R: 0 E: 1 K: 2 S: 8 H: 1 LOB: 2 BB: 0 P: 8	R: 0 E: 0 K: 1 S: 6 H: 1 LOB: 2 BB: 1 P: 10	R: 0 E: 0 K: 2 S: 7 H: 0 LOB: 0 BB: 0 P: 7	R: 0 E: 0 K: 1 S: 5 H: 0 LOB: 0 BB: 0 P: 5	R: 0 E: 0 K: 1 S: 5 H: 0 LOB: 0 BB: 0 P: 5	R: 0 E: 0 K: 0 S: 3 H: 0 LOB: 0 BB: 0 P: 3	R: 0 E: 0 K: 0 S: 3 H: 0 LOB: 0 BB: 0 P: 3	R: 0 E: 0 K: 0 S: 3 H: 1 LOB: 0 BB: 0 P: 3	R: 0 E: 0 K: 1 S: 5 H: 0 LOB: 1 BB: 1 P: 9	R: 0 E: 0 K: 1 S: 5 H: 0 LOB: 0 BB: 0 P: 5							

PITCHER	IP	WLS	BF	H	R	ER	SO	BB	IBB	HBP	BLK	WP	HR	S	P	ERA	WHIP
Don Sutton, R (1, 1) ERA: 2.12	11.0	W	40	3	0	0	11	4	0	0	0	0	0	58	74	0.00	0.636

PITCHER	IP	WLS	BF	H	R	ER	SO	BB	IBB	HBP	BLK	WP	HR	S	P	ERA	WHIP

TOP

San Francisco Giants @ Los Angeles Dodgers
Dodger Stadium, Los Angeles, CA
Fri Sep 22 1972, 7:05 PM PDT
Att. 20,622 - Unknown

livebaseballscorecards.com

AB	36
R	0
H	3
RBI	0
BB	4
SO	11
LOB	13

1B: 3	SF: 0	WP: 0	PA: 40
2B: 0	SAC: 0	PB: 0	
3B: 0	DP: 1	SB: 1	
HR: 0	HBP: 0	CS: 0	

BOTTOM

San Francisco Giants @ Los Angeles Dodgers
Dodger Stadium, Los Angeles, CA
Fri Sep 22 1972, 7:05 PM PDT
Att. 20,622 - Unknown

livebaseballscorecards.com

Batter	1	2	3	4	5	6	7	8	9	10	11	AB	R	H	RBI	BB	SO	LOB
Davey Lopes, R (1, 4)	6-3		6-3			5-3		K		F7		5	0	0	0	0	1	0
Bill Buckner, L (1, 9) OBP: 0.345, SLG: 0.409	WP 1B BB		G3			4-3 1B		FC5-4 1B			5-3	4	0	2	0	1	0	0
Willie Davis, L (1, 8) OBP: 0.317, SLG: 0.437	WP 1B 1-2		F9			4-3 1-2		F7			F8	5	0	1	0	0	0	2
Tom Paciorek, R (1, 7) OBP: 0.200, SLG: 0.200	K 1-2 2-3			5-3		F2		FC5-4 1-2f			1B HBP 1B	5	1	1	0	0	1	4
Ron Cey, R (1, 5) OBP: 0.400, SLG: 0.400	F9			K			SH2-4 1B		F2		HBP IBB 1B 1-3	5	0	2	0	0	1	2
Terrance McDermott, R (1, 3) OBP: 0.167, SLG: 0.167 Manny Mota, R (11, PH) OBP: 0.383, SLG: 0.442		K		K			SH2-4 1-2		F7		HBP IBB 1-2	3 0	0 0	0 0	0 0	0 1	2 0	0 0
Bill Russell, R (1, 6) OBP: 0.321, SLG: 0.368 Wes Parker, S (11, PH) OBP: 0.369, SLG: 0.358		K	6-3				5-3		5-3		HBP 1-2 2-3 3-H	4 0	0 0	0 0	0 1	0 0	1 0	1 0
Steve Yeager, R (1, 2) OBP: 0.333, SLG: 0.302		1B	K				IBB			5-3		3	0	1	0	1	1	0
Don Sutton, R (1, 1) OBP: 0.186, SLG: 0.157		5-3	5-3				5-3			F9		4	0	0	0	0	0	3
Inning Stats	R: 0 H: 1 E: 0 LOB: 2 K: 1 BB: 1 S: 6 P: 10	R: 0 H: 1 E: 0 LOB: 1 K: 2 BB: 0 S: 8 P: 8	R: 0 H: 0 E: 0 LOB: 0 K: 0 BB: 0 S: 3 P: 3	R: 0 H: 0 E: 0 LOB: 0 K: 2 BB: 0 S: 7 P: 7	R: 0 H: 0 E: 0 LOB: 0 K: 1 BB: 0 S: 5 P: 5	R: 0 H: 1 E: 0 LOB: 1 K: 0 BB: 0 S: 4 P: 4	R: 0 H: 1 E: 0 LOB: 2 K: 0 BB: 1 S: 4 P: 8	R: 0 H: 1 E: 0 LOB: 1 K: 1 BB: 0 S: 6 P: 6	R: 0 H: 0 E: 0 LOB: 0 K: 0 BB: 0 S: 3 P: 3	R: 0 H: 0 E: 0 LOB: 0 K: 0 BB: 0 S: 3 P: 3	R: 1 H: 2 E: 0 LOB: 3 K: 0 BB: 1 S: 4 P: 9	1B: 7 SF: 0 2B: 0 SAC: 1 3B: 0 DP: 0 HR: 0 HBP: 1						

PITCHER	IP	WLS	BF	H	R	ER	SO	BB	IBB	HBP	BLK	WP	HR	S	P	ERA	WHIP
Jim Willoughby, R (1, 1) ERA: 1.97	10.2	L	43	7	1	1	7	1	2	1	0	1	0	53	66	0.84	0.750

PITCHER	IP	WLS	BF	H	R	ER	SO	BB	IBB	HBP	BLK	WP	HR	S	P	ERA	WHIP

AB	38
R	1
H	7
RBI	1
BB	3
SO	7
LOB	12

1B: 7 SF: 0
2B: 0 SAC: 1
3B: 0 DP: 0
HR: 0 HBP: 1

WP: 1 PA: 43
PB: 0
SB: 0
CS: 0

Batter	1	2	3	4	5	6	7	8	9	AB	R	H	RBI	BB	SO	LOB
Bobby Bonds, R (1, 9) OBP: 0.321, SLG: 0.433	L5		6-3		HR, HBP	K			K	4	1	0	0	0	2	1
Tito Fuentes, S (1, 4) OBP: 0.304, SLG: 0.375	F7		K		HR		F8			4	1	1	0	0	1	0
Chris Speier, R (1, 6) OBP: 0.356, SLG: 0.407	F7			F1	HR		K			4	1	1	4	0	1	0
Willie McCovey, L (1, 3) OBP: 0.318, SLG: 0.406		BB		F7	1B		K			3	0	1	0	1	1	0
Gary Thomasson, L (7, 3) OBP: 0.250, SLG: 0.750										0	0	0	0	0	0	0
Dave Kingman, R (1, 5) OBP: 0.313, SLG: 0.478		1B		1B	1B			K		4	0	3	0	0	1	0
Gary Matthews, R (1, 7) OBP: 0.275, SLG: 0.429		L1		K	K			F2		4	0	0	0	0	2	5
Garry Maddox, R (1, 8) OBP: 0.286, SLG: 0.419		1B			FC6-4, BB	K		K		1	0	1	0	0	0	0
Bernie Williams, R (2, PR) OBP: 0.257, SLG: 0.397										2	0	0	0	1	2	0
(2, 8)																
Dave Rader, L (1, 2) OBP: 0.304, SLG: 0.336		F9			F9	SH5-4, BB			F8	3	0	0	0	1	0	3
Ron Bryant, S (1, 1) OBP: 0.212, SLG: 0.190			6-3		FC6-4, HBP, HR	SH5-4			6-3	1	0	0	0	0	0	0
Frank Reberger, L (3, 1) OBP: 0.250, SLG: 0.314										0	0	0	0	0	0	0
Chris Arnold, R (5, PH) OBP: 0.289, SLG: 0.317										1	1	0	0	0	0	1
Steve Stone, R (5, 1) OBP: 0.147, SLG: 0.121										0	0	0	0	0	0	0
Randy Moffitt, R (6, 1)										0	0	0	0	0	0	0
Al Gallagher, R (9, PH) OBP: 0.321, SLG: 0.274										1	0	0	0	0	0	0
Inning Stats	R: 0 E: 0 K: 0 S: 3 H: 0 LOB: 0 BB: 0 P: 3	R: 0 E: 0 K: 0 S: 4 H: 2 LOB: 2 BB: 1 P: 8	R: 0 E: 0 K: 1 S: 5 H: 0 LOB: 0 BB: 0 P: 5	R: 0 E: 0 K: 1 S: 6 H: 1 LOB: 1 BB: 0 P: 6	R: 4 E: 0 K: 1 S: 9 H: 4 LOB: 2 BB: 1 P: 14	R: 0 E: 0 K: 2 S: 7 H: 0 LOB: 1 BB: 1 P: 11	R: 0 E: 0 K: 2 S: 7 H: 0 LOB: 0 BB: 0 P: 7	R: 0 E: 0 K: 2 S: 7 H: 0 LOB: 0 BB: 0 P: 7	R: 0 E: 0 K: 1 S: 5 H: 0 LOB: 0 BB: 0 P: 5	1B: 6 2B: 0 3B: 0 HR: 1	SF: 0 SAC: 1 DP: 0 HBP: 1					

PITCHER		IP	WLS	BF	H	R	ER	SO	BB	IBB	HBP	BLK	WP	HR	S	P	ERA	WHIP
Tommy John, L ERA: 2.89	(1, 1)	4.2		22	6	4	4	2	2	0	1	0	0	1	23	32	7.71	1.714
Mike Strahler, R ERA: 3.55	(5, 1)	0.1		2	1	0	0	1	0	0	0	0	0	0	4	4	0.00	3.000
Doug Rau, L ERA: 2.92	(6, 1)	4.0	W	13	0	0	0	7	1	0	0	0	0	0	26	30	0.00	0.250

PITCHER	IP	WLS	BF	H	R	ER	SO	BB	IBB	HBP	BLK	WP	HR	S	P	ERA	WHIP

TOP

San Francisco Giants @ Los Angeles Dodgers
Dodger Stadium, Los Angeles, CA
Sat Sep 23 1972, 3:33 AM PDT
Att. 15,017 - Unknown

livebaseballscorecards.com

AB	32
R	4
H	7
RBI	4
BB	3
SO	10
LOB	10

1B: 6	SF: 0	WP: 0	PA: 37
2B: 0	SAC: 1	PB: 0	
3B: 0	DP: 0	SB: 0	
HR: 1	HBP: 1	CS: 0	

Batter	1	2	3	4	5	6	7	8	9	AB	R	H	RBI	BB	SO	LOB
Davey Lopes, R (1, 4)	BBBB 4-0 1B S BB	BBBB 4-0 WP BB 1-2 2-3	BBBB 4-0 1B BB 1-2		x 0-0 ② F3		x 0-0 ① G1			2	0	0	0	3	0	2
Bill Buckner, L (1, 9) OBP: 0.343, SLG: 0.406	x 0-0 ① F7 1-2	x 0-0 ② L9 1-2 2-3 3-H	x 0-0 ③ 1B 1-2 2-H		x 0-0 ③ L8		x 0-0 ② F5			5	0	1	0	0	0	5
Tom Paciorek, R (1, 7) OBP: 0.200, SLG: 0.300	x 0-0 ② F5 SSS	0-3 ③ K		x 0-0 ① F8		x 0-0 WP 1B 2B	x 0-0 ③ 1-3			5	1	1	0	0	1	3
Ron Cey, R (1, 5) OBP: 0.400, SLG: 0.333	x 0-0 2-3 1B		BBBB 4-0 1B HR BB	x 0-0 ② F5		SSS 0-3 ① K 2-3		x 0-0 ① L6		4	1	1	0	1	1	1
Terrance McDermott, R (1, 3) OBP: 0.235, SLG: 0.133	SSS 0-3 ③ K		x 0-0 ① F7	x 0-0 ③ L5		BBBB 4-0 1B BB BB		BBBB 4-0 G4-6-3 BB		3	0	0	0	2	1	3
Bobby Valentine, R (1, 8) OBP: 0.321, SLG: 0.339		BBBB 4-0 FC5-4 1B 1B BB	x 0-0 ② F4		x 0-0 BB BB SF8 1B	x 0-0 ② L9		x 0-0 ② ③ G4-6-3 1-2f		4	2	1	0	1	0	4
Bill Russell, R (1, 6) OBP: 0.327, SLG: 0.371		x 0-0 FC5-4 1-2 1B	x 0-0 1-2 HR 1B		BBBB 4-0 SF8 BB 1-2 BB	BBBB 4-0 1B 1-2 BB				2	1	2	0	2	0	0
Steve Yeager, R (1, 2) OBP: 0.348, SLG: 0.343		x 0-0 ① FC5-4 BB 1B WP 1-2f 2-3	x 0-0 1-H 2-H HR		BBBB 4-0 1-2 2-3 BB	x 0-0 1-2 2-3 3-H 1B				3	2	2	4	1	0	2
Tommy John, R (1, 1) OBP: 0.159, SLG: 0.159 Mike Strahler, R (5, 1) OBP: 0.400, SLG: 0.143 Willie Davis, L (5, PH) OBP: 0.317, SLG: 0.437 Doug Rau, L (6, 1) OBP: 0.333, SLG: 0.600		x 0-0 WP BB 1-2 3-H 1B	x 0-0 BB 1B 1B		x 0-0 ① SF8 2-3 3-H	x 0-0 ③ 6-3				2 0 0 1	0 0 0 0	2 0 0 0	1 0 1 0	0 0 0 0	0 0 0 0	0 0 0 3
Inning Stats	R: 0 H: 1 E: 0 LOB: 2 K: 1 BB: 1 S: 6 P: 10	R: 2 H: 2 E: 0 LOB: 2 K: 1 BB: 2 S: 7 P: 15	R: 3 H: 4 E: 0 LOB: 2 K: 0 BB: 2 S: 6 P: 14	R: 0 H: 0 E: 0 LOB: 0 K: 0 BB: 0 S: 3 P: 3	R: 1 H: 1 E: 0 LOB: 2 K: 0 BB: 2 S: 4 P: 12	R: 1 H: 2 E: 0 LOB: 3 K: 1 BB: 2 S: 7 P: 15	R: 0 H: 0 E: 0 LOB: 0 K: 0 BB: 0 S: 3 P: 3	R: 0 H: 0 E: 0 LOB: 0 K: 0 BB: 1 S: 2 P: 6		1B: 8 SF: 1 2B: 1 SAC: 0 3B: 0 DP: 1 HR: 1 HBP: 0						WP: 2 PA: 42 PB: 0 SB: 1 CS: 0

PITCHER		IP	WLS	BF	H	R	ER	SO	BB	IBB	HBP	BLK	WP	HR	S	P	ERA	WHIP
Ron Bryant, L ERA: 3.02	(1, 1)	2.2	L	17	5	5	5	2	4	0	0	0	1	1	17	33	16.88	3.375
Frank Reberger, R ERA: 3.9	(3, 1)	1.1		6	2	0	0	0	1	0	0	0	0	0	5	9	0.00	2.250
Steve Stone, R ERA: 3.11	(5, 1)	1.1		9	2	2	2	1	3	0	0	0	1	0	8	20	13.50	3.750
Randy Moffitt, R ERA: 3.8	(6, 1)	2.2		10	1	0	0	0	2	0	0	0	0	0	8	16	0.00	1.125

PITCHER	IP	WLS	BF	H	R	ER	SO	BB	IBB	HBP	BLK	WP	HR	S	P	ERA	WHIP

BOTTOM

San Francisco Giants @ Los Angeles Dodgers

Dodger Stadium, Los Angeles, CA

Sat Sep 23 1972, 3:33 AM PDT

Att. 15,017 - Unknown

livebaseballscorecards.com

AB	31
R	7
H	10
RBI	6
BB	10
SO	3
LOB	23

Batter	1	2	3	4	5	6	7	8	9	AB	R	H	RBI	BB	SO	LOB
Bobby Bonds, R (1, 9) OBP: 0.321, SLG: 0.432	6-3		5-3			6-3			1B	4	0	1	0	0	0	0
Tito Fuentes, S (1, 4) OBP: 0.303, SLG: 0.374	F7			K			E5		1-2 1B	4	0	1	0	0	1	0
Chris Speier, R (1, 6) OBP: 0.354, SLG: 0.404	F4			F4			F3		F3	4	0	0	0	0	0	3
Dave Kingman, R (1, 3) OBP: 0.310, SLG: 0.474		L7		K			F2		F5	4	0	0	0	0	1	3
Garry Maddox, R (1, 8) OBP: 0.286, SLG: 0.419		F3			CS 1B		F4			3	0	1	0	0	0	1
Gary Matthews, R (1, 7) OBP: 0.279, SLG: 0.421		1B			K 1-2			F7		3	0	1	0	0	1	1
Al Gallagher, R (1, 5) OBP: 0.317, SLG: 0.270		F9			6-3			4-3		3	0	0	0	0	0	1
Dave Rader, L (1, 2) OBP: 0.302, SLG: 0.333			L8			4-3		4-3		3	0	0	0	0	0	0
Jim Barr, R (1, 1) OBP: 0.196, SLG: 0.261 Elias Sosa, R (4, 1) Chris Arnold, R (6, PH) OBP: 0.286, SLG: 0.313 Frank Reberger, L (6, 1) OBP: 0.250, SLG: 0.314 Don McMahon, R (8, 1) OBP: 0.250, SLG: 0.250 Jim Ray Hart, R (9, PH) OBP: 0.366, SLG: 0.560			K			F8			F8	1 0 1 0 0 1	0 0 0 0 0 0	0 0 0 0 0 0	0 0 0 0 0 0	0 0 0 0 0 0	1 0 0 0 0 0	0 0 0 0 0 0
Inning Stats	R: 0 E: 0 K: 0 S: 3 H: 0 LOB: 0 BB: 0 P: 3	R: 0 E: 0 K: 0 S: 4 H: 1 LOB: 1 BB: 0 P: 4	R: 0 E: 0 K: 1 S: 5 H: 0 LOB: 0 BB: 0 P: 5	R: 0 E: 0 K: 2 S: 7 H: 0 LOB: 0 BB: 0 P: 7	R: 0 E: 0 K: 1 S: 5 H: 1 LOB: 0 BB: 0 P: 5	R: 0 E: 0 K: 0 S: 3 H: 0 LOB: 0 BB: 0 P: 3	R: 0 E: 1 K: 0 S: 4 H: 0 LOB: 1 BB: 0 P: 4	R: 0 E: 0 K: 0 S: 3 H: 0 LOB: 0 BB: 0 P: 3	R: 0 E: 0 K: 0 S: 5 H: 2 LOB: 2 BB: 0 P: 5	1B: 4 2B: 0 3B: 0 HR: 0	SF: 0 SAC: 0 DP: 0 HBP: 0						

PITCHER	IP	WLS	BF	H	R	ER	SO	BB	IBB	HBP	BLK	WP	HR	S	P	ERA	WHIP
Al Downing, L (1, 1) ERA: 2.93	9.0	W	31	4	0	0	4	0	0	0	0	0	0	39	39	0.00	0.444

PITCHER	IP	WLS	BF	H	R	ER	SO	BB	IBB	HBP	BLK	WP	HR	S	P	ERA	WHIP

TOP

San Francisco Giants @ Los Angeles Dodgers
Dodger Stadium, Los Angeles, CA
Sun Sep 24 1972, 3:33 AM PDT
Att. 19,222 - Unknown

livebaseballscorecards.com

AB	31
R	0
H	4
RBI	0
BB	0
SO	4
LOB	9

PA: 31
WP: 0
PB: 0
SB: 0
CS: 1

Batter	1	2	3	4	5	6	7	8	9	AB	R	H	RBI	BB	SO	LOB
Davey Lopes, R (1, 4) OBP: 0.333, SLG: 0.167	L7	BB, BB, 1B 1-3 1B		E 1B 1B	F9 2-3			6-3		5	2	2	0	0	0	1
Bill Buckner, L (1, 9) OBP: 0.349, SLG: 0.413	4-3	1B, BB 1-2 BB		E3 1B 1-3 1B	3-H 1B			HR 2B		4	1	3	1	1	0	0
Willie Davis, L (1, 8) OBP: 0.321, SLG: 0.446	2B 2B	1B 1-2 2-3 3-H BB		BB 1-3 3-H 1B	F8			2-H HR		4	2	3	4	1	0	1
Tom Paciorek, R (1, 7) OBP: 0.333, SLG: 0.467	2-H 2B	1-2 2-3 3-H 1B		K		F2		FC5 1B		5	0	3	2	0	1	2
Ron Cey, R (1, 5) OBP: 0.467, SLG: 0.273	BB	F9		1-2 BB		G6-4-3 BB		K		2	0	0	0	3	1	4
Terrance McDermott, R (1, 3) OBP: 0.227, SLG: 0.150	K	6-3		K		G6-4-3 1-2f		1-2 1B		5	0	1	0	0	2	6
Bill Russell, R (1, 6) OBP: 0.326, SLG: 0.369		6-3	CS 1B	F2			L7	FC5 2-3f		5	0	1	0	0	0	5
Steve Yeager, R (1, 2) OBP: 0.362, SLG: 0.347		1B BB 1B	1-2 BB		F9, SH1-4 1B BB		F2			2	2	1	0	2	0	0
Al Downing, R (1, 1) OBP: 0.123, SLG: 0.125		K	F8		SH1-4 1-2		K			3	0	0	0	0	2	2
Inning Stats	R: 1 E: 0 K: 1 S: 7 H: 2 LOB: 2 BB: 1 P: 11	R: 2 E: 0 K: 1 S: 8 H: 3 LOB: 3 BB: 2 P: 16	R: 0 E: 0 K: 0 S: 3 H: 1 LOB: 1 BB: 1 P: 7	R: 1 E: 1 K: 2 S: 10 H: 3 LOB: 3 BB: 1 P: 14	R: 1 E: 0 K: 0 S: 4 H: 1 LOB: 1 BB: 1 P: 8	R: 0 E: 0 K: 0 S: 2 H: 0 LOB: 0 BB: 1 P: 6	R: 0 E: 0 K: 1 S: 5 H: 0 LOB: 0 BB: 0 P: 5	R: 2 E: 0 K: 1 S: 9 H: 4 LOB: 2 BB: 0 P: 9		1B: 10 2B: 3 3B: 0 HR: 1 SF: 0 SAC: 1 DP: 1 HBP: 0						

PITCHER		IP	WLS	BF	H	R	ER	SO	BB	IBB	HBP	BLK	WP	HR	S	P	ERA	WHIP
Jim Barr, R ERA: 2.96	(1, 1)	3.0	L	21	9	4	4	2	4	0	0	0	0	0	21	37	12.00	4.333
Elias Sosa, R ERA: 3.18	(4, 1)	2.0		9	1	1	1	2	2	0	0	0	0	0	11	19	4.50	1.500
Frank Reberger, R ERA: 3.99	(6, 1)	2.1		10	3	2	2	1	1	0	0	0	0	1	11	15	7.71	1.714
Don McMahon, R ERA: 3.71	(8, 1)	0.2		3	1	0	0	1	0	0	0	0	0	0	5	5	0.00	1.500

PITCHER	IP	WLS	BF	H	R	ER	SO	BB	IBB	HBP	BLK	WP	HR	S	P	ERA	WHIP

BOTTOM

San Francisco Giants @ Los Angeles Dodgers

Dodger Stadium, Los Angeles, CA

Sun Sep 24 1972, 3:33 AM PDT

Att. 19,222 - Unknown

livebaseballscorecards.com

AB	35
R	7
H	14
RBI	7
BB	7
SO	6
LOB	21

San Diego Padres @ Los Angeles Dodgers

Dodger Stadium, Los Angeles, CA

Mon Sep 25 1972, 7:05 PM PDT

Att. 10,887 - Unknown

livebaseballscorecards.com

TOP

Batter	1	2	3	4	5	6	7	8	9	AB	R	H	RBI	BB	SO	LOB
Enzo Hernandez, R (1, 6) OBP: 0.227, SLG: 0.217	6-3		6-3		E5 S 1B	6-3		E8 S 1B		5	1	1	0	0	0	0
Dave Roberts, R (1, 4) OBP: 0.276, SLG: 0.323	BBBB FC5-4 BB		E6 CS		L8 1-2		6-3	SSS K 2-3		4	0	0	0	1	1	3
Jerry Morales, R (1, 7) OBP: 0.311, SLG: 0.362	FC5-4 FC6-4 1-2f		F7 1-2		BBBB 1B 1B BB		6-3 1B 1B	F8		4	1	1	0	1	0	4
Nate Colbert, R (1, 3) OBP: 0.335, SLG: 0.517	FC6-4 1-2f			BBBB 1B 2B BB	1B 1-3 2-H 1B		F3		H 1B E S HBP	3	1	1	1	1	0	2
Cito Gaston, R (1, 9) OBP: 0.308, SLG: 0.357		1-3		2B 1-3 FC6-2 1B	1-2 3-H 1B		1-3 1B		3-1-4 1-3	5	0	3	1	0	0	1
Johnny Jeter, R (1, 8) OBP: 0.269, SLG: 0.311		5-3		FC6-2 1-3 3-H 2B	F8		5-3		SSS K	5	0	1	1	0	1	5
Fred Kendall, R (1, 2) OBP: 0.245, SLG: 0.321 Derrel Thomas, S (8, PR) OBP: 0.291, SLG: 0.314 Pat Corrales, R (8, 2) OBP: 0.280, SLG: 0.195		1B 1B		FC6-2 2-3 3-H	5-3			BBBB FC6-4 1B	4-0 BB	4 0 0	0 0 0	2 0 0	0 0 1	0 0 0	0 0 0	4 0 0
Fred Stanley, R (1, 5) OBP: 0.286, SLG: 0.212		1-2 1B		F9		6-3		FC6-4 1-2f E	F8	5	1	1	0	0	0	5
Fred Norman, S (1, 1) OBP: 0.224, SLG: 0.136 Gary Ross, R (7, 1) OBP: 0.167, SLG: 0.167 Mark Schaeffer, L (7, 1) Randy Elliott, R (8, PH) OBP: 0.239, SLG: 0.318 Steve Simpson, R (8, 1)		1-3		4-3		4-3		E4 1-H 3B		3 0 0 1 0	0 0 0 1 0	0 0 0 1 0	0 0 0 1 0	0 0 0 0 0	0 0 0 0 0	4 0 0 0 0

Inning Stats																								
	R: 0	H: 0	R: 0	H: 2	R: 0	H: 0	R: 1	H: 2	R: 2	H: 2	R: 0	H: 0	R: 0	H: 2	R: 2	H: 3	R: 0	H: 0	1B: 9	SF: 0	WP: 0	PA: 44
	E: 0	LOB: 1	E: 0	LOB: 2	E: 1	LOB: 0	E: 0	LOB: 2	E: 1	LOB: 2	E: 0	LOB: 0	E: 0	LOB: 2	E: 2	LOB: 2	E: 0	LOB: 2	2B: 1	SAC: 0	PB: 0	
	K: 0	BB: 1	K: 0	BB: 0	K: 0	BB: 0	K: 0	BB: 1	K: 0	BB: 1	K: 0	BB: 0	K: 0	BB: 0	K: 1	BB: 0	K: 1	BB: 1	3B: 1	DP: 0	SB: 3	
	S: 3	P: 7	S: 5	P: 5	S: 3	P: 3	S: 5	P: 9	S: 6	P: 10	S: 3	P: 3	S: 5	P: 5	S: 8	P: 8	S: 5	P: 10	HR: 0	HBP: 1	CS: 1	

PITCHER		IP	WLS	BF	H	R	ER	SO	BB	IBB	HBP	BLK	WP	HR	S	P	ERA	WHIP
Claude Osteen, L ERA: 2.74	(1, 1)	7.1	L	37	11	5	4	0	3	0	0	0	0	0	34	46	4.91	1.909
Charlie Hough, R ERA:	(8, 1)	1.2		7	0	0	0	2	1	0	1	0	0	0	9	14	0.00	0.600

PITCHER	IP	WLS	BF	H	R	ER	SO	BB	IBB	HBP	BLK	WP	HR	S	P	ERA	WHIP

AB	39
R	5
H	11
RBI	4
BB	4
SO	2
LOB	28

BOTTOM

Batter	1	2	3	4	5	6	7	8	9	AB	R	H	RBI	BB	SO	LOB
Davey Lopes, R (1, 4) OBP: 0.300, SLG: 0.176	F7		K		F2		1-2 1B		L9	5	0	1	0	0	1	2
Bill Buckner, L (1, 9) OBP: 0.348, SLG: 0.411	F8		K			E3 G3 4-3 1B	K			4	1	1	0	0	2	4
Willie Davis, L (1, 8) OBP: 0.320, SLG: 0.444	L8			F9		G3 2-3		FC5-4 1B		4	0	1	0	0	0	1
Wes Parker, S (1, 3) OBP: 0.368, SLG: 0.355		5-3		BB		4-3 3-H		FC5-4 BB 1-2f		3	0	0	1	1	0	1
Tom Paciorek, R (1, 7) OBP: 0.316, SLG: 0.389		F9		K		G3		BB 1-2		3	0	0	0	1	1	1
Ron Cey, R (1, 5) OBP: 0.444, SLG: 0.286 Maury Wills, S (7, PR) OBP: 0.190, SLG: 0.167 (8, 5)		K		L7			6-3 SH1-4 1B	K		3 1	0 1	1 0	0 0	0 0	1 1	1 2
Bill Russell, R (1, 6) OBP: 0.328, SLG: 0.376			1B		5-3 3B		SH1-4 1-2	F8		3	1	2	0	0	0	2
Joe Ferguson, R (1, 2) OBP: 0.500, SLG: 0.500 Manny Mota, R (7, PH) OBP: 0.382, SLG: 0.440 Chris Cannizzaro, R (8, 2) OBP: 0.341, SLG: 0.300 Willie Crawford, L (9, PH) OBP: 0.347, SLG: 0.413			1-2 1B		5-3 3-H		6-3 2-3		F7	2 1 0 1	0 0 0 0	1 0 0 0	1 0 0 0	0 0 0 0	0 0 0 0	0 2 0 0
Claude Osteen, L (1, 1) OBP: 0.326, SLG: 0.388 Charlie Hough, R (8, 1) Bobby Valentine, R (9, PH) OBP: 0.320, SLG: 0.338		K			F4		1B 3-H		F9	3 0 1	0 0 0	1 0 0	1 0 0	0 0 0	1 0 0	2 0 0
Inning Stats	R: 0 E: 0 K: 0 S: 3 H: 0 LOB: 0 BB: 0 P: 3	R: 0 E: 0 K: 1 S: 5 H: 0 LOB: 0 BB: 0 P: 5	R: 0 E: 0 K: 3 S: 11 H: 2 LOB: 2 BB: 0 P: 11	R: 0 E: 0 K: 1 S: 5 H: 0 LOB: 1 BB: 1 P: 9	R: 1 E: 0 K: 0 S: 4 H: 1 LOB: 0 BB: 0 P: 4	R: 1 E: 1 K: 0 S: 4 H: 1 LOB: 0 BB: 0 P: 4	R: 1 E: 0 K: 1 S: 8 H: 3 LOB: 2 BB: 0 P: 8	R: 0 E: 0 K: 1 S: 6 H: 1 LOB: 2 BB: 1 P: 10	R: 0 E: 0 K: 0 S: 3 H: 0 LOB: 0 BB: 0 P: 3	1B: 7 2B: 0 3B: 1 HR: 0	SF: 0 SAC: 1 DP: 0 HBP: 0						

PITCHER	IP	WLS	BF	H	R	ER	SO	BB	IBB	HBP	BLK	WP	HR	S	P	ERA	WHIP
Fred Norman, L (1, 1) ERA: 3.44	6.0		23	4	2	1	5	1	0	0	0	0	0	32	36	1.50	0.833
Gary Ross, R (7, 1) ERA: 2.6	0.2		5	3	1	1	0	0	0	0	0	0	0	5	5	13.50	4.500
Mark Schaeffer, L (7, 1) ERA: 4.65	0.1	W	1	0	0	0	1	0	0	0	0	0	0	3	3	0.00	0.000
Steve Simpson, R (8, 1) ERA: 1.0	2.0	S	8	1	0	0	1	1	0	0	0	0	0	9	13	0.00	1.000

PITCHER	IP	WLS	BF	H	R	ER	SO	BB	IBB	HBP	BLK	WP	HR	S	P	ERA	WHIP

San Diego Padres @ Los Angeles Dodgers

Dodger Stadium, Los Angeles, CA

Mon Sep 25 1972, 7:05 PM PDT

Att. 10,887 - Unknown

livebaseballscorecards.com

AB	34
R	3
H	8
RBI	3
BB	2
SO	7
LOB	18

WP: 0 PB: 0 SB: 0 CS: 0 PA: 37

Batter	1	2	3	4	5	6	7	8	9	AB	R	H	RBI	BB	SO	LOB
Enzo Hernandez, R (1, 6) OBP: 0.230, SLG: 0.219	B B B B 4-0 E 1B BB	x 0-0 ② SF9 3-H			x 0-0 G6-3 1B		x 0-0 ③ 5-3			2	1	1	1	1	0	0
Dave Roberts, R (1, 4) Derrel Thomas, S (2, 4) OBP: 0.277, SLG: 0.324 OBP: 0.290, SLG: 0.313	x 0-0 ① F9 1-3	x 0-0 1-2 1B			x 0-0 ① F9			x 0-0 ① 4-3		2 2	0 0	1 0	0 0	0 0	0 0	1 1
Leron Lee, L (1, 7) OBP: 0.358, SLG: 0.513	S S S 0-3 ② K	x 0-0 ③ 4-3			x 0-0 ② ③ G6-3 1-2f			x 0-0 ② F9		4	0	0	0	0	1	4
Nate Colbert, R (1, 3) OBP: 0.334, SLG: 0.515	x 0-0 S 3-H 1B	x 0-0 ① 6-3		S S S 0-3 ① K		x 0-0 ③ 6-3			4	0	1	1	0	1	0	
Cito Gaston, R (1, 8) OBP: 0.310, SLG: 0.359	S S S 0-3 ③ K 1-2	x 0-0 ② 1-3			x 0-0 1B		x 0-0 3-1 1B			4	0	2	0	0	1	1
Randy Elliott, R (1, 9) OBP: 0.240, SLG: 0.313	x 0-0 1B 1B SF9 1B	x 0-0 ③ F4			x 0-0 ② L9		x 0-0 ① F8			4	1	1	0	0	0	2
Fred Kendall, R (1, 2) OBP: 0.247, SLG: 0.324 Pat Corrales, R (3, 2) OBP: 0.276, SLG: 0.192 Curt Blefary, L (9, PH) OBP: 0.333, SLG: 0.352	x 0-0 SF9 1B 1-2 SF9 1B	S S S 0-3 ① K		x 0-0 ③ 4-3		x 0-0 ② 3-1 1-2			1 2 1	1 0 0	1 0 0	0 0 0	0 1 0	0 1 0	0 1 1	
Fred Stanley, R (1, 5) OBP: 0.287, SLG: 0.216 Larry Stahl, L (9, PH) OBP: 0.298, SLG: 0.339	x 0-0 1B 1-2 2-3 1B	S S S 0-3 ② K			x 0-0 ① 4-3		x 0-0 ③ 4-3			3 1	0 0	1 0	0 0	0 0	1 0	0 1
Mike Caldwell, R (1, 1) OBP: 0.143, SLG: 0.146 Ralph Garcia, R (2, 1) Johnny Jeter, R (4, PH) OBP: 0.268, SLG: 0.310 Ed Acosta, S (4, 1) OBP: 0.154, SLG: 0.083 Garry Jestadt, R (7, PH) OBP: 0.272, SLG: 0.343 Bill Greif, R (7, 1) OBP: 0.059, SLG: 0.030 Mark Schaeffer, L (8, 1) Steve Simpson, R (8, 1)	x 0-0 ① SF9 2-3 3-H	x 0-0 ③ F9			x 0-0 ② 4-3					0 0 1 0 1 0 0 0	0 0 0 0 0 0 0 0	0 0 0 0 0 0 0 0	1 0 0 0 0 0 0 0	0 0 0 0 0 0 0 0	0 0 0 0 0 0 0 0	0 0 0 0 0 0 0 0
Inning Stats	R: 1 H: 1 E: 1 LOB: 1 K: 2 BB: 1 S: 8 P: 12	R: 2 H: 4 E: 0 LOB: 2 K: 0 BB: 0 S: 7 P: 7	R: 0 H: 0 E: 0 LOB: 0 K: 0 BB: 0 S: 3 P: 3	R: 0 H: 0 E: 0 LOB: 0 K: 2 BB: 0 S: 7 P: 7	R: 0 H: 1 E: 0 LOB: 1 K: 0 BB: 0 S: 3 P: 3	R: 0 H: 1 E: 0 LOB: 1 K: 1 BB: 0 S: 6 P: 6	R: 0 H: 0 E: 0 LOB: 0 K: 0 BB: 0 S: 3 P: 3	R: 0 H: 0 E: 0 LOB: 0 K: 0 BB: 0 S: 3 P: 3	R: 0 H: 1 E: 0 LOB: 1 K: 0 BB: 0 S: 4 P: 4	1B: 8 SF: 2 2B: 0 SAC: 0 3B: 0 DP: 1 HR: 0 HBP: 0						

PITCHER	IP	WLS	BF	H	R	ER	SO	BB	IBB	HBP	BLK	WP	HR	S	P	ERA	WHIP
Mike Strahler, R (1, 1) ERA: 3.26	9.0	W	35	8	3	2	5	1	0	0	0	0	0	44	48	2.00	1.000

PITCHER	IP	WLS	BF	H	R	ER	SO	BB	IBB	HBP	BLK	WP	HR	S	P	ERA	WHIP

TOP

San Diego Padres @ Los Angeles Dodgers

Dodger Stadium, Los Angeles, CA

Tue Sep 26 1972, 7:05 PM PDT

Att. 11,032 - Unknown

livebaseballscorecards.com

AB	32
R	3
H	8
RBI	3
BB	1
SO	5
LOB	12

WP: 0 PB: 0 SB: 1 CS: 0 PA: 35

Batter	1	2	3	4	5	6	7	8	9	AB	R	H	RBI	BB	SO	LOB
Davey Lopes, R (1, 4) OBP: 0.360, SLG: 0.200	BBBB 4-0 S 1B BB	BBBB 4-0 1B 1-2 BB		x 0-0 ② F4		x 0-0 ③ 1-3		x 0-0 S 2-H 1B		3	1	1	1	2	0	1
Bill Buckner, L (1, 9) OBP: 0.349, SLG: 0.411	SSS 0-3 ① K 1-2	x 0-0 FC5-4 1-2 2-H 1B		x 0-0 ③ F7			x 0-0 1B BB 1B	x 0-0 ② F9 1-2		5	0	2	1	0	1	2
Tom Paciorek, R (1, 7) OBP: 0.292, SLG: 0.348	x 0-0 HR 2-H 1B	x 0-0 ① F9			x 0-0 ① L5		x 0-0 ① F9	x 0-0 ③ 4-3		5	1	1	1	0	0	4
Ron Cey, R (1, 5) OBP: 0.500, SLG: 0.588	x 0-0 1-H HR	SSS 0-3 ② K			x 0-0 2B		BBBB 4-0 1B 1-2 BB			3	1	2	2	1	1	2
Terrance McDermott, R (1, 3) OBP: 0.200, SLG: 0.130 Wes Parker, S (7, PH) OBP: 0.368, SLG: 0.354 (8, 3)	SSS 0-3 ② K	x 0-0 ③ FC5-4 1-2f			SSS 0-3 ② K		x 0-0 ② F9			3 1	0 0	0 0	0 0	0 0	2 0	3 2
Bobby Valentine, R (1, 8) OBP: 0.319, SLG: 0.337	x 0-0 ③ 5-3		x 0-0 ① L7		SSS 0-3 ③ K		x 0-0 1-2 2-3 1B			4	0	1	0	0	1	1
Bill Russell, R (1, 6) OBP: 0.327, SLG: 0.374		x 0-0 HR 1B	x 0-0 ② 6-3			x 0-0 ① F3	SSS 0-3 ③ K			4	1	1	0	0	1	3
Joe Ferguson, R (1, 2) OBP: 0.667, SLG: 1.500		x 0-0 1-H HR	x 0-0 ③ 1-3			x 0-0 2B		x 0-0 1B 2B		4	2	3	2	0	0	0
Mike Strahler, R (1, 1) OBP: 0.357, SLG: 0.182		x 0-0 BB 1B 1B		x 0-0 ① 5-3		SSS 0-3 ② K		SSS 0-3 ① K		4	1	1	0	0	2	2
Inning Stats	R: 3 H: 2 E: 0 LOB: 0 K: 2 BB: 1 S: 9 P: 13	R: 3 H: 4 E: 0 LOB: 2 K: 1 BB: 1 S: 9 P: 13	R: 0 H: 0 E: 0 LOB: 0 K: 0 BB: 0 S: 3 P: 3	R: 0 H: 0 E: 0 LOB: 0 K: 0 BB: 0 S: 3 P: 3	R: 0 H: 1 E: 0 LOB: 1 K: 2 BB: 0 S: 8 P: 8	R: 0 H: 1 E: 0 LOB: 1 K: 1 BB: 0 S: 6 P: 6	R: 0 H: 2 E: 0 LOB: 3 K: 1 BB: 1 S: 7 P: 11	R: 1 H: 2 E: 0 LOB: 1 K: 1 BB: 0 S: 7 P: 7		1B: 7 SF: 0 2B: 3 SAC: 0 3B: 0 DP: 0 HR: 2 HBP: 0						WP: 0 PA: 39 PB: 0 SB: 2 CS: 0

PITCHER		IP	WLS	BF	H	R	ER	SO	BB	IBB	HBP	BLK	WP	HR	S	P	ERA	WHIP
Mike Caldwell, L ERA: 3.75	(1, 1)	1.0	L	8	4	5	5	2	1	0	0	0	0	2	11	15	45.00	5.000
Ralph Garcia, R ERA: 4.5	(2, 1)	2.0		9	2	1	1	1	1	0	0	0	0	0	10	14	4.50	1.500
Ed Acosta, R ERA: 4.46	(4, 1)	3.0		11	2	0	0	3	0	0	0	0	0	0	17	17	0.00	0.667
Bill Greif, R ERA: 5.66	(7, 1)	1.1		9	4	1	1	2	1	0	0	0	0	0	12	16	6.75	3.750
Mark Schaeffer, L ERA: 4.61	(8, 1)	0.1		1	0	0	0	0	0	0	0	0	0	0	1	1	0.00	0.000

PITCHER		IP	WLS	BF	H	R	ER	SO	BB	IBB	HBP	BLK	WP	HR	S	P	ERA	WHIP
Steve Simpson, R ERA: 0.96	(8, 1)	0.1		1	0	0	0	0	0	0	0	0	0	0	1	1	0.00	0.000

BOTTOM

San Diego Padres @ Los Angeles Dodgers

Dodger Stadium, Los Angeles, CA

Tue Sep 26 1972, 7:05 PM PDT

Att. 11,032 - Unknown

livebaseballscorecards.com

AB	36
R	7
H	12
RBI	7
BB	3
SO	8
LOB	20

San Diego Padres @ Los Angeles Dodgers

Dodger Stadium, Los Angeles, CA

Wed Sep 27 1972, 7:05 PM PDT

Att. 31,244 - Unknown

livebaseballscorecards.com

TOP

Batter	1	2	3	4	5	6	7	8	9	AB	R	H	RBI	BB	SO	LOB
Enzo Hernandez, R (1, 6) OBP: 0.228, SLG: 0.217	1-3		K			6-3		F2		3	0	0	0	0	1	0
Johnny Jeter, R (8, PH) OBP: 0.268, SLG: 0.309										1	0	0	0	0	0	1
Garry Jestadt, R (8, 5) OBP: 0.272, SLG: 0.343										0	0	0	0	0	0	0
Dave Roberts, R (1, 4) OBP: 0.275, SLG: 0.321	F8			1-3		5-3			F7	4	0	0	0	0	0	0
Leron Lee, L (1, 7) OBP: 0.354, SLG: 0.507	6-3			K		F8			K	4	0	0	0	0	2	0
Nate Colbert, R (1, 3) OBP: 0.334, SLG: 0.515		K		2B			K		6-3	4	0	1	0	0	2	0
Cito Gaston, R (1, 9) OBP: 0.308, SLG: 0.356		L9		K			K			3	0	0	0	0	2	1
Jerry Morales, R (1, 8) OBP: 0.312, SLG: 0.364		2B			F7		K			3	0	1	0	0	1	0
Fred Stanley, R (1, 5) OBP: 0.291, SLG: 0.213		F9			FC6-4			FC6		1	0	0	0	1	0	1
Derrel Thomas, S (8, PH) OBP: 0.291, SLG: 0.313					BB			BB		0	0	0	0	1	0	0
(8, 6)																
Joe Goddard, R (1, 2) OBP: 0.286, SLG: 0.263			B1-3-4		F4			F9		2	0	1	0	0	0	1
Curt Blefary, L (8, PH) OBP: 0.331, SLG: 0.349			1B							1	0	0	0	0	0	1
Pat Corrales, R (8, 2) OBP: 0.276, SLG: 0.192										0	0	0	0	0	0	0
Steve Arlin, R (1, 1) OBP: 0.256, SLG: 0.203			B1-3-4		FC6-4			FC6		1	0	0	0	0	0	1
Gary Ross, R (3, 1) OBP: 0.154, SLG: 0.154			1-2f		1-2f			1-2f		1	0	0	0	0	0	1
Larry Stahl, L (8, PH) OBP: 0.297, SLG: 0.338										1	0	0	0	0	0	1
Mike Corkins, R (8, 1) OBP: 0.256, SLG: 0.316										0	0	0	0	0	0	0
Inning Stats	R: 0 E: 0 K: 0 S: 3	R: 0 E: 0 K: 1 S: 6	R: 0 E: 0 K: 1 S: 5	R: 0 E: 0 K: 2 S: 8	R: 0 E: 0 K: 0 S: 3	R: 0 E: 0 K: 0 S: 3	R: 0 E: 0 K: 3 S: 9	R: 0 E: 1 K: 0 S: 3	R: 0 E: 0 K: 1 S: 5							
	H: 0 LOB: 0 BB: 0 P: 3	H: 1 LOB: 1 BB: 0 P: 6	H: 1 LOB: 0 BB: 0 P: 5	H: 1 LOB: 1 BB: 0 P: 8	H: 0 LOB: 1 BB: 1 P: 7	H: 0 LOB: 0 BB: 0 P: 3	H: 0 LOB: 0 BB: 0 P: 9	H: 0 LOB: 1 BB: 1 P: 7	H: 0 LOB: 0 BB: 0 P: 5							

| | | | | | | | | | | | | | | | |

Batter	1	2	3	4	5	6	7	8	9	AB	R	H	RBI	BB	SO	LOB
Davey Lopes, R (1, 4) OBP: 0.379, SLG: 0.333	5-3		1B		FC5-4		K			4	0	2	0	0	1	0
Bill Buckner, L (1, 9) OBP: 0.348, SLG: 0.409	4-3		2-3 1B		F8		4-3			4	0	1	0	0	0	1
Willie Davis, L (1, 8) OBP: 0.320, SLG: 0.442	G3		K		FC5-4 IBB		F8			3	0	0	0	1	1	2
Tom Paciorek, R (1, 3) OBP: 0.286, SLG: 0.333		F8	F9		FC5-4 FC6-4 1-2f 2-3			S BLK 1B		4	0	1	0	0	0	4
Ron Cey, R (1, 5) OBP: 0.462, SLG: 0.524		1B 2B 1B	K		FC6-4 1-2f			K 1-3		4	1	1	0	0	2	5
Willie Crawford, L (1, 7) OBP: 0.349, SLG: 0.412		2B 1-3 1B	K		L7			FC5 WP IBB		3	1	1	0	1	1	0
Joe Ferguson, R (1, 2) OBP: 0.600, SLG: 1.200		BB 1-H 3-H 2B	K		FC1-6 1B			K 1-2		4	0	2	2	0	2	2
Bill Russell, R (1, 6) OBP: 0.331, SLG: 0.373		BB 2-3	BB		FC1-6 1-2f			IBB		1	0	0	0	3	0	1
Don Sutton, R (1, 1) OBP: 0.178, SLG: 0.149		K	1-3		4-3			FC5 2-3f		4	0	0	0	0	1	6
Inning Stats	R: 0 H: 0 E: 0 LOB: 0 K: 0 BB: 0 S: 3 P: 3	R: 2 H: 3 E: 0 LOB: 1 K: 1 BB: 1 S: 7 P: 11	R: 0 H: 2 E: 0 LOB: 2 K: 2 BB: 0 S: 9 P: 9	R: 0 H: 0 E: 0 LOB: 1 K: 2 BB: 1 S: 7 P: 11	R: 0 H: 1 E: 0 LOB: 2 K: 0 BB: 1 S: 4 P: 8	R: 0 H: 1 E: 0 LOB: 1 K: 0 BB: 0 S: 4 P: 4	R: 0 H: 0 E: 0 LOB: 0 K: 1 BB: 0 S: 5 P: 5	R: 0 H: 1 E: 0 LOB: 3 K: 2 BB: 2 S: 8 P: 16		1B: 5 SF: 0 2B: 3 SAC: 0 3B: 0 DP: 0 HR: 0 HBP: 0						

PITCHER		IP	WLS	BF	H	R	ER	SO	BB	IBB	HBP	BLK	WP	HR	S	P	ERA	WHIP
Steve Arlin, R ERA: 3.7	(1, 1)	2.0	L	11	5	2	2	1	1	0	0	0	0	0	12	16	9.00	3.000
Gary Ross, R ERA: 2.45	(3, 1)	5.0		19	2	0	0	5	1	1	0	0	0	0	27	35	0.00	0.600
Mike Corkins, R ERA: 3.47	(8, 1)	1.0		6	1	0	0	2	0	2	0	1	1	0	8	16	0.00	1.000

PITCHER	IP	WLS	BF	H	R	ER	SO	BB	IBB	HBP	BLK	WP	HR	S	P	ERA	WHIP

BOTTOM

San Diego Padres @ Los Angeles Dodgers

Dodger Stadium, Los Angeles, CA

Wed Sep 27 1972, 7:05 PM PDT

Att. 31,244 - Unknown

livebaseballscorecards.com

AB	31
R	2
H	8
RBI	2
BB	5
SO	8
LOB	21

Los Angeles Dodgers @ Cincinnati Reds

Riverfront Stadium, Cincinnati, OH

Fri Sep 29 1972, 7:05 PM EDT

Att. 14,454 - Unknown

TOP

livebaseballscorecards.com

Batter	1	2	3	4	5	6	7	8	9	AB	R	H	RBI	BB	SO	LOB
Davey Lopes, R (1, 4) OBP: 0.375, SLG: 0.333	S S S 0-3 ① K		x 0-0 ② S 1B		x 0-0 ② 6-3		S S S 0-3 ③ K 1-2 2-3			3	0	1	0	0	1	1
Frank Robinson, R (7, PH) OBP: 0.353, SLG: 0.442										1	0	0	0	0	1	2
Billy Grabarkewitz, R (7, 4) OBP: 0.265, SLG: 0.278										0	0	0	0	0	0	0
Bill Buckner, L (1, 9) OBP: 0.347, SLG: 0.408	x 0-0 ② G3		x 0-0 ③ P4 1-2		x 0-0 ③ F5			x 0-0 2-3 1B		4	0	1	0	0	0	2
Willie Davis, L (1, 8) OBP: 0.319, SLG: 0.446	x 0-0 HR			x 0-0 ① F8		x 0-0 ① P6		x 0-0 ① 2-3 1-2		4	1	1	1	0	0	1
Tom Paciorek, R (1, 3) OBP: 0.250, SLG: 0.290	x 0-0 ③ F8			x 0-0 ② P5		x 0-0 ② L7		x 0-0 ② P6		4	0	0	0	0	0	1
Ron Cey, R (1, 5) OBP: 0.433, SLG: 0.458		x 0-0 ① 6-3		B B B B 4-0 FC5 1B BB		x 0-0 ③ F7		x 0-0 ③ 6-3		3	0	0	0	1	0	1
Willie Crawford, L (1, 7) OBP: 0.352, SLG: 0.411		x 0-0 ② 4-3		x 0-0 1-2 1B			S S S 0-3 ① K		B B B B 4-0 6-3 4-3 BB	3	0	1	0	1	1	0
Joe Ferguson, R (1, 2) OBP: 0.429, SLG: 0.857		x 0-0 ③ P4		x 0-0 ③ FC5 2-3f			S S S 0-3 ② K		x 0-0 ① 4-3 1-2	4	0	0	0	0	1	3
Bill Russell, R (1, 6) OBP: 0.330, SLG: 0.372			S S S 0-3 ① K		x 0-0 ① 1-3		x 0-0 WP BB 1B		x 0-0 ② 6-3 2-3	4	0	1	0	0	1	1
Al Downing, R (1, 1) OBP: 0.134, SLG: 0.167			S S S 0-3 ② K		x 0-0 3B		B B B B 4-0 1-2 WP BB		x 0-0 ③ P4	2	0	1	0	0	1	0
Steve Garvey, R (7, PH) OBP: 0.312, SLG: 0.422										0	0	0	0	1	0	0
Pete Richert, L (7, 1) OBP: 0.500, SLG: 0.500										0	0	0	0	0	0	0
Charlie Hough, R (8, 1)										0	0	0	0	0	0	0
Manny Mota, R (9, PH) OBP: 0.381, SLG: 0.439										1	0	0	0	0	0	1
Inning Stats	R: 1 E: 0 K: 1 S: 6 H: 1 LOB: 0 BB: 0 P: 6	R: 0 E: 0 K: 0 S: 3 H: 0 LOB: 0 BB: 0 P: 3	R: 0 E: 0 K: 2 S: 8 H: 1 LOB: 1 BB: 0 P: 8	R: 0 E: 0 K: 0 S: 4 H: 1 LOB: 2 BB: 1 P: 8	R: 0 E: 0 K: 0 S: 4 H: 1 LOB: 1 BB: 0 P: 4	R: 0 E: 0 K: 0 S: 3 H: 0 LOB: 0 BB: 0 P: 3	R: 0 E: 0 K: 3 S: 10 H: 1 LOB: 2 BB: 1 P: 14	R: 0 E: 0 K: 0 S: 4 H: 1 LOB: 1 BB: 0 P: 4	R: 0 E: 0 K: 0 S: 3 H: 0 LOB: 1 BB: 1 P: 7	1B: 4 2B: 0 3B: 1 HR: 1	SF: 0 SAC: 0 DP: 0 HBP: 0						

AB	33
R	1
H	6
RBI	1
BB	3
SO	6
LOB	13

WP: 1 PB: 0 SB: 1 CS: 0 PA: 36

PITCHER		IP	WLS	BF	H	R	ER	SO	BB	IBB	HBP	BLK	WP	HR	S	P	ERA	WHIP
Jack Billingham, R ERA: 3.17	(1, 1)	8.0	W	32	6	1	1	6	2	0	0	0	1	1	42	50	1.12	1.000
Clay Carroll, R ERA: 2.3	(9, 1)	1.0	S	4	0	0	0	0	1	0	0	0	0	0	3	7	0.00	1.000

PITCHER	IP	WLS	BF	H	R	ER	SO	BB	IBB	HBP	BLK	WP	HR	S	P	ERA	WHIP

Batter	1	2	3	4	5	6	7	8	9	AB	R	H	RBI	BB	SO	LOB
Pete Rose, S (1, 7) OBP: 0.382, SLG: 0.416	P9		F9		SH5-3 (1-2)		FC4-6 BB			2	0	0	0	1	0	0
Joe Morgan, L (1, 4) OBP: 0.416, SLG: 0.434	1B BB		CS BB		1-3		FC4-6 (1-2f, 2-3)			2	0	0	0	2	0	3
Bobby Tolan, L (1, 8) OBP: 0.335, SLG: 0.389 George Foster, R (7, 9) OBP: 0.225, SLG: 0.283	F8		CS (1-2)	4-3		F8 2B 1B	F9			3 1	1 0	1 0	0 0	0 0	0 0	1 2
Johnny Bench, R (1, 2) OBP: 0.380, SLG: 0.549	1-3 1B			HR 1B		F8 (1-2)		K		4	1	2	0	0	1	1
Tony Perez, R (1, 3) OBP: 0.352, SLG: 0.505	K			1-H HR		2-H 2B		1B 1B BB		3	2	2	3	1	1	2
Denis Menke, R (1, 5) OBP: 0.322, SLG: 0.352		1-3		6-3		P4		1B (1-2) 1B		4	0	1	0	0	0	1
Cesar Geronimo, L (1, 9) OBP: 0.342, SLG: 0.407 (7, 8)		G5-4-3 1B		4-3		G3		FC5-4 (1-3, 2-H) 1B		4	0	2	1	0	0	1
Dave Concepcion, R (1, 6) OBP: 0.274, SLG: 0.262		G5-4-3 (1-2f)			K		FC4-6 2B	K		4	0	1	0	0	2	3
Jack Billingham, R (1, 1) OBP: 0.097, SLG: 0.086 Joe Hague, L (8, PH) OBP: 0.348, SLG: 0.413 Clay Carroll, R (9, 1) OBP: 0.182, SLG: 0.182			6-3		SH5-3 1B		B1	FC5-4 (1-2f)		3 1 0	0 0 0	1 0 0	0 0 0	0 0 0	0 0 0	1 2 0
Inning Stats	R: 0 E: 0 K: 1 S: 6 H: 1 LOB: 2 BB: 1 P: 10	R: 0 E: 0 K: 0 S: 3 H: 1 LOB: 0 BB: 0 P: 3	R: 0 E: 0 K: 0 S: 2 H: 0 LOB: 0 BB: 1 P: 6	R: 2 E: 0 K: 0 S: 5 H: 2 LOB: 0 BB: 0 P: 5	R: 0 E: 0 K: 1 S: 6 H: 1 LOB: 1 BB: 0 P: 6	R: 1 E: 0 K: 0 S: 5 H: 2 LOB: 1 BB: 0 P: 5	R: 0 E: 0 K: 0 S: 4 H: 1 LOB: 2 BB: 1 P: 8	R: 1 E: 0 K: 2 S: 9 H: 2 LOB: 2 BB: 1 P: 13		1B: 7 2B: 2 3B: 0 HR: 1	SF: 0 SAC: 1 DP: 1 HBP: 0					

PITCHER		IP	WLS	BF	H	R	ER	SO	BB	IBB	HBP	BLK	WP	HR	S	P	ERA	WHIP
Al Downing, L ERA: 2.98	(1, 1)	6.0	L	25	7	3	3	2	2	0	0	0	0	1	27	35	4.50	1.500
Pete Richert, L ERA: 2.25	(7, 1)	1.0		5	1	0	0	0	1	0	0	0	0	0	4	8	0.00	2.000
Charlie Hough, R ERA: 3.38	(8, 1)	1.0		6	2	1	1	2	1	0	0	0	0	0	9	13	9.00	3.000

PITCHER	IP	WLS	BF	H	R	ER	SO	BB	IBB	HBP	BLK	WP	HR	S	P	ERA	WHIP

BOTTOM

Los Angeles Dodgers @ Cincinnati Reds

Riverfront Stadium, Cincinnati, OH

Fri Sep 29 1972, 7:05 PM EDT

Att. 14,454 - Unknown

livebaseballscorecards.com

AB	31
R	4
H	10
RBI	4
BB	4
SO	4
LOB	17

Los Angeles Dodgers @ Cincinnati Reds

Riverfront Stadium, Cincinnati, OH

Sat Sep 30 1972, 3:33 AM EDT

Att. 20,080 - Unknown

TOP

livebaseballscorecards.com

Batter	1	2	3	4	5	6	7	8	9	10	AB	R	H	RBI	BB	SO	LOB
Davey Lopes, R (1, 4) OBP: 0.351, SLG: 0.344	WP 3-1 2B		F8			F8		P4		1-3	5	1	1	0	0	0	3
Bill Buckner, L (1, 9) OBP: 0.343, SLG: 0.403	3-1 2-H			F8		4-3			P6		4	0	0	1	0	0	0
Willie Davis, L (1, 8) OBP: 0.317, SLG: 0.443	F9			F7			F7		4-3		4	0	0	0	0	0	0
Tom Paciorek, R (1, 3) OBP: 0.250, SLG: 0.314	F7			2B			K		L3		4	0	1	0	0	1	0
Ron Cey, R (1, 5) OBP: 0.441, SLG: 0.464 Maury Wills, S (10, PR) OBP: 0.190, SLG: 0.167 (10, 5)		G5-4-3 1B		F7			5-3			1B 2B 1B	4 0	0 1	2 0	0 0	0 0	0 0	1 0
Willie Crawford, L (1, 7) OBP: 0.350, SLG: 0.408		P6			F8			4-3 1B 1B		B3	4	1	1	0	0	0	2
Joe Ferguson, R (1, 2) OBP: 0.375, SLG: 0.750 Manny Mota, R (8, PH) OBP: 0.380, SLG: 0.438 Steve Yeager, R (8, 2) OBP: 0.359, SLG: 0.343		G5-4-3 1-2f			6-3			4-3 1-2		L6	2 1 1	0 0 0	0 0 0	0 0 0	0 0 0	0 0 0	1 1 1
Bill Russell, R (1, 6) OBP: 0.330, SLG: 0.371			F8		P6			K		1-2 2B 1B	4	1	1	0	0	1	1
Claude Osteen, L (1, 1) OBP: 0.333, SLG: 0.405			4-3			P6		2-H 1B		1-H 2-H 2B	4	0	2	3	0	0	0

| Inning Stats | | |

Batter	1	2	3	4	5	6	7	8	9	10	AB	R	H	RBI	BB	SO	LOB
Pete Rose, S (1, 7) OBP: 0.384, SLG: 0.420	4-3			3B 2B	6-3			1B		2B	5	1	3	0	0	0	0
Joe Morgan, L (1, 4) OBP: 0.416, SLG: 0.437	4-3			1B 3B 2-H		CS 1B		K		F3	5	1	2	1	0	1	2
Bobby Tolan, L (1, 8) OBP: 0.334, SLG: 0.387	F8			1-3 BB 1B 3-H		F7 1B 1-2		4-3		K	5	0	1	1	0	1	3
Johnny Bench, R (1, 2) OBP: 0.381, SLG: 0.547		K		1-3 BB 1-2		BB			F8		2	0	0	0	2	1	0
Tony Perez, R (1, 3) OBP: 0.351, SLG: 0.502 George Foster, R (9, PR) OBP: 0.225, SLG: 0.283 Joe Hague, L (10, 3) OBP: 0.348, SLG: 0.413	F9			P3		F8			SH5-3 BB		3 0 0	0 0 0	0 0 0	0 0 0	1 0 0	0 0 0	3 0 0
Hal McRae, R (1, 9) OBP: 0.297, SLG: 0.484 Cesar Geronimo, L (8, 9) OBP: 0.342, SLG: 0.407	6-3			1-3 1-2 2-3			5-3		SH5-3 1-2		3 0	0 0	0 0	0 0	0 0	0 0	2 0
Denis Menke, R (1, 5) OBP: 0.321, SLG: 0.350		P4		K			F8		IBB		3	0	0	0	1	1	2
Dave Concepcion, R (1, 6) OBP: 0.271, SLG: 0.259		K			F9		6-3		F9		4	0	0	0	0	1	2
Wayne Simpson, R (1, 1) OBP: 0.082, SLG: 0.083 Julian Javier, R (8, PH) OBP: 0.253, SLG: 0.295 Pedro Borbon, R (9, 1) OBP: 0.130, SLG: 0.048 Ted Uhlaender, L (10, PH) OBP: 0.246, SLG: 0.186		K			K			4-3		K	2 1 0 1	0 0 0 0	0 0 0 0	0 0 0 0	0 0 0 0	2 0 0 1	0 0 0 0
Inning Stats	R: 0 H: 0 E: 0 LOB: 0 K: 0 BB: 0 S: 3 P: 3	R: 0 H: 0 E: 0 LOB: 0 K: 1 BB: 0 S: 5 P: 5	R: 0 H: 0 E: 0 LOB: 0 K: 2 BB: 0 S: 7 P: 7	R: 2 H: 3 E: 0 LOB: 2 K: 1 BB: 1 S: 8 P: 12	R: 0 H: 0 E: 0 LOB: 0 K: 1 BB: 0 S: 5 P: 5	R: 0 H: 1 E: 0 LOB: 1 K: 0 BB: 1 S: 3 P: 7	R: 0 H: 0 E: 0 LOB: 0 K: 0 BB: 0 S: 3 P: 3	R: 0 H: 1 E: 0 LOB: 1 K: 1 BB: 0 S: 6 P: 6	R: 0 H: 0 E: 0 LOB: 2 K: 0 BB: 2 S: 3 P: 11	R: 0 H: 1 E: 0 LOB: 1 K: 2 BB: 0 S: 8 P: 8	1B: 3 SF: 0 2B: 2 SAC: 1 3B: 1 DP: 0 HR: 0 HBP: 0						

PITCHER	IP	WLS	BF	H	R	ER	SO	BB	IBB	HBP	BLK	WP	HR	S	P	ERA	WHIP
Claude Osteen, L (1, 1) ERA: 2.7	10.0	W	39	6	2	2	8	3	1	0	0	0	0	51	67	1.80	0.900

PITCHER	IP	WLS	BF	H	R	ER	SO	BB	IBB	HBP	BLK	WP	HR	S	P	ERA	WHIP

BOTTOM

Los Angeles Dodgers @ Cincinnati Reds

Riverfront Stadium, Cincinnati, OH

Sat Sep 30 1972, 3:33 AM EDT

Att. 20,080 - Unknown

livebaseballscorecards.com

AB	34
R	2
H	6
RBI	2
BB	4
SO	8
LOB	14

WP: 0 PA: 39
PB: 0
SB: 0
CS: 1

Los Angeles Dodgers @ Cincinnati Reds

Riverfront Stadium, Cincinnati, OH

Sun Oct 01 1972, 3:33 AM EDT

Att. 40,046 - Unknown

livebaseballscorecards.com

Batter	1	2	3	4	5	6	7	8	9	AB	R	H	RBI	BB	SO	LOB
Davey Lopes, R (1, 4) OBP: 0.325, SLG: 0.314	K			P3		F3			K	3	0	0	0	0	1	0
Willie Davis, L (9, PH) OBP: 0.317, SLG: 0.442										1	0	0	0	0	1	1
Manny Mota, R (1, 7) OBP: 0.377, SLG: 0.433	4-3			6-3			4-3		G6-3 1-2f	4	0	0	0	0	0	1
Tom Paciorek, R (1, 3) OBP: 0.231, SLG: 0.289 (8, 9)	K			F9			5-3			3	0	0	0	0	1	0
Ron Cey, R (1, 5) OBP: 0.405, SLG: 0.419		P4			P4		6-3			3	0	0	0	0	0	0
Joe Ferguson, R (1, 9) OBP: 0.316, SLG: 0.632 (8, 2)		K			F8			P3		3	0	0	0	0	1	0
Bobby Valentine, R (1, 8) OBP: 0.319, SLG: 0.335		6-3			E5			BB 4-0 1B		2	0	0	0	1	0	0
Bill Russell, R (1, 6) OBP: 0.330, SLG: 0.371			K		P6			G6-3 1-2 1B		3	0	1	0	0	1	1
Steve Yeager, R (1, 2) OBP: 0.353, SLG: 0.337			4-3			F9		G6-3 1-2f		2	0	0	0	0	0	0
Wes Parker, S (8, PH) OBP: 0.367, SLG: 0.354 (8, 3)										1	0	0	0	0	0	2
Doug Rau, L (1, 1) OBP: 0.250, SLG: 0.429			K			4-3			G6-3 1B	2	0	0	0	0	1	0
Bill Buckner, L (9, PH) OBP: 0.345, SLG: 0.405										1	0	1	0	0	0	0
Billy Grabarkewitz, R (9, PR) OBP: 0.265, SLG: 0.278										0	0	0	0	0	0	0
Inning Stats	R: 0 E: 0 K: 2 S: 7 H: 0 LOB: 0 BB: 0 P: 7	R: 0 E: 0 K: 1 S: 5 H: 0 LOB: 0 BB: 0 P: 5	R: 0 E: 0 K: 2 S: 7 H: 0 LOB: 0 BB: 0 P: 7	R: 0 E: 0 K: 0 S: 3 H: 0 LOB: 0 BB: 0 P: 3	R: 0 E: 1 K: 0 S: 4 H: 0 LOB: 1 BB: 0 P: 4	R: 0 E: 0 K: 0 S: 3 H: 0 LOB: 0 BB: 0 P: 3	R: 0 E: 0 K: 0 S: 3 H: 0 LOB: 0 BB: 0 P: 3	R: 0 E: 0 K: 0 S: 3 H: 1 LOB: 1 BB: 1 P: 7	R: 0 E: 0 K: 1 S: 5 H: 1 LOB: 1 BB: 0 P: 5	1B: 2 2B: 0 3B: 0 HR: 0 SF: 0 SAC: 0 DP: 2 HBP: 0	WP: 0 PB: 0 SB: 0 CS: 0 PA: 29					

TOP

AB	28
R	0
H	2
RBI	0
BB	1
SO	6
LOB	5

PITCHER		IP	WLS	BF	H	R	ER	SO	BB	IBB	HBP	BLK	WP	HR	S	P	ERA	WHIP
Don Gullett, L ERA: 3.94	(1, 1)	8.0	W	26	1	0	0	5	1	0	0	0	0	0	35	39	0.00	0.250
Clay Carroll, R ERA: 2.27	(9, 1)	1.0	S	3	1	0	0	1	0	0	0	0	0	0	5	5	0.00	1.000

PITCHER		IP	WLS	BF	H	R	ER	SO	BB	IBB	HBP	BLK	WP	HR	S	P	ERA	WHIP

Batter	1	2	3	4	5	6	7	8	9	AB	R	H	RBI	BB	SO	LOB
Pete Rose, S (1, 7) OBP: 0.383, SLG: 0.419	4-3		L6		1-3			PB SH3 SF8 1B		4	1	1	0	0	0	0
Julian Javier, R (1, 4) OBP: 0.255, SLG: 0.297	BB BB 1B		E6 G1-4-3		4-3			SH3 1-2		3	0	1	0	0	0	0
Johnny Bench, R (1, 2) OBP: 0.381, SLG: 0.546	BBBB BB 1-2 BB		G1-4-3 1-2f			BBBB S BB		SF8 2-H		1	0	0	1	2	0	1
Clay Carroll, R (9, 1) OBP: 0.182, SLG: 0.182										0	0	0	0	0	0	0
Tony Perez, R (1, 3) OBP: 0.350, SLG: 0.499	BBBB 1-2 2-3 BB			F8		F7 1-2		F2		3	0	0	0	1	0	1
Hal McRae, R (1, 9) OBP: 0.298, SLG: 0.479	P6			BB 1B		F2				3	0	1	0	0	0	4
George Foster, R (9, 9) OBP: 0.225, SLG: 0.283										0	0	0	0	0	0	0
Denis Menke, R (1, 5) OBP: 0.322, SLG: 0.348	F8			BBBB 1-2 BB		F9				2	0	0	0	1	0	4
Cesar Geronimo, L (1, 8) OBP: 0.338, SLG: 0.402		SSS K		F7			F7			3	0	0	0	0	1	2
Dave Concepcion, R (1, 6) OBP: 0.269, SLG: 0.257		F3		F8			SSS K			3	0	0	0	0	1	2
Don Gullett, R (1, 1) OBP: 0.250, SLG: 0.237		SSS K			5-3		SSS K			3	0	0	0	0	2	0
Bill Plummer, R (9, 2) OBP: 0.217, SLG: 0.293										0	0	0	0	0	0	0
Inning Stats	R: 0 E: 0 K: 0 S: 4 H: 1 LOB: 3 BB: 2 P: 12	R: 0 E: 0 K: 2 S: 7 H: 0 LOB: 0 BB: 0 P: 7	R: 0 E: 1 K: 0 S: 3 H: 0 LOB: 0 BB: 0 P: 3	R: 0 E: 0 K: 0 S: 4 H: 1 LOB: 2 BB: 1 P: 8	R: 0 E: 0 K: 0 S: 3 H: 0 LOB: 0 BB: 0 P: 3	R: 0 E: 0 K: 0 S: 3 H: 0 LOB: 1 BB: 1 P: 7	R: 0 E: 0 K: 2 S: 7 H: 0 LOB: 0 BB: 0 P: 7	R: 1 E: 0 K: 0 S: 4 H: 1 LOB: 0 BB: 0 P: 4		1B: 3 2B: 0 3B: 0 HR: 0	SF: 1 SAC: 1 DP: 1 HBP: 0					

PITCHER	IP	WLS	BF	H	R	ER	SO	BB	IBB	HBP	BLK	WP	HR	S	P	ERA	WHIP
Doug Rau, L (1, 1) ERA: 2.2	8.0	L	31	3	1	0	4	4	0	0	0	0	0	35	51	0.00	0.875

PITCHER	IP	WLS	BF	H	R	ER	SO	BB	IBB	HBP	BLK	WP	HR	S	P	ERA	WHIP

BOTTOM

Los Angeles Dodgers @ Cincinnati Reds

Riverfront Stadium, Cincinnati, OH

Sun Oct 01 1972, 3:33 AM EDT

Att. 40,046 - Unknown

livebaseballscorecards.com

AB	25
R	1
H	3
RBI	1
BB	4
SO	4
LOB	14

1B: 3	SF: 1	WP: 0	PA: 31
2B: 0	SAC: 1	PB: 1	
3B: 0	DP: 1	SB: 1	
HR: 0	HBP: 0	CS: 0	

Batter	1	2	3	4	5	6	7	8	9	AB	R	H	RBI	BB	SO	LOB
Davey Lopes, R (1, 4) OBP: 0.356, SLG: 0.342	BBBB 4-0 G4-6-3 BB		BBBB 4-0 2B BB		x 0-0 1B 2B	x 0-0 ③ 1-3		x 0-0 ③ 5-3		3	2	1	0	2	0	0
Bill Buckner, L (1, 9) OBP: 0.348, SLG: 0.410	x 0-0 ①② G4-6-3 1-2f		x 0-0 1B 1-H 2B		x 0-0 1B 1B 2-H 1B		x 0-0 E 4-3 1B		x 0-0 ① F9	5	3	3	2	0	0	1
Willie Davis, L (1, 8) OBP: 0.319, SLG: 0.444	x 0-0 FC6-4 1B		x 0-0 ① F6		x 0-0 E 1B FC5-4 1-2 1B		x 0-0 ① F8		x 0-0 G6-4-3 1B	5	1	3	0	0	0	2
Tom Paciorek, R (1, 3) OBP: 0.250, SLG: 0.302	x 0-0 ③ FC6-4 1-2f		x 0-0 1B 3-H		x 0-0 E7 FC5-4 1-3 2-H 1B		x 0-0 E5 4-3 1-3		x 0-0 ②③ G6-4-3 1-2f	5	0	2	2	0	0	3
Ron Cey, R (1, 5) OBP: 0.415, SLG: 0.394		H 1-0 PB HBP	SSS 0-3 ② K		x 0-0 ① FC5-4 BB 1-2f 3-H		BBBB 4-0 4-3 BB			2	0	0	1	1	1	2
Willie Crawford, L (1, 7) OBP: 0.349, SLG: 0.403		SSS 0-3 ① K 1-2	x 0-0 ③ 4-3		BBBB 4-0 G6-3 1-2 BB		x 0-0 ② 4-3 1-2 2-3 3-H			3	0	0	1	1	1	4
Joe Ferguson, R (1, 2) OBP: 0.304, SLG: 0.545		BBBB 4-0 BB		x 0-0 ① F9	x 0-0 ②③ G6-3 1-2f		x 0-0 ③ F8			3	0	0	0	1	0	4
Bill Russell, R (1, 6) OBP: 0.327, SLG: 0.367		SSS 0-3 ② K		x 0-0 ② 6-3		x 0-0 ① 5-3		x 0-0 ① 6-3		4	0	0	0	0	1	2
Don Sutton, R (1, 1) OBP: 0.170, SLG: 0.143		x 0-0 ③ L6		x 0-0 ③ 6-3		x 0-0 ② F6		x 0-0 ② F8		4	0	0	0	0	0	2
Inning Stats	R: 0 H: 1 E: 0 LOB: 1 K: 0 BB: 1 S: 3 P: 7	R: 0 H: 0 E: 0 LOB: 2 K: 2 BB: 1 S: 7 P: 12	R: 2 H: 2 E: 0 LOB: 1 K: 1 BB: 1 S: 7 P: 11	R: 0 H: 0 E: 0 LOB: 0 K: 0 BB: 0 S: 3 P: 3	R: 3 H: 4 E: 1 LOB: 1 K: 0 BB: 1 S: 6 P: 10	R: 0 H: 0 E: 0 LOB: 0 K: 0 BB: 0 S: 3 P: 3	R: 1 H: 1 E: 1 LOB: 2 K: 0 BB: 1 S: 5 P: 9	R: 0 H: 0 E: 0 LOB: 0 K: 0 BB: 0 S: 3 P: 3	R: 0 H: 1 E: 0 LOB: 0 K: 0 BB: 0 S: 3 P: 3	1B: 7 SF: 0 2B: 2 SAC: 0 3B: 0 DP: 3 HR: 0 HBP: 1						

TOP

Los Angeles Dodgers @ Atlanta Braves

Atlanta Stadium, Atlanta, GA

Tue Oct 03 1972, 7:05 PM EDT

Att. 2,066 - Unknown

livebaseballscorecards.com

AB	34
R	6
H	9
RBI	6
BB	5
SO	3
LOB	20

WP: 0 PA: 40
PB: 1
SB: 0
CS: 0

PITCHER		IP	WLS	BF	H	R	ER	SO	BB	IBB	HBP	BLK	WP	HR	S	P	ERA	WHIP
Phil Niekro, R ERA: 3.06	(1, 1)	4.0	L	22	7	5	4	3	3	0	1	0	0	0	24	37	9.00	2.500
Ron Schueler, R ERA: 3.73	(5, 1)	3.0		12	1	1	0	0	2	0	0	0	0	0	10	18	0.00	1.000
Pat Jarvis, R ERA: 4.1	(8, 1)	2.0		6	1	0	0	0	0	0	0	0	0	0	6	6	0.00	0.500

PITCHER	IP	WLS	BF	H	R	ER	SO	BB	IBB	HBP	BLK	WP	HR	S	P	ERA	WHIP

BOTTOM

Los Angeles Dodgers @ Atlanta Braves

Atlanta Stadium, Atlanta, GA

Tue Oct 03 1972, 7:05 PM EDT

Att. 2,066 - Unknown

livebaseballscorecards.com

Batter	1	2	3	4	5	6	7	8	9	AB	R	H	RBI	BB	SO	LOB
Ralph Garr, L (1, 7) OBP: 0.356, SLG: 0.427	1-3		E6 1B FC3-2	F7			K		HR 1B	5	1	1	0	0	1	4
Sonny Jackson, L (1, 6) OBP: 0.278, SLG: 0.333	4-3		1-3 2-H 1B		L6		F5		F5	5	0	1	1	0	0	2
Hank Aaron, R (1, 3) OBP: 0.392, SLG: 0.517	K		FC3-2 3-H		F6			K	1-H HR	5	1	1	2	0	2	2
Earl Williams, R (1, 2) OBP: 0.336, SLG: 0.458		K		BB E BB BB	F7			K	E6	4	1	0	0	1	2	0
Dusty Baker Jr., R (1, 8) OBP: 0.384, SLG: 0.507		F4		FC6 BB BB WP 1-2		F9		1B 1B	K	5	1	1	0	0	1	2
Darrell Evans, L (1, 5) OBP: 0.385, SLG: 0.420		1B		WP BB 1-2 2-3 BB		K		BB 1-3 1B		3	0	2	0	1	1	0
Mike Lum, L (1, 9) OBP: 0.323, SLG: 0.350		K		F5		F9		1-2 BB		3	0	0	0	1	1	4
Larvell Blanks, R (1, 4) OBP: 0.393, SLG: 0.444			SH1-4 1B 1B	WP 1-2 2-3 3-H BB			5-3	K		2	1	1	1	1	0	0
Jim Breazeale, L (8, PH) OBP: 0.297, SLG: 0.447										1	0	0	0	0	1	3
Gil Garrido, R (9, 4) OBP: 0.368, SLG: 0.280										0	0	0	0	0	0	0
Phil Niekro, R (1, 1) OBP: 0.216, SLG: 0.237			SH1-4 1-2	F2 1-2 2-3 3-H			BB		F5	1	0	0	0	0	0	2
Ron Schueler, R (5, 1) OBP: 0.209, SLG: 0.214										0	0	0	0	0	0	0
Bob Didier, S (7, PH) OBP: 0.375, SLG: 0.444										0	0	0	0	1	0	0
Pat Jarvis, R (8, 1) OBP: 0.160, SLG: 0.208										0	0	0	0	0	0	0
Oscar Brown, R (9, PH) OBP: 0.244, SLG: 0.329										1	0	0	0	0	0	0

	AB	35
	R	5
	H	7
	RBI	4
	BB	5
	SO	9
	LOB	19

Inning Stats	1	2	3	4	5	6	7	8	9
	R: 0 H: 0 E: 0 LOB: 0 K: 1 BB: 0 S: 5 P: 5	R: 0 H: 1 E: 0 LOB: 1 K: 2 BB: 0 S: 8 P: 8	R: 1 H: 2 E: 1 LOB: 1 K: 0 BB: 0 S: 5 P: 5	R: 2 H: 0 E: 1 LOB: 2 K: 0 BB: 3 S: 4 P: 16	R: 0 H: 0 E: 0 LOB: 0 K: 0 BB: 0 S: 3 P: 3	R: 0 H: 0 E: 0 LOB: 0 K: 1 BB: 0 S: 5 P: 5	R: 0 H: 0 E: 0 LOB: 1 K: 1 BB: 1 S: 5 P: 9	R: 0 H: 2 E: 0 LOB: 3 K: 3 BB: 1 S: 11 P: 15	R: 2 H: 2 E: 1 LOB: 1 K: 1 BB: 0 S: 8 P: 8

	1B: 6	SF: 0	WP: 1	PA: 41
	2B: 1	SAC: 1	PB: 0	
	3B: 0	DP: 1	SB: 0	
	HR: 1	HBP: 0	CS: 0	

PITCHER		IP	WLS	BF	H	R	ER	SO	BB	IBB	HBP	BLK	WP	HR	S	P	ERA	WHIP
Don Sutton, R ERA: 2.08	(1, 1)	9.0	W	41	7	5	3	9	5	0	0	0	1	1	54	74	3.00	1.333

PITCHER	IP	WLS	BF	H	R	ER	SO	BB	IBB	HBP	BLK	WP	HR	S	P	ERA	WHIP

Batter	1	2	3	4	5	6	7	8	9	AB	R	H	RBI	BB	SO	LOB
Davey Lopes, R (1, 4) OBP: 0.327, SLG: 0.310	SSS 0-3 ① K		x 0-0 ② F8		x 0-0 ③ 5-3		x 0-0 ②③ G6-4-3 1-2f			4	0	0	0	0	1	3
Manny Mota, R (1, 7) OBP: 0.375, SLG: 0.434	x 0-0 ② L9		x 0-0 ③ 4-3			x 0-0 4-3 2B		x 0-0 ① 5-3		4	0	1	0	0	0	0
Willie Davis, L (1, 8) OBP: 0.317, SLG: 0.441	x 0-0 ③ F7			x 0-0 ① F7		x 0-0 ① 4-3 2-3		x 0-0 ② F5		4	0	0	0	0	0	1
Tom Paciorek, R (1, 3) OBP: 0.271, SLG: 0.404		x 0-0 2B		x 0-0 HR		SSS 0-3 ② K		x 0-0 ③ 6-3		4	1	2	1	0	1	1
Ron Cey, R (1, 5) OBP: 0.400, SLG: 0.378		SSS 0-3 ① K		x 0-0 ② 4-3		SSS 0-3 ③ K			x 0-0 SH2-4 HR 1B	4	0	1	0	0	2	2
Maury Wills, S (9, PR) OBP: 0.190, SLG: 0.167 (9, 5)										0	1	0	0	0	0	0
Joe Ferguson, R (1, 9) OBP: 0.346, SLG: 0.542		x 0-0 ② F8		x 0-0 1B			BBB 4-0 BB 1B BB		x 0-0 ① SH2-4 1-2	2	0	1	0	1	0	1
Bill Russell, R (1, 6) OBP: 0.326, SLG: 0.366		x 0-0 ③ F3		x 0-0 ③ F9			x 0-0 BB 1-2 1B		x 0-0 ② L6	4	0	1	0	0	0	4
Steve Yeager, R (1, 2) OBP: 0.374, SLG: 0.406			x 0-0 HR		BBB 4-0 G6-4-3 BB		BBB 4-0 G6-4-3 1-2 2-3 BB		x 0-0 2-H HR	2	2	2	3	2	0	0
Claude Osteen, L (1, 1) OBP: 0.319, SLG: 0.386			SSS 0-3 ① K		x 0-0 ①② G6-4-3 1-2f		SSS 0-3 ① K		x 0-0 ③ 1-3	4	0	0	0	0	2	5
Inning Stats	R: 0 E: 0 K: 1 S: 5 H: 0 LOB: 0 BB: 0 P: 5	R: 0 E: 0 K: 1 S: 6 H: 1 LOB: 1 BB: 0 P: 6	R: 1 E: 0 K: 1 S: 6 H: 1 LOB: 0 BB: 0 P: 6	R: 1 E: 0 K: 0 S: 5 H: 2 LOB: 1 BB: 0 P: 5	R: 0 E: 0 K: 0 S: 2 H: 0 LOB: 0 BB: 1 P: 6	R: 0 E: 0 K: 2 S: 8 H: 1 LOB: 1 BB: 0 P: 8	R: 0 E: 0 K: 1 S: 5 H: 1 LOB: 2 BB: 2 P: 13	R: 0 E: 0 K: 0 S: 3 H: 0 LOB: 0 BB: 0 P: 3	R: 2 E: 0 K: 0 S: 5 H: 2 LOB: 1 BB: 0 P: 5	1B: 3 2B: 2 3B: 0 HR: 3 SF: 0 SAC: 1 DP: 2 HBP: 0						

PITCHER		IP	WLS	BF	H	R	ER	SO	BB	IBB	HBP	BLK	WP	HR	S	P	ERA	WHIP
Larry Jaster, L ERA: 5.11	(1, 1)	5.0	L	19	4	2	2	3	1	0	0	0	0	2	24	28	3.60	1.000
Tom House, L ERA: 2.89	(6, 1)	3.0		12	2	0	0	3	2	0	0	0	0	0	16	24	0.00	1.333
Jim Hardin, R ERA: 4.39	(9, 1)	1.0		5	2	2	2	0	0	0	0	0	0	1	5	5	18.00	2.000

PITCHER	IP	WLS	BF	H	R	ER	SO	BB	IBB	HBP	BLK	WP	HR	S	P	ERA	WHIP

TOP

Los Angeles Dodgers @ Atlanta Braves

Atlanta Stadium, Atlanta, GA

Wed Oct 04 1972, 7:05 PM EDT

Att. 2,434 - Unknown

livebaseballscorecards.com

AB	32
R	4
H	8
RBI	4
BB	3
SO	6
LOB	17

1B: 3	SF: 0	WP: 0	PA: 36		
2B: 2	SAC: 1	PB: 0			
3B: 0	DP: 2	SB: 0			
HR: 3	HBP: 0	CS: 0			

Batter	1	2	3	4	5	6	7	8	9	AB	R	H	RBI	BB	SO	LOB
Larvell Blanks, R (1, 4) OBP: 0.376, SLG: 0.424	S S S 0-3 K ①		x 0-0 6-3 ②		x 0-0 E6			x 0-0 F8 ①		4	0	0	0	0	1	1
Oscar Brown, R (1, 9) OBP: 0.244, SLG: 0.323	x 0-0 F3 ②		B B B B 4-0 BB		S S S 0-3 K ③			x 0-0 FC6-4 1B 1-2f 1B ②		3	1	0	0	1	1	2
Hank Aaron, R (1, 3) OBP: 0.391, SLG: 0.514	x 0-0 F5 ③		x 0-0 F4 ③			x 0-0 6-3 ①		x 0-0 1B 1-2 1B		4	0	1	0	0	0	1
Earl Williams, R (1, 5) OBP: 0.336, SLG: 0.457		S S S 0-3 K ①		S S S 0-3 K ①		x 0-0 F9 ②		x 0-0 FC5-4 1B 1-2 2-H		4	0	1	1	0	2	0
Dusty Baker Jr., R (1, 8) OBP: 0.383, SLG: 0.504		x 0-0 F9 1B 1B		x 0-0 L7 ②		x 0-0 L9 ③		x 0-0 FC5-4 1-2f ③		4	0	1	0	0	0	2
Ralph Garr, L (1, 7) OBP: 0.359, SLG: 0.430		x 0-0 S 1B 1-2		x 0-0 FC4-6 1B			x 0-0 F6 ①		x 0-0 L6-4 1B 1B	4	0	3	0	0	0	0
Marty Perez, R (1, 6) OBP: 0.276, SLG: 0.265		x 0-0 F9 2-3 ②		x 0-0 FC4-6 1-2f ③			x 0-0 F9 ②		x 0-0 FC6-4 1B 1-2	4	0	1	0	0	0	3
Bob Didier, S (1, 2) OBP: 0.341, SLG: 0.400		x 0-0 1-3 1-2 ③			x 0-0 F5 ①		x 0-0 1-3 ③		x 0-0 L6-4 2-3 ① ②	4	0	0	0	0	0	4
Larry Jaster, L (1, 1) Darrell Evans, L (5, PH) OBP: 0.384, SLG: 0.419 Tom House, L (6, 1) Rico Carty, R (8, PH) OBP: 0.378, SLG: 0.402 Jimmy Freeman, L (8, PR) OBP: 0.200, SLG: 0.077 Jim Hardin, R (9, 1) OBP: 0.269, SLG: 0.238 Paul Casanova, R (9, PH) OBP: 0.223, SLG: 0.272			x 0-0 4-3 ①		x 0-0 4-3 ②			x 0-0 FC6-4 1B	x 0-0 FC6-4 1-2f ③	1 1 0 1 0 0 0 1	0 0 0 0 0 0 0 0	0 0 0 1 0 0 0 1	0 0 0 0 0 0 0 0	0 0 0 0 0 0 0 0	0 0 0 0 0 0 0 0	0 0 0 0 0 0 0 1
Inning Stats	R: 0 H: 0 E: 0 LOB: 0 K: 1 BB: 0 S: 5 P: 5	R: 0 H: 2 E: 0 LOB: 2 K: 1 BB: 0 S: 7 P: 7	R: 0 H: 0 E: 0 LOB: 1 K: 0 BB: 1 S: 3 P: 7	R: 0 H: 1 E: 0 LOB: 1 K: 1 BB: 0 S: 6 P: 6	R: 0 H: 0 E: 1 LOB: 1 K: 1 BB: 0 S: 6 P: 6	R: 0 H: 0 E: 0 LOB: 0 K: 0 BB: 0 S: 3 P: 3	R: 0 H: 0 E: 0 LOB: 0 K: 0 BB: 0 S: 3 P: 3	R: 1 H: 3 E: 0 LOB: 2 K: 0 BB: 0 S: 6 P: 6	R: 0 H: 2 E: 0 LOB: 1 K: 0 BB: 0 S: 4 P: 4	1B: 8 2B: 1 3B: 0 HR: 0	SF: 0 SAC: 0 DP: 1 HBP: 0						

PITCHER	IP	WLS	BF	H	R	ER	SO	BB	IBB	HBP	BLK	WP	HR	S	P	ERA	WHIP
Claude Osteen, L (1, 1) ERA: 2.64	9.0	W	36	8	1	1	4	1	0	0	0	0	0	43	47	1.00	1.000

PITCHER	IP	WLS	BF	H	R	ER	SO	BB	IBB	HBP	BLK	WP	HR	S	P	ERA	WHIP

BOTTOM

Los Angeles Dodgers @ Atlanta Braves

Atlanta Stadium, Atlanta, GA

Wed Oct 04 1972, 7:05 PM EDT

Att. 2,434 - Unknown

livebaseballscorecards.com

AB	35
R	1
H	8
RBI	1
BB	1
SO	4
LOB	14