

Los Angeles Dodgers - 1972

Batter	1	2	3	4	5	6	7	8	9	AB	R	H	RBI	BB	SO	LOB	TOP		
Maury Wills, S (1,6)	6-3		F7		F7		1-3			4	0	0	0	0	0	3	Los Angeles Dodgers @ Cincinnati Reds Riverfront Stadium, Cincinnati, OH Sat Apr 15 1972, 3:33 AM EST Att: 37,895 - Unknown livebaseballscorecards.com		
Bill Buckner, L (1,3) OBP: 0.250, SLG: 0.500	4-3		G3			2B	E1			4	1	1	0	0	0	1			
Willie Davis, L (1,8) OBP: 0.250, SLG: 0.500	1B			L9		P6	F9			4	1	1	0	0	0	3			
Frank Robinson, R (1,9) OBP: 0.250, SLG: 0.250	2H			F8		K		4-3		4	0	1	1	0	1	1			
Jim Lefebvre, S (1,4)	F8			G3				K		4	0	1	1	0	1	1			
Willie Crawford, L (1,7) OBP: 0.250, SLG: 0.250 Jim Brewer, L (8,1)		G3			FC5-4	E	4-3			4	0	1	0	0	1	1			
Duke Sims, L (1,2) OBP: 0.250, SLG: 1.000		G3			E4	FC5-4		4-3		4	1	1	1	0	0	1			
Billy Grabarkewitz, R (1,5) Steve Garvey, R (9,5)		6-3			FC5-4		F8	HR		4	0	0	0	0	0	2			
Don Sutton, R (1,1) OBP: 0.333, SLG: 0.333 Manny Mota, R (8,7)			4-3		F3			4-3		3	0	1	0	0	0	2			
Inning Stats	R: 1 E: 0 K: 0 S: 5	H: 2 LOB: 1 BB: 0 P: 5	R: 0 E: 0 K: 0 S: 3	H: 0 LOB: 0 BB: 0 P: 3	R: 0 E: 0 K: 0 S: 3	H: 0 LOB: 0 BB: 0 P: 3	R: 0 E: 1 K: 0 S: 5	H: 1 LOB: 2 BB: 0 P: 5	R: 1 E: 0 K: 0 S: 7	H: 2 LOB: 1 BB: 0 P: 7	R: 1 E: 1 K: 0 S: 6	H: 2 LOB: 2 BB: 0 P: 6	R: 0 E: 0 K: 2 S: 7	H: 0 LOB: 0 BB: 0 P: 7	R: 0 E: 0 K: 0 S: 3	H: 0 LOB: 0 BB: 0 P: 3		1B: 3 2B: 3 3B: 0 HR: 1	SF: 0 SAC: 0 DP: 0 HBP: 0
PITCHER	IP WLS BF H R ER SO BB IBB HBP BLK WP HR S P ERA WHIP																		
Jack Billingham, R (1,1) ERA: 3.18	5.2 L 23 5 2 2 1 0 0 0 0 0 0 0 25 25 3.18 0.882																		
Tom Hall, L (6,1) ERA: 3.86	2.1 10 2 1 1 2 0 0 0 0 0 0 1 14 14 3.86 0.857																		
Jim McGlothlin, R (9,1) ERA:	1.0 3 0 0 0 0 0 0 0 0 0 0 0 3 3 0.00 0.000																		

Batter	1	2	3	4	5	6	7	8	9	AB	R	H	RBI	BB	SO	LOB	BOTTOM		
Pete Rose, S (1,7) OBP: 0.667, SLG: 1.000	G3					CI		L9		3	0	2	0	0	0	0	Los Angeles Dodgers @ Cincinnati Reds Riverfront Stadium, Cincinnati, OH Sat Apr 15 1972, 3:33 AM EST Att: 37,895 - Unknown livebaseballscorecards.com		
Joe Morgan, L (1,4)	G3		F7					F9		3	0	0	0	1	0	2			
Bobby Tolan, L (1,8)	FC1-2					K				4	0	0	0	0	3	4			
Johnny Bench, R (1,2)	4-3			3-1		P2		F9		4	0	0	0	0	0	3			
Tony Perez, R (1,3)		K		5-3		F2		K		4	0	0	0	0	2	2			
Denis Menke, R (1,5) OBP: 0.333, SLG: 1.333		HR		6-3		E5				3	1	1	1	0	0	0			
Cesar Geronimo, L (1,9)		4-3				P6		G4-6-3		3	0	0	0	0	0	1			
Dave Concepcion, R (1,6)		1-3				6-3		F8		3	0	0	0	0	0	0			
Jack Billingham, R (1,1) Tom Hall, L (6,1) Julian Javier, R (8,PH) Jim McGlothlin, R (9,1)						K		4-3		2	0	0	0	0	2	0			
Inning Stats	R: 0 E: 0 K: 0 S: 4	H: 1 LOB: 1 BB: 0 P: 4	R: 1 E: 0 K: 1 S: 6	H: 1 LOB: 0 BB: 0 P: 6	R: 0 E: 0 K: 2 S: 8	H: 1 LOB: 1 BB: 0 P: 8	R: 0 E: 0 K: 0 S: 3	H: 0 LOB: 0 BB: 0 P: 3	R: 0 E: 1 K: 1 S: 5	H: 0 LOB: 0 BB: 0 P: 5	R: 0 E: 1 K: 1 S: 6	H: 0 LOB: 2 BB: 1 P: 10	R: 0 E: 1 K: 0 S: 3	H: 0 LOB: 0 BB: 0 P: 3	R: 0 E: 0 K: 2 S: 7	H: 0 LOB: 0 BB: 0 P: 7		1B: 1 2B: 1 3B: 0 HR: 1	SF: 0 SAC: 0 DP: 1 HBP: 0
PITCHER	IP WLS BF H R ER SO BB IBB HBP BLK WP HR S P ERA WHIP																		
Don Sutton, R (1,1) ERA: 1.29	7.0 W 26 3 1 1 5 1 0 0 0 0 1 1 35 39 1.29 0.571																		
Jim Brewer, L (8,1) ERA:	2.0 S 6 0 0 0 2 0 0 0 0 0 0 0 10 10 0.00 0.000																		

Batter	1	2	3	4	5	6	7	8	9	AB	R	H	RBI	BB	SO	LOB	TOP					
Maury Wills, S (1,6)										4	0	0	0	0	1	1						
Bill Buckner, L (1,3)										4	0	0	0	0	1	0						
Willie Davis, L (1,8)										3	0	0	0	0	1	0						
Frank Robinson, R (1,9)										3	0	0	0	0	2	0						
Jim Lefebvre, S (1,4)										3	1	2	0	0	0	0						
Willie Crawford, L (1,7)										3	0	1	0	0	0	1						
Duke Sims, L (1,2)										1	0	0	0	0	0	2						
Dick Dietz, R (2,2)										2	0	0	0	0	0	1						
Billy Grabarkewitz, R (1,5)										3	0	0	0	0	1	0						
Al Downing, R (1,1)										2	0	0	0	0	0	0						
Pete Mikkelsen, R (7,1)										0	0	0	0	0	0	0						
Mike Strahler, R (8,1)										0	0	0	0	0	0	0						
Steve Garvey, R (9,PH)										0	0	0	0	1	0	0						
Inning Stats	R: 0 E: 0 K: 1 S: 5	H: 0 LOB: 0 BB: 0 P: 5	R: 0 E: 0 K: 1 S: 6	H: 2 LOB: 1 BB: 0 P: 6	R: 0 E: 0 K: 0 S: 3	H: 0 LOB: 0 BB: 0 P: 3	R: 0 E: 0 K: 1 S: 5	H: 0 LOB: 0 BB: 0 P: 5	R: 0 E: 0 K: 1 S: 5	H: 0 LOB: 0 BB: 0 P: 5	R: 0 E: 0 K: 1 S: 5	H: 0 LOB: 0 BB: 0 P: 5	R: 0 E: 0 K: 1 S: 5	H: 0 LOB: 0 BB: 0 P: 5	R: 1 E: 1 K: 1 S: 6	H: 1 LOB: 0 BB: 1 P: 6	R: 0 E: 0 K: 0 S: 2	H: 0 LOB: 0 BB: 1 P: 6	1B: 2 2B: 1 3B: 0 HR: 0	SF: 0 SAC: 0 DP: 3 HBP: 0	WP: 0 PB: 0 SB: 0 CS: 0	PA: 29
PITCHER	IP WLS BF H R ER SO BB IBB HBP BLK WP HR S P ERA WHIP																					
Gary Nolan, R (1,1)	7.0 W 22 H 2 R 0 ER 0 SO 5 BB 0 IBB 0 HBP 0 BLK 0 WP 0 HR 0 S 32 P 32 ERA 0.00 WHIP 0.286																					
Clay Carroll, R (8,1)	2.0 S 7 H 1 R 1 ER 0 SO 1 BB 1 IBB 0 HBP 0 BLK 0 WP 0 HR 8 S 12 P 12 ERA 0.00 WHIP 1.000																					

Los Angeles Dodgers @ Cincinnati Reds
Riverfront Stadium, Cincinnati, OH
Sun Apr 16 1972, 3:33 AM EST
Att: 16,410 - Overcast

AB 28
R 1
H 3
RBI 0
BB 1
SO 6
LOB 5

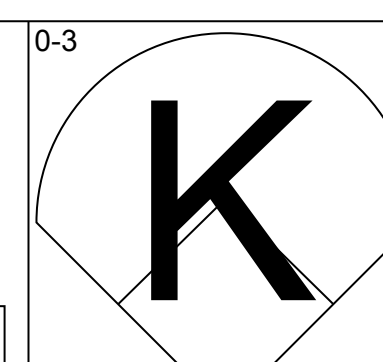
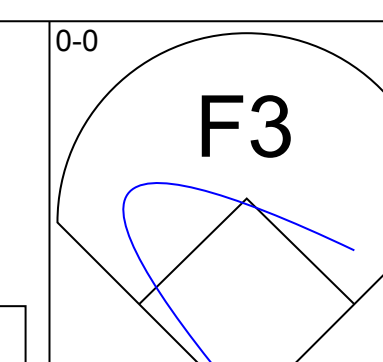
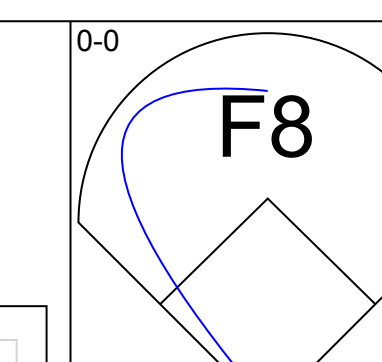
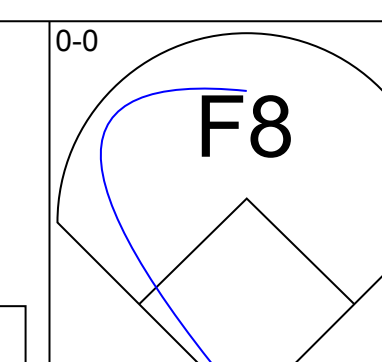
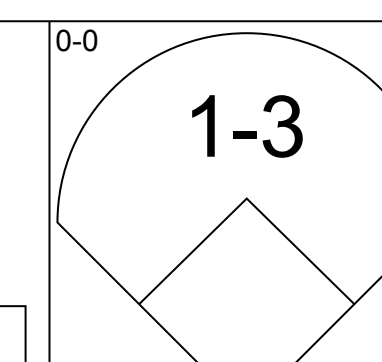
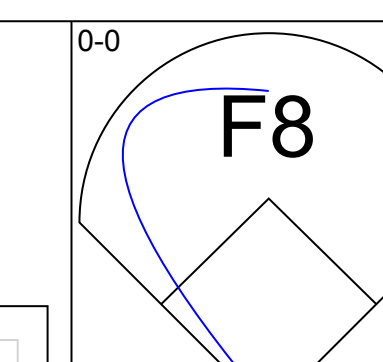
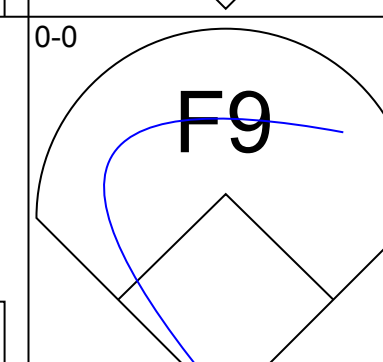
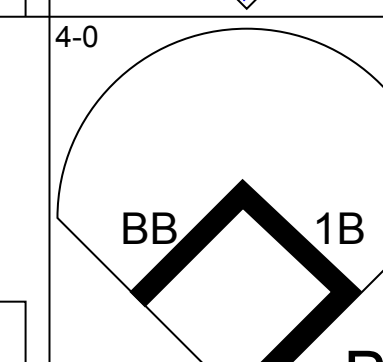
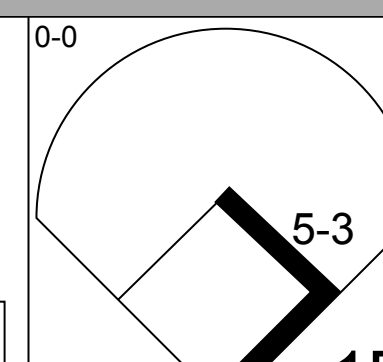
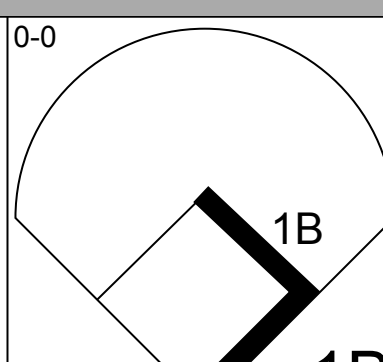
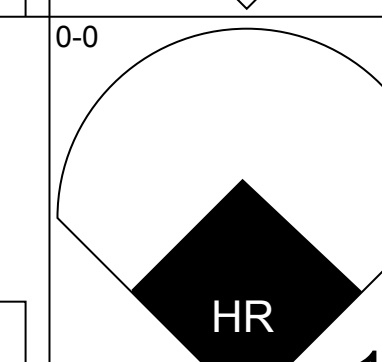
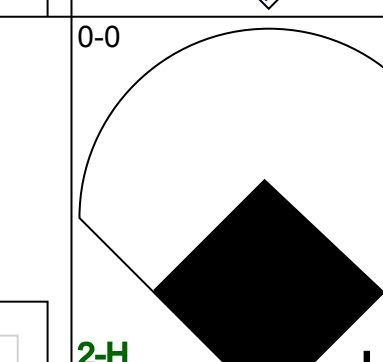
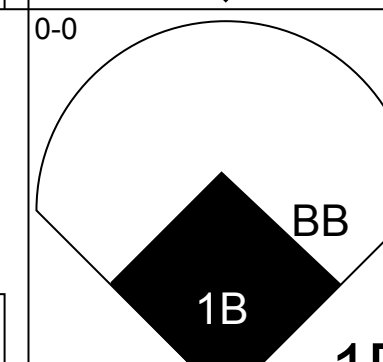
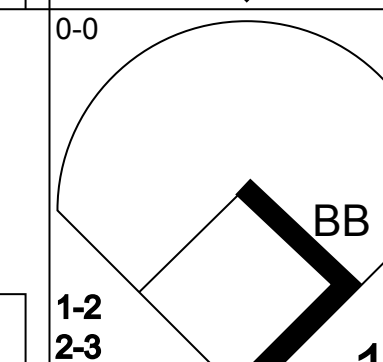
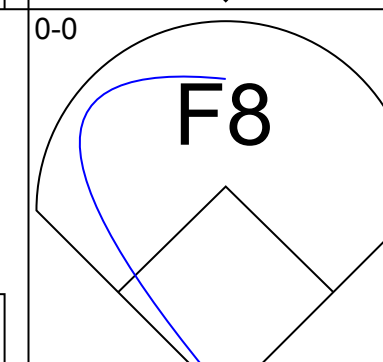
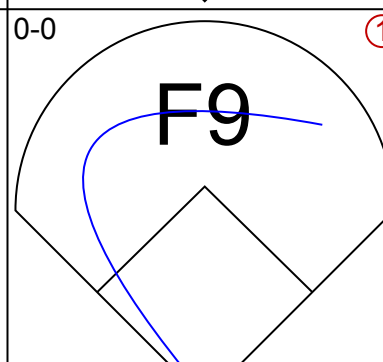
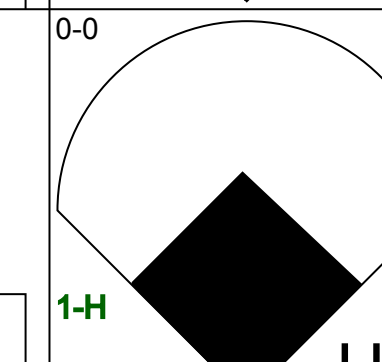
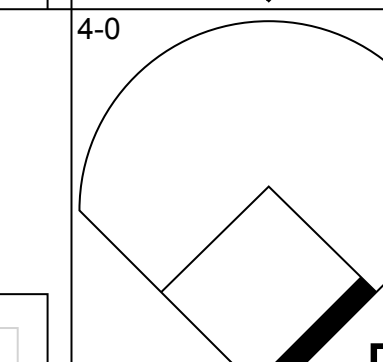
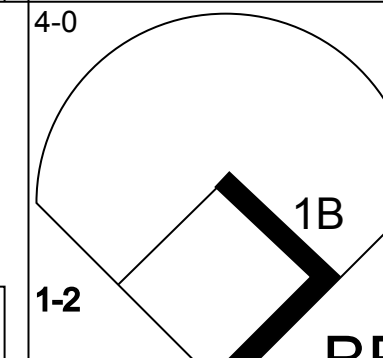
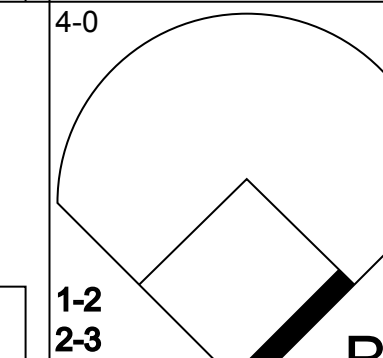
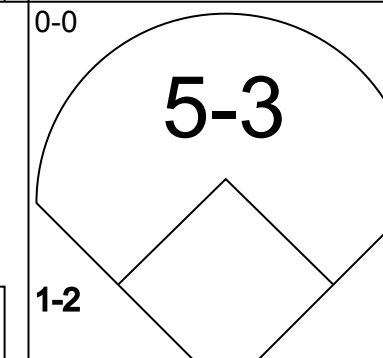
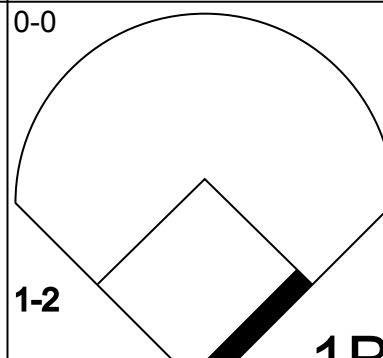
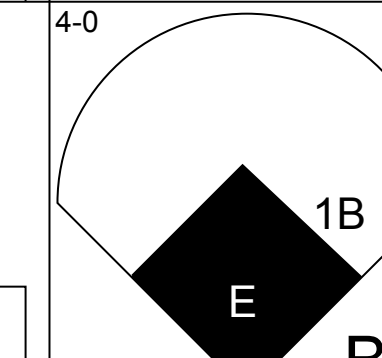
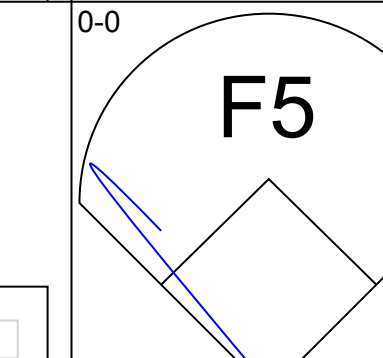
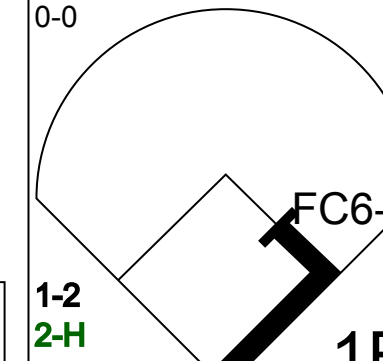
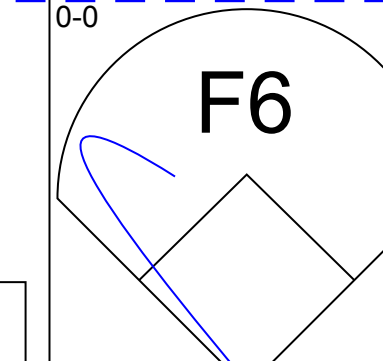
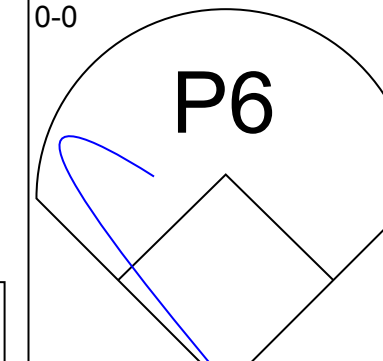
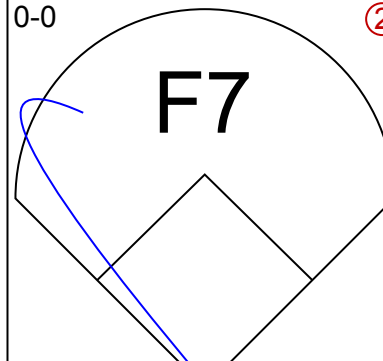
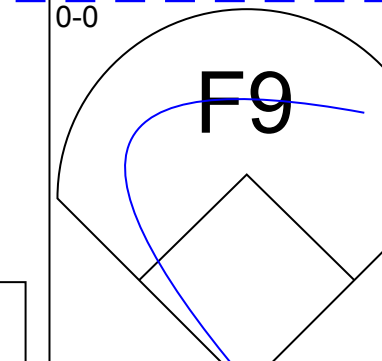
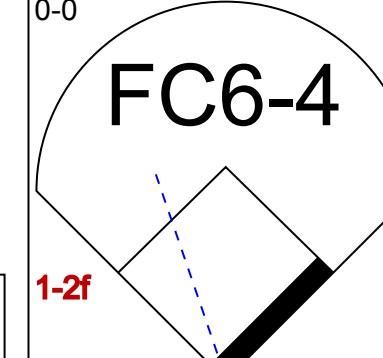
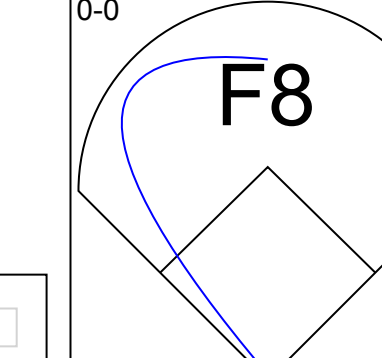
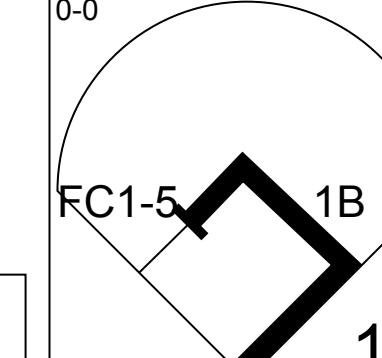
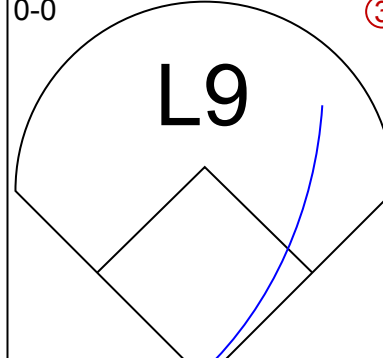
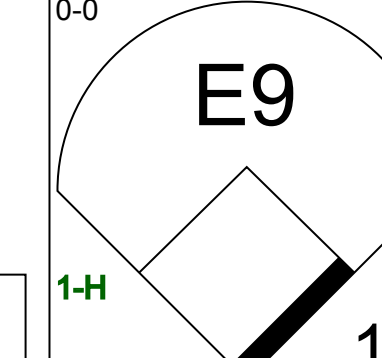
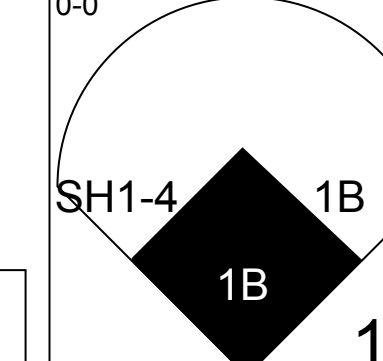
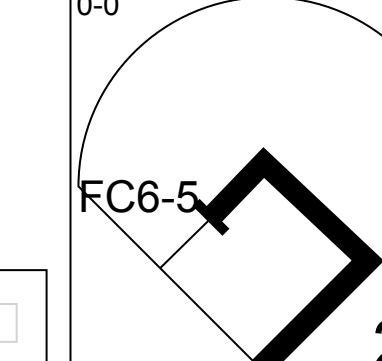
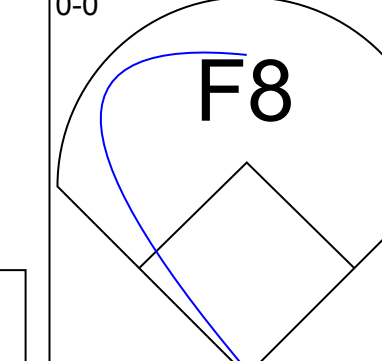
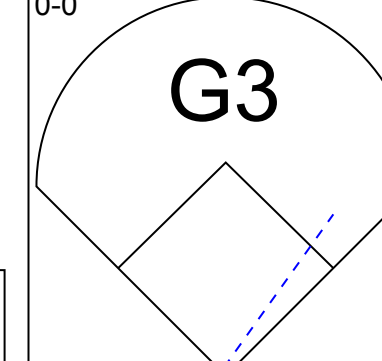
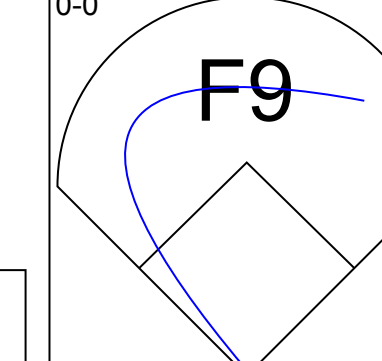
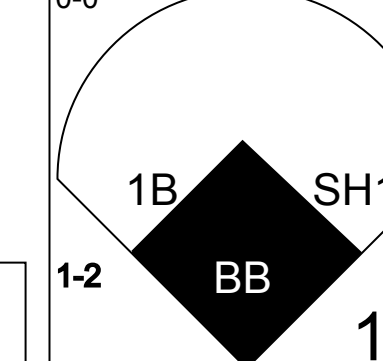
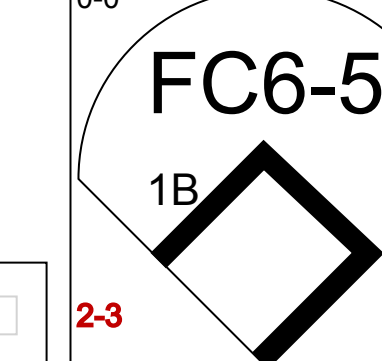
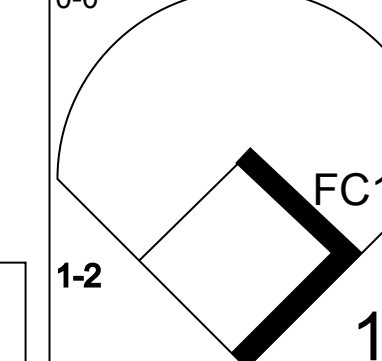
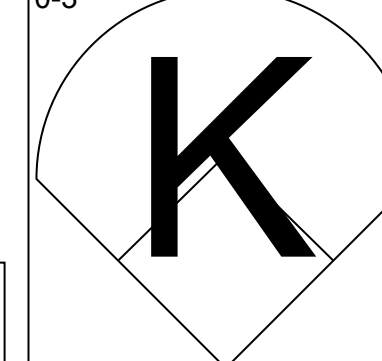
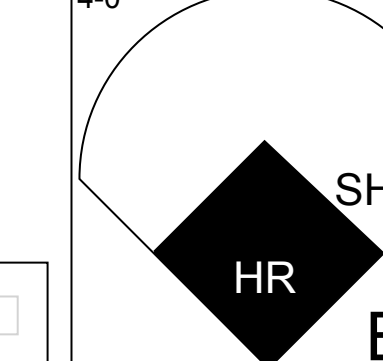
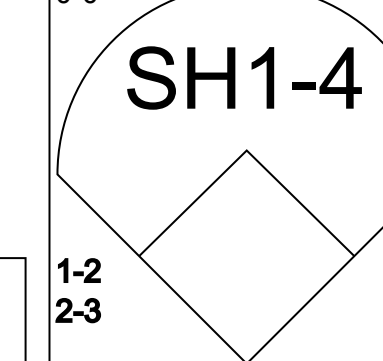
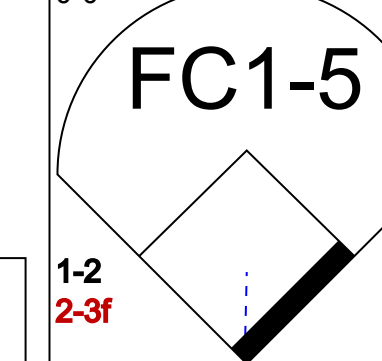
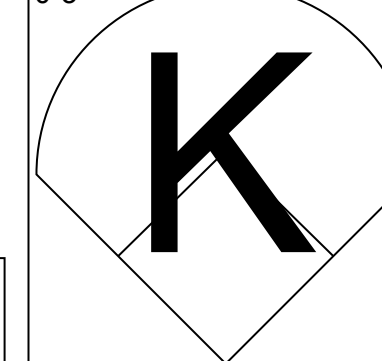
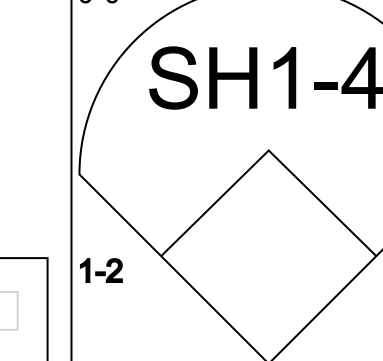


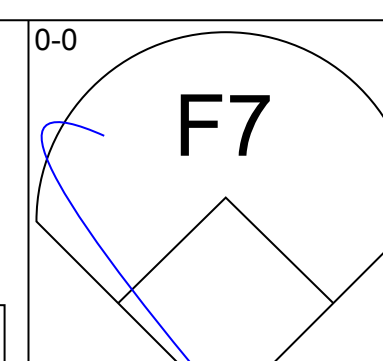
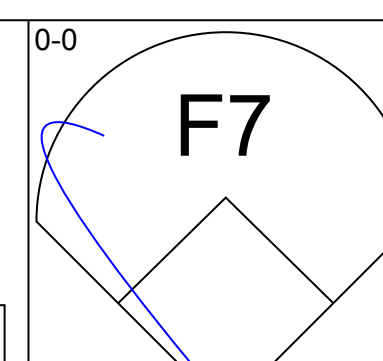
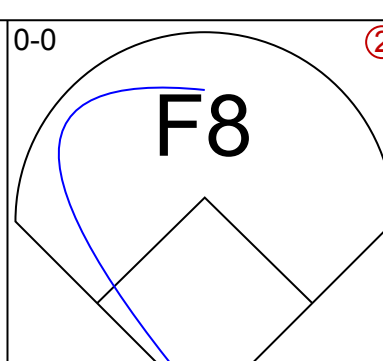
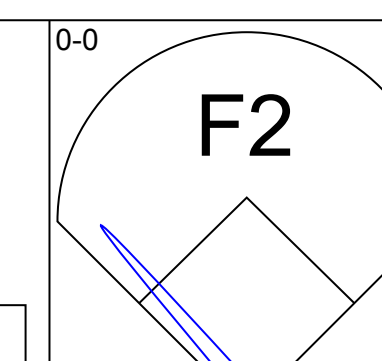
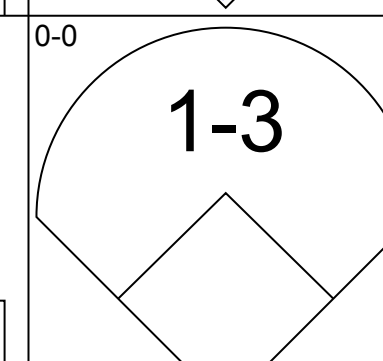
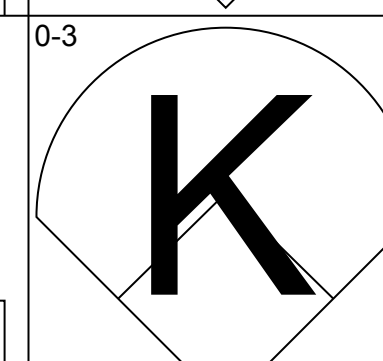
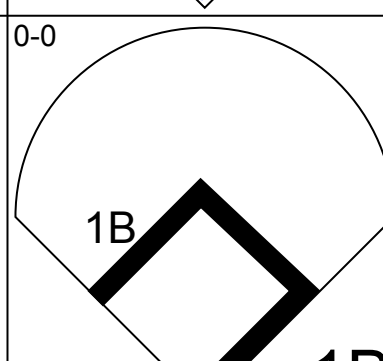
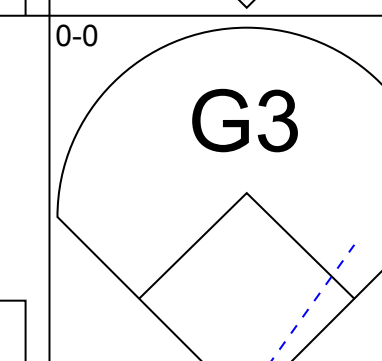
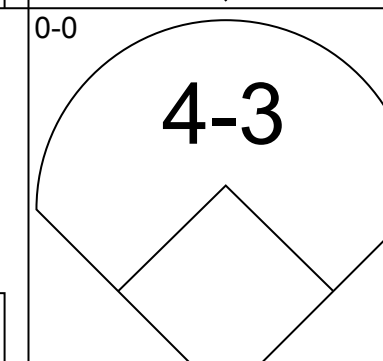
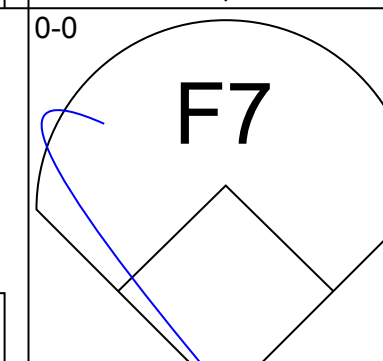
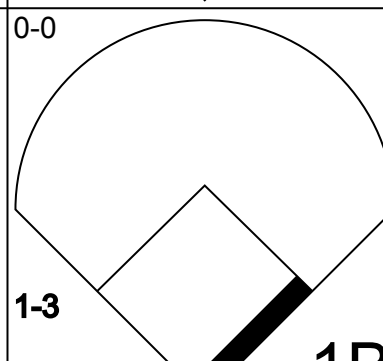
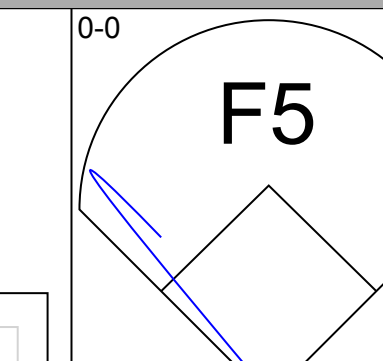
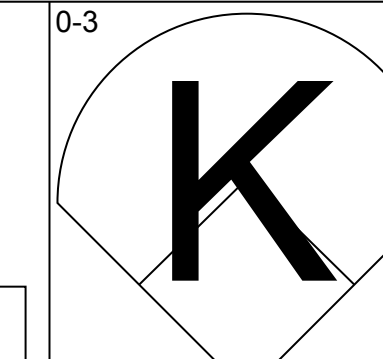
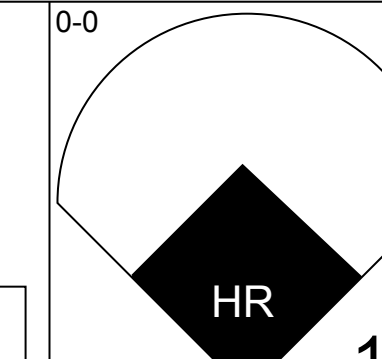
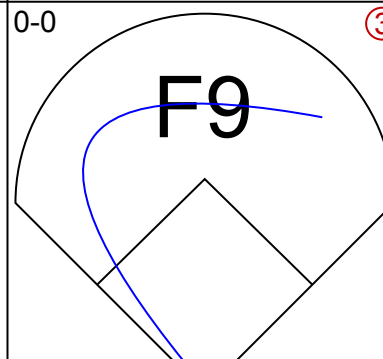
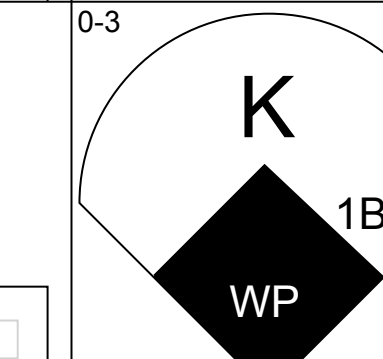
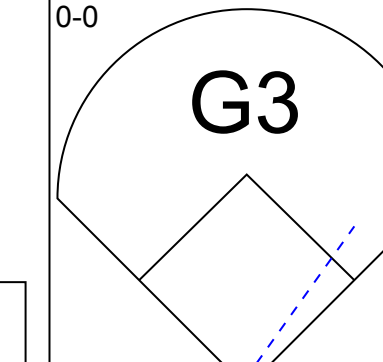
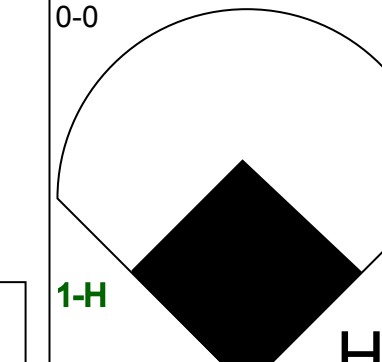
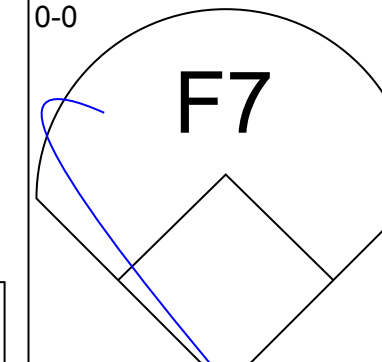
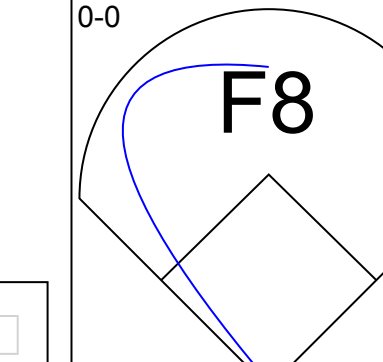
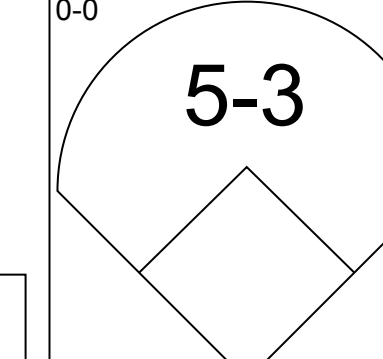
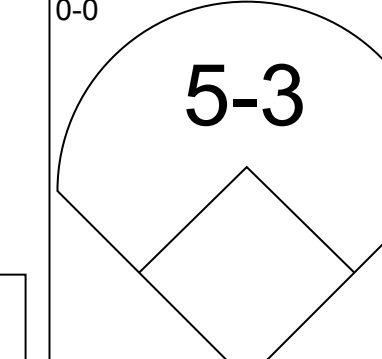
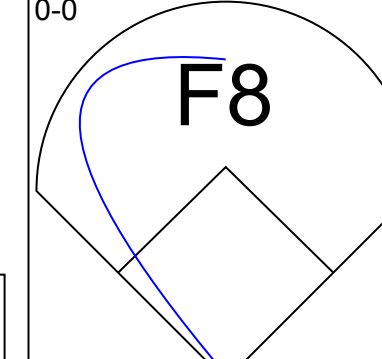
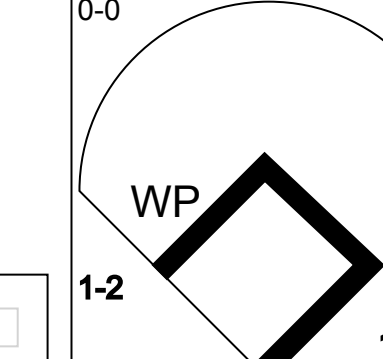
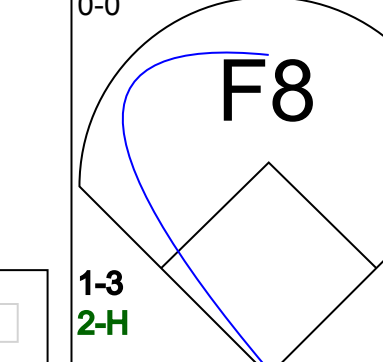
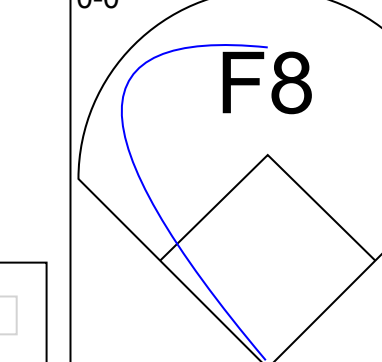
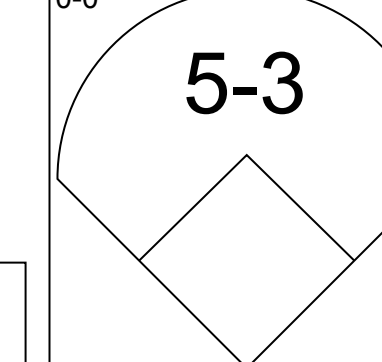


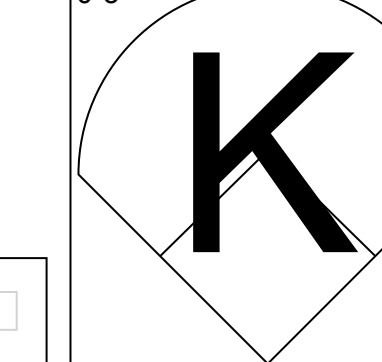

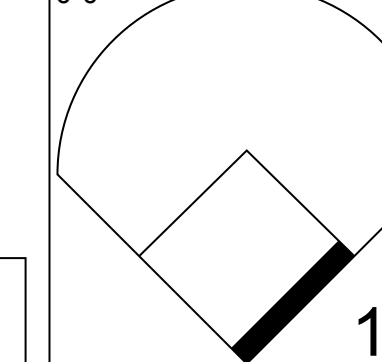
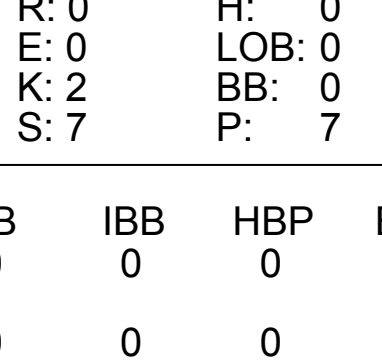
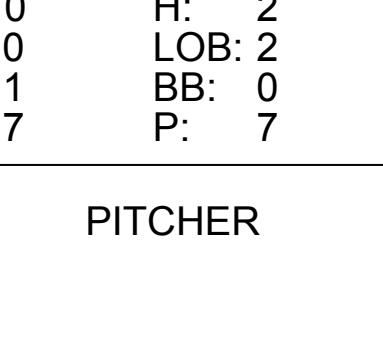
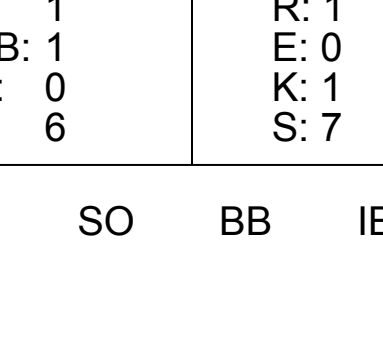
Batter	1	2	3	4	5	6	7	8	9	AB	R	H	RBI	BB	SO	LOB	BOTTOM			
Pete Rose, S (1,7)										4	1	0	0	1	1	1				
Joe Morgan, L (1,4)										4	2	1	3	1	0	1				
Bobby Tolan, L (1,8)										4	1	2	0	1	0	1				
Cesar Geronimo, L (9,8)										0	0	0	0	0	0	0				
Johnny Bench, R (1,2)										3	1	1	1	2	0	1				
Tony Perez, R (1,3)										3	2	1	1	2	2	4				
Denis Menke, R (1,5)										4	1	3	0	1	0	2				
George Foster, R (1,9)										5	1	2	0	0	0	4				
Dave Concepcion, R (1,6)										4	1	1	1	0	1	3				
Gary Nolan, R (1,1)										1	0	0	0	1	1	2				
Bernie Carbo, L (7,PH)										1	0	0	0	0	0	0				
Clay Carroll, R (8,1)										1	0	0	0	0	1	2				
Inning Stats	R: 0 E: 0 K: 1 S: 6	H: 1 LOB: 2 BB: 1 P: 10	R: 0 E: 1 K: 0 S: 3	H: 1 LOB: 0 BB: 0 P: 3	R: 0 E: 0 K: 0 S: 3	H: 0 LOB: 1 BB: 1 P: 7	R: 1 E: 0 K: 1 S: 7	H: 2 LOB: 2 BB: 1 P: 11	R: 0 E: 0 K: 1 S: 5	H: 0 LOB: 0 BB: 0 P: 5	R: 2 E: 1 K: 1 S: 5	H: 1 LOB: 0 BB: 2 P: 13	R: 1 E: 1 K: 1 S: 6	H: 0 LOB: 2 BB: 2 P: 14	R: 6 E: 1 K: 1 S: 11	H: 6 LOB: 2 BB: 2 P: 19	1B: 6 2B: 4 3B: 1 HR: 1	SF: 0 SAC: 0 DP: 2 HBP: 0	WP: 1 PB: 0 SB: 5 CS: 0	PA: 43
PITCHER	IP WLS BF H R ER SO BB IBB HBP BLK WP HR S P ERA WHIP																			
Al Downing, L (1,1)	6.2 L 30 H 5 R 4 ER 2 SO 4 BB 7 IBB 0 HBP 0 BLK 0 WP 1 HR 1 S 31 P 59 ERA 2.70 WHIP 1.800																			
Pete Mikkelsen, R (7,1)	0.2 9 H 5 R 6 ER 2 SO 1 BB 0 IBB 0 HBP 0 BLK 0 WP 0 HR 12 S 16 P 81.00 ERA 9.000																			
Mike Strahler, R (8,1)	0.2 4 H 1 R 0 ER 0 SO 1 BB 0 IBB 0 HBP 0 BLK 0 WP 0 HR 3 S 7 P 0.00 ERA 3.000																			

Los Angeles Dodgers @ Cincinnati Reds
Riverfront Stadium, Cincinnati, OH
Sun Apr 16 1972, 3:33 AM EST
Att: 16,410 - Overcast

AB 34
R 10
H 11
RBI 6
BB 9
SO 6
LOB 21



Batter	1	2	3	4	5	6	7	8	9	AB	R	H	RBI	BB	SO	LOB	TOP		
Maury Wills, S (1,6)										6	0	0	0	0	1	7	Los Angeles Dodgers @ Atlanta Braves Atlanta Stadium, Atlanta, GA Mon Apr 17 1972, 6:05 PM EST Att: 20,203 - Unknown		
Manny Mota, R (1,7) OBP: 0.714, SLG: 1.167										5	2	4	2	1	0	0			
Willie Davis, L (1,8) OBP: 0.385, SLG: 0.667										5	2	3	3	1	0	2			
Frank Robinson, R (1,9) OBP: 0.385, SLG: 0.200 Bill Russell, R (9,9)										3	1	1	1	3	0	2			
Jim Lefebvre, S (1,4) OBP: 0.333, SLG: 0.500										5	0	1	1	0	0	7			
Wes Parker, S (1,3) OBP: 0.400, SLG: 0.400										5	0	2	0	0	0	4			
Steve Garvey, R (1,5) OBP: 0.500, SLG: 0.600										5	1	2	0	0	0	2			
Chris Cannizzaro, R (1,2) OBP: 0.600, SLG: 0.500										4	2	2	0	1	1	1			
Bill Singer, R (1,1) OBP: 0.333, SLG: 0.333 Hoyt Wilhelm, R (8,1)										3	0	1	0	0	1	2			
Inning Stats	R: 1 E: 0 K: 1 S: 7	H: 2 LOB: 2 P: 11	R: 2 E: 0 K: 0 S: 6	H: 3 LOB: 3 BB: 2 P: 14	R: 0 E: 0 K: 0 S: 5	H: 2 LOB: 2 BB: 0 P: 5	R: 0 E: 0 K: 0 S: 4	H: 1 LOB: 1 BB: 0 P: 4	R: 0 E: 0 K: 0 S: 5	H: 2 LOB: 2 BB: 0 P: 5	R: 0 E: 0 K: 2 S: 7	H: 0 LOB: 0 BB: 0 P: 7	R: 0 E: 1 K: 0 S: 6	H: 3 LOB: 1 BB: 2 P: 10	R: 2 E: 0 K: 0 S: 4	H: 1 LOB: 1 BB: 2 P: 12		1B: 13 2B: 1 3B: 0 HR: 2	SF: 0 SAC: 2 DP: 0 HBP: 0
PITCHER	IP WLS BF H R ER SO BB IBB HBP BLK WP HR S P ERA WHIP																		
George Stone, L (1,1) ERA: 16.2	1.2 L 13 5 3 3 1 3 0 0 0 0 0 12 24 16.20 4.800																		
Gary Neibauer, R (2,1) ERA: 3.18	5.2 27 9 3 2 2 1 0 0 0 0 1 30 34 3.18 1.765																		
Mike McQueen, L (8,1) ERA: 10.8	1.2 9 2 2 2 0 2 0 0 0 0 1 7 15 10.80 2.400																		

Batter	1	2	3	4	5	6	7	8	9	AB	R	H	RBI	BB	SO	LOB	BOTTOM				
Felix Millan, R (1,4) OBP: 0.263, SLG: 0.235										4	0	0	0	0	0	1	Los Angeles Dodgers @ Atlanta Braves Atlanta Stadium, Atlanta, GA Mon Apr 17 1972, 6:05 PM EST Att: 20,203 - Unknown				
Ralph Garr, L (1,7) OBP: 0.529, SLG: 0.563										4	0	1	0	0	1	1					
Hank Aaron, R (1,3) OBP: 0.286, SLG: 0.091										4	0	1	0	0	0	0					
Earl Williams, R (1,2) OBP: 0.444, SLG: 0.533										4	2	1	0	0	2	2					
Darrell Evans, L (1,5) OBP: 0.389, SLG: 0.500										4	1	1	2	0	0	1					
Mike Lum, L (1,9) OBP: 0.294, SLG: 0.143 Mike McQueen, L (8,1)										3	0	0	0	0	0	0					
Jim Breazeale, L (9, PH) OBP: 0.200, SLG: 0.200										1	0	1	0	0	0	0					
Dusty Baker Jr., R (1,8) OBP: 0.071, SLG: 0.071										4	0	0	0	0	1	1					
Marty Perez, R (1,6) OBP: 0.467, SLG: 0.417										3	0	0	0	0	1	0					
George Stone, L (1,1) Gary Neibauer, R (2,1) Oscar Brown, R (8,9) OBP: 0.333, SLG: 0.333										0	0	0	0	0	0	0					
Inning Stats	R: 0 E: 0 K: 0 S: 3	H: 0 LOB: 0 BB: 0 P: 3	R: 0 E: 0 K: 1 S: 5	H: 0 LOB: 0 BB: 0 P: 5	R: 0 E: 0 K: 2 S: 7	H: 0 LOB: 0 BB: 0 P: 7	R: 0 E: 0 K: 1 S: 5	H: 0 LOB: 0 BB: 0 P: 5	R: 2 E: 0 K: 0 S: 5	H: 2 LOB: 0 BB: 0 P: 5	R: 0 E: 0 K: 1 S: 7	H: 2 LOB: 2 BB: 0 P: 7	R: 0 E: 0 K: 0 S: 3	H: 0 LOB: 0 BB: 0 P: 3	R: 0 E: 0 K: 1 S: 6	H: 1 LOB: 1 BB: 0 P: 6	R: 1 E: 0 K: 1 S: 7	H: 1 LOB: 1 BB: 0 P: 7	1B: 5 2B: 0 3B: 0 HR: 1	SF: 0 SAC: 0 DP: 0 HBP: 0	WP: 2 PA: 34 PB: 1 SB: 0 CS: 0
PITCHER	IP WLS BF H R ER SO BB IBB HBP BLK WP HR S P ERA WHIP																				
Bill Singer, R (1,1) ERA: 2.57	7.0 W 25 4 2 2 5 0 0 0 0 0 1 35 35 2.57 0.571																				
Hoyt Wilhelm, R (8,1) ERA:	2.0 S 9 2 1 0 2 0 0 0 0 0 1 0 13 13 0.00 1.000																				

Batter	1	2	3	4	5	6	7	8	9	AB	R	H	RBI	BB	SO	LOB	TOP					
Maury Wills, S (1,6)	L5		G3		G3		P4			4	0	0	0	0	0	0	Los Angeles Dodgers @ Atlanta Braves Atlanta Stadium, Atlanta, GA Tue Apr 18 1972, 6:05 PM EST Att: 6,147 - Unknown					
Manny Mota, R (1,7) OBP: 0.545, SLG: 0.800	4-3		4-3			2B 1B		F8		4	1	1	0	0	0							
Willie Davis, L (1,8) OBP: 0.471, SLG: 0.750	E7 1B		P6			1B		E S 1B		4	1	3	0	0	0							
Frank Robinson, R (1,9) OBP: 0.294, SLG: 0.143 Jim Brewer, L (8,1)	K				F9			K		4	0	0	0	0	2	4						
Jim Lefebvre, S (1,4) OBP: 0.375, SLG: 0.500		F8			1B			F8		4	0	2	2	0	0	1						
Wes Parker, S (1,3) OBP: 0.333, SLG: 0.333		6-3			1B			F8		4	0	1	0	0	0	1						
Steve Garvey, R (1,5) OBP: 0.300, SLG: 0.333		E5 1B			1B			F9		4	0	0	0	0	0	2						
Chris Cannizzaro, R (1,2) OBP: 0.556, SLG: 0.875								F8		4	1	2	1	0	1	0						
Tommy John, R (1,1) Bill Russell, R (8,9)		F8			G3			K		3	0	0	0	0	0	2						
Inning Stats	R: 0 E: 1 K: 1 S: 6	H: 1 LOB: 1 BB: 0 P: 6	R: 0 E: 1 K: 0 S: 5	H: 1 LOB: 2 BB: 0 P: 5	R: 0 E: 0 K: 0 S: 3	H: 0 LOB: 0 BB: 0 P: 3	R: 0 E: 0 K: 0 S: 4	H: 2 LOB: 1 BB: 0 P: 4	R: 0 E: 0 K: 0 S: 3	H: 0 LOB: 0 BB: 0 P: 3	R: 2 E: 0 K: 0 S: 5	H: 3 LOB: 0 BB: 0 P: 5	R: 1 E: 0 K: 0 S: 4	H: 1 LOB: 0 BB: 0 P: 4	R: 0 E: 0 K: 1 S: 6	H: 1 LOB: 1 BB: 0 P: 6	R: 0 E: 0 K: 1 S: 5	H: 0 LOB: 0 BB: 0 P: 5	1B: 7 2B: 1 3B: 0 HR: 1	SF: 0 SAC: 0 DP: 2 HBP: 0	WP: 0 PB: 0 SB: 1 CS: 0	PA: 35
PITCHER	IP WLS BF H R ER SO BB IBB HBP BLK WP HR S P ERA WHIP																					
Tom Kelley, R (1,1) ERA: 3.86	7.0 L 28 8 3 3 1 0 0 0 0 0 1 30 30 3.86 1.143																					
Ron Schueler, R (8,1) ERA:	2.0 7 1 0 0 2 0 0 0 0 0 0 0 11 11 0.00 0.500																					

Batter	1	2	3	4	5	6	7	8	9	AB	R	H	RBI	BB	SO	LOB	BOTTOM					
Felix Millan, R (1,4) OBP: 0.261, SLG: 0.200	6-3		F8		6-3			G4-6-3 BB		3	0	0	0	1	0	1	Los Angeles Dodgers @ Atlanta Braves Atlanta Stadium, Atlanta, GA Tue Apr 18 1972, 6:05 PM EST Att: 6,147 - Unknown					
Ralph Garr, L (1,9) OBP: 0.476, SLG: 0.474	1-3		1-3		6-3			G4-6-3 BB		3	0	0	0	1	0	1						
Hank Aaron, R (1,3) OBP: 0.278, SLG: 0.071		4-0 FC6-4 BB			F5			G4-6-3 1-2 2-3		3	0	0	0	1	0	2						
Earl Williams, R (1,2) OBP: 0.364, SLG: 0.421		FC6-4 1-2			6-3			F9		4	0	0	0	0	1	2						
Rico Carty, R (1,7) OBP: 0.667, SLG: 0.500					6-3			K		3	1	2	0	1	1	0						
Dusty Baker Jr., R (1,8) OBP: 0.056, SLG: 0.056					FC5-4 1-2			BB		4	0	0	0	0	1	3						
Darrell Evans, L (1,5) OBP: 0.409, SLG: 0.474					F7			F8		3	0	1	1	1	0	1						
Marty Perez, R (1,6) OBP: 0.474, SLG: 0.400					K			4-3		3	0	1	0	1	1	2						
Tom Kelley, R (1,1) Paul Casanova, R (7,PH) Ron Schueler, R (8,1)					FC3-6 1B			G5-4-3 BB		2	0	0	0	0	1	2						
Inning Stats	R: 0 E: 0 K: 0 S: 3	H: 0 LOB: 1 BB: 1 P: 7	R: 1 E: 0 K: 2 S: 9	H: 2 LOB: 1 BB: 0 P: 9	R: 0 E: 0 K: 0 S: 3	H: 0 LOB: 0 BB: 0 P: 3	R: 0 E: 0 K: 0 S: 4	H: 1 LOB: 1 BB: 0 P: 4	R: 0 E: 0 K: 0 S: 4	H: 1 LOB: 1 BB: 0 P: 4	R: 0 E: 0 K: 1 S: 5	H: 0 LOB: 1 BB: 1 P: 9	R: 0 E: 0 K: 0 S: 2	H: 0 LOB: 0 BB: 1 P: 6	R: 0 E: 0 K: 0 S: 2	H: 0 LOB: 1 BB: 2 P: 10	R: 0 E: 0 K: 2 S: 7	H: 0 LOB: 1 BB: 1 P: 11	1B: 4 2B: 0 3B: 0 HR: 0	SF: 0 SAC: 0 DP: 2 HBP: 0	WP: 1 PB: 0 SB: 0 CS: 0	PA: 35
PITCHER	IP WLS BF H R ER SO BB IBB HBP BLK WP HR S P ERA WHIP																					
Tommy John, L (1,1) ERA: 1.29	7.0 W 27 4 1 1 3 3 0 0 0 0 1 0 30 42 1.29 1.000																					
Jim Brewer, L (8,1) ERA:	2.0 S 8 0 0 0 2 3 0 0 0 0 0 0 9 21 0.00 1.500																					



Batter	1	2	3	4	5	6	7	8	9	AB	R	H	RBI	BB	SO	LOB	TOP		
Maury Wills, S OBP: 0.045, SLG: 0.136 (1, 6)										4	1	1	0	0	1	2	Los Angeles Dodgers @ Atlanta Braves Atlanta Stadium, Atlanta, GA Wed Apr 19 1972, 6:05 PM EST Att: 5,391 - Unknown		
Bill Buckner, L OBP: 0.278, SLG: 0.133 Bill Russell, R (9, FR) (9, 9)										3	0	1	1	1	0	0			
Willie Davis, L OBP: 0.429, SLG: 0.650 (1, 8)										4	1	1	0	0	1	1			
Frank Robinson, R OBP: 0.278, SLG: 0.133 Manny Mota, R OBP: 0.500, SLG: 0.692 (4, PH) (4, 7)										1	0	0	0	0	1	0			
Jim Lefebvre, S OBP: 0.350, SLG: 0.450 (1, 4)											4	0	1	0	0	1		1	
Willie Crawford, L OBP: 0.182, SLG: 0.182 (1, 7) (4, 9)										4	0	0	0	0	1	1			
Wes Parker, S OBP: 0.333, SLG: 0.333 (9, 3)										0	0	0	0	0	0	0			
Steve Garvey, R OBP: 0.286, SLG: 0.308 (1, 5)										4	0	1	0	0	2	1			
Chris Cannizzaro, R OBP: 0.417, SLG: 0.636 (1, 2)										3	0	0	0	0	0	1			
Don Sutton, R OBP: 0.200, SLG: 0.200 (1, 1)										2	0	0	0	0	0	0			
Inning Stats	R: 1 E: 0 K: 2 S: 8	H: 1 LOB: 0 BB: 0 P: 8	R: 0 E: 0 K: 1 S: 5	H: 0 LOB: 0 BB: 0 P: 5	R: 0 E: 0 K: 1 S: 5	H: 0 LOB: 0 BB: 0 P: 5	R: 0 E: 0 K: 0 S: 3	H: 0 LOB: 0 BB: 0 P: 3	R: 0 E: 0 K: 2 S: 7	H: 0 LOB: 0 BB: 0 P: 7	R: 0 E: 0 K: 0 S: 4	H: 1 LOB: 1 BB: 0 P: 4	R: 0 E: 1 K: 1 S: 7	H: 1 LOB: 2 BB: 0 P: 7	R: 3 E: 1 K: 0 S: 5	H: 3 LOB: 1 BB: 1 P: 9	1B: 5 2B: 0 3B: 1 HR: 0	SF: 0 SAC: 1 DP: 1 HBP: 0	WP: 0 PA: 34 PB: 0 SB: 0 CS: 0
PITCHER	IP: 8.0 WLS: L BF: 28 ERA: 4.61	WLS: L BF: 28 ERA: 4.61	H: 3 R: 1 ER: 1 SO: 7 BB: 0 IBB: 0 HBP: 0 BLK: 0 WP: 0 HR: 0 S: 42 P: 42 ERA: 1.12 WHIP: 0.375	H: 3 R: 3 ER: 3 SO: 0 BB: 1 IBB: 0 HBP: 0 BLK: 0 WP: 0 HR: 0 S: 5 P: 9 ERA: 27.00 WHIP: 4.000	H: 3 R: 3 ER: 3 SO: 0 BB: 1 IBB: 0 HBP: 0 BLK: 0 WP: 0 HR: 0 S: 5 P: 9 ERA: 27.00 WHIP: 4.000	H: 3 R: 3 ER: 3 SO: 0 BB: 1 IBB: 0 HBP: 0 BLK: 0 WP: 0 HR: 0 S: 5 P: 9 ERA: 27.00 WHIP: 4.000	H: 3 R: 3 ER: 3 SO: 0 BB: 1 IBB: 0 HBP: 0 BLK: 0 WP: 0 HR: 0 S: 5 P: 9 ERA: 27.00 WHIP: 4.000	H: 3 R: 3 ER: 3 SO: 0 BB: 1 IBB: 0 HBP: 0 BLK: 0 WP: 0 HR: 0 S: 5 P: 9 ERA: 27.00 WHIP: 4.000	H: 3 R: 3 ER: 3 SO: 0 BB: 1 IBB: 0 HBP: 0 BLK: 0 WP: 0 HR: 0 S: 5 P: 9 ERA: 27.00 WHIP: 4.000	H: 3 R: 3 ER: 3 SO: 0 BB: 1 IBB: 0 HBP: 0 BLK: 0 WP: 0 HR: 0 S: 5 P: 9 ERA: 27.00 WHIP: 4.000	H: 3 R: 3 ER: 3 SO: 0 BB: 1 IBB: 0 HBP: 0 BLK: 0 WP: 0 HR: 0 S: 5 P: 9 ERA: 27.00 WHIP: 4.000	H: 3 R: 3 ER: 3 SO: 0 BB: 1 IBB: 0 HBP: 0 BLK: 0 WP: 0 HR: 0 S: 5 P: 9 ERA: 27.00 WHIP: 4.000	H: 3 R: 3 ER: 3 SO: 0 BB: 1 IBB: 0 HBP: 0 BLK: 0 WP: 0 HR: 0 S: 5 P: 9 ERA: 27.00 WHIP: 4.000	H: 3 R: 3 ER: 3 SO: 0 BB: 1 IBB: 0 HBP: 0 BLK: 0 WP: 0 HR: 0 S: 5 P: 9 ERA: 27.00 WHIP: 4.000	H: 3 R: 3 ER: 3 SO: 0 BB: 1 IBB: 0 HBP: 0 BLK: 0 WP: 0 HR: 0 S: 5 P: 9 ERA: 27.00 WHIP: 4.000	H: 3 R: 3 ER: 3 SO: 0 BB: 1 IBB: 0 HBP: 0 BLK: 0 WP: 0 HR: 0 S: 5 P: 9 ERA: 27.00 WHIP: 4.000	H: 3 R: 3 ER: 3 SO: 0 BB: 1 IBB: 0 HBP: 0 BLK: 0 WP: 0 HR: 0 S: 5 P: 9 ERA: 27.00 WHIP: 4.000	H: 3 R: 3 ER: 3 SO: 0 BB: 1 IBB: 0 HBP: 0 BLK: 0 WP: 0 HR: 0 S: 5 P: 9 ERA: 27.00 WHIP: 4.000	H: 3 R: 3 ER: 3 SO: 0 BB: 1 IBB: 0 HBP: 0 BLK: 0 WP: 0 HR: 0 S: 5 P: 9 ERA: 27.00 WHIP: 4.000

AB	32
R	4
H	6
RBI	3
BB	1
SO	7
LOB	8



Batter	1	2	3	4	5	6	7	8	9	AB	R	H	RBI	BB	SO	LOB	BOTTOM		
Felix Millan, R OBP: 0.222, SLG: 0.167 (1, 4)										4	0	0	0	0	0	1	Los Angeles Dodgers @ Atlanta Braves Atlanta Stadium, Atlanta, GA Wed Apr 19 1972, 6:05 PM EST Att: 5,391 - Unknown		
Ralph Garr, L OBP: 0.400, SLG: 0.391 (1, 9)										4	0	0	0	0	0	1			
Hank Aaron, R OBP: 0.227, SLG: 0.056 (1, 3)										4	0	0	0	0	1	0			
Earl Williams, R OBP: 0.308, SLG: 0.348 (1, 2)										4	0	0	0	0	0	0			
Rico Carty, R OBP: 0.556, SLG: 0.571 (1, 7)										3	0	1	0	0	0	0			
Darrell Evans, L OBP: 0.400, SLG: 0.429 (1, 5)										2	0	0	0	1	1	1			
Mike Lum, L OBP: 0.250, SLG: 0.118 (1, 8)										3	0	0	0	0	0	3			
Marty Perez, R OBP: 0.455, SLG: 0.389 (1, 6)										3	0	1	0	0	0	0			
Phil Niekro, R OBP: 0.167, SLG: 0.167 Jim Breazeale, L OBP: 0.167, SLG: 0.167 Jim Nash, R (8, PH) (9, 1)										1	0	0	0	0	0	0			
										0	0	0	0	0	0	0			
Inning Stats	R: 0 E: 0 K: 0 S: 3	H: 0 LOB: 0 BB: 0 P: 3	R: 0 E: 0 K: 1 S: 6	H: 1 LOB: 1 BB: 0 P: 6	R: 0 E: 0 K: 0 S: 4	H: 1 LOB: 1 BB: 0 P: 4	R: 0 E: 0 K: 1 S: 6	H: 0 LOB: 2 BB: 1 P: 10	R: 0 E: 0 K: 0 S: 3	H: 0 LOB: 0 BB: 0 P: 3	R: 0 E: 0 K: 0 S: 3	H: 0 LOB: 0 BB: 0 P: 3	R: 0 E: 0 K: 0 S: 3	H: 0 LOB: 0 BB: 0 P: 3	R: 0 E: 0 K: 0 S: 3	H: 0 LOB: 0 BB: 0 P: 3	1B: 1 2B: 1 3B: 0 HR: 0	SF: 0 SAC: 1 DP: 0 HBP: 0	WP: 0 PA: 31 PB: 0 SB: 0 CS: 0
PITCHER	IP: 9.0 WLS: W BF: 31 ERA: 0.56	WLS: W BF: 31 ERA: 0.56	H: 2 R: 0 ER: 0 SO: 2 BB: 1 IBB: 0 HBP: 0 BLK: 0 WP: 0 HR: 0 S: 34 P: 38 ERA: 0.00 WHIP: 0.333	H: 2 R: 0 ER: 0 SO: 2 BB: 1 IBB: 0 HBP: 0 BLK: 0 WP: 0 HR: 0 S: 34 P: 38 ERA: 0.00 WHIP: 0.333	H: 2 R: 0 ER: 0 SO: 2 BB: 1 IBB: 0 HBP: 0 BLK: 0 WP: 0 HR: 0 S: 34 P: 38 ERA: 0.00 WHIP: 0.333	H: 2 R: 0 ER: 0 SO: 2 BB: 1 IBB: 0 HBP: 0 BLK: 0 WP: 0 HR: 0 S: 34 P: 38 ERA: 0.00 WHIP: 0.333	H: 2 R: 0 ER: 0 SO: 2 BB: 1 IBB: 0 HBP: 0 BLK: 0 WP: 0 HR: 0 S: 34 P: 38 ERA: 0.00 WHIP: 0.333	H: 2 R: 0 ER: 0 SO: 2 BB: 1 IBB: 0 HBP: 0 BLK: 0 WP: 0 HR: 0 S: 34 P: 38 ERA: 0.00 WHIP: 0.333	H: 2 R: 0 ER: 0 SO: 2 BB: 1 IBB: 0 HBP: 0 BLK: 0 WP: 0 HR: 0 S: 34 P: 38 ERA: 0.00 WHIP: 0.333	H: 2 R: 0 ER: 0 SO: 2 BB: 1 IBB: 0 HBP: 0 BLK: 0 WP: 0 HR: 0 S: 34 P: 38 ERA: 0.00 WHIP: 0.333	H: 2 R: 0 ER: 0 SO: 2 BB: 1 IBB: 0 HBP: 0 BLK: 0 WP: 0 HR: 0 S: 34 P: 38 ERA: 0.00 WHIP: 0.333	H: 2 R: 0 ER: 0 SO: 2 BB: 1 IBB: 0 HBP: 0 BLK: 0 WP: 0 HR: 0 S: 34 P: 38 ERA: 0.00 WHIP: 0.333	H: 2 R: 0 ER: 0 SO: 2 BB: 1 IBB: 0 HBP: 0 BLK: 0 WP: 0 HR: 0 S: 34 P: 38 ERA: 0.00 WHIP: 0.333	H: 2 R: 0 ER: 0 SO: 2 BB: 1 IBB: 0 HBP: 0 BLK: 0 WP: 0 HR: 0 S: 34 P: 38 ERA: 0.00 WHIP: 0.333	H: 2 R: 0 ER: 0 SO: 2 BB: 1 IBB: 0 HBP: 0 BLK: 0 WP: 0 HR: 0 S: 34 P: 38 ERA: 0.00 WHIP: 0.333	H: 2 R: 0 ER: 0 SO: 2 BB: 1 IBB: 0 HBP: 0 BLK: 0 WP: 0 HR: 0 S: 34 P: 38 ERA: 0.00 WHIP: 0.333	H: 2 R: 0 ER: 0 SO: 2 BB: 1 IBB: 0 HBP: 0 BLK: 0 WP: 0 HR: 0 S: 34 P: 38 ERA: 0.00 WHIP: 0.333	H: 2 R: 0 ER: 0 SO: 2 BB: 1 IBB: 0 HBP: 0 BLK: 0 WP: 0 HR: 0 S: 34 P: 38 ERA: 0.00 WHIP: 0.333	H: 2 R: 0 ER: 0 SO: 2 BB: 1 IBB: 0 HBP: 0 BLK: 0 WP: 0 HR: 0 S: 34 P: 38 ERA: 0.00 WHIP: 0.333

AB	29
R	0
H	2
RBI	0
BB	1
SO	2
LOB	6



Batter	1	2	3	4	5	6	7	8	9	AB	R	H	RBI	BB	SO	LOB	TOP											
Maury Wills, S OBP: 0.115, SLG: 0.192 Bill Russell, R (7, PH) (7, 6)	F9	1B	1B	1B		1-3	6-3		L7	4	1	2	0	0	0	0												
Manny Mota, R OBP: 0.500, SLG: 0.813 Bill Buckner, L OBP: 0.231, SLG: 0.250	1B	3B	1B	SF9		1-3		G3		3	2	2	2	0	0	0												
Willie Davis, L OBP: 0.423, SLG: 0.600	1B	1B	1B	L3		E3		3-1		5	2	2	3	0	0	1												
Frank Robinson, R OBP: 0.300, SLG: 0.176 Willie Crawford, L OBP: 0.214, SLG: 0.154	F9	E8	1B	4-3				F8		2	1	1	1	0	0	1												
Jim Lefebvre, S OBP: 0.375, SLG: 0.458 Bobby Valentine, R (7, 4)	1B	FC6-4	1B	F9				F8		4	0	2	1	0	0	2												
Wes Parker, S OBP: 0.286, SLG: 0.286	1B	FC6-4	1B	6-3				F8		5	0	1	1	0	0	1												
Steve Garvey, R OBP: 0.316, SLG: 0.389	K	G5-4-3		K2-3				2B	1B	5	2	2	0	0	2	3												
Chris Cannizzaro, R OBP: 0.471, SLG: 0.688		1B	1B	F8				1B	2B	5	1	3	2	0	1	0												
Claude Osteen, L OBP: 0.600, SLG: 0.600	1B	1B	1B	F7				1B	1B	5	2	3	0	0	0	1												
Inning Stats	R: 2 E: 0 K: 1 S: 9	H: 4 LOB: 2 BB: 0 P: 9	R: 6 E: 1 K: 0 S: 9	H: 7 LOB: 0 BB: 0 P: 9	R: 1 E: 0 K: 0 S: 5	H: 2 LOB: 1 BB: 0 P: 5	R: 0 E: 0 K: 0 S: 3	H: 0 LOB: 0 BB: 0 P: 3	R: 0 E: 0 K: 0 S: 4	H: 0 LOB: 0 BB: 0 P: 5	R: 1 E: 0 K: 0 S: 5	H: 2 LOB: 1 BB: 0 P: 5	R: 0 E: 0 K: 0 S: 3	H: 0 LOB: 0 BB: 0 P: 3	R: 1 E: 0 K: 0 S: 6	H: 3 LOB: 2 BB: 0 P: 6	1B: 15 2B: 2 3B: 1 HR: 0	SF: 1 SAC: 0 DP: 1 HBP: 1	WP: 2 PB: 0 SB: 0 CS: 0	PA: 46								
PITCHER	IP	WLS	BF	H	R	ER	SO	BB	IBB	HBP	BLK	WP	HR	S	P	ERA	WHIP											
George Stone, L ERA: 30.38	(1, 1)	1.0	L	11	8	6	1	0	0	0	0	0	0	13	13	54.00	8.000											
Steve Barber, L ERA: 5.0	(2, 1)	8.0		35	10	5	5	2	0	0	1	0	2	0	38	39	5.62	1.250										

Los Angeles Dodgers @ Atlanta Braves
Atlanta Stadium, Atlanta, GA
Thu Apr 20 1972, 6:05 PM EST
Att: 5,031 - Unknown

AB 44
R 11
H 18
RBI 10
BB 0
SO 3
LOB 12



Batter	1	2	3	4	5	6	7	8	9	AB	R	H	RBI	BB	SO	LOB	BOTTOM										
Ralph Garr, L OBP: 0.345, SLG: 0.333	6-3		K		G3			F8		4	0	0	0	0	1	1											
Felix Milten, R OBP: 0.258, SLG: 0.185	FC6-4		F8			P4		1B		3	0	1	0	1	0	0											
Hank Aaron, R OBP: 0.192, SLG: 0.045	FC6-4		F9		5-3	5-3		P6		4	0	0	0	0	0	2											
Rico Carty, R OBP: 0.545, SLG: 0.556 Oscar Brown, R OBP: 0.600, SLG: 1.200	1B		F8		F8	1B			HR	2	0	1	0	0	0	0											
Earl Williams, R OBP: 0.300, SLG: 0.333	6-3		5-3		5-3	F9		G4-6-3	1B	4	0	1	0	0	0	3											
Dusty Baker Jr., R OBP: 0.045, SLG: 0.045		F9		5-3		P4		K		4	0	0	0	0	1	1											
Paul Casanova, R OBP: 0.200, SLG: 0.400		2B		F8		F7		G4-6-3		4	0	1	0	0	0	1											
Marty Perez, R OBP: 0.400, SLG: 0.333		5-3		P3		6-3				3	0	0	0	0	0	1											
George Stone, L Steve Barber, L OBP: 0.333, SLG: 0.333		4-3		F7						0	0	0	0	0	0	0											
Inning Stats	R: 0 E: 0 K: 0 S: 4	H: 1 LOB: 2 BB: 1 P: 8	R: 0 E: 0 K: 0 S: 4	H: 1 LOB: 1 BB: 0 P: 4	R: 0 E: 0 K: 1 S: 5	H: 0 LOB: 0 BB: 0 P: 5	R: 0 E: 0 K: 0 S: 3	H: 0 LOB: 0 BB: 0 P: 3	R: 0 E: 0 K: 0 S: 4	H: 1 LOB: 1 BB: 0 P: 4	R: 0 E: 0 K: 0 S: 4	H: 0 LOB: 0 BB: 0 P: 3	R: 0 E: 0 K: 0 S: 4	H: 1 LOB: 1 BB: 0 P: 4	R: 1 E: 0 K: 1 S: 6	H: 2 LOB: 0 BB: 0 P: 6	1B: 5 2B: 1 3B: 0 HR: 1	SF: 0 SAC: 0 DP: 1 HBP: 0	WP: 0 PB: 0 SB: 0 CS: 0	PA: 34							
PITCHER	IP	WLS	BF	H	R	ER	SO	BB	IBB	HBP	BLK	WP	HR	S	P	ERA	WHIP										
Claude Osteen, L ERA: 1.0	(1, 1)	9.0	W	34	7	1	1	2	1	0	0	0	1	37	41	1.00	0.889										

Los Angeles Dodgers @ Atlanta Braves
Atlanta Stadium, Atlanta, GA
Thu Apr 20 1972, 6:05 PM EST
Att: 5,031 - Unknown

AB 33
R 1
H 7
RBI 1
BB 1
SO 2
LOB 10



Batter	1	2	3	4	5	6	7	8	9	AB	R	H	RBI	BB	SO	LOB	TOP			
Enzo Hernandez, R OBP: 0.143, SLG: 0.150 Gary Ross, R (6, 1) Jerry Morales, R OBP: 0.250, SLG: 0.250 Ron Taylor, R (8, 1)	0-0 4-3		0-0 4-3			0-0 5-3		0-0 P6		3	0	0	0	0	0	1	San Diego Padres @ Los Angeles Dodgers Dodger Stadium, Los Angeles, CA Fri Apr 21 1972, 6:05 PM PST Att: 30,320 - Unknown			
Derrel Thomas, S OBP: 0.435, SLG: 0.368 (1, 4)	0-0 6-3			0-3 K		0-3 K		0-0 FC5 1-H 2B		4	0	1	1	0	2	0				
Johnny Jeter, R OBP: 0.529, SLG: 0.688 (1, 8)	0-0 F7			4-0 BB			0-0 F8	0-0 FC5 2-3		3	0	0	0	1	0	1				
Nate Colbert, R OBP: 0.222, SLG: 0.520 (1, 3)		0-0 6-3		0-0 L6			0-3 K		0-0 E6 1B 1B	4	1	0	0	0	1	1				
Ollie Brown, R OBP: 0.267, SLG: 0.214 (1, 9)		0-0 F4		0-0 L6			4-0 1B BB		0-0 G6-4-3 1B 1-2 1B	3	0	1	0	1	0	1				
Cito Gaston, R OBP: 0.333, SLG: 0.400 (1, 7)		0-3 K			0-0 6-3			0-0 FC6-4 1B 1-2	0-0 G6-4-3 1B 1-2 2-H	4	0	2	1	0	1	0				
Dave Campbell, R OBP: 0.235, SLG: 0.188 (1, 5)					0-0 F3			0-0 FC6-4 1B 1-2	0-0 G6-4-3 1B 1-2 2-3	4	0	1	0	0	0	4				
Bob Barton, R OBP: 0.111, SLG: 0.111 (1, 2)			0-3 K		0-0 6-3			0-0 6-3	0-0 F9	4	0	0	0	0	1	2				
Bill Greif, R Ed Acosta, S Rafael Robles, R OBP: 0.167, SLG: 0.167 (6, 6)			0-3 K			0-0 6-3		0-0 2B 1B		0	0	0	0	0	0	0				
Inning Stats	R: 0 E: 0 K: 0 S: 3	H: 0 LOB: 0 BB: 0 P: 3	R: 0 E: 0 K: 1 S: 5	H: 0 LOB: 0 BB: 0 P: 5	R: 0 E: 0 K: 2 S: 8	H: 1 LOB: 1 BB: 0 P: 8	R: 0 E: 0 K: 1 S: 5	H: 0 LOB: 0 BB: 0 P: 3	R: 0 E: 0 K: 1 S: 5	H: 0 LOB: 0 BB: 0 P: 5	R: 0 E: 0 K: 1 S: 6	H: 1 LOB: 2 BB: 1 P: 10	R: 1 E: 0 K: 0 S: 5	H: 2 LOB: 1 BB: 0 P: 5	R: 1 E: 1 K: 0 S: 5	H: 2 LOB: 1 BB: 0 P: 5		1B: 5 2B: 1 3B: 0 HR: 0	SF: 0 SAC: 0 DP: 1 HBP: 0	WP: 0 PB: 0 SB: 0 CS: 0
PITCHER Al Downing, L ERA: 1.72 (1, 1)	IP: 9.0 WLS: W BF: 35 H: 6 R: 2 ER: 1 SO: 6 BB: 2 IBB: 0 HBP: 0 BLK: 0 WP: 0 HR: 0 S: 45 P: 53 ERA: 1.00 WHIP: 0.889																			

Batter	1	2	3	4	5	6	7	8	9	AB	R	H	RBI	BB	SO	LOB	BOTTOM			
Maury Wills, S OBP: 0.143, SLG: 0.214 Bill Russell, R (5, 6)	0-0 1B FC3-2-5-3	0-0 SH5-4	0-0 F5		0-3 K		0-0 6-3			2	0	1	0	0	0	1	San Diego Padres @ Los Angeles Dodgers Dodger Stadium, Los Angeles, CA Fri Apr 21 1972, 6:05 PM PST Att: 30,320 - Unknown			
Manny Mota, R OBP: 0.524, SLG: 0.789 Bill Buckner, L OBP: 0.200, SLG: 0.214 (6, 9)	0-0 1B FC3-2-5-3	0-0 F9 1B	0-0 F9			0-0 4-3		0-0 F7		3	2	2	2	0	0	1				
Willie Davis, L OBP: 0.419, SLG: 0.657 Billy Grabarkewitz, R (9, 4)	0-0 1B FC3-2-5-3	0-0 F9		0-0 2B SF8 1B		0-3 K		0-0 HR		5	3	2	1	0	1	3				
Frank Robinson, R OBP: 0.364, SLG: 0.263 Willie Crawford, L OBP: 0.353, SLG: 0.533 (6, 7)	0-0 1B 4-3	0-0 HR 1B		0-0 SF8 2B		4-0 1B BB		0-0 HR		2	2	2	3	0	0	0				
Jim Lefebvre, S OBP: 0.393, SLG: 0.571 Bobby Valentine, R (7, 4)	0-0 4-3	0-0 HR 1B		0-0 F8		0-0 1B		0-0 L3		4	1	2	2	0	0	3				
Wes Parker, S OBP: 0.316, SLG: 0.294 (1, 3)	0-0 1B WP	4-0 BB		0-0 SF8		0-0 L1		0-0 L6		3	1	1	2	1	0	2				
Steve Garvey, R OBP: 0.348, SLG: 0.409 (1, 5)	0-0 1B 1-H	0-0 4-3		0-0 6-3			0-0 FC3-6 1B			4	0	2	1	0	0	2				
Chris Cannizzaro, R OBP: 0.429, SLG: 0.600 (1, 2)		0-0 SH5-4 1B BB	0-0 4-3		0-3 K		0-0 FC3-6 1B 1-2			4	1	1	0	0	1	1				
Al Downing, R OBP: 0.333, SLG: 0.200 (1, 1)		4-0 SH5-4 1B BB	0-0 4-3		0-3 K		0-0 4-3			3	1	1	0	1	1	1				
Inning Stats	R: 4 E: 0 K: 0 S: 7	H: 5 LOB: 1 BB: 0 P: 7	R: 5 E: 0 K: 0 S: 7	H: 4 LOB: 1 BB: 2 P: 15	R: 0 E: 0 K: 0 S: 4	H: 1 LOB: 1 BB: 0 P: 4	R: 1 E: 0 K: 0 S: 5	H: 2 LOB: 1 BB: 0 P: 5	R: 0 E: 0 K: 3 S: 9	H: 0 LOB: 0 BB: 0 P: 9	R: 0 E: 0 K: 1 S: 6	H: 1 LOB: 2 BB: 1 P: 10	R: 0 E: 1 K: 0 S: 4	H: 1 LOB: 1 BB: 0 P: 4	R: 2 E: 0 K: 0 S: 5	H: 2 LOB: 0 BB: 0 P: 5		1B: 12 2B: 1 3B: 0 HR: 3	SF: 1 SAC: 1 DP: 0 HBP: 0	WP: 1 PB: 0 SB: 0 CS: 0
PITCHER Bill Greif, R ERA: 6.1 Ed Acosta, R ERA: 7.71 Gary Ross, R ERA: 6.0 Ron Taylor, R ERA: 18.0	IP: 1.1 WLS: L BF: 17 H: 5 R: 3 ER: 3 SO: 3 BB: 1 IBB: 0 HBP: 0 BLK: 0 WP: 0 HR: 1 S: 22 P: 26 ERA: 7.36 WHIP: 1.636																			



Batter	1	2	3	4	5	6	7	8	9	AB	R	H	RBI	BB	SO	LOB	TOP					
Dave Campbell, R (1,5) OBP: 0.250, SLG: 0.167 Larry Stahl, L (8,PH) Garry Jesteadt, R (8,5) OBP: 0.333, SLG: 0.333	4-0 SH5-3 BB	0-3 K			0-0 F3			0-0 F7		2	0	0	0	1	1	2	San Diego Padres @ Los Angeles Dodgers Dodger Stadium, Los Angeles, CA Sat Apr 22 1972, 6:05 PM PST Att: 27,973 - Unknown livebaseballscorecards.com					
Derrel Thomas, S (1,4) OBP: 0.423, SLG: 0.364	0-0 SH5-3 1-2		0-0 F8		0-3 K			0-0 CS 1B		3	0	1	0	0	1	0						
Johnny Jeter, R (1,8) OBP: 0.524, SLG: 0.650	0-0 1B		0-3 K		0-0 G1-4-3 1B			0-3 K		4	0	2	0	0	2	1						
Nate Colbert, R (1,3) OBP: 0.194, SLG: 0.448	0-3 K		0-0 F8		0-0 G1-4-3 1-2			0-0 5-3		4	0	0	0	0	1	3						
Leron Lee, L (1,7) OBP: 0.250, SLG: 0.250	0-0 4-3			0-0 4-3		0-0 S 1B		0-0 4-3		4	0	1	0	0	0	2						
Ollie Brown, R (1,9) OBP: 0.211, SLG: 0.167		0-0 6-3		0-0 F7		0-0 F8 1-2		0-0 5-3		4	0	0	0	0	0	1						
Bob Barton, R (1,2) OBP: 0.143, SLG: 0.143		0-0 6-3		0-0 1B			0-0 5-3			3	0	1	0	0	0	0						
Enzo Hernandez, R (1,6) OBP: 0.167, SLG: 0.174		0-0 1B 1B		0-0 F8			0-0 F5			3	0	1	0	0	0	1						
Fred Norman, S (1,1) OBP: 0.333, SLG: 0.333		0-0 1-2 1B			0-3 K			0-0 F8		3	0	1	0	0	1	0						
Inning Stats	R: 0 E: 0 K: 1 S: 6	H: 1 LOB: 2 BB: 1 P: 10	R: 0 E: 0 K: 1 S: 7	H: 2 LOB: 2 BB: 0 P: 7	R: 0 E: 0 K: 1 S: 5	H: 0 LOB: 0 BB: 0 P: 5	R: 0 E: 0 K: 0 S: 4	H: 1 LOB: 1 BB: 0 P: 4	R: 0 E: 0 K: 2 S: 7	H: 0 LOB: 0 BB: 0 P: 7	R: 0 E: 0 K: 0 S: 4	H: 2 LOB: 1 BB: 0 P: 4	R: 0 E: 0 K: 0 S: 3	H: 0 LOB: 0 BB: 0 P: 3	R: 0 E: 0 K: 1 S: 5	H: 1 LOB: 1 BB: 0 P: 5	R: 0 E: 0 K: 0 S: 3	H: 0 LOB: 0 BB: 0 P: 3	1B: 7 2B: 1 3B: 0 HR: 0	SF: 0 SAC: 1 DP: 2 HBP: 0	WP: 0 PB: 0 SB: 1 CS: 1	PA: 33
PITCHER Bill Singer, R (1,1) ERA: 1.13	IP: 9.0 WLS: W BF: 33 H: 7 R: 0 ER: 0 SO: 6 BB: 1 IBB: 0 HBP: 0 BLK: 0 WP: 0 HR: 0 S: 44 P: 48 ERA: 0.00 WHIP: 0.889															PITCHER	IP: 9.0 WLS: W BF: 33 H: 7 R: 0 ER: 0 SO: 6 BB: 1 IBB: 0 HBP: 0 BLK: 0 WP: 0 HR: 0 S: 44 P: 48 ERA: 0.00 WHIP: 0.889					

Batter	1	2	3	4	5	6	7	8	9	AB	R	H	RBI	BB	SO	LOB	BOTTOM			
Maury Wills, S (1,6) OBP: 0.125, SLG: 0.188	0-0 5-3		0-3 K			0-0 F5		0-0 5-3		4	0	0	0	0	1	0	San Diego Padres @ Los Angeles Dodgers Dodger Stadium, Los Angeles, CA Sat Apr 22 1972, 6:05 PM PST Att: 27,973 - Unknown livebaseballscorecards.com			
Manny Mota, R (1,7) OBP: 0.440, SLG: 0.652	0-0 F9			0-0 F8		0-0 F8		0-0 F9		4	0	0	0	0	0	0				
Willie Davis, L (1,8) OBP: 0.371, SLG: 0.588	0-0 4-3			0-0 3-1		0-0 3-1		0-0 F9		4	0	0	0	0	0	0				
Frank Robinson, R (1,9) OBP: 0.320, SLG: 0.227		0-0 F7		0-3 K			0-0 6-3			3	0	0	0	0	1	0				
Jim Lefebvre, S (1,4) OBP: 0.387, SLG: 0.645		0-0 5-3			0-0 F7		0-0 HR			3	1	1	1	0	0	0				
Wes Parker, S (1,3) OBP: 0.409, SLG: 0.368		0-0 1B			4-0 F7 BB		0-0 1B			2	0	2	0	1	0	0				
Steve Garvey, R (1,5) OBP: 0.346, SLG: 0.400		0-0 P3			0-0 F7 1-2		0-0 FC5-4 1B			3	0	1	0	0	0	2				
Chris Cannizzaro, R (1,2) OBP: 0.417, SLG: 0.545			0-0 4-3		4-0 IBB		0-3 K			2	0	0	0	1	1	2				
Bill Singer, R (1,1) OBP: 0.167, SLG: 0.167			0-3 K		0-3 K		0-0 FC5-4 1-2			3	0	0	0	0	2	4				
Inning Stats	R: 0 E: 0 K: 0 S: 3	H: 0 LOB: 0 BB: 0 P: 3	R: 0 E: 0 K: 0 S: 4	H: 1 LOB: 1 BB: 0 P: 4	R: 0 E: 0 K: 2 S: 7	H: 0 LOB: 0 BB: 0 P: 7	R: 0 E: 0 K: 1 S: 5	H: 0 LOB: 2 BB: 0 P: 5	R: 0 E: 0 K: 1 S: 5	H: 0 LOB: 2 BB: 2 P: 13	R: 0 E: 0 K: 0 S: 3	H: 0 LOB: 0 BB: 0 P: 3	R: 1 E: 0 K: 1 S: 8	H: 3 LOB: 2 BB: 0 P: 8	R: 0 E: 0 K: 0 S: 3	H: 0 LOB: 0 BB: 0 P: 3	1B: 3 2B: 0 3B: 0 HR: 1	SF: 0 SAC: 0 DP: 0 HBP: 0	WP: 0 PB: 0 SB: 0 CS: 0	PA: 30
PITCHER Fred Norman, L (1,1) ERA: 2.45	IP: 8.0 WLS: L BF: 30 H: 4 R: 1 ER: 1 SO: 5 BB: 1 IBB: 1 HBP: 0 BLK: 0 WP: 0 HR: 1 S: 38 P: 46 ERA: 1.12 WHIP: 0.625															PITCHER	IP: 8.0 WLS: L BF: 30 H: 4 R: 1 ER: 1 SO: 5 BB: 1 IBB: 1 HBP: 0 BLK: 0 WP: 0 HR: 1 S: 38 P: 46 ERA: 1.12 WHIP: 0.625			

Batter	1	2	3	4	5	6	7	8	9	AB	R	H	RBI	BB	SO	LOB	TOP			
Ron Hunt, R OBP: 0.371, SLG: 0.259 (1,4)	6-3		BB		F7			F9		3	0	0	0	1	0	1	Montreal Expos @ Los Angeles Dodgers Dodger Stadium, Los Angeles, CA Wed Apr 26 1972, 6:05 PM PST Att: 13,320 - Unknown livebaseballscorecards.com			
Ron Woods, R OBP: 0.192, SLG: 0.200 (1,8)	2B		K			6-3		6-3		4	0	1	0	0	1	1				
Clyde Mashore, R OBP: 0.400, SLG: 0.143 (1,9)	6-3			1-3		5-3		6-3		4	0	0	0	0	0	1				
Bob Bailey, R OBP: 0.333, SLG: 0.310 (1,5)	K			5-3		FC5-4 BB			5-3	3	0	0	0	1	1	1				
Ken Singleton, S OBP: 0.484, SLG: 0.480 (1,7)		G6-4-3 1B		1B		FC5-4 1-2			1-3 1B	4	0	3	0	0	0	1				
John Boccabella, R OBP: 0.192, SLG: 0.192 (1,2)		G6-4-3 1-2		K			SH1-3 1B		1-3 1-2	4	0	1	0	0	1	3				
Mike Jorgensen, L OBP: 0.290, SLG: 0.250 (1,3)		CS BB		K			SH1-3 1-2		FC6-4 BB	1	0	0	0	2	1	0				
Tim Foli, R OBP: 0.296, SLG: 0.292 (1,6)		CS	F3		SH1-4 1B		F7		FC6-4	4	0	1	0	0	0	3				
Bill Stoneman, R (1,1)			6-3		SH1-4 1-2		F8			2	0	0	0	0	0	1				
Inning Stats	R: 0 E: 0 K: 1 S: 6	H: 1 LOB: 1 BB: 0 P: 6	R: 0 E: 0 K: 0 S: 2	H: 1 LOB: 0 BB: 1 P: 6	R: 0 E: 0 K: 1 S: 5	H: 0 LOB: 1 BB: 1 P: 9	R: 0 E: 0 K: 1 S: 6	H: 1 LOB: 1 BB: 0 P: 6	R: 0 E: 0 K: 1 S: 3	H: 0 LOB: 1 BB: 1 P: 7	R: 0 E: 0 K: 0 S: 4	H: 1 LOB: 1 BB: 0 P: 4	R: 0 E: 0 K: 0 S: 3	H: 0 LOB: 0 BB: 3 P: 3	R: 0 E: 0 K: 0 S: 4	H: 1 LOB: 2 BB: 1 P: 8	1B: 5 2B: 1 3B: 0 HR: 0	SF: 0 SAC: 2 DP: 1 HBP: 0	WP: 0 PB: 0 CS: 1	PA: 36
PITCHER Claude Osteen, L ERA: 0.5 (1,1)	IP: 9.0 WLS: W BF: 35 H: 6 R: 0 ER: 0 SO: 4 BB: 4 IBB: 0 HBP: 0 BLK: 0 WP: 0 HR: 0 S: 39 P: 55 ERA: 0.00 WHIP: 1.111																			

Batter	1	2	3	4	5	6	7	8	9	AB	R	H	RBI	BB	SO	LOB	BOTTOM			
Maury Wills, S OBP: 0.152, SLG: 0.182 (1,6)	K		6-3		6-3			G3		4	0	0	0	0	1	1	Montreal Expos @ Los Angeles Dodgers Dodger Stadium, Los Angeles, CA Wed Apr 26 1972, 6:05 PM PST Att: 13,320 - Unknown livebaseballscorecards.com			
Wes Parker, S OBP: 0.412, SLG: 0.345 (1,3)	FC4-6 BB		1B			F9		K		3	0	1	0	1	1	0				
Willie Davis, L OBP: 0.354, SLG: 0.489 (1,8)	FC4-6 1-2		K			F8			HR BB	3	1	0	0	1	1	3				
Frank Robinson, R OBP: 0.333, SLG: 0.300 (1,9)	5-3			FC4-6 1B		F4			K	4	0	1	0	0	1	2				
Jim Lefebvre, S OBP: 0.349, SLG: 0.524 (1,4)		4-3		F9			FC4-6 1B		F4	4	0	1	0	0	0	2				
Willie Crawford, L OBP: 0.310, SLG: 0.741 (1,7)		F7		FC4-6 FC6-4			FC4-6 1-2		HR	4	1	1	2	0	0	2				
Steve Garvey, R OBP: 0.297, SLG: 0.314 (1,5)		6-3		FC6-4			F9			3	0	0	0	0	0	2				
Dick Dietz, R (1,2)			1B S BB			F8		F4		2	0	0	0	1	0	1				
Claude Osteen, L OBP: 0.375, SLG: 0.375 (1,1)			K		K			K		3	0	0	0	0	3	1				
Inning Stats	R: 0 E: 0 K: 1 S: 5	H: 0 LOB: 1 BB: 1 P: 9	R: 0 E: 0 K: 0 S: 3	H: 0 LOB: 0 BB: 0 P: 3	R: 0 E: 0 K: 2 S: 8	H: 1 LOB: 2 BB: 1 P: 12	R: 0 E: 0 K: 0 S: 4	H: 1 LOB: 1 BB: 0 P: 4	R: 0 E: 0 K: 1 S: 5	H: 0 LOB: 0 BB: 0 P: 5	R: 0 E: 0 K: 0 S: 3	H: 0 LOB: 0 BB: 0 P: 3	R: 0 E: 0 K: 2 S: 7	H: 0 LOB: 0 BB: 0 P: 7	R: 2 E: 0 K: 1 S: 5	H: 1 LOB: 0 BB: 1 P: 9	1B: 3 2B: 0 3B: 0 HR: 1	SF: 0 SAC: 0 DP: 0 HBP: 0	WP: 0 PB: 0 CS: 0	PA: 33
PITCHER Bill Stoneman, R (1,1)	IP: 8.2 WLS: L BF: 33 H: 4 R: 2 ER: 2 SO: 7 BB: 3 IBB: 0 HBP: 0 BLK: 0 WP: 0 HR: 1 S: 44 P: 56 ERA: 2.08 WHIP: 0.808																			

Batter	1	2	3	4	5	6	7	8	9	AB	R	H	RBI	BB	SO	LOB	TOP								
Bud Harrelson, S (1, 6) OBP: 0.295, SLG: 0.293	G3		F8			4-3		1B HR 1B		4	1	1	0	0	0	0	New York Mets @ Los Angeles Dodgers Dodger Stadium, Los Angeles, CA Fri Apr 28 1972, 6:05 PM PST Att: 51,210 - Unknown								
Ken Boswell, L (1, 4) OBP: 0.288, SLG: 0.243	G4-6-3 BB		G5-4-3 BB			G3		1B HR 1B		2	1	1	1	2	0	0									
Tommie Agee, R (1, 8) OBP: 0.318, SLG: 0.462	G4-6-3		G5-4-3			K		HR		4	1	1	4	0	1	2									
Rusty Staub, L (1, 9) OBP: 0.378, SLG: 0.385		4-3				G3		4-3		4	0	0	0	0	0	0									
Cleon Jones, R (1, 7) OBP: 0.432, SLG: 0.500		1B 1B				5-3		F8		4	1	1	0	0	0	0									
Jim Fregosi, R (1, 5) OBP: 0.341, SLG: 0.472		1B 1B				K				4	0	1	0	0	1	0									
Ed Kranepool, L (1, 3) OBP: 0.314, SLG: 0.355		1B				F9		F8		4	0	1	1	0	1	0									
Jerry Grote, R (1, 2) OBP: 0.378, SLG: 0.500		K				F7		1B SH 1B		4	1	2	0	0	1	2									
Jon Matlack, L (1, 1) OBP: 0.200, SLG: 0.200		K				K		SH 1B HR 1B		3	1	0	0	0	2	3									
Inning Stats	R: 0 E: 0 K: 0 S: 2	H: 0 LOB: 0 BB: 1 P: 6	R: 1 E: 0 K: 2 S: 10	H: 3 LOB: 2 BB: 0 P: 10	R: 0 E: 0 K: 0 S: 2	H: 0 LOB: 0 BB: 1 P: 6	R: 0 E: 0 K: 0 S: 3	H: 0 LOB: 0 BB: 0 P: 3	R: 0 E: 0 K: 1 S: 5	H: 0 LOB: 0 BB: 0 P: 5	R: 0 E: 0 K: 1 S: 5	H: 0 LOB: 0 BB: 0 P: 5	R: 0 E: 0 K: 1 S: 5	H: 0 LOB: 0 BB: 0 P: 5	R: 5 E: 0 K: 0 S: 8	H: 4 LOB: 0 BB: 0 P: 8	R: 0 E: 0 K: 1 S: 6	H: 1 LOB: 1 BB: 0 P: 6	1B: 7 2B: 0 3B: 0 HR: 1	SF: 0 SAC: 1 DP: 2 HBP: 0	WP: 0 PB: 0 SB: 0 CS: 0	PA: 36			
PITCHER	IP	WLS	BF	H	R	ER	SO	BB	IBB	HBP	BLK	WP	HR	S	P	ERA	WHIP								
Bill Singer, R (1, 1) ERA: 2.7	7.1	L	29	6	5	5	5	2	0	0	0	0	0	37	45	6.14	1.091								
Jim Brewer, L (8, 1) ERA: 1.17	1.2		7	2	1	1	1	0	0	0	0	0	1	9	9	5.40	1.200								

AB	33
R	6
H	8
RBI	6
BB	2
SO	6
LOB	7





Batter	1	2	3	4	5	6	7	8	9	AB	R	H	RBI	BB	SO	LOB	BOTTOM								
Wes Parker, S (1, 3) OBP: 0.419, SLG: 0.378	L6		1B			F8		1B		4	0	2	0	0	0	0	New York Mets @ Los Angeles Dodgers Dodger Stadium, Los Angeles, CA Fri Apr 28 1972, 6:05 PM PST Att: 51,210 - Unknown								
Manny Mota, R (1, 7) OBP: 0.333, SLG: 0.484	K		F9			F9		L6		4	0	0	0	0	1	2									
Willie Davis, L (1, 8) OBP: 0.316, SLG: 0.426	K		L8			G3		F8		4	0	0	0	0	1	2									
Frank Robinson, R (1, 9) OBP: 0.310, SLG: 0.289		F9	P4			K		5-3		4	0	0	0	0	1	2									
Jim Lefebvre, S (1, 4) OBP: 0.365, SLG: 0.510		P4				F9		F8		4	0	1	0	0	0	0									
Steve Garvey, R (1, 5) OBP: 0.333, SLG: 0.419		1B 1B				L7		P3		4	1	1	0	0	0	1									
Dick Dietz, R (1, 2) OBP: 0.231, SLG: 0.167		1B 1B				6-3		1-3		4	0	1	0	0	0	1									
Bill Russell, R (1, 6) OBP: 0.444, SLG: 0.375		1B				6-3		IBB		2	0	1	1	1	0	0									
Bill Singer, R (1, 1) OBP: 0.111, SLG: 0.111		1B				6-3		G1		3	0	0	0	0	1	4									
Jim Brewer, L (8, 1) ERA: 1.17		K				6-3				0	0	0	0	0	0	0									
Inning Stats	R: 0 E: 0 K: 2 S: 7	H: 0 LOB: 0 BB: 0 P: 7	R: 1 E: 0 K: 1 S: 8	H: 3 LOB: 2 BB: 0 P: 8	R: 0 E: 0 K: 0 S: 4	H: 1 LOB: 0 BB: 0 P: 4	R: 0 E: 0 K: 0 S: 3	H: 0 LOB: 0 BB: 0 P: 3	R: 0 E: 0 K: 1 S: 5	H: 0 LOB: 0 BB: 0 P: 5	R: 0 E: 0 K: 1 S: 4	H: 1 LOB: 2 BB: 1 P: 8	R: 0 E: 0 K: 0 S: 4	H: 1 LOB: 1 BB: 0 P: 4	R: 0 E: 0 K: 0 S: 3	H: 0 LOB: 0 BB: 0 P: 3	1B: 5 2B: 1 3B: 0 HR: 0	SF: 0 SAC: 0 DP: 0 HBP: 0	WP: 0 PB: 0 SB: 0 CS: 0	PA: 34					
PITCHER	IP	WLS	BF	H	R	ER	SO	BB	IBB	HBP	BLK	WP	HR	S	P	ERA	WHIP								
Jon Matlack, L (1, 1) ERA: 1.2	9.0	W	34	6	1	1	4	0	1	0	0	0	0	41	45	1.00	0.667								



Batter	1	2	3	4	5	6	7	8	9	AB	R	H	RBI	BB	SO	LOB	TOP			
Bud Harrelson, S OBP: 0.313, SLG: 0.311 (1, 6)	F9		1B		G6-4-3			6-3		4	0	2	0	0	0	0	New York Mets @ Los Angeles Dodgers Dodger Stadium, Los Angeles, CA Sat Apr 29 1972, 7:05 PM PST Att: 30,244 - Unknown			
Ted Martinez, R OBP: 0.250, SLG: 0.375 (1, 4)	WP 1B 2B		1B		G6-4-3			K		4	1	2	0	0	1	1				
Tommie Agee, R OBP: 0.292, SLG: 0.419 (1, 8)	6-3		G6-4-3		G6-4-3			6-3		4	0	0	0	0	0	4				
Rusty Staub, L OBP: 0.408, SLG: 0.419 (1, 9)	2H 1B				BB FC1-2 1B			F7		4	0	3	1	0	0	0				
Cleon Jones, R OBP: 0.439, SLG: 0.500 (1, 7)	K				FC1-2 BB 1B			1-3		4	0	2	0	0	1	1				
Jim Fregosi, R OBP: 0.333, SLG: 0.436 (1, 5)			1-3		FC1-2 BB			L9		3	0	0	0	1	0	2				
Jim Beauchamp, R OBP: 0.125, SLG: 0.125 (1, 3)			L7		FC1-2			5-3		4	0	0	0	0	1	4				
Jerry Grote, R OBP: 0.350, SLG: 0.457 (1, 2)			4-3		1-2 2-3 3-H			F8		3	0	0	0	0	1	3				
Jerry Koosman, R OBP: 0.500, SLG: 0.500 (1, 1) Jim McAndrew, R (1, 1) Don Hahn, R (4, PH) Danny Frisella, L (4, 1) Dave Marshall, L (7, PH) Chuck Taylor, R (7, 1)			G3		P6			6-3		0	0	0	0	0	0	0				
Inning Stats	R: 1 E: 0 K: 1 S: 7	H: 2 LOB: 1 BB: 0 P: 7	R: 0 E: 0 K: 0 S: 3	H: 0 LOB: 0 BB: 0 P: 3	R: 0 E: 0 K: 0 S: 4	H: 2 LOB: 1 BB: 0 P: 4	R: 0 E: 0 K: 1 S: 7	H: 2 LOB: 3 BB: 1 P: 11	R: 0 E: 0 K: 0 S: 3	H: 1 LOB: 0 BB: 0 P: 3	R: 0 E: 0 K: 0 S: 3	H: 0 LOB: 0 BB: 0 P: 3	R: 0 E: 0 K: 1 S: 5	H: 0 LOB: 0 BB: 0 P: 5	R: 0 E: 0 K: 1 S: 6	H: 2 LOB: 1 BB: 0 P: 6	1B: 8 2B: 2 3B: 0 HR: 0	SF: 0 SAC: 0 DP: 3 HBP: 0	WP: 1 PB: 0 SB: 0 CS: 0	PA: 34
PITCHER Tommy John, L ERA: 1.57 (1, 1)	IP: 9.0 WLS: W BF: 34 H: 9 R: 1 ER: 1 SO: 4 BB: 1 IBB: 0 HBP: 0 BLK: 0 WP: 1 HR: 0 S: 41 P: 45 ERA: 1.00 WHIP: 1.111															PITCHER				

Batter	1	2	3	4	5	6	7	8	9	AB	R	H	RBI	BB	SO	LOB	BOTTOM			
Wes Parker, S OBP: 0.396, SLG: 0.357 (1, 3) Bill Buckner, L OBP: 0.238, SLG: 0.211 (9, 3)	4-3	4-3		F7			5-3	1B		5	1	1	1	0	0	0	New York Mets @ Los Angeles Dodgers Dodger Stadium, Los Angeles, CA Sat Apr 29 1972, 7:05 PM PST Att: 30,244 - Unknown			
Manny Mota, R OBP: 0.342, SLG: 0.472 (1, 7)	HR 1B	5-3		G3			1-3	1B		5	2	2	0	0	0	0				
Willie Davis, L OBP: 0.339, SLG: 0.492 (1, 8)	1H HR	K				3-1	1B	1B		5	3	3	3	0	1	0				
Frank Robinson, R OBP: 0.348, SLG: 0.405 (1, 9) Willie Crawford, L OBP: 0.313, SLG: 0.700 (8, 9)	HR			P6		L9-3 1B	1B	1B		4	1	3	1	0	0	0				
Jim Lefebvre, S OBP: 0.386, SLG: 0.537 (1, 4) Bobby Valentine, R (8, PR) (9, 4)	2B 2B			F7		L9-3	1B	1B		5	1	3	2	0	0	1				
Steve Garvey, R OBP: 0.320, SLG: 0.396 (1, 5)	6-3			S 1B		1-2 1B	1B	1B		0	0	0	0	0	0	0				
Dick Dietz, R OBP: 0.353, SLG: 0.333 (1, 2)	2H 2B			1H 1B			P3	B5-6-3 1B		3	1	2	2	1	0	0				
Bill Russell, R OBP: 0.538, SLG: 0.727 (1, 6)	IBB			K			HR	B5-6-3 1B		3	1	2	1	1	1	1				
Tommy John, R OBP: 0.100, SLG: 0.100 (1, 1)	K			P4			2-3	B5-6-3		4	0	0	0	0	1	4				
Inning Stats	R: 4 E: 0 K: 1 S: 10	H: 5 LOB: 2 BB: 1 P: 14	R: 0 E: 0 K: 1 S: 5	H: 0 LOB: 0 BB: 0 P: 5	R: 1 E: 0 K: 1 S: 7	H: 2 LOB: 1 BB: 0 P: 7	R: 0 E: 0 K: 0 S: 3	H: 0 LOB: 0 BB: 0 P: 3	R: 0 E: 0 K: 0 S: 4	H: 1 LOB: 0 BB: 0 P: 4	R: 1 E: 0 K: 0 S: 6	H: 3 LOB: 2 BB: 0 P: 6	R: 4 E: 0 K: 0 S: 8	H: 6 LOB: 2 BB: 1 P: 12	R: 4 E: 0 K: 0 S: 8	H: 6 LOB: 2 BB: 1 P: 12	1B: 13 2B: 3 3B: 0 HR: 3	SF: 0 SAC: 0 DP: 2 HBP: 0	WP: 0 PB: 0 SB: 1 CS: 0	PA: 42
PITCHER Jerry Koosman, L ERA: 10.45 (1, 1) Jim McAndrew, R ERA: 2.7 (1, 1) Danny Frisella, R ERA: 3.0 (4, 1) Chuck Taylor, R ERA: 6.14 (7, 1)	IP: 0.2 WLS: L BF: 7 H: 2 R: 1 ER: 1 SO: 4 BB: 0 IBB: 0 HBP: 0 BLK: 0 WP: 0 HR: 0 S: 15 P: 19 ERA: 3.86 WHIP: 0.857															PITCHER				

Batter	1	2	3	4	5	6	7	8	9	AB	R	H	RBI	BB	SO	LOB	TOP					
Bud Harrelson, S OBP: 0.308, SLG: 0.306 (1, 6)	F5	F8						P3		4	0	1	0	0	0	2	New York Mets @ Los Angeles Dodgers Dodger Stadium, Los Angeles, CA Sun Apr 30 1972, 3:33 AM PDT Att: 21,989 - Unknown 					
Ken Boswell, L OBP: 0.311, SLG: 0.275 (1, 4)	1B		F8					1B		3	0	2	0	1	0	0						
Tommie Agee, R OBP: 0.284, SLG: 0.413 Don Hahn, R (7, 8)	FC6-4		6-3					K		3	0	1	0	0	0	2						
Rusty Staub, L OBP: 0.377, SLG: 0.383 (1, 9)	K		F7					L8		4	0	0	0	0	1	3						
Cleon Jones, R OBP: 0.409, SLG: 0.462 John Milner, L OBP: 0.444, SLG: 0.444 (7, 7)	FC6-4			K				L9		3	0	0	0	0	1	2						
Jim Fregosi, R OBP: 0.327, SLG: 0.419 (1, 5)				F2				K		4	0	1	0	0	1	1						
Ed Kranepool, L OBP: 0.282, SLG: 0.314 (1, 3)				F8				G6-3		4	0	0	0	0	0	2						
Duffy Dyer, R OBP: 0.333, SLG: 0.333 (1, 2)								K		3	0	1	0	0	2	0						
Buzz Capra, R (1, 1)										1	0	0	0	0	0	2						
Ray Sadecki, L (4, 1)										1	0	0	0	0	0	0						
Wayne Garrett, L (7, PH)										1	0	0	0	0	0	0						
Jerry Koosman, R OBP: 0.500, SLG: 0.500 Chuck Taylor, R (8, 1)										0	0	0	0	0	0	0						
Inning Stats	R: 0 E: 0 K: 1 S: 6	H: 1 LOB: 2 BB: 1 P: 10	R: 0 E: 0 K: 0 S: 5	H: 2 LOB: 2 BB: 0 P: 5	R: 0 E: 0 K: 0 S: 3	H: 0 LOB: 0 BB: 0 P: 3	R: 0 E: 0 K: 1 S: 5	H: 0 LOB: 0 BB: 0 P: 3	R: 0 E: 0 K: 1 S: 7	H: 2 LOB: 2 BB: 0 P: 7	R: 0 E: 0 K: 1 S: 5	H: 0 LOB: 0 BB: 0 P: 5	R: 0 E: 0 K: 1 S: 5	H: 0 LOB: 0 BB: 0 P: 5	R: 0 E: 0 K: 1 S: 6	H: 1 LOB: 1 BB: 0 P: 6	R: 0 E: 0 K: 0 S: 3	H: 1 LOB: 0 BB: 0 P: 3	1B: 7 2B: 0 3B: 0 HR: 0	SF: 0 SAC: 0 DP: 1 HBP: 0	WP: 0 PB: 0 SB: 0 CS: 0	PA: 34
PITCHER Don Sutton, R ERA: 0.55 (1, 1)	IP: 9.0 WLS: W BF: 34 H: 7 R: 0 ER: 0 SO: 6 BB: 1 IBB: 0 HBP: 0 BLK: 0 WP: 0 HR: 0 S: 45 P: 49 ERA: 0.00 WHIP: 0.889															PITCHER						

Batter	1	2	3	4	5	6	7	8	9	AB	R	H	RBI	BB	SO	LOB	BOTTOM			
Wes Parker, S OBP: 0.404, SLG: 0.356 (1, 3)	F8			WP				5-3		3	1	1	0	1	0	0	New York Mets @ Los Angeles Dodgers Dodger Stadium, Los Angeles, CA Sun Apr 30 1972, 3:33 AM PDT Att: 21,989 - Unknown 			
Bill Buckner, L OBP: 0.240, SLG: 0.217 (1, 9)	G3			1B				1-3		4	1	1	0	0	0	1				
Willie Davis, L OBP: 0.348, SLG: 0.492 (1, 8)								F5		4	0	2	2	0	0	1				
Jim Lefebvre, S OBP: 0.361, SLG: 0.500 Bobby Valentine, R (8, 4)	F8							K		4	0	0	0	0	1	3				
Willie Crawford, L OBP: 0.306, SLG: 0.676 (1, 7)								K		4	1	1	0	0	1	0				
Steve Garvey, R OBP: 0.352, SLG: 0.423 (1, 5)								FC6-4		4	2	3	1	0	0	0				
Duke Sims, L OBP: 0.167, SLG: 0.417 (1, 2)								F7		4	1	1	0	0	0	2				
Bill Russell, R OBP: 0.529, SLG: 0.933 (1, 6)								FC6-4		4	1	2	4	0	0	1				
Don Sutton, R OBP: 0.182, SLG: 0.100 (1, 1)								K		3	0	0	0	0	1	1				
Inning Stats	R: 0 E: 0 K: 0 S: 4	H: 1 LOB: 1 BB: 0 P: 4	R: 2 E: 0 K: 0 S: 5	H: 3 LOB: 0 BB: 0 P: 5	R: 0 E: 0 K: 0 S: 4	H: 1 LOB: 1 BB: 0 P: 4	R: 5 E: 0 K: 0 S: 8	H: 5 LOB: 1 BB: 1 P: 12	R: 0 E: 0 K: 1 S: 5	H: 0 LOB: 0 BB: 0 P: 5	R: 0 E: 0 K: 1 S: 5	H: 0 LOB: 0 BB: 0 P: 5	R: 0 E: 0 K: 1 S: 6	H: 1 LOB: 1 BB: 0 P: 6	R: 0 E: 0 K: 1 S: 6	H: 1 LOB: 1 BB: 0 P: 6		1B: 8 2B: 2 3B: 0 HR: 1	SF: 0 SAC: 0 DP: 0 HBP: 0	WP: 1 PB: 0 SB: 0 CS: 1
PITCHER Buzz Capra, R ERA: 6.17 Ray Sadecki, L ERA: 11.57 Jerry Koosman, L ERA: 9.26 Chuck Taylor, R ERA: 5.63 (1, 1)	IP: 3.2 WLS: L BF: 20 H: 9 R: 7 ER: 7 SO: 0 BB: 1 IBB: 0 HBP: 0 BLK: 0 WP: 1 HR: 1 S: 19 P: 23 ERA: 17.18 WHIP: 2.727															PITCHER				

Batter	1	2	3	4	5	6	7	8	9	AB	R	H	RBI	BB	SO	LOB	TOP			
Larry Bowa, S OBP: 0.273, SLG: 0.281 (1, 6)										3	0	1	0	1	0	0	Philadelphia Phillies @ Los Angeles Dodgers Dodger Stadium, Los Angeles, CA Mon May 01 1972, 7:05 PM PDT Att: 15,015 - Unknown			
Terry Harmon, R OBP: 0.400, SLG: 0.462 (1, 4)										3	1	0	0	1	0	3				
Willie Montanez, L OBP: 0.367, SLG: 0.490 (1, 8)										4	1	2	2	0	0	0				
Greg Luzinski, R OBP: 0.397, SLG: 0.667 (1, 7)										4	0	0	0	0	0	2				
Don Money, R OBP: 0.339, SLG: 0.412 (1, 5)										3	0	1	0	1	1	2				
Tom Hutton, L OBP: 0.360, SLG: 0.375 (1, 3)										4	0	2	0	0	1	1				
Mike Anderson, R OBP: 0.259, SLG: 0.269 (1, 9)										4	0	1	0	0	1	3				
Mike Ryan, R OBP: 0.400, SLG: 0.308 (1, 2)									4	0	0	0	0	0	4					
Dick Selma, R (1, 1)										3	0	0	0	0	1	2				
Inning Stats	R: 0 E: 0 K: 0 S: 5	H: 2 LOB: 2 BB: 0 P: 5	R: 0 E: 0 K: 0 S: 4	H: 1 LOB: 1 BB: 0 P: 4	R: 0 E: 0 K: 0 S: 3	H: 0 LOB: 0 BB: 0 P: 3	R: 0 E: 0 K: 1 S: 4	H: 0 LOB: 0 BB: 1 P: 8	R: 0 E: 0 K: 1 S: 6	H: 1 LOB: 2 BB: 1 P: 10	R: 0 E: 0 K: 0 S: 3	H: 0 LOB: 0 BB: 0 P: 3	R: 0 E: 0 K: 0 S: 4	H: 2 LOB: 1 BB: 0 P: 6	R: 0 E: 0 K: 1 S: 6	H: 2 LOB: 1 BB: 0 P: 6	1B: 5 2B: 1 3B: 0 HR: 1	SF: 0 SAC: 0 DP: 1 HBP: 0	WP: 0 PB: 0 SB: 0 CS: 1	PA: 35
PITCHER	IP WLS BF H R ER SO BB IBB HBP BLK WP HR S P ERA WHIP																			
Claude Osteen, L ERA: 1.04 (1, 1)	8.0 L 31 5 2 2 3 3 0 0 0 0 0 1 34 46 2.25 1.000																			
Jim Brewer, L ERA: 1.04 (9, 1)	1.0 4 2 0 0 1 0 0 0 0 0 0 0 6 6 0.00 2.000																			

Batter	1	2	3	4	5	6	7	8	9	AB	R	H	RBI	BB	SO	LOB	BOTTOM			
Wes Parker, S OBP: 0.393, SLG: 0.333 (1, 3)										3	0	0	0	1	0	1	Philadelphia Phillies @ Los Angeles Dodgers Dodger Stadium, Los Angeles, CA Mon May 01 1972, 7:05 PM PDT Att: 15,015 - Unknown			
Willie Crawford, L OBP: 0.300, SLG: 0.639 Jim Brewer, L (1, 7) (9, 1)										2	0	0	1	1	0	0				
Willie Davis, L OBP: 0.329, SLG: 0.463 (1, 8)										4	0	0	0	0	0	3				
Frank Robinson, R OBP: 0.340, SLG: 0.378 (1, 9)										3	0	0	0	1	0	1				
Jim Lefebvre, S OBP: 0.354, SLG: 0.475 (1, 4)										3	0	0	0	1	0	1				
Duke Sims, L OBP: 0.188, SLG: 0.375 Maury Wills, S OBP: 0.143, SLG: 0.170 (1, 2) (8, PR)										4	0	1	0	0	0	3				
Steve Garvey, R OBP: 0.345, SLG: 0.400 (1, 5)										3	1	0	0	1	0	1				
Bill Russell, R OBP: 0.550, SLG: 0.944 (1, 6)										3	0	2	0	0	1	0				
Claude Osteen, L OBP: 0.300, SLG: 0.300 Manny Mota, R OBP: 0.342, SLG: 0.472 (1, 1) (8, PH) (9, 7)										2	0	0	0	0	0	1				
Inning Stats	R: 0 E: 0 K: 0 S: 3	H: 0 LOB: 0 BB: 0 P: 3	R: 0 E: 0 K: 0 S: 2	H: 0 LOB: 0 BB: 1 P: 6	R: 0 E: 0 K: 0 S: 4	H: 1 LOB: 1 BB: 0 P: 4	R: 0 E: 0 K: 0 S: 3	H: 0 LOB: 0 BB: 0 P: 3	R: 0 E: 0 K: 1 S: 5	H: 0 LOB: 0 BB: 0 P: 5	R: 0 E: 0 K: 0 S: 3	H: 0 LOB: 2 BB: 2 P: 11	R: 0 E: 0 K: 0 S: 4	H: 1 LOB: 2 BB: 2 P: 12	R: 0 E: 0 K: 0 S: 4	H: 1 LOB: 1 BB: 0 P: 4	1B: 2 2B: 1 3B: 0 HR: 0	SF: 1 SAC: 1 DP: 1 HBP: 0	WP: 0 PB: 0 SB: 1 CS: 0	PA: 34
PITCHER	IP WLS BF H R ER SO BB IBB HBP BLK WP HR S P ERA WHIP																			
Dick Selma, R ERA: 2.57 (1, 1)	9.0 W 34 3 1 1 1 5 0 0 0 0 0 0 31 51 1.00 0.889																			

AB	32
R	2
H	7
RBI	2
BB	3
SO	4
LOB	17



AB	27
R	1
H	3
RBI	1
BB	5
SO	1
LOB	11



WP	0
PB	0
SB	1
CS	0

Batter	1	2	3	4	5	6	7	8	9	AB	R	H	RBI	BB	SO	LOB	TOP										
Larry Bowa, S OBP: 0.282, SLG: 0.290 (1, 6)	F7		CS 1B		1B	FC6-4		F7		5	0	2	0	0	0	1	Philadelphia Phillies @ Los Angeles Dodgers Dodger Stadium, Los Angeles, CA Tue May 02 1972, 7:05 PM PDT Att: 14,770 - Unknown										
Terry Harmon, R OBP: 0.500, SLG: 0.588 (1, 4)	2B		F3		1B		BB 1B	BB		4	2	3	0	1	0	1											
Willie Montanez, L OBP: 0.369, SLG: 0.500 (1, 8)	2B		1B		K		K	F8		5	0	2	1	0	2	4											
Greg Luzinski, R OBP: 0.397, SLG: 0.633 (1, 7)	K		F7		5-3		BB 3B			3	1	0	0	2	1	4											
Don Money, R OBP: 0.316, SLG: 0.382 (1, 5)	F2			5-3		1-3	F8	SH1-4		4	0	0	0	0	0	3											
Tom Hutton, L OBP: 0.400, SLG: 0.483 (1, 3)		G1		1B		WP 1B	3B	K		5	1	3	2	0	1	1											
Mike Anderson, R Dwain Gooden, R Byron Browne, R Ken Reynolds, L Pete Kooger, R Wayne Twitchell, R Joe Hoerner, R Tom McGowan, L Barry Lersch, R Chris Short, R	5-3		K		1B	WP 1B	F7	F7		2	0	0	0	0	1	1											
Mike Ryan, R OBP: 0.366, SLG: 0.353 (1, 2)	2B		F2		K		K	6-3		4	0	1	0	0	1	3											
Woodie Fryman, R OBP: 0.125, SLG: 0.500 Roger Freed, R OBP: 0.500, SLG: 1.250 (1, 1) (4, 9)	4-3				K	FC6-4	HR			1	0	0	0	0	0	1											
Inning Stats	R: 1 E: 0 K: 1 S: 7	H: 2 LOB: 1 BB: 0 P: 7	R: 0 E: 0 K: 0 S: 4	H: 1 LOB: 1 BB: 0 P: 4	R: 0 E: 0 K: 0 S: 4	H: 2 LOB: 1 BB: 0 P: 4	R: 0 E: 0 K: 1 S: 6	H: 1 LOB: 2 BB: 0 P: 6	R: 0 E: 0 K: 2 S: 9	H: 2 LOB: 1 BB: 0 P: 9	R: 2 E: 0 K: 1 S: 8	H: 3 LOB: 1 BB: 0 P: 8	R: 2 E: 0 K: 1 S: 7	H: 2 LOB: 1 BB: 1 P: 11	R: 1 E: 0 K: 0 S: 4	H: 1 LOB: 1 BB: 1 P: 8		R: 0 E: 0 K: 1 S: 5	H: 0 LOB: 1 BB: 1 P: 9	1B: 9 2B: 3 3B: 1 HR: 1	SF: 0 SAC: 1 DP: 0 HBP: 0	WP: 1 PB: 0 SB: 0 CS: 1	PA: 43				
PITCHER	IP	WLS	BF	H	R	ER	SO	BB	IBB	HBP	BLK	WP	HR	S	P	ERA	WHIP										
Al Downing, L ERA: 3.38 (1, 1)	5.2		27	11	3	3	5	0	0	0	0	1	0	37	37	4.76	1.941										
Pete Richert, L ERA: 5.79 (6, 1)	2.1		12	3	3	3	1	2	0	0	0	0	1	12	20	11.57	2.143										
Jim Brewer, L ERA: 0.93 (9, 1)	1.0	W	4	0	0	0	1	1	0	0	0	0	0	5	9	0.00	1.000										

Batter	1	2	3	4	5	6	7	8	9	AB	R	H	RBI	BB	SO	LOB	BOTTOM											
Wes Parker, S OBP: 0.393, SLG: 0.340 (1, 3)	FC4-6 1B		6-3	4-3		F8		1B		5	0	2	0	0	0	2	Philadelphia Phillies @ Los Angeles Dodgers Dodger Stadium, Los Angeles, CA Tue May 02 1972, 7:05 PM PDT Att: 14,770 - Unknown											
Manny Mota, R OBP: 0.326, SLG: 0.450 (1, 7)	FC4-6 1-2		1B	1B	5-3		F8	SF9		4	1	1	1	0	0	1												
Willie Davis, L OBP: 0.307, SLG: 0.431 (1, 8)	F8		F8	G3		K	K	K		5	0	0	0	0	2	3												
Frank Robinson, R OBP: 0.382, SLG: 0.440 (1, 9)	K		1B BB	1B	BB 1B	1B	S 1B	1B BB		5	2	4	0	0	1	1												
Jim Lefebvre, S OBP: 0.386, SLG: 0.484 (1, 4)		5-3		BB 1B	1B	1-2	FC6-4	BB		3	1	2	1	2	0	0												
Steve Garvey, R OBP: 0.385, SLG: 0.386 Maury Wills, S OBP: 0.160, SLG: 0.188 (1, 5) (9, PH)	5-3		1B IBB	1B	1-2	FC5-4	BB	BB		2	1	0	0	2	0	2												
Dick Dietz, R OBP: 0.301, SLG: 0.294 Bobby Valentine, R (8, PH) Duke Sims, L OBP: 0.176, SLG: 0.353 (9, 2)	F3		1B BB	1B	1-2	FC5-4	BB	1B SF7		0	1	0	0	0	0	0												
Bill Russell, R OBP: 0.560, SLG: 0.864 (1, 6)		5-3		1B		F7		1B SF9		4	1	2	3	1	0	0												
Al Downing, R OBP: 0.300, SLG: 0.333 Pete Richert, L OBP: 0.500, SLG: 0.500 Willie Crawford, L OBP: 0.300, SLG: 0.639 Billy Grabarkewitz, R Joe Hoerner, L ERA: 5.4 (1, 1) (6, 1) (8, PH) (8, PH) (9, 1)	G3		K		K		K	SF7		2	0	0	0	0	1	2												
Inning Stats	R: 0 E: 0 K: 1 S: 6	H: 1 LOB: 0 BB: 0 P: 6	R: 0 E: 0 K: 0 S: 3	H: 0 LOB: 0 BB: 0 P: 3	R: 0 E: 0 K: 0 S: 3	H: 0 LOB: 0 BB: 0 P: 3	R: 4 E: 0 K: 1 S: 9	H: 4 LOB: 2 BB: 2 P: 17	R: 0 E: 0 K: 0 S: 5	H: 2 LOB: 3 BB: 1 P: 9	R: 0 E: 0 K: 1 S: 5	H: 0 LOB: 0 BB: 0 P: 5	R: 0 E: 0 K: 1 S: 6	H: 1 LOB: 2 BB: 1 P: 10	R: 2 E: 0 K: 1 S: 7	H: 2 LOB: 1 BB: 1 P: 11		R: 1 E: 0 K: 1 S: 5	H: 2 LOB: 3 BB: 2 P: 13	1B: 11 2B: 1 3B: 0 HR: 0	SF: 2 SAC: 0 DP: 0 HBP: 0	WP: 0 PB: 0 SB: 2 CS: 0	PA: 44					
PITCHER	IP	WLS	BF	H	R	ER	SO	BB	IBB	HBP	BLK	WP	HR	S	P	ERA	WHIP											
Woodie Fryman, L ERA: 2.13 (1, 1)	3.1		17	5	4	4	1	1	1	0	0	0	0	9	13	0.00	1.800											
Darrell Brandon, R (4, 1)	1.2		8	2	0	0	1	1	0	0	0	0	0	9	13	0.00	1.800											
Ken Reynolds, L ERA: (6, 1)	1.0		3	0	0	0	1	0	0	0	0	0	0	5	5	0.00	0.000											
Wayne Twitchell, R ERA: 8.53 Joe Hoerner, L ERA: 5.4 (7, 1) (8, 1)	1.0		7	2	2	2	1	2	0	0	0	0	0	7	15	18.00	4.000											
Barry Lersch, R ERA: 1.84 (9, 1)	0.0		0	0	0	0	1	1	0	0	0	0	0	0	1	1	0.00	3.000										
Chris Short, L ERA: 11.97 (9, 1)	0.1		2	0	0	0	1	1	0	0	0	0	0	3	7	0.00	3.000											



Batter	1	2	3	4	5	6	7	8	9	10	11	12	13	AB	R	H	RBI	BB	SO	LOB	TOP			
Bill Russell, R <small>OBP: 0.243, SLG: 0.781</small> Maury Wills, S <small>OBP: 0.151, SLG: 0.176</small>														3	0	1	0	0	0	2				
Bill Buckner, L <small>OBP: 0.219, SLG: 0.200</small>														6	0	1	0	0	0	3				
Wille Davis, L <small>OBP: 0.315, SLG: 0.465</small>														6	0	1	0	0	1	1				
Frank Robinson, R <small>OBP: 0.406, SLG: 0.407</small>														3	0	1	0	3	0	1				
Willie Crawford, L <small>OBP: 0.327, SLG: 0.581</small> Jim Brewer, L <small>OBP: 0.111, SLG: 0.111</small> Billy Grabarkewitz, R <small>OBP: 0.139, SLG: 0.139</small> Pete Richert, L <small>OBP: 0.500, SLG: 0.500</small>														3	0	1	0	2	1	1				
Jim Lefebvre, S <small>OBP: 0.345, SLG: 0.408</small>														5	0	0	0	1	0	5				
Duke Sims, L <small>OBP: 0.185, SLG: 0.269</small>														5	0	0	0	1	1	3				
Steve Garvey, R <small>OBP: 0.347, SLG: 0.386</small>														5	0	3	0	0	0	0				
Don Sutton, R <small>OBP: 0.286, SLG: 0.167</small> Manny Mota, R <small>OBP: 0.306, SLG: 0.413</small>														2	0	1	0	0	0	2				
Inning Stats	R: 0 E: 0 K: 0 S: 3	H: 1 LOB: 0 BB: 0 P: 3	R: 0 E: 0 K: 1 S: 4	H: 0 LOB: 0 BB: 1 P: 8	R: 0 E: 0 K: 0 S: 4	H: 1 LOB: 1 BB: 0 P: 4	R: 0 E: 0 K: 0 S: 3	H: 1 LOB: 2 BB: 1 P: 8	R: 0 E: 0 K: 0 S: 3	H: 1 LOB: 0 BB: 0 P: 3	R: 0 E: 0 K: 0 S: 3	H: 0 LOB: 1 BB: 1 P: 7	R: 0 E: 0 K: 1 S: 5	H: 2 LOB: 2 BB: 0 P: 13	R: 0 E: 0 K: 1 S: 7	H: 1 LOB: 2 BB: 0 P: 7	R: 0 E: 0 K: 0 S: 4	H: 1 LOB: 2 BB: 1 P: 8	1B: 10 2B: 1 3B: 0 HR: 0	SF: 0 SAC: 1 DP: 3 HBP: 1	W/P: 0 PB: 0 SB: 0 CS: 3	PA: 54		
PITCHER	IP: 10.0 W: 10 L: 0 S: 3	WLS: 37 BF: 7 H: 0 ER: 0 SO: 1	WLS: 15 BF: 3 H: 0 ER: 0 SO: 2	WLS: 3 BF: 0 H: 0 ER: 0 SO: 0	WLS: 0 BF: 0 H: 0 ER: 0 SO: 0	WLS: 0 BF: 0 H: 0 ER: 0 SO: 0	WLS: 0 BF: 0 H: 0 ER: 0 SO: 0	WLS: 0 BF: 0 H: 0 ER: 0 SO: 0	WLS: 0 BF: 0 H: 0 ER: 0 SO: 0	WLS: 0 BF: 0 H: 0 ER: 0 SO: 0	WLS: 0 BF: 0 H: 0 ER: 0 SO: 0	WLS: 0 BF: 0 H: 0 ER: 0 SO: 0	WLS: 0 BF: 0 H: 0 ER: 0 SO: 0	WLS: 0 BF: 0 H: 0 ER: 0 SO: 0	WLS: 0 BF: 0 H: 0 ER: 0 SO: 0	WLS: 0 BF: 0 H: 0 ER: 0 SO: 0	WLS: 0 BF: 0 H: 0 ER: 0 SO: 0	WLS: 0 BF: 0 H: 0 ER: 0 SO: 0	WLS: 0 BF: 0 H: 0 ER: 0 SO: 0	WLS: 0 BF: 0 H: 0 ER: 0 SO: 0	WLS: 0 BF: 0 H: 0 ER: 0 SO: 0	WLS: 0 BF: 0 H: 0 ER: 0 SO: 0	WLS: 0 BF: 0 H: 0 ER: 0 SO: 0	WLS: 0 BF: 0 H: 0 ER: 0 SO: 0
Carl Morton, R <small>ERA: 1.46</small> Mike Marshall, R <small>ERA: 1.04</small>	10.0	3.0																						

Los Angeles Dodgers @ Montreal Expos
 Jarry Park, Montreal, QB
 Sun May 07 1972, 3:33 AM EDT
 Att. 22,003 - Unknown

AB 43
 R 0
 H 10
 RBI 0
 BB 7
 SO 3
 LOB 22





Batter	1	2	3	4	5	6	7	8	9	10	11	12	13	AB	R	H	RBI	BB	SO	LOB	BOTTOM		
Ron Hunt, R <small>OBP: 0.311, SLG: 0.254</small>														5	0	1	0	1	0	0			
Ron Fainy, L <small>OBP: 0.250, SLG: 0.167</small> Clyde Mashore, R <small>OBP: 0.357, SLG: 0.348</small>														3	0	0	0	2	0	0			
Mike Jorgensen, L <small>OBP: 0.371, SLG: 0.364</small>														4	0	0	0	1	0	2			
Bob Bailey, R <small>OBP: 0.324, SLG: 0.303</small>														4	0	1	0	0	1	4			
Ken Singleton, S <small>OBP: 0.394, SLG: 0.441</small>														3	0	0	0	2	1	0			
Boots Day, L <small>OBP: 0.200, SLG: 0.184</small> Mike Marshall, R <small>ERA: 1.04</small>														4	0	0	0	0	1	4			
Tim Foli, R <small>OBP: 0.254, SLG: 0.288</small>														5	0	0	0	0	0	1			
John Boccabella, R <small>OBP: 0.207, SLG: 0.200</small>														5	1	1	0	0	0	0			
Carl Morton, R <small>ERA: 1.46</small> Ron Woods, R <small>OBP: 0.267, SLG: 0.250</small>														3	0	0	0	0	1	0			
Inning Stats	R: 0 E: 0 K: 0 S: 2	H: 0 LOB: 1 BB: 2 P: 10	R: 0 E: 0 K: 1 S: 5	H: 0 LOB: 0 BB: 0 P: 5	R: 0 E: 0 K: 0 S: 3	H: 0 LOB: 2 BB: 1 P: 8	R: 0 E: 0 K: 0 S: 3	H: 1 LOB: 1 BB: 1 P: 7	R: 0 E: 0 K: 0 S: 3	H: 0 LOB: 0 BB: 0 P: 3	R: 0 E: 0 K: 1 S: 5	H: 0 LOB: 3 BB: 2 P: 12	R: 0 E: 1 K: 0 S: 5	H: 2 LOB: 3 BB: 1 P: 8	R: 1 E: 1 K: 0 S: 4	H: 2 LOB: 3 BB: 1 P: 8	1B: 3 2B: 0 3B: 0 HR: 0	SF: 0 SAC: 0 DP: 1 HBP: 2	W/P: 0 PB: 1 SB: 1 CS: 1	PA: 48			
PITCHER	IP: 10.0 W: 10 L: 0 S: 3	WLS: 34 BF: 1 H: 0 ER: 0 SO: 3	WLS: 9 BF: 0 H: 0 ER: 0 SO: 1	WLS: 2 BF: 1 H: 0 ER: 0 SO: 0	WLS: 0 BF: 0 H: 0 ER: 0 SO: 0	WLS: 0 BF: 0 H: 0 ER: 0 SO: 0	WLS: 0 BF: 0 H: 0 ER: 0 SO: 0	WLS: 0 BF: 0 H: 0 ER: 0 SO: 0	WLS: 0 BF: 0 H: 0 ER: 0 SO: 0	WLS: 0 BF: 0 H: 0 ER: 0 SO: 0	WLS: 0 BF: 0 H: 0 ER: 0 SO: 0	WLS: 0 BF: 0 H: 0 ER: 0 SO: 0	WLS: 0 BF: 0 H: 0 ER: 0 SO: 0	WLS: 0 BF: 0 H: 0 ER: 0 SO: 0	WLS: 0 BF: 0 H: 0 ER: 0 SO: 0	WLS: 0 BF: 0 H: 0 ER: 0 SO: 0	WLS: 0 BF: 0 H: 0 ER: 0 SO: 0	WLS: 0 BF: 0 H: 0 ER: 0 SO: 0	WLS: 0 BF: 0 H: 0 ER: 0 SO: 0	WLS: 0 BF: 0 H: 0 ER: 0 SO: 0	WLS: 0 BF: 0 H: 0 ER: 0 SO: 0	WLS: 0 BF: 0 H: 0 ER: 0 SO: 0	WLS: 0 BF: 0 H: 0 ER: 0 SO: 0
Don Sutton, R <small>ERA: 0.42</small> Jim Brewer, L <small>ERA: 0.77</small> Pete Richert, L <small>ERA: 5.4</small>	10.0	2.0	0.1																				

Los Angeles Dodgers @ Montreal Expos
 Jarry Park, Montreal, QB
 Sun May 07 1972, 3:33 AM EDT
 Att. 22,003 - Unknown

AB 39
 R 1
 H 3
 RBI 0
 BB 7
 SO 4
 LOB 12



Batter	1	2	3	4	5	6	7	8	9	AB	R	H	RBI	BB	SO	LOB	TOP												
Maury Wills, S OBP: 0.140, SLG: 0.164 (1, 6)	0-3 K		0-0 1-3		0-0 F3		0-0 F8			4	0	0	0	0	1	1	Los Angeles Dodgers @ Montreal Expos Jarry Park, Montreal, QB Mon May 08 1972, 7:05 PM EDT Att: 13,878 - Unknown												
Bill Buckner, L OBP: 0.194, SLG: 0.176 (1, 3)	0-3 K		0-0 4-3		0-0 1-3			0-0 6-3		4	0	0	0	0	1														
Willie Davis, L OBP: 0.312, SLG: 0.456 (1, 8)	0-3 K			0-0 1B SF8 1B				0-0 F7		4	1	1	0	0	2	0													
Frank Robinson, R OBP: 0.384, SLG: 0.381 (1, 9)		0-3 K		0-0 F8				0-3 K		4	0	0	0	0	3	1													
Willie Crawford, L OBP: 0.358, SLG: 0.596 (1, 7)		0-0 CS 1B		0-0 SF8 1B		0-0 FC5-4 1B			0-0 F8	4	1	3	0	0	0	0													
Jim Lefebvre, S OBP: 0.330, SLG: 0.392 (1, 4)		0-0 F8		0-0 SF8		0-0 F7			0-0 4-3	3	0	0	1	0	0	2													
Dick Dietz, R OBP: 0.357, SLG: 0.261 (1, 2)			4-0 FC5-4 BB	0-0 HR 1B		0-0 FC5-4			0-0 5-3	3	1	1	1	1	0	1													
Steve Garvey, R OBP: 0.346, SLG: 0.425 (1, 5)			0-0 FC5-4 2B	0-0 HR			0-0 4-3			3	2	1	2	0	0	1													
Claude Osteen, L OBP: 0.308, SLG: 0.385 Pete Mikkelsen, R (9, 1)			0-0 1-H 2B	0-3 K			0-3 K			3	0	1	1	0	2	0													
										0	0	0	0	0	0	0													
Inning Stats	R: 0 E: 0 K: 3 S: 9	H: 0 LOB: 0 BB: 0 P: 9	R: 0 E: 0 K: 1 S: 5	H: 1 LOB: 0 BB: 0 P: 5	R: 1 E: 0 K: 0 S: 4	H: 1 LOB: 1 BB: 1 P: 8	R: 4 E: 0 K: 1 S: 9	H: 4 LOB: 0 BB: 0 P: 9	R: 0 E: 0 K: 1 S: 6	H: 1 LOB: 1 BB: 0 P: 6	R: 0 E: 0 K: 1 S: 5	H: 0 LOB: 0 BB: 0 P: 5	R: 0 E: 0 K: 0 S: 3	H: 0 LOB: 0 BB: 0 P: 3	R: 0 E: 0 K: 0 S: 3	H: 0 LOB: 0 BB: 0 P: 3		1B: 5 2B: 1 3B: 0 HR: 1	SF: 1 SAC: 0 DP: 0 HBP: 0	WP: 0 PA: 34 SB: 0 CS: 1									
PITCHER	IP	WLS	BF	H	R	ER	SO	BB	IBB	HBP	BLK	WP	HR	S	P	ERA	WHIP												
Ernie McAnally, R ERA: 5.03 Denny Lemaster, L ERA: 9.54 John Strohmayr, R ERA: 3.52 Tom Walker, R ERA: 3.6	(1, 1)	4.0	L	18	6	5	5	5	1	0	0	0	0	0	1	27	31	11.25	1.750										

Batter	1	2	3	4	5	6	7	8	9	AB	R	H	RBI	BB	SO	LOB	BOTTOM										
Ron Hunt, R OBP: 0.316, SLG: 0.279 (1, 4)	0-0 PB 1B	0-0 1-H 2B		0-0 1-2		0-0 E6 G4-6-3			0-0 L4	5	1	2	1	0	0	4	Los Angeles Dodgers @ Montreal Expos Jarry Park, Montreal, QB Mon May 08 1972, 7:05 PM EDT Att: 13,878 - Unknown										
Mike Jorgensen, L OBP: 0.373, SLG: 0.367 (1, 3)	0-0 1-H 1B	0-3 K		0-0 4-3		0-0 G4-6-3			0-0 1B	5	0	2	1	0	1	6											
Ron Woods, R OBP: 0.343, SLG: 0.313 (1, 8)	0-0 F3		4-0 CS BB		0-0 1B		0-0 G6-4-3 1B		0-0 1-2 1B	4	0	3	0	1	0	1											
Bob Bailey, R OBP: 0.316, SLG: 0.286 (1, 5)	4-0 1-2 BB		0-0 E5	0-0 1-2		0-0 F4		0-0 G6-4-3	0-3 K	4	0	0	0	1	1	5											
Ken Singleton, S OBP: 0.368, SLG: 0.406 (1, 7)	0-0 F9		0-0 F9		0-0 F8		0-0 5-3		0-3 K	5	0	0	0	0	1	6											
Tim Foli, R OBP: 0.239, SLG: 0.270 (1, 6)	0-3 K		0-0 6-3		0-0 F9				0-0 F8	4	0	0	0	0	1	4											
John Boccabella, R OBP: 0.226, SLG: 0.237 (1, 2)			0-0 F9		0-0 1B 2B			0-0 F5		4	0	2	0	0	0	0											
Ron Fairly, L OBP: 0.269, SLG: 0.178 (1, 9)		0-0 2B 1B		0-0 L9		0-0 F4		4-0 FC6-4 BB		3	1	1	0	1	0	2											
Ernie McAnally, R OBP: 0.167, SLG: 0.200 Clayton Kershaw, R OBP: 0.376, SLG: 0.376 Denny Lemaster, L OBP: 0.267, SLG: 0.500 Hector Torres, R John Strohmayr, R John Bateman, R Tom Walker, R	(1, 1)	(4, PH)	(5, 1)	(6, PH)	(7, 1)	(8, PH)	(9, 1)			1	0	0	0	0	1	1											
Inning Stats	R: 1 E: 0 K: 1 S: 7	H: 2 LOB: 2 BB: 1 P: 11	R: 1 E: 0 K: 2 S: 9	H: 2 LOB: 1 BB: 0 P: 9	R: 0 E: 1 K: 0 S: 3	H: 0 LOB: 1 BB: 1 P: 7	R: 0 E: 0 K: 0 S: 5	H: 2 LOB: 2 BB: 0 P: 5	R: 0 E: 2 K: 0 S: 5	H: 1 LOB: 2 BB: 0 P: 5	R: 0 E: 0 K: 0 S: 3	H: 1 LOB: 0 BB: 0 P: 3	R: 0 E: 0 K: 0 S: 3	H: 0 LOB: 1 BB: 1 P: 7	R: 0 E: 0 K: 2 S: 9	H: 2 LOB: 2 BB: 0 P: 9		1B: 9 2B: 2 3B: 0 HR: 0	SF: 0 SAC: 0 DP: 2 HBP: 0	WP: 0 PA: 41 SB: 0 CS: 1							
PITCHER	IP	WLS	BF	H	R	ER	SO	BB	IBB	HBP	BLK	WP	HR	S	P	ERA	WHIP										
Claude Osteen, L ERA: 1.31 Pete Mikkelsen, R ERA: 8.1	(1, 1)	0.2	S	2	0	0	0	2	0	0	0	0	0	6	6	0.00	0.000										

Batter	1	2	3	4	5	6	7	8	9	AB	R	H	RBI	BB	SO	LOB	TOP										
Billy Grabarkewitz, R (1.5)	0-0 6-3 BB		4-0 BB		0-3 K			0-3 K		3	0	0	0	1	2	1	Los Angeles Dodgers @ New York Mets Shea Stadium, Flushing, NY Thu May 11 1972, 3:33 AM EDT Att: 8,299 - Unknown livebaseballscorecards.com										
Bill Buckner, L (1.9) OBP: 0.250, SLG: 0.216	0-0 CS 1B		0-0 G6-3 1-2			4-0 BB			0-0 1B 1B	3	1	2	0	1	0	1											
Willie Davis, L (1.8) OBP: 0.314, SLG: 0.455	0-0 F9 1-2							0-0 F9	0-0 1B 1B	4	0	2	0	0	0	2											
Willie Crawford, L (1.7) OBP: 0.333, SLG: 0.549		0-3 K	0-0 L3					0-0 G4-6-3 1-2	0-0 F8	4	0	0	0	0	1	4											
Wes Parker, S (1.3) OBP: 0.380, SLG: 0.319		4-0 1B BB		0-0 4-3				0-0 F8	0-0 L3 1B	3	0	1	1	1	0	0											
Duke Sims, L (1.2) OBP: 0.194, SLG: 0.267		0-0 1B 1-2		0-3 K				0-0 P6	0-0 L3 1-2 2-H	4	0	1	0	0	1	2											
Bill Russell, R (1.6) OBP: 0.513, SLG: 0.722		0-0 1-2 2-3 1B		0-0 5-3				0-0 5-3		3	0	1	0	0	0	0											
Bobby Valentine, R (1.4)		0-3 K			4-0 CS BB			0-0 6-3		2	0	0	0	1	1	3											
Bill Singer, R (1.1) OBP: 0.077, SLG: 0.077	0-0 5-3				0-0 B1-4			0-3 K		2	0	0	0	0	0	4											
Manny Mota, R (8, PH) OBP: 0.304, SLG: 0.415										1	0	0	0	0	1	0											
Hoyt Wilhelm, R (8.1)										0	0	0	0	0	0	0											
Inning Stats	R: 0 E: 0 K: 0 S: 3	H: 1 LOB: 0 BB: 0 P: 3	R: 0 E: 0 K: 2 S: 9	H: 2 LOB: 3 BB: 1 P: 13	R: 0 E: 0 K: 0 S: 3	H: 1 LOB: 1 BB: 1 P: 7	R: 0 E: 0 K: 1 S: 5	H: 0 LOB: 0 BB: 0 P: 5	R: 0 E: 0 K: 1 S: 4	H: 0 LOB: 1 BB: 1 P: 8	R: 0 E: 0 K: 0 S: 2	H: 0 LOB: 0 BB: 0 P: 6	R: 0 E: 0 K: 0 S: 3	H: 0 LOB: 0 BB: 0 P: 3	R: 0 E: 0 K: 2 S: 7	H: 0 LOB: 0 BB: 0 P: 7	R: 1 E: 0 K: 0 S: 5	H: 3 LOB: 1 BB: 0 P: 5	1B: 6 2B: 3 3B: 0 HR: 0	SF: 0 SAC: 0 DP: 4 HBP: 0	WP: 0 PB: 0 SB: 0 CS: 2	PA: 33					
PITCHER	IP	WLS	BF	H	R	ER	SO	BB	IBB	HBP	BLK	WP	HR	S	P	ERA	WHIP	PITCHER									
Tom Seaver, R (1.1) ERA: 1.93	8.0	W	29	5	1	1	6	4	0	0	0	0	0	37	53	1.12	1.125										
Danny Frisella, R (9.1) ERA: 1.8	1.0	S	4	2	0	0	0	0	0	0	0	0	0	4	4	0.00	2.000										

Batter	1	2	3	4	5	6	7	8	9	AB	R	H	RBI	BB	SO	LOB	BOTTOM										
Bud Harrelson, S (1.6) OBP: 0.326, SLG: 0.317	0-0 F2		0-0 1B		4-0 BB BB		0-0 4-3			3	0	1	0	1	0	0	Los Angeles Dodgers @ New York Mets Shea Stadium, Flushing, NY Thu May 11 1972, 3:33 AM EDT Att: 8,299 - Unknown livebaseballscorecards.com										
Ken Boswell, L (1.4) OBP: 0.246, SLG: 0.200	0-0 F7		0-0 P6		4-0 BB 1-2 2-3			0-0 F5		3	0	0	0	1	0	2											
John Milner, L (1.7) OBP: 0.400, SLG: 0.357	0-3 K			0-0 G1-6-3 1B	0-0 F7			0-0 4-3		4	0	1	0	0	1	3											
Rusty Staub, L (1.9) OBP: 0.382, SLG: 0.397		0-0 4-3		0-0 G1-6-3 1-2	0-0 G3			4-0 BB		3	0	0	0	1	0	3											
Cleon Jones, R (1.8) OBP: 0.333, SLG: 0.395		0-0 4-3		0-0 1B		0-0 1-3		0-0 1-6-3		4	0	1	0	0	0	1											
Jim Fregosi, R (1.5) OBP: 0.325, SLG: 0.434		0-3 K		0-0 F3		0-0 F7				3	0	0	0	0	1	1											
Ed Kranepool, L (1.3) OBP: 0.300, SLG: 0.481			0-0 G3		0-0 HR		0-0 4-1			3	1	1	1	0	0	0											
Duffy Dyer, R (1.2) OBP: 0.429, SLG: 0.500			0-3 K		4-0 BB SH2-3 E BB		0-3 K			2	1	0	0	1	2	0											
Tom Seaver, R (1.1) OBP: 0.176, SLG: 0.235			0-0 1B 1B		0-0 SH2-3		0-3 K			2	0	1	0	0	1	0											
Danny Frisella, L (9.1) ERA: 5.79					1-2					0	0	0	0	0	0	0											
Inning Stats	R: 0 E: 0 K: 1 S: 5	H: 0 LOB: 0 BB: 0 P: 5	R: 0 E: 0 K: 1 S: 5	H: 0 LOB: 0 BB: 0 P: 5	R: 0 E: 0 K: 1 S: 7	H: 2 LOB: 2 BB: 0 P: 7	R: 0 E: 0 K: 0 S: 4	H: 2 LOB: 1 BB: 0 P: 4	R: 2 E: 1 K: 0 S: 4	H: 1 LOB: 2 BB: 3 P: 16	R: 0 E: 0 K: 0 S: 3	H: 0 LOB: 0 BB: 0 P: 3	R: 0 E: 0 K: 2 S: 7	H: 0 LOB: 0 BB: 0 P: 7	R: 0 E: 0 K: 0 S: 3	H: 0 LOB: 1 BB: 1 P: 7	R: 0 E: 0 K: 0 S: 3	H: 0 LOB: 1 BB: 1 P: 7	1B: 4 2B: 0 3B: 0 HR: 1	SF: 0 SAC: 1 DP: 1 HBP: 0	WP: 0 PB: 0 SB: 0 CS: 0	PA: 32					
PITCHER	IP	WLS	BF	H	R	ER	SO	BB	IBB	HBP	BLK	WP	HR	S	P	ERA	WHIP	PITCHER									
Bill Singer, R (1.1) ERA: 2.61	7.0	L	28	5	2	1	5	3	0	0	0	0	1	35	47	1.29	1.143										
Hoyt Wilhelm, R (8.1) ERA: 5.79	1.0		4	0	0	0	0	1	0	0	0	0	0	3	7	0.00	1.000										




Batter	1	2	3	4	5	6	7	8	9	AB	R	H	RBI	BB	SO	LOB	TOP								
Bill Russell, R OBP: 0.500, SLG: 0.707 (1, 6)	F9		K		6-3		2B		1B	5	0	2	2	0	1	1									
Bill Buckner, L OBP: 0.227, SLG: 0.195 Wes Parker, S OBP: 0.375, SLG: 0.314 (9, PH) (9, 3)	5-3		F9			1-3	P4		6-3	4	0	0	0	0	0	1									
Willie Davis, L OBP: 0.311, SLG: 0.476 (1, 8)	6-3			HR		P5		E3 FC4-2		4	1	1	1	0	0	0									
Frank Robinson, R OBP: 0.361, SLG: 0.397 (1, 9)		F3		K		P4		6-3		4	0	0	0	0	1	1									
Willie Crawford, L OBP: 0.361, SLG: 0.673 (1, 7)				HR			2B 3B	FC4-2		4	2	3	1	0	0	1									
Billy Grabarkewitz, R OBP: 0.158, SLG: 0.125 (1, 5)		2B	K	HR			1B 2B	K		4	1	1	1	0	3	2									
Chris Cannizzaro, R OBP: 0.412, SLG: 0.467 (1, 2)		L1			F9		SH2-4 2B 1B		K	4	1	1	1	0	1	1									
Bobby Valentine, R OBP: 0.273, SLG: 0.111 (1, 4)					FC1-6 1B	K	SH2-4 2B HBP	6-3		3	1	1	0	0	1	0									
Tommy John, R OBP: 0.071, SLG: 0.071 Pete Richert, L OBP: 0.667, SLG: 0.667 (8, 1)	FC1-6				6-3		SH2-4		1B	2	0	0	0	0	0	1									
Inning Stats	R: 0 E: 0 K: 0 S: 3	H: 0 LOB: 0 BB: 0 P: 3	R: 0 E: 0 K: 1 S: 6	H: 1 LOB: 1 BB: 0 P: 6	R: 0 E: 0 K: 1 S: 6	H: 1 LOB: 1 BB: 0 P: 6	R: 2 E: 0 K: 2 S: 9	H: 2 LOB: 0 BB: 0 P: 9	R: 0 E: 0 K: 1 S: 5	H: 0 LOB: 0 BB: 0 P: 5	R: 0 E: 0 K: 0 S: 3	H: 0 LOB: 0 BB: 0 P: 3	R: 4 E: 0 K: 0 S: 6	H: 4 LOB: 0 BB: 0 P: 7	R: 0 E: 1 K: 1 S: 6	H: 0 LOB: 1 BB: 0 P: 6	R: 0 E: 0 K: 1 S: 7	H: 2 LOB: 2 BB: 0 P: 7	1B: 4 2B: 3 3B: 1 HR: 2	SF: 0 SAC: 1 DP: 0 HBP: 1	WP: 0 PB: 0 SB: 1 CS: 0	PA: 38			
PITCHER	IP	WLS	BF	H	R	ER	SO	BB	IBB	HBP	BLK	WP	HR	S	P	ERA	WHIP								
Jim McAndrew, R ERA: 5.56 (1, 1)	6.0	L	26	7	6	6	5	0	0	1	0	0	2	35	36	9.00	1.167								
Chuck Taylor, R ERA: 4.91 (7, 1)	1.0		3	1	0	0	0	0	0	0	0	0	0	3	3	0.00	1.000								
Jerry Koosman, L ERA: 9.35 (8, 1)	2.0		9	2	0	0	2	0	0	0	0	0	0	13	13	0.00	1.000								

Los Angeles Dodgers @ New York Mets
Shea Stadium, Flushing, NY
Thu May 11 1972, 7:05 PM EDT
Att: 20,433 - Unknown

livebaseballscores.com

AB 36
R 6
H 10
RBI 6
BB 0
SO 7
LOB 10




Batter	1	2	3	4	5	6	7	8	9	AB	R	H	RBI	BB	SO	LOB	BOTTOM								
Bud Harrelson, S OBP: 0.309, SLG: 0.299 (1, 6)	F9		6-3			5-3	1-3		P6	5	0	0	0	0	0	3									
Ted Martinez, R OBP: 0.314, SLG: 0.457 (1, 4)				1-3		FC6-4 1B		E6 2B	6-3	5	1	2	0	0	0	1									
Tommie Agee, R OBP: 0.367, SLG: 0.494 (1, 8)			K		G3-6 1B	FC6-4		4-3 1B 2B	6-3	5	1	2	1	0	1	3									
Rusty Staub, L OBP: 0.366, SLG: 0.378 (1, 9)			G3		G3-6	4-1		4-3		4	0	0	0	0	0	4									
Cleon Jones, R OBP: 0.353, SLG: 0.413 (1, 7)			1-3			G6-4-3 1B		FC1-6 SF8 1B	FC6-4 1B	4	1	3	1	0	0	0									
Jim Fregosi, R OBP: 0.337, SLG: 0.438 (1, 5)			5-3			G6-4-3 1B		FC1-6 1B	FC6-4 PB 1B	4	1	2	0	0	0	1									
Jim Beauchamp, R OBP: 0.154, SLG: 0.154 (1, 3)			1-3			G6-4-3		FC1-6 E	FC6-4 1B	4	0	1	1	0	0	4									
Jerry Grote, R OBP: 0.342, SLG: 0.371 (1, 2)			6-3					SF8	FC6-4	2	0	0	1	1	0	1									
Jim McAndrew, R Chuck Taylor, R Don Hahn, R Jerry Koosman, R Duffy Dyer, R (9, PH) OBP: 0.500, SLG: 0.714					G3			E6		2	0	0	0	0	0	0									
Inning Stats	R: 0 E: 0 K: 1 S: 6	H: 1 LOB: 1 BB: 0 P: 6	R: 0 E: 0 K: 0 S: 3	H: 0 LOB: 0 BB: 0 P: 3	R: 0 E: 0 K: 0 S: 3	H: 0 LOB: 0 BB: 0 P: 3	R: 0 E: 0 K: 0 S: 3	H: 1 LOB: 0 BB: 0 P: 3	R: 0 E: 0 K: 0 S: 4	H: 2 LOB: 2 BB: 1 P: 8	R: 0 E: 0 K: 0 S: 4	H: 1 LOB: 1 BB: 0 P: 4	R: 1 E: 1 K: 0 S: 6	H: 2 LOB: 2 BB: 0 P: 6	R: 3 E: 1 K: 0 S: 7	H: 3 LOB: 1 BB: 0 P: 7	R: 0 E: 0 K: 0 S: 4	H: 1 LOB: 1 BB: 0 P: 4	1B: 8 2B: 2 3B: 1 HR: 0	SF: 1 SAC: 0 DP: 2 HBP: 0	WP: 0 PB: 1 SB: 0 CS: 0	PA: 39			
PITCHER	IP	WLS	BF	H	R	ER	SO	BB	IBB	HBP	BLK	WP	HR	S	P	ERA	WHIP								
Tommy John, L ERA: 2.02 Pete Richert, L ERA: 4.26 (8, 1)	7.2	W	34	10	4	2	1	0	0	0	0	0	0	5	5	2.35	1.304								

Los Angeles Dodgers @ New York Mets
Shea Stadium, Flushing, NY
Thu May 11 1972, 7:05 PM EDT
Att: 20,433 - Unknown


livebaseballscores.com


AB 37
R 4
H 11
RBI 4
BB 1
SO 1
LOB 20



Batter	1	2	3	4	5	6	7	8	9	AB R H RBI BB SO LOB	TOP												
Bill Russell, R OBP: 0.510, SLG: 0.778 (1, 6)	F3	BB			F8	HR		PB 2B		4 1 2 1 1 0 0	Los Angeles Dodgers @ Philadelphia Phillies Veterans Stadium, Philadelphia, PA Fri May 12 1972, 7:05 PM EDT Att: 24,205 - Unknown												
Bill Buckner, L OBP: 0.224, SLG: 0.196 (1, 3)	F7	4-3			1B HR	G3		F7		5 1 1 0 0 0 3													
Willie Davis, L OBP: 0.306, SLG: 0.463 (1, 8)	E3			F9	1B HR	4-3		K		5 1 1 0 0 1 1													
Frank Robinson, R OBP: 0.379, SLG: 0.440 Manny Mota, R OBP: 0.236, SLG: 0.407 (6, 7)	BB			5-3	1B HR	E7 BB		K		2 1 1 3 2 0 0 1 0 0 0 0 1 2													
Willie Crawford, L OBP: 0.364, SLG: 0.661 (1, 7) (6, 9)	K			BB	2B	E7		4-3		4 1 1 0 1 1 5													
Billy Grabarkewitz, R OBP: 0.266, SLG: 0.190 (1, 5)		1B WP		K	K			6-3		5 1 2 0 0 2 2													
Duke Sims, L OBP: 0.194, SLG: 0.286 (1, 2)	F8			4-3	2B	4-3		G3		5 0 1 1 0 0 2													
Bobby Valentine, R OBP: 0.375, SLG: 0.231 (1, 4)	BB			5-3	IBB	K		PB 1B		4 0 2 1 1 1 1													
Don Sutton, R OBP: 0.211, SLG: 0.118 (1, 1)	K			K	3-1	K		F8		5 0 0 0 0 3 5													
Inning Stats	R: 0 E: 1 K: 1 S: 6	H: 0 LOB: 2 BB: 1 P: 10	R: 1 E: 0 K: 1 S: 7	H: 2 LOB: 2 BB: 1 P: 11	R: 0 E: 0 K: 1 S: 5	H: 0 LOB: 1 BB: 1 P: 9	R: 0 E: 0 K: 1 S: 5	H: 0 LOB: 0 BB: 0 P: 5	R: 4 E: 0 K: 1 S: 10	H: 5 LOB: 2 BB: 1 P: 14		R: 1 E: 1 K: 0 S: 4	H: 1 LOB: 1 BB: 1 P: 8	R: 0 E: 0 K: 2 S: 8	H: 1 LOB: 1 BB: 0 P: 8	R: 0 E: 0 K: 2 S: 9	H: 1 LOB: 2 BB: 0 P: 9	R: 0 E: 0 K: 0 S: 4	H: 1 LOB: 0 BB: 0 P: 4	1B: 6 2B: 3 3B: 0 HR: 2	SF: 0 SAC: 0 DP: 0 HBP: 0	WP: 1 PB: 2 SB: 2 CS: 0	PA: 45
PITCHER	IP WLS BF H R ER SO BB IBB HBP BLK WP HR S P ERA WHIP											PITCHER	IP WLS BF H R ER SO BB IBB HBP BLK WP HR S P ERA WHIP										
Dick Selma, R ERA: 3.4 (1, 1)	4.2 L 25 7 5 5 5 3 0 0 0 1 1 32 44 9.64 2.143																						
Ken Reynolds, L ERA: 1.23 (5, 1)	3.1 16 3 1 1 4 1 1 0 0 0 1 22 30 2.70 1.200																						
Chris Short, L ERA: 8.1 (9, 1)	1.0 4 1 0 0 0 0 0 0 0 0 0 4 4 0.00 1.000																						

Batter	1	2	3	4	5	6	7	8	9	AB R H RBI BB SO LOB	BOTTOM												
Larry Bowa, S OBP: 0.277, SLG: 0.263 (1, 6)	3-1		P6			1-3		K		4 0 0 0 0 1 0	Los Angeles Dodgers @ Philadelphia Phillies Veterans Stadium, Philadelphia, PA Fri May 12 1972, 7:05 PM EDT Att: 24,205 - Unknown												
Tim McCarver, L OBP: 0.325, SLG: 0.394 (1, 2)	F9		P6			P6		FC4 1B		4 0 1 0 0 0 0													
Willie Montanez, L OBP: 0.320, SLG: 0.400 (1, 8)	K				K	K		FC4 2B		4 1 0 0 0 3 1													
Greg Luzinski, R OBP: 0.364, SLG: 0.584 (1, 7)		K			4-3	6-3		2B		4 0 1 1 0 1 0													
Tom Hutton, L OBP: 0.373, SLG: 0.400 (1, 3)					3-1	E3		6-3		4 0 1 0 0 0 1													
Don Money, R OBP: 0.375, SLG: 0.432 (1, 5)		BB			FC4-6 1B	K		6-3		3 0 1 0 1 1 2													
Mike Anderson, R OBP: 0.286, SLG: 0.278 (1, 9)		F9			FC4-6 1-4-3	K				3 0 0 0 0 1 4													
Denny Doyle, L OBP: 0.354, SLG: 0.345 (1, 4)		K2-3			1-4-3	K		K		3 0 0 0 0 2 3													
Dick Selma, R Ken Reynolds, L (1, 1) (5, 1)					L6			5-3		1 0 0 0 0 1 0 1 0 0 0 0 0 1													
Deron Johnson, R OBP: 0.267, SLG: 0.425 Chris Short, R (9, 1)			K							1 0 0 0 0 0 0 0 0 0 0 0 0 0													
Inning Stats	R: 0 E: 0 K: 1 S: 5	H: 0 LOB: 0 BB: 0 P: 5	R: 0 E: 0 K: 2 S: 8	H: 1 LOB: 2 BB: 1 P: 12	R: 0 E: 0 K: 1 S: 5	H: 0 LOB: 0 BB: 0 P: 5	R: 0 E: 0 K: 1 S: 5	H: 0 LOB: 0 BB: 0 P: 5	R: 0 E: 0 K: 2 S: 8	H: 0 LOB: 1 BB: 0 P: 8	R: 0 E: 0 K: 2 S: 9	H: 0 LOB: 0 BB: 0 P: 9	R: 0 E: 0 K: 2 S: 7	H: 0 LOB: 1 BB: 0 P: 7	R: 1 E: 0 K: 0 S: 5	H: 2 LOB: 1 BB: 0 P: 5	1B: 2 2B: 2 3B: 0 HR: 0	SF: 0 SAC: 0 DP: 0 HBP: 0	WP: 0 PB: 0 SB: 0 CS: 0	PA: 33			
PITCHER	IP WLS BF H R ER SO BB IBB HBP BLK WP HR S P ERA WHIP											PITCHER	IP WLS BF H R ER SO BB IBB HBP BLK WP HR S P ERA WHIP										
Don Sutton, R ERA: 0.52 (1, 1)	9.0 W 33 4 1 1 10 1 0 0 0 0 0 52 56 1.00 0.556																						

Batter	1	2	3	4	5	6	7	8	9	AB	R	H	RBI	BB	SO	LOB	TOP			
Bill Russell, R OBP: 0.481, SLG: 0.740 (1, 6)	0-3 K		0-0 1B 2B	0-0 5-3		0-0 F9			0-0 F7	5	0	1	0	0	1	3	<p>Los Angeles Dodgers @ Philadelphia Phillies Veterans Stadium, Philadelphia, PA Sat May 13 1972, 7:05 PM EDT Att: 27,003 - Unknown</p> <p>livebaseballscorecards.com</p> <p>AB 33 R 3 H 8 RBI 1 BB 2 SO 6 LOB 21</p> 			
Manny Mota, R OBP: 0.290, SLG: 0.390 (1, 7)	0-0 5-3		0-0 B3		0-0 6-3 BB 1B		0-0 5-3		0-0 G3	5	0	1	0	0	0	2				
Willie Davis, L OBP: 0.304, SLG: 0.455 (1, 8)	0-0 4-3		0-0 2-3 1B		0-0 F8		0-0 G3			4	0	1	0	0	0	1				
Frank Robinson, R OBP: 0.374, SLG: 0.423 (1, 9)		0-3 K	0-3 K 1-2		4-0 6-3 BB 1B		0-0 F7			3	0	0	0	1	2	2				
Steve Garvey, R OBP: 0.349, SLG: 0.425 Bill Buckner, L OBP: 0.224, SLG: 0.196 (8, 3)		0-0 2B	0-0 F9		0-0 6-3			0-0 5-3		4	0	1	0	0	0	4				
Billy Grabarkewitz, R OBP: 0.250, SLG: 0.250 (1, 5)	0-0 5-3			0-0 1B 2B		0-0 6-3		1-0 6-3-5 HBP		0	0	0	0	0	0	0				
Chris Cannizzaro, R OBP: 0.395, SLG: 0.424 (1, 2)	0-3 K			0-0 F8		4-0 BB		0-0 5-3-5		3	0	0	0	1	1	3				
Bobby Valentine, R OBP: 0.400, SLG: 0.294 (1, 4)			0-0 E 1B		0-0 F7		0-3 K		0-0 SH1-4 1B	4	1	2	0	0	1	2				
Claude Osteen, L OBP: 0.333, SLG: 0.400 Jim Brewer, L (9, 1)			0-0 SH 1-H		0-0 2-H 1B		0-3 K		0-0 SH1-4	2	1	1	1	0	1	1				
Inning Stats	R: 0 E: 0 K: 1 S: 5	H: 0 LOB: 0 BB: 0 P: 5	R: 0 E: 0 K: 2 S: 8	H: 1 LOB: 1 BB: 0 P: 8	R: 2 E: 1 K: 1 S: 9	H: 3 LOB: 2 BB: 0 P: 9	R: 1 E: 0 K: 0 S: 5	H: 2 LOB: 1 BB: 0 P: 5	R: 0 E: 0 K: 0 S: 4	H: 1 LOB: 2 BB: 1 P: 8	R: 0 E: 0 K: 0 S: 3	H: 0 LOB: 0 BB: 0 P: 3	R: 0 E: 0 K: 0 S: 2	H: 0 LOB: 0 BB: 0 P: 3	R: 0 E: 0 K: 0 S: 4	H: 1 LOB: 1 BB: 0 P: 4	1B: 5 2B: 4 3B: 0 HR: 0	SF: 0 SAC: 2 DP: 1 HBP: 1	WP: 0 PB: 0 SB: 1 CS: 0	PA: 38
PITCHER	IP WLS BF H R ER SO BB IBB HBP BLK WP HR S P ERA WHIP	IP WLS BF H R ER SO BB IBB HBP BLK WP HR S P ERA WHIP																		
Steve Carlton, L ERA: 1.83 Barry Lersch, R ERA: 1.31 (1, 1) (8, 1)	7.0 L 31 7 3 2 6 2 0 0 0 0 0 0 41 49 2.57 1.286	2.0 7 1 0 0 0 0 0 0 1 0 0 0 6 7 0.00 0.500																		

Batter	1	2	3	4	5	6	7	8	9	AB	R	H	RBI	BB	SO	LOB	BOTTOM			
Larry Bowa, S OBP: 0.276, SLG: 0.255 (1, 6)	0-0 6-3		4-0 1B BB		0-0 6-3		0-0 G4-6-3			3	0	0	0	1	0	1	<p>Los Angeles Dodgers @ Philadelphia Phillies Veterans Stadium, Philadelphia, PA Sat May 13 1972, 7:05 PM EDT Att: 27,003 - Unknown</p> <p>livebaseballscorecards.com</p> <p>AB 33 R 1 H 8 RBI 1 BB 3 SO 1 LOB 15</p> 			
Terry Harmon, R OBP: 0.500, SLG: 0.517 (1, 4)	0-0 4-3		0-0 1-3 1B			0-0 F8		0-0 F8		4	0	1	0	0	0	0				
Willie Montanez, L OBP: 0.327, SLG: 0.404 (1, 8)	0-0 G3		0-0 F3			0-0 2B 1B		0-0 1B		4	1	2	0	0	0	2				
Greg Luzinski, R OBP: 0.369, SLG: 0.591 (1, 7)		0-0 L3		0-0 FC4-6 1B		0-0 1-H 2B		0-3 K		4	0	2	1	0	1	1				
Don Money, R OBP: 0.370, SLG: 0.417 (1, 5)		0-0 F8		0-0 F8		4-0 FC4-6 BB		0-0 F8		3	0	0	0	1	0	2				
Tim McCarver, L OBP: 0.321, SLG: 0.400 (1, 2)		0-0 2B		0-0 FC4-6 1-2		0-0 FC4-6 1-2		0-0 4-3		4	0	1	0	0	0	3				
Mike Anderson, R OBP: 0.284, SLG: 0.267 (1, 9)		0-0 F8		0-0 1-3		0-0 FC6-4 1-2		4-0 1B BB		3	0	0	0	1	0	4				
Tom Hutton, L OBP: 0.355, SLG: 0.379 Deron Johnson, R OBP: 0.283, SLG: 0.439 Roger Freed, R OBP: 0.300, SLG: 0.600 (1, 3) (9, PH) (9, FR)			0-0 3-1		0-0 1-3		0-0 G3		0-0 G1-6-3 1B	3	0	0	0	0	0	0				
Steve Carlton, L OBP: 0.318, SLG: 0.381 Pete Koegel, R OBP: 0.333, SLG: 0.200 Barry Lersch, S (7, PH) (8, 1) Byron Browne, R OBP: 0.429, SLG: 0.333 (9, PH)		0-0 F7		0-0 2-3		0-0 G4-6-3 1B		0-0 G1-6-3		2	0	0	0	0	0	0				
Inning Stats	R: 0 E: 0 K: 0 S: 3	H: 0 LOB: 0 BB: 0 P: 3	R: 0 E: 0 K: 0 S: 4	H: 1 LOB: 1 BB: 0 P: 4	R: 0 E: 0 K: 0 S: 4	H: 1 LOB: 1 BB: 0 P: 4	R: 0 E: 0 K: 0 S: 3	H: 0 LOB: 0 BB: 0 P: 3	R: 1 E: 0 K: 0 S: 5	H: 2 LOB: 2 BB: 1 P: 9	R: 0 E: 0 K: 0 S: 3	H: 1 LOB: 1 BB: 0 P: 3	R: 0 E: 0 K: 1 S: 6	H: 1 LOB: 1 BB: 0 P: 6	R: 0 E: 0 K: 0 S: 3	H: 1 LOB: 2 BB: 1 P: 7	1B: 6 2B: 2 3B: 0 HR: 0	SF: 0 SAC: 0 DP: 2 HBP: 0	WP: 0 PB: 0 SB: 0 CS: 0	PA: 36
PITCHER	IP WLS BF H R ER SO BB IBB HBP BLK WP HR S P ERA WHIP	IP WLS BF H R ER SO BB IBB HBP BLK WP HR S P ERA WHIP																		
Claude Osteen, L ERA: 1.27 Jim Brewer, L ERA: 0.99 (1, 1) (9, 1)	8.1 W 35 8 1 1 1 0 0 0 0 0 0 34 46 1.08 1.320	0.2 S 1 0 0 0 0 0 0 0 0 0 1 1 0.00 0.000																		

Batter	1	2	3	4	5	6	7	8	9	AB	R	H	RBI	BB	SO	LOB	TOP		
Bill Russell, R OBP: 0.444, SLG: 0.655 (1, 6)	F5		3-1		F9			5-3	FC1-4	5	0	0	0	0	0	4	Los Angeles Dodgers @ San Diego Padres San Diego Stadium, San Diego, CA Tue May 16 1972, 10:05 PM EDT Att: 13,326 - Unknown livebaseballscorecards.com		
Bill Buckner, L OBP: 0.276, SLG: 0.273 (1, 3)	1B			G6-4-3 1B		G3-6 1B		3B 1B	1-3	5	1	4	0	0	1				
Willie Davis, L OBP: 0.301, SLG: 0.467 (1, 8)	L4			F6		G3-6 1-2		FC2 3B		4	0	1	1	1	0	3			
Frank Robinson, R OBP: 0.364, SLG: 0.393 (1, 9)	K			G6-4-3 1-2		K		BB FC2 HBP		3	0	0	0	0	2				
Willie Crawford, L OBP: 0.347, SLG: 0.609 (1, 7)		F5			BB S BB		4-3	FC2 BB		3	0	0	0	1	0	2			
Billy Grabarkewitz, R OBP: 0.276, SLG: 0.233 (1, 5)	F9				F3 1-2		2B 1B	1-2 3-H 4-0		3	1	1	0	1	0	1			
Duke Sims, L OBP: 0.233, SLG: 0.317 (1, 2)	1-3				F9		1B 2B	F7		4	0	1	1	0	0	4			
Bobby Valentine, R OBP: 0.444, SLG: 0.348 (1, 4)			B2-4 1B		BB IBB		2H 1B	6-3		3	0	2	0	1	0	0			
Bill Singer, R OBP: 0.176, SLG: 0.125 (1, 1)			B2-4 1-2		1-2 2-3 BB		K	FC1-4 1B		3	0	1	0	1	1	2			
Inning Stats	R: 0 E: 0 K: 1 S: 6	H: 1 LOB: 1 BB: 0 P: 6	R: 0 E: 0 K: 0 S: 3	H: 0 LOB: 0 BB: 0 P: 3	R: 0 E: 0 K: 0 S: 3	H: 1 LOB: 0 BB: 0 P: 3	R: 0 E: 0 K: 0 S: 3	H: 1 LOB: 0 BB: 3 P: 15	R: 0 E: 0 K: 1 S: 5	H: 1 LOB: 0 BB: 0 P: 5	R: 1 E: 0 K: 1 S: 7	H: 3 LOB: 1 BB: 0 P: 7	R: 1 E: 0 K: 0 S: 5	H: 2 LOB: 3 BB: 1 P: 10	R: 0 E: 0 K: 0 S: 4	H: 1 LOB: 1 BB: 0 P: 4	1B: 8 2B: 2 3B: 1 HR: 0	SF: 0 SAC: 0 DP: 3 HBP: 1	WP: 0 PA: 38 PB: 0 SB: 1 CS: 0
PITCHER	IP WLS BF H R ER SO BB IBB HBP BLK WP HR S P ERA WHIP	IP WLS BF H R ER SO BB IBB HBP BLK WP HR S P ERA WHIP																	
Bill Greif, R ERA: 4.74 (1, 1)	7.1 L 29 8 2 2 3																		
Mark Schaeffer, L ERA: (8, 1)	0.0 1 1 0 0 0 0																		
Ed Acosta, R ERA: 2.25 (8, 1)	0.2 4 0 0 0 0 1																		
Mike Caldwell, L ERA: 2.12 (9, 1)	1.0 4 1 0 0 0 0																		

Batter	1	2	3	4	5	6	7	8	9	AB	R	H	RBI	BB	SO	LOB	BOTTOM				
Derrel Thomas, S OBP: 0.264, SLG: 0.263 (1, 4)	G6-4-3 1B			6-3		1-3			5-3	4	0	1	0	0	0	0	Los Angeles Dodgers @ San Diego Padres San Diego Stadium, San Diego, CA Tue May 16 1972, 10:05 PM EDT Att: 13,326 - Unknown livebaseballscorecards.com				
Enzo Hernandez, R OBP: 0.200, SLG: 0.202 (1, 6)	G6-4-3 1-2			CS BB				5-3	2	0	0	0	1	0	1						
Garry Jestadt, R OBP: 0.333, SLG: 0.471 (8, PH)	1-2									1	0	0	0	0	0						
Leron Lee, L OBP: 0.423, SLG: 0.563 (1, 7)	K			F7 1-2		4-3		1B		4	0	1	0	0	1						
Nate Colbert, R OBP: 0.310, SLG: 0.567 (1, 3)		F8			F8		1B BB	F9		3	0	0	0	1	0						
Larry Stahl, L OBP: 0.280, SLG: 0.289 (1, 9)		3-1			FC6-4 1B		1-2 1B			3	0	2	0	0	0						
Johnny Jeter, R OBP: 0.296, SLG: 0.419 (1, 8)			K		K		1-3			3	0	0	0	0	3						
Fred Kendall, R OBP: 0.233, SLG: 0.246 (1, 2)			K		FC6-4 1-2			F2		3	0	0	0	0	1						
Dave Campbell, R OBP: 0.333, SLG: 0.329 (1, 5)			K			6-3		K		3	0	0	0	0	2						
Bill Greif, R (1, 1)										2	0	0	0	0	1	0					
Mark Schaeffer, L (8, 1)										0	0	0	0	0	0	0					
Ed Acosta, S (8, 1)										0	0	0	0	0	0	0					
Jerry Morales, R (8, PH)										1	0	0	0	0	0	0					
Mike Caldwell, R (9, 1)										0	0	0	0	0	0	0					
Inning Stats	R: 0 E: 0 K: 1 S: 5	H: 1 LOB: 0 BB: 0 P: 5	R: 0 E: 0 K: 1 S: 5	H: 0 LOB: 0 BB: 0 P: 5	R: 0 E: 0 K: 3 S: 9	H: 0 LOB: 0 BB: 0 P: 9	R: 0 E: 0 K: 0 S: 2	H: 0 LOB: 0 BB: 1 P: 6	R: 0 E: 0 K: 0 S: 6	H: 1 LOB: 1 BB: 0 P: 6	R: 0 E: 0 K: 0 S: 3	H: 0 LOB: 0 BB: 0 P: 3	R: 0 E: 0 K: 0 S: 4	H: 1 LOB: 2 BB: 1 P: 8	R: 0 E: 0 K: 1 S: 5	H: 0 LOB: 0 BB: 0 P: 5	R: 0 E: 0 K: 0 S: 4	H: 1 LOB: 1 BB: 0 P: 4	1B: 4 2B: 0 3B: 0 HR: 0	SF: 0 SAC: 0 DP: 1 HBP: 0	WP: 0 PA: 31 PB: 0 SB: 0 CS: 1
PITCHER	IP WLS BF H R ER SO BB IBB HBP BLK WP HR S P ERA WHIP	IP WLS BF H R ER SO BB IBB HBP BLK WP HR S P ERA WHIP																			
Bill Singer, R (1, 1)	9.0 W 31 4 0 0 7																				

Batter	1	2	3	4	5	6	7	8	9	AB	R	H	RBI	BB	SO	LOB	TOP			
Bill Russell, R OBP: 0.418, SLG: 0.613 (1.6)	F2		K		F8		K			4	0	0	0	0	2	4	Los Angeles Dodgers @ San Diego Padres San Diego Stadium, San Diego, CA Wed May 17 1972, 10:05 PM EDT Att: 12,995 - Unknown livebaseballscores.com			
Manny Mota, R OBP: 0.284, SLG: 0.365 (1.7)	5-3		FC5-4			5-3		K		4	0	0	0	0	1	1				
Willie Davis, L OBP: 0.291, SLG: 0.452 (1.8)	4-3			F5		K		1-3		4	0	0	0	0	1	0				
Frank Robinson, R OBP: 0.379, SLG: 0.407 (1.9)		BB		BB		2B		6-3		2	0	1	0	2	0	0				
Steve Garvey, R OBP: 0.341, SLG: 0.412 (1.3)	L8			F9		K		G4-6-3 1B		4	0	1	0	0	1	3				
Billy Grabarkewitz, R OBP: 0.275, SLG: 0.235 (1.5)	K			F8			1B	G4-6-3 1B		4	0	1	0	0	1	3				
Chris Cannizzaro, R OBP: 0.372, SLG: 0.395 (1.2)	6-3			L6		F8		K		4	0	0	0	0	1	2				
Bobby Valentine, R OBP: 0.467, SLG: 0.385 (1.4)			K				1B			3	0	2	0	0	1	0				
Tommy John, R OBP: 0.125, SLG: 0.125 (7, PH)							1B			2	0	1	0	0	1	1				
Jim Lefebvre, S OBP: 0.299, SLG: 0.352 (7, PH)							K			1	0	0	0	0	0	2				
Hoyt Wilhelm, R OBP: 0.667, SLG: 0.667 (8.1)			FC5-4 1B				F7			0	0	0	0	0	0	0				
Inning Stats	R: 0 E: 0 K: 0 S: 3	H: 0 LOB: 0 BB: 0 P: 3	R: 0 E: 0 K: 1 S: 5	H: 0 LOB: 1 BB: 1 P: 9	R: 0 E: 0 K: 2 S: 8	H: 1 LOB: 1 BB: 0 P: 8	R: 0 E: 0 K: 0 S: 3	H: 0 LOB: 1 BB: 1 P: 7	R: 0 E: 0 K: 1 S: 6	H: 1 LOB: 1 BB: 0 P: 6	R: 0 E: 0 K: 2 S: 8	H: 1 LOB: 2 BB: 0 P: 7	R: 0 E: 0 K: 1 S: 5	H: 0 LOB: 0 BB: 0 P: 5	R: 0 E: 0 K: 1 S: 5	H: 1 LOB: 0 BB: 0 P: 5	1B: 5 2B: 1 3B: 0 HR: 0	SF: 0 SAC: 0 DP: 1 HBP: 0	WP: 0 PB: 0 SB: 0 CS: 0	PA: 34
PITCHER Fred Norman, L ERA: 1.9 (1.1)	IP: 9.0 WLS: W BF: 34 H: 6 R: 0 ER: 0 SO: 9 BB: 2 IBB: 0 HBP: 0 BLK: 0 WP: 0 HR: 0 S: 50 P: 58 ERA: 0.00 WHIP: 0.889															PITCHER				

Batter	1	2	3	4	5	6	7	8	9	AB	R	H	RBI	BB	SO	LOB	BOTTOM			
Derrel Thomas, S OBP: 0.274, SLG: 0.267 (1.4)	3-1 1-3 1B		SH3		F9			WP SH1-3 SF8 BB		2	1	1	0	1	0	0	Los Angeles Dodgers @ San Diego Padres San Diego Stadium, San Diego, CA Wed May 17 1972, 10:05 PM EDT Att: 12,995 - Unknown livebaseballscores.com			
Jerry Morales, R OBP: 0.343, SLG: 0.433 (1.9)	1-3		FC6			G1-4-3 BB		SH1-3		2	0	0	0	1	0	1				
Leron Lee, L OBP: 0.407, SLG: 0.541 (1.7)	3-1		F8			F7		SF8		3	0	0	0	0	0	3				
Garry Jestadt, R OBP: 0.316, SLG: 0.471 (6, PH)	2-3		2-H							0	0	0	1	0	0	0				
Larry Stahl, L OBP: 0.280, SLG: 0.289 (9.9)	2-3		2-3			G1-4-3				3	0	1	0	1	0	2				
Nate Colbert, R OBP: 0.317, SLG: 0.561 (1.3)	FC5-4 BB		F4			1-2		1B		4	0	0	0	0	0	3				
Johnny Jeter, R OBP: 0.284, SLG: 0.402 (1.8)	FC5-4			5-3			4-3	F8		4	0	0	0	0	0	3				
Bob Barton, R OBP: 0.208, SLG: 0.174 (1.2)		5-3		F9			L8			3	0	0	0	0	0	0				
Dave Campbell, R OBP: 0.333, SLG: 0.321 (1.5)		F7		L6			1B	BB		2	0	0	0	1	0	0				
Enzo Hernandez, R OBP: 0.204, SLG: 0.206 (1.6)		L5			5-3			1B		3	0	1	0	0	0	0				
Fred Norman, S OBP: 0.235, SLG: 0.294 (1.1)			SH3 E		1-3			1-3		3	1	1	0	0	0	2				
Inning Stats	R: 0 E: 0 K: 0 S: 4	H: 1 LOB: 2 BB: 1 P: 8	R: 0 E: 0 K: 0 S: 3	H: 0 LOB: 0 BB: 0 P: 3	R: 1 E: 1 K: 0 S: 5	H: 1 LOB: 1 BB: 0 P: 5	R: 0 E: 0 K: 0 S: 3	H: 0 LOB: 0 BB: 0 P: 3	R: 0 E: 0 K: 0 S: 2	H: 0 LOB: 0 BB: 1 P: 6	R: 0 E: 0 K: 0 S: 4	H: 1 LOB: 2 BB: 1 P: 8	R: 1 E: 0 K: 0 S: 4	H: 1 LOB: 1 BB: 1 P: 8	R: 1 E: 0 K: 0 S: 4	H: 1 LOB: 1 BB: 1 P: 8	1B: 4 2B: 0 3B: 0 HR: 0	SF: 1 SAC: 2 DP: 1 HBP: 0	WP: 1 PB: 0 SB: 0 CS: 0	PA: 32
PITCHER Tommy John, L ERA: 1.73 (1.1)	IP: 6.0 WLS: L BF: 22 H: 2 R: 1 ER: 1 SO: 0 BB: 2 IBB: 0 HBP: 0 BLK: 0 WP: 0 HR: 0 S: 20 P: 28 ERA: 0.00 WHIP: 0.667															PITCHER				
Hoyt Wilhelm, R ERA: 6.0 (7.1)	1.1	7	1	1	1	0	2	0	0	0	0	5	13	6.75	2.250					
Pete Richert, L ERA: 3.86 (8.1)	0.2	3	1	0	0	0	0	0	0	0	1	0	3	3	0.00	1.500				

Batter	1	2	3	4	5	6	7	8	9	10	11	AB	R	H	RBI	BB	SO	LOB	TOP		
Roger Metzger, S OBP: 0.265, SLG: 0.217 (1, 6)	1-3		6-3		FC6-4			1-3			4-3	5	0	0	0	1	0	5			
Cesar Cedeno, R OBP: 0.402, SLG: 0.443 (1, 8)								5-3		F3		4	0	0	0	1	1	1			
Jimmy Wynn, R OBP: 0.598, SLG: 0.568 (1, 9)	F5										1-3	5	1	1	0	0	1	2			
Lee May, R OBP: 0.396, SLG: 0.589 Bobby Fenwick, R OBP: 0.213, SLG: 0.400 Fred Gladding, L (11, 1)	F4																				
Bob Watson, R OBP: 0.358, SLG: 0.438 (11, 3)																					
Johnny Edwards, L OBP: 0.379, SLG: 0.466 (1, 2)																					
Doug Rader, R OBP: 0.292, SLG: 0.427 (1, 5)																					
Tommy Helms, R OBP: 0.235, SLG: 0.271 (1, 4)																					
Ken Forsch, R OBP: 0.263, SLG: 0.077 Jimmy Stewart, S OBP: 0.253, SLG: 0.414 George Culver, R OBP: 0.209, SLG: 0.200 Jim Ray, R OBP: 0.185, SLG: 0.333 Jesus Alvarado, R OBP: 0.462, SLG: 0.333 (11, 7)																					
Inning Stats	R: 0 E: 0 K: 0 S: 3	H: 0 LOB: 1 BB: 1 P: 7	R: 0 E: 0 K: 2 S: 7	H: 0 LOB: 1 BB: 1 P: 11	R: 0 E: 0 K: 1 S: 5	H: 0 LOB: 0 BB: 0 P: 5	R: 0 E: 0 K: 1 S: 5	H: 1 LOB: 2 BB: 1 P: 10	R: 0 E: 0 K: 1 S: 5	H: 0 LOB: 0 BB: 0 P: 5	R: 0 E: 0 K: 0 S: 3	H: 2 LOB: 1 BB: 1 P: 11	R: 0 E: 0 K: 0 S: 3	H: 0 LOB: 1 BB: 1 P: 7	R: 1 E: 1 K: 1 S: 7	H: 1 LOB: 3 BB: 2 P: 15	1B: 2 2B: 0 3B: 1 HR: 1	SF: 0 SAC: 1 DP: 0 HBP: 0	WP: 0 PB: 0 SB: 1 CS: 0	PA: 46	
PITCHER	IP: 9.0 WLS: 3 BF: 35 H: 3 R: 3 ER: 3 SO: 8 ERA: 0.89	IP: 2.0 WLS: 1 BF: 11 H: 1 R: 1 ER: 0 SO: 1 ERA: 0.96	IP: 1.0 WLS: 0 BF: 3 H: 1 R: 1 ER: 0 SO: 1 ERA: 0.96	IP: 1.0 WLS: 0 BF: 3 H: 1 R: 1 ER: 0 SO: 1 ERA: 0.96	IP: 1.0 WLS: 0 BF: 3 H: 1 R: 1 ER: 0 SO: 1 ERA: 0.96	IP: 1.0 WLS: 0 BF: 3 H: 1 R: 1 ER: 0 SO: 1 ERA: 0.96	IP: 1.0 WLS: 0 BF: 3 H: 1 R: 1 ER: 0 SO: 1 ERA: 0.96	IP: 1.0 WLS: 0 BF: 3 H: 1 R: 1 ER: 0 SO: 1 ERA: 0.96	IP: 1.0 WLS: 0 BF: 3 H: 1 R: 1 ER: 0 SO: 1 ERA: 0.96	IP: 1.0 WLS: 0 BF: 3 H: 1 R: 1 ER: 0 SO: 1 ERA: 0.96	IP: 1.0 WLS: 0 BF: 3 H: 1 R: 1 ER: 0 SO: 1 ERA: 0.96	IP: 1.0 WLS: 0 BF: 3 H: 1 R: 1 ER: 0 SO: 1 ERA: 0.96	IP: 1.0 WLS: 0 BF: 3 H: 1 R: 1 ER: 0 SO: 1 ERA: 0.96	IP: 1.0 WLS: 0 BF: 3 H: 1 R: 1 ER: 0 SO: 1 ERA: 0.96	IP: 1.0 WLS: 0 BF: 3 H: 1 R: 1 ER: 0 SO: 1 ERA: 0.96	IP: 1.0 WLS: 0 BF: 3 H: 1 R: 1 ER: 0 SO: 1 ERA: 0.96	IP: 1.0 WLS: 0 BF: 3 H: 1 R: 1 ER: 0 SO: 1 ERA: 0.96	IP: 1.0 WLS: 0 BF: 3 H: 1 R: 1 ER: 0 SO: 1 ERA: 0.96	IP: 1.0 WLS: 0 BF: 3 H: 1 R: 1 ER: 0 SO: 1 ERA: 0.96	IP: 1.0 WLS: 0 BF: 3 H: 1 R: 1 ER: 0 SO: 1 ERA: 0.96	IP: 1.0 WLS: 0 BF: 3 H: 1 R: 1 ER: 0 SO: 1 ERA: 0.96

Houston Astros @ Los Angeles Dodgers
Dodger Stadium, Los Angeles, CA
Thu May 18 1972, 7:05 PM PDT
Att: 35,739 - Unknown

AB 37
R 4
H 4
RBI 4
BB 8
SO 9
LOB 19



Batter	1	2	3	4	5	6	7	8	9	10	11	AB	R	H	RBI	BB	SO	LOB	BOTTOM			
Bill Russell, R OBP: 0.411, SLG: 0.597 (1, 6)																						
Bill Buckner, L OBP: 0.297, SLG: 0.283 (1, 3)																						
Willie Davis, L OBP: 0.301, SLG: 0.450 (1, 8)																						
Frank Robinson, R OBP: 0.394, SLG: 0.429 (1, 9)																						
Willie Crawford, L OBP: 0.346, SLG: 0.580 (1, 7)																						
Steve Garvey, R OBP: 0.323, SLG: 0.389 Jim Brewer, L (10, 1)																						
Manny Mota, R OBP: 0.279, SLG: 0.359 (11, PH)																						
Duke Sims, L OBP: 0.208, SLG: 0.283 (1, 2)																						
Bobby Valentine, R OBP: 0.543, SLG: 0.467 (1, 4)																						
Don Sutton, R OBP: 0.261, SLG: 0.190 Billy Grabarkewitz, R OBP: 0.268, SLG: 0.229 (10, 5)																						
Inning Stats	R: 1 E: 0 K: 0 S: 4	H: 1 LOB: 2 BB: 2 P: 12	R: 0 E: 0 K: 1 S: 5	H: 1 LOB: 0 BB: 0 P: 5	R: 1 E: 0 K: 0 S: 5	H: 3 LOB: 3 BB: 0 P: 5	R: 0 E: 0 K: 0 S: 5	H: 2 LOB: 2 BB: 0 P: 5	R: 0 E: 0 K: 0 S: 4	H: 2 LOB: 2 BB: 0 P: 4	R: 0 E: 0 K: 0 S: 5	H: 0 LOB: 1 BB: 1 P: 7	R: 0 E: 0 K: 2 S: 7	H: 0 LOB: 1 BB: 1 P: 11	R: 0 E: 0 K: 0 S: 4	H: 1 LOB: 2 BB: 2 P: 12	R: 0 E: 0 K: 1 S: 7	H: 1 LOB: 2 BB: 0 P: 7	1B: 13 2B: 2 3B: 0 HR: 0	SF: 0 SAC: 0 DP: 1 HBP: 0	WP: 0 PB: 0 SB: 2 CS: 0	PA: 51
PITCHER	IP: 7.0 WLS: 1 BF: 32 H: 11 R: 2 ER: 2 SO: 1 ERA: 3.26	IP: 1.1 WLS: 6 BF: 6 H: 0 R: 1 ER: 1 SO: 2 ERA: 2.49	IP: 1.2 WLS: 9 BF: 3 H: 0 R: 0 ER: 0 SO: 1 ERA: 1.85	IP: 1.0 WLS: 4 BF: 1 H: 0 R: 0 ER: 0 SO: 1 ERA: 1.42	IP: 1.1 WLS: 1 BF: 3 H: 1 R: 1 ER: 0 SO: 1 ERA: 0.96	IP: 1.1 WLS: 6 BF: 3 H: 1 R: 1 ER: 0 SO: 1 ERA: 0.96	IP: 1.1 WLS: 1 BF: 3 H: 1 R: 1 ER: 0 SO: 1 ERA: 0.96	IP: 1.1 WLS: 6 BF: 3 H: 1 R: 1 ER: 0 SO: 1 ERA: 0.96	IP: 1.1 WLS: 1 BF: 3 H: 1 R: 1 ER: 0 SO: 1 ERA: 0.96	IP: 1.1 WLS: 6 BF: 3 H: 1 R: 1 ER: 0 SO: 1 ERA: 0.96	IP: 1.1 WLS: 1 BF: 3 H: 1 R: 1 ER: 0 SO: 1 ERA: 0.96	IP: 1.1 WLS: 6 BF: 3 H: 1 R: 1 ER: 0 SO: 1 ERA: 0.96	IP: 1.1 WLS: 1 BF: 3 H: 1 R: 1 ER: 0 SO: 1 ERA: 0.96	IP: 1.1 WLS: 6 BF: 3 H: 1 R: 1 ER: 0 SO: 1 ERA: 0.96	IP: 1.1 WLS: 1 BF: 3 H: 1 R: 1 ER: 0 SO: 1 ERA: 0.96	IP: 1.1 WLS: 6 BF: 3 H: 1 R: 1 ER: 0 SO: 1 ERA: 0.96	IP: 1.1 WLS: 1 BF: 3 H: 1 R: 1 ER: 0 SO: 1 ERA: 0.96	IP: 1.1 WLS: 6 BF: 3 H: 1 R: 1 ER: 0 SO: 1 ERA: 0.96	IP: 1.1 WLS: 1 BF: 3 H: 1 R: 1 ER: 0 SO: 1 ERA: 0.96	IP: 1.1 WLS: 6 BF: 3 H: 1 R: 1 ER: 0 SO: 1 ERA: 0.96	IP: 1.1 WLS: 1 BF: 3 H: 1 R: 1 ER: 0 SO: 1 ERA: 0.96	

Houston Astros @ Los Angeles Dodgers
Dodger Stadium, Los Angeles, CA
Thu May 18 1972, 7:05 PM PDT
Att: 35,739 - Unknown

AB 45
R 3
H 15
RBI 3
BB 6
SO 5
LOB 23



Batter	1	2	3	4	5	6	7	8	9	AB	R	H	RBI	BB	SO	LOB	TOP			
Roger Metzger, S OBP: 0.272, SLG: 0.227	4-3		BB 1B		6-3		BB 1B			4	0	2	0	0	0	0				
Jimmy Stewart, S OBP: 0.235, SLG: 0.364	F8		F3		5-3		K			4	0	0	0	0	1	3				
Jimmy Wynn, R OBP: 0.402, SLG: 0.561	WP E 1B		K		BB			6-3		3	1	1	0	1	1	2				
Cesar Cedeno, R OBP: 0.397, SLG: 0.431	E5 1-H		BB		F8			6-3		3	0	0	0	1	0	1				
Bob Watson, R OBP: 0.346, SLG: 0.422	4-3		F9			5-3		F9		4	0	0	0	0	0	4				
Doug Rader, R OBP: 0.282, SLG: 0.412		5-3			F9		6-3		6-3	4	0	0	0	0	0	0				
Jack Hiatt, R OBP: 0.308, SLG: 0.273		5-3			L9					3	0	0	0	0	0	0				
Jesus Alou, R OBP: 0.417, SLG: 0.300						5-3			K	1	0	0	0	0	1	0				
Tommy Helms, R OBP: 0.245, SLG: 0.280		F4			FC6-4 1B		5-3			4	0	2	0	0	0	0				
Don Wilson, R OBP: 0.077, SLG: 0.077																				
Lee May, R OBP: 0.393, SLG: 0.583			BB 1B		FC6-4 1B		6-3		5-3	3	0	1	0	0	0	1				
										1	0	0	0	0	0	1				
Inning Stats	R: 1 E: 1 K: 0 S: 5	H: 1 LOB: 1 BB: 0 P: 5	R: 0 E: 0 K: 0 S: 3	H: 0 LOB: 0 BB: 0 P: 3	R: 0 E: 0 K: 1 S: 7	H: 2 LOB: 3 BB: 1 P: 11	R: 0 E: 0 K: 0 S: 4	H: 1 LOB: 1 BB: 0 P: 4	R: 0 E: 0 K: 0 S: 3	H: 0 LOB: 1 BB: 1 P: 7	R: 0 E: 0 K: 1 S: 6	H: 1 LOB: 1 BB: 0 P: 6	R: 0 E: 0 K: 0 S: 3	H: 0 LOB: 0 BB: 0 P: 3	R: 0 E: 0 K: 1 S: 6	H: 1 LOB: 1 BB: 0 P: 6	1B: 6 2B: 0 3B: 0 HR: 0	SF: 0 SAC: 0 DP: 0 HBP: 0	WP: 1 PB: 0 SB: 0 CS: 0	PA: 36
PITCHER Claude Osteen, L ERA: 1.05	IP: 9.0 WLS: W BF: 36 H: 6 R: 1 ER: 0 SO: 3 BB: 2 IBB: 0 HBP: 0 BLK: 0 WP: 1 HR: 0 S: 40 P: 48 ERA: 0.00 WHIP: 0.889																			

Houston Astros @ Los Angeles Dodgers
Dodger Stadium, Los Angeles, CA
Fri May 19 1972, 7:05 PM PDT
Att: 27,245 - Unknown

AB 34
R 1
H 6
RBI 0
BB 2
SO 3
LOB 12



Batter	1	2	3	4	5	6	7	8	9	AB	R	H	RBI	BB	SO	LOB	BOTTOM			
Bobby Valentine, R OBP: 0.487, SLG: 0.412	F6		F7		F4			1-3		4	0	0	0	0	0	2				
Bill Buckner, L OBP: 0.294, SLG: 0.297	4-3		1-H 2-H			1-3		6-3		4	0	1	2	0	0	0				
Willie Davis, L OBP: 0.294, SLG: 0.439	L9		4-3			F9				3	0	0	0	0	0	1				
Frank Robinson, R OBP: 0.393, SLG: 0.426		F5			F8		E 1B			3	0	1	0	0	0	0				
Willie Crawford, L OBP: 0.346, SLG: 0.583		K			1-3	G3				3	0	1	0	0	1	1				
Steve Garvey, R OBP: 0.313, SLG: 0.376		F9			1-3			5-3		3	0	0	0	0	0	1				
Duke Sims, L OBP: 0.216, SLG: 0.271			BB		F4			F9		2	0	0	0	1	0	1				
Bill Russell, R OBP: 0.395, SLG: 0.571			FC5-4 BB		F2			6-3		3	1	0	0	0	0	1				
Claude Osteen, L OBP: 0.333, SLG: 0.389			1-2 2B		3-1			4-3		3	1	1	0	0	0	0				
										1B: 2 2B: 2 3B: 0 HR: 0	SF: 0 SAC: 0 DP: 0 HBP: 0	WP: 0 PB: 0 SB: 0 CS: 0	PA: 29							
Inning Stats	R: 0 E: 0 K: 0 S: 3	H: 0 LOB: 0 BB: 0 P: 3	R: 0 E: 0 K: 1 S: 5	H: 0 LOB: 0 BB: 0 P: 5	R: 2 E: 0 K: 0 S: 5	H: 2 LOB: 1 BB: 1 P: 9	R: 0 E: 0 K: 0 S: 4	H: 1 LOB: 1 BB: 0 P: 4	R: 0 E: 1 K: 0 S: 3	H: 0 LOB: 1 BB: 0 P: 4	R: 0 E: 0 K: 0 S: 3	H: 0 LOB: 0 BB: 0 P: 3	R: 0 E: 0 K: 0 S: 3	H: 0 LOB: 0 BB: 0 P: 3	R: 0 E: 0 K: 0 S: 3	H: 0 LOB: 0 BB: 0 P: 3	1B: 2 2B: 2 3B: 0 HR: 0	SF: 0 SAC: 0 DP: 0 HBP: 0	WP: 0 PB: 0 SB: 0 CS: 0	PA: 29
PITCHER Don Wilson, R ERA: 3.44	IP: 8.0 WLS: L BF: 29 H: 4 R: 2 ER: 2 SO: 1 BB: 1 IBB: 0 HBP: 0 BLK: 0 WP: 0 HR: 0 S: 30 P: 34 ERA: 2.25 WHIP: 0.625																			

Houston Astros @ Los Angeles Dodgers
Dodger Stadium, Los Angeles, CA
Fri May 19 1972, 7:05 PM PDT
Att: 27,245 - Unknown

AB 28
R 2
H 4
RBI 2
BB 1
SO 1
LOB 7



Batter	1	2	3	4	5	6	7	8	9	AB	R	H	RBI	BB	SO	LOB	TOP										
Roger Metzger, S (1, 6) OBP: 0.271, SLG: 0.228	0-0 4-3		0-0 1B			0-0 6-3		0-0 FC6-4		4	0	1	0	0	0	1											
Cesar Cedeno, R (1, 8) OBP: 0.394, SLG: 0.416	0-0 1-3		0-0 F3			0-0 E6		0-0 F6		4	0	0	0	0	0	1											
Jimmy Wynn, R (1, 9) OBP: 0.390, SLG: 0.542	0-0 6-3			0-0 E6		0-0 1-3		0-0 F3		4	0	0	0	0	0	1											
Lee May, R (1, 3) OBP: 0.378, SLG: 0.560		0-0 F9		0-0 6-3		0-0 L5		0-3 K		4	0	0	0	0	1	1											
Bob Watson, R (1, 7) OBP: 0.346, SLG: 0.414		4-0 FC5-4 BB		0-0 4-3		0-0 6-3				2	0	0	0	1	0	1											
Doug Radler, R (1, 5) OBP: 0.276, SLG: 0.402		0-0 FC5-4 FC4-6		0-0 1-3		0-3 K				3	0	0	0	0	1	2											
Jack Hiatt, R (1, 2) OBP: 0.250, SLG: 0.214		0-0 FC4-6			0-0 F8			0-0 6-3		3	0	0	0	0	0	1											
Tommy Helms, R (1, 4) OBP: 0.239, SLG: 0.272			0-0 F4		0-0 F8			0-0 6-3		3	0	0	0	0	0	0											
Dave Roberts, L (1, 1) OBP: 0.250, SLG: 0.267			0-3 K		0-0 4-3			0-0 FC6-4		2	0	0	0	0	1	0											
Jesus Alou, R (8, PH) OBP: 0.462, SLG: 0.364										1	0	1	0	0	0	0											
George Culver, R (8, 1)										0	0	0	0	0	0	0											
Inning Stats	R: 0 E: 0 K: 0 S: 3	H: 0 LOB: 0 BB: 0 P: 3	R: 0 E: 0 K: 0 S: 3	H: 0 LOB: 1 BB: 1 P: 7	R: 0 E: 0 K: 1 S: 6	H: 1 LOB: 1 BB: 0 P: 6	R: 0 E: 1 K: 0 S: 4	H: 0 LOB: 1 BB: 0 P: 4	R: 0 E: 0 K: 0 S: 3	H: 0 LOB: 0 BB: 0 P: 3	R: 0 E: 0 K: 1 S: 5	H: 0 LOB: 0 BB: 0 P: 5	R: 0 E: 0 K: 0 S: 4	H: 1 LOB: 1 BB: 0 P: 4	R: 0 E: 0 K: 1 S: 5	H: 0 LOB: 0 BB: 0 P: 5	1B: 2 2B: 1 3B: 0 HR: 0	SF: 0 SAC: 0 DP: 1 HBP: 0	WP: 0 PB: 0 SB: 0 CS: 0	PA: 31							
PITCHER	IP	WLS	BF	H	R	ER	SO	BB	IBB	HBP	BLK	WP	HR	S	P	ERA	WHIP										
Al Downing, L (1, 1) ERA: 2.32	9.0	W	31	2	0	0	3	1	0	0	0	0	0	36	40	0.00	0.333										

Houston Astros @ Los Angeles Dodgers
Dodger Stadium, Los Angeles, CA
Sat May 20 1972, 7:05 PM PDT
Att: 31,256 - Unknown

AB	30
R	0
H	2
RBI	0
BB	1
SO	3
LOB	8



Batter	1	2	3	4	5	6	7	8	9	AB	R	H	RBI	BB	SO	LOB	BOTTOM										
Bobby Valentine, R (1, 4) OBP: 0.465, SLG: 0.474	0-0 HR		0-0 F8		0-0 F9			0-0 F9		4	1	1	1	0	0	0											
Manny Mota, R (1, 7) OBP: 0.278, SLG: 0.368	0-0 4-3 2B		0-3 K		0-0 L8			0-0 L7		4	0	1	0	0	1	0											
Willie Davis, L (1, 8) OBP: 0.286, SLG: 0.426	0-0 4-3			0-0 G3		0-0 F9		0-0 F9		4	0	0	0	0	0	1											
Frank Robinson, R (1, 9) OBP: 0.391, SLG: 0.423	0-0 L5			0-0 4-3 2B		0-0 F3				3	1	1	0	0	0	1											
Wes Parker, S (1, 3) OBP: 0.361, SLG: 0.301	0-0 F7			0-0 4-3		0-0 F4				3	0	0	0	0	0	2											
Steve Garvey, R (1, 5) OBP: 0.314, SLG: 0.385		0-0 4-3		0-0 1B		0-0 6-3				3	1	1	1	0	0	0											
Chris Cannizzaro, R (1, 2) OBP: 0.370, SLG: 0.390		0-0 F4		0-0 2B		0-0 5-3				3	0	1	1	0	0	0											
Bill Russell, R (1, 6) OBP: 0.392, SLG: 0.556		0-0 4-3		0-0 1B		0-0 6-3				2	0	0	0	1	0	0											
Al Downing, R (1, 1) OBP: 0.235, SLG: 0.250			0-0 4-3		0-0 6-3			0-0 1-3		3	0	0	0	0	0	2											
Inning Stats	R: 1 E: 0 K: 0 S: 5	H: 2 LOB: 1 BB: 0 P: 5	R: 0 E: 0 K: 0 S: 3	H: 0 LOB: 0 BB: 0 P: 3	R: 0 E: 0 K: 1 S: 5	H: 0 LOB: 0 BB: 0 P: 5	R: 2 E: 0 K: 0 S: 6	H: 3 LOB: 2 BB: 1 P: 10	R: 0 E: 0 K: 0 S: 3	H: 0 LOB: 0 BB: 0 P: 3	R: 0 E: 0 K: 0 S: 3	H: 0 LOB: 0 BB: 0 P: 3	R: 0 E: 0 K: 0 S: 3	H: 0 LOB: 0 BB: 0 P: 3	R: 0 E: 0 K: 0 S: 3	H: 0 LOB: 0 BB: 0 P: 3	1B: 2 2B: 2 3B: 0 HR: 1	SF: 0 SAC: 0 DP: 0 HBP: 0	WP: 0 PB: 0 SB: 0 CS: 0	PA: 30							
PITCHER	IP	WLS	BF	H	R	ER	SO	BB	IBB	HBP	BLK	WP	HR	S	P	ERA	WHIP										
Dave Roberts, L (1, 1) ERA: 4.4	7.0	L	27	5	3	3	1	1	0	0	0	0	0	28	32	3.86	0.857										
George Culver, R (8, 1) ERA: 2.35	1.0		3	0	0	0	0	0	0	0	0	0	0	3	3	0.00	0.000										

Houston Astros @ Los Angeles Dodgers
Dodger Stadium, Los Angeles, CA
Sat May 20 1972, 7:05 PM PDT
Att: 31,256 - Unknown

AB	29
R	3
H	5
RBI	3
BB	1
SO	1
LOB	6



Batter	1	2	3	4	5	6	7	8	9	AB	R	H	RBI	BB	SO	LOB	TOP										
Bobby Bonds, R OBP: 0.310, SLG: 0.469 (1, 9)										3	2	1	0	2	0	2	San Francisco Giants @ Los Angeles Dodgers Dodger Stadium, Los Angeles, CA Mon May 22 1972, 7:05 PM PDT Att: 23,086 - Unknown										
Tito Fuentes, S OBP: 0.291, SLG: 0.371 Chris Arnold, R OBP: 0.375, SLG: 0.439 (1, 4) (4, 4)										3	1	1	0	0	1	4											
Ed Goodson, L OBP: 0.357, SLG: 0.538 (1, 3)										5	1	2	0	0	0	0											
Dave Kingman, R OBP: 0.309, SLG: 0.532 (1, 5)										4	2	2	5	1	1	0											
Chris Speier, R OBP: 0.340, SLG: 0.444 (1, 6)										4	1	1	1	0	0	0											
Ken Henderson, S OBP: 0.284, SLG: 0.309 (1, 8)										4	1	1	2	1	1	2											
Bernie Williams, R OBP: 0.250, SLG: 0.353 (1, 7)										5	1	2	1	0	0	0											
Dave Rader, L OBP: 0.282, SLG: 0.324 (1, 2)										3	0	0	0	1	0	2											
Sam McDowell, L OBP: 0.208, SLG: 0.174 Jim Barr, R (8, 1)										4	0	1	0	0	2	2											
Inning Stats	R: 1 E: 0 K: 0 S: 5	H: 2 LOB: 2 BB: 1 P: 9	R: 0 E: 0 K: 1 S: 5	H: 0 LOB: 0 BB: 0 P: 5	R: 5 E: 0 K: 1 S: 10	H: 5 LOB: 3 BB: 3 P: 22	R: 0 E: 0 K: 1 S: 5	H: 0 LOB: 0 BB: 0 P: 5	R: 0 E: 0 K: 1 S: 6	H: 1 LOB: 2 BB: 1 P: 10	R: 3 E: 0 K: 0 S: 6	H: 3 LOB: 0 BB: 0 P: 6	R: 0 E: 0 K: 0 S: 3	H: 0 LOB: 0 BB: 0 P: 3	R: 0 E: 0 K: 0 S: 3	H: 0 LOB: 0 BB: 0 P: 5	R: 0 E: 0 K: 1 S: 5	H: 0 LOB: 0 BB: 0 P: 5	1B: 6 2B: 1 3B: 0 HR: 4	SF: 1 SAC: 0 DP: 0 HBP: 0	WP: 0 PB: 0 SB: 0 CS: 0	PA: 43					
PITCHER	IP	WLS	BF	H	R	ER	SO	BB	IBB	HBP	BLK	WP	HR	S	P	ERA	WHIP										
Tommy John, L ERA: 2.84 (1, 1)	2.2		16	6	6	6	1	2	0	0	0	0	2	16	24	20.25	3.000										
Mike Strahler, R ERA: 7.39 (3, 1)	3.0	L	17	5	3	3	3	3	0	0	0	0	2	20	32	9.00	2.667										
Pete Mikkelsen, R ERA: 5.91 (6, 1)	0.1		0	0	0	0	0	0	0	0	0	0	0	1	1	0.00	0.000										
Hoyt Wilhelm, R ERA: 4.5 (7, 1)	2.0		6	0	0	0	0	0	0	0	0	0	0	6	6	0.00	0.000										
Pete Richert, L ERA: 3.89 (9, 1)	1.0		3	0	0	0	1	0	0	0	0	0	0	5	5	0.00	0.000										

Batter	1	2	3	4	5	6	7	8	9	AB	R	H	RBI	BB	SO	LOB	BOTTOM										
Bobby Valentine, R OBP: 0.412, SLG: 0.435 (1, 4)										4	2	1	0	0	0	1	San Francisco Giants @ Los Angeles Dodgers Dodger Stadium, Los Angeles, CA Mon May 22 1972, 7:05 PM PDT Att: 23,086 - Unknown										
Willie Crawford, L OBP: 0.341, SLG: 0.575 (8, PH) Pete Richert, L OBP: 0.667, SLG: 0.667 (9, 1)										5	2	2	1	0	0	1											
Manny Mota, R OBP: 0.296, SLG: 0.434 (1, 7)										5	2	3	3	0	0	1											
Willie Davis, L OBP: 0.289, SLG: 0.448 (1, 8)										2	1	0	0	3	0	3											
Frank Robinson, R OBP: 0.387, SLG: 0.398 (1, 9)										5	1	0	0	0	1	7											
Wes Parker, S OBP: 0.370, SLG: 0.313 (1, 3)										5	1	0	0	0	1	7											
Steve Garvey, R OBP: 0.305, SLG: 0.375 Maury Wills, S OBP: 0.159, SLG: 0.167 (1, 5) (9, FR)										5	0	2	2	0	1	2											
Chris Cannizzaro, R OBP: 0.340, SLG: 0.354 Duke Sims, L OBP: 0.212, SLG: 0.265 (1, 2) (9, PH)										4	0	0	0	0	0	3											
Bill Russell, R OBP: 0.388, SLG: 0.551 (1, 6)										4	0	2	2	0	0	1											
Inning Stats	R: 0 E: 0 K: 0 S: 3	H: 0 LOB: 0 BB: 0 P: 3	R: 2 E: 1 K: 0 S: 4	H: 1 LOB: 1 BB: 1 P: 8	R: 2 E: 0 K: 0 S: 6	H: 3 LOB: 1 BB: 0 P: 6	R: 0 E: 0 K: 1 S: 5	H: 0 LOB: 0 BB: 0 P: 5	R: 2 E: 0 K: 0 S: 4	H: 1 LOB: 1 BB: 2 P: 12	R: 0 E: 0 K: 0 S: 4	H: 1 LOB: 1 BB: 0 P: 4	R: 0 E: 1 K: 1 S: 6	H: 0 LOB: 2 BB: 1 P: 10	R: 0 E: 0 K: 1 S: 6	H: 1 LOB: 2 BB: 1 P: 10	R: 2 E: 0 K: 0 S: 6	H: 3 LOB: 1 BB: 0 P: 6	1B: 5 2B: 3 3B: 1 HR: 1	SF: 0 SAC: 0 DP: 0 HBP: 0	WP: 0 PB: 0 SB: 0 CS: 0	PA: 43					
PITCHER	IP	WLS	BF	H	R	ER	SO	BB	IBB	HBP	BLK	WP	HR	S	P	ERA	WHIP										
Sam McDowell, L ERA: 3.75 (1, 1)	7.2		36	7	6	4	2	5	0	0	0	0	1	35	55	4.70	1.565										
Jim Barr, R ERA: 3.45 (8, 1)	1.1	S	7	3	2	2	1	0	0	0	0	0	0	9	9	13.50	2.250										

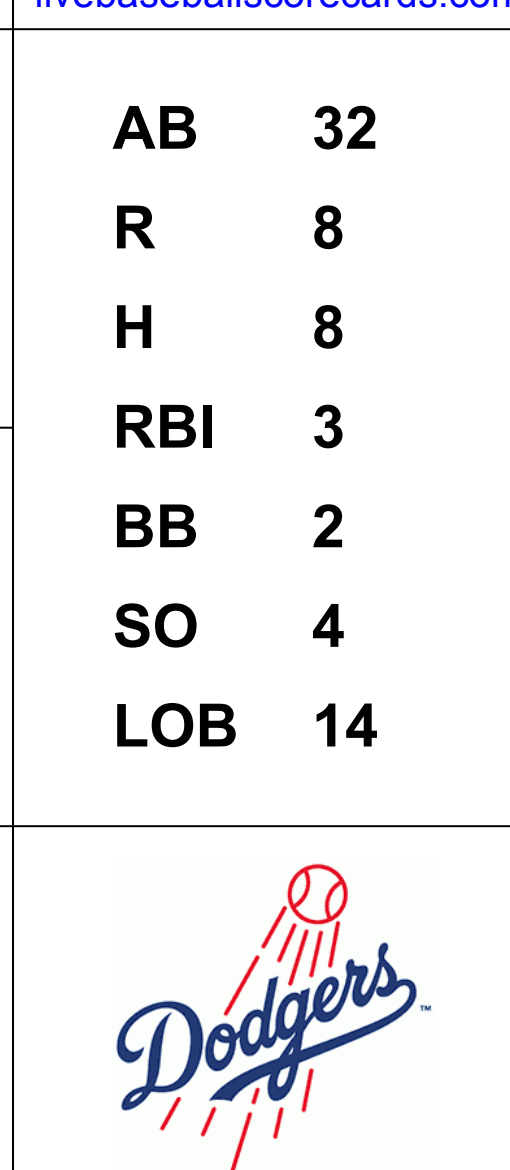


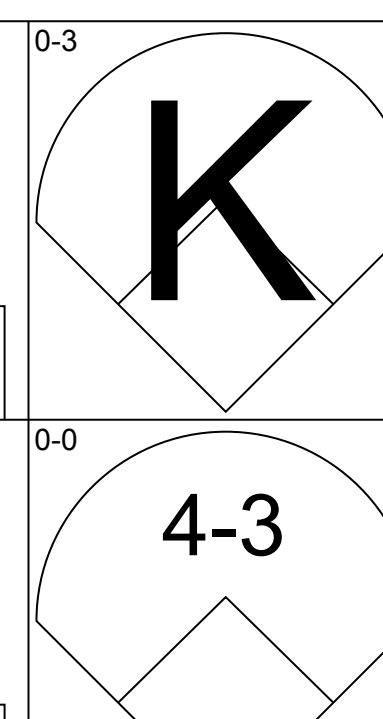
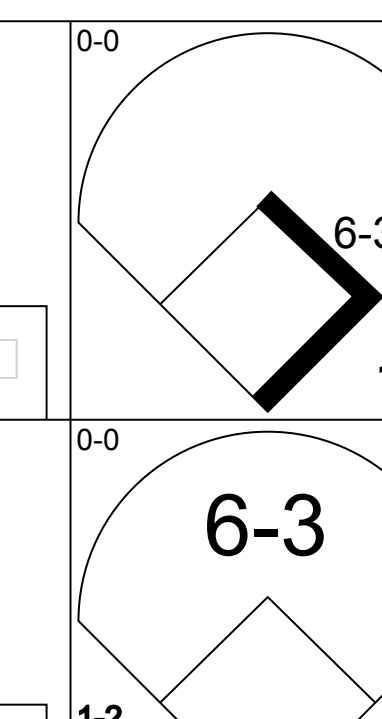
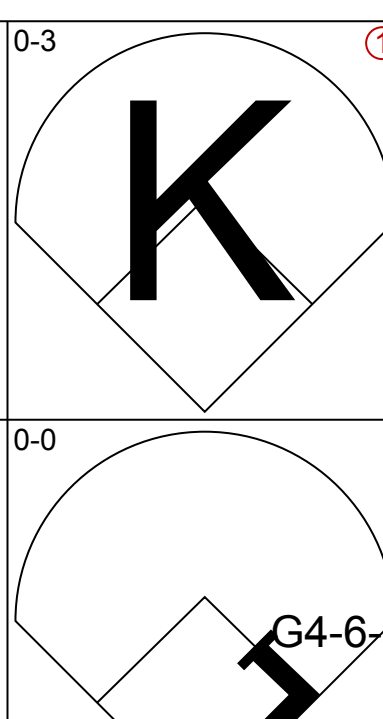
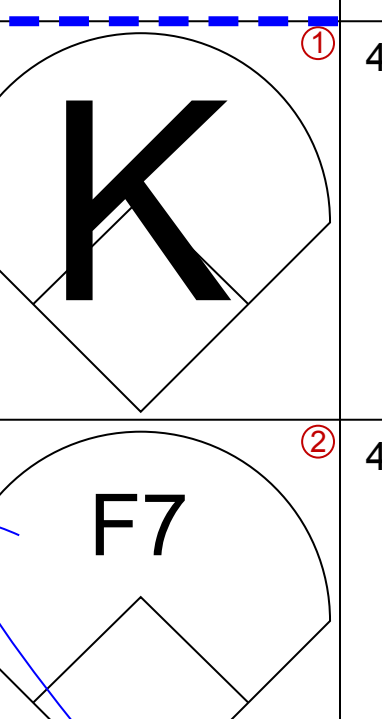
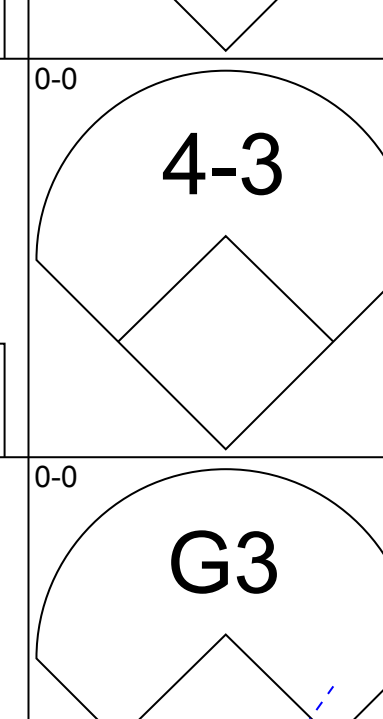
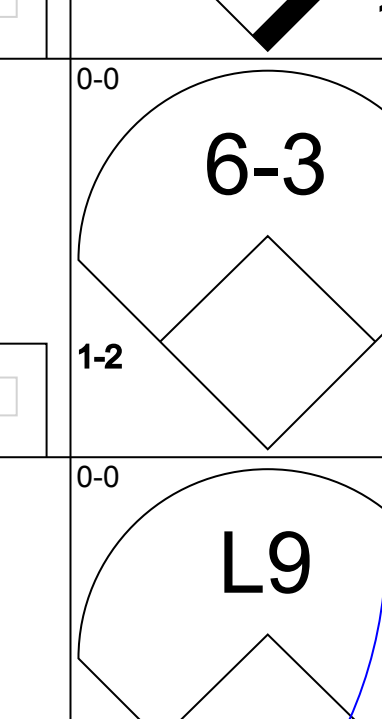
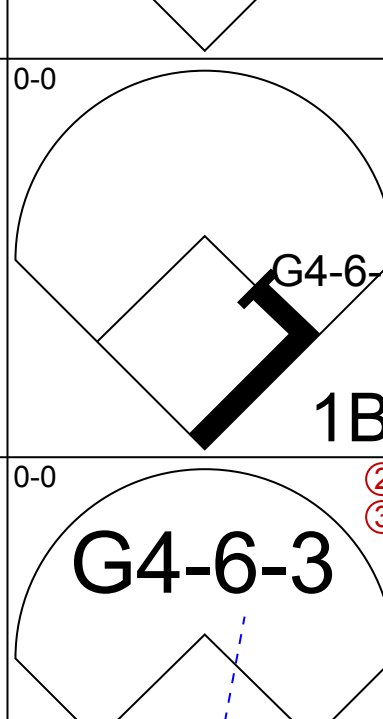
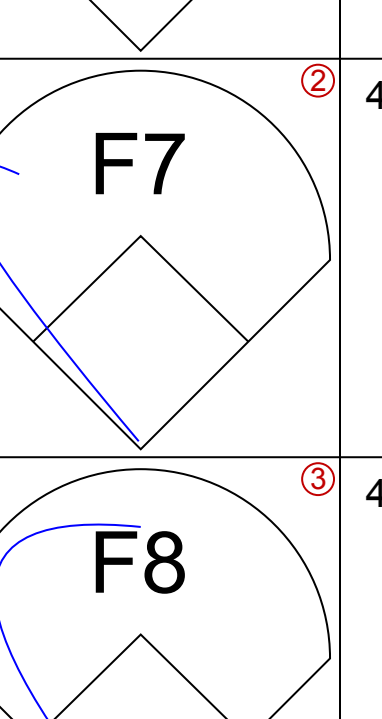
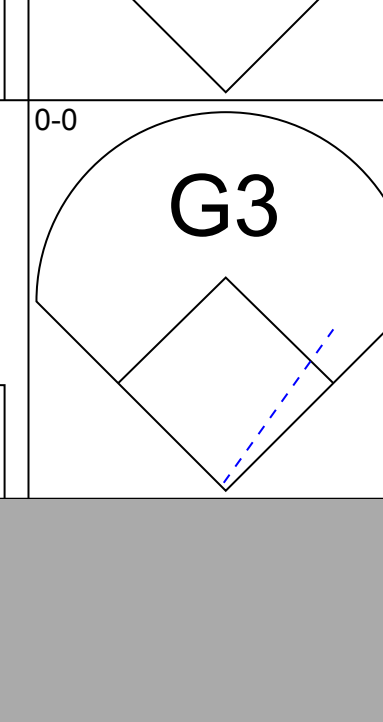
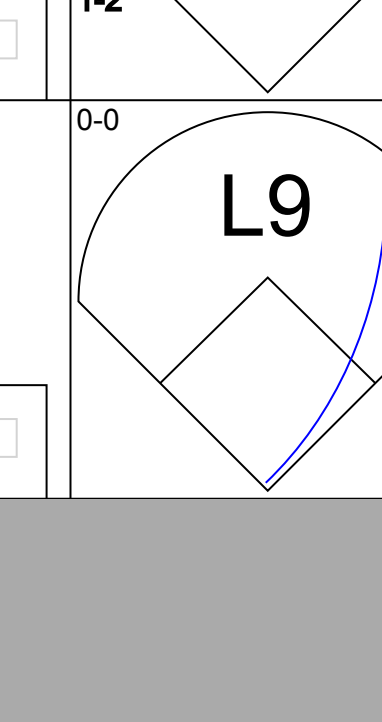
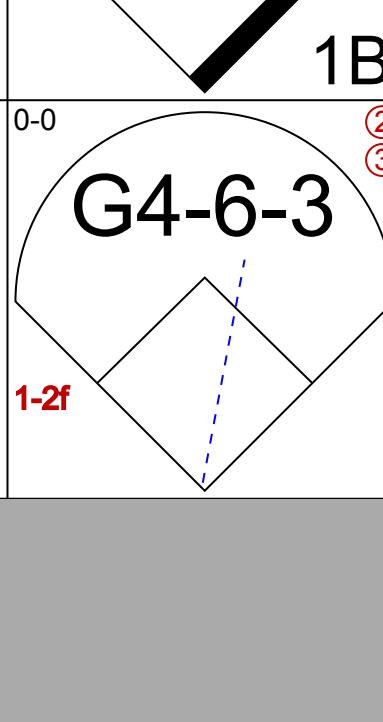
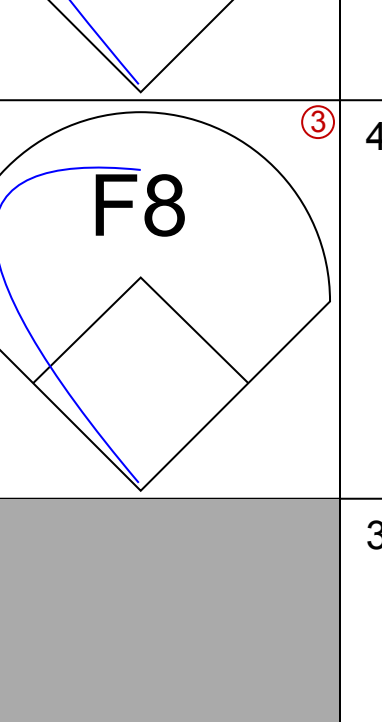
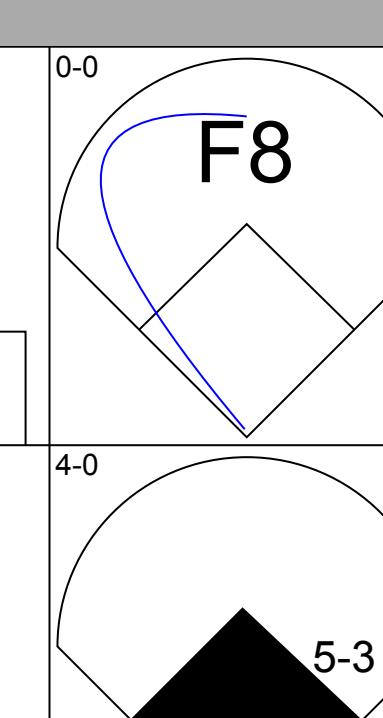
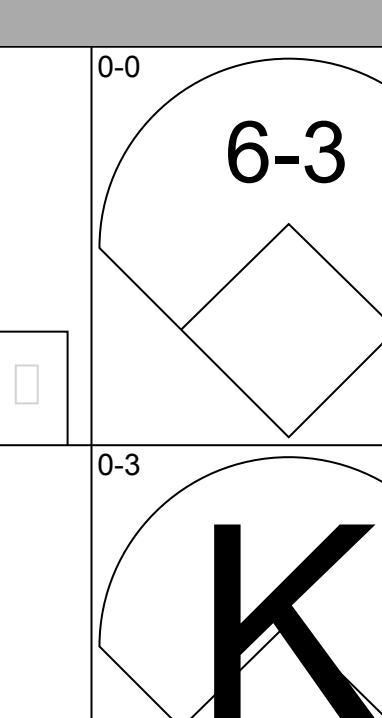
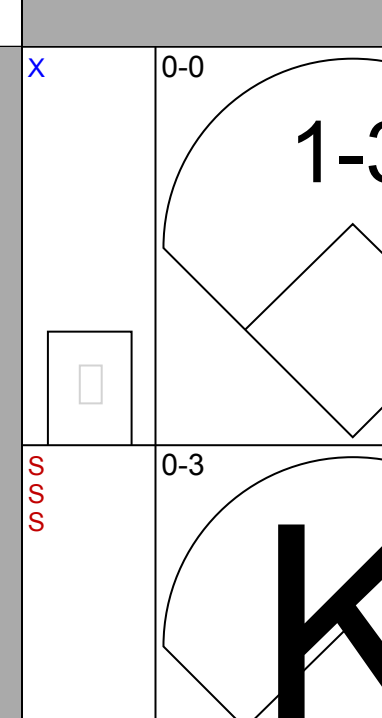
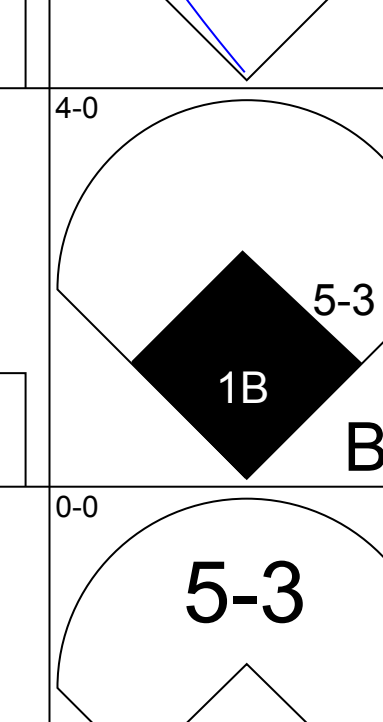
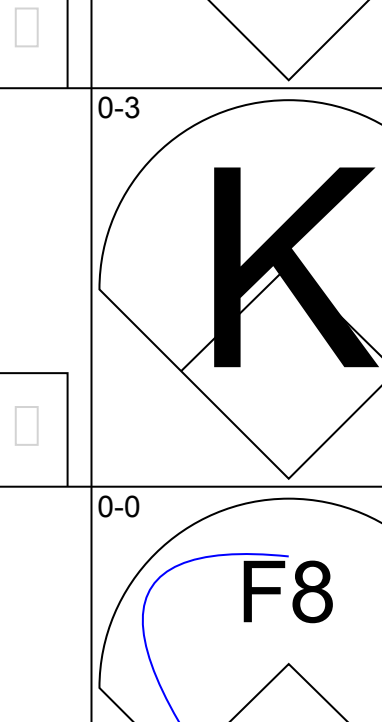
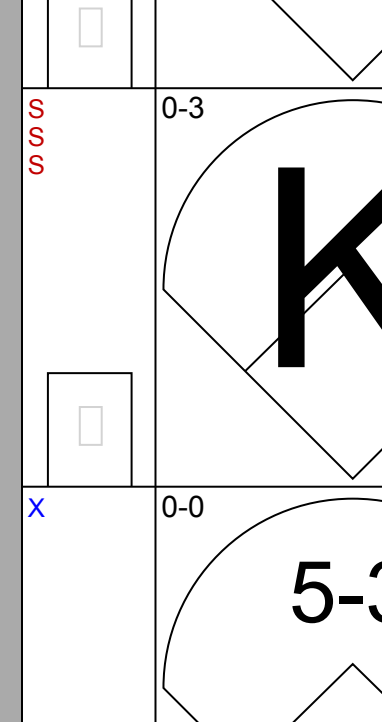
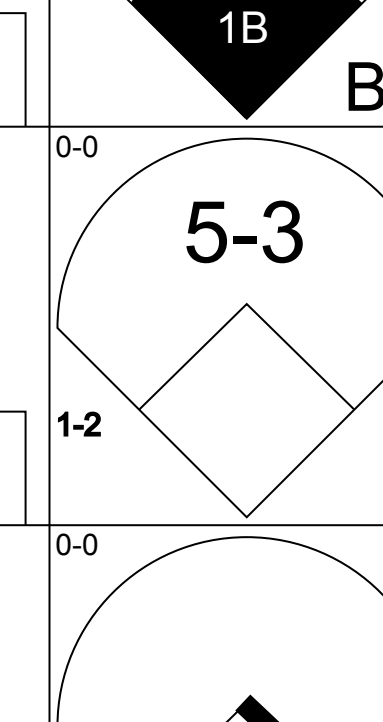
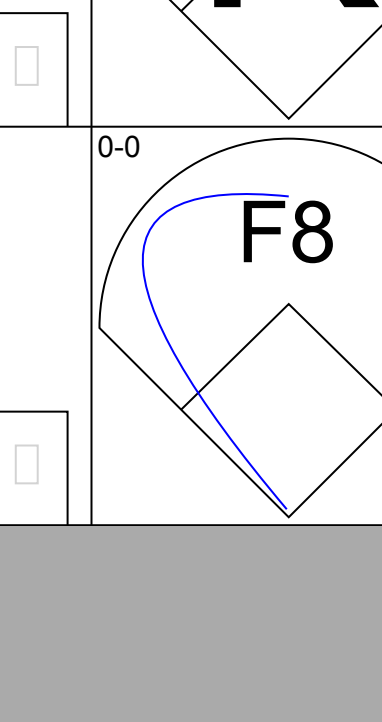
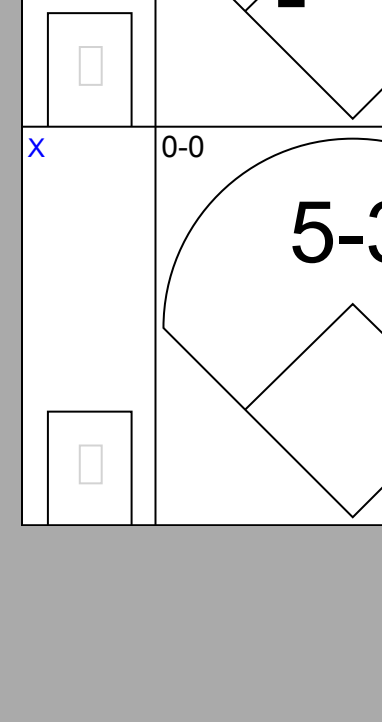
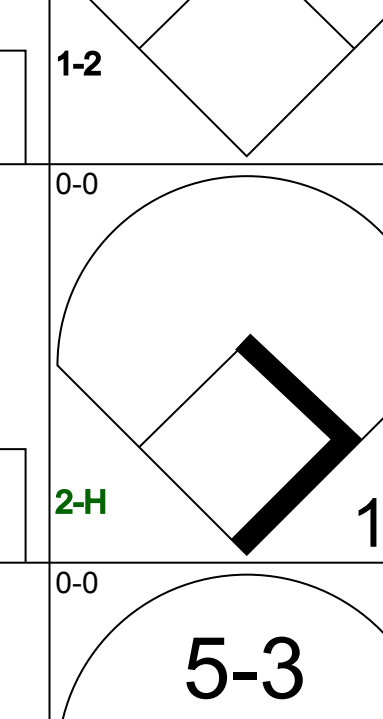
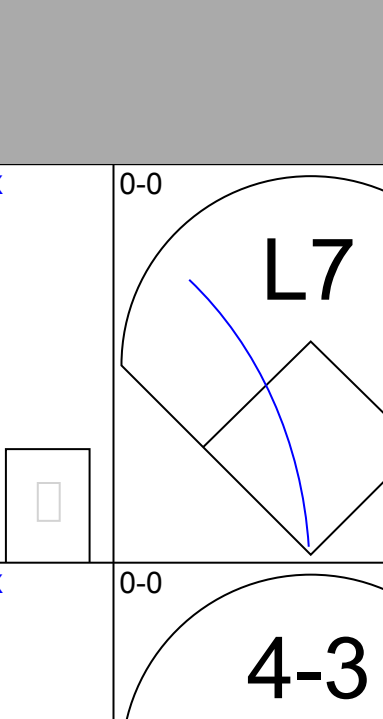
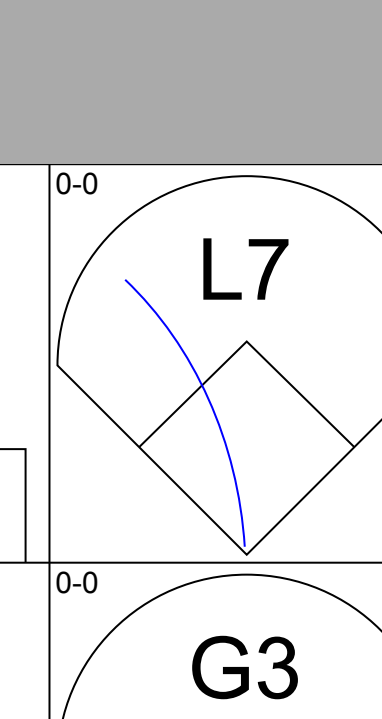
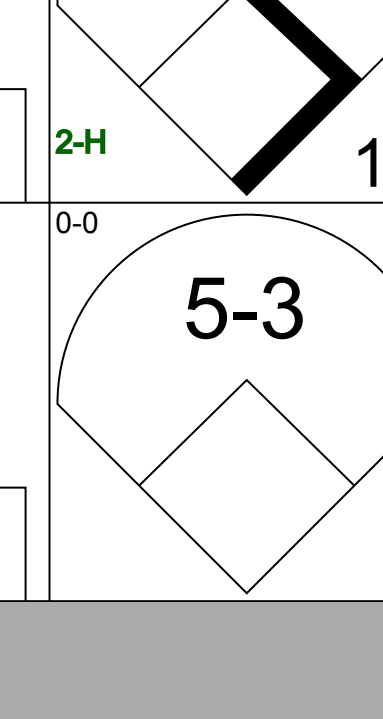
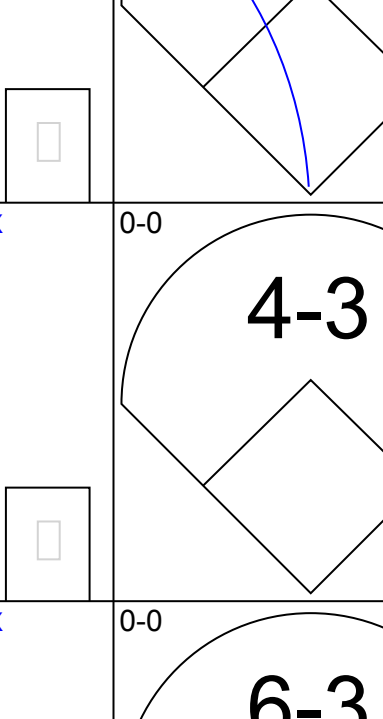
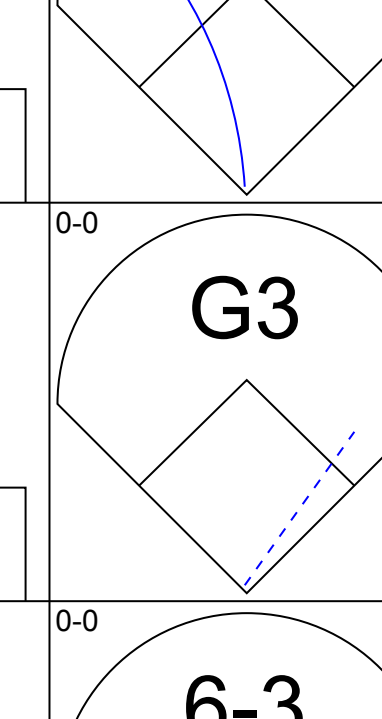
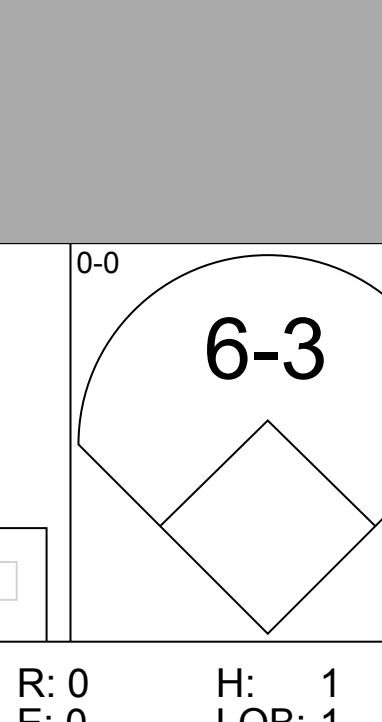
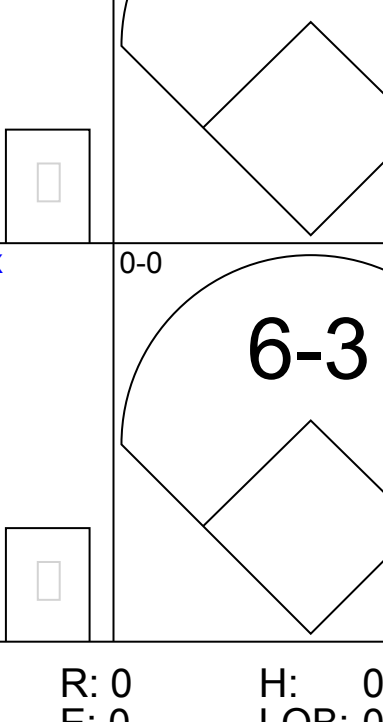
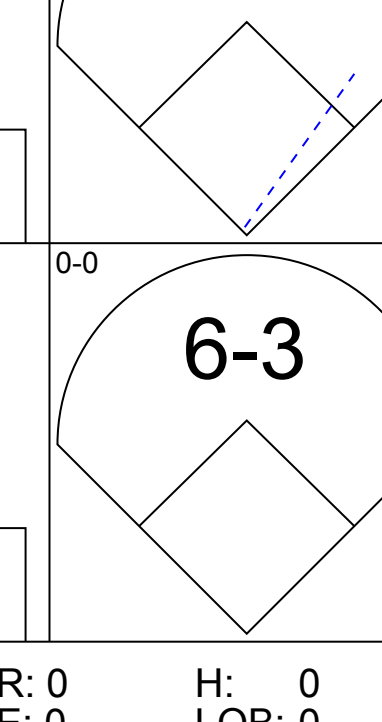
Batter	1	2	3	4	5	6	7	8	9	AB	R	H	RBI	BB	SO	LOB	TOP					
Bobby Bonds, R OBP: 0.307, SLG: 0.480	0-3 K		0-0 HR		0-0 E5 1B		0-0 F9		0-0 F7	5	1	1	1	0	1	1	San Francisco Giants @ Los Angeles Dodgers Dodger Stadium, Los Angeles, CA Tue May 23 1972, 7:05 PM PDT Att: 25,562 - Unknown					
Chris Arnold, R OBP: 0.365, SLG: 0.422	0-0 F9		0-0 F8		0-0 1-3 1B		0-0 L8			4	0	1	0	0	0	1						
Ed Goodson, L OBP: 0.278, SLG: 0.412	0-0 6-3		0-0 F8		0-0 F5				0-0 3-1	4	0	0	0	0	0	2						
Dave Kingman, R OBP: 0.314, SLG: 0.531		0-0 2B 1B	0-0 F5			0-3 K			0-0 HR 1B	4	2	2	0	0	1	0						
Chris Speier, R OBP: 0.344, SLG: 0.463		4-0 2B 1-2 BB		0-0 6-3		0-0 F8			0-0 1-H HR	3	1	1	2	1	0	0						
Ken Henderson, S OBP: 0.256, SLG: 0.298		0-3 K		0-0 F6		0-0 3-1			0-0 3-1	4	0	0	0	0	1	2						
Bernie Williams, R OBP: 0.250, SLG: 0.368		0-0 1-3 2-H 2B		0-0 5-3			0-0 E5 2B		0-3 K	4	1	1	1	0	1	0						
Dave Rader, L OBP: 0.266, SLG: 0.308		0-0 F5			0-0 F8		0-0 L9		0-3 K	4	0	0	0	0	1	3						
John Cumberland, R OBP: 0.111, SLG: 0.111	0-3 K		0-3 K		0-3 K		0-0 2B		0-0 F3	2	0	0	0	0	2	2						
Don Carrithers, R OBP: 0.100, SLG: 0.100										0	0	0	0	0	0	0						
Jim Howarth, L OBP: 0.481, SLG: 0.333										1	0	1	1	0	0	0						
Jerry Johnson, R OBP: 0.281, SLG: 0.381										1	0	0	0	0	0	0						
Jim Ray Hart, R OBP: 0.281, SLG: 0.381										1	0	0	0	0	0	0						
Inning Stats	R: 0 E: 0 K: 1 S: 5	H: 0 LOB: 0 BB: 0 P: 5	R: 1 E: 0 K: 2 S: 9	H: 2 LOB: 2 BB: 1 P: 13	R: 1 E: 0 K: 0 S: 4	H: 1 LOB: 0 BB: 0 P: 4	R: 0 E: 0 K: 0 S: 3	H: 0 LOB: 0 BB: 0 P: 3	R: 0 E: 1 K: 1 S: 7	H: 1 LOB: 2 BB: 0 P: 7	R: 0 E: 0 K: 1 S: 5	H: 0 LOB: 0 BB: 0 P: 5	R: 1 E: 1 K: 0 S: 5	H: 1 LOB: 0 BB: 0 P: 5	R: 2 E: 0 K: 1 S: 7	H: 2 LOB: 0 BB: 0 P: 7	R: 0 E: 0 K: 1 S: 5	H: 0 LOB: 0 BB: 0 P: 5	1B: 3 2B: 2 3B: 0 HR: 2	SF: 0 SAC: 0 DP: 0 HBP: 0	WP: 0 PB: 0 SB: 1 CS: 0	PA: 37
PITCHER Don Sutton, R ERA: 1.29	IP: 9.0 WLS: W BF: 37 H: 7 R: 5 ER: 4 SO: 7 BB: 1 IBB: 0 HBP: 0 BLK: 0 WP: 0 HR: 2 S: 50 P: 54 ERA: 4.00 WHIP: 0.889															PITCHER	IP: 9.0 WLS: W BF: 37 H: 7 R: 5 ER: 4 SO: 7 BB: 1 IBB: 0 HBP: 0 BLK: 0 WP: 0 HR: 2 S: 50 P: 54 ERA: 4.00 WHIP: 0.889					

AB 36
R 5
H 7
RBI 5
BB 1
SO 7
LOB 11



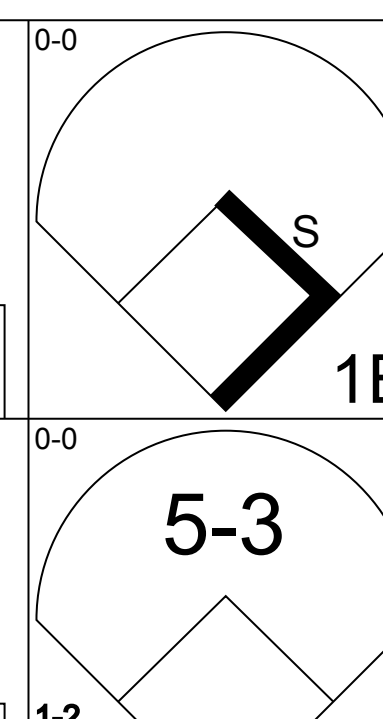
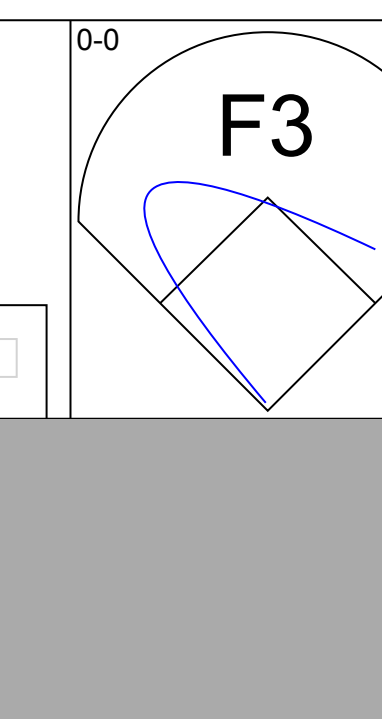
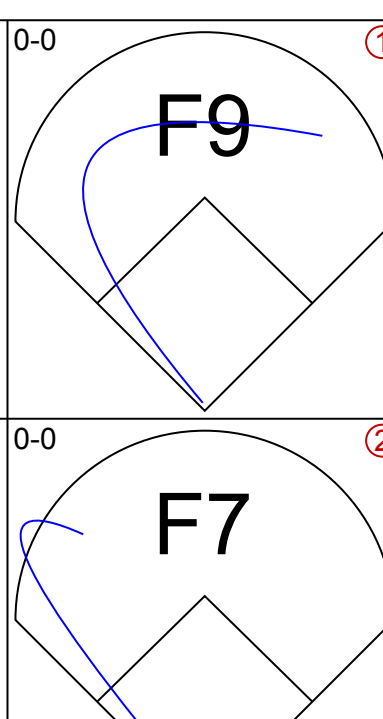
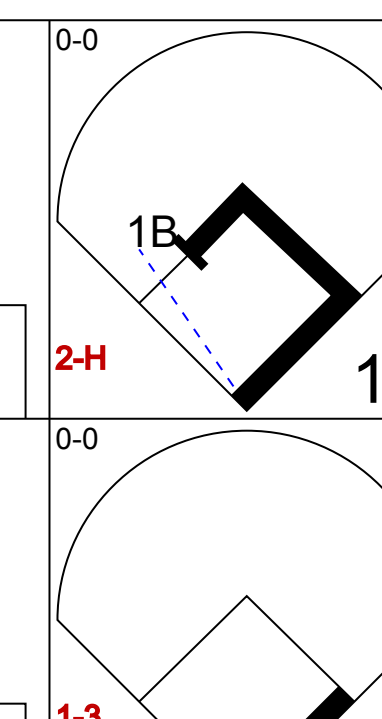
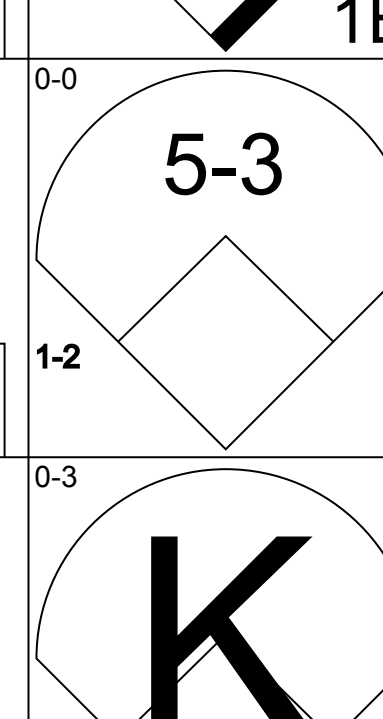
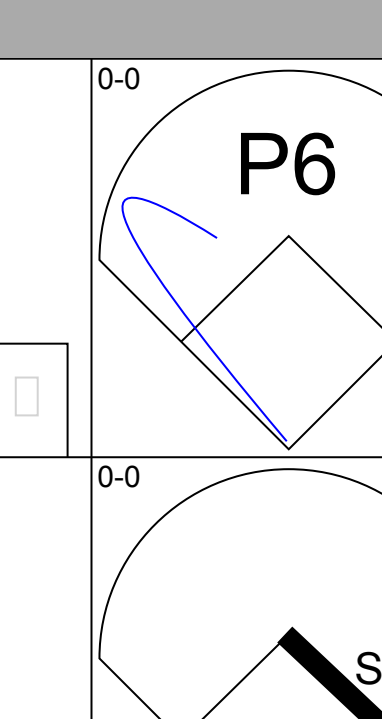
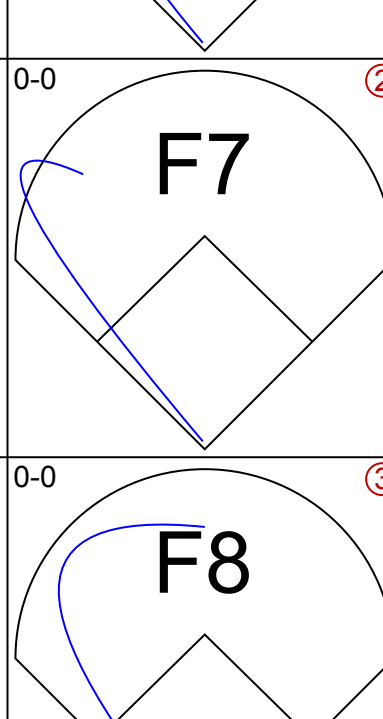
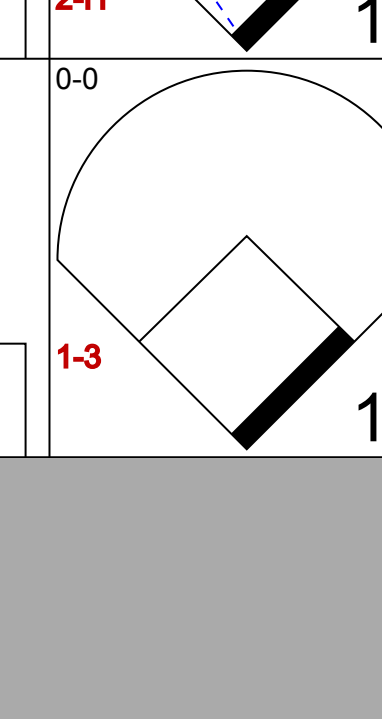
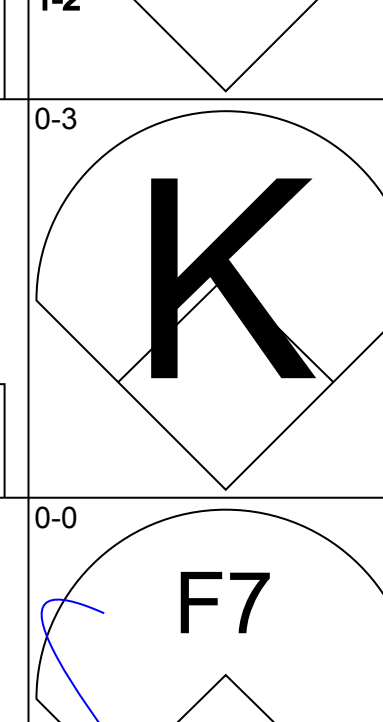
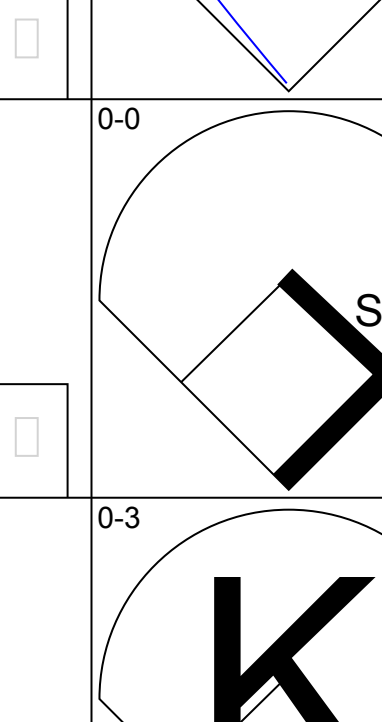
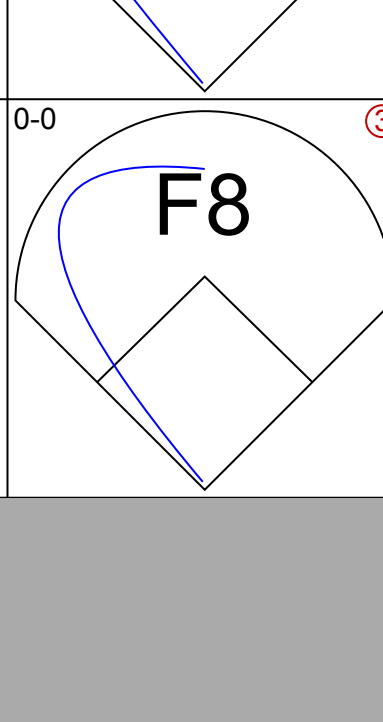
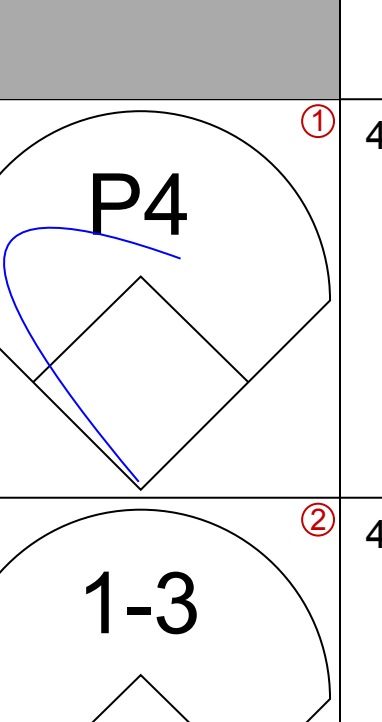
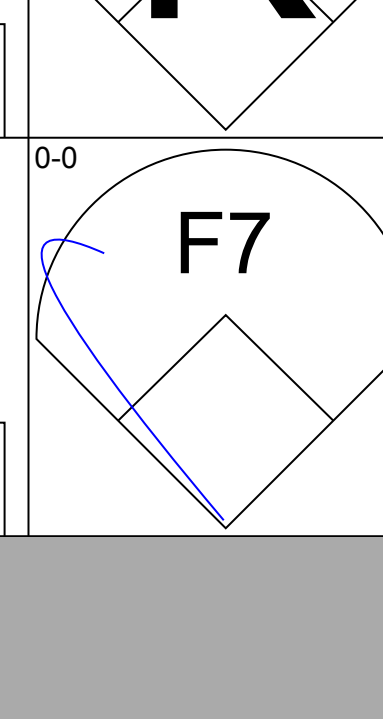
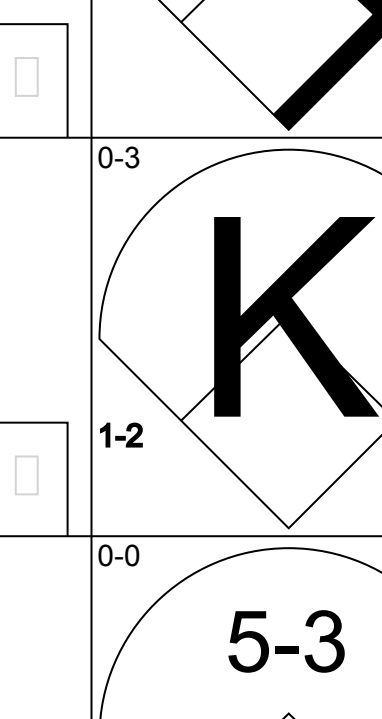
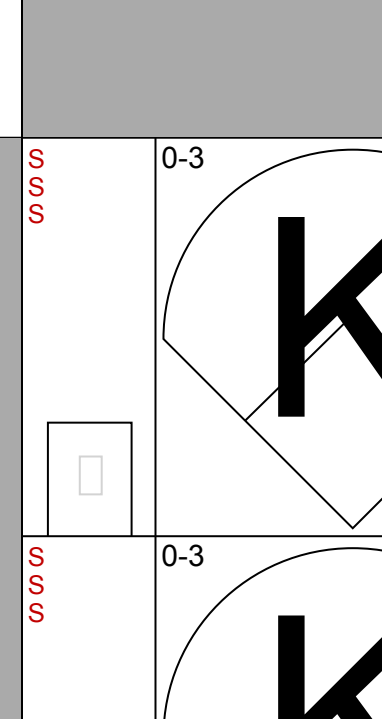
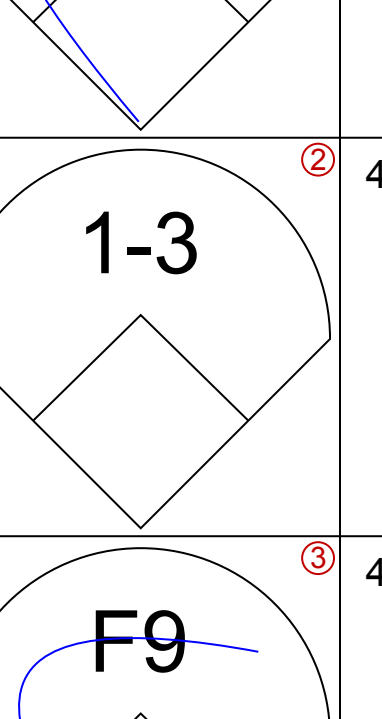
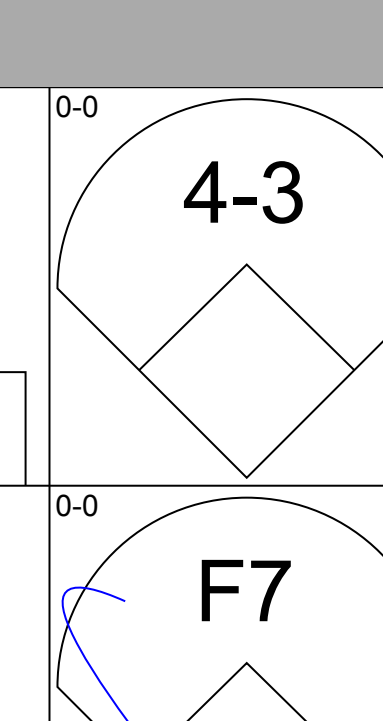
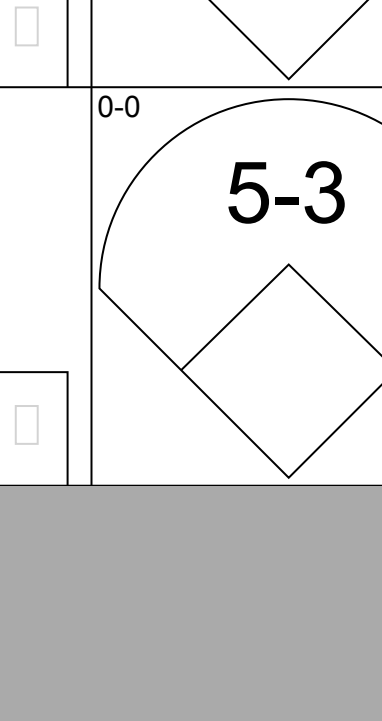
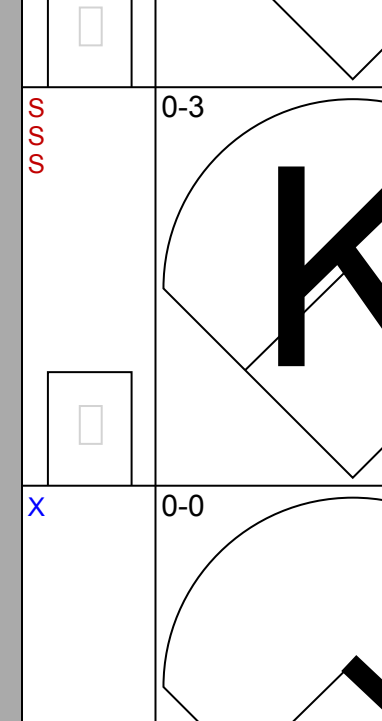
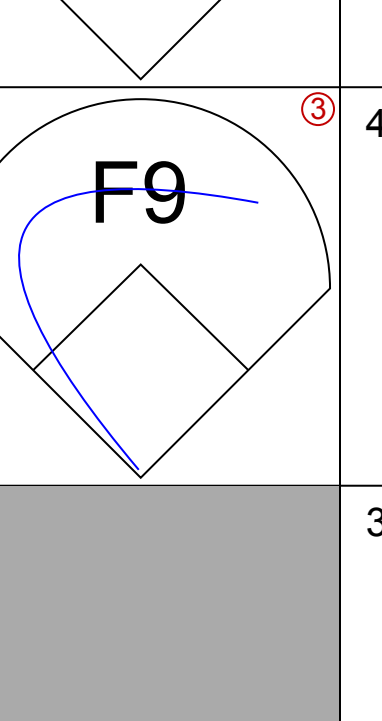
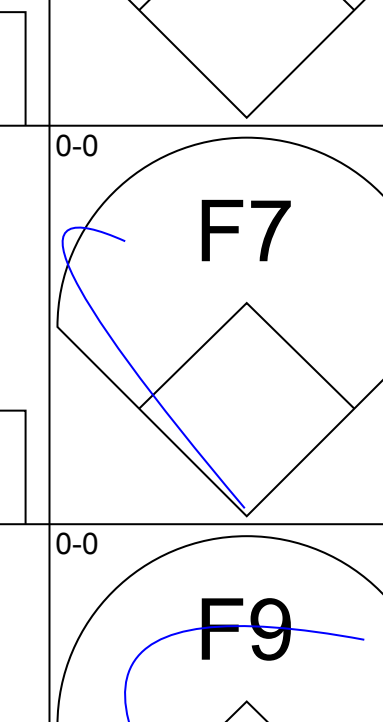
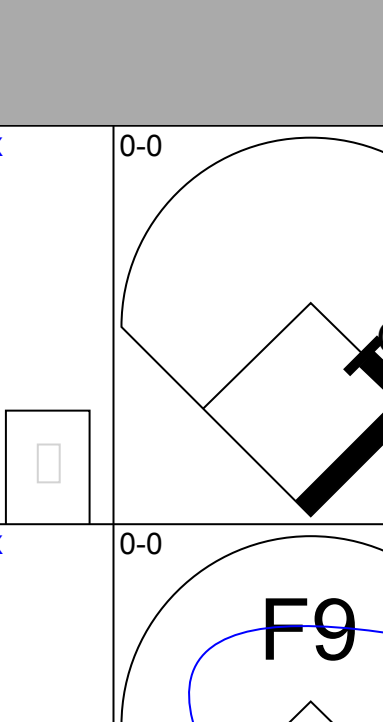
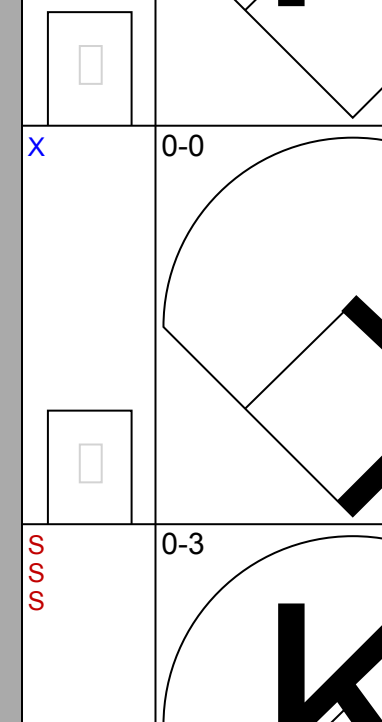
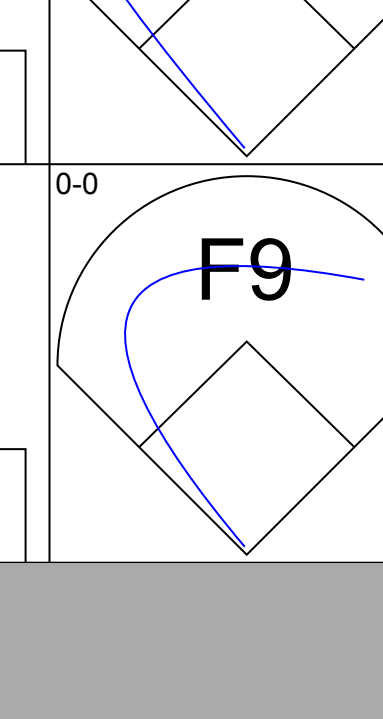
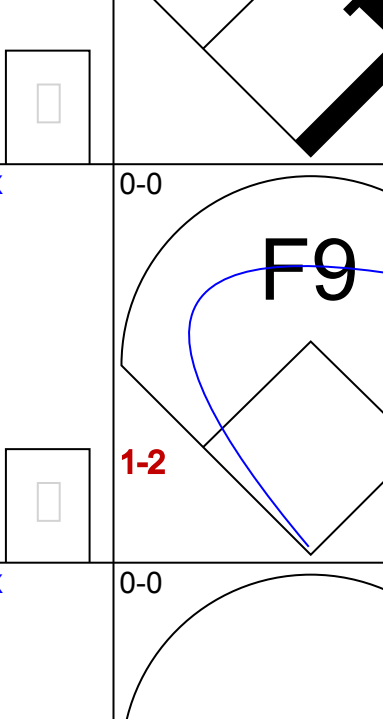
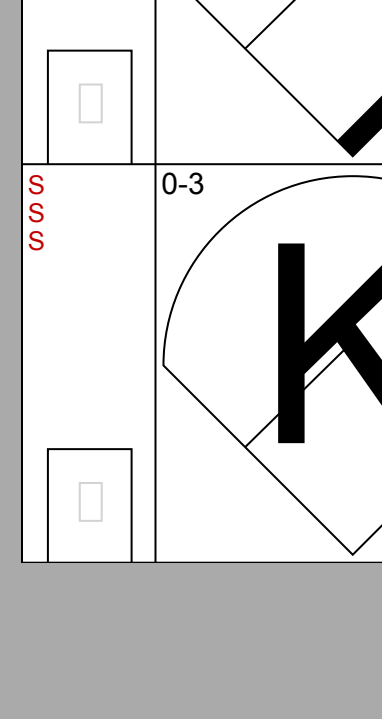
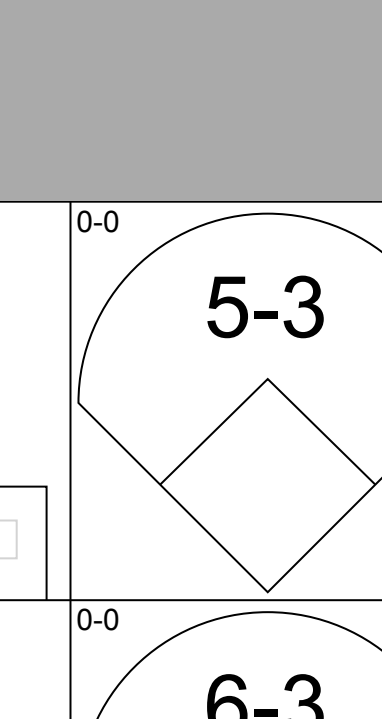
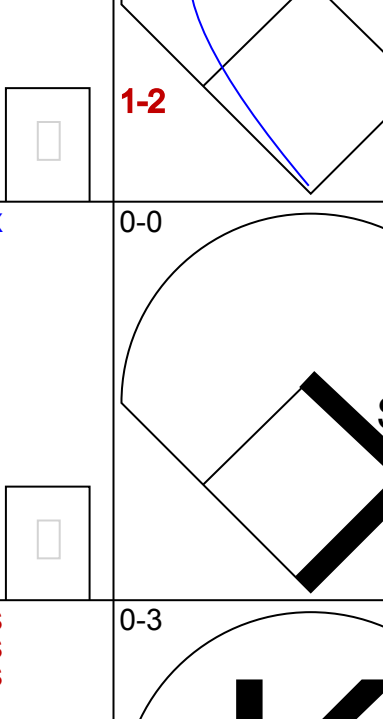
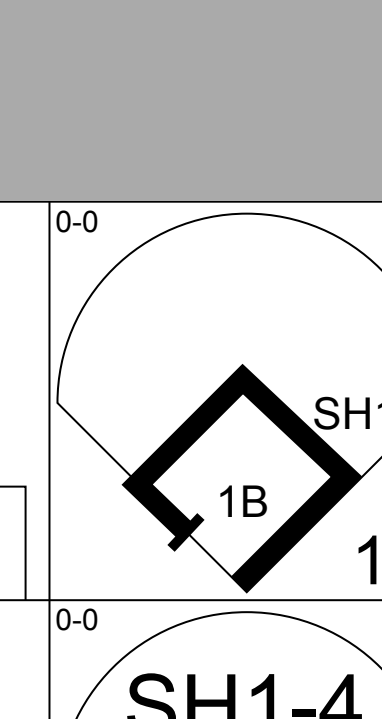
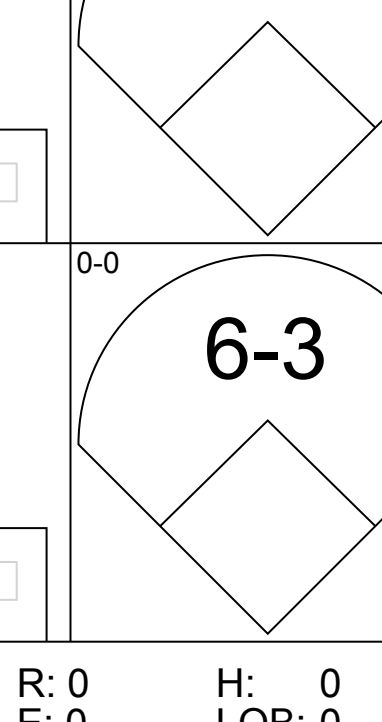
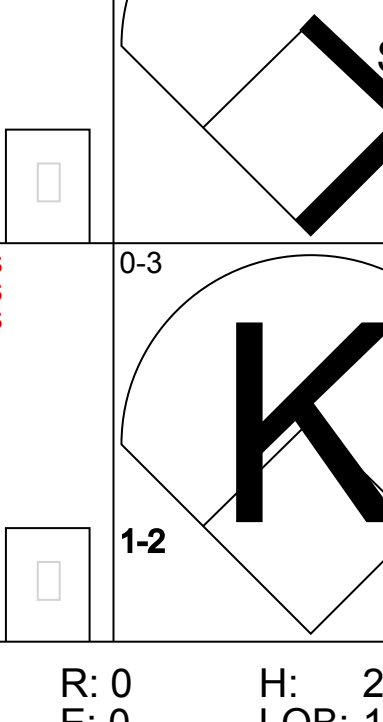
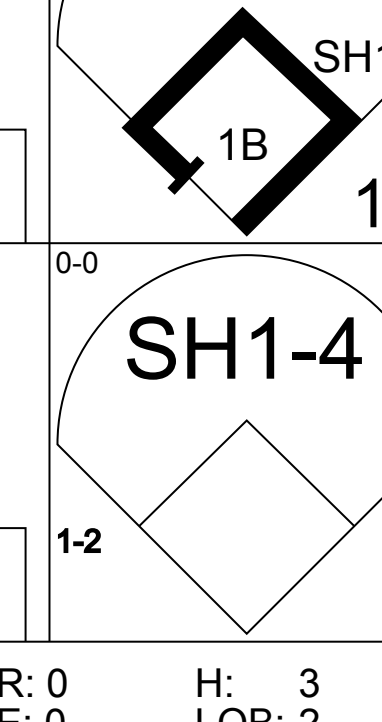
Batter	1	2	3	4	5	6	7	8	9	AB	R	H	RBI	BB	SO	LOB	BOTTOM			
Bill Russell, R OBP: 0.378, SLG: 0.530	0-0 F9		0-0 FC 1B		0-0 5-3	0-3 K		0-3 K		5	0	1	0	0	2	2	San Francisco Giants @ Los Angeles Dodgers Dodger Stadium, Los Angeles, CA Tue May 23 1972, 7:05 PM PDT Att: 25,562 - Unknown			
Bobby Valentine, R OBP: 0.382, SLG: 0.400	0-0 6-3		0-0 FC 1B		0-0 5-3	0-0 E6 WP		0-0 1-3		5	1	0	0	0	0	2				
Willie Davis, L OBP: 0.288, SLG: 0.443	0-0 F7		0-0 S 1B		0-0 F9	0-0 3-1				4	0	1	1	0	0	1				
Frank Robinson, R OBP: 0.394, SLG: 0.462		0-0 HR	0-3 K		0-0 4-3	0-0 HR		0-0 4-3		3	2	2	2	0	1	1				
Willie Crawford, L OBP: 0.337, SLG: 0.568		0-0 HR	1-2 K		0-0 HR	0-0 SH 2B		0-0 4-3 2B		1	0	0	0	0	0	0				
Manny Mota, R OBP: 0.318, SLG: 0.475		0-0 FC4-6 1B	0-0 F8		0-0 SH 2B	0-0 4-3 2B		0-0 4-3		4	1	3	0	0	0	1				
Wes Parker, S OBP: 0.358, SLG: 0.301	0-3 K		0-0 6-3		0-0 SH 2B	0-0 4-3		0-0 4-3		3	1	0	0	0	1	2				
Steve Garvey, R OBP: 0.307, SLG: 0.364	0-0 FC4-6 1B		0-0 E4		0-0 SH BB	0-0 4-3		0-0 4-3		3	1	0	0	1	0	2				
Chris Cannizzaro, R OBP: 0.339, SLG: 0.340	0-0 FC6-4		0-0 F9		0-0 SH SH1-4 E	0-0 SH SH1-4 BB		4-0 SH1-4 BB		2	1	0	0	1	0	2				
Don Sutton, R OBP: 0.280, SLG: 0.217			0-0 FC 1B		0-0 6-3	0-0 SH1-4		0-0 SH1-4		2	1	1	0	0	0	1				
Inning Stats	R: 0 E: 0 K: 0 S: 3	H: 0 LOB: 0 BB: 0 P: 3	R: 1 E: 0 K: 1 S: 7	H: 2 LOB: 1 BB: 0 P: 7	R: 2 E: 1 K: 1 S: 8	H: 3 LOB: 1 BB: 0 P: 8	R: 0 E: 1 K: 0 S: 4	H: 0 LOB: 1 BB: 0 P: 4	R: 0 E: 0 K: 0 S: 3	H: 0 LOB: 0 BB: 0 P: 3	R: 5 E: 3 K: 1 S: 10	H: 2 LOB: 1 BB: 1 P: 14	R: 0 E: 0 K: 0 S: 4	H: 1 LOB: 1 BB: 0 P: 4	R: 0 E: 0 K: 1 S: 5	H: 0 LOB: 1 BB: 1 P: 9	1B: 4 2B: 2 3B: 0 HR: 2	SF: 0 SAC: 5 DP: 0 HBP: 0	WP: 3 PB: 0 SB: 2 CS: 0	PA: 38
PITCHER John Cumberland, L ERA: 9.13	IP: 5.0 WLS: L BF: 24 H: 7 R: 6 ER: 4 SO: 2 BB: 0 IBB: 0 HBP: 0 BLK: 0 WP: 0 HR: 2 S: 28 P: 28 ERA: 7.20 WHIP: 1.400															PITCHER	IP: 5.0 WLS: L BF: 24 H: 7 R: 6 ER: 4 SO: 2 BB: 0 IBB: 0 HBP: 0 BLK: 0 WP: 0 HR: 2 S: 28 P: 28 ERA: 7.20 WHIP: 1.400			
Don Carrithers, R ERA: 4.34	IP: 1.0 WLS: 0 BF: 6 H: 0 R: 2 ER: 0 SO: 1 BB: 1 IBB: 0 HBP: 0 BLK: 0 WP: 3 HR: 0 S: 7 P: 11 ERA: 0.00 WHIP: 1.000															PITCHER	IP: 1.0 WLS: 0 BF: 6 H: 0 R: 2 ER: 0 SO: 1 BB: 1 IBB: 0 HBP: 0 BLK: 0 WP: 3 HR: 0 S: 7 P: 11 ERA: 0.00 WHIP: 1.000			
Jerry Johnson, R ERA: 9.82	IP: 2.0 WLS: 0 BF: 8 H: 1 R: 0 ER: 0 SO: 1 BB: 0 IBB: 0 HBP: 0 BLK: 0 WP: 0 HR: 0 S: 9 P: 13 ERA: 0.00 WHIP: 1.000															PITCHER	IP: 2.0 WLS: 0 BF: 8 H: 1 R: 0 ER: 0 SO: 1 BB: 0 IBB: 0 HBP: 0 BLK: 0 WP: 0 HR: 0 S: 9 P: 13 ERA: 0.00 WHIP: 1.000			



Batter	1	2	3	4	5	6	7	8	9	AB	R	H	RBI	BB	SO	LOB	TOP				
Bobby Bonds, R OBP: 0.305, SLG: 0.474 (1, 8)										4	0	1	0	0	3	0	San Francisco Giants @ Los Angeles Dodgers Dodger Stadium, Los Angeles, CA Wed May 24 1972, 7:05 PM PDT Att: 26,299 - Unknown				
Chris Arnold, R OBP: 0.357, SLG: 0.408 (1, 4)										4	0	1	0	0	0	1					
Ed Goodson, L OBP: 0.227, SLG: 0.333 (1, 3)										4	0	0	0	0	0	2					
Dave Kingman, R OBP: 0.308, SLG: 0.521 (1, 5)										3	0	0	0	0	0	0					
Chris Speier, R OBP: 0.344, SLG: 0.457 (1, 6)										2	1	0	0	1	2	0					
Bernie Williams, R OBP: 0.233, SLG: 0.341 (1, 7)										3	0	0	0	0	0	1					
Garry Maddox, R OBP: 0.264, SLG: 0.345 (1, 9)										3	0	1	1	0	0	0					
Dave Rader, L OBP: 0.259, SLG: 0.296 (1, 2)										3	0	0	0	0	0	1					
Steve Stone, R OBP: 0.167, SLG: 0.091 (1, 1)										3	0	0	0	0	0	0					
Inning Stats	R: 0 E: 0 K: 1 S: 5	H: 0 LOB: 0 BB: 0 P: 5	R: 1 E: 0 K: 0 S: 4	H: 1 LOB: 1 BB: 1 P: 8	R: 0 E: 0 K: 0 S: 4	H: 1 LOB: 1 BB: 0 P: 4	R: 0 E: 0 K: 1 S: 5	H: 0 LOB: 0 BB: 0 P: 5	R: 0 E: 0 K: 1 S: 5	H: 0 LOB: 0 BB: 0 P: 5	R: 0 E: 0 K: 0 S: 3	H: 0 LOB: 0 BB: 0 P: 3	R: 0 E: 0 K: 0 S: 3	H: 0 LOB: 0 BB: 0 P: 3	R: 0 E: 0 K: 1 S: 5	H: 0 LOB: 0 BB: 0 P: 5	1B: 3 2B: 0 3B: 0 HR: 0	SF: 0 SAC: 0 DP: 1 HBP: 0	WP: 0 PB: 0 SB: 0 CS: 0	PA: 30	
PITCHER	IP	WLS	BF	H	R	ER	SO	BB	IBB	HBP	BLK	WP	HR	S	P	ERA	WHIP				
Claude Osteen, L ERA: 1.06 (1, 1)	8.0	L	27	3	1	1	4	1	0	0	0	0	0	34	38	1.12	0.500				
Jim Brewer, L ERA: 0.83 (9, 1)	1.0		3	0	0	0	1	0	0	0	0	0	0	5	5	0.00	0.000				

AB	29
R	1
H	3
RBI	1
BB	1
SO	5
LOB	5



Batter	1	2	3	4	5	6	7	8	9	AB	R	H	RBI	BB	SO	LOB	BOTTOM					
Bobby Valentine, R OBP: 0.390, SLG: 0.407 (1, 4)										4	0	2	0	0	0	0	San Francisco Giants @ Los Angeles Dodgers Dodger Stadium, Los Angeles, CA Wed May 24 1972, 7:05 PM PDT Att: 26,299 - Unknown					
Bill Buckner, L OBP: 0.292, SLG: 0.294 (1, 3)										4	0	1	0	0	0	1						
Willie Davis, L OBP: 0.287, SLG: 0.438 (1, 8)										4	0	1	0	0	1	1						
Frank Robinson, R OBP: 0.382, SLG: 0.445 (1, 9)										4	0	0	0	0	2	2						
Willie Crawford, L OBP: 0.322, SLG: 0.538 (1, 7)										4	0	0	0	0	1	1						
Steve Garvey, R OBP: 0.316, SLG: 0.382 (1, 5)										3	0	2	0	0	0	0						
Duke Sims, L OBP: 0.200, SLG: 0.250 (1, 2)										3	0	0	0	0	1	2						
Bill Russell, R OBP: 0.387, SLG: 0.535 (1, 6)										3	0	2	0	0	0	0						
Claude Osteen, L OBP: 0.300, SLG: 0.350 (1, 1)										2	0	0	0	0	1	1						
Maury Wills, S OBP: 0.159, SLG: 0.167 (8, PH)										0	0	0	0	0	0	0						
Jim Brewer, L (9, 1)										0	0	0	0	0	0	0						
Inning Stats	R: 0 E: 0 K: 1 S: 6	H: 1 LOB: 1 BB: 0 P: 6	R: 0 E: 0 K: 0 S: 3	H: 0 LOB: 0 BB: 0 P: 3	R: 0 E: 0 K: 0 S: 3	H: 0 LOB: 0 BB: 0 P: 3	R: 0 E: 0 K: 1 S: 6	H: 1 LOB: 1 BB: 0 P: 6	R: 0 E: 0 K: 0 S: 6	H: 2 LOB: 1 BB: 0 P: 6	R: 0 E: 0 K: 0 S: 3	H: 0 LOB: 0 BB: 0 P: 3	R: 0 E: 0 K: 0 S: 10	H: 1 LOB: 1 BB: 0 P: 10	R: 0 E: 0 K: 0 S: 4	H: 3 LOB: 2 BB: 0 P: 4	R: 0 E: 0 K: 0 S: 3	H: 0 LOB: 0 BB: 0 P: 3	1B: 7 2B: 1 3B: 0 HR: 0	SF: 0 SAC: 1 DP: 0 HBP: 0	WP: 0 PB: 0 SB: 3 CS: 1	PA: 32
PITCHER	IP	WLS	BF	H	R	ER	SO	BB	IBB	HBP	BLK	WP	HR	S	P	ERA	WHIP					
Steve Stone, R ERA: 1.99 (1, 1)	9.0	W	32	8	0	0	6	0	0	0	0	0	0	44	44	0.00	0.889					



Batter	1	2	3	4	5	6	7	8	9	AB	R	H	RBI	BB	SO	LOB	TOP			
Bill Russell, R OBP: 0.381, SLG: 0.533 (1, 6)	0-0 6-3			0-0 6-3 SF7 2B		0-0 F8		0-0 5-3		4	1	1	0	0	0	0	Los Angeles Dodgers @ Houston Astros Astrodome, Houston, TX Fri May 26 1972, 8:05 PM EDT Att: 36,328 - Unknown			
Bobby Valentine, R OBP: 0.381, SLG: 0.414 (1, 4)	0-0 F6			0-0 6-3			0-0 1B 2B	0-0 5-3		4	1	1	0	0	0	1				
Willie Davis, L OBP: 0.280, SLG: 0.429 (1, 8)	0-0 4-3			0-0 SF7			0-0 E4 1B 1B	0-0 G3		3	0	0	1	0	0	1				
Frank Robinson, R OBP: 0.393, SLG: 0.451 (1, 9)		4-0 G4-3 BB		0-0 CS 1B			0-0 1B BB 1B		0-0 1-3	3	1	2	1	1	0	0				
Manny Mota, R OBP: 0.315, SLG: 0.464 (1, 7)		0-0 G4-3		0-0 CS	0-0 F7		0-0 BB IBB 1B		0-0 F8	4	0	1	0	0	0	1				
Wes Parker, S OBP: 0.354, SLG: 0.291 (1, 3)		0-0 G3			0-0 F7		4-0 FC5 BB IBB		0-0 4-3	3	0	0	0	1	0	0				
Steve Garvey, R OBP: 0.308, SLG: 0.372 (1, 5)			0-0 F8		0-0 5-3		0-0 F4			3	0	0	0	0	0	3				
Chris Cannizzaro, R OBP: 0.339, SLG: 0.327 (1, 2)			0-0 1-3			0-3 K	4-0 1-2 2-3 3-H BB			2	0	0	1	1	1	0				
Al Downing, R OBP: 0.211, SLG: 0.222 Pete Mikkelsen, R (6, 1)			0-0 4-3			0-0 F9	0-0 FC5 2-3			2	0	0	0	0	0	0				
Jim Lefebvre, S OBP: 0.300, SLG: 0.344 Jim Brewer, L (7, 1)										0	0	0	0	0	0	3				
										0	0	0	0	0	0	0				
Inning Stats	R: 0 E: 0 K: 0 S: 3	H: 0 LOB: 0 BB: 0 P: 3	R: 0 E: 0 K: 0 S: 2	H: 0 LOB: 0 BB: 1 P: 6	R: 0 E: 0 K: 0 S: 3	H: 0 LOB: 0 BB: 0 P: 3	R: 1 E: 0 K: 0 S: 4	H: 2 LOB: 0 BB: 0 P: 4	R: 0 E: 0 K: 0 S: 3	H: 0 LOB: 0 BB: 0 P: 3	R: 0 E: 0 K: 1 S: 5	H: 0 LOB: 0 BB: 0 P: 5	R: 2 E: 1 K: 0 S: 6	H: 3 LOB: 3 BB: 2 P: 14	R: 0 E: 0 K: 0 S: 3	H: 0 LOB: 0 BB: 0 P: 3	1B: 3 2B: 2 3B: 0 HR: 0	SF: 1 SAC: 0 DP: 1 HBP: 0	WP: 0 PB: 0 SB: 0 CS: 1	PA: 34
PITCHER Dave Roberts, L ERA: 4.02 (1, 1)	IP: 9.0 WLS: W BF: 33 H: 5 R: 3 ER: 2 SO: 1 BB: 2 IBB: 1 HBP: 0 BLK: 0 WP: 0 HR: 0 S: 32 P: 44 ERA: 2.00 WHIP: 0.778															PITCHER				

Batter	1	2	3	4	5	6	7	8	9	AB	R	H	RBI	BB	SO	LOB	BOTTOM	
Roger Metzger, S OBP: 0.290, SLG: 0.259 (1, 6)	0-0 G3 2B	0-0 4-3			0-3 K	0-0 SF8		0-0 S 1B		4	0	2	2	0	1	1	Los Angeles Dodgers @ Houston Astros Astrodome, Houston, TX Fri May 26 1972, 8:05 PM EDT Att: 36,328 - Unknown	
Jesus Alou, R OBP: 0.444, SLG: 0.375 (1, 9)	0-0 G3		0-0 2-3 2B		0-0 FC4-6 1B	0-0 L7		0-0 F7		5	1	2	0	0	0	5		
Jimmy Wynn, R OBP: 0.380, SLG: 0.504 (1, 8)	4-0 S BB		0-0 2-3 1B		0-0 FC4-6 S 1B		0-0 F8			4	1	1	0	1	0	3		
Lee May, R OBP: 0.353, SLG: 0.560 (1, 3)	0-3 K		0-0 4-3 2B		0-3 K		0-0 F2			4	0	1	1	0	2	4		
Bob Watson, R OBP: 0.370, SLG: 0.522 (1, 7)	4-0 FC6-4 BB		0-0 4-3		0-0 F2		0-0 F2			3	1	1	0	1	0	2		
Doug Radler, R OBP: 0.250, SLG: 0.371 (1, 5)	0-0 FC6-4		0-0 6-3		0-0 F9		0-0 1B			4	0	1	1	0	0	5		
Tommy Helms, R OBP: 0.256, SLG: 0.293 (1, 4)		0-0 6-3		0-0 5-3		0-0 E6 1B SF8		0-0 F9		4	1	0	0	0	0	2		
Jack Hiatt, R OBP: 0.320, SLG: 0.286 Bobby Fenwick, R OBP: 0.350, SLG: 0.474 Johnny Edwards, L OBP: 0.364, SLG: 0.440 (8, PR) (9, 2)		0-0 SH3-4 1B		0-3 K		4-0 1B BB		0-0 SH5-4 1B 2B		3	0	2	0	1	1	0		
Dave Roberts, L OBP: 0.278, SLG: 0.294 (1, 1)		0-0 SH3-4		0-0 5-3		0-0 1-2 2-3 3-H 1B		0-0 SH5-4		2	0	1	1	0	0	0		
Inning Stats	R: 0 E: 0 K: 1 S: 6	H: 1 LOB: 3 BB: 2 P: 14	R: 0 E: 0 K: 0 S: 4	H: 1 LOB: 1 BB: 0 P: 4	R: 1 E: 0 K: 0 S: 5	H: 2 LOB: 0 BB: 0 P: 5	R: 0 E: 0 K: 1 S: 5	H: 0 LOB: 0 BB: 0 P: 5	R: 0 E: 1 K: 0 S: 6	H: 2 LOB: 2 BB: 1 P: 10	R: 1 E: 0 K: 0 S: 5	H: 2 LOB: 1 BB: 0 P: 5	R: 1 E: 0 K: 0 S: 5	H: 2 LOB: 1 BB: 0 P: 5	1B: 8 2B: 3 3B: 0 HR: 0	SF: 1 SAC: 2 DP: 0 HBP: 0		WP: 0 PB: 0 SB: 4 CS: 0
PITCHER Al Downing, L ERA: 2.25 Pete Mikkelsen, R ERA: 5.73 Jim Brewer, L ERA: 1.52 (1, 1) (6, 1) (7, 1)	IP: 5.2 WLS: L BF: 28 H: 7 R: 3 ER: 1 SO: 4 BB: 3 IBB: 0 HBP: 0 BLK: 0 WP: 0 HR: 0 S: 33 P: 45 ERA: 1.59 WHIP: 1.765															PITCHER		



Batter	1	2	3	4	5	6	7	8	9	AB	R	H	RBI	BB	SO	LOB	TOP					
Bobby Valentine, R OBP: 0.382, SLG: 0.429 (1, 4)										5	1	2	0	0	2	4	Los Angeles Dodgers @ Houston Astros Astrodome, Houston, TX Sat May 27 1972, 8:05 PM EDT Att: 43,561 - Unknown					
Bill Russell, R OBP: 0.373, SLG: 0.516 (1, 6)										5	1	1	0	0	0	5						
Willie Davis, L OBP: 0.283, SLG: 0.425 (1, 8)										4	1	1	0	0	1	1						
Frank Robinson, R OBP: 0.386, SLG: 0.440 (1, 9)										3	1	0	1	1	1	1						
Manny Mota, R OBP: 0.340, SLG: 0.489 (1, 7)										4	1	3	2	0	0	0						
Billy Grabarkewitz, R OBP: 0.273, SLG: 0.216 (1, 5)										2	1	0	0	1	2	2						
Bill Buckner, L OBP: 0.301, SLG: 0.294 (8, PH)										0	1	0	0	1	0	0						
Maury Wills, S OBP: 0.199, SLG: 0.167 (8, 5)										0	0	0	0	0	0	0						
Wes Parker, S OBP: 0.359, SLG: 0.292 (1, 3)										3	0	1	2	1	1	0						
Chris Cannizzaro, R OBP: 0.323, SLG: 0.309 (1, 2)										3	0	0	0	0	2	0						
Duke Sims, L OBP: 0.214, SLG: 0.264 (8, 2)										1	0	1	2	0	0	0						
Bill Singer, R OBP: 0.227, SLG: 0.238 (1, 1)										3	0	1	0	0	2	0						
Pete Mikkelsen, R (7, 1)										0	0	0	0	1	0	0						
Inning Stats	R: 2 E: 0 K: 1 S: 7	H: 2 LOB: 1 BB: 0 P: 8	R: 0 E: 0 K: 3 S: 9	H: 0 LOB: 0 BB: 0 P: 9	R: 0 E: 0 K: 1 S: 5	H: 0 LOB: 0 BB: 0 P: 5	R: 1 E: 1 K: 1 S: 5	H: 2 LOB: 1 BB: 1 P: 9	R: 0 E: 0 K: 2 S: 8	H: 1 LOB: 1 BB: 0 P: 8	R: 0 E: 0 K: 1 S: 5	H: 1 LOB: 1 BB: 0 P: 6	R: 0 E: 0 K: 1 S: 6	H: 1 LOB: 1 BB: 0 P: 6	R: 4 E: 1 K: 1 S: 8	H: 3 LOB: 3 BB: 4 P: 24	R: 0 E: 0 K: 0 S: 3	H: 0 LOB: 0 BB: 0 P: 3	1B: 7 2B: 3 3B: 0 HR: 0	SF: 1 SAC: 0 DP: 1 HBP: 2	WP: 1 PB: 0 SB: 0 CS: 1	PA: 42
PITCHER	IP WLS BF H R ER SO BB IBB HBP BLK WP HR S P ERA WHIP																					
Jerry Reuss, L ERA: 4.02 (1, 1)	7.1 L 31 8 5 4 10 2 0 2 0 0 0 0 47 57 4.91 1.364																					
Jim Ray, R ERA: 2.59 (8, 1)	0.0 5 2 2 2 0 2 1 0 0 1 0 2 14 ∞ ∞																					
Fred Gladding, R ERA: 1.13 (8, 1)	1.2 5 0 0 0 0 1 0 0 0 0 0 0 7 7 0.00 0.000																					

Batter	1	2	3	4	5	6	7	8	9	AB	R	H	RBI	BB	SO	LOB	BOTTOM					
Roger Metzger, S OBP: 0.293, SLG: 0.258 (1, 6)										4	0	1	0	1	0	1	Los Angeles Dodgers @ Houston Astros Astrodome, Houston, TX Sat May 27 1972, 8:05 PM EDT Att: 43,561 - Unknown					
Norm Miller, L OBP: 0.360, SLG: 0.364 (1, 9)										4	1	2	0	0	1	1						
Jimmy Wynn, R OBP: 0.383, SLG: 0.500 (1, 8)										3	1	1	0	0	0	1						
Lee May, R OBP: 0.350, SLG: 0.550 (1, 3)										4	1	1	0	0	2	5						
Bob Watson, R OBP: 0.373, SLG: 0.529 (1, 7)										4	0	2	1	0	1	2						
Johnny Edwards, L OBP: 0.361, SLG: 0.431 (1, 2)										2	0	0	1	1	0	0						
Doug Rader, R OBP: 0.250, SLG: 0.375 (1, 5)										4	0	1	0	0	2	4						
Tommy Helms, R OBP: 0.263, SLG: 0.299 (1, 4)										4	0	2	1	0	0	1						
Jerry Reuss, L OBP: 0.158, SLG: 0.167 (1, 1)										3	0	0	0	0	1	4						
Jim Ray, R OBP: 0.200, SLG: 0.200 (8, 1)										0	0	0	0	0	0	0						
Fred Gladding, L (8, 1)										0	0	0	0	0	0	0						
Jimmy Stewart, S OBP: 0.270, SLG: 0.371 (8, PH)										1	0	0	0	0	0	0						
Inning Stats	R: 0 E: 0 K: 1 S: 6	H: 1 LOB: 1 BB: 0 P: 6	R: 0 E: 0 K: 0 S: 4	H: 1 LOB: 1 BB: 0 P: 4	R: 0 E: 0 K: 2 S: 7	H: 0 LOB: 0 BB: 0 P: 7	R: 1 E: 0 K: 1 S: 7	H: 2 LOB: 1 BB: 0 P: 7	R: 0 E: 0 K: 0 S: 3	H: 1 LOB: 1 BB: 0 P: 3	R: 2 E: 0 K: 2 S: 11	H: 4 LOB: 3 BB: 1 P: 15	R: 0 E: 0 K: 1 S: 5	H: 0 LOB: 2 BB: 1 P: 10	R: 0 E: 0 K: 0 S: 3	H: 0 LOB: 0 BB: 0 P: 3	R: 0 E: 0 K: 0 S: 3	H: 1 LOB: 0 BB: 0 P: 3	1B: 8 2B: 2 3B: 0 HR: 0	SF: 1 SAC: 1 DP: 2 HBP: 1	WP: 0 PB: 0 SB: 0 CS: 0	PA: 38
PITCHER	IP WLS BF H R ER SO BB IBB HBP BLK WP HR S P ERA WHIP																					
Bill Singer, R ERA: 2.39 (1, 1)	6.1 W 29 9 3 3 6 1 0 0 0 0 0 0 39 47 0.00 0.375																					
Pete Mikkelsen, R ERA: 4.61 (7, 1)	2.2 W 9 1 0 0 1 0 0 0 1 0 0 0 10 11 0.00 0.375																					

Batter	1	2	3	4	5	6	7	8	9	AB	R	H	RBI	BB	SO	LOB	TOP			
Bill Russell, R OBP: 0.369, SLG: 0.519 (1, 6)										4	1	1	0	0	2	0	Los Angeles Dodgers @ San Francisco Giants Candlestick Park, San Francisco, CA Mon May 29 1972, 6:33 AM EDT Att: 21,583 - Unknown			
Bill Buckner, L OBP: 0.317, SLG: 0.312 (1, 3)										4	0	2	0	0	0	0				
Willie Davis, L OBP: 0.278, SLG: 0.420 (1, 8)										4	1	1	0	0	0	2				
Frank Robinson, R OBP: 0.386, SLG: 0.467 (1, 9)										4	1	2	2	0	0	1				
Manny Mota, R OBP: 0.330, SLG: 0.464 (1, 7)										4	0	0	0	0	0	3				
Jim Lefebvre, S OBP: 0.294, SLG: 0.364 (1, 4)										4	1	1	1	0	0	0				
Duke Sims, L OBP: 0.215, SLG: 0.262 (1, 2)										4	0	0	0	0	0	0				
Steve Garvey, R OBP: 0.304, SLG: 0.390 (1, 5)										4	1	1	1	0	1	0				
Don Sutton, R OBP: 0.250, SLG: 0.192 Jim Brewer, L (9, 1)										3	0	0	0	0	1	0				
Inning Stats	R: 0 E: 1 K: 1 S: 7	H: 2 LOB: 2 BB: 0 P: 7	R: 1 E: 0 K: 0 S: 6	H: 1 LOB: 0 BB: 0 P: 6	R: 1 E: 1 K: 0 S: 4	H: 1 LOB: 0 BB: 0 P: 4	R: 0 E: 0 K: 0 S: 3	H: 0 LOB: 0 BB: 0 P: 3	R: 2 E: 0 K: 0 S: 5	H: 2 LOB: 0 BB: 0 P: 5	R: 0 E: 0 K: 1 S: 7	H: 0 LOB: 0 BB: 0 P: 7	R: 0 E: 0 K: 0 S: 4	H: 1 LOB: 1 BB: 0 P: 4	R: 0 E: 0 K: 0 S: 3	H: 0 LOB: 0 BB: 0 P: 3	1B: 3 2B: 0 3B: 2 HR: 3	SF: 0 SAC: 0 DP: 0 HBP: 0	WP: 0 PB: 0 SB: 1 CS: 0	PA: 35
PITCHER	IP WLS BF H R ER SO BB IBB HBP BLK WP HR S P ERA WHIP																			
Charlie Williams, R ERA: 6.48 Don Carrithers, R ERA: 3.82 Jerry Johnson, R ERA: 9.17	(1, 1) (6, 1) (9, 1)	5.0 3.0 1.0	L 10 3	22 1 0	7 0 0	5 0 0	2 2 0	0 0 0	0 0 0	0 0 0	0 0 0	0 0 0	0 0 0	0 14 3	26 14 3	9.00 0.00 0.00	1.400 0.333 0.000			

AB	35
R	5
H	8
RBI	4
BB	0
SO	4
LOB	6



Batter	1	2	3	4	5	6	7	8	9	AB	R	H	RBI	BB	SO	LOB	BOTTOM				
Bobby Bonds, R OBP: 0.321, SLG: 0.492 (1, 8)										4	1	0	0	0	2	2	Los Angeles Dodgers @ San Francisco Giants Candlestick Park, San Francisco, CA Mon May 29 1972, 6:33 AM EDT Att: 21,583 - Unknown				
Tito Fuentes, S OBP: 0.290, SLG: 0.376 (1, 4)										4	0	0	0	0	0	3					
Ed Goodson, L OBP: 0.400, SLG: 0.488 Damaso Blanco, R (9, PR)										4	0	2	1	0	0	0					
Dave Kingman, R OBP: 0.313, SLG: 0.500 (1, 5)										3	0	0	0	1	2	1					
Chris Speier, R OBP: 0.330, SLG: 0.430 (1, 6)										4	0	0	0	0	1	3					
Garry Maddox, R OBP: 0.307, SLG: 0.450 (1, 9)										4	1	1	0	0	0	2					
Ken Henderson, S OBP: 0.243, SLG: 0.276 (1, 7)										3	0	0	0	1	0	2					
Fran Healy, R OBP: 0.222, SLG: 0.175 Jerry Johnson, R (9, 1)										2	0	0	0	0	0	0					
Charlie Williams, R Don Carrithers, R Dave Rader, L Jim Howarth, L	(1, 1) (6, 1) (6, 2) (8, PH)	8.0 1.0	W S	31 3	4 0	2 0	1 0	5 0	0 0	0 0	0 0	0 0	0 0	0 0	0 0	0 0					
Inning Stats	R: 1 E: 1 K: 1 S: 7	H: 1 LOB: 1 BB: 0 P: 7	R: 0 E: 0 K: 0 S: 3	H: 0 LOB: 0 BB: 0 P: 3	R: 0 E: 0 K: 1 S: 5	H: 0 LOB: 0 BB: 0 P: 5	R: 0 E: 0 K: 1 S: 5	H: 0 LOB: 0 BB: 0 P: 5	R: 0 E: 0 K: 0 S: 3	H: 0 LOB: 0 BB: 0 P: 3	R: 0 E: 0 K: 1 S: 5	H: 0 LOB: 0 BB: 0 P: 5	R: 0 E: 0 K: 0 S: 7	H: 2 LOB: 2 BB: 1 P: 11	R: 0 E: 0 K: 0 S: 4	H: 1 LOB: 2 BB: 1 P: 8	1B: 2 2B: 2 3B: 0 HR: 0	SF: 0 SAC: 0 DP: 0 HBP: 0	WP: 0 PB: 0 SB: 1 CS: 0	PA: 34	
PITCHER	IP WLS BF H R ER SO BB IBB HBP BLK WP HR S P ERA WHIP																				
Don Sutton, R ERA: 1.27 Jim Brewer, L ERA: 1.35	(1, 1) (9, 1)	8.0 1.0	W S	31 3	4 0	2 0	1 0	5 0	0 0	0 0	0 0	0 0	0 0	0 0	0 3	47 3	1.12 0.000	0.750			

AB	32
R	2
H	4
RBI	2
BB	2
SO	5
LOB	15



Batter	1	2	3	4	5	6	7	8	9	AB	R	H	RBI	BB	SO	LOB	TOP								
Bobby Valentine, R OBP: 0.365, SLG: 0.412 (1, 4)										4	1	1	1	0	2	1	Los Angeles Dodgers @ San Francisco Giants Candlestick Park, San Francisco, CA Tue May 30 1972, 10:05 PM EDT Att: 10,098 - Unknown								
Bill Russell, R OBP: 0.362, SLG: 0.500 (1, 6)										4	0	0	0	1	1	4									
Willie Davis, L OBP: 0.287, SLG: 0.437 (1, 8)										5	2	3	1	0	0	1									
Frank Robinson, R OBP: 0.380, SLG: 0.484 (1, 9)										4	1	1	3	0	0	2									
Manny Mota, R OBP: 0.318, SLG: 0.446 (1, 7)										4	0	0	0	0	0	0									
Wes Parker, S OBP: 0.361, SLG: 0.301 (1, 3)										4	0	1	0	0	2	0									
Steve Garvey, R OBP: 0.310, SLG: 0.388 (1, 5)										3	1	1	0	1	1	1									
Dick Dietz, R OBP: 0.308, SLG: 0.188 (8, PH)										1	0	0	0	2	1	1									
Duke Sims, L OBP: 0.227, SLG: 0.262 (8, 2)										0	0	0	0	1	0	0									
Claude Osteen, L OBP: 0.304, SLG: 0.348 (1, 1)										3	0	1	0	0	1	3									
Pete Mikkelsen, R (8, 1)										0	0	0	0	0	0	0									
Inning Stats	R: 2 E: 0 K: 0 S: 5	H: 2 LOB: 0 BB: 0 P: 5	R: 1 E: 0 K: 1 S: 7	H: 2 LOB: 2 BB: 1 P: 11	R: 0 E: 0 K: 0 S: 3	H: 0 LOB: 0 BB: 0 P: 3	R: 0 E: 0 K: 2 S: 7	H: 0 LOB: 1 BB: 1 P: 11	R: 0 E: 0 K: 1 S: 5	H: 0 LOB: 0 BB: 0 P: 5	R: 0 E: 0 K: 1 S: 5	H: 0 LOB: 1 BB: 1 P: 9	R: 0 E: 0 K: 1 S: 5	H: 0 LOB: 0 BB: 0 P: 9	R: 2 E: 0 K: 1 S: 8	H: 3 LOB: 2 BB: 1 P: 12	R: 0 E: 0 K: 1 S: 6	H: 1 LOB: 1 BB: 0 P: 6	1B: 5 2B: 1 3B: 1 HR: 1	SF: 2 SAC: 1 DP: 0 HBP: 0	WP: 0 PB: 0 SB: 0 CS: 0	PA: 40			
PITCHER	IP	WLS	BF	H	R	ER	SO	BB	IBB	HBP	BLK	WP	HR	S	P	ERA	WHIP								
Sam McDowell, L ERA: 4.5 (1, 1)	7.1	L	33	7	5	5	6	4	0	0	0	0	1	41	57	6.14	1.500								
Jim Barr, R ERA: 3.9 (8, 1)	1.2		7	1	0	0	2	0	1	0	0	0	0	10	14	0.00	0.600								

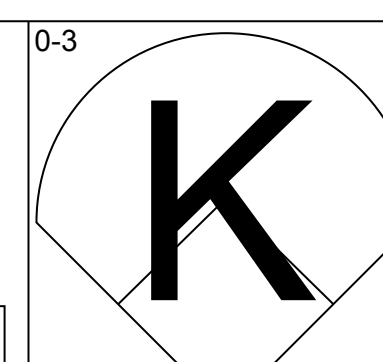
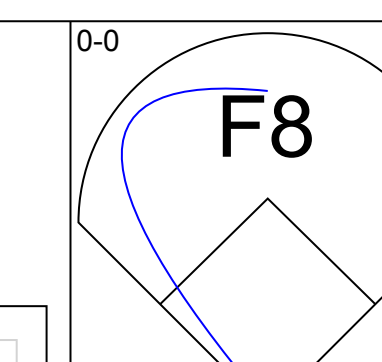
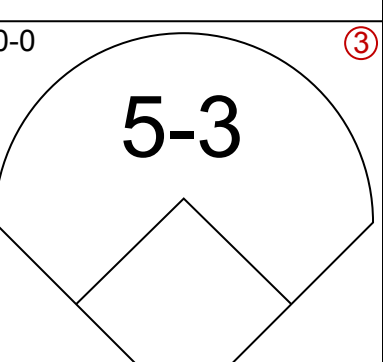
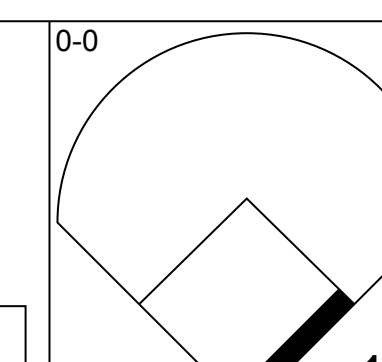
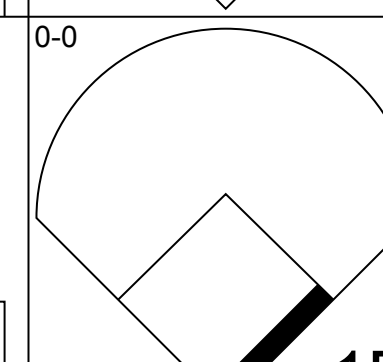
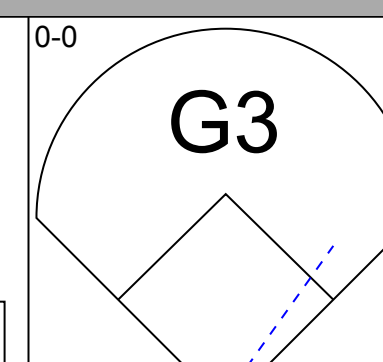
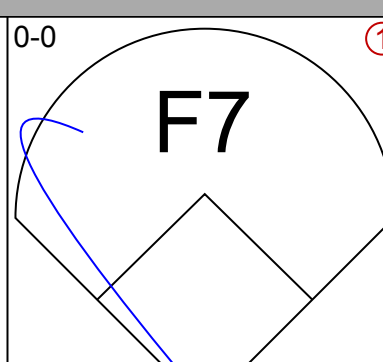
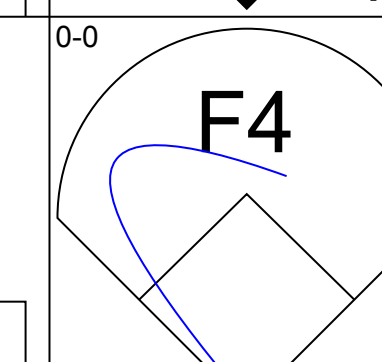
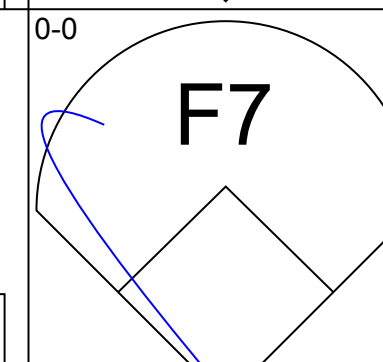
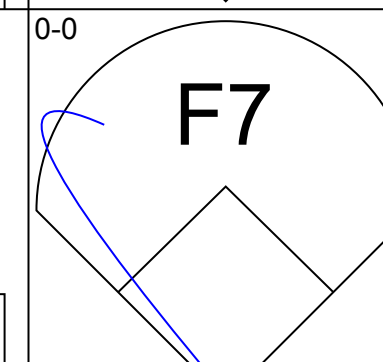
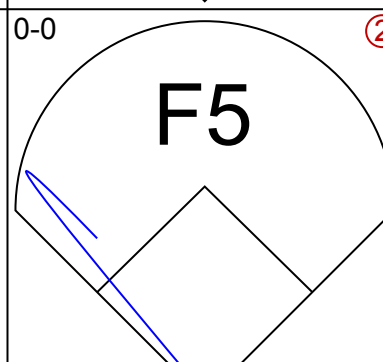
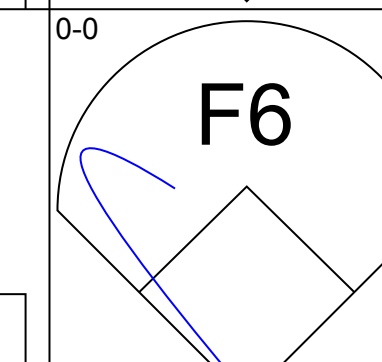
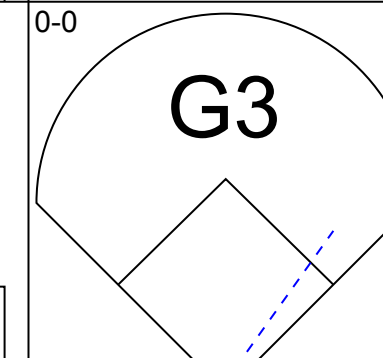
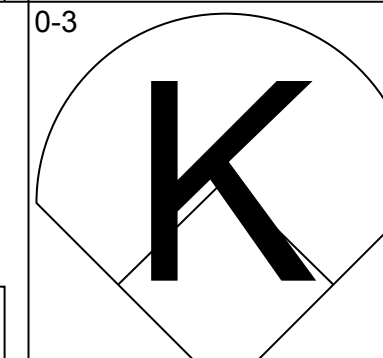
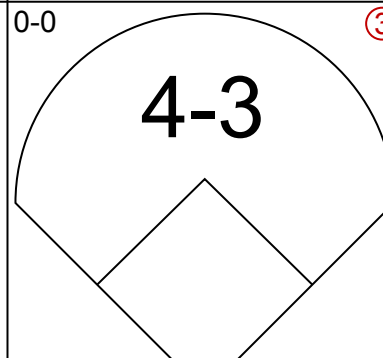
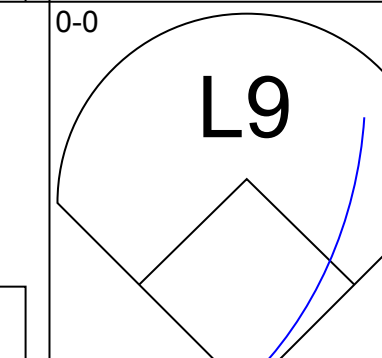
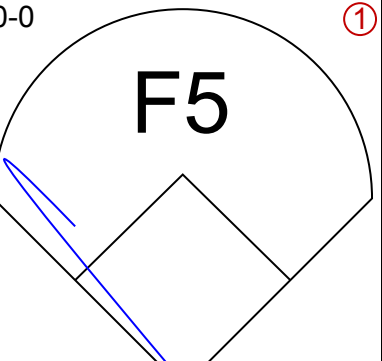
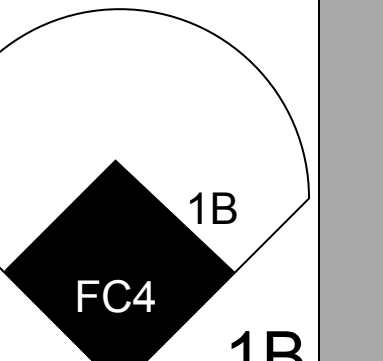
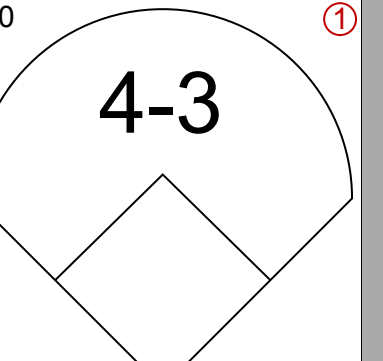
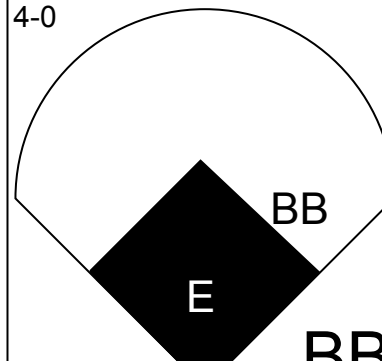

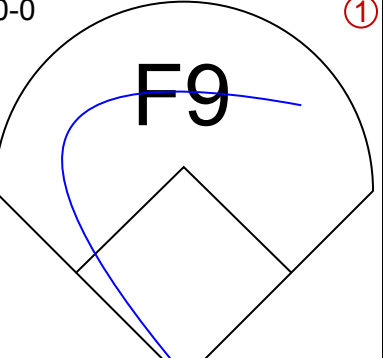
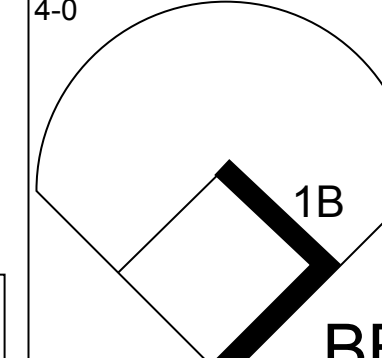
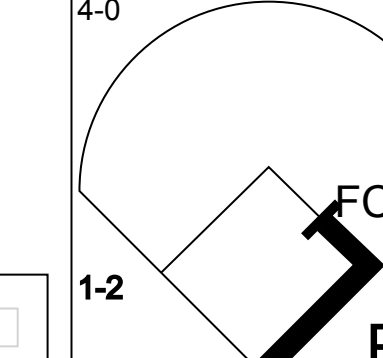

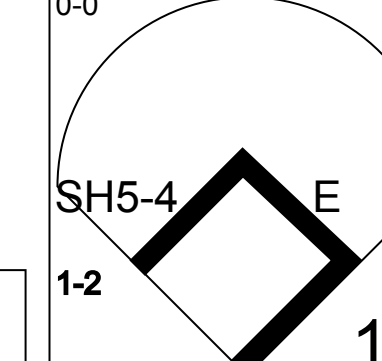
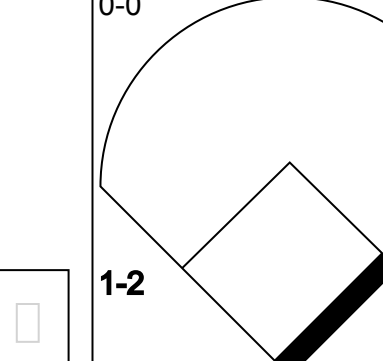
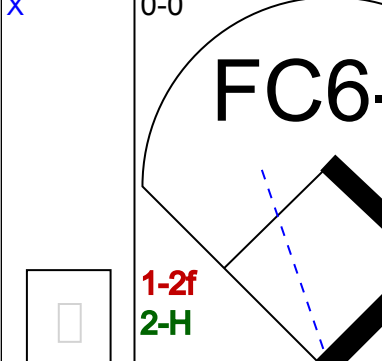
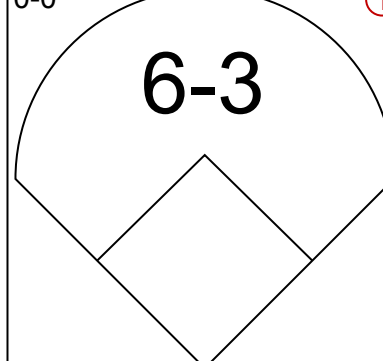
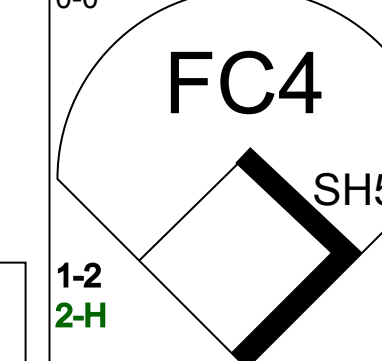
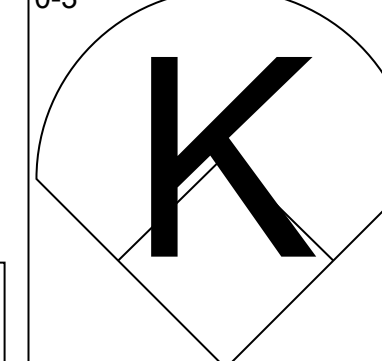
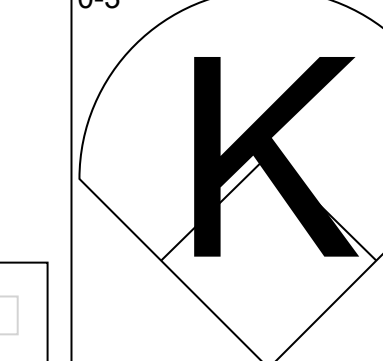

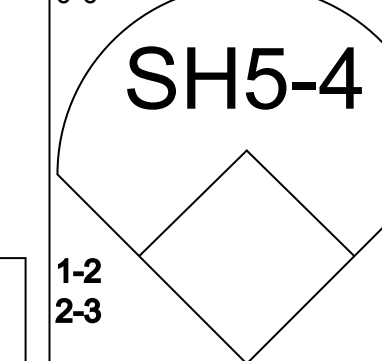
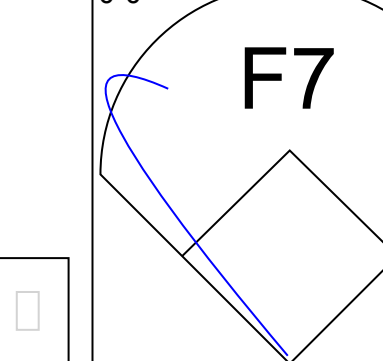
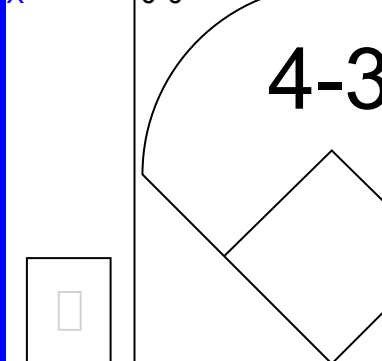
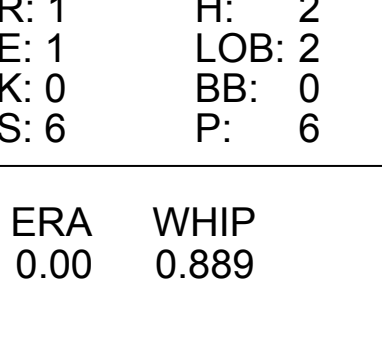
AB	32
R	5
H	8
RBI	5
BB	5
SO	8
LOB	13

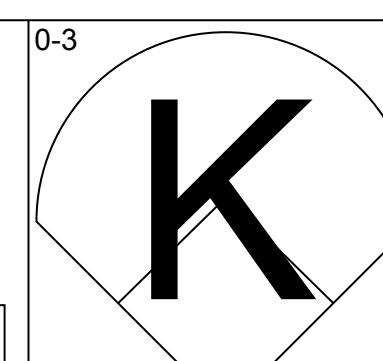
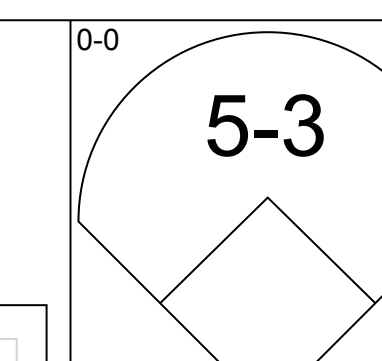
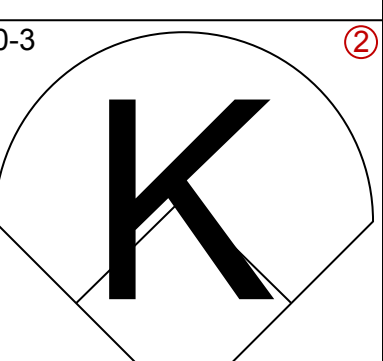
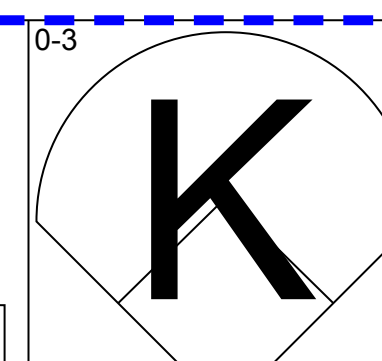
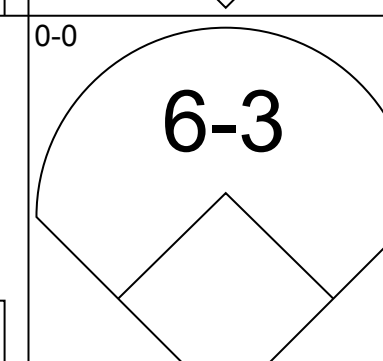
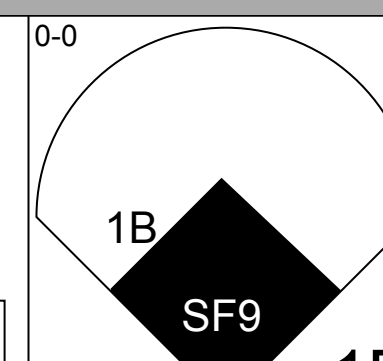
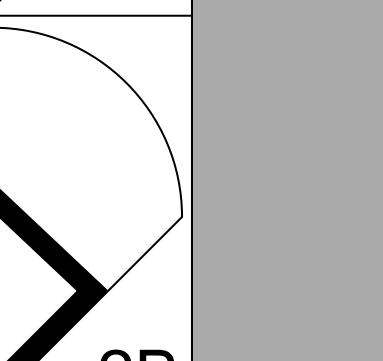
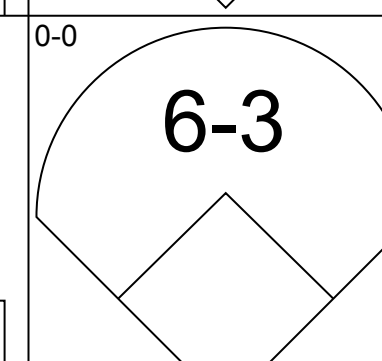
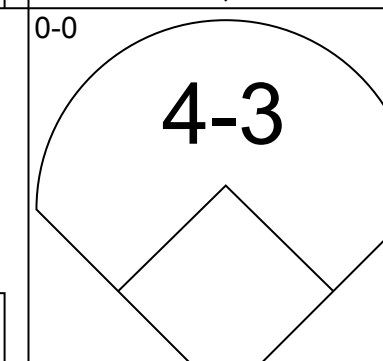
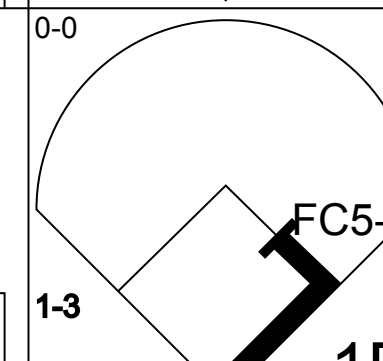
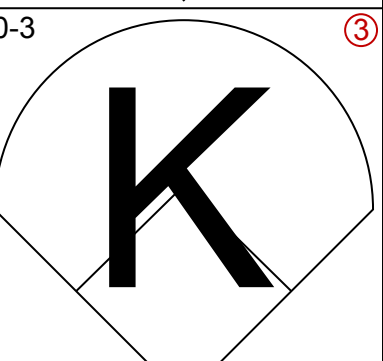
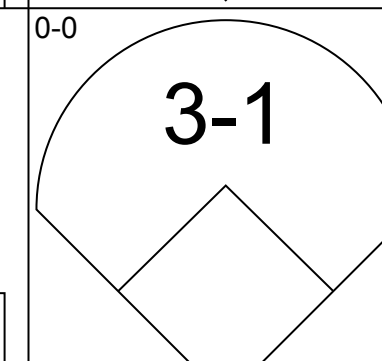
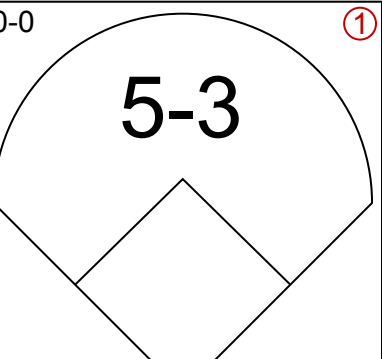
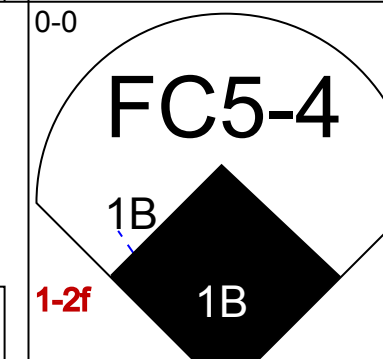
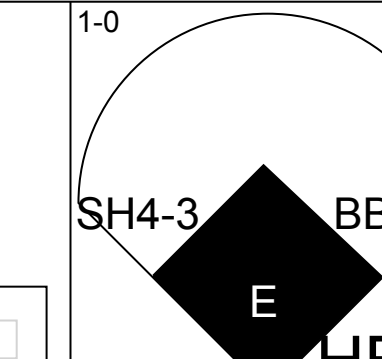
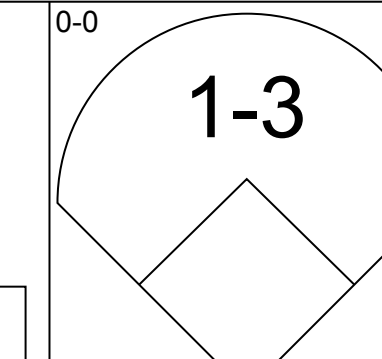
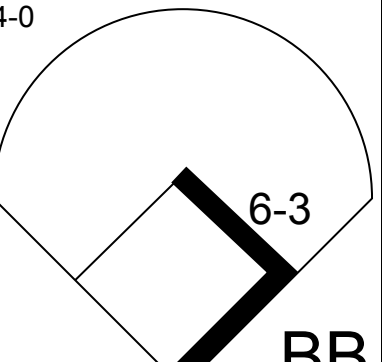
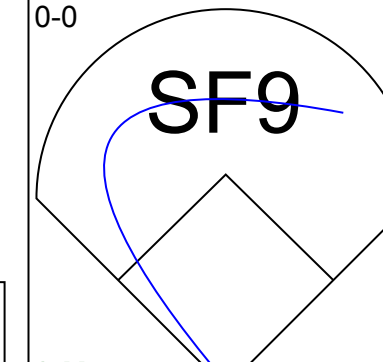
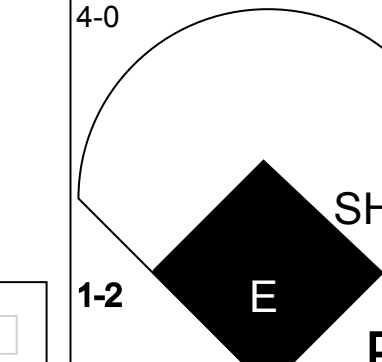
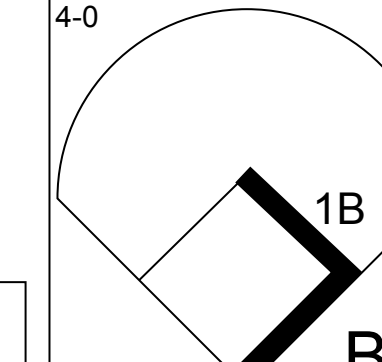
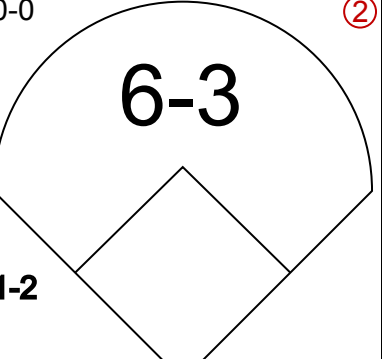
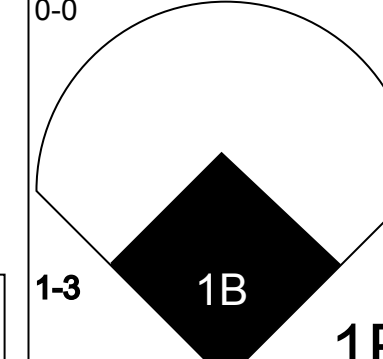
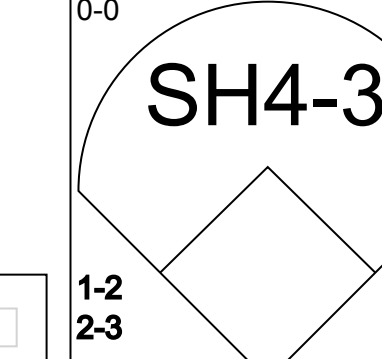
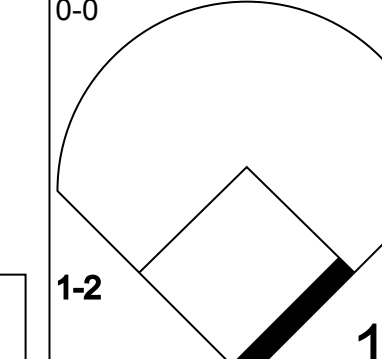
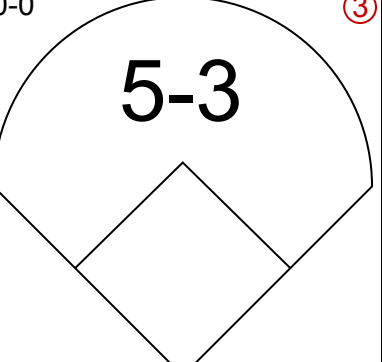
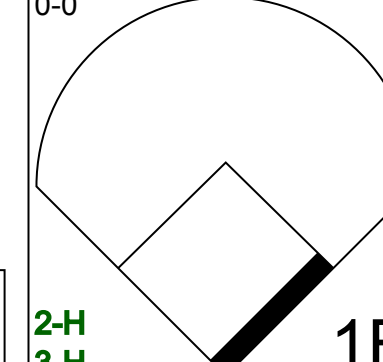
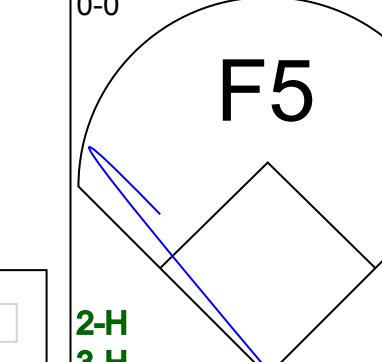
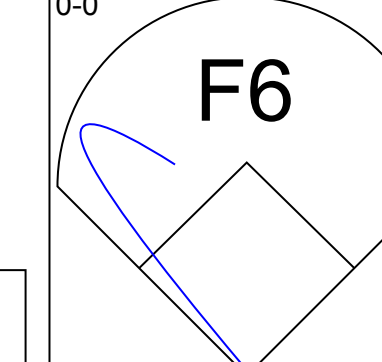
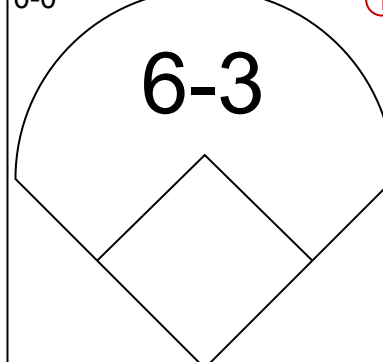
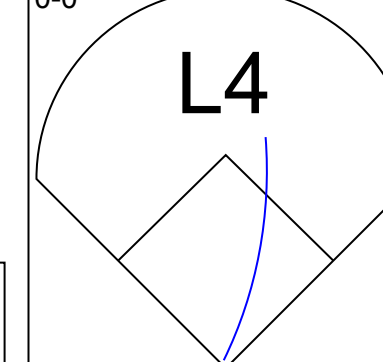
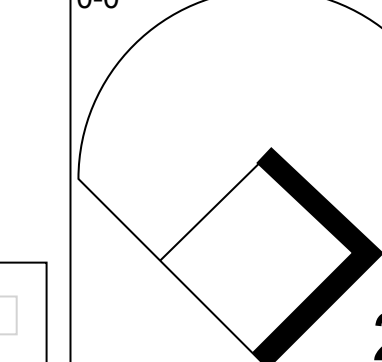
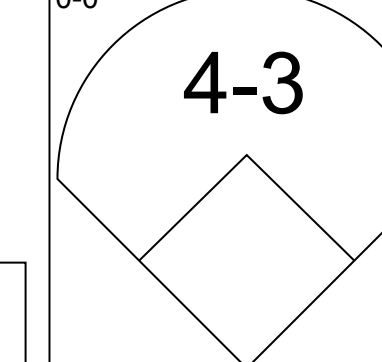
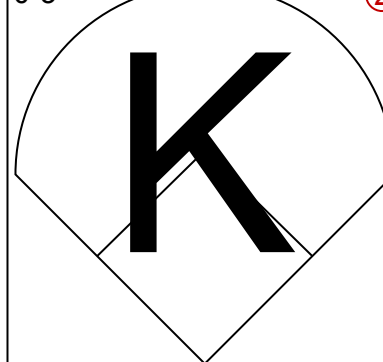
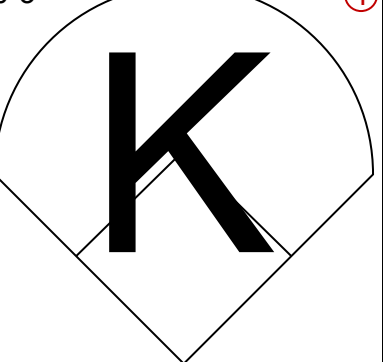
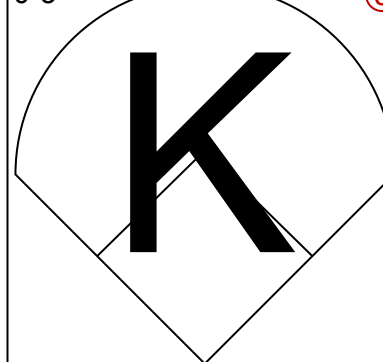


Batter	1	2	3	4	5	6	7	8	9	AB	R	H	RBI	BB	SO	LOB	BOTTOM								
Bobby Bonds, R OBP: 0.328, SLG: 0.492 (1, 9)										2	0	1	2	2	0	0	Los Angeles Dodgers @ San Francisco Giants Candlestick Park, San Francisco, CA Tue May 30 1972, 10:05 PM EDT Att: 10,098 - Unknown								
Tito Fuentes, S OBP: 0.293, SLG: 0.382 (1, 4)										5	0	2	0	0	1	3									
Ed Goodson, L OBP: 0.408, SLG: 0.489 (1, 3)										4	0	2	0	0	0	2									
Damaso Blanco, R (8, PR)										0	0	0	0	0	0	0									
Al Gallagher, R OBP: 0.380, SLG: 0.333 (9, 5)										0	0	0	0	0	0	0									
Dave Kingman, R OBP: 0.323, SLG: 0.527 (1, 5)										3	1	2	1	0	0	1									
Chris Speier, R OBP: 0.328, SLG: 0.426 (1, 6)										4	0	1	0	0	0	2									
Garry Maddox, R OBP: 0.297, SLG: 0.434 (1, 7)										4	0	0	0	0	2	3									
Ken Henderson, S OBP: 0.257, SLG: 0.305 (1, 8)										4	2	3	0	0	0	0									
Dave Rader, L OBP: 0.247, SLG: 0.281 (1, 2)										4	0	1	0	0	1	2									
Sam McDowell, L OBP: 0.172, SLG: 0.143 (1, 1)										3	0	0	0	0	1	3									
Jim Barr, R (8, 1)										0	0	0	0	0	0	0									
Jim Howarth, L OBP: 0.485, SLG: 0.417 (9, PH)										1	0	0	0	0	0	1									
Inning Stats	R: 0 E: 0 K: 0 S: 3	H: 0 LOB: 0 BB: 0 P: 3	R: 1 E: 0 K: 0 S: 4	H: 1 LOB: 0 BB: 0 P: 4	R: 0 E: 0 K: 0 S: 4	H: 1 LOB: 2 BB: 1 P: 8	R: 0 E: 0 K: 1 S: 5	H: 1 LOB: 0 BB: 0 P: 5	R: 1 E: 0 K: 1 S: 7	H: 2 LOB: 1 BB: 0 P: 7	R: 0 E: 0 K: 1 S: 6	H: 1 LOB: 1 BB: 0 P: 6	R: 1 E: 0 K: 0 S: 4	H: 2 LOB: 0 BB: 0 P: 4	R: 0 E: 0 K: 0 S: 4	H: 3 LOB: 2 BB: 0 P: 5	R: 0 E: 0 K: 2 S: 8	H: 1 LOB: 2 BB: 1 P: 12	1B: 8 2B: 2 3B: 1 HR: 1	SF: 1 SAC: 0 DP: 0 HBP: 1	WP: 0 PB: 0 SB: 0 CS: 3	PA: 39			
PITCHER	IP	WLS	BF	H	R	ER	SO	BB	IBB	HBP	BLK	WP	HR	S	P	ERA	WHIP								
Claude Osteen, L ERA: 1.35 (1, 1)	7.0	W	29	9	3	3	3	1	0	0	0	0	0	11	34	3.86	1.429								
Pete Mikkelsen, R ERA: 4.02 (8, 1)	2.0	S	9	3	0	0	2	1	0	1	0	0	0	11	16	0.00	2.000								

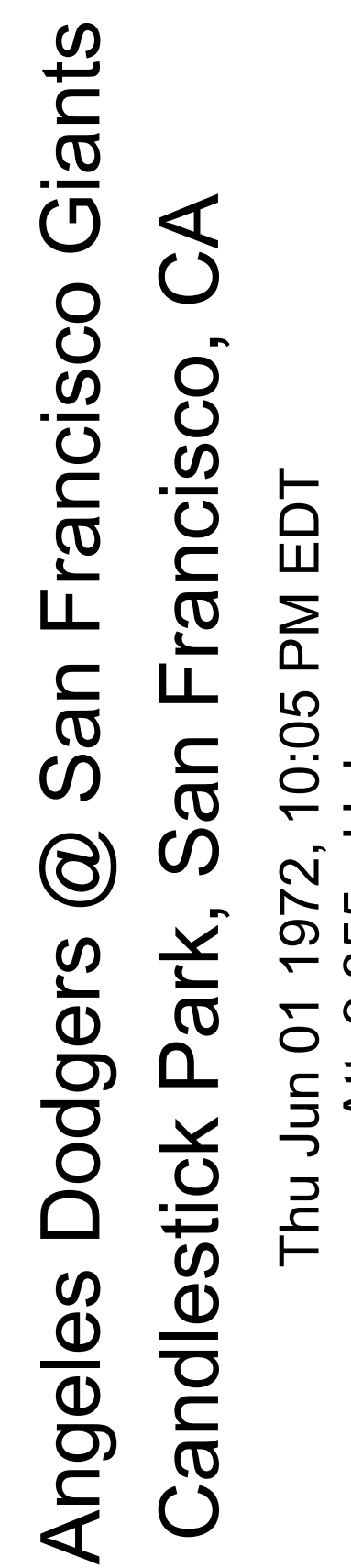
AB	34
R	3
H	12
RBI	3
BB	2
SO	5
LOB	17

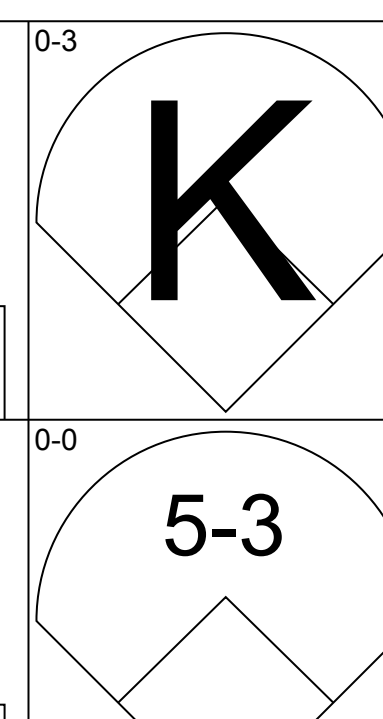
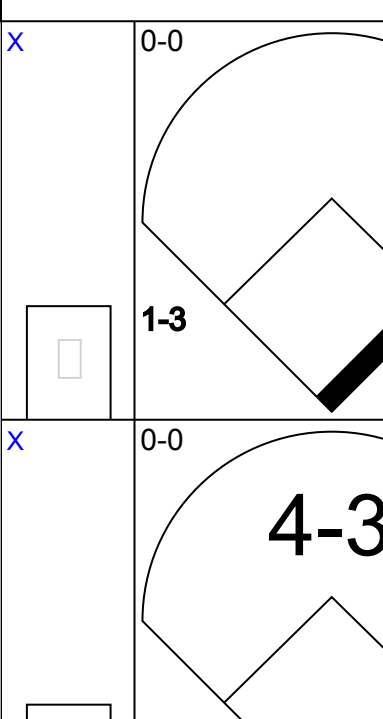
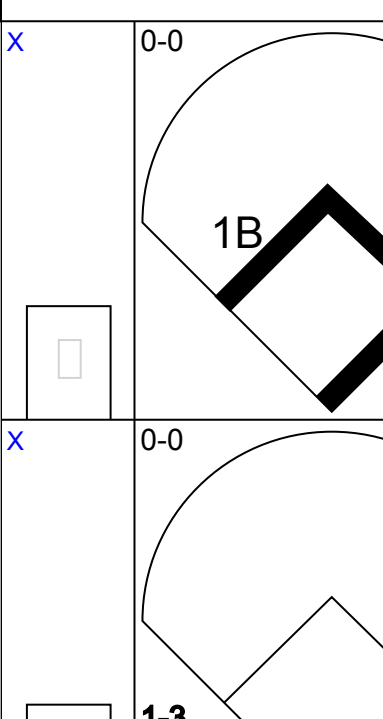
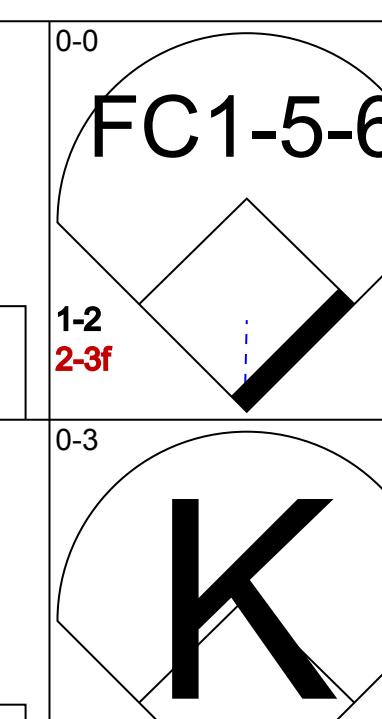
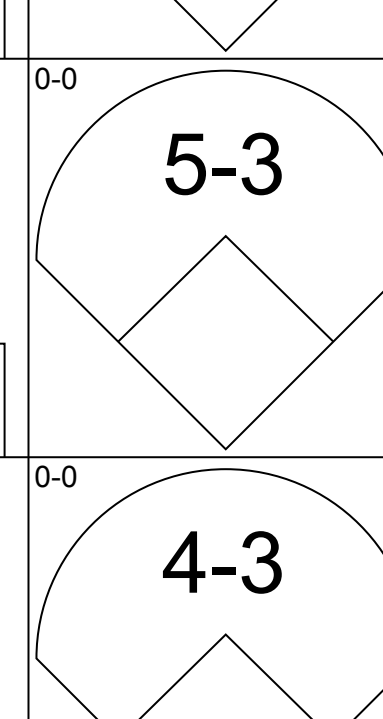
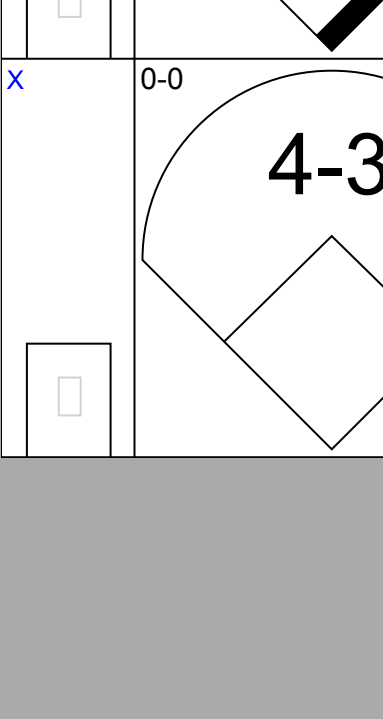
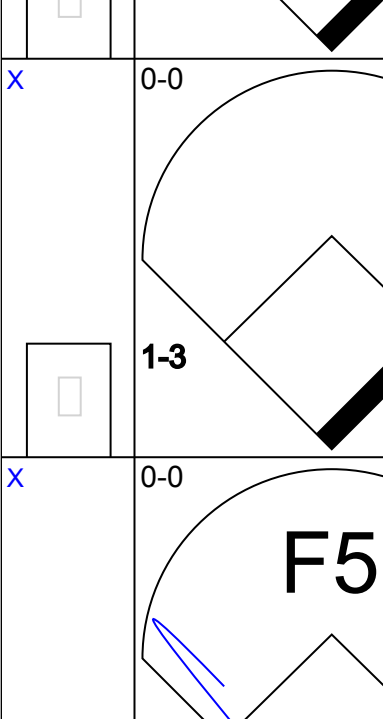
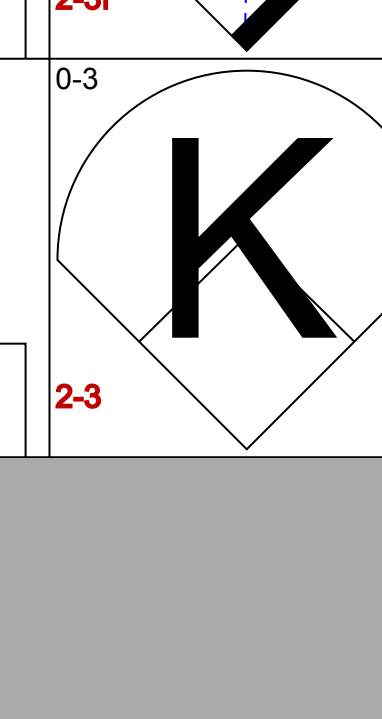
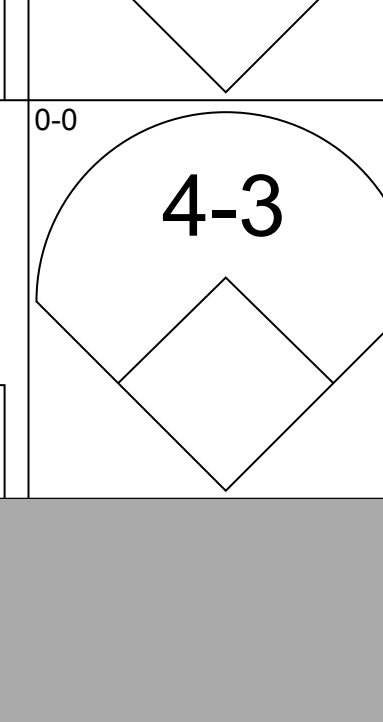
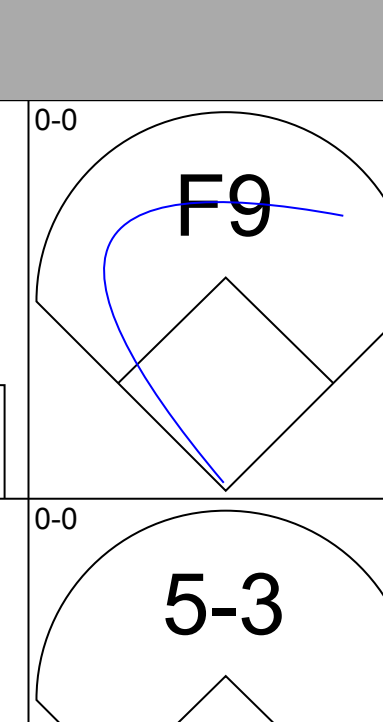
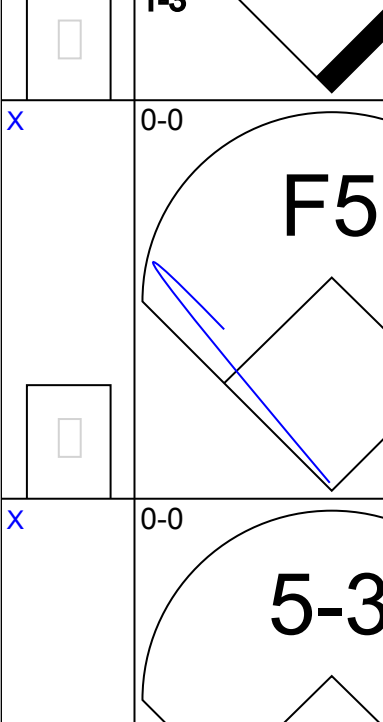
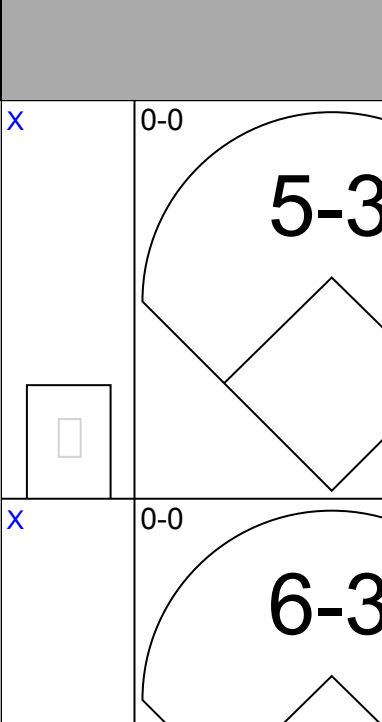
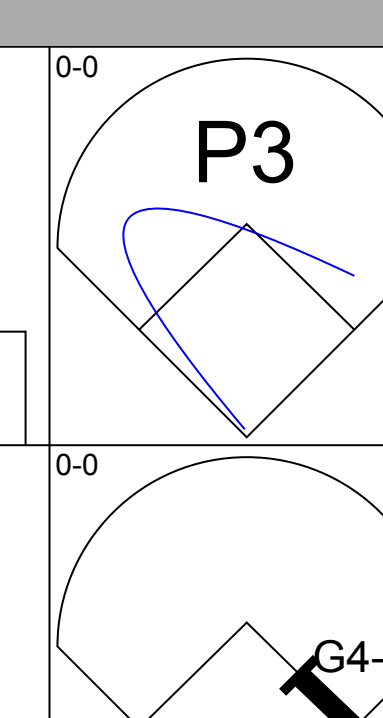
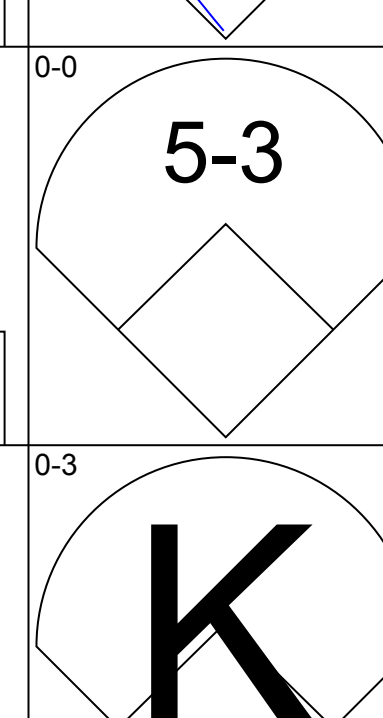
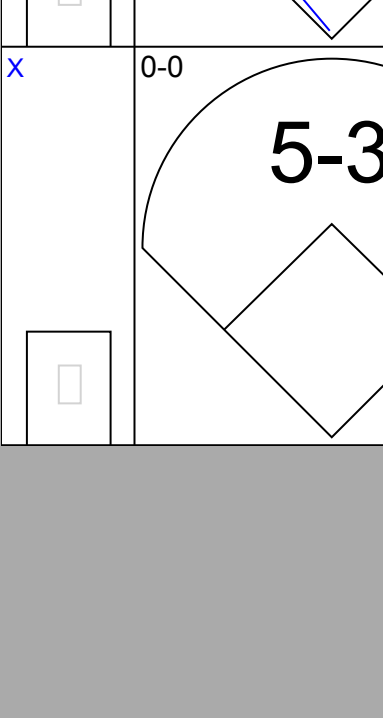
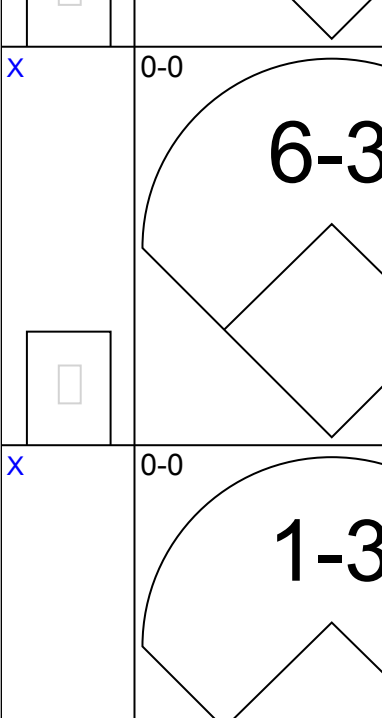
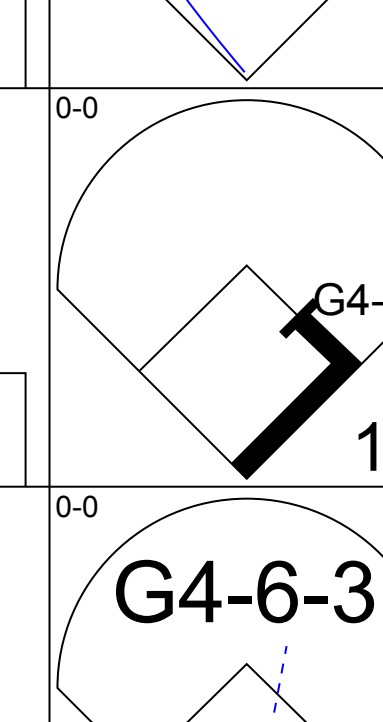
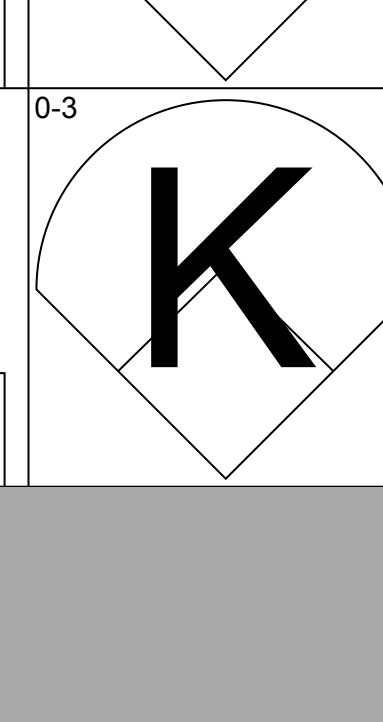
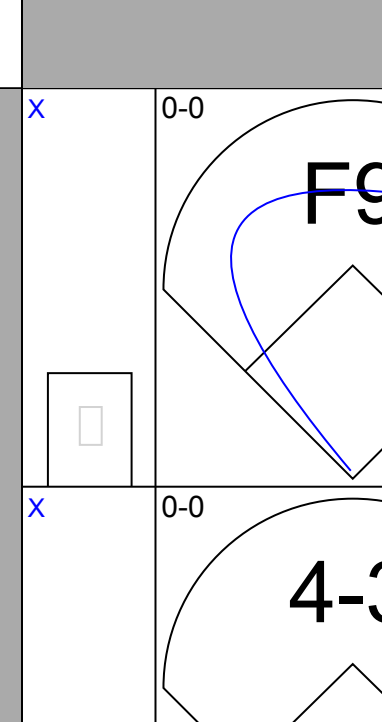
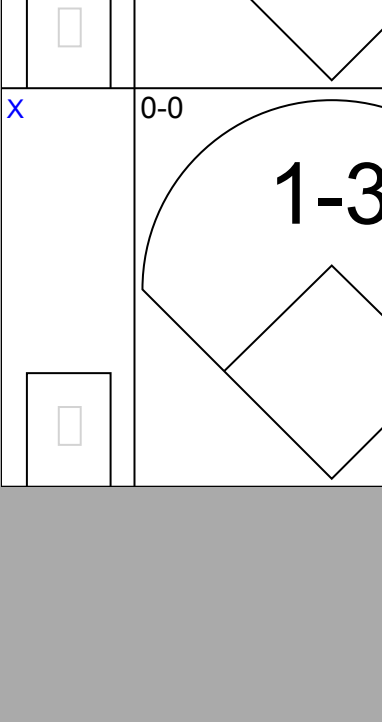
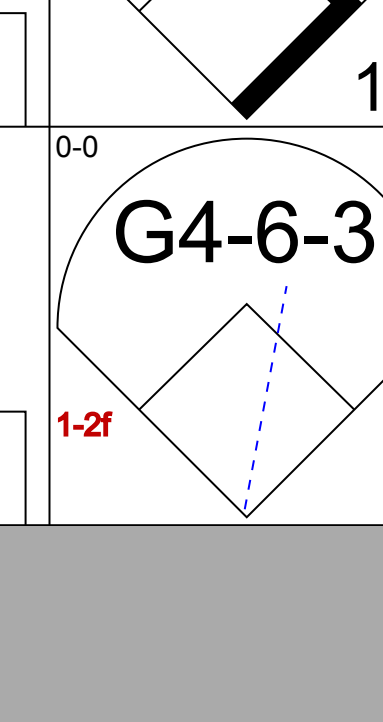
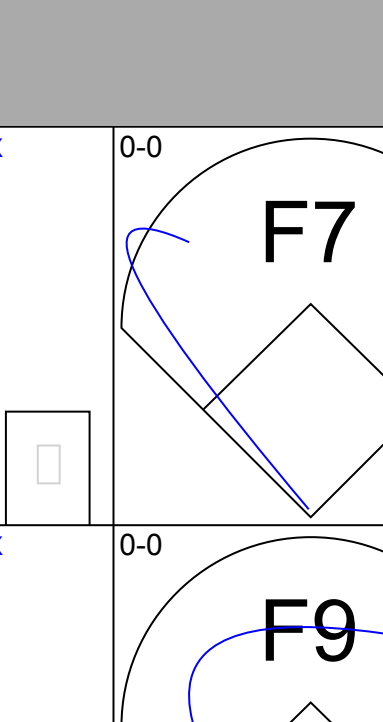
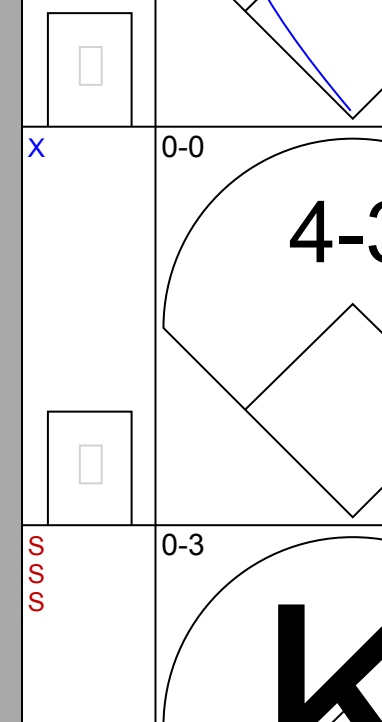
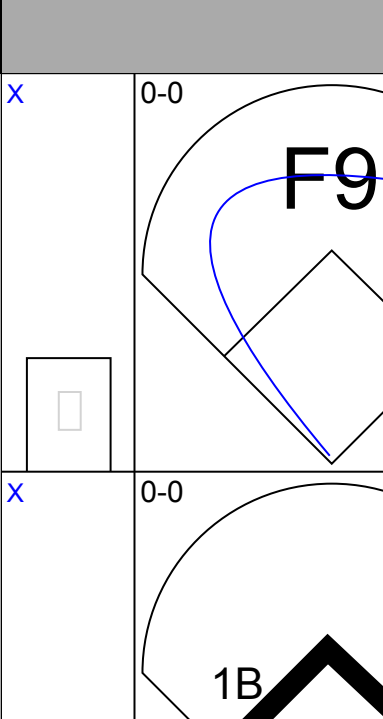
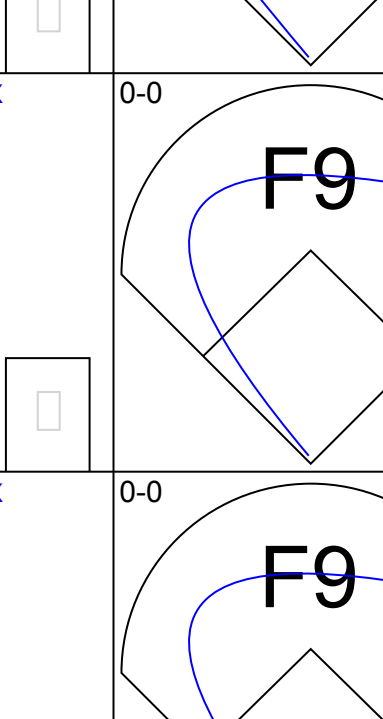
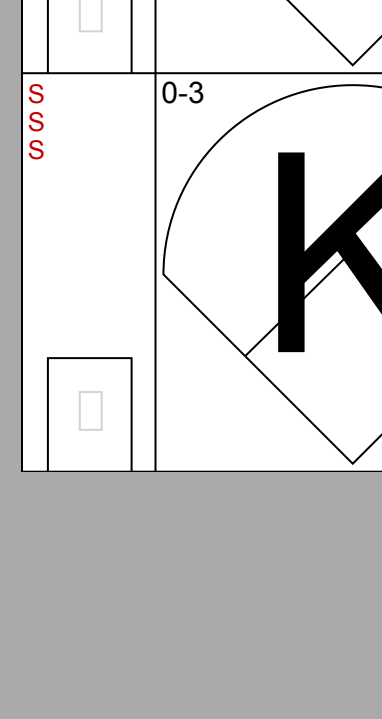
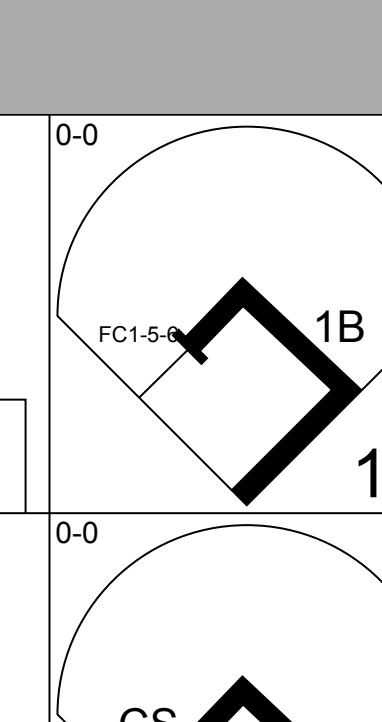
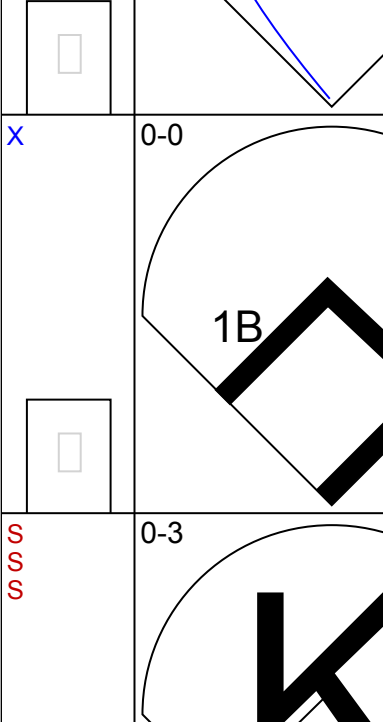
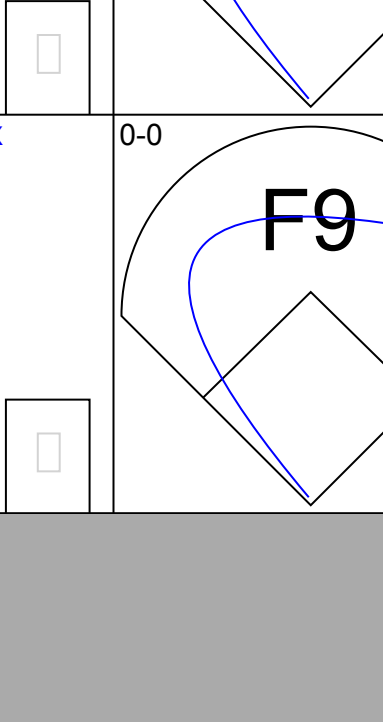
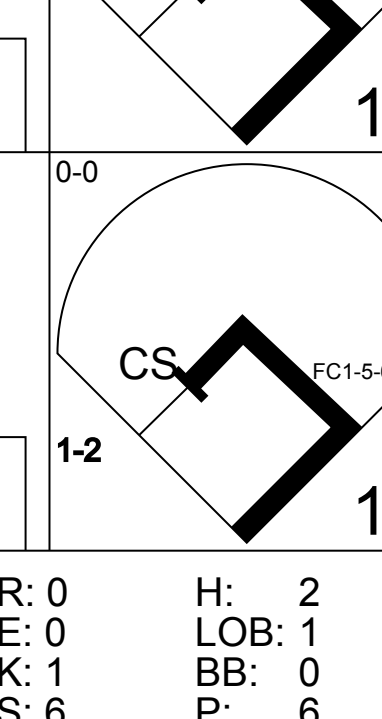
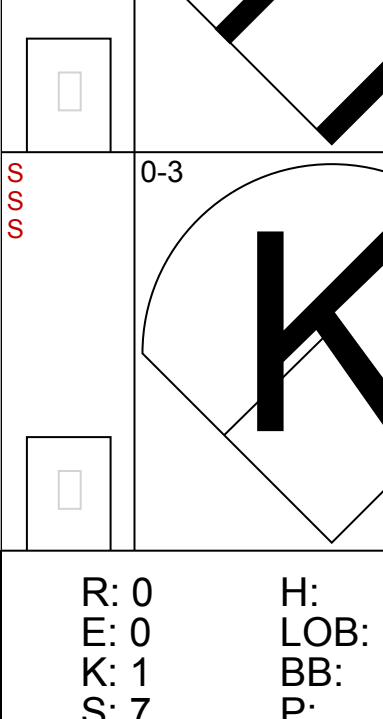
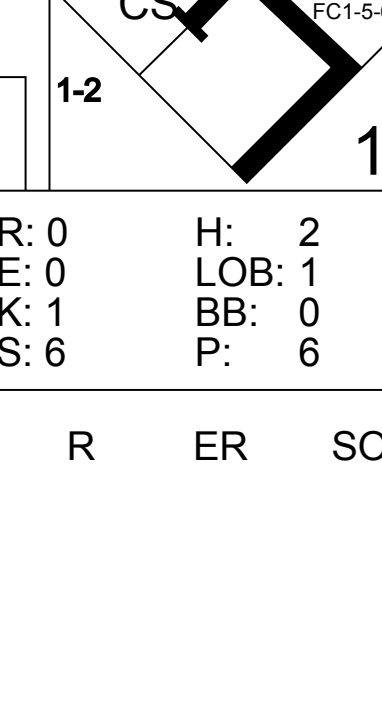
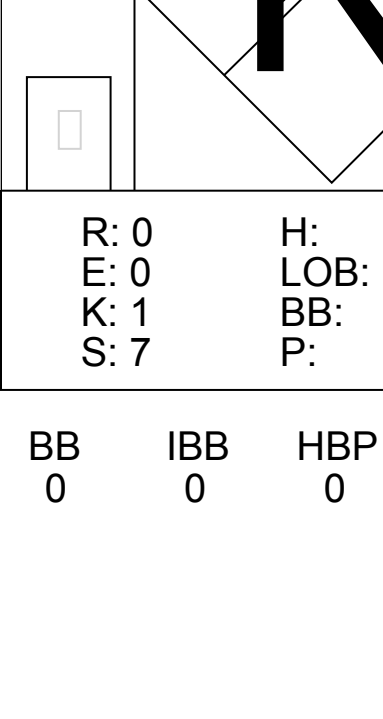
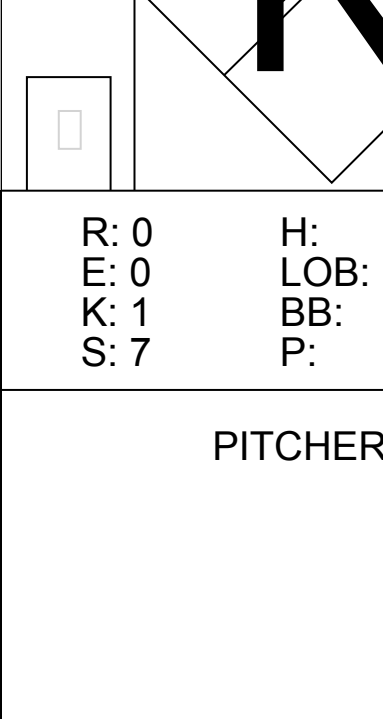


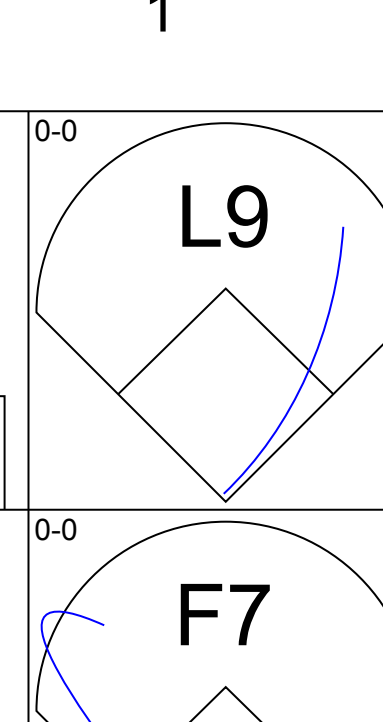
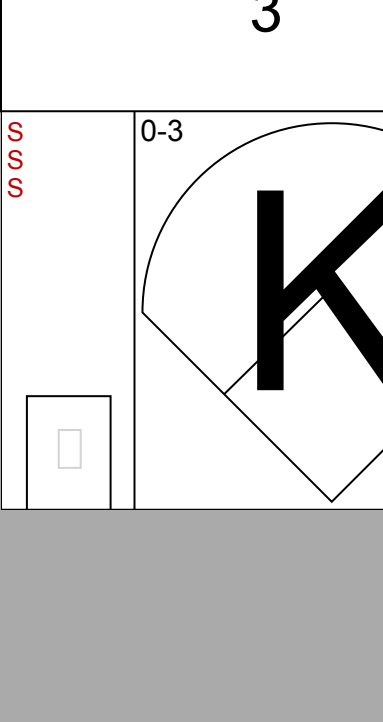
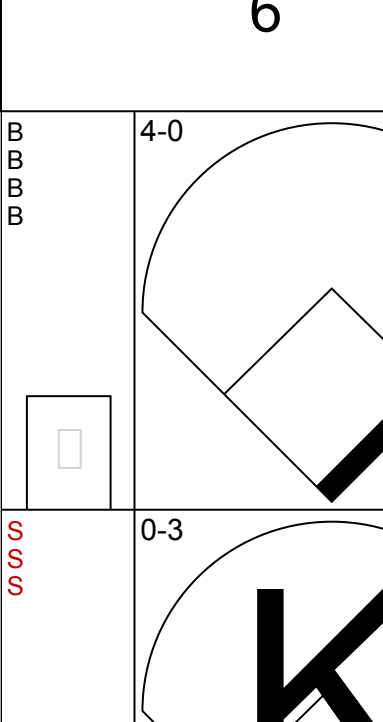
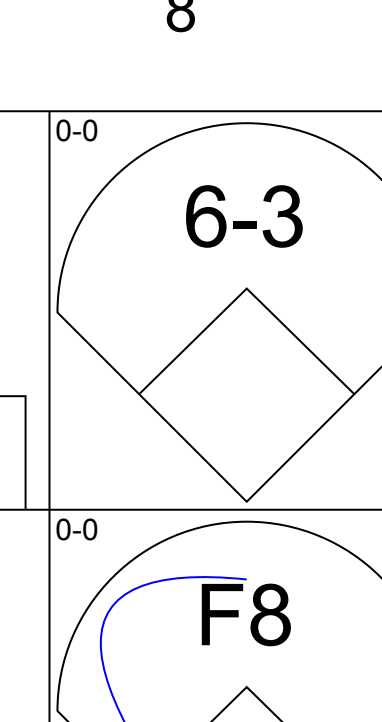
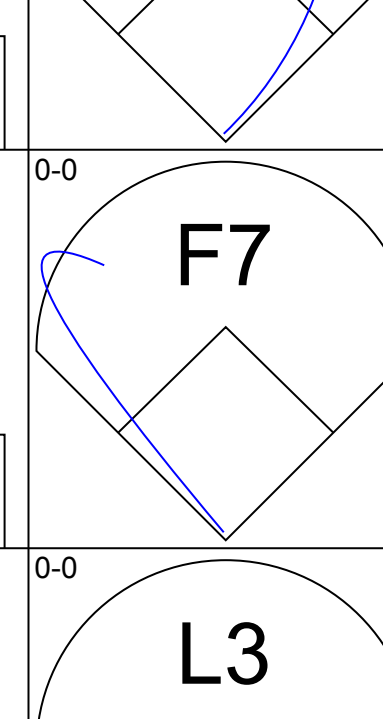
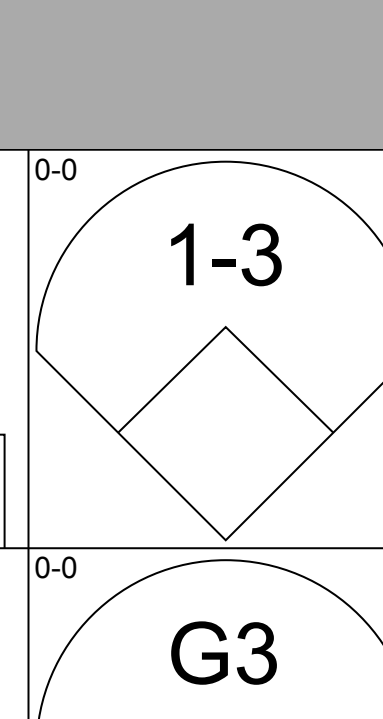
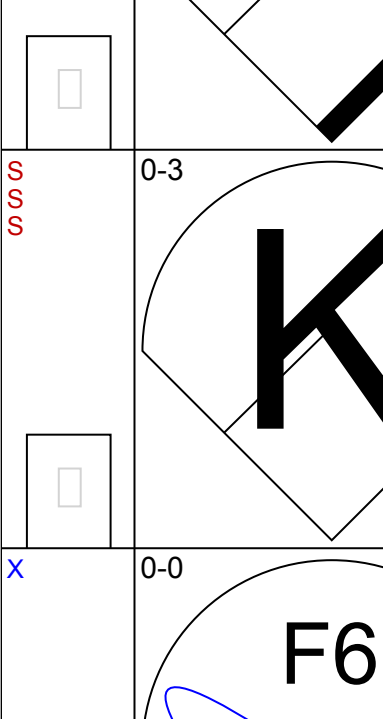
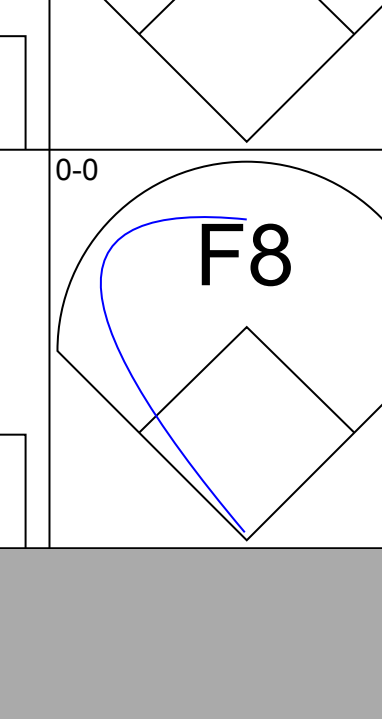
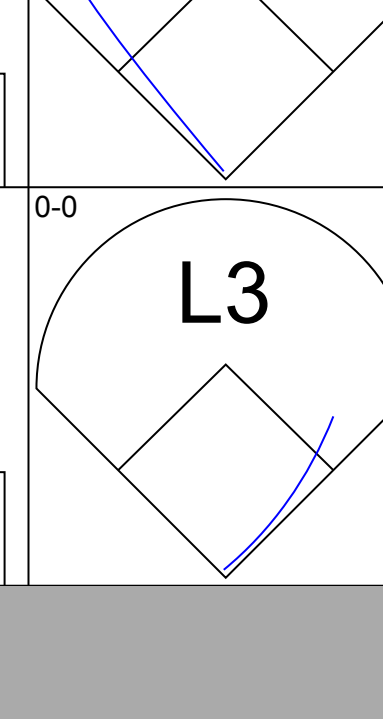
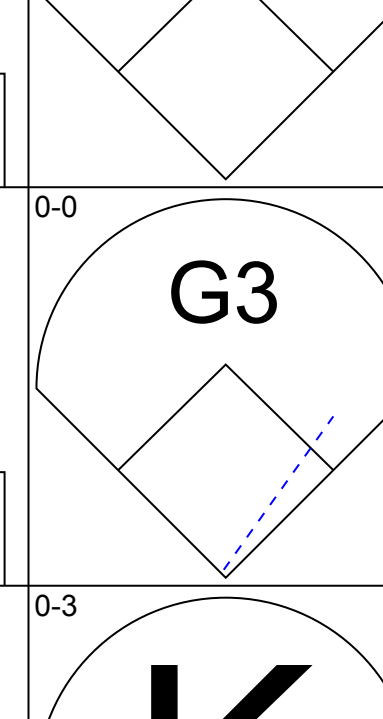
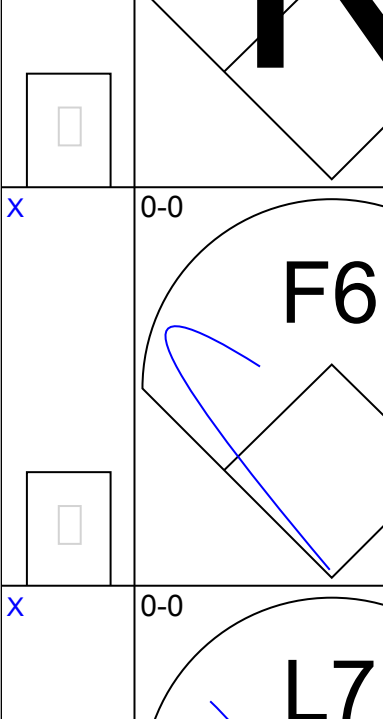
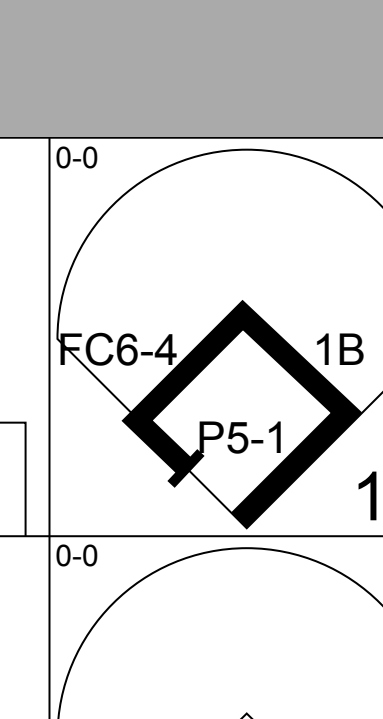
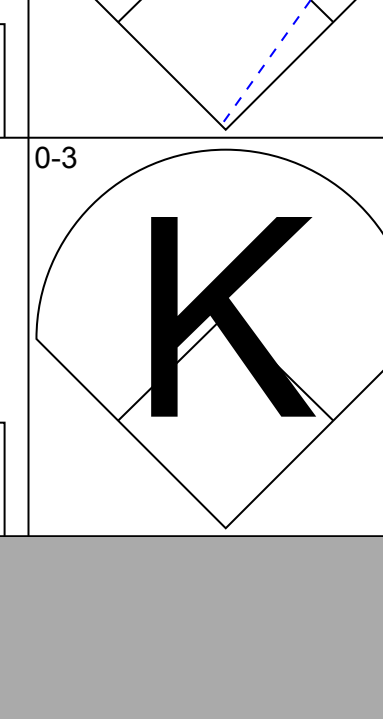
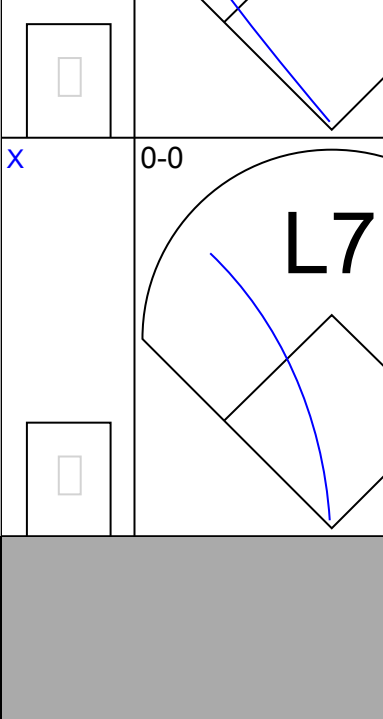
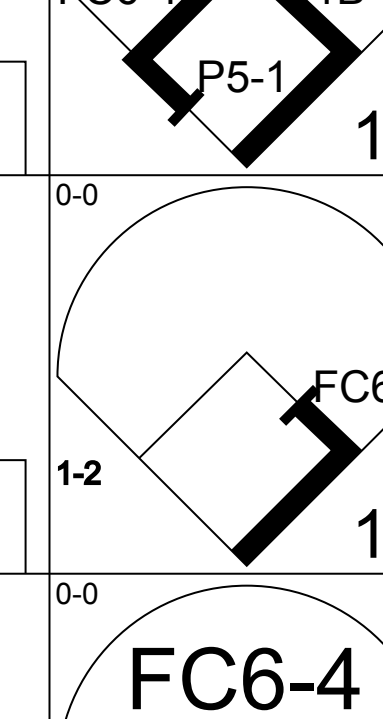
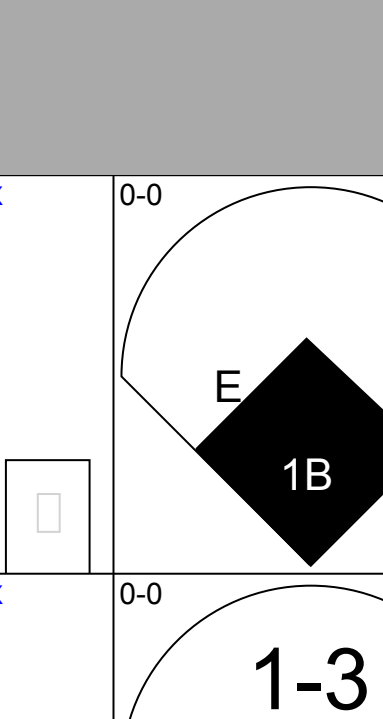
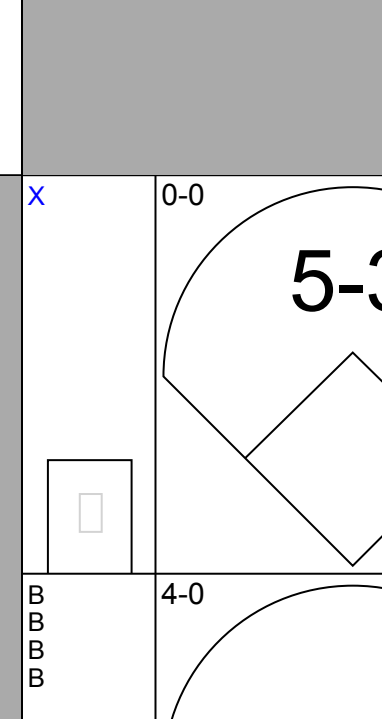
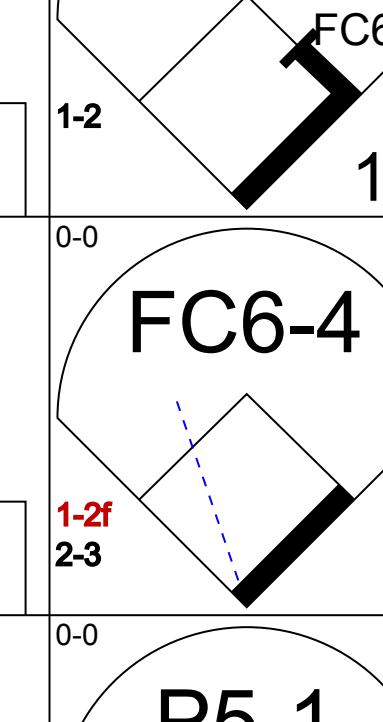
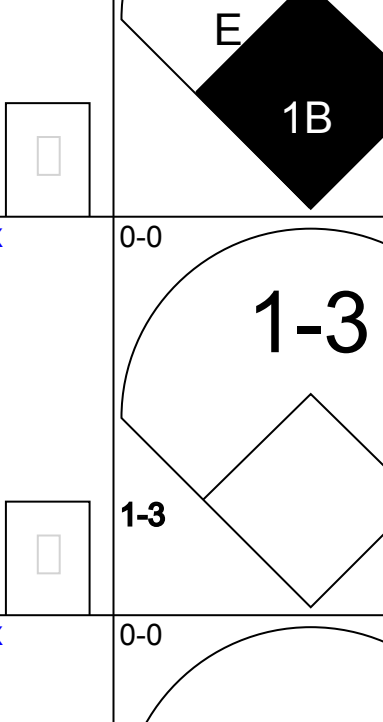
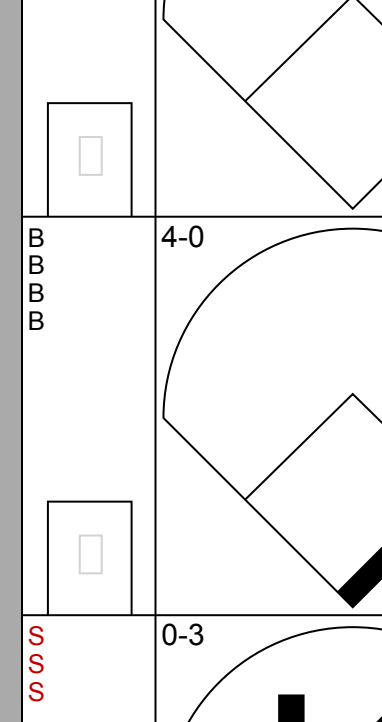
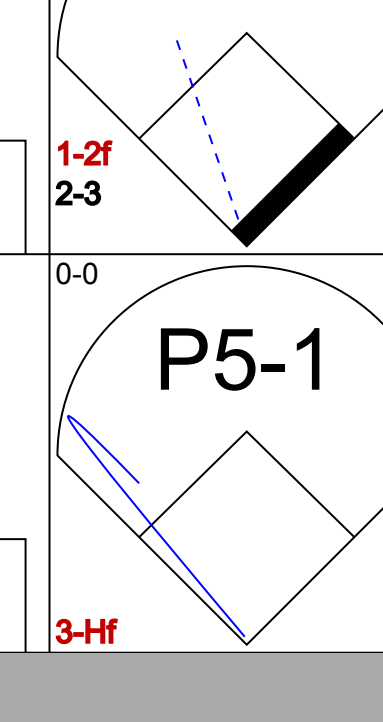
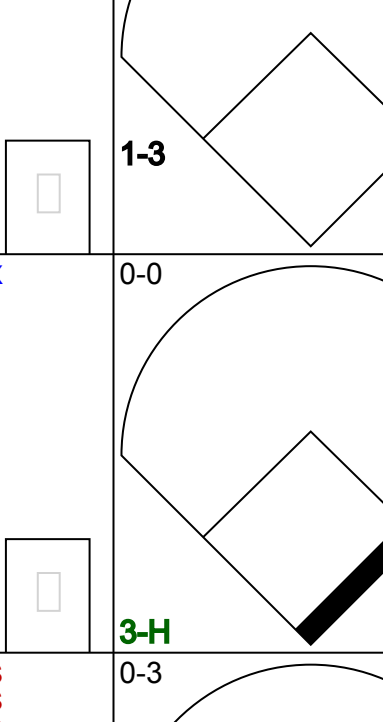
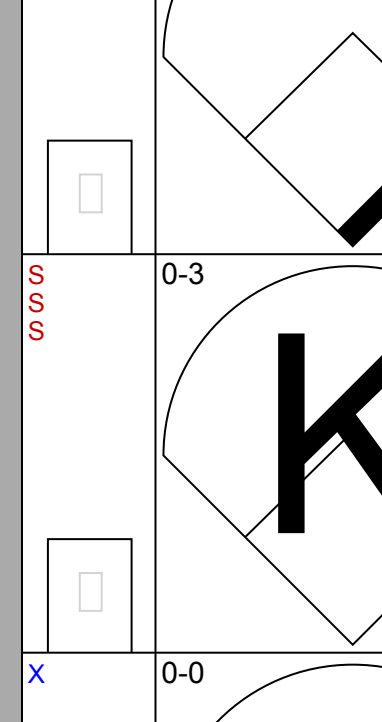
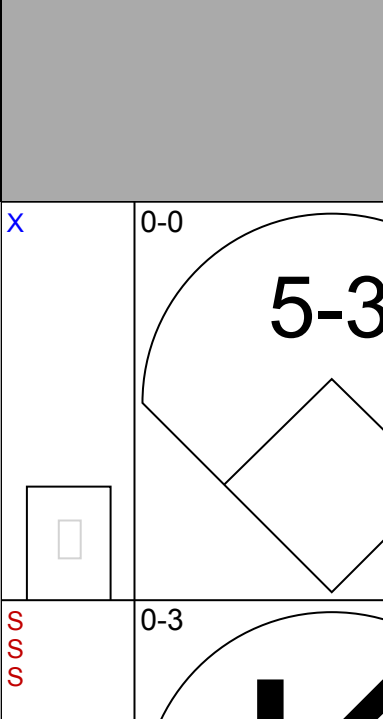
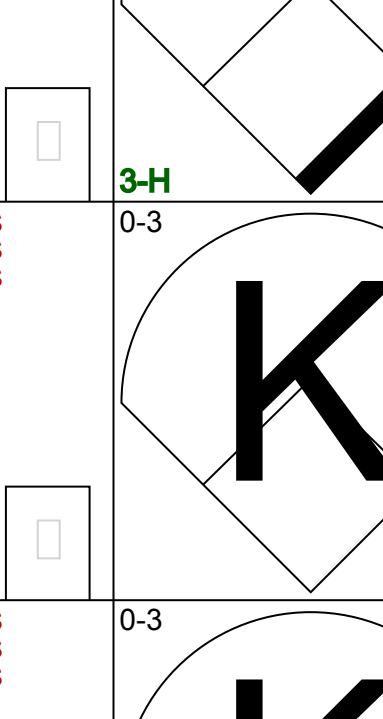
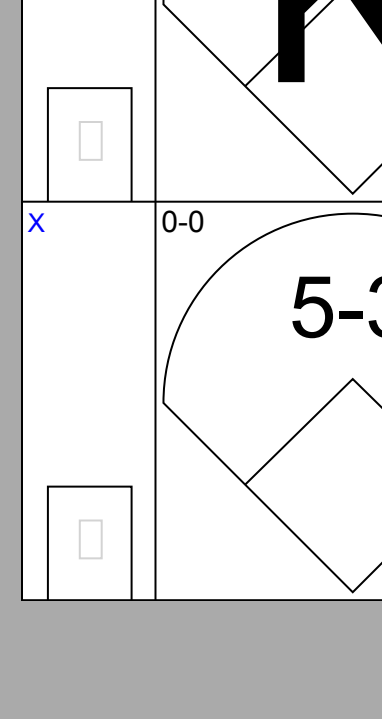
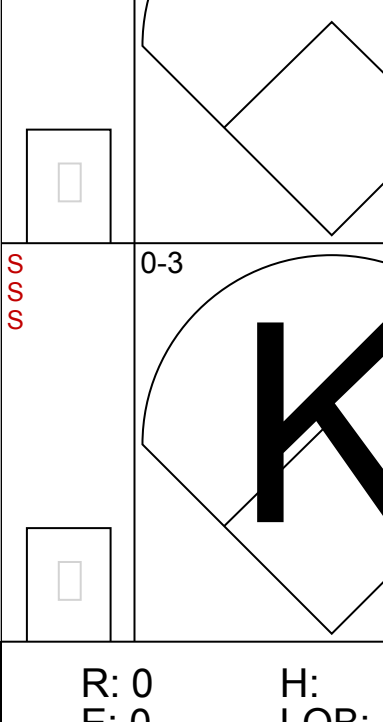
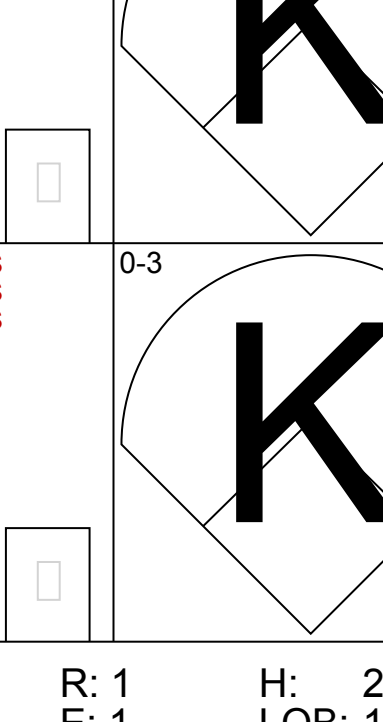
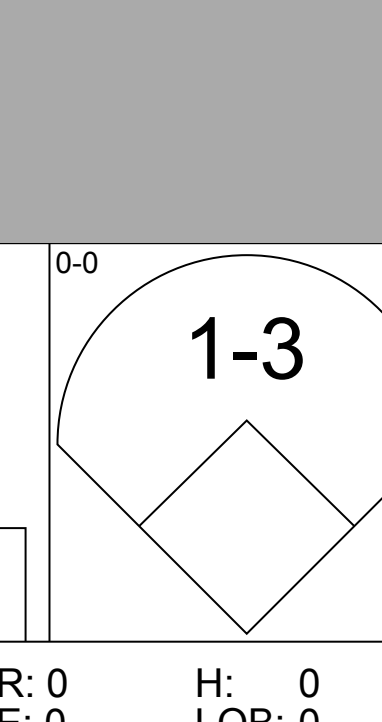
Batter	1	2	3	4	5	6	7	8	9	AB	R	H	RBI	BB	SO	LOB	TOP			
Bobby Valentine, R OBP: 0.349, SLG: 0.429										4	0	1	0	0	1	2	Los Angeles Dodgers @ San Francisco Giants Candlestick Park, San Francisco, CA Thu Jun 01 1972, 10:05 PM EDT Att: 9,855 - Unknown			
Bill Buckner, L OBP: 0.314, SLG: 0.309										4	0	1	0	0	0	1				
Willie Davis, L OBP: 0.279, SLG: 0.418										4	0	0	0	0	0	2				
Willie Crawford, L OBP: 0.289, SLG: 0.477										4	0	0	0	0	1	2				
Wes Parker, S OBP: 0.368, SLG: 0.300										3	2	1	0	1	0	0				
Duke Sims, L OBP: 0.239, SLG: 0.250										2	0	0	0	2	1	1				
Steve Garvey, R OBP: 0.312, SLG: 0.388										4	0	2	0	0	0	1				
Bill Russell, R OBP: 0.344, SLG: 0.470										4	0	0	0	0	2	4				
Bill Singer, R OBP: 0.217, SLG: 0.227										1	0	0	0	0	1	0				
Frank Robinson, R (7, PH) OBP: 0.307, SLG: 0.484										1	0	0	0	0	0	2				
Mike Strahler, R (7, PH) Manny Mota, R (9, PH) OBP: 0.321, SLG: 0.457										0	0	0	0	0	0	0				
Inning Stats	R: 0 E: 0 K: 1 S: 6	H: 1 LOB: 1 BB: 0 P: 6	R: 0 E: 0 K: 1 S: 5	H: 0 LOB: 0 BB: 0 P: 5	R: 0 E: 0 K: 1 S: 5	H: 0 LOB: 0 BB: 0 P: 5	R: 1 E: 0 K: 0 S: 6	H: 2 LOB: 2 BB: 0 P: 6	R: 0 E: 0 K: 0 S: 3	H: 0 LOB: 0 BB: 0 P: 3	R: 0 E: 0 K: 1 S: 6	H: 1 LOB: 2 BB: 1 P: 10	R: 0 E: 0 K: 0 S: 4	H: 1 LOB: 1 BB: 0 P: 4	R: 1 E: 1 K: 1 S: 5	H: 0 LOB: 1 BB: 2 P: 13	1B: 5 2B: 0 3B: 0 HR: 0	SF: 0 SAC: 1 DP: 0 HBP: 0	WP: 0 PB: 0 SB: 0 CS: 0	PA: 36
PITCHER Steve Stone, R ERA: 1.6	IP: 9.0 WLS: W BF: 36 H: 5 R: 2 ER: 0 SO: 6 BB: 3 IBB: 0 HBP: 0 BLK: 0 WP: 0 HR: 0 S: 45 P: 57 ERA: 0.00 WHIP: 0.889																			

Batter	1	2	3	4	5	6	7	8	9	AB	R	H	RBI	BB	SO	LOB	BOTTOM			
Bobby Bonds, R OBP: 0.324, SLG: 0.481										4	0	0	0	0	3	0	Los Angeles Dodgers @ San Francisco Giants Candlestick Park, San Francisco, CA Thu Jun 01 1972, 10:05 PM EDT Att: 9,855 - Unknown			
Tito Fuentes, S OBP: 0.299, SLG: 0.392										4	1	2	0	0	0	0				
Ed Goodson, L OBP: 0.379, SLG: 0.444										4	0	1	0	0	1	1				
Dave Kingman, R OBP: 0.314, SLG: 0.509										3	2	0	0	0	2					
Chris Speier, R OBP: 0.340, SLG: 0.430										0	1	0	1	3	0	0				
Ken Henderson, S OBP: 0.277, SLG: 0.321										3	1	2	0	0	0	1				
Garry Maddox, R OBP: 0.286, SLG: 0.413										4	0	1	2	0	0	3				
Dave Rader, L OBP: 0.247, SLG: 0.290										4	0	1	0	0	0	3				
Steve Stone, R OBP: 0.211, SLG: 0.167										3	0	0	0	0	3	1				
Inning Stats	R: 0 E: 0 K: 1 S: 5	H: 0 LOB: 0 BB: 1 P: 5	R: 0 E: 0 K: 0 S: 3	H: 0 LOB: 0 BB: 1 P: 7	R: 0 E: 0 K: 1 S: 5	H: 0 LOB: 0 BB: 0 P: 5	R: 3 E: 0 K: 0 S: 7	H: 4 LOB: 1 BB: 0 P: 7	R: 0 E: 0 K: 3 S: 10	H: 1 LOB: 1 BB: 0 P: 10	R: 2 E: 1 K: 1 S: 6	H: 1 LOB: 1 BB: 1 P: 11	R: 0 E: 0 K: 1 S: 5	H: 0 LOB: 0 BB: 0 P: 5	R: 0 E: 0 K: 0 S: 4	H: 1 LOB: 2 BB: 1 P: 8		1B: 5 2B: 2 3B: 0 HR: 0	SF: 1 SAC: 1 DP: 0 HBP: 1	WP: 0 PB: 0 SB: 0 CS: 0
PITCHER Bill Singer, R ERA: 2.85 Mike Strahler, R ERA: 4.76	IP: 6.0 WLS: L BF: 27 H: 6 R: 5 ER: 5 SO: 6 BB: 2 IBB: 0 HBP: 1 BLK: 0 WP: 0 HR: 0 S: 36 P: 45 ERA: 7.50 WHIP: 1.333																			

AB	32
R	2
H	5
RBI	0
BB	3
SO	6
LOB	16



Batter	1	2	3	4	5	6	7	8	9	AB	R	H	RBI	BB	SO	LOB	TOP					
Lou Brock, L OBP: 0.318, SLG: 0.359 (1, 7)										4	0	2	0	0	1	2	St. Louis Cardinals @ Los Angeles Dodgers Dodger Stadium, Los Angeles, CA Sat Jun 03 1972, 7:05 PM PDT Att: 32,488 - Unknown livebaseballscorecards.com					
Ted Sizemore, R OBP: 0.307, SLG: 0.325 (1, 4)										4	0	1	0	0	1	4						
Matty Alou, L OBP: 0.365, SLG: 0.408 (1, 3)										4	0	0	0	0	0	2						
Joe Torre, R OBP: 0.385, SLG: 0.500 (1, 5)										4	0	0	0	0	0	2						
Ted Simmons, S OBP: 0.322, SLG: 0.428 (1, 2)										4	0	1	0	0	1	0						
Jose Cruz, L OBP: 0.299, SLG: 0.245 (1, 8)										3	0	0	0	0	0	1						
Luis Melendez, R OBP: 0.240, SLG: 0.309 (1, 9)										3	0	0	0	0	1	0						
Dal Maxvill, R OBP: 0.250, SLG: 0.160 (1, 6)										2	0	1	0	0	0	0						
Don Clendenon, R OBP: 0.293, SLG: 0.319 (8, PH)										1	0	1	0	0	0	0						
Ed Crosby, L OBP: 0.293, SLG: 0.248 (8, 6)										0	0	0	0	0	0	0						
Scipio Spinks, R OBP: 0.179, SLG: 0.179 (1, 1)										3	0	1	0	0	2	1						
Inning Stats	R: 0 E: 0 K: 1 S: 5	H: 0 LOB: 0 BB: 0 P: 5	R: 0 E: 0 K: 0 S: 3	H: 1 LOB: 0 BB: 0 P: 3	R: 0 E: 0 K: 1 S: 7	H: 2 LOB: 2 BB: 0 P: 7	R: 0 E: 0 K: 1 S: 5	H: 0 LOB: 0 BB: 0 P: 5	R: 0 E: 0 K: 0 S: 3	H: 0 LOB: 0 BB: 0 P: 3	R: 0 E: 0 K: 1 S: 7	H: 2 LOB: 2 BB: 0 P: 7	R: 0 E: 0 K: 1 S: 5	H: 0 LOB: 0 BB: 0 P: 5	R: 0 E: 0 K: 1 S: 6	H: 2 LOB: 1 BB: 0 P: 6	R: 0 E: 0 K: 0 S: 3	H: 0 LOB: 0 BB: 0 P: 3	1B: 7 2B: 0 3B: 0 HR: 0	SF: 0 SAC: 0 DP: 1 HBP: 0	WP: 0 PB: 0 SB: 0 CS: 1	PA: 32
PITCHER Don Sutton, R ERA: 1.14 (1, 1)	IP: 9.0 WLS: W BF: 32 H: 7 R: 0 ER: 0 SO: 6 BB: 0 IBB: 0 HBP: 0 BLK: 0 WP: 0 HR: 0 S: 44 P: 44 ERA: 0.00 WHIP: 0.778															PITCHER						

Batter	1	2	3	4	5	6	7	8	9	AB	R	H	RBI	BB	SO	LOB	BOTTOM					
Bobby Valentine, R OBP: 0.348, SLG: 0.405 (1, 4)										3	0	0	0	1	1	0	St. Louis Cardinals @ Los Angeles Dodgers Dodger Stadium, Los Angeles, CA Sat Jun 03 1972, 7:05 PM PDT Att: 32,488 - Unknown livebaseballscorecards.com					
Bill Buckner, L OBP: 0.326, SLG: 0.322 (1, 3)										4	0	0	0	0	1	1						
Willie Davis, L OBP: 0.274, SLG: 0.407 (1, 8)										3	0	0	0	0	0	1						
Willie Crawford, L OBP: 0.298, SLG: 0.495 (1, 9)										3	0	1	0	0	1	1						
Manny Mota, R OBP: 0.336, SLG: 0.473 (1, 7)										3	1	2	0	0	0	0						
Steve Garvey, R OBP: 0.324, SLG: 0.403 (1, 5)										2	0	0	0	1	0	3						
Duke Sims, L OBP: 0.289, SLG: 0.286 (1, 2)										3	0	1	1	0	1	3						
Bill Russell, R OBP: 0.326, SLG: 0.444 (1, 6)										3	0	0	0	0	1	2						
Don Sutton, R OBP: 0.226, SLG: 0.172 (1, 1)										3	0	0	0	0	2	1						
Inning Stats	R: 0 E: 0 K: 0 S: 3	H: 0 LOB: 0 BB: 0 P: 3	R: 0 E: 0 K: 0 S: 4	H: 2 LOB: 1 BB: 0 P: 4	R: 0 E: 0 K: 2 S: 7	H: 0 LOB: 0 BB: 0 P: 7	R: 0 E: 0 K: 1 S: 5	H: 0 LOB: 0 BB: 0 P: 5	R: 1 E: 1 K: 2 S: 9	H: 2 LOB: 1 BB: 0 P: 9	R: 0 E: 0 K: 1 S: 5	H: 0 LOB: 1 BB: 1 P: 9	R: 0 E: 0 K: 1 S: 5	H: 0 LOB: 1 BB: 1 P: 9	R: 0 E: 0 K: 0 S: 3	H: 0 LOB: 0 BB: 0 P: 3		R: 0 E: 0 K: 0 S: 3	H: 0 LOB: 0 BB: 0 P: 3	1B: 4 2B: 1 3B: 0 HR: 0	SF: 0 SAC: 0 DP: 1 HBP: 0	WP: 0 PB: 0 SB: 0 CS: 0
PITCHER Scipio Spinks, R ERA: 2.55 (1, 1)	IP: 8.0 WLS: L BF: 29 H: 4 R: 1 ER: 0 SO: 7 BB: 2 IBB: 0 HBP: 0 BLK: 0 WP: 0 HR: 0 S: 41 P: 49 ERA: 0.00 WHIP: 0.750															PITCHER						

Batter	1	2	3	4	5	6	7	8	9	AB	R	H	RBI	BB	SO	LOB	TOP					
Lou Brock, L OBP: 0.315, SLG: 0.360 (1, 7)	6-3			F8		E 2B	K		F8	5	0	1	0	0	1	2						
Ted Sizemore, R OBP: 0.312, SLG: 0.331 (1, 4)	6-3			1-3-5 2B		E BB	F8			3	0	1	0	1	0	2						
Donn Clendenon, R OBP: 0.293, SLG: 0.294 (1, 3)										4	0	0	0	0	2	3						
Mike Fiore, L OBP: 0.290, SLG: 0.100 (9, 3)	K			1-3-5 2-3f		1-2 2-3	K		F9	0	0	0	0	0	0	0						
Joe Torre, R OBP: 0.388, SLG: 0.515 (1, 5)										3	1	1	1	1	1	0						
Ted Simmons, S OBP: 0.320, SLG: 0.429 (1, 2)										4	0	1	0	0	1	3						
Luis Melendez, R OBP: 0.240, SLG: 0.306 (1, 9)										4	1	1	0	0	1	1						
Jose Cruz, L OBP: 0.299, SLG: 0.245 (1, 8)										4	0	1	0	0	1	1						
Dal Maxvill, R OBP: 0.266, SLG: 0.185 (1, 6)										4	1	2	1	0	1	1						
Bob Gibson, R OBP: 0.077, SLG: 0.192 (1, 1)										4	1	1	2	0	1	2						
Inning Stats	R: 0 E: 0 K: 1 S: 5	H: 0 LOB: 0 BB: 0 P: 5	R: 0 E: 0 K: 0 S: 3	H: 0 LOB: 0 BB: 0 P: 3	R: 0 E: 0 K: 1 S: 5	H: 1 LOB: 0 BB: 0 P: 3	R: 0 E: 0 K: 0 S: 3	H: 1 LOB: 1 BB: 0 P: 3	R: 1 E: 0 K: 0 S: 5	H: 2 LOB: 1 BB: 0 P: 5	R: 0 E: 1 K: 1 S: 6	H: 1 LOB: 3 BB: 2 P: 14	R: 1 E: 0 K: 2 S: 10	H: 3 LOB: 2 BB: 0 P: 10	R: 0 E: 0 K: 2 S: 7	H: 0 LOB: 0 BB: 0 P: 7	R: 2 E: 0 K: 2 S: 9	H: 2 LOB: 0 BB: 0 P: 9	1B: 4 2B: 4 3B: 0 HR: 2	SF: 0 SAC: 0 DP: 1 HBP: 0	WP: 0 PB: 0 SB: 0 CS: 0	PA: 37
PITCHER	IP	WLS	BF	H	R	ER	SO	BB	IBB	HBP	BLK	WP	HR	S	P	ERA	WHIP					
Claude Osteen, L ERA: 1.49 (1, 1)	6.0	L	26	7	2	2	3	1	1	0	0	0	1	30	38	3.00	1.333					
Pete Richert, L ERA: 3.75 (7, 1)	3.0		11	2	2	2	6	0	0	0	0	0	1	23	23	6.00	0.667					

St. Louis Cardinals @ Los Angeles Dodgers
 Dodger Stadium, Los Angeles, CA
 Sun Jun 04 1972, 3:33 AM PDT
 Att: 43,818 - Unknown

AB 35
 R 4
 H 9
 RBI 4
 BB 2
 SO 9
 LOB 15



Batter	1	2	3	4	5	6	7	8	9	AB	R	H	RBI	BB	SO	LOB	BOTTOM					
Bobby Valentine, R OBP: 0.344, SLG: 0.391 (1, 4)	CS BB			1-3		K			F8	3	0	0	0	1	1	0						
Bill Buckner, L OBP: 0.337, SLG: 0.333 (1, 9)	F2			1B		1B				3	0	2	0	0	0	1						
Willie Davis, L OBP: 0.275, SLG: 0.406 (1, 8)	P6			1B		K				3	0	1	0	0	1	1						
Willie Crawford, L OBP: 0.290, SLG: 0.480 (1, 7)				1-3		G4-3-6-4				3	0	0	0	0	0	2						
Wes Parker, S OBP: 0.375, SLG: 0.311 (1, 3)	6-3					G4-6-3 1B			G4-3 1B	3	0	2	0	0	0	0						
Steve Garvey, R OBP: 0.318, SLG: 0.394 (1, 5)	5-3					F9			K	3	0	0	0	0	1	2						
Duke Sims, L OBP: 0.299, SLG: 0.274 (1, 2)				L6		G4-6-3			G4-3	3	0	0	0	0	0	2						
Bill Russell, R OBP: 0.319, SLG: 0.433 (1, 6)				F9		K			P4	3	0	0	0	0	1	0						
Claude Osteen, L OBP: 0.280, SLG: 0.320 (1, 1)										2	0	0	0	0	2	0						
Pete Richert, L OBP: 0.697, SLG: 0.667 (7, 1)				K					F7	0	0	0	0	0	0	0						
Manny Mota, R OBP: 0.333, SLG: 0.469 (9, PH)										1	0	0	0	0	0	0						
Inning Stats	R: 0 E: 0 K: 0 S: 2	H: 0 LOB: 1 BB: 1 P: 6	R: 0 E: 0 K: 0 S: 3	H: 0 LOB: 0 BB: 0 P: 3	R: 0 E: 0 K: 1 S: 5	H: 0 LOB: 0 BB: 0 P: 5	R: 0 E: 0 K: 0 S: 4	H: 2 LOB: 1 BB: 0 P: 4	R: 0 E: 0 K: 0 S: 3	H: 1 LOB: 0 BB: 0 P: 3	R: 0 E: 0 K: 3 S: 9	H: 0 LOB: 0 BB: 0 P: 9	R: 0 E: 0 K: 1 S: 5	H: 1 LOB: 0 BB: 0 P: 5	R: 0 E: 0 K: 1 S: 5	H: 0 LOB: 0 BB: 0 P: 5	R: 0 E: 0 K: 0 S: 3	H: 0 LOB: 0 BB: 0 P: 3	1B: 5 2B: 0 3B: 0 HR: 0	SF: 0 SAC: 0 DP: 3 HBP: 0	WP: 0 PB: 0 SB: 0 CS: 1	PA: 28
PITCHER	IP	WLS	BF	H	R	ER	SO	BB	IBB	HBP	BLK	WP	HR	S	P	ERA	WHIP					
Bob Gibson, R ERA: 3.2 (1, 1)	9.0	W	28	5	0	0	6	1	0	0	0	0	0	39	43	0.00	0.667					

St. Louis Cardinals @ Los Angeles Dodgers
 Dodger Stadium, Los Angeles, CA
 Sun Jun 04 1972, 3:33 AM PDT
 Att: 43,818 - Unknown

AB 27
 R 0
 H 5
 RBI 0
 BB 1
 SO 6
 LOB 8



Batter	1	2	3	4	5	6	7	8	9	AB	R	H	RBI	BB	SO	LOB	TOP										
Don Kessinger, S OBP: 0.363, SLG: 0.306	0-0 G4-6-3 1B		0-0 5-3		0-0 4-3			0-0 G5-4-3		4	0	1	0	0	0	1											
Glenn Beckert, R OBP: 0.285, SLG: 0.312	0-0 G4-6-3 1B		0-0		0-0 5-3			0-0 F7		4	0	2	0	0	0	1											
Billy Williams, L OBP: 0.328, SLG: 0.446	0-0 G4-6-3		0-0 4-3				0-0 F9		0-0 G4-3 1B	4	0	1	0	0	0	3											
Ron Santo, R OBP: 0.363, SLG: 0.539	0-0 5-3			0-3 K		0-0 1B		0-0 G4-3	0-0 G4-3 1B	4	0	1	0	0	1	2											
Jim Hickman, R OBP: 0.374, SLG: 0.449		4-0 FC6-4 BB		0-0 F8		0-0 F8			4-0 BB	2	0	0	0	2	0	1											
Carmen Fanzone, R OBP: 0.375, SLG: 0.448		0-0 F2		4-0 FC5-4 BB			0-0 6-3		0-3 K	3	0	0	0	1	1	2											
Jose Cardenal, R OBP: 0.323, SLG: 0.467		0-0 FC6-4		0-0 FC5-4			0-0 6-3			3	0	0	0	0	0	2											
Randy Hundley, R OBP: 0.262, SLG: 0.272		0-0 F7			0-0 P4		0-3 K			3	0	0	0	0	1	1											
Bill Hands, R OBP: 0.290, SLG: 0.190			0-3 K				0-0 F7		4-0 G5-4-3 BB	2	0	0	0	0	1	0											
Steve Hamilton, L OBP: 0.250, SLG: 0.190										0	0	0	0	0	0	0											
Paul Popovich, S OBP: 0.400, SLG: 0.294										0	0	0	0	1	0	0											
Gene Hiser, L OBP: 0.400, SLG: 0.294										0	0	0	0	0	0	0											
Jack Aker, R OBP: 0.262, SLG: 0.272										0	0	0	0	0	0	0											
Inning Stats	R: 0 E: 0 K: 0 S: 4	H: 2 LOB: 1 BB: 0 P: 4	R: 0 E: 0 K: 0 S: 3	H: 0 LOB: 1 BB: 1 P: 7	R: 0 E: 0 K: 1 S: 6	H: 1 LOB: 1 BB: 0 P: 6	R: 0 E: 0 K: 1 S: 5	H: 0 LOB: 1 BB: 1 P: 9	R: 0 E: 0 K: 0 S: 3	H: 0 LOB: 0 BB: 0 P: 3	R: 0 E: 0 K: 0 S: 4	H: 1 LOB: 1 BB: 0 P: 4	R: 0 E: 0 K: 1 S: 5	H: 0 LOB: 3 BB: 1 P: 5	R: 0 E: 0 K: 0 S: 2	H: 0 LOB: 1 BB: 1 P: 6	R: 0 E: 0 K: 1 S: 5	H: 1 LOB: 1 BB: 1 P: 9	1B: 4 2B: 1 3B: 0 HR: 0	SF: 0 SAC: 0 DP: 3 HBP: 0	WP: 0 PB: 0 SB: 0 CS: 0	PA: 33					
PITCHER	IP 9.0	WLS W	BF 33	H 5	R 0	ER 0	SO 4	BB 4	IBB 0	HBP 0	BLK 0	WP 0	HR 0	S 37	P 53	ERA 0.00	WHIP 1.000										

Chicago Cubs @ Los Angeles Dodgers
Dodger Stadium, Los Angeles, CA
Tue Jun 06 1972, 7:05 PM PDT
Att: 24,361 - Unknown - 74 F

AB 29
R 0
H 5
RBI 0
BB 4
SO 4
LOB 13



Batter	1	2	3	4	5	6	7	8	9	AB	R	H	RBI	BB	SO	LOB	BOTTOM										
Bobby Valentine, R OBP: 0.347, SLG: 0.402	0-0 1B	0-0 F9			0-0 6-3		0-0 1B	0-0 F7		5	2	2	0	0	0	0											
Bill Buckner, L OBP: 0.343, SLG: 0.340	0-0 F5	0-0 6-3			0-0 1B		0-0 2B			4	1	2	0	0	0	1											
Willie Davis, L OBP: 0.275, SLG: 0.403	0-0 1B		0-3 K		0-0 F5		0-0 F6			4	1	1	0	0	1	3											
Frank Robinson, R OBP: 0.396, SLG: 0.489	4-0 1B		0-0 5-3		0-0 1B		0-0 2B			3	1	2	1	1	0	0											
Wes Parker, S OBP: 0.375, SLG: 0.311	1-2 1B		0-0 5-3		0-0 1B		1-3 2B			0	0	0	0	0	0	0											
Willie Crawford, L OBP: 0.291, SLG: 0.475	0-0 1B		0-3 K		0-0 F8		1-3 2B			3	0	1	1	0	1	1											
Manny Mota, R OBP: 0.339, SLG: 0.482	1-2 1B				0-0 F8		1-3 2B			1	0	1	1	0	0	0											
Steve Garvey, R OBP: 0.316, SLG: 0.386	0-3 K			0-0 F4		0-0 L7	4-0 IBB			3	0	0	0	1	1	4											
Duke Sims, L OBP: 0.271, SLG: 0.276	0-0 1B			0-0 G3		4-0 1B	0-0 1-3			3	0	1	2	1	0	3											
Bill Russell, R OBP: 0.309, SLG: 0.420	0-0 F3			0-0 6-3		0-0 F7		0-3 K		4	0	0	0	0	1	4											
A Downing, R OBP: 0.154, SLG: 0.160		0-0 4-3			0-3 K		0-3 K		0-0 G2	4	0	0	0	0	2	0											
Inning Stats	R: 3 E: 0 K: 1 S: 9	H: 4 LOB: 2 BB: 1 P: 13	R: 0 E: 0 K: 0 S: 3	H: 0 LOB: 0 BB: 0 P: 3	R: 0 E: 0 K: 2 S: 7	H: 0 LOB: 0 BB: 0 P: 7	R: 0 E: 0 K: 0 S: 3	H: 0 LOB: 0 BB: 0 P: 3	R: 0 E: 0 K: 1 S: 6	H: 1 LOB: 1 BB: 0 P: 6	R: 0 E: 0 K: 0 S: 4	H: 1 LOB: 2 BB: 1 P: 8	R: 2 E: 0 K: 1 S: 9	H: 4 LOB: 3 BB: 1 P: 13	R: 0 E: 0 K: 1 S: 5	H: 0 LOB: 0 BB: 0 P: 5	1B: 8 2B: 2 3B: 0 HR: 0	SF: 0 SAC: 0 DP: 0 HBP: 0	WP: 0 PB: 0 SB: 0 CS: 0	PA: 37							
PITCHER	IP 6.2	WLS L	BF 31	H 9	R 5	ER 5	SO 5	BB 2	IBB 0	HBP 0	BLK 0	WP 0	HR 0	S 39	P 47	ERA 6.75	WHIP 1.650										
Steve Hamilton, L ERA: 2.84	0.1		3	1	0	0	0	0	1	0	0	0	0	2	6	0.00	3.000										
Jack Aker, R ERA: 1.54	1.0		3	0	0	0	1	0	0	0	0	0	0	5	5	0.00	0.000										

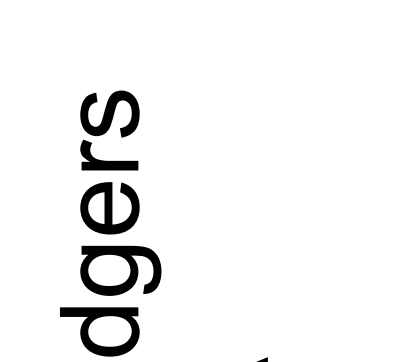
Chicago Cubs @ Los Angeles Dodgers
Dodger Stadium, Los Angeles, CA
Tue Jun 06 1972, 7:05 PM PDT
Att: 24,361 - Unknown - 74 F

AB 34
R 5
H 10
RBI 5
BB 3
SO 6
LOB 16



Batter	1	2	3	4	5	6	7	8	9	AB	R	H	RBI	BB	SO	LOB	TOP								
Don Kessinger, S (1, 6) OBP: 0.362, SLG: 0.302	4-0 HR BB		0-0 SH3-4		0-0 F7		0-0 G3			2	1	0	0	1	0	1	Chicago Cubs @ Los Angeles Dodgers Dodger Stadium, Los Angeles, CA Wed Jun 07 1972, 7:05 PM PDT Att: 16,210 - Unknown - 60 F								
Glenn Beckert, R (1, 4) OBP: 0.279, SLG: 0.305	0-3 K		0-3 K		0-0 5-3		0-0 5-3			4	0	0	0	0	2	3									
Billy Williams, L (1, 7) OBP: 0.337, SLG: 0.470	0-0 2H HR		0-0 6-3			0-0 1B HR 1B		0-0 1-3 SH1-3 1B		4	2	3	2	0	0	1									
Ron Santo, R (1, 5) OBP: 0.352, SLG: 0.522	0-3 K			0-3 K		0-0 L7		0-0 SH1-3		3	0	0	0	0	2	1									
Rick Monday, L (1, 8) OBP: 0.424, SLG: 0.473	0-0 F7			0-0 4-3		0-0 1-2 HR 1B		0-0 1-3		4	1	1	0	0	0	1									
Jose Cardenal, R (1, 9) OBP: 0.322, SLG: 0.458		0-0 F9		4-0 S BB		0-0 F8		0-0 4-3		3	0	0	0	1	0	3									
Carmen Fanzone, R (1, 3) OBP: 0.370, SLG: 0.473	0-3 K		0-0 F7		0-0 1-2 HR			0-3 K		4	1	1	3	0	2	1									
Randy Hundley, R (1, 2) OBP: 0.262, SLG: 0.271	0-0 F7				0-0 FC3-6 1B		0-0 F4		0-0 6-3	4	0	1	0	0	0	0									
Burt Hooton, R (1, 1) OBP: 0.138, SLG: 0.074			0-0 SH3-4 1B		0-0 FC3-6 1-2		0-3 K		0-0 6-3	4	0	1	0	0	1	1									
Inning Stats	R: 2 E: 0 K: 2 S: 8	H: 1 LOB: 0 BB: 1 P: 12	R: 0 E: 0 K: 1 S: 5	H: 0 LOB: 0 BB: 0 P: 5	R: 0 E: 0 K: 1 S: 6	H: 1 LOB: 1 BB: 0 P: 6	R: 0 E: 0 K: 1 S: 5	H: 0 LOB: 1 BB: 1 P: 9	R: 0 E: 0 K: 0 S: 4	H: 1 LOB: 1 BB: 0 P: 4	R: 3 E: 0 K: 0 S: 6	H: 3 LOB: 0 BB: 0 P: 6	R: 0 E: 0 K: 1 S: 5	H: 0 LOB: 1 BB: 0 P: 5	R: 0 E: 0 K: 0 S: 4	H: 1 LOB: 1 BB: 0 P: 4	R: 0 E: 0 K: 1 S: 5	H: 0 LOB: 0 BB: 0 P: 5	1B: 5 2B: 0 3B: 0 HR: 2	SF: 0 SAC: 2 DP: 0 HBP: 0	WP: 0 PB: 0 SB: 2 CS: 0	PA: 36			
PITCHER	IP	WLS	BF	H	R	ER	SO	BB	IBB	HBP	BLK	WP	HR	S	P	ERA	WHIP								
Bill Singer, R (1, 1) ERA: 3.24	6.0	L	26	6	5	5	5	2	0	0	0	0	2	34	42	7.50	1.333								
Mike Strahler, R (7, 1) ERA: 3.52	2.0		7	1	0	0	1	0	0	0	0	0	0	9	9	0.00	0.500								
Hoyt Wilhelm, R (9, 1) ERA: 3.86	1.0		3	0	0	0	1	0	0	0	0	0	0	5	5	0.00	0.000								

Batter	1	2	3	4	5	6	7	8	9	AB	R	H	RBI	BB	SO	LOB	BOTTOM								
Bobby Valentine, R (1, 4) OBP: 0.340, SLG: 0.392	0-0 F4		0-0 5-3		0-0 4-3	0-0 6-3			0-0 L3 1B	5	0	1	0	0	0	2	Chicago Cubs @ Los Angeles Dodgers Dodger Stadium, Los Angeles, CA Wed Jun 07 1972, 7:05 PM PDT Att: 16,210 - Unknown - 60 F								
Bill Buckner, L (1, 3) OBP: 0.355, SLG: 0.353	0-0 1B		0-0 1B 1B		0-0 1B 1B		0-0 L8		0-0 F8	5	1	3	0	0	0	1									
Willie Davis, L (1, 8) OBP: 0.278, SLG: 0.403	0-0 F8		0-0 1B 1B		0-0 1B 1B		0-3 K		0-0 L3 1-2	5	0	2	0	0	1	2									
Frank Robinson, R (1, 9) OBP: 0.399, SLG: 0.489	0-3 K		0-0 1-2 2-3 1B		0-0 1-2 3-H 1B		0-0 6-3			4	0	2	1	0	1	1									
Willie Crawford, L (1, 7) OBP: 0.281, SLG: 0.457		0-0 6-3		0-0 F5		0-0 G6-3 1-2		0-0 F6		4	0	0	0	0	0	5									
Steve Garvey, R (1, 5) OBP: 0.321, SLG: 0.389		0-0 E5 4-3 1B		0-0 1B		0-0 5-3		0-0 F8		4	0	2	0	0	0	0									
Duke Sims, L (1, 2) OBP: 0.281, SLG: 0.288		0-0 4-3 2-3		0-3 K		0-0 WP BB 1B		0-0 1B		4	0	2	0	0	1	2									
Bill Russell, R (1, 6) OBP: 0.308, SLG: 0.415		0-3 K		0-0 F9		0-3 K		0-0 1-2 1B		4	0	1	0	0	2	3									
Bill Singer, R (1, 1) OBP: 0.200, SLG: 0.208			0-0 G3		0-3 K		4-0 WP BB		0-0 F7	2	0	0	0	0	1	1									
Jim Lefebvre, S (6, PH) OBP: 0.300, SLG: 0.364										0	0	0	0	1	0	0									
Mike Strahler, R (7, 1) ERA: 3.52										0	0	0	0	0	0	0									
Wes Parker, S (8, PH) OBP: 0.372, SLG: 0.308										0	0	0	0	0	0	2									
Hoyt Wilhelm, R (9, 1) ERA: 3.86										0	0	0	0	0	0	0									
Inning Stats	R: 0 E: 0 K: 1 S: 6	H: 1 LOB: 1 BB: 0 P: 6	R: 0 E: 1 K: 1 S: 6	H: 1 LOB: 1 BB: 0 P: 6	R: 0 E: 0 K: 2 S: 8	H: 1 LOB: 1 BB: 0 P: 8	R: 0 E: 0 K: 0 S: 5	H: 1 LOB: 1 BB: 0 P: 5	R: 1 E: 0 K: 0 S: 5	H: 3 LOB: 2 BB: 1 P: 10	R: 0 E: 0 K: 1 S: 5	H: 0 LOB: 0 BB: 0 P: 5	R: 0 E: 0 K: 0 S: 5	H: 2 LOB: 2 BB: 0 P: 5	R: 0 E: 0 K: 0 S: 3	H: 1 LOB: 0 BB: 0 P: 3	1B: 13 2B: 1 3B: 0 HR: 0	SF: 0 SAC: 0 DP: 2 HBP: 0	WP: 1 PB: 0 SB: 0 CS: 0	PA: 39					
PITCHER	IP	WLS	BF	H	R	ER	SO	BB	IBB	HBP	BLK	WP	HR	S	P	ERA	WHIP								
Burt Hooton, R (1, 1) ERA: 2.42	9.0	W	39	13	1	1	6	1	0	0	0	1	0	50	54	1.00	1.556								



Batter	1	2	3	4	5	6	7	8	9	AB	R	H	RBI	BB	SO	LOB	TOP			
Don Kessinger, S (1, 6) OBP: 0.354, SLG: 0.294	0-0 6-3		0-0 4-3		0-3 K		0-0 FC3-6			4	0	0	0	0	1	2				
Glenn Beckert, R (1, 4) OBP: 0.280, SLG: 0.306	0-0 5-3			0-0 BB 1B	0-0 FC5-4		0-0 CS	0-0 P6 FC1-4 BB		3	1	1	0	0	0	1				
Paul Popovich, S (7, PH) OBP: 0.240, SLG: 0.182							0-0 CS			1	0	0	0	0	0	0				
Billy Williams, L (1, 7) OBP: 0.335, SLG: 0.462	0-3 K			0-0 F4		0-0 4-3		4-0 FC1-4 BB		3	0	0	0	1	1	1				
Ron Santo, R (1, 5) OBP: 0.349, SLG: 0.505		0-3 K		0-3 K		4-0 FC5 1B BB		0-3 K		3	0	0	0	1	3	3				
Carmen Fanzone, R (1, 3) OBP: 0.375, SLG: 0.462		4-0 BB		4-0 1B BB		0-0 F4		0-0 FC1-4 S		2	0	0	0	2	0	3				
Jose Cardenal, R (1, 8) OBP: 0.326, SLG: 0.459		0-3 K		0-0 1B BB		0-0 1B		0-0 L6		4	0	2	1	0	1	3				
Jim Hickman, R (1, 9) OBP: 0.362, SLG: 0.432			0-0 F9	0-3 K		0-0 FC5			0-3 K	4	0	0	0	0	2	5				
Randy Hundley, R (1, 2) OBP: 0.261, SLG: 0.270			0-0 F4		0-3 K		0-0 FC5-6 1B		0-0 F8	4	0	1	0	0	1	0				
Juan Pizarro, L (1, 1) OBP: 0.125, SLG: 0.125			0-3 K		0-0 FC5-4 1B		0-0 FC5-6 FC3-6		0-3 K	3	0	1	0	0	1	1				
Bill North, S (9, PH) OBP: 0.192, SLG: 0.160										1	0	0	0	0	1	0				
Inning Stats	R: 0 E: 0 K: 1 S: 5	H: 0 LOB: 0 BB: 0 P: 5	R: 0 E: 0 K: 2 S: 7	H: 0 LOB: 1 BB: 1 P: 11	R: 0 E: 0 K: 1 S: 5	H: 0 LOB: 0 BB: 0 P: 5	R: 1 E: 0 K: 2 S: 9	H: 2 LOB: 2 BB: 1 P: 13	R: 0 E: 0 K: 0 S: 4	H: 1 LOB: 1 BB: 1 P: 8	R: 0 E: 0 K: 0 S: 3	H: 1 LOB: 0 BB: 0 P: 3	R: 0 E: 1 K: 1 S: 6	H: 0 LOB: 2 BB: 1 P: 10	R: 0 E: 0 K: 2 S: 7	H: 0 LOB: 0 BB: 0 P: 7	1B: 5 2B: 0 3B: 0 HR: 0	SF: 0 SAC: 0 DP: 0 HBP: 0	WP: 0 PB: 0 SB: 1 CS: 1	PA: 37
PITCHER	IP	WLS	BF	H	R	ER	SO	BB	IBB	HBP	BLK	WP	HR	S	P	ERA	WHIP			
Tommy John, L (1, 1) ERA: 2.81	8.0	W	33	5	1	1	9	4	0	0	0	0	0	47	63	1.12	1.125			
Jim Brewer, L (9, 1) ERA: 1.15	1.0	S	3	0	0	0	2	0	0	0	0	0	0	7	7	0.00	0.000			

Chicago Cubs @ Los Angeles Dodgers
Dodger Stadium, Los Angeles, CA
Thu Jun 08 1972, 7:05 PM PDT
Att: 17,005 - Unknown - 68 F

AB	32
R	1
H	5
RBI	1
BB	4
SO	11
LOB	19



Batter	1	2	3	4	5	6	7	8	9	AB	R	H	RBI	BB	SO	LOB	BOTTOM			
Bobby Valentine, R (1, 4) OBP: 0.339, SLG: 0.390	0-0 F4			0-0 FC5 1B		0-0 F9		0-0 SH3-4		3	0	1	0	0	0	0				
Bill Russell, R (1, 6) OBP: 0.306, SLG: 0.410	0-3 K			0-3 K		0-0 FC6-4 1B		0-0 F9		4	0	1	0	0	2	1				
Willie Davis, L (1, 8) OBP: 0.277, SLG: 0.400	0-0 4-3			0-0 FC5 1B		0-0 FC6-4		0-0 F6		4	0	1	0	0	0	1				
Frank Robinson, R (1, 9) OBP: 0.398, SLG: 0.482		4-0 BB		0-0 FC5		0-0 FC6-4		0-0 FC6-4		2	0	0	0	1	0	3				
Manny Mota, R (1, 7) OBP: 0.331, SLG: 0.470		0-0 G6-4-3		0-0 6-3			0-0 P4-3			3	0	0	0	0	0	3				
Wes Parker, S (1, 3) OBP: 0.363, SLG: 0.299		0-0 L9			0-0 L8		0-0 F2			3	0	0	0	0	0	0				
Steve Garvey, R (1, 5) OBP: 0.321, SLG: 0.408			0-0 F2		0-0 F9		0-0 HR			3	1	1	1	0	0	0				
Chris Cannizzaro, R (1, 2) OBP: 0.323, SLG: 0.328			0-0 L4		0-0 2B		0-0 P4-3			3	0	1	0	0	0	0				
Tommy John, R (1, 1) OBP: 0.087, SLG: 0.087			0-0 5-3		0-0 4-3			4-0 SH3-4 WP BB		2	0	0	0	0	0	1				
Billy Grabarkewitz, R (8, PH) OBP: 0.259, SLG: 0.219										0	1	0	0	1	0	0				
Jim Brewer, L (9, 1) ERA: 1.15										0	0	0	0	0	0	0				
Inning Stats	R: 0 E: 0 K: 1 S: 5	H: 0 LOB: 0 BB: 0 P: 5	R: 0 E: 0 K: 0 S: 2	H: 0 LOB: 0 BB: 1 P: 6	R: 0 E: 0 K: 0 S: 3	H: 0 LOB: 0 BB: 0 P: 3	R: 0 E: 0 K: 1 S: 7	H: 2 LOB: 2 BB: 0 P: 7	R: 0 E: 0 K: 0 S: 4	H: 1 LOB: 1 BB: 0 P: 4	R: 0 E: 0 K: 0 S: 4	H: 1 LOB: 1 BB: 0 P: 4	R: 1 E: 0 K: 0 S: 4	H: 1 LOB: 0 BB: 0 P: 4	R: 1 E: 0 K: 0 S: 3	H: 0 LOB: 0 BB: 1 P: 7	1B: 3 2B: 1 3B: 0 HR: 1	SF: 0 SAC: 1 DP: 1 HBP: 0	WP: 2 PB: 0 SB: 0 CS: 0	PA: 30
PITCHER	IP	WLS	BF	H	R	ER	SO	BB	IBB	HBP	BLK	WP	HR	S	P	ERA	WHIP			
Juan Pizarro, L (1, 1) ERA: 2.61	8.0	L	30	5	2	2	2	2	0	0	0	1	1	32	40	2.25	0.875			

Chicago Cubs @ Los Angeles Dodgers
Dodger Stadium, Los Angeles, CA
Thu Jun 08 1972, 7:05 PM PDT
Att: 17,005 - Unknown - 68 F

AB	27
R	2
H	5
RBI	1
BB	2
SO	2
LOB	9



Batter	1	2	3	4	5	6	7	8	9	AB	R	H	RBI	BB	SO	LOB	TOP			
Rennie Stennett, R (1,4) OBP: 0.354, SLG: 0.520	E4 1B	1B		F3		6-3			F8	5	1	1	0	0	0	1				
Vic Davallo, L (1,7) OBP: 0.433, SLG: 0.517	1B	K				F9			4-3	5	1	2	0	0	1	2				
Roberto Clemente, R (1,9) OBP: 0.372, SLG: 0.476	1B	1B		4-3					1-3	5	1	3	1	0	0	1				
Willie Stargell, L (1,3) OBP: 0.386, SLG: 0.640	E FC6 1B	K			5-3				G4-6-3	4	1	1	1	0	1	3				
Al Oliver, L (1,8) OBP: 0.362, SLG: 0.428	E 1-2 2-H 1B	4-3			FC3-6 1B				G3	4	1	2	1	0	0	2				
Richie Hebner, L (1,5) OBP: 0.371, SLG: 0.496	K			F2		FC3-6 1-2			1B	4	0	1	0	0	1	3				
Manny Sanguillen, R (1,2) OBP: 0.350, SLG: 0.441	E5 FC6 1-2 2-3			6-3		5-3			F9	4	0	0	0	0	0	4				
Jackie Hernandez, R (1,6) OBP: 0.261, SLG: 0.301	FC6 1-2 2-H 3-H			4-3		6-3 SH3-4 1B			K	4	0	1	1	0	1	2				
Steve Blass, R (1,1) OBP: 0.226, SLG: 0.233	K			K		SH3-4 1-2			5-3	3	0	0	0	0	2	2				
Inning Stats	R: 5 E: 3 K: 2 S: 13	H: 4 LOB: 1 BB: 0 P: 13	R: 0 E: 0 K: 2 S: 9	H: 2 LOB: 2 BB: 0 P: 9	R: 0 E: 0 K: 0 S: 3	H: 0 LOB: 0 BB: 0 P: 3	R: 0 E: 0 K: 1 S: 6	H: 1 LOB: 1 BB: 0 P: 6	R: 0 E: 0 K: 0 S: 4	H: 1 LOB: 1 BB: 0 P: 4	R: 0 E: 0 K: 0 S: 3	H: 1 LOB: 0 BB: 0 P: 3	R: 0 E: 0 K: 1 S: 6	H: 1 LOB: 1 BB: 0 P: 6	R: 0 E: 0 K: 0 S: 3	H: 0 LOB: 0 BB: 0 P: 3	1B: 11 2B: 0 3B: 0 HR: 0	SF: 0 SAC: 1 DP: 1 HBP: 0	WP: 0 PB: 0 SB: 0 CS: 0	PA: 39
PITCHER	IP WLS BF H R ER SO BB IBB HBP BLK WP HR S P ERA WHIP																			
Don Sutton, R (1,1) ERA: 1.25	7.0 L 32 10 5 2 5 0 0 0 0 0 0 0 42 42 2.57 1.429																			
Hoyt Wilhelm, R (8,1) ERA: 3.36	2.0 7 1 0 0 1 0 0 0 0 0 0 0 9 9 0.00 0.500																			

Pittsburgh Pirates @ Los Angeles Dodgers
Dodger Stadium, Los Angeles, CA
Fri Jun 09 1972, 7:05 PM PDT
Att: 35,078 - Unknown

AB 38
R 5
H 11
RBI 4
BB 0
SO 6
LOB 20



Batter	1	2	3	4	5	6	7	8	9	AB	R	H	RBI	BB	SO	LOB	BOTTOM					
Bobby Valentine, R (1,4) OBP: 0.336, SLG: 0.379	BB		4-3		6-3		F3			3	0	0	0	1	0	0						
Bill Buckner, L (1,3) OBP: 0.360, SLG: 0.352	BB				F3				6-3	3	0	1	0	1	0	0						
Willie Davis, L (1,8) OBP: 0.272, SLG: 0.392	K		F7		4-3				F9	4	0	0	0	0	1	3						
Frank Robinson, R (1,9) OBP: 0.400, SLG: 0.500	F5				1-2 BB		HR		5-3	3	1	1	1	1	0	2						
Willie Crawford, L (1,7) OBP: 0.297, SLG: 0.458	BB				K				G6-4-3 1B	2	0	1	0	2	1	2						
Steve Garvey, R (1,5) OBP: 0.313, SLG: 0.397	F3				6-3		L4		G6-4-3 1-2	4	0	0	0	0	0	5						
Duke Sims, L (1,2) OBP: 0.269, SLG: 0.274		L8			L9		L4		P6	4	0	0	0	0	0	1						
Bill Russell, R (1,6) OBP: 0.300, SLG: 0.401		F6			4-3				F8	3	0	0	0	0	0	0						
Don Sutton, R (1,1) OBP: 0.212, SLG: 0.161										2	0	0	0	0	2	0						
Billy Grabarkewitz, R (7,PH) OBP: 0.253, SLG: 0.211										1	0	0	0	0	1	0						
Hoyt Wilhelm, R (8,1)										0	0	0	0	0	0	0						
Inning Stats	R: 0 E: 0 K: 1 S: 5	H: 0 LOB: 3 BB: 3 P: 17	R: 0 E: 0 K: 1 S: 5	H: 0 LOB: 0 BB: 0 P: 5	R: 0 E: 0 K: 1 S: 6	H: 1 LOB: 2 BB: 1 P: 10	R: 0 E: 0 K: 0 S: 3	H: 0 LOB: 0 BB: 0 P: 3	R: 0 E: 0 K: 1 S: 5	H: 0 LOB: 0 BB: 0 P: 5	R: 1 E: 0 K: 0 S: 4	H: 1 LOB: 1 BB: 1 P: 8	R: 0 E: 0 K: 1 S: 5	H: 0 LOB: 0 BB: 0 P: 5	R: 0 E: 0 K: 0 S: 3	H: 0 LOB: 0 BB: 0 P: 3	R: 0 E: 0 K: 0 S: 3	H: 1 LOB: 0 BB: 0 P: 3	1B: 2 2B: 0 3B: 0 HR: 1	SF: 0 SAC: 0 DP: 1 HBP: 0	WP: 0 PB: 0 SB: 0 CS: 0	PA: 34
PITCHER	IP WLS BF H R ER SO BB IBB HBP BLK WP HR S P ERA WHIP																					
Steve Blass, R (1,1) ERA: 2.88	9.0 W 34 3 1 1 5 5 0 0 0 0 0 1 39 59 1.00 0.889																					

Pittsburgh Pirates @ Los Angeles Dodgers
Dodger Stadium, Los Angeles, CA
Fri Jun 09 1972, 7:05 PM PDT
Att: 35,078 - Unknown

AB 29
R 1
H 3
RBI 1
BB 5
SO 5
LOB 13



Batter	1	2	3	4	5	6	7	8	9	AB	R	H	RBI	BB	SO	LOB	TOP		
Bill Mazerolski, R OBP: 0.308, SLG: 0.222 (1, 4)										4	1	1	0	0	0	0			
Rennie Stennett, R OBP: 0.350, SLG: 0.510 (1, 8)										4	0	1	0	0	0	1			
Roberto Clemente, R OBP: 0.369, SLG: 0.471 (1, 9)										4	0	1	1	0	0	1			
Willie Stargell, L OBP: 0.383, SLG: 0.630 Vic Davallilo, L OBP: 0.433, SLG: 0.517 (9, PR)										4	0	1	0	0	2	1			
Manny Sanguillen, R OBP: 0.359, SLG: 0.440 (1, 2)										3	0	1	0	1	0	2			
Jose Pagan, R OBP: 0.356, SLG: 0.545 (1, 5)										4	0	1	0	0	0	3			
Bob Robertson, R OBP: 0.277, SLG: 0.227 (1, 3)										3	0	0	0	1	0	2			
Jackie Hernandez, R OBP: 0.253, SLG: 0.291 (1, 6)										3	0	0	0	0	0	2			
Luke Walker, L (1, 1)										3	0	0	0	0	2	0			
Inning Stats	R: 1 E: 0 K: 1 S: 7	H: 2 LOB: 1 BB: 0 P: 7	R: 0 E: 0 K: 0 S: 3	H: 0 LOB: 0 BB: 0 P: 3	R: 0 E: 0 K: 0 S: 3	H: 1 LOB: 1 BB: 0 P: 4	R: 0 E: 0 K: 1 S: 5	H: 0 LOB: 0 BB: 0 P: 5	R: 0 E: 0 K: 0 S: 3	H: 1 LOB: 2 BB: 2 P: 13	R: 0 E: 0 K: 1 S: 6	H: 1 LOB: 1 BB: 0 P: 6	R: 0 E: 0 K: 0 S: 4	H: 1 LOB: 2 BB: 0 P: 4	1B: 5 2B: 1 3B: 0 HR: 0	SF: 0 SAC: 0 DP: 0 HBP: 0	WP: 0 PA: 34		
PITCHER	IP WLS BF H R ER SO BB IBB HBP BLK WP HR S P ERA WHIP																		
Claude Osteen, L ERA: 1.44 Jim Brewer, L ERA: 1.13	(1, 1) (9, 1)	8.1 0.2	W S	32 2	H R	6 0	1 0	1 0	4 0	BB SO	1 0	1 0	0 0	0 0	0 0	0 2	2 2	0.00 0.000	0.840

Pittsburgh Pirates @ Los Angeles Dodgers
Dodger Stadium, Los Angeles, CA
Sat Jun 10 1972, 7:05 PM PDT
Att: 38,937 - Unknown

AB 32
R 1
H 6
RBI 1
BB 2
SO 4
LOB 12



Batter	1	2	3	4	5	6	7	8	9	AB	R	H	RBI	BB	SO	LOB	BOTTOM		
Maury Wills, S OBP: 0.171, SLG: 0.167 (1, 6)										3	1	1	0	0	0	1			
Bill Buckner, L OBP: 0.360, SLG: 0.361 (1, 3)										3	0	1	1	0	0	0			
Manny Mota, R OBP: 0.336, SLG: 0.467 (1, 7)										3	0	1	1	1	0	1			
Frank Robinson, R OBP: 0.397, SLG: 0.493 (1, 9)										4	0	1	0	0	0	3			
Wes Parker, S OBP: 0.354, SLG: 0.291 (1, 8)										3	0	0	0	0	2	2			
Steve Garvey, R OBP: 0.325, SLG: 0.405 (1, 5)										2	0	2	0	1	0	0			
Bobby Valentine, R OBP: 0.328, SLG: 0.368 (1, 4)										3	0	0	0	0	0	4			
Chris Cannizzaro, R OBP: 0.309, SLG: 0.311 (1, 2)										3	0	0	0	0	1	2			
Claude Osteen, L OBP: 0.321, SLG: 0.357 Jim Brewer, L (9, 1)										3	1	2	0	0	0	2			
Inning Stats	R: 0 E: 0 K: 0 S: 3	H: 0 LOB: 0 BB: 0 P: 3	R: 0 E: 0 K: 1 S: 5	H: 1 LOB: 1 BB: 1 P: 9	R: 0 E: 0 K: 1 S: 5	H: 1 LOB: 0 BB: 0 P: 5	R: 0 E: 0 K: 0 S: 4	H: 1 LOB: 1 BB: 0 P: 4	R: 0 E: 0 K: 0 S: 3	H: 1 LOB: 0 BB: 0 P: 3	R: 1 E: 0 K: 0 S: 4	H: 1 LOB: 1 BB: 1 P: 8	R: 0 E: 0 K: 1 S: 7	H: 1 LOB: 2 BB: 0 P: 7	R: 1 E: 0 K: 0 S: 4	H: 2 LOB: 0 BB: 0 P: 4	1B: 7 2B: 1 3B: 0 HR: 0	SF: 0 SAC: 2 DP: 4 HBP: 0	WP: 1 PA: 31
PITCHER	IP WLS BF H R ER SO BB IBB HBP BLK WP HR S P ERA WHIP																		
Luke Walker, L ERA: 3.12	(1, 1)	8.0	L	31	H R	8 2	2 2	3 3	BB SO	2 0	0 0	0 0	0 0	0 0	1 35	43	2.25	1.250	

Pittsburgh Pirates @ Los Angeles Dodgers
Dodger Stadium, Los Angeles, CA
Sat Jun 10 1972, 7:05 PM PDT
Att: 38,937 - Unknown


AB 27
R 2
H 8
RBI 2
BB 2
SO 3
LOB 15



Batter	1	2	3	4	5	6	7	8	9	AB	R	H	RBI	BB	SO	LOB	TOP					
Rennie Stennett, R OBP: 0.361, SLG: 0.523 Vic Davallillo, L OBP: 0.433, SLG: 0.517	L9		L8		1B 2B		FC4-6 1B		G3 1B	5	2	3	2	0	0	1						
Gene Alley, R OBP: 0.376, SLG: 0.299	F8			K			FC4-6 HR		G3	5	1	1	1	0	1	2						
Roberto Clemente, R OBP: 0.370, SLG: 0.486	K			F4	F6		HR			5	1	2	3	0	1	1						
Manny Sanguillen, R OBP: 0.360, SLG: 0.444		6-3					F3		F4	5	1	2	0	0	0	1						
Jose Pagan, R OBP: 0.365, SLG: 0.542 Jackie Hernandez, R OBP: 0.253, SLG: 0.291	F8			K			FC4-6 1B		FC5-4 1B	4	0	2	0	0	0	1						
Al Oliver, L OBP: 0.360, SLG: 0.424	K						FC4-6 1B		FC5-4 1B	4	1	1	1	0	1	2						
Bob Robertson, R OBP: 0.268, SLG: 0.218			F5				K		F7	4	0	0	0	0	2	3						
Bill Mazerowski, R OBP: 0.353, SLG: 0.308							F7		F8	4	1	2	0	0	0	2						
Bruce Kison, R OBP: 0.273, SLG: 0.364 Ramon Hernandez, S Dave Giusti, R			K				5-3		K	3	0	0	0	0	1	3						
Inning Stats	R: 0 E: 0 K: 1 S: 5	H: 0 LOB: 0 BB: 0 P: 5	R: 0 E: 0 K: 1 S: 5	H: 0 LOB: 0 BB: 0 P: 5	R: 0 E: 0 K: 1 S: 6	H: 1 LOB: 1 BB: 0 P: 6	R: 0 E: 0 K: 2 S: 8	H: 1 LOB: 1 BB: 0 P: 8	R: 3 E: 0 K: 1 S: 9	H: 4 LOB: 1 BB: 0 P: 9	R: 1 E: 0 K: 1 S: 7	H: 2 LOB: 1 BB: 0 P: 7	R: 2 E: 0 K: 0 S: 5	H: 2 LOB: 0 BB: 0 P: 5	R: 0 E: 0 K: 0 S: 4	H: 1 LOB: 1 BB: 0 P: 4	R: 1 E: 0 K: 1 S: 7	H: 2 LOB: 1 BB: 0 P: 7	1B: 10 2B: 2 3B: 0 HR: 1	SF: 0 SAC: 0 DP: 0 HBP: 0	WP: 0 PB: 0 CS: 1	PA: 40
PITCHER	IP	WLS	BF	H	R	ER	SO	BB	IBB	HBP	BLK	WP	HR	S	P	ERA	WHIP					
Al Downing, L ERA: 2.48	4.2		20	6	3	3	6	0	0	0	0	0	0	32	32	5.79	1.286					
Pete Mikkelsen, R ERA: 5.0	2.1	L	12	5	3	3	1	0	0	0	0	0	1	14	14	11.57	2.143					
Pete Richert, L ERA: 3.86	2.0		8	2	1	1	1	0	0	0	0	0	0	10	10	4.50	1.000					

Pittsburgh Pirates @ Los Angeles Dodgers
Dodger Stadium, Los Angeles, CA
Sun Jun 11 1972, 3:33 AM PDT
Att: 40,846 - Unknown


AB 40
R 7
H 13
RBI 7
BB 0
SO 8
LOB 16



Batter	1	2	3	4	5	6	7	8	9	AB	R	H	RBI	BB	SO	LOB	BOTTOM					
Maury Wills, S OBP: 0.187, SLG: 0.159	FC6-4 BB		IHR BB		K		F7		4-3	3	1	0	0	2	1	0						
Manny Mota, R OBP: 0.338, SLG: 0.496	F8		IHR		F8		5-3		1B 2B	5	2	2	2	0	0	1						
Willie Davis, L OBP: 0.281, SLG: 0.418 Bill Russell, R OBP: 0.300, SLG: 0.401	F7								1B 2B	4	1	3	1	0	0	1						
Wes Parker, S OBP: 0.359, SLG: 0.297							2B		1B	1	0	1	0	0	0	0						
Frank Robinson, R OBP: 0.391, SLG: 0.483	FC6-4		K		F8		F8			5	0	1	1	0	1	3						
Bill Buckner, L OBP: 0.361, SLG: 0.389		L9	F7				HR		FC5-4 1B	5	1	2	1	0	0	3						
Jim Lefebvre, S OBP: 0.286, SLG: 0.350	K				3-1		F7		FC5-4	4	0	0	0	0	1	1						
Duke Sims, L OBP: 0.271, SLG: 0.267 Dick Dietz, R OBP: 0.326, SLG: 0.176										2	0	0	0	1	1	0						
Steve Garvey, R OBP: 0.329, SLG: 0.404	FC6-4								F8	3	0	1	0	1	0	2						
Al Downing, R OBP: 0.143, SLG: 0.148 Pete Mikkelsen, R Pete Richert, L OBP: 0.667, SLG: 0.667 Bobby Valentine, R OBP: 0.325, SLG: 0.364			K		K		K		K	2	0	0	0	0	2	1						
Inning Stats	R: 0 E: 0 K: 0 S: 3	H: 0 LOB: 1 BB: 1 P: 7	R: 0 E: 0 K: 1 S: 5	H: 0 LOB: 1 BB: 1 P: 9	R: 2 E: 0 K: 2 S: 9	H: 2 LOB: 1 BB: 1 P: 13	R: 0 E: 0 K: 2 S: 8	H: 1 LOB: 0 BB: 0 P: 8	R: 1 E: 0 K: 1 S: 6	H: 1 LOB: 0 BB: 0 P: 6	R: 1 E: 0 K: 1 S: 6	H: 1 LOB: 1 BB: 1 P: 10	R: 0 E: 0 K: 0 S: 4	H: 1 LOB: 1 BB: 0 P: 4	R: 0 E: 0 K: 0 S: 4	H: 1 LOB: 1 BB: 0 P: 4	R: 1 E: 0 K: 1 S: 8	H: 3 LOB: 2 BB: 0 P: 8	1B: 5 2B: 2 3B: 0 HR: 3	SF: 0 SAC: 0 DP: 0 HBP: 0	WP: 0 PB: 1 CS: 0	PA: 41
PITCHER	IP	WLS	BF	H	R	ER	SO	BB	IBB	HBP	BLK	WP	HR	S	P	ERA	WHIP					
Bruce Kison, R ERA: 2.45	7.0	W	31	6	4	4	7	4	0	0	0	0	0	41	57	5.14	1.429					
Ramon Hernandez, L ERA: 0.72	1.2		8	3	1	1	1	0	0	0	0	0	0	10	10	5.40	1.800					
Dave Giusti, R ERA: 3.14	0.1	S	2	1	0	0	0	0	0	0	0	0	0	2	2	0.00	3.000					

Pittsburgh Pirates @ Los Angeles Dodgers
Dodger Stadium, Los Angeles, CA
Sun Jun 11 1972, 3:33 AM PDT
Att: 40,846 - Unknown

AB 37
R 5
H 10
RBI 5
BB 4
SO 8
LOB 14



Batter	1	2	3	4	5	6	7	8	9	AB	R	H	RBI	BB	SO	LOB	TOP			
Maury Wills, S OBP: 0.177, SLG: 0.151 (1, 6)	0-0 4-3		0-0 G3		0-0 F7			0-0 G3		4	0	0	0	0	0	1				
Manny Mota, R OBP: 0.336, SLG: 0.496 (1, 7)	0-0 F9		0-0 1B 2B			0-0 F9		0-0 F9		4	1	1	1	0	0	0				
Bill Buckner, L OBP: 0.358, SLG: 0.385 (1, 3)	0-0 4-3		0-0 1B			0-3 K			0-0 F2	4	0	1	1	0	1	0				
Frank Robinson, R OBP: 0.388, SLG: 0.474 (1, 9)		4-0 G5-3 1B BB	0-0 F8			0-3 K			0-3 K	3	0	0	0	1	2	1				
Wes Parker, S OBP: 0.356, SLG: 0.296 (1, 8)		0-0 BLK G5-3 1B 1-2		0-0 P6			0-3 K		0-0 4-3	4	0	1	0	0	1	0				
Steve Garvey, R OBP: 0.324, SLG: 0.396 (1, 5)		0-0 G5-3 1-2 2-3*		0-0 4-3			0-0 6-3			3	0	0	0	0	0	2				
Duke Sims, L OBP: 0.273, SLG: 0.261 (1, 2)		0-0 F9 2-3		0-0 F7			4-0 BB			2	0	0	0	1	0	1				
Bobby Valentine, R OBP: 0.325, SLG: 0.373 (1, 4)			0-0 G3 2B 2B		0-0 L6			0-0 F7		3	1	1	0	0	0	1				
Bill Singer, R OBP: 0.185, SLG: 0.192 (8, PH) Willie Crawford, L OBP: 0.294, SLG: 0.454 Jim Brewer, L (8, 1)			0-3 K		0-0 6-3			0-0 6-3		2	0	0	0	0	1	1				
Inning Stats	R: 0 E: 0 K: 0 S: 3	H: 0 LOB: 0 BB: 0 P: 3	R: 0 E: 0 K: 0 S: 3	H: 1 LOB: 1 BB: 1 P: 7	R: 2 E: 0 K: 1 S: 8	H: 3 LOB: 1 BB: 0 P: 8	R: 0 E: 0 K: 0 S: 3	H: 0 LOB: 0 BB: 0 P: 3	R: 0 E: 0 K: 2 S: 7	H: 0 LOB: 0 BB: 0 P: 7	R: 0 E: 0 K: 1 S: 5	H: 0 LOB: 1 BB: 1 P: 9	R: 0 E: 0 K: 0 S: 3	H: 0 LOB: 0 BB: 0 P: 3	R: 0 E: 0 K: 1 S: 5	H: 0 LOB: 0 BB: 0 P: 5	1B: 2 2B: 2 3B: 0 HR: 0	SF: 0 SAC: 0 DP: 1 HBP: 0	WP: 0 PB: 0 SB: 0 CS: 0	PA: 32
PITCHER Reggie Cleveland, R ERA: 3.75 (1, 1)	IP: 9.0 WLS: W BF: 32 H: 4 R: 2 ER: 2 SO: 5 BB: 2 IBB: 0 HBP: 0 BLK: 1 WP: 0 HR: 0 S: 40 P: 48 ERA: 2.00 WHIP: 0.667																			

Los Angeles Dodgers @ St. Louis Cardinals
 Busch Stadium, St. Louis, MO
 Mon Jun 12 1972, 7:05 PM CDT
 Att: 18,059 - Unknown
livebaseballscorecards.com

AB	30
R	2
H	4
RBI	2
BB	2
SO	5
LOB	7



Batter	1	2	3	4	5	6	7	8	9	AB	R	H	RBI	BB	SO	LOB	BOTTOM			
Lou Brock, L OBP: 0.318, SLG: 0.362 (1, 7)	0-0 1-3	0-0 FC6			0-0 S 1B			0-0 F8		4	0	1	1	0	0	1				
Bernie Carbo, L OBP: 0.379, SLG: 0.227 Luis Melendez, R OBP: 0.259, SLG: 0.312 (9, 9)	0-0 1B 2B		0-0 F8		0-0 F7 1-2			0-0 F7		4	1	1	0	0	0	1				
Matty Alou, L OBP: 0.363, SLG: 0.411 (1, 3)	0-0 1B SF7 2-3		0-0 6-3		0-0 F7			0-0 F2		4	1	1	0	0	0	1				
Joe Torre, R OBP: 0.385, SLG: 0.531 (1, 5)	0-0 1B		0-0 P4			0-0 F7				3	0	1	1	0	0	0				
Ted Simmons, S OBP: 0.305, SLG: 0.433 (1, 2)	0-0 SF7			0-0 3-1			0-0 F5			2	0	0	1	0	0	0				
Jose Cruz, L OBP: 0.285, SLG: 0.235 (1, 8)	0-0 F8			0-0 F8			0-0 F8			3	0	0	0	0	0	1				
Ed Crosby, L OBP: 0.280, SLG: 0.246 (1, 4)		0-0 F7			0-0 F7			0-0 F9		3	0	0	0	0	0	0				
Dal Maxvill, R OBP: 0.244, SLG: 0.190 (1, 6)		0-0 FC6 1B			0-0 SH3 1B 1B			0-0 4-3		3	1	2	0	0	0	0				
Reggie Cleveland, R OBP: 0.233, SLG: 0.207 (1, 1)		0-3 K			0-0 SH3			0-3 K		2	0	0	0	0	2	1				
Inning Stats	R: 2 E: 0 K: 0 S: 6	H: 3 LOB: 1 BB: 0 P: 6	R: 0 E: 0 K: 1 S: 6	H: 1 LOB: 0 BB: 0 P: 6	R: 0 E: 0 K: 0 S: 3	H: 0 LOB: 0 BB: 0 P: 3	R: 0 E: 0 K: 0 S: 3	H: 0 LOB: 0 BB: 0 P: 3	R: 1 E: 0 K: 0 S: 5	H: 2 LOB: 1 BB: 0 P: 5	R: 0 E: 0 K: 1 S: 5	H: 0 LOB: 0 BB: 0 P: 5	R: 0 E: 0 K: 0 S: 3	H: 0 LOB: 0 BB: 0 P: 3	R: 0 E: 0 K: 0 S: 3	H: 0 LOB: 0 BB: 0 P: 3	1B: 5 2B: 1 3B: 0 HR: 0	SF: 1 SAC: 1 DP: 0 HBP: 0	WP: 0 PB: 0 SB: 1 CS: 0	PA: 30
PITCHER Bill Singer, R ERA: 3.29 Jim Brewer, L ERA: 1.09 (8, 1)	IP: 7.0 WLS: L BF: 27 H: 6 R: 3 ER: 3 SO: 2 BB: 3 IBB: 0 HBP: 0 BLK: 0 WP: 0 HR: 0 S: 31 P: 31 ERA: 3.86 WHIP: 0.857																			

Los Angeles Dodgers @ St. Louis Cardinals
 Busch Stadium, St. Louis, MO
 Mon Jun 12 1972, 7:05 PM CDT
 Att: 18,059 - Unknown
livebaseballscorecards.com


AB	28
R	3
H	6
RBI	3
BB	0
SO	2
LOB	5



Batter	1	2	3	4	5	6	7	8	9	AB	R	H	RBI	BB	SO	LOB	TOP							
Maury Wills, S (1,6) OBP: 0.190, SLG: 0.167	0-0 6-3		0-0 1B			0-0 F7		0-0 SH1-4 1B	0-0 3-1	5	1	2	0	0	0	2								
Manny Mota, R (1,7) OBP: 0.336, SLG: 0.492	0-0 6-3		0-0 F8			0-0 F S 1B		0-0 SH1-4 1-2		3	1	1	0	0	0	1								
Bill Buckner, L (1,3) OBP: 0.354, SLG: 0.380	0-0 6-3			0-3 K		0-0 E8 S 1-3		0-0 S 2-H 1B		4	0	1	1	0	1	1								
Frank Robinson, R (1,9)		0-0 P4		0-0 L7		0-0 5-3		0-3 K 1-2		4	0	0	0	0	1	2								
Wes Parker, S (1,8) OBP: 0.360, SLG: 0.297		4-0 1B BB		0-0 1B		0-0 F7		0-0 6-3		3	0	1	0	1	0	2								
Duke Sims, L (1,2) OBP: 0.272, SLG: 0.261		0-0 1-3 1B		0-0 4-3			0-0 F5		0-0 3-1	4	0	1	0	0	0	1								
Steve Garvey, R (1,5) OBP: 0.316, SLG: 0.387		0-3 K			0-0 6-3		0-0 4-3		0-0 6-3	4	0	0	0	0	1	1								
Bobby Valentine, R (1,4) OBP: 0.331, SLG: 0.377			0-0 L4		0-0 5-3		0-0 1B		0-0 S 1B	4	0	2	0	0	0	0								
Tommy John, R (1,1) OBP: 0.077, SLG: 0.077			0-0 6-3		0-0 6-3		0-0 1-3		4-0 1-2 BB	3	0	0	0	0	0	1								
Jim Brewer, L (7,1)										0	0	0	0	1	0	0								
Inning Stats	R: 0 E: 0 K: 0 S: 3	H: 0 LOB: 0 BB: 0 P: 3	R: 0 E: 0 K: 1 S: 5	H: 1 LOB: 1 BB: 1 P: 9	R: 0 E: 0 K: 0 S: 4	H: 1 LOB: 1 BB: 0 P: 4	R: 0 E: 0 K: 1 S: 6	H: 1 LOB: 0 BB: 0 P: 6	R: 0 E: 0 K: 0 S: 3	H: 0 LOB: 0 BB: 0 P: 3	R: 1 E: 1 K: 0 S: 5	H: 1 LOB: 1 BB: 0 P: 5	R: 0 E: 0 K: 0 S: 4	H: 1 LOB: 1 BB: 0 P: 4	R: 1 E: 0 K: 1 S: 7	H: 2 LOB: 1 BB: 1 P: 7	R: 0 E: 0 K: 0 S: 4	H: 1 LOB: 2 BB: 1 P: 8	1B: 8 2B: 0 3B: 0 HR: 0	SF: 0 SAC: 1 DP: 0 HBP: 0	WP: 0 PB: 0 SB: 4 CS: 0	PA: 37		
PITCHER	IP WLS BF H R ER SO BB IBB HBP BLK WP HR S P ERA WHIP	7.0 L 27 5 1 0 2 1 0 0 0 0 0 30 34 0.00 0.857	2.0 S 10 3 1 1 1 1 0 0 0 0 0 11 15 4.50 2.000																					

Los Angeles Dodgers @ St. Louis Cardinals
 Busch Stadium, St. Louis, MO
 Tue Jun 13 1972, 7:05 PM CDT
 Att: 15,292 - Unknown


AB	34
R	2
H	8
RBI	1
BB	2
SO	3
LOB	11



Batter	1	2	3	4	5	6	7	8	9	AB	R	H	RBI	BB	SO	LOB	BOTTOM							
Lou Brock, L (1,7) OBP: 0.317, SLG: 0.365	0-3 K		0-0 3-1		0-3 K			0-0 4-3 SF9 2B		4	1	1	0	0	2	2								
Bernie Carbo, L (1,9) OBP: 0.364, SLG: 0.215	0-0 4-3		0-0 1-3			0-3 K		0-0 4-3 2-3		4	0	0	0	0	1	1								
Donn Clendenon, R (1,3) OBP: 0.306, SLG: 0.355	0-0 5-3			0-0 G5-4-3 1B		0-0 G5-4-3 1B		0-0 SF9 3-H		3	0	2	1	0	0	0								
Joe Torre, R (1,5) OBP: 0.378, SLG: 0.520		0-0 L5		0-0 G5-4-3 1-2		0-0 G5-4-3 1-2		0-0 6-3		4	0	0	0	0	0	2								
Ted Simmons, S (1,2) OBP: 0.304, SLG: 0.434		0-0 6-3		0-0 5-3			0-0 L4-6 2B		0-3 K	4	0	1	0	0	1	0								
Luis Melendez, R (1,8) OBP: 0.298, SLG: 0.310		0-0 1B 1B			0-0 5-3		0-0 L4-6 2-3		0-3 K	4	0	1	0	0	1	1								
Dwain Anderson, R (1,6) OBP: 0.321, SLG: 0.308		0-0 1B 1-3 1B			0-0 FC1-5 1B		4-0 BB 1B BB		0-0 1B	3	0	3	0	1	0	0								
Dal Maxvill, R (1,4) OBP: 0.250, SLG: 0.198		0-0 6-3			0-0 FC1-5 1B		0-0 1-2 1B		0-0 F7	2	0	1	0	0	0	2								
Brant Alyssa, R (7, PH) OBP: 0.238, SLG: 0.250					0-0 FC1-5 1B					1	0	1	0	0	0	0								
Ed Crosby, L (7, PR) OBP: 0.278, SLG: 0.244					0-0 FC1-5 1B					1	0	0	0	0	0	1								
Scipio Spinks, R (1,1) OBP: 0.156, SLG: 0.156			0-3 K			0-0 FC1-5				2	0	0	0	0	1	2								
Jerry McNertney, R (7, PH) OBP: 0.423, SLG: 0.500					0-0 FC1-5					1	0	0	0	0	1	2								
Diego Segui, R (8,1) OBP: 0.125, SLG: 0.125					1-2 2-3					0	0	0	0	0	0	0								
Inning Stats	R: 0 E: 0 K: 1 S: 5	H: 0 LOB: 0 BB: 0 P: 5	R: 0 E: 0 K: 0 S: 5	H: 2 LOB: 2 BB: 0 P: 5	R: 0 E: 0 K: 1 S: 5	H: 0 LOB: 0 BB: 0 P: 5	R: 0 E: 0 K: 0 S: 3	H: 1 LOB: 0 BB: 0 P: 3	R: 0 E: 0 K: 0 S: 7	H: 2 LOB: 2 BB: 0 P: 7	R: 0 E: 0 K: 1 S: 5	H: 1 LOB: 0 BB: 0 P: 5	R: 0 E: 0 K: 0 S: 6	H: 2 LOB: 2 BB: 1 P: 10	R: 1 E: 0 K: 0 S: 4	H: 1 LOB: 0 BB: 0 P: 4	R: 0 E: 0 K: 2 S: 8	H: 1 LOB: 1 BB: 0 P: 8	1B: 8 2B: 3 3B: 0 HR: 0	SF: 1 SAC: 0 DP: 3 HBP: 0	WP: 0 PB: 0 SB: 0 CS: 0	PA: 35		
PITCHER	IP WLS BF H R ER SO BB IBB HBP BLK WP HR S P ERA WHIP	6.2 W 26 8 0 0 4 1 0 0 0 0 0 33 37 0.00 1.350	2.1 S 9 2 1 1 3 0 0 0 0 0 0 15 15 3.86 0.857																					

Los Angeles Dodgers @ St. Louis Cardinals
 Busch Stadium, St. Louis, MO
 Tue Jun 13 1972, 7:05 PM CDT
 Att: 15,292 - Unknown

AB	33
R	1
H	10
RBI	1
BB	1
SO	7
LOB	13



Batter	1	2	3	4	5	6	7	8	9	AB	R	H	RBI	BB	SO	LOB	TOP					
Maury Wills, S OBP: 0.193, SLG: 0.171	4-3	4-3			5-3		1B			4	0	1	0	0	0	1	Los Angeles Dodgers @ Chicago Cubs Wrigley Field, Chicago, IL Fri Jun 16 1972, 3:33 AM CDT Att: 20,257 - Cloudy - 52 F					
Bobby Valentine, R OBP: 0.328, SLG: 0.373	6-3		5-3		BB	1B	5-3			4	0	1	0	0	0	1						
Willie Davis, L OBP: 0.289, SLG: 0.419	1B	1B	F7		1-2	BB		G1-6-3	1B	2	0	1	0	2	0	0						
Frank Robinson, R OBP: 0.377, SLG: 0.456	1B		E5		F7			F7		4	0	1	0	0	0	3						
Bill Buckner, L OBP: 0.351, SLG: 0.376	1-2	1B	F9			4-3		G1-6-3		4	0	1	0	0	0	2						
Willie Crawford, L OBP: 0.285, SLG: 0.438	K			K		F6		4-3		4	0	0	0	0	2	3						
Steve Garvey, R OBP: 0.309, SLG: 0.377		F3		1-3		6-3		F8		4	0	0	0	0	0	0						
Duke Sims, L OBP: 0.271, SLG: 0.260			F7			4-3		F8		4	0	1	0	0	0	0						
Claude Osteen, L OBP: 0.300, SLG: 0.333					4-3					2	0	0	0	0	1	1						
Wes Parker, S OBP: 0.358, SLG: 0.294		K					4-3			1	0	0	0	0	0	0						
Pete Mikkelsen, R OBP: 0.285, SLG: 0.438										0	0	0	0	0	0	0						
Inning Stats	R: 0 E: 0 K: 1 S: 7	H: 2 LOB: 3 BB: 1 P: 11	R: 0 E: 0 K: 1 S: 6	H: 1 LOB: 1 BB: 0 P: 6	R: 0 E: 1 K: 0 S: 4	H: 0 LOB: 1 BB: 0 P: 4	R: 0 E: 0 K: 1 S: 5	H: 0 LOB: 0 BB: 0 P: 5	R: 0 E: 0 K: 0 S: 4	H: 1 LOB: 2 BB: 1 P: 8	R: 0 E: 0 K: 0 S: 3	H: 0 LOB: 0 BB: 0 P: 3	R: 0 E: 0 K: 0 S: 4	H: 1 LOB: 1 BB: 0 P: 4	R: 0 E: 0 K: 0 S: 3	H: 1 LOB: 0 BB: 0 P: 3	R: 0 E: 0 K: 0 S: 3	H: 0 LOB: 0 BB: 0 P: 3	1B: 6 2B: 0 3B: 0 HR: 0	SF: 0 SAC: 0 DP: 1 HBP: 0	WP: 0 PB: 0 SB: 0 CS: 0	PA: 35
PITCHER Burt Hooton, R ERA: 2.13	IP: 9.0 WLS: W BF: 35 H: 6 R: 0 ER: 0 SO: 3 BB: 2 IBB: 0 HBP: 0 BLK: 0 WP: 0 HR: 0 S: 39 P: 47 ERA: 0.00 WHIP: 0.889															PITCHER						

Batter	1	2	3	4	5	6	7	8	9	AB	R	H	RBI	BB	SO	LOB	BOTTOM			
Don Kessinger, S OBP: 0.352, SLG: 0.297	5-3		K		SH1-4		FC6-4			3	0	1	0	0	1	0	Los Angeles Dodgers @ Chicago Cubs Wrigley Field, Chicago, IL Fri Jun 16 1972, 3:33 AM CDT Att: 20,257 - Cloudy - 52 F			
Glenn Beckert, R OBP: 0.291, SLG: 0.317	G1-6-3		HR		F8		FC6-4			4	1	2	0	0	0	3				
Billy Williams, L OBP: 0.345, SLG: 0.521	G1-6-3		HR		F6			FC1-6	1B	4	1	2	2	0	0	2				
Jim Hickman, R OBP: 0.374, SLG: 0.475		HR			F7			FC1-6	1B	3	1	2	1	0	0	0				
Rick Monday, L OBP: 0.416, SLG: 0.467		HR		FC6-4				E		1	1	0	0	0	0	1				
Jose Cardenal, R OBP: 0.362, SLG: 0.530		FC3-6		FC6-4				E	S	4	0	3	0	0	0	1				
Ron Santo, R OBP: 0.382, SLG: 0.551		FC3-6			G6-4-3		K	F2		4	0	2	0	0	1	3				
Carmen Fanzone, R OBP: 0.351, SLG: 0.492		FC3-6			F8			E4	1B	3	0	0	0	1	0	3				
Randy Hundley, R OBP: 0.255, SLG: 0.264		G6-3			G6-4-3			SH5-4	E5	3	0	0	0	0	0	5				
Burt Hooton, R OBP: 0.147, SLG: 0.065			K					K	K	3	0	0	0	1	3	4				
Inning Stats	R: 0 E: 0 K: 0 S: 3	H: 1 LOB: 0 BB: 0 P: 3	R: 1 E: 0 K: 0 S: 5	H: 3 LOB: 1 BB: 0 P: 5	R: 2 E: 0 K: 2 S: 10	H: 3 LOB: 1 BB: 0 P: 10	R: 0 E: 0 K: 0 S: 3	H: 1 LOB: 0 BB: 0 P: 3	R: 0 E: 0 K: 1 S: 5	H: 1 LOB: 1 BB: 0 P: 5	R: 0 E: 1 K: 1 S: 7	H: 1 LOB: 2 BB: 0 P: 7	R: 1 E: 1 K: 1 S: 8	H: 2 LOB: 3 BB: 1 P: 12	R: 1 E: 1 K: 1 S: 8	H: 2 LOB: 3 BB: 1 P: 12	1B: 9 2B: 2 3B: 0 HR: 2	SF: 0 SAC: 2 DP: 4 HBP: 0	WP: 0 PB: 0 SB: 1 CS: 1	PA: 36
PITCHER Claude Osteen, L ERA: 1.66	IP: 6.0 WLS: L BF: 24 H: 9 R: 3 ER: 3 SO: 3 BB: 1 IBB: 0 HBP: 0 BLK: 0 WP: 0 HR: 2 S: 29 P: 33 ERA: 4.50 WHIP: 1.667															PITCHER				
Pete Mikkelsen, R ERA: 4.5	IP: 2.0 WLS: L BF: 12 H: 3 R: 1 ER: 0 SO: 2 BB: 1 IBB: 0 HBP: 0 BLK: 0 WP: 0 HR: 0 S: 15 P: 19 ERA: 0.00 WHIP: 2.000															PITCHER				



Batter	1	2	3	4	5	6	7	8	9	AB	R	H	RBI	BB	SO	LOB	TOP									
Billy Grabarkewitz, R OBP: 0.280, SLG: 0.214 (1, 5)										4	0	1	1	0	3	0	Los Angeles Dodgers @ Chicago Cubs Wrigley Field, Chicago, IL Sat Jun 17 1972, 3:33 AM CDT Att: 32,065 - Unknown - 58 F									
Bobby Valentine, R OBP: 0.326, SLG: 0.369 (1, 4)										4	0	1	0	0	0	2										
Willie Davis, L OBP: 0.284, SLG: 0.411 (1, 8)										4	0	0	0	0	0	3										
Frank Robinson, R OBP: 0.369, SLG: 0.445 Hoyt Wilhelm, R (8, 1)										4	0	0	0	0	3	3										
Bill Buckner, L OBP: 0.348, SLG: 0.367 (1, 3)										3	0	0	0	1	0	0										
Duke Sims, L OBP: 0.270, SLG: 0.270 (1, 2)										4	0	1	0	0	0	1										
Willie Crawford, L OBP: 0.307, SLG: 0.465 (1, 7)										2	1	2	0	2	0	0										
Maury Wills, S OBP: 0.196, SLG: 0.174 (1, 6)										4	1	1	1	0	0	4										
Al Downing, R OBP: 0.136, SLG: 0.143 Jim Ledford, S OBP: 0.207, SLG: 0.346 Mike Strahler, R (5, 1) Pete Richert, L OBP: 0.167, SLG: 0.087 Wes Parker, S OBP: 0.352, SLG: 0.294 (8, 9)										1	0	0	0	0	1	0										
Inning Stats	R: 0 E: 0 K: 1 S: 5	H: 0 LOB: 0 BB: 0 P: 5	R: 0 E: 0 K: 0 S: 3	H: 0 LOB: 0 BB: 0 P: 3	R: 0 E: 0 K: 1 S: 4	H: 0 LOB: 0 BB: 1 P: 8	R: 0 E: 0 K: 2 S: 8	H: 1 LOB: 1 BB: 0 P: 8	R: 0 E: 0 K: 0 S: 4	H: 1 LOB: 2 BB: 1 P: 8	R: 0 E: 0 K: 1 S: 5	H: 0 LOB: 0 BB: 0 P: 5	R: 0 E: 0 K: 1 S: 5	H: 0 LOB: 0 BB: 0 P: 5	R: 2 E: 0 K: 1 S: 8	H: 3 LOB: 2 BB: 1 P: 12	R: 0 E: 0 K: 0 S: 3	H: 1 LOB: 1 BB: 1 P: 7	1B: 4 2B: 1 3B: 1 HR: 0	SF: 0 SAC: 0 DP: 2 HBP: 0	WP: 0 PB: 0 SB: 0 CS: 0	PA: 35				
PITCHER	IP	WLS	BF	H	R	ER	SO	BB	IBB	HBP	BLK	WP	HR	S	P	ERA	WHIP									
Mitt Pappas, R ERA: 2.77 Tom Phoebus, R ERA: 2.64	(1, 1)	7.0	W	28	5	2	2	6	3	0	0	0	0	0	37	49	2.57	1.143								
PITCHER	IP	WLS	BF	H	R	ER	SO	BB	IBB	HBP	BLK	WP	HR	S	P	ERA	WHIP									
Mitt Pappas, R ERA: 2.77 Tom Phoebus, R ERA: 2.64	(8, 1)	2.0	S	7	1	0	0	1	1	0	0	0	0	0	8	12	0.00	1.000								

Batter	1	2	3	4	5	6	7	8	9	AB	R	H	RBI	BB	SO	LOB	BOTTOM									
Don Kessinger, S OBP: 0.352, SLG: 0.293 (1, 6)										2	0	0	0	1	0	0	Los Angeles Dodgers @ Chicago Cubs Wrigley Field, Chicago, IL Sat Jun 17 1972, 3:33 AM CDT Att: 32,065 - Unknown - 58 F									
Glenn Beckert, R OBP: 0.290, SLG: 0.316 (1, 4)										4	0	1	1	0	0	1										
Billy Williams, L OBP: 0.339, SLG: 0.512 (1, 7)										4	0	0	0	0	2	3										
Jim Hickman, R OBP: 0.371, SLG: 0.464 Bill North, S OBP: 0.185, SLG: 0.154 (8, 9)										3	2	0	0	1	0	0										
Jose Cardenal, R OBP: 0.365, SLG: 0.546 (9, 9)										4	2	2	2	0	1	1										
Ron Santo, R OBP: 0.379, SLG: 0.545 (1, 5)										3	1	1	1	0	0	0										
Carmen Fanzone, R OBP: 0.348, SLG: 0.490 (1, 3)										3	1	1	1	0	2	1										
Randy Hundley, R OBP: 0.266, SLG: 0.265 (1, 2)										3	0	1	1	0	0	1										
Mitt Pappas, R OBP: 0.320, SLG: 0.292 Tom Phoebus, R (8, 1)										3	0	1	0	0	1	2										
Inning Stats	R: 0 E: 0 K: 0 S: 3	H: 0 LOB: 0 BB: 0 P: 3	R: 2 E: 1 K: 1 S: 7	H: 1 LOB: 0 BB: 0 P: 7	R: 0 E: 0 K: 1 S: 6	H: 1 LOB: 1 BB: 0 P: 6	R: 2 E: 2 K: 2 S: 10	H: 2 LOB: 1 BB: 0 P: 10	R: 0 E: 0 K: 0 S: 3	H: 0 LOB: 0 BB: 0 P: 3	R: 0 E: 0 K: 1 S: 5	H: 0 LOB: 0 BB: 0 P: 5	R: 1 E: 0 K: 1 S: 7	H: 2 LOB: 2 BB: 1 P: 11	R: 2 E: 0 K: 0 S: 4	H: 1 LOB: 1 BB: 1 P: 8	1B: 6 2B: 0 3B: 0 HR: 1	SF: 2 SAC: 2 DP: 0 HBP: 0	WP: 0 PB: 0 SB: 1 CS: 0	PA: 35						
PITCHER	IP	WLS	BF	H	R	ER	SO	BB	IBB	HBP	BLK	WP	HR	S	P	ERA	WHIP									
Al Downing, L ERA: 2.46 Mike Strahler, R ERA: 3.49 Pete Richert, L ERA: 3.77 Hoyt Wilhelm, R ERA: 4.24	(1, 1)	4.0	L	18	4	4	1	4	1	0	0	0	0	0	12	16	3.38	1.125								
PITCHER	IP	WLS	BF	H	R	ER	SO	BB	IBB	HBP	BLK	WP	HR	S	P	ERA	WHIP									
Mitt Pappas, R ERA: 2.77 Tom Phoebus, R ERA: 2.64	(8, 1)	1.0	S	5	1	2	2	0	1	0	0	0	0	0	4	8	18.00	2.000								



Batter	1	2	3	4	5	6	7	8	9	10	11	AB	R	H	RBI	BB	SO	LOB	TOP			
Maury Wills, S OBP: 0.184, SLG: 0.163 (1, 6)	K		K		F7		K			L6	K	6	0	0	0	0	4	5				
Bobby Valentine, R OBP: 0.321, SLG: 0.357 (1, 4)	4-3		F6		G5-4-3					F9		4	0	0	0	1	0	2				
Willie Davis, L OBP: 0.286, SLG: 0.415 (1, 8)	G3											5	1	2	0	0	0	1				
Frank Robinson, R OBP: 0.370, SLG: 0.458 (1, 9)		K			HR							4	1	1	2	1	2	1				
Bill Buckner, L OBP: 0.338, SLG: 0.356 (8, 1)		4-3			F7							4	0	0	0	0	0	1				
Jim Brewer, L OBP: 0.305, SLG: 0.406 (11, PH)												0	0	0	0	0	0	0				
Bill Russell, R OBP: 0.305, SLG: 0.406 (11, PH)												1	0	1	0	0	0	0				
Willie Crawford, L OBP: 0.305, SLG: 0.453 (1, 7)												3	0	0	0	1	2	0				
Manny Mota, R OBP: 0.336, SLG: 0.492 (11, PH)												0	0	0	0	0	0	0				
Pete Mikkelsen, R OBP: 0.315, SLG: 0.333 (1, 2)												5	1	2	0	0	1	1				
Chris Cannizzaro, R OBP: 0.315, SLG: 0.333 (1, 2)												5	1	2	0	0	1	1				
Billy Grabarkewitz, R OBP: 0.327, SLG: 0.311 (1, 5)												3	1	2	2	2	1	2				
Bill Singer, R OBP: 0.172, SLG: 0.179 (8, 1)												2	0	0	0	0	2	0				
Pete Richert, L OBP: 0.667, SLG: 0.667 (8, 3)												0	0	0	0	0	0	0				
Wes Parker, S OBP: 0.354, SLG: 0.292 (8, 3)												1	0	0	0	1	0	1				
Inning Stats	R: 0 E: 0 K: 1 S: 5	H: 0 LOB: 0 BB: 0 P: 5	R: 0 E: 0 K: 2 S: 8	H: 1 LOB: 1 BB: 12 P: 12	R: 0 E: 0 K: 2 S: 7	H: 0 LOB: 0 BB: 0 P: 7	R: 2 E: 0 K: 2 S: 9	H: 2 LOB: 0 BB: 0 P: 9	R: 0 E: 0 K: 0 S: 3	H: 0 LOB: 0 BB: 0 P: 3	R: 2 E: 0 K: 3 S: 11	H: 2 LOB: 0 BB: 0 P: 11	R: 0 E: 0 K: 0 S: 2	H: 0 LOB: 1 BB: 2 P: 10	R: 0 E: 0 K: 1 S: 6	H: 1 LOB: 1 BB: 0 P: 6	R: 0 E: 0 K: 1 S: 6	H: 1 LOB: 3 BB: 2 P: 14	1B: 4 2B: 2 3B: 0 HR: 2	SF: 0 SAC: 2 DP: 2 HBP: 0	WP: 0 PB: 0 SB: 0 CS: 0	PA: 46
PITCHER	IP 9.0	WLS 9.0	BF 36	H 6	R 4	ER 4	SO 10	BB 4	IBB 0	HBP 0	BLK 0	WP 0	HR 0	S 52	P 68	ERA 4.00	WHIP 1.111					
Fergie Jenkins, R ERA: 2.94 (1, 1)																						
Juan Pizarro, L ERA: 2.66 (10, 1)																						

Los Angeles Dodgers @ Chicago Cubs
Wrigley Field, Chicago, IL
Sun Jun 18 1972, 3:33 AM CDT
Att: 35,018 - Sunny - 62 F

livebaseballscores.com

AB 38
R 4
H 8
RBI 4
BB 6
SO 12
LOB 14



Batter	1	2	3	4	5	6	7	8	9	10	11	AB	R	H	RBI	BB	SO	LOB	BOTTOM			
Don Kessinger, S OBP: 0.361, SLG: 0.298 (1, 6)	1B		G6-3			F8		F7		SH3-4	1B	4	1	2	1	2	0	0				
Glenn Beckert, R OBP: 0.269, SLG: 0.319 (1, 4)	FC4		G6-3			F6		2B		SH3-4		4	1	1	0	0	0	2				
Billy Williams, L OBP: 0.340, SLG: 0.507 (1, 7)	F9		F8					4-3				4	0	1	0	1	0	3				
Jim Hickman, R OBP: 0.374, SLG: 0.473 (1, 3)						F8						4	0	2	2	0	0	1				
Bill North, S OBP: 0.179, SLG: 0.148 (8, PR)						F2						1	0	0	0	0	1	2				
Jose Cardenal, R OBP: 0.361, SLG: 0.534 (1, 9)						F3		1-3				4	0	0	0	1	0	4				
Rick Mandav, L OBP: 0.409, SLG: 0.458 (1, 8)												3	0	0	0	0	2	2				
Carmen Fanzone, R OBP: 0.343, SLG: 0.393 (8, 3)								F9		F4		2	0	0	0	0	1	2				
Ron Santo, R OBP: 0.379, SLG: 0.536 (1, 5)						6-3						4	2	1	0	1	2	0				
Randy Hundley, R OBP: 0.267, SLG: 0.291 (1, 2)												4	1	2	2	1	0	0				
Fergie Jenkins, R ERA: 3.32 (1, 1)												3	0	0	0	0	0	0				
Ken Rudolph, R OBP: 0.278, SLG: 0.382 (9, PH)												1	0	0	0	0	1	0				
Juan Pizarro, L OBP: 0.152, SLG: 0.125 (10, 1)												0	0	0	0	0	0	0				
Paul Popovich, S OBP: 0.194, SLG: 0.143 (11, PH)												1	0	0	0	0	0	2				
Inning Stats	R: 1 E: 1 K: 1 S: 8	H: 2 LOB: 2 BB: 0 P: 8	R: 0 E: 0 K: 1 S: 5	H: 0 LOB: 0 BB: 5 P: 5	R: 0 E: 0 K: 0 S: 2	H: 0 LOB: 0 BB: 1 P: 6	R: 0 E: 0 K: 1 S: 5	H: 0 LOB: 0 BB: 0 P: 5	R: 0 E: 0 K: 0 S: 4	H: 1 LOB: 1 BB: 1 P: 4	R: 2 E: 0 K: 0 S: 4	H: 1 LOB: 0 BB: 1 P: 8	R: 1 E: 0 K: 0 S: 5	H: 2 LOB: 2 BB: 1 P: 9	R: 0 E: 0 K: 1 S: 5	H: 0 LOB: 2 BB: 2 P: 13	R: 1 E: 0 K: 1 S: 6	H: 2 LOB: 2 BB: 1 P: 10	1B: 6 2B: 2 3B: 0 HR: 1	SF: 0 SAC: 1 DP: 1 HBP: 0	WP: 0 PB: 0 SB: 0 CS: 0	PA: 46
PITCHER	IP 7.1	WLS 0.1	BF 29	H 6	R 0	ER 3	SO 3	BB 2	IBB 0	HBP 0	BLK 0	WP 0	HR 1	S 33	P 41	ERA 3.68	WHIP 1.091					
Pete Richert, L ERA: 3.68 (8, 1)																						
Jim Brewer, L ERA: 1.19 (8, 1)																						
Pete Mikkelsen, R ERA: 4.79 (11, 1)																						

Los Angeles Dodgers @ Chicago Cubs
Wrigley Field, Chicago, IL
Sun Jun 18 1972, 3:33 AM CDT
Att: 35,018 - Sunny - 62 F

livebaseballscores.com

AB 39
R 5
H 9
RBI 5
BB 6
SO 7
LOB 18



Batter	1	2	3	4	5	6	7	8	9	10	AB	R	H	RBI	BB	SO	LOB	TOP							
Bobby Valentine, R OBP: 0.320, SLG: 0.363 (1.4)	F7	F6			5-3		6-3		K		5	0	0	0	0	1	2								
Bill Buckner, L OBP: 0.342, SLG: 0.399 Jim Brewer, L (9.1)	E7 1B 3B		F8		1B		E5		K		5	1	1	0	0	1	0								
Willie Davis, L OBP: 0.291, SLG: 0.415 (1.8)	3B 1B		F6		F2		K			F7	5	1	1	0	0	1	2								
Frank Robinson, R OBP: 0.367, SLG: 0.461 (1.9)	3B 1H 2H		F3			K		SH3-4 1B		G3 1B 1B	5	1	3	2	0	1	0								
Wes Parker, S OBP: 0.368, SLG: 0.298 (1.3)	K			L4		G5-3 1B		SH3-4		G3 1B 1B	4	1	2	0	0	1	1								
Duke Sims, L OBP: 0.282, SLG: 0.286 (1.2)	G3			3-1 2B		G5-3 1B		IBB		G3 1-2 2-3	4	0	2	0	1	0	3								
Billy Grabarkewitz, R OBP: 0.295, SLG: 0.275 Manny Mota, R OBP: 0.333, SLG: 0.489 Steve Garvey, R OBP: 0.311, SLG: 0.385 Jim Lefebvre, S OBP: 0.293, SLG: 0.352 (10.5)		6-3		3-1		G5-3 1-2 2-3		K		1B	3	0	0	0	0	0	3	AB 41							
Bill Russell, R OBP: 0.308, SLG: 0.404 Pete Richert, L OBP: 0.667, SLG: 0.667 Willie Crawford, L OBP: 0.304, SLG: 0.446 (10.6)		K		F4				E7 6-3 E 1B		4-3	4	1	1	0	0	1	3	R 5							
Claude Osteen, L OBP: 0.303, SLG: 0.333 Maury Willis, S OBP: 0.162, SLG: 0.161 (8.6)		1B		F7				F8		F8	4	1	1	0	0	1	3	H 12							
Inning Stats	R: 2 E: 1 K: 1 S: 8	H: 2 LOB: 1 BB: 0 P: 8	R: 0 E: 0 K: 1 S: 6	H: 1 LOB: 1 BB: 0 P: 6	R: 0 E: 0 K: 0 S: 3	H: 0 LOB: 0 BB: 0 P: 3	R: 0 E: 0 K: 0 S: 4	H: 1 LOB: 1 BB: 0 P: 4	R: 0 E: 0 K: 0 S: 6	H: 2 LOB: 1 BB: 0 P: 6	R: 1 E: 2 K: 1 S: 7	H: 1 LOB: 1 BB: 0 P: 7	R: 0 E: 0 K: 1 S: 6	H: 1 LOB: 2 BB: 1 P: 10	R: 0 E: 0 K: 2 S: 7	H: 0 LOB: 0 BB: 0 P: 7	R: 2 E: 0 K: 0 S: 5	H: 3 LOB: 1 BB: 0 P: 5	1B: 10 2B: 1 3B: 1 HR: 0	SF: 0 SAC: 1 DP: 1 HBP: 0	WP: 0 PB: 0 SB: 0 CS: 0	PA: 43			
PITCHER	IP 9.1	WLS L	BF 41	H 11	R 5	ER 3	SO 7	BB 0	IBB 0	HBP 0	BLK 0	WP 0	HR 0	S 54	P 58	ERA 2.89	WHIP 1.179								
Dave Giusti, R ERA: 2.9 (10.1)	0.2	2	1	0	0	0	0	0	0	0	0	0	0	2	2	0.00	1.500								

Los Angeles Dodgers @ Pittsburgh Pirates
 Three Rivers Stadium, Pittsburgh, PA
 Wed Jun 21 1972, 7:05 PM EDT
 Att: 15,209 - Unknown

AB	41
R	5
H	12
RBI	4
BB	1
SO	7
LOB	17





Batter	1	2	3	4	5	6	7	8	9	10	AB	R	H	RBI	BB	SO	LOB	BOTTOM							
Dave Cash, R OBP: 0.313, SLG: 0.385 (1.4)	G3	4-3			F9			5-3 1B		F7	5	0	1	0	0	0	1								
Al Oliver, L OBP: 0.361, SLG: 0.447 (1.8)	6-3		1B 2B		6-3		F1				4	1	1	0	0	0	1								
Roberto Clemente, R OBP: 0.367, SLG: 0.488 (1.9)	BB		K		6-3		5-3 1-2				3	0	0	0	1	1	2								
Willie Stargell, L OBP: 0.350, SLG: 0.597 (1.7)	F8		FC6-4 1B			F8		F5			4	0	1	1	0	0	2								
Manny Sanguillen, R OBP: 0.354, SLG: 0.441 (1.2)		6-3	FC6-4 1-2F		1-3			F9			4	0	0	0	0	0	1								
Jose Pagan, R OBP: 0.338, SLG: 0.500 Dave Giusti, R (10.1)		HR 1B	FC6-4 1-2F		F4			K			4	1	1	0	0	1	1								
Bob Robertson, R OBP: 0.261, SLG: 0.244 (1.3)		HR		5-3			F9		F3		4	1	1	2	0	0	0								
Gene Alley, R OBP: 0.370, SLG: 0.324 Rennie Stennett, R OBP: 0.357, SLG: 0.504 (10.6)		SH1-4 BB		CS 1B			F8			L6-4-3 1B	2	0	1	0	1	0	0								
Bob Moose, R OBP: 0.194, SLG: 0.167 Jackie Hernandez, R OBP: 0.242, SLG: 0.276 Gene Clines, R OBP: 0.385, SLG: 0.422 (10.5)		SH1-4 1-2		K 1-2			6-3			L6-4-3 1-2	2	0	0	0	0	1	1								
Inning Stats	R: 0 E: 0 K: 0 S: 3	H: 0 LOB: 1 BB: 1 P: 7	R: 2 E: 0 K: 0 S: 5	H: 2 LOB: 1 BB: 1 P: 9	R: 1 E: 0 K: 1 S: 7	H: 2 LOB: 1 BB: 0 P: 7	R: 0 E: 0 K: 0 S: 5	H: 1 LOB: 1 BB: 0 P: 5	R: 0 E: 0 K: 0 S: 3	H: 0 LOB: 0 BB: 0 P: 3	R: 0 E: 0 K: 0 S: 4	H: 1 LOB: 1 BB: 0 P: 4	R: 0 E: 0 K: 1 S: 5	H: 0 LOB: 0 BB: 0 P: 5	R: 0 E: 0 K: 0 S: 3	H: 1 LOB: 0 BB: 0 P: 3	1B: 5 2B: 2 3B: 0 HR: 1	SF: 0 SAC: 1 DP: 2 HBP: 0	WP: 0 PB: 0 SB: 0 CS: 1	PA: 37					
PITCHER	IP 7.2	WLS L	BF 30	H 6	R 3	ER 3	SO 2	BB 2	IBB 0	HBP 0	BLK 0	WP 0	HR 1	S 32	P 40	ERA 3.52	WHIP 1.043								
Pete Richert, L ERA: 3.6 (8.1)	0.1	1	0	0	0	0	0	0	0	0	0	0	1	1	0.00	0.000									
Jim Brewer, L ERA: 1.13 (9.1)	2.0	W	6	1	0	0	1	0	0	0	0	0	0	8	8	0.00	0.500								

Los Angeles Dodgers @ Pittsburgh Pirates
 Three Rivers Stadium, Pittsburgh, PA
 Wed Jun 21 1972, 7:05 PM EDT
 Att: 15,209 - Unknown

AB	34
R	3
H	7
RBI	3
BB	2
SO	3
LOB	10



Batter	1	2	3	4	5	6	7	8	9	AB	R	H	RBI	BB	SO	LOB	TOP			
Felix Millan, R OBP: 0.283, SLG: 0.310 (1,4)	0-0 5-3		0-0 1-2 1B			0-0 SH5-3		0-0 F8		3	0	1	0	0	0	0	Atlanta Braves @ Los Angeles Dodgers Dodger Stadium, Los Angeles, CA Fri Jun 23 1972, 7:05 PM PDT Att: 53,107 - Unknown			
Ralph Carr, L OBP: 0.346, SLG: 0.378 (1,8)	0-0 F5		0-0 5-3			0-3 K		0-0 F7		4	0	0	0	0	1	3				
Hank Aaron, R OBP: 0.349, SLG: 0.444 (1,9)	0-0 6-3			0-3 K		0-0 F4			0-0 G3	4	0	0	0	0	1	1				
Rico Carty, R OBP: 0.430, SLG: 0.472 (1,7)		0-3 K2-3		0-3 K			0-0 1B G6-3 1B		0-0 4-3	4	1	1	0	0	2	0				
Orlando Cepeda, R OBP: 0.369, SLG: 0.513 (1,3)		0-0 6-3		0-0 4-3			0-0 G6-3 1B 1-2 1B		0-0 F3	4	0	1	0	0	0	0				
Earl Williams, R OBP: 0.337, SLG: 0.398 (1,2)		0-0 G1			0-0 6-3		0-0 G6-3 1B 1-2 2-3			3	0	1	0	0	0	0				
Sonny Jackson, L OBP: 0.125, SLG: 0.125 (1,5)			0-0 F8		0-0 G3		0-0 G6-3 1B 1-2 2-3 3-H			3	0	0	0	0	0	2				
Marty Perez, R OBP: 0.293, SLG: 0.292 (1,6)			0-0 F7		0-0 F8		0-0 5-3			3	0	0	0	0	0	1				
Phil Niekro, R OBP: 0.190, SLG: 0.268 (1,1)				1-0 1B HBP				0-0 6-3		2	0	1	0	0	0	0				
Inning Stats	R: 0 E: 0 K: 0 S: 3	H: 0 LOB: 0 BB: 0 P: 3	R: 0 E: 0 K: 1 S: 5	H: 0 LOB: 0 BB: 0 P: 5	R: 0 E: 0 K: 2 S: 5	H: 2 LOB: 2 BB: 0 P: 5	R: 0 E: 0 K: 2 S: 7	H: 0 LOB: 0 BB: 0 P: 7	R: 0 E: 0 K: 0 S: 3	H: 0 LOB: 0 BB: 0 P: 3	R: 1 E: 0 K: 0 S: 5	H: 3 LOB: 1 BB: 0 P: 5	R: 0 E: 0 K: 0 S: 3	H: 0 LOB: 0 BB: 0 P: 3	R: 0 E: 0 K: 0 S: 3	H: 0 LOB: 0 BB: 0 P: 3	1B: 5 2B: 0 3B: 0 HR: 0	SF: 0 SAC: 1 DP: 1 HBP: 1	WP: 0 PB: 0 SB: 0 CS: 0	PA: 32
PITCHER Al Downing, L ERA: 2.32 (1,1)	IP: 9.0 WLS: W BF: 32 H: 5 R: 1 ER: 1 SO: 4 BB: 0 IBB: 0 HBP: 1 BLK: 0 WP: 0 HR: 0 S: 39 P: 40 ERA: 1.00 WHIP: 0.556															PITCHER				

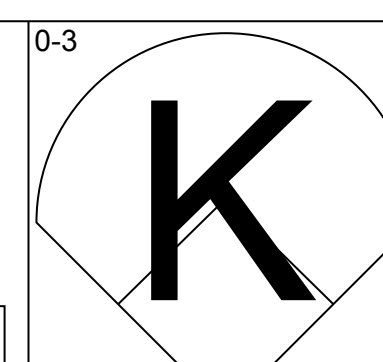
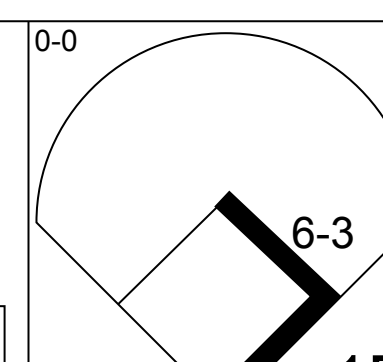
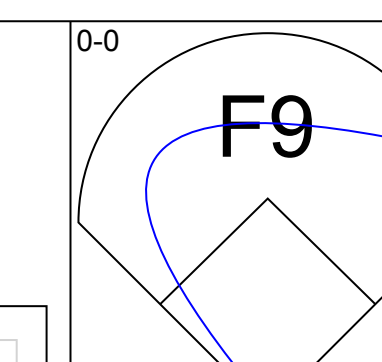
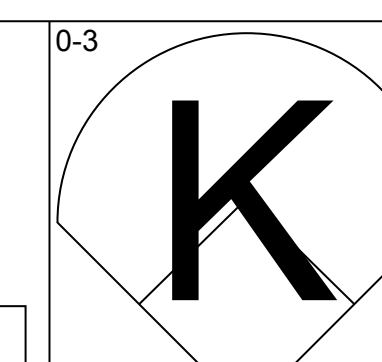
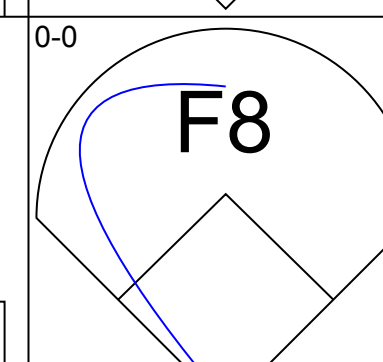
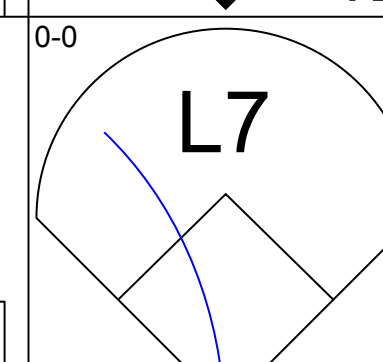
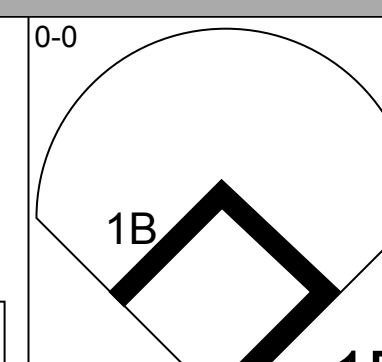
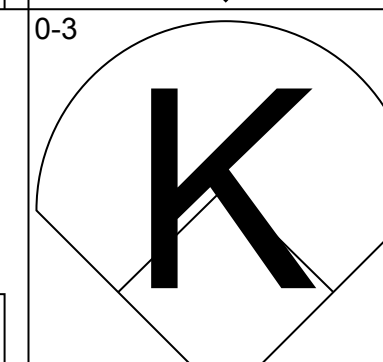
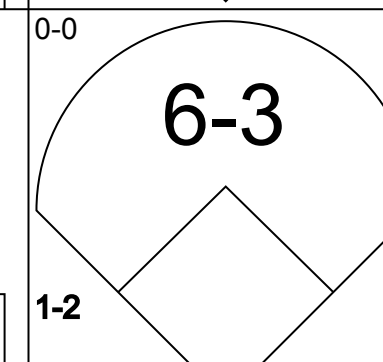
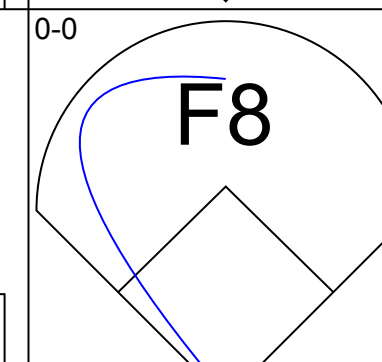
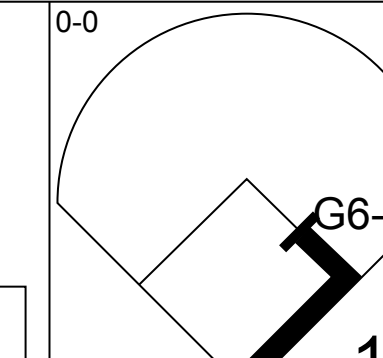
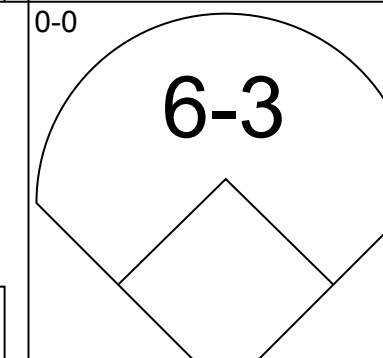
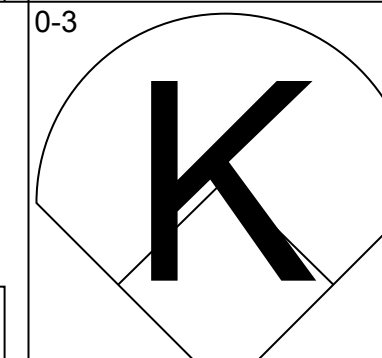
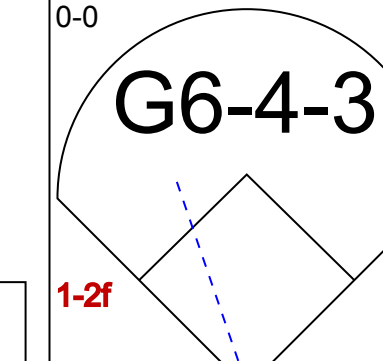
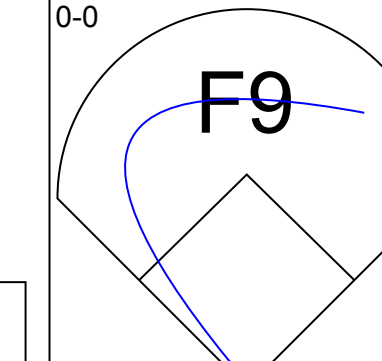
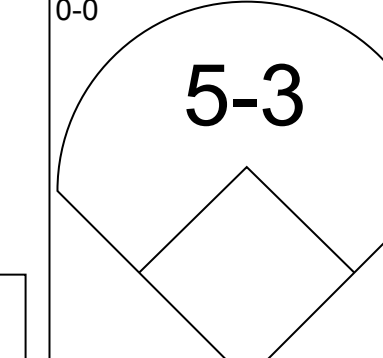
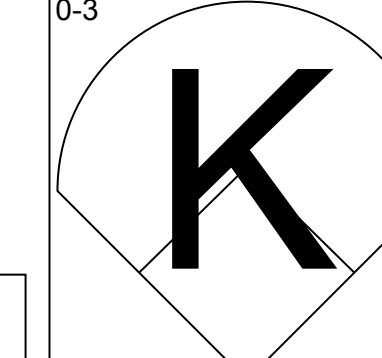
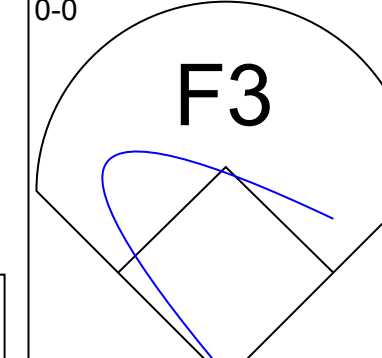
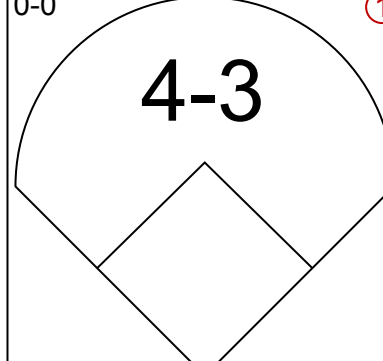
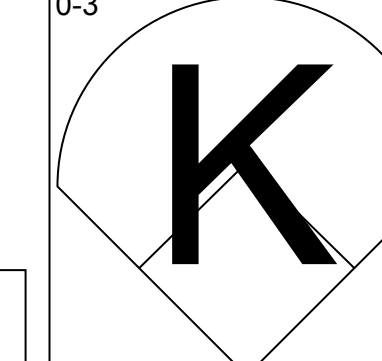
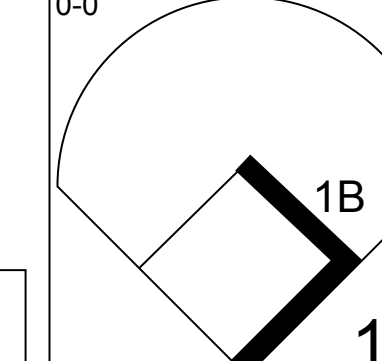
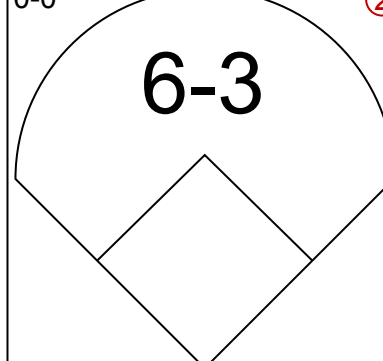
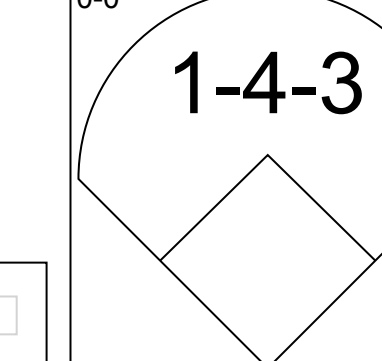

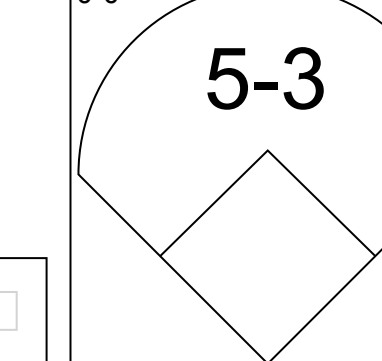
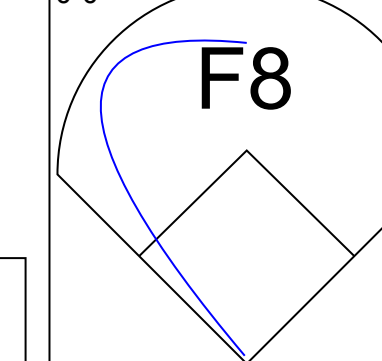

Batter	1	2	3	4	5	6	7	8	9	AB	R	H	RBI	BB	SO	LOB	BOTTOM			
Bobby Valentine, R OBP: 0.318, SLG: 0.360 (1,4)	0-0 F9		0-0 1B			0-0 4-3		0-0 L7		4	0	1	0	0	0	0	Atlanta Braves @ Los Angeles Dodgers Dodger Stadium, Los Angeles, CA Fri Jun 23 1972, 7:05 PM PDT Att: 53,107 - Unknown			
Bill Buckner, L OBP: 0.346, SLG: 0.359 (1,7)	4-0 BB		0-0 1B			0-0 L7		0-0 4-3		3	0	1	0	1	0	0				
Willie Davis, L OBP: 0.290, SLG: 0.416 (1,8)	0-0 F5		0-0 F5			0-0 HR 2B		0-0 F5		4	1	1	0	0	0	3				
Frank Robinson, R OBP: 0.366, SLG: 0.475 (1,9)	0-3 K			0-3 K		0-0 HR 2H			0-0 4-3	3	1	1	2	0	2	1				
Wes Parker, S OBP: 0.361, SLG: 0.291 (1,3)		0-0 F5		0-0 G3		0-0 4-3				3	0	0	0	0	0	0				
Duke Sims, L OBP: 0.283, SLG: 0.287 (1,2)		0-0 3-1		0-0 F9			0-0 FC1-6 1B			3	0	1	0	0	0	0				
Billy Grabarkewitz, R OBP: 0.281, SLG: 0.299 (1,5)		0-3 K			0-0 F3		0-0 FC1-6 S			3	0	0	0	0	1	1				
Bill Russell, R OBP: 0.302, SLG: 0.396 (1,6)			0-0 6-3		0-0 5-3		0-0 F7			3	0	0	0	0	0	1				
Al Downing, R OBP: 0.125, SLG: 0.129 (1,1)			0-3 K		0-0 5-3		0-0 F9			3	0	0	0	0	1	1				
Inning Stats	R: 0 E: 0 K: 1 S: 5	H: 0 LOB: 1 BB: 1 P: 9	R: 0 E: 0 K: 1 S: 5	H: 0 LOB: 0 BB: 0 P: 5	R: 0 E: 0 K: 1 S: 7	H: 2 LOB: 2 BB: 0 P: 7	R: 0 E: 0 K: 0 S: 5	H: 0 LOB: 0 BB: 0 P: 5	R: 2 E: 0 K: 0 S: 4	H: 2 LOB: 1 BB: 0 P: 4	R: 0 E: 0 K: 0 S: 3	H: 1 LOB: 1 BB: 0 P: 3	R: 0 E: 0 K: 0 S: 3	H: 0 LOB: 0 BB: 0 P: 3	R: 0 E: 0 K: 0 S: 3	H: 0 LOB: 0 BB: 0 P: 3	1B: 3 2B: 1 3B: 0 HR: 1	SF: 0 SAC: 0 DP: 0 HBP: 0	WP: 0 PB: 0 SB: 1 CS: 0	PA: 30
PITCHER Phil Niekro, R ERA: 3.38 (1,1)	IP: 8.0 WLS: L BF: 30 H: 5 R: 2 ER: 2 SO: 4 BB: 1 IBB: 0 HBP: 0 BLK: 0 WP: 0 HR: 1 S: 37 P: 41 ERA: 2.25 WHIP: 0.750															PITCHER				

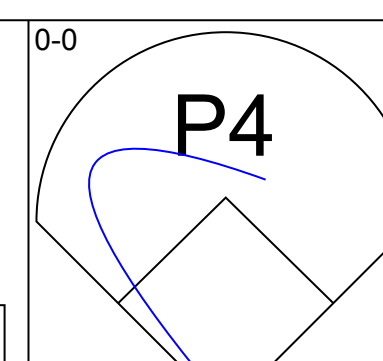
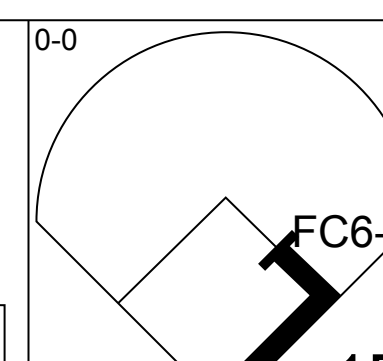
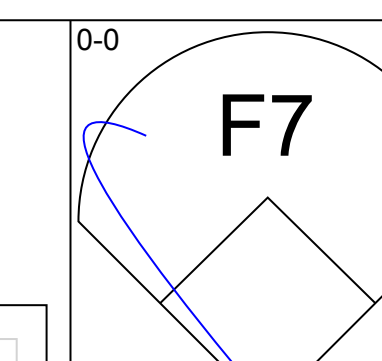
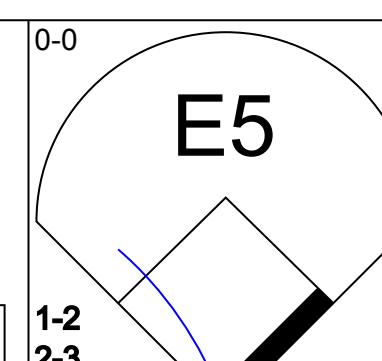
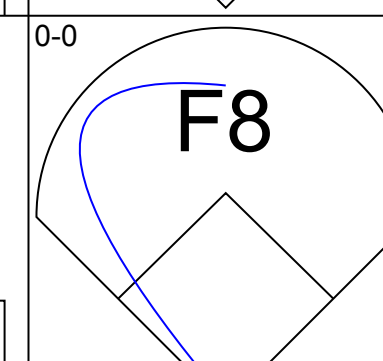
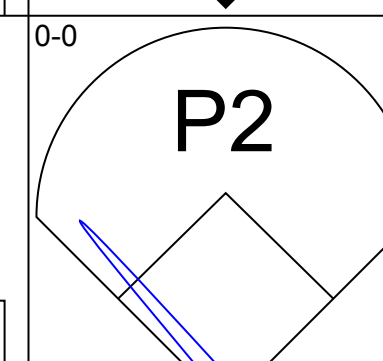
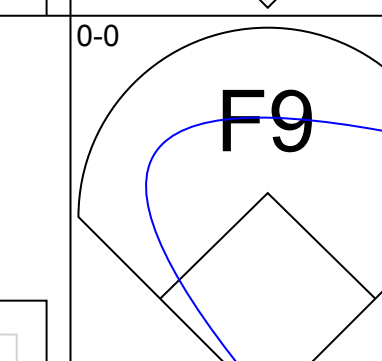
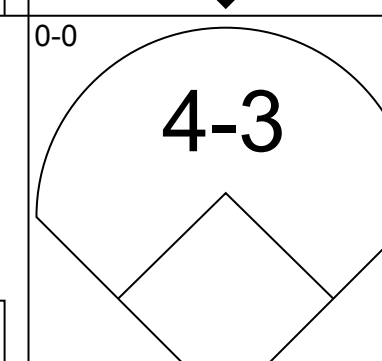
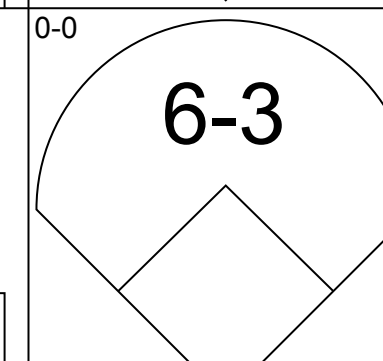
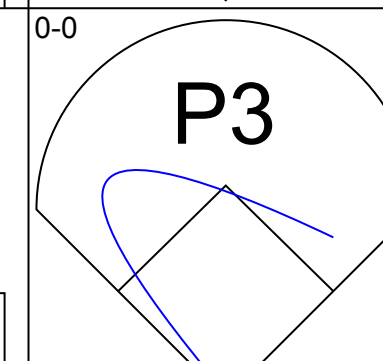
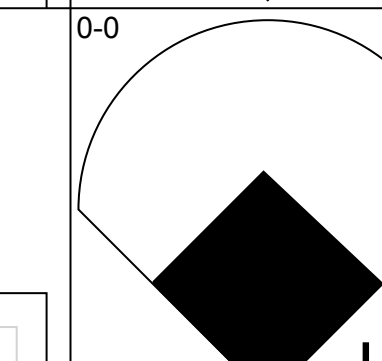
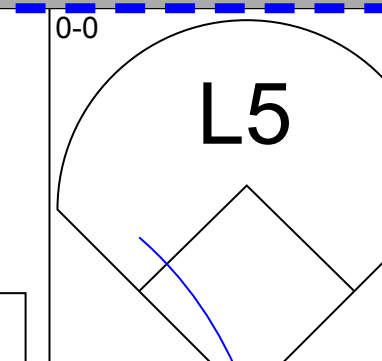
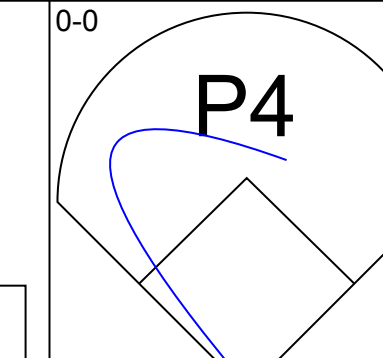
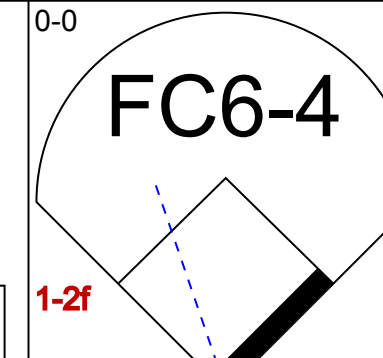
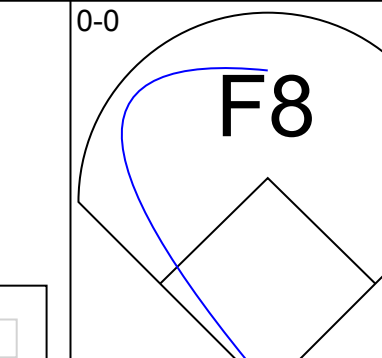
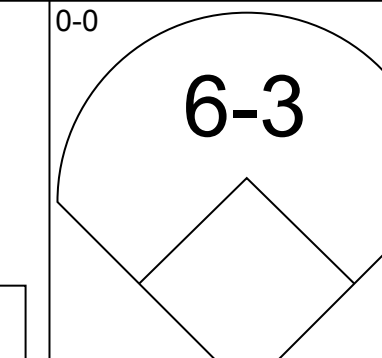
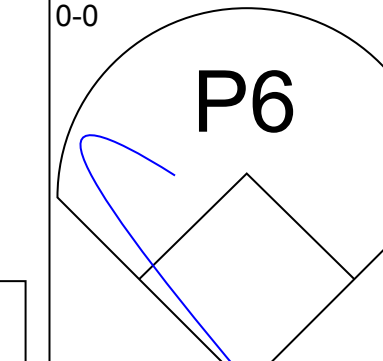
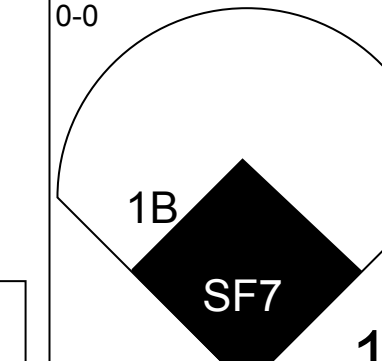
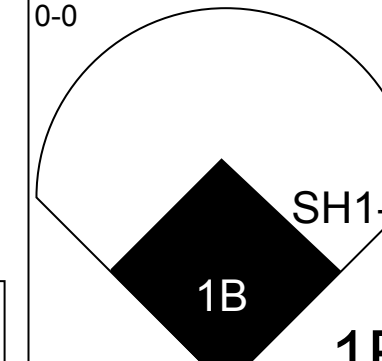
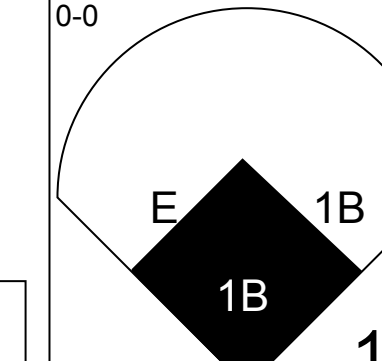
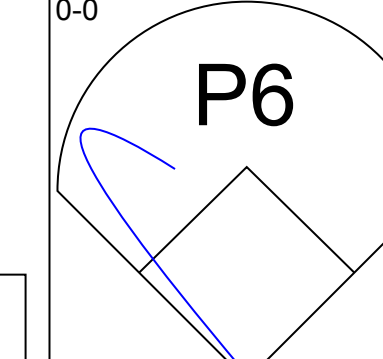
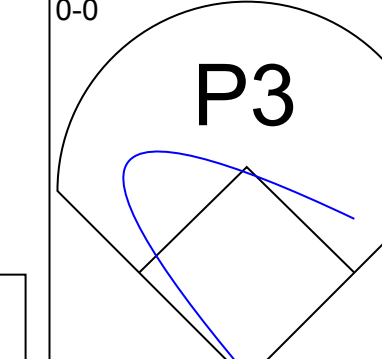
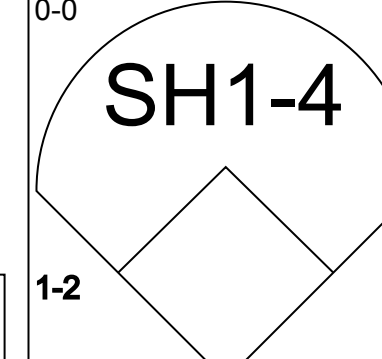
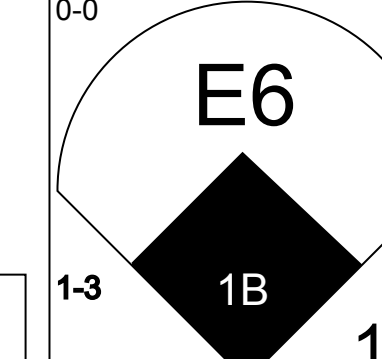
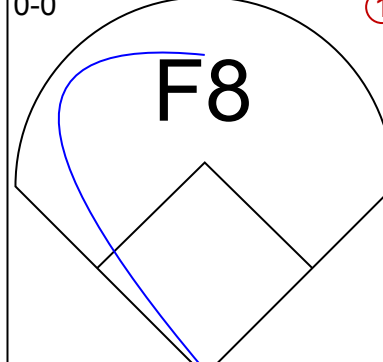
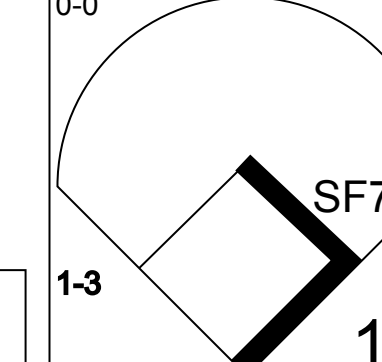
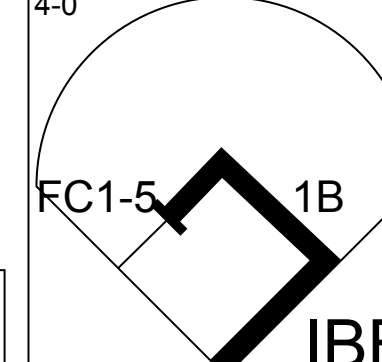
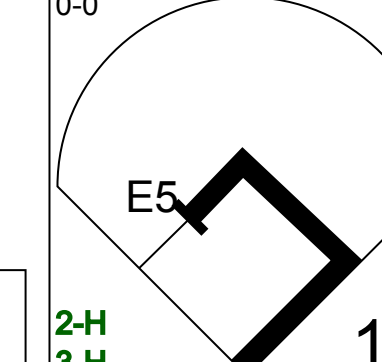
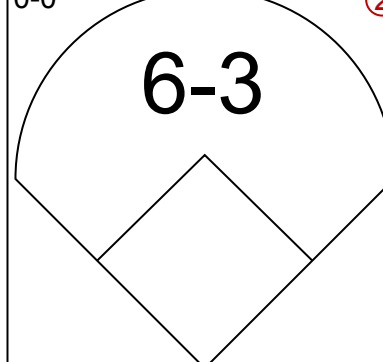
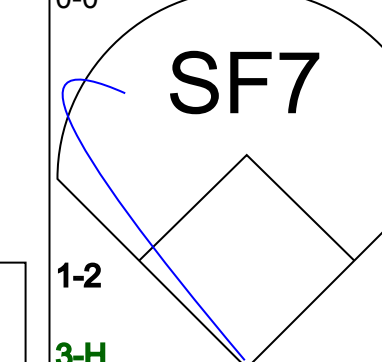
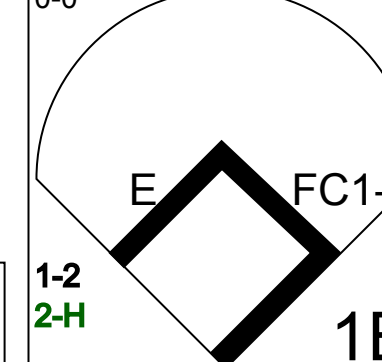
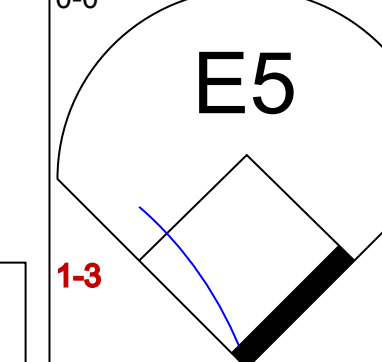
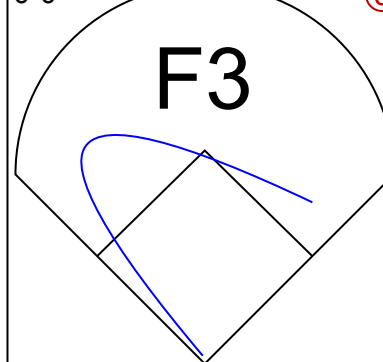
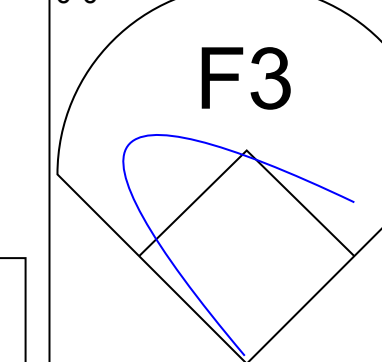
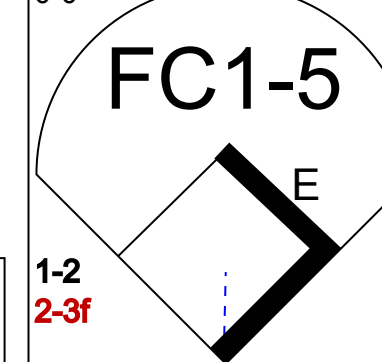

Batter	1	2	3	4	5	6	7	8	9	AB	R	H	RBI	BB	SO	LOB	TOP			
Felix Milan, R OBP: 0.286, SLG: 0.317 (1,4)										4	0	2	1	0	0	0	Atlanta Braves @ Los Angeles Dodgers Dodger Stadium, Los Angeles, CA Sat Jun 24 1972, 7:05 PM PDT Unknown			
Ralph Carr, L OBP: 0.341, SLG: 0.371 (1,9)										4	0	0	0	0	0	3				
Mike Lum, L OBP: 0.306, SLG: 0.316 (1,8)										4	0	2	0	0	0	0				
Rico Carty, R OBP: 0.431, SLG: 0.470 (1,7)										3	0	1	0	1	1	0				
Oscar Brown, R OBP: 0.293, SLG: 0.556 (8,7)										0	0	0	0	0	0	0				
Orlando Cepeda, R OBP: 0.352, SLG: 0.488 (1,3)										4	0	0	0	0	1	5				
Earl Williams, R OBP: 0.340, SLG: 0.397 (1,2)										3	1	1	0	1	0	0				
Sonny Jackson, L OBP: 0.182, SLG: 0.182 (1,5)										3	0	1	0	0	1	1				
Hank Aaron, R OBP: 0.347, SLG: 0.442 (9, PH)										1	0	0	0	0	1	1				
Gil Garrido, R OBP: 0.750, SLG: 0.667 (9,5)										4	0	0	0	0	1	3				
Marty Perez, R OBP: 0.288, SLG: 0.286 (1,6)										4	0	1	0	0	2	2				
Tom Kelley, R OBP: 0.161, SLG: 0.103 (1,1)																				
Inning Stats	R: 0 E: 0 K: 0 S: 4	H: 2 LOB: 2 BB: 1 P: 8	R: 0 E: 0 K: 2 S: 8	H: 1 LOB: 1 BB: 0 P: 8	R: 0 E: 0 K: 0 S: 5	H: 2 LOB: 2 BB: 0 P: 5	R: 0 E: 0 K: 0 S: 3	H: 0 LOB: 0 BB: 0 P: 3	R: 0 E: 0 K: 1 S: 5	H: 0 LOB: 0 BB: 0 P: 5	R: 0 E: 0 K: 1 S: 5	H: 0 LOB: 0 BB: 0 P: 5	R: 1 E: 1 K: 1 S: 8	H: 3 LOB: 2 BB: 0 P: 8	R: 0 E: 0 K: 1 S: 5	H: 0 LOB: 1 BB: 1 P: 9	1B: 7 2B: 1 3B: 0 HR: 0	SF: 0 SAC: 0 DP: 1 HBP: 0	WP: 0 PB: 0 SB: 0 CS: 0	PA: 36
PITCHER	IP WLS BF H R ER SO BB IBB HBP BLK WP HR S P ERA WHIP																			
Don Sutton, R ERA: 1.68 (1,1)	8.0 L 32 8 1 1 6 1 0 0 0 0 0 0 43 47 1.12 1.125																			
Pete Richert, L ERA: 3.39 (9,1)	1.0 4 0 0 0 1 1 0 0 0 0 0 0 5 9 0.00 1.000																			

Batter	1	2	3	4	5	6	7	8	9	AB	R	H	RBI	BB	SO	LOB	BOTTOM			
Bobby Valentine, R OBP: 0.310, SLG: 0.350 (1,4)										4	0	0	0	0	0	0	Atlanta Braves @ Los Angeles Dodgers Dodger Stadium, Los Angeles, CA Sat Jun 24 1972, 7:05 PM PDT Unknown			
Bill Buckner, L OBP: 0.344, SLG: 0.356 (1,7)										4	0	1	0	0	0	0				
Willie Davis, L OBP: 0.290, SLG: 0.413 (1,8)										4	0	1	0	0	0	0				
Frank Robinson, R OBP: 0.364, SLG: 0.467 (1,9)										3	0	0	0	1	2	0				
Wes Parker, S OBP: 0.351, SLG: 0.282 (1,3)										4	0	0	0	0	1	3				
Duke Sims, L OBP: 0.285, SLG: 0.282 (1,2)										2	0	0	0	1	0	0				
Billy Grabarkewitz, R OBP: 0.277, SLG: 0.255 (1,5)										1	0	0	0	0	1	0				
Steve Garvey, R OBP: 0.314, SLG: 0.386 (4,5)										2	0	1	0	0	0	0				
Bill Russell, R OBP: 0.297, SLG: 0.389 (1,6)										3	0	0	0	0	0	2				
Don Sutton, R OBP: 0.194, SLG: 0.147 (1,1)										2	0	0	0	0	0	0				
Willie Crawford, L OBP: 0.301, SLG: 0.443 (8, PH)										1	0	0	0	0	0	0				
Pete Richert, L OBP: 0.667, SLG: 0.667 (9,1)										0	0	0	0	0	0	0				
Inning Stats	R: 0 E: 0 K: 0 S: 3	H: 0 LOB: 0 BB: 0 P: 3	R: 0 E: 0 K: 1 S: 5	H: 0 LOB: 0 BB: 0 P: 5	R: 0 E: 0 K: 0 S: 3	H: 0 LOB: 0 BB: 0 P: 3	R: 0 E: 0 K: 0 S: 4	H: 1 LOB: 2 BB: 1 P: 8	R: 0 E: 0 K: 1 S: 7	H: 2 LOB: 3 BB: 1 P: 11	R: 0 E: 0 K: 0 S: 3	H: 0 LOB: 0 BB: 0 P: 3	R: 0 E: 0 K: 0 S: 3	H: 0 LOB: 0 BB: 0 P: 3	R: 0 E: 0 K: 1 S: 5	H: 0 LOB: 0 BB: 0 P: 5	1B: 3 2B: 0 3B: 0 HR: 0	SF: 0 SAC: 0 DP: 0 HBP: 0	WP: 0 PB: 0 SB: 0 CS: 0	PA: 32
PITCHER	IP WLS BF H R ER SO BB IBB HBP BLK WP HR S P ERA WHIP																			
Tom Kelley, R ERA: 3.61 (1,1)	9.0 W 32 3 0 0 4 2 0 0 0 0 0 0 38 46 0.00 0.556																			

Batter	1	2	3	4	5	6	7	8	9	AB	R	H	RBI	BB	SO	LOB	TOP										
Sonny Jackson, L (1,5) OBP: 0.125, SLG: 0.125	G3		6-3		1-3		F8		5-3	5	0	0	0	0	0	5	Atlanta Braves @ Los Angeles Dodgers Dodger Stadium, Los Angeles, CA Sat Jun 24 1972, 7:05 PM PDT Att: 46,424 - Unknown										
Felix Milán, R (1,4) OBP: 0.286, SLG: 0.319	4-3			2B FC6-4	5-3		5-3		1B 4-3	5	2	2	0	0	0	3											
Hank Aaron, R (1,9) OBP: 0.357, SLG: 0.473	F8			FC6-4 SF7		G4-6-3		HR	1-3 4-3	5	2	4	2	0	0	0											
Rico Carty, R (1,7) OBP: 0.433, SLG: 0.467 Oscar Brown, R (8, PR) OBP: 0.250, SLG: 0.526		L9		FC6-4 BB		K		1B 1B	4-3	3	0	1	0	1	1	1											
Mike Lum, L (1,8) OBP: 0.301, SLG: 0.311	F8			FC6-4		G4-6-3		1B	3-H F2	5	0	1	1	0	0	4											
Earl Williams, R (1,3) OBP: 0.336, SLG: 0.396	K			SF7				1B FC6-4	F7	3	1	1	1	0	1	2											
Paul Casanova, R (1,2) OBP: 0.224, SLG: 0.234			F7	L6				FC6-4 1B	K	4	0	1	0	0	1	3											
Marty Perez, R (1,6) OBP: 0.296, SLG: 0.295			1-3		1-3			FC6-4 1B	4-3	4	0	3	0	0	0	2											
Ron Schueler, R (1,1) OBP: 0.176, SLG: 0.188 Ralph Garr, L (7, PH) OBP: 0.340, SLG: 0.370 Pat Jarvis, R (7,1) OBP: 0.182, SLG: 0.273			1-3		SH1-4			FC6-4 1B	1B 2B	1	0	0	0	0	0	1											
Inning Stats	R: 0 E: 0 K: 0 S: 3	H: 0 LOB: 0 BB: 0 P: 3	R: 0 E: 0 K: 1 S: 5	H: 0 LOB: 0 BB: 0 P: 5	R: 0 E: 0 K: 0 S: 4	H: 1 LOB: 1 BB: 0 P: 4	R: 2 E: 0 K: 0 S: 5	H: 2 LOB: 1 BB: 1 P: 9	R: 0 E: 0 K: 0 S: 4	H: 1 LOB: 1 BB: 0 P: 4	R: 0 E: 0 K: 1 S: 5	H: 1 LOB: 0 BB: 0 P: 5	R: 1 E: 0 K: 1 S: 8	H: 3 LOB: 2 BB: 0 P: 8	R: 1 E: 0 K: 1 S: 8	H: 3 LOB: 2 BB: 0 P: 8		R: 2 E: 0 K: 0 S: 6	H: 3 LOB: 1 BB: 0 P: 6	1B: 11 2B: 2 3B: 0 HR: 1	SF: 1 SAC: 1 DP: 1 HBP: 0	WP: 0 PB: 0 SB: 0 CS: 0	PA: 41				
PITCHER	IP	WLS	BF	H	R	ER	SO	BB	IBB	HBP	BLK	WP	HR	S	P	ERA	WHIP										
Bill Singer, R (1,1) ERA: 3.4	6.0		26	8	3	3	2	1	0	0	0	0	0	29	33	4.50	1.500										
Jim Brewer, L (7,1) ERA: 1.3	2.0		9	3	1	1	1	0	0	0	0	0	1	11	11	4.50	1.500										
Hoyt Wilhelm, R (9,1) ERA: 5.59	1.0	L	6	3	2	2	0	0	0	0	0	0	0	6	6	18.00	3.000										

Batter	1	2	3	4	5	6	7	8	9	AB	R	H	RBI	BB	SO	LOB	BOTTOM										
Bobby Valentine, R (1,4) OBP: 0.306, SLG: 0.351	K	G4-6-3		F6		F8		1B 2B		5	0	1	0	0	1	2	Atlanta Braves @ Los Angeles Dodgers Dodger Stadium, Los Angeles, CA Sat Jun 24 1972, 7:05 PM PDT Att: 46,424 - Unknown										
Manny Mota, R (1,7) OBP: 0.348, SLG: 0.500	WP BB SF8		4-3					1B 1B		5	1	4	0	0	0	0											
Willie Davis, L (1,8) OBP: 0.296, SLG: 0.420	E WP BB			F4		F4		2-3 1B		3	1	1	0	2	0	2											
Willie Crawford, L (1,9) OBP: 0.307, SLG: 0.440 Hoyt Wilhelm, R (9,1)			1B SF9		K			IBB K		3	1	1	1	1	2	2											
Bill Buckner, L (1,3) OBP: 0.340, SLG: 0.353	SF8		1B 1B		1-3			F5		4	1	1	1	0	0	0											
Steve Garvey, R (1,5) OBP: 0.316, SLG: 0.391	K		SF9		G3 BB			K		3	0	1	1	1	2	2											
Chris Cannizzaro, R (1,2) OBP: 0.341, SLG: 0.351		FC1-5 1B		1B		G3 BB			1B	4	0	3	0	1	0	1											
Bill Russell, R (1,6) OBP: 0.302, SLG: 0.391 Jim Lefebvre, S (9, PH) OBP: 0.291, SLG: 0.349		FC1-5 1B		1B		G3		K		4	0	2	1	0	1	3											
Bill Singer, R (1,1) OBP: 0.156, SLG: 0.161 Jim Brewer, L (7,1)		FC1-5 1B		K		4-3			6-3	3	0	0	0	0	1	6											
Wes Parker, S (7,3) OBP: 0.349, SLG: 0.280 Frank Robinson, R (8, PH) OBP: 0.362, SLG: 0.465		G4-6-3								1	0	0	0	0	0	0											
Inning Stats	R: 1 E: 1 K: 2 S: 8	H: 1 LOB: 2 BB: 2 P: 16	R: 0 E: 0 K: 0 S: 4	H: 2 LOB: 1 BB: 0 P: 4	R: 3 E: 0 K: 1 S: 10	H: 5 LOB: 2 BB: 0 P: 10	R: 0 E: 0 K: 1 S: 6	H: 1 LOB: 1 BB: 0 P: 6	R: 0 E: 0 K: 2 S: 8	H: 1 LOB: 1 BB: 0 P: 8	R: 0 E: 0 K: 1 S: 6	H: 2 LOB: 2 BB: 1 P: 10	R: 0 E: 0 K: 1 S: 6	H: 1 LOB: 1 BB: 0 P: 6	1B: 11 2B: 2 3B: 1 HR: 0	SF: 2 SAC: 0 DP: 1 HBP: 0	WP: 1 PB: 0 SB: 0 CS: 0	PA: 44									
PITCHER	IP	WLS	BF	H	R	ER	SO	BB	IBB	HBP	BLK	WP	HR	S	P	ERA	WHIP										
Ron Schueler, R (1,1) ERA: 3.21	6.0		31	10	4	4	5	4	0	0	0	0	0	20	24	6.00	2.333										
Pat Jarvis, R (7,1) ERA: 4.54	3.0	W	13	4	0	0	4	0	1	0	0	0	0	20	24	0.00	1.333										

Batter	1	2	3	4	5	6	7	8	9	AB	R	H	RBI	BB	SO	LOB	TOP			
Oscar Brown, R (1, 9) OBP: 0.281, SLG: 0.500 Jim Breazeale, L (8, PH) OBP: 0.222, SLG: 0.346 Joe Hoerner, R (8, 1)										3	0	1	0	0	1	1	0	Atlanta Braves @ Los Angeles Dodgers Dodger Stadium, Los Angeles, CA Sun Jun 25 1972, 3:33 AM PDT Att: 30,021 - Unknown		
Felix Milan, R (1, 4) OBP: 0.288, SLG: 0.318									4	0	1	0	0	0	0	3				
Hank Aaron, R (1, 3) OBP: 0.356, SLG: 0.466									3	0	0	0	1	1	2					
Rico Carty, R (1, 7) OBP: 0.429, SLG: 0.462									4	0	1	0	0	1	3					
Earl Williams, R (1, 5) OBP: 0.341, SLG: 0.398									4	0	2	0	0	0	1					
Paul Casanova, R (1, 2) OBP: 0.208, SLG: 0.216									4	0	0	0	0	1	4					
Mike Lum, L (1, 8) OBP: 0.299, SLG: 0.308 (8, 9)									4	0	1	0	0	1	2					
Marty Perez, R (1, 6) OBP: 0.296, SLG: 0.296									3	0	1	0	0	0	0					
George Stone, L (1, 1) Cecil Upshaw, R (7, 1) Orlando Cepeda, R (8, PH) OBP: 0.348, SLG: 0.482 Sonny Jackson, L (8, 8) OBP: 0.125, SLG: 0.125									2	0	0	0	0	1	0	0				
Inning Stats	R: 0 E: 0 K: 2 S: 7	H: 0 LOB: 0 BB: 0 P: 7	R: 0 E: 0 K: 0 S: 3	H: 1 LOB: 0 BB: 0 P: 3	R: 0 E: 0 K: 1 S: 5	H: 0 LOB: 0 BB: 0 P: 5	R: 0 E: 0 K: 0 S: 4	H: 1 LOB: 1 BB: 0 P: 4	R: 0 E: 0 K: 2 S: 7	H: 0 LOB: 0 BB: 0 P: 7	R: 0 E: 0 K: 1 S: 3	H: 2 LOB: 2 BB: 0 P: 7	R: 0 E: 0 K: 1 S: 7	H: 2 LOB: 2 BB: 0 P: 7	R: 0 E: 0 K: 0 S: 4	H: 1 LOB: 2 BB: 1 P: 8	1B: 7 2B: 0 3B: 0 HR: 0		SF: 0 SAC: 0 DP: 1 HBP: 0	WP: 0 PB: 0 SB: 0 CS: 0
PITCHER	IP WLS BF H R ER SO BB IBB HBP BLK WP HR S P ERA WHIP																			
Tommy John, L (1, 1) ERA: 2.32	7.0 W 26 6 0 0 6 0 0 0 0 0 0 0 38 38 0.00 0.857																			
Pete Mikkelsen, R (8, 1) ERA: 4.37	2.0 S 8 1 0 0 1 1 0 0 0 0 0 0 9 13 0.00 1.000																			

Batter	1	2	3	4	5	6	7	8	9	AB	R	H	RBI	BB	SO	LOB	BOTTOM	
Bobby Valentine, R (1, 4) OBP: 0.305, SLG: 0.349										4	0	1	0	0	0	2	Atlanta Braves @ Los Angeles Dodgers Dodger Stadium, Los Angeles, CA Sun Jun 25 1972, 3:33 AM PDT Att: 30,021 - Unknown	
Willie Davis, L (1, 8) OBP: 0.291, SLG: 0.414										4	0	0	0	0	0	4		
Manny Mota, R (1, 7) OBP: 0.347, SLG: 0.514										4	1	1	1	0	0	1		
Wes Parker, S (1, 3) OBP: 0.340, SLG: 0.272										4	0	0	0	0	0	1		
Steve Garvey, R (1, 5) OBP: 0.325, SLG: 0.399										4	3	3	0	0	0	0		
Bill Buckner, L (1, 9) OBP: 0.339, SLG: 0.353										3	1	1	0	0	0	1		
Chris Cannizzaro, R (1, 2) OBP: 0.360, SLG: 0.364										3	0	2	2	1	0	0		
Bill Russell, R (1, 6) OBP: 0.301, SLG: 0.390										3	0	1	2	0	0	1		
Tommy John, R (1, 1) OBP: 0.069, SLG: 0.069 Pete Mikkelsen, R (8, 1)									3	0	0	0	0	0	0	3		
Inning Stats	R: 0 E: 0 K: 0 S: 3	H: 0 LOB: 0 BB: 0 P: 3	R: 0 E: 0 K: 0 S: 3	H: 0 LOB: 0 BB: 0 P: 3	R: 0 E: 0 K: 0 S: 4	H: 1 LOB: 1 BB: 0 P: 4	R: 1 E: 0 K: 0 S: 5	H: 2 LOB: 1 BB: 0 P: 5	R: 1 E: 0 K: 0 S: 4	H: 1 LOB: 0 BB: 0 P: 4	R: 1 E: 1 K: 0 S: 6	H: 2 LOB: 3 BB: 1 P: 10	R: 2 E: 2 K: 0 S: 6	H: 3 LOB: 1 BB: 0 P: 6	1B: 8 2B: 0 3B: 0 HR: 1	SF: 1 SAC: 1 DP: 0 HBP: 0		WP: 0 PB: 0 SB: 0 CS: 0
PITCHER	IP WLS BF H R ER SO BB IBB HBP BLK WP HR S P ERA WHIP																	
George Stone, L (1, 1) ERA: 7.01	6.1 L 26 6 3 3 3 0 0 0 0 0 0 0 25 29 4.26 0.947																	
Cecil Upshaw, R (7, 1) ERA: 4.95	0.2 3 0 0 0 0 0 0 0 0 0 0 0 3 3 0.00 0.000																	
Joe Hoerner, L (8, 1) ERA: 3.28	1.0 6 3 2 1 0 0 0 0 0 0 0 0 6 6 9.00 3.000																	

Batter	1	2	3	4	5	6	7	8	9	AB	R	H	RBI	BB	SO	LOB	TOP								
Pete Rose, S OBP: 0.343, SLG: 0.374 (1, 7)										5	1	2	0	0	0	3	Cincinnati Reds @ Los Angeles Dodgers Dodger Stadium, Los Angeles, CA Mon Jun 26 1972, 7:05 PM PDT Att: 33,130 - Unknown								
Joe Morgan, L OBP: 0.423, SLG: 0.450 (1, 4)										5	1	2	0	0	1										
Bobby Tolan, L OBP: 0.356, SLG: 0.431 (1, 8)										3	1	0	0	1	2										
Johnny Bench, R OBP: 0.381, SLG: 0.579 (1, 2)										3	2	1	1	2	0										
Tony Perez, R OBP: 0.332, SLG: 0.513 (1, 3)										5	0	3	2	0	1										
George Foster, R OBP: 0.253, SLG: 0.333 (1, 9)										5	0	1	1	0	4										
Denis Menke, R OBP: 0.357, SLG: 0.367 (1, 5)										1	0	0	0	4	0										
Dave Concepcion, R OBP: 0.273, SLG: 0.275 (1, 6)										5	0	0	0	0	9										
Gary Nolan, R OBP: 0.170, SLG: 0.116 (1, 1)										3	0	0	1	1	2										
Inning Stats	R: 0 E: 0 K: 1 S: 5	H: 1 LOB: 0 BB: 0 P: 5	R: 1 E: 1 K: 0 S: 4	H: 0 LOB: 3 BB: 3 P: 16	R: 1 E: 0 K: 0 S: 6	H: 3 LOB: 3 BB: 1 P: 10	R: 3 E: 0 K: 0 S: 7	H: 4 LOB: 3 BB: 2 P: 15	R: 0 E: 0 K: 1 S: 5	H: 0 LOB: 0 BB: 0 P: 5	R: 0 E: 0 K: 0 S: 4	H: 1 LOB: 1 BB: 0 P: 4	R: 0 E: 0 K: 1 S: 5	H: 0 LOB: 0 BB: 0 P: 5	R: 0 E: 0 K: 0 S: 3	H: 0 LOB: 1 BB: 1 P: 7	R: 0 E: 0 K: 1 S: 5	H: 0 LOB: 1 BB: 1 P: 9	1B: 8 2B: 1 3B: 0 HR: 0	SF: 0 SAC: 1 DP: 1 HBP: 0	WP: 0 PB: 1 SB: 2 CS: 0	PA: 44			
PITCHER	IP	WLS	BF	H	R	ER	SO	BB	IBB	HBP	BLK	WP	HR	S	P	ERA	WHIP								
Claude Osteen, L ERA: 2.11 (1, 1)	3.2	L	23	7	5	4	1	5	0	0	0	0	0	20	40	9.82	3.273								
Jose Pena, R ERA (4, 1)	1.1		6	1	0	0	1	1	0	0	0	0	0	7	11	0.00	1.500								
Mike Strahler, R ERA: 4.73 (6, 1)	2.0		7	1	0	0	1	0	0	0	0	0	0	9	9	0.00	0.500								
Hoyt Wilhelm, R ERA: 5.06 (8, 1)	2.0		8	0	0	0	1	2	0	0	0	0	0	8	16	0.00	1.000								

Batter	1	2	3	4	5	6	7	8	9	AB	R	H	RBI	BB	SO	LOB	BOTTOM								
Bill Buckner, L OBP: 0.331, SLG: 0.344 (1, 3)										4	0	0	0	0	1	1	Cincinnati Reds @ Los Angeles Dodgers Dodger Stadium, Los Angeles, CA Mon Jun 26 1972, 7:05 PM PDT Att: 33,130 - Unknown								
Willie Davis, L OBP: 0.291, SLG: 0.411 (1, 8)										4	0	1	0	0	0										
Manny Mota, R OBP: 0.364, SLG: 0.534 (1, 7)										4	0	4	0	0	0										
Willie Crawford, L OBP: 0.306, SLG: 0.434 (1, 9)										4	0	1	0	0	2										
Duke Sims, L OBP: 0.276, SLG: 0.272 (1, 2)										4	0	0	0	0	1										
Steve Garvey, R OBP: 0.323, SLG: 0.392 (1, 5)											3	0	0	0	1										
Bobby Valentine, R OBP: 0.310, SLG: 0.353 (1, 4)											4	0	2	0	0										
Bill Russell, R OBP: 0.294, SLG: 0.381 (1, 6)											4	0	0	0	1										
Claude Osteen, L OBP: 0.294, SLG: 0.324 (1, 1)										1	0	0	0	0	0										
Jose Pena, R OBP: 0.296, SLG: 0.346 (4, 1)										0	0	0	0	0	0										
Jim Lefebvre, S OBP: 0.286, SLG: 0.346 (5, PH)										1	0	0	0	0	1										
Mike Strahler, R OBP: 0.286, SLG: 0.346 (6, 1)										0	0	0	0	0	0										
Wes Parker, S OBP: 0.286, SLG: 0.270 (7, PH)										1	0	0	0	0	1										
Hoyt Wilhelm, R (8, 1)										0	0	0	0	0	0										
Inning Stats	R: 0 E: 0 K: 1 S: 7	H: 2 LOB: 2 BB: 0 P: 7	R: 0 E: 0 K: 0 S: 3	H: 0 LOB: 0 BB: 0 P: 3	R: 0 E: 0 K: 0 S: 3	H: 0 LOB: 0 BB: 0 P: 3	R: 0 E: 0 K: 1 S: 6	H: 1 LOB: 1 BB: 0 P: 6	R: 0 E: 0 K: 2 S: 8	H: 1 LOB: 1 BB: 0 P: 8	R: 0 E: 0 K: 1 S: 6	H: 1 LOB: 1 BB: 0 P: 6	R: 0 E: 0 K: 1 S: 6	H: 1 LOB: 2 BB: 0 P: 5	R: 0 E: 0 K: 0 S: 2	H: 0 LOB: 0 BB: 1 P: 6	R: 0 E: 0 K: 0 S: 2	H: 0 LOB: 0 BB: 1 P: 6	1B: 7 2B: 1 3B: 0 HR: 0	SF: 0 SAC: 0 DP: 1 HBP: 0	WP: 0 PB: 0 SB: 0 CS: 0	PA: 35			
PITCHER	IP	WLS	BF	H	R	ER	SO	BB	IBB	HBP	BLK	WP	HR	S	P	ERA	WHIP								
Gary Nolan, R ERA: 1.93 (1, 1)	9.0	W	35	8	0	0	6	1	0	0	0	0	0	46	50	0.00	1.000								

AB	35
R	5
H	9
RBI	5
BB	8
SO	4
LOB	21



AB	34
R	0
H	8
RBI	0
BB	1
SO	6
LOB	18



Batter	1	2	3	4	5	6	7	8	9	AB	R	H	RBI	BB	SO	LOB	TOP					
Roger Metzger, S (1, 6) OBP: 0.278, SLG: 0.243	K		F9			4-3		K		4	0	0	0	0	2	1						
Cesar Cedeno, R (1, 8) OBP: 0.414, SLG: 0.546	6-3		F6			F3			F8	4	0	0	0	0	0	0						
Jimmy Wynn, R (1, 9) OBP: 0.378, SLG: 0.476	K			4-3		L7			F3	4	0	0	0	0	1	0						
Lee May, R (1, 3) OBP: 0.344, SLG: 0.508		BB		K				E5	K	3	0	0	0	1	2	0						
Bob Watson, R (1, 7) OBP: 0.378, SLG: 0.498		F7				F4				3	0	1	0	0	0	2						
Doug Rader, R (1, 5) OBP: 0.304, SLG: 0.461	K			1B				G4-6-3		3	0	0	0	0	1	3						
Johnny Edwards, L (1, 2) OBP: 0.352, SLG: 0.382		FC5-4				K			K	2	0	0	0	1	2	0						
Tommy Helms, R (1, 4) OBP: 0.278, SLG: 0.333		FC5-4		6-3						3	0	1	0	0	0	2						
Jerry Reuss, L (1, 1) OBP: 0.147, SLG: 0.097										2	0	0	0	0	1	0						
Norm Miller, L (8, PH) OBP: 0.289, SLG: 0.308			3-1							1	0	0	0	0	0	1						
Jim York, R (8, 1)						K			F8	0	0	0	0	0	0	0						
Inning Stats	R: 0 E: 0 K: 2 S: 7	H: 0 LOB: 0 BB: 7 P: 7	R: 0 E: 0 K: 1 S: 5	H: 0 LOB: 2 BB: 2 P: 13	R: 0 E: 0 K: 0 S: 3	H: 0 LOB: 0 BB: 0 P: 3	R: 0 E: 0 K: 1 S: 6	H: 1 LOB: 1 BB: 0 P: 6	R: 0 E: 0 K: 2 S: 7	H: 0 LOB: 0 BB: 0 P: 7	R: 0 E: 0 K: 0 S: 3	H: 0 LOB: 0 BB: 0 P: 3	R: 0 E: 1 K: 0 S: 3	H: 0 LOB: 0 BB: 0 P: 3	R: 0 E: 0 K: 2 S: 8	H: 1 LOB: 1 BB: 0 P: 8	R: 0 E: 0 K: 1 S: 5	H: 0 LOB: 0 BB: 0 P: 5	1B: 2 2B: 0 3B: 0 HR: 0	SF: 0 SAC: 0 DP: 1 HBP: 0	WP: 0 PB: 0 SB: 0 CS: 0	PA: 31
PITCHER Don Sutton, R (1, 1) ERA: 1.55	IP: 9.0 WLS: W BF: 31 H: 2 R: 0 ER: 0 SO: 9 BB: 2 IBB: 0 HBP: 0 BLK: 0 WP: 0 HR: 0 S: 47 P: 55 ERA: 0.00 WHIP: 0.444															PITCHER						

Houston Astros @ Los Angeles Dodgers
 Dodger Stadium, Los Angeles, CA
 Wed Jun 28 1972, 7:05 PM PDT
 Att: 22,053 - Unknown

AB	29
R	0
H	2
RBI	0
BB	2
SO	9
LOB	9



Batter	1	2	3	4	5	6	7	8	9	AB	R	H	RBI	BB	SO	LOB	BOTTOM					
Bobby Valentine, R (1, 4) OBP: 0.307, SLG: 0.350	F7			6-3	SF9				5-3	3	0	0	1	0	0	0						
Willie Davis, L (1, 8) OBP: 0.293, SLG: 0.405	F6			BB	4-3				6-3	3	0	0	0	1	0	1						
Manny Mota, R (1, 7) OBP: 0.358, SLG: 0.516	6-3			1-3					F5	4	1	1	0	0	0	1						
Frank Robinson, R (1, 9) OBP: 0.372, SLG: 0.466		CS		K						3	1	2	0	1	1	1						
Wes Parker, S (1, 3) OBP: 0.339, SLG: 0.285	K				1B					4	1	1	1	0	2	3						
Steve Garvey, R (1, 5) OBP: 0.322, SLG: 0.403	F7				K				SF9	2	0	0	1	0	1	1						
Chris Cannizzaro, R (1, 2) OBP: 0.344, SLG: 0.345									5-3	3	1	1	1	0	0	0						
Bill Russell, R (1, 6) OBP: 0.290, SLG: 0.379				1-3						3	1	1	0	0	0	0						
Don Sutton, R (1, 1) OBP: 0.205, SLG: 0.162				G1						3	0	1	1	0	0	0						
Inning Stats	R: 0 E: 0 K: 0 S: 3	H: 0 LOB: 0 BB: 1 P: 3	R: 0 E: 0 K: 1 S: 4	H: 0 LOB: 0 BB: 1 P: 8	R: 0 E: 0 K: 0 S: 3	H: 0 LOB: 0 BB: 0 P: 3	R: 0 E: 0 K: 1 S: 5	H: 0 LOB: 1 BB: 1 P: 9	R: 3 E: 0 K: 1 S: 9	H: 4 LOB: 1 BB: 0 P: 9	R: 2 E: 0 K: 0 S: 5	H: 2 LOB: 0 BB: 0 P: 5	R: 0 E: 0 K: 0 S: 3	H: 0 LOB: 0 BB: 0 P: 3	R: 0 E: 0 K: 1 S: 6	H: 1 LOB: 1 BB: 0 P: 6	R: 0 E: 0 K: 1 S: 6	H: 0 LOB: 0 BB: 0 P: 6	1B: 5 2B: 2 3B: 0 HR: 0	SF: 2 SAC: 0 DP: 0 HBP: 0	WP: 0 PB: 0 SB: 0 CS: 1	PA: 32
PITCHER Jerry Reuss, L (1, 1) ERA: 3.86	IP: 7.0 WLS: L BF: 28 H: 6 R: 5 ER: 5 SO: 3 BB: 2 IBB: 0 HBP: 0 BLK: 0 WP: 0 HR: 0 S: 32 P: 40 ERA: 6.43 WHIP: 1.143															PITCHER						
Jim York, R (8, 1) ERA: 3.68	IP: 1.0 WLS: L BF: 4 H: 1 R: 0 ER: 0 SO: 1 BB: 0 IBB: 0 HBP: 0 BLK: 0 WP: 0 HR: 0 S: 6 P: 6 ERA: 0.00 WHIP: 1.000															PITCHER						

Houston Astros @ Los Angeles Dodgers
 Dodger Stadium, Los Angeles, CA
 Wed Jun 28 1972, 7:05 PM PDT
 Att: 22,053 - Unknown

AB	28
R	5
H	7
RBI	5
BB	2
SO	4
LOB	7



Batter	1	2	3	4	5	6	7	8	9	AB	R	H	RBI	BB	SO	LOB	TOP			
Roger Metzger, S OBP: 0.280, SLG: 0.249	0-0 HR 1B	0-0 E FC5-2 2B		0-0 F7		0-0 4-3			0-0 F3	5	1	2	0	0	0	2	Houston Astros @ Los Angeles Dodgers Dodger Stadium, Los Angeles, CA Thu Jun 29 1972, 3:33 AM PDT Att: 21,382 - Unknown			
Cesar Cedeno, R OBP: 0.410, SLG: 0.551	0-0 HR 1H	0-0 E5 S 2-3 3-H			0-0 F5		0-0 1-3		0-0 FC5 E 1B 1-2	5	2	1	2	0	0	2				
Jimmy Wynn, R OBP: 0.382, SLG: 0.474	4-0 FC5 BB	0-0 FC5-2 1-2			4-0 BB		0-0 CS 1B		0-0 E5 1B 1-3 2-H	3	1	1	0	2	0	3				
Lee May, R OBP: 0.345, SLG: 0.502	4-0 G5-3 FC5 1-2	0-0 F8			0-0 F4		0-3 K 1-2		4-0 1B IBB	3	0	0	0	2	1	4				
Bob Watson, R OBP: 0.378, SLG: 0.496	0-0 FC5 1-2 2-3f		0-0 5-3		0-3 K			0-0 4-3 SH1-4 1B	0-0 1B 1-2 2-H 3-H	5	0	2	2	0	1	3				
Doug Rader, R OBP: 0.300, SLG: 0.454	0-0 G5-3 2-3f		0-0 5-3		0-0 6-3			0-0 SH1-4 1-2	0-0 F4	4	0	0	0	0	0	4				
Tommy Helms, R OBP: 0.281, SLG: 0.358		0-0 HR		0-0 F7		0-0 1B 3B		0-0 4-3	0-0 F3	5	2	2	1	0	0	3				
Larry Howard, R OBP: 0.317, SLG: 0.351		0-0 4-3		0-0 F9		0-0 1B		0-0 4-3		3	0	1	1	0	0	0				
Johnny Edwards, L OBP: 0.352, SLG: 0.382						0-0 1B				1	0	0	0	0	0	1				
Larry Dierker, R OBP: 0.200, SLG: 0.179		0-0 2B E		0-3 K		0-3 K			0-0 E 1B	0	0	0	0	0	0	0				
Jim Ray, R OBP: 0.200, SLG: 0.200										0	0	0	0	0	0	0				
Fred Gladding, L										0	0	0	0	0	0	0				
Norm Miller, L OBP: 0.304, SLG: 0.325										1	1	1	0	0	0	0				
Tom Griffin, R OBP: 0.350, SLG: 0.583										0	0	0	0	0	0	0				
Inning Stats	R: 2 E: 0 K: 0 S: 4	H: 2 LOB: 1 BB: 2 P: 12	R: 2 E: 1 K: 0 S: 7	H: 3 LOB: 2 BB: 0 P: 7	R: 0 E: 0 K: 0 S: 3	H: 0 LOB: 0 BB: 0 P: 3	R: 0 E: 0 K: 1 S: 5	H: 0 LOB: 0 BB: 0 P: 5	R: 0 E: 0 K: 1 S: 5	H: 2 LOB: 1 BB: 0 P: 7	R: 0 E: 0 K: 1 S: 5	H: 1 LOB: 1 BB: 0 P: 5	R: 0 E: 0 K: 0 S: 4	H: 1 LOB: 1 BB: 0 P: 4	R: 3 E: 2 K: 0 S: 7	H: 2 LOB: 2 BB: 1 P: 11	1B: 7 2B: 1 3B: 1 HR: 2	SF: 0 SAC: 1 DP: 1 HBP: 0	WP: 0 PB: 0 SB: 1 CS: 1	PA: 43
PITCHER	IP WLS BF H R ER SO BB IBB HBP BLK WP HR S P ERA WHIP	IP WLS BF H R ER SO BB IBB HBP BLK WP HR S P ERA WHIP	IP WLS BF H R ER SO BB IBB HBP BLK WP HR S P ERA WHIP	IP WLS BF H R ER SO BB IBB HBP BLK WP HR S P ERA WHIP	IP WLS BF H R ER SO BB IBB HBP BLK WP HR S P ERA WHIP	IP WLS BF H R ER SO BB IBB HBP BLK WP HR S P ERA WHIP	IP WLS BF H R ER SO BB IBB HBP BLK WP HR S P ERA WHIP	IP WLS BF H R ER SO BB IBB HBP BLK WP HR S P ERA WHIP	IP WLS BF H R ER SO BB IBB HBP BLK WP HR S P ERA WHIP	IP WLS BF H R ER SO BB IBB HBP BLK WP HR S P ERA WHIP	IP WLS BF H R ER SO BB IBB HBP BLK WP HR S P ERA WHIP	IP WLS BF H R ER SO BB IBB HBP BLK WP HR S P ERA WHIP	IP WLS BF H R ER SO BB IBB HBP BLK WP HR S P ERA WHIP	IP WLS BF H R ER SO BB IBB HBP BLK WP HR S P ERA WHIP	IP WLS BF H R ER SO BB IBB HBP BLK WP HR S P ERA WHIP	IP WLS BF H R ER SO BB IBB HBP BLK WP HR S P ERA WHIP				
Tommy John, L ERA: 2.62	1.1	10	5	4	3	0	2	0	0	0	0	0	0	0	0	0	20.25	5.250		
Mike Strahler, R ERA: 3.71	3.2	13	0	0	0	2	1	0	0	0	0	0	0	0	0	0	0.00	0.273		
Pete Mikkelsen, R ERA: 3.9	3.0	13	5	2	1	2	0	0	0	0	0	0	0	0	0	0	3.00	1.667		
Jim Brewer, L ERA: 1.27	1.0	L	7	1	2	0	0	1	0	0	0	0	0	0	0	0	0.00	1.000		

Houston Astros @ Los Angeles Dodgers
Dodger Stadium, Los Angeles, CA
Thu Jun 29 1972, 3:33 AM PDT
Att: 21,382 - Unknown

AB 38
R 8
H 11
RBI 6
BB 4
SO 4
LOB 23




WP: 0 PA: 43
PB: 0
SB: 1
CS: 1


Houston Astros @ Los Angeles Dodgers
Dodger Stadium, Los Angeles, CA
Thu Jun 29 1972, 3:33 AM PDT
Att: 21,382 - Unknown

AB 37
R 6
H 11
RBI 5
BB 2
SO 4
LOB 14



WP: 0 PA: 39
PB: 0
SB: 0
CS: 0

Batter	1	2	3	4	5	6	7	8	9	AB	R	H	RBI	BB	SO	LOB	TOP					
Lee Lacy, R OBP: 0.200, SLG: 0.200 (1, 4)	F9		6-3		F8		F7		1B	5	0	1	0	0	0	3	Los Angeles Dodgers @ San Francisco Giants Candlestick Park, San Francisco, CA Fri Jun 30 1972, 10:05 PM EDT Att: 15,931 - Unknown					
Willie Davis, L OBP: 0.297, SLG: 0.409 (1, 8)	6-3			G1-6-3 1B		HR	4-3		F9	5	1	2	0	0	0	1						
Manny Mota, R OBP: 0.357, SLG: 0.512 (1, 7)	F9			G1-6-3 1-2		5-3			5-3	4	0	0	0	0	0	2						
Jim Lefebvre, S OBP: 0.282, SLG: 0.363 (1, 5)		K		F9		F8			L5	4	0	0	0	0	1	1						
Wes Parker, S OBP: 0.353, SLG: 0.309 (1, 3)		WP 1B				1B BB	HR		HR BB	2	2	2	2	2	0	0						
Chris Cannizzaro, R OBP: 0.366, SLG: 0.336 (1, 2)		F8				F4	1B		HR	4	1	2	2	0	0	2						
Bill Russell, R OBP: 0.291, SLG: 0.378 (1, 6)		6-3				1B	FC5-4 1B		F3	4	0	2	0	0	0	1						
Bobby Valentine, R OBP: 0.297, SLG: 0.337 (1, 9)			6-3			FC5-4 1-2 2-3 1B			F7	4	0	1	0	0	0	2						
Claude Osteen, L Steve Carlton, R Jose Pagan, R Bill Buckner, L Hoyt Wilhelm, R Dick Dietz, R OBP: 0.286, SLG: 0.314 (5, PH) OBP: 0.327, SLG: 0.419 (5, 1) OBP: 0.356, SLG: 0.531 (7, PH) OBP: 0.311, SLG: 0.167 (9, PH)		6-3				F7			L5	1	0	0	0	0	0	0						
Inning Stats	R: 0 E: 0 K: 0 S: 3	H: 0 LOB: 0 BB: 0 P: 3	R: 0 E: 0 K: 1 S: 6	H: 1 LOB: 1 BB: 0 P: 6	R: 0 E: 0 K: 0 S: 3	H: 0 LOB: 0 BB: 0 P: 3	R: 0 E: 0 K: 0 S: 3	H: 1 LOB: 0 BB: 0 P: 3	R: 0 E: 0 K: 0 S: 5	H: 2 LOB: 3 BB: 1 P: 9	R: 2 E: 0 K: 0 S: 7	H: 4 LOB: 2 BB: 0 P: 7	R: 0 E: 0 K: 0 S: 3	H: 0 LOB: 0 BB: 0 P: 3	R: 2 E: 0 K: 0 S: 4	H: 1 LOB: 0 BB: 1 P: 8		R: 0 E: 0 K: 0 S: 4	H: 1 LOB: 1 BB: 0 P: 4	1B: 7 2B: 1 3B: 0 HR: 2	SF: 0 SAC: 0 DP: 1 HBP: 0	WP: 1 PB: 0 SB: 0 CS: 0
PITCHER Ron Bryant, L ERA: 2.75 (1, 1)	IP: 9.0 WLS: W BF: 38 H: 10 R: 4 ER: 4 SO: 1 BB: 2 IBB: 0 HBP: 0 BLK: 0 WP: 1 HR: 2 S: 38 P: 46 ERA: 4.00 WHIP: 1.333																					

Batter	1	2	3	4	5	6	7	8	9	AB	R	H	RBI	BB	SO	LOB	BOTTOM			
Bobby Bonds, R OBP: 0.314, SLG: 0.442 (1, 9)	F8		HR		F9 2B	K		L7		4	2	1	0	1	1	2	Los Angeles Dodgers @ San Francisco Giants Candlestick Park, San Francisco, CA Fri Jun 30 1972, 10:05 PM EDT Att: 15,931 - Unknown			
Jim Howarth, L OBP: 0.356, SLG: 0.355 (1, 8)	K		HR		F6	4-3		6-3		5	1	1	2	0	1	3				
Chris Speier, R OBP: 0.351, SLG: 0.440 (1, 6)	HR		5-3		F9			5-3		4	2	1	1	1	0	1				
Willie McCovey, L OBP: 0.309, SLG: 0.329 (1, 3)	FC6-4 BB		3-1		2B			BB 2B		3	0	2	2	1	0	0				
Dave Kingman, R OBP: 0.297, SLG: 0.469 (1, 7)	FC6-4 1-2				F5	6-3		5-3		4	0	0	0	0	0	3				
Dave Rader, L OBP: 0.303, SLG: 0.332 (1, 2)		F9		2-1		4-3		F3		4	0	0	0	0	0	1				
Al Gallagher, R OBP: 0.367, SLG: 0.331 (1, 5)		F8		HR		FC 1B BB		BB		2	2	1	0	2	0	0				
Tito Fuentes, S OBP: 0.301, SLG: 0.369 (1, 4)		F3		HR		FC 1B S		1-2 2-3 BB		3	1	1	2	1	0	1				
Ron Bryant, S OBP: 0.139, SLG: 0.167 (1, 1)			K		6-3			3-1		4	0	1	1	0	1	3				
Inning Stats	R: 1 E: 0 K: 1 S: 6	H: 1 LOB: 1 BB: 1 P: 10	R: 0 E: 0 K: 0 S: 3	H: 0 LOB: 0 BB: 0 P: 3	R: 2 E: 0 K: 1 S: 7	H: 2 LOB: 0 BB: 0 P: 7	R: 2 E: 0 K: 0 S: 5	H: 2 LOB: 0 BB: 0 P: 5	R: 1 E: 0 K: 0 S: 4	H: 1 LOB: 1 BB: 1 P: 8	R: 1 E: 0 K: 1 S: 7	H: 1 LOB: 2 BB: 1 P: 11	R: 1 E: 0 K: 0 S: 4	H: 1 LOB: 3 BB: 3 P: 16	R: 0 E: 0 K: 0 S: 3	H: 0 LOB: 0 BB: 0 P: 3		1B: 1 2B: 3 3B: 1 HR: 3	SF: 0 SAC: 0 DP: 0 HBP: 0	WP: 0 PB: 0 SB: 3 CS: 0
PITCHER Claude Osteen, L ERA: 2.46 (1, 1) Jose Pena, R ERA: 5.4 (5, 1) Hoyt Wilhelm, R ERA: 5.01 (7, 1)	IP: 4.0 WLS: L BF: 18 H: 5 R: 5 ER: 5 SO: 2 BB: 1 IBB: 0 HBP: 0 BLK: 0 WP: 0 HR: 3 S: 21 P: 25 ERA: 11.25 WHIP: 1.500																			

Batter	1	2	3	4	5	6	7	8	9	AB	R	H	RBI	BB	SO	LOB	TOP										
Lee Lacy, R OBP: 0.111, SLG: 0.111 Duke Sims, L OBP: 0.271, SLG: 0.267	F4		F4	F9		L6		1-3		4	0	0	0	0	0	4	Los Angeles Dodgers @ San Francisco Giants Candlestick Park, San Francisco, CA Sat Jul 01 1972, 6:33 AM EDT Att: 13,872 - Unknown										
Bobby Valentine, R OBP: 0.300, SLG: 0.335	5-3 HR		L9		BB 1-3 1B		6-3		6-3	4	2	1	0	1	0	0											
Manny Mota, R OBP: 0.352, SLG: 0.503	5-3		F9		1-3 BB 1B		5-3		F7	5	0	1	0	0	0	1											
Steve Garvey, R OBP: 0.330, SLG: 0.441	2H HR		F8		L3-6 1-2 2-3 BB		1B		4-3	4	2	2	2	1	0	0											
Wes Parker, S OBP: 0.356, SLG: 0.320	K		1-3		1-2 2-3 3H 1B		2B			4	1	2	2	0	1	2											
Jim Lefebvre, S OBP: 0.273, SLG: 0.350			F8		5-3		L3-6		F8	4	0	0	0	0	0	4											
Chris Cannizzaro, R OBP: 0.299, SLG: 0.387 Willie Davis, L OBP: 0.299, SLG: 0.411 Claude Osteen, L OBP: 0.286, SLG: 0.314 Jim Brewer, L OBP: 0.306, SLG: 0.432	6-3		6-3		E 1B BB		4-3		1B	2	0	0	0	1	0	0											
Bill Russell, R OBP: 0.295, SLG: 0.386							6-3		F7	4	0	2	1	0	0	1											
Al Downing, R OBP: 0.111, SLG: 0.114 Pete Richert, L OBP: 0.750, SLG: 0.750 Willie Crawford, L OBP: 0.306, SLG: 0.432	K		K		E4				K	2	0	0	0	0	1	3											
Inning Stats	R: 2 E: 0 K: 1 S: 6	H: 1 LOB: 0 BB: 1 P: 10	R: 0 E: 0 K: 1 S: 6	H: 1 LOB: 1 BB: 0 P: 6	R: 0 E: 0 K: 0 S: 3	H: 0 LOB: 0 BB: 0 P: 3	R: 1 E: 1 K: 0 S: 6	H: 2 LOB: 3 BB: 1 P: 10	R: 1 E: 0 K: 0 S: 4	H: 2 LOB: 1 BB: 1 P: 8	R: 0 E: 0 K: 0 S: 4	H: 1 LOB: 1 BB: 0 P: 4	R: 1 E: 0 K: 0 S: 5	H: 2 LOB: 1 BB: 0 P: 5	R: 0 E: 0 K: 1 S: 6	H: 1 LOB: 1 BB: 0 P: 6		R: 0 E: 0 K: 0 S: 3	H: 0 LOB: 0 BB: 0 P: 3	1B: 6 2B: 4 3B: 0 HR: 1	SF: 0 SAC: 0 DP: 1 HBP: 0	WP: 0 PB: 0 SB: 0 CS: 0	PA: 40				
PITCHER	IP	WLS	BF	H	R	ER	SO	BB	IBB	HBP	BLK	WP	HR	S	P	ERA	WHIP										
Sam McDowell, L ERA: 4.3 Randy Moffitt, R ERA: 3.72	4.0		22	6	4	4	2	3	0	0	0	0	1	23	35	9.00	2.250										

Batter	1	2	3	4	5	6	7	8	9	AB	R	H	RBI	BB	SO	LOB	BOTTOM										
Bobby Bonds, R OBP: 0.312, SLG: 0.441	5-3			F8		5-3		K		5	1	1	1	0	1	1	Los Angeles Dodgers @ San Francisco Giants Candlestick Park, San Francisco, CA Sat Jul 01 1972, 6:33 AM EDT Att: 13,872 - Unknown										
Jim Howarth, L OBP: 0.364, SLG: 0.364	FC6 HR	1H E 2B		4-3		L9				4	1	2	0	0	0	0											
Chris Speier, R OBP: 0.356, SLG: 0.440	FC6 1B	2H BB 1B				5-3		G5-4-3 1B BB		2	0	1	0	2	0	0											
Willie McCovey, L OBP: 0.317, SLG: 0.371	FC6 HR	4-3				HR		G5-4-3 1B		4	2	2	1	0	0	4											
Dave Kingman, R OBP: 0.300, SLG: 0.478	1H 3H HR			K		E S HR BB		G5-4-3 1-2 2-3		3	2	1	3	1	1	2											
Dave Rader, L OBP: 0.302, SLG: 0.346	6-3			6-3		HR		F6		4	1	1	2	0	0	1											
Al Gallagher, R OBP: 0.371, SLG: 0.331 Damaso Blanco, R OBP: 0.400, SLG: 0.400						HR		FC6-4 BB		3	0	1	0	1	0	0											
Tito Fuentes, S OBP: 0.300, SLG: 0.367						HR		FC6-4 SH1-4		4	1	1	0	0	1	2											
Sam McDowell, L OBP: 0.174, SLG: 0.222 Randy Moffitt, R ERA: 1.24	K			F3		K		SH1-4		2	0	0	0	0	1	1											
Inning Stats	R: 3 E: 0 K: 0 S: 6	H: 3 LOB: 2 BB: 1 P: 12	R: 0 E: 0 K: 2 S: 8	H: 1 LOB: 1 BB: 0 P: 8	R: 0 E: 0 K: 0 S: 3	H: 0 LOB: 0 BB: 0 P: 3	R: 3 E: 0 K: 0 S: 5	H: 2 LOB: 0 BB: 1 P: 9	R: 0 E: 0 K: 1 S: 5	H: 0 LOB: 0 BB: 0 P: 5	R: 0 E: 0 K: 0 S: 3	H: 1 LOB: 1 BB: 1 P: 7	R: 0 E: 0 K: 1 S: 5	H: 0 LOB: 1 BB: 1 P: 9	R: 0 E: 0 K: 1 S: 6	H: 0 LOB: 1 BB: 1 P: 9		R: 0 E: 0 K: 0 S: 3	H: 0 LOB: 0 BB: 0 P: 3	1B: 6 2B: 1 3B: 0 HR: 3	SF: 0 SAC: 1 DP: 1 HBP: 0	WP: 0 PB: 0 SB: 1 CS: 0	PA: 37				
PITCHER	IP	WLS	BF	H	R	ER	SO	BB	IBB	HBP	BLK	WP	HR	S	P	ERA	WHIP										
Al Downing, L ERA: 2.92 Pete Richert, L ERA: 2.61 Jim Brewer, L ERA: 1.24	4.1	L	24	9	1	0	1	1	0	0	0	0	0	10	14	0.00	0.750										

Batter	1	2	3	4	5	6	7	8	9	AB	R	H	RBI	BB	SO	LOB	TOP				
Bobby Valentine, R OBP: 0.297, SLG: 0.333 (1, 8)	5-3		SF8		1B			K	FC5-4	4	1	1	1	0	1	1	Los Angeles Dodgers @ San Francisco Giants Candlestick Park, San Francisco, CA Sun Jul 02 1972, 6:33 AM EDT Att: 23,285 - Unknown				
Bill Buckner, L OBP: 0.330, SLG: 0.337 (1, 9)	F7		G4-6-3		1B			1B		3	0	2	1	1	0	0					
Wes Parker, S OBP: 0.354, SLG: 0.318 (1, 3)	6-3		G4-6-3		K			1B		4	0	1	1	0	1	4					
Steve Garvey, R OBP: 0.329, SLG: 0.437 (1, 5)					F3			F2		4	0	1	0	0	0	2					
Willie Crawford, L OBP: 0.298, SLG: 0.419 (1, 7)	F6		G3		P6			F8		4	0	0	0	0	0	3					
Jim Lefebvre, S OBP: 0.285, SLG: 0.339 (1, 4)	L9		K		P5			F5		4	0	0	0	0	1	3					
Duke Sims, L OBP: 0.271, SLG: 0.267 (1, 2)	F8				FC6			4-3		4	0	1	0	0	0	1					
Bill Russell, R OBP: 0.294, SLG: 0.388 (1, 6)			1B		FC6			F8		4	2	1	0	0	0	1					
Don Sutton, R OBP: 0.220, SLG: 0.179 (1, 1)			SF8		SH2-4			4-3		2	0	1	0	0	0	0					
Pete Richert, L OBP: 0.750, SLG: 0.750 (7, 1)			BB		SH2-4			4-3		0	0	0	0	0	0	0					
Lee Lacy, R OBP: 0.200, SLG: 0.200 (9, PH)			2-3		1B			FC5-4		1	0	1	0	0	0	0					
Inning Stats	R: 0 E: 0 K: 0 S: 3	H: 0 LOB: 0 BB: 0 P: 3	R: 0 E: 0 K: 0 S: 4	H: 1 LOB: 1 BB: 4 P: 4	R: 1 E: 0 K: 0 S: 4	H: 2 LOB: 1 BB: 1 P: 8	R: 0 E: 0 K: 1 S: 5	H: 0 LOB: 0 BB: 0 P: 5	R: 1 E: 0 K: 1 S: 8	H: 3 LOB: 2 BB: 0 P: 8	R: 0 E: 0 K: 0 S: 3	H: 0 LOB: 0 BB: 0 P: 3	R: 0 E: 0 K: 1 S: 8	H: 0 LOB: 2 BB: 0 P: 8	R: 1 E: 0 K: 0 S: 4	H: 2 LOB: 1 BB: 0 P: 4	1B: 8 2B: 1 3B: 0 HR: 0	SF: 1 SAC: 1 DP: 1 HBP: 0	WP: 1 PB: 0 SB: 1 CS: 0	PA: 37	
PITCHER	IP	WLS	BF	H	R	ER	SO	BB	IBB	HBP	BLK	WP	HR	S	P	ERA	WHIP				
Juan Marichal, R ERA: 3.75 (1, 1)	4.2		20	6	2	2	1	1	0	0	0	0	0	21	25	3.86	1.500				
Don McMahon, R ERA: 2.92 (5, 1)	2.1	W	7	0	0	0	1	0	0	0	0	0	0	9	9	0.00	0.000				
Jerry Johnson, R ERA: 5.63 (8, 1)	2.0	S	10	3	1	1	1	0	0	0	0	1	0	12	12	4.50	1.500				

Batter	1	2	3	4	5	6	7	8	9	AB	R	H	RBI	BB	SO	LOB	BOTTOM				
Bobby Bonds, R OBP: 0.313, SLG: 0.440 (1, 9)	6-3		F3		E		FC6-5			5	2	2	1	0	0	2	Los Angeles Dodgers @ San Francisco Giants Candlestick Park, San Francisco, CA Sun Jul 02 1972, 6:33 AM EDT Att: 23,285 - Unknown				
Jim Howarth, L OBP: 0.366, SLG: 0.366 (1, 8)	G3		1B		F8		HR			5	1	2	0	0	0	3					
Chris Speier, R OBP: 0.350, SLG: 0.432 (1, 6)	F7		6-3		E6		L6			5	0	0	0	0	0	6					
Willie McCovey, L OBP: 0.324, SLG: 0.402 (1, 3)			6-3		F8		HR			3	2	1	4	1	0	2					
Dave Kingman, R OBP: 0.302, SLG: 0.487 (1, 7)			BB		F6		6-3			3	2	1	1	1	0	0					
Dave Rader, L OBP: 0.305, SLG: 0.349 (1, 2)			1B		F5		HR			4	0	2	1	0	0	0					
Al Gallagher, R OBP: 0.361, SLG: 0.323 (1, 5)			SF8		L6		F8			3	0	0	1	0	0	1					
Tito Fuentes, S OBP: 0.306, SLG: 0.370 (1, 4)			K		SH3-4		FC6-5			3	1	2	0	1	1	1					
Juan Marichal, R OBP: 0.212, SLG: 0.250 (1, 1)			FC6-4		SH3-4		FC6-5			1	0	0	0	0	0	1					
Don McMahon, R OBP: 0.250, SLG: 0.250 (5, 1)			1B		SH3-4		FC6-5			1	0	1	0	0	0	0					
Bernie Williams, R OBP: 0.190, SLG: 0.268 (7, PR)			1-2		HR		HR			0	1	0	0	0	0	0					
Jerry Johnson, R ERA: 5.63 (8, 1)			1-2		1B		HR			1	0	0	0	0	1	1					
Inning Stats	R: 0 E: 0 K: 0 S: 3	H: 0 LOB: 0 BB: 0 P: 3	R: 2 E: 0 K: 1 S: 6	H: 1 LOB: 1 BB: 2 P: 14	R: 0 E: 0 K: 0 S: 4	H: 1 LOB: 0 BB: 0 P: 4	R: 0 E: 0 K: 0 S: 3	H: 0 LOB: 0 BB: 0 P: 3	R: 2 E: 1 K: 0 S: 5	H: 1 LOB: 1 BB: 1 P: 9	R: 0 E: 0 K: 0 S: 3	H: 0 LOB: 0 BB: 0 P: 3	R: 5 E: 0 K: 0 S: 9	H: 6 LOB: 1 BB: 0 P: 9	R: 0 E: 0 K: 1 S: 7	H: 2 LOB: 2 BB: 0 P: 7	1B: 9 2B: 0 3B: 0 HR: 2	SF: 1 SAC: 1 DP: 0 HBP: 0	WP: 0 PB: 0 SB: 1 CS: 0	PA: 39	
PITCHER	IP	WLS	BF	H	R	ER	SO	BB	IBB	HBP	BLK	WP	HR	S	P	ERA	WHIP				
Don Sutton, R ERA: 2.05 (1, 1)	6.2	L	32	8	9	8	1	0	0	0	0	0	0	31	43	10.80	1.650				
Pete Richert, L ERA: 2.45 (7, 1)	1.1		7	3	0	0	1	0	0	0	0	0	0	9	9	0.00	2.250				

Batter	1	2	3	4	5	6	7	8	9	AB	R	H	RBI	BB	SO	LOB	TOP				
Lee Lacy, R OBP: 0.214, SLG: 0.214 Jose Pena, R (7, 1) Pete Richert, L OBP: 0.750, SLG: 0.750 (8, 1)	0-0 4-3 G3 1B		0-0 F9			0-0 6-3	0-0 1-3			4	0	1	0	0	0	0					
Manny Mota, R OBP: 0.356, SLG: 0.500 (1, 7)	0-0 G3 1-2			0-0 5-3		4-0 HR BB		0-0 G3-6 1B		3	1	1	0	1	0	1					
Willie Davis, L OBP: 0.302, SLG: 0.421 (1, 8)	0-0 4-3			4-0 FC4-6 BB		0-0 HR		0-0 G3-6		3	1	1	2	1	0	2					
Wes Parker, S OBP: 0.346, SLG: 0.311 (1, 3)	0-0 1-3			0-0 FC4-6 BB		0-0 4-3		0-0 4-3		4	0	0	0	0	0	2					
Bill Buckner, L OBP: 0.328, SLG: 0.335 (1, 9)		0-0 F7		0-0 FC4-6		0-0 FC6-4 1B			0-0 6-3	4	0	1	0	0	0	1					
Steve Garvey, R OBP: 0.323, SLG: 0.429 (1, 5)		0-0 6-3			0-3 K	0-0 FC6-4			0-0 4-3	4	0	0	0	0	1	1					
Chris Cannizzaro, R OBP: 0.364, SLG: 0.379 Jim Lefebvre, S OBP: 0.263, SLG: 0.336 (7, 4)		0-0 3-1			4-0 5-3 BB		0-0 6-3		0-0 F9	2	0	0	0	1	0	0					
Bill Russell, R OBP: 0.295, SLG: 0.387 (1, 6)			0-0 G5-4-3 1B		0-0 5-3		0-0 F8			3	0	1	0	0	0	1					
Tommy John, R OBP: 0.067, SLG: 0.067 Willie Crawford, L OBP: 0.296, SLG: 0.416 Mike Strahler, R (5, PH) Duke Sims, L OBP: 0.276, SLG: 0.298 (7, 2)			0-0 G5-4-3		0-0 F7		0-0 HR			1	0	0	0	0	0	1					
Inning Stats	R: 0 E: 0 K: 0 S: 4	H: 1 LOB: 1 BB: 0 P: 4	R: 0 E: 0 K: 0 S: 3	H: 0 LOB: 0 BB: 0 P: 3	R: 0 E: 0 K: 0 S: 3	H: 0 LOB: 1 BB: 1 P: 7	R: 0 E: 0 K: 1 S: 5	H: 0 LOB: 1 BB: 1 P: 9	R: 2 E: 0 K: 0 S: 5	H: 2 LOB: 1 BB: 1 P: 9	R: 1 E: 0 K: 0 S: 4	H: 1 LOB: 0 BB: 0 P: 4	R: 0 E: 0 K: 0 S: 3	H: 1 LOB: 0 BB: 0 P: 3	R: 0 E: 0 K: 0 S: 3	H: 0 LOB: 0 BB: 0 P: 3	1B: 4 2B: 0 3B: 0 HR: 2	SF: 0 SAC: 0 DP: 2 HBP: 0	WP: 0 PB: 0 SB: 0 CS: 0	PA: 34	
PITCHER	IP WLS BF H R ER SO BB IBB HBP BLK WP HR S P ERA WHIP	IP WLS BF H R ER SO BB IBB HBP BLK WP HR S P ERA WHIP	IP WLS BF H R ER SO BB IBB HBP BLK WP HR S P ERA WHIP	IP WLS BF H R ER SO BB IBB HBP BLK WP HR S P ERA WHIP	IP WLS BF H R ER SO BB IBB HBP BLK WP HR S P ERA WHIP	IP WLS BF H R ER SO BB IBB HBP BLK WP HR S P ERA WHIP	IP WLS BF H R ER SO BB IBB HBP BLK WP HR S P ERA WHIP	IP WLS BF H R ER SO BB IBB HBP BLK WP HR S P ERA WHIP	IP WLS BF H R ER SO BB IBB HBP BLK WP HR S P ERA WHIP	IP WLS BF H R ER SO BB IBB HBP BLK WP HR S P ERA WHIP	IP WLS BF H R ER SO BB IBB HBP BLK WP HR S P ERA WHIP	IP WLS BF H R ER SO BB IBB HBP BLK WP HR S P ERA WHIP	IP WLS BF H R ER SO BB IBB HBP BLK WP HR S P ERA WHIP	IP WLS BF H R ER SO BB IBB HBP BLK WP HR S P ERA WHIP	IP WLS BF H R ER SO BB IBB HBP BLK WP HR S P ERA WHIP	IP WLS BF H R ER SO BB IBB HBP BLK WP HR S P ERA WHIP	IP WLS BF H R ER SO BB IBB HBP BLK WP HR S P ERA WHIP	IP WLS BF H R ER SO BB IBB HBP BLK WP HR S P ERA WHIP	IP WLS BF H R ER SO BB IBB HBP BLK WP HR S P ERA WHIP	IP WLS BF H R ER SO BB IBB HBP BLK WP HR S P ERA WHIP	IP WLS BF H R ER SO BB IBB HBP BLK WP HR S P ERA WHIP

Los Angeles Dodgers @ Montreal Expos
Jarry Park, Montreal, QB
Tue Jul 04 1972, 7:05 PM EDT
Att: 17,382 - Unknown

AB	31
R	3
H	6
RBI	3
BB	3
SO	1
LOB	10



Batter	1	2	3	4	5	6	7	8	9	AB	R	H	RBI	BB	SO	LOB	BOTTOM				
Ron Hunt, R OBP: 0.336, SLG: 0.288 (1, 4)	0-0 6-3	0-0 1-3			4-0 F8 SH3-4 CS BB		0-0 F9	0-0 4-3		4	1	0	0	1	0	4					
Tim Foli, R OBP: 0.276, SLG: 0.283 (1, 6)	0-0 6-3		0-0 6-3		0-0 SH3-4 1-2		0-0 F8			3	0	0	0	0	0	0					
Mike Jorgensen, L OBP: 0.333, SLG: 0.356 (1, 3)	0-0 3-1		4-0 CS BB		4-0 CS BB		0-0 F9			2	0	0	0	2	0	0					
Ron Woods, R OBP: 0.264, SLG: 0.333 (7, 7)		0-0 F5	0-0 1-2 HR		0-0 F8			0-0 E5 BB 1B		4	2	1	1	0	0	2					
Terry Humphrey, R OBP: 0.216, SLG: 0.216 (1, 2)		4-0 S 1B BB	0-0 F9		0-0 CS	0-0 IBB 1B		0-3 K		3	1	1	0	1	1	1					
Ron Fairly, L OBP: 0.353, SLG: 0.409 (1, 9)		0-0 S 1B 1B		0-0 HR		0-0 F4		4-0 1B BB IBB		3	2	2	1	1	0	1					
Bob Bailey, R OBP: 0.292, SLG: 0.336 (1, 5)		0-0 1H 2H 3B 1B		0-0 F9		0-3 K		4-0 1B BB		3	1	1	2	1	1	1					
Clyde Mashore, R OBP: 0.272, SLG: 0.341 Boots Day, L OBP: 0.341, SLG: 0.327 (6, PH) (7, 8)		0-0 F6		0-3 K		4-0 1-2 IBB		0-0 1-2 2-3 3H 1B		2	0	0	0	0	1	1					
Carl Morton, R OBP: 0.233, SLG: 0.345 Mike Marshall, R (8, 1)		0-0 1H 3B		0-0 F8		0-3 K		0-0 F9		3	0	1	1	0	1	2					
Inning Stats	R: 0 E: 0 K: 0 S: 3	H: 0 LOB: 0 BB: 0 P: 3	R: 3 E: 0 K: 0 S: 6	H: 3 LOB: 1 BB: 1 P: 10	R: 1 E: 0 K: 0 S: 3	H: 1 LOB: 0 BB: 1 P: 7	R: 1 E: 0 K: 1 S: 6	H: 1 LOB: 0 BB: 0 P: 6	R: 1 E: 0 K: 0 S: 2	H: 0 LOB: 0 BB: 2 P: 10	R: 0 E: 0 K: 2 S: 8	H: 1 LOB: 2 BB: 1 P: 12	R: 0 E: 0 K: 0 S: 3	H: 0 LOB: 0 BB: 0 P: 3	R: 1 E: 1 K: 1 S: 7	H: 1 LOB: 3 BB: 2 P: 15	1B: 4 2B: 0 3B: 1 HR: 2	SF: 0 SAC: 1 DP: 0 HBP: 0	WP: 0 PB: 0 SB: 2 CS: 3	PA: 38	
PITCHER	IP WLS BF H R ER SO BB IBB HBP BLK WP HR S P ERA WHIP	IP WLS BF H R ER SO BB IBB HBP BLK WP HR S P ERA WHIP	IP WLS BF H R ER SO BB IBB HBP BLK WP HR S P ERA WHIP	IP WLS BF H R ER SO BB IBB HBP BLK WP HR S P ERA WHIP	IP WLS BF H R ER SO BB IBB HBP BLK WP HR S P ERA WHIP	IP WLS BF H R ER SO BB IBB HBP BLK WP HR S P ERA WHIP	IP WLS BF H R ER SO BB IBB HBP BLK WP HR S P ERA WHIP	IP WLS BF H R ER SO BB IBB HBP BLK WP HR S P ERA WHIP	IP WLS BF H R ER SO BB IBB HBP BLK WP HR S P ERA WHIP	IP WLS BF H R ER SO BB IBB HBP BLK WP HR S P ERA WHIP	IP WLS BF H R ER SO BB IBB HBP BLK WP HR S P ERA WHIP	IP WLS BF H R ER SO BB IBB HBP BLK WP HR S P ERA WHIP	IP WLS BF H R ER SO BB IBB HBP BLK WP HR S P ERA WHIP	IP WLS BF H R ER SO BB IBB HBP BLK WP HR S P ERA WHIP	IP WLS BF H R ER SO BB IBB HBP BLK WP HR S P ERA WHIP	IP WLS BF H R ER SO BB IBB HBP BLK WP HR S P ERA WHIP	IP WLS BF H R ER SO BB IBB HBP BLK WP HR S P ERA WHIP	IP WLS BF H R ER SO BB IBB HBP BLK WP HR S P ERA WHIP	IP WLS BF H R ER SO BB IBB HBP BLK WP HR S P ERA WHIP	IP WLS BF H R ER SO BB IBB HBP BLK WP HR S P ERA WHIP	IP WLS BF H R ER SO BB IBB HBP BLK WP HR S P ERA WHIP

Los Angeles Dodgers @ Montreal Expos
Jarry Park, Montreal, QB
Tue Jul 04 1972, 7:05 PM EDT
Att: 17,382 - Unknown

AB	29
R	7
H	7
RBI	6
BB	7
SO	4
LOB	15



Batter	1	2	3	4	5	6	7	8	9	AB	R	H	RBI	BB	SO	LOB	TOP										
Lee Lacy, R OBP: 0.324, SLG: 0.313 (1, 4)										4	0	2	0	0	1	2	Los Angeles Dodgers @ New York Mets Shea Stadium, Flushing, NY Sat Jul 08 1972, 3:33 AM EDT Att: 41,065 - Unknown										
Bill Buckner, L OBP: 0.337, SLG: 0.341 (1, 7)										3	0	1	0	1	1												
Willie Davis, L OBP: 0.295, SLG: 0.414 (1, 8)										4	0	0	0	0	1	3											
Frank Robinson, R OBP: 0.362, SLG: 0.450 (1, 9)										4	0	0	0	0	1	3											
Wes Parker, S OBP: 0.352, SLG: 0.335 (1, 3)										4	1	1	0	0	0	2											
Jim Lefebvre, S OBP: 0.286, SLG: 0.355 (1, 5)										4	0	2	0	0	0	1											
Chris Cannizzaro, R OBP: 0.367, SLG: 0.377 (1, 2)										4	0	0	0	0	0	3											
Maury Wills, S OBP: 0.194, SLG: 0.160 (1, 6)										3	0	0	0	1	0	2											
Tommy John, R OBP: 0.063, SLG: 0.063 (7, PH)										2	0	0	0	0	0	1											
Manny Mota, R OBP: 0.353, SLG: 0.489 (7, PH)										1	0	1	1	0	0	0											
Pete Mikkelsen, R (7, 1)										0	0	0	0	0	0	0											
Pete Richert, L OBP: 0.750, SLG: 0.750 (7, 1)										0	0	0	0	0	0	0											
Inning Stats	R: 0 E: 0 K: 0 S: 3	H: 1 LOB: 0 BB: 0 P: 3	R: 0 E: 0 K: 0 S: 3	H: 0 LOB: 0 BB: 0 P: 3	R: 0 E: 0 K: 0 S: 3	H: 0 LOB: 0 BB: 0 P: 3	R: 0 E: 0 K: 0 S: 5	H: 2 LOB: 2 BB: 0 P: 5	R: 0 E: 0 K: 0 S: 4	H: 1 LOB: 1 BB: 0 P: 4	R: 0 E: 0 K: 1 S: 5	H: 0 LOB: 1 BB: 1 P: 9	R: 0 E: 0 K: 0 S: 9	H: 0 LOB: 0 BB: 0 P: 9	R: 0 E: 0 K: 0 S: 4	H: 1 LOB: 1 BB: 0 P: 4	1B: 4 2B: 3 3B: 0 HR: 0	SF: 0 SAC: 0 DP: 1 HBP: 0	WP: 0 PB: 0 SB: 0 CS: 0	PA: 35							
PITCHER	IP	WLS	BF	H	R	ER	SO	BB	IBB	HBP	BLK	WP	HR	S	P	ERA	WHIP										
Jim McAndrew, R ERA: 2.99 (1, 1)	7.0	W	28	6	1	1	1	2	0	0	0	0	0	28	36	1.29	1.143										
Danny Frisella, R ERA: 1.75 (8, 1)	2.0	S	7	1	0	0	3	0	0	0	0	0	0	13	13	0.00	0.500										

AB	33
R	1
H	7
RBI	1
BB	2
SO	4
LOB	18



Batter	1	2	3	4	5	6	7	8	9	AB	R	H	RBI	BB	SO	LOB	BOTTOM										
Willie Mays, R OBP: 0.418, SLG: 0.348 (1, 8)										4	1	1	0	0	2	2	Los Angeles Dodgers @ New York Mets Shea Stadium, Flushing, NY Sat Jul 08 1972, 3:33 AM EDT Att: 41,065 - Unknown										
Bud Harrelson, S OBP: 0.323, SLG: 0.271 (1, 6)										4	1	1	1	0	0	1											
Tommy Agee, R OBP: 0.328, SLG: 0.381 (1, 9)										3	0	0	0	0	1	3											
Wayne Garrett, L OBP: 0.371, SLG: 0.288 (7, 4)										1	0	0	0	0	1	0											
Jim Fregosi, R OBP: 0.321, SLG: 0.382 (1, 5)										4	0	1	0	0	0	1											
John Milner, L OBP: 0.339, SLG: 0.471 (1, 7)										4	1	1	0	0	1	1											
Jim Beauchamp, R OBP: 0.226, SLG: 0.220 (1, 3)										2	0	0	0	0	1	0											
Ed Kranepool, L OBP: 0.288, SLG: 0.326 (7, PH)										1	0	1	0	0	0	0											
Ted Martinez, R OBP: 0.293, SLG: 0.349 (1, 4)										3	0	0	0	0	0	1											
Duffy Dyer, R OBP: 0.319, SLG: 0.477 (1, 2)										2	1	1	0	1	0	0											
Jim McAndrew, R OBP: 0.087, SLG: 0.045 (1, 1)										1	0	0	0	0	0	0											
Dave Marshall, L OBP: 0.296, SLG: 0.359 (7, PH)										1	0	0	0	0	0	2											
Danny Frisella, L (8, 1)										0	0	0	0	0	0	0											
Inning Stats	R: 0 E: 1 K: 2 S: 8	H: 0 LOB: 1 BB: 0 P: 8	R: 0 E: 0 K: 2 S: 7	H: 0 LOB: 0 BB: 0 P: 7	R: 1 E: 1 K: 1 S: 7	H: 1 LOB: 1 BB: 0 P: 7	R: 0 E: 0 K: 0 S: 3	H: 1 LOB: 0 BB: 0 P: 3	R: 0 E: 0 K: 0 S: 3	H: 0 LOB: 0 BB: 0 P: 3	R: 0 E: 0 K: 0 S: 3	H: 0 LOB: 0 BB: 0 P: 3	R: 1 E: 0 K: 0 S: 5	H: 2 LOB: 2 BB: 1 P: 9	R: 2 E: 1 K: 1 S: 7	H: 2 LOB: 0 BB: 0 P: 7	1B: 4 2B: 3 3B: 0 HR: 0	SF: 0 SAC: 1 DP: 2 HBP: 0	WP: 2 PB: 0 SB: 1 CS: 0	PA: 32							
PITCHER	IP	WLS	BF	H	R	ER	SO	BB	IBB	HBP	BLK	WP	HR	S	P	ERA	WHIP										
Tommy John, L ERA: 2.83 (1, 1)	6.0	L	21	2	1	0	5	0	0	0	0	0	0	31	31	0.00	0.333										
Pete Mikkelsen, R ERA: 4.13 (7, 1)	0.2	L	5	2	1	1	0	1	0	0	0	1	0	4	8	13.50	4.500										
Pete Richert, L ERA: 2.25 (7, 1)	1.1		6	2	2	0	1	0	0	0	0	0	0	8	8	0.00	1.500										



Batter	1	2	3	4	5	6	7	8	9	AB	R	H	RBI	BB	SO	LOB	TOP			
Lee Lacy, R OBP: 0.359, SLG: 0.351 (1, 4)										5	1	3	1	0	1	1	Los Angeles Dodgers @ New York Mets Shea Stadium, Flushing, NY Sun Jul 09 1972, 3:33 AM EDT Att: 50,084 - Unknown			
Bill Buckner, L OBP: 0.338, SLG: 0.342 (1, 7)										5	0	2	0	0	0	2				
Willie Davis, L OBP: 0.301, SLG: 0.419 (1, 8)										4	0	3	1	0	0	1				
Frank Robinson, R OBP: 0.360, SLG: 0.443 (1, 9)										3	0	0	0	1	2	4				
Wes Parker, S OBP: 0.351, SLG: 0.331 (1, 3)										2	0	0	0	1	0	2				
Jim Lefebvre, S OBP: 0.256, SLG: 0.348 (1, 5)										3	0	0	0	1	0	4				
Duke Sims, L OBP: 0.273, SLG: 0.291 Billy Grabarkewitz, R OBP: 0.277, SLG: 0.255 Chris Cannizzaro, R OBP: 0.367, SLG: 0.377 (9, 2)										4	0	0	0	0	1	3		AB 33 R 2 H 9 RBI 2 BB 3 SO 5 LOB 22		
Maury Wills, S OBP: 0.189, SLG: 0.155 (1, 6)										3	0	0	0	0	0	3				
Claude Osteen, L OBP: 0.302, SLG: 0.333 (1, 1)										4	0	1	0	0	1	2				
Inning Stats	R: 1 E: 0 K: 0 S: 6	H: 3 LOB: 2 BB: 0 P: 6	R: 0 E: 0 K: 1 S: 5	H: 0 LOB: 0 BB: 0 P: 5	R: 0 E: 0 K: 1 S: 6	H: 1 LOB: 1 BB: 0 P: 6	R: 0 E: 0 K: 0 S: 3	H: 0 LOB: 0 BB: 0 P: 3	R: 0 E: 0 K: 1 S: 6	H: 1 LOB: 1 BB: 0 P: 6	R: 0 E: 0 K: 0 S: 3	H: 0 LOB: 0 BB: 0 P: 3	R: 0 E: 0 K: 1 S: 5	H: 1 LOB: 1 BB: 1 P: 9	R: 1 E: 1 K: 0 S: 5	H: 2 LOB: 2 BB: 0 P: 5		1B: 8 2B: 1 3B: 0 HR: 0	SF: 0 SAC: 2 DP: 1 HBP: 0	WP: 0 PB: 0 SB: 0 CS: 0
PITCHER Tom Seaver, R ERA: 2.9 (1, 1)	IP: 9.0 WLS: L BF: 38 H: 9 R: 2 ER: 1 SO: 5 BB: 2 IBB: 1 HBP: 0 BLK: 0 WP: 0 HR: 0 S: 45 P: 57 ERA: 1.00 WHIP: 1.222															PITCHER				

Batter	1	2	3	4	5	6	7	8	9	AB	R	H	RBI	BB	SO	LOB	BOTTOM			
Willie Mays, R OBP: 0.414, SLG: 0.345 (1, 8)										4	0	1	0	0	1	5	Los Angeles Dodgers @ New York Mets Shea Stadium, Flushing, NY Sun Jul 09 1972, 3:33 AM EDT Att: 50,084 - Unknown			
Bud Harrelson, S OBP: 0.322, SLG: 0.271 (1, 6)										4	0	1	0	0	1	2				
John Milner, L OBP: 0.339, SLG: 0.465 (1, 7)										2	0	0	0	0	0	0				
Jim Fregosi, R OBP: 0.320, SLG: 0.379 (9, 3)										4	0	1	0	0	0	2				
Jim Beauchamp, R OBP: 0.218, SLG: 0.212 Ed Kranepool, L OBP: 0.287, SLG: 0.324 Jerry Grote, R OBP: 0.300, SLG: 0.315 (9, 5)										2	0	0	0	0	0	0		AB 30 R 0 H 6 RBI 0 BB 2 SO 3 LOB 13		
Duffy Dyer, R OBP: 0.317, SLG: 0.477 (1, 2)										4	0	1	0	0	0	0				
Ted Martinez, R OBP: 0.292, SLG: 0.342 (1, 9)										3	0	0	0	1	0	0				
Wayne Garrett, L OBP: 0.370, SLG: 0.289 (1, 4)										3	0	1	0	0	0	0				
Tom Seaver, R OBP: 0.271, SLG: 0.372 (1, 1)										2	0	1	0	1	0	2				
Inning Stats	R: 0 E: 0 K: 1 S: 5	H: 1 LOB: 1 BB: 0 P: 6	R: 0 E: 0 K: 0 S: 3	H: 0 LOB: 0 BB: 0 P: 3	R: 0 E: 0 K: 0 S: 3	H: 0 LOB: 0 BB: 0 P: 3	R: 0 E: 0 K: 1 S: 6	H: 1 LOB: 2 BB: 0 P: 10	R: 0 E: 0 K: 1 S: 6	H: 1 LOB: 1 BB: 0 P: 6	R: 0 E: 0 K: 0 S: 5	H: 2 LOB: 2 BB: 0 P: 5	R: 0 E: 0 K: 0 S: 4	H: 1 LOB: 1 BB: 0 P: 4	R: 0 E: 0 K: 0 S: 3	H: 0 LOB: 0 BB: 0 P: 3	1B: 5 2B: 1 3B: 0 HR: 0	SF: 0 SAC: 2 DP: 0 HBP: 1	WP: 0 PB: 0 SB: 0 CS: 1	PA: 35
PITCHER Claude Osteen, L ERA: 2.32 (1, 1)	IP: 9.0 WLS: W BF: 35 H: 6 R: 0 ER: 0 SO: 3 BB: 2 IBB: 0 HBP: 1 BLK: 0 WP: 0 HR: 0 S: 38 P: 47 ERA: 0.00 WHIP: 0.889															PITCHER				

Batter	1	2	3	4	5	6	7	8	9	AB	R	H	RBI	BB	SO	LOB	TOP			
Lee Lacy, R OBP: 0.347, SLG: 0.348 (1, 4)	0-0 6-3		0-0 F3		0-0 2B		0-0 5-3			4	0	1	0	0	0	0	Los Angeles Dodgers @ Philadelphia Phillies Veterans Stadium, Philadelphia, PA Mon Jul 10 1972, 7:05 PM EDT Att: 20,159 - Unknown			
Willie Davis, L OBP: 0.307, SLG: 0.431 Willie Crawford, L OBP: 0.301, SLG: 0.410 (1, 8) (8, 9)	0-0 1-3			0-0 1B	0-0 P6			0-3 K		4	0	1	0	0	1	2				
Manny Mota, R OBP: 0.371, SLG: 0.514 (1, 7)	0-0 P4			0-0 1B		0-0 BB 1B		0-0 HR		4	1	3	1	0	0	0				
Frank Robinson, R OBP: 0.359, SLG: 0.433 Bobby Valentine, R OBP: 0.324, SLG: 0.356 (1, 9) (6, 9) (8, 8)		0-3 K		0-0 F8		0-0 P4		0-0 1B		3	0	0	0	0	1	3				
Wes Parker, S OBP: 0.344, SLG: 0.326 (1, 3)		0-0 F8		0-0 F8		0-0 F9		0-0 F8		4	0	0	0	0	0	4				
Chris Cannizzaro, R OBP: 0.369, SLG: 0.367 (1, 2)		4-0 BB		0-0 F2		4-0 BB		0-0 F9		2	0	0	0	2	0	3				
Billy Grabarkewitz, R OBP: 0.243, SLG: 0.219 (1, 5) (7, 6)		0-3 K			0-0 6-3		0-0 F9		0-0 F8	4	0	0	0	0	1	3				
Maury Wills, S OBP: 0.186, SLG: 0.155 Hoyt Wilhelm, R (7, 1) Dick Dietz, R OBP: 0.314, SLG: 0.244 (9, PH)			0-0 F7		0-0 1-3		0-0 F8		0-0 1-3	3	0	0	0	0	0	0				
Mike Strahler, R Jose Pena, R Steve Garvey, R OBP: 0.319, SLG: 0.422 (1, 1) (5, 1) (7, 5)			0-3 K		4-0 2B BB		0-3 K		0-0 F7	1	0	0	0	1	1	0				
Inning Stats	R: 0 E: 0 K: 0 S: 3	H: 0 LOB: 0 BB: 0 P: 3	R: 0 E: 0 K: 2 S: 7	H: 0 LOB: 1 BB: 1 P: 11	R: 0 E: 0 K: 1 S: 5	H: 0 LOB: 0 BB: 0 P: 5	R: 0 E: 0 K: 0 S: 5	H: 2 LOB: 2 BB: 0 P: 5	R: 0 E: 0 K: 0 S: 4	H: 1 LOB: 2 BB: 1 P: 8	R: 0 E: 0 K: 0 S: 4	H: 0 LOB: 0 BB: 0 P: 5	R: 0 E: 0 K: 1 S: 5	H: 2 LOB: 1 BB: 0 P: 7	R: 0 E: 0 K: 0 S: 3	H: 0 LOB: 0 BB: 0 P: 3		1B: 4 2B: 1 3B: 0 HR: 1	SF: 0 SAC: 0 DP: 0 HBP: 0	WP: 0 PB: 0 SB: 0 CS: 0
PITCHER Woodie Fryman, L ERA: 4.25 (1, 1)	IP: 9.0 WLS: W BF: 36 H: 6 R: 1 ER: 1 SO: 5 BB: 3 IBB: 0 HBP: 0 BLK: 0 WP: 0 HR: 1 S: 43 P: 55 ERA: 1.00 WHIP: 1.000															PITCHER				

Batter	1	2	3	4	5	6	7	8	9	AB	R	H	RBI	BB	SO	LOB	BOTTOM			
Larry Bowa, S OBP: 0.306, SLG: 0.300 (1, 6)	4-0 F8 1B BB		4-0 E 1B BB						0-0 P6	2	2	0	0	3	0	3	Los Angeles Dodgers @ Philadelphia Phillies Veterans Stadium, Philadelphia, PA Mon Jul 10 1972, 7:05 PM EDT Att: 20,159 - Unknown			
Don Money, R OBP: 0.314, SLG: 0.351 (1, 5)	0-0 F8		0-0 E5 1B		0-0 FC5-4 1B	0-0 P1		0-0 G6-4-3 BB 1B		5	2	1	0	0	0	3				
Tom Hutton, L OBP: 0.346, SLG: 0.402 (1, 7) (7, 3)	0-0 CS 1B		0-0 1-2 2-H 1B		0-0 1-2 3B 1B	0-0 4-3		4-0 G6-4-3 BB		4	1	3	2	1	0	0				
Deron Johnson, R OBP: 0.238, SLG: 0.311 Bill Robinson, R OBP: 0.291, SLG: 0.438 (1, 3) (6, PR) (7, 7)	0-3 K		0-3 K		0-0 1-2 2-H 3B 1B	0-0 HR 1B		0-0 G6-4-3 1-2 2-3		4	1	2	1	0	2	3				
Willie Montanez, L OBP: 0.309, SLG: 0.369 (1, 8)		0-0 F7	0-0 1-2 2-H 1B		0-0 1-H 2-H SF9 3B	0-0 1-H HR		0-0 4-3		5	2	3	5	0	0	1				
Oscar Gamble, L OBP: 0.373, SLG: 0.371 (1, 9)		4-0 FC6-4 BB	0-0 F8		0-0 3-H SF9	0-0 1B				2	0	1	1	1	0	2				
John Bateman, R OBP: 0.324, SLG: 0.378 (1, 2)		0-0 FC6-4 1-2		0-0 5-3	0-0 1B BB 1B	0-0 F8				4	0	1	0	0	0	2				
Denny Doyle, L OBP: 0.296, SLG: 0.288 (1, 4)		0-0 F7		0-0 F8	4-0 1B BB		0-0 P2			3	0	0	0	1	0	1				
Woodie Fryman, R OBP: 0.194, SLG: 0.267 (1, 1)			0-0 6-3	0-0 1-3	0-0 1-2 1B		0-0 1-3			4	0	1	0	0	0	0				
Inning Stats	R: 1 E: 0 K: 1 S: 5	H: 1 LOB: 1 BB: 1 P: 9	R: 0 E: 0 K: 0 S: 3	H: 0 LOB: 1 BB: 1 P: 7	R: 2 E: 1 K: 1 S: 8	H: 2 LOB: 2 BB: 1 P: 12	R: 0 E: 0 K: 0 S: 3	H: 0 LOB: 0 BB: 0 P: 3	R: 4 E: 0 K: 0 S: 8	H: 5 LOB: 3 BB: 2 P: 16	R: 2 E: 0 K: 0 S: 6	H: 3 LOB: 1 BB: 0 P: 6	R: 0 E: 0 K: 0 S: 3	H: 0 LOB: 0 BB: 0 P: 3	R: 0 E: 0 K: 0 S: 3	H: 1 LOB: 1 BB: 1 P: 7		1B: 10 2B: 0 3B: 1 HR: 1	SF: 1 SAC: 0 DP: 1 HBP: 0	WP: 0 PB: 0 SB: 0 CS: 1
PITCHER Mike Strahler, R ERA: 4.63 Jose Pena, R ERA: 7.11 Hoyt Wilhelm, R ERA: 4.62 (1, 1) (5, 1) (7, 1)	IP: 4.1 WLS: L BF: 22 H: 6 R: 3 ER: 3 SO: 2 BB: 1 IBB: 0 HBP: 0 BLK: 0 WP: 0 HR: 1 S: 11 P: 15 ERA: 16.20 WHIP: 4.200															PITCHER				

Batter	1	2	3	4	5	6	7	8	9	AB	R	H	RBI	BB	SO	LOB	TOP					
Lee Lacy, R OBP: 0.377, SLG: 0.380 (1, 4)										4	1	3	0	0	0	0	Los Angeles Dodgers @ Philadelphia Phillies Veterans Stadium, Philadelphia, PA Tue Jul 11 1972, 7:05 PM EDT Att: 18,443 - Unknown					
Willie Davis, L OBP: 0.304, SLG: 0.426 (1, 8)										4	0	0	0	0	2	3						
Manny Mota, R OBP: 0.368, SLG: 0.508 (1, 7)										4	0	1	0	0	0	2						
Frank Robinson, R OBP: 0.357, SLG: 0.427 (1, 9)										3	0	0	0	1	0	3						
Wes Parker, S OBP: 0.338, SLG: 0.319 (1, 3)										4	0	0	0	0	0	5						
Chris Cannizzaro, R OBP: 0.357, SLG: 0.354 (1, 2)										4	0	0	0	0	1	1						
Billy Grabarkewitz, R OBP: 0.244, SLG: 0.221 (1, 5)										4	0	1	0	0	1	0						
Maury Wills, S OBP: 0.182, SLG: 0.150 (9, PH)										3	0	0	0	0	1	1						
Bobby Valentine, R OBP: 0.322, SLG: 0.354 (7, PH)										1	0	0	0	0	1	0						
Don Sutton, R OBP: 0.217, SLG: 0.182 (7, PH)										2	0	0	0	0	1	0						
Dick Dietz, R OBP: 0.308, SLG: 0.238 (7, 1)										1	0	0	0	0	1	1						
Pete Mikkelsen, R (7, 1)										0	0	0	0	0	0	0						
Inning Stats	R: 0 E: 0 K: 1 S: 7	H: 2 LOB: 2 BB: 0 P: 7	R: 0 E: 0 K: 0 S: 3	H: 0 LOB: 0 BB: 0 P: 3	R: 0 E: 0 K: 2 S: 7	H: 0 LOB: 0 BB: 0 P: 7	R: 0 E: 1 K: 1 S: 6	H: 0 LOB: 1 BB: 0 P: 6	R: 0 E: 0 K: 1 S: 7	H: 0 LOB: 2 BB: 0 P: 7	R: 0 E: 0 K: 0 S: 4	H: 1 LOB: 2 BB: 1 P: 8	R: 0 E: 0 K: 1 S: 6	H: 1 LOB: 1 BB: 0 P: 6	R: 1 E: 1 K: 0 S: 5	H: 1 LOB: 1 BB: 0 P: 5	R: 0 E: 0 K: 1 S: 5	H: 0 LOB: 0 BB: 0 P: 5	1B: 5 2B: 0 3B: 0 HR: 0	SF: 0 SAC: 0 DP: 0 HBP: 0	WP: 1 PB: 0 SB: 0 CS: 0	PA: 35
PITCHER Steve Carlton, L ERA: 2.52 (1, 1)	IP: 9.0 WLS: W BF: 35 H: 5 R: 1 ER: 0 SO: 8 BB: 1 IBB: 0 HBP: 0 BLK: 0 WP: 1 HR: 0 S: 50 P: 54 ERA: 0.00 WHIP: 0.667															PITCHER Steve Carlton, L ERA: 2.52 (1, 1)	IP: 9.0 WLS: W BF: 35 H: 5 R: 1 ER: 0 SO: 8 BB: 1 IBB: 0 HBP: 0 BLK: 0 WP: 1 HR: 0 S: 50 P: 54 ERA: 0.00 WHIP: 0.667					

Batter	1	2	3	4	5	6	7	8	9	AB	R	H	RBI	BB	SO	LOB	BOTTOM			
Larry Bowa, S OBP: 0.308, SLG: 0.298 (1, 6)										2	1	0	0	1	1	1	Los Angeles Dodgers @ Philadelphia Phillies Veterans Stadium, Philadelphia, PA Tue Jul 11 1972, 7:05 PM EDT Att: 18,443 - Unknown			
Don Money, R OBP: 0.313, SLG: 0.354 (1, 5)										4	0	1	3	0	1	1				
Tom Hutton, L OBP: 0.344, SLG: 0.395 (7, 3)										3	0	0	0	1	0	2				
Deron Johnson, R OBP: 0.233, SLG: 0.303 (1, 3)										3	0	0	0	0	1	2				
Bill Robinson, R OBP: 0.273, SLG: 0.424 (7, 7)										1	0	0	0	0	1	0				
Willie Montanez, L OBP: 0.309, SLG: 0.365 (1, 8)										3	1	0	0	1	0	1				
Oscar Gamble, L OBP: 0.380, SLG: 0.356 (1, 9)										3	0	0	0	0	1	1				
John Bateman, R OBP: 0.324, SLG: 0.376 (1, 2)										3	0	1	0	0	1	1				
Denny Doyle, L OBP: 0.298, SLG: 0.290 (1, 4)										2	1	1	1	0	1	0				
Steve Carlton, L OBP: 0.270, SLG: 0.241 (1, 1)										3	1	1	0	0	1	1				
Inning Stats	R: 0 E: 0 K: 0 S: 3	H: 0 LOB: 1 BB: 0 P: 4	R: 4 E: 0 K: 1 S: 8	H: 3 LOB: 1 BB: 2 P: 16	R: 0 E: 0 K: 0 S: 3	H: 0 LOB: 0 BB: 0 P: 3	R: 0 E: 0 K: 1 S: 6	H: 1 LOB: 1 BB: 0 P: 6	R: 0 E: 0 K: 1 S: 5	H: 0 LOB: 1 BB: 1 P: 9	R: 0 E: 0 K: 2 S: 7	H: 0 LOB: 0 BB: 0 P: 7	R: 0 E: 0 K: 2 S: 7	H: 0 LOB: 0 BB: 0 P: 7	R: 0 E: 0 K: 1 S: 5	H: 0 LOB: 0 BB: 0 P: 5	1B: 3 2B: 1 3B: 0 HR: 0	SF: 0 SAC: 1 DP: 0 HBP: 1	WP: 0 PB: 0 SB: 2 CS: 0	PA: 32
PITCHER Don Sutton, R ERA: 2.09 (7, 1)	IP: 6.0 WLS: L BF: 26 H: 4 R: 4 ER: 4 SO: 4 BB: 3 IBB: 0 HBP: 1 BLK: 0 WP: 0 HR: 0 S: 32 P: 45 ERA: 6.00 WHIP: 1.167															PITCHER Pete Mikkelsen, R ERA: 3.9 (7, 1)	IP: 2.0 WLS: 6 BF: 6 H: 0 R: 0 ER: 0 SO: 3 BB: 0 IBB: 0 HBP: 0 BLK: 0 WP: 0 HR: 12 S: 12 P: 12 ERA: 0.00 WHIP: 0.000			

Batter	1	2	3	4	5	6	7	8	9	AB	R	H	RBI	BB	SO	LOB	TOP								
Ron Hunt, R OBP: 0.347, SLG: 0.300 Mike Jorgensen, L OBP: 0.326, SLG: 0.360 Hector Torres, R OBP: 0.169, SLG: 0.226	F3		2B		1B	F8	F9		K	5	1	2	0	0	0	2									
Tim Foli, R OBP: 0.288, SLG: 0.298	F9		F3		1B			F9		5	0	2	0	0	0	1									
Clyde Mashore, R OBP: 0.322, SLG: 0.431	K			SH2-4 1B	1B			5-3		4	2	1	0	1	2	1									
Ron Woods, R OBP: 0.268, SLG: 0.336 Boots Day, L OBP: 0.332, SLG: 0.314	1-3			SH2-4 1B	1B			F7	K	1	0	0	0	0	0	0									
Ken Singleton, S OBP: 0.328, SLG: 0.370	1B BB			E 1B	1B			E2 1B 2B	1B 2B	3	3	2	1	2	0	0									
Bob Bailey, R OBP: 0.315, SLG: 0.344	G4-6-3 1B			E4 1B	K			2B 1B	1B G5-4-3	5	2	3	0	0	1	4									
Ron Fairly, L OBP: 0.339, SLG: 0.397	G4-6-3			F2	1B			1B 2B	1B	5	0	3	4	0	0	4									
Terry Humphrey, R OBP: 0.254, SLG: 0.229			4-3	1B	K			F8	G5-4-3	5	0	1	1	0	1	5									
Balor Moore, L OBP: 0.167, SLG: 0.250	F8			K				G3	2B	5	0	2	1	0	1	2									
Inning Stats	R: 0 E: 0 K: 1 S: 5	H: 0 LOB: 0 BB: 0 P: 5	R: 0 E: 0 K: 0 S: 3	H: 1 LOB: 1 BB: 1 P: 7	R: 0 E: 0 K: 0 S: 4	H: 1 LOB: 1 BB: 0 P: 4	R: 2 E: 1 K: 1 S: 9	H: 3 LOB: 2 BB: 2 P: 9	R: 3 E: 0 K: 2 S: 10	H: 4 LOB: 2 BB: 2 P: 18	R: 0 E: 0 K: 1 S: 6	H: 1 LOB: 1 BB: 0 P: 6	R: 2 E: 1 K: 0 S: 7	H: 3 LOB: 2 BB: 0 P: 7	R: 0 E: 0 K: 1 S: 5	H: 0 LOB: 0 BB: 0 P: 5	R: 2 E: 0 K: 1 S: 8	H: 4 LOB: 1 BB: 0 P: 8	1B: 13 2B: 4 3B: 0 HR: 0	SF: 0 SAC: 1 DP: 2 HBP: 0	WP: 0 PB: 0 CS: 0	PA: 46			
PITCHER	IP	WLS	BF	H	R	ER	SO	BB	IBB	HBP	BLK	WP	HR	S	P	ERA	WHIP								
Claude Osteen, L ERA: 2.46	4.0	L	21	7	5	4	2	2	0	0	0	0	0	23	31	9.00	2.250								
Pete Mikkelsen, R ERA: 3.93	2.0		9	3	0	0	3	0	1	0	0	0	0	14	18	0.00	1.500								
Mike Strahler, R ERA: 4.56	0.1		3	1	2	0	0	0	0	0	0	0	0	3	3	0.00	3.000								
Pete Richert, L ERA: 1.95	1.2		7	2	0	0	1	0	0	0	0	0	0	9	9	0.00	1.200								
Jose Pena, R ERA: 8.69	1.0		6	4	2	2	1	0	0	0	0	0	0	8	8	18.00	4.000								

Montreal Expos @ Los Angeles Dodgers
Dodger Stadium, Los Angeles, CA
 Fri Jul 14, 1972, 7:05 PM PDT
 Att: 39,067 - Unknown

AB	42
R	9
H	17
RBI	8
BB	3
SO	7
LOB	20



Batter	1	2	3	4	5	6	7	8	9	AB	R	H	RBI	BB	SO	LOB	BOTTOM								
Lee Lacy, R OBP: 0.355, SLG: 0.356	4-3			4-3		F9		E6		4	0	0	0	0	3										
Willie Davis, L OBP: 0.301, SLG: 0.420	K			G3		F5		4-3		4	0	0	0	1	4										
Manny Mota, R OBP: 0.376, SLG: 0.508	K			F4		G6-4-3 BB		FC6-4 BB SF7 1B		3	1	1	0	1	1	0									
Frank Robinson, R OBP: 0.355, SLG: 0.421	F8			6-3		G6-4-3		FC6-4 BB		3	0	0	0	1	0	1									
Wes Parker, S OBP: 0.342, SLG: 0.335	6-3			K		1B		FC6-4		4	0	1	0	0	1	2									
Bobby Valentine, R OBP: 0.318, SLG: 0.347	L9			F8		5-3		SF7		3	0	0	1	0	0	1									
Chris Cannizzaro, R OBP: 0.353, SLG: 0.350	F3			1B		K		FC6-4		4	0	1	0	0	1	1									
Billy Grabarkewitz, R OBP: 0.244, SLG: 0.227	F8			K		K		K		3	0	0	0	0	2	1									
Claude Osteen, L ERA: 2.46 Pete Mikkelsen, R ERA: 3.93 Steve Garvey, R OBP: 0.322, SLG: 0.425 Mike Strahler, R ERA: 4.56 Pete Richert, L OBP: 0.254, SLG: 0.229 Jim Lefebvre, S OBP: 0.339, SLG: 0.399 Jose Pena, R ERA: 8.69	3-1			1B		1B		E		1	0	0	0	0	0	0									
Inning Stats	R: 0 E: 0 K: 2 S: 7	H: 0 LOB: 0 BB: 0 P: 7	R: 0 E: 0 K: 0 S: 3	H: 0 LOB: 0 BB: 0 P: 3	R: 0 E: 0 K: 0 S: 3	H: 0 LOB: 0 BB: 0 P: 3	R: 0 E: 0 K: 1 S: 5	H: 0 LOB: 0 BB: 0 P: 5	R: 0 E: 0 K: 1 S: 7	H: 2 LOB: 2 BB: 0 P: 7	R: 0 E: 0 K: 0 S: 3	H: 1 LOB: 1 BB: 1 P: 7	R: 0 E: 1 K: 2 S: 9	H: 1 LOB: 2 BB: 0 P: 9	R: 1 E: 0 K: 0 S: 4	H: 1 LOB: 1 BB: 1 P: 8	1B: 4 2B: 1 3B: 0 HR: 0	SF: 1 SAC: 0 DP: 1 HBP: 0	WP: 0 PB: 0 CS: 0	PA: 34					
PITCHER	IP	WLS	BF	H	R	ER	SO	BB	IBB	HBP	BLK	WP	HR	S	P	ERA	WHIP								
Balor Moore, L ERA: 4.88	9.0	W	34	5	1	1	6	2	0	0	0	0	0	44	52	1.00	0.778								

Montreal Expos @ Los Angeles Dodgers
Dodger Stadium, Los Angeles, CA
 Fri Jul 14, 1972, 7:05 PM PDT
 Att: 39,067 - Unknown

AB	31
R	1
H	5
RBI	1
BB	2
SO	6
LOB	13



Batter	1	2	3	4	5	6	7	8	9	AB	R	H	RBI	BB	SO	LOB	TOP			
Ron Hunt, R OBP: 0.391, SLG: 0.305 (1, 4)										5	0	3	0	0	0	3	Montreal Expos @ Los Angeles Dodgers Dodger Stadium, Los Angeles, CA Sat Jul 15 1972, 3:33 AM PDT Att: 42,102 - Unknown			
Tim Foli, R OBP: 0.287, SLG: 0.295 (1, 6)										3	0	0	0	1	1	2				
Clyde Mashore, R Boots Day, L OBP: 0.333, SLG: 0.316 (1, 9) (7, PH)										3	1	0	0	0	1	3				
Ron Woods, R Jim Fatrej, L OBP: 0.270, SLG: 0.330 OBP: 0.266, SLG: 0.317 (7, PH) (7, 7)										2	0	0	0	1	0	1				
Ken Singleton, S OBP: 0.333, SLG: 0.369 (1, 7) (7, 9)										3	1	1	0	2	0	1				
Bob Bailey, R OBP: 0.314, SLG: 0.340 (1, 5)										3	0	0	0	1	2	4				
John Boccabella, R OBP: 0.256, SLG: 0.294 (1, 3) (8, 2)										5	0	2	0	0	1	3				
Terry Humphrey, R OBP: 0.255, SLG: 0.231 Tim McCarver, L Hector Torres, R OBP: 0.313, SLG: 0.324 OBP: 0.169, SLG: 0.226 (1, 2) (8, PH) (8, 4)										3	0	1	1	0	0	1				
Mike Torrez, R Mike Marshall, R Coco Laboy, R Ron Fairly, L OBP: 0.213, SLG: 0.196 OBP: 0.337, SLG: 0.395 (7, 1) (7, 5) (8, PH) (8, 3)										1	0	0	0	0	0	0				
Inning Stats	R: 0 E: 0 K: 1 S: 6	H: 1 LOB: 3 BB: 2 P: 14	R: 0 E: 0 K: 0 S: 3	H: 0 LOB: 0 BB: 0 P: 3	R: 0 E: 0 K: 1 S: 6	H: 1 LOB: 1 BB: 0 P: 6	R: 1 E: 1 K: 0 S: 5	H: 1 LOB: 1 BB: 0 P: 5	R: 0 E: 0 K: 1 S: 7	H: 2 LOB: 2 BB: 0 P: 7	R: 0 E: 0 K: 2 S: 8	H: 1 LOB: 3 BB: 2 P: 16	R: 1 E: 0 K: 0 S: 4	H: 1 LOB: 2 BB: 2 P: 12	R: 0 E: 0 K: 1 S: 5	H: 0 LOB: 0 BB: 0 P: 5		1B: 10 2B: 1 3B: 0 HR: 0	SF: 0 SAC: 1 DP: 1 HBP: 0	WP: 0 PB: 0 SB: 1 CS: 0
PITCHER	IP WLS BF H R ER SO BB IBB HBP BLK WP HR S P ERA WHIP																			
Al Downing, L ERA: 2.98 Bill Singer, R ERA: 3.43 Jim Brewer, L ERA: 1.13 (1, 1) (7, 1) (8, 1)	6.0 L 28 8 2 1 3 2 0 0 0 0 0 0 32 40 1.50 1.667																			

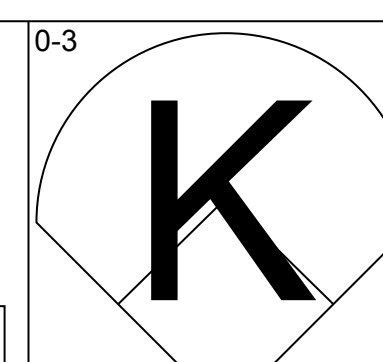
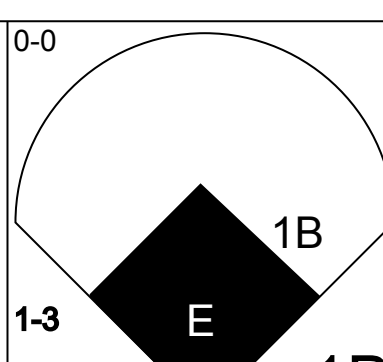
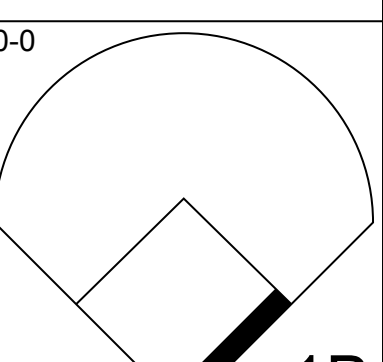
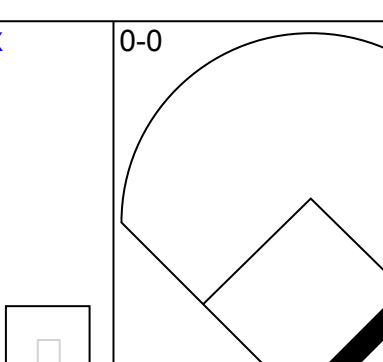
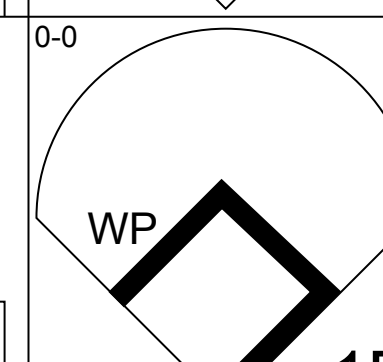
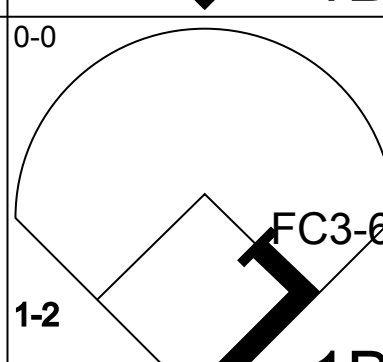
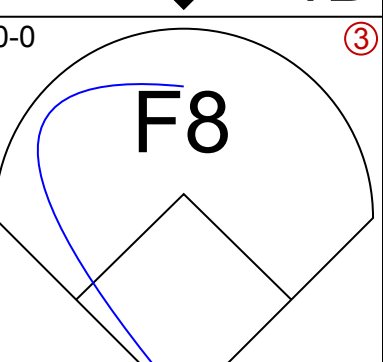
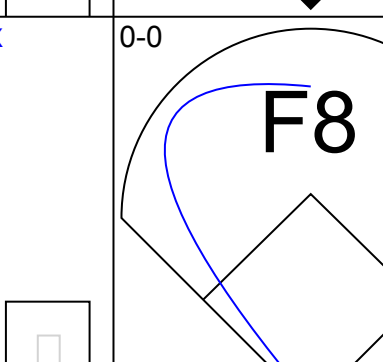
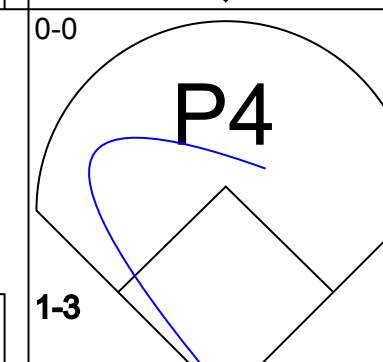
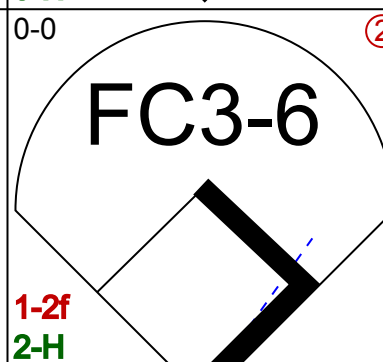
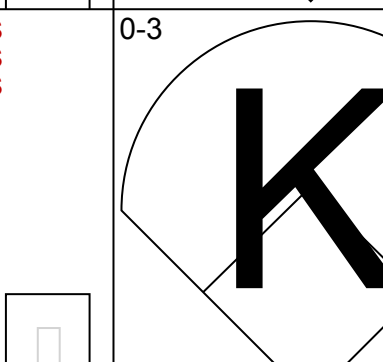
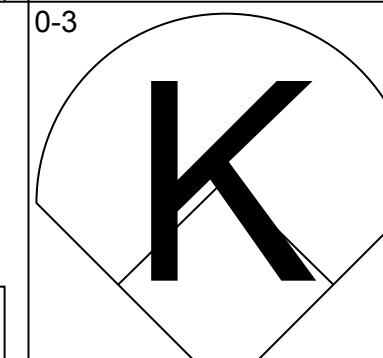
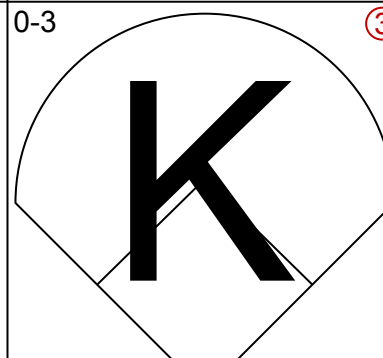
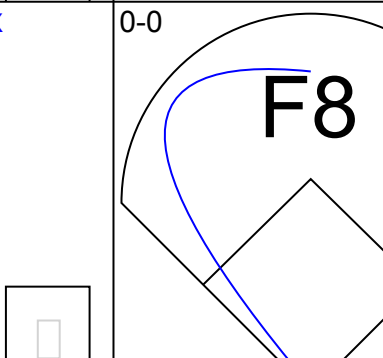
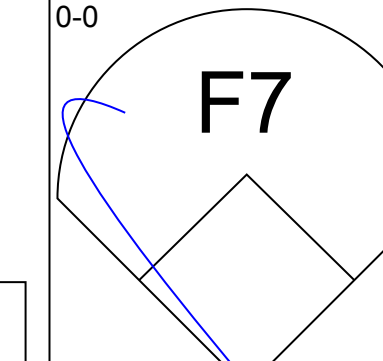
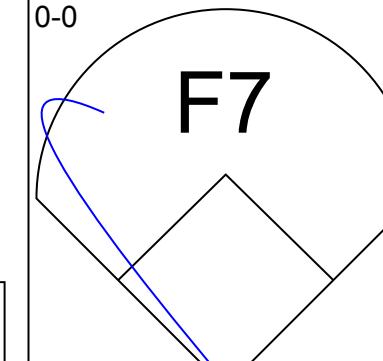
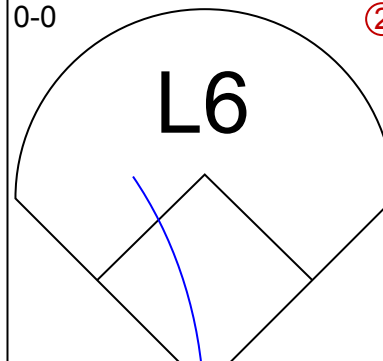
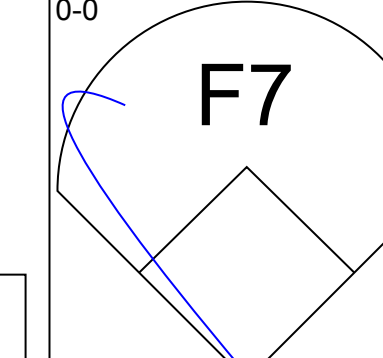
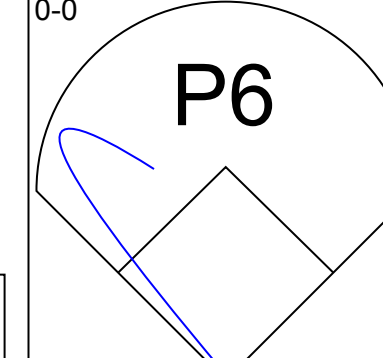
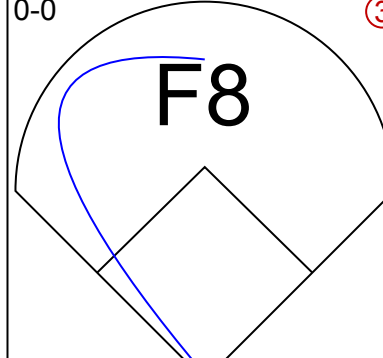
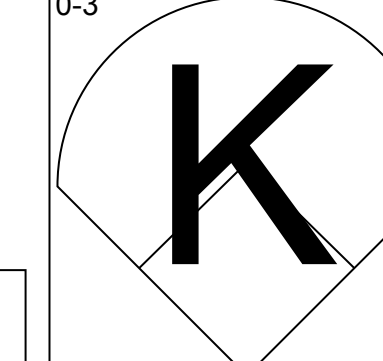
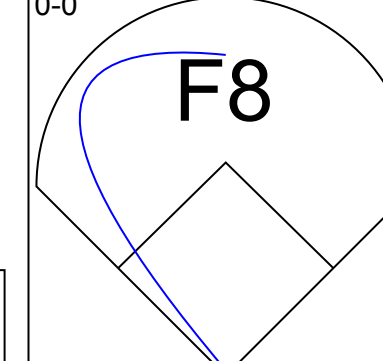
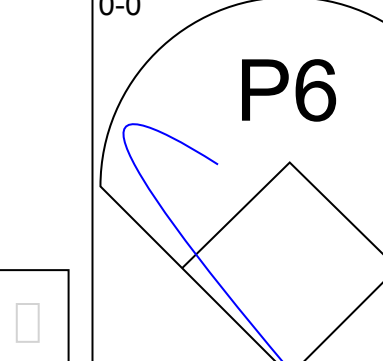
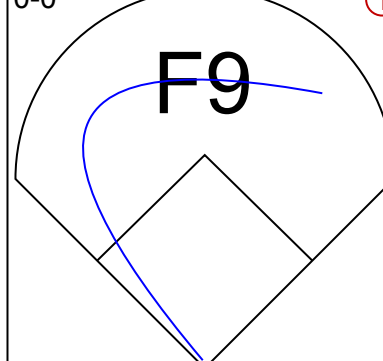
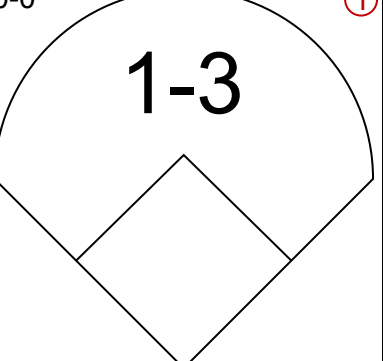
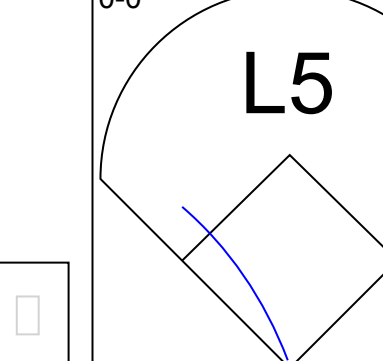
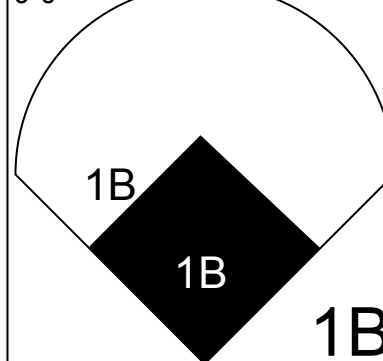
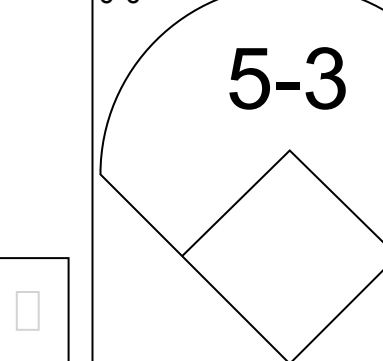
AB	36
R	3
H	10
RBI	2
BB	6
SO	6
LOB	23



Batter	1	2	3	4	5	6	7	8	9	AB	R	H	RBI	BB	SO	LOB	BOTTOM			
Lee Lacy, R OBP: 0.373, SLG: 0.365 (1, 4)										4	1	2	0	1	0	2	Montreal Expos @ Los Angeles Dodgers Dodger Stadium, Los Angeles, CA Sat Jul 15 1972, 3:33 AM PDT Att: 42,102 - Unknown			
Manny Mota, R OBP: 0.381, SLG: 0.505 (1, 7)										3	1	1	0	2	0	1				
Willie Davis, L OBP: 0.300, SLG: 0.420 (1, 8)										5	0	1	0	0	0	5				
Wes Parker, S OBP: 0.348, SLG: 0.343 (1, 3)										4	0	2	2	1	0	3				
Bill Buckner, L Jim Brewer, L OBP: 0.341, SLG: 0.350 (1, 9) (8, 1)										4	0	0	0	0	0	5				
Jim Lefebvre, S OBP: 0.263, SLG: 0.356 (1, 5)										4	0	1	0	0	1	0				
Bobby Valentine, R OBP: 0.321, SLG: 0.350 (1, 6)										4	0	2	0	0	0	0				
Duke Sims, L OBP: 0.283, SLG: 0.299 (1, 2)										4	0	2	0	0	0	1				
Al Downing, R Willie Crawford, L Bill Singer, R Frank Robinson, R OBP: 0.095, SLG: 0.098 OBP: 0.299, SLG: 0.407 OBP: 0.156, SLG: 0.161 OBP: 0.354, SLG: 0.419 (1, 1) (6, PH) (7, 1) (8, 9)										1	0	0	0	0	1	1				
Inning Stats	R: 1 E: 0 K: 0 S: 5	H: 3 LOB: 1 BB: 0 P: 5	R: 0 E: 0 K: 0 S: 5	H: 2 LOB: 2 BB: 0 P: 5	R: 0 E: 0 K: 2 S: 4	H: 1 LOB: 1 BB: 0 P: 4	R: 0 E: 0 K: 2 S: 8	H: 1 LOB: 1 BB: 0 P: 8	R: 1 E: 0 K: 0 S: 4	H: 1 LOB: 1 BB: 1 P: 8	R: 0 E: 0 K: 0 S: 3	H: 0 LOB: 2 BB: 2 P: 11	R: 0 E: 0 K: 0 S: 3	H: 0 LOB: 0 BB: 0 P: 3	R: 0 E: 0 K: 0 S: 4	H: 1 LOB: 2 BB: 1 P: 8		1B: 9 2B: 3 3B: 0 HR: 0	SF: 0 SAC: 1 DP: 1 HBP: 0	WP: 1 PB: 0 SB: 0 CS: 0
PITCHER	IP WLS BF H R ER SO BB IBB HBP BLK WP HR S P ERA WHIP																			
Mike Torrez, R Mike Marshall, R ERA: 2.87 ERA: 1.8 (1, 1) (7, 1)	6.0 W 12 1 0 0 0 1 1 0 0 0 0 0 10 18 0.00 0.667																			

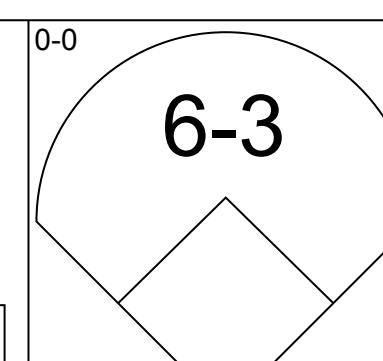
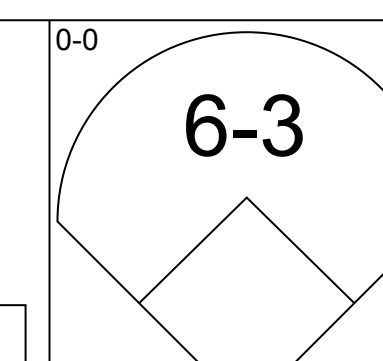
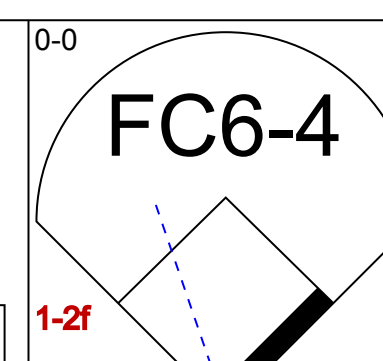
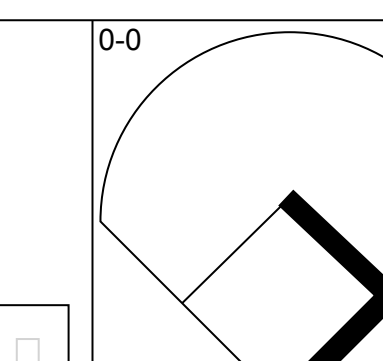
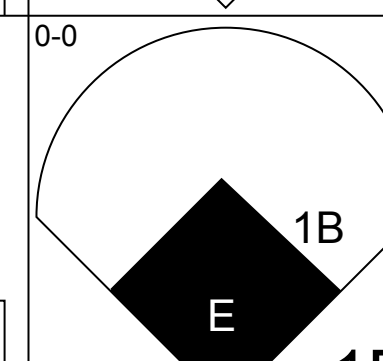
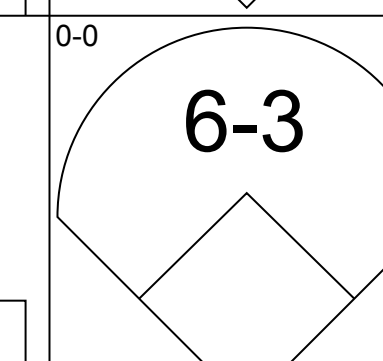
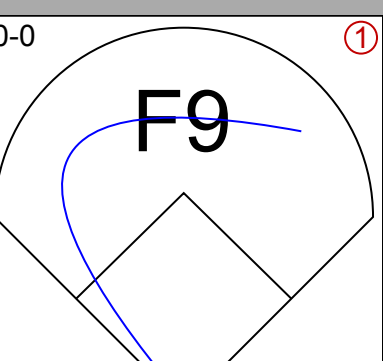
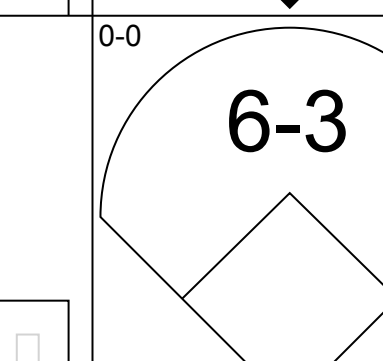
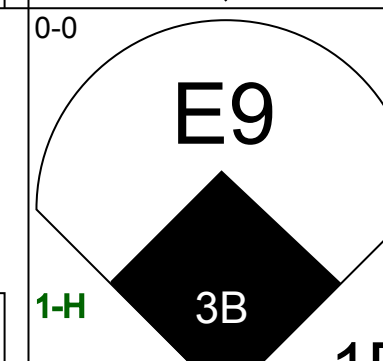
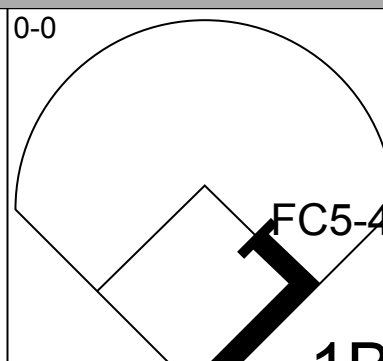
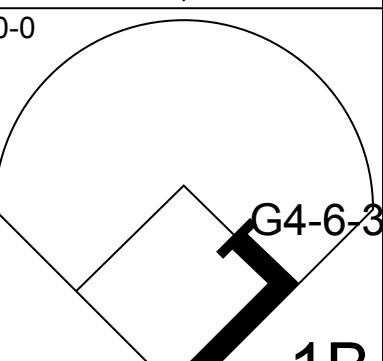
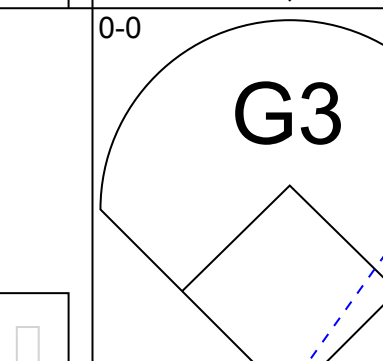
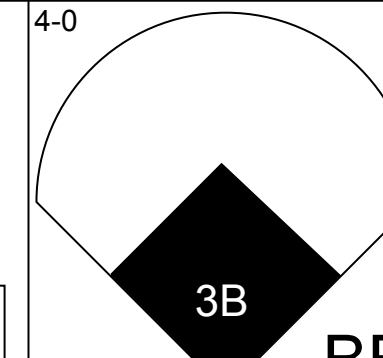
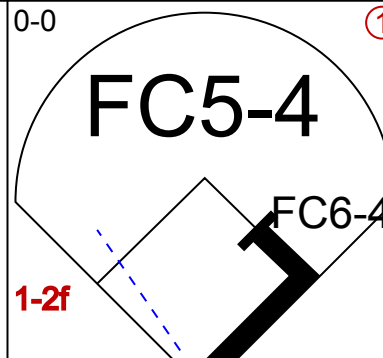
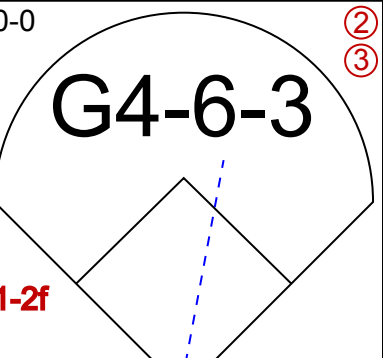
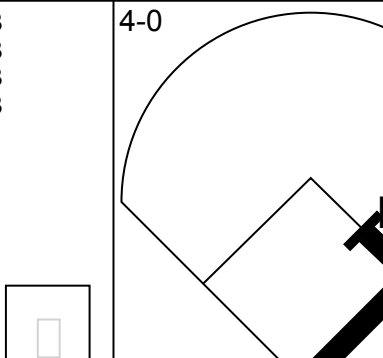
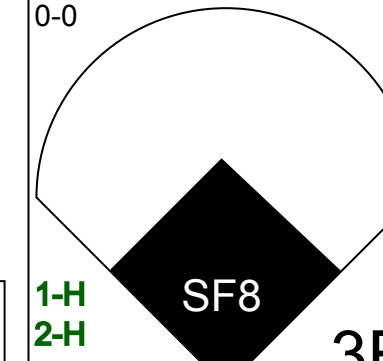
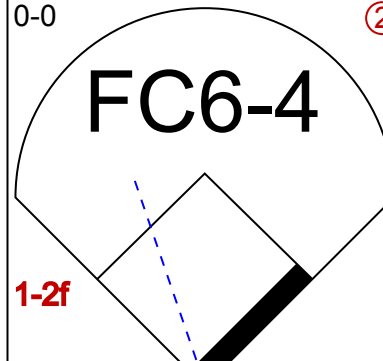
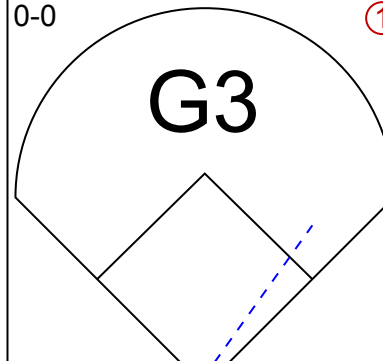
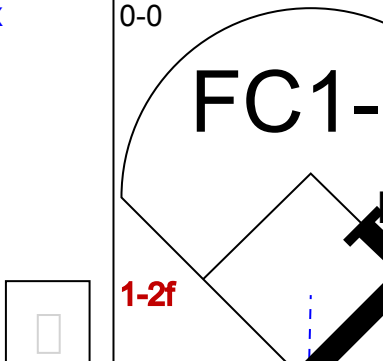
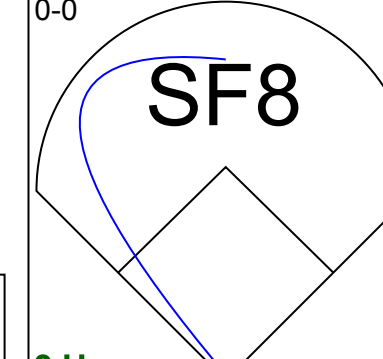
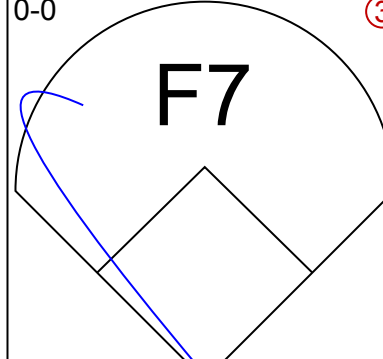
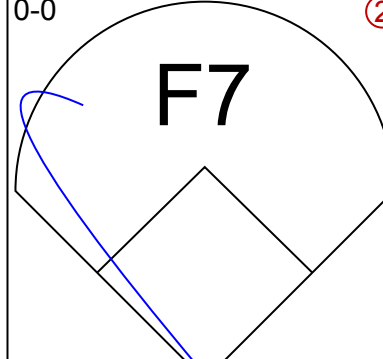
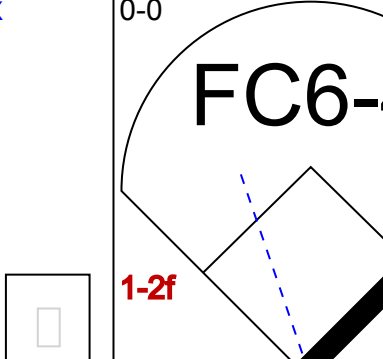
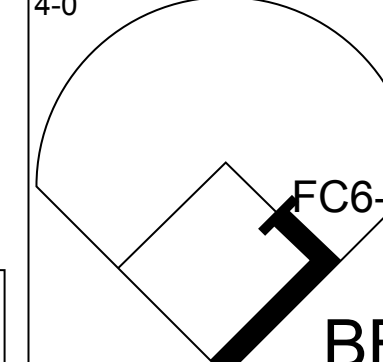
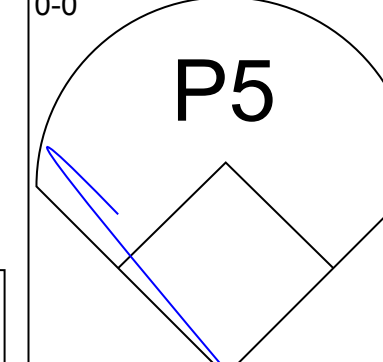
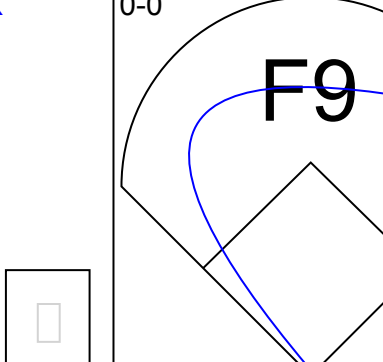
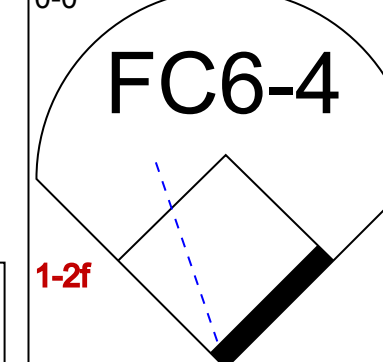
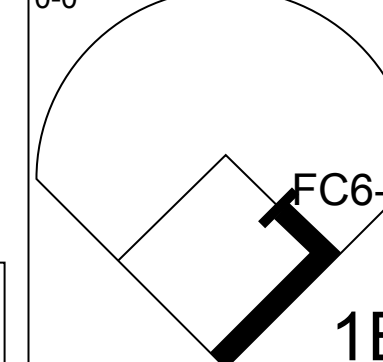
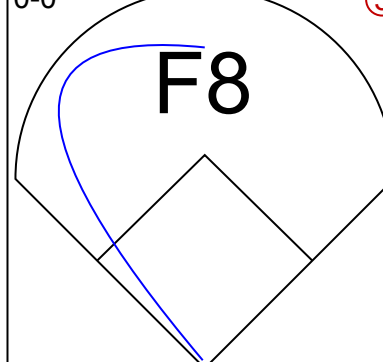
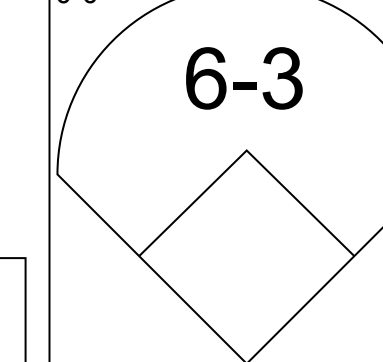
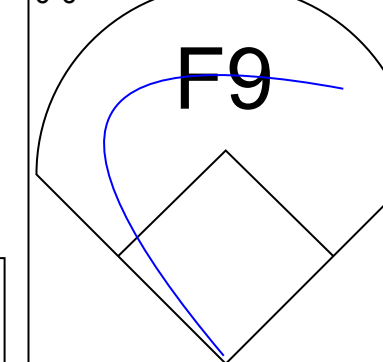
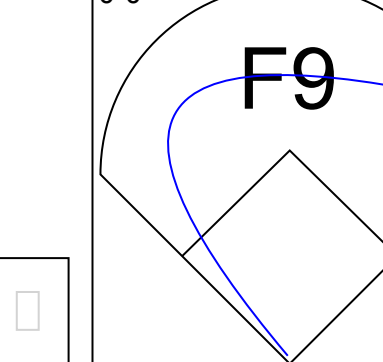
AB	35
R	2
H	11
RBI	2
BB	4
SO	2
LOB	19



Batter	1	2	3	4	5	6	7	8	9	AB	R	H	RBI	BB	SO	LOB	TOP					
Tim McCarver, L (1, 5) OBP: 0.320, SLG: 0.332										4	1	3	0	0	1	0	Montreal Expos @ Los Angeles Dodgers Dodger Stadium, Los Angeles, CA Sun Jul 16 1972, 7:05 PM PDT Att: 31,823 - Unknown					
Ron Hunt, R (1, 4) OBP: 0.353, SLG: 0.308										4	0	2	1	0	0	2						
Mike Jorgensen, L (1, 3) OBP: 0.325, SLG: 0.358										4	0	1	0	0	1	3						
Ron Fairly, L (1, 9) OBP: 0.332, SLG: 0.388										4	0	0	0	0	3	4						
Ken Singleton, S (1, 7) OBP: 0.328, SLG: 0.363										4	0	0	0	0	0	1						
Boots Day, L (1, 8) OBP: 0.327, SLG: 0.310										4	0	0	0	0	0	1						
Tim Foli, R (1, 6) OBP: 0.283, SLG: 0.290										4	0	0	0	0	1	0						
Terry Humphrey, R (1, 2) OBP: 0.250, SLG: 0.226										3	0	0	0	0	0	0						
Bill Stoneman, R (1, 1) OBP: 0.140, SLG: 0.098										2	1	1	0	0	0	0						
Jim Fahey, L (7, PH) OBP: 0.262, SLG: 0.313										1	0	0	0	0	0	0						
Tom Walker, R (7, 1)										0	0	0	0	0	0	0						
Inning Stats	R: 0 E: 0 K: 2 S: 8	H: 1 LOB: 0 BB: 0 P: 8	R: 0 E: 0 K: 1 S: 5	H: 0 LOB: 0 BB: 0 P: 5	R: 2 E: 1 K: 1 S: 8	H: 3 LOB: 1 BB: 0 P: 8	R: 0 E: 0 K: 0 S: 3	H: 0 LOB: 0 BB: 0 P: 3	R: 0 E: 0 K: 1 S: 4	H: 1 LOB: 1 BB: 0 P: 4	R: 0 E: 0 K: 0 S: 6	H: 1 LOB: 1 BB: 0 P: 6	R: 0 E: 0 K: 0 S: 3	H: 0 LOB: 0 BB: 0 P: 3	R: 0 E: 0 K: 1 S: 6	H: 1 LOB: 1 BB: 0 P: 6	R: 0 E: 0 K: 0 S: 3	H: 0 LOB: 0 BB: 0 P: 3	1B: 7 2B: 0 3B: 0 HR: 0	SF: 0 SAC: 0 DP: 0 HBP: 0	WP: 2 PB: 0 SB: 1 CS: 0	PA: 34
PITCHER Don Sutton, R (1, 1) ERA: 2.02	IP: 9.0 WLS: W BF: 34 H: 7 R: 2 ER: 1 SO: 6 BB: 0 IBB: 0 HBP: 0 BLK: 0 WP: 1 HR: 0 S: 46 P: 46 ERA: 1.00 WHIP: 0.778															PITCHER	IP: WLS: BF: H: R: ER: SO: BB: IBB: HBP: BLK: WP: HR: S: P: ERA: WHIP:					

AB	34
R	2
H	7
RBI	1
BB	0
SO	6
LOB	11



Batter	1	2	3	4	5	6	7	8	9	AB	R	H	RBI	BB	SO	LOB	BOTTOM			
Lee Lacy, R (1, 4) OBP: 0.366, SLG: 0.373										4	0	1	0	0	0	1	Montreal Expos @ Los Angeles Dodgers Dodger Stadium, Los Angeles, CA Sun Jul 16 1972, 7:05 PM PDT Att: 31,823 - Unknown			
Manny Mota, R (1, 7) OBP: 0.379, SLG: 0.500										4	1	1	0	0	0	1				
Willie Davis, L (1, 8) OBP: 0.305, SLG: 0.424										4	1	3	0	0	0	1				
Wes Parker, S (1, 3) OBP: 0.350, SLG: 0.340										2	1	0	0	2	0	2				
Bill Buckner, L (1, 9) OBP: 0.340, SLG: 0.358										4	1	1	2	0	0	2				
Bobby Valentine, R (1, 6) OBP: 0.316, SLG: 0.344										3	0	0	1	0	0	2				
Duke Sims, L (1, 2) OBP: 0.288, SLG: 0.300										3	0	1	0	1	0	1				
Steve Garvey, R (1, 5) OBP: 0.322, SLG: 0.424										3	0	1	0	0	0	2				
Don Sutton, R (1, 1) OBP: 0.204, SLG: 0.170										3	0	0	0	0	0	1				
Inning Stats	R: 4 E: 1 K: 0 S: 6	H: 3 LOB: 1 BB: 2 P: 14	R: 0 E: 0 K: 0 S: 3	H: 0 LOB: 0 BB: 0 P: 3	R: 0 E: 0 K: 0 S: 4	H: 1 LOB: 1 BB: 0 P: 4	R: 0 E: 0 K: 0 S: 4	H: 1 LOB: 1 BB: 0 P: 4	R: 0 E: 0 K: 0 S: 4	H: 1 LOB: 1 BB: 0 P: 4	R: 0 E: 0 K: 0 S: 4	H: 1 LOB: 1 BB: 0 P: 4	R: 0 E: 0 K: 0 S: 3	H: 0 LOB: 1 BB: 1 P: 7	R: 0 E: 0 K: 0 S: 3	H: 0 LOB: 1 BB: 1 P: 7	1B: 6 2B: 1 3B: 1 HR: 0	SF: 1 SAC: 0 DP: 1 HBP: 0	WP: 0 PB: 0 SB: 0 CS: 0	PA: 34
PITCHER Bill Stoneman, R (1, 1) ERA: 3.08	IP: 6.0 WLS: L BF: 26 H: 7 R: 4 ER: 4 SO: 4 BB: 2 IBB: 0 HBP: 0 BLK: 0 WP: 0 HR: 0 S: 24 P: 32 ERA: 6.00 WHIP: 1.500															PITCHER	IP: WLS: BF: H: R: ER: SO: BB: IBB: HBP: BLK: WP: HR: S: P: ERA: WHIP:			
Tom Walker, R (7, 1) ERA: 2.29	IP: 2.0 WLS: L BF: 8 H: 1 R: 0 ER: 0 SO: 0 BB: 1 IBB: 0 HBP: 0 BLK: 0 WP: 0 HR: 0 S: 7 P: 11 ERA: 0.00 WHIP: 1.000															PITCHER	IP: WLS: BF: H: R: ER: SO: BB: IBB: HBP: BLK: WP: HR: S: P: ERA: WHIP:			



Batter	1	2	3	4	5	6	7	8	9	10	AB	R	H	RBI	BB	SO	LOB	TOP	
Bud Harelson, S OBP: 0.309, SLG: 0.262 (1, 6)	F3		5-3			SH FC6-5		1-3		F9	4	0	0	0	0	0	1	New York Mets @ Los Angeles Dodgers Dodger Stadium, Los Angeles, CA Tue Jul 18 1972, 7:05 PM PDT Att: 24,324 - Unknown	
Willie Mays, R OBP: 0.412, SLG: 0.338 (1, 8)	E6 2B 4-3		K			F9		F9		F9 1B	5	1	1	0	0	1	2		
Jim Fregosi, R OBP: 0.311, SLG: 0.382 Wayne Garrett, L OBP: 0.386, SLG: 0.307 (1, 5) (8, 5)	4-3 2B				F6	FC6-5		F9		F7	4	0	1	0	0	0	2		
Rusty Staub, L OBP: 0.376, SLG: 0.472 (1, 9)	4-3				3-1	G3				L6-4 SH2-4 1B	4	0	1	1	0	0	3		
Bill Sudakis, S OBP: 0.217, SLG: 0.100 (1, 3)	F9				K					SH2-4	3	0	0	0	0	2	1		
Duffy Dyer, R OBP: 0.310, SLG: 0.426 (1, 2)		1-3			F5					E5	4	0	0	0	0	1	1		
Dave Schneck, L OBP: 0.353, SLG: 0.765 (1, 7)		L9			F3	FC5 1B				L6-4	4	0	1	0	0	0	2		
Ted Martinez, R OBP: 0.275, SLG: 0.310 (1, 4)		K			F8					F9	4	0	1	0	0	1	0		
Jon Matlack, L OBP: 0.273, SLG: 0.184 John Minner, L OBP: 0.352, SLG: 0.451 Danny Frisella, L (10, 1) (10, 1)			5-3			FC6-5 SH 1B		FC5		1B	3	0	1	0	0	0	2		
Inning Stats	R: 1 E: 1 K: 0 S: 5	H: 1 LOB: 1 BB: 0 P: 5	R: 0 E: 0 K: 1 S: 5	H: 0 LOB: 0 BB: 0 P: 5	R: 0 E: 0 K: 1 S: 5	H: 0 LOB: 0 BB: 0 P: 5	R: 0 E: 0 K: 0 S: 5	H: 1 LOB: 2 BB: 0 P: 5	R: 0 E: 0 K: 2 S: 9	H: 2 LOB: 2 BB: 0 P: 9	R: 0 E: 0 K: 0 S: 3	H: 0 LOB: 0 BB: 0 P: 3	R: 0 E: 1 K: 0 S: 4	H: 1 LOB: 1 BB: 0 P: 4	R: 0 E: 0 K: 0 S: 5	H: 2 LOB: 2 BB: 0 P: 5	1B: 6 2B: 2 3B: 0 HR: 0		SF: 0 SAC: 2 DP: 1 HBP: 0
PITCHER	IP 9.0	WLS 34	H 5	R 1	ER 0	SO 5	BB 0	IBB 0	HBP 0	BLK 0	WP 0	HR 0	S 44	P 44	ERA 0.00	WHIP 0.556			
Tommy John, L ERA: 2.78 Jim Brewer, L ERA: 1.1	(1, 1)	(10, 1)	1.0	W	5	2	0	0	0	0	0	0	5	5	0.00	2.000			

AB	37
R	1
H	7
RBI	1
BB	0
SO	5
LOB	16



Batter	1	2	3	4	5	6	7	8	9	10	AB	R	H	RBI	BB	SO	LOB	BOTTOM			
Lee Lacy, R OBP: 0.342, SLG: 0.347 (1, 4)	1-3		5-3		FC5-4		K		F9		5	0	0	0	0	1	5	New York Mets @ Los Angeles Dodgers Dodger Stadium, Los Angeles, CA Tue Jul 18 1972, 7:05 PM PDT Att: 24,324 - Unknown			
Willie Davis, L OBP: 0.304, SLG: 0.420 (1, 8)	K				F6		1B BB 1B		4-3		5	0	1	0	0	1	2				
Manny Mota, R OBP: 0.379, SLG: 0.495 (1, 7)	4-3					1B 1B			1-3		4	1	1	0	1	0	0				
Frank Robinson, R OBP: 0.355, SLG: 0.432 (1, 9)		6-3				1B 1B		F9		6-3	5	1	2	1	0	0	2				
Wes Parker, S OBP: 0.337, SLG: 0.346 (1, 3)		K				1B 1B					4	0	3	1	0	1	0				
Steve Garvey, R OBP: 0.321, SLG: 0.421 (1, 5)					G6-4-3		1B 1B			CS	4	0	1	0	0	1	5				
Bobby Valentine, R OBP: 0.319, SLG: 0.347 (1, 6)		F6				FC6-5 1B		F7			4	0	2	0	0	0	4				
Chris Cannizzaro, R OBP: 0.353, SLG: 0.350 Maury Wills, S OBP: 0.163, SLG: 0.150 Dick Dietz, R OBP: 0.302, SLG: 0.233 (1, 2) (7, PR) (8, 2)			F8			FC6-5 FC1-6				SH3 1B	3	0	1	0	0	0	1				
Tommy John, R OBP: 0.079, SLG: 0.079 Jim Lefebvre, S OBP: 0.207, SLG: 0.356 Jim Brewer, L (10, 1)			4-3			FC1-6 FC5-4				SH3	2	0	0	0	0	0	1				
Inning Stats	R: 0 E: 0 K: 1 S: 5	H: 0 LOB: 0 BB: 0 P: 5	R: 0 E: 0 K: 1 S: 6	H: 1 LOB: 1 BB: 0 P: 6	R: 0 E: 0 K: 0 S: 3	H: 0 LOB: 0 BB: 0 P: 3	R: 1 E: 0 K: 0 S: 5	H: 3 LOB: 1 BB: 0 P: 5	R: 0 E: 0 K: 0 S: 4	H: 1 LOB: 1 BB: 0 P: 4	R: 0 E: 0 K: 0 S: 5	H: 2 LOB: 3 BB: 1 P: 9	R: 0 E: 0 K: 0 S: 3	H: 1 LOB: 0 BB: 0 P: 3	R: 0 E: 0 K: 1 S: 6	H: 1 LOB: 2 BB: 0 P: 10	R: 1 E: 0 K: 0 S: 3		H: 1 LOB: 0 BB: 0 P: 3	1B: 10 2B: 0 3B: 0 HR: 1	SF: 0 SAC: 1 DP: 1 HBP: 0
PITCHER	IP 9.0	WLS 37	H 10	R 1	ER 0	SO 4	BB 1	IBB 1	HBP 0	BLK 0	WP 0	HR 0	S 43	P 51	ERA 0.00	WHIP 1.222					
Jon Matlack, L ERA: 2.31 Danny Frisella, R ERA: 1.91	(1, 1)	(10, 1)	0.2	L	3	1	1	0	0	0	0	1	3	3	13.50	1.500					

AB	37
R	2
H	11
RBI	2
BB	2
SO	4
LOB	21



Batter	1	2	3	4	5	6	7	8	9	AB	R	H	RBI	BB	SO	LOB	TOP					
Bud Harrelson, S (1, 6) OBP: 0.311, SLG: 0.262	4-0 FC5-4 BB		0-0 3-1		0-0 F6		0-0 1B		0-0 L5	4	0	1	0	1	0	2						
Willie Mays, R (1, 8) OBP: 0.404, SLG: 0.329	0-0 FC5-4 G4-6-3		0-0 6-3		0-0 F8		0-0 F7			4	0	0	0	0	0	3						
John Milner, L (1, 3) OBP: 0.345, SLG: 0.441	0-0 G4-6-3		0-0 G3			0-0 4-3		0-0 F6		4	0	0	0	0	0	1						
Jim Fregosi, R (1, 5) OBP: 0.310, SLG: 0.380		0-0 6-3		0-0 4-3		0-0 1B		0-0 F9		4	0	1	0	0	0	0						
Cleon Jones, R (1, 7) OBP: 0.322, SLG: 0.340		0-3 K		0-0 1B		0-3 K		0-0 6-3		4	0	1	0	0	2	1						
Dave Schneck, L (1, 9) OBP: 0.428, SLG: 0.750		1-0 BB 1B HBP		0-0 1B		0-0 F8			0-0 FC4-6 1B	3	0	2	0	0	0	1						
Ted Martinez, R (1, 4) OBP: 0.274, SLG: 0.309		0-0 1B		0-0 F4		0-3 K		0-0 FC4-6 BB		4	0	1	0	0	1	3	AB 33					
Jerry Grote, R (1, 2) OBP: 0.303, SLG: 0.300		4-0 1B		0-0 L9		0-0 FC6-4 1B		4-0 BB		2	0	1	0	2	0	2	R 0					
Tom Seaver, R (1, 1) OBP: 0.245, SLG: 0.333		0-0 L7				0-0 F8		0-3 K		3	0	0	0	0	0	4	H 7					
Ray Sadecki, L (7, 1) OBP: 0.200, SLG: 0.200								0-0 FC6-4 1B		0	0	0	0	0	0	0	RBI 0					
Duffy Dyer, R (9, PH) OBP: 0.308, SLG: 0.423								0-0 K		1	0	0	0	0	1	2	BB 3					
Inning Stats	R: 0 E: 0 K: 0 S: 2	H: 0 LOB: 0 BB: 1 P: 6	R: 0 E: 0 K: 1 S: 6	H: 1 LOB: 3 BB: 1 P: 11	R: 0 E: 0 K: 0 S: 3	H: 0 LOB: 0 BB: 0 P: 3	R: 0 E: 0 K: 0 S: 5	H: 2 LOB: 2 BB: 0 P: 5	R: 0 E: 0 K: 0 S: 3	H: 0 LOB: 0 BB: 0 P: 3	R: 0 E: 0 K: 1 S: 6	H: 1 LOB: 1 BB: 0 P: 6	R: 0 E: 0 K: 1 S: 7	H: 2 LOB: 2 BB: 0 P: 7	R: 0 E: 0 K: 0 S: 3	H: 0 LOB: 0 BB: 0 P: 3	R: 0 E: 0 K: 1 S: 6	H: 1 LOB: 2 BB: 1 P: 10	1B: 7 2B: 0 3B: 0 HR: 0	SF: 0 SAC: 0 DP: 1 HBP: 1	WP: 0 PB: 0 SB: 0 CS: 0	PA: 37
PITCHER Claude Osteen, L (1, 1) ERA: 2.3	IP: 9.0 WLS: W BF: 37 H: 7 R: 0 ER: 0 SO: 4 BB: 3 IBB: 0 HBP: 1 BLK: 0 WP: 0 HR: 0 S: 41 P: 54 ERA: 0.00 WHIP: 1.111															PITCHER	IP: 9.0 WLS: W BF: 37 H: 7 R: 0 ER: 0 SO: 4 BB: 3 IBB: 0 HBP: 1 BLK: 0 WP: 0 HR: 0 S: 41 P: 54 ERA: 0.00 WHIP: 1.111					

New York Mets @ Los Angeles Dodgers
Dodger Stadium, Los Angeles, CA
Wed Jul 19 1972, 7:05 PM PDT
Att: 29,821 - Unknown

AB	33
R	0
H	7
RBI	0
BB	3
SO	4
LOB	19



Batter	1	2	3	4	5	6	7	8	9	AB	R	H	RBI	BB	SO	LOB	BOTTOM	
Lee Lacy, R (1, 4) OBP: 0.346, SLG: 0.342	0-3 K		0-0 4-3		4-0 G1-6-3 BB		0-0 1B	0-0 FC4-6		4	1	1	0	1	1	2		
Manny Mota, R (1, 7) OBP: 0.376, SLG: 0.488	0-0 6-3		0-0 4-3		0-0 G1-6-3		0-0 1B	0-3 K		5	1	1	0	0	1	3		
Willie Davis, L (1, 8) OBP: 0.306, SLG: 0.421	0-0 F6			0-0 1B	0-0 F8		0-0 1B		0-0 1B	4	1	2	1	0	0	0		
Frank Robinson, R (1, 9) OBP: 0.357, SLG: 0.433		0-0 5-3		0-0 1B	0-0 F8		0-0 1B		0-0 1B	2	1	1	1	1	0	0		
Wes Parker, S (1, 3) OBP: 0.361, SLG: 0.349		4-0 BB BB		0-0 1-3		0-0 SH1		0-0 SH1		2	0	1	0	1	0	2		
Bobby Valentine, R (1, 6) OBP: 0.322, SLG: 0.347		4-0 BB		0-0 1-3		0-0 F9		0-0 1-3		3	1	1	2	1	0	3		
Duke Sims, L (1, 2) OBP: 0.288, SLG: 0.294		0-3 K		0-0 F6		1-0 HBP		0-3 K		3	0	0	0	0	2	3	AB 30	
Steve Garvey, R (1, 5) OBP: 0.324, SLG: 0.427		0-0 F7		0-0 2B		0-0 F9		0-0 FC4-6 BB 1B		4	0	2	1	0	0	4	R 5	
Claude Osteen, L (1, 1) OBP: 0.292, SLG: 0.304			0-0 4-3	0-0 6-3			0-0 4-3	4-0 FC4-6 BB		3	0	0	0	1	0	1	H 9	
Inning Stats	R: 0 E: 0 K: 1 S: 5	H: 0 LOB: 0 BB: 2 P: 5	R: 0 E: 0 K: 1 S: 5	H: 0 LOB: 2 BB: 2 P: 13	R: 0 E: 0 K: 0 S: 3	H: 0 LOB: 0 BB: 0 P: 3	R: 3 E: 0 K: 0 S: 7	H: 4 LOB: 1 BB: 0 P: 7	R: 0 E: 0 K: 0 S: 2	H: 0 LOB: 0 BB: 1 P: 6	R: 2 E: 0 K: 0 S: 7	H: 4 LOB: 2 BB: 0 P: 7	R: 0 E: 0 K: 2 S: 8	H: 1 LOB: 2 BB: 1 P: 12	1B: 8 2B: 1 3B: 0 HR: 0	SF: 1 SAC: 1 DP: 1 HBP: 1	WP: 0 PB: 0 SB: 1 CS: 0	PA: 38
PITCHER Tom Seaver, R (1, 1) ERA: 3.02	IP: 6.2 WLS: L BF: 32 H: 8 R: 5 ER: 5 SO: 2 BB: 4 IBB: 0 HBP: 1 BLK: 0 WP: 0 HR: 0 S: 31 P: 48 ERA: 6.75 WHIP: 1.800															PITCHER Ray Sadecki, L (7, 1) ERA: 3.91	IP: 1.1 WLS: 6 BF: 1 H: 0 R: 0 ER: 0 SO: 2 BB: 1 IBB: 0 HBP: 0 BLK: 0 WP: 0 HR: 0 S: 9 P: 13 ERA: 0.00 WHIP: 1.500	

New York Mets @ Los Angeles Dodgers
Dodger Stadium, Los Angeles, CA
Wed Jul 19 1972, 7:05 PM PDT
Att: 29,821 - Unknown

AB	30
R	5
H	9
RBI	5
BB	5
SO	4
LOB	18



Batter	1	2	3	4	5	6	7	8	9	AB	R	H	RBI	BB	SO	LOB	TOP										
Bud Harrelson, S OBP: 0.310, SLG: 0.262 (1,6)										4	1	1	0	0	0	1	New York Mets @ Los Angeles Dodgers Dodger Stadium, Los Angeles, CA Thu Jul 20 1972, 7:05 PM PDT Att: 24,213 - Unknown										
Willie Mays, R OBP: 0.406, SLG: 0.335 (1,8)										3	0	1	1	1	0	1											
John Milner, L OBP: 0.338, SLG: 0.431 (1,3)										4	0	0	0	0	2	5											
Jim Fregosi, R OBP: 0.305, SLG: 0.373 Wayne Garrett, L OBP: 0.396, SLG: 0.307 (8,5)										4	0	0	0	0	1	3											
Cleon Jones, R OBP: 0.321, SLG: 0.339 (1,7)										4	1	1	0	0	0	0											
Dave Schneck, L OBP: 0.400, SLG: 0.667 (1,9)										4	0	1	0	0	2	0											
Ted Martinez, R OBP: 0.268, SLG: 0.302 (1,4)										4	0	0	0	0	0	3											
Jerry Grote, R OBP: 0.296, SLG: 0.294 (1,2)										3	0	0	1	0	1	1											
Gary Gentry, R OBP: 0.214, SLG: 0.158 (1,1)										3	0	0	0	0	2	1											
Inning Stats	R: 0 E: 1 K: 1 S: 6	H: 1 LOB: 1 BB: 0 P: 6	R: 1 E: 0 K: 1 S: 7	H: 2 LOB: 1 BB: 0 P: 7	R: 0 E: 1 K: 2 S: 6	H: 0 LOB: 1 BB: 0 P: 6	R: 0 E: 0 K: 2 S: 8	H: 0 LOB: 1 BB: 0 P: 8	R: 1 E: 1 K: 1 S: 7	H: 1 LOB: 1 BB: 0 P: 7	R: 0 E: 0 K: 0 S: 3	H: 0 LOB: 0 BB: 0 P: 3	R: 0 E: 1 K: 1 S: 6	H: 0 LOB: 2 BB: 1 P: 10	R: 0 E: 0 K: 1 S: 5	H: 0 LOB: 0 BB: 0 P: 5	R: 0 E: 0 K: 0 S: 3	H: 0 LOB: 0 BB: 0 P: 3	1B: 3 2B: 1 3B: 0 HR: 0	SF: 1 SAC: 1 DP: 0 HBP: 0	WP: 0 PB: 1 SB: 1 CS: 0	PA: 36					
PITCHER	IP	WLS	BF	H	R	ER	SO	BB	IBB	HBP	BLK	WP	HR	S	P	ERA	WHIP										
Al Downing, L ERA: 2.89 (1,1)	7.0	L	30	4	2	1	7	0	1	0	0	0	0	43	47	1.29	0.571										
Jim Brewer, L ERA: 1.06 (8,1)	2.0		6	0	0	0	1	0	0	0	0	0	0	8	8	0.00	0.000										

Batter	1	2	3	4	5	6	7	8	9	AB	R	H	RBI	BB	SO	LOB	BOTTOM										
Lee Lacy, R OBP: 0.341, SLG: 0.338 (1,4)										4	1	1	0	0	2	3	New York Mets @ Los Angeles Dodgers Dodger Stadium, Los Angeles, CA Thu Jul 20 1972, 7:05 PM PDT Att: 24,213 - Unknown										
Manny Mota, R OBP: 0.373, SLG: 0.484 (1,7)										4	0	1	0	0	0	2											
Willie Davis, L OBP: 0.305, SLG: 0.419 (1,8)										4	0	1	1	0	0	1											
Frank Robinson, R OBP: 0.356, SLG: 0.430 (1,9)										4	0	1	0	0	0	2											
Wes Parker, S OBP: 0.363, SLG: 0.349 (1,3)										3	0	1	0	1	1	1											
Bobby Valentine, R OBP: 0.325, SLG: 0.344 (1,6)										2	0	0	0	2	1	1											
Dick Dietz, R OBP: 0.304, SLG: 0.222 (1,2)										2	0	0	0	1	1	4											
Maury Wills, S OBP: 0.182, SLG: 0.150 (9, PH)										0	0	0	0	0	0	0											
Steve Garvey, R OBP: 0.322, SLG: 0.428 (1,5)										4	0	1	0	0	0	3											
Al Downing, R OBP: 0.114, SLG: 0.116 (1,1)										2	0	1	0	0	0	1											
Bill Buckner, L OBP: 0.338, SLG: 0.356 (7, PH)										1	0	0	0	0	0	0											
Jim Brewer, L OBP: 0.338, SLG: 0.356 (8,1)										0	0	0	0	0	0	0											
Jim Lefebvre, S OBP: 0.265, SLG: 0.354 (9, PH)										1	0	0	0	0	1	1											
Inning Stats	R: 1 E: 0 K: 1 S: 7	H: 2 LOB: 3 BB: 2 P: 15	R: 0 E: 0 K: 1 S: 6	H: 1 LOB: 1 BB: 0 P: 6	R: 0 E: 0 K: 0 S: 3	H: 1 LOB: 2 BB: 1 P: 10	R: 0 E: 0 K: 1 S: 6	H: 1 LOB: 0 BB: 0 P: 3	R: 0 E: 0 K: 1 S: 6	H: 1 LOB: 1 BB: 0 P: 6	R: 0 E: 0 K: 0 S: 3	H: 0 LOB: 0 BB: 0 P: 3	R: 0 E: 0 K: 1 S: 5	H: 0 LOB: 0 BB: 0 P: 5	R: 0 E: 0 K: 1 S: 5	H: 0 LOB: 1 BB: 1 P: 9	1B: 6 2B: 2 3B: 0 HR: 0	SF: 0 SAC: 1 DP: 2 HBP: 0	WP: 1 PB: 0 SB: 1 CS: 0	PA: 36							
PITCHER	IP	WLS	BF	H	R	ER	SO	BB	IBB	HBP	BLK	WP	HR	S	P	ERA	WHIP										
Gary Gentry, R ERA: 3.52 (1,1)	9.0	W	36	7	1	1	6	4	0	0	0	1	0	44	60	1.00	1.222										

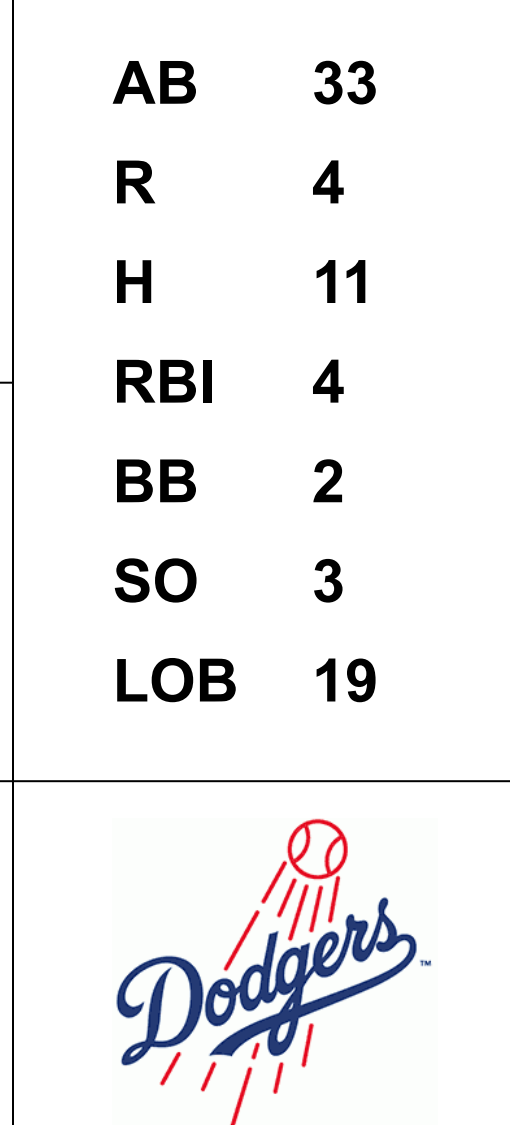
Batter	1	2	3	4	5	6	7	8	9	AB	R	H	RBI	BB	SO	LOB	TOP					
Terry Harmon, R (1,6) OBP: 0.378, SLG: 0.325	L8		5-3			L8		1B		4	0	1	0	0	0	0	Philadelphia Phillies @ Los Angeles Dodgers Dodger Stadium, Los Angeles, CA Fri Jul 21 1972, 7:05 PM PDT Att: 21,678 - Unknown					
Denny Davis, L (1,4) OBP: 0.300, SLG: 0.292	L8			4-3		F5		F9		4	0	0	0	0	0	1						
Tom Hutton, L (1,3) OBP: 0.355, SLG: 0.388	F5			4-3		K		F6		4	0	0	0	0	1	1						
Joe Lis, R (1,7) OBP: 0.384, SLG: 0.393		L7			BB			F7		3	0	0	0	1	1	0						
Willie Montanez, L (1,8) OBP: 0.314, SLG: 0.359		F8			1-3			F3		4	0	1	0	0	0	1						
Don Money, R (1,5) OBP: 0.316, SLG: 0.358		1B				F6		FC1-6 1B		4	0	2	0	0	1	0						
Oscar Gamble, L (1,9) OBP: 0.346, SLG: 0.370		1-3				4-3		FC1-6 1-2 1B		3	0	0	0	0	0	3						
John Bateman, R (1,2) OBP: 0.316, SLG: 0.373			K					F2		3	0	1	0	0	1	2						
Ken Reynolds, L (1,1) OBP: 0.125, SLG: 0.067 (8, PH)			1-3			6-3				2	0	0	0	0	0	1						
Bill Robinson, R (8, PH) OBP: 0.309, SLG: 0.462										1	0	0	0	0	1	0						
Darrell Brandon, R (8,1) OBP: 0.167, SLG: 0.167								K		0	0	0	0	0	0	0						
Inning Stats	R: 0 E: 0 K: 0 S: 3	H: 0 LOB: 0 BB: 0 P: 3	R: 0 E: 0 K: 0 S: 4	H: 1 LOB: 1 BB: 0 P: 4	R: 0 E: 0 K: 1 S: 5	H: 0 LOB: 0 BB: 0 P: 5	R: 0 E: 0 K: 0 S: 3	H: 0 LOB: 1 BB: 1 P: 7	R: 0 E: 0 K: 0 S: 4	H: 1 LOB: 0 BB: 0 P: 4	R: 0 E: 0 K: 1 S: 5	H: 0 LOB: 0 BB: 0 P: 5	R: 0 E: 0 K: 0 S: 5	H: 2 LOB: 2 BB: 0 P: 5	R: 0 E: 0 K: 1 S: 6	H: 1 LOB: 1 BB: 0 P: 6	R: 0 E: 0 K: 2 S: 7	H: 0 LOB: 0 BB: 0 P: 7	1B: 4 2B: 1 3B: 0 HR: 0	SF: 0 SAC: 0 DP: 0 HBP: 0	WP: 0 PB: 0 SB: 0 CS: 0	PA: 33
PITCHER Don Sutton, R (1,1) ERA: 1.9	IP: 9.0 WLS: W BF: 33 H: 5 R: 0 ER: 0 SO: 5 BB: 1 IBB: 0 HBP: 0 BLK: 0 WP: 0 HR: 0 S: 42 P: 46 ERA: 0.00 WHIP: 0.667																					

Batter	1	2	3	4	5	6	7	8	9	AB	R	H	RBI	BB	SO	LOB	BOTTOM			
Lee Lacy, R (1,4) OBP: 0.337, SLG: 0.345	4-3	FC4-6				K				4	1	1	0	0	1	2	Philadelphia Phillies @ Los Angeles Dodgers Dodger Stadium, Los Angeles, CA Fri Jul 21 1972, 7:05 PM PDT Att: 21,678 - Unknown			
Willie Davis, L (1,8) OBP: 0.307, SLG: 0.429	F7		SH1-3		2B			L6		4	0	2	1	0	0	0				
Manny Mota, R (1,7) OBP: 0.373, SLG: 0.479	6-3		SH1-3		3B			5-3		2	0	0	0	1	0	0				
Frank Robinson, R (1,9) OBP: 0.354, SLG: 0.424		HR	F2		IBB			F3		3	1	0	0	1	1	3				
Wes Parker, S (1,3) OBP: 0.363, SLG: 0.363		HR	F7					K		3	1	1	2	0	1	1				
Bobby Valentine, R (1,6) OBP: 0.325, SLG: 0.344		5-3			F6			CS 1B		3	0	1	0	0	0	0				
Steve Garvey, R (1,5) OBP: 0.318, SLG: 0.422		3-1			F3			F7		3	0	0	0	0	0	1				
Dick Dietz, R (1,2) OBP: 0.305, SLG: 0.213		1B			F3			F7		2	0	0	0	1	0	0				
Don Sutton, R (1,1) OBP: 0.212, SLG: 0.180		FC4-6 1-2 1B				K		6-3		3	0	1	0	0	1	0				
Inning Stats	R: 0 E: 0 K: 0 S: 3	H: 0 LOB: 0 BB: 0 P: 3	R: 2 E: 0 K: 0 S: 5	H: 2 LOB: 2 BB: 2 P: 13	R: 0 E: 0 K: 0 S: 4	H: 1 LOB: 1 BB: 0 P: 4	R: 0 E: 0 K: 0 S: 3	H: 0 LOB: 0 BB: 0 P: 3	R: 1 E: 0 K: 2 S: 8	H: 2 LOB: 2 BB: 1 P: 12	R: 0 E: 0 K: 1 S: 5	H: 1 LOB: 0 BB: 0 P: 5	R: 0 E: 0 K: 1 S: 5	H: 0 LOB: 0 BB: 0 P: 5	R: 0 E: 0 K: 0 S: 3	H: 0 LOB: 0 BB: 0 P: 3	1B: 2 2B: 3 3B: 1 HR: 1	SF: 0 SAC: 1 DP: 1 HBP: 0	WP: 0 PB: 0 SB: 0 CS: 1	PA: 31
PITCHER Ken Reynolds, L (1,1) ERA: 4.18	IP: 7.0 WLS: L BF: 28 H: 6 R: 3 ER: 3 SO: 4 BB: 2 IBB: 0 HBP: 0 BLK: 0 WP: 0 HR: 1 S: 33 P: 45 ERA: 3.86 WHIP: 1.143																			
PITCHER Darrell Brandon, R (8,1) ERA: 3.17	IP: 1.0 WLS: L BF: 3 H: 0 R: 0 ER: 0 SO: 0 BB: 0 IBB: 0 HBP: 0 BLK: 0 WP: 0 HR: 0 S: 3 P: 3 ERA: 0.00 WHIP: 0.000																			

Batter	1	2	3	4	5	6	7	8	9	AB	R	H	RBI	BB	SO	LOB	TOP			
Larry Bowa, S OBP: 0.302, SLG: 0.296 (1, 6)	F6		FC4-6		F9			2-3		4	0	0	0	0	0	2	Philadelphia Phillies @ Los Angeles Dodgers Dodger Stadium, Los Angeles, CA Sat Jul 22 1972, 7:05 PM PDT Att: 22,178 - Unknown			
Denny Doyle, L OBP: 0.300, SLG: 0.291 (1, 4)	1B		F7			4-3		F7		4	0	1	0	0	0	1				
Tom Hutton, L OBP: 0.353, SLG: 0.382 (1, 3)	F8			4-3		F3			2B HR BB	3	1	0	0	1	0	1				
Greg Luzinski, R OBP: 0.321, SLG: 0.427 (1, 7)	F9			K		6-3			HR 2B	4	1	1	0	0	1	1				
Willie Montanez, L OBP: 0.319, SLG: 0.377 (1, 8)	F7			2B					HR	4	1	3	3	0	0	0				
Oscar Gamble, L OBP: 0.345, SLG: 0.368 Roger Freed, R (9, PH) OBP: 0.313, SLG: 0.452 (1, 9)	4-3			F7					L7	3	0	1	0	0	0	1				
Don Money, R OBP: 0.314, SLG: 0.354 (1, 5)	5-3								K	4	0	0	0	0	1	2				
John Bateman, R OBP: 0.314, SLG: 0.369 (1, 2)			L7			6-3			5-3	4	0	1	0	0	0	1				
Bill Champion, R OBP: 0.214, SLG: 0.296 Joe Lis, R (5, PH) OBP: 0.379, SLG: 0.387 Woodie Fryman, R OBP: 0.188, SLG: 0.258 Bill Robinson, R (8, PH) OBP: 0.300, SLG: 0.450 Wayne Twitchell, R OBP: 0.300, SLG: 0.450 (1, 1)					F3			F7		1	0	1	0	0	0	0				
										1	0	0	0	0	0	1				
										0	0	0	0	0	0	0				
										0	0	0	0	0	0	0				
Inning Stats	R: 0 E: 0 K: 0 S: 4	H: 1 LOB: 1 BB: 0 P: 4	R: 0 E: 0 K: 0 S: 3	H: 0 LOB: 0 BB: 0 P: 3	R: 0 E: 0 K: 0 S: 4	H: 1 LOB: 1 BB: 0 P: 4	R: 0 E: 0 K: 1 S: 6	H: 1 LOB: 1 BB: 0 P: 6	R: 0 E: 0 K: 0 S: 4	H: 0 LOB: 0 BB: 0 P: 3	R: 0 E: 0 K: 0 S: 4	H: 2 LOB: 1 BB: 0 P: 4	R: 0 E: 0 K: 0 S: 3	H: 0 LOB: 0 BB: 0 P: 3	R: 3 E: 0 K: 1 S: 7	H: 2 LOB: 0 BB: 1 P: 11	1B: 5 2B: 2 3B: 0 HR: 1	SF: 0 SAC: 0 DP: 1 HBP: 0	WP: 0 PB: 0 SB: 0 CS: 0	PA: 35
PITCHER	IP WLS BF H R ER SO BB IBB HBP BLK WP HR S P ERA WHIP																			
Bill Singer, R ERA: 3.34 Jim Brewer, L ERA: 1.21 (1, 1)	8.0 W 31 7 2 2 1 1 1 0 0 0 0 0 0 0 2.25 1.000																			
(9, 1)	1.0 S 4 1 1 1 1 0 0 0 0 0 1 6 6 9.00 1.000																			

Batter	1	2	3	4	5	6	7	8	9	AB	R	H	RBI	BB	SO	LOB	BOTTOM	
Lee Lacy, R OBP: 0.319, SLG: 0.326 (1, 4)	K		5-3		F9	L9		F3		5	0	0	0	0	1	4	Philadelphia Phillies @ Los Angeles Dodgers Dodger Stadium, Los Angeles, CA Sat Jul 22 1972, 7:05 PM PDT Att: 22,178 - Unknown	
Bill Buckner, L OBP: 0.341, SLG: 0.369 (1, 7)	CS 1B		3-1		E4 FC3-6		1B 3B			4	1	2	0	0	0	1		
Willie Davis, L OBP: 0.312, SLG: 0.433 (1, 8)	FC6-4 1-2 1B			HR 1B	FC3-6 1B 1-2		S 1B			4	1	3	1	0	0	1		
Frank Robinson, R OBP: 0.356, SLG: 0.438 (1, 9)	FC6-4 1-2			HR 1B			F8 1-2			4	1	2	2	0	0	2		
Wes Parker, S OBP: 0.361, SLG: 0.361 (1, 3)		6-3		WP SH1-4 5-3 1B	K		F6			4	1	1	0	0	1	3		
Bobby Valentine, R OBP: 0.325, SLG: 0.348 (1, 6)		5-3		SH1-4 1-2			L1			3	0	1	0	0	0	1		
Steve Garvey, R OBP: 0.321, SLG: 0.421 Maury Wills, S OBP: 0.182, SLG: 0.150 (1, 5)										3	0	1	0	1	1	1		
										0	0	0	0	0	0	0		
Dick Dietz, R OBP: 0.317, SLG: 0.220 (1, 2)				1-4-3 1B	5-3 1-2 2H		IBB		FC6-4 SH3-4 1-2	3	0	1	1	1	0	2		
Bill Singer, R OBP: 0.143, SLG: 0.147 Jim Brewer, L (9, 1)			1-4-3		4-3		F8		SH3-4	3	0	0	0	0	0	4		
										0	0	0	0	0	0	0		
Inning Stats	R: 0 E: 0 K: 1 S: 6	H: 2 LOB: 1 BB: 0 P: 6	R: 0 E: 0 K: 1 S: 5	H: 0 LOB: 0 BB: 0 P: 5	R: 0 E: 0 K: 0 S: 4	H: 1 LOB: 1 BB: 0 P: 4	R: 3 E: 0 K: 0 S: 6	H: 3 LOB: 1 BB: 1 P: 10	R: 0 E: 0 K: 0 S: 4	H: 1 LOB: 2 BB: 1 P: 8	R: 1 E: 0 K: 0 S: 5	H: 2 LOB: 1 BB: 0 P: 5	R: 0 E: 0 K: 0 S: 4	H: 1 LOB: 1 BB: 0 P: 4	1B: 8 2B: 1 3B: 1 HR: 1	SF: 0 SAC: 2 DP: 0 HBP: 0		WP: 1 PB: 0 SB: 1 CS: 1
PITCHER	IP WLS BF H R ER SO BB IBB HBP BLK WP HR S P ERA WHIP																	
Bill Champion, R ERA: 4.72 Woodie Fryman, L ERA: 4.53 Wayne Twitchell, R ERA: 5.03 (1, 1)	4.0 L 18 6 3 3 2 0 1 0 0 0 0 0 0 6.75 1.500																	
(5, 1)	3.0 15 4 1 1 1 0 1 0 0 0 0 0 16 20 3.00 1.333																	
(8, 1)	1.0 4 1 0 0 0 0 0 0 0 0 0 0 4 4 0.00 1.000																	

AB	34
R	3
H	8
RBI	3
BB	1
SO	2
LOB	10



Batter	1	2	3	4	5	6	7	8	9	AB	R	H	RBI	BB	SO	LOB	TOP								
Lee Lacy, R OBP: 0.301, SLG: 0.306 (1, 4)	F9		G3-6 1B		FC5		L8		4-3	5	0	1	0	0	0	3	Los Angeles Dodgers @ Houston Astros Astrodome, Houston, TX Thu Jul 27 1972, 4:33 AM EDT Att: 22,037 - Dome								
Bill Buckner, L OBP: 0.347, SLG: 0.371 (1, 7)	BB SF7 1B		G3-6 1-2f		4-3		E		4-3	4	2	2	1	1	0	3									
Willie Davis, L OBP: 0.316, SLG: 0.436 (1, 8)	BB 1-2 1B		4-3			SH3-4 PB	E8 1B		F9	5	2	3	1	0	0	1									
Frank Robinson, R OBP: 0.355, SLG: 0.430 (1, 9)	BB 1-2 2-3 BB			K		PB SH3-4 BB			5-3	3	0	1	1	2	1	1									
Wes Parker, S OBP: 0.363, SLG: 0.359 (1, 3)	SF7		G6-4-3 BB		SH3-4		4-3			1	0	0	1	1	0	1									
Bobby Valentine, R OBP: 0.319, SLG: 0.341 (1, 5)	3H F8		G6-4-3 1-2f		5-3				F9	4	0	0	0	0	0	4									
Duke Sims, L OBP: 0.287, SLG: 0.288 (1, 2)		K			FC5 BB BB	K			F8	3	0	0	0	1	2	1									
Bill Russell, R OBP: 0.300, SLG: 0.394 (1, 6)	F5				E BB 1-2		E3 SH5-4 1B		K	3	1	0	0	1	1	0									
Claude Osteen, L OBP: 0.294, SLG: 0.367 (1, 1)	5-3				K		SH5-4		HR	3	1	1	1	0	1	2									
Inning Stats	R: 1 E: 0 K: 0 S: 5	H: 2 LOB: 2 BB: 1 P: 9	R: 0 E: 0 K: 1 S: 5	H: 0 LOB: 0 BB: 0 P: 5	R: 0 E: 0 K: 0 S: 3	H: 1 LOB: 0 BB: 0 P: 3	R: 0 E: 0 K: 1 S: 4	H: 0 LOB: 0 BB: 1 P: 8	R: 0 E: 1 K: 1 S: 5	H: 0 LOB: 2 BB: 2 P: 13	R: 1 E: 0 K: 0 S: 6	H: 1 LOB: 1 BB: 1 P: 10	R: 3 E: 2 K: 0 S: 7	H: 3 LOB: 1 BB: 0 P: 7	R: 0 E: 0 K: 1 S: 5	H: 0 LOB: 0 BB: 0 P: 5	R: 1 E: 0 K: 0 S: 4	H: 1 LOB: 1 BB: 1 P: 8	1B: 6 2B: 1 3B: 0 HR: 1	SF: 1 SAC: 2 DP: 2 HBP: 0	WP: 0 PB: 1 SB: 3 CS: 0	PA: 40			
PITCHER	IP	WLS	BF	H	R	ER	SO	BB	IBB	HBP	BLK	WP	HR	S	P	ERA	WHIP								
Ken Forsch, R ERA: 4.03 (1, 1)	5.0		22	4	2	1	3	5	0	0	0	0	0	23	43	1.80	1.800								
Jim Ray, R ERA: 3.72 (6, 1)	1.2	L	8	2	3	0	1	0	0	0	0	0	0	10	10	0.00	1.200								
Tom Griffin, R ERA: 2.67 (7, 1)	1.1		5	1	0	0	1	0	0	0	0	0	0	7	7	0.00	0.750								
Jim York, R ERA: 4.91 (9, 1)	1.0		5	1	1	1	0	1	0	0	0	0	1	4	8	9.00	2.000								

AB	31
R	6
H	8
RBI	5
BB	6
SO	5
LOB	16



Batter	1	2	3	4	5	6	7	8	9	AB	R	H	RBI	BB	SO	LOB	BOTTOM								
Roger Metzger, S OBP: 0.278, SLG: 0.252 (1, 6)	WP 5-3 2B		K		F3			G6-4-3		4	1	1	0	0	1	3	Los Angeles Dodgers @ Houston Astros Astrodome, Houston, TX Thu Jul 27 1972, 4:33 AM EDT Att: 22,037 - Dome								
Cesar Cedeno, R OBP: 0.416, SLG: 0.585 (1, 8)	6-3					CS BB		HR		3	1	2	2	1	0	1									
Jimmy Wynn, R OBP: 0.373, SLG: 0.483 Jim York, R (9, 1)	5-3				F8		L6		F3	4	0	0	1	0	0	1									
Lee May, R OBP: 0.352, SLG: 0.524 (1, 3)	K				3-1 2B		K			4	0	1	0	0	2	0									
Bob Watson, R OBP: 0.371, SLG: 0.456 (1, 7)		F7			3-1		5-3		K	4	0	0	0	0	1	1									
Doug Rader, R OBP: 0.302, SLG: 0.435 (1, 5)		6-3			K		F9		L8	4	0	0	0	0	1	1									
Tommy Helms, R OBP: 0.274, SLG: 0.354 (1, 4)		F8								3	0	2	0	0	0	0									
Larry Howard, R OBP: 0.295, SLG: 0.321 (1, 2)			E6 SH1-4 1B				5-3			3	1	0	0	0	0	2									
Ken Forsch, R OBP: 0.143, SLG: 0.118 Jim Ray, R OBP: 0.083, SLG: 0.083 Tom Griffin, R OBP: 0.294, SLG: 0.588 Jesus Alou, R OBP: 0.354, SLG: 0.293 (8, PH) (9, 9)			SH1-4		FC6-2					1	0	0	0	0	0	1									
Inning Stats	R: 1 E: 0 K: 1 S: 6	H: 1 LOB: 0 BB: 0 P: 6	R: 0 E: 0 K: 0 S: 3	H: 0 LOB: 0 BB: 0 P: 3	R: 1 E: 1 K: 1 S: 6	H: 1 LOB: 1 BB: 0 P: 6	R: 0 E: 0 K: 1 S: 6	H: 1 LOB: 1 BB: 0 P: 6	R: 0 E: 0 K: 0 S: 4	H: 0 LOB: 0 BB: 1 P: 8	R: 0 E: 0 K: 0 S: 4	H: 1 LOB: 1 BB: 0 P: 4	R: 0 E: 0 K: 0 S: 4	H: 2 LOB: 0 BB: 0 P: 4	R: 0 E: 0 K: 1 S: 5	H: 0 LOB: 0 BB: 0 P: 5	1B: 2 2B: 3 3B: 1 HR: 1	SF: 0 SAC: 1 DP: 1 HBP: 0	WP: 1 PB: 0 SB: 0 CS: 1	PA: 33					
PITCHER	IP	WLS	BF	H	R	ER	SO	BB	IBB	HBP	BLK	WP	HR	S	P	ERA	WHIP								
Claude Osteen, L ERA: 2.28 (1, 1)	9.0	W	33	7	3	2	5	1	0	0	0	1	1	42	46	2.00	0.889								



Batter	1	2	3	4	5	6	7	8	9	AB	R	H	RBI	BB	SO	LOB	TOP			
Lee Lacy, R OBP: 0.306, SLG: 0.305 (1, 4)										3	0	1	0	1	0	2	Los Angeles Dodgers @ Houston Astros Astrodome, Houston, TX Sat Jul 29 1972, 4:33 AM EDT Att: 27,082 - Unknown			
Willie Davis, L OBP: 0.312, SLG: 0.429 (1, 8)										4	1	0	0	0	1	2				
Manny Mota, R OBP: 0.376, SLG: 0.478 (1, 7)										4	1	2	0	0	2	0				
Frank Robinson, R OBP: 0.356, SLG: 0.430 (1, 9)										3	0	1	1	1	0	1				
Wes Parker, S OBP: 0.363, SLG: 0.354 (1, 3)										3	0	1	1	1	0	3				
Bobby Valentine, R OBP: 0.313, SLG: 0.338 (1, 5)										4	0	0	0	0	2	3				
Chris Cannizzaro, R OBP: 0.353, SLG: 0.350 (7, PR)										3	0	1	0	0	0	0				
Billy Grabarkewitz, R OBP: 0.241, SLG: 0.224 (7, PR)										0	0	0	0	0	0	0				
Duke Sims, L OBP: 0.278, SLG: 0.278 (7, 2)										1	0	0	0	0	1	1				
Bill Russell, R OBP: 0.298, SLG: 0.389 (1, 6)										3	0	0	0	0	1	1				
Don Sutton, R OBP: 0.204, SLG: 0.173 (7, PH)										2	0	0	0	0	2	0				
Bill Buckner, L OBP: 0.348, SLG: 0.386 (7, 1)										1	0	0	0	0	2	0				
Pete Mikkelsen, R ERA: 2.52 (7, 1)										0	0	0	0	0	0	0				
Inning Stats	R: 0 E: 1 K: 1 S: 7	H: 2 LOB: 2 BB: 0 P: 7	R: 0 E: 0 K: 1 S: 5	H: 0 LOB: 0 BB: 0 P: 5	R: 0 E: 0 K: 1 S: 5	H: 0 LOB: 0 BB: 0 P: 5	R: 0 E: 0 K: 1 S: 4	H: 0 LOB: 0 BB: 1 P: 8	R: 0 E: 0 K: 0 S: 3	H: 0 LOB: 0 BB: 0 P: 3	R: 2 E: 0 K: 1 S: 8	H: 3 LOB: 2 BB: 1 P: 12	R: 0 E: 0 K: 0 S: 4	H: 1 LOB: 2 BB: 0 P: 4	R: 0 E: 0 K: 1 S: 5	H: 0 LOB: 0 BB: 1 P: 13	1B: 5 2B: 1 3B: 0 HR: 0	SF: 0 SAC: 1 DP: 0 HBP: 0	WP: 1 PB: 0 SB: 0 CS: 0	PA: 36
PITCHER	IP WLS BF H R ER SO BB IBB HBP BLK WP HR S P ERA WHIP																			
Jerry Reuss, L ERA: 3.87 (1, 1)	5.2 W 23 5 2 2 5 2 0 0 0 1 0 31 39 3.18 1.235																			
Tom Griffin, R ERA: 2.52 (6, 1)	3.1 S 12 1 0 0 4 1 0 0 0 0 0 19 23 0.00 0.600																			

AB	31
R	2
H	6
RBI	2
BB	3
SO	9
LOB	15



Batter	1	2	3	4	5	6	7	8	9	AB	R	H	RBI	BB	SO	LOB	BOTTOM	
Roger Metzger, S OBP: 0.274, SLG: 0.248 (1, 6)										5	1	0	0	0	1	0	Los Angeles Dodgers @ Houston Astros Astrodome, Houston, TX Sat Jul 29 1972, 4:33 AM EDT Att: 27,082 - Unknown	
Cesar Cedeno, R OBP: 0.410, SLG: 0.571 (1, 8)										4	2	1	0	0	1	1		
Jimmy Wynn, R OBP: 0.375, SLG: 0.479 (1, 9)										4	1	1	0	1	1	3		
Lee May, R OBP: 0.355, SLG: 0.532 (1, 3)										4	2	2	4	0	1	3		
Bob Watson, R OBP: 0.376, SLG: 0.465 (1, 7)										3	0	2	2	0	1	0		
Johnny Edwards, L OBP: 0.341, SLG: 0.382 (1, 2)										4	0	1	0	0	0	3		
Doug Rader, R OBP: 0.304, SLG: 0.433 (1, 5)										3	0	0	0	1	3	0		
Tommy Helms, R OBP: 0.280, SLG: 0.369 (1, 4)										4	0	2	0	0	0	3		
Jerry Reuss, L OBP: 0.196, SLG: 0.186 (1, 1)										2	0	0	0	0	1	2		
Tom Griffin, R OBP: 0.316, SLG: 0.632 (6, 1)										2	1	1	0	0	0	0		
Inning Stats	R: 2 E: 1 K: 1 S: 8	H: 2 LOB: 1 BB: 0 P: 8	R: 0 E: 0 K: 1 S: 5	H: 1 LOB: 0 BB: 0 P: 5	R: 1 E: 0 K: 2 S: 10	H: 3 LOB: 2 BB: 0 P: 10	R: 0 E: 0 K: 2 S: 7	H: 1 LOB: 0 BB: 0 P: 7	R: 0 E: 0 K: 1 S: 6	H: 0 LOB: 1 BB: 0 P: 6	R: 4 E: 1 K: 0 S: 7	H: 3 LOB: 3 BB: 2 P: 16	R: 0 E: 0 K: 0 S: 3	H: 0 LOB: 1 BB: 0 P: 4	1B: 6 2B: 1 3B: 2 HR: 1	SF: 0 SAC: 0 DP: 1 HBP: 2	WP: 1 PB: 0 SB: 4 CS: 1	PA: 39
PITCHER	IP WLS BF H R ER SO BB IBB HBP BLK WP HR S P ERA WHIP																	
Don Sutton, R ERA: 1.89 (1, 1)	6.0 L 25 7 3 1 9 0 0 0 0 0 1 43 43 1.50 1.167																	
Pete Mikkelsen, R ERA: 3.65 (7, 1)	2.0 14 3 4 0 0 2 0 2 0 0 0 1 10 20 0.00 2.500																	

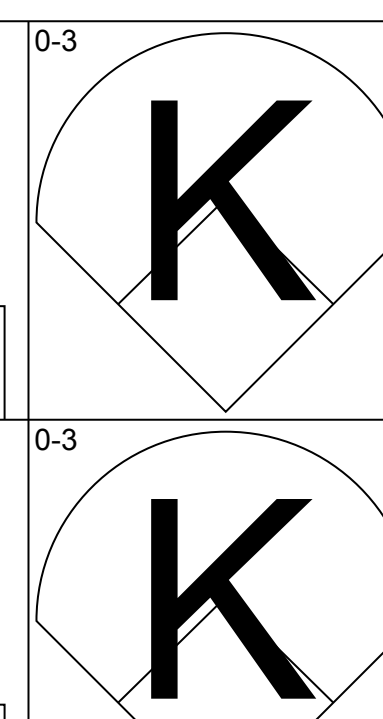
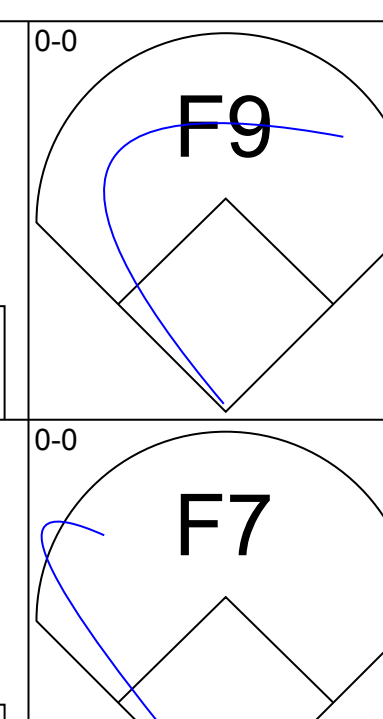
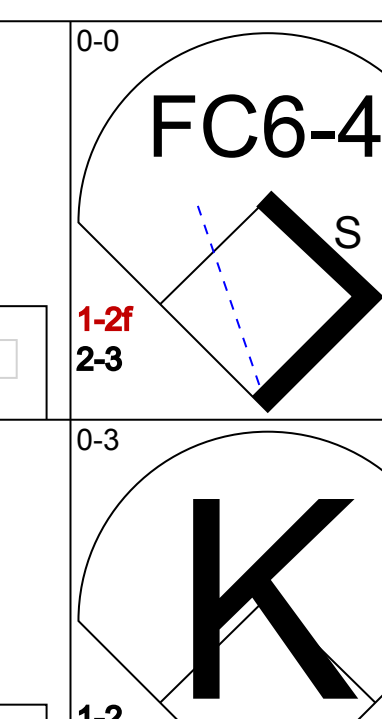
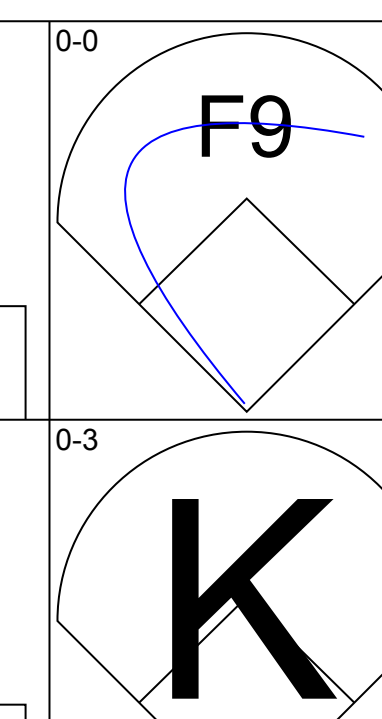
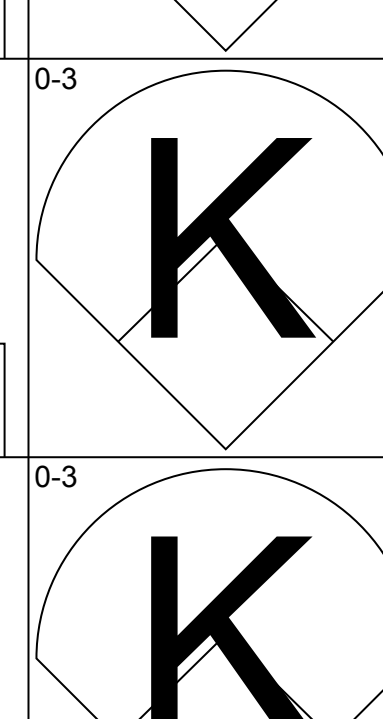
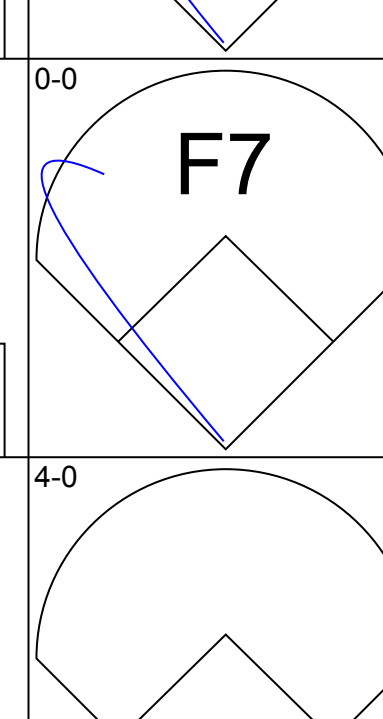
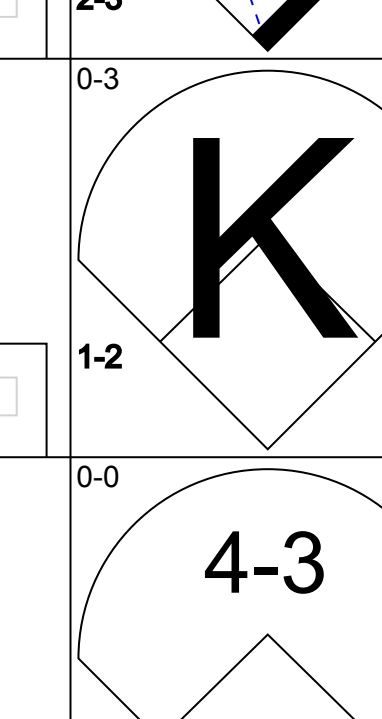
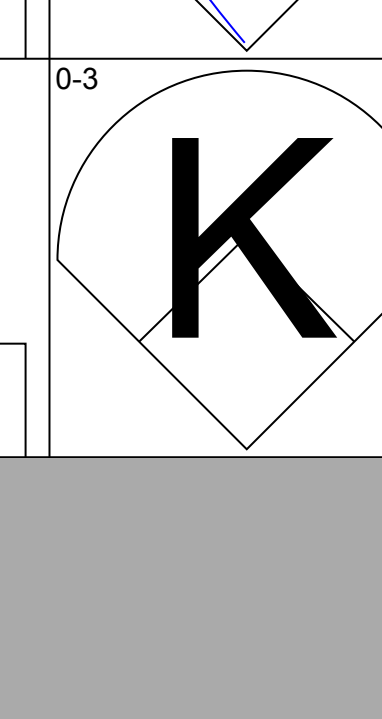
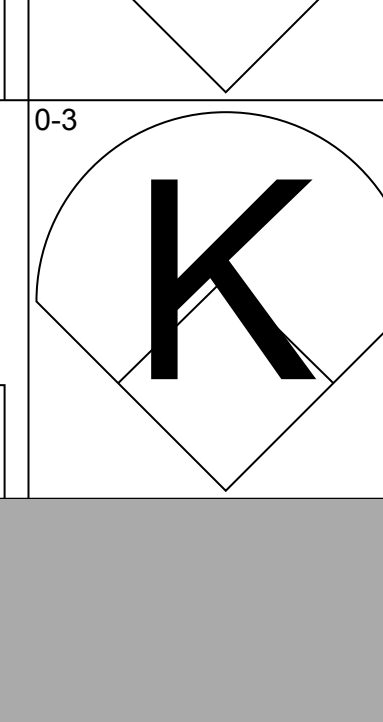
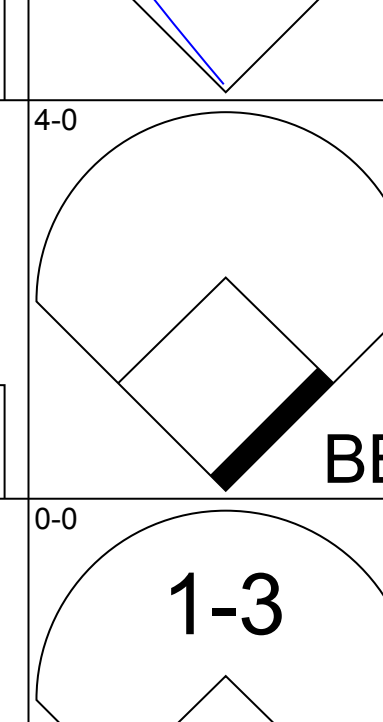
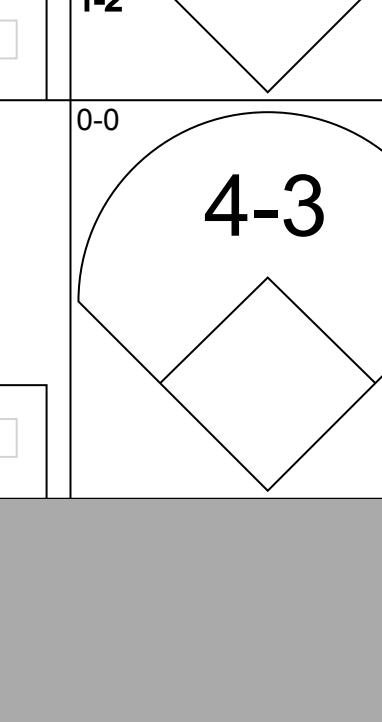
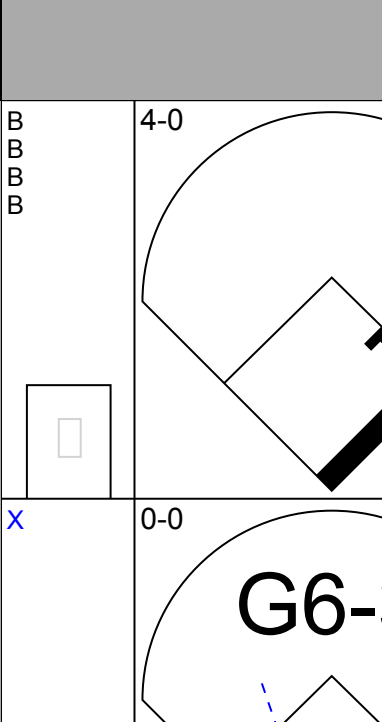
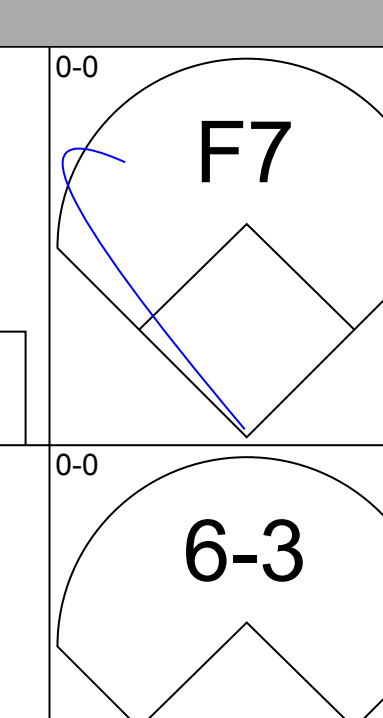
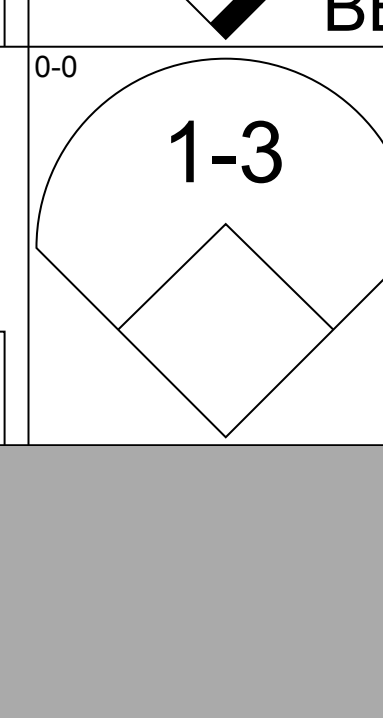
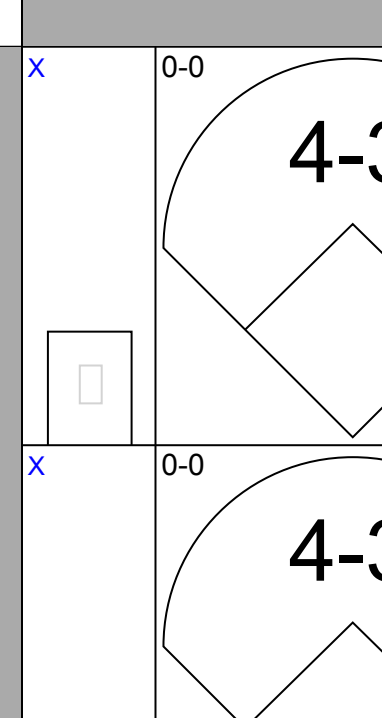
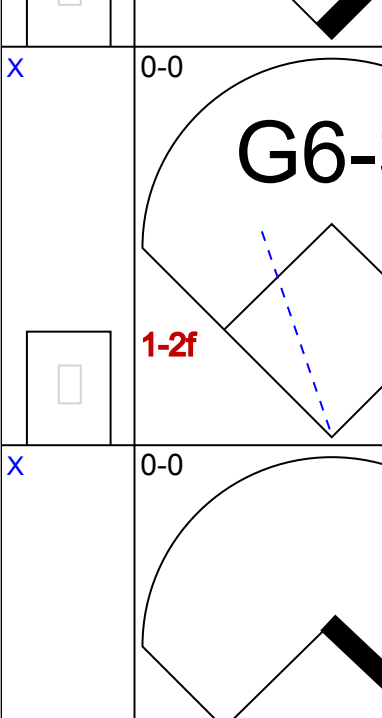
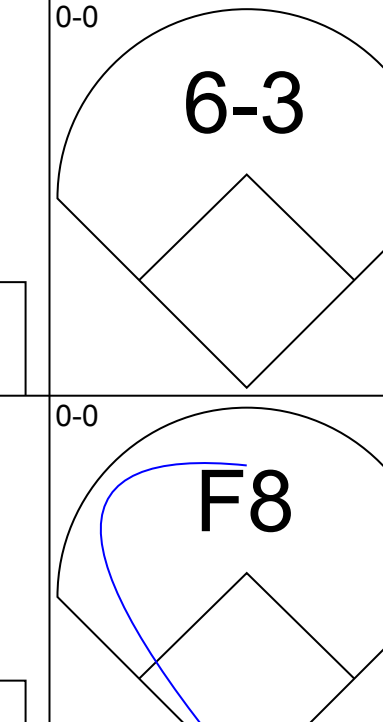
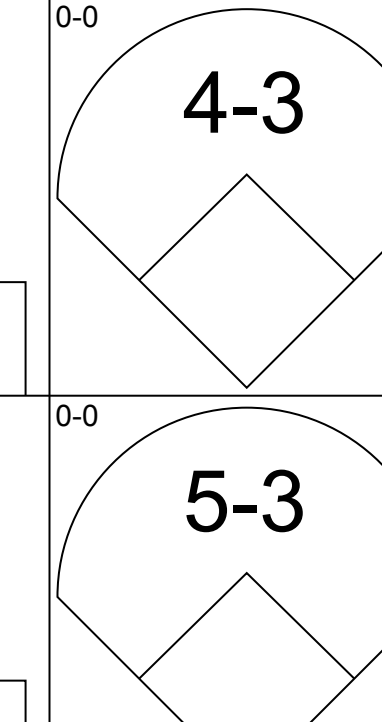
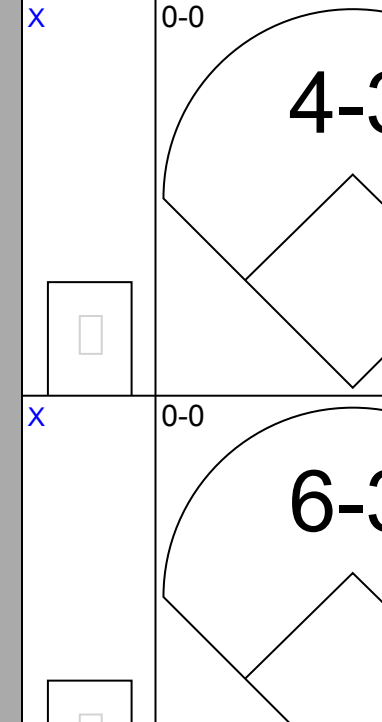
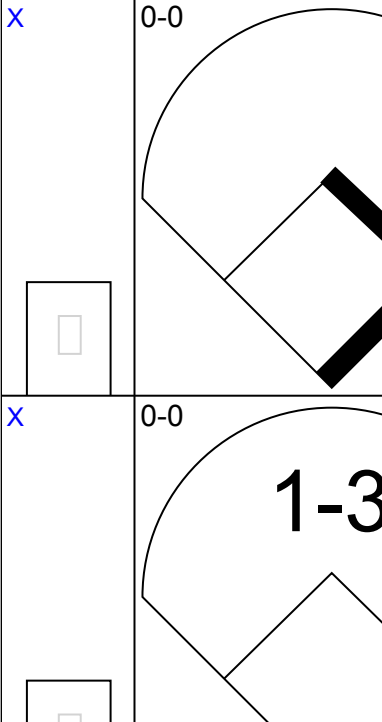
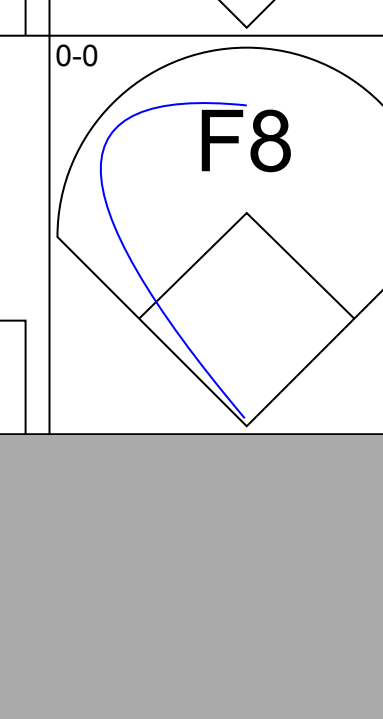
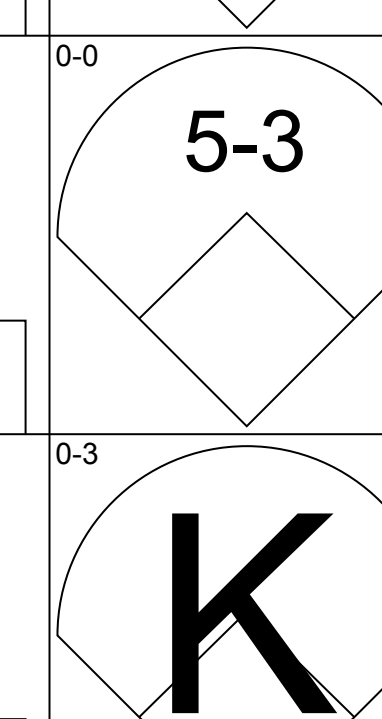
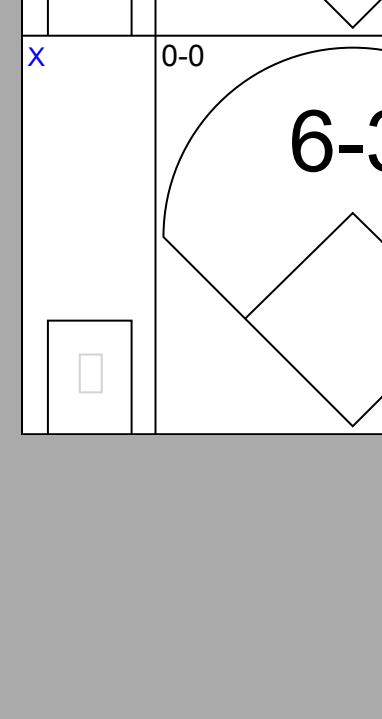
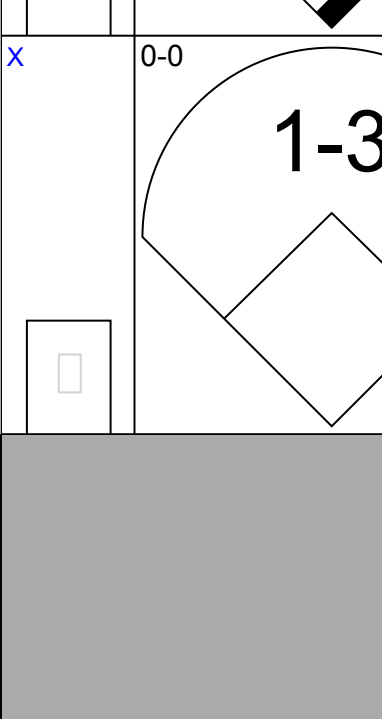
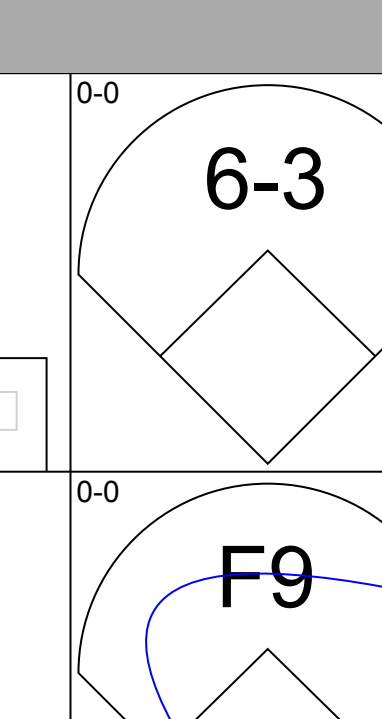
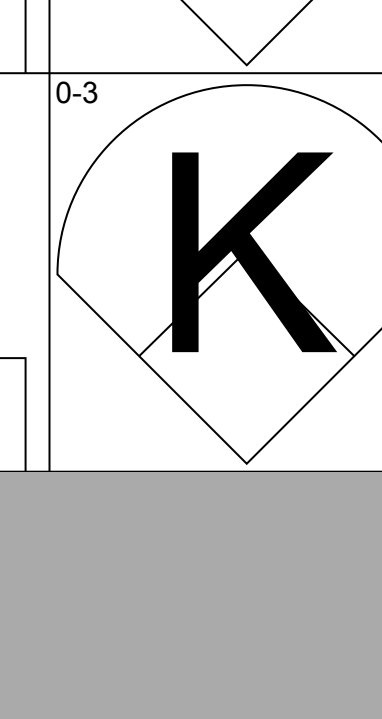
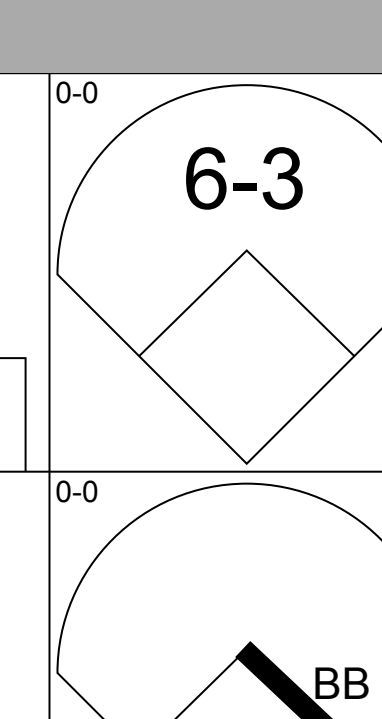
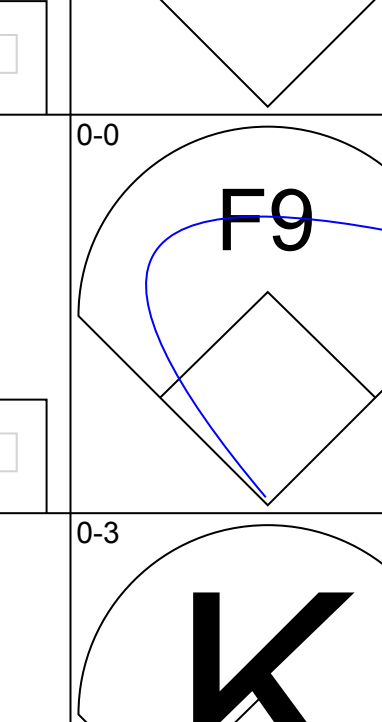
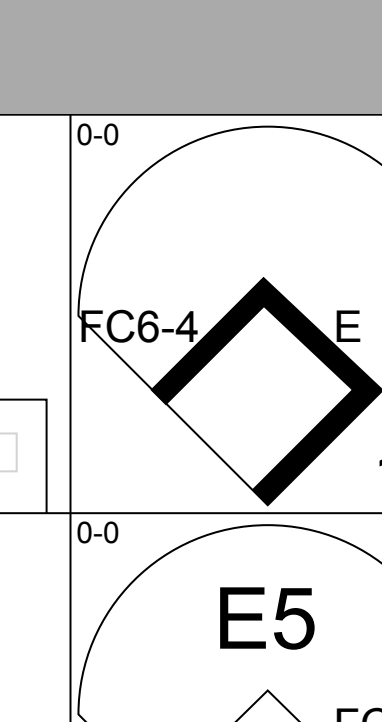
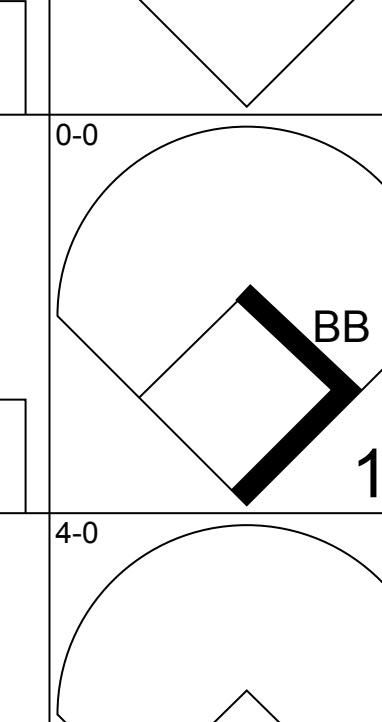
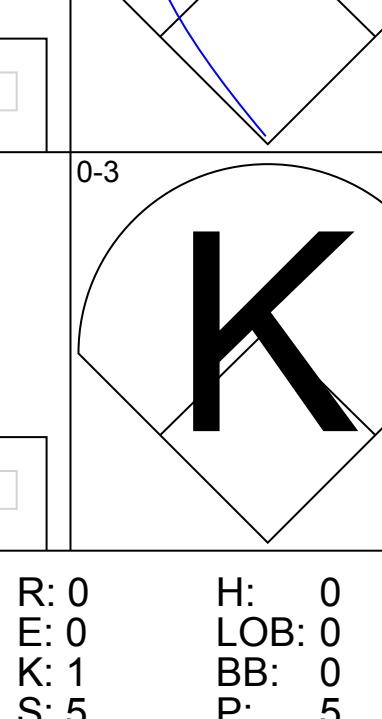
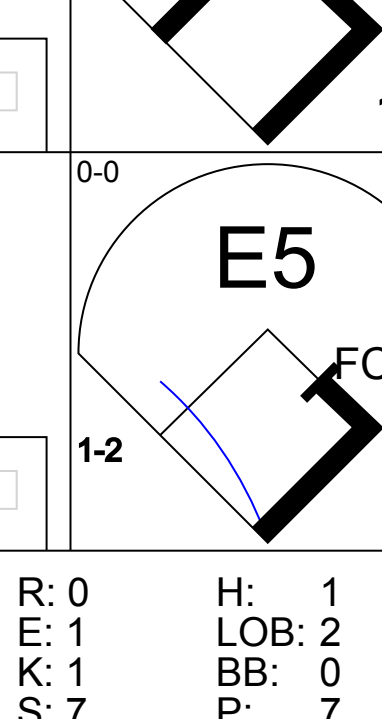
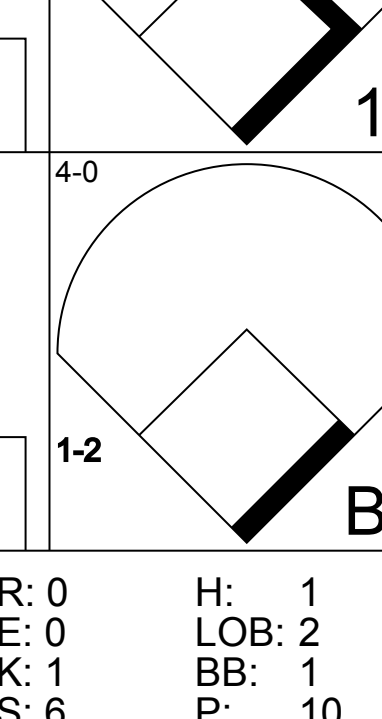
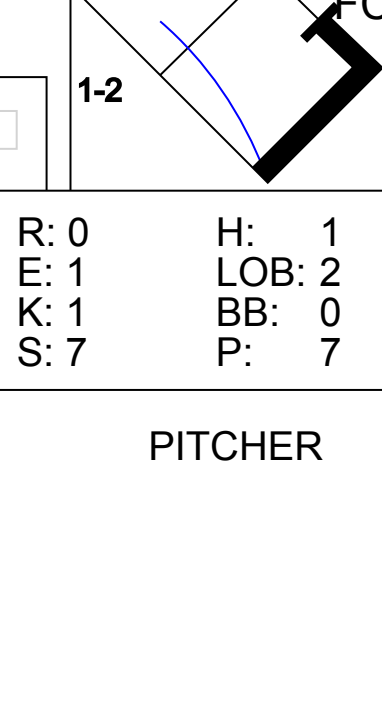


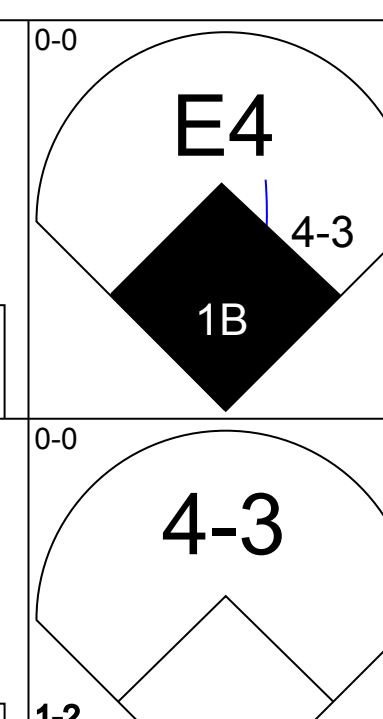
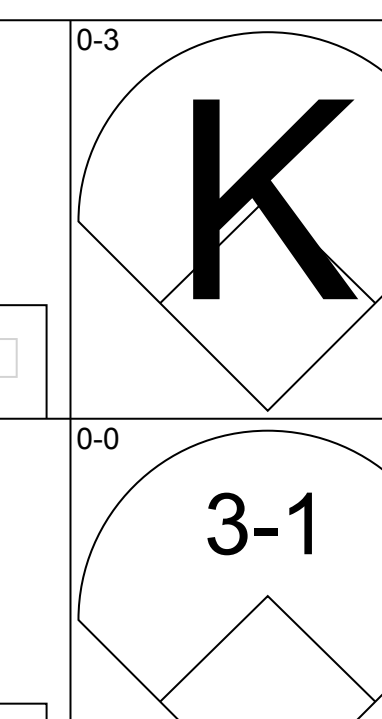
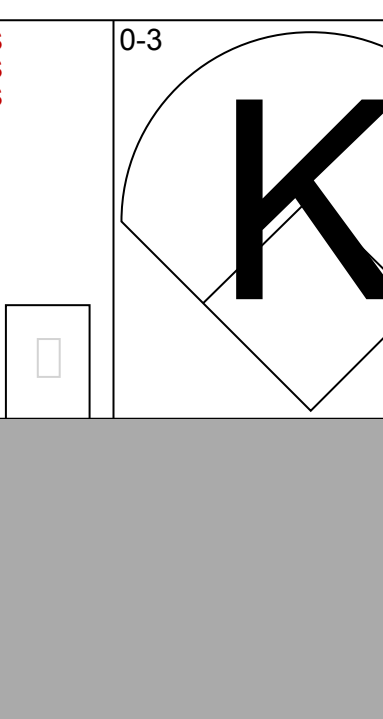
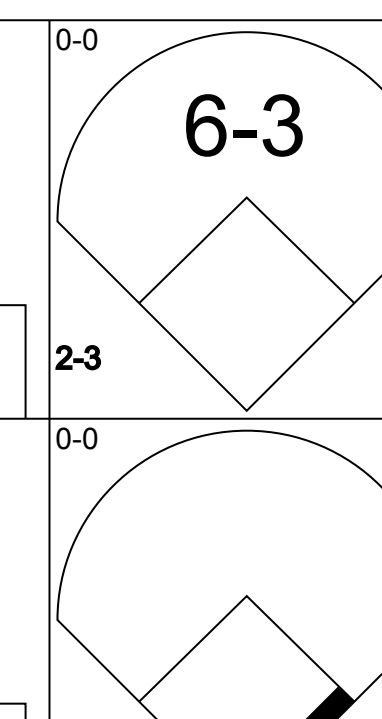
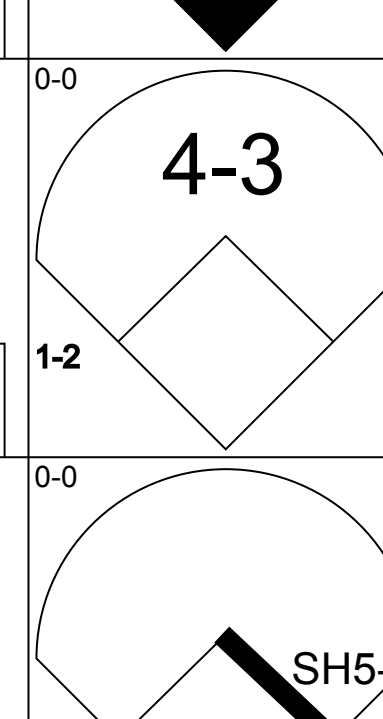
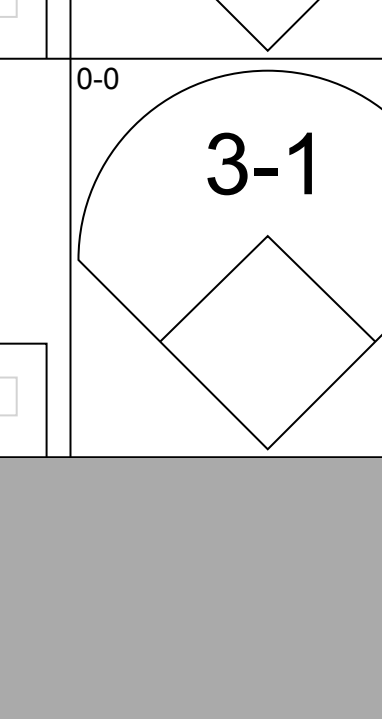
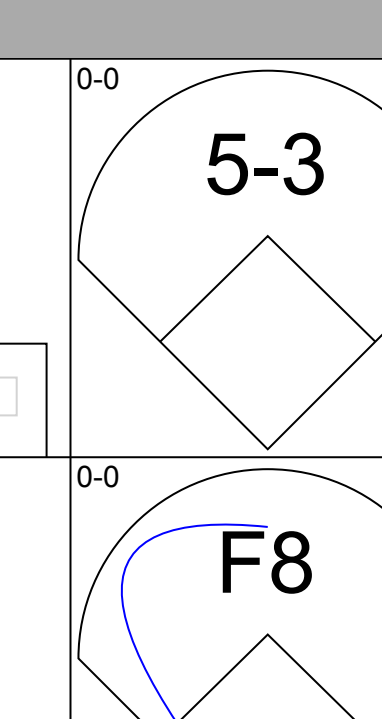
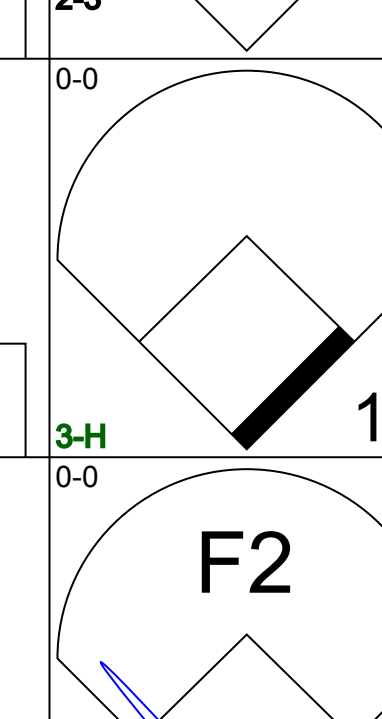
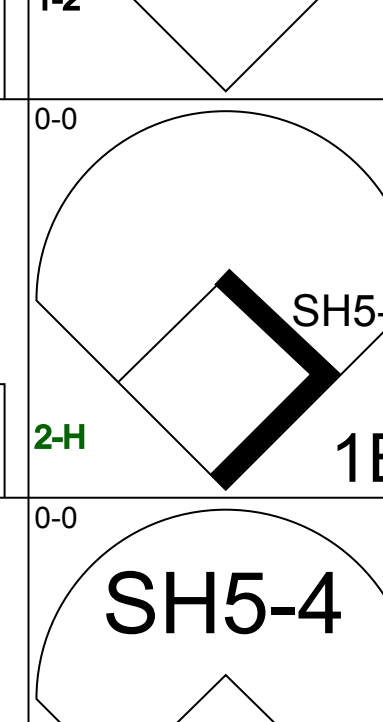
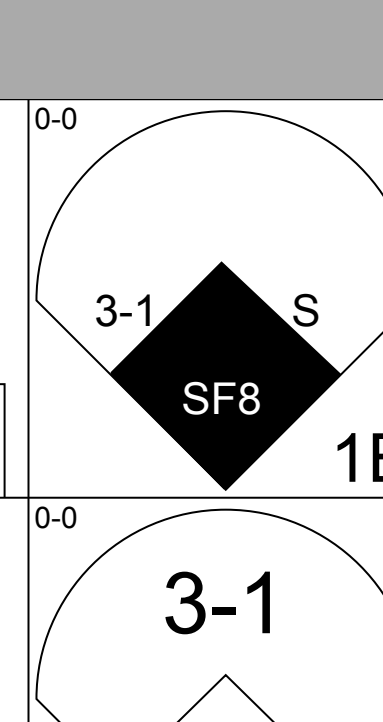
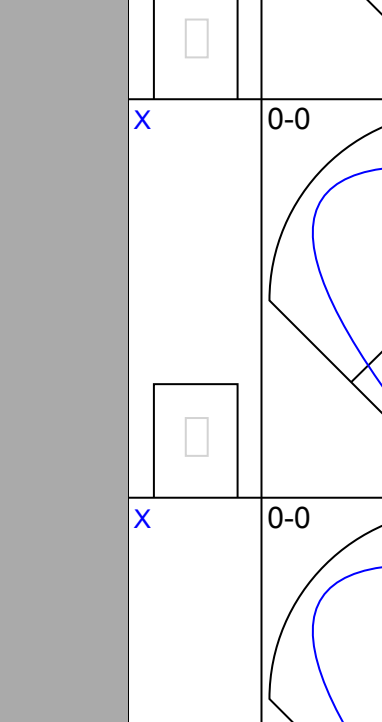
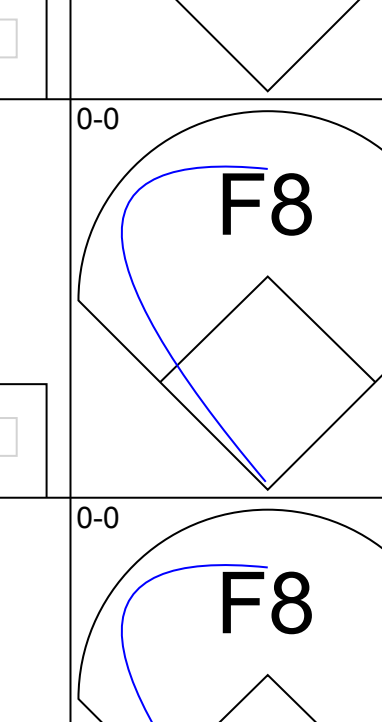
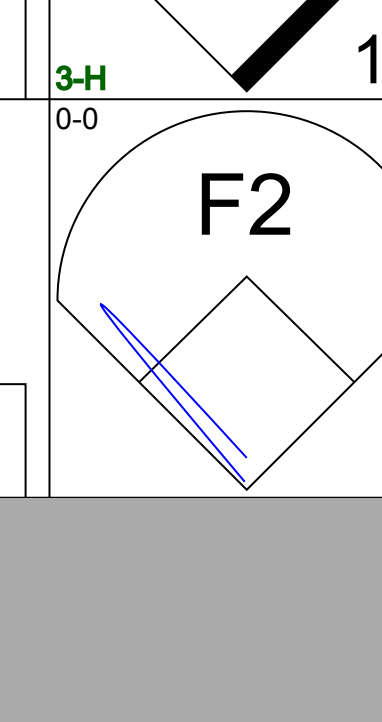
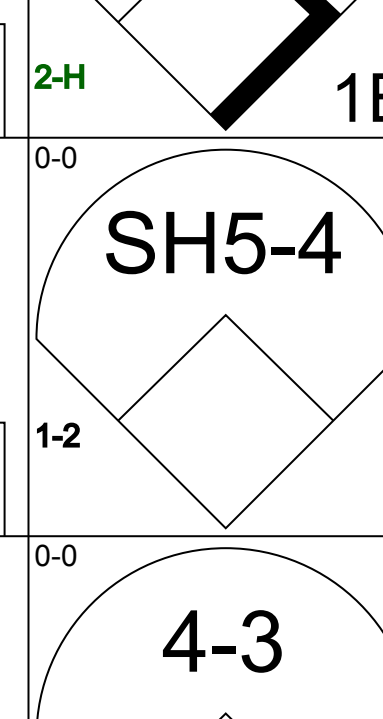
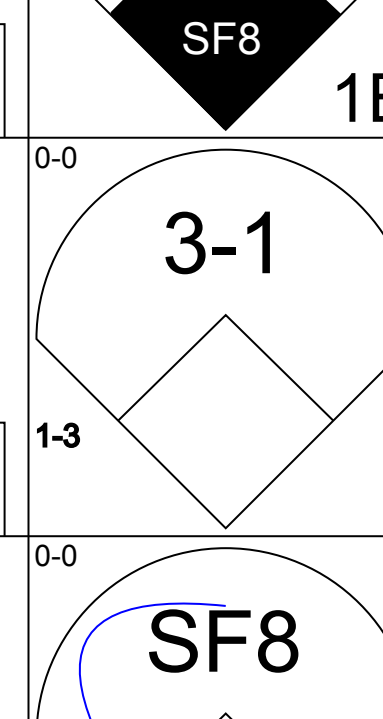
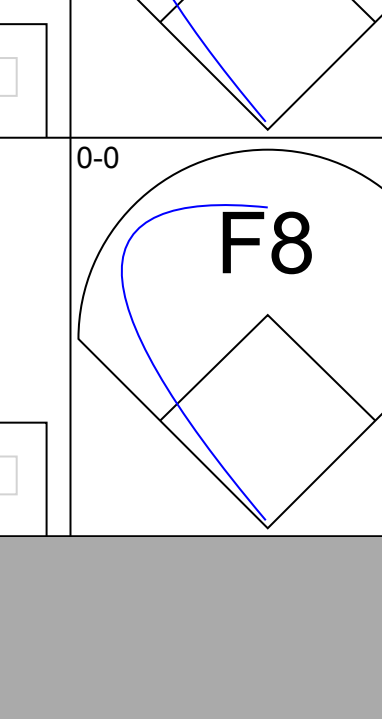
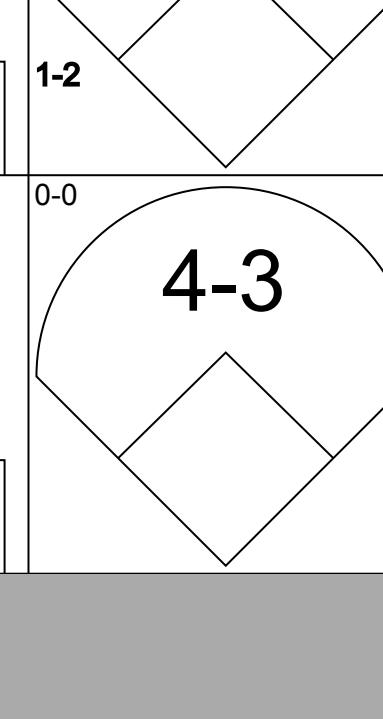
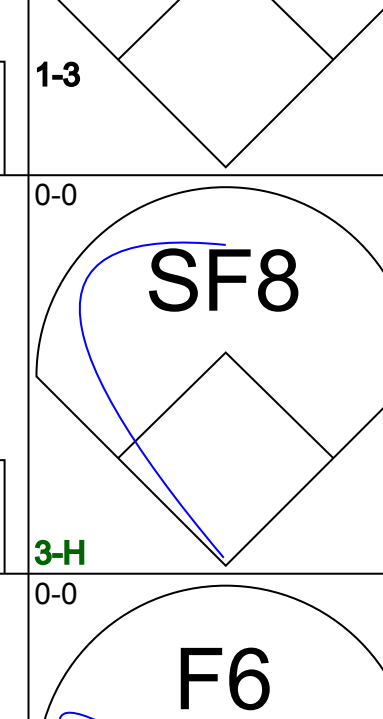
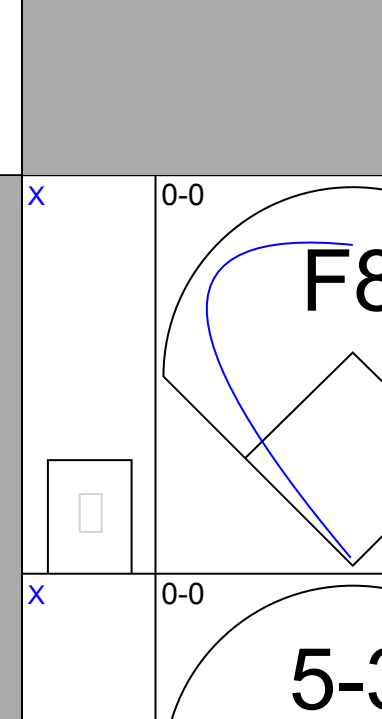
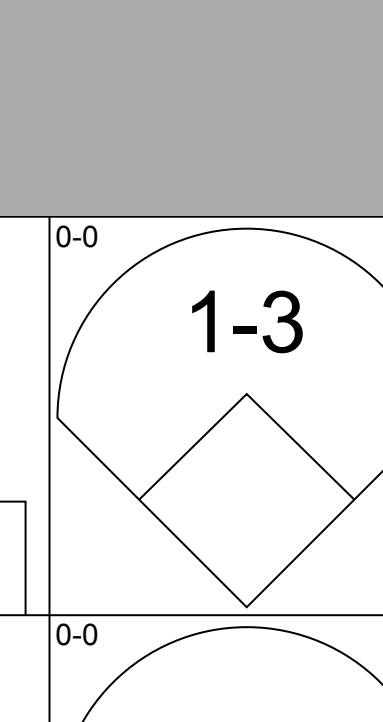
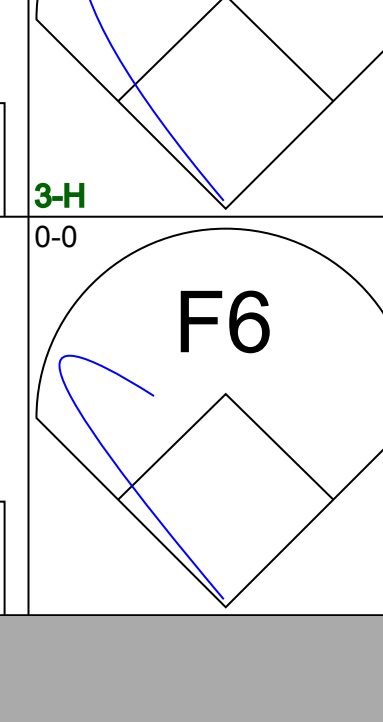
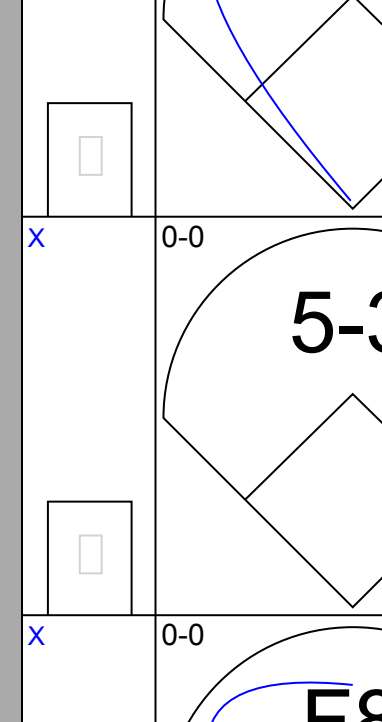
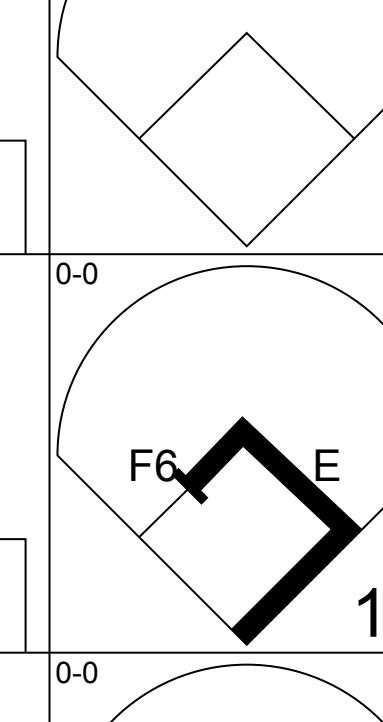
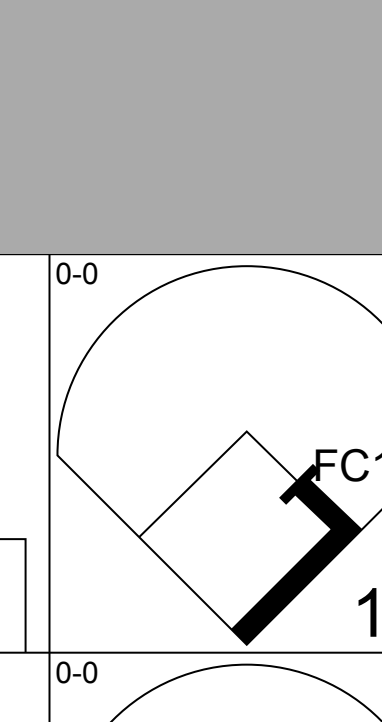
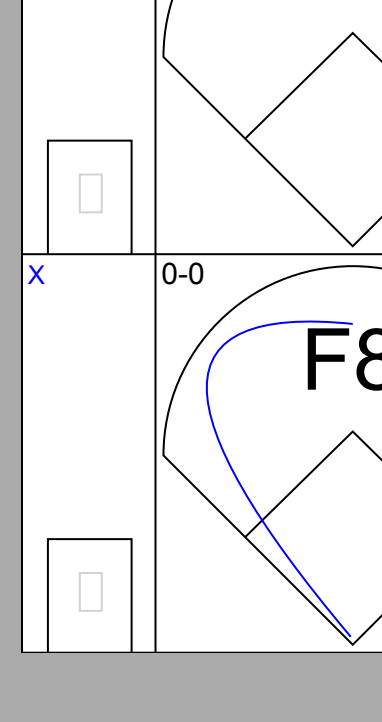
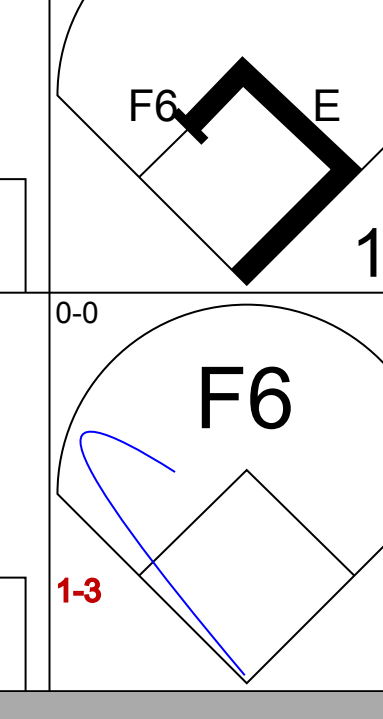
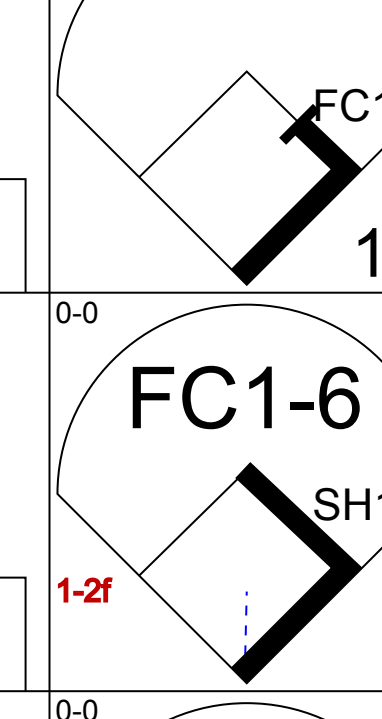
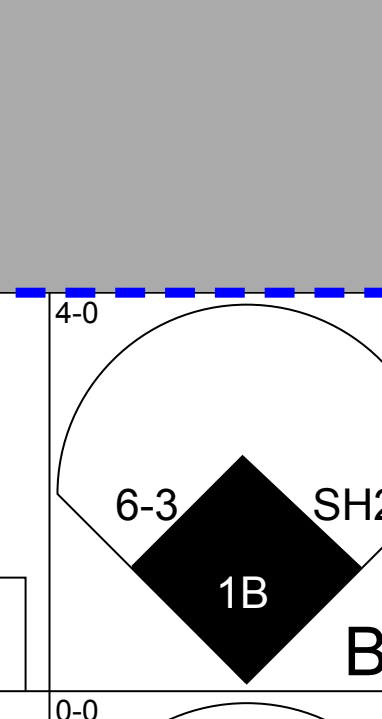
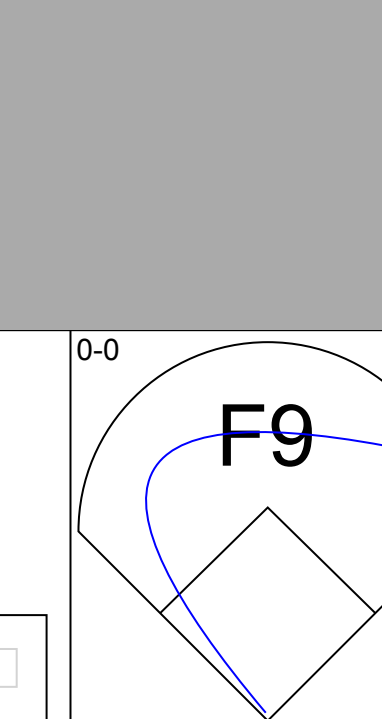
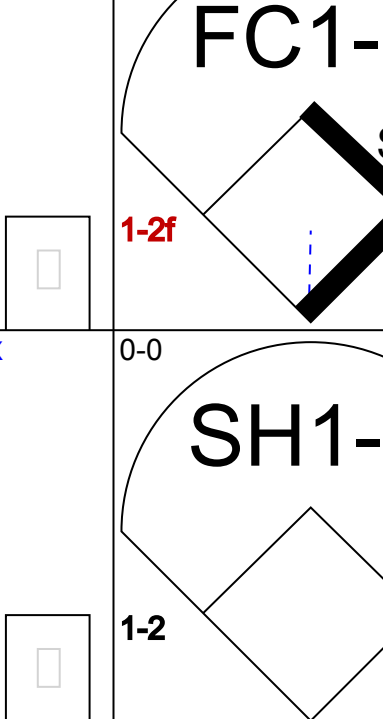
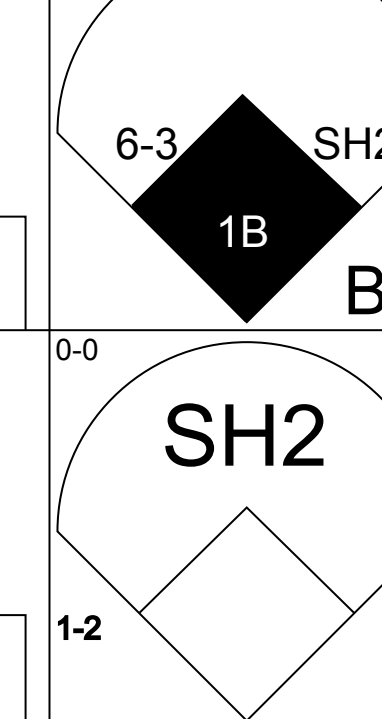
Batter	1	2	3	4	5	6	7	8	9	AB	R	H	RBI	BB	SO	LOB	TOP										
Lee Lacy, R OBP: 0.322, SLG: 0.351 (1, 4)										4	1	2	0	1	1	0	Los Angeles Dodgers @ Atlanta Braves Atlanta Stadium, Atlanta, GA Sun Jul 30 1972, 3:38 AM EDT Att: 20,486 - Unknown										
Willie Davis, L OBP: 0.311, SLG: 0.426 (1, 8)										5	1	1	0	0	0	3											
Manny Mota, R OBP: 0.383, SLG: 0.481 (1, 7)										4	0	1	2	1	1	3											
Frank Robinson, R OBP: 0.360, SLG: 0.445 (1, 9)										5	1	3	1	0	1	2											
Wes Parker, S OBP: 0.364, SLG: 0.355 (1, 3)										5	0	2	1	0	1	3											
Dick Dietz, R OBP: 0.329, SLG: 0.232 (1, 2)										3	0	1	0	1	1	1											
Bill Russell, R OBP: 0.296, SLG: 0.384 (1, 6)										4	0	1	0	0	1	3											
Maury Wills, S OBP: 0.176, SLG: 0.145 (8, PH)										3	0	0	0	0	0	4											
Steve Garvey, R OBP: 0.315, SLG: 0.412 (8, 5)										1	0	0	0	0	1	0											
Tommy John, R OBP: 0.116, SLG: 0.116 (7, 1)										3	1	2	0	0	0	3											
Chris Cannizzaro, R OBP: 0.347, SLG: 0.339 (7, 2)										0	0	0	0	0	0	0											
Inning Stats	R: 0 E: 0 K: 0 S: 3	H: 1 LOB: 0 BB: 0 P: 3	R: 1 E: 0 K: 1 S: 7	H: 2 LOB: 1 BB: 0 P: 7	R: 3 E: 0 K: 2 S: 11	H: 5 LOB: 2 BB: 1 P: 15	R: 0 E: 0 K: 0 S: 5	H: 2 LOB: 2 BB: 0 P: 5	R: 0 E: 0 K: 1 S: 5	H: 0 LOB: 0 BB: 0 P: 5	R: 0 E: 0 K: 1 S: 5	H: 0 LOB: 0 BB: 0 P: 5	R: 0 E: 0 K: 1 S: 5	H: 0 LOB: 0 BB: 0 P: 5	R: 0 E: 0 K: 1 S: 6	H: 1 LOB: 2 BB: 1 P: 10	1B: 10 2B: 3 3B: 0 HR: 1	SF: 0 SAC: 0 DP: 1 HBP: 0	WP: 0 PB: 0 SB: 1 CS: 0	PA: 41							
PITCHER	IP	WLS	BF	H	R	ER	SO	BB	IBB	HBP	BLK	WP	HR	S	P	ERA	WHIP										
George Stone, L ERA: 5.25 (1, 1)	4.1		24	11	4	4	3	2	0	0	0	0	1	28	36	8.31	3.000										
Pat Jarvis, R ERA: 3.71 (5, 1)	2.2	W	9	1	0	0	2	0	0	0	0	0	0	13	13	0.00	0.375										
Joe Hoerner, L ERA: 3.74 (8, 1)	2.0	S	8	1	0	0	2	1	0	0	0	0	0	11	15	0.00	1.000										

Batter	1	2	3	4	5	6	7	8	9	AB	R	H	RBI	BB	SO	LOB	BOTTOM										
Oscar Brown, R OBP: 0.219, SLG: 0.361 (1, 9)										5	1	1	0	0	2	2	Los Angeles Dodgers @ Atlanta Braves Atlanta Stadium, Atlanta, GA Sun Jul 30 1972, 3:38 AM EDT Att: 20,486 - Unknown										
Ralph Garr, L OBP: 0.367, SLG: 0.415 (1, 7)										4	1	2	3	0	0	0											
Hank Aaron, R OBP: 0.385, SLG: 0.481 (1, 3)										4	0	0	0	0	0	1											
Earl Williams, R OBP: 0.346, SLG: 0.473 (1, 2)										4	2	2	1	0	2	0											
Dusty Baker Jr., R OBP: 0.376, SLG: 0.452 (1, 8)										4	0	1	0	0	1	1											
Felix Milan, R OBP: 0.296, SLG: 0.319 (1, 4)										4	0	0	0	0	1	3											
Darrell Evans, L OBP: 0.376, SLG: 0.449 (1, 5)										4	0	1	1	0	0	3											
Marty Perez, R OBP: 0.266, SLG: 0.257 (1, 6)										4	0	1	0	0	0	4											
George Stone, L (1, 1)										2	0	0	0	0	2	2											
Pat Jarvis, R OBP: 0.168, SLG: 0.313 (5, 1)										0	0	0	0	0	0	0											
Larry Blanks, R OBP: 0.474, SLG: 0.500 (7, PH)										1	1	1	0	0	0	0											
Joe Hoerner, R (8, 1)										1	0	0	0	0	1	2											
Inning Stats	R: 0 E: 0 K: 0 S: 3	H: 0 LOB: 0 BB: 0 P: 3	R: 0 E: 2 K: 1 S: 7	H: 0 LOB: 2 BB: 0 P: 7	R: 0 E: 0 K: 2 S: 8	H: 1 LOB: 1 BB: 0 P: 8	R: 1 E: 1 K: 1 S: 8	H: 2 LOB: 2 BB: 0 P: 8	R: 0 E: 0 K: 0 S: 3	H: 0 LOB: 0 BB: 0 P: 3	R: 1 E: 0 K: 0 S: 5	H: 2 LOB: 1 BB: 0 P: 5	R: 3 E: 0 K: 2 S: 10	H: 3 LOB: 0 BB: 0 P: 10	R: 0 E: 1 K: 3 S: 11	H: 1 LOB: 2 BB: 0 P: 11	1B: 6 2B: 1 3B: 0 HR: 2	SF: 0 SAC: 0 DP: 0 HBP: 0	WP: 1 PB: 0 SB: 0 CS: 0	PA: 37							
PITCHER	IP	WLS	BF	H	R	ER	SO	BB	IBB	HBP	BLK	WP	HR	S	P	ERA	WHIP										
Tommy John, L ERA: 2.93 (7, 1)	6.0		28	7	4	4	4	0	0	0	0	0	1	36	36	6.00	1.167										
Jim Brewer, L ERA: 1.3 (7, 1)	2.0	L	9	2	1	1	5	0	0	0	0	0	1	19	19	4.50	1.000										

Batter	1	2	3	4	5	6	7	8	9	AB	R	H	RBI	BB	SO	LOB	TOP									
Bobby Bonds, R OBP: 0.339, SLG: 0.493	0-0 1B	0-0 5-3			0-0 G5-4-3	0-0 HR	0-0 F8		0-0 2B	6	2	4	3	0	0	2	San Francisco Giants @ Los Angeles Dodgers Dodger Stadium, Los Angeles, CA Wed Aug 02 1972, 7:05 PM PDT Att: 24,193 - Unknown									
Gary Maddox, R OBP: 0.295, SLG: 0.444	0-0 F5		0-3 K		0-0 G5-4-3	0-0 1B		0-3 K	0-0 4-3	6	1	1	0	0	2	3										
Chris Speier, R OBP: 0.349, SLG: 0.418	0-0 1-3		0-3 K		0-0 2B	0-0 1B		0-3 K		4	1	1	0	0	2	1										
Willie McCovey, L OBP: 0.306, SLG: 0.376	0-0 2B		0-0 3-1		0-0 F5	0-0 1B		4-0 FC6-4		4	1	2	2	1	0	1										
Frank Reberger, L OBP: 0.154, SLG: 0.154										0	0	0	0	0	0	0										
Jim Barr, R OBP: 0.136, SLG: 0.182	0-0 2B				0-0 F5	0-0 1B		0-0 BB		0	0	0	0	0	0	0										
Tito Fuentes, S OBP: 0.299, SLG: 0.388	0-0 2B				0-0 6-3		0-0 F8		0-0 FC6-4	5	0	2	2	0	0	1										
Dave Radler, L OBP: 0.307, SLG: 0.345	0-0 6-3				0-0 4-3		0-0 F8		0-0 G5-4-3	5	1	2	0	0	0	3										
Al Gallagher, R OBP: 0.333, SLG: 0.289		0-0 4-3		4-0 BB	0-0 5-3	0-3 K		0-0 G5-4-3		4	0	0	0	1	1	2										
Ken Henderson, S OBP: 0.275, SLG: 0.325			0-0 K		0-0 K		0-0 E6		0-0 HR	5	2	3	1	0	1	1										
Steve Stone, R OBP: 0.138, SLG: 0.107		0-3 K			0-0 G5-4-3	0-0 HR		0-0 SH1-4		1	0	0	0	0	1	1										
Chris Mendenhall, R OBP: 0.292, SLG: 0.336										1	1	1	0	0	0	0										
Don McMahon, R OBP: 0.292, SLG: 0.250										0	0	0	0	0	0	0										
Jim Howarth, R OBP: 0.229, SLG: 0.350										0	1	0	0	1	0	0										
Randy Moffitt, R OBP: 0.161, SLG: 0.161										0	0	0	0	0	0	0										
Jerry Johnson, R OBP: 0.244, SLG: 0.427										0	0	0	0	0	0	0										
Ed Goodson, L OBP: 0.244, SLG: 0.427										1	1	2	0	0	0	0										
Inning Stats	R: 2 E: 0 K: 0 S: 6	H: 3 LOB: 1 BB: 0 P: 6	R: 0 E: 0 K: 1 S: 6	H: 1 LOB: 1 BB: 0 P: 6	R: 0 E: 0 K: 2 S: 7	H: 0 LOB: 0 BB: 0 P: 7	R: 0 E: 0 K: 1 S: 5	H: 0 LOB: 1 BB: 1 P: 9	R: 1 E: 0 K: 0 S: 5	H: 3 LOB: 1 BB: 0 P: 5	R: 6 E: 0 K: 0 S: 9	H: 6 LOB: 2 BB: 1 P: 14	R: 0 E: 1 K: 1 S: 6	H: 0 LOB: 1 BB: 0 P: 6	R: 0 E: 0 K: 2 S: 7	H: 0 LOB: 1 BB: 0 P: 11	R: 2 E: 0 K: 0 S: 6	H: 4 LOB: 1 BB: 0 P: 6	1B: 9 2B: 6 3B: 0 HR: 2	SF: 0 SAC: 1 DP: 2 HBP: 1	WP: 0 PB: 0 SB: 1 CS: 0	PA: 47				
PITCHER	IP	WLS	BF	H	R	ER	SO	BB	IBB	HBP	BLK	WP	HR	S	P	ERA	WHIP									
Don Sutton, R ERA: 2.25	(1, 1)	5.2	29	11	8	8	4	2	0	0	0	0	1	35	43	12.71	2.294									
Pete Mikkelsen, R ERA: 4.02	(6, 1)	3.1	W	18	6	3	3	3	1	0	1	0	0	1	22	27	8.10	2.100								

Batter	1	2	3	4	5	6	7	8	9	AB	R	H	RBI	BB	SO	LOB	BOTTOM								
Lee Lacy, R OBP: 0.336, SLG: 0.373	4-0 HR		0-0 6-3	0-0 E4		0-0 E		0-0 SH1-4		3	3	2	3	1	0	0	San Francisco Giants @ Los Angeles Dodgers Dodger Stadium, Los Angeles, CA Wed Aug 02 1972, 7:05 PM PDT Att: 24,193 - Unknown								
Manny Mota, R OBP: 0.382, SLG: 0.481	0-0 4-3		0-0 F4	0-0 F7		0-0 E3		0-0 4-3		5	0	0	0	0	0	5									
Willie Davis, L OBP: 0.313, SLG: 0.430	0-0 HR		0-0 4-3		0-0 F6	0-0 1B		0-0 1B		5	1	3	5	0	0	0									
Bill Buckner, L OBP: 0.358, SLG: 0.410	0-0 6-3			0-0 F6	0-0 2B	0-0 G6-4-3		0-0 6-3		5	0	1	0	0	0	3									
Wes Parker, S OBP: 0.368, SLG: 0.367				0-0 HR	0-3 K		0-0 F8		0-0 6-3	5	1	2	1	0	1	1									
Bobby Valentine, R OBP: 0.308, SLG: 0.328	0-3 K			4-0 BB	0-0 F3		0-3 K		0-0 F7	2	1	0	0	1	1	2									
Pete Mikkelsen, R ERA: 4.02				0-0 BB						1	0	0	0	0	1	0									
Willie Crawford, L OBP: 0.291, SLG: 0.392				0-0 BB						1	0	0	0	0	0	0									
Bill Russell, R OBP: 0.315, SLG: 0.420		0-0 CS		4-0 BB		0-0 1B		0-0 WP		4	3	4	1	1	0	0									
Steve Yeager, R OBP: 0.500, SLG: 0.333		0-3 K		4-0 E		0-0 1B		0-0 1-6-3		3	2	1	1	1	1	2									
Don Sutton, R ERA: 2.95	(1, 1)	4.0	20	5	7	6	3	4	0	0	0	0	0	0	0	0									
Don McMahon, R ERA: 2.74	(5, 1)	1.0	4	1	0	0	1	0	0	0	0	0	0	0	0	0									
Randy Moffitt, R ERA: 3.27	(6, 1)	0.1	6	4	3	3	1	0	0	0	0	0	0	0	0	0									
Jerry Johnson, R ERA: 5.19	(6, 1)	1.2	5	1	0	0	1	0	0	0	0	0	0	0	0	0									
Jim Barr, R ERA: 3.06	(8, 1)	1.2	L	8	2	2	2	0	1	0	0	0	0	0	0	0									
Inning Stats	R: 2 E: 0 K: 1 S: 7	H: 2 LOB: 1 BB: 1 P: 11	R: 0 E: 0 K: 2 S: 7	H: 1 LOB: 0 BB: 0 P: 7	R: 0 E: 0 K: 0 S: 3	H: 0 LOB: 0 BB: 0 P: 3	R: 5 E: 1 K: 0 S: 5	H: 2 LOB: 0 BB: 3 P: 17	R: 0 E: 0 K: 1 S: 6	H: 1 LOB: 1 BB: 0 P: 6	R: 3 E: 1 K: 1 S: 9	H: 4 LOB: 1 BB: 0 P: 9	R: 0 E: 0 K: 1 S: 6	H: 1 LOB: 1 BB: 0 P: 6	R: 1 E: 0 K: 0 S: 4	H: 1 LOB: 1 BB: 1 P: 8	R: 1 E: 0 K: 0 S: 3	H: 1 LOB: 0 BB: 0 P: 3	1B: 7 2B: 2 3B: 2 HR: 3	SF: 0 SAC: 1 DP: 2 HBP: 0	WP: 1 PB: 0 SB: 0 CS: 1	PA: 43			
PITCHER	IP	WLS	BF	H	R	ER	SO	BB	IBB	HBP	BLK	WP	HR	S	P	ERA	WHIP								
Steve Stone, R ERA: 2.95	(1, 1)	4.0	20	5	7	6	3	4	0	0	0	0	0	0	0	0									
Don McMahon, R ERA: 2.74	(5, 1)	1.0	4	1	0	0	1	0	0	0	0	0	0	0	0	0									
Randy Moffitt, R ERA: 3.27	(6, 1)	0.1	6	4	3	3	1	0	0	0	0	0	0	0	0	0									
Jerry Johnson, R ERA: 5.19	(6, 1)	1.2	5	1	0	0	1	0	0	0	0	0	0	0	0	0									
Jim Barr, R ERA: 3.06	(8, 1)	1.2	L	8	2	2	2	0	1	0	0	0	0	0	0	0									

Batter	1	2	3	4	5	6	7	8	9	AB	R	H	RBI	BB	SO	LOB	TOP		
Bobby Bonds, R OBP: 0.336, SLG: 0.488 (1, 9)										4	0	0	0	0	1	4	San Francisco Giants @ Los Angeles Dodgers Dodger Stadium, Los Angeles, CA Thu Aug 03 1972, 7:05 PM PDT Att: 25,070 - Unknown		
Gary Maddox, R OBP: 0.292, SLG: 0.438 (1, 8)										4	0	0	0	0	3	4			
Chris Speier, R OBP: 0.351, SLG: 0.416 (1, 6)										2	0	0	0	2	1	2			
Ed Goodson, L OBP: 0.315, SLG: 0.415 (1, 3)										4	0	0	0	0	0	2			
Tito Fuentes, S OBP: 0.299, SLG: 0.389 (1, 4)										4	0	1	0	0	0	0			
Ken Henderson, S OBP: 0.271, SLG: 0.320 (1, 7)										4	0	0	0	0	0	1			
Al Gallagher, R OBP: 0.329, SLG: 0.285 (1, 5)										3	0	0	0	0	1	0			
Dave Rader, L OBP: 0.311, SLG: 0.348 (1, 2)										3	0	2	0	0	0	0			
Frank Reberger, L OBP: 0.133, SLG: 0.133 (1, 1)										2	0	0	0	0	1	1			
Dave Kingman, R OBP: 0.300, SLG: 0.473 (8, PH)										0	0	0	0	1	0	0			
Damaso Blanco, R OBP: 0.333, SLG: 0.333 (8, PR)										0	0	0	0	0	0	0			
Don McMahon, R OBP: 0.250, SLG: 0.250 (8, 1)										0	0	0	0	0	0	0			
Inning Stats	R: 0 E: 0 K: 3 S: 9	H: 0 LOB: 0 BB: 0 P: 9	R: 0 E: 0 K: 0 S: 3	H: 0 LOB: 0 BB: 0 P: 3	R: 0 E: 0 K: 1 S: 5	H: 0 LOB: 1 BB: 1 P: 5	R: 0 E: 0 K: 0 S: 3	H: 0 LOB: 0 BB: 1 P: 7	R: 0 E: 0 K: 1 S: 5	H: 1 LOB: 2 BB: 0 P: 5	R: 0 E: 0 K: 0 S: 3	H: 0 LOB: 0 BB: 0 P: 3	R: 0 E: 0 K: 1 S: 6	H: 1 LOB: 2 BB: 1 P: 10	R: 0 E: 0 K: 0 S: 3	H: 1 LOB: 1 BB: 1 P: 7	1B: 2 2B: 1 3B: 0 HR: 0	SF: 0 SAC: 0 DP: 1 HBP: 0	WP: 0 PA: 33 PB: 0 SB: 1 CS: 0
PITCHER Tommy John, L ERA: 2.72 (1, 1)	IP: 9.0 WLS: W BF: 33 H: 3 R: 0 ER: 0 SO: 7 BB: 3 IBB: 0 HBP: 0 BLK: 0 WP: 0 HR: 0 S: 44 P: 56 ERA: 0.00 WHIP: 0.667															PITCHER			

Batter	1	2	3	4	5	6	7	8	9	AB	R	H	RBI	BB	SO	LOB	BOTTOM		
Lee Lacy, R OBP: 0.326, SLG: 0.362 (1, 4)										4	1	0	0	0	2	2	San Francisco Giants @ Los Angeles Dodgers Dodger Stadium, Los Angeles, CA Thu Aug 03 1972, 7:05 PM PDT Att: 25,070 - Unknown		
Manny Mota, R OBP: 0.380, SLG: 0.478 (1, 7)										4	0	1	1	0	0	1			
Willie Davis, L OBP: 0.315, SLG: 0.431 (1, 8)										4	1	2	1	0	0	1			
Bill Buckner, L OBP: 0.355, SLG: 0.407 (1, 9)										2	0	0	0	0	0	1			
Wes Parker, S OBP: 0.365, SLG: 0.364 (1, 3)										2	0	0	1	0	0	1			
Bobby Valentine, R OBP: 0.304, SLG: 0.324 (1, 5)										3	0	0	0	0	0	0			
Bill Russell, R OBP: 0.320, SLG: 0.424 (1, 6)										3	0	2	0	0	0	0			
Steve Yeager, R OBP: 0.429, SLG: 0.200 (1, 2)										2	1	0	0	1	0	2			
Tommy John, R OBP: 0.114, SLG: 0.114 (1, 1)										1	0	0	0	0	0	0			
Inning Stats	R: 1 E: 1 K: 0 S: 5	H: 1 LOB: 1 BB: 0 P: 5	R: 0 E: 1 K: 0 S: 3	H: 1 LOB: 1 BB: 0 P: 3	R: 0 E: 0 K: 1 S: 5	H: 0 LOB: 0 BB: 0 P: 5	R: 1 E: 0 K: 0 S: 4	H: 1 LOB: 0 BB: 0 P: 4	R: 0 E: 0 K: 0 S: 3	H: 0 LOB: 0 BB: 0 P: 3	R: 0 E: 0 K: 0 S: 3	H: 0 LOB: 0 BB: 0 P: 3	R: 1 E: 0 K: 0 S: 4	H: 1 LOB: 1 BB: 1 P: 8	R: 0 E: 0 K: 0 S: 4	H: 1 LOB: 1 BB: 1 P: 8		1B: 5 2B: 0 3B: 0 HR: 0	SF: 1 SAC: 3 DP: 0 HBP: 0
PITCHER Frank Reberger, R ERA: 2.64 (1, 1)	IP: 7.0 WLS: L BF: 25 H: 4 R: 2 ER: 1 SO: 2 BB: 0 IBB: 0 HBP: 0 BLK: 0 WP: 0 HR: 0 S: 29 P: 29 ERA: 1.29 WHIP: 0.571															PITCHER			
Don McMahon, R ERA: 2.86 (8, 1)	IP: 1.0 WLS: L BF: 5 H: 1 R: 1 ER: 1 SO: 0 BB: 1 IBB: 0 HBP: 0 BLK: 0 WP: 0 HR: 0 S: 4 P: 8 ERA: 9.00 WHIP: 2.000															PITCHER			

Batter	1	2	3	4	5	6	7	8	9	AB R H RBI BB SO LOB	TOP									
Derrel Thomas, S OBP: 0.297, SLG: 0.297 (1, 6)	F6		4-3			K		F7		4 0 0 0 0 1 0	San Diego Padres @ Los Angeles Dodgers Dodger Stadium, Los Angeles, CA Fri Aug 04 1972, 7:05 PM PDT Att: 15,990 - Unknown livebaseballscorecards.com									
Dave Roberts, R OBP: 0.288, SLG: 0.344 (1, 5)	4-3			5-3			K		5-3	4 0 0 0 0 1 0										
Larry Stahl, L OBP: 0.309, SLG: 0.341 (1, 7)				4-3			BB 1B		F8	2 0 0 0 2 0 0										
Nate Colbert, R OBP: 0.320, SLG: 0.549 (1, 3)	F8			K			K		2B	4 1 1 0 0 2 2										
Cito Gaston, R OBP: 0.314, SLG: 0.394 (1, 9)									BB	4 1 2 1 0 1 0										
Curt Blefary, L OBP: 0.326, SLG: 0.380 (1, 2)	F8						BB 1B		2B	2 0 0 0 2 1 0										
Garry Jestadt, R OBP: 0.279, SLG: 0.327 (1, 4)							BB		IBB	4 0 1 1 0 1 3										
Johnny Jeter, R OBP: 0.271, SLG: 0.323 (1, 8)			L8						F8	3 0 0 0 1 0 0										
Mike Caldwell, R OBP: 0.037, SLG: 0.037 (1, 1)			K						FC5-4	4 0 0 0 0 3 3										
Inning Stats	R: 0 E: 0 K: 0 S: 3	H: 0 LOB: 1 BB: 1 P: 7	R: 0 E: 0 K: 1 S: 5	H: 0 LOB: 0 BB: 0 P: 5	R: 0 E: 0 K: 1 S: 5	H: 0 LOB: 0 BB: 0 P: 5	R: 0 E: 0 K: 1 S: 5	H: 0 LOB: 0 BB: 0 P: 5	R: 0 E: 0 K: 2 S: 7	H: 0 LOB: 0 BB: 0 P: 7		R: 0 E: 0 K: 3 S: 10	H: 1 LOB: 3 BB: 2 P: 18	R: 0 E: 0 K: 1 S: 5	H: 0 LOB: 0 BB: 0 P: 5	R: 2 E: 0 K: 0 S: 6	H: 3 LOB: 3 BB: 2 P: 14	1B: 1 2B: 3 3B: 0 HR: 0	SF: 0 SAC: 0 DP: 0 HBP: 0	WP: 0 PB: 0 SB: 0 CS: 0
PITCHER	IP WLS BF H R ER SO BB IBB HBP BLK WP HR S P ERA WHIP											IP WLS BF H R ER SO BB IBB HBP BLK WP HR S P ERA WHIP								
Bill Singer, R ERA: 3.45 (1, 1)	8.2 L 34 4 2 2 10 3 1 0 0 0 0 50 66 2.08 0.808																			
Jim Brewer, L ERA: 1.25 (9, 1)	0.1 2 0 0 0 0 0 1 0 0 0 0 1 5 0.00 0.000																			

Batter	1	2	3	4	5	6	7	8	9	AB R H RBI BB SO LOB	BOTTOM									
Lee Lacy, R OBP: 0.324, SLG: 0.353 (1, 4)	F8					F8			F8	3 0 0 0 1 0 0	San Diego Padres @ Los Angeles Dodgers Dodger Stadium, Los Angeles, CA Fri Aug 04 1972, 7:05 PM PDT Att: 15,990 - Unknown livebaseballscorecards.com									
Willie Davis, L OBP: 0.312, SLG: 0.427 (1, 8)	4-3		CS		K				4-3	4 0 0 0 0 1 0										
Manny Mota, R OBP: 0.381, SLG: 0.482 (1, 7)									5-3	4 0 2 0 0 0 0										
Frank Robinson, R OBP: 0.349, SLG: 0.429 (1, 9)	K								K	3 0 0 0 0 3 2										
Wes Parker, S OBP: 0.364, SLG: 0.364 (1, 3)									K	3 0 1 0 0 2 1										
Bobby Valentine, R OBP: 0.301, SLG: 0.320 (1, 5)									CS	3 0 0 0 0 0 0										
Bill Russell, R OBP: 0.320, SLG: 0.422 (1, 6)									F8	3 0 1 0 0 0 0										
Steve Yeager, R OBP: 0.300, SLG: 0.125 (1, 2)									1B	3 0 0 0 0 0 1										
Bill Singer, R OBP: 0.132, SLG: 0.135 (1, 1)									P6	3 0 0 0 0 1 1										
Jim Brewer, L OBP: 0.132, SLG: 0.135 (9, 1)									K	0 0 0 0 0 0 0										
Inning Stats	R: 0 E: 0 K: 1 S: 6	H: 1 LOB: 1 BB: 0 P: 6	R: 0 E: 0 K: 1 S: 5	H: 0 LOB: 0 BB: 0 P: 5	R: 0 E: 0 K: 3 S: 10	H: 1 LOB: 1 BB: 0 P: 10	R: 0 E: 0 K: 0 S: 3	H: 0 LOB: 0 BB: 0 P: 3	R: 0 E: 0 K: 1 S: 5	H: 1 LOB: 0 BB: 0 P: 5	R: 0 E: 0 K: 1 S: 6	H: 1 LOB: 1 BB: 0 P: 6	R: 0 E: 0 K: 1 S: 3	H: 0 LOB: 0 BB: 0 P: 3	R: 0 E: 0 K: 0 S: 3	H: 0 LOB: 0 BB: 0 P: 3	1B: 3 2B: 1 3B: 0 HR: 0	SF: 0 SAC: 0 DP: 0 HBP: 0	WP: 0 PB: 0 SB: 1 CS: 2	PA: 32
PITCHER	IP WLS BF H R ER SO BB IBB HBP BLK WP HR S P ERA WHIP											IP WLS BF H R ER SO BB IBB HBP BLK WP HR S P ERA WHIP								
Mike Caldwell, L ERA: 2.91 (1, 1)	9.0 W 30 4 0 0 7 1 0 0 0 0 0 43 47 0.00 0.556																			



Batter	1	2	3	4	5	6	7	8	9	AB	R	H	RBI	BB	SO	LOB	TOP				
Derrel Thomas, S OBP: 0.297, SLG: 0.296 (1, 6)	0-0 6-3		0-0 6-3					0-0 F8		4	0	1	0	0	0	0	San Diego Padres @ Los Angeles Dodgers Dodger Stadium, Los Angeles, CA Sat Aug 05 1972, 7:05 PM PDT Att: 22,581 - Unknown livebaseballscorecards.com				
Dave Roberts, R OBP: 0.291, SLG: 0.347 (1, 5)	0-0 P4		0-0 6-3					0-0 FC6-4 1B		4	0	2	0	0	0	0					
Jerry Morales, R OBP: 0.310, SLG: 0.352 (1, 7)	0-0 4-3			0-3 K				0-0 FC6-4 1B		4	0	0	0	0	2	3					
Nate Colbert, R OBP: 0.319, SLG: 0.545 (1, 3)		4-0 FC4 BB		0-0 5-3				0-0 FC6-4 1B		3	0	0	0	1	0	3					
Cito Gaston, R OBP: 0.313, SLG: 0.392 Enzo Hernandez, R (9, PR) OBP: 0.243, SLG: 0.238		0-0 FC4 1B		0-3 K				0-0 6-3		4	0	1	0	0	1	1					
Garry Jestadt, R OBP: 0.280, SLG: 0.327 (1, 4)		0-0 FC6-4 1B			0-0 6-3			0-0 F7		3	0	1	0	0	0	0					
Johnny Jeter, R OBP: 0.271, SLG: 0.322 (1, 8)		0-3 K		0-0 2-3				0-0 F2		4	0	1	0	0	1	4					
Joe Goddard, R OBP: 0.200, SLG: 0.111 Fred Kendall, R (9, PH) OBP: 0.241, SLG: 0.285		0-0 FC6-4		0-0 F3				0-0 F8		3	0	1	0	0	0	2					
Clay Kirby, R OBP: 0.311, SLG: 0.067 (1, 1)			0-0 6-3					0-0 1-3 K		3	0	0	0	0	1	2					
Inning Stats	R: 0 E: 0 K: 0 S: 3	H: 0 LOB: 0 BB: 0 P: 3	R: 0 E: 0 K: 1 S: 6	H: 1 LOB: 2 BB: 1 P: 10	R: 0 E: 0 K: 0 S: 3	H: 0 LOB: 0 BB: 0 P: 3	R: 0 E: 0 K: 2 S: 7	H: 0 LOB: 0 BB: 0 P: 7	R: 0 E: 0 K: 0 S: 5	H: 2 LOB: 2 BB: 0 P: 5	R: 0 E: 0 K: 1 S: 7	H: 2 LOB: 2 BB: 0 P: 7	R: 0 E: 0 K: 1 S: 6	H: 1 LOB: 1 BB: 0 P: 6	R: 0 E: 0 K: 0 S: 4	H: 1 LOB: 2 BB: 0 P: 4		1B: 7 2B: 0 3B: 0 HR: 0	SF: 0 SAC: 1 DP: 0 HBP: 0	WP: 0 PB: 0 SB: 0 CS: 0	PA: 35
PITCHER	IP	WLS	BF	H	R	ER	SO	BB	IBB	HBP	BLK	WP	HR	S	P	ERA	WHIP				
Claude Osteen, L ERA: 2.25 (1, 1)	8.0	W	32	7	0	0	5	1	0	0	0	0	0	41	45	0.00	1.000				
Jim Brewer, L ERA: 1.23 (9, 1)	1.0	S	3	0	0	0	0	0	0	0	0	0	0	3	3	0.00	0.000				

Batter	1	2	3	4	5	6	7	8	9	AB	R	H	RBI	BB	SO	LOB	BOTTOM				
Lee Lacy, R OBP: 0.315, SLG: 0.343 (1, 4)	0-3 K		0-0 G5-4-3					0-3 K		4	0	0	0	0	3	4	San Diego Padres @ Los Angeles Dodgers Dodger Stadium, Los Angeles, CA Sat Aug 05 1972, 7:05 PM PDT Att: 22,581 - Unknown livebaseballscorecards.com				
Manny Mota, R OBP: 0.383, SLG: 0.478 (1, 7)	4-0 E BB		0-0 F4					0-0 6-3		2	1	0	0	2	0	0					
Willie Davis, L OBP: 0.309, SLG: 0.424 (1, 8)	0-0 F6			0-0 F9				0-0 E4 1B		3	0	0	0	0	0	1					
Bill Buckner, L OBP: 0.349, SLG: 0.400 (1, 9)	0-0 F5			0-0 G3				0-0 L7		4	0	0	0	0	0	3					
Wes Parker, S OBP: 0.366, SLG: 0.364 (1, 3)		0-0 F8		0-0 4-3				0-0 1B		3	0	1	0	1	0	0					
Bobby Valentine, R OBP: 0.304, SLG: 0.327 Maury Wills, S OBP: 0.172, SLG: 0.142 (9, 5)		0-0 2B		0-0 6-3				0-0 P4		4	0	2	1	0	0	2					
Bill Russell, R OBP: 0.315, SLG: 0.415 (1, 6)		0-3 K		0-0 5-3				0-0 L8		4	0	0	0	0	1	3					
Steve Yeager, R OBP: 0.308, SLG: 0.100 (1, 2)		0-3 K		4-0 2B BB				0-3 K		2	0	0	0	1	2	1					
Claude Osteen, L OBP: 0.333, SLG: 0.396 Jim Brewer, L ERA: 3.07 (9, 1)			4-0 G5-4-3 BB		0-0 1-3 2B			0-0 HBP		1	0	1	0	1	0	0					
Inning Stats	R: 0 E: 1 K: 1 S: 5	H: 0 LOB: 1 BB: 1 P: 9	R: 0 E: 0 K: 2 S: 8	H: 1 LOB: 1 BB: 0 P: 8	R: 0 E: 0 K: 0 S: 2	H: 0 LOB: 0 BB: 1 P: 6	R: 0 E: 0 K: 0 S: 3	H: 0 LOB: 0 BB: 0 P: 3	R: 0 E: 0 K: 1 S: 6	H: 1 LOB: 2 BB: 1 P: 10	R: 0 E: 0 K: 0 S: 5	H: 1 LOB: 2 BB: 0 P: 5	R: 0 E: 0 K: 2 S: 7	H: 0 LOB: 1 BB: 0 P: 8	R: 1 E: 0 K: 0 S: 4	H: 1 LOB: 2 BB: 2 P: 12		1B: 2 2B: 2 3B: 0 HR: 0	SF: 0 SAC: 1 DP: 1 HBP: 1	WP: 0 PB: 0 SB: 0 CS: 0	PA: 34
PITCHER	IP	WLS	BF	H	R	ER	SO	BB	IBB	HBP	BLK	WP	HR	S	P	ERA	WHIP				
Clay Kirby, R ERA: 3.07 (1, 1)	8.0	L	34	4	1	1	6	4	1	1	0	0	0	40	61	1.12	1.000				



Batter	1	2	3	4	5	6	7	8	9	AB	R	H	RBI	BB	SO	LOB	TOP										
Derrel Thomas, S (1, 6) OBP: 0.296, SLG: 0.296										4	0	1	0	0	0	0	San Diego Padres @ Los Angeles Dodgers Dodger Stadium, Los Angeles, CA Sun Aug 06 1972, 3:33 AM PDT Att: 15,768 - Unknown livebaseballscorecards.com										
Dave Roberts, R (1, 5) OBP: 0.296, SLG: 0.341										4	0	0	0	0	0	1											
Larry Stahl, L (1, 7) OBP: 0.304, SLG: 0.335										4	0	0	0	0	3	0											
Nate Colbert, R (1, 3)										4	0	1	0	0	1	0											
Cito Gaston, R (1, 9) OBP: 0.311, SLG: 0.389										4	0	1	0	0	0	1											
Curt Blefary, L (1, 2) OBP: 0.326, SLG: 0.378										3	0	1	0	0	1	1											
Garry Jesteadt, R (1, 4) OBP: 0.287, SLG: 0.329										2	0	1	0	1	0	0											
Johnny Jeter, R (1, 8) OBP: 0.272, SLG: 0.322										3	0	1	0	0	1	4											
Fred Norman, S (1, 1) OBP: 0.250, SLG: 0.179										2	0	0	0	0	1	1											
Gary Ross, R (6, 1) OBP: 0.222, SLG: 0.222										0	0	0	0	0	0	0											
Jerry Morales, R (6, PH) OBP: 0.309, SLG: 0.350										1	0	0	0	0	0	0											
Ed Acosta, S (8, 1)										0	0	0	0	0	0	0											
Inning Stats	R: 0 E: 0 K: 1 S: 5	H: 0 LOB: 0 BB: 0 P: 5	R: 0 E: 0 K: 1 S: 7	H: 2 LOB: 2 BB: 0 P: 7	R: 0 E: 0 K: 0 S: 3	H: 1 LOB: 0 BB: 0 P: 3	R: 0 E: 0 K: 1 S: 5	H: 1 LOB: 1 BB: 0 P: 5	R: 0 E: 0 K: 1 S: 6	H: 0 LOB: 0 BB: 0 P: 5	R: 0 E: 0 K: 2 S: 8	H: 1 LOB: 2 BB: 1 P: 12	R: 0 E: 0 K: 0 S: 3	H: 0 LOB: 0 BB: 0 P: 3	R: 0 E: 0 K: 0 S: 3	H: 0 LOB: 0 BB: 0 P: 3	1B: 6 2B: 0 3B: 0 HR: 0	SF: 0 SAC: 0 DP: 1 HBP: 0	WP: 0 PB: 0 SB: 1 CS: 1	PA: 33							
PITCHER	IP	WLS	BF	H	R	ER	SO	BB	IBB	HBP	BLK	WP	HR	S	P	ERA	WHIP										
Don Sutton, R (1, 1) ERA: 2.14	9.0	W	32	6	0	0	7	1	0	0	0	0	0	45	49	0.00	0.778										

Batter	1	2	3	4	5	6	7	8	9	AB	R	H	RBI	BB	SO	LOB	BOTTOM										
Lee Lacy, R (1, 4) OBP: 0.325, SLG: 0.359										5	1	3	1	0	0	0	San Diego Padres @ Los Angeles Dodgers Dodger Stadium, Los Angeles, CA Sun Aug 06 1972, 3:33 AM PDT Att: 15,768 - Unknown livebaseballscorecards.com										
Bill Buckner, L (1, 9) OBP: 0.350, SLG: 0.400										5	1	2	0	0	0	3											
Willie Davis, L (1, 8) OBP: 0.309, SLG: 0.422										4	2	1	1	0	0	3											
Manny Mota, R (1, 7) OBP: 0.385, SLG: 0.476										3	1	1	1	1	0	1											
Wes Parker, S (1, 3) OBP: 0.368, SLG: 0.366										4	0	2	2	0	0	0											
Bobby Valentine, R (1, 5) OBP: 0.307, SLG: 0.330										4	1	2	1	0	0	1											
Bill Russell, R (1, 6) OBP: 0.317, SLG: 0.414										3	0	1	0	1	0	1											
Steve Yeager, R (1, 2) OBP: 0.235, SLG: 0.071										4	0	0	0	0	2	6											
Don Sutton, R (1, 1) OBP: 0.183, SLG: 0.155										4	0	0	0	0	2	6											
Inning Stats	R: 0 E: 0 K: 0 S: 3	H: 0 LOB: 0 BB: 0 P: 3	R: 0 E: 0 K: 0 S: 3	H: 0 LOB: 0 BB: 0 P: 3	R: 0 E: 0 K: 1 S: 5	H: 0 LOB: 0 BB: 0 P: 5	R: 0 E: 0 K: 0 S: 4	H: 1 LOB: 1 BB: 0 P: 4	R: 0 E: 0 K: 1 S: 7	H: 2 LOB: 2 BB: 0 P: 7	R: 3 E: 0 K: 2 S: 11	H: 4 LOB: 3 BB: 2 P: 19	R: 2 E: 1 K: 0 S: 5	H: 3 LOB: 0 BB: 0 P: 5	R: 1 E: 1 K: 0 S: 6	H: 2 LOB: 2 BB: 0 P: 6	1B: 11 2B: 1 3B: 0 HR: 0	SF: 0 SAC: 0 DP: 0 HBP: 0	WP: 1 PB: 0 SB: 0 CS: 0	PA: 38							
PITCHER	IP	WLS	BF	H	R	ER	SO	BB	IBB	HBP	BLK	WP	HR	S	P	ERA	WHIP										
Fred Norman, L (1, 1) ERA: 3.29	5.1	L	23	6	3	3	2	0	1	0	0	0	0	12	16	5.40	2.400										
Gary Ross, R (6, 1) ERA: 2.11	1.2		9	4	2	1	2	0	1	0	0	0	0	6	6	0.00	2.000										
Ed Acosta, R (8, 1) ERA: 5.01	1.0		6	2	1	0	0	0	0	0	0	0	0	6	6	0.00	2.000										



Batter	1	2	3	4	5	6	7	8	9	AB	R	H	RBI	BB	SO	LOB	TOP			
Lee Lacy, R OBP: 0.301, SLG: 0.331 Willie Crawford, L OBP: 0.287, SLG: 0.387	(1, 4) 0-3 K		(2) 0-0 FC5-4 1B		(2) 0-0 6-3		(2) 0-0 G6-4-3		(2) 0-0 G6-3	4	0	0	0	0	1	4				
Willie Davis, L OBP: 0.303, SLG: 0.412	(1, 8) 0-3 K		(3) 0-0 1-3 3-H 1B		(3) 0-0 G3			(1) 0-0 4-3		4	0	1	1	0	1	0				
Manny Mota, R OBP: 0.386, SLG: 0.470	(1, 7) 0-0 F8		(3) 0-0 5-3		(1) 0-0 1-3			BB BB		3	0	0	0	1	0	2				
Wes Parker, S OBP: 0.367, SLG: 0.362		(1) 0-3 K		(1) 0-3 K		X	0-0 1B	BB BB BB	BB BB BB	3	0	1	0	1	2	0				
Frank Robinson, R OBP: 0.349, SLG: 0.433	(1, 9) 0-0 5-3			HR		X	0-0 P3	BB BB	BB BB	4	1	1	1	0	0	3				
Bobby Valentine, R OBP: 0.300, SLG: 0.321	(1, 5) 0-0 F2			BB 1B		X	0-0 F9		BB BB	3	0	1	0	0	0	1				
Bill Russell, R OBP: 0.319, SLG: 0.414			FC5-4 1B	BB BB BB	4-0 G5-4-3 BB		1B	BB BB	BB BB	3	1	2	0	1	0	1				
Steve Yeager, R OBP: 0.192, SLG: 0.045 Chris Cannizzaro, R OBP: 0.351, SLG: 0.338	(1, 2) 0-0 P4 (7, PH) 0-0 G5-4-3		(1) 0-0 P4 (7, 2) 1-2		(2) 0-0 G5-4-3		BB BB	BB BB	BB BB	2	0	0	0	0	0	3				
Bill Singer, R OBP: 0.125, SLG: 0.128 Al Downing, R OBP: 0.104, SLG: 0.106 Steve Garvey, R OBP: 0.311, SLG: 0.407 Bill Buckner, L OBP: 0.352, SLG: 0.401 Jim Lefebvre, S OBP: 0.295, SLG: 0.351	(1, 1) 0-0 FC5 (6, 1) 0-0 6-3 (6, 5) 0-0 FC5-4 (9, PH) 0-0 6-3 (9, PH) 0-0 K		1-2		(1) 0-0 6-3		BB BB	BB BB	BB BB	2	0	0	0	0	0	1				
Inning Stats	R: 0 E: 0 K: 2 S: 7	H: 0 LOB: 0 BB: 0 P: 7	R: 0 E: 0 K: 1 S: 5	H: 0 LOB: 0 BB: 0 P: 5	R: 1 E: 1 K: 0 S: 6	H: 2 LOB: 2 BB: 0 P: 6	R: 1 E: 0 K: 1 S: 6	H: 2 LOB: 1 BB: 0 P: 10	R: 0 E: 0 K: 0 S: 4	H: 1 LOB: 1 BB: 0 P: 4	R: 0 E: 0 K: 1 S: 6	H: 2 LOB: 1 BB: 0 P: 6	R: 0 E: 0 K: 0 S: 2	H: 0 LOB: 1 BB: 2 P: 10	R: 1 E: 0 K: 0 S: 5	H: 3 LOB: 1 BB: 0 P: 5	1B: 8 2B: 1 3B: 0 HR: 1	SF: 0 SAC: 0 DP: 4 HBP: 0	WP: 0 PB: 0 SB: 1 CS: 0	PA: 37
PITCHER	IP WLS BF H R ER SO BB IBB HBP BLK WP HR S P ERA WHIP																			
Tom Hall, L ERA: 2.43 Clay Carroll, R ERA: 1.92	(1, 1) 7.1 W 31 7 2 1 5 3 0 0 0 0 0 1 38 50 1.23 1.364																			

Los Angeles Dodgers @ Cincinnati Reds
Riverfront Stadium, Cincinnati, OH
Wed Aug 09 1972, 7:05 PM EDT
Att: 26,146 - Unknown

AB	34
R	3
H	10
RBI	3
BB	3
SO	5
LOB	19



Batter	1	2	3	4	5	6	7	8	9	AB	R	H	RBI	BB	SO	LOB	BOTTOM			
Pete Rose, S OBP: 0.365, SLG: 0.388	(1, 7) 4-0 2B BB			FC4-6		BB BB				4	1	2	3	1	1	2				
Ted Uhllander, L OBP: 0.245, SLG: 0.188 George Foster, R OBP: 0.244, SLG: 0.291	(1, 9) 0-3 K (6, PH) 0-0 F9 (7, 9) 0-0 F7		(1) 0-0 F9	(3) 0-0 F7		BB BB	BB BB	BB BB	BB BB	3	0	0	0	0	1	3				
Bobby Tolan, L OBP: 0.346, SLG: 0.414	(1, 8) 0-0 F7		BB BB BB	FC5-4 BB		BB BB	BB BB	BB BB	BB BB	4	0	0	1	1	2	3				
Johnny Bench, R OBP: 0.369, SLG: 0.531	(1, 2) 0-0 1-H 2B		(2) 0-0 FC5-4	(2) 0-0 P6		BB BB	BB BB	BB BB	BB BB	4	0	1	1	0	0	2				
Tony Perez, R OBP: 0.350, SLG: 0.513	(1, 3) 4-0 BB		(3) 0-3 K			BB BB	BB BB	BB BB	BB BB	3	0	1	0	1	2	1				
Denis Menke, R OBP: 0.325, SLG: 0.345	(1, 5) 0-0 P4			BB BB BB	4-0 1B BB FC4-6 BB		BB BB	BB BB	BB BB	2	1	0	0	2	0	3				
Darrel Chaney, S OBP: 0.359, SLG: 0.343	(1, 4) 0-0 F8			BB BB BB	4-0 FC4-6 1B BB		BB BB	BB BB	BB BB	2	1	0	0	2	0	1				
Dave Concepcion, R OBP: 0.270, SLG: 0.257	(1, 6) 0-0 SH2-4 1B			BB BB BB	0-0 F9		BB BB	BB BB	BB BB	4	2	2	0	0	0	3				
Tom Hall, L OBP: 0.143, SLG: 0.143 Clay Carroll, R OBP: 0.125, SLG: 0.125	(1, 1) 0-0 SH2-4 (8, 1) 1-3 1B			BB BB BB	0-0 FC4-6 1B		BB BB	BB BB	BB BB	2	1	2	0	0	0	0				
Inning Stats	R: 1 E: 0 K: 1 S: 6	H: 1 LOB: 2 BB: 2 P: 14	R: 1 E: 0 K: 1 S: 6	H: 1 LOB: 0 BB: 0 P: 6	R: 0 E: 0 K: 1 S: 5	H: 0 LOB: 1 BB: 1 P: 9	R: 1 E: 0 K: 0 S: 4	H: 1 LOB: 2 BB: 2 P: 12	R: 0 E: 0 K: 1 S: 6	H: 1 LOB: 1 BB: 0 P: 6	R: 3 E: 0 K: 1 S: 8	H: 3 LOB: 1 BB: 1 P: 12	R: 0 E: 0 K: 1 S: 5	H: 0 LOB: 1 BB: 1 P: 9	R: 0 E: 0 K: 1 S: 6	H: 1 LOB: 1 BB: 0 P: 6	1B: 5 2B: 2 3B: 1 HR: 0	SF: 0 SAC: 1 DP: 0 HBP: 0	WP: 1 PB: 0 SB: 0 CS: 0	PA: 39
PITCHER	IP WLS BF H R ER SO BB IBB HBP BLK WP HR S P ERA WHIP																			
Bill Singer, R ERA: 3.76 Al Downing, L ERA: 3.02	(1, 1) 5.0 L 28 7 6 6 4 1 0 0 0 0 0 0 16 20 0.00 0.667																			

Los Angeles Dodgers @ Cincinnati Reds
Riverfront Stadium, Cincinnati, OH
Wed Aug 09 1972, 7:05 PM EDT
Att: 26,146 - Unknown

AB	31
R	6
H	8
RBI	5
BB	7
SO	7
LOB	21



Batter	1	2	3	4	5	6	7	8	9	AB	R	H	RBI	BB	SO	LOB	TOP	
Lee Lacy, R OBP: 0.304, SLG: 0.333 (1,4)										5	0	2	1	0	0	2	Los Angeles Dodgers @ Cincinnati Reds Riverfront Stadium, Cincinnati, OH Thu Aug 10 1972, 7:05 PM EDT Att: 28,279 - Unknown	
Bill Buckner, L OBP: 0.352, SLG: 0.401 (1,9)										5	1	2	0	0	0	2		
Willie Davis, L OBP: 0.306, SLG: 0.414 (1,8)										5	2	3	0	0	1	2		
Wes Parker, S OBP: 0.367, SLG: 0.363 (1,3)										5	1	2	1	0	0	2		
Willie Crawford, L OBP: 0.302, SLG: 0.419 (1,7)										5	1	4	4	0	0	0		
Bobby Valentine, R OBP: 0.296, SLG: 0.317 (1,5)										4	0	0	0	0	1	3		
Bill Russell, R OBP: 0.320, SLG: 0.413 (1,6)										3	1	1	0	0	0	0		
Chris Cannizzaro, R OBP: 0.354, SLG: 0.333 (1,2)										2	0	0	0	2	1	1		
Claude Osteen, L OBP: 0.344, SLG: 0.404 (1,1)										4	0	2	0	0	0	3		
Jim Brewer, L (8,1)										0	0	0	0	0	0	0		
Inning Stats	R: 0 E: 0 K: 0 S: 4	H: 2 LOB: 1 BB: 0 P: 4	R: 1 E: 0 K: 0 S: 5	H: 2 LOB: 2 BB: 1 P: 9	R: 0 E: 0 K: 0 S: 3	H: 1 LOB: 0 BB: 0 P: 3	R: 0 E: 1 K: 0 S: 4	H: 0 LOB: 0 BB: 0 P: 5	R: 3 E: 0 K: 0 S: 6	H: 4 LOB: 0 BB: 0 P: 6	R: 1 E: 0 K: 0 S: 5	H: 3 LOB: 1 BB: 0 P: 5	R: 0 E: 0 K: 1 S: 5	H: 0 LOB: 0 BB: 0 P: 5	1B: 15 2B: 0 3B: 0 HR: 1	SF: 0 SAC: 1 DP: 3 HBP: 0	WP: 0 PA: 41 PB: 0 SB: 1 CS: 0	
PITCHER	IP WLS BF H R ER SO BB IBB HBP BLK WP HR S P ERA WHIP																	
Jack Billingham, R ERA: 3.48 (1,1)	5.0	24	9	2	2	1	1	1	0	0	0	0	0	0	10	10	3.60	2.000
Don Gullett, L ERA: 5.74 (6,1)	1.2	L	8	4	3	3	1	0	0	0	0	0	0	0	6	6	6.75	2.250
Pedro Borbon, R ERA: 3.5 (7,1)	1.1		6	3	1	1	0	0	0	0	0	0	0	0	10	10	0.00	0.000
Ed Sprague, R ERA: 3.29 (9,1)	1.0		3	0	0	0	1	0	0	0	0	0	0	5	5	0.00	0.000	

AB	38
R	6
H	16
RBI	6
BB	2
SO	3
LOB	15



Batter	1	2	3	4	5	6	7	8	9	AB	R	H	RBI	BB	SO	LOB	BOTTOM				
Pete Rose, S OBP: 0.368, SLG: 0.392 (1,7)										4	0	3	2	0	0	1	Los Angeles Dodgers @ Cincinnati Reds Riverfront Stadium, Cincinnati, OH Thu Aug 10 1972, 7:05 PM EDT Att: 28,279 - Unknown				
Hal McRae, R OBP: 0.254, SLG: 0.387 (1,9)										3	0	0	0	0	0	3					
Don Gullett, R OBP: 0.375, SLG: 0.357 (6,1)										0	0	0	0	0	0	0					
Pedro Borbon, R (7,1)										0	0	0	0	0	0	0					
Julian Javier, R OBP: 0.276, SLG: 0.333 (8, PH)										1	0	0	0	0	0	1					
Ed Sprague, R (9,1)										0	0	0	0	0	0	0					
Bobby Tolan, L OBP: 0.345, SLG: 0.413 (1,8)										4	0	1	0	0	0	2					
Johnny Bench, R OBP: 0.366, SLG: 0.525 (1,2)										4	0	0	0	0	0	3					
Tony Perez, R OBP: 0.349, SLG: 0.510 (1,3)										4	0	1	0	0	1	0					
Denis Menke, R OBP: 0.321, SLG: 0.340 (1,5)										4	0	0	0	0	0	1					
Dave Concepcion, R OBP: 0.270, SLG: 0.256 (1,6)										4	0	1	0	0	0	0					
Darrel Chaney, S OBP: 0.359, SLG: 0.342 (1,4)										3	1	1	0	0	0	1					
Jack Billingham, R OBP: 0.067, SLG: 0.045 (1,1)										0	0	0	0	0	0	0					
George Foster, R OBP: 0.256, SLG: 0.319 (5, PH)										2	1	2	0	0	0	0					
Inning Stats	R: 0 E: 0 K: 0 S: 4	H: 1 LOB: 1 BB: 0 P: 4	R: 0 E: 0 K: 0 S: 3	H: 1 LOB: 0 BB: 0 P: 3	R: 1 E: 0 K: 0 S: 5	H: 2 LOB: 1 BB: 0 P: 5	R: 0 E: 0 K: 0 S: 3	H: 0 LOB: 0 BB: 0 P: 3	R: 1 E: 0 K: 0 S: 5	H: 2 LOB: 1 BB: 0 P: 5	R: 0 E: 0 K: 1 S: 5	H: 0 LOB: 0 BB: 0 P: 5	R: 0 E: 0 K: 0 S: 3	H: 1 LOB: 0 BB: 0 P: 3	R: 0 E: 0 K: 0 S: 5	H: 2 LOB: 2 BB: 0 P: 5	R: 0 E: 0 K: 0 S: 3	H: 0 LOB: 0 BB: 0 P: 3	1B: 8 2B: 0 3B: 1 HR: 0	SF: 0 SAC: 1 DP: 2 HBP: 0	WP: 1 PA: 34 PB: 0 SB: 0 CS: 0
PITCHER	IP WLS BF H R ER SO BB IBB HBP BLK WP HR S P ERA WHIP																				
Claude Osteen, L ERA: 2.25 (1,1)	7.2	30	9	2	2	1	0	0	0	0	0	0	0	4	4	0.00	0.000				
Jim Brewer, L ERA: 1.14 (8,1)	1.1	S	4	0	0	0	0	0	0	0	0	0	0	4	4	0.00	0.000				

AB	33
R	2
H	9
RBI	2
BB	0
SO	1
LOB	12



Batter	1	2	3	4	5	6	7	8	9	10	AB	R	H	RBI	BB	SO	LOB	TOP	
Lee Lacy, R OBP: 0.312, SLG: 0.333 (1.4)											3	1	1	0	2	0	1		
Willie Davis, L OBP: 0.305, SLG: 0.413 (1.8)											4	0	1	0	0	1	2		
Manny Mota, R OBP: 0.388, SLG: 0.464 (1.7)											3	0	0	0	2	0	0		
Frank Robinson, R OBP: 0.343, SLG: 0.426 (1.9)											5	0	0	0	0	1	5		
Wes Parker, S OBP: 0.374, SLG: 0.371 (1.3)											5	1	4	1	0	0	0		
Bobby Valentini, R OBP: 0.298, SLG: 0.317 (1.5)											3	0	1	0	0	0	1		
Maury Wills, S OBP: 0.169, SLG: 0.139 (9.5)											2	0	0	0	0	0	3		
Bill Russell, R OBP: 0.322, SLG: 0.414 (1.6)											4	0	2	1	0	0	1		
Chris Cannizzaro, R OBP: 0.358, SLG: 0.338 (1.2)											4	0	2	0	0	0	2		
Don Sutton, R OBP: 0.175, SLG: 0.148 (1.1)											3	0	0	0	0	1	1		
Jim Lefebvre, S OBP: 0.268, SLG: 0.349 (9.5)											1	0	0	0	0	0	3		
Jim Brewer, L (9.1)											0	0	0	0	0	0	0		
Inning Stats	R: 0 E: 0 K: 2 S: 2	H: 0 LOB: 0 BB: 1 P: 6	R: 0 E: 0 K: 0 S: 4	H: 1 LOB: 1 BB: 0 P: 4	R: 0 E: 0 K: 0 S: 4	H: 1 LOB: 1 BB: 0 P: 4	R: 1 E: 0 K: 0 S: 6	H: 3 LOB: 2 BB: 0 P: 6	R: 0 E: 0 K: 1 S: 5	H: 0 LOB: 0 BB: 0 P: 5	R: 0 E: 0 K: 2 S: 7	H: 0 LOB: 0 BB: 0 P: 7	R: 0 E: 0 K: 0 S: 5	H: 3 LOB: 2 BB: 0 P: 5	R: 1 E: 0 K: 0 S: 5	H: 2 LOB: 2 BB: 1 P: 9	1B: 11 2B: 0 3B: 0 HR: 0	SF: 0 SAC: 1 DP: 3 HBP: 0	WP: 0 PA: 42
PITCHER Mike Caldwell, L ERA: 2.81 (1.1)	IP: 10.0 WLS: L BF: 42 H: 11 R: 2 ER: 2 SO: 3 BB: 2 IBB: 2 HBP: 0 BLK: 0 WP: 0 HR: 0 S: 44 P: 60 ERA: 1.80 WHIP: 1.300																		

Los Angeles Dodgers @ San Diego Padres
San Diego Stadium, San Diego, CA
Fri Aug 11 1972, 10:05 PM EDT
Att: 17,448 - Unknown

AB 37
R 2
H 11
RBI 2
BB 4
SO 3
LOB 19

Batter	1	2	3	4	5	6	7	8	9	10	AB	R	H	RBI	BB	SO	LOB	BOTTOM	
Derrel Thomas, S OBP: 0.290, SLG: 0.303 (1.6)											4	0	0	0	0	2	1		
Dave Roberts, R OBP: 0.287, SLG: 0.347 (1.5)											4	0	0	0	0	2	1		
Johnny Jeter, R OBP: 0.269, SLG: 0.316 (1.8)											4	0	0	0	0	1	1		
Nate Colbert, R OBP: 0.316, SLG: 0.525 (1.3)											4	0	0	0	0	2	0		
Cito Gaston, R OBP: 0.311, SLG: 0.384 (1.9)											4	0	0	0	0	1	0		
Garry Jestadt, R OBP: 0.278, SLG: 0.380 (1.4)											4	1	1	1	0	0	0		
Jerry Morales, R OBP: 0.311, SLG: 0.361 (1.7)											3	0	1	0	0	1	0		
Pat Corrales, R OBP: 0.252, SLG: 0.178 (1.2)											3	0	0	0	0	1	1		
Mike Caldwell, R OBP: 0.067, SLG: 0.067 (1.1)											3	0	1	0	0	2	0		
Inning Stats	R: 0 E: 0 K: 2 S: 7	H: 0 LOB: 0 BB: 0 P: 7	R: 1 E: 0 K: 0 S: 4	H: 1 LOB: 0 BB: 0 P: 4	R: 0 E: 0 K: 1 S: 5	H: 0 LOB: 0 BB: 0 P: 5	R: 0 E: 0 K: 1 S: 6	H: 1 LOB: 1 BB: 0 P: 6	R: 0 E: 0 K: 1 S: 5	H: 0 LOB: 0 BB: 0 P: 5	R: 0 E: 0 K: 2 S: 7	H: 0 LOB: 0 BB: 0 P: 7	R: 0 E: 0 K: 0 S: 3	H: 0 LOB: 0 BB: 0 P: 3	R: 0 E: 0 K: 0 S: 3	H: 0 LOB: 0 BB: 0 P: 3	1B: 2 2B: 0 3B: 0 HR: 1	SF: 0 SAC: 0 DP: 0 HBP: 0	WP: 0 PA: 33
PITCHER Don Sutton, R ERA: 2.1 (1.1)	IP: 8.0 WLS: W BF: 27 H: 3 R: 1 ER: 1 SO: 10 BB: 0 IBB: 0 HBP: 0 BLK: 0 WP: 0 HR: 1 S: 47 P: 47 ERA: 1.12 WHIP: 0.375																		
Jim Brewer, L (9.1)	IP: 2.0 WLS: W BF: 6 H: 0 R: 0 ER: 0 SO: 2 BB: 0 IBB: 0 HBP: 0 BLK: 0 WP: 0 HR: 0 S: 10 P: 10 ERA: 0.00 WHIP: 0.000																		

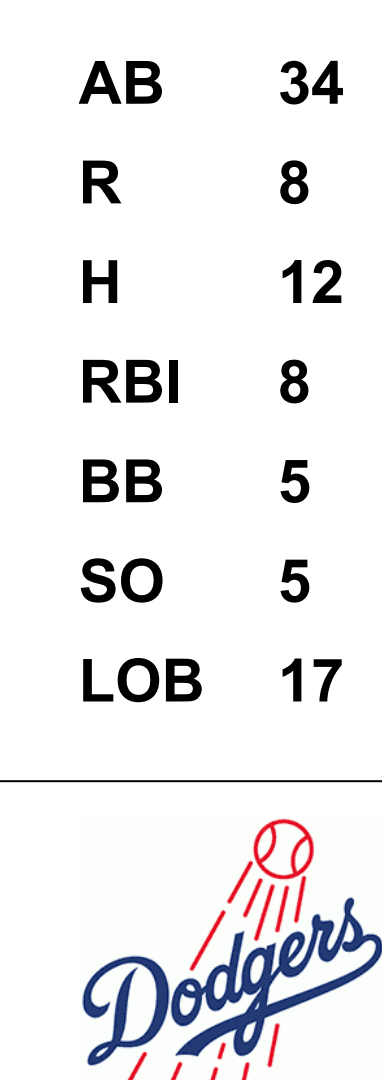
Los Angeles Dodgers @ San Diego Padres
San Diego Stadium, San Diego, CA
Fri Aug 11 1972, 10:05 PM EDT
Att: 17,448 - Unknown

AB 33
R 1
H 3
RBI 1
BB 0
SO 12
LOB 4

Batter	1	2	3	4	5	6	7	8	9	AB	R	H	RBI	BB	SO	LOB	TOP								
Rennie Stennett, R OBP: 0.314, SLG: 0.400										5	0	2	2	0	1	0	Pittsburgh Pirates @ Los Angeles Dodgers Dodger Stadium, Los Angeles, CA Tue Aug 15 1972, 7:05 PM PDT Att: 27,484 - Unknown								
Dave Cash, R OBP: 0.303, SLG: 0.361										5	0	1	0	0	1	2									
Al Oliver, L OBP: 0.348, SLG: 0.439										4	1	1	0	0	1	2									
Willie Stargell, L OBP: 0.393, SLG: 0.598										4	0	0	0	0	0	2									
Manny Sanguillen, R OBP: 0.342, SLG: 0.440										4	1	2	0	0	1	0									
Bob Robertson, R OBP: 0.287, SLG: 0.302										4	1	1	0	0	2	2									
Richie Hebner, L OBP: 0.401, SLG: 0.545										3	1	2	2	1	1	2									
Gene Alley, R OBP: 0.343, SLG: 0.336										3	1	1	0	1	0	2									
Bruce Kison, R OBP: 0.196, SLG: 0.219										2	1	1	2	0	0	0									
Bob Johnson, L OBP: 0.357, SLG: 0.214										1	0	0	0	0	1	0									
Roberto Clemente, R OBP: 0.351, SLG: 0.490										1	0	0	0	0	0	2									
Ramon Hernandez, S OBP: 0.182, SLG: 0.273										0	0	0	0	0	0	0									
Inning Stats	R: 0 E: 0 K: 0 S: 3	H: 1 LOB: 0 BB: 0 P: 3	R: 4 E: 0 K: 1 S: 10	H: 5 LOB: 2 BB: 1 P: 14	R: 0 E: 0 K: 1 S: 5	H: 0 LOB: 0 BB: 0 P: 5	R: 1 E: 1 K: 0 S: 5	H: 1 LOB: 1 BB: 0 P: 5	R: 1 E: 0 K: 0 S: 5	H: 2 LOB: 2 BB: 0 P: 6	R: 0 E: 0 K: 2 S: 7	H: 0 LOB: 0 BB: 0 P: 7	R: 0 E: 0 K: 1 S: 5	H: 1 LOB: 0 BB: 0 P: 5	R: 0 E: 0 K: 1 S: 5	H: 1 LOB: 1 BB: 1 P: 9	R: 0 E: 0 K: 2 S: 7	H: 0 LOB: 0 BB: 0 P: 7	1B: 9 2B: 2 3B: 0 HR: 1	SF: 0 SAC: 0 DP: 3 HBP: 1	WP: 0 PB: 0 SB: 0 CS: 0	PA: 39			
PITCHER	IP	WLS	BF	H	R	ER	SO	BB	IBB	HBP	BLK	WP	HR	S	P	ERA	WHIP								
Claude Osteen, L ERA: 2.51	(1, 1)	4.1	23	8	6	6	2	1	0	1	0	0	1	25	30	12.46	2.077								
Pete Richert, L ERA: 1.89	(5, 1)	2.2	W	9	2	0	3	0	0	0	0	0	0	15	15	0.00	0.750								
Jim Brewer, L ERA: 1.04	(8, 1)	2.0	S	7	1	0	3	1	0	0	0	0	0	12	16	0.00	1.000								

Batter	1	2	3	4	5	6	7	8	9	AB	R	H	RBI	BB	SO	LOB	BOTTOM								
Lee Lacy, R OBP: 0.316, SLG: 0.337										4	1	1	0	0	1	2	Pittsburgh Pirates @ Los Angeles Dodgers Dodger Stadium, Los Angeles, CA Tue Aug 15 1972, 7:05 PM PDT Att: 27,484 - Unknown								
Bill Buckner, L OBP: 0.355, SLG: 0.405										5	1	2	1	0	0	3									
Willie Davis, L OBP: 0.309, SLG: 0.433										4	2	2	3	0	0	0									
Wes Parker, S OBP: 0.370, SLG: 0.362										4	0	1	1	1	0	1									
Willie Crawford, L OBP: 0.314, SLG: 0.430										5	0	0	0	0	3	3									
Bobby Valentine, R OBP: 0.298, SLG: 0.316										3	1	2	1	1	0	0									
Maury Wills, S OBP: 0.176, SLG: 0.154										0	0	0	0	0	0	0									
Bill Russell, R OBP: 0.330, SLG: 0.411										3	1	2	0	1	0	2									
Chris Cannizzaro, R OBP: 0.356, SLG: 0.325										3	1	1	1	1	0	2									
Claude Osteen, L OBP: 0.365, SLG: 0.414										1	1	1	1	1	0	0									
Pete Richert, L OBP: 0.500, SLG: 0.500										1	0	0	0	0	1	2									
Jim Lefebvre, S OBP: 0.266, SLG: 0.346										1	0	0	0	0	0	2									
Jim Brewer, L ERA: 1.89										0	0	0	0	0	0	0									
Inning Stats	R: 2 E: 1 K: 1 S: 9	H: 3 LOB: 2 BB: 0 P: 9	R: 0 E: 0 K: 0 S: 3	H: 1 LOB: 1 BB: 1 P: 7	R: 0 E: 0 K: 0 S: 3	H: 0 LOB: 0 BB: 0 P: 3	R: 4 E: 0 K: 0 S: 7	H: 4 LOB: 1 BB: 1 P: 11	R: 0 E: 0 K: 2 S: 8	H: 1 LOB: 2 BB: 1 P: 12	R: 2 E: 0 K: 0 S: 5	H: 2 LOB: 0 BB: 0 P: 5	R: 0 E: 1 K: 1 S: 6	H: 1 LOB: 2 BB: 1 P: 10	R: 0 E: 0 K: 1 S: 5	H: 0 LOB: 1 BB: 1 P: 9	1B: 11 2B: 0 3B: 0 HR: 1	SF: 1 SAC: 1 DP: 1 HBP: 0	WP: 0 PB: 0 SB: 2 CS: 0	PA: 41					
PITCHER	IP	WLS	BF	H	R	ER	SO	BB	IBB	HBP	BLK	WP	HR	S	P	ERA	WHIP								
Bruce Kison, R ERA: 3.08	(1, 1)	3.1	20	8	6	4	1	2	0	0	0	0	0	20	28	10.80	3.000								
Bob Johnson, R ERA: 3.57	(4, 1)	3.2	L	17	4	2	3	1	1	0	0	0	1	21	29	4.91	1.364								
Ramon Hernandez, L ERA: 1.89	(8, 1)	1.0	4	0	0	0	1	1	0	0	0	0	0	5	9	0.00	1.000								

AB 36
R 6
H 11
RBI 6
BB 2
SO 8
LOB 14



Batter	1	2	3	4	5	6	7	8	9	AB	R	H	RBI	BB	SO	LOB	TOP					
Vic Davallo, L (1, 9) OBP: 0.374, SLG: 0.430	0-0 4-3			0-0 5-3		0-0 F7		0-0 5-3		4	0	0	0	0	0	0						
Dave Cash, R (1, 4) OBP: 0.308, SLG: 0.369	0-0 L4			E 1B 1B		0-0 1B			0-0 BLK 1B 2B	4	1	3	0	0	0	0						
Al Oliver, L (1, 8) OBP: 0.349, SLG: 0.440	0-0 F3			E5 G4-6-3 1B		0-0 4-3			0-0 HR 1B	4	1	2	1	0	0	0						
Willie Stargell, L (1, 3) OBP: 0.392, SLG: 0.602		0-0 6-3							0-0 HR	4	1	1	2	0	0	2						
Gene Clines, R (9, 7) OBP: 0.307, SLG: 0.414				G4-6-3 1-2					1-H HR	0	0	0	0	0	0	0						
Richie Hebner, L (1, 5) OBP: 0.402, SLG: 0.543		0-0 F8			4-0 BB BB				0-0 F6	3	0	1	0	1	0	0						
Manny Sanguillen, R (1, 2) OBP: 0.339, SLG: 0.436		0-0 5-3			0-0 F4				0-0 F8	4	0	0	0	0	0	2						
Bob Robertson, R (1, 7) OBP: 0.283, SLG: 0.297			0-3 K		0-3 K				0-3 K	4	0	0	0	0	3	2						
Gene Alley, R (1, 6) OBP: 0.343, SLG: 0.333			0-0 4-3		4-0 1-2 BB				0-0 4-3	2	0	0	0	1	0	0						
Nelson Briles, R (1, 1) OBP: 0.167, SLG: 0.191			0-0 2-3		0-3 K				0-0 L4	2	0	0	0	0	1	2						
Milt May, L (8, PH) OBP: 0.313, SLG: 0.322										1	0	0	0	0	0	0						
Ramon Hernandez, S (8, 1) OBP: 0.182, SLG: 0.273										0	0	0	0	0	0	0						
Bob Miller, R (8, 1)										0	0	0	0	0	0	0						
Inning Stats	R: 0 E: 0 K: 0 S: 3	H: 0 LOB: 0 BB: 0 P: 3	R: 0 E: 0 K: 0 S: 3	H: 0 LOB: 0 BB: 0 P: 3	R: 0 E: 0 K: 1 S: 5	H: 0 LOB: 0 BB: 0 P: 5	R: 0 E: 1 K: 0 S: 4	H: 2 LOB: 1 BB: 0 P: 4	R: 0 E: 0 K: 2 S: 7	H: 0 LOB: 2 BB: 0 P: 15	R: 0 E: 0 K: 0 S: 3	H: 1 LOB: 0 BB: 0 P: 3	R: 0 E: 0 K: 0 S: 4	H: 1 LOB: 1 BB: 0 P: 4	R: 0 E: 0 K: 0 S: 3	H: 0 LOB: 0 BB: 0 P: 3	R: 3 E: 0 K: 1 S: 8	H: 3 LOB: 0 BB: 0 P: 8	1B: 5 2B: 1 3B: 0 HR: 1	SF: 0 SAC: 0 DP: 1 HBP: 0	WP: 0 PB: 0 SB: 0 CS: 0	PA: 34
PITCHER Don Sutton, R (1, 1) ERA: 2.14	IP: 9.0 WLS: L BF: 34 H: 7 R: 3 ER: 3 SO: 4 BB: 2 IBB: 0 HBP: 0 BLK: 1 WP: 0 HR: 1 S: 40 P: 48 ERA: 3.00 WHIP: 1.000															PITCHER	IP: 9.0 WLS: L BF: 34 H: 7 R: 3 ER: 3 SO: 4 BB: 2 IBB: 0 HBP: 0 BLK: 1 WP: 0 HR: 1 S: 40 P: 48 ERA: 3.00 WHIP: 1.000					

Pittsburgh Pirates @ Los Angeles Dodgers
Dodger Stadium, Los Angeles, CA
Wed Aug 16 1972, 7:05 PM PDT
Att: 28,318 - Unknown

AB	32
R	3
H	7
RBI	3
BB	2
SO	4
LOB	8



Batter	1	2	3	4	5	6	7	8	9	AB	R	H	RBI	BB	SO	LOB	BOTTOM					
Lee Lacy, R (1, 4) OBP: 0.319, SLG: 0.341	0-0 4-3		0-0 2B 1B		0-0 FC4-6 1B		0-0 6-3			4	1	2	0	0	0	1						
Bill Buckner, L (1, 9) OBP: 0.354, SLG: 0.402	0-0 4-3		0-0 F7		0-0 FC4-6 CS			0-0 FC1-6 1B		4	0	1	0	0	0	3						
Willie Davis, L (1, 8) OBP: 0.308, SLG: 0.434	0-0 4-3		0-0 1-H 2-H 2B		0-3 K			0-0 FC1-6 S		4	0	1	2	0	1	2						
Wes Parker, S (1, 3) OBP: 0.375, SLG: 0.361		0-0 F8	4-0 FC6-4 IBB		4-0 G3-6-3 BB			4-0 G4-6-3 BB		1	0	0	0	3	0	0						
Willie Crawford, L (1, 7) OBP: 0.309, SLG: 0.423		0-0 4-3	0-0 FC6-4		0-0 G3-6-3			0-0 G4-6-3		3	0	0	0	0	0	3						
Manny Mota, R (8, PH) OBP: 0.387, SLG: 0.465			1-2		1-2			1-2		1	0	0	0	0	0	2						
Bobby Valentine, R (1, 5) OBP: 0.301, SLG: 0.322		0-0 2B		0-0 F3		0-0 5-3			0-0 G6-4-3 1B	4	0	2	0	0	0	0						
Bill Russell, R (1, 6) OBP: 0.333, SLG: 0.414		0-3 K		0-0 F9 S 1B				0-0 F2		3	0	2	0	0	1	1						
Maury Wills, S (9, PH) OBP: 0.174, SLG: 0.153										1	0	0	0	0	0	1						
Chris Cannizzaro, R (1, 2) OBP: 0.348, SLG: 0.316			0-0 F8	0-0 F9				0-0 G6-4-3		4	0	0	0	0	0	3						
Don Sutton, R (1, 1) OBP: 0.182, SLG: 0.156			0-0 1B 2B 1B	0-0 6-3			0-0 1-4-3			3	1	1	0	0	0	2						
Inning Stats	R: 0 E: 0 K: 0 S: 3	H: 0 LOB: 0 BB: 0 P: 3	R: 0 E: 0 K: 1 S: 6	H: 1 LOB: 0 BB: 0 P: 6	R: 2 E: 0 K: 0 S: 6	H: 3 LOB: 2 BB: 1 P: 10	R: 0 E: 0 K: 0 S: 4	H: 1 LOB: 0 BB: 0 P: 4	R: 0 E: 0 K: 1 S: 5	H: 1 LOB: 0 BB: 0 P: 5	R: 0 E: 0 K: 0 S: 2	H: 0 LOB: 0 BB: 1 P: 6	R: 0 E: 0 K: 0 S: 4	H: 1 LOB: 1 BB: 0 P: 4	R: 0 E: 0 K: 0 S: 3	H: 1 LOB: 1 BB: 1 P: 7	R: 0 E: 0 K: 0 S: 3	H: 1 LOB: 0 BB: 0 P: 3	1B: 7 2B: 2 3B: 0 HR: 0	SF: 0 SAC: 0 DP: 3 HBP: 0	WP: 0 PB: 0 SB: 3 CS: 1	PA: 35
PITCHER Nelson Briles, R (1, 1) ERA: 3.23	IP: 7.0 WLS: L BF: 28 H: 7 R: 2 ER: 2 SO: 2 BB: 1 IBB: 0 HBP: 0 BLK: 0 WP: 0 HR: 0 S: 30 P: 38 ERA: 2.57 WHIP: 1.143															PITCHER	IP: 7.0 WLS: L BF: 28 H: 7 R: 2 ER: 2 SO: 2 BB: 1 IBB: 0 HBP: 0 BLK: 0 WP: 0 HR: 0 S: 30 P: 38 ERA: 2.57 WHIP: 1.143					
Ramon Hernandez, L (8, 1) ERA: 1.88	0.1 W: 1 BF: 4 H: 1 R: 0 ER: 0 SO: 0 BB: 0 IBB: 0 HBP: 0 BLK: 0 WP: 0 HR: 0 S: 2 P: 6 ERA: 0.00 WHIP: 6.000															PITCHER	0.1 W: 1 BF: 4 H: 1 R: 0 ER: 0 SO: 0 BB: 0 IBB: 0 HBP: 0 BLK: 0 WP: 0 HR: 0 S: 2 P: 6 ERA: 0.00 WHIP: 6.000					
Bob Miller, R (8, 1) ERA: 1.88	1.2 W: 4 BF: 1 H: 0 R: 0 ER: 0 SO: 0 BB: 0 IBB: 0 HBP: 0 BLK: 0 WP: 0 HR: 0 S: 4 P: 4 ERA: 0.00 WHIP: 0.600															PITCHER	1.2 W: 4 BF: 1 H: 0 R: 0 ER: 0 SO: 0 BB: 0 IBB: 0 HBP: 0 BLK: 0 WP: 0 HR: 0 S: 4 P: 4 ERA: 0.00 WHIP: 0.600					

Pittsburgh Pirates @ Los Angeles Dodgers
Dodger Stadium, Los Angeles, CA
Wed Aug 16 1972, 7:05 PM PDT
Att: 28,318 - Unknown

AB	32
R	2
H	9
RBI	2
BB	3
SO	2
LOB	18



Batter	1	2	3	4	5	6	7	8	9	AB	R	H	RBI	BB	SO	LOB	TOP			
Gene Clines, R OBP: 0.363, SLG: 0.410 (1,9)	L9		L5-3		L7		K		1B	5	0	1	0	0	1	0	Pittsburgh Pirates @ Los Angeles Dodgers Dodger Stadium, Los Angeles, CA Thu Aug 17 1972, 7:05 PM PDT Att: 29,777 - Unknown livebaseballscorecards.com			
Dave Cash, R OBP: 0.312, SLG: 0.370 (1,4)	6-3		1-3		5-3		G1		1B	4	0	2	0	1	0	0				
Al Oliver, L OBP: 0.350, SLG: 0.439 (1,8)	HBP		1-3				G1		G1-6-3	5	0	2	0	0	0	4				
Willie Stargell, L OBP: 0.390, SLG: 0.597 (1,3)	1-2		4-3		K		6-3			3	0	0	0	0	1	3				
Manny Sanguillen, R OBP: 0.343, SLG: 0.446 (1,2)	F2				2B				G5-4-3	4	2	3	1	0	0	2				
Bob Robertson, R OBP: 0.286, SLG: 0.301 (1,7)		F9			G3		HR		G5-4-3	3	0	1	0	1	0	1				
Richie Hebner, L OBP: 0.403, SLG: 0.546 (1,5)		FC4-6			G3		FC1-6		1-2	4	0	2	1	0	0	2				
Gene Alley, R OBP: 0.338, SLG: 0.328 (1,6)	FC4-6		4-3		F9		FC5-4		2B	4	0	0	0	0	0	4				
Bob Moose, R OBP: 0.267, SLG: 0.226 (1,1)	4-3		4-3		G3		FC5-4		G3	3	0	0	0	0	0	3				
Roberto Clemente, R OBP: 0.350, SLG: 0.468 (9, PH)										1	0	0	0	0	0	0				
Inning Stats	R: 0 E: 0 K: 0 S: 4	H: 1 LOB: 2 BB: 0 P: 5	R: 0 E: 0 K: 0 S: 4	H: 1 LOB: 1 BB: 0 P: 4	R: 0 E: 0 K: 0 S: 4	H: 1 LOB: 1 BB: 0 P: 4	R: 1 E: 0 K: 0 S: 5	H: 2 LOB: 1 BB: 0 P: 5	R: 0 E: 0 K: 1 S: 6	H: 1 LOB: 1 BB: 0 P: 6	R: 0 E: 0 K: 1 S: 5	H: 0 LOB: 1 BB: 1 P: 9	R: 0 E: 0 K: 0 S: 4	H: 2 LOB: 1 BB: 0 P: 4	R: 0 E: 0 K: 0 S: 4	H: 2 LOB: 1 BB: 0 P: 4	1B: 8 2B: 2 3B: 0 HR: 1	SF: 0 SAC: 0 DP: 2 HBP: 1	WP: 0 PB: 0 SB: 0 CS: 0	PA: 39
PITCHER	IP	WLS	BF	H	R	ER	SO	BB	IBB	HBP	BLK	WP	HR	S	P	ERA	WHIP			
Al Downing, L ERA: 2.97 (1,1)	8.1	W	38	11	2	2	2	2	0	1	0	0	1	39	48	2.16	1.560			
Pete Richert, L ERA: 1.95 (9,1)	0.2	S	1	0	0	0	0	0	0	0	0	0	0	1	1	0.00	0.000			

Batter	1	2	3	4	5	6	7	8	9	AB	R	H	RBI	BB	SO	LOB	BOTTOM			
Lee Lacy, R OBP: 0.323, SLG: 0.337 (1,4)	1B		4-3		6-3		FC4-6			2	1	0	0	2	0	0	Pittsburgh Pirates @ Los Angeles Dodgers Dodger Stadium, Los Angeles, CA Thu Aug 17 1972, 7:05 PM PDT Att: 29,777 - Unknown livebaseballscorecards.com			
Bill Buckner, L OBP: 0.352, SLG: 0.400 (1,9)	3-1		4-3				FC4-6			4	0	1	0	0	0	2				
Willie Davis, L OBP: 0.310, SLG: 0.436 (1,8)	SF7				BB		F7			3	2	2	1	0	0	2				
Wes Parker, S OBP: 0.376, SLG: 0.367 (1,3)	3-1				BB		3B			3	1	1	1	1	0	1				
Willie Crawford, L OBP: 0.307, SLG: 0.415 (1,7)	F7				L7		SH5-3		G3	3	0	0	0	1	0	3				
Bobby Valentine, R OBP: 0.301, SLG: 0.322 (1,5)		6-3			L7		SH5-3		1B	3	0	1	1	0	0	2				
Bill Russell, R OBP: 0.336, SLG: 0.415 (1,6)		4-3					F5		1B	4	0	2	1	0	0	1				
Chris Cannizzaro, R OBP: 0.346, SLG: 0.314 (1,2)	K				CS		K		F7	4	0	1	0	0	2	2				
Al Downing, R OBP: 0.100, SLG: 0.102 (1,1)					K		SH1-3			2	0	0	0	0	1	0				
Pete Richert, L OBP: 0.500, SLG: 0.500 (9,1)										0	0	0	0	0	0	0				
Inning Stats	R: 1 E: 0 K: 0 S: 4	H: 1 LOB: 1 BB: 1 P: 8	R: 0 E: 0 K: 1 S: 5	H: 0 LOB: 0 BB: 0 P: 5	R: 0 E: 0 K: 1 S: 5	H: 0 LOB: 0 BB: 0 P: 5	R: 1 E: 0 K: 0 S: 4	H: 2 LOB: 1 BB: 1 P: 8	R: 0 E: 0 K: 1 S: 5	H: 0 LOB: 0 BB: 0 P: 5	R: 2 E: 0 K: 0 S: 5	H: 2 LOB: 1 BB: 1 P: 9	R: 0 E: 0 K: 0 S: 4	H: 1 LOB: 2 BB: 1 P: 8	R: 0 E: 0 K: 0 S: 5	H: 2 LOB: 2 BB: 0 P: 5	1B: 7 2B: 0 3B: 1 HR: 0	SF: 1 SAC: 2 DP: 0 HBP: 0	WP: 0 PB: 0 SB: 0 CS: 1	PA: 36
PITCHER	IP	WLS	BF	H	R	ER	SO	BB	IBB	HBP	BLK	WP	HR	S	P	ERA	WHIP			
Bob Moose, R ERA: 3.23 (1,1)	8.0	L	35	8	4	4	3	3	1	0	0	0	0	37	53	4.50	1.375			

Batter	1	2	3	4	5	6	7	8	9	AB	R	H	RBI	BB	SO	LOB	TOP										
Don Kessinger, S OBP: 0.366, SLG: 0.330 (1, 6)	L6	4-3			F7			S 1B	1B	5	0	2	2	0	0	0	Chicago Cubs @ Los Angeles Dodgers Dodger Stadium, Los Angeles, CA Fri Aug 18 1972, 7:05 PM PDT Att: 20,824 - Unknown										
Jose Cardenal, R OBP: 0.344, SLG: 0.454 (1, 9)	FC4-6 1B BB	L3			F8			F9	1-2 2-H 3-H 1B	4	1	1	1	1	0	1											
Billy Williams, L OBP: 0.394, SLG: 0.579 (1, 7)	FC4-6 1-2 BB				F8			F7	1-2 1B	4	0	0	0	1	1	3											
Bill North, S OBP: 0.226, SLG: 0.171 (9, 7)					F8			F8	1-3 2-H 1B	0	0	0	0	0	0	0											
Joe Pepitone, L OBP: 0.297, SLG: 0.394 (1, 3)	FC4-6 1B BB				G3			F9		4	1	1	0	0	0	3											
Ron Santo, R OBP: 0.368, SLG: 0.473 (1, 5)	BB 1-3 3-H 1B				6-3			5-3		4	0	1	1	0	1	1											
Rick Monday, L OBP: 0.360, SLG: 0.388 (1, 8)	BB 1-2 BB				3-1			1-3		3	0	0	0	1	0	0											
Paul Popovich, S OBP: 0.253, SLG: 0.256 (1, 4)	1-2 2-3 3-H BB				P5-3			P3-1	1B 1B BB	2	1	0	1	2	0	0											
Ken Rudolph, R OBP: 0.256, SLG: 0.317 (1, 2)	F8							F8	1-3 1B 1B	4	1	2	0	0	0	3											
Fergie Jenkins, R OBP: 0.229, SLG: 0.261 (1, 1)					K			K	1-2 1B BB	3	1	0	0	1	3	1											
Inning Stats	R: 2 E: 0 K: 0 S: 4	H: 1 LOB: 3 BB: 4 P: 20	R: 0 E: 0 K: 1 S: 5	H: 0 LOB: 0 BB: 0 P: 5	R: 0 E: 0 K: 2 S: 7	H: 1 LOB: 1 BB: 0 P: 7	R: 0 E: 0 K: 1 S: 6	H: 1 LOB: 1 BB: 0 P: 6	R: 0 E: 0 K: 0 S: 3	H: 0 LOB: 0 BB: 0 P: 3	R: 0 E: 0 K: 1 S: 5	H: 0 LOB: 0 BB: 0 P: 5	R: 0 E: 0 K: 0 S: 4	H: 1 LOB: 1 BB: 4 P: 4	R: 3 E: 0 K: 0 S: 6	H: 3 LOB: 2 BB: 2 P: 14	1B: 7 2B: 1 3B: 0 HR: 0	SF: 0 SAC: 0 DP: 1 HBP: 0	WP: 0 PB: 0 SB: 2 CS: 1	PA: 39							
PITCHER	IP	WLS	BF	H	R	ER	SO	BB	IBB	HBP	BLK	WP	HR	S	P	ERA	WHIP										
Bill Singer, R ERA: 3.73 (1, 1)	7.0	L	27	3	2	2	5	4	0	0	0	0	0	33	49	2.57	1.000										
Ron Perranoski, L ERA: 6.93 (8, 1)	2.0		12	4	3	3	0	2	0	0	0	0	0	10	18	13.50	3.000										

Batter	1	2	3	4	5	6	7	8	9	AB	R	H	RBI	BB	SO	LOB	BOTTOM										
Lee Lacy, R OBP: 0.320, SLG: 0.333 (1, 4)	L6		F8		K		FC5-4 1B		1B	5	0	1	0	0	1	1	Chicago Cubs @ Los Angeles Dodgers Dodger Stadium, Los Angeles, CA Fri Aug 18 1972, 7:05 PM PDT Att: 20,824 - Unknown										
Bill Buckner, L OBP: 0.349, SLG: 0.396 (1, 9)	1-3		P4-3		P4		1B		P4-3	5	0	1	0	0	0	1											
Willie Davis, L OBP: 0.309, SLG: 0.433 (1, 8)	E3		BB BB BB		L8		F5			3	0	0	0	1	0	2											
Wes Parker, S OBP: 0.378, SLG: 0.367 (1, 3)	L6		1-2 BB		F7		1B			3	0	1	0	1	0	1											
Willie Crawford, L OBP: 0.316, SLG: 0.420 (1, 7)			1B 1B		1B		K		K	3	0	2	0	1	1	1											
Bobby Valentine, R OBP: 0.304, SLG: 0.325 (1, 5)			F8				K		K	4	0	2	0	0	1	4											
Bill Russell, R OBP: 0.334, SLG: 0.413 (1, 6)			F3		P4-6-3 1B		K		K	4	0	1	0	0	2	4											
Chris Cannizzaro, R OBP: 0.344, SLG: 0.313 (1, 2)			F7		P4-6-3 1-2		FC5-4 1B		F2	4	0	1	0	0	0	3											
Bill Singer, R OBP: 0.114, SLG: 0.116 (1, 1)			F9		K		F8		F2	2	0	0	0	0	1	2											
Billy Grabarkewitz, R OBP: 0.233, SLG: 0.215 (7, PH)										1	0	0	0	0	0	1											
Ron Perranoski, L (8, PH)										0	0	0	0	0	0	0											
Jim Lefebvre, S OBP: 0.265, SLG: 0.344 (9, PH)										1	0	0	0	0	0	0											
Inning Stats	R: 0 E: 1 K: 0 S: 4	H: 0 LOB: 1 BB: 0 P: 4	R: 0 E: 0 K: 0 S: 5	H: 2 LOB: 2 BB: 0 P: 5	R: 0 E: 0 K: 0 S: 3	H: 0 LOB: 3 BB: 3 P: 15	R: 0 E: 0 K: 1 S: 5	H: 1 LOB: 0 BB: 0 P: 5	R: 0 E: 0 K: 1 S: 5	H: 2 LOB: 1 BB: 0 P: 6	R: 0 E: 0 K: 0 S: 5	H: 2 LOB: 2 BB: 0 P: 5	R: 0 E: 0 K: 3 S: 10	H: 1 LOB: 1 BB: 0 P: 10	R: 0 E: 0 K: 0 S: 4	H: 1 LOB: 1 BB: 0 P: 4	1B: 9 2B: 0 3B: 0 HR: 0	SF: 0 SAC: 0 DP: 1 HBP: 0	WP: 0 PB: 0 SB: 0 CS: 0	PA: 38							
PITCHER	IP	WLS	BF	H	R	ER	SO	BB	IBB	HBP	BLK	WP	HR	S	P	ERA	WHIP										
Fergie Jenkins, R ERA: 2.88 (1, 1)	9.0	W	38	9	0	0	6	3	0	0	0	0	0	47	59	0.00	1.333										

AB 33
R 5
H 7
RBI 5
BB 6
SO 5
LOB 12



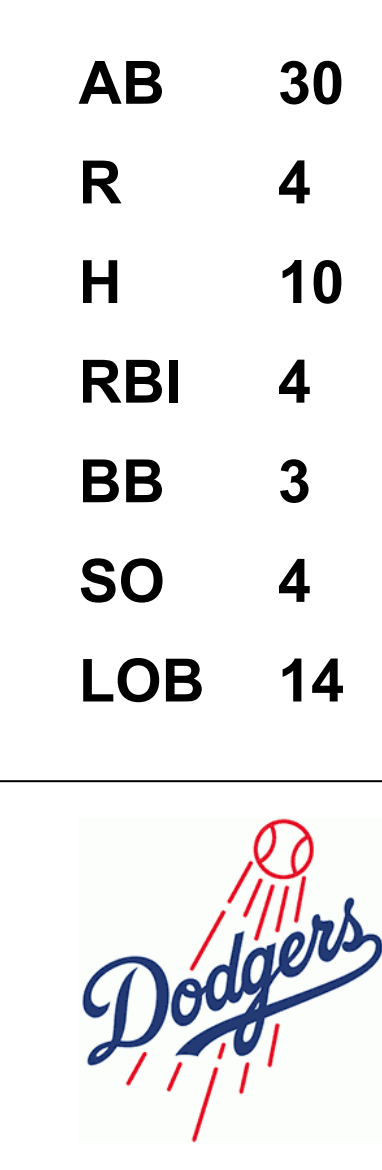
AB 35
R 0
H 9
RBI 0
BB 3
SO 6
LOB 20



Batter	1	2	3	4	5	6	7	8	9	AB	R	H	RBI	BB	SO	LOB	TOP		
Don Kessinger, S OBP: 0.366, SLG: 0.329	2-3		5-3			1-6-3			G4-6-3 1B	4	0	1	0	0	0	0	Chicago Cubs @ Los Angeles Dodgers Dodger Stadium, Los Angeles, CA Sat Aug 19 1972, 7:05 PM PDT Att: 48,073 - Unknown - 68 F		
Jose Cardenal, R OBP: 0.340, SLG: 0.449	5-3			6-3			4-3		F3	4	0	0	0	0	0	1			
Joe Pepitone, L OBP: 0.296, SLG: 0.409	HR			4-3			1-3		G4-6-3 1-2	4	1	1	1	0	0	1			
Jim Hickman, R OBP: 0.385, SLG: 0.466	K			K			6-3			3	0	0	0	0	2	0			
Ron Santo, R OBP: 0.367, SLG: 0.472		E5 3-6			K				FC 1B	3	1	1	0	0	1	0			
Carmen Fanzone, R OBP: 0.349, SLG: 0.414		F9			K				F8	3	0	0	0	0	1	2			
Glenn Beckert, R OBP: 0.296, SLG: 0.344		3-6 1-2			F8				FC 1B 1-2	3	0	0	0	0	0	2			
Ken Rudolph, R OBP: 0.250, SLG: 0.308			4-3			6-3				2	0	0	0	0	0	0			
Billy Williams, L OBP: 0.395, SLG: 0.580										1	0	1	1	0	0	0			
Randy Hundley, R OBP: 0.259, SLG: 0.306									P4-6-3 1-3 2H 1B	0	0	0	0	0	0	0			
Burt Hooton, R OBP: 0.150, SLG: 0.107										1	0	0	0	0	0	0			
Bill Bonham, R OBP: 0.400, SLG: 0.250			6-3							1	0	0	0	0	1	0			
Paul Popovich, S OBP: 0.250, SLG: 0.253									P4-6-3 1-2	1	0	0	0	0	0	2			
Juan Pizarro, L OBP: 0.150, SLG: 0.150										0	0	0	0	0	0	0			
Inning Stats	R: 1 E: 0 K: 1 S: 6	H: 1 LOB: 0 BB: 0 P: 6	R: 0 E: 1 K: 0 S: 3	H: 0 LOB: 0 BB: 0 P: 3	R: 0 E: 0 K: 0 S: 3	H: 0 LOB: 0 BB: 0 P: 3	R: 0 E: 0 K: 1 S: 5	H: 0 LOB: 0 BB: 0 P: 5	R: 0 E: 0 K: 2 S: 7	H: 0 LOB: 0 BB: 0 P: 7	R: 0 E: 0 K: 1 S: 5	H: 0 LOB: 0 BB: 0 P: 5	R: 0 E: 0 K: 0 S: 3	H: 2 LOB: 1 BB: 0 P: 5	R: 1 E: 0 K: 0 S: 5	H: 1 LOB: 0 BB: 0 P: 3	1B: 3 2B: 1 3B: 0 HR: 1	SF: 0 SAC: 0 DP: 3 HBP: 0	WP: 0 PA: 30 PB: 0 SB: 0 CS: 0
PITCHER Tommy John, L ERA: 2.61	IP: 9.0 WLS: W BF: 30	H: 4 R: 2 ER: 2 SO: 5	BB: 0 IBB: 0 HBP: 0 BLK: 0	WP: 0 HR: 1 S: 40 P: 40	ERA: 2.00 WHIP: 0.444											ERA: 2.00 WHIP: 0.444			

Batter	1	2	3	4	5	6	7	8	9	AB	R	H	RBI	BB	SO	LOB	BOTTOM		
Lee Lacy, R OBP: 0.324, SLG: 0.347	K		1B		K		FC4-6 1B			4	1	2	0	0	2	0	Chicago Cubs @ Los Angeles Dodgers Dodger Stadium, Los Angeles, CA Sat Aug 19 1972, 7:05 PM PDT Att: 48,073 - Unknown - 68 F		
Manny Mota, R OBP: 0.385, SLG: 0.462	G3		BB 1B		4-3		FC4-6 CS			4	1	1	2	0	0	1			
Willie Davis, L OBP: 0.309, SLG: 0.430	4-3		1B BB		1-3		CS		1-3	3	0	0	0	1	0	0			
Wes Parker, S OBP: 0.379, SLG: 0.369		1B FC5-2 1B	1B G6-4-3 1-3 2H 1B			L9		F8		4	0	2	1	0	0	0			
Bill Buckner, L OBP: 0.352, SLG: 0.401		F7	G6-4-3 1-2			6-3 2B				4	0	2	0	0	0	3			
Bobby Valentine, R OBP: 0.306, SLG: 0.325		FC5-2 1B 1B		FC5-4 1B BB		6-3		F4		3	1	1	0	1	0	2			
Bill Russell, R OBP: 0.334, SLG: 0.412		FC5-2 1B None		FC5-4 1B		K				3	0	1	0	0	1	3			
Steve Yeager, R OBP: 0.241, SLG: 0.083					FC5-4					2	1	1	1	1	0	2			
Tommy John, R OBP: 0.118, SLG: 0.118									SH2-1-4 1-2	3	0	0	0	0	1	3			
Inning Stats	R: 0 E: 0 K: 1 S: 5	H: 0 LOB: 0 BB: 0 P: 5	R: 1 E: 0 K: 0 S: 5	H: 3 LOB: 1 BB: 0 P: 5	R: 2 E: 0 K: 0 S: 5	H: 3 LOB: 1 BB: 1 P: 9	R: 0 E: 0 K: 1 S: 5	H: 1 LOB: 0 BB: 1 P: 9	R: 0 E: 0 K: 1 S: 5	H: 0 LOB: 0 BB: 0 P: 5	R: 0 E: 0 K: 1 S: 6	H: 1 LOB: 1 BB: 0 P: 6	R: 1 E: 0 K: 0 S: 3	H: 1 LOB: 0 BB: 1 P: 7	R: 0 E: 0 K: 0 S: 4	H: 1 LOB: 1 BB: 0 P: 4		1B: 8 2B: 2 3B: 1 HR: 0	SF: 0 SAC: 1 DP: 2 HBP: 0
PITCHER Burt Hooton, R ERA: 2.83	IP: 2.1 WLS: L BF: 13	H: 5 R: 3 ER: 3 SO: 1	BB: 1 IBB: 0 HBP: 0 BLK: 0	WP: 0 HR: 0 S: 13 P: 17	ERA: 11.57 WHIP: 2.571											ERA: 11.57 WHIP: 2.571			
Bill Bonham, R ERA: 3.16	IP: 4.2 WLS: L BF: 17	H: 4 R: 1 ER: 1 SO: 3	BB: 2 IBB: 0 HBP: 0 BLK: 0	WP: 0 HR: 0 S: 21 P: 29	ERA: 1.93 WHIP: 1.286											ERA: 1.93 WHIP: 1.286			
Juan Pizarro, L ERA: 3.98	IP: 1.0 WLS: L BF: 4	H: 1 R: 0 ER: 0 SO: 0	BB: 0 IBB: 0 HBP: 0 BLK: 0	WP: 0 HR: 0 S: 4 P: 4	ERA: 0.00 WHIP: 1.000											ERA: 0.00 WHIP: 1.000			

AB	30
R	2
H	4
RBI	2
BB	0
SO	5
LOB	8



Batter	1	2	3	4	5	6	7	8	9	AB	R	H	RBI	BB	SO	LOB	TOP																				
Paul Popovich, S OBP: 0.257, SLG: 0.253 (1, 6)	P6-3		4-3 1B	K		P8		BB		4	1	1	0	1	1	1	Chicago Cubs @ Los Angeles Dodgers Dodger Stadium, Los Angeles, CA Sun Aug 20 1972, 3:33 AM PDT Att: 19,854 - Sunny - 78 F																				
Jose Cardenal, R OBP: 0.343, SLG: 0.450 (1, 8) (9, 9)	HR 1B		4-3				FC4-6 BB	G3		4	1	2	0	1	0	2																					
Billy Williams, L OBP: 0.394, SLG: 0.576 (1, 7)	K		4-3 BB 1B	G3		FC4-6 2B E 1-2		3-1		5	2	1	1	0	1	4																					
Jim Hickman, R OBP: 0.385, SLG: 0.474 Rick Monday, L OBP: 0.360, SLG: 0.388 (1, 9) (9, 8)	HR		4-0 1B BB		6-3		K	K		4	1	1	2	1	2	1																					
Ron Santo, R OBP: 0.373, SLG: 0.480 (1, 5)			1-2 BB					K		0	0	0	0	0	0	0																					
Joe Pepitone, L OBP: 0.289, SLG: 0.399 (1, 3)			1-2 2H 1B					F6		5	0	4	1	0	0	0																					
Glenn Beckert, R OBP: 0.294, SLG: 0.341 (1, 4)			F3					E3		4	0	0	0	0	0	5																					
Randy Hundley, R OBP: 0.262, SLG: 0.309 (1, 2)			F5					2-3 3-H 0-0 L6		4	0	0	0	0	0	5																					
Rick Reuschel, R OBP: 0.219, SLG: 0.200 Jack Aker, R (8, 1)			F2					1-2 L6		4	0	2	0	0	1	0																					
Inning Stats	R: 2 E: 0 K: 1 S: 8	H: 3 LOB: 1 BB: 0 P: 8	R: 0 E: 0 K: 1 S: 5	H: 0 LOB: 0 BB: 0 P: 5	R: 2 E: 0 K: 0 S: 6	H: 3 LOB: 1 BB: 1 P: 10	R: 0 E: 0 K: 1 S: 7	H: 2 LOB: 2 BB: 0 P: 7	R: 0 E: 0 K: 0 S: 4	H: 1 LOB: 1 BB: 0 P: 4	R: 0 E: 0 K: 0 S: 3	H: 0 LOB: 0 BB: 0 P: 3	R: 1 E: 1 K: 1 S: 7	H: 1 LOB: 2 BB: 1 P: 11	R: 0 E: 0 K: 0 S: 3	H: 1 LOB: 1 BB: 1 P: 7	R: 0 E: 0 K: 1 S: 5	H: 0 LOB: 0 BB: 0 P: 5	1B: 9 2B: 1 3B: 0 HR: 1	SF: 0 SAC: 0 DP: 1 HBP: 0	WP: 0 PB: 0 SB: 0 CS: 0	PA: 41															
PITCHER	IP	WLS	BF	H	R	ER	SO	BB	IBB	HBP	BLK	WP	HR	S	P	ERA	WHIP	PITCHER		IP	WLS	BF	H	R	ER	SO	BB	IBB	HBP	BLK	WP	HR	S	P	ERA	WHIP	
Claude Osteen, L ERA: 2.62 Pete Mikkelsen, R ERA: 3.61	(1, 1)	7.0	L	34	10	5	4	4	2	0	0	0	0	1	40	48	5.14	1.714																			

AB	38
R	5
H	11
RBI	4
BB	3
SO	5
LOB	20



Batter	1	2	3	4	5	6	7	8	9	AB	R	H	RBI	BB	SO	LOB	BOTTOM																			
Billy Grabarkewitz, R OBP: 0.242, SLG: 0.215 Jim Lefebvre, S OBP: 0.294, SLG: 0.348 (1, 4) (1, PH) (2, 4)	P6-3 HBP		F8						FC1-5 P4-6-3	0	0	0	0	0	0	0	Chicago Cubs @ Los Angeles Dodgers Dodger Stadium, Los Angeles, CA Sun Aug 20 1972, 3:33 AM PDT Att: 19,854 - Sunny - 78 F																			
Manny Mota, R OBP: 0.382, SLG: 0.455 (1, 8)	P6-3 1-2		4-0 BB		4-3 2B		L9	P4-6-3 1-2		4	0	0	0	1	0	4																				
Bill Buckner, L OBP: 0.354, SLG: 0.403 (1, 9)			F8		4-3			4-3 1B P6-3 1B		4	2	2	0	0	0	2																				
Wes Parker, S OBP: 0.380, SLG: 0.368 (1, 3)	2B BB		P6		3-1			4-3 1B		3	1	1	0	1	0	2																				
Willie Crawford, L OBP: 0.315, SLG: 0.421 (1, 7)	1B 2B		K				P6-3	4-3		4	0	1	2	0	1	3																				
Bobby Valentine, R OBP: 0.308, SLG: 0.325 (1, 5)					4-0 BB		P6-3	P6-3		3	0	1	1	1	0	1																				
Bill Russell, R OBP: 0.333, SLG: 0.408 (1, 6)	P6-3				FC6-4 FC6 1-2			K		3	0	0	0	1	1	4																				
Steve Yeager, R OBP: 0.219, SLG: 0.074 Chris Cannizzaro, R OBP: 0.348, SLG: 0.313 (1, 2) (9, PH)			K		K		F4	FC1-5 1B BB		3	0	0	0	0	2	2																				
Claude Osteen, L OBP: 0.354, SLG: 0.400 Maury Wills, S OBP: 0.173, SLG: 0.152 Pete Mikkelsen, R OBP: 0.314, SLG: 0.409 (1, 1) (7, PH) (8, 1) (9, PH)			1-3		FC6 1-2		5-3	FC1-5 1B		2	0	0	0	0	0	1																				
Inning Stats	R: 2 E: 0 K: 0 S: 5	H: 3 LOB: 2 BB: 1 P: 10	R: 0 E: 0 K: 1 S: 5	H: 0 LOB: 0 BB: 0 P: 5	R: 0 E: 0 K: 1 S: 5	H: 0 LOB: 1 BB: 1 P: 9	R: 0 E: 0 K: 1 S: 5	H: 0 LOB: 1 BB: 1 P: 9	R: 0 E: 0 K: 0 S: 4	H: 1 LOB: 1 BB: 0 P: 4	R: 0 E: 0 K: 0 S: 3	H: 0 LOB: 0 BB: 1 P: 7	R: 0 E: 0 K: 1 S: 5	H: 0 LOB: 0 BB: 0 P: 5	R: 1 E: 0 K: 1 S: 7	H: 2 LOB: 1 BB: 0 P: 7	R: 0 E: 0 K: 0 S: 3	H: 1 LOB: 1 BB: 1 P: 7	1B: 5 2B: 2 3B: 0 HR: 0	SF: 0 SAC: 0 DP: 2 HBP: 1	WP: 0 PB: 0 SB: 0 CS: 0	PA: 38														
PITCHER	IP	WLS	BF	H	R	ER	SO	BB	IBB	HBP	BLK	WP	HR	S	P	ERA	WHIP	PITCHER		IP	WLS	BF	H	R	ER	SO	BB	IBB	HBP	BLK	WP	HR	S	P	ERA	WHIP
Rick Reuschel, R ERA: 2.82 Jack Aker, R ERA: 2.72	(1, 1)	7.0	S	31	6	3	3	4	4	0	0	0	0	34	51	3.86	1.429																			

AB	32
R	3
H	7
RBI	3
BB	5
SO	5
LOB	21



Batter	1	2	3	4	5	6	7	8	9	AB	R	H	RBI	BB	SO	LOB	TOP											
Lou Brock, L OBP: 0.344, SLG: 0.385 (1, 7)										4	2	1	0	1	0	3	St. Louis Cardinals @ Los Angeles Dodgers Dodger Stadium, Los Angeles, CA Mon Aug 21 1972, 7:05 PM PDT Att: 17,582 - Unknown											
Ted Sizemore, R OBP: 0.321, SLG: 0.352 (1, 4)										4	0	2	1	0	1	0												
Bernie Carbo, L OBP: 0.379, SLG: 0.357 (1, 9)										4	1	2	1	0	0	3												
Ted Simmons, S OBP: 0.322, SLG: 0.460 (1, 2)										3	0	0	1	0	0	2												
Luis Melendez, R OBP: 0.314, SLG: 0.374 (1, 8)										4	1	1	0	0	0	2												
Ed Crosby, L OBP: 0.272, SLG: 0.255 (1, 5)										4	0	0	0	0	1	1												
Ron Allen, S OBP: 0.286, SLG: 0.364 Matty Alou, L OBP: 0.350, SLG: 0.389 (7, PH) (7, 3)										2	0	0	0	0	1	0												
Dal Maxvill, R OBP: 0.308, SLG: 0.271 (1, 6)										3	0	1	0	1	1	0												
Bob Gibson, R OBP: 0.178, SLG: 0.397 (1, 1)										4	0	1	1	0	2	1												
Inning Stats	R: 1 E: 0 K: 0 S: 4	H: 1 LOB: 1 BB: 1 P: 8	R: 0 E: 0 K: 1 S: 5	H: 0 LOB: 0 BB: 0 P: 5	R: 0 E: 0 K: 1 S: 5	H: 0 LOB: 0 BB: 0 P: 5	R: 1 E: 0 K: 0 S: 4	H: 1 LOB: 0 BB: 0 P: 4	R: 0 E: 0 K: 1 S: 6	H: 1 LOB: 1 BB: 0 P: 6	R: 0 E: 0 K: 0 S: 3	H: 0 LOB: 0 BB: 0 P: 3	R: 1 E: 0 K: 1 S: 7	H: 2 LOB: 1 BB: 0 P: 7	R: 1 E: 0 K: 2 S: 9	H: 2 LOB: 2 BB: 1 P: 13	1B: 4 2B: 3 3B: 0 HR: 1	SF: 1 SAC: 0 DP: 0 HBP: 0	WP: 1 PB: 0 SB: 2 CS: 0	PA: 37								
PITCHER	IP	WLS	BF	H	R	ER	SO	BB	IBB	HBP	BLK	WP	HR	S	P	ERA	WHIP											
Don Sutton, R ERA: 2.19 Pete Richert, L ERA: 2.04	(1, 1)	8.0	L	31	6	3	3	5	1	0	0	0	1	1	40	44	3.38	0.875										
	(9, 1)	1.0		6	2	1	1	2	0	1	0	0	0	0	9	13	9.00	2.000										

Batter	1	2	3	4	5	6	7	8	9	AB	R	H	RBI	BB	SO	LOB	BOTTOM											
Bobby Valentine, R OBP: 0.314, SLG: 0.328 (1, 5)										3	0	2	0	1	0	0	St. Louis Cardinals @ Los Angeles Dodgers Dodger Stadium, Los Angeles, CA Mon Aug 21 1972, 7:05 PM PDT Att: 17,582 - Unknown											
Bill Buckner, L OBP: 0.352, SLG: 0.401 (1, 9)										4	0	1	0	0	0	2												
Willie Davis, L OBP: 0.306, SLG: 0.426 Pete Richert, L OBP: 0.500, SLG: 0.500 (9, 1)										4	0	0	0	0	1	3												
Wes Parker, S OBP: 0.382, SLG: 0.370 (1, 3)										4	0	2	0	0	0	1												
Willie Crawford, L OBP: 0.314, SLG: 0.418 (1, 7)										4	0	1	0	0	2	2												
Jim Lefebvre, S OBP: 0.284, SLG: 0.342 (1, 4)										3	0	0	0	1	0	2												
Bill Russell, R OBP: 0.329, SLG: 0.402 (1, 6)										4	0	0	0	0	1	3												
Steve Yeager, R OBP: 0.206, SLG: 0.069 Manny Mota, R OBP: 0.383, SLG: 0.455 (8, PH) (9, 8)										2	0	0	0	0	1	0												
Don Sutton, R OBP: 0.178, SLG: 0.152 Chris Cannizzaro, R OBP: 0.346, SLG: 0.311 (8, PH) (9, 2)										2	0	0	0	0	1	0												
Inning Stats	R: 0 E: 0 K: 0 S: 3	H: 0 LOB: 1 BB: 1 P: 7	R: 0 E: 0 K: 0 S: 3	H: 0 LOB: 0 BB: 0 P: 3	R: 0 E: 1 K: 2 S: 8	H: 1 LOB: 1 BB: 0 P: 8	R: 0 E: 0 K: 2 S: 8	H: 1 LOB: 1 BB: 0 P: 8	R: 0 E: 0 K: 0 S: 3	H: 0 LOB: 0 BB: 0 P: 3	R: 0 E: 0 K: 2 S: 8	H: 1 LOB: 1 BB: 0 P: 8	R: 0 E: 0 K: 0 S: 5	H: 3 LOB: 2 BB: 0 P: 5	R: 0 E: 0 K: 0 S: 4	H: 1 LOB: 2 BB: 1 P: 8	1B: 7 2B: 0 3B: 0 HR: 0	SF: 0 SAC: 0 DP: 1 HBP: 0	WP: 1 PB: 0 SB: 0 CS: 0	PA: 35								
PITCHER	IP	WLS	BF	H	R	ER	SO	BB	IBB	HBP	BLK	WP	HR	S	P	ERA	WHIP											
Bob Gibson, R ERA: 2.76	(1, 1)	9.0	W	35	7	0	0	6	2	0	0	0	1	0	45	53	0.00	1.000										

Batter	1	2	3	4	5	6	7	8	9	AB	R	H	RBI	BB	SO	LOB	TOP					
Lou Brock, L OBP: 0.346, SLG: 0.385 (1,7)	G3		CS BB			S 1B		1-3		3	0	1	0	1	0	1	St. Louis Cardinals @ Los Angeles Dodgers Dodger Stadium, Los Angeles, CA Tue Aug 22 1972, 7:05 PM PDT Att: 21,021 - Unknown livebaseballscorecards.com					
Ted Sizemore, R OBP: 0.318, SLG: 0.347 (1,4)	5-3		CS	F9		6-3		F9		4	0	0	0	0	0	2						
Luis Melendez, R OBP: 0.309, SLG: 0.368 (1,8)	5-3			1-3		F9			F8	4	0	0	0	0	0	1						
Ted Simmons, S OBP: 0.324, SLG: 0.460 (1,2)		L3 1B		3-1			G1-6-3 1B		4-3	4	0	2	0	0	0	0						
Matty Alou, L OBP: 0.349, SLG: 0.388 (1,3)	L3				6-3					4	0	1	0	0	0	2						
Jose Cruz, L OBP: 0.279, SLG: 0.270 (9, PR)										0	0	0	0	0	0	0						
Dwain Anderson, R OBP: 0.359, SLG: 0.361 (1,5)										4	0	4	0	0	0	0						
Jorge Roque, R OBP: 0.105, SLG: 0.056 (9, PH)										4	0	4	0	0	0	0						
Joe Torre, R OBP: 0.357, SLG: 0.449 (9, PH)	K				K					3	0	0	0	0	2	3						
Dal Maxvill, R OBP: 0.308, SLG: 0.272 (1,6)			6-3		4-3					3	0	1	0	0	0	1						
Rick Wise, R OBP: 0.197, SLG: 0.243 (1,1)			F8			F2			SH3	2	0	0	0	0	0	0						
Inning Stats	R: 0 E: 0 K: 0 S: 3	H: 0 LOB: 0 BB: 0 P: 3	R: 0 E: 0 K: 1 S: 6	H: 2 LOB: 1 BB: 0 P: 6	R: 0 E: 0 K: 0 S: 2	H: 0 LOB: 0 BB: 1 P: 6	R: 0 E: 0 K: 0 S: 3	H: 0 LOB: 0 BB: 0 P: 3	R: 0 E: 0 K: 1 S: 6	H: 1 LOB: 1 BB: 0 P: 6	R: 0 E: 0 K: 0 S: 4	H: 1 LOB: 1 BB: 0 P: 4	R: 0 E: 0 K: 0 S: 4	H: 2 LOB: 1 BB: 0 P: 4	R: 0 E: 0 K: 0 S: 4	H: 1 LOB: 1 BB: 0 P: 4	R: 0 E: 0 K: 0 S: 5	H: 2 LOB: 2 BB: 0 P: 5	1B: 8 2B: 2 3B: 0 HR: 0	SF: 0 SAC: 1 DP: 2 HBP: 0	WP: 0 PB: 0 SB: 1 CS: 1	PA: 35
PITCHER Al Downing, L ERA: 2.8 (1,1)	IP: 9.0 WLS: W BF: 34 H: 9 R: 0 ER: 0 SO: 2 BB: 1 IBB: 0 HBP: 0 BLK: 0 WP: 0 HR: 0 S: 37 P: 41 ERA: 0.00 WHIP: 1.111															PITCHER	IP: 9.0 WLS: W BF: 34 H: 9 R: 0 ER: 0 SO: 2 BB: 1 IBB: 0 HBP: 0 BLK: 0 WP: 0 HR: 0 S: 37 P: 41 ERA: 0.00 WHIP: 1.111					

Batter	1	2	3	4	5	6	7	8	9	AB	R	H	RBI	BB	SO	LOB	BOTTOM			
Lee Lacy, R OBP: 0.322, SLG: 0.345 (1,4)	1-3		G3 1B		K		K			4	0	1	0	0	2	0	St. Louis Cardinals @ Los Angeles Dodgers Dodger Stadium, Los Angeles, CA Tue Aug 22 1972, 7:05 PM PDT Att: 21,021 - Unknown livebaseballscorecards.com			
Manny Mota, R OBP: 0.381, SLG: 0.452 (1,7)	E4 1B		G3		1-5-3		2-3			4	1	1	0	0	0	1				
Willie Davis, L OBP: 0.308, SLG: 0.427 (1,8)	G5-3 1B		F5		S 1B			G3		4	0	2	1	0	0	1				
Wes Parker, S OBP: 0.383, SLG: 0.370 (1,3)			G3					1-3		3	0	1	0	1	0	1				
Bill Buckner, L OBP: 0.348, SLG: 0.395 (1,9)	G5-3			F9	L4			1-3		4	0	0	0	0	0	4				
Bobby Valentine, R OBP: 0.311, SLG: 0.325 (1,5)		5-3		4-3						3	0	0	0	0	0	0				
Maury Wills, S OBP: 0.173, SLG: 0.152 (8,5)										0	0	0	0	0	0	0				
Bill Russell, R OBP: 0.329, SLG: 0.401 (1,6)		2-3		S 1B				4-3		3	0	1	0	0	0	0				
Chris Cannizzaro, R OBP: 0.351, SLG: 0.313 (1,2)						K				2	0	1	0	1	1	0				
Al Downing, R OBP: 0.084, SLG: 0.096 (1,1)		G3			4-3			K		3	0	0	0	0	1	3				
Inning Stats	R: 1 E: 1 K: 0 S: 5	H: 3 LOB: 1 BB: 0 P: 5	R: 0 E: 0 K: 0 S: 4	H: 1 LOB: 1 BB: 0 P: 4	R: 0 E: 0 K: 0 S: 4	H: 1 LOB: 1 BB: 0 P: 4	R: 0 E: 0 K: 0 S: 4	H: 1 LOB: 2 BB: 1 P: 8	R: 0 E: 0 K: 1 S: 6	H: 1 LOB: 2 BB: 1 P: 10	R: 0 E: 0 K: 1 S: 5	H: 0 LOB: 0 BB: 0 P: 5	R: 0 E: 0 K: 2 S: 7	H: 0 LOB: 0 BB: 0 P: 7	R: 0 E: 0 K: 0 S: 3	H: 0 LOB: 0 BB: 0 P: 3	1B: 7 2B: 0 3B: 0 HR: 0	SF: 0 SAC: 0 DP: 1 HBP: 0	WP: 0 PB: 0 SB: 2 CS: 0	PA: 32
PITCHER Rick Wise, R ERA: 3.44 (1,1)	IP: 8.0 WLS: L BF: 32 H: 7 R: 1 ER: 1 SO: 4 BB: 1 IBB: 1 HBP: 0 BLK: 0 WP: 0 HR: 0 S: 38 P: 46 ERA: 1.12 WHIP: 1.000															PITCHER	IP: 8.0 WLS: L BF: 32 H: 7 R: 1 ER: 1 SO: 4 BB: 1 IBB: 1 HBP: 0 BLK: 0 WP: 0 HR: 0 S: 38 P: 46 ERA: 1.12 WHIP: 1.000			

Batter	1	2	3	4	5	6	7	8	9	AB	R	H	RBI	BB	SO	LOB	TOP					
Lou Brock, L OBP: 0.345, SLG: 0.383 (1, 7)	4-0 1B BB		0-3 K			0-0 F7		0-0 1-3		3	0	0	0	1	1	0						
Ted Sizemore, R OBP: 0.322, SLG: 0.350 (1, 4)	0-0 1-3 1B			0-0 4-3		0-0 1B 1B		4-0 BB BB		3	0	2	0	1	0	0						
Bernie Carbo, L OBP: 0.374, SLG: 0.351 (1, 9)	0-0 8-2-3 1-2			0-0 4-3		0-0 F7		0-0 G3		4	0	0	0	0	0	4						
Ted Simmons, S OBP: 0.325, SLG: 0.460 (1, 2)	0-0 F8			0-0 BB 1B		0-0 1-2 1B			0-0 1-3	4	0	2	0	0	0	1						
Matty Alou, L OBP: 0.348, SLG: 0.385 (1, 3)		0-0 6-3		4-0 FC6-4 BB		0-0 1-3			0-3 K	3	0	0	0	1	1	2						
Luis Melendez, R OBP: 0.304, SLG: 0.362 (1, 8)		0-0 F9		0-0 FC6-4 1-2					0-0 P4	4	0	0	0	0	1	2						
Dwain Anderson, R OBP: 0.346, SLG: 0.347 (1, 5)		0-0 6-3			0-0 1-3				0-0 1-3	3	0	0	0	0	0	0						
Dal Maxvill, R OBP: 0.305, SLG: 0.269 (1, 6)			0-3 K		0-0 5-3				0-0 6-3	3	0	0	0	0	1	0						
Diego Segui, R OBP: 0.063, SLG: 0.083 (7, 1)			0-3 K		0-3 K					0	0	0	0	0	0	0						
Don Durham, R OBP: 0.455, SLG: 1.000 Ed Crosby, L OBP: 0.271, SLG: 0.254 (1, 1) (7, 6)			0-3 K		0-3 K				0-0 F9	2	0	0	0	0	2	0						
Inning Stats	R: 0 E: 0 K: 0 S: 3	H: 1 LOB: 1 BB: 1 P: 7	R: 0 E: 0 K: 0 S: 3	H: 0 LOB: 0 BB: 0 P: 3	R: 0 E: 0 K: 3 S: 9	H: 0 LOB: 0 BB: 0 P: 9	R: 0 E: 0 K: 0 S: 4	H: 1 LOB: 2 BB: 1 P: 8	R: 0 E: 0 K: 1 S: 5	H: 0 LOB: 0 BB: 0 P: 5	R: 0 E: 0 K: 1 S: 5	H: 0 LOB: 2 BB: 0 P: 5	R: 0 E: 0 K: 1 S: 5	H: 0 LOB: 1 BB: 1 P: 5	R: 0 E: 0 K: 1 S: 3	H: 0 LOB: 0 BB: 1 P: 7	R: 0 E: 0 K: 1 S: 5	H: 0 LOB: 0 BB: 0 P: 5	1B: 4 2B: 1 3B: 0 HR: 0	SF: 0 SAC: 0 DP: 1 HBP: 0	WP: 0 PB: 0 SB: 0 CS: 0	PA: 33
PITCHER Bill Singer, R ERA: 3.49 (1, 1)	IP: 9.0 WLS: W BF: 33 H: 4 R: 0 ER: 0 SO: 6 BB: 3 IBB: 0 HBP: 0 BLK: 0 WP: 0 HR: 0 S: 42 P: 54 ERA: 0.00 WHIP: 0.778															PITCHER						

St. Louis Cardinals @ Los Angeles Dodgers
Dodger Stadium, Los Angeles, CA
Wed Aug 23 1972, 7:05 PM PDT
Att: 17,265 - Unknown

AB 30
R 0
H 4
RBI 0
BB 3
SO 6
LOB 9



Batter	1	2	3	4	5	6	7	8	9	AB	R	H	RBI	BB	SO	LOB	BOTTOM			
Lee Lacy, R OBP: 0.321, SLG: 0.340 (1, 4)	0-3 K		0-3 K		0-0 F8		4-0 1B 1B BB			3	1	0	0	1	2	0				
Manny Mota, R OBP: 0.383, SLG: 0.453 (1, 7)	0-0 1B SF7		0-0 F3		0-0 F8		0-0 1B 1-3 2-H			4	1	2	1	0	0	0				
Willie Davis, L OBP: 0.311, SLG: 0.432 (1, 8)	0-0 1-3 1B		0-0 2B			0-0 G3	0-0 1-2 3-H			4	0	3	1	0	0	0				
Wes Parker, S OBP: 0.381, SLG: 0.367 (1, 3)	0-0 SF7		0-3 K			4-0 FC6-4 BB	0-3 K			2	0	0	1	1	2	3				
Bill Buckner, L OBP: 0.343, SLG: 0.390 (1, 9)	0-0 6-3			0-0 F9		0-0 F7		0-0 1-3		4	0	0	0	0	0	2				
Steve Garvey, R OBP: 0.314, SLG: 0.408 Maury Wills, S OBP: 0.172, SLG: 0.151 (1, 5) (7, 5)		0-3 K		0-0 1B 9-2 1B		0-0 FC6-4 1-2		0-3 K		3	0	1	0	0	1	1				
Bill Russell, R OBP: 0.331, SLG: 0.403 (1, 6)		0-3 K		0-0 1-3 1B			0-0 CS 1B	0-0 F2		4	0	2	0	0	1	0				
Chris Cannizzaro, R OBP: 0.351, SLG: 0.314 (1, 2)				0-0 1B			0-3 K			3	0	1	0	0	1	3				
Bill Singer, R OBP: 0.128, SLG: 0.111 (1, 1)		0-3 K		0-3 3-H		0-3 K		4-0 BB 1B BB		2	1	0	0	1	2	1				
Inning Stats	R: 1 E: 0 K: 1 S: 7	H: 2 LOB: 1 BB: 0 P: 7	R: 0 E: 0 K: 3 S: 10	H: 1 LOB: 1 BB: 0 P: 10	R: 0 E: 0 K: 2 S: 8	H: 1 LOB: 1 BB: 0 P: 8	R: 0 E: 0 K: 0 S: 4	H: 2 LOB: 1 BB: 0 P: 4	R: 0 E: 0 K: 1 S: 5	H: 0 LOB: 0 BB: 0 P: 5	R: 0 E: 0 K: 0 S: 3	H: 0 LOB: 1 BB: 1 P: 7	R: 2 E: 0 K: 2 S: 9	H: 3 LOB: 2 BB: 2 P: 17	R: 0 E: 0 K: 1 S: 5	H: 0 LOB: 0 BB: 0 P: 5	1B: 8 2B: 2 3B: 0 HR: 0	SF: 1 SAC: 0 DP: 1 HBP: 0	WP: 0 PB: 0 SB: 1 CS: 1	PA: 34
PITCHER Don Durham, R ERA: 4.54 Diego Segui, R ERA: 2.49 (1, 1) (7, 1)	IP: 6.2 WLS: L BF: 28 H: 7 R: 3 ER: 3 SO: 8 BB: 3 IBB: 0 HBP: 0 BLK: 0 WP: 0 HR: 0 S: 41 P: 53 ERA: 4.05 WHIP: 1.500															PITCHER				

St. Louis Cardinals @ Los Angeles Dodgers
Dodger Stadium, Los Angeles, CA
Wed Aug 23 1972, 7:05 PM PDT
Att: 17,265 - Unknown

AB 30
R 3
H 9
RBI 3
BB 3
SO 10
LOB 10



Batter	1	2	3	4	5	6	7	8	9	AB	R	H	RBI	BB	SO	LOB	TOP				
Lee Lacy, R OBP: 0.321, SLG: 0.333 (1, 4)										3	2	0	0	1	0	0	Los Angeles Dodgers @ Pittsburgh Pirates Three Rivers Stadium, Pittsburgh, PA Fri Aug 25 1972, 7:05 PM EDT Att: 39,574 - Unknown				
Bill Buckner, L OBP: 0.345, SLG: 0.403 (1, 9)										4	1	2	2	0	0	0					
Willie Davis, L OBP: 0.307, SLG: 0.425 (1, 8)										4	0	1	0	0	1	2					
Wes Parker, S OBP: 0.379, SLG: 0.361 (1, 3)										4	0	0	1	0	1	2					
Willie Crawford, L OBP: 0.311, SLG: 0.409 (1, 7)										4	0	0	0	0	2	1					
Steve Garvey, R OBP: 0.317, SLG: 0.419 Maury Wills, S OBP: 0.178, SLG: 0.151 (1, 5) (9, 5)										3	0	0	0	0	1	0					
Bill Russell, R OBP: 0.328, SLG: 0.399 (1, 6)										4	1	1	0	0	0	1					
Chris Cannizzaro, R OBP: 0.354, SLG: 0.310 (1, 2)										2	0	0	0	1	0	1					
Claude Osteen, L OBP: 0.338, SLG: 0.381 (1, 1)										3	0	0	0	0	0	1					
Inning Stats	R: 1 E: 0 K: 1 S: 6	H: 1 LOB: 1 BB: 1 P: 10	R: 0 E: 0 K: 0 S: 2	H: 0 LOB: 1 BB: 1 P: 7	R: 0 E: 0 K: 1 S: 5	H: 0 LOB: 0 BB: 0 P: 5	R: 0 E: 0 K: 0 S: 3	H: 0 LOB: 0 BB: 0 P: 3	R: 0 E: 0 K: 0 S: 3	H: 0 LOB: 0 BB: 0 P: 3	R: 2 E: 1 K: 0 S: 5	H: 1 LOB: 0 BB: 0 P: 5	R: 0 E: 0 K: 1 S: 6	H: 1 LOB: 1 BB: 0 P: 6	R: 0 E: 0 K: 1 S: 5	H: 0 LOB: 0 BB: 0 P: 5		1B: 2 2B: 1 3B: 0 HR: 1	SF: 0 SAC: 0 DP: 1 HBP: 1	WP: 0 PB: 0 SB: 0 CS: 0	PA: 34
PITCHER	IP	WLS	BF	H	R	ER	SO	BB	IBB	HBP	BLK	WP	HR	S	P	ERA	WHIP				
Bruce Kison, R ERA: 2.97 Ramon Hernandez, L ERA: 1.82	(1, 1) (8, 1)	7.0 2.0	L 7	27 1	3 0	4 0	3 2	3 0	3 0	0 0	1 0	1 0	0 0	11 11	39 11	3.86 0.00	0.714 0.500				

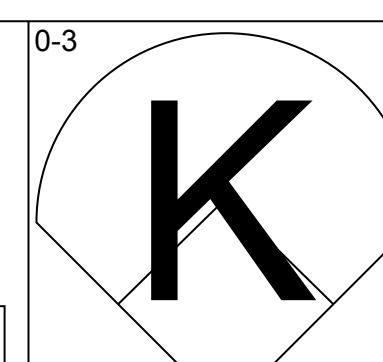
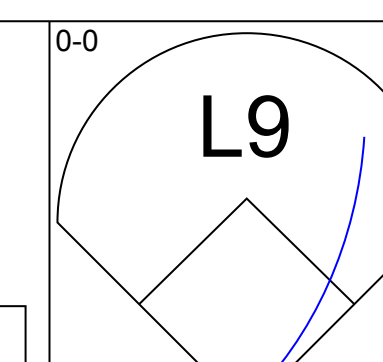
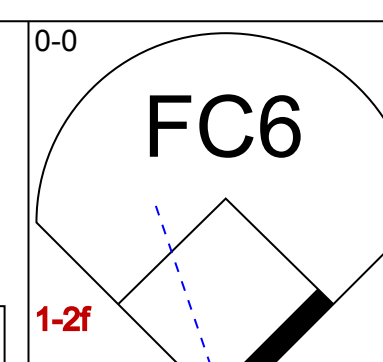
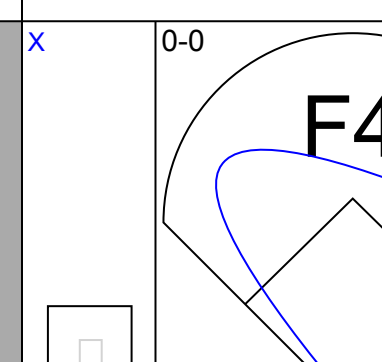
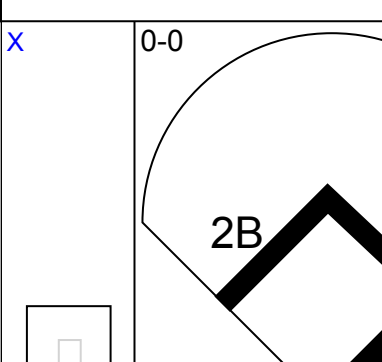
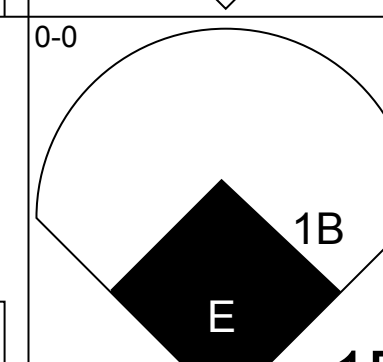
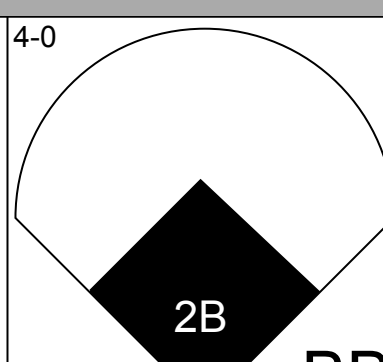
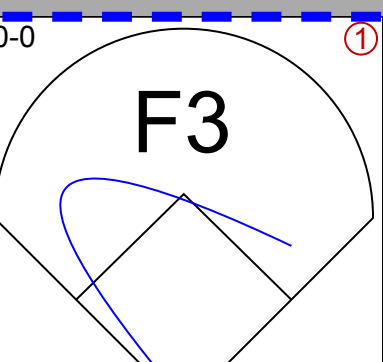
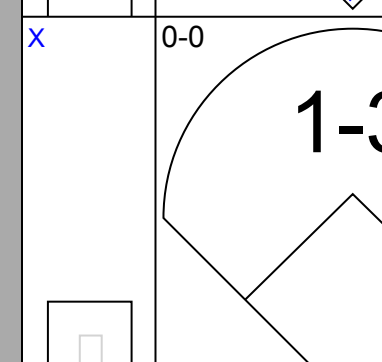
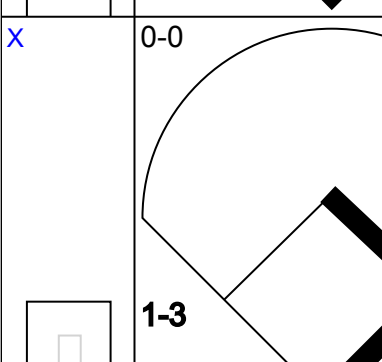
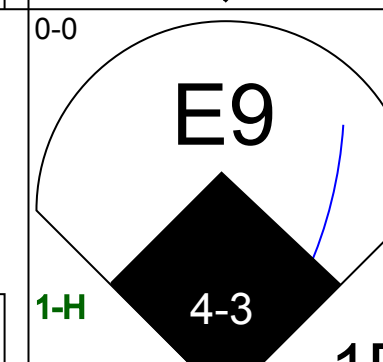
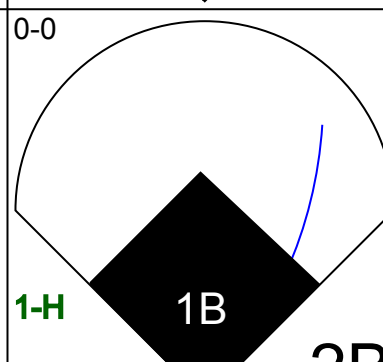
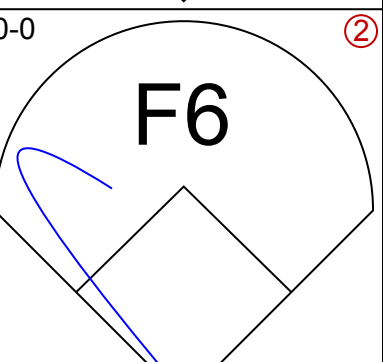
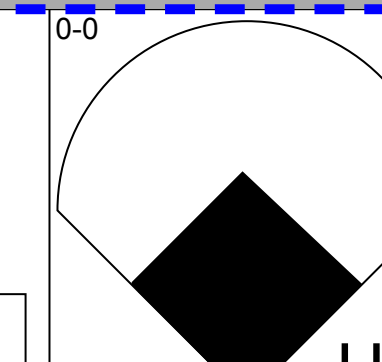
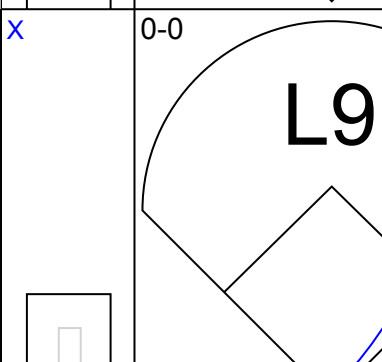
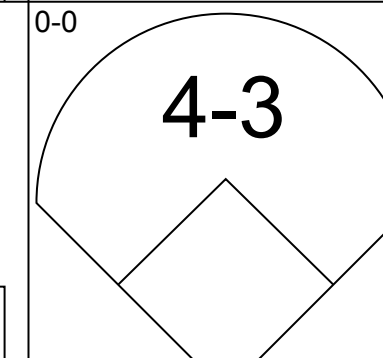
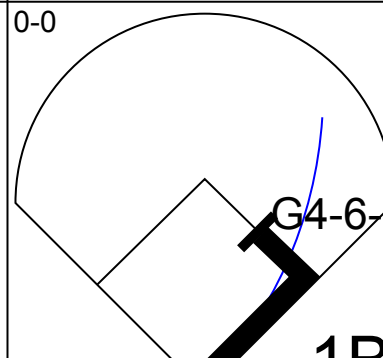
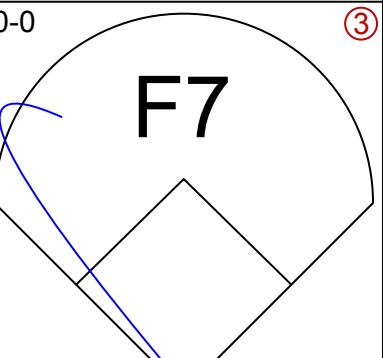
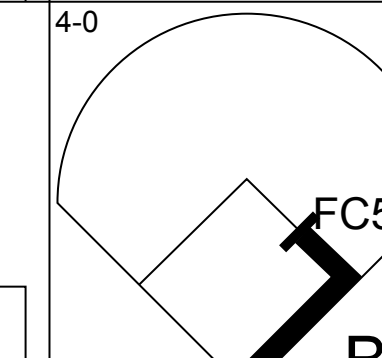
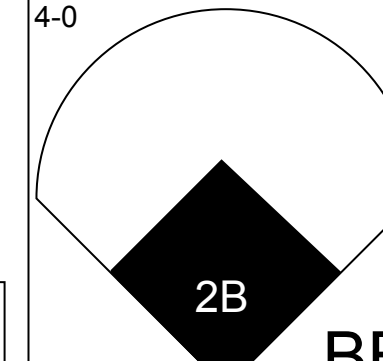
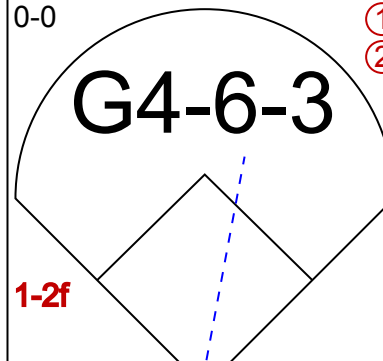
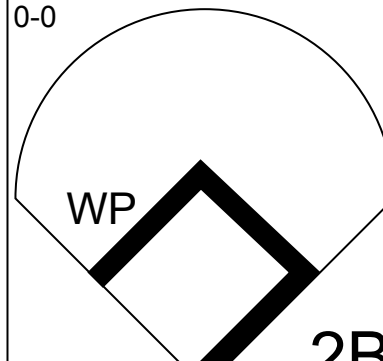
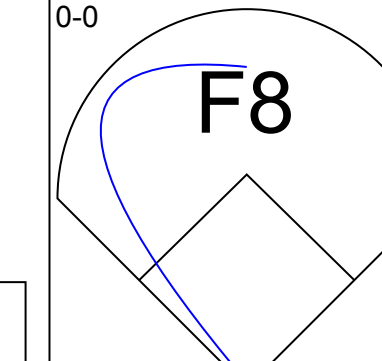
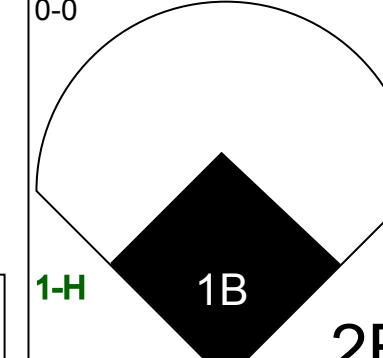
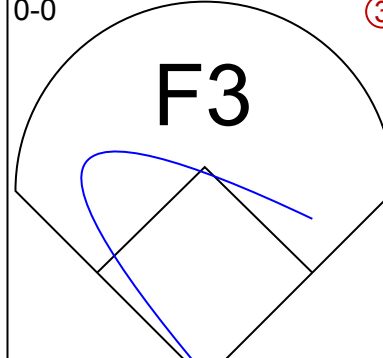
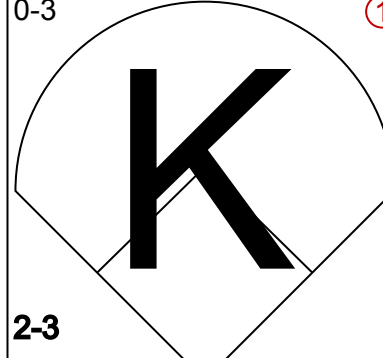
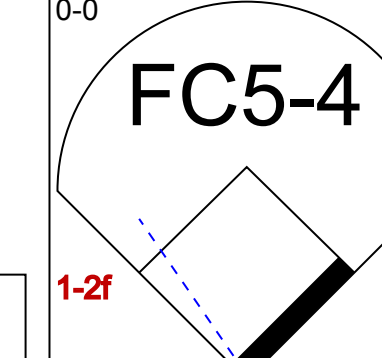
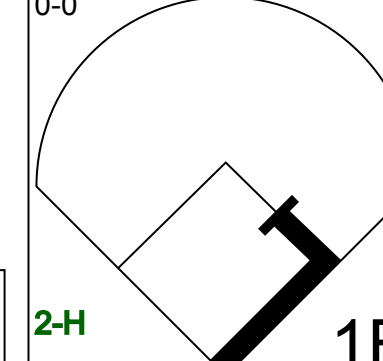
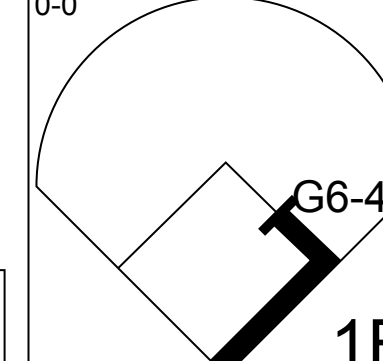
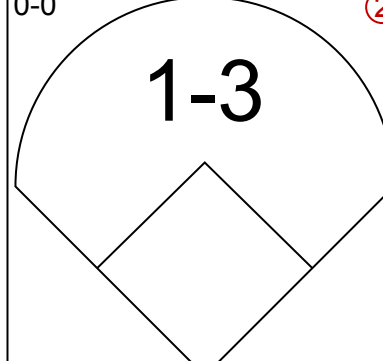
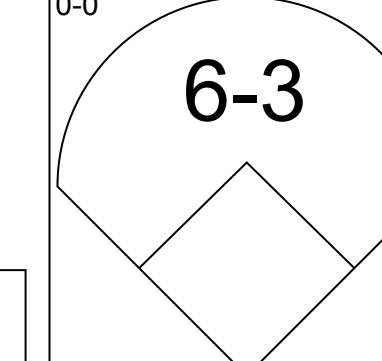
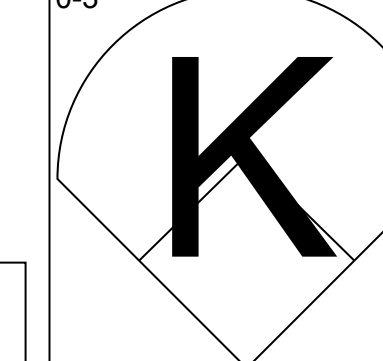
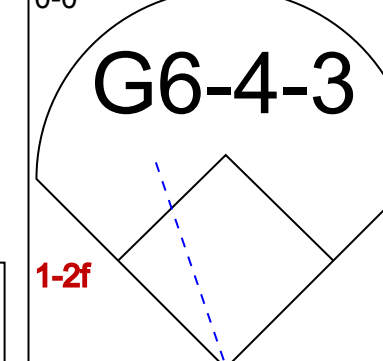
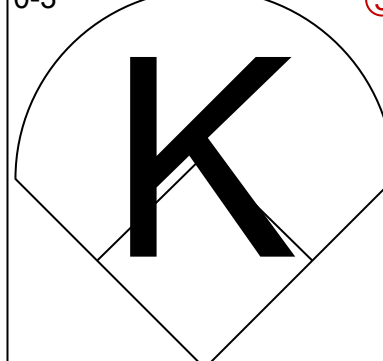
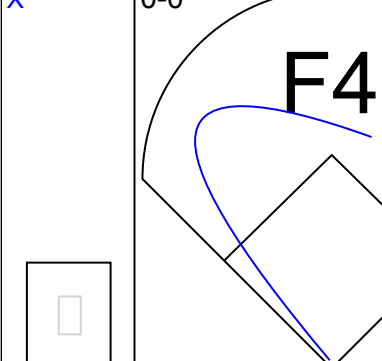
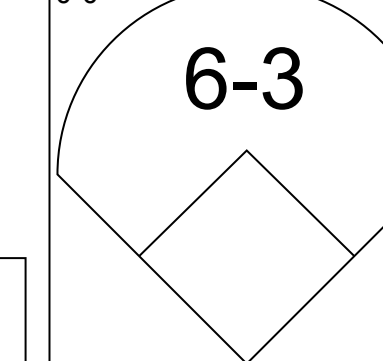
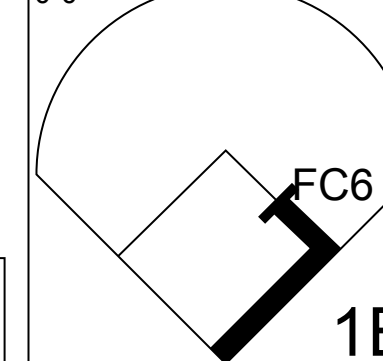
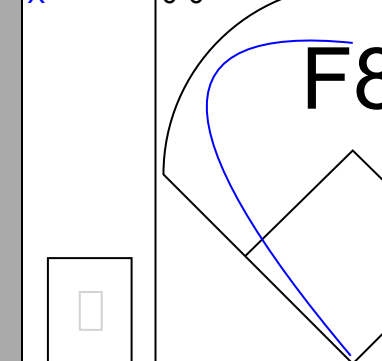
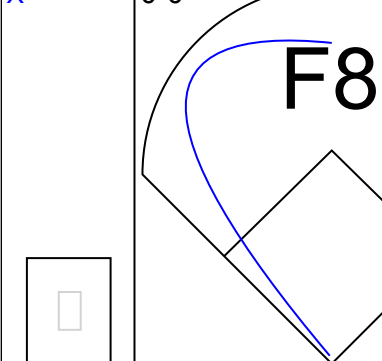
AB	31
R	4
H	4
RBI	3
BB	2
SO	5
LOB	8

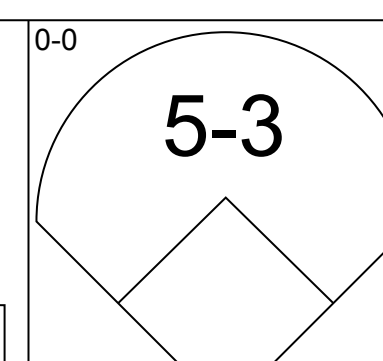
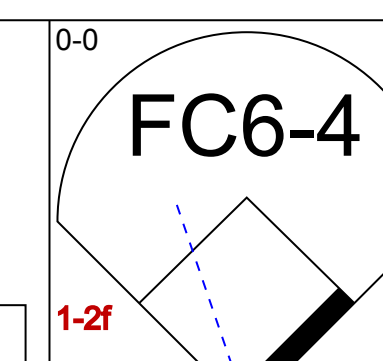
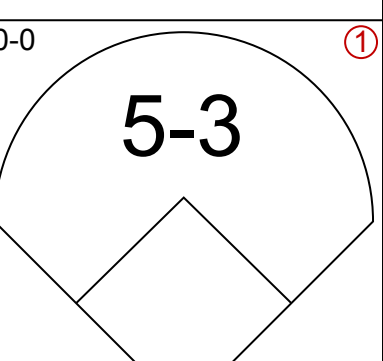
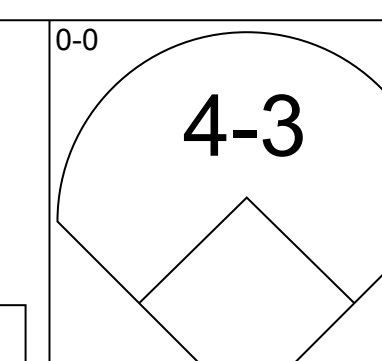
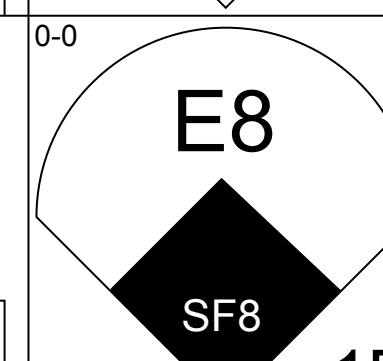
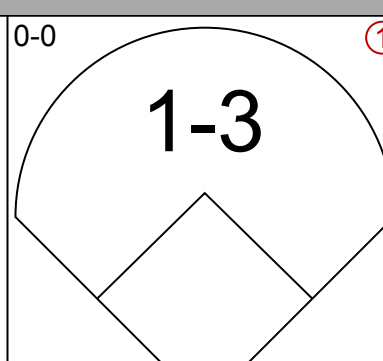
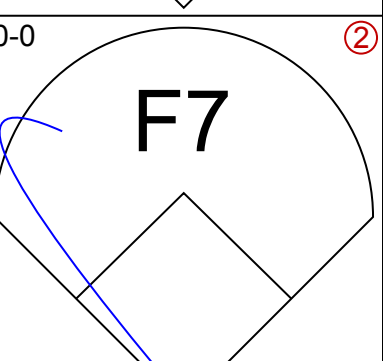
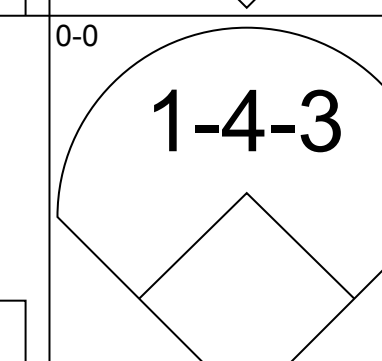
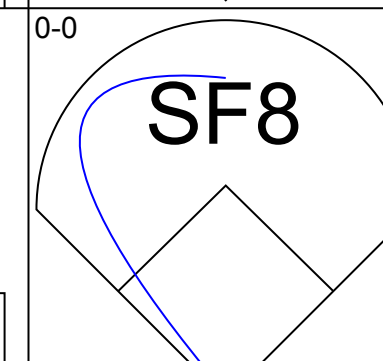
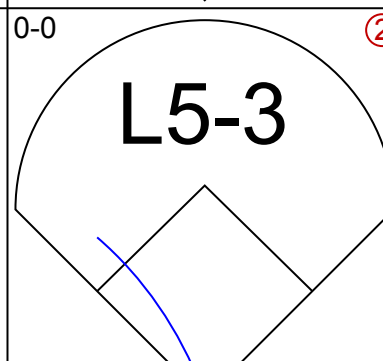
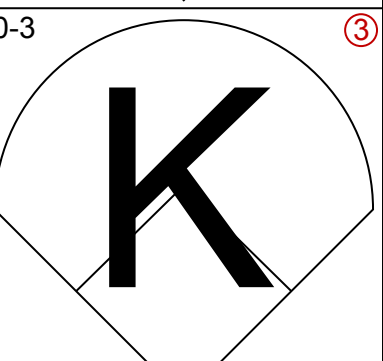
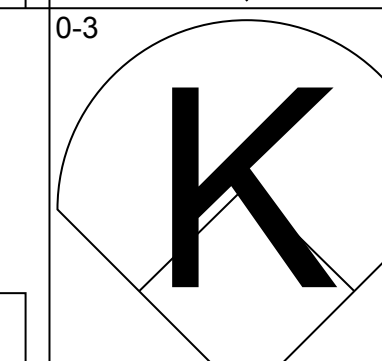
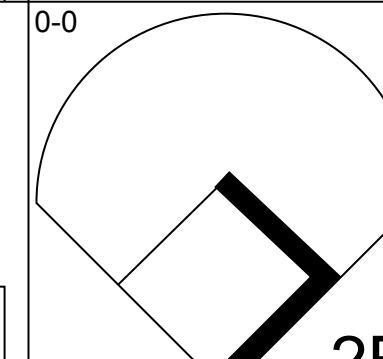
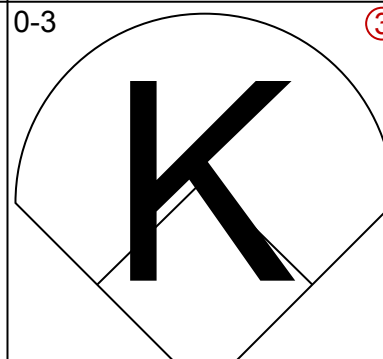
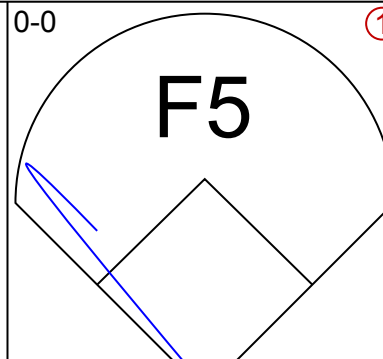
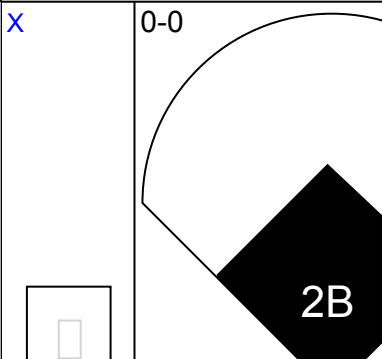
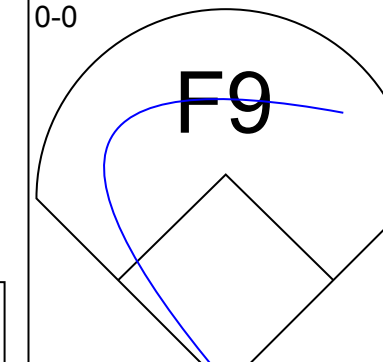
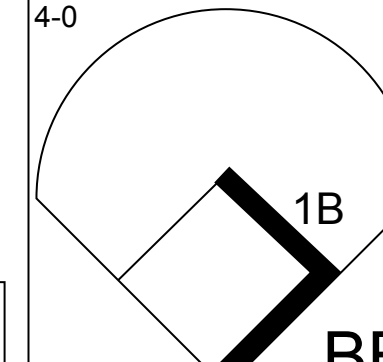
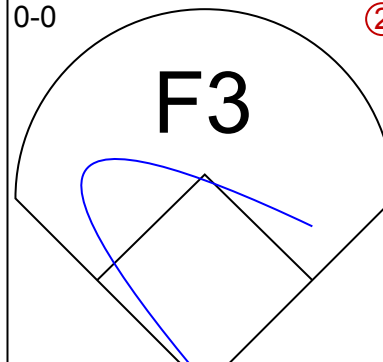
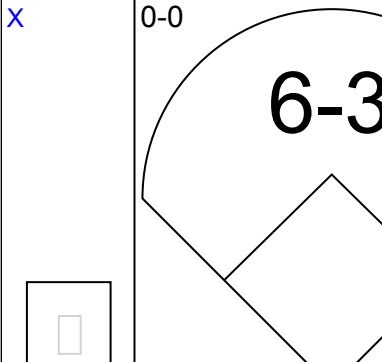
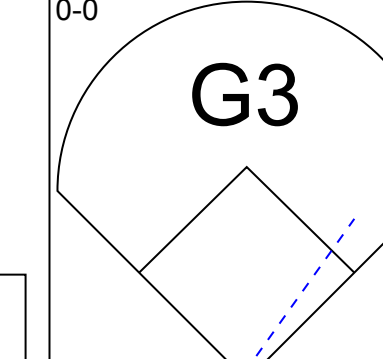
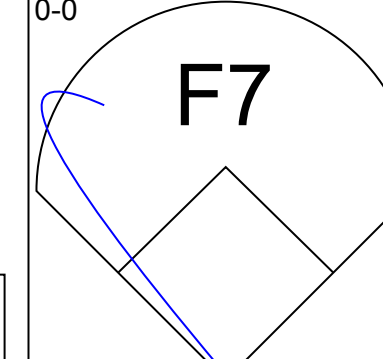
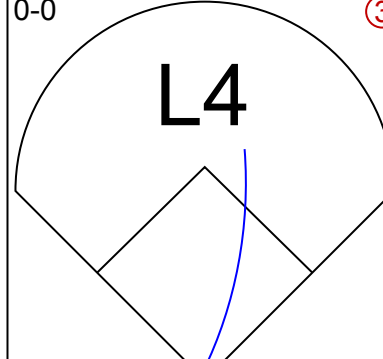
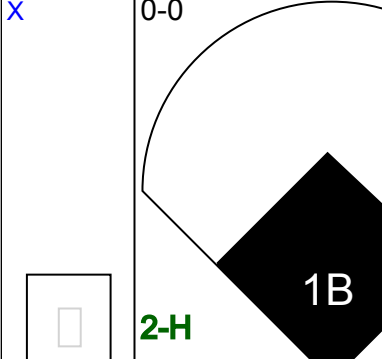
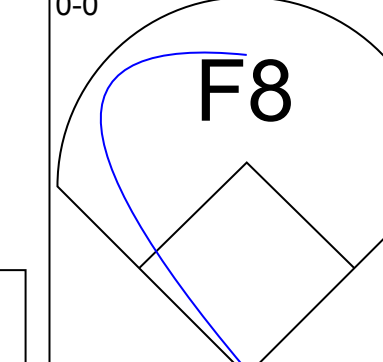
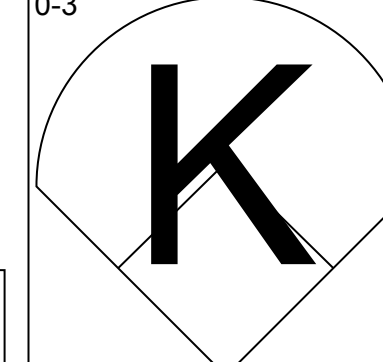
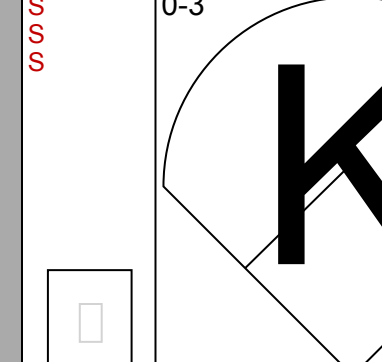
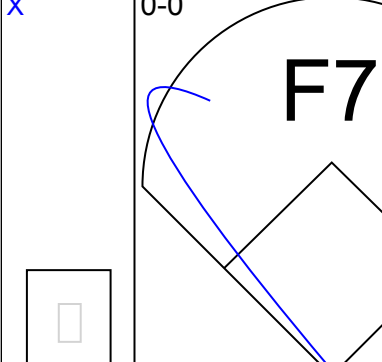
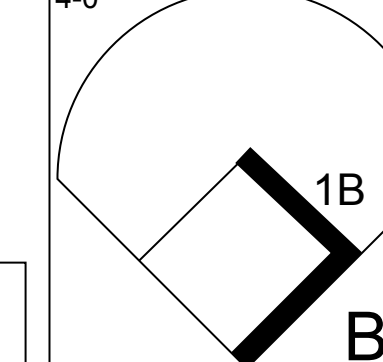
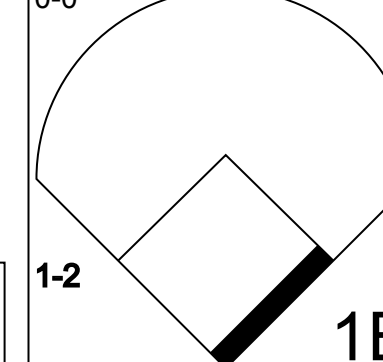
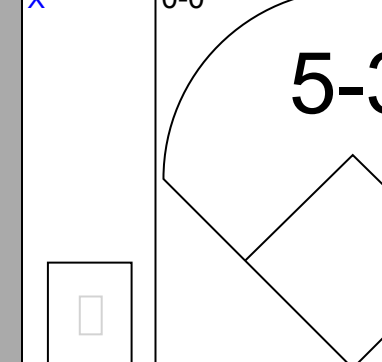
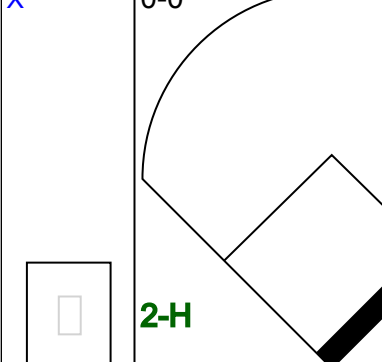


Batter	1	2	3	4	5	6	7	8	9	AB	R	H	RBI	BB	SO	LOB	BOTTOM					
Rennie Stennett, R OBP: 0.299, SLG: 0.391 (1, 8) (8, 7) (9, 8)										5	0	0	0	0	0	3	Los Angeles Dodgers @ Pittsburgh Pirates Three Rivers Stadium, Pittsburgh, PA Fri Aug 25 1972, 7:05 PM EDT Att: 39,574 - Unknown					
Dave Cash, R OBP: 0.313, SLG: 0.371 (1, 4)										5	1	2	1	0	0	0						
Gene Clines, R OBP: 0.366, SLG: 0.421 (1, 9) (9, 7)										5	0	3	1	0	0	1						
Willie Stargell, L OBP: 0.389, SLG: 0.581 Ramon Hernandez, S OBP: 0.182, SLG: 0.273 (1, 3) (8, 1)										4	0	1	0	0	0	2						
Manny Sanguillen, R OBP: 0.339, SLG: 0.433 (1, 2)										3	0	0	0	1	0	1						
Bob Robertson, R OBP: 0.284, SLG: 0.305 (1, 7) (8, 3)										3	1	0	0	1	0	3						
Richie Hebner, L OBP: 0.404, SLG: 0.552 (1, 5)										4	0	1	0	0	0	3						
Jackie Hernandez, R OBP: 0.224, SLG: 0.260 (1, 6)										3	0	1	1	1	0	0						
Bruce Kison, R OBP: 0.179, SLG: 0.308 Vic Davalillo, L OBP: 0.372, SLG: 0.424 Roberto Clemente, R OBP: 0.346, SLG: 0.474 (1, 1) (8, 8) (8, PH) (9, 9)										3	1	1	0	0	1	2						
Inning Stats	R: 0 E: 0 K: 0 S: 4	H: 1 LOB: 1 BB: 0 P: 4	R: 1 E: 0 K: 0 S: 5	H: 2 LOB: 2 BB: 1 P: 9	R: 0 E: 1 K: 0 S: 5	H: 2 LOB: 3 BB: 1 P: 9	R: 1 E: 0 K: 0 S: 5	H: 2 LOB: 1 BB: 0 P: 5	R: 0 E: 0 K: 0 S: 3	H: 0 LOB: 0 BB: 1 P: 7	R: 0 E: 0 K: 0 S: 3	H: 0 LOB: 0 BB: 0 P: 3	R: 0 E: 0 K: 0 S: 3	H: 0 LOB: 1 BB: 0 P: 3	R: 0 E: 0 K: 0 S: 3	H: 0 LOB: 0 BB: 0 P: 3		1B: 6 2B: 2 3B: 1 HR: 0	SF: 0 SAC: 0 DP: 0 HBP: 0	WP: 1 PB: 0 SB: 0 CS: 0	PA: 39	
PITCHER	IP	WLS	BF	H	R	ER	SO	BB	IBB	HBP	BLK	WP	HR	S	P	ERA	WHIP					
Claude Osteen, L ERA: 2.64	(1, 1)	9.0	W	39	9	3	3	1	2	1	0	0	1	0	38	50	3.00	1.222				

AB	36
R	3
H	9
RBI	3
BB	3
SO	1
LOB	16



Batter	1	2	3	4	5	6	7	8	9	AB	R	H	RBI	BB	SO	LOB	TOP								
Lee Lacy, R OBP: 0.319, SLG: 0.330 (1, 4)										5	0	1	0	0	1	1	Los Angeles Dodgers @ Pittsburgh Pirates Three Rivers Stadium, Pittsburgh, PA Sat Aug 26 1972, 3:33 AM EDT Att: 20,174 - Unknown livebaseballscorecards.com								
Bill Buckner, L OBP: 0.349, SLG: 0.408 (1, 9)										4	2	2	0	1	0	0									
Willie Davis, L OBP: 0.310, SLG: 0.435 (1, 8)										5	3	3	2	0	0	2									
Wes Parker, S OBP: 0.381, SLG: 0.361 (1, 3)										3	0	1	2	1	0	0									
Willie Crawford, L OBP: 0.315, SLG: 0.413 (1, 7)										3	1	1	0	1	0	2									
Steve Garvey, R OBP: 0.316, SLG: 0.420 (1, 5)										4	1	1	1	0	1	2									
Bill Russell, R OBP: 0.330, SLG: 0.400 (1, 6)										4	0	2	1	0	0	2									
Chris Cannizzaro, R OBP: 0.347, SLG: 0.303 (1, 2)										4	0	0	0	0	2	2									
Don Sutton, R OBP: 0.181, SLG: 0.157 (1, 1)										4	0	1	0	0	0	0									
Inning Stats	R: 4 E: 1 K: 1 S: 8	H: 4 LOB: 1 BB: 1 P: 12	R: 0 E: 0 K: 1 S: 5	H: 0 LOB: 0 BB: 0 P: 5	R: 2 E: 0 K: 0 S: 4	H: 2 LOB: 1 BB: 1 P: 8	R: 0 E: 0 K: 0 S: 4	H: 2 LOB: 1 BB: 0 P: 4	R: 0 E: 0 K: 2 S: 3	H: 1 LOB: 1 BB: 0 P: 8	R: 0 E: 0 K: 0 S: 3	H: 0 LOB: 0 BB: 0 P: 3	R: 0 E: 0 K: 0 S: 3	H: 0 LOB: 0 BB: 0 P: 3	R: 1 E: 0 K: 0 S: 4	H: 1 LOB: 1 BB: 0 P: 8		R: 0 E: 0 K: 0 S: 5	H: 2 LOB: 2 BB: 0 P: 5	1B: 7 2B: 4 3B: 0 HR: 1	SF: 0 SAC: 0 DP: 2 HBP: 0	WP: 1 PB: 0 SB: 0 CS: 0	PA: 39		
PITCHER	IP	WLS	BF	H	R	ER	SO	BB	IBB	HBP	BLK	WP	HR	S	P	ERA	WHIP								
Dock Ellis, R ERA: 3.14 (1, 1)	4.0	L	19	8	6	6	2	2	0	0	0	0	0	21	29	13.50	2.500								
Bob Johnson, R ERA: 3.3 (5, 1)	3.0		10	1	0	0	2	0	0	0	0	1	0	14	14	0.00	0.333								
Bob Miller, R ERA: 1.98 (8, 1)	2.0		10	3	1	1	0	1	0	0	0	0	1	9	13	4.50	2.000								

Batter	1	2	3	4	5	6	7	8	9	AB	R	H	RBI	BB	SO	LOB	BOTTOM								
Vic Davallo, L OBP: 0.367, SLG: 0.418 (1, 8)										4	0	0	0	0	0	2	Los Angeles Dodgers @ Pittsburgh Pirates Three Rivers Stadium, Pittsburgh, PA Sat Aug 26 1972, 3:33 AM EDT Att: 20,174 - Unknown livebaseballscorecards.com								
Rennie Stennett, R OBP: 0.298, SLG: 0.388 (1, 4)										4	1	1	0	0	0	0									
Gene Clines, R OBP: 0.361, SLG: 0.417 (1, 9)										3	0	0	1	0	2	0									
Willie Stargell, L OBP: 0.390, SLG: 0.586 (1, 3)										4	1	2	0	0	1	0									
Richie Hebner, L OBP: 0.402, SLG: 0.547 (1, 5)										3	0	0	0	1	0	2									
Milt May, L OBP: 0.305, SLG: 0.323 (1, 2)										4	1	1	1	0	0	1									
Bob Robertson, R OBP: 0.281, SLG: 0.301 (1, 7)										4	0	0	0	0	2	2									
Gene Alley, R OBP: 0.340, SLG: 0.328 (1, 6)										3	0	2	1	1	0	0									
Dock Ellis, S OBP: 0.125, SLG: 0.125 (1, 1)										1	0	1	0	0	0	0									
Bill Mazeroski, R OBP: 0.270, SLG: 0.314 (4, PH)										1	0	0	0	0	0	1									
Bob Johnson, R OBP: 0.220, SLG: 0.257 (5, PH)										0	0	0	0	0	0	0									
Jose Pagan, R OBP: 0.280, SLG: 0.447 (7, PH)										1	0	0	0	0	0	0									
Bob Miller, R OBP: 0.338, SLG: 0.432 (8, PH)										0	0	0	0	0	0	0									
Manny Sanguillen, R OBP: 0.338, SLG: 0.432 (9, PH)										1	0	0	0	0	0	1									
Inning Stats	R: 1 E: 1 K: 0 S: 5	H: 2 LOB: 1 BB: 0 P: 5	R: 0 E: 0 K: 0 S: 4	H: 1 LOB: 2 BB: 1 P: 8	R: 0 E: 0 K: 1 S: 5	H: 0 LOB: 0 BB: 0 P: 5	R: 0 E: 0 K: 2 S: 8	H: 1 LOB: 2 BB: 1 P: 12	R: 0 E: 0 K: 1 S: 5	H: 0 LOB: 0 BB: 0 P: 5	R: 0 E: 0 K: 0 S: 3	H: 0 LOB: 0 BB: 0 P: 3	R: 0 E: 0 K: 1 S: 5	H: 0 LOB: 0 BB: 0 P: 5	R: 0 E: 0 K: 0 S: 6	H: 3 LOB: 1 BB: 0 P: 6	1B: 4 2B: 3 3B: 0 HR: 0	SF: 1 SAC: 0 DP: 0 HBP: 0	WP: 0 PB: 0 SB: 0 CS: 0	PA: 36					
PITCHER	IP	WLS	BF	H	R	ER	SO	BB	IBB	HBP	BLK	WP	HR	S	P	ERA	WHIP								
Don Sutton, R ERA: 2.22 (1, 1)	9.0	W	36	7	3	3	6	2	0	0	0	0	0	46	54	3.00	1.000								

Batter	1	2	3	4	5	6	7	8	9	AB	R	H	RBI	BB	SO	LOB	TOP		
Bobby Valentine, R OBP: 0.313, SLG: 0.327 (1, 4)	F9		2B 1B		F4		HR 1B		SH3	4	1	2	0	0	0	0	Los Angeles Dodgers @ Pittsburgh Pirates Three Rivers Stadium, Pittsburgh, PA Sun Aug 27 1972, 3:33 AM EDT Att: 25,672 - Unknown livebaseballscorecards.com		
Bill Buckner, L OBP: 0.353, SLG: 0.424 (1, 9)	2B 1B		1-3 2B		F9		HR		1-3	5	2	3	2	0	0	1			
Willie Davis, L OBP: 0.309, SLG: 0.432 (1, 8)	F9		L4		F5		F8		1B 1B	5	0	1	1	0	0	3			
Wes Parker, S OBP: 0.386, SLG: 0.372 (1, 3)	1B 2B		G6-4-3 IBB		F9				2B 1B	4	2	3	0	1	0	0			
Frank Robinson, R OBP: 0.345, SLG: 0.424 Jim Brewer, L (9, 1)	1B		G6-4-3						6-3 K	5	0	2	2	0	1	6			
Steve Garvey, R OBP: 0.312, SLG: 0.413 Maury Wills, S OBP: 0.178, SLG: 0.151 (1, 5) (8, 5)	3-1				5-3		F8		5-3	4	0	0	0	0	0	3			
Bill Russell, R OBP: 0.329, SLG: 0.396 (1, 6)					4-3		4-3			3	1	0	0	1	0	1			
Steve Yeager, R OBP: 0.250, SLG: 0.063 Lee Lacy, R OBP: 0.317, SLG: 0.329 Chris Cannizzaro, R OBP: 0.350, SLG: 0.313 (1, 2) (7, PH) (7, 2)	K						K			1	0	0	0	1	1	0			
Al Downing, R OBP: 0.291, SLG: 0.099 Willie Crawford, L OBP: 0.315, SLG: 0.411 Pete Mikkelsen, R (7, 1) Pete Richert, L OBP: 0.300, SLG: 0.500 Manny Mota, R OBP: 0.378, SLG: 0.448 (9, 7)	6-3						4-3		SH3 1B	2	0	0	0	0	1	1			
Inning Stats	R: 2 E: 0 K: 0 S: 6	H: 3 LOB: 1 BB: 0 P: 6	R: 0 E: 0 K: 1 S: 5	H: 0 LOB: 0 BB: 0 P: 5	R: 0 E: 0 K: 1 S: 4	H: 2 LOB: 2 BB: 1 P: 8	R: 0 E: 0 K: 1 S: 5	H: 0 LOB: 1 BB: 1 P: 9	R: 0 E: 0 K: 0 S: 3	H: 1 LOB: 1 BB: 0 P: 4	R: 2 E: 0 K: 0 S: 4	H: 2 LOB: 1 BB: 0 P: 7	R: 2 E: 0 K: 0 S: 4	H: 2 LOB: 1 BB: 1 P: 8	R: 1 E: 0 K: 1 S: 8	H: 3 LOB: 2 BB: 0 P: 8		1B: 8 2B: 4 3B: 0 HR: 1	SF: 0 SAC: 1 DP: 1 HBP: 0
PITCHER	IP	WLS	BF	H	R	ER	SO	BB	IBB	HBP	BLK	WP	HR	S	P	ERA	WHIP		
Nelson Briles, R ERA: 3.28 Ramon Hernandez, L ERA: 1.81 Dave Giusti, R ERA: 1.86	(1, 1) (9, 1) (9, 1)	8.1 0.1 0.1	L 3 1	11 2 0	7 0 0	7 0 0	3 0 1	1 0 0	2 0 0	0 0 0	0 0 0	0 0 0	1 0 0	40 3 3	52 3 3	7.56 0.00 0.00	1.440 6.000 0.000		

Batter	1	2	3	4	5	6	7	8	9	AB	R	H	RBI	BB	SO	LOB	BOTTOM		
Gene Clines, R OBP: 0.367, SLG: 0.427 (1, 8) (6, 7)	1-3 1B					SH1-4		FC4-6 1B		3	1	2	0	0	0	2	Los Angeles Dodgers @ Pittsburgh Pirates Three Rivers Stadium, Pittsburgh, PA Sun Aug 27 1972, 3:33 AM EDT Att: 25,672 - Unknown livebaseballscorecards.com		
Dave Giusti, R (9, 1)	HBP	L9			3B					0	0	0	0	0	0	0			
Rennie Stennett, R OBP: 0.300, SLG: 0.389 (1, 4) (6, 8)	1-3		1B 1B		K		SF8 1B	FC4-6 L7-4 1B		5	1	2	0	0	1	3			
Roberto Clemente, R OBP: 0.350, SLG: 0.476 (1, 9)	2H 1B		L7 1B			SF8		1-2 3H K	1B	3	0	2	2	1	0	1			
Willie Stargell, L OBP: 0.388, SLG: 0.581 (1, 3)	K		BB 1B		F7		K	L7-4		5	0	1	0	0	2	6			
Manny Sanguillen, R OBP: 0.339, SLG: 0.431 (1, 2)	F8		1-2 3H 1B		6-3		SH2-4 1B		F9	5	1	2	1	0	0	1			
Bob Robertson, R OBP: 0.276, SLG: 0.297 Bill Mazerowski, R OBP: 0.268, SLG: 0.308 (1, 7) (6, 4)		G2	K		2-3		SH2-4		F6	3	0	0	0	0	1	2			
Richie Hebner, L OBP: 0.408, SLG: 0.549 (1, 5)		L4	FC6 BB				FC6-4 1B		1B	4	0	3	1	1	0	0			
Gene Alley, R OBP: 0.334, SLG: 0.322 (1, 6)	E5		FC6		F9		F9		F8	5	0	0	0	0	6				
Nelson Briles, R OBP: 0.164, SLG: 0.185 Ramon Hernandez, S OBP: 0.162, SLG: 0.273 Vic Davalillo, L OBP: 0.367, SLG: 0.418 (1, 1) (9, 1) (9, 7)	E5				K		1B SH1-4 SF8 1B	FC6-4		4	1	1	0	0	1	2			
Inning Stats	R: 1 E: 0 K: 1 S: 6	H: 1 LOB: 1 BB: 0 P: 7	R: 0 E: 2 K: 0 S: 5	H: 0 LOB: 2 BB: 0 P: 5	R: 1 E: 0 K: 1 S: 8	H: 3 LOB: 3 BB: 1 P: 12	R: 0 E: 0 K: 2 S: 8	H: 1 LOB: 2 BB: 1 P: 12	R: 0 E: 0 K: 0 S: 4	H: 1 LOB: 1 BB: 0 P: 4	R: 1 E: 0 K: 0 S: 5	H: 2 LOB: 1 BB: 0 P: 5	R: 0 E: 0 K: 0 S: 4	H: 2 LOB: 1 BB: 0 P: 4	R: 0 E: 0 K: 0 S: 4	H: 1 LOB: 1 BB: 0 P: 4	1B: 12 2B: 1 3B: 1 HR: 0	SF: 1 SAC: 2 DP: 1 HBP: 1	WP: 0 PA: 44 PB: 0 SB: 0 CS: 0
PITCHER	IP	WLS	BF	H	R	ER	SO	BB	IBB	HBP	BLK	WP	HR	S	P	ERA	WHIP		
Al Downing, L ERA: 2.87 Pete Mikkelsen, R ERA: 3.7 Pete Richert, L ERA: 1.93 Jim Brewer, L ERA: 1.13	(1, 1) (7, 1) (8, 1) (9, 1)	6.0 1.1 0.2 1.0	W 8 1 4	4 1 0 1	1 1 0 0	3 0 0 0	5 0 0 0	2 0 0 0	0 0 0 0	0 0 0 0	0 0 0 0	0 0 0 0	0 0 0 0	8 8 1 4	8 4 1 4	6.75 0.00 0.00 0.00	3.000 0.000 0.000 1.000		

Batter	1	2	3	4	5	6	7	8	9	AB	R	H	RBI	BB	SO	LOB	TOP			
Lee Lacy, R OBP: 0.312, SLG: 0.322 (1,4)										4	0	0	0	0	0	1	Los Angeles Dodgers @ Chicago Cubs Wrigley Field, Chicago, IL Tue Aug 29 1972, 3:33 AM CDT Att: 20,309 - Sunny - 75 F			
Bill Buckner, L OBP: 0.348, SLG: 0.418 (1,9)										4	0	0	0	0	0	1				
Willie Davis, L OBP: 0.312, SLG: 0.441 (1,8)										4	1	3	1	0	0	0				
Wes Parker, S OBP: 0.385, SLG: 0.370 (1,3)										4	0	1	0	0	0	2				
Frank Robinson, R OBP: 0.344, SLG: 0.421 (1,7)										4	0	1	0	0	1	1				
Bobby Valentine, R OBP: 0.312, SLG: 0.326 (1,5)										4	0	1	0	0	0	2				
Bill Russell, R OBP: 0.328, SLG: 0.394 (1,6)										4	0	1	0	0	0	2				
Chris Cannizzaro, R OBP: 0.354, SLG: 0.315 (1,2)										2	0	1	0	1	1	1				
Bill Singer, R OBP: 0.122, SLG: 0.106 (1,1)										2	0	0	0	0	0	2				
Inning Stats	R: 0 E: 0 K: 0 S: 4	H: 1 LOB: 1 BB: 0 P: 4	R: 0 E: 0 K: 0 S: 4	H: 1 LOB: 2 BB: 1 P: 8	R: 1 E: 0 K: 0 S: 4	H: 1 LOB: 0 BB: 0 P: 4	R: 0 E: 0 K: 0 S: 3	H: 0 LOB: 0 BB: 0 P: 3	R: 0 E: 0 K: 0 S: 4	H: 2 LOB: 1 BB: 0 P: 4	R: 0 E: 0 K: 1 S: 5	H: 1 LOB: 0 BB: 0 P: 5	R: 0 E: 0 K: 0 S: 3	H: 0 LOB: 0 BB: 0 P: 3	R: 0 E: 0 K: 1 S: 6	H: 1 LOB: 1 BB: 0 P: 6	1B: 7 2B: 1 3B: 0 HR: 1	SF: 0 SAC: 1 DP: 2 HBP: 0	WP: 0 PB: 0 SB: 1 CS: 1	PA: 34
PITCHER Mitt Pappas, R ERA: 3.18 (1,1)	IP: 9.0 WLS: W BF: 34 H: 8 R: 1 ER: 1 SO: 2 BB: 1 IBB: 0 HBP: 0 BLK: 0 WP: 0 HR: 1 S: 37 P: 41 ERA: 1.00 WHIP: 1.000															PITCHER				

Batter	1	2	3	4	5	6	7	8	9	AB	R	H	RBI	BB	SO	LOB	BOTTOM			
Don Kessinger, S OBP: 0.368, SLG: 0.332 (1,6)										4	1	0	0	0	0	0	Los Angeles Dodgers @ Chicago Cubs Wrigley Field, Chicago, IL Tue Aug 29 1972, 3:33 AM CDT Att: 20,309 - Sunny - 75 F			
Jose Cardenal, R OBP: 0.351, SLG: 0.454 (1,9)										4	1	2	0	0	0	1				
Billy Williams, L OBP: 0.398, SLG: 0.602 (1,7)										3	0	1	2	0	0	0				
Joe Pepitone, L OBP: 0.307, SLG: 0.415 (1,3)										3	0	1	0	0	0	1				
Ron Santo, R OBP: 0.381, SLG: 0.499 (1,5)										2	0	0	0	1	0	2				
Eliod Hendricks, L OBP: 0.282, SLG: 0.182 (1,2)										2	0	0	0	1	1	1				
Bill North, S OBP: 0.239, SLG: 0.171 (1,8)										3	0	0	0	0	0	2				
Paul Popovich, S OBP: 0.263, SLG: 0.275 (1,4)										3	0	0	0	0	0	1				
Mitt Pappas, R OBP: 0.268, SLG: 0.302 (1,1)										3	0	0	0	0	1	0				
Inning Stats	R: 0 E: 0 K: 0 S: 3	H: 1 LOB: 0 BB: 0 P: 3	R: 0 E: 0 K: 1 S: 5	H: 0 LOB: 1 BB: 1 P: 9	R: 0 E: 1 K: 0 S: 4	H: 0 LOB: 1 BB: 0 P: 4	R: 0 E: 0 K: 0 S: 3	H: 1 LOB: 0 BB: 0 P: 3	R: 0 E: 0 K: 1 S: 8	H: 2 LOB: 1 BB: 0 P: 8	R: 0 E: 0 K: 0 S: 2	H: 0 LOB: 0 BB: 1 P: 6	R: 0 E: 0 K: 0 S: 3	H: 0 LOB: 0 BB: 0 P: 3	R: 0 E: 0 K: 1 S: 3	H: 0 LOB: 0 BB: 0 P: 3	1B: 3 2B: 1 3B: 0 HR: 0	SF: 0 SAC: 0 DP: 2 HBP: 0	WP: 0 PB: 0 SB: 0 CS: 0	PA: 29
PITCHER Bill Singer, R ERA: 3.37 (1,1)	IP: 8.0 WLS: L BF: 29 H: 4 R: 2 ER: 1 SO: 2 BB: 2 IBB: 0 HBP: 0 BLK: 0 WP: 0 HR: 0 S: 31 P: 39 ERA: 1.12 WHIP: 0.750															PITCHER				

Batter	1	2	3	4	5	6	7	8	9	AB	R	H	RBI	BB	SO	LOB	TOP					
Lee Lacy, R OBP: 0.315, SLG: 0.326 Manny Mota, R OBP: 0.378, SLG: 0.446										4	1	2	0	0	0	3	Los Angeles Dodgers @ Chicago Cubs Wrigley Field, Chicago, IL Thu Aug 31 1972, 3:33 AM CDT Att: 11,405 - Unknown - 85 F					
Bill Buckner, L OBP: 0.348, SLG: 0.415 Maury Wills, S OBP: 0.178, SLG: 0.151										5	1	1	0	0	0	3						
Willie Davis, L OBP: 0.313, SLG: 0.440										5	0	1	0	0	1	2						
Wes Parker, S OBP: 0.383, SLG: 0.378										5	1	2	1	0	0	1						
Frank Robinson, R OBP: 0.348, SLG: 0.415										4	1	0	1	1	1	2						
Bobby Valentine, R OBP: 0.317, SLG: 0.328										2	1	1	1	1	0	0						
Bill Russell, R OBP: 0.327, SLG: 0.393										4	0	0	0	0	1	3						
Chris Cannizzaro, R OBP: 0.366, SLG: 0.324										2	0	1	0	2	1	1						
Claude Osteen, L OBP: 0.347, SLG: 0.379										3	0	1	1	1	0	2						
Inning Stats	R: 3 E: 1 K: 1 S: 8	H: 4 LOB: 0 BB: 0 P: 8	R: 0 E: 0 K: 1 S: 6	H: 1 LOB: 1 BB: 0 P: 6	R: 0 E: 0 K: 0 S: 4	H: 1 LOB: 1 BB: 0 P: 4	R: 0 E: 1 K: 1 S: 6	H: 0 LOB: 1 BB: 0 P: 6	R: 0 E: 0 K: 0 S: 4	H: 2 LOB: 1 BB: 0 P: 4	R: 1 E: 0 K: 0 S: 4	H: 1 LOB: 2 BB: 2 P: 12	R: 0 E: 0 K: 0 S: 3	H: 0 LOB: 0 BB: 0 P: 3	R: 1 E: 1 K: 1 S: 6	H: 0 LOB: 3 BB: 3 P: 18		R: 0 E: 0 K: 0 S: 3	H: 0 LOB: 0 BB: 0 P: 3	1B: 6 2B: 2 3B: 1 HR: 0	SF: 0 SAC: 1 DP: 0 HBP: 0	WP: 0 PB: 0 SB: 0 CS: 1
PITCHER	IP WLS BF H R ER SO BB IBB HBP BLK WP HR S P ERA WHIP	6.0 L 28 9 4 2 3 2 0 0 0 0 0 0 32 40 3.00 1.833	1.2 8 0 1 0 1 3 0 0 0 0 0 0 7 19 0.00 1.800	1.1 5 0 0 0 0 0 0 0 0 0 0 0 5 5 0.00 0.000																		
Rick Reuschel, R ERA: 3.16																						
Dan McGinn, L ERA: 4.99																						
Jack Aker, R ERA: 2.78																						

AB	35
R	5
H	9
RBI	4
BB	5
SO	4
LOB	19



Batter	1	2	3	4	5	6	7	8	9	AB	R	H	RBI	BB	SO	LOB	BOTTOM			
Don Kessinger, S OBP: 0.366, SLG: 0.334										4	0	1	0	0	1	0	Los Angeles Dodgers @ Chicago Cubs Wrigley Field, Chicago, IL Thu Aug 31 1972, 3:33 AM CDT Att: 11,405 - Unknown - 85 F			
Jose Cardenal, R OBP: 0.352, SLG: 0.459										4	0	0	0	0	1					
Billy Williams, L OBP: 0.400, SLG: 0.600										4	1	1	0	0	1					
Jim Hickman, R OBP: 0.384, SLG: 0.476										3	1	1	0	1	0	0				
Ron Santo, R OBP: 0.397, SLG: 0.505										3	1	2	3	1	0	1				
Joe Pepitone, L OBP: 0.299, SLG: 0.398										4	0	0	0	0	1	3				
Carmen Fanzone, R OBP: 0.355, SLG: 0.496										4	0	1	0	0	1	3				
Randy Hundley, R OBP: 0.257, SLG: 0.301 Jack Aker, R										3	0	0	0	0	0	1				
Rick Reuschel, R OBP: 0.219, SLG: 0.194 Jim Tyrone, R Dan McGinn, L Eliot Hendricks, L Bill North, S Ken Rudolph, R										1	0	0	0	0	0	0				
Inning Stats	R: 0 E: 0 K: 0 S: 3	H: 0 LOB: 0 BB: 0 P: 3	R: 0 E: 0 K: 1 S: 6	H: 1 LOB: 1 BB: 0 P: 6	R: 0 E: 0 K: 1 S: 5	H: 0 LOB: 0 BB: 0 P: 5	R: 0 E: 0 K: 0 S: 3	H: 0 LOB: 0 BB: 0 P: 3	R: 0 E: 0 K: 0 S: 3	H: 1 LOB: 1 BB: 0 P: 3	R: 3 E: 0 K: 1 S: 8	H: 3 LOB: 1 BB: 1 P: 12	R: 0 E: 0 K: 0 S: 4	H: 1 LOB: 1 BB: 0 P: 4	R: 0 E: 0 K: 0 S: 3	H: 0 LOB: 1 BB: 1 P: 7		1B: 4 2B: 0 3B: 1 HR: 1	SF: 0 SAC: 0 DP: 1 HBP: 0	WP: 0 PB: 0 SB: 0 CS: 0
PITCHER	IP WLS BF H R ER SO BB IBB HBP BLK WP HR S P ERA WHIP	9.0 W 34 6 3 3 3 2 0 0 0 0 0 1 38 46 3.00 0.889																		
Claude Osteen, L ERA: 2.65																				




Batter	1	2	3	4	5	6	7	8	9	AB	R	H	RBI	BB	SO	LOB	TOP			
Lee Lacy, R OBP: 0.318, SLG: 0.323 (1, 4)	0-3 K		4-0 1B BB		4-0 S BB			0-0 3-1		2	0	0	0	2	1	0	Los Angeles Dodgers @ St. Louis Cardinals Busch Stadium, St. Louis, MO Fri Sep 01 1972, 7:05 PM CDT Unknown livebaseballscorecards.com			
Manny Mota, R OBP: 0.383, SLG: 0.448 (1, 7)	0-0 4-3		0-0 1-2 1B		4-0 1-2 BB			0-0 FC6-4 1B		3	0	2	0	1	0	0				
Willie Davis, L OBP: 0.310, SLG: 0.437 (1, 8)	0-0 G3		0-3 K		0-0 F9			0-0 P5		4	0	0	0	0	1	5				
Wes Parker, S OBP: 0.382, SLG: 0.376 (1, 3)		0-0 5-3 1B		0-0 6-3				0-0 4-3		4	0	1	0	0	0	1				
Bill Buckner, L OBP: 0.347, SLG: 0.419 (1, 9)		0-0 5-3		0-0 SF7 3B				0-0 3-1		4	1	1	0	0	0	1				
Bobby Valentine, R OBP: 0.313, SLG: 0.325 (1, 5)		0-0 F9		0-0 SF7				0-0 L9		3	0	0	1	0	1	1				
Bill Russell, R OBP: 0.324, SLG: 0.388 (1, 6)		0-3 K		0-3 K				0-0 F9		4	0	0	0	0	2	1				
Chris Cannizzaro, R OBP: 0.361, SLG: 0.319 (1, 2)			0-3 K		0-0 5-3			0-3 K		3	0	0	0	0	2	0				
Don Sutton, R OBP: 0.173, SLG: 0.151 (1, 1)			0-3 K		0-3 K			0-3 K		3	0	0	0	0	3	0				
Inning Stats	R: 0 E: 0 K: 1 S: 5	H: 0 LOB: 0 BB: 0 P: 5	R: 0 E: 0 K: 1 S: 6	H: 1 LOB: 1 BB: 0 P: 6	R: 0 E: 0 K: 3 S: 10	H: 1 LOB: 2 BB: 1 P: 14	R: 1 E: 0 K: 1 S: 6	H: 1 LOB: 0 BB: 0 P: 6	R: 0 E: 0 K: 0 S: 3	H: 0 LOB: 0 BB: 0 P: 3	R: 0 E: 0 K: 2 S: 7	H: 0 LOB: 0 BB: 0 P: 7	R: 0 E: 0 K: 0 S: 4	H: 1 LOB: 1 BB: 0 P: 4	R: 0 E: 0 K: 1 S: 5	H: 0 LOB: 0 BB: 0 P: 5	1B: 3 2B: 0 3B: 1 HR: 0	SF: 1 SAC: 0 DP: 0 HBP: 0	WP: 0 PB: 0 SB: 1 CS: 0	PA: 34
PITCHER Rick Wise, R ERA: 3.28 (1, 1)	IP: 9.0 WLS: W BF: 34 H: 4 R: 1 ER: 1 SO: 10 BB: 3 IBB: 0 HBP: 0 BLK: 0 WP: 0 HR: 0 S: 51 P: 63 ERA: 1.00 WHIP: 0.778															PITCHER				

Batter	1	2	3	4	5	6	7	8	9	AB	R	H	RBI	BB	SO	LOB	BOTTOM			
Lou Brock, L OBP: 0.350, SLG: 0.389 (1, 7)	0-0 6-3		0-3 K	0-0 6-3			0-0 F7			4	0	0	0	0	1	1	Los Angeles Dodgers @ St. Louis Cardinals Busch Stadium, St. Louis, MO Fri Sep 01 1972, 7:05 PM CDT Unknown livebaseballscorecards.com			
Ted Sizemore, R OBP: 0.322, SLG: 0.345 (1, 4)	0-0 F8		0-0 WP 1B BB		0-0 6-3		0-0 E5 1B			4	2	2	0	0	0	0				
Bernie Carbo, L OBP: 0.398, SLG: 0.398 (1, 9)	4-0 HBP BB		4-0 1-2 1B BB		0-0 G3		0-0 3-H 1B			2	1	1	1	2	0	0				
Joe Torre, R OBP: 0.357, SLG: 0.438 (1, 3)	1-0 HBP		0-0 1-H 2-H 2B 1B		0-0 F9		0-0 F3			3	1	1	2	0	0	1				
Ted Simmons, S OBP: 0.329, SLG: 0.461 (1, 2)	1-0 HBP		0-0 1-H 2B		0-0 F8			0-0 4-3		3	0	1	1	0	0	0				
Luis Melendez, R OBP: 0.314, SLG: 0.363 (1, 8)	0-3 K		0-3 K		0-0 F9			0-0 5-3		4	0	0	0	0	2	4				
Dwain Anderson, R OBP: 0.319, SLG: 0.311 (1, 6)		0-0 F8	0-0 F8		0-0 F9			0-0 F9		4	0	0	0	0	0	1				
Ed Crosby, L OBP: 0.260, SLG: 0.244 (1, 5)		0-3 K		0-3 K			0-0 F7			3	0	0	0	0	2	0				
Rick Wise, R OBP: 0.205, SLG: 0.260 (1, 1)		0-3 K		0-0 6-3			0-0 1B E 1B			3	1	1	0	0	1	0				
Inning Stats	R: 0 E: 0 K: 1 S: 5	H: 0 LOB: 3 BB: 1 P: 11	R: 0 E: 0 K: 2 S: 7	H: 0 LOB: 0 BB: 0 P: 7	R: 3 E: 0 K: 2 S: 10	H: 3 LOB: 1 BB: 1 P: 14	R: 0 E: 0 K: 1 S: 5	H: 0 LOB: 0 BB: 0 P: 5	R: 0 E: 0 K: 0 S: 3	H: 0 LOB: 0 BB: 0 P: 3	R: 2 E: 1 K: 0 S: 6	H: 3 LOB: 1 BB: 0 P: 6	R: 0 E: 0 K: 0 S: 3	H: 0 LOB: 0 BB: 0 P: 3	R: 0 E: 0 K: 1 S: 5	H: 0 LOB: 0 BB: 0 P: 5	1B: 5 2B: 1 3B: 0 HR: 0	SF: 0 SAC: 0 DP: 0 HBP: 2	WP: 2 PB: 0 SB: 0 CS: 0	PA: 34
PITCHER Don Sutton, R ERA: 2.3 (1, 1)	IP: 8.0 WLS: L BF: 34 H: 6 R: 5 ER: 4 SO: 6 BB: 2 IBB: 0 HBP: 2 BLK: 0 WP: 2 HR: 0 S: 42 P: 52 ERA: 4.50 WHIP: 1.000															PITCHER				

Batter	1	2	3	4	5	6	7	8	9	AB	R	H	RBI	BB	SO	LOB	TOP			
Lee Lacy, R OBP: 0.313, SLG: 0.317 (1, 4)	5-3	F8			4-3		L4			4	0	0	0	0	0	3				
Bill Buckner, L OBP: 0.343, SLG: 0.414 (1, 9)	4-3	L5			6-3			4-3		4	0	0	0	0	0	2				
Willie Davis, L OBP: 0.312, SLG: 0.436 (1, 8)	FC4-6 1B							L4		3	0	1	0	1	1	0				
Wes Parker, S OBP: 0.378, SLG: 0.372 (1, 3)	FC4-6 1-2				1-6-3			6-3		4	0	0	0	0	0	2				
Willie Crawford, L OBP: 0.315, SLG: 0.410 (1, 7)		4-3	F8							4	0	1	0	0	1	0				
Bobby Valentine, R OBP: 0.315, SLG: 0.323 (1, 5)					5-3					2	1	0	0	2	0	1				
Bill Russell, R OBP: 0.329, SLG: 0.396 (1, 6)					6-3					3	1	2	1	1	0	0				
Steve Yeager, R OBP: 0.296, SLG: 0.059 Manny Mota, R OBP: 0.382, SLG: 0.447 Chris Cannizzaro, R OBP: 0.361, SLG: 0.319 (1, 2)					4-3					2	0	0	0	0	0	1				
AI Downing, R OBP: 0.102, SLG: 0.103 (1, 1)										4	0	1	1	0	2	3				
Inning Stats	R: 0 E: 0 K: 0 S: 4	H: 1 LOB: 1 BB: 0 P: 4	R: 2 E: 0 K: 0 S: 5	H: 2 LOB: 2 BB: 1 P: 10	R: 0 E: 0 K: 1 S: 5	H: 0 LOB: 0 BB: 0 P: 5	R: 0 E: 0 K: 0 S: 3	H: 0 LOB: 0 BB: 0 P: 3	R: 0 E: 0 K: 1 S: 5	H: 1 LOB: 1 BB: 0 P: 7	R: 0 E: 0 K: 0 S: 4	H: 1 LOB: 1 BB: 0 P: 4	R: 0 E: 0 K: 0 S: 3	H: 0 LOB: 0 BB: 0 P: 3	R: 0 E: 1 K: 2 S: 7	H: 0 LOB: 2 BB: 2 P: 15	1B: 4 2B: 0 3B: 1 HR: 0	SF: 0 SAC: 0 DP: 1 HBP: 1	WP: 0 PB: 0 SB: 2 CS: 0	PA: 36
PITCHER	IP	WLS	BF	H	R	ER	SO	BB	IBB	HBP	BLK	WP	HR	S	P	ERA	WHIP			
AI Santorini, R ERA: 4.78 Diego Segui, R ERA: 2.67 (1, 1)	8.0	L	31	5	2	2	2	2	0	1	0	0	0	32	41	2.25	0.875			
(9, 1)	1.0		5	0	0	0	2	1	1	0	0	0	0	7	15	0.00	1.000			

Los Angeles Dodgers @ St. Louis Cardinals
Busch Stadium, St. Louis, MO
Fri Sep 01 1972, 7:05 PM CDT
Att: 17,953 - Unknown


AB	31
R	2
H	5
RBI	2
BB	4
SO	4
LOB	14

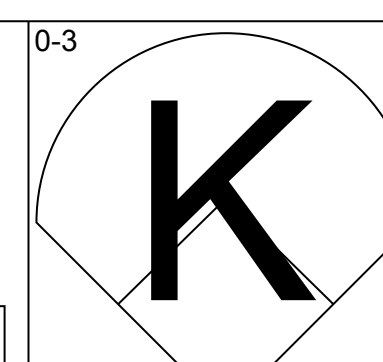
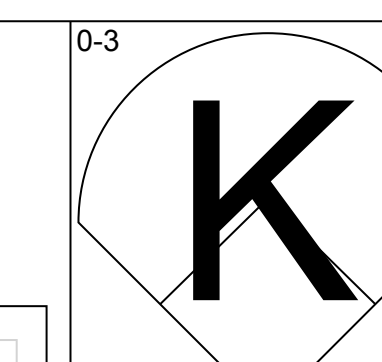
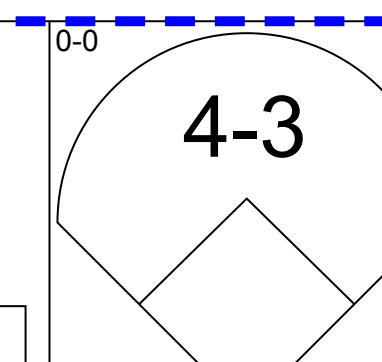
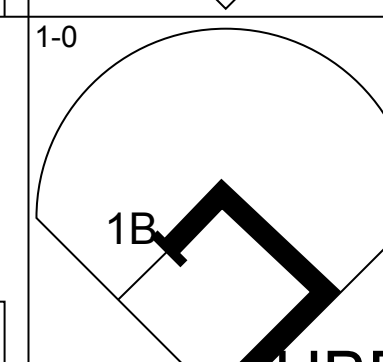
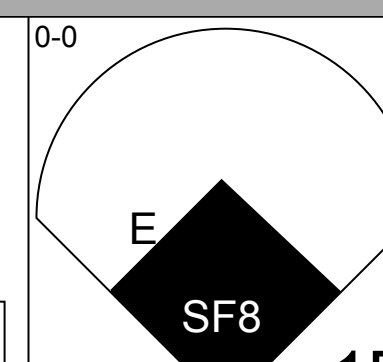
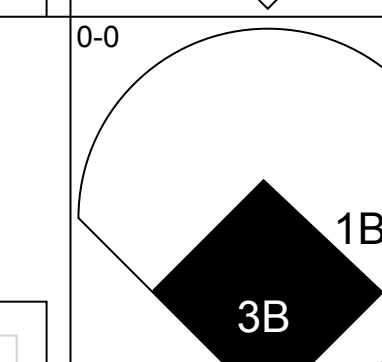
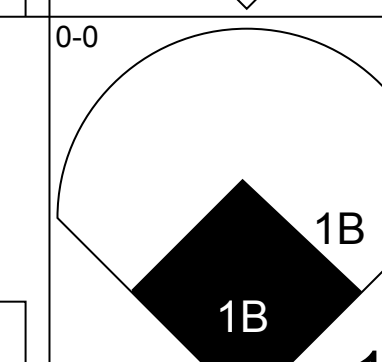
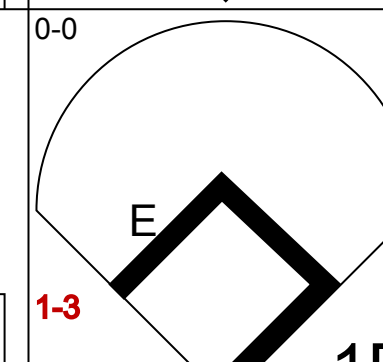
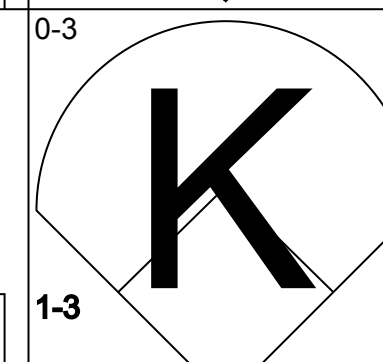
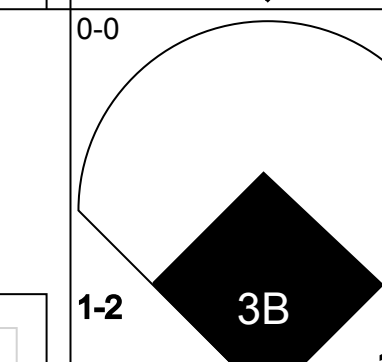
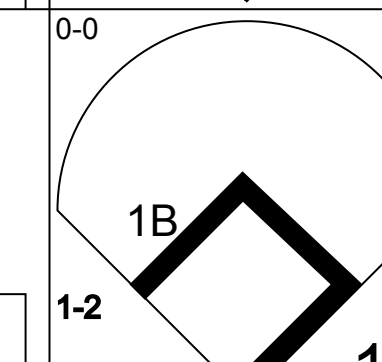
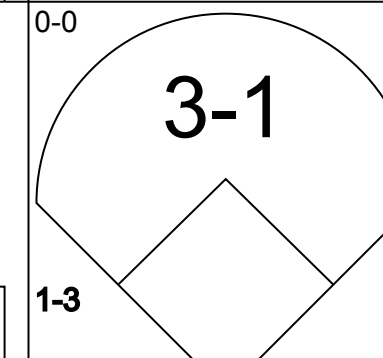
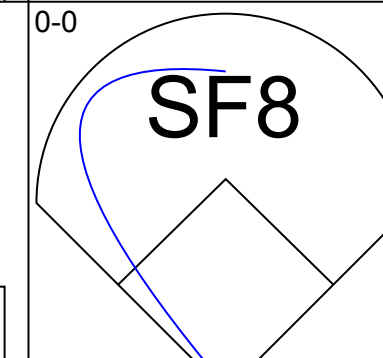
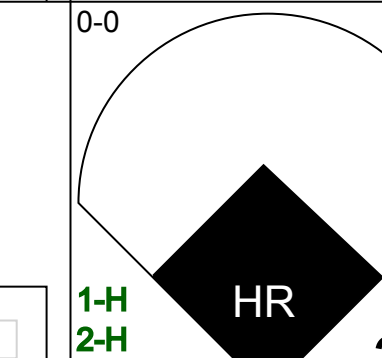
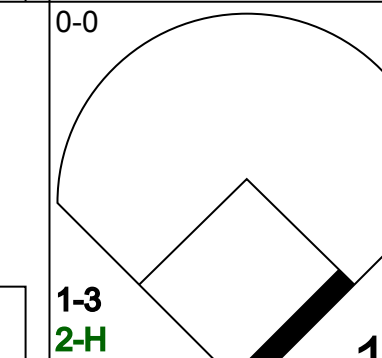
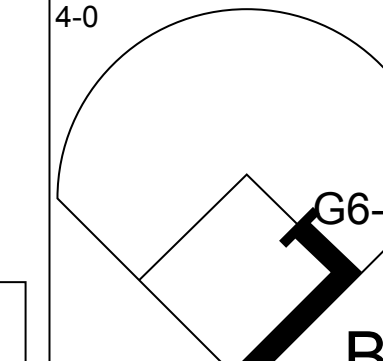
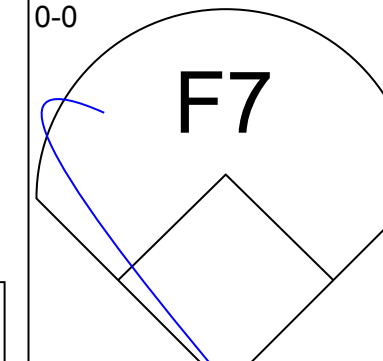
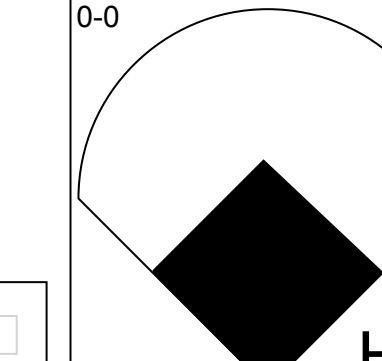
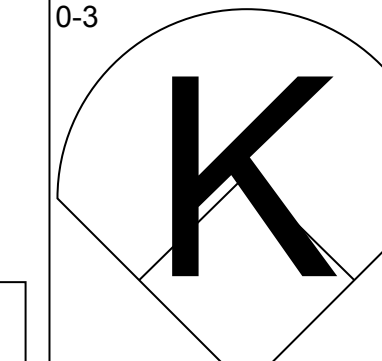

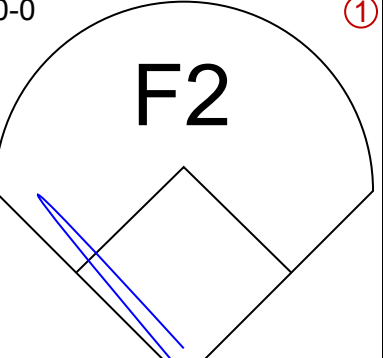
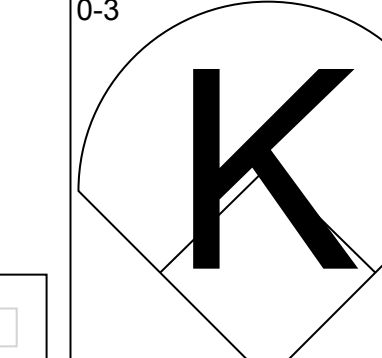
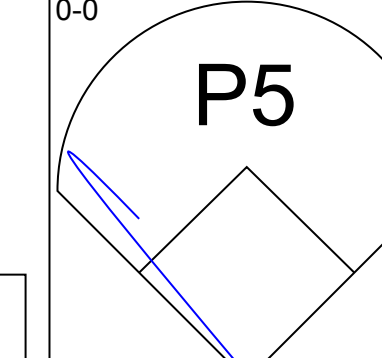

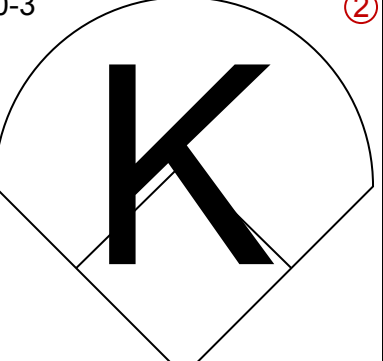
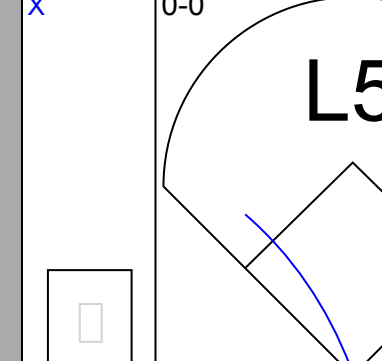
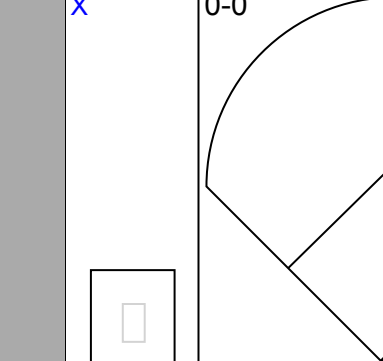
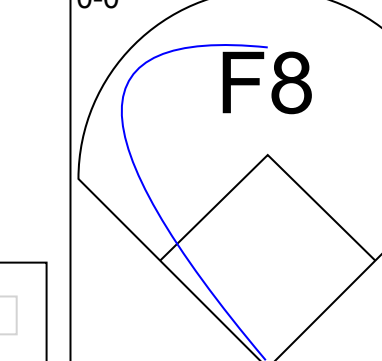
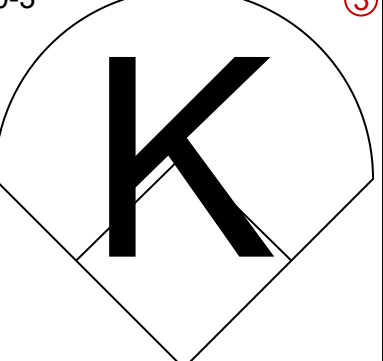
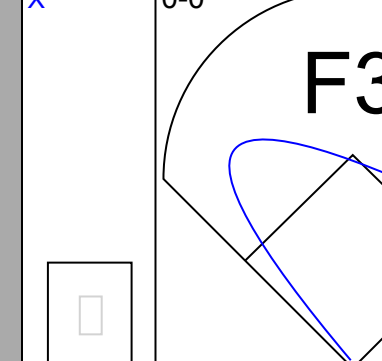
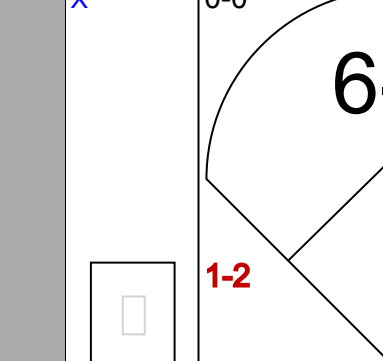
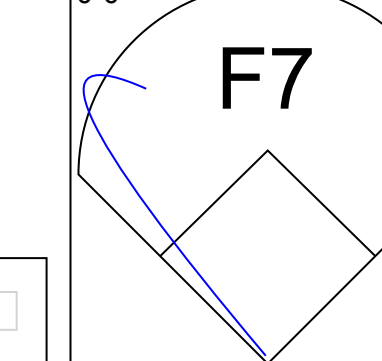
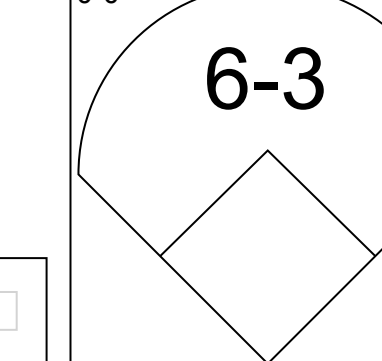
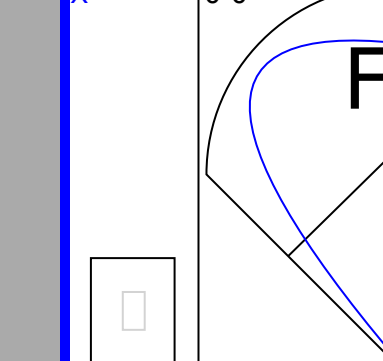


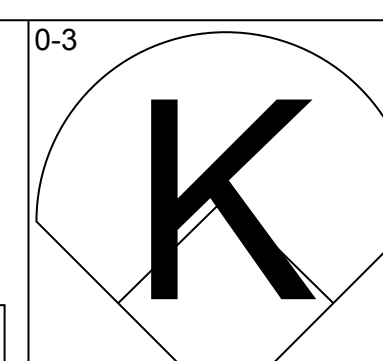
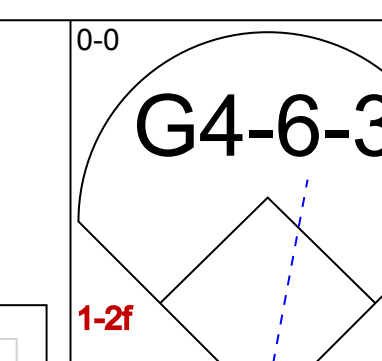
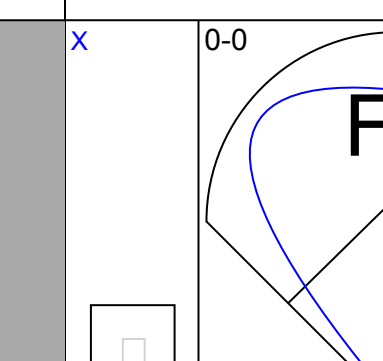
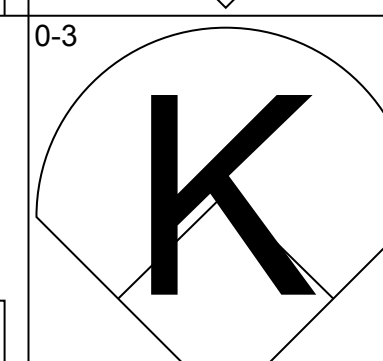
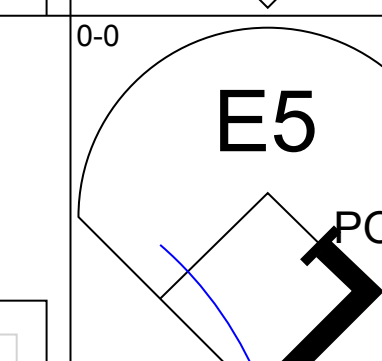
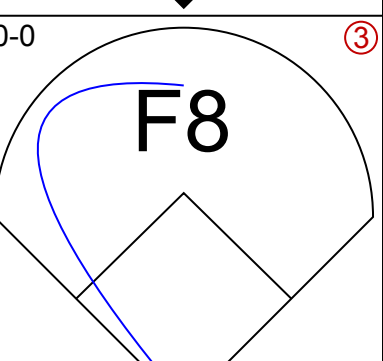
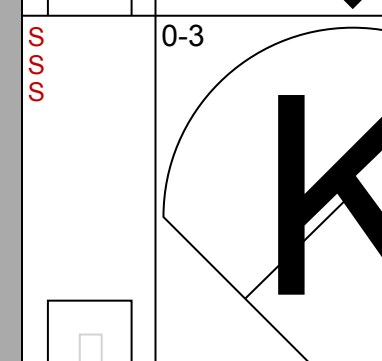
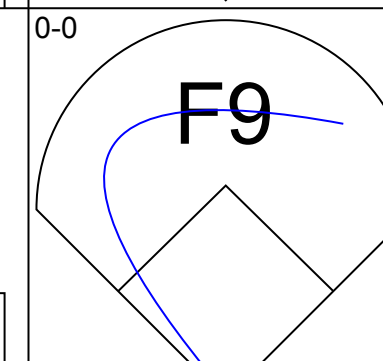
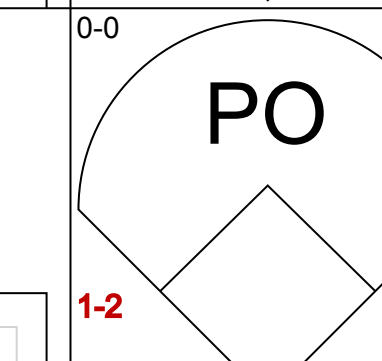
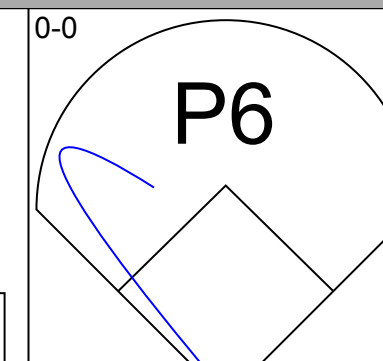
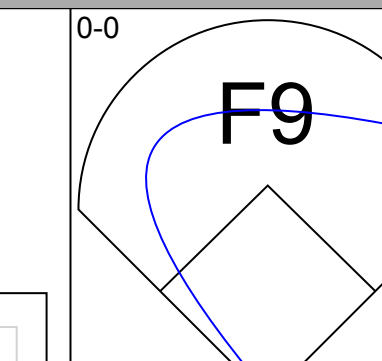
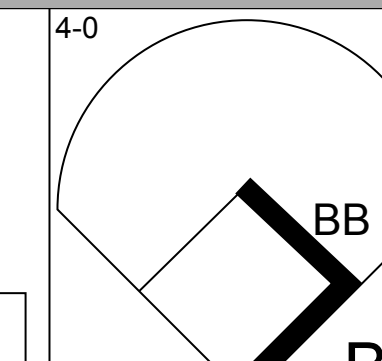
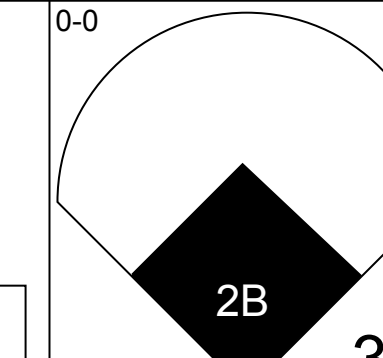
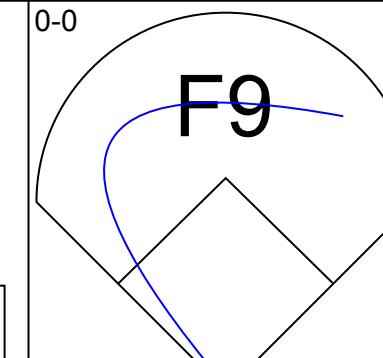
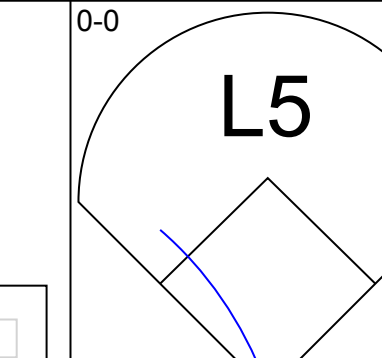
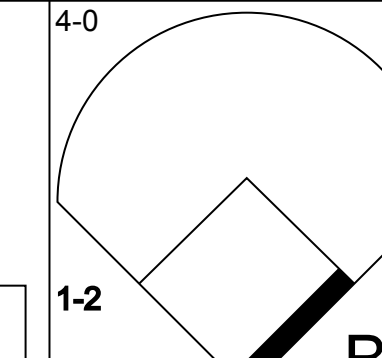
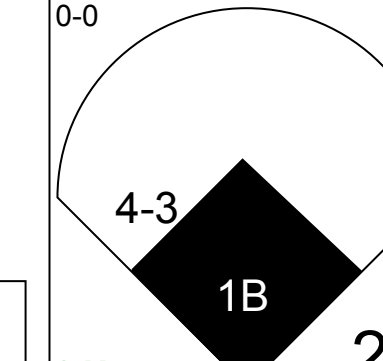
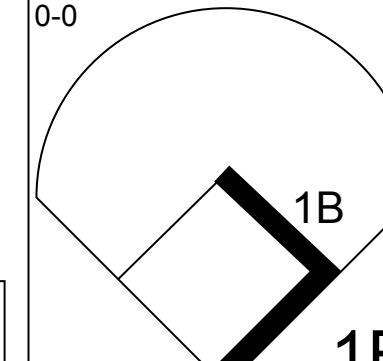
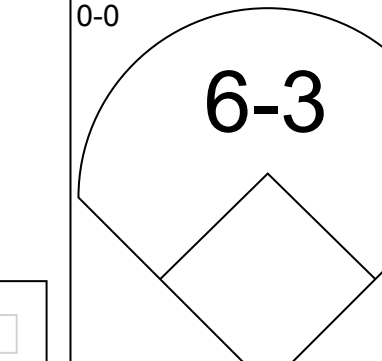
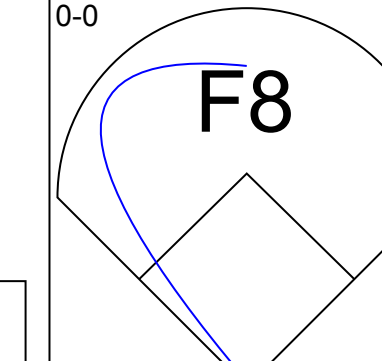
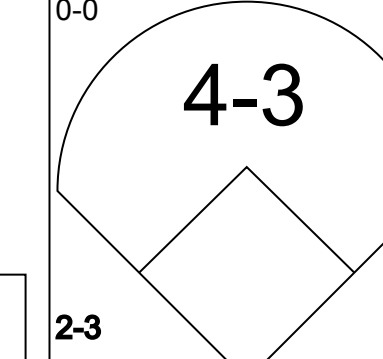
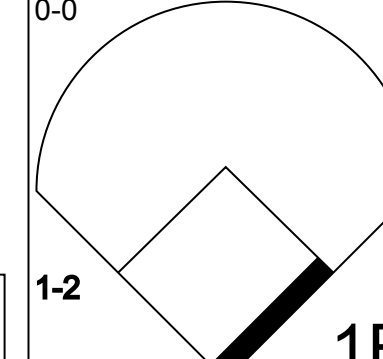
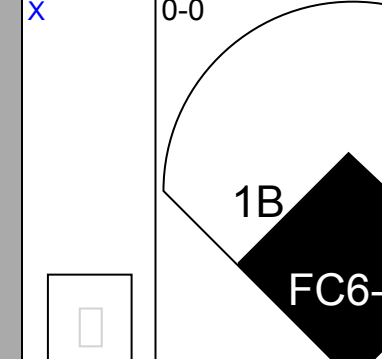
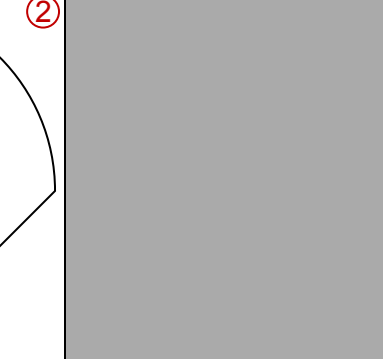
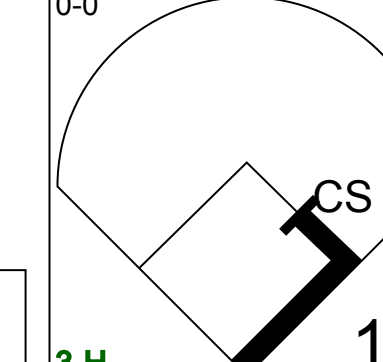
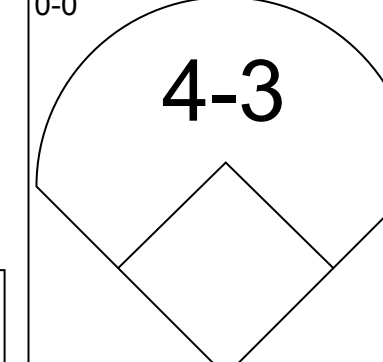
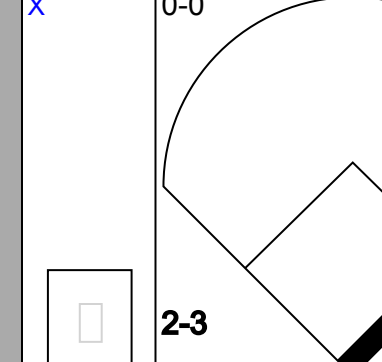
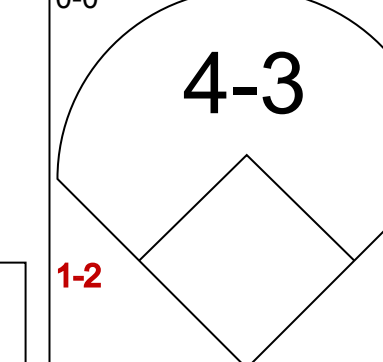

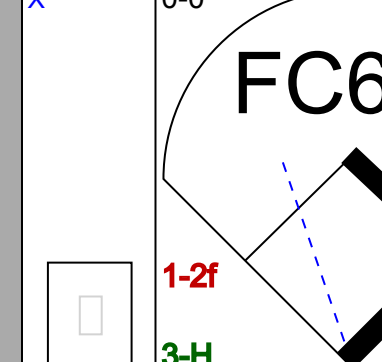


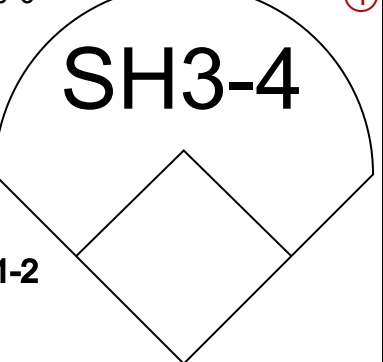
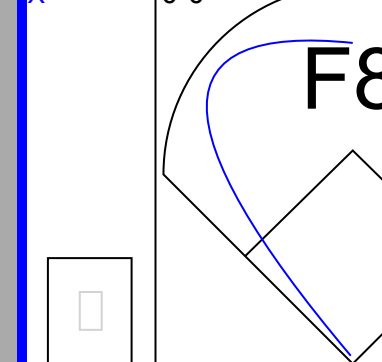
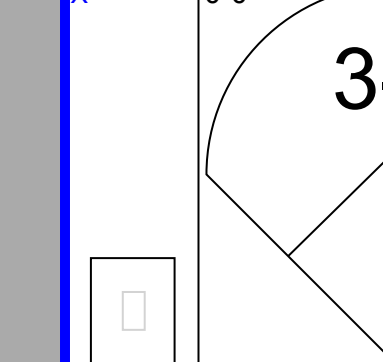
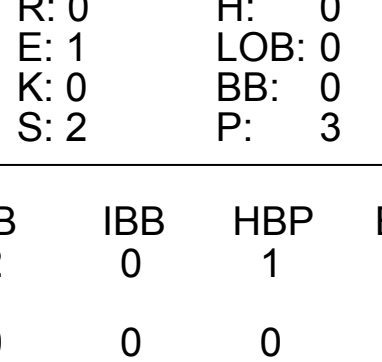
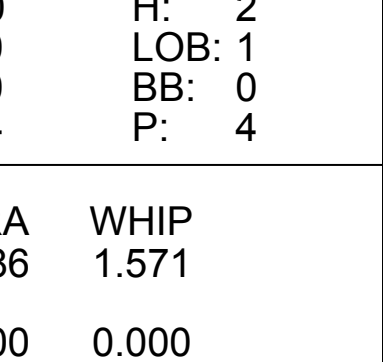
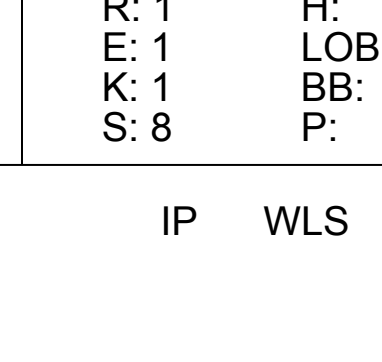
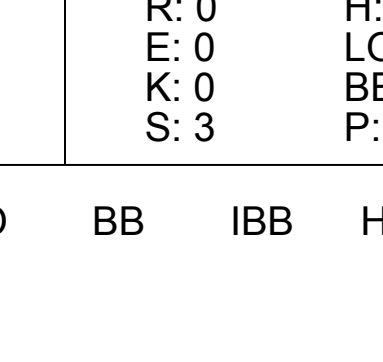
Batter	1	2	3	4	5	6	7	8	9	AB	R	H	RBI	BB	SO	LOB	BOTTOM			
Lou Brock, L OBP: 0.349, SLG: 0.387 (1, 7)	F7 2B				1-3			F6		3	1	0	0	1	0	0				
Ted Sizemore, R OBP: 0.324, SLG: 0.349 (1, 4)					F8			6-3		4	0	2	1	0	0	0				
Bernie Carbo, L OBP: 0.393, SLG: 0.392 (1, 9)	P4				F9					4	0	0	0	0	0	2				
Joe Torre, R OBP: 0.354, SLG: 0.434 (1, 3)	K				F9					4	0	0	0	0	2	2				
Luis Melendez, R OBP: 0.310, SLG: 0.357 (1, 8)	F8				F8			F9		4	0	0	0	0	0	1				
Skip Jutze, R (1, 2)										3	0	0	0	0	3	0				
Dwain Anderson, R OBP: 0.328, SLG: 0.321 (1, 5)										3	0	2	0	0	0	0				
Mick Kelleher, R (1, 6)										1	0	0	0	1	0	1				
Jerry McNertney, R OBP: 0.308, SLG: 0.333 Ed Crosby, L OBP: 0.260, SLG: 0.244 (7, PH)					4-3					1	0	0	0	0	1	0				
AI Santorini, R OBP: 0.118, SLG: 0.063 Ted Simmons, S OBP: 0.329, SLG: 0.460 Diego Segui, R OBP: 0.083, SLG: 0.083 (8, PH)										0	0	0	0	0	0	0				
(9, 1)										2	0	0	0	0	1	1				
Inning Stats	R: 1 E: 0 K: 1 S: 6	H: 1 LOB: 1 BB: 1 P: 10	R: 0 E: 0 K: 1 S: 5	H: 1 LOB: 1 BB: 1 P: 9	R: 0 E: 0 K: 0 S: 4	H: 1 LOB: 1 BB: 0 P: 4	R: 0 E: 0 K: 1 S: 6	H: 1 LOB: 0 BB: 0 P: 6	R: 0 E: 0 K: 1 S: 5	H: 0 LOB: 0 BB: 0 P: 5	R: 0 E: 0 K: 2 S: 7	H: 0 LOB: 0 BB: 0 P: 7	R: 0 E: 0 K: 0 S: 3	H: 0 LOB: 0 BB: 0 P: 3	R: 0 E: 0 K: 1 S: 5	H: 0 LOB: 0 BB: 0 P: 5	1B: 3 2B: 1 3B: 0 HR: 0	SF: 0 SAC: 0 DP: 0 HBP: 0	WP: 0 PB: 0 SB: 1 CS: 1	PA: 32
PITCHER	IP	WLS	BF	H	R	ER	SO	BB	IBB	HBP	BLK	WP	HR	S	P	ERA	WHIP			
AI Downing, L ERA: 2.77 (1, 1)	9.0	W	32	4	1	1	7	2	0	0	0	0	0	44	52	1.00	0.667			

Los Angeles Dodgers @ St. Louis Cardinals
Busch Stadium, St. Louis, MO
Fri Sep 01 1972, 7:05 PM CDT
Att: 17,953 - Unknown

AB	30
R	1
H	4
RBI	1
BB	2
SO	7
LOB	7



Batter	1	2	3	4	5	6	7	8	9	AB	R	H	RBI	BB	SO	LOB	TOP					
Lee Lacy, R OBP: 0.314, SLG: 0.315 (1, 4)										4	0	0	0	0	2	0	Los Angeles Dodgers @ St. Louis Cardinals Busch Stadium, St. Louis, MO Sun Sep 03 1972, 3:33 AM CDT Att: 15,064 - Unknown livebaseballscorecards.com					
Bill Buckner, L OBP: 0.340, SLG: 0.408 Manny Mota, R OBP: 0.387, SLG: 0.452 (1, 9)										0	0	0	0	0	0	0						
Willie Davis, L OBP: 0.314, SLG: 0.438 (1, 8)										4	1	3	0	0	1	1						
Wes Parker, S OBP: 0.377, SLG: 0.376 (1, 3)										3	1	2	4	0	0	1						
Willie Crawford, L OBP: 0.325, SLG: 0.423 (1, 7)										3	1	1	2	1	1	2						
Bobby Valentine, R OBP: 0.316, SLG: 0.324 (1, 5)											4	0	0	0	0	1		3				
Bill Russell, R OBP: 0.329, SLG: 0.391 (1, 6)											4	0	1	0	0	1		1				
Steve Yeager, R OBP: 0.255, SLG: 0.122 (1, 2)											4	0	0	0	0	1		1				
Bill Singer, R OBP: 0.115, SLG: 0.100 Pete Richert, L OBP: 0.500, SLG: 0.500 Maury Wills, S OBP: 0.176, SLG: 0.150 (1, 1)										3	0	0	0	0	1	0						
Inning Stats	R: 0 E: 1 K: 1 S: 5	H: 1 LOB: 1 BB: 0 P: 6	R: 0 E: 0 K: 0 S: 2	H: 0 LOB: 0 BB: 1 P: 6	R: 0 E: 0 K: 1 S: 5	H: 0 LOB: 0 BB: 0 P: 5	R: 1 E: 1 K: 1 S: 6	H: 1 LOB: 0 BB: 0 P: 6	R: 0 E: 0 K: 2 S: 7	H: 0 LOB: 0 BB: 0 P: 7	R: 4 E: 0 K: 1 S: 9	H: 4 LOB: 0 BB: 0 P: 9	R: 0 E: 0 K: 1 S: 5	H: 0 LOB: 0 BB: 0 P: 5	R: 1 E: 0 K: 1 S: 8	H: 3 LOB: 2 BB: 0 P: 8		R: 0 E: 0 K: 0 S: 3	H: 1 LOB: 0 BB: 0 P: 3	1B: 8 2B: 0 3B: 1 HR: 1	SF: 1 SAC: 0 DP: 1 HBP: 1	WP: 0 PB: 0 SB: 0 CS: 1
PITCHER	IP WLS BF H R ER SO BB IBB HBP BLK WP HR S P ERA WHIP																					
Reggie Cleveland, R ERA: 3.89 Joe Grzenda, L ERA: 4.68 (1, 1)	7.0 L 27 6 5 4 7 1 0 1 0 0 0 1 39 44 5.14 1.000																					
(8, 1)	2.0 9 4 1 1 1 0 0 0 0 0 0 0 0 11 11 4.50 2.000																					

Batter	1	2	3	4	5	6	7	8	9	AB	R	H	RBI	BB	SO	LOB	BOTTOM					
Lou Brock, L OBP: 0.346, SLG: 0.383 (1, 7)										5	0	1	0	0	1	2	Los Angeles Dodgers @ St. Louis Cardinals Busch Stadium, St. Louis, MO Sun Sep 03 1972, 3:33 AM CDT Att: 15,064 - Unknown livebaseballscorecards.com					
Ted Sizemore, R OBP: 0.317, SLG: 0.342 (1, 4)										4	0	0	0	0	2	3						
Bernie Carbo, L OBP: 0.390, SLG: 0.384 (1, 9)										3	0	0	0	1	0	0						
Joe Torre, R OBP: 0.355, SLG: 0.435 (1, 5)										3	1	1	0	1	0	0						
Ted Simmons, S OBP: 0.329, SLG: 0.463 (1, 3)										4	1	2	1	0	0	2						
Jose Cruz, L OBP: 0.286, SLG: 0.286 Luis Melendez, R OBP: 0.306, SLG: 0.352 (1, 8)										3	1	2	0	0	0	1						
(8, PH)										1	0	0	0	0	0	2						
Skip Jutze, R OBP: 0.400, SLG: 0.500 (1, 2)										4	0	2	1	0	0	4						
Dwain Anderson, R OBP: 0.317, SLG: 0.310 (1, 6)										4	0	1	1	0	0	2						
Reggie Cleveland, R OBP: 0.285, SLG: 0.242 Bill Voss, L OBP: 0.257, SLG: 0.289 Joe Grzenda, R (8, PH) Jorge Roque, R OBP: 0.095, SLG: 0.050 (8, PH)										0	0	0	0	0	0	0						
Inning Stats	R: 0 E: 0 K: 2 S: 7	H: 0 LOB: 0 BB: 0 P: 7	R: 2 E: 0 K: 0 S: 5	H: 3 LOB: 0 BB: 0 P: 5	R: 0 E: 1 K: 0 S: 2	H: 0 LOB: 0 BB: 0 P: 3	R: 0 E: 0 K: 0 S: 5	H: 2 LOB: 2 BB: 0 P: 5	R: 0 E: 0 K: 0 S: 4	H: 2 LOB: 1 BB: 0 P: 4	R: 0 E: 0 K: 0 S: 3	H: 0 LOB: 0 BB: 0 P: 3	R: 1 E: 1 K: 1 S: 8	H: 2 LOB: 2 BB: 0 P: 8	R: 0 E: 0 K: 0 S: 3	H: 0 LOB: 2 BB: 2 P: 11	R: 0 E: 0 K: 0 S: 3	H: 0 LOB: 0 BB: 0 P: 3	1B: 6 2B: 2 3B: 1 HR: 0	SF: 0 SAC: 1 DP: 1 HBP: 1	WP: 0 PB: 0 SB: 0 CS: 1	PA: 38
PITCHER	IP WLS BF H R ER SO BB IBB HBP BLK WP HR S P ERA WHIP																					
Bill Singer, R ERA: 3.39 Pete Richert, L ERA: 1.76 (1, 1)	7.0 W 31 9 3 3 3 2 0 0 0 0 0 0 0 34 43 3.86 1.571																					
(8, 1)	2.0 S 6 0 0 0 0 0 0 0 0 0 0 0 0 6 6 0.00 0.000																					

Batter	1	2	3	4	5	6	7	8	9	AB	R	H	RBI	BB	SO	LOB	TOP								
Pete Rose, S OBP: 0.377, SLG: 0.410 (1,7)	6-3		6-3		F9		E6		FC3-6 1B	5	0	1	0	0	0	1	Cincinnati Reds @ Los Angeles Dodgers Dodger Stadium, Los Angeles, CA Mon Sep 04 1972, 7:05 PM PDT Unknown								
Joe Morgan, L OBP: 0.412, SLG: 0.444 (1,4)	G3			K	1B		K		FC3-6 2B	5	1	1	2	0	2	2									
Bobby Tolan, L OBP: 0.338, SLG: 0.396 (1,8)	1-3			4-3	1B		F7		2B	5	0	2	1	0	0	1									
Johnny Bench, R OBP: 0.372, SLG: 0.517 (9,2)		F8		HR	F9			S BB	5-3	4	1	1	1	1	0	3									
Tony Perez, R OBP: 0.357, SLG: 0.509 (1,3)		G4-6-3 1B		HBP 1B		S 1B		K		4	0	3	0	0	1	1									
Hal McRae, R OBP: 0.273, SLG: 0.414 (1,9)	G4-6-3 1-2			1-2 HBP		K		F7		3	0	0	0	0	1	3									
Dave Concepcion, R OBP: 0.281, SLG: 0.265 (6, PH)										3	0	0	0	0	1	3									
Joe Hague, L OBP: 0.340, SLG: 0.400 (8, PH)			K		5-3		F3		F8	1	0	0	0	0	0	1									
Darrel Chaney, S OBP: 0.358, SLG: 0.340 (8,6)										0	0	0	0	0	0	0									
Bill Plummer, R OBP: 0.245, SLG: 0.330 (9, PH)										3	2	2	1	0	1	1									
Denis Menke, R OBP: 0.330, SLG: 0.366 (9,5)				HR		1B 2B	K		1B FC3-6 BB	0	1	0	0	1	0	0									
Jim McGlothlin, R OBP: 0.235, SLG: 0.256 (5,1)										2	0	0	0	0	0	1									
Pedro Borbon, R OBP: 0.125, SLG: 0.087 (7, PH)										0	0	0	0	0	0	0									
Ted Uhlendorfer, L OBP: 0.224, SLG: 0.178 (7,1)										0	0	0	0	0	0	0									
Clay Carroll, R OBP: 0.224, SLG: 0.178 (7,1)										0	0	0	0	0	0	0									
Cesar Geronimo, L OBP: 0.236, SLG: 0.348 (9,1)										0	0	0	0	0	0	1									
Ed Sprague, R OBP: 0.236, SLG: 0.348 (9,1)										0	0	0	0	0	0	0									
Tom Hall, L OBP: 0.172, SLG: 0.111 (9,1)										0	0	0	0	0	0	0									
Inning Stats	R: 0 E: 0 K: 0 S: 3	H: 0 LOB: 0 BB: 0 P: 3	R: 0 E: 0 K: 0 S: 3	H: 1 LOB: 0 BB: 0 P: 3	R: 1 E: 0 K: 1 S: 6	H: 1 LOB: 0 BB: 0 P: 6	R: 1 E: 0 K: 1 S: 7	H: 2 LOB: 2 BB: 0 P: 8	R: 1 E: 0 K: 1 S: 8	H: 3 LOB: 2 BB: 0 P: 8	R: 0 E: 0 K: 2 S: 8	H: 1 LOB: 1 BB: 0 P: 8	R: 0 E: 1 K: 1 S: 6	H: 0 LOB: 1 BB: 0 P: 6	R: 0 E: 0 K: 1 S: 5	H: 0 LOB: 1 BB: 1 P: 9	R: 2 E: 0 K: 0 S: 5	H: 2 LOB: 1 BB: 1 P: 9	1B: 6 2B: 2 3B: 0 HR: 2	SF: 0 SAC: 0 DP: 1 HBP: 1	WP: 0 PB: 0 SB: 2 CS: 0	PA: 40			
PITCHER	IP	WLS	BF	H	R	ER	SO	BB	IBB	HBP	BLK	WP	HR	S	P	ERA	WHIP								
Tommy John, L ERA: 2.86 (1,1)	5.0		22	7	3	3	3	0	0	1	0	0	2	27	28	5.40	1.400								
Pete Mikkelsen, R ERA: 3.99 (6,1)	3.1		15	2	2	2	4	2	0	0	0	0	0	21	29	5.40	1.200								
Pete Richert, L ERA: 1.75 (9,1)	0.1	W	2	1	0	0	0	0	0	0	0	0	0	2	2	0.00	3.000								
Jim Brewer, L ERA: 1.21 (9,1)	0.1		1	0	0	0	0	0	0	0	0	0	0	1	1	0.00	0.000								



AB 37
R 5
H 10
RBI 5
BB 2
SO 7
LOB 18

Batter	1	2	3	4	5	6	7	8	9	AB	R	H	RBI	BB	SO	LOB	BOTTOM								
Lee Lacy, R OBP: 0.313, SLG: 0.314 (1,4)	5-3				6-3		1-3		K	4	0	1	1	0	0	1	Cincinnati Reds @ Los Angeles Dodgers Dodger Stadium, Los Angeles, CA Mon Sep 04 1972, 7:05 PM PDT Unknown								
Jim Lefebvre, S OBP: 0.261, SLG: 0.337 (9, PH)			CS							1	0	0	0	0	1	2									
Manny Mota, R OBP: 0.388, SLG: 0.455 (1,7)	4-3		CS		F8		K			5	1	2	1	0	1	0									
Willie Davis, L OBP: 0.314, SLG: 0.438 (1,8)	1-3				G3					3	0	1	0	0	0	0									
Wes Parker, S OBP: 0.374, SLG: 0.372 (1,3)		L5								4	0	0	0	0	1	2									
Willie Crawford, L OBP: 0.336, SLG: 0.429 (1,9)		G6-4-3 BB								2	0	2	1	2	0	0									
Bobby Valentine, R OBP: 0.312, SLG: 0.320 (1,5)										4	0	0	0	0	0	5									
Maury Wills, S OBP: 0.176, SLG: 0.150 (9,5)	G6-4-3 1-2				F9		G6-4-3 1-2		4-3	0	0	0	0	0	0	0									
Bill Russell, R OBP: 0.333, SLG: 0.396 (1,6)					6-3					3	2	2	0	1	0	0									
Steve Yeager, R OBP: 0.278, SLG: 0.227 (1,2)										3	2	2	2	0	0	1									
Tommy John, R ERA: 3.83 (1,1)										0	0	0	0	0	0	0									
Billy Grabarkewitz, R ERA: 3.25 (5, PH)										1	1	1	0	0	0	0									
Pete Mikkelsen, R ERA: 3.25 (5, PH)										1	0	0	0	0	1	1									
Pete Richert, L ERA: 1.75 (9,1)										0	0	0	0	0	0	0									
Jim Brewer, L ERA: 1.21 (9,1)										0	0	0	0	0	0	0									
Bill Buckner, L OBP: 0.342, SLG: 0.408 (9, PH)										0	0	0	0	1	0	0									
Inning Stats	R: 0 E: 0 K: 0 S: 3	H: 0 LOB: 0 BB: 0 P: 3	R: 0 E: 0 K: 0 S: 2	H: 0 LOB: 1 BB: 1 P: 6	R: 1 E: 0 K: 0 S: 4	H: 2 LOB: 0 BB: 0 P: 4	R: 0 E: 0 K: 1 S: 7	H: 2 LOB: 2 BB: 0 P: 7	R: 3 E: 0 K: 1 S: 8	H: 3 LOB: 0 BB: 0 P: 8	R: 0 E: 0 K: 0 S: 2	H: 0 LOB: 0 BB: 1 P: 6	R: 0 E: 0 K: 1 S: 6	H: 1 LOB: 1 BB: 0 P: 6	R: 1 E: 0 K: 0 S: 5	H: 2 LOB: 1 BB: 0 P: 5	R: 1 E: 0 K: 1 S: 5	H: 1 LOB: 2 BB: 2 P: 13	1B: 7 2B: 2 3B: 0 HR: 2	SF: 0 SAC: 3 DP: 2 HBP: 0	WP: 0 PB: 0 SB: 0 CS: 1	PA: 39			
PITCHER	IP	WLS	BF	H	R	ER	SO	BB	IBB	HBP	BLK	WP	HR	S	P	ERA	WHIP								
Jim McGlothlin, R ERA: 3.83 (1,1)	4.0		18	7	4	4	1	1	0	0	0	0	0	7	11	9.00	2.000								
Pedro Borbon, R ERA: 3.25 (5,1)	2.0		6	0	0	0	1	1	0	0	0	0	0	7	11	0.00	0.500								
Clay Carroll, R ERA: 2.54 (7,1)	2.0		9	3	1	1	1	0	0	0	0	0	0	11	11	4.50	1.500								
Ed Sprague, R ERA: 3.93 (9,1)	0.1	L	3	0	1	1	0	1	1	0	0	0	0	1	9	27.00	3.000								
Tom Hall, L ERA: 2.59 (9,1)	0.1		2	1	0	0	1	0	0	0	0	0	0	4	4	0.00	3.000								



AB 31
R 6
H 11
RBI 6
BB 4
SO 4
LOB 12

Batter	1	2	3	4	5	6	7	8	9	AB	R	H	RBI	BB	SO	LOB	TOP								
Pete Rose, S OBP: 0.376, SLG: 0.409 (1, 7)										6	1	2	1	0	0	6	Cincinnati Reds @ Los Angeles Dodgers Dodger Stadium, Los Angeles, CA Mon Sep 04 1972, 7:05 PM PDT Att: 40,366 - Unknown								
Joe Morgan, L OBP: 0.412, SLG: 0.448 (1, 4)										5	2	2	0	0	0	3									
Bobby Tolan, L OBP: 0.338, SLG: 0.395 (1, 8)										4	2	1	3	0	0	1									
Johnny Bench, R OBP: 0.374, SLG: 0.515 (1, 2)										3	0	1	0	2	0	2									
Tony Perez, R OBP: 0.359, SLG: 0.513 (1, 3)										5	1	3	1	0	0	1									
Hal McRae, R OBP: 0.275, SLG: 0.411 (1, 9)										3	0	1	0	0	0	1									
Cesar Geronimo, L OBP: 0.325, SLG: 0.404 (5, 9)										2	0	0	0	0	0	4									
Denis Menke, R OBP: 0.362 (1, 5)										4	0	0	1	0	0	3									
Darrel Chaney, S OBP: 0.356, SLG: 0.338 (7, 5)										1	0	0	0	0	0	2									
Dave Concepcion, R OBP: 0.280, SLG: 0.264 (1, 6)										5	1	1	0	0	1	1									
Don Gullett, R OBP: 0.333, SLG: 0.321 (1, 1)										2	1	1	0	0	1	2									
Pedro Borbon, R OBP: 0.118, SLG: 0.063 (7, 1)										1	0	0	0	0	0	0									
Inning Stats	R: 0 E: 0 K: 0 S: 4	H: 2 LOB: 2 BB: 0 P: 4	R: 1 E: 1 K: 1 S: 8	H: 2 LOB: 2 BB: 0 P: 8	R: 0 E: 0 K: 0 S: 3	H: 0 LOB: 0 BB: 0 P: 4	R: 0 E: 0 K: 1 S: 5	H: 0 LOB: 0 BB: 0 P: 5	R: 3 E: 2 K: 0 S: 8	H: 3 LOB: 2 BB: 0 P: 8	R: 4 E: 1 K: 0 S: 7	H: 4 LOB: 1 BB: 1 P: 11	R: 0 E: 2 K: 0 S: 5	H: 0 LOB: 2 BB: 0 P: 5	R: 0 E: 0 K: 0 S: 4	H: 1 LOB: 2 BB: 1 P: 8	R: 0 E: 1 K: 0 S: 3	H: 0 LOB: 0 BB: 0 P: 3	1B: 9 2B: 3 3B: 0 HR: 0	SF: 0 SAC: 2 DP: 1 HBP: 1	WP: 0 PB: 0 SB: 0 CS: 0	PA: 46			
PITCHER	IP	WLS	BF	H	R	ER	SO	BB	IBB	HBP	BLK	WP	HR	S	P	ERA	WHIP								
Claude Osteen, L ERA: 2.85 (1, 1)	5.1	L	29	10	7	6	2	0	0	1	0	0	0	32	33	10.12	1.875								
Mike Strahler, R ERA: 3.99 (6, 1)	1.2		9	1	1	0	0	1	0	0	0	0	0	8	12	0.00	1.200								
Ron Perranoski, L ERA: 6.59 (8, 1)	2.0		8	1	0	0	0	1	0	0	0	0	0	7	11	0.00	1.000								

AB	41
R	8
H	12
RBI	6
BB	2
SO	2
LOB	26



Batter	1	2	3	4	5	6	7	8	9	AB	R	H	RBI	BB	SO	LOB	BOTTOM								
Lee Lacy, R OBP: 0.312, SLG: 0.313 (1, 4)										1	0	0	0	0	0	0	Cincinnati Reds @ Los Angeles Dodgers Dodger Stadium, Los Angeles, CA Mon Sep 04 1972, 7:05 PM PDT Att: 40,366 - Unknown								
Steve Garvey, R OBP: 0.315, SLG: 0.424 (2, 5)										1	0	1	0	0	0	0									
Bobby Valentine, R OBP: 0.310, SLG: 0.317 (5, 5)										3	0	0	0	0	0	3									
Manny Mota, R OBP: 0.385, SLG: 0.450 (1, 7)										5	0	1	0	0	2	1									
Willie Davis, L OBP: 0.314, SLG: 0.436 (1, 8)										4	1	1	0	0	1	2									
Wes Parker, S OBP: 0.370, SLG: 0.368 (1, 3)										4	0	0	0	0	0	1									
Frank Robinson, R OBP: 0.349, SLG: 0.424 (1, 9)										3	2	1	2	1	1	0									
Billy Grabarkewitz, R OBP: 0.271, SLG: 0.286 (1, 5) (2, 4)										4	1	3	0	0	1	0									
Bill Russell, R OBP: 0.335, SLG: 0.396 (1, 6)										3	0	1	0	1	0	1									
Chris Cannizzaro, R OBP: 0.354, SLG: 0.314 (1, 2)										3	0	0	1	0	0	2									
Claude Osteen, L OBP: 0.342, SLG: 0.373 (1, 1)										1	0	0	0	0	0	0									
Mike Strahler, R OBP: 0.444, SLG: 0.167 (6, 1)										1	0	1	0	0	0	0									
Jim Lefebvre, S OBP: 0.265, SLG: 0.341 (7, PH)										1	0	1	1	0	0	0									
Ron Perranoski, L OBP: 0.265, SLG: 0.341 (8, 1)										0	0	0	0	0	0	0									
Maury Wills, S OBP: 0.375, SLG: 0.148 (9, PH)										1	0	0	0	0	0	0									
Inning Stats	R: 0 E: 0 K: 1 S: 5	H: 0 LOB: 0 BB: 0 P: 5	R: 0 E: 0 K: 0 S: 4	H: 1 LOB: 1 BB: 0 P: 4	R: 0 E: 0 K: 0 S: 4	H: 1 LOB: 1 BB: 0 P: 4	R: 0 E: 0 K: 2 S: 7	H: 0 LOB: 0 BB: 0 P: 7	R: 0 E: 0 K: 1 S: 5	H: 0 LOB: 0 BB: 0 P: 5	R: 0 E: 0 K: 0 S: 4	H: 2 LOB: 1 BB: 0 P: 4	R: 2 E: 0 K: 0 S: 6	H: 3 LOB: 2 BB: 1 P: 10	R: 0 E: 0 K: 0 S: 6	H: 3 LOB: 2 BB: 1 P: 10	R: 0 E: 0 K: 1 S: 5	H: 0 LOB: 0 BB: 0 P: 5	1B: 8 2B: 1 3B: 1 HR: 1	SF: 1 SAC: 0 DP: 1 HBP: 0	WP: 0 PB: 0 SB: 0 CS: 0	PA: 38			
PITCHER	IP	WLS	BF	H	R	ER	SO	BB	IBB	HBP	BLK	WP	HR	S	P	ERA	WHIP								
Don Gullett, L ERA: 4.04 (1, 1)	6.2		27	7	2	2	4	1	0	0	0	0	0	34	38	2.70	1.200								
Pedro Borbon, R ERA: 3.99 (7, 1)	2.1	S	11	3	2	2	1	1	0	0	0	0	1	12	16	7.71	1.714								


AB	35
R	4
H	10
RBI	4
BB	2
SO	5
LOB	10



Batter	1	2	3	4	5	6	7	8	9	AB	R	H	RBI	BB	SO	LOB	TOP								
Pete Rose, S OBP: 0.377, SLG: 0.416 (1, 7)										5	1	2	1	0	0	1									
Joe Morgan, L OBP: 0.409, SLG: 0.444 (1, 4)										4	0	0	0	0	3	1									
Bobby Tolan, L OBP: 0.336, SLG: 0.392 (1, 8)										4	0	0	0	0	1	1									
Johnny Bench, R OBP: 0.375, SLG: 0.514 (1, 2)										3	1	1	0	1	2	1									
Tony Perez, R OBP: 0.358, SLG: 0.510 (1, 3)										4	1	1	0	0	1	1									
Cesar Geronimo, L OBP: 0.329, SLG: 0.406 (1, 9)										4	0	2	0	0	0	1									
Darrel Chaney, S OBP: 0.353, SLG: 0.335 (1, 5)										4	0	1	0	0	1	2									
Dave Concepcion, R OBP: 0.279, SLG: 0.264 (1, 6)										4	1	1	0	0	1	3									
Ross Grimsley, L OBP: 0.121, SLG: 0.105 (1, 1)										2	0	0	0	0	1	2									
Ed Sprague, R (6, 1)										0	0	0	0	0	0	0									
Ted Uhlhaender, L OBP: 0.232, SLG: 0.176 (7, PH)										1	0	0	0	0	0	1									
Dave Tomlin, L (7, 1)										1	0	0	0	0	0	0									
Joe Hague, L OBP: 0.343, SLG: 0.408 (9, PH)										1	0	1	2	0	0	0									
Inning Stats	R: 0 E: 0 K: 1 S: 6	H: 1 LOB: 1 BB: 0 P: 6	R: 0 E: 0 K: 0 S: 3	H: 0 LOB: 0 BB: 0 P: 3	R: 0 E: 0 K: 1 S: 5	H: 0 LOB: 0 BB: 0 P: 5	R: 0 E: 0 K: 3 S: 9	H: 0 LOB: 0 BB: 0 P: 9	R: 0 E: 0 K: 2 S: 9	H: 2 LOB: 2 BB: 0 P: 9	R: 1 E: 0 K: 1 S: 7	H: 2 LOB: 1 BB: 0 P: 7	R: 0 E: 0 K: 1 S: 6	H: 1 LOB: 1 BB: 0 P: 6	R: 0 E: 0 K: 1 S: 5	H: 0 LOB: 0 BB: 0 P: 5	R: 3 E: 1 K: 0 S: 6	H: 3 LOB: 1 BB: 1 P: 10	1B: 6 2B: 2 3B: 0 HR: 1	SF: 0 SAC: 0 DP: 0 HBP: 0	WP: 0 PB: 1 SB: 0 CS: 0	PA: 37			
PITCHER Don Sutton, R ERA: 2.37 (1, 1)	IP: 9.0 WLS: W BF: 37 H: 9 R: 4 ER: 4 SO: 10 BB: 1 IBB: 0 HBP: 0 BLK: 0 WP: 0 HR: 1 S: 56 P: 60 ERA: 4.00 WHIP: 1.111																								

Cincinnati Reds @ Los Angeles Dodgers
 Dodger Stadium, Los Angeles, CA
 Tue Sep 05 1972, 7:05 PM PDT
 Att: 18,155 - Unknown


AB	36
R	4
H	9
RBI	3
BB	1
SO	10
LOB	14



Batter	1	2	3	4	5	6	7	8	9	AB	R	H	RBI	BB	SO	LOB	BOTTOM							
Billy Grabarkewitz, R OBP: 0.287, SLG: 0.330 (1, 4)										4	1	2	2	1	1	1								
Manny Mota, R OBP: 0.382, SLG: 0.453 (1, 7)										5	1	1	0	0	0	5								
Willie Davis, L OBP: 0.315, SLG: 0.438 (1, 8)										5	1	2	1	0	1	2								
Wes Parker, S OBP: 0.371, SLG: 0.368 (1, 3)										3	1	1	2	1	0	1								
Frank Robinson, R OBP: 0.351, SLG: 0.435 (1, 9)										4	2	2	1	0	0	1								
Steve Garvey, R OBP: 0.318, SLG: 0.429 (1, 5)										4	1	2	1	0	1	0								
Bill Russell, R OBP: 0.332, SLG: 0.392 (1, 6)										3	0	0	1	0	1	1								
Steve Yeager, R OBP: 0.293, SLG: 0.250 (1, 2)										4	2	2	0	0	1	1								
Don Sutton, R OBP: 0.195, SLG: 0.173 (1, 1)										2	0	2	0	0	0	0								
Inning Stats	R: 0 E: 0 K: 0 S: 4	H: 1 LOB: 1 BB: 0 P: 4	R: 0 E: 0 K: 1 S: 5	H: 0 LOB: 0 BB: 0 P: 5	R: 3 E: 0 K: 0 S: 6	H: 3 LOB: 1 BB: 1 P: 10	R: 0 E: 0 K: 1 S: 5	H: 1 LOB: 0 BB: 0 P: 5	R: 0 E: 0 K: 1 S: 6	H: 1 LOB: 1 BB: 0 P: 6	R: 3 E: 0 K: 1 S: 9	H: 4 LOB: 2 BB: 1 P: 13	R: 1 E: 0 K: 1 S: 6	H: 1 LOB: 0 BB: 0 P: 6	R: 2 E: 0 K: 0 S: 6	H: 3 LOB: 1 BB: 0 P: 6	1B: 9 2B: 2 3B: 1 HR: 2	SF: 1 SAC: 2 DP: 1 HBP: 0	WP: 1 PB: 0 SB: 0 CS: 0	PA: 39				
PITCHER Ross Grimsley, L ERA: 2.75 (1, 1)	IP: 5.0 WLS: L BF: 24 H: 8 R: 6 ER: 6 SO: 3 BB: 2 IBB: 0 HBP: 0 BLK: 0 WP: 0 HR: 0 S: 28 P: 36 ERA: 10.80 WHIP: 2.000																							
Ed Sprague, R ERA: 3.66 (6, 1)	IP: 1.0 WLS: 5 BF: 2 H: 2 R: 0 ER: 0 SO: 1 BB: 0 IBB: 0 HBP: 0 BLK: 0 WP: 1 HR: 0 S: 7 P: 7 ERA: 0.00 WHIP: 2.000																							
Dave Tomlin, L ERA: 9.0 (7, 1)	IP: 2.0 WLS: 10 BF: 4 H: 4 R: 3 ER: 3 SO: 1 BB: 0 IBB: 0 HBP: 0 BLK: 0 WP: 0 HR: 2 S: 12 P: 12 ERA: 13.50 WHIP: 2.000																							

Cincinnati Reds @ Los Angeles Dodgers
 Dodger Stadium, Los Angeles, CA
 Tue Sep 05 1972, 7:05 PM PDT
 Att: 18,155 - Unknown

AB	34
R	9
H	14
RBI	8
BB	2
SO	5
LOB	12



Batter	1	2	3	4	5	6	7	8	9	AB	R	H	RBI	BB	SO	LOB	TOP	
Pete Rose, S OBP: 0.378, SLG: 0.418 (1, 7)										5	2	3	1	0	1	2	Cincinnati Reds @ Los Angeles Dodgers Dodger Stadium, Los Angeles, CA Wed Sep 06 1972, 7:05 PM PDT Att: 16,965 - Unknown livebaseballscorecards.com	
Joe Morgan, L OBP: 0.409, SLG: 0.445 (1, 4)										4	0	2	1	0	0	1		
Bobby Tolan, L OBP: 0.334, SLG: 0.390 (1, 8)										5	1	1	0	0	1	3		
Johnny Bench, R OBP: 0.373, SLG: 0.511 (9, 2)										5	0	1	2	0	0	1		
Tony Perez, R OBP: 0.359, SLG: 0.508 (1, 3)										2	0	0	0	2	0	0		
Hal McRae, R OBP: 0.288, SLG: 0.427 (6, PR)										2	1	1	0	0	0	2		
Cesar Geronimo, L OBP: 0.327, SLG: 0.404 (6, PR)										1	1	0	0	0	1	2		
Dave Concepcion, R OBP: 0.285, SLG: 0.271 (1, 6)										3	1	2	1	1	1	0		
Bill Plummer, R OBP: 0.235, SLG: 0.319 (1, 2)										3	0	0	1	0	0	2		
Denis Menke, R OBP: 0.327, SLG: 0.362 (9, 5)										0	0	0	0	0	0	0		
Wayne Simpson, R OBP: 0.070, SLG: 0.093 (1, 1)										4	0	0	0	0	2	3		
Clay Carroll, R OBP: 0.125, SLG: 0.125 (9, 1)										0	0	0	0	0	0	0		
Inning Stats	R: 2 E: 0 K: 0 S: 5	H: 3 LOB: 1 BB: 1 P: 9	R: 1 E: 0 K: 2 S: 9	H: 2 LOB: 2 BB: 1 P: 13	R: 1 E: 0 K: 0 S: 5	H: 2 LOB: 1 BB: 0 P: 5	R: 0 E: 0 K: 0 S: 3	H: 0 LOB: 0 BB: 0 P: 3	R: 0 E: 0 K: 1 S: 6	H: 1 LOB: 2 BB: 1 P: 10	R: 0 E: 0 K: 1 S: 5	H: 0 LOB: 0 BB: 0 P: 5	R: 1 E: 1 K: 0 S: 4	H: 1 LOB: 0 BB: 0 P: 4	1B: 8 2B: 2 3B: 0 HR: 0	SF: 2 SAC: 0 DP: 1 HBP: 1	WP: 0 PB: 0 SB: 2 CS: 0	PA: 40
PITCHER	IP WLS BF H R ER SO BB IBB HBP BLK WP HR S P ERA WHIP																	
Al Downing, L ERA: 2.91 (1, 1)	7.0 L 33 9 5 5 5 3 0 0 0 0 0 0 39 52 6.43 1.714																	
Ron Perranoski, L ERA: 6.16 (8, 1)	2.0 7 1 1 0 1 0 0 0 0 0 0 0 9 9 0.00 0.500																	

Batter	1	2	3	4	5	6	7	8	9	AB	R	H	RBI	BB	SO	LOB	BOTTOM				
Billy Grabarkewitz, R OBP: 0.286, SLG: 0.359 (1, 4)										4	1	1	3	0	2	3	Cincinnati Reds @ Los Angeles Dodgers Dodger Stadium, Los Angeles, CA Wed Sep 06 1972, 7:05 PM PDT Att: 16,965 - Unknown livebaseballscorecards.com				
Manny Mota, R OBP: 0.381, SLG: 0.450 (1, 7)										4	0	1	0	0	0	1					
Willie Davis, L OBP: 0.312, SLG: 0.435 (1, 8)										4	0	0	0	0	0	1					
Wes Parker, S OBP: 0.368, SLG: 0.364 (1, 3)										4	0	0	0	0	0	1					
Frank Robinson, R OBP: 0.350, SLG: 0.432 (1, 9)										4	0	1	0	0	1	0					
Steve Garvey, R OBP: 0.314, SLG: 0.423 (1, 5)										4	0	0	0	0	3	1					
Bill Russell, R OBP: 0.333, SLG: 0.390 (1, 6)										2	1	0	0	2	0	0					
Steve Yeager, R OBP: 0.290, SLG: 0.250 (1, 2)										4	0	1	0	0	1	3					
Al Downing, R OBP: 0.131, SLG: 0.133 (1, 1)										2	1	2	0	0	0	0					
Willie Crawford, L OBP: 0.339, SLG: 0.431 (7, PH)										1	0	1	0	0	0	0					
Ron Perranoski, L OBP: 0.264, SLG: 0.339 (8, PH)										0	0	0	0	0	0	0					
Jim Lefebvre, S OBP: 0.264, SLG: 0.339 (8, PH)										1	0	0	0	0	0	2					
Inning Stats	R: 0 E: 1 K: 1 S: 6	H: 1 LOB: 1 BB: 0 P: 6	R: 0 E: 0 K: 1 S: 5	H: 0 LOB: 0 BB: 0 P: 5	R: 0 E: 0 K: 2 S: 8	H: 1 LOB: 1 BB: 0 P: 8	R: 0 E: 0 K: 1 S: 5	H: 0 LOB: 0 BB: 0 P: 5	R: 3 E: 1 K: 0 S: 5	H: 2 LOB: 0 BB: 1 P: 9	R: 0 E: 0 K: 0 S: 3	H: 0 LOB: 0 BB: 0 P: 3	R: 0 E: 0 K: 1 S: 7	H: 2 LOB: 2 BB: 0 P: 7	R: 0 E: 0 K: 0 S: 3	H: 0 LOB: 0 BB: 0 P: 3	R: 0 E: 0 K: 1 S: 6	H: 1 LOB: 2 2B: 0 3B: 0 HR: 1	SF: 0 SAC: 0 DP: 0 HBP: 0	WP: 0 PB: 0 SB: 0 CS: 0	PA: 36
PITCHER	IP WLS BF H R ER SO BB IBB HBP BLK WP HR S P ERA WHIP																				
Wayne Simpson, R ERA: 3.98 (1, 1)	8.1 W 34 7 3 3 7 2 0 0 0 0 0 0 46 54 3.24 1.080																				
Clay Carroll, R ERA: 2.52 (9, 1)	0.2 S 2 0 0 0 0 0 0 0 0 0 0 0 2 2 0.00 0.000																				

Batter	1	2	3	4	5	6	7	8	9	AB	R	H	RBI	BB	SO	LOB	TOP					
Roger Metzger, S (1,6) OBP: 0.292, SLG: 0.268	4-0 BB G5-4-3		1-3		G6-4-3			K		3	0	0	0	1	1	1						
Jimmy Wynn, R (1,9) OBP: 0.387, SLG: 0.466	0-0 G5-4-3					6-3		F8		4	0	1	0	0	0	1						
Cesar Cedeno, R (1,8) OBP: 0.389, SLG: 0.556	0-0 6-3		K			L9			4-0 BB G5-4-3 BB	3	0	0	0	1	1	1						
Lee May, R (1,3) OBP: 0.342, SLG: 0.499		0-0 6-3	L9			F8			0-0 G5-4-3	4	0	0	0	0	0	2						
Bob Watson, R (1,7) OBP: 0.377, SLG: 0.451		0-0 6-3 1B		0-0 6-3		F9				3	0	1	0	0	0	0						
Doug Rader, R (1,5) OBP: 0.308, SLG: 0.437		0-0 6-3 1B		0-0 F9		4-3				3	0	1	0	0	0	0						
Tommy Helms, R (1,4) OBP: 0.302, SLG: 0.367		0-0 6-3		0-0 6-3		5-3				3	0	0	0	0	0	2						
Larry Howard, R (1,2) OBP: 0.284, SLG: 0.295		4-0 BB			0-3 K			0-0 5-3		2	0	0	0	1	1	0						
Jerry Reuss, L (1,1) OBP: 0.185, SLG: 0.150		0-3 K			4-0 BB			0-0 L7		1	0	0	0	1	1	3						
Jim York, R (6,1) Jesus Alou, R (8, PH) Jim Ray, R (8,1)										0	0	0	0	0	0	0						
										1	0	0	0	0	0	0						
										0	0	0	0	0	0	0						
										0	0	0	0	0	0	0						
										0	0	0	0	0	0	0						
Inning Stats	R: 0 E: 0 K: 0 S: 2	H: 0 LOB: 0 BB: 1 P: 6	R: 0 E: 0 K: 1 S: 7	H: 2 LOB: 3 BB: 1 P: 11	R: 0 E: 0 K: 1 S: 6	H: 1 LOB: 1 BB: 0 P: 6	R: 0 E: 0 K: 0 S: 3	H: 0 LOB: 0 BB: 0 P: 3	R: 0 E: 0 K: 1 S: 4	H: 0 LOB: 0 BB: 1 P: 8	R: 0 E: 0 K: 0 S: 3	H: 0 LOB: 0 BB: 0 P: 3	R: 0 E: 0 K: 0 S: 3	H: 0 LOB: 0 BB: 0 P: 3	R: 0 E: 0 K: 1 S: 5	H: 0 LOB: 0 BB: 0 P: 5	R: 0 E: 0 K: 0 S: 2	H: 0 LOB: 0 BB: 1 P: 6	1B: 3 2B: 0 3B: 0 HR: 0	SF: 0 SAC: 0 DP: 3 HBP: 0	WP: 0 PB: 0 SB: 0 CS: 0	PA: 31
PITCHER Claude Osteen, L (1,1) ERA: 2.73	IP: 9.0 WLS: W BF: 31 H: 3 R: 0 ER: 0 SO: 4 BB: 4 IBB: 0 HBP: 0 BLK: 0 WP: 0 HR: 0 S: 35 P: 51 ERA: 0.00 WHIP: 0.778															PITCHER	IP: 9.0 WLS: W BF: 31 H: 3 R: 0 ER: 0 SO: 4 BB: 4 IBB: 0 HBP: 0 BLK: 0 WP: 0 HR: 0 S: 35 P: 51 ERA: 0.00 WHIP: 0.778					

Houston Astros @ Los Angeles Dodgers
 Dodger Stadium, Los Angeles, CA
 Sat Sep 09 1972, 7:05 PM PDT
 Att: 17,138 - Unknown

AB	27
R	0
H	3
RBI	0
BB	4
SO	4
LOB	10



Batter	1	2	3	4	5	6	7	8	9	AB	R	H	RBI	BB	SO	LOB	BOTTOM			
Billy Grabarkewitz, R (1,4) OBP: 0.280, SLG: 0.330	0-0 F7	0-0 6-3			0-3 K		0-0 1B 1B			4	0	1	0	0	1	1				
Manny Mota, R (1,7) OBP: 0.384, SLG: 0.446	0-0 1B BLK E 1B		4-3		G3		F9			4	1	1	0	0	0	2				
Willie Davis, L (1,8) OBP: 0.314, SLG: 0.432	0-0 S E 1B		L8			4-0 BB BB	0-0 1B			3	1	2	0	1	0	0				
Wes Parker, S (1,3) OBP: 0.367, SLG: 0.359	0-0 FC1 S 1B		F8			4-0 WP BB BB	0-0 F7			3	1	0	0	1	0	3				
Frank Robinson, R (1,9) OBP: 0.355, SLG: 0.438	0-3 K			0-0 G4-6-3 1B		4-0 FC5 WP BB	0-0 5-3			3	0	1	0	1	2					
Steve Garvey, R (1,5) OBP: 0.314, SLG: 0.430	0-0 1B			0-0 G4-6-3		0-0 F7	0-0 HR			4	1	2	3	0	0	3				
Maury Wills, S (9,5) OBP: 0.175, SLG: 0.148	2H 3H 1B			0-0 5-3		4-0 BB				3	0	0	0	1	0	1				
Bill Russell, R (1,6) OBP: 0.331, SLG: 0.382	0-0 F9				0-0 5-3		4-0 BB			3	0	0	0	1	0	1				
Steve Yeager, R (1,2) OBP: 0.278, SLG: 0.242		0-3 K			0-0 FC5-8 1B		0-0 FC5			4	0	1	0	0	1	3				
Claude Osteen, L (1,1) OBP: 0.329, SLG: 0.357		0-3 K			0-0 FC5-6		0-0 1-3			3	0	0	0	0	1	1				
Inning Stats	R: 3 E: 1 K: 1 S: 9	H: 3 LOB: 1 BB: 0 P: 9	R: 0 E: 0 K: 2 S: 7	H: 0 LOB: 0 BB: 0 P: 7	R: 0 E: 0 K: 0 S: 3	H: 0 LOB: 0 BB: 0 P: 3	R: 0 E: 0 K: 0 S: 3	H: 1 LOB: 0 BB: 0 P: 3	R: 0 E: 0 K: 1 S: 6	H: 1 LOB: 1 BB: 0 P: 6	R: 0 E: 0 K: 0 S: 2	H: 0 LOB: 3 BB: 4 P: 18	R: 0 E: 0 K: 0 S: 5	H: 2 LOB: 2 BB: 0 P: 5	R: 1 E: 0 K: 0 S: 4	H: 1 LOB: 0 BB: 0 P: 4	1B: 7 2B: 0 3B: 0 HR: 1	SF: 0 SAC: 0 DP: 1 HBP: 0	WP: 1 PB: 0 SB: 2 CS: 0	PA: 35
PITCHER Jerry Reuss, L (1,1) ERA: 3.88 Jim York, R (6,1) ERA: 4.41 Jim Ray, R (8,1) ERA: 4.15	IP: 5.1 WLS: L BF: 23 H: 5 R: 3 ER: 0 SO: 4 BB: 3 IBB: 0 HBP: 0 BLK: 1 WP: 0 HR: 0 S: 28 P: 40 ERA: 0.00 WHIP: 1.500															PITCHER	IP: 5.1 WLS: L BF: 23 H: 5 R: 3 ER: 0 SO: 4 BB: 3 IBB: 0 HBP: 0 BLK: 1 WP: 0 HR: 0 S: 28 P: 40 ERA: 0.00 WHIP: 1.500			

Houston Astros @ Los Angeles Dodgers
 Dodger Stadium, Los Angeles, CA
 Sat Sep 09 1972, 7:05 PM PDT
 Att: 17,138 - Unknown

AB	31
R	4
H	8
RBI	3
BB	4
SO	4
LOB	16



Batter	1	2	3	4	5	6	7	8	9	AB	R	H	RBI	BB	SO	LOB	TOP										
Roger Metzger, S (1, 6)	6-3		G3		K		4-3			4	0	0	0	0	1	1	Houston Astros @ Los Angeles Dodgers Dodger Stadium, Los Angeles, CA Sun Sep 10 1972, 3:33 AM PDT Att: 15,758 - Unknown										
Jimmy Wynn, R (1, 9)	K		1B SF9 1B		1B BB		6-3			3	1	1	1	1	1	0											
Cesar Cedeno, R (1, 8)	S BB		S 1B		L4			CS 1B		3	0	2	0	1	0	1											
Lee May, R (1, 3)	FC4-6 BB		SF9		FC6-4 1B		6-3			2	0	1	1	1	0	1											
Bob Watson, R (1, 7)	FC4-6 1-2		K		FC6-4			2B		4	0	1	0	0	1	5											
Johnny Edwards, L (1, 2)		L4-3 BB			K			4-3		2	0	0	0	2	1	1											
Doug Rader, R (1, 5)		L4-3 1-2			K		F7			4	0	0	0	0	2	2											
Tommy Helms, R (1, 4)		F7			FC6 FC6-4		F9			4	0	0	0	0	0	1											
Dave Roberts, L (1, 1)					FC6-4					2	1	0	0	1	0	1											
Fred Gladding, L (8, 1)							6-3			0	0	0	0	0	0	0											
Tom Griffin, R (8, 1)			E G3 1B BB							0	0	0	0	0	0	0											
Mike Cosgrove, L (8, 1)										0	0	0	0	0	0	0											
Jesus Alou, R (9, PH)										1	0	0	0	0	1	0											
Inning Stats	R: 0 E: 0 K: 1 S: 5	H: 0 LOB: 2 BB: 2 P: 13	R: 0 E: 0 K: 0 S: 2	H: 0 LOB: 0 BB: 1 P: 6	R: 2 E: 1 K: 1 S: 7	H: 2 LOB: 1 BB: 1 P: 11	R: 0 E: 1 K: 1 S: 5	H: 0 LOB: 1 BB: 1 P: 9	R: 0 E: 0 K: 1 S: 6	H: 1 LOB: 2 BB: 1 P: 10	R: 0 E: 0 K: 0 S: 3	H: 0 LOB: 0 BB: 0 P: 3	R: 0 E: 0 K: 0 S: 4	H: 2 LOB: 1 BB: 0 P: 4	R: 0 E: 0 K: 2 S: 7	H: 0 LOB: 0 BB: 0 P: 7	1B: 4 2B: 2 3B: 0 HR: 0	SF: 1 SAC: 0 DP: 1 HBP: 0	WP: 0 PB: 0 SB: 2 CS: 1	PA: 36							
PITCHER	IP WLS BF H R ER SO BB IBB HBP BLK WP HR S P ERA WHIP	7.0 29 3 2 0 5 6 0 0 0 0 0 0 33 57 0.00 1.286	1.0 W 4 2 0 0 0 0 0 0 0 0 0 4 4 0.00 2.000	1.0 S 3 0 0 0 2 0 0 0 0 0 0 7 7 0.00 0.000	PITCHER										IP WLS BF H R ER SO BB IBB HBP BLK WP HR S P ERA WHIP												
Don Sutton, R (1, 1)											7.0	29	3	2	0	5	6	0	0	0	0	0	0	33	57	0.00	1.286
Ron Ferranoski, L (8, 1)											1.0	W	4	2	0	0	0	0	0	0	0	0	0	4	4	0.00	2.000
Jim Brewer, L (9, 1)											1.0	S	3	0	0	0	2	0	0	0	0	0	7	7	0.00	0.000	

Batter	1	2	3	4	5	6	7	8	9	AB	R	H	RBI	BB	SO	LOB	BOTTOM										
Billy Grabarkewitz, R (1, 4)	6-3		FC6-5			BB 1B	FC6-4	FC5		5	0	1	0	0	0	5	Houston Astros @ Los Angeles Dodgers Dodger Stadium, Los Angeles, CA Sun Sep 10 1972, 3:33 AM PDT Att: 15,758 - Unknown										
Manny Mota, R (1, 7)	4-3		1-3			BB 1B		2B 1B		4	1	2	0	0	0	1											
Willie Davis, L (1, 8)	BB				G3	FC5-4 BB		1B 2B		2	1	1	0	2	0	0											
Wes Parker, S (1, 3)	F8				5-3	F2		1B 1B E 1B		4	1	1	1	0	0	4											
Frank Robinson, R (1, 9)		K			E6 FC5-4	L7		E 1B		4	0	1	1	0	1	3											
Steve Garvey, R (1, 5)		5-3			FC5-4	FC5-4		E1 FC5		4	0	1	0	0	0	4											
Maury Wills, S (8, FR)					1-2	1-2		1-3 2-H 1B		0	0	0	0	0	0	0											
Bill Russell, R (1, 6)		5-3			F3			F2		4	0	0	0	0	0	2											
Steve Yeager, R (1, 2)					5-3			IBB		3	0	2	0	0	0	0											
Jim Lefebvre, S (8, PH)					FC6-5 SH2-4 1B			FC5-4 1B		0	0	0	0	1	0	0											
Jim Brewer, L (9, 1)										0	0	0	0	0	0	0											
Don Sutton, R (1, 1)											7.0	29	3	2	0	5	6	0	0	0	0	33	57	0.00	1.286		
Bobby Valentine, R (7, PH)											0.0	L	3	3	1	1	0	0	0	0	0	0	3	3	∞	∞	
Ron Ferranoski, L (8, 1)											0.1		2	0	0	0	0	0	1	0	0	0	1	5	0.00	0.000	
Willie Crawford, L (8, PH)											0.2		2	0	0	0	0	0	0	0	0	2	2	0.00	0.000		
Chris Cannizzaro, R (8, PH)																											
Inning Stats	R: 0 E: 0 K: 0 S: 3	H: 0 LOB: 1 BB: 1 P: 7	R: 0 E: 0 K: 1 S: 5	H: 0 LOB: 0 BB: 0 P: 5	R: 0 E: 0 K: 0 S: 4	H: 1 LOB: 1 BB: 0 P: 4	R: 0 E: 0 K: 0 S: 4	H: 0 LOB: 1 BB: 0 P: 4	R: 0 E: 0 K: 0 S: 3	H: 0 LOB: 0 BB: 0 P: 3	R: 0 E: 0 K: 0 S: 5	H: 2 LOB: 3 BB: 1 P: 9	R: 0 E: 0 K: 0 S: 4	H: 1 LOB: 1 BB: 0 P: 4	R: 3 E: 1 K: 0 S: 8	H: 5 LOB: 3 BB: 1 P: 12	1B: 8 2B: 1 3B: 0 HR: 0	SF: 0 SAC: 1 DP: 0 HBP: 0	WP: 0 PB: 0 SB: 0 CS: 0	PA: 37							
PITCHER	IP WLS BF H R ER SO BB IBB HBP BLK WP HR S P ERA WHIP	7.0 29 3 2 0 5 6 0 0 0 0 0 0 33 57 0.00 1.286	0.0 L 3 3 1 1 0 0 0 0 0 0 0 3 3 ∞ ∞	0.1 2 0 0 0 0 0 0 1 0 0 0 0 1 5 0.00 0.000	0.2 2 0 0 0 0 0 0 0 0 0 0 2 2 0.00 0.000	PITCHER										IP WLS BF H R ER SO BB IBB HBP BLK WP HR S P ERA WHIP											
Dave Roberts, L (1, 1)											7.0	29	3	2	0	5	6	0	0	0	0	0	33	57	0.00	1.286	
Fred Gladding, R (8, 1)											0.0	L	3	3	1	1	0	0	0	0	0	0	3	3	∞	∞	
Tom Griffin, R (8, 1)											0.1		2	0	0	0	0	0	1	0	0	0	1	5	0.00	0.000	
Mike Cosgrove, L (8, 1)											0.2		2	0	0	0	0	0	0	0	0	2	2	0.00	0.000		

Batter	1	2	3	4	5	6	7	8	9	AB	R	H	RBI	BB	SO	LOB	TOP							
Roger Metzger, S (1, 6) OBP: 0.288, SLG: 0.265	F9		6-3		L7			K		5	0	1	1	0	1	2								
Jimmy Wynn, R (1, 9) OBP: 0.391, SLG: 0.478	G6-3				1B			F8		4	1	3	2	1	0	2								
Cesar Cedeno, R (1, 8) OBP: 0.390, SLG: 0.553	G6-3		F7		FC5			6-3		5	0	1	1	0	1	2								
Lee May, R (1, 3) OBP: 0.345, SLG: 0.501					5-3					4	0	2	0	1	1	0								
Bob Watson, R (1, 7) OBP: 0.374, SLG: 0.448	F8				FC5			K		4	0	0	0	1	1	5								
Doug Rader, R (1, 5) OBP: 0.307, SLG: 0.433	5-3				FC5-4					3	0	1	0	1	0	2								
Tommy Helms, R (1, 4) OBP: 0.299, SLG: 0.363	6-3				FC5-4			F7		4	1	1	0	0	0	4								
Larry Howard, R (1, 2) OBP: 0.283, SLG: 0.294			6-3		K			F6		4	1	1	0	0	1	2								
Don Wilson, R (1, 1) OBP: 0.149, SLG: 0.154			SH3-4					L6		1	1	1	0	1	0	0								
Jerry Reuss, L (7, 1) OBP: 0.182, SLG: 0.148					1B					1	0	0	0	0	0	0								
Inning Stats	R: 0 E: 0 K: 0 S: 3	H: 1 LOB: 0 BB: 0 P: 3	R: 0 E: 0 K: 0 S: 4	H: 1 LOB: 1 BB: 0 P: 4	R: 1 E: 0 K: 0 S: 5	H: 2 LOB: 1 BB: 0 P: 5	R: 0 E: 0 K: 0 S: 3	H: 0 LOB: 1 BB: 1 P: 7	R: 1 E: 0 K: 1 S: 6	H: 1 LOB: 3 BB: 3 P: 18	R: 1 E: 0 K: 0 S: 6	H: 4 LOB: 2 BB: 0 P: 6	R: 0 E: 0 K: 1 S: 6	H: 1 LOB: 2 BB: 1 P: 10	R: 0 E: 0 K: 1 S: 5	H: 0 LOB: 0 BB: 0 P: 5	R: 1 E: 0 K: 2 S: 8	H: 1 LOB: 0 BB: 0 P: 8	1B: 8 2B: 1 3B: 1 HR: 1	SF: 0 SAC: 1 DP: 2 HBP: 0	WP: 0 PB: 0 SB: 0 CS: 0	PA: 41		
PITCHER	IP	WLS	BF	H	R	ER	SO	BB	IBB	HBP	BLK	WP	HR	S	P	ERA	WHIP							
Al Downing, L (1, 1) ERA: 2.97	5.2	L	28	9	3	3	1	4	0	0	0	0	0	26	42	4.76	2.294							
Pete Mikkelsen, R (6, 1) ERA: 3.88	1.1		6	1	0	0	1	1	0	0	0	0	0	7	11	0.00	1.500							
Pete Richert, L (8, 1) ERA: 1.86	2.0		7	1	1	1	3	0	0	0	0	0	1	13	13	4.50	0.500							

Houston Astros @ Los Angeles Dodgers
Dodger Stadium, Los Angeles, CA
Mon Sep 11 1972, 7:05 PM PDT
Att: 10,703 - Unknown

AB	35
R	4
H	11
RBI	4
BB	5
SO	5
LOB	19

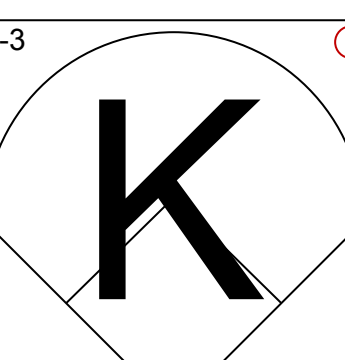
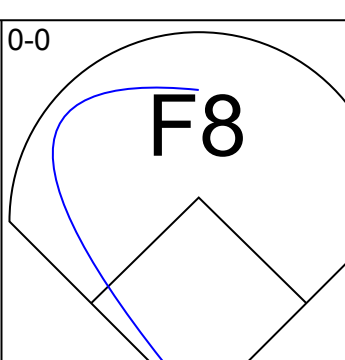
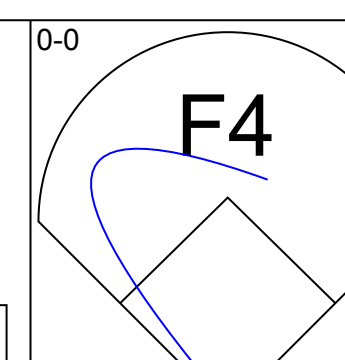
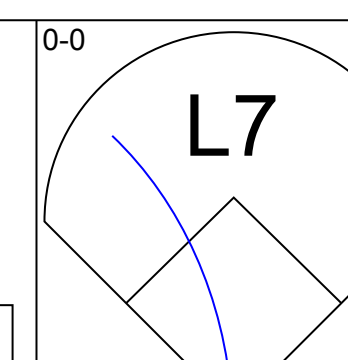
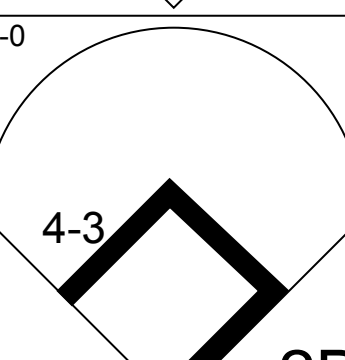
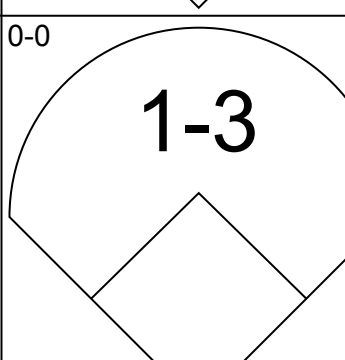
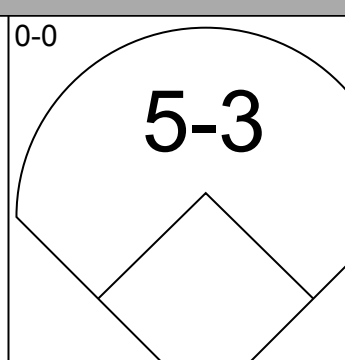
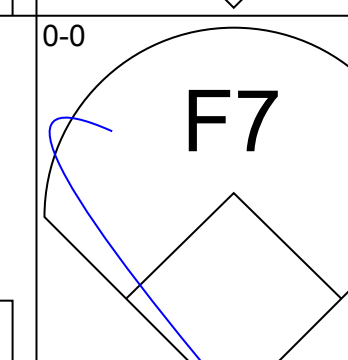
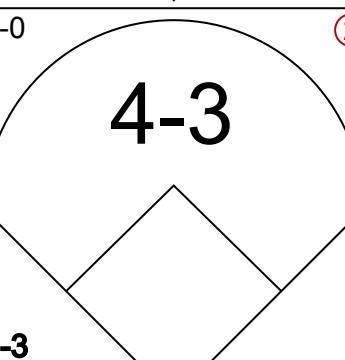
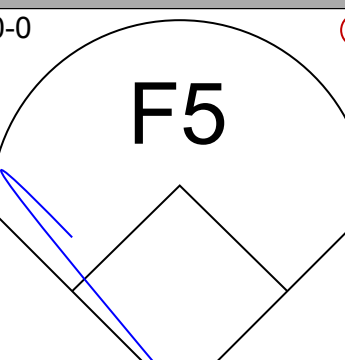
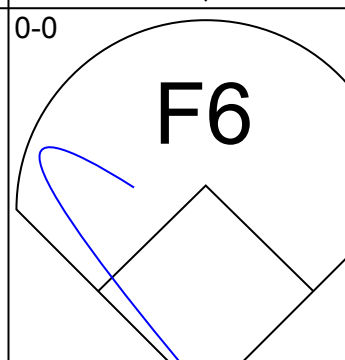
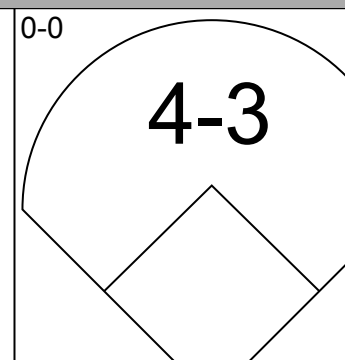
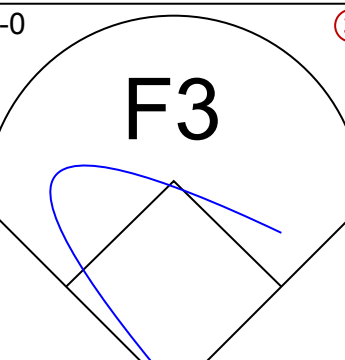
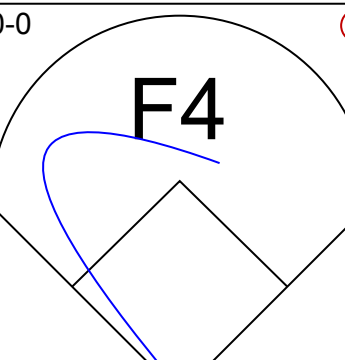
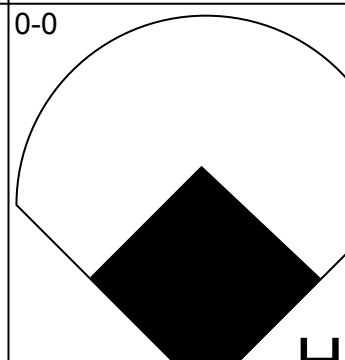
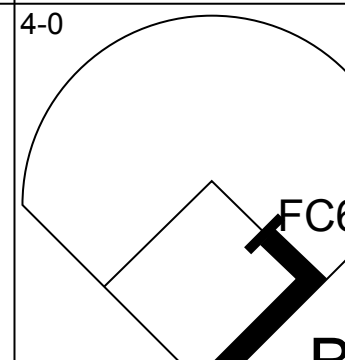
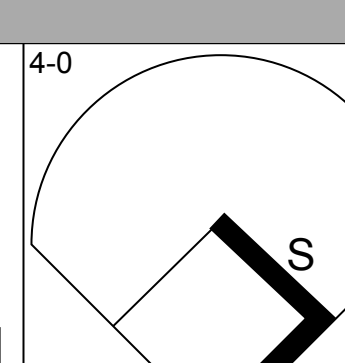
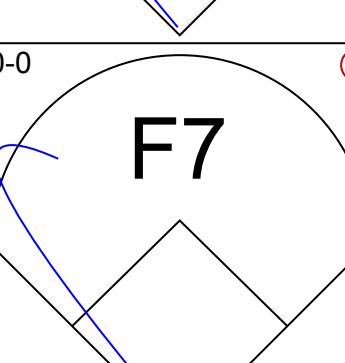
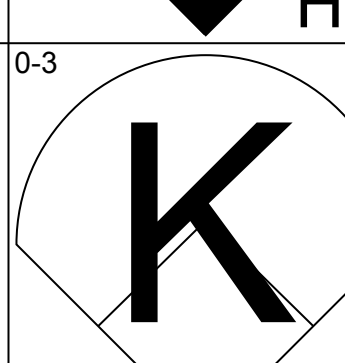
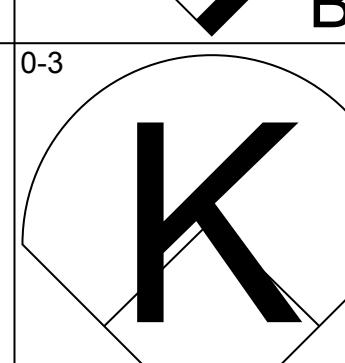
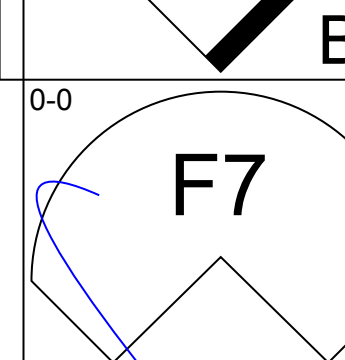
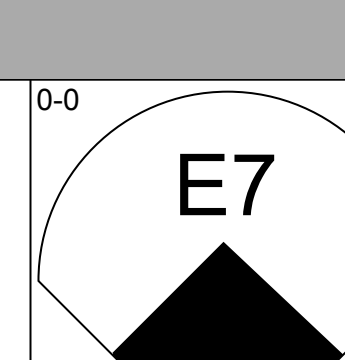
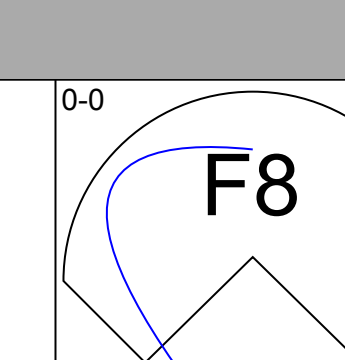
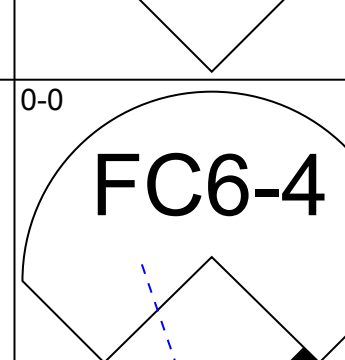
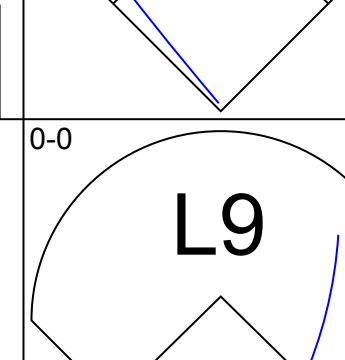
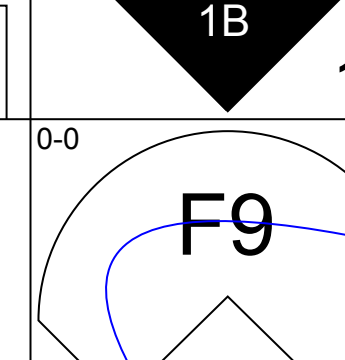
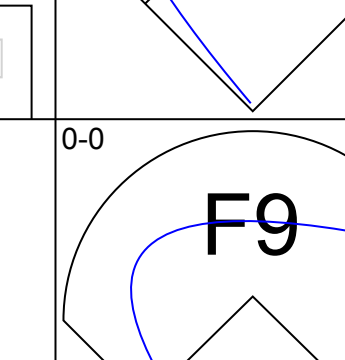
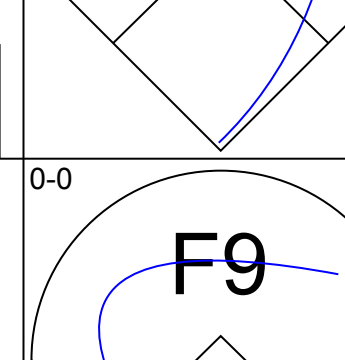
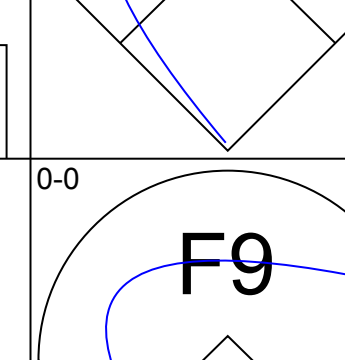
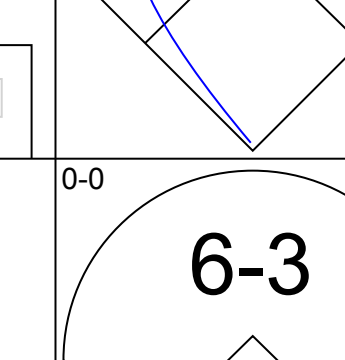
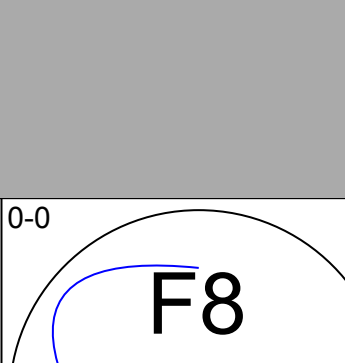
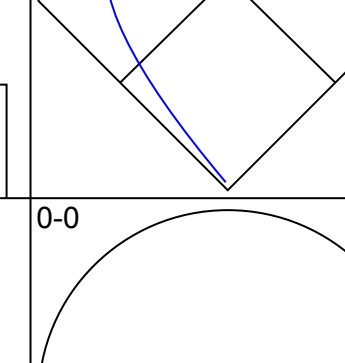


Batter	1	2	3	4	5	6	7	8	9	AB	R	H	RBI	BB	SO	LOB	BOTTOM							
Billy Grabarkewitz, R (1, 4) OBP: 0.281, SLG: 0.321	G2		FC6-4		K				K	4	0	1	1	1	2	3								
Manny Mota, R (1, 7) OBP: 0.385, SLG: 0.446	F6		FC6-4		4-3					5	0	2	2	0	0	3								
Willie Davis, L (1, 8) OBP: 0.314, SLG: 0.430	6-3				F4				L8	5	0	0	0	0	1	4								
Wes Parker, S (1, 3) OBP: 0.363, SLG: 0.355					F7					4	0	0	0	0	1	0								
Willie Crawford, L (1, 9) OBP: 0.338, SLG: 0.425										2	0	0	0	1	1	0								
Bobby Valentine, R (8, PH) OBP: 0.309, SLG: 0.314					1B				F8	1	0	0	0	0	0	0								
Steve Garvey, R (1, 5) OBP: 0.313, SLG: 0.425										4	0	1	0	0	1	0								
Bill Russell, R (1, 6) OBP: 0.329, SLG: 0.376					F8					2	1	0	0	2	0	2								
Steve Yeager, R (1, 2) OBP: 0.304, SLG: 0.275			FC6-4							4	1	2	0	0	1	2								
Al Downing, R (1, 1) ERA: 2.97			SH1-4							0	0	0	0	0	0	0								
Pete Mikkelsen, R (6, 1) ERA: 3.88										0	0	0	0	0	0	0								
Jim Lefebvre, S (7, PH) OBP: 0.276, SLG: 0.341			SH1-4							1	1	1	0	0	0	0								
Pete Richert, L (8, 1) ERA: 1.86										0	0	0	0	0	0	0								
Frank Robinson, R (9, PH) OBP: 0.392, SLG: 0.434										0	0	0	0	1	0	0								
Maury Wills, S (9, PH) OBP: 0.175, SLG: 0.148										0	0	0	0	0	0	0								
Inning Stats	R: 0 E: 0 K: 0 S: 3	H: 0 LOB: 0 BB: 0 P: 3	R: 0 E: 0 K: 1 S: 5	H: 0 LOB: 0 BB: 0 P: 5	R: 0 E: 0 K: 0 S: 3	H: 0 LOB: 2 BB: 2 P: 11	R: 0 E: 0 K: 0 S: 4	H: 1 LOB: 2 BB: 1 P: 8	R: 0 E: 0 K: 1 S: 6	H: 1 LOB: 1 BB: 0 P: 6	R: 0 E: 0 K: 1 S: 5	H: 0 LOB: 0 BB: 0 P: 5	R: 2 E: 0 K: 1 S: 9	H: 4 LOB: 2 BB: 0 P: 9	R: 0 E: 0 K: 1 S: 5	H: 0 LOB: 0 BB: 0 P: 5	R: 1 E: 0 K: 2 S: 8	H: 1 LOB: 2 BB: 2 P: 16	1B: 7 2B: 0 3B: 0 HR: 0	SF: 0 SAC: 2 DP: 0 HBP: 0	WP: 0 PB: 0 SB: 0 CS: 0	PA: 39		
PITCHER	IP	WLS	BF	H	R	ER	SO	BB	IBB	HBP	BLK	WP	HR	S	P	ERA	WHIP							
Don Wilson, R (1, 1) ERA: 2.79	6.2	W	29	6	2	2	3	3	0	0	0	0	0	32	44	2.70	1.350							
Jerry Reuss, L (7, 1) ERA: 3.88	2.1	S	10	1	1	1	4	2	0	0	0	0	0	16	24	3.86	1.286							

Houston Astros @ Los Angeles Dodgers
Dodger Stadium, Los Angeles, CA
Mon Sep 11 1972, 7:05 PM PDT
Att: 10,703 - Unknown

AB	32
R	3
H	7
RBI	3
BB	5
SO	7
LOB	14




Batter	1	2	3	4	5	6	7	8	9	10	AB	R	H	RBI	BB	SO	LOB	
Billy Grabarkewitz, R OBP: 0.273, SLG: 0.310 (1, 4)											4	0	0	0	0	1	1	
Manny Mota, R OBP: 0.384, SLG: 0.446 (1, 7)											4	0	1	0	0	0	0	
Willie Davis, L OBP: 0.312, SLG: 0.427 (1, 8)											4	0	0	0	0	0	1	
Frank Robinson, R OBP: 0.357, SLG: 0.444 (1, 9)											3	1	1	1	1	0	1	
Wes Parker, S OBP: 0.232, SLG: 0.352 (1, 3)											3	0	0	0	1	2	1	
Steve Garvey, R OBP: 0.312, SLG: 0.422 (1, 5)												4	1	1	0	0	2	
Bill Russell, R OBP: 0.326, SLG: 0.372 (1, 6)											4	0	0	0	0	0	2	
Chris Cannizzaro, R OBP: 0.346, SLG: 0.306 (1, 2)											4	0	0	0	0	0	2	
Tommy John, R OBP: 0.136, SLG: 0.136 (10, PH)											3	0	1	1	0	0	0	
Terrance McDermott, R (10, PH)											1	0	0	0	0	0	0	
Jim Brewer, L (10, 1)											0	0	0	0	0	0	0	
Inning Stats	R: 0 E: 0 K: 1 S: 6	H: 1 LOB: 1 BB: 0 P: 6	R: 0 E: 0 K: 0 S: 3	H: 0 LOB: 0 BB: 1 P: 7	R: 0 E: 0 K: 0 S: 3	H: 0 LOB: 0 BB: 0 P: 3	R: 0 E: 0 K: 0 S: 3	H: 0 LOB: 0 BB: 0 P: 3	R: 1 E: 1 K: 0 S: 5	H: 2 LOB: 1 BB: 0 P: 5	R: 0 E: 0 K: 0 S: 3	H: 0 LOB: 0 BB: 0 P: 3	R: 0 E: 0 K: 1 S: 5	H: 0 LOB: 1 BB: 1 P: 9	R: 0 E: 0 K: 0 S: 3	H: 0 LOB: 0 BB: 0 P: 3	1B: 2 2B: 1 3B: 0 HR: 1	SF: 0 SAC: 0 DP: 0 HBP: 0
PITCHER Ron Bryant, L ERA: 2.78 (1, 1)	IP: 10.0 W: 10 L: 0 S: 6	WLS: 36 BF: 4 R: 2 ER: 1 SO: 3	H: 4 R: 2 ER: 1 SO: 3	BB: 2 IBB: 0 HBP: 0 BLK: 0	WP: 0 HR: 1 S: 40 P: 48	ERA: 0.90 WHIP: 0.600												

TOP

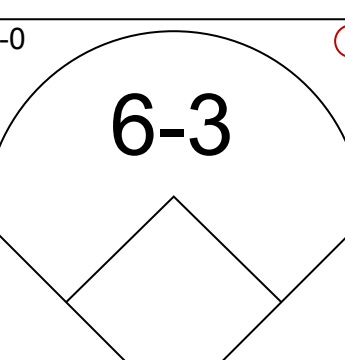
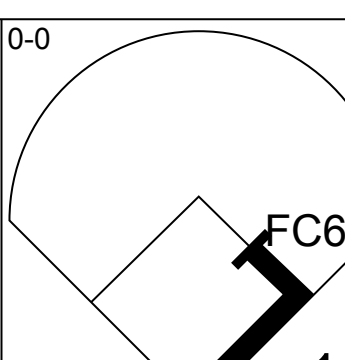
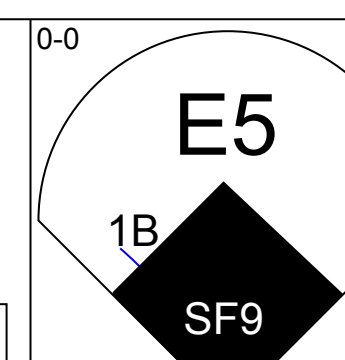
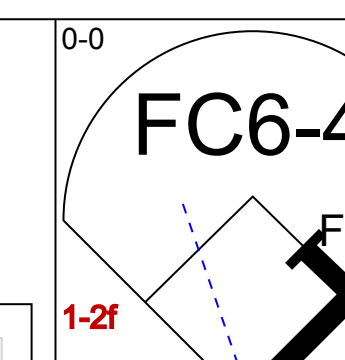
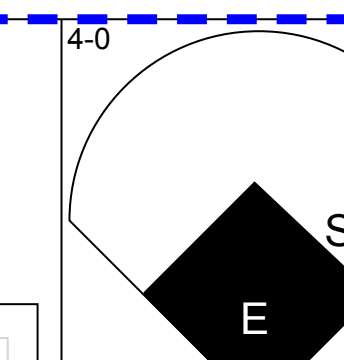
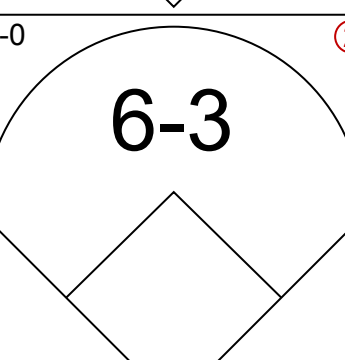
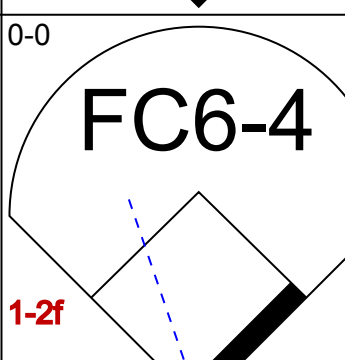
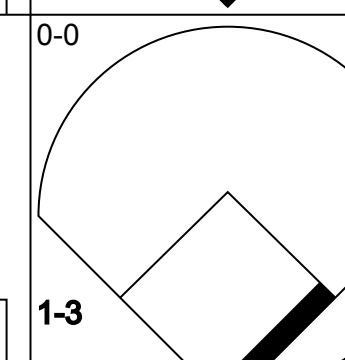
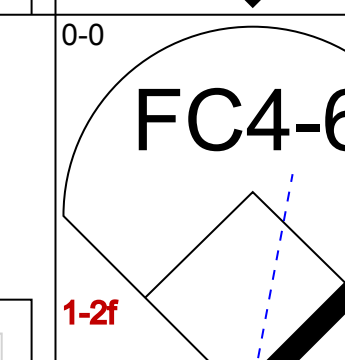
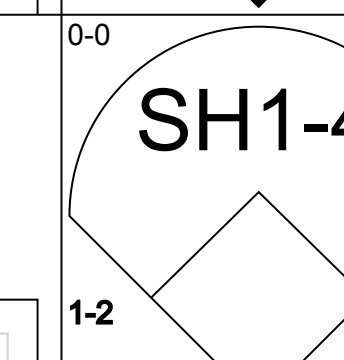
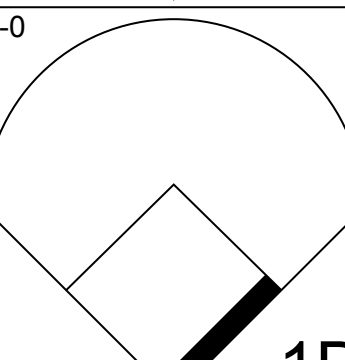
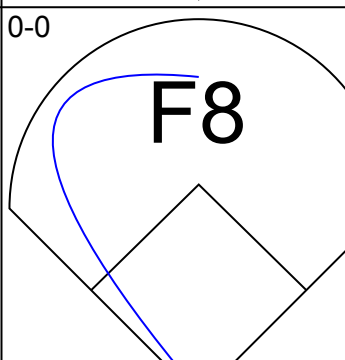
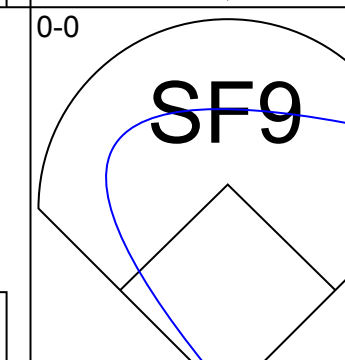
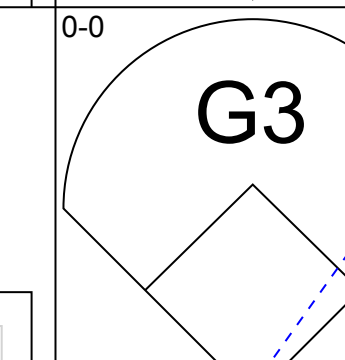
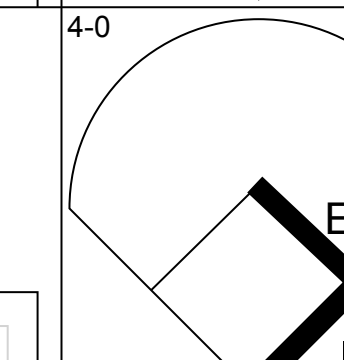
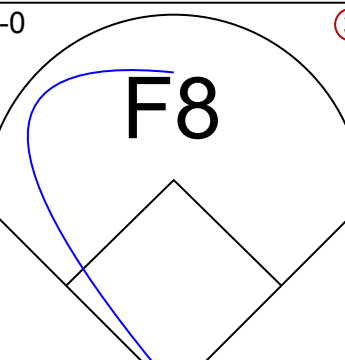
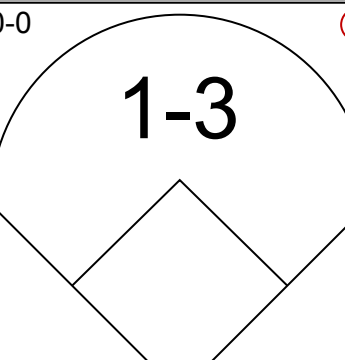
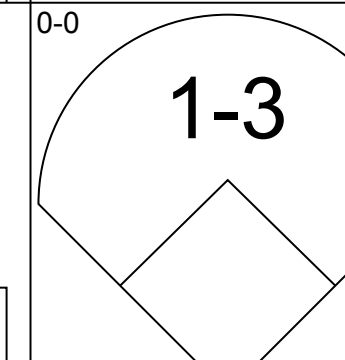
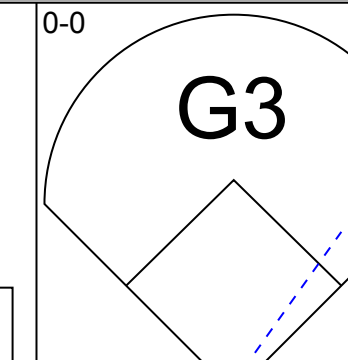
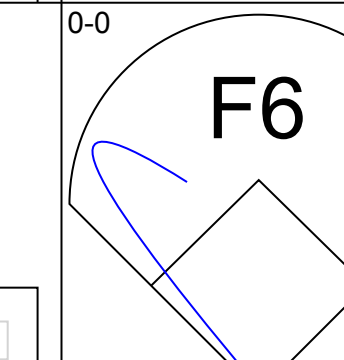
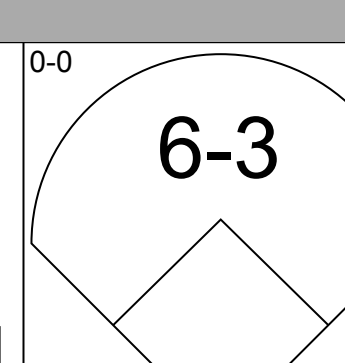
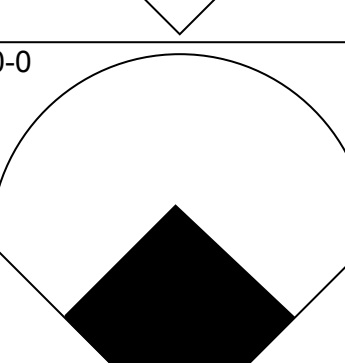
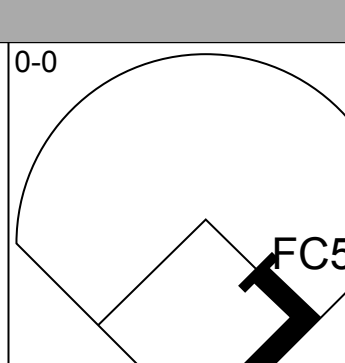
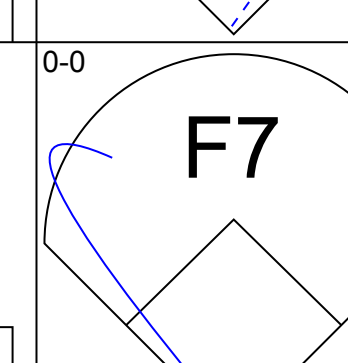
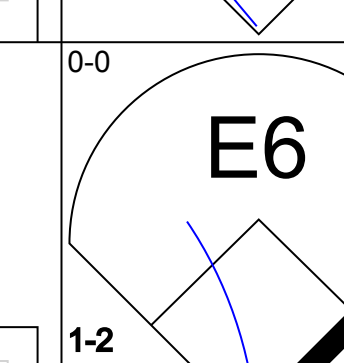
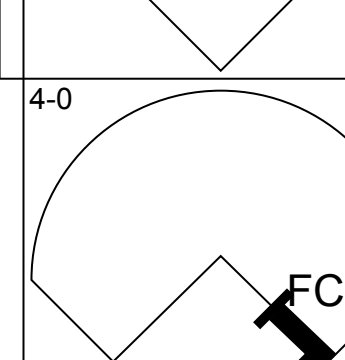
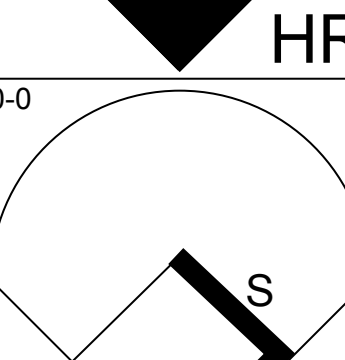
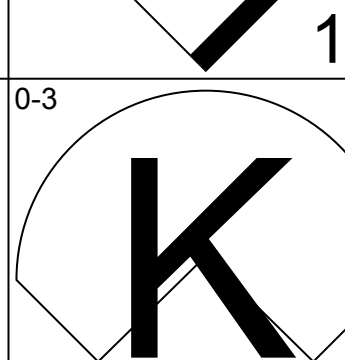
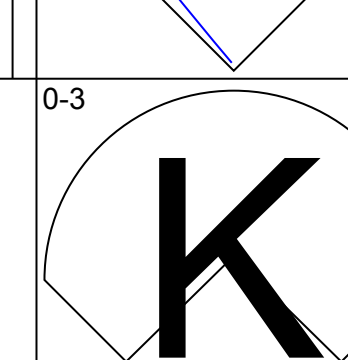
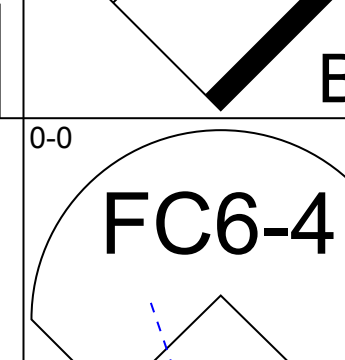
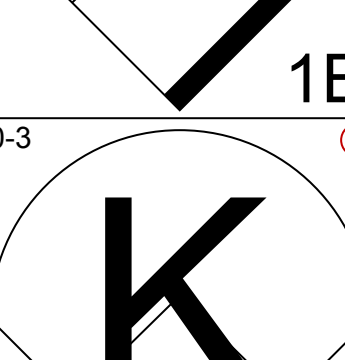
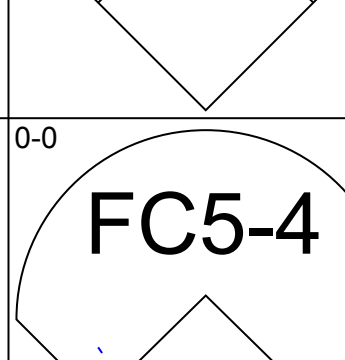
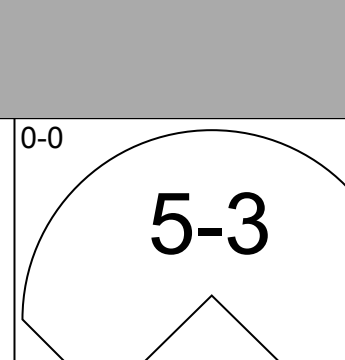
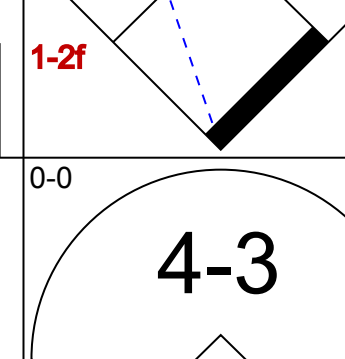
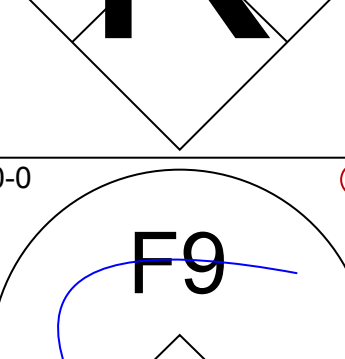
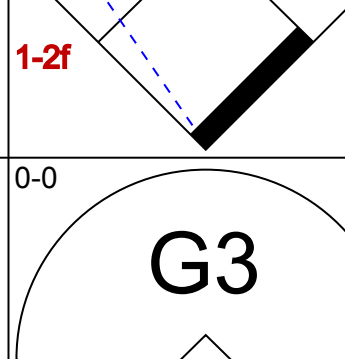
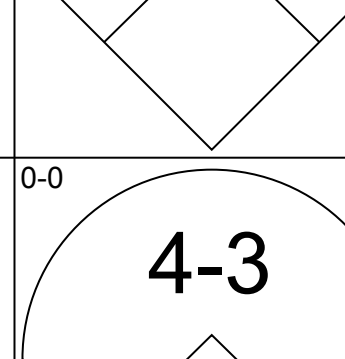
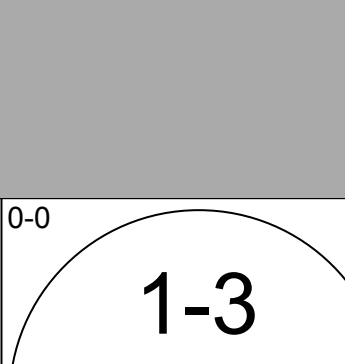
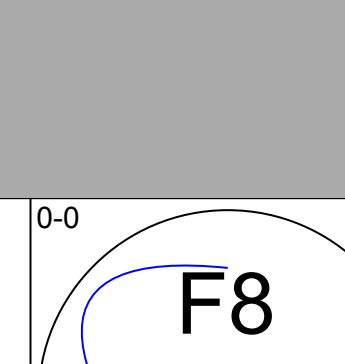
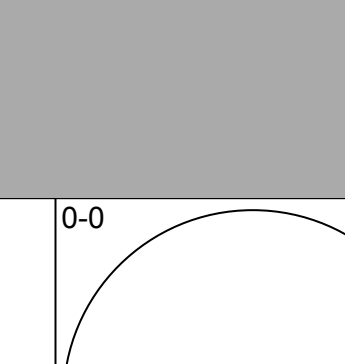
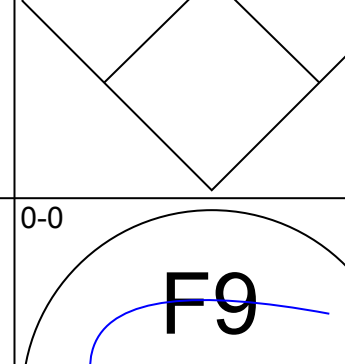
Los Angeles Dodgers @ San Francisco Giants
Candlestick Park, San Francisco, CA
Tue Sep 12 1972, 10:05 PM EDT
Att: 5,507 - Unknown

livebaseballscorecards.com

AB 34
R 2
H 4
RBI 2
BB 2
SO 3
LOB 10



WP: 0 PA: 36
PB: 0
SB: 1
CS: 0


Batter	1	2	3	4	5	6	7	8	9	10	AB	R	H	RBI	BB	SO	LOB			
Bobby Bonds, R OBP: 0.317, SLG: 0.432 (1, 9)											4	2	1	0	1	0	1			
Tito Fuentes, S OBP: 0.303, SLG: 0.382 (1, 4)											4	0	1	0	0	0	2			
Chris Speier, R OBP: 0.363, SLG: 0.420 (1, 6)											3	0	1	1	1	0	2			
Ken Henderson, S OBP: 0.316, SLG: 0.440 (1, 7)											5	0	0	0	0	0	4			
Jim Ray Hart, R OBP: 0.356, SLG: 0.604 (1, 5)											5	1	2	1	0	0	1			
Dave Kingman, R OBP: 0.303, SLG: 0.459 (1, 3)											3	0	1	0	1	2	1			
Garry Maddox, R OBP: 0.286, SLG: 0.419 (1, 8)											4	0	0	0	0	1	3			
Dave Rader, L OBP: 0.307, SLG: 0.341 (1, 2)											4	0	0	0	0	0	3			
Ron Bryant, S OBP: 0.222, SLG: 0.200 (1, 1)											4	0	1	0	0	0	0			
Inning Stats	R: 0 E: 0 K: 0 S: 4	H: 1 LOB: 1 BB: 4 P: 4	R: 0 E: 0 K: 0 S: 3	H: 0 LOB: 0 BB: 1 P: 7	R: 0 E: 0 K: 0 S: 4	H: 1 LOB: 1 BB: 0 P: 4	R: 1 E: 0 K: 1 S: 7	H: 2 LOB: 1 BB: 0 P: 7	R: 1 E: 1 K: 0 S: 5	H: 1 LOB: 1 BB: 0 P: 5	R: 0 E: 0 K: 0 S: 4	H: 1 LOB: 1 BB: 0 P: 4	R: 0 E: 0 K: 1 S: 5	H: 0 LOB: 0 BB: 0 P: 5	R: 0 E: 0 K: 0 S: 3	H: 0 LOB: 0 BB: 0 P: 3	R: 1 E: 1 K: 0 S: 3	H: 0 LOB: 2 BB: 2 P: 11	1B: 6 2B: 0 3B: 0 HR: 1	SF: 1 SAC: 1 DP: 0 HBP: 0
PITCHER Tommy John, L ERA: 2.76 (1, 1)	IP: 9.0 W: 2 L: 0 S: 6	WLS: 36 BF: 7 R: 2 ER: 1 SO: 3	H: 7 R: 2 ER: 1 SO: 3	BB: 1 IBB: 0 HBP: 0 BLK: 0	WP: 0 HR: 1 S: 41 P: 45	ERA: 1.00 WHIP: 0.889														
Jim Brewer, L ERA: 1.16 (10, 1)	IP: 0.2 W: 0 L: 0 S: 1	WLS: 5 BF: 0 R: 1 ER: 0 SO: 0	H: 0 R: 1 ER: 0 SO: 0	BB: 1 IBB: 1 HBP: 0 BLK: 0	WP: 0 HR: 0 S: 3 P: 11	ERA: 0.00 WHIP: 1.500														

BOTTOM

Los Angeles Dodgers @ San Francisco Giants
Candlestick Park, San Francisco, CA
Tue Sep 12 1972, 10:05 PM EDT
Att: 5,507 - Unknown

livebaseballscorecards.com

AB 36
R 3
H 7
RBI 2
BB 3
SO 3
LOB 17



WP: 0 PA: 41
PB: 0
SB: 1
CS: 0

Batter	1	2	3	4	5	6	7	8	9	AB	R	H	RBI	BB	SO	LOB	TOP			
Billy Grabarkewitz, R OBP: 0.265, SLG: 0.300 (1.4)	F4		F2			F8		K		4	0	0	0	0	1	0	Los Angeles Dodgers @ San Francisco Giants Candlestick Park, San Francisco, CA Wed Sep 13 1972, 10:05 PM EDT Att: 4,340 - Unknown			
Manny Mota, R OBP: 0.382, SLG: 0.444 (1.7)			F9			F7		6-3		4	0	1	0	0	0	0				
Willie Davis, L OBP: 0.312, SLG: 0.427 (1.8) Ron Perranoski, L (6, 1)	F8			E4					F6	3	0	1	0	0	0	1				
Jim Lefebvre, S OBP: 0.269, SLG: 0.339 (9, FH)				L1-3						0	0	0	0	0	0	0				
Wes Parker, S OBP: 0.350, SLG: 0.350 (1, 3) Terrance McDermott, R (5, 3)	K			L1-3		4-3			E5	2	0	0	0	0	1	2				
Willie Crawford, L OBP: 0.336, SLG: 0.422 (1, 9)		1-3		K						2	0	0	0	0	0	1				
Steve Garvey, R OBP: 0.311, SLG: 0.423 (1, 5)									1B	4	0	1	0	0	0	2				
Bill Russell, R OBP: 0.323, SLG: 0.368 (1, 6)									F4	4	0	1	0	0	0	2				
Chris Cannizzaro, R OBP: 0.342, SLG: 0.302 (1, 2)									1-3	4	0	0	0	0	1	4				
Bill Singer, R OBP: 0.107, SLG: 0.093 (1, 1) Doug Rau, L OBP: 0.400, SLG: 0.750 (3, 1) Frank Robinson, R OBP: 0.356, SLG: 0.443 (5, FH) Mike Strahler, R OBP: 0.444, SLG: 0.167 (5, 1) Bobby Valentine, R OBP: 0.311, SLG: 0.325 (6, 8)			5-3							3	0	0	0	0	1	2				
Inning Stats	R: 0 E: 0 K: 1 S: 6	H: 1 LOB: 1 BB: 0 P: 6	R: 0 E: 0 K: 0 S: 4	H: 1 LOB: 1 BB: 0 P: 4	R: 0 E: 0 K: 0 S: 3	H: 0 LOB: 0 BB: 0 P: 3	R: 0 E: 1 K: 1 S: 5	H: 0 LOB: 0 BB: 0 P: 5	R: 0 E: 0 K: 0 S: 4	H: 1 LOB: 1 BB: 0 P: 4	R: 0 E: 0 K: 1 S: 5	H: 0 LOB: 0 BB: 0 P: 5	R: 1 E: 0 K: 1 S: 6	H: 1 LOB: 0 BB: 0 P: 6	R: 0 E: 1 K: 0 S: 5	H: 1 LOB: 2 BB: 0 P: 5	1B: 3 2B: 2 3B: 0 HR: 1	SF: 0 SAC: 0 DP: 1 HBP: 0	WP: 0 PB: 0 SB: 0 CS: 0	PA: 34
PITCHER Jim Barr, R ERA: 2.8 (1, 1)	IP: 9.0 WLS: W BF: 34 H: 5 R: 1 ER: 1 SO: 5 BB: 0 IBB: 0 HBP: 0 BLK: 0 WP: 0 HR: 1 S: 44 P: 44 ERA: 1.00 WHIP: 0.556															PITCHER Jim Barr, R ERA: 2.8 (1, 1)	IP: 9.0 WLS: W BF: 34 H: 5 R: 1 ER: 1 SO: 5 BB: 0 IBB: 0 HBP: 0 BLK: 0 WP: 0 HR: 1 S: 44 P: 44 ERA: 1.00 WHIP: 0.556			

AB 34
R 1
H 5
RBI 1
BB 0
SO 5
LOB 13



Batter	1	2	3	4	5	6	7	8	9	AB	R	H	RBI	BB	SO	LOB	BOTTOM			
Bobby Bonds, R OBP: 0.318, SLG: 0.432 (1, 8)	F2		K					K		4	0	1	1	1	2	1	Los Angeles Dodgers @ San Francisco Giants Candlestick Park, San Francisco, CA Wed Sep 13 1972, 10:05 PM EDT Att: 4,340 - Unknown			
Tito Fuentes, S OBP: 0.307, SLG: 0.382 (1, 4)			E4							2	1	1	0	3	0	0				
Chris Speier, R OBP: 0.364, SLG: 0.419 (1, 6)			F8							4	0	1	0	1	1	7				
Willie McCovey, L OBP: 0.311, SLG: 0.385 (1, 3)	FC4-6		6-3					K		5	0	0	1	0	2	3				
Jim Ray Hart, R OBP: 0.344, SLG: 0.569 (1, 5)	F4		E5							5	1	1	0	0	0	3				
Ken Henderson, S OBP: 0.319, SLG: 0.444 (1, 7)										5	1	3	1	0	0	2				
Dave Rader, L OBP: 0.306, SLG: 0.338 (1, 2)										3	1	0	0	1	0	3				
Gary Matthews, R OBP: 0.235, SLG: 0.353 (1, 9)										4	2	1	2	0	0	1				
Jim Barr, R OBP: 0.209, SLG: 0.279 (1, 1)										4	1	2	1	0	0	1				
Inning Stats	R: 1 E: 0 K: 0 S: 3	H: 0 LOB: 1 BB: 2 P: 11	R: 1 E: 0 K: 0 S: 6	H: 3 LOB: 3 BB: 1 P: 10	R: 5 E: 2 K: 1 S: 10	H: 3 LOB: 1 BB: 1 P: 14	R: 0 E: 0 K: 1 S: 5	H: 0 LOB: 0 BB: 0 P: 5	R: 0 E: 0 K: 1 S: 6	H: 2 LOB: 1 BB: 0 P: 6	R: 0 E: 0 K: 1 S: 5	H: 0 LOB: 0 BB: 0 P: 5	R: 0 E: 0 K: 0 S: 5	H: 2 LOB: 2 BB: 0 P: 5	R: 0 E: 0 K: 0 S: 5	H: 2 LOB: 2 BB: 0 P: 5		1B: 6 2B: 3 3B: 1 HR: 0	SF: 0 SAC: 0 DP: 1 HBP: 0	WP: 0 PB: 0 SB: 1 CS: 0
PITCHER Bill Singer, R ERA: 3.63 (1, 1) Doug Rau, L ERA: 2.04 (3, 1) Mike Strahler, R ERA: 3.89 (5, 1) Ron Perranoski, L ERA: 5.45 (6, 1)	IP: 2.1 WLS: L BF: 17 H: 5 R: 6 ER: 4 SO: 4 BB: 4 IBB: 0 HBP: 0 BLK: 0 WP: 0 HR: 0 S: 13 P: 29 ERA: 15.43 WHIP: 3.857															PITCHER Bill Singer, R ERA: 3.63 (1, 1) Doug Rau, L ERA: 2.04 (3, 1) Mike Strahler, R ERA: 3.89 (5, 1) Ron Perranoski, L ERA: 5.45 (6, 1)	IP: 2.1 WLS: L BF: 17 H: 5 R: 6 ER: 4 SO: 4 BB: 4 IBB: 0 HBP: 0 BLK: 0 WP: 0 HR: 0 S: 13 P: 29 ERA: 15.43 WHIP: 3.857			

AB 36
R 7
H 10
RBI 6
BB 6
SO 5
LOB 21



Batter	1	2	3	4	5	6	7	8	9	AB R H RBI BB SO LOB	TOP												
Billy Grabarkewitz, R OBP: 0.270, SLG: 0.298 (1, 4)										4 0 1 0 1 1 0	Los Angeles Dodgers @ Houston Astros Astrodome, Houston, TX Fri Sep 15 1972, 8:05 PM EDT Att: 16,762 - Unknown												
Manny Mota, R OBP: 0.380, SLG: 0.441 (1, 7)										5 1 1 0 0 0 4													
Willie Davis, L OBP: 0.312, SLG: 0.425 (1, 8)										4 2 1 0 0 0 1													
Wes Parker, S OBP: 0.363, SLG: 0.354 (1, 3)										4 0 3 1 0 0 0													
Willie Crawford, L OBP: 0.339, SLG: 0.421 (1, 9)										3 1 1 1 1 0 1													
Bobby Valentine, R OBP: 0.308, SLG: 0.321 Maury Wills, S OBP: 0.175, SLG: 0.148 (1, 5) (8, 5)										4 0 0 1 0 0 4 0 0 0 0 0 0 0													
Bill Russell, R OBP: 0.319, SLG: 0.364 (1, 6)										4 0 0 0 0 1 1													
Steve Yeager, R OBP: 0.313, SLG: 0.278 (1, 2)										3 0 1 0 1 0 0													
Claude Osteen, L OBP: 0.325, SLG: 0.365 (1, 1)										4 0 1 0 0 0 2													
Inning Stats	R: 0 E: 0 K: 0 S: 3	H: 1 LOB: 0 BB: 0 P: 3	R: 0 E: 0 K: 0 S: 3	H: 0 LOB: 0 BB: 0 P: 3	R: 0 E: 0 K: 1 S: 5	H: 0 LOB: 0 BB: 0 P: 5	R: 1 E: 1 K: 0 S: 6	H: 2 LOB: 2 BB: 0 P: 6	R: 0 E: 0 K: 0 S: 4	H: 2 LOB: 2 BB: 1 P: 8		R: 2 E: 1 K: 0 S: 5	H: 2 LOB: 2 BB: 2 P: 13	R: 1 E: 0 K: 1 S: 7	H: 2 LOB: 1 BB: 0 P: 7	R: 0 E: 0 K: 0 S: 3	H: 0 LOB: 0 BB: 0 P: 3	R: 0 E: 0 K: 0 S: 3	H: 0 LOB: 0 BB: 0 P: 3	1B: 8 2B: 2 3B: 0 HR: 0	SF: 0 SAC: 0 DP: 2 HBP: 0	WP: 1 PB: 0 CS: 0 SB: 0	PA: 38
PITCHER	IP WLS BF H R ER SO BB IBB HBP BLK WP HR S P ERA WHIP											PITCHER	IP WLS BF H R ER SO BB IBB HBP BLK WP HR S P ERA WHIP										
Don Wilson, R ERA: 2.81 (1, 1)	5.0 L 23 7 3 2 1 2 0 0 0 0 0 0 23 31 3.60 1.800																						
Jim Ray, R ERA: 4.1 (6, 1)	1.0 4 0 0 0 0 1 0 0 0 0 1 0 3 7 0.00 1.000																						
Mike Cosgrove, L ERA: 3.38 (7, 1)	2.0 8 2 1 1 1 0 0 0 0 0 0 0 10 10 4.50 1.000																						
Fred Gladding, R ERA: 2.98 (9, 1)	1.0 3 0 0 0 0 0 0 0 0 0 0 0 3 3 0.00 0.000																						

Batter	1	2	3	4	5	6	7	8	9	AB R H RBI BB SO LOB	BOTTOM												
Roger Metzger, S OBP: 0.290, SLG: 0.264 (1, 6)										4 0 0 0 0 0 0	Los Angeles Dodgers @ Houston Astros Astrodome, Houston, TX Fri Sep 15 1972, 8:05 PM EDT Att: 16,762 - Unknown												
Jimmy Wynn, R OBP: 0.388, SLG: 0.470 (1, 9)										3 0 0 0 1 0 0													
Cesar Cedeno, R OBP: 0.391, SLG: 0.552 (1, 8)										4 0 1 0 0 1 1													
Lee May, R OBP: 0.348, SLG: 0.499 (1, 3)										4 1 1 0 0 3 1													
Bob Watson, R OBP: 0.375, SLG: 0.452 (1, 7)										3 1 1 2 0 1 1													
Doug Rader, R OBP: 0.309, SLG: 0.432 (1, 5)										1 0 1 0 2 0 0													
Tommy Helms, R OBP: 0.297, SLG: 0.360 (1, 4)										3 0 0 0 0 0 4													
Larry Howard, R OBP: 0.285, SLG: 0.290 (1, 2)										3 0 0 0 0 0 1													
Don Wilson, R OBP: 0.147, SLG: 0.152 (6, 1) Jim Ray, R OBP: 0.083, SLG: 0.083 (6, 9) Gary Sutherland, R (7, 1) Mike Cosgrove, L (8, 9) Jesus Alou, R OBP: 0.366, SLG: 0.379 (9, 1) Fred Gladding, L (9, 1)										1 0 0 0 0 1 0 0 0 0 0 0 0 0 1 0 0 0 0 0 0 0 0 0 0 0 0 0 1 0 0 0 0 0 0 0 0 0 0 0 0 0													
Inning Stats	R: 0 E: 0 K: 0 S: 2	H: 0 LOB: 1 BB: 1 P: 6	R: 2 E: 0 K: 0 S: 4	H: 2 LOB: 1 BB: 1 P: 8	R: 0 E: 0 K: 1 S: 5	H: 0 LOB: 0 BB: 0 P: 5	R: 0 E: 0 K: 2 S: 7	H: 0 LOB: 0 BB: 0 P: 7	R: 0 E: 0 K: 0 S: 2	H: 0 LOB: 0 BB: 1 P: 6		R: 0 E: 0 K: 0 S: 3	H: 0 LOB: 0 BB: 0 P: 3	R: 0 E: 0 K: 2 S: 9	H: 2 LOB: 2 BB: 0 P: 9	R: 0 E: 0 K: 0 S: 3	H: 0 LOB: 0 BB: 0 P: 3	R: 0 E: 0 K: 1 S: 5	H: 0 LOB: 0 BB: 0 P: 5	1B: 3 2B: 1 3B: 0 HR: 1	SF: 0 SAC: 0 DP: 2 HBP: 0	WP: 0 PB: 0 CS: 1 SB: 0	PA: 31
PITCHER	IP WLS BF H R ER SO BB IBB HBP BLK WP HR S P ERA WHIP											PITCHER	IP WLS BF H R ER SO BB IBB HBP BLK WP HR S P ERA WHIP										
Claude Osteen, L ERA: 2.7 (1, 1)	9.0 W 31 4 2 2 6 3 0 0 0 0 0 1 40 52 2.00 0.778																						



Batter	1	2	3	4	5	6	7	8	9	AB	R	H	RBI	BB	SO	LOB	TOP								
Billy Grabarkewitz, R OBP: 0.279, SLG: 0.297 (1.4)	F8		1B HR	4-3		4-0 1B BB	0-0 2B 1B		L8	4	2	1	1	2	0	1									
Manny Mota, R OBP: 0.379, SLG: 0.440 Maury Wills, S OBP: 0.186, SLG: 0.168 (1.7) (5.5)	4-3		1-3 HR	L6		0-3 K	0-0 2B			3	1	1	0	0	0	1									
Willie Davis, L OBP: 0.315, SLG: 0.433 (1.8)	1B		1-3 HR			G4-6-3 1B	G1-6-3 1B		K	6	1	4	3	0	1	1									
Wes Parker, S OBP: 0.365, SLG: 0.395 Terrance McDermott, R OBP: 0.250, SLG: 0.250 (1.3) (8. PH) (8.3)	1-2 BB		1-3 3B	2B		G4-6-3 1-2	G1-6-3 1-2		1B 1B	3	1	1	0	1	0	3									
Willie Crawford, L OBP: 0.340, SLG: 0.420 (1.9)	K		1-3			1B 1B			1B 1B	5	1	2	0	0	2	3									
Bobby Valentine, R OBP: 0.314, SLG: 0.331 (1.5) (5.7)		0-3 K	0-0 3B			1B 1B	1-2 1B		2B WP	4	1	3	2	1	1	0									
Bill Russell, R OBP: 0.320, SLG: 0.367 (1.6)		0-3 K	F2			1-2 2-H 1B			1-2 3-H 1B	5	1	2	1	0	2	3									
Steve Yeager, R OBP: 0.316, SLG: 0.286 (1.2)		0-0 5-3				4-3 SH3-4 1B	1-2 2-3 1B		0-3 K	5	0	2	0	0	2	3									
Don Sutton, R OBP: 0.195, SLG: 0.165 (1.1)			F9			1-2 SH3-4	1-3		2-3 3-H 1B 2B BB	3	1	0	0	1	0	3									
Inning Stats	R: 0 E: 0 K: 1 S: 6	H: 1 LOB: 2 BB: 1 P: 10	R: 0 E: 0 K: 2 S: 7	H: 0 LOB: 0 BB: 0 P: 7	R: 4 E: 0 K: 0 S: 7	H: 4 LOB: 1 BB: 1 P: 11	R: 0 E: 0 K: 0 S: 4	H: 1 LOB: 1 BB: 0 P: 4	R: 1 E: 0 K: 0 S: 7	H: 5 LOB: 3 BB: 0 P: 7	R: 0 E: 0 K: 1 S: 5	H: 1 LOB: 1 BB: 1 P: 9	R: 4 E: 0 K: 2 S: 9	H: 3 LOB: 1 BB: 2 P: 17	R: 1 E: 0 K: 3 S: 12	H: 3 LOB: 2 BB: 0 P: 12	R: 0 E: 0 K: 0 S: 4	H: 1 LOB: 1 BB: 0 P: 4	1B: 14 2B: 3 3B: 1 HR: 1	SF: 0 SAC: 1 DP: 2 HBP: 0	WP: 1 PB: 0 SB: 1 CS: 0	PA: 48			
PITCHER	IP	WLS	BF	H	R	ER	SO	BB	IBB	HBP	BLK	WP	HR	S	P	ERA	WHIP								
Ken Forsch, R ERA: 4.08 (1.1)	4.0	L	21	7	5	5	3	2	0	0	0	0	1	25	33	11.25	2.250								
Dave Roberts, L ERA: 4.39 (5.1)	1.0		6	4	0	0	0	0	0	0	0	0	0	6	6	0.00	4.000								
J.R. Richard, R ERA: 12.71 (6.1)	1.2		10	3	4	4	3	3	0	0	0	1	0	13	25	21.60	3.600								
Jim York, R ERA: 4.41 (7.1)	1.1		7	4	1	1	3	0	0	0	0	0	0	13	13	6.75	3.000								
Fred Gladding, R ERA: 2.91 (9.1)	1.0		4	1	0	0	0	0	0	0	0	0	0	4	4	0.00	1.000								

Los Angeles Dodgers @ Houston Astros
Astrodome, Houston, TX
Sat Sep 16 1972, 8:05 PM EDT
Att: 14,245 - Unknown


AB 42
R 10
H 19
RBI 9
BB 5
SO 9
LOB 19



Batter	1	2	3	4	5	6	7	8	9	AB	R	H	RBI	BB	SO	LOB	BOTTOM								
Roger Metzger, S OBP: 0.291, SLG: 0.265 (1.6)	L8		F5						2B 1B	4	0	2	0	0	0	1									
Jimmy Wynn, R OBP: 0.389, SLG: 0.471 (1.9)	K			2B BB	K				1-3 2B	3	0	1	0	1	2	1									
Cesar Cedeno, R OBP: 0.390, SLG: 0.548 (1.8)	1-3			L8		6-3			G6-4-3 BB	3	0	0	0	1	0	1									
Lee May, R OBP: 0.345, SLG: 0.495 (1.3)		0-0 F8		0-3 K		0-3 K			G6-4-3 1-2	4	0	0	0	0	2	4									
Bob Watson, R OBP: 0.376, SLG: 0.455 (1.7)		0-0 F8		1-3 2B		6-3			WP 1B	4	0	2	0	0	0	0									
Johnny Edwards, L OBP: 0.396, SLG: 0.372 Bob Stinson, S OBP: 0.194, SLG: 0.207 (1.2) (7.2)		0-3 K		4-0 BB		0-0 F6			1-2 F8	1	0	0	0	1	1	0									
Doug Rader, R OBP: 0.307, SLG: 0.429 (1.5)			0-3 K		0-0 F7				0-0 L7	4	0	0	0	0	1	4									
Tommy Helms, R OBP: 0.297, SLG: 0.359 (1.4)			0-0 F8		0-0 G6-4-3 1B				0-0 F8	4	0	1	0	0	0	1									
Ken Forsch, R OBP: 0.167, SLG: 0.143 Dave Roberts, L OBP: 0.266, SLG: 0.333 Jimmy Stewart, S OBP: 0.246, SLG: 0.304 J.R. Richard, R Jim York, R Norm Miller, R Fred Gladding, L (1.1) (5.1) (5. PH) (8.1) (7.1) (8. PH) (9.1)					0-0 G6-4-3				0-0 F8	1	0	1	0	0	0	0									
Inning Stats	R: 0 E: 0 K: 1 S: 5	H: 0 LOB: 0 BB: 0 P: 5	R: 0 E: 0 K: 1 S: 5	H: 0 LOB: 0 BB: 0 P: 5	R: 0 E: 0 K: 1 S: 6	H: 1 LOB: 1 BB: 0 P: 6	R: 0 E: 0 K: 1 S: 6	H: 1 LOB: 3 BB: 2 P: 14	R: 0 E: 0 K: 1 S: 5	H: 2 LOB: 1 BB: 0 P: 6	R: 0 E: 0 K: 1 S: 5	H: 0 LOB: 0 BB: 0 P: 5	R: 0 E: 0 K: 0 S: 3	H: 0 LOB: 0 BB: 0 P: 3	R: 0 E: 0 K: 0 S: 4	H: 2 LOB: 2 BB: 1 P: 8	R: 0 E: 0 K: 0 S: 4	H: 1 LOB: 1 BB: 0 P: 4	1B: 5 2B: 2 3B: 0 HR: 0	SF: 0 SAC: 0 DP: 2 HBP: 0	WP: 1 PB: 0 SB: 0 CS: 0	PA: 35			
PITCHER	IP	WLS	BF	H	R	ER	SO	BB	IBB	HBP	BLK	WP	HR	S	P	ERA	WHIP								
Don Sutton, R ERA: 2.22 (1.1)	9.0	W	35	7	0	0	6	3	0	0	0	1	0	44	56	0.00	1.111								

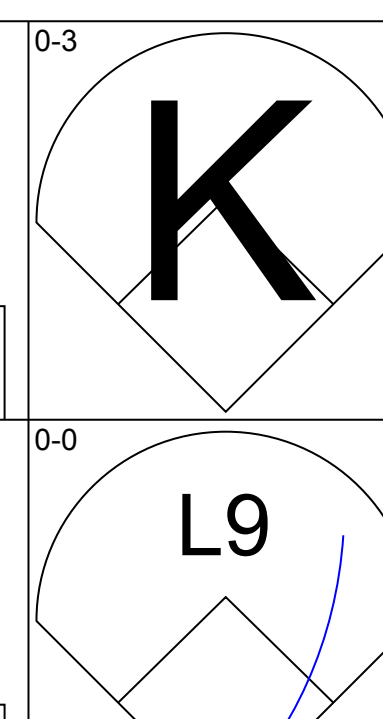
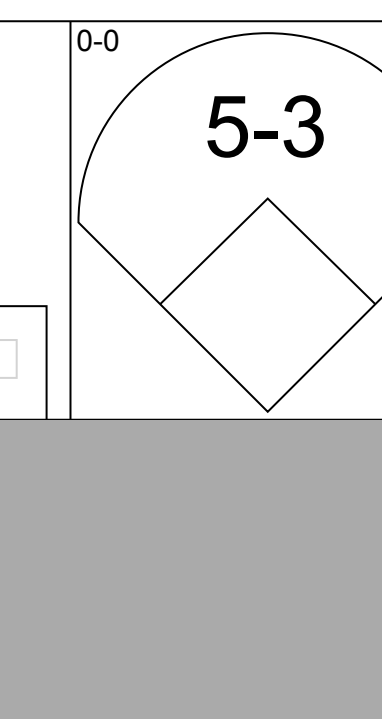
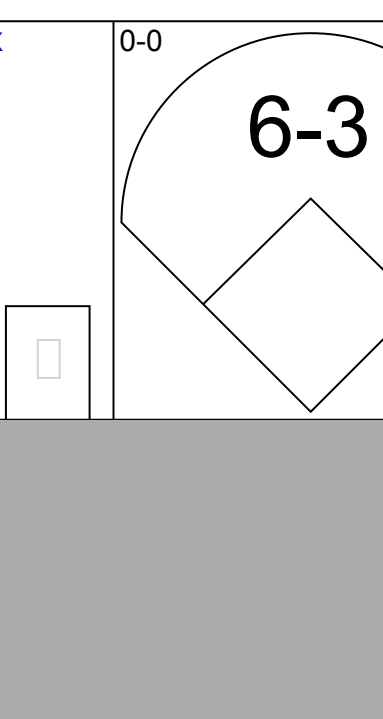
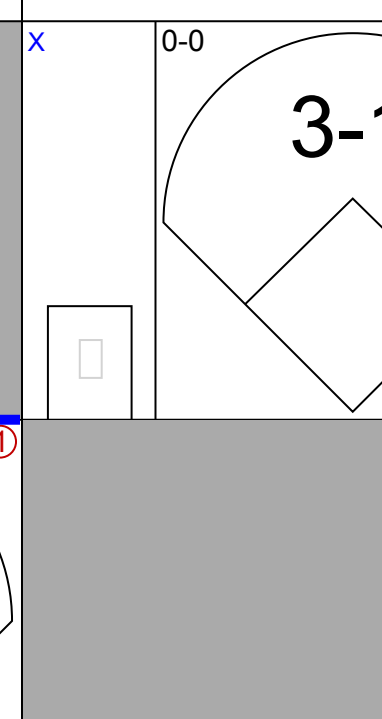
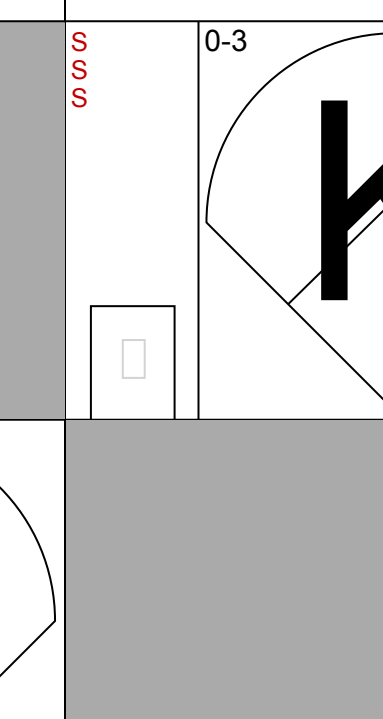
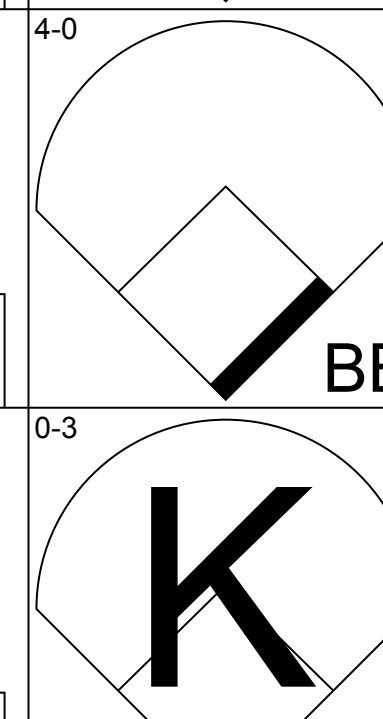
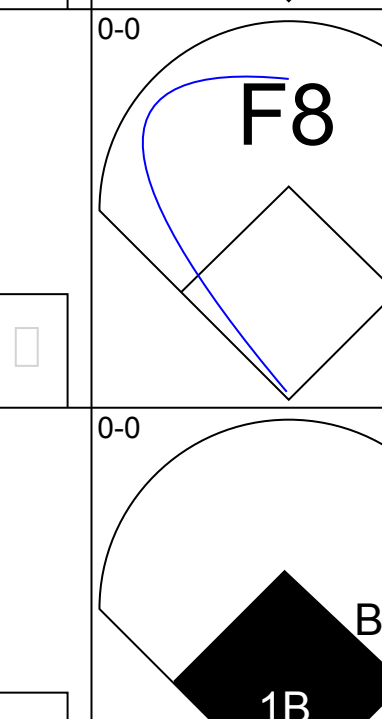
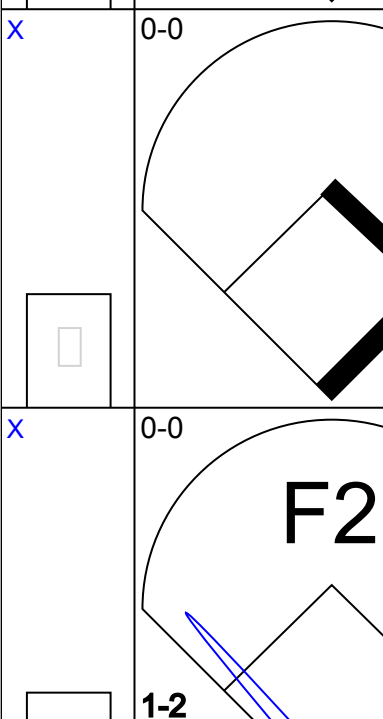
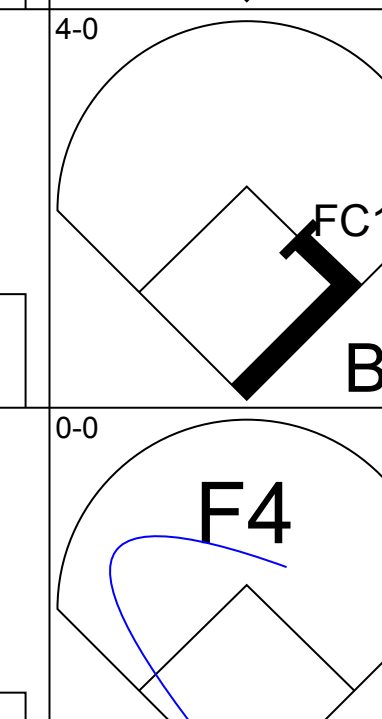

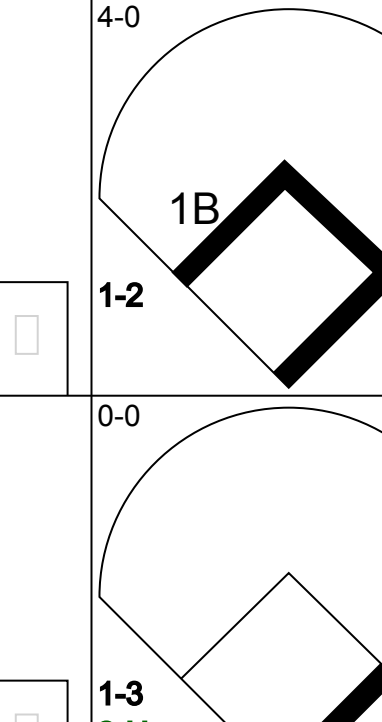
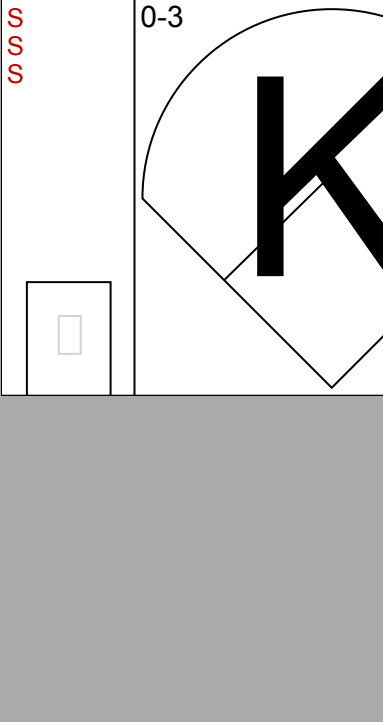
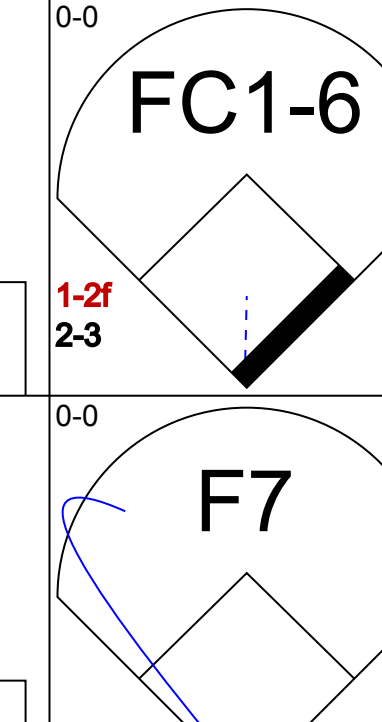




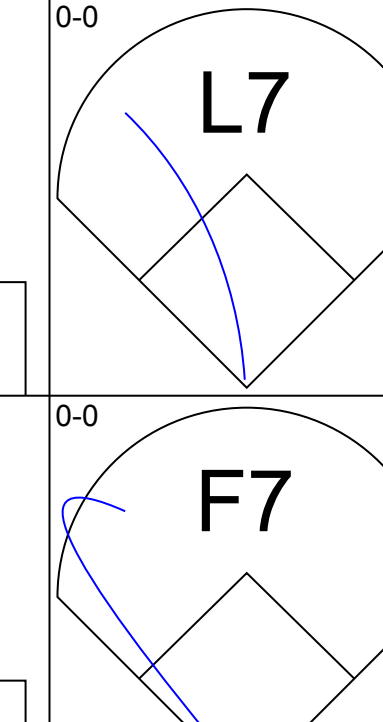
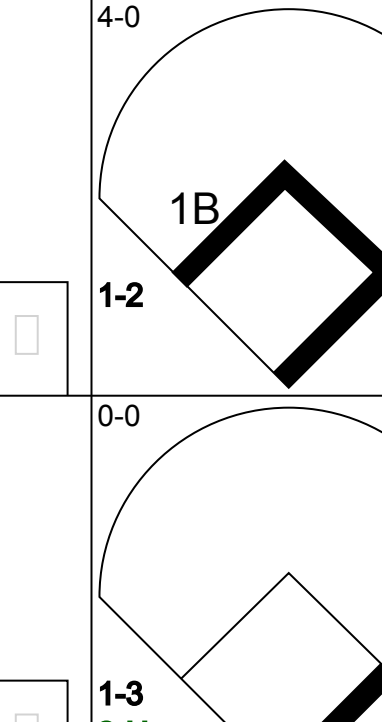
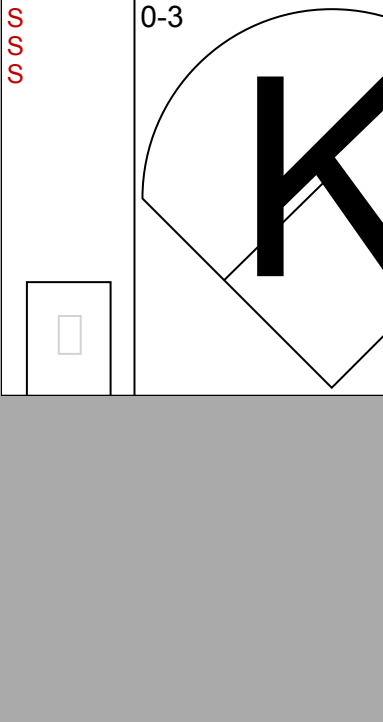
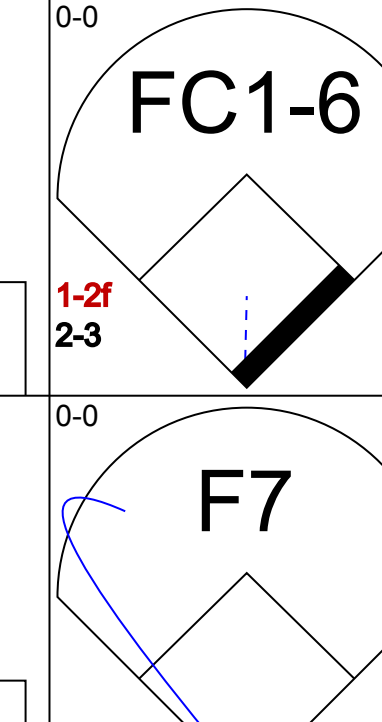

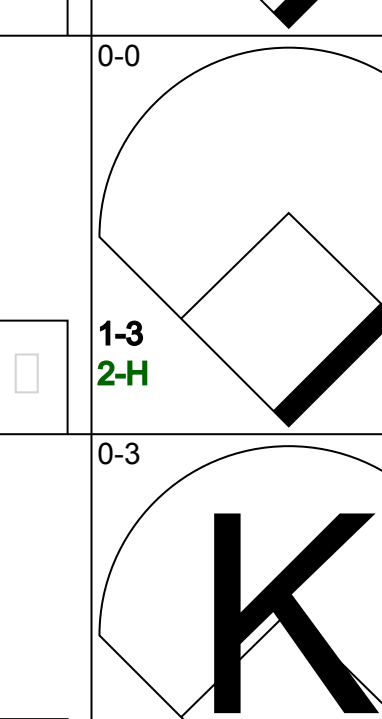
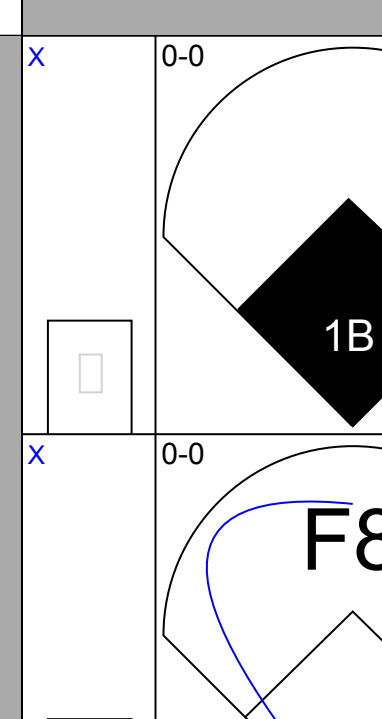

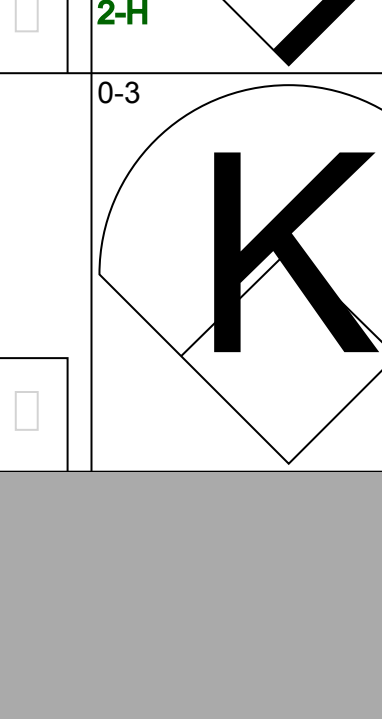
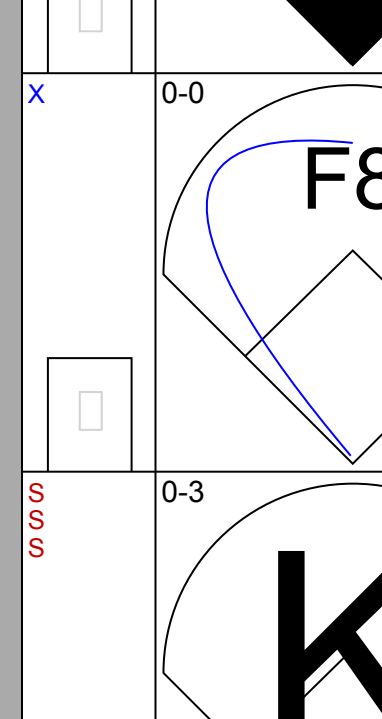
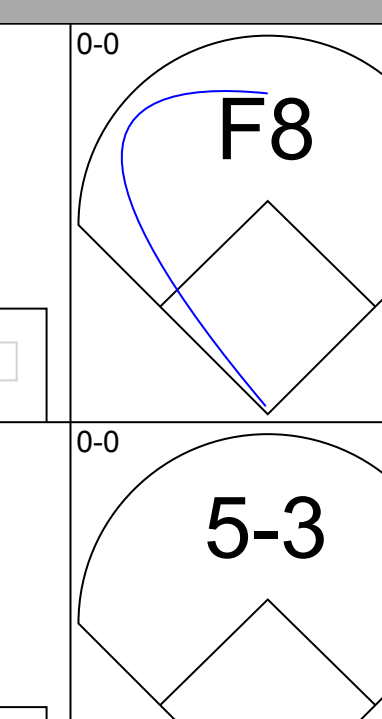
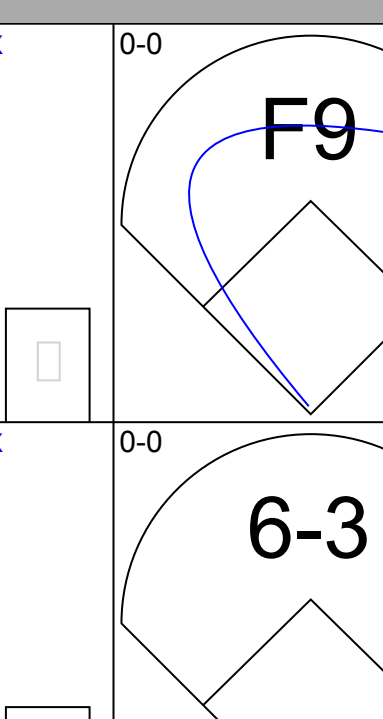
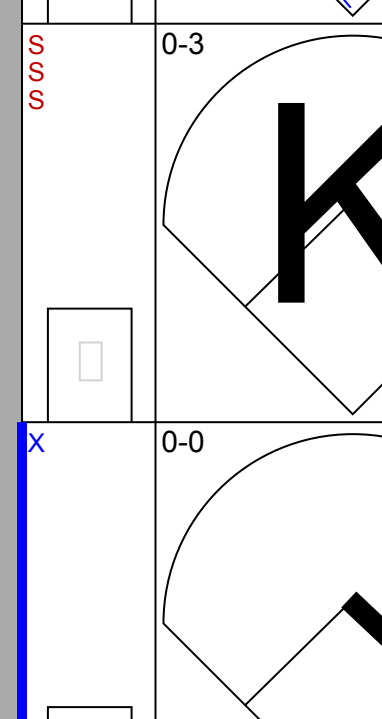
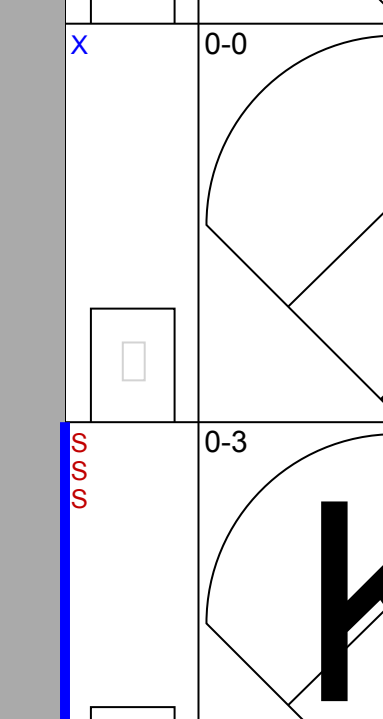
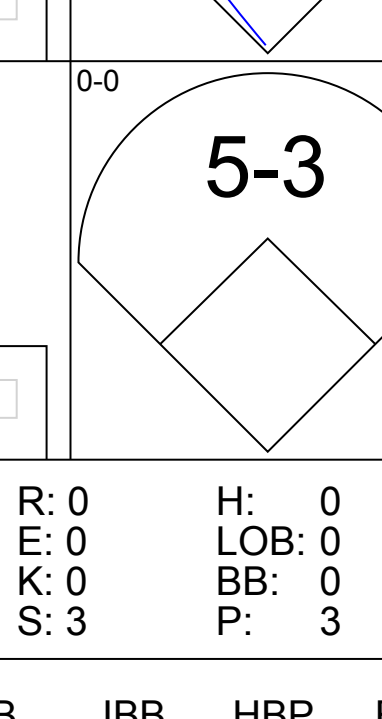
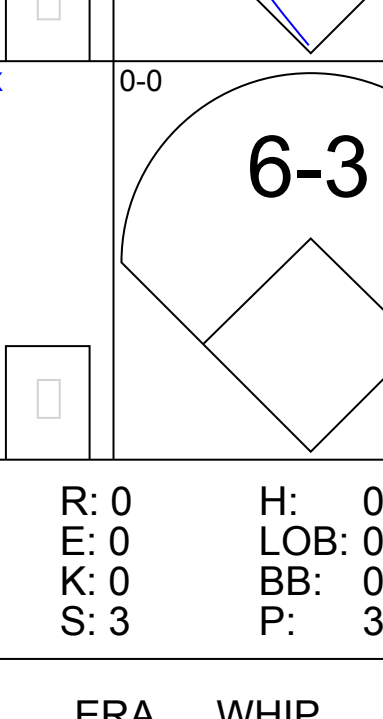
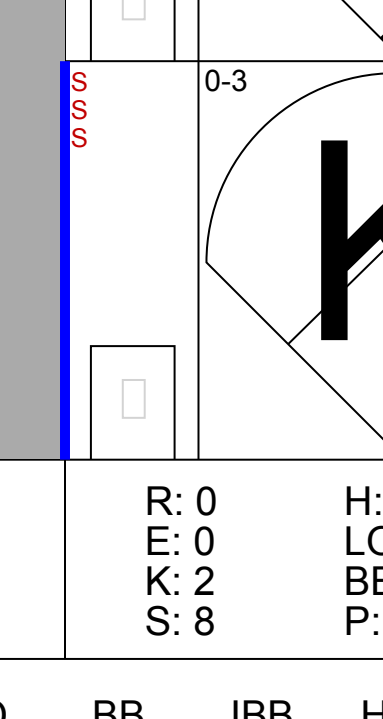
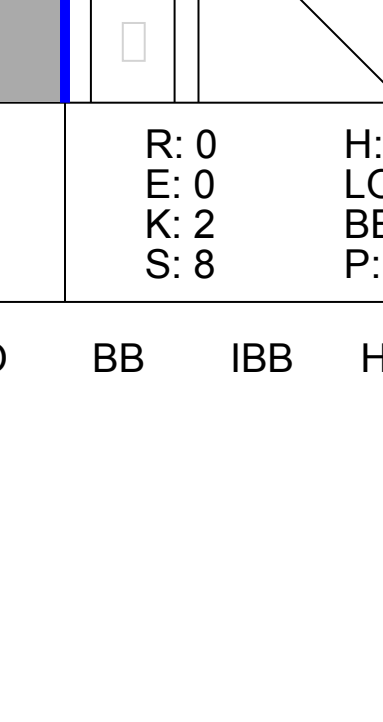
Los Angeles Dodgers @ Houston Astros
Astrodome, Houston, TX
Sat Sep 16 1972, 8:05 PM EDT
Att: 14,245 - Unknown

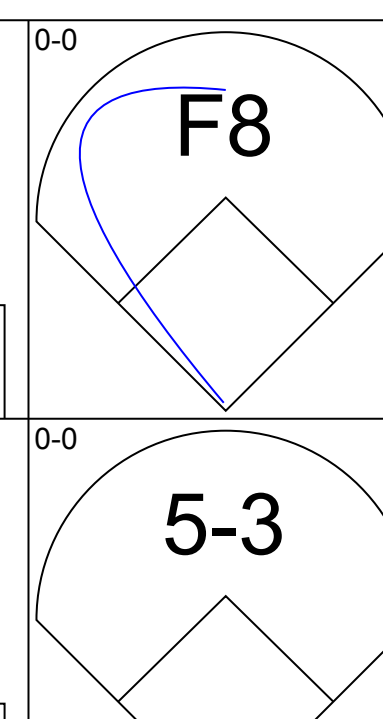
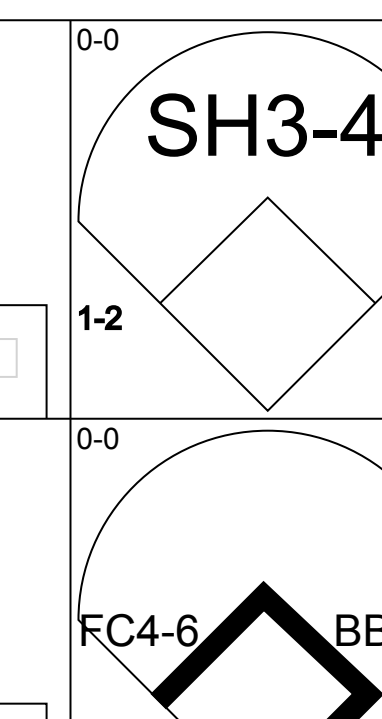
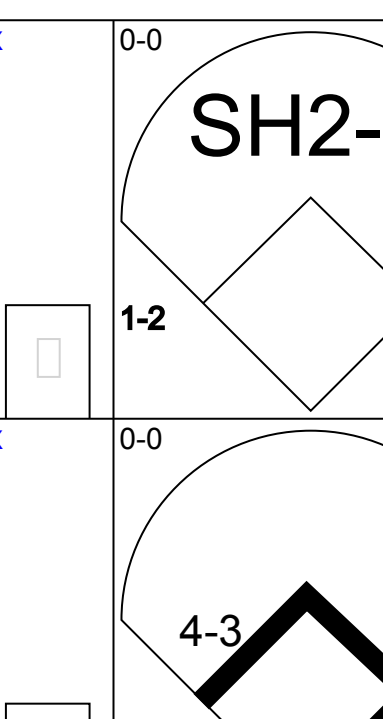
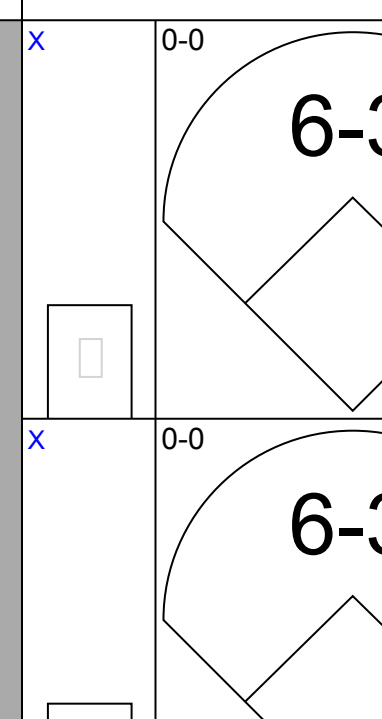
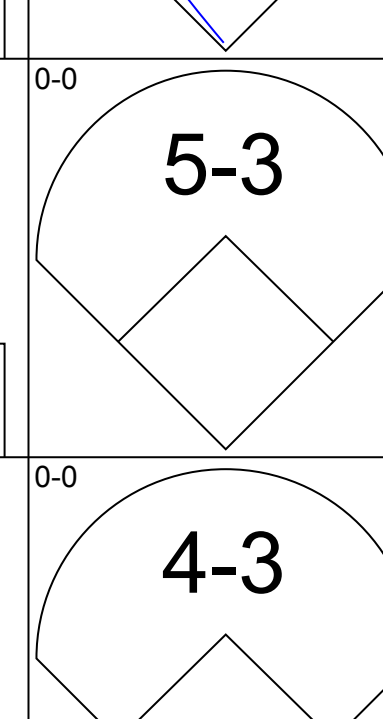
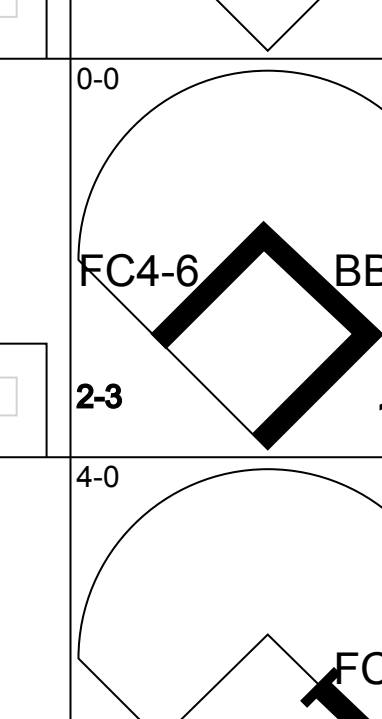
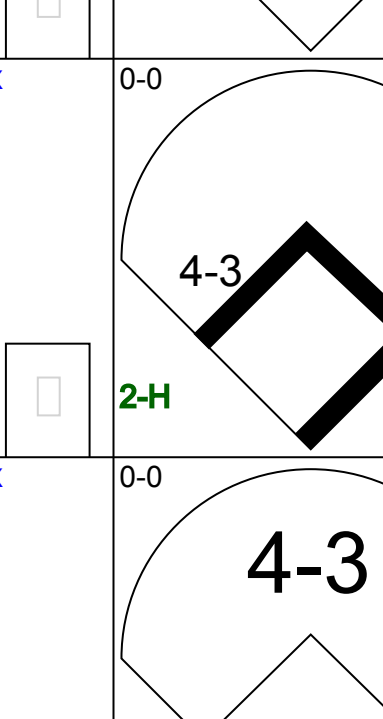
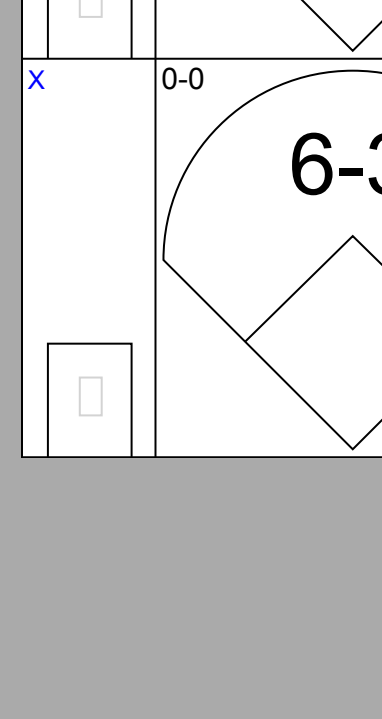
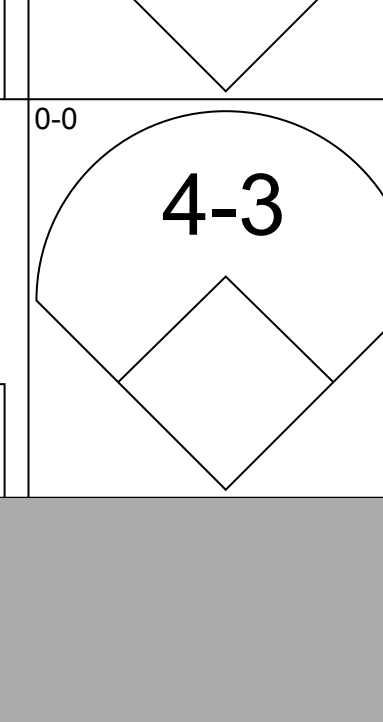
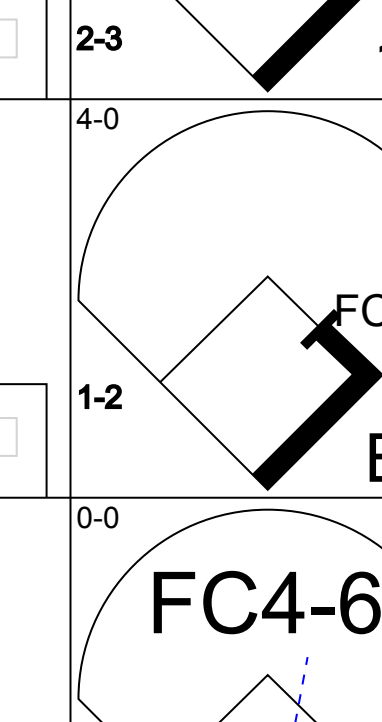
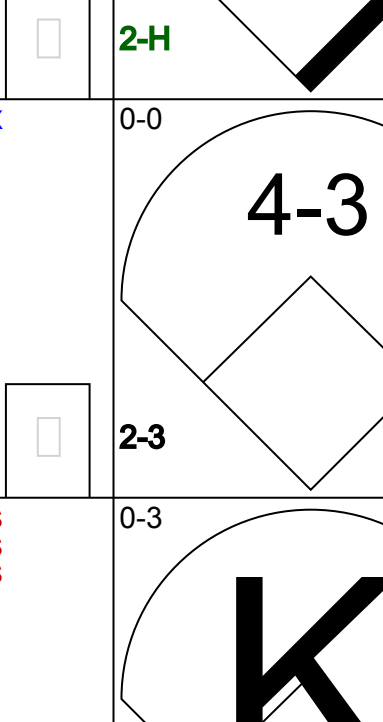
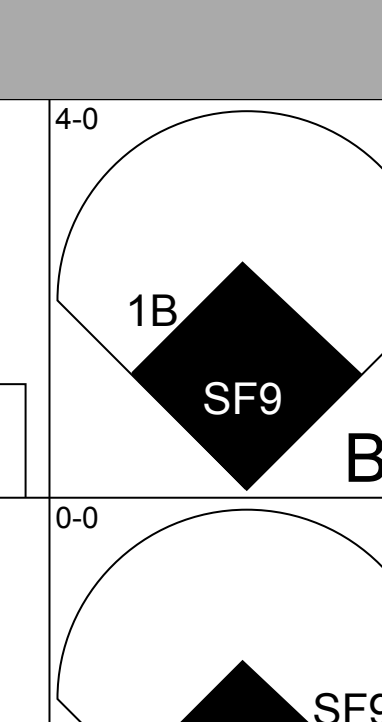
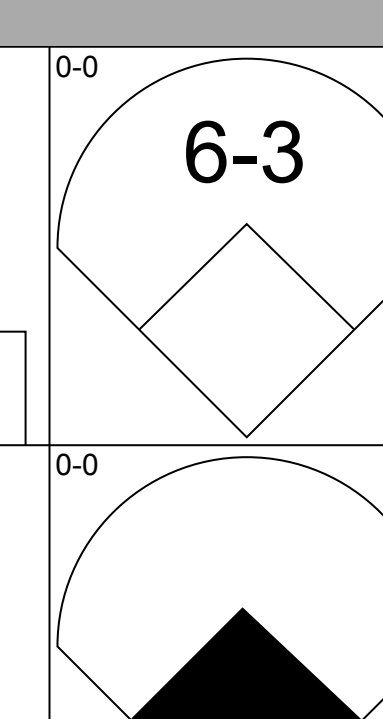
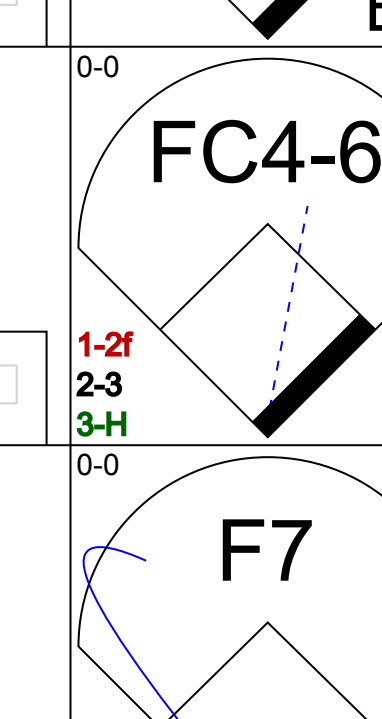
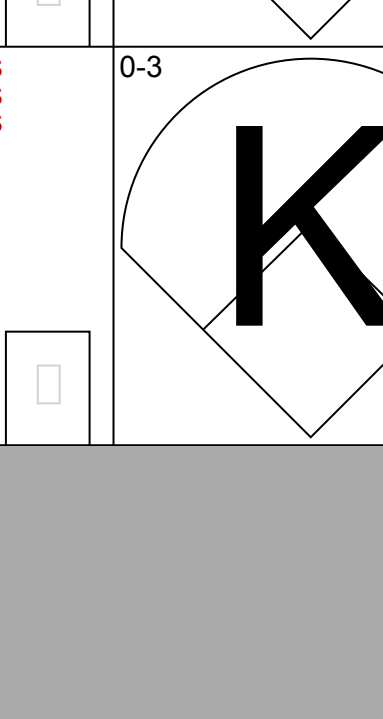
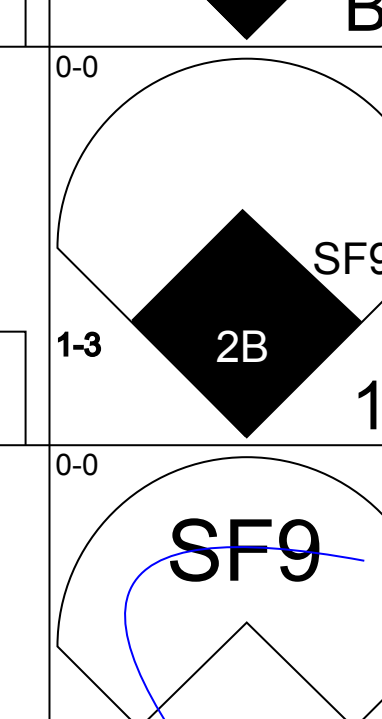
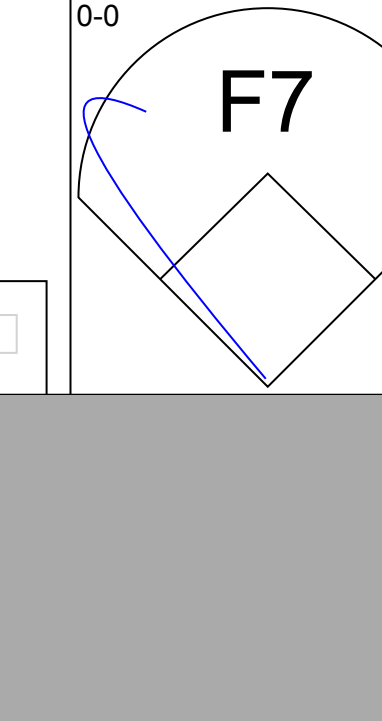
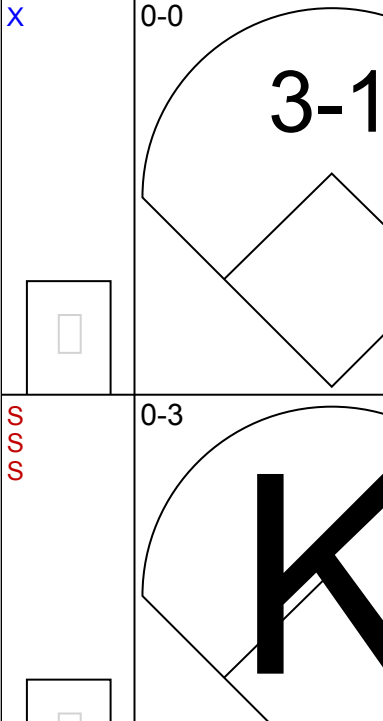
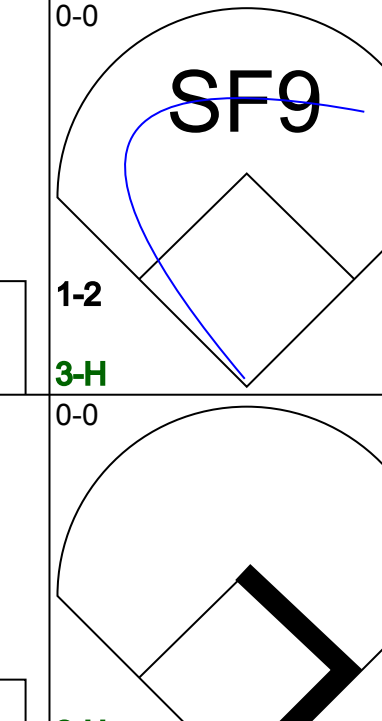
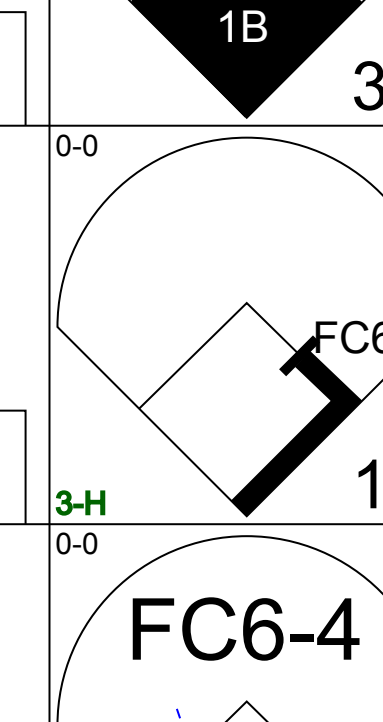
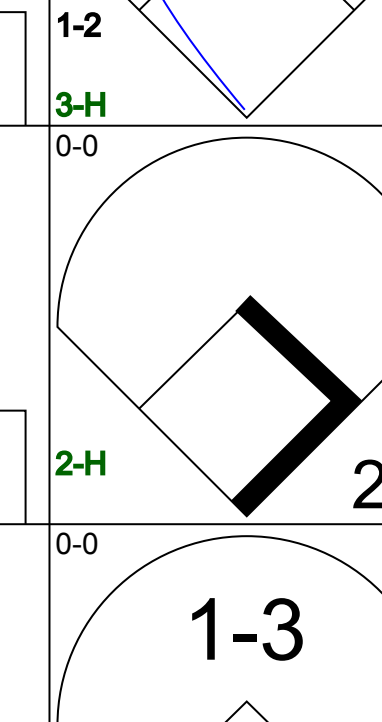
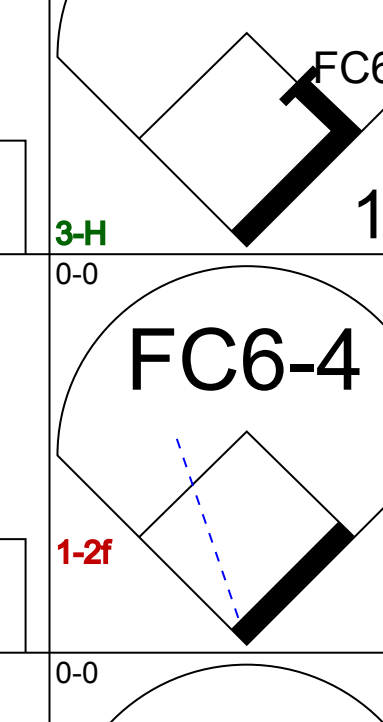
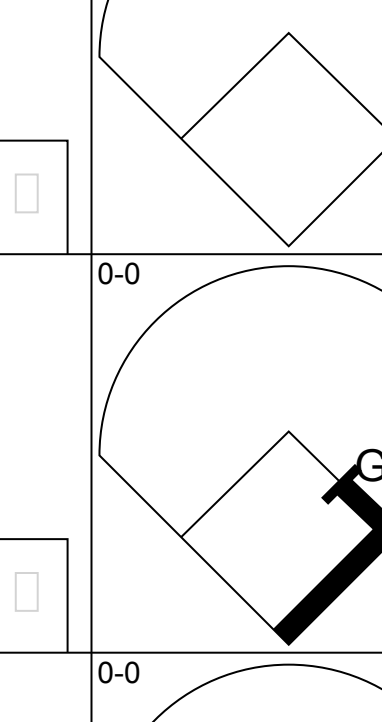
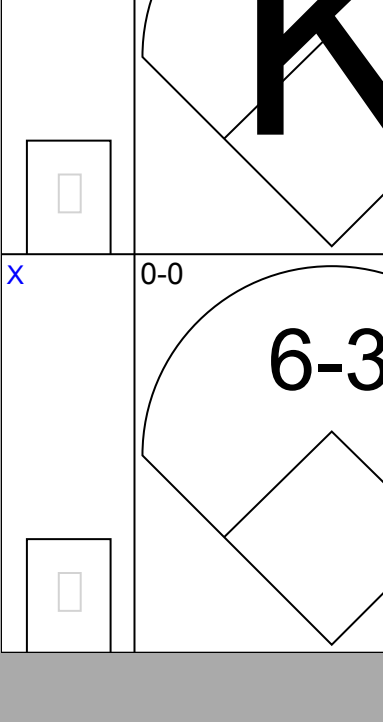
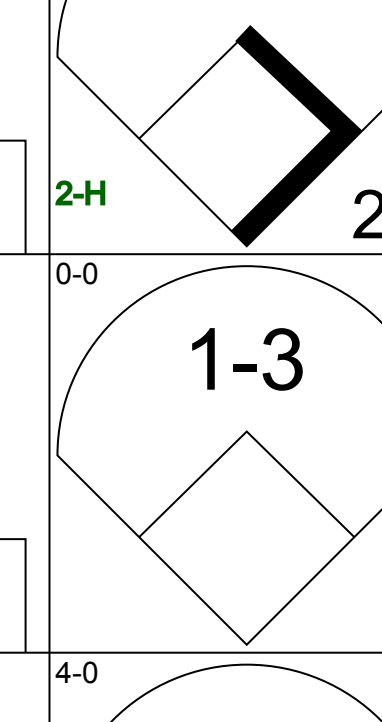
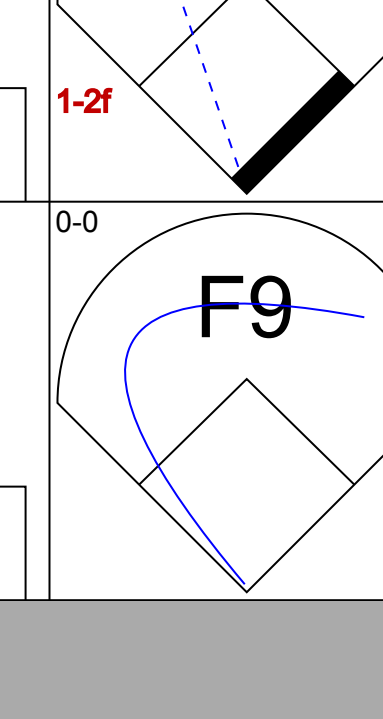
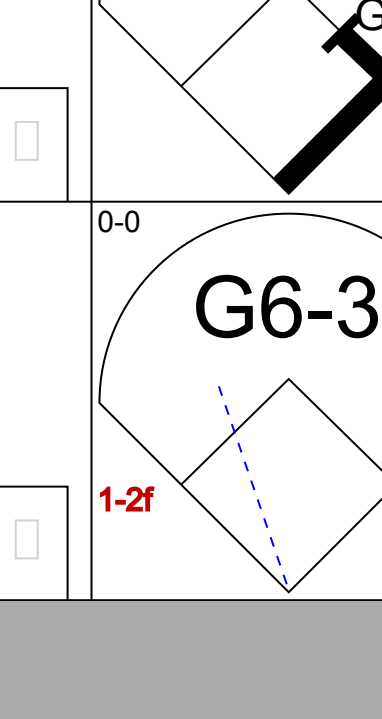

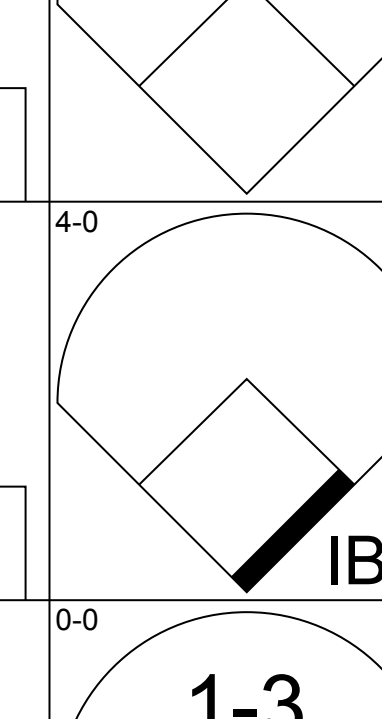
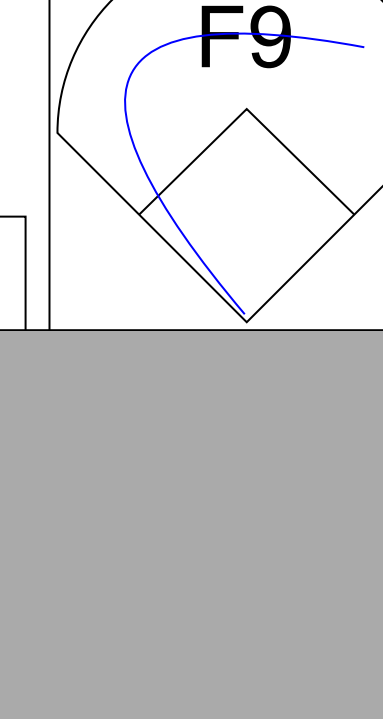
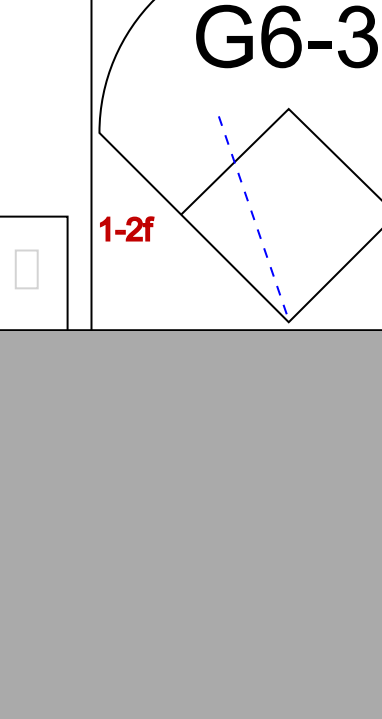
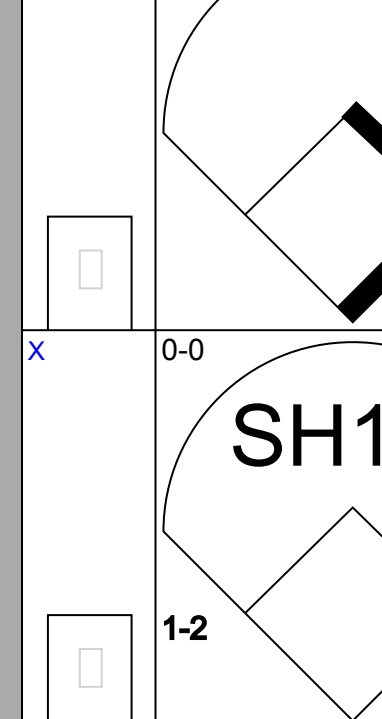
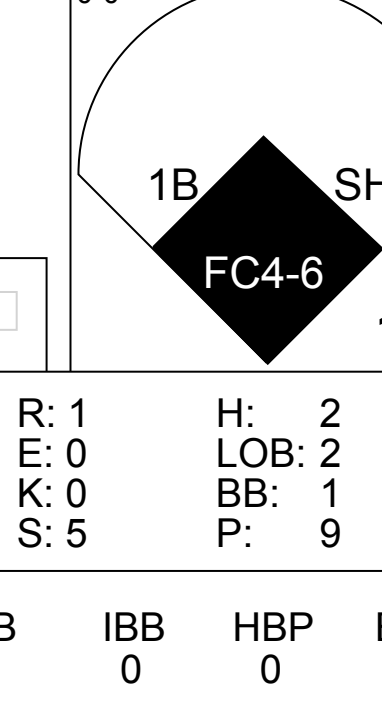
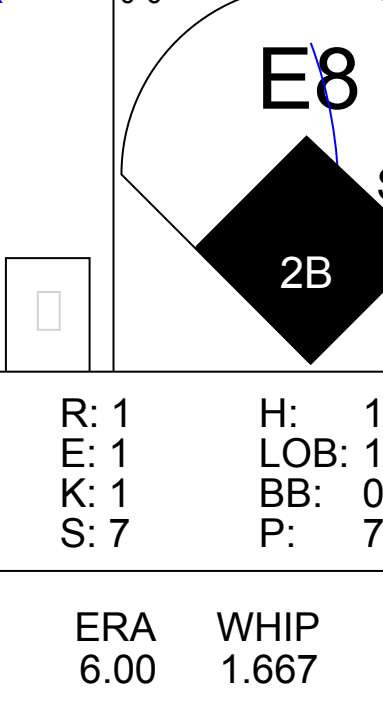
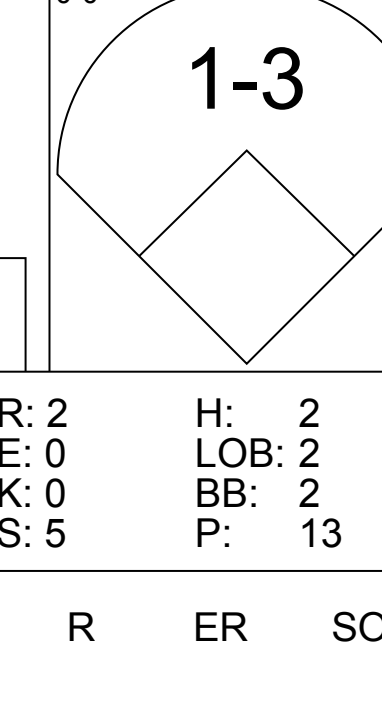
AB 32
R 0
H 7
RBI 0
BB 3
SO 6
LOB 14

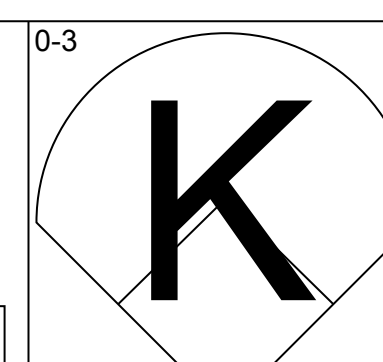
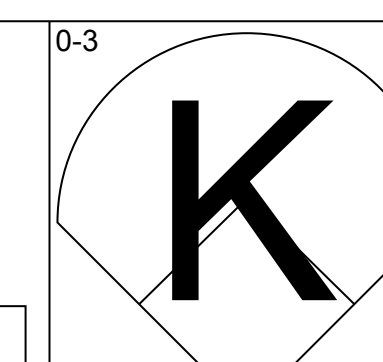
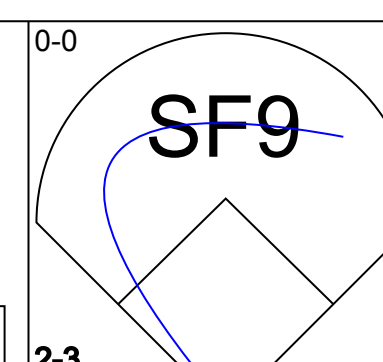
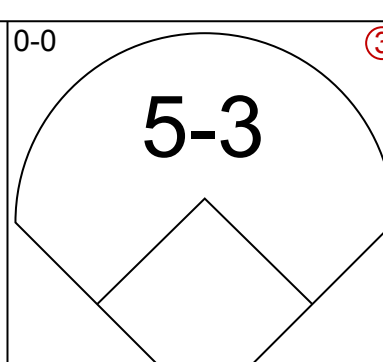
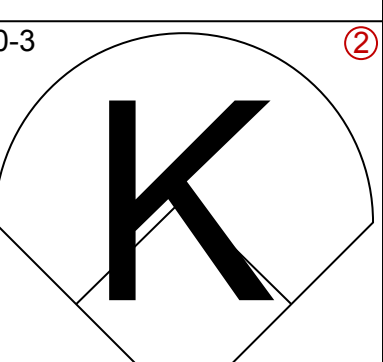
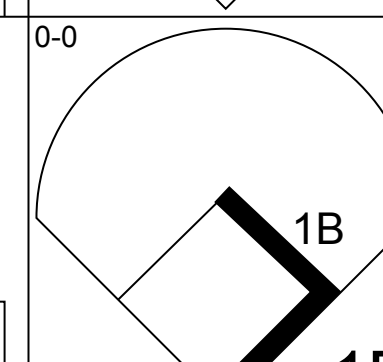
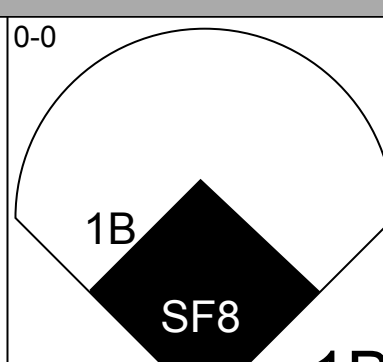
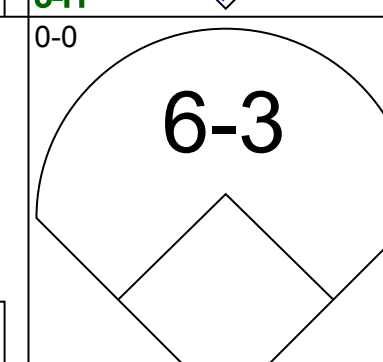
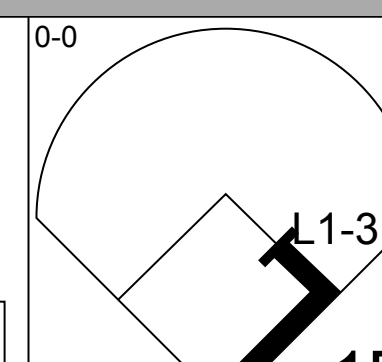
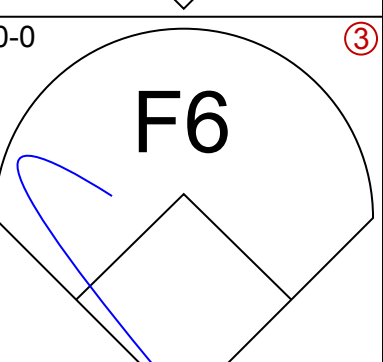
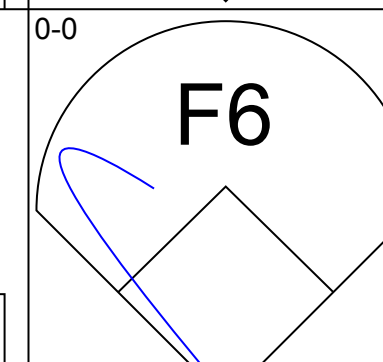
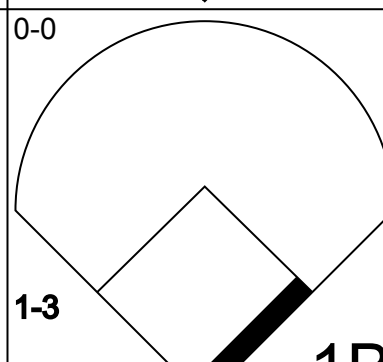
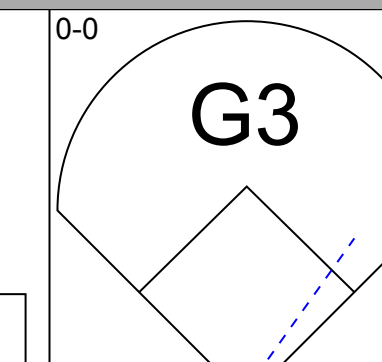
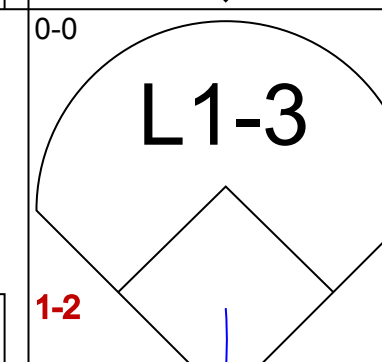
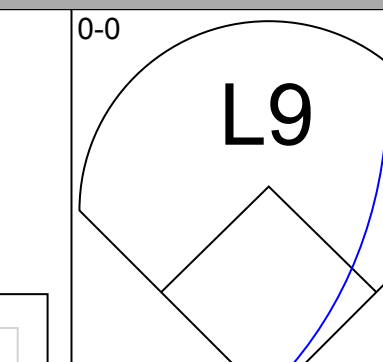
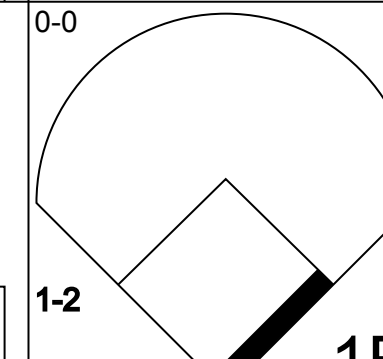
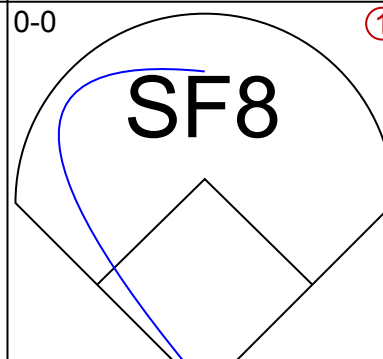
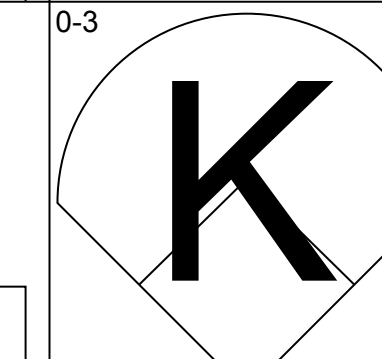
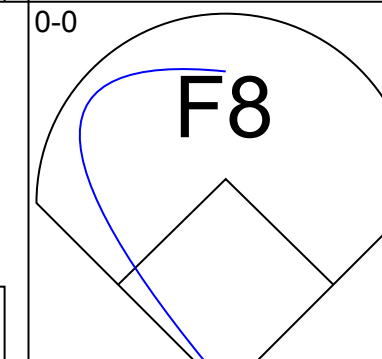
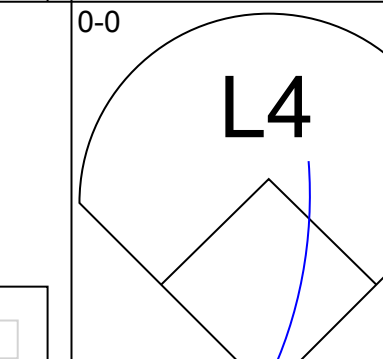
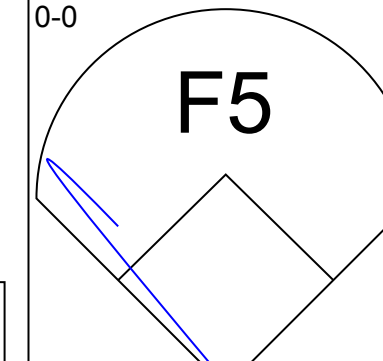
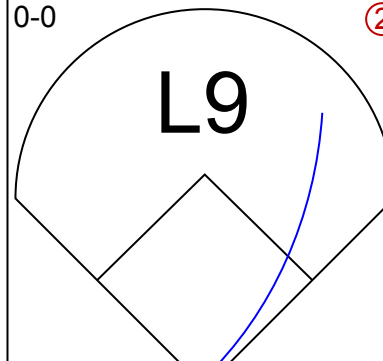
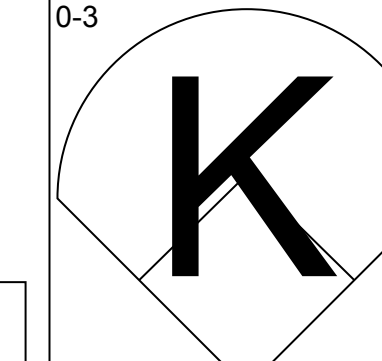

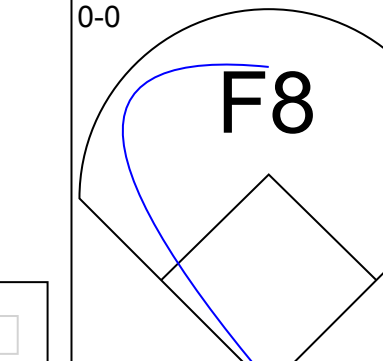

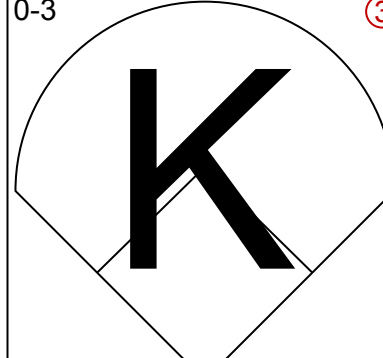

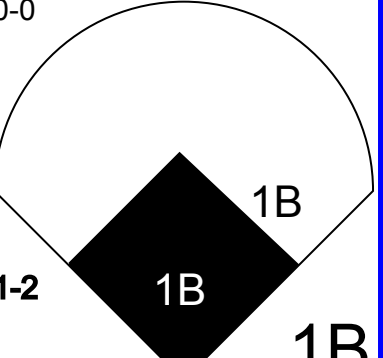


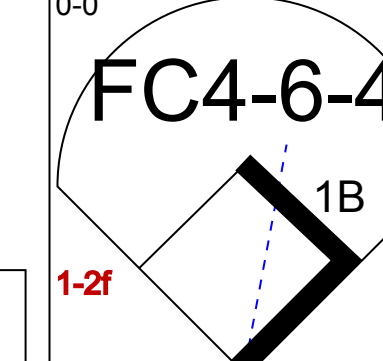
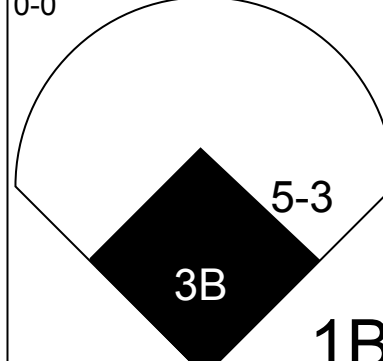
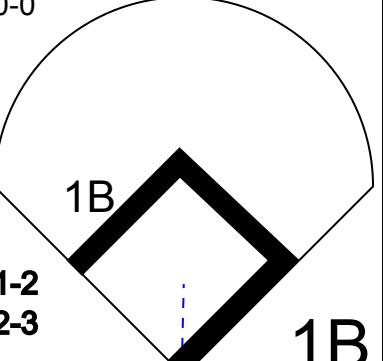
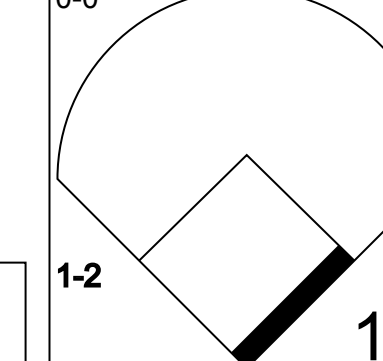
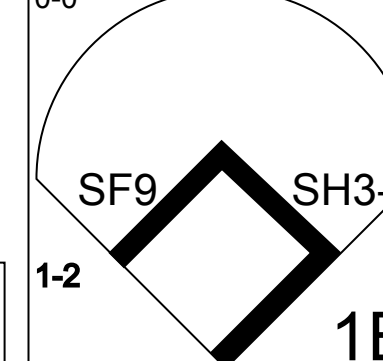
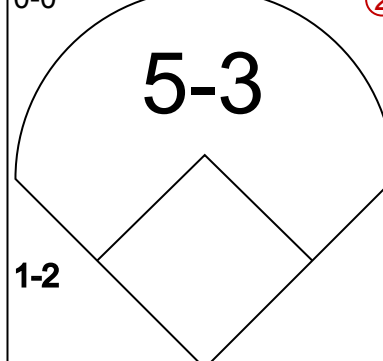
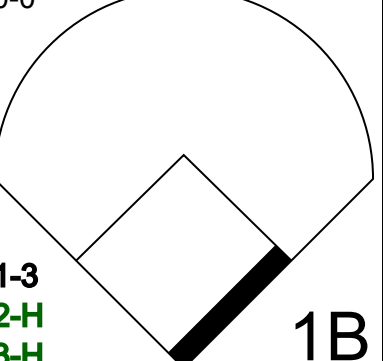
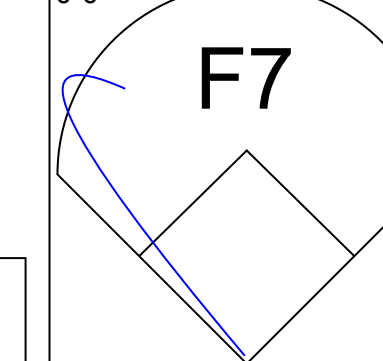
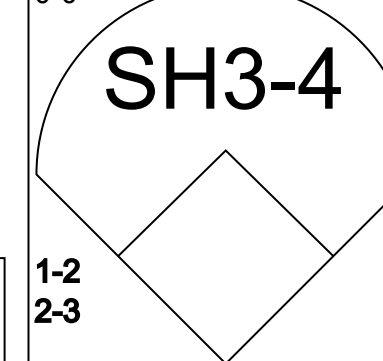
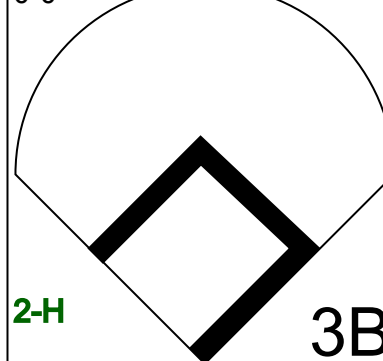
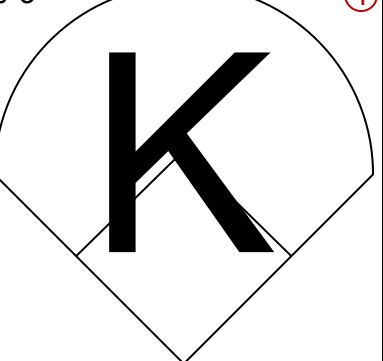
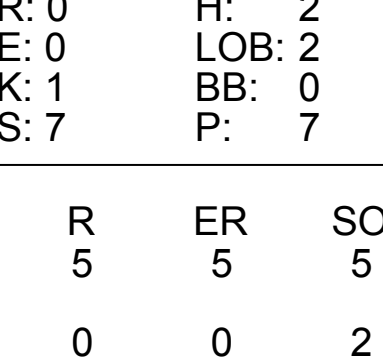
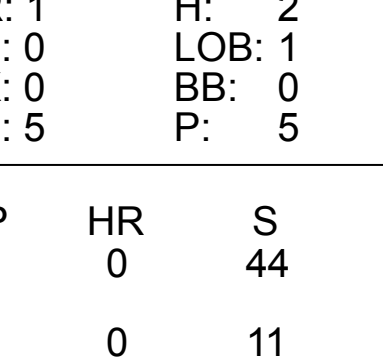
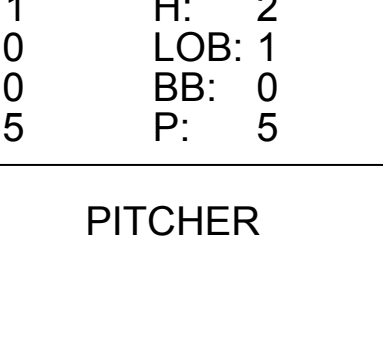
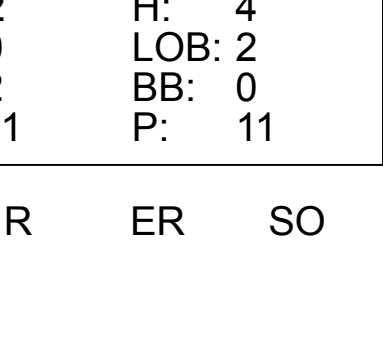


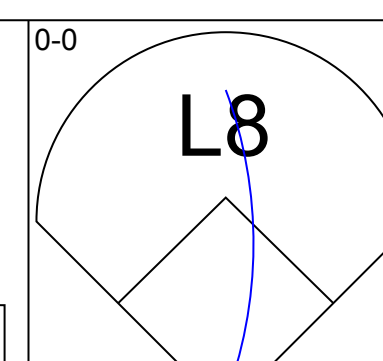
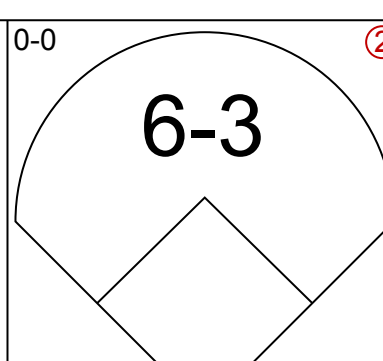
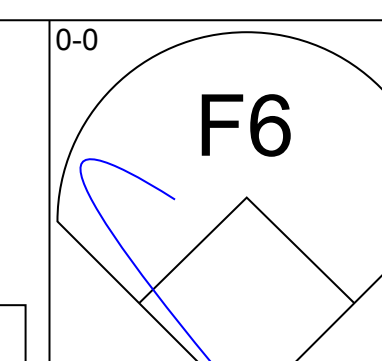
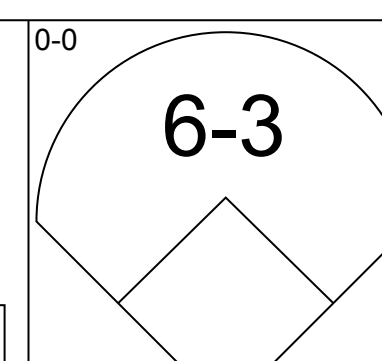
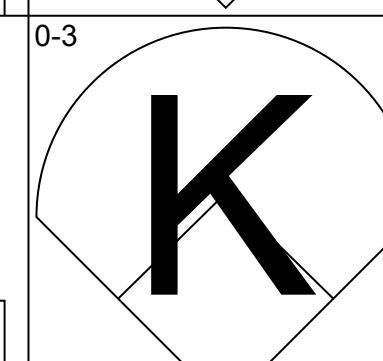
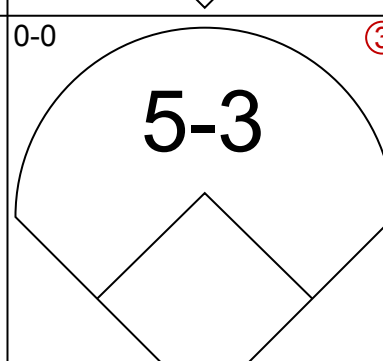
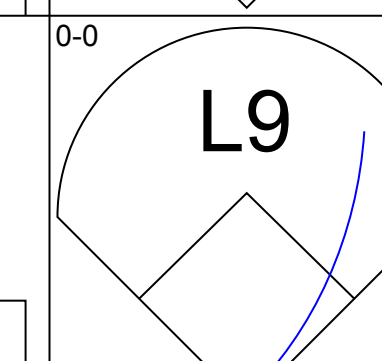
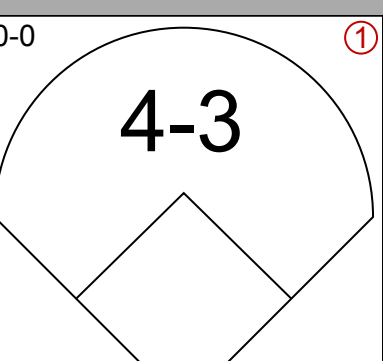
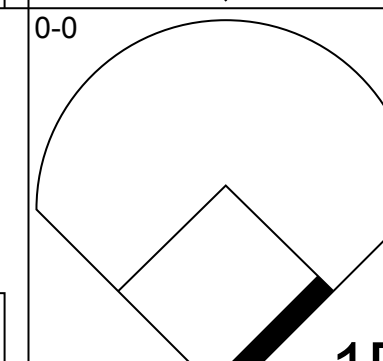
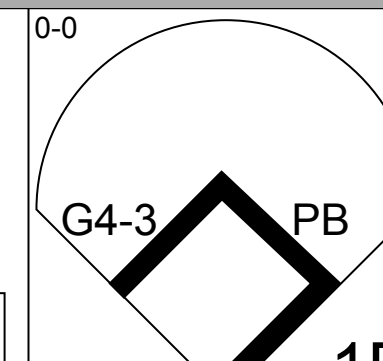
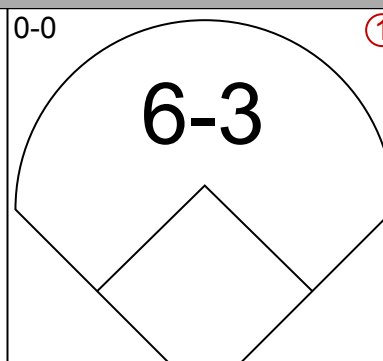
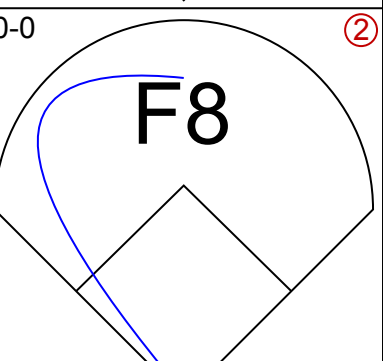
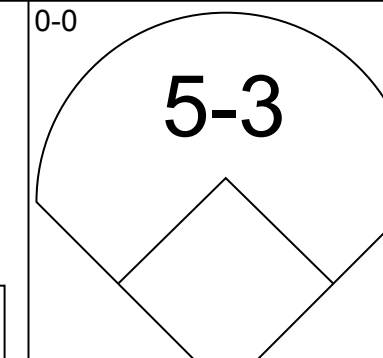
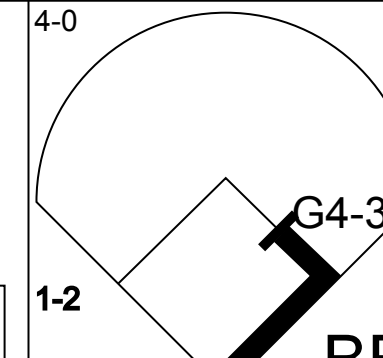
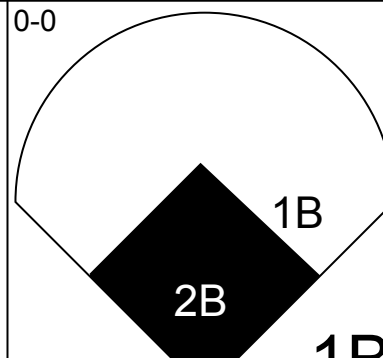
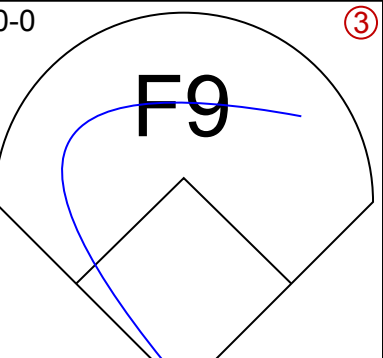
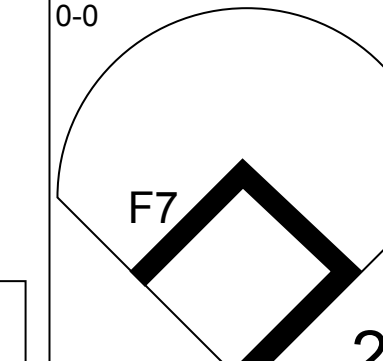
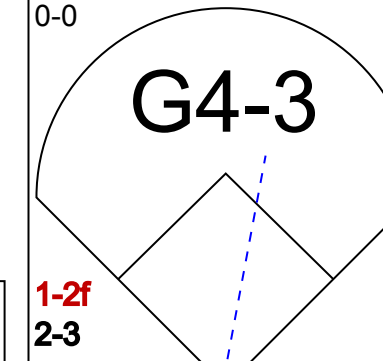
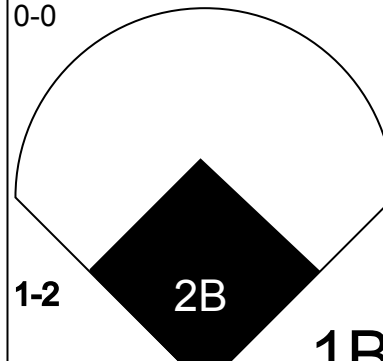
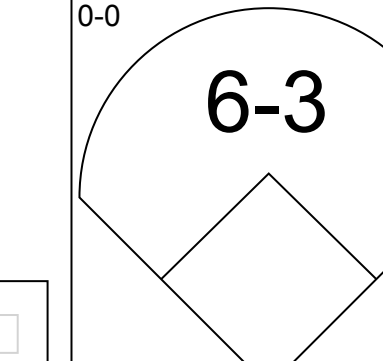



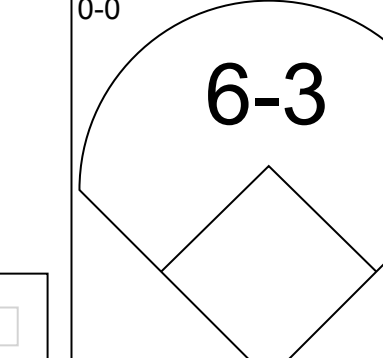
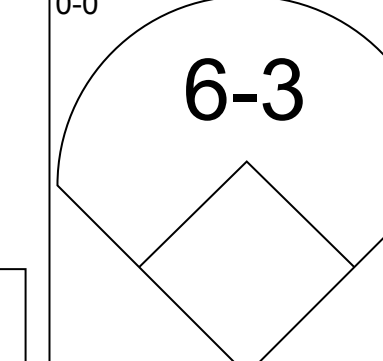
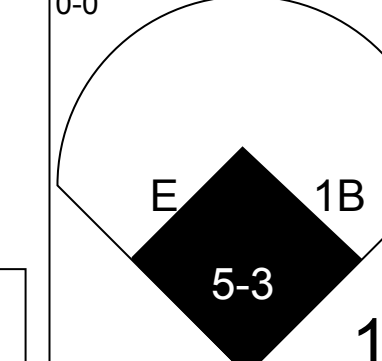
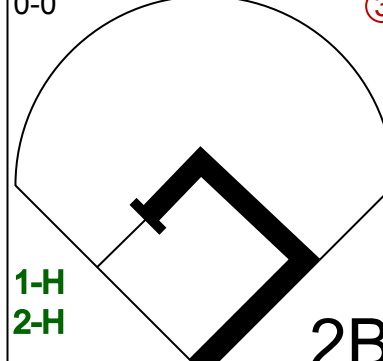
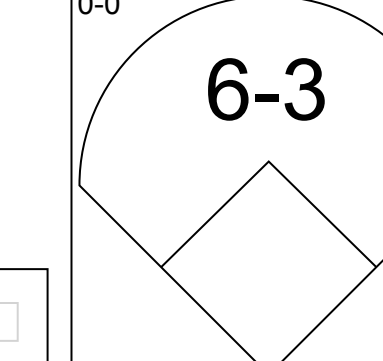
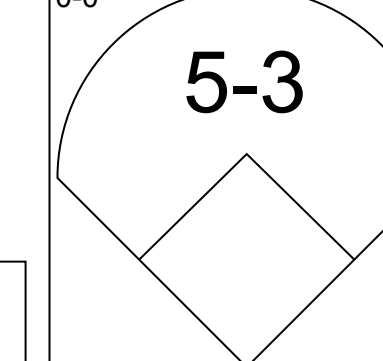
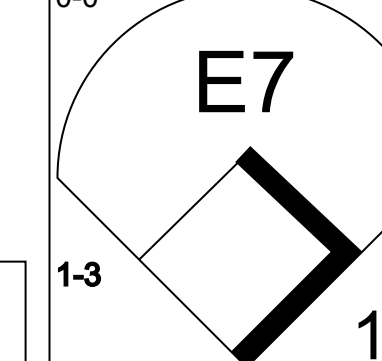
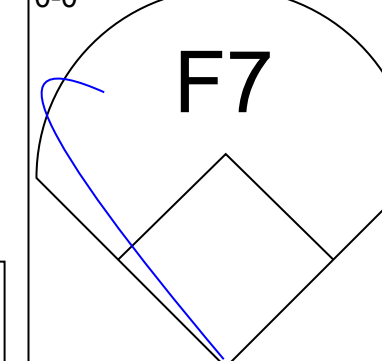
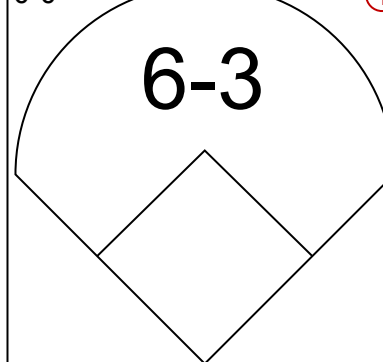
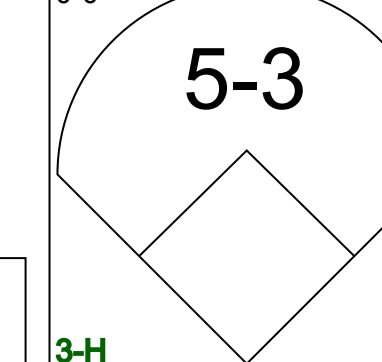
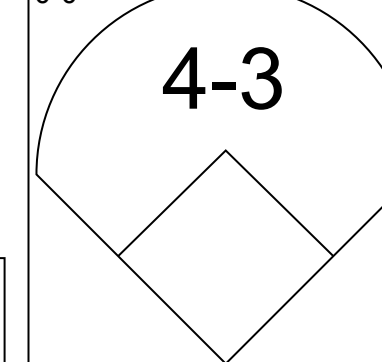
Batter	1	2	3	4	5	6	7	8	9	10	AB	R	H	RBI	BB	SO	LOB	TOP						
Billy Grabarkewitz, R Manny Mota, R Pete Mikkelsen, R Claude Osteen, L Pete Richert, L	(1.4) 0-3 K		(0.0) 6-3			(0.0) F2	(0.0) FC5			(0.0) SH1-4	3	0	0	0	0	1	0	Los Angeles Dodgers @ San Diego Padres San Diego Stadium, San Diego, CA Mon Sep 18 1972, 10:05 PM EDT Att: 2,556 - Unknown livebaseballscorecards.com						
Wes Parker, S	(1.3) 0-0 F5			(0.0) F7		(0.0) CS 1B			(0.0) K	(4.0) FC4-6 BB	4	0	1	0	1	1	0							
Willie Davis, L	(1.8) 0-0 F2			(0.0) 3B		(0.0) F9			(0.0) F7	(0.0) FC4-6 BB	5	0	1	0	0	0	3							
Frank Robinson, R	(1.7) HR			(0.0) F9		(0.0) 1B FC1-2			(0.0) K	(4.0) BB	4	1	2	1	1	1	1							
Willie Crawford, L	(1.9) G3			(4.0) BB		(0.0) FC1-2 2B			(0.0) K	(4.0) BB	3	1	1	1	2	1	0							
Bobby Valentine, R	(1.5) F8			(0.0) 5-3		(0.0) FC1-2 2B			(0.0) F9	(0.0) F4	5	0	0	0	0	0	7							
Bill Russell, R	(1.6) K			(0.0) K		(0.0) FC5 2B			(0.0) S 1B		4	0	2	1	0	2	0							
Steve Yeager, R	(1.2) 5-3			(0.0) F7		(0.0) F2			(0.0) K		4	0	0	0	0	1	3							
Tommy John, R Jim Lefebvre, S Maury Wills, S	(1.1) F6			(0.0) 5-3		(4.0) IBB			(4.0) FC4-6 SH1-4 BB		2	0	0	0	0	0	0							
Inning Stats	R: 0 E: 0 K: 1 S: 5	H: 0 LOB: 0 BB: 0 P: 5	R: 1 E: 0 K: 1 S: 6	H: 1 LOB: 0 BB: 0 P: 6	R: 0 E: 0 K: 0 S: 3	H: 0 LOB: 0 BB: 1 P: 3	R: 0 E: 0 K: 0 S: 4	H: 1 LOB: 2 BB: 1 P: 8	R: 0 E: 0 K: 1 S: 5	H: 0 LOB: 0 BB: 0 P: 5	R: 0 E: 0 K: 0 S: 3	H: 1 LOB: 0 BB: 0 P: 3	R: 1 E: 0 K: 0 S: 6	H: 3 LOB: 3 BB: 1 P: 10	R: 0 E: 0 K: 2 S: 7	H: 0 LOB: 0 BB: 0 P: 7	R: 0 E: 0 K: 2 S: 8		H: 1 LOB: 1 BB: 0 P: 8	R: 1 E: 0 K: 0 S: 3	H: 0 LOB: 3 BB: 4 P: 19	1B: 4 2B: 1 3B: 1 HR: 1	SF: 0 SAC: 1 DP: 0 HBP: 0	WP: 0 PB: 0 SB: 1 CS: 1
PITCHER	IP 7.0	WLS 28	H 6	R 2	ER 2	SO 3	BB 1	IBB 0	HBP 0	BLK 0	WP 0	HR 1	S 32	P 40	ERA 2.57	WHIP 1.000								
Steve Arlin, R	(1.1) 7.0	WLS 28	H 6	R 2	ER 2	SO 3	BB 1	IBB 0	HBP 0	BLK 0	WP 0	HR 1	S 32	P 40	ERA 2.57	WHIP 1.000								
Steve Simpson, R	(8.1) 2.2	L 12	1 1	1 1	4 4	3 3	0 0	0 0	0 0	0 0	0 0	17 17	29 29	3.38 3.38	1.500 1.500									
Gary Ross, R	(10.1) 0.1	2 0	0 0	0 0	0 0	1 1	0 0	0 0	0 0	0 0	0 0	1 1	5 5	0.00 0.00	3.000 3.000									

Batter	1	2	3	4	5	6	7	8	9	10	AB	R	H	RBI	BB	SO	LOB	BOTTOM						
Derrel Thomas, S Johnny Jeter, R	(1.6) 6-3	(0.0) 4-3			(0.0) FC6-4		(4.0) S BB			(1.0) FC6-4 HBP	3	0	0	0	1	0	3	Los Angeles Dodgers @ San Diego Padres San Diego Stadium, San Diego, CA Mon Sep 18 1972, 10:05 PM EDT Att: 2,556 - Unknown livebaseballscorecards.com						
Dave Roberts, R	(1.4) K			(0.0) F8		(0.0) FC5-4			(0.0) FC6-4	5	0	0	0	0	2	4								
Leron Lee, L	(1.7) K			(0.0) K		(0.0) G3			(0.0) F8	(0.0) 4-3	5	0	0	0	0	2	1							
Nate Colbert, R	(1.3) 1B 2B			(0.0) 5-3		(0.0) F9			(0.0) 5-3		4	1	1	0	0	0	0							
Cito Gaston, R	(1.8) SH SF8 BB			(0.0) 6-3		(0.0) FC6-4 1B			(0.0) 1-3		4	1	2	1	0	0	0							
Randy Elliott, R	(1.9) SH BB			(0.0) K		(0.0) FC6-4			(0.0) FC6-4		3	0	0	0	1	2	1							
Dave Hilton, R	(1.5) SH			(0.0) 4-3		(0.0) 6-3			(0.0) 5-3		3	0	0	0	0	0	0							
Fred Kendall, R Gary Ross, R	(1.2) SF8			(0.0) K		(0.0) L7			(0.0) 5-3		3	0	0	1	0	1	0							
Steve Arlin, R Curt Bleibrey, R Enzo Hernandez, R Steve Simpson, R Pat Corrales, R Jerry Morales, R	(1.1) K			(0.0) FC6-4 1B		(4.0) S BB			(0.0) F6		2	0	1	0	0	1	2							
Inning Stats	R: 0 E: 0 K: 2 S: 7	H: 0 LOB: 0 BB: 7 P: 7	R: 2 E: 0 K: 1 S: 8	H: 2 LOB: 2 BB: 1 P: 12	R: 0 E: 0 K: 1 S: 5	H: 0 LOB: 0 BB: 5 P: 5	R: 0 E: 0 K: 1 S: 5	H: 0 LOB: 0 BB: 5 P: 5	R: 0 E: 0 K: 1 S: 6	H: 1 LOB: 1 BB: 0 P: 6	R: 0 E: 0 K: 0 S: 4	H: 1 LOB: 1 BB: 4 P: 4	R: 0 E: 0 K: 0 S: 3	H: 0 LOB: 3 BB: 2 P: 13	R: 0 E: 0 K: 0 S: 3	H: 0 LOB: 0 BB: 0 P: 3	R: 0 E: 0 K: 1 S: 5		H: 0 LOB: 0 BB: 5 P: 5	R: 0 E: 0 K: 0 S: 3	H: 0 LOB: 1 BB: 0 P: 4	1B: 3 2B: 1 3B: 0 HR: 0	SF: 1 SAC: 1 DP: 0 HBP: 1	WP: 0 PB: 0 SB: 3 CS: 0
PITCHER	IP 6.0	WLS 24	H 4	R 2	ER 2	SO 6	BB 1	IBB 0	HBP 0	BLK 0	WP 0	HR 0	S 35	P 39	ERA 3.00	WHIP 0.833								
Tommy John, L	(1.1) 6.0	WLS 24	H 4	R 2	ER 2	SO 6	BB 1	IBB 0	HBP 0	BLK 0	WP 0	HR 0	S 35	P 39	ERA 3.00	WHIP 0.833								
Pete Mikkelsen, R	(7.1) 3.0	W 11	0 0	0 0	2 2	2 2	0 0	0 0	0 0	0 0	0 0	0 0	13 13	21 21	0.00 0.00	0.667 0.667								
Pete Richert, L	(10.1) 1.0	S 4	0 0	0 0	0 0	0 0	0 0	1 1	0 0	0 0	0 0	0 0	3 3	4 4	0.00 0.00	0.000 0.000								

Batter	1	2	3	4	5	6	7	8	9	AB	R	H	RBI	BB	SO	LOB	TOP					
Billy Grabarkewitz, R OBP: 0.273, SLG: 0.286 (1, 4)										5	0	0	0	0	2	2	Los Angeles Dodgers @ San Diego Padres San Diego Stadium, San Diego, CA Tue Sep 19 1972, 10:05 PM EDT Att: 6,260 - Unknown livebaseballscorecards.com					
Wes Parker, S OBP: 0.366, SLG: 0.355 (1, 3)								 FC1-6 1B		4	0	1	0	0	0	0						
Willie Davis, L OBP: 0.319, SLG: 0.441 (1, 8)						 1B		 BB		2	0	1	0	2	0	0						
Frank Robinson, R OBP: 0.356, SLG: 0.445 (1, 7)				 1B		 1-2				4	1	1	0	0	1	4						
Willie Crawford, L OBP: 0.348, SLG: 0.415 (1, 9)				 1B				 1-2 2-3		3	0	0	0	1	1	3						
Bobby Valentine, R OBP: 0.318, SLG: 0.338 (1, 5)				 1B				 2B		4	1	2	1	0	0	2						
Bill Russell, R OBP: 0.320, SLG: 0.367 (1, 6)										4	0	0	0	0	1	3						
Steve Yeager, R OBP: 0.317, SLG: 0.289 (1, 2)									 1B	4	0	1	0	0	1	1						
Bill Singer, R OBP: 0.105, SLG: 0.091 (1, 1)									 2	1	0	0	0	0	0	0						
Mike Strahler, R OBP: 0.400, SLG: 0.143 (4, 1)										1	0	0	0	0	0	0						
Manny Mota, R OBP: 0.380, SLG: 0.440 (7, PH)										1	0	1	1	0	0	0						
Doug Rau, L OBP: 0.400, SLG: 0.750 (7, 1)										0	0	0	0	0	0	0						
Jim Lefebvre, S OBP: 0.271, SLG: 0.337 (9, PH)										1	0	0	0	0	1	1						
Inning Stats	R: 0 E: 0 K: 2 S: 7	H: 0 LOB: 1 BB: 1 P: 11	R: 0 E: 0 K: 0 S: 3	H: 0 LOB: 0 BB: 0 P: 3	R: 0 E: 0 K: 0 S: 3	H: 0 LOB: 0 BB: 0 P: 3	R: 1 E: 0 K: 1 S: 7	H: 2 LOB: 2 BB: 1 P: 11	R: 0 E: 0 K: 0 S: 3	H: 0 LOB: 0 BB: 0 P: 3	R: 0 E: 0 K: 1 S: 6	H: 1 LOB: 1 BB: 0 P: 6	R: 1 E: 0 K: 1 S: 7	H: 2 LOB: 1 BB: 0 P: 7	R: 0 E: 1 K: 0 S: 4	H: 1 LOB: 2 BB: 1 P: 8	R: 0 E: 0 K: 2 S: 8	H: 1 LOB: 1 BB: 0 P: 8	1B: 6 2B: 1 3B: 0 HR: 0	SF: 0 SAC: 0 DP: 0 HBP: 0	WP: 0 PB: 1 SB: 0 CS: 0	PA: 37
PITCHER	IP	WLS	BF	H	R	ER	SO	BB	IBB	HBP	BLK	WP	HR	S	P	ERA	WHIP					
Clay Kirby, R ERA: 3.15 (1, 1)	5.0	W	19	2	1	1	3	2	0	0	0	0	0	23	31	1.80	0.800					
Mike Corkins, R ERA: 3.6 (6, 1)	4.0	S	18	5	1	1	4	1	0	0	0	0	0	25	29	2.25	1.500					

Batter	1	2	3	4	5	6	7	8	9	AB	R	H	RBI	BB	SO	LOB	BOTTOM				
Enzo Hernandez, R OBP: 0.232, SLG: 0.222 (1, 6)			 1-2		 1-2					2	0	0	0	0	0	1	Los Angeles Dodgers @ San Diego Padres San Diego Stadium, San Diego, CA Tue Sep 19 1972, 10:05 PM EDT Att: 6,260 - Unknown livebaseballscorecards.com				
Dave Roberts, R OBP: 0.279, SLG: 0.330 (1, 4)			 BB 2-3 1B		 2H 2B					4	0	2	1	0	0	1					
Leron Lee, L OBP: 0.361, SLG: 0.520 (1, 7)			 BB 1-2		 2-3			 1B SF9		2	1	0	0	2	0	1					
Nate Colbert, R OBP: 0.327, SLG: 0.522 (1, 3)			 1-2 2-3 3-H					 2B 1B		4	1	1	1	0	1	3					
Johnny Grubb, L OBP: 0.444, SLG: 0.588 (1, 8)									 1-2 3-H	3	1	1	0	0	0	2					
Jerry Morales, R OBP: 0.311, SLG: 0.360 (7, 8)		 3B						 1-2 3-H		0	0	0	1	0	0	0					
Randy Elliott, R OBP: 0.270, SLG: 0.314 (1, 9)		 1B 3-H						 2H		4	0	2	2	0	1	0					
Dave Hilton, R OBP: 0.235, SLG: 0.242 (1, 5)		 1-2		 1B						4	0	1	0	0	0	2					
Fred Kendall, R OBP: 0.242, SLG: 0.324 (1, 2)				 1-2				 1B		3	0	1	0	1	0	2					
Clay Kirby, R OBP: 0.107, SLG: 0.069 (1, 1)			 1B SH3-4 FC4-6		 2B SH2-4					1	1	1	0	0	0	0					
Johnny Jeter, R OBP: 0.274, SLG: 0.315 (5, PH)										1	1	0	0	0	0	0					
Mike Corkins, R OBP: 0.263, SLG: 0.324 (6, 1)										1	0	0	0	0	0	2					
Inning Stats	R: 0 E: 0 K: 0 S: 3	H: 2 LOB: 1 BB: 0 P: 5	R: 1 E: 0 K: 0 S: 5	H: 2 LOB: 1 BB: 0 P: 5	R: 1 E: 0 K: 0 S: 5	H: 2 LOB: 2 BB: 1 P: 9	R: 0 E: 0 K: 0 S: 3	H: 1 LOB: 0 BB: 0 P: 3	R: 1 E: 1 K: 1 S: 7	H: 1 LOB: 1 BB: 0 P: 7	R: 0 E: 0 K: 1 S: 5	H: 0 LOB: 0 BB: 0 P: 5	R: 0 E: 0 K: 0 S: 4	H: 1 LOB: 1 BB: 0 P: 4	R: 2 E: 0 K: 0 S: 5	H: 2 LOB: 2 BB: 2 P: 13	1B: 6 2B: 2 3B: 1 HR: 0	SF: 1 SAC: 3 DP: 1 HBP: 0	WP: 0 PB: 0 SB: 0 CS: 0	PA: 36	
PITCHER	IP	WLS	BF	H	R	ER	SO	BB	IBB	HBP	BLK	WP	HR	S	P	ERA	WHIP				
Bill Singer, R ERA: 3.67 (1, 1)	3.0	L	14	4	2	2	0	1	0	0	0	0	0	13	17	6.00	1.667				
Mike Strahler, R ERA: 3.58 (4, 1)	3.0		11	2	1	0	2	0	0	0	0	0	0	15	15	0.00	0.667				
Doug Rau, L ERA: 3.48 (7, 1)	2.0		11	3	2	2	0	1	1	0	0	0	0	9	17	9.00	2.000				

Batter	1	2	3	4	5	6	7	8	9	AB	R	H	RBI	BB	SO	LOB	TOP				
Billy Grabarkewitz, R OBP: 0.265, SLG: 0.278 (1, 4)										4	0	0	1	0	3	5	Los Angeles Dodgers @ San Diego Padres San Diego Stadium, San Diego, CA Wed Sep 20 1972, 10:05 PM EDT Att: 4,582 - Unknown livebaseballscorecards.com				
Wes Parker, S OBP: 0.366, SLG: 0.358 (1, 9) (8, 3)										5	1	3	0	0	0	3					
Willie Davis, L OBP: 0.318, SLG: 0.439 (1, 8)										5	0	1	0	0	0	2					
Frank Robinson, R OBP: 0.354, SLG: 0.443 (1, 7) (8, 9)										4	0	1	1	0	1	0					
Willie Crawford, L OBP: 0.348, SLG: 0.415 (8, 9)										0	0	0	0	0	0	0					
Terrance McDermott, R OBP: 0.222, SLG: 0.222 (1, 3) Chris Cannizzaro, R OBP: 0.341, SLG: 0.300 (8, 2)										4	1	1	0	0	1	3					
Bobby Valentine, R OBP: 0.320, SLG: 0.339 (1, 5) Maury Wills, S OBP: 0.191, SLG: 0.168 (8, 5)										4	1	2	0	0	1	1					
Bill Russell, R OBP: 0.324, SLG: 0.371 (1, 6)										4	2	3	0	0	0	1					
Steve Yeager, R OBP: 0.327, SLG: 0.301 (1, 2) Manny Mota, R OBP: 0.382, SLG: 0.442 (8, PH) (8, 7)										3	0	2	0	0	0	1					
Claude Osteen, L OBP: 0.325, SLG: 0.390 (1, 1)										1	0	1	1	0	1	4					
Inning Stats	R: 0 E: 0 K: 1 S: 7	H: 2 LOB: 2 BB: 0 P: 7	R: 1 E: 0 K: 1 S: 7	H: 2 LOB: 1 BB: 0 P: 7	R: 1 E: 0 K: 0 S: 5	H: 2 LOB: 1 BB: 0 P: 5	R: 0 E: 0 K: 0 S: 7	H: 0 LOB: 0 BB: 0 P: 7	R: 1 E: 0 K: 0 S: 5	H: 2 LOB: 1 BB: 0 P: 5	R: 0 E: 0 K: 0 S: 3	H: 1 LOB: 0 BB: 0 P: 3	R: 2 E: 0 K: 2 S: 11	H: 4 LOB: 2 BB: 0 P: 11	R: 0 E: 0 K: 0 S: 3	H: 0 LOB: 0 BB: 0 P: 3		1B: 14 2B: 1 3B: 1 HR: 0	SF: 2 SAC: 1 DP: 1 HBP: 0	WP: 0 PB: 0 SB: 0 CS: 0	PA: 41
PITCHER	IP	WLS	BF	H	R	ER	SO	BB	IBB	HBP	BLK	WP	HR	S	P	ERA		WHIP			
Fred Norman, L ERA: 3.51 (1, 1)	7.0	L	34	14	5	5	5	0	0	0	0	0	0	44	44	6.43		2.000			
Gary Ross, R ERA: 2.51 (8, 1)	2.0		7	1	0	0	2	0	0	0	0	0	0	11	11	0.00	0.500				

Batter	1	2	3	4	5	6	7	8	9	AB	R	H	RBI	BB	SO	LOB	BOTTOM				
Enzo Hernandez, R OBP: 0.229, SLG: 0.219 (1, 6)										4	0	0	0	0	0	1	Los Angeles Dodgers @ San Diego Padres San Diego Stadium, San Diego, CA Wed Sep 20 1972, 10:05 PM EDT Att: 4,582 - Unknown livebaseballscorecards.com				
Dave Roberts, R OBP: 0.276, SLG: 0.327 (1, 4)										4	0	0	0	0	1	1					
Leron Lee, L OBP: 0.363, SLG: 0.522 (1, 7) Jerry Morales, R OBP: 0.312, SLG: 0.360 (2, 8)										1	0	1	0	0	0	0					
Nate Colbert, R OBP: 0.328, SLG: 0.521 (1, 3)										3	1	1	0	1	0	1					
Cito Gaston, R OBP: 0.310, SLG: 0.363 (1, 8) (2, 7)										4	1	2	0	0	0	2					
Randy Elliott, R OBP: 0.244, SLG: 0.282 (1, 9)										4	0	0	0	0	1	4					
Dave Hilton, R OBP: 0.283, SLG: 0.297 (1, 5)										4	1	2	2	0	0	1					
Fred Kendall, R OBP: 0.243, SLG: 0.324 (1, 2)										3	0	1	0	0	0	1					
Fred Norman, S OBP: 0.234, SLG: 0.143 (1, 1) Gary Ross, R OBP: 0.167, SLG: 0.167 (8, 1)										3	0	0	1	0	0	1					
Inning Stats	R: 0 E: 0 K: 1 S: 6	H: 1 LOB: 1 BB: 0 P: 6	R: 0 E: 0 K: 0 S: 4	H: 1 LOB: 0 BB: 0 P: 4	R: 0 E: 0 K: 0 S: 3	H: 0 LOB: 0 BB: 0 P: 3	R: 0 E: 0 K: 0 S: 3	H: 1 LOB: 1 BB: 0 P: 7	R: 1 E: 1 K: 0 S: 5	H: 2 LOB: 1 BB: 0 P: 5	R: 2 E: 0 K: 1 S: 7	H: 3 LOB: 1 BB: 0 P: 7	R: 0 E: 0 K: 0 S: 3	H: 0 LOB: 0 BB: 0 P: 3	R: 0 E: 0 K: 0 S: 3	H: 0 LOB: 0 BB: 0 P: 3		1B: 6 2B: 2 3B: 0 HR: 0	SF: 0 SAC: 0 DP: 1 HBP: 0	WP: 0 PB: 1 SB: 0 CS: 0	PA: 34
PITCHER	IP	WLS	BF	H	R	ER	SO	BB	IBB	HBP	BLK	WP	HR	S	P	ERA		WHIP			
Claude Osteen, L ERA: 2.67 (1, 1)	9.0	W	34	8	3	2	2	1	0	0	0	0	0	37	41	2.00		1.000			

Batter	1	2	3	4	5	6	7	8	9	10	11	AB	R	H	RBI	BB	SO	LOB	TOP						
Bobby Bonds, R OBP: 0.322, SLG: 0.436 (1, 9)	 0-3 1x	 0-0 2H 1B			 0-0 1x			 0-0 1x		 0-0 1x		5	0	1	0	0	1	1							
Chris Speier, R OBP: 0.357, SLG: 0.403 (1, 6)	 0-0 BB BB		 4-3 1B BB		 0-3 2x			 0-0 2x		 0-3 1x		4	0	0	0	1	2	0							
Ken Henderson, S OBP: 0.318, SLG: 0.438 (1, 7)	 0-3 2x		 0-0 1x		 0-0 3x			 0-0 3x		 0-0 2x		4	0	1	0	0	1	1							
Gary Matthews, R OBP: 0.306, SLG: 0.484 (8, 7)	 0-3 1x		 4-3 1B		 0-0 3x			 0-0 3x		 0-0 3x		1	0	0	0	0	0	0							
Willie McCovey, L OBP: 0.315, SLG: 0.407 (1, 3)	 4-0 BB BB		 0-0 1x		 0-0 1x			 0-3 1x		 0-0 1x		4	0	0	0	1	1	2							
Dave Kingman, R OBP: 0.309, SLG: 0.476 (1, 5)	 4-0 BB BB		 0-3 2x		 0-0 3x			 0-0 2x		 0-0 3x		3	0	1	0	1	1	2							
Dave Rader, L OBP: 0.305, SLG: 0.338 (1, 2)	 0-0 3x		 0-0 3x		 0-0 3x			 0-0 3x		 0-0 3x		4	0	0	0	0	0	6							
Tito Fuentes, S OBP: 0.304, SLG: 0.375 (1, 4)		 0-3 1x		 0-3 1x				 0-0 1x		 0-0 1x		4	0	0	0	0	2	0							
Garry Maddox, R OBP: 0.284, SLG: 0.418 (1, 8)		 0-0 1x		 0-3 1x				 0-0 2x		 0-3 2x		4	0	0	0	0	2	0							
Jim Willoughby, R OBP: 0.185, SLG: 0.154 (1, 1)		 0-3 1-2 1B		 0-0 1x				 0-0 1x		 0-0 1x		3	0	0	0	1	1	1							
Inning Stats	R: 0 E: 1 K: 2 S: 8	H: 0 LOB: 3 BB: 2 P: 16	R: 0 E: 1 K: 2 S: 8	H: 1 LOB: 2 BB: 0 P: 8	R: 0 E: 0 K: 1 S: 6	H: 1 LOB: 2 BB: 1 P: 10	R: 0 E: 0 K: 2 S: 7	H: 0 LOB: 0 BB: 0 P: 7	R: 0 E: 0 K: 1 S: 5	H: 0 LOB: 0 BB: 0 P: 5	R: 0 E: 0 K: 0 S: 3	H: 0 LOB: 0 BB: 0 P: 3	R: 0 E: 0 K: 0 S: 3	H: 1 LOB: 0 BB: 0 P: 3	R: 0 E: 0 K: 1 S: 5	H: 0 LOB: 1 BB: 1 P: 9	R: 0 E: 0 K: 1 S: 5	H: 0 LOB: 0 BB: 0 P: 5	1B: 3 2B: 0 3B: 0 HR: 0	SF: 0 SAC: 0 DP: 1 HBP: 0	WP: 0 PB: 0 SB: 1 CS: 0	PA: 40			
PITCHER Don Sutton, R ERA: 2.12 (1, 1)	IP: 11.0 WLS: 7 BF: 40	H: 3 R: 0 ER: 0 SO: 11	BB: 4 IBB: 0 HBP: 0 BLK: 0	WP: 0 HR: 0 S: 58 P: 74	ERA: 0.00 WHIP: 0.636																				

San Francisco Giants @ Los Angeles Dodgers
Dodger Stadium, Los Angeles, CA
Fri Sep 22 1972, 7:05 PM PDT
Att: 20,622 - Unknown

AB 36
R 0
H 3
RBI 0
BB 4
SO 11
LOB 13



Batter	1	2	3	4	5	6	7	8	9	10	11	AB	R	H	RBI	BB	SO	LOB	BOTTOM							
Davey Lopes, R (1, 4)	 0-0 1x		 0-0 1x			 0-0 1x		 0-3 1x		 0-0 3x		5	0	0	0	0	1	0								
Bill Buckner, L OBP: 0.345, SLG: 0.409 (1, 9)	 4-0 WP 1B BB		 0-0 1x		 0-0 1x			 0-0 1x		 0-0 1x		4	0	2	0	1	0	0								
Willie Davis, L OBP: 0.317, SLG: 0.437 (1, 8)	 0-0 1-2 1B WP		 0-0 3x		 0-0 1x			 0-0 2x		 0-0 2x		5	0	1	0	0	0	2								
Tom Paciorek, R OBP: 0.200, SLG: 0.200 (1, 7)	 0-3 1-2 2-3		 0-0 1x		 0-0 1x			 0-0 3x		 0-0 3x		5	1	1	0	0	1	4								
Ron Cey, R OBP: 0.400, SLG: 0.400 (1, 5)	 0-0 3x		 0-3 2x		 0-3 3x			 0-0 1x		 0-0 1x		5	0	2	0	0	1	2								
Terrance McDermott, R OBP: 0.167, SLG: 0.167 (1, 3)		 0-3 1x		 0-3 3x				 0-0 1x		 0-0 2x		3	0	0	0	0	2	0								
Manny Mota, R OBP: 0.363, SLG: 0.442 (11, PH)		 0-3 1x		 0-3 3x				 0-0 1-2		 0-0 2x		0	0	0	0	1	0	0								
Bill Russell, R OBP: 0.321, SLG: 0.368 (1, 6)		 0-3 1x		 0-3 1x				 0-0 1x		 0-0 3x		4	0	0	0	0	1	1								
Wes Parker, S OBP: 0.369, SLG: 0.358 (11, PH)		 0-3 1x		 0-3 1x				 0-0 1x		 0-0 3x		0	0	0	1	0	0	0								
Steve Yeager, R OBP: 0.333, SLG: 0.302 (1, 2)		 0-0 1x		 0-0 1x				 4-0 1B		 0-0 1x		3	0	1	0	1	1	0								
Don Sutton, R OBP: 0.186, SLG: 0.157 (1, 1)		 0-0 1x		 0-0 1x				 0-0 3x		 0-0 2x		4	0	0	0	0	0	3								
Inning Stats	R: 0 E: 0 K: 1 S: 6	H: 1 LOB: 2 BB: 1 P: 10	R: 0 E: 0 K: 2 S: 8	H: 1 LOB: 1 BB: 0 P: 8	R: 0 E: 0 K: 0 S: 3	H: 0 LOB: 0 BB: 1 P: 3	R: 0 E: 0 K: 2 S: 7	H: 0 LOB: 0 BB: 0 P: 7	R: 0 E: 0 K: 1 S: 5	H: 0 LOB: 0 BB: 0 P: 5	R: 0 E: 0 K: 0 S: 4	H: 1 LOB: 1 BB: 0 P: 4	R: 0 E: 0 K: 0 S: 4	H: 1 LOB: 2 BB: 2 P: 8	R: 0 E: 0 K: 1 S: 6	H: 1 LOB: 1 BB: 0 P: 6	R: 0 E: 0 K: 0 S: 3	H: 0 LOB: 0 BB: 0 P: 3	R: 0 E: 0 K: 0 S: 3	H: 0 LOB: 0 BB: 0 P: 3	R: 1 E: 0 K: 0 S: 4	H: 2 LOB: 3 BB: 1 P: 9	1B: 7 2B: 0 3B: 0 HR: 0	SF: 0 SAC: 1 DP: 0 HBP: 1	WP: 1 PB: 0 SB: 0 CS: 0	PA: 43
PITCHER Jim Willoughby, R ERA: 1.97 (1, 1)	IP: 10.2 WLS: 7 BF: 43	H: 7 R: 1 ER: 1 SO: 7	BB: 1 IBB: 2 HBP: 1 BLK: 0	WP: 1 HR: 0 S: 53 P: 66	ERA: 0.84 WHIP: 0.750																					

San Francisco Giants @ Los Angeles Dodgers
Dodger Stadium, Los Angeles, CA
Fri Sep 22 1972, 7:05 PM PDT
Att: 20,622 - Unknown


AB 38
R 1
H 7
RBI 1
BB 3
SO 7
LOB 12




Batter	1	2	3	4	5	6	7	8	9	AB	R	H	RBI	BB	SO	LOB	TOP								
Bobby Bonds, R OBP: 0.321, SLG: 0.433 (1, 9)	L5		6-3		1B HR HBP	K			K	4	1	0	0	0	2	1	San Francisco Giants @ Los Angeles Dodgers Dodger Stadium, Los Angeles, CA Sat Sep 23 1972, 3:33 AM PDT Att: 15,017 - Unknown								
Tito Fuentes, S OBP: 0.304, SLG: 0.375 (1, 4)	F7		K		1B HR		F8			4	1	1	0	0	1	0									
Chris Speier, R OBP: 0.356, SLG: 0.407 (1, 6)	F7			F1	HR		K			4	1	1	4	0	1	0									
Willie McCovey, L OBP: 0.318, SLG: 0.406 (1, 3)		1B BB		F7	1B		K			3	0	1	0	1	1	0									
Gary Thomasson, L OBP: 0.250, SLG: 0.750 (7, 3)					1B		K			0	0	0	0	0	0	0									
Dave Kingman, R OBP: 0.313, SLG: 0.478 (1, 5)		1B			1B			K		4	0	3	0	0	1	0									
Gary Matthews, R OBP: 0.275, SLG: 0.429 (1, 7)		1B		K	K			F2		4	0	0	0	0	2	5									
Gary Maddox, R OBP: 0.296, SLG: 0.419 (1, 8)					FC6-4 BB			K		1	0	1	0	0	0	0									
Bernie Williams, R OBP: 0.257, SLG: 0.397 (2, PR)		1B						K		2	0	0	0	1	2	0									
Dave Rader, L OBP: 0.304, SLG: 0.336 (1, 2)				F9	F9			F8		3	0	0	0	1	0	3									
Ron Bryant, S OBP: 0.212, SLG: 0.190 (1, 1)			6-3		FC6-4 1B HR HBP			6-3		1	0	0	0	0	0	0									
Frank Reberger, L OBP: 0.290, SLG: 0.314 (3, 1)										0	0	0	0	0	0	0									
Chris Stone, R OBP: 0.266, SLG: 0.317 (5, PH)										0	1	1	0	0	0	1									
Steve Stone, R OBP: 0.189, SLG: 0.121 (5, 1)										0	0	0	0	0	0	0									
Randy Moffitt, R OBP: 0.321, SLG: 0.274 (5, PH)										0	0	0	0	0	0	0									
Al Gallagher, R OBP: 0.321, SLG: 0.274 (5, PH)										0	0	0	0	0	0	0									
Inning Stats	R: 0 E: 0 K: 0 S: 3	H: 0 LOB: 0 BB: 0 P: 3	R: 0 E: 0 K: 0 S: 4	H: 2 LOB: 2 BB: 1 P: 8	R: 0 E: 0 K: 1 S: 5	H: 0 LOB: 0 BB: 0 P: 5	R: 0 E: 0 K: 1 S: 6	H: 1 LOB: 1 BB: 0 P: 6	R: 4 E: 0 K: 1 S: 9	H: 4 LOB: 2 BB: 1 P: 14	R: 0 E: 0 K: 2 S: 7	H: 0 LOB: 1 BB: 1 P: 11	R: 0 E: 0 K: 2 S: 7	H: 0 LOB: 0 BB: 0 P: 7	R: 0 E: 0 K: 2 S: 7	H: 0 LOB: 0 BB: 0 P: 7	R: 0 E: 0 K: 1 S: 5	H: 0 LOB: 0 BB: 0 P: 5	1B: 6 2B: 0 3B: 0 HR: 1	SF: 0 SAC: 1 DP: 0 HBP: 1	WP: 0 PB: 0 SB: 0 CS: 0	PA: 37			
PITCHER	IP	WLS	BF	H	R	ER	SO	BB	IBB	HBP	BLK	WP	HR	S	P	ERA	WHIP								
Tommy John, L ERA: 2.89 (1, 1)	4.2		22	6	4	4	2	2	0	1	0	0	1	23	32	7.71	1.714								
Mike Strahler, R ERA: 3.55 (5, 1)	0.1		2	1	0	0	1	0	0	0	0	0	0	4	4	0.00	3.000								
Doug Rau, L ERA: 2.92 (6, 1)	4.0	W	13	0	0	0	7	1	0	0	0	0	0	26	30	0.00	0.250								

Batter	1	2	3	4	5	6	7	8	9	AB	R	H	RBI	BB	SO	LOB	BOTTOM								
Davey Lopes, R OBP: 0.321, SLG: 0.433 (1, 4)	1B S BB	WP BB	1B BB		F3		G1			2	0	0	0	3	0	2	San Francisco Giants @ Los Angeles Dodgers Dodger Stadium, Los Angeles, CA Sat Sep 23 1972, 3:33 AM PDT Att: 15,017 - Unknown								
Bill Buckner, L OBP: 0.343, SLG: 0.406 (1, 9)	F7	L9			L8		F5			5	0	1	0	0	0	5									
Tom Paciorek, R OBP: 0.200, SLG: 0.300 (1, 7)	F5	K		F8		WP 1B 2B	1-3			5	1	1	0	0	1	3									
Ron Cey, R OBP: 0.400, SLG: 0.333 (1, 5)			1B HR BB	F5		K		L6		4	1	1	0	1	1	1									
Terrance McDermott, R OBP: 0.235, SLG: 0.133 (1, 3)	K		F7	L5		1B BB		G4-6-3 BB		3	0	0	0	2	1	3									
Bobby Valentine, R OBP: 0.321, SLG: 0.339 (1, 8)		FC5-4 1B BB	F4		BB SF8 1B		L9	G4-6-3		4	2	1	0	1	0	4									
Bill Russell, R OBP: 0.327, SLG: 0.371 (1, 6)		FC5-4 1B		HR 1B	SF8 BB		1B BB			2	1	2	0	2	0	0									
Steve Yeager, R OBP: 0.348, SLG: 0.343 (1, 2)		FC5-4 BB 1B WP		HR	1-2 2-3 3-H		1B			3	2	2	4	1	0	2									
Tommy John, R OBP: 0.159, SLG: 0.159 (1, 1)					SF8		6-3			2	0	2	1	0	0	0									
Mike Strahler, R OBP: 0.400, SLG: 0.143 (5, 1)										0	0	0	0	0	0	0									
Willie Davis, L OBP: 0.317, SLG: 0.437 (5, PH)		WP BB								0	0	0	1	0	0	0									
Doug Rau, L OBP: 0.333, SLG: 0.600 (6, 1)		1-2 3-H		1B 1B						1	0	0	0	0	0	3									
Inning Stats	R: 0 E: 0 K: 1 S: 6	H: 1 LOB: 2 BB: 1 P: 10	R: 2 E: 0 K: 1 S: 7	H: 2 LOB: 2 BB: 2 P: 15	R: 3 E: 0 K: 0 S: 6	H: 4 LOB: 2 BB: 2 P: 14	R: 0 E: 0 K: 0 S: 3	H: 0 LOB: 0 BB: 0 P: 3	R: 1 E: 0 K: 1 S: 7	H: 2 LOB: 3 BB: 2 P: 15	R: 0 E: 0 K: 0 S: 3	H: 0 LOB: 0 BB: 0 P: 3	R: 0 E: 0 K: 0 S: 2	H: 0 LOB: 0 BB: 1 P: 6	R: 0 E: 0 K: 0 S: 2	H: 0 LOB: 0 BB: 1 P: 6	R: 0 E: 0 K: 0 S: 2	H: 0 LOB: 0 BB: 1 P: 6	1B: 8 2B: 1 3B: 0 HR: 1	SF: 1 SAC: 0 DP: 1 HBP: 0	WP: 2 PB: 0 SB: 1 CS: 0	PA: 42			
PITCHER	IP	WLS	BF	H	R	ER	SO	BB	IBB	HBP	BLK	WP	HR	S	P	ERA	WHIP								
Ron Bryant, L ERA: 3.02 (1, 1)	2.2	L	17	5	5	5	2	4	0	0	0	0	0	5	9	0.00	2.250								
Frank Reberger, R ERA: 3.9 (3, 1)	1.1		6	2	0	0	0	1	0	0	0	0	0	5	9	0.00	2.250								
Steve Stone, R ERA: 3.11 (5, 1)	1.1		9	2	2	2	1	3	0	0	0	1	0	8	20	13.50	3.750								
Randy Moffitt, R ERA: 3.8 (6, 1)	2.2		10	1	0	0	0	2	0	0	0	0	0	8	16	0.00	1.125								

AB 32
R 4
H 7
RBI 4
BB 3
SO 10
LOB 10



AB 31
R 7
H 10
RBI 6
BB 10
SO 3
LOB 23



Batter	1	2	3	4	5	6	7	8	9	AB	R	H	RBI	BB	SO	LOB	TOP				
Bobby Bonds, R OBP: 0.321, SLG: 0.432 (1,9)	0-0 6-3		0-0 5-3			0-0 6-3		0-0 1B 1B	4 0 1 0 0 0 0												
Tito Fuentes, S OBP: 0.303, SLG: 0.374 (1,4)	0-0 F7			0-3 K		0-0 E5		0-0 1B 1-2	4 0 1 0 0 1 0												
Chris Speier, R OBP: 0.354, SLG: 0.404 (1,6)	0-0 F4			0-0 F4		0-0 F3		0-0 F3	4 0 0 0 0 0 3												
Dave Kingman, R OBP: 0.310, SLG: 0.474 (1,3)		0-0 L7		0-3 K		0-0 F2		0-0 F5	4 0 0 0 0 1 3												
Garry Maddox, R OBP: 0.286, SLG: 0.419 (1,8)		0-0 F3			0-0 CS 1B	0-0 F4			3 0 1 0 0 0 1												
Gary Matthews, R OBP: 0.275, SLG: 0.421 (1,7)		0-0 1B		0-3 K		0-0 F7			3 0 1 0 0 1 1												
Al Gallagher, R OBP: 0.317, SLG: 0.270 (1,5)		0-0 F9		0-0 6-3		0-0 4-3		0-0 4-3	3 0 0 0 0 0 1												
Dave Rader, L OBP: 0.302, SLG: 0.333 (1,2)			0-0 L8		0-0 4-3		0-0 4-3		3 0 0 0 0 0 0												
Jim Barr, R OBP: 0.196, SLG: 0.261 (1,1)			0-3 K		0-0 F8		0-0 F8		1 0 0 0 0 0 1 0												
Elias Sosa, R OBP: 0.286, SLG: 0.313 (4,1)									0 0 0 0 0 0 0 0												
Chris Arnold, R OBP: 0.286, SLG: 0.313 (6,PH)									0 0 0 0 0 0 0 0												
Frank Reberger, R OBP: 0.399, SLG: 0.254 (6,1)									0 0 0 0 0 0 0 0												
Don McMahon, R OBP: 0.350, SLG: 0.250 (6,1)									0 0 0 0 0 0 0 0												
Jim Ray Hart, R OBP: 0.395, SLG: 0.590 (6,PH)									1 0 0 0 0 0 0 0												
Inning Stats	R: 0 E: 0 K: 0 S: 3	H: 0 LOB: 0 BB: 0 P: 3	R: 0 E: 0 K: 0 S: 4	H: 1 LOB: 1 BB: 0 P: 4	R: 0 E: 0 K: 1 S: 5	H: 0 LOB: 0 BB: 0 P: 5	R: 0 E: 0 K: 2 S: 7	H: 0 LOB: 0 BB: 0 P: 7	R: 0 E: 0 K: 1 S: 5	H: 1 LOB: 0 BB: 0 P: 5	R: 0 E: 0 K: 0 S: 3	H: 0 LOB: 0 BB: 0 P: 3	R: 0 E: 1 K: 0 S: 4	H: 0 LOB: 1 BB: 0 P: 4	R: 0 E: 0 K: 0 S: 3	H: 0 LOB: 0 BB: 0 P: 3	R: 0 E: 0 K: 0 S: 5	H: 2 LOB: 2 BB: 0 P: 5	1B: 4 2B: 0 3B: 0 HR: 0	SF: 0 SAC: 0 DP: 0 HBP: 0	WP: 0 PA: 31 PB: 0 SB: 0 CS: 1
PITCHER Al Downing, L ERA: 2.93 (1,1)	IP: 9.0 WLS: W BF: 31 H: 4 R: 0 ER: 0 SO: 4 BB: 0 IBB: 0 HBP: 0 BLK: 0 WP: 0 HR: 0 S: 39 P: 39 ERA: 0.00 WHIP: 0.444											PITCHER	IP: 9.0 WLS: W BF: 31 H: 4 R: 0 ER: 0 SO: 4 BB: 0 IBB: 0 HBP: 0 BLK: 0 WP: 0 HR: 0 S: 39 P: 39 ERA: 0.00 WHIP: 0.444								

San Francisco Giants @ Los Angeles Dodgers
Dodger Stadium, Los Angeles, CA
Sun Sep 24 1972, 3:33 AM PDT
Att: 19,222 - Unknown

AB 31
R 0
H 4
RBI 0
BB 0
SO 4
LOB 9



Batter	1	2	3	4	5	6	7	8	9	AB	R	H	RBI	BB	SO	LOB	BOTTOM		
Davey Lopes, R OBP: 0.333, SLG: 0.167 (1,4)	0-0 L7	0-0 BB 1B 1B		0-0 E 1B 1B	0-0 F9			0-0 6-3	5 2 2 0 0 0 1										
Bill Buckner, L OBP: 0.349, SLG: 0.413 (1,9)	0-0 4-3	4-0 1B BB BB		0-0 E3 1B 1B	0-0 2-3		0-0 HR	4 1 3 1 1 0 0											
Willie Davis, L OBP: 0.321, SLG: 0.446 (1,8)	0-0 2B	4-0 1B BB		0-0 BB 1B	0-0 F8		0-0 HR	4 2 3 4 1 0 1											
Tom Paciorek, R OBP: 0.333, SLG: 0.467 (1,7)	0-0 2B	0-0 1B		0-3 K	0-0 F2		0-0 FC5 1B	5 0 3 2 0 1 2											
Ron Cey, R OBP: 0.467, SLG: 0.273 (1,5)	4-0 BB	0-0 F9		4-0 BB	4-0 BB		0-3 K	2 0 0 0 3 1 4											
Terrance McDermott, R OBP: 0.227, SLG: 0.150 (1,3)	0-3 K		0-0 6-3	0-3 K	0-0 G6-4-3		0-0 1B	5 0 1 0 0 2 6											
Bill Russell, R OBP: 0.326, SLG: 0.369 (1,6)		0-0 6-3		0-0 F2	0-0 L7		0-0 FC5	5 0 1 0 0 0 5											
Steve Yeager, R OBP: 0.362, SLG: 0.347 (1,2)		0-0 1B BB 1B		4-0 BB 1B	4-0 F9 SH1-4 1B BB		0-0 F2	2 2 1 0 2 0 0											
Al Downing, R OBP: 0.123, SLG: 0.125 (1,1)		0-3 K		0-0 F8	0-0 SH1-4		0-3 K	3 0 0 0 0 2 2											
Inning Stats	R: 1 E: 0 K: 1 S: 7	H: 2 LOB: 2 BB: 1 P: 11	R: 2 E: 0 K: 1 S: 8	H: 3 LOB: 2 BB: 2 P: 16	R: 0 E: 0 K: 0 S: 3	H: 1 LOB: 1 BB: 1 P: 7	R: 1 E: 1 K: 2 S: 10	H: 3 LOB: 3 BB: 1 P: 14	R: 1 E: 0 K: 0 S: 4	H: 1 LOB: 1 BB: 1 P: 8	R: 0 E: 0 K: 0 S: 2	H: 0 LOB: 0 BB: 1 P: 6	R: 0 E: 0 K: 1 S: 5	H: 0 LOB: 0 BB: 0 P: 5	R: 2 E: 0 K: 1 S: 9	H: 4 LOB: 2 BB: 0 P: 9	1B: 10 2B: 3 3B: 0 HR: 1	SF: 0 SAC: 1 DP: 1 HBP: 0	WP: 0 PA: 43 PB: 0 SB: 0 CS: 1
PITCHER Jim Barr, R ERA: 2.96 (1,1)	IP: 3.0 WLS: L BF: 21 H: 9 R: 4 ER: 4 SO: 2 BB: 4 IBB: 0 HBP: 0 BLK: 0 WP: 0 HR: 0 S: 21 P: 37 ERA: 12.00 WHIP: 4.333											PITCHER	IP: 3.0 WLS: L BF: 21 H: 9 R: 4 ER: 4 SO: 2 BB: 4 IBB: 0 HBP: 0 BLK: 0 WP: 0 HR: 0 S: 21 P: 37 ERA: 12.00 WHIP: 4.333						
Elias Sosa, R ERA: 3.18 (4,1)	2.0 9 1 1 1 2 2 0 0 0 0 0 0 11 19 4.50 1.500											Elias Sosa, R ERA: 3.18 (4,1)	2.0 9 1 1 1 2 2 0 0 0 0 0 0 11 19 4.50 1.500						
Frank Reberger, R ERA: 3.99 (6,1)	2.1 10 3 2 2 1 1 0 0 0 0 0 1 11 15 7.71 1.714											Frank Reberger, R ERA: 3.99 (6,1)	2.1 10 3 2 2 1 1 0 0 0 0 0 1 11 15 7.71 1.714						
Don McMahon, R ERA: 3.71 (8,1)	0.2 3 1 0 0 1 0 0 0 0 0 0 0 5 5 0.00 1.500											Don McMahon, R ERA: 3.71 (8,1)	0.2 3 1 0 0 1 0 0 0 0 0 0 0 5 5 0.00 1.500						

San Francisco Giants @ Los Angeles Dodgers
Dodger Stadium, Los Angeles, CA
Sun Sep 24 1972, 3:33 AM PDT
Att: 19,222 - Unknown

AB 35
R 7
H 14
RBI 7
BB 7
SO 6
LOB 21



Batter	1	2	3	4	5	6	7	8	9	AB	R	H	RBI	BB	SO	LOB	TOP					
Enzo Hernandez, R OBP: 0.227, SLG: 0.217	6-3		6-3		E5 1B	6-3		E8 1B		5	1	1	0	0	0	0	San Diego Padres @ Los Angeles Dodgers Dodger Stadium, Los Angeles, CA Mon Sep 25 1972, 7:05 PM PDT Att: 10,887 - Unknown livebaseballscorecards.com					
Dave Roberts, R OBP: 0.276, SLG: 0.323	FC5-4 BB		E6 CS		L8 1-2		6-3	K 2-3		4	0	0	0	1	1	3						
Jerry Morales, R OBP: 0.311, SLG: 0.362	FC5-4 1-2		F7 1-2		1B 1B		1B 1B	F8		4	1	1	0	1	0	4						
Nate Colbert, R OBP: 0.335, SLG: 0.517	FC6-4 1-2				1B 2B BB			F3 1-3 2H		3	1	1	1	1	0	2						
Cito Gaston, R OBP: 0.308, SLG: 0.357		1-3			2B 1B FC6-2				3-1-4 1-3	5	0	3	1	0	0	1						
Johnny Jeter, R OBP: 0.289, SLG: 0.311		5-3			FC6-2 1-3 3H			F8 1-2		5	0	1	1	0	1	5						
Fred Kendall, R OBP: 0.245, SLG: 0.321					FC6-2 1-3 3H			5-3		4	0	2	0	0	0	4						
Derrel Thomas, S OBP: 0.291, SLG: 0.314					FC6-2 1-3 3H					0	0	0	0	0	0	0						
Pat Corrales, R OBP: 0.280, SLG: 0.195		1B			2-3 3H			FC6-4 1B	BB	0	0	0	0	1	0	0						
Fred Stanley, R OBP: 0.286, SLG: 0.212					F9 1-2			FC6-4 1-2	F8 3	5	1	1	0	0	0	5						
Fred Norman, S OBP: 0.224, SLG: 0.136		1-3						E4 1-H		3	0	0	0	0	0	4						
Gary Ross, R OBP: 0.167, SLG: 0.167										0	0	0	0	0	0	0						
Mark Schaeffer, L OBP: 0.239, SLG: 0.318										0	0	0	0	0	0	0						
Randy Elliott, R OBP: 0.239, SLG: 0.318										1	1	1	1	0	0	0						
Steve Simpson, R OBP: 0.239, SLG: 0.318										0	0	0	0	0	0	0						
Inning Stats	R: 0 E: 0 K: 0 S: 3	H: 0 LOB: 1 BB: 1 P: 7	R: 0 E: 0 K: 0 S: 5	H: 2 LOB: 2 BB: 0 P: 5	R: 0 E: 1 K: 0 S: 3	H: 0 LOB: 0 BB: 1 P: 3	R: 1 E: 0 K: 0 S: 5	H: 2 LOB: 2 BB: 1 P: 9	R: 2 E: 1 K: 0 S: 6	H: 2 LOB: 2 BB: 1 P: 10	R: 0 E: 0 K: 0 S: 3	H: 0 LOB: 0 BB: 0 P: 3	R: 0 E: 0 K: 0 S: 5	H: 2 LOB: 2 BB: 0 P: 5	R: 2 E: 2 K: 1 S: 8	H: 3 LOB: 2 BB: 0 P: 8	R: 0 E: 0 K: 1 S: 5	H: 0 LOB: 2 BB: 1 P: 10	1B: 9 2B: 1 3B: 1 HR: 0	SF: 0 SAC: 0 DP: 0 HBP: 1	WP: 0 PB: 0 SB: 3 CS: 1	PA: 44
PITCHER	IP WLS BF H R ER SO BB IBB HBP BLK WP HR S P ERA WHIP																					
Claude Osteen, L ERA: 2.74	(1, 1) 7.1 L 37 11 5 4 0 3 0 0 0 0 0 0 0 34 46 4.91 1.909																					
Charlie Hough, R ERA:	(8, 1) 1.2 7 0 0 0 2 1 0 1 0 0 0 0 9 14 0.00 0.600																					

Batter	1	2	3	4	5	6	7	8	9	AB	R	H	RBI	BB	SO	LOB	BOTTOM					
Davey Lopes, R OBP: 0.300, SLG: 0.176	F7		K		F2				L9	5	0	1	0	0	1	2	San Diego Padres @ Los Angeles Dodgers Dodger Stadium, Los Angeles, CA Mon Sep 25 1972, 7:05 PM PDT Att: 10,887 - Unknown livebaseballscorecards.com					
Bill Buckner, L OBP: 0.348, SLG: 0.411	F8		K				E3 G3 1B	K		4	1	1	0	0	2	4						
Willie Davis, L OBP: 0.320, SLG: 0.444	L8				F9		G3		FC5-4 1B	4	0	1	0	0	0	1						
Wes Parker, S OBP: 0.368, SLG: 0.355		5-3					4-3		FC5-4 BB	3	0	0	1	1	0	1						
Tom Paciorek, R OBP: 0.316, SLG: 0.389		F9			K		G3			3	0	0	0	1	1	1						
Ron Cey, R OBP: 0.444, SLG: 0.286					L7					3	0	1	0	0	1	1						
Maury Wills, S OBP: 0.190, SLG: 0.167		K					6-3 SH1-4 1B	K		1	1	0	0	0	1	2						
Bill Russell, R OBP: 0.328, SLG: 0.376							SH1-4 1-2	F8		3	1	2	0	0	0	2						
Joe Ferguson, R OBP: 0.500, SLG: 0.500										2	0	1	1	0	0	0						
Manny Mota, R OBP: 0.382, SLG: 0.440										1	0	0	0	0	0	2						
Chris Cannizzaro, R OBP: 0.341, SLG: 0.300										0	0	0	0	0	0	0						
Willie Crawford, L OBP: 0.347, SLG: 0.413										1	0	0	0	0	0	0						
Claude Osteen, L OBP: 0.326, SLG: 0.388										3	0	1	1	0	1	2						
Charlie Hough, R OBP: 0.320, SLG: 0.338										0	0	0	0	0	0	0						
Bobby Valentine, R OBP: 0.320, SLG: 0.338										1	0	0	0	0	0	0						
Inning Stats	R: 0 E: 0 K: 0 S: 3	H: 0 LOB: 0 BB: 0 P: 3	R: 0 E: 0 K: 1 S: 5	H: 0 LOB: 0 BB: 0 P: 5	R: 0 E: 0 K: 3 S: 11	H: 2 LOB: 2 BB: 0 P: 11	R: 0 E: 0 K: 1 S: 5	H: 0 LOB: 1 BB: 1 P: 9	R: 1 E: 0 K: 0 S: 4	H: 1 LOB: 0 BB: 0 P: 4	R: 1 E: 1 K: 0 S: 4	H: 1 LOB: 0 BB: 0 P: 4	R: 1 E: 0 K: 1 S: 8	H: 3 LOB: 2 BB: 0 P: 8	R: 0 E: 0 K: 1 S: 6	H: 1 LOB: 2 BB: 1 P: 10	R: 0 E: 0 K: 0 S: 3	H: 0 LOB: 0 BB: 0 P: 3	1B: 7 2B: 0 3B: 1 HR: 0	SF: 0 SAC: 1 DP: 0 HBP: 0	WP: 0 PB: 0 SB: 0 CS: 0	PA: 37
PITCHER	IP WLS BF H R ER SO BB IBB HBP BLK WP HR S P ERA WHIP																					
Fred Norman, L ERA: 3.44	(1, 1) 6.0 23 4 2 1 5 1 0 0 0 0 0 0 5 5 13.50 4.500																					
Gary Ross, R ERA: 2.6	(7, 1) 0.2 5 3 1 1 0 0 0 0 0 0 0 0 5 5 0.00 0.000																					
Mark Schaeffer, L ERA: 4.65	(7, 1) 0.1 W 1 0 0 0 1 0 0 0 0 0 0 0 3 3 0.00 0.000																					
Steve Simpson, R ERA: 1.0	(8, 1) 2.0 S 8 1 0 0 1 1 0 0 0 0 0 0 9 13 0.00 1.000																					





Batter	1	2	3	4	5	6	7	8	9	AB	R	H	RBI	BB	SO	LOB	TOP			
Enzo Hernandez, R (1, 6) OBP: 0.228, SLG: 0.217 Johnny Jeter, R (8, PH) OBP: 0.268, SLG: 0.309 Garry Jesteadt, R (8, 5) OBP: 0.272, SLG: 0.343	1-3		K			6-3		F2		3	0	0	0	0	1	0	San Diego Padres @ Los Angeles Dodgers Dodger Stadium, Los Angeles, CA Wed Sep 27 1972, 7:05 PM PDT Att: 31,244 - Unknown livebaseballscorecards.com			
Dave Roberts, R (1, 4) OBP: 0.275, SLG: 0.321	F8			1-3		5-3		F7		4	0	0	0	0	0					
Leron Lee, L (1, 7) OBP: 0.354, SLG: 0.507	6-3			K		F8		K		4	0	0	0	0	2					
Nate Colbert, R (1, 3) OBP: 0.334, SLG: 0.515		K					K		6-3	4	0	1	0	0	2					
Cito Gaston, R (1, 9) OBP: 0.308, SLG: 0.356		L9				K		K		3	0	0	0	0	2					
Jerry Morales, R (1, 8) OBP: 0.312, SLG: 0.364						F7		K		3	0	1	0	0	1					
Fred Stanley, R (1, 5) Derrel Thomas, S (8, PH) OBP: 0.291, SLG: 0.213 OBP: 0.291, SLG: 0.313										1	0	0	0	1	0					
Joe Goddard, R (1, 2) Curt Blefary, L (8, PH) Pat Corrales, R (8, 2) OBP: 0.286, SLG: 0.263 OBP: 0.331, SLG: 0.349 OBP: 0.276, SLG: 0.192										2	0	1	0	0	0	1				
Steve Arlin, R (1, 1) Garry Ross, R (3, 1) Larry Stahl, L (8, PH) Mike Corkins, R (8, 1) OBP: 0.256, SLG: 0.203 OBP: 0.154, SLG: 0.154 OBP: 0.297, SLG: 0.338 OBP: 0.256, SLG: 0.316										1	0	0	0	0	0	1				
Inning Stats	R: 0 E: 0 K: 0 S: 3	H: 0 LOB: 0 BB: 0 P: 3	R: 0 E: 0 K: 1 S: 6	H: 1 LOB: 1 BB: 0 P: 6	R: 0 E: 0 K: 1 S: 5	H: 1 LOB: 0 BB: 0 P: 5	R: 0 E: 0 K: 2 S: 8	H: 1 LOB: 1 BB: 0 P: 8	R: 0 E: 0 K: 0 S: 3	H: 0 LOB: 0 BB: 0 P: 3	R: 0 E: 0 K: 3 S: 9	H: 0 LOB: 0 BB: 0 P: 9	R: 0 E: 1 K: 0 S: 3	H: 0 LOB: 1 BB: 1 P: 7	R: 0 E: 0 K: 1 S: 5	H: 0 LOB: 0 BB: 0 P: 5		1B: 1 2B: 3 3B: 0 HR: 0	SF: 0 SAC: 0 DP: 1 HBP: 0	WP: 0 PB: 0 SB: 0 CS: 0
PITCHER Don Sutton, R (1, 1) ERA: 2.05	IP: 9.0 WLS: W BF: 31 H: 3 R: 0 ER: 0 SO: 8 BB: 2 IBB: 0 HBP: 0 BLK: 0 WP: 0 HR: 0 S: 45 P: 53 ERA: 0.00 WHIP: 0.556											PITCHER IP: 9.0 WLS: W BF: 31 H: 3 R: 0 ER: 0 SO: 8 BB: 2 IBB: 0 HBP: 0 BLK: 0 WP: 0 HR: 0 S: 45 P: 53 ERA: 0.00 WHIP: 0.556								

Batter	1	2	3	4	5	6	7	8	9	AB	R	H	RBI	BB	SO	LOB	BOTTOM			
Davey Lopes, R (1, 4) OBP: 0.379, SLG: 0.333	5-3		1B					K		4	0	2	0	0	1	0	San Diego Padres @ Los Angeles Dodgers Dodger Stadium, Los Angeles, CA Wed Sep 27 1972, 7:05 PM PDT Att: 31,244 - Unknown livebaseballscorecards.com			
Bill Buckner, L (1, 9) OBP: 0.348, SLG: 0.409	4-3							F8		4	0	1	0	0	0	1				
Willie Davis, L (1, 8) OBP: 0.320, SLG: 0.442	G3									3	0	0	0	1	1	2				
Tom Paciorek, R (1, 3) OBP: 0.286, SLG: 0.333		F8								4	0	1	0	0	0	4				
Ron Cey, R (1, 5) OBP: 0.462, SLG: 0.524										4	1	1	0	0	2	5				
Willie Crawford, L (1, 7) OBP: 0.348, SLG: 0.412										3	1	1	0	1	1	0				
Joe Ferguson, R (1, 2) OBP: 0.600, SLG: 1.200										4	0	2	2	0	2	2				
Bill Russell, R (1, 6) OBP: 0.331, SLG: 0.373										1	0	0	0	3	0	1				
Don Sutton, R (1, 1) OBP: 0.178, SLG: 0.149										4	0	0	0	0	1	6				
Inning Stats	R: 0 E: 0 K: 0 S: 3	H: 0 LOB: 0 BB: 0 P: 3	R: 2 E: 0 K: 1 S: 7	H: 3 LOB: 1 BB: 1 P: 11	R: 0 E: 0 K: 2 S: 9	H: 2 LOB: 0 BB: 0 P: 9	R: 0 E: 0 K: 2 S: 7	H: 0 LOB: 1 BB: 1 P: 11	R: 0 E: 0 K: 0 S: 4	H: 1 LOB: 2 BB: 0 P: 4	R: 0 E: 0 K: 1 S: 5	H: 0 LOB: 0 BB: 0 P: 5	R: 0 E: 0 K: 2 S: 8	H: 1 LOB: 3 BB: 2 P: 16	R: 0 E: 0 K: 2 S: 8	H: 1 LOB: 2 BB: 3 P: 16		1B: 5 2B: 3 3B: 0 HR: 0	SF: 0 SAC: 0 DP: 0 HBP: 0	WP: 1 PB: 0 SB: 1 CS: 0
PITCHER Steve Arlin, R (1, 1) ERA: 3.7 Garry Ross, R (3, 1) ERA: 2.45 Mike Corkins, R (8, 1) ERA: 3.47	IP: 2.0 WLS: L BF: 11 H: 5 R: 2 ER: 0 SO: 2 BB: 1 IBB: 0 HBP: 0 BLK: 0 WP: 0 HR: 0 S: 27 P: 35 ERA: 9.00 WHIP: 3.000											PITCHER IP: 5.0 WLS: L BF: 19 H: 2 R: 0 ER: 0 SO: 5 BB: 1 IBB: 1 HBP: 0 BLK: 0 WP: 0 HR: 0 S: 27 P: 35 ERA: 9.00 WHIP: 3.000								

Batter	1	2	3	4	5	6	7	8	9	AB	R	H	RBI	BB	SO	LOB	TOP				
Davey Lopes, R OBP: 0.575, SLG: 0.333 Frank Robinson, R OBP: 0.353, SLG: 0.442 Billy Grabarkewitz, R OBP: 0.265, SLG: 0.278	(1,4) 0-3 K		X 0-0 S	X 0-0 6-3		X 0-0 6-3	X 0-3 K			3	0	1	0	0	1	1	Los Angeles Dodgers @ Cincinnati Reds Riverfront Stadium, Cincinnati, OH Fri Sep 29 1972, 7:05 PM EDT Att: 14,454 - Unknown				
Bill Buckner, L OBP: 0.347, SLG: 0.408	(1,9) 0-0 G3		X 0-0 P4		X 0-0 F5		X 1-2 2-3	X 0-0 2-3		4	0	1	0	0	2						
Willie Davis, L OBP: 0.319, SLG: 0.446	(1,8) 0-0 HR			X 0-0 F8		X 0-0 P6		X 0-0 2-3		4	1	1	1	0	1						
Tom Paciorek, R OBP: 0.250, SLG: 0.290	(1,3) 0-0 F8			X 0-0 P5		X 0-0 L7		X 0-0 P6		4	0	0	0	0	1						
Ron Cey, R OBP: 0.433, SLG: 0.458		X 0-0 6-3		X 4-0 FC5 1B BB		X 0-0 F7		X 0-0 6-3		3	0	0	0	1	1						
Willie Crawford, L OBP: 0.352, SLG: 0.411	(1,7) 0-0 4-3		X 0-0 1B			X 0-3 K		X 4-0 6-3 4-3 BB		3	0	1	0	1	1						
Joe Ferguson, R OBP: 0.429, SLG: 0.857	(1,2) 0-0 P4		X 0-0 FC5			X 0-3 K		X 0-0 4-3		4	0	0	0	1	3						
Bill Russell, R OBP: 0.330, SLG: 0.372	(1,6) 0-3 K		X 0-0 1-3			X 0-0 WP BB 1B		X 0-0 6-3		4	0	1	0	0	1						
Al Downing, R OBP: 0.134, SLG: 0.167 Steve Garvey, R OBP: 0.312, SLG: 0.422 Pete Richert, L OBP: 0.500, SLG: 0.500 Charlie Hough, R OBP: 0.381, SLG: 0.439	(1,1) 0-3 K		X 0-3 K			X 4-0 WP BB		X 0-0 P4		2	0	1	0	0	1						
Manny Mota, R OBP: 0.439	(9, PH) 1-2 WP BB			X 0-0 3B		X 1-2 WP BB				1	0	0	0	0	1						
Inning Stats	R: 1 E: 0 K: 1 S: 6	H: 1 LOB: 0 BB: 0 P: 6	R: 0 E: 0 K: 0 S: 3	H: 0 LOB: 0 BB: 0 P: 3	R: 0 E: 0 K: 2 S: 8	H: 1 LOB: 1 BB: 0 P: 8	R: 0 E: 0 K: 0 S: 4	H: 1 LOB: 2 BB: 1 P: 8	R: 0 E: 0 K: 0 S: 3	H: 0 LOB: 0 BB: 0 P: 3	R: 0 E: 0 K: 3 S: 10	H: 1 LOB: 1 BB: 1 P: 14	R: 0 E: 0 K: 0 S: 4	H: 1 LOB: 1 BB: 1 P: 4	R: 0 E: 0 K: 0 S: 3	H: 0 LOB: 1 BB: 1 P: 7		1B: 4 2B: 0 3B: 1 HR: 1	SF: 0 SAC: 0 DP: 0 HBP: 0	WP: 1 PB: 0 SB: 1 CS: 0	PA: 36
PITCHER	IP WLS BF H R ER SO BB IBB HBP BLK WP HR S P ERA WHIP	8.0 W 32 6 1 1 6 2 0 0 0 1 1 42 50 1.12 1.000	1.0 S 4 0 0 0 0 1 0 0 0 0 0 0 3 7 0.00 1.000																		

Batter	1	2	3	4	5	6	7	8	9	AB	R	H	RBI	BB	SO	LOB	BOTTOM				
Pete Rose, S OBP: 0.382, SLG: 0.416	(1,7) 0-0 P9		X 0-0 F9		X 0-0 SH5-3		X 4-0 FC4-6 BB			2	0	0	0	1	0	0	Los Angeles Dodgers @ Cincinnati Reds Riverfront Stadium, Cincinnati, OH Fri Sep 29 1972, 7:05 PM EDT Att: 14,454 - Unknown				
Joe Morgan, L OBP: 0.416, SLG: 0.434	(1,4) 4-0 1B BB		X 4-0 CS BB		X 0-0 1-3		X 1-2 2-3 FC4-6			2	0	0	0	2	0	3					
Bobby Tolan, L OBP: 0.335, SLG: 0.389 George Foster, R OBP: 0.225, SLG: 0.283	(1,8) 0-0 F8		X 0-0 CS		X 0-0 4-3		X 0-0 F8 2B		X 0-0 F9	3	1	1	0	0	1						
Johnny Bench, R OBP: 0.380, SLG: 0.549	(1,2) 0-0 1B		X 0-0 HR		X 0-0 HR 1B		X 1-2 F8		X 0-3 K	4	1	2	0	0	1						
Tony Perez, R OBP: 0.352, SLG: 0.505	(1,3) 0-3 K		X 0-0 HR		X 1-H HR		X 2-H 2B		X 4-0 1B BB	3	2	2	3	1	1	2					
Denis Menke, R OBP: 0.322, SLG: 0.352	(1,5) 0-0 1-3		X 0-0 6-3		X 0-0 P4		X 0-0 1B 1B		X 0-0 1B 1B	4	0	1	0	0	1						
Cesar Geronimo, L OBP: 0.342, SLG: 0.407	(1,9) 0-0 G5-4-3 1B		X 0-0 4-3		X 0-0 G3		X 1-3 2-H FC5-4 1B			4	0	2	1	0	1						
Dave Concepcion, R OBP: 0.274, SLG: 0.262	(1,6) 0-0 G5-4-3		X 0-0 K		X 0-3 K		X 0-0 FC4-6 2B		X 0-3 K	4	0	1	0	0	2	3					
Jack Billingham, R OBP: 0.097, SLG: 0.086 Joe Hague, L OBP: 0.348, SLG: 0.413 Clay Carroll, R OBP: 0.182, SLG: 0.182	(1,1) 0-0 6-3		X 0-0 SH5-3 1B		X 0-0 B1		X 1-2 FC5-4			3	0	1	0	0	1						
Inning Stats	R: 0 E: 0 K: 1 S: 6	H: 1 LOB: 2 BB: 1 P: 10	R: 0 E: 0 K: 0 S: 3	H: 1 LOB: 0 BB: 0 P: 3	R: 0 E: 0 K: 0 S: 2	H: 0 LOB: 0 BB: 1 P: 6	R: 2 E: 0 K: 0 S: 5	H: 2 LOB: 0 BB: 0 P: 5	R: 0 E: 0 K: 1 S: 6	H: 1 LOB: 1 BB: 0 P: 6	R: 1 E: 0 K: 0 S: 5	H: 2 LOB: 1 BB: 0 P: 5	R: 0 E: 0 K: 0 S: 4	H: 1 LOB: 2 BB: 1 P: 8	R: 1 E: 0 K: 2 S: 9	H: 2 LOB: 2 BB: 1 P: 13		1B: 7 2B: 2 3B: 0 HR: 1	SF: 0 SAC: 1 DP: 1 HBP: 0	WP: 0 PB: 0 SB: 0 CS: 1	PA: 37
PITCHER	IP WLS BF H R ER SO BB IBB HBP BLK WP HR S P ERA WHIP	6.0 L 25 7 3 3 2 2 0 0 0 0 0 0 4 8 0.00 2.000	1.0 5 1 0 0 0 1 0 0 0 0 0 0 4 8 0.00 2.000	1.0 6 2 1 1 2 1 0 0 0 0 0 0 9 13 9.00 3.000																	

Batter	1	2	3	4	5	6	7	8	9	AB	R	H	RBI	BB	SO	LOB	TOP										
Davey Lopes, R (1,4) OBP: 0.325, SLG: 0.314 Willie Davis, L (9, FH) OBP: 0.317, SLG: 0.442	0-3 K			0-0 P3		0-0 F3			0-3 K	3	0	0	0	0	1	0	Los Angeles Dodgers @ Cincinnati Reds Riverfront Stadium, Cincinnati, OH Sun Oct 01 1972, 3:33 AM EDT Att: 40,046 - Unknown AB 28 R 0 H 2 RBI 0 BB 1 SO 6 LOB 5 										
Manny Mota, R (1,7) OBP: 0.377, SLG: 0.433	0-0 4-3			0-0 6-3			0-0 4-3		0-0 G6-3	4	0	0	0	0	0	1											
Tom Paciorek, R (1,3) OBP: 0.231, SLG: 0.289	0-3 K			0-0 F9			0-0 5-3			3	0	0	0	0	1	0											
Ron Cey, R (1,5) OBP: 0.405, SLG: 0.419				0-0 P4			0-0 6-3			3	0	0	0	0	0	0											
Joe Ferguson, R (1,9) OBP: 0.316, SLG: 0.632				0-3 K			0-0 F8		0-0 P3	3	0	0	0	0	1	0											
Bobby Valentine, R (1,8) OBP: 0.319, SLG: 0.335				0-0 6-3			0-0 E5		4-0 1B BB	2	0	0	0	1	0	0											
Bill Russell, R (1,6) OBP: 0.330, SLG: 0.371				0-3 K			0-0 P6		0-0 G6-3 1B	3	0	1	0	0	1	1											
Steve Yeager, R (1,2) OBP: 0.353, SLG: 0.337 Wes Parker, S (9, FH) OBP: 0.367, SLG: 0.354				0-0 4-3			0-0 F9		0-0 G6-3	2	0	0	0	0	0	0											
Doug Rau, L (1,1) OBP: 0.250, SLG: 0.429 Bill Buckner, L (9, FH) OBP: 0.345, SLG: 0.495 Billy Grabarkewitz, R (9, FR) OBP: 0.285, SLG: 0.278				0-3 K			0-0 4-3		0-0 G6-3 1B	2	0	0	0	0	1	0											
Inning Stats	R: 0 E: 0 K: 2 S: 7	H: 0 LOB: 0 BB: 0 P: 7	R: 0 E: 0 K: 1 S: 5	H: 0 LOB: 0 BB: 0 P: 5	R: 0 E: 0 K: 2 S: 7	H: 0 LOB: 0 BB: 0 P: 7	R: 0 E: 0 K: 0 S: 3	H: 0 LOB: 0 BB: 0 P: 3	R: 0 E: 0 K: 0 S: 4	H: 0 LOB: 0 BB: 0 P: 4	R: 0 E: 0 K: 0 S: 3	H: 0 LOB: 0 BB: 0 P: 3	R: 0 E: 0 K: 0 S: 3	H: 1 LOB: 1 BB: 1 P: 7	R: 0 E: 0 K: 1 S: 5	H: 1 LOB: 1 BB: 0 P: 5		1B: 2 2B: 0 3B: 0 HR: 0	SF: 0 SAC: 0 DP: 2 HBP: 0	WP: 0 PA: 29 PB: 0 SB: 0 CS: 0							
PITCHER	IP	WLS	BF	H	R	ER	SO	BB	IBB	HBP	BLK	WP	HR	S	P	ERA	WHIP										
Don Gullett, L (1,1) ERA: 3.94 Clay Carroll, R (9,1) ERA: 2.27	8.0	W	26	1	0	0	5	1	0	0	0	0	0	35	39	0.00	0.250										

Batter	1	2	3	4	5	6	7	8	9	AB	R	H	RBI	BB	SO	LOB	BOTTOM										
Pete Rose, S (1,7) OBP: 0.383, SLG: 0.419	0-0 4-3			0-0 L6			0-0 1-3			4	1	1	0	0	0	0	Los Angeles Dodgers @ Cincinnati Reds Riverfront Stadium, Cincinnati, OH Sun Oct 01 1972, 3:33 AM EDT Att: 40,046 - Unknown AB 25 R 1 H 3 RBI 1 BB 4 SO 4 LOB 14 										
Julian Javier, R (1,4) OBP: 0.255, SLG: 0.297	0-0 BB BB 1B			0-0 E6			0-0 4-3		0-0 SH3	3	0	1	0	0	0	0											
Johnny Bench, R (1,2) OBP: 0.381, SLG: 0.546 Clay Carroll, R (9,1) OBP: 0.182, SLG: 0.182	4-0 BB BB 1-2 BB			0-0 G1-4-3			4-0 S BB		0-0 SF8	1	0	0	1	2	0	1											
Tony Perez, R (1,3) OBP: 0.350, SLG: 0.499	4-0 BB BB 1-2 2-3 BB			0-0 F8			0-0 F7		0-0 F2	3	0	0	0	1	0	1											
Hal McRae, R (1,9) OBP: 0.298, SLG: 0.479 George Foster, R (9,9) OBP: 0.225, SLG: 0.283	0-0 P6			0-0 BB 1B			0-0 F2			3	0	1	0	0	0	4											
Denis Menke, R (1,5) OBP: 0.322, SLG: 0.348	0-0 F8			4-0 BB BB 1-2 BB			0-0 F9			2	0	0	0	1	0	4											
Cesar Geronimo, L (1,8) OBP: 0.338, SLG: 0.402				0-0 F7			0-0 F7			3	0	0	0	0	1	2											
Dave Concepcion, R (1,6) OBP: 0.269, SLG: 0.257				0-0 F3			0-0 F8		0-3 K	3	0	0	0	0	1	2											
Don Gullett, R (1,1) OBP: 0.250, SLG: 0.237 Bill Plummer, R (9,2) OBP: 0.217, SLG: 0.293				0-3 K			0-0 5-3		0-3 K	3	0	0	0	0	2	0											
Inning Stats	R: 0 E: 0 K: 0 S: 4	H: 1 LOB: 3 BB: 2 P: 12	R: 0 E: 0 K: 2 S: 7	H: 0 LOB: 0 BB: 0 P: 7	R: 0 E: 1 K: 0 S: 3	H: 0 LOB: 0 BB: 0 P: 3	R: 0 E: 0 K: 0 S: 4	H: 1 LOB: 2 BB: 1 P: 8	R: 0 E: 0 K: 0 S: 3	H: 0 LOB: 0 BB: 0 P: 3	R: 0 E: 0 K: 0 S: 3	H: 0 LOB: 1 BB: 1 P: 7	R: 0 E: 0 K: 2 S: 7	H: 0 LOB: 0 BB: 0 P: 7	R: 1 E: 0 K: 0 S: 4	H: 1 LOB: 0 BB: 0 P: 4		1B: 3 2B: 0 3B: 0 HR: 0	SF: 1 SAC: 1 DP: 1 HBP: 0	WP: 0 PA: 31 PB: 1 SB: 1 CS: 0							
PITCHER	IP	WLS	BF	H	R	ER	SO	BB	IBB	HBP	BLK	WP	HR	S	P	ERA	WHIP										
Doug Rau, L (1,1) ERA: 2.2	8.0	L	31	3	1	0	4	4	0	0	0	0	0	35	51	0.00	0.875										

Batter	1	2	3	4	5	6	7	8	9	AB	R	H	RBI	BB	SO	LOB	TOP									
Davey Lopes, R OBP: 0.356, SLG: 0.342	4-0 BB G4-6-3		4-0 BB 2B		0-0 2B 1B	0-0 1-3		0-0 5-3		3	2	1	0	2	0	0										
Bill Buckner, L OBP: 0.348, SLG: 0.410	0-0 G4-6-3 1-2		0-0 1B 2B		0-0 1B 1B		0-0 4-3 1B		0-0 F9	5	3	3	2	0	0	1										
Willie Davis, L OBP: 0.319, SLG: 0.444	0-0 1B FC6-4		0-0 F6		0-0 1B FC5-4 1B		0-0 F8		0-0 1B G6-4-3	5	1	3	0	0	0	2										
Tom Paciorek, R OBP: 0.250, SLG: 0.302	0-0 1B FC6-4 1-2		0-0 1B		0-0 1B FC5-4 1B		0-0 E5 4-3		0-0 G6-4-3	5	0	2	2	0	0	3										
Ron Cey, R OBP: 0.415, SLG: 0.394		1-0 PB HBP	0-3 K		0-0 FC5-4 BB 1-2 3-H		4-0 4-3 BB			2	0	0	1	1	1	2										
Willie Crawford, L OBP: 0.348, SLG: 0.403		0-3 K	0-0 4-3		4-0 BB G6-3 1-2		0-0 4-3			3	0	0	1	1	1	4										
Joe Ferguson, R OBP: 0.304, SLG: 0.545		4-0 BB			0-0 F9 1-2		0-0 G6-3			3	0	0	0	1	0	4										
Bill Russell, R OBP: 0.327, SLG: 0.367		0-3 K			0-0 6-3		0-0 5-3		0-0 6-3	4	0	0	0	0	1	2										
Don Sutton, R OBP: 0.170, SLG: 0.143		0-0 L6			0-0 6-3		0-0 F6		0-0 F8	4	0	0	0	0	0	2										
Inning Stats	R: 0 E: 0 K: 0 S: 3	H: 1 LOB: 1 BB: 1 P: 7	R: 0 E: 0 K: 2 S: 7	H: 0 LOB: 2 BB: 1 P: 12	R: 2 E: 0 K: 1 S: 7	H: 2 LOB: 1 BB: 1 P: 11	R: 0 E: 0 K: 0 S: 3	H: 0 LOB: 0 BB: 0 P: 3	R: 3 E: 1 K: 0 S: 6	H: 4 LOB: 1 BB: 1 P: 10	R: 0 E: 0 K: 0 S: 3	H: 0 LOB: 0 BB: 0 P: 3	R: 1 E: 1 K: 0 S: 5	H: 1 LOB: 2 BB: 1 P: 9	R: 0 E: 0 K: 0 S: 3	H: 0 LOB: 0 BB: 0 P: 3	R: 0 E: 0 K: 0 S: 3	H: 1 LOB: 0 BB: 0 P: 3	1B: 7 2B: 2 3B: 0 HR: 0	SF: 0 SAC: 0 DP: 3 HBP: 1	WP: 0 PB: 1 SB: 0 CS: 0	PA: 40				
PITCHER	IP	WLS	BF	H	R	ER	SO	BB	IBB	HBP	BLK	WP	HR	S	P	ERA	WHIP									
Phil Niekro, R ERA: 3.06	(1, 1)	4.0	L	22	7	5	4	3	3	0	1	0	0	0	24	37	9.00	2.500								
Ron Schueler, R ERA: 3.73	(5, 1)	3.0		12	1	1	0	0	2	0	0	0	0	10	18	0.00	1.000									
Pat Jarvis, R ERA: 4.1	(8, 1)	2.0		6	1	0	0	0	0	0	0	0	0	6	6	0.00	0.500									

Los Angeles Dodgers @ Atlanta Braves
Atlanta Stadium, Atlanta, GA
Tue Oct 03 1972, 7:05 PM EDT
Att: 2,066 - Unknown

AB 34
R 6
H 9
RBI 6
BB 5
SO 3
LOB 20



Batter	1	2	3	4	5	6	7	8	9	AB	R	H	RBI	BB	SO	LOB	BOTTOM									
Ralph Garr, L OBP: 0.356, SLG: 0.427	0-0 1-3		0-0 E6 1B FC3-2		0-0 F7		0-3 K		0-0 HR 1B	5	1	1	0	0	1	4										
Sonny Jackson, L OBP: 0.278, SLG: 0.333	0-0 4-3		0-0 1B 1-3 2-H		0-0 L6		0-0 F5		0-0 F5	5	0	1	1	0	0	2										
Hank Aaron, R OBP: 0.392, SLG: 0.517	0-3 K		0-0 FC3-2 3-H		0-0 F6		0-3 K		0-0 HR	5	1	1	2	0	2	2										
Earl Williams, R OBP: 0.336, SLG: 0.458		0-3 K		4-0 BB E BB BB		0-0 F7		0-3 K		4	1	0	0	1	2	0										
Dusty Baker Jr., R OBP: 0.384, SLG: 0.507		0-0 F4		0-0 FC6 BB BB WP 1-2		0-0 F9		0-0 1B 1B		5	1	1	0	0	1	2										
Darrell Evans, L OBP: 0.385, SLG: 0.420		0-0 1B		4-0 WP BB 1-2 2-3 3-H		0-3 K		0-0 1B 1B		3	0	2	0	1	1	0										
Mike Lum, L OBP: 0.323, SLG: 0.350		0-3 K		0-0 F5		0-0 F9		4-0 1B BB		3	0	0	0	1	1	4										
Larry Blanks, R OBP: 0.393, SLG: 0.444				4-0 WP BB				0-3 K		2	1	1	1	1	0	0										
Jim Breazeale, L OBP: 0.209, SLG: 0.214				1-2 2-3 3-H				0-0 F5		1	0	0	0	0	1	3										
Gil Garrido, R OBP: 0.368, SLG: 0.280			0-0 SH1-4 1B		0-0 F2					0	0	0	0	0	0	0										
Phil Niekro, R OBP: 0.216, SLG: 0.237			0-0 SH1-4		0-0 F2					1	0	0	0	0	0	2										
Ron Schueler, R OBP: 0.209, SLG: 0.214										0	0	0	0	0	0	0										
Bob Didier, S OBP: 0.375, SLG: 0.444										0	0	0	0	1	0	0										
Pat Jarvis, R OBP: 0.160, SLG: 0.208										0	0	0	0	0	0	0										
Oscar Brown, R OBP: 0.244, SLG: 0.329										1	0	0	0	0	0	0										
Inning Stats	R: 0 E: 0 K: 1 S: 5	H: 0 LOB: 0 BB: 0 P: 5	R: 0 E: 0 K: 2 S: 8	H: 1 LOB: 0 BB: 0 P: 8	R: 1 E: 1 K: 0 S: 5	H: 2 LOB: 1 BB: 0 P: 5	R: 2 E: 1 K: 0 S: 4	H: 0 LOB: 2 BB: 3 P: 16	R: 0 E: 0 K: 0 S: 3	H: 0 LOB: 0 BB: 0 P: 3	R: 0 E: 0 K: 1 S: 5	H: 0 LOB: 0 BB: 0 P: 5	R: 0 E: 0 K: 1 S: 5	H: 0 LOB: 1 BB: 1 P: 9	R: 0 E: 0 K: 3 S: 11	H: 2 LOB: 3 BB: 1 P: 15	R: 2 E: 1 K: 1 S: 8	H: 2 LOB: 1 BB: 0 P: 8	1B: 6 2B: 1 3B: 0 HR: 1	SF: 0 SAC: 1 DP: 1 HBP: 0	WP: 1 PB: 0 SB: 0 CS: 0	PA: 41				
PITCHER	IP	WLS	BF	H	R	ER	SO	BB	IBB	HBP	BLK	WP	HR	S	P	ERA	WHIP									
Don Sutton, R ERA: 2.08	(1, 1)	9.0	W	41	7	5	3	9	5	0	0	0	1	1	54	74	3.00	1.333								

Los Angeles Dodgers @ Atlanta Braves
Atlanta Stadium, Atlanta, GA
Tue Oct 03 1972, 7:05 PM EDT
Att: 2,066 - Unknown

AB 35
R 5
H 7
RBI 4
BB 5
SO 9
LOB 19



Batter	1	2	3	4	5	6	7	8	9	AB	R	H	RBI	BB	SO	LOB	TOP								
Davey Lopes, R OBP: 0.327, SLG: 0.310 (1, 4)										4	0	0	0	0	1	3	Los Angeles Dodgers @ Atlanta Braves Atlanta Stadium, Atlanta, GA Wed Oct 04 1972, 7:05 PM EDT Att: 2,434 - Unknown								
Manny Mota, R OBP: 0.375, SLG: 0.434 (1, 7)										4	0	1	0	0	0	0									
Willie Davis, L OBP: 0.317, SLG: 0.441 (1, 8)										4	0	0	0	0	0	1									
Tom Paciorek, R OBP: 0.271, SLG: 0.404 (1, 3)										4	1	2	1	0	1	1									
Ron Cey, R OBP: 0.400, SLG: 0.378 Maury Wills, S OBP: 0.190, SLG: 0.167 (9, PR) (9, 5)										4	0	1	0	0	2	2									
Joe Ferguson, R OBP: 0.346, SLG: 0.542 (1, 9)										2	0	1	0	1	0	1									
Bill Russell, R OBP: 0.326, SLG: 0.366 (1, 6)										4	0	1	0	0	0	4									
Steve Yeager, R OBP: 0.374, SLG: 0.406 (1, 2)										2	2	2	3	2	0	0									
Claude Osteen, L OBP: 0.319, SLG: 0.386 (1, 1)										4	0	0	0	0	2	5									
Inning Stats	R: 0 E: 0 K: 1 S: 5	H: 0 LOB: 0 BB: 0 P: 5	R: 0 E: 0 K: 1 S: 6	H: 1 LOB: 1 BB: 0 P: 6	R: 1 E: 0 K: 1 S: 6	H: 1 LOB: 0 BB: 0 P: 6	R: 1 E: 0 K: 0 S: 5	H: 2 LOB: 1 BB: 0 P: 5	R: 0 E: 0 K: 0 S: 2	H: 0 LOB: 0 BB: 1 P: 6	R: 0 E: 0 K: 2 S: 8	H: 1 LOB: 1 BB: 0 P: 8	R: 0 E: 0 K: 1 S: 5	H: 1 LOB: 2 BB: 2 P: 13	R: 0 E: 0 K: 0 S: 3	H: 0 LOB: 0 BB: 0 P: 3		R: 2 E: 0 K: 0 S: 5	H: 2 LOB: 1 BB: 0 P: 5	1B: 3 2B: 2 3B: 0 HR: 3	SF: 0 SAC: 1 DP: 2 HBP: 0	WP: 0 PB: 0 SB: 0 CS: 0	PA: 36		
PITCHER	IP	WLS	BF	H	R	ER	SO	BB	IBB	HBP	BLK	WP	HR	S	P	ERA	WHIP								
Larry Jaster, L ERA: 5.11 (1, 1)	5.0	L	19	4	2	2	3	1	0	0	0	0	2	24	28	3.60	1.000								
Tom House, L ERA: 2.99 (6, 1)	3.0		12	2	0	0	3	2	0	0	0	0	0	16	24	0.00	1.333								
Jim Hardin, R ERA: 4.39 (9, 1)	1.0		5	2	2	2	0	0	0	0	0	0	1	5	5	18.00	2.000								

AB	32
R	4
H	8
RBI	4
BB	3
SO	6
LOB	17



Batter	1	2	3	4	5	6	7	8	9	AB	R	H	RBI	BB	SO	LOB	BOTTOM								
Larvell Blanks, R OBP: 0.376, SLG: 0.424 (1, 4)										4	0	0	0	0	1	1	Los Angeles Dodgers @ Atlanta Braves Atlanta Stadium, Atlanta, GA Wed Oct 04 1972, 7:05 PM EDT Att: 2,434 - Unknown								
Oscar Brown, R OBP: 0.244, SLG: 0.323 (1, 9)										3	1	0	0	1	1	2									
Hank Aaron, R OBP: 0.391, SLG: 0.514 (1, 3)										4	0	1	0	0	0	1									
Earl Williams, R OBP: 0.336, SLG: 0.457 (1, 5)										4	0	1	1	0	2	0									
Dusty Baker Jr., R OBP: 0.383, SLG: 0.504 (1, 8)										4	0	1	0	0	0	2									
Ralph Carr, L OBP: 0.359, SLG: 0.430 (1, 7)										4	0	3	0	0	0	0									
Marty Perez, R OBP: 0.276, SLG: 0.265 (9, 1)										4	0	1	0	0	0	3									
Bob Didier, S OBP: 0.341, SLG: 0.400 (1, 2)										4	0	0	0	0	0	4									
Larry Jaster, L Darell Evans, L Tom House, L Rico Carty, R Jimmy Freeman, J Jim Hardin, R Paul Casanova, R (1, 1) (5, PR) (6, 1) (8, PR) (8, PR) (9, 1) (9, PR)										1	0	0	0	0	0	0									
Inning Stats	R: 0 E: 0 K: 1 S: 5	H: 0 LOB: 0 BB: 0 P: 5	R: 0 E: 0 K: 1 S: 7	H: 2 LOB: 2 BB: 0 P: 7	R: 0 E: 0 K: 1 S: 3	H: 0 LOB: 1 BB: 1 P: 7	R: 0 E: 0 K: 1 S: 6	H: 1 LOB: 1 BB: 0 P: 6	R: 0 E: 1 K: 1 S: 6	H: 0 LOB: 1 BB: 0 P: 6	R: 0 E: 0 K: 0 S: 3	H: 0 LOB: 0 BB: 0 P: 3	R: 0 E: 0 K: 0 S: 3	H: 0 LOB: 0 BB: 0 P: 3	R: 1 E: 0 K: 0 S: 6	H: 3 LOB: 2 BB: 0 P: 6		R: 0 E: 0 K: 0 S: 4	H: 2 LOB: 1 BB: 0 P: 4	1B: 8 2B: 1 3B: 0 HR: 0	SF: 0 SAC: 0 DP: 1 HBP: 0	WP: 0 PB: 0 SB: 1 CS: 0	PA: 36		
PITCHER	IP	WLS	BF	H	R	ER	SO	BB	IBB	HBP	BLK	WP	HR	S	P	ERA	WHIP								
Claude Osteen, L ERA: 2.64 (1, 1)	9.0	W	36	8	1	1	4	1	0	0	0	0	0	43	47	1.00	1.000								

